

**Boston Red Sox - 1985**



Batter	1	2	3	4	5	6	7	8	9	AB R H RBI BB SO LOB	TOP											
Omar Moreno, L (1, 8) OBP: 0.250, SLG: 0.250	0-0 1-3	0-0 6-3			0-0 FC6-4 1B		0-0 F6			4 0 1 0 0 0 1												
Willie Randolph, R (1, 4) BBB	4-0 PB BB		0-0 F9		0-0 FC6-4 1-2f			0-0 1-3		3 0 0 0 1 0 1												
Don Mattingly, L (1, 3) SSS	0-3 K 1-2		0-0 F5		0-0 F7			0-0 3-1		4 0 0 0 0 1 2												
Dave Winfield, R (1, 9) X	0-0 F7		4-0 BB		0-3 K			0-0 6-3		3 0 0 0 1 1 2												
Don Baylor, R (1, 10) OBP: 0.250, SLG: 0.250		0-0 5-3	0-3 K		0-0 G6-4-3 1B			0-0 5-3		4 0 1 0 0 1 1												
Ken Griffey, L (1, 7) OBP: 0.250, SLG: 0.250		0-3 K		0-0 3 1B		0-0 L9		0-3 K		4 0 1 0 0 2 1												
Mike Pagliarulo, L (1, 5) OBP: 0.500, SLG: 0.667		4-0 2B BB		0-0 3 1-2f		0-0 G6-4-3 1-2f		0-0 2B		3 1 1 0 1 0 2												
Butch Wynegar, S (1, 2) OBP: 0.500, SLG: 0.667		0-0 1B 2B 1-H		4-0 BB			0-0 3-1		0-0 4-3	3 1 1 1 1 0 1												
Bobby Meacham, S (1, 6) OBP: 0.333, SLG: 0.333		0-0 1B 2-H		0-3 K			0-0 F6			3 0 1 1 0 1 1												
<b>Inning Stats</b>	R: 0 E: 0 K: 1 S: 5	H: 0 LOB: 1 BB: 1 P: 9	R: 2 E: 0 K: 1 S: 7	H: 2 LOB: 1 BB: 1 P: 11	R: 0 E: 0 K: 1 S: 5	H: 0 LOB: 1 BB: 1 P: 9	R: 0 E: 0 K: 1 S: 5	H: 1 LOB: 1 BB: 1 P: 9	R: 0 E: 0 K: 0 S: 3	H: 1 LOB: 0 BB: 0 P: 3	R: 0 E: 0 K: 0 S: 3	H: 0 LOB: 0 BB: 0 P: 3	R: 0 E: 0 K: 1 S: 6	H: 1 LOB: 1 BB: 0 P: 6	R: 0 E: 0 K: 1 S: 6	H: 0 LOB: 0 BB: 0 P: 3	R: 0 E: 0 K: 1 S: 6	H: 1 LOB: 1 BB: 0 P: 6	1B: 4 2B: 3 3B: 0 HR: 0	SF: 0 SAC: 0 DP: 2 HBP: 0	WP: 0 PB: 1 SB: 0 CS: 0	PA: 35
<b>PITCHER</b>	IP WLS BF H R ER SO BB IBB HBP BLK WP HR S P ERA WHIP																					
Oil Can Boyd, R (1, 1) ERA: 2.57	7.0 W 28 5 2 2 5 4 0 0 0 0 0 0 34 50 2.57 1.286																					
Bob Stanley, R (8, 1) ERA:	2.0 7 1 0 0 1 0 0 0 0 0 0 0 9 9 0.00 0.500																					

**New York Yankees @ Boston Red Sox**  
 Fenway Park, Boston, MA  
 Mon Apr 08 1985, 3:33 AM EST  
 Att. 34,282 - Unknown

[livebaseballscorecards.com](http://livebaseballscorecards.com)

<b>AB</b>	31
<b>R</b>	2
<b>H</b>	6
<b>RBI</b>	2
<b>BB</b>	4
<b>SO</b>	6
<b>LOB</b>	12



Batter	1	2	3	4	5	6	7	8	9
Wade Boggs, L (1, 5) OBP: 0.200, SLG: 0.200	0-0 G6-4-3 1B		0-0 F7	0-0 6-3		0-3 K		0-0 6-3	
Dwight Evans, R (1, 9) OBP: 0.600, SLG: 1.500	0-0 G6-4-3 1-2f		0-0 BB 2B	0-0 HR		4-0 HR BB		0-0 4-3	
Jim Rice, R (1, 7) OBP: 0.500, SLG: 1.333	0-0 6-3		4-0 BB BB	0-3 K		0-0 HR 1-H 2-H			
Mike Easter, L (1, 10) OBP: 0.750, SLG: 0.667		0-0 HR 1B	4-0 BB 1B 2-3 BB		0-0 1B 1B	0-0 4-3			
Tony Armas, R (1, 8) OBP: 0.250, SLG: 1.000		0-0 HR	0-3 K		0-0 F4	0-0 4-3			
Bill Buckner, L (1, 3) OBP: 0.750, SLG: 0.500		4-0 FC4-6 BB	4-0 BB BB		0-0 1B 1B		0-0 3-1		
Rich Gedman, L (1, 2) OBP: 0.500, SLG: 0.333		0-0 FC4-6 1-2f	4-0 BB 1-2 2-3 3-H		0-0 1B		0-0 F7		
Marty Barrett, R (1, 4)		0-0 F9	0-3 K		0-0 4-3		0-0 5-3		
Jackie Gutierrez, R (1, 6) OBP: 0.250, SLG: 0.250		0-0 L6		0-0 5-3		0-0 HR 1B		0-0 6-3	

Inning Stats	R: 0 E: 0 K: 0 S: 3	H: 1 LOB: 0 BB: 0 P: 3	R: 2 E: 0 K: 0 S: 5	H: 2 LOB: 1 BB: 1 P: 9	R: 2 E: 0 K: 2 S: 8	H: 1 LOB: 3 BB: 4 P: 24	R: 1 E: 0 K: 1 S: 6	H: 1 LOB: 0 BB: 0 P: 6	R: 1 E: 0 K: 0 S: 5	H: 3 LOB: 1 BB: 0 P: 5	R: 3 E: 0 K: 1 S: 7	H: 2 LOB: 0 BB: 1 P: 11	R: 0 E: 0 K: 0 S: 3	H: 0 LOB: 0 BB: 0 P: 3	R: 0 E: 0 K: 0 S: 3	H: 0 LOB: 0 BB: 0 P: 3
--------------	------------------------------	---------------------------------	------------------------------	---------------------------------	------------------------------	----------------------------------	------------------------------	---------------------------------	------------------------------	---------------------------------	------------------------------	----------------------------------	------------------------------	---------------------------------	------------------------------	---------------------------------


PITCHER	IP	WLS	BF	H	R	ER	SO	BB	IBB	HBP	BLK	WP	HR	S	P	ERA	WHIP
Phil Niekro, R (1, 1) ERA: 11.25	4.0	L	21	5	5	5	3	5	0	0	0	0	2	22	42	11.25	2.500
Bob Shirley, L (5, 1) ERA: 13.5	1.1		7	4	2	2	1	0	0	0	0	0	0	9	9	13.50	3.000
Joe Cowley, R (6, 1) ERA: 10.8	1.2		7	1	2	2	0	1	0	0	0	0	1	6	10	10.80	1.200
Dale Murray, R (8, 1) ERA:	1.0		3	0	0	0	0	0	0	0	0	0	0	3	3	0.00	0.000

**BOTTOM**

**New York Yankees @ Boston Red Sox**  
 Fenway Park, Boston, MA  
 Mon Apr 08 1985, 3:33 AM EST  
 Att. 34,282 - Unknown

AB	R	H	RBI	BB	SO	LOB
5	0	1	0	0	1	1
4	3	2	1	1	0	1
3	2	1	3	1	1	0
3	2	2	0	1	0	0
4	1	1	2	0	1	4
2	0	1	1	2	0	0
3	0	1	2	1	0	1
4	0	0	0	0	1	5
4	1	1	0	0	0	1

<b>AB</b>	<b>32</b>
<b>R</b>	<b>9</b>
<b>H</b>	<b>10</b>
<b>RBI</b>	<b>9</b>
<b>BB</b>	<b>6</b>
<b>SO</b>	<b>4</b>
<b>LOB</b>	<b>13</b>



1B: 6	SF: 0	WP: 0	PA: 38
2B: 1	SAC: 0	PB: 0	
3B: 0	DP: 1	SB: 1	
HR: 3	HBP: 0	CS: 0	

livebaseballscorecards.com



Batter	1	2	3	4	5	6	7	8	9	AB R H RBI BB SO LOB	TOP											
Bill Sample, R (1, 8) OBP: 0.600, SLG: 0.500	0-0 5-3		4-0 1B 2B 1B BB		0-0 G5-4-3 1B		0-0 G6-4-3 1B	0-0 F4		4 1 2 0 1 0 3												
Willie Randolph, R (1, 4) OBP: 0.222, SLG: 0.125	0-0 6-3		0-0 1B 2B 1B		0-0 G5-4-3 1-2f		0-0 F6	0-0 F9		5 1 1 0 0 0 2												
Don Mattingly, L (1, 3) OBP: 0.333, SLG: 0.444	0-0 3B 1B		0-0 1B 2B 1B		0-0 5-3		0-0 G6-4-3 1-2f	0-0 2B		5 1 3 0 0 0 1												
Dave Winfield, R (1, 9) OBP: 0.375, SLG: 0.571 Victor Mata, R (8, 9)	0-0 1-H 3B		0-0 F4		0-0 1B 1B		0-0 F2	0-0 6-3		4 1 2 1 0 0 3 1 0 0 0 0 0 1												
Don Baylor, R (1, 10) OBP: 0.444, SLG: 0.429	0-0 3-1		0-0 1-3 2-H 3-H 2B		0-0 F9		0-0 F9	4-0 1B 1B BB	4-0 BB	3 1 1 2 2 0 2												
Ken Griffey, L (1, 7) OBP: 0.250, SLG: 0.250 Henry Cotto, R (8, 7)		0-0 4-3	0-0 F7		0-0 F7		0-0 BB 1B 1B	0-3 K		4 0 1 0 0 0 3 1 0 0 0 0 1 2												
Dale Berra, R (1, 5) OBP: 0.500, SLG: 0.500		0-0 4-3		0-0 F8		0-0 1B 1B	0-0 BB 1B			4 0 2 0 0 0 0												
Butch Wynegar, S (1, 2) OBP: 0.375, SLG: 0.429		0-0 5-3		0-0 5-3		0-0 1B 1B	0-3 K			4 0 1 1 0 1 3												
Bobby Meacham, S (1, 6) OBP: 0.286, SLG: 0.167			0-0 F8	0-0 L8		0-0 4-3	4-0 BB			3 0 0 1 1 0 2												
<b>Inning Stats</b>	R: 1 E: 0 K: 0 S: 5	H: 2 LOB: 1 BB: 0 P: 5	R: 0 E: 0 K: 0 S: 3	H: 0 LOB: 0 BB: 0 P: 3	R: 2 E: 0 K: 0 S: 6	H: 3 LOB: 2 BB: 1 P: 10	R: 0 E: 0 K: 0 S: 3	H: 0 LOB: 0 BB: 0 P: 3	R: 0 E: 0 K: 0 S: 3	H: 1 LOB: 0 BB: 0 P: 3	R: 1 E: 0 K: 0 S: 6	H: 3 LOB: 2 BB: 0 P: 6	R: 0 E: 0 K: 0 S: 3	H: 1 LOB: 0 BB: 0 P: 3	R: 1 E: 0 K: 1 S: 7	H: 2 LOB: 3 BB: 2 P: 15	R: 0 E: 0 K: 1 S: 6	H: 1 LOB: 2 BB: 1 P: 10	1B: 10 2B: 2 3B: 1 HR: 0	SF: 0 SAC: 0 DP: 2 HBP: 0	WP: 0 PB: 0 SB: 0 CS: 0	PA: 42
<b>PITCHER</b>	IP WLS BF H R ER SO BB IBB HBP BLK WP HR S P ERA WHIP																					
Bruce Hurst, L (1, 1) ERA: 5.14	7.0 W 30 10 4 4 0 1 0 0 0 0 0 29 33 5.14 1.571																					
Mark Clear, R (8, 1) ERA: 9.0	1.0 7 2 1 1 1 2 0 0 0 0 0 7 15 9.00 4.000																					
Bob Ojeda, L (9, 1) ERA:	1.0 5 1 0 0 1 1 0 0 0 0 0 6 10 0.00 2.000																					

**New York Yankees @ Boston Red Sox**  
**Fenway Park, Boston, MA**  
 Wed Apr 10 1985, 3:33 AM EST  
 Att: 19,615 - Unknown

AB	38
R	5
H	13
RBI	5
BB	4
SO	2
LOB	22



Batter	1	2	3	4	5	6	7	8	9
Wade Boggs, L (1, 5) OBP: 0.545, SLG: 0.429	4-0 1B BB FC6-4 BB	0-0 2-H 3-H 1B	4-0 FC5-4 FC6-4 BB		0-0 SF7 3-H		0-0 2B 1B	4-0 BB	
Dwight Evans, R (1, 9) OBP: 0.455, SLG: 0.889	4-0 FC6-4 1B 1-2 SF7 BB	0-3 K	0-3 K		0-0 FC3-6 1-2f 2-H		0-0 2B 2B	0-0 6-3	
Jim Rice, R (1, 7) OBP: 0.556, SLG: 1.000	0-0 1-2 2-3 FC6-4 1B	0-0 FC5-4 2B 1-2f 2B	0-0 FC6-4 1-2f		4-0 FC6-4 BB		0-0 F9 WP 2B		
Mike Easter, L (1, 10) OBP: 0.444, SLG: 0.500	0-0 FC6-4 1-2f 2-3 3-H	0-0 1-3 2B 2B		0-0 4-3	0-0 FC6-4 1-2f		0-0 F7		
Tony Armas, R (1, 8) OBP: 0.222, SLG: 0.750	0-0 SF7 3-H	0-0 HR 2B		0-0 F6		0-0 F8	0-0 F9 2-3		
Bill Buckner, L (1, 3) OBP: 0.444, SLG: 0.714	0-0 F6	0-0 HR		0-0 F8		0-0 6-3	0-0 F5 3-H		
Rich Gedman, L (1, 2) OBP: 0.778, SLG: 0.857		0-0 E 1B 2B			0-0 BB SF7 1B	0-0 1B 1B	4-0 G4-6-3 1B BB		
Marty Barrett, R (1, 4) OBP: 0.333, SLG: 0.250		0-0 E2 1B F8			4-0 BB E BB	0-0 1-2 1B	0-0 G4-6-3 1B		
Jackie Gutierrez, R (1, 6) OBP: 0.222, SLG: 0.125		0-0 E1 1B 1-3 2-H	0-0 4-3		4-0 FC3-6 BB	0-0 F9	0-0 G4-6-3 1-2f 2-3		


Inning Stats	R: 2	H: 1	E: 0	K: 0	S: 4	LOB: 1	BB: 2	P: 12	R: 7	H: 6	E: 2	K: 1	S: 13	LOB: 1	BB: 0	P: 13	R: 0	H: 0	E: 0	K: 1	S: 5	LOB: 0	BB: 0	P: 3	R: 2	H: 1	E: 1	K: 0	S: 4	LOB: 2	BB: 3	P: 16	R: 0	H: 2	E: 0	K: 0	S: 5	LOB: 2	BB: 0	P: 5	R: 3	H: 3	E: 0	K: 0	S: 6	LOB: 0	BB: 0	P: 6	R: 0	H: 1	E: 0	K: 0	S: 3	LOB: 2	BB: 2	P: 11
1B: 8	SF: 2	2B: 5	SAC: 0	3B: 0	DP: 1	HR: 1	HBP: 0	WP: 1	PA: 47																																															

PITCHER	IP	WLS	BF	H	R	ER	SO	BB	IBB	HBP	BLK	WP	HR	S	P	ERA	WHIP
Ed Whitson, R (1, 1) ERA: 16.2	1.2	L	15	6	9	3	1	2	0	0	0	0	1	15	23	16.20	4.800
Joe Cowley, R (2, 1) ERA: 5.79	3.0		15	2	2	1	1	4	0	0	0	0	0	13	29	3.00	2.000
Rich Bordi, R (5, 1) ERA:	1.1		6	2	0	0	0	0	0	0	0	0	0	6	6	0.00	1.500
Dale Murray, R (7, 1) ERA: 13.5	1.0		6	3	3	3	0	0	0	0	0	1	0	6	6	27.00	3.000
Dave Righetti, L (8, 1) ERA:	1.0		5	1	0	0	0	2	0	0	0	0	0	3	11	0.00	3.000

**BOTTOM**

**New York Yankees @ Boston Red Sox**  
 Fenway Park, Boston, MA  
 Wed Apr 10 1985, 3:33 AM EST  
 Att. 19,615 - Unknown

AB	37
R	14
H	14
RBI	11
BB	8
SO	2
LOB	21





Batter	1	2	3	4	5	6	7	8	9	AB R H RBI BB SO LOB	TOP											
Omar Moreno, L (1, 8) OBP: 0.125, SLG: 0.125	0-0 5-3	0-3 K2-3-2		0-0 CS	0-0 4-3		0-0 G3			4 0 0 0 0 1 3												
Willie Randolph, R (1, 4) OBP: 0.231, SLG: 0.167	0-3 K		0-0 F9		0-0 F9			0-0 1B		4 0 1 0 0 1 0												
Don Mattingly, L (1, 3) OBP: 0.231, SLG: 0.308	0-3 K		0-0 F9		0-0 F9			0-0 L5		4 0 0 0 0 1 1												
Dave Winfield, R (1, 9) OBP: 0.583, SLG: 1.000		0-0 1B	0-0 S		0-0 HR			0-0 1B		4 2 4 1 0 0 0												
Don Baylor, R (1, 10) OBP: 0.385, SLG: 0.300		4-0 1B	0-0 6-3		0-3 K			0-0 F7		3 1 0 0 1 1 3												
Ken Griffey, L (1, 7) OBP: 0.333, SLG: 0.333		0-0 1B		0-0 6-3	0-3 K			0-0 F9		4 1 2 1 0 1 2												
Mike Pagliarulo, L (1, 5) OBP: 0.375, SLG: 0.333		4-0 1B		0-0 6-3	0-0 3-1			0-0 F8		3 0 0 0 1 0 1												
Butch Wynegar, S (1, 2) OBP: 0.250, SLG: 0.273		0-0 F5		0-0 3-1		0-0 E4		0-0 F7		4 0 0 1 0 0 3												
Bobby Meacham, S (1, 6) OBP: 0.400, SLG: 0.250 Scott Bradley, L (9, PH)		4-0 1B		0-0 CS		0-0 G4-3		0-0 F6		2 0 1 1 1 0 1 1 0 0 0 0 0 0												
<b>Inning Stats</b>	R: 0 E: 0 K: 2 S: 7	H: 0 LOB: 0 BB: 0 P: 7	R: 2 E: 0 K: 1 S: 6	H: 2 LOB: 3 BB: 3 P: 18	R: 0 E: 0 K: 0 S: 4	H: 1 LOB: 1 BB: 0 P: 4	R: 1 E: 0 K: 0 S: 4	H: 2 LOB: 0 BB: 0 P: 4	R: 0 E: 0 K: 0 S: 3	H: 0 LOB: 0 BB: 0 P: 3	R: 1 E: 0 K: 2 S: 8	H: 1 LOB: 0 BB: 0 P: 8	R: 0 E: 1 K: 0 S: 3	H: 0 LOB: 0 BB: 0 P: 3	R: 0 E: 0 K: 0 S: 5	H: 2 LOB: 2 BB: 0 P: 5	R: 0 E: 0 K: 0 S: 3	H: 0 LOB: 0 BB: 0 P: 3	1B: 7 2B: 1 3B: 0 HR: 1	SF: 0 SAC: 0 DP: 2 HBP: 0	WP: 0 PB: 0 SB: 2 CS: 1	PA: 37
<b>PITCHER</b>	IP WLS BF H R ER SO BB IBB HBP BLK WP HR S P ERA WHIP																					
Roger Clemens, R (1, 1) ERA: 6.0	6.0 W 25 6 4 4 5 3 0 0 0 0 0 1 32 44 6.00 1.500																					
Bob Stanley, R (7, 1) ERA:	3.0 S 11 2 0 0 0 0 0 0 0 0 0 0 11 11 0.00 0.667																					

**New York Yankees @ Boston Red Sox**  
 Fenway Park, Boston, MA  
 Thu Apr 11 1985, 3:33 AM EST  
 Att: 19,060 - Unknown

[livebaseballscorecards.com](http://livebaseballscorecards.com)

<b>AB</b>	<b>33</b>
<b>R</b>	<b>4</b>
<b>H</b>	<b>8</b>
<b>RBI</b>	<b>4</b>
<b>BB</b>	<b>3</b>
<b>SO</b>	<b>5</b>
<b>LOB</b>	<b>14</b>



Batter	1	2	3	4	5	6	7	8	9	AB	R	H	RBI	BB	SO	LOB	BOTTOM			
<b>Wade Boggs, L</b> <small>(1, 5)</small> <small>OBP: 0.467, SLG: 0.364</small>	0-3 <sup>①</sup> 		0-0 <sup>②</sup> 		0-0 <sup>①</sup> 		0-0 <sup>①</sup> 			4	0	1	0	0	1	1	<p style="text-align: center;"><b>New York Yankees @ Boston Red Sox</b></p> <p style="text-align: center;">Fenway Park, Boston, MA</p> <p style="text-align: center;"><small>Thu Apr 11 1985, 3:33 AM EST</small></p> <p style="text-align: center;"><small>Att. 19,060 - Unknown</small></p>			
<b>Dwight Evans, R</b> <small>(1, 9)</small> <small>OBP: 0.400, SLG: 1.000</small>	0-0 <sup>②</sup> 		0-0 		0-0 <sup>①</sup> 		0-0 <sup>②</sup> 			3	1	1	3	0	0	0				
<b>Jim Rice, R</b> <small>(1, 7)</small> <small>OBP: 0.385, SLG: 0.636</small>	0-3 <sup>③</sup> 		0-0 <sup>③</sup> 		0-0 <sup>②</sup> 		0-3 <sup>③</sup> 			4	0	0	0	0	2	1				
<b>Mike Easter, L</b> <small>(1, 10)</small> <small>OBP: 0.462, SLG: 0.583</small>		0-0 		0-0 	0-3 <sup>③</sup> 			0-0 <sup>①</sup> 		4	1	2	0	0	1	1				
<b>Tony Armas, R</b> <small>(1, 8)</small> <small>OBP: 0.308, SLG: 0.833</small>		0-0 		0-0 <sup>①</sup> 		0-0 		0-0 		4	1	2	0	0	0	2				
<b>Bill Buckner, L</b> <small>(1, 3)</small> <small>OBP: 0.385, SLG: 0.545</small>		0-0 <sup>③</sup> 		0-0 		0-0 <sup>①</sup> 		0-0 <sup>②</sup> 		4	0	1	1	0	0	1				
<b>Rich Gedman, L</b> <small>(1, 2)</small> <small>OBP: 0.615, SLG: 0.636</small>			0-0 	0-3 <sup>②</sup> 		0-0 <sup>②</sup> 		0-0 <sup>③</sup> 		4	1	1	0	0	1	2				
<b>Marty Barrett, R</b> <small>(1, 4)</small> <small>OBP: 0.333, SLG: 0.273</small>			0-0 <sup>①</sup> 	0-0 <sup>③</sup> 		0-0 		0-0 		3	0	1	0	0	0	2				
<b>Jackie Gutierrez, R</b> <small>(1, 6)</small> <small>OBP: 0.333, SLG: 0.455</small>			0-0 		0-0 	0-0 	0-0 <sup>③</sup> 			3	2	2	1	0	0	1				
<b>Inning Stats</b>	R: 0 E: 0 K: 2 S: 7	H: 0 LOB: 0 BB: 0 P: 7	R: 0 E: 0 K: 0 S: 3	H: 1 LOB: 0 BB: 0 P: 3	R: 3 E: 0 K: 0 S: 6	H: 3 LOB: 0 BB: 0 P: 6	R: 1 E: 0 K: 1 S: 7	H: 2 LOB: 1 BB: 0 P: 7	R: 1 E: 0 K: 1 S: 7	H: 2 LOB: 1 BB: 0 P: 7	R: 1 E: 0 K: 0 S: 5	H: 2 LOB: 1 BB: 0 P: 5	R: 0 E: 0 K: 1 S: 5	H: 0 LOB: 0 BB: 0 P: 5	R: 0 E: 0 K: 0 S: 4	H: 1 LOB: 1 BB: 0 P: 4	1B: 7 2B: 1 3B: 2 HR: 1	SF: 1 SAC: 0 DP: 1 HBP: 0	WP: 2 PB: 0 SB: 0 CS: 0	PA: 34
<b>PITCHER</b> <b>Dennis Rasmussen, L</b> <small>(1, 1)</small> <small>ERA: 9.0</small>	IP: 6.0 WLS: L BF: 27	H: 10 R: 6 ER: 6 SO: 4	BB: 0 IBB: 0 HBP: 0 BLK: 0	WP: 2 HR: 1 S: 35 P: 35	ERA: 9.00 WHIP: 1.667	<b>PITCHER</b> <b>Rich Bardi, R</b> <small>(7, 1)</small> <small>ERA:</small>	IP: 1.0 WLS: BF: 3	H: 0 R: 0 ER: 0 SO: 1	BB: 0 IBB: 0 HBP: 0 BLK: 0	WP: 0 HR: 0 S: 5 P: 5	ERA: 0.00 WHIP: 0.000	<b>PITCHER</b> <b>Dave Righetti, L</b> <small>(8, 1)</small> <small>ERA:</small>	IP: 1.0 WLS: BF: 4	H: 1 R: 0 ER: 0 SO: 0	BB: 0 IBB: 0 HBP: 0 BLK: 0	WP: 0 HR: 0 S: 4 P: 4	ERA: 0.00 WHIP: 1.000			

livebaseballscorecards.com

AB	33
R	6
H	11
RBI	5
BB	0
SO	5
LOB	11





Batter	1	2	3	4	5	6	7	8	9	AB R H RBI BB SO LOB	TOP									
Ozzie Guillen, L (1, 6) OBP: 0.286, SLG: 0.357	0-3 K		0-0 4-3		0-0 1-3 2-H 1B			0-0 F3		4 0 1 0 0 1 0										
Tom Paciorek, R (1, 10)	0-0 6-3		0-3 K		0-0 4-3			0-0 F5		4 0 0 0 0 1 2										
Harold Baines, L (1, 9) OBP: 0.231, SLG: 0.091	0-3 K			0-0 4-3				0-0 F2	0-0 F6	4 0 0 0 0 1 0										
Greg Walker, L (1, 3) OBP: 0.154, SLG: 0.231		0-0 S 1B 2B		0-0 F5				0-0 4-3	0-0 F9	4 1 1 0 0 0 0										
Ron Kittle, R (1, 7) OBP: 0.167, SLG: 0.250		0-0 5-3		0-0 5-3				0-0 F5	0-0 F3	4 0 0 0 0 0 1										
Luis Salazar, R (1, 5) OBP: 0.100, SLG: 0.100		0-0 F8			0-0 F6			0-0 F8		3 0 0 0 0 0 1										
Daryl Boston, L (1, 8) OBP: 0.545, SLG: 0.900		0-0 2-3			0-0 E5			0-0 4-3		3 1 2 1 0 0 0										
Marc Hill, R (1, 2)		0-3 3-H 1B			4-0 3B			0-0 F8		2 0 0 0 1 1 1										
Julio Cruz, S (1, 4) OBP: 0.273, SLG: 0.222			0-0 F7		0-0 1-2 1B 1B			0-3 K		3 0 1 0 0 1 0										
<b>Inning Stats</b>	R: 0 E: 0 K: 2 S: 7	H: 0 LOB: 0 BB: 0 P: 7	R: 1 E: 0 K: 1 S: 7	H: 2 LOB: 1 BB: 0 P: 7	R: 0 E: 0 K: 1 S: 5	H: 0 LOB: 0 BB: 0 P: 5	R: 0 E: 0 K: 0 S: 3	H: 0 LOB: 0 BB: 0 P: 3	R: 1 E: 1 K: 0 S: 5	H: 3 LOB: 2 BB: 1 P: 9	R: 0 E: 0 K: 0 S: 3	H: 0 LOB: 0 BB: 0 P: 3	R: 0 E: 0 K: 0 S: 5	H: 0 LOB: 0 BB: 0 P: 5	R: 0 E: 0 K: 0 S: 3	H: 0 LOB: 0 BB: 0 P: 3	1B: 3 2B: 1 3B: 1 HR: 0	SF: 0 SAC: 0 DP: 0 HBP: 0	WP: 0 PB: 0 SB: 1 CS: 0	PA: 32
<b>PITCHER</b> Oil Can Boyd, R (1, 1) ERA: 2.25	IP: 9.0 WLS: W BF: 32 H: 5 R: 2 ER: 2 SO: 5 BB: 1 IBB: 0 HBP: 0 BLK: 0 WP: 0 HR: 0 S: 41 P: 45 ERA: 2.00 WHIP: 0.667																			

Chicago White Sox @ Boston Red Sox  
 Fenway Park, Boston, MA  
 Sat Apr 13 1985, 3:33 AM EST  
 Att. 24,718 - Unknown

livebaseballscorecards.com

AB	31
R	2
H	5
RBI	1
BB	1
SO	5
LOB	5



Batter	1	2	3	4	5	6	7	8	9	AB	R	H	RBI	BB	SO	LOB
Wade Boggs, L (1, 5) OBP: 0.474, SLG: 0.429	0-0 F7		0-3 K		0-0 1B 2B		4-0 1B BB			3	1	1	1	1	1	0
Dwight Evans, R (1, 9) OBP: 0.421, SLG: 0.857	0-0 F5		4-0 BB		4-0 7-4 1B BB		0-0 F9			2	0	0	0	2	0	2
Jim Rice, R (1, 7) OBP: 0.412, SLG: 0.600	0-0 G1-6-3		0-0 3-1		0-0 1-2 2-3 3-H 1B		0-0 E5 1B			4	0	2	2	0	0	1
Mike Easter, L (1, 10) OBP: 0.412, SLG: 0.500		0-0 HR 1B		0-0 6-3	0-0 7-4		0-0 6-3			4	1	1	0	0	0	4
Tony Armas, R (1, 8) OBP: 0.353, SLG: 0.938		0-0 HR		0-0 F8		0-0 1-3		0-0 1B SF7 1B		4	2	2	2	0	0	0
Bill Buckner, L (1, 3) OBP: 0.471, SLG: 0.600		0-0 K2-3 1B		0-0 4-3		0-0 G4-6-3 1B		0-0 1B 1B		4	0	3	0	0	0	0
Rich Gedman, L (1, 2) OBP: 0.529, SLG: 0.643		0-3 K2-3			0-0 FC6-5 2B		0-0 G4-6-3		0-0 SF7	3	0	1	1	0	1	2
Marty Barrett, R (1, 4) OBP: 0.375, SLG: 0.333		0-3 K			0-0 FC6-5 2B BB		0-0 SH1-4 1B		0-0 1B 1B	4	2	2	0	0	1	1
Jackie Gutierrez, R (1, 6) OBP: 0.333, SLG: 0.385			0-0 4-3		0-0 2B 1B BB		0-0 SH1-4		0-3 K	2	1	0	0	1	1	1

Inning Stats	R: 0	H: 0	E: 0	K: 0	S: 3	R: 2	H: 3	E: 0	K: 2	S: 9	R: 0	H: 0	E: 0	K: 1	S: 5	R: 0	H: 0	E: 0	K: 0	S: 3	R: 2	H: 3	E: 0	K: 0	S: 5	R: 0	H: 1	E: 0	K: 0	S: 3	R: 2	H: 2	E: 1	K: 0	S: 5	R: 1	H: 3	E: 0	K: 1	S: 7	1B: 9	2B: 3	3B: 0	HR: 1	SF: 1	SAC: 1	DP: 2	HBP: 0	WP: 0	PB: 0	SB: 0	CS: 0	PA: 36
--------------	------	------	------	------	------	------	------	------	------	------	------	------	------	------	------	------	------	------	------	------	------	------	------	------	------	------	------	------	------	------	------	------	------	------	------	------	------	------	------	------	-------	-------	-------	-------	-------	--------	-------	--------	-------	-------	-------	-------	--------

PITCHER	IP	WLS	BF	H	R	ER	SO	BB	IBB	HBP	BLK	WP	HR	S	P	ERA	WHIP
Floyd Bannister, L (1, 1) ERA: 7.2	5.0	L	22	6	4	4	3	3	0	0	0	0	1	25	37	7.20	1.800
Gene Nelson, R (6, 1) ERA: 6.75	1.2		8	3	2	1	0	1	0	0	0	0	0	7	11	5.40	2.400
Juan Agosto, L (7, 1) ERA: 5.4	0.2		4	2	1	1	0	0	0	0	0	0	0	4	4	13.50	3.000
Dan Spillner, R (8, 1) ERA:	0.2		2	1	0	0	1	0	0	0	0	0	0	4	4	0.00	1.500

**BOTTOM**

**Chicago White Sox @ Boston Red Sox**  
 Fenway Park, Boston, MA  
 Sat Apr 13 1985, 3:33 AM EST  
 Att. 24,718 - Unknown

AB	30
R	7
H	12
RBI	6
BB	4
SO	4
LOB	11



livebaseballscorecards.com



Batter	1	2	3	4	5	6	7	8	9	AB R H RBI BB SO LOB	TOP																																											
Rudy Law, L (1, 7) OBP: 0.333, SLG: 0.417 Luis Salazar, R (7, PH) OBP: 0.091, SLG: 0.091 (7, 7)	0-0 1-6-3 1B 2B	0-0 G1-2-3 3-H		0-0 FC1-6 1-3 2-H 3-H 1B		0-0 G3 SH1-4 1B	0-3 K 2-3			4 1 3 2 0 0 3 1 0 0 0 0 1 1																																												
Scott Fletcher, R (1, 5)	0-0 B2		0-0 4-3	0-0 FC1-6 E 1B 1-2f 3-H		0-0 SH1-4 1-2		4-0 4-3 G1-4-3 BB		3 1 0 1 1 0 2																																												
Harold Baines, L (1, 9) OBP: 0.278, SLG: 0.250	0-0 1-6-3 2-3		0-0 1B 2B	0-0 E8 E 1B HR 1B 1-3		0-0 G3 2-3		0-0 G1-4-3 1-2		5 2 2 0 0 0 3																																												
Greg Walker, L (1, 3) OBP: 0.222, SLG: 0.278	0-0 FC6-4 3-H 1B		0-0 4-3	0-0 E9 HR 1B 1-3 3-H		0-0 3-1		0-0 4-3 2-3		5 1 2 2 0 0 3																																												
Carlton Fisk, R (1, 2) OBP: 0.500, SLG: 1.250 Marc Hill, R (7, 2)	0-0 FC6-4 1-2f		0-0 CS 1B 2-H	0-0 HR 1-H 3-H			0-0 F3	0-0 F7		4 1 2 4 0 0 1 1 0 0 0 0 0 1																																												
Oscar Gamble, L (1, 10) OBP: 0.500, SLG: 0.400		4-0 FC1-5 BB BB	0-0 CS 1-2	0-0 1B 1B F7			0-0 2B 1B		0-0 F8	4 2 2 0 1 0 0																																												
Daryl Boston, L (1, 8) OBP: 0.563, SLG: 0.857		4-0 BB FC1-5 G1-2-3 BB		0-0 1B 1B 1-2	0-0 F3		0-0 1B 2B 1-H	0-3 K	0-3 K	4 2 2 1 1 1 0	AB 39 R 11 H 15 RBI 11 BB 4 SO 4 LOB 19																																											
Julio Cruz, S (1, 4) OBP: 0.188, SLG: 0.143		0-0 FC1-5 BB 1-2 2-3f		0-0 F8 1-2	0-0 6-3		0-3 K	0-3 K	0-3 K	5 0 0 0 0 2 5																																												
Ozzie Guillen, L (1, 6) OBP: 0.389, SLG: 0.412		4-0 1-2 2-3 BB		0-0 1B FC1-6 1-2 2-3 1B	0-0 F7		0-0 BLK 2-H 1B			3 1 2 1 1 0 0																																												
Inning Stats	R: 1 E: 0 K: 0 S: 5	H: 2 LOB: 1 BB: 0 P: 5	R: 0 E: 0 K: 0 S: 2	H: 0 LOB: 2 BB: 3 P: 14	R: 1 E: 0 K: 0 S: 4	H: 2 LOB: 0 BB: 0 P: 4	R: 7 E: 2 K: 0 S: 10	H: 7 LOB: 0 BB: 0 P: 10	R: 0 E: 0 K: 0 S: 3	H: 0 LOB: 0 BB: 0 P: 3	R: 0 E: 0 K: 0 S: 4	H: 1 LOB: 1 BB: 0 P: 4	R: 2 E: 0 K: 2 S: 10	H: 3 LOB: 1 BB: 0 P: 10	R: 0 E: 0 K: 0 S: 3	H: 0 LOB: 1 BB: 1 P: 7	R: 0 E: 0 K: 2 S: 7	H: 0 LOB: 0 BB: 0 P: 7	1B: 11 2B: 3 3B: 0 HR: 1	SF: 0 SAC: 1 DP: 1 HBP: 0	WP: 0 PB: 0 SB: 0 CS: 1	PA: 45																																
PITCHER	IP	WLS	BF	H	R	ER	SO	BB	IBB	HBP	BLK	WP	HR	S	P	ERA	WHIP	PITCHER										IP	WLS	BF	H	R	ER	SO	BB	IBB	HBP	BLK	WP	HR	S	P	ERA	WHIP										
Bruce Kison, R (1, 1) ERA: 6.75	1.1		9	2	1	1	0	3	0	0	0	0	0	6	18	6.75	3.750											1.1		12	7	6	6	0	0	0	0	0	0	0	0	0	0	0	0	0	0							
Steve Crawford, R (2, 1) ERA: 23.14	2.1	L	12	7	6	6	0	0	0	0	0	0	0	12	12	23.14	3.000											2.1		15	6	4	4	1	0	0	0	0	0	0	0	0	0	0	0	0	0	0						
Mike Trujillo, R (4, 1) ERA: 12.0	3.0		15	6	4	4	1	0	0	0	0	0	1	17	17	12.00	2.000											3.0		3	0	0	0	1	1	0	0	1	0	0	4	8	0.00	1.500										
Bob Ojeda, L (7, 1) ERA:	0.2		3	0	0	0	1	1	0	0	1	0	0	4	8	0.00	1.500											0.2		5	0	0	0	0	2	0	0	0	0	9	9	0.00	0.000											
Mark Clear, R (8, 1) ERA: 3.38	1.2		5	0	0	0	2	0	0	0	0	0	0	9	9	0.00	0.000											1.2																										

Chicago White Sox @ Boston Red Sox  
Fenway Park, Boston, MA  
Sun Apr 14 1985, 3:33 AM EST  
Att. 18,401 - Unknown

livebaseballscorecards.com



Batter	1	2	3	4	5	6	7	8	9	AB	R	H	RBI	BB	SO	LOB
Wade Boggs, L (1, 5) OBP: 0.500, SLG: 0.474	0-0 6-3	0-0 E 1B		0-0 1B		0-0 1-2 1B		0-0 1-3		5	1	3	0	0	0	0
Dwight Evans, R (1, 9) OBP: 0.417, SLG: 0.737	0-0 BB 2B	0-0 E4 1B		0-0 G6-4-3 1B		0-0 1-3		0-3 K		5	1	2	0	0	1	3
Jim Rice, R (1, 7) OBP: 0.500, SLG: 0.632	4-0 1-2 2B	0-0 1-3 2-H 1B		0-0 G6-4-3 1-2f			0-0 G3 3-1 1B		0-0 G6-4-3 1B	4	2	3	1	1	0	2
Mike Easter, L (1, 10) OBP: 0.318, SLG: 0.381	0-3 K	0-0 F8			0-3 K		0-0 3-1		0-0 F9	5	0	0	0	0	2	6
Tony Armas, R (1, 8) OBP: 0.364, SLG: 0.789	4-0 1-2 2-3 2B		0-0 F3		0-0 4-3		4-0 1B G3 BB		0-0 G6-4-3 1-2f	3	1	0	0	2	0	1
Bill Buckner, L (1, 3) OBP: 0.476, SLG: 0.684	0-0 1-H 2-H 3-H 1B		0-0 4-3 2B		0-0 4-3		0-0 G3			4	1	2	3	0	0	2
Rich Gedman, L (1, 2) OBP: 0.524, SLG: 0.611	0-0 2-H 1B		0-0 4-3		0-0 4-3		0-0 F8		0-0 2-3 3-H 1B	4	0	2	2	0	0	1
Marty Barrett, R (1, 4) OBP: 0.350, SLG: 0.278		0-3 K	0-0 F8		0-0 F8		4-0 1B BB		0-3 K	3	0	0	0	1	2	3
Jackie Gutierrez, R (1, 6) OBP: 0.278, SLG: 0.313 Reid Nichols, R (8, PH) Glenn Hoffman, R (9, 6)		0-0 F8		0-0 F9		0-0 F8		0-3 K		3	0	0	0	0	0	1
										1	0	0	0	0	1	0
										0	0	0	0	0	0	0


Inning Stats	R: 4	H: 3	LOB: 1	K: 1	S: 7	P: 15	R: 1	H: 2	LOB: 2	K: 1	S: 8	P: 8	R: 0	H: 1	LOB: 1	K: 0	S: 4	R: 0	H: 2	LOB: 1	K: 0	S: 4	R: 0	H: 0	LOB: 0	K: 1	S: 5	R: 0	H: 1	LOB: 2	K: 1	S: 4	R: 1	H: 2	LOB: 2	K: 1	S: 7	R: 0	H: 0	LOB: 0	K: 2	S: 7	R: 0	H: 1	LOB: 0	K: 0	S: 3	1B: 10	SF: 0	2B: 2	SAC: 0	3B: 0	DP: 2	HR: 0	HBP: 0	WP: 0	PA: 41
--------------	------	------	--------	------	------	-------	------	------	--------	------	------	------	------	------	--------	------	------	------	------	--------	------	------	------	------	--------	------	------	------	------	--------	------	------	------	------	--------	------	------	------	------	--------	------	------	------	------	--------	------	------	--------	-------	-------	--------	-------	-------	-------	--------	-------	--------

PITCHER	IP	WLS	BF	H	R	ER	SO	BB	IBB	HBP	BLK	WP	HR	S	P	ERA	WHIP
Britt Burns, L (1, 1) ERA: 6.35	5.2		28	9	5	4	3	3	0	0	0	0	0	31	43	6.35	2.118
Al Jones, R (6, 1) ERA: 5.4	0.2		4	1	1	1	0	1	0	0	0	0	0	3	7	13.50	3.000
Juan Agosto, L (7, 1) ERA: 2.7	1.2		6	1	0	0	3	0	0	0	0	0	0	12	12	0.00	0.600
Bob James, R (9, 1) ERA:	1.0		3	1	0	0	0	0	0	0	0	0	0	3	3	0.00	1.000

**BOTTOM**

**Chicago White Sox @ Boston Red Sox**  
**Fenway Park, Boston, MA**  
 Sun Apr 14 1985, 3:33 AM EST  
 Att. 18,401 - Unknown

<b>AB</b>	<b>37</b>
<b>R</b>	<b>6</b>
<b>H</b>	<b>12</b>
<b>RBI</b>	<b>6</b>
<b>BB</b>	<b>4</b>
<b>SO</b>	<b>6</b>
<b>LOB</b>	<b>19</b>



PITCHER	IP	WLS	BF	H	R	ER	SO	BB	IBB	HBP	BLK	WP	HR	S	P	ERA	WHIP
---------	----	-----	----	---	---	----	----	----	-----	-----	-----	----	----	---	---	-----	------



Batter	1	2	3	4	5	6	7	8	9	10	11	AB R H RBI BB SO LOB	TOP												
Julio Cruz, S OBP: 0.182, SLG: 0.150 (1, 4)	0-0 6-3		0-0 6-3		0-0 1-3		0-0 F8		0-0 3-1		0-0 2-H 3-H 1B	6 0 1 2 0 0 0													
Scott Fletcher, R OBP: 0.222, SLG: 0.125 (1, 6) (9, 5)	0-0 5-3		0-0 6-3			0-0 6-3		0-0 1B 1B	0-3 K			5 1 1 0 0 1 0													
Harold Baines, L OBP: 0.348, SLG: 0.333 (1, 9)	0-0 F8		0-0 1B			0-0 PB 5-3 2B 1B		0-0 SH5-3 1-3 1B 1B		0-0 F7		5 1 3 0 0 0 0													
Tom Paciorek, R OBP: 0.125, SLG: 0.125 Jerry Hairston, S OBP: 0.333, SLG: 0.333 (1, 10) (8, PH)		0-0 2B 1B 1B	0-0 F9			0-0 5-3		0-0 FC5 SH5-3 1-2 3-H 1B		0-0 F7		3 1 1 0 0 0 2 2 0 1 1 0 0 0													
Carlton Fisk, R OBP: 0.500, SLG: 1.125 (1, 2)		0-0 1-3 1B 2B		0-3 K		0-0 2-H 2B		0-0 SH5-3		0-0 F7		4 1 2 1 0 1 0													
Ron Kittle, R OBP: 0.188, SLG: 0.200 Ozzie Guillen, L OBP: 0.421, SLG: 0.412 (1, 7) (9, 6)		0-3 K		0-0 F4		4-0 IBB		0-3 K			4-0 3-1 1B BB	3 0 0 0 1 2 4 0 1 0 0 1 0 0													
Greg Walker, L OBP: 0.261, SLG: 0.273 (1, 3)		0-3 K		0-0 1-3		0-0 F5		4-0 IBB			0-0 1-2 3-1 1B 1B	4 1 1 0 1 1 4													
Luis Salazar, R OBP: 0.143, SLG: 0.143 Oscar Gamble, L OBP: 0.429, SLG: 0.333 Daryl Boston, L OBP: 0.529, SLG: 0.800 (1, 8) (8, PH) (8, 8)		0-0 WP 2-H 3-H 1B		0-0 F7		0-0 4-3		0-0 FC5 2-3f			0-3 K	3 0 1 2 0 0 0 1 0 0 0 0 0 3 1 0 0 0 0 1 2													
Tim Hulett, R Rudy Law, L OBP: 0.286, SLG: 0.357 (1, 5) (9, PH) (9, 7)		0-0 F7		0-0 6-3		0-0 F5		0-0 1-3			0-0 3-1 1-2 2-3	3 0 0 0 0 0 1 2 0 0 0 0 0 2													
<b>Inning Stats</b>	R: 0 E: 0 K: 0 S: 3	H: 0 LOB: 0 BB: 0 P: 3	R: 2 E: 0 K: 2 S: 10	H: 3 LOB: 1 BB: 0 P: 10	R: 0 E: 0 K: 0 S: 4	H: 1 LOB: 1 BB: 0 P: 4	R: 0 E: 0 K: 1 S: 5	H: 0 LOB: 0 BB: 0 P: 5	R: 0 E: 0 K: 0 S: 3	H: 0 LOB: 0 BB: 0 P: 3	R: 1 E: 0 K: 1 S: 8	H: 3 LOB: 3 BB: 1 P: 12	R: 0 E: 0 K: 1 S: 5	H: 0 LOB: 0 BB: 0 P: 5	R: 0 E: 0 K: 0 S: 3	H: 0 LOB: 0 BB: 0 P: 3	R: 2 E: 0 K: 1 S: 6	H: 2 LOB: 1 BB: 1 P: 10	1B: 9 2B: 2 3B: 0 HR: 0	SF: 0 SAC: 1 DP: 0 HBP: 0	WP: 1 PB: 1 SB: 0 CS: 0	PA: 46			
<b>PITCHER</b>	IP WLS BF H R ER SO BB IBB HBP BLK WP HR S P ERA WHIP																								
Bruce Hurst, L ERA: 5.14 Bob Stanley, R ERA: 2.0 (1, 1) (8, 1)	7.0 L 4.0	30 L 16	8 3 2	4 2 2	4 3 2	3 3 3	0 1 1	1 1 0	0 0 0	0 0 0	0 0 0	35 20 28	39 28 28	5.14 4.50 4.50	1.143 1.000 1.000										

Chicago White Sox @ Boston Red Sox  
Fenway Park, Boston, MA  
Mon Apr 15 1985, 3:33 AM EST  
Att. 33,535 - Unknown

AB	42
R	6
H	11
RBI	6
BB	3
SO	6
LOB	18



Batter	1	2	3	4	5	6	7	8	9	10	11	AB	R	H	RBI	BB	SO	LOB
Wade Boggs, L (1, 5) OBP: 0.500, SLG: 0.480	0-0 G6-4-3 1B		0-0 F7				0-0 1B		0-0 2-H 1B		0-0 4-3	6	0	3	2	0	1	2
Dwight Evans, R (1, 9) OBP: 0.400, SLG: 0.680	0-0 G6-4-3 1-2f		0-0 2B				0-0 F9		0-0 1-2 1B		0-0 F8	6	0	2	0	0	0	3
Jim Rice, R (1, 7) OBP: 0.500, SLG: 0.720	0-0 1B		0-0 F9				0-0 F8		0-0 2-H BB 1B		0-0 F8	6	1	3	2	0	0	3
Mike Easler, L (1, 10) OBP: 0.333, SLG: 0.360	0-0 1-3 1B			0-0 1-3 1B			0-0 E3 G6-4-3		0-0 4-3		0-0 1-2 BB	4	0	1	0	1	0	0
Tony Armas, R (1, 8) OBP: 0.296, SLG: 0.625	0-0 F8			0-0 5-3			0-0 G6-4-3 1-2f		0-0 F5		0-0 F6	5	0	0	0	0	0	5
Bill Buckner, L (1, 3) OBP: 0.423, SLG: 0.583		0-0 4-3		0-0 F6			0-0 3-1		0-0 1B 1B		0-3 K	5	0	1	0	0	1	0
Rich Gedman, L (1, 2) OBP: 0.520, SLG: 0.636 Steve Lyons, L (8, PR) Marc Sullivan, R (9, 2)		0-3 K					0-0 4-3 1B 2B		0-0 F8		0-0 4-3	4	1	2	0	0	1	0
Marty Barrett, R (1, 4) OBP: 0.320, SLG: 0.227		0-0 4-3					0-0 6-3		0-0 5-3		0-0 F2 CS BB	4	0	0	0	1	0	3
Jackie Gutierrez, R (1, 6) OBP: 0.286, SLG: 0.316 Rick Miller, L (9, PH) Glenn Hoffman, R (10, 6) OBP: 1.000, SLG: 2.000 OBP: 1.000, SLG: 2.000			0-0 4-3				0-0 4-3 2-3		0-0 E9 1B 1B		0-0 CS 1B 2B	3	1	1	0	0	0	1

Inning Stats	R: 0	H: 3	R: 0	H: 0	R: 0	H: 1	R: 0	H: 0	R: 1	H: 2	R: 1	H: 1	R: 0	H: 2	R: 1	H: 2	R: 0	H: 0	R: 1	H: 1	1B: 10	SF: 0	WP: 0	PA: 49
E: 0	LOB: 2	E: 0	LOB: 0	E: 0	LOB: 1	E: 0	LOB: 0	E: 1	LOB: 1	E: 1	LOB: 0	E: 1	LOB: 0	E: 0	LOB: 2	E: 0	LOB: 0	E: 0	LOB: 0	E: 0	LOB: 0	2B: 4	SAC: 0	PB: 1
K: 0	BB: 0	K: 1	BB: 0	K: 0	BB: 0	K: 0	BB: 0	K: 0	BB: 0	K: 0	BB: 0	K: 0	BB: 0	K: 1	BB: 1	K: 1	BB: 1	K: 0	BB: 0	K: 0	BB: 0	3B: 0	DP: 2	SB: 0
S: 5	P: 5	S: 5	P: 5	S: 4	P: 4	S: 3	P: 3	S: 5	P: 5	S: 4	P: 4	S: 6	P: 6	S: 5	P: 5	S: 7	P: 11	S: 4	P: 8	S: 4	P: 4	HR: 1	HBP: 0	CS: 1

PITCHER	IP	WLS	BF	H	R	ER	SO	BB	IBB	HBP	BLK	WP	HR	S	P	ERA	WHIP
Tom Seaver, R (1, 1) ERA: 2.7	6.2		27	8	3	2	1	0	0	0	0	0	1	29	29	2.70	1.200
Bob James, R (7, 1) ERA: 1.69	2.0		12	6	1	1	1	0	0	0	0	0	0	14	14	4.50	3.000
Juan Agosto, L (9, 1) ERA: 2.7	0.0		1	0	0	0	0	1	0	0	0	0	0	4		∞	∞
Al Jones, R (9, 1) ERA: 2.25	2.1	W	8	1	1	0	1	1	0	0	0	0	0	9	13	0.00	0.857

PITCHER	IP	WLS	BF	H	R	ER	SO	BB	IBB	HBP	BLK	WP	HR	S	P	ERA	WHIP

BOTTOM

Chicago White Sox @ Boston Red Sox  
Fenway Park, Boston, MA  
Mon Apr 15 1985, 3:33 AM EST  
Att. 33,535 - Unknown

livebaseballscorecards.com

AB	46
R	5
H	15
RBI	4
BB	2
SO	3
LOB	17





Batter	1	2	3	4	5	6	7	8	9	AB R H RBI BB SO LOB	TOP																				
Wade Boggs, L (1, 5) OBP: 0.471, SLG: 0.429	0-0 5-3		4-0 BB			0-0 4-3		0-0 F7		3 0 0 0 1 0 0																					
Dwight Evans, R (1, 9) OBP: 0.412, SLG: 0.643	4-0 6-3 BB		0-0 4-3			0-0 1B		0-0 1-3		3 0 1 0 1 0 1																					
Jim Rice, R (1, 7) OBP: 0.469, SLG: 0.643	0-0 6-3 1-2			4-0 G4-6-3 BB		0-0 1-3		0-0 5-3		3 0 0 0 1 0 2																					
Mike Easler, L (1, 10) OBP: 0.355, SLG: 0.357	0-0 G4-1			0-0 G4-6-3 1-2f			4-0 G5-4-3 BB	0-0 1B		3 0 1 0 1 0 2																					
Tony Armas, R (1, 8) OBP: 0.258, SLG: 0.536		0-0 F9		0-0 6-3			0-0 G5-4-3 1-2f	0-0 F6		4 0 0 0 0 0 2																					
Bill Buckner, L (1, 3) OBP: 0.414, SLG: 0.556		0-0 6-3			0-0 F8		0-0 1B			3 0 1 0 0 0 0																					
Rich Gedman, L (1, 2) OBP: 0.464, SLG: 0.560		0-0 4-3			0-3 K		0-3 K			3 0 0 0 0 2 1																					
Marty Barrett, R (1, 4) OBP: 0.286, SLG: 0.200			0-0 F6		0-0 6-3			0-0 6-3		3 0 0 0 0 0 0																					
Jackie Gutierrez, R (1, 6) OBP: 0.250, SLG: 0.273			0-0 4-3			0-0 F4		0-0 6-3		3 0 0 0 0 0 0																					
<b>Inning Stats</b>	R: 0 E: 0 K: 0 S: 3	H: 0 LOB: 1 BB: 1 P: 7	R: 0 E: 0 K: 0 S: 3	H: 0 LOB: 0 BB: 0 P: 3	R: 0 E: 0 K: 0 S: 3	H: 0 LOB: 1 BB: 1 P: 7	R: 0 E: 0 K: 0 S: 2	H: 0 LOB: 0 BB: 1 P: 6	R: 0 E: 0 K: 1 S: 5	H: 0 LOB: 0 BB: 1 P: 5	R: 0 E: 0 K: 1 S: 4	H: 1 LOB: 1 BB: 0 P: 4	R: 0 E: 0 K: 1 S: 5	H: 1 LOB: 1 BB: 1 P: 9	R: 0 E: 0 K: 0 S: 3	H: 0 LOB: 0 BB: 0 P: 3	R: 0 E: 0 K: 0 S: 4	H: 1 LOB: 1 BB: 0 P: 4	1B: 3 2B: 0 3B: 0 HR: 0	SF: 0 SAC: 0 DP: 2 HBP: 0	WP: 0 PB: 0 SB: 0 CS: 0	PA: 32									
<b>PITCHER</b> Danny Jackson, L (1, 1) ERA:	IP 9.0	WLS W	BF 32	H 3	R 0	ER 0	SO 2	BB 4	IBB 0	HBP 0	BLK 0	WP 0	HR 0	S 32	P 48	ERA 0.00	WHIP 0.778														
											<b>PITCHER</b>	IP	WLS	BF	H	R	ER	SO	BB	IBB	HBP	BLK	WP	HR	S	P	ERA	WHIP			

**Boston Red Sox @ Kansas City Royals**  
**Royals Stadium, Kansas City, MO**  
 Tue Apr 16 1985, 7:05 PM EST  
 Att. 16,886 - Unknown

AB	28
R	0
H	3
RBI	0
BB	4
SO	2
LOB	8



livebaseballscorecards.com

Batter	1	2	3	4	5	6	7	8	9	AB	R	H	RBI	BB	SO	LOB
Willie Wilson, S OBP: 0.346, SLG: 0.500 (1, 8) X	0-0 G4-1 S 1B		0-3 K		0-0 F9			0-0 F8		4	0	1	0	0	1	0
Frank White, R OBP: 0.200, SLG: 0.333 (1, 4) X	0-0 F4		0-3 K			0-0 F9		0-0 F8		4	0	0	0	0	1	1
George Brett, L OBP: 0.440, SLG: 0.176 (1, 5) X	0-0 G4-1 1-3		4-0 FC6-4 BB			0-0 6-3				2	0	0	0	1	0	1
Jorge Orta, L OBP: 0.238, SLG: 0.300 (1, 10) X	0-0 F6		0-0 FC6-4 1-2f			0-0 F5				3	0	0	0	0	0	2
Darryl Motley, R OBP: 0.318, SLG: 0.350 (1, 7) X		0-0 HR 1B		0-0 5-3			0-0 F4			3	1	1	0	0	0	0
Steve Balboni, R OBP: 0.217, SLG: 0.391 (1, 3) X		0-0 1-H HR		0-0 6-3			0-0 1-3			3	1	1	2	0	0	0
Pat Sheridan, L OBP: 0.364, SLG: 0.263 (1, 9) X		0-3 K		0-3 K			0-0 S 1B			3	0	1	0	0	2	0
Jim Sundberg, R OBP: 0.056, SLG: 0.056 (1, 2) X		0-3 K2-3			0-3 K		0-0 5-3 1-2			3	0	0	0	0	2	1
Buddy Biancalana, S (1, 6) X		0-3 K			0-0 3-1			0-0 F3		3	0	0	0	0	1	0

Inning Stats	R: 0	H: 1	E: 0	LOB: 1	K: 0	BB: 0	S: 4	P: 4
	R: 2	H: 2	E: 0	LOB: 0	K: 3	BB: 0	S: 11	P: 11
	R: 0	H: 0	E: 0	LOB: 1	K: 2	BB: 1	S: 7	P: 11
	R: 0	H: 0	E: 0	LOB: 0	K: 1	BB: 0	S: 5	P: 5
	R: 0	H: 0	E: 0	LOB: 0	K: 1	BB: 0	S: 5	P: 5
	R: 0	H: 0	E: 0	LOB: 0	K: 0	BB: 0	S: 3	P: 3
	R: 0	H: 1	E: 0	LOB: 1	K: 0	BB: 0	S: 4	P: 4
	R: 0	H: 0	E: 0	LOB: 0	K: 0	BB: 0	S: 3	P: 3

PITCHER	IP	WLS	BF	H	R	ER	SO	BB	IBB	HBP	BLK	WP	HR	S	P	ERA	WHIP
Roger Clemens, R ERA: 3.86 (1, 1)	8.0	L	29	4	2	2	7	1	0	0	0	0	1	42	46	2.25	0.625

**BOTTOM**

**Boston Red Sox @ Kansas City Royals**  
**Royals Stadium, Kansas City, MO**  
 Tue Apr 16 1985, 7:05 PM EST  
 Att. 16,886 - Unknown

[livebaseballscorecards.com](http://livebaseballscorecards.com)

<b>AB</b>	<b>28</b>
<b>R</b>	<b>2</b>
<b>H</b>	<b>4</b>
<b>RBI</b>	<b>2</b>
<b>BB</b>	<b>1</b>
<b>SO</b>	<b>7</b>
<b>LOB</b>	<b>5</b>



WP	PA	ERA	WHIP
0	29		

Batter	1	2	3	4	5	6	7	8	9	AB R H RBI BB SO LOB	TOP
Wade Boggs, L (1, 5) OBP: 0.447, SLG: 0.387	4-0 FC1-4 BB			0-0 1-3		0-0 F7		0-0 6-3		3 0 0 0 1 0 2	<b>Boston Red Sox @ Kansas City Royals</b> Royals Stadium, Kansas City, MO Wed Apr 17 1985, 7:05 PM EST Att: 18,685 - Unknown <a href="http://livebaseballscorecards.com">livebaseballscorecards.com</a>
Dwight Evans, R (1, 9) OBP: 0.368, SLG: 0.563	0-0 FC1-4 G5-4-3 1-2f			0-0 1-3		0-0 F8		0-0 4-3	4 0 0 0 0 0 2		
Jim Rice, R (1, 7) OBP: 0.472, SLG: 0.613	0-0 G5-4-3 1-2f			4-0 BB		0-0 FC5-4 1-2f		0-0 2B 1B	3 1 1 0 1 0 2		
Mike Easler, L (1, 10) OBP: 0.343, SLG: 0.375		0-3 K		0-0 F7		0-3 K		0-0 2B 1-H	4 0 1 1 0 2 1		
Tony Armas, R (1, 8) OBP: 0.229, SLG: 0.469		0-3 K			0-0 6-3		0-3 K	0-3 K	4 0 0 0 0 3 1		
Bill Buckner, L (1, 3) OBP: 0.364, SLG: 0.484		0-0 4-3			0-0 4-3		0-0 F3	0-0 G1	4 0 0 0 0 0 1		
Rich Gedman, L (1, 2) OBP: 0.452, SLG: 0.536			0-0 G3		0-0 WP 1B		0-0 F6		3 0 1 0 0 0 0		
Marty Barrett, R (1, 4) OBP: 0.290, SLG: 0.250			0-0 F6		0-0 6-3 1-2		0-0 2B		3 0 1 0 0 0 1		
Jackie Gutierrez, R (1, 6) OBP: 0.259, SLG: 0.250			0-0 5-3		4-0 FC5-4 BB		0-0 F4		2 0 0 0 1 0 1		
<b>Inning Stats</b>	R: 0 H: 0 E: 0 LOB: 0 K: 0 BB: 1 S: 2 P: 6	R: 0 H: 0 E: 0 LOB: 0 K: 2 BB: 0 S: 7 P: 7	R: 0 H: 0 E: 0 LOB: 0 K: 0 BB: 0 S: 3 P: 3	R: 0 H: 0 E: 0 LOB: 1 K: 0 BB: 1 S: 3 P: 7	R: 0 H: 1 E: 0 LOB: 1 K: 0 BB: 0 S: 4 P: 4	R: 0 H: 0 E: 0 LOB: 1 K: 0 BB: 1 S: 3 P: 7	R: 0 H: 0 E: 0 LOB: 0 K: 2 BB: 0 S: 7 P: 7	R: 0 H: 1 E: 0 LOB: 1 K: 1 BB: 0 S: 4 P: 4	R: 1 H: 2 E: 0 LOB: 1 K: 1 BB: 0 S: 7 P: 7	1B: 2 SF: 0 2B: 2 SAC: 0 3B: 0 DP: 1 HR: 0 HBP: 0	WP: 1 PA: 33 PB: 0 SB: 0 CS: 0
<b>PITCHER</b> Charlie Leibrandt, L (1, 1) ERA: 2.3	IP WLS BF H R ER SO BB IBB HBP BLK WP HR S P ERA WHIP										
	9.0 W 33 4 1 1 5 3 0 0 0 1 0 40 52 1.00 0.778										

**Boston Red Sox @ Kansas City Royals**  
 Royals Stadium, Kansas City, MO  
 Wed Apr 17 1985, 7:05 PM EST  
 Att: 18,685 - Unknown

AB	30
R	1
H	4
RBI	1
BB	3
SO	5
LOB	11





Batter	1	2	3	4	5	6	7	8	9
Willie Wilson, S OBP: 0.419, SLG: 0.536 (1, 8)	0-0 G6-4-3 1B	0-0 F8			0-0 E 2B 1B	4-0 1-2 BB		0-0 FC1-2 1-3 2-H 1B	
Frank White, R OBP: 0.160, SLG: 0.261 (1, 4)	0-0 G6-4-3 1-2f		0-0 F8		0-0 6-4-3 1-2	0-0 F3		0-0 3-1	
George Brett, L OBP: 0.533, SLG: 0.350 (1, 5)	0-0 2B		0-0 1B		4-0 2B IBB		0-0 BB 1B	4-0 FC1-2 IBB	
Jorge Orta, L OBP: 0.231, SLG: 0.320 (1, 10)	0-0 1-3		0-3 K		0-0 2B		0-0 F8	0-0 FC1-2 1-2 2-3 3-Hf	
Darryl Motley, R OBP: 0.296, SLG: 0.292 (1, 7)		0-3 K	0-0 F6		0-0 F7		4-0 1-2 BB	0-0 F8	
Steve Balboni, R OBP: 0.222, SLG: 0.407 (1, 3)		0-0 E6 BB HR		0-0 F8		0-0 G3 2B	0-3 K		
Pat Sheridan, L OBP: 0.346, SLG: 0.227 (1, 9)		4-0 1-2 HR BB		0-0 4-3		0-0 G3 2-3	0-3 K		
Jim Sundberg, R OBP: 0.136, SLG: 0.095 (1, 2)		0-0 F4		0-0 5-3		4-0 BB BB	0-0 BB 1B		
Buddy Biancalana, S OBP: 0.286, SLG: 0.667 (1, 6)		0-0 1-H 2-H HR		0-3 K		0-0 F5	4-0 1B FC1-2 BB		

Inning Stats	R: 0	H: 2	E: 0	K: 0	S: 4	LOB: 1	BB: 0	P: 4	R: 3	H: 1	E: 1	K: 1	S: 7	LOB: 0	BB: 1	P: 11	R: 0	H: 1	E: 0	K: 1	S: 6	LOB: 1	BB: 0	P: 6	R: 0	H: 0	E: 0	K: 0	S: 3	LOB: 0	BB: 0	P: 3	R: 2	H: 2	E: 1	K: 1	S: 7	LOB: 1	BB: 1	P: 11	R: 0	H: 1	E: 0	K: 0	S: 4	LOB: 3	BB: 2	P: 12	R: 0	H: 1	E: 0	K: 2	S: 8	LOB: 2	BB: 1	P: 12	R: 1	H: 2	E: 0	K: 0	S: 5	LOB: 3	BB: 2	P: 13	1B: 6	2B: 3	3B: 0	HR: 1	SF: 0	SAC: 0	DP: 1	HBP: 0	WP: 0	PB: 0	SB: 0	CS: 0	PA: 41
--------------	------	------	------	------	------	--------	-------	------	------	------	------	------	------	--------	-------	-------	------	------	------	------	------	--------	-------	------	------	------	------	------	------	--------	-------	------	------	------	------	------	------	--------	-------	-------	------	------	------	------	------	--------	-------	-------	------	------	------	------	------	--------	-------	-------	------	------	------	------	------	--------	-------	-------	-------	-------	-------	-------	-------	--------	-------	--------	-------	-------	-------	-------	--------

PITCHER	IP	WLS	BF	H	R	ER	SO	BB	IBB	HBP	BLK	WP	HR	S	P	ERA	WHIP
Al Nipper, R ERA:	(1, 1)	5.1	L	26	7	5	0	3	2	1	0	0	1	29	41	0.00	1.688
Mark Clear, R ERA: 4.15	(6, 1)	1.2		10	2	1	2	3	0	0	0	0	0	11	23	5.40	3.000
Bob Ojeda, L ERA:	(8, 1)	1.0		5	1	0	0	0	1	0	0	0	0	4	8	0.00	1.000

**BOTTOM**

AB	R	H	RBI	BB	SO	LOB
4	1	3	1	1	0	0
5	0	0	0	0	0	7
3	1	3	0	2	0	0
5	0	1	2	0	1	6
4	0	0	0	1	1	5
4	1	1	0	0	1	2
3	1	0	0	1	1	3
3	1	1	0	1	0	2
3	1	1	3	1	1	2

<b>AB</b>	<b>34</b>
<b>R</b>	<b>6</b>
<b>H</b>	<b>10</b>
<b>RBI</b>	<b>6</b>
<b>BB</b>	<b>7</b>
<b>SO</b>	<b>5</b>
<b>LOB</b>	<b>27</b>




WP	PA	ERA	WHIP
0	41		

**Boston Red Sox @ Kansas City Royals**  
**Royals Stadium, Kansas City, MO**  
 Wed Apr 17 1985, 7:05 PM EST  
 Att. 18,685 - Unknown

livebaseballscorecards.com



Batter	1	2	3	4	5	6	7	8	9	10	11	12	13	14	AB R H RBI BB SO LOB	TOP	
Wade Boggs, L (1, 5) OBP: 0.455, SLG: 0.371	0-0 6-3		0-0 6-3		4-0 BB			0-0 SH1-4	0-0 FC5 BB 1B		4-0 FC6-4 IBB			0-0 6-3	4 0 1 0 2 0 0	<b>Boston Red Sox @ Kansas City Royals</b> Royals Stadium, Kansas City, MO Thu Apr 18 1985, 7:05 PM EST Att. 22,587 - Unknown  <a href="http://livebaseballscorecards.com">livebaseballscorecards.com</a>  <b>AB 50</b> <b>R 4</b> <b>H 9</b> <b>RBI 3</b> <b>BB 7</b> <b>SO 3</b> <b>LOB 19</b> 	
Dwight Evans, R (1, 9) OBP: 0.356, SLG: 0.486	0-0 6-3		4-0 FC6-4 BB		0-0 3			0-0 4-3	4-0 BB 1B		0-0 FC6-4			0-0 F7	5 0 0 0 2 0 5		
Jim Rice, R (1, 7) OBP: 0.442, SLG: 0.622	4-0 FC4-6 BB		0-0 FC6-4					0-0 E4 1B	0-0 FC5			0-0 5-3		0-0 HR	6 2 1 1 1 0 5		
Mike Easler, L (1, 10) OBP: 0.310, SLG: 0.333	0-0 FC4-6			0-0 F7				0-0 1B 1B		0-0 6-3		0-0 F7		0-0 4-3	7 0 1 0 0 0 1		
Tony Armas, R (1, 8) OBP: 0.244, SLG: 0.474		0-0 F8		0-0 2B				0-0 1B 1B		0-3 K2-3		0-0 6-3			6 1 2 1 0 1 0		
Bill Buckner, L (1, 3) OBP: 0.333, SLG: 0.459		0-0 G3		0-0 F9 2B				0-0 F8	0-0 F8				0-0 6-3		6 0 1 1 0 0 2		
Marty Barrett, R (1, 4) OBP: 0.297, SLG: 0.219		4-0 BB		0-0 F9				0-0 F7	0-0 5-3		0-0 6-3		4-0 BB		4 0 0 0 2 0 1		
Jackie Gutierrez, R (1, 6) OBP: 0.233, SLG: 0.222		0-0 5-3		0-0 5-3				0-0 1-3	0-3 K		0-0 K 1B		0-0 F3		3 0 0 0 0 0 2		
Rick Miller, L (9, PH) OBP: 0.500, SLG: 1.000														0-0 G3	1 0 0 0 0 1 0		
Glenn Hoffman, R (9, 6) OBP: 0.667, SLG: 1.000														0-0 G3	2 0 1 0 0 0 1		
Marc Sullivan, R (1, 2) OBP: 0.250, SLG: 0.250			0-0 F8		0-0 5-3			0-0 4-3 SH1-4 1B	0-0 BB 1B		0-3 K		0-0 G3		3 0 1 0 0 0 0		
Steve Lyons, L (8, PR)															0 1 0 0 0 0 0		
Rich Gedman, L (8, 2) OBP: 0.441, SLG: 0.516															3 0 1 0 0 1 2		
<b>Inning Stats</b>	R: 0 H: 0 E: 0 LOB: 1 K: 0 BB: 1 S: 3 P: 7	R: 0 H: 0 E: 0 LOB: 1 K: 0 BB: 1 S: 3 P: 7	R: 0 H: 0 E: 0 LOB: 1 K: 0 BB: 1 S: 3 P: 7	R: 1 H: 2 E: 0 LOB: 1 K: 0 BB: 0 S: 5 P: 5	R: 0 H: 0 E: 0 LOB: 0 K: 0 BB: 1 S: 2 P: 6	R: 0 H: 0 E: 0 LOB: 0 K: 0 BB: 0 S: 3 P: 3	R: 0 H: 0 E: 0 LOB: 0 K: 0 BB: 0 S: 3 P: 3	R: 2 H: 3 E: 1 LOB: 2 K: 0 BB: 0 S: 7 P: 7	R: 0 H: 2 E: 0 LOB: 3 K: 1 BB: 1 S: 7 P: 11	R: 0 H: 0 E: 0 LOB: 0 K: 1 BB: 0 S: 5 P: 5	R: 0 H: 1 E: 0 LOB: 2 K: 1 BB: 1 S: 6 P: 10	R: 0 H: 0 E: 0 LOB: 0 K: 0 BB: 0 S: 3 P: 3	R: 0 H: 0 E: 0 LOB: 1 K: 0 BB: 1 S: 3 P: 7	R: 1 H: 1 E: 0 LOB: 0 K: 0 BB: 0 S: 4 P: 4	1B: 6 SF: 0 2B: 3 SAC: 1 3B: 0 DP: 1 HR: 1 HBP: 0		WP: 0 PA: 58 PB: 0 SB: 1 CS: 0
<b>PITCHER</b>	<b>PITCHER</b>																
Bud Black, L (1, 1) ERA: 1.89	IP: 7.1 WLS: 28 BF: 3 H: 3 R: 3 ER: 1 SO: 0 BB: 4 IBB: 0 HBP: 0 BLK: 0 WP: 0 HR: 0 S: 24 P: 40 ERA: 1.23 WHIP: 0.955																
Dan Quisenberry, R (8, 1) ERA: 1.69	IP: 1.2 WLS: 11 BF: 4 H: 0 R: 0 ER: 0 SO: 1 BB: 1 IBB: 0 HBP: 0 BLK: 0 WP: 0 HR: 0 S: 12 P: 16 ERA: 0.00 WHIP: 3.000																
Joe Beckwith, R (10, 1) ERA: 1.42	IP: 3.0 WLS: 11 BF: 1 H: 1 R: 0 ER: 0 SO: 2 BB: 0 IBB: 1 HBP: 0 BLK: 0 WP: 0 HR: 0 S: 14 P: 18 ERA: 0.00 WHIP: 0.333																
Mike Jones, L (13, 1) ERA: 3.0	IP: 2.0 WLS: 8 BF: 1 H: 1 R: 1 ER: 1 SO: 0 BB: 1 IBB: 0 HBP: 0 BLK: 0 WP: 0 HR: 0 S: 7 P: 11 ERA: 4.50 WHIP: 1.000																



Batter	1	2	3	4	5	6	7	8	9	10	11	12	13	14	AB	R	H	RBI	BB	SO	LOB
Willie Wilson, S (1, 8) OBP: 0.421, SLG: 0.500	1-0 2B HBP		x 0-0 4-3		x 0-0 F9		x 0-0 FC3-6 1B		x 0-0 5-3			x 0-0 G3 1B		x 0-3 K	6	1	2	0	0	1	1
Pat Sheridan, L (1, 9) OBP: 0.364, SLG: 0.345	0-0 2B		x 0-0 S 1B		x 0-0 3-1		x 0-0 FC3-6				S 0-3 K	S 0-3 K		x 0-0 2B	7	0	3	1	0	2	4
George Brett, L (1, 5) OBP: 0.486, SLG: 0.308	0-0 F6		x 0-0 6-3			x 0-0 FC5-4 1B		B 4-0 G6-4-3 1B BB		x 0-0 4-3		x 0-0 G3		x 0-0 F7	6	1	1	0	1	0	5
Jorge Orta, L (1, 10) OBP: 0.290, SLG: 0.400	0-0 F8			x 0-0 1B 2B		x 0-0 F9		x 0-0 G6-4-3 1B		x 0-0 1B		4-0 IBB			5	1	3	0	0	0	2
Hal McRae, R (12, PH) OBP: 0.500, SLG: 0.500															0	0	0	0	1	0	0
Dane Iorg, L (1, 7) Lynn Jones, R (7, 7) John Wathan, R (10, 2)	0-0 F2			x 0-0 F8		x 0-0 F8		x 0-0 G6-4-3		x 0-0 F5		x 0-0 F7			3	0	0	0	0	0	3
Steve Balboni, R (1, 3) OBP: 0.212, SLG: 0.364		x 0-0 F8		S 0-3 K		x 0-0 FC5-4		x 0-0 FC6-4 1B			x 0-0 5-3		x 0-0 F3		6	0	1	1	0	1	2
Frank White, R (1, 4) OBP: 0.161, SLG: 0.241		S 0-3 K		x 0-0 2-H 1B			S 0-3 K	S 0-0 FC6-4		x 0-0 F8		x 0-0 F6			6	0	1	1	0	2	1
Jim Sundberg, R (1, 2) OBP: 0.160, SLG: 0.087			x 0-0 F8		x 0-0 F9				B 4-0 K 2 BB 1		x 0-0 5-3		S 0-3 K		2	0	0	0	1	0	1
Darryl Motley, R (9, PH) OBP: 0.267, SLG: 0.259															3	0	0	0	0	1	0
Buddy Biancalana, S (1, 6) OBP: 0.308, SLG: 0.500			x 0-0 F4		x 0-0 F7		S 0-3 K		x 0-0 F7			x 0-0 1B		x 0-0 CS 1B	6	0	2	0	0	1	1

Inning Stats	R: 1	H: 1	E: 0	LOB: 1	K: 0	BB: 0	S: 4	P: 5	R: 0	H: 0	E: 0	LOB: 0	K: 1	BB: 0	S: 5	P: 5	R: 0	H: 1	E: 0	LOB: 1	K: 0	BB: 0	S: 4	P: 4	R: 0	H: 2	E: 0	LOB: 1	K: 1	BB: 0	S: 7	P: 7	R: 0	H: 0	E: 0	LOB: 0	K: 0	BB: 0	S: 3	P: 3	R: 0	H: 1	E: 0	LOB: 1	K: 0	BB: 0	S: 4	P: 4	R: 0	H: 1	E: 0	LOB: 2	K: 2	BB: 1	S: 8	P: 12	R: 1	H: 2	E: 0	LOB: 1	K: 0	BB: 1	S: 4	P: 8	R: 0	H: 0	E: 0	LOB: 0	K: 0	BB: 0	S: 3	P: 3	R: 0	H: 1	E: 0	LOB: 1	K: 1	BB: 0	S: 6	P: 6	R: 0	H: 0	E: 0	LOB: 0	K: 0	BB: 0	S: 3	P: 3	R: 0	H: 2	E: 0	LOB: 3	K: 1	BB: 1	S: 7	P: 11	R: 0	H: 0	E: 0	LOB: 0	K: 1	BB: 0	S: 5	P: 5	R: 0	H: 2	E: 0	LOB: 1	K: 1	BB: 0	S: 6	P: 6	R: 0	H: 0	E: 0	LOB: 0	K: 0	BB: 0	S: 3	P: 3	R: 0	H: 0	E: 0	LOB: 0	K: 0	BB: 0	S: 3	P: 3	R: 0	H: 0	E: 0	LOB: 0	K: 0	BB: 0	S: 3	P: 3
--------------	------	------	------	--------	------	-------	------	------	------	------	------	--------	------	-------	------	------	------	------	------	--------	------	-------	------	------	------	------	------	--------	------	-------	------	------	------	------	------	--------	------	-------	------	------	------	------	------	--------	------	-------	------	------	------	------	------	--------	------	-------	------	-------	------	------	------	--------	------	-------	------	------	------	------	------	--------	------	-------	------	------	------	------	------	--------	------	-------	------	------	------	------	------	--------	------	-------	------	------	------	------	------	--------	------	-------	------	-------	------	------	------	--------	------	-------	------	------	------	------	------	--------	------	-------	------	------	------	------	------	--------	------	-------	------	------	------	------	------	--------	------	-------	------	------	------	------	------	--------	------	-------	------	------

PITCHER	IP	WLS	BF	H	R	ER	SO	BB	IBB	HBP	BLK	WP	HR	S	P	ERA	WHIP
Oil Can Boyd, R (1, 1) ERA: 2.74	7.0		31	7	3	3	4	2	0	1	0	0	0	36	45	3.86	1.286
Bob Stanley, R (8, 1) ERA: 1.38	4.0		15	4	0	0	1	0	0	0	0	0	0	17	17	0.00	1.000
Bob Ojeda, L (12, 1) ERA:	3.0	W	11	2	0	0	3	0	1	0	0	0	0	16	20	0.00	0.667

**BOTTOM**

**Boston Red Sox @ Kansas City Royals**  
**Royals Stadium, Kansas City, MO**

Thu Apr 18 1985, 7:05 PM EST  
Att. 22,587 - Unknown

AB	53
R	3
H	13
RBI	3
BB	3
SO	8
LOB	26



WP: 0	PA: 57
PB: 0	SB: 1
CS: 1	

Batter	1	2	3	4	5	6	7	8	9	AB R H RBI BB SO LOB	TOP
Wade Boggs, L (1, 5) OBP: 0.438, SLG: 0.359	0-0 F7		0-0 F5			0-0 G4-6-3 1B		0-0 FC6-4 2B 1-2f		4 0 1 0 0 0 1	<b>Boston Red Sox @ Chicago White Sox</b> Comiskey Park, Chicago, IL Fri Apr 19 1985, 4:33 AM EST Att: 40,087 - Unknown
Dwight Evans, R (1, 9) OBP: 0.367, SLG: 0.500	4-0 BB		0-3 K			0-0 G4-6-3 1-2f		0-0 2B		3 0 1 0 1 1 1	
Jim Rice, R (1, 7) OBP: 0.404, SLG: 0.561	0-3 K		0-3 K		0-3 K	0-0 F3		0-3 K		4 0 0 0 0 3 3	
Mike Easler, L (1, 10) OBP: 0.295, SLG: 0.317 Dave Stapleton, R (7, PH)	0-3 K		0-3 K		0-3 K		0-0 5-3		0-0 5-3	2 0 0 0 0 2 1 2 0 0 0 0 0 0	
Tony Armas, R (1, 8) OBP: 0.244, SLG: 0.476		0-0 6-3		0-0 1-3		0-0 2B		0-0 F7		4 0 1 0 0 0 0	
Bill Buckner, L (1, 3) OBP: 0.349, SLG: 0.537		0-0 1B			0-0 HR		0-0 1-3		0-0 1-3	4 1 2 1 0 0 1	
Rich Gedman, L (1, 2) OBP: 0.405, SLG: 0.471		0-0 F8		0-0 6-3		0-0 K				3 0 0 0 0 1 2	
Marty Barrett, R (1, 4) OBP: 0.300, SLG: 0.229		0-0 F7		0-0 6-3				0-0 FC6-4 1B		3 0 1 0 0 0 1	
Glenn Hoffman, R (1, 6) OBP: 0.333, SLG: 0.500			0-0 F3		0-0 F7			0-0 F5		3 0 0 0 0 0 1	
<b>Inning Stats</b>	R: 0 E: 0 K: 2 S: 7 H: 0 LOB: 1 BB: 1 P: 11	R: 0 E: 0 K: 0 S: 4 H: 1 LOB: 1 BB: 0 P: 4	R: 0 E: 0 K: 1 S: 5 H: 0 LOB: 0 BB: 0 P: 5	R: 0 E: 0 K: 2 S: 7 H: 0 LOB: 0 BB: 0 P: 7	R: 1 E: 0 K: 0 S: 4 H: 1 LOB: 0 BB: 0 P: 4	R: 0 E: 0 K: 0 S: 3 H: 1 LOB: 0 BB: 0 P: 3	R: 0 E: 0 K: 1 S: 6 H: 1 LOB: 1 BB: 0 P: 6	R: 0 E: 0 K: 1 S: 7 H: 2 LOB: 2 BB: 0 P: 7	R: 0 E: 0 K: 0 S: 3 H: 0 LOB: 0 BB: 0 P: 3	1B: 3 2B: 2 3B: 0 HR: 1 SF: 0 SAC: 0 DP: 1 HBP: 0	WP: 0 PB: 0 SB: 0 CS: 0 PA: 33
<b>PITCHER</b> Britt Burns, L (1, 1) ERA: 3.0	IP: 9.0 WLS: W BF: 33 H: 6 R: 1 ER: 1 SO: 7 BB: 1 IBB: 0 HBP: 0 BLK: 0 WP: 0 HR: 1 S: 46 P: 50 ERA: 1.00 WHIP: 0.778										

AB	32
R	1
H	6
RBI	1
BB	1
SO	7
LOB	11



livebaseballscorecards.com



Batter	1	2	3	4	5	6	7	8	9	AB	R	H	RBI	BB	SO	LOB
Ozzie Guillen, L OBP: 0.367, SLG: 0.393 (1, 6)	0-0 4-3	0-0 F7			0-0 F7		0-0 6-3			4	0	0	0	0	0	0
Rudy Law, L OBP: 0.286, SLG: 0.476 (1, 7)	0-0 HR		0-0 F7		0-0 3B 1B		0-0 4-3			4	2	2	1	0	0	0
Harold Baines, L OBP: 0.389, SLG: 0.531 (1, 9)	0-3 K		4-0 BB		0-0 3B		0-0 HR			3	2	1	1	1	1	1
Greg Walker, L OBP: 0.306, SLG: 0.457 (1, 3)	0-0 HR 1B		0-0 G4-6-3		0-0 3B		0-0 6-3			4	1	2	2	0	0	1
Carlton Fisk, R OBP: 0.476, SLG: 0.842 (1, 2)	0-0 HR		4-0 BB		0-0 3B		4-0 1B BB			2	1	1	2	2	0	1
Ron Kittle, R OBP: 0.241, SLG: 0.231 (1, 10)	4-0 BB		0-0 G6-4-3		0-0 4-3		0-0 F8			3	0	0	0	1	0	3
Daryl Boston, L OBP: 0.480, SLG: 0.696 (1, 8)	0-0 FC5-4		0-0 HR 2B		0-3 K		0-0 1B			4	1	2	0	0	1	1
Luis Salazar, R OBP: 0.167, SLG: 0.292 (1, 5)		0-0 4-3		0-0 HR	0-3 K		0-0 F9			4	1	1	2	0	1	2
Julio Cruz, S OBP: 0.206, SLG: 0.161 (1, 4)		0-0 6-3		0-0 1-3	0-3 K		0-3 K			4	0	0	0	0	2	2

Inning Stats	R: 3	H: 3	E: 0	K: 1	S: 8	LOB: 1	P: 12	R: 0	H: 0	E: 0	K: 0	S: 3	LOB: 0	BB: 0	P: 3	R: 0	H: 0	E: 0	K: 0	S: 2	LOB: 0	BB: 1	P: 6	R: 2	H: 2	E: 0	K: 0	S: 4	LOB: 1	BB: 0	P: 6	R: 0	H: 0	E: 0	K: 3	S: 9	LOB: 0	BB: 0	P: 9	R: 1	H: 1	E: 0	K: 0	S: 4	LOB: 0	BB: 0	P: 4	R: 0	H: 1	E: 0	K: 1	S: 6	LOB: 2	BB: 1	P: 10
--------------	------	------	------	------	------	--------	-------	------	------	------	------	------	--------	-------	------	------	------	------	------	------	--------	-------	------	------	------	------	------	------	--------	-------	------	------	------	------	------	------	--------	-------	------	------	------	------	------	------	--------	-------	------	------	------	------	------	------	--------	-------	-------

PITCHER	IP	WLS	BF	H	R	ER	SO	BB	IBB	HBP	BLK	WP	HR	S	P	ERA	WHIP
Mike Trujillo, R ERA: 11.57 (1, 1)	4.0	L	18	5	5	5	1	3	0	0	0	0	3	17	29	11.25	2.000
Steve Crawford, R ERA: 13.5 (5, 1)	3.0		13	3	3	2	3	0	0	0	0	0	1	19	19	6.00	1.000
Mark Clear, R ERA: 3.38 (8, 1)	1.0		5	1	0	0	1	1	0	0	0	0	0	6	10	0.00	2.000

**BOTTOM**

**Boston Red Sox @ Chicago White Sox**  
Comiskey Park, Chicago, IL

Fri Apr 19 1985, 4:33 AM EST  
Att. 40,087 - Unknown

livebaseballscorecards.com

AB	32
R	8
H	9
RBI	8
BB	4
SO	5
LOB	11

WP: 0 PA: 36  
PB: 0  
SB: 0  
CS: 0



Batter	1	2	3	4	5	6	7	8	9	AB R H RBI BB SO LOB	TOP															
Wade Boggs, L (1, 5) OBP: 0.426, SLG: 0.341	0-0 1B 2B 1B	0-0 4-3		0-0 6-3		0-0 6-3		4-0 G6-4-3 IBB	0-0 4-3	5 1 1 0 1 0 1																
Dwight Evans, R (1, 9) OBP: 0.370, SLG: 0.477	0-0 1-3 2B 1B	0-3 K			0-3 K		4-0 G6-4-3 BB	0-0 G6-4-3 1-2f		4 1 1 0 1 2 3																
Jim Rice, R (1, 7) OBP: 0.423, SLG: 0.545	4-0 1-2 2B SF9 BB		0-0 WP 1B		0-0 1-3		0-0 G6-4-3 1-2f		4-0 2B HR BB	3 2 1 0 2 0 1																
Mike Easler, L (1, 10) OBP: 0.306, SLG: 0.413	0-3 K		0-0 F9		0-0 HR		0-3 K		0-0 1-3 HR 2B	5 2 2 1 0 2 4																
Tony Armas, R (1, 8) OBP: 0.271, SLG: 0.578 Steve Lyons, L (5, 8)	0-0 1-3 2-H 3-H SF9 2B		0-3 K		0-0 HR			4-0 E S FC BB	0-0 F9	3 1 2 3 0 1 1 1 1 0 0 1 0 2																
Bill Buckner, L (1, 3) OBP: 0.354, SLG: 0.512	0-0 2-3 3-H SF9		4-0 1-2 BB		0-0 F5			0-0 G3	4-0 HR IBB	2 1 0 1 2 0 1																
Rich Gedman, L (1, 2) OBP: 0.405, SLG: 0.526	4-0 IBB		0-0 5-3				0-0 HR	0-0 FC BLK 2B	0-0 F5	4 2 1 2 1 0 5																
Marty Barrett, R (1, 4) OBP: 0.289, SLG: 0.300	0-0 F7		0-0 5-3		0-0 5-3		0-3 K	0-0 E5 2B	0-0 HR	5 1 1 4 0 1 3																
Glenn Hoffman, R (1, 6) OBP: 0.300, SLG: 0.500 Jackie Gutierrez, R (8, PR) OBP: 0.258, SLG: 0.250		0-0 F4		0-0 5-3		0-0 5-3		0-0 1-3 2-H 2B	0-0 1B	4 0 1 1 0 0 0 1 0 1 0 0 0 0																
<b>Inning Stats</b>	R: 3 E: 0 K: 1 S: 8	H: 3 LOB: 2 BB: 2 P: 16	R: 0 E: 0 K: 1 S: 5	H: 0 LOB: 0 BB: 0 P: 5	R: 0 E: 0 K: 1 S: 6	H: 1 LOB: 2 BB: 1 P: 10	R: 0 E: 0 K: 0 S: 3	H: 0 LOB: 0 BB: 0 P: 3	R: 2 E: 0 K: 1 S: 7	H: 2 LOB: 0 BB: 0 P: 7	R: 1 E: 0 K: 1 S: 6	H: 1 LOB: 0 BB: 0 P: 6	R: 0 E: 0 K: 1 S: 4	H: 0 LOB: 0 BB: 1 P: 8	R: 2 E: 1 K: 0 S: 5	H: 1 LOB: 2 BB: 2 P: 13	R: 4 E: 0 K: 0 S: 6	H: 3 LOB: 1 BB: 2 P: 14	1B: 4 2B: 3 3B: 0 HR: 4	SF: 1 SAC: 0 DP: 2 HBP: 0	WP: 1 PB: 0 SB: 1 CS: 0	PA: 46				
<b>PITCHER</b>	IP WLS BF H R ER SO BB IBB HBP BLK WP HR S P ERA WHIP																									
Tom Seaver, R (1, 1) ERA: 4.42	5.0		6	5	5	4	2	1	0	0	1	2	29	41	9.00	1.600										
Gene Nelson, R (6, 1) ERA: 7.2	1.2	L	6	1	1	1	1	0	0	0	0	1	7	11	5.40	1.200										
Juan Agosto, L (7, 1) ERA: 4.5	0.2		4	0	2	1	1	0	0	0	0	0	5	9	13.50	1.500										
Bob James, R (8, 1) ERA: 6.43	1.2		12	4	4	4	1	2	0	1	0	1	9	21	21.60	3.000										
Bob James, R (9, 1) ERA: 6.43	1.2		12	4	4	4	1	2	0	1	0	1	9	21	21.60	3.000										

**Boston Red Sox @ Chicago White Sox**  
 Comiskey Park, Chicago, IL  
 Sat Apr 20 1985, 4:33 AM EST  
 Att: 19,343 - Unknown

AB	37
R	12
H	11
RBI	12
BB	8
SO	6
LOB	21





Batter	1	2	3	4	5	6	7	8	9	AB	R	H	RBI	BB	SO	LOB
Julio Cruz, S OBP: 0.225, SLG: 0.167 (1, 4)	0-0 1-3 BB 1B	0-0 F9		0-0 FC1-6 1-2f		0-0 F8		4-0 1B F8 1-2 E BB	0-0 6-3	5	1	1	0	1	0	2
Scott Fletcher, R OBP: 0.313, SLG: 0.286 (1, 6) (6, 5)	4-0 1-3 BB		0-0 1B 2B	0-0 F7		0-0 F5		0-0 F8		2	1	1	0	1	0	1
Daryl Boston, L OBP: 0.444, SLG: 0.640 (6, PH) (7, 8)	1-2 1-3 BB							1-2 2-3		2	0	0	0	0	0	2
Harold Baines, L OBP: 0.415, SLG: 0.541 (1, 9)	0-0 1-3 1-2 2-3		0-0 2-H 1B HR		0-0 6-3	0-0 1B 1B		0-0 E E 1B		5	1	3	2	0	0	2
Tom Paciorek, R OBP: 0.353, SLG: 0.313 (1, 10) Oscar Gamble, L OBP: 0.333, SLG: 0.250 (8, PH) Rudy Law, L OBP: 0.286, SLG: 0.476 (8, PR) (9, 7)	0-0 5-3		0-0 F8		0-0 1B 1B	1-2 1B		0-0 E3 1-2 E		4	1	2	0	0	0	3
Carlton Fisk, R OBP: 0.500, SLG: 0.913 (1, 2)	4-0 BB		0-0 1-H HR		0-0 1B 1B	1-2 1B		0-0 E5 G6-4-3		4	2	2	2	1	0	4
Ron Kittle, R OBP: 0.241, SLG: 0.231 (1, 7) Jerry Hairston, S OBP: 0.222, SLG: 0.222 (1, 7) Bob James, R (9, 1)	0-3 K		0-3 K		0-0 1B 1B	1-2 2-H 1B		0-0 G6-4-3		0	0	0	0	0	0	0
Greg Walker, L OBP: 0.293, SLG: 0.500 (1, 3)		0-3 K	0-0 F8		0-3 K			0-0 F7		5	1	1	1	0	2	2
Luis Salazar, R OBP: 0.172, SLG: 0.276 (1, 8) (7, 5)		0-3 K		0-0 6-3		0-0 1-2 2-H 1B		0-3 K		5	0	1	1	0	2	0
Tim Hulett, R OBP: 0.400, SLG: 0.400 (1, 5) Ozzie Guillen, L OBP: 0.364, SLG: 0.387 (5, PH) (6, 6)		0-0 1B		0-0 FC1-6 1B		0-0 F7		0-0 F8 BB 1B 1B		2	0	2	0	0	0	0
										3	1	1	0	0	0	2

Inning Stats	R: 0	H: 1	E: 0	K: 1	S: 6	LOB: 3	BB: 2	P: 14
	R: 0	H: 1	E: 0	K: 2	S: 8	LOB: 1	BB: 0	P: 8
	R: 3	H: 3	E: 0	K: 1	S: 8	LOB: 0	BB: 0	P: 8
	R: 0	H: 1	E: 0	K: 0	S: 4	LOB: 1	BB: 0	P: 4
	R: 2	H: 4	E: 0	K: 1	S: 9	LOB: 2	BB: 0	P: 9
	R: 0	H: 2	E: 0	K: 0	S: 5	LOB: 2	BB: 0	P: 5
	R: 0	H: 0	E: 0	K: 1	S: 5	LOB: 0	BB: 0	P: 5
	R: 2	H: 2	E: 2	K: 0	S: 6	LOB: 2	BB: 1	P: 10
	R: 1	H: 1	E: 0	K: 0	S: 4	LOB: 0	BB: 0	P: 4


PITCHER	IP	WLS	BF	H	R	ER	SO	BB	IBB	HBP	BLK	WP	HR	S	P	ERA	WHIP
Bruce Hurst, L ERA: 6.27 (1, 1)	4.2		26	10	5	5	5	2	0	0	0	0	1	34	42	9.64	2.571
Steve Crawford, R ERA: 9.39 (5, 1)	2.1	W	9	2	0	0	1	0	0	0	0	0	0	11	11	0.00	0.857
Bob Ojeda, L ERA: 3.0 (8, 1)	0.1		4	2	2	2	0	1	0	0	0	0	0	3	7	54.00	9.000
Bob Stanley, R ERA: 1.84 (8, 1)	1.2	S	7	1	1	1	0	0	0	0	0	0	1	7	7	5.40	0.600

**BOTTOM**


**Boston Red Sox @ Chicago White Sox**  
Comiskey Park, Chicago, IL

Sat Apr 20 1985, 4:33 AM EST  
Att. 19,343 - Unknown

AB	43
R	8
H	15
RBI	8
BB	3
SO	6
LOB	25



WP	HR	S	P	ERA	WHIP
0	0	0	0	0	0

Batter	1	2	3	4	5	6	7	8	9	AB R H RBI BB SO LOB	TOP														
Wade Boggs, L (1, 5) OBP: 0.397, SLG: 0.313	0-0 B1-3		0-3 K		0-0 6-3			0-0 F7		4 0 0 0 0 1 2	<p><b>Boston Red Sox @ Chicago White Sox</b> Comiskey Park, Chicago, IL</p> <p>Sun Apr 21 1985, 4:33 AM EST Att: 22,987 - Unknown</p> <p>livebaseballscorecards.com</p> <table border="1"> <tr><td>AB</td><td>30</td></tr> <tr><td>R</td><td>2</td></tr> <tr><td>H</td><td>5</td></tr> <tr><td>RBI</td><td>2</td></tr> <tr><td>BB</td><td>3</td></tr> <tr><td>SO</td><td>8</td></tr> <tr><td>LOB</td><td>11</td></tr> </table> 	AB	30	R	2	H	5	RBI	2	BB	3	SO	8	LOB	11
AB	30																								
R	2																								
H	5																								
RBI	2																								
BB	3																								
SO	8																								
LOB	11																								
Dwight Evans, R (1, 9) OBP: 0.379, SLG: 0.457	4-0 G5-4-3 BB		0-0 6-3			4-0 G6-4-3 BB		0-0 4-3	2 0 0 0 2 0 1																
Jim Rice, R (1, 7) OBP: 0.411, SLG: 0.511	0-0 G5-4-3 1-2f			0-0 F8		0-0 G6-4-3 1-2f		4-0 WP 1B BB	3 1 0 0 1 0 2																
Mike Easler, L (1, 10) OBP: 0.283, SLG: 0.380		0-3 K		0-3 K		0-3 K		0-3 K 1-2	4 0 0 0 0 4 1																
Tony Armas, R (1, 8) OBP: 0.288, SLG: 0.633 Dave Sax, R (9, PR)		0-3 K		0-0 HR		0-0 F2		0-0 1B 2-H	4 1 2 2 0 1 0 0 0 0 0 0 0 0																
Bill Buckner, L (1, 3) OBP: 0.346, SLG: 0.489		0-0 S 1B		0-0 F7		0-3 K		0-0 F8	4 0 1 0 0 1 1																
Rich Gedman, L (1, 2) OBP: 0.378, SLG: 0.488		0-3 K 1-2			0-0 F8		0-0 3-1		3 0 0 0 0 1 1																
Marty Barrett, R (1, 4) OBP: 0.313, SLG: 0.326			0-0 E8 3-1		0-0 2-3 1B		0-0 G5-4-3 1B		3 0 2 0 0 0 0																
Jackie Gutierrez, R (1, 6) OBP: 0.235, SLG: 0.226			0-0 3-1		0-0 2-3 1-2		0-0 G5-4-3 1-2f		3 0 0 0 0 0 3																
<b>Inning Stats</b>	R: 0 H: 0 E: 0 LOB: 0 K: 0 BB: 1 S: 2 P: 6	R: 0 H: 1 E: 0 LOB: 1 K: 3 BB: 0 S: 10 P: 10	R: 0 H: 0 E: 1 LOB: 1 K: 1 BB: 0 S: 6 P: 6	R: 1 H: 1 E: 0 LOB: 0 K: 1 BB: 0 S: 6 P: 6	R: 0 H: 1 E: 0 LOB: 1 K: 0 BB: 0 S: 4 P: 4	R: 0 H: 0 E: 0 LOB: 0 K: 1 BB: 1 S: 4 P: 8	R: 0 H: 0 E: 0 LOB: 0 K: 1 BB: 0 S: 5 P: 5	R: 0 H: 1 E: 0 LOB: 0 K: 0 BB: 0 S: 3 P: 3	R: 1 H: 1 E: 0 LOB: 1 K: 1 BB: 1 S: 6 P: 10	1B: 4 SF: 0 2B: 0 SAC: 0 3B: 0 DP: 3 HR: 1 HBP: 0	WP: 1 PA: 33 PB: 0 SB: 1 CS: 0														
<b>PITCHER</b>	IP WLS BF H R ER SO BB IBB HBP BLK WP HR S P ERA WHIP																								
Tim Lollar, L (1, 1) ERA: 4.24	7.0 W 25 3 1 1 7 2 0 0 0 0 1 37 45 1.29 0.714																								
Al Jones, R (8, 1) ERA: 1.8	1.0 3 1 0 0 0 0 0 0 0 0 0 3 3 0.00 1.000																								
Gene Nelson, R (9, 1) ERA: 7.5	1.0 5 1 1 1 1 1 0 0 0 1 0 6 10 9.00 2.000																								



Batter	1	2	3	4	5	6	7	8	9
<b>Rudy Law, L</b> OBP: 0.308, SLG: 0.440 (1, 7)	0-0 F8		4-0 F8 S BB	0-0 F9			0-0 E 1B		
<b>Scott Fletcher, R</b> OBP: 0.368, SLG: 0.267 (1, 5) <b>Joseph DeSa, L</b> (7, PH)	4-0 1B BB		4-0 F8 BB		0-3 K		0-0 E1 2B	0-0 F8	
<b>Tim Hulett, R</b> OBP: 0.333, SLG: 0.333 (8, 5)			1-2 BB				1-H 2-H		
<b>Harold Baines, L</b> OBP: 0.391, SLG: 0.500 (1, 9)	0-0 1-3 1B		0-3 K		0-0 1-3		0-0 F5	0-0 F7	
<b>Greg Walker, L</b> OBP: 0.283, SLG: 0.455 (1, 3)	0-3 K		0-0 F8		0-3 K		4-0 2B IBB	0-0 6-3	
<b>Carlton Fisk, R</b> OBP: 0.467, SLG: 0.852 (1, 2) <b>Marc Hill, R</b> (9, 2)	0-3 K		0-0 F5			0-0 5-3	0-0 S 1B 2B		
<b>Oscar Gamble, L</b> OBP: 0.308, SLG: 0.182 (1, 10) <b>Luis Salazar, R</b> OBP: 0.172, SLG: 0.276 (7, PR)		0-0 F7		0-0 3-1		0-0 F4	1-0 1B 1B SF8 HBP		
<b>Daryl Boston, L</b> OBP: 0.452, SLG: 0.621 (1, 8)		0-0 5-3		0-0 FC5 S 1B		0-0 F5	0-0 WP 1B 1-2 3-H 1B		
<b>Julio Cruz, S</b> OBP: 0.295, SLG: 0.189 (1, 4)		4-0 BB		4-0 FC5 BB			0-0 1B BB		
<b>Ozzie Guillen, L</b> OBP: 0.351, SLG: 0.382 (1, 6)		0-0 F6		0-0 FC5			0-0 1B E 1B		

AB	R	H	RBI	BB	SO	LOB
4	1	1	1	1	1	4
1	0	0	0	2	1	0
1	1	0	0	0	0	0
1	0	0	0	0	0	0
5	0	1	0	0	1	3
4	1	0	0	1	2	4
4	1	1	2	0	1	4
0	0	0	0	0	0	0
3	0	0	0	0	0	0
0	1	0	0	0	0	0
4	0	2	1	0	0	0
1	1	1	0	3	0	0
3	1	1	1	0	0	3

AB	R	H	RBI	BB	SO	LOB
31	7	7	5	7	6	18

Inning Stats		R: 0	H: 1	E: 0	K: 2	S: 8	LOB: 2	BB: 1	P: 12		
R: 0 H: 0 E: 0 K: 1 S: 3		R: 0 H: 0 E: 0 K: 1 S: 5		R: 0 H: 1 E: 0 K: 0 S: 4		R: 0 H: 0 E: 0 K: 2 S: 7		R: 7 H: 5 E: 1 K: 1 S: 11		R: 0 H: 0 E: 0 K: 0 S: 3	
R: 0 H: 0 E: 0 K: 1 S: 5		R: 0 H: 0 E: 0 K: 1 S: 13		R: 0 H: 1 E: 0 K: 0 S: 8		R: 0 H: 0 E: 0 K: 2 S: 7		R: 7 H: 5 E: 1 K: 1 S: 11		R: 0 H: 0 E: 0 K: 0 S: 3	

WP	HR	S	P	ERA	WHIP
1	0	3	0	3.00	1.500
1	0	5	10	81.00	9.000
1	0	8	8	0.00	0.600

IP	WLS	BF	H	R	ER	SO	BB	IBB	HBP	BLK	WP	HR	S	P	ERA	WHIP
6.0	L	27	3	2	2	5	6	0	0	0	0	0	31	55	3.00	1.500
0.1		7	3	4	3	0	0	1	1	0	0	0	5	10	81.00	9.000
1.2		6	1	1	0	1	0	0	0	0	1	0	8	8	0.00	0.600

**BOTTOM**

**Boston Red Sox @ Chicago White Sox**  
Comiskey Park, Chicago, IL  
Sun Apr 21 1985, 4:33 AM EST  
Att. 22,987 - Unknown

livebaseballscorecards.com





Batter	1	2	3	4	5	6	7	8	9	10	11	AB R H RBI BB SO LOB	TOP						
Wade Boggs, L (1, 5) OBP: 0.406, SLG: 0.314	4-0 BB BB	0-0 F7			0-0 SF7 1-H		4-0 G5-3 BB		0-3 K		0-0 1B	3 0 1 1 2 1 3	<b>Boston Red Sox @ New York Yankees</b> Yankee Stadium, Bronx, NY Tue Apr 23 1985, 6:05 PM EST Att. 25,207 - Unknown						
Dwight Evans, R (1, 9) OBP: 0.391, SLG: 0.440	4-0 G6-3 BB				0-0 4-3		4-0 BB		0-3 K		0-0 1B	4 0 1 2 2 2 1							
Jim Rice, R (1, 7) OBP: 0.371, SLG: 0.453	0-3 K				0-0 F8		0-0 G5-3		0-0 1-3		0-0 G4-3	6 0 0 0 0 2 7							
Mike Easler, L (1, 10) OBP: 0.276, SLG: 0.418	0-0 G6-3 1-2f						0-0 6-3		0-0 E7		0-3 K	5 1 1 1 0 1 2							
Tony Armas, R (1, 8) OBP: 0.298, SLG: 0.611 Steve Lyons, L (10, PR) (10, 8)		0-0 FC6-4 BB SF9 1B			0-0 F6		0-0 F8		0-0 6-3		0-0 1B 1B	5 1 2 0 0 0 1 0 0 0 0 0 0 0							
Bill Buckner, L (1, 3) OBP: 0.351, SLG: 0.471		4-0 FC6-4 BB			0-0 4-3		0-3 K		0-0 F6		0-0 1B	4 0 1 0 1 1 1							
Rich Gedman, L (1, 2) OBP: 0.367, SLG: 0.467 Reid Nichols, R (10, PH) Marc Sullivan, R (10, 2) OBP: 0.250, SLG: 0.250		0-0 FC6-4 1B 1-2f 2-3			0-0 F6		0-0 E SH1-4 BB 1B		0-3 K		0-0 5-3	4 1 1 0 0 1 3 1 0 0 0 0 0 2 0 0 0 0 0 0 0							
Marty Barrett, R (1, 4) OBP: 0.308, SLG: 0.326		0-0 SF9 3-H			0-0 F8		0-0 SH1-4		0-0 E6 SH1-4		0-0 1B SH3-4 1B	3 1 1 1 0 0 0							
Jackie Gutierrez, R (1, 6) OBP: 0.270, SLG: 0.265		0-0 1B			0-0 E S SF7 1B		0-0 E4 BB BB		0-0 SH1-4		0-0 SH3-4	3 1 2 0 0 0 1							
<b>Inning Stats</b>	R: 0 H: 0 E: 0 K: 1 S: 4	H: 0 LOB: 1 BB: 2 P: 12	R: 1 H: 2 E: 0 K: 0 S: 5	H: 2 LOB: 2 BB: 1 P: 9	R: 1 H: 1 E: 0 K: 2 S: 8	H: 1 LOB: 0 BB: 0 P: 8	R: 0 H: 0 E: 0 K: 1 S: 3	H: 0 LOB: 0 BB: 0 P: 3	R: 1 H: 1 E: 0 K: 0 S: 4	H: 1 LOB: 2 BB: 2 P: 12	R: 0 H: 0 E: 1 K: 1 S: 6	H: 0 LOB: 1 BB: 0 P: 6		R: 0 H: 2 E: 0 K: 1 S: 7	H: 2 LOB: 2 BB: 0 P: 7	R: 1 H: 3 E: 0 K: 0 S: 5	H: 3 LOB: 1 BB: 0 P: 5	1B: 9 SF: 2 2B: 0 SAC: 3 3B: 0 DP: 3 HR: 1 HBP: 0	WP: 0 PA: 48 PB: 0 SB: 1 CS: 0
<b>PITCHER</b>	IP WLS BF H R ER SO BB IBB HBP BLK WP HR S P ERA WHIP																		
Joe Cowley, R (1, 1) ERA: 4.22	5.0	21	4	3	2	3	3	0	0	0	0	0	1	24	36	3.60	1.400		
Bob Shirley, L (6, 1) ERA: 2.25	3.1	15	1	1	0	2	2	0	0	0	0	0	0	17	25	0.00	0.900		
Dave Righetti, L (9, 1) ERA: 0.82	2.2	L 12	5	1	1	3	0	0	0	0	0	0	0	18	18	3.38	1.875		

livebaseballscorecards.com

**AB 38**  
**R 5**  
**H 10**  
**RBI 5**  
**BB 5**  
**SO 8**  
**LOB 21**



BOTTOM

Boston Red Sox @ New York Yankees  
Yankee Stadium, Bronx, NY

Tue Apr 23 1985, 6:05 PM EST  
Att. 25,207 - Unknown

livebaseballscorecards.com

AB	40
R	4
H	9
RBI	4
BB	6
SO	8
LOB	22



WP:	0	PA:	47
PB:	0		
SB:	0		
CS:	0		

AB R H RBI BB SO LOB

6	0	1	0	0	0	8
5	0	0	0	1	1	7
5	0	1	1	0	2	2
5	1	1	0	0	1	3
5	1	1	2	0	2	0
4	1	0	0	1	0	0
3	0	1	0	2	2	0
5	0	2	1	0	0	2
0	0	0	0	0	0	0
2	1	2	0	2	0	0

11

0-0	F5	1
0-0	L6	2
0-0	4-3	3
0-0	K	1
0-0	F6	2
0-0	F7	3
0-0	K	1
0-0	F7	2
0-0	K	3
0-0	G3	3
0-0	SH1-4	1
0-0	SH1-4	1

10

0-0	F5	1
0-0	L6	2
0-0	4-3	3
0-3	K	1
0-0	F6	2
0-0	F7	3
0-3	K	1
0-0	F7	2
0-3	K	3
0-3	G3	3
0-0	SH1-4	1
0-0	SH1-4	1

9

0-0	F5	1
0-0	L6	2
0-0	4-3	3
0-3	K	1
0-0	F6	2
0-0	F7	3
0-3	K	1
0-0	F7	2
0-3	K	3
0-3	G3	3
0-0	SH1-4	1
0-0	SH1-4	1

8

0-0	F5	1
0-0	L6	2
0-0	4-3	3
0-3	K	1
0-0	F6	2
0-0	F7	3
0-3	K	1
0-0	F7	2
0-3	K	3
0-3	G3	3
0-0	SH1-4	1
0-0	SH1-4	1

7

0-0	F5	1
0-0	L6	2
0-0	4-3	3
0-3	K	1
0-0	F6	2
0-0	F7	3
0-3	K	1
0-0	F7	2
0-3	K	3
0-3	G3	3
0-0	SH1-4	1
0-0	SH1-4	1

6

0-0	F5	1
0-0	L6	2
0-0	4-3	3
0-3	K	1
0-0	F6	2
0-0	F7	3
0-3	K	1
0-0	F7	2
0-3	K	3
0-3	G3	3
0-0	SH1-4	1
0-0	SH1-4	1

5

0-0	F5	1
0-0	L6	2
0-0	4-3	3
0-3	K	1
0-0	F6	2
0-0	F7	3
0-3	K	1
0-0	F7	2
0-3	K	3
0-3	G3	3
0-0	SH1-4	1
0-0	SH1-4	1

4

0-0	F5	1
0-0	L6	2
0-0	4-3	3
0-3	K	1
0-0	F6	2
0-0	F7	3
0-3	K	1
0-0	F7	2
0-3	K	3
0-3	G3	3
0-0	SH1-4	1
0-0	SH1-4	1

3

0-0	F5	1
0-0	L6	2
0-0	4-3	3
0-3	K	1
0-0	F6	2
0-0	F7	3
0-3	K	1
0-0	F7	2
0-3	K	3
0-3	G3	3
0-0	SH1-4	1
0-0	SH1-4	1

2

0-0	F5	1
0-0	L6	2
0-0	4-3	3
0-3	K	1
0-0	F6	2
0-0	F7	3
0-3	K	1
0-0	F7	2
0-3	K	3
0-3	G3	3
0-0	SH1-4	1
0-0	SH1-4	1

1

0-0	F5	1
0-0	L6	2
0-0	4-3	3
0-3	K	1
0-0	F6	2
0-0	F7	3
0-3	K	1
0-0	F7	2
0-3	K	3
0-3	G3	3
0-0	SH1-4	1
0-0	SH1-4	1

Batter

Rickey Henderson, R (1, 8)
Willie Randolph, R (1, 4)
Don Mattingly, L (1, 3)
Dave Winfield, R (1, 9)
Don Baylor, R (1, 10)
Ken Griffey, L (1, 7)
Mike Pagliarulo, L (1, 5)
Butch Wynegar, S (1, 2)
Henry Cotto, R (11, PR)
Bobby Meacham, S (1, 6)

Inning Stats

R: 0	H: 0	R: 0	H: 0	R: 0	H: 1	R: 0	H: 0	R: 1	H: 2	R: 2	H: 2	R: 1	H: 2	R: 1	H: 1	R: 0	H: 0	R: 0	H: 0	R: 0	H: 1	R: 0	H: 1
E: 0	LOB: 1	E: 0	LOB: 1	E: 0	LOB: 1	E: 0	LOB: 0	E: 0	LOB: 2	E: 0	LOB: 0	E: 0	LOB: 2	E: 0	LOB: 2	E: 0	LOB: 0	E: 0	LOB: 0	E: 0	LOB: 2	E: 0	LOB: 2
K: 1	BB: 1	K: 1	BB: 1	K: 1	BB: 0	K: 1	BB: 0	K: 1	BB: 1	K: 1	BB: 0	K: 1	BB: 1	K: 1	BB: 3	K: 1	BB: 0	K: 1	BB: 0	K: 1	BB: 0	K: 1	BB: 0
S: 5	P: 9	S: 5	P: 9	S: 6	P: 6	S: 3	P: 3	S: 5	P: 5	S: 7	P: 7	S: 7	P: 11	S: 3	P: 15	S: 5	P: 5	S: 7	P: 7	S: 4	P: 4	S: 4	P: 4

PITCHER

IP	WLS	BF	H	R	ER	SO	BB	IBB	HBP	BLK	WP	HR	S	P	ERA	WHIP
Oil Can Boyd, R (1, 1)	6.1	28	6	3	3	4	3	0	0	0	0	1	33	45	4.26	1.421
Bob Stanley, R (7, 1)	3.0	13	2	1	1	3	2	1	0	0	0	0	16	28	3.00	1.333
Bob Ojeda, L (10, 1)	1.2	6	1	0	0	1	0	0	0	0	0	0	8	8	0.00	0.600

Oil Can Boyd, R (1, 1)	6.1	28	6	3	3	4	3	0	0	0	0	1	33	45	4.26	1.421
Bob Stanley, R (7, 1)	3.0	13	2	1	1	3	2	1	0	0	0	0	16	28	3.00	1.333
Bob Ojeda, L (10, 1)	1.2	6	1	0	0	1	0	0	0	0	0	0	8	8	0.00	0.600



Batter	1	2	3	4	5	6	7	8	9	AB R H RBI BB SO LOB	TOP	
Wade Boggs, L (1, 5) OBP: 0.391, SLG: 0.304	0-0 G3	0-0 1-3		0-0 4-3			0-0 3-1		0-0 1B	5 0 1 0 0 0 0		
Dwight Evans, R (1, 9) OBP: 0.406, SLG: 0.434	4-0 E SF BB		4-0 F9 1B 2B BB	0-0 1B			0-0 F3		0-0 G1-4-3	3 2 1 0 2 0 1		
Jim Rice, R (1, 7) OBP: 0.394, SLG: 0.526	0-0 E8 SF HR 1B		0-0 2B 1B 1B	0-0 F8			0-0 HR			4 3 3 1 0 0 1		
Mike Easler, L (1, 10) OBP: 0.258, SLG: 0.397	0-0 SF HR		0-3 K		0-3 K		0-0 F7			3 1 0 1 0 2 2		
Tony Armas, R (1, 8) OBP: 0.311, SLG: 0.655	0-0 HR		0-0 F9		0-0 F4			0-0 G1-6-3 1B		4 1 2 3 0 0 2		
Bill Buckner, L (1, 3) OBP: 0.344, SLG: 0.473	0-0 F4		0-0 1B 2B		0-0 3-1			0-0 G1-6-3 1-2f		4 0 1 1 0 0 1		
Marty Barrett, R (1, 4) OBP: 0.304, SLG: 0.320	0-0 F4		0-0 1B			0-0 F7		0-0 F9		4 0 1 1 0 0 0		
Jackie Gutierrez, R (1, 6) OBP: 0.244, SLG: 0.237		0-0 F9	0-0 1-3			0-0 L4		0-0 F2		4 0 0 0 0 0 2		
Marc Sullivan, R (1, 2) OBP: 0.125, SLG: 0.125		0-0 G3		0-3 K		0-3 K		0-0 F8		4 0 0 0 0 2 0		
<b>Inning Stats</b>	R: 4 E: 2 K: 0 S: 6 H: 2 LOB: 0 BB: 1 P: 10	R: 0 E: 0 K: 0 S: 3 H: 0 LOB: 0 BB: 0 P: 3	R: 2 E: 0 K: 1 S: 8 H: 3 LOB: 2 BB: 1 P: 12	R: 0 E: 0 K: 1 S: 6 H: 1 LOB: 1 BB: 0 P: 6	R: 0 E: 0 K: 1 S: 5 H: 0 LOB: 0 BB: 0 P: 5	R: 0 E: 0 K: 1 S: 5 H: 0 LOB: 0 BB: 0 P: 5	R: 1 E: 0 K: 0 S: 4 H: 1 LOB: 0 BB: 0 P: 4	R: 0 E: 0 K: 0 S: 3 H: 1 LOB: 0 BB: 0 P: 3	R: 0 E: 0 K: 0 S: 4 H: 1 LOB: 1 BB: 0 P: 4	1B: 6 2B: 1 3B: 0 HR: 2 SF: 1 SAC: 0 DP: 1 HBP: 0	WP: 0 PB: 0 SB: 0 CS: 0 PA: 38	
<b>PITCHER</b> Ron Guidry, L (1, 1) ERA: 3.38	IP WLS BF H R ER SO BB IBB HBP BLK WP HR S P ERA WHIP	9.0 L 38 9 7 6 4 2 0 0 0 0 0 2 44 52 6.00 1.222										

**Boston Red Sox @ New York Yankees**  
 Yankee Stadium, Bronx, NY  
 Wed Apr 24 1985, 6:05 PM EST  
 Att. 23,229 - Unknown

AB	35
R	7
H	9
RBI	7
BB	2
SO	4
LOB	9



Batter	1	2	3	4	5	6	7	8	9	AB R H RBI BB SO LOB
Rickey Henderson, R (1, 8) OBP: 0.182, SLG: 0.100	0-0 B1-3		4-0 2B 1B BB	0-0 F9		0-0 F8			0-0 F8	4 1 0 0 1 0 4
Willie Randolph, R (1, 4) OBP: 0.293, SLG: 0.270 Ron Hassey, L (9, PH) OBP: 0.500, SLG: 0.500	0-0 5-3		0-0 1B 2B	0-0 F8			0-3 K		0-0 F7	4 1 1 0 0 1 0 1 0 0 0 0 0 2
Don Mattingly, L (1, 3) OBP: 0.308, SLG: 0.429	0-0 1B		0-0 1B 1B		0-0 4-3		0-0 5-3			4 1 2 2 0 0 0
Dave Winfield, R (1, 9) OBP: 0.333, SLG: 0.432	0-0 1-3		4-0 1B FC1-6 BB		0-0 1-3		0-0 5-3			3 1 0 0 1 0 1
Don Baylor, R (1, 10) OBP: 0.360, SLG: 0.463		1-0 HR HBP	0-0 FC1-6 1B		0-0 5-3			0-0 F9		3 1 1 1 0 0 0
Ken Griffey, L (1, 7) OBP: 0.381, SLG: 0.474		0-0 F8	0-0 FC1-6 BB			0-0 1-3		0-0 6-3		4 0 0 1 0 0 2
Mike Pagliarulo, L (1, 5) OBP: 0.500, SLG: 0.706 Dale Berra, R (8, PH) OBP: 0.346, SLG: 0.423 (9, 5)		0-0 HR	4-0 G4-3 BB			0-0 2B 1B		0-0 F9		2 1 2 2 1 0 0 1 0 0 0 0 0 0
Butch Wynegar, S (1, 2) OBP: 0.333, SLG: 0.429 Henry Cotto, R (9, PR) OBP: 0.357, SLG: 0.385		0-0 F4	0-0 G4-3			0-0 F5			0-0 F8 SH1-4 1B	4 0 1 0 0 0 3 0 0 0 0 0 0 0
Bobby Meacham, S (1, 6) OBP: 0.432, SLG: 0.378		0-0 3-1		0-0 F7		0-0 2B			0-0 SH1-4	3 0 1 0 0 0 0

Inning Stats	R: 0 E: 0 K: 0 S: 4	H: 1 LOB: 1 BB: 0 P: 4	R: 2 E: 0 K: 0 S: 4	H: 1 LOB: 0 BB: 0 P: 5	R: 4 E: 0 K: 0 S: 5	H: 3 LOB: 1 BB: 3 P: 17	R: 0 E: 0 K: 0 S: 3	H: 0 LOB: 0 BB: 0 P: 3	R: 0 E: 0 K: 0 S: 5	H: 2 LOB: 2 BB: 0 P: 5	R: 0 E: 0 K: 1 S: 5	H: 0 LOB: 0 BB: 0 P: 5	R: 0 E: 0 K: 0 S: 3	H: 0 LOB: 0 BB: 0 P: 3	R: 0 E: 0 K: 0 S: 4	H: 1 LOB: 2 BB: 0 P: 4	1B: 5 2B: 2 3B: 0 HR: 1	SF: 0 SAC: 1 DP: 1 HBP: 1	WP: 0 PB: 0 SB: 0 CS: 0	PA: 38
--------------	------------------------------	---------------------------------	------------------------------	---------------------------------	------------------------------	----------------------------------	------------------------------	---------------------------------	------------------------------	---------------------------------	------------------------------	---------------------------------	------------------------------	---------------------------------	------------------------------	---------------------------------	----------------------------------	------------------------------------	----------------------------------	--------

PITCHER	IP	WLS	BF	H	R	ER	SO	BB	IBB	HBP	BLK	WP	HR	S	P	ERA	WHIP
Al Nipper, R (1, 1) ERA: 7.36	2.0		13	4	6	6	0	2	0	1	0	0	1	10	19	27.00	3.000
Steve Crawford, R (3, 1) ERA: 5.68	5.0	W	18	3	0	0	1	1	0	0	0	0	0	19	23	0.00	0.800
Bob Ojeda, L (8, 1) ERA: 2.0	1.1		5	1	0	0	0	0	0	0	0	0	0	5	5	0.00	0.750
Bob Stanley, R (9, 1) ERA: 1.96	0.2	S	2	0	0	0	0	0	0	0	0	0	0	2	2	0.00	0.000


**BOTTOM**

**Boston Red Sox @ New York Yankees**  
Yankee Stadium, Bronx, NY

Wed Apr 24 1985, 6:05 PM EST  
Att. 23,229 - Unknown

[livebaseballscorecards.com](http://livebaseballscorecards.com)

<b>AB</b>	<b>33</b>
<b>R</b>	<b>6</b>
<b>H</b>	<b>8</b>
<b>RBI</b>	<b>6</b>
<b>BB</b>	<b>3</b>
<b>SO</b>	<b>1</b>
<b>LOB</b>	<b>12</b>





Batter	1	2	3	4	5	6	7	8	9	AB R H RBI BB SO LOB	TOP											
Wade Boggs, L (1, 5) OBP: 0.384, SLG: 0.300	0-3 K		0-3 K		0-3 K			0-0 F8 BB 1B		4 0 1 0 0 3 3	<b>Boston Red Sox @ New York Yankees</b> Yankee Stadium, Bronx, NY Thu Apr 25 1985, 6:05 PM EST Att. 22,179 - Unknown											
Dwight Evans, R (1, 9) OBP: 0.425, SLG: 0.426	0-0 6-3		4-0 1B BB		4-0 1-2 BB			4-0 1-2 BB		1 0 0 0 3 0 0												
Jim Rice, R (1, 7) OBP: 0.386, SLG: 0.508	0-0 6-3		0-0 1-2 2-3 3-H 1B		0-0 F8			0-3 K		4 0 1 1 0 1 4												
Mike Easler, L (1, 10) OBP: 0.258, SLG: 0.377		0-0 F8	0-3 K			4-0 G5-4-3 BB		0-0 F8		3 0 0 0 1 1 5												
Tony Armas, R (1, 8) OBP: 0.292, SLG: 0.613		0-3 K		0-0 F8		0-0 G5-4-3 1-2f		0-0 F9		4 0 0 0 0 1 3												
Bill Buckner, L (1, 3) OBP: 0.323, SLG: 0.441		0-0 F7		0-0 4-3		0-0 3-1		0-0 F5		4 0 0 0 0 0 0												
Rich Gedman, L (1, 2) OBP: 0.346, SLG: 0.438 Reid Nichols, R (9, PH) OBP: 0.333, SLG: 0.333			0-0 F7		0-3 K		0-0 4-3	0-0 1B		3 0 0 0 0 1 0 1 0 1 0 0 0 0												
Marty Barrett, R (1, 4) OBP: 0.317, SLG: 0.333			0-0 1B 1B				0-3 K	0-0 F9		4 1 2 0 0 1 1												
Jackie Gutierrez, R (1, 6) OBP: 0.244, SLG: 0.238			0-0 1B S 1B		0-0 FC8-6 BB		0-3 K	0-0 F8		4 0 1 0 0 1 2												
<b>Inning Stats</b>	R: 0 E: 0 K: 1 S: 5	H: 0 LOB: 0 BB: 0 P: 5	R: 0 E: 0 K: 1 S: 5	H: 0 LOB: 0 BB: 0 P: 5	R: 1 E: 0 K: 2 S: 10	H: 3 LOB: 3 BB: 1 P: 14	R: 0 E: 0 K: 1 S: 5	H: 0 LOB: 0 BB: 0 P: 5	R: 0 E: 0 K: 1 S: 6	H: 1 LOB: 2 BB: 1 P: 10	R: 0 E: 0 K: 0 S: 2	H: 0 LOB: 0 BB: 1 P: 6	R: 0 E: 0 K: 2 S: 7	H: 0 LOB: 0 BB: 0 P: 7	R: 0 E: 0 K: 1 S: 6	H: 1 LOB: 2 BB: 1 P: 10	R: 0 E: 0 K: 0 S: 4	H: 1 LOB: 1 BB: 0 P: 4	1B: 6 2B: 0 3B: 0 HR: 0	SF: 0 SAC: 0 DP: 1 HBP: 0	WP: 0 PB: 0 SB: 1 CS: 0	PA: 36
<b>PITCHER</b>	IP WLS BF H R ER SO BB IBB HBP BLK WP HR S P ERA WHIP																					
Phil Niekro, R (1, 1) ERA: 3.33	7.2 W 31 5 1 1 9 4 0 0 0 0 0 0 45 61 1.17 1.174																					
Dave Righetti, L (8, 1) ERA: 0.73	1.1 S 5 1 0 0 0 0 0 0 0 0 0 0 5 5 0.00 0.750																					

<b>AB</b>	32
<b>R</b>	1
<b>H</b>	6
<b>RBI</b>	1
<b>BB</b>	4
<b>SO</b>	9
<b>LOB</b>	18



Batter	1	2	3	4	5	6	7	8	9
Rickey Henderson, R OBP: 0.188, SLG: 0.133 (1, 8)	0-0 F9	0-0 FC6-4		0-0 1B		0-0 FC6-4		0-3 K	
Willie Randolph, R OBP: 0.304, SLG: 0.268 (1, 4)	4-0 FC3-6 BB		0-0 1-3	0-0 F3			0-0 SH5-4 E 1B	0-0 5-3	
Don Mattingly, L OBP: 0.291, SLG: 0.404 (1, 3)	0-0 FC3-6 BLK		0-0 F6		0-0 F7		0-0 SH5-4		
Dave Winfield, R OBP: 0.327, SLG: 0.438 (1, 9)	0-0 F7		0-0 2B		0-3 K		0-0 6-3		
Don Baylor, R OBP: 0.370, SLG: 0.477 (1, 10)		0-3 K	0-0 2B		0-0 5-3		4-0 E IBB		
Ken Griffey, L OBP: 0.391, SLG: 0.500 (1, 7)		0-0 1B	0-0 2B			0-0 F9	0-0 E7		
Dale Berra, R OBP: 0.367, SLG: 0.467 (1, 5)		0-0 1B	0-0 F9			0-0 E	0-0 5-3		
Butch Wynegar, S OBP: 0.347, SLG: 0.435 (1, 2)		0-0 FC6-4 1B		0-0 5-3		0-3 K2-3		0-0 WP 1B	
Bobby Meacham, S OBP: 0.396, SLG: 0.341 (1, 6)		0-3 K		0-3 K		0-0 E5 FC6-4		0-3 K	

Inning Stats	R: 0	H: 0	E: 0	K: 0	S: 3	R: 1	H: 3	E: 0	K: 2	S: 10	R: 2	H: 3	E: 0	K: 0	S: 6	R: 0	H: 1	E: 0	K: 1	S: 6	R: 0	H: 0	E: 0	K: 1	S: 5	R: 0	H: 1	E: 1	K: 1	S: 7	R: 2	H: 1	E: 1	K: 0	S: 5	R: 0	H: 1	E: 0	K: 2	S: 8
	LOB: 1	BB: 1	P: 7	LOB: 2	BB: 0	P: 10	LOB: 1	BB: 0	P: 6	LOB: 2	BB: 0	P: 6	LOB: 0	BB: 0	P: 5	LOB: 2	BB: 0	P: 7	LOB: 1	BB: 1	P: 8	LOB: 1	BB: 0	P: 8	LOB: 1	BB: 1	P: 9	LOB: 1	BB: 1	P: 9	LOB: 1	BB: 0	P: 8	LOB: 1	BB: 0	P: 8	LOB: 1	BB: 0	P: 8	

PITCHER	IP	WLS	BF	H	R	ER	SO	BB	IBB	HBP	BLK	WP	HR	S	P	ERA	WHIP
Bruce Hurst, L ERA: 5.68 (1, 1)	6.2	L	33	9	5	3	5	1	1	0	1	0	0	41	49	4.05	1.500
Mark Clear, R ERA: 6.43 (7, 1)	1.1		5	1	0	0	2	0	0	0	0	1	0	9	9	0.00	0.750

**BOTTOM**

**Boston Red Sox @ New York Yankees**  
Yankee Stadium, Bronx, NY

Thu Apr 25 1985, 6:05 PM EST  
Att. 22,179 - Unknown

AB	R	H	RBI	BB	SO	LOB
5	0	1	0	0	1	5
4	1	1	0	1	0	2
3	0	0	0	0	0	1
4	1	1	0	0	1	2
3	2	1	1	1	1	0
4	1	2	1	0	0	0
4	0	2	0	0	0	2
4	0	2	1	0	1	1
4	0	0	0	0	3	4

AB	35
R	5
H	10
RBI	3
BB	2
SO	7
LOB	17

livebaseballscorecards.com



1B: 6	SF: 0	WP: 1	PA: 38
2B: 4	SAC: 1	PB: 0	
3B: 0	DP: 0	SB: 0	
HR: 0	HBP: 0	CS: 0	



Batter	1	2	3	4	5	6	7	8	9	AB R H RBI BB SO LOB	TOP
Willie Wilson, S OBP: 0.352, SLG: 0.406 (1, 8) X	0-0 6-3	0-0 F8			0-0 4-3		0-3 K			4 0 0 0 0 1 2	
Pat Sheridan, L OBP: 0.306, SLG: 0.281 (1, 9) S S	0-3 K		0-0 F5		0-0 S 1B			0-0 4-3		4 0 1 0 0 1 0	
George Brett, L OBP: 0.406, SLG: 0.396 (1, 5) X	0-0 F6		0-0 F4		0-0 4-3 1-2			0-0 F8		4 0 0 0 0 0 1	
Jorge Orta, L OBP: 0.288, SLG: 0.431 (1, 10)		0-0 1B 1B	0-0 1B		0-0 F7			0-0 4-3		4 1 2 0 0 0 0	
Steve Balboni, R OBP: 0.290, SLG: 0.532 (1, 3) S S		0-3 K	0-3 K		0-0 F9			0-3 K		4 0 0 0 0 3 2	
Darryl Motley, R OBP: 0.283, SLG: 0.382 (1, 7) X		0-0 1B 1-2 1B		0-0 6-3	4-0 BB			0-0 F7		3 1 1 0 1 0 0	
Greg Pryor, R OBP: 0.300, SLG: 0.389 (1, 4) X		0-0 BLK 1-2 2-H 1B		0-0 5-3	0-0 6-3			0-3 K		4 0 1 1 0 1 1	
Jim Sundberg, R OBP: 0.216, SLG: 0.229 (1, 2) X		0-0 BLK 1-2 2-H 1B		0-0 F8			0-3 K			3 0 1 1 0 1 0	
Onix Concepcion, R OBP: 0.182, SLG: 0.250 (1, 6) S S		0-3 K 1-2 2-3		0-0 F3			0-0 5-3			3 0 0 0 0 1 2	
<b>Inning Stats</b>	R: 0 E: 0 K: 1 S: 5 H: 0 LOB: 0 BB: 0 P: 5	R: 2 E: 0 K: 2 S: 11 H: 4 LOB: 2 BB: 0 P: 11	R: 0 E: 0 K: 1 S: 6 H: 1 LOB: 1 BB: 0 P: 6	R: 0 E: 0 K: 0 S: 3 H: 0 LOB: 0 BB: 0 P: 3	R: 0 E: 0 K: 0 S: 4 H: 1 LOB: 1 BB: 0 P: 4	R: 0 E: 0 K: 0 S: 3 H: 0 LOB: 1 BB: 1 P: 7	R: 0 E: 0 K: 2 S: 7 H: 0 LOB: 0 BB: 0 P: 7	R: 0 E: 0 K: 0 S: 3 H: 0 LOB: 0 BB: 0 P: 3	R: 0 E: 0 K: 2 S: 7 H: 0 LOB: 0 BB: 0 P: 7	1B: 6 2B: 0 3B: 0 HR: 0 SF: 0 SAC: 0 DP: 0 HBP: 0	WP: 0 PB: 0 SB: 1 CS: 0 PA: 34
<b>PITCHER</b> Roger Clemens, R ERA: 3.1 (1, 1)	IP 9.0 WLS W BF 34 H 6 R 2 ER 2 SO 8 BB 1 IBB 0 HBP 0 BLK 1 WP 0 HR 0 S 49 P 53 ERA 2.00 WHIP 0.778										

**Kansas City Royals @ Boston Red Sox**  
 Fenway Park, Boston, MA  
 Fri Apr 26 1985, 6:05 PM EST  
 Att. 26,647 - Unknown

AB	33
R	2
H	6
RBI	2
BB	1
SO	8
LOB	8







Batter	1	2	3	4	5	6	7	8	9	AB R H RBI BB SO LOB	TOP														
Willie Wilson, S (1, 8) OBP: 0.368, SLG: 0.449	0-0 3-1 3B	0-3 K			0-0 FC3-6 1B		0-0 F8		0-0 CS 1B	5 1 3 2 0 1 2															
Pat Sheridan, L (1, 9) OBP: 0.299, SLG: 0.262	0-0 3-1		0-0 1-3		0-0 FC3-6 1B		4-0 1-2 BB		0-0 L4-6 1B	4 0 0 1 1 0 3															
George Brett, L (1, 5) OBP: 0.411, SLG: 0.393	0-0 F8		0-0 F9		4-0 1-2 BB		0-0 1-2 1B		0-0 CS	3 0 1 1 1 0 0															
Jorge Orta, L (1, 10) Hal McRae, R (7, PH) OBP: 0.290, SLG: 0.426 OBP: 0.400, SLG: 0.167	0-0 1B		0-0 F7		0-0 1-3		0-0 F8			3 0 1 0 0 0 2 1 0 0 0 0 0 2															
Steve Balboni, R (1, 3) OBP: 0.273, SLG: 0.500	0-0 5-3			0-0 6-3		0-0 F9		0-0 F5		4 0 0 0 0 0 1															
Darryl Motley, R (1, 7) OBP: 0.266, SLG: 0.356		0-3 K		0-0 6-3		0-0 6-3		0-0 4-3		4 0 0 0 0 1 0															
Frank White, R (1, 4) OBP: 0.209, SLG: 0.317		0-0 2B		0-3 K		0-0 6-3		0-3 K		4 1 1 0 0 2 0															
Jim Sundberg, R (1, 2) OBP: 0.255, SLG: 0.308		0-0 2B			0-0 4-3 1B		0-0 F6		0-0 E 1B	4 2 3 1 0 0 0															
Onix Concepcion, R (1, 6) OBP: 0.189, SLG: 0.250		0-0 5-3			0-0 4-3		0-0 BB 1B		0-0 E3 L4-6 1B	4 1 1 0 0 0 3															
<b>Inning Stats</b>	R: 1 E: 0 K: 0 S: 5	H: 2 LOB: 1 BB: 0 P: 5	R: 1 E: 0 K: 2 S: 9	H: 2 LOB: 1 BB: 0 P: 9	R: 0 E: 0 K: 0 S: 3	H: 0 LOB: 0 BB: 0 P: 3	R: 0 E: 0 K: 1 S: 5	H: 0 LOB: 0 BB: 0 P: 5	R: 1 E: 0 K: 0 S: 5	H: 2 LOB: 2 BB: 1 P: 9	R: 0 E: 0 K: 0 S: 3	H: 0 LOB: 0 BB: 0 P: 3	R: 1 E: 0 K: 0 S: 5	H: 2 LOB: 2 BB: 1 P: 9	R: 0 E: 0 K: 1 S: 5	H: 0 LOB: 0 BB: 0 P: 5	R: 1 E: 1 K: 0 S: 4	H: 2 LOB: 0 BB: 0 P: 4	1B: 6 2B: 4 3B: 1 HR: 0	SF: 0 SAC: 0 DP: 1 HBP: 0	WP: 0 PB: 0 SB: 1 CS: 1	PA: 39			
<b>PITCHER</b>	IP WLS BF H R ER SO BB IBB HBP BLK WP HR S P ERA WHIP																								
Al Nipper, R (1, 1) ERA: 6.43	6.2		7	4	4	3	2	0	0	0	0	0	0	33	41	5.40	1.350								
Bob Ojeda, L (7, 1) ERA: 2.0	0.0	1	1	0	0	0	0	0	0	0	0	0	0	1	1	∞	∞								
Bob Stanley, R (7, 1) ERA: 1.74	2.1	L	8	2	1	0	1	0	0	0	0	0	0	10	10	0.00	0.857								

**Kansas City Royals @ Boston Red Sox**  
 Fenway Park, Boston, MA  
 Sat Apr 27 1985, 3:33 AM EST  
 Att: 24,430 - Unknown

[livebaseballscorecards.com](http://livebaseballscorecards.com)

AB	36
R	5
H	10
RBI	5
BB	2
SO	4
LOB	13



Batter	1	2	3	4	5	6	7	8	9	AB	R	H	RBI	BB	SO	LOB
Wade Boggs, L (1, 5) OBP: 0.410, SLG: 0.328	0-0 CS 1B	0-3 K			0-0 6-3		4-0 1B BB	0-0 F7 1-2		4	0	1	0	1	1	2
Dwight Evans, R (1, 9) OBP: 0.422, SLG: 0.403	4-0 G5-4-3 1-2 BB		0-0 4-3		4-0 BB BB		0-0 1-2 1B		0-0 G6-4-3 1B	3	0	2	0	2	0	0
Jim Rice, R (1, 7) OBP: 0.375, SLG: 0.478	0-0 G5-4-3 1-2f		0-3 K		4-0 1-2 BB		0-3 K		0-0 G6-4-3 1-2f	4	0	0	0	1	2	4
Mike Easter, L (1, 10) OBP: 0.253, SLG: 0.338		0-3 K	4-0 BB		0-3 K		0-0 F8		0-3 K	4	0	0	0	1	3	4
Tony Armas, R (1, 8) OBP: 0.288, SLG: 0.571		0-0 1B 1B	0-3 K		0-3 K		0-3 K		0-3 K	4	1	1	0	0	3	3
Bill Buckner, L (1, 3) OBP: 0.342, SLG: 0.448		0-0 F9 1B 3B 1B		0-0 F3		0-0 E 1B		0-0 F7		4	1	2	0	0	0	0
Rich Gedman, L (1, 2) OBP: 0.350, SLG: 0.446 Steve Lyons, L (8, PR) Marc Sullivan, R (9, 2) OBP: 0.125, SLG: 0.125		0-0 3B 1B		0-3 K		0-0 E5 1-2		0-0 FC1-6-5 E 1B		4	1	2	1	0	1	1
Marty Barrett, R (1, 4) OBP: 0.309, SLG: 0.300		0-0 F9 2-3		0-0 5-3		0-0 F7		0-0 FC1-6-5 1B 1-3		4	1	0	0	0	0	5
Jackie Gutierrez, R (1, 6) OBP: 0.269, SLG: 0.306 Rick Miller, L (8, PH) Glenn Hoffman, R (9, 6) OBP: 0.667, SLG: 1.000 OBP: 0.300, SLG: 0.500		0-0 3B		0-0 6-3		0-0 F9		0-0 S 1B 2-H		3	0	1	2	0	0	2

Inning Stats	R: 0	H: 1	E: 0	K: 0	S: 2	R: 3	H: 4	E: 0	K: 2	S: 11	R: 0	H: 0	E: 0	K: 2	S: 7	R: 0	H: 0	E: 0	K: 1	S: 5	R: 0	H: 0	E: 0	K: 1	S: 5	R: 0	H: 1	E: 1	K: 1	S: 7	R: 0	H: 1	E: 0	K: 2	S: 8	R: 1	H: 2	E: 1	K: 0	S: 5	R: 0	H: 1	E: 0	K: 1	S: 5	1B: 9	2B: 0	3B: 1	HR: 0	SF: 0	SAC: 0	DP: 2	HBP: 0	WP: 0	PB: 0	SB: 1	CS: 1	PA: 40
--------------	------	------	------	------	------	------	------	------	------	-------	------	------	------	------	------	------	------	------	------	------	------	------	------	------	------	------	------	------	------	------	------	------	------	------	------	------	------	------	------	------	------	------	------	------	------	-------	-------	-------	-------	-------	--------	-------	--------	-------	-------	-------	-------	--------

PITCHER	IP	WLS	BF	H	R	ER	SO	BB	IBB	HBP	BLK	WP	HR	S	P	ERA	WHIP
Danny Jackson, L (1, 1) ERA: 1.53	6.0		28	6	3	3	7	5	0	0	0	0	0	37	57	4.50	1.833
Joe Beckwith, R (7, 1) ERA: 0.75	1.0		4	1	0	0	2	0	0	0	0	0	0	8	8	0.00	1.000
Dan Quisenberry, R (8, 1) ERA: 3.6	2.0	W	8	3	1	0	1	0	0	0	0	0	0	10	10	0.00	1.500

BOTTOM

Kansas City Royals @ Boston Red Sox  
Fenway Park, Boston, MA  
Sat Apr 27 1985, 3:33 AM EST  
Att. 24,430 - Unknown

livebaseballscorecards.com

AB	35
R	4
H	10
RBI	4
BB	5
SO	10
LOB	21





Batter	1	2	3	4	5	6	7	8	9	AB R H RBI BB SO LOB	TOP																				
Willie Wilson, S (1, 8) OBP: 0.383, SLG: 0.459	0-3 K	0-3 K			0-0 3B 1B		0-0 1B 1B		0-0 1B	5 1 3 0 0 2 1																					
Pat Sheridan, L (1, 9) OBP: 0.296, SLG: 0.292 Lynn Jones, R (9, PH) (9, 9)	0-0 F6		0-0 5-3		0-0 1B 3B		0-3 K		0-0 F4	4 1 1 1 0 1 1 1 0 0 0 0 0 1																					
George Brett, L (1, 5) OBP: 0.423, SLG: 0.426	0-0 2B		0-0 1-3		0-0 1B		0-0 1B		0-0 F8	5 1 3 1 0 0 1																					
Jorge Orta, L (1, 10) OBP: 0.288, SLG: 0.431	0-0 2B		0-0 3-1		0-0 G6-3		0-0 F9			4 0 1 1 0 0 3																					
Steve Balboni, R (1, 3) OBP: 0.257, SLG: 0.471	0-3 K			0-3 K	0-0 F2		0-3 K			4 0 0 0 0 3 3																					
Darryl Motley, R (1, 7) OBP: 0.250, SLG: 0.333		0-0 5-3		0-0 F5		0-3 K		0-0 F8		4 0 0 0 0 1 0																					
Frank White, R (1, 4) OBP: 0.255, SLG: 0.511		0-0 HR		0-0 2B		0-0 HR		0-3 K		4 2 3 2 0 1 0																					
Jim Sundberg, R (1, 2) OBP: 0.271, SLG: 0.296		4-0 PB BB		4-0 BB		0-0 F8		0-3 K		2 0 0 0 2 1 0																					
Buddy Biancalana, S (1, 6) OBP: 0.185, SLG: 0.240		0-3 K		0-3 K		0-3 K			0-0 F6	4 0 0 0 0 3 3																					
<b>Inning Stats</b>	R: 1 E: 0 K: 2 S: 9	H: 2 LOB: 1 BB: 0 P: 9	R: 1 E: 0 K: 2 S: 8	H: 1 LOB: 1 BB: 1 P: 12	R: 0 E: 0 K: 0 S: 3	H: 0 LOB: 0 BB: 0 P: 3	R: 0 E: 0 K: 2 S: 8	H: 1 LOB: 2 BB: 1 P: 12	R: 2 E: 0 K: 0 S: 5	H: 3 LOB: 0 BB: 0 P: 5	R: 1 E: 0 K: 2 S: 8	H: 1 LOB: 0 BB: 0 P: 8	R: 0 E: 0 K: 2 S: 9	H: 2 LOB: 2 BB: 0 P: 9	R: 0 E: 0 K: 2 S: 7	H: 0 LOB: 0 BB: 0 P: 7	R: 0 E: 0 K: 0 S: 4	H: 1 LOB: 1 BB: 0 P: 4	1B: 5 2B: 3 3B: 1 HR: 2	SF: 0 SAC: 0 DP: 1 HBP: 0	WP: 0 PB: 1 SB: 0 CS: 0	PA: 39									
<b>PITCHER</b> Oil Can Boyd, R (1, 1) ERA: 3.58 Bob Ojeda, L (9, 1) ERA: 1.86	IP 8.1	WLS L	BF 37	H 11	R 5	ER 5	SO 12	BB 2	IBB 0	HBP 0	BLK 0	WP 0	HR 2	S 59	P 67	ERA 5.40	WHIP 1.560														
											<b>PITCHER</b>	IP	WLS	BF	H	R	ER	SO	BB	IBB	HBP	BLK	WP	HR	S	P	ERA	WHIP			

**Kansas City Royals @ Boston Red Sox**  
 Fenway Park, Boston, MA  
 Sun Apr 28 1985, 3:33 AM EDT  
 Att. 23,822 - Unknown

[livebaseballscorecards.com](http://livebaseballscorecards.com)

<b>AB</b>	37
<b>R</b>	5
<b>H</b>	11
<b>RBI</b>	5
<b>BB</b>	2
<b>SO</b>	12
<b>LOB</b>	13







Batter	1	2	3	4	5	6	7	8	9	AB R H RBI BB SO LOB	TOP														
Wade Boggs, L (1, 5) OBP: 0.398, SLG: 0.377	0-0 1B SF7 2B	0-0 G3			0-0 6-3	0-0 L5			0-0 L7	5 1 1 0 0 0 1															
Dwight Evans, R (1, 9) OBP: 0.413, SLG: 0.377	4-0 1B 2B BB	4-0 G4-6-3 BB			0-0 6-3		0-0 5-3			2 1 0 0 2 0 0															
Jim Rice, R (1, 7) OBP: 0.386, SLG: 0.481	0-0 2B 1-2 2-3 1B	0-0 G4-6-3 1-2f			0-0 5-3		0-0 F8			4 0 1 0 0 0 1															
Tony Armas, R (1, 8) OBP: 0.284, SLG: 0.577	0-3 K		0-0 HR		0-0 E1 G1-6-3		0-3 K			4 1 1 1 0 2 3															
Mike Easler, L (1, 10) OBP: 0.253, SLG: 0.380	0-0 SF7		0-0 HR		0-0 F7		0-3 K			3 1 1 2 0 1 1															
Bill Buckner, L (1, 3) OBP: 0.333, SLG: 0.440	0-0 3-H 1-3 2-H 2B		0-0 F5		0-0 G1-6-3 1-2f		0-0 F9			4 0 1 1 0 0 1															
Rich Gedman, L (1, 2) OBP: 0.354, SLG: 0.433	0-0 4-3		4-0 FC4-6 BB		0-3 K		0-3 K2-3			3 0 0 0 1 2 2															
Marty Barrett, R (1, 4) OBP: 0.324, SLG: 0.306		4-0 HR BB	0-0 L9		0-0 1B			0-0 L7	2 1 1 0 1 0 1																
Rick Miller, L (9, PH) OBP: 0.400, SLG: 0.600									1 0 0 0 0 0 0																
Jackie Gutierrez, R (1, 6) OBP: 0.259, SLG: 0.345		0-0 HR	0-0 FC4-6		0-0 F8			0-0 G3	3 1 1 2 0 0 2																
Steve Lyons, L (9, PH)									1 0 0 0 0 0 0																
<b>Inning Stats</b>	R: 2 E: 0 K: 1 S: 8	H: 3 LOB: 2 BB: 1 P: 12	R: 2 E: 0 K: 0 S: 3	H: 1 LOB: 0 BB: 2 P: 11	R: 2 E: 0 K: 0 S: 5	H: 2 LOB: 1 BB: 1 P: 9	R: 0 E: 0 K: 0 S: 3	H: 0 LOB: 0 BB: 0 P: 3	R: 0 E: 1 K: 0 S: 3	H: 0 LOB: 0 BB: 0 P: 3	R: 0 E: 0 K: 1 S: 6	H: 1 LOB: 1 BB: 0 P: 6	R: 0 E: 0 K: 1 S: 5	H: 0 LOB: 0 BB: 0 P: 5	R: 0 E: 0 K: 2 S: 7	H: 0 LOB: 0 BB: 0 P: 7	R: 0 E: 0 K: 0 S: 3	H: 0 LOB: 0 BB: 0 P: 3	1B: 2 2B: 2 3B: 0 HR: 3	SF: 1 SAC: 0 DP: 2 HBP: 0	WP: 0 PB: 0 SB: 0 CS: 0	PA: 37			
<b>PITCHER</b>	IP WLS BF H R ER SO BB IBB HBP BLK WP HR S P ERA WHIP																								
Ron Romanick, R (1, 1) ERA: 3.96	2.0		14	6	6	6	1	3	0	0	0	0	3	13	25	27.00	4.500								
Pat Clements, L (3, 1) ERA: 4.76	6.0	W	20	1	0	0	4	1	0	0	0	0	0	27	31	0.00	0.333								
Donnie Moore, R (9, 1) ERA: 1.46	1.0	S	3	0	0	0	0	0	0	0	0	0	0	3	3	0.00	0.000								

**Boston Red Sox @ California Angels**  
**Anaheim Stadium, Anaheim, CA**  
 Mon Apr 29 1985, 10:05 PM EDT  
 Att: 30,075 - Unknown

AB	32
R	6
H	7
RBI	6
BB	4
SO	5
LOB	12



livebaseballscorecards.com

Batter	1	2	3	4	5	6	7	8	9
<b>Gary Pettis, S</b> OBP: 0.427, SLG: 0.418 (1, 8)	0-3 K	0-3 K	0-3 K			0-0 S 1B		0-0 B1	
<b>Rod Carew, L</b> OBP: 0.398, SLG: 0.387 (1, 3)	0-0 S E 1B	0-0 2B 1B		0-0 L1		0-0 F5 1-2		0-0 3-1	
<b>Ruppert Jones, L</b> OBP: 0.405, SLG: 0.629 (1, 10)	4-0 2B BB	0-0 2B		0-0 3-1		0-3 K		0-0 2B	
<b>Doug DeCinces, R</b> OBP: 0.322, SLG: 0.446 (1, 5)	0-0 1-H 1B 2B	4-0 BB		0-0 HR		0-0 F4		4-0 IBB	
<b>Reggie Jackson, L</b> OBP: 0.279, SLG: 0.393 (1, 9)	0-0 2-H 1B	0-0 5-3		0-0 F7		0-3 K		0-3 K	
<b>Mike Brown, R</b> OBP: 0.276, SLG: 0.222 (8, 9)									
<b>Brian Downing, R</b> OBP: 0.443, SLG: 0.377 (1, 7)	0-3 K		0-0 SH1-4 6-3 1B		0-0 4-3		0-0 F6		
<b>Bobby Grich, R</b> OBP: 0.500, SLG: 0.509 (1, 4)	0-0 BLK 2-H 1B		0-0 6-3 SH1-4 1-2 1B		0-0 6-3		4-0 1B BB		
<b>Dick Schofield, R</b> OBP: 0.324, SLG: 0.478 (1, 6)	0-0 1-2 4-3		0-0 SH1-4 1-2 2-3		0-0 1B		0-0 1-2 1B		
<b>Bob Boone, R</b> OBP: 0.218, SLG: 0.180 (1, 2)		0-0 L7	0-0 6-3		0-0 L7		0-3 K		

Inning Stats	R: 4	H: 4	E: 0	LOB: 1	K: 2	P: 15	R: 1	H: 2	E: 0	LOB: 2	K: 1	P: 11	R: 1	H: 2	E: 0	LOB: 1	K: 1	P: 7	R: 1	H: 1	E: 0	LOB: 0	K: 0	P: 4	R: 0	H: 1	E: 0	LOB: 1	K: 0	P: 4	R: 0	H: 1	E: 0	LOB: 2	K: 2	P: 12	R: 0	H: 1	E: 0	LOB: 2	K: 1	P: 10
--------------	------	------	------	--------	------	-------	------	------	------	--------	------	-------	------	------	------	--------	------	------	------	------	------	--------	------	------	------	------	------	--------	------	------	------	------	------	--------	------	-------	------	------	------	--------	------	-------

PITCHER	IP	WLS	BF	H	R	ER	SO	BB	IBB	HBP	BLK	WP	HR	S	P	ERA	WHIP
<b>Mike Brown, R</b> ERA: 27.0 (1, 1)	1.2		13	6	5	5	3	2	0	0	1	0	0	17	25	27.00	4.800
<b>Steve Crawford, R</b> ERA: 5.0 (2, 1)	5.1	L	23	6	2	2	4	1	0	0	0	0	1	30	34	3.38	1.312
<b>Mark Clear, R</b> ERA: 5.63 (8, 1)	1.0		5	1	0	0	1	0	1	0	0	0	0	6	10	0.00	1.000

**BOTTOM**

AB	R	H	RBI	BB	SO	LOB
5	0	1	0	0	3	1
5	2	2	0	0	0	1
4	1	2	1	1	1	1
3	2	2	2	2	0	1
4	1	1	1	0	1	2
1	0	0	0	0	1	2
4	1	1	0	0	1	1
3	0	2	1	1	0	0
3	0	2	0	0	0	1
4	0	0	1	0	1	4

AB	R	H	RBI	BB	SO	LOB
36	7	13	6	4	8	14



**Boston Red Sox @ California Angels**  
**Anaheim Stadium, Anaheim, CA**  
 Mon Apr 29 1985, 10:05 PM EDT  
 Att. 30,075 - Unknown

[livebaseballscorecards.com](http://livebaseballscorecards.com)

WP	PA	1B	SF	2B	SAC	3B	DP	HR	HBP
0	41	9	0	3	1	0	0	1	0



Batter	1	2	3	4	5	6	7	8	9	10	11	12	13	14	15	AB	R	H	RBI	BB	SO	LOB	TOP									
Wade Boggs, L OBP: 0.400, SLG: 0.373 (1, 5)	0-3 K		0-0 E4 BB		0-0 L8		4-0 G4-6-3 BB		0-0 1B			0-0 4-3			0-0 1B	6	0	2	0	1	1	1										
Dwight Evans, R OBP: 0.394, SLG: 0.347 (1, 9)	4-0 G5-4-3 BB		0-0 F9		0-0 4-3		0-0 G4-6-3		0-0 G1-2-3			0-3 K			0-0 F8	6	0	0	0	1	1	8										
Jim Rice, R OBP: 0.368, SLG: 0.446 (1, 7)	0-0 G5-4-3		4-0 FC1-4-6 BB		0-0 F7				0-0 3-Hr						0-0 F4	6	0	0	0	1	1	2										
Tony Armas, R OBP: 0.261, SLG: 0.529 (1, 8)		0-3 K	0-0 FC1-4-6				0-3 K		0-0 5-3		0-3 K				0-0 F8	7	0	0	0	0	2	4										
Mike Easler, L OBP: 0.271, SLG: 0.421 (1, 10)		0-0 1B		0-0 HR			4-0 BB		0-0 6-3						0-0 F9	5	1	2	1	1	0	0										
Bill Buckner, L OBP: 0.333, SLG: 0.444 (1, 3)		0-0 F7		0-0 8-5 BB 1B			0-0 F8		0-0 1B 2B						0-0 F4	6	1	2	0	0	0	2										
Rich Gedman, L OBP: 0.336, SLG: 0.400 (1, 2)		0-3 K2-3		4-0 FC4-6 BB			0-3 K		0-0 1-3						0-0 F7	5	0	0	0	1	2	3										
Marty Barrett, R OBP: 0.324, SLG: 0.297 Rick Miller, L OBP: 0.500, SLG: 0.667 Dave Stapleton, R OBP: 0.250, SLG: 0.250 (1, 4)			0-0 F7		0-0 8-5		4-0 BB BB		0-0 1B 1B 1B						0-0 4-3	2	0	0	0	1	0	2										
Jackie Gutierrez, R OBP: 0.262, SLG: 0.333 Steve Lyons, L OBP: 0.400, SLG: 0.250 Glenn Hoffman, R OBP: 0.250, SLG: 0.375 (9, PH)			4-0 BB E BB		0-0 FC4-6		0-0 F2		0-0 1B 1B						0-0 5-3	1	0	1	1	0	0	0										
Inning Stats	R: 0 E: 0 K: 1 S: 4	H: 0 LOB: 0 BB: 1 P: 8	R: 0 E: 0 K: 2 S: 8	H: 1 LOB: 1 BB: 0 P: 8	R: 0 E: 1 K: 0 S: 4	H: 0 LOB: 3 BB: 2 P: 12	R: 1 E: 0 K: 0 S: 4	H: 2 LOB: 1 BB: 1 P: 8	R: 0 E: 0 K: 2 S: 3	H: 0 LOB: 0 BB: 0 P: 3	R: 0 E: 0 K: 0 S: 7	H: 0 LOB: 1 BB: 1 P: 11	R: 0 E: 0 K: 0 S: 2	H: 0 LOB: 0 BB: 2 P: 10	R: 0 E: 0 K: 0 S: 3	H: 0 LOB: 0 BB: 0 P: 3	R: 1 E: 0 K: 0 S: 6	H: 4 LOB: 2 BB: 0 P: 6	R: 0 E: 0 K: 1 S: 5	H: 0 LOB: 0 BB: 0 P: 5	R: 0 E: 0 K: 0 S: 3	H: 0 LOB: 0 BB: 0 P: 3	R: 0 E: 0 K: 0 S: 4	H: 1 LOB: 1 BB: 0 P: 4	R: 0 E: 0 K: 0 S: 4	H: 1 LOB: 1 BB: 0 P: 4	R: 0 E: 0 K: 0 S: 4	H: 1 LOB: 1 BB: 0 P: 4	1B: 7 2B: 2 3B: 0 HR: 1	SF: 0 SAC: 0 DP: 4 HBP: 0	WP: 0 PB: 0 SB: 0 CS: 0	PA: 58
PITCHER	IP	WLS	BF	H	R	ER	SO	BB	IBB	HBP	BLK	WP	HR	S	P	ERA	WHIP															
Mike Witt, R ERA: 3.18 (1, 1)	7.0		29	3	1	1	5	7	0	0	0	0	0	32	60	1.29	1.429															
Doug Corbett, R ERA: 3.68 (8, 1)	1.1		6	2	1	1	0	0	0	0	0	0	0	6	6	6.75	1.500															
Donnie Moore, R ERA: 1.2 (9, 1)	2.2		9	2	0	0	1	0	0	0	0	0	0	11	11	0.00	0.750															
Stu Cillum, R ERA: 2.25 (12, 1)	4.0	W	14	2	0	0	1	0	0	0	0	0	0	16	16	0.00	0.500															

Boston Red Sox @ California Angels  
Anaheim Stadium, Anaheim, CA  
Tue Apr 30 1985, 10:05 PM EDT  
Att. 30,048 - Unknown

livebaseballscorecards.com

AB	51
R	2
H	9
RBI	2
BB	7
SO	7
LOB	25









Batter	1	2	3	4	5	6	7	8	9	AB R H RBI BB SO LOB	TOP	
Wade Boggs, L (1, 5) OBP: 0.394, SLG: 0.368	0-0 6-3		0-0 5-3			0-0 1B 1B		0-0 4-3		4 0 1 0 0 0 0	<b>Boston Red Sox @ Seattle Mariners</b> The Kingdom, Seattle, WA Wed May 01 1985, 10:05 PM EDT Att. 9,404 - Unknown	
Dwight Evans, R (1, 9) OBP: 0.388, SLG: 0.333	0-3 K		0-0 5-3			0-0 F9		4-0 BB		3 0 0 0 1 1 1		
Jim Rice, R (1, 7) OBP: 0.374, SLG: 0.460	0-0 2B		0-0 F8			0-0 1-2 1B		0-3 K		4 0 2 0 0 1 1		
Tony Armas, R (1, 8) OBP: 0.250, SLG: 0.506	0-0 F3				0-0 5-3	0-3 K			0-0 F9	4 0 0 0 0 1 3		
Mike Easler, L (1, 10) OBP: 0.281, SLG: 0.418		4-0 BB BB			0-0 G3	0-0 4-3			0-0 1B	3 0 1 0 1 0 2		
Bill Buckner, L (1, 3) OBP: 0.330, SLG: 0.429		4-0 1-2 BB			0-0 F7		0-0 5-3		0-3 K	3 0 0 0 1 1 1		
Rich Gedman, L (1, 2) OBP: 0.320, SLG: 0.377		0-0 F7			0-0 F5		0-0 F9		0-0 4-3	4 0 0 0 0 0 3		
Marty Barrett, R (1, 4) OBP: 0.312, SLG: 0.284		0-3 K			0-0 F8		0-0 5-3			3 0 0 0 0 1 2		
Jackie Gutierrez, R (1, 6) OBP: 0.254, SLG: 0.322 Rick Miller, L (8, PH) OBP: 0.429, SLG: 0.571 Glenn Hoffman, R (8, 6) OBP: 0.250, SLG: 0.375		0-0 F3			0-0 5-3			0-3 K		2 0 0 0 0 0 2 1 0 0 0 0 1 0 0 0 0 0 0 0 0		
<b>Inning Stats</b>	R: 0 E: 0 K: 1 S: 6 H: 1 LOB: 1 BB: 0 P: 6	R: 0 E: 0 K: 1 S: 5 H: 0 LOB: 2 BB: 2 P: 13	R: 0 E: 0 K: 0 S: 3 H: 0 LOB: 0 BB: 0 P: 3	R: 0 E: 0 K: 0 S: 3 H: 0 LOB: 0 BB: 0 P: 3	R: 0 E: 0 K: 0 S: 3 H: 0 LOB: 0 BB: 0 P: 3	R: 0 E: 0 K: 1 S: 7 H: 2 LOB: 2 BB: 0 P: 7	R: 0 E: 0 K: 0 S: 3 H: 0 LOB: 0 BB: 0 P: 3	R: 0 E: 0 K: 2 S: 7 H: 0 LOB: 1 BB: 1 P: 11	R: 0 E: 0 K: 1 S: 6 H: 1 LOB: 1 BB: 0 P: 6	1B: 3 2B: 1 3B: 0 HR: 0 SF: 0 SAC: 0 DP: 0 HBP: 0	WP: 0 PB: 0 SB: 0 CS: 0 PA: 34	
<b>PITCHER</b> Jim Beattie, R (1, 1) ERA: 6.98	IP: 9.0 WLS: W BF: 34 H: 4 R: 0 ER: 0 SO: 6 BB: 3 IBB: 0 HBP: 0 BLK: 0 WP: 0 HR: 0 S: 43 P: 55 ERA: 0.00 WHIP: 0.778											<b>PITCHER</b> IP: WLS: BF: H: R: ER: SO: BB: IBB: HBP: BLK: WP: HR: S: P: ERA: WHIP

livebaseballscorecards.com

<b>AB</b>	31
<b>R</b>	0
<b>H</b>	4
<b>RBI</b>	0
<b>BB</b>	3
<b>SO</b>	6
<b>LOB</b>	15



Batter	1	2	3	4	5	6	7	8	9
Jack Perconte, L OBP: 0.258, SLG: 0.300 (1, 4)	0-0 4-3 2B	0-0 4-3		0-0 6-3 1-3			0-0 3-1		
Phil Bradley, R OBP: 0.351, SLG: 0.573 (1, 7)	0-3 K		0-0 6-3	0-0 4-3 3-H			0-0 F9		
Alvin Davis, L OBP: 0.402, SLG: 0.382 (1, 3)	0-0 4-3		0-0 2B	0-0 F7			0-0 4-3		
Domingo Ramos, R OBP: 0.200, SLG: 0.300 (9, 3)	2-3		2B						
Gorman Thomas, R OBP: 0.361, SLG: 0.529 (1, 10)	0-3 K		0-3 K		0-0 F8			0-0 3-1	
Al Cowens, R OBP: 0.402, SLG: 0.623 (1, 9)		4-0 WP 1B BB	4-0 2B BB		0-3 K			0-0 F8 2B	
Dave Henderson, R OBP: 0.293, SLG: 0.397 (1, 8)		0-3 K	0-0 HR 2B		0-0 L6			0-0 F8 2-3	
Jim Presley, R OBP: 0.314, SLG: 0.560 (1, 5)		4-0 1B WP BB	0-0 HR			0-3 K		0-0 2B	
Donnie Scott, S OBP: 0.450, SLG: 0.750 (1, 2)		0-0 S 1B	0-0 4-3			0-3 K		0-0 BB	
Spike Owen, S OBP: 0.250, SLG: 0.238 (1, 6)		0-3 K		0-0 6-3 4-3 1B			0-0 4-3	0-3 K	

Inning Stats	R: 0	H: 1	E: 0	K: 2	S: 8	R: 1	H: 1	E: 0	K: 2	S: 8	R: 4	H: 3	E: 0	K: 1	S: 8	R: 1	H: 1	E: 0	K: 0	S: 4	R: 0	H: 0	E: 0	K: 1	S: 5	R: 0	H: 0	E: 0	K: 2	S: 7	R: 0	H: 0	E: 0	K: 0	S: 3	R: 1	H: 2	E: 0	K: 1	S: 7	1B: 2	2B: 5	3B: 0	HR: 1	SF: 0	SAC: 0	DP: 0	HBP: 0	WP: 1	PB: 0	SB: 2	CS: 0	PA: 36
--------------	------	------	------	------	------	------	------	------	------	------	------	------	------	------	------	------	------	------	------	------	------	------	------	------	------	------	------	------	------	------	------	------	------	------	------	------	------	------	------	------	-------	-------	-------	-------	-------	--------	-------	--------	-------	-------	-------	-------	--------

PITCHER	IP	WLS	BF	H	R	ER	SO	BB	IBB	HBP	BLK	WP	HR	S	P	ERA	WHIP
Roger Clemens, R ERA: 4.17 (1, 1)	7.2	L	34	8	7	7	8	3	0	0	0	1	1	47	59	8.22	1.435
Mark Clear, R ERA: 5.4 (8, 1)	0.1		2	0	0	0	1	1	0	0	0	0	0	3	7	0.00	3.000

BOTTOM

Boston Red Sox @ Seattle Mariners  
The Kingdome, Seattle, WA  
Wed May 01 1985, 10:05 PM EDT  
Att. 9,404 - Unknown

AB	32
R	7
H	8
RBI	7
BB	4
SO	9
LOB	13



PITCHER	IP	WLS	BF	H	R	ER	SO	BB	IBB	HBP	BLK	WP	HR	S	P	ERA	WHIP
---------	----	-----	----	---	---	----	----	----	-----	-----	-----	----	----	---	---	-----	------



Batter	1	2	3	4	5	6	7	8	9	AB R H RBI BB SO LOB	TOP											
Wade Boggs, L (1, 5) OBP: 0.413, SLG: 0.371	4-0 2B BB	0-0 1-2 1B		0-3 K			4-0 BB BB BB BB BB BB BB		4-0 BB	2 0 1 0 3 1 2												
Dwight Evans, R (1, 9) OBP: 0.380, SLG: 0.337	0-0 1-3 2B	0-0 F8		0-0 F8			0-0 8-4 1-2f		0-3 K	5 0 1 0 0 1 6												
Jim Rice, R (1, 7) OBP: 0.359, SLG: 0.440	0-3 K		0-0 6-3			0-0 F8	0-0 F4			4 0 0 0 0 1 2												
Tony Armas, R (1, 8) OBP: 0.240, SLG: 0.484	0-3 K		0-0 F8			0-0 6-3		0-3 K		4 0 0 0 0 2 2												
Mike Easler, L (1, 10) OBP: 0.280, SLG: 0.410	0-0 F7		0-0 F8			0-3 K		0-0 FC4-6 1B		4 0 1 0 0 1 2												
Bill Buckner, L (1, 3) OBP: 0.326, SLG: 0.420		0-0 F8		0-0 1B 1B		0-0 F5		0-0 FC4-6 1-2f		4 1 1 0 0 0 1												
Rich Gedman, L (1, 2) OBP: 0.329, SLG: 0.425		0-0 HR		0-0 1B 1-2 1B		0-3 K		0-0 6-3		4 1 2 1 0 1 1												
Dave Stapleton, R (1, 4) OBP: 0.375, SLG: 0.375		0-0 1B 1B		0-0 F7		0-0 1B			0-3 K	4 0 2 0 0 1 2 0 0 0 0 0 0 0												
Marty Barrett, R (9, 4) OBP: 0.312, SLG: 0.284																						
Jackie Gutierrez, R (1, 6) OBP: 0.254, SLG: 0.317		0-0 F9		0-0 1-2 2-H 1B		0-3 K		0-0 5-3		4 0 1 1 0 1 2												
<b>Inning Stats</b>	R: 0 E: 0 K: 2 S: 8	H: 1 LOB: 2 BB: 1 P: 12	R: 1 E: 0 K: 0 S: 6	H: 3 LOB: 2 BB: 0 P: 6	R: 0 E: 0 K: 0 S: 3	H: 0 LOB: 0 BB: 0 P: 3	R: 1 E: 0 K: 1 S: 8	H: 3 LOB: 2 BB: 0 P: 8	R: 0 E: 0 K: 1 S: 5	H: 0 LOB: 0 BB: 0 P: 5	R: 0 E: 0 K: 2 S: 8	H: 1 LOB: 1 BB: 0 P: 8	R: 0 E: 0 K: 0 S: 2	H: 0 LOB: 0 BB: 1 P: 6	R: 0 E: 0 K: 1 S: 6	H: 1 LOB: 1 BB: 0 P: 6	R: 0 E: 0 K: 2 S: 7	H: 0 LOB: 1 BB: 1 P: 11	1B: 7 2B: 2 3B: 0 HR: 1	SF: 0 SAC: 0 DP: 1 HBP: 0	WP: 0 PB: 0 SB: 0 CS: 0	PA: 38
<b>PITCHER</b>	IP WLS BF H R ER SO BB IBB HBP BLK WP HR S P ERA WHIP																					
Mike Moore, R (1, 1) ERA: 7.71	3.1 L 18 7 2 2 2 1 0 0 0 0 0 1 21 25 5.40 2.400																					
Karl Best, R (4, 1) ERA: 2.87	4.0 13 1 0 0 5 1 0 0 0 0 0 0 22 26 0.00 0.500																					
Ed Vande Berg, L (8, 1) ERA: 1.0	0.2 3 1 0 0 0 0 0 0 0 0 0 0 3 3 0.00 1.500																					
Mike Stanton, R (9, 1) ERA: 4.97	1.0 4 0 0 0 0 2 1 0 0 0 0 0 7 11 0.00 1.000																					

**Boston Red Sox @ Seattle Mariners**  
The Kingdome, Seattle, WA  
Thu May 02 1985, 10:05 PM EDT  
Att. 10,558 - Unknown

[livebaseballscorecards.com](http://livebaseballscorecards.com)

<b>AB</b>	35
<b>R</b>	2
<b>H</b>	9
<b>RBI</b>	2
<b>BB</b>	3
<b>SO</b>	9
<b>LOB</b>	20



Batter	1	2	3	4	5	6	7	8	9	AB	R	H	RBI	BB	SO	LOB
Jack Perconte, L (1, 4) OBP: 0.273, SLG: 0.328	0-0 G6-4-3 1B		0-0 F6			0-0 BB 2B		0-0 F9		4	0	2	0	0	0	1
Phil Bradley, R (1, 7) OBP: 0.347, SLG: 0.560	0-0 G6-4-3 1-2f			0-0 F7		4-0 BB BB BB 2-3		0-0 SF8		2	0	0	1	1	0	1
Alvin Davis, L (1, 3) OBP: 0.395, SLG: 0.366	4-0 BB			0-0 F8		0-0 G3 1-2		0-0 3-H 3-1		3	0	0	0	1	0	1
Ken Phelps, L (1, 10) OBP: 0.333, SLG: 0.308 Gorman Thomas, R (9, PH) OBP: 0.357, SLG: 0.521	0-0 F9			4-0 BB		4-0 BB			0-0 6-3	1	0	0	0	2	0	1
Al Cowens, R (1, 9) OBP: 0.395, SLG: 0.605		0-0 6-3		0-0 L6		0-0 F4			0-0 1B	4	0	1	0	0	0	3
Dave Henderson, R (1, 8) OBP: 0.291, SLG: 0.390		0-3 K			0-0 1B		0-0 6-3		0-0 F9	4	0	1	0	0	1	1
Jim Presley, R (1, 5) OBP: 0.300, SLG: 0.532		0-0 G3			0-0 F4		0-0 1-3		0-0 F8	4	0	0	0	0	0	2
Donnie Scott, S (1, 2) OBP: 0.391, SLG: 0.632			0-0 2-3		0-0 F9		0-0 4-3			3	0	0	0	0	0	1
Spike Owen, S (1, 6) OBP: 0.243, SLG: 0.231 Barry Bonnell, R (8, PH) OBP: 0.263, SLG: 0.278 Domingo Ramos, R (9, 6) OBP: 0.200, SLG: 0.300			0-0 4-3		0-0 F9			0-0 F9 SF8 2B		2	0	0	0	0	0	1

Inning Stats	R: 0	H: 1	E: 0	LOB: 1	K: 0	BB: 1	S: 3	R: 0	H: 0	E: 0	LOB: 0	K: 1	BB: 0	S: 5	R: 0	H: 0	E: 0	LOB: 0	K: 0	BB: 0	S: 3	R: 0	H: 0	E: 0	LOB: 1	K: 0	BB: 1	S: 3	R: 0	H: 1	E: 0	LOB: 1	K: 0	BB: 0	S: 4	R: 0	H: 1	E: 0	LOB: 2	K: 0	BB: 2	S: 3	R: 0	H: 0	E: 0	LOB: 0	K: 0	BB: 0	S: 3	R: 1	H: 1	E: 0	LOB: 0	K: 0	BB: 0	S: 4	R: 0	H: 1	E: 0	LOB: 1	K: 0	BB: 0	S: 4	R: 0	H: 1	E: 0	LOB: 1	K: 0	BB: 0	S: 4	1B: 3	SF: 1	2B: 2	SAC: 0	3B: 0	DP: 1	HR: 0	HBP: 0	WP: 0	PA: 34
--------------	------	------	------	--------	------	-------	------	------	------	------	--------	------	-------	------	------	------	------	--------	------	-------	------	------	------	------	--------	------	-------	------	------	------	------	--------	------	-------	------	------	------	------	--------	------	-------	------	------	------	------	--------	------	-------	------	------	------	------	--------	------	-------	------	------	------	------	--------	------	-------	------	------	------	------	--------	------	-------	------	-------	-------	-------	--------	-------	-------	-------	--------	-------	--------

PITCHER	IP	WLS	BF	H	R	ER	SO	BB	IBB	HBP	BLK	WP	HR	S	P	ERA	WHIP
Al Nipper, R (1, 1) ERA: 4.57	7.2	W	29	4	1	1	1	4	0	0	0	0	0	27	43	1.17	1.043
Bob Ojeda, L (8, 1) ERA: 2.19	0.1		1	0	0	0	0	0	0	0	0	0	0	1	1	0.00	0.000
Bob Stanley, R (9, 1) ERA: 1.35	1.0	S	4	1	0	0	0	0	0	0	0	0	0	4	4	0.00	1.000

**BOTTOM**

**Boston Red Sox @ Seattle Mariners**  
The Kingdom, Seattle, WA


Thu May 02 1985, 10:05 PM EDT  
Att. 10,558 - Unknown

livebaseballscorecards.com

<b>AB</b>	<b>29</b>
<b>R</b>	<b>1</b>
<b>H</b>	<b>5</b>
<b>RBI</b>	<b>1</b>
<b>BB</b>	<b>4</b>
<b>SO</b>	<b>1</b>
<b>LOB</b>	<b>12</b>





Batter	1	2	3	4	5	6	7	8	9	AB R H RBI BB SO LOB	TOP	
<b>Wade Boggs, L</b> (1, 5) X OBP: 0.421, SLG: 0.394 <b>Glenn Hoffman, R</b> (7, 5) OBP: 0.235, SLG: 0.353	0-0 4-3		0-0 E 1B		6-3 1B		0-0 2B	0-3 K		5 0 3 2 0 0 0 1 0 0 0 0 1 3		
<b>Dwight Evans, R</b> (1, 9) BB OBP: 0.389, SLG: 0.349 <b>Steve Lyons, L</b> (7, 9) BB OBP: 0.333, SLG: 0.200	4-0 BB		0-0 E6 1-2 2-3		HR BB 2B		0-0 1-3		0-0 F7	3 1 1 0 2 0 3 1 0 0 0 0 0 0		
<b>Jim Rice, R</b> (1, 7) X OBP: 0.355, SLG: 0.463 <b>Rick Miller, L</b> (7, PH) (7, 7) OBP: 0.556, SLG: 0.571	0-0 F4		0-0 F3		HR L9 2B		4-0 FC6-4 BB		4-0 BB BB BB	4 1 1 2 0 0 6 0 0 0 0 2 0 0		
<b>Tony Armas, R</b> (1, 8) X OBP: 0.250, SLG: 0.495 <b>Reid Nichols, R</b> (7, PH) (7, 8) OBP: 0.375, SLG: 0.500	0-0 F4		0-0 F2		HR 2B	0-0 HR 1B	0-0 FC6-4 1-2f		0-0 F7	4 2 2 0 0 0 4 2 0 0 0 0 0 3		
<b>Mike Easler, L</b> (1, 10) X OBP: 0.303, SLG: 0.489		0-0 4-3		0-0 4-3	HR 2-H	0-0 HR 1-H		0-0 FC4-6 BB 1B	4-0 BB 1-2	5 2 3 4 1 0 0 4 2 2 1 1 0 0 0 0 0 0 1 0 0		
<b>Bill Buckner, L</b> (1, 3) X OBP: 0.340, SLG: 0.467 <b>Marty Barrett, R</b> (8, PR) (8, 4) OBP: 0.321, SLG: 0.284		0-0 F9		0-0 HR	1B 2B	0-0 F6		4-0 FC4-6 BB 1-2	4-0 1-2 2-3 BB	6 1 2 1 0 1 5		
<b>Rich Gedman, L</b> (1, 2) X OBP: 0.329, SLG: 0.418		0-0 F5		0-0 1B	2B 1B 1B	0-0 1-3		0-0 FC4-6 BB 1-2f 2-3	0-3 K	4 1 1 0 1 0 1	<b>AB</b> 44 <b>R</b> 10 <b>H</b> 15 <b>RBI</b> 10 <b>BB</b> 8 <b>SO</b> 3 <b>LOB</b> 31	
<b>Dave Stapleton, R</b> (1, 4) (8, 3) OBP: 0.385, SLG: 0.417			0-0 F5		F3 1B 2B	0-0 5-3		4-0 BB 1-2		4 1 1 0 1 0 1		
<b>Jackie Gutierrez, R</b> (1, 6) X OBP: 0.236, SLG: 0.294			0-0 E6 1B		6-3	0-0 4-3		0-0 4-3	0-3 K	5 0 0 0 0 1 6		
<b>Inning Stats</b>	R: 0 H: 0 E: 0 LOB: 1 K: 0 BB: 1 S: 3 P: 7	R: 0 H: 0 E: 0 LOB: 0 K: 0 BB: 0 S: 3 P: 3	R: 0 H: 1 E: 2 LOB: 3 K: 0 BB: 0 S: 6 P: 6	R: 1 H: 2 E: 0 LOB: 1 K: 0 BB: 0 S: 5 P: 5	R: 7 H: 8 E: 0 LOB: 2 K: 0 BB: 1 S: 11 P: 15	R: 2 H: 2 E: 0 LOB: 0 K: 0 BB: 0 S: 5 P: 5	R: 0 H: 1 E: 0 LOB: 2 K: 0 BB: 1 S: 4 P: 8	R: 0 H: 1 E: 0 LOB: 3 K: 2 BB: 2 S: 8 P: 16	R: 0 H: 0 E: 0 LOB: 3 K: 1 BB: 3 S: 5 P: 17	1B: 6 SF: 0 2B: 5 SAC: 0 3B: 0 DP: 0 HR: 4 HBP: 0	WP: 0 PA: 52 PB: 0 SB: 0 CS: 0	
<b>PITCHER</b>	IP WLS BF H R ER SO BB IBB HBP BLK WP HR S P ERA WHIP											
<b>Mike Warren, R</b> (1, 1) ERA: 8.2 <b>Jeff Kaiser, L</b> (5, 1) ERA: 11.42 <b>Tom Tellmann, R</b> (5, 1) ERA: 8.64 <b>Tim Birtsas, L</b> (8, 1) ERA:	4.1 L 24 7 6 6 0 2 0 0 0 0 0 3 22 30 12.46 2.077											

**Boston Red Sox @ Oakland Athletics**  
 Oakland-Alameda County Coliseum, Oakland, CA  
 Fri May 03 1985, 7:05 PM PDT  
 Att. 16,793 - Unknown

livebaseballscorecards.com

Batter	1	2	3	4	5	6	7	8	9	AB	R	H	RBI	BB	SO	LOB
Dave Collins, S (1, 7) OBP: 0.304, SLG: 0.316	0-0 F8		0-3 K		0-3 K		0-0 FC6-4		0-0 F7	5	0	0	0	0	2	3
Carney Lansford, R (1, 5) OBP: 0.288, SLG: 0.344 Rob Picciolo, R (8, 5) OBP: 0.556, SLG: 0.889	0-0 CS 1B			0-0 E6 1B HBP		0-0 2B		0-0 BB 1B	0-0 F9	3	0	2	0	0	0	0
Bruce Bochte, L (1, 3) OBP: 0.397, SLG: 0.381	4-0 1-2 BB			0-0 F8		0-0 5-3		0-0 BB 1B		3	0	1	0	1	0	2
Dave Kingman, R (1, 10) OBP: 0.316, SLG: 0.435 Dan Meyer, L (8, PH)	0-3 K			0-3 K		0-3 K		0-0 F9		3	0	0	0	0	3	3
Dwayne Murphy, L (1, 8) OBP: 0.378, SLG: 0.373 Mickey Tettleton, S (7, 2)		0-3 K		1-0 1B 1-2 HBP		0-0 3-1		4-0 1-2 2-3 BB		2	0	0	0	0	1	1
Mike Heath, R (1, 2) OBP: 0.315, SLG: 0.488		0-3 K2-3		0-0 1-2 2-3 1B			0-0 1B 1B	0-3 K		4	0	2	0	0	2	3
Mike Davis, L (1, 9) OBP: 0.326, SLG: 0.663		0-3 K		0-0 F9			0-3 K	0-0 F4		4	0	0	0	0	2	7
Donnie Hill, S (1, 4) OBP: 0.268, SLG: 0.316			0-0 1-3		0-0 F7		0-0 1-2 FC6-4 1B		0-0 F8	4	0	1	0	0	0	0
Alfredo Griffin, S (1, 6) OBP: 0.329, SLG: 0.304 Mike Gallego, R (8, 6) Steve Henderson, R (9, PH) OBP: 0.625, SLG: 0.571			0-3 K		0-0 L6		0-3 K		0-0 1B	3	0	0	0	0	2	2
										0	0	0	0	0	0	0
										1	0	1	0	0	0	0

BOTTOM

Boston Red Sox @ Oakland Athletics  
Oakland-Alameda County Coliseum, Oakland, CA

Fri May 03 1985, 7:05 PM PDT  
Att. 16,793 - Unknown

livebaseballscorecards.com

AB	35
R	0
H	8
RBI	0
BB	2
SO	12
LOB	24



Inning Stats	R: 0 E: 0 K: 1 S: 5	H: 1 LOB: 1 BB: 1 P: 9	R: 0 E: 0 K: 3 S: 9	H: 0 LOB: 0 BB: 0 P: 9	R: 0 E: 0 K: 2 S: 7	H: 0 LOB: 0 BB: 0 P: 7	R: 0 E: 1 K: 1 S: 7	H: 1 LOB: 3 BB: 0 P: 8	R: 0 E: 0 K: 1 S: 5	H: 0 LOB: 0 BB: 0 P: 5	R: 0 E: 0 K: 1 S: 6	H: 1 LOB: 1 BB: 0 P: 6	R: 0 E: 0 K: 2 S: 9	H: 2 LOB: 2 BB: 0 P: 9	R: 0 E: 0 K: 1 S: 7	H: 2 LOB: 3 BB: 1 P: 11	R: 0 E: 0 K: 0 S: 4	H: 1 LOB: 1 BB: 0 P: 4	1B: 7 2B: 1 3B: 0 HR: 0	SF: 0 SAC: 0 DP: 0 HBP: 1	WP: 0 PB: 0 SB: 0 CS: 1	PA: 38
--------------	------------------------------	---------------------------------	------------------------------	---------------------------------	------------------------------	---------------------------------	------------------------------	---------------------------------	------------------------------	---------------------------------	------------------------------	---------------------------------	------------------------------	---------------------------------	------------------------------	----------------------------------	------------------------------	---------------------------------	----------------------------------	------------------------------------	----------------------------------	--------

PITCHER Oil Can Boyd, R (1, 1) ERA: 2.89	IP	WLS	BF	H	R	ER	SO	BB	IBB	HBP	BLK	WP	HR	S	P	ERA	WHIP
	9.0	W	38	8	0	0	12	2	0	1	0	0	0	59	68	0.00	1.111

PITCHER	IP	WLS	BF	H	R	ER	SO	BB	IBB	HBP	BLK	WP	HR	S	P	ERA	WHIP
---------	----	-----	----	---	---	----	----	----	-----	-----	-----	----	----	---	---	-----	------



Batter	1	2	3	4	5	6	7	8	9	AB R H RBI BB SO LOB	TOP			
Wade Boggs, L (1, 5) OBP: 0.420, SLG: 0.404	0-0 F9 2B		0-0 FC3-6 BB 1-2f	0-0 1B 1-H			0-0 1-3	0-0 L7		5 0 2 1 0 0 2	<b>Boston Red Sox @ Oakland Athletics</b> Oakland-Alameda County Coliseum, Oakland, CA Sat May 04 1985, 3:33 AM PDT Att: 23,344 - Unknown <a href="http://livebaseballscorecards.com">livebaseballscorecards.com</a>			
Dwight Evans, R (1, 9) OBP: 0.381, SLG: 0.333	0-3 K		0-0 F7	0-0 4-3			0-0 G3		4-0 1B BB	4 0 0 0 1 1 3				
Jim Rice, R (1, 7) OBP: 0.366, SLG: 0.465	0-0 F9 2-3		4-0 BB 1-2		0-0 G5-4-3 1B		0-0 1B E 1B		0-3 K	4 1 2 0 1 1 2				
Tony Armas, R (1, 8) OBP: 0.257, SLG: 0.490	0-3 K		0-0 F9		0-0 G5-4-3 1-2f		0-0 E 1-2 1B		0-0 1B	5 0 2 0 0 1 4				
Mike Easler, L (1, 10) OBP: 0.317, SLG: 0.500		0-0 3-1		0-0 HR 2B		4-0 1B BB	0-0 E2 1-3 2-H 1B		0-3 K	4 1 2 0 1 1 2				
Bill Buckner, L (1, 3) OBP: 0.352, SLG: 0.505		0-0 WP 1B		0-0 HR 2-H		0-0 CS 1-2 1B	0-0 F5		0-0 F3	5 2 3 2 0 0 4				
Dave Stapleton, R (1, 4) OBP: 0.412, SLG: 0.438 Marty Barrett, R (8, PR) OBP: 0.321, SLG: 0.284 (8, 4)		0-0 G6-4-3 1B 1-H		0-0 L7		0-0 CS 1-2	0-0 F7		0-0 FC4-6 1B	4 0 2 1 0 0 0 0 0 0 0 0 0 0				
Jackie Gutierrez, R (1, 6) OBP: 0.237, SLG: 0.282		0-0 G6-4-3 1-2f		4-0 E S 1B BB		0-0 G3		0-3 K		3 1 0 0 1 1 2				
Marc Sullivan, R (1, 2) OBP: 0.143, SLG: 0.143 Rich Gedman, L (8, PH) OBP: 0.326, SLG: 0.413 (8, 2)			0-0 FC3-6 1B	0-0 F7		0-0 6-3		0-0 FC4-6 1-2f		3 0 1 0 0 0 1 1 0 0 0 0 0 1				
<b>Inning Stats</b>	R: 0 E: 0 K: 2 S: 8 H: 1 LOB: 1 BB: 0 P: 8	R: 1 E: 0 K: 0 S: 4 H: 2 LOB: 0 BB: 0 P: 4	R: 0 E: 0 K: 0 S: 4 H: 1 LOB: 2 BB: 1 P: 8	R: 3 E: 0 K: 0 S: 6 H: 3 LOB: 1 BB: 1 P: 10	R: 0 E: 0 K: 0 S: 3 H: 2 LOB: 1 BB: 1 P: 7	R: 0 E: 0 K: 0 S: 3 H: 0 LOB: 0 BB: 0 P: 3	R: 1 E: 1 K: 0 S: 6 H: 3 LOB: 2 BB: 0 P: 6	R: 0 E: 0 K: 1 S: 6 H: 1 LOB: 1 BB: 0 P: 6	R: 0 E: 0 K: 2 S: 8 H: 1 LOB: 2 BB: 1 P: 12	1B: 11 2B: 2 3B: 0 HR: 1 SF: 0 SAC: 0 DP: 2 HBP: 0		WP: 1 PB: 0 SB: 1 CS: 1 PA: 43		
<b>PITCHER</b>	IP WLS BF H R ER SO BB IBB HBP BLK WP HR S P ERA WHIP												<b>PITCHER</b>	IP WLS BF H R ER SO BB IBB HBP BLK WP HR S P ERA WHIP
Bill Krueger, L (1, 1) ERA: 3.83	7.0 L 34 13 5 3 2 3 0 0 0 0 1 1 35 47 3.86 2.286													
Keith Atherton, R (8, 1) ERA: 4.15	1.0 3 0 0 0 1 0 0 0 0 0 0 0 5 5 0.00 0.000													
Jay Howell, R (9, 1) ERA: 1.35	1.0 5 1 0 0 2 1 0 0 0 0 0 0 8 12 0.00 2.000													



BOTTOM

Boston Red Sox @ Oakland Athletics  
Oakland-Alameda County Coliseum, Oakland, CA

Sat May 04 1985, 3:33 AM PDT  
Att. 23,344 - Unknown

livebaseballscorecards.com

AB	31
R	4
H	7
RBI	4
BB	2
SO	4
LOB	7



WP:	0	PA:	34
PB:	0	SB:	0
CS:	0		

AB R H RBI BB SO LOB

4 0 0 0 0 1 0

4 2 2 0 0 0 0

4 0 2 1 0 0 1

3 1 0 0 1 0 2

4 1 1 3 0 0 1

3 0 0 0 1 0 0

3 0 1 0 0 1 0

1 0 0 0 0 0 2

1 0 0 0 0 1 0

1 0 0 0 0 0 1

0 0 0 0 0 0 0

1B	5	SF:	0
2B:	2	SAC:	1
3B:	0	DP:	2
HR:	1	HBP:	0

R:	3	H:	2
E:	0	LOB:	0
K:	0	BB:	1
S:	5	P:	9

R:	0	H:	1
E:	0	LOB:	0
K:	0	BB:	0
S:	3	P:	3

R:	0	H:	0
E:	0	LOB:	0
K:	1	BB:	0
S:	5	P:	5

R:	0	H:	0
E:	0	LOB:	0
K:	2	BB:	0
S:	7	P:	7

R:	0	H:	0
E:	0	LOB:	0
K:	0	BB:	0
S:	3	P:	3

R:	0	H:	0
E:	0	LOB:	0
K:	0	BB:	0
S:	3	P:	3

R:	0	H:	0
E:	0	LOB:	0
K:	0	BB:	0
S:	3	P:	3

R:	0	H:	0
E:	0	LOB:	0
K:	0	BB:	0
S:	3	P:	3

R:	0	H:	0
E:	0	LOB:	0
K:	0	BB:	0
S:	3	P:	3

R:	0	H:	0
E:	0	LOB:	0
K:	0	BB:	0
S:	3	P:	3

R:	0	H:	0
E:	0	LOB:	0
K:	0	BB:	0
S:	3	P:	3

R:	0	H:	0
E:	0	LOB:	0
K:	0	BB:	0
S:	3	P:	3

R:	0	H:	0
E:	0	LOB:	0
K:	0	BB:	0
S:	3	P:	3

R:	0	H:	0
E:	0	LOB:	0
K:	0	BB:	0
S:	3	P:	3

R:	0	H:	0
E:	0	LOB:	0
K:	0	BB:	0
S:	3	P:	3

R:	0	H:	0
E:	0	LOB:	0
K:	0	BB:	0
S:	3	P:	3

R:	0	H:	0
E:	0	LOB:	0
K:	0	BB:	0
S:	3	P:	3

R:	0	H:	0
E:	0	LOB:	0
K:	0	BB:	0
S:	3	P:	3

R:	0	H:	0
E:	0	LOB:	0
K:	0	BB:	0
S:	3	P:	3

R:	0	H:	0
E:	0	LOB:	0
K:	0	BB:	0
S:	3	P:	3

R:	0	H:	0
E:	0	LOB:	0
K:	0	BB:	0
S:	3	P:	3

R:	0	H:	0
E:	0	LOB:	0
K:	0	BB:	0
S:	3	P:	3

R:	0	H:	0
E:	0	LOB:	0
K:	0	BB:	0
S:	3	P:	3

R:	0	H:	0
E:	0	LOB:	0
K:	0	BB:	0
S:	3	P:	3

R:	0	H:	0
E:	0	LOB:	0
K:	0	BB:	0
S:	3	P:	3

R:	0	H:	0
E:	0	LOB:	0
K:	0	BB:	0
S:	3	P:	3

R:	0	H:	0
E:	0	LOB:	0
K:	0	BB:	0
S:	3	P:	3

R:	0	H:	0
E:	0	LOB:	0
K:	0	BB:	0
S:	3	P:	3

R:	0	H:	0
E:	0	LOB:	0
K:	0	BB:	0
S:	3	P:	3

R:	0	H:	0
E:	0	LOB:	0
K:	0	BB:	0
S:	3	P:	3

R:	0	H:	0
E:	0	LOB:	0
K:	0	BB:	0
S:	3	P:	3

R:	0	H:	0
E:	0	LOB:	0
K:	0	BB:	0
S:	3	P:	3

R:	0	H:	0
E:	0	LOB:	0
K:	0	BB:	0
S:	3	P:	3

R:	0	H:	0
E:	0	LOB:	0
K:	0	BB:	0
S:	3	P:	3

R:	0	H:	0
E:	0	LOB:	0
K:	0	BB:	0
S:	3	P:	3

R:	0	H:	0
E:	0	LOB:	0
K:	0	BB:	0
S:	3	P:	3

R:	0	H:	0
E:	0	LOB:	0
K:	0	BB:	0
S:	3	P:	3

R:	0	H:	0
E:	0	LOB:	0
K:	0	BB:	0
S:	3	P:	3

R:	0	H:	0
E:	0	LOB:	0
K:	0	BB:	0
S:	3	P:	3

R:	0	H:	0
E:	0	LOB:	0
K:	0	BB:	0
S:	3	P:	3

R:	0	H:	0
E:	0	LOB:	0
K:	0	BB:	0
S:	3	P:	3

R:	0	H:	0
E:	0	LOB:	0
K:	0	BB:	0
S:	3	P:	3

R:	0	H:	0
E:	0	LOB:	0
K:	0	BB:	0
S:	3	P:	3

R:	0	H:	0
E:	0	LOB:	0
K:	0	BB:	0
S:	3	P:	3

R:	0	H:	0
E:	0	LOB:	0
K:	0	BB:	0
S:	3	P:	3

R:	0	H:	0
E:	0	LOB:	0
K:	0	BB:	0
S:	3	P:	3

R:	0	H:	0
E:	0	LOB:	0
K:	0	BB:	0
S:	3	P:	3

R:	0	H:	0
E:	0	LOB:	0
K:	0	BB:	0
S:	3	P:	3

R:	0	H:	0
E:	0	LOB:	0
K:	0	BB:	0
S:	3	P:	3

R:	0	H:	0
E:	0	LOB:	0
K:	0	BB:	0
S:	3	P:	3

R:	0	H:	0
E:	0	LOB:	0
K:	0	BB:	0
S:	3	P:	3

R:	0	H:	0
E:	0	LOB:	0
K:	0	BB:	0
S:	3	P:	3

R:	0	H:	0
E:	0	LOB:	0
K:	0	BB:	0
S:	3	P:	3

R:	0	H:	0
E:	0	LOB:	0
K:	0	BB:	0
S:	3	P:	3

R:	0	H:	0
E:	0	LOB:	0
K:	0	BB:	0
S:	3	P:	3

R:	0	H:	0
E:	0	LOB:	0
K:	0	BB:	0
S:	3	P:	3

R:	0	H:	0
E:	0	LOB:	0
K:	0	BB:	0
S:	3	P:	3

R:	0	H:	0
E:	0	LOB:	0
K:	0	BB:	0
S:	3	P:	3

R:	0	H:	0
E:	0	LOB:	0
K:	0	BB:	0
S:	3	P:	3

R:	0	H:	0
E:	0	LOB:	0
K:	0	BB:	0
S:	3	P:	3

R:	0	H:	0
E:	0	LOB:	0
K:	0	BB:	0
S:	3	P:	3

R:	0	H:	0
E:	0	LOB:	0
K:	0	BB:	0
S:	3	P:	3

R:	0	H:	0
E:	0	LOB:	0
K:	0	BB:	0
S:	3	P:	3

R:	0	H:	0
E:	0	LOB:	0
K:	0	BB:	0
S:	3	P:	3

R:	0	H:	0
E:	0	LOB:	0
K:	0	BB:	0
S:	3	P:	3

R:	0	H:	0
E:	0	LOB:	0
K:	0	BB:	0
S:	3	P:	3

R:	0	H:	0
E:	0	LOB:	0
K:	0	BB:	0
S:	3	P:	3

R:	0	H:	0
E:	0	LOB:	0
K:	0	BB:	0
S:	3	P:	3

R:	0	H:	0
E:	0	LOB:	0
K:	0	BB:	0
S:	3	P:	3

R:	0	H:	0
E:	0	LOB:	0
K:	0	BB:	0
S:	3	P:	3

R:	0	H:	0
E:	0	LOB:	0
K:	0	BB:	0
S:	3	P:	3

R:	0	H:	0
E:	0	LOB:	0
K:	0	BB:	0
S:	3	P:	3

R:	0	H:	0
E:	0	LOB:	0
K:	0	BB:	0
S:	3	P:	3

R:	0	H:	0
E:	0	LOB:	0
K:	0	BB:	0
S:			



Batter	1	2	3	4	5	6	7	8	9	AB R H RBI BB SO LOB	TOP											
Wade Boggs, L (1, 5) OBP: 0.403, SLG: 0.385	0-0 F7		0-0 F7		0-0 FC1-2-5		0-0 F8		0-0 F9	5 0 0 0 0 0 6												
Dwight Evans, R (1, 9) OBP: 0.377, SLG: 0.323	4-0 BB		0-0 1-3		0-0 F9			0-0 F9		3 0 0 0 1 0 2												
Jim Rice, R (1, 7) OBP: 0.379, SLG: 0.529	0-0 F3			0-0 HR		1-0 FC4-6 HBP		0-0 HR		3 2 2 2 0 0 1												
Tony Armas, R (1, 8) OBP: 0.248, SLG: 0.472	0-0 F8			0-3 K		0-3 K		0-3 K		4 0 0 0 0 3 2												
Mike Easler, L (1, 10) OBP: 0.306, SLG: 0.479		0-0 F8		0-0 4-3		0-3 K		0-0 1-3		4 0 0 0 0 1 1												
Bill Buckner, L (1, 3) OBP: 0.339, SLG: 0.485		0-0 3-1		0-0 4-3		0-0 FC4-6			0-0 F5	4 0 0 0 0 0 1												
Rich Gedman, L (1, 2) OBP: 0.344, SLG: 0.407		4-0 BB			0-0 E4 1B FC1-2-5		4-0 BB		4-0 2B 6-3 BB	1 0 0 0 3 0 0 0 1 0 0 0 0 0	AB 32 R 3 H 5 RBI 3 BB 4 SO 4 LOB 20											
Marty Barrett, R (9, PR) OBP: 0.321, SLG: 0.284																						
Dave Stapleton, R (1, 4) OBP: 0.429, SLG: 0.500		0-0 G1			0-0 FC1-6 1B		0-0 F5		0-0 2B	4 0 2 0 0 0 2												
Jackie Gutierrez, R (1, 6) OBP: 0.241, SLG: 0.284			0-0 CS 1B		0-0 FC1-6 1-2f		0-0 F9		0-0 6-3 3-H	3 0 1 0 0 0 3 1 0 0 1 0 0 2												
Rick Miller, L (9, PH) OBP: 0.500, SLG: 0.500																						
<b>Inning Stats</b>	R: 0 E: 0 K: 0 S: 3	H: 0 LOB: 1 BB: 1 P: 7	R: 0 E: 0 K: 0 S: 3	H: 0 LOB: 1 BB: 1 P: 7	R: 0 E: 0 K: 0 S: 3	H: 1 LOB: 0 BB: 0 P: 3	R: 1 E: 0 K: 1 S: 6	H: 1 LOB: 0 BB: 0 P: 6	R: 0 E: 1 K: 0 S: 5	H: 1 LOB: 2 BB: 0 P: 5	R: 0 E: 0 K: 2 S: 7	H: 0 LOB: 1 BB: 0 P: 8	R: 0 E: 0 K: 0 S: 3	H: 0 LOB: 1 BB: 1 P: 7	R: 1 E: 0 K: 1 S: 6	H: 1 LOB: 0 BB: 0 P: 6	R: 1 E: 0 K: 0 S: 4	H: 1 LOB: 2 BB: 1 P: 8	1B: 2 2B: 1 3B: 0 HR: 2	SF: 0 SAC: 0 DP: 0 HBP: 1	WP: 0 PB: 0 SB: 0 CS: 1	PA: 37
<b>PITCHER</b>	IP WLS BF H R ER SO BB IBB HBP BLK WP HR S P ERA WHIP																					
Chris Codioli, R (1, 1) ERA: 3.22	8.1 W 35 5 3 3 4 4 0 1 0 0 2 38 55 3.24 1.080																					
Jay Howell, R (9, 1) ERA: 1.29	0.2 S 2 0 0 0 0 0 0 0 0 0 0 0 2 2 0.00 0.000																					

Boston Red Sox @ Oakland Athletics  
Oakland-Alameda County Coliseum, Oakland, CA

Sun May 05 1985, 3:33 AM PDT  
Att: 27,112 - Unknown


livebaseballscorecards.com







Batter	1	2	3	4	5	6	7	8	9	AB	R	H	RBI	BB	SO	LOB
<b>Gary Pettis, S</b> (1, 8) OBP: 0.387, SLG: 0.352	0-3 K		0-0 1B	4-0 BB			0-0 FC6-4 F8	0-0 F7		4	0	1	0	1	1	3
<b>Juan Beniquez, R</b> (1, 3) OBP: 0.272, SLG: 0.355	0-0 F8		0-0 F8	0-0 F7			0-0 F8		0-0 G3	5	0	0	0	0	0	5
<b>Doug DeCinces, R</b> (1, 5) OBP: 0.314, SLG: 0.412	0-0 E8		0-3 K		0-0 F5		0-0 F9		0-0 F4	5	0	0	0	0	1	3
<b>Reggie Jackson, L</b> (1, 9) OBP: 0.322, SLG: 0.474	0-3 K		0-3 K		0-3 K			0-0 FC6-5 2B	0-0 F8	5	0	1	0	0	3	3
<b>Bobby Grich, R</b> (1, 4) OBP: 0.439, SLG: 0.405		0-3 K		4-0 HR BB	0-3 K			4-0 FC6-5 1B BB		2	2	0	0	2	2	0
<b>Brian Downing, R</b> (1, 7) OBP: 0.426, SLG: 0.388		0-0 F9		0-0 HR		0-0 G3 BLK 8-2 1B		0-0 FC6-5 1B		4	2	2	2	0	0	2
<b>Mike Brown, R</b> (1, 10) OBP: 0.262, SLG: 0.205		1-0 HBP		0-0 6-3		0-0 G3		0-0 F8		2	0	0	0	0	0	1
<b>Ruppert Jones, L</b> (8, PH) OBP: 0.397, SLG: 0.553						0-0 1-3				1	0	0	0	0	0	2
<b>Bob Boone, R</b> (1, 2) OBP: 0.256, SLG: 0.211		0-0 F3		0-0 BB 1B		0-0 8-2		0-0 1B		3	0	1	0	0	0	2
<b>Jerry Narron, L</b> (8, PH) OBP: 0.343, SLG: 0.484						0-0 3-H		0-0 1-2 2-H 1B		1	0	1	1	0	0	0
<b>Dick Schofield, R</b> (1, 6) OBP: 0.312, SLG: 0.410		1-0 HBP		0-0 F2			0-0 FC6-4 1B	0-0 1-2 2-H 1B		2	0	1	0	0	0	1
<b>Rob Wilfong, L</b> (8, PH) OBP: 0.296, SLG: 0.174										1	0	1	1	0	0	0
<b>Craig Gerber, L</b> (8, 6) OBP: 0.143, SLG: 0.214										0	0	0	0	0	0	0

TOP	
<b>California Angels @ Boston Red Sox</b>	
<b>Fenway Park, Boston, MA</b>	
<b>Tue May 07 1985, 7:05 PM EDT</b>	
<b>Att: 17,788 - Unknown</b>	
<a href="http://livebaseballscorecards.com">livebaseballscorecards.com</a>	
<b>AB 35</b>	
<b>R 4</b>	
<b>H 8</b>	
<b>RBI 4</b>	
<b>BB 3</b>	
<b>SO 7</b>	
<b>LOB 22</b>	
	
<b>WP: 0 PA: 40</b>	
<b>PB: 0</b>	
<b>SB: 1</b>	
<b>CS: 0</b>	


Inning Stats																
R	H	R	H	R	H	R	H	R	H	R	H	R	H	R	H	R
0	0	0	0	0	1	2	2	0	0	0	1	0	1	2	3	0
1	1	0	1	0	2	0	0	0	0	0	0	0	0	0	0	0
2	0	1	0	2	2	0	2	0	0	0	0	0	0	0	0	0
8	8	5	6	8	9	5	13	7	3	4	3	6	10	3	3	0

PITCHER																
IP	WLS	BF	H	R	ER	SO	BB	IBB	HBP	BLK	WP	HR	S	P	ERA	WHIP
7.0	W	32	6	4	4	7	3	0	2	1	0	1	41	55	5.14	1.286
2.0	S	8	2	0	0	0	0	0	0	0	0	0	8	8	0.00	1.000





Batter	1	2	3	4	5	6	7	8	9	AB R H RBI BB SO LOB	TOP
<b>Gary Pettis, S</b> (1, 8) OBP: 0.379, SLG: 0.344	0-0 F8		0-3 K			0-0 SF7 1B	0-0 FC6-4		0-3 K	5 1 1 0 0 2 4	
<b>Rob Wilfong, L</b> (1, 4) OBP: 0.323, SLG: 0.192	0-0 F9			0-0 S 1B		4-0 BB BB BB 1-2 BB	0-0 F9			3 0 1 0 1 0 2	
<b>Bobby Grich, R</b> (1, 3) OBP: 0.431, SLG: 0.390	0-0 4-3			0-0 F7		4-0 FC3-6 BB 1-2 2-3		0-0 F4		3 0 0 0 1 0 1	
<b>Doug DeCinces, R</b> (1, 5) OBP: 0.303, SLG: 0.400		0-0 F2		0-3 K 1-2		0-0 SF7		0-0 F4		3 0 0 1 0 1 1	
<b>Reggie Jackson, L</b> (1, 10) OBP: 0.308, SLG: 0.451		0-0 F9		0-0 F8		0-0 FC3-6 1-2f		0-3 K		4 0 0 0 0 1 3	
<b>Brian Downing, R</b> (1, 7) OBP: 0.438, SLG: 0.384		4-0 BB			4-0 K BB	0-0 L5		4-0 1B BB		1 0 0 0 3 0 2	
<b>Mike Brown, R</b> (1, 9) OBP: 0.261, SLG: 0.233		0-0 F4		0-3 K 1-2			0-0 FC6-4 2B		0-0 F8	4 0 1 0 0 1 3	AB 29 R 1 H 4 RBI 1 BB 7 SO 6 LOB 21
<b>Bob Boone, R</b> (1, 2) OBP: 0.280, SLG: 0.219			0-0 F8		4-0 BB		4-0 FC6-4 BB		0-0 1B	2 0 1 0 2 0 0	
<b>Dick Schofield, R</b> (1, 6) OBP: 0.299, SLG: 0.391			0-0 5-3		0-3 K		0-0 F7		0-0 F9	4 0 0 0 0 1 5	
<b>Inning Stats</b>	R: 0 E: 0 K: 0 S: 3 H: 0 LOB: 0 BB: 0 P: 3	R: 0 E: 0 K: 0 S: 3 H: 0 LOB: 1 BB: 1 P: 7	R: 0 E: 0 K: 1 S: 5 H: 0 LOB: 0 BB: 0 P: 5	R: 0 E: 0 K: 1 S: 6 H: 1 LOB: 1 BB: 0 P: 6	R: 0 E: 0 K: 2 S: 6 H: 0 LOB: 1 BB: 2 P: 14	R: 1 E: 0 K: 0 S: 4 H: 1 LOB: 2 BB: 2 P: 12	R: 0 E: 0 K: 0 S: 4 H: 1 LOB: 2 BB: 1 P: 8	R: 0 E: 0 K: 1 S: 5 H: 0 LOB: 0 BB: 0 P: 5	R: 0 E: 0 K: 1 S: 6 H: 1 LOB: 2 BB: 1 P: 10	1B: 3 2B: 1 3B: 0 HR: 0 SF: 1 SAC: 0 DP: 0 HBP: 0	WP: 0 PB: 0 SB: 3 CS: 0 PA: 37
<b>PITCHER</b> <b>Oil Can Boyd, R</b> (1, 1) ERA: 2.59	IP 9.0 WLS W BF 37 H 4 R 1 ER 1 SO 6 BB 7 IBB 0 HBP 0 BLK 0 WP 0 HR 0 S 42 P 70 ERA 1.00 WHIP 1.222										

**California Angels @ Boston Red Sox**  
**Fenway Park, Boston, MA**  
 Wed May 08 1985, 7:05 PM EDT  
 Att: 17,052 - Unknown

[livebaseballscorecards.com](http://livebaseballscorecards.com)

Batter	1	2	3	4	5	6	7	8	9
Wade Boggs, L OBP: 0.418, SLG: 0.387 (1, 5)	0-0 6-3 1B		0-0 1-3 1B		4-0 E2 1B BB	4-0 1-2 BB		0-0 2B 1B	
Dwight Evans, R OBP: 0.386, SLG: 0.337 (1, 9)	0-0 G5-4-3 1B		0-0 F3		0-0 1-2 1B 1B	0-0 L4-6 2-3		0-0 1-3 2B	
Jim Rice, R OBP: 0.384, SLG: 0.523 (1, 7)	0-0 G5-4-3 1-2f		0-0 F8		0-0 1-2 2-H 1B 1B		0-0 1-3 1B	0-3 K	
Tony Armas, R OBP: 0.265, SLG: 0.526 (1, 8)		0-0 HR		0-0 F9	0-0 1-3 2-H 1B		0-0 6-3		
Mike Easler, L OBP: 0.310, SLG: 0.465 (1, 10)		4-0 FC4-6 BB		0-3 K	0-3 K		4-0 1B 1B BB		
Bill Buckner, L OBP: 0.333, SLG: 0.468 (1, 3)		0-0 FC4-6 1-2f		0-0 L4		0-0 FC6-4 1B	0-0 1-2 1B		
Rich Gedman, L OBP: 0.347, SLG: 0.416 (1, 2)		0-0 9-3 1-2f			0-0 SH3-4 E 2B	0-0 FC6-4 WP 1B	0-0 1-2 2-3 1B		
Marty Barrett, R OBP: 0.317, SLG: 0.282 (1, 4)			0-0 6-3		0-0 SH3-4 2-3	0-0 1-2 WP 1B		0-0 F8	
Jackie Gutierrez, R OBP: 0.264, SLG: 0.321 (1, 6)			4-0 1B BB		0-0 1-3	0-0 L4-6 1-H 2-H 1B		0-0 F9	

Inning Stats	R: 0 E: 0 K: 0 S: 3	H: 1 LOB: 0 BB: 0 P: 3	R: 1 E: 0 K: 0 S: 3	H: 1 LOB: 0 BB: 1 P: 7	R: 0 E: 0 K: 0 S: 4	H: 1 LOB: 2 BB: 1 P: 8	R: 0 E: 0 K: 1 S: 5	H: 0 LOB: 0 BB: 0 P: 5	R: 3 E: 2 K: 1 S: 9	H: 4 LOB: 2 BB: 1 P: 13	R: 2 E: 0 K: 0 S: 5	H: 3 LOB: 1 BB: 1 P: 9	R: 0 E: 0 K: 0 S: 4	H: 2 LOB: 2 BB: 1 P: 8	R: 0 E: 0 K: 1 S: 7	H: 2 LOB: 2 BB: 0 P: 7
1B: 11 2B: 4 3B: 0 HR: 1	SF: 0 SAC: 1 DP: 3 HBP: 0	WP: 1 PB: 0 SB: 0 CS: 0	PA: 39													


PITCHER	IP	WLS	BF	H	R	ER	SO	BB	IBB	HBP	BLK	WP	HR	S	P	ERA	WHIP	
Jim Slaton, R ERA: 3.02 (1, 1)	4.2	L	22	7	4	4	1	3	0	0	0	0	1	0	21	33	7.71	2.143
Tommy John, L ERA: 5.4 (5, 1)	0.2		6	3	2	2	1	1	0	0	0	1	0	7	11	27.00	6.000	
Doug Corbett, R ERA: 4.41 (6, 1)	1.2		6	2	0	0	0	1	0	0	0	0	0	5	9	0.00	1.800	
Urbano Lugo, R ERA: (8, 1)	1.0		5	2	0	0	1	0	0	0	0	0	0	7	7	0.00	2.000	

**BOTTOM**

**California Angels @ Boston Red Sox**  
 Fenway Park, Boston, MA  
 Wed May 08 1985, 7:05 PM EDT  
 Att. 17,052 - Unknown

AB	R	H	RBI	BB	SO	LOB
3	1	2	0	2	0	0
5	1	3	0	0	0	4
5	0	1	1	0	1	5
4	1	2	2	0	0	0
2	0	0	0	2	2	2
4	0	2	0	0	0	1
4	2	2	0	0	0	2
3	1	1	0	0	0	0
3	0	1	2	1	0	1

AB	33
R	6
H	14
RBI	5
BB	5
SO	3
LOB	15



livebaseballscorecards.com





Batter	1	2	3	4	5	6	7	8	9	10	AB	R	H	RBI	BB	SO	LOB
Wade Boggs, L (1, 5) OBP: 0.417, SLG: 0.383	G6-3 BB		L4		1B		5-3		L6		4	0	1	0	1	0	2
Dwight Evans, R (1, 9) OBP: 0.387, SLG: 0.362	K		E5		F5		HR		HR		4	2	1	1	1	1	3
Jim Rice, R (1, 7) OBP: 0.385, SLG: 0.543	G6-3 1-2f		5-3		1B		HR		F4		5	1	2	3	0	0	3
Tony Armas, R (1, 8) OBP: 0.270, SLG: 0.517		K			F7		1B		F4		4	0	1	0	1	1	2
Mike Easler, L (1, 10) OBP: 0.298, SLG: 0.443		4-3			G4-6-3		F7		F7		5	0	0	0	0	0	2
Bill Buckner, L (1, 3) OBP: 0.352, SLG: 0.500					2B		F7		SH3-4 1B		5	1	4	0	0	0	0
Rich Gedman, L (1, 2) OBP: 0.353, SLG: 0.407					BB		F8		SH3-4 1-2		2	0	0	0	2	0	1
Marty Barrett, R (1, 4) OBP: 0.318, SLG: 0.274					FC6-4		6-3		4-3		2	0	0	0	1	0	2
Rick Miller, L (8, PH) OBP: 0.455, SLG: 0.444					BB						1	0	0	0	0	0	1
Reid Nichols, R (9, 4) OBP: 0.444, SLG: 0.556					1-2f				2-3		1	0	1	1	0	0	0
Jackie Gutierrez, R (1, 6) OBP: 0.287, SLG: 0.321					F9		HR		F9		3	1	1	0	0	0	1
Steve Lyons, L (8, PH) OBP: 0.286, SLG: 0.167											1	0	0	0	0	0	1
Glenn Hoffman, R (9, 6) OBP: 0.235, SLG: 0.353					6-3						0	0	0	0	0	0	0

Inning Stats	R: 0	H: 0	E: 0	K: 1	S: 4	R: 0	H: 1	E: 0	K: 1	S: 6	R: 0	H: 0	E: 1	K: 0	S: 4	R: 0	H: 1	E: 0	K: 0	S: 3	R: 0	H: 2	E: 0	K: 0	S: 5	R: 0	H: 0	E: 0	K: 0	S: 3	R: 3	H: 3	E: 0	K: 0	S: 6	R: 0	H: 1	E: 0	K: 0	S: 4	R: 1	H: 1	E: 0	K: 0	S: 4	R: 1	H: 2	E: 0	K: 0	S: 3	1B: 7	2B: 2	3B: 0	HR: 2	SF: 0	SAC: 1	DP: 2	HBP: 0	WP: 0	PA: 44
--------------	------	------	------	------	------	------	------	------	------	------	------	------	------	------	------	------	------	------	------	------	------	------	------	------	------	------	------	------	------	------	------	------	------	------	------	------	------	------	------	------	------	------	------	------	------	------	------	------	------	------	-------	-------	-------	-------	-------	--------	-------	--------	-------	--------

PITCHER	IP	WLS	BF	H	R	ER	SO	BB	IBB	HBP	BLK	WP	HR	S	P	ERA	WHIP
Chris Codioli, R (1, 1) ERA: 3.14	6.2		29	5	2	2	2	5	0	0	0	0	0	28	48	2.70	1.500
Keith Atherton, R (7, 1) ERA: 4.18	0.1		3	2	1	1	0	0	0	0	0	0	1	3	3	27.00	6.000
Jay Howell, R (8, 1) ERA: 2.45	2.1	L	12	4	2	2	0	0	1	0	0	0	1	11	15	7.71	1.714

**BOTTOM**


**Oakland Athletics @ Boston Red Sox**  
**Fenway Park, Boston, MA**  
 Fri May 10 1985, 7:05 PM EDT  
 Att: 23,517 - Unknown

[livebaseballscorecards.com](http://livebaseballscorecards.com)

<b>AB</b>	<b>37</b>
<b>R</b>	<b>5</b>
<b>H</b>	<b>11</b>
<b>RBI</b>	<b>5</b>
<b>BB</b>	<b>6</b>
<b>SO</b>	<b>2</b>
<b>LOB</b>	<b>18</b>





Batter	1	2	3	4	5	6	7	8	9	AB R H RBI BB SO LOB	TOP			
Dave Collins, S (1, 7) OBP: 0.299, SLG: 0.342 Mike Gallego, R (9, 5)	4-0 1B BB	0-0 SF9		0-0 4-3		0-0 1B 1B	0-0 SF7 3B		0-0 F5	4 2 2 3 1 0 0 0 0 0 0 0 0 0				
Carney Lansford, R (1, 5) OBP: 0.326, SLG: 0.429 Mickey Tettleton, S (9, PH) (9, 2)	0-0 1B 1-2	0-0 F5		4-0 BB		0-0 1B 1B	4-0 BB		0-0 F8	3 1 2 0 2 0 2 1 0 0 0 0 0 0				
Dwayne Murphy, L (1, 8) OBP: 0.352, SLG: 0.340	0-0 HR 1B	0-3 K		0-3 K		0-0 FC4-6 1B 1B	0-0 SF7		0-0 4-3	5 1 2 2 0 2 2				
Dave Kingman, R (1, 10) OBP: 0.328, SLG: 0.505	0-0 HR		0-0 F8		0-0 F3	0-0 FC4-6 1B	0-0 6-3			5 1 2 3 0 0 1				
Dusty Baker Jr., R (1, 3) OBP: 0.448, SLG: 0.630 Bruce Bochte, L (7, 3) OBP: 0.415, SLG: 0.400	0-0 FC5-4 1B		0-0 6-3		0-0 PB 1B	0-0 FC4-6 FC4-6		0-0 1B 1B		4 1 2 0 0 0 2 1 0 1 0 0 0 0				
Mike Heath, R (1, 2) OBP: 0.313, SLG: 0.438 (9, 7)	0-0 FC5-4		0-3 K		0-0 4-3 1B	0-0 FC4-6		0-3 K		5 0 1 1 0 2 4				
Mike Davis, L (1, 9) OBP: 0.359, SLG: 0.660		0-0 1B SF9 1B		4-0 S SH1-3 E BB	0-0 4-3		0-0 1B 2B	0-0 L9		4 3 2 0 1 0 2	AB 41 R 12 H 19 RBI 11 BB 4 SO 5 LOB 17			
Rob Picciolo, R (1, 4) OBP: 0.471, SLG: 0.647 Donnie Hill, S (3, 4) OBP: 0.286, SLG: 0.351		0-0 SF9 S 1B		0-0 SH1-3	0-3 K		0-0 FC4-6 1B	0-0 1B		1 1 1 0 0 0 0 3 0 2 1 0 1 1				
Alfredo Griffin, S (1, 6) OBP: 0.311, SLG: 0.300		0-0 S 1B		0-0 E7 4-3 2B		0-0 F8	0-0 FC4-6 3B	0-0 F9		5 2 2 1 0 0 3				
<b>Inning Stats</b>	R: 2 H: 4 E: 0 LOB: 1 K: 0 BB: 1 S: 5 P: 9	R: 2 H: 3 E: 0 LOB: 1 K: 1 BB: 0 S: 8 P: 8	R: 0 H: 0 E: 0 LOB: 0 K: 1 BB: 0 S: 5 P: 5	R: 2 H: 1 E: 1 LOB: 1 K: 1 BB: 2 S: 6 P: 14	R: 1 H: 2 E: 0 LOB: 1 K: 1 BB: 0 S: 7 P: 7	R: 2 H: 4 E: 0 LOB: 2 K: 0 BB: 0 S: 7 P: 7	R: 3 H: 3 E: 0 LOB: 1 K: 0 BB: 1 S: 6 P: 10	R: 0 H: 2 E: 0 LOB: 2 K: 1 BB: 0 S: 7 P: 7	R: 0 H: 0 E: 0 LOB: 0 K: 0 BB: 0 S: 3 P: 3	1B: 15 SF: 2 2B: 2 SAC: 1 3B: 1 DP: 0 HR: 1 HBP: 0	WP: 0 PA: 48 PB: 1 SB: 3 CS: 0			
<b>PITCHER</b>	IP WLS BF H R ER SO BB IBB HBP BLK WP HR S P ERA WHIP												<b>PITCHER</b>	IP WLS BF H R ER SO BB IBB HBP BLK WP HR S P ERA WHIP
Bruce Hurst, L (1, 1) ERA: 5.91	3.1 L 18 8 6 5 2 2 0 0 0 0 0 1 20 28 13.50 3.000													
Mike Trujillo, R (4, 1) ERA: 9.0	2.0 13 6 3 2 2 1 0 0 0 0 0 0 16 20 9.00 3.500													
Mike Brown, R (6, 1) ERA: 21.6	1.2 9 3 3 3 0 1 0 0 0 0 0 0 8 12 16.20 2.400													
Bob Ojeda, L (8, 1) ERA: 1.8	1.0 5 2 0 0 1 0 0 0 0 0 0 0 7 7 0.00 2.000													
Mark Clear, R (9, 1) ERA: 3.86	1.0 3 0 0 0 0 0 0 0 0 0 0 0 3 3 0.00 0.000													

Oakland Athletics @ Boston Red Sox  
Fenway Park, Boston, MA  
Sat May 11 1985, 3:33 AM EDT  
Att: 28,031 - Unknown

livebaseballscorecards.com

Batter	1	2	3	4	5	6	7	8	9	AB R H RBI BB SO LOB
Wade Boggs, L (1, 5) OBP: 0.410, SLG: 0.375	0-0 6-3		0-0 6-3		0-0 6-3		0-0 G4-6-3		0-0 G5-4-3 1B	5 0 1 0 0 0 3
Dwight Evans, R (1, 9) OBP: 0.387, SLG: 0.352	4-0 F9 1B BB		0-0 4-3			4-0 FC6-4 BB		0-0 L6	0-0 G5-4-3	3 0 0 0 2 0 3
Jim Rice, R (1, 7) OBP: 0.381, SLG: 0.533	0-0 1-2 1B		0-0 F4			0-0 FC6-4		0-0 G3		4 0 1 0 0 0 1
Tony Armas, R (1, 8) OBP: 0.278, SLG: 0.525	0-0 F9			0-0 4-3 6-3 2B		0-0 F9		0-0 1B 1B		4 1 2 0 0 0 3
Mike Easler, L (1, 10) OBP: 0.296, SLG: 0.436	0-0 F5			0-0 4-3		0-0 F7		0-0 1B		4 0 1 0 0 0 4
Bill Buckner, L (1, 3) OBP: 0.349, SLG: 0.487		4-0 FC5-4 BB		0-0 6-3		0-0 F8		0-0 F8		3 0 0 1 1 0 2
Marty Barrett, R (1, 4) OBP: 0.318, SLG: 0.267		0-0 FC5-4		0-0 4-3		4-0 1B 1B BB			0-3 K	2 0 0 0 1 0 1
Rick Miller, L (9, PH) OBP: 0.417, SLG: 0.400		0-0 1-2f								1 0 0 0 0 1 0
Jackie Gutierrez, R (1, 6) OBP: 0.269, SLG: 0.322		0-3 K				0-0 4-3		0-0 1B 1B		3 0 1 0 0 1 1
Steve Lyons, L (9, PH) OBP: 0.250, SLG: 0.143								1-2 1B		1 0 0 0 0 0 0
Marc Sullivan, R (1, 2) OBP: 0.176, SLG: 0.176		0-0 F8				0-0 F6		0-0 1B 1B		3 0 1 0 0 0 1
Rich Gedman, L (9, PH) OBP: 0.359, SLG: 0.413								1-2 2-3 1B		1 0 1 0 0 0 0

Inning Stats	R: 0	H: 1	E: 0	LOB: 2	K: 0	BB: 1	S: 4	P: 8	R: 0	H: 0	E: 0	LOB: 0	K: 0	BB: 0	S: 3	R: 1	H: 1	E: 0	LOB: 0	K: 0	BB: 0	S: 4	P: 4	R: 0	H: 0	E: 0	LOB: 0	K: 0	BB: 0	S: 3	R: 0	H: 0	E: 0	LOB: 1	K: 0	BB: 1	S: 3	P: 7	R: 0	H: 2	E: 0	LOB: 2	K: 0	BB: 1	S: 4	P: 8	R: 0	H: 2	E: 0	LOB: 2	K: 0	BB: 0	S: 5	P: 5	R: 0	H: 2	E: 1	LOB: 2	K: 1	BB: 0	S: 7	P: 7	1B: 7	2B: 1	3B: 0	HR: 0	SF: 0	SAC: 0	DP: 2	HBP: 0	WP: 0	PB: 0	SB: 0	CS: 0	PA: 38
<b>PITCHER</b>	IP	WLS	BF	H	R	ER	SO	BB	IBB	HBP	BLK	WP	HR	S	P	ERA	WHIP																				IP	WLS	BF	H	R	ER	SO	BB	IBB	HBP	BLK	WP	HR	S	P	ERA	WHIP																						
Bill Krueger, L (1, 1) ERA: 3.35	8.0		33	6	1	1	1	4	0	0	0	0	0	31	47	1.12	1.250																																																										
Tom Tellmann, R (9, 1) ERA: 7.71	1.0		5	2	0	0	1	0	0	0	0	0	0	7	7	0.00	2.000																																																										

BOTTOM

Oakland Athletics @ Boston Red Sox  
 Fenway Park, Boston, MA  
 Sat May 11 1985, 3:33 AM EDT  
 Att. 28,031 - Unknown

livebaseballscorecards.com

AB	34
R	1
H	8
RBI	1
BB	4
SO	2
LOB	19







Batter	1	2	3	4	5	6	7	8	9	AB	R	H	RBI	BB	SO	LOB
Wade Boggs, L (1, 5) OBP: 0.405, SLG: 0.371	0-0 1-3			0-0 F8		0-0 F7		0-0 BB 1B		4	0	1	0	0	0	0
Dwight Evans, R (1, 9) OBP: 0.384, SLG: 0.342	0-0 F3			0-0 5-3		0-0 F4		BB BB BB 4-0 BB 1-2 2-3		3	0	0	0	1	0	0
Jim Rice, R (1, 7) OBP: 0.370, SLG: 0.516	0-0 F5			0-3 K				0-0 F3 1-2f		4	0	0	0	0	1	3
Tony Armas, R (1, 8) OBP: 0.285, SLG: 0.571		0-0 6-3			0-0 HR			0-0 HR		4	2	2	2	0	0	0
Mike Easler, L (1, 10) OBP: 0.287, SLG: 0.421		0-3 K			0-0 1-3			0-3 K		4	0	0	0	0	3	0
Bill Buckner, L (1, 3) OBP: 0.346, SLG: 0.479		0-0 F5			0-0 F6			0-0 1B		4	0	1	0	0	0	0
Rich Gedman, L (1, 2) OBP: 0.358, SLG: 0.442				0-0 F7		0-0 HR		0-0 4-3		3	1	1	1	0	0	1
Marty Barrett, R (1, 4) OBP: 0.311, SLG: 0.260				0-0 B1-3		0-0 F7		0-0 6-3		2	0	0	0	0	0	0
Rick Miller, L (8, PH) OBP: 0.385, SLG: 0.364										1	0	0	0	0	0	0
Reid Nichols, R (9, 4) OBP: 0.444, SLG: 0.556										0	0	0	0	0	0	0
Jackie Gutierrez, R (1, 6) OBP: 0.263, SLG: 0.315				0-0 1-3				0-0 BB 1B 1B		2	0	0	0	0	0	0
Steve Lyons, L (8, PH) OBP: 0.333, SLG: 0.250										1	0	1	0	0	0	0
Glenn Hoffman, R (9, 6) OBP: 0.235, SLG: 0.353										0	0	0	0	0	0	0

Inning Stats	R: 0	H: 0	E: 0	K: 0	S: 3	R: 0	H: 0	E: 0	K: 1	S: 5	R: 0	H: 0	E: 0	K: 0	S: 3	R: 2	H: 2	E: 0	K: 0	S: 5	R: 0	H: 0	E: 0	K: 0	S: 3	R: 1	H: 2	E: 0	K: 1	S: 7	R: 0	H: 2	E: 0	K: 0	S: 4	R: 0	H: 0	E: 0	K: 1	S: 5	1B: 3	SF: 0	2B: 0	3B: 0	HR: 3	WP: 0	PB: 0	SB: 0	CS: 0	PA: 33
--------------	------	------	------	------	------	------	------	------	------	------	------	------	------	------	------	------	------	------	------	------	------	------	------	------	------	------	------	------	------	------	------	------	------	------	------	------	------	------	------	------	-------	-------	-------	-------	-------	-------	-------	-------	-------	--------

PITCHER	IP	WLS	BF	H	R	ER	SO	BB	IBB	HBP	BLK	WP	HR	S	P	ERA	WHIP
Don Sutton, R (1, 1) ERA: 6.6	7.0	W	25	4	3	3	3	0	0	0	0	0	3	31	31	3.86	0.571
Jay Howell, R (8, 1) ERA: 2.21	2.0	S	8	2	0	0	1	1	0	0	0	0	0	9	13	0.00	1.500

**BOTTOM**

**Oakland Athletics @ Boston Red Sox**

Fenway Park, Boston, MA

Sun May 12 1985, 3:33 AM EDT


Att. 18,711 - Unknown

<b>AB</b>	<b>32</b>
<b>R</b>	<b>3</b>
<b>H</b>	<b>6</b>
<b>RBI</b>	<b>3</b>
<b>BB</b>	<b>1</b>
<b>SO</b>	<b>4</b>
<b>LOB</b>	<b>4</b>



WP	HR	S	P	ERA	WHIP
0	3	1	13	0.00	1.500



Batter	1	2	3	4	5	6	7	8	9	AB R H RBI BB SO LOB	TOP											
Jack Perconte, L (1, 4) OBP: 0.255, SLG: 0.284	0-0 F6	0-3 K		0-0 1B		0-0 F7	0-0 F8			5 0 1 0 0 1 4												
Phil Bradley, R (1, 7) OBP: 0.387, SLG: 0.543	0-0 1B BB	0-0 E 2B 1B		0-3 K		0-0 1B		4-0 1B BB		4 2 3 1 1 1 2												
Al Cowens, R (1, 9) OBP: 0.322, SLG: 0.486	0-0 F9	0-0 2B		0-0 F7		0-3 K		0-0 F8		5 0 1 1 0 1 6												
Gorman Thomas, R (1, 10) OBP: 0.336, SLG: 0.481	4-0 1B BB	0-0 F7		0-0 1-3		0-0 F4		0-0 F4		4 1 0 0 1 0 6												
Alvin Davis, L (1, 3) OBP: 0.381, SLG: 0.371	0-0 1B		0-0 F7		4-0 FC4-6 BB		0-0 F6	0-0 1B		4 0 2 1 1 0 0												
Dave Henderson, R (1, 8) OBP: 0.333, SLG: 0.476	0-0 1B		0-0 1B 2B		0-0 FC4-6		0-3 K	0-3 K		5 0 2 1 0 2 3												
Jim Presley, R (1, 5) OBP: 0.304, SLG: 0.535	0-0 F8		0-0 G4-6-3 1B		0-0 F9		0-0 E 1B 1B		0-0 1-3	5 1 2 0 0 0 3	AB 41 R 5 H 14 RBI 5 BB 4 SO 8 LOB 28											
Donnie Scott, S (1, 2) OBP: 0.308, SLG: 0.457		0-3 K	0-0 G4-6-3		0-0 4-3		0-0 E9 1B		0-3 K	5 0 0 0 0 2 4												
Spike Owen, S (1, 6) OBP: 0.276, SLG: 0.295		0-0 S 1B		0-0 1B		4-0 1B BB	0-0 1B		0-3 K	4 1 3 1 1 1 0												
Inning Stats	R: 2 E: 0 K: 0 S: 6	H: 3 LOB: 2 BB: 1 P: 10	R: 2 E: 0 K: 2 S: 10	H: 3 LOB: 1 BB: 0 P: 10	R: 0 E: 0 K: 0 S: 4	H: 2 LOB: 1 BB: 0 P: 4	R: 0 E: 0 K: 1 S: 7	H: 2 LOB: 2 BB: 0 P: 7	R: 0 E: 0 K: 1 S: 3	H: 0 LOB: 1 BB: 1 P: 7	R: 0 E: 0 K: 1 S: 6	H: 1 LOB: 2 BB: 1 P: 10	R: 1 E: 1 K: 1 S: 8	H: 2 LOB: 2 BB: 0 P: 8	R: 0 E: 0 K: 1 S: 6	H: 1 LOB: 2 BB: 1 P: 10	R: 0 E: 0 K: 2 S: 7	H: 0 LOB: 0 BB: 0 P: 7	1B: 12 2B: 2 3B: 0 HR: 0	SF: 0 SAC: 0 DP: 1 HBP: 0	WP: 0 PB: 0 SB: 1 CS: 0	PA: 45
PITCHER	IP WLS BF H R ER SO BB IBB HBP BLK WP HR S P ERA WHIP																					
Oil Can Boyd, R (1, 1) ERA: 3.1	2.1 L 16 8 4 4 2 1 0 0 0 0 0 0 19 23 15.43 3.857																					
Bruce Kison, R (3, 1) ERA: 1.5	4.2 21 5 1 0 3 2 0 0 0 0 0 0 25 33 0.00 1.500																					
Mark Clear, R (8, 1) ERA: 3.29	2.0 8 1 0 0 3 1 0 0 0 0 0 0 13 17 0.00 1.000																					

Seattle Mariners @ Boston Red Sox  
 Fenway Park, Boston, MA  
 Tue May 14 1985, 7:05 PM EDT  
 Att: 14,463 - Unknown

livebaseballscorecards.com

Batter	1	2	3	4	5	6	7	8	9	AB R H RBI BB SO LOB
<b>Wade Boggs, L</b> OBP: 0.408, SLG: 0.370 (1, 5)	0-3 K		0-0 FC5-4 1B			4-0 WP 1B BB	0-0 1-3			3 0 1 0 1 1 2
<b>Dwight Evans, R</b> OBP: 0.373, SLG: 0.330 (1, 9)	0-0 6-3		0-0 FC5-4			0-0 L9		0-3 K		4 0 0 0 0 1 2
<b>Jim Rice, R</b> OBP: 0.373, SLG: 0.516 (1, 7)	0-0 1B		0-0 F7			0-0 WP 1B		0-3 K		4 0 2 0 0 1 1
<b>Tony Armas, R</b> OBP: 0.276, SLG: 0.554 (1, 8)	0-3 K			0-0 5-3		0-3 K		0-0 1-3		4 0 0 0 0 2 3
<b>Mike Easler, L</b> OBP: 0.286, SLG: 0.432 (1, 10)		0-0 FC1-2-5 3B		0-0 F6		0-3 K			0-0 4-3	4 0 1 0 0 1 2
<b>Bill Buckner, L</b> OBP: 0.343, SLG: 0.472 (1, 3)		0-0 FC1-2-5 G3		0-0 L8			0-0 FC4-6 1B		0-3 K	4 0 1 0 0 1 1
<b>Rich Gedman, L</b> OBP: 0.345, SLG: 0.424 (1, 2)		0-0 G3			0-0 1-3		0-0 FC4-6 1B		0-0 3-1	4 0 0 0 0 0 2
<b>Marty Barrett, R</b> OBP: 0.312, SLG: 0.263 (1, 4)		0-3 K			0-0 F9		0-0 1B			3 0 1 0 0 1 1
<b>Jackie Gutierrez, R</b> OBP: 0.268, SLG: 0.319 (1, 6)			0-0 1B		0-0 6-3		0-0 F7			2 0 1 0 0 0 0
<b>Steve Lyons, L</b> OBP: 0.300, SLG: 0.222 (7, PH)										1 0 0 0 0 0 2
<b>Glenn Hoffman, R</b> OBP: 0.235, SLG: 0.353 (8, 6)										0 0 0 0 0 0 0


Inning Stats	R: 0 E: 0 K: 2 S: 8	H: 1 LOB: 1 BB: 0 P: 8	R: 0 E: 0 K: 1 S: 6	H: 1 LOB: 1 BB: 0 P: 6	R: 0 E: 0 K: 0 S: 4	H: 2 LOB: 1 BB: 0 P: 4	R: 0 E: 0 K: 0 S: 3	H: 0 LOB: 0 BB: 0 P: 3	R: 0 E: 0 K: 0 S: 3	H: 0 LOB: 0 BB: 0 P: 3	R: 0 E: 0 K: 2 S: 8	H: 1 LOB: 2 BB: 1 P: 12	R: 0 E: 0 K: 0 S: 5	H: 2 LOB: 2 BB: 0 P: 5	R: 0 E: 0 K: 2 S: 7	H: 0 LOB: 0 BB: 0 P: 7	R: 0 E: 0 K: 1 S: 5	H: 0 LOB: 0 BB: 0 P: 5	1B: 6 2B: 0 3B: 1 HR: 0	SF: 0 SAC: 0 DP: 0 HBP: 0	WP: 1 PB: 0 SB: 0 CS: 0	PA: 34
--------------	------------------------------	---------------------------------	------------------------------	---------------------------------	------------------------------	---------------------------------	------------------------------	---------------------------------	------------------------------	---------------------------------	------------------------------	----------------------------------	------------------------------	---------------------------------	------------------------------	---------------------------------	------------------------------	---------------------------------	----------------------------------	------------------------------------	----------------------------------	--------

PITCHER	IP	WLS	BF	H	R	ER	SO	BB	IBB	HBP	BLK	WP	HR	S	P	ERA	WHIP	PITCHER	IP	WLS	BF	H	R	ER	SO	BB	IBB	HBP	BLK	WP	HR	S	P	ERA	WHIP		
<b>Mike Moore, R</b> ERA: 5.25 (1, 1)	9.0	W	34	7	0	0	8	1	0	0	0	1	0	49	53	0.00	0.889																				

**BOTTOM**

**Seattle Mariners @ Boston Red Sox**  
Fenway Park, Boston, MA  
Tue May 14 1985, 7:05 PM EDT  
Att. 14,463 - Unknown

<b>AB</b>	<b>33</b>
<b>R</b>	<b>0</b>
<b>H</b>	<b>7</b>
<b>RBI</b>	<b>0</b>
<b>BB</b>	<b>1</b>
<b>SO</b>	<b>8</b>
<b>LOB</b>	<b>16</b>





Batter	1	2	3	4	5	6	7	8	9	AB R H RBI BB SO LOB	TOP	
Jack Perconte, L (1, 4) OBP: 0.252, SLG: 0.290	0-0 4-3 2B		0-0 F8		0-0 G1-6-3		0-0 4-3	0-0 1-3		5 0 1 0 0 0 4		
Phil Bradley, R (1, 7) OBP: 0.388, SLG: 0.550	0-0 4-3			1-0 FC3-6 HBP		0-0 L4	0-0 2-H 3B		0-0 F8	4 0 1 1 0 0 1		
Al Cowens, R (1, 9) OBP: 0.317, SLG: 0.474	0-0 F4			0-0 FC3-6 HBP BB SF9		0-0 5-3	0-0 F9		0-0 G6-4-3 1B	5 1 1 0 0 0 3		
Gorman Thomas, R (1, 10) OBP: 0.341, SLG: 0.505 Ivan Calderon, R (9, PH) OBP: 0.323, SLG: 0.385	0-0 F2			4-0 HBP 1-2 BB		0-0 HR		0-3 K	0-0 G6-4-3 1-2f	3 1 1 1 1 1 1 1 0 0 0 0 0 1		
Alvin Davis, L (1, 3) OBP: 0.393, SLG: 0.410		0-3 K		1-0 FC5-4 HBP		0-0 HR		0-0 E 1B 1B		3 2 2 1 0 1 0		
Dave Henderson, R (1, 8) OBP: 0.330, SLG: 0.472		0-0 F8		0-0 SF9		0-0 6-3		0-0 E9 1B 1B		3 1 1 1 0 0 0		
Jim Presley, R (1, 5) OBP: 0.310, SLG: 0.556		0-3 K		0-0 FC5-4 1-2f			0-0 HR	4-0 1B IBB		3 1 1 1 1 1 2		
Bob Kearney, R (1, 2) OBP: 0.172, SLG: 0.132 Ken Phelps, L (8, PH) OBP: 0.296, SLG: 0.381 Barry Bonnell, R (8, PH) OBP: 0.261, SLG: 0.273 Donnie Scott, S (8, 2) OBP: 0.308, SLG: 0.457			0-3 K		0-3 K		4-0 CS BB	0-0 1-2 2-H 3-H 1B		2 0 0 0 1 2 0 0 0 0 0 0 0 0 1 0 1 2 0 0 0 0 0 0 0 0 0 0		
Spike Owen, S (1, 6) OBP: 0.284, SLG: 0.289			0-0 4-3		4-0 G1-6-3 BB		4-0 1-2 3B BB	0-3 K		2 1 0 0 2 1 2		
<b>Inning Stats</b>	R: 0 E: 0 K: 0 S: 4 H: 1 LOB: 1 BB: 0 P: 4	R: 0 E: 0 K: 2 S: 7 H: 0 LOB: 0 BB: 0 P: 7	R: 0 E: 0 K: 1 S: 5 H: 0 LOB: 0 BB: 0 P: 5	R: 1 E: 0 K: 0 S: 3 H: 0 LOB: 2 BB: 1 P: 9	R: 0 E: 0 K: 1 S: 4 H: 0 LOB: 0 BB: 1 P: 8	R: 2 E: 0 K: 0 S: 5 H: 2 LOB: 0 BB: 0 P: 5	R: 2 E: 0 K: 0 S: 4 H: 2 LOB: 1 BB: 2 P: 12	R: 2 E: 1 K: 2 S: 10 H: 3 LOB: 2 BB: 1 P: 14	R: 0 E: 0 K: 0 S: 3 H: 1 LOB: 0 BB: 0 P: 3	1B: 4 2B: 1 3B: 1 HR: 3 SF: 1 SAC: 0 DP: 2 HBP: 2	WP: 0 PB: 0 SB: 0 CS: 1 PA: 40	
<b>PITCHER</b>	IP WLS BF H R ER SO BB IBB HBP BLK WP HR S P ERA WHIP											
Al Nipper, R (1, 1) ERA: 5.05	6.1 L 27 4 5 5 4 4 0 2 0 0 3 29 47 7.11 1.263											
Bob Stanley, R (7, 1) ERA: 2.7	1.0 7 3 2 2 1 0 1 0 0 0 0 8 12 18.00 3.000											
Bob Ojeda, L (8, 1) ERA: 1.62	1.2 6 2 0 0 0 1 0 0 0 0 0 0 8 8 0.00 1.200											

Seattle Mariners @ Boston Red Sox  
Fenway Park, Boston, MA  
Wed May 15 1985, 7:05 PM EDT  
Att: 16,981 - Unknown

livebaseballscorecards.com

AB	32
R	7
H	9
RBI	7
BB	5
SO	6
LOB	14



Batter	1	2	3	4	5	6	7	8	9	AB	R	H	RBI	BB	SO	LOB
Wade Boggs, L OBP: 0.401, SLG: 0.359 (1, 5)	4-0 WP BB BB		0-3 K		0-3 K		0-0 F7		0-3 K	4	0	0	0	1	3	0
Dwight Evans, R OBP: 0.377, SLG: 0.325 (1, 10)	4-0 WP BB 1-2 BB		0-0 6-3		4-0 BB BB			0-0 F9		2	0	0	0	2	0	0
Bill Buckner, L OBP: 0.348, SLG: 0.465 (1, 3)	0-0 L7		0-0 6-3		4-0 BB 1-2 BB			4-0 1B BB		2	0	0	0	2	0	2
Jim Rice, R OBP: 0.370, SLG: 0.508 (1, 7)	0-0 L8			0-0 F7	0-3 K			0-0 1B 1-2 1B		4	0	1	0	0	1	4
Tony Armas, R OBP: 0.290, SLG: 0.553 (1, 8)	4-0 1-2 BB 2-3 BB			4-0 BB		0-3 K		0-0 1B 1-2 2-3 1B		2	0	1	0	2	1	0
Reid Nichols, R OBP: 0.308, SLG: 0.385 (1, 9) (9, 4)	0-0 F2			0-3 K		0-0 F8		0-0 F2		4	0	0	0	0	1	7
Marty Barrett, R OBP: 0.313, SLG: 0.256 (1, 4)		4-0 BB		0-0 5-3		0-0 F5		0-0 L9		2	0	0	0	1	0	1
Steve Lyons, L OBP: 0.273, SLG: 0.200 (8, PH) (9, 9)										1	0	0	0	0	0	3
Jackie Gutierrez, R OBP: 0.260, SLG: 0.309 (1, 6)		0-0 G6-4-3 BB			0-0 1-3		0-0 F9		0-0 G4-6-3 1B	3	0	0	0	0	0	1
Rick Miller, L OBP: 0.429, SLG: 0.417 (9, PH)		1-2f								1	0	1	0	0	0	0
Marc Sullivan, R OBP: 0.200, SLG: 0.350 (1, 2)		0-0 5-3			0-0 HR		0-0 6-3		0-0 G4-6-3 1-2f	3	1	1	1	0	0	0
Rich Gedman, L OBP: 0.342, SLG: 0.420 (9, PH)										1	0	0	0	0	0	1

BOTTOM

Seattle Mariners @ Boston Red Sox  
Fenway Park, Boston, MA  
Wed May 15 1985, 7:05 PM EDT  
Att. 16,981 - Unknown

livebaseballscorecards.com

AB	29
R	1
H	4
RBI	1
BB	8
SO	6
LOB	19



Inning Stats	R: 0	H: 0	E: 0	K: 0	S: 3	R: 0	H: 0	E: 0	K: 0	S: 2	R: 0	H: 0	E: 0	K: 1	S: 5	R: 0	H: 0	E: 0	K: 1	S: 5	R: 1	H: 1	E: 0	K: 2	S: 8	R: 0	H: 0	E: 0	K: 1	S: 5	R: 0	H: 2	E: 0	K: 0	S: 5	R: 0	H: 1	E: 0	K: 1	S: 5	1B: 3	2B: 0	3B: 0	HR: 1	SF: 0	SAC: 0	DP: 2	HBP: 0	WP: 1	PB: 0	SB: 0	CS: 0	PA: 37
--------------	------	------	------	------	------	------	------	------	------	------	------	------	------	------	------	------	------	------	------	------	------	------	------	------	------	------	------	------	------	------	------	------	------	------	------	------	------	------	------	------	-------	-------	-------	-------	-------	--------	-------	--------	-------	-------	-------	-------	--------

PITCHER	IP	WLS	BF	H	R	ER	SO	BB	IBB	HBP	BLK	WP	HR	S	P	ERA	WHIP
Mark Langston, L ERA: 2.75 (1, 1)	7.0		28	1	1	1	5	7	0	0	0	1	1	31	59	1.29	1.143
Ed Nunez, R ERA: 1.93 (8, 1)	1.0		7	3	0	0	0	1	0	0	0	0	0	6	10	0.00	4.000
Ed Vande Berg, L ERA: 0.57 (9, 1)	1.0		2	0	0	0	1	0	0	0	0	0	0	4	4	0.00	0.000

ERA WHIP



Batter	1	2	3	4	5	6	7	8	9	AB R H RBI BB SO LOB	TOP											
Wade Boggs, L (1, 5) OBP: 0.407, SLG: 0.368	0-0 F8 1B		0-0 1B BB 1B	0-0 1-H 1B			0-0 L7	0-0 E4		5 0 3 1 0 0 0	<b>Boston Red Sox @ Cleveland Indians</b> <b>Cleveland Municipal Stadium, Cleveland, OH</b> Fri May 17 1985, 3:33 AM EDT Att. 5,502 - Unknown											
Dwight Evans, R (1, 9) OBP: 0.377, SLG: 0.317	0-0 F8 1-2		4-0 1B BB	0-0 F9			4-0 1B BB	0-3 K		3 0 0 1 2 1 3												
Jim Rice, R (1, 7) OBP: 0.371, SLG: 0.507	0-3 K		0-0 SF8		0-0 G3 1B		0-0 1-2 1B		0-0 F3	4 0 2 1 0 1 1												
Tony Armas, R (1, 8) OBP: 0.287, SLG: 0.540	0-3 K		0-0 1-2 2-3 1B		0-0 F8		0-0 F8		0-0 5-3	5 0 1 0 0 1 4												
Mike Easler, L (1, 10) OBP: 0.275, SLG: 0.415		0-0 4-3	0-3 K		0-0 G3 1-2		0-0 4-3		0-0 F8	5 0 0 0 0 1 6												
Bill Buckner, L (1, 3) OBP: 0.345, SLG: 0.466		0-0 4-3	0-0 4-1		0-3 K			0-0 2B 2B		4 1 1 0 0 1 4												
Rich Gedman, L (1, 2) OBP: 0.339, SLG: 0.423		0-0 4-3		0-3 K		0-3 K		0-0 SH3-4 E 2B		4 1 1 1 0 2 0												
Marty Barrett, R (1, 4) OBP: 0.313, SLG: 0.259			0-0 1B BB 1B	0-3 K		0-0 3-1		0-0 SH3-4		3 1 1 0 0 1 0												
Jackie Gutierrez, R (1, 6) OBP: 0.269, SLG: 0.316			0-0 BB BB SF8 1B	0-0 S 1B		0-0 5-3		0-0 4-3		4 2 2 0 0 0 1												
<b>Inning Stats</b>	R: 0 E: 0 K: 2 S: 8	H: 1 LOB: 1 BB: 0 P: 8	R: 0 E: 0 K: 0 S: 3	H: 0 LOB: 0 BB: 0 P: 3	R: 2 E: 0 K: 1 S: 9	H: 4 LOB: 3 BB: 1 P: 13	R: 1 E: 0 K: 2 S: 9	H: 2 LOB: 1 BB: 0 P: 9	R: 0 E: 0 K: 1 S: 6	H: 1 LOB: 1 BB: 0 P: 6	R: 0 E: 0 K: 1 S: 5	H: 0 LOB: 0 BB: 0 P: 5	R: 0 E: 0 K: 0 S: 4	H: 1 LOB: 2 BB: 1 P: 8	R: 2 E: 1 K: 1 S: 8	H: 2 LOB: 1 BB: 0 P: 8	R: 0 E: 0 K: 0 S: 3	H: 0 LOB: 0 BB: 0 P: 3	1B: 9 2B: 2 3B: 0 HR: 0	SF: 1 SAC: 1 DP: 0 HBP: 0	WP: 0 PB: 0 SB: 1 CS: 0	PA: 41
<b>PITCHER</b> Bert Blyleven, R (1, 1) ERA: 4.04	IP: 9.0 WLS: L BF: 41 H: 11 R: 5 ER: 4 SO: 8 BB: 2 IBB: 0 HBP: 0 BLK: 0 WP: 0 HR: 0 S: 55 P: 63 ERA: 4.00 WHIP: 1.444											<b>PITCHER</b>	IP: WLS: BF: H: R: ER: SO: BB: IBB: HBP: BLK: WP: HR: S: P: ERA: WHIP:									

livebaseballscorecards.com

<b>AB</b>	37
<b>R</b>	5
<b>H</b>	11
<b>RBI</b>	4
<b>BB</b>	2
<b>SO</b>	8
<b>LOB</b>	19



Batter	1	2	3	4	5	6	7	8	9	AB R H RBI BB SO LOB
<b>Brett Butler, L</b> (1, 8) OBP: 0.313, SLG: 0.396	0-0 6-3		0-0 F7			0-0 4-3		0-0 1B		4 0 1 0 0 0 0
<b>Tony Bernazard, S</b> (1, 4) OBP: 0.381, SLG: 0.514	0-3 K		0-0 G3			4-0 BB		0-0 F4		3 0 0 0 1 1 1
<b>Julio Franco, R</b> (1, 6) OBP: 0.368, SLG: 0.423	0-3 K				0-0 4-3				0-0 6-3	4 0 0 0 0 2 1
<b>George Vukovich, L</b> (1, 9) OBP: 0.318, SLG: 0.303		0-0 CS 1B			0-0 F9		0-3 K		0-3 K	4 0 1 0 0 2 0
<b>Brook Jacoby, R</b> (1, 5) OBP: 0.346, SLG: 0.375		4-0 1B 1-2 BB			0-3 K		0-3 K		0-0 1B	3 0 1 0 1 2 0
<b>Mike Hargrove, L</b> (1, 3) OBP: 0.333, SLG: 0.267		0-0 FC1-4 1B			0-0 4-3		0-0 1B		0-0 F9	4 0 2 0 0 0 1
<b>Pat Tabler, R</b> (1, 10) OBP: 0.331, SLG: 0.403		0-3 K			0-0 F5		0-3 K			3 0 0 0 0 2 3
<b>Joe Carter, R</b> (1, 7) OBP: 0.235, SLG: 0.278		0-0 FC1-4 1-2f			0-0 F7			0-0 F9		3 0 0 0 0 0 2
<b>Chris Bando, S</b> (1, 2) OBP: 0.180, SLG: 0.095			0-3 K			0-0 F7		0-0 F8		3 0 0 0 0 1 0

Inning Stats	R: 0	H: 0	E: 0	K: 2	S: 7	R: 0	H: 2	E: 0	K: 1	S: 6	R: 0	H: 0	E: 0	K: 1	S: 5	R: 0	H: 0	E: 0	K: 1	S: 5	R: 0	H: 0	E: 0	K: 0	S: 3	R: 0	H: 1	E: 0	K: 3	S: 10	R: 0	H: 1	E: 0	K: 0	S: 4	R: 0	H: 1	E: 0	K: 1	S: 6	1B: 5	SF: 0	2B: 0	3B: 0	HR: 0	WP: 0	PB: 0	SB: 0	CS: 1	PA: 33
	0	0	0	2	7	0	2	0	1	6	0	0	0	1	5	0	0	0	0	1	5	0	0	0	0	3	0	1	0	1	10	0	1	0	0	6	0	1	0	6	5	0	0	0	0	0	0	0	1	33

PITCHER	IP	WLS	BF	H	R	ER	SO	BB	IBB	HBP	BLK	WP	HR	S	P	ERA	WHIP
<b>Roger Clemens, R</b> (1, 1) ERA: 3.77	9.0	W	33	5	0	0	10	2	0	0	0	0	0	51	59	0.00	0.778

**BOTTOM**

**Boston Red Sox @ Cleveland Indians**  
**Cleveland Municipal Stadium, Cleveland, OH**  
 Fri May 17 1985, 3:33 AM EDT  
 Att. 5,502 - Unknown

<b>AB</b>	<b>31</b>
<b>R</b>	<b>0</b>
<b>H</b>	<b>5</b>
<b>RBI</b>	<b>0</b>
<b>BB</b>	<b>2</b>
<b>SO</b>	<b>10</b>
<b>LOB</b>	<b>8</b>



WP	HR	S	P	ERA	WHIP
0	0	0	1	0.00	0.778

livebaseballscorecards.com



Batter	1	2	3	4	5	6	7	8	9	AB R H RBI BB SO LOB	TOP											
Wade Boggs, L (1, 5) OBP: 0.407, SLG: 0.360	0-0 F7		0-0 F8		0-0 G4-6-3		4-0 BB		4-0 BB	3 0 0 0 2 0 3	<b>Boston Red Sox @ Cleveland Indians</b> <b>Cleveland Municipal Stadium, Cleveland, OH</b> Sat May 18 1985, 3:33 AM EDT Att. 5,843 - Unknown											
Dwight Evans, R (1, 9) OBP: 0.378, SLG: 0.309	0-0 F8		4-0 BB		4-0 BB		0-0 F7		0-0 F8	3 0 0 0 2 0 4												
Bill Buckner, L (1, 3) OBP: 0.349, SLG: 0.470	0-0 F3		4-0 BB		0-0 F8			0-0 2B		3 0 1 1 1 0 1												
Jim Rice, R (1, 7) OBP: 0.361, SLG: 0.493		0-0 5-3	0-0 F4		0-0 6-3			0-0 F7		4 0 0 0 0 0 4												
Tony Armas, R (1, 8) OBP: 0.279, SLG: 0.525		0-0 6-3	0-3 K		0-3 K			0-3 K		4 0 0 0 0 3 4												
Mike Easler, L (1, 10) OBP: 0.268, SLG: 0.402		0-0 E7		0-0 F7		0-0 G3		0-0 1-3		4 0 0 0 0 0 1												
Rich Gedman, L (1, 2) Ed Jurak, R (9, PR)		0-0 L1		0-0 6-3			0-0 F4		4-0 BB	3 0 0 0 1 0 1												
Marty Barrett, R (1, 4) Rick Miller, L (9, PH)			4-0 BB	0-0 6-3			0-0 2B		0-0 F7	2 1 1 0 1 0 0												
Jackie Gutierrez, R (1, 6) Steve Lyons, L (9, PH)			0-0 BB		0-0 6-3		0-0 F7		0-0 F5	1 0 0 0 0 0 1												
<b>Inning Stats</b>	R: 0 E: 0 K: 0 S: 3	H: 0 LOB: 0 BB: 0 P: 3	R: 0 E: 1 K: 0 S: 4	H: 0 LOB: 1 BB: 0 P: 4	R: 1 E: 0 K: 1 S: 6	H: 1 LOB: 3 BB: 3 P: 18	R: 0 E: 0 K: 0 S: 3	H: 0 LOB: 0 BB: 0 P: 3	R: 0 E: 0 K: 0 S: 3	H: 1 LOB: 1 BB: 1 P: 7	R: 0 E: 0 K: 1 S: 5	H: 0 LOB: 0 BB: 0 P: 5	R: 0 E: 0 K: 0 S: 4	H: 1 LOB: 2 BB: 1 P: 8	R: 0 E: 0 K: 1 S: 6	H: 1 LOB: 1 BB: 0 P: 6	R: 0 E: 0 K: 0 S: 3	H: 0 LOB: 2 BB: 2 P: 11	1B: 2 2B: 2 3B: 0 HR: 0	SF: 0 SAC: 0 DP: 1 HBP: 0	WP: 0 PB: 0 SB: 0 CS: 0	PA: 38
<b>PITCHER</b>	IP WLS BF H R ER SO BB IBB HBP BLK WP HR S P ERA WHIP																					
Neal Heaton, L (1, 1) ERA: 2.44	6.2 W 28 3 1 1 2 5 0 0 0 0 0 0 27 47 1.35 1.200																					
Tom Waddell, R (7, 1) ERA: 3.86	2.1 S 10 1 0 0 1 2 0 0 0 0 0 0 10 18 0.00 1.286																					

livebaseballscorecards.com

<b>AB</b>	31
<b>R</b>	1
<b>H</b>	4
<b>RBI</b>	1
<b>BB</b>	7
<b>SO</b>	3
<b>LOB</b>	21



Batter	1	2	3	4	5	6	7	8	9	AB	R	H	RBI	BB	SO	LOB
<b>Brett Butler, L</b> (1, 8) OBP: 0.311, SLG: 0.399	0-0 6-3 SF8 2B		0-0 G3		0-0 5-3		0-0 F7			4	1	1	0	0	0	1
<b>Julio Franco, R</b> (1, 6) OBP: 0.372, SLG: 0.425	0-0 6-3 2-3		0-0 4-3			0-0 CS 1B		0-0 1B 1B		4	1	2	0	0	0	1
<b>Brook Jacoby, R</b> (1, 5) OBP: 0.336, SLG: 0.366	0-0 SF8 3-H		0-0 F9			0-0 F8 1-2		0-0 F9		3	0	0	1	0	0	2
<b>Andre Thornton, R</b> (1, 10) OBP: 0.203, SLG: 0.157	0-3 K			0-0 F2		4-0 BB 1B BB		0-0 1B FC5-2 1B		3	1	1	0	1	1	0
<b>Pat Tabler, R</b> (1, 3) OBP: 0.343, SLG: 0.409		0-0 2B 1B		0-3 K		4-0 BB 1B BB		0-0 FC5-2 BB 1B		3	1	2	1	1	1	0
<b>Benny Ayala, R</b> (1, 7) OBP: 0.286, SLG: 0.429		0-0		0-3 K		0-0		4-0 BB FC5-2 BB		3	0	2	1	0	1	0
<b>Otis Nixon, S</b> (7, 7) OBP: 0.229, SLG: 0.257		0-0				0-0		4-0 BB FC5-2 BB		0	0	0	0	0	0	0
<b>Mike Hargrove, L</b> (8, PH) OBP: 0.351, SLG: 0.267		0-0				0-0		4-0 BB FC5-2 BB		0	0	0	0	1	0	0
<b>Johnnie Leflaster, R</b> (8, PR) OBP: 0.108, SLG: 0.083		1-3 2B				1-2 2-H 1B		1-2 BB		0	0	0	0	0	0	0
<b>George Vukovich, L</b> (9, 9) OBP: 0.318, SLG: 0.303										0	0	0	0	0	0	0
<b>Joe Carter, R</b> (1, 9) OBP: 0.236, SLG: 0.289		0-0 F2			0-0 G3 2B		0-0 FC6-4		0-0 FC5-2	4	0	1	0	0	0	7
<b>Butch Benton, R</b> (1, 2) OBP: 0.250, SLG: 0.271		0-3 K		0-0 F8		0-0 G3 2B		0-0 K		3	0	0	1	1	2	3
<b>Tony Bernazard, S</b> (1, 4) OBP: 0.364, SLG: 0.487		0-0			0-0 F8		0-3 K		4-0 BB							
<b>Mike Fischlin, R</b> (9, 4) OBP: 0.200, SLG: 0.214		0-0 5-3			0-0 G3		0-0 F8		0-0 F9	4	0	0	0	0	0	6
					2-3					0	0	0	0	0	0	0

Inning Stats	R: 1	H: 1	E: 0	K: 1	S: 6	R: 0	H: 2	E: 0	K: 1	S: 7	R: 0	H: 0	E: 0	K: 0	S: 3	R: 0	H: 0	E: 0	K: 2	S: 7	R: 0	H: 1	E: 0	K: 0	S: 4	R: 1	H: 2	E: 0	K: 0	S: 4	R: 0	H: 0	E: 0	K: 1	S: 5	R: 2	H: 3	E: 0	K: 0	S: 6	R: 0	H: 0	E: 0	K: 1	S: 5	R: 0	H: 3	E: 0	K: 0	S: 6
	LOB: 0	BB: 0	P: 6	LOB: 2	BB: 0	P: 7	LOB: 0	BB: 0	P: 3	LOB: 0	BB: 0	P: 7	LOB: 1	BB: 0	P: 4	LOB: 2	BB: 2	P: 12	LOB: 0	BB: 0	P: 5	LOB: 3	BB: 2	P: 14	LOB: 0	BB: 0	P: 5	LOB: 0	BB: 0	P: 5	LOB: 0	BB: 0	P: 5	LOB: 3	BB: 2	P: 14	LOB: 0	BB: 0	P: 14	LOB: 0	BB: 0	P: 14								

PITCHER	IP	WLS	BF	H	R	ER	SO	BB	IBB	HBP	BLK	WP	HR	S	P	ERA	WHIP
<b>Bruce Hurst, L</b> (1, 1) ERA: 5.76	7.1	L	31	8	4	4	5	2	0	0	0	0	0	39	47	4.91	1.364
<b>Mark Clear, R</b> (8, 1) ERA: 3.29	0.0		2	1	0	0	0	1	0	0	0	0	0	1	5	∞	∞
<b>Bob Stanley, R</b> (8, 1) ERA: 2.65	0.2		3	0	0	0	0	1	0	0	0	0	0	2	6	0.00	1.500

**BOTTOM**

**Boston Red Sox @ Cleveland Indians**  
Cleveland Municipal Stadium, Cleveland, OH

Sat May 18 1985, 3:33 AM EDT  
Att. 5,843 - Unknown

AB	31
R	4
H	9
RBI	4
BB	4
SO	5
LOB	20



WP	PA	ERA	WHIP
0	36		





Batter	1	2	3	4	5	6	7	8	9	AB R H RBI BB SO LOB	
<b>Brett Butler, L</b> OBP: 0.322, SLG: 0.415 (1, 8) X	0-0 4-3 1B		0-0 CS 1B			0-0 3-1		0-0 F9 2B		4 0 3 0 0 0 0	
<b>Julio Franco, R</b> OBP: 0.368, SLG: 0.420 (1, 6) X	0-0 4-3 1-2		0-0 CS 1-2	0-0 4-3		0-0 FC6-4 1B		0-0 F9 2-3		4 0 1 0 0 0 2	
<b>George Vukovich, L</b> OBP: 0.315, SLG: 0.301 (1, 9) X	0-0 F7			0-0 FC4-6 1B		0-0 F6		0-0 6-3		4 0 1 0 0 0 3	
<b>Andre Thornton, R</b> OBP: 0.192, SLG: 0.149 (1, 10) X	0-0 6-3			0-0 FC4-6 1-2f		0-0 FC6-4 1-2f		0-0 F8		4 0 0 0 0 0 3	
<b>Brook Jacoby, R</b> OBP: 0.333, SLG: 0.362 (1, 5)		0-3 K		0-0 4-3		0-0 F9		0-0 1B 1B		4 0 1 0 0 1 1 0 1 0 0 0 0 0	
<b>Otis Nixon, S</b> OBP: 0.229, SLG: 0.257 (9, PR)											
<b>Mike Hargrove, L</b> OBP: 0.341, SLG: 0.265 (1, 3)		0-0 4-3			0-0 4-3		0-3 K		0-0 1B 1B		4 0 1 0 0 1 0 0 0 0 0 0 0 0
<b>Mike Fischlin, R</b> OBP: 0.200, SLG: 0.214 (9, PR)											
<b>Joe Carter, R</b> OBP: 0.247, SLG: 0.299 (1, 7) X		0-0 4-3			0-0 S 1B		0-0 F6		0-0 1B 1B		4 0 2 1 0 0 0
<b>Tony Bernazard, S</b> OBP: 0.363, SLG: 0.519 (1, 4) X			0-0 F8		0-0 F8 1-2			0-0 HR		3 1 1 1 0 0 1	
<b>Chris Bando, S</b> OBP: 0.170, SLG: 0.089 (1, 2) X			0-0 F7		0-0 F5		0-3 K			3 0 0 0 0 1 1	

Inning Stats	R: 0 E: 0 K: 0 S: 4	H: 1 LOB: 1 BB: 0 P: 4	R: 0 E: 0 K: 1 S: 5	H: 0 LOB: 0 BB: 0 P: 5	R: 0 E: 0 K: 0 S: 3	H: 1 LOB: 0 BB: 0 P: 3	R: 0 E: 0 K: 0 S: 4	H: 1 LOB: 1 BB: 0 P: 4	R: 0 E: 0 K: 0 S: 4	H: 1 LOB: 1 BB: 0 P: 4	R: 0 E: 0 K: 1 S: 5	H: 0 LOB: 0 BB: 0 P: 5	R: 1 E: 0 K: 1 S: 7	H: 2 LOB: 1 BB: 0 P: 7	R: 1 E: 0 K: 0 S: 4	H: 3 LOB: 2 BB: 0 P: 4	1B: 8 2B: 1 3B: 0 HR: 1	SF: 0 SAC: 0 DP: 0 HBP: 0	WP: 0 PB: 0 SB: 1 CS: 1	PA: 35
<b>PITCHER</b> <b>Oil Can Boyd, R</b> ERA: 2.98 (1, 1)	IP: 8.1 WLS: L BF: 34 H: 10 R: 2 ER: 2 SO: 3 BB: 0 IBB: 0 HBP: 0 BLK: 0 WP: 0 HR: 1 S: 40 P: 40 ERA: 2.16 WHIP: 1.200																			

**BOTTOM**

**Boston Red Sox @ Cleveland Indians**  
Cleveland Municipal Stadium, Cleveland, OH

Sun May 19 1985, 3:33 AM EDT  
Att. 13,544 - Unknown

[livebaseballscorecards.com](http://livebaseballscorecards.com)

<b>AB</b>	<b>34</b>
<b>R</b>	<b>2</b>
<b>H</b>	<b>10</b>
<b>RBI</b>	<b>2</b>
<b>BB</b>	<b>0</b>
<b>SO</b>	<b>3</b>
<b>LOB</b>	<b>11</b>



Batter	1	2	3	4	5	6	7	8	9	AB R H RBI BB SO LOB	TOP									
Wade Boggs, L (1, 5) OBP: 0.403, SLG: 0.354	0-0 F8		0-0 1-3			0-0 G5-4-3 1B		0-0 2B 1B	0-3 K	5 1 2 1 0 1 3	<b>Boston Red Sox @ Minnesota Twins</b> Hubert H. Humphrey Metrodome, Minneapolis, MN Mon May 20 1985, 8:05 PM EDT Att. 19,583 - Unknown									
Dwight Evans, R (1, 9) OBP: 0.370, SLG: 0.298	0-0 5-3			0-0 2B 1B		0-0 F8		4-0 2B BB	0-3 K	4 0 1 0 1 1 4										
Jim Rice, R (1, 7) OBP: 0.350, SLG: 0.476	0-0 1B			0-0 F7		0-0 G5-4-3 1-2f		0-3 K		4 0 1 0 0 1 4										
Bill Buckner, L (1, 3) OBP: 0.351, SLG: 0.472	0-0 F7			0-0 F8			0-0 1B	0-0 1-3 2-H 2B		4 0 2 1 0 0 2										
Tony Armas, R (1, 8) OBP: 0.271, SLG: 0.510		0-3 K		0-0 1-3 2B		0-0 F4		0-0 6-3		4 0 1 0 0 1 3										
Mike Easler, L (1, 10) OBP: 0.267, SLG: 0.388		0-0 1-3		0-0 3-1		0-0 F8		4-0 1B BB		3 0 0 0 1 0 3										
Rich Gedman, L (1, 2) Ed Jurak, R (9, PR)		0-0 4-3			0-0 F2		0-3 K	0-0 1-3 BB 1B		4 0 1 0 0 1 1 0 0 0 0 0 0 0										
Marty Barrett, R (1, 4) Rick Miller, L (8, PH) Glenn Hoffman, R (8, 4) OBP: 0.318, SLG: 0.272 OBP: 0.438, SLG: 0.500 OBP: 0.278, SLG: 0.353			0-0 F8		0-0 G5-4-3 1B			0-0 1B 2B	4-0 1-2 BB	2 0 1 0 0 0 0 1 1 1 0 0 0 0 0 0 0 0 1 0 0										
Jackie Gutierrez, R (1, 6) Steve Lyons, L (9, PH) Reid Nichols, R (9, PH) OBP: 0.274, SLG: 0.318 OBP: 0.250, SLG: 0.182 OBP: 0.286, SLG: 0.357			0-0 F9		0-0 G5-4-3 1-2f			0-0 5-3	0-0 F9	3 0 0 0 0 0 2 0 0 0 0 0 0 0 1 0 0 0 0 0 3										
<b>Inning Stats</b>	R: 0 E: 0 K: 0 S: 4	H: 1 LOB: 1 BB: 0 P: 4	R: 0 E: 0 K: 1 S: 5	H: 0 LOB: 0 BB: 0 P: 5	R: 0 E: 0 K: 0 S: 3	H: 0 LOB: 0 BB: 0 P: 3	R: 0 E: 0 K: 0 S: 5	H: 2 LOB: 2 BB: 0 P: 5	R: 0 E: 0 K: 0 S: 3	H: 1 LOB: 0 BB: 0 P: 3		R: 0 E: 0 K: 1 S: 6	H: 1 LOB: 1 BB: 0 P: 6	R: 2 E: 0 K: 1 S: 8	H: 3 LOB: 2 BB: 1 P: 12	R: 0 E: 0 K: 2 S: 8	H: 1 LOB: 3 BB: 2 P: 16	1B: 7 2B: 3 3B: 0 HR: 0	SF: 0 SAC: 0 DP: 2 HBP: 0	WP: 1 PB: 0 SB: 0 CS: 0
<b>PITCHER</b>	IP WLS BF H R ER SO BB IBB HBP BLK WP HR S P ERA WHIP																			
John Butcher, R (1, 1) ERA: 3.38	7.1 W 28 8 2 2 2 0 0 0 0 0 0 0 32 32 2.46 1.091																			
Ron Davis, R (8, 1) ERA: 6.14	0.2 7 2 0 0 1 3 0 0 0 1 0 6 18 0.00 7.500																			
Curt Wardle, L (9, 1) ERA: 5.48	1.0 S 3 0 0 0 2 0 0 0 0 0 0 7 7 0.00 0.000																			

livebaseballscorecards.com

<b>AB</b>	35
<b>R</b>	2
<b>H</b>	10
<b>RBI</b>	2
<b>BB</b>	3
<b>SO</b>	5
<b>LOB</b>	25



Batter	1	2	3	4	5	6	7	8	9	AB	R	H	RBI	BB	SO	LOB
<b>Kirby Puckett, R</b> OBP: 0.354, SLG: 0.411 (1, 8) S S	0-3 K ①		4-0 BB BB BB 1B BB		0-0 6-3 X ③ X	0-0 FC4 ③ 1-2f				3	0	0	0	1	1	3
<b>Mickey Hatcher, R</b> OBP: 0.312, SLG: 0.407 (1, 7) X	0-0 F6 ②		0-0 FC6 1B 1-2 2-H			4-0 1B BB 1B		0-3 K ①		3	1	1	1	1	1	0
<b>Kent Hrbek, L</b> OBP: 0.347, SLG: 0.454 (1, 3) X	0-0 F8 ③		0-0 FC6 ③ 1-2f			0-0 F9 1B 1B 1-3		4-0 G5-4-3 BB		3	1	1	0	1	0	2
<b>Tom Brunansky, R</b> OBP: 0.440, SLG: 0.654 (1, 9) X		0-0 4-3 ①		0-0 F7 ①		0-0 1B 1B 1-2 3-H		0-0 G5-4-3 ② ③ 1-2f		4	1	1	1	0	0	1
<b>Randy Bush, L</b> OBP: 0.304, SLG: 0.605 (1, 10) X		0-0 F5 ②		0-0 3-1 ②		0-0 F9 ① 2-3		0-3 K ①		4	0	0	0	0	1	2
<b>Gary Gaetti, R</b> OBP: 0.384, SLG: 0.486 (1, 5) X		0-0 F4 ③		0-3 K ③		0-0 1B 1B 1-2 3-H		0-0 L6 ②		4	1	1	1	0	1	0
<b>Tim Teufel, R</b> OBP: 0.361, SLG: 0.442 (1, 4) S S			0-3 K ①		H 1-0 G3 HBP	0-0 1B 1B 1-2 2-H		0-3 K ③		3	0	1	1	0	2	0
<b>Greg Gagne, R</b> OBP: 0.394, SLG: 0.434 (1, 6) X			0-0 1B 2B		0-0 G3 ① X	0-0 FC4 1B 1-2 2-H				3	1	2	1	0	0	1
<b>Mark Salas, L</b> OBP: 0.362, SLG: 0.489 (1, 2) X			0-0 F9 ②		0-0 F9 ② S S	0-3 K ②				3	0	0	0	0	1	4

Inning Stats	R: 0	H: 0	E: 0	K: 1	S: 5	LOB: 0	BB: 0	P: 5	R: 0	H: 0	E: 0	K: 0	S: 3	LOB: 0	BB: 0	P: 3	R: 1	H: 2	E: 0	K: 1	S: 7	LOB: 2	BB: 1	P: 11	R: 0	H: 0	E: 0	K: 1	S: 5	LOB: 0	BB: 0	P: 5	R: 0	H: 0	E: 0	K: 0	S: 3	LOB: 1	BB: 0	P: 4	R: 4	H: 5	E: 0	K: 1	S: 10	LOB: 2	BB: 1	P: 14	R: 0	H: 0	E: 0	K: 1	S: 4	LOB: 0	BB: 1	P: 8	R: 0	H: 0	E: 0	K: 2	S: 7	LOB: 0	BB: 0	P: 7	1B: 6	SF: 0	2B: 1	SAC: 0	3B: 0	DP: 1	HR: 0	HBP: 1	WP: 0	PA: 34
--------------	------	------	------	------	------	--------	-------	------	------	------	------	------	------	--------	-------	------	------	------	------	------	------	--------	-------	-------	------	------	------	------	------	--------	-------	------	------	------	------	------	------	--------	-------	------	------	------	------	------	-------	--------	-------	-------	------	------	------	------	------	--------	-------	------	------	------	------	------	------	--------	-------	------	-------	-------	-------	--------	-------	-------	-------	--------	-------	--------

PITCHER	IP	WLS	BF	H	R	ER	SO	BB	IBB	HBP	BLK	WP	HR	S	P	ERA	WHIP
<b>Al Nipper, R</b> ERA: 5.49 (1, 1)	5.1	L	24	5	5	5	3	2	0	1	0	0	0	27	36	8.44	1.312
<b>Mark Clear, R</b> ERA: 2.76 (6, 1)	2.2		10	2	0	0	4	1	0	0	0	0	0	17	21	0.00	1.125

**BOTTOM**

**Boston Red Sox @ Minnesota Twins**  
 Hubert H. Humphrey Metrodome, Minneapolis, MN  
 Mon May 20 1985, 8:05 PM EDT  
 Att. 19,583 - Unknown

livebaseballscorecards.com

<b>AB</b>	<b>30</b>
<b>R</b>	<b>5</b>
<b>H</b>	<b>7</b>
<b>RBI</b>	<b>5</b>
<b>BB</b>	<b>3</b>
<b>SO</b>	<b>7</b>
<b>LOB</b>	<b>13</b>





Batter	1	2	3	4	5	6	7	8	9	AB R H RBI BB SO LOB	TOP											
Wade Boggs, L (1, 5) OBP: 0.396, SLG: 0.342	4-0 1B BB	0-0 F7		0-0 4-3	0-0 F8		0-0 1-3		0-0 F7	5 1 0 1 1 0 4												
Dwight Evans, R (1, 9) OBP: 0.374, SLG: 0.324	0-0 1B 1B		0-0 HR	4-0 3-H BB		0-0 G3	0-3 K		0-0 5-3	5 1 2 1 1 1 0												
Jim Rice, R (1, 7) OBP: 0.345, SLG: 0.467	0-3 K		0-0 F9	0-3 K		0-0 1B BB 1B	0-0 F8			5 1 1 0 0 2 4												
Bill Buckner, L (1, 3) OBP: 0.346, SLG: 0.463	0-3 K		0-0 F7	0-0 3-1		0-0 BB 1B 1B	0-0 4-3			5 1 1 0 0 1 4												
Tony Armas, R (1, 8) OBP: 0.275, SLG: 0.526	0-0 1B 1-2 2-H		0-0 HR		0-0 5-3	0-0 5-3	0-3 K			5 1 2 2 0 1 2												
Mike Easler, L (1, 10) OBP: 0.277, SLG: 0.399	0-3 K		0-0 E8 2B	0-0 4-3	4-0 BB 1B BB		0-0 2B 1B			4 2 2 0 1 1 2												
Rich Gedman, L (1, 2) OBP: 0.344, SLG: 0.441		0-3 K	0-0 G3		0-0 1B 3B	4-0 1-2 2-3 3-H BB	0-0 2B			4 1 2 1 1 1 0												
Marty Barrett, R (1, 4) OBP: 0.339, SLG: 0.309		0-0 1B		0-0 1B 4-3 2B	0-0 1B	0-0 1-2 2-H 3-H 1B	0-0 F8			5 1 4 3 0 0 2												
Jackie Gutierrez, R (1, 6) OBP: 0.280, SLG: 0.321		0-3 K		0-0 4-3 1B	0-0 1-2 1B	0-0 1-3		0-0 6-3		5 0 2 0 0 1 3												
<b>Inning Stats</b>	R: 1 E: 0 K: 3 S: 11	H: 2 LOB: 2 BB: 1 P: 15	R: 0 E: 0 K: 2 S: 8	H: 1 LOB: 1 BB: 0 P: 8	R: 3 E: 1 K: 0 S: 6	H: 3 LOB: 0 BB: 0 P: 6	R: 1 E: 0 K: 1 S: 7	H: 2 LOB: 2 BB: 1 P: 11	R: 1 E: 0 K: 0 S: 6	H: 3 LOB: 2 BB: 0 P: 6	R: 3 E: 0 K: 0 S: 6	H: 3 LOB: 2 BB: 2 P: 14	R: 0 E: 0 K: 1 S: 5	H: 0 LOB: 0 BB: 0 P: 5	R: 0 E: 0 K: 1 S: 7	H: 2 LOB: 2 BB: 0 P: 7	R: 0 E: 0 K: 0 S: 3	H: 0 LOB: 0 BB: 0 P: 3	1B: 10 2B: 3 3B: 1 HR: 2	SF: 0 SAC: 0 DP: 0 HBP: 0	WP: 0 PB: 0 SB: 1 CS: 0	PA: 47
<b>PITCHER</b>	IP WLS BF H R ER SO BB IBB HBP BLK WP HR S P ERA WHIP																					
Ken Schrom, R (1, 1) ERA: 5.76	3.0 L 18 8 5 4 5 1 0 0 0 0 2 27 31 12.00 3.000																					
Rick Lysander, R (4, 1) ERA: 5.85	2.2 14 5 3 3 1 1 0 0 0 0 0 15 19 10.12 2.250																					
Tom Klawitter, L (6, 1) ERA: 6.75	0.0 2 0 0 0 0 2 0 0 0 0 0 0 8 ∞ ∞																					
Frank Eufemia, R (6, 1) ERA:	3.1 13 3 1 1 2 0 0 0 0 0 0 17 17 2.70 0.900																					

**Boston Red Sox @ Minnesota Twins**  
 Hubert H. Humphrey Metrodome, Minneapolis, MN  
 Tue May 21 1985, 8:05 PM EDT  
 Att. 16,641 - Unknown

AB	43
R	9
H	16
RBI	8
BB	4
SO	8
LOB	21



livebaseballscorecards.com

Batter	1	2	3	4	5	6	7	8	9	AB	R	H	RBI	BB	SO	LOB
Kirby Puckett, R OBP: 0.352, SLG: 0.407 (1, 8)	0-0 1-3 ①		0-0 5-3 ①		0-0 4-3 ②			0-0 FC5-4 1B		4	0	1	0	0	0	1
Mickey Hatcher, R OBP: 0.310, SLG: 0.404 (1, 7)	0-0 F8		0-0 1B		0-0 6-3 ③			0-0 F3		4	0	1	0	0	0	2
Kent Hrbek, L OBP: 0.345, SLG: 0.455 (1, 3)	0-0 WP 2B		0-0 F8 ②			0-0 L4 ①		0-3 K ②		4	0	1	0	0	1	2
Tom Brunansky, R OBP: 0.436, SLG: 0.643 (1, 9)	0-0 F8 ③		0-3 K ③			0-0 FC4-6 1B		0-0 FC5-4 1-2f		4	0	1	0	0	1	3
Randy Bush, L OBP: 0.306, SLG: 0.652 Dave Meier, R OBP: 0.333, SLG: 0.200 (9, PH)		0-0 HR		0-0 F5 ①		0-0 FC4-6 1-2f ②		0-0 F8 ①		3	1	1	1	0	0	1
Roy Smalley, S OBP: 0.412, SLG: 0.422 (1, 6)		0-0 5-3 1B		0-0 4-3 ②		0-0 G3 ③		4-0 BB BB		3	0	1	0	1	0	1
Gary Gaetti, R OBP: 0.374, SLG: 0.472 (1, 5)		0-3 K ①		0-3 K ③			0-0 L5 ①		0-3 K ②	4	0	0	0	0	3	2
Tim Teufel, R OBP: 0.358, SLG: 0.436 (1, 4)		0-0 5-3 1-2			0-0 4-3 G3 1B		0-0 E5 G4-6-3		0-3 K ③	4	0	1	0	0	1	2
Mark Salas, L OBP: 0.351, SLG: 0.474 Dave Engle, R OBP: 0.222, SLG: 0.125 (8, 2)		0-0 F7 ③			0-0 G3 1-2		0-0 G4-6-3 1-2f ② ③			3	0	0	0	0	0	3
										0	0	0	0	0	0	0

Inning Stats	R: 0	H: 1	E: 0	K: 0	S: 4	H: 1	LOB: 1	BB: 0	P: 4	R: 1	H: 2	E: 0	K: 1	S: 7	H: 1	LOB: 1	BB: 0	P: 7	R: 0	H: 1	E: 0	K: 1	S: 6	R: 0	H: 0	E: 0	K: 1	S: 5	R: 0	H: 1	E: 0	K: 0	S: 4	R: 0	H: 1	E: 0	K: 0	S: 4	R: 0	H: 0	E: 1	K: 0	S: 3	R: 0	H: 1	E: 0	K: 1	S: 6	R: 0	H: 0	E: 0	K: 2	S: 7	R: 0	H: 0	E: 0	K: 1	S: 7	1B: 5	SF: 0	2B: 1	SAC: 0	3B: 0	DP: 1	HR: 1	HBP: 0	WP: 1	PA: 35
--------------	------	------	------	------	------	------	--------	-------	------	------	------	------	------	------	------	--------	-------	------	------	------	------	------	------	------	------	------	------	------	------	------	------	------	------	------	------	------	------	------	------	------	------	------	------	------	------	------	------	------	------	------	------	------	------	------	------	------	------	------	-------	-------	-------	--------	-------	-------	-------	--------	-------	--------

PITCHER	IP	WLS	BF	H	R	ER	SO	BB	IBB	HBP	BLK	WP	HR	S	P	ERA	WHIP
Bruce Kison, R ERA: 1.29 (1, 1)	8.0	W	31	7	1	1	4	0	0	0	0	1	1	39	39	1.12	0.875
Bob Ojeda, L ERA: 1.53 (9, 1)	1.0		4	0	0	0	2	1	0	0	0	0	0	7	11	0.00	1.000

**BOTTOM**

**Boston Red Sox @ Minnesota Twins**  
 Hubert H. Humphrey Metrodome, Minneapolis, MN

Tue May 21 1985, 8:05 PM EDT  
 Att. 16,641 - Unknown

livebaseballscorecards.com

<b>AB</b>	<b>34</b>
<b>R</b>	<b>1</b>
<b>H</b>	<b>7</b>
<b>RBI</b>	<b>1</b>
<b>BB</b>	<b>1</b>
<b>SO</b>	<b>6</b>
<b>LOB</b>	<b>17</b>





Batter	1	2	3	4	5	6	7	8	9	AB R H RBI BB SO LOB
Wade Boggs, L (1, 5) OBP: 0.390, SLG: 0.338	0-0 F7		0-0 FC3-6 BB 1B 1-2f		0-0 F8	0-0 E8 1B 1-H 2-H		0-0 4-3		5 1 1 2 0 0 3
Dwight Evans, R (1, 9) OBP: 0.380, SLG: 0.329	0-3 K		0-0 BB 1-2 1B		4-0 BB 1-2	0-0 FC6-4 1B 2-H		0-3 K		4 0 2 1 1 2 0
Jim Rice, R (1, 7) OBP: 0.341, SLG: 0.455	0-0 6-3		4-0 BB 1-2 2-3		0-0 F3	0-0 FC6-4 1-2f		0-0 F9		4 0 0 0 1 0 3
Bill Buckner, L (1, 3) OBP: 0.341, SLG: 0.454		0-0 1B 1B	0-0 F8		0-0 F8		0-0 1-3		0-0 4-3	5 0 1 0 0 0 5
Tony Armas, R (1, 8) OBP: 0.274, SLG: 0.538		0-0 F8		0-0 F9		0-0 HR	0-0 6-3			4 1 1 1 0 0 1
Mike Easler, L (1, 10) OBP: 0.289, SLG: 0.404		0-0 G4-6-3 1B 1-2		4-0 5-3 BB		0-0 PB BB E 1B	0-0 F7			3 1 2 0 1 0 0
Marty Barrett, R (1, 4) OBP: 0.328, SLG: 0.297		0-0 G4-6-3 1-2f		0-0 5-3 1-2		0-0 F8		0-0 F3		4 0 0 0 0 0 4
Jackie Gutierrez, R (1, 6) OBP: 0.279, SLG: 0.319			0-0 FC3-6 1B		0-0 F9		0-0 F3	0-3 K		4 0 1 0 0 1 2
Marc Sullivan, R (1, 2) OBP: 0.292, SLG: 0.391			0-0 F8		0-0 BB 1B	4-0 PB E BB		0-0 1B		3 1 2 0 1 0 1

Inning Stats	R: 0 E: 0 K: 1 S: 5	H: 0 LOB: 0 BB: 0 P: 5	R: 0 E: 0 K: 0 S: 4	H: 2 LOB: 1 BB: 0 P: 4	R: 0 E: 0 K: 0 S: 5	H: 2 LOB: 3 BB: 1 P: 9	R: 0 E: 0 K: 0 S: 3	H: 0 LOB: 1 BB: 1 P: 7	R: 0 E: 0 K: 0 S: 4	H: 1 LOB: 2 BB: 1 P: 8	R: 4 E: 1 K: 0 S: 7	H: 4 LOB: 1 BB: 1 P: 11	R: 0 E: 0 K: 0 S: 3	H: 0 LOB: 0 BB: 0 P: 3	R: 0 E: 0 K: 1 S: 6	H: 1 LOB: 1 BB: 0 P: 6	R: 0 E: 0 K: 1 S: 5	H: 0 LOB: 0 BB: 0 P: 5	1B: 9 2B: 0 3B: 0 HR: 1	SF: 0 SAC: 0 DP: 1 HBP: 0	WP: 0 PB: 1 SB: 0 CS: 0	PA: 40
--------------	------------------------------	---------------------------------	------------------------------	---------------------------------	------------------------------	---------------------------------	------------------------------	---------------------------------	------------------------------	---------------------------------	------------------------------	----------------------------------	------------------------------	---------------------------------	------------------------------	---------------------------------	------------------------------	---------------------------------	----------------------------------	------------------------------------	----------------------------------	--------

PITCHER	IP	WLS	BF	H	R	ER	SO	BB	IBB	HBP	BLK	WP	HR	S	P	ERA	WHIP
Frank Viola, L (1, 1) ERA: 3.86	8.0	L	37	10	4	3	2	4	0	0	0	0	1	37	53	3.38	1.750
Ron Davis, R (9, 1) ERA: 5.74	1.0		3	0	0	0	1	0	0	0	0	0	0	5	5	0.00	0.000

**TOP**

**Boston Red Sox @ Minnesota Twins**  
 Hubert H. Humphrey Metrodome, Minneapolis, MN

Wed May 22 1985, 8:05 PM EDT  
 Att: 23,263 - Unknown

AB	36
R	4
H	10
RBI	4
BB	4
SO	3
LOB	19



WP: 0	PA: 40
PB: 1	
SB: 0	
CS: 0	

Batter	1	2	3	4	5	6	7	8	9	AB	R	H	RBI	BB	SO	LOB
Kirby Puckett, R OBP: 0.348, SLG: 0.398 (1, 8)	0-0 G3		0-0 6-3			0-0 4-3		0-0 E1 FC6-4	1-0 HBP	4	0	0	0	0	0	2
Tim Teufel, R OBP: 0.346, SLG: 0.420 (1, 4)	0-0 F8			0-0 6-3			0-0 6-3	0-3 K	0-0 6-3	5	0	0	0	0	1	5
Kent Hrbek, L OBP: 0.337, SLG: 0.444 (1, 3)	0-3 K			0-0 F8			0-0 4-3	0-0 FC6-4 BB		4	0	0	1	0	1	2
Tom Brunansky, R OBP: 0.443, SLG: 0.641 (1, 9)		0-0 1B		0-0 5-3			4-0 BB 1B BB	4-0 1-2 BB		2	1	1	0	2	0	0
Randy Bush, L OBP: 0.302, SLG: 0.612 (1, 10)		0-0 F4			0-0 F5		4-0 1-2 1B BB	0-0 3-1		3	0	0	0	1	0	4
Roy Smalley, S OBP: 0.415, SLG: 0.451 (1, 6)		0-0 F6			0-0 F9		0-0 1-2 2-H 1B		0-0 HR	4	1	2	2	0	0	1
Gary Gaetti, R OBP: 0.365, SLG: 0.459 (1, 5)		0-0 F8			0-0 F5		0-0 F6		0-0 F8	4	0	0	0	0	0	3
Mike Stenhouse, L OBP: 0.377, SLG: 0.429 (1, 7)			0-0 G6-4-3 1B			0-0 F2		4-0 E FC6-4 BB	0-0 F6	3	1	1	0	1	0	0
Mark Salas, L OBP: 0.350, SLG: 0.469 (1, 2)			0-0 G6-4-3			0-0 4-3		0-0 FC6-4 E 1B	0-0 2B	3	0	1	0	0	0	1
Ron Washington, R OBP: 0.333, SLG: 0.200 (8, PR)										0	0	0	0	0	0	0
Tim Laudner, R OBP: 0.255, SLG: 0.422 (9, 2)										1	0	1	0	0	0	0
Greg Gagne, R OBP: 0.394, SLG: 0.434 (9, PR)										0	0	0	0	0	0	0

Inning Stats	R: 0	H: 0	E: 0	K: 1	S: 5	R: 0	H: 1	E: 0	K: 0	S: 4	R: 0	H: 1	E: 0	K: 0	S: 3	R: 0	H: 0	E: 0	K: 0	S: 3	R: 0	H: 0	E: 0	K: 0	S: 3	R: 1	H: 1	E: 0	K: 0	S: 4	R: 1	H: 1	E: 1	K: 1	S: 7	R: 1	H: 1	E: 0	K: 0	S: 5	R: 1	H: 2	E: 0	K: 0	S: 5	1B: 4	SF: 0	2B: 1	3B: 0	HR: 1
	0	0	0	1	5	0	1	0	0	4	0	0	0	0	3	0	0	0	0	0	3	0	0	0	0	3	1	1	0	2	12	1	1	15	1	2	0	0	6	4	0	1	0	0	1					

PITCHER	IP	WLS	BF	H	R	ER	SO	BB	IBB	HBP	BLK	WP	HR	S	P	ERA	WHIP
Roger Clemens, R ERA: 3.51 (1, 1)	7.0	W	27	4	2	1	1	3	0	0	0	0	0	26	38	1.29	1.000
Bob Stanley, R ERA: 2.75 (8, 1)	2.0	S	11	2	1	1	1	1	0	1	0	0	1	11	16	4.50	1.500

**BOTTOM**

**Boston Red Sox @ Minnesota Twins**  
 Hubert H. Humphrey Metrodome, Minneapolis, MN

Wed May 22 1985, 8:05 PM EDT  
 Att. 23,263 - Unknown

livebaseballscorecards.com

AB	33
R	3
H	6
RBI	3
BB	4
SO	2
LOB	18





Batter	1	2	3	4	5	6	7	8	9	AB R H RBI BB SO LOB	TOP						
Wade Boggs, L (1, 5) OBP: 0.391, SLG: 0.340	0-0 2B PB 1B		0-0 L7		0-0 F7		0-0 G6-4-3 1B		0-0 8-2	5 1 2 1 0 0 4							
Dwight Evans, R (1, 9) OBP: 0.383, SLG: 0.347	0-0 PB 1-3 SF8 2B		0-0 1-H 2B		0-0 F9		0-0 G6-4-3 1-2f		3-H 3-Hf	4 1 2 1 0 0 2							
Jim Rice, R (1, 7) OBP: 0.333, SLG: 0.444	0-0 F5 2-3 3-H		0-0 L1		0-0 5-3			0-3 K		4 0 0 0 0 1 2							
Bill Buckner, L (1, 3) OBP: 0.333, SLG: 0.445	0-0 SF8 3-H		0-0 6-3		0-0 F8			0-0 L9		3 0 0 1 0 0 1							
Tony Armas, R (1, 8) OBP: 0.274, SLG: 0.531	0-0 F8			0-0 L6		0-3 K		0-0 1B		4 0 1 0 0 1 0							
Mike Easler, L (1, 10) OBP: 0.288, SLG: 0.400		0-0 G3		0-3 K		0-0 1B 2B 1B		0-0 F8		4 1 1 0 0 1 1							
Rich Gedman, L (1, 2) OBP: 0.341, SLG: 0.434		0-3 K		0-3 K		0-0 2B 1-2 4-3 1B		0-0 6-3		4 1 1 0 0 2 0							
Marty Barrett, R (1, 4) OBP: 0.333, SLG: 0.314		0-0 4-3			0-0 F8		0-0 4-3 1B 2B		0-0 1B 8-2 1B	4 1 2 1 0 0 0							
Jackie Gutierrez, R (1, 6) OBP: 0.288, SLG: 0.328			0-0 2B 1B		0-0 1B		0-0 4-3		0-0 1B	3 1 2 1 0 0 1							
Rick Miller, L (9, PH) OBP: 0.471, SLG: 0.533									1-3 3-H	1 0 1 0 0 0 0							
Glenn Hoffman, R (9, 6) OBP: 0.278, SLG: 0.353										0 0 0 0 0 0 0							
<b>Inning Stats</b>	R: 2 H: 2 E: 0 LOB: 0 K: 0 BB: 0 S: 5 P: 5	R: 0 H: 0 E: 0 LOB: 0 K: 1 BB: 0 S: 5 P: 5	R: 1 H: 2 E: 0 LOB: 1 K: 0 BB: 0 S: 5 P: 5	R: 0 H: 0 E: 0 LOB: 0 K: 2 BB: 0 S: 7 P: 7	R: 0 H: 1 E: 0 LOB: 1 K: 0 BB: 0 S: 4 P: 4	R: 0 H: 0 E: 0 LOB: 0 K: 1 BB: 0 S: 5 P: 5	R: 3 H: 4 E: 0 LOB: 0 K: 0 BB: 0 S: 6 P: 6	R: 0 H: 1 E: 0 LOB: 1 K: 1 BB: 0 S: 6 P: 6	R: 0 H: 2 E: 0 LOB: 1 K: 0 BB: 0 S: 4 P: 4	1B: 9 SF: 1 2B: 4 SAC: 0 3B: 0 DP: 2 HR: 0 HBP: 0	WP: 0 PA: 37 PB: 1 SB: 0 CS: 0						
<b>PITCHER</b>	IP WLS BF H R ER SO BB IBB HBP BLK WP HR S P ERA WHIP																
Burt Hooton, R (1, 1) ERA: 3.38	6.0	25	7	5	4	4	0	0	0	0	0	0	0	33	33	6.00	1.167
Dave Rozema, R (7, 1) ERA: 4.88	3.0	W	12	5	1	1	1	0	0	0	0	0	0	14	14	3.00	1.667

**Boston Red Sox @ Texas Rangers**  
Arlington Stadium, Arlington, TX  
Thu May 23 1985, 8:05 PM EDT  
Att. 9,595 - Unknown

livebaseballscorecards.com

**AB 36**  
**R 6**  
**H 12**  
**RBI 5**  
**BB 0**  
**SO 5**  
**LOB 11**



Batter	1	2	3	4	5	6	7	8	9	AB	R	H	RBI	BB	SO	LOB
<b>Oddibe McDowell, L</b> OBP: 0.143, SLG: 0.053 (1, 8)	0-3 K	0-0 4-3		0-0 4-3	0-0 FC6-4			0-0 B1-3		5	0	0	0	0	1	2
<b>Toby Harrah, R</b> OBP: 0.484, SLG: 0.377 (1, 4)	0-0 1B HR	0-0 5-3		4-0 2B BB	0-3 K			1-0 HBP		3	2	1	0	1	1	2
<b>Buddy Bell, R</b> OBP: 0.356, SLG: 0.438 (1, 5)	0-0 1B HR	0-0 L6		0-0 1B 2B				0-0 6-3		5	1	2	1	0	0	1
<b>Cliff Johnson, R</b> OBP: 0.340, SLG: 0.446 (1, 10)	4-0 1-2 HR BB		4-0 1B BB	0-3 K		0-0 F6		0-0 F4		3	2	0	0	2	1	1
<b>Gary Ward, R</b> OBP: 0.289, SLG: 0.374 (1, 7)	0-0 HR		0-0 1B 1B	0-0 FC6-4 1B		0-0 5-3		4-0 F9 S BB		4	2	3	4	1	0	0
<b>Larry Parrish, R</b> OBP: 0.297, SLG: 0.368 (1, 9)	4-0 4-3 BB BB		0-3 K	0-0 FC6-4		0-3 K		4-0 BB F9 IBB		3	0	0	0	2	2	4
<b>Pete O'Brien, L</b> OBP: 0.280, SLG: 0.364 (1, 3)	4-0 1-2 4-3 BB		0-0 FC5-4 1B		0-0 F7		0-0 4-3	0-0 F9		4	0	1	1	1	0	2
<b>Glenn Brummer, R</b> OBP: 0.476, SLG: 0.412 (1, 2)	0-0 4-3		0-3 K	4-0 FC6-4 SH BB		0-0 1B		4-0 BB IBB		3	0	1	0	2	1	4
<b>Wayne Tolleson, S</b> OBP: 0.311, SLG: 0.311 <b>Bob Jones, L</b> OBP: 0.222, SLG: 0.231 <b>Curtis Wilkerson, S</b> OBP: 0.324, SLG: 0.360 (1, 6) (7, PH) (8, 6)	0-3 K		0-0 FC5-4	0-0 SH FC6-4		0-0 4-3		4-0 BB		2	0	0	0	0	1	4

Inning Stats	R: 4	H: 3	E: 0	LOB: 2	K: 2	S: 10	P: 22	R: 0	H: 0	E: 0	LOB: 0	K: 0	S: 3	R: 1	H: 2	E: 0	LOB: 2	K: 2	S: 9	R: 1	H: 2	E: 0	LOB: 2	K: 1	S: 7	R: 0	H: 0	E: 1	LOB: 2	K: 1	S: 6	R: 0	H: 0	E: 0	LOB: 0	K: 0	S: 3	R: 0	H: 1	E: 0	LOB: 1	K: 1	S: 6	R: 0	H: 0	E: 0	LOB: 0	K: 0	S: 2	R: 1	H: 0	E: 0	LOB: 3	K: 0	S: 2	1B: 6	SF: 0	2B: 2	SAC: 1	3B: 0	DP: 1	HR: 1	HBP: 1	WP: 0	PA: 45
--------------	------	------	------	--------	------	-------	-------	------	------	------	--------	------	------	------	------	------	--------	------	------	------	------	------	--------	------	------	------	------	------	--------	------	------	------	------	------	--------	------	------	------	------	------	--------	------	------	------	------	------	--------	------	------	------	------	------	--------	------	------	-------	-------	-------	--------	-------	-------	-------	--------	-------	--------

PITCHER	IP	WLS	BF	H	R	ER	SO	BB	IBB	HBP	BLK	WP	HR	S	P	ERA	WHIP
<b>Bruce Hurst, L</b> ERA: 6.36 (1, 1)	2.1		16	5	5	5	3	4	0	0	0	0	1	18	34	19.29	3.857
<b>Steve Crawford, R</b> ERA: 3.68 (3, 1)	4.2		20	3	1	1	4	2	0	0	0	0	0	26	34	1.93	1.071
<b>Mark Clear, R</b> ERA: 3.06 (8, 1)	1.1	L	6	0	1	1	0	1	1	1	0	0	0	3	12	6.75	0.750
<b>Bob Ojeda, L</b> ERA: 1.5 (9, 1)	0.1		3	0	0	0	0	1	1	0	0	0	0	1	9	0.00	3.000

**BOTTOM**

**Boston Red Sox @ Texas Rangers**  
Arlington Stadium, Arlington, TX


Thu May 23 1985, 8:05 PM EDT  
Att. 9,595 - Unknown

livebaseballscorecards.com

<b>AB</b>	<b>33</b>
<b>R</b>	<b>7</b>
<b>H</b>	<b>8</b>
<b>RBI</b>	<b>7</b>
<b>BB</b>	<b>10</b>
<b>SO</b>	<b>7</b>
<b>LOB</b>	<b>21</b>





Batter	1	2	3	4	5	6	7	8	9	AB R H RBI BB SO LOB	TOP														
Wade Boggs, L (1, 5) OBP: 0.383, SLG: 0.331	0-0 4-3		0-0 F9			0-0 6-3		0-3 K		4 0 0 0 0 1 0	<p><b>Boston Red Sox @ Texas Rangers</b> Arlington Stadium, Arlington, TX</p> <p>Fri May 24 1985, 8:05 PM EDT Att. 14,216 - Unknown</p> <p>livebaseballscorecards.com</p> <table border="1"> <tr><td>AB</td><td>32</td></tr> <tr><td>R</td><td>0</td></tr> <tr><td>H</td><td>6</td></tr> <tr><td>RBI</td><td>0</td></tr> <tr><td>BB</td><td>2</td></tr> <tr><td>SO</td><td>7</td></tr> <tr><td>LOB</td><td>12</td></tr> </table> 	AB	32	R	0	H	6	RBI	0	BB	2	SO	7	LOB	12
AB	32																								
R	0																								
H	6																								
RBI	0																								
BB	2																								
SO	7																								
LOB	12																								
Dwight Evans, R (1, 9) OBP: 0.385, SLG: 0.347	0-0 1B		0-0 F7			0-0 6-3		4-0 BB		3 0 1 0 1 0 0															
Jim Rice, R (1, 7) OBP: 0.326, SLG: 0.433	0-0 F9			0-0 5-3		0-0 F9		0-0 F8		4 0 0 0 0 0 2															
Bill Buckner, L (1, 3) OBP: 0.337, SLG: 0.453	0-0 F9			0-0 F8			0-0 2B		0-0 1B	4 0 2 0 0 0 1															
Tony Armas, R (1, 8) OBP: 0.267, SLG: 0.518		0-3 K		0-0 F2			0-3 K		0-0 F3	4 0 0 0 0 2 2															
Mike Easler, L (1, 10) OBP: 0.287, SLG: 0.396		0-3 K			0-0 F8				0-0 G3-6-1	4 0 1 0 0 2 1															
Steve Lyons, L (9, PR) OBP: 0.250, SLG: 0.182									1-3 1B	0 0 0 0 0 0 0															
Rich Gedman, L (1, 2) OBP: 0.345, SLG: 0.432		0-0 1B			0-3 K2-3			4-0 BB	0-0 G3-6-1	3 0 1 0 1 1 2															
Marty Barrett, R (1, 4) OBP: 0.333, SLG: 0.315		0-0 F9			0-0 FC6-4			0-0 5-3		3 0 1 0 0 0 3															
Jackie Gutierrez, R (1, 6) OBP: 0.281, SLG: 0.320			0-3 K		0-0 FC6-4			0-0 1-3		3 0 0 0 0 1 1															
<b>Inning Stats</b>	R: 0 E: 0 K: 0 S: 4	H: 1 LOB: 1 BB: 0 P: 4	R: 0 E: 0 K: 2 S: 8	H: 1 LOB: 1 BB: 0 P: 8	R: 0 E: 0 K: 1 S: 5	H: 0 LOB: 0 BB: 0 P: 5	R: 0 E: 0 K: 0 S: 3	H: 0 LOB: 0 BB: 0 P: 3	R: 0 E: 0 K: 1 S: 6	H: 1 LOB: 1 BB: 0 P: 6	R: 0 E: 0 K: 2 S: 8	H: 1 LOB: 2 BB: 1 P: 12	R: 0 E: 0 K: 1 S: 5	H: 0 LOB: 1 BB: 1 P: 9	R: 0 E: 0 K: 0 S: 4	H: 2 LOB: 2 BB: 0 P: 4	1B: 5 2B: 1 3B: 0 HR: 0	SF: 0 SAC: 0 DP: 1 HBP: 0	WP: 0 PB: 0 SB: 0 CS: 0	PA: 34					
<b>PITCHER</b> Charlie Hough, R (1, 1) ERA: 3.15	IP: 9.0 WLS: W BF: 34 H: 6 R: 0 ER: 0 SO: 7 BB: 2 IBB: 0 HBP: 0 BLK: 0 WP: 0 HR: 0 S: 46 P: 54 ERA: 0.00 WHIP: 0.889																			<b>PITCHER</b>					

Batter	1	2	3	4	5	6	7	8	9	AB	R	H	RBI	BB	SO	LOB
Toby Harrah, R (1, 4) OBP: 0.490, SLG: 0.374	0-0 6-3		0-0 CS	4-0 FC4 BB		4-0 3-1 BB		4-0 S BB		1	0	0	0	3	0	0
Oddibe McDowell, L (1, 8) OBP: 0.120, SLG: 0.043	0-0 1-3			0-0 FC4		0-0 3-1		0-0 1-3		4	0	0	0	0	0	3
Buddy Bell, R (1, 5) OBP: 0.348, SLG: 0.426	0-0 F8			0-0 F8		0-0 6-3		0-0 F8		4	0	0	0	0	0	3
Pete O'Brien, L (1, 3) OBP: 0.275, SLG: 0.357		0-0 G4-1		0-3 K			0-0 F8			3	0	0	0	0	1	1
Gary Ward, R (1, 7) OBP: 0.296, SLG: 0.392		0-0 F8			0-0 SF7 3B		0-0 1B 1B			3	1	2	0	0	0	0
Cliff Johnson, R (1, 10) OBP: 0.333, SLG: 0.439		0-3 K			0-0 SF7		0-0 F7			2	0	0	1	0	1	1
George Wright, S (1, 9) OBP: 0.224, SLG: 0.202			0-0 F8		0-0 F5		0-0 FC6-4 1B			3	0	1	0	0	0	0
Glenn Brummer, R (1, 2) OBP: 0.500, SLG: 0.450			0-0 CS 1B		0-0 CS 1B		0-0 FC6-4			3	0	2	0	0	0	2
Curtis Wilkerson, S (1, 6) OBP: 0.315, SLG: 0.350			0-3 K		0-0 CS	0-0 4-3		0-0 1-3		3	0	0	0	0	1	1

<b>Inning Stats</b>	R: 0 E: 0 K: 0 S: 3	H: 0 LOB: 0 BB: 0 P: 3	R: 0 E: 0 K: 1 S: 5	H: 0 LOB: 0 BB: 0 P: 5	R: 0 E: 0 K: 1 S: 5	H: 1 LOB: 0 BB: 0 P: 5	R: 0 E: 0 K: 1 S: 5	H: 0 LOB: 1 BB: 1 P: 9	R: 1 E: 0 K: 0 S: 4	H: 2 LOB: 0 BB: 0 P: 4	R: 0 E: 0 K: 0 S: 3	H: 0 LOB: 1 BB: 1 P: 7	R: 0 E: 0 K: 0 S: 5	H: 2 LOB: 2 BB: 0 P: 5	R: 0 E: 0 K: 0 S: 3	H: 0 LOB: 1 BB: 1 P: 7	1B: 4 2B: 0 3B: 1 HR: 0	SF: 1 SAC: 0 DP: 0 HBP: 0	WP: 0 PB: 0 SB: 1 CS: 2	PA: 32
<b>PITCHER</b> Oil Can Boyd, R (1, 1) ERA: 2.78	IP: 8.0 WLS: L BF: 30 H: 5 R: 1 ER: 1 SO: 3	BB: 3 IBB: 0 HBP: 0 BLK: 0	WP: 0 HR: 0 S: 33 P: 45	ERA: 1.12 WHIP: 1.000																


**BOTTOM**

**Boston Red Sox @ Texas Rangers**  
Arlington Stadium, Arlington, TX

Fri May 24 1985, 8:05 PM EDT  
Att. 14,216 - Unknown

livebaseballscorecards.com

<b>AB</b>	<b>26</b>
<b>R</b>	<b>1</b>
<b>H</b>	<b>5</b>
<b>RBI</b>	<b>1</b>
<b>BB</b>	<b>3</b>
<b>SO</b>	<b>3</b>
<b>LOB</b>	<b>11</b>







Batter	1	2	3	4	5	6	7	8	9	AB	R	H	RBI	BB	SO	LOB
Toby Harrah, R OBP: 0.488, SLG: 0.369 Wayne Tolleson, S OBP: 0.311, SLG: 0.311 (1, 4) (8, PR) (9, 4)	0-3 K	4-0 3B BB		0-0 F8		0-0 F7		0-0 1B E 1B		4	1	1	0	1	1	1
Oddibe McDowell, L OBP: 0.200, SLG: 0.214 (1, 8)	0-0 4-3	0-0 3B 1-H 2-H 3-H		0-0 1B 2-H		0-0 5-3		0-0 1B 1B 1-H 2-H		5	1	3	5	0	0	0
Buddy Bell, R OBP: 0.355, SLG: 0.424 (1, 5)	4-0 BB	0-0 F7		0-0 F8		0-0 1B		1-0 1B S HBP		3	1	1	0	1	0	2
Pete O'Brien, L OBP: 0.279, SLG: 0.358 (1, 3)	0-0 F8		0-0 6-3		0-0 1B 1B	0-0 L9		0-0 BB BB 1B 1-H 3-H		5	1	2	2	0	0	2
Gary Ward, R OBP: 0.305, SLG: 0.405 (1, 7)		0-0 E7 SF8 2B	0-0 6-3		0-0 1B 1B		0-0 G6-4-3 1B	0-0 F9		5	1	3	0	0	0	1
Cliff Johnson, R OBP: 0.342, SLG: 0.440 (1, 10)		0-0 SF8 3-H	1-0 HBP		0-0 1B 1-H 2-H		0-0 G6-4-3 1B	4-0 BB BB		2	0	1	2	1	0	1
George Wright, S OBP: 0.248, SLG: 0.207 (1, 9)		4-0 5-3 E 3B BB	0-0 1-3		4-0 IBB		0-0 1B	4-0 BB 1-2 2-3		2	1	1	0	3	0	1
Glenn Brummer, R OBP: 0.483, SLG: 0.391 (1, 2)		4-0 5-3 3B BB		4-0 SH1-3 1B BB		0-0 F4		0-0 K		3	2	0	0	2	1	6
Curtis Wilkerson, S OBP: 0.313, SLG: 0.340 (1, 6)		0-0 5-3		0-0 SH1-3		0-0 1-3		0-0 K		3	1	0	0	1	1	7

Inning Stats	R: 0	H: 0	E: 0	K: 1	S: 5	LOB: 1	BB: 1	P: 9	R: 4	H: 2	E: 2	K: 0	S: 5	LOB: 1	BB: 3	P: 17	R: 0	H: 0	E: 0	K: 0	S: 3	LOB: 1	BB: 0	P: 4	R: 1	H: 1	E: 0	K: 0	S: 4	LOB: 1	BB: 1	P: 8	R: 1	H: 3	E: 0	K: 0	S: 5	LOB: 2	BB: 1	P: 9	R: 0	H: 1	E: 0	K: 0	S: 4	LOB: 1	BB: 0	P: 4	R: 0	H: 2	E: 0	K: 0	S: 4	LOB: 1	BB: 0	P: 4	R: 4	H: 3	E: 1	K: 2	S: 10	LOB: 3	BB: 3	P: 23
--------------	------	------	------	------	------	--------	-------	------	------	------	------	------	------	--------	-------	-------	------	------	------	------	------	--------	-------	------	------	------	------	------	------	--------	-------	------	------	------	------	------	------	--------	-------	------	------	------	------	------	------	--------	-------	------	------	------	------	------	------	--------	-------	------	------	------	------	------	-------	--------	-------	-------

PITCHER	IP	WLS	BF	H	R	ER	SO	BB	IBB	HBP	BLK	WP	HR	S	P	ERA	WHIP
Al Nipper, R ERA: 6.15 (1, 1)	4.1	L	25	6	6	6	1	5	1	1	0	0	0	20	45	12.46	2.538
Mike Trujillo, R ERA: 9.22 (5, 1)	2.2		13	5	4	4	0	1	0	0	0	0	0	12	16	13.50	2.250
Mark Clear, R ERA: 3.38 (8, 1)	1.0		7	1	0	0	2	2	0	1	0	0	0	8	17	0.00	3.000

**BOTTOM**

**Boston Red Sox @ Texas Rangers**  
Arlington Stadium, Arlington, TX

Sat May 25 1985, 8:05 PM EDT  
Att. 23,691 - Unknown

AB	32
R	10
H	12
RBI	9
BB	9
SO	3
LOB	21

WP: 0 PA: 45  
PB: 0  
SB: 1  
CS: 0



1B	2B	3B	HR	SF	SAC	DP	HBP	WP	HR	S	P	ERA	WHIP
10	1	1	0	1	1	1	2	0	0	0	0	0	0



Batter	1	2	3	4	5	6	7	8	9	AB R H RBI BB SO LOB	TOP
Marty Barrett, R (1, 4) OBP: 0.321, SLG: 0.302	0-0 G3		0-0 6-3		0-0 F7		0-0 FC6-4			4 0 0 0 0 0 2	
Dwight Evans, R (1, 9) OBP: 0.380, SLG: 0.342	0-0 F4			0-0 1B		0-0 F9		0-0 F6		4 1 1 0 0 0 0	
Bill Buckner, L (1, 3) OBP: 0.344, SLG: 0.455	0-0 F8			0-0 1B		0-0 5-3		0-0 1B		4 0 2 0 0 0 0	
Tony Armas, R (1, 8) OBP: 0.263, SLG: 0.520 Steve Lyons, L (7, 8) OBP: 0.250, SLG: 0.143		0-0 F6		0-3 K		0-0 5-3		0-0 6-3		3 0 0 0 0 1 2 1 0 0 0 0 0 0	
Jim Rice, R (1, 7) OBP: 0.328, SLG: 0.450		0-0 2B		4-0 1-2		0-0 HR		0-0 4-3		3 1 2 1 1 0 0	
Mike Easler, L (1, 10) OBP: 0.274, SLG: 0.378		0-3 K		0-0 SF8-1-2		0-0 4-3		0-0 6-3		3 0 0 1 0 1 1	
Ed Jurak, R (1, 5) Rick Miller, L (9, PH) OBP: 0.444, SLG: 0.500		0-3 K		0-0 F4		0-3 K		0-0 4-3		3 0 0 0 0 2 1 1 0 0 0 0 0 0	
Glenn Hoffman, R (1, 6) OBP: 0.364, SLG: 0.571			0-0 5-3		0-0 HR		0-0 BB			3 1 2 1 0 0 0	
Marc Sullivan, R (1, 2) OBP: 0.296, SLG: 0.360		0-0 F8		0-3 K		4-0 FC6-4				2 0 0 0 1 1 0	
<b>Inning Stats</b>	R: 0 H: 0 E: 0 LOB: 0 K: 0 BB: 0 S: 3 P: 3	R: 0 H: 1 E: 0 LOB: 1 K: 2 BB: 0 S: 8 P: 8	R: 0 H: 0 E: 0 LOB: 0 K: 0 BB: 0 S: 3 P: 3	R: 1 H: 2 E: 0 LOB: 1 K: 1 BB: 1 S: 6 P: 10	R: 1 H: 1 E: 0 LOB: 0 K: 1 BB: 0 S: 6 P: 6	R: 0 H: 0 E: 0 LOB: 0 K: 0 BB: 0 S: 3 P: 3	R: 1 H: 2 E: 0 LOB: 2 K: 1 BB: 1 S: 7 P: 11	R: 0 H: 1 E: 0 LOB: 0 K: 0 BB: 0 S: 3 P: 3	R: 0 H: 0 E: 0 LOB: 0 K: 0 BB: 0 S: 3 P: 3	1B: 4 SF: 1 2B: 2 SAC: 0 3B: 0 DP: 1 HR: 2 HBP: 0	WP: 0 PA: 34 PB: 0 SB: 0 CS: 0
<b>PITCHER</b>	IP WLS BF H R ER SO BB IBB HBP BLK WP HR S P ERA WHIP										
Frank Tanana, L (1, 1) ERA: 5.57	6.2 W 27 6 3 3 5 2 0 0 0 0 0 2 35 43 4.05 1.200										
Dave Rozema, R (7, 1) ERA: 4.54	2.1 S 7 1 0 0 0 0 0 0 0 0 0 0 7 7 0.00 0.429										

**Boston Red Sox @ Texas Rangers**  
 Arlington Stadium, Arlington, TX  
 Sun May 26 1985, 4:33 AM EDT  
 Att. 17,898 - Unknown

livebaseballscorecards.com

<b>AB</b>	<b>31</b>
<b>R</b>	<b>3</b>
<b>H</b>	<b>7</b>
<b>RBI</b>	<b>3</b>
<b>BB</b>	<b>2</b>
<b>SO</b>	<b>5</b>
<b>LOB</b>	<b>6</b>







**Minnesota Twins @ Boston Red Sox**  
**Fenway Park, Boston, MA**  
 Mon May 27 1985, 3:33 AM EDT  
 Att: 18,496 - Unknown

[livebaseballscorecards.com](http://livebaseballscorecards.com)

<b>AB</b>	<b>30</b>
<b>R</b>	<b>2</b>
<b>H</b>	<b>6</b>
<b>RBI</b>	<b>2</b>
<b>BB</b>	<b>2</b>
<b>SO</b>	<b>2</b>
<b>LOB</b>	<b>11</b>



Batter	1	2	3	4	5	6	7	8	9	AB R H RBI BB SO LOB	TOP		
<b>Kirby Puckett, R</b> (1, 8) OBP: 0.341, SLG: 0.389	0-0 4-3		0-0 5-3			0-0 4-3 1B		0-0 G5-4-3 1B		4 0 2 0 0 0 1			
<b>Mickey Hatcher, R</b> (1, 7) OBP: 0.314, SLG: 0.392	4-0 BB		0-0 F9			0-0 4-3 1-2f		0-0 G5-4-3 1-2f		3 0 0 0 1 0 3			
<b>Kent Hrbek, L</b> (1, 3) OBP: 0.318, SLG: 0.412	0-0 F4		0-0 6-3			0-0 F9			0-0 6-3	4 0 0 0 0 0 2			
<b>Tom Brunansky, R</b> (1, 9) OBP: 0.425, SLG: 0.609	0-0 F6			0-0 F7			0-0 6-3		0-0 F9	4 0 0 0 0 0 1			
<b>Randy Bush, L</b> (1, 10) OBP: 0.328, SLG: 0.678		0-0 1B FC4-6 1B		0-0 5-3			0-0 HR		0-0 F4	3 2 2 1 0 0 0 1 0 0 0 0 0 0			
<b>Greg Gagne, R</b> (9, PH) OBP: 0.384, SLG: 0.420													
<b>Roy Smalley, S</b> (1, 6) OBP: 0.399, SLG: 0.437		0-0 1-3 1B FC4-6		0-0 F8			0-0 F9			3 0 1 0 0 0 0			
<b>Gary Gaetti, R</b> (1, 5) OBP: 0.383, SLG: 0.500		0-0 1-2f 3-H CS FC4-6			0-0 E5 G6-4-3		4-0 BB			2 0 0 1 1 0 1			
<b>Tim Teufel, R</b> (1, 4) OBP: 0.341, SLG: 0.400		0-3 1-2 K			0-0 G6-4-3 1-2f		0-3 K			3 0 0 0 0 2 3			
<b>Mark Salas, L</b> (1, 2) OBP: 0.349, SLG: 0.453			0-0 5-3 1B			0-0 F8		0-0 F4		3 0 1 0 0 0 0			
<b>Inning Stats</b>	R: 0 E: 0 K: 0 S: 3 H: 0 LOB: 1 BB: 1 P: 7	R: 1 E: 0 K: 1 S: 6 H: 2 LOB: 1 BB: 0 P: 6	R: 0 E: 0 K: 0 S: 4 H: 1 LOB: 1 BB: 0 P: 4	R: 0 E: 0 K: 0 S: 3 H: 0 LOB: 0 BB: 0 P: 3	R: 0 E: 1 K: 0 S: 3 H: 0 LOB: 0 BB: 0 P: 3	R: 0 E: 0 K: 0 S: 3 H: 1 LOB: 0 BB: 0 P: 3	R: 1 E: 0 K: 1 S: 6 H: 1 LOB: 1 BB: 1 P: 10	R: 0 E: 0 K: 0 S: 3 H: 1 LOB: 0 BB: 0 P: 3	R: 0 E: 0 K: 0 S: 3 H: 0 LOB: 0 BB: 0 P: 3	1B: 5 2B: 2 3B: 0 HR: 1 SF: 0 SAC: 0 DP: 4 HBP: 0	WP: 0 PB: 0 SB: 0 CS: 1 PA: 32		
<b>PITCHER</b>	IP WLS BF H R ER SO BB IBB HBP BLK WP HR S P ERA WHIP											<b>PITCHER</b>	IP WLS BF H R ER SO BB IBB HBP BLK WP HR S P ERA WHIP
<b>Roger Clemens, R</b> (1, 1) ERA: 3.44	6.2 W 25 5 2 2 1 2 0 0 0 0 0 1 25 33 2.70 1.050												
<b>Steve Crawford, R</b> (7, 1) ERA: 3.41	2.1 S 7 1 0 0 1 0 0 0 0 0 0 0 9 9 0.00 0.429												

Batter	1	2	3	4	5	6	7	8	9
Steve Lyons, L (1, 8) OBP: 0.333, SLG: 0.579	0-0 CS 1B		0-0 HR		0-0 4-3		0-3 K	0-0 HR	
Dwight Evans, R (1, 9) OBP: 0.380, SLG: 0.335	0-0 6-3 1-2		0-3 K		0-0 F4		4-0 BB 1B	4-0 1B BB	
Wade Boggs, L (1, 5) OBP: 0.396, SLG: 0.345	0-0 1B 1B		0-0 WP 2B 1B		0-0 1B		4-0 1B BB	0-0 1B 1B	
Bill Buckner, L (1, 3) OBP: 0.357, SLG: 0.471	0-0 1B 1-3		0-0 6-3 1-H 2B		0-0 4-3		0-0 FC6-4 1B	0-0 G5-4-3 1B	
Jim Rice, R (1, 7) OBP: 0.330, SLG: 0.449	0-0 1-2 3-H 1B		0-0 6-3 2-3			0-0 F8 PB 1B	0-0 FC6-4 1-2f	0-0 G5-4-3 1-2f	
Mike Easler, L (1, 10) OBP: 0.268, SLG: 0.369	0-0 F8			0-0 6-3		0-0 F8 1-3		0-0 G3	
Rich Gedman, L (1, 2) OBP: 0.347, SLG: 0.451		0-0 SH1 G1-3-2 2B		0-3 K		0-0 5-3		0-0 SF 3B	
Marty Barrett, R (1, 4) OBP: 0.321, SLG: 0.314		0-0 SH1 2-3		0-0 WP 2B		0-0 F3		0-0 SF S PB HR	
Glenn Hoffman, R (1, 6) OBP: 0.346, SLG: 0.500		0-0 G1-3-2 3-Hf		0-3 K 2-3			0-0 F8	4-0 1-3 HR BB	

Inning Stats	R: 1	H: 4	E: 0	LOB: 2	K: 0	BB: 0	S: 6	P: 6	R: 0	H: 1	E: 0	LOB: 0	K: 0	BB: 0	S: 3	P: 3	R: 2	H: 3	E: 0	LOB: 0	K: 1	BB: 0	S: 7	P: 7	R: 0	H: 1	E: 0	LOB: 1	K: 2	BB: 0	S: 8	P: 8	R: 0	H: 1	E: 0	LOB: 1	K: 0	BB: 0	S: 4	P: 4	R: 1	H: 1	E: 0	LOB: 2	K: 1	BB: 2	S: 6	P: 14	R: 5	H: 4	E: 1	LOB: 1	K: 0	BB: 2	S: 7	P: 15
--------------	------	------	------	--------	------	-------	------	------	------	------	------	--------	------	-------	------	------	------	------	------	--------	------	-------	------	------	------	------	------	--------	------	-------	------	------	------	------	------	--------	------	-------	------	------	------	------	------	--------	------	-------	------	-------	------	------	------	--------	------	-------	------	-------


PITCHER	IP	WLS	BF	H	R	ER	SO	BB	IBB	HBP	BLK	WP	HR	S	P	ERA	WHIP
Ken Schrom, R (1, 1) ERA: 6.02	2.1	L	13	8	3	3	1	0	0	0	0	1	0	15	15	11.57	3.429
Rick Lysander, R (3, 1) ERA: 6.65	2.2		10	3	0	0	2	0	0	0	0	1	0	14	14	0.00	1.125
Curt Wardle, L (6, 1) ERA: 5.06	1.2		8	1	1	1	1	2	0	0	0	0	0	8	16	5.40	1.800
Ron Davis, R (7, 1) ERA: 7.27	0.2		9	4	5	4	0	2	0	0	0	0	1	7	15	54.00	9.000
Frank Eufemia, R (8, 1) ERA:	0.2		1	0	0	0	0	0	0	0	0	0	0	1	1	0.00	0.000

**BOTTOM**

**Minnesota Twins @ Boston Red Sox**  
 Fenway Park, Boston, MA  
 Mon May 27 1985, 3:33 AM EDT  
 Att. 18,496 - Unknown

AB	R	H	RBI	BB	SO	LOB
5	2	3	4	0	1	0
3	2	0	0	2	1	1
4	2	4	0	1	0	0
5	0	4	3	0	0	1
5	0	2	1	0	0	5
4	0	0	0	0	0	3
4	1	2	0	0	1	1
2	1	1	1	0	0	1
3	1	0	0	1	1	2

AB	35
R	9
H	16
RBI	9
BB	4
SO	4
LOB	14



1B	SF	WP	PA
10	1	2	41
4	1	2	
1	2	1	
1	2	1	
1	0	1	

PITCHER	IP	WLS	BF	H	R	ER	SO	BB	IBB	HBP	BLK	WP	HR	S	P	ERA	WHIP
---------	----	-----	----	---	---	----	----	----	-----	-----	-----	----	----	---	---	-----	------



Batter	1	2	3	4	5	6	7	8	9	AB R H RBI BB SO LOB	TOP	
Kirby Puckett, R OBP: 0.335, SLG: 0.381 (1, 8) X	0-0 1-3 ①		X 0-0 F4 ①		X 0-0 5-3 ③			X 0-0 6-3 ②		4 0 0 0 0 0 0		
Mickey Hatcher, R OBP: 0.313, SLG: 0.389 (1, 7) X	0-0 G4-1 ②		X 0-0 6-3 ②			X 0-0 F9 ①		X 0-0 1B ③		4 0 1 0 0 0 0		
Kent Hrbek, L OBP: 0.322, SLG: 0.420 (1, 3) X	0-0 1B 1B		X 0-0 2B			X 0-0 G3 ②		X 0-0 F9 ③		4 0 2 0 0 0 1		
Tom Brunansky, R OBP: 0.421, SLG: 0.600 (1, 9) X	0-0 1-2 1B		X 0-0 F7 ③			X 0-0 F4 ③		X 0-0 F8 ①		4 0 1 0 0 0 1		
Randy Bush, L OBP: 0.324, SLG: 0.645 (1, 10) S S S	0-3 K ③			X 0-0 5-3 ①			BB BB BB 4-0 FC3-6 BB		S S S 0-3 K ②	3 0 0 0 1 2 2		
Roy Smalley, S OBP: 0.395, SLG: 0.431 (1, 6) X		X 0-0 F9 ①		X 0-0 F5 ②		X 0-0 FC3-6 BB ①		X 0-0 1B		4 0 1 0 0 0 1		
Gary Gaetti, R OBP: 0.380, SLG: 0.491 (1, 5) X		X 0-0 F5 ②		X 0-0 5-3 ③		BB BB BB 4-0 1-2 G4-6-3 BB		S S S 0-3 K ③		3 0 0 0 1 1 1		
Tim Teufel, R OBP: 0.341, SLG: 0.395 (1, 4) BB BB		BB BB 4-0 BB			X 0-0 5-3 ①		X 0-0 1-2 G4-6-3 ② ③			2 0 0 0 1 0 2		
Mark Salas, L OBP: 0.339, SLG: 0.440 (1, 2) X		X 0-0 6-3 ③			BB BB 0-3 K ②			BB BB 0-3 K ①		3 0 0 0 0 2 1		
<b>Inning Stats</b>	R: 0 H: 2 E: 0 LOB: 2 K: 1 BB: 0 S: 7 P: 7	R: 0 H: 0 E: 0 LOB: 1 K: 0 BB: 1 S: 3 P: 7	R: 0 H: 1 E: 0 LOB: 1 K: 0 BB: 0 S: 4 P: 4	R: 0 H: 0 E: 0 LOB: 0 K: 0 BB: 0 S: 3 P: 3	R: 0 H: 0 E: 0 LOB: 0 K: 1 BB: 0 S: 5 P: 5	R: 0 H: 0 E: 0 LOB: 0 K: 0 BB: 0 S: 3 P: 3	R: 0 H: 0 E: 0 LOB: 1 K: 0 BB: 2 S: 2 P: 10	R: 0 H: 1 E: 0 LOB: 1 K: 1 BB: 0 S: 6 P: 6	R: 0 H: 1 E: 0 LOB: 1 K: 2 BB: 0 S: 8 P: 8	1B: 4 SF: 0 2B: 1 SAC: 0 3B: 0 DP: 1 HR: 0 HBP: 0	WP: 0 PA: 34 PB: 0 SB: 0 CS: 0	
<b>PITCHER</b> Oil Can Boyd, R (1, 1) ERA: 2.48	IP WLS BF H R ER SO BB IBB HBP BLK WP HR S P ERA WHIP	9.0 W 34 5 0 0 5 3 0 0 0 0 0 0 41 53 0.00 0.889										

Minnesota Twins @ Boston Red Sox  
Fenway Park, Boston, MA  
Wed May 29 1985, 7:05 PM EDT  
Att: 17,989 - Unknown

livebaseballscorecards.com

AB	31
R	0
H	5
RBI	0
BB	3
SO	5
LOB	9







Batter	1	2	3	4	5	6	7	8	9	10	11	AB R H RBI BB SO LOB	TOP																
Kirby Puckett, R OBP: 0.335, SLG: 0.394 (1, 8)	0-0 F9	0-0 1B 3B		0-0 1-3		0-0 5-3 1-H 2-H 2B		0-0 6-3			0-0 4-3	6 1 2 3 0 0 1	<b>Minnesota Twins @ Boston Red Sox</b> Fenway Park, Boston, MA Thu May 30 1985, 7:05 PM EDT Att. 13,234 - Unknown																
Mickey Hatcher, R OBP: 0.318, SLG: 0.393 (1, 10)	0-0 1B	0-0 1B		0-0 1-3		0-0 5-3		0-0 1-3		0-0 1-3	0-0 1B	6 0 3 1 0 0 1																	
Kent Hrbek, L OBP: 0.317, SLG: 0.412 (1, 3)	0-3 K	0-0 1-3		0-0 3-1		0-0 F8		0-0 1B		0-0 1B	0-0 F7	6 0 1 0 0 1 4																	
Tom Brunansky, R OBP: 0.426, SLG: 0.610 (1, 9)	0-0 1-2 1B		0-0 E 3B		4-0 FC6-4 BB		0-0 5-3		0-0 F7		0-0 F7	4 1 2 0 1 0 1																	
Gary Gaetti, R OBP: 0.375, SLG: 0.479 (1, 5)	0-3 K		1-0 E 4-3 HBP		0-0 FC6-4 FC5-4 1-2f		0-0 F8		0-0 F7		0-0 F7	4 1 0 0 0 1 4																	
Greg Gagne, R OBP: 0.379, SLG: 0.413 Roy Smalley, S OBP: 0.392, SLG: 0.427 (10, PH) (10, 6)		0-0 4-3	0-0 E1 4-3 1-3 3-H 1B		0-0 FC5-4 CS 1-2f		0-3 K		0-0 4-3		0-0 4-3	4 0 1 0 0 1 1 1 0 0 0 0 0 0																	
Tim Laudner, R OBP: 0.291, SLG: 0.423 (1, 2)		0-0 1B E 1B	0-0 4-3		0-0 CS 1-2	0-0 1B 1B		0-0 F5		0-3 K		5 1 2 1 0 1 1																	
Ron Washington, R OBP: 0.364, SLG: 0.300 (1, 4)		0-0 E8 3B 1B	0-0 4-3		0-0 CS 1-2	0-0 E 2B 1B		0-0 4-3		0-0 3-1		5 2 2 0 0 0 1																	
Dave Meier, R OBP: 0.267, SLG: 0.214 (1, 7)		0-0 F4	0-0 4-3		0-0 E5 2B	0-0 1B		0-0 1B		0-0 1B	0-0 6-3	5 1 1 0 0 0 3																	
<b>Inning Stats</b>	R: 0 E: 0 K: 2 S: 9	H: 2 LOB: 2 BB: 0 P: 9	R: 3 E: 1 K: 0 S: 7	H: 4 LOB: 1 BB: 0 P: 7	R: 2 E: 1 K: 0 S: 5	H: 2 LOB: 1 BB: 0 P: 6	R: 0 E: 0 K: 0 S: 3	H: 0 LOB: 0 BB: 0 P: 3	R: 0 E: 0 K: 0 S: 2	H: 0 LOB: 0 BB: 1 P: 6	R: 2 E: 1 K: 0 S: 6	H: 3 LOB: 1 BB: 0 P: 6		R: 0 E: 0 K: 1 S: 5	H: 0 LOB: 0 BB: 0 P: 5	R: 0 E: 0 K: 0 S: 4	H: 1 LOB: 1 BB: 0 P: 4	R: 0 E: 0 K: 0 S: 4	H: 1 LOB: 1 BB: 0 P: 4	R: 0 E: 0 K: 1 S: 5	H: 0 LOB: 0 BB: 0 P: 5	R: 0 E: 0 K: 0 S: 4	H: 1 LOB: 1 BB: 0 P: 4	R: 0 E: 0 K: 0 S: 4	H: 1 LOB: 1 BB: 0 P: 4	1B: 11 2B: 1 3B: 2 HR: 0	SF: 0 SAC: 0 DP: 0 HBP: 1	WP: 0 PB: 0 SB: 0 CS: 1	PA: 49
<b>PITCHER</b>	IP WLS BF H R ER SO BB IBB HBP BLK WP HR S P ERA WHIP																												
Bob Ojeda, L ERA: 3.15 (1, 1)	2.0		15	8	5	4	2	0	0	1	0	0	0	0	18	19	18.00	4.000											
Mike Trujillo, R ERA: 7.94 (3, 1)	3.1		12	2	2	1	0	1	0	0	0	0	0	0	11	15	2.70	0.900											
Bob Stanley, R ERA: 2.32 (6, 1)	5.2	W	21	4	0	0	2	0	0	0	0	0	0	0	25	25	0.00	0.706											

livebaseballscores.com

AB	46
R	7
H	14
RBI	5
BB	1
SO	4
LOB	17







Batter	1	2	3	4	5	6	7	8	9	AB R H RBI BB SO LOB	TOP		
Toby Harrah, R (1, 4) Curtis Wilkerson, S (9, PR) OBP: 0.489, SLG: 0.402 OBP: 0.286, SLG: 0.308	0-0 BB BB 1B		0-0 F8		0-3 K		0-0 G4-6-3 1B		0-0 PO 1B	5 0 3 1 0 1 0 0 0 0 0 0 0 0			
Oddibe McDowell, L (1, 8) OBP: 0.192, SLG: 0.250	0-0 F8		0-3 K		0-0 4-3		0-0 G4-6-3 1-2f		0-0 PO 1-2	4 0 0 0 0 1 3			
Buddy Bell, R (1, 5) OBP: 0.360, SLG: 0.436	4-0 BB BB 1-2 BB		0-0 F5		0-0 4-3			0-0 HR		3 1 1 1 1 0 0			
Larry Parrish, R (1, 9) OBP: 0.310, SLG: 0.370	4-0 BB BB BB 1-2 2-3 BB			0-3 K		0-0 FC1 2B		0-3 K		3 0 1 0 1 2 0			
Gary Ward, R (1, 7) OBP: 0.323, SLG: 0.420	0-0 G4-6-3 1-2f			0-0 1B 1B		0-0 F9		0-0 4-3		4 0 1 0 0 0 4			
Cliff Johnson, R (1, 10) OBP: 0.330, SLG: 0.434		4-0 BB BB BB BB F9 G3 BB		0-0 F9		0-0 FC1 2-3		0-0 F7		3 0 0 0 1 0 2			
Pete O'Brien, L (1, 3) OBP: 0.280, SLG: 0.347		0-0 G3 1-2		0-0 1B 1B		0-0 F5		0-0 6-3 1B 2B		4 1 2 0 0 0 2			
Don Slaught, R (1, 2) OBP: 0.284, SLG: 0.333		0-0 F9 2-3		0-0 5-3			0-0 1B 1B		0-0 F3	4 0 1 0 0 0 4			
Wayne Tolleson, S (1, 6) OBP: 0.333, SLG: 0.333		0-0 4-3			0-0 E1 S E 1B		0-0 B1		0-0 6-3 2-3	4 1 1 0 0 0 3			
<b>Inning Stats</b>	R: 0 H: 1 E: 0 LOB: 2 K: 0 BB: 2 S: 3 P: 11	R: 0 H: 0 E: 0 LOB: 1 K: 0 BB: 1 S: 3 P: 7	R: 0 H: 0 E: 0 LOB: 0 K: 1 BB: 0 S: 5 P: 5	R: 0 H: 2 E: 0 LOB: 2 K: 1 BB: 0 S: 7 P: 7	R: 1 H: 1 E: 1 LOB: 0 K: 1 BB: 0 S: 6 P: 6	R: 0 H: 1 E: 0 LOB: 1 K: 0 BB: 0 S: 4 P: 4	R: 0 H: 2 E: 0 LOB: 1 K: 0 BB: 0 S: 4 P: 4	R: 1 H: 1 E: 0 LOB: 0 K: 1 BB: 0 S: 6 P: 6	R: 1 H: 2 E: 0 LOB: 1 K: 0 BB: 0 S: 4 P: 4	1B: 7 SF: 0 2B: 2 SAC: 0 3B: 0 DP: 2 HR: 1 HBP: 0	WP: 0 PA: 38 PB: 0 SB: 1 CS: 0		
<b>PITCHER</b>	IP WLS BF H R ER SO BB IBB HBP BLK WP HR S P ERA WHIP											<b>PITCHER</b>	IP WLS BF H R ER SO BB IBB HBP BLK WP HR S P ERA WHIP
Al Nipper, R (1, 1) ERA: 5.4	8.0 L 33 8 2 1 4 3 0 0 0 0 0 1 38 50 1.12 1.375												
Steve Crawford, R (9, 1) ERA: 3.58	1.0 4 2 1 1 0 0 0 0 0 0 0 0 4 4 9.00 2.000												

**Texas Rangers @ Boston Red Sox**  
**Fenway Park, Boston, MA**  
 Fri May 31 1985, 7:05 PM EDT  
 Att: 19,623 - Unknown

[livebaseballscorecards.com](http://livebaseballscorecards.com)

**AB 34**  
**R 3**  
**H 10**  
**RBI 2**  
**BB 3**  
**SO 4**  
**LOB 18**



Batter	1	2	3	4	5	6	7	8	9	AB	R	H	RBI	BB	SO	LOB
Wade Boggs, L (1, 5) OBP: 0.403, SLG: 0.375	0-0 F7		0-0 F9			0-0 F7		4-0 F7		3	0	0	0	1	0	2
Dwight Evans, R (1, 9) OBP: 0.368, SLG: 0.316	0-0 F9			0-0 1-3		0-3 K		0-0 F9		4	0	0	0	0	1	3
Bill Buckner, L (1, 3) OBP: 0.348, SLG: 0.470	0-0 G3			0-0 F8		0-0 F8		0-0 F7		4	0	0	0	0	0	3
Jim Rice, R (1, 7) OBP: 0.322, SLG: 0.429		0-0 G3		0-0 F9		0-0 6-3		0-0 F8		4	0	0	0	0	0	0
Tony Armas, R (1, 8) OBP: 0.255, SLG: 0.495		0-0 F9			0-0 4-3		0-0 F9		0-0 6-3	4	0	0	0	0	0	0
Mike Easler, L (1, 10) OBP: 0.293, SLG: 0.409		0-0 F7			0-0 HR		0-0 1B		0-0 2B 1B	4	1	3	1	0	0	0
Steve Lyons, L (9, PR) OBP: 0.318, SLG: 0.550										0	0	0	0	0	0	0
Rich Gedman, L (1, 2) OBP: 0.358, SLG: 0.497			0-0 G4-1		0-0 4-3		0-0 4-3		0-0 2B	4	0	1	0	0	0	1
Ed Jurak, R (9, PR)										0	0	0	0	0	0	0
Marty Barrett, R (1, 4) OBP: 0.333, SLG: 0.333			0-0 6-3		0-0 F9			0-0 F9 SH1-4		3	0	1	0	1	0	0
Glenn Hoffman, R (1, 6) OBP: 0.405, SLG: 0.484						0-0 2B		0-0 SH1-4		2	0	2	0	0	0	0
Rick Miller, L (9, PH) OBP: 0.421, SLG: 0.471								0-0 F6		1	0	0	0	0	0	3


Inning Stats	R: 0	H: 0	E: 0	K: 0	S: 3	H: 0	LOB: 0	BB: 0	P: 3	R: 0	H: 0	E: 0	K: 0	S: 4	H: 1	LOB: 1	BB: 0	P: 4	R: 0	H: 0	E: 0	K: 0	S: 3	H: 0	LOB: 0	BB: 0	P: 3	R: 1	H: 1	E: 0	K: 0	S: 4	H: 1	LOB: 0	BB: 0	P: 4	R: 0	H: 1	E: 0	K: 1	S: 6	H: 1	LOB: 1	BB: 0	P: 6	R: 0	H: 1	E: 0	K: 0	S: 4	H: 1	LOB: 2	BB: 1	P: 8	R: 0	H: 2	E: 0	K: 0	S: 5	H: 2	LOB: 3	BB: 1	P: 9	1B: 4	SF: 0	2B: 2	SAC: 1	3B: 0	DP: 0	HR: 1	HBP: 0	WP: 0	PA: 36
--------------	------	------	------	------	------	------	--------	-------	------	------	------	------	------	------	------	--------	-------	------	------	------	------	------	------	------	--------	-------	------	------	------	------	------	------	------	--------	-------	------	------	------	------	------	------	------	--------	-------	------	------	------	------	------	------	------	--------	-------	------	------	------	------	------	------	------	--------	-------	------	-------	-------	-------	--------	-------	-------	-------	--------	-------	--------

PITCHER	IP	WLS	BF	H	R	ER	SO	BB	IBB	HBP	BLK	WP	HR	S	P	ERA	WHIP
Mike Mason, L (1, 1) ERA: 4.95	7.1	W	28	5	1	1	1	1	0	0	0	0	1	29	33	1.23	0.818
Dave Stewart, R (8, 1) ERA: 5.91	1.2	S	8	2	0	0	0	1	0	0	0	0	0	7	11	0.00	1.800

**BOTTOM**

**Texas Rangers @ Boston Red Sox**  
 Fenway Park, Boston, MA  
 Fri May 31 1985, 7:05 PM EDT  
 Att. 19,623 - Unknown

<b>AB</b>	<b>33</b>
<b>R</b>	<b>1</b>
<b>H</b>	<b>7</b>
<b>RBI</b>	<b>1</b>
<b>BB</b>	<b>2</b>
<b>SO</b>	<b>1</b>
<b>LOB</b>	<b>12</b>



WP	HR	S	P	ERA	WHIP
0	1	7	11	0.00	1.800



Batter	1	2	3	4	5	6	7	8	9	AB R H RBI BB SO LOB	TOP		
Toby Harrah, R (1, 4) OBP: 0.478, SLG: 0.389 Bob Jones, L (9, PH) OBP: 0.200, SLG: 0.207	0-0 6-3		0-0 F9		0-0 F5		0-0 5-3		0-3 K	4 0 0 0 0 0 6 1 0 0 0 0 1 1			
Oddibe McDowell, L (1, 8) OBP: 0.196, SLG: 0.250	0-0 G6-4-3 1B		0-0 F8		0-0 F9		0-0 F9		0-0 F6	4 0 1 0 0 0 1			
Buddy Bell, R (1, 5) OBP: 0.358, SLG: 0.432	0-0 G6-4-3 1-2f			0-0 F9		0-0 4-3		0-0 FC6-4 1B		4 0 1 0 0 0 1			
Larry Parrish, R (1, 9) OBP: 0.314, SLG: 0.373		0-0 PB 1B		0-0 F7		0-0 5-3		0-0 FC6-4 1B		4 0 2 0 0 0 0			
Gary Ward, R (1, 7) OBP: 0.322, SLG: 0.416		0-3 K 1-2		0-0 F9			0-0 1B 1B	0-0 FC6-4 1-2f 2-3		4 0 1 0 0 1 3			
Cliff Johnson, R (1, 10) OBP: 0.328, SLG: 0.429		0-0 F3			0-0 1B 1B		0-0 F9 1B	0-3 K		4 0 1 0 0 1 4			
Pete O'Brien, L (1, 3) OBP: 0.274, SLG: 0.339		0-0 F9			0-0 F7		0-0 F9		0-0 4-3	4 0 0 0 0 0 3			
Don Slaught, R (1, 2) OBP: 0.283, SLG: 0.331			0-0 F9		0-0 F3		0-0 BB 1B		0-3 K	4 0 1 0 0 1 1			
Wayne Tolleson, S (1, 6) OBP: 0.377, SLG: 0.383			0-0 2B		0-0 1B		4-0 BB 1B		0-0 1B	3 0 3 0 1 0 0			
<b>Inning Stats</b>	R: 0 H: 1 E: 0 LOB: 0 K: 0 BB: 0 S: 3 P: 3	R: 0 H: 1 E: 0 LOB: 1 K: 1 BB: 0 S: 6 P: 6	R: 0 H: 1 E: 0 LOB: 1 K: 0 BB: 0 S: 4 P: 4	R: 0 H: 0 E: 0 LOB: 0 K: 0 BB: 0 S: 3 P: 3	R: 0 H: 2 E: 0 LOB: 2 K: 0 BB: 0 S: 5 P: 5	R: 0 H: 0 E: 0 LOB: 0 K: 0 BB: 0 S: 3 P: 3	R: 0 H: 2 E: 0 LOB: 3 K: 0 BB: 1 S: 5 P: 9	R: 0 H: 2 E: 0 LOB: 2 K: 1 BB: 0 S: 7 P: 7	R: 0 H: 1 E: 0 LOB: 1 K: 2 BB: 0 S: 8 P: 8	1B: 9 SF: 0 2B: 1 SAC: 0 3B: 0 DP: 1 HR: 0 HBP: 0	WP: 0 PA: 37 PB: 1 SB: 0 CS: 0		
<b>PITCHER</b>	IP WLS BF H R ER SO BB IBB HBP BLK WP HR S P ERA WHIP											<b>PITCHER</b>	IP WLS BF H R ER SO BB IBB HBP BLK WP HR S P ERA WHIP
Bruce Kison, R (1, 1) ERA: 2.25	7.0 W 28 7 0 0 1 1 0 0 0 0 0 0 29 33 0.00 1.143												
Steve Crawford, R (8, 1) ERA: 3.38	2.0 9 3 0 0 3 0 0 0 0 0 0 0 15 15 0.00 1.500												

Texas Rangers @ Boston Red Sox  
 Fenway Park, Boston, MA  
 Sat Jun 01 1985, 3:33 AM EDT  
 Att. 25,346 - Unknown

livebaseballscorecards.com

AB 36  
 R 0  
 H 10  
 RBI 0  
 BB 1  
 SO 4  
 LOB 20



Batter	1	2	3	4	5	6	7	8	9	AB	R	H	RBI	BB	SO	LOB
Wade Boggs, L (1, 5) OBP: 0.400, SLG: 0.378	0-0 2B		0-0 F7		0-0 FC3-6 WP	0-0 3-1				4	0	1	0	0	0	2
Dwight Evans, R (1, 9) OBP: 0.371, SLG: 0.316	4-0 BB		0-0 1B		0-0 6-3			0-0 5-3		3	0	1	0	1	0	1
Bill Buckner, L (1, 3) OBP: 0.342, SLG: 0.460	0-0 F2		0-0 4-3		0-0 4-3			0-0 4-3		4	0	0	0	0	0	4
Jim Rice, R (1, 7) OBP: 0.325, SLG: 0.435	0-0 G4-6-3			0-0 2B		0-0 2B HR		0-3 K		4	2	2	0	0	1	2
Tony Armas, R (1, 8) OBP: 0.262, SLG: 0.519		0-0 HR		0-3 K		0-0 HR		0-0 1-3		3	1	2	1	0	1	1
Steve Lyons, L (6, PR) OBP: 0.304, SLG: 0.524										1	1	0	0	0	0	0
Mike Easler, L (1, 10) OBP: 0.292, SLG: 0.411		0-3 K		0-0 2B		0-0 G3		0-0 6-3		4	0	1	1	0	1	2
Marty Barrett, R (1, 4) OBP: 0.338, SLG: 0.333		0-0 4-3		0-0 F9		4-0 HR IBB		0-0 1B		3	1	1	0	1	0	1
Rich Gedman, L (1, 2) OBP: 0.356, SLG: 0.510		0-0 6-3		0-3 K		0-0 HR		0-3 K		4	1	1	4	0	2	2
Glenn Hoffman, R (1, 6) OBP: 0.400, SLG: 0.471			0-0 5-3		0-0 FC3-6 1B	0-0 F9				3	0	1	0	0	0	1

Inning Stats	R: 0	H: 1	E: 0	K: 0	S: 3	R: 1	H: 1	E: 0	K: 1	S: 6	R: 0	H: 1	E: 0	K: 0	S: 4	R: 1	H: 2	E: 0	K: 2	S: 9	R: 0	H: 1	E: 0	K: 0	S: 4	R: 4	H: 3	E: 0	K: 0	S: 6	R: 0	H: 0	E: 0	K: 1	S: 5	R: 0	H: 1	E: 0	K: 1	S: 6
	LOB: 1	BB: 1	P: 7			LOB: 0	BB: 0	P: 6			LOB: 1	BB: 1	P: 4			LOB: 1	BB: 1	P: 10			LOB: 0	BB: 0	P: 6			LOB: 1	BB: 0	P: 6			LOB: 0	BB: 0	P: 6			LOB: 1	BB: 0	P: 6		

PITCHER	IP	WLS	BF	H	R	ER	SO	BB	IBB	HBP	BLK	WP	HR	S	P	ERA	WHIP
Frank Tanana, L (1, 1) ERA: 5.98	5.1	L	26	9	6	6	3	1	1	0	0	1	2	30	38	10.12	1.875
Greg Harris, R (6, 1) ERA: 1.93	1.2		5	0	0	0	1	0	0	0	0	0	0	7	7	0.00	0.000
Dave Schmidt, R (8, 1) ERA: 2.75	1.0		4	1	0	0	1	0	0	0	0	0	0	6	6	0.00	1.000

**BOTTOM**

**Texas Rangers @ Boston Red Sox**  
 Fenway Park, Boston, MA  
 Sat Jun 01 1985, 3:33 AM EDT  
 Att. 25,346 - Unknown

AB	33
R	6
H	10
RBI	6
BB	2
SO	5
LOB	16



1B	2B	3B	HR	SF	SAC	DP	HBP	WP	HR	S	P	ERA	WHIP
4	4	0	2	0	0	1	0	1	2	0	0	0.00	1.000



Batter	1	2	3	4	5	6	7	8	9	AB R H RBI BB SO LOB	TOP	
Oddibe McDowell, L (1, 8) OBP: 0.180, SLG: 0.228	0-0 F8	0-3 K		0-3 K			0-0 F8	0-3 K		5 0 0 0 0 3 6		
Toby Harrah, R (1, 4) OBP: 0.479, SLG: 0.388 Curtis Wilkerson, S (7, 6) OBP: 0.283, SLG: 0.305	0-3 K		0-0 F9		4-0 G3 BB		0-0 1B		0-3 K	3 0 1 0 1 1 0 1 0 0 0 0 1 0		
Buddy Bell, R (1, 5) OBP: 0.361, SLG: 0.434 Alan Bannister, R (7, 5)	0-0 HR 1B		0-0 F7		0-0 F7		0-0 1B		4-0 WP S BB	4 1 2 0 0 0 1 0 0 0 0 1 0 0		
Larry Parrish, R (1, 9) OBP: 0.318, SLG: 0.414 Bob Jones, L (7, 9) OBP: 0.194, SLG: 0.200	0-0 1-H HR		0-0 HR		0-0 G3		0-0 F7		0-3 K	4 2 2 3 0 0 3 1 0 0 0 0 1 1		
Gary Ward, R (1, 7) OBP: 0.319, SLG: 0.407	0-0 F4		0-0 F9		0-3 K		0-3 K		4-0 S BB	4 0 0 0 1 2 3		
Cliff Johnson, R (1, 10) OBP: 0.330, SLG: 0.425		0-0 1B FC3-2 1B		0-0 F8		4-0 BB		0-0 5-3	0-3 K	4 0 1 0 1 1 2		
Don Slaught, R (1, 2) OBP: 0.282, SLG: 0.329		0-0 F7		0-3 K		0-0 F9		0-0 1B 1B		4 0 1 0 0 1 2		
Pete O'Brien, L (1, 3) OBP: 0.280, SLG: 0.341 Bill Stein, R (8, PH) OBP: 0.429, SLG: 0.429 (8, 3)		0-0 FC3-2 1B		4-0 2B BB		0-0 F2		0-0 1B 1B		2 0 1 0 1 0 1 1 0 1 0 0 0 0		
Wayne Tolleson, S (1, 6) OBP: 0.369, SLG: 0.391 (7, 4)		0-0 FC3-2		0-0 2B		0-3 K		0-0 F8		4 0 1 0 0 1 5		
<b>Inning Stats</b>	R: 2 H: 2 E: 0 LOB: 0 K: 1 BB: 0 S: 7 P: 7	R: 0 H: 2 E: 0 LOB: 2 K: 1 BB: 0 S: 7 P: 7	R: 1 H: 1 E: 0 LOB: 0 K: 0 BB: 0 S: 4 P: 4	R: 0 H: 1 E: 0 LOB: 2 K: 2 BB: 1 S: 8 P: 12	R: 0 H: 0 E: 0 LOB: 1 K: 1 BB: 1 S: 5 P: 9	R: 0 H: 0 E: 0 LOB: 1 K: 1 BB: 1 S: 5 P: 9	R: 0 H: 2 E: 0 LOB: 2 K: 1 BB: 0 S: 7 P: 7	R: 0 H: 2 E: 0 LOB: 2 K: 1 BB: 0 S: 7 P: 7	R: 0 H: 0 E: 0 LOB: 2 K: 3 BB: 2 S: 9 P: 17	1B: 7 SF: 0 2B: 1 SAC: 0 3B: 0 DP: 0 HR: 2 HBP: 0	WP: 1 PA: 42 PB: 0 SB: 2 CS: 0	
<b>PITCHER</b> Bruce Hurst, L (1, 1) ERA: 5.97 Mark Clear, R (9, 1) ERA: 3.2	IP WLS BF H R ER SO BB IBB HBP BLK WP HR S P ERA WHIP											<b>PITCHER</b> IP WLS BF H R ER SO BB IBB HBP BLK WP HR S P ERA WHIP
	8.0 W 37 10 3 3 8 3 0 0 0 0 2 50 62 3.38 1.625											

Texas Rangers @ Boston Red Sox  
Fenway Park, Boston, MA  
Sun Jun 02 1985, 3:33 AM EDT  
Att: 21,387 - Unknown

livebaseballscorecards.com

AB 37  
R 3  
H 10  
RBI 3  
BB 5  
SO 11  
LOB 24



Batter	1	2	3	4	5	6	7	8	9	AB	R	H	RBI	BB	SO	LOB
Steve Lyons, L (1, 8) OBP: 0.357, SLG: 0.520	0-0 2B 1B	0-0 F8		0-0 1-3	4-0 1-2 FC6-4 BB	0-0 2-3 1B				4	1	2	0	1	0	2
Wade Boggs, L (1, 5) OBP: 0.400, SLG: 0.389	0-0 1-3 1B 2B		0-0 4-3		0-0 FC3-2 2B FC6-4	0-0 G3				5	1	2	0	0	0	5
Jim Rice, R (1, 7) OBP: 0.336, SLG: 0.460 Reid Nichols, R (8, 7) OBP: 0.286, SLG: 0.357	0-0 2-H 3-H 8-3 1B		0-3 K		0-0 2-3 FC3-2 2B 1B	0-0 BB FC3-6 1B	0-0 HR			5	3	4	3	0	1	0
Bill Buckner, L (1, 3) OBP: 0.343, SLG: 0.459 Ed Jurak, R (9, 3)	0-0 1-2f 8-3 1B		0-0 1B		0-0 1-2 FC3-2 2B	0-0 FC3-6 BB SF8 1B	0-0 F4			5	2	2	0	0	0	3
Mike Easler, L (1, 10) OBP: 0.300, SLG: 0.416	4-0 BB		0-0 F6		0-0 1-H 2-H 1B 2B	4-0 1-2 2-3 FC3-6 BB	0-3 K			3	1	1	2	2	1	1
Rich Gedman, L (1, 2) OBP: 0.357, SLG: 0.503	0-3 K			0-0 S 1B 1B	4-0 1B 1B IBB	0-0 1-2f 2-3 3-H FC3-6 2B 1B	0-3 K			4	3	1	1	1	2	3
Marty Barrett, R (1, 4) OBP: 0.340, SLG: 0.338		0-0 5-3 1B		0-0 1-2 5-3 1B	0-0 1-2 2-H 1B 1B	0-0 3-H SF8		0-0 6-3		4	0	2	2	0	0	1
Rick Miller, L (1, 9) OBP: 0.458, SLG: 0.500		0-3 K		0-0 2-H 1B	0-0 1-3 2-H BB 1B	0-0 1-2 2B 1B		0-0 F7		5	1	3	2	0	1	1
Glenn Hoffman, R (1, 6) OBP: 0.378, SLG: 0.462		0-0 5-3 1-2		0-3 K	0-0 F3	0-0 1B 2B		0-0 5-3		5	0	1	2	0	1	4


Inning Stats	R: 2	H: 3	E: 0	K: 1	S: 7	H: 3	LOB: 1	BB: 1	P: 11	R: 0	H: 1	E: 0	K: 1	S: 6	H: 1	LOB: 1	BB: 0	P: 6	R: 0	H: 1	E: 0	K: 1	S: 6	R: 1	H: 2	E: 0	K: 1	S: 7	H: 2	LOB: 1	BB: 0	P: 7	R: 4	H: 5	E: 0	K: 0	S: 8	H: 5	LOB: 2	BB: 1	P: 12	R: 1	H: 1	E: 0	K: 2	S: 8	H: 0	LOB: 0	BB: 0	P: 8	R: 0	H: 0	E: 0	K: 0	S: 3	H: 0	LOB: 0	BB: 0	P: 3
1B: 13	SF: 1	2B: 5	SAC: 0	3B: 0	DP: 1	HR: 1	HBP: 0	WP: 0	PA: 45	1B: 13	SF: 1	2B: 5	SAC: 0	3B: 0	DP: 1	HR: 1	HBP: 0	WP: 0	PA: 45	1B: 13	SF: 1	2B: 5	SAC: 0	3B: 0	DP: 1	HR: 1	HBP: 0	WP: 0	PA: 45	1B: 13	SF: 1	2B: 5	SAC: 0	3B: 0	DP: 1	HR: 1	HBP: 0	WP: 0	PA: 45	1B: 13	SF: 1	2B: 5	SAC: 0	3B: 0	DP: 1	HR: 1	HBP: 0	WP: 0	PA: 45										

PITCHER	IP	WLS	BF	H	R	ER	SO	BB	IBB	HBP	BLK	WP	HR	S	P	ERA	WHIP
Dickie Noles, R (1, 1) ERA: 3.86	3.1		17	7	3	3	3	1	0	0	0	0	0	22	26	8.10	2.400
Dave Rozema, R (4, 1) ERA: 6.11	1.2	L	15	7	7	7	1	2	1	0	0	0	0	14	26	37.80	5.400
Chris Welsh, L (6, 1) ERA: 3.52	3.0		13	4	2	2	2	0	0	0	0	0	1	17	17	6.00	1.333

**TEXAS RANGERS @ BOSTON RED SOX**  
**Fenway Park, Boston, MA**  
 Sun Jun 02 1985, 3:33 AM EDT  
 Att. 21,387 - Unknown

livebaseballscorecards.com

**AB 40**  
**R 12**  
**H 18**  
**RBI 12**  
**BB 4**  
**SO 6**  
**LOB 20**





Batter	1	2	3	4	5	6	7	8	9	AB R H RBI BB SO LOB	TOP									
<b>Brett Butler, L</b> (1, 8) OBP: 0.343, SLG: 0.412	0-0 6-3	0-0 1B 2B			0-0 4-3		0-0 1B			4 0 2 2 0 0 0										
<b>Julio Franco, R</b> (1, 6) OBP: 0.362, SLG: 0.397	4-0 CS BB	0-0 2B 1B			0-3 K		0-0 G6-4-3 1B			3 0 1 0 1 1 3										
<b>Brook Jacoby, R</b> (1, 5) OBP: 0.351, SLG: 0.451	4-0 1-2 HR BB	0-0 F3			0-0 F8			0-0 F8		3 1 0 0 1 0 2										
<b>Andre Thornton, R</b> (1, 10) OBP: 0.220, SLG: 0.219	0-0 1-H HR				0-3 K		0-0 F7		0-0 F8	4 1 1 2 0 1 0										
<b>Mike Hargrove, L</b> (1, 3) OBP: 0.348, SLG: 0.250	0-3 K				0-0 3-1		0-3 K			3 0 0 0 0 2 0										
<b>Joe Carter, R</b> (7, 7) OBP: 0.237, SLG: 0.318										1 1 1 1 0 0 0										
<b>George Vukovich, L</b> (1, 9) OBP: 0.335, SLG: 0.350					0-0 3-1		0-0 F6		0-0 4-3	4 0 0 0 0 1 0										
<b>Jerry Willard, L</b> (1, 2) OBP: 0.340, SLG: 0.341					0-3 K		0-0 1B 1B		0-0 F3	4 1 2 0 0 1 0										
<b>Tony Bernazard, S</b> (1, 4) OBP: 0.347, SLG: 0.453					0-3 K		0-3 K		0-3 K	4 1 1 0 0 3 1										
<b>Otis Nixon, S</b> (1, 7) OBP: 0.200, SLG: 0.222					0-0 G3		0-0 1B 1B		0-0 4-3	2 0 0 0 0 0 2										
<b>Pat Tabler, R</b> (7, PH) OBP: 0.326, SLG: 0.367										2 0 1 0 0 0 0										
<b>Inning Stats</b>	R: 2 E: 0 K: 1 S: 5	H: 1 LOB: 0 BB: 2 P: 13	R: 2 E: 0 K: 1 S: 9	H: 4 LOB: 2 BB: 0 P: 9	R: 0 E: 0 K: 1 S: 5	H: 0 LOB: 0 BB: 0 P: 5	R: 0 E: 0 K: 2 S: 7	H: 0 LOB: 0 BB: 0 P: 7	R: 0 E: 0 K: 1 S: 5	H: 0 LOB: 0 BB: 0 P: 5	R: 0 E: 0 K: 1 S: 7	H: 3 LOB: 2 BB: 0 P: 7	R: 1 E: 0 K: 0 S: 4	H: 1 LOB: 0 BB: 0 P: 4	R: 0 E: 0 K: 1 S: 5	H: 0 LOB: 0 BB: 0 P: 5	1B: 6 2B: 1 3B: 0 HR: 2	SF: 0 SAC: 0 DP: 1 HBP: 0	WP: 0 PB: 0 SB: 0 CS: 1	PA: 36
<b>PITCHER</b> <b>Oil Can Boyd, R</b> (1, 1) ERA: 2.73	IP: 9.0 WLS: W BF: 36 H: 9 R: 5 ER: 5 SO: 9 BB: 2 IBB: 0 HBP: 0 BLK: 0 WP: 0 HR: 2 S: 52 P: 60 ERA: 5.00 WHIP: 1.222																			

**Cleveland Indians @ Boston Red Sox**  
**Fenway Park, Boston, MA**  
 Mon Jun 03 1985, 7:05 PM EDT  
 Att. 15,180 - Unknown

livebaseballscorecards.com

<b>AB</b>	<b>34</b>
<b>R</b>	<b>5</b>
<b>H</b>	<b>9</b>
<b>RBI</b>	<b>5</b>
<b>BB</b>	<b>2</b>
<b>SO</b>	<b>9</b>
<b>LOB</b>	<b>8</b>



Batter	1	2	3	4	5	6	7	8	9	AB	R	H	RBI	BB	SO	LOB
Steve Lyons, L OBP: 0.375, SLG: 0.517 (1, 8)	0-0 S 1B	0-0 1B		0-3 K		0-0 3 1-2f				4	1	2	0	0	1	2
Wade Boggs, L OBP: 0.397, SLG: 0.386 (1, 5)	0-0 F7	0-0 F7			0-0 E6 F9 1B			0-0 1B		4	1	1	0	0	0	2
Jim Rice, R OBP: 0.335, SLG: 0.455 (1, 7)	0-0 1-H 1B		0-0 4-3		0-0 F9 1-2		0-3 K			4	1	1	1	0	1	2
Bill Buckner, L OBP: 0.351, SLG: 0.462 (1, 3)	0-0 2-H 1B		0-0 1B		4-0 1B SF7 IBB		0-0 F4			3	1	2	0	1	0	1
Mike Easter, L OBP: 0.299, SLG: 0.412 (1, 10)	0-3 K		0-0 F7		0-0 1-3 2-H 1B		0-3 K			4	0	1	1	0	2	2
Rich Gedman, L OBP: 0.355, SLG: 0.500 (1, 2)		0-0 2B 1B	0-0 F5		0-0 SF7 3-H		0-0 F8			3	1	1	1	0	0	1
Marty Barrett, R OBP: 0.344, SLG: 0.350 (1, 4)		0-0 1-3 1B 2B		0-0 6-3	0-0 F9		0-0 FC6-4 1B			4	1	2	0	0	0	1
Rick Miller, L OBP: 0.464, SLG: 0.500 (1, 9)		0-0 2-H 3-H 1B	0-0 4-3		0-0 3 1B		0-0 F8			4	0	2	2	0	0	1
Glenn Hoffman, R OBP: 0.367, SLG: 0.442 (1, 6)		0-0 F9	0-0 1B		0-0 K		0-3 K		0-0 FC6-4 1-2f	4	0	1	0	0	1	2

Inning Stats	R: 2	H: 3	E: 0	LOB: 0	K: 1	S: 7	P: 7	R: 2	H: 4	E: 0	LOB: 1	K: 0	BB: 0	S: 6	R: 0	H: 1	E: 0	LOB: 1	K: 0	BB: 0	S: 4	R: 0	H: 1	E: 0	LOB: 1	K: 1	BB: 0	S: 6	R: 2	H: 1	E: 1	LOB: 1	K: 0	BB: 1	S: 5	R: 0	H: 1	E: 0	LOB: 0	K: 1	BB: 0	S: 5	R: 0	H: 1	E: 0	LOB: 1	K: 2	BB: 0	S: 8	R: 0	H: 1	E: 0	LOB: 1	K: 0	BB: 0	S: 4	R: 0	H: 1	E: 0	LOB: 1	K: 0	BB: 0	S: 4	1B: 12	SF: 1	2B: 2	SAC: 0	3B: 0	DP: 1	HR: 0	HBP: 0	WP: 0	PA: 36
--------------	------	------	------	--------	------	------	------	------	------	------	--------	------	-------	------	------	------	------	--------	------	-------	------	------	------	------	--------	------	-------	------	------	------	------	--------	------	-------	------	------	------	------	--------	------	-------	------	------	------	------	--------	------	-------	------	------	------	------	--------	------	-------	------	------	------	------	--------	------	-------	------	--------	-------	-------	--------	-------	-------	-------	--------	-------	--------

PITCHER	IP	WLS	BF	H	R	ER	SO	BB	IBB	HBP	BLK	WP	HR	S	P	ERA	WHIP
Don Schulze, R ERA: 5.76 (1, 1)	5.0	L	25	10	6	4	2	0	0	0	0	0	0	28	32	7.20	2.000
Jamie Easterly, L ERA: 2.48 (6, 1)	2.0		7	2	0	0	3	0	0	0	0	0	0	13	13	0.00	1.000
Jeff Barkley, R ERA: 3.65 (8, 1)	1.0		4	1	0	0	0	0	0	0	0	0	0	4	4	0.00	1.000

**BOTTOM**

**Cleveland Indians @ Boston Red Sox**


Fenway Park, Boston, MA

Mon Jun 03 1985, 7:05 PM EDT


Att. 15,180 - Unknown

[livebaseballscorecards.com](http://livebaseballscorecards.com)

AB	34
R	6
H	13
RBI	5
BB	1
SO	5
LOB	14





Batter	1	2	3	4	5	6	7	8	9	AB R H RBI BB SO LOB	TOP											
<b>Brett Butler, L</b> (1, 8) OBP: 0.345, SLG: 0.419	0-3 K		0-0 2B			0-0 4-3			0-0 FC6-4 1B	4 0 2 0 0 1 1	<b>Cleveland Indians @ Boston Red Sox</b> Fenway Park, Boston, MA Tue Jun 04 1985, 7:05 PM EDT Att. 16,336 - Unknown  livebaseballscorecards.com  <b>AB 31</b> <b>R 0</b> <b>H 7</b> <b>RBI 0</b> <b>BB 0</b> <b>SO 4</b> <b>LOB 10</b>  											
<b>Julio Franco, R</b> (1, 6) OBP: 0.364, SLG: 0.404	0-0 1B		0-0 6-3			0-0 2B		0-0 FC6-4	4 0 2 0 0 0 2													
<b>Brook Jacoby, R</b> (1, 5) OBP: 0.350, SLG: 0.447	0-0 L9			0-0 G5-4-3 1B		0-0 L6		0-0 F8	4 0 1 0 0 0 3													
<b>Andre Thornton, R</b> (1, 10) OBP: 0.213, SLG: 0.212	0-3 K			0-0 G5-4-3			0-0 F8	0-0 F8	4 0 0 0 0 1 3													
<b>Benny Ayala, R</b> (1, 7) OBP: 0.238, SLG: 0.429		0-3 K		0-0 6-3			0-0 F4		3 0 0 0 0 1 0													
<b>Otis Nixon, S</b> (7, 7) OBP: 0.200, SLG: 0.222									0 0 0 0 0 0 0													
<b>Pat Tabler, R</b> (1, 3) OBP: 0.320, SLG: 0.361		0-0 6-3			0-0 F3		0-0 F7		3 0 0 0 0 0 0													
<b>Joe Carter, R</b> (1, 9) OBP: 0.232, SLG: 0.311		0-0 5-3			0-0 6-3			0-0 4-3	3 0 0 0 0 0 0													
<b>Jerry Willard, L</b> (1, 2) OBP: 0.340, SLG: 0.341			0-0 G6-4-3 1B		0-0 6-3			0-0 4-3	3 0 1 0 0 0 0													
<b>Tony Bernazard, S</b> (1, 4) OBP: 0.347, SLG: 0.450			0-0 G6-4-3			0-0 4-3 1B		0-3 K	3 0 1 0 0 1 1													
<b>Inning Stats</b>	R: 0 E: 0 K: 2 S: 8	H: 1 LOB: 1 BB: 0 P: 8	R: 0 E: 0 K: 1 S: 5	H: 0 LOB: 0 BB: 0 P: 5	R: 0 E: 0 K: 0 S: 4	H: 2 LOB: 1 BB: 0 P: 4	R: 0 E: 0 K: 0 S: 3	H: 1 LOB: 0 BB: 0 P: 3	R: 0 E: 0 K: 0 S: 3	H: 0 LOB: 0 BB: 0 P: 3	R: 0 E: 0 K: 0 S: 4	H: 2 LOB: 1 BB: 0 P: 4	R: 0 E: 0 K: 0 S: 3	H: 0 LOB: 0 BB: 0 P: 3	R: 0 E: 0 K: 1 S: 5	H: 0 LOB: 0 BB: 0 P: 5	R: 0 E: 0 K: 0 S: 4	H: 1 LOB: 1 BB: 0 P: 4	1B: 5 2B: 2 3B: 0 HR: 0	SF: 0 SAC: 0 DP: 2 HBP: 0	WP: 0 PB: 0 SB: 0 CS: 0	PA: 31
<b>PITCHER</b>	IP WLS BF H R ER SO BB IBB HBP BLK WP HR S P ERA WHIP																					
<b>Bob Ojeda, L</b> (1, 1) ERA: 2.33	7.0 W 24 6 0 0 3 0 0 0 0 0 0 0 30 30 0.00 0.857																					
<b>Steve Crawford, R</b> (8, 1) ERA: 3.19	2.0 7 1 0 0 1 0 0 0 0 0 0 0 9 9 0.00 0.500																					

Batter	1	2	3	4	5	6	7	8	9	AB	R	H	RBI	BB	SO	LOB
Steve Lyons, L (1, 8) OBP: 0.324, SLG: 0.441	0-0 4-3		0-3 K		0-0 F7		0-0 G3	0-0 3-1		5	0	0	0	0	1	1
Wade Boggs, L (1, 5) OBP: 0.395, SLG: 0.383	0-0 6-3		0-0 F8		0-0 F8		0-0 FC4-6 1B 1B			4	1	1	0	0	0	1
Jim Rice, R (1, 7) OBP: 0.338, SLG: 0.456	0-3 K			0-0 2B 1B		0-0 5-3	0-0 FC4-6 1-2 1B			4	0	2	0	0	1	0
Bill Buckner, L (1, 3) OBP: 0.349, SLG: 0.458		0-0 F7		0-0 F9		0-0 2B 1B	0-0 FC4-6 1B			4	2	1	0	0	0	3
Mike Easler, L (1, 10) OBP: 0.303, SLG: 0.419		0-0 F8		0-0 1-3 2B		0-0 F7	0-0 1-2 E 1B			4	1	2	1	0	0	1
Rich Gedman, L (1, 2) OBP: 0.358, SLG: 0.506		0-0 3-1		0-3 K		0-0 1-1-H 2B	0-0 3-1-H E7 1B			4	0	2	2	0	1	2
Dwight Evans, R (1, 9) OBP: 0.377, SLG: 0.335			0-0 HR	4-0 IBB		4-0 1B IBB	0-0 6-3			2	1	1	1	2	0	1
Marty Barrett, R (1, 4) OBP: 0.348, SLG: 0.354			0-0 CS 1B	0-3 K		0-0 1-2 2-3 1B	0-0 F9			4	0	2	0	0	1	3
Glenn Hoffman, R (1, 6) OBP: 0.365, SLG: 0.422 Jackie Gutierrez, R (8, 6) OBP: 0.275, SLG: 0.312			4-0 S BB		0-0 F7	0-0 5-3	0-0 F9			2	0	0	0	1	0	3

Inning Stats	R: 0	H: 0	E: 0	K: 1	S: 5	LOB: 0	BB: 0	P: 5	R: 0	H: 0	E: 0	K: 0	S: 3	LOB: 0	BB: 0	P: 3	R: 1	H: 2	E: 0	K: 1	S: 6	LOB: 1	BB: 1	P: 10	R: 0	H: 2	E: 0	K: 2	S: 9	LOB: 3	BB: 1	P: 13	R: 0	H: 0	E: 0	K: 0	S: 3	LOB: 0	BB: 0	P: 3	R: 1	H: 3	E: 0	K: 0	S: 6	LOB: 3	BB: 1	P: 10	R: 3	H: 4	E: 1	K: 0	S: 7	LOB: 1	BB: 0	P: 7	R: 0	H: 0	E: 0	K: 0	S: 3	LOB: 0	BB: 0	P: 3	R: 0	H: 0	E: 0	K: 0	S: 3	LOB: 0	BB: 0	P: 3
--------------	------	------	------	------	------	--------	-------	------	------	------	------	------	------	--------	-------	------	------	------	------	------	------	--------	-------	-------	------	------	------	------	------	--------	-------	-------	------	------	------	------	------	--------	-------	------	------	------	------	------	------	--------	-------	-------	------	------	------	------	------	--------	-------	------	------	------	------	------	------	--------	-------	------	------	------	------	------	------	--------	-------	------

PITCHER	IP	WLS	BF	H	R	ER	SO	BB	IBB	HBP	BLK	WP	HR	S	P	ERA	WHIP
Keith Creel, R (1, 1) ERA: 4.59	5.2	L	26	7	2	2	4	1	2	0	0	0	1	31	43	3.18	1.412
Rich Thompson, R (6, 1) ERA: 3.68	0.2		4	2	2	0	0	0	0	0	0	0	0	4	4	27.00	3.000
Jamie Easterly, L (7, 1) ERA: 2.35	1.2		7	2	1	0	0	0	0	0	0	0	0	7	7	0.00	1.200

**BOTTOM**


**Cleveland Indians @ Boston Red Sox**

Fenway Park, Boston, MA

Tue Jun 04 1985, 7:05 PM EDT

Att. 16,336 - Unknown

AB	34
R	5
H	11
RBI	4
BB	3
SO	4
LOB	15



WP	HR	S	P	ERA	WHIP
0	0	0	0	0	0



Batter	1	2	3	4	5	6	7	8	9	AB	R	H	RBI	BB	SO	LOB	TOP										
Steve Lyons, L (1, 8) OBP: 0.310, SLG: 0.410	0-0 G6-4-3 HBP 1B	0-0 F7	0-3 K			0-0 G3		0-0 F9		5	1	1	0	0	1	1											
Wade Boggs, L (1, 5) OBP: 0.391, SLG: 0.376	1-0 G6-4-3 HBP	0-0 3-1			0-0 F7		0-0 F7	0-0 F7		4	0	0	0	0	0	0											
Jim Rice, R (1, 7) OBP: 0.339, SLG: 0.452	0-0 G6-4-3 1-2f 2-3		0-0 G3		0-0 1-3 1B		0-0 5-3	4-0 BB		4	0	1	0	1	0	2											
Bill Buckner, L (1, 3) OBP: 0.350, SLG: 0.459	4-0 BB 1B BB		0-0 2B		0-0 1-3		0-0 4-3	0-0 F7		4	2	1	0	1	0	2											
Mike Easler, L (1, 10) OBP: 0.315, SLG: 0.426	0-0 BB 1-2 3-H 1B		4-0 2B 1B BB		0-0 F7		0-0 BB 1B 1B		0-0 2B SF7 1B	4	3	3	1	1	0	1											
Rich Gedman, L (1, 2) OBP: 0.376, SLG: 0.530	4-0 BB 1-2 2-3 BB		0-0 1B 2B		0-0 1B 1B		0-0 BB 1B 1B		0-0 1-3 2B	4	1	4	1	1	0	0											
Dwight Evans, R (1, 9) OBP: 0.382, SLG: 0.341	4-0 1-2 2-3 3-H BB		0-0 3B 1B		0-0 6-3 1B		0-3 K		0-0 SF7	3	1	2	4	1	1	2											
Marty Barrett, R (1, 4) OBP: 0.349, SLG: 0.347	0-0 F4		0-0 F9		0-0 6-3		4-0 1B BB		1-0 G4-6-3 HBP	3	0	0	0	0	1	0	5										
Jackie Gutierrez, R (9, 6) OBP: 0.275, SLG: 0.312							BB BB BB			0	0	0	0	0	0	0											
Glenn Hoffman, R (1, 6) OBP: 0.368, SLG: 0.460		0-0 F6	0-0 3B		0-0 6-3		0-0 6-3		0-0 G4-6-3	5	0	2	2	0	0	3											
Inning Stats	R: 2 E: 0 K: 0 S: 4	H: 2 LOB: 3 BB: 3 P: 17	R: 0 E: 0 K: 0 S: 3	H: 0 LOB: 0 BB: 0 P: 3	R: 4 E: 0 K: 1 S: 9	H: 4 LOB: 1 BB: 1 P: 13	R: 0 E: 0 K: 0 S: 4	H: 1 LOB: 1 BB: 0 P: 4	R: 0 E: 0 K: 0 S: 4	H: 2 LOB: 1 BB: 0 P: 4	R: 0 E: 0 K: 0 S: 3	H: 0 LOB: 0 BB: 0 P: 3	R: 1 E: 0 K: 1 S: 7	H: 3 LOB: 2 BB: 1 P: 11	R: 0 E: 0 K: 0 S: 3	H: 0 LOB: 1 BB: 1 P: 7	R: 1 E: 0 K: 0 S: 4	H: 2 LOB: 1 BB: 0 P: 5	1B: 10 2B: 3 3B: 1 HR: 0	SF: 1 SAC: 0 DP: 2 HBP: 2	WP: 0 PB: 0 SB: 0 CS: 0	PA: 45					
PITCHER	IP	WLS	BF	H	R	ER	SO	BB	IBB	HBP	BLK	WP	HR	S	P	ERA	WHIP										
Mike Boddicker, R (1, 1) ERA: 3.87	2.2	L	18	6	6	6	0	4	0	1	0	0	0	13	30	20.25	3.750										
Nate Snell, R (3, 1) ERA: 1.85	3.1		12	3	0	0	1	0	0	0	0	0	0	14	14	0.00	0.900										
Don Aase, R (7, 1) ERA: 5.0	3.0		15	5	2	2	1	2	0	1	0	0	0	14	23	6.00	2.333										

**Boston Red Sox @ Baltimore Orioles**  
 Memorial Stadium, Baltimore, MD  
 Fri Jun 07 1985, 7:05 PM EDT  
 Att. 34,185 - Unknown

AB	36
R	8
H	14
RBI	8
BB	6
SO	2
LOB	16



Batter	1	2	3	4	5	6	7	8	9	AB R H RBI BB SO LOB	BOTTOM																								
Lee Lacy, R OBP: 0.283, SLG: 0.315 (1, 9)	0-0 BB HR 1B	0-3 K			0-0 1B		0-0 2B		0-0 FC6-4 1-2f	5 1 3 0 0 1 1	<b>Boston Red Sox @ Baltimore Orioles</b> <b>Memorial Stadium, Baltimore, MD</b> Fri Jun 07 1985, 7:05 PM EDT Att. 34,185 - Unknown  <b>AB 33</b> <b>R 4</b> <b>H 6</b> <b>RBI 4</b> <b>BB 4</b> <b>SO 2</b> <b>LOB 11</b>																								
Jim Dwyer, L OBP: 0.366, SLG: 0.432 (1, 7)	0-0 F8		0-0 F8		0-0 F9		0-0 1-3			4 0 0 0 0 0 3																									
Cal Ripken Jr., R OBP: 0.367, SLG: 0.505 (1, 6)	4-0 1-2 HR BB		0-0 F7		0-3 K			0-0 5-3		3 1 0 0 1 1 1																									
Eddie Murray, S OBP: 0.388, SLG: 0.534 (1, 3)	0-0 1-H 2-H HR		4-0 BB		0-0 G4-6-3 1B			0-0 F6		3 1 2 3 1 0 0																									
Fred Lynn, L OBP: 0.346, SLG: 0.419 (1, 8)	0-0 4-3		0-0 F7		0-0 G4-6-3 1-2f			0-0 E3		4 0 0 0 0 0 2																									
Larry Sheets, L OBP: 0.363, SLG: 0.516 (1, 10)	0-0 F6			0-0 3-1		4-0 BB		0-0 F3		3 0 0 0 1 0 1																									
Wayne Gross, L OBP: 0.384, SLG: 0.444 (1, 5)		0-0 HR		0-0 4-3		0-0 4-3		4-0 FC3-6 BB		3 1 1 1 1 0 1																									
Rich Dauer, R OBP: 0.282, SLG: 0.261 (1, 4)		0-0 5-3		0-0 F7			0-0 F3		0-0 FC3-6 1-2f	3 0 0 0 0 0 0 1 0 0 0 0 0 1 0 0 0 0 0 0 0																									
Joe Nolan, L OBP: 0.250, SLG: 0.226 (9, PH)									0-0 FC3-6 1-2f	3 0 0 0 0 0 0 1 0 0 0 0 0 1																									
Lenn Sakata, R OBP: 0.266, SLG: 0.300 (9, PR)									0-0 FC3-6 1-2f	3 0 0 0 0 0 0 1 0 0 0 0 0 1																									
Rick Dempsey, R OBP: 0.356, SLG: 0.351 (1, 2)		0-0 6-3			0-0 F6		0-0 F9																												
Mike Young, S OBP: 0.320, SLG: 0.393 (9, PH)																																			
<b>Inning Stats</b>	R: 3 E: 0 K: 0 S: 5	H: 2 LOB: 0 BB: 1 P: 9	R: 1 E: 0 K: 1 S: 6	H: 1 LOB: 0 BB: 0 P: 6	R: 0 E: 0 K: 0 S: 3	H: 0 LOB: 1 BB: 1 P: 7	R: 0 E: 0 K: 0 S: 3	H: 0 LOB: 0 BB: 0 P: 3	R: 0 E: 0 K: 1 S: 6	H: 1 LOB: 1 BB: 0 P: 6	R: 0 E: 0 K: 0 S: 3	H: 1 LOB: 1 BB: 0 P: 6	R: 0 E: 0 K: 0 S: 4	H: 0 LOB: 1 BB: 0 P: 4	R: 0 E: 1 K: 0 S: 4	H: 0 LOB: 1 BB: 0 P: 4	R: 0 E: 0 K: 0 S: 3	H: 0 LOB: 1 BB: 1 P: 7	1B: 3 2B: 1 3B: 0 HR: 2	SF: 0 SAC: 0 DP: 1 HBP: 0	WP: 0 PB: 0 SB: 0 CS: 0	PA: 37													
<b>PITCHER</b>	IP WLS BF H R ER SO	W W	H R ER SO	BB IBB HBP BLK	WP HR S P	ERA WHIP	<b>PITCHER</b>														IP WLS BF H R ER SO	BB IBB HBP BLK	WP HR S P	ERA WHIP											
Al Nipper, R ERA: 5.28 (1, 1)	8.0		6	4	4	2	3	0	0	0	0	0	0	0	0	4.50	1.125																		
Bob Stanley, R ERA: 2.27 (9, 1)	1.0		0	0	0	0	1	0	0	0	0	0	0	0	0.00	1.000																			

livebaseballscorecards.com











Batter	1	2	3	4	5	6	7	8	9	AB R H RBI BB SO LOB	TOP										
Steve Lyons, L (1, 8) OBP: 0.313, SLG: 0.422	0-0 4-3		0-0 2B		0-0 G3		0-0 F8		0-0 F2	6 0 2 1 0 0 1											
Wade Boggs, L (1, 5) OBP: 0.390, SLG: 0.372	0-0 1B		0-0 L6		0-0 F7		0-0 1B		0-0 BB	5 1 2 0 1 0 3											
Jim Rice, R (1, 7) OBP: 0.342, SLG: 0.470	0-0 F9			0-0 5-3	0-0 HR		0-0 3-6		0-0 1B	3 1 1 1 0 0 1											
Rick Miller, L (7, PH) OBP: 0.452, SLG: 0.483	0-0 F6			0-0 F7	0-0 2B		0-0 1-2f		0-0 1B	2 1 1 1 0 0 1											
Bill Buckner, L (1, 3) OBP: 0.354, SLG: 0.463	0-0 F6			0-0 F7	0-0 2B			0-0 L7	0-0 1B	5 2 2 1 0 0 1											
Mike Easler, L (1, 10) OBP: 0.320, SLG: 0.434		0-3 K		0-0 1B	0-0 2B			4-0 1B	0-0 2B	4 3 3 2 1 1 0											
Dwight Evans, R (1, 9) OBP: 0.376, SLG: 0.328		0-0 F9		4-0 1B	0-0 6-3			0-0 6-3	0-3 K	4 1 0 0 1 1 4											
Marty Barrett, R (1, 4) OBP: 0.367, SLG: 0.370		0-0 5-3		0-0 E		0-0 6-3		0-0 1B	0-0 1B	5 1 3 3 0 0 0											
Glenn Hoffman, R (1, 6) OBP: 0.344, SLG: 0.421			0-0 5-3	0-0 E5		0-3 K		0-0 1-3	0-0 1B	4 0 0 0 0 1 2											
Jackie Gutierrez, R (8, 6) OBP: 0.280, SLG: 0.317			0-0 F3	0-0 FC6-4		0-0 K		0-0 1-3	0-0 1B	1 1 1 2 0 0 0											
Dave Sax, R (1, 2) OBP: 0.333, SLG: 0.333			0-0 F3	0-0 FC6-4		0-0 5-3			0-0 1B	5 1 2 0 0 0 2											
<b>Inning Stats</b>	R: 0 E: 0 K: 0 S: 4	H: 1 LOB: 1 BB: 0 P: 4	R: 0 E: 0 K: 1 S: 5	H: 0 LOB: 0 BB: 0 P: 5	R: 0 E: 0 K: 0 S: 4	H: 1 LOB: 1 BB: 0 P: 4	R: 2 E: 1 K: 0 S: 6	H: 2 LOB: 2 BB: 1 P: 10	R: 2 E: 0 K: 0 S: 6	H: 3 LOB: 1 BB: 0 P: 6	R: 0 E: 0 K: 1 S: 5	H: 0 LOB: 0 BB: 0 P: 5	R: 0 E: 0 K: 0 S: 3	H: 1 LOB: 0 BB: 0 P: 3	R: 1 E: 0 K: 0 S: 4	H: 1 LOB: 1 BB: 1 P: 8	R: 7 E: 0 K: 1 S: 13	H: 8 LOB: 2 BB: 1 P: 17	1B: 11 2B: 6 3B: 0 HR: 1	SF: 0 SAC: 0 DP: 1 HBP: 0	WP: 0 PA: 47 PB: 0 SB: 0 CS: 0
<b>PITCHER</b>	IP WLS BF H R ER SO BB IBB HBP BLK WP HR S P ERA WHIP																				
Storm Davis, R (1, 1) ERA: 5.05	5.0 L 24 7 4 3 1 1 0 0 0 0 0 1 25 29 5.40 1.600																				
Nate Snell, R (6, 1) ERA: 1.78	2.0 6 1 0 0 1 0 0 0 0 0 0 0 8 8 0.00 0.500																				
Tippy Martinez, L (8, 1) ERA: 3.95	1.0 5 1 1 1 0 1 0 0 0 0 0 0 4 8 9.00 2.000																				
Don Aase, R (9, 1) ERA: 7.16	0.2 10 7 7 7 1 1 0 0 0 0 0 0 11 15 94.50 12.000																				
Ken Dixon, R (9, 1) ERA: 4.72	0.1 2 1 0 0 0 0 0 0 0 0 0 0 2 2 0.00 3.000																				

**Boston Red Sox @ Baltimore Orioles**  
**Memorial Stadium, Baltimore, MD**  
 Sun Jun 09 1985, 3:33 AM EDT  
 Att. 36,641 - Unknown

livebaseballscorecards.com

AB	44
R	12
H	17
RBI	11
BB	3
SO	3
LOB	15



Batter	1	2	3	4	5	6	7	8	9	AB	R	H	RBI	BB	SO	LOB
Lee Lacy, R OBP: 0.270, SLG: 0.299 (1, 9)	0-3 K		0-0 5-3			0-3 K		0-0 F8		4	0	0	0	0	2	3
Jim Dwyer, L OBP: 0.359, SLG: 0.417 (1, 7)	0-0 3-1			0-0 B1-3		0-0 F8			4-0 BB	3	0	0	0	1	0	1
Cal Ripken Jr., R OBP: 0.363, SLG: 0.493 (1, 6)	0-0 5-3			0-0 F8			0-0 1B		0-0 G5-4-3	4	0	1	0	0	0	1
Eddie Murray, S OBP: 0.378, SLG: 0.519 (1, 3)		0-0 G3		0-0 6-3			0-0 F7		0-0 3-1	4	0	0	0	0	0	1
Fred Lynn, L OBP: 0.348, SLG: 0.421 (1, 8)		0-0 G4-1			0-0 1-3		0-3 K			3	0	0	0	0	1	1
Gary Roenicke, R OBP: 0.330, SLG: 0.459 (8, 8)										0	0	0	0	0	0	0
Larry Sheets, L OBP: 0.359, SLG: 0.500 (1, 10)		0-0 4-3			0-0 F8		0-0 4-3			3	0	0	0	0	0	1
Wayne Gross, L OBP: 0.379, SLG: 0.438 (1, 5)			0-0 4-3		0-0 F7			0-0 F7		3	0	0	0	0	0	0
Lenn Sakata, R OBP: 0.261, SLG: 0.292 (1, 4)			0-3 K			0-0 F7		0-0 4-3		2	0	0	0	0	1	0
Joe Nolan, L OBP: 0.263, SLG: 0.219 (8, PH)										1	0	0	0	0	0	0
Rich Dauer, R OBP: 0.282, SLG: 0.261 (9, 4)										0	0	0	0	0	0	0
Floyd Rayford, R OBP: 0.393, SLG: 0.481 (1, 2)			0-0 1B			4-0 BB		0-0 1B		2	0	2	0	1	0	0

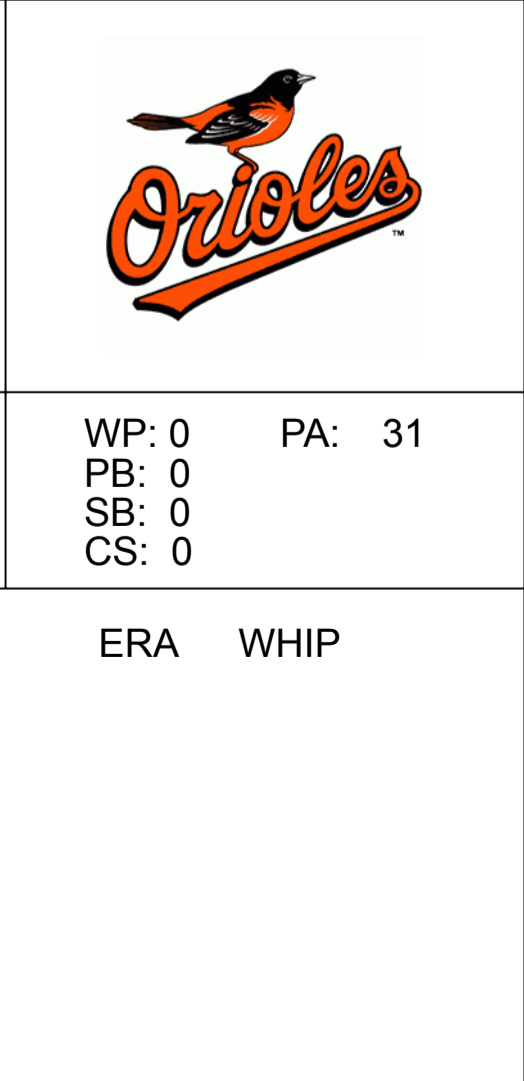
Inning Stats	R: 0	H: 0	R: 0	H: 0	R: 0	H: 1	R: 0	H: 0	R: 0	H: 0	R: 0	H: 1	R: 0	H: 0	R: 0	H: 0	R: 0	H: 0	R: 0	H: 0	1B: 3	SF: 0	WP: 0	PA: 31
	E: 0	LOB: 0	E: 0	LOB: 0	E: 0	LOB: 1	E: 0	LOB: 0	E: 0	LOB: 1	E: 0	LOB: 1	E: 0	LOB: 0	E: 0	LOB: 0	E: 0	LOB: 0	E: 0	LOB: 0	E: 0	LOB: 0	PB: 0	
	K: 1	BB: 0	K: 0	BB: 0	K: 1	BB: 0	K: 0	BB: 0	K: 1	BB: 0	K: 0	BB: 0	K: 0	BB: 1	K: 0	BB: 1	K: 0	BB: 1	K: 0	BB: 0	K: 0	BB: 0	3B: 0	DP: 1
	S: 5	P: 5	S: 3	P: 3	S: 6	P: 6	S: 3	P: 3	S: 3	P: 3	S: 5	P: 9	S: 4	P: 4	S: 2	P: 6	S: 2	P: 6	S: 2	P: 6	S: 2	P: 6	HR: 0	HBP: 0

PITCHER	IP	WLS	BF	H	R	ER	SO	BB	IBB	HBP	BLK	WP	HR	S	P	ERA	WHIP	PITCHER	IP	WLS	BF	H	R	ER	SO	BB	IBB	HBP	BLK	WP	HR	S	P	ERA	WHIP
Oil Can Boyd, R ERA: 2.49 (1, 1)	9.0	W	31	3	0	0	4	2	0	0	0	0	0	37	45	0.00	0.556																		

**BOTTOM**

**Boston Red Sox @ Baltimore Orioles**  
**Memorial Stadium, Baltimore, MD**  
 Sun Jun 09 1985, 3:33 AM EDT  
 Att. 36,641 - Unknown

<b>AB</b>	<b>29</b>
<b>R</b>	<b>0</b>
<b>H</b>	<b>3</b>
<b>RBI</b>	<b>0</b>
<b>BB</b>	<b>2</b>
<b>SO</b>	<b>4</b>
<b>LOB</b>	<b>8</b>





Batter	1	2	3	4	5	6	7	8	9	AB R H RBI BB SO LOB	TOP	
Paul Molitor, R (1, 5) OBP: 0.387, SLG: 0.455	0-0 2B 1B		0-0 5-3		0-0 F9			0-0 F9		4 0 1 0 0 0 0	<b>Milwaukee Brewers @ Boston Red Sox</b> Fenway Park, Boston, MA Mon Jun 10 1985, 7:05 PM EDT Att. 18,967 - Unknown <a href="http://livebaseballscorecards.com">livebaseballscorecards.com</a>	
Charlie Moore, R (1, 2) OBP: 0.331, SLG: 0.351	0-0 F7		0-0 HR 1B		0-0 5-3			0-0 5-3		4 1 1 0 0 0 1		
Cecil Cooper, L (1, 3) OBP: 0.355, SLG: 0.520	0-0 1-3 2B		0-0 1-H HR					0-0 5-3		4 1 2 2 0 0 0		
Robin Yount, R (1, 7) OBP: 0.325, SLG: 0.441	0-0 F6		0-0 6-3					0-0 5-3		4 0 0 0 0 0 2		
Ted Simmons, S (1, 10) OBP: 0.333, SLG: 0.331	0-0 4-3		0-0 5-3					0-0 E6 FC4-6		4 0 1 0 0 0 2		
Mark Brouhard, R (1, 9) OBP: 0.400, SLG: 0.538		0-0 G6-3 1B		0-0 6-3				0-0 FC4-6		3 0 1 0 1 0 1		
Rick Manning, L (9, PR) OBP: 0.303, SLG: 0.328 (9, 8)								0-0 1-2f		0 0 0 0 0 0 0		
Bobby Clark, R (1, 8) OBP: 0.271, SLG: 0.295 (9, 9)		0-0 G6-3 1-2f		0-3 K				0-0 1-3		4 0 0 0 0 1 3		
Jim Gantner, L (1, 4) OBP: 0.308, SLG: 0.366		0-0 1B		0-0 L4				0-0 F7		3 0 1 0 0 0 0		
Ernest Riles, L (1, 6) OBP: 0.308, SLG: 0.413		0-3 K			0-0 4-3			0-0 F8		3 0 0 0 0 1 1		
<b>Inning Stats</b>	R: 0 H: 2 E: 0 LOB: 2 K: 0 BB: 0 S: 5 P: 5	R: 0 H: 2 E: 0 LOB: 1 K: 1 BB: 0 S: 6 P: 6	R: 2 H: 2 E: 0 LOB: 0 K: 0 BB: 0 S: 5 P: 5	R: 0 H: 0 E: 0 LOB: 0 K: 1 BB: 0 S: 5 P: 5	R: 0 H: 0 E: 0 LOB: 0 K: 0 BB: 0 S: 3 P: 3	R: 0 H: 0 E: 1 LOB: 1 K: 0 BB: 0 S: 4 P: 4	R: 0 H: 0 E: 0 LOB: 0 K: 0 BB: 0 S: 3 P: 3	R: 0 H: 0 E: 0 LOB: 0 K: 0 BB: 0 S: 3 P: 3	R: 0 H: 1 E: 0 LOB: 2 K: 0 BB: 1 S: 3 P: 7	1B: 4 SF: 0 2B: 2 SAC: 0 3B: 0 DP: 2 HR: 1 HBP: 0	WP: 0 PA: 34 PB: 0 SB: 0 CS: 0	
<b>PITCHER</b> Bob Ojeda, L (1, 1) ERA: 2.25	IP WLS BF H R ER SO BB IBB HBP BLK WP HR S P ERA WHIP	9.0 W 34 7 2 2 2 0 1 0 0 0 1 37 41 2.00 0.778										













Batter	1	2	3	4	5	6	7	8	9	AB R H RBI BB SO LOB	TOP
Paul Molitor, R (1, 5) OBP: 0.391, SLG: 0.456	0-0 FC6-4 BB 1B		4-0 BB 1B BB		0-0 1B			0-3 K	0-0 6-3	4 0 2 0 1 1 1	
Ernest Riles, L (1, 6) OBP: 0.324, SLG: 0.408	4-0 FC6-4 1-2 BB		0-0 F8		0-0 G1-6-3 1B			0-3 K		3 0 1 0 1 1 1 0 0 0 0 0 0 0	
Brian Giles, R (8, 6) OBP: 0.268, SLG: 0.260											
Cecil Cooper, L (1, 3) OBP: 0.359, SLG: 0.524	0-0 FC6-4 FC4-6 1-2f 2-3		0-0 G6-4-3 1B		0-0 G1-6-3 1-2f			0-0 2B		4 1 2 0 0 0 4	
Robin Yount, R (1, 7) OBP: 0.330, SLG: 0.444	0-3 K		0-0 G6-4-3 1-2f				0-0 F7	0-0 2B		4 0 1 1 0 1 4	
Ted Simmons, S (1, 10) OBP: 0.328, SLG: 0.328	0-0 FC4-6 1-2f			0-0 3-1			0-0 F8	0-0 L4		4 0 0 0 0 0 3	
Ben Oglivie, L (1, 9) OBP: 0.306, SLG: 0.323		0-0 FC4-6 1B		0-0 FC4-6 1B			0-0 5-3		0-0 FC4-6 1B	4 0 3 0 0 0 0	
Jim Gantner, L (1, 4) OBP: 0.295, SLG: 0.350		0-0 FC4-6 FC6-4 1-2f		0-0 FC4-6 1-2f			0-0 3-1		0-0 FC4-6 1-2f 2B	4 1 0 0 0 0 3	
Rick Manning, L (1, 8) OBP: 0.284, SLG: 0.319		0-0 FC6-4 1-2f		0-0 G3			0-0 4-3		0-0 2B	4 0 1 1 0 0 2	
Charlie Moore, R (1, 2) OBP: 0.333, SLG: 0.347			0-3 K		0-0 F6		0-0 F8		0-3 K	4 0 0 0 0 2 2	
<b>Inning Stats</b>	R: 0 H: 1 E: 0 LOB: 2 K: 1 BB: 1 S: 6 P: 10	R: 0 H: 1 E: 0 LOB: 1 K: 1 BB: 0 S: 6 P: 6	R: 0 H: 1 E: 0 LOB: 1 K: 0 BB: 1 S: 3 P: 7	R: 0 H: 1 E: 0 LOB: 1 K: 0 BB: 0 S: 4 P: 4	R: 0 H: 2 E: 0 LOB: 1 K: 0 BB: 0 S: 4 P: 4	R: 0 H: 0 E: 0 LOB: 0 K: 0 BB: 0 S: 3 P: 3	R: 0 H: 0 E: 0 LOB: 0 K: 0 BB: 0 S: 3 P: 3	R: 1 H: 2 E: 0 LOB: 1 K: 2 BB: 0 S: 9 P: 9	R: 1 H: 2 E: 1 LOB: 1 K: 1 BB: 0 S: 7 P: 7	1B: 7 SF: 0 2B: 3 SAC: 0 3B: 0 DP: 2 HR: 0 HBP: 0	WP: 0 PA: 37 PB: 0 SB: 0 CS: 0
<b>PITCHER</b> Al Nipper, R (1, 1) ERA: 4.73	IP WLS BF H R ER SO BB IBB HBP BLK WP HR S P ERA WHIP										
	9.0 W 37 10 2 1 5 2 0 0 0 0 0 0 45 53 1.00 1.333										

Milwaukee Brewers @ Boston Red Sox  
 Fenway Park, Boston, MA  
 Wed Jun 12 1985, 7:05 PM EDT  
 Att: 15,155 - Unknown

AB	35
R	2
H	10
RBI	2
BB	2
SO	5
LOB	20



Batter	1	2	3	4	5	6	7	8	9	AB	R	H	RBI	BB	SO	LOB
Steve Lyons, L (1, 8) OBP: 0.316, SLG: 0.407	0-0 G3	0-0 BB 1B			0-0 E BB 1B		0-0 6-3			4	1	2	1	0	0	0
Wade Boggs, L (1, 5) OBP: 0.395, SLG: 0.368	0-0 F7	4-0 G6-3 BB			4-0 E2 BB 1B		1-0 FC5-4 HBP			1	0	0	0	2	0	0
Jim Rice, R (1, 7) OBP: 0.337, SLG: 0.469	0-0 5-3	0-0 G6-3			0-0 G6-4-3 BB 1B		0-0 FC5-4			4	0	1	1	0	0	4
Bill Buckner, L (1, 3) OBP: 0.353, SLG: 0.458		0-0 E6 BB 1B	0-3 K		0-0 L5		0-0 S	0-0 S 2B 1B		4	2	1	0	0	1	2
Mike Easler, L (1, 10) OBP: 0.309, SLG: 0.416		0-0 BB 1B 1B	0-3 K		0-0 G6-4-3		0-0 S	0-3 K		4	1	1	1	0	2	3
Dwight Evans, R (1, 9) OBP: 0.375, SLG: 0.342		0-0 BB 1B	0-0 F8			0-0 4-3		4-0 2B IBB		3	2	1	0	1	0	0
Rich Gedman, L (1, 2) OBP: 0.373, SLG: 0.521		4-0 BB 1B IBB		0-0 4-3		0-0 6-3		0-3 K		3	1	0	0	1	1	2
Marty Barrett, R (1, 4) OBP: 0.367, SLG: 0.372		0-3 K		0-0 G3		0-0 F9		0-0 1-H 2-H 2B		4	0	1	2	0	1	3
Glenn Hoffman, R (1, 6) OBP: 0.347, SLG: 0.462		0-0 BB 1B 1B		0-0 G3			0-3 K	0-0 5-3		3	0	1	2	0	1	0
Jackie Gutierrez, R (8, 6) OBP: 0.278, SLG: 0.315		1-2 2-H 3-H 1B								1	0	0	0	0	0	1

Inning Stats	R: 0	H: 0	E: 0	K: 0	S: 3	LOB: 0	BB: 0	P: 3	R: 4	H: 4	E: 1	K: 1	S: 9	LOB: 2	BB: 2	P: 17	R: 0	H: 0	E: 0	K: 2	S: 7	LOB: 0	BB: 0	P: 7	R: 0	H: 0	E: 0	K: 0	S: 3	LOB: 0	BB: 0	P: 3	R: 1	H: 2	E: 1	K: 0	S: 4	LOB: 1	BB: 1	P: 8	R: 0	H: 0	E: 0	K: 0	S: 3	LOB: 0	BB: 0	P: 3	R: 0	H: 0	E: 0	K: 1	S: 5	LOB: 1	BB: 0	P: 6	R: 2	H: 2	E: 0	K: 2	S: 9	LOB: 1	BB: 1	P: 13	1B: 7	SF: 0	2B: 1	SAC: 0	3B: 0	DP: 2	HR: 0	HBP: 1	WP: 0	PA: 36
--------------	------	------	------	------	------	--------	-------	------	------	------	------	------	------	--------	-------	-------	------	------	------	------	------	--------	-------	------	------	------	------	------	------	--------	-------	------	------	------	------	------	------	--------	-------	------	------	------	------	------	------	--------	-------	------	------	------	------	------	------	--------	-------	------	------	------	------	------	------	--------	-------	-------	-------	-------	-------	--------	-------	-------	-------	--------	-------	--------

PITCHER	IP	WLS	BF	H	R	ER	SO	BB	IBB	HBP	BLK	WP	HR	S	P	ERA	WHIP
Moose Haas, R (1, 1) ERA: 2.96	1.1	L	11	4	4	3	1	1	1	0	0	0	0	11	19	20.25	3.750
Jaime Cocanower, R (2, 1) ERA: 3.27	4.2		15	2	1	1	2	1	0	0	0	0	0	18	22	1.93	0.643
Bob McClure, L (7, 1) ERA: 4.97	1.0		4	0	0	0	1	0	0	1	0	0	0	5	6	0.00	0.000
Ray Seavage, L (8, 1) ERA: 8.66	1.0		6	2	2	2	2	0	1	0	0	0	0	9	13	18.00	2.000

**BOTTOM**

**Milwaukee Brewers @ Boston Red Sox**  
 Fenway Park, Boston, MA  
 Wed Jun 12 1985, 7:05 PM EDT  
 Att. 15,155 - Unknown

AB	31
R	7
H	8
RBI	7
BB	4
SO	6
LOB	15





Batter	1	2	3	4	5	6	7	8	9	AB	R	H	RBI	BB	SO	LOB	TOP																				
<b>Damaso Garcia, R</b> (1, 4) OBP: 0.294, SLG: 0.341	0-0 3-1	0-0 FC6-4		0-0 F5	0-0 4-3		0-0 2-3			5	0	0	0	0	0	6																					
<b>Rance Mulliniks, L</b> (1, 5) OBP: 0.413, SLG: 0.470	0-0 4-3 1B		0-0 F7		0-0 1-3	0-0 1-5-3		0-3 K		5	0	1	0	0	1	0																					
<b>Lloyd Moseby, L</b> (1, 8) OBP: 0.356, SLG: 0.424	0-0 4-3 1-2		0-3 K		0-0 SF7	0-0 FC4-6 E 3B 1B		4-0 BB		4	1	2	0	1	1	1																					
<b>Willie Upshaw, L</b> (1, 3) OBP: 0.310, SLG: 0.399	0-0 3-1		0-0 1B		4-0 SF7 2B BB	4-0 FC4-6 1-2 BB		0-0 F8		3	1	1	0	2	0	2																					
<b>George Bell, R</b> (1, 7) OBP: 0.321, SLG: 0.502		0-0 2B 3-1 1B	0-3 K		0-0 SF7	0-0 FC4-6		0-0 F8		4	1	1	1	0	1	4																					
<b>Len Matuszek, L</b> (1, 10) OBP: 0.292, SLG: 0.392		0-0 3-1 1-3 2B		0-0 1B	0-0 1B 2B	0-0 5-3			0-0 HR	5	2	4	2	0	0	2																					
<b>Ernie Whitt, L</b> (1, 2) OBP: 0.361, SLG: 0.551		0-0 3-1 2-3 3-H	0-0 1B	0-0 1B	4-0 1B 2B IBB		0-0 6-4-3 1B		0-3 K	4	1	2	1	1	1	1																					
<b>Jesse Barfield, R</b> (1, 9) OBP: 0.339, SLG: 0.497		0-3 K	0-3 K	0-3 K	0-0 2B 1B		0-0 6-4-3		0-0 F6	5	1	1	1	0	2	4																					
<b>Tony Fernandez, S</b> (1, 6) OBP: 0.322, SLG: 0.367 <b>Jeff Burroughs, R</b> (9, PH) OBP: 0.396, SLG: 0.443		4-0 FC6-4 BB	0-0 F7	0-0 2B			0-0 1B		0-3 K	3	0	2	2	1	0	2																					
<b>Inning Stats</b>	R: 0 E: 0 K: 0 S: 4 H: 1 LOB: 1 BB: 0 P: 4	R: 1 E: 0 K: 1 S: 7 H: 2 LOB: 2 BB: 1 P: 11	R: 0 E: 0 K: 2 S: 8 H: 1 LOB: 1 BB: 0 P: 8	R: 0 E: 0 K: 1 S: 7 H: 2 LOB: 2 BB: 0 P: 7	R: 5 E: 0 K: 0 S: 7 H: 4 LOB: 1 BB: 2 P: 15	R: 0 E: 1 K: 0 S: 4 H: 1 LOB: 2 BB: 1 P: 8	R: 0 E: 0 K: 0 S: 4 H: 2 LOB: 1 BB: 0 P: 4	R: 0 E: 0 K: 1 S: 5 H: 0 LOB: 1 BB: 1 P: 9	R: 1 E: 0 K: 2 S: 8 H: 1 LOB: 0 BB: 0 P: 8	1B: 9 2B: 4 3B: 1 HR: 1 SF: 1 SAC: 0 DP: 1 HBP: 0	WP: 0 PB: 0 SB: 0 CS: 0	PA: 45																									
<b>PITCHER</b>	IP	WLS	BF	H	R	ER	SO	BB	IBB	HBP	BLK	WP	HR	S	P	ERA	WHIP	<b>PITCHER</b>	IP	WLS	BF	H	R	ER	SO	BB	IBB	HBP	BLK	WP	HR	S	P	ERA	WHIP		
<b>Bruce Kison, R</b> (1, 1) ERA: 3.12	4.2		27	10	6	6	4	2	1	0	0	0	0	32	44	11.57	2.571																				
<b>Mike Trujillo, R</b> (5, 1) ERA: 6.98	2.1	W	10	3	0	0	0	1	0	0	0	0	0	9	13	0.00	1.714																				
<b>Bob Stanley, R</b> (8, 1) ERA: 2.25	2.0	S	8	1	1	1	3	1	0	0	0	0	1	13	17	4.50	1.000																				

**Toronto Blue Jays @ Boston Red Sox**  
**Fenway Park, Boston, MA**  
Thu Jun 13 1985, 7:05 PM EDT  
Att: 22,459 - Unknown

[livebaseballscorecards.com](http://livebaseballscorecards.com)

<b>AB</b>	39
<b>R</b>	7
<b>H</b>	14
<b>RBI</b>	7
<b>BB</b>	5
<b>SO</b>	7
<b>LOB</b>	22



Batter	1	2	3	4	5	6	7	8	9
Steve Lyons, L OBP: 0.323, SLG: 0.407 (1, 8)	0-0 1B E 1B	0-0 F9			0-0 BLK HR 1B	0-0 4-3		0-3 K	
Wade Boggs, L OBP: 0.402, SLG: 0.388 (1, 5)	0-0 E SF9 1B		0-0 4-3		0-0 1-H HR 1B		4-0 2B BB	0-0 1B	
Jim Rice, R OBP: 0.343, SLG: 0.474 (1, 7)	0-0 E8 WP 1-3 3-H 1B		0-0 6-3		4-0 G4-6-3 1B BB		0-0 6-3 1-H 2B 2B	0-0 F7	
Bill Buckner, L OBP: 0.350, SLG: 0.454 (1, 3)	0-0 SF9		0-0 3-1		0-0 G4-6-3 1-2 1B		0-0 6-3 2-3	0-0 F8	
Mike Easler, L OBP: 0.308, SLG: 0.413 (1, 10)	0-3 K 2-3			0-0 CS 1B	0-0 G4-6-3 1-2f 2-3		0-0 4-3		
Dwight Evans, R OBP: 0.374, SLG: 0.337 (1, 9)	0-3 K			0-3 K 1-2	0-0 6-3		4-0 2B BB		
Rich Gedman, L OBP: 0.376, SLG: 0.526 (1, 2)		0-3 K2-3		0-0 1B 1B		0-0 E1 G6-3	0-0 1-H 3-H 1B 2B		
Marty Barrett, R OBP: 0.370, SLG: 0.375 (1, 4)		0-0 F4		0-0 1-2 1B		0-0 G6-3 1-2f	0-0 3-H 1B		
Glenn Hoffman, R OBP: 0.355, SLG: 0.456 Jackie Gutierrez, R OBP: 0.278, SLG: 0.315 (1, 6) (8, 6)		1-0 HBP		0-3 K		0-0 1B	0-0 F8		

Inning Stats	R: 2	H: 3	E: 1	K: 2	S: 10	LOB: 1	BB: 0	P: 10	R: 0	H: 0	E: 0	K: 1	S: 5	LOB: 1	BB: 0	P: 6	R: 0	H: 0	E: 0	K: 0	S: 3	LOB: 0	BB: 0	P: 3	R: 0	H: 3	E: 0	K: 0	S: 9	LOB: 2	BB: 0	P: 9	R: 2	H: 3	E: 1	K: 0	S: 4	LOB: 1	BB: 0	P: 4	R: 4	H: 3	E: 0	K: 0	S: 6	LOB: 1	BB: 2	P: 14	R: 0	H: 1	E: 0	K: 1	S: 6	LOB: 1	BB: 0	P: 6
--------------	------	------	------	------	-------	--------	-------	-------	------	------	------	------	------	--------	-------	------	------	------	------	------	------	--------	-------	------	------	------	------	------	------	--------	-------	------	------	------	------	------	------	--------	-------	------	------	------	------	------	------	--------	-------	-------	------	------	------	------	------	--------	-------	------

AB	R	H	RBI	BB	SO	LOB
5	2	2	0	0	1	2
4	3	3	2	1	0	0
4	1	2	2	1	0	1
4	0	1	1	0	0	2
4	0	1	0	0	1	4
3	1	0	0	1	2	3
4	1	2	2	0	1	0
4	0	2	1	0	0	1
3	0	1	0	0	1	3
0	0	0	0	0	0	0

WP	HR	S	P	ERA	WHIP
1	0	1	40		
1	0	1	0		
1	0	1	0		
1	0	1	0		
1	0	1	0		
1	0	1	0		

PITCHER	IP	WLS	BF	H	R	ER	SO	BB	IBB	HBP	BLK	WP	HR	S	P	ERA	WHIP
Luis Leal, R ERA: 5.7	(1, 1)	4.0	20	8	4	4	5	0	0	1	1	1	1	29	30	9.00	2.000
Ron Musselman, R ERA: 5.88	(5, 1)	2.0	9	2	1	1	0	2	0	0	0	0	0	7	15	4.50	2.000
Dennis Lamp, R ERA: 3.49	(7, 1)	0.0	1	1	0	0	0	0	0	0	0	0	0	1	1	∞	∞
Gary Lavelle, L ERA: 2.67	(7, 1)	0.2	L 4	1	2	2	0	1	0	0	0	0	0	3	7	27.00	3.000
Bill Caudill, R ERA: 3.52	(7, 1)	1.1	6	2	1	1	1	0	0	0	0	0	0	8	8	6.75	1.500

**BOTTOM**

**Toronto Blue Jays @ Boston Red Sox**  
**Fenway Park, Boston, MA**  
 Thu Jun 13 1985, 7:05 PM EDT  
 Att. 22,459 - Unknown

livebaseballscorecards.com

<b>AB</b>	<b>35</b>
<b>R</b>	<b>8</b>
<b>H</b>	<b>14</b>
<b>RBI</b>	<b>8</b>
<b>BB</b>	<b>3</b>
<b>SO</b>	<b>6</b>
<b>LOB</b>	<b>16</b>





Batter	1	2	3	4	5	6	7	8	9	AB R H RBI BB SO LOB	TOP
<b>Damaso Garcia, R</b> (1, 4) OBP: 0.292, SLG: 0.339	0-0 F9		0-0 F8		0-0 F8		0-0 1B		0-0 FC6-4	5 0 1 0 0 0 4	
<b>Rance Mulliniks, L</b> (1, 5) OBP: 0.409, SLG: 0.463	0-3 K		0-3 K			0-0 1B	0-0 G3			4 0 1 0 0 2 3	
<b>Lloyd Moseby, L</b> (1, 8) OBP: 0.354, SLG: 0.421	0-3 K		0-0 CS	0-0 6-3		0-0 1B		0-0 F8		4 0 1 0 0 1 0	
<b>Willie Upshaw, L</b> (1, 3) OBP: 0.309, SLG: 0.396		0-0 1B FC4 1B		0-0 4-3		0-3 K		0-0 4-3		4 1 1 0 0 1 2	
<b>George Bell, R</b> (1, 7) OBP: 0.328, SLG: 0.506		0-0 FC4 1B		0-0 CS 1B		0-0 F4		0-0 1B		4 0 3 0 0 0 2	
<b>Len Matuszek, L</b> (1, 10) OBP: 0.282, SLG: 0.377		0-0 FC4 1-2f 3-H		0-0 CS 1-2	0-0 6-3	0-0 F8		0-0 G3-4-1		4 0 0 1 0 0 4	
<b>Ernie Whitt, L</b> (1, 2) OBP: 0.358, SLG: 0.550		0-0 F7			0-0 1B 2B		0-0 F4		0-0 4-3	4 0 1 0 0 0 1	
<b>Jesse Barfield, R</b> (1, 9) OBP: 0.333, SLG: 0.488		0-0 F4 1-2			0-0 6-3		0-0 F8		0-0 6-3	4 0 0 0 0 0 2	
<b>Tony Fernandez, S</b> (1, 6) OBP: 0.335, SLG: 0.376			4-0 CS BB		0-0 1B 2-3		0-0 1B		0-0 FC6-4 1B	3 0 3 0 1 0 0	
<b>Inning Stats</b>	R: 0 E: 0 K: 2 S: 7 H: 0 LOB: 0 BB: 0 P: 7	R: 1 E: 0 K: 0 S: 5 H: 2 LOB: 1 BB: 0 P: 5	R: 0 E: 0 K: 1 S: 4 H: 0 LOB: 0 BB: 1 P: 8	R: 0 E: 0 K: 0 S: 3 H: 1 LOB: 0 BB: 0 P: 3	R: 0 E: 0 K: 0 S: 5 H: 2 LOB: 2 BB: 0 P: 5	R: 0 E: 0 K: 1 S: 7 H: 2 LOB: 2 BB: 0 P: 7	R: 0 E: 0 K: 0 S: 5 H: 2 LOB: 2 BB: 0 P: 5	R: 0 E: 0 K: 0 S: 4 H: 1 LOB: 1 BB: 0 P: 4	R: 0 E: 0 K: 0 S: 4 H: 1 LOB: 1 BB: 0 P: 4	1B: 10 2B: 1 3B: 0 HR: 0 SF: 0 SAC: 0 DP: 0 HBP: 0	WP: 0 PB: 0 SB: 1 CS: 2 PA: 39
<b>PITCHER</b> <b>Oil Can Boyd, R</b> (1, 1) ERA: 2.37	IP: 9.0 WLS: W BF: 37 H: 11 R: 1 ER: 1 SO: 4 BB: 1 IBB: 0 HBP: 0 BLK: 0 WP: 0 HR: 0 S: 44 P: 48 ERA: 1.00 WHIP: 1.333										

**Toronto Blue Jays @ Boston Red Sox**  
 Fenway Park, Boston, MA  
 Fri Jun 14 1985, 7:05 PM EDT  
 Att: 33,809 - Unknown

livebaseballscorecards.com

<b>AB</b>	36
<b>R</b>	1
<b>H</b>	11
<b>RBI</b>	1
<b>BB</b>	1
<b>SO</b>	4
<b>LOB</b>	18



Batter	1	2	3	4	5	6	7	8	9	AB	R	H	RBI	BB	SO	LOB
Steve Lyons, L (1, 8) OBP: 0.318, SLG: 0.413	0-0 4-3		0-0 F6		0-0 2B	0-0 CS	0-0 F8			4	1	1	0	0	0	0
Wade Boggs, L (1, 5) OBP: 0.411, SLG: 0.397	4-0 2B BB		0-0 1B 1B		0-0 2B 2B		4-0 G6-4-3 BB			2	2	2	1	2	0	0
Jim Rice, R (1, 7) OBP: 0.337, SLG: 0.466	0-0 F9		0-0 F4		0-0 L6		0-0 G6-4-3			4	0	0	0	0	0	4
Bill Buckner, L (1, 3) OBP: 0.352, SLG: 0.459	0-0 1-3 2B		0-0 1B 1B		0-0 F7		0-0 F7			4	0	2	0	0	0	1
Mike Easler, L (1, 10) OBP: 0.311, SLG: 0.419	0-0 4-3		0-0 1B		0-0 2B		0-3 K			4	0	2	2	0	1	2
Dwight Evans, R (1, 9) OBP: 0.372, SLG: 0.340		0-0 WP G3 2B	0-0 F8		0-3 K		0-3 K			4	1	1	0	0	2	3
Rich Gedman, L (1, 2) OBP: 0.370, SLG: 0.517		0-0 G3		0-3 K		0-0 F8				3	0	0	1	0	1	0
Marty Barrett, R (1, 4) OBP: 0.364, SLG: 0.368		0-0 F4		0-0 F8		0-0 F8				3	0	0	0	0	0	0
Glenn Hoffman, R (1, 6) OBP: 0.354, SLG: 0.443 Jackie Gutierrez, R (6, PR) OBP: 0.278, SLG: 0.315 (7, 6)		0-0 F4		0-3 K		4-0 CS BB				2	0	0	0	1	1	0
										0	0	0	0	0	0	0
<b>Inning Stats</b>	R: 0 H: 1 E: 0 LOB: 2 K: 0 BB: 1 S: 4 P: 8	R: 1 H: 1 E: 0 LOB: 0 K: 0 BB: 0 S: 4 P: 4	R: 1 H: 3 E: 0 LOB: 2 K: 0 BB: 0 S: 6 P: 6	R: 0 H: 0 E: 0 LOB: 0 K: 2 BB: 0 S: 7 P: 7	R: 2 H: 3 E: 0 LOB: 1 K: 1 BB: 0 S: 8 P: 8	R: 0 H: 0 E: 0 LOB: 1 K: 0 BB: 1 S: 2 P: 6	R: 0 H: 0 E: 0 LOB: 0 K: 0 BB: 1 S: 2 P: 6	R: 0 H: 0 E: 0 LOB: 0 K: 2 BB: 0 S: 7 P: 7		1B: 3 SF: 0 2B: 5 SAC: 0 3B: 0 DP: 1 HR: 0 HBP: 0	WP: 1 PA: 34 PB: 0 SB: 0 CS: 1					
<b>PITCHER</b> Jim Clancy, R (1, 1) ERA: 5.33 Ron Musselman, R (8, 1) ERA: 5.67	IP WLS BF H R ER SO BB IBB HBP BLK WP HR S P ERA WHIP	7.0 L 30 8 4 4 3 3 0 0 0 0 1 0 33 45 5.14 1.571	1.0 3 0 0 0 2 0 0 0 0 0 0 7 7 0.00 0.000													

**BOTTOM**

**Toronto Blue Jays @ Boston Red Sox**  
 Fenway Park, Boston, MA  
 Fri Jun 14 1985, 7:05 PM EDT  
 Att. 33,809 - Unknown

[livebaseballscorecards.com](http://livebaseballscorecards.com)

<b>AB</b>	<b>30</b>
<b>R</b>	<b>4</b>
<b>H</b>	<b>8</b>
<b>RBI</b>	<b>4</b>
<b>BB</b>	<b>3</b>
<b>SO</b>	<b>5</b>
<b>LOB</b>	<b>10</b>







Batter	1	2	3	4	5	6	7	8	9
Steve Lyons, L OBP: 0.314, SLG: 0.403 (1, 8)	0-3 K			0-0 F8		0-0 F6	0-0 CS 1B		
Wade Boggs, L OBP: 0.412, SLG: 0.401 (1, 5)	0-0 FC1-6-5 2B			0-0 4-3		0-0 1-3	0-0 CS 1-2	4-0 SH3-4 1B BB	
Jim Rice, R OBP: 0.344, SLG: 0.475 (1, 7)	0-0 FC1-6-5-4 2-3			0-0 2B		0-0 1B		0-0 BB SH3-4 1B	
Bill Buckner, L OBP: 0.348, SLG: 0.453 (1, 3)		0-0 F6		0-0 F8		0-0 F6		0-0 SH3-4	
Mike Easler, L OBP: 0.310, SLG: 0.430 (1, 10)		0-0 5-3			0-0 HR		0-0 F7	0-3 K	
Dwight Evans, R OBP: 0.374, SLG: 0.340 (1, 9)		0-0 6-3			0-0 CS 1B		0-0 F3	4-0 BB BB IBB	
Rich Gedman, L OBP: 0.372, SLG: 0.514 (1, 2)			0-0 F7		0-0 F8		0-0 1B 3B 1B	4-0 BB BB	
Marty Barrett, R OBP: 0.367, SLG: 0.368 (1, 4)			0-0 F2		0-3 K 1-2		0-0 3B 1B	4-0 BB	
Glenn Hoffman, R OBP: 0.361, SLG: 0.473 (1, 6)			0-0 F8			0-0 1B 1B	0-0 1B 3B	0-0 1-3	

Inning Stats	R: 0 E: 0 K: 1 S: 5	H: 1 LOB: 0 BB: 0 P: 5	R: 0 E: 0 K: 0 S: 3	H: 0 LOB: 0 BB: 0 P: 3	R: 0 E: 0 K: 0 S: 3	H: 0 LOB: 0 BB: 0 P: 3	R: 0 E: 0 K: 0 S: 4	H: 1 LOB: 1 BB: 0 P: 4	R: 1 E: 0 K: 1 S: 6	H: 2 LOB: 0 BB: 0 P: 6	R: 1 E: 0 K: 0 S: 5	H: 2 LOB: 1 BB: 0 P: 5	R: 3 E: 0 K: 0 S: 6	H: 4 LOB: 0 BB: 0 P: 6	R: 2 E: 0 K: 1 S: 6	H: 1 LOB: 3 BB: 4 P: 22
--------------	------------------------------	---------------------------------	------------------------------	---------------------------------	------------------------------	---------------------------------	------------------------------	---------------------------------	------------------------------	---------------------------------	------------------------------	---------------------------------	------------------------------	---------------------------------	------------------------------	----------------------------------


PITCHER	IP	WLS	BF	H	R	ER	SO	BB	IBB	HBP	BLK	WP	HR	S	P	ERA	WHIP
Doyle Alexander, R ERA: 4.24 (1, 1)	7.0		28	10	5	5	2	0	0	0	0	0	1	32	32	6.43	1.429
Jim Acker, R ERA: 2.68 (8, 1)	0.0	L	2	1	2	2	0	1	0	0	0	0	0	1	5	∞	∞
Gary Lavelle, L ERA: 2.6 (8, 1)	0.2		5	0	0	0	1	2	1	0	0	0	0	4	16	0.00	3.000
Dennis Lamp, R ERA: 3.46 (8, 1)	0.1		1	0	0	0	0	0	0	0	0	0	0	1	1	0.00	0.000

**BOTTOM**

**Toronto Blue Jays @ Boston Red Sox**  
Fenway Park, Boston, MA

Sat Jun 15 1985, 3:33 AM EDT  
Att. 35,664 - Unknown

AB	31
R	7
H	11
RBI	7
BB	4
SO	3
LOB	12




1B	2B	3B	HR	SF	SAC	DP	HBP	WP	HR	S	P	ERA	WHIP
7	3	1	1	0	1	1	0	0	0	0	0	0	0









Batter	1	2	3	4	5	6	7	8	9	AB R H RBI BB SO LOB	TOP															
Steve Lyons, L (1, 8) OBP: 0.342, SLG: 0.417	0-0 4-3		0-0 FC5 BB 1B			0-0 CS 1B		4-0 1B BB		3 0 2 0 1 0 0																
Wade Boggs, L (1, 5) OBP: 0.413, SLG: 0.397	4-0 G4-6-3 BB		4-0 1-2 BB			0-3 1-2 K		0-0 1-3 2-H BB 1B		2 0 1 1 2 1 1																
Jim Rice, R (1, 7) OBP: 0.344, SLG: 0.474	0-0 G4-6-3 1-2f		0-0 FC5 2-3f			0-0 F8		4-0 1-2 BB		3 0 0 0 1 0 3																
Bill Buckner, L (1, 3) OBP: 0.349, SLG: 0.446		0-0 4-3		4-0 G6-4-3 BB			0-0 F8	0-0 F3		3 0 0 0 1 0 3																
Mike Easler, L (1, 10) OBP: 0.310, SLG: 0.425 Reid Nichols, R (9, PR) OBP: 0.217, SLG: 0.238		0-0 6-3		0-0 G6-4-3 1-2f			0-0 F8		0-0 HR 1B	4 0 1 0 0 0 1 0 1 0 0 0 0 0																
Dwight Evans, R (1, 9) OBP: 0.369, SLG: 0.350		0-0 1B		0-0 5-3			0-3 K		0-0 1-H HR	4 1 2 2 0 1 0																
Rich Gedman, L (1, 2) OBP: 0.368, SLG: 0.503		0-3 K				0-0 F8		0-0 L5	0-0 F7	4 0 0 0 0 1 2	AB 31 R 3 H 7 RBI 3 BB 5 SO 4 LOB 12															
Marty Barrett, R (1, 4) OBP: 0.367, SLG: 0.367			0-0 F5			0-3 K		0-0 6-3	0-0 F8	4 0 0 0 0 1 1																
Glenn Hoffman, R (1, 6) OBP: 0.363, SLG: 0.463			0-0 6-3			0-0 4-3		0-0 WP 1B 1B	0-0 1-3	4 1 1 0 0 0 1																
Inning Stats	R: 0 E: 0 K: 0 S: 2 H: 0 LOB: 0 BB: 1 P: 6	R: 0 E: 0 K: 1 S: 6 H: 1 LOB: 1 BB: 0 P: 6	R: 0 E: 0 K: 0 S: 4 H: 1 LOB: 2 BB: 1 P: 8	R: 0 E: 0 K: 0 S: 2 H: 0 LOB: 0 BB: 1 P: 6	R: 0 E: 0 K: 1 S: 5 H: 0 LOB: 0 BB: 0 P: 5	R: 0 E: 0 K: 1 S: 5 H: 1 LOB: 0 BB: 0 P: 5	R: 0 E: 0 K: 1 S: 5 H: 0 LOB: 0 BB: 0 P: 5	R: 1 E: 0 K: 0 S: 5 H: 2 LOB: 3 BB: 2 P: 13	R: 2 E: 0 K: 0 S: 5 H: 2 LOB: 1 BB: 0 P: 5	1B: 6 2B: 1 3B: 0 HR: 1 SF: 0 SAC: 0 DP: 3 HBP: 0	WP: 1 PB: 0 SB: 0 CS: 1 PA: 36															
PITCHER	IP WLS BF H R ER SO BB IBB HBP BLK WP HR S P ERA WHIP											PITCHER	IP WLS BF H R ER SO BB IBB HBP BLK WP HR S P ERA WHIP													
Dan Petry, R (1, 1) ERA: 3.06	7.2	28	4	1	1	4	4	0	0	0	1	0	32	48	1.17	1.043										
Willie Hernandez, L (8, 1) ERA: 1.88	1.1	L	8	3	2	2	0	1	0	0	0	1	7	11	13.50	3.000										

**Boston Red Sox @ Detroit Tigers**  
**Tiger Stadium, Detroit, MI**  
 Mon Jun 17 1985, 7:05 PM EDT  
 Att. 31,258 - Unknown

livebaseballscorecards.com





Batter	1	2	3	4	5	6	7	8	9	AB R H RBI BB SO LOB	TOP			
Steve Lyons, L (1, 8) OBP: 0.333, SLG: 0.395	0-0 F5	0-3 K		0-0 F8		4-0 BB		0-0 L5		4 0 0 0 1 1 3				
Wade Boggs, L (1, 5) OBP: 0.420, SLG: 0.401	0-0 F8	4-0 1B BB		0-0 G1-4-3 1B		4-0 G3-6-1 BB		0-0 5-3 1B		3 1 2 0 2 0 0				
Jim Rice, R (1, 7) OBP: 0.345, SLG: 0.472	0-0 2B 1B	0-0 BB 1B WP 1B		0-0 G1-4-3 1-2f		0-3 K		0-0 5-3		5 2 2 3 0 1 4				
Bill Buckner, L (1, 3) OBP: 0.353, SLG: 0.466	0-0 1-H 2B	0-0 WP 1-2 3-H 1B			0-0 HR	0-0 G3-6-1 1-2f		0-0 F7		5 1 3 3 0 0 3				
Mike Easler, L (1, 10) OBP: 0.311, SLG: 0.420	4-0 IBB	4-0 1-3 2-H BB			0-0 4-3		0-0 F8		0-3 K	3 0 0 0 2 1 0				
Dwight Evans, R (1, 9) OBP: 0.369, SLG: 0.365	0-0 4-3	0-3 K			0-0 HR		0-0 1B 1B		0-0 F4	5 1 2 1 0 1 4				
Rich Gedman, L (1, 2) OBP: 0.374, SLG: 0.500		4-0 BB 1B BB 1B	4-0 G6-4-3 BB		0-0 E8 FC5-4		0-0 1-2 L9-4-3 1B		0-0 6-3	3 1 1 0 2 0 0				
Marty Barrett, R (1, 4) OBP: 0.360, SLG: 0.359		0-0 F9	0-0 G6-4-3 1-2f		0-0 FC5-4 1-2f		0-0 L9-4-3 1-2			4 0 0 0 0 0 5				
Glenn Hoffman, R (1, 6) OBP: 0.368, SLG: 0.459		0-0 1-2 BB 1B	0-0 6-3		0-0 6-3			4-0 1B 5-3 BB		3 2 1 0 1 0 1				
<b>Inning Stats</b>	R: 1 H: 2 E: 0 LOB: 2 K: 0 BB: 1 S: 5 P: 9	R: 4 H: 3 E: 0 LOB: 2 K: 2 BB: 3 P: 22	R: 0 H: 0 E: 0 LOB: 0 K: 0 BB: 1 P: 6	R: 0 H: 1 E: 0 LOB: 0 K: 0 BB: 0 P: 3	R: 2 H: 2 E: 1 LOB: 1 K: 0 BB: 0 P: 6	R: 0 H: 0 E: 0 LOB: 1 K: 1 BB: 2 P: 12	R: 0 H: 2 E: 0 LOB: 1 K: 0 BB: 0 P: 4	R: 1 H: 1 E: 0 LOB: 1 K: 0 BB: 1 P: 8	R: 0 H: 0 E: 0 LOB: 0 K: 1 BB: 0 P: 5	1B: 8 SF: 0 2B: 2 SAC: 0 3B: 0 DP: 4 HR: 2 HBP: 0	WP: 2 PA: 43 PB: 0 SB: 0 CS: 0			
<b>PITCHER</b>	IP WLS BF H R ER SO BB IBB HBP BLK WP HR S P ERA WHIP													
Doug Bair, R (1, 1) ERA: 5.61	1.2		13 5 5 5 1 2 1 0 0 0 0 0 12 24 27.00 4.200											
Bill Scherrer, L (2, 1) ERA: 4.05	3.1		14 3 2 2 1 2 0 0 0 0 1 2 14 22 5.40 1.500											
Juan Berenguer, R (6, 1) ERA: 6.42	2.0 W	9 2 1 1 1 3 0 0 0 0 0 0 8 20 4.50 2.500												
Aurelio Lopez, R (8, 1) ERA: 3.83	2.0 S	7 1 0 0 1 0 0 0 0 0 0 0 9 9 0.00 0.500												

**Boston Red Sox @ Detroit Tigers**  
Tiger Stadium, Detroit, MI  
Tue Jun 18 1985, 7:05 PM EDT  
Att. 31,766 - Unknown


livebaseballscorecards.com

AB	35
R	8
H	11
RBI	7
BB	8
SO	4
LOB	20







Batter	1	2	3	4	5	6	7	8	9	AB R H RBI BB SO LOB	TOP														
Steve Lyons, L (1, 8) OBP: 0.314, SLG: 0.375	0-0 1-3		0-0 F9		0-0 SF7		0-0 F6		0-0 F7	4 0 0 1 0 0 0	<p><b>Boston Red Sox @ Detroit Tigers</b>  Tiger Stadium, Detroit, MI  Wed Jun 19 1985, 7:05 PM EDT  Att. 35,135 - Unknown</p> <p>livebaseballscorecards.com</p> <table border="0"> <tr><td><b>AB</b></td><td><b>33</b></td></tr> <tr><td><b>R</b></td><td><b>3</b></td></tr> <tr><td><b>H</b></td><td><b>8</b></td></tr> <tr><td><b>RBI</b></td><td><b>3</b></td></tr> <tr><td><b>BB</b></td><td><b>2</b></td></tr> <tr><td><b>SO</b></td><td><b>3</b></td></tr> <tr><td><b>LOB</b></td><td><b>15</b></td></tr> </table> 	<b>AB</b>	<b>33</b>	<b>R</b>	<b>3</b>	<b>H</b>	<b>8</b>	<b>RBI</b>	<b>3</b>	<b>BB</b>	<b>2</b>	<b>SO</b>	<b>3</b>	<b>LOB</b>	<b>15</b>
<b>AB</b>	<b>33</b>																								
<b>R</b>	<b>3</b>																								
<b>H</b>	<b>8</b>																								
<b>RBI</b>	<b>3</b>																								
<b>BB</b>	<b>2</b>																								
<b>SO</b>	<b>3</b>																								
<b>LOB</b>	<b>15</b>																								
Wade Boggs, L (1, 5) OBP: 0.418, SLG: 0.398	0-0 F7		0-0 6-3		0-0 FC6-4 1B		0-0 5-3			4 0 1 1 0 0 0															
Jim Rice, R (1, 7) OBP: 0.341, SLG: 0.465	0-0 5-3		0-0 5-3		0-0 FC6-4 1-2f			0-3 K		4 0 0 0 0 1 1															
Bill Buckner, L (1, 3) OBP: 0.349, SLG: 0.460		0-0 F2		0-0 L9		0-0 F9		0-1 CI 1B		3 0 0 0 0 0 0															
Mike Easler, L (1, 10) OBP: 0.318, SLG: 0.426		0-0 1B BB 1B		0-0 G1-4-3 1B		0-0 5-3		0-0 1-2 1B		4 0 3 0 0 0 0															
Dwight Evans, R (1, 9) OBP: 0.371, SLG: 0.365		4-0 1B BB 1-2 BB		0-0 G1-4-3 1-2f		0-0 2B 1B		0-3 K		3 1 1 0 1 1 3															
Rich Gedman, L (1, 2) OBP: 0.381, SLG: 0.511		0-0 1-2 2-3 1B			0-0 FC5-4 BB SF7 1B	0-0 1-H 2B		0-0 F9		4 1 3 1 0 0 2															
Marty Barrett, R (1, 4) OBP: 0.358, SLG: 0.353		0-0 F5			4-0 FC5-4 BB 1-2 BB	0-0 6-3			0-0 6-3	3 0 0 0 1 0 4															
Glenn Hoffman, R (1, 6) OBP: 0.354, SLG: 0.438		0-0 F3			0-0 FC5-4 SF7 1-2f 2-3 1B		0-3 K		0-0 F9	4 1 0 0 0 1 5															
<b>Inning Stats</b>	R: 0 H: 0 E: 0 LOB: 0 K: 0 BB: 0 S: 3 P: 3	R: 0 H: 2 E: 0 LOB: 3 K: 0 BB: 1 S: 5 P: 9	R: 0 H: 0 E: 0 LOB: 0 K: 0 BB: 0 S: 3 P: 3	R: 0 H: 1 E: 0 LOB: 0 K: 0 BB: 0 S: 3 P: 3	R: 2 H: 2 E: 0 LOB: 1 K: 0 BB: 1 S: 5 P: 9	R: 1 H: 2 E: 0 LOB: 1 K: 0 BB: 0 S: 5 P: 5	R: 0 H: 0 E: 0 LOB: 0 K: 1 BB: 0 S: 5 P: 5	R: 0 H: 1 E: 1 LOB: 2 K: 2 BB: 0 S: 9 P: 9	R: 0 H: 0 E: 0 LOB: 0 K: 0 BB: 0 S: 3 P: 3	1B: 7 SF: 1 2B: 1 SAC: 0 3B: 0 DP: 1 HR: 0 HBP: 0	WP: 0 PA: 37 PB: 0 SB: 0 CS: 0														
<b>PITCHER</b>	IP WLS BF H R ER SO BB IBB HBP BLK WP HR S P ERA WHIP											<b>PITCHER</b>	IP WLS BF H R ER SO BB IBB HBP BLK WP HR S P ERA WHIP												
Walt Terrell, R (1, 1) ERA: 4.11	7.1 W 32 8 3 3 2 2 0 0 0 0 0 0 34 42 3.68 1.364																								
Aurelio Lopez, R (8, 1) ERA: 3.69	1.2 S 5 0 0 0 1 0 0 0 0 0 0 0 7 7 0.00 0.000																								

Batter	1	2	3	4	5	6	7	8	9	AB	R	H	RBI	BB	SO	LOB
Lou Whitaker, L OBP: 0.398, SLG: 0.504 (1, 4)	0-0 F9	0-0 HR		0-0 F8		0-0 FC5-4 HBP 1B		0-0 1B		5	2	3	3	0	0	0
Alan Trammell, R OBP: 0.324, SLG: 0.415 (1, 6)	0-0 SH 1B	0-0 F7			0-0 2B SF8 1B	1-0 FC5-4 HBP		0-0 2B PB 1B		4	3	3	0	0	0	0
Kirk Gibson, L OBP: 0.371, SLG: 0.559 (1, 8)	0-0 SH 1B		0-0 HR		0-0 SF8 2B	0-0 FC5-4		0-0 PB 2B		4	1	3	3	0	0	2
Lance Parrish, R OBP: 0.323, SLG: 0.454 (1, 2)	0-0 1B		0-0 5-3		0-0 E5	0-0 4-3		0-0 G1		5	0	1	1	0	0	6
Darrell Evans, L OBP: 0.348, SLG: 0.495 (1, 10)	0-0 F6		0-0 F5		0-0 F5		0-3 K	4-0 PB IBB		4	0	0	0	1	1	5
Johnny Grubb, L OBP: 0.276, SLG: 0.257 (1, 9)	0-0 F3		4-0 BB		0-0 SF8		0-0 4-3	0-3 K		3	0	0	1	1	1	4
Nelson Simmons, S OBP: 0.298, SLG: 0.400 (1, 7)		0-0 F9	0-0 1-3		0-0 F7		0-0 F6			4	0	0	0	0	0	3
Larry Herndon, R OBP: 0.286, SLG: 0.366 (8, 7)										0	0	0	0	0	0	0
Dave Bergman, L OBP: 0.321, SLG: 0.182 (1, 3)		0-0 6-3		0-0 F7		0-0 F9		0-0 F8		4	0	0	0	0	0	0
Tom Brookens, R OBP: 0.307, SLG: 0.419 (1, 5)		0-0 HR 2B		0-3 K		0-0 1B 3B		0-0 1B 2B 1B		4	3	3	0	0	1	0

Inning Stats	R: 1	H: 2	E: 0	LOB: 2	K: 0	BB: 0	S: 6	P: 6	R: 2	H: 2	E: 0	LOB: 0	K: 0	BB: 0	S: 5	P: 5	R: 1	H: 1	E: 0	LOB: 1	K: 0	BB: 1	S: 4	P: 8	R: 0	H: 0	E: 0	LOB: 0	K: 1	BB: 0	S: 5	P: 5	R: 1	H: 2	E: 1	LOB: 2	K: 0	BB: 0	S: 6	P: 6	R: 1	H: 2	E: 0	LOB: 2	K: 0	BB: 0	S: 5	P: 6	R: 0	H: 0	E: 0	LOB: 0	K: 1	BB: 0	S: 5	P: 5	R: 3	H: 4	E: 0	LOB: 2	K: 1	BB: 1	S: 9	P: 13
--------------	------	------	------	--------	------	-------	------	------	------	------	------	--------	------	-------	------	------	------	------	------	--------	------	-------	------	------	------	------	------	--------	------	-------	------	------	------	------	------	--------	------	-------	------	------	------	------	------	--------	------	-------	------	------	------	------	------	--------	------	-------	------	------	------	------	------	--------	------	-------	------	-------

PITCHER	IP	WLS	BF	H	R	ER	SO	BB	IBB	HBP	BLK	WP	HR	S	P	ERA	WHIP
Oil Can Boyd, R ERA: 2.75 (1, 1)	7.1	L	37	11	8	7	2	1	0	1	0	0	2	39	44	8.59	1.636
Steve Crawford, R ERA: 2.95 (8, 1)	0.2		5	2	1	0	1	0	1	0	0	0	0	6	10	0.00	3.000

**BOTTOM**

**Boston Red Sox @ Detroit Tigers**  
Tiger Stadium, Detroit, MI  
Wed Jun 19 1985, 7:05 PM EDT  
Att. 35,135 - Unknown

AB	37
R	9
H	13
RBI	8
BB	2
SO	3
LOB	20



WP	PA	ERA	WHIP
0	42		



Batter	1	2	3	4	5	6	7	8	9	AB R H RBI BB SO LOB	TOP																
Steve Lyons, L (1, 8) OBP: 0.322, SLG: 0.386	1-0 SF9 HBP	0-3 K			0-0 F9		0-0 2B			3 1 1 0 0 1 1																	
Wade Boggs, L (1, 5) OBP: 0.422, SLG: 0.406	0-0 F8		0-0 1B		0-0 HR 2B		4-0 BB G6-4-3			3 1 2 0 1 0 1																	
Jim Rice, R (1, 7) OBP: 0.339, SLG: 0.462	0-0 1B 1-3		0-0 F9 2B		0-0 P6		0-0 G6-4-3 1-2f			4 0 1 0 0 0 3																	
Bill Buckner, L (1, 3) OBP: 0.352, SLG: 0.474	0-0 SF9		0-0 P6		0-0 HR		0-0 G6-4-3 1B			3 1 2 3 0 0 0																	
Mike Easler, L (1, 10) OBP: 0.321, SLG: 0.427	0-0 FC5-4 1B			0-0 HR 1B	0-0 4-3		0-0 G6-4-3 1-2f			4 1 2 0 0 0 1																	
Dwight Evans, R (1, 9) OBP: 0.373, SLG: 0.378	0-0 FC5-4 1-2f			0-0 HR		4-0 BB G6-3		0-3 K		3 1 1 2 1 1 2																	
Rich Gedman, L (1, 2) OBP: 0.374, SLG: 0.500		0-0 G3		0-3 K		0-0 G6-3 1-2f		0-0 5-3		4 0 0 0 0 1 1																	
Marty Barrett, R (1, 4) OBP: 0.352, SLG: 0.346		0-0 F7		0-0 6-3		0-0 F8		0-0 5-3		4 0 0 0 0 0 0																	
Glenn Hoffman, R (1, 6) OBP: 0.350, SLG: 0.441		0-0 2B		0-0 F9		0-0 F7		0-0 F9		4 0 1 0 0 0 0																	
<b>Inning Stats</b>	R: 1 E: 0 K: 0 S: 5	H: 2 LOB: 2 BB: 0 P: 6	R: 0 E: 0 K: 1 S: 6	H: 1 LOB: 1 BB: 0 P: 6	R: 0 E: 0 K: 0 S: 3	H: 1 LOB: 0 BB: 0 P: 3	R: 2 E: 0 K: 1 S: 7	H: 2 LOB: 0 BB: 0 P: 7	R: 2 E: 0 K: 0 S: 5	H: 2 LOB: 0 BB: 0 P: 5	R: 0 E: 0 K: 0 S: 2	H: 0 LOB: 0 BB: 1 P: 6	R: 0 E: 0 K: 0 S: 3	H: 1 LOB: 1 BB: 1 P: 7	R: 0 E: 0 K: 1 S: 5	H: 1 LOB: 0 BB: 0 P: 5	R: 0 E: 0 K: 0 S: 3	H: 0 LOB: 0 BB: 0 P: 3	1B: 5 2B: 3 3B: 0 HR: 2	SF: 1 SAC: 0 DP: 3 HBP: 1	WP: 0 PB: 0 SB: 0 CS: 0	PA: 36					
<b>PITCHER</b>	IP WLS BF H R ER SO BB IBB HBP BLK WP HR S P ERA WHIP																										
Doyle Alexander, R (1, 1) ERA: 4.42	6.1		29	9	5	5	2	2	0	1	0	0	2	30	39	7.11	1.737										
Jim Acker, R (7, 1) ERA: 3.21	0.2	W	2	1	0	0	0	0	0	0	0	0	0	2	2	0.00	1.500										
Gary Lavelle, L (8, 1) ERA: 2.61	1.1		3	0	0	0	1	0	0	0	0	0	0	5	5	0.00	0.000										
Bill Caudill, R (9, 1) ERA: 3.24	0.2	S	2	0	0	0	0	0	0	0	0	0	0	2	2	0.00	0.000										

**Boston Red Sox @ Toronto Blue Jays**  
Exhibition Stadium, Toronto, ON  
Thu Jun 20 1985, 7:05 PM EDT  
Att: 35,050 - Unknown

livebaseballscorecards.com

AB	32
R	5
H	10
RBI	5
BB	2
SO	3
LOB	9



Batter	1	2	3	4	5	6	7	8	9	AB	R	H	RBI	BB	SO	LOB
<b>Damaso Garcia, R</b> (1, 4) OBP: 0.306, SLG: 0.357	1-0 HBP		0-0 2B		0-0 1B		0-0 SF8 3B			3	1	3	4	0	0	0
<b>Lloyd Moseby, L</b> (1, 8) OBP: 0.338, SLG: 0.396	0-0 F7		0-0 F8		0-0 F8		0-0 SF8			3	0	0	1	0	0	3
<b>George Bell, R</b> (1, 7) OBP: 0.317, SLG: 0.498	0-0 5-3 1-2		0-0 F9		0-0 F8		0-3 K			4	0	0	0	0	1	4
<b>Jesse Barfield, R</b> (1, 9) OBP: 0.339, SLG: 0.475	0-3 K			0-0 5-3		0-0 6-3		4-0 BB		3	0	0	0	1	1	1
<b>Jeff Burroughs, R</b> (1, 10) OBP: 0.377, SLG: 0.415		0-0 6-3		0-0 P4		0-0 F3		0-0 G1-6-3		3	0	0	0	0	0	0
<b>Len Matuszek, L</b> (8, PH) OBP: 0.271, SLG: 0.355								1-2f		1	0	0	0	0	0	1
<b>Willie Upshaw, L</b> (1, 3) OBP: 0.304, SLG: 0.377		0-0 CS 1B		0-3 K		0-3 K		0-0 6-3		4	0	1	0	0	2	0
<b>Buck Martinez, R</b> (1, 2) OBP: 0.223, SLG: 0.337		0-0 F8 1-2			0-0 G3		0-0 SH3 1B 3B 1B			3	0	1	0	0	0	1
<b>Lou Thornton, L</b> (7, PR) OBP: 0.217, SLG: 0.273										0	1	0	0	0	0	0
<b>Ernie Whitt, L</b> (8, 2) OBP: 0.345, SLG: 0.516										0	0	0	0	0	0	0
<b>Garth Iorg, R</b> (1, 5) OBP: 0.390, SLG: 0.474			0-0 2B		0-0 3B 2B		0-0 SH3 3B 1B			3	3	3	0	0	0	0
<b>Tony Fernandez, S</b> (1, 6) OBP: 0.340, SLG: 0.385			0-0 P4		0-0 1B 3B		0-0 SH3			2	1	1	1	0	0	1
<b>Inning Stats</b>	R: 0 E: 0 K: 1 S: 5	H: 0 LOB: 1 BB: 0 P: 6	R: 0 E: 0 K: 0 S: 3	H: 1 LOB: 0 BB: 0 P: 3	R: 1 E: 0 K: 0 S: 5	H: 2 LOB: 1 BB: 0 P: 5	R: 0 E: 0 K: 1 S: 5	H: 0 LOB: 0 BB: 0 P: 5	R: 2 E: 0 K: 0 S: 6	H: 3 LOB: 1 BB: 0 P: 6	R: 0 E: 0 K: 1 S: 5	H: 0 LOB: 0 BB: 0 P: 5	R: 3 E: 0 K: 1 S: 8	H: 3 LOB: 1 BB: 0 P: 8	R: 0 E: 0 K: 0 S: 2	H: 0 LOB: 0 BB: 1 P: 6
<b>PITCHER</b>	IP WLS BF H R ER SO	IP WLS BF H R ER SO	IP WLS BF H R ER SO	IP WLS BF H R ER SO	IP WLS BF H R ER SO	IP WLS BF H R ER SO	IP WLS BF H R ER SO	IP WLS BF H R ER SO	IP WLS BF H R ER SO	IP WLS BF H R ER SO	IP WLS BF H R ER SO	IP WLS BF H R ER SO	IP WLS BF H R ER SO	IP WLS BF H R ER SO	IP WLS BF H R ER SO	IP WLS BF H R ER SO
<b>Bob Ojeda, L</b> (1, 1) ERA: 3.1	6.1															
<b>Bob Stanley, R</b> (7, 1) ERA: 2.61	1.2	L	6	1	0	0	1	0	0	1	0	0	0	0	0	1

**BOTTOM**

**Boston Red Sox @ Toronto Blue Jays**  
 Exhibition Stadium, Toronto, ON  
 Thu Jun 20 1985, 7:05 PM EDT  
 Att. 35,050 - Unknown

livebaseballscorecards.com

<b>AB</b>	<b>29</b>
<b>R</b>	<b>6</b>
<b>H</b>	<b>9</b>
<b>RBI</b>	<b>6</b>
<b>BB</b>	<b>1</b>
<b>SO</b>	<b>4</b>
<b>LOB</b>	<b>11</b>



WP: 0	PA: 33
PB: 0	
SB: 0	
CS: 1	

WP	HR	S	P	ERA	WHIP
0	0	0	0	0.00	1.200





BOTTOM

Boston Red Sox @ Toronto Blue Jays  
Exhibition Stadium, Toronto, ON  
Fri Jun 21 1985, 7:05 PM EDT  
Att. 36,252 - Unknown

livebaseballscorecards.com

AB 29  
R 7  
H 8  
RBI 6  
BB 7  
SO 4  
LOB 17



WP: 1 PA: 40  
PB: 1  
SB: 3  
CS: 0

AB R H RBI BB SO LOB

2 1 0 0 1 0 1

4 1 3 2 1 0 0

5 0 1 1 0 1 4

3 0 0 1 1 2 4  
0 0 0 0 1 0 0

3 1 1 1 0 0 2

2 2 0 0 2 0 1

3 0 1 1 0 0 0  
0 1 0 0 1 0 0

4 1 2 0 0 0 3

1B: 5 SF: 1  
2B: 2 SAC: 1  
3B: 0 DP: 1  
HR: 1 HBP: 2

Batter	1	2	3	4	5	6	7	8	9
Damaso Garcia, R (1, 4) OBP: 0.309, SLG: 0.354	4-0 1B 4-3 BB		0-0 SH4-3 2-3		0-0 1-3	0-0 F3		1-0 1B HBP	
Lloyd Moseby, L (1, 8) OBP: 0.346, SLG: 0.402	0-0 4-3 1-3 1B		0-0 S S 1B		4-0 1B SF8 BB		0-0 F8	0-0 FC5-4 1-2 1B	
George Bell, R (1, 7) OBP: 0.314, SLG: 0.492	0-0 4-3 1-2 3-H		0-3 K 1-2		0-0 1-3 1B		0-0 F7	0-0 P5	
Jesse Barfield, R (1, 9) OBP: 0.336, SLG: 0.468	0-3 K 2-3		0-3 K 2-3		0-0 SF8 3-H		4-0 WP S BB	0-0 FC5-4 1-2f	
Jeff Burroughs, R (1, 10) OBP: 0.368, SLG: 0.402 Len Matuszek, L (7, PH) OBP: 0.276, SLG: 0.355	0-0 6-3			0-0 F9	0-3 K		4-0 WP 1-2 BB		
Willie Upshaw, L (1, 3) OBP: 0.307, SLG: 0.388		1-0 G6-4-3 HBP		0-0 F5		0-0 HR	0-0 4-3 1-2 2-3		
Buck Martinez, R (1, 2) OBP: 0.235, SLG: 0.330		0-0 G6-4-3 1-2f		4-0 2B BB		0-0 F3	4-0 1-3 PB BB BB		
Garth Iorg, R (1, 5) OBP: 0.389, SLG: 0.480 Rance Mulliniks, L (8, PH) OBP: 0.417, SLG: 0.463 (9, 5)		0-0 6-3		0-0 1-H 2B		0-0 F8	4-0 PB 1-2 1B BB		
Tony Fernandez, S (1, 6) OBP: 0.343, SLG: 0.391			0-0 SH4-3 1B 2B		0-0 P6 1B		0-0 1-3 1-2 2-3		

Inning Stats	R: 1	H: 1	E: 0	K: 1	S: 6	R: 0	H: 0	E: 0	K: 0	S: 2	R: 1	H: 2	E: 0	K: 2	S: 9	R: 1	H: 1	E: 0	K: 0	S: 4	R: 1	H: 1	E: 0	K: 1	S: 6	R: 1	H: 2	E: 0	K: 0	S: 5	R: 0	H: 0	E: 0	K: 0	S: 3	R: 2	H: 1	E: 0	K: 0	S: 4	1B: 5	2B: 2	3B: 0	HR: 1	SF: 1	SAC: 1	DP: 1	HBP: 2	WP: 1	PB: 1	SB: 3	CS: 0
--------------	------	------	------	------	------	------	------	------	------	------	------	------	------	------	------	------	------	------	------	------	------	------	------	------	------	------	------	------	------	------	------	------	------	------	------	------	------	------	------	------	-------	-------	-------	-------	-------	--------	-------	--------	-------	-------	-------	-------

PITCHER	IP	WLS	BF	H	R	ER	SO	BB	IBB	HBP	BLK	WP	HR	S	P	ERA	WHIP
Bruce Hurst, L (1, 1) ERA: 6.5	5.2	L	27	7	5	5	4	3	0	1	0	0	1	31	44	7.94	1.765
Mark Clear, R (6, 1) ERA: 3.47	2.1		13	1	2	2	0	4	0	1	0	1	0	8	25	7.71	2.143



Batter	1	2	3	4	5	6	7	8	9	AB R H RBI BB SO LOB	TOP																	
Steve Lyons, L (1, 8) OBP: 0.326, SLG: 0.379	0-0 6-3 1B	0-0 4-3			4-0 BB		0-0 F8		0-0 1-3	4 1 1 0 1 0 1																		
Wade Boggs, L (1, 5) OBP: 0.423, SLG: 0.415	0-0 6-3 1-2		0-0 G3		0-0 4-3			0-0 E 1B 1B	0-0 1B	5 1 2 0 0 0 2																		
Jim Rice, R (1, 7) OBP: 0.339, SLG: 0.457	0-0 2-H 1B		0-0 6-3		4-0 1-3 BB			0-0 E5 1B	0-0 F8	4 1 2 1 1 0 1																		
Bill Buckner, L (1, 3) OBP: 0.349, SLG: 0.467	0-0 F9		0-0 F7		0-0 F8			0-0 2-H 3-H 1B		4 0 1 2 0 0 2																		
Mike Easler, L (1, 10) OBP: 0.315, SLG: 0.417	0-0 4-3			0-0 P6		0-0 1-3 1B		0-3 K		4 0 1 0 0 1 2																		
Dwight Evans, R (1, 9) OBP: 0.378, SLG: 0.378		4-0 FC1-6 BB		0-0 1-3		0-0 1-3		0-3 K		3 0 0 0 1 1 3																		
Rich Gedman, L (1, 2) OBP: 0.367, SLG: 0.490		0-0 FC1-6 E		0-0 4-3		0-3 K		0-0 5-3		4 1 0 0 0 1 4																		
Marty Barrett, R (1, 4) OBP: 0.345, SLG: 0.354		0-3 K			0-0 F7		0-0 4-3		0-0 HR	4 1 1 1 0 1 1																		
Glenn Hoffman, R (1, 6) OBP: 0.336, SLG: 0.420		0-0 E8 1B			0-0 5-3		0-0 4-3		0-3 K	4 0 1 1 0 1 0																		
<b>Inning Stats</b>	R: 1 E: 0 K: 0 S: 5	H: 2 LOB: 1 BB: 0 P: 5	R: 1 E: 2 K: 1 S: 6	H: 1 LOB: 1 BB: 1 P: 10	R: 0 E: 0 K: 0 S: 3	H: 0 LOB: 0 BB: 0 P: 3	R: 0 E: 0 K: 0 S: 3	H: 0 LOB: 0 BB: 0 P: 3	R: 0 E: 0 K: 1 S: 6	H: 1 LOB: 2 BB: 1 P: 10	R: 0 E: 0 K: 0 S: 3	H: 0 LOB: 0 BB: 0 P: 3	R: 2 E: 1 K: 2 S: 10	H: 3 LOB: 1 BB: 0 P: 10	R: 1 E: 0 K: 1 S: 7	H: 2 LOB: 1 BB: 0 P: 7	1B: 8 2B: 0 3B: 0 HR: 1	SF: 0 SAC: 0 DP: 0 HBP: 0	WP: 0 PB: 0 SB: 1 CS: 0	PA: 39								
<b>PITCHER</b>	IP WLS BF H R ER SO BB IBB HBP BLK WP HR S P ERA WHIP																											
Ron Musselman, R (1, 1) ERA: 5.06	5.0		20	3	2	1	1	2	0	0	0	0	0	0	20	28	1.80	1.000										
Jim Acker, R (6, 1) ERA: 3.27	2.0	L	10	3	2	1	1	1	0	0	0	0	0	0	11	15	4.50	2.000										
Gary Lavelle, L (8, 1) ERA: 2.53	1.0		4	1	0	0	2	0	0	0	0	0	0	8	8	0.00	1.000											
Bill Caudill, R (9, 1) ERA: 3.41	1.0		5	2	1	1	1	0	0	0	0	0	1	7	7	9.00	2.000											

**Boston Red Sox @ Toronto Blue Jays**  
Exhibition Stadium, Toronto, ON  
Sat Jun 22 1985, 3:33 AM EDT  
Att. 42,117 - Unknown

[livebaseballscorecards.com](http://livebaseballscorecards.com)

<b>AB</b>	36
<b>R</b>	5
<b>H</b>	9
<b>RBI</b>	5
<b>BB</b>	3
<b>SO</b>	5
<b>LOB</b>	16



**BOTTOM**

**Boston Red Sox @ Toronto Blue Jays**  
 Exhibition Stadium, Toronto, ON

Sat Jun 22 1985, 3:33 AM EDT  
 Att. 42,117 - Unknown

[livebaseballscorecards.com](http://livebaseballscorecards.com)

<b>AB</b>	<b>33</b>
<b>R</b>	<b>3</b>
<b>H</b>	<b>8</b>
<b>RBI</b>	<b>3</b>
<b>BB</b>	<b>6</b>
<b>SO</b>	<b>6</b>
<b>LOB</b>	<b>17</b>



AB	R	H	RBI	BB	SO	LOB
3	0	0	0	0	1	2
0	0	0	0	0	0	0
1	0	1	0	0	0	0
4	0	0	0	1	0	2
3	0	1	0	2	1	0
4	0	0	0	1	1	5
3	1	2	0	1	1	0
4	0	0	0	0	0	4
3	0	0	0	1	0	1
4	1	1	0	0	2	3
4	1	3	3	0	0	0
1B: 6	SF: 0	2B: 2	SAC: 1	3B: 0	DP: 1	HR: 1
WP: 1	PA: 40	PB: 0	CS: 0	SB: 0		

Batter	1	2	3	4	5	6	7	8	9
<b>Damaso Garcia, R</b> (1, 4) OBP: 0.306, SLG: 0.351	0-0 4-3	0-0 FC4-6		0-3 K		0-0 SH3-4			0-0 G3 1B
<b>Manuel Lee, S</b> (6, 4) OBP: 0.167, SLG: 0.091									
<b>Lou Thornton, L</b> (9, PH) OBP: 0.250, SLG: 0.304									
<b>Rance Mulliniks, L</b> (1, 5) OBP: 0.411, SLG: 0.450	0-0 F7		0-0 6-3	4-0 1B BB		0-0 7-2			0-0 G3
<b>Lloyd Moseby, L</b> (1, 8) OBP: 0.350, SLG: 0.401	4-0 BB		0-0 F6	0-0 1-3 1B			0-3 K		4-0 BB
<b>Willie Upshaw, L</b> (1, 3) OBP: 0.305, SLG: 0.382	0-3 K		4-0 1B BB	0-0 4-3			0-0 F7		0-0 G3
<b>George Bell, R</b> (1, 7) OBP: 0.321, SLG: 0.494		0-0 1B BB	0-0 1-3 1B		4-0 WP BB		0-3 K		
<b>Len Matuszek, L</b> (1, 10) OBP: 0.268, SLG: 0.344		0-0 F7	0-0 G3		0-0 F8			0-0 4-3	
<b>Ernie Whitt, L</b> (1, 2) OBP: 0.343, SLG: 0.506		4-0 1B BB		0-0 F6	0-0 F7			0-0 3-1	
<b>Jesse Barfield, R</b> (1, 9) OBP: 0.335, SLG: 0.464		0-3 K		0-0 HR 1B	0-3 K			0-0 6-3	
<b>Tony Fernandez, S</b> (1, 6) OBP: 0.350, SLG: 0.415		0-0 FC4-6 1B		0-0 HR		0-0 SH3-4 7-2 2B			0-0 F8

Inning	R	H	E	K	S	P	BB	IBB	HBP	BLK	WP	HR	S	P	ERA	WHIP
1	0	0	0	1	9											
2	1	2	0	1	7											
3	0	1	0	0	8											
4	2	3	0	1	8											
5	0	0	0	1	9											
6	0	1	0	0	7											
7	0	0	0	0	3											
8	0	0	0	0	3											
9	1	1	0	1	8											

PITCHER	IP	WLS	BF	H	R	ER	SO	BB	IBB	HBP	BLK	WP	HR	S	P	ERA	WHIP
<b>Al Nipper, R</b> (1, 1) ERA: 4.54	4.0		23	6	3	3	3	5	0	0	0	0	1	24	44	6.75	2.750
<b>Steve Crawford, R</b> (5, 1) ERA: 2.79	2.1		7	1	0	0	2	0	0	0	0	1	0	11	11	0.00	0.429
<b>Bob Stanley, R</b> (7, 1) ERA: 2.48	2.2	W	10	1	0	0	1	1	0	0	0	0	0	11	15	0.00	0.750



Batter	1	2	3	4	5	6	7	8	9	AB R H RBI BB SO LOB	TOP		
Steve Lyons, L (1, 8) OBP: 0.327, SLG: 0.371	0-0 P6		0-0 1-3			0-0 SH5-3		4-0 FC6-4 BB		2 0 0 0 1 0 0			
Wade Boggs, L (1, 5) OBP: 0.421, SLG: 0.410	0-0 F7			0-0 3-1		4-0 BB		0-0 FC6-4 1B		3 0 0 0 1 0 1			
Jim Rice, R (1, 7) OBP: 0.338, SLG: 0.454	0-3 K			0-0 6-3		0-3 K		0-0 1B		4 0 1 0 0 2 3			
Bill Buckner, L (1, 3) OBP: 0.344, SLG: 0.460		0-3 K		0-0 F7		0-0 F9		0-0 F9		4 0 0 0 0 1 5			
Mike Easler, L (1, 10) OBP: 0.318, SLG: 0.416		4-0 FC4-6 BB			0-0 4-3		0-0 FC3-6 1B	0-0 F7		3 0 1 0 1 0 2			
Dwight Evans, R (1, 9) OBP: 0.376, SLG: 0.376		0-0 FC4-6 1-2f		0-0 1-3		0-3 K		0-0 FC5-4 1B		4 0 1 0 0 1 2			
Rich Gedman, L (1, 2) OBP: 0.360, SLG: 0.480		0-0 6-3		0-0 5-3		0-0 FC3-6 1-2f		0-0 F8		4 0 0 0 0 0 3			
Marty Barrett, R (1, 4) OBP: 0.343, SLG: 0.351			0-0 F3			0-0 SH5-3 1B	0-3 K	0-0 FC5-4 1-2f		4 0 1 0 0 1 2			
Glenn Hoffman, R (1, 6) OBP: 0.342, SLG: 0.433			0-0 F7			0-0 SH5-3 1B		0-0 F9		4 1 2 0 0 0 1			
<b>Inning Stats</b>	R: 0 H: 0 E: 0 LOB: 0 K: 1 BB: 0 S: 5 P: 5	R: 0 H: 0 E: 0 LOB: 1 K: 1 BB: 1 S: 5 P: 9	R: 0 H: 0 E: 0 LOB: 0 K: 0 BB: 0 S: 3 P: 3	R: 0 H: 0 E: 0 LOB: 0 K: 0 BB: 0 S: 3 P: 3	R: 0 H: 0 E: 0 LOB: 0 K: 0 BB: 0 S: 3 P: 3	R: 0 H: 2 E: 0 LOB: 3 K: 1 BB: 1 S: 7 P: 11	R: 0 H: 1 E: 0 LOB: 1 K: 2 BB: 0 S: 8 P: 8	R: 1 H: 2 E: 1 LOB: 2 K: 0 BB: 1 S: 5 P: 9	R: 0 H: 1 E: 0 LOB: 1 K: 0 BB: 0 S: 4 P: 4	1B: 5 SF: 0 2B: 1 SAC: 1 3B: 0 DP: 0 HR: 0 HBP: 0	WP: 0 PA: 36 PB: 0 SB: 0 CS: 0		
<b>PITCHER</b>	IP WLS BF H R ER SO BB IBB HBP BLK WP HR S P ERA WHIP											<b>PITCHER</b>	IP WLS BF H R ER SO BB IBB HBP BLK WP HR S P ERA WHIP
Dave Stieb, R (1, 1) ERA: 2.09	8.0 W 32 5 1 1 5 3 0 0 0 0 0 0 39 51 1.12 1.000												
Dennis Lamp, R (9, 1) ERA: 3.16	1.0 4 1 0 0 0 0 0 0 0 0 0 0 4 4 0.00 1.000												

**Boston Red Sox @ Toronto Blue Jays**  
Exhibition Stadium, Toronto, ON  
Sun Jun 23 1985, 3:33 AM EDT  
Att. 34,128 - Unknown

[livebaseballscorecards.com](http://livebaseballscorecards.com)

**AB 32**  
**R 1**  
**H 6**  
**RBI 0**  
**BB 3**  
**SO 5**  
**LOB 19**







Batter	1	2	3	4	5	6	7	8	9	AB R H RBI BB SO LOB	TOP	
Lou Whitaker, L OBP: 0.391, SLG: 0.508 (1, 4) X	0-0 F7 1-2 2-3	0-0 4-3 1-2 2-3		X 0-0 G3		X 0-0 1-3		X 0-0 F7	5 0 0 0 0 0 3			
Alan Trammell, R OBP: 0.332, SLG: 0.430 (1, 6) X	0-0 BB 2B	0-0 F7			X 0-0 F8		BBB 4-0 FC4-6 BB	X 0-0 HR	4 1 2 1 1 0 2			
Kirk Gibson, L OBP: 0.351, SLG: 0.531 (1, 9) SSS	0-3 K		X 0-0 F4		X 0-0 F5		X 0-0 FC4-6 1-2f G6-4-3	X 0-0 F8	5 0 0 0 0 1 2			
Lance Parrish, R OBP: 0.324, SLG: 0.444 (1, 2) BBB	4-0 BB BB		X 0-0 6-3		X 0-0 BB 1B		X 0-0 G6-4-3 1-2f		3 0 1 0 1 0 1			
Darrell Evans, L OBP: 0.372, SLG: 0.523 (1, 3) BBB	4-0 BB 1-2 2-3		X 0-0 BB 2B		BBB 4-0 BB 1-2		X 0-0 F6		2 0 1 0 2 0 0			
Johnny Grubb, L OBP: 0.275, SLG: 0.247 (1, 10) X	0-0 F8		X 0-0 F9		X 0-0 F8		BBB 4-0 BB FC6-4		3 0 0 0 1 0 6			
Larry Herndon, R OBP: 0.295, SLG: 0.382 (1, 7) BBB		BBB 4-0 FC1-6-4 BB		X 0-0 G5-4-3 1B		X 0-0 SF8 3B		SSS 0-3 K	3 1 2 0 1 1 1			
Chet Lemon, R OBP: 0.326, SLG: 0.395 (1, 8) X		0-0 FC1-6-4 4-3 BB 1-2f		X 0-0 G5-4-3 1-2f		X 0-0 SF8 3-H		X 0-0 FC6-4 1-2f	3 0 0 1 0 0 3			
Tom Brookens, R OBP: 0.301, SLG: 0.399 (1, 5) BBB		BBB 4-0 BB 1-2 4-3		BBB 4-0 BB		X 0-0 F8		X 0-0 F3	2 0 0 0 2 0 0			
<b>Inning Stats</b>	R: 0 H: 1 E: 0 LOB: 3 K: 1 BB: 2 S: 6 P: 14	R: 0 H: 0 E: 0 LOB: 2 K: 0 BB: 2 S: 3 P: 11	R: 0 H: 1 E: 0 LOB: 1 K: 0 BB: 0 S: 4 P: 4	R: 0 H: 1 E: 0 LOB: 1 K: 0 BB: 1 S: 3 P: 7	R: 0 H: 1 E: 0 LOB: 2 K: 0 BB: 1 S: 4 P: 8	R: 1 H: 1 E: 0 LOB: 0 K: 0 BB: 0 S: 4 P: 4	R: 0 H: 0 E: 0 LOB: 0 K: 0 BB: 1 S: 2 P: 6	R: 0 H: 0 E: 0 LOB: 1 K: 1 BB: 1 S: 5 P: 9	R: 1 H: 1 E: 0 LOB: 0 K: 0 BB: 0 S: 4 P: 4	1B: 2 SF: 1 2B: 2 SAC: 0 3B: 1 DP: 2 HR: 1 HBP: 0	WP: 0 PA: 39 PB: 0 SB: 0 CS: 0	
<b>PITCHER</b> Oil Can Boyd, R ERA: 2.7 (1, 1)	IP WLS BF H R ER SO BB IBB HBP BLK WP HR S P ERA WHIP	9.0 W 39 6 2 2 2 8 0 0 0 0 1 35 67 2.00 1.556										

**Detroit Tigers @ Boston Red Sox**  
 Fenway Park, Boston, MA  
 Mon Jun 24 1985, 7:05 PM EDT  
 Att. 31,777 - Unknown

AB	30
R	2
H	6
RBI	2
BB	8
SO	2
LOB	18







Batter	1	2	3	4	5	6	7	8	9	AB R H RBI BB SO LOB	TOP		
Lou Whitaker, L (1, 4) OBP: 0.395, SLG: 0.514	0-0 2B	0-3 K		0-0 1B			0-0 SH1-4 1B	0-0 1-3		5 0 3 0 0 1 4			
Alan Trammell, R (1, 6) OBP: 0.331, SLG: 0.428	0-0 6-3		0-0 1B	0-0 F8			0-0 SH1-4	0-0 F3		4 0 1 0 0 0 3			
Kirk Gibson, L (1, 9) OBP: 0.349, SLG: 0.528	0-3 K		0-3 K	0-0 PO	0-0 F9 2B		0-3 K	0-0 L6		5 0 1 0 0 3 3			
Lance Parrish, R (1, 2) OBP: 0.322, SLG: 0.437	0-0 L5		0-0 F9		0-0 6-3		4-0 IBB	0-0 F4		4 0 0 0 1 0 3			
Larry Herndon, R (1, 7) OBP: 0.295, SLG: 0.377		4-0 1B FC5-2 BB	0-3 K		0-0 F9		0-3 K			3 0 0 0 1 2 4			
Chet Lemon, R (1, 8) OBP: 0.329, SLG: 0.397		0-0 FC5-2 1B 1-2 1B		0-0 HR 1B		0-0 F9		0-0 F9		4 1 2 0 0 0 1			
Darrell Evans, L (1, 3) OBP: 0.374, SLG: 0.538		0-0 FC5-2 1B 1-2 2-3		0-0 HR		0-3 K		0-0 L6		4 1 2 2 0 1 0			
Barbaro Garbey, R (1, 10) OBP: 0.329, SLG: 0.400		0-0 FC5-2		4-0 PO 1B BB		0-0 P4-6		0-0 E 2B		3 1 1 0 1 0 3			
Tom Brookens, R (1, 5) OBP: 0.300, SLG: 0.395		0-0 F3		0-0 F8		0-0 6-3		0-0 E7 1B		4 0 1 1 0 0 4			
<b>Inning Stats</b>	R: 0 E: 0 K: 1 S: 6 H: 1 LOB: 1 P: 6	R: 0 E: 0 K: 1 S: 7 H: 2 LOB: 3 BB: 1 P: 11	R: 0 E: 0 K: 2 S: 8 H: 1 LOB: 1 BB: 0 P: 8	R: 2 E: 0 K: 0 S: 5 H: 3 LOB: 1 BB: 1 P: 9	R: 0 E: 0 K: 0 S: 4 H: 1 LOB: 1 BB: 0 P: 4	R: 0 E: 0 K: 1 S: 5 H: 0 LOB: 0 BB: 0 P: 5	R: 0 E: 0 K: 2 S: 8 H: 1 LOB: 2 BB: 1 P: 12	R: 1 E: 1 K: 0 S: 5 H: 2 LOB: 1 BB: 0 P: 5	R: 0 E: 0 K: 0 S: 3 H: 0 LOB: 0 BB: 0 P: 3	1B: 7 2B: 3 3B: 0 HR: 1 SF: 0 SAC: 1 DP: 0 HBP: 0	WP: 0 PB: 0 SB: 0 CS: 0 PA: 41		
<b>PITCHER</b>	IP WLS BF H R ER SO BB IBB HBP BLK WP HR S P ERA WHIP											<b>PITCHER</b>	IP WLS BF H R ER SO BB IBB HBP BLK WP HR S P ERA WHIP
Bob Ojeda, L (1, 1) ERA: 3.16	7.2 L 35 10 3 3 7 2 1 0 0 0 1 46 58 3.52 1.565												
Mark Clear, R (8, 1) ERA: 3.28	1.1 5 1 0 0 0 0 0 0 0 0 0 5 5 0.00 0.750												

**Detroit Tigers @ Boston Red Sox**  
 Fenway Park, Boston, MA  
 Tue Jun 25 1985, 7:05 PM EDT  
 Att. 31,359 - Unknown

[livebaseballscorecards.com](http://livebaseballscorecards.com)

**AB** 36  
**R** 3  
**H** 11  
**RBI** 3  
**BB** 3  
**SO** 7  
**LOB** 25







Batter	1	2	3	4	5	6	7	8	9	AB R H RBI BB SO LOB	TOP		
Lou Whitaker, L (1, 4) OBP: 0.391, SLG: 0.506	0-3 K		0-0 G3		4-0 1B 3-1 BB		0-0 1-3		0-0 4-3	4 0 0 0 1 1 0			
Alan Trammell, R (1, 6) OBP: 0.330, SLG: 0.429	0-0 1B 2B		0-0 5-3		0-0 3-1		0-0 L4			4 1 1 0 0 0 2			
Kirk Gibson, L (1, 9) OBP: 0.354, SLG: 0.542	0-0 BB 1B 2-H		0-0 HR		4-0 1B IBB		0-0 4-3			3 1 2 2 1 0 0			
Lance Parrish, R (1, 2) OBP: 0.321, SLG: 0.434	0-3 K		0-0 5-3		0-0 1-2 2-3 3-H 1B		0-0 F7			4 0 1 1 0 1 1			
Darrell Evans, L (1, 10) OBP: 0.372, SLG: 0.530	4-0 FC6-4 1-2 BB			0-0 F6		0-0 F9		0-0 E4		3 0 0 0 1 0 3			
Larry Herndon, R (1, 7) OBP: 0.294, SLG: 0.374	0-0 FC6-4 1-2f		0-3 K		0-0 FC4-6 1B		0-0 F7			4 0 1 0 0 1 3			
Dave Bergman, L (1, 3) OBP: 0.324, SLG: 0.172		0-0 4-3		0-0 F9		0-0 FC4-6 1-2f		0-3 K		4 0 0 0 0 1 2			
Chet Lemon, R (1, 8) OBP: 0.323, SLG: 0.389		0-0 5-3			0-0 F7		0-0 F4		0-0 F3	4 0 0 0 0 0 1			
Tom Brookens, R (1, 5) OBP: 0.299, SLG: 0.398		0-0 F7			0-0 3-1 1B 2B		0-0 FC4-6 1-2f		0-0 F3	4 1 1 0 0 0 1			
<b>Inning Stats</b>	R: 1 E: 0 K: 2 S: 9 H: 2 LOB: 2 BB: 1 P: 13	R: 0 E: 0 K: 0 S: 3 H: 0 LOB: 0 BB: 0 P: 3	R: 1 E: 0 K: 0 S: 4 H: 1 LOB: 0 BB: 0 P: 4	R: 0 E: 0 K: 1 S: 5 H: 0 LOB: 0 BB: 0 P: 5	R: 1 E: 0 K: 0 S: 5 H: 2 LOB: 3 BB: 2 P: 13	R: 0 E: 0 K: 0 S: 4 H: 1 LOB: 1 BB: 0 P: 4	R: 0 E: 0 K: 0 S: 3 H: 0 LOB: 0 BB: 0 P: 3	R: 0 E: 1 K: 1 S: 6 H: 0 LOB: 1 BB: 0 P: 6	R: 0 E: 0 K: 0 S: 3 H: 0 LOB: 0 BB: 0 P: 3	1B: 3 2B: 2 3B: 0 HR: 1 SF: 0 SAC: 0 DP: 0 HBP: 0	WP: 0 PB: 0 SB: 0 CS: 0 PA: 37		
<b>PITCHER</b>	IP WLS BF H R ER SO BB IBB HBP BLK WP HR S P ERA WHIP											<b>PITCHER</b>	IP WLS BF H R ER SO BB IBB HBP BLK WP HR S P ERA WHIP
Al Nipper, R (1, 1) ERA: 4.6	4.2 L 22 5 3 3 3 2 1 0 0 0 1 25 37 5.79 1.500												
Mike Trujillo, R (5, 1) ERA: 5.68	4.1 15 1 0 0 1 0 0 0 0 0 0 17 17 0.00 0.231												

**Detroit Tigers @ Boston Red Sox**  
 Fenway Park, Boston, MA  
 Wed Jun 26 1985, 7:05 PM EDT  
 Att: 29,960 - Unknown

[livebaseballscorecards.com](http://livebaseballscorecards.com)

AB	34
R	3
H	6
RBI	3
BB	3
SO	4
LOB	13



Batter	1	2	3	4	5	6	7	8	9	AB	R	H	RBI	BB	SO	LOB
Steve Lyons, L OBP: 0.324, SLG: 0.350 (1, 8)	0-0 3-1		0-0 F9		0-0 B1-3		0-0 F7			4	0	0	0	0	0	2
Wade Boggs, L OBP: 0.425, SLG: 0.415 (1, 5)	0-0 5-3		0-0 1B		4-0 BB			0-0 1B		3	0	2	0	1	0	0
Jim Rice, R OBP: 0.340, SLG: 0.466 (1, 7)	0-0 F8			0-0 1B	0-0 FC5-4			0-3 K		4	0	1	0	0	1	2
Bill Buckner, L OBP: 0.332, SLG: 0.442 (1, 3)		0-0 6-3		0-3 K		0-3 K		0-0 F4		4	0	0	0	0	2	2
Mike Easler, L OBP: 0.317, SLG: 0.407 (1, 10)		0-3 K		0-0 1B		0-0 F8		0-0 FC5-4		2	0	1	0	0	1	0
Reid Nichols, R OBP: 0.172, SLG: 0.185 (4, PR)				1-3 1B				1-2f		2	0	0	0	0	0	1
Dwight Evans, R OBP: 0.385, SLG: 0.386 (1, 9)		0-0 F9		4-0 BB		4-0 BB			0-0 F9	2	0	0	0	2	0	0
Rich Gedman, L OBP: 0.361, SLG: 0.471 (1, 2)			0-0 1B	0-3 K		0-3 K2-3			0-0 1B	4	0	2	0	0	2	4
Jackie Gutierrez, R OBP: 0.278, SLG: 0.315 (9, PR)			FC3-5 1B							0	0	0	0	0	0	0
Marty Barrett, R OBP: 0.344, SLG: 0.346 (1, 4)			4-0 1B	0-0 F8			0-0 1B		0-0 F9	3	0	1	0	1	0	4
Glenn Hoffman, R OBP: 0.328, SLG: 0.426 (1, 6)			0-0 1B		0-0 6-3		0-0 1B		0-0 4-3	4	0	0	0	0	0	4

Inning Stats	R: 0	H: 0	R: 0	H: 0	R: 0	H: 2	R: 0	H: 2	R: 0	H: 0	R: 0	H: 1	R: 0	H: 1	R: 0	H: 1	R: 0	H: 1	1B: 7	SF: 0	WP: 0	PA: 36
	E: 0	LOB: 0	E: 0	LOB: 0	E: 0	LOB: 2	E: 0	LOB: 3	E: 0	LOB: 1	E: 0	LOB: 0	E: 0	LOB: 1	E: 0	LOB: 1	E: 0	LOB: 1	2B: 0	SAC: 0	PB: 0	
	K: 0	BB: 0	K: 1	BB: 0	K: 0	BB: 1	K: 2	BB: 1	K: 0	BB: 1	K: 2	BB: 0	K: 1	BB: 0	K: 0	BB: 0	K: 1	BB: 0	3B: 0	DP: 1	SB: 0	
	S: 3	P: 3	S: 5	P: 5	S: 4	P: 8	S: 9	P: 13	S: 3	P: 7	S: 7	P: 11	S: 3	P: 6	S: 6	P: 6	S: 4	P: 4	HR: 0	HBP: 0	CS: 0	

PITCHER	IP	WLS	BF	H	R	ER	SO	BB	IBB	HBP	BLK	WP	HR	S	P	ERA	WHIP
Randy O'Neal, R ERA: 2.16 (1, 1)	7.0	W	28	5	0	0	5	4	0	0	0	0	0	34	50	0.00	1.286
Willie Hernandez, L ERA: 1.84 (8, 1)	2.0	S	8	2	0	0	1	0	0	0	0	0	0	10	10	0.00	1.000

**BOTTOM**

**Detroit Tigers @ Boston Red Sox**  
**Fenway Park, Boston, MA**  
 Wed Jun 26 1985, 7:05 PM EDT  
 Att. 29,960 - Unknown

livebaseballscorecards.com

<b>AB</b>	<b>32</b>
<b>R</b>	<b>0</b>
<b>H</b>	<b>7</b>
<b>RBI</b>	<b>0</b>
<b>BB</b>	<b>4</b>
<b>SO</b>	<b>6</b>
<b>LOB</b>	<b>19</b>





Batter	1	2	3	4	5	6	7	8	9	AB R H RBI BB SO LOB	TOP											
John Shelby, S (1, 10) OBP: 0.350, SLG: 0.700	0-0 F7			0-0 4-3		0-0 F8		0-0 G6-4-3 BB 1B		4 0 1 0 0 0 0	<p><b>Baltimore Orioles @ Boston Red Sox</b></p> <p>Fenway Park, Boston, MA</p> <p>Fri Jun 28 1985, 7:05 PM EDT</p> <p>Att: 31,829 - Unknown</p>											
Lee Lacy, R (1, 9) OBP: 0.321, SLG: 0.383	0-3 K			0-0 2B		0-0 E1 1B		4-0 G6-4-3 1-2 BB		3 0 1 0 1 1 0												
Cal Ripken Jr., R (1, 6) OBP: 0.340, SLG: 0.460	0-3 K			0-0 5-3		0-0 1-2 1B		0-0 G6-4-3 1-2f 2-3		4 0 1 0 0 1 3												
Eddie Murray, S (1, 3) OBP: 0.362, SLG: 0.494		0-3 K		0-0 5-3		0-3 K		4-0 BB		3 0 0 0 1 2 3												
Fred Lynn, L (1, 8) OBP: 0.333, SLG: 0.440		0-3 K			0-3 K	0-3 K		0-0 F8		4 0 0 0 0 3 4												
Gary Roenicke, R (1, 7) OBP: 0.354, SLG: 0.500		0-0 6-3			0-0 F7		0-0 HR		0-0 F8	4 1 1 1 0 0 0												
Fritzie Connally, R (1, 5) OBP: 0.363, SLG: 0.375			0-0 G4-6-3 1B		0-0 1B 1B		0-0 F8		0-0 F8	3 0 2 0 0 0 0 1 0 0 0 0 0 0												
Jim Dwyer, L (9, PH) OBP: 0.360, SLG: 0.451																						
Rick Dempsey, R (1, 2) OBP: 0.332, SLG: 0.356			0-0 F7		0-0 1-2 1B		0-0 F4		0-3 K	3 0 1 0 0 0 1 1 0 0 0 0 1 0												
Wayne Gross, L (9, PH) OBP: 0.404, SLG: 0.486																						
Rich Dauer, R (1, 4) OBP: 0.280, SLG: 0.252			0-0 G4-6-3		0-0 F8		0-0 1-3			1 0 0 0 0 0 1 1 0 0 0 0 0 2 1 0 0 0 0 0 0												
Mike Young, S (5, PH) OBP: 0.327, SLG: 0.423																						
Lenn Sakata, R (5, 4) OBP: 0.271, SLG: 0.269																						
<b>Inning Stats</b>	R: 0 E: 0 K: 2 S: 7	H: 0 LOB: 0 BB: 0 P: 7	R: 0 E: 0 K: 2 S: 7	H: 0 LOB: 0 BB: 0 P: 7	R: 0 E: 0 K: 0 S: 3	H: 1 LOB: 0 BB: 0 P: 3	R: 0 E: 0 K: 0 S: 4	H: 1 LOB: 1 BB: 0 P: 4	R: 0 E: 0 K: 1 S: 7	H: 2 LOB: 2 BB: 0 P: 7	R: 0 E: 1 K: 2 S: 9	H: 1 LOB: 2 BB: 0 P: 9	R: 1 E: 0 K: 0 S: 4	H: 1 LOB: 0 BB: 0 P: 4	R: 0 E: 0 K: 0 S: 3	H: 1 LOB: 2 BB: 2 P: 11	R: 0 E: 0 K: 1 S: 5	H: 0 LOB: 0 BB: 0 P: 5	1B: 5 2B: 1 3B: 0 HR: 1	SF: 0 SAC: 0 DP: 2 HBP: 0	WP: 0 PB: 0 SB: 0 CS: 0	PA: 35
<b>PITCHER</b>	IP WLS BF H R ER SO BB IBB HBP BLK WP HR S P ERA WHIP																					
Bruce Hurst, L (1, 1) ERA: 6.19	7.0 W 27 6 1 1 7 0 0 0 0 0 1 41 41 1.29 0.857																					
Bob Stanley, R (8, 1) ERA: 2.4	2.0 8 1 0 0 1 2 0 0 0 0 0 8 16 0.00 1.500																					


livebaseballscores.com

<b>AB</b>	33
<b>R</b>	1
<b>H</b>	7
<b>RBI</b>	1
<b>BB</b>	2
<b>SO</b>	8
<b>LOB</b>	14







Batter	1	2	3	4	5	6	7	8	9	AB R H RBI BB SO LOB	TOP	
John Shelby, S (1, 8) OBP: 0.423, SLG: 0.720	0-0 2B 1B	0-0 1-3 2-H 2B		0-0 SF8 1-3 1B		0-0 F9 1B BB		0-0 3-1		5 2 3 1 1 0 0		
Lee Lacy, R (1, 9) OBP: 0.327, SLG: 0.397 Gary Roenicke, R (9, 9) OBP: 0.354, SLG: 0.500	0-0 4-3 1-H 2B	0-0 SF9		0-0 SF8		0-0 1B 1B		0-0 4-3		4 2 3 4 0 0 0 0 0 0 0 0 0 0		
Cal Ripken Jr., R (1, 6) OBP: 0.340, SLG: 0.457	0-0 4-3 2-3	0-0 F8		0-0 G3		0-0 1B 1B		0-0 6-3		6 1 2 2 0 0 3		
Eddie Murray, S (1, 3) OBP: 0.365, SLG: 0.504	0-0 HR		0-0 F6		4-0 S 1B BB	0-0 1B 1B		0-0 F8		5 3 2 3 1 0 2		
Larry Sheets, L (1, 10) OBP: 0.337, SLG: 0.462	0-0 F8		0-0 6-3		0-0 F7	0-0 2B 1B	0-3 K	0-0 E1 G4-6-3		6 1 1 1 0 1 1		
Jim Dwyer, L (1, 7) OBP: 0.354, SLG: 0.437	0-3 K		0-0 F8		0-3 K	0-0 F8	4-0 1B BB	0-0 G4-6-3		5 0 0 0 1 2 4		
Wayne Gross, L (1, 5) OBP: 0.406, SLG: 0.489 Lenn Sakata, R (6, PR) OBP: 0.279, SLG: 0.278 (6, 4)		0-0 6-3		0-0 F4	4-0 1B BB	0-0 2B 2B	0-0 K			3 0 1 1 1 0 0 1 1 1 0 0 0 0	AB 44 R 16 H 19 RBI 16 BB 5 SO 4 LOB 16	
Floyd Rayford, R (1, 2) OBP: 0.364, SLG: 0.581		0-0 1B 2B 1B		0-0 HR	0-0 1B	0-0 PB 1B 2B	0-3 K			5 3 4 4 0 1 2		
Rich Dauer, R (1, 4) OBP: 0.290, SLG: 0.258 (6, 5)		0-0 2B SF9 1B		0-0 E SF8 1B	0-0 4-3	4-0 1B BB	0-0 5-3			4 3 2 0 1 0 4		
Inning Stats	R: 3 E: 0 K: 1 S: 8 H: 3 LOB: 0 BB: 0 P: 8	R: 2 E: 0 K: 0 S: 6 H: 3 LOB: 1 BB: 0 P: 6	R: 0 E: 0 K: 0 S: 3 H: 0 LOB: 0 BB: 0 P: 3	R: 2 E: 1 K: 0 S: 6 H: 3 LOB: 1 BB: 0 P: 6	R: 1 E: 0 K: 1 S: 6 H: 1 LOB: 2 BB: 2 P: 14	R: 8 E: 0 K: 0 S: 11 H: 8 LOB: 2 BB: 2 P: 19	R: 0 E: 0 K: 2 S: 8 H: 1 LOB: 2 BB: 1 P: 12	R: 0 E: 0 K: 0 S: 3 H: 0 LOB: 0 BB: 0 P: 3	R: 0 E: 1 K: 0 S: 3 H: 0 LOB: 0 BB: 0 P: 3	1B: 13 2B: 4 3B: 0 HR: 2 SF: 2 SAC: 0 DP: 1 HBP: 0	WP: 0 PB: 1 SB: 1 CS: 0 PA: 51	
PITCHER	IP WLS BF H R ER SO BB IBB HBP BLK WP HR S P ERA WHIP	PITCHER										IP WLS BF H R ER SO BB IBB HBP BLK WP HR S P ERA WHIP
Oil Can Boyd, R (1, 1) ERA: 3.03	4.0 L 21 9 7 6 1 0 0 0 0 0 0 2 23 23 13.50 2.250											
Jim Dorsey, R (5, 1) ERA: 32.4	1.2 13 6 6 6 1 2 0 0 0 0 0 0 13 21 32.40 4.800											
Mark Clear, R (6, 1) ERA: 3.86	3.1 17 4 3 3 2 3 0 0 0 0 0 0 18 30 8.10 2.100											

**Baltimore Orioles @ Boston Red Sox**  
**Fenway Park, Boston, MA**  
 Sat Jun 29 1985, 3:33 AM EDT  
 Att: 32,976 - Unknown

[livebaseballscorecards.com](http://livebaseballscorecards.com)

Batter	1	2	3	4	5	6	7	8	9	AB R H RBI BB SO LOB
Steve Lyons, L (1, 8) OBP: 0.331, SLG: 0.343	0-0 F9		0-0 F8		4-0 2B BB		0-0 F8		0-0 L4	4 0 0 0 1 0 1
Wade Boggs, L (1, 5) OBP: 0.425, SLG: 0.423	0-0 HR 2B		0-3 K		0-0 1-3 2B		0-0 1-3		0-0 E1 1B	5 2 2 0 0 1 1
Jim Rice, R (1, 7) Reid Nichols, R (8, 7) OBP: 0.349, SLG: 0.481 OBP: 0.200, SLG: 0.214	0-0 HR 2-H		4-0 1-2 BB		0-0 F2		4-0 1B BB		0-0 1B 1B	2 1 1 2 2 0 2 1 0 1 0 0 0 0
Bill Buckner, L (1, 3) OBP: 0.326, SLG: 0.432	0-0 F8		0-0 F5		0-0 F9		0-0 1-3 1B		0-0 F8	5 0 1 0 0 0 6
Mike Easler, L (1, 10) Rick Miller, L (7, PH) OBP: 0.327, SLG: 0.419 OBP: 0.441, SLG: 0.469	0-0 F9				0-0 1B G6-4-3 2B		0-0 F5		0-0 F7 1-2 2-H 1B	3 1 1 0 0 0 0 2 0 1 1 0 0 2
Dwight Evans, R (1, 9) OBP: 0.384, SLG: 0.384		0-0 1-3		0-0 2-3 1B G6-4-3		0-0 1B 1B		0-0 5-3	0-0 5-3	5 0 2 0 0 0 2
Rich Gedman, L (1, 2) Marc Sullivan, R (7, 2) OBP: 0.358, SLG: 0.470 OBP: 0.258, SLG: 0.310		0-0 F6		0-0 1-2f 3-H G6-4-3		0-0 F6		0-0 5-3		3 0 0 0 0 0 2 1 0 0 0 0 0 0
Marty Barrett, R (1, 4) OBP: 0.349, SLG: 0.352		0-0 F9		0-0 5-3		0-0 1-2 FC6-4 1B		0-0 1B		4 0 2 0 0 0 0
Glenn Hoffman, R (1, 6) Jackie Gutierrez, R (8, 6) OBP: 0.321, SLG: 0.413 OBP: 0.276, SLG: 0.313			0-0 BB 1B		0-0 5-3	0-0 1-2f FC6-4		0-3 K		3 0 1 0 0 0 2 1 0 0 0 0 1 1


Inning Stats	R: 2	H: 2	E: 0	K: 0	S: 5	LOB: 0	BB: 0	P: 5	R: 0	H: 0	E: 0	K: 0	S: 3	LOB: 0	BB: 0	P: 3	R: 0	H: 1	E: 0	K: 1	S: 6	LOB: 2	BB: 1	P: 10	R: 1	H: 2	E: 0	K: 0	S: 4	LOB: 0	BB: 0	P: 4	R: 0	H: 1	E: 0	K: 0	S: 4	LOB: 2	BB: 1	P: 8	R: 0	H: 2	E: 0	K: 0	S: 5	LOB: 2	BB: 0	P: 5	R: 0	H: 1	E: 0	K: 0	S: 4	LOB: 2	BB: 1	P: 8	R: 0	H: 1	E: 0	K: 1	S: 6	LOB: 1	BB: 0	P: 6	R: 1	H: 2	E: 1	K: 0	S: 6	LOB: 2	BB: 0	P: 6	1B: 8	SF: 0	2B: 3	SAC: 0	3B: 0	DP: 1	HR: 1	HBP: 0	WP: 0	PA: 42
--------------	------	------	------	------	------	--------	-------	------	------	------	------	------	------	--------	-------	------	------	------	------	------	------	--------	-------	-------	------	------	------	------	------	--------	-------	------	------	------	------	------	------	--------	-------	------	------	------	------	------	------	--------	-------	------	------	------	------	------	------	--------	-------	------	------	------	------	------	------	--------	-------	------	------	------	------	------	------	--------	-------	------	-------	-------	-------	--------	-------	-------	-------	--------	-------	--------

PITCHER	IP	WLS	BF	H	R	ER	SO	BB	IBB	HBP	BLK	WP	HR	S	P	ERA	WHIP
Dennis Martinez, R (1, 1) ERA: 4.39	6.0	W	27	8	3	3	1	2	0	0	0	0	1	27	35	4.50	1.667
Nate Snell, R (7, 1) ERA: 1.86	3.0	S	15	4	1	0	1	1	0	0	0	0	0	16	20	0.00	1.667

**BOTTOM**

**Baltimore Orioles @ Boston Red Sox**  
 Fenway Park, Boston, MA  
 Sat Jun 29 1985, 3:33 AM EDT  
 Att. 32,976 - Unknown

<b>AB</b>	<b>39</b>
<b>R</b>	<b>4</b>
<b>H</b>	<b>12</b>
<b>RBI</b>	<b>3</b>
<b>BB</b>	<b>3</b>
<b>SO</b>	<b>2</b>
<b>LOB</b>	<b>19</b>



PITCHER	IP	WLS	BF	H	R	ER	SO	BB	IBB	HBP	BLK	WP	HR	S	P	ERA	WHIP
---------	----	-----	----	---	---	----	----	----	-----	-----	-----	----	----	---	---	-----	------



Batter	1	2	3	4	5	6	7	8	9	AB R H RBI BB SO LOB	TOP
John Shelby, S OBP: 0.400, SLG: 0.655 (1, 8) X	0-0 1-3 1B	0-0 6-3 1B			X 0-0 G4-6-3 1B		X 0-0 FC5-4 WP			4 0 1 0 0 0 2	<p><b>Baltimore Orioles @ Boston Red Sox</b></p> <p>Fenway Park, Boston, MA</p> <p>Sun Jun 30 1985, 3:33 AM EDT</p> <p>Att. 35,643 - Unknown</p>
Lee Lacy, R OBP: 0.325, SLG: 0.394 (1, 9) X	0-0 E5 1B	0-3 K			X 0-0 G4-6-3 1-2f		X 0-0 6-3 1-2			4 1 1 0 0 1 3	
Cal Ripken Jr., R OBP: 0.342, SLG: 0.457 (1, 6) X	0-0 BB 1B		X 0-0 6-3		X 0-0 F6		X 0-0 G6-4-3 1B			4 1 2 1 0 0 0	
Eddie Murray, S OBP: 0.364, SLG: 0.498 (1, 3) B B B	4-0 1B 1-2 BB		X 0-0 F7		X 0-0 6-3		X 0-0 G6-4-3 1-2f			3 0 0 0 1 0 1	
Gary Roenicke, R OBP: 0.359, SLG: 0.500 (1, 7) X	0-0 G6-4-3 1-3 2-H 1B		S S S 0-3 K		X 0-0 FC5-4 1B		X 0-0 F8			4 0 2 1 0 1 0	
Fritzie Connally, R OBP: 0.352, SLG: 0.361 (1, 5) X	0-0 G6-4-3 1-2f		X 0-0 F6		X 0-0 F7		X 0-0 F4			4 0 0 0 0 0 3	
Mike Young, S OBP: 0.318, SLG: 0.410 (1, 10) S S S		0-3 K	X 0-0 1-3		X 0-0 FC5-4 1-2f		X 0-0 6-3			4 0 0 0 0 1 1	
Floyd Rayford, R OBP: 0.375, SLG: 0.574 (1, 2) X		0-0 2B E 1B	X 0-0 1B			X 0-0 F4		S S S 0-3 K		4 1 2 0 0 1 0	
Lenn Sakata, R OBP: 0.281, SLG: 0.293 (1, 4) X		0-0 E8 1-H 2B	S S S 0-3 K		X 0-0 E6 FC5-4					3 0 1 0 0 1 1	
<b>Inning Stats</b>	R: 2 H: 3 E: 1 LOB: 1 K: 0 BB: 1 S: 5 P: 9	R: 1 H: 2 E: 1 LOB: 1 K: 2 BB: 0 S: 9 P: 9	R: 0 H: 0 E: 0 LOB: 0 K: 1 BB: 0 S: 5 P: 5	R: 0 H: 1 E: 0 LOB: 1 K: 1 BB: 0 S: 6 P: 6	R: 0 H: 1 E: 0 LOB: 0 K: 0 BB: 0 S: 3 P: 3	R: 0 H: 1 E: 0 LOB: 1 K: 0 BB: 0 S: 4 P: 4	R: 0 H: 0 E: 1 LOB: 1 K: 0 BB: 0 S: 4 P: 4	R: 0 H: 1 E: 0 LOB: 0 K: 0 BB: 0 S: 3 P: 3	R: 0 H: 0 E: 0 LOB: 0 K: 1 BB: 0 S: 5 P: 5	1B: 8 SF: 0 2B: 1 SAC: 0 3B: 0 DP: 3 HR: 0 HBP: 0	WP: 1 PA: 35 PB: 0 SB: 0 CS: 0
<b>PITCHER</b> Bob Ojeda, L (1, 1) ERA: 3.0	IP WLS BF H R ER SO BB IBB HBP BLK WP HR S P ERA WHIP										
	9.0 L 35 9 3 2 5 1 0 0 0 1 0 44 48 2.00 1.111										

AB	34
R	3
H	9
RBI	2
BB	1
SO	5
LOB	11







Batter	1	2	3	4	5	6	7	8	9	AB R H RBI BB SO LOB	TOP											
Steve Lyons, L (1, 8) OBP: 0.318, SLG: 0.328	0-0 F7		0-0 L5		0-0 3-1			0-0 F5		4 0 0 0 0 0 3	<b>Boston Red Sox @ Milwaukee Brewers</b> <b>Milwaukee County Stadium, Milwaukee, WI</b> Mon Jul 01 1985, 8:05 PM EDT Att: 15,418 - Unknown <a href="http://livebaseballscorecards.com">livebaseballscorecards.com</a>											
Wade Boggs, L (1, 5) OBP: 0.426, SLG: 0.426	0-0 F8			0-0 6-3		0-0 FC4-6 1B		0-0 4-3		4 0 1 0 0 0 0												
Jim Rice, R (1, 7) OBP: 0.350, SLG: 0.486	0-0 F9			0-0 HR		0-0 F9		4-0 BB		3 1 1 1 1 0 1												
Bill Buckner, L (1, 3) OBP: 0.321, SLG: 0.424		0-0 F7		0-0 6-3		0-0 FC4-6 1B		0-0 G3		4 0 1 0 0 0 1												
Mike Easler, L (1, 10) OBP: 0.321, SLG: 0.410		0-0 G6-4-3 1B		0-0 6-3		0-0 FC4-6		0-0 F5		4 0 1 0 0 0 2												
Dwight Evans, R (1, 9) OBP: 0.377, SLG: 0.376		0-0 G6-4-3			0-0 F2	0-3 K		0-3 K		4 0 0 0 0 2 3												
Rich Gedman, L (1, 2) OBP: 0.351, SLG: 0.462			0-0 F8		0-0 F8		0-3 K	0-0 F9		4 0 0 0 0 1 0												
Marty Barrett, R (1, 4) OBP: 0.352, SLG: 0.348			0-3 K		4-0 2B BB		0-0 5-3			2 0 0 0 1 1 0												
Glenn Hoffman, R (1, 6) OBP: 0.321, SLG: 0.413			4-0 BB		0-0 1-3 2B		0-3 K			2 0 1 0 1 1 0												
<b>Inning Stats</b>	R: 0 E: 0 K: 0 S: 3	H: 0 LOB: 0 BB: 0 P: 3	R: 0 E: 0 K: 0 S: 3	H: 1 LOB: 0 BB: 0 P: 3	R: 0 E: 0 K: 1 S: 5	H: 0 LOB: 1 BB: 1 P: 9	R: 1 E: 0 K: 0 S: 4	H: 1 LOB: 0 BB: 0 P: 4	R: 0 E: 0 K: 0 S: 4	H: 1 LOB: 2 BB: 1 P: 8	R: 0 E: 0 K: 1 S: 7	H: 2 LOB: 2 BB: 0 P: 7	R: 0 E: 0 K: 2 S: 7	H: 0 LOB: 0 BB: 0 P: 7	R: 0 E: 0 K: 0 S: 3	H: 0 LOB: 1 BB: 1 P: 7	R: 0 E: 0 K: 1 S: 5	H: 0 LOB: 0 BB: 0 P: 5	1B: 3 2B: 1 3B: 0 HR: 1	SF: 0 SAC: 0 DP: 1 HBP: 0	WP: 0 PB: 0 SB: 0 CS: 0	PA: 34
<b>PITCHER</b>	IP WLS BF H R ER SO BB IBB HBP BLK WP HR S P ERA WHIP																					
Pete Vuckovich, R (1, 1) ERA: 5.81	6.0 W 24 5 1 1 2 2 0 0 0 0 0 1 26 34 1.50 1.167																					
Bob Gibson, R (7, 1) ERA: 3.07	3.0 S 10 0 0 0 3 1 0 0 0 0 0 0 15 19 0.00 0.333																					

**Boston Red Sox @ Milwaukee Brewers**  
**Milwaukee County Stadium, Milwaukee, WI**  
 Mon Jul 01 1985, 8:05 PM EDT  
 Att: 15,418 - Unknown

**AB 31**  
**R 1**  
**H 5**  
**RBI 1**  
**BB 3**  
**SO 5**  
**LOB 10**



Batter	1	2	3	4	5	6	7	8	9
Paul Molitor, R OBP: 0.390, SLG: 0.467 (1, 5)	0-0 1B 2B 1B	0-0 S 1B		0-0 5-3		0-0 6-3			
Jim Gantner, L OBP: 0.310, SLG: 0.355 (1, 4)	0-0 1-2 2B 1B	0-0 G3			0-0 4-3		0-0 1-3		
Cecil Cooper, L OBP: 0.341, SLG: 0.493 (1, 3)	0-0 1-1 2-1 1B 2B		0-0 F7		0-0 4-3 2B		4-0 G6-4-3 BB		
Robin Yount, R OBP: 0.336, SLG: 0.413 (1, 7)	0-0 2-3 F3 1B		0-0 F9		0-0 4-3		0-0 G6-4-3 1-2f		
Ted Simmons, S OBP: 0.311, SLG: 0.342 (1, 10)	0-0 3-H SF8		0-0 4-3		0-0 F2		0-0 F6		
Ernest Riles, L OBP: 0.310, SLG: 0.402 (1, 6)	0-0 1-2 F3			0-0 4-3 3B		0-0 G3 1B	0-3 K		
Ben Oglivie, L OBP: 0.303, SLG: 0.324 (1, 9)	0-0 F9			0-0 4-3		0-0 G3 1-2	0-3 K		
Rick Manning, L OBP: 0.264, SLG: 0.304 (9, 8)				3-H 0-0 1B 2B		4-0 BB			
Paul Householder, S OBP: 0.344, SLG: 0.358 (1, 8) (9, 9)		0-3 K		0-0 1B 2B		0-0 F4			
Charlie Moore, R OBP: 0.316, SLG: 0.323 (1, 2)		0-3 K		2-H 0-0 1B					

AB	R	H	RBI	BB	SO	LOB
4	1	2	0	0	0	2
4	1	1	0	0	0	1
3	1	2	2	1	0	0
4	0	1	0	0	0	2
3	0	0	1	0	0	1
4	1	2	0	0	1	1
4	0	0	1	0	1	2
0	0	0	0	0	0	0
2	1	1	0	1	1	0
3	0	1	1	0	1	2

**BOTTOM**

**Boston Red Sox @ Milwaukee Brewers**  
**Milwaukee County Stadium, Milwaukee, WI**  
 Mon Jul 01 1985, 8:05 PM EDT  
 Att. 15,418 - Unknown

livebaseballscores.com

<b>AB</b>	<b>31</b>
<b>R</b>	<b>5</b>
<b>H</b>	<b>10</b>
<b>RBI</b>	<b>5</b>
<b>BB</b>	<b>2</b>
<b>SO</b>	<b>4</b>
<b>LOB</b>	<b>11</b>



Inning	R	H	E	K	S	WLS	BF	H	R	ER	SO	BB	IBB	HBP	BLK	WP	HR	S	P	ERA	WHIP
1	3	4	0	0	7		26	10	5	5	2	1	0	0	0	0	0	29	33	8.44	2.062
2	0	1	0	2	8		8	0	0	0	2	1	0	0	0	0	0	11	15	0.00	0.375

PITCHER	IP	WLS	BF	H	R	ER	SO	BB	IBB	HBP	BLK	WP	HR	S	P	ERA	WHIP
Mike Trujillo, R ERA: 6.16 (1, 1)	5.1	L	26	10	5	5	2	1	0	0	0	0	0	29	33	8.44	2.062
Mark Clear, R ERA: 3.52 (6, 1)	2.2		8	0	0	0	2	1	0	0	0	0	0	11	15	0.00	0.375

WP	PA	ERA	WHIP
0	34		
0			
1			
0			





BOTTOM

Boston Red Sox @ Milwaukee Brewers  
Milwaukee County Stadium, Milwaukee, WI

Tue Jul 02 1985, 8:05 PM EDT  
Att: 17,167 - Unknown

livebaseballscorecards.com

AB	35
R	4
H	12
RBI	4
BB	3
SO	3
LOB	14



AB R H RBI BB SO LOB

5 1 4 0 0 0 0

4 0 0 1 1 0 2

4 0 0 0 0 0 1

4 1 1 0 1 0 1

4 0 1 1 0 1 1

4 1 4 0 0 0 0

3 0 0 0 1 1 4

3 0 1 2 0 0 2

4 1 1 0 0 1 3

1B:	9	SF:	2
2B:	3	SAC:	1
3B:	0	DP:	2
HR:	0	HBP:	0

WP:	0	PA:	41
PB:	0		
SB:	0		
CS:	0		

Batter	1	2	3	4	5	6	7	8	9	10
Paul Molitor, R OBP: 0.396, SLG: 0.480 (1, 5)	G3-6-1 1B		1-3 1B		G3 2B		F4			SH1-3 SF8 2B
Jim Gantner, L OBP: 0.308, SLG: 0.350 (1, 4)	G3-6-1 1-2f		3-1		F6			F8		SH1-3 IBB
Cecil Cooper, L OBP: 0.337, SLG: 0.485 (1, 3)	L5		6-3		G3 2-3			F6		SH1-3 1-2 2-3
Ben Oglivie, L OBP: 0.305, SLG: 0.322 (1, 7)		F5		1B SF9 1B	4-3			G3-4-1		IBB
Ted Simmons, S OBP: 0.309, SLG: 0.340 (1, 10)		1B 1B		F9		3-1			K	SF8 3-H
Ernest Riles, L OBP: 0.329, SLG: 0.419 (1, 6)		1-2 1B		BB 1B	G1-6-3 1B			4-3 E 2B 1B		
Paul Householder, S OBP: 0.340, SLG: 0.345 (1, 9)		K		BB 1-2 BB	G1-6-3 1-2f			4-3		
Charlie Moore, R OBP: 0.315, SLG: 0.329 (1, 2)		L4		SF9			F7			2B
Rick Manning, L OBP: 0.264, SLG: 0.302 (1, 8)			1B 3-1 1B	F8			K		1-3	

Inning Stats	R: 0	H: 1	E: 0	K: 0	S: 3	R: 0	H: 2	E: 0	K: 1	S: 7	R: 1	H: 2	E: 0	K: 0	S: 4	R: 1	H: 2	E: 0	K: 0	S: 5	R: 0	H: 1	E: 0	K: 0	S: 4	R: 0	H: 1	E: 0	K: 1	S: 5	R: 0	H: 0	E: 0	K: 0	S: 3	R: 0	H: 0	E: 0	K: 0	S: 3	R: 1	H: 2	E: 1	K: 1	S: 7	R: 1	H: 1	E: 0	K: 0	S: 3	1B: 9	2B: 3	3B: 0	HR: 0	SF: 2	SAC: 1	DP: 2	HBP: 0	WP: 0	PA: 41
--------------	------	------	------	------	------	------	------	------	------	------	------	------	------	------	------	------	------	------	------	------	------	------	------	------	------	------	------	------	------	------	------	------	------	------	------	------	------	------	------	------	------	------	------	------	------	------	------	------	------	------	-------	-------	-------	-------	-------	--------	-------	--------	-------	--------

PITCHER	IP	WLS	BF	H	R	ER	SO	BB	IBB	HBP	BLK	WP	HR	S	P	ERA	WHIP
Roger Clemens, R ERA: 3.5 (1, 1)	4.0		19	8	2	2	1	1	0	0	0	0	0	20	24	4.50	2.250
Bruce Kison, R ERA: 4.25 (5, 1)	4.0		12	1	0	0	1	0	0	0	0	0	0	14	14	0.00	0.250
Bob Stanley, R ERA: 2.64 (9, 1)	1.2	L	10	3	2	2	1	0	2	0	0	0	0	10	18	10.80	1.800



Batter	1	2	3	4	5	6	7	8	9	AB R H RBI BB SO LOB	TOP											
Dwight Evans, R (1, 9) OBP: 0.376, SLG: 0.372	0-3 K		0-3 K	0-3 K		0-0 F4		0-0 1B WP 1B	0-0 FC6-4 1B	6 1 2 1 0 3 5	<b>Boston Red Sox @ Milwaukee Brewers</b> <b>Milwaukee County Stadium, Milwaukee, WI</b> Wed Jul 03 1985, 4:33 AM EDT Att: 20,673 - Unknown <a href="http://livebaseballscorecards.com">livebaseballscorecards.com</a>											
Wade Boggs, L (1, 5) OBP: 0.430, SLG: 0.431	0-0 4-3		4-0 2B 1B BB	0-0 FC5-4			0-0 4-3 1B 2B	4-0 WP 1B BB	0-0 F8	4 2 1 1 2 0 3												
Jim Rice, R (1, 7) OBP: 0.338, SLG: 0.472	0-3 K		0-0 SF7		0-0 G3		0-0 4-3	0-0 SF8	0-0 FC6-4	4 0 0 2 0 1 3												
Bill Buckner, L (1, 3) OBP: 0.326, SLG: 0.439		0-0 L3	0-0 1B 2B		0-0 6-3		0-0 G3	0-0 WP 1B		5 1 2 1 0 0 1												
Mike Easler, L (1, 10) OBP: 0.330, SLG: 0.411		0-3 K	0-0 1B 1B		0-0 1B		4-0 1B BB	4-0 1B BB		3 0 2 2 2 1 0												
Rich Gedman, L (1, 2) OBP: 0.354, SLG: 0.461		0-0 F9	0-0 FC6-4 1B		0-0 F9		0-0 1B	0-0 L4		5 0 2 1 0 0 4												
Glenn Hoffman, R (1, 6) OBP: 0.320, SLG: 0.415			0-0 2B BB			0-3 K	0-0 F3		0-0 6-3	4 1 0 0 1 1 4												
Steve Lyons, L (1, 8) OBP: 0.316, SLG: 0.333			0-0 BB SF7 2B	0-0 F7		0-0 4-3		0-0 F9	0-0 1B 1B	5 2 2 0 0 0 0												
Marty Barrett, R (1, 4) OBP: 0.361, SLG: 0.356			0-0 E1 2B BB	0-0 FC5-4 1B		0-0 1B		0-0 BB 1B SF8 1B	0-0 1B	5 2 4 0 0 0 2												
<b>Inning Stats</b>	R: 0 E: 0 K: 2 S: 7	H: 0 LOB: 0 BB: 0 P: 7	R: 0 E: 0 K: 1 S: 5	H: 0 LOB: 0 BB: 0 P: 5	R: 5 E: 1 K: 1 S: 10	H: 4 LOB: 2 BB: 2 P: 18	R: 0 E: 0 K: 1 S: 6	H: 1 LOB: 1 BB: 0 P: 6	R: 0 E: 0 K: 0 S: 4	H: 1 LOB: 1 BB: 0 P: 4	R: 0 E: 0 K: 1 S: 6	H: 1 LOB: 1 BB: 0 P: 6	R: 1 E: 0 K: 0 S: 5	H: 2 LOB: 2 BB: 1 P: 9	R: 2 E: 0 K: 0 S: 6	H: 3 LOB: 3 BB: 2 P: 14	R: 1 E: 0 K: 0 S: 6	H: 3 LOB: 2 BB: 0 P: 6	1B: 12 2B: 3 3B: 0 HR: 0	SF: 2 SAC: 0 DP: 0 HBP: 0	WP: 1 PB: 0 SB: 0 CS: 0	PA: 48
<b>PITCHER</b>	IP WLS BF H R ER SO BB IBB HBP BLK WP HR S P ERA WHIP																					
Danny Darwin, R (1, 1) ERA: 3.74	2.2 L 15 4 5 0 4 2 0 0 0 0 0 0 21 29 0.00 2.250																					
Jaime Cocanower, R (3, 1) ERA: 2.81	5.1 27 8 3 3 2 3 0 0 0 1 0 28 40 5.06 2.062																					
Bob McClure, L (9, 1) ERA: 4.76	1.0 6 3 1 1 0 0 0 0 0 0 0 6 6 9.00 3.000																					



Batter	1	2	3	4	5	6	7	8	9	AB R H RBI BB SO LOB
Paul Molitor, R OBP: 0.391, SLG: 0.473 (1, 10)	0-3 K		0-0 4-3			0-0 3-1		0-0 5-3		4 0 0 0 0 1 0
Charlie Moore, R OBP: 0.315, SLG: 0.329 Dave Huppert, R (9, 2)	0-3 K			0-0 F2		0-0 1B			0-0 F3	3 0 1 0 0 1 0 1 0 0 0 0 0 0
Cecil Cooper, L OBP: 0.332, SLG: 0.478 (1, 3)	0-3 K			0-0 F7		0-0 3-1			0-0 F8	4 0 0 0 0 1 1
Robin Yount, R OBP: 0.338, SLG: 0.418 (1, 7)		0-3 K		0-0 FC5-4 1B			0-0 F8		0-0 2B	4 0 2 0 0 1 0
Bobby Clark, R OBP: 0.307, SLG: 0.304 (1, 8)		0-0 FC4 1B		0-0 FC5-4 1-2f			0-3 K		0-3 K	4 0 1 0 0 2 2
Mark Brouhard, R OBP: 0.346, SLG: 0.446 (1, 9)		0-3 K			4-0 BB 6-3		0-0 1B			2 0 1 0 1 1 1
Jim Gantner, L OBP: 0.305, SLG: 0.345 (1, 5)		0-0 FC4 1-2f			0-0 6-3		0-0 F7			3 0 0 0 0 0 3
Ed Romero, R OBP: 0.309, SLG: 0.253 (1, 6)			0-0 6-3		0-0 F7			0-3 K		3 0 0 0 0 1 0
Brian Giles, R OBP: 0.266, SLG: 0.246 (1, 4)			0-0 6-3			0-3 K		0-3 K		3 0 0 0 0 2 0

Inning Stats	R: 0 E: 0 K: 3 S: 9	H: 0 LOB: 0 BB: 0 P: 9	R: 0 E: 0 K: 2 S: 8	H: 1 LOB: 1 BB: 0 P: 8	R: 0 E: 0 K: 0 S: 3	H: 0 LOB: 0 BB: 0 P: 3	R: 0 E: 0 K: 0 S: 4	H: 1 LOB: 1 BB: 0 P: 4	R: 0 E: 0 K: 0 S: 2	H: 0 LOB: 0 BB: 1 P: 6	R: 0 E: 0 K: 1 S: 6	H: 1 LOB: 1 BB: 0 P: 6	R: 0 E: 0 K: 1 S: 6	H: 1 LOB: 1 BB: 0 P: 6	R: 0 E: 0 K: 2 S: 7	H: 0 LOB: 0 BB: 0 P: 7	R: 0 E: 0 K: 1 S: 6	H: 1 LOB: 1 BB: 0 P: 6	1B: 4 2B: 1 3B: 0 HR: 0	SF: 0 SAC: 0 DP: 0 HBP: 0	WP: 0 PB: 0 SB: 0 CS: 0	PA: 32
--------------	------------------------------	---------------------------------	------------------------------	---------------------------------	------------------------------	---------------------------------	------------------------------	---------------------------------	------------------------------	---------------------------------	------------------------------	---------------------------------	------------------------------	---------------------------------	------------------------------	---------------------------------	------------------------------	---------------------------------	----------------------------------	------------------------------------	----------------------------------	--------

PITCHER	IP	WLS	BF	H	R	ER	SO	BB	IBB	HBP	BLK	WP	HR	S	P	ERA	WHIP	PITCHER	IP	WLS	BF	H	R	ER	SO	BB	IBB	HBP	BLK	WP	HR	S	P	ERA	WHIP		
Bruce Hurst, L ERA: 5.56 (1, 1)	9.0	W	32	5	0	0	10	1	0	0	0	0	0	51	55	0.00	0.667																				

**BOTTOM**

**Boston Red Sox @ Milwaukee Brewers**  
Milwaukee County Stadium, Milwaukee, WI


Wed Jul 03 1985, 4:33 AM EDT  
Att. 20,673 - Unknown

livebaseballscorecards.com

AB	31
R	0
H	5
RBI	0
BB	1
SO	10
LOB	7





Batter	1	2	3	4	5	6	7	8	9	AB R H RBI BB SO LOB	TOP																	
Dwight Evans, R (1, 9) OBP: 0.376, SLG: 0.370	0-0 F3		4-0 BB			0-0 1B SF7 1B	0-0 L8		0-0 F7	4 1 1 0 1 0 2																		
Wade Boggs, L (1, 5) OBP: 0.428, SLG: 0.429	0-0 1-3		0-0 L5			0-0 1-3 HR 1B	0-0 F7			4 1 1 0 0 0 1																		
Jim Rice, R (1, 7) OBP: 0.337, SLG: 0.468	0-0 F6			0-0 L7		1-0 1-2 HR HBP		0-0 F9		3 1 0 0 0 0 0																		
Bill Buckner, L (1, 3) OBP: 0.322, SLG: 0.435		0-0 4-3		0-0 E6		0-0 SF7		0-0 4-3		3 0 0 1 0 0 0																		
Mike Easler, L (1, 10) OBP: 0.329, SLG: 0.419		0-3 K		0-0 3-1		0-0 1-1 HR 2-H		0-0 1-3		4 1 1 3 0 1 0																		
Rich Gedman, L (1, 2) OBP: 0.353, SLG: 0.455		4-0 BB			0-3 K	0-0 3-1			0-0 6-3	3 0 0 0 1 1 0																		
Glenn Hoffman, R (1, 6) OBP: 0.331, SLG: 0.420 Jackie Gutierrez, R (9, PR) OBP: 0.276, SLG: 0.313		0-0 F9			0-0 1B	4-0 1B BB			0-0 1B	3 0 2 0 1 0 1 0 0 0 0 0 0 0	AB 32 R 4 H 8 RBI 4 BB 3 SO 3 LOB 9																	
Steve Lyons, L (1, 8) OBP: 0.324, SLG: 0.341 Reid Nichols, R (9, PH) OBP: 0.212, SLG: 0.200 Rick Miller, L (9, PH) OBP: 0.417, SLG: 0.441			0-0 G6-4-3 1B		0-0 G6-4-3 1B	0-0 F8			0-3 K	3 0 2 0 0 0 1 0 0 0 0 0 0 0 1 0 0 0 0 1 1																		
Marty Barrett, R (1, 4) OBP: 0.359, SLG: 0.354			0-0 G6-4-3 1-2f		0-0 G6-4-3 1-2f		0-0 F9		0-0 1B	4 0 1 0 0 0 3																		
Inning Stats	R: 0 E: 0 K: 0 S: 3	H: 0 LOB: 0 BB: 0 P: 3	R: 0 E: 0 K: 1 S: 5	H: 0 LOB: 1 BB: 1 P: 9	R: 0 E: 0 K: 0 S: 3	H: 1 LOB: 1 BB: 1 P: 7	R: 0 E: 1 K: 0 S: 3	H: 0 LOB: 0 BB: 0 P: 3	R: 0 E: 0 K: 1 S: 6	H: 2 LOB: 1 BB: 0 P: 6	R: 4 E: 0 K: 0 S: 6	H: 3 LOB: 1 BB: 1 P: 11	R: 0 E: 0 K: 0 S: 3	H: 0 LOB: 0 BB: 0 P: 3	R: 0 E: 0 K: 1 S: 7	H: 2 LOB: 2 BB: 0 P: 7	1B: 7 2B: 0 3B: 0 HR: 1	SF: 1 SAC: 0 DP: 2 HBP: 1	WP: 0 PB: 0 SB: 0 CS: 0	PA: 37								
PITCHER	IP WLS BF H R ER SO BB IBB HBP BLK WP HR S P ERA WHIP																											
Urbano Lugo, R (1, 1) ERA: 2.36	5.2		25	6	4	4	2	3	0	1	0	0	1	25	38	6.35	1.588											
Pat Clements, L (6, 1) ERA: 3.02	2.2	W	9	1	0	0	0	0	0	0	0	0	0	9	9	0.00	0.375											
Donnie Moore, R (9, 1) ERA: 1.43	0.2	S	3	1	0	0	1	0	0	0	0	0	0	5	5	0.00	1.500											

Boston Red Sox @ California Angels  
Anaheim Stadium, Anaheim, CA

Thu Jul 04 1985, 10:05 PM EDT  
Att: 62,951 - Unknown

livebaseballscorecards.com





Batter	1	2	3	4	5	6	7	8	9	AB R H RBI BB SO LOB	TOP
Dwight Evans, R (1, 9) OBP: 0.378, SLG: 0.372	0-0 1B SF7 1B		0-0 F5		0-3 K			0-0 G6-4-3 1B		4 1 2 0 0 1 3	
Wade Boggs, L (1, 5) OBP: 0.429, SLG: 0.430	0-0 SF7 1-3 1B		0-0 F8		0-0 G6-4-3 1B			0-0 F7		4 0 2 2 0 0 1	
Jim Rice, R (1, 7) OBP: 0.336, SLG: 0.474	0-0 F9			0-0 HR	0-0 G6-4-3			0-0 G6-4-3		4 1 1 1 0 0 5	
Bill Buckner, L (1, 3) OBP: 0.321, SLG: 0.434	0-0 SF7 1-2 3-H			0-0 F2		0-0 G4-6-3 1B			0-0 B1-3	3 0 1 1 0 0 0	
Mike Easler, L (1, 10) OBP: 0.328, SLG: 0.420	0-0 F7			0-3 K		0-0 F8			0-0 2B	4 0 1 0 0 1 2	
Rich Gedman, L (1, 2)		0-0 F8		0-0 F7		0-0 G4-6-3			0-0 F8	4 0 0 0 0 0 2	
Glenn Hoffman, R (1, 6) OBP: 0.329, SLG: 0.415		0-0 L5			0-0 BB 1B 1B		0-0 5-3		0-3 K	4 1 1 0 0 1 1	
Steve Lyons, L (1, 8) OBP: 0.324, SLG: 0.341		0-0 3-1			0-0 BB 1B 1B		0-3 K			3 1 1 0 0 1 0	
Marty Barrett, R (1, 4) OBP: 0.359, SLG: 0.351			0-0 F9		4-0 BB 1B BB		0-0 F8			2 0 0 0 1 0 0	
<b>Inning Stats</b>	R: 1 H: 2 E: 0 LOB: 1 K: 0 BB: 0 S: 5 P: 5	R: 0 H: 0 E: 0 LOB: 0 K: 0 BB: 0 S: 3 P: 3	R: 0 H: 0 E: 0 LOB: 0 K: 0 BB: 0 S: 3 P: 3	R: 1 H: 1 E: 0 LOB: 0 K: 1 BB: 0 S: 6 P: 6	R: 2 H: 3 E: 0 LOB: 1 K: 1 BB: 1 S: 7 P: 11	R: 0 H: 1 E: 0 LOB: 0 K: 0 BB: 0 S: 3 P: 3	R: 0 H: 0 E: 0 LOB: 0 K: 1 BB: 0 S: 5 P: 5	R: 0 H: 1 E: 0 LOB: 0 K: 0 BB: 0 S: 3 P: 3	R: 0 H: 1 E: 0 LOB: 1 K: 1 BB: 0 S: 6 P: 6	1B: 7 SF: 1 2B: 1 SAC: 0 3B: 0 DP: 3 HR: 1 HBP: 0	WP: 0 PA: 34 PB: 0 SB: 0 CS: 0
<b>PITCHER</b> Ron Romanick, R (1, 1) ERA: 3.22 Pat Clements, L (6, 1) ERA: 2.77	IP WLS BF H R ER SO BB IBB HBP BLK WP HR S P ERA WHIP										
	5.0 W 22 7 4 4 2 1 0 0 0 0 0 1 25 29 7.20 1.600										
	4.0 S 12 2 0 0 2 0 0 0 0 0 0 0 16 16 0.00 0.500										

**Boston Red Sox @ California Angels**  
Anaheim Stadium, Anaheim, CA

Fri Jul 05 1985, 10:05 PM EDT  
Att: 36,780 - Unknown

livebaseballscorecards.com

AB	32
R	4
H	9
RBI	4
BB	1
SO	4
LOB	14



Batter	1	2	3	4	5	6	7	8	9
Rod Carew, L OBP: 0.368, SLG: 0.322 (1, 3)	0-0 1B WP SF9 1B		0-0 FC3-6 1B 1-2f	0-0 BB 2B 1B	0-0 1B		0-0 F8 1-2		
Juan Beniquez, R OBP: 0.352, SLG: 0.412 (1, 8) Ruppert Jones, L OBP: 0.376, SLG: 0.509 (2, 8)	0-0 G6-3 1B		0-0 1B BB E 1B	4-0 2B 4-3 BB	0-3 K			0-0 F9 BB 2B 1B	
Brian Downing, R OBP: 0.342, SLG: 0.322 (1, 7)	0-0 SF9		4-0 E 1B BB 1-2	0-0 4-3 2B 1-3 2-H		0-0 6-3		4-0 BB 2B BB	
Mike Brown, R OBP: 0.294, SLG: 0.417 (1, 9)	0-0 G6-3 1-2f		0-0 E7 1B 1-3 2-H 3-H	0-0 6-3		0-0 6-3		0-0 F9 2-3	
Bobby Grich, R OBP: 0.372, SLG: 0.355 (1, 4)		0-0 F9	0-0 HR 1B 2-H 3-H	0-0 4-3		4-0 BB		4-0 2B SF8 BB	
Doug DeCinces, R OBP: 0.333, SLG: 0.423 (1, 5)		0-0 F7	0-0 HR 2-H	4-0 BB		0-3 K		0-0 1B 2B 1-3 2-H 3-H	
Darrell Miller, R OBP: 0.333, SLG: 0.412 (1, 10) Daryl Sconiers, L OBP: 0.417, SLG: 0.439 (3, PH)		0-0 1B	4-0 BB	0-0 F9			0-0 FC1-6 1B	0-0 SF8 3-H	
Dick Schofield, R OBP: 0.261, SLG: 0.302 (1, 6)		0-3 K	0-0 F7		0-3 K		0-0 FC1-6 1-2f	0-0 1B 2-H	
Bob Boone, R OBP: 0.319, SLG: 0.316 (1, 2)			FC3-6 BB F6		0-0 F2		0-0 F8	0-0 5-3	

AB	R	H	RBI	BB	SO	LOB
5	3	3	0	0	0	2
1	0	1	0	0	0	0
3	3	2	0	1	1	1
2	2	1	2	2	0	0
5	1	1	1	0	0	5
3	2	1	3	2	0	1
4	2	2	4	1	1	1
1	0	1	0	0	0	0
2	0	1	1	1	0	2
5	0	1	1	0	2	3
4	0	0	0	1	0	3

BOTTOM	
<b>Boston Red Sox @ California Angels</b>	
Anaheim Stadium, Anaheim, CA	
Fri Jul 05 1985, 10:05 PM EDT	
Att. 36,780 - Unknown	
AB	35
R	13
H	14
RBI	12
BB	8
SO	4
LOB	18
WP: 1	PA: 45
PB: 0	
SB: 1	
CS: 0	

Inning Stats		R: 1	H: 2	R: 0	H: 1	R: 6	H: 4	R: 2	H: 2	R: 0	H: 1	R: 0	H: 0	R: 0	H: 1	R: 4	H: 3
		E: 0	LOB: 0	E: 0	LOB: 1	E: 1	LOB: 1	E: 0	LOB: 2	E: 0	LOB: 1	E: 0	LOB: 1	E: 0	LOB: 1	E: 0	LOB: 1
		K: 0	BB: 0	K: 1	BB: 0	K: 0	BB: 3	K: 0	BB: 2	K: 1	BB: 0	K: 0	BB: 0	K: 0	BB: 0	K: 0	BB: 2
		S: 4	P: 4	S: 6	P: 6	S: 7	P: 19	S: 5	P: 13	S: 8	P: 8	S: 4	P: 9	S: 4	P: 4	S: 6	P: 14

PITCHER		IP	WLS	BF	H	R	ER	SO	BB	IBB	HBP	BLK	WP	HR	S	P	ERA	WHIP
Bob Ojeda, L	(1, 1)	2.1	L	14	6	6	6	1	2	0	0	0	1	0	14	22	23.14	3.429
Bruce Kison, R	(3, 1)	4.2		23	5	3	3	3	4	0	0	0	0	1	25	41	5.79	1.929
Tom McCarthy, R	(8, 1)	1.0		8	3	4	4	0	2	0	0	0	0	0	6	14	36.00	5.000



livebaseballscorecards.com



**Boston Red Sox @ California Angels**  
 Anaheim Stadium, Anaheim, CA

Sat Jul 06 1985, 6:33 AM EDT  
 Att: 26,952 - Unknown

[livebaseballscorecards.com](http://livebaseballscorecards.com)

<b>AB</b>	<b>40</b>
<b>R</b>	<b>7</b>
<b>H</b>	<b>16</b>
<b>RBI</b>	<b>6</b>
<b>BB</b>	<b>1</b>
<b>SO</b>	<b>2</b>
<b>LOB</b>	<b>21</b>



Batter	1	2	3	4	5	6	7	8	9	AB	R	H	RBI	BB	SO	LOB	TOP										
Dwight Evans, R (1, 9) OBP: 0.384, SLG: 0.377	0-0 F8 1B WP 1B		0-0 G4-6-3 1-2 1B		0-0 P5-2-3 1-2f		1-0 FC4-6 HBP	0-0 BB 2-H 1B		4	1	3	1	0	0	2											
Wade Boggs, L (1, 5) OBP: 0.429, SLG: 0.427	0-3 K		0-0 G4-6-3 1-2f 2-3			0-0 2B 1B	0-0 FC4-6 1-2f 3B	4-0 1-2 BB		4	2	1	0	1	1	4											
Jim Rice, R (1, 7) OBP: 0.334, SLG: 0.470	0-0 WP 1-2 1B		0-0 F9			0-0 F5	0-0 F8	0-0 F3		5	0	1	0	0	0	5											
Bill Buckner, L (1, 3) OBP: 0.322, SLG: 0.437	0-0 F8 2-3			0-0 L5		0-0 1-H 2B	0-0 1-2 3B 1B		0-0 F4	5	2	2	1	0	0	2											
Mike Easler, L (1, 10) OBP: 0.329, SLG: 0.430	0-0 4-3 1-2 3-H			0-0 F7		0-0 2-H 1B 2B	0-0 1-H 2-H 3B		0-0 F5	5	1	2	3	0	0	1											
Rich Gedman, L (1, 2) OBP: 0.348, SLG: 0.446		0-0 4-3		0-0 1B		0-0 2-H 1B	0-3 K		0-0 1-3	5	0	2	1	0	1	1											
Glenn Hoffman, R (1, 6) OBP: 0.321, SLG: 0.404			0-0 F7		0-0 5-3	0-0 E6 FC4-6 1-2		0-0 F3		4	0	0	0	0	0	1											
Steve Lyons, L (1, 8) OBP: 0.336, SLG: 0.353		0-0 CS 1B		0-0 S 1B	0-0 F7			0-0 WP 1B 1B		4	1	3	0	0	0	2											
Marty Barrett, R (1, 4) OBP: 0.361, SLG: 0.354		0-0 CS	0-0 G4-6-3 1B		0-0 P5-2-3 1-2 1B	0-0 FC4-6 1-2f		0-0 F8		4	0	2	0	0	0	3											
<b>Inning Stats</b>	R: 1 E: 0 K: 1 S: 7	H: 2 LOB: 1 BB: 0 P: 7	R: 0 E: 0 K: 0 S: 3	H: 1 LOB: 0 BB: 0 P: 3	R: 0 E: 0 K: 0 S: 4	H: 2 LOB: 1 BB: 0 P: 4	R: 0 E: 0 K: 0 S: 4	H: 2 LOB: 1 BB: 0 P: 4	R: 3 E: 1 K: 0 S: 8	H: 4 LOB: 2 BB: 0 P: 8	R: 2 E: 0 K: 1 S: 7	H: 2 LOB: 1 BB: 0 P: 8	R: 1 E: 0 K: 0 S: 5	H: 2 LOB: 2 BB: 1 P: 9	R: 0 E: 0 K: 0 S: 3	H: 0 LOB: 0 BB: 0 P: 3	1B: 13 2B: 3 3B: 1 HR: 0	SF: 0 SAC: 0 DP: 2 HBP: 1	WP: 2 PB: 0 SB: 1 CS: 1	PA: 43							
<b>PITCHER</b>	IP	WLS	BF	H	R	ER	SO	BB	IBB	HBP	BLK	WP	HR	S	P	ERA	WHIP										
Jim Staton, R (1, 1) ERA: 3.87	5.1		23	11	4	4	1	0	0	0	0	1	0	25	25	6.75	2.062										
Stu Cliburn, R (6, 1) ERA: 2.38	1.1	L	8	2	2	2	0	0	0	1	0	0	0	7	8	13.50	1.500										
Donnie Moore, R (7, 1) ERA: 1.57	1.1		8	3	1	1	1	1	0	0	0	1	0	9	13	6.75	3.000										
Luis Sanchez, R (9, 1) ERA: 9.19	1.0		3	0	0	0	0	0	0	0	0	0	0	3	3	0.00	0.000										

BOTTOM

Boston Red Sox @ California Angels  
Anaheim Stadium, Anaheim, CA

Sat Jul 06 1985, 6:33 AM EDT  
Att. 26,952 - Unknown

livebaseballscorecards.com

AB	36
R	5
H	11
RBI	4
BB	3
SO	2
LOB	16



WP:	0	PA:	39
PB:	1		
SB:	1		
CS:	1		

AB R H RBI BB SO LOB

5	1	3	0	0	0	1
5	0	0	0	0	0	4
4	2	1	2	1	2	2
2	2	2	0	2	0	0
4	0	1	1	0	0	5
4	0	1	1	0	0	1
4	0	1	0	0	0	1
3	0	0	0	0	0	1
1	0	1	0	0	0	0
3	0	1	0	0	0	0
1	0	0	0	0	0	1
0	0	0	0	0	0	0

1B:	9	SF:	0
2B:	1	SAC:	0
3B:	0	DP:	1
HR:	1	HBP:	0

WP	HR	S	P	ERA	WHIP
----	----	---	---	-----	------

Batter	1	2	3	4	5	6	7	8	9
Rod Carew, L OBP: 0.373, SLG: 0.330 (1, 3)	0-0 FC4-6 1B		0-0 F7		0-0 3-1 HR 1B		0-0 PB 1B		0-0 6-3
Daryl Sconiers, L OBP: 0.390, SLG: 0.403 (1, 10)	0-0 FC4-6 1-2f		0-0 G3-6-1 1-2f		0-0 3-1 1-2		0-0 F8		0-0 F8
Reggie Jackson, L OBP: 0.365, SLG: 0.488 (1, 9)	0-3 K			4-0 2B G3 BB	0-0 2-H HR		0-0 F7		0-3 K
Ruppert Jones, L OBP: 0.388, SLG: 0.520 (1, 8)	4-0 1-2 BB			0-0 G3 1-3 6-3 2B	0-0 1B E 1B		4-0 1-2 BB		
Bobby Grich, R OBP: 0.370, SLG: 0.353 (1, 4)	0-0 F9			0-0 G3 2-3 3-H	0-0 E7 1-H 1B		0-0 F4		
Doug DeCinces, R OBP: 0.332, SLG: 0.419 (1, 5)		0-0 CS 1B		0-0 6-3 3-H	0-0 6-3		0-0 F7		0-0 F7
Brian Downing, R OBP: 0.340, SLG: 0.321 (1, 7)		0-0 6-3 1-2		0-0 6-3 1B		0-0 5-3		0-0 F9	0-0 F9
Jerry Narron, L OBP: 0.308, SLG: 0.427 Bob Boone, R OBP: 0.322, SLG: 0.319 (1, 2) (7, 2)		0-0 6-3		0-0 F8		0-0 3-1		0-0 1B	0-0 1B
Craig Gerber, L OBP: 0.226, SLG: 0.288 Rob Wilfong, L OBP: 0.240, SLG: 0.254 Dick Schofield, R OBP: 0.261, SLG: 0.302 (1, 6) (8, PH) (9, 6)			0-0 G3-6-1 1B		0-0 F6		0-0 F8		0-0 F8

Inning Stats	R: 0 E: 0 K: 1 S: 6	H: 1 LOB: 2 BB: 1 P: 10	R: 0 E: 0 K: 0 S: 3	H: 1 LOB: 0 BB: 0 P: 3	R: 0 E: 0 K: 0 S: 3	H: 1 LOB: 0 BB: 0 P: 3	R: 2 E: 0 K: 0 S: 5	H: 2 LOB: 1 BB: 1 P: 9	R: 3 E: 1 K: 0 S: 7	H: 4 LOB: 1 BB: 0 P: 7	R: 0 E: 0 K: 0 S: 3	H: 0 LOB: 0 BB: 0 P: 3	R: 0 E: 0 K: 0 S: 4	H: 1 LOB: 2 BB: 1 P: 8	R: 0 E: 0 K: 0 S: 4	H: 1 LOB: 1 BB: 0 P: 4	R: 0 E: 0 K: 1 S: 5	H: 0 LOB: 0 BB: 0 P: 5
--------------	------------------------------	----------------------------------	------------------------------	---------------------------------	------------------------------	---------------------------------	------------------------------	---------------------------------	------------------------------	---------------------------------	------------------------------	---------------------------------	------------------------------	---------------------------------	------------------------------	---------------------------------	------------------------------	---------------------------------

PITCHER	IP	WLS	BF	H	R	ER	SO	BB	IBB	HBP	BLK	WP	HR	S	P	ERA	WHIP
Mike Trujillo, R ERA: 6.31 (1, 1)	5.0		24	9	5	4	1	2	0	0	0	0	1	24	32	7.20	2.200
Bob Stanley, R ERA: 2.47 (6, 1)	4.0	W	15	2	0	0	1	1	0	0	0	0	0	16	20	0.00	0.750

PITCHER	IP	WLS	BF	H	R	ER	SO	BB	IBB	HBP	BLK	WP	HR	S	P	ERA	WHIP
---------	----	-----	----	---	---	----	----	----	-----	-----	-----	----	----	---	---	-----	------



Batter	1	2	3	4	5	6	7	8	9	AB R H RBI BB SO LOB	TOP	
Dwight Evans, R OBP: 0.379, SLG: 0.372 (1, 9) X	0-0 F9		0-0 F4		0-0 F5		0-0 FC4-6			4 0 0 0 0 0 3		
Wade Boggs, L OBP: 0.429, SLG: 0.428 (1, 5) X	0-0 5-3		0-0 1B			0-0 F7		0-0 1B		4 0 2 1 0 0 0		
Jim Rice, R OBP: 0.333, SLG: 0.467 (1, 7) X	0-0 1B		0-0 F8			0-0 F8		0-0 5-3		4 0 1 0 0 0 2		
Bill Buckner, L OBP: 0.319, SLG: 0.431 (1, 3) X	0-0 3-1			0-0 F6		0-0 F6		0-0 1-3		4 0 0 0 0 0 2		
Mike Easler, L OBP: 0.331, SLG: 0.431 (1, 10) X		0-0 1B		0-0 F7			0-0 1B	0-0 5-3		4 1 2 0 0 0 1		
Rich Gedman, L OBP: 0.343, SLG: 0.439 (1, 2) X		0-0 1B	0-0 G5-4-3	0-0 4-3			0-0 F9		0-0 4-3	4 0 0 0 0 0 2		
Glenn Hoffman, R OBP: 0.325, SLG: 0.407 (1, 6) X		0-0 5-3			0-0 6-3		0-0 1B	0-0 FC4-6		4 1 2 0 0 0 0		
Steve Lyons, L OBP: 0.333, SLG: 0.346 (1, 8) X			0-3 K		4-0 WP		0-0 4-3	0-0 1B	0-0 FC4-6	3 0 0 0 1 1 3		
Marty Barrett, R OBP: 0.363, SLG: 0.360 (1, 4) X			0-0 1B		0-0 G3		0-0 FC4-6	0-0 FC5-4	0-0 FC5-4	4 1 2 2 0 0 2		
<b>Inning Stats</b>	R: 0 H: 1 E: 0 LOB: 1 K: 0 BB: 0 S: 4 P: 4	R: 0 H: 1 E: 0 LOB: 0 K: 0 BB: 0 S: 3 P: 3	R: 1 H: 2 E: 0 LOB: 1 K: 1 BB: 0 S: 7 P: 7	R: 0 H: 0 E: 0 LOB: 0 K: 0 BB: 0 S: 3 P: 3	R: 0 H: 0 E: 0 LOB: 1 K: 0 BB: 1 S: 3 P: 7	R: 0 H: 0 E: 0 LOB: 0 K: 0 BB: 0 S: 3 P: 3	R: 2 H: 3 E: 0 LOB: 1 K: 0 BB: 0 S: 6 P: 6	R: 0 H: 1 E: 0 LOB: 1 K: 0 BB: 0 S: 4 P: 4	R: 0 H: 1 E: 0 LOB: 1 K: 0 BB: 0 S: 4 P: 4	1B: 8 SF: 0 2B: 1 SAC: 0 3B: 0 DP: 1 HR: 0 HBP: 0	WP: 1 PA: 36 PB: 0 SB: 0 CS: 0	
<b>PITCHER</b> Kirk McCaskill, R (1, 1) ERA: 4.39	IP WLS BF H R ER SO BB IBB HBP BLK WP HR S P ERA WHIP											<b>PITCHER</b> IP WLS BF H R ER SO BB IBB HBP BLK WP HR S P ERA WHIP

**Boston Red Sox @ California Angels**  
Anaheim Stadium, Anaheim, CA

Sun Jul 07 1985, 6:33 AM EDT  
Att: 31,383 - Unknown

[livebaseballscorecards.com](http://livebaseballscorecards.com)

AB	35
R	3
H	9
RBI	3
BB	1
SO	1
LOB	15



Batter	1	2	3	4	5	6	7	8	9
Rod Carew, L (1, 3) OBP: 0.374, SLG: 0.328	0-0 6-3	4-0 IBB		0-0 F8	0-0 6-3		0-0 1B		
Daryl Sconiers, L (1, 10) OBP: 0.388, SLG: 0.391 Jerry Narron, L (5, PH) OBP: 0.301, SLG: 0.417	0-0 L7	0-0 F4		4-0 HR BB	0-0 F8		0-0 F6		
Reggie Jackson, L (1, 9) OBP: 0.371, SLG: 0.505 Mike Brown, R (6, PR) OBP: 0.291, SLG: 0.413 (7, 9)	4-0 E S BB	0-0 FC5 2-3f		0-0 1-H HR		0-0 HR 1B	0-0 F3		
Ruppert Jones, L (1, 8) OBP: 0.402, SLG: 0.562	4-0 1-3 BB		0-0 HR	4-0 BB 1B BB		0-0 1-H HR 1B	0-0 1-3 1B		
Doug DeCinces, R (1, 5) OBP: 0.333, SLG: 0.416	0-0 5-3		0-3 K	4-0 1-2 1B BB		0-0 5-3 1B	0-3 K		
Bobby Grich, R (1, 4) OBP: 0.379, SLG: 0.356 Rob Wilfong, L (7, 4) OBP: 0.239, SLG: 0.252		0-0 1B 1B 1B	4-0 FC6-4 BB	4-0 1-2 2-3 BB		4-0 5-3 BB	0-3 K		
Brian Downing, R (1, 7) OBP: 0.341, SLG: 0.322		0-0 E 1B 2B 1B	0-0 F5	0-0 1-3 2-H 3-H 1B		0-3 K	0-3 K		
Bob Boone, R (1, 2) OBP: 0.320, SLG: 0.317		0-0 E5 2B 1B	0-0 FC6-4	0-0 FC6-4 1-2f		0-0 5-3	0-3 K		
Dick Schofield, R (1, 6) OBP: 0.260, SLG: 0.306		0-0 FC5 1-3 3-H 2B		0-0 L7	0-0 F9	0-0 F7			

AB	R	H	RBI	BB	SO	LOB
4	0	1	0	1	0	0
2	1	0	0	1	0	3
2	0	0	0	0	0	1
3	1	2	2	1	0	3
1	1	0	0	0	0	1
3	3	3	3	2	0	0
4	1	1	0	1	2	4
1	0	1	0	3	0	0
1	0	0	0	0	1	0
5	1	2	2	0	2	3
5	0	1	0	0	1	5
4	0	1	1	0	0	3

**BOTTOM**

**Boston Red Sox @ California Angels**  
**Anaheim Stadium, Anaheim, CA**  
 Sun Jul 07 1985, 6:33 AM EDT  
 Att. 31,383 - Unknown

AB	35
R	8
H	12
RBI	8
BB	9
SO	6
LOB	23



1B:	8	SF:	0
2B:	1	SAC:	0
3B:	0	DP:	0
HR:	3	HBP:	0

WP:	0	PA:	44
PB:	0		
SB:	1		
CS:	0		

Inning	R	H	E	K	S	R	H	E	K	S	R	H	E	K	S	R	H	E	K	S
1	0	0	0	3	11	1	4	1	0	10	0	1	0	1	6	0	1	0	0	6
2	1	1	1	0	6	0	1	0	1	10	0	1	0	0	0	0	0	0	0	6
3	0	0	0	1	11	0	1	0	1	10	0	0	0	0	0	0	0	0	0	6
4	4	2	0	4	5	0	2	0	4	21	0	2	0	2	18	0	2	0	2	50
5	0	0	0	0	3	0	0	0	0	3	0	0	0	0	7	0	0	0	0	50
6	2	3	1	1	7	0	3	1	1	12	0	3	0	1	12	0	3	0	1	50
7	0	2	0	1	7	0	2	0	1	7	0	2	0	1	12	0	2	0	0	50
8	0	0	0	3	7	0	0	0	3	7	0	0	0	9	0	0	0	0	0	50
9	0	0	0	0	9	0	0	0	0	9	0	0	0	9	0	0	0	0	0	50

PITCHER	IP	WLS	BF	H	R	ER	SO	BB	IBB	HBP	BLK	WP	HR	S	P	ERA	WHIP
Jim Dorsey, R (1, 1) ERA: 20.25	3.2	L	24	6	6	6	1	7	1	0	0	0	2	18	50	14.73	3.545
Tom McCarthy, R (4, 1) ERA: 23.14	1.1		7	3	2	2	0	0	0	0	0	0	1	7	7	13.50	2.250
Mark Clear, R (6, 1) ERA: 3.12	3.0		13	3	0	0	5	1	0	0	0	0	0	22	26	0.00	1.333

PITCHER	IP	WLS	BF	H	R	ER	SO	BB	IBB	HBP	BLK	WP	HR	S	P	ERA	WHIP
Jim Dorsey, R (1, 1) ERA: 20.25	3.2	L	24	6	6	6	1	7	1	0	0	0	2	18	50	14.73	3.545
Tom McCarthy, R (4, 1) ERA: 23.14	1.1		7	3	2	2	0	0	0	0	0	0	1	7	7	13.50	2.250
Mark Clear, R (6, 1) ERA: 3.12	3.0		13	3	0	0	5	1	0	0	0	0	0	22	26	0.00	1.333





Batter	1	2	3	4	5	6	7	8	9	AB	R	H	RBI	BB	SO	LOB
Dave Collins, S (1, 7) OBP: 0.290, SLG: 0.327	0-3 K		0-0 5-3		0-0 F9		0-0 5-3		0-0 G3	5	0	0	0	0	1	2
Carney Lansford, R (1, 5) OBP: 0.309, SLG: 0.436	0-0 F8		0-0 6-3			0-0 5-3		0-0 F9	0-0 1B	5	0	1	1	0	0	0
Dusty Baker Jr., R (1, 3) OBP: 0.383, SLG: 0.528	0-0 F9			0-0 1B		0-3 K		0-0 1B	0-0 1B	4	0	2	0	0	1	0
Rob Picciolo, R (8, PR) OBP: 0.324, SLG: 0.373										0	0	0	0	0	0	0
Bruce Bochte, L (9, PH) OBP: 0.391, SLG: 0.439									2-H 1B	1	0	1	0	0	0	0
Dave Kingman, R (1, 10) OBP: 0.327, SLG: 0.484		0-3 K		0-0 1B		0-0 1B		0-0 1B	0-0 1B	4	0	3	0	0	1	0
Mike Heath, R (1, 9) OBP: 0.309, SLG: 0.404		0-0 5-3		0-0 F8		0-0 1B		0-3 K		3	0	1	0	0	0	2
Mike Davis, L (8, PH) OBP: 0.369, SLG: 0.513										1	0	0	0	0	1	2
Dwayne Murphy, L (1, 8) OBP: 0.347, SLG: 0.399		0-0 2B		0-3 K		0-0 1-3		4-0 BB		3	0	1	0	1	1	4
Mickey Tettleton, S (1, 2) OBP: 0.378, SLG: 0.338		4-0 BB		0-0 F8				0-3 K	0-3 K	3	0	0	0	1	2	5
Donnie Hill, S (1, 4) OBP: 0.282, SLG: 0.296		0-0 F8			0-0 5-3		0-3 K		0-0 G3	4	1	1	0	0	1	2
Alfredo Griffin, S (1, 6) OBP: 0.305, SLG: 0.343			0-0 F6		0-0 F3		0-0 1B		0-0 F8	4	0	1	0	0	0	1

**BOTTOM**

**Boston Red Sox @ Oakland Athletics**  
Oakland-Alameda County Coliseum, Oakland, CA

Mon Jul 08 1985, 7:05 PM PDT  
Att. 24,430 - Unknown

livebaseballscorecards.com

AB	37
R	1
H	11
RBI	1
BB	2
SO	8
LOB	18



Inning Stats	R: 0	H: 0	E: 0	K: 1	S: 5	LOB: 0	BB: 0	P: 5	R: 0	H: 1	E: 0	K: 1	S: 6	LOB: 2	BB: 1	P: 10	R: 0	H: 0	E: 0	K: 0	S: 3	LOB: 0	BB: 0	P: 3	R: 0	H: 2	E: 0	K: 1	S: 7	LOB: 2	BB: 0	P: 7	R: 0	H: 0	E: 0	K: 0	S: 3	LOB: 0	BB: 0	P: 3	R: 0	H: 2	E: 0	K: 1	S: 7	LOB: 2	BB: 0	P: 7	R: 0	H: 1	E: 0	K: 2	S: 8	LOB: 1	BB: 0	P: 8	R: 0	H: 2	E: 0	K: 2	S: 9	LOB: 3	BB: 1	P: 13	R: 1	H: 3	E: 0	K: 0	S: 5	LOB: 2	BB: 0	P: 5	1B: 9	SF: 0	2B: 2	SAC: 0	3B: 0	DP: 0	HR: 0	HBP: 0	WP: 0	PA: 39
<b>PITCHER</b> Bruce Hurst, L (1, 1) ERA: 5.14	IP	WLS	BF	H	R	ER	SO	BB	IBB	HBP	BLK	WP	HR	S	P	ERA	WHIP																																																																	
Steve Crawford, R (8, 1) ERA: 2.89	1.2	S	9	4	1	1	2	1	0	0	0	0	0	12	16	5.40	3.000																																																																	
<b>PITCHER</b>	IP	WLS	BF	H	R	ER	SO	BB	IBB	HBP	BLK	WP	HR	S	P	ERA	WHIP																																																																	



Batter	1	2	3	4	5	6	7	8	9	AB R H RBI BB SO LOB	TOP																
Dwight Evans, R (1, 9) OBP: 0.374, SLG: 0.364	4-0 PB 1B BB	0-3 K			0-0 6-3		0-0 6-3		0-3 K	4 1 0 0 1 2 3																	
Wade Boggs, L (1, 5) OBP: 0.431, SLG: 0.425	0-0 1B G4-6-3 1-H		4-0 BB		0-0 F7			0-0 F7	0-0 4-3	4 0 1 1 1 0 1																	
Bill Buckner, L (1, 3) OBP: 0.314, SLG: 0.424	0-0 1B G4-6-3 1-2f		0-0 F6			0-0 6-3		0-0 6-3		4 0 0 0 0 0 2																	
Jim Rice, R (1, 7) OBP: 0.328, SLG: 0.458	0-0 F9		0-0 F8			0-3 K		0-0 F3		4 0 0 0 0 1 1																	
Mike Easler, L (1, 10) OBP: 0.332, SLG: 0.428 Reid Nichols, R (9, PR) OBP: 0.212, SLG: 0.200		0-0 E8 2B 1B	0-0 1-3			4-0 2B BB			0-0 E6 1B SH3-4 1B	3 2 1 0 1 0 1 0 1 0 0 0 0 0																	
Rich Gedman, L (1, 2) OBP: 0.353, SLG: 0.452		0-0 2B		0-0 F9		0-0 2B 1-H			0-0 SH3-4 1-2	3 0 2 2 0 0 0																	
Glenn Hoffman, R (1, 6) OBP: 0.329, SLG: 0.408		0-0 F9		0-0 6-3		0-0 1-3			0-0 E 1B E 1B 2-3	4 1 1 0 0 0 2																	
Steve Lyons, L (1, 8) OBP: 0.323, SLG: 0.333		0-0 F6		0-0 B3			0-0 F8		0-0 E3 S 1B 1B 1-3 3-H	4 1 1 1 0 0 1																	
Marty Barrett, R (1, 4) OBP: 0.367, SLG: 0.360		4-0 BB			0-0 6-3		0-0 F9		0-0 1B 1-H 3-H	3 0 1 1 1 0 0																	
<b>Inning Stats</b>	R: 1 E: 0 K: 0 S: 3	H: 1 LOB: 0 BB: 1 P: 7	R: 1 E: 1 K: 1 S: 7	H: 2 LOB: 2 BB: 1 P: 11	R: 0 E: 0 K: 0 S: 3	H: 0 LOB: 1 BB: 1 P: 7	R: 0 E: 0 K: 0 S: 3	H: 0 LOB: 0 BB: 0 P: 3	R: 0 E: 0 K: 0 S: 3	H: 0 LOB: 0 BB: 0 P: 3	R: 1 E: 0 K: 1 S: 6	H: 1 LOB: 1 BB: 1 P: 10	R: 0 E: 0 K: 0 S: 3	H: 0 LOB: 0 BB: 0 P: 3	R: 0 E: 0 K: 0 S: 3	H: 0 LOB: 0 BB: 0 P: 3	R: 3 E: 2 K: 1 S: 9	H: 3 LOB: 1 BB: 0 P: 9	1B: 5 2B: 2 3B: 0 HR: 0	SF: 0 SAC: 1 DP: 1 HBP: 0	WP: 0 PB: 1 SB: 2 CS: 0	PA: 38					
<b>PITCHER</b>	IP WLS BF H R ER SO BB IBB HBP BLK WP HR S P ERA WHIP																										
Tim Birtsas, L (1, 1) ERA: 3.75	1.2		9	3	2	0	0	2	0	0	0	0	0	7	15	0.00	3.000										
Rick Langford, R (2, 1) ERA: 4.43	4.0		15	1	1	1	2	2	0	0	0	0	0	17	25	2.25	0.750										
Steve Ontiveros, R (6, 1) ERA: 0.45	2.2	L	9	0	2	1	0	0	0	0	0	0	0	9	9	3.38	0.000										
Jay Howell, R (9, 1) ERA: 1.96	0.2		5	3	1	0	1	0	0	0	0	0	0	7	7	0.00	4.500										

**Boston Red Sox @ Oakland Athletics**  
Oakland-Alameda County Coliseum, Oakland, CA

Tue Jul 09 1985, 7:05 PM PDT  
Att. 14,264 - Unknown

AB	33
R	6
H	7
RBI	5
BB	4
SO	3
LOB	11



livebaseballscorecards.com







Batter	1	2	3	4	5	6	7	8	9
Steve Henderson, R (1, 7) OBP: 0.376, SLG: 0.398 Dwayne Murphy, L (7, 8) OBP: 0.348, SLG: 0.395	0-0 5-3		0-0 1B G4-6-3 1B		0-3 K		4-0 2B BB		
Carney Lansford, R (1, 5) OBP: 0.310, SLG: 0.437	0-3 K		0-0 1B G4-6-3 1B		0-0 F8		0-0 2B		
Mike Davis, L (1, 8) OBP: 0.370, SLG: 0.507 (7, 9)	0-3 K		0-0 G4-6-3 1-2f 3-H		0-0 3-1		4-0 IBB G4-3		
Dave Kingman, R (1, 10) OBP: 0.325, SLG: 0.481		0-0 F3	0-0 1B		0-0 F8		0-0 G4-3 1-2f		
Dusty Baker Jr., R (1, 3) OBP: 0.385, SLG: 0.552 Bruce Bochte, L (9, 3) OBP: 0.389, SLG: 0.432		0-0 HR	0-0 1-3		0-0 F8 2B		0-0 6-3		
Mike Heath, R (1, 9) OBP: 0.304, SLG: 0.398 (7, 7)		0-0 6-3		0-0 6-3		0-0 F8 2-3	0-0 5-3		
Mickey Tettleton, S (1, 2) OBP: 0.357, SLG: 0.329		0-3 K		0-0 6-3		0-3 K	0-0 4-3		
Donnie Hill, S (1, 4) OBP: 0.286, SLG: 0.297			0-0 1B 1B	4-0 S BB		0-0 1-3			
Alfredo Griffin, S (1, 6) OBP: 0.305, SLG: 0.342			0-0 1B 1B	0-3 K		0-0 BB CS 1B			

AB	R	H	RBI	BB	SO	LOB
3	1	1	1	0	1	0
0	0	0	0	1	0	0
4	0	2	1	0	1	0
3	0	0	0	1	1	1
4	0	1	0	0	0	3
4	1	2	1	0	0	1
0	0	0	0	0	0	0
4	0	0	0	0	0	1
4	0	0	0	0	2	1
2	1	1	0	1	0	0
3	2	2	0	0	1	1

**BOTTOM**

**Boston Red Sox @ Oakland Athletics**  
Oakland-Alameda County Coliseum, Oakland, CA

Wed Jul 10 1985, 7:05 PM PDT  
Att. 17,401 - Unknown

livebaseballscorecards.com

<b>AB</b>	<b>31</b>
<b>R</b>	<b>5</b>
<b>H</b>	<b>9</b>
<b>RBI</b>	<b>3</b>
<b>BB</b>	<b>3</b>
<b>SO</b>	<b>6</b>
<b>LOB</b>	<b>8</b>



1B: 6	SF: 0	WP: 0	PA: 34
2B: 2	SAC: 0	PB: 0	
3B: 0	DP: 2	SB: 1	
HR: 1	HBP: 0	CS: 2	

Inning Stats		R: 0	H: 0	R: 1	H: 1	R: 3	H: 5	R: 0	H: 0	R: 0	H: 1	R: 1	H: 2	R: 0	H: 0			
PITCHER		IP	WLS	BF	H	R	ER	SO	BB	IBB	HBP	BLK	WP	HR	S	P	ERA	WHIP
Bob Ojeda, L (1, 1) ERA: 4.06	(1, 1)	2.2	L	13	6	4	4	3	0	0	0	0	0	0	19	19	13.50	2.250
Mark Clear, R (3, 1) ERA: 3.05	(3, 1)	3.2		16	3	1	1	3	2	0	0	0	0	0	20	28	2.46	1.364
Bob Stanley, R (7, 1) ERA: 2.4	(7, 1)	1.2		5	0	0	0	0	0	1	0	0	0	0	4	8	0.00	0.000









Batter	1	2	3	4	5	6	7	8	9	AB R H RBI BB SO LOB	TOP													
Dwight Evans, R (1, 9) OBP: 0.367, SLG: 0.353	0-0 1-3		0-3 K		0-0 G1-6-3			0-0 6-3	0-3 K	5 0 0 0 0 2 2														
Wade Boggs, L (1, 5) OBP: 0.433, SLG: 0.428	0-0 F7		4-0 BB			0-0 L7		0-0 HR 1B	0-0 1B	4 1 2 1 1 0 0														
Jim Rice, R (1, 7) OBP: 0.324, SLG: 0.456	0-0 5-3		0-0 4-3			0-0 HR		0-3 K	0-0 F8	5 1 1 1 0 1 4														
Bill Buckner, L (1, 3) OBP: 0.314, SLG: 0.428		0-0 G3		0-0 4-3		0-0 L6		0-0 HR		4 1 1 2 0 0 0														
Mike Easler, L (1, 10) OBP: 0.327, SLG: 0.416		0-0 F7		0-3 K		0-0 F7		0-3 K		4 0 0 0 0 2 0														
Rich Gedman, L (1, 2) OBP: 0.365, SLG: 0.471		4-0 1B BB		1-0 HBP			0-0 5-3 1B		0-0 HR	2 1 2 1 1 0 0														
Glenn Hoffman, R (1, 6) OBP: 0.326, SLG: 0.417		0-0 1-2 1B		0-0 F2			0-0 5-3		0-3 K	4 0 1 0 0 1 2														
Steve Lyons, L (1, 8) OBP: 0.329, SLG: 0.353		0-3 K		0-3 K			0-3 K		4-0 1B BLK 1B BB	3 1 0 0 1 3 3														
Marty Barrett, R (1, 4) OBP: 0.365, SLG: 0.356			0-0 L3		0-0 F7		0-0 F3		0-0 1-3 1B 1B	4 0 1 0 0 0 1														
<b>Inning Stats</b>	R: 0 E: 0 K: 0 S: 3	H: 0 LOB: 0 BB: 0 P: 3	R: 0 E: 0 K: 1 S: 6	H: 1 LOB: 2 BB: 1 P: 10	R: 0 E: 0 K: 1 S: 5	H: 0 LOB: 1 BB: 1 P: 9	R: 0 E: 0 K: 1 S: 5	H: 0 LOB: 0 BB: 0 P: 5	R: 1 E: 0 K: 0 S: 4	H: 1 LOB: 0 BB: 0 P: 4	R: 0 E: 0 K: 1 S: 6	H: 1 LOB: 1 BB: 0 P: 6	R: 2 E: 0 K: 2 S: 9	H: 2 LOB: 0 BB: 0 P: 9	R: 2 E: 0 K: 2 S: 10	H: 3 LOB: 2 BB: 1 P: 14	1B: 5 2B: 0 3B: 0 HR: 3	SF: 0 SAC: 0 DP: 0 HBP: 1	WP: 0 PB: 0 SB: 0 CS: 0	PA: 39				
<b>PITCHER</b>	IP WLS BF H R ER SO BB IBB HBP BLK WP HR S P ERA WHIP																							
Mike Moore, R (1, 1) ERA: 3.62	7.1		29	4 2 2 5 2 0 1 0	0 1 36 45 2.46 0.818																			
Ed Nunez, R (8, 1) ERA: 2.55	1.0	L	7	3 3 3 3 1 0 0 1	0 2 12 16 27.00 4.000																			
Roy Thomas, R (9, 1) ERA: 3.67	0.1		1	0 0 0 1 0 0 0 0	0 0 3 3 0.00 0.000																			
Ed Vande Berg, L (9, 1) ERA: 4.02	0.0		1	1 0 0 0 0 0 0 0	0 0 1 1 ∞ ∞																			
Bob Long, R (9, 1) ERA: 1.8	0.1		1	0 0 0 0 0 0 0 0	0 0 1 1 0.00 0.000																			

**Boston Red Sox @ Seattle Mariners**  
The Kingdome, Seattle, WA  
Fri Jul 12 1985, 10:05 PM EDT  
Att. 12,452 - Unknown

[livebaseballscorecards.com](http://livebaseballscorecards.com)

**AB 35**  
**R 5**  
**H 8**  
**RBI 5**  
**BB 3**  
**SO 9**  
**LOB 12**



Batter	1	2	3	4	5	6	7	8	9	AB	R	H	RBI	BB	SO	LOB
Spike Owen, S OBP: 0.324, SLG: 0.359 (1, 6)	0-0 F8		0-0 CS 1B		0-0 1B		4-0 1-2 BB			3	0	2	0	1	0	0
Phil Bradley, R OBP: 0.373, SLG: 0.501 (1, 8)	0-3 K		0-0 1-3		0-0 F4		0-0 3-1			4	0	0	0	0	1	3
Alvin Davis, L OBP: 0.364, SLG: 0.369 (1, 3)	0-3 K		0-0 1B		0-0 F6			0-0 4-3		4	0	1	0	0	1	1
Gorman Thomas, R OBP: 0.368, SLG: 0.451 (1, 10)		0-0 2B	0-0 F7		0-3 K			0-0 F8		4	1	1	0	0	1	2
Al Cowens, R OBP: 0.301, SLG: 0.466 (1, 9)		0-0 L8		0-0 2B		0-0 G5-4-3 1B		0-0 FC1-4 1B		4	1	3	0	0	0	1
Ivan Calderon, R OBP: 0.371, SLG: 0.530 (1, 7)		0-0 HR 2B		0-3 K2-3		0-3 K		0-0 FC1-4		4	1	1	1	0	2	3
Jim Presley, R OBP: 0.328, SLG: 0.500 (1, 5)		0-3 K		0-3 K		0-0 G5-4-3			0-0 6-3	4	0	0	0	0	2	3
Bob Kearney, R OBP: 0.269, SLG: 0.366 (1, 2)		0-0 HR		0-0 2B		0-0 FC4-6 1B		0-0 F9		4	1	3	3	0	0	0
Harold Reynolds, S OBP: 0.208, SLG: 0.051 (1, 4)		0-0 F9		0-0 F9		0-0 FC4-6		0-3 K		3	0	0	0	0	0	2
Barry Bonnell, R OBP: 0.281, SLG: 0.294 (9, PH)										1	0	0	0	0	1	0

Inning Stats	R: 0	H: 0	E: 0	K: 2	S: 7	LOB: 0	BB: 0	P: 7	R: 3	H: 3	E: 0	K: 1	S: 8	LOB: 0	BB: 0	P: 8	R: 0	H: 2	E: 0	K: 0	S: 4	LOB: 1	BB: 0	P: 4	R: 1	H: 2	E: 0	K: 2	S: 9	LOB: 1	BB: 0	P: 9	R: 0	H: 1	E: 0	K: 1	S: 6	LOB: 1	BB: 0	P: 6	R: 0	H: 1	E: 0	K: 1	S: 5	LOB: 0	BB: 0	P: 5	R: 0	H: 1	E: 0	K: 0	S: 3	LOB: 1	BB: 1	P: 7	R: 0	H: 1	E: 0	K: 0	S: 4	LOB: 1	BB: 0	P: 4	R: 0	H: 0	E: 0	K: 1	S: 5	LOB: 0	BB: 0	P: 5	1B: 6	SF: 0	2B: 4	SAC: 0	3B: 0	DP: 1	HR: 1	HBP: 0	WP: 0	PA: 36
--------------	------	------	------	------	------	--------	-------	------	------	------	------	------	------	--------	-------	------	------	------	------	------	------	--------	-------	------	------	------	------	------	------	--------	-------	------	------	------	------	------	------	--------	-------	------	------	------	------	------	------	--------	-------	------	------	------	------	------	------	--------	-------	------	------	------	------	------	------	--------	-------	------	------	------	------	------	------	--------	-------	------	-------	-------	-------	--------	-------	-------	-------	--------	-------	--------

PITCHER	IP	WLS	BF	H	R	ER	SO	BB	IBB	HBP	BLK	WP	HR	S	P	ERA	WHIP
Bruce Kison, R ERA: 4.52 (1, 1)	6.0		25	9	4	4	7	0	0	0	0	0	1	39	39	6.00	1.500
Mike Trujillo, R ERA: 5.97 (7, 1)	2.0	W	8	2	0	0	0	1	0	0	0	0	0	7	11	0.00	1.500
Mark Clear, R ERA: 2.97 (9, 1)	1.0	S	3	0	0	0	1	0	0	0	0	0	0	5	5	0.00	0.000

BOTTOM

**Boston Red Sox @ Seattle Mariners**  
The Kingdom, Seattle, WA  
Fri Jul 12 1985, 10:05 PM EDT  
Att. 12,452 - Unknown

livebaseballscores.com

AB	35
R	4
H	11
RBI	4
BB	1
SO	8
LOB	15





Batter	1	2	3	4	5	6	7	8	9	AB R H RBI BB SO LOB	TOP																	
Dwight Evans, R (1, 9) OBP: 0.376, SLG: 0.371	0-0 FC4-6 1B		0-0 G4-6-3 1B		0-0 HR		4-0 FC5-4 BB		0-0 G4-6-3 1B	4 2 4 1 1 0 0	<b>Boston Red Sox @ Seattle Mariners</b> The Kingdome, Seattle, WA Sat Jul 13 1985, 10:05 PM EDT Att. 32,432 - Unknown																	
Wade Boggs, L (1, 5) OBP: 0.430, SLG: 0.425	0-0 FC4-6 1-2f		0-0 G4-6-3 1-2f		0-3 K		0-0 FC5-4 PB 1-3		0-0 G4-6-3 1B	5 0 1 0 0 1 3																		
Bill Buckner, L (1, 3) OBP: 0.310, SLG: 0.422	0-0 L4			0-0 4-3	0-0 5-3		0-0 1-3		0-0 G4-6-3	5 0 0 0 0 0 4																		
Jim Rice, R (1, 7) OBP: 0.327, SLG: 0.455	0-0 4-3			4-0 1B BB	0-0 F8		4-0 PB IBB		0-0 FC6 1B	3 2 1 1 2 0 1																		
Mike Easler, L (1, 10) OBP: 0.333, SLG: 0.423		0-0 FC6-4 1B		0-0 1B BB		0-0 4-3 2B		0-0 1-2 2-3	4-0 1B BB	4 0 3 0 1 1 2																		
Rick Miller, L (9, PR) OBP: 0.410, SLG: 0.417				1-3 1B					1-2 1B BB	0 1 0 0 0 0 0																		
Rich Gedman, L (1, 2) OBP: 0.386, SLG: 0.467		0-0 FC6-4 G1 1-2f		4-0 1B BB					0-0 FC6 1B	2 0 0 0 2 0 2																		
Dave Sax, R (8, PR) OBP: 0.350, SLG: 0.400				1-2 BB					1-2 2-3	1 0 0 0 0 0 2																		
Glenn Hoffman, R (1, 6) OBP: 0.328, SLG: 0.416		0-0 G1		0-0 FC6 1B		0-3 K		0-3 K	0-0 FC6 1B	5 0 2 3 0 2 3																		
Steve Lyons, L (1, 8) OBP: 0.331, SLG: 0.346		0-0 L5		1-2 2-3 3-H 1B	0-3 K		4-0 BB		0-0 FC6	3 0 0 0 2 1 6																		
Marty Barrett, R (1, 4) OBP: 0.361, SLG: 0.351			0-0 F4	0-0 FC6		0-0 F4		0-0 G5-4-3		4 0 0 0 0 0 7																		
<b>Inning Stats</b>	R: 0 E: 0 K: 0 S: 4	H: 1 LOB: 1 BB: 0 P: 4	R: 0 E: 0 K: 0 S: 4	H: 1 LOB: 1 BB: 0 P: 4	R: 0 E: 0 K: 0 S: 3	H: 1 LOB: 0 BB: 0 P: 3	R: 1 E: 0 K: 1 S: 7	H: 2 LOB: 3 BB: 2 P: 15	R: 1 E: 0 K: 1 S: 6	H: 1 LOB: 0 BB: 0 P: 6	R: 0 E: 0 K: 1 S: 6	H: 1 LOB: 2 BB: 1 P: 10	R: 0 E: 0 K: 1 S: 5	H: 0 LOB: 2 BB: 2 P: 13	R: 0 E: 0 K: 1 S: 4	H: 0 LOB: 1 BB: 2 P: 12	R: 3 E: 1 K: 0 S: 7	H: 4 LOB: 2 BB: 1 P: 11	1B: 9 2B: 1 3B: 0 HR: 1	SF: 0 SAC: 0 DP: 3 HBP: 0	WP: 0 PB: 1 SB: 0 CS: 0	PA: 44						
<b>PITCHER</b>	IP WLS BF H R ER SO BB IBB HBP BLK WP HR S P ERA WHIP																											
Matt Young, L (1, 1) ERA: 4.91	7.0		33	7	2	2	4	5	1	0	0	0	0	1	35	59	2.57	1.714										
Roy Thomas, R (8, 1) ERA: 3.82	1.0		4	1	1	1	1	1	0	0	0	0	0	0	5	9	9.00	2.000										
Ed Vande Berg, L (9, 1) ERA: 3.95	0.2		2	1	0	0	0	0	0	0	0	0	0	2	2	0.00	1.500											
Ed Nunez, R (9, 1) ERA: 2.55	0.0		4	2	2	0	0	1	0	0	0	0	0	3	7	∞	∞											
Brian Snyder, L (9, 1) ERA: 6.14	0.1	W	1	0	0	0	0	0	0	0	0	0	0	1	1	0.00	0.000											

livebaseballscorecards.com

AB	36
R	5
H	11
RBI	5
BB	8
SO	5
LOB	30



Batter	1	2	3	4	5	6	7	8	9	AB	R	H	RBI	BB	SO	LOB
Spike Owen, S OBP: 0.323, SLG: 0.361 (1, 6)	0-0 3-1		0-0 1-H 2B		0-0 F9			0-0 6-3		4	0	1	1	0	0	0
Phil Bradley, R OBP: 0.371, SLG: 0.507 (1, 8)	0-0 E4 G6-3		0-0 F8			0-3 K		0-0 HR		4	1	1	1	0	1	1
Al Cowens, R OBP: 0.296, SLG: 0.457 (1, 9)	0-0 G6-3 1-2f		0-0 5-3			0-3 K		0-0 F4		4	0	0	0	0	1	2
Gorman Thomas, R OBP: 0.370, SLG: 0.464 (1, 10)		0-0 F7		4-0 BB		0-0 5-3		0-0 HR		3	1	1	1	1	0	0
Alvin Davis, L OBP: 0.363, SLG: 0.377 (1, 3)		0-0 HR		0-3 K			0-0 F8	0-0 L3		4	1	1	1	0	1	1
Ivan Calderon, R OBP: 0.368, SLG: 0.529 (1, 7)		0-0 5-3		0-3 K			0-0 4-3		0-0 SH E 2B	4	1	1	0	0	1	1
Jim Presley, R OBP: 0.330, SLG: 0.502 (1, 5)		0-0 F8		0-3 K			0-0 2B		4-0 SH E IBB	3	1	1	0	1	1	1
Bob Kearney, R OBP: 0.276, SLG: 0.364 (1, 2)			4-0 1B BB		0-0 5-3		4-0 2B IBB		0-0 SH 1-2 2-H	1	0	0	0	2	0	0
Harold Reynolds, S OBP: 0.220, SLG: 0.073 (1, 4)			0-0 2B 1B		0-3 K					2	1	1	0	0	1	0
Barry Bonnell, R OBP: 0.289, SLG: 0.314 (7, PH)										1	0	1	1	0	0	0
Domingo Ramos, R OBP: 0.238, SLG: 0.271 (8, 4)										0	0	0	0	0	0	0

Inning Stats	R: 0	H: 0	E: 1	K: 0	S: 3	LOB: 0	BB: 0	P: 3	R: 1	H: 1	E: 0	K: 0	S: 4	LOB: 0	BB: 0	P: 4	R: 1	H: 2	E: 0	K: 0	S: 4	LOB: 1	BB: 1	P: 8	R: 0	H: 0	E: 0	K: 3	S: 9	LOB: 1	BB: 1	P: 13	R: 0	H: 0	E: 0	K: 1	S: 5	LOB: 0	BB: 0	P: 5	R: 0	H: 0	E: 0	K: 2	S: 7	LOB: 0	BB: 0	P: 7	R: 1	H: 2	E: 0	K: 0	S: 4	LOB: 2	BB: 1	P: 8	R: 2	H: 2	E: 0	K: 0	S: 5	LOB: 0	BB: 0	P: 5	R: 1	H: 1	E: 1	K: 0	S: 2	LOB: 2	BB: 1	P: 6	1B: 1	SF: 0	2B: 4	SAC: 1	3B: 0	DP: 1	HR: 3	HBP: 0	WP: 0	PA: 35
--------------	------	------	------	------	------	--------	-------	------	------	------	------	------	------	--------	-------	------	------	------	------	------	------	--------	-------	------	------	------	------	------	------	--------	-------	-------	------	------	------	------	------	--------	-------	------	------	------	------	------	------	--------	-------	------	------	------	------	------	------	--------	-------	------	------	------	------	------	------	--------	-------	------	------	------	------	------	------	--------	-------	------	-------	-------	-------	--------	-------	-------	-------	--------	-------	--------

PITCHER	IP	WLS	BF	H	R	ER	SO	BB	IBB	HBP	BLK	WP	HR	S	P	ERA	WHIP
Bruce Hurst, L ERA: 5.18 (1, 1)	8.0		32	7	5	5	6	2	1	0	0	0	3	41	53	5.62	1.125
Bob Stanley, R ERA: 2.4 (9, 1)	0.0	L	3	1	1	0	0	0	1	0	0	0	0	2	6	∞	∞

**BOTTOM**

**Boston Red Sox @ Seattle Mariners**  
The Kingdome, Seattle, WA

Sat Jul 13 1985, 10:05 PM EDT  
Att. 32,432 - Unknown

livebaseballscorecards.com

<b>AB</b>	<b>30</b>
<b>R</b>	<b>6</b>
<b>H</b>	<b>8</b>
<b>RBI</b>	<b>5</b>
<b>BB</b>	<b>4</b>
<b>SO</b>	<b>6</b>
<b>LOB</b>	<b>6</b>





Batter	1	2	3	4	5	6	7	8	9	AB R H RBI BB SO LOB	TOP											
Dwight Evans, R (1, 9) OBP: 0.375, SLG: 0.368	0-3 K		4-0 F9 1B BB		0-0 L9		0-0 SF9 SH 1-2 1B	0-3 K	0-0 FC5-4	5 1 1 0 1 2 3												
Wade Boggs, L (1, 5) OBP: 0.435, SLG: 0.439	4-0 WP BB		0-0 1-2 1B		0-0 1B 1B		0-0 SH F8 1B 1-2 BB 2-3	0-0 HR		3 2 3 2 1 0 0												
Jim Rice, R (1, 7) OBP: 0.326, SLG: 0.453	0-3 K		0-0 F9		0-0 1-3 1B		0-0 SF9	0-0 F7		4 0 1 1 0 1 3												
Bill Buckner, L (1, 3) OBP: 0.311, SLG: 0.420	1-0 HBP		0-0 G3		0-0 F6		0-0 BB S 1-2 1B 3-H	0-0 4-3		4 0 1 1 0 0 4												
Mike Easler, L (1, 10) OBP: 0.334, SLG: 0.419	0-0 4-3			0-3 K		4-0 SH1-4 BB BB	0-0 F8		H 1-0 1B HBP	3 1 0 0 1 1 4												
Rich Gedman, L (1, 2) OBP: 0.370, SLG: 0.464		0-3 K		4-0 G3 BB		4-0 SH1-4 BB 1-2 BB	4-0 BB 1-2 BB		S 0-3 K	2 0 0 0 3 2 1												
Glenn Hoffman, R (1, 6) OBP: 0.326, SLG: 0.409		0-0 F3		0-0 G3		0-0 SH1-4 1-2 BB 2-3	4-0 BB 1-2 BB 2-3 3-H		S 0-3 K	3 0 0 1 1 1 2												
Steve Lyons, L (1, 8) OBP: 0.328, SLG: 0.342		0-3 K		0-0 G3		0-0 4 2-3f	0-0 4-3		X 0-0 1B 1-2 1B	5 0 1 0 0 1 6												
Marty Barrett, R (1, 4) OBP: 0.365, SLG: 0.353			0-0 6-3		0-0 F8		4-0 SH 1B SF9 BB	0-0 PB HR 1B	X 0-0 FC5-4 1-2 2-H 1B	4 2 2 1 1 0 0												
<b>Inning Stats</b>	R: 0 E: 0 K: 2 S: 7	H: 0 LOB: 2 BB: 1 P: 12	R: 0 E: 0 K: 2 S: 7	H: 0 LOB: 0 BB: 0 P: 7	R: 0 E: 0 K: 0 S: 4	H: 1 LOB: 2 BB: 1 P: 8	R: 0 E: 0 K: 1 S: 5	H: 0 LOB: 1 BB: 1 P: 9	R: 0 E: 0 K: 0 S: 5	H: 2 LOB: 2 BB: 0 P: 5	R: 0 E: 0 K: 0 S: 2	H: 0 LOB: 1 BB: 2 P: 10	R: 3 E: 0 K: 0 S: 6	H: 2 LOB: 3 BB: 3 P: 18	R: 2 E: 0 K: 1 S: 7	H: 2 LOB: 0 BB: 0 P: 7	R: 1 E: 0 K: 2 S: 9	H: 2 LOB: 2 BB: 0 P: 10	1B: 8 2B: 1 3B: 0 HR: 1	SF: 1 SAC: 2 DP: 1 HBP: 2	WP: 1 PB: 1 SB: 1 CS: 0	PA: 46
<b>PITCHER</b>	IP WLS BF H R ER SO BB IBB HBP BLK WP HR S P ERA WHIP																					
Frank Wills, R (1, 1) ERA: 4.7	6.2 L 34 5 3 3 5 8 0 1 0 1 0 35 68 4.05 1.950																					
Ed Vande Berg, L (7, 1) ERA: 3.92	0.1 1 0 0 0 0 0 0 0 0 0 0 0 1 1 0.00 0.000																					
Bob Long, R (8, 1) ERA: 2.57	1.0 5 2 2 2 1 0 0 0 0 0 1 7 7 18.00 2.000																					
Brian Snyder, L (9, 1) ERA: 6.37	0.1 2 0 1 1 1 0 0 1 0 0 0 3 4 27.00 0.000																					
Mike Moore, R (9, 1) ERA: 3.59	0.2 4 2 0 0 1 0 0 0 0 0 0 6 6 0.00 3.000																					

**Boston Red Sox @ Seattle Mariners**  
The Kingdom, Seattle, WA  
Sun Jul 14 1985, 6:33 AM EDT  
Att: 13,704 - Unknown

[livebaseballscorecards.com](http://livebaseballscorecards.com)

<b>AB</b>	33
<b>R</b>	6
<b>H</b>	9
<b>RBI</b>	6
<b>BB</b>	8
<b>SO</b>	8
<b>LOB</b>	23



Batter	1	2	3	4	5	6	7	8	9
Spike Owen, S OBP: 0.323, SLG: 0.361 Domingo Ramos, R OBP: 0.250, SLG: 0.300	0-0 3-1		0-3 K			0-0 CS 1B		0-0 2-H 1B 2B	
Phil Bradley, R OBP: 0.370, SLG: 0.504	0-0 4-3			0-0 F3		0-0 CS 1-2	0-3 K	0-0 2-H 1B	
Alvin Davis, L OBP: 0.364, SLG: 0.379	0-0 1B			0-0 4-3			0-0 1B 1B	0-0 6-3	
Gorman Thomas, R OBP: 0.368, SLG: 0.460	0-3 K			0-0 3-1			0-0 F8	0-0 G6-4-3 1B	
Al Cowens, R OBP: 0.295, SLG: 0.454		0-0 6-3			0-3 K		0-0 1-2 1B	0-0 G6-4-3 1-2f	
Ivan Calderon, R OBP: 0.360, SLG: 0.516		0-0 6-3			0-0 5-3		0-0 F6	0-3 K	
Jim Presley, R OBP: 0.327, SLG: 0.497		0-3 K			0-0 F3			0-0 F8	
Donnie Scott, S OBP: 0.243, SLG: 0.309			0-0 L6			0-3 K		0-0 2B 2B	
Harold Reynolds, S OBP: 0.208, SLG: 0.068			0-3 K			0-0 4-3		0-0 G3	

AB R H RBI BB SO LOB

3	0	1	0	0	1	0	4	0	1	1	0	1	0	4	0	2	0	0	0	1	4	0	1	0	0	1	2	4	0	1	0	0	1	1	4	0	0	0	0	1	2	3	0	0	0	0	1	0	3	1	1	0	0	1	0	3	0	0	0	0	1	1
1	1	1	1	0	0	0																																																								

BOTTOM

**Boston Red Sox @ Seattle Mariners**  
The Kingdom, Seattle, WA  
Sun Jul 14 1985, 6:33 AM EDT  
Att. 13,704 - Unknown

AB	33
R	2
H	8
RBI	2
BB	0
SO	8
LOB	7



Inning Stats	R: 0	H: 1	E: 0	K: 1	S: 6	R: 0	H: 0	E: 0	K: 1	S: 5	R: 0	H: 0	E: 0	K: 2	S: 7	R: 0	H: 0	E: 0	K: 0	S: 3	R: 0	H: 0	E: 0	K: 1	S: 5	R: 0	H: 1	E: 0	K: 1	S: 5	R: 0	H: 2	E: 0	K: 1	S: 7	R: 2	H: 3	E: 0	K: 0	S: 6	R: 0	H: 1	E: 0	K: 1	S: 5
PITCHER	IP	WLS	BF	H	R	ER	SO	BB	IBB	HBP	BLK	WP	HR	S	P	ERA	WHIP	PITCHER	IP	WLS	BF	H	R	ER	SO	BB	IBB	HBP	BLK	WP	HR	S	P	ERA	WHIP										
Oil Can Boyd, R ERA: 3.15	(1, 1)	7.2	W	28	6	2	2	7	0	0	0	0	0	0	42	42	2.35	0.783	Steve Crawford, R ERA: 2.59	(8, 1)	1.1		5	2	0	0	1	0	0	0	0	0	7	7	0.00	1.500									

WP: 0	PA: 34
PB: 0	
SB: 0	
CS: 1	



Batter	1	2	3	4	5	6	7	8	9	AB R H RBI BB SO LOB	TOP											
Juan Beniquez, R (1, 8) OBP: 0.338, SLG: 0.389	0-0 CS 1B		0-0 5-3			0-0 F9			4-0 2B 1-2 BB	3 0 1 0 1 0 1												
Rod Carew, L (1, 3) OBP: 0.365, SLG: 0.327	0-3 1-2 K				0-3 K	0-0 3-1			0-0 F4	4 0 0 0 0 2 3												
Brian Downing, R (1, 7) OBP: 0.341, SLG: 0.353	0-3 K				0-0 6-3				0-0 2B	4 0 1 1 0 2 0												
Mike Brown, R (1, 9) OBP: 0.304, SLG: 0.412		0-0 G5-4-3 1B			0-0 G1-4-3				0-3 2B K	4 0 1 0 0 1 2												
Doug DeCinces, R (1, 5) OBP: 0.319, SLG: 0.413		0-0 G5-4-3 1-2f				0-0 E6 FC4-6			0-0 1-3	4 0 0 0 0 0 3												
Bobby Grich, R (1, 4) OBP: 0.373, SLG: 0.376		0-0 F9				0-0 F9			0-0 G6-4-3 1B	3 0 1 0 0 0 1												
Reggie Jackson, L (1, 10) OBP: 0.375, SLG: 0.514			0-0 F7 1B			0-0 F9				2 0 1 0 0 0 1												
Rufino Linares, R (8, PH)										1 0 0 0 0 0 1												
Dick Schofield, R (1, 6) OBP: 0.258, SLG: 0.305			0-0 F7 1-2			0-0 FC4-6 1-2f			0-0 G6-4-3 1-2f	3 0 0 0 0 0 3												
Bob Boone, R (1, 2) OBP: 0.309, SLG: 0.310			0-0 2B						0-0 BB 2B 1B	1 0 1 0 0 0 0												
Darrell Miller, R (5, 2) OBP: 0.381, SLG: 0.450						0-0 F3				2 1 1 0 0 0 0												
<b>Inning Stats</b>	R: 0 E: 0 K: 2 S: 7	H: 1 LOB: 0 BB: 0 P: 7	R: 0 E: 0 K: 0 S: 3	H: 1 LOB: 0 BB: 0 P: 3	R: 0 E: 0 K: 0 S: 4	H: 2 LOB: 1 BB: 0 P: 4	R: 0 E: 0 K: 1 S: 5	H: 0 LOB: 0 BB: 0 P: 5	R: 0 E: 1 K: 0 S: 4	H: 0 LOB: 1 BB: 0 P: 4	R: 0 E: 0 K: 0 S: 3	H: 0 LOB: 0 BB: 0 P: 3	R: 0 E: 0 K: 1 S: 5	H: 0 LOB: 0 BB: 0 P: 5	R: 0 E: 0 K: 0 S: 3	H: 1 LOB: 0 BB: 0 P: 3	R: 1 E: 0 K: 1 S: 7	H: 2 LOB: 2 BB: 1 P: 11	1B: 5 2B: 3 3B: 0 HR: 0	SF: 0 SAC: 0 DP: 3 HBP: 0	WP: 0 PB: 0 SB: 0 CS: 1	PA: 32
<b>PITCHER</b> Bruce Hurst, L (1, 1) ERA: 4.84	IP: 9.0 WLS: W BF: 32 H: 7 R: 1 ER: 1 SO: 5 BB: 1 IBB: 0 HBP: 0 BLK: 0 WP: 0 HR: 0 S: 41 P: 45 ERA: 1.00 WHIP: 0.889																					
<b>PITCHER</b>	IP	WLS	BF	H	R	ER	SO	BB	IBB	HBP	BLK	WP	HR	S	P	ERA	WHIP					

California Angels @ Boston Red Sox  
Fenway Park, Boston, MA  
Thu Jul 18 1985, 7:05 PM EDT  
Att: 29,194 - Unknown

livebaseballscorecards.com

AB 31  
R 1  
H 7  
RBI 1  
BB 1  
SO 5  
LOB 15



Batter	1	2	3	4	5	6	7	8	9
Dwight Evans, R OBP: 0.375, SLG: 0.369 (1, 9)	0-0 G4-6-3 1B	0-0 1-3 2-H 3-H 1B	0-0 F4		0-0 F4		0-0 F7		
Wade Boggs, L OBP: 0.435, SLG: 0.436 (1, 5)	0-0 G4-6-3 1-2f	0-0 4-3	4-0 1B 2B BB		0-0 FC5-4 1B			0-0 4-3	
Jim Rice, R OBP: 0.330, SLG: 0.456 (1, 7)	0-0 1B		0-0 1B 2B		0-0 FC5-4 1-2f			0-0 4-3	
Rick Miller, L OBP: 0.400, SLG: 0.405 (8, 7)			0-0 1B 2B		0-0 G3			0-0 1B	
Bill Buckner, L OBP: 0.315, SLG: 0.425 (1, 3)	0-3 K		0-0 1B 2B		0-0 G3			0-0 1B	
Mike Easler, L OBP: 0.332, SLG: 0.419 (1, 10)		0-0 4-3	0-0 1B 2B			0-0 F7		0-0 G3	
Rich Gedman, L OBP: 0.372, SLG: 0.462 (1, 2)		4-0 BB 1B BB	0-0 F5	0-0 1B		0-0 F4			
Glenn Hoffman, R OBP: 0.325, SLG: 0.406 (1, 6)		0-0 E5 1B BB	0-0 1B 1B BB	0-0 F6		0-0 G1-4-3			
Jackie Gutierrez, R OBP: 0.276, SLG: 0.313 (8, 6)		1-2 1B	3-H 1B 1B						
Steve Lyons, L OBP: 0.331, SLG: 0.346 (1, 8)		0-0 F3	0-0 BB 1B 1B	0-0 G4-6-3 1B		0-3 K			
Marty Barrett, R OBP: 0.366, SLG: 0.353 (1, 4)		4-0 1B BB	0-0 1B 1B	0-0 G4-6-3		0-0 G1-6-3			

Inning Stats	R: 0	H: 2	E: 0	LOB: 1	K: 1	P: 6	R: 2	H: 1	E: 1	LOB: 2	K: 0	P: 5	R: 8	H: 8	E: 0	LOB: 1	K: 0	P: 11	R: 0	H: 1	E: 0	LOB: 0	K: 0	P: 3	R: 0	H: 0	E: 0	LOB: 0	K: 1	P: 5	R: 0	H: 1	E: 0	LOB: 1	K: 0	P: 4
	S: 6		S: 5		S: 5		S: 11		S: 4		S: 3		S: 4		S: 5		S: 4		S: 3		S: 4		S: 4		S: 5		S: 4		S: 4		S: 4		S: 4		S: 4	

PITCHER	IP	WLS	BF	H	R	ER	SO	BB	IBB	HBP	BLK	WP	HR	S	P	ERA	WHIP
Kirk McCaskill, R ERA: 4.86 (1, 1)	2.1	L	18	9	8	6	1	2	0	0	0	0	0	18	26	23.14	4.714
Luis Sanchez, R ERA: 7.25 (3, 1)	4.2		19	5	2	2	1	1	0	0	0	0	0	20	24	3.86	1.286
Doug Corbett, R ERA: 4.04 (8, 1)	1.0		4	1	0	0	0	0	0	0	0	0	0	4	4	0.00	1.000

**BOTTOM**

AB	R	H	RBI	BB	SO	LOB
5	0	2	2	0	0	3
4	1	1	1	1	0	3
4	2	3	2	0	0	1
1	0	0	0	0	0	0
5	1	3	2	0	1	2
5	1	1	1	0	0	2
3	1	1	0	1	0	2

4	2	1	1	0	0	2
0	0	0	0	0	0	0
4	1	2	0	0	1	2
3	1	1	1	1	0	2

1B:	13	SF:	0	WP:	0	PA:	41
2B:	2	SAC:	0	PB:	0		
3B:	0	DP:	2	SB:	0		
HR:	0	HBP:	0	CS:	0		

AB	38
R	10
H	15
RBI	10
BB	3
SO	2
LOB	19



**California Angels @ Boston Red Sox**  
**Fenway Park, Boston, MA**  
 Thu Jul 18 1985, 7:05 PM EDT  
 Att. 29,194 - Unknown

livebaseballscorecards.com





Batter	1	2	3	4	5	6	7	8	9	AB	R	H	RBI	BB	SO	LOB
Dwight Evans, R OBP: 0.377, SLG: 0.372 (1, 9)	0-0 HR 2B		0-0 G5-4-3 1-2f			4-0 BB G6-4-3		0-0 6-3		3	1	1	0	1	0	1
Wade Boggs, L OBP: 0.436, SLG: 0.436 (1, 5)	0-0 L6		4-0 BB			0-0 F7			0-0 FC4-6 1B	3	0	1	0	1	0	2
Jim Rice, R OBP: 0.327, SLG: 0.451 (1, 7)	0-0 F3		0-0 F5			0-0 G6-4-3 1-2f			0-3 K	4	0	0	0	0	1	4
Bill Buckner, L OBP: 0.314, SLG: 0.432 (1, 3)	0-0 HR 2-H			0-0 4-3			0-0 F8		0-3 K	4	1	1	2	0	1	1
Mike Easler, L OBP: 0.329, SLG: 0.414 (1, 10)	0-0 F6			0-3 K2-3			0-0 4-3		0-0 FC4-6 1-2f	4	0	0	0	0	1	1
Rich Gedman, L OBP: 0.372, SLG: 0.461 (1, 2)		0-0 F4		0-0 F4			0-0 FC6-4 1B			3	0	1	0	0	0	0
Glenn Hoffman, R OBP: 0.320, SLG: 0.399 (1, 6)		0-0 6-3			0-0 F9		0-0 FC6-4 1-2f			3	0	0	0	0	0	1
Steve Lyons, L OBP: 0.337, SLG: 0.358 (1, 8)		0-0 F8			0-0 CS 1B			0-0 CS 2B		3	0	2	0	0	0	0
Marty Barrett, R OBP: 0.366, SLG: 0.350 (1, 4)			4-0 BB G5-4-3			0-0 F8 1-2		0-3 K 2-3		2	0	0	0	1	1	2

Inning Stats	R: 2	H: 2	E: 0	LOB: 0	K: 0	S: 5	P: 5	R: 0	H: 0	E: 0	LOB: 0	K: 0	S: 3	R: 0	H: 0	E: 0	LOB: 0	K: 1	S: 5	R: 0	H: 1	E: 0	LOB: 0	K: 0	S: 3	R: 0	H: 0	E: 0	LOB: 0	K: 0	S: 2	R: 0	H: 1	E: 0	LOB: 1	K: 0	S: 4	R: 0	H: 1	E: 0	LOB: 0	K: 1	S: 5	R: 0	H: 1	E: 0	LOB: 1	K: 2	S: 8	1B: 3	SF: 0	2B: 2	SAC: 0	3B: 0	DP: 2	HR: 1	HBP: 0	WP: 0	PA: 32
PITCHER	IP	WLS	BF	H	R	ER	SO	BB	IBB	HBP	BLK	WP	HR	S	P	ERA	WHIP																																										
Ron Romanick, R ERA: 3.01 (1, 1)	8.0	W	28	5	2	2	2	3	0	0	0	0	0	1	29	41	2.25	1.000																																									
Donnie Moore, R ERA: 1.42 (9, 1)	1.0	S	4	1	0	0	2	0	0	0	0	0	0	0	8	8	0.00	1.000																																									

**BOTTOM**

**California Angels @ Boston Red Sox**  
 Fenway Park, Boston, MA  
 Fri Jul 19 1985, 7:05 PM EDT  
 Att. 31,368 - Unknown

AB	29
R	2
H	6
RBI	2
BB	3
SO	4
LOB	12



WP: 0	PA: 32
PB: 0	SB: 0
CS: 2	

livebaseballscorecards.com















Batter	1	2	3	4	5	6	7	8	9	AB R H RBI BB SO LOB	TOP	
Steve Henderson, R (1, 7) OBP: 0.371, SLG: 0.383 Dave Collins, S (7, PH) OBP: 0.288, SLG: 0.337 (7, 7)	0-3 K		0-0 1B		0-0 F8		0-3 K		0-0 F7	3 0 1 0 0 1 0 2 0 0 0 0 1 3		
Carney Lansford, R (1, 5) OBP: 0.318, SLG: 0.449	0-0 1B		0-0 F8		0-0 F8	0-0 1B BB SF9	0-0 5-3		0-0 6-3	5 1 2 0 0 0 4		
Mike Davis, L (1, 9) OBP: 0.365, SLG: 0.508	0-0 G4-6-3 1B			0-3 K		0-0 F8		0-0 F6		4 0 0 0 0 1 2		
Dave Kingman, R (1, 10) OBP: 0.319, SLG: 0.462		0-0 F3		0-0 F8		4-0 SF9 1B 1-2 BB		4-0 G6-4-3 BB		2 0 0 0 2 0 0		
Dusty Baker Jr., R (1, 3) OBP: 0.389, SLG: 0.551		0-0 5-3		0-0 HR		0-0 1B		0-0 G6-4-3		4 1 2 1 0 0 1		
Mike Heath, R (1, 2) OBP: 0.315, SLG: 0.422		0-0 HR		0-0 2B		0-0 SF9			0-0 1B 1B	3 2 3 2 0 0 0		
Dwayne Murphy, L (1, 8) OBP: 0.338, SLG: 0.377		0-3 K		0-3 K		0-3 K			0-3 K	4 0 0 0 0 4 4		
Rob Picciolo, R (1, 4) OBP: 0.301, SLG: 0.347 Donnie Hill, S (7, PH) OBP: 0.292, SLG: 0.312 (7, 4) Bruce Bochte, L (9, PH) OBP: 0.389, SLG: 0.433			0-0 F9		0-3 K		4-0 WP PB BB		0-0 1B 1B	2 0 0 0 0 1 0 0 0 0 0 1 0 0 1 0 1 0 0 0 0		
Alfredo Griffin, S (1, 6) OBP: 0.299, SLG: 0.349			0-0 CS 1B		0-0 5-3		0-3 K		0-0 1B	4 0 2 1 0 1 1		
<b>Inning Stats</b>	R: 0 H: 1 E: 0 LOB: 0 K: 1 BB: 0 S: 5 P: 5	R: 1 H: 1 E: 0 LOB: 0 K: 1 BB: 0 S: 6 P: 6	R: 0 H: 2 E: 0 LOB: 1 K: 0 BB: 0 S: 4 P: 4	R: 1 H: 2 E: 0 LOB: 1 K: 2 BB: 0 S: 9 P: 9	R: 0 H: 0 E: 0 LOB: 0 K: 1 BB: 0 S: 5 P: 5	R: 1 H: 2 E: 0 LOB: 2 K: 1 BB: 1 S: 7 P: 11	R: 0 H: 0 E: 0 LOB: 1 K: 2 BB: 1 S: 7 P: 11	R: 0 H: 0 E: 0 LOB: 0 K: 0 BB: 1 S: 2 P: 6	R: 1 H: 3 E: 0 LOB: 2 K: 1 BB: 0 S: 8 P: 8	1B: 8 SF: 1 2B: 1 SAC: 0 3B: 0 DP: 2 HR: 2 HBP: 0	WP: 1 PA: 38 PB: 1 SB: 0 CS: 1	
<b>PITCHER</b>	IP WLS BF H R ER SO BB IBB HBP BLK WP HR S P ERA WHIP											
Tim Lollar, L (1, 1) ERA: 4.65	6.0 W 25 8 3 3 6 1 0 0 0 0 2 36 40 4.50 1.500											
Mark Clear, R (7, 1) ERA: 2.89	2.1 11 3 1 1 3 2 0 0 0 1 0 15 23 3.86 2.143											
Bob Stanley, R (9, 1) ERA: 2.31	0.2 S 2 0 0 0 0 0 0 0 0 0 0 2 2 0.00 0.000											

Oakland Athletics @ Boston Red Sox  
Fenway Park, Boston, MA  
Mon Jul 22 1985, 7:05 PM EDT  
Att: 22,076 - Unknown

livebaseballscorecards.com

AB 34  
R 4  
H 11  
RBI 4  
BB 3  
SO 9  
LOB 15



Batter	1	2	3	4	5	6	7	8	9
Dwight Evans, R OBP: 0.381, SLG: 0.378 (1, 9)	4-0 2B 1B BB		0-3 K		0-0 2B 1B		4-0 CS BB	0-3 K	
Wade Boggs, L OBP: 0.439, SLG: 0.447 (1, 5)	0-0 1B 2B		0-0 1B		0-0 1-H 3-H 2B 2B		0-3 K	0-0 F7	
Jim Rice, R OBP: 0.322, SLG: 0.443 (1, 7)	0-0 F4		0-0 F4		0-0 FC6-5 2-H 2B		4-0 BB		
Bill Buckner, L OBP: 0.315, SLG: 0.434 (1, 3)	0-0 1B		0-0 1-3		0-0 FC6-5 G6-3		0-0 F7		
Mike Easler, L OBP: 0.332, SLG: 0.419 (1, 10)	0-3 K			0-0 F7	0-0 G6-3			0-0 SH 1B 1B	
Rich Gedman, L OBP: 0.380, SLG: 0.484 (1, 2)	0-0 F8			0-0 1B		0-0 F7		0-0 1B SH 1B	
Glenn Hoffman, R OBP: 0.309, SLG: 0.380 (1, 6)		4-0 CS BB		0-0 F6		0-0 4-3		0-0 SH 1B	
Steve Lyons, L OBP: 0.337, SLG: 0.362 (1, 8)		0-0 F9		0-0 F9		0-0 F7		0-0 1B	
Marty Barrett, R OBP: 0.363, SLG: 0.348 (1, 4)		0-0 1-3			0-0 1B 2B 2B		4-0 CS BB BB	0-3 K	

Inning Stats	R: 2	H: 2	E: 0	K: 1	S: 7	LOB: 1	BB: 1	P: 11
	R: 0	H: 0	E: 0	K: 0	S: 2	LOB: 0	BB: 1	P: 6
	R: 0	H: 1	E: 0	K: 1	S: 6	LOB: 1	BB: 0	P: 6
	R: 0	H: 1	E: 0	K: 0	S: 4	LOB: 1	BB: 0	P: 4
	R: 3	H: 4	E: 0	K: 0	S: 6	LOB: 0	BB: 0	P: 6
	R: 0	H: 0	E: 0	K: 0	S: 3	LOB: 0	BB: 0	P: 3
	R: 0	H: 0	E: 0	K: 1	S: 4	LOB: 2	BB: 3	P: 16
	R: 1	H: 3	E: 1	K: 2	S: 11	LOB: 3	BB: 0	P: 11

PITCHER	IP	WLS	BF	H	R	ER	SO	BB	IBB	HBP	BLK	WP	HR	S	P	ERA	WHIP
Chris Codiroli, R ERA: 4.4 (1, 1)	4.0	L	21	8	5	5	2	2	0	0	0	0	0	23	31	11.25	2.500
Curt Young, L ERA: 9.26 (5, 1)	2.0		7	0	0	0	0	2	0	0	0	0	0	5	13	0.00	1.000
Keith Atherton, R ERA: 4.48 (7, 1)	2.0		10	3	1	1	3	1	0	0	0	0	0	15	19	4.50	2.000

AB R H RBI BB SO LOB

3	2	1	0	2	2	3
5	2	3	2	0	1	5
3	0	1	1	1	0	3
4	0	1	2	0	0	4
4	1	1	0	0	1	2
4	0	2	0	0	0	1
2	0	0	0	1	0	1
4	0	1	1	0	0	2
3	1	1	0	1	1	4

1B: 7	SF: 0	WP: 0	PA: 38
2B: 5	SAC: 1	PB: 0	
3B: 0	DP: 2	SB: 0	
HR: 0	HBP: 0	CS: 3	
WP: 0	PA: 38	ERA	WHIP

**Oakland Athletics @ Boston Red Sox**  
**Fenway Park, Boston, MA**  
 Mon Jul 22 1985, 7:05 PM EDT  
 Att. 22,076 - Unknown

livebaseballscorecards.com

AB	32
R	6
H	11
RBI	6
BB	5
SO	5
LOB	25





Batter	1	2	3	4	5	6	7	8	9	AB R H RBI BB SO LOB	TOP									
Steve Henderson, R (1, 7) OBP: 0.376, SLG: 0.381	4-0 BB		0-0 6-3 1B		0-3 K			0-0 F9		3 0 1 0 1 1 0										
Carney Lansford, R (1, 5) OBP: 0.315, SLG: 0.444	0-3 K		0-0 6-3 1-2		0-0 6-3			0-0 5-3		4 0 0 0 0 1 2										
Dusty Baker Jr., R (1, 3) OBP: 0.381, SLG: 0.540	0-3 K		0-0 5-3					0-0 F8		4 0 0 0 0 2 2										
Dave Kingman, R (1, 10) OBP: 0.318, SLG: 0.459	0-3 K		0-0 F8					0-0 1B		4 0 1 0 0 1 2										
Mike Heath, R (1, 9) OBP: 0.317, SLG: 0.431		0-0 1B 3B		0-3 K				0-0 F9 1B		4 1 2 0 0 1 0										
Mickey Tettleton, S (1, 2) OBP: 0.391, SLG: 0.431		0-3 K		0-0 2B				0-3 K 1-2		4 1 2 1 0 2 2										
Dwayne Murphy, L (1, 8) OBP: 0.338, SLG: 0.376		0-0 1B		0-3 K				0-0 6-3 HR		3 0 1 1 0 1 1										
Donnie Hill, S (1, 4) OBP: 0.289, SLG: 0.308		0-0 F7		0-3 K				0-0 5-3		3 0 0 0 0 1 2										
Alfredo Griffin, S (1, 6) OBP: 0.297, SLG: 0.346		0-0 4-3			0-0 5-3			0-3 K		3 0 0 0 0 1 1										
<b>Inning Stats</b>	R: 0 E: 0 K: 3 S: 9	H: 0 LOB: 1 BB: 1 P: 13	R: 1 E: 0 K: 1 S: 7	H: 2 LOB: 1 BB: 0 P: 7	R: 0 E: 0 K: 0 S: 4	H: 1 LOB: 1 BB: 0 P: 4	R: 0 E: 0 K: 3 S: 10	H: 1 LOB: 1 BB: 0 P: 10	R: 0 E: 0 K: 1 S: 5	H: 0 LOB: 0 BB: 0 P: 5	R: 1 E: 0 K: 1 S: 6	H: 1 LOB: 0 BB: 0 P: 6	R: 0 E: 0 K: 0 S: 3	H: 0 LOB: 0 BB: 0 P: 3	R: 0 E: 0 K: 1 S: 5	H: 2 LOB: 0 BB: 0 P: 5	1B: 4 2B: 1 3B: 1 HR: 1	SF: 0 SAC: 0 DP: 0 HBP: 0	WP: 0 PB: 0 SB: 0 CS: 0	PA: 33
<b>PITCHER</b> Bruce Hurst, L (1, 1) ERA: 4.63	IP: 9.0 WLS: W BF: 33 H: 7 R: 2 ER: 2 SO: 11 BB: 1 IBB: 0 HBP: 0 BLK: 0 WP: 0 HR: 1 S: 54 P: 58 ERA: 2.00 WHIP: 0.889																			

Oakland Athletics @ Boston Red Sox  
Fenway Park, Boston, MA  
Tue Jul 23 1985, 7:05 PM EDT  
Att. 22,038 - Unknown

livebaseballscorecards.com

AB 32  
R 2  
H 7  
RBI 2  
BB 1  
SO 11  
LOB 12









Batter	1	2	3	4	5	6	7	8	9	AB	R	H	RBI	BB	SO	LOB
Dwight Evans, R OBP: 0.381, SLG: 0.375 (1, 9)	0-0 1B G6-4-3 1B		0-3 K	0-0 F3			0-0 F9 1B	0-0 F8		5	1	2	0	0	1	3
Wade Boggs, L OBP: 0.441, SLG: 0.448 (1, 5)	0-0 1B G6-4-3 1-3 1B		0-3 K	0-0 F3			0-0 1-2 1B		0-0 FC6-4 1B	5	0	3	0	0	1	2
Jim Rice, R OBP: 0.320, SLG: 0.438 (1, 7)	0-0 G6-4-3 1-2f 3-H		0-0 2B 1B		0-0 F3		0-0 F9		0-0 F9	5	1	1	0	0	0	4
Bill Buckner, L OBP: 0.315, SLG: 0.442 (1, 3) Dave Stapleton, R OBP: 0.417, SLG: 0.478 (9, PR)	0-0 HR		0-0 2B		0-0 4-3		0-0 F9 2-3		0-0 FC6-4 2B BB 1-2f	5 0	1 1	2 0	2 0	0 0	0 0	3 0
Mike Easler, L OBP: 0.332, SLG: 0.429 (1, 10)	0-3 K		0-0 F6		0-3 K		0-0 F3		0-0 BB 1-3 2B	5	0	1	0	0	2	3
Rich Gedman, L OBP: 0.378, SLG: 0.488 (1, 2)		0-0 F3		0-0 F2		0-0 F4		0-0 SH3-4 1B 1B	4-0 BB IBB	4	1	1	0	1	0	0
Glenn Hoffman, R OBP: 0.313, SLG: 0.387 (1, 6) Jackie Gutierrez, R OBP: 0.281, SLG: 0.313 (8, 6)		0-0 1B		0-0 1B 2B		0-0 5-3		0-0 SH3-4 1-2 BB BB	4-0 1-2 2-3 3-H BB	3 0	1 0	2 0	0 1	0 1	0 0	0 0
Steve Lyons, L OBP: 0.343, SLG: 0.370 (1, 8)		0-3 K		0-0 1B 1B		4-0 BB BB BB		0-0 F5		3	0	1	0	1	1	2
Marty Barrett, R OBP: 0.366, SLG: 0.350 (1, 4)		0-0 F9		0-0 1-2 3-H 1B		0-0 6-3		0-0 1B		4	0	2	2	0	0	2

Inning Stats	R: 2	H: 3	E: 0	LOB: 0	K: 1	S: 7	P: 7	R: 0	H: 1	E: 0	LOB: 1	K: 1	S: 6	R: 1	H: 2	E: 0	LOB: 1	K: 2	S: 9	R: 1	H: 3	E: 0	LOB: 2	K: 0	S: 6	R: 0	H: 0	E: 0	LOB: 0	K: 1	S: 5	R: 0	H: 2	E: 1	LOB: 1	K: 0	S: 3	R: 0	H: 2	E: 0	LOB: 2	K: 0	S: 5	R: 1	H: 2	E: 0	LOB: 1	K: 0	S: 5	R: 1	H: 2	E: 0	LOB: 3	K: 0	S: 4	1B: 11	SF: 0	2B: 3	SAC: 1	3B: 0	DP: 1	HR: 1	HBP: 0	WP: 0	PA: 43
--------------	------	------	------	--------	------	------	------	------	------	------	--------	------	------	------	------	------	--------	------	------	------	------	------	--------	------	------	------	------	------	--------	------	------	------	------	------	--------	------	------	------	------	------	--------	------	------	------	------	------	--------	------	------	------	------	------	--------	------	------	--------	-------	-------	--------	-------	-------	-------	--------	-------	--------

PITCHER	IP	WLS	BF	H	R	ER	SO	BB	IBB	HBP	BLK	WP	HR	S	P	ERA	WHIP
Don Sutton, R ERA: 4.17 (1, 1)	8.0		37	13	5	5	5	1	0	0	0	0	1	46	50	5.62	1.750
Jay Howell, R ERA: 2.06 (9, 1)	0.2	L	6	2	1	1	0	1	1	0	0	0	0	4	12	13.50	4.500

**BOTTOM**

**Oakland Athletics @ Boston Red Sox**  
**Fenway Park, Boston, MA**  
 Wed Jul 24 1985, 7:05 PM EDT  
 Att. 27,034 - Unknown

livebaseballscorecards.com

<b>AB</b>	<b>39</b>
<b>R</b>	<b>6</b>
<b>H</b>	<b>15</b>
<b>RBI</b>	<b>5</b>
<b>BB</b>	<b>3</b>
<b>SO</b>	<b>5</b>
<b>LOB</b>	<b>19</b>





Batter	1	2	3	4	5	6	7	8	9	AB R H RBI BB SO LOB	TOP											
Phil Bradley, R (1, 7) OBP: 0.363, SLG: 0.481	0-3 K		0-0 4-3		0-0 4-3			0-3 K		4 0 0 0 0 2 0												
Ivan Calderon, R (1, 3) OBP: 0.355, SLG: 0.526	0-3 K		0-3 K			0-0 4-3		0-3 K		4 0 0 0 0 3 0												
Al Cowens, R (1, 9) OBP: 0.284, SLG: 0.447	0-0 2B		0-0 F7			0-0 F8			0-0 1B BB 1B	4 1 2 0 0 0 0												
Gorman Thomas, R (1, 10) OBP: 0.356, SLG: 0.465	0-0 F8			0-3 K		0-0 F8			0-0 F6	4 0 0 0 0 1 2												
Jim Presley, R (1, 5) OBP: 0.342, SLG: 0.537		0-3 K		0-0 FC5-4 1B		0-0 4-3			4-0 1B 1B BB	3 1 1 0 1 1 0												
Dave Henderson, R (1, 8) OBP: 0.315, SLG: 0.392		0-0 F8		0-3 K		4-0 BB			0-0 FC5-4 1B 1-2 2-3 1B	3 0 1 0 1 1 1												
Darnell Coles, R (1, 6) OBP: 0.329, SLG: 0.356		0-0 HR		0-0 FC5-4 1-2f		0-3 K			0-3 K	3 1 1 1 0 1 2												
Ken Phelps, L (9, PH) OBP: 0.324, SLG: 0.448										1 0 0 0 0 1 3												
Bob Kearney, R (1, 2) OBP: 0.289, SLG: 0.394		0-0 2B			0-0 F3				0-0 1B	3 0 1 0 0 0 1												
Alvin Davis, L (9, PH) OBP: 0.363, SLG: 0.386						0-0 F2			1-2 2-H 3-H 1B	1 0 1 2 0 0 0												
Harold Reynolds, S (9, PR) OBP: 0.216, SLG: 0.111									0 0 0 0 0 0 0													
Domingo Ramos, R (1, 4) OBP: 0.224, SLG: 0.233		0-0 F8			0-3 K				0-0 FC5 2-3f	3 0 0 0 0 2 1												
Barry Bonnell, R (9, PH) OBP: 0.283, SLG: 0.307										1 0 0 0 0 0 2												
<b>Inning Stats</b>	R: 0 E: 0 K: 2 S: 8	H: 1 LOB: 1 BB: 0 P: 8	R: 1 E: 0 K: 1 S: 7	H: 2 LOB: 1 BB: 0 P: 7	R: 0 E: 0 K: 1 S: 5	H: 0 LOB: 0 BB: 0 P: 5	R: 0 E: 0 K: 2 S: 8	H: 1 LOB: 1 BB: 0 P: 8	R: 0 E: 0 K: 1 S: 5	H: 0 LOB: 0 BB: 0 P: 5	R: 0 E: 0 K: 3 S: 9	H: 0 LOB: 1 BB: 1 P: 9	R: 0 E: 0 K: 1 S: 5	H: 0 LOB: 1 BB: 1 P: 9	R: 0 E: 0 K: 3 S: 9	H: 0 LOB: 0 BB: 0 P: 9	R: 2 E: 0 K: 1 S: 8	H: 3 LOB: 2 BB: 1 P: 12	1B: 4 2B: 2 3B: 0 HR: 1	SF: 0 SAC: 0 DP: 0 HBP: 0	WP: 0 PB: 0 SB: 0 CS: 0	PA: 36
<b>PITCHER</b>	IP WLS BF H R ER SO BB IBB HBP BLK WP HR S P ERA WHIP																					
Bob Ojeda, L (1, 1) ERA: 4.31	6.0 W 22 4 1 1 7 0 0 0 0 0 1 36 36 1.50 0.667																					
Steve Crawford, R (7, 1) ERA: 3.12	2.1 11 2 2 2 4 2 0 0 0 0 0 17 25 7.71 1.714																					
Mark Clear, R (9, 1) ERA: 2.84	0.2 S 3 1 0 0 1 0 0 0 0 0 0 5 5 0.00 1.500																					

Seattle Mariners @ Boston Red Sox  
 Fenway Park, Boston, MA  
 Thu Jul 25 1985, 7:05 PM EDT  
 Att: 24,471 - Unknown

livebaseballscorecards.com

AB 34  
 R 3  
 H 7  
 RBI 3  
 BB 2  
 SO 12  
 LOB 12



Batter	1	2	3	4	5	6	7	8	9	AB	R	H	RBI	BB	SO	LOB
Dwight Evans, R OBP: 0.381, SLG: 0.377 (1, 9)	0-0 4-3	0-0 5-3														
Wade Boggs, L OBP: 0.438, SLG: 0.445 (1, 5)	0-0 BB 1B E 1B		0-3 K													
Rich Gedman, L OBP: 0.383, SLG: 0.495 (1, 2)	0-0 E BB 1-2 1B		0-0 F4													
Jim Rice, R OBP: 0.324, SLG: 0.440 (1, 7)	4-0 E 1-2 2-3 BB		0-3 K													
Mike Easler, L OBP: 0.331, SLG: 0.425 (1, 10)	0-0 E6 1-2 2-3 3-H			0-0 4-3												
Dave Stapleton, R OBP: 0.357, SLG: 0.407 (1, 3)	0-3 K			0-0 5-3												
Marty Barrett, R OBP: 0.368, SLG: 0.348 (1, 4)	0-0 4-3			4-0 BLK BB												
Steve Lyons, L OBP: 0.346, SLG: 0.366 (1, 8)				4-0 BB												
Jackie Gutierrez, R OBP: 0.273, SLG: 0.303 (1, 6)				0-0 6-3												

Inning Stats	R: 1	H: 2	E: 1	LOB: 3	K: 1	P: 12	R: 0	H: 0	E: 0	LOB: 0	K: 0	P: 3	R: 0	H: 0	E: 0	LOB: 0	K: 2	P: 7	R: 0	H: 0	E: 0	LOB: 2	K: 0	P: 11	R: 1	H: 3	E: 0	LOB: 2	K: 1	P: 11	R: 0	H: 0	E: 0	LOB: 0	K: 2	P: 7	R: 2	H: 3	E: 0	LOB: 1	K: 1	P: 8	R: 1	H: 0	E: 0	LOB: 1	K: 0	P: 11
	1B: 7	SF: 1	2B: 1	SAC: 0	3B: 0	DP: 1	HR: 0	HBP: 0	WP: 0	PA: 38																																						

PITCHER	IP	WLS	BF	H	R	ER	SO	BB	IBB	HBP	BLK	WP	HR	S	P	ERA	WHIP
Bill Swift, R ERA: 4.8 (1, 1)	6.0	L	28	6	3	3	6	4	0	0	1	0	0	36	52	4.50	1.667
Ed Vande Berg, L ERA: 4.0 (7, 1)	0.1		2	1	0	0	0	0	0	0	0	0	0	2	2	0.00	3.000
Roy Thomas, R ERA: 3.67 (7, 1)	1.1		7	1	2	2	1	2	0	0	0	0	0	7	15	13.50	2.250
Brian Snyder, L ERA: 6.48 (8, 1)	0.1		1	0	0	0	0	0	0	0	0	0	0	1	1	0.00	0.000

BOTTOM

Seattle Mariners @ Boston Red Sox  
Fenway Park, Boston, MA  
Thu Jul 25 1985, 7:05 PM EDT  
Att. 24,471 - Unknown

AB	31
R	5
H	8
RBI	5
BB	6
SO	7
LOB	19



WP	HR	S	P	ERA	WHIP
0	0	0	0	0	0





Batter	1	2	3	4	5	6	7	8	9	AB R H RBI BB SO LOB
Dwight Evans, R OBP: 0.378, SLG: 0.372 (1, 9) X	0-0 F7 ①		0-3 K ② X	0-0 F9 ②		0-0 L4 ①				4 0 0 0 0 1 4
Wade Boggs, L OBP: 0.437, SLG: 0.441 (1, 5) S S S	0-3 K ②		4-0 BB 1-2	0-3 K ③		0-0 F7 ②				3 0 0 0 1 2 3
Jim Rice, R OBP: 0.321, SLG: 0.435 (1, 7) X	0-0 6-3 ③		0-0 F8 ③		0-0 6-3 ① X	0-0 5-3 ③				4 0 0 0 0 0 2
Bill Buckner, L OBP: 0.317, SLG: 0.445 (1, 3)		X	0-0 F5 ①		X	0-0 BB 1B 1B	X	0-0 HR 2B		4 2 2 0 0 0 0
Dave Stapleton, R OBP: 0.357, SLG: 0.407 (8, 3)								0-0 4-3 ①		0 0 0 0 0 0 0
Mike Easler, L OBP: 0.332, SLG: 0.433 (1, 10)		X	0-0 HR		X	4-0 BB 1B 1B 1B	X	0-0 F7 ②		3 2 1 1 1 1 1
Rich Gedman, L OBP: 0.384, SLG: 0.493 (1, 2)		X	0-0 L7 ②		X	0-0 BB 1B 1B	X	0-0 F7 ③		3 1 1 1 1 0 0
Marty Barrett, R OBP: 0.369, SLG: 0.360 (1, 4)		X	0-0 L4 ③		X	0-0 BB 1B 1B	X	0-0 HR 1BB		3 1 1 1 1 0 0
Steve Lyons, L OBP: 0.349, SLG: 0.368 (1, 8)						1-2 2-3 1B		0-0 HR		4 1 2 3 0 1 0
Jackie Gutierrez, R OBP: 0.273, SLG: 0.301 (1, 6)						1-2 2-3 3-H 1B		0-0 HR		4 0 2 1 0 0 0
						0-3 K ① X		0-0 4-3 ②		4 0 1 0 0 1 4
						0-0 G3-4-3 ③		0-0 6-3 ③		

Inning Stats	R: 0	H: 0	E: 0	K: 1	S: 5	R: 1	H: 1	E: 0	K: 0	S: 4	R: 0	H: 1	E: 0	K: 1	S: 6	R: 2	H: 4	E: 0	K: 2	S: 11	R: 3	H: 3	E: 0	K: 0	S: 6	R: 0	H: 0	E: 0	K: 1	S: 5	R: 0	H: 0	E: 0	K: 1	S: 5	R: 0	H: 0	E: 0	K: 1	S: 5	1B: 6	2B: 1	3B: 0	HR: 2	SF: 0	SAC: 0	DP: 0	HBP: 0	WP: 0	PB: 0	SB: 1	CS: 0	PA: 36
--------------	------	------	------	------	------	------	------	------	------	------	------	------	------	------	------	------	------	------	------	-------	------	------	------	------	------	------	------	------	------	------	------	------	------	------	------	------	------	------	------	------	-------	-------	-------	-------	-------	--------	-------	--------	-------	-------	-------	-------	--------


PITCHER	IP	WLS	BF	H	R	ER	SO	BB	IBB	HBP	BLK	WP	HR	S	P	ERA	WHIP
Jim Beattie, R ERA: 8.13 (1, 1)	3.0	L	17	6	3	3	2	2	0	0	0	0	1	19	27	9.00	2.667
Frank Wills, R ERA: 5.05 (4, 1)	5.0		19	3	3	3	4	0	1	0	0	0	1	26	30	5.40	0.600

**BOTTOM**

**Seattle Mariners @ Boston Red Sox**  
 Fenway Park, Boston, MA  
 Fri Jul 26 1985, 7:05 PM EDT  
 Att. 20,512 - Unknown

livebaseballscorecards.com

<b>AB</b>	<b>33</b>
<b>R</b>	<b>6</b>
<b>H</b>	<b>9</b>
<b>RBI</b>	<b>6</b>
<b>BB</b>	<b>3</b>
<b>SO</b>	<b>6</b>
<b>LOB</b>	<b>14</b>





Batter	1	2	3	4	5	6	7	8	9	AB R H RBI BB SO LOB	TOP																
Domingo Ramos, R OBP: 0.231, SLG: 0.232 (1, 6)	0-0 F8	0-3 K		0-0 F9	0-0 F9		4-0 6-3 BB		0-0 FC6-4	5 0 0 0 1 1 4																	
Phil Bradley, R OBP: 0.362, SLG: 0.477 (1, 8)	0-3 K	4-0 2B BB		0-0 CS 1B		0-0 L4	0-0 6-3			4 1 1 0 1 1 2																	
Al Cowens, R OBP: 0.289, SLG: 0.455 (1, 9)	0-0 HR 1B	0-0 1-H 3-H 2B		0-0 F5 1-2		0-0 HR 2B	0-0 F8			5 2 3 2 0 0 3																	
Gorman Thomas, R OBP: 0.359, SLG: 0.486 (1, 10)	0-0 1-H HR	0-0 L7			0-0 E5 2B	0-0 2-H HR		4-0 G6-4-3 BB		4 3 2 4 1 0 1																	
Alvin Davis, L OBP: 0.367, SLG: 0.391 (1, 3)	0-0 1B		0-0 F8		0-0 4-3 1B 2B	0-0 4-3		0-3 K		5 1 2 1 0 1 1																	
Jim Presley, R OBP: 0.337, SLG: 0.524 (1, 5)	0-3 K		0-0 5-3		0-0 4-3 2-3	0-0 L8		0-0 G6-4-3 1-2f		5 0 0 0 0 1 3																	
Ivan Calderon, R OBP: 0.355, SLG: 0.536 (1, 7)		0-0 HR 1B	0-0 1B 1B		0-0 4-3		0-0 6-3		0-3 K	5 1 2 1 0 1 1	AB 41 R 10 H 15 RBI 9 BB 4 SO 5 LOB 17																
Bob Kearney, R OBP: 0.294, SLG: 0.392 Donnie Scott, S OBP: 0.236, SLG: 0.300 (9, PH) (9, 2)		0-0 F6	0-0 1-2 1B		0-0 1B 1B		1-0 1B WP HBP		0-0 3-1	3 1 2 1 0 0 0 1 0 0 0 0 0 0																	
Harold Reynolds, S OBP: 0.256, SLG: 0.145 (1, 4)		4-0 WP S 2B BB	0-0 G3		0-0 1-2 1B		0-0 6-3 WP 1B		0-0 FC6-4 1B	4 1 3 0 1 0 2																	
Inning Stats	R: 2 E: 0 K: 2 S: 10	H: 3 LOB: 1 BB: 0 P: 10	R: 3 E: 0 K: 1 S: 7	H: 2 LOB: 1 BB: 2 P: 15	R: 0 E: 0 K: 0 S: 5	H: 2 LOB: 2 BB: 0 P: 5	R: 0 E: 0 K: 0 S: 3	H: 1 LOB: 0 BB: 0 P: 3	R: 2 E: 1 K: 0 S: 7	H: 3 LOB: 2 BB: 0 P: 7	R: 2 E: 0 K: 0 S: 5	H: 2 LOB: 0 BB: 0 P: 5	R: 1 E: 0 K: 0 S: 4	H: 1 LOB: 2 BB: 1 P: 9	R: 0 E: 0 K: 1 S: 4	H: 0 LOB: 0 BB: 1 P: 8	R: 0 E: 0 K: 1 S: 6	H: 1 LOB: 1 BB: 0 P: 6	1B: 9 2B: 3 3B: 0 HR: 3	SF: 0 SAC: 0 DP: 1 HBP: 1	WP: 2 PB: 0 SB: 1 CS: 1	PA: 46					
PITCHER	IP	WLS	BF	H	R	ER	SO	BB	IBB	HBP	BLK	WP	HR	S	P	ERA	WHIP										
Tim Lollar, L ERA: 5.06 (1, 1)	1.2	L	11	4	5	5	3	2	0	0	0	1	2	15	23	27.00	3.600										
Mike Trujillo, R ERA: 5.48 (2, 1)	4.2		25	10	5	3	0	0	0	1	0	0	1	24	25	5.79	2.143										
Tom McCarthy, R ERA: 10.8 (7, 1)	2.2		10	1	0	0	2	2	0	0	0	1	0	12	20	0.00	1.125										

Seattle Mariners @ Boston Red Sox  
Fenway Park, Boston, MA  
Sat Jul 27 1985, 3:33 AM EDT  
Att: 28,807 - Unknown

livebaseballscorecards.com















BOTTOM

Chicago White Sox @ Boston Red Sox  
Fenway Park, Boston, MA  
Tue Jul 30 1985, 7:05 PM EDT  
Att. 29,610 - Unknown

livebaseballscorecards.com

AB 40  
R 5  
H 10  
RBI 5  
BB 1  
SO 3  
LOB 13



WP: 0 PA: 42  
PB: 0  
SB: 0  
CS: 0

AB R H RBI BB SO LOB

5 0 1 1 0 1 0

5 3 3 1 0 0 2

3 0 1 2 1 0 1

5 0 0 0 0 0 5

5 0 1 0 0 1 0

5 1 2 1 0 0 1

4 0 1 0 0 1 1

3 1 1 0 0 0 1

1 0 0 0 0 0 0

0 0 0 0 0 0 0

AB R H RBI BB SO LOB

5 0 0 0 0 0 5

5 0 1 0 0 1 0

5 1 2 1 0 0 1

4 0 1 0 0 1 1

3 1 1 0 0 0 1

1 0 0 0 0 0 0

0 0 0 0 0 0 0

3 0 0 0 0 0 2

1 0 0 0 0 0 0

0 0 0 0 0 0 0

1B: 6 SF: 1  
2B: 2 SAC: 0  
3B: 0 DP: 0  
HR: 2 HBP: 0

Batter	1	2	3	4	5	6	7	8	9	10
Dwight Evans, R OBP: 0.380, SLG: 0.381 (1, 9)	0-0 5-3		0-0 5-3		0-0 FC5 BB 1-2 2-H 1B		0-0 3-1		0-3 K	
Wade Boggs, L OBP: 0.439, SLG: 0.455 (1, 5)	0-0 FC5-4 1B			0-0 HR	0-0 F7		0-0 E5 1B		0-0 E8 SF9 2B	
Jim Rice, R OBP: 0.320, SLG: 0.438 (1, 7)	0-0 FC5-4 1-2f			0-0 5-3 BB	4-0 1-2 2-3 BB		0-0 2-H 1B		0-0 SF9 3-H	
Bill Buckner, L OBP: 0.313, SLG: 0.442 (1, 3)	0-0 F6			0-0 F8	0-0 FC5 2-3f		0-0 1-3		0-0 6-3	
Mike Easler, L OBP: 0.328, SLG: 0.425 (1, 10)		0-3 K		0-0 L6		0-0 F6		0-0 F7		0-0 FC5-4 1B
Marty Barrett, R OBP: 0.364, SLG: 0.367 (1, 4)		0-0 5-3			0-0 HR	0-0 2B		0-0 F6		0-0 FC5-4 1-2f
Steve Lyons, L OBP: 0.341, SLG: 0.363 (1, 8)		0-3 K			0-0 FC1-5 1B	0-0 F9		0-0 4-3		
Jackie Gutierrez, R OBP: 0.263, SLG: 0.290 (1, 6)			0-0 4-3		0-0 FC1-5 1B	0-0 F9		0-0 1-3		
Rick Miller, L OBP: 0.381, SLG: 0.385 (9, PH)					1-2 1B					
Ed Jurak, R OBP: 0.167, SLG: 0.167 (10, 6)					1-2 2-3f BB 1B					
Marc Sullivan, R OBP: 0.211, SLG: 0.250 (1, 2)			0-0 5-3				0-0 F4		0-0 4-3	
Tony Armas, R OBP: 0.265, SLG: 0.525 (9, PH)										
Dave Sax, R OBP: 0.304, SLG: 0.348 (10, 2)										

Inning Stats	R: 0	H: 1	E: 0	LOB: 1	K: 0	BB: 0	S: 4	P: 4
	R: 0	H: 0	E: 0	LOB: 0	K: 2	BB: 0	S: 7	P: 7
	R: 0	H: 0	E: 0	LOB: 0	K: 0	BB: 0	S: 3	P: 3
	R: 1	H: 1	E: 0	LOB: 1	K: 0	BB: 0	S: 4	P: 4
	R: 2	H: 4	E: 0	LOB: 3	K: 0	BB: 1	S: 7	P: 11
	R: 0	H: 1	E: 0	LOB: 1	K: 0	BB: 0	S: 4	P: 4
	R: 1	H: 1	E: 1	LOB: 1	K: 0	BB: 0	S: 5	P: 5
	R: 0	H: 0	E: 0	LOB: 0	K: 0	BB: 0	S: 3	P: 3
	R: 0	H: 0	E: 0	LOB: 0	K: 1	BB: 0	S: 5	P: 5
	R: 1	H: 2	E: 1	LOB: 1	K: 0	BB: 0	S: 5	P: 5

PITCHER	IP	WLS	BF	H	R	ER	SO	BB	IBB	HBP	BLK	WP	HR	S	P	ERA	WHIP
Tom Seaver, R ERA: 3.02 (1, 1)	9.0	W	37	8	4	3	3	1	0	0	0	0	2	42	46	3.00	1.000
Juan Agosto, L ERA: 3.77 (10, 1)	1.0	S	5	2	1	1	0	0	0	0	0	0	0	5	5	9.00	2.000



Batter	1	2	3	4	5	6	7	8	9	AB R H RBI BB SO LOB	TOP	
Luis Salazar, R OBP: 0.239, SLG: 0.349 (1, 8) X	0-0 1B 2B		0-3 K		0-0 F9					3 1 1 0 0 1 3		
Reid Nichols, R OBP: 0.317, SLG: 0.327 (1, 9) X	0-0 2-H 1B		0-0 4-3			0-3 K				0 0 0 0 0 0 0		
Harold Baines, L OBP: 0.338, SLG: 0.410 (1, 10) X	0-0 F7			0-0 F9		0-0 F4				3 0 0 0 0 0 1		
Carlton Fisk, R OBP: 0.316, SLG: 0.538 (1, 2) S S	0-3 K			0-0 F6		0-0 F9				3 0 0 0 0 1 1		
Tim Lincecum, R OBP: 0.335, SLG: 0.391 (1, 5) X	0-0 CS 1-2	0-0 F8		0-0 F9		0-3 K				3 0 0 0 0 1 0		
Ron Kittle, R OBP: 0.258, SLG: 0.363 (1, 7) S S		0-3 K			0-0 F5		0-0 F6			3 0 0 0 0 1 0		
Greg Walker, L OBP: 0.331, SLG: 0.485 (1, 3) X		0-0 6-3			0-0 FC6-4 1B		0-0 6-3			3 0 1 0 0 0 0		
Scott Fletcher, R OBP: 0.306, SLG: 0.251 (1, 6) X			0-0 1B		0-0 FC6-4 1B					2 0 2 0 0 0 0		
Julio Cruz, S OBP: 0.301, SLG: 0.206 (1, 4) X			0-0 L5		0-0 FC6-4 1-2f 2-3					2 0 0 0 0 0 3		
<b>Inning Stats</b>	R: 1 H: 2 E: 0 LOB: 0 K: 1 BB: 0 S: 6 P: 6	R: 0 H: 0 E: 0 LOB: 0 K: 1 BB: 0 S: 5 P: 5	R: 0 H: 1 E: 0 LOB: 1 K: 1 BB: 0 S: 6 P: 6	R: 0 H: 0 E: 0 LOB: 0 K: 0 BB: 0 S: 3 P: 3	R: 0 H: 2 E: 0 LOB: 2 K: 0 BB: 0 S: 5 P: 5	R: 0 H: 0 E: 0 LOB: 0 K: 1 BB: 0 S: 5 P: 5	R: 0 H: 0 E: 0 LOB: 0 K: 1 BB: 0 S: 5 P: 5			1B: 4 SF: 0 2B: 1 SAC: 0 3B: 0 DP: 0 HR: 0 HBP: 0	WP: 0 PA: 26 PB: 0 SB: 0 CS: 1	
<b>PITCHER</b> Bob Ojeda, L ERA: 4.07 (1, 1)	IP WLS BF H R ER SO BB IBB HBP BLK WP HR S P ERA WHIP											<b>PITCHER</b> IP WLS BF H R ER SO BB IBB HBP BLK WP HR S P ERA WHIP

Chicago White Sox @ Boston Red Sox  
Fenway Park, Boston, MA  
Wed Jul 31 1985, 7:05 PM EDT  
Att: 19,777 - Unknown

livebaseballscorecards.com

AB	22
R	1
H	4
RBI	0
BB	0
SO	4
LOB	8



Batter	1	2	3	4	5	6	7	8	9
Dwight Evans, R OBP: 0.378, SLG: 0.377 Dave Sax, R OBP: 0.292, SLG: 0.348	0-3 K		0-0 5-3		0-0 F5		0-0 SF9		
Wade Boggs, L OBP: 0.440, SLG: 0.454	0-0 BB 1B		0-0 4-3		0-0 FC6		4-0 3-H BB		
Bill Buckner, L OBP: 0.314, SLG: 0.441	4-0 1-2 BB			0-0 G6-4-3 1B		0-0 F8	0-0 G3		
Jim Rice, R OBP: 0.320, SLG: 0.436	0-3 K			0-0 F9		4-0 BB			
Tony Armas, R OBP: 0.261, SLG: 0.517	0-0 F6			0-0 G6-4-3		0-3 K			
Marty Barrett, R OBP: 0.364, SLG: 0.367		0-0 F8			0-0 1B SH1-4 1B	0-0 F9			
Jackie Gutierrez, R OBP: 0.266, SLG: 0.293		0-3 K			0-0 SH1-4		0-0 SH3-4 BB SF9 1B		
Steve Lyons, L OBP: 0.345, SLG: 0.361		0-0 F5			4-0 1B BB		4-0 SH3-4 1-2 BB		
Marc Sullivan, R OBP: 0.225, SLG: 0.263			0-3 K		0-0 FC6 1B		0-0 SH3-4		


Inning Stats	R: 0 E: 0 K: 2 S: 8	H: 1 LOB: 2 BB: 1 P: 12	R: 0 E: 0 K: 1 S: 5	H: 0 LOB: 0 BB: 0 P: 5	R: 0 E: 0 K: 1 S: 5	H: 0 LOB: 0 BB: 0 P: 5	R: 0 E: 0 K: 0 S: 3	H: 1 LOB: 0 BB: 0 P: 3	R: 0 E: 0 K: 0 S: 5	H: 2 LOB: 3 BB: 1 P: 9	R: 0 E: 0 K: 1 S: 5	H: 0 LOB: 1 BB: 1 P: 9	R: 1 E: 0 K: 0 S: 4	H: 1 LOB: 2 BB: 2 P: 12
1B: 5 2B: 0 3B: 0 HR: 0	SF: 1 SAC: 2 DP: 1 HBP: 0	WP: 0 PB: 0 SB: 0 CS: 0												

PITCHER	IP	WLS	BF	H	R	ER	SO	BB	IBB	HBP	BLK	WP	HR	S	P	ERA	WHIP
Floyd Bannister, L ERA: 4.42	(1, 1)	6.0	25	5	1	1	5	3	0	0	0	0	0	32	44	1.50	1.333
Juan Agosto, L ERA: 3.66	(7, 1)	1.0	5	0	0	0	0	2	0	0	0	0	0	3	11	0.00	2.000

**BOTTOM**

**Chicago White Sox @ Boston Red Sox**  
**Fenway Park, Boston, MA**  
 Wed Jul 31 1985, 7:05 PM EDT  
 Att. 19,777 - Unknown

AB	22
R	1
H	5
RBI	1
BB	5
SO	5
LOB	16



WP	HR	S	P	ERA	WHIP
0	0	1	1	0.00	2.000



Batter	1	2	3	4	5	6	7	8	9	AB R H RBI BB SO LOB	TOP
<b>Reid Nichols, R</b> (1, 8) <small>OBP: 0.297, SLG: 0.304</small> <b>Jerry Hairston, S</b> (8, PH) <small>OBP: 0.388, SLG: 0.356</small> <b>Bob James, R</b> (8, 1) <b>Juan Agosto, L</b> (9, 1)	0-0 		0-0 			0-0 		4-0 		0 0 0 0 0 0 0 0 0 0 0 1 0 0 0 0 0 0 0 0 0 0 0 0 0 0 0 0	
<b>Scott Fletcher, R</b> (1, 6) <small>OBP: 0.306, SLG: 0.253</small> <b>Ozzie Guillen, L</b> (8, PH) <small>OBP: 0.286, SLG: 0.328</small>	0-0 			0-3 		0-0 		0-0 		3 0 1 0 0 1 1 1 0 0 0 0 0 2	
<b>Harold Baines, L</b> (1, 9) <small>OBP: 0.345, SLG: 0.415</small>	0-0 			0-3 		4-0 		0-0 		3 1 1 1 1 1 1	
<b>Carlton Fisk, R</b> (1, 10) <small>OBP: 0.314, SLG: 0.537</small>		0-3 		0-0 		0-3 		0-0 		4 1 1 2 0 2 2	
<b>Luis Salazar, R</b> (1, 5) <small>OBP: 0.229, SLG: 0.333</small>		0-0 			0-0 		0-3 	0-0 		4 0 0 0 0 1 1	
<b>Greg Walker, L</b> (1, 3) <small>OBP: 0.333, SLG: 0.486</small>		0-3 			0-0 		0-0 		0-0 	4 0 1 0 0 1 0	
<b>Ron Kittle, R</b> (1, 7) <small>OBP: 0.263, SLG: 0.356</small>			4-0 		0-0 		4-0 		0-0 	2 0 1 0 2 0 1	
<b>Julio Cruz, S</b> (1, 4) <small>OBP: 0.294, SLG: 0.201</small>			0-0 		0-3 		0-0 		0-3 	4 0 0 0 0 2 3	
<b>Joel Skinner, R</b> (1, 2) <small>OBP: 0.667, SLG: 0.800</small> <b>Bryan Little, S</b> (8, PR) <small>OBP: 0.355, SLG: 0.286</small> <b>Tim Hulett, R</b> (8, 5) <small>OBP: 0.330, SLG: 0.385</small>			0-0 			0-0 		4-0 		2 0 2 0 1 0 0 0 1 0 0 0 0 0 0 0 0 0 0 0 0	
<b>Inning Stats</b>	R: 0 H: 1 E: 0 LOB: 0 K: 0 BB: 0 S: 3 P: 3	R: 0 H: 0 E: 0 LOB: 0 K: 2 BB: 0 S: 7 P: 7	R: 0 H: 1 E: 0 LOB: 1 K: 0 BB: 1 S: 3 P: 7	R: 0 H: 0 E: 0 LOB: 0 K: 2 BB: 0 S: 7 P: 7	R: 0 H: 1 E: 0 LOB: 1 K: 1 BB: 0 S: 6 P: 6	R: 0 H: 1 E: 0 LOB: 2 K: 1 BB: 1 S: 6 P: 10	R: 0 H: 0 E: 0 LOB: 1 K: 1 BB: 1 S: 5 P: 9	R: 3 H: 2 E: 0 LOB: 1 K: 0 BB: 2 S: 4 P: 12	R: 0 H: 1 E: 0 LOB: 0 K: 1 BB: 0 S: 5 P: 5	1B: 6 SF: 0 2B: 0 SAC: 0 3B: 0 DP: 4 HR: 1 HBP: 0	WP: 1 PA: 35 PB: 0 SB: 0 CS: 0
<b>PITCHER</b> <b>Tim Lollar, L</b> (1, 1) <small>ERA: 4.79</small> <b>Steve Crawford, R</b> (8, 1) <small>ERA: 3.42</small>	IP WLS BF H R ER SO BB IBB HBP BLK WP HR S P ERA WHIP 7.0 0 27 4 1 1 7 4 0 0 0 1 0 37 53 1.29 1.143						IP WLS BF H R ER SO BB IBB HBP BLK WP HR S P ERA WHIP 2.0 W 8 3 2 2 1 1 0 0 0 0 1 9 13 9.00 2.000				

**Chicago White Sox @ Boston Red Sox**  
 Fenway Park, Boston, MA  
 Thu Aug 01 1985, 7:05 PM EDT  
 Att: 25,216 - Unknown

[livebaseballscorecards.com](http://livebaseballscorecards.com)

<b>AB</b>	27
<b>R</b>	3
<b>H</b>	7
<b>RBI</b>	3
<b>BB</b>	5
<b>SO</b>	8
<b>LOB</b>	11

Batter	1	2	3	4	5	6	7	8	9	AB	R	H	RBI	BB	SO	LOB
Marty Barrett, R OBP: 0.364, SLG: 0.377 (1, 4)	0-0 G6-4-3 1B			0-0 4-3		0-0 5-3		0-0 F6		4	0	1	0	0	0	0
Wade Boggs, L OBP: 0.438, SLG: 0.453 (1, 5)	0-0 G6-4-3 1-2f			4-0 FC4-6 BB		0-0 1B 2B		0-0 1B		3	1	2	0	1	0	1
Jim Rice, R OBP: 0.321, SLG: 0.433 (1, 7)	0-0 6-3			0-0 L9		0-0 1B		0-3 K		4	0	1	1	0	1	2
Bill Buckner, L OBP: 0.311, SLG: 0.437 (1, 3)		0-0 F6		0-0 FC4-6 1-2f		0-0 F8		0-0 F9		4	0	0	0	0	0	3
Mike Easler, L OBP: 0.329, SLG: 0.422 (1, 9)		0-3 K			0-0 4-3		0-0 SH1-4 2B 1B		4-0 2B BB	3	1	1	0	1	1	0
Ed Jurak, R OBP: 0.167, SLG: 0.167 (9, PR)		0-3 K								0	1	0	0	0	0	0
Dave Stapleton, R OBP: 0.344, SLG: 0.419 (1, 10)		0-3 K			0-0 F8		0-0 SH1-4 1-2		0-0 SH1-4 1B 2B	3	1	1	1	0	1	0
Dave Sax, R OBP: 0.333, SLG: 0.423 (1, 2)			0-0 F2		0-0 1B		0-0 2B		0-0 SH1-4 2-3	3	0	2	1	0	0	0
Steve Lyons, L OBP: 0.338, SLG: 0.352 (1, 8)			0-0 B4-3		0-0 F9		0-0 L7		0-0 1B	4	0	1	1	0	0	2
Jackie Gutierrez, R OBP: 0.261, SLG: 0.286 (1, 6)			0-0 6-3			0-0 F9		0-0 F9		3	0	0	0	0	0	1

**BOTTOM**

**Chicago White Sox @ Boston Red Sox**  
**Fenway Park, Boston, MA**  
 Thu Aug 01 1985, 7:05 PM EDT  
 Att. 25,216 - Unknown

AB	31
R	4
H	9
RBI	4
BB	2
SO	3
LOB	9



Inning Stats	R: 0	H: 1	E: 0	LOB: 0	K: 0	BB: 0	S: 3	P: 3	R: 0	H: 0	E: 0	LOB: 0	K: 2	BB: 0	S: 7	P: 7	R: 0	H: 0	E: 0	LOB: 0	K: 0	BB: 0	S: 3	P: 3	R: 0	H: 0	E: 0	LOB: 1	K: 0	BB: 1	S: 3	P: 7	R: 0	H: 1	E: 0	LOB: 1	K: 0	BB: 0	S: 4	P: 4	R: 1	H: 2	E: 0	LOB: 1	K: 0	BB: 0	S: 5	P: 5	R: 1	H: 2	E: 0	LOB: 1	K: 0	BB: 0	S: 5	P: 5	R: 0	H: 1	E: 0	LOB: 1	K: 1	BB: 0	S: 6	P: 6	R: 2	H: 2	E: 0	LOB: 1	K: 0	BB: 1	S: 3	P: 7	1B: 6	2B: 3	3B: 0	HR: 0	SF: 0	SAC: 2	DP: 1	HBP: 0	WP: 0	PB: 0	SB: 0	CS: 0	PA: 35
--------------	------	------	------	--------	------	-------	------	------	------	------	------	--------	------	-------	------	------	------	------	------	--------	------	-------	------	------	------	------	------	--------	------	-------	------	------	------	------	------	--------	------	-------	------	------	------	------	------	--------	------	-------	------	------	------	------	------	--------	------	-------	------	------	------	------	------	--------	------	-------	------	------	------	------	------	--------	------	-------	------	------	-------	-------	-------	-------	-------	--------	-------	--------	-------	-------	-------	-------	--------

PITCHER	IP	WLS	BF	H	R	ER	SO	BB	IBB	HBP	BLK	WP	HR	S	P	ERA	WHIP
Dan Spillner, R ERA: 3.24 (1, 1)	5.2		21	4	1	1	2	1	0	0	0	0	0	24	28	1.59	0.882
Jerry Don Gleaton, L ERA: 6.14 (6, 1)	1.0		5	2	1	1	0	0	0	0	0	0	0	5	5	9.00	2.000
Bob James, R ERA: 1.89 (7, 1)	1.1		5	1	0	0	1	0	0	0	0	0	0	7	7	0.00	0.750
Bob James, R ERA: 1.89 (8, 1)	1.1		5	1	0	0	1	0	0	0	0	0	0	7	7	0.00	0.750
Juan Agosto, L ERA: 4.18 (9, 1)	0.1	L	4	2	2	2	0	1	0	0	0	0	0	3	7	54.00	9.000





BOTTOM

Boston Red Sox @ Kansas City Royals  
Royals Stadium, Kansas City, MO

Fri Aug 02 1985, 8:05 PM EDT  
Att: 37,212 - Unknown

livebaseballscorecards.com

AB	32
R	4
H	7
RBI	4
BB	5
SO	7
LOB	9



WP	1	PA	38
PB	0		
SB	0		
CS	1		

AB R H RBI BB SO LOB

4	1	2	1	1	0	0
5	1	2	1	0	3	1
3	0	0	0	1	1	2
4	0	1	2	0	0	1
0	0	0	0	0	0	0
3	0	0	0	1	1	1
4	0	0	0	0	2	3
2	0	0	0	1	0	0
1	0	1	0	0	0	0
0	1	0	0	0	0	0
3	0	0	0	0	0	1
3	1	1	0	0	0	0
0	0	0	0	1	0	0
0	0	0	0	0	0	0


Batter	1	2	3	4	5	6	7	8	9	10
Willie Wilson, S OBP: 0.331, SLG: 0.428 (1, 8)	L7			3-1		BLK 1B			2B 2B 1B	1-2 1B
Lonnie Smith, R OBP: 0.356, SLG: 0.364 (1, 7)	K			K		K			2B 2B	1-2 2-3 3-H 1B
George Brett, L OBP: 0.457, SLG: 0.572 (1, 5)	F8			4-3				BB	K	
Hal McRae, R OBP: 0.335, SLG: 0.478 (1, 10)		6-3			6-3			F8		
John Wathan, R OBP: 0.343, SLG: 0.281 (9, PR)									2B	
Frank White, R OBP: 0.273, SLG: 0.413 (1, 4)		F9			K			F3	4-0 2-H 3-H IBB	
Steve Balboni, R OBP: 0.314, SLG: 0.475 (1, 3)								K	G4-3 1-2f	
Darryl Motley, R OBP: 0.263, SLG: 0.404 (1, 9)								F8		WP SH2-3 1B 1B
Dane Iorg, L OBP: 0.241, SLG: 0.313 (10, PH)										
Pat Sheridan, L OBP: 0.314, SLG: 0.333 (10, PR)										
Jim Sundberg, R OBP: 0.296, SLG: 0.371 (1, 2)								F8		SH2-3
Onix Concepcion, R OBP: 0.244, SLG: 0.237 (1, 6)										1-2
Jorge Orta, L OBP: 0.314, SLG: 0.378 (10, PH)										
Jim Scranton, R OBP: 0.314, SLG: 0.378 (10, PR)										1B IBB IBB

Inning Stats	R: 0 E: 0 K: 1 S: 5	H: 0 LOB: 0 BB: 0 P: 5	R: 0 E: 0 K: 1 S: 5	H: 0 LOB: 0 BB: 0 P: 5	R: 0 E: 0 K: 0 S: 2	H: 0 LOB: 0 BB: 1 P: 6	R: 0 E: 0 K: 1 S: 5	H: 0 LOB: 0 BB: 0 P: 5	R: 0 E: 0 K: 1 S: 5	H: 0 LOB: 0 BB: 0 P: 5	R: 1 E: 0 K: 1 S: 7	H: 2 LOB: 1 BB: 0 P: 7	R: 0 E: 0 K: 1 S: 5	H: 0 LOB: 1 BB: 1 P: 9	R: 0 E: 0 K: 0 S: 3	H: 0 LOB: 0 BB: 0 P: 3	R: 2 E: 0 K: 1 S: 7	H: 3 LOB: 1 BB: 1 P: 11	R: 1 E: 0 K: 0 S: 3	H: 2 LOB: 3 BB: 2 P: 11	1B: 4 2B: 2 3B: 1 HR: 0	SF: 0 SAC: 1 DP: 1 HBP: 0
--------------	------------------------------	---------------------------------	------------------------------	---------------------------------	------------------------------	---------------------------------	------------------------------	---------------------------------	------------------------------	---------------------------------	------------------------------	---------------------------------	------------------------------	---------------------------------	------------------------------	---------------------------------	------------------------------	----------------------------------	------------------------------	----------------------------------	----------------------------------	------------------------------------

PITCHER	IP	WLS	BF	H	R	ER	SO	BB	IBB	HBP	BLK	WP	HR	S	P	ERA	WHIP
Bruce Hurst, L ERA: 4.72 (1, 1)	8.1		30	4	3	3	7	2	0	0	1	0	0	42	50	3.24	0.720
Mark Clear, R ERA: 2.85 (9, 1)	1.0	L	7	2	1	1	0	0	3	0	0	1	0	4	16	9.00	2.000
Bob Stanley, R ERA: 2.48 (10, 1)	0.0		1	1	0	0	0	0	0	0	0	0	0	1	1	∞	∞

PITCHER	IP	WLS	BF	H	R	ER	SO	BB	IBB	HBP	BLK	WP	HR	S	P	ERA	WHIP
Bruce Hurst, L ERA: 4.72 (1, 1)	8.1		30	4	3	3	7	2	0	0	1	0	0	42	50	3.24	0.720
Mark Clear, R ERA: 2.85 (9, 1)	1.0	L	7	2	1	1	0	0	3	0	0	1	0	4	16	9.00	2.000
Bob Stanley, R ERA: 2.48 (10, 1)	0.0		1	1	0	0	0	0	0	0	0	0	0	1	1	∞	∞



Batter	1	2	3	4	5	6	7	8	9	AB R H RBI BB SO LOB	TOP														
Dwight Evans, R (1, 9) OBP: 0.376, SLG: 0.375	0-0 6-3		0-0 BB 1-2 1B		0-0 F9		0-0 F3		0-0 FC5-4 1-2f 1B	5 1 1 0 0 0 1	<p><b>Boston Red Sox @ Kansas City Royals</b>  Royals Stadium, Kansas City, MO</p> <p>Sat Aug 03 1985, 8:05 PM EDT  Att: 40,370 - Unknown</p> <p>livebaseballscorecards.com</p> <table border="1"> <tr><td>AB</td><td>37</td></tr> <tr><td>R</td><td>5</td></tr> <tr><td>H</td><td>8</td></tr> <tr><td>RBI</td><td>5</td></tr> <tr><td>BB</td><td>5</td></tr> <tr><td>SO</td><td>3</td></tr> <tr><td>LOB</td><td>18</td></tr> </table> 	AB	37	R	5	H	8	RBI	5	BB	5	SO	3	LOB	18
AB	37																								
R	5																								
H	8																								
RBI	5																								
BB	5																								
SO	3																								
LOB	18																								
Wade Boggs, L (1, 5) OBP: 0.440, SLG: 0.455	0-0 5-3		4-0 BB 1-2 2-3 BB		0-0 E HR 1B		0-0 G4-1 2B		0-0 6-3 1-2	4 1 2 0 1 0 1															
Jim Rice, R (1, 7) OBP: 0.325, SLG: 0.430	0-0 6-3		0-0 4-3		0-0 E6 1-3 HR		4-0 G4-1 BB		0-0 WP 2-H 1B	4 2 1 1 1 0 4															
Bill Buckner, L (1, 3) OBP: 0.311, SLG: 0.442		0-0 F8		0-0 6-3		0-0 1-H 3-H HR		0-0 G4-1 1-2 2-3	4-0 1B 2-3 IBB	4 1 1 3 1 0 2															
Mike Easler, L (1, 10) OBP: 0.329, SLG: 0.419		0-0 F8		4-0 E 1B BB		0-0 F7		0-0 3-1	0-0 1-2 3-H 1B	4 0 1 1 1 0 2															
Rich Gedman, L (1, 2) OBP: 0.373, SLG: 0.477		0-3 K2-3		0-3 K		0-3 K		0-0 F7	0-0 F7	5 0 0 0 0 3 3															
Marty Barrett, R (1, 4) OBP: 0.361, SLG: 0.372			0-0 F3		0-0 E 1-2 1B		0-0 F9		0-0 6-3	4 0 1 0 0 0 0															
Steve Lyons, L (1, 8) OBP: 0.335, SLG: 0.349			0-0 F9		0-0 E6 1-2 2-3		0-0 G3		0-0 6-3	4 0 0 0 0 0 2															
Jackie Gutierrez, R (1, 6) OBP: 0.268, SLG: 0.288			4-0 BB 1B BB		0-0 F9		0-0 5-3		0-0 FC5-4 1B	3 0 1 0 1 0 3															
<b>Inning Stats</b>	R: 0 E: 0 K: 0 S: 3	H: 0 LOB: 0 BB: 0 P: 3	R: 0 E: 0 K: 1 S: 5	H: 0 LOB: 0 BB: 0 P: 5	R: 0 E: 0 K: 0 S: 4	H: 1 LOB: 3 BB: 2 P: 12	R: 0 E: 1 K: 1 S: 7	H: 1 LOB: 3 BB: 1 P: 11	R: 3 E: 1 K: 1 S: 8	H: 2 LOB: 0 BB: 0 P: 8	R: 0 E: 0 K: 0 S: 3	H: 0 LOB: 0 BB: 0 P: 3	R: 0 E: 0 K: 0 S: 4	H: 1 LOB: 2 BB: 1 P: 8	R: 0 E: 0 K: 0 S: 3	H: 0 LOB: 0 BB: 0 P: 3	R: 2 E: 0 K: 0 S: 6	H: 3 LOB: 2 BB: 1 P: 10	1B: 6 2B: 1 3B: 0 HR: 1	SF: 0 SAC: 0 DP: 0 HBP: 0	WP: 1 PB: 0 SB: 0 CS: 0	PA: 42			
<b>PITCHER</b>	IP WLS BF H R ER SO BB IBB HBP BLK WP HR S P ERA WHIP																								
Mark Gubicza, R (1, 1) ERA: 3.8	6.1 L 30 5 3 2 3 4 0 0 0 0 0 1 32 48 2.84 1.421																								
Mike Jones, L (7, 1) ERA: 3.65	0.2 2 0 0 0 0 0 0 0 0 0 0 0 2 2 0.00 0.000																								
Joe Beckwith, R (8, 1) ERA: 4.3	2.0 10 3 2 2 0 0 0 1 0 0 1 0 9 13 9.00 1.500																								

Batter	1	2	3	4	5	6	7	8	9	AB R H RBI BB SO LOB
Willie Wilson, S OBP: 0.330, SLG: 0.430 (1, 8)	0-0 4-3		0-0 4-3		0-0 1-H 3B		0-3 K		0-0 4-3	5 0 1 1 0 1 0
Lonnie Smith, R OBP: 0.358, SLG: 0.364 (1, 7)	4-0 3-1 S BB		0-0 6-3		0-3 K			0-0 E1 SF8 1B		3 1 1 0 1 1 1
George Brett, L OBP: 0.452, SLG: 0.567 (1, 5)	0-0 3-1			0-0 3-1	0-0 F6			0-0 SF8		3 0 0 1 0 0 2
Hal McRae, R OBP: 0.333, SLG: 0.469 (1, 10)	0-0 F8			4-0 BB BB		0-0 F4		0-0 F9		3 0 0 0 1 0 1
Dane Iorg, L OBP: 0.253, SLG: 0.314 (1, 9)		4-0 BB BB		0-0 F6		0-0 6-3 1B		0-0 6-3		3 0 1 0 1 0 1
Frank White, R OBP: 0.273, SLG: 0.409 (1, 4)		0-0 F8		4-0 1-2 BB		0-0 6-3		0-0 E8 3B		3 1 0 0 1 0 2
Steve Balboni, R OBP: 0.316, SLG: 0.479 (1, 3)		4-0 1-2 BB		0-3 K		0-3 K		0-0 2-H SF8 3B		3 1 1 1 1 2 3
John Wathan, R OBP: 0.333, SLG: 0.271 (1, 2)		0-0 G6-4-3			0-0 F2		0-0 6-3	0-3 K		2 0 0 0 0 0 2
Pat Sheridan, L OBP: 0.313, SLG: 0.331 (7, PH)		1-2 1-2f						0-3 K		1 0 0 0 0 0 0
Jim Sundberg, R OBP: 0.295, SLG: 0.369 (8, 2)								0-0 4-3		1 0 0 0 0 1 1
Onix Concepcion, R OBP: 0.247, SLG: 0.239 (1, 6)			0-0 F8		0-0 3B 1B			0-0 SF8		2 1 1 0 0 0 0
Jorge Orta, L OBP: 0.313, SLG: 0.376 (7, PH)								3-H		1 0 0 0 0 0 0
Jim Scranton, R OBP: 0.262, SLG: 0.404 (8, 6)										0 0 0 0 0 0 0
Darryl Motley, R OBP: 0.262, SLG: 0.404 (9, PH)										0 0 0 1 0 0 0

Inning Stats	R: 0	H: 0	E: 0	K: 0	S: 3	R: 0	H: 0	E: 0	K: 0	S: 2	R: 0	H: 0	E: 0	K: 0	S: 3	R: 0	H: 0	E: 0	K: 1	S: 5	R: 1	H: 2	E: 0	K: 1	S: 7	R: 0	H: 1	E: 0	K: 1	S: 6	R: 0	H: 0	E: 0	K: 1	S: 5	R: 1	H: 1	E: 1	K: 0	S: 4	R: 2	H: 1	E: 1	K: 1	S: 7	R: 0	H: 1	E: 0	K: 1	S: 7	1B: 3	2B: 0	3B: 2	HR: 0	SF: 2	SAC: 0	DP: 1	HBP: 0	WP: 0	PB: 0	SB: 1	CS: 0	PA: 37
--------------	------	------	------	------	------	------	------	------	------	------	------	------	------	------	------	------	------	------	------	------	------	------	------	------	------	------	------	------	------	------	------	------	------	------	------	------	------	------	------	------	------	------	------	------	------	------	------	------	------	------	-------	-------	-------	-------	-------	--------	-------	--------	-------	-------	-------	-------	--------

PITCHER	IP	WLS	BF	H	R	ER	SO	BB	IBB	HBP	BLK	WP	HR	S	P	ERA	WHIP
Roger Clemens, R ERA: 3.38 (1, 1)	6.0	W	25	3	1	1	3	5	0	0	0	0	0	26	46	1.50	1.333
Steve Crawford, R ERA: 3.24 (7, 1)	3.0	S	12	2	3	0	2	0	0	0	0	0	0	16	16	0.00	0.667

BOTTOM

Boston Red Sox @ Kansas City Royals  
 Royals Stadium, Kansas City, MO  
 Sat Aug 03 1985, 8:05 PM EDT  
 Att. 40,370 - Unknown

livebaseballscorecards.com

AB	30
R	4
H	5
RBI	4
BB	5
SO	5
LOB	13





Batter	1	2	3	4	5	6	7	8	9	10	11	12	AB	R	H	RBI	BB	SO	LOB	TOP						
Dwight Evans, R OBP: 0.378, SLG: 0.377 (1, 9)	0-3 K		4-0 2B 1B BB	4-0 BB			0-0 F8		0-0 6-3			0-0 1B 2B	4	2	1	0	2	1	0							
Wade Boggs, L OBP: 0.343, SLG: 0.461 (1, 5)	0-0 1B 1B		0-0 1B 2B FC1-5-2	0-0 F7			0-0 1B		0-0 F7			0-0 2-3 2B 1B	6	1	4	0	0	0	2							
Bill Buckner, L OBP: 0.313, SLG: 0.445 (1, 3)	0-0 1-3 1B		0-0 FC1-5-2 1B S			0-0 1-3	0-3 K			0-0 4-3		0-0 1-3 2B 1B	6	2	3	3	0	1	1							
Jim Rice, R OBP: 0.325, SLG: 0.433 (1, 7)	0-0 F6		0-0 FC1-5-2 1B 1B			0-0 6-3		0-0 1B 2B		0-0 F7		0-0 1B 2B K2-3-2	6	0	2	1	0	0	4							
Tony Armas, R OBP: 0.257, SLG: 0.495 Dave Stapleton, R OBP: 0.344, SLG: 0.419 (1, 10) (12, PR)	0-0 F3		0-0 1-3 1B 2-3 3-H			0-0 5-3		0-0 5-3		0-3 K		0-0 2-3 1B	6	0	2	1	0	1	3	0						
Rich Gedman, L OBP: 0.372, SLG: 0.474 (1, 2)		0-0 SH3 1B	0-0 F6			0-0 G1-5-3		0-0 2-3 1B G6-3			0-0 4-3	0-3 K	6	0	2	0	0	1	3							
Marty Barrett, R OBP: 0.356, SLG: 0.367 (1, 4)		0-0 SH3 1-2		0-0 F8		0-0 4-3		0-0 1-2 G6-3			0-0 4-3	0-3 K2-3-2	5	0	0	0	0	1	4							
Steve Lyons, L OBP: 0.336, SLG: 0.347 (1, 8)		0-0 F8		0-0 S 1B		0-0 F7			0-0 G3		4-0 BB BB		4	0	1	0	1	0	1							
Jackie Gutierrez, R OBP: 0.283, SLG: 0.282 Mike Easler, L OBP: 0.330, SLG: 0.429 Ed Jurak, R OBP: 0.143, SLG: 0.143 (1, 6) (9, PH) (9, 6)		0-0 4-3		0-3 K		0-0 F9			0-0 HR		0-0 F8		3	0	0	0	0	1	2							
<b>Inning Stats</b>	R: 0 E: 0 K: 1 S: 7	H: 2 LOB: 2 BB: 0 P: 7	R: 0 E: 0 K: 0 S: 4	H: 1 LOB: 1 BB: 0 P: 4	R: 2 E: 0 K: 0 S: 5	H: 3 LOB: 1 BB: 1 P: 9	R: 0 E: 0 K: 1 S: 6	H: 1 LOB: 2 BB: 1 P: 10	R: 0 E: 0 K: 0 S: 3	H: 0 LOB: 0 BB: 0 P: 3	R: 0 E: 0 K: 1 S: 6	H: 1 LOB: 1 BB: 0 P: 6	R: 0 E: 0 K: 0 S: 4	H: 2 LOB: 1 BB: 0 P: 4	R: 1 E: 0 K: 0 S: 4	H: 1 LOB: 0 BB: 0 P: 4	R: 0 E: 0 K: 1 S: 5	H: 0 LOB: 0 BB: 0 P: 5	R: 0 E: 0 K: 0 S: 3	H: 0 LOB: 1 BB: 1 P: 7	R: 3 E: 0 K: 2 S: 11	H: 5 LOB: 2 BB: 0 P: 11	1B: 10 2B: 6 3B: 0 HR: 1	SF: 0 SAC: 1 DP: 2 HBP: 0	WP: 0 PB: 0 SB: 2 CS: 0	PA: 52
<b>PITCHER</b>	IP WLS BF H R ER SO BB IBB HBP BLK WP HR S P ERA WHIP																				IP WLS BF H R ER SO BB IBB HBP BLK WP HR S P ERA WHIP					
Charlie Leibrandt, L ERA: 3.12 (1, 1)	7.0		31	9	2	2	3	2	0	0	0	0	0	0	0	0	0	0	0	0	2.57	1.571				
Dan Quisenberry, R ERA: 2.73 (8, 1)	4.0		14	2	1	1	1	1	0	0	0	0	0	1	15	19	2.25	0.750								
Michael LaCoss, R ERA: 5.09 (12, 1)	0.0	L	5	5	3	3	0	0	0	0	0	0	0	0	5	5	∞	∞								
Joe Beckwith, R ERA: 4.23 (12, 1)	1.0		2	0	0	0	2	0	0	0	0	0	0	0	6	6	0.00	0.000								

**Boston Red Sox @ Kansas City Royals**  
**Royals Stadium, Kansas City, MO**  
 Sun Aug 04 1985, 4:33 AM EDT  
 Att: 31,020 - Unknown

AB	48
R	6
H	16
RBI	6
BB	3
SO	6
LOB	21



1B	10	SF	0
2B	6	SAC	1
3B	0	DP	2
HR	1	HBP	0

3	0	0	0	0	1	2
1	1	1	1	0	0	0
1	0	0	0	0	0	1

livebaseballscorecards.com

Batter	1	2	3	4	5	6	7	8	9	10	11	12	AB	R	H	RBI	BB	SO	LOB
Willie Wilson, S OBP: 0.330, SLG: 0.431	0-0 F8		0-0 G1-4-3			0-0 4-3	0-0 2B		0-0 F7			0-0 E2	6	1	2	1	0	0	1
Lonnie Smith, R OBP: 0.359, SLG: 0.365	0-0 F8		0-0 F9			0-0 G3 1B	0-0 6-3			0-0 1B		0-0 5-3	4	1	2	0	0	0	1
Lynn Jones, R OBP: 0.253, SLG: 0.274	F8 1B					G3 1B				0-0 1B			2	0	1	0	0	0	1
George Brett, L OBP: 0.450, SLG: 0.566	0-0 F8			0-0 F8		0-0 G3 1B		0-0 3-1		0-0 F6		0-0 1B	6	2	2	1	0	0	2
Hal McRae, R OBP: 0.328, SLG: 0.458	0-3 K			0-0 F8		0-0 G3 1B		0-0 1B		0-0 F4		0-3 K	6	0	1	0	0	2	5
Frank White, R OBP: 0.279, SLG: 0.419		0-0 6-3		0-0 2B		0-0 BLK 2B		0-3 K		0-0 1B		0-0 WP 1B	6	0	4	3	0	1	1
Steve Balboni, R OBP: 0.311, SLG: 0.472		0-0 5-3		0-0 F7		0-0 5-3		0-0 5-3		0-0 F7		0-3 K	6	0	0	0	0	1	6
Pat Sheridan, L OBP: 0.317, SLG: 0.335		0-0 1B			0-0 4-3		0-0 3-1 SH2-3 1B		0-0 6-3		0-0 5-3		4	1	2	0	0	0	0
Darryl Motley, R OBP: 0.261, SLG: 0.402							0-0 SH2-3 1B						1	0	0	0	0	0	0
Jim Sundberg, R OBP: 0.298, SLG: 0.371		0-0 5-3			0-0 CS 1B		0-0 SH2-3 1B		0-0 1B		0-0 6-3		4	0	2	0	0	0	1
Onix Concepcion, R OBP: 0.245, SLG: 0.237			0-0 5-3			0-0 4-3		0-0 3-1		0-0 F7		0-0 5-3	2	0	0	0	0	0	1
Dane Iorg, L OBP: 0.250, SLG: 0.310					0-0 1-2		0-0 2-3						1	0	0	0	0	0	1
Jim Scranton, R													0	0	0	0	0	0	0
Jorge Orta, L OBP: 0.312, SLG: 0.374													1	0	0	0	0	0	1
Greg Pryor, R OBP: 0.264, SLG: 0.268													1	0	0	0	0	0	1

Inning Stats	R: 0	H: 1	E: 0	LOB: 1	K: 1	P: 6	R: 0	H: 1	E: 0	LOB: 1	K: 0	P: 4	R: 0	H: 1	E: 0	LOB: 1	K: 0	P: 3	R: 0	H: 1	E: 0	LOB: 1	K: 0	P: 4	R: 0	H: 1	E: 0	LOB: 1	K: 1	P: 6	R: 0	H: 1	E: 0	LOB: 1	K: 0	P: 4	R: 0	H: 2	E: 0	LOB: 2	K: 0	P: 5	R: 0	H: 0	E: 0	LOB: 0	K: 0	P: 3	R: 2	H: 3	E: 1	LOB: 1	K: 2	P: 10	1B: 12	SF: 0	3B: 0	HR: 0	WP: 1	PA: 51
--------------	------	------	------	--------	------	------	------	------	------	--------	------	------	------	------	------	--------	------	------	------	------	------	--------	------	------	------	------	------	--------	------	------	------	------	------	--------	------	------	------	------	------	--------	------	------	------	------	------	--------	------	------	------	------	------	--------	------	-------	--------	-------	-------	-------	-------	--------

PITCHER	IP	WLS	BF	H	R	ER	SO	BB	IBB	HBP	BLK	WP	HR	S	P	ERA	WHIP
Oil Can Boyd, R ERA: 3.43	8.0		33	10	3	3	2	0	0	0	1	0	0	37	37	3.38	1.250
Bob Stanley, R ERA: 2.6	3.2	W	17	6	2	2	1	0	0	0	0	0	0	19	19	4.91	1.636
Mark Clear, R ERA: 2.83	0.1	S	1	0	0	0	1	0	0	0	0	1	0	3	3	0.00	0.000

**BOTTOM**

**Boston Red Sox @ Kansas City Royals**  
**Royals Stadium, Kansas City, MO**  
 Sun Aug 04 1985, 4:33 AM EDT  
 Att: 31,020 - Unknown

livebaseballscorecards.com

AB	50
R	5
H	16
RBI	5
BB	0
SO	4
LOB	21





Batter	1	2	3	4	5	6	7	8	9	AB R H RBI BB SO LOB	TOP																										
Dwight Evans, R (1, 9) OBP: 0.376, SLG: 0.373	0-0 F9		0-0 F3		0-0 G3	4-0 FC4-6 BB		0-3 K		4 0 0 0 1 1 2	<b>Boston Red Sox @ Chicago White Sox</b> Comiskey Park, Chicago, IL Thu Aug 08 1985, 8:05 PM EDT Unknown																										
Wade Boggs, L (1, 5) OBP: 0.440, SLG: 0.457	0-0 F8			0-3 K	4-0 BB	0-0 FC4-6 1B		0-0 F7		4 0 0 1 1 1 2																											
Bill Buckner, L (1, 3) OBP: 0.314, SLG: 0.445	0-0 F9			0-3 K	0-0 F2	0-0 1B			0-0 1B	5 0 2 1 0 1 2																											
Jim Rice, R (1, 7) OBP: 0.324, SLG: 0.430		0-0 F8		0-0 2B 1B	0-0 1-3	0-0 L7			0-3 K	5 1 1 0 0 1 5																											
Tony Armas, R (1, 10) OBP: 0.260, SLG: 0.511		0-0 4-3		0-0 1B 2B		0-0 HR	0-3 K		0-3 K	5 2 2 1 0 2 1																											
Marty Barrett, R (1, 4) OBP: 0.357, SLG: 0.365		0-0 F8		0-0 S 1B		4-0 1B BB	0-0 4-3		0-0 4-3	4 1 1 2 1 0 1																											
Dave Sax, R (1, 2) OBP: 0.333, SLG: 0.387			0-0 5-3	4-0 1-2 BB		0-3 K				2 0 0 0 1 1 1																											
Rich Gedman, L (7, PH) OBP: 0.374, SLG: 0.476										1 0 1 0 0 0 0																											
Steve Lyons, L (1, 8) OBP: 0.335, SLG: 0.345			0-0 F4	0-0 F7		0-0 1B FC4-6 1B			0-0 F9	4 1 1 0 0 0 3																											
Jackie Gutierrez, R (1, 6) OBP: 0.276, SLG: 0.291			0-0 1B		4-0 G3 BB	0-0 FC4-6 BB 1B		0-3 K		2 1 2 1 1 0 0																											
Mike Easler, L (8, PH) OBP: 0.329, SLG: 0.427										1 0 0 0 0 1 0																											
Ed Jurak, R (8, 6) OBP: 0.143, SLG: 0.143										0 0 0 0 0 0 0																											
<b>Inning Stats</b>	R: 0 E: 0 K: 0 S: 3	H: 0 LOB: 0 BB: 0 P: 3	R: 0 E: 0 K: 0 S: 3	H: 0 LOB: 0 BB: 0 P: 3	R: 0 E: 0 K: 0 S: 4	H: 1 LOB: 1 BB: 0 P: 4	R: 2 E: 0 K: 2 S: 10	H: 3 LOB: 2 BB: 1 P: 14	R: 0 E: 0 K: 0 S: 3	H: 0 LOB: 2 BB: 2 P: 11	R: 4 E: 0 K: 1 S: 9	H: 4 LOB: 2 BB: 2 P: 17	R: 0 E: 0 K: 1 S: 6	H: 1 LOB: 1 BB: 0 P: 6	R: 0 E: 0 K: 2 S: 7	H: 0 LOB: 0 BB: 0 P: 7	R: 0 E: 0 K: 2 S: 8	H: 1 LOB: 1 BB: 0 P: 8	1B: 8 2B: 1 3B: 0 HR: 1	SF: 0 SAC: 0 DP: 0 HBP: 0	WP: 0 PB: 0 SB: 1 CS: 0	PA: 42															
<b>PITCHER</b>	IP WLS BF H R ER SO BB IBB HBP BLK WP HR S P ERA WHIP																																				
Britt Burns, L (1, 1) ERA: 3.59	5.1		26	6	5	5	3	4	0	0	0	0	1	28	44	8.44	1.875																				
Dan Spillner, R (6, 1) ERA: 3.28	0.0		2	1	0	0	0	1	0	0	0	0	0	1	5	∞	∞																				
Jerry Don Gleaton, L (6, 1) ERA: 5.4	0.1		2	1	1	1	0	0	0	0	0	0	0	2	2	27.00	3.000																				
Dave Wehmeister, R (6, 1) ERA:	2.1	W	9	2	0	0	3	0	0	0	0	0	0	15	15	0.00	0.857																				
Bob James, R (9, 1) ERA: 1.97	1.0	S	3	0	0	0	2	0	0	0	0	0	0	7	7	0.00	0.000																				

livebaseballscorecards.com

AB	37
R	6
H	10
RBI	6
BB	5
SO	8
LOB	17



Batter	1	2	3	4	5	6	7	8	9	AB	R	H	RBI	BB	SO	LOB
Rudy Law, L OBP: 0.315, SLG: 0.376 (1, 7)	0-0 SH 1B	0-0 4-3		0-0 F3			0-0 SH5-4 1-2			3	1	1	0	0	0	0
Luis Salazar, R OBP: 0.235, SLG: 0.333 (1, 8)	0-0 SH 3B		0-0 6-3		0-0 6-3		0-0 6-3 2-3			3	1	0	0	0	0	1
Harold Baines, L OBP: 0.352, SLG: 0.430 (1, 9)	0-0 SF8 3B		0-0 F9		0-0 F4		0-0 PO 2B			4	1	2	2	0	0	0
Carlton Fisk, R OBP: 0.318, SLG: 0.547 (1, 2)	0-0 F9		0-0 2B		0-0 1B		4-0 IBB			3	0	2	0	1	0	1
Tim Lincecum, R OBP: 0.320, SLG: 0.375 (1, 5)	0-0 SF8 3B		0-0 F9		0-0 F7		0-0 PO 2-3	0-0 6-3		3	0	0	1	0	0	2
Greg Walker, L OBP: 0.333, SLG: 0.477 (1, 3)	0-3 K			0-0 HR 2B		0-3 K		0-0 F7		4	1	1	0	0	2	0
Ron Kittle, R OBP: 0.287, SLG: 0.401 (1, 10)		0-0 HR		0-0 HR 2B		0-0 G4-3 1B		0-0 BB 1B		4	2	4	3	0	0	0
Scott Fletcher, R OBP: 0.296, SLG: 0.244 (1, 4)		0-0 5-3		0-0 F3		0-0 G4-3		4-0 BB		3	0	0	0	0	0	1
Jerry Hairston, S OBP: 0.398, SLG: 0.356 (8, PH)										0	0	0	0	1	0	0
Bryan Little, S OBP: 0.356, SLG: 0.278 (8, PR)										0	0	0	0	0	0	0
Ozzie Guillen, L OBP: 0.292, SLG: 0.336 (1, 6)		0-0 1-3		0-0 4-3				0-0 6-3 SH5-4 2B 1B	0-3 K	4	1	1	0	0	1	2

Inning Stats	R: 3	H: 2	E: 1	LOB: 0	K: 1	BB: 0	S: 8	P: 8	R: 1	H: 1	E: 0	LOB: 0	K: 0	BB: 0	S: 4	P: 4	R: 0	H: 1	E: 0	LOB: 1	K: 0	BB: 0	S: 4	P: 4	R: 2	H: 2	E: 0	LOB: 0	K: 0	BB: 0	S: 5	P: 5	R: 0	H: 1	E: 0	LOB: 0	K: 1	BB: 0	S: 5	P: 5	R: 1	H: 2	E: 0	LOB: 1	K: 0	BB: 1	S: 4	P: 8	R: 0	H: 1	E: 0	LOB: 2	K: 1	BB: 1	S: 6	P: 10
--------------	------	------	------	--------	------	-------	------	------	------	------	------	--------	------	-------	------	------	------	------	------	--------	------	-------	------	------	------	------	------	--------	------	-------	------	------	------	------	------	--------	------	-------	------	------	------	------	------	--------	------	-------	------	------	------	------	------	--------	------	-------	------	-------

PITCHER	IP	WLS	BF	H	R	ER	SO	BB	IBB	HBP	BLK	WP	HR	S	P	ERA	WHIP
Bob Ojeda, L ERA: 4.24 (1, 1)	5.0		23	7	6	4	1	0	0	0	0	0	2	25	25	7.20	1.400
Bruce Kison, R ERA: 4.46 (6, 1)	1.2	L	8	3	1	1	1	0	1	0	0	0	0	9	13	5.40	1.800
Mark Clear, R ERA: 2.76 (7, 1)	1.1		5	1	0	0	1	1	0	0	0	0	0	6	10	0.00	1.500

**BOTTOM**

**Boston Red Sox @ Chicago White Sox**  
Comiskey Park, Chicago, IL  
Thu Aug 08 1985, 8:05 PM EDT  
Unknown

<b>AB</b>	<b>31</b>
<b>R</b>	<b>7</b>
<b>H</b>	<b>11</b>
<b>RBI</b>	<b>6</b>
<b>BB</b>	<b>2</b>
<b>SO</b>	<b>3</b>
<b>LOB</b>	<b>7</b>

[livebaseballscorecards.com](http://livebaseballscorecards.com)

WP	HR	S	P	ERA	WHIP
0	0	1	37	0	0



Batter	1	2	3	4	5	6	7	8	9	AB R H RBI BB SO LOB	TOP											
Dwight Evans, R (1, 9) OBP: 0.376, SLG: 0.374	0-0 1B 2B	0-0 F6		0-0 FC4		4-0 1B BB		0-0 5-3		4 1 1 0 1 0 4												
Wade Boggs, L (1, 5) OBP: 0.442, SLG: 0.465	0-0 1B 2-H 1B	0-0 G6-4-3			0-0 HR	0-0 1B G4-6-3		0-3 K		5 1 3 3 0 1 3												
Jim Rice, R (1, 7) OBP: 0.321, SLG: 0.425	0-0 F8		0-0 6-3		0-0 5-3	0-0 G4-6-3		0-0 6-3		5 0 0 0 0 0 3												
Bill Buckner, L (1, 3) OBP: 0.315, SLG: 0.449	0-0 FC6-4 1-2 1B		0-0 F7		0-0 4-3		0-0 6-3 3B		0-0 L9	5 1 2 0 0 0 0												
Mike Easler, L (1, 10) OBP: 0.330, SLG: 0.426	0-0 L1		0-3 K		0-0 2B 1B		0-0 6-3	4-0 3-1 WP BB	4-0 3-1 BB	4 1 1 1 1 1 2												
Rich Gedman, L (1, 2) OBP: 0.375, SLG: 0.487	0-0 FC6-4 1-2f			0-0 HR	0-0 2B		0-0 6-3	0-0 3-1	0-0 3-1	5 1 2 2 0 0 3												
Marty Barrett, R (1, 4) OBP: 0.360, SLG: 0.367		0-0 BB BB 1B		4-0 FC4 BB	0-0 6-3		0-0 FC5 1B 1B	0-0 F4	0-0 F4	4 0 2 0 1 0 2												
Steve Lyons, L (1, 8) OBP: 0.341, SLG: 0.349		4-0 BB 1-2 BB		0-3 K		0-0 SH1-4 1B 1B	0-0 1-2 1B			3 1 2 0 1 1 1												
Jackie Gutierrez, R (1, 6) OBP: 0.277, SLG: 0.287		4-0 BB 1-2 2-3 BB		0-0 F8		0-0 SH1-4	0-0 FC5			2 0 0 0 1 0 3												
<b>Inning Stats</b>	R: 1 E: 0 K: 0 S: 6	H: 3 LOB: 2 BB: 0 P: 6	R: 0 E: 0 K: 0 S: 3	H: 1 LOB: 2 BB: 2 P: 11	R: 0 E: 0 K: 1 S: 5	H: 0 LOB: 0 BB: 0 P: 5	R: 1 E: 0 K: 1 S: 6	H: 1 LOB: 1 BB: 1 P: 10	R: 2 E: 0 K: 0 S: 6	H: 3 LOB: 1 BB: 0 P: 6	R: 1 E: 0 K: 0 S: 4	H: 2 LOB: 1 BB: 1 P: 8	R: 1 E: 0 K: 0 S: 6	H: 3 LOB: 2 BB: 0 P: 6	R: 0 E: 0 K: 1 S: 5	H: 0 LOB: 0 BB: 0 P: 5	R: 0 E: 0 K: 0 S: 3	H: 0 LOB: 1 BB: 1 P: 7	1B: 8 2B: 2 3B: 1 HR: 2	SF: 0 SAC: 1 DP: 2 HBP: 0	WP: 1 PB: 0 SB: 0 CS: 0	PA: 43
<b>PITCHER</b>	IP WLS BF H R ER SO BB IBB HBP BLK WP HR S P ERA WHIP																					
Gene Nelson, R (1, 1) ERA: 3.71	5.1 L 28 9 5 5 2 4 0 0 0 0 2 28 44 8.44 2.438																					
Juan Agosto, L (6, 1) ERA: 4.15	1.1 7 4 1 1 0 0 0 0 0 0 0 7 7 6.75 3.000																					
Mike Stanton, R (7, 1) ERA: 6.42	2.1 8 0 0 0 1 1 0 0 0 1 0 9 13 0.00 0.429																					
Mike Stanton, R (8, 1) ERA: 6.42	2.1 8 0 0 0 1 1 0 0 0 1 0 9 13 0.00 0.429																					

**Boston Red Sox @ Chicago White Sox**  
Comiskey Park, Chicago, IL  
Thu Aug 08 1985, 8:05 PM EDT  
Att: 20,927 - Unknown

AB	37
R	6
H	13
RBI	6
BB	5
SO	3
LOB	21



Batter	1	2	3	4	5	6	7	8	9	AB	R	H	RBI	BB	SO	LOB	
Reid Nichols, R OBP: 0.301, SLG: 0.308 (1, 9) (7, 8)	0-0 		0-0 L6 		0-0 F5 		0-0 		0-0 6-3 	3	0	1	0	0	0	1	
Jerry Hairston, S OBP: 0.403, SLG: 0.363 Mike Stanton, S (8, 1) Oscar Gamble, L OBP: 0.353, SLG: 0.318 (9, PH)	4-0 1B 		0-0 E6 		0-0 L8 		0-0 F5 			2	0	0	0	1	0	1	
Scott Fletcher, R OBP: 0.296, SLG: 0.242 Bryan Little, S OBP: 0.352, SLG: 0.274 (7, PH) (8, 4)	4-0 CS BB 		0-0 5-3 		0-0 F8 		0-0 F5 		4-0 1B BB 	3	0	0	0	1	1	2	
Tim Hulett, R OBP: 0.319, SLG: 0.371 (1, 5)	0-3 K 		0-0 F3 		0-0 4-3 		0-0 PB BB 1B 		0-0 F5 	4	0	1	0	0	0	1	
Carlton Fisk, R OBP: 0.317, SLG: 0.544 (1, 10) (8, 2)		4-0 2B BB 		0-0 G3 2B 		4-0 PB BB 1B 		0-0 F4 		0-0 F5 	2	1	1	0	2	0	1
Ron Kittle, R OBP: 0.296, SLG: 0.407 (1, 7)		4-0 2B BB 		0-0 G3 2B 		4-0 PB BB 1B 		0-0 F4 		0-0 F4 	2	1	1	0	2	0	1
Greg Walker, L OBP: 0.334, SLG: 0.479 (1, 3)		0-0 1-H 2B 		0-0 G3 2-3 		0-0 F7 		0-0 FC6-4 1B 		0-0 F7 	4	0	2	1	0	3	
Luis Salazar, R OBP: 0.233, SLG: 0.330 Harold Baines, L OBP: 0.351, SLG: 0.428 (6, PH) (7, 9)		0-0 F9 		0-0 F7 		0-0 F7 		0-0 FC6-4 1B 		0-0 FC6-4 1B 	2	0	0	0	0	2	
Marc Hill, R OBP: 0.247, SLG: 0.129 Rudy Law, L OBP: 0.313, SLG: 0.372 (7, PH) (8, 8)		0-0 5-3 		0-0 F7 		4-0 4-3 BB 		0-0 F7 		0-0 6-3 	1	0	0	0	1	0	1
Ozzie Guillen, L OBP: 0.289, SLG: 0.331 (1, 6)			0-0 F7 		0-0 4-3 1-2 		0-0 F8 		0-0 1-3 	2	0	0	0	0	0	1	

BOTTOM	
<b>Boston Red Sox @ Chicago White Sox</b> Comiskey Park, Chicago, IL Thu Aug 08 1985, 8:05 PM EDT Att. 20,927 - Unknown	
<b>AB</b> 32 <b>R</b> 1 <b>H</b> 6 <b>RBI</b> 1 <b>BB</b> 5 <b>SO</b> 1 <b>LOB</b> 18	

Inning Stats	R: 0	H: 1	R: 1	H: 1	R: 0	H: 0	R: 0	H: 1	R: 0	H: 1	R: 0	H: 1	R: 0	H: 1	R: 0	H: 0	R: 0	H: 1	R: 0	H: 0	1B: 4	SF: 0	WP: 0	PA: 37			
	E: 0	LOB: 1	E: 0	LOB: 1	E: 1	LOB: 1	E: 0	LOB: 1	E: 0	LOB: 2	E: 0	LOB: 1	E: 0	LOB: 2	E: 0	LOB: 0	E: 0	LOB: 0	E: 0	LOB: 0	2B: 3	SAC: 0	PB: 1	PA: 37			
	K: 1	BB: 1	K: 0	BB: 1	K: 0	BB: 0	K: 0	BB: 0	K: 0	BB: 1	K: 0	BB: 0	K: 0	BB: 1	K: 0	BB: 0	K: 0	BB: 1	K: 0	BB: 0	3B: 0	DP: 1	SB: 0	PA: 37			
	S: 4	P: 8	S: 4	P: 8	S: 4	P: 4	S: 4	P: 4	S: 3	P: 8	S: 4	P: 7	S: 4	P: 8	S: 3	P: 3	S: 4	P: 8	S: 3	P: 3	HR: 0	HBP: 0	CS: 2	PA: 37			
PITCHER	IP	WLS	BF	H	R	ER	SO	BB	IBB	HBP	BLK	WP	HR	S	P	ERA	WHIP										
Tim Lollar, L ERA: 4.62 Steve Crawford, R ERA: 3.06	(1, 1) (6, 1)	5.2 3.1	W S	24 13	4 2	1 0	1 0	1 0	0 0	0 0	0 0	0 0	0 0	22 12	38 16	1.59 0.00	1.412 0.900										



Batter	1	2	3	4	5	6	7	8	9	AB R H RBI BB SO LOB	TOP									
Rickey Henderson, R OBP: 0.435, SLG: 0.566 (1, 8) X	0-0 F8 ① X	0-0 1B ③			4-0 FC5-2 1B BB	0-0 1B S 1B		0-0 5-3 ① X	0-0 L5 ③	5 1 2 2 1 0 2										
Don Mattingly, L OBP: 0.370, SLG: 0.544 (1, 3) X	0-0 F7 ②		0-0 E1 G5-4-3		0-0 FC5-2 1B	4-0 1B 1B		0-0 F9 ②		4 1 1 0 1 0 0										
Dave Winfield, R OBP: 0.339, SLG: 0.480 (1, 9) S S S	0-3 K ③		0-0 G5-4-3 ① ②		0-0 FC5-2 G5-4-3	0-0 1B 1B		0-0 2B		5 0 2 1 0 1 4										
Don Baylor, R OBP: 0.339, SLG: 0.463 (1, 10)		0-0 1B 1B	4-0 BB		0-0 G5-4-3 ① ② ③	0-0 1B G5-4-3		0-3 K ③		4 1 2 2 1 1 4										
Willie Randolph, R OBP: 0.385, SLG: 0.372 (1, 4)		0-0 1B 1B	0-3 K ③			1B 1B HBP			0-0 1B 1B	5 3 3 0 0 1 3										
Andre Robertson, R OBP: 0.418, SLG: 0.525 (1, 5)		0-3 K ①		0-3 K ①		0-0 1B 1B HBP	0-3 K ①		0-0 1B 1-3 1B	3 1 1 0 0 2 2										
Ken Griffey, L OBP: 0.314, SLG: 0.392 (6, 7)									1-3 FC4-2-5 1B	2 0 1 0 0 1 0										
Bill Sample, R OBP: 0.340, SLG: 0.357 (1, 7)		0-0 1B 1B		0-0 9-5 2B		0-0 1B 1B HBP	0-0 4-3 ②		0-0 1-3 ①	3 2 3 2 0 0 0										
Mike Pagliarulo, L OBP: 0.320, SLG: 0.406 (6, 5)		2-H 3-H				1-2 2-3			1-2	2 0 0 0 0 0 2										
Butch Wynegar, S OBP: 0.341, SLG: 0.332 (1, 2)		0-0 L7 ②		0-0 9-5 ② ③		0-3 K ① X	0-0 1B		0-0 FC4-2-5 1B	5 0 2 1 0 1 5										
Bobby Meacham, S OBP: 0.325, SLG: 0.282 (1, 6)		0-0 1B 1B ②		2-3f		0-0 1B BB FC5-2 1B	1-0 1B HBP	0-0 1-3 ③	0-0 FC4-2-5 ②	4 1 2 2 0 0 3										
<b>Inning Stats</b>	R: 0 H: 0 E: 0 K: 1 S: 5	H: 0 LOB: 0 BB: 0 P: 5	R: 3 H: 5 E: 0 K: 1 S: 9	H: 5 LOB: 2 BB: 0 P: 9	R: 0 H: 0 E: 1 K: 1 S: 5	H: 0 LOB: 1 BB: 1 P: 9	R: 0 H: 1 E: 0 K: 1 S: 5	H: 1 LOB: 0 BB: 0 P: 5	R: 0 H: 2 E: 0 K: 0 S: 4	H: 2 LOB: 2 BB: 1 P: 8	R: 6 H: 6 E: 0 K: 1 S: 10	H: 6 LOB: 1 BB: 1 P: 15	R: 0 H: 1 E: 0 K: 1 S: 6	H: 1 LOB: 1 BB: 0 P: 6	R: 0 H: 1 E: 0 K: 1 S: 6	H: 1 LOB: 1 BB: 0 P: 6	R: 1 H: 3 E: 0 K: 0 S: 6	H: 3 LOB: 2 BB: 0 P: 6	1B: 17 SF: 0 2B: 3 SAC: 0 3B: 0 DP: 4 HR: 0 HBP: 1	WP: 0 PA: 46 PB: 0 SB: 1 CS: 0
<b>PITCHER</b>	IP WLS BF H R ER SO BB IBB HBP BLK WP HR S P ERA WHIP																			
Bruce Hurst, L ERA: 4.98 (1, 1)	5.1 L 27 11 7 7 5 2 0 1 0 0 0 0 34 43 11.81 2.438																			
Bob Stanley, R ERA: 2.83 (6, 1)	3.2 19 8 3 3 2 0 1 0 0 0 0 22 26 7.36 2.182																			

**New York Yankees @ Boston Red Sox**  
 Fenway Park, Boston, MA  
 Fri Aug 09 1985, 7:05 PM EDT  
 Att: 33,739 - Unknown

[livebaseballscorecards.com](http://livebaseballscorecards.com)

<b>AB</b>	42
<b>R</b>	10
<b>H</b>	19
<b>RBI</b>	10
<b>BB</b>	3
<b>SO</b>	7
<b>LOB</b>	25



Batter	1	2	3	4	5	6	7	8	9	AB	R	H	RBI	BB	SO	LOB
Dwight Evans, R OBP: 0.374, SLG: 0.374 (1, 9)	0-0 6-3		0-0 1B 2B	0-3 K		0-3 K2-3		0-0 F8		5	1	1	0	0	2	1
Wade Boggs, L OBP: 0.443, SLG: 0.468 (1, 5)	4-0 1B BB		0-0 SF9 1B	0-0 2B		0-0 4-3		0-0 F9		4	1	2	2	1	0	0
Jim Rice, R OBP: 0.317, SLG: 0.420 (1, 7)	0-3 K		0-0 E1 SF9 SF8 1-3	0-0 4-3		0-0 E6			0-3 K	5	1	0	0	0	2	3
Bill Buckner, L OBP: 0.316, SLG: 0.452 (1, 3)	0-0 FC6-4 1B		0-0 SF9		0-0 2B 2B	0-0 F9			0-0 F8	4	1	2	1	0	0	1
Mike Easler, L OBP: 0.331, SLG: 0.429 (1, 10)	0-0 FC6-4		0-0 SF8		0-0 1B 2B		0-0 G1-6-3 1B		0-0 F9	4	1	2	2	0	0	2
Rich Gedman, L OBP: 0.379, SLG: 0.489 (1, 2)		0-0 1B 1B	0-0 BB		0-0 SH3-4 1B	0-0 G1-6-3				3	0	2	1	1	0	1
Marty Barrett, R OBP: 0.362, SLG: 0.370 (1, 4)		0-0 G6-4-3 1B	0-3 K		0-0 SH3-4	0-0 1B				3	0	2	0	0	1	1
Steve Lyons, L OBP: 0.336, SLG: 0.343 (1, 8)		0-0 F7		0-3 K2-3	0-0 5-3	0-0 F9				4	0	0	0	0	1	4
Jackie Gutierrez, R OBP: 0.276, SLG: 0.287 (1, 6)		0-0 G6-4-3		0-0 2B 1B	0-3 K			0-0 F9		4	1	1	0	0	1	3

Inning Stats	R: 0	H: 1	E: 0	K: 1	S: 6	R: 0	H: 2	E: 0	K: 0	S: 4	R: 3	H: 2	E: 1	K: 1	S: 8	R: 1	H: 2	E: 0	K: 2	S: 9	R: 2	H: 3	E: 0	K: 1	S: 8	R: 0	H: 0	E: 1	K: 1	S: 6	R: 0	H: 2	E: 0	K: 0	S: 4	R: 0	H: 0	E: 0	K: 0	S: 3	R: 0	H: 0	E: 0	K: 1	S: 5	1B: 8	SF: 2	3B: 0	HR: 0	WP: 0	PA: 41
	LOB: 2	BB: 1	P: 10			LOB: 1	BB: 0	P: 4			LOB: 1	BB: 1	P: 12			LOB: 1	BB: 0	P: 8			LOB: 1	BB: 0	P: 8			LOB: 1	BB: 0	P: 6			LOB: 1	BB: 0	P: 4			LOB: 0	BB: 0	P: 3			LOB: 0	BB: 0	P: 5			SAC: 1	DP: 2	HBP: 0			


PITCHER	IP	WLS	BF	H	R	ER	SO	BB	IBB	HBP	BLK	WP	HR	S	P	ERA	WHIP
Ed Whitson, R ERA: 4.17 (1, 1)	4.0		24	10	6	4	4	2	0	0	0	0	0	30	38	9.00	3.000
Rich Bordi, R ERA: 3.08 (5, 1)	2.0	W	7	0	0	0	2	0	0	0	0	0	0	11	11	0.00	0.000
Bob Shirley, L ERA: 3.26 (7, 1)	2.0		7	2	0	0	0	0	0	0	0	0	0	7	7	0.00	1.000
Dave Righetti, L ERA: 3.22 (9, 1)	1.0		3	0	0	0	1	0	0	0	0	0	0	5	5	0.00	0.000

**BOTTOM**

**New York Yankees @ Boston Red Sox**  
 Fenway Park, Boston, MA  
 Fri Aug 09 1985, 7:05 PM EDT  
 Att. 33,739 - Unknown

livebaseballscorecards.com

<b>AB</b>	<b>36</b>
<b>R</b>	<b>6</b>
<b>H</b>	<b>12</b>
<b>RBI</b>	<b>6</b>
<b>BB</b>	<b>2</b>
<b>SO</b>	<b>7</b>
<b>LOB</b>	<b>16</b>





Batter	1	2	3	4	5	6	7	8	9	AB R H RBI BB SO LOB	TOP																
Rickey Henderson, R OBP: 0.434, SLG: 0.563 (1, 8) BB BB	4-0 1B 2B BB	0-0 6-3 3-H			0-0 5-3		0-0 1B 1B		0-3 K 1-2	4 1 1 1 1 1 2																	
Don Mattingly, L OBP: 0.374, SLG: 0.546 (1, 3) X	0-0 1-2 2B 1B	0-3 K			0-0 1B		0-0 1-3 FC5-4 1B		4-0 BB 1B IBB	4 2 3 0 1 1 1																	
Dave Winfield, R OBP: 0.340, SLG: 0.480 (1, 9) X	0-0 F8 1-H 2-H SF7 2B			0-0 4-3	0-0 F8		0-0 1-2f FC5-4		4-0 1-2 2-3 1B BB	4 1 1 2 1 0 3																	
Ken Griffey, L OBP: 0.316, SLG: 0.393 (1, 7) X	0-0 F8 2-3			0-0 CS 1B	0-0 G3			0-0 CS 1B	0-0 SF7 3-H	4 0 2 1 0 0 2																	
Don Baylor, R OBP: 0.340, SLG: 0.464 (1, 10) X	0-0 SF7 3-H			0-3 K 1-2		0-0 F4		0-0 1-2 1B 1B	0-0 1-2 2-H 1B	4 1 2 2 0 1 1																	
Willie Randolph, R OBP: 0.385, SLG: 0.370 (1, 4) X	0-0 6-3			0-0 4-3		4-0 BB G4-6-3		0-0 1-3 1B 1B	0-3 K	4 0 1 0 1 1 2																	
Butch Wynegar, S OBP: 0.347, SLG: 0.333 (1, 2) BB BB BB		4-0 2B 6-3 BB		4-0 1B BB		0-0 1-2f G4-6-3		0-0 1-3 3-H L4-3 1B		2 1 1 1 2 0 1																	
Mike Pagliarulo, L OBP: 0.319, SLG: 0.407 (1, 5) X		0-0 1-3 2B		0-3 K			0-0 3-1	0-0 1-2 L4-3		4 0 1 0 0 1 3																	
Bobby Meacham, S OBP: 0.327, SLG: 0.283 (1, 6) X		0-0 4-3		0-0 1-3 1B			0-0 4-3	4-0 BB SF7 BB		3 1 1 0 1 0 2																	
Inning Stats	R: 3 E: 0 K: 0 S: 5	H: 2 LOB: 0 BB: 1 P: 9	R: 1 E: 0 K: 1 S: 6	H: 1 LOB: 1 BB: 1 P: 10	R: 0 E: 0 K: 1 S: 5	H: 1 LOB: 1 BB: 0 P: 5	R: 0 E: 0 K: 1 S: 5	H: 1 LOB: 2 BB: 1 P: 9	R: 0 E: 0 K: 0 S: 4	H: 1 LOB: 1 BB: 0 P: 4	R: 0 E: 0 K: 0 S: 2	H: 0 LOB: 0 BB: 1 P: 6	R: 0 E: 0 K: 0 S: 5	H: 2 LOB: 2 BB: 0 P: 5	R: 1 E: 0 K: 0 S: 5	H: 4 LOB: 1 BB: 0 P: 5	R: 2 E: 0 K: 2 S: 8	H: 1 LOB: 2 BB: 3 P: 20	1B: 11 2B: 4 3B: 0 HR: 0	SF: 2 SAC: 0 DP: 3 HBP: 0	WP: 0 PB: 0 SB: 1 CS: 2	PA: 42					
PITCHER	IP	WLS	BF	H	R	ER	SO	BB	IBB	HBP	BLK	WP	HR	S	P	ERA	WHIP										
Oil Can Boyd, R ERA: 3.53 (1, 1)	7.1	L	34	12	5	5	3	4	0	0	0	0	0	36	52	6.14	2.182										
Mark Clear, R ERA: 3.02 (8, 1)	1.2		8	1	2	2	2	2	1	0	0	0	0	9	21	10.80	1.800										

**New York Yankees @ Boston Red Sox**  
 Fenway Park, Boston, MA  
 Sat Aug 10 1985, 7:05 PM EDT  
 Att: 33,009 - Unknown

AB	33
R	7
H	13
RBI	7
BB	7
SO	5
LOB	17



livebaseballscorecards.com

Batter	1	2	3	4	5	6	7	8	9	AB R H RBI BB SO LOB
Dwight Evans, R (1, 9) OBP: 0.372, SLG: 0.375	0-0 L4		0-0 F8		0-3 K		0-0 E7 1-H 2-H 2B		0-0 F3	5 0 1 1 0 1 4
Wade Boggs, L (1, 5) OBP: 0.441, SLG: 0.465	0-0 4-3			0-0 E 1B G3-2 1B		0-3 K	0-0 4-3		0-0 FC4	5 0 1 0 0 1 3
Jim Rice, R (1, 7) OBP: 0.321, SLG: 0.435	0-0 F8			0-0 G3-2 E 1-2 1B		0-0		0-0 HR		4 1 3 1 0 0 0
Bill Buckner, L (1, 3) OBP: 0.313, SLG: 0.448		0-0 F5		0-0 E6 G3-2		0-0 F7		0-0 L6		4 0 0 0 0 0 3
Tony Armas, R (1, 8) OBP: 0.255, SLG: 0.502		0-0 F7		0-0 G3-2		0-3 K		0-0 F6		4 0 0 0 0 1 4
Steve Lyons, L (9, 8) OBP: 0.336, SLG: 0.343				1-2 2-3 3-Hf						0 0 0 0 0 0 0
Mike Easler, L (1, 10) OBP: 0.330, SLG: 0.427		0-0 4-3		0-0 3-1			0-0	0-3 K		4 1 1 0 0 1 2
Rich Gedman, L (1, 2) OBP: 0.377, SLG: 0.485			0-3 K		0-3 K		0-3 K		4-0	3 0 0 0 1 3 1
Ed Jurak, R (9, PR) OBP: 0.143, SLG: 0.143									BB	0 0 0 0 0 0 0
Marty Barrett, R (1, 4) OBP: 0.363, SLG: 0.369			4-0		0-0 6-3		0-0 F7		0-0	3 0 1 0 1 0 1
Jackie Gutierrez, R (1, 6) OBP: 0.283, SLG: 0.293									1-2	
Dave Stapleton, R (9, PH) OBP: 0.333, SLG: 0.406			0-0 F9		0-0		0-0		0-3 K	3 1 2 0 0 0 1
							1-2			1 0 0 0 0 1 2

Inning Stats	R: 0 E: 0 K: 0 S: 3	H: 0 LOB: 0 BB: 0 P: 3	R: 0 E: 0 K: 0 S: 3	H: 0 LOB: 0 BB: 0 P: 3	R: 0 E: 0 K: 1 S: 5	H: 0 LOB: 1 BB: 1 P: 9	R: 0 E: 1 K: 0 S: 5	H: 2 LOB: 2 BB: 0 P: 5	R: 0 E: 0 K: 2 S: 8	H: 1 LOB: 1 BB: 0 P: 8	R: 0 E: 0 K: 2 S: 8	H: 1 LOB: 1 BB: 0 P: 8	R: 2 E: 1 K: 1 S: 8	H: 3 LOB: 1 BB: 0 P: 8	R: 1 E: 0 K: 1 S: 6	H: 1 LOB: 0 BB: 0 P: 6	R: 0 E: 0 K: 1 S: 6	H: 1 LOB: 2 BB: 1 P: 10	1B: 6 2B: 1 3B: 1 HR: 1	SF: 0 SAC: 0 DP: 1 HBP: 0
--------------	------------------------------	---------------------------------	------------------------------	---------------------------------	------------------------------	---------------------------------	------------------------------	---------------------------------	------------------------------	---------------------------------	------------------------------	---------------------------------	------------------------------	---------------------------------	------------------------------	---------------------------------	------------------------------	----------------------------------	----------------------------------	------------------------------------

PITCHER	IP	WLS	BF	H	R	ER	SO	BB	IBB	HBP	BLK	WP	HR	S	P	ERA	WHIP
Joe Cowley, R (1, 1) ERA: 3.77	7.0	W	30	8	3	2	6	1	0	0	0	0	1	41	45	2.57	1.286
Dave Righetti, L (8, 1) ERA: 3.13	2.0	S	8	1	0	0	2	1	0	0	0	0	0	11	15	0.00	1.000

**BOTTOM**


**New York Yankees @ Boston Red Sox**

Fenway Park, Boston, MA

Sat Aug 10 1985, 7:05 PM EDT

Att. 33,009 - Unknown

AB 36  
R 3  
H 9  
RBI 2  
BB 2  
SO 8  
LOB 21



WP	HR	S	P	ERA	WHIP
0	1	1	1	0.00	1.000

livebaseballscorecards.com



Batter	1	2	3	4	5	6	7	8	9	AB R H RBI BB SO LOB	TOP	
Rickey Henderson, R OBP: 0.434, SLG: 0.559 (1, 8) X	0-0 6-3		0-0 1B			0-3 K	0-0 4-3		4-0 BB	4 0 1 0 1 1 1		
Don Mattingly, L OBP: 0.377, SLG: 0.549 (1, 3) X	0-0 F7			0-0 1B 1B		0-0 3B 1B		0-0 2B	0-0 L3	5 3 3 0 0 0 1		
Dave Winfield, R OBP: 0.341, SLG: 0.487 (1, 9) X	0-0 1-3			0-0 1-3		0-0 2B 3B		0-0 2B		4 2 2 2 0 0 1		
Ken Griffey, L OBP: 0.324, SLG: 0.403 (1, 7)		4-0 BLK BB		0-0 2-H 1B		0-0 3-H 2B		0-0 2B CS 1B		3 0 3 2 1 0 0		
Don Baylor, R OBP: 0.339, SLG: 0.464 (1, 10)		0-3 K		0-3 K		0-0 F3		0-0 FC6-2-5-4 2B		4 0 1 1 0 2 3		
Willie Randolph, R OBP: 0.382, SLG: 0.366 (1, 4)		0-0 4-3		0-0 6-3		0-0 F9		0-0 FC6-2-5-4 2B		4 0 0 0 0 0 5		
Butch Wynegar, S OBP: 0.346, SLG: 0.329 (1, 2)		0-3 K			0-0 F9		4-0 BB	0-3 K		3 0 0 0 1 2 3		
Mike Pagliarulo, L OBP: 0.314, SLG: 0.401 (1, 5)			0-3 K		0-0 4-3		0-0 F8		0-0 6-3	4 0 0 0 0 1 1		
Bobby Meacham, S OBP: 0.323, SLG: 0.279 (1, 6)			0-0 4-3		0-0 4-3		0-0 F9		0-3 K	4 0 0 0 0 1 1		
<b>Inning Stats</b>	R: 0 H: 0 E: 0 LOB: 0 K: 0 BB: 0 S: 3 P: 3	R: 0 H: 0 E: 0 LOB: 1 K: 2 BB: 1 S: 7 P: 11	R: 0 H: 1 E: 0 LOB: 1 K: 1 BB: 0 S: 5 P: 5	R: 1 H: 2 E: 0 LOB: 1 K: 1 BB: 0 S: 7 P: 7	R: 0 H: 0 E: 0 LOB: 0 K: 0 BB: 0 S: 3 P: 3	R: 2 H: 3 E: 0 LOB: 1 K: 1 BB: 0 S: 8 P: 8	R: 0 H: 0 E: 0 LOB: 1 K: 0 BB: 1 S: 3 P: 7	R: 2 H: 4 E: 0 LOB: 2 K: 1 BB: 0 S: 8 P: 8	R: 0 H: 0 E: 0 LOB: 1 K: 1 BB: 1 S: 5 P: 9	1B: 5 SF: 0 2B: 5 SAC: 0 3B: 1 DP: 1 HR: 0 HBP: 0	WP: 0 PA: 38 PB: 0 SB: 1 CS: 1	
<b>PITCHER</b> Roger Clemens, R (1, 1) ERA: 3.29 Steve Crawford, R (6, 1) ERA: 3.53 Bob Stanley, R (8, 1) ERA: 2.76	IP WLS BF H R ER SO BB IBB HBP BLK WP HR S P ERA WHIP											<b>PITCHER</b> IP WLS BF H R ER SO BB IBB HBP BLK WP HR S P ERA WHIP

**New York Yankees @ Boston Red Sox**  
 Fenway Park, Boston, MA  
 Sun Aug 11 1985, 3:33 AM EDT  
 Att: 33,685 - Unknown

livebaseballscorecards.com

AB	35
R	5
H	10
RBI	5
BB	3
SO	7
LOB	16



Batter	1	2	3	4	5	6	7	8	9	AB	R	H	RBI	BB	SO	LOB
Dwight Evans, R (1, 9) OBP: 0.376, SLG: 0.383	0-0 G4-3-6 1B			0-0 F7		0-0 4-3 1-3 2B		0-0 1B 1-3 SF8 2B		4	1	3	0	0	0	0
Wade Boggs, L (1, 5) OBP: 0.441, SLG: 0.465	0-0 G4-3-6 1-2f			0-0 G4-6-3 1B		0-0 F7		0-0 1B		4	0	2	1	0	0	3
Bill Buckner, L (1, 3) OBP: 0.311, SLG: 0.445	0-0 F6			0-0 G4-6-3 1-2f		0-0 4-3		0-0 SF8		3	0	0	2	0	0	2
Jim Rice, R (1, 7) OBP: 0.320, SLG: 0.433		0-0 F4			0-0 1B 1B	0-0 F8		0-0 1-3		4	0	1	0	0	0	2
Tony Armas, R (1, 8) OBP: 0.251, SLG: 0.493		0-3 K			0-3 K		0-0 4-3		0-0 F9	4	0	0	0	0	2	1
Mike Easler, L (1, 10) OBP: 0.330, SLG: 0.425		0-0 F7			0-0 1-2 1B		0-3 K		0-3 K	4	0	1	0	0	2	0
Marty Barrett, R (1, 4) OBP: 0.360, SLG: 0.365			0-0 F8		0-0 L5		0-0 F8		0-3 K	4	0	0	0	0	1	2
Jackie Gutierrez, R (1, 6) OBP: 0.278, SLG: 0.288			0-0 5-3		0-0 F8			0-0 F9		3	0	0	0	0	0	2
Marc Sullivan, R (1, 2) OBP: 0.222, SLG: 0.238			0-3 K			4-0 2B 4-3 BB		0-0 E5 2B 1B		1	1	0	0	1	1	0
Rich Gedman, L (8, PH) OBP: 0.376, SLG: 0.483										1	1	0	0	0	0	0

Inning Stats	R: 0	H: 1	E: 0	LOB: 0	K: 0	S: 3	R: 0	H: 0	E: 0	LOB: 0	K: 1	S: 5	R: 0	H: 0	E: 0	LOB: 0	K: 1	S: 5	R: 0	H: 1	E: 0	LOB: 0	K: 0	S: 3	R: 0	H: 2	E: 0	LOB: 2	K: 1	S: 7	R: 1	H: 1	E: 0	LOB: 1	K: 0	S: 4	R: 0	H: 0	E: 0	LOB: 0	K: 1	S: 5	R: 2	H: 2	E: 1	LOB: 1	K: 0	S: 6	R: 0	H: 0	E: 0	LOB: 0	K: 2	S: 7	1B: 5	SF: 1	2B: 2	SAC: 0	3B: 0	DP: 2	HR: 0	HBP: 0	WP: 0	PA: 34
--------------	------	------	------	--------	------	------	------	------	------	--------	------	------	------	------	------	--------	------	------	------	------	------	--------	------	------	------	------	------	--------	------	------	------	------	------	--------	------	------	------	------	------	--------	------	------	------	------	------	--------	------	------	------	------	------	--------	------	------	-------	-------	-------	--------	-------	-------	-------	--------	-------	--------

PITCHER	IP	WLS	BF	H	R	ER	SO	BB	IBB	HBP	BLK	WP	HR	S	P	ERA	WHIP
Ron Guidry, L (1, 1) ERA: 3.01	7.1	W	29	7	3	1	4	1	0	0	0	0	0	36	40	1.23	1.091
Bob Shirley, L (8, 1) ERA: 3.24	0.1		1	0	0	0	0	0	0	0	0	0	0	1	1	0.00	0.000
Brian Fisher, R (8, 1) ERA: 2.37	1.1	S	4	0	0	0	2	0	0	0	0	0	0	8	8	0.00	0.000


**BOTTOM**

**New York Yankees @ Boston Red Sox**


Fenway Park, Boston, MA

Sun Aug 11 1985, 3:33 AM EDT  
Att. 33,685 - Unknown

<b>AB</b>	<b>32</b>
<b>R</b>	<b>3</b>
<b>H</b>	<b>7</b>
<b>RBI</b>	<b>3</b>
<b>BB</b>	<b>1</b>
<b>SO</b>	<b>6</b>
<b>LOB</b>	<b>12</b>





Batter	1	2	3	4	5	6	7	8	9	AB R H RBI BB SO LOB	TOP
Willie Wilson, S (1, 8) OBP: 0.327, SLG: 0.426	0-0 F9	0-3 K			0-0 1B		0-3 K			4 0 1 1 0 2 2	
Lonnie Smith, R (1, 7) Darryl Motley, R (9, 7) OBP: 0.356, SLG: 0.361 OBP: 0.263, SLG: 0.399	0-0 BB 1B		0-0 F9		0-0 G4-6-3 1B			0-0 5-3		4 0 2 0 0 0 0 0 0 0 0 0 0 0	
George Brett, L (1, 5) OBP: 0.451, SLG: 0.575	4-0 FC4 BB		0-0 F7		0-0 G4-6-3			0-0 4-3		3 0 0 0 1 0 2	
Frank White, R (1, 4) OBP: 0.277, SLG: 0.409	0-0 FC4		0-0 5-3			0-3 K		0-0 E6 1B WP		4 1 0 0 0 1 1	
Jorge Orta, L (1, 10) OBP: 0.317, SLG: 0.376		1-0 2B 1B HBP		0-0 3-1		0-3 K		0-0 WP 1B		3 1 1 0 0 1 0	
Dane Iorg, L (1, 9) Lynn Jones, R (6, PR) OBP: 0.259, SLG: 0.324 OBP: 0.242, SLG: 0.272		0-0 1B 2B		0-0 F3		0-0 E4		0-0 F7		3 0 1 0 0 0 0 1 0 0 0 0 0 1	
Steve Balboni, R (1, 3) OBP: 0.308, SLG: 0.480		0-0 F4		0-0 5-3		0-3 K			0-0 F7	4 0 0 0 0 1 3	AB 33 R 3 H 7 RBI 2 BB 1 SO 7 LOB 11
Jim Sundberg, R (1, 2) OBP: 0.307, SLG: 0.393		0-3 K			0-0 SH1-3 1B 2B		0-3 K		0-0 5-3	4 1 1 0 0 2 2	
Onix Concepcion, R (1, 6) OBP: 0.253, SLG: 0.241		0-0 1B			0-0 SH1-3		0-0 F5		0-0 5-3	3 0 1 1 0 0 0	
<b>Inning Stats</b>	R: 0 E: 0 K: 0 S: 3 H: 1 LOB: 1 BB: 1 P: 7	R: 1 E: 0 K: 2 S: 9 H: 2 LOB: 2 BB: 0 P: 10	R: 0 E: 0 K: 0 S: 3 H: 0 LOB: 0 BB: 0 P: 3	R: 0 E: 0 K: 0 S: 3 H: 0 LOB: 0 BB: 0 P: 3	R: 1 E: 0 K: 0 S: 5 H: 3 LOB: 1 BB: 0 P: 5	R: 0 E: 1 K: 3 S: 10 H: 0 LOB: 1 BB: 0 P: 10	R: 0 E: 0 K: 2 S: 7 H: 0 LOB: 0 BB: 0 P: 7	R: 1 E: 1 K: 0 S: 5 H: 1 LOB: 1 BB: 0 P: 5	R: 0 E: 0 K: 0 S: 3 H: 0 LOB: 0 BB: 0 P: 3	1B: 5 2B: 2 3B: 0 HR: 0 SF: 0 SAC: 1 DP: 1 HBP: 1	WP: 1 PB: 0 SB: 0 CS: 0 PA: 36
<b>PITCHER</b> Al Nipper, R (1, 1) ERA: 4.14	IP 9.0 WLS L BF 36 H 7 R 3 ER 2 SO 7 BB 1 IBB 0 HBP 1 BLK 0 WP 1 HR 0 S 48 P 53 ERA 2.00 WHIP 0.889										

**Kansas City Royals @ Boston Red Sox**  
 Fenway Park, Boston, MA  
 Mon Aug 12 1985, 7:05 PM EDT  
 Att: 22,843 - Unknown

livebaseballscorecards.com

Batter	1	2	3	4	5	6	7	8	9	AB	R	H	RBI	BB	SO	LOB
Dwight Evans, R (1, 9) OBP: 0.374, SLG: 0.381	0-0 6-3			0-0 3-1		0-0 5-3		4-0 1B BB		3	0	0	0	1	0	1
Wade Boggs, L (1, 5) OBP: 0.442, SLG: 0.466	0-3 K			0-3 K		0-0 1B 1B		0-0 1-3 1B		4	0	2	0	0	2	0
Jim Rice, R (1, 7) OBP: 0.322, SLG: 0.434	0-0 5-3			0-0 1B		0-0 1-2 1B		0-3 K		4	0	2	1	0	1	2
Bill Buckner, L (1, 3) OBP: 0.310, SLG: 0.443		0-0 L9		0-0 F8		0-0 F9			0-0 2B 1B	4	1	1	0	0	0	3
Mike Easler, L (1, 10) OBP: 0.327, SLG: 0.421		0-0 F7			0-0 4-1				0-0 L3	4	0	0	0	0	1	1
Tony Armas, R (1, 8) OBP: 0.247, SLG: 0.485		0-0 1-3			0-0 4-3				0-0 6-3	4	0	0	0	0	0	1
Rich Gedman, L (1, 2) OBP: 0.378, SLG: 0.486			0-0 G6-3 1B		0-0 F8				0-0 2B	4	0	2	1	0	1	0
Ed Jurak, R (9, PR) OBP: 0.143, SLG: 0.143									0-0 K	0	0	0	0	0	0	0
Marty Barrett, R (1, 4) OBP: 0.356, SLG: 0.361			0-0 G6-3 1-2f		0-0 G3			0-3 K	0-3 K	4	0	0	0	0	2	2
Jackie Gutierrez, R (1, 6) OBP: 0.280, SLG: 0.287			0-0 4-3		4-0 1B 5-3 1B BB			0-0 F9		1	1	0	0	1	0	0
Steve Lyons, L (8, PH) (9, 6) OBP: 0.335, SLG: 0.342										1	0	0	0	0	0	0

Inning Stats	R: 0	H: 0	E: 0	K: 1	S: 5	R: 0	H: 0	E: 0	K: 0	S: 3	R: 0	H: 1	E: 0	K: 0	S: 3	R: 0	H: 0	E: 0	K: 0	S: 3	R: 0	H: 2	E: 0	K: 2	S: 7	R: 0	H: 1	E: 0	K: 2	S: 8	R: 1	H: 2	E: 1	K: 1	S: 7	1B: 6	SF: 0	2B: 1	SAC: 0	3B: 0	DP: 1	HR: 0	HBP: 0	WP: 0	PA: 35
--------------	------	------	------	------	------	------	------	------	------	------	------	------	------	------	------	------	------	------	------	------	------	------	------	------	------	------	------	------	------	------	------	------	------	------	------	-------	-------	-------	--------	-------	-------	-------	--------	-------	--------


PITCHER	IP	WLS	BF	H	R	ER	SO	BB	IBB	HBP	BLK	WP	HR	S	P	ERA	WHIP
Mark Gubicza, R (1, 1) ERA: 3.7	7.2	W	29	5	1	1	5	2	0	0	0	0	0	37	45	1.17	0.913
Dan Quisenberry, R (8, 1) ERA: 2.52	1.1	S	6	2	1	0	2	0	0	0	0	0	0	10	10	0.00	1.500

**BOTTOM**

**Kansas City Royals @ Boston Red Sox**  
Fenway Park, Boston, MA

Mon Aug 12 1985, 7:05 PM EDT  
Att. 22,843 - Unknown

AB	33
R	2
H	7
RBI	2
BB	2
SO	7
LOB	10



livebaseballscorecards.com



Batter	1	2	3	4	5	6	7	8	9	AB R H RBI BB SO LOB	TOP	
Willie Wilson, S (1, 8) OBP: 0.328, SLG: 0.425	0-0 1B 1B		0-0 F8	0-3 K		0-0 CS 1B 1B	0-0 FC6-2 FC6-4			5 0 2 0 0 1 4		
Lonnie Smith, R (1, 7) OBP: 0.354, SLG: 0.359 Lynn Jones, R (7, 7) OBP: 0.242, SLG: 0.272	0-0 F9		0-0 F4		0-0 F3	0-0 CS 1B 1B	0-0 FC6-4			5 1 1 0 0 0 3 0 0 0 0 0 0 0		
George Brett, L (1, 5) OBP: 0.455, SLG: 0.586	0-0 1-3 1B		0-0 FC5 BB 1B		0-0 1B 2B	0-3 K		0-0 1B 3B		5 2 4 0 0 1 2		
Hal McRae, R (1, 10) OBP: 0.346, SLG: 0.453	4-0 BB BB BB		4-0 1-2 BB		4-0 1B HR BB	0-0 1-2 1B 1B		0-0 G6-4-3 1B		2 1 2 2 3 0 0		
Frank White, R (1, 4) OBP: 0.276, SLG: 0.407	0-3 K		0-0 FC5 2-3f		0-3 K	0-0 1-2 1B		0-0 G6-4-3 1-2f		5 0 1 0 0 2 8		
Steve Balboni, R (1, 3) OBP: 0.309, SLG: 0.477	0-0 F3			4-0 BB 1B BB	0-0 1-3 2-H HR 1B	0-0 1-3 1B		0-0 F9		4 1 1 1 1 0 5		
Darryl Motley, R (1, 9) OBP: 0.265, SLG: 0.411		0-0 F3		0-0 6 BB 1B	0-0 2-H 3-H HR		0-3 K		0-0 4-3	5 1 2 3 0 1 0		
Jim Sundberg, R (1, 2) OBP: 0.311, SLG: 0.397		0-3 K		4-0 1-2 2-3 BB	0-0 2B		0-0 1B FC6-2 1B		0-3 K	4 0 2 0 1 2 0		
Onix Concepcion, R (1, 6) OBP: 0.252, SLG: 0.241		0-0 6-3		0-0 6 2-3f	0-0 3-1		0-0 1-3 FC6-2 1B		0-0 F2	5 0 1 0 0 0 4		
<b>Inning Stats</b>	R: 0 E: 0 K: 1 S: 7 H: 2 LOB: 3 BB: 1 P: 11	R: 0 E: 0 K: 1 S: 5 H: 0 LOB: 0 BB: 0 P: 5	R: 0 E: 0 K: 0 S: 4 H: 1 LOB: 2 BB: 1 P: 8	R: 0 E: 0 K: 1 S: 5 H: 1 LOB: 2 BB: 2 P: 13	R: 4 E: 0 K: 1 S: 9 H: 4 LOB: 1 BB: 1 P: 13	R: 1 E: 0 K: 1 S: 8 H: 4 LOB: 2 BB: 0 P: 8	R: 0 E: 0 K: 1 S: 7 H: 2 LOB: 2 BB: 0 P: 7	R: 1 E: 0 K: 0 S: 4 H: 2 LOB: 0 BB: 0 P: 4	R: 0 E: 0 K: 1 S: 5 H: 0 LOB: 0 BB: 0 P: 5	1B: 12 2B: 3 3B: 1 HR: 1 SF: 0 SAC: 0 DP: 2 HBP: 0	WP: 0 PB: 0 SB: 0 CS: 2 PA: 45	
<b>PITCHER</b>	IP WLS BF H R ER SO BB IBB HBP BLK WP HR S P ERA WHIP											
Bob Ojeda, L (1, 1) ERA: 4.45	5.2 L 31 11 5 5 5 5 5 0 0 0 0 0 1 36 56 7.94 2.824											
Mike Trujillo, R (6, 1) ERA: 5.4	2.1 11 5 1 1 1 0 0 0 0 0 0 0 0 13 13 3.86 2.143											
Bob Stanley, R (9, 1) ERA: 2.72	1.0 3 0 0 0 0 1 0 0 0 0 0 0 0 5 5 0.00 0.000											

**Kansas City Royals @ Boston Red Sox**  
 Fenway Park, Boston, MA  
 Tue Aug 13 1985, 7:05 PM EDT  
 Att: 23,189 - Unknown

[livebaseballscorecards.com](http://livebaseballscorecards.com)

AB	40
R	6
H	16
RBI	6
BB	5
SO	7
LOB	26



Batter	1	2	3	4	5	6	7	8	9	AB R H RBI BB SO LOB
Marty Barrett, R OBP: 0.354, SLG: 0.359 (1, 4)	0-3 K	0-3 K			0-0 3		0-0 1-3		0-0 1B	5 0 1 0 0 2 3
Wade Boggs, L OBP: 0.441, SLG: 0.474 (1, 5)	0-3 K		0-0 SH3		0-0 HR		0-0 G3		0-0 F7	5 1 2 1 0 1 2
Dwight Evans, R OBP: 0.376, SLG: 0.385 (1, 9)	0-0 1B		0-0 SH3		0-0 2B		0-0 F4			3 0 2 0 0 0 1
Rich Gedman, L OBP: 0.376, SLG: 0.482 (1, 2)	0-0 4-3		0-0 F5		0-0 F8			4-0 FC6-4	BB	3 0 0 0 1 0 3
Bill Buckner, L OBP: 0.310, SLG: 0.446 (1, 3)		0-0 SF7	0-0 F8		0-0 F7		0-0 FC6-4		0-0 1-2	4 1 1 0 0 0 2
Tony Armas, R OBP: 0.243, SLG: 0.479 (1, 10)		0-0 SF7		0-3 K		0-0 4-3		0-0 F9		3 0 0 1 0 1 1
Mike Easler, L OBP: 0.328, SLG: 0.422 (1, 7)		0-0 E		0-3 K		0-0 1B		0-3 K		4 1 2 0 0 2 1
Steve Lyons, L OBP: 0.333, SLG: 0.340 (1, 8)		0-0 E9		0-0 G3		0-3 K			0-0 B1-3	4 0 1 0 0 1 1
Jackie Gutierrez, R OBP: 0.286, SLG: 0.293 (9, PH)		0-0 4-3			0-0 1B		0-0 G3		0-0 F5	3 0 2 1 0 0 1
Tim Lollar, L										1 0 0 0 0 0 0

Inning Stats	R: 0	H: 1	E: 0	K: 2	S: 8	LOB: 1	BB: 0	P: 8	R: 2	H: 3	E: 1	K: 1	S: 8	LOB: 1	BB: 0	P: 8	R: 0	H: 1	E: 0	K: 0	S: 4	LOB: 1	BB: 0	P: 4	R: 0	H: 0	E: 0	K: 1	S: 5	LOB: 1	BB: 0	P: 5	R: 0	H: 1	E: 0	K: 1	S: 6	LOB: 1	BB: 0	P: 6	R: 0	H: 1	E: 0	K: 0	S: 4	LOB: 1	BB: 0	P: 4	R: 0	H: 0	E: 0	K: 1	S: 5	LOB: 1	BB: 1	P: 9	R: 0	H: 1	E: 0	K: 0	S: 4	LOB: 1	BB: 0	P: 4	1B: 7	SF: 1	2B: 3	SAC: 1	3B: 1	DP: 1	HR: 1	HBP: 0	WP: 0	PA: 38
--------------	------	------	------	------	------	--------	-------	------	------	------	------	------	------	--------	-------	------	------	------	------	------	------	--------	-------	------	------	------	------	------	------	--------	-------	------	------	------	------	------	------	--------	-------	------	------	------	------	------	------	--------	-------	------	------	------	------	------	------	--------	-------	------	------	------	------	------	------	--------	-------	------	-------	-------	-------	--------	-------	-------	-------	--------	-------	--------


PITCHER	IP	WLS	BF	H	R	ER	SO	BB	IBB	HBP	BLK	WP	HR	S	P	ERA	WHIP
Bret Saberhagen, R ERA: 2.92 (1, 1)	5.2	W	25	9	3	3	5	0	0	0	0	0	1	35	35	4.76	1.588
Steve Farr, R ERA: 2.08 (6, 1)	2.1		9	1	0	0	2	1	0	0	0	0	0	12	16	0.00	0.857
Dan Quisenberry, R ERA: 2.49 (9, 1)	1.0	S	4	1	0	0	0	0	0	0	0	0	0	4	4	0.00	1.000

**BOTTOM**

**Kansas City Royals @ Boston Red Sox**  
 Fenway Park, Boston, MA  
 Tue Aug 13 1985, 7:05 PM EDT  
 Att. 23,189 - Unknown

livebaseballscorecards.com

AB	35
R	3
H	11
RBI	3
BB	1
SO	7
LOB	15





Batter	1	2	3	4	5	6	7	8	9	AB R H RBI BB SO LOB	TOP	
Willie Wilson, S OBP: 0.325, SLG: 0.422 (1, 8) X	0-0 5-3	0-0 F7			X 0-0 6-3			0-3 K		4 0 0 0 0 1 3		
Lonnie Smith, R OBP: 0.353, SLG: 0.360 (1, 7) X	0-0 F9		X 0-0 HR 2B		X 0-0 F9			X 0-0 F6		4 0 1 0 0 0 1		
George Brett, L OBP: 0.454, SLG: 0.582 (1, 5) X	0-0 FC6-4 1B		S S S 0-3 K		X 0-0 L6			X 0-0 4-3		4 0 1 0 0 1 2		
Hal McRae, R OBP: 0.344, SLG: 0.465 (1, 10) X	0-0 FC6-4 1-2f		X 0-0 2-3 HR		X 0-0 5-3			X 0-0 3-1		4 1 1 1 0 0 1		
Frank White, R OBP: 0.278, SLG: 0.415 (1, 4) X		X 0-0 1B 1B 1B	X 0-0 5-3		S S S 0-3 K		X 0-0 F6	X 0-0 5-3		4 2 2 1 0 1 0		
Steve Balboni, R OBP: 0.308, SLG: 0.475 (1, 3) X		X 0-0 1-3 1B			X 0-0 L6		X 0-0 F8	X 0-0 5-3		4 0 1 0 0 1 0		
Darryl Motley, R OBP: 0.262, SLG: 0.405 (1, 9) X		X 0-0 5-3			X 0-0 L6		X 0-0 F8	X 0-0 5-3		4 0 0 0 0 0 1		
Jim Sundberg, R OBP: 0.311, SLG: 0.395 (1, 2) X		B B B B 4-0 1B BB			X 0-0 6-3		X 0-0 F8			2 0 0 0 1 0 0		
Onix Concepcion, R OBP: 0.257, SLG: 0.246 (1, 6) X		X 0-0 1-2 3-H 1B			S S S 0-3 K		X 0-0 1B			3 0 2 1 0 1 0		
<b>Inning Stats</b>	R: 0 H: 1 E: 0 LOB: 1 K: 0 BB: 0 S: 4 P: 4	R: 1 H: 3 E: 0 LOB: 2 K: 0 BB: 1 S: 5 P: 9	R: 1 H: 2 E: 0 LOB: 0 K: 1 BB: 0 S: 6 P: 6	R: 0 H: 0 E: 0 LOB: 0 K: 1 BB: 0 S: 5 P: 5	R: 0 H: 0 E: 0 LOB: 0 K: 1 BB: 0 S: 5 P: 5	R: 0 H: 0 E: 0 LOB: 0 K: 1 BB: 0 S: 5 P: 5	R: 0 H: 0 E: 0 LOB: 0 K: 0 BB: 0 S: 3 P: 3	R: 0 H: 1 E: 0 LOB: 1 K: 1 BB: 0 S: 6 P: 6	R: 1 H: 1 E: 0 LOB: 0 K: 0 BB: 0 S: 4 P: 4	1B: 5 SF: 0 2B: 1 SAC: 0 3B: 0 DP: 0 HR: 2 HBP: 0	WP: 0 PA: 34 PB: 0 SB: 0 CS: 0	
<b>PITCHER</b> Bruce Hurst, L (1, 1) ERA: 4.87	IP WLS BF H R ER SO BB IBB HBP BLK WP HR S P ERA WHIP	9.0 W 34 8 3 3 5 1 0 0 0 0 2 43 47 3.00 1.000										

**Kansas City Royals @ Boston Red Sox**  
 Fenway Park, Boston, MA  
 Wed Aug 14 1985, 7:05 PM EDT  
 Att: 22,870 - Unknown

[livebaseballscorecards.com](http://livebaseballscorecards.com)

**AB 33**  
**R 3**  
**H 8**  
**RBI 3**  
**BB 1**  
**SO 5**  
**LOB 8**



Batter	1	2	3	4	5	6	7	8	9
Marty Barrett, R OBP: 0.354, SLG: 0.361 (1, 4)			FC5 BB 1B HR 2-3	1-3		K		BB 1B 1-2 2-H 1B	
Wade Boggs, L OBP: 0.444, SLG: 0.477 (1, 5)	HR 2-H 1B	1B SF8 1B	1-2 HR 1B	1-3		6-3		BB 1-2 2-3 1B	
Dwight Evans, R OBP: 0.378, SLG: 0.394 (1, 9) Dave Sax, R OBP: 0.353, SLG: 0.387 (8, 9)	1-H HR	1-3 1B 1B	1-2 2-3 HR BB	F7			L5	1-2 2-3 3-H BB	
Bill Buckner, L OBP: 0.310, SLG: 0.451 (1, 3)	F7	F8	1-H 2-H 3-H HR		WP 2B 1B		F7	4-3	
Tony Armas, R OBP: 0.247, SLG: 0.485 (1, 10) Dave Stapleton, R OBP: 0.324, SLG: 0.394 (7, PH)	1B 2B	SF8	1-2 1B		K		F3		
Mike Easler, L OBP: 0.329, SLG: 0.420 (1, 7) Ed Jurak, R OBP: 0.143, SLG: 0.143 (9, 7)	K	3-H 1B 1B	1-2 K		6-3			2B 6-3 BB	
Rich Gedman, L OBP: 0.380, SLG: 0.487 (1, 2) Marc Sullivan, R OBP: 0.239, SLG: 0.279 (8, 2)	1B BB	1-2 2-H 1B	3-1					1-3 1B 2B	
Jackie Gutierrez, R OBP: 0.289, SLG: 0.296 (1, 6)	1-3 2-H 1B	1-5-3		HR 1B		F7		6-3	
Steve Lyons, L OBP: 0.342, SLG: 0.364 (1, 8)	1-2 3-H 1B		FC5 2B	1-H HR		K		1B BB BB	

Inning Stats	R: 5	H: 6	E: 0	LOB: 2	K: 1	P: 15	R: 2	H: 4	E: 0	LOB: 2	K: 0	P: 7	R: 4	H: 4	E: 0	LOB: 1	K: 1	P: 13	R: 2	H: 2	E: 0	LOB: 1	K: 1	P: 7	R: 0	H: 0	E: 0	LOB: 0	K: 2	P: 7	R: 0	H: 0	E: 0	LOB: 0	K: 0	P: 3	R: 2	H: 3	E: 0	LOB: 3	K: 0	P: 17
--------------	------	------	------	--------	------	-------	------	------	------	--------	------	------	------	------	------	--------	------	-------	------	------	------	--------	------	------	------	------	------	--------	------	------	------	------	------	--------	------	------	------	------	------	--------	------	-------

PITCHER	IP	WLS	BF	H	R	ER	SO	BB	IBB	HBP	BLK	WP	HR	S	P	ERA	WHIP
Bud Black, L ERA: 4.28 (1, 1)	0.2	L	9	6	5	5	1	1	0	0	0	0	1	10	14	67.50	10.500
Joe Beckwith, R ERA: 5.26 (1, 1)	1.2		13	7	6	6	0	1	0	0	0	0	1	12	16	32.40	4.800
Mike Jones, L ERA: 4.56 (3, 1)	5.2		27	8	5	5	4	3	0	0	0	1	1	32	44	7.94	1.941

**BOTTOM**

**Kansas City Royals @ Boston Red Sox**  
Fenway Park, Boston, MA  
Wed Aug 14 1985, 7:05 PM EDT  
Att. 22,870 - Unknown

AB	R	H	RBI	BB	SO	LOB
6	2	2	0	0	1	3
6	3	4	1	0	0	0
4	3	2	2	1	0	0
0	0	0	1	1	0	0
6	2	2	4	0	0	5
3	1	2	1	0	1	1
1	0	0	0	0	0	0
4	1	1	0	1	2	3
0	0	0	0	0	0	0
3	1	2	2	1	0	1
1	0	1	0	0	0	0
5	1	2	2	0	0	4
4	2	3	3	1	1	0

AB	43
R	16
H	21
RBI	16
BB	5
SO	5
LOB	17

WP	1	PA	49
PB	0	SB	0
CS	0		

PITCHER	IP	WLS	BF	H	R	ER	SO	BB	IBB	HBP	BLK	WP	HR	S	P	ERA	WHIP
---------	----	-----	----	---	---	----	----	----	-----	-----	-----	----	----	---	---	-----	------



**Boston Red Sox @ New York Yankees**  
 Yankee Stadium, Bronx, NY

Fri Aug 16 1985, 7:05 PM EDT  
 Att. 42,787 - Unknown

[livebaseballscorecards.com](http://livebaseballscorecards.com)

AB	37
R	4
H	8
RBI	4
BB	6
SO	5
LOB	15



Batter	1	2	3	4	5	6	7	8	9	10	AB	R	H	RBI	BB	SO	LOB
Marty Barrett, R (1, 4) OBP: 0.355, SLG: 0.360	F4		4-3			4-3 2B	4-0 BB		F9		4	1	1	0	1	0	1
Wade Boggs, L (1, 5) OBP: 0.442, SLG: 0.472	F7			F8		4-3 1B	0-0 BB		F7	4-0 IBB	4	0	0	0	1	0	3
Dwight Evans, R (1, 9) OBP: 0.377, SLG: 0.394	K2-3			K		0-0 2B		F7	F8		5	1	1	1	0	2	2
Bill Buckner, L (1, 3) OBP: 0.313, SLG: 0.456		G4-6-3 BB		F8		0-0 2B		0-0 2B		F4	4	0	2	1	1	0	0
Mike Easler, L (1, 10) OBP: 0.328, SLG: 0.416		G4-6-3			F7	0-3 K		F7		4-0 BB	4	0	0	0	1	1	3
Dave Stapleton, R (10, PR) OBP: 0.324, SLG: 0.394		1-2f									0	0	0	0	0	0	0
Jim Rice, R (1, 7) OBP: 0.321, SLG: 0.430		1-3			F2			4-0 IBB		F9	4	0	0	0	1	0	1
Rich Gedman, L (1, 2) OBP: 0.383, SLG: 0.504						4-0 BB		0-0 HR	F6		4	2	2	2	1	1	3
Jackie Gutierrez, R (1, 6) OBP: 0.289, SLG: 0.295					L5				F3	0-0 FC1-6 1B	4	0	1	0	0	1	1
Steve Lyons, L (1, 8) OBP: 0.341, SLG: 0.362					G3				F8	0-0 FC1-6 1B	4	0	1	0	0	0	1

Inning Stats	R: 0	H: 0	R: 0	H: 0	R: 1	H: 1	R: 0	H: 0	R: 2	H: 3	R: 1	H: 2	R: 0	H: 1	R: 0	H: 1	R: 0	H: 0	1B: 3	SF: 0	WP: 0	PA: 43
	E: 0	LOB: 0	E: 0	LOB: 0	E: 0	LOB: 0	E: 0	LOB: 1	E: 0	LOB: 1	E: 0	LOB: 2	E: 0	LOB: 2	E: 0	LOB: 1	E: 0	LOB: 1	2B: 3	SAC: 0	PB: 0	
	K: 1	BB: 0	K: 0	BB: 1	K: 1	BB: 0	K: 0	BB: 1	K: 1	BB: 0	K: 0	BB: 1	K: 0	BB: 1	K: 1	BB: 1	K: 1	BB: 1	3B: 0	DP: 1	SB: 2	
	S: 5	P: 5	S: 2	P: 6	S: 6	P: 6	S: 5	P: 5	S: 3	P: 7	S: 8	P: 8	S: 5	P: 9	S: 4	P: 8	S: 4	P: 8	HR: 2	HBP: 0	CS: 0	

PITCHER	IP	WLS	BF	H	R	ER	SO	BB	IBB	HBP	BLK	WP	HR	S	P	ERA	WHIP
Joe Cowley, R (1, 1) ERA: 3.87	6.2		27	6	4	4	4	2	0	0	0	0	2	33	41	5.40	1.200
Rich Bordi, R (7, 1) ERA: 3.08	0.0		1	0	0	0	0	1	0	0	0	0	0	0	4	∞	∞
Bob Shirley, L (7, 1) ERA: 3.0	1.1		6	1	0	0	0	0	1	0	0	0	0	5	9	0.00	0.750
Brian Fisher, R (9, 1) ERA: 2.54	1.0		5	1	0	0	0	0	1	0	0	0	0	4	8	0.00	1.000
Dave Righetti, L (10, 1) ERA: 3.03	1.0	W	4	0	0	0	1	1	0	0	0	0	0	5	9	0.00	1.000





Batter	1	2	3	4	5	6	7	8	9	AB R H RBI BB SO LOB	TOP	
Marty Barrett, R (1, 4) OBP: 0.353, SLG: 0.361	0-0 F7		0-3 K		0-0 E		0-0 E6		0-0 F9	5 0 1 0 0 1 1		
Wade Boggs, L (1, 5) OBP: 0.439, SLG: 0.469	0-0 F7		0-0 2B 1B		0-0 F9		0-0 FC4-6		0-0 L6-3	5 1 1 0 0 0 3		
Dwight Evans, R (1, 9) OBP: 0.378, SLG: 0.397	0-0 FC4-6 1B		0-0 1-H 2B		0-0 E6		0-0 F9			4 0 2 1 0 0 2		
Bill Buckner, L (1, 3) OBP: 0.312, SLG: 0.454	0-0 FC4-6 1-2f		0-0 4-3		0-0 F6		0-0 1-2 1B			4 0 1 0 0 0 4		
Jim Rice, R (1, 7) OBP: 0.322, SLG: 0.429		0-0 6-3 WP 1B		4-0 BB BB		0-0 L5		0-3 K		3 0 1 0 1 1 2		
Tony Armas, R (1, 10) OBP: 0.243, SLG: 0.477		0-3 K 1-2		0-3 K		0-0 1-3		0-3 K		4 0 0 0 0 3 2		
Rich Gedman, L (1, 2) OBP: 0.382, SLG: 0.501		0-0 6-3 2-3		0-0 F8		0-0 2B 1B		0-0 F8		4 0 1 0 0 0 2		
Jackie Gutierrez, R (1, 6) OBP: 0.288, SLG: 0.299		0-0 5-3		0-0 F8		0-0 1-3 2B		0-0 F8		4 0 1 0 0 0 2		
Steve Lyons, L (1, 8) OBP: 0.339, SLG: 0.360			0-0 B2-3		0-3 K		0-0 L3		0-0 L6-3 1B	4 0 1 0 0 1 2		
<b>Inning Stats</b>	R: 0 H: 1 E: 0 LOB: 1 K: 0 BB: 0 S: 4 P: 4	R: 0 H: 1 E: 0 LOB: 1 K: 1 BB: 0 S: 6 P: 6	R: 1 H: 2 E: 0 LOB: 1 K: 1 BB: 0 S: 7 P: 7	R: 0 H: 0 E: 0 LOB: 1 K: 1 BB: 1 S: 5 P: 9	R: 0 H: 1 E: 1 LOB: 2 K: 1 BB: 0 S: 7 P: 7	R: 0 H: 2 E: 0 LOB: 2 K: 0 BB: 0 S: 5 P: 5	R: 0 H: 1 E: 1 LOB: 2 K: 1 BB: 0 S: 7 P: 7	R: 0 H: 0 E: 0 LOB: 0 K: 1 BB: 0 S: 5 P: 5	R: 0 H: 1 E: 0 LOB: 0 K: 0 BB: 0 S: 3 P: 3	1B: 6 SF: 0 2B: 4 SAC: 0 3B: 0 DP: 1 HR: 0 HBP: 0	WP: 1 PA: 38 PB: 0 SB: 0 CS: 0	
<b>PITCHER</b>	IP WLS BF H R ER SO BB IBB HBP BLK WP HR S P ERA WHIP											
Ron Guidry, L (1, 1) ERA: 2.95	6.2 W 31 8 1 1 4 1 0 0 0 1 0 38 42 1.35 1.350											
Brian Fisher, R (7, 1) ERA: 2.45	2.1 S 7 1 0 0 2 0 0 0 0 0 0 11 11 0.00 0.429											

**Boston Red Sox @ New York Yankees**  
 Yankee Stadium, Bronx, NY  
 Sat Aug 17 1985, 3:33 AM EDT  
 Att: 40,179 - Unknown

[livebaseballscorecards.com](http://livebaseballscorecards.com)

<b>AB</b>	37
<b>R</b>	1
<b>H</b>	9
<b>RBI</b>	1
<b>BB</b>	1
<b>SO</b>	6
<b>LOB</b>	20







Batter	1	2	3	4	5	6	7	8	9	AB R H RBI BB SO LOB	TOP																		
Marty Barrett, R (1, 4) OBP: 0.353, SLG: 0.359	0-0 FC3-6 1B		0-0 G6-4-3 1-2f		0-0 6-3		0-0 F7		4-0 BB 1-2 BB	4 0 1 0 1 0 6																			
Wade Boggs, L (1, 5) OBP: 0.439, SLG: 0.467	0-0 FC3-6 F8 1-2f		0-0 4-3		0-0 F8		0-0 F8 1-2 2-H 3-H 1B		4-0 BB 1-2 2-3 BB	4 0 1 1 1 0 1																			
Dwight Evans, R (1, 9) OBP: 0.376, SLG: 0.395	0-0 F8 2-3			0-0 5-3		0-0 1B		0-3 K	0-0 F9	5 0 1 0 0 1 4																			
Bill Buckner, L (1, 3) OBP: 0.310, SLG: 0.450	0-3 K			0-0 G3		0-0 F7		0-0 F6		4 0 0 0 0 1 2																			
Mike Easler, L (1, 10) OBP: 0.327, SLG: 0.414		0-0 F8		0-0 F7		0-3 K		0-0 1B		4 0 1 0 0 1 1																			
Jim Rice, R (1, 7) OBP: 0.325, SLG: 0.436		0-0 HR		4-0 SH1-4 BB		4-0 1B BB		0-3 K		2 2 1 1 2 1 1																			
Rich Gedman, L (1, 2) OBP: 0.383, SLG: 0.499		0-0 F7		4-0 SH1-4 BB		4-0 1B BB		0-0 F8		2 0 0 0 2 0 0																			
Jackie Gutierrez, R (1, 6) OBP: 0.284, SLG: 0.294		0-0 5-3		0-0 SH1-4 1-2 2-3		0-0 F2		0-0 F8		3 0 0 0 0 0 2																			
Steve Lyons, L (1, 8) OBP: 0.343, SLG: 0.361			4-0 G6-4-3 BB		0-3 K		0-0 1B		0-0 BB BB 1B	2 0 1 0 1 1 2																			
Tony Armas, R (9, PH) OBP: 0.246, SLG: 0.480										1 0 1 0 0 0 0																			
Ed Jurak, R (9, PR) OBP: 0.143, SLG: 0.143										0 0 0 0 0 0 0																			
<b>Inning Stats</b>	R: 0 E: 1 K: 1 S: 6	H: 1 LOB: 1 BB: 0 P: 6	R: 1 E: 0 K: 0 S: 4	H: 1 LOB: 0 BB: 0 P: 4	R: 0 E: 0 K: 0 S: 2	H: 0 LOB: 0 BB: 1 P: 6	R: 0 E: 0 K: 0 S: 3	H: 0 LOB: 0 BB: 0 P: 3	R: 0 E: 0 K: 1 S: 5	H: 0 LOB: 2 BB: 2 P: 13	R: 0 E: 0 K: 1 S: 6	H: 1 LOB: 1 BB: 0 P: 6	R: 1 E: 0 K: 0 S: 4	H: 2 LOB: 2 BB: 2 P: 12	R: 0 E: 0 K: 2 S: 8	H: 1 LOB: 1 BB: 0 P: 8	R: 0 E: 0 K: 0 S: 4	H: 1 LOB: 3 BB: 2 P: 12	1B: 6 2B: 0 3B: 0 HR: 1	SF: 0 SAC: 1 DP: 1 HBP: 0	WP: 0 PB: 0 SB: 0 CS: 0	PA: 39							
<b>PITCHER</b>	IP WLS BF H R ER SO BB IBB HBP BLK WP HR S P ERA WHIP																												
Phil Niekro, R (1, 1) ERA: 4.34	6.1		27	4	2	2	3	5	0	0	0	0	0	1	28	48	2.84	1.421											
Rich Bardi, R (7, 1) ERA: 3.06	0.1		1	0	0	0	0	0	0	0	0	0	0	1	1	0.00	0.000												
Bob Shirley, L (7, 1) ERA: 2.99	0.1		1	1	0	0	0	0	0	0	0	0	0	1	1	0.00	3.000												
Dave Righetti, L (8, 1) ERA: 2.96	1.2	W	9	2	0	0	2	2	0	0	0	0	0	11	19	0.00	2.400												
Brian Fisher, R (9, 1) ERA: 2.44	0.1	S	1	0	0	0	0	0	0	0	0	0	0	1	1	0.00	0.000												

**Boston Red Sox @ New York Yankees**  
 Yankee Stadium, Bronx, NY  
 Sun Aug 18 1985, 3:33 AM EDT  
 Att: 44,170 - Unknown

livebaseballscorecards.com

AB	31
R	2
H	7
RBI	2
BB	7
SO	5
LOB	19



Batter	1	2	3	4	5	6	7	8	9	AB	R	H	RBI	BB	SO	LOB
Willie Randolph, R (1, 4) OBP: 0.384, SLG: 0.361	0-0 F9		4-0 FC6-4 BB		0-0 F9		0-0 F8			3	0	0	0	1	0	2
Don Mattingly, L (1, 3) OBP: 0.383, SLG: 0.555	4-0 G6-4-3 BB		0-0 FC6-4		0-0 4-3		0-0	1-H 2-H 2B		3	0	1	2	1	0	1
Dave Winfield, R (1, 9) OBP: 0.334, SLG: 0.476	0-0 G6-4-3 1-2f		0-0 F5		0-3 K		0-0 F5			4	0	0	0	0	1	3
Don Baylor, R (1, 10) OBP: 0.343, SLG: 0.447		4-0 1B 5-3 BB		4-0 1B 1-3 BB		0-0 F7	0-0 F4			2	2	0	0	2	0	1
Ken Griffey, L (1, 8) OBP: 0.330, SLG: 0.405		0-0 1-3 5-3 1B		0-0 F7		0-0 3-1		0-0 6-3		4	0	1	0	0	0	1
Bill Sample, R (1, 7) OBP: 0.336, SLG: 0.346		0-0 1-2 5-3 1B		0-0 1-3		4-0 BB		0-3 K		2	0	0	1	1	0	2
Dan Pasqua, L (8, PH) OBP: 0.285, SLG: 0.423		1-2 3-H		1-2		0-3 BB		0-0 K		1	0	0	0	0	1	0
Andre Robertson, R (1, 5) OBP: 0.400, SLG: 0.493		0-0 6-3		0-0 2B 1B		0-3 K		0-0 3-1		3	0	1	1	0	1	2
Mike Pagliarulo, L (7, 5) OBP: 0.322, SLG: 0.433				2-H 1B						1	0	0	0	0	0	0
Butch Wynegar, S (1, 2) OBP: 0.349, SLG: 0.332		0-0 5-3		1-3 2B			4-0 E2 2B BB			2	1	1	0	1	0	1
Bobby Meacham, S (1, 6) OBP: 0.319, SLG: 0.277			0-3 K	0-0 F8			0-0 2B 1B			3	1	1	0	0	1	2

Inning Stats	R: 0	H: 0	E: 0	K: 0	S: 2	R: 1	H: 1	E: 0	K: 0	S: 4	R: 0	H: 0	E: 0	K: 1	S: 5	R: 1	H: 2	E: 0	K: 0	S: 5	R: 0	H: 0	E: 0	K: 1	S: 5	R: 0	H: 0	E: 0	K: 1	S: 5	R: 2	H: 2	E: 1	K: 0	S: 5	R: 0	H: 0	E: 0	K: 1	S: 5	
	0	0	0	0	6	1	1	0	0	4	0	0	0	1	9	1	2	0	0	0	9	0	0	0	1	9	0	0	0	1	9	2	2	1	0	5	0	0	0	0	5

PITCHER	IP	WLS	BF	H	R	ER	SO	BB	IBB	HBP	BLK	WP	HR	S	P	ERA	WHIP
Tim Lollar, L (1, 1) ERA: 4.68	6.1	L	29	5	4	4	3	6	0	0	0	0	0	29	53	5.68	1.737
Bob Stanley, R (7, 1) ERA: 2.67	1.2		5	0	0	0	1	0	0	0	0	0	0	7	7	0.00	0.000

**BOTTOM**

**Boston Red Sox @ New York Yankees**  
 Yankee Stadium, Bronx, NY

Sun Aug 18 1985, 3:33 AM EDT  
 Att. 44,170 - Unknown

livebaseballscorecards.com

<b>AB</b>	<b>28</b>
<b>R</b>	<b>4</b>
<b>H</b>	<b>5</b>
<b>RBI</b>	<b>4</b>
<b>BB</b>	<b>6</b>
<b>SO</b>	<b>4</b>
<b>LOB</b>	<b>15</b>



<b>WP:</b> 0	<b>PA:</b> 34
<b>PB:</b> 0	
<b>SB:</b> 0	
<b>CS:</b> 0	



Batter	1	2	3	4	5	6	7	8	9	AB R H RBI BB SO LOB	TOP
--------	---	---	---	---	---	---	---	---	---	----------------------	-----

<b>Dwight Evans, R</b> (1, 9) OBP: 0.375, SLG: 0.400	0-0 F9		0-0 6-3		0-0 L3		0-0 HR			4 1 1 3 0 0 1	
<b>Wade Boggs, L</b> (1, 5) OBP: 0.439, SLG: 0.468	0-0 E5		0-0 3-H 1B			0-0 HR 1B	0-0 F8			4 1 2 0 0 0 0	
<b>Bill Buckner, L</b> (1, 3) OBP: 0.307, SLG: 0.446	0-0 F7		0-0 4-3			0-0 F7		0-0 6-3		4 0 0 0 0 0 3	
<b>Jim Rice, R</b> (1, 7) OBP: 0.325, SLG: 0.441	0-0 F7			0-0 5-3		0-0 1-H HR		0-0 F9		4 1 1 2 0 0 1	
<b>Mike Easler, L</b> (1, 10) OBP: 0.324, SLG: 0.411		0-0 4-3		0-0 F8		0-3 K		0-0 F9		4 0 0 0 0 1 0	
<b>Rich Gedman, L</b> (1, 2) OBP: 0.379, SLG: 0.493		0-0 F7		0-0 F8		0-3 K2-3		0-3 K		4 0 0 0 0 2 0	
<b>Marty Barrett, R</b> (1, 4) OBP: 0.350, SLG: 0.356		0-0 G1			0-3 K		0-0 6-3		0-0 F7	4 0 0 0 0 1 0	
<b>Steve Lyons, L</b> (1, 8) OBP: 0.343, SLG: 0.369			0-0 6-3 3B		0-3 K		0-0 4-3		0-3 K	3 1 1 0 0 1 0 1 0 0 0 0 1 0	
<b>Tony Armas, R</b> (9, PH) OBP: 0.245, SLG: 0.478											
<b>Jackie Gutierrez, R</b> (1, 6) OBP: 0.289, SLG: 0.296			0-0 5-3		0-0 S 1B		4-0 HR BB			2 1 1 0 1 0 1	

**Boston Red Sox @ New York Yankees**  
 Yankee Stadium, Bronx, NY  
 Mon Aug 19 1985, 3:33 AM EDT  
 Att: 38,164 - Unknown

[livebaseballscorecards.com](http://livebaseballscorecards.com)

<b>AB</b>	34
<b>R</b>	5
<b>H</b>	6
<b>RBI</b>	5
<b>BB</b>	1
<b>SO</b>	6
<b>LOB</b>	6



Inning Stats	R: 0	H: 0	R: 0	H: 0	R: 1	H: 2	R: 0	H: 0	R: 0	H: 1	R: 2	H: 2	R: 2	H: 1	R: 0	H: 0	R: 0	H: 0	R: 0	H: 0	1B: 3	SF: 0	WP: 0	PA: 35
	E: 1	LOB: 1	E: 0	LOB: 0	E: 0	LOB: 1	E: 0	LOB: 0	E: 0	LOB: 1	E: 0	LOB: 0	E: 0	LOB: 0	E: 0	LOB: 0	E: 0	LOB: 0	E: 0	LOB: 0	2B: 0	SAC: 0	PB: 0	
	K: 0	BB: 0	K: 0	BB: 0	K: 0	BB: 0	K: 0	BB: 0	K: 2	BB: 0	K: 0	BB: 0	K: 0	BB: 1	K: 0	BB: 0	K: 2	BB: 0	K: 2	BB: 0	3B: 1	DP: 0	SB: 1	
	S: 4	P: 4	S: 3	P: 3	S: 5	P: 5	S: 3	P: 3	S: 8	P: 8	S: 9	P: 9	S: 4	P: 8	S: 3	P: 3	S: 7	P: 7	S: 7	P: 7	HR: 2	HBP: 0	CS: 0	

PITCHER	IP	WLS	BF	H	R	ER	SO	BB	IBB	HBP	BLK	WP	HR	S	P	ERA	WHIP
<b>Marty Bystrom, R</b> (1, 1) ERA: 5.47	7.0	W	29	6	5	5	4	1	0	0	0	0	2	36	40	6.43	1.000
<b>Bob Shirley, L</b> (8, 1) ERA: 2.92	1.2		5	0	0	0	1	0	0	0	0	0	0	7	7	0.00	0.000
<b>Rich Bordi, R</b> (9, 1) ERA: 3.05	0.1	S	1	0	0	0	1	0	0	0	0	0	0	3	3	0.00	0.000

Batter	1	2	3	4	5	6	7	8	9
Rickey Henderson, R OBP: 0.438, SLG: 0.565 (1, 8)	0-0 1-3 HR 2B		4-0 CS S BB		0-0 HR		0-0 FC6-4 2B E 1-2f		
Don Mattingly, L OBP: 0.382, SLG: 0.554 (1, 3)	0-0 1-3 2-3		0-0 F8 1-2		0-0 F7		0-0 E 2B 1-3		
Dave Winfield, R OBP: 0.337, SLG: 0.483 (1, 9)	0-0 HR 3-H		4-0 BB 2-3		0-0 1-3		0-0 E8 2B 1B 2-H 3-H		
Don Baylor, R OBP: 0.342, SLG: 0.448 (1, 10)	0-0 F3		0-0 F5		0-3 K		0-0 2B 3-H		
Bill Sample, R OBP: 0.336, SLG: 0.346 Ken Griffey, L OBP: 0.332, SLG: 0.405 (7, PH) (8, 7)	0-0 4-3			0-0 1B 1B		0-0 F6	4-0 G6-4-3 IBB		
Willie Randolph, R OBP: 0.381, SLG: 0.357 (1, 4)		0-0 6-3		0-0 F9		0-0 6-3	0-0 G6-4-3 1-2f		
Andre Robertson, R OBP: 0.423, SLG: 0.507 Mike Pagliarulo, L OBP: 0.321, SLG: 0.432 (1, 5) (8, 5)		4-0 BLK BB		0-0 1B 1-3		0-0 1B F7		0-0 F9	
Butch Wynegar, S OBP: 0.344, SLG: 0.326 (1, 2)		0-0 F7 1-2		0-3 K S		0-0 F7		0-0 F8	
Bobby Meacham, S OBP: 0.318, SLG: 0.274 (1, 6)		0-3 K S		0-0 F7			4-0 FC6-4 BB	0-3 K S	

Inning Stats	R: 2 E: 0 K: 0 S: 5	H: 2 LOB: 0 BB: 0 P: 5	R: 0 E: 0 K: 1 S: 5	H: 0 LOB: 1 BB: 1 P: 9	R: 0 E: 0 K: 0 S: 2	H: 0 LOB: 1 BB: 2 P: 10	R: 0 E: 0 K: 1 S: 7	H: 2 LOB: 2 BB: 0 P: 7	R: 1 E: 0 K: 1 S: 6	H: 1 LOB: 0 BB: 0 P: 6	R: 0 E: 0 K: 0 S: 4	H: 1 LOB: 1 BB: 0 P: 4	R: 3 E: 1 K: 0 S: 5	H: 3 LOB: 1 BB: 2 P: 13	R: 0 E: 0 K: 1 S: 5	H: 0 LOB: 0 BB: 0 P: 5
1B: 4 2B: 3 3B: 0 HR: 2	SF: 0 SAC: 0 DP: 1 HBP: 0	WP: 0 PB: 0 SB: 1 CS: 1	1B: 4 2B: 3 3B: 0 HR: 2	SF: 0 SAC: 0 DP: 1 HBP: 0	WP: 0 PB: 0 SB: 1 CS: 1	1B: 4 2B: 3 3B: 0 HR: 2	SF: 0 SAC: 0 DP: 1 HBP: 0	WP: 0 PB: 0 SB: 1 CS: 1	1B: 4 2B: 3 3B: 0 HR: 2	SF: 0 SAC: 0 DP: 1 HBP: 0	WP: 0 PB: 0 SB: 1 CS: 1	1B: 4 2B: 3 3B: 0 HR: 2	SF: 0 SAC: 0 DP: 1 HBP: 0	WP: 0 PB: 0 SB: 1 CS: 1	1B: 4 2B: 3 3B: 0 HR: 2	SF: 0 SAC: 0 DP: 1 HBP: 0

PITCHER	IP	WLS	BF	H	R	ER	SO	BB	IBB	HBP	BLK	WP	HR	S	P	ERA	WHIP
Bruce Hurst, L ERA: 4.96 (1, 1)	6.1		29	7	5	5	3	4	0	0	1	0	2	31	47	7.11	1.737
Mark Clear, R ERA: 3.16 (7, 1)	0.0	L	3	2	1	1	0	0	1	0	0	0	0	2	6	∞	∞
Bob Stanley, R ERA: 2.61 (7, 1)	1.2		4	0	0	0	1	0	0	0	0	0	0	6	6	0.00	0.000

**BOTTOM**

**Boston Red Sox @ New York Yankees**  
 Yankee Stadium, Bronx, NY  
 Mon Aug 19 1985, 3:33 AM EDT  
 Att. 38,164 - Unknown

AB R H RBI BB SO LOB

3	3	2	1	1	0	1
4	1	1	0	0	0	2
3	2	2	4	1	0	0
4	0	1	1	0	1	1
3	0	1	0	0	0	0
0	0	0	0	1	0	0
4	0	0	0	0	0	3
2	0	2	0	1	0	0
1	0	0	0	0	0	0
4	0	0	0	0	1	4
3	0	0	0	1	2	3

AB 31  
R 6  
H 9  
RBI 6  
BB 5  
SO 4  
LOB 14



WP	HR	S	P	ERA	WHIP
0	2	1	36	7.11	1.737



Batter	1	2	3	4	5	6	7	8	9	AB R H RBI BB SO LOB	TOP											
Oddibe McDowell, L (1, 8) OBP: 0.279, SLG: 0.396	0-0 4-3		0-0 F7		0-3 K		0-0 1-3		0-3 K	5 0 0 0 0 2 5												
Toby Harrah, R (1, 4) OBP: 0.446, SLG: 0.399	0-0 F9		0-0 F2		0-3 K			0-0 HR	0-0 5-3	5 1 1 1 0 1 3												
Pete O'Brien, L (1, 3) OBP: 0.327, SLG: 0.421	0-0 FC6-4 1B			0-0 FC5-4 1B		0-0 F8		0-0 2B 1B	0-3 K	5 1 3 0 0 1 0												
Cliff Johnson, R (1, 10) OBP: 0.339, SLG: 0.465	0-0 FC6-4 1-2f			0-0 F8		0-3 K		0-0 F8		4 0 0 0 0 1 3												
Gary Ward, R (1, 7) OBP: 0.316, SLG: 0.407		0-0 1-3		0-3 K		0-0 6-3		0-0 1B 2B		4 1 1 1 0 1 1												
George Wright, S (1, 9) OBP: 0.249, SLG: 0.253		0-0 5-3		0-0 FC5-4 1-2f			0-0 5-3	4-0 1B IBB		3 0 0 0 1 0 1												
Steve Buechele, R (1, 5) OBP: 0.276, SLG: 0.266					0-0 SH5-4 1B		0-0 2B 1B	0-0 F6		3 0 2 0 0 0 0												
Duane Walker, L (8, PH) OBP: 0.311, SLG: 0.396										1 0 0 0 0 0 2												
Geno Petralli, L (8, 2) OBP: 0.313, SLG: 0.247										0 0 0 0 0 0 0												
Glenn Brummer, R (1, 2) OBP: 0.359, SLG: 0.308					0-0 5-3		0-0 SH5-4 1B	0-0		3 0 2 0 0 0 0												
Bob Jones, L (8, PH) OBP: 0.250, SLG: 0.247							1-2 SH5-4 1B	0-0		1 0 1 1 0 0 0												
Curtis Wilkerson, S (8, PR) OBP: 0.291, SLG: 0.294							1-3 2B	1-3 2-H 1B		0 0 0 0 0 0 0												
Wayne Tolleson, S (1, 6) OBP: 0.383, SLG: 0.408			0-0 E6		0-0 SH5-4		0-3 K	0-0 F4		3 0 0 0 0 1 4												
					1-2 2-3																	
<b>Inning Stats</b>	R: 0 E: 0 K: 0 S: 4	H: 1 LOB: 1 BB: 0 P: 4	R: 0 E: 0 K: 0 S: 3	H: 0 LOB: 0 BB: 0 P: 3	R: 0 E: 1 K: 0 S: 4	H: 0 LOB: 1 BB: 0 P: 4	R: 0 E: 0 K: 1 S: 6	H: 1 LOB: 1 BB: 0 P: 6	R: 0 E: 0 K: 2 S: 9	H: 2 LOB: 2 BB: 0 P: 9	R: 0 E: 0 K: 1 S: 5	H: 0 LOB: 0 BB: 0 P: 5	R: 0 E: 0 K: 1 S: 7	H: 2 LOB: 2 BB: 0 P: 7	R: 3 E: 0 K: 0 S: 7	H: 4 LOB: 2 BB: 1 P: 11	R: 0 E: 0 K: 2 S: 7	H: 0 LOB: 0 BB: 0 P: 7	1B: 7 2B: 2 3B: 0 HR: 1	SF: 0 SAC: 1 DP: 0 HBP: 0	WP: 0 PB: 0 SB: 2 CS: 0	PA: 39
<b>PITCHER</b>	IP WLS BF H R ER SO BB IBB HBP BLK WP HR S P ERA WHIP																					
Bob Ojeda, L (1, 1) ERA: 4.4	7.1 L 32 9 3 3 5 0 0 0 0 0 0 1 42 42 3.68 1.227																					
Steve Crawford, R (8, 1) ERA: 3.57	1.2 7 1 0 0 2 0 1 0 0 0 0 0 10 14 0.00 0.600																					

Texas Rangers @ Boston Red Sox  
 Fenway Park, Boston, MA  
 Tue Aug 20 1985, 7:05 PM EDT  
 Att: 17,420 - Unknown

livebaseballscorecards.com

AB 37  
 R 3  
 H 10  
 RBI 3  
 BB 1  
 SO 7  
 LOB 19



Batter	1	2	3	4	5	6	7	8	9	AB R H RBI BB SO LOB
Dwight Evans, R OBP: 0.372, SLG: 0.397 (1, 9)	0-0 F9		0-0 F8			0-0 F9			0-0 6-3	4 0 0 0 0 0 1
Wade Boggs, L OBP: 0.438, SLG: 0.466 (1, 5)	0-3 K		0-0 6-3			0-3 K			0-0 1B SF9 1B	4 1 1 0 0 2 1
Bill Buckner, L OBP: 0.309, SLG: 0.449 (1, 3)	0-0 2B				0-0 F9	0-0 4-3			0-0 1B	4 0 2 0 0 0 0
Jim Rice, R OBP: 0.322, SLG: 0.438 (1, 7)	0-0 6-3				0-0 6-3				0-0 SF9	3 0 0 1 0 0 1
Rich Gedman, L OBP: 0.375, SLG: 0.487 (1, 2)		0-0 F9			0-3 K2-3				0-0 4-3	4 0 0 0 0 1 1
Mike Easler, L OBP: 0.324, SLG: 0.410 (1, 10)		0-0 F7							0-0 4-3	3 0 1 0 0 0 0
Marty Barrett, R OBP: 0.348, SLG: 0.353 (1, 4)		0-3 K							0-0 3-H	3 0 0 0 0 1 1
Steve Lyons, L OBP: 0.339, SLG: 0.364 (1, 8)			0-3 K						0-0	3 0 0 0 0 3 1
Jackie Gutierrez, R OBP: 0.290, SLG: 0.302 (1, 6)			0-0 2B						0-0	3 0 1 0 0 0 1

Inning Stats	R: 0	H: 1	E: 0	LOB: 1	K: 1	BB: 0	S: 6	P: 6
	R: 0	H: 0	E: 0	LOB: 0	K: 1	BB: 0	S: 5	P: 5
	R: 0	H: 1	E: 0	LOB: 1	K: 1	BB: 0	S: 6	P: 6
	R: 0	H: 0	E: 0	LOB: 0	K: 1	BB: 0	S: 5	P: 5
	R: 0	H: 1	E: 0	LOB: 1	K: 1	BB: 0	S: 6	P: 6
	R: 0	H: 0	E: 0	LOB: 0	K: 0	BB: 0	S: 3	P: 3
	R: 0	H: 0	E: 0	LOB: 0	K: 1	BB: 0	S: 5	P: 5
	R: 1	H: 2	E: 0	LOB: 1	K: 0	BB: 0	S: 5	P: 5
	1B: 3	SF: 1	2B: 2	SAC: 0	3B: 0	DP: 0	HR: 0	HBP: 0

PITCHER	IP	WLS	BF	H	R	ER	SO	BB	IBB	HBP	BLK	WP	HR	S	P	ERA	WHIP
Charlie Hough, R ERA: 3.24 (1, 1)	9.0	W	32	5	1	1	7	0	0	0	0	0	0	46	46	1.00	0.556

**BOTTOM**

**Texas Rangers @ Boston Red Sox**  
**Fenway Park, Boston, MA**  
 Tue Aug 20 1985, 7:05 PM EDT  
 Att. 17,420 - Unknown

AB	31
R	1
H	5
RBI	1
BB	0
SO	7
LOB	7



WP: 0	PA: 32
PB: 2	
SB: 0	
CS: 0	

livebaseballscorecards.com



Batter	1	2	3	4	5	6	7	8	9	AB R H RBI BB SO LOB	TOP														
<b>Oddibe McDowell, L</b> (1, 8) OBP: 0.276, SLG: 0.391	0-0 G3	0-0 FC5-4 CS			0-0 3-1		0-0 G3-6-3			4 0 0 0 0 0 2															
<b>Toby Harrah, R</b> (1, 4) OBP: 0.444, SLG: 0.401	0-3 K	0-0 CS	0-0 4-3 E 2B		0-3 K			0-0 6-3		4 1 1 0 0 2 0															
<b>Pete O'Brien, L</b> (1, 3) OBP: 0.328, SLG: 0.424	0-0 HR BB 1B		0-0 4-3		0-0 2B			0-0 4-3		4 1 2 0 0 0 1															
<b>Cliff Johnson, R</b> (1, 10) OBP: 0.338, SLG: 0.460	4-0 HR BB 1B		0-3 K		0-0 3-1			0-3 K		3 1 0 0 1 2 2															
<b>Gary Ward, R</b> (1, 7) OBP: 0.318, SLG: 0.415	0-0 HR 1-H 2-H		0-0 E6		0-0 5-3			0-0 G3 SH3-4 1B		4 2 2 3 0 0 0															
<b>George Wright, S</b> (1, 9) OBP: 0.254, SLG: 0.258	0-0 1B		0-0 1-3		0-0 CS 1B			0-0 SH3-4		3 0 2 0 0 0 1															
<b>Steve Buechele, R</b> (1, 5) OBP: 0.267, SLG: 0.256 <b>Duane Walker, L</b> (9, PH) OBP: 0.309, SLG: 0.393 <b>Curtis Wilkerson, S</b> (9, 6) OBP: 0.291, SLG: 0.294	0-0 F8		0-0 F7		0-3 K			0-0 G3		3 0 0 0 0 1 2 1 0 0 0 0 0 1 0 0 0 0 0 0 0															
<b>Glenn Brummer, R</b> (1, 2) OBP: 0.364, SLG: 0.316		0-0 F2	0-0 L7		0-0 FC1-6 1B			0-0 CS 1B		4 0 2 1 0 0 0															
<b>Wayne Tolleson, S</b> (1, 6) OBP: 0.382, SLG: 0.407		0-0 FC5-4 1B	0-0 6-3		0-0 FC1-6 G3-6-3			0-0 CS		3 0 1 0 0 0 1															
<b>Inning Stats</b>	R: 3 E: 0 K: 1 S: 8	H: 3 LOB: 1 BB: 1 P: 12	R: 0 E: 0 K: 0 S: 3	H: 1 LOB: 0 BB: 0 P: 3	R: 1 E: 1 K: 1 S: 7	H: 1 LOB: 1 BB: 0 P: 7	R: 0 E: 0 K: 0 S: 3	H: 0 LOB: 0 BB: 0 P: 3	R: 0 E: 0 K: 1 S: 6	H: 1 LOB: 1 BB: 0 P: 6	R: 0 E: 0 K: 1 S: 5	H: 1 LOB: 0 BB: 0 P: 5	R: 0 E: 0 K: 0 S: 3	H: 1 LOB: 0 BB: 0 P: 3	R: 0 E: 0 K: 1 S: 5	H: 0 LOB: 0 BB: 0 P: 5	R: 1 E: 0 K: 0 S: 4	H: 2 LOB: 0 BB: 0 P: 4	1B: 7 2B: 2 3B: 0 HR: 1	SF: 0 SAC: 1 DP: 1 HBP: 0	WP: 0 PB: 0 SB: 0 CS: 3	PA: 37			
<b>PITCHER</b> <b>Oil Can Boyd, R</b> (1, 1) ERA: 3.56	IP 9.0 WLS L BF 35 H 10 R 5 ER 4 SO 5 BB 1 IBB 0 HBP 0 BLK 0 WP 0 HR 1 S 44 P 48 ERA 4.00 WHIP 1.222																								

**Texas Rangers @ Boston Red Sox**  
**Fenway Park, Boston, MA**  
 Wed Aug 21 1985, 7:05 PM EDT  
 Att: 18,447 - Unknown

AB	33
R	5
H	10
RBI	4
BB	1
SO	5
LOB	10



Batter	1	2	3	4	5	6	7	8	9	AB R H RBI BB SO LOB
Dwight Evans, R (1, 9) OBP: 0.371, SLG: 0.393	0-3 K		0-0 L9		0-0 F2		4-0 G4-6-3 BB		0-0 G4-6-3	4 0 0 0 1 1 1
Wade Boggs, L (1, 5) OBP: 0.440, SLG: 0.473	0-0 HR		4-0 1B BB		0-0 1B		0-0 F9			3 1 2 1 1 0 1
Bill Buckner, L (1, 3) OBP: 0.308, SLG: 0.447	0-0 F2		0-0 1B		0-3 K		0-0 G4-6-3			4 0 1 0 0 1 2
Jim Rice, R (1, 7) OBP: 0.322, SLG: 0.437	0-0 L3		0-3 K		0-0 1B SF7 1B		0-3 K			4 1 1 0 0 2 2
Rich Gedman, L (1, 2) OBP: 0.374, SLG: 0.485		0-0 6-3		0-0 F4		0-0 1B SF7 2B 1B		0-3 K		4 1 1 0 0 1 0
Tony Armas, R (1, 8) OBP: 0.248, SLG: 0.478		1-0 H		0-0 F9		0-0 1B SF7		0-0 1B		0 0 0 0 0 0 0
Steve Lyons, L (2, PR) OBP: 0.339, SLG: 0.365		E HBP		0-0 F9		1-2 3-H		0-0 1B		2 0 1 1 0 0 0
Mike Easler, L (1, 10) OBP: 0.326, SLG: 0.415		0-0 E4 G6-3		0-0 2B		0-0 2B		0-3 K		4 0 2 1 0 1 2
Marty Barrett, R (1, 4) OBP: 0.347, SLG: 0.350		0-0 G6-3		0-0 1-3		4-0 1B G4-6-3 BB		0-3 K		3 0 0 0 1 1 3
Jackie Gutierrez, R (1, 6) OBP: 0.288, SLG: 0.298			0-0 F9		0-0 G3		0-0 G4-6-3		0-0 E5 G4-6-3	3 0 0 0 0 0 2
Dave Stapleton, R (9, PH) OBP: 0.314, SLG: 0.382										1 0 0 0 0 0 0
Ed Jurak, R (9, PR) OBP: 0.143, SLG: 0.143										0 0 0 0 0 0 0

Inning Stats	R: 1	H: 1	E: 0	K: 1	S: 6	R: 0	H: 0	E: 1	K: 0	S: 3	R: 0	H: 1	E: 0	K: 1	S: 6	R: 0	H: 1	E: 0	K: 0	S: 4	R: 0	H: 1	E: 0	K: 1	S: 6	R: 2	H: 3	E: 0	K: 0	S: 5	R: 0	H: 0	E: 0	K: 0	S: 2	R: 0	H: 1	E: 0	K: 3	S: 10	R: 0	H: 0	E: 1	K: 1	S: 5	1B: 5	SF: 1	2B: 2	3B: 0	HR: 1
	LOB: 0	BB: 0	P: 6	BB: 0	P: 4	LOB: 2	BB: 0	P: 4	LOB: 2	P: 10	LOB: 1	BB: 0	P: 4	LOB: 1	P: 6	LOB: 1	BB: 1	P: 9	LOB: 0	BB: 1	P: 10	LOB: 1	BB: 0	P: 5	LOB: 1	BB: 0	P: 10	LOB: 1	BB: 0	P: 5	LOB: 1	BB: 0	P: 5	SAC: 0	DP: 4	HBP: 1	WP: 0	PA: 37	PB: 0	SB: 0	CS: 0	ERA	WHIP							

PITCHER	IP	WLS	BF	H	R	ER	SO	BB	IBB	HBP	BLK	WP	HR	S	P	ERA	WHIP
Jeff Russell, R (1, 1) ERA: 7.88	5.1	W	25	7	3	3	3	1	0	1	0	0	1	29	34	5.06	1.500
Greg Harris, R (6, 1) ERA: 2.25	3.2	S	12	1	0	0	4	2	0	0	0	0	0	18	26	0.00	0.818

BOTTOM

Texas Rangers @ Boston Red Sox  
Fenway Park, Boston, MA  
Wed Aug 21 1985, 7:05 PM EDT  
Att. 18,447 - Unknown

livebaseballscorecards.com

AB	32
R	3
H	8
RBI	3
BB	3
SO	7
LOB	13





Batter	1	2	3	4	5	6	7	8	9	AB R H RBI BB SO LOB	TOP	
Wayne Tolleson, S (1, 6) OBP: 0.383, SLG: 0.407	0-0 G3		0-0 4-3			0-0 FC1-6 2B 1-2f		0-0 FC5-4 1B	0-0 FC4-6 1B	5 0 2 1 0 0 1		
Toby Harrah, R (1, 4) OBP: 0.443, SLG: 0.403 Alan Bannister, R (8, PH) OBP: 0.348, SLG: 0.350 (8, 4)	0-0 6-3			0-0 F8		0-0 2B		0-0 FC5-4 2B 1-2f	0-0 FC4-6 1B	3 0 1 0 0 0 0 2 1 0 0 0 0 2		
Pete O'Brien, L (1, 3) OBP: 0.330, SLG: 0.430	0-0 2B			0-0 F5		0-0 F9		0-0 1B 2B 1-H		4 1 2 1 0 0 2		
Cliff Johnson, R (1, 10) OBP: 0.337, SLG: 0.457	0-0 F9			0-0 F2		0-0 F6		0-0 1B 2-H		4 0 1 1 0 0 3		
Gary Ward, R (1, 7) OBP: 0.318, SLG: 0.414 Geno Petralli, L (7, 2) OBP: 0.310, SLG: 0.243		0-0 F3			0-0 E6 1B		0-0 4-3 S 1B	0-0 4-3		3 0 1 0 0 0 0 1 0 0 0 0 0 1		
George Wright, S (1, 8) OBP: 0.254, SLG: 0.262		0-0 1-3			0-0 F9		0-0 F8		0-0 1B 2B	4 1 1 0 0 0 2		
Duane Walker, L (1, 9) OBP: 0.315, SLG: 0.396		0-0 4-3			0-0 G4-6-3 1B 1-2		0-0 4-3 1-3		0-0 G6-4-3 1B 2-3	4 1 2 0 0 0 1		
Glenn Brummer, R (1, 2) OBP: 0.358, SLG: 0.309 Bob Jones, L (7, PH) OBP: 0.255, SLG: 0.253 (7, 7)			0-0 G3		0-0 G4-6-3 1B 1-2f		0-0 3-1		0-0 G6-4-3 1B 1-2 3-H	2 0 0 0 0 0 2 2 0 1 1 0 0 1		
Steve Buechele, R (1, 5) OBP: 0.266, SLG: 0.256			0-0 F9			0-0 FC1-6 1B		0-0 4-3	0-0 G6-4-3 1B 1-2f 2-3	4 0 1 0 0 0 2		
<b>Inning Stats</b>	R: 0 E: 0 K: 0 S: 4 H: 1 LOB: 1 BB: 0 P: 4	R: 0 E: 0 K: 0 S: 3 H: 0 LOB: 0 BB: 0 P: 3	R: 0 E: 0 K: 0 S: 3 H: 0 LOB: 0 BB: 0 P: 3	R: 0 E: 0 K: 0 S: 3 H: 0 LOB: 0 BB: 0 P: 3	R: 0 E: 1 K: 0 S: 4 H: 0 LOB: 1 BB: 0 P: 4	R: 0 E: 0 K: 0 S: 5 H: 2 LOB: 2 BB: 0 P: 5	R: 0 E: 0 K: 0 S: 4 H: 1 LOB: 1 BB: 0 P: 4	R: 2 E: 0 K: 0 S: 6 H: 3 LOB: 1 BB: 0 P: 6	R: 2 E: 0 K: 0 S: 6 H: 4 LOB: 1 BB: 0 P: 6	1B: 8 2B: 4 3B: 0 HR: 0 SF: 0 SAC: 0 DP: 2 HBP: 0	WP: 0 PB: 0 SB: 1 CS: 0 PA: 38	
<b>PITCHER</b>	IP WLS BF H R ER SO BB IBB HBP BLK WP HR S P ERA WHIP											
Mike Trujillo, R (1, 1) ERA: 4.95	8.0 W 32 8 2 2 0 0 0 0 0 0 0 0 0 32 32 2.25 1.000											
Bob Stanley, R (9, 1) ERA: 2.8	1.0 6 4 2 2 0 0 0 0 0 0 0 0 0 6 6 18.00 4.000											

**Texas Rangers @ Boston Red Sox**  
**Fenway Park, Boston, MA**  
 Thu Aug 22 1985, 7:05 PM EDT  
 Att: 17,074 - Unknown

livebaseballscorecards.com

AB	38
R	4
H	12
RBI	4
BB	0
SO	0
LOB	17



Batter	1	2	3	4	5	6	7	8	9
Dwight Evans, R OBP: 0.373, SLG: 0.394 (1, 9)	0-3 K		0-0 WP S 1B		0-0 F8	4-0 1B WP 1-2 BB		0-0 1-2 2-H 1B	
Wade Boggs, L OBP: 0.442, SLG: 0.474 (1, 5)	0-0 G4-6-3 1B		0-0 HBP 1B 1B		4-0 FC1-6 BB	0-0 F7		0-0 F8	
Bill Buckner, L OBP: 0.309, SLG: 0.445 (1, 3)	0-0 G4-6-3 1-2f		1-0 1B E HBP		0-0 FC1-6 S 1B 1-2f	0-0 1-3 2-H 1B		0-0 F8	
Jim Rice, R OBP: 0.322, SLG: 0.435 (1, 7)		0-0 6-3	0-0 E 1B 1-3 2-H		4-0 1B S 1-2 BB	0-0 F3		0-3 K	
Rich Gedman, L OBP: 0.373, SLG: 0.482 (1, 2)		0-0 4-3	0-0 E6 1-2 3-H		0-0 1-3 2-H 1B		0-0 F9		
Mike Easler, L OBP: 0.323, SLG: 0.412 (1, 10)		0-0 3-1	0-3 K		0-0 4-3		0-3 K		
Marty Barrett, R OBP: 0.346, SLG: 0.352 (1, 4)			0-0 L9 4-3 2B	0-0 G3		0-0 E4 1B	0-0 6-3		
Steve Lyons, L OBP: 0.341, SLG: 0.365 (1, 8)			0-0 L9 2-3	0-3 K		0-0 FC6-4 2-H 1B	4-0 1B BB		
Jackie Gutierrez, R OBP: 0.285, SLG: 0.297 (1, 6)			0-0 4-3 3-H	0-0 F9		0-0 FC6-4 WP 1B 1-2f	0-0 1B 1-2		

Inning Stats	R: 0 E: 0 K: 1 S: 5	H: 1 LOB: 0 BB: 0 P: 5	R: 0 E: 0 K: 0 S: 3	H: 0 LOB: 0 BB: 0 P: 3	R: 4 E: 1 K: 1 S: 10	H: 4 LOB: 2 BB: 0 P: 11	R: 0 E: 0 K: 1 S: 5	H: 0 LOB: 0 BB: 0 P: 5	R: 1 E: 0 K: 0 S: 4	H: 1 LOB: 2 BB: 2 P: 12	R: 2 E: 1 K: 0 S: 6	H: 2 LOB: 2 BB: 1 P: 10	R: 0 E: 0 K: 1 S: 5	H: 0 LOB: 0 BB: 0 P: 5	R: 1 E: 0 K: 1 S: 7	H: 2 LOB: 2 BB: 1 P: 11
1B: 9 2B: 1 3B: 0 HR: 0	SF: 0 SAC: 0 DP: 1 HBP: 1	WP: 2 PB: 0 SB: 4 CS: 0	PA: 40													

PITCHER	IP	WLS	BF	H	R	ER	SO	BB	IBB	HBP	BLK	WP	HR	S	P	ERA	WHIP
Dickie Noles, R ERA: 4.18 (1, 1)	4.2	L	22	5	5	4	3	2	0	0	0	1	0	25	34	7.71	1.500
Chris Welsh, L ERA: 4.5 (5, 1)	1.1		9	3	2	0	0	1	0	0	0	1	0	8	12	0.00	3.000
Mike Mason, L ERA: 5.02 (7, 1)	1.0		3	0	0	0	1	0	0	0	0	0	0	5	5	0.00	0.000
Dave Schmidt, R ERA: 2.73 (8, 1)	1.0		6	2	1	1	1	1	0	0	0	0	0	7	11	9.00	3.000

BOTTOM

Texas Rangers @ Boston Red Sox  
Fenway Park, Boston, MA  
Thu Aug 22 1985, 7:05 PM EDT  
Att. 17,074 - Unknown

livebaseballscorecards.com

AB	35
R	8
H	10
RBI	7
BB	4
SO	5
LOB	19





Batter	1	2	3	4	5	6	7	8	9	AB R H RBI BB SO LOB	TOP											
Kirby Puckett, R OBP: 0.315, SLG: 0.365 (1, 8)	0-3 K		0-0 FC4-6 1-2f 3-H		0-0 6-3		0-0 1B 3B 1-H 2-H		0-0 G6-4-3 1B	5 1 2 3 0 1 1												
Mickey Hatcher, R OBP: 0.310, SLG: 0.366 (1, 7)	0-0 6-3		0-0 5-3 1-2			0-0 4-3	0-0 1B 3-H		0-0 G6-4-3 1-2f	5 0 1 1 0 0 2												
Kent Hrbek, L OBP: 0.338, SLG: 0.426 (1, 3)	0-0 F6		0-0 4-3			0-0 FC5-4 1B	0-0 1B 1-3		0-0 L8	5 0 2 0 0 0 1												
Tom Brunansky, R OBP: 0.331, SLG: 0.454 (1, 9)		0-0 5-3		0-0 4-3		0-3 K S S S	0-3 K S S S			4 0 0 0 0 2 3												
Dave Engle, R OBP: 0.361, SLG: 0.466 (1, 10)		0-0 F9		0-0 F8		0-0 FC5-4 1-2f	0-0 F4			3 0 0 0 0 0 1												
Roy Smalley, S OBP: 0.374, SLG: 0.429 (7, PH)										1 0 0 0 0 0 2												
Tim Laudner, R OBP: 0.310, SLG: 0.439 (1, 2)		0-0 FC5-4 1B		4-0 BB			0-0 WP 1B 2B	0-0 1B		3 1 3 0 1 0 0												
Gary Gaetti, R OBP: 0.305, SLG: 0.399 (1, 5)		0-0 FC5-4 1-2f		0-0 L8			4-0 1B 3B BB	0-3 K S S S		3 1 0 0 1 1 3												
Tim Teufel, R OBP: 0.347, SLG: 0.385 (1, 4)			0-0 1B FC4-6 2B		0-0 F9		0-3 K S S S	0-0 F8		4 1 1 0 0 1 3												
Alvaro Espinoza, R OBP: 0.308, SLG: 0.280 (1, 6)			0-0 FC4-6 2-3 1B		0-0 5-3		0-0 3B 1B 1-2 3-H	0-3 K S S S		4 1 2 1 0 1 1												
<b>Inning Stats</b>	R: 0 E: 0 K: 1 S: 5	H: 0 LOB: 0 BB: 0 P: 5	R: 0 E: 0 K: 0 S: 4	H: 1 LOB: 1 BB: 0 P: 4	R: 1 E: 0 K: 0 S: 5	H: 2 LOB: 1 BB: 0 P: 5	R: 0 E: 0 K: 0 S: 3	H: 0 LOB: 1 BB: 1 P: 7	R: 0 E: 0 K: 0 S: 3	H: 0 LOB: 0 BB: 0 P: 3	R: 0 E: 0 K: 1 S: 6	H: 1 LOB: 1 BB: 0 P: 6	R: 4 E: 0 K: 2 S: 12	H: 5 LOB: 2 BB: 1 P: 16	R: 0 E: 0 K: 2 S: 8	H: 1 LOB: 1 BB: 0 P: 8	R: 0 E: 0 K: 0 S: 3	H: 1 LOB: 0 BB: 0 P: 3	1B: 8 2B: 2 3B: 1 HR: 0	SF: 0 SAC: 0 DP: 1 HBP: 0	WP: 1 PB: 0 SB: 1 CS: 0	PA: 39
<b>PITCHER</b>	IP WLS BF H R ER SO BB IBB HBP BLK WP HR S P ERA WHIP																					
Tim Lollar, L ERA: 4.81 (1, 1)	6.1 L 28 7 5 5 3 2 0 0 0 1 0 32 40 7.11 1.421																					
Steve Crawford, R ERA: 3.44 (7, 1)	2.2 11 4 0 0 3 0 0 0 0 0 0 17 17 0.00 1.500																					

Minnesota Twins @ Boston Red Sox  
Fenway Park, Boston, MA  
Fri Aug 23 1985, 7:05 PM EDT  
Att: 22,041 - Unknown

livebaseballscorecards.com

AB	37
R	5
H	11
RBI	5
BB	2
SO	6
LOB	17



Batter	1	2	3	4	5	6	7	8	9	AB R H RBI BB SO LOB
Dwight Evans, R OBP: 0.372, SLG: 0.400 (1, 9)	0-0 HR		0-0 F4			0-0 5-3		0-3 K		4 1 1 1 0 1 0
Wade Boggs, L OBP: 0.444, SLG: 0.475 (1, 5)	4-0 BB			0-0 2B 1B		0-0 1B		0-0 F7		3 1 2 0 1 0 0
Bill Buckner, L OBP: 0.308, SLG: 0.443 (1, 3)	0-0 G4-6-3 1-2f			0-0 SH5-3 1-2		0-0 3 1-2f		0-0 4-3		3 0 0 0 0 0 2
Jim Rice, R OBP: 0.322, SLG: 0.432 (1, 7)	0-3 K			4-0 2B BB		0-0 F9		0-0 F7		3 0 0 0 1 1 0
Mike Easler, L OBP: 0.323, SLG: 0.413 (1, 10)		0-0 6-3		0-0 2B 1-2 2-H		0-0 6-3				3 0 1 1 0 0 0
Marty Barrett, R OBP: 0.346, SLG: 0.354 (1, 4)		0-0 6-3		0-0 1-3		0-0 2B				3 0 1 0 0 0 1
Jackie Gutierrez, R OBP: 0.281, SLG: 0.292 (1, 6)		0-3 K			0-0 4-3		0-3 K			3 0 0 0 0 2 1
Steve Lyons, L OBP: 0.338, SLG: 0.361 (1, 8)			0-0 F5		0-3 K		0-0 F9			3 0 0 0 0 1 0
Marc Sullivan, R OBP: 0.224, SLG: 0.261 (1, 2)			0-3 K		0-0 L8		0-3 K			3 0 0 0 0 2 0

Inning Stats	R: 1 E: 0 K: 1 S: 5	H: 1 LOB: 0 BB: 1 P: 9	R: 0 E: 0 K: 1 S: 5	H: 0 LOB: 0 BB: 0 P: 5	R: 0 E: 0 K: 1 S: 5	H: 0 LOB: 0 BB: 0 P: 5	R: 1 E: 0 K: 0 S: 4	H: 2 LOB: 1 BB: 1 P: 8	R: 0 E: 0 K: 1 S: 5	H: 0 LOB: 0 BB: 0 P: 5	R: 0 E: 0 K: 0 S: 3	H: 1 LOB: 0 BB: 0 P: 3	R: 0 E: 0 K: 1 S: 6	H: 1 LOB: 1 BB: 0 P: 6	R: 0 E: 0 K: 2 S: 7	H: 0 LOB: 0 BB: 0 P: 7	R: 0 E: 0 K: 0 S: 3	H: 0 LOB: 0 BB: 0 P: 3	1B: 2 2B: 3 3B: 0 HR: 1	SF: 0 SAC: 1 DP: 2 HBP: 0	WP: 0 PB: 0 SB: 0 CS: 0	PA: 31
--------------	------------------------------	---------------------------------	------------------------------	---------------------------------	------------------------------	---------------------------------	------------------------------	---------------------------------	------------------------------	---------------------------------	------------------------------	---------------------------------	------------------------------	---------------------------------	------------------------------	---------------------------------	------------------------------	---------------------------------	----------------------------------	------------------------------------	----------------------------------	--------

PITCHER	IP	WLS	BF	H	R	ER	SO	BB	IBB	HBP	BLK	WP	HR	S	P	ERA	WHIP	PITCHER	IP	WLS	BF	H	R	ER	SO	BB	IBB	HBP	BLK	WP	HR	S	P	ERA	WHIP		
Frank Viola, L ERA: 4.04 (1, 1)	9.0	W	31	5	2	2	7	2	0	0	0	0	1	43	51	2.00	0.778																				

**BOTTOM**

**Minnesota Twins @ Boston Red Sox**  
 Fenway Park, Boston, MA  
 Fri Aug 23 1985, 7:05 PM EDT  
 Att. 22,041 - Unknown

[livebaseballscorecards.com](http://livebaseballscorecards.com)

<b>AB</b>	<b>28</b>
<b>R</b>	<b>2</b>
<b>H</b>	<b>5</b>
<b>RBI</b>	<b>2</b>
<b>BB</b>	<b>2</b>
<b>SO</b>	<b>7</b>
<b>LOB</b>	<b>4</b>





Batter	1	2	3	4	5	6	7	8	9	AB R H RBI BB SO LOB	TOP									
Kirby Puckett, R OBP: 0.315, SLG: 0.365 (1, 8) X	0-0 4-3 ①		0-0 5-3 ③			0-0 1B S		0-0 SH3-4 ① 1-2		3 0 1 0 0 0 0	<b>Minnesota Twins @ Boston Red Sox</b> Fenway Park, Boston, MA Sat Aug 24 1985, 3:33 AM EDT Att: 30,463 - Unknown									
Mickey Hatcher, R OBP: 0.309, SLG: 0.367 (1, 7) X	0-0 F4 ②			0-0 F7 ①		0-0 6-3 ② 1-2		0-0 2B ②		4 0 1 0 0 0 1										
Kent Hrbek, L OBP: 0.335, SLG: 0.422 (1, 3) X	0-0 G1 ③			0-0 4-3 ②		0-0 L6 ③		0-0 F4 ②		4 0 0 0 0 0 3										
Tom Brunansky, R OBP: 0.332, SLG: 0.455 (1, 9)		4-0 BB BB BB BB		0-0 F4 ③			0-0 2B ①	0-3 K ③		3 0 1 0 1 1 2										
Dave Engle, R OBP: 0.358, SLG: 0.458 (1, 10)		0-0 FC5-4 BB ① FC6-4 1-2f			0-0 WP 1B ① 5-3 SH5-3		0-3 K ①		0-0 5-3 ①	4 1 1 0 0 1 2										
Tim Laudner, R OBP: 0.304, SLG: 0.430 (1, 2)		0-0 FC6-4 ② 1-2f			0-0 SH5-3 ① 1-2		0-3 K ②		0-0 F7 ②	3 0 0 0 0 1 2										
Gary Gaetti, R OBP: 0.306, SLG: 0.397 (1, 5)		0-0 5-3 ③			0-0 5-3 ② 2-3		1-0 HBP ③		4-0 BB ③	2 0 0 0 1 0 2										
Tim Teufel, R OBP: 0.344, SLG: 0.381 (1, 4)			0-0 6-3 ①		0-3 K ③ 3-H		0-3 K ③		0-0 F8 ③	4 0 0 0 0 2 3										
Alvaro Espinoza, R OBP: 0.310, SLG: 0.286 (1, 6)			0-0 6-3 ②			0-0 5-3 ①		0-0 2B SH3-4 1B		3 0 1 0 0 0 0										
<b>Inning Stats</b>	R: 0 E: 0 K: 0 S: 3	H: 0 LOB: 0 BB: 0 P: 3	R: 0 E: 0 K: 0 S: 3	H: 0 LOB: 1 BB: 1 P: 7	R: 0 E: 0 K: 0 S: 3	H: 0 LOB: 0 BB: 0 P: 3	R: 0 E: 0 K: 0 S: 3	H: 0 LOB: 0 BB: 0 P: 3	R: 1 E: 0 K: 1 S: 6	H: 1 LOB: 0 BB: 0 P: 6	R: 0 E: 0 K: 3 S: 10	H: 1 LOB: 2 BB: 0 P: 11	R: 0 E: 0 K: 1 S: 7	H: 2 LOB: 2 BB: 0 P: 7	R: 0 E: 0 K: 0 S: 3	H: 0 LOB: 1 BB: 1 P: 7	1B: 3 2B: 2 3B: 0 HR: 0	SF: 0 SAC: 2 DP: 0 HBP: 1	WP: 1 PB: 0 SB: 1 CS: 0	PA: 35
<b>PITCHER</b> Bruce Hurst, L ERA: 4.74 (1, 1)	IP: 9.0 WLS: L BF: 35 H: 5 R: 1 ER: 1 SO: 5 BB: 2 IBB: 0 HBP: 1 BLK: 0 WP: 1 HR: 0 S: 42 P: 51 ERA: 1.00 WHIP: 0.778											<b>PITCHER</b>	IP: WLS: BF: H: R: ER: SO: BB: IBB: HBP: BLK: WP: HR: S: P: ERA: WHIP:							

livebaseballscorecards.com

<b>AB</b>	30
<b>R</b>	1
<b>H</b>	5
<b>RBI</b>	0
<b>BB</b>	2
<b>SO</b>	5
<b>LOB</b>	15



Batter	1	2	3	4	5	6	7	8	9	AB R H RBI BB SO LOB
Dwight Evans, R (1, 9) OBP: 0.371, SLG: 0.398	0-0 4-3		0-0 1B		0-3 K		0-0 F8			4 0 1 0 0 1 2
Wade Boggs, L (1, 5) OBP: 0.446, SLG: 0.475	1-0 6-3 1B HBP		0-0 1-2 1B			0-0 L3		4-0 BB		2 0 1 0 1 0 0
Bill Buckner, L (1, 3) OBP: 0.309, SLG: 0.445	0-0 6-3 1B		0-0 F8			0-0 2B		0-0 F2		4 0 2 0 0 0 3
Tony Armas, R (1, 10) OBP: 0.244, SLG: 0.470	0-0 6-3		0-3 K			0-0 F5		0-0 F7		4 0 0 0 0 1 6
Mike Easler, L (1, 7) OBP: 0.322, SLG: 0.411	0-0 4-3			0-3 K		4-0 BB		0-3 K		3 0 0 0 1 2 3
Rich Gedman, L (1, 2) OBP: 0.369, SLG: 0.477		0-0 F7		0-0 F6		0-0 F8		0-0 F7		4 0 0 0 0 0 2
Marty Barrett, R (1, 4) OBP: 0.345, SLG: 0.353		0-0 4-3		0-0 F7			0-0 SH1-3 1B		0-0 5-3	4 0 1 0 0 0 0
Steve Lyons, L (1, 8) OBP: 0.338, SLG: 0.361		0-3 K			0-0 CS SH1-3 1B		0-0 SH1-3		0-0 4-3	3 0 1 0 0 1 0
Jackie Gutierrez, R (1, 6) OBP: 0.279, SLG: 0.290			0-0 6-3		0-0 SH1-3		0-0 6-3			2 0 0 0 0 0 1

Inning Stats	R: 0 E: 0 K: 0 S: 4	H: 1 LOB: 2 BB: 0 P: 5	R: 0 E: 0 K: 1 S: 5	H: 0 LOB: 0 BB: 0 P: 5	R: 0 E: 0 K: 1 S: 7	H: 2 LOB: 2 BB: 0 P: 7	R: 0 E: 0 K: 1 S: 5	H: 0 LOB: 0 BB: 0 P: 5	R: 0 E: 0 K: 1 S: 5	H: 1 LOB: 1 BB: 0 P: 5	R: 0 E: 0 K: 0 S: 4	H: 1 LOB: 2 BB: 1 P: 8	R: 0 E: 0 K: 0 S: 4	H: 1 LOB: 1 BB: 0 P: 4	R: 0 E: 0 K: 1 S: 5	H: 0 LOB: 1 BB: 1 P: 9	R: 0 E: 0 K: 0 S: 3	H: 0 LOB: 0 BB: 0 P: 3	1B: 5 2B: 2 3B: 0 HR: 0	SF: 0 SAC: 2 DP: 1 HBP: 1	WP: 0 PB: 0 SB: 0 CS: 1	PA: 35
PITCHER Mike Smithson, R (1, 1) ERA: 4.47	IP 9.0	WLS W	BF 35	H 6	R 0	ER 0	SO 5	BB 2	IBB 0	HBP 1	BLK 0	WP 0	HR 0	S 42	P 51	ERA 0.00	WHIP 0.889					
PITCHER	IP	WLS	BF	H	R	ER	SO	BB	IBB	HBP	BLK	WP	HR	S	P	ERA	WHIP					

**Minnesota Twins @ Boston Red Sox**  
**Fenway Park, Boston, MA**  
 Sat Aug 24 1985, 3:33 AM EDT  
 Att. 30,463 - Unknown

[livebaseballscorecards.com](http://livebaseballscorecards.com)

<b>AB</b>	<b>30</b>
<b>R</b>	<b>0</b>
<b>H</b>	<b>6</b>
<b>RBI</b>	<b>0</b>
<b>BB</b>	<b>2</b>
<b>SO</b>	<b>5</b>
<b>LOB</b>	<b>17</b>





TOP

Boston Red Sox @ Chicago White Sox  
Comiskey Park, Chicago, IL  
Mon Aug 26 1985, 8:05 PM EDT  
Att: 7,889 - Unknown

livebaseballscorecards.com

AB	40
R	6
H	12
RBI	6
BB	6
SO	5
LOB	23



AB R H RBI BB SO LOB

5	2	2	1	1	0	2
5	1	1	2	1	0	2
4	0	0	0	1	0	4
4	1	3	0	1	0	1
4	0	1	1	0	1	2
5	0	0	0	0	1	4
3	2	2	1	2	0	0
5	0	2	1	0	0	5
5	0	1	0	0	3	3

Batter	1	2	3	4	5	6	7	8	9	10
Dwight Evans, R OBP: 0.372, SLG: 0.409 (1, 9)	0-0 1B 3B	0-0 F8		0-0 5-3		4-0 FC6-4 BB		0-0 HR		0-0 F7
Wade Boggs, L OBP: 0.445, SLG: 0.472 (1, 5)	0-0 1B SF7	0-0 F7			0-0 6-3	0-0 FC6-4 FC4-6		4-0 FC1-6 BB		0-0 6-3
Bill Buckner, L OBP: 0.308, SLG: 0.442 (1, 3)	0-0 F8		0-0 F8		4-0 BB 1B BB	0-0 FC4-6		0-0 FC1-6 8-6 S		
Rich Gedman, L OBP: 0.374, SLG: 0.480 (1, 2)	0-0 BB E 1-3 1B		0-0 G1-6-3 1B		4-0 1B BB 1-2		0-0 2B 1B	0-0 8-6 1-3r		
Mike Easler, L OBP: 0.321, SLG: 0.409 (1, 7)	0-0 SF7		0-0 G1-6-3		0-0 1-3 2-H 1B		0-3 K		0-0 3-1	
Tony Armas, R OBP: 0.240, SLG: 0.461 (1, 10)	0-0 E6 BB 1-2		0-0 F9		0-0 L7		0-3 K		0-0 6-3	
Marty Barrett, R OBP: 0.350, SLG: 0.358 (1, 4)	4-0 1-2 2-3 BB		0-0 E4 1B		4-0 BB FC6-4 1B BB		0-0 1-H 1B 2B		0-0 BLK 1B	
Steve Lyons, L OBP: 0.339, SLG: 0.361 (1, 8)	0-0 F9		0-0 1-2 1B		0-0 F8		0-0 S 1B 2-H		0-0 3-1	
Jackie Gutierrez, R OBP: 0.277, SLG: 0.288 (1, 6)		0-3 K		0-3 K		0-0 FC6-4 BB 1-2 1B		0-3 K		0-0 L8

Inning Stats	R: 2	H: 3	E: 1	LOB: 3	K: 0	S: 7	P: 11	R: 0	H: 0	E: 0	LOB: 0	K: 1	S: 5	P: 5	R: 0	H: 1	E: 0	LOB: 0	K: 0	S: 3	P: 3	R: 0	H: 1	E: 1	LOB: 2	K: 1	S: 7	P: 7	R: 0	H: 1	E: 0	LOB: 2	K: 0	S: 3	P: 11	R: 1	H: 1	E: 0	LOB: 2	K: 0	S: 4	P: 12	R: 2	H: 3	E: 0	LOB: 1	K: 3	S: 12	P: 12	R: 1	H: 1	E: 0	LOB: 0	K: 0	S: 3	P: 7	R: 0	H: 1	E: 0	LOB: 1	K: 0	S: 4	P: 4	R: 0	H: 0	E: 0	LOB: 0	K: 0	S: 3	P: 3	1B: 9	2B: 2	3B: 1	HR: 1	SF: 1	SAC: 0	DP: 2	HBP: 0	WP: 0	PB: 0	SB: 2	CS: 0	PA: 47
--------------	------	------	------	--------	------	------	-------	------	------	------	--------	------	------	------	------	------	------	--------	------	------	------	------	------	------	--------	------	------	------	------	------	------	--------	------	------	-------	------	------	------	--------	------	------	-------	------	------	------	--------	------	-------	-------	------	------	------	--------	------	------	------	------	------	------	--------	------	------	------	------	------	------	--------	------	------	------	-------	-------	-------	-------	-------	--------	-------	--------	-------	-------	-------	-------	--------

PITCHER	IP	WLS	BF	H	R	ER	SO	BB	IBB	HBP	BLK	WP	HR	S	P	ERA	WHIP
Joel Davis, R ERA: 4.01 (1, 1)	5.1		28	7	3	3	2	5	0	0	0	0	0	27	47	5.06	2.250
Jerry Don Gleaton, L ERA: 6.97 (6, 1)	1.0		4	1	1	1	1	0	0	0	0	0	0	6	6	9.00	1.000
Dan Spillner, R ERA: 3.59 (7, 1)	0.2		5	3	2	2	2	0	0	0	0	0	1	9	9	27.00	4.500
Juan Agosto, L ERA: 4.11 (8, 1)	1.1		4	0	0	0	0	1	0	0	0	0	0	3	7	0.00	0.750
Bob James, R ERA: 2.16 (9, 1)	1.2	W	6	1	0	0	0	0	0	0	1	0	0	6	6	0.00	0.600

Batter	1	2	3	4	5	6	7	8	9	10	AB R H RBI BB SO LOB
Rudy Law, L OBP: 0.306, SLG: 0.371 (1, 8) (9, 7)	0-3 K		X 0-0 5-3		X 0-0 F4		B B B B 4-0 1B BB		S S S 0-3 K		4 0 0 0 1 2 2
Bryan Little, S OBP: 0.367, SLG: 0.364 (1, 4)	0-0 L9		X 0-0 1B 2B		X 0-0 F7		X 0-0 1-3 1B		X 0-0 B4-3		5 1 2 1 0 0 1
Harold Baines, L OBP: 0.349, SLG: 0.447 (1, 9)	0-0 F7		X 0-0 2-H 1B		X 0-0 1-H HR		X 0-3 K		X 0-0 4-3		5 1 2 3 0 1 2
Greg Walker, L OBP: 0.317, SLG: 0.453 (1, 3)		X 0-0 F2	X 0-0 4-3		X 0-0 L9		X 0-0 5-3		X 0-0 HR		5 1 1 1 0 0 3
Carlton Fisk, R OBP: 0.321, SLG: 0.529 (1, 2)		X 0-0 F5		X 0-0 E6 FC6-4		X 0-0 5-3		X 0-0 HR			4 1 1 1 0 0 0
Joseph DeSa, L OBP: 0.219, SLG: 0.300 (1, 10)		S S S S 0-3 K		X 0-0 FC6-4		X 0-0 F7		X 0-0 F9			4 0 0 0 0 1 1
Ron Kittle, R OBP: 0.284, SLG: 0.404 Reid Nichols, R OBP: 0.324, SLG: 0.333 (1, 7) (9, 8)			X 0-0 4-3 2B 1B		X 0-0 F7		X 0-0 1B		X 0-0 4-3		4 1 2 0 0 0 1 0 0 0 0 0 0 0
Ozzie Guillen, L OBP: 0.294, SLG: 0.343 (1, 6)			X 0-0 4-3		X 0-0 1-3		X 0-0 F8		X 0-0 5-3		4 0 0 0 0 0 3
Luis Salazar, R OBP: 0.246, SLG: 0.348 (1, 5)			X 0-0 2-H 2B		X 0-0 S HR 1B		X 0-0 CS 1B		X 0-0 F9		4 2 3 1 0 0 0

Inning Stats	R: 0 E: 0 K: 1 S: 5	H: 0 LOB: 0 BB: 0 P: 5	R: 0 E: 0 K: 1 S: 5	H: 0 LOB: 0 BB: 0 P: 5	R: 3 E: 0 K: 0 S: 7	H: 4 LOB: 1 BB: 0 P: 7	R: 0 E: 1 K: 0 S: 4	H: 0 LOB: 1 BB: 0 P: 4	R: 2 E: 0 K: 0 S: 5	H: 2 LOB: 0 BB: 0 P: 5	R: 0 E: 0 K: 0 S: 4	H: 1 LOB: 1 BB: 0 P: 4	R: 0 E: 0 K: 1 S: 6	H: 2 LOB: 2 BB: 1 P: 10	R: 1 E: 0 K: 0 S: 4	H: 1 LOB: 0 BB: 0 P: 4	R: 0 E: 0 K: 1 S: 5	H: 0 LOB: 0 BB: 0 P: 5	R: 1 E: 0 K: 0 S: 2	H: 1 LOB: 0 BB: 0 P: 2	1B: 6 2B: 2 3B: 0 HR: 3	SF: 0 SAC: 0 DP: 0 HBP: 0	WP: 0 PB: 0 SB: 1 CS: 1	PA: 40
PITCHER	IP	WLS	BF	H	R	ER	SO	BB	IBB	HBP	BLK	WP	HR	S	P	ERA	WHIP							
Oil Can Boyd, R ERA: 3.66 (1, 1)	6.1		28	8	5	5	2	1	0	0	0	0	1	31	35	7.11	1.421							
Bob Stanley, R ERA: 2.91 (7, 1)	3.0	L	12	3	2	2	2	0	0	0	0	0	2	16	16	6.00	1.000							


**BOTTOM**

**Boston Red Sox @ Chicago White Sox**  
Comiskey Park, Chicago, IL

Mon Aug 26 1985, 8:05 PM EDT  
Att. 7,889 - Unknown

[livebaseballscorecards.com](http://livebaseballscorecards.com)

AB	39
R	7
H	11
RBI	7
BB	1
SO	4
LOB	13





Batter	1	2	3	4	5	6	7	8	9	AB R H RBI BB SO LOB	TOP	
Dwight Evans, R (1, 9) OBP: 0.373, SLG: 0.409	0-0 4-6 4-3 1B		0-0 4-3			4-0 1B BB		0-0 F9		3 1 1 0 1 0 0		
Wade Boggs, L (1, 5) OBP: 0.444, SLG: 0.470	0-0 4-3 1-2			0-0 4-3		0-0 1B		0-0 6-3		4 0 1 1 0 0 1		
Bill Buckner, L (1, 3) OBP: 0.308, SLG: 0.439	0-0 4-6 2-3f			0-0 F6		0-0 F7			4-0 2B BB	3 0 0 0 1 0 2		
Jim Rice, R (1, 7) OBP: 0.319, SLG: 0.429		0-0 F7		0-3 K		0-0 F8			0-0 F9	4 0 0 0 0 1 2		
Rich Gedman, L (1, 2) OBP: 0.376, SLG: 0.483					0-0 G6-4-3 1B		0-3 K		0-0 1-3 2B	4 0 2 0 0 1 0		
Tony Armas, R (1, 8) OBP: 0.243, SLG: 0.477		0-0 HR			0-0 G6-4-3 1-2f		0-0 2B		0-3 K	4 1 2 1 0 1 3		
Mike Easler, L (1, 10) OBP: 0.320, SLG: 0.408		0-0 F7			0-0 FC5-4 1B		0-3 K		0-0 6-3	4 0 1 0 0 1 3		
Marty Barrett, R (1, 4) OBP: 0.348, SLG: 0.355			0-0 F8		0-0 FC5-4 1-2f		0-0 F6			3 0 0 0 0 0 2		
Glenn Hoffman, R (1, 6) OBP: 0.309, SLG: 0.381			0-0 F4			0-0 F4		0-0 F8		3 0 0 0 0 0 0		
<b>Inning Stats</b>	R: 0 H: 1 E: 0 LOB: 0 K: 0 BB: 0 S: 3 P: 3	R: 1 H: 1 E: 0 LOB: 0 K: 0 BB: 0 S: 4 P: 4	R: 0 H: 0 E: 0 LOB: 0 K: 0 BB: 0 S: 3 P: 3	R: 0 H: 0 E: 0 LOB: 0 K: 1 BB: 0 S: 5 P: 5	R: 0 H: 2 E: 0 LOB: 1 K: 0 BB: 0 S: 4 P: 4	R: 1 H: 1 E: 0 LOB: 1 K: 0 BB: 1 S: 4 P: 8	R: 0 H: 1 E: 0 LOB: 1 K: 2 BB: 0 S: 8 P: 8	R: 0 H: 0 E: 0 LOB: 0 K: 0 BB: 0 S: 3 P: 3	R: 0 H: 1 E: 0 LOB: 2 K: 1 BB: 1 S: 6 P: 10	1B: 4 SF: 0 2B: 3 SAC: 0 3B: 0 DP: 2 HR: 1 HBP: 0	WP: 0 PA: 34 PB: 0 SB: 1 CS: 0	
<b>PITCHER</b>	IP WLS BF H R ER SO BB IBB HBP BLK WP HR S P ERA WHIP											
Curt Wardle, L (1, 1) ERA: 5.73	8.1 W 32 7 2 2 3 2 0 0 0 0 0 1 36 44 2.16 1.080											
Vern Ruhle, R (9, 1) ERA: 4.64	0.2 S 2 0 0 0 1 0 0 0 0 0 0 0 4 4 0.00 0.000											

**Boston Red Sox @ Cleveland Indians**  
Cleveland Municipal Stadium, Cleveland, OH

Tue Aug 27 1985, 7:05 PM EDT  
Att. 5,107 - Unknown

[livebaseballscorecards.com](http://livebaseballscorecards.com)

**AB 32**  
**R 2**  
**H 7**  
**RBI 2**  
**BB 2**  
**SO 4**  
**LOB 13**



Batter	1	2	3	4	5	6	7	8	9
Otis Nixon, S OBP: 0.260, SLG: 0.299 (1, 8) X	0-0 6-3 SUS	0-3 K		0-0 4-3 1-2		0-0 FC4-6 1-2f		0-0 1B 1B	
Tony Bernazard, S OBP: 0.358, SLG: 0.422 (1, 4) X	0-0 PB 5-3 1B	0-0 HBP 1B		0-0 3-1			0-0 4-3	0-0 G6-3 1-3 1B	
Julio Franco, R OBP: 0.345, SLG: 0.379 (1, 6) X	0-0 PB 1-2 1B	1-0 HBP 1-2			0-0 FC5-4 1B		0-3 K	0-0 G6-3 1-2f	
Andre Thornton, R OBP: 0.277, SLG: 0.334 (1, 10) X	0-0 5-3 1-2 2-H	0-0 F9			0-0 F8		0-0 E 1B		
Pat Tabler, R OBP: 0.318, SLG: 0.361 (1, 3) X	0-0 1B 2-H		0-0 G5-4-3 1B		0-0 FC5-4 1-2f		0-0 E6 1B 2B		
Brook Jacoby, R OBP: 0.345, SLG: 0.417 (1, 5) X	0-0 FC4-6 1-2 1B		0-0 G5-4-3 1-2f		0-0 6-3		0-0 2B 1-3 3-H 1B		
George Vukovich, L OBP: 0.293, SLG: 0.338 (1, 9) X	0-0 FC4-6 1-2f		0-0 F7			0-0 FC4-6 1B	0-0 1-H 3-H 2B		
Joe Carter, R OBP: 0.279, SLG: 0.351 (1, 7)		0-0 1B 2B		0-0 5-3		0-0 F7	0-0 4-3		
Jerry Willard, L OBP: 0.338, SLG: 0.340 (1, 2)		0-0 2-H 1B		0-0 4-3 1B		0-0 F9		0-0 G3	

Inning Stats	R: 2	H: 4	E: 0	LOB: 2	K: 0	S: 7	P: 7	R: 1	H: 3	E: 0	LOB: 2	K: 1	S: 7	R: 0	H: 1	E: 0	LOB: 0	K: 0	S: 3	R: 0	H: 1	E: 0	LOB: 1	K: 0	S: 4	R: 0	H: 1	E: 0	LOB: 1	K: 0	S: 4	R: 3	H: 3	E: 1	LOB: 1	K: 1	S: 9	R: 0	H: 2	E: 0	LOB: 1	K: 0	S: 4
--------------	------	------	------	--------	------	------	------	------	------	------	--------	------	------	------	------	------	--------	------	------	------	------	------	--------	------	------	------	------	------	--------	------	------	------	------	------	--------	------	------	------	------	------	--------	------	------

PITCHER	IP	WLS	BF	H	R	ER	SO	BB	IBB	HBP	BLK	WP	HR	S	P	ERA	WHIP
Mike Trujillo, R ERA: 4.86 (1, 1)	6.2	L	33	13	6	3	2	0	0	1	0	0	0	36	37	4.05	1.950
Steve Crawford, R ERA: 3.38 (7, 1)	1.1		6	3	0	0	0	0	0	0	0	0	0	6	6	0.00	2.250

**BOTTOM**

AB R H RBI BB SO LOB

5	0	1	0	0	1	2
5	1	3	0	0	0	1
4	1	2	0	0	1	2
4	1	1	1	0	0	4
4	1	2	1	0	0	2
4	1	2	1	0	0	2
4	0	2	2	0	0	2
4	1	1	0	0	0	2
4	0	2	1	0	0	1

AB 38  
R 6  
H 16  
RBI 6  
BB 0  
SO 2  
LOB 18



WP	HR	S	P	ERA	WHIP
0	0	2	0	0.00	2.250

**Boston Red Sox @ Cleveland Indians**  
**Cleveland Municipal Stadium, Cleveland, OH**  
 Tue Aug 27 1985, 7:05 PM EDT  
 Att. 5,107 - Unknown

livebaseballscorecards.com



Batter	1	2	3	4	5	6	7	8	9	AB R H RBI BB SO LOB	TOP											
Dwight Evans, R (1, 9) OBP: 0.373, SLG: 0.414	0-0 HR		0-0 1-3		0-0 L4		4-0 BB 1-2 BB		0-0 F5	4 1 1 1 1 0 1	<b>Boston Red Sox @ Cleveland Indians</b> <b>Cleveland Municipal Stadium, Cleveland, OH</b> Wed Aug 28 1985, 7:05 PM EDT Att. 5,464 - Unknown											
Wade Boggs, L (1, 5) OBP: 0.440, SLG: 0.466	0-0 G3		0-0 3-1			0-0 6-3	0-0 F7		0-0 F8	5 0 0 0 0 0 3												
Bill Buckner, L (1, 3) OBP: 0.305, SLG: 0.435	0-0 4-3		0-0 G3			0-0 6-3		0-0 G3	0-0 F8	5 0 0 0 0 0 0												
Jim Rice, R (1, 7) OBP: 0.323, SLG: 0.429	0-0 1-3			4-0 BB G6-4-3		0-0 FC4-6 1B		4-0 HR BB		2 1 1 0 2 0 0												
Tony Armas, R (1, 8) OBP: 0.247, SLG: 0.492		0-0 1B 6-3 2B		0-0 G6-4-3 1-2f		0-0 FC4-6 1-2f		0-0 HR 1-H		4 2 2 2 0 0 2												
Mike Easler, L (1, 10) OBP: 0.322, SLG: 0.408		0-0 6-3 2-3 1B		0-0 3-1			0-0 G3	0-0 F8 BB 1B		4 0 2 0 0 0 0												
Marty Barrett, R (1, 4) OBP: 0.351, SLG: 0.357		0-0 6-3 1-2 3-H			0-0 1B		0-0 1B 1B	4-0 BB		3 0 2 1 1 0 1												
Jackie Gutierrez, R (1, 6) OBP: 0.278, SLG: 0.288		0-0 6-3			0-0 F9		0-0 BB 1B	0-0 F8		3 0 1 0 0 0 2												
Steve Lyons, L (8, PH) OBP: 0.338, SLG: 0.360		0-0 6-3			0-3 K		0-3 K	0-0 3-1		1 0 0 0 0 0 2												
Glenn Hoffman, R (8, 6) OBP: 0.309, SLG: 0.381		0-0 F4								0 0 0 0 0 0 0												
Marc Sullivan, R (1, 2) OBP: 0.216, SLG: 0.250										2 0 0 0 0 1 2												
Dave Stapleton, R (7, PH) OBP: 0.306, SLG: 0.371										1 0 0 0 0 1 2												
Rich Gedman, L (7, 2) OBP: 0.375, SLG: 0.481										1 0 0 0 0 0 2												
<b>Inning Stats</b>	R: 1 E: 0 K: 0 S: 4	H: 1 LOB: 0 BB: 0 P: 4	R: 1 E: 0 K: 0 S: 5	H: 2 LOB: 1 BB: 0 P: 5	R: 0 E: 0 K: 0 S: 3	H: 0 LOB: 0 BB: 0 P: 3	R: 0 E: 0 K: 0 S: 2	H: 0 LOB: 0 BB: 1 P: 6	R: 0 E: 0 K: 1 S: 6	H: 1 LOB: 1 BB: 0 P: 6	R: 0 E: 0 K: 1 S: 4	H: 1 LOB: 1 BB: 0 P: 4	R: 0 E: 0 K: 1 S: 7	H: 2 LOB: 3 BB: 1 P: 11	R: 2 E: 0 K: 0 S: 5	H: 2 LOB: 2 BB: 2 P: 13	R: 0 E: 0 K: 0 S: 3	H: 0 LOB: 0 BB: 0 P: 3	1B: 6 2B: 1 3B: 0 HR: 2	SF: 0 SAC: 0 DP: 1 HBP: 0	WP: 0 PB: 0 SB: 0 CS: 0	PA: 39
<b>PITCHER</b>	IP WLS BF H R ER SO BB IBB HBP BLK WP HR S P ERA WHIP																					
Jamie Easterly, L (1, 1) ERA: 2.35	6.2 W 28 7 2 2 2 2 2 0 0 0 0 1 30 38 2.70 1.350																					
Bryan Clark, L (7, 1) ERA: 5.44	0.2 5 2 2 2 0 1 0 0 0 0 0 1 4 8 27.00 4.500																					
Jerry Reed, R (8, 1) ERA: 4.94	1.2 S 6 0 0 0 0 1 0 0 0 0 0 0 5 9 0.00 0.600																					

livebaseballscorecards.com

<b>AB</b>	35
<b>R</b>	4
<b>H</b>	9
<b>RBI</b>	4
<b>BB</b>	4
<b>SO</b>	2
<b>LOB</b>	17



Batter	1	2	3	4	5	6	7	8	9	AB	R	H	RBI	BB	SO	LOB
--------	---	---	---	---	---	---	---	---	---	----	---	---	-----	----	----	-----

<p><b>Otis Nixon, S</b> (1, 8) OBP: 0.259, SLG: 0.305</p>			<p><b>G4-3</b></p>			<p><b>FC5-4</b> WP 2B</p>	<p><b>F4</b></p>			4	1	1	1	0	0	3
<p><b>Tony Bernazard, S</b> (1, 4) OBP: 0.360, SLG: 0.420</p>				<p><b>L7</b></p>		<p><b>FC5-4</b> BB</p>	<p><b>HR</b> BB</p>			2	1	0	0	2	0	0
<p><b>Julio Franco, R</b> (1, 6) OBP: 0.344, SLG: 0.384</p>				<p><b>F8</b></p>		<p><b>FC5-4</b> WP BB</p>	<p><b>HR</b></p>			4	1	1	4	0	0	2
<p><b>Andre Thornton, R</b> (1, 10) OBP: 0.277, SLG: 0.331</p>		<p><b>5-3</b></p>		<p><b>F7</b></p>		<p><b>WP</b> BB</p>	<p><b>K</b></p>			3	0	0	0	1	1	0
<p><b>Pat Tabler, R</b> (1, 3) OBP: 0.319, SLG: 0.369</p>		<p><b>HR</b></p>			<p><b>K</b></p>	<p><b>FC5-4</b> BB</p>		<p><b>K</b></p>		3	1	1	1	1	2	0
<p><b>Brook Jacoby, R</b> (1, 5) OBP: 0.342, SLG: 0.413</p>		<p><b>5-3</b></p>		<p><b>F8</b></p>	<p><b>FC5-4</b></p>		<p><b>4-3</b></p>			4	0	0	0	0	0	3
<p><b>Joe Carter, R</b> (1, 7) OBP: 0.279, SLG: 0.349</p>		<p><b>F8</b></p>		<p><b>5-3</b></p>		<p><b>FC1-5</b> S 1B</p>	<p><b>5-3</b></p>			4	0	1	0	0	0	0
<p><b>Carmen Castillo, R</b> (1, 9) OBP: 0.270, SLG: 0.412</p> <p><b>George Vukovich, L</b> (7, PH) OBP: 0.295, SLG: 0.338</p>			<p><b>G4-3</b></p>			<p><b>E5</b> SH3-4 2B</p>	<p><b>HR</b> BB</p>			2	1	1	0	0	0	0
<p><b>Jerry Willard, L</b> (1, 2) OBP: 0.335, SLG: 0.337</p>			<p><b>K</b></p>		<p><b>SH3-4</b></p>	<p><b>FC1-5</b> BB HR</p>			0	1	0	0	1	0	0	

Inning Stats	R: 0	H: 0	E: 0	K: 0	S: 3	R: 1	H: 1	E: 0	K: 0	S: 4	R: 0	H: 1	E: 0	K: 1	S: 5	R: 0	H: 0	E: 0	K: 0	S: 3	R: 0	H: 0	E: 0	K: 1	S: 5	R: 2	H: 1	E: 1	K: 0	S: 5	R: 4	H: 2	E: 0	K: 1	S: 7	R: 0	H: 0	E: 0	K: 1	S: 5	1B: 2	2B: 1	3B: 0	HR: 2	SF: 0	SAC: 1	DP: 1	HBP: 0	WP: 1	PB: 0	SB: 1	CS: 0	PA: 34
--------------	------	------	------	------	------	------	------	------	------	------	------	------	------	------	------	------	------	------	------	------	------	------	------	------	------	------	------	------	------	------	------	------	------	------	------	------	------	------	------	------	-------	-------	-------	-------	-------	--------	-------	--------	-------	-------	-------	-------	--------

PITCHER	IP	WLS	BF	H	R	ER	SO	BB	IBB	HBP	BLK	WP	HR	S	P	ERA	WHIP
<b>Tim Lollar, L</b> (1, 1) ERA: 4.66	5.2	L	22	3	3	1	2	2	0	0	0	0	1	24	32	1.59	0.882
<b>Mark Clear, R</b> (6, 1) ERA: 3.76	1.1		9	2	4	4	1	3	0	0	0	1	1	8	20	27.00	3.750
<b>Bob Stanley, R</b> (8, 1) ERA: 2.87	1.0		3	0	0	0	1	0	0	0	0	0	0	5	5	0.00	0.000

**BOTTOM**

**Boston Red Sox @ Cleveland Indians**  
Cleveland Municipal Stadium, Cleveland, OH

Wed Aug 28 1985, 7:05 PM EDT  
Att. 5,464 - Unknown

[livebaseballscorecards.com](http://livebaseballscorecards.com)

<b>AB</b>	<b>28</b>
<b>R</b>	<b>7</b>
<b>H</b>	<b>5</b>
<b>RBI</b>	<b>6</b>
<b>BB</b>	<b>5</b>
<b>SO</b>	<b>4</b>
<b>LOB</b>	<b>11</b>







Batter	1	2	3	4	5	6	7	8	9	AB	R	H	RBI	BB	SO	LOB
Otis Nixon, S OBP: 0.259, SLG: 0.304 (1, 8)	0-0 S 5-3 1B	0-0 5-3			0-0 B5-3 1-2			0-0 F9		4	0	1	0	0	0	2
Tony Bernazard, S OBP: 0.356, SLG: 0.416 (1, 4)	0-0 5-3 1-2		0-3 K		0-3 K2-3			0-0 F8		4	0	0	0	0	2	2
Julio Franco, R OBP: 0.343, SLG: 0.381 (1, 6)	0-3 K		0-0 6-3				0-0 F7		0-3 K	3	0	0	0	0	1	1
Mike Fischlin, R OBP: 0.288, SLG: 0.319 (7, 6)	2-3 K									1	0	0	0	0	1	0
Andre Thornton, R OBP: 0.277, SLG: 0.330 (1, 10)	0-3 K		0-0 F8				0-3 K		0-0 1B 1B	4	0	1	0	0	2	1
Pat Tabler, R OBP: 0.321, SLG: 0.368 (1, 3)		0-0 HR 1B			0-0 6-3		4-0 BB		0-0 F8	3	1	1	0	1	0	1
Brook Jacoby, R OBP: 0.343, SLG: 0.420 (1, 5)		0-0 HR			0-0 F8		0-3 K		0-0 1-2 1B	4	1	2	2	0	1	1
Joe Carter, R OBP: 0.276, SLG: 0.346 (1, 7)		0-3 K			0-0 F8			0-0 F3		4	0	0	0	0	1	2
Carmen Castillo, R OBP: 0.277, SLG: 0.418 (1, 9)		0-0 2B			4-0 B5-3 BB		0-3 K		0-3 K	3	0	1	0	1	2	2
Chris Bando, S OBP: 0.217, SLG: 0.155 (1, 2)		0-0 F8			0-0 F7			0-3 K		2	0	0	0	0	0	2
Benny Ayala, R OBP: 0.281, SLG: 0.358 (7, PH)										1	0	0	0	0	1	0
Jerry Willard, L OBP: 0.335, SLG: 0.337 (8, 2)										0	0	0	0	0	0	0

Inning Stats	R: 0	H: 1	E: 0	K: 2	S: 8	R: 2	H: 3	E: 0	K: 1	S: 8	R: 0	H: 0	E: 0	K: 1	S: 5	R: 0	H: 0	E: 0	K: 0	S: 3	R: 0	H: 0	E: 0	K: 1	S: 5	R: 0	H: 0	E: 0	K: 2	S: 7	R: 0	H: 0	E: 0	K: 1	S: 5	R: 0	H: 2	E: 0	K: 1	S: 7	R: 0	H: 2	E: 0	K: 1	S: 7	1B: 4	SF: 0	3B: 0	HR: 1	WP: 0	PA: 35
PITCHER Bruce Hurst, L ERA: 4.6 (1, 1)	IP	WLS	BF	H	R	ER	SO	BB	IBB	HBP	BLK	WP	HR	S	P	ERA	WHIP																																		
	9.0	W	35	6	2	2	11	2	0	0	0	0	1	55	63	2.00	0.889																																		


**BOTTOM**

**Boston Red Sox @ Cleveland Indians**  
**Cleveland Municipal Stadium, Cleveland, OH**

Thu Aug 29 1985, 7:05 PM EDT  
 Att. 6,110 - Unknown

livebaseballscorecards.com

<b>AB</b>	<b>33</b>
<b>R</b>	<b>2</b>
<b>H</b>	<b>6</b>
<b>RBI</b>	<b>2</b>
<b>BB</b>	<b>2</b>
<b>SO</b>	<b>11</b>
<b>LOB</b>	<b>14</b>







Batter	1	2	3	4	5	6	7	8	9	AB	R	H	RBI	BB	SO	LOB
Kirby Puckett, R OBP: 0.314, SLG: 0.364 (1, 8)	0-0 F9 4-3 1B		0-0 SH5-3 1B	0-0 FC6-4 1-2f		0-0 4-3		4-0 BB		4	1	2	0	1	0	4
Gary Gaetti, R OBP: 0.308, SLG: 0.401 (1, 5)	0-0 4-3 1-2		0-0 SH5-3 1-2		0-0 1B 2B		0-0 5-3	0-0 F6		4	1	1	0	0	0	4
Kent Hrbek, L OBP: 0.341, SLG: 0.426 (1, 3)	0-0 F9 2-3		0-0 6-3		0-0 CS 1B		0-0 F8		0-0 1-3	5	0	1	1	0	0	2
Tom Brunansky, R OBP: 0.326, SLG: 0.445 (1, 9)	0-0 S 1B		0-0 F3		0-0 F7		0-0 6-3		0-0 6-3	5	0	1	1	0	0	2
Dave Engle, R OBP: 0.340, SLG: 0.435 (1, 10)	0-0 F8 1-2			0-0 4-3	4-0 1-2 BB			0-0 1B SF9 2B	0-0 F4	4	1	1	0	1	0	1
Mickey Hatcher, R OBP: 0.310, SLG: 0.367 (1, 7)		0-0 4-3		0-0 E 1B 1B	0-0 F8			0-0 E 1B 2-3		4	0	2	0	0	0	1
Tim Laudner, R OBP: 0.311, SLG: 0.431 (1, 2)		0-0 F8		0-0 E 1B		4-0 SH5-4 BB		0-0 SF9		2	0	1	0	1	0	0
Mark Salas, L OBP: 0.329, SLG: 0.425 (8, PH) (9, 2)				1-2 1B				3-H		0	0	0	1	0	0	0
Tim Teufel, R OBP: 0.341, SLG: 0.377 (1, 4)		0-0 1B		0-0 E6 FC6-4 1-2 2-3 1B		0-0 SH5-4		0-0 E6 1-3		3	0	1	0	0	0	3
Alvaro Espinoza, R OBP: 0.263, SLG: 0.243 (1, 6)		0-0 F4		0-0 F6		0-0 F4		0-3 K		2	0	0	0	0	0	4
Ron Washington, R OBP: 0.318, SLG: 0.415 (6, PH) (7, 6)										1	0	0	0	0	0	1
Roy Smalley, S OBP: 0.369, SLG: 0.424 (8, PH) (9, 6)										1	0	0	0	0	1	2

Inning Stats	R: 1	H: 2	E: 0	K: 0	S: 5	LOB: 1	BB: 0	P: 5	R: 0	H: 1	E: 0	K: 0	S: 4	LOB: 1	BB: 0	P: 4	R: 0	H: 1	E: 0	K: 0	S: 4	LOB: 1	BB: 0	P: 4	R: 0	H: 2	E: 1	K: 0	S: 6	LOB: 3	BB: 0	P: 6	R: 1	H: 2	E: 0	K: 0	S: 4	LOB: 1	BB: 1	P: 8	R: 0	H: 0	E: 0	K: 0	S: 3	LOB: 0	BB: 0	P: 3	R: 1	H: 2	E: 1	K: 1	S: 8	LOB: 3	BB: 1	P: 12	R: 0	H: 0	E: 0	K: 0	S: 3	LOB: 0	BB: 0	P: 3	R: 0	H: 2	E: 0	K: 0	S: 3	LOB: 0	BB: 0	P: 3	1B: 8	SF: 1	2B: 2	3B: 0	HR: 0	SAC: 2	DP: 0	HBP: 0	WP: 0	PB: 0	SB: 1	CS: 1	PA: 41
--------------	------	------	------	------	------	--------	-------	------	------	------	------	------	------	--------	-------	------	------	------	------	------	------	--------	-------	------	------	------	------	------	------	--------	-------	------	------	------	------	------	------	--------	-------	------	------	------	------	------	------	--------	-------	------	------	------	------	------	------	--------	-------	-------	------	------	------	------	------	--------	-------	------	------	------	------	------	------	--------	-------	------	-------	-------	-------	-------	-------	--------	-------	--------	-------	-------	-------	-------	--------

PITCHER	IP	WLS	W	BF	H	R	ER	SO	BB	IBB	HBP	BLK	WP	HR	S	P	ERA	WHIP
Bob Ojeda, L ERA: 4.37 (1, 1)	7.0	W	33	10	3	3	3	0	2	0	0	0	0	0	31	39	3.86	1.714
Steve Crawford, R ERA: 3.28 (8, 1)	2.0	S	8	0	0	0	1	1	0	0	0	0	0	9	13	0.00	0.500	

**BOTTOM**

**Boston Red Sox @ Minnesota Twins**  
 Hubert H. Humphrey Metrodome, Minneapolis, MN


Fri Aug 30 1985, 8:05 PM EDT  
 Att. 17,057 - Unknown

<b>AB</b>	<b>35</b>
<b>R</b>	<b>3</b>
<b>H</b>	<b>10</b>
<b>RBI</b>	<b>3</b>
<b>BB</b>	<b>3</b>
<b>SO</b>	<b>1</b>
<b>LOB</b>	<b>24</b>



livebaseballscores.com



Batter	1	2	3	4	5	6	7	8	9	AB R H RBI BB SO LOB	TOP									
Dwight Evans, R (1, 9) OBP: 0.372, SLG: 0.414	0-0 F4		0-0 4-3			0-3 K	0-0 SF7		0-3 K	4 0 0 1 0 2 1										
Wade Boggs, L (1, 5) OBP: 0.443, SLG: 0.466	0-0 6-3			0-0 1B 1B		0-0 E4 1B HR	0-0 G3			4 1 1 0 0 0 0										
Bill Buckner, L (1, 3) OBP: 0.311, SLG: 0.438	0-0 1B			0-0 L7		0-0 1B HR		0-0 1B		4 1 3 0 0 0 1										
Tony Armas, R (1, 7) OBP: 0.267, SLG: 0.509	0-3 K			0-0 1B		0-0 1B HR		0-0 1B		4 1 3 0 0 1 1										
Rich Gedman, L (1, 2) OBP: 0.370, SLG: 0.491		0-0 F7		0-0 F2		0-3 K		0-0 FC1-5-6		4 0 0 0 0 1 7										
Mike Easler, L (1, 10) OBP: 0.322, SLG: 0.413		0-3 K		0-0 G3		0-0 HR		0-0 F8		4 1 1 4 0 1 3										
Marty Barrett, R (1, 4) OBP: 0.347, SLG: 0.355		0-0 F7			0-3 K	0-0 4-3			0-0 E6	4 0 0 0 0 1 0	AB 36 R 5 H 9 RBI 5 BB 0 SO 6 LOB 16									
Steve Lyons, L (1, 8) OBP: 0.337, SLG: 0.362			0-0 F3		0-0 4-3		0-0 SF7 2B		0-0 F7	4 1 1 0 0 0 1										
Jackie Gutierrez, R (1, 6) OBP: 0.275, SLG: 0.298			0-0 5-3		0-0 F7		0-0 1-4-3		0-0 L7	4 0 0 0 0 0 2										
<b>Inning Stats</b>	R: 0 E: 0 K: 1 S: 6	H: 1 LOB: 1 BB: 0 P: 6	R: 0 E: 0 K: 1 S: 5	H: 0 LOB: 0 BB: 0 P: 5	R: 0 E: 0 K: 0 S: 3	H: 2 LOB: 2 BB: 0 P: 5	R: 0 E: 0 K: 1 S: 5	H: 0 LOB: 0 BB: 0 P: 5	R: 4 E: 1 K: 2 S: 11	H: 3 LOB: 0 BB: 0 P: 11	R: 1 E: 0 K: 0 S: 4	H: 1 LOB: 0 BB: 0 P: 4	R: 0 E: 0 K: 0 S: 4	H: 2 LOB: 1 BB: 0 P: 4	R: 0 E: 1 K: 1 S: 6	H: 0 LOB: 1 BB: 0 P: 6	1B: 7 2B: 1 3B: 0 HR: 1	SF: 1 SAC: 0 DP: 1 HBP: 0	WP: 0 PB: 0 SB: 0 CS: 0	PA: 37
<b>PITCHER</b> Bert Blyleven, R (1, 1) ERA: 3.05	IP 9.0 WLS W BF 37 H 9 R 5 ER 1 SO 6 BB 0 IBB 0 HBP 0 BLK 0 WP 0 HR 1 S 49 P 49 ERA 1.00 WHIP 1.000																			

**Boston Red Sox @ Minnesota Twins**  
 Hubert H. Humphrey Metrodome, Minneapolis, MN  
 Sat Aug 31 1985, 8:05 PM EDT  
 Unknown

livebaseballscorecards.com

Batter	1	2	3	4	5	6	7	8	9	AB	R	H	RBI	BB	SO	LOB
--------	---	---	---	---	---	---	---	---	---	----	---	---	-----	----	----	-----

<b>Kirby Puckett, R</b> <small>(1, 8) OBP: 0.315, SLG: 0.367</small>										5	2	2	0	0	1	4
<b>Mickey Hatcher, R</b> <small>(1, 7) OBP: 0.311, SLG: 0.366</small> <b>Dave Meier, R</b> <small>(9, PR) OBP: 0.353, SLG: 0.268</small>										3	0	1	0	1	0	3
<b>Kent Hrbek, L</b> <small>(1, 3) OBP: 0.346, SLG: 0.429</small>										4	0	3	1	1	0	1
<b>Tom Brunansky, R</b> <small>(1, 9) OBP: 0.325, SLG: 0.443</small> <b>Randy Bush, L</b> <small>(5, PH) OBP: 0.322, SLG: 0.472 (6, 9)</small>										2	0	0	0	0	0	2
<b>Mark Salas, L</b> <small>(1, 2) OBP: 0.323, SLG: 0.417</small>										5	1	0	0	0	0	7
<b>Mike Stenhouse, L</b> <small>(1, 10) OBP: 0.331, SLG: 0.341</small>										5	0	1	1	0	1	5
<b>Roy Smalley, S</b> <small>(1, 5) OBP: 0.371, SLG: 0.423</small> <b>Gary Gaetti, R</b> <small>(6, PR) OBP: 0.310, SLG: 0.405 (7, 5)</small>										1	1	0	0	1	0	0
<b>Ron Washington, R</b> <small>(1, 4) OBP: 0.323, SLG: 0.418 (9, 6)</small>										4	1	2	1	0	1	1
<b>Alvaro Espinoza, R</b> <small>(1, 6) OBP: 0.268, SLG: 0.275</small> <b>Dave Engle, R</b> <small>(8, PH) OBP: 0.338, SLG: 0.432</small> <b>Tim Teufel, R</b> <small>(9, 4) OBP: 0.341, SLG: 0.377</small>										3	0	1	2	0	0	2

Inning Stats	R: 1	H: 2	E: 0	LOB: 0	K: 0	BB: 0	S: 4	P: 4	R: 2	H: 2	E: 1	LOB: 2	K: 0	BB: 0	S: 6	P: 7	R: 0	H: 1	E: 0	LOB: 1	K: 0	BB: 0	S: 4	P: 4	R: 0	H: 0	E: 0	LOB: 0	K: 0	BB: 0	S: 3	P: 3	R: 1	H: 3	E: 0	LOB: 2	K: 1	BB: 0	S: 8	P: 8	R: 0	H: 0	E: 0	LOB: 2	K: 0	BB: 1	S: 3	P: 7	R: 0	H: 1	E: 0	LOB: 2	K: 0	BB: 1	S: 4	P: 8	R: 0	H: 1	E: 0	LOB: 1	K: 2	BB: 0	S: 8	P: 8	R: 2	H: 2	E: 0	LOB: 3	K: 0	BB: 3	S: 4	P: 16	1B: 9	SF: 0	2B: 3	SAC: 2	3B: 0	DP: 1	HR: 0	HBP: 1	WP: 0	PA: 44
--------------	------	------	------	--------	------	-------	------	------	------	------	------	--------	------	-------	------	------	------	------	------	--------	------	-------	------	------	------	------	------	--------	------	-------	------	------	------	------	------	--------	------	-------	------	------	------	------	------	--------	------	-------	------	------	------	------	------	--------	------	-------	------	------	------	------	------	--------	------	-------	------	------	------	------	------	--------	------	-------	------	-------	-------	-------	-------	--------	-------	-------	-------	--------	-------	--------

PITCHER	IP	WLS	BF	H	R	ER	SO	BB	IBB	HBP	BLK	WP	HR	S	P	ERA	WHIP
<b>Oil Can Boyd, R</b> <small>(1, 1) ERA: 3.71</small>	7.0		33	9	4	4	1	2	0	1	0	0	0	32	41	5.14	1.571
<b>Steve Crawford, R</b> <small>(8, 1) ERA: 3.45</small>	1.2	L	11	3	2	2	2	2	1	0	0	0	0	12	24	10.80	3.000

**BOTTOM**

**Boston Red Sox @ Minnesota Twins**  
 Hubert H. Humphrey Metrodome, Minneapolis, MN  
 Sat Aug 31 1985, 8:05 PM EDT  
 Unknown

AB	36
R	6
H	12
RBI	6
BB	5
SO	3
LOB	28



WP	HR	S	P	ERA	WHIP
0	0	0	0	0	0



Batter	1	2	3	4	5	6	7	8	9	AB R H RBI BB SO LOB	TOP	
Dwight Evans, R (1, 9) OBP: 0.370, SLG: 0.418	0-0 1-3		0-0 F7			0-0 F3	0-3 K		0-0 HR	5 1 1 2 0 1 2	<b>Boston Red Sox @ Minnesota Twins</b> Hubert H. Humphrey Metrodome, Minneapolis, MN Sat Aug 31 1985, 8:05 PM EDT Att: 20,779 - Unknown <a href="http://livebaseballscorecards.com">livebaseballscorecards.com</a>	
Wade Boggs, L (1, 5) OBP: 0.444, SLG: 0.472	0-0 G3 2B		0-3 K			0-0 1B 1B		0-0 F8 2B	0-3 K	5 1 3 0 0 2 0		
Bill Buckner, L (1, 3) OBP: 0.311, SLG: 0.437	0-0 G3 2-3		0-0 1-3			0-0 1-2 1B		0-0 F8 2-3		4 0 1 0 0 0 2		
Tony Armas, R (1, 7) OBP: 0.266, SLG: 0.505	0-0 F8				0-0 6-3	0-0 F7		0-0 3-H 1B		4 0 1 1 0 0 3		
Mike Easler, L (1, 10) OBP: 0.321, SLG: 0.412		0-0 FC6-4 BLK 1B		0-0 4-3		0-0 F7		0-0 F7		4 1 1 0 0 0 3		
Dave Stapleton, R (1, 4) OBP: 0.311, SLG: 0.333		4-0 FC6-4 BB		0-3 K			0-0 1B 1B	0-0 F5		3 0 1 0 1 1 1		
Dave Sax, R (1, 2) OBP: 0.316, SLG: 0.343 Rich Gedman, L (9, PH) OBP: 0.372, SLG: 0.492		0-0 FC6-4 BLK 1-2f 2-3			0-0 1-3		0-3 K		0-0 FC3-6 1B	3 0 0 0 0 1 3 1 0 1 0 0 0 0		
Steve Lyons, L (1, 8) OBP: 0.335, SLG: 0.360		0-3 K			0-0 3-1		0-0 1-2 1B		0-0 FC3-6 HR	4 1 1 0 0 1 3		
Glenn Hoffman, R (1, 6) OBP: 0.305, SLG: 0.376 Jim Rice, R (9, PH) OBP: 0.325, SLG: 0.429		0-3 K 1-2 3-H			0-0 1-3		0-0 F3		0-0 F9	3 0 0 0 0 1 3 1 0 0 0 0 0 1		
<b>Inning Stats</b>	R: 0 E: 0 K: 0 S: 4 H: 1 LOB: 1 BB: 0 P: 4	R: 1 E: 0 K: 2 S: 8 H: 1 LOB: 1 BB: 1 P: 12	R: 0 E: 0 K: 1 S: 5 H: 0 LOB: 0 BB: 0 P: 5	R: 0 E: 0 K: 1 S: 5 H: 0 LOB: 0 BB: 0 P: 5	R: 0 E: 0 K: 0 S: 3 H: 0 LOB: 0 BB: 0 P: 3	R: 0 E: 0 K: 0 S: 5 H: 2 LOB: 2 BB: 0 P: 5	R: 0 E: 0 K: 2 S: 9 H: 2 LOB: 2 BB: 0 P: 9	R: 1 E: 0 K: 0 S: 5 H: 2 LOB: 1 BB: 0 P: 5	R: 2 E: 1 K: 1 S: 7 H: 2 LOB: 0 BB: 0 P: 7	1B: 7 2B: 2 3B: 0 HR: 1 SF: 0 SAC: 0 DP: 0 HBP: 0		WP: 0 PB: 0 SB: 0 CS: 0 PA: 38
<b>PITCHER</b>	IP WLS BF H R ER SO BB IBB HBP BLK WP HR S P ERA WHIP											
Mark Portugal, R (1, 1) ERA: 4.5	5.2 W 22 4 1 1 4 1 0 0 0 1 0 0 29 33 1.59 0.882											
Pete Filson, L (6, 1) ERA: 3.99	2.1 11 4 1 1 2 0 0 0 0 0 0 0 15 15 3.86 1.714											
Ron Davis, R (9, 1) ERA: 3.58	1.0 S 5 2 2 2 1 0 0 0 0 0 0 1 7 7 18.00 2.000											

**Boston Red Sox @ Minnesota Twins**  
 Hubert H. Humphrey Metrodome, Minneapolis, MN  
 Sat Aug 31 1985, 8:05 PM EDT  
 Att: 20,779 - Unknown

AB	37
R	4
H	10
RBI	3
BB	1
SO	7
LOB	21



Batter	1	2	3	4	5	6	7	8	9
<b>Kirby Puckett, R</b> OBP: 0.317, SLG: 0.368 (1, 8) BBB	4-0 1-3 S 3B BB	0-0 1-2 3-H 1B	0-0 FC4-6 1-2f			0-0 4-3 6-3 1B		0-0 4-3 2-3	
<b>Mickey Hatcher, R</b> OBP: 0.308, SLG: 0.362 (1, 7) <b>Dave Meier, R</b> OBP: 0.353, SLG: 0.268 (9, 7)	0-0 1-3	0-0 F7			0-0 L6	0-0 6-3 1-2		0-0 F3	
<b>Randy Bush, L</b> OBP: 0.325, SLG: 0.483 (1, 9) 3-H	0-0 1B 3B	0-3 K			0-0 G1-6-3 1B	0-0 4-3 2-3			
<b>Kent Hrbek, L</b> OBP: 0.345, SLG: 0.427 (1, 3) 3-H	0-0 1B		0-3 K		0-0 G1-6-3 1-2f	0-0 G3			
<b>Mike Stenhouse, L</b> OBP: 0.335, SLG: 0.341 (1, 10) 3-H	0-0 F8		4-0 HR BB		0-0 S 1B		0-0 F9		
<b>Gary Gaetti, R</b> OBP: 0.310, SLG: 0.411 (1, 5) 3-H	0-0 F7		0-0 1-H HR		0-3 K 1-2	0-0 5-3			
<b>Mark Salas, L</b> OBP: 0.329, SLG: 0.425 (1, 2) <b>Tim Laudner, R</b> OBP: 0.311, SLG: 0.431 (9, 2)		0-0 1B 3B	4-0 FC6-5 1B BB		4-0 IBB		0-0 F5		
<b>Tim Teufel, R</b> OBP: 0.343, SLG: 0.378 (1, 4)		0-0 1-3	0-0 FC6-5 1-2 1B		0-0 F7		0-0 4-3 SH1-4 1B		
<b>Alvaro Espinoza, R</b> OBP: 0.273, SLG: 0.262 (1, 6) H		1-0 1B HBP	0-0 FC6-5 1-2 2-3f FC4-6		0-0 L4		0-0 SH1-4 1-2		

Inning Stats	R: 2	H: 2	E: 0	LOB: 1	K: 0	S: 5	R: 1	H: 2	E: 0	LOB: 2	K: 1	S: 7	R: 2	H: 2	E: 0	LOB: 2	K: 1	S: 7	R: 0	H: 1	E: 0	LOB: 0	K: 0	S: 3	R: 0	H: 1	E: 0	LOB: 2	K: 1	S: 6	R: 0	H: 1	E: 0	LOB: 1	K: 0	S: 4	R: 0	H: 0	E: 0	LOB: 0	K: 0	S: 3	R: 0	H: 1	E: 0	LOB: 1	K: 0	S: 4		

PITCHER	IP	WLS	BF	H	R	ER	SO	BB	IBB	HBP	BLK	WP	HR	S	P	ERA	WHIP
<b>Al Nipper, R</b> ERA: 4.38 (1, 1)	2.1	L	17	6	5	5	2	3	0	1	0	0	1	17	30	19.29	3.857
<b>Bruce Kison, R</b> ERA: 4.14 (3, 1)	5.2		21	4	0	0	1	0	1	0	0	0	0	22	26	0.00	0.706

**BOTTOM**

**Boston Red Sox @ Minnesota Twins**  
Hubert H. Humphrey Metrodome, Minneapolis, MN

Sat Aug 31 1985, 8:05 PM EDT  
Att. 20,779 - Unknown

AB	32
R	5
H	10
RBI	5
BB	4
SO	3
LOB	23

livebaseballscores.com



1B	2B	3B	HR	SF	SAC	DP	HBP	WP	HR	S	P	ERA	WHIP
7	0	2	1	0	1	1	1	0	0	0	0	0	0



Batter	1	2	3	4	5	6	7	8	9	AB R H RBI BB SO LOB	TOP											
Dwight Evans, R (1, 9) OBP: 0.370, SLG: 0.415	0-0 1-6-3	0-3 K		4-0 3B BB	4-0 1-2 BB		0-0 F8		0-0 F9	4 1 0 0 2 1 1												
Wade Boggs, L (1, 5) OBP: 0.445, SLG: 0.478	0-0 1B 1B SF8 1B	0-0 F7		0-0 1B 3B	0-3 K			0-0 1B FC3-2 2B	0-3 K	6 2 3 1 0 2 2												
Bill Buckner, L (1, 3) OBP: 0.314, SLG: 0.438	0-0 SF8 1B 1B 1B		0-0 PB HR 1B	0-0 G6-4-3 1B		0-0 F7		0-0 F8		5 2 3 1 0 0 1												
Jim Rice, R (1, 10) OBP: 0.329, SLG: 0.438	0-0 1B 1B 1B		0-0 HR	0-0 G6-4-3 1B		4-0 FC6-4 BB		0-0 FC3-2 WP 1B		4 3 3 2 1 0 1												
Tony Armas, R (1, 7) OBP: 0.272, SLG: 0.518	0-0 SF8		0-0 2B SF7 1B	0-0 HR		0-0 FC6-4 FC5-4		4-0 WP FC3-2 IBB		3 2 2 2 1 0 1												
Marty Barrett, R (1, 4) OBP: 0.347, SLG: 0.357	0-0 1B 1B		0-0 SF7 FC1-2 2B	0-0 F9		0-0 FC5-4		0-0 FC3-2 WP		5 0 2 1 0 0 4												
Glenn Hoffman, R (1, 6) OBP: 0.302, SLG: 0.373	0-0 1-3 3-H 1B		0-0 SF7		0-0 F4		0-3 K	0-3 K		4 0 1 2 0 2 2												
Steve Lyons, L (1, 8) OBP: 0.336, SLG: 0.361	0-0 F2		0-0 FC1-2 FC6-4		0-0 BB 1B		0-0 1B	0-0 3-1		5 0 2 0 0 0 6												
Marc Sullivan, R (1, 2) OBP: 0.196, SLG: 0.226		0-0 F9	0-0 FC6-4		0-0 F5		0-0 F4		0-0 5-3	5 0 0 0 0 0 3												
<b>Inning Stats</b>	R: 3 E: 0 K: 0 S: 8	H: 5 LOB: 2 BB: 0 P: 8	R: 0 E: 0 K: 1 S: 5	H: 0 LOB: 0 BB: 0 P: 5	R: 3 E: 0 K: 0 S: 7	H: 4 LOB: 1 BB: 0 P: 7	R: 3 E: 0 K: 0 S: 5	H: 3 LOB: 0 BB: 1 P: 9	R: 0 E: 0 K: 1 S: 6	H: 1 LOB: 2 BB: 1 P: 10	R: 0 E: 0 K: 1 S: 3	H: 0 LOB: 1 BB: 1 P: 7	R: 0 E: 0 K: 1 S: 6	H: 1 LOB: 1 BB: 0 P: 6	R: 1 E: 0 K: 1 S: 8	H: 2 LOB: 3 BB: 1 P: 12	R: 0 E: 0 K: 1 S: 5	H: 0 LOB: 0 BB: 0 P: 5	1B: 11 2B: 2 3B: 1 HR: 2	SF: 2 SAC: 0 DP: 1 HBP: 0	WP: 1 PB: 1 SB: 0 CS: 0	PA: 47
<b>PITCHER</b>	IP WLS BF H R ER SO BB IBB HBP BLK WP HR S P ERA WHIP																					
Frank Viola, L (1, 1) ERA: 4.38	2.0 L 15 9 6 6 1 0 0 0 0 0 1 17 17 27.00 4.500																					
Frank Eufemia, R (3, 1) ERA: 3.61	2.0 9 3 3 3 0 1 0 0 0 0 0 1 8 12 13.50 2.000																					
Pete Filson, L (5, 1) ERA: 3.89	2.0 9 1 0 0 1 2 0 0 0 0 0 0 9 17 0.00 1.500																					
Steve Howe, L (7, 1) ERA: 5.82	3.0 14 3 1 1 3 0 1 0 0 1 0 19 23 3.00 1.000																					

**Boston Red Sox @ Minnesota Twins**  
 Hubert H. Humphrey Metrodome, Minneapolis, MN  
 Sun Sep 01 1985, 4:33 AM EDT  
 Att: 16,589 - Unknown

AB	41
R	10
H	16
RBI	9
BB	4
SO	5
LOB	21



WP: 1	PA: 47
-------	--------

1B: 11	SF: 2
2B: 2	SAC: 0
3B: 1	DP: 1
HR: 2	HBP: 0

Batter	1	2	3	4	5	6	7	8	9	AB R H RBI BB SO LOB
Kirby Puckett, R OBP: 0.316, SLG: 0.368 (1, 8)	0-0 4-3		0-0 6-3		0-0 E 2B		0-0 4-3		0-0 4-3	5 1 1 0 0 0 1
Roy Smalley, S OBP: 0.366, SLG: 0.416 (1, 10)	0-0 L1		0-0 F9		0-0 F8		0-0 F8		0-0 F8	5 0 0 0 0 0 1
Gary Gaetti, R OBP: 0.309, SLG: 0.409 (1, 5)	0-0 F3		0-0 5-3		0-0 L5		0-0 BB 1B			4 0 1 0 0 0 1
Kent Hrbek, L OBP: 0.346, SLG: 0.427 (1, 3)		0-0 4-3		0-0 E3 1B		0-0 1B	0-0 BB 1B			3 1 1 0 1 0 0
Randy Bush, L OBP: 0.319, SLG: 0.473 (1, 7)		0-0 3-1		0-0 1-4-3 1B		0-0 F7	0-0 4-3			4 0 0 0 0 0 4
Mark Salas, L OBP: 0.332, SLG: 0.428 (1, 2)		0-0 1B		0-0 4-3		0-0 G3 1B		0-0 4-3		3 0 2 0 0 0 1
Tim Laudner, R OBP: 0.309, SLG: 0.428 (8, 2)				0-0 2-3						1 0 0 0 0 0 0
Mike Stenhouse, L OBP: 0.333, SLG: 0.338 (1, 9)		0-0 F9		0-0 1B 1B		0-0 G3		0-0 F9		4 0 1 1 0 0 2
Tim Teufel, R OBP: 0.345, SLG: 0.388 (1, 4)			0-0	0-0 3-H 1B		0-0 6-3		0-0 1-3		3 1 2 1 0 0 1
Dave Engle, R OBP: 0.336, SLG: 0.429 (8, PH)				0-0 HR 1B						1 0 0 0 0 0 0
Ron Washington, R OBP: 0.323, SLG: 0.418 (9, 4)				0-0 1-2 1B						0 0 0 0 0 0 0
Alvaro Espinoza, R OBP: 0.277, SLG: 0.267 (1, 6)			0-0 F9 6-3 1B		0-0 1-3		0-0 1-3		0-0 F8	3 0 1 0 0 0 3
Mickey Hatcher, R OBP: 0.307, SLG: 0.361 (9, PH)										1 0 0 0 0 0 0

Inning Stats	R: 0	H: 0	E: 0	K: 0	S: 3	R: 0	H: 1	E: 0	K: 0	S: 4	R: 1	H: 2	E: 0	K: 0	S: 5	R: 1	H: 2	E: 1	K: 0	S: 6	R: 1	H: 2	E: 0	K: 0	S: 5	R: 0	H: 1	E: 0	K: 0	S: 4	R: 0	H: 1	E: 0	K: 0	S: 3	R: 0	H: 0	E: 0	K: 0	S: 3	R: 0	H: 0	E: 0	K: 0	S: 3	1B: 7	SF: 0	2B: 1	SAC: 0	3B: 0	DP: 0	HR: 1	HBP: 0	WP: 0	PA: 38
--------------	------	------	------	------	------	------	------	------	------	------	------	------	------	------	------	------	------	------	------	------	------	------	------	------	------	------	------	------	------	------	------	------	------	------	------	------	------	------	------	------	------	------	------	------	------	-------	-------	-------	--------	-------	-------	-------	--------	-------	--------

PITCHER	IP	WLS	BF	H	R	ER	SO	BB	IBB	HBP	BLK	WP	HR	S	P	ERA	WHIP	PITCHER	IP	WLS	BF	H	R	ER	SO	BB	IBB	HBP	BLK	WP	HR	S	P	ERA	WHIP													
Mike Trujillo, R ERA: 4.5 (1, 1)	9.0	W	38	9	3	2	0	1	0	0	0	0	1	37	41	2.00	1.111																															

BOTTOM

Boston Red Sox @ Minnesota Twins  
 Hubert H. Humphrey Metrodome, Minneapolis, MN  
 Sun Sep 01 1985, 4:33 AM EDT  
 Att. 16,589 - Unknown

livebaseballscorecards.com

AB	37
R	3
H	9
RBI	2
BB	1
SO	0
LOB	14







Batter	1	2	3	4	5	6	7	8	9	AB R H RBI BB SO LOB
<b>Oddibe McDowell, L</b> (1, 8) <small>OBP: 0.307, SLG: 0.437</small>	4-0 		0-0 		4-0 			4-0 		1 1 1 2 3 0 0
<b>Toby Harrah, R</b> (1, 4) <small>OBP: 0.440, SLG: 0.394</small> <b>Curtis Wilkerson, S</b> (5, PR) <small>OBP: 0.289, SLG: 0.293</small>	0-3 		4-0 		0-0 			0-0 		2 0 0 0 1 1 2 1 0 0 0 0 0 1
<b>Pete O'Brien, L</b> (1, 3) <small>OBP: 0.326, SLG: 0.435</small> <b>Bob Jones, L</b> (7, 3) <small>OBP: 0.276, SLG: 0.258</small>	0-0 		0-0 		0-0 			4-0 		3 0 0 0 0 0 3 0 0 0 0 1 0 0
<b>Gary Ward, R</b> (1, 7) <small>OBP: 0.315, SLG: 0.411</small> <b>Duane Walker, L</b> (9, 7) <small>OBP: 0.304, SLG: 0.362</small>	0-3 		0-0 		0-0 			0-0 		4 0 0 0 0 1 3 0 0 0 0 0 0 0
<b>Don Slaught, R</b> (1, 2) <small>OBP: 0.315, SLG: 0.384</small> <b>Glenn Brummer, R</b> (7, 2) <small>OBP: 0.353, SLG: 0.318</small>		0-0 		4-0 		0-0 		0-0 		2 0 0 0 1 0 0 1 0 0 0 0 0 0
<b>George Wright, S</b> (1, 9) <small>OBP: 0.255, SLG: 0.258</small>		0-3 		0-0 		0-0 		0-0 		4 0 1 0 0 1 1
<b>Alan Bannister, R</b> (1, 10) <small>OBP: 0.341, SLG: 0.347</small>		0-0 		0-0 		0-0 		0-0 		4 0 0 0 0 0 2
<b>Steve Buechele, R</b> (1, 5) <small>OBP: 0.295, SLG: 0.303</small> <b>Larry Parrish, R</b> (7, PH) <small>OBP: 0.307, SLG: 0.413</small>		0-0 	0-0 		0-0 		0-0 	0-0 		2 0 0 0 0 0 1 2 0 0 0 0 0 1
<b>Wayne Tolleson, S</b> (1, 6) <small>OBP: 0.372, SLG: 0.402</small>			0-0 		0-0 		0-0 			3 1 1 0 0 0 0

Inning Stats	R: 0	H: 0	E: 0	K: 2	S: 7	LOB: 1	BB: 1	P: 11	R: 0	H: 0	E: 0	K: 1	S: 5	LOB: 0	BB: 0	P: 5	R: 0	H: 2	E: 0	K: 0	S: 5	LOB: 1	BB: 1	P: 9	R: 0	H: 0	E: 0	K: 0	S: 3	LOB: 0	BB: 1	P: 7	R: 0	H: 0	E: 0	K: 0	S: 3	LOB: 1	BB: 1	P: 7	R: 0	H: 0	E: 0	K: 0	S: 3	LOB: 0	BB: 0	P: 3	R: 0	H: 0	E: 0	K: 0	S: 3	LOB: 0	BB: 0	P: 3	R: 0	H: 0	E: 0	K: 0	S: 2	LOB: 1	BB: 2	P: 10	R: 0	H: 1	E: 0	K: 0	S: 4	LOB: 1	BB: 0	P: 4	1B: 2	2B: 0	3B: 0	HR: 1	SF: 0	SAC: 0	DP: 1	HBP: 0	WP: 2	PB: 0	SB: 2	CS: 0	PA: 35
<b>Tim Lollar, L</b> (1, 1) <small>ERA: 4.51</small> <b>Mark Clear, R</b> (9, 1) <small>ERA: 3.69</small>	IP	WLS	BF	H	R	ER	SO	BB	IBB	HBP	BLK	WP	HR	S	P	ERA	WHIP																																																																				
	8.0	W	31	2	2	2	3	6	0	0	0	2	1	31	55	2.25	1.000																																																																				
	1.0		4	1	0	0	0	0	0	0	0	0	0	4	4	0.00	1.000																																																																				

**BOTTOM**

**Boston Red Sox @ Texas Rangers**  
 Arlington Stadium, Arlington, TX

Mon Sep 02 1985, 8:05 PM EDT  
 Att. 7,200 - Unknown

livebaseballscorecards.com

<b>AB</b>	<b>29</b>
<b>R</b>	<b>2</b>
<b>H</b>	<b>3</b>
<b>RBI</b>	<b>2</b>
<b>BB</b>	<b>6</b>
<b>SO</b>	<b>3</b>
<b>LOB</b>	<b>14</b>





**Boston Red Sox @ Texas Rangers**  
 Arlington Stadium, Arlington, TX

Tue Sep 03 1985, 8:05 PM EDT  
 Att. 6,449 - Unknown

[livebaseballscorecards.com](http://livebaseballscorecards.com)

<b>AB</b>	<b>37</b>
<b>R</b>	<b>6</b>
<b>H</b>	<b>12</b>
<b>RBI</b>	<b>5</b>
<b>BB</b>	<b>3</b>
<b>SO</b>	<b>1</b>
<b>LOB</b>	<b>21</b>



AB R H RBI BB SO LOB

5	2	3	0	0	0	2
5	0	1	0	0	0	2
4	1	1	0	1	0	2
5	1	4	3	0	0	2
0	0	0	0	0	0	0
5	0	0	0	0	1	6
3	0	0	0	1	0	3
0	1	0	0	0	0	0
3	0	1	0	1	0	0
4	0	1	0	0	0	3
3	1	1	1	0	0	1
0	0	0	1	0	0	0
0	0	0	0	0	0	0

1B: 8	SF: 1	WP: 1	PA: 41
2B: 3	SAC: 0	PB: 0	
3B: 0	DP: 1	SB: 2	
HR: 2	HBP: 0	CS: 0	

Batter	1	2	3	4	5	6	7	8	9
<b>Dwight Evans, R</b> (1, 9) OBP: 0.373, SLG: 0.419	0-0 6-3		0-0 4-3 WP 2B		0-0 FC3-6 1B 1B		0-0 4-3 2B	0-0 F3	
<b>Wade Boggs, L</b> (1, 5) OBP: 0.444, SLG: 0.476	0-0 L3		0-0 4-3 2-3 1B		0-0 FC3-6 1B		0-0 4-3 2-3 1B	0-0 L8	
<b>Bill Buckner, L</b> (1, 3) OBP: 0.318, SLG: 0.441	0-0 F7		0-0 S 1B 1B		0-0 FC3-6 1B 1-2f 2-3		4-0 FC6-4 IBB	0-0 F5	
<b>Jim Rice, R</b> (1, 7) OBP: 0.334, SLG: 0.453		0-0 HR	0-0 1-H 1B		0-0 1-2 3-H 1B		0-0 L5	0-0 1B	
<b>Steve Lyons, L</b> (9, PR) OBP: 0.335, SLG: 0.360									
<b>Tony Armas, R</b> (1, 8) OBP: 0.266, SLG: 0.502		0-3 K	0-0 F7		0-0 F4		0-0 FC6-4 1-2f	0-0 F8	
<b>Mike Easler, L</b> (1, 10) OBP: 0.324, SLG: 0.417		0-0 G3	0-0 F7		0-0 4-3			4-0 FC4-6 1B SF7 BB	
<b>Ed Jurak, R</b> (8, PR) OBP: 0.222, SLG: 0.222									
<b>Rich Gedman, L</b> (1, 2) OBP: 0.373, SLG: 0.492		4-0 BB		0-0 5-3		0-0 F3		0-0 FC4-6 1B 1-2	
<b>Marty Barrett, R</b> (1, 4) OBP: 0.345, SLG: 0.355		0-0 5-3		0-0 F8		0-0 1-3 1B		0-0 FC4-6 SF7 1-2f 2-3	
<b>Glenn Hoffman, R</b> (1, 6) OBP: 0.305, SLG: 0.387			0-0 HR		0-0 6-3		0-0 1-3 1-2f	0-0 SF7 1-2 3-H	
<b>Rick Miller, L</b> (8, PH) OBP: 0.386, SLG: 0.400									
<b>Jackie Gutierrez, R</b> (8, 6) OBP: 0.275, SLG: 0.298									

Inning Stats	R: 0	H: 0	E: 0	K: 0	S: 3	P: 3	R: 1	H: 1	E: 0	K: 1	S: 6	P: 10	R: 3	H: 4	E: 0	K: 0	S: 7	P: 7	R: 0	H: 0	E: 0	K: 0	S: 3	P: 3	R: 1	H: 3	E: 0	K: 0	S: 6	P: 6	R: 0	H: 1	E: 0	K: 0	S: 3	P: 3	R: 0	H: 1	E: 0	K: 0	S: 4	P: 8	R: 1	H: 1	E: 0	K: 0	S: 4	P: 8	R: 0	H: 1	E: 0	K: 0	S: 4	P: 4	R: 0	H: 1	E: 0	K: 0	S: 4	P: 4
--------------	------	------	------	------	------	------	------	------	------	------	------	-------	------	------	------	------	------	------	------	------	------	------	------	------	------	------	------	------	------	------	------	------	------	------	------	------	------	------	------	------	------	------	------	------	------	------	------	------	------	------	------	------	------	------	------	------	------	------	------	------

PITCHER	IP	WLS	BF	H	R	ER	SO	BB	IBB	HBP	BLK	WP	HR	S	P	ERA	WHIP
<b>Charlie Hough, R</b> (1, 1) ERA: 3.25	4.0	L	20	7	5	5	1	1	0	0	0	1	2	21	25	11.25	2.000
<b>Chris Welsh, L</b> (5, 1) ERA: 4.33	0.1		1	0	0	0	0	0	0	0	0	0	0	1	1	0.00	0.000
<b>Greg Harris, R</b> (5, 1) ERA: 2.15	1.2		6	2	0	0	0	0	0	0	0	0	0	6	6	0.00	1.200
<b>Burt Hooton, R</b> (7, 1) ERA: 5.25	1.0		7	2	1	1	0	1	1	0	0	0	0	5	13	9.00	3.000
<b>Dwayne Henry, R</b> (8, 1) ERA: 1.35	1.0		3	0	0	0	0	0	0	0	0	0	0	3	3	0.00	0.000

PITCHER	IP	WLS	BF	H	R	ER	SO	BB	IBB	HBP	BLK	WP	HR	S	P	ERA	WHIP
<b>Dave Schmidt, R</b> (9, 1) ERA: 2.61	1.0		4	1	0	0	0	0	0	0	0	0	0	4	4	0.00	1.000

Batter	1	2	3	4	5	6	7	8	9	AB	R	H	RBI	BB	SO	LOB
<b>Oddibe McDowell, L</b> (1, 8) OBP: 0.309, SLG: 0.446	0-0 1B 1B		0-0 HR		0-3 K		0-0 CS	0-3 K		4	1	2	1	0	2	0
<b>Toby Harrah, R</b> (1, 4) OBP: 0.439, SLG: 0.391	0-0 F7		0-0 F5			0-0 L6		4-0 BB BB		3	0	0	0	1	0	1
<b>Pete O'Brien, L</b> (1, 3) OBP: 0.328, SLG: 0.434	0-0 1-3 1B		0-0 F8			0-0 F5		4-0 BB BB G1-6-3		3	0	1	0	1	0	0
<b>Gary Ward, R</b> (1, 7) OBP: 0.313, SLG: 0.407	0-3 K			0-0 F8		0-3 K		0-0 G1-6-3 1-2f		4	0	0	0	0	2	4
<b>Larry Parrish, R</b> (1, 10) OBP: 0.313, SLG: 0.416	0-3 K			4-0 BB			0-0 3-1 1B 1B		0-0 F8 1B 1B	3	2	2	0	1	1	2
<b>Don Slaught, R</b> (1, 2) OBP: 0.317, SLG: 0.386		0-0 CS 1B		0-3 K		0-0 3-1		0-0 1-2 1B 1B		4	0	2	0	0	1	2
<b>George Wright, S</b> (1, 9) OBP: 0.252, SLG: 0.254		0-3 K		0-3 K		0-3 K		0-0 2-3 F8		4	0	0	0	0	3	5
<b>Steve Buechele, R</b> (1, 5) OBP: 0.296, SLG: 0.303 <b>Duane Walker, L</b> (9, PH) OBP: 0.309, SLG: 0.366		0-3 1-2 K			0-0 F9		0-0 2-H 3B 1B	0-0 1-3 3-H G4-6-3 1B		3	1	1	1	0	1	1
<b>Wayne Tolleson, S</b> (1, 6) OBP: 0.372, SLG: 0.409 <b>Bob Jones, L</b> (9, PH) OBP: 0.273, SLG: 0.256			0-0 F9		0-0 5-3		0-0 1-H CS 3B	0-0 1-2f G4-6-3		3	0	1	1	0	0	0

Inning Stats	R: 0	H: 2	E: 0	K: 2	S: 9	LOB: 2	BB: 0	P: 9	R: 0	H: 1	E: 0	K: 2	S: 7	LOB: 0	BB: 0	P: 7	R: 1	H: 1	E: 0	K: 0	S: 4	LOB: 0	BB: 0	P: 4	R: 0	H: 0	E: 0	K: 2	S: 7	LOB: 1	BB: 1	P: 11	R: 0	H: 0	E: 0	K: 1	S: 5	LOB: 0	BB: 0	P: 5	R: 0	H: 0	E: 0	K: 1	S: 5	LOB: 0	BB: 0	P: 5	R: 2	H: 3	E: 0	K: 1	S: 7	LOB: 0	BB: 0	P: 7	R: 0	H: 0	E: 0	K: 1	S: 4	LOB: 1	BB: 2	P: 12	R: 1	H: 3	E: 0	K: 0	S: 5	LOB: 1	BB: 0	P: 5	1B: 8	2B: 0	3B: 1	SF: 0	SAC: 0	DP: 2	HBP: 0	WP: 0	PA: 37
<b>PITCHER</b>	IP	WLS	BF	H	R	ER	SO	BB	IBB	HBP	BLK	WP	HR	S	P	ERA	WHIP																																																																
<b>Bruce Hurst, L</b> (1, 1) ERA: 4.57	7.1	W	30	7	3	3	10	3	0	0	0	0	0	47	59	3.68	1.364																																																																
<b>Steve Crawford, R</b> (8, 1) ERA: 3.52	1.0		5	3	1	1	0	0	0	0	0	0	0	5	5	9.00	3.000																																																																
<b>Bruce Kison, R</b> (9, 1) ERA: 4.1	0.2	S	1	0	0	0	0	0	0	0	0	0	0	1	1	0.00	0.000																																																																

**BOTTOM**

**Boston Red Sox @ Texas Rangers**  
Arlington Stadium, Arlington, TX  
Tue Sep 03 1985, 8:05 PM EDT  
Att. 6,449 - Unknown

livebaseballscorecards.com

<b>AB</b>	<b>33</b>
<b>R</b>	<b>4</b>
<b>H</b>	<b>10</b>
<b>RBI</b>	<b>4</b>
<b>BB</b>	<b>3</b>
<b>SO</b>	<b>10</b>
<b>LOB</b>	<b>17</b>





Batter	1	2	3	4	5	6	7	8	9	AB R H RBI BB SO LOB	TOP											
<b>Brett Butler, L</b> (1, 8) OBP: 0.368, SLG: 0.437 <b>Otis Nixon, S</b> (7, 8) OBP: 0.262, SLG: 0.324	4-0 E 1B BB		0-0 6-3	0-0 G1-6-3			0-0 E5 1B 1B		0-0 WP E 1B	3 2 1 0 1 0 2 1 1 1 0 0 0 0												
<b>Tony Bernazard, S</b> (1, 4) OBP: 0.356, SLG: 0.411	0-0 E7 1B		0-0 FC6-4 1B			0-0 F8	0-0 1-3 1B 2-H		0-0 E3 G6-4-3	5 1 2 2 0 0 1												
<b>Julio Franco, R</b> (1, 6) OBP: 0.344, SLG: 0.383 <b>Mike Fischlin, R</b> (7, 6) OBP: 0.283, SLG: 0.313	0-0 G5-4-3 1B 2-H 3-H		0-0 F4			0-0 L7	0-0 1-3 1B		0-0 F9	4 0 2 2 0 0 1 1 0 0 0 0 0 1												
<b>Andre Thornton, R</b> (1, 10) OBP: 0.277, SLG: 0.326	0-0 G5-4-3 1B 1-2		0-0 FC6-4 1-2f			0-0 4-3	0-0 1-3 1-2 2-3		0-0 G6-4-3 1-2f	5 0 1 0 0 0 4												
<b>Brook Jacoby, R</b> (1, 5) OBP: 0.340, SLG: 0.429	0-0 G5-4-3 1-2f 2-3			0-0 1B 2B			0-0 1-3		0-0 5-3	4 1 1 0 0 0 4												
<b>Mike Hargrove, L</b> (1, 3) OBP: 0.361, SLG: 0.333	0-0 G3			0-0 2B 1B 2-H			0-0 1-3		0-0 5-3	4 0 1 1 0 0 1												
<b>Joe Carter, R</b> (1, 7) OBP: 0.288, SLG: 0.365		0-0 FC3-6 1B		0-0 1-3 2B			0-0 E S 1B		0-0 6-3	4 0 3 0 0 0 0												
<b>George Yukovich, L</b> (1, 9) OBP: 0.292, SLG: 0.333		0-0 FC3-6 G1-6-3 1-2f		0-0 F7			0-0 4-3 1-3		0-0 F2	4 0 0 0 0 0 4												
<b>Chris Bando, S</b> (1, 2) OBP: 0.223, SLG: 0.170 <b>Jerry Willard, L</b> (4, PH) OBP: 0.328, SLG: 0.325 (4, 2)		0-0 G1-6-3 1-2f		0-0 F9			0-3 K		0-0 WP E 1B 1B	1 0 0 0 0 0 1 3 1 1 0 0 1 2												
<b>Inning Stats</b>	R: 2 E: 1 K: 0 S: 5 H: 2 LOB: 1 BB: 1 P: 9	R: 0 E: 0 K: 0 S: 3 H: 1 LOB: 0 BB: 0 P: 3	R: 0 E: 0 K: 0 S: 4 H: 1 LOB: 1 BB: 0 P: 4	R: 1 E: 0 K: 0 S: 6 H: 3 LOB: 2 BB: 0 P: 6	R: 0 E: 0 K: 0 S: 3 H: 0 LOB: 0 BB: 0 P: 3	R: 0 E: 0 K: 0 S: 4 H: 1 LOB: 1 BB: 0 P: 4	R: 1 E: 1 K: 1 S: 8 H: 3 LOB: 2 BB: 0 P: 8	R: 0 E: 0 K: 0 S: 3 H: 0 LOB: 0 BB: 0 P: 3	R: 2 E: 1 K: 0 S: 5 H: 2 LOB: 0 BB: 0 P: 5	1B: 11 2B: 2 3B: 0 HR: 0 SF: 0 SAC: 0 DP: 3 HBP: 0	WP: 1 PB: 0 SB: 1 CS: 0 PA: 40											
<b>PITCHER</b> <b>Oil Can Boyd, R</b> (1, 1) ERA: 3.66 <b>Mark Clear, R</b> (9, 1) ERA: 3.79	IP WLS BF H R ER SO BB IBB HBP BLK WP HR S P ERA WHIP	8.0 W 35 11 4 2 1 1 0 0 0 0 0 0 36 40 2.25 1.500	1.0 5 2 2 1 0 0 0 0 0 0 1 0 5 5 9.00 2.000																			

**Cleveland Indians @ Boston Red Sox**  
**Fenway Park, Boston, MA**  
 Thu Sep 05 1985, 7:05 PM EDT  
 Unknown

[livebaseballscorecards.com](http://livebaseballscorecards.com)

**AB 39**  
**R 6**  
**H 13**  
**RBI 5**  
**BB 1**  
**SO 1**  
**LOB 21**



Batter	1	2	3	4	5	6	7	8	9
Dwight Evans, R (1, 9) OBP: 0.375, SLG: 0.433	0-0 HR		0-3 K	0-0 1B BB	0-3 K		0-0 HR		
Wade Boggs, L (1, 5) OBP: 0.447, SLG: 0.482	0-0 HR		4-0 2B BB	4-0 1B BB		4-0 FC5-4 BB	0-0 6-3		
Bill Buckner, L (1, 3) OBP: 0.318, SLG: 0.440 Dave Stapleton, R (8, PH) OBP: 0.326, SLG: 0.372	0-0 F5		0-0 F2	0-0 1B SF7 1B		0-0 FC5-4 2B	0-0 2B		
Jim Rice, R (1, 7) OBP: 0.337, SLG: 0.459 Steve Lyons, L (6, PR) OBP: 0.337, SLG: 0.365	0-0 6-3		0-0 2B 2B	0-0 WP 1B		0-0 1B 2B	0-0 1B 2B		
Tony Armas, R (1, 8) OBP: 0.269, SLG: 0.500 Kevin Romine, R (8, PH) OBP: 1.000, SLG: 1.000	0-0 5-3		4-0 2B IBB	0-0 SF7		4-0 1B BB	0-0 1B		
Mike Easler, L (1, 10) OBP: 0.324, SLG: 0.419		0-0 1-3	0-0 2B	0-3 K		0-0 G4-6-3 1B	0-3 K		
Rich Gedman, L (1, 2) OBP: 0.369, SLG: 0.486		0-0 F7	0-0 F2		0-0 G3	0-0 G4-6-3	0-3 K		
Marty Barrett, R (1, 4) OBP: 0.342, SLG: 0.351		0-0 F9		0-0 F9	0-0 L7		0-0 5-3		
Glenn Hoffman, R (1, 6) OBP: 0.312, SLG: 0.395			0-0 2B 1B	4-0 WP 1B BB	0-0 2B		0-0 F7		

Inning Stats	R: 2 E: 0 K: 0 S: 5	H: 2 LOB: 0 BB: 0 P: 5	R: 0 E: 0 K: 0 S: 3	H: 0 LOB: 0 BB: 0 P: 3	R: 4 E: 0 K: 1 S: 8	H: 3 LOB: 1 BB: 2 P: 16	R: 4 E: 0 K: 1 S: 8	H: 3 LOB: 1 BB: 2 P: 16	R: 0 E: 0 K: 1 S: 6	H: 1 LOB: 1 BB: 0 P: 6	R: 1 E: 1 K: 0 S: 4	H: 2 LOB: 2 BB: 2 P: 12	R: 1 E: 0 K: 0 S: 4	H: 1 LOB: 0 BB: 0 P: 4	R: 1 E: 0 K: 2 S: 9	H: 3 LOB: 1 BB: 0 P: 9
1B: 6 2B: 6 3B: 0 HR: 3	SF: 1 SAC: 0 DP: 1 HBP: 0	WP: 3 PB: 0 SB: 0 CS: 0	PA: 43													

PITCHER	IP	WLS	BF	H	R	ER	SO	BB	IBB	HBP	BLK	WP	HR	S	P	ERA	WHIP
Neal Heaton, L (1, 1) ERA: 4.69	3.0	L	16	5	6	6	1	1	1	0	0	0	2	16	24	18.00	2.000
Bryan Clark, L (4, 1) ERA: 6.41	0.1		5	2	4	4	0	2	0	0	0	1	0	3	11	108.00	12.000
Rich Thompson, R (4, 1) ERA: 6.21	1.2		7	2	0	0	2	0	0	0	0	1	0	11	11	0.00	1.200
Ramon Romero, L (6, 1) ERA: 6.43	3.0		15	6	3	3	2	2	0	0	0	0	1	17	25	9.00	2.667

**BOTTOM**


**Cleveland Indians @ Boston Red Sox**

Fenway Park, Boston, MA

Thu Sep 05 1985, 7:05 PM EDT

Unknown


AB	36
R	13
H	15
RBI	13
BB	6
SO	5
LOB	12



livebaseballscorecards.com



Batter	1	2	3	4	5	6	7	8	9	AB R H RBI BB SO LOB
<b>Brett Butler, L</b> (1, 8) OBP: 0.368, SLG: 0.436 <b>Otis Nixon, S</b> (6, 8) OBP: 0.265, SLG: 0.333	0-0 E BB 1B 1B		0-0 4-3		0-3 K		0-3 K	0-0 1-3 2B		3 1 1 0 0 1 1 2 0 1 0 0 1 0
<b>Julio Franco, R</b> (1, 6) OBP: 0.344, SLG: 0.386	4-0 E 1-2 1B BB		0-3 K		0-0 F8	0-0 2B 3B	0-0 2B 3B	0-3 K		4 2 1 0 1 2 2
<b>Joe Carter, R</b> (1, 3) OBP: 0.287, SLG: 0.365	0-0 E6 CS 1-2 2-3 1B		0-0 F8		0-0 6-3	0-0 HR 2B		0-3 K		5 1 1 1 0 1 2
<b>Andre Thornton, R</b> (1, 10) OBP: 0.279, SLG: 0.333	0-0 F9			0-0 6-3	4-0 BB 1B BB	0-0 HR 2B		0-0 F3		4 2 1 2 1 0 3
<b>Benny Ayala, R</b> (1, 7) OBP: 0.292, SLG: 0.410 <b>Mike Hargrove, L</b> (6, 3) OBP: 0.357, SLG: 0.330	0-0 1-2 2-H 3-H 1B			0-0 F8	0-0 BB 2B 1B	0-3 K		0-0 F8		3 1 2 2 0 0 0 2 0 0 0 0 1 0
<b>Brook Jacoby, R</b> (1, 5) OBP: 0.339, SLG: 0.427	0-3 K2-3 2-3			0-0 4-3	4-0 1-2 2-3 2B BB	0-0 6-3				3 1 0 0 1 1 2
<b>Carmen Castillo, R</b> (1, 9) OBP: 0.272, SLG: 0.394 <b>George Vukovich, L</b> (6, 9) OBP: 0.291, SLG: 0.332		0-0 L7			0-3 K	4-0 1-2 2-3 3-H 2B BB		0-0 F8		2 1 0 1 1 1 0 1 0 0 0 0 0 0
<b>Mike Fischlin, R</b> (1, 4) OBP: 0.291, SLG: 0.340 <b>Tony Bernazard, S</b> (6, PH) OBP: 0.357, SLG: 0.414		0-0 F9			0-0 2B	0-0 1-1 2-H 3-H 2B		0-0 G3		2 0 1 0 0 0 0 2 0 1 3 0 0 0
<b>Jerry Willard, L</b> (1, 2) OBP: 0.326, SLG: 0.324		0-3 K			0-3 K	0-0 3-1		0-0 2B 1B		4 0 1 0 0 2 2

TOP	
<b>Cleveland Indians @ Boston Red Sox</b> Fenway Park, Boston, MA Thu Sep 05 1985, 7:05 PM EDT Att. 16,989 - Unknown	
<b>AB 37</b>	
<b>R 9</b>	
<b>H 10</b>	
<b>RBI 9</b>	
<b>BB 4</b>	
<b>SO 10</b>	
<b>LOB 12</b>	
	

Inning Stats	R: 2	H: 2	E: 1	K: 1	S: 7	R: 0	H: 0	E: 0	K: 1	S: 5	R: 0	H: 0	E: 0	K: 1	S: 5	R: 0	H: 1	E: 0	K: 3	S: 10	R: 4	H: 2	E: 0	K: 0	S: 5	R: 3	H: 3	E: 0	K: 2	S: 10	R: 0	H: 2	E: 0	K: 1	S: 7	R: 0	H: 0	E: 0	K: 1	S: 5	1B: 4	2B: 4	3B: 1	HR: 1	SF: 0	SAC: 0	DP: 0	HBP: 0	WP: 0	PB: 0	SB: 0	CS: 1	PA: 41
--------------	------	------	------	------	------	------	------	------	------	------	------	------	------	------	------	------	------	------	------	-------	------	------	------	------	------	------	------	------	------	-------	------	------	------	------	------	------	------	------	------	------	-------	-------	-------	-------	-------	--------	-------	--------	-------	-------	-------	-------	--------

PITCHER	IP	WLS	BF	H	R	ER	SO	BB	IBB	HBP	BLK	WP	HR	S	P	ERA	WHIP
<b>Bob Ojeda, L</b> (1, 1) ERA: 4.62	5.2	L	25	4	6	6	6	4	0	0	0	0	0	33	49	9.53	1.412
<b>Charlie Mitchell, R</b> (6, 1) ERA: 20.25	1.1		8	4	3	3	2	0	0	0	0	0	1	12	12	20.25	3.000
<b>Bob Woodward, R</b> (8, 1) ERA:	2.0		8	2	0	0	2	0	0	0	0	0	0	12	12	0.00	1.000

PITCHER	IP	WLS	BF	H	R	ER	SO	BB	IBB	HBP	BLK	WP	HR	S	P	ERA	WHIP
---------	----	-----	----	---	---	----	----	----	-----	-----	-----	----	----	---	---	-----	------

Batter	1	2	3	4	5	6	7	8	9	AB	R	H	RBI	BB	SO	LOB
Kevin Romine, R (1, 9) OBP: 0.500, SLG: 0.667	0-0 3-1 2B		0-0 5-3		0-0 S 2B 1B		0-0 F9		0-0 F8	5	1	2	0	0	0	0
Wade Boggs, L (1, 5) OBP: 0.447, SLG: 0.484	0-3 K			0-0 G5-4-3 1B	0-0 1-H 2B			0-0 1-3		4	0	2	1	0	1	1
Bill Buckner, L (1, 3) OBP: 0.317, SLG: 0.439	0-0 3-1 2-3			0-0 F7	0-0 4-3			0-0 1B SF7 1B		4	1	1	0	0	0	3
Jim Rice, R (1, 7) OBP: 0.338, SLG: 0.460 Mike Greenwell, L (8, PR) (9, 7)	0-3 K			0-0 G5-4-3 1-2f		0-0 1B		0-0 1B 1-2 1B		4	0	2	0	0	1	2
Tony Armas, R (1, 8) OBP: 0.272, SLG: 0.500		0-0 F8			0-0 SH5-4 SF8 1B		0-0 F8	0-0 FC5-4 1-2 2-3 1B		4	1	2	0	0	0	1
Dwight Evans, R (1, 10) OBP: 0.374, SLG: 0.433		0-0 F3			0-0 SH5-4 HR 1B		0-0 F2	0-0 SF7		3	1	1	1	0	0	1
Marty Barrett, R (1, 4) OBP: 0.340, SLG: 0.349		0-0 6-3			0-0 SH5-4 1-2 2-3		0-0 F3	0-0 FC5-4 1-2f		3	0	0	0	0	0	3
Jackie Gutierrez, R (1, 6) OBP: 0.272, SLG: 0.295 Rick Miller, L (9, PH) OBP: 0.378, SLG: 0.390			0-0 F9		0-0 SF8		0-0 6-3		0-0 3-1	2	0	0	1	0	0	0
Marc Sullivan, R (1, 2) OBP: 0.203, SLG: 0.286 Rich Gedman, L (9, PH) OBP: 0.368, SLG: 0.485			0-0 6-3		0-0 2-H HR		0-0 F8		0-0 F4	1	0	0	0	0	0	0

Inning Stats	R: 0	H: 1	E: 0	K: 2	S: 8	LOB: 1	BB: 0	P: 8	R: 0	H: 0	E: 0	K: 0	S: 3	LOB: 0	BB: 0	P: 3	R: 0	H: 0	E: 0	K: 0	S: 3	LOB: 0	BB: 0	P: 3	R: 4	H: 5	E: 0	K: 0	S: 8	LOB: 1	BB: 0	P: 8	R: 0	H: 1	E: 0	K: 0	S: 4	LOB: 1	BB: 0	P: 4	R: 0	H: 0	E: 0	K: 0	S: 3	LOB: 0	BB: 0	P: 3	R: 1	H: 3	E: 0	K: 0	S: 6	LOB: 2	BB: 0	P: 6	R: 0	H: 0	E: 0	K: 0	S: 3	LOB: 0	BB: 0	P: 3	R: 0	H: 0	E: 0	K: 0	S: 3	LOB: 0	BB: 0	P: 3	1B: 8	SF: 2	2B: 2	3B: 0	HR: 1	SAC: 1	DP: 1	HBP: 0	WP: 0	PB: 0	SB: 1	CS: 0	PA: 37
--------------	------	------	------	------	------	--------	-------	------	------	------	------	------	------	--------	-------	------	------	------	------	------	------	--------	-------	------	------	------	------	------	------	--------	-------	------	------	------	------	------	------	--------	-------	------	------	------	------	------	------	--------	-------	------	------	------	------	------	------	--------	-------	------	------	------	------	------	------	--------	-------	------	------	------	------	------	------	--------	-------	------	-------	-------	-------	-------	-------	--------	-------	--------	-------	-------	-------	-------	--------

PITCHER	IP	WLS	BF	H	R	ER	SO	BB	IBB	HBP	BLK	WP	HR	S	P	ERA	WHIP
Jamie Easterly, L (1, 1) ERA: 2.65	5.0	W	21	7	4	4	2	0	0	0	0	0	1	25	25	7.20	1.400
Vern Ruhle, R (6, 1) ERA: 4.46	2.1		11	4	1	1	0	0	0	0	0	0	0	11	11	3.86	1.714
Jerry Reed, R (8, 1) ERA: 4.82	1.2	S	5	0	0	0	0	0	0	0	0	0	0	5	5	0.00	0.000


**BOTTOM**

**Cleveland Indians @ Boston Red Sox**

Fenway Park, Boston, MA

Thu Sep 05 1985, 7:05 PM EDT  
Att. 16,989 - Unknown

AB	34
R	5
H	11
RBI	5
BB	0
SO	2
LOB	11





Batter	1	2	3	4	5	6	7	8	9	AB R H RBI BB SO LOB	TOP	
<b>Otis Nixon, S</b> (1, 8) <small>OBP: 0.269, SLG: 0.331</small>	0-0 		4-0 		0-0 	0-0 		0-3 		4 2 1 0 1 1 0		
<b>Tony Bernazard, S</b> (1, 4) <small>OBP: 0.360, SLG: 0.414</small>	4-0 		0-0 		0-0 	4-0 		0-0 		3 1 1 0 2 0 1		
<b>Julio Franco, R</b> (1, 6) <small>OBP: 0.343, SLG: 0.384</small>	0-0 		0-0 		0-0 	0-3 		0-0 		5 1 1 1 0 1 4		
<b>Andre Thornton, R</b> (1, 10) <b>Mike Fischlin, R</b> (9, PR) <small>OBP: 0.280, SLG: 0.332</small> <small>OBP: 0.291, SLG: 0.340</small>		0-0 	0-3 		0-0 		0-0 	4-0 		4 1 1 0 1 1 0 0 0 0 0 0 0 0		
<b>Brook Jacoby, R</b> (1, 5) <small>OBP: 0.340, SLG: 0.429</small>		0-0 	0-0 		0-0 		0-0 	0-0 		5 2 2 2 0 0 2		
<b>Mike Hargrove, L</b> (1, 3) <b>Brett Butler, L</b> (9, PR) <small>OBP: 0.363, SLG: 0.333</small> <small>OBP: 0.368, SLG: 0.436</small>		0-0 		4-0 	0-0 		0-0 	0-0 		4 0 2 1 1 0 1 0 0 0 0 0 0 0		
<b>Joe Carter, R</b> (1, 7) <small>OBP: 0.289, SLG: 0.366</small>		0-3 		0-0 	0-0 			0-0 	0-0 	4 1 2 1 0 1 3		
<b>George Yukovich, L</b> (1, 9) <small>OBP: 0.290, SLG: 0.333</small>		0-0 		0-0 	0-0 			0-3 	0-3 	5 0 1 1 0 2 5		
<b>Jerry Willard, L</b> (1, 2) <small>OBP: 0.325, SLG: 0.336</small>		0-0 		0-0 		0-0 		0-0 		4 1 1 2 0 0 3		
<b>Inning Stats</b>	R: 0 H: 0 E: 0 LOB: 0 K: 0 BB: 1 S: 2 P: 6	R: 1 H: 3 E: 0 LOB: 2 K: 1 BB: 0 S: 8 P: 8	R: 1 H: 0 E: 1 LOB: 1 K: 1 BB: 1 S: 6 P: 10	R: 0 H: 0 E: 0 LOB: 1 K: 0 BB: 1 S: 3 P: 7	R: 5 H: 5 E: 0 LOB: 0 K: 0 BB: 0 S: 8 P: 8	R: 0 H: 0 E: 0 LOB: 1 K: 1 BB: 1 S: 5 P: 9	R: 0 H: 0 E: 0 LOB: 0 K: 0 BB: 0 S: 3 P: 3	R: 2 H: 2 E: 0 LOB: 0 K: 2 BB: 0 S: 9 P: 9	R: 0 H: 2 E: 0 LOB: 3 K: 1 BB: 1 S: 7 P: 11	1B: 9 SF: 1 2B: 2 SAC: 0 3B: 0 DP: 2 HR: 1 HBP: 0	WP: 0 PA: 44 PB: 1 SB: 1 CS: 0	
<b>PITCHER</b> <b>Mike Trujillo, R</b> (1, 1) <small>ERA: 4.97</small> <b>Bruce Kison, R</b> (5, 1) <small>ERA: 4.09</small> <b>Steve Crawford, R</b> (9, 1) <small>ERA: 3.51</small>	IP WLS BF H R ER SO BB IBB HBP BLK WP HR S P ERA WHIP											<b>PITCHER</b> IP WLS BF H R ER SO BB IBB HBP BLK WP HR S P ERA WHIP

**Cleveland Indians @ Boston Red Sox**  
 Fenway Park, Boston, MA  
 Sat Sep 07 1985, 3:33 AM EDT  
 Unknown

livebaseballscorecards.com

AB	38
R	9
H	12
RBI	8
BB	5
SO	6
LOB	19



Batter	1	2	3	4	5	6	7	8	9	AB	R	H	RBI	BB	SO	LOB
Dwight Evans, R OBP: 0.373, SLG: 0.429 (1, 9)	0-3 K		F5		H	1-0 FC4-6 HBP		0-0 F9		4	0	0	0	0	1	6
Wade Boggs, L OBP: 0.444, SLG: 0.480 (1, 5)	0-0 4-3		0-0 E6 1B	0-3 K	0-0 FC4-6		0-0 F7			5	1	0	1	0	1	5
Bill Buckner, L OBP: 0.321, SLG: 0.443 (1, 3)	0-0 2B		0-0 1B	0-0 3B	0-3 K2-3			4-0 G4-6-3 1B BB		4	3	3	2	1	1	2
Jim Rice, R OBP: 0.340, SLG: 0.465 (1, 7)	0-0 1-3		0-0 HR 1B	0-0 3B		0-0 5-3		0-0 G4-6-3 1B		5	1	3	3	0	0	1
Tony Armas, R OBP: 0.274, SLG: 0.515 (1, 8)		0-0 F7	0-0 HR	0-3 K		0-0 3B		0-0 G4-6-3		5	1	2	2	0	1	3
Mike Easler, L OBP: 0.325, SLG: 0.418 (1, 10)	0-0 6-3		0-0 1B WP 1B	0-3 K		0-3 K		4-0 HR BB		4	0	1	0	1	2	2
Steve Lyons, L OBP: 0.337, SLG: 0.365 (8, PR)										0	1	0	0	0	0	0
Rich Gedman, L OBP: 0.366, SLG: 0.489 (1, 2)	0-0 F4		0-3 K		0-0 6-3		0-0 1-3		0-0 HR	5	1	1	3	0	1	2
Marty Barrett, R OBP: 0.345, SLG: 0.353 (1, 4)			0-0 1B		0-0 HBP BB FC4-6 1B		0-0 SH2-4 1B		0-3 K	4	2	3	0	1	1	1
Glenn Hoffman, R OBP: 0.321, SLG: 0.401 (1, 6)			0-0 1B		4-0 FC4-6 HBP BB		0-0 SH2-4			2	1	2	0	1	0	0

Inning Stats	R: 0	H: 1	E: 0	K: 1	S: 6	LOB: 1	BB: 0	P: 6	R: 0	H: 0	E: 0	K: 0	S: 3	LOB: 0	BB: 0	P: 3	R: 6	H: 7	E: 1	K: 1	S: 13	LOB: 3	BB: 1	P: 17	R: 1	H: 2	E: 0	K: 3	S: 11	LOB: 1	BB: 0	P: 11	R: 1	H: 1	E: 0	K: 1	S: 6	LOB: 2	BB: 1	P: 11	R: 0	H: 1	E: 0	K: 1	S: 6	LOB: 1	BB: 0	P: 6	R: 0	H: 1	E: 0	K: 0	S: 4	LOB: 1	BB: 0	P: 4	R: 3	H: 2	E: 0	K: 1	S: 6	LOB: 1	BB: 2	P: 14
--------------	------	------	------	------	------	--------	-------	------	------	------	------	------	------	--------	-------	------	------	------	------	------	-------	--------	-------	-------	------	------	------	------	-------	--------	-------	-------	------	------	------	------	------	--------	-------	-------	------	------	------	------	------	--------	-------	------	------	------	------	------	------	--------	-------	------	------	------	------	------	------	--------	-------	-------

PITCHER	IP	WLS	BF	H	R	ER	SO	BB	IBB	HBP	BLK	WP	HR	S	P	ERA	WHIP
Roy Smith, R ERA: 5.05 (1, 1)	2.1		15	7	6	5	1	0	0	0	0	0	1	17	17	19.29	3.000
Ramon Romero, L ERA: 6.44 (3, 1)	2.2		15	4	2	2	5	2	0	1	0	1	0	22	31	6.75	2.250
Dave Vonohlen, L ERA: 3.2 (6, 1)	2.0		9	2	1	1	1	1	0	0	0	0	0	10	14	4.50	1.500
Jerry Reed, R ERA: 5.06 (8, 1)	1.0	L	5	2	2	2	1	1	0	0	0	0	1	6	10	18.00	3.000

**BOTTOM**

**Cleveland Indians @ Boston Red Sox**  
 Fenway Park, Boston, MA  
 Sat Sep 07 1985, 3:33 AM EDT  
 Unknown

AB	38
R	11
H	15
RBI	11
BB	4
SO	8
LOB	22



1B	2B	3B	HR	SF	SAC	DP	HBP	WP	HR	S	P	ERA	WHIP
10	1	2	2	0	1	1	1	1	0	1	44		



Batter	1	2	3	4	5	6	7	8	9	AB R H RBI BB SO LOB	TOP											
Otis Nixon, S OBP: 0.267, SLG: 0.323 (1, 8)	4-0 E BB BB		0-0 G3		0-0 F5	0-0 F7			0-0 F7	4 0 0 0 1 0 2												
Tony Bernazard, S OBP: 0.362, SLG: 0.413 (1, 4)	4-0 E BB 1-2		0-3 K		0-0 1B 2B 1B			4-0 G6-4-3 BB	0-3 K	3 1 1 0 2 2 0												
Julio Franco, R OBP: 0.342, SLG: 0.383 (1, 6)	0-3 K 1-2 2-3		0-0 F3		0-0 2B 1B			0-0 F7	0-0 4-3	5 1 1 1 0 1 3												
Andre Thornton, R OBP: 0.280, SLG: 0.334 (1, 10)	0-0 F6			0-0 5-3	0-0 2B			0-0 G6-4-3		4 0 1 2 0 0 3												
Brook Jacoby, R OBP: 0.341, SLG: 0.430 (1, 5)	0-0 F7			4-0 FC5-4 1B BB	0-0 G1			0-0 4-3 SF8 2B		3 1 1 0 1 0 3												
Mike Hargrove, L OBP: 0.365, SLG: 0.333 (1, 3)		4-0 G4-3 BB		0-0 FC5-4 1B	0-0 4-3			0-0 4-3		3 0 1 0 1 0 2												
Joe Carter, R OBP: 0.286, SLG: 0.366 (1, 7)		0-0 G4-3		0-0 FC5-4 1B		0-0 3 1B		0-0 SF8		3 0 1 1 0 0 3												
George Ykovich, L OBP: 0.292, SLG: 0.341 (1, 9)		0-0 2B		0-0 F5		0-0 3 1B		0-0 2B		4 0 2 0 0 0 3												
Jerry Willard, L OBP: 0.328, SLG: 0.336 (1, 2)		0-0 F9			4-0 1B 1B BB	0-0 1B		0-0 3-1		3 1 1 0 1 0 2												
<b>Inning Stats</b>	R: 0 E: 1 K: 1 S: 5	H: 0 LOB: 2 BB: 2 P: 13	R: 0 E: 0 K: 0 S: 3	H: 1 LOB: 1 BB: 1 P: 7	R: 0 E: 0 K: 1 S: 5	H: 0 LOB: 0 BB: 0 P: 5	R: 0 E: 0 K: 0 S: 4	H: 1 LOB: 2 BB: 1 P: 8	R: 3 E: 0 K: 0 S: 6	H: 3 LOB: 1 BB: 1 P: 10	R: 0 E: 0 K: 0 S: 4	H: 2 LOB: 1 BB: 0 P: 4	R: 0 E: 0 K: 0 S: 2	H: 0 LOB: 0 BB: 1 P: 6	R: 1 E: 0 K: 0 S: 5	H: 2 LOB: 1 BB: 0 P: 5	R: 0 E: 0 K: 1 S: 5	H: 0 LOB: 0 BB: 0 P: 5	1B: 5 2B: 5 3B: 0 HR: 0	SF: 1 SAC: 0 DP: 3 HBP: 0	WP: 0 PB: 0 SB: 0 CS: 0	PA: 39
<b>PITCHER</b>	IP WLS BF H R ER SO BB IBB HBP BLK WP HR S P ERA WHIP																					
Al Nipper, R ERA: 4.4 (1, 1)	7.2 W 35 9 4 4 2 6 0 0 0 0 0 0 33 57 4.70 1.957																					
Steve Crawford, R ERA: 3.45 (8, 1)	1.1 S 4 0 0 0 1 0 0 0 0 0 0 0 6 6 0.00 0.000																					

Cleveland Indians @ Boston Red Sox  
Fenway Park, Boston, MA  
Sat Sep 07 1985, 3:38 AM EDT  
Att: 19,953 - Unknown

livebaseballscorecards.com

AB 32  
R 4  
H 9  
RBI 4  
BB 6  
SO 3  
LOB 21







Batter	1	2	3	4	5	6	7	8	9	AB R H RBI BB SO LOB	TOP
<b>Otis Nixon, S</b> (1, 8) <small>OBP: 0.271, SLG: 0.321</small>	0-0 		4-0 		0-0 			0-0 	0-3 	4 0 1 0 1 1 2	
<b>Julio Franco, R</b> (1, 6) <small>OBP: 0.341, SLG: 0.381</small>	0-3 		0-0 			0-0 		4-0 		3 1 0 0 1 1 2	
<b>Joe Carter, R</b> (1, 3) <small>OBP: 0.290, SLG: 0.370</small>	0-0 		0-0 			0-0 		0-0 		4 0 2 0 0 0 1	
<b>Andre Thornton, R</b> (1, 10) <small>OBP: 0.282, SLG: 0.334</small>	0-0 		0-0 			4-0 		0-0 		3 0 1 1 1 0 3	
<b>Benny Ayala, R</b> (1, 7) <small>OBP: 0.290, SLG: 0.400</small>		0-3 		0-0 		0-0 		0-0 		4 0 1 0 0 1 2	
<b>Brook Jacoby, R</b> (1, 5) <small>OBP: 0.341, SLG: 0.427</small>		4-0 		0-0 		0-0 		0-0 		3 0 0 0 1 0 2	
<b>Carmen Castillo, R</b> (1, 9) <small>OBP: 0.273, SLG: 0.389</small>		0-3 		0-0 		1-0 		0-0 		2 0 0 0 0 1 1	
<b>Tony Bernazard, S</b> (7, PR) <small>OBP: 0.361, SLG: 0.412</small>										1 0 0 0 0 0 0	<b>AB</b> 31 <b>R</b> 1 <b>H</b> 5 <b>RBI</b> 1 <b>BB</b> 5 <b>SO</b> 4 <b>LOB</b> 17
<b>Mike Fischlin, R</b> (1, 4) <small>OBP: 0.276, SLG: 0.321</small>		0-0 		0-0 		0-0 		4-0 		3 0 0 0 0 0 2	
<b>Mike Hargrove, L</b> (9, PH) <small>OBP: 0.368, SLG: 0.333</small>		1-2f 						0-0 		0 0 0 0 1 0 0	
<b>Chris Bando, S</b> (1, 2) <small>OBP: 0.219, SLG: 0.166</small>			0-0 		0-0 		0-0 	0-0 		4 0 0 0 0 0 2	
<b>Inning Stats</b>	R: 0 H: 1 E: 0 LOB: 1 K: 1 BB: 0 S: 6 P: 6	R: 0 H: 0 E: 0 LOB: 1 K: 2 BB: 1 S: 7 P: 11	R: 1 H: 2 E: 1 LOB: 2 K: 0 BB: 1 S: 4 P: 8	R: 0 H: 0 E: 0 LOB: 0 K: 0 BB: 0 S: 3 P: 3	R: 0 H: 0 E: 0 LOB: 0 K: 0 BB: 0 S: 3 P: 3	R: 0 H: 1 E: 0 LOB: 2 K: 0 BB: 1 S: 4 P: 8	R: 0 H: 0 E: 0 LOB: 1 K: 0 BB: 0 S: 2 P: 3	R: 0 H: 1 E: 0 LOB: 2 K: 0 BB: 1 S: 4 P: 8	R: 0 H: 0 E: 1 LOB: 2 K: 1 BB: 1 S: 6 P: 10	1B: 4 SF: 0 2B: 1 SAC: 0 3B: 0 DP: 1 HR: 0 HBP: 1	WP: 0 PA: 37 PB: 0 SB: 1 CS: 1
<b>PITCHER</b> <b>Tim Lollar, L</b> (1, 1) <small>ERA: 4.22</small>	IP 9.0 WLS W BF 37 H 5 R 1 ER 0 SO 4 BB 5 IBB 0 HBP 1 BLK 0 WP 0 HR 0 S 39 P 60 ERA 0.00 WHIP 1.111					<b>PITCHER</b>					ERA WHIP

**Cleveland Indians @ Boston Red Sox**  
 Fenway Park, Boston, MA  
 Sun Sep 08 1985, 3:33 AM EDT  
 Att: 18,511 - Unknown

livebaseballscorecards.com

Batter	1	2	3	4	5	6	7	8	9
Dwight Evans, R OBP: 0.374, SLG: 0.429 (1, 9)	0-0 4-3 1B 2B	4-0 S 1B BB		0-3 K		0-0 4-3	4-0 BB E BB		
Wade Boggs, L OBP: 0.445, SLG: 0.483 (1, 5)	0-0 4-3 2-3	0-0 1-H 1B		0-0 FC4-6 1B		0-0 6-3	0-0 FC5 BB 1-2 2-3 3-H		
Bill Buckner, L OBP: 0.321, SLG: 0.443 (1, 3)	0-0 G3	0-3 K		0-0 FC4-6 1-2f		0-0 F3	4-0 BB 1-2 2-3 3-H BB		
Tony Armas, R OBP: 0.284, SLG: 0.527 (1, 8) (8, 7)	0-0 1B 1B		0-0 FC6-4 BB SF8 1B	0-0 F7			BB FC4 2B		
Mike Greenwell, L (9, 7)	3-H 1B 1B						FC5		
Rich Gedman, L OBP: 0.369, SLG: 0.488 (1, 2)	0-0 1B 1B		4-0 FC6-4 BB		0-0 4-3		4-0 FC4 BB 1B IBB	0-3 K	
Mike Easler, L OBP: 0.326, SLG: 0.416 (1, 10)	0-0 1B 1B		0-0 FC6-4 FC5 BB 1-2f 2-3		0-3 K		4-0 BB FC4 BB 1-2 2-3	0-3 K	
Marty Barrett, R OBP: 0.343, SLG: 0.354 (1, 4)	0-0 F9		0-0 SF8		0-0 E6 BB		0-0 FC4 1-3 E 1B 1-2f 2-3 3-H	0-0 F8	
Glenn Hoffman, R OBP: 0.331, SLG: 0.421 (1, 6)		0-0 6-3	4-0 1-2 BB		4-0 1-2 BB		0-0 E 1-3 BB 1B 1-2 3-H		
Kevin Romine, R OBP: 0.308, SLG: 0.462 (1, 7) Steve Lyons, L OBP: 0.335, SLG: 0.363 (7, PH) (8, 8)		0-0 5-3	0-0 FC5 2-3f		0-0 F6		0-0 1-3 1-2 2-3		

Inning Stats	R: 2	H: 4	E: 0	LOB: 2	K: 0	P: 7	R: 1	H: 1	E: 0	LOB: 1	K: 1	P: 10	R: 1	H: 1	E: 0	LOB: 2	K: 0	P: 12	R: 0	H: 1	E: 0	LOB: 1	K: 1	P: 6	R: 0	H: 0	E: 1	LOB: 2	K: 1	P: 10	R: 0	H: 0	E: 0	LOB: 0	K: 0	P: 3	R: 4	H: 2	E: 1	LOB: 3	K: 0	P: 22	R: 0	H: 0	E: 0	LOB: 0	K: 2	P: 7
--------------	------	------	------	--------	------	------	------	------	------	--------	------	-------	------	------	------	--------	------	-------	------	------	------	--------	------	------	------	------	------	--------	------	-------	------	------	------	--------	------	------	------	------	------	--------	------	-------	------	------	------	--------	------	------

PITCHER	IP	WLS	BF	H	R	ER	SO	BB	IBB	HBP	BLK	WP	HR	S	P	ERA	WHIP
Neal Heaton, L ERA: 4.82 (1, 1)	2.2	L	17	6	4	4	1	3	0	0	0	0	0	16	28	13.50	3.375
Rich Thompson, R ERA: 5.99 (3, 1)	3.2		18	3	4	2	2	2	1	0	0	0	0	19	31	4.91	1.364
Vern Ruhle, R ERA: 4.44 (7, 1)	0.1		2	0	0	0	0	1	0	0	0	0	0	1	5	0.00	3.000
Ramon Romero, L ERA: 6.3 (7, 1)	1.1		6	0	0	0	2	1	0	0	0	0	0	9	13	0.00	0.750

AB R H RBI BB SO LOB

3	2	1	0	2	1	0
5	0	2	1	0	0	3
4	0	0	1	1	1	3
5	3	3	1	0	0	4
0	0	0	0	0	0	0
3	1	1	0	2	1	0
4	0	1	1	1	2	2
4	1	0	2	0	0	4
2	1	1	1	2	0	0
3	0	0	0	0	0	4
1	0	0	0	0	0	2

1B: 7	SF: 1	WP: 0	PA: 43
2B: 2	SAC: 0	PB: 0	
3B: 0	DP: 0	SB: 1	
HR: 0	HBP: 0	CS: 0	

**Cleveland Indians @ Boston Red Sox**  
 Fenway Park, Boston, MA  
 Sun Sep 08 1985, 3:33 AM EDT  
 Att. 18,511 - Unknown

AB	34
R	8
H	9
RBI	7
BB	8
SO	5
LOB	22



PITCHER	IP	WLS	BF	H	R	ER	SO	BB	IBB	HBP	BLK	WP	HR	S	P	ERA	WHIP
---------	----	-----	----	---	---	----	----	----	-----	-----	-----	----	----	---	---	-----	------



Batter	1	2	3	4	5	6	7	8	9	AB R H RBI BB SO LOB	TOP
John Shelby, S (1, 8) OBP: 0.314, SLG: 0.456	0-0 2B 1B	0-0 FC6-4			4-0 FC3-6 BB		0-0 F7	0-0 1-H HR		4 1 2 2 1 0 2	<p><b>Baltimore Orioles @ Boston Red Sox</b> Fenway Park, Boston, MA Tue Sep 10 1985, 7:05 PM EDT Unknown</p>
Lee Lacy, R (1, 10) OBP: 0.353, SLG: 0.430	0-0 1-3 2B		0-0 5-3		0-3 K		0-0 6-3	4-0 1B BB	4 0 1 0 1 1 3		
Cal Ripken Jr., R (1, 6) OBP: 0.351, SLG: 0.473	4-0 BB		4-0 CS BB		0-0 FC3-6			HR 2B 1B	3 1 2 0 2 0 2		
Eddie Murray, S (1, 3) OBP: 0.377, SLG: 0.524	0-0 F4		0-0 F3			0-0 F9	HR 1-3		5 1 1 2 0 0 6		
Mike Young, S (1, 7) OBP: 0.347, SLG: 0.551	0-3 K			0-0 F8		0-0 HR	HR 1-3	0-0 K	5 2 2 2 0 2 3		
Floyd Rayford, R (1, 5) OBP: 0.333, SLG: 0.502	0-0 4-3			0-0 L6		0-3 K	SH5-3 1B 2B	0-3 K	5 1 1 0 0 2 3		
Gary Roenicke, R (1, 9) OBP: 0.342, SLG: 0.445		4-0 CS BB		0-3 K		0-3 K	SH5-3 2-3	0-0 FC5-4 1B	3 0 1 0 1 2 0		
Rick Dempsey, R (1, 2) OBP: 0.340, SLG: 0.396		0-0 F4			0-0 F7		0-3 K	0-0 HR 1B	5 1 1 1 0 1 2		
Rich Dauer, R (1, 4) Wayne Gross, L (8, PH) Alan Wiggins, S (8, 4)		4-0 FC6-4 BB			0-0 BB 1B		0-0 1B		2 0 2 0 1 0 0 1 0 0 0 0 1 1 0 0 0 0 0 0 0		
<b>Inning Stats</b>	R: 0 H: 2 E: 0 LOB: 3 K: 1 BB: 1 S: 7 P: 11	R: 0 H: 0 E: 0 LOB: 1 K: 0 BB: 2 S: 2 P: 10	R: 0 H: 0 E: 0 LOB: 0 K: 0 BB: 1 S: 2 P: 6	R: 0 H: 0 E: 0 LOB: 0 K: 1 BB: 0 S: 5 P: 5	R: 0 H: 1 E: 0 LOB: 2 K: 1 BB: 1 S: 6 P: 10	R: 1 H: 1 E: 0 LOB: 0 K: 2 BB: 0 S: 8 P: 8	R: 0 H: 1 E: 0 LOB: 1 K: 1 BB: 0 S: 6 P: 6	R: 6 H: 7 E: 0 LOB: 2 K: 1 BB: 1 S: 12 P: 16	R: 0 H: 1 E: 0 LOB: 1 K: 2 BB: 0 S: 8 P: 8	1B: 6 SF: 0 2B: 3 SAC: 1 3B: 0 DP: 0 HR: 4 HBP: 0	WP: 0 PA: 44 PB: 0 SB: 0 CS: 2
<b>PITCHER</b>	IP WLS BF H R ER SO BB IBB HBP BLK WP HR S P ERA WHIP										
Bruce Hurst, L (1, 1) ERA: 4.59	7.0 L 32 8 4 4 6 5 0 0 0 0 3 39 59 5.14 1.857										
Bruce Kison, R (8, 1) ERA: 4.38	0.2 6 3 3 3 1 1 0 0 0 0 1 7 11 40.50 6.000										
Charlie Mitchell, R (8, 1) ERA: 16.2	0.1 2 1 0 0 0 0 0 0 0 0 0 2 2 0.00 3.000										
Steve Crawford, R (9, 1) ERA: 3.4	1.0 4 1 0 0 2 0 0 0 0 0 0 8 8 0.00 1.000										

livebaseballscorecards.com

AB	37
R	7
H	13
RBI	7
BB	6
SO	9
LOB	22



Batter	1	2	3	4	5	6	7	8	9	AB R H RBI BB SO LOB
Dwight Evans, R OBP: 0.374, SLG: 0.431 (1, 9) X	0-0 4-3 1B		0-0 FC6-4 1B		0-0 F9			0-0 2B G3 2B	0-3 K	5 1 2 0 0 1 1
Wade Boggs, L OBP: 0.445, SLG: 0.485 (1, 5) S S S	0-3 K		0-0 1-2 1B		0-0 F7			0-0 G3 2-3 2B		4 1 2 0 0 1 1
Bill Buckner, L OBP: 0.319, SLG: 0.440 (1, 3) X	0-0 4-3 1-2		0-3 K					0-0 G3		4 0 0 1 0 2 4
Jim Rice, R OBP: 0.340, SLG: 0.468 (1, 7) X	0-0 5-3			0-0 1B 2B 1B				0-0 HR		4 2 2 2 0 1 1
Rich Gedman, L OBP: 0.370, SLG: 0.495 (1, 2) X		0-0 F4		0-0 1-3 1B				0-0 HR		4 1 2 1 0 0 0
Mike Easler, L OBP: 0.325, SLG: 0.417 (1, 10) S S S		0-3 K		0-0 3-H 2B				0-0 6-3		4 0 1 1 0 1 0
Marty Barrett, R OBP: 0.342, SLG: 0.353 (1, 4) X		0-0 F7		0-0 F7				0-3 K		4 0 1 0 0 1 1
Steve Lyons, L OBP: 0.331, SLG: 0.358 (1, 8) S S S			0-0 G3	0-0 F6				0-3 K	0-3 K	4 0 0 0 0 2 2
Glenn Hoffman, R OBP: 0.331, SLG: 0.420 (1, 6) X			0-0 FC6-4 1B		0-0 6-3				0-0 F8	3 0 1 0 0 0 1
Rick Miller, L OBP: 0.370, SLG: 0.381 (9, PH) X										1 0 0 0 0 0 0

Inning Stats	R: 0 E: 0 K: 1 S: 6	H: 1 LOB: 1 BB: 0 P: 6	R: 0 E: 0 K: 1 S: 5	H: 0 LOB: 0 BB: 0 P: 5	R: 0 E: 0 K: 1 S: 7	H: 2 LOB: 2 BB: 0 P: 7	R: 1 E: 0 K: 0 S: 5	H: 3 LOB: 1 BB: 0 P: 5	R: 0 E: 0 K: 2 S: 7	H: 0 LOB: 0 BB: 0 P: 3	R: 0 E: 0 K: 1 S: 6	H: 1 LOB: 1 BB: 0 P: 6	R: 4 E: 0 K: 1 S: 9	H: 4 LOB: 0 BB: 0 P: 9	R: 0 E: 0 K: 2 S: 7	H: 0 LOB: 0 BB: 0 P: 7	1B: 6 2B: 3 3B: 0 HR: 2	SF: 0 SAC: 0 DP: 0 HBP: 0	WP: 0 PB: 0 SB: 0 CS: 0	PA: 37
--------------	------------------------------	---------------------------------	------------------------------	---------------------------------	------------------------------	---------------------------------	------------------------------	---------------------------------	------------------------------	---------------------------------	------------------------------	---------------------------------	------------------------------	---------------------------------	------------------------------	---------------------------------	----------------------------------	------------------------------------	----------------------------------	--------


PITCHER	IP	WLS	BF	H	R	ER	SO	BB	IBB	HBP	BLK	WP	HR	S	P	ERA	WHIP
Storm Davis, R ERA: 4.45 (1, 1)	7.0	W	29	9	3	3	6	0	0	0	0	0	0	41	41	3.86	1.286
Brad Havens, L ERA: 27.0 (8, 1)	0.1		3	2	2	2	0	0	0	0	0	0	2	3	3	54.00	6.000
Don Aase, R ERA: 3.93 (8, 1)	1.2	S	5	0	0	0	3	0	0	0	0	0	0	11	11	0.00	0.000

**BOTTOM**


**Baltimore Orioles @ Boston Red Sox**  
 Fenway Park, Boston, MA  
 Tue Sep 10 1985, 7:05 PM EDT  
 Unknown

livebaseballscorecards.com

AB	37
R	5
H	11
RBI	5
BB	0
SO	9
LOB	11





Batter	1	2	3	4	5	6	7	8	9	AB R H RBI BB SO LOB	TOP											
Alan Wiggins, S (1, 4) OBP: 0.321, SLG: 0.312	0-0 G3		0-0 3-1			0-0 1B		0-0 F8		4 0 1 0 0 0 0												
Lee Lacy, R (1, 9) OBP: 0.352, SLG: 0.429	0-0 1B		0-3 K			0-0 F3		0-0 F3		4 0 1 0 0 1 1												
Cal Ripken Jr., R (1, 6) OBP: 0.350, SLG: 0.471	0-3 K			0-0 BB 1B		0-0 F6		0-0 F6		4 0 1 0 0 1 2												
Eddie Murray, S (1, 3) OBP: 0.377, SLG: 0.525	0-0 6-3			4-0 1-2 BB		0-3 K			0-0 2B	3 1 1 0 1 1 2												
Mike Young, S (1, 7) OBP: 0.348, SLG: 0.554		0-0 1B		0-3 K		0-0 F7			0-0 6-3 HR 2B	4 1 2 1 0 1 2												
Floyd Rayford, R (1, 5) OBP: 0.332, SLG: 0.496		0-0 F9		0-0 G5-4-3 1-2f		4-0 1B BB		0-0 F8		3 0 0 0 1 0 4												
John Shelby, S (1, 8) OBP: 0.306, SLG: 0.444		0-0 F8			0-3 K		0-0 F6		0-0 6-3	4 0 0 0 0 1 3	AB 34 R 3 H 8 RBI 3 BB 2 SO 7 LOB 17											
Larry Sheets, L (1, 10) OBP: 0.335, SLG: 0.465		0-0 5-3			0-0 F8		0-0 1-2 1B		0-0 HR	4 1 2 2 0 0 1												
Al Pardo, S (1, 2) OBP: 0.143, SLG: 0.130			0-0 6-3		0-3 K		0-3 K		0-0 F5	2 0 0 0 0 1 0												
Jim Dwyer, L (7, PH) OBP: 0.354, SLG: 0.413										1 0 0 0 0 1 2												
Rick Dempsey, R (7, 2) OBP: 0.340, SLG: 0.396										0 0 0 0 0 0 0												
Tom O'Malley, L (9, PH)										1 0 0 0 0 0 0												
Inning Stats	R: 0 E: 0 K: 1 S: 6	H: 1 LOB: 1 BB: 0 P: 6	R: 0 E: 0 K: 0 S: 4	H: 1 LOB: 1 BB: 0 P: 4	R: 0 E: 0 K: 1 S: 5	H: 0 LOB: 0 BB: 0 P: 5	R: 0 E: 0 K: 1 S: 5	H: 1 LOB: 1 BB: 1 P: 9	R: 0 E: 0 K: 2 S: 7	H: 0 LOB: 0 BB: 0 P: 7	R: 0 E: 0 K: 1 S: 6	H: 1 LOB: 1 BB: 0 P: 6	R: 0 E: 0 K: 1 S: 6	H: 1 LOB: 2 BB: 1 P: 10	R: 0 E: 0 K: 0 S: 3	H: 0 LOB: 0 BB: 0 P: 3	R: 3 E: 0 K: 0 S: 6	H: 3 LOB: 0 BB: 0 P: 6	1B: 5 2B: 2 3B: 0 HR: 1	SF: 0 SAC: 0 DP: 1 HBP: 0	WP: 0 PB: 0 SB: 0 CS: 0	PA: 36
PITCHER	IP WLS BF H R ER SO BB IBB HBP BLK WP HR S P ERA WHIP																					
Oil Can Boyd, R (1, 1) ERA: 3.64	8.2 W 35 8 3 3 7 2 0 0 0 0 0 1 47 55 3.12 1.154																					
Steve Crawford, R (9, 1) ERA: 3.39	0.1 S 1 0 0 0 0 0 0 0 0 0 0 0 0 1 1 0.00 0.000																					

Baltimore Orioles @ Boston Red Sox  
Fenway Park, Boston, MA  
Tue Sep 10 1985, 7:05 PM EDT  
Att. 14,294 - Unknown

livebaseballscorecards.com

Batter	1	2	3	4	5	6	7	8	9
Dwight Evans, R OBP: 0.377, SLG: 0.439 (1, 9) X	0-0 HR		4-0 1B BB		0-0 5-3		0-0 1-3 S 1B	0-0 2-H 1B	
Wade Boggs, L OBP: 0.449, SLG: 0.488 (1, 5) X	0-0 G1-6-3 1B		0-0 1-2 FC6-4 1B		0-0 1B 1B		4-0 1-2 BB	0-0 1-2 1B	
Bill Buckner, L OBP: 0.318, SLG: 0.438 (1, 3) X	0-0 G1-6-3 1-2f		0-0 F6		0-0 1-3 1B 1B		0-0 F6	0-0 1-3	
Jim Rice, R OBP: 0.340, SLG: 0.468 (1, 7) S S S	0-3 K		0-0 FC6-4 1-2f		0-0 1-2 1B		0-0 SF7		
Kevin Romine, R OBP: 0.308, SLG: 0.462 (9, 7) S S S					1-2 3-H 1B		3-H 0-0 F8		
Mike Easler, L OBP: 0.323, SLG: 0.413 (1, 10) S S S		0-3 K		0-3 K	0-0 G3				
Marty Barrett, R OBP: 0.346, SLG: 0.359 (1, 4) X		0-0 S 1B		0-0 FC1-6 1B		0-0 1-3		0-0 3B 2B	
Steve Lyons, L OBP: 0.330, SLG: 0.363 (1, 8) S S S		0-3 K		0-0 FC1-6 S 1-2f		0-0 G3		0-0 2-H FC1-2-5 3B	
Jackie Gutierrez, R OBP: 0.268, SLG: 0.290 (1, 6) X		0-0 6-3		0-3 K 1-2		0-0 G3		0-0 6-3	
Marc Sullivan, R OBP: 0.239, SLG: 0.306 (1, 2) X			0-0 F3		0-3 K		0-0 1B SF7 1B	0-0 3-H FC1-2-5 1B	

Inning Stats	R: 1 E: 0 K: 1 S: 6	H: 2 LOB: 0 BB: 0 P: 6	R: 0 E: 0 K: 2 S: 8	H: 1 LOB: 1 BB: 0 P: 8	R: 0 E: 0 K: 0 S: 4	H: 1 LOB: 2 BB: 1 P: 8	R: 0 E: 0 K: 2 S: 8	H: 1 LOB: 1 BB: 0 P: 8	R: 1 E: 0 K: 1 S: 8	H: 3 LOB: 2 BB: 0 P: 8	R: 0 E: 0 K: 0 S: 3	H: 0 LOB: 0 BB: 0 P: 3	R: 1 E: 0 K: 0 S: 5	H: 2 LOB: 2 BB: 1 P: 9	R: 2 E: 0 K: 0 S: 7	H: 4 LOB: 2 BB: 0 P: 7
1B: 11 2B: 1 3B: 1 HR: 1	SF: 1 SAC: 0 DP: 1 HBP: 0	WP: 0 PB: 0 SB: 3 CS: 0														


PITCHER	IP	WLS	BF	H	R	ER	SO	BB	IBB	HBP	BLK	WP	HR	S	P	ERA	WHIP
Mike Boddicker, R ERA: 4.05 (1, 1)	7.0	L	32	10	3	3	6	2	0	0	0	0	1	42	50	3.86	1.714
Nate Snell, R ERA: 2.54 (8, 1)	0.2		5	3	2	2	0	0	0	0	0	0	0	5	5	27.00	4.500
Tippy Martinez, L ERA: 5.46 (8, 1)	0.1		2	1	0	0	0	0	0	0	0	0	0	2	2	0.00	3.000

**BOTTOM**

**Baltimore Orioles @ Boston Red Sox**  
 Fenway Park, Boston, MA  
 Tue Sep 10 1985, 7:05 PM EDT  
 Att. 14,294 - Unknown

AB	R	H	RBI	BB	SO	LOB
4	1	3	2	1	0	0
4	1	4	0	1	0	0
5	0	1	0	0	0	8
3	0	1	2	0	1	2
0	0	0	0	0	0	0
4	0	0	0	0	2	4
4	1	3	0	0	0	0
4	0	1	1	0	1	2
4	0	0	0	0	1	3
4	2	1	0	0	1	1

AB	36
R	5
H	14
RBI	5
BB	2
SO	6
LOB	20



WP	HR	S	P	ERA	WHIP
0	0	0	0	0	0



Batter	1	2	3	4	5	6	7	8	9	AB R H RBI BB SO LOB	TOP											
<b>Alan Wiggins, S</b> (1, 4) <small>OBP: 0.317, SLG: 0.308</small> <b>Rich Dauer, R</b> (6, 4) <small>OBP: 0.291, SLG: 0.285</small> <b>Lee Lacy, R</b> (9, PH) <small>OBP: 0.351, SLG: 0.428</small>	0-0 F2			0-0 F3		0-0 6-3		0-0 F8	3 0 0 0 0 0 0													
<b>John Shelby, S</b> (1, 8) <small>OBP: 0.304, SLG: 0.439</small>	0-3 K			0-0 2-3		0-0 6-3		0-0 1B	4 0 1 0 0 1 0													
<b>Cal Ripken Jr., R</b> (1, 6) <small>OBP: 0.348, SLG: 0.468</small>	0-0 4-3			0-0 F9			0-0 F7	0-0 F7	4 0 0 0 0 0 1													
<b>Eddie Murray, S</b> (1, 3) <small>OBP: 0.375, SLG: 0.521</small>		0-0 F3			0-0 6-3		0-3 K		3 0 0 0 0 1 0													
<b>Floyd Rayford, R</b> (1, 5) <small>OBP: 0.332, SLG: 0.498</small>		0-3 K			0-0 1B 2B		0-0 F3		3 1 1 0 0 1 0													
<b>Gary Roenicke, R</b> (1, 9) <small>OBP: 0.338, SLG: 0.438</small>		0-3 K			0-3 K		0-0 6-3		3 0 0 0 0 2 1													
<b>Mike Young, S</b> (1, 7) <small>OBP: 0.348, SLG: 0.552</small>			0-0 F9		0-0 1B		0-0 5-3		3 0 1 1 0 0 0													
<b>Leo Hernandez, R</b> (1, 10)			0-0 F9		0-3 K		0-0 F2		3 0 0 0 0 1 1													
<b>Rick Dempsey, R</b> (1, 2) <small>OBP: 0.337, SLG: 0.392</small>			0-0 L6		0-3 K		0-3 K		3 0 0 0 0 2 0													
<b>Inning Stats</b>	R: 0 E: 0 K: 1 S: 5	H: 0 LOB: 0 BB: 0 P: 5	R: 0 E: 0 K: 2 S: 7	H: 0 LOB: 0 BB: 0 P: 7	R: 0 E: 0 K: 0 S: 3	H: 0 LOB: 0 BB: 0 P: 3	R: 0 E: 0 K: 0 S: 3	H: 0 LOB: 0 BB: 0 P: 3	R: 1 E: 0 K: 2 S: 9	H: 2 LOB: 1 BB: 0 P: 9	R: 0 E: 0 K: 1 S: 5	H: 0 LOB: 0 BB: 0 P: 5	R: 0 E: 0 K: 1 S: 5	H: 0 LOB: 0 BB: 0 P: 5	R: 0 E: 0 K: 0 S: 3	H: 0 LOB: 0 BB: 0 P: 3	R: 0 E: 0 K: 1 S: 6	H: 1 LOB: 1 BB: 0 P: 6	1B: 2 2B: 1 3B: 0 HR: 0	SF: 0 SAC: 0 DP: 0 HBP: 0	WP: 0 PB: 0 SB: 0 CS: 0	PA: 30
<b>PITCHER</b> <b>Bob Ojeda, L</b> (1, 1) <small>ERA: 4.36</small>	IP: 9.0 WLS: W BF: 30 H: 3 R: 1 ER: 1 SO: 8 BB: 0 IBB: 0 HBP: 0 BLK: 0 WP: 0 HR: 0 S: 46 P: 46 ERA: 1.00 WHIP: 0.333											<b>PITCHER</b> IP: 0 WLS: 0 BF: 0 H: 0 R: 0 ER: 0 SO: 0 BB: 0 IBB: 0 HBP: 0 BLK: 0 WP: 0 HR: 0 S: 0 P: 0 ERA: 0 WHIP: 0										

**Baltimore Orioles @ Boston Red Sox**  
 Fenway Park, Boston, MA  
 Wed Sep 11 1985, 7:05 PM EDT  
 Att: 15,264 - Unknown

[livebaseballscorecards.com](http://livebaseballscorecards.com)

<b>AB</b>	<b>30</b>
<b>R</b>	<b>1</b>
<b>H</b>	<b>3</b>
<b>RBI</b>	<b>1</b>
<b>BB</b>	<b>0</b>
<b>SO</b>	<b>8</b>
<b>LOB</b>	<b>3</b>



Batter	1	2	3	4	5	6	7	8	9
Dwight Evans, R (1, 9) OBP: 0.379, SLG: 0.441	0-0 FC4-5 2B	0-0 BB 1B		0-0 F3		4-0 BBB 1B BB		0-3 K	
Wade Boggs, L (1, 5) OBP: 0.450, SLG: 0.487	0-0 FC4-5 1B 2-3	4-0 BB 1B		0-0 5-3		0-0 1B			
Bill Buckner, L (1, 3) OBP: 0.317, SLG: 0.437	0-0 1-2 1B	0-0 4-3			0-0 F9	0-0 6-3			
Tony Armas, R (1, 7) OBP: 0.287, SLG: 0.535	0-0 F7		1-0 G3 BB HBP		0-0 HR		0-0 6-3		
Kevin Romine, R (8, 7) OBP: 0.308, SLG: 0.462									
Rich Gedman, L (1, 2) OBP: 0.369, SLG: 0.492	0-0 1-3		4-0 BB G3 1-2		0-0 F7	0-0 3-1			
Mike Easler, L (1, 10) OBP: 0.321, SLG: 0.410		0-0 6-3	0-0 F7		0-3 K	0-0 F5			
Dave Stapleton, R (1, 4) OBP: 0.320, SLG: 0.383		0-0 4-3 1B 2B	0-0 G3		0-0 F2		0-0 F3		
Steve Lyons, L (1, 8) OBP: 0.332, SLG: 0.361		4-0 BB 1B 4-3	0-0 F9		4-0 BB FC5-4		0-3 K		
Glenn Hoffman, R (1, 6) OBP: 0.329, SLG: 0.421		0-0 4-3 1-2 2-3		0-0 5-3		0-0 FC5-4 1B		0-0 2B	

Inning Stats	R: 0	H: 2	E: 0	K: 5	S: 5	R: 2	H: 2	E: 0	K: 5	S: 5	R: 0	H: 0	E: 0	K: 3	S: 3	R: 1	H: 1	E: 0	K: 6	S: 6	R: 1	H: 1	E: 1	K: 4	S: 4	R: 0	H: 0	E: 0	K: 3	S: 3	R: 0	H: 1	E: 0	K: 8	S: 8	
	0	2	0	5	5	2	2	0	5	5	0	0	0	3	3	1	1	0	6	6	1	1	1	2	4	0	0	0	0	0	0	1	1	0	8	8

PITCHER	IP	WLS	BF	H	R	ER	SO	BB	IBB	HBP	BLK	WP	HR	S	P	ERA	WHIP
Dennis Martinez, R (1, 1) ERA: 4.92	5.2	L	29	6	4	4	1	5	0	1	0	0	1	25	46	6.35	1.941
Sammy Stewart, R (6, 1) ERA: 3.07	2.1		8	1	0	0	2	0	0	0	0	0	0	12	12	0.00	0.429

AB R H RBI BB SO LOB

4	0	2	2	1	1	1
3	0	1	1	1	0	1
4	0	1	0	0	0	4
3	1	1	1	0	0	2
0	0	0	0	0	0	0
3	0	0	0	1	0	2
4	0	0	0	0	1	2
4	1	1	0	0	0	2
2	1	0	0	2	1	2
4	1	1	0	0	0	3

AB	R	H	RBI	BB	SO	LOB
31	4	7	4	5	3	19



**Baltimore Orioles @ Boston Red Sox**  
 Fenway Park, Boston, MA  
 Wed Sep 11 1985, 7:05 PM EDT  
 Att. 15,264 - Unknown

livebaseballscorecards.com

AB	R	H	RBI	BB	SO	LOB
31	4	7	4	5	3	19

WP	HR	S	P	ERA	WHIP
0	0	0	0	0.00	0.429



Batter	1	2	3	4	5	6	7	8	9	AB R H RBI BB SO LOB	TOP
<b>Alan Wiggins, S</b> (1, 4) <small>B B B</small> OBP: 0.315, SLG: 0.304	4-0 		0-0 6-3 		0-0 F4 		0-0 4-3 		0-0 F7 	4 0 0 0 1 0 4	<b>Baltimore Orioles @ Boston Red Sox</b> Fenway Park, Boston, MA Thu Sep 12 1985, 7:05 PM EDT Att: 15,014 - Unknown
<b>Lee Lacy, R</b> (1, 9) <small>B B B</small> OBP: 0.350, SLG: 0.425	0-0 F9 		4-0 			0-0 F7 		0-0 6-3 	3 0 0 0 1 0 1		
<b>Cal Ripken Jr., R</b> (1, 6) OBP: 0.347, SLG: 0.466	0-0 4-3 		0-0 5-3 			0-3 K 		0-0 	4 0 1 0 0 1 2		
<b>Eddie Murray, S</b> (1, 3) OBP: 0.376, SLG: 0.523		0-0 G3 		0-0 L4 		0-0 		0-0 	4 0 2 0 0 0 0		
<b>Mike Young, S</b> (1, 7) OBP: 0.347, SLG: 0.548		0-3 K 		0-0 		0-3 K 		0-3 K 	4 0 1 0 0 3 2		
<b>Larry Sheets, L</b> (1, 10) OBP: 0.331, SLG: 0.458		0-3 K 		0-0 G3-6-3 			0-0 F9 		0-0 4-3 	4 0 0 0 0 1 1	
<b>John Shelby, S</b> (1, 8) OBP: 0.309, SLG: 0.441			0-0 		0-0 F5 		0-0 G3 		0-0 	4 2 2 0 0 0 0	
<b>Floyd Rayford, R</b> (1, 5) OBP: 0.335, SLG: 0.507			0-0 		0-0 5-3 		4-0 		0-0 F8 	3 1 1 2 1 0 1	
<b>Rick Dempsey, R</b> (1, 2) OBP: 0.342, SLG: 0.395			0-0 1-3 		4-0 		0-0 		0-0 	3 0 2 1 1 0 0	
<b>Inning Stats</b>	R: 0 H: 0 E: 0 LOB: 0 K: 0 BB: 1 S: 2 P: 6	R: 0 H: 0 E: 0 LOB: 0 K: 2 BB: 0 S: 7 P: 7	R: 2 H: 2 E: 0 LOB: 1 K: 0 BB: 1 S: 5 P: 9	R: 0 H: 1 E: 0 LOB: 0 K: 0 BB: 0 S: 3 P: 3	R: 0 H: 0 E: 0 LOB: 1 K: 0 BB: 1 S: 3 P: 7	R: 0 H: 1 E: 0 LOB: 1 K: 2 BB: 0 S: 8 P: 8	R: 0 H: 1 E: 0 LOB: 2 K: 0 BB: 1 S: 4 P: 8	R: 0 H: 2 E: 0 LOB: 1 K: 1 BB: 0 S: 6 P: 6	R: 1 H: 2 E: 0 LOB: 1 K: 0 BB: 0 S: 5 P: 5	1B: 7 SF: 0 2B: 1 SAC: 0 3B: 0 DP: 1 HR: 1 HBP: 0	WP: 0 PA: 37 PB: 0 SB: 1 CS: 1
<b>PITCHER</b> <b>Al Nipper, R</b> (1, 1) ERA: 4.32	IP 9.0 WLS L BF 37 H 9 R 3 ER 3 SO 5 BB 4 IBB 0 HBP 0 BLK 0 WP 0 HR 1 S 43 P 59 ERA 3.00 WHIP 1.444										

livebaseballscorecards.com

<b>AB</b>	<b>33</b>
<b>R</b>	<b>3</b>
<b>H</b>	<b>9</b>
<b>RBI</b>	<b>3</b>
<b>BB</b>	<b>4</b>
<b>SO</b>	<b>5</b>
<b>LOB</b>	<b>11</b>



Batter	1	2	3	4	5	6	7	8	9	AB R H RBI BB SO LOB
Dwight Evans, R (1, 9) OBP: 0.380, SLG: 0.441	0-0 6-3		0-0 1B		4-0 BB		0-0 F3			3 0 1 0 1 0 0
Wade Boggs, L (1, 5) OBP: 0.448, SLG: 0.485	0-3 K		0-0 4-3		4-0 BB			0-0 F8		3 0 0 0 1 1 1
Bill Buckner, L (1, 3) OBP: 0.315, SLG: 0.434	0-0 F8			0-0 F4	0-0 F5			0-0 F5		4 0 0 0 0 0 3
Tony Armas, R (1, 7) OBP: 0.290, SLG: 0.538 Kevin Romine, R (8, PR) OBP: 0.308, SLG: 0.462 (9, 7)		0-3 K		0-3 K		0-0 1B		0-0 2B		4 0 2 0 0 2 0 0 0 0 0 0 0 0
Rich Gedman, L (1, 2) OBP: 0.370, SLG: 0.498		0-0 HR		4-0 BB		0-3 K		0-0 F8		3 1 1 1 1 1 1
Mike Easler, L (1, 10) OBP: 0.320, SLG: 0.409		0-0 F9		0-0 4-3		0-0 WP 1B			0-3 K	4 0 1 0 0 1 1
Marty Barrett, R (1, 4) OBP: 0.343, SLG: 0.355		0-0 F9			0-0 F8	0-0 F9			0-0 4-3	4 0 0 0 0 0 1
Steve Lyons, L (1, 8) OBP: 0.331, SLG: 0.359			0-3 K		0-0 BB BB 1B		0-0 3-1		0-3 K	4 0 1 0 0 2 0
Glenn Hoffman, R (1, 6) OBP: 0.329, SLG: 0.418			4-0 1B BB		0-0 F7		0-0 5-3			2 0 0 0 1 0 1

Inning Stats	R: 0 E: 0 K: 1 S: 5	H: 0 LOB: 0 BB: 0 P: 5	R: 1 E: 0 K: 1 S: 6	H: 1 LOB: 0 BB: 0 P: 6	R: 0 E: 0 K: 1 S: 5	H: 1 LOB: 1 BB: 1 P: 9	R: 0 E: 0 K: 1 S: 5	H: 0 LOB: 1 BB: 1 P: 9	R: 0 E: 0 K: 0 S: 4	H: 1 LOB: 3 BB: 2 P: 12	R: 0 E: 0 K: 1 S: 6	H: 2 LOB: 1 BB: 0 P: 6	R: 0 E: 0 K: 0 S: 3	H: 0 LOB: 0 BB: 0 P: 3	R: 0 E: 0 K: 0 S: 4	H: 1 LOB: 1 BB: 0 P: 4	R: 0 E: 0 K: 2 S: 7	H: 0 LOB: 0 BB: 0 P: 7	1B: 4 2B: 1 3B: 0 HR: 1	SF: 0 SAC: 0 DP: 0 HBP: 0	WP: 1 PB: 0 SB: 0 CS: 0	PA: 35
--------------	------------------------------	---------------------------------	------------------------------	---------------------------------	------------------------------	---------------------------------	------------------------------	---------------------------------	------------------------------	----------------------------------	------------------------------	---------------------------------	------------------------------	---------------------------------	------------------------------	---------------------------------	------------------------------	---------------------------------	----------------------------------	------------------------------------	----------------------------------	--------


PITCHER	IP	WLS	BF	H	R	ER	SO	BB	IBB	HBP	BLK	WP	HR	S	P	ERA	WHIP
Ken Dixon, R (1, 1) ERA: 3.79	7.2	W	31	6	1	1	5	4	0	0	0	1	1	37	53	1.17	1.304
Don Aase, R (8, 1) ERA: 3.86	1.1	S	4	0	0	0	2	0	0	0	0	0	0	8	8	0.00	0.000

**BOTTOM**


**Baltimore Orioles @ Boston Red Sox**  
 Fenway Park, Boston, MA  
 Thu Sep 12 1985, 7:05 PM EDT  
 Att. 15,014 - Unknown

livebaseballscorecards.com

<b>AB</b>	<b>31</b>
<b>R</b>	<b>1</b>
<b>H</b>	<b>6</b>
<b>RBI</b>	<b>1</b>
<b>BB</b>	<b>4</b>
<b>SO</b>	<b>7</b>
<b>LOB</b>	<b>8</b>





Batter	1	2	3	4	5	6	7	8	9	AB R H RBI BB SO LOB	TOP											
Dwight Evans, R (1, 9) OBP: 0.379, SLG: 0.438	4-0 BB 2B		0-0 F9		0-0 F8			0-3 K	0-0 F2	4 1 0 0 1 1 3												
Wade Boggs, L (1, 5) OBP: 0.448, SLG: 0.486	0-0 1-H 2B		0-0 1-2 1B		0-0 4-3			0-0 6-3	0-0 F7	5 0 2 1 0 0 2												
Bill Buckner, L (1, 3) OBP: 0.315, SLG: 0.432	0-0 1-3		0-0 F7		0-0 F6			4-0 1B BB		3 1 0 0 1 0 2												
Rich Gedman, L (1, 2) OBP: 0.371, SLG: 0.496	4-0 BB		0-0 6-3		0-0 F5			0-0 1-2 1B		3 0 1 0 1 0 2												
Tony Armas, R (1, 8) OBP: 0.292, SLG: 0.543	0-3 K			0-0 3B		0-3 K		0-0 1-2 2-H 1B		4 0 2 1 0 2 1												
Steve Lyons, L (8, PR) OBP: 0.331, SLG: 0.359										0 0 0 0 0 0 0												
Mike Easler, L (1, 10) OBP: 0.320, SLG: 0.414		0-0 F7		0-0 5-3			0-0 HR	0-3 K		4 1 1 1 0 1 3												
Marty Barrett, R (1, 4) OBP: 0.342, SLG: 0.357		0-3 K		0-0 F4		0-0 F8			0-0 2B	4 0 1 0 0 1 1	AB 34 R 3 H 8 RBI 3 BB 4 SO 8 LOB 16											
Mike Greenwell, L (1, 7) Ed Jurak, R (9, PH) OBP: 0.200, SLG: 0.200		0-0 F7		0-3 K		0-3 K			0-3 K	3 0 0 0 0 2 1 1 0 0 0 0 1 1												
Glenn Hoffman, R (1, 6) OBP: 0.330, SLG: 0.417			0-0 1B		0-0 6-3				4-0 BB	3 0 1 0 0 0 0 0 0 0 0 1 0 0 0 0 0 0 0 0 0												
Jim Rice, R (9, PH) OBP: 0.341, SLG: 0.468																						
Jackie Gutierrez, R (9, PR) OBP: 0.268, SLG: 0.290																						
Inning Stats	R: 1 E: 0 K: 1 S: 5	H: 1 LOB: 1 BB: 2 P: 13	R: 0 E: 0 K: 1 S: 5	H: 0 LOB: 0 BB: 0 P: 5	R: 0 E: 0 K: 0 S: 5	H: 2 LOB: 2 BB: 0 P: 5	R: 0 E: 0 K: 1 S: 6	H: 1 LOB: 1 BB: 0 P: 6	R: 0 E: 0 K: 0 S: 3	H: 0 LOB: 0 BB: 0 P: 3	R: 0 E: 0 K: 1 S: 5	H: 0 LOB: 0 BB: 0 P: 5	R: 1 E: 0 K: 1 S: 6	H: 1 LOB: 0 BB: 0 P: 6	R: 1 E: 0 K: 2 S: 9	H: 2 LOB: 2 BB: 1 P: 13	R: 0 E: 0 K: 1 S: 6	H: 1 LOB: 2 BB: 1 P: 10	1B: 4 2B: 2 3B: 1 HR: 1	SF: 0 SAC: 0 DP: 0 HBP: 0	WP: 0 PB: 0 SB: 0 CS: 0	PA: 38
PITCHER	IP WLS BF H R ER SO BB IBB HBP BLK WP HR S P ERA WHIP																					
Tim Leary, R (1, 1) ERA: 3.52	7.2 W 32 7 3 3 6 3 0 0 0 0 1 41 53 3.52 1.304																					
Ray Seavage, L (8, 1) ERA: 6.61	0.2 4 1 0 0 2 1 0 0 0 0 0 7 11 0.00 3.000																					
Danny Darwin, R (9, 1) ERA: 3.83	0.2 S 2 0 0 0 0 0 0 0 0 0 0 2 2 0.00 0.000																					

Boston Red Sox @ Milwaukee Brewers  
 Milwaukee County Stadium, Milwaukee, WI  
 Fri Sep 13 1985, 8:05 PM EDT  
 Att. 16,931 - Unknown

livebaseballscorecards.com





Batter	1	2	3	4	5	6	7	8	9	10	11	AB R H RBI BB SO LOB	TOP					
Dwight Evans, R OBP: 0.378, SLG: 0.442 (1, 9)												6 2 2 2 0 0 2	<b>Boston Red Sox @ Milwaukee Brewers</b> Milwaukee County Stadium, Milwaukee, WI Sat Sep 14 1985, 8:05 PM EDT Att. 12,371 - Unknown					
Wade Boggs, L OBP: 0.448, SLG: 0.486 (1, 5)												6 2 3 1 0 0 1						
Bill Buckner, L OBP: 0.312, SLG: 0.427 (1, 3)												6 0 0 0 0 1 5						
Jim Rice, R OBP: 0.343, SLG: 0.475 (1, 10)												4 2 2 2 1 0 0						
Tony Armas, R OBP: 0.291, SLG: 0.538 (1, 8) (7, 7)												5 1 1 2 0 2 2						
Rich Gedman, L OBP: 0.374, SLG: 0.505 (1, 2)												5 1 3 3 0 1 1						
Mike Easler, L OBP: 0.318, SLG: 0.411 Steve Lyons, L OBP: 0.329, SLG: 0.357 (1, 7) (7, 8)												3 0 0 0 0 1 1 2 0 0 0 0 2 1						
Marty Barrett, R OBP: 0.343, SLG: 0.357 (1, 4)												5 2 2 0 0 0 1						
Glenn Hoffman, R OBP: 0.328, SLG: 0.414 (1, 6)												4 0 1 0 0 1 1						
<b>Inning Stats</b>	R: 0 H: 0 E: 0 LOB: 0 K: 1 BB: 0 S: 5 P: 5	R: 0 H: 0 E: 1 LOB: 0 K: 1 BB: 0 S: 5 P: 5	R: 0 H: 1 E: 0 LOB: 1 K: 1 BB: 0 S: 6 P: 6	R: 1 H: 2 E: 0 LOB: 1 K: 1 BB: 0 S: 7 P: 7	R: 0 H: 0 E: 0 LOB: 0 K: 0 BB: 0 S: 3 P: 3	R: 0 H: 0 E: 1 LOB: 0 K: 0 BB: 0 S: 3 P: 3	R: 1 H: 2 E: 0 LOB: 1 K: 0 BB: 0 S: 5 P: 5	R: 5 H: 4 E: 0 LOB: 0 K: 1 BB: 1 S: 9 P: 13	R: 1 H: 2 E: 0 LOB: 1 K: 0 BB: 0 S: 5 P: 5	R: 0 H: 1 E: 0 LOB: 1 K: 2 BB: 0 S: 8 P: 8	R: 2 H: 2 E: 0 LOB: 0 K: 1 BB: 0 S: 7 P: 7	1B: 10 SF: 0 2B: 1 SAC: 1 3B: 0 DP: 2 HR: 3 HBP: 0		WP: 0 PA: 48 PB: 0 SB: 1 CS: 0				
<b>PITCHER</b>	IP WLS BF H R ER SO BB IBB HBP BLK WP HR S P ERA WHIP																	
Bill Wegman, R ERA: 2.57 (1, 1)	7.0	26	5	2	2	4	0	0	0	0	0	0	0	1	34	34	2.57	0.714
Brad Lesley, R ERA: 45.0 (8, 1)	1.0	8	4	5	5	1	1	0	0	0	0	0	0	1	9	13	45.00	5.000
Chuck Porter, R ERA: 4.05 (9, 1)	1.0	5	2	1	1	0	0	0	0	0	0	0	0	0	5	5	9.00	2.000
Danny Darwin, R ERA: 3.88 (10, 1)	2.0	L 9	3	2	2	3	0	0	0	0	0	0	0	1	15	15	9.00	1.500

AB	46
R	10
H	14
RBI	10
BB	1
SO	8
LOB	15



livebaseballscorecards.com

BOTTOM

Boston Red Sox @ Milwaukee Brewers  
Milwaukee County Stadium, Milwaukee, WI

Sat Sep 14 1985, 8:05 PM EDT  
Att. 12,371 - Unknown

livebaseballscorecards.com

AB	44
R	8
H	12
RBI	7
BB	2
SO	7
LOB	17



WP:	0	PA:	46
PB:	0		
SB:	0		
CS:	1		

AB R H RBI BB SO LOB

5	1	0	0	1	0	3
5	2	1	0	0	0	2
5	2	3	2	0	2	1
5	0	1	2	0	0	4
3	0	1	2	0	1	0
2	0	0	0	0	1	1
5	1	3	0	0	1	0
5	0	1	1	0	1	3
2	0	0	0	1	1	0
2	1	1	0	0	0	0
4	1	1	0	0	0	3
0	0	0	0	0	0	0
1	0	0	0	0	0	0

Batter	1	2	3	4	5	6	7	8	9	10	11
Mike Felder S (1, 8) OBP: 0.333, SLG: 0.200	4-0 CS BB			0-0 6-3		0-0 1-3		0-0 FC4 1B 2B	0-0 4-3		0-0 4-3
Paul Molitor R (1, 5) OBP: 0.360, SLG: 0.409	0-0 F9			0-0 2-3			0-0 E3 2B 1B	0-0 2B 1B 1B	0-0 E6 1B		
Cecil Cooper L (1, 3) OBP: 0.335, SLG: 0.486	0-3 K 1-2			0-3 K			0-0 1B 2B	0-0 1B 2B	0-0 1B		
Ted Simmons S (1, 10) OBP: 0.347, SLG: 0.405		0-0 F5			0-0 F4		0-0 5-3	0-0 1B	0-0 4-3		
Randy Ready R (1, 7) OBP: 0.354, SLG: 0.419 Billy Jo Robidoux, L (8, PH) (9, 7)		0-3 K			0-0 F9		0-0 1B	0-3 K		0-0 4-3	
Ernest Riles L (1, 6) OBP: 0.356, SLG: 0.405		0-3 K			0-0 FC5-4 1B		0-0 1B		0-0 1B 2B	0-0 1-3	
Paul Householder S (1, 9) OBP: 0.310, SLG: 0.360			0-3 K		0-0 FC5-4		0-0 G5-4-3	0-0 G5-4-3		0-0 4-3	
Charlie Moore, R (1, 2) OBP: 0.288, SLG: 0.286 Jim Gantner, L (9, PH) (10, 4)			4-0 G6-4-3 BB			0-3 K		0-0 4-3	0-0 4-3 FC3-5 1B		0-0 4-3
Ed Romero, R (1, 4) OBP: 0.321, SLG: 0.311 Dave Huppert, R (10, 2) Dion James, L (11, PH) OBP: 0.327, SLG: 0.261			0-0 G6-4-3		0-0 F6		0-0 FC4 1B	0-0 FC4 1B	0-0 FC3-5 1B		0-0 F9

Inning Stats	R: 0	H: 0	R: 0	H: 0	R: 0	H: 0	R: 0	H: 1	R: 0	H: 0	R: 2	H: 3	R: 3	H: 4	R: 3	H: 4	R: 0	H: 0	R: 0	H: 0	1B: 9	SF: 0	WP: 0	PA: 46
	E: 0	LOB: 1	E: 0	LOB: 0	E: 0	LOB: 0	E: 0	LOB: 1	E: 1	LOB: 1	E: 1	LOB: 1	E: 0	LOB: 1	E: 1	LOB: 2	E: 0	LOB: 0	E: 0	LOB: 0	2B: 4	SAC: 0	PB: 0	
	K: 1	BB: 1	K: 2	BB: 0	K: 1	BB: 1	K: 0	BB: 0	K: 1	BB: 0	K: 0	BB: 0	K: 1	BB: 0	K: 0	BB: 0	K: 0	BB: 0	K: 0	BB: 0	3B: 0	DP: 3	SB: 0	
	S: 4	P: 8	S: 7	P: 7	S: 4	P: 8	S: 5	P: 4	S: 5	P: 5	S: 6	P: 6	S: 9	P: 9	S: 8	P: 8	S: 3	P: 3	S: 3	P: 3	HR: 0	HBP: 0	CS: 1	

PITCHER	IP	WLS	BF	H	R	ER	SO	BB	IBB	HBP	BLK	WP	HR	S	P	ERA	WHIP
Bruce Hurst, L (1, 1) ERA: 4.59	7.2		30	7	5	4	6	2	0	0	0	0	0	40	48	4.70	1.174
Steve Crawford, R (8, 1) ERA: 3.49	0.1		5	4	3	1	1	0	0	0	0	0	0	7	7	27.00	12.000
Bruce Kison, R (9, 1) ERA: 4.23	3.0	W	11	1	0	0	0	0	0	0	0	0	0	11	11	0.00	0.333



Batter	1	2	3	4	5	6	7	8	9	AB R H RBI BB SO LOB	TOP
Dwight Evans, R (1, 9) OBP: 0.380, SLG: 0.443	0-0 G6-4-3 1B		0-0 FC6-4 1B		0-0 FC4-6 1B	0-0 F8			0-3 K	5 0 3 0 0 1 2	<b>Boston Red Sox @ Milwaukee Brewers</b> <b>Milwaukee County Stadium, Milwaukee, WI</b> Sun Sep 15 1985, 4:33 AM EDT Att: 11,124 - Unknown <a href="http://livebaseballscorecards.com">livebaseballscorecards.com</a>
Wade Boggs, L (1, 5) OBP: 0.447, SLG: 0.485	0-0 G6-4-3 1-2f		0-0 FC6-4 1-2f 3-H		0-0 FC4-6 1-2f 2-3		0-0 4-3	0-0 2B 2B	5 1 1 1 0 0 4		
Bill Buckner, L (1, 3) OBP: 0.311, SLG: 0.425	0-0 4-3		0-0 F4		0-0 SF8 3-H		0-0 4-3	4-0 2B IBB	3 0 0 1 1 0 1		
Jim Rice, R (1, 10) OBP: 0.342, SLG: 0.473		0-0 F9		0-0 L6	0-0 F8		0-0 1B	0-0 F4	5 0 1 0 0 0 3		
Tony Armas, R (1, 8) OBP: 0.294, SLG: 0.538		0-3 K		0-0 FC6-4 1B		4-0 1B 1B BB	0-0 F2	0-0 2B 1-H 2-H	2 0 1 0 1 1 0 2 1 1 1 0 0 1		
Steve Lyons, L (6, PR) OBP: 0.330, SLG: 0.361											
Rich Gedman, L (1, 2) OBP: 0.373, SLG: 0.502		0-0 FC5-4 1B		0-0 FC6-4 1-2f BB		0-0 F7 1-2		0-0 6-3	4 0 1 0 0 0 2		
Mike Easler, L (1, 7) OBP: 0.320, SLG: 0.411		0-0 FC5-4 1-2f		4-0 FC6-4 1-2 BB		0-0 1B 2-3 1B		4-0 5-3 BB	2 0 1 0 1 0 1 0 0 0 0 1 0 0		
Kevin Romine, R (6, 7) OBP: 0.357, SLG: 0.462											
Marty Barrett, R (1, 4) OBP: 0.340, SLG: 0.354			0-0 4-3		0-0 FC6-4 1-2f		0-3 K	0-0 5-3 1-2	4 0 0 0 0 1 5		
Glenn Hoffman, R (1, 6) OBP: 0.335, SLG: 0.417			1-0 1B FC6-4 HBP		0-0 FC4-6 SF8 1B		0-0 1B 1-3 3-H	0-3 K	3 2 2 1 0 1 1		
<b>Inning Stats</b>	R: 0 E: 0 K: 0 S: 3 H: 1 LOB: 0 BB: 0 P: 3	R: 0 E: 0 K: 1 S: 6 H: 1 LOB: 1 BB: 0 P: 6	R: 1 E: 0 K: 0 S: 4 H: 1 LOB: 1 BB: 0 P: 5	R: 0 E: 0 K: 0 S: 4 H: 1 LOB: 2 BB: 1 P: 8	R: 1 E: 0 K: 0 S: 5 H: 2 LOB: 1 BB: 0 P: 5	R: 1 E: 0 K: 1 S: 7 H: 2 LOB: 2 BB: 1 P: 11	R: 0 E: 0 K: 0 S: 4 H: 1 LOB: 1 BB: 0 P: 4	R: 0 E: 0 K: 1 S: 5 H: 0 LOB: 1 BB: 1 P: 9	R: 1 E: 0 K: 1 S: 6 H: 2 LOB: 2 BB: 1 P: 10	1B: 9 2B: 2 3B: 0 HR: 0 SF: 1 SAC: 0 DP: 1 HBP: 1	WP: 0 PB: 0 SB: 0 CS: 0 PA: 41
PITCHER Jaime Cocanower, R (1, 1) ERA: 4.9	IP 9.0 WLS L BF 41 H 11 R 4 ER 4 SO 4 BB 3 IBB 1 HBP 1 BLK 0 WP 0 HR 0 S 44 P 61 ERA 4.00 WHIP 1.556										

**Boston Red Sox @ Milwaukee Brewers**  
**Milwaukee County Stadium, Milwaukee, WI**  
 Sun Sep 15 1985, 4:33 AM EDT  
 Att: 11,124 - Unknown

AB	35
R	4
H	11
RBI	4
BB	4
SO	4
LOB	20



Batter	1	2	3	4	5	6	7	8	9	AB R H RBI BB SO LOB
Mike Felder, S (1, 8) OBP: 0.294, SLG: 0.200	0-3 K		0-0 5-3		0-0 1B 1B	0-0 2-3		0-0 L6		5 1 1 0 0 1 2
Paul Molitor, R (1, 5) OBP: 0.363, SLG: 0.411	0-0 WP 1B		0-0 6-3		0-0 G4-6-3 1B 1B		0-0 FC3-6 1B		0-0 1-3	5 0 3 0 0 0 0
Billy Jo Robidoux, L (1, 7) OBP: 0.231, SLG: 0.091	0-0 L7		0-0 4-3		0-0 G4-6-3 1B		0-0 FC3-6 1B		0-0 4-3	5 0 1 1 0 0 2
Cecil Cooper, L (1, 10) OBP: 0.336, SLG: 0.484	4-0 1-2 BB			0-0 4-3	0-0 G4-6-3		0-0 1-2 1B		0-3 K	4 0 1 0 1 1 2
Ted Simmons, S (1, 3) OBP: 0.346, SLG: 0.402	0-0 3-1			0-0 E7	4-0 BB		0-0 F8			3 1 0 0 1 0 4
Ernest Riles, L (1, 6) OBP: 0.355, SLG: 0.404		0-0 G4-6-3 1B		0-0 E7	0-0 F8		0-0 5-3			4 0 1 0 0 0 4
Paul Householder, S (1, 9) OBP: 0.309, SLG: 0.356		0-0 G4-6-3		4-0 BB		0-0 4-3		0-0 1-3		3 0 0 0 1 0 1
Jim Gantner, L (1, 4) OBP: 0.296, SLG: 0.330		0-0 1B		0-0 F7		0-0 E1		0-0 4-3		4 0 1 0 0 0 2
Charlie Moore, R (1, 2) OBP: 0.287, SLG: 0.285		0-0 F9		0-0 F7		0-0 F9		0-0 1B		4 0 1 0 0 0 4

Inning Stats	R: 0	H: 1	E: 0	K: 1	S: 6	LOB: 2	BB: 1	P: 10	R: 0	H: 2	E: 0	K: 0	S: 4	LOB: 1	BB: 0	P: 4	R: 0	H: 0	E: 0	K: 0	S: 3	LOB: 0	BB: 0	P: 3	R: 1	H: 0	E: 2	K: 0	S: 5	LOB: 2	BB: 1	P: 9	R: 1	H: 3	E: 0	K: 0	S: 5	LOB: 2	BB: 1	P: 9	R: 0	H: 0	E: 1	K: 0	S: 4	LOB: 1	BB: 0	P: 4	R: 0	H: 2	E: 1	K: 0	S: 5	LOB: 2	BB: 0	P: 5	R: 0	H: 1	E: 0	K: 0	S: 4	LOB: 1	BB: 0	P: 4	R: 0	H: 0	E: 0	K: 1	S: 5	LOB: 0	BB: 0	P: 5	1B: 9	2B: 0	3B: 0	HR: 0	SF: 0	SAC: 0	DP: 2	HBP: 0	WP: 1	PA: 40
PITCHER	IP	WLS	BF	H	R	ER	SO	BB	IBB	HBP	BLK	WP	HR	S	P	ERA	WHIP																																																																	
Jeff Sellers, R (1, 1) ERA: 1.42	6.1	W	31	8	2	1	1	3	0	0	0	1	0	30	42	1.42	1.737																																																																	
Mike Trujillo, R (7, 1) ERA: 4.81	2.2	S	9	1	0	0	1	0	0	0	0	0	0	11	11	0.00	0.375																																																																	

BOTTOM

Boston Red Sox @ Milwaukee Brewers  
Milwaukee County Stadium, Milwaukee, WI

Sun Sep 15 1985, 4:33 AM EDT  
Att. 11,124 - Unknown

livebaseballscores.com

AB	37
R	2
H	9
RBI	1
BB	3
SO	2
LOB	21





Batter	1	2	3	4	5	6	7	8	9	AB R H RBI BB SO LOB	TOP																
Dwight Evans, R (1, 9) OBP: 0.381, SLG: 0.445	0-0 1B		0-0 1B		0-0 1B		0-3 K		0-0 6-3	5 1 3 0 0 1 0	<b>Boston Red Sox @ Milwaukee Brewers</b> <b>Milwaukee County Stadium, Milwaukee, WI</b> Mon Sep 16 1985, 8:05 PM EDT Att. 6,441 - Unknown <a href="http://livebaseballscorecards.com">livebaseballscorecards.com</a>																
Wade Boggs, L (1, 5) OBP: 0.448, SLG: 0.485	0-0 F7		4-0 1B		0-0 F7		0-0 1B		0-0 1B	4 1 2 0 1 0 2																	
Bill Buckner, L (1, 3) OBP: 0.312, SLG: 0.425	0-0 F9		0-0 E		0-0 1B		0-0 F9		0-0 4-3	5 0 2 2 0 0 3																	
Tony Armas, R (1, 10) OBP: 0.293, SLG: 0.533	0-0 L7		0-3 K		4-0 1B		0-0 F4			3 0 0 0 1 1 4																	
Rich Gedman, L (1, 2) OBP: 0.370, SLG: 0.498		0-3 K2-3	0-0 E5		0-3 K			0-0 4-3		4 0 0 0 0 2 4																	
Mike Easter, L (1, 7) OBP: 0.319, SLG: 0.410		0-0 4-3	0-0 L5		0-0 4-3					4 0 1 0 0 0 5																	
Kevin Romine, R (8, PR) OBP: 0.357, SLG: 0.462										0 0 0 0 0 0 0																	
Dave Stapleton, R (1, 4) OBP: 0.296, SLG: 0.353		0-0 F9		0-0 5-3		0-0 F6		0-3 K		4 0 0 0 0 1 1																	
Steve Lyons, L (1, 8) OBP: 0.330, SLG: 0.361			0-0 1B	0-0 3-1		0-0 F8		0-0 F9		3 1 1 0 0 0 0																	
Jim Rice, R (8, PH) OBP: 0.341, SLG: 0.472			6-3 1B							1 0 0 0 0 0 1																	
Mike Greenwell, L (8, 7)										0 0 0 0 0 0 0																	
Jackie Gutierrez, R (1, 6) OBP: 0.264, SLG: 0.286			0-0 6-3	0-0 4-3		0-0 4-3			0-0 6-3	4 0 0 0 0 0 1																	
			1-2																								
<b>Inning Stats</b>	R: 0 E: 0 K: 0 S: 4	H: 1 LOB: 1 BB: 0 P: 4	R: 0 E: 0 K: 1 S: 5	H: 0 LOB: 0 BB: 0 P: 5	R: 3 E: 1 K: 1 S: 9	H: 3 LOB: 2 BB: 1 P: 13	R: 0 E: 0 K: 0 S: 3	H: 0 LOB: 0 BB: 0 P: 3	R: 0 E: 0 K: 1 S: 7	H: 2 LOB: 3 BB: 1 P: 11	R: 0 E: 0 K: 0 S: 3	H: 0 LOB: 0 BB: 0 P: 3	R: 0 E: 0 K: 1 S: 6	H: 1 LOB: 1 BB: 0 P: 6	R: 0 E: 0 K: 1 S: 6	H: 1 LOB: 1 BB: 0 P: 6	R: 0 E: 0 K: 0 S: 4	H: 1 LOB: 1 BB: 0 P: 4	R: 0 E: 0 K: 0 S: 4	H: 1 LOB: 1 BB: 0 P: 4	1B: 9 2B: 0 3B: 0 HR: 0	SF: 0 SAC: 0 DP: 0 HBP: 0	WP: 0 PB: 0 SB: 0 CS: 0	PA: 39			
<b>PITCHER</b>	IP WLS BF H R ER SO BB IBB HBP BLK WP HR S P ERA WHIP																										
Moose Haas, R (1, 1) ERA: 3.96	4.1		22	6	3	2	2	2	0	0	0	0	0	24	32	4.15	1.846										
Bob McClure, L (5, 1) ERA: 4.63	4.2	W	17	3	0	0	3	0	0	0	0	0	0	23	23	0.00	0.643										



Batter	1	2	3	4	5	6	7	8	9	AB	R	H	RBI	BB	SO	LOB
Mike Felder, S OBP: 0.273, SLG: 0.250 (1, 8)	0-0 F7	0-0 F9		0-0 4-3			0-0 B5-3	0-0 5-3 2B		5	0	1	0	0	0	2
Paul Molitor, R OBP: 0.361, SLG: 0.409 (1, 5)	0-0 F9		0-0 6-3		0-0 G3-6-3 1B		0-3 K	0-0 5-3 2-3		5	0	1	0	0	1	1
Cecil Cooper, L OBP: 0.338, SLG: 0.485 (1, 3)	0-0 E 1B		0-0 5-4 1B		0-0 G3-6-3 1-2f		0-0 1B 2B 1B	0-0 F7		5	1	3	0	0	0	2
Ted Simmons, S OBP: 0.347, SLG: 0.403 (1, 10)	0-0 E6 1-2		0-0 1B		0-0 F7		0-0 2B BLK 1B			4	1	2	0	0	0	1
Randy Ready, R OBP: 0.351, SLG: 0.421 (1, 7)	0-3 K		0-0 5-4 2-3f			0-0 E6 1B BB	0-0 BLK 1B 2B 1-3 2-H			4	1	1	1	0	1	4
Ernest Riles, L OBP: 0.357, SLG: 0.406 (1, 6)		0-0 3B 2B		0-0 F8		0-0 L3	4-0 1B BB 2-3 3-H			3	1	1	0	1	0	1
Paul Householder, S OBP: 0.316, SLG: 0.372 (1, 9)		0-0 F2		0-0 HR		4-0 1B BB	0-0 1-2 1B 3-H			3	1	2	2	1	0	1
Jim Gantner, L OBP: 0.298, SLG: 0.330 (1, 4)		0-0 F7		0-0 F9		0-0 G6-3 1-2 2-3 1B	0-0 F8			4	0	1	0	0	0	3
Charlie Moore, R OBP: 0.290, SLG: 0.294 (1, 2)		0-0 2-H 3B		0-0 1B		0-0 G6-3 1-2f		0-0 4-3		4	0	2	1	0	0	3

Inning Stats	R: 0	H: 1	E: 1	K: 1	S: 7	H: 1	LOB: 2	BB: 0	P: 7	R: 1	H: 2	E: 0	K: 0	S: 5	H: 2	LOB: 1	BB: 0	P: 5	R: 0	H: 2	E: 0	K: 0	S: 4	H: 2	LOB: 1	BB: 0	P: 4	R: 1	H: 2	E: 0	K: 0	S: 5	R: 0	H: 1	E: 0	K: 0	S: 3	R: 0	H: 1	E: 1	K: 0	S: 4	R: 3	H: 4	E: 0	K: 1	S: 9	R: 0	H: 1	E: 0	K: 0	S: 4
--------------	------	------	------	------	------	------	--------	-------	------	------	------	------	------	------	------	--------	-------	------	------	------	------	------	------	------	--------	-------	------	------	------	------	------	------	------	------	------	------	------	------	------	------	------	------	------	------	------	------	------	------	------	------	------	------

PITCHER	IP	WLS	BF	H	R	ER	SO	BB	IBB	HBP	BLK	WP	HR	S	P	ERA	WHIP
Bob Ojeda, L ERA: 4.48 (1, 1)	6.2	L	34	13	5	5	2	2	0	0	1	0	1	36	44	6.75	2.250
Bob Woodward, R ERA: 0.93 (7, 1)	1.1		5	1	0	0	0	0	0	0	0	0	0	5	5	0.00	0.750

**BOTTOM**

**Boston Red Sox @ Milwaukee Brewers**  
**Milwaukee County Stadium, Milwaukee, WI**

Mon Sep 16 1985, 8:05 PM EDT  
 Att. 6,441 - Unknown

AB	37
R	5
H	14
RBI	4
BB	2
SO	2
LOB	18

livebaseballscores.com

1B:	9	SF:	0	WP:	0	PA:	39
2B:	4	SAC:	0	PB:	0		
3B:	1	DP:	3	SB:	0		
HR:	1	HBP:	0	CS:	0		





Batter	1	2	3	4	5	6	7	8	9	AB R H RBI BB SO LOB	TOP	
Tony Fernandez, S (1, 6) OBP: 0.338, SLG: 0.392 Jeff Burroughs, R (9, PH) OBP: 0.372, SLG: 0.418	0-0 3-1		0-0 2B		0-0 F7		0-3 K		0-0 F8	4 0 1 0 0 1 0 1 0 0 0 0 0 0		
Lloyd Moseby, L (1, 8) OBP: 0.347, SLG: 0.431	0-0 3-1 2B		0-0 4-3		0-3 K			0-0 F8		4 0 1 0 0 1 1		
Rance Mulliniks, L (1, 5) OBP: 0.387, SLG: 0.470	0-0 3-1 2-3			0-3 K		0-0 F7		4-0 2B 1B BB		3 1 0 0 1 1 1		
George Bell, R (1, 7) OBP: 0.330, SLG: 0.495	0-0 F6			0-0 2-3 3B		0-0 FC6-4 1B		0-0 1B 1-3 2B		4 1 3 0 0 0 1		
Al Oliver, L (1, 10) OBP: 0.289, SLG: 0.369		0-0 3-1		0-0 2-3		0-0 F6		0-0 2-3 3-H 1B		4 0 1 2 0 0 1		
Cliff Johnson, R (1, 3) OBP: 0.333, SLG: 0.424		0-0 F9		0-3 K		0-0 FC6-4 1-2f		0-3 K		4 0 0 0 0 2 3		
Ernie Whitt, L (1, 2) OBP: 0.337, SLG: 0.459		0-3 K			0-0 4-3		0-0 4-3	0-0 F9		4 0 0 0 0 1 2		
Jesse Barfield, R (1, 9) OBP: 0.366, SLG: 0.536			0-0 CS 1B		0-0 HR 1B		0-0 HR		0-0 F7	4 2 3 1 0 0 0		
Garth Iorg, R (1, 4) OBP: 0.362, SLG: 0.467 Rick Leach, L (9, PH) OBP: 0.286, SLG: 0.286			0-0 F7 1-2		0-0 HR 1-H		0-0 F7		0-0 F7	3 1 1 2 0 0 1 1 0 0 0 0 0 0		
<b>Inning Stats</b>	R: 0 H: 1 E: 0 LOB: 1 K: 0 BB: 0 S: 4 P: 4	R: 0 H: 0 E: 0 LOB: 0 K: 1 BB: 0 S: 5 P: 5	R: 0 H: 2 E: 0 LOB: 1 K: 0 BB: 0 S: 4 P: 4	R: 1 H: 1 E: 0 LOB: 0 K: 2 BB: 0 S: 8 P: 8	R: 2 H: 2 E: 0 LOB: 0 K: 1 BB: 0 S: 7 P: 7	R: 0 H: 1 E: 0 LOB: 1 K: 0 BB: 0 S: 4 P: 4	R: 1 H: 1 E: 0 LOB: 0 K: 1 BB: 0 S: 6 P: 6	R: 1 H: 2 E: 0 LOB: 2 K: 1 BB: 1 S: 7 P: 11	R: 0 H: 0 E: 0 LOB: 0 K: 0 BB: 0 S: 3 P: 3	1B: 4 SF: 0 2B: 3 SAC: 0 3B: 1 DP: 0 HR: 2 HBP: 0	WP: 0 PA: 37 PB: 0 SB: 0 CS: 1	
<b>PITCHER</b> Oil Can Boyd, R (1, 1) ERA: 3.71 Steve Crawford, R (8, 1) ERA: 3.42	IP WLS BF H R ER SO BB IBB HBP BLK WP HR S P ERA WHIP	7.1 W 31 9 5 5 5 1 0 0 0 0 2 40 44 6.14 1.364	1.2 S 6 1 0 0 1 0 0 0 0 0 0 8 8 0.00 0.600	<b>PITCHER</b> IP WLS BF H R ER SO BB IBB HBP BLK WP HR S P ERA WHIP								

Toronto Blue Jays @ Boston Red Sox  
 Fenway Park, Boston, MA  
 Tue Sep 17 1985, 7:05 PM EDT  
 Att: 17,274 - Unknown

livebaseballscorecards.com

AB	36
R	5
H	10
RBI	5
BB	1
SO	6
LOB	10



Batter	1	2	3	4	5	6	7	8	9
Dwight Evans, R OBP: 0.383, SLG: 0.447 (1, 9)	0-3 K		0-0 F4		4-0 1B BB	0-0 2B		0-0 BB 1B	
Wade Boggs, L OBP: 0.450, SLG: 0.486 (1, 5)	0-0 1B 1B		4-0 1B 2B BB		0-0 1B HR 1B	0-0 6-3-2		4-0 BB 1B	
Bill Buckner, L OBP: 0.312, SLG: 0.424 (1, 3)	0-0 1-2 1B		0-0 2B FC5-2 1B		0-0 F3		0-0 F5	0-0 F7	
Jim Rice, R OBP: 0.342, SLG: 0.474 (1, 10)	0-3 K		0-0 FC5-2 2B		0-3 K		0-0 1B		
Rich Gedman, L OBP: 0.369, SLG: 0.495 (1, 2)	0-0 F5		0-0 FC5-2 2B		0-0 E3 HR 1B		0-0 F9		
Tony Armas, R OBP: 0.293, SLG: 0.539 (1, 8)		0-0 6-3	0-0 F8		0-0 HR		0-0 F9		
Steve Lyons, L OBP: 0.330, SLG: 0.361 (8, 8)									
Mike Easler, L OBP: 0.320, SLG: 0.410 (1, 7)		0-0 G3		4-0 G4-6-3 BB	0-0 L9			0-0 BB 1B 1B	
Kevin Romine, R OBP: 0.357, SLG: 0.462 (8, PR)									
Marty Barrett, R OBP: 0.338, SLG: 0.351 (1, 4)		0-0 1-3		0-0 G4-6-3		0-0 F3		0-3 K	
Glenn Hoffman, R OBP: 0.337, SLG: 0.416 (1, 6)			0-0 1B BB 2B 1B	0-3 K		4-0 2B 6-3-2 BB		0-0 F9	

AB	R	H	RBI	BB	SO	LOB
4	1	2	0	1	1	1
3	2	2	0	2	0	2
5	0	2	0	0	0	5
4	0	2	2	0	2	4
4	1	1	1	0	0	5
4	1	1	3	0	0	3
0	0	0	0	0	0	0
3	0	1	0	1	0	0
0	0	0	0	0	0	0
4	0	0	0	0	1	2
3	1	1	0	1	1	1

BOTTOM

Toronto Blue Jays @ Boston Red Sox  
Fenway Park, Boston, MA  
Tue Sep 17 1985, 7:05 PM EDT  
Att. 17,274 - Unknown

livebaseballscorecards.com

AB	34
R	6
H	12
RBI	6
BB	5
SO	5
LOB	23



1B:	9	SF:	0
2B:	3	SAC:	0
3B:	0	DP:	2
HR:	1	HBP:	0

WP:	0	PA:	39
PB:	0		
SB:	0		
CS:	0		

Inning	1	2	3	4	5	6	7	8	9
R:	0	0	2	0	4	0	0	0	3
E:	0	0	0	0	1	0	0	0	0
K:	2	0	0	1	1	0	0	1	0
S:	9	3	6	4	8	3	4	7	11
H:	2	0	3	0	3	1	1	2	0
LOB:	2	0	2	0	0	1	1	3	0
BB:	0	0	1	1	1	1	0	1	1
P:	9	3	10	8	12	7	4	11	

PITCHER	IP	WLS	BF	H	R	ER	SO	BB	IBB	HBP	BLK	WP	HR	S	P	ERA	WHIP
Dave Stieb, R ERA: 2.51 (1, 1)	4.2	L	24	8	6	3	4	3	0	0	0	0	1	29	41	5.79	2.357
Steve Davis, L ERA: 3.32 (5, 1)	2.0		8	2	0	0	0	1	0	0	0	0	0	7	11	0.00	1.500
Bill Caudill, R ERA: 3.05 (7, 1)	1.1		7	2	0	0	1	1	0	0	0	0	0	8	12	0.00	2.250



Batter	1	2	3	4	5	6	7	8	9	AB R H RBI BB SO LOB	TOP
Tony Fernandez, S (1, 6) OBP: 0.336, SLG: 0.390 Manuel Lee, S (6, PH) OBP: 0.167, SLG: 0.143 (6, 6)	0-0 6-3			0-0 3-1		0-0 G3-6-1			0-0 1B	2 0 0 0 0 0 0 2 0 1 0 0 0 1	
Lloyd Moseby, L (1, 8) OBP: 0.345, SLG: 0.429 Ron Shepherd, R (6, 8) OBP: 0.182, SLG: 0.194	0-0 F1			0-0 3-1			0-0 1B 2B		0-0 F5	2 0 0 0 0 0 0 2 1 1 0 0 0 1	
Rance Mulliniks, L (1, 5) OBP: 0.388, SLG: 0.470 Kelly Gruber, R (6, 5) OBP: 0.167, SLG: 0.167	0-0 1-3			0-0 1B			0-0 L1		0-0 F9	2 0 1 0 0 0 0 2 0 0 0 0 0 2	
George Bell, R (1, 7) OBP: 0.329, SLG: 0.494 Lou Thornton, L (6, 7) OBP: 0.274, SLG: 0.322		0-3 K		0-0 6-3			0-0 1B		0-3 K	2 0 0 0 0 1 1 2 0 1 1 0 1 1	
Al Oliver, L (1, 10) OBP: 0.287, SLG: 0.366 Jeff Burroughs, R (7, PH) OBP: 0.370, SLG: 0.415		0-0 6-3			0-0 F9		0-3 K			2 0 0 0 0 0 0 1 0 0 0 0 0 1 1	
Cliff Johnson, R (1, 3) OBP: 0.334, SLG: 0.425 Cecil Fielder, R (6, 3) OBP: 0.349, SLG: 0.517		0-3 K			0-0 1B		0-0 F3			2 0 1 0 0 1 0 1 0 0 0 0 0 1	
Jesse Barfield, R (1, 9) OBP: 0.364, SLG: 0.534 Rick Leach, L (6, 9) OBP: 0.267, SLG: 0.267			0-0 F9		0-3 K			0-0 1-3		2 0 0 0 0 1 0 1 0 0 0 0 0 0	AB 31 R 1 H 6 RBI 1 BB 0 SO 5 LOB 8
Ernie Whitt, L (1, 2) OBP: 0.336, SLG: 0.458 Steve Nicosia, R (5, 2) OBP: 0.241, SLG: 0.197			0-0 4-3			0-0 F9		0-0 F9		1 0 0 0 0 0 0 2 0 0 0 0 0 0	
Garth Iorg, R (1, 4) OBP: 0.362, SLG: 0.466			0-0 6-3			0-0 G3-6-1 1B		0-0 F2		3 0 1 0 0 0 0	
<b>Inning Stats</b>	R: 0 H: 0 E: 0 LOB: 0 K: 0 BB: 0 S: 3 P: 3	R: 0 H: 0 E: 0 LOB: 0 K: 2 BB: 0 S: 7 P: 7	R: 0 H: 0 E: 0 LOB: 0 K: 0 BB: 0 S: 3 P: 3	R: 0 H: 1 E: 0 LOB: 1 K: 0 BB: 0 S: 4 P: 4	R: 0 H: 1 E: 0 LOB: 0 K: 1 BB: 0 S: 5 P: 5	R: 0 H: 1 E: 0 LOB: 0 K: 0 BB: 0 S: 3 P: 3	R: 1 H: 2 E: 0 LOB: 1 K: 1 BB: 0 S: 7 P: 7	R: 0 H: 0 E: 0 LOB: 0 K: 0 BB: 0 S: 3 P: 3	R: 0 H: 1 E: 0 LOB: 1 K: 1 BB: 0 S: 6 P: 6	1B: 5 SF: 0 2B: 1 SAC: 0 3B: 0 DP: 1 HR: 0 HBP: 0	WP: 0 PA: 31 PB: 0 SB: 0 CS: 0
<b>PITCHER</b> Al Nipper, R (1, 1) ERA: 4.12	IP WLS BF H R ER SO BB IBB HBP BLK WP HR S P ERA WHIP										
	9.0 W 31 6 1 1 5 0 0 0 0 0 0 0 41 41 1.00 0.667										

Toronto Blue Jays @ Boston Red Sox  
Fenway Park, Boston, MA  
Wed Sep 18 1985, 7:05 PM EDT  
Att: 17,598 - Unknown

livebaseballscorecards.com



Batter	1	2	3	4	5	6	7	8	9
Dwight Evans, R (1, 9) Kevin Romine, R (8, 9) OBP: 0.382, SLG: 0.447 OBP: 0.333, SLG: 0.429	0-0 6-3	0-0 1B 2B		0-0 F5	0-0 F6	0-3 K		0-0 F5	
Wade Boggs, L (1, 5) Ed Jurak, R (7, PR) OBP: 0.453, SLG: 0.489 OBP: 0.273, SLG: 0.200	0-0 1B 1B	0-0 1B		0-0 1B 3B 1B	0-0 F8		0-0 1B 2B 1B	4-0 BB	
Bill Buckner, L (1, 3) Dave Stapleton, R (8, 3) OBP: 0.315, SLG: 0.426 OBP: 0.291, SLG: 0.346	0-0 F7	0-0 F7		0-0 1B 3B 1B	0-0 2B 1B		0-0 2B 1B	0-0 F6	
Jim Rice, R (1, 10) OBP: 0.346, SLG: 0.480	0-0 1B		0-0 F9	4-0 3B IBB	0-0 1B 2B		0-0 1B 2B		
Rich Gedman, L (1, 2) OBP: 0.373, SLG: 0.512	0-0 F6		0-0 HR	1-1 2-H 2-H 3-H 1B 3B	0-0 1B		0-0 2B		
Tony Armas, R (1, 8) Mike Greenwell, L (7, PH) OBP: 0.290, SLG: 0.532 OBP: 0.290, SLG: 0.532		0-3 K	0-0 6-3	0-0 6-3	0-0 1-3		0-0 F7		
Mike Easler, L (1, 7) Steve Lyons, L (6, PR) OBP: 0.325, SLG: 0.415 OBP: 0.330, SLG: 0.360		4-0 2B SF8 BB	0-0 3B	4-0 1B BB		4-0 BB	0-3 K		
Marty Barrett, R (1, 4) OBP: 0.338, SLG: 0.354		0-0 SF8 2B	0-0 F5	0-0 1B		0-3 K	0-0 6-3		
Glenn Hoffman, R (1, 6) Jackie Gutierrez, R (8, PH) OBP: 0.338, SLG: 0.413 OBP: 0.263, SLG: 0.285		0-0 SF8		0-0 1B BB	0-0 F7	0-0 F4		0-0 F9	

Inning Stats	R: 0	H: 2	E: 0	K: 5	S: 5	R: 3	H: 3	E: 0	K: 1	S: 8	R: 1	H: 2	E: 0	K: 0	S: 5	R: 5	H: 4	E: 0	K: 0	S: 7	R: 1	H: 3	E: 0	K: 0	S: 6	R: 3	H: 4	E: 0	K: 1	S: 9	R: 0	H: 0	E: 0	K: 0	S: 3	
	LOB: 2	BB: 0	P: 5			LOB: 1	BB: 1	P: 12			LOB: 1	BB: 0	P: 5			LOB: 2	BB: 3	P: 19			LOB: 1	BB: 1	P: 11			LOB: 2	BB: 0	P: 9	LOB: 1	BB: 1	P: 7					

PITCHER	IP	WLS	BF	H	R	ER	SO	BB	IBB	HBP	BLK	WP	HR	S	P	ERA	WHIP
Jim Clancy, R (1, 1) ERA: 4.02	2.2	L	16	7	4	4	1	1	0	0	0	0	1	17	21	13.50	3.000
Dennis Lamp, R (3, 1) ERA: 3.66	0.2		6	2	4	4	0	1	1	0	0	0	0	4	12	54.00	4.500
John Cerutti, L (4, 1) ERA: 10.8	1.1		10	5	2	2	0	1	0	0	0	0	0	9	13	13.50	4.500
Jim Acker, R (5, 1) ERA: 3.24	1.1		5	0	0	0	2	1	0	0	0	0	0	8	12	0.00	0.750
Tom Filer, R (7, 1) ERA: 4.14	1.0		7	4	3	3	1	0	0	0	0	0	0	9	9	27.00	4.000

**BOTTOM**

**Toronto Blue Jays @ Boston Red Sox**  
 Fenway Park, Boston, MA  
 Wed Sep 18 1985, 7:05 PM EDT  
 Att. 17,598 - Unknown

AB	R	H	RBI	BB	SO	LOB
5	1	1	1	0	1	2
1	0	0	0	0	0	0
5	1	4	1	0	0	0
0	1	0	0	1	0	0
5	3	3	1	0	0	2
1	0	0	0	0	0	1
4	2	3	1	1	0	0
5	2	4	7	0	0	2
4	0	0	0	0	1	3
1	0	0	0	0	0	2
1	1	1	0	3	0	0
1	0	0	0	0	1	2
5	1	2	1	0	1	4
2	1	0	1	1	0	3
1	0	0	0	0	0	0

AB	41
R	13
H	18
RBI	13
BB	6
SO	4
LOB	21



PITCHER	IP	WLS	BF	H	R	ER	SO	BB	IBB	HBP	BLK	WP	HR	S	P	ERA	WHIP
Stan Clarke, L (8, 1) ERA:	1.0		4	0	0	0	0	1	0	0	0	0	0	3	7	0.00	1.000



Batter	1	2	3	4	5	6	7	8	9	AB R H RBI BB SO LOB	TOP		
Alan Trammell, R (1, 6) OBP: 0.317, SLG: 0.389	0-0 1B 3B		4-0 BB G6-4-3		0-0 F8			0-0 F9	0-0 E6	4 1 1 0 1 0 3			
Kirk Gibson, L (1, 9) Alejandro Sanchez, R (2, 9) OBP: 0.365, SLG: 0.532 OBP: 0.252, SLG: 0.466	0-0 F9 S 1B		0-0 G6-4-3 1-2f			0-3 K		0-0 1B 2B	0-3 K	1 0 1 1 0 0 0 4 1 1 0 0 2 3			
Chet Lemon, R (1, 8) OBP: 0.331, SLG: 0.447	0-0 F7 1-2			0-0 HR		0-0 F5		0-0 2B 1B	0-0 F3	5 2 2 3 0 0 3			
Darrell Evans, L (1, 3) OBP: 0.352, SLG: 0.517	0-0 F9 2-3			0-0 F9		0-3 K		4-0 2B IBB		3 1 0 0 1 1 1			
Larry Herndon, R (1, 7) Johnny Grubb, L (8, PH) OBP: 0.297, SLG: 0.393 OBP: 0.315, SLG: 0.378	0-3 K			0-0 G6-4-3 1B			0-0 F7	0-0 1B 2B		3 0 1 0 0 1 1 1 0 1 2 0 0 0			
Nelson Simmons, S (1, 10) OBP: 0.321, SLG: 0.443		0-3 K		0-0 G6-4-3 1-2f			0-3 K	0-0 1B		4 0 1 0 0 2 1			
Tom Brookens, R (1, 4) OBP: 0.276, SLG: 0.372		0-3 K			0-3 K		0-0 5-3	0-0 F9		4 0 0 0 0 2 2			
Marty Castillo, R (1, 5) Lou Whitaker, L (8, 4) OBP: 0.140, SLG: 0.217 OBP: 0.372, SLG: 0.464		0-3 K			0-3 K			0-0 5-3	4-0 SH3-4 BB	3 0 0 0 0 2 0 0 0 0 0 1 0 0			
Bob Melvin, R (1, 2) OBP: 0.227, SLG: 0.277			0-3 K		4-0 BB			0-0 2B 1B	0-0 SH3-4	2 1 1 0 1 1 0			
<b>Inning Stats</b>	R: 1 E: 0 K: 1 S: 7 H: 2 LOB: 1 BB: 0 P: 7	R: 0 E: 0 K: 3 S: 9 H: 0 LOB: 0 BB: 0 P: 9	R: 0 E: 0 K: 1 S: 4 H: 0 LOB: 0 BB: 1 P: 8	R: 1 E: 0 K: 0 S: 4 H: 2 LOB: 0 BB: 0 P: 4	R: 0 E: 0 K: 2 S: 7 H: 0 LOB: 1 BB: 1 P: 11	R: 0 E: 0 K: 2 S: 7 H: 0 LOB: 0 BB: 0 P: 7	R: 0 E: 0 K: 1 S: 5 H: 0 LOB: 0 BB: 0 P: 5	R: 4 E: 0 K: 0 S: 8 H: 5 LOB: 2 BB: 1 P: 12	R: 0 E: 1 K: 1 S: 6 H: 0 LOB: 2 BB: 1 P: 10	1B: 5 2B: 2 3B: 1 HR: 1 SF: 0 SAC: 1 DP: 2 HBP: 0	WP: 0 PB: 0 SB: 1 CS: 0 PA: 39		
<b>PITCHER</b>	IP WLS BF H R ER SO BB IBB HBP BLK WP HR S P ERA WHIP											<b>PITCHER</b>	IP WLS BF H R ER SO BB IBB HBP BLK WP HR S P ERA WHIP
Bruce Hurst, L (1, 1) ERA: 4.59	7.2 L 29 6 4 4 10 2 0 0 0 0 0 1 47 55 4.70 1.043												
Steve Crawford, R (8, 1) ERA: 3.62	0.1 5 3 2 2 0 0 0 1 0 0 0 0 4 8 54.00 9.000												
Mark Clear, R (9, 1) ERA: 3.72	1.0 5 0 0 0 1 1 0 0 0 0 0 0 6 10 0.00 1.000												

**Detroit Tigers @ Boston Red Sox**  
 Fenway Park, Boston, MA  
 Fri Sep 20 1985, 7:05 PM EDT  
 Att. 23,442 - Unknown

[livebaseballscorecards.com](http://livebaseballscorecards.com)

<b>AB</b>	<b>34</b>
<b>R</b>	<b>6</b>
<b>H</b>	<b>9</b>
<b>RBI</b>	<b>6</b>
<b>BB</b>	<b>4</b>
<b>SO</b>	<b>11</b>
<b>LOB</b>	<b>14</b>



Batter	1	2	3	4	5	6	7	8	9	AB R H RBI BB SO LOB
Dwight Evans, R OBP: 0.379, SLG: 0.443 (1, 9)	0-3 K		0-0 4-3		0-0 F9			0-0 F8		4 0 0 0 0 1 0
Wade Boggs, L OBP: 0.455, SLG: 0.490 (1, 5)	4-0 1B G3 1B BB		0-0 FC5-4 1B			0-0 G4-6-3 1B		0-3 K		3 1 2 0 1 1 0
Bill Buckner, L OBP: 0.314, SLG: 0.425 (1, 3)	0-0 G3 1B 1-2 1B		0-0 F6			0-0 G4-6-3 1-2f		0-3 K		4 0 1 0 0 1 2
Jim Rice, R OBP: 0.349, SLG: 0.487 (1, 10)	0-0 1-2 2-3 1B		0-0 FC5-4 1-2f			0-0 HR		0-0 1B		4 1 3 1 0 0 1
Rich Gedman, L OBP: 0.370, SLG: 0.508 (1, 2)	0-0 G3 1-2 2-3 3-H		0-0 F5			0-0 F5		0-0 F9		4 0 0 1 0 0 3
Tony Armas, R OBP: 0.289, SLG: 0.529 (1, 8) (8, 7)	0-3 K		0-0 F2			0-0 1B		0-0 F4		4 0 1 0 0 1 3
Mike Easler, L OBP: 0.324, SLG: 0.412 Steve Lyons, L OBP: 0.329, SLG: 0.358 (1, 7) (8, 8)		0-3 K	0-3 K		0-0 F7		0-0 F6			3 0 0 0 0 2 1 1 0 0 0 0 0 1
Dave Stapleton, R OBP: 0.276, SLG: 0.327 (1, 4)		0-3 K			0-0 4-3		0-0 F8			3 0 0 0 0 1 1
Glenn Hoffman, R OBP: 0.332, SLG: 0.408 (1, 6)		0-3 K			0-0 F3		0-0 F9			3 0 0 0 0 1 1

Inning Stats	R: 1 E: 0 K: 2 S: 9	H: 2 LOB: 2 BB: 1 P: 13	R: 0 E: 0 K: 3 S: 9	H: 0 LOB: 0 BB: 0 P: 9	R: 0 E: 0 K: 0 S: 4	H: 1 LOB: 1 BB: 0 P: 4	R: 0 E: 0 K: 1 S: 5	H: 0 LOB: 0 BB: 0 P: 5	R: 0 E: 0 K: 0 S: 3	H: 0 LOB: 0 BB: 0 P: 3	R: 1 E: 0 K: 0 S: 4	H: 2 LOB: 0 BB: 0 P: 4	R: 0 E: 0 K: 0 S: 4	H: 1 LOB: 1 BB: 0 P: 4	R: 0 E: 0 K: 2 S: 7	H: 0 LOB: 0 BB: 0 P: 7	R: 0 E: 0 K: 0 S: 4	H: 1 LOB: 1 BB: 0 P: 4	1B: 6 2B: 0 3B: 0 HR: 1	SF: 0 SAC: 0 DP: 1 HBP: 0	WP: 0 PB: 0 SB: 0 CS: 0	PA: 34
PITCHER Jack Morris, R ERA: 3.16 (1, 1)	IP 9.0 WLS W BF 34 H 7 R 2 ER 2 SO 8 BB 1 IBB 0 HBP 0 BLK 0 WP 0 HR 1 S 49 P 53 ERA 2.00 WHIP 0.889																					

**DETROIT TIGERS @ BOSTON RED SOX**  
**Fenway Park, Boston, MA**  
 Fri Sep 20 1985, 7:05 PM EDT  
 Att. 23,442 - Unknown

AB	33
R	2
H	7
RBI	2
BB	1
SO	8
LOB	13



WP: 0	PA: 34
ERA	WHIP

livebaseballscorecards.com





Batter	1	2	3	4	5	6	7	8	9
<b>Dwight Evans, R</b> OBP: 0.383, SLG: 0.450 (1, 9)	4-0 BB 2B	4-0 BB 1B 2B	0-0 1-3 2-H 1B		0-0 HR		0-3 K		
<b>Wade Boggs, L</b> OBP: 0.454, SLG: 0.489 (1, 5)	0-0 F8	0-0 BB 1B	0-0 1-3		0-0 1B 1B		0-0 5-3		
<b>Bill Buckner, L</b> OBP: 0.316, SLG: 0.430 (1, 3)	0-0 E 2B	0-0 2B		0-0 6-3	0-0 1B 1B			0-0 F7	
<b>Tony Armas, R</b> OBP: 0.297, SLG: 0.532 (1, 7)	0-0 E9 1B 1B			0-0 1B 1B	4-0 1B 1B			0-3 K	
<b>Kevin Romine, R</b> OBP: 0.313, SLG: 0.400 (8, PH) (9, 7)									
<b>Rich Gedman, L</b> OBP: 0.370, SLG: 0.506 (1, 2)	0-0 G5-4-3 1B	0-0 F4		0-0 F8	0-0 F4			1-0 HBP	
<b>Mike Easler, L</b> OBP: 0.322, SLG: 0.410 (1, 10)	0-0 G5-4-3		0-3 K	0-0 1-2 1B		0-3 K		0-3 K	
<b>Marty Barrett, R</b> OBP: 0.338, SLG: 0.353 (1, 4)		0-3 K	0-0 BB 1B	0-0 F9		0-0 F8			
<b>Steve Lyons, L</b> OBP: 0.328, SLG: 0.357 (1, 8)		0-0 BB 1B	0-0 F9		0-3 K	0-0 4-3			
<b>Glenn Hoffman, R</b> OBP: 0.331, SLG: 0.403 (1, 6)		0-0 F8	4-0 1B BB		0-0 F9		0-3 K2-3		

Inning Stats	R: 2 E: 1 K: 0 S: 5	H: 3 LOB: 1 BB: 1 P: 9	R: 3 E: 0 K: 1 S: 8	H: 3 LOB: 2 BB: 2 P: 16	R: 1 E: 0 K: 1 S: 7	H: 2 LOB: 2 BB: 1 P: 11	R: 0 E: 0 K: 0 S: 5	H: 2 LOB: 2 BB: 0 P: 5	R: 1 E: 0 K: 1 S: 8	H: 3 LOB: 3 BB: 1 P: 12	R: 0 E: 0 K: 1 S: 5	H: 0 LOB: 0 BB: 0 P: 5	R: 0 E: 0 K: 2 S: 7	H: 0 LOB: 0 BB: 0 P: 7	R: 0 E: 0 K: 2 S: 7	H: 0 LOB: 1 BB: 0 P: 8
--------------	------------------------------	---------------------------------	------------------------------	----------------------------------	------------------------------	----------------------------------	------------------------------	---------------------------------	------------------------------	----------------------------------	------------------------------	---------------------------------	------------------------------	---------------------------------	------------------------------	---------------------------------

PITCHER	IP	WLS	BF	H	R	ER	SO	BB	IBB	HBP	BLK	WP	HR	S	P	ERA	WHIP
<b>Walt Terrell, R</b> ERA: 4.11 (1, 1)	1.2	L	12	6	5	5	1	2	0	0	0	0	0	12	20	27.00	4.800
<b>Bill Scherrer, L</b> ERA: 3.88 (2, 1)	3.0		19	7	2	2	2	1	2	0	0	0	1	20	32	6.00	2.667
<b>Chuck Cary, L</b> ERA: 3.44 (5, 1)	3.1		11	0	0	0	5	0	0	1	0	0	0	20	21	0.00	0.000

**AB R H RBI BB SO LOB**

**3 3 2 2 2 1 0**

**5 1 2 1 0 0 3**

**5 1 3 3 0 0 0**

**2 0 2 1 2 0 0**

**1 0 0 0 0 1 0**

**4 0 1 0 0 0 6**

**5 0 1 0 0 3 3**

**4 1 1 0 0 1 2**

**4 1 1 0 0 1 1**

**3 0 0 0 1 1 1**

**AB 36**

**R 7**

**H 13**

**RBI 7**

**BB 5**

**SO 8**

**LOB 16**

**WP: 0 PA: 42**

**PB: 0**

**SB: 0**

**CS: 0**

**1B: 10 SF: 0**

**2B: 2 SAC: 0**

**3B: 0 DP: 1**

**HR: 1 HBP: 1**

**WP: 0 PA: 42**


**ERA WHIP**

**DETROIT TIGERS @ BOSTON RED SOX**

**Fenway Park, Boston, MA**

**Sat Sep 21 1985, 3:33 AM EDT**

**Att. 25,618 - Unknown**



livebaseballscorecards.com



Batter	1	2	3	4	5	6	7	8	9	AB R H RBI BB SO LOB	TOP											
Lou Whitaker, L (1, 4) OBP: 0.372, SLG: 0.465	0-0 4-3	0-0 F9			4-0 2B BB		0-0 5-3		0-0 F8	4 1 0 0 1 0 2												
Alan Trammell, R (1, 6) OBP: 0.316, SLG: 0.385	0-0 F6		0-3 K		0-0 F7		0-0 F5			4 0 0 0 0 1 1												
Kirk Gibson, L (1, 9) OBP: 0.368, SLG: 0.532	4-0 1B BB		0-0 F7		0-0 1-H 2B			0-0 F9		3 0 1 1 1 0 0												
Darrell Evans, L (1, 3) OBP: 0.356, SLG: 0.526	0-0 1-3 1B		0-0 1B		0-0 F6			0-0 1-3 1B 2B		4 1 3 0 0 0 1												
Chet Lemon, R (1, 8) OBP: 0.330, SLG: 0.443	0-3 K		0-3 K		0-3 K			0-0 1-3 2-3		4 0 0 0 0 3 5												
Johnny Grubb, L (1, 7) OBP: 0.325, SLG: 0.382		0-0 FC5-4 1B		0-0 4-3		0-0 4-3		0-0 3-H 1B		4 0 2 1 0 0 0												
Nelson Simmons, S (1, 10) OBP: 0.321, SLG: 0.441		0-0 1-2 FC5-4 1B		0-0 3-1		0-0 F8		0-0 F6		4 0 1 0 0 0 1												
Tom Brookens, R (1, 5) OBP: 0.279, SLG: 0.375		0-0 FC5-4 1-2f 2-3		0-0 1B		0-0 5-3		0-3 K		4 0 1 0 0 1 2												
Bob Melvin, R (1, 2) OBP: 0.225, SLG: 0.261		0-3 K		0-0 6-3		0-3 K		0-0 5-3		2 0 0 0 0 1 3												
Dave Bergman, L (7, PH) OBP: 0.255, SLG: 0.263										1 0 0 0 0 1 0												
Marty Castillo, R (7, 2) OBP: 0.138, SLG: 0.214										1 0 0 0 0 0 0												
<b>Inning Stats</b>	R: 0 E: 0 K: 1 S: 6	H: 1 LOB: 2 BB: 1 P: 10	R: 0 E: 0 K: 1 S: 7	H: 2 LOB: 2 BB: 0 P: 7	R: 0 E: 0 K: 2 S: 8	H: 1 LOB: 1 BB: 0 P: 8	R: 0 E: 0 K: 0 S: 4	H: 1 LOB: 1 BB: 0 P: 4	R: 1 E: 0 K: 1 S: 6	H: 1 LOB: 1 BB: 1 P: 10	R: 0 E: 0 K: 0 S: 3	H: 0 LOB: 0 BB: 0 P: 3	R: 0 E: 0 K: 1 S: 5	H: 0 LOB: 0 BB: 0 P: 5	R: 1 E: 0 K: 0 S: 5	H: 2 LOB: 1 BB: 0 P: 5	R: 0 E: 0 K: 1 S: 5	H: 0 LOB: 0 BB: 0 P: 5	1B: 6 2B: 2 3B: 0 HR: 0	SF: 0 SAC: 0 DP: 0 HBP: 0	WP: 0 PB: 0 SB: 0 CS: 0	PA: 37
<b>PITCHER</b>	IP WLS BF H R ER SO BB IBB HBP BLK WP HR S P ERA WHIP																					
Oil Can Boyd, R (1, 1) ERA: 3.65	7.0 W 29 6 1 1 6 2 0 0 0 0 0 0 39 47 1.29 1.143																					
Bruce Kison, R (8, 1) ERA: 4.23	2.0 8 2 1 1 1 0 0 0 0 0 0 0 10 10 4.50 1.000																					

**Detroit Tigers @ Boston Red Sox**  
**Fenway Park, Boston, MA**  
 Sun Sep 22 1985, 3:33 AM EDT  
 Att: 23,847 - Unknown

[livebaseballscorecards.com](http://livebaseballscorecards.com)

**AB 35**  
**R 2**  
**H 8**  
**RBI 2**  
**BB 2**  
**SO 7**  
**LOB 15**







Batter	1	2	3	4	5	6	7	8	9	AB R H RBI BB SO LOB	TOP		
Tom Brookens, R (1, 5) OBP: 0.278, SLG: 0.376	0-3 K		0-0 S 1B 2B	0-0 F4			0-0 1-3			4 1 1 0 0 1 2			
Alan Trammell, R (1, 6) OBP: 0.317, SLG: 0.384	0-0 F8		4-0 1B 2-3 BB			0-0 1-3	4-0 IBB			2 0 0 0 2 0 0			
Kirk Gibson, L (1, 9) OBP: 0.365, SLG: 0.528	0-3 K		0-3 K			0-0 3-1	0-3 K			4 0 0 0 0 3 4			
Lance Parrish, R (1, 10) OBP: 0.325, SLG: 0.479		0-3 K	0-0 1-3 3-H BB 1B			0-0 F9	0-0 1-3			4 0 1 1 0 1 0			
Chet Lemon, R (1, 8) OBP: 0.333, SLG: 0.442		4-0 BB	4-0 1-2 BB			0-0 F5	1-0 G5-4-3 HBP			1 0 0 0 2 0 0			
Larry Herndon, R (1, 7) OBP: 0.294, SLG: 0.387		0-3 K	0-0 4-3			0-0 F6	0-0 G5-4-3 1-2f			4 0 0 0 0 1 5			
Darrell Evans, L (1, 3) OBP: 0.353, SLG: 0.522		0-3 K		0-0 6-3		0-0 F7		0-0 L4		4 0 0 0 0 1 1			
Bob Melvin, R (1, 2) OBP: 0.240, SLG: 0.301			0-0 SF9 3B	0-0 5-3			0-0 SH1-4 1B	0-0 F8		4 1 2 0 0 0 0			
Doug Flynn, R (1, 4) OBP: 0.236, SLG: 0.315			0-0 SF9 3-H	0-0 1B			0-0 SH1-4 1-2	0-0 F2-3		2 0 1 1 0 0 0			
<b>Inning Stats</b>	R: 0 E: 0 K: 2 S: 7 H: 0 LOB: 0 BB: 0 P: 7	R: 0 E: 0 K: 3 S: 9 H: 0 LOB: 1 BB: 1 P: 13	R: 2 E: 0 K: 1 S: 8 H: 3 LOB: 3 BB: 2 P: 16	R: 0 E: 0 K: 0 S: 4 H: 1 LOB: 1 BB: 0 P: 4	R: 0 E: 0 K: 0 S: 3 H: 0 LOB: 0 BB: 0 P: 3	R: 0 E: 0 K: 0 S: 3 H: 0 LOB: 0 BB: 0 P: 3	R: 0 E: 0 K: 1 S: 6 H: 1 LOB: 2 BB: 1 P: 10	R: 0 E: 0 K: 0 S: 2 H: 0 LOB: 0 BB: 0 P: 3	R: 0 E: 0 K: 0 S: 3 H: 0 LOB: 0 BB: 0 P: 3	1B: 3 2B: 1 3B: 1 HR: 0 SF: 1 SAC: 1 DP: 1 HBP: 1	WP: 0 PB: 0 SB: 1 CS: 0 PA: 36		
<b>PITCHER</b>	IP WLS BF H R ER SO BB IBB HBP BLK WP HR S P ERA WHIP											<b>PITCHER</b>	IP WLS BF H R ER SO BB IBB HBP BLK WP HR S P ERA WHIP
Bob Ojeda, L (1, 1) ERA: 4.38	7.0 L 30 5 2 2 7 3 1 0 0 0 0 40 56 2.57 1.143												
Mike Trujillo, R (8, 1) ERA: 4.72	2.0 6 0 0 0 0 0 0 0 1 0 0 0 5 6 0.00 0.000												

**Detroit Tigers @ Boston Red Sox**  
 Fenway Park, Boston, MA  
 Mon Sep 23 1985, 7:05 PM EDT  
 Att: 14,089 - Unknown

livebaseballscorecards.com

**AB** 29  
**R** 2  
**H** 5  
**RBI** 2  
**BB** 4  
**SO** 7  
**LOB** 12




Batter	1	2	3	4	5	6	7	8	9	AB	R	H	RBI	BB	SO	LOB
Dwight Evans, R (1, 9) OBP: 0.382, SLG: 0.452 Kevin Romine, R (8, PR) OBP: 0.313, SLG: 0.400 (9, 9)	0-0 WP BB PB 1B		0-0 F8		0-0 F9			0-0 FC5-6 1B		4	1	1	0	0	0	2
Wade Boggs, L (1, 5) OBP: 0.455, SLG: 0.488	4-0 PB WP 1-2 BB		0-0 6-3			0-0 5-3		0-0 1-2 1B		3	0	1	0	1	0	0
Bill Buckner, L (1, 3) OBP: 0.314, SLG: 0.426	0-0 F6		0-0 F6			0-3 K		0-0 F3		4	0	0	0	0	1	4
Tony Armas, R (1, 7) OBP: 0.296, SLG: 0.524 Mike Greenwell, L (9, 7)	0-3 K			0-0 F9		0-3 K		0-0 5-3		4	0	0	0	0	2	4
Rich Gedman, L (1, 2) OBP: 0.370, SLG: 0.505	0-3 K 1-3 2-H			0-0 F5			0-3 K		0-3 K	4	0	0	0	0	3	1
Mike Easler, L (1, 10) OBP: 0.324, SLG: 0.409 Ed Jurak, R (7, PR) OBP: 0.250, SLG: 0.182		0-0 SH1-4 1B		0-0 F7			0-0 1B		0-0 F8	3	0	2	0	0	0	0
Marty Barrett, R (1, 4) OBP: 0.335, SLG: 0.352		0-0 SH1-4 1-2 1B			0-0 F4-3		0-3 K		0-0 F3	3	0	0	0	0	1	1
Steve Lyons, L (1, 8) OBP: 0.327, SLG: 0.359		0-0 F7			0-0 2B		0-0 F9			3	0	1	0	0	0	2
Glenn Hoffman, R (1, 6) OBP: 0.333, SLG: 0.399		0-0 5-3			0-0 5-3			4-0 FC5-6 BB		2	0	0	0	1	0	2

Inning Stats	R: 1	H: 1	E: 0	K: 2	S: 8	LOB: 1	BB: 1	P: 12	R: 0	H: 1	E: 0	K: 0	S: 4	LOB: 1	BB: 0	P: 4	R: 0	H: 0	E: 0	K: 0	S: 3	LOB: 0	BB: 0	P: 3	R: 0	H: 0	E: 0	K: 0	S: 3	LOB: 0	BB: 0	P: 3	R: 0	H: 1	E: 0	K: 0	S: 4	LOB: 1	BB: 0	P: 4	R: 0	H: 0	E: 0	K: 2	S: 7	LOB: 0	BB: 0	P: 7	R: 0	H: 1	E: 0	K: 2	S: 8	LOB: 1	BB: 0	P: 8	R: 0	H: 1	E: 0	K: 0	S: 4	LOB: 2	BB: 1	P: 8	R: 0	H: 0	E: 0	K: 1	S: 5	LOB: 0	BB: 0	P: 5	1B: 4	SF: 0	2B: 1	SAC: 1	3B: 0	DP: 0	HR: 0	HBP: 0	WP: 1	PA: 34
PITCHER	IP	WLS	BF	H	R	ER	SO	BB	IBB	HBP	BLK	WP	HR	S	P	ERA	WHIP																																																																	
Juan Berenguer, R (1, 1) ERA: 5.3	7.1	W	28	4	1	0	6	2	0	0	0	1	0	38	46	0.00	0.818																																																																	
Willie Hernandez, L (8, 1) ERA: 2.58	1.2	S	6	1	0	0	1	0	0	0	0	0	0	8	8	0.00	0.600																																																																	

**DETROIT TIGERS @ BOSTON RED SOX**  
**Fenway Park, Boston, MA**  
 Mon Sep 23 1985, 7:05 PM EDT  
 Att. 14,089 - Unknown

<b>AB</b>	<b>31</b>
<b>R</b>	<b>1</b>
<b>H</b>	<b>5</b>
<b>RBI</b>	<b>0</b>
<b>BB</b>	<b>2</b>
<b>SO</b>	<b>7</b>
<b>LOB</b>	<b>16</b>



















Batter	1	2	3	4	5	6	7	8	9	AB R H RBI BB SO LOB	TOP	
Steve Lyons, L (1, 8) OBP: 0.330, SLG: 0.368	0-0 4-3		0-0 F6			0-0 F7		4-0 1B WP BB		3 1 0 0 1 0 0		
Wade Boggs, L (1, 5) OBP: 0.453, SLG: 0.484	0-0 F5			0-0 F8		0-0 6-3		0-0 1B G3-6-3 1-H 2-H		4 0 1 2 0 0 0		
Bill Buckner, L (1, 3) OBP: 0.315, SLG: 0.424	4-0 BB			0-0 F9		0-0 1B WP		0-0 G3-6-3 1-2f		3 0 1 0 1 0 1		
Dwight Evans, R (1, 10) OBP: 0.383, SLG: 0.454	0-0 F8			0-0 F9		0-0 F8 1-2			0-0 F9	4 0 0 0 0 0 2		
Mike Easler, L (1, 7) OBP: 0.324, SLG: 0.409		0-0 4-3			0-0 HR 1B		0-0 F7		0-0 5-3	3 1 1 0 0 0 0 1 0 0 0 0 0 0		
Kevin Romine, R (8, 9) OBP: 0.269, SLG: 0.320												
Dave Stapleton, R (1, 4) OBP: 0.274, SLG: 0.322		0-0 5-3			0-3 K		0-0 3-1		0-0 FC6-4 1B	4 0 1 0 0 1 1		
Mike Greenwell, L (1, 9) OBP: 0.182, SLG: 0.727		0-3 K			0-0 HR 1-H		0-0 F6		0-0 FC6-4 1-2f	4 1 1 2 0 1 1		
Jackie Gutierrez, R (1, 6) OBP: 0.255, SLG: 0.276			0-0 F4		0-0 1-6-3			0-0 5-3		3 0 0 0 0 0 0		
Marc Sullivan, R (1, 2) OBP: 0.236, SLG: 0.299			0-3 K		0-0 6-3			0-0 1B WP BB		3 1 1 0 0 1 0		
<b>Inning Stats</b>	R: 0 E: 0 K: 0 S: 3 H: 0 LOB: 1 BB: 1 P: 7	R: 0 E: 0 K: 1 S: 5 H: 0 LOB: 0 BB: 0 P: 5	R: 0 E: 0 K: 1 S: 5 H: 0 LOB: 0 BB: 0 P: 5	R: 0 E: 0 K: 0 S: 3 H: 0 LOB: 0 BB: 0 P: 3	R: 2 E: 0 K: 1 S: 7 H: 2 LOB: 0 BB: 0 P: 7	R: 0 E: 0 K: 0 S: 4 H: 1 LOB: 1 BB: 0 P: 4	R: 0 E: 0 K: 0 S: 3 H: 0 LOB: 0 BB: 0 P: 3	R: 2 E: 0 K: 0 S: 4 H: 2 LOB: 0 BB: 1 P: 8	R: 0 E: 0 K: 0 S: 4 H: 1 LOB: 1 BB: 0 P: 4	1B: 5 2B: 0 3B: 0 HR: 1 SF: 0 SAC: 0 DP: 1 HBP: 0	WP: 2 PB: 0 SB: 0 CS: 0 PA: 34	
<b>PITCHER</b> Doyle Alexander, R (1, 1) ERA: 3.48	IP 9.0 WLS L BF 34 H 6 R 4 ER 4 SO 3 BB 2 IBB 0 HBP 0 BLK 0 WP 2 HR 1 S 38 P 46 ERA 4.00 WHIP 0.889											<b>PITCHER</b> IP WLS BF H R ER SO BB IBB HBP BLK WP HR S P ERA WHIP

**Boston Red Sox @ Toronto Blue Jays**  
Exhibition Stadium, Toronto, ON  
Thu Sep 26 1985, 7:05 PM EDT  
Att: 30,443 - Unknown

[livebaseballscorecards.com](http://livebaseballscorecards.com)

AB	32
R	4
H	6
RBI	4
BB	2
SO	3
LOB	5



Batter	1	2	3	4	5	6	7	8	9	AB R H RBI BB SO LOB
<b>Damaso Garcia, R</b> OBP: 0.308, SLG: 0.380 (1, 4) X	0-0 F9 ①			X 0-0 2B 4-3 1B		X 0-0 6-3 ②			S 0-3 K ②	4 1 1 0 0 1 0
<b>Lloyd Moseby, L</b> OBP: 0.342, SLG: 0.419 (1, 8) X	0-0 F7 ②			X 0-0 4-3 1-3 2B		X 0-0 F8 ③			X 0-0 F6 ③	4 0 1 0 0 0 0
<b>Rance Mulliniks, L</b> OBP: 0.394, SLG: 0.471 (1, 5) X	0-0 1-3 ③			X 0-0 4-3 ①			X 0-0 G3 ①			3 0 0 1 0 0 1
<b>Al Oliver, L</b> OBP: 0.282, SLG: 0.353 (1, 10)		X 0-0 6-3 ①		X 0-0 G3 ②			X 0-0 5-3 ②			3 0 0 0 0 0 1
<b>Ernie Whitt, L</b> OBP: 0.324, SLG: 0.437 (1, 2)		X 0-0 F2 ②		X 0-0 4-3 ③			X 0-0 F2 ③			3 0 0 0 0 0 1
<b>Jesse Barfield, R</b> OBP: 0.364, SLG: 0.533 (1, 9)		X 0-0 F8 ③			X 0-0 4-3 ①			BB 4-0 BB		2 0 0 0 1 0 0
<b>Rick Leach, L</b> OBP: 0.276, SLG: 0.321 (1, 3)			X 0-0 F4 ①		S 0-3 K ②			S 0-3 K ①		3 0 0 0 0 2 1
<b>Lou Thornton, L</b> OBP: 0.290, SLG: 0.348 (1, 7)			X 0-0 G6-4-3 1B		X 0-0 6-3 ③			X 0-0 G4-6-3 ② ③		3 0 1 0 0 0 1
<b>Tony Fernandez, S</b> OBP: 0.334, SLG: 0.380 (1, 6)			X 0-0 G6-4-3 ② ③			X 0-0 4-3 ①			X 0-0 1-3 ①	3 0 0 0 0 0 1

Inning Stats	R: 0	H: 0	E: 0	LOB: 0	K: 0	S: 3	P: 3	R: 0	H: 0	E: 0	LOB: 0	K: 0	S: 3	P: 3	R: 0	H: 0	E: 0	LOB: 0	K: 1	S: 4	P: 8	R: 0	H: 0	E: 0	LOB: 0	K: 1	S: 5	P: 5	1B: 2	SF: 0	2B: 1	SAC: 0	3B: 0	DP: 2	HR: 0	HBP: 0	
	0	0	0	0	0	3	3	0	0	0	0	0	3	3	0	0	0	0	1	4	8	0	0	0	0	0	0	0	2	0	0	0	0	0	0	0	0

PITCHER	IP	WLS	BF	H	R	ER	SO	BB	IBB	HBP	BLK	WP	HR	S	P	ERA	WHIP	PITCHER	IP	WLS	BF	H	R	ER	SO	BB	IBB	HBP	BLK	WP	HR	S	P	ERA	WHIP		
<b>Jeff Sellers, R</b> ERA: 2.55 (1, 1)	9.0	W	29	3	1	1	3	1	0	0	0	0	0	34	38	1.00	0.444																				

**BOTTOM**

**Boston Red Sox @ Toronto Blue Jays**  
Exhibition Stadium, Toronto, ON

Thu Sep 26 1985, 7:05 PM EDT  
Att. 30,443 - Unknown

livebaseballscorecards.com

<b>AB</b>	<b>28</b>
<b>R</b>	<b>1</b>
<b>H</b>	<b>3</b>
<b>RBI</b>	<b>1</b>
<b>BB</b>	<b>1</b>
<b>SO</b>	<b>3</b>
<b>LOB</b>	<b>6</b>



WP	PA	ERA	WHIP
0	29		



Batter	1	2	3	4	5	6	7	8	9	AB R H RBI BB SO LOB	TOP									
Steve Lyons, L (1, 8) OBP: 0.332, SLG: 0.370	0-0 CS 1B			x 0-0 F8		x 0-0 G4-6-3		x 0-0 1B		4 0 2 1 0 0 1	<b>Boston Red Sox @ Detroit Tigers</b> Tiger Stadium, Detroit, MI Fri Sep 27 1985, 7:05 PM EDT Att. 20,147 - Unknown									
Wade Boggs, L (1, 5) OBP: 0.452, SLG: 0.484	0-0 F6		x 0-0 2B		x 0-0 1-3		x 0-0 F8		4 0 1 0 0 0 2											
Bill Buckner, L (1, 3) OBP: 0.315, SLG: 0.423	0-0 F3		x 0-0 F4			x 0-0 B2-3	x 0-0 FC6-4 1B		4 0 1 0 0 0 2											
Rich Gedman, L (1, 2) OBP: 0.369, SLG: 0.500	0-0 CS 1-2	0-0 G3	x 0-0 4-3			x 0-0 4-3	x 0-0 FC6-4 1-2f		4 0 0 0 0 0 3											
Dwight Evans, R (1, 10) OBP: 0.384, SLG: 0.453		B B B B 4-0 G4-6-3 BB		x 0-0 6-3		B B B B 4-0 1B BB	x 0-0 F4		2 0 0 0 2 0 0											
Mike Easler, L (1, 7) OBP: 0.326, SLG: 0.411		x 0-0 G4-6-3 1-2f		x 0-0 2B		x 0-0 FC6-4 1-2 1B	x 0-0 4-3		4 0 2 0 0 0 1											
Dave Stapleton, R (1, 4) OBP: 0.273, SLG: 0.306		B B B B 4-0 G5-4-3 BB		x 0-0 6-3		x 0-0 FC6-4 1-2f	x 0-0 F7		3 0 0 0 1 0 3											
Mike Greenwell, L (1, 9) OBP: 0.143, SLG: 0.571		x 0-0 F9		0-0 K		x 0-0 F7			3 0 0 0 0 1 2											
Glenn Hoffman, R (1, 6) OBP: 0.333, SLG: 0.396		x 0-0 G5-4-3 1-2f		x 0-0 E5 G4-6-3		x 0-0 1B 2B			3 1 1 0 0 0 1											
<b>Inning Stats</b>	R: 0 E: 0 K: 0 S: 3	H: 1 LOB: 0 BB: 0 P: 3	R: 0 E: 0 K: 0 S: 2	H: 0 LOB: 0 BB: 1 P: 6	R: 0 E: 0 K: 0 S: 2	H: 0 LOB: 0 BB: 1 P: 6	R: 0 E: 0 K: 1 S: 6	H: 1 LOB: 1 BB: 0 P: 6	R: 0 E: 1 K: 0 S: 3	H: 0 LOB: 0 BB: 0 P: 3	R: 0 E: 0 K: 0 S: 4	H: 1 LOB: 2 BB: 1 P: 8	R: 1 E: 0 K: 0 S: 6	H: 3 LOB: 2 BB: 0 P: 6	R: 0 E: 0 K: 0 S: 3	H: 0 LOB: 0 BB: 0 P: 3	1B: 4 2B: 3 3B: 0 HR: 0	SF: 0 SAC: 0 DP: 3 HBP: 0	WP: 0 PB: 0 SB: 0 CS: 1	PA: 35
<b>PITCHER</b>	IP WLS BF H R ER SO BB IBB HBP BLK WP HR S P ERA WHIP																			
Walt Terrell, R (1, 1) ERA: 4.01	7.2 W 30 7 1 1 1 3 0 0 0 0 0 0 29 41 1.17 1.304																			
Willie Hernandez, L (8, 1) ERA: 2.55	1.1 S 4 0 0 0 0 0 0 0 0 0 0 0 4 4 0.00 0.000																			

livebaseballscorecards.com

<b>AB</b>	31
<b>R</b>	1
<b>H</b>	7
<b>RBI</b>	1
<b>BB</b>	3
<b>SO</b>	1
<b>LOB</b>	15



Batter	1	2	3	4	5	6	7	8	9	AB R H RBI BB SO LOB
Lou Whitaker, L (1, 4) OBP: 0.368, SLG: 0.464	0-0 F6		0-0 G3		0-0 F8			0-0 1B SH1-4 1B		4 1 1 1 0 0 2
Alan Trammell, R (1, 6) OBP: 0.318, SLG: 0.389	0-0 6-3		0-0 HR			0-0 FC4-6 1B		0-0 SH1-4 1-2		3 1 2 2 0 0 0
Kirk Gibson, L (1, 9) OBP: 0.364, SLG: 0.522	0-3 K		0-0 3-1			0-0 FC4-6 FC5-4 1-2f		4-0 1B 1B IBB		3 1 0 0 1 1 1
Lance Parrish, R (1, 2) OBP: 0.327, SLG: 0.483		0-0 6-3		0-0 4-3		0-0 FC5-4 1B 1-2f		0-0 1B 1-2 2-3 1B		4 0 1 0 0 0 1
Darrell Evans, L (1, 3) OBP: 0.354, SLG: 0.515		0-3 K		0-3 K		0-0 1B		0-0 F3		4 0 1 0 0 2 3
Johnny Grubb, L (1, 7) OBP: 0.329, SLG: 0.403		0-0 F5		0-0 L7		0-3 K		0-0 1B		3 0 0 0 0 1 2
Larry Herndon, R (8, PH) OBP: 0.297, SLG: 0.388								1-3 2-H 3-H		1 0 1 2 0 0 0
Nelson Simmons, S (1, 10) OBP: 0.314, SLG: 0.427			0-0 SH3-4 BB G3 1B		0-0 1-3		0-0 F8	0-3 K		4 1 1 0 0 1 2
Chet Lemon, R (1, 8) OBP: 0.333, SLG: 0.438			4-0 G3 SH3-4 HR BB		0-0 4-3 1B		0-0 1-3			2 1 1 0 1 0 0
Tom Brookens, R (1, 5) OBP: 0.275, SLG: 0.369			0-0 SH3-4		0-0 4-3		0-3 K			2 0 0 0 0 1 1

Inning Stats	R: 0	H: 0	E: 0	LOB: 0	K: 1	S: 5	P: 5	R: 0	H: 0	E: 0	LOB: 0	K: 1	S: 5	P: 5	R: 3	H: 2	E: 0	LOB: 0	K: 0	S: 5	R: 0	H: 0	E: 0	LOB: 0	K: 1	S: 5	P: 5	R: 0	H: 1	E: 0	LOB: 1	K: 0	S: 4	R: 0	H: 2	E: 0	LOB: 2	K: 1	S: 7	R: 0	H: 0	E: 0	LOB: 0	K: 1	S: 5	R: 2	H: 3	E: 0	LOB: 2	K: 1	S: 8	P: 12
--------------	------	------	------	--------	------	------	------	------	------	------	--------	------	------	------	------	------	------	--------	------	------	------	------	------	--------	------	------	------	------	------	------	--------	------	------	------	------	------	--------	------	------	------	------	------	--------	------	------	------	------	------	--------	------	------	-------

PITCHER	IP	WLS	BF	H	R	ER	SO	BB	IBB	HBP	BLK	WP	HR	S	P	ERA	WHIP
Oil Can Boyd, R (1, 1) ERA: 3.72	7.1	L	31	7	5	5	5	1	1	0	0	0	1	39	47	6.14	1.091
Tim Lollar, L (8, 1) ERA: 4.38	0.2		3	1	0	0	1	0	0	0	0	0	0	5	5	0.00	1.500

**BOTTOM**

**Boston Red Sox @ Detroit Tigers**  
Tiger Stadium, Detroit, MI

Fri Sep 27 1985, 7:05 PM EDT  
Att. 20,147 - Unknown

AB	30
R	5
H	8
RBI	5
BB	2
SO	6
LOB	12



WP	HR	S	P	ERA	WHIP
0	0	0	0	0	0



Batter	1	2	3	4	5	6	7	8	9	10	AB R H RBI BB SO LOB	TOP																	
Dwight Evans, R (1, 10) OBP: 0.382, SLG: 0.456	0-0 F4-3		0-0 F4			0-0 5-3		0-3 K		0-0 HR	5 1 1 1 0 1 0	<p><b>Boston Red Sox @ Detroit Tigers</b></p> <p>Tiger Stadium, Detroit, MI</p> <p>Sat Sep 28 1985, 3:33 AM EDT</p> <p>Att. 21,890 - Unknown</p>																	
Wade Boggs, L (1, 5) OBP: 0.451, SLG: 0.481	4-0 BB		0-0 F7			4-0 F4-3 1B BB		0-0 F7		0-0 6-3	3 0 0 0 2 0 0																		
Bill Buckner, L (1, 3) OBP: 0.315, SLG: 0.423	0-0 F1			0-0 3-1		0-0 F4-3 1B		0-0 F6		0-0 CS 1B	5 0 2 0 0 0 1																		
Tony Armas, R (1, 9) OBP: 0.292, SLG: 0.511	0-3 K			0-0 5-3		0-0 F4-3			0-0 L5	0-0 F	5 0 0 0 0 1 4																		
Mike Greenwell, L (10, 7) OBP: 0.143, SLG: 0.571						1-2 2-3				1-2	0 0 0 0 0 0 0																		
Rich Gedman, L (1, 2) OBP: 0.366, SLG: 0.496		0-0 F9		0-0 F4-3		0-0 F8			0-0 E3 FC4-6		4 0 0 0 0 0 2																		
Kevin Romine, R (9, PR)											0 0 0 0 0 0 0																		
Mike Easler, L (1, 7) OBP: 0.325, SLG: 0.409		4-0 BB			0-0 F9		0-0 6-3		0-3 K		3 0 0 0 1 1 1																		
Marc Sullivan, R (9, 2) OBP: 0.236, SLG: 0.299											0 0 0 0 0 0 0																		
Marty Barrett, R (1, 4) OBP: 0.336, SLG: 0.348		0-0 F8			4-0 FC6-4 BB		0-0 1B		0-0 FC4-6		3 0 1 0 1 0 2																		
Steve Lyons, L (1, 8) OBP: 0.328, SLG: 0.365		0-0 F6			0-0 F8		0-3 K			0-0 G3	4 0 0 0 0 1 3																		
Glenn Hoffman, R (1, 6) OBP: 0.332, SLG: 0.405			0-3 K		0-0 FC6-4		0-0 F6			0-0 HR	4 1 1 1 0 1 2																		
<b>Inning Stats</b>	R: 0 E: 0 K: 1 S: 5	H: 0 LOB: 1 BB: 1 P: 9	R: 0 E: 0 K: 0 S: 3	H: 0 LOB: 1 BB: 1 P: 7	R: 0 E: 0 K: 1 S: 5	H: 0 LOB: 0 BB: 0 P: 5	R: 0 E: 0 K: 0 S: 3	H: 0 LOB: 1 BB: 1 P: 7	R: 0 E: 0 K: 0 S: 4	H: 1 LOB: 2 BB: 1 P: 8	R: 0 E: 0 K: 1 S: 5	H: 0 LOB: 0 BB: 0 P: 5	R: 0 E: 1 K: 1 S: 6	H: 0 LOB: 1 BB: 0 P: 6	R: 2 E: 0 K: 0 S: 5	H: 3 LOB: 0 BB: 0 P: 5	1B: 3 2B: 0 3B: 0 HR: 2	SF: 0 SAC: 0 DP: 0 HBP: 0	WP: 0 PB: 0 SB: 0 CS: 1	PA: 40									
<b>PITCHER</b>	IP WLS BF H R ER SO BB IBB HBP BLK WP HR S P ERA WHIP																												
Dan Petry, R (1, 1) ERA: 3.2	9.0	34	2	0	0	0	5	4	0	0	0	0	0	0	0	0	0.00	0.667											
Willie Hernandez, L (10, 1) ERA: 2.7	0.2	5	3	2	2	0	0	0	0	0	0	0	0	0	0	0	27.00	4.500											
Chuck Cary, L (10, 1) ERA: 3.38	0.1	1	0	0	0	0	0	0	0	0	0	0	0	0	0	0	0.00	0.000											

livebaseballscores.com

AB	36
R	2
H	5
RBI	2
BB	4
SO	5
LOB	15



Batter	1	2	3	4	5	6	7	8	9	10	AB R H RBI BB SO LOB
Tom Brookens, R (1, 5) OBP: 0.275, SLG: 0.368	0-3 K		X 0-0 1-2 1B			X 0-0 6-3		X 0-0 G5-4-3 1-2f			4 0 1 0 0 1 1
Alan Trammell, R (1, 6) OBP: 0.316, SLG: 0.387	0-0 5-3		0-3 K2-3			X 0-0 F9			X 0-0 F7		4 0 0 0 0 1 2
Chet Lemon, R (1, 8) OBP: 0.331, SLG: 0.434	0-0 F9			X 0-0 F9		0-3 K			X 0-0 F7		4 0 0 0 0 1 0
Lance Parrish, R (1, 10) OBP: 0.325, SLG: 0.479		0-3 K		X 0-0 F7			X 0-0 F2		X 0-0 6-3		4 0 0 0 0 1 0
Larry Herndon, R (1, 7) OBP: 0.296, SLG: 0.386		0-0 6-3		X 0-0 3-1			X 0-0 F8			X 0-0 3-1	3 0 0 0 0 0 0 1 0 0 0 0 0 0
Johnny Grubb, L (10, PH) OBP: 0.327, SLG: 0.400											
Darrell Evans, L (1, 3) OBP: 0.353, SLG: 0.513		0-0 G4-1		X 0-0 F9		X 0-0 1B			X 0-0 3-1		4 0 1 0 0 0 0
Nelson Simmons, S (1, 9) OBP: 0.309, SLG: 0.419			X 0-0 F8		X 0-0 E6		X 0-3 K			X 0-3 K	4 0 0 0 0 2 1
Bob Melvin, R (1, 2) OBP: 0.234, SLG: 0.293			X 0-0 2-3		X 0-0 L9			X 0-0 FC1-6 1B			2 0 0 0 0 0 1 1 0 1 0 0 0 0 0 0 0 0 0 0 0
Barbaro Garbey, R (8, PH) OBP: 0.304, SLG: 0.366											
Marty Castillo, R (9, 2) OBP: 0.138, SLG: 0.214											
Doug Flynn, R (1, 4) OBP: 0.241, SLG: 0.316			X 0-0 1B 1B		X 0-0 F7			X 0-0 FC1-6 G5-4-3 1-2f			3 0 1 0 0 0 2

Inning Stats	R: 0 E: 0 K: 1 S: 5	H: 0 LOB: 0 BB: 0 P: 5	R: 0 E: 0 K: 1 S: 5	H: 0 LOB: 0 BB: 0 P: 5	R: 0 E: 0 K: 1 S: 7	H: 2 LOB: 2 BB: 0 P: 7	R: 0 E: 0 K: 0 S: 3	H: 0 LOB: 0 BB: 0 P: 3	R: 0 E: 1 K: 0 S: 4	H: 0 LOB: 1 BB: 0 P: 4	R: 0 E: 0 K: 1 S: 5	H: 0 LOB: 0 BB: 0 P: 5	R: 0 E: 0 K: 1 S: 6	H: 1 LOB: 1 BB: 0 P: 6	R: 0 E: 0 K: 0 S: 3	H: 1 LOB: 0 BB: 0 P: 3	R: 0 E: 0 K: 0 S: 3	H: 0 LOB: 0 BB: 0 P: 3	R: 0 E: 0 K: 1 S: 5	H: 0 LOB: 0 BB: 0 P: 5	1B: 4 2B: 0 3B: 0 HR: 0	SF: 0 SAC: 0 DP: 1 HBP: 0	WP: 0 PB: 0 SB: 0 CS: 0	PA: 34
--------------	------------------------------	---------------------------------	------------------------------	---------------------------------	------------------------------	---------------------------------	------------------------------	---------------------------------	------------------------------	---------------------------------	------------------------------	---------------------------------	------------------------------	---------------------------------	------------------------------	---------------------------------	------------------------------	---------------------------------	------------------------------	---------------------------------	----------------------------------	------------------------------------	----------------------------------	--------


PITCHER	IP	WLS	BF	H	R	ER	SO	BB	IBB	HBP	BLK	WP	HR	S	P	ERA	WHIP
Bob Ojeda, L (1, 1) ERA: 4.12	9.0	W	31	4	0	0	5	0	0	0	0	0	0	41	41	0.00	0.444
Steve Crawford, R (10, 1) ERA: 3.57	1.0	S	3	0	0	0	1	0	0	0	0	0	0	5	5	0.00	0.000

PITCHER	IP	WLS	BF	H	R	ER	SO	BB	IBB	HBP	BLK	WP	HR	S	P	ERA	WHIP
---------	----	-----	----	---	---	----	----	----	-----	-----	-----	----	----	---	---	-----	------

**BOTTOM**

**Boston Red Sox @ Detroit Tigers**  
Tiger Stadium, Detroit, MI  
Sat Sep 28 1985, 3:33 AM EDT  
Att: 21,890 - Unknown

AB	34
R	0
H	4
RBI	0
BB	0
SO	6
LOB	7





Batter	1	2	3	4	5	6	7	8	9	AB R H RBI BB SO LOB	TOP	
Dwight Evans, R (1, 10) OBP: 0.379, SLG: 0.451	0-0 F8	0-0 F3	0-0 E5 1B		0-0 5-3		0-3 K		0-0 F2	6 0 0 0 0 1 3		
Wade Boggs, L (1, 5) OBP: 0.454, SLG: 0.484	0-0 1B		0-0 1B 3-H		4-0 BB		0-0 1B		0-0 G6-4-3 1-2f	5 1 4 0 1 0 1		
Bill Buckner, L (1, 3) OBP: 0.314, SLG: 0.421	0-3 K		0-0 E7 1B		0-0 F9 2-3		0-0 F9			5 1 1 0 0 1 6		
Tony Amas, R (1, 9) OBP: 0.291, SLG: 0.510 Mike Greenwell, L (3, PH) OBP: 0.222, SLG: 0.500	0-3 K		4-0 1B WP 1B BB		4-0 1B BB		0-0 F5		0-0 F5	1 0 0 0 0 1 1 2 1 0 0 2 0 2		
Rich Gedman, L (1, 2) OBP: 0.366, SLG: 0.496		4-0 HR BB	0-0 F8		0-3 K		0-0 F9		0-0 2B	4 1 1 0 1 1 3		
Mike Easler, L (1, 7) OBP: 0.329, SLG: 0.418 Kevin Romine, R (9, 9) OBP: 0.269, SLG: 0.320		0-0 HR	0-0 1B 1B		0-0 1B		0-0 1B		0-3 K	5 2 4 3 0 1 1 0 0 0 0 0 0 0		
Marty Barrett, R (1, 4) OBP: 0.337, SLG: 0.347		0-0 F4	0-0 1B SF7 1B		0-0 F6		0-0 F7		4-0 IBB	4 1 1 1 1 0 3		
Steve Lyons, L (1, 8) OBP: 0.326, SLG: 0.363		0-0 F7	0-0 SF7 S E 1B		0-3 K		0-3 K		0-3 K	5 1 1 1 0 3 5		
Glenn Hoffman, R (1, 6) OBP: 0.337, SLG: 0.412		0-0 1B	0-0 SF7 1B				0-0 F9 2B		0-3 K G6-4-3 BB	3 0 2 1 1 1 0		
Inning Stats	R: 0 H: 1 E: 0 LOB: 1 K: 2 BB: 0 S: 8 P: 8	R: 2 H: 2 E: 0 LOB: 1 K: 0 BB: 1 S: 5 P: 9	R: 6 H: 6 E: 2 LOB: 2 K: 0 BB: 1 S: 10 P: 14	R: 0 H: 1 E: 0 LOB: 2 K: 2 BB: 1 S: 8 P: 12	R: 0 H: 1 E: 0 LOB: 2 K: 0 BB: 1 S: 4 P: 8	R: 0 H: 1 E: 0 LOB: 1 K: 1 BB: 0 S: 6 P: 6	R: 0 H: 1 E: 0 LOB: 1 K: 2 BB: 0 S: 8 P: 8	R: 0 H: 1 E: 0 LOB: 2 K: 2 BB: 1 S: 8 P: 12	R: 0 H: 0 E: 0 LOB: 0 K: 0 BB: 1 S: 2 P: 6	1B: 11 SF: 1 2B: 2 SAC: 0 3B: 0 DP: 1 HR: 1 HBP: 0	WP: 1 PA: 47 PB: 0 SB: 1 CS: 0	
PITCHER	IP WLS BF H R ER SO BB IBB HBP BLK WP HR S P ERA WHIP											
Juan Berenguer, R (1, 1) ERA: 5.68	2.0 L 13 5 5 5 2 2 0 0 0 0 1 15 23 22.50 3.500											
Bill Scherrer, L (3, 1) ERA: 4.2	3.0 18 6 3 2 2 2 0 0 0 1 0 20 28 6.00 2.667											
Chuck Cary, L (6, 1) ERA: 2.91	3.0 13 3 0 0 5 0 1 0 0 0 0 22 26 0.00 1.000											
Randy O'Neal, R (9, 1) ERA: 3.44	1.0 3 0 0 0 0 1 0 0 0 0 0 2 6 0.00 1.000											

**Boston Red Sox @ Detroit Tigers**  
**Tiger Stadium, Detroit, MI**  
 Sun Sep 29 1985, 3:33 AM EDT  
 Att: 20,486 - Unknown

[livebaseballscorecards.com](http://livebaseballscorecards.com)

**AB 40**  
**R 8**  
**H 14**  
**RBI 6**  
**BB 6**  
**SO 9**  
**LOB 25**







Batter	1	2	3	4	5	6	7	8	9	AB R H RBI BB SO LOB	TOP																								
Dwight Evans, R (1, 9) OBP: 0.381, SLG: 0.456 Kevin Romine, R (8, PR) OBP: 0.269, SLG: 0.320 (8, 9)	0-0 F2		0-0 2B 1-2 1B		0-0 F5	0-0 1-H 2-H HR		4-0 G4-6-3 BB		4 1 2 3 1 0 1 0 0 0 0 0 0 0	<b>Boston Red Sox @ Baltimore Orioles</b> Memorial Stadium, Baltimore, MD Tue Oct 01 1985, 7:05 PM EDT Att. 13,827 - Unknown																								
Wade Boggs, L (1, 5)	0-0 6-3		0-0 L7		0-0 1-3 HR 2B	4-0 2B BB		0-0 G4-6-3 1-2f		4 2 1 0 1 0 3																									
Bill Buckner, L (1, 3)	0-0 1B		0-0 1-3 2-H 2B		0-0 2-H 3-H HR	0-0 1-H 2B 2B		0-0 3-1		5 2 4 5 0 0 1																									
Tony Armas, R (1, 10) OBP: 0.290, SLG: 0.508	0-0 F6		0-3 K		0-3 K	0-0 2-H 2B		0-0 L6		5 0 1 1 0 2 3																									
Rich Gedman, L (1, 2) OBP: 0.363, SLG: 0.491		0-0 4-3		0-0 F8	0-3 K	0-0 4-3		0-0 4-3		5 0 0 0 0 1 2																									
Mike Easler, L (1, 7) OBP: 0.327, SLG: 0.415 Mike Greenwell, L (7, 7) OBP: 0.263, SLG: 0.706		0-0 L7		0-0 F7		0-0 G3	0-0 4-3		0-0 HR	4 0 0 0 0 0 0 1 1 1 1 0 0 0																									
Marty Barrett, R (1, 4) OBP: 0.336, SLG: 0.346		0-0 4-3		0-0 1B		0-0 4-3	0-0 F9		0-0 1-3	5 0 1 0 0 0 0																									
Steve Lyons, L (1, 8) OBP: 0.328, SLG: 0.365			0-3 K	0-0 4-3		0-0 HR HBP 1B	0-0 1B			4 1 2 0 0 1 1																									
Glenn Hoffman, R (1, 6) OBP: 0.343, SLG: 0.416 Jackie Gutierrez, R (6, PR) OBP: 0.254, SLG: 0.275 (6, 6)			0-0 2B 1B		0-0 2B HR 1B	1-0 HR HBP	0-3 K			2 2 2 0 0 0 0 1 1 0 0 0 1 1																									
<b>Inning Stats</b>	R: 0 E: 0 K: 0 S: 4	H: 1 LOB: 1 BB: 0 P: 4	R: 0 E: 0 K: 0 S: 3	H: 0 LOB: 0 BB: 0 P: 3	R: 1 E: 0 K: 2 S: 10	H: 3 LOB: 2 BB: 0 P: 10	R: 0 E: 0 K: 0 S: 4	H: 1 LOB: 1 BB: 0 P: 4	R: 3 E: 0 K: 2 S: 10	H: 3 LOB: 0 BB: 0 P: 10	R: 5 E: 0 K: 0 S: 7	H: 4 LOB: 2 BB: 1 P: 12	R: 0 E: 0 K: 1 S: 6	H: 1 LOB: 1 BB: 0 P: 6	R: 0 E: 0 K: 0 S: 2	H: 0 LOB: 1 BB: 1 P: 6	R: 1 E: 0 K: 0 S: 4	H: 1 LOB: 0 BB: 0 P: 4	1B: 7 2B: 4 3B: 0 HR: 3	SF: 0 SAC: 0 DP: 1 HBP: 1	WP: 0 PB: 0 SB: 0 CS: 0	PA: 43													
<b>PITCHER</b> Dennis Martinez, R (1, 1) ERA: 4.98 Eric Bell, L (6, 1) ERA: 5.79	IP 5.2	WLS L	BF 28	H 10	R 8	ER 8	SO 4	BB 0	IBB 0	HBP 1	BLK 0	WP 0	HR 2	S 35	P 36	ERA 12.71	WHIP 1.765	<b>PITCHER</b>	IP 3.1	WLS L	BF 15	H 4	R 2	ER 2	SO 1	BB 2	IBB 0	HBP 0	BLK 0	WP 0	HR 1	S 15	P 23	ERA 5.40	WHIP 1.800

livebaseballscorecards.com

<b>AB</b>	<b>40</b>
<b>R</b>	<b>10</b>
<b>H</b>	<b>14</b>
<b>RBI</b>	<b>10</b>
<b>BB</b>	<b>2</b>
<b>SO</b>	<b>5</b>
<b>LOB</b>	<b>12</b>



Batter	1	2	3	4	5	6	7	8	9	AB	R	H	RBI	BB	SO	LOB
Alan Wiggins, S (1, 4) OBP: 0.322, SLG: 0.316	0-3 K ①		0-0 F4 ②		0-3 K ②		0-0 1-2 1B		0-3 K ①	5	0	1	0	0	3	2
Floyd Rayford, R (1, 5) OBP: 0.325, SLG: 0.520	0-0 6-3 ②		0-0 1B		0-0 1B		0-0 F8 ③		0-0 F4 ②	5	0	2	0	0	0	4
Cal Ripken Jr., R (1, 6) OBP: 0.349, SLG: 0.462	0-0 F8 ③		0-0 F8 ③		0-0 F3 ③			0-0 1-3 ①	0-0 1-2 2-3 1B	5	0	1	0	0	0	2
Eddie Murray, S (1, 3) Leo Hernandez, R (9, 3) Jim Dwyer, L (9, PH) OBP: 0.347, SLG: 0.398		4-0 BB BB		0-0 6-3 ①		0-0 6-3 ①		0-0 1B 1B	0-0 F8 ③	3	0	1	0	1	0	0
Fred Lynn, L (1, 8) Larry Sheets, L (9, 9) OBP: 0.326, SLG: 0.439		4-0 1-2 HR BB		0-0 1B 2B		0-3 K		0-3 K		3	2	1	0	1	2	1
Mike Young, S (1, 7) OBP: 0.348, SLG: 0.523		0-0 1-H HR		0-0 F8 ②		0-0 1-3 ③		0-0 1-2 FC5-4 1B		4	1	2	2	0	0	1
Gary Roenicke, R (1, 9) OBP: 0.340, SLG: 0.442		0-3 K		0-0 2-H 1B		0-0 1-3 ③		0-0 F8 ①	0-0 FC5-4 ③	4	0	1	1	0	1	2
Kelly Paris, R (1, 10) Wayne Gross, L (9, PH) OBP: 0.370, SLG: 0.426		0-0 5-3 ③		0-0 FC6-4 ③		0-0 F7 ②		0-0 1-2 1B	4-0 1B E BB	3	0	0	0	0	0	1
Rick Dempsey, R (1, 2) Tom O'Malley, L (9, PH) OBP: 0.091, SLG: 0.364			0-0 6-3 ①		0-0 F5 ①		4-0 1B BB		0-0 E1 1B	2	0	0	0	1	0	0

Inning Stats	R: 0	H: 0	E: 0	K: 1	S: 5	R: 2	H: 1	E: 0	K: 1	S: 5	R: 0	H: 1	E: 0	K: 0	S: 4	R: 1	H: 2	E: 0	K: 0	S: 5	R: 0	H: 1	E: 0	K: 1	S: 6	R: 0	H: 0	E: 0	K: 1	S: 5	R: 0	H: 1	E: 0	K: 0	S: 4	R: 0	H: 2	E: 0	K: 1	S: 7	R: 0	H: 1	E: 1	K: 1	S: 7	R: 0	H: 1	E: 1	K: 1	S: 7	1B: 7	2B: 1	3B: 0	HR: 1	SF: 0	SAC: 0	DP: 0	HBP: 0	WP: 0	PB: 0	SB: 0	CS: 0	PA: 40
--------------	------	------	------	------	------	------	------	------	------	------	------	------	------	------	------	------	------	------	------	------	------	------	------	------	------	------	------	------	------	------	------	------	------	------	------	------	------	------	------	------	------	------	------	------	------	------	------	------	------	------	-------	-------	-------	-------	-------	--------	-------	--------	-------	-------	-------	-------	--------

PITCHER	IP	WLS	BF	H	R	ER	SO	BB	IBB	HBP	BLK	WP	HR	S	P	ERA	WHIP
Bruce Hurst, L (1, 1) ERA: 4.45	8.0	W	34	8	3	3	5	3	0	0	0	0	1	41	53	3.38	1.375
Mike Trujillo, R (9, 1) ERA: 4.66	1.0		6	1	0	0	1	1	0	0	0	0	0	7	11	0.00	2.000

**BOTTOM**

**Boston Red Sox @ Baltimore Orioles**  
**Memorial Stadium, Baltimore, MD**

Tue Oct 01 1985, 7:05 PM EDT  
 Att. 13,827 - Unknown

<b>AB</b>	<b>36</b>
<b>R</b>	<b>3</b>
<b>H</b>	<b>9</b>
<b>RBI</b>	<b>3</b>
<b>BB</b>	<b>4</b>
<b>SO</b>	<b>6</b>
<b>LOB</b>	<b>17</b>



PITCHER	IP	WLS	BF	H	R	ER	SO	BB	IBB	HBP	BLK	WP	HR	S	P	ERA	WHIP
---------	----	-----	----	---	---	----	----	----	-----	-----	-----	----	----	---	---	-----	------



Batter	1	2	3	4	5	6	7	8	9	AB R H RBI BB SO LOB	TOP	
<b>Bill Buckner, L</b> (1, 3) <small>OBP: 0.320, SLG: 0.436</small> <b>Dave Stapleton, R</b> (9, PR) <small>OBP: 0.273, SLG: 0.306</small> (9, 3)	0-0 	0-0 		0-0 5-3			0-0 G3		0-0 	5 1 3 1 0 0 1 0 0 0 0 0 0 0		
<b>Wade Boggs, L</b> (1, 5) <small>OBP: 0.451, SLG: 0.480</small>	0-0 6-3	0-0 6-3		0-0 6-3			0-0 4-3		0-0 3-1	5 0 0 1 0 0 3		
<b>Dwight Evans, R</b> (1, 9) <small>OBP: 0.381, SLG: 0.456</small>	4-0 		0-0 			0-0 F8		0-0 6-3		3 1 1 0 1 0 0		
<b>Rich Gedman, L</b> (1, 2) <small>OBP: 0.362, SLG: 0.489</small>	0-0 FC5-4 		0-0 			0-3 K		0-0 4-3		4 1 1 1 0 1 1		
<b>Tony Armas, R</b> (1, 10) <small>OBP: 0.292, SLG: 0.515</small>	0-0 		0-3 K			0-3 K		4-0 		3 1 1 2 1 2 2		
<b>Mike Easter, L</b> (1, 7) <b>Kevin Romine, R</b> (8, 7) <small>OBP: 0.269, SLG: 0.320</small>	0-0 4-3		0-0 			0-0 6-3		0-3 		4 0 1 1 0 1 1 0 0 0 0 0 0 0		
<b>Marty Barrett, R</b> (1, 4) <small>OBP: 0.335, SLG: 0.344</small>		0-0 5-3	0-0 			0-0 F9		0-0 5-3		3 0 0 0 1 0 1		
<b>Steve Lyons, L</b> (1, 8) <small>OBP: 0.327, SLG: 0.363</small>		0-0 	0-0 G4-6-3			0-3 		0-3 		4 1 1 0 0 2 3		
<b>Jackie Gutierrez, R</b> (1, 6) <small>OBP: 0.254, SLG: 0.278</small>		0-0 4-3		0-3 			0-0 		0-3 	4 1 1 0 0 2 1		
<b>Inning Stats</b>	R: 3 H: 2 E: 0 LOB: 0 K: 0 BB: 1 S: 5 P: 9	R: 1 H: 2 E: 0 LOB: 1 K: 0 BB: 0 S: 5 P: 5	R: 1 H: 3 E: 0 LOB: 2 K: 1 BB: 1 S: 7 P: 11	R: 0 H: 0 E: 0 LOB: 0 K: 1 BB: 0 S: 5 P: 5	R: 0 H: 0 E: 0 LOB: 0 K: 2 BB: 0 S: 7 P: 7	R: 0 H: 0 E: 0 LOB: 0 K: 1 BB: 0 S: 5 P: 5	R: 1 H: 1 E: 0 LOB: 0 K: 0 BB: 0 S: 4 P: 4	R: 0 H: 0 E: 0 LOB: 1 K: 1 BB: 1 S: 5 P: 9	R: 0 H: 1 E: 0 LOB: 1 K: 2 BB: 0 S: 8 P: 8	1B: 4 SF: 0 2B: 4 SAC: 0 3B: 0 DP: 1 HR: 1 HBP: 0	WP: 0 PA: 38 PB: 0 SB: 1 CS: 0	
<b>PITCHER</b> <b>Sammy Stewart, R</b> (1, 1) <small>ERA: 3.39</small> <b>Tippy Martinez, L</b> (3, 1) <small>ERA: 5.4</small>	IP WLS BF H R ER SO BB IBB HBP BLK WP HR S P ERA WHIP 2.1 L 15 7 5 5 1 1 0 0 0 0 1 16 20 19.29 3.429											<b>PITCHER</b> IP WLS BF H R ER SO BB IBB HBP BLK WP HR S P ERA WHIP 6.2 23 2 1 1 7 1 1 0 0 0 0 35 43 1.35 0.450

**Boston Red Sox @ Baltimore Orioles**  
 Memorial Stadium, Baltimore, MD  
 Thu Oct 03 1985, 7:05 PM EDT  
 Unknown

[livebaseballscorecards.com](http://livebaseballscorecards.com)





Batter	1	2	3	4	5	6	7	8	9	AB R H RBI BB SO LOB	TOP																
Bill Buckner, L (1, 3) OBP: 0.322, SLG: 0.441	0-0 3-1		4-0 BB		0-0 1B 1B		0-0 HR	0-0 F8		4 2 2 1 1 0 0																	
Wade Boggs, L (1, 5) OBP: 0.451, SLG: 0.480	0-0 F7		0-0 F8		0-0 1B 1B		0-0 FC5 1B	0-0 F7		5 2 2 1 0 0 2																	
Ed Jurak, R (8, 5) OBP: 0.231, SLG: 0.167					1-2 2-H					0 0 0 0 0 0 0																	
Mike Greenwell, L (1, 7) OBP: 0.333, SLG: 0.682	0-0 F6		0-0 F8		0-0 1B 1B		0-0 FC5 1B	0-0 E5 E		5 2 3 1 0 0 2																	
Tony Armas, R (1, 10) OBP: 0.295, SLG: 0.516		0-0 FC4-6 1B		0-0 5-3	0-0 1B 1B		0-0 1B FC5 1B	0-0 E6 FC6-4		3 0 2 1 0 0 0																	
Rick Miller, L (5, PR) OBP: 0.380, SLG: 0.378					1-2 3-H		1-2 2-3	2-H		2 0 1 0 0 0 0																	
Dwight Evans, R (1, 9) OBP: 0.380, SLG: 0.459	0-0 F5		0-0 F5		0-0 F7		0-0 FC5 1B	0-0 FC6-4		4 1 1 2 0 0 5																	
Kevin Romine, R (7, PR) OBP: 0.259, SLG: 0.308					HR		1-2 2-3 3-H	1-2f		1 0 0 0 0 0 1																	
Marty Barrett, R (1, 4) OBP: 0.334, SLG: 0.342	0-0 FC4-6		0-0 FC4-6		0-0 4-3		0-0 5-3			5 0 1 1 0 0 3																	
Steve Lyons, L (1, 8) OBP: 0.323, SLG: 0.358	0-3 K		0-3 K		0-0 6-3		0-0 L1			5 0 0 0 0 2 4																	
Jackie Gutierrez, R (1, 6) OBP: 0.254, SLG: 0.278			0-0 SH1 1B		0-0 F9		0-0 F3	0-3 K		4 0 1 0 0 1 3																	
Mike Easter, L (9, PH) OBP: 0.326, SLG: 0.415					0-0 SH1		0-0 4-3	0-3 K		1 0 0 0 0 0 0																	
Marc Sullivan, R (1, 2) OBP: 0.240, SLG: 0.290			0-0 SH1		4-0 1B 1B BB		0-0 4-3	0-3 K		2 1 0 0 1 1 3																	
<b>Inning Stats</b>	R: 0 E: 0 K: 0 S: 3	H: 0 LOB: 0 BB: 0 P: 3	R: 0 E: 0 K: 1 S: 6	H: 1 LOB: 1 BB: 0 P: 6	R: 0 E: 0 K: 0 S: 4	H: 1 LOB: 2 BB: 1 P: 8	R: 1 E: 0 K: 1 S: 6	H: 1 LOB: 0 BB: 0 P: 6	R: 3 E: 0 K: 0 S: 7	H: 4 LOB: 2 BB: 1 P: 11	R: 0 E: 0 K: 0 S: 3	H: 0 LOB: 0 BB: 0 P: 3	R: 3 E: 0 K: 2 S: 13	H: 5 LOB: 3 BB: 0 P: 13	R: 1 E: 2 K: 0 S: 5	H: 1 LOB: 1 BB: 0 P: 5	R: 0 E: 0 K: 0 S: 3	H: 0 LOB: 0 BB: 0 P: 3	1B: 11 2B: 0 3B: 0 HR: 2	SF: 0 SAC: 1 DP: 0 HBP: 0	WP: 0 PB: 0 SB: 0 CS: 0	PA: 44					
<b>PITCHER</b>	IP WLS BF H R ER SO BB IBB HBP BLK WP HR S P ERA WHIP																										
Phil Huffman, R (1, 1) ERA: 15.43	4.1		20	5	4	4	2	2	0	0	0	0	1	22	30	8.31	1.615										
Nate Snell, R (5, 1) ERA: 2.76	1.2		8	3	1	1	0	0	0	0	0	0	1	8	8	5.40	1.800										
Brad Havens, L (7, 1) ERA: 7.53	0.0		3	3	0	0	0	0	0	0	0	0	0	3	3	∞	∞										
John Habyan, R (7, 1) ERA:	2.0	W	10	2	3	2	2	0	0	0	0	0	0	14	14	9.00	1.000										
Don Aase, R (9, 1) ERA: 3.77	1.0	S	3	0	0	0	0	0	0	0	0	0	0	3	3	0.00	0.000										

**Boston Red Sox @ Baltimore Orioles**  
**Memorial Stadium, Baltimore, MD**  
 Thu Oct 03 1985, 7:05 PM EDT  
 Att. 14,384 - Unknown

[livebaseballscorecards.com](http://livebaseballscorecards.com)

<b>AB</b>	<b>41</b>
<b>R</b>	<b>8</b>
<b>H</b>	<b>13</b>
<b>RBI</b>	<b>7</b>
<b>BB</b>	<b>2</b>
<b>SO</b>	<b>4</b>
<b>LOB</b>	<b>23</b>



Batter	1	2	3	4	5	6	7	8	9
Alan Wiggins, S (1, 4) OBP: 0.322, SLG: 0.317	0-0 4-3		0-0 3-1		0-0 SH1-3 SF7 2B		0-0 F8 BB 1B	4-0 WP 2B BB	
Jim Dwyer, L (1, 9) Lee Lacy, R (8, PH) OBP: 0.343, SLG: 0.409	0-0 6-3		0-0 1B		0-0 SH1-3		4-0 E BB 1-2	0-0 WP 2B 1B	
Cal Ripken Jr., R (1, 6) OBP: 0.347, SLG: 0.463	0-0 1B 3B		0-0 F7		0-0 SF7		0-3 K	0-0 E5 2B FC3-2	
Eddie Murray, S (1, 3) OBP: 0.385, SLG: 0.531	0-0 E 1B		0-0 5-3		0-0 E5		0-0 F8	0-0 FC3-2 2B	
Fred Lynn, L (1, 8) OBP: 0.340, SLG: 0.447	0-0 E3 1-3		0-0 4-3		4-0 IBB		0-0 F8	4-0 FC3-2 IBB	
Mike Young, S (1, 7) OBP: 0.346, SLG: 0.518	0-3 K		0-0 HR 1B		0-0 F8			E6 1B FC3-2	
Larry Sheets, L (1, 10) Gary Roenicke, R (8, PH) Wayne Gross, L (8, PH) OBP: 0.369, SLG: 0.424		0-0 G3		0-0 HR		0-0 3-1		3-1 K	
Tom O'Malley, L (1, 5) Floyd Rayford, R (8, PH) OBP: 0.327, SLG: 0.520		0-0 4-3		0-0 G3		0-3 K		0-0 HR 1B	
Al Pardo, S (1, 2) Rick Dempsey, R (8, PH) OBP: 0.345, SLG: 0.410		0-0 6-3		0-0 6-3		0-0 3-1		0-0 HR	

Inning Stats	R: 1	H: 2	E: 1	K: 1	S: 8	LOB: 2	BB: 0	P: 8	R: 0	H: 0	E: 0	K: 0	S: 3	LOB: 0	BB: 0	P: 3	R: 0	H: 1	E: 0	K: 0	S: 4	LOB: 1	BB: 0	P: 4	R: 2	H: 2	E: 0	K: 0	S: 5	LOB: 0	BB: 0	P: 5	R: 1	H: 1	E: 1	K: 0	S: 5	LOB: 2	BB: 1	P: 9	R: 0	H: 0	E: 0	K: 1	S: 5	LOB: 0	BB: 0	P: 5	R: 0	H: 1	E: 1	K: 1	S: 6	LOB: 2	BB: 1	P: 10	R: 5	H: 5	E: 2	K: 1	S: 11	LOB: 3	BB: 2	P: 19
--------------	------	------	------	------	------	--------	-------	------	------	------	------	------	------	--------	-------	------	------	------	------	------	------	--------	-------	------	------	------	------	------	------	--------	-------	------	------	------	------	------	------	--------	-------	------	------	------	------	------	------	--------	-------	------	------	------	------	------	------	--------	-------	-------	------	------	------	------	-------	--------	-------	-------

AB	R	H	RBI	BB	SO	LOB	
4	2	2	0	1	0	0	
2	0	1	0	1	0	0	
1	1	1	0	0	0	0	
4	1	1	1	0	1	5	
5	0	2	3	0	0	3	
3	0	0	0	2	0	3	
5	2	2	0	0	1	7	
3	1	1	2	0	0	0	
1	0	0	0	0	0	1	
1	0	0	0	0	1	3	
3	0	0	0	0	1	0	
1	1	1	1	0	0	0	
3	0	0	0	0	0	0	
1	1	1	2	0	0	0	
1B: 7	SF: 1	2B: 2	SAC: 1	3B: 1	DP: 0	HR: 2	HBP: 0

**BOTTOM**

**Boston Red Sox @ Baltimore Orioles**  
**Memorial Stadium, Baltimore, MD**  
 Thu Oct 03 1985, 7:05 PM EDT  
 Att. 14,384 - Unknown

AB	37
R	9
H	12
RBI	9
BB	4
SO	4
LOB	22



WP: 1	PA: 43
PB: 0	
SB: 0	
CS: 0	

livebaseballscorecards.com

PITCHER	IP	WLS	BF	H	R	ER	SO	BB	IBB	HBP	BLK	WP	HR	S	P	ERA	WHIP
Jeff Sellers, R (1, 1) ERA: 3.63	4.2		23	6	4	4	1	0	1	0	0	0	1	24	28	7.71	1.286
Bruce Kison, R (5, 1) ERA: 4.14	2.0		8	1	0	0	2	1	0	0	0	0	0	11	15	0.00	1.000
Tim Lollar, L (7, 1) ERA: 4.57	0.2		6	3	4	4	0	1	0	0	0	0	1	5	9	54.00	6.000
Steve Crawford, R (8, 1) ERA: 3.64	0.2	L	6	2	1	1	1	0	1	0	0	1	0	7	11	13.50	3.000





Batter	1	2	3	4	5	6	7	8	9	10	11	12	AB	R	H	RBI	BB	SO	LOB	BOTTOM
Bill Buckner, L (1, 3) OBP: 0.326, SLG: 0.449	0-0 6-3		0-0 F9		0-0 1B		0-0 HR		0-0 2B		0-0 E8 1B	0-0 BB	6 2 4 3 1 0 1							
Wade Boggs, L (1, 5) OBP: 0.450, SLG: 0.478	0-0 F7		0-0 FC5-4 1B		0-0 F8		0-0 4-3		4-0 IBB		4-0 1B 2B	0-0 BB	5 1 1 0 2 0 4							
Dwight Evans, R (1, 9) OBP: 0.379, SLG: 0.456	0-0 5-3		0-0 FC5-4			0-0 F9	0-0 F4		0-0 6-3		0-0 2B 1B		6 1 1 1 0 0 4							
Rich Gedman, L (1, 2) OBP: 0.360, SLG: 0.486		0-0 F7		0-0 F8		0-0 F6		0-0 4-3		0-0 SH3-4 1B	0-0 2B		5 0 1 0 0 0 0							
Dave Sax, R (10, PR) OBP: 0.350, SLG: 0.389													1 0 1 2 0 0 0							
Tony Armas, R (1, 10) OBP: 0.300, SLG: 0.520		0-0		0-3		4-0		0-0		0-0	0-0		3 0 2 0 1 1 0							
Kevin Romine, R (8, PR) OBP: 0.250, SLG: 0.296										1-2	4-3		1 0 0 0 0 0 1							
Mike Easler, L (1, 7) OBP: 0.324, SLG: 0.412		0-0		0-0		0-0		0-0		4-0			4 0 0 0 0 0 3							
Mike Greenwell, L (9, 7) OBP: 0.385, SLG: 0.826													1 1 1 1 1 0 0							
Marty Barrett, R (1, 4) OBP: 0.333, SLG: 0.341		0-0								0-0			2 0 0 0 0 1 1							
Dave Stapleton, R (6, 4) OBP: 0.271, SLG: 0.318										0-0			4 0 1 0 0 0 4							
Steve Lyons, L (1, 8) OBP: 0.323, SLG: 0.354													4 1 0 0 2 1 0							
Jackie Gutierrez, R (1, 6) OBP: 0.253, SLG: 0.276													5 1 1 0 0 2 3							
Rick Miller, L (12, PH) OBP: 0.392, SLG: 0.378													0 0 0 0 1 0 0							
Ed Jurak, R (12, PR) OBP: 0.231, SLG: 0.167													0 0 0 0 0 0 0							

Milwaukee Brewers @ Boston Red Sox  
Fenway Park, Boston, MA  
Fri Oct 04 1985, 7:05 PM EDT  
Att: 13,128 - Unknown

AB	47
R	7
H	13
RBI	7
BB	8
SO	5
LOB	21



Inning Stats	R: 0	H: 0	E: 0	K: 0	S: 3	R: 0	H: 1	E: 0	K: 0	S: 4	R: 0	H: 2	E: 0	K: 0	S: 5	R: 0	H: 0	E: 0	K: 1	S: 5	R: 0	H: 1	E: 0	K: 2	S: 8	R: 0	H: 0	E: 0	K: 0	S: 3	R: 3	H: 2	E: 0	K: 0	S: 5	R: 0	H: 1	E: 0	K: 0	S: 4	R: 0	H: 1	E: 0	K: 1	S: 6	R: 0	H: 1	E: 0	K: 0	S: 3	R: 3	H: 3	E: 1	K: 1	S: 8	R: 1	H: 1	E: 0	K: 0	S: 4	1B: 7	2B: 4	3B: 0	HR: 2	SF: 0	SAC: 1	DP: 1	HBP: 0	WP: 0	PA: 56
PITCHER	IP	WLS	BF	H	R	ER	SO	BB	IBB	HBP	BLK	WP	HR	S	P	ERA	WHIP													PITCHER	IP	WLS	BF	H	R	ER	SO	BB	IBB	HBP	BLK	WP	HR	S	P	ERA	WHIP																							
Ray Burris, R (1, 1) ERA: 4.81	6.1		28	6	3	3	3	3	0	0	0	0	1	31	43	4.26	1.421													Bob McClure, L (12, 1) ERA: 4.34	0.1	S	1	0	0	0	0	0	0	0	0	0	0	1	1	0.00	0.000																							
Ray Searge, L (7, 1) ERA: 5.68	2.1		9	2	0	0	1	0	0	0	0	0	0	11	11	0.00	0.857																																																					
Danny Darwin, R (9, 1) ERA: 3.85	2.0		10	2	2	2	1	1	2	0	0	0	0	9	21	9.00	1.500																																																					
Brad Lesley, R (11, 1) ERA: 9.95	0.1	W	4	3	2	2	0	0	0	0	0	0	1	4	4	54.00	9.000																																																					
Bob Gibson, R (12, 1) ERA: 3.9	0.2		4	0	0	0	0	2	0	0	0	0	0	2	10	0.00	3.000																																																					





Batter	1	2	3	4	5	6	7	8	9	AB	R	H	RBI	BB	SO	LOB
Bill Buckner, L OBP: 0.325, SLG: 0.448 (1, 3)	0-0 4-3		0-0 4-3		0-0 G6-4-3 1B		0-0 F2		0-0 F9	5	0	1	0	0	0	1
Wade Boggs, L OBP: 0.449, SLG: 0.475 (1, 5)	0-0 F7		0-0 1-3		0-0 G6-4-3 1-2f		4-0 WP BB		0-0 F7	4	1	0	0	1	0	3
Dwight Evans, R OBP: 0.380, SLG: 0.457 (1, 9)	0-0 1B 1B		1-0 1B HBP		0-0 1B		0-0 F4		0-0 F3	4	0	2	0	0	0	3
Rich Gedman, L OBP: 0.361, SLG: 0.486 (1, 2)	0-0 1-2 1B		0-0 1-3 1B		0-0 6-3		0-0 6-3			4	0	2	0	0	0	1
Tony Armas, R OBP: 0.299, SLG: 0.517 (1, 10)	0-0 F2		0-0 F6			0-0 HBP 1B		0-0 6-3		4	0	1	0	0	0	4
Mike Greenwell, L OBP: 0.400, SLG: 0.778 (1, 7)		0-0 S 1B		0-0 3-1 SH3 1B		0-0 F8		0-0 F9		4	0	2	0	0	0	1
Marty Barrett, R OBP: 0.333, SLG: 0.340 (1, 4)		0-0 F4 1-2		0-0 SH3 1-2		1-0 HBP		0-0 L5		2	0	0	0	0	0	1
Steve Lyons, L OBP: 0.323, SLG: 0.351 (1, 8)		0-0 1-3		0-0 3-1 2-3		0-0 F7		4-0 1B WP BB		3	1	0	0	1	0	4
Jackie Gutierrez, R OBP: 0.250, SLG: 0.273 (1, 6)		0-0 4-3		0-0 4-3		0-0 4-3		0-0 WP 1B		3	0	0	0	0	0	4
Mike Easter, L OBP: 0.325, SLG: 0.413 (9, PH)										1	0	1	0	0	0	0
Ed Jurak, R OBP: 0.231, SLG: 0.167 (9, PR)										0	0	0	0	0	0	0

Inning Stats	R: 0	H: 2	E: 0	LOB: 2	K: 0	P: 5	R: 0	H: 1	E: 0	LOB: 1	K: 0	P: 4	R: 0	H: 1	E: 0	LOB: 1	K: 0	P: 4	R: 0	H: 2	E: 0	LOB: 1	K: 0	P: 4	R: 0	H: 1	E: 0	LOB: 2	K: 0	P: 5	R: 1	H: 0	E: 1	LOB: 0	K: 0	P: 7	R: 0	H: 0	E: 0	LOB: 0	K: 0	P: 3	R: 1	H: 1	E: 0	LOB: 2	K: 0	P: 8	1B: 9	SF: 0	2B: 0	SAC: 1	3B: 0	DP: 1	HR: 0	HBP: 2	WP: 2	PA: 39
--------------	------	------	------	--------	------	------	------	------	------	--------	------	------	------	------	------	--------	------	------	------	------	------	--------	------	------	------	------	------	--------	------	------	------	------	------	--------	------	------	------	------	------	--------	------	------	------	------	------	--------	------	------	-------	-------	-------	--------	-------	-------	-------	--------	-------	--------

PITCHER	IP	WLS	BF	H	R	ER	SO	BB	IBB	HBP	BLK	WP	HR	S	P	ERA	WHIP
Jaime Cocanower, R ERA: 4.33 (1, 1)	8.0		34	8	1	0	0	1	0	0	0	1	0	31	37	0.00	1.125
Ray Seavage, L ERA: 5.92 (9, 1)	0.0		2	1	1	1	0	1	0	0	0	0	0	1	5	∞	∞
Bob McClure, L ERA: 4.31 (9, 1)	0.2		2	0	0	0	0	0	0	0	0	1	0	2	2	0.00	0.000
Danny Darwin, R ERA: 3.84 (9, 1)	0.1	S	1	0	0	0	0	0	0	0	0	0	0	1	1	0.00	0.000

**BOTTOM**

**Milwaukee Brewers @ Boston Red Sox**  
 Fenway Park, Boston, MA  
 Sat Oct 05 1985, 3:33 AM EDT  
 Att. 12,754 - Unknown

livebaseballscorecards.com

<b>AB</b>	<b>34</b>
<b>R</b>	<b>2</b>
<b>H</b>	<b>9</b>
<b>RBI</b>	<b>0</b>
<b>BB</b>	<b>2</b>
<b>SO</b>	<b>0</b>
<b>LOB</b>	<b>22</b>





Batter	1	2	3	4	5	6	7	8	9	AB R H RBI BB SO LOB	TOP	
Paul Molitor, R (1, 5) OBP: 0.356, SLG: 0.408	0-0 F4		0-0 F3		0-0 E6 1B G5-4-3		0-0 FC1-4 2-H 1B	0-0 5-3		5 1 1 1 0 0 1		
Randy Ready, R (1, 7) OBP: 0.318, SLG: 0.387	0-0 1B		0-0 5-3		0-0 G5-4-3 1B		0-0 FC1-4 BB 1B	4-0 FC1-6 BB	4 1 2 0 1 0 1			
Ernest Riles, L (1, 6) OBP: 0.339, SLG: 0.377	0-0 F6		0-0 6-3		0-0 G5-4-3 1-2f		0-0 BB BB 1B	0-0 FC1-6 1-2f HR	5 1 1 0 0 0 3			
Mark Brouhard, R (1, 9) OBP: 0.298, SLG: 0.389	0-3 K			0-3 K	0-0 4-3		4-0 BB BB	0-0 F6	4 0 0 0 1 2 2			
Paul Householder, S (1, 8) OBP: 0.320, SLG: 0.418		0-0 E6 FC5-4		0-0 E1 HR 1B		0-0 F7	4-0 1-2 2-3 3-H BB	0-0 HR 1-H	4 2 2 3 1 0 0			
Carlos Ponce, R (1, 10) OBP: 0.169, SLG: 0.242		0-0 FC5-4 1-2f HR		0-0 6-3		0-0 5-3	0-3 K	0-0 F9	5 1 0 0 0 1 5			
Billy Jo Robidoux, L (1, 3) OBP: 0.333, SLG: 0.392		0-0 HR 1-H		0-0 HR 2-H		0-3 K		0-3 K	4 2 2 4 0 2 0			
Ed Romero, R (1, 4) OBP: 0.321, SLG: 0.303		0-0 6-3		4-0 BB		0-0 K	0-0 WP SH3-4 1B	0-0 F9	3 1 1 0 1 0 0			
Dave Huppert, R (1, 2) OBP: 0.130, SLG: 0.048		0-3 K		0-3 K		0-0 SH3-4	0-0 SH3-4 1B BB	4-0 BB	2 0 0 0 1 2 1			
<b>Inning Stats</b>	R: 0 E: 0 K: 1 S: 6 H: 1 LOB: 1 BB: 0 P: 6	R: 2 E: 1 K: 1 S: 7 H: 1 LOB: 0 BB: 0 P: 7	R: 0 E: 0 K: 0 S: 3 H: 0 LOB: 0 BB: 0 P: 3	R: 2 E: 1 K: 2 S: 9 H: 2 LOB: 1 BB: 1 P: 13	R: 1 E: 1 K: 0 S: 4 H: 1 LOB: 0 BB: 0 P: 4	R: 0 E: 0 K: 1 S: 5 H: 0 LOB: 0 BB: 0 P: 5	R: 2 E: 0 K: 1 S: 8 H: 3 LOB: 3 BB: 2 P: 16	R: 0 E: 0 K: 1 S: 5 H: 0 LOB: 1 BB: 1 P: 9	R: 2 E: 0 K: 0 S: 4 H: 1 LOB: 0 BB: 1 P: 8	1B: 6 2B: 0 3B: 0 HR: 3 SF: 0 SAC: 1 DP: 1 HBP: 0	WP: 1 PB: 0 SB: 0 CS: 0 PA: 42	
<b>PITCHER</b>	IP WLS BF H R ER SO BB IBB HBP BLK WP HR S P ERA WHIP											
Bruce Hurst, L (1, 1) ERA: 4.51	6.2 L 30 8 7 5 5 1 0 0 0 1 2 39 43 6.75 1.350											
Tim Lollar, L (7, 1) ERA: 4.62	2.1 12 1 2 2 2 4 0 0 0 0 1 12 28 7.71 2.143											

Milwaukee Brewers @ Boston Red Sox  
 Fenway Park, Boston, MA  
 Sun Oct 06 1985, 3:33 AM EDT  
 Att: 17,129 - Unknown

AB	36
R	9
H	9
RBI	8
BB	5
SO	7
LOB	13



Batter	1	2	3	4	5	6	7	8	9	AB	R	H	RBI	BB	SO	LOB
Bill Buckner, L OBP: 0.325, SLG: 0.447 (1, 3)	0-0 F7 ①		0-0 CS 1B		0-0 1-3 2-H FC6-4 1B		0-0 F6 ①	0-0 F5 ③		5	0	2	1	0	0	0
Wade Boggs, L OBP: 0.450, SLG: 0.478 Ed Jurak, R OBP: 0.286, SLG: 0.231 (7, PR) (8, 5)	0-0 2B		0-0 1-2 1B		0-0 1-2f 3-H FC6-4 1B		0-0 E SF7 1B		0-0 1B	4	0	3	1	0	0	1
Dwight Evans, R OBP: 0.378, SLG: 0.454 Kevin Romine, R OBP: 0.241, SLG: 0.286 (7, PR) (8, 9)	0-0 5-3 ②		0-3 K ③		0-3 K ③		0-0 E6 1-3		0-0 F7 ①	4	0	0	0	0	2	4
Rich Gedman, L OBP: 0.362, SLG: 0.484 (1, 2)	0-0 4-3 ③			0-0 4-3 ①		0-0 BB 2B 1B		4-0 BB BB	0-0 F6 ②	4	1	1	0	1	0	2
Tony Armas, R OBP: 0.298, SLG: 0.514 Mike Easter, L OBP: 0.325, SLG: 0.412 (6, PH) (1, 10)		0-0 F7 ①		0-0 F8 ②		4-0 BB BB 2B 1B 1-2 BB		0-0 SF7 ②	0-0 4-3 ③	2	0	0	0	0	0	0
Mike Greenwell, L OBP: 0.382, SLG: 0.742 (1, 7)	0-0 F7 ②		0-0 3-1 ③		0-0 1-3 2-H G3-2 2B		0-0 F9 ③			4	0	1	1	0	0	2
Marty Barrett, R OBP: 0.336, SLG: 0.343 (1, 4)		0-0 1B			0-0 1B 1B		0-0 G3-2 1B		0-3 K ①	4	1	3	1	0	1	0
Steve Lyons, L OBP: 0.322, SLG: 0.358 (1, 8)	0-0 4-3 ③		0-3 K ①		0-3 K ①		0-0 G3-2 ②		0-0 HR	4	1	1	1	0	1	4
Jackie Gutierrez, R OBP: 0.250, SLG: 0.273 (1, 6)			0-3 K ①		0-0 1-2 FC6-4 1B		0-0 F3 ③		0-0 F4 ②	4	1	1	0	0	1	1

Inning Stats	R: 0	H: 1	E: 0	K: 0	S: 4	LOB: 1	BB: 0	P: 4	R: 0	H: 1	E: 0	K: 0	S: 4	LOB: 1	BB: 0	P: 4	R: 0	H: 2	E: 0	K: 2	S: 8	LOB: 1	BB: 0	P: 8	R: 0	H: 0	E: 0	K: 0	S: 3	LOB: 0	BB: 0	P: 3	R: 2	H: 3	E: 0	K: 2	S: 10	LOB: 1	BB: 0	P: 10	R: 2	H: 3	E: 0	K: 0	S: 5	LOB: 1	BB: 1	P: 9	R: 1	H: 1	E: 1	K: 0	S: 5	LOB: 2	BB: 1	P: 9	R: 1	H: 1	E: 0	K: 1	S: 6	LOB: 0	BB: 0	P: 6	R: 0	H: 1	E: 0	K: 0	S: 4	LOB: 1	BB: 0	P: 4	1B: 10	2B: 3	3B: 0	HR: 1	SF: 1	SAC: 0	DP: 1	HBP: 0	WP: 0	PA: 41
--------------	------	------	------	------	------	--------	-------	------	------	------	------	------	------	--------	-------	------	------	------	------	------	------	--------	-------	------	------	------	------	------	------	--------	-------	------	------	------	------	------	-------	--------	-------	-------	------	------	------	------	------	--------	-------	------	------	------	------	------	------	--------	-------	------	------	------	------	------	------	--------	-------	------	------	------	------	------	------	--------	-------	------	--------	-------	-------	-------	-------	--------	-------	--------	-------	--------

PITCHER	IP	WLS	BF	H	R	ER	SO	BB	IBB	HBP	BLK	WP	HR	S	P	ERA	WHIP
Chuck Porter, R ERA: 1.98 (1, 1)	4.0		15	4	0	0	2	0	0	0	0	0	0	19	19	0.00	1.000
Rick Waits, L ERA: 6.51 (5, 1)	1.0		9	5	4	4	2	1	0	0	0	0	0	12	16	36.00	6.000
Danny Darwin, R ERA: 3.8 (6, 1)	2.0	W	9	2	1	0	0	1	0	0	0	0	0	8	12	0.00	1.500
Pete Ladd, R ERA: 4.53 (8, 1)	2.0	S	8	2	1	1	1	0	0	0	0	0	0	10	10	4.50	1.000

**BOTTOM**

**Milwaukee Brewers @ Boston Red Sox**  
**Fenway Park, Boston, MA**  
 Sun Oct 06 1985, 3:33 AM EDT  
 Att. 17,129 - Unknown

livebaseballscorecards.com

<b>AB</b>	<b>38</b>
<b>R</b>	<b>6</b>
<b>H</b>	<b>13</b>
<b>RBI</b>	<b>6</b>
<b>BB</b>	<b>2</b>
<b>SO</b>	<b>5</b>
<b>LOB</b>	<b>16</b>

