

Boston Red Sox - 1985

Batter	1	2	3	4	5	6	7	8	9	AB	R	H	RBI	BB	SO	LOB	TOP	
Omar Moreno, L (1,8) OBP: 0.250, SLG: 0.250	1-3	6-3					F6			4	0	1	0	0	0	1	New York Yankees @ Boston Red Sox Fenway Park, Boston, MA Mon Apr 08 1985, 3:33 AM EST Att: 34,282 - Unknown	
Willie Randolph, R (1,4) OBP: 0.250, SLG: 0.250			F9			FC6-4		1-3		3	0	0	0	1	0	1		
Don Mattingly, L (1,3) OBP: 0.250, SLG: 0.250	K		F5			F7		3-1		4	0	0	0	0	1	2		
Dave Winfield, R (1,9) OBP: 0.250, SLG: 0.250	F7					K		6-3		3	0	0	0	1	1	2		
Don Baylor, R (1,10) OBP: 0.250, SLG: 0.250		5-3	K						5-3	4	0	1	0	0	1	1		
Ken Griffey, L (1,7) OBP: 0.250, SLG: 0.250		K							K	4	0	1	0	0	2	1		
Mike Pagliarulo, L (1,5) OBP: 0.500, SLG: 0.667		2B				3				3	1	1	0	1	0	2		
Butch Wynegar, S (1,2) OBP: 0.500, SLG: 0.667		1B								3	1	1	1	1	0	1		
Bobby Meacham, S (1,6) OBP: 0.333, SLG: 0.333										3	0	1	1	0	1	1		
Inning Stats	R: 0 E: 0 K: 1 S: 5	H: 0 LOB: 1 BB: 1 P: 9	R: 2 E: 0 K: 1 S: 7	H: 2 LOB: 1 BB: 1 P: 11	R: 0 E: 0 K: 1 S: 5	H: 0 LOB: 1 BB: 1 P: 9	R: 0 E: 0 K: 1 S: 6	H: 1 LOB: 1 BB: 0 P: 6	R: 0 E: 0 K: 0 S: 3	H: 0 LOB: 0 BB: 0 P: 3	R: 0 E: 0 K: 0 S: 3	H: 0 LOB: 0 BB: 0 P: 3	R: 0 E: 0 K: 1 S: 6	H: 1 LOB: 1 BB: 0 P: 6	1B: 4 2B: 3 3B: 0 HR: 0	SF: 0 SAC: 0 DP: 2 HBP: 0	WP: 0 PB: 1 SB: 0 CS: 0	PA: 35
PITCHER	IP WLS BF H R ER SO BB IBB HBP BLK WP HR S P ERA WHIP																	
Oil Can Boyd, R (1,1) ERA: 2.57	7.0 W 28 5 2 2 5 4 0 0 0 0 0 0 34 50 2.57 1.286																	
Bob Stanley, R (8,1) ERA:	2.0 7 1 0 0 1 0 0 0 0 0 0 0 9 9 0.00 0.500																	

Batter	1	2	3	4	5	6	7	8	9	AB	R	H	RBI	BB	SO	LOB	BOTTOM			
Wade Boggs, L (1,5) OBP: 0.200, SLG: 0.200			F7	6-3				6-3		5	0	1	0	0	1	1	New York Yankees @ Boston Red Sox Fenway Park, Boston, MA Mon Apr 08 1985, 3:33 AM EST Att: 34,282 - Unknown			
Dwight Evans, R (1,9) OBP: 0.500, SLG: 1.500								4-3		4	3	2	1	1	0	1				
Jim Rice, R (1,7) OBP: 0.500, SLG: 1.333										3	2	1	3	1	1	0				
Mike Easter, L (1,10) OBP: 0.750, SLG: 0.667										3	2	2	0	1	0	0				
Tony Armas, R (1,8) OBP: 0.250, SLG: 1.000										4	1	1	2	0	1	4				
Bill Buckner, L (1,3) OBP: 0.750, SLG: 0.500										2	0	1	1	2	0	0				
Rich Gedman, L (1,2) OBP: 0.500, SLG: 0.333										3	0	1	2	1	0	1				
Marty Barrett, R (1,4) OBP: 0.250, SLG: 0.250										4	0	0	0	0	1	5				
Jackie Gutierrez, R (1,6) OBP: 0.250, SLG: 0.250										4	1	1	0	0	0	1				
Inning Stats	R: 0 E: 0 K: 0 S: 3	H: 1 LOB: 0 BB: 0 P: 3	R: 2 E: 0 K: 0 S: 5	H: 2 LOB: 1 BB: 1 P: 9	R: 2 E: 0 K: 2 S: 8	H: 1 LOB: 3 BB: 4 P: 24	R: 1 E: 0 K: 1 S: 6	H: 1 LOB: 0 BB: 0 P: 6	R: 1 E: 0 K: 0 S: 5	H: 3 LOB: 1 BB: 0 P: 5	R: 3 E: 0 K: 1 S: 7	H: 2 LOB: 1 BB: 1 P: 11	R: 0 E: 0 K: 0 S: 3	H: 0 LOB: 0 BB: 0 P: 3	R: 0 E: 0 K: 0 S: 3	H: 0 LOB: 0 BB: 0 P: 3	1B: 6 2B: 1 3B: 0 HR: 3	SF: 0 SAC: 0 DP: 1 HBP: 0	WP: 0 PB: 0 SB: 1 CS: 0	PA: 38
PITCHER	IP WLS BF H R ER SO BB IBB HBP BLK WP HR S P ERA WHIP																			
Phil Niekro, R (1,1) ERA: 11.25	4.0 L 21 5 5 5 3 5 0 0 0 0 0 0 9 9 11.25 2.500																			
Bob Shirley, L (5,1) ERA: 13.5	1.1 7 4 2 2 1 0 0 0 0 0 0 0 9 9 13.50 3.000																			
Joe Cowley, R (6,1) ERA: 10.8	1.2 7 1 2 2 0 1 0 0 0 0 0 1 6 10 10.80 1.200																			
Dale Murray, R (8,1) ERA:	1.0 3 0 0 0 0 0 0 0 0 0 0 0 3 3 0.00 0.000																			

Batter	1	2	3	4	5	6	7	8	9	AB	R	H	RBI	BB	SO	LOB	TOP
Omar Moreno, L (1, 8) OBP: 0.125, SLG: 0.125	5-3	K2-3-2		CS	4-3		G3			4	0	0	0	0	1	3	
Willie Randolph, R (1, 4) OBP: 0.231, SLG: 0.167	K		F9		F9			1B		4	0	1	0	0	1	0	
Don Mattingly, L (1, 3) OBP: 0.231, SLG: 0.308	K		F9		F9			L5		4	0	0	0	0	1	1	
Dave Winfield, R (1, 9) OBP: 0.583, SLG: 1.000		BB 1B	S 1B			HR		1-2 1B		4	2	4	1	0	0	0	
Don Baylor, R (1, 10) OBP: 0.385, SLG: 0.300		1B BB	6-3			K		F7		3	1	0	0	1	1	3	
Ken Griffey, L (1, 7) OBP: 0.333, SLG: 0.333		BB BB 1B		6-3 S 3-1	1B	K		F9		4	1	2	1	0	1	2	
Mike Pagliarulo, L (1, 5) OBP: 0.375, SLG: 0.333		BB BB 1B	6-3		3-1			F8		3	0	0	0	1	0	1	
Butch Wynegar, S (1, 2) OBP: 0.250, SLG: 0.273		F5		3-1			E4 S4-3	F7		4	0	0	1	0	0	3	
Bobby Meacham, S (1, 6) OBP: 0.400, SLG: 0.250		BB BB 1B		3-H 0-0			G4-3	F6		2	0	1	1	1	0	1	
Scott Bradley, L (9, PH)		1-2 2-3 3-H BB	K2-3-2	CS	1B		1-2			1	0	0	0	0	0	0	
Inning Stats	R: 0 H: 0 E: 0 K: 2 S: 7	H: 0 R: 0 ER: 0 LOB: 0 BB: 0 P: 7	R: 2 H: 2 E: 0 K: 1 S: 6	H: 2 R: 0 ER: 0 LOB: 3 BB: 3 P: 18	R: 0 H: 1 E: 0 K: 0 S: 4	H: 1 R: 0 ER: 0 LOB: 0 BB: 0 P: 4	R: 1 H: 2 E: 0 K: 0 S: 4	H: 2 R: 0 ER: 0 LOB: 0 BB: 0 P: 4	R: 0 H: 0 E: 1 K: 0 S: 3	H: 0 R: 0 ER: 0 LOB: 0 BB: 0 P: 3	R: 0 H: 2 E: 0 K: 0 S: 5	H: 2 R: 0 ER: 0 LOB: 2 BB: 0 P: 5	R: 0 H: 0 E: 0 K: 0 S: 3	H: 0 R: 0 ER: 0 LOB: 0 BB: 0 P: 3	1B: 7 2B: 1 3B: 0 HR: 1	SF: 0 SAC: 0 DP: 2 HBP: 0	WP: 0 PA: 37
PITCHER	IP	WLS	BF	H	R	ER	SO	BB	IBB	HBP	BLK	WP	HR	S	P	ERA	WHIP
Roger Clemens, R (1, 1) ERA: 6.0	6.0	W	25	6	4	4	5	3	0	0	0	0	1	32	44	6.00	1.500
Bob Stanley, R (7, 1) ERA:	3.0	S	11	2	0	0	0	0	0	0	0	0	0	11	11	0.00	0.667

New York Yankees @ Boston Red Sox
Fenway Park, Boston, MA
Thu Apr 11 1985, 3:33 AM EST
Att: 19,060 - Unknown

AB	33
R	4
H	8
RBI	4
BB	3
SO	5
LOB	14



Batter	1	2	3	4	5	6	7	8	9	AB	R	H	RBI	BB	SO	LOB	BOTTOM
Wade Boggs, L (1, 5) OBP: 0.367, SLG: 0.364	K		L1				1-4-3			4	0	1	0	0	1	1	
Dwight Evans, R (1, 9) OBP: 0.400, SLG: 1.000	F8				SF9		6-3			3	1	1	3	0	0	0	
Jim Rice, R (1, 7) OBP: 0.385, SLG: 0.636	K		F8		F3		K			4	0	0	0	0	2	1	
Mike Easler, L (1, 10) OBP: 0.462, SLG: 0.583		G6-4-3 1B		WP 1B	2B	K		1-3		4	1	2	0	0	1	1	
Tony Armas, R (1, 8) OBP: 0.308, SLG: 0.833		G6-4-3 1-2		L9		WP 3B		1B		4	1	2	0	0	0	2	
Bill Buckner, L (1, 3) OBP: 0.385, SLG: 0.545	F2			2-H 1B		3-1		F9		4	0	1	1	0	0	1	
Rich Gedman, L (1, 2) OBP: 0.615, SLG: 0.636				3B 1B	K		G3	G3		4	1	1	0	0	1	2	
Marty Barrett, R (1, 4) OBP: 0.333, SLG: 0.273			F8		5-3			1B		3	0	1	0	0	0	2	
Jackie Gutierrez, R (1, 6) OBP: 0.333, SLG: 0.455				1-H HR	3B		F6			3	2	2	1	0	0	1	
Inning Stats	R: 0 H: 0 E: 0 K: 2 S: 7	H: 1 R: 0 ER: 0 LOB: 0 BB: 0 P: 3	R: 3 H: 3 E: 0 K: 0 S: 6	H: 3 R: 0 ER: 0 LOB: 0 BB: 0 P: 6	R: 1 H: 2 E: 0 K: 1 S: 7	H: 2 R: 0 ER: 0 LOB: 1 BB: 0 P: 7	R: 1 H: 2 E: 0 K: 0 S: 5	H: 2 R: 0 ER: 0 LOB: 0 BB: 0 P: 5	R: 0 H: 0 E: 0 K: 1 S: 5	H: 0 R: 0 ER: 0 LOB: 0 BB: 0 P: 5	R: 0 H: 1 E: 0 K: 0 S: 4	H: 1 R: 0 ER: 0 LOB: 1 BB: 0 P: 4	1B: 7 2B: 1 3B: 2 HR: 1	SF: 1 SAC: 0 DP: 1 HBP: 0	WP: 2 PA: 34		
PITCHER	IP	WLS	BF	H	R	ER	SO	BB	IBB	HBP	BLK	WP	HR	S	P	ERA	WHIP
Dennis Rasmussen, L (1, 1) ERA: 9.0	6.0	L	27	10	6	6	4	0	0	0	0	0	0	5	35	9.00	1.667
Rich Bordi, R (7, 1) ERA:	1.0		3	0	0	0	1	0	0	0	0	0	0	5	5	0.00	0.000
Dave Righetti, L (8, 1) ERA:	1.0		4	1	0	0	0	0	0	0	0	0	0	4	4	0.00	1.000

New York Yankees @ Boston Red Sox
Fenway Park, Boston, MA
Thu Apr 11 1985, 3:33 AM EST
Att: 19,060 - Unknown

AB	33
R	6
H	11
RBI	5
BB	0
SO	5
LOB	11




Batter	1	2	3	4	5	6	7	8	9	AB	R	H	RBI	BB	SO	LOB	TOP			
Ozzie Guillen, L OBP: 0.286, SLG: 0.357 (1, 6)	0-3 K		0-0 4-3		0-0 1B			0-0 F3		4	0	1	0	0	1	0	Chicago White Sox @ Boston Red Sox Fenway Park, Boston, MA Sat Apr 13 1985, 3:33 AM EST Att: 24,718 - Unknown			
Tom Paciorek, R (1, 10)	0-0 6-3		0-3 K		0-0 4-3			0-0 F5		4	0	0	0	0	1	2				
Harold Baines, L OBP: 0.231, SLG: 0.091 (1, 9)	0-3 K			0-0 4-3				0-0 F2		4	0	0	0	0	1	0				
Greg Walker, L OBP: 0.154, SLG: 0.231 (1, 3)		0-0 S 1B 2B		0-0 F5				0-0 4-3		4	1	1	0	0	0	0				
Ron Kittle, R OBP: 0.167, SLG: 0.250 (1, 7)		0-0 5-3		0-0 5-3				0-0 F5		4	0	0	0	0	0	1				
Luis Salazar, R OBP: 0.100, SLG: 0.100 (1, 5)		0-0 F8			0-0 F6			0-0 F8		3	0	0	0	0	0	1				
Daryl Boston, L OBP: 0.545, SLG: 0.990 (1, 8)		0-0 1B		0-0 E5				0-0 4-3		3	1	2	1	0	0	0				
Marc Hill, R (1, 2)	0-3 K			4-0 1B BB				0-0 F8		2	0	0	0	1	1	1				
Julio Cruz, S OBP: 0.273, SLG: 0.222 (1, 4)			0-0 F7		0-0 1B			0-3 K		3	0	1	0	0	1	0				
Inning Stats	R: 0 E: 0 K: 2 S: 7	H: 0 LOB: 0 BB: 0 P: 7	R: 1 E: 0 K: 1 S: 7	H: 2 LOB: 1 BB: 0 P: 7	R: 0 E: 0 K: 1 S: 5	H: 0 LOB: 0 BB: 0 P: 5	R: 0 E: 0 K: 0 S: 3	H: 0 LOB: 0 BB: 0 P: 3	R: 1 E: 1 K: 0 S: 5	H: 3 LOB: 2 BB: 1 P: 9	R: 0 E: 0 K: 0 S: 3	H: 0 LOB: 0 BB: 0 P: 3	R: 0 E: 0 K: 0 S: 3	H: 0 LOB: 0 BB: 0 P: 3	R: 0 E: 0 K: 1 S: 5	H: 0 LOB: 0 BB: 0 P: 3		1B: 3 2B: 1 3B: 1 HR: 0	SF: 0 SAC: 0 DP: 0 HBP: 0	WP: 0 PB: 0 SB: 1 CS: 0
PITCHER Oil Can Boyd, R ERA: 2.25 (1, 1)	IP: 9.0 WLS: W BF: 32 H: 5 R: 2 ER: 2 SO: 5 BB: 1 IBB: 0 HBP: 0 BLK: 0 WP: 0 HR: 0 S: 41 P: 45 ERA: 2.00 WHIP: 0.667																			

Batter	1	2	3	4	5	6	7	8	9	AB	R	H	RBI	BB	SO	LOB	BOTTOM			
Wade Boggs, L OBP: 0.374, SLG: 0.429 (1, 5)	0-0 F7		0-3 K		0-0 1B 2B			4-0 1B BB		3	1	1	1	1	1	0	Chicago White Sox @ Boston Red Sox Fenway Park, Boston, MA Sat Apr 13 1985, 3:33 AM EST Att: 24,718 - Unknown			
Dwight Evans, R OBP: 0.421, SLG: 0.857 (1, 9)	0-0 F5		4-0 BB		4-0 7-4 1B BB			0-0 F9		2	0	0	0	2	0	2				
Jim Rice, R OBP: 0.412, SLG: 0.600 (1, 7)	0-0 G1-6-3		0-0 3-1		0-0 1-2 2-3 3-H 1B			0-0 1-H 2-H 1B		4	0	2	2	0	0	1				
Mike Easler, L OBP: 0.412, SLG: 0.500 (1, 10)		0-0 HR 1B		0-0 6-3				0-0 7-4		4	1	1	0	0	0	4				
Tony Armas, R OBP: 0.353, SLG: 0.938 (1, 8)		0-0 1-H HR		0-0 F8				0-0 1-3		4	2	2	2	0	0	0				
Bill Buckner, L OBP: 0.471, SLG: 0.600 (1, 3)		0-0 K2-3 1B		0-0 4-3				0-0 G4-6-3 1B		4	0	3	0	0	0	0				
Rich Gedman, L OBP: 0.529, SLG: 0.643 (1, 2)		0-3 K2-3		0-0 FC6-5 2B				0-0 G4-6-3		3	0	1	1	0	1	2				
Marty Barrett, R OBP: 0.375, SLG: 0.333 (1, 4)		0-3 K		0-0 FC6-5 2B BB				0-0 SH1-4 1B		4	2	2	0	0	1	1				
Jackie Gutierrez, R OBP: 0.333, SLG: 0.385 (1, 6)			0-0 4-3		4-0 2B 1B BB			0-0 SH1-4		2	1	0	0	1	1	1				
Inning Stats	R: 0 E: 0 K: 0 S: 3	H: 0 LOB: 0 BB: 0 P: 3	R: 2 E: 0 K: 2 S: 9	H: 3 LOB: 0 BB: 0 P: 9	R: 0 E: 0 K: 1 S: 5	H: 0 LOB: 1 BB: 1 P: 9	R: 0 E: 0 K: 0 S: 3	H: 0 LOB: 0 BB: 0 P: 3	R: 2 E: 1 K: 0 S: 5	H: 2 LOB: 1 BB: 1 P: 9	R: 0 E: 0 K: 0 S: 3	H: 1 LOB: 0 BB: 0 P: 3	R: 2 E: 1 K: 0 S: 5	H: 2 LOB: 1 BB: 1 P: 9	R: 1 E: 0 K: 1 S: 7	H: 3 LOB: 1 BB: 0 P: 7		1B: 9 2B: 3 3B: 0 HR: 1	SF: 1 SAC: 1 DP: 2 HBP: 0	WP: 0 PB: 0 SB: 0 CS: 0
PITCHER Floyd Bannister, L ERA: 7.2 Gene Nelson, R ERA: 6.75 Juan Agosto, L ERA: 5.4 Dan Spillner, R ERA: (1, 1)	IP: 5.0 WLS: L BF: 22 H: 6 R: 4 ER: 4 SO: 3 BB: 3 IBB: 0 HBP: 0 BLK: 0 WP: 0 HR: 1 S: 25 P: 37 ERA: 7.20 WHIP: 1.800																			

Batter	1	2	3	4	5	6	7	8	9	10	11	AB	R	H	RBI	BB	SO	LOB	TOP					
Julio Cruz, S OBP: 0.182, SLG: 0.150 (1, 4)	6-3		6-3		1-3		F8		3-1		1B	6	0	1	2	0	0	0						
Scott Fletcher, R OBP: 0.222, SLG: 0.125 (9, 5)	5-3		6-3			6-3		1B	K		1B	5	1	1	0	0	1	0						
Harold Baines, L OBP: 0.348, SLG: 0.333 (1, 9)	F8							1B			F7	5	1	3	0	0	0	0						
Tom Paciorek, R OBP: 0.125, SLG: 0.125 Jerry Hairston, S OBP: 0.333, SLG: 0.333 (8, PH)		2B	1B	F9		5-3		1B			F7	3	1	1	0	0	0	2						
Carlton Fisk, R OBP: 0.500, SLG: 1.125 (1, 2)		1B						1B			F7	4	1	2	1	0	1	0						
Ron Kittle, R OBP: 0.188, SLG: 0.200 Ozzie Guillen, L OBP: 0.421, SLG: 0.412 (9, 6)		K										3	0	0	0	1	2	4						
Greg Walker, L OBP: 0.261, SLG: 0.273 (1, 3)		K										4	1	1	0	1	1	4						
Luis Salazar, R OBP: 0.143, SLG: 0.143 Oscar Gamble, L OBP: 0.429, SLG: 0.333 Daryl Boston, L OBP: 0.529, SLG: 0.800 (8, 8)		WP										3	0	1	2	0	0	0						
Tim Hulett, R OBP: 0.286, SLG: 0.357 (9, 7)												3	0	0	0	0	0	1						
Rudy Law, L OBP: 0.286, SLG: 0.357 (9, 7)												2	0	0	0	0	0	2						
Inning Stats	R: 0 E: 0 K: 0 S: 3	H: 0 LOB: 0 BB: 0 P: 3	R: 2 E: 0 K: 2 S: 10	H: 3 LOB: 1 BB: 0 P: 10	R: 0 E: 0 K: 0 S: 4	H: 1 LOB: 1 BB: 0 P: 4	R: 0 E: 0 K: 1 S: 5	H: 0 LOB: 0 BB: 0 P: 5	R: 1 E: 0 K: 0 S: 5	H: 2 LOB: 2 BB: 1 P: 9	R: 0 E: 0 K: 0 S: 3	H: 0 LOB: 0 BB: 0 P: 3	R: 1 E: 0 K: 1 S: 8	H: 3 LOB: 3 BB: 1 P: 12	R: 0 E: 0 K: 1 S: 5	H: 0 LOB: 0 BB: 0 P: 5	R: 0 E: 0 K: 0 S: 3	H: 0 LOB: 0 BB: 0 P: 3	R: 2 E: 0 K: 1 S: 6	H: 2 LOB: 1 BB: 1 P: 10	1B: 9 2B: 2 3B: 0 HR: 0	SF: 0 SAC: 1 DP: 0 HBP: 0	WP: 1 PB: 1 SB: 0 CS: 0	PA: 46
PITCHER	IP 7.0	WLS L	BF 16	H 3	R 2	ER 2	SO 3	BB 1	IBB 1	HBP 0	BLK 0	WP 0	HR 0	S 20	P 28	ERA 4.50	WHIP 1.000							

Chicago White Sox @ Boston Red Sox
Fenway Park, Boston, MA
Mon Apr 15 1985, 3:33 AM EST
Att: 33,535 - Unknown


AB 42
R 6
H 11
RBI 6
BB 3
SO 6
LOB 18



Batter	1	2	3	4	5	6	7	8	9	10	11	AB	R	H	RBI	BB	SO	LOB	BOTTOM					
Wade Boggs, L OBP: 0.500, SLG: 0.480 (1, 5)	G6-4-3		F7				1B				4-3	6	0	3	2	0	1	2						
Dwight Evans, R OBP: 0.400, SLG: 0.680 (1, 9)	G6-4-3						1B		F8		5-3	6	0	2	0	0	0	3						
Jim Rice, R OBP: 0.500, SLG: 0.720 (1, 7)	1B		F9				1B				F8	6	1	3	2	0	0	3						
Mike Easter, L OBP: 0.333, SLG: 0.360 (1, 10)							HR		1B			4	0	1	0	1	0	0						
Tony Armas, R OBP: 0.296, SLG: 0.625 (1, 8)	F8											5	0	0	0	0	0	5						
Bill Buckner, L OBP: 0.423, SLG: 0.583 (1, 3)												5	0	1	0	0	1	0						
Rich Gedman, L OBP: 0.520, SLG: 0.636 Steve Lyons, L (8, PR) Marc Sullivan, R (9, 2)		K										4	1	2	0	0	1	0						
Marty Barrett, R OBP: 0.320, SLG: 0.227 (1, 4)												4	0	0	0	1	0	3						
Jackie Gutierrez, R OBP: 0.296, SLG: 0.316 Rick Miller, L OBP: 1.000, SLG: 2.000 Glenn Hoffman, R OBP: 1.000, SLG: 2.000 (10, 6)												3	1	1	0	0	0	1						
Inning Stats	R: 0 E: 0 K: 0 S: 5	H: 3 LOB: 2 BB: 0 P: 5	R: 0 E: 0 K: 1 S: 5	H: 0 LOB: 0 BB: 0 P: 5	R: 0 E: 0 K: 0 S: 4	H: 1 LOB: 1 BB: 0 P: 4	R: 0 E: 0 K: 0 S: 3	H: 0 LOB: 0 BB: 0 P: 3	R: 1 E: 1 K: 0 S: 4	H: 1 LOB: 0 BB: 0 P: 4	R: 1 E: 1 K: 0 S: 6	H: 3 LOB: 2 BB: 0 P: 6	R: 0 E: 0 K: 0 S: 5	H: 2 LOB: 2 BB: 0 P: 5	R: 1 E: 0 K: 1 S: 7	H: 2 LOB: 2 BB: 1 P: 11	R: 0 E: 0 K: 1 S: 4	H: 0 LOB: 0 BB: 1 P: 8	R: 1 E: 0 K: 0 S: 4	H: 1 LOB: 0 BB: 0 P: 4	1B: 10 2B: 4 3B: 0 HR: 1	SF: 0 SAC: 0 DP: 2 HBP: 0	WP: 0 PB: 1 SB: 0 CS: 1	PA: 49
PITCHER	IP 6.2	WLS L	BF 27	H 6	R 3	ER 2	SO 1	BB 0	IBB 0	HBP 0	BLK 0	WP 0	HR 1	S 29	P 29	ERA 2.70	WHIP 1.200							


Chicago White Sox @ Boston Red Sox
Fenway Park, Boston, MA
Mon Apr 15 1985, 3:33 AM EST
Att: 33,535 - Unknown


AB 46
R 5
H 15
RBI 4
BB 2
SO 3
LOB 17



Batter	1	2	3	4	5	6	7	8	9	AB	R	H	RBI	BB	SO	LOB	TOP							
Wade Boggs, L (1.5)	5-3		BB			4-3		F7		3	0	0	0	1	0	0	Boston Red Sox @ Kansas City Royals Royals Stadium, Kansas City, MO Tue Apr 16 1985, 7:05 PM EST Att: 16,886 - Unknown							
Dwight Evans, R (1.9)	6-3		4-3			1B		1-3		3	0	1	0	1	0	1								
Jim Rice, R (1.7)	6-3				G4-6-3	1-3		5-3		3	0	0	0	1	0	2								
Mike Easler, L (1.10)	G4-1				G4-6-3			1B		3	0	1	0	1	0	2								
Tony Armas, R (1.8)								F6		4	0	0	0	0	0	2								
Bill Buckner, L (1.3)	6-3									3	0	1	0	0	0	0								
Rich Gedman, L (1.2)	4-3									3	0	0	0	0	2	1								
Marty Barrett, R (1.4)										3	0	0	0	0	0	0								
Jackie Gutierrez, R (1.6)	4-3									3	0	0	0	0	0	0								
Inning Stats	R: 0 E: 0 K: 0 S: 3	H: 0 LOB: 1 BB: 1 P: 7	R: 0 E: 0 K: 0 S: 3	H: 0 LOB: 0 BB: 0 P: 3	R: 0 E: 0 K: 0 S: 3	H: 0 LOB: 1 BB: 1 P: 7	R: 0 E: 0 K: 1 S: 2	H: 0 LOB: 0 BB: 1 P: 6	R: 0 E: 0 K: 1 S: 5	H: 1 LOB: 0 BB: 0 P: 5	R: 0 E: 0 K: 1 S: 5	H: 1 LOB: 1 BB: 1 P: 9	R: 0 E: 0 K: 0 S: 3	H: 0 LOB: 0 BB: 0 P: 3	R: 0 E: 0 K: 0 S: 4	H: 1 LOB: 1 BB: 0 P: 4		R: 0 E: 0 K: 0 S: 3	H: 0 LOB: 0 BB: 0 P: 3	R: 0 E: 0 K: 0 S: 4	H: 1 LOB: 1 BB: 0 P: 4	1B: 3 2B: 0 3B: 0 HR: 0	SF: 0 SAC: 0 DP: 2 HBP: 0	WP: 0 PB: 0 SB: 0 CS: 0
PITCHER Danny Jackson, L (1.1)	IP: 9.0 WLS: W BF: 32 ERA: 0.00	H: 3 R: 0 ER: 0 SO: 2	BB: 4 IBB: 0 HBP: 0 BLK: 0	WP: 0 HR: 0 S: 32 P: 48	ERA: 0.00 WHIP: 0.778	PITCHER	IP: 9.0 WLS: W BF: 32 ERA: 0.00	H: 3 R: 0 ER: 0 SO: 2	BB: 4 IBB: 0 HBP: 0 BLK: 0	WP: 0 HR: 0 S: 32 P: 48	ERA: 0.00 WHIP: 0.778	PITCHER	IP: 9.0 WLS: W BF: 32 ERA: 0.00	H: 3 R: 0 ER: 0 SO: 2	BB: 4 IBB: 0 HBP: 0 BLK: 0	WP: 0 HR: 0 S: 32 P: 48	ERA: 0.00 WHIP: 0.778							

Batter	1	2	3	4	5	6	7	8	9	AB	R	H	RBI	BB	SO	LOB	BOTTOM							
Willie Wilson, S (1.8)	G4-1		K					F8		4	0	1	0	0	1	0	Boston Red Sox @ Kansas City Royals Royals Stadium, Kansas City, MO Tue Apr 16 1985, 7:05 PM EST Att: 16,886 - Unknown							
Frank White, R (1.4)	F4		K					F8		4	0	0	0	0	1	1								
George Brett, L (1.5)	G4-1									2	0	0	0	1	0	1								
Jorge Orta, L (1.10)	F6		FC6-4					F5		3	0	0	0	0	0	2								
Darryl Motley, R (1.7)										3	1	1	0	0	0	0								
Steve Balboni, R (1.3)										3	1	1	2	0	0	0								
Pat Sheridan, L (1.9)										3	0	1	0	0	2	0								
Jim Sundberg, R (1.2)			K2-3							3	0	0	0	0	2	1								
Buddy Biancalana, S (1.6)			K							3	0	0	0	0	1	0								
Inning Stats	R: 0 E: 0 K: 0 S: 4	H: 1 LOB: 1 BB: 0 P: 4	R: 2 E: 0 K: 3 S: 11	H: 2 LOB: 0 BB: 0 P: 11	R: 0 E: 0 K: 2 S: 7	H: 0 LOB: 1 BB: 1 P: 11	R: 0 E: 0 K: 1 S: 5	H: 0 LOB: 0 BB: 0 P: 5	R: 0 E: 0 K: 1 S: 5	H: 0 LOB: 0 BB: 0 P: 5	R: 0 E: 0 K: 0 S: 3	H: 0 LOB: 0 BB: 0 P: 3	R: 0 E: 0 K: 0 S: 4	H: 1 LOB: 1 BB: 0 P: 4	R: 0 E: 0 K: 0 S: 3	H: 0 LOB: 0 BB: 0 P: 3		R: 0 E: 0 K: 0 S: 3	H: 0 LOB: 0 BB: 0 P: 3	R: 0 E: 0 K: 0 S: 4	H: 1 LOB: 1 BB: 0 P: 4	1B: 3 2B: 0 3B: 0 HR: 1	SF: 0 SAC: 0 DP: 0 HBP: 0	WP: 0 PB: 0 SB: 2 CS: 0
PITCHER Roger Clemens, R (1.1)	IP: 8.0 WLS: L BF: 29 ERA: 3.86	H: 4 R: 2 ER: 2 SO: 7	BB: 1 IBB: 0 HBP: 0 BLK: 0	WP: 0 HR: 1 S: 42 P: 46	ERA: 2.25 WHIP: 0.625	PITCHER	IP: 8.0 WLS: L BF: 29 ERA: 3.86	H: 4 R: 2 ER: 2 SO: 7	BB: 1 IBB: 0 HBP: 0 BLK: 0	WP: 0 HR: 1 S: 42 P: 46	ERA: 2.25 WHIP: 0.625	PITCHER	IP: 8.0 WLS: L BF: 29 ERA: 3.86	H: 4 R: 2 ER: 2 SO: 7	BB: 1 IBB: 0 HBP: 0 BLK: 0	WP: 0 HR: 1 S: 42 P: 46	ERA: 2.25 WHIP: 0.625							

Batter	1	2	3	4	5	6	7	8	9	AB	R	H	RBI	BB	SO	LOB	TOP														
Wade Boggs, L (1, 5) OBP: 0.347, SLG: 0.387	4-0 FC1-4 BB			0-0 1-3		0-0 F7		0-0 6-3		3	0	0	0	1	0	2	<p>Boston Red Sox @ Kansas City Royals Royals Stadium, Kansas City, MO Wed Apr 17 1985, 7:05 PM EST Att: 18,685 - Unknown</p> <p>livebaseballscores.com</p> <table border="1"> <tr><td>AB</td><td>30</td></tr> <tr><td>R</td><td>1</td></tr> <tr><td>H</td><td>4</td></tr> <tr><td>RBI</td><td>1</td></tr> <tr><td>BB</td><td>3</td></tr> <tr><td>SO</td><td>5</td></tr> <tr><td>LOB</td><td>11</td></tr> </table> 	AB	30	R	1	H	4	RBI	1	BB	3	SO	5	LOB	11
AB	30																														
R	1																														
H	4																														
RBI	1																														
BB	3																														
SO	5																														
LOB	11																														
Dwight Evans, R (1, 9) OBP: 0.368, SLG: 0.563	0-0 FC1-4 G5-4-3 1-2			0-0 1-3		0-0 F8			0-0 4-3	4	0	0	0	0	0	2															
Jim Rice, R (1, 7) OBP: 0.472, SLG: 0.613	0-0 G5-4-3 1-2			4-0 BB		0-0 FC5-4 1-2			0-0 2B 1B	3	1	1	0	1	0	2															
Mike Easler, L (1, 10) OBP: 0.343, SLG: 0.375		0-3 K		0-0 F7				0-3 K		4	0	1	1	0	2	1															
Tony Armas, R (1, 8) OBP: 0.229, SLG: 0.469		0-3 K			0-0 6-3				0-3 K	4	0	0	0	0	3	1															
Bill Buckner, L (1, 3) OBP: 0.384, SLG: 0.484		0-0 4-3			0-0 4-3			0-0 F3		4	0	0	0	0	0	1															
Rich Gedman, L (1, 2) OBP: 0.452, SLG: 0.536				0-0 G3		0-0 WP 1B		0-0 F6		3	0	1	0	0	0	0															
Marty Barrett, R (1, 4) OBP: 0.290, SLG: 0.250				0-0 F6		0-0 6-3 1-2			0-0 2B	3	0	1	0	0	0	1															
Jackie Gutierrez, R (1, 6) OBP: 0.299, SLG: 0.250				0-0 5-3		4-0 FC5-4 BB		0-0 F4		2	0	0	0	1	0	1															
Inning Stats	R: 0 E: 0 K: 0 S: 2	H: 0 LOB: 0 BB: 1 P: 6	R: 0 E: 0 K: 2 S: 7	H: 0 LOB: 0 BB: 0 P: 7	R: 0 E: 0 K: 0 S: 3	H: 0 LOB: 1 BB: 0 P: 3	R: 0 E: 0 K: 0 S: 3	H: 1 LOB: 1 BB: 0 P: 4	R: 0 E: 0 K: 2 S: 7	H: 0 LOB: 0 BB: 0 P: 7	R: 0 E: 0 K: 0 S: 4	H: 1 LOB: 1 BB: 0 P: 4	R: 1 E: 0 K: 1 S: 7	H: 2 LOB: 1 BB: 0 P: 7	1B: 2 2B: 2 3B: 0 HR: 0	SF: 0 SAC: 0 DP: 1 HBP: 0	WP: 1 PA: 33 PB: 0 SB: 0 CS: 0														
PITCHER Charlie Leibrandt, L (1, 1) ERA: 2.3	IP: 9.0 WLS: W BF: 33 H: 4 R: 1 ER: 1 SO: 5 BB: 3 IBB: 0 HBP: 0 BLK: 0 WP: 1 HR: 0 S: 40 P: 52 ERA: 1.00 WHIP: 0.778																														

Batter	1	2	3	4	5	6	7	8	9	AB	R	H	RBI	BB	SO	LOB	BOTTOM														
Willie Wilson, S (1, 8) OBP: 0.419, SLG: 0.536	0-0 G6-4-3 1B	0-0 F8			0-0 E 2B	4-0 BB		0-0 FC1-2 1-3 2-H 1B		4	1	3	1	1	0	0	<p>Boston Red Sox @ Kansas City Royals Royals Stadium, Kansas City, MO Wed Apr 17 1985, 7:05 PM EST Att: 18,685 - Unknown</p> <p>livebaseballscores.com</p> <table border="1"> <tr><td>AB</td><td>34</td></tr> <tr><td>R</td><td>6</td></tr> <tr><td>H</td><td>10</td></tr> <tr><td>RBI</td><td>6</td></tr> <tr><td>BB</td><td>7</td></tr> <tr><td>SO</td><td>5</td></tr> <tr><td>LOB</td><td>27</td></tr> </table> 	AB	34	R	6	H	10	RBI	6	BB	7	SO	5	LOB	27
AB	34																														
R	6																														
H	10																														
RBI	6																														
BB	7																														
SO	5																														
LOB	27																														
Frank White, R (1, 4) OBP: 0.160, SLG: 0.261	0-0 G6-4-3 1-2		0-0 F8		0-0 6-4-3 1-2	0-0 F3		0-0 3-1		5	0	0	0	0	0	7															
George Brett, L (1, 5) OBP: 0.533, SLG: 0.350	0-0 2B		0-0 1B		4-0 2B IBB		0-0 BB 1B	4-0 FC1-2 IBB		3	1	3	0	2	0	0															
Jorge Orta, L (1, 10) OBP: 0.231, SLG: 0.320	0-0 1-3		0-3 K		0-0 2B		0-0 F8	0-0 FC1-2		5	0	1	2	0	1	6															
Darryl Motley, R (1, 7) OBP: 0.296, SLG: 0.292		0-3 K	0-0 F6		0-0 F7		4-0 BB	0-0 F8		4	0	0	0	1	1	5															
Steve Balboni, R (1, 3) OBP: 0.222, SLG: 0.407		0-0 E6 BB HR		0-0 F8		0-0 G3 2B	0-3 K			4	1	1	0	0	1	2															
Pat Sheridan, L (1, 9) OBP: 0.346, SLG: 0.227		4-0 BB HR		0-0 4-3		0-0 G3	0-3 K			3	1	0	0	1	1	3															
Jim Sundberg, R (1, 2) OBP: 0.136, SLG: 0.095		0-0 F4		0-0 5-3		4-0 BB BB		0-0 BB 1B 1B		3	1	1	0	1	0	2															
Buddy Biancalana, S (1, 6) OBP: 0.286, SLG: 0.667		0-0 1-H 2-H HR			0-3 K	0-0 F5		4-0 1B FC1-2 BB		3	1	1	3	1	1	2															
Inning Stats	R: 0 E: 0 K: 0 S: 4	H: 2 LOB: 1 BB: 0 P: 4	R: 3 E: 1 K: 1 S: 7	H: 1 LOB: 0 BB: 1 P: 11	R: 0 E: 0 K: 1 S: 6	H: 1 LOB: 1 BB: 0 P: 6	R: 0 E: 0 K: 0 S: 3	H: 0 LOB: 0 BB: 0 P: 3	R: 2 E: 1 K: 1 S: 7	H: 2 LOB: 1 BB: 1 P: 11	R: 0 E: 0 K: 0 S: 4	H: 1 LOB: 3 BB: 2 P: 12	R: 0 E: 0 K: 2 S: 8	H: 1 LOB: 2 BB: 1 P: 12	R: 1 E: 0 K: 0 S: 5	H: 2 LOB: 3 BB: 2 P: 13	1B: 6 2B: 3 3B: 0 HR: 1	SF: 0 SAC: 0 DP: 1 HBP: 0	WP: 0 PA: 41 PB: 0 SB: 0 CS: 0												
PITCHER Al Nipper, R (1, 1) ERA: Mark Clear, R (6, 1) ERA: 4.15 Bob Ojeda, L (8, 1) ERA:	IP: 5.1 WLS: L BF: 26 H: 7 R: 5 ER: 0 SO: 3 BB: 2 IBB: 1 HBP: 0 BLK: 0 WP: 0 HR: 1 S: 29 P: 41 ERA: 0.00 WHIP: 1.688																														

Batter	1	2	3	4	5	6	7	8	9	AB	R	H	RBI	BB	SO	LOB	TOP			
Wade Boggs, L (1,5) X OBP: 0.338, SLG: 0.359	F7		F5			G4-6-3 1B		FC6-4 2B 1-2f		4	0	1	0	0	0	1	Boston Red Sox @ Chicago White Sox Comiskey Park, Chicago, IL Fri Apr 19 1985, 4:33 AM EST Att: 40,087 - Unknown			
Dwight Evans, R (1,9) B OBP: 0.367, SLG: 0.500	BB		K			G4-6-3 1-2f		2B		3	0	1	0	1	1					
Jim Rice, R (1,7) S OBP: 0.404, SLG: 0.561	K			K		F3		K		4	0	0	0	0	3					
Mike Easler, L (1,10) B Dave Stapleton, R (7,PH)	K			K			5-3		5-3	2	0	0	0	0	2	1				
Tony Armas, R (1,8) S OBP: 0.244, SLG: 0.476		6-3		1-3			2B		F7	4	0	1	0	0	0					
Bill Buckner, L (1,3) S OBP: 0.349, SLG: 0.537					HR		1-3		1-3	4	1	2	1	0	0	1				
Rich Gedman, L (1,2) X OBP: 0.408, SLG: 0.471						6-3				3	0	0	0	0	1					
Marty Barrett, R (1,4) X OBP: 0.300, SLG: 0.229						6-3		FC6-4 1B		3	0	1	0	0	0	1				
Glenn Hoffman, R (1,6) X OBP: 0.333, SLG: 0.500			F3			F7		F5		3	0	0	0	0	0	1				
Inning Stats	R: 0 E: 0 K: 2 S: 7	H: 0 LOB: 1 BB: 1 P: 11	R: 0 E: 0 K: 0 S: 4	H: 1 LOB: 1 BB: 0 P: 4	R: 0 E: 0 K: 1 S: 5	H: 0 LOB: 0 BB: 0 P: 5	R: 0 E: 0 K: 2 S: 7	H: 0 LOB: 0 BB: 0 P: 7	R: 1 E: 0 K: 0 S: 4	H: 1 LOB: 0 BB: 0 P: 4	R: 0 E: 0 K: 1 S: 3	H: 1 LOB: 1 BB: 0 P: 6	R: 0 E: 0 K: 1 S: 7	H: 2 LOB: 2 BB: 0 P: 7	R: 0 E: 0 K: 0 S: 3	H: 0 LOB: 0 BB: 0 P: 3	1B: 3 2B: 2 3B: 0 HR: 1	SF: 0 SAC: 0 DP: 1 HBP: 0	WP: 0 PB: 0 SB: 0 CS: 0	PA: 33
PITCHER Britt Burns, L (1,1) ERA: 3.0	IP: 9.0 WLS: W BF: 33 H: 6 R: 1 ER: 1 SO: 7 BB: 1 IBB: 0 HBP: 0 BLK: 0 WP: 0 HR: 1 S: 46 P: 50 ERA: 1.00 WHIP: 0.778															PITCHER				

Batter	1	2	3	4	5	6	7	8	9	AB	R	H	RBI	BB	SO	LOB	BOTTOM			
Ozzie Guillen, L (1,6) X OBP: 0.367, SLG: 0.393	4-3	F7			F7		6-3			4	0	0	0	0	0	0	Boston Red Sox @ Chicago White Sox Comiskey Park, Chicago, IL Fri Apr 19 1985, 4:33 AM EST Att: 40,087 - Unknown			
Rudy Law, L (1,7) X OBP: 0.286, SLG: 0.476	HR		F7		E 3B 1B		4-3		4	2	2	1	0	0	0					
Harold Baines, L (1,9) S OBP: 0.389, SLG: 0.531	K			G4-6-3 BB	E4 3B		HR		3	2	1	1	1	1	1					
Greg Walker, L (1,3) X OBP: 0.306, SLG: 0.457	HR 1B			G4-6-3 1-2f	FC5-2 3B		6-3		4	1	2	2	0	0	1					
Carlton Fisk, R (1,2) X OBP: 0.476, SLG: 0.842	HR			G6-4-3 BB	FC5-2 BB		1B BB		2	1	1	2	2	0	1					
Ron Kittle, R (1,10) B OBP: 0.241, SLG: 0.231	FC5-4 BB			G6-4-3 1-2f	4-3		F8		3	0	0	0	1	0	3					
Daryll Boston, L (1,8) X OBP: 0.480, SLG: 0.696	FC5-4 1-2f			HR 2B		K		1B		4	1	2	0	0	1					
Luis Salazar, R (1,5) X OBP: 0.167, SLG: 0.292		4-3		HR		K		F9		4	1	1	2	0	1					
Julio Cruz, S (1,4) X OBP: 0.206, SLG: 0.161		6-3		1-3		K		K		4	0	0	0	0	2	2				
Inning Stats	R: 3 E: 0 K: 1 S: 8	H: 3 LOB: 1 BB: 1 P: 12	R: 0 E: 0 K: 0 S: 3	H: 0 LOB: 0 BB: 0 P: 3	R: 0 E: 0 K: 0 S: 2	H: 0 LOB: 0 BB: 1 P: 6	R: 2 E: 0 K: 0 S: 4	H: 2 LOB: 0 BB: 1 P: 8	R: 2 E: 1 K: 0 S: 6	H: 2 LOB: 1 BB: 0 P: 6	R: 0 E: 0 K: 3 S: 9	H: 0 LOB: 0 BB: 0 P: 9	R: 1 E: 0 K: 0 S: 4	H: 1 LOB: 0 BB: 0 P: 4	R: 0 E: 0 K: 1 S: 6	H: 1 LOB: 2 BB: 1 P: 10	1B: 3 2B: 1 3B: 1 HR: 4	SF: 0 SAC: 0 DP: 2 HBP: 0	WP: 0 PB: 0 SB: 0 CS: 0	PA: 36
PITCHER Mike Trujillo, R (1,1) ERA: 11.57 Steve Crawford, R (5,1) ERA: 13.5 Mark Clear, R (8,1) ERA: 3.38	IP: 4.0 WLS: L BF: 18 H: 5 R: 5 ER: 5 SO: 1 BB: 3 IBB: 0 HBP: 0 BLK: 0 WP: 0 HR: 3 S: 17 P: 29 ERA: 11.25 WHIP: 2.000															PITCHER				

AB	32
R	1
H	6
RBI	1
BB	1
SO	7
LOB	11



AB	32
R	8
H	9
RBI	8
BB	4
SO	5
LOB	11



Batter	1	2	3	4	5	6	7	8	9	AB	R	H	RBI	BB	SO	LOB	TOP			
Wade Boggs, L (1,5) OBP: 0.397, SLG: 0.313	0-0 B1-3		0-3 K		0-0 6-3			0-0 F7		4	0	0	0	0	1	2	Boston Red Sox @ Chicago White Sox Comiskey Park, Chicago, IL Sun Apr 21 1985, 4:33 AM EST Att: 22,987 - Unknown			
Dwight Evans, R (1,9) OBP: 0.379, SLG: 0.457	4-0 BB G5-4-3		0-0 6-3			4-0 BB G6-4-3			0-0 4-3	2	0	0	0	2	0	1				
Jim Rice, R (1,7) OBP: 0.411, SLG: 0.511	0-0 G5-4-3 1-2			0-0 F8		0-0 G6-4-3 1-2			4-0 WP 1B BB	3	1	0	0	1	0	2				
Mike Easter, L (1,10) OBP: 0.283, SLG: 0.380		0-3 K		0-3 K		0-3 K			0-3 K 1-2	4	0	0	0	0	4	1				
Tony Armas, R (1,8) OBP: 0.288, SLG: 0.633		0-3 K		0-0 HR			0-0 F2		0-0	4	1	2	2	0	1	0				
Dave Sax, R (9, PR)									2-H 1B	0	0	0	0	0	0	0				
Bill Buckner, L (1,3) OBP: 0.346, SLG: 0.489		0-0 S 1B		0-0 F7			0-3 K		0-0 F8 1B	4	0	1	0	0	1	1				
Rich Gedman, L (1,2) OBP: 0.378, SLG: 0.488		0-3 K 1-2			0-0 F8		0-0 3-1			3	0	0	0	0	1	1				
Marty Barrett, R (1,4) OBP: 0.313, SLG: 0.326			0-0 E8 3-1		0-0				0-0 G5-4-3 1B	3	0	2	0	0	0	0				
Jackie Gutierrez, R (1,6) OBP: 0.235, SLG: 0.226			0-0 3-1 2-3		0-0 2-3 1-2				0-0 G5-4-3 1-2	3	0	0	0	0	0	3				
Inning Stats	R: 0 E: 0 K: 0 S: 2	H: 0 LOB: 0 BB: 1 P: 6	R: 0 E: 0 K: 3 S: 10	H: 1 LOB: 1 BB: 0 P: 10	R: 0 E: 1 K: 1 S: 6	H: 0 LOB: 1 BB: 0 P: 6	R: 1 E: 0 K: 1 S: 6	H: 1 LOB: 0 BB: 0 P: 6	R: 0 E: 0 K: 1 S: 4	H: 0 LOB: 0 BB: 1 P: 8	R: 0 E: 0 K: 1 S: 5	H: 0 LOB: 0 BB: 0 P: 5	R: 0 E: 0 K: 0 S: 3	H: 1 LOB: 1 BB: 1 P: 3	R: 1 E: 0 K: 1 S: 6	H: 1 LOB: 1 BB: 1 P: 10	1B: 4 2B: 0 3B: 0 HR: 1	SF: 0 SAC: 0 DP: 3 HBP: 0	WP: 1 PB: 0 SB: 1 CS: 0	PA: 33
PITCHER	IP WLS BF H R ER SO BB IBB HBP BLK WP HR S P ERA WHIP																			
Tim Lollar, L (1,1) ERA: 4.24	7.0 W 25 3 1 1 7 2 0 0 0 0 0 1 37 45 1.29 0.714																			
Al Jones, R (8,1) ERA: 1.5	1.0 3 1 0 0 0 0 0 0 0 0 0 0 3 3 0.00 1.000																			
Gene Nelson, R (9,1) ERA: 7.5	1.0 5 1 1 1 1 1 0 0 0 0 1 0 6 10 9.00 2.000																			

Batter	1	2	3	4	5	6	7	8	9	AB	R	H	RBI	BB	SO	LOB	BOTTOM			
Rudy Law, L (1,7) OBP: 0.308, SLG: 0.440	0-0 F8		4-0 F8 S BB		0-0 F9					4	1	1	1	1	1	4	Boston Red Sox @ Chicago White Sox Comiskey Park, Chicago, IL Sun Apr 21 1985, 4:33 AM EST Att: 22,987 - Unknown			
Scott Fletcher, R (1,5) OBP: 0.388, SLG: 0.267	4-0 BB		4-0 BB		0-3 K		0-0 E1 2B	0-0 F8		1	0	0	0	2	1	0				
Joseph DeSa, L (7, PH)							1-H 2-H			1	1	0	0	0	0	0				
Tim Hulett, R (8,5) OBP: 0.333, SLG: 0.333	1B BB		1-2 BB F8							1	0	0	0	0	0	0				
Harold Baines, L (1,9) OBP: 0.391, SLG: 0.500	0-0 1-3 1B		0-3 K		0-0 1-3		0-0 F5	0-0 F7		5	0	1	0	0	1	3				
Greg Walker, L (1,3) OBP: 0.283, SLG: 0.455	0-3 K		0-0 F8 1-2 2-3		0-3 K		4-0 2B IBB	0-0 6-3		4	1	0	0	1	2	4				
Carlton Fisk, R (1,2) OBP: 0.467, SLG: 0.852	0-3 K		0-0 F5			0-0 5-3	0-0 S 1B 2B			4	1	1	2	0	1	4				
Marc Hill, R (9,2)							1-H 2-H			0	0	0	0	0	0	0				
Oscar Gamble, L (1,10) OBP: 0.308, SLG: 0.182		0-0 F7		0-0 3-1		0-0 F4	1-0 1B 1B SF8 HBP			3	0	0	0	0	0	0				
Luis Salazar, R (7, PR) OBP: 0.172, SLG: 0.276						0-0 F5	0-0 1B 1B SF8 HBP			0	1	0	0	0	0	0				
Daryl Boston, L (1,8) OBP: 0.452, SLG: 0.621	0-0 5-3			0-0 FC5 S 1B		0-0 F5	0-0 WP 1B 1-2 3-H			4	0	2	1	0	0	0				
Julio Cruz, S (1,4) OBP: 0.295, SLG: 0.189		4-0 BB		4-0 FC5 BB			1B BB			1	1	1	0	3	0	0				
Ozzie Guillen, L (1,6) OBP: 0.351, SLG: 0.382	0-0 F6			0-0 FC5 1-2 2-3			0-0 1B 1B SF8			3	1	1	1	0	0	3				
Inning Stats	R: 0 E: 0 K: 2 S: 8	H: 1 LOB: 2 BB: 1 P: 12	R: 0 E: 0 K: 0 S: 3	H: 0 LOB: 1 BB: 1 P: 7	R: 0 E: 0 K: 1 S: 5	H: 0 LOB: 2 BB: 2 P: 13	R: 0 E: 0 K: 0 S: 4	H: 1 LOB: 2 BB: 1 P: 8	R: 0 E: 0 K: 2 S: 7	H: 0 LOB: 0 BB: 0 P: 7	R: 7 E: 0 K: 1 S: 11	H: 5 LOB: 3 BB: 2 P: 20	R: 0 E: 0 K: 0 S: 3	H: 0 LOB: 0 BB: 0 P: 3	R: 0 E: 0 K: 0 S: 3	H: 0 LOB: 0 BB: 0 P: 3	1B: 6 2B: 1 3B: 0 HR: 0	SF: 1 SAC: 0 DP: 0 HBP: 1	WP: 1 PB: 0 SB: 3 CS: 0	PA: 40
PITCHER	IP WLS BF H R ER SO BB IBB HBP BLK WP HR S P ERA WHIP																			
Roger Clemens, R (1,1) ERA: 3.6	6.0 L 27 3 2 2 5 6 0 0 0 0 0 0 31 55 3.00 1.500																			
Mark Clear, R (7,1) ERA: 7.94	0.1 7 3 4 3 0 0 1 1 0 0 0 0 5 10 81.00 9.000																			
Mike Trujillo, R (7,1) ERA: 9.35	1.2 6 1 1 0 1 0 0 0 0 0 1 0 8 8 0.00 0.600																			

Batter	1	2	3	4	5	6	7	8	9	AB	R	H	RBI	BB	SO	LOB	TOP			
Wade Boggs, L (1.5) OBP: 0.391, SLG: 0.304	G3	1-3		4-3			3-1		1B	5	0	1	0	0	0	0	Boston Red Sox @ New York Yankees Yankee Stadium, Bronx, NY Wed Apr 24 1985, 6:05 PM EST Att: 23,229 - Unknown			
Dwight Evans, R (1.9) OBP: 0.406, SLG: 0.434	F SF		F9 1B	2B			F3		G1-4-3	3	2	1	0	2	0	1				
Jim Rice, R (1.7) OBP: 0.394, SLG: 0.526	E8 SF HR		2B 1B	1B			HR			4	3	3	1	0	0	1				
Mike Easter, L (1.10) OBP: 0.258, SLG: 0.397	SF HR		K				F7			3	1	0	1	0	2	2				
Tony Armas, R (1.8) OBP: 0.311, SLG: 0.655			F9				F4		G1-6-3 1B	4	1	2	3	0	0	2				
Bill Buckner, L (1.3) OBP: 0.344, SLG: 0.473	F4		1B 2B				3-1		G1-6-3 1B	4	0	1	1	0	0	1				
Marty Barrett, R (1.4) OBP: 0.304, SLG: 0.320	F4		1B				F7		F9	4	0	1	1	0	0	0				
Jackie Gutierrez, R (1.6) OBP: 0.244, SLG: 0.237			F9	1-3			L4		F2	4	0	0	0	0	0	2				
Marc Sullivan, R (1.2) OBP: 0.125, SLG: 0.125	G3			K			K		F8	4	0	0	0	0	2	0				
Inning Stats	R: 4 E: 2 K: 0 S: 6	H: 2 LOB: 0 BB: 1 P: 10	R: 0 E: 0 K: 0 S: 3	H: 0 LOB: 0 BB: 0 P: 3	R: 2 E: 0 K: 1 S: 8	H: 3 LOB: 2 BB: 1 P: 12	R: 0 E: 0 K: 1 S: 6	H: 1 LOB: 0 BB: 0 P: 6	R: 0 E: 0 K: 1 S: 5	H: 0 LOB: 0 BB: 0 P: 5	R: 1 E: 0 K: 0 S: 4	H: 1 LOB: 0 BB: 0 P: 4	R: 0 E: 0 K: 0 S: 3	H: 1 LOB: 0 BB: 0 P: 3	R: 0 E: 0 K: 0 S: 4	H: 1 LOB: 1 BB: 0 P: 4	1B: 6 2B: 1 3B: 0 HR: 2	SF: 1 SAC: 0 DP: 1 HBP: 0	WP: 0 PB: 0 SB: 0 CS: 0	PA: 38
PITCHER Ron Guidry, L (1.1) ERA: 3.38	IP: 9.0 WLS: L BF: 38	H: 9 R: 7 ER: 6 SO: 4	BB: 2 IBB: 0 HBP: 0 BLK: 0	WP: 0 HR: 2 S: 44 P: 52	ERA: 6.00 WHIP: 1.222	PITCHER										IP: 9.0 WLS: L BF: 38	H: 9 R: 7 ER: 6 SO: 4	BB: 2 IBB: 0 HBP: 0 BLK: 0	WP: 0 HR: 2 S: 44 P: 52	ERA: 6.00 WHIP: 1.222

Batter	1	2	3	4	5	6	7	8	9	AB	R	H	RBI	BB	SO	LOB	BOTTOM			
Rickey Henderson, R (1.8) OBP: 0.182, SLG: 0.100	B1-3		2B 1B				F8		F8	4	1	0	0	1	0	4	Boston Red Sox @ New York Yankees Yankee Stadium, Bronx, NY Wed Apr 24 1985, 6:05 PM EST Att: 23,229 - Unknown			
Willie Randolph, R (1.4) OBP: 0.293, SLG: 0.270	5-3		1B 2B				F8		F7	4	1	1	0	0	1	0				
Ron Hassey, L (9, PH) OBP: 0.500, SLG: 0.500			1B 2B				K			1	0	0	0	0	0	2				
Don Mattingly, L (1.3) OBP: 0.308, SLG: 0.429			1B				4-3		5-3	4	1	2	2	0	0	0				
Dave Winfield, R (1.9) OBP: 0.333, SLG: 0.432	1-3		1B FC1-6				1-3		5-3	3	1	0	0	1	0	1				
Don Baylor, R (1.10) OBP: 0.360, SLG: 0.463			HR				5-3		F9	3	1	1	1	0	0	0				
Ken Griffey, L (1.7) OBP: 0.381, SLG: 0.474	F8		FC1-6				1-3		6-3	4	0	0	1	0	0	2				
Mike Pagliarulo, L (1.5) OBP: 0.500, SLG: 0.706			1B				1-3		1-3	2	1	2	2	1	0	0				
Dale Berra, R (9, PH) OBP: 0.346, SLG: 0.423			1B FC1-6				2B		F9	1	0	0	0	0	0	0				
Butch Wynegar, S (1.2) OBP: 0.333, SLG: 0.429	F4		G4-3				F5		F8 SH1-4	4	0	1	0	0	0	3				
Henry Cotto, R (9, PR) OBP: 0.357, SLG: 0.385			1B						1B	0	0	0	0	0	0	0				
Bobby Meacham, S (1.6) OBP: 0.432, SLG: 0.378	3-1						F7		SH1-4	3	0	1	0	0	0	0				
Inning Stats	R: 0 E: 0 K: 0 S: 4	H: 1 LOB: 1 BB: 0 P: 4	R: 2 E: 0 K: 0 S: 4	H: 1 LOB: 0 BB: 0 P: 5	R: 4 E: 0 K: 0 S: 5	H: 3 LOB: 1 BB: 3 P: 17	R: 0 E: 0 K: 0 S: 3	H: 0 LOB: 0 BB: 0 P: 3	R: 0 E: 0 K: 0 S: 3	H: 0 LOB: 0 BB: 0 P: 3	R: 0 E: 0 K: 1 S: 5	H: 0 LOB: 0 BB: 0 P: 5	R: 0 E: 0 K: 0 S: 3	H: 0 LOB: 0 BB: 0 P: 3	R: 0 E: 0 K: 0 S: 4	H: 1 LOB: 2 BB: 0 P: 4	1B: 5 2B: 2 3B: 0 HR: 1	SF: 0 SAC: 1 DP: 1 HBP: 1	WP: 0 PB: 0 SB: 0 CS: 0	PA: 38
PITCHER Al Nipper, R (1.1) ERA: 7.36	IP: 2.0 WLS: W BF: 13	H: 4 R: 6 ER: 6 SO: 1	BB: 2 IBB: 0 HBP: 1 BLK: 0	WP: 0 HR: 1 S: 10 P: 19	ERA: 27.00 WHIP: 3.000	PITCHER										IP: 2.0 WLS: W BF: 13	H: 4 R: 6 ER: 6 SO: 1	BB: 2 IBB: 0 HBP: 1 BLK: 0	WP: 0 HR: 1 S: 10 P: 19	ERA: 27.00 WHIP: 3.000
Steve Crawford, R (3.1) ERA: 5.69	IP: 5.0 WLS: S BF: 18	H: 3 R: 0 ER: 0 SO: 1	BB: 1 IBB: 0 HBP: 0 BLK: 0	WP: 0 HR: 0 S: 19 P: 23	ERA: 0.00 WHIP: 0.800	PITCHER										IP: 5.0 WLS: S BF: 18	H: 3 R: 0 ER: 0 SO: 1	BB: 1 IBB: 0 HBP: 0 BLK: 0	WP: 0 HR: 0 S: 19 P: 23	ERA: 0.00 WHIP: 0.800
Bob Ojeda, L (8.1) ERA: 2.0	IP: 1.1 WLS: S BF: 5	H: 1 R: 0 ER: 0 SO: 0	BB: 0 IBB: 0 HBP: 0 BLK: 0	WP: 0 HR: 0 S: 5 P: 5	ERA: 0.00 WHIP: 0.750	PITCHER										IP: 1.1 WLS: S BF: 5	H: 1 R: 0 ER: 0 SO: 0	BB: 0 IBB: 0 HBP: 0 BLK: 0	WP: 0 HR: 0 S: 5 P: 5	ERA: 0.00 WHIP: 0.750
Bob Stanley, R (9.1) ERA: 1.96	IP: 0.2 WLS: S BF: 2	H: 0 R: 0 ER: 0 SO: 0	BB: 0 IBB: 0 HBP: 0 BLK: 0	WP: 0 HR: 0 S: 2 P: 2	ERA: 0.00 WHIP: 0.000	PITCHER										IP: 0.2 WLS: S BF: 2	H: 0 R: 0 ER: 0 SO: 0	BB: 0 IBB: 0 HBP: 0 BLK: 0	WP: 0 HR: 0 S: 2 P: 2	ERA: 0.00 WHIP: 0.000

Batter	1	2	3	4	5	6	7	8	9	AB	R	H	RBI	BB	SO	LOB	TOP			
Willie Wilson, S OBP: 0.352, SLG: 0.406	6-3	F8			4-3		K			4	0	0	0	0	1	2				
Pat Sheridan, L OBP: 0.306, SLG: 0.281	K		F5			1B		4-3		4	0	1	0	0	1	0				
George Brett, L OBP: 0.406, SLG: 0.396	F6		F4		4-3			F8		4	0	0	0	0	0	1				
Jorge Orta, L OBP: 0.288, SLG: 0.431		1B				F7		4-3		4	1	2	0	0	0	0				
Steve Balboni, R OBP: 0.290, SLG: 0.532	K	K				F9			K	4	0	0	0	0	3	2				
Darryl Motley, R OBP: 0.283, SLG: 0.382		1B			6-3			F7		3	1	1	0	1	0	0				
Greg Pryor, R OBP: 0.300, SLG: 0.389		1B			5-3			K		4	0	1	1	0	1	1				
Jim Sundberg, R OBP: 0.216, SLG: 0.229		1B			F8					3	0	1	1	0	1	0				
Onix Concepcion, R OBP: 0.182, SLG: 0.250	K				F3			5-3		3	0	0	0	0	1	2				
Inning Stats	R: 0 E: 0 K: 1 S: 5	H: 0 LOB: 0 BB: 0 P: 5	R: 2 E: 0 K: 2 S: 11	H: 4 LOB: 2 BB: 0 P: 11	R: 0 E: 0 K: 1 S: 6	H: 1 LOB: 1 BB: 0 P: 6	R: 0 E: 0 K: 0 S: 3	H: 0 LOB: 0 BB: 0 P: 3	R: 0 E: 0 K: 0 S: 4	H: 1 LOB: 1 BB: 0 P: 4	R: 0 E: 0 K: 0 S: 3	H: 0 LOB: 0 BB: 0 P: 7	R: 0 E: 0 K: 2 S: 7	H: 0 LOB: 0 BB: 0 P: 7	R: 0 E: 0 K: 0 S: 3	H: 0 LOB: 0 BB: 0 P: 7	1B: 6 2B: 0 3B: 0 HR: 0	SF: 0 SAC: 0 DP: 0 HBP: 0	WP: 0 PB: 0 SB: 1 CS: 0	PA: 34
PITCHER Rogier Clemens, R ERA: 3.1	IP: 9.0 WLS: W BF: 34 H: 6 R: 2 ER: 2 SO: 8 BB: 1 IBB: 0 HBP: 0 BLK: 1 WP: 0 HR: 0 S: 49 P: 53 ERA: 2.00 WHIP: 0.778																			

Kansas City Royals @ Boston Red Sox
Fenway Park, Boston, MA
Fri Apr 26 1985, 6:05 PM EST
Att: 26,647 - Unknown

AB 33
R 2
H 6
RBI 2
BB 1
SO 8
LOB 8



Batter	1	2	3	4	5	6	7	8	9	AB	R	H	RBI	BB	SO	LOB	BOTTOM			
Wade Boggs, L OBP: 0.310, SLG: 0.333	E		E		FC5-4	3-1		G4-6-3		3	1	2	0	2	0	2				
Dwight Evans, R OBP: 0.397, SLG: 0.390	K		E6		FC5-4	F2		G4-6-3		5	1	0	0	0	1	7				
Jim Rice, R OBP: 0.387, SLG: 0.508	G3		K		2B			5-3		4	0	1	2	1	1	2				
Mike Easler, L OBP: 0.257, SLG: 0.359	3-1				4-3	F5				3	0	0	1	1	0	4				
Tony Armas, R OBP: 0.290, SLG: 0.591		F6	G6-4-3		6-3					4	0	1	0	0	0	4				
Bill Buckner, L OBP: 0.333, SLG: 0.444		1B			F8			E4		4	1	2	0	0	0	1				
Rich Gedman, L OBP: 0.339, SLG: 0.442		1B			F3			K		4	1	1	0	0	1	3				
Marty Barrett, R OBP: 0.328, SLG: 0.321		1B			F9			F7		2	0	0	0	2	0	2				
Jackie Gutierrez, R OBP: 0.285, SLG: 0.281		1B			FC5-4			F8		4	1	2	2	0	0	5				
Inning Stats	R: 1 E: 1 K: 1 S: 5	H: 0 LOB: 0 BB: 1 P: 9	R: 0 E: 1 K: 0 S: 4	H: 1 LOB: 2 BB: 1 P: 8	R: 0 E: 1 K: 1 S: 6	H: 1 LOB: 2 BB: 1 P: 10	R: 0 E: 0 K: 0 S: 3	H: 0 LOB: 0 BB: 0 P: 3	R: 2 E: 0 K: 0 S: 5	H: 2 LOB: 1 BB: 1 P: 9	R: 2 E: 0 K: 0 S: 6	H: 3 LOB: 3 BB: 2 P: 14	R: 0 E: 1 K: 1 S: 7	H: 1 LOB: 2 BB: 0 P: 7	R: 0 E: 0 K: 0 S: 3	H: 1 LOB: 0 BB: 0 P: 3	1B: 6 2B: 3 3B: 0 HR: 0	SF: 0 SAC: 0 DP: 3 HBP: 0	WP: 0 PB: 0 SB: 1 CS: 0	PA: 39
PITCHER Mark Gubicza, R ERA: 3.75 Mike Jones, L ERA: 0.96	IP: 5.0 WLS: L BF: 27 H: 7 R: 5 ER: 4 SO: 2 BB: 5 IBB: 0 HBP: 0 BLK: 0 WP: 0 HR: 0 S: 26 P: 46 ERA: 7.20 WHIP: 2.400																			

Kansas City Royals @ Boston Red Sox
Fenway Park, Boston, MA
Fri Apr 26 1985, 6:05 PM EST
Att: 26,647 - Unknown

AB 33
R 5
H 9
RBI 5
BB 6
SO 3
LOB 30



Batter	1	2	3	4	5	6	7	8	9	AB	R	H	RBI	BB	SO	LOB	TOP										
Willie Wilson, S OBP: 0.368, SLG: 0.449 (1, 8)	0-0 3-1 3B	0-3 K			0-0 FC3-6 1B		0-0 F8		0-0 CS 1B	5	1	3	2	0	1	2	Kansas City Royals @ Boston Red Sox Fenway Park, Boston, MA Sat Apr 27 1985, 3:33 AM EST Att: 24,430 - Unknown										
Pat Sheridan, L OBP: 0.299, SLG: 0.262 (1, 9)	0-0 3-1		0-0 1-3		0-0 FC3-6 1B		4-0 1B	0-0 L4-6 1B	4	0	0	1	1	0	3												
George Brett, L OBP: 0.411, SLG: 0.393 (1, 5)	0-0 F8		0-0 F9		4-0 1B		0-0 BB	0-0 CS	3	0	1	1	1	0	0												
Jorge Orta, L OBP: 0.290, SLG: 0.426 Hal McRae, R OBP: 0.400, SLG: 0.167 (7, PH)	0-0 1B		0-0 F7		0-0 1-3		0-0 F8		3	0	1	0	0	0	2												
Steve Balboni, R OBP: 0.273, SLG: 0.500 (1, 3)	0-0 5-3			0-0 6-3		0-0 F9		0-0 F5	4	0	0	0	0	0	1												
Darryl Motley, R OBP: 0.286, SLG: 0.356 (1, 7)		0-3 K		0-0 6-3		0-0 6-3		0-0 4-3	4	0	0	0	0	1	0												
Frank White, R OBP: 0.209, SLG: 0.317 (1, 4)		0-0 2B		0-3 K		0-0 6-3		0-3 K	4	1	1	0	0	2	0												
Jim Sundberg, R OBP: 0.255, SLG: 0.308 (1, 2)		0-0 2B		0-0 1B	4-3 2B		0-0 F6		0-0 1B	4	2	3	1	0	0												
Onix Concepcion, R OBP: 0.189, SLG: 0.250 (1, 6)		0-0 5-3		0-0 4-3	4-3 1B		0-0 BB	0-0 1B	4	1	1	0	0	0	3												
Inning Stats	R: 1 E: 0 K: 0 S: 5	H: 2 LOB: 1 BB: 0 P: 5	R: 1 E: 0 K: 2 S: 9	H: 2 LOB: 1 BB: 0 P: 9	R: 0 E: 0 K: 1 S: 3	H: 0 LOB: 0 BB: 0 P: 3	R: 0 E: 0 K: 1 S: 5	H: 0 LOB: 0 BB: 0 P: 5	R: 1 E: 0 K: 0 S: 5	H: 2 LOB: 2 BB: 1 P: 9	R: 0 E: 0 K: 1 S: 5	H: 0 LOB: 0 BB: 0 P: 5	R: 1 E: 1 K: 0 S: 4	H: 2 LOB: 0 BB: 0 P: 4	1B: 6 2B: 4 3B: 1 HR: 0	SF: 0 SAC: 0 DP: 1 HBP: 0	WP: 0 PB: 0 SB: 1 CS: 1	PA: 39									
PITCHER	IP	WLS	BF	H	R	ER	SO	BB	IBB	HBP	BLK	WP	HR	S	P	ERA	WHIP	PITCHER									
Al Nipper, R ERA: 6.43 (1, 1)	6.2		29	7	4	4	3	2	0	0	0	0	0	33	41	5.40	1.350										
Bob Ojeda, L ERA: 2.0 (7, 1)	0.0	1	1	0	0	0	0	0	0	0	0	0	0	1	1	∞	∞										
Bob Stanley, R ERA: 1.74 (7, 1)	2.1	L	8	2	1	0	1	0	0	0	0	0	0	10	10	0.00	0.857										

Batter	1	2	3	4	5	6	7	8	9	AB	R	H	RBI	BB	SO	LOB	BOTTOM										
Wade Boggs, L OBP: 0.310, SLG: 0.328 (1, 5)	0-0 CS 1B	0-3 K			0-0 6-3		4-0 1B	0-0 F7		4	0	1	0	1	1	2	Kansas City Royals @ Boston Red Sox Fenway Park, Boston, MA Sat Apr 27 1985, 3:33 AM EST Att: 24,430 - Unknown										
Dwight Evans, R OBP: 0.422, SLG: 0.403 (1, 9)	4-0 BB		0-0 4-3		4-0 BB		0-0 1B	0-0 G6-4-3 1B	3	0	2	0	2	0	0												
Jim Rice, R OBP: 0.375, SLG: 0.478 (1, 7)	0-0 G5-4-3		0-3 K		4-0 BB		0-3 K	0-0 G6-4-3	4	0	0	0	1	2	4												
Mike Easler, L OBP: 0.253, SLG: 0.338 (1, 10)		0-3 K	4-0 BB		0-3 K		0-0 F8	0-3 K	4	0	0	0	1	3	4												
Tony Armas, R OBP: 0.288, SLG: 0.571 (1, 8)		0-0 1B	0-3 K		0-3 K		0-3 K		4	1	1	0	0	3	3												
Bill Buckner, L OBP: 0.342, SLG: 0.448 (1, 3)	0-0 F9 3B			0-0 F3		0-0 E		0-0 F7	4	1	2	0	0	0	0												
Rich Gedman, L OBP: 0.350, SLG: 0.446 Steve Lyons, L OBP: 0.657, SLG: 1.000 Marc Sullivan, R OBP: 0.125, SLG: 0.125 (8, PR)	0-0 BB		0-0 K		0-0 E5		0-0 FC1-6-5 1B	0-0 FC1-6-5 1B	4	1	2	1	0	1	1												
Marty Barrett, R OBP: 0.309, SLG: 0.300 (1, 4)	0-0 F9		0-0 5-3		0-0 5-3		0-0 F7	0-0 FC1-6-5	4	1	0	0	0	0	5												
Jackie Gutierrez, R OBP: 0.289, SLG: 0.306 Rick Miller, L OBP: 0.657, SLG: 1.000 Glenn Hoffman, R OBP: 0.300, SLG: 0.500 (8, PH)	0-0 3B		0-0 6-3		0-0 6-3		0-0 F9	0-0 S	3	0	1	2	0	0	2												
Inning Stats	R: 0 E: 0 K: 0 S: 2	H: 1 LOB: 0 BB: 1 P: 6	R: 3 E: 0 K: 2 S: 11	H: 4 LOB: 1 BB: 0 P: 11	R: 0 E: 0 K: 1 S: 5	H: 0 LOB: 0 BB: 0 P: 5	R: 0 E: 0 K: 1 S: 7	H: 1 LOB: 2 BB: 0 P: 7	R: 0 E: 1 K: 2 S: 8	H: 1 LOB: 2 BB: 1 P: 12	R: 1 E: 1 K: 0 S: 5	H: 2 LOB: 2 BB: 0 P: 5	R: 0 E: 0 K: 1 S: 5	H: 1 LOB: 0 BB: 0 P: 5	1B: 9 2B: 0 3B: 1 HR: 0	SF: 0 SAC: 0 DP: 2 HBP: 0	WP: 0 PB: 0 SB: 1 CS: 1	PA: 40									
PITCHER	IP	WLS	BF	H	R	ER	SO	BB	IBB	HBP	BLK	WP	HR	S	P	ERA	WHIP	PITCHER									
Danny Jackson, L ERA: 1.53 (1, 1)	6.0		28	6	3	3	7	5	0	0	0	0	0	37	57	4.50	1.833										
Joe Beckwith, R ERA: 0.75 (7, 1)	1.0	4	1	0	0	2	0	0	0	0	0	0	0	8	8	0.00	1.000										
Dan Quisenberry, R ERA: 3.6 (8, 1)	2.0	W	8	3	1	0	1	0	0	0	0	0	0	10	10	0.00	1.500										

Batter	1	2	3	4	5	6	7	8	9	AB	R	H	RBI	BB	SO	LOB	TOP																			
Wade Boggs, L (1,5) OBP: 0.398, SLG: 0.377										5	1	1	0	0	0	1																				
Dwight Evans, R (1,9) OBP: 0.413, SLG: 0.377										2	1	0	0	2	0	0																				
Jim Rice, R (1,7) OBP: 0.386, SLG: 0.481										4	0	1	0	0	0	1																				
Tony Armas, R (1,8) OBP: 0.284, SLG: 0.577										4	1	1	1	0	2	3																				
Mike Easter, L (1,10) OBP: 0.253, SLG: 0.380										3	1	1	2	0	1	1																				
Bill Buckner, L (1,3) OBP: 0.333, SLG: 0.440										4	0	1	1	0	0	1																				
Rich Gedman, L (1,2) OBP: 0.354, SLG: 0.433										3	0	0	0	1	2	2																				
Marty Barrett, R (1,4) OBP: 0.324, SLG: 0.306										2	1	1	0	1	0	1																				
Rick Miller, L (9, PH) OBP: 0.400, SLG: 0.600										1	0	0	0	0	0	0																				
Jackie Gutierrez, R (1,6) OBP: 0.259, SLG: 0.345										3	1	1	2	0	0	2																				
Steve Lyons, L (9, PH)										1	0	0	0	0	0	0																				
Inning Stats	R: 2 E: 0 K: 1 S: 8	H: 3 LOB: 2 BB: 1 P: 12	R: 2 E: 0 K: 0 S: 3	H: 1 LOB: 1 BB: 2 P: 11	R: 2 E: 0 K: 0 S: 5	H: 2 LOB: 1 BB: 1 P: 9	R: 0 E: 0 K: 0 S: 3	H: 0 LOB: 0 BB: 0 P: 3	R: 0 E: 0 K: 0 S: 3	H: 0 LOB: 0 BB: 0 P: 3	R: 0 E: 0 K: 1 S: 6	H: 1 LOB: 1 BB: 0 P: 6	R: 0 E: 0 K: 0 S: 5	H: 0 LOB: 0 BB: 0 P: 5	R: 0 E: 0 K: 2 S: 7	H: 0 LOB: 0 BB: 0 P: 7	R: 0 E: 0 K: 0 S: 3	H: 0 LOB: 0 BB: 0 P: 3	1B: 2 2B: 2 3B: 0 HR: 3	SF: 1 SAC: 0 DP: 2 HBP: 0	WP: 0 PB: 0 SB: 0 CS: 0	PA: 37														
PITCHER	IP WLS BF H R ER SO BB IBB HBP BLK WP HR S P ERA WHIP																																			
Ron Romanick, R (1,1) ERA: 3.96	2.0	14	6	6	6	1	3	0	0	0	0	0	3	13	25	27.00	4.500																			
Pat Clements, L (3,1) ERA: 4.75	6.0	W 20	1	0	0	4	1	0	0	0	0	0	0	27	31	0.00	0.333																			
Donnie Moore, R (9,1) ERA: 1.46	1.0	S 3	0	0	0	0	0	0	0	0	0	0	0	3	3	0.00	0.000																			

Boston Red Sox @ California Angels
Anaheim Stadium, Anaheim, CA
Mon Apr 29 1985, 10:05 PM EDT
Att: 30,075 - Unknown

AB 32
R 6
H 7
RBI 6
BB 4
SO 5
LOB 12





Batter	1	2	3	4	5	6	7	8	9	AB	R	H	RBI	BB	SO	LOB	BOTTOM																		
Gary Pettis, S (1,8) OBP: 0.427, SLG: 0.418										5	0	1	0	0	3	1																			
Rod Carew, L (1,3) OBP: 0.398, SLG: 0.387										5	2	2	0	0	0	1																			
Ruppert Jones, L (1,10) OBP: 0.405, SLG: 0.629										4	1	2	1	1	1	1																			
Doug DeCinces, R (1,5) OBP: 0.322, SLG: 0.446										3	2	2	2	2	0	1																			
Reggie Jackson, L (1,9) OBP: 0.279, SLG: 0.393										4	1	1	1	0	1	2																			
Mike Brown, R (8,9) OBP: 0.276, SLG: 0.222										1	0	0	0	0	1	2																			
Brian Downing, R (1,7) OBP: 0.443, SLG: 0.377										4	1	1	0	0	1	1																			
Bobby Grich, R (1,4) OBP: 0.500, SLG: 0.509										3	0	2	1	1	0	0																			
Dick Schofield, R (1,6) OBP: 0.324, SLG: 0.478										3	0	2	0	0	0	1																			
Bob Boone, R (1,2) OBP: 0.218, SLG: 0.180										4	0	0	1	0	1	4																			
Inning Stats	R: 4 E: 0 K: 2 S: 11	H: 4 LOB: 1 BB: 1 P: 15	R: 1 E: 0 K: 1 S: 7	H: 2 LOB: 2 BB: 1 P: 11	R: 1 E: 0 K: 1 S: 7	H: 2 LOB: 1 BB: 0 P: 7	R: 1 E: 0 K: 0 S: 4	H: 1 LOB: 0 BB: 0 P: 4	R: 0 E: 0 K: 0 S: 4	H: 1 LOB: 1 BB: 0 P: 4	R: 0 E: 0 K: 1 S: 6	H: 1 LOB: 1 BB: 0 P: 6	R: 0 E: 0 K: 2 S: 8	H: 1 LOB: 2 BB: 1 P: 12	R: 0 E: 0 K: 1 S: 6	H: 1 LOB: 2 BB: 1 P: 10	1B: 9 2B: 3 3B: 0 HR: 1	SF: 0 SAC: 1 DP: 0 HBP: 0	WP: 0 PB: 0 SB: 2 CS: 0	PA: 41															
PITCHER	IP WLS BF H R ER SO BB IBB HBP BLK WP HR S P ERA WHIP																																		
Mike Brown, R (1,1) ERA: 27.0	1.2	13	6	5	5	3	2	0	0	1	1	17	25	27.00	4.800																				
Steve Crawford, R (2,1) ERA: 5.0	5.1	L 23	6	2	2	4	1	0	0	0	0	1	30	34	3.38	1.312																			
Mark Clear, R (8,1) ERA: 5.63	1.0	5	1	0	0	1	0	1	0	0	0	0	6	10	0.00	1.000																			


Boston Red Sox @ California Angels
Anaheim Stadium, Anaheim, CA
Mon Apr 29 1985, 10:05 PM EDT
Att: 30,075 - Unknown

AB 36
R 7
H 13
RBI 6
BB 4
SO 8
LOB 14



Batter	1	2	3	4	5	6	7	8	9	AB	R	H	RBI	BB	SO	LOB	TOP			
Wade Boggs, L (1.5) OBP: 0.394, SLG: 0.368	0-0 6-3		0-0 5-3			0-0 1B		0-0 4-3		4	0	1	0	0	0	0	Boston Red Sox @ Seattle Mariners The Kingdome, Seattle, WA Wed May 01 1985, 10:05 PM EDT Att: 9,404 - Unknown livebaseballscorecards.com AB 31 R 0 H 4 RBI 0 BB 3 SO 6 LOB 15 			
Dwight Evans, R (1.9) OBP: 0.398, SLG: 0.333	0-3 K		0-0 5-3			0-0 F9		4-0 BB		3	0	0	0	1	1					
Jim Rice, R (1.7) OBP: 0.374, SLG: 0.460	0-0 2B		0-0 F8			0-0 1B		0-3 K		4	0	2	0	0	1					
Tony Armas, R (1.8) OBP: 0.250, SLG: 0.506	0-0 F3			0-0 5-3		0-3 K			0-0 F9	4	0	0	0	0	1	3				
Mike Easter, L (1.10) OBP: 0.281, SLG: 0.418		4-0 BB BB		0-0 G3		0-0 4-3			0-0 1B	3	0	1	0	1	0	2				
Bill Buckner, L (1.3) OBP: 0.330, SLG: 0.429		4-0 1-2 BB		0-0 F7			0-0 5-3		0-3 K	3	0	0	0	1	1					
Rich Gedman, L (1.2) OBP: 0.320, SLG: 0.377		0-0 F7			0-0 F5		0-0 F9		0-0 4-3	4	0	0	0	0	0	3				
Marty Barrett, R (1.4) OBP: 0.312, SLG: 0.284		0-3 K			0-0 F8		0-0 5-3			3	0	0	0	0	1	2				
Jackie Gutierrez, R (1.6) OBP: 0.254, SLG: 0.322		0-0 F3			0-0 5-3			0-3 K		2	0	0	0	0	0	2				
Rick Miller, L (8. PH) OBP: 0.453, SLG: 0.571										1	0	0	0	0	1	0				
Glenn Hoffman, R (8.6) OBP: 0.250, SLG: 0.375										0	0	0	0	0	0	0				
Inning Stats	R: 0 E: 0 K: 1 S: 6	H: 1 LOB: 1 BB: 0 P: 6	R: 0 E: 0 K: 1 S: 5	H: 0 LOB: 2 BB: 2 P: 13	R: 0 E: 0 K: 0 S: 3	H: 0 LOB: 0 BB: 0 P: 3	R: 0 E: 0 K: 0 S: 3	H: 0 LOB: 0 BB: 0 P: 3	R: 0 E: 0 K: 1 S: 7	H: 2 LOB: 2 BB: 0 P: 7	R: 0 E: 0 K: 0 S: 3	H: 0 LOB: 0 BB: 0 P: 3	R: 0 E: 0 K: 2 S: 7	H: 0 LOB: 1 BB: 1 P: 11	R: 0 E: 0 K: 1 S: 6	H: 1 LOB: 1 BB: 0 P: 6	1B: 3 2B: 1 3B: 0 HR: 0	SF: 0 SAC: 0 DP: 0 HBP: 0	WP: 0 PB: 0 CS: 0	PA: 34
PITCHER Jim Beattie, R (1.1) ERA: 6.98	IP: 9.0 WLS: W BF: 34 H: 4 R: 0 ER: 0 SO: 6 BB: 3 IBB: 0 HBP: 0 BLK: 0 WP: 0 HR: 0 S: 43 P: 55 ERA: 0.00 WHIP: 0.778															PITCHER				

Batter	1	2	3	4	5	6	7	8	9	AB	R	H	RBI	BB	SO	LOB	BOTTOM			
Jack Perconte, L (1.4) OBP: 0.258, SLG: 0.300	0-0 4-3 2B		0-0 4-3		0-0 6-3		0-0 3-1			4	0	1	0	0	0	3	Boston Red Sox @ Seattle Mariners The Kingdome, Seattle, WA Wed May 01 1985, 10:05 PM EDT Att: 9,404 - Unknown livebaseballscorecards.com AB 32 R 7 H 8 RBI 7 BB 4 SO 9 LOB 13 			
Phil Bradley, R (1.7) OBP: 0.351, SLG: 0.573	0-3 K		0-0 6-3		0-0 4-3		0-0 F9			4	0	0	1	0	1					
Alvin Davis, L (1.3) OBP: 0.402, SLG: 0.382	0-0 4-3		0-0 F7			0-0 4-3				4	1	1	0	0	0	1				
Domingo Ramos, R (9.3) OBP: 0.200, SLG: 0.300	2-3		0-0 2B							0	0	0	0	0	0	0				
Gorman Thomas, R (1.10) OBP: 0.361, SLG: 0.529	0-3 K		0-3 K		0-0 F8		0-0 3-1			4	0	0	0	0	2	2				
Al Cowens, R (1.9) OBP: 0.402, SLG: 0.623		4-0 WP 1B BB BB	4-0 2B BB		0-3 K		0-0 F8 2B 2B			2	3	1	0	2	1	0				
Dave Henderson, R (1.8) OBP: 0.293, SLG: 0.397	0-3 K		0-0 HR 2B		0-0 L6		0-0 F8			4	1	1	2	0	1	2				
Jim Presley, R (1.5) OBP: 0.314, SLG: 0.550		4-0 1B WP 1-2 BB	0-0 HR 2B			0-3 K		0-0 2B		3	1	2	3	1	1	0				
Donnie Scott, S (1.2) OBP: 0.450, SLG: 0.750		0-0 1-3 2H 1B	0-0 4-3			0-3 K		0-0 BB		3	0	1	1	1	1	0				
Spike Owen, S (1.6) OBP: 0.250, SLG: 0.238	0-3 K		0-0 6-3 4-3 1B			0-0 4-3		0-3 K		4	1	1	0	0	2	4				
Inning Stats	R: 0 E: 0 K: 2 S: 8	H: 1 LOB: 1 BB: 0 P: 8	R: 1 E: 0 K: 2 S: 8	H: 1 LOB: 2 BB: 2 P: 16	R: 4 E: 0 K: 1 S: 8	H: 3 LOB: 0 BB: 1 P: 12	R: 1 E: 0 K: 0 S: 4	H: 1 LOB: 0 BB: 0 P: 4	R: 0 E: 0 K: 1 S: 5	H: 0 LOB: 0 BB: 0 P: 5	R: 0 E: 0 K: 2 S: 7	H: 0 LOB: 0 BB: 0 P: 7	R: 0 E: 0 K: 0 S: 3	H: 0 LOB: 0 BB: 0 P: 3	R: 1 E: 0 K: 1 S: 7	H: 2 LOB: 2 BB: 1 P: 11	1B: 2 2B: 5 3B: 0 HR: 1	SF: 0 SAC: 0 DP: 0 HBP: 0	WP: 1 PB: 0 SB: 0 CS: 0	PA: 36
PITCHER Roger Clemens, R (1.1) ERA: 4.17	IP: 7.2 WLS: L BF: 34 H: 8 R: 7 ER: 7 SO: 8 BB: 3 IBB: 0 HBP: 0 BLK: 0 WP: 1 HR: 1 S: 47 P: 59 ERA: 8.22 WHIP: 1.435															PITCHER				
Mark Clear, R (8.1) ERA: 5.4	IP: 0.1 WLS: L BF: 2 H: 0 R: 0 ER: 0 SO: 1 BB: 1 IBB: 0 HBP: 0 BLK: 0 WP: 0 HR: 0 S: 3 P: 7 ERA: 0.00 WHIP: 3.000															PITCHER				

Batter	1	2	3	4	5	6	7	8	9	AB	R	H	RBI	BB	SO	LOB	TOP								
Wade Boggs, L (1, 5) OBP: 0.313, SLG: 0.371	4-0 2B BB	0-0 1-2 1B		0-3 K			4-0 BB 3-4 BB	4-0 BB	2 0 1 0 3 1 2																
Dwight Evans, R (1, 9) OBP: 0.390, SLG: 0.337	0-0 1-3 2B	0-0 F8		0-0 F8			0-0 8-4	0-3 K	5 0 1 0 0 1 6																
Jim Rice, R (1, 7) OBP: 0.359, SLG: 0.440	0-3 K		0-0 6-3		0-0 F8		0-0 F4		4 0 0 0 0 1 2																
Tony Armas, R (1, 8) OBP: 0.240, SLG: 0.484	0-3 K		0-0 F8		0-0 6-3			0-3 K	4 0 0 0 0 2 2																
Mike Easter, L (1, 10) OBP: 0.280, SLG: 0.410	0-0 F7		0-0 F8		0-3 K			0-0 FC4-6 1B	4 0 1 0 0 1 2																
Bill Buckner, L (1, 3) OBP: 0.326, SLG: 0.420		0-0 F8		0-0 1B 1B		0-0 F5		0-0 FC4-6 1B	4 1 1 0 0 0 1																
Rich Gedman, L (1, 2) OBP: 0.329, SLG: 0.425		0-0 HR		0-0 1B 1-2 1B		0-3 K		0-0 6-3	4 1 2 1 0 1 1																
Dave Stapleton, R (1, 4) OBP: 0.375, SLG: 0.375		0-0 1B 1B		0-0 F7		0-0 1B		0-3 K	4 0 2 0 0 1 2																
Marty Barrett, R (9, 4) OBP: 0.312, SLG: 0.284		0-0 1B 1B		0-0 1B		0-3 K		0-0 5-3	0 0 0 0 0 0 0																
Jackie Gutierrez, R (1, 6) OBP: 0.254, SLG: 0.317		0-0 F9		0-0 1-2 2-H 1B		0-3 K			4 0 1 1 0 1 2																
Inning Stats	R: 0 E: 0 K: 2 S: 8	H: 1 LOB: 2 BB: 1 P: 12	R: 1 E: 0 K: 0 S: 6	H: 3 LOB: 2 BB: 0 P: 6	R: 0 E: 0 K: 0 S: 3	H: 0 LOB: 0 BB: 0 P: 3	R: 1 E: 0 K: 1 S: 8	H: 3 LOB: 2 BB: 0 P: 8	R: 0 E: 0 K: 1 S: 5	H: 0 LOB: 0 BB: 0 P: 5	R: 0 E: 0 K: 2 S: 8	H: 1 LOB: 1 BB: 1 P: 8	R: 0 E: 0 K: 0 S: 2	H: 0 LOB: 0 BB: 1 P: 6	R: 0 E: 0 K: 1 S: 6	H: 1 LOB: 1 BB: 0 P: 6	R: 0 E: 0 K: 2 S: 7	H: 0 LOB: 1 BB: 1 P: 11	1B: 7 2B: 2 3B: 0 HR: 1	SF: 0 SAC: 0 DP: 1 HBP: 0	WP: 0 PB: 0 SB: 0 CS: 0	PA: 38			
PITCHER	IP WLS BF H R ER SO BB IBB HBP BLK WP HR S P ERA WHIP	IP WLS BF H R ER SO BB IBB HBP BLK WP HR S P ERA WHIP	IP WLS BF H R ER SO BB IBB HBP BLK WP HR S P ERA WHIP	IP WLS BF H R ER SO BB IBB HBP BLK WP HR S P ERA WHIP	IP WLS BF H R ER SO BB IBB HBP BLK WP HR S P ERA WHIP	IP WLS BF H R ER SO BB IBB HBP BLK WP HR S P ERA WHIP	IP WLS BF H R ER SO BB IBB HBP BLK WP HR S P ERA WHIP	IP WLS BF H R ER SO BB IBB HBP BLK WP HR S P ERA WHIP	IP WLS BF H R ER SO BB IBB HBP BLK WP HR S P ERA WHIP	IP WLS BF H R ER SO BB IBB HBP BLK WP HR S P ERA WHIP	IP WLS BF H R ER SO BB IBB HBP BLK WP HR S P ERA WHIP	IP WLS BF H R ER SO BB IBB HBP BLK WP HR S P ERA WHIP	IP WLS BF H R ER SO BB IBB HBP BLK WP HR S P ERA WHIP	IP WLS BF H R ER SO BB IBB HBP BLK WP HR S P ERA WHIP	IP WLS BF H R ER SO BB IBB HBP BLK WP HR S P ERA WHIP	IP WLS BF H R ER SO BB IBB HBP BLK WP HR S P ERA WHIP	IP WLS BF H R ER SO BB IBB HBP BLK WP HR S P ERA WHIP	IP WLS BF H R ER SO BB IBB HBP BLK WP HR S P ERA WHIP	IP WLS BF H R ER SO BB IBB HBP BLK WP HR S P ERA WHIP	IP WLS BF H R ER SO BB IBB HBP BLK WP HR S P ERA WHIP	IP WLS BF H R ER SO BB IBB HBP BLK WP HR S P ERA WHIP	IP WLS BF H R ER SO BB IBB HBP BLK WP HR S P ERA WHIP	IP WLS BF H R ER SO BB IBB HBP BLK WP HR S P ERA WHIP	IP WLS BF H R ER SO BB IBB HBP BLK WP HR S P ERA WHIP	IP WLS BF H R ER SO BB IBB HBP BLK WP HR S P ERA WHIP

Boston Red Sox @ Seattle Mariners
The Kingdome, Seattle, WA
Thu May 02 1985, 10:05 PM EDT
Att: 10,558 - Unknown

AB 35
R 2
H 9
RBI 2
BB 3
SO 9
LOB 20



Batter	1	2	3	4	5	6	7	8	9	AB	R	H	RBI	BB	SO	LOB	BOTTOM								
Jack Perconte, L (1, 4) OBP: 0.273, SLG: 0.328	0-0 G6-4-3 1B		0-0 F6			0-0 BB 2B		0-0 F9	4 0 2 0 0 0 1																
Phil Bradley, R (1, 7) OBP: 0.347, SLG: 0.560	0-0 G6-4-3 1-2			0-0 F7		4-0 BB G3		0-0 SF8	2 0 0 1 1 0 1																
Alvin Davis, L (1, 3) OBP: 0.395, SLG: 0.366	4-0 BB			0-0 F8		0-0 G3		0-0 3-1	3 0 0 0 1 0 1																
Ken Phelps, L (1, 10) OBP: 0.333, SLG: 0.308	0-0 F9			4-0 BB		4-0 BB		0-0 6-3	1 0 0 0 2 0 1																
Gorman Thomas, R (9, PH) OBP: 0.357, SLG: 0.521								0-0 6-3	1 0 0 0 0 0 0																
Al Cowens, R (1, 9) OBP: 0.395, SLG: 0.605		0-0 6-3		0-0 L6		0-0 F4		0-0 1B	4 0 1 0 0 0 3																
Dave Henderson, R (1, 8) OBP: 0.291, SLG: 0.390		0-3 K			0-0 1B		0-0 6-3	0-0 F9	4 0 1 0 0 1 1																
Jim Prestley, R (1, 5) OBP: 0.300, SLG: 0.532		0-0 G3			0-0 F4		0-0 1-3	0-0 F8	4 0 0 0 0 0 2																
Donnie Scott, S (1, 2) OBP: 0.391, SLG: 0.632			0-0 2-3		0-0 F9		0-0 4-3		3 0 0 0 0 0 1																
Spike Owen, S (1, 6) OBP: 0.243, SLG: 0.231				0-0 4-3		0-0 F9			2 0 0 0 0 0 1																
Barry Bonnell, R (8, PH) OBP: 0.263, SLG: 0.278								F9 SF8 2B	1 1 1 0 0 0 0																
Domingo Ramos, R (9, 6) OBP: 0.200, SLG: 0.300									0 0 0 0 0 0 0																
Inning Stats	R: 0 E: 0 K: 0 S: 3	H: 1 LOB: 1 BB: 1 P: 7	R: 0 E: 0 K: 1 S: 5	H: 0 LOB: 0 BB: 0 P: 5	R: 0 E: 0 K: 0 S: 3	H: 0 LOB: 0 BB: 0 P: 3	R: 0 E: 0 K: 0 S: 3	H: 0 LOB: 1 BB: 1 P: 7	R: 0 E: 0 K: 0 S: 4	H: 1 LOB: 1 BB: 0 P: 4	R: 0 E: 0 K: 0 S: 3	H: 0 LOB: 2 BB: 2 P: 11	R: 0 E: 0 K: 0 S: 3	H: 0 LOB: 0 BB: 0 P: 3	R: 1 E: 0 K: 0 S: 4	H: 1 LOB: 0 BB: 0 P: 4	R: 0 E: 0 K: 0 S: 4	H: 1 LOB: 1 BB: 0 P: 4	1B: 3 2B: 2 3B: 0 HR: 0	SF: 1 SAC: 0 DP: 1 HBP: 0	WP: 0 PB: 0 SB: 0 CS: 0	PA: 34			
PITCHER	IP WLS BF H R ER SO BB IBB HBP BLK WP HR S P ERA WHIP	IP WLS BF H R ER SO BB IBB HBP BLK WP HR S P ERA WHIP	IP WLS BF H R ER SO BB IBB HBP BLK WP HR S P ERA WHIP	IP WLS BF H R ER SO BB IBB HBP BLK WP HR S P ERA WHIP	IP WLS BF H R ER SO BB IBB HBP BLK WP HR S P ERA WHIP	IP WLS BF H R ER SO BB IBB HBP BLK WP HR S P ERA WHIP	IP WLS BF H R ER SO BB IBB HBP BLK WP HR S P ERA WHIP	IP WLS BF H R ER SO BB IBB HBP BLK WP HR S P ERA WHIP	IP WLS BF H R ER SO BB IBB HBP BLK WP HR S P ERA WHIP	IP WLS BF H R ER SO BB IBB HBP BLK WP HR S P ERA WHIP	IP WLS BF H R ER SO BB IBB HBP BLK WP HR S P ERA WHIP	IP WLS BF H R ER SO BB IBB HBP BLK WP HR S P ERA WHIP	IP WLS BF H R ER SO BB IBB HBP BLK WP HR S P ERA WHIP	IP WLS BF H R ER SO BB IBB HBP BLK WP HR S P ERA WHIP	IP WLS BF H R ER SO BB IBB HBP BLK WP HR S P ERA WHIP	IP WLS BF H R ER SO BB IBB HBP BLK WP HR S P ERA WHIP	IP WLS BF H R ER SO BB IBB HBP BLK WP HR S P ERA WHIP	IP WLS BF H R ER SO BB IBB HBP BLK WP HR S P ERA WHIP	IP WLS BF H R ER SO BB IBB HBP BLK WP HR S P ERA WHIP	IP WLS BF H R ER SO BB IBB HBP BLK WP HR S P ERA WHIP	IP WLS BF H R ER SO BB IBB HBP BLK WP HR S P ERA WHIP	IP WLS BF H R ER SO BB IBB HBP BLK WP HR S P ERA WHIP	IP WLS BF H R ER SO BB IBB HBP BLK WP HR S P ERA WHIP	IP WLS BF H R ER SO BB IBB HBP BLK WP HR S P ERA WHIP	IP WLS BF H R ER SO BB IBB HBP BLK WP HR S P ERA WHIP

Boston Red Sox @ Seattle Mariners
The Kingdome, Seattle, WA
Thu May 02 1985, 10:05 PM EDT
Att: 10,558 - Unknown

AB 29
R 1
H 5
RBI 1
BB 4
SO 1
LOB 12



Batter	1	2	3	4	5	6	7	8	9	AB	R	H	RBI	BB	SO	LOB	TOP					
Wade Boggs, L (1,5) Glenn Hoffman, R (7,5) OBP: 0.421, SLG: 0.394 OBP: 0.235, SLG: 0.353	0-0 4-3		0-0 E 1B		6-3		0-0 2B	0-3 K		5	0	3	2	0	0	0						
Dwight Evans, R (1,9) Steve Lyons, L (7,9) OBP: 0.385, SLG: 0.349 OBP: 0.333, SLG: 0.200	4-0 BB		0-0 E6 1-2 2-3		HR BB		0-0 1-3		0-0 F7	3	1	1	0	2	0	3						
Jim Rice, R (1,7) Rick Miller, L (7,PH) OBP: 0.355, SLG: 0.463 OBP: 0.556, SLG: 0.571	0-0 F4		0-0 F3		HR L9		4-0 FC6-4 BB		4-0 BB BB	4	1	1	2	0	0	6						
Tony Armas, R (1,8) Reid Nichols, R (7,PH) OBP: 0.250, SLG: 0.495 OBP: 0.375, SLG: 0.500	0-0 F4		0-0 F2		HR 2B		0-0 FC6-4 1-2		0-0 F7	4	2	2	0	0	0	4						
Mike Easter, L (1,10) OBP: 0.303, SLG: 0.489		0-0 4-3		0-0 4-3		2H HR		0-0 FC4-6 BB 1B	4-0 BB	5	2	3	4	1	0	0						
Bill Buckner, L (1,3) Marty Barrett, R (8,PH) OBP: 0.340, SLG: 0.467 OBP: 0.321, SLG: 0.284	0-0 F9			0-0 HR		1B 2B		0-0 FC4-6 BB	4-0 BB	4	2	2	1	1	0	0						
Rich Gedman, L (1,2) OBP: 0.329, SLG: 0.418	0-0 F5			0-0 1B		2B 1B		0-0 FC4-6 BB 1-2 2-3	0-3 K	6	1	2	1	0	1	5						
Dave Stapleton, R (1,4) OBP: 0.385, SLG: 0.417			0-0 F5	0-0 F3		1B 2B		4-0 BB		4	1	1	0	1	0	1						
Jackie Gutierrez, R (1,6) OBP: 0.236, SLG: 0.294			0-0 E6 1B	0-0 6-3		4-3		0-0 4-3	0-3 K	5	0	0	0	0	1	6						
Inning Stats	R: 0 E: 0 K: 0 S: 3	H: 0 LOB: 1 BB: 1 P: 7	R: 0 E: 0 K: 0 S: 3	H: 0 LOB: 0 BB: 0 P: 3	R: 0 E: 2 K: 0 S: 6	H: 1 LOB: 3 BB: 0 P: 6	R: 1 E: 0 K: 0 S: 5	H: 2 LOB: 1 BB: 0 P: 5	R: 7 E: 0 K: 0 S: 11	H: 8 LOB: 2 BB: 1 P: 15	R: 2 E: 0 K: 0 S: 5	H: 2 LOB: 0 BB: 0 P: 5	R: 0 E: 0 K: 0 S: 4	H: 1 LOB: 2 BB: 1 P: 8	R: 0 E: 0 K: 2 S: 8	H: 1 LOB: 3 BB: 2 P: 16	R: 0 E: 0 K: 1 S: 5	H: 0 LOB: 3 BB: 3 P: 17	1B: 6 2B: 5 3B: 0 HR: 4	SF: 0 SAC: 0 DP: 0 HBP: 0	WP: 0 PB: 0 SB: 0 CS: 0	PA: 52
PITCHER	IP WLS BF H R ER SO BB IBB HBP BLK WP HR S P ERA WHIP	4.1 L 24 7 6 6 0 2 0 0 0 0 3 22 30 12.46 2.077	0.0 2 2 0 0 0 0 0 0 0 0 0 0 2 2 ∞ ∞	2.2 5 14 2 4 4 0 1 0 0 0 0 1 13 17 13.50 2.250	2.0 12 1 0 0 3 5 0 0 0 0 0 0 13 33 0.00 3.000	PITCHER										IP WLS BF H R ER SO BB IBB HBP BLK WP HR S P ERA WHIP						

Boston Red Sox @ Oakland Athletics
Oakland-Alameda County Coliseum, Oakland, CA

livebaseballscores.com

AB 44
R 10
H 15
RBI 10
BB 8
SO 3
LOB 31



WP: 0 PA: 52
PB: 0
SB: 0
CS: 0

Batter	1	2	3	4	5	6	7	8	9	AB	R	H	RBI	BB	SO	LOB	BOTTOM					
Dave Collins, S (1,7) OBP: 0.304, SLG: 0.316	0-0 F8		0-3 K		0-3 K		0-0 FC6-4 1-2		0-0 F7	5	0	0	0	0	2	3						
Carney Lansford, R (1,5) Rob Picciolo, R (8,5) OBP: 0.288, SLG: 0.344 OBP: 0.556, SLG: 0.889	0-0 CS 1B			0-0 E6 1B HBP			0-0 2B		0-0 BB 1B	3	0	2	0	0	0	0						
Bruce Bochte, L (1,3) OBP: 0.397, SLG: 0.381	4-0 1-2 BB			0-0 F8			0-0 5-3		0-0 BB 1B	3	0	1	0	1	0	2						
Dave Kingman, R (1,10) Dan Meyer, L (8,PH) OBP: 0.316, SLG: 0.435	0-3 K			0-3 K			0-3 K		0-0 F9	3	0	0	0	0	3	3						
Dwayne Murphy, L (1,8) Mickey Tettleton, S (7,2) OBP: 0.378, SLG: 0.373		0-3 K		1-0 1B HBP			0-0 3-1		4-0 1-2 2-3 BB	2	0	0	0	0	1	1						
Mike Heath, R (1,2) OBP: 0.315, SLG: 0.488		0-3 K2-3		0-0 1-2 2-3 1B			0-0 1B 1B		0-3 K	4	0	2	0	0	2	3						
Mike Davis, L (1,9) OBP: 0.326, SLG: 0.663			0-3 K		0-0 F9		0-3 K		0-0 F4	4	0	0	0	0	2	7						
Donnie Hill, S (1,4) OBP: 0.268, SLG: 0.316				0-0 1-3			0-0 F7		0-0 F8	4	0	1	0	0	0	0						
Alfredo Griffin, S (1,6) Mike Gallego, R (8,6) OBP: 0.329, SLG: 0.304			0-3 K		0-0 L6		0-3 K		0-0 1B	3	0	0	0	0	2	2						
Steve Henderson, R (8,PH) OBP: 0.625, SLG: 0.571							0-0 FC6-4 1B		0-0 F8	1	0	1	0	0	0	0						
Inning Stats	R: 0 E: 0 K: 1 S: 5	H: 1 LOB: 1 BB: 1 P: 9	R: 0 E: 0 K: 3 S: 9	H: 0 LOB: 0 BB: 0 P: 9	R: 0 E: 0 K: 2 S: 7	H: 0 LOB: 0 BB: 0 P: 7	R: 0 E: 1 K: 1 S: 7	H: 1 LOB: 3 BB: 0 P: 8	R: 0 E: 0 K: 1 S: 5	H: 0 LOB: 0 BB: 0 P: 5	R: 0 E: 0 K: 1 S: 6	H: 1 LOB: 1 BB: 0 P: 6	R: 0 E: 0 K: 2 S: 9	H: 2 LOB: 2 BB: 0 P: 9	R: 0 E: 0 K: 1 S: 7	H: 2 LOB: 3 BB: 1 P: 11	R: 0 E: 0 K: 0 S: 4	H: 1 LOB: 1 BB: 0 P: 4	1B: 7 2B: 1 3B: 0 HR: 0	SF: 0 SAC: 0 DP: 0 HBP: 1	WP: 0 PB: 0 SB: 0 CS: 1	PA: 38
PITCHER	IP WLS BF H R ER SO BB IBB HBP BLK WP HR S P ERA WHIP	9.0 W 38 8 0 0 0 12 2 0 1 0 0 59 68 0.00 1.111	PITCHER										IP WLS BF H R ER SO BB IBB HBP BLK WP HR S P ERA WHIP									

Boston Red Sox @ Oakland Athletics
Oakland-Alameda County Coliseum, Oakland, CA

livebaseballscores.com

AB 35
R 0
H 8
RBI 0
BB 2
SO 12
LOB 24



WP: 0 PA: 38
PB: 0
SB: 0
CS: 1

Batter	1	2	3	4	5	6	7	8	9	AB	R	H	RBI	BB	SO	LOB	TOP																				
Wade Boggs, L (1,5) OBP: 0.320, SLG: 0.404	F9 2B		FC3-6 BB	1-B			1-3	L7		5	0	2	1	0	0	2																					
Dwight Evans, R (1,9) OBP: 0.391, SLG: 0.333	K		F7	4-3			G3		1B BB	4	0	0	0	1	1	3																					
Jim Rice, R (1,7) OBP: 0.366, SLG: 0.465	F9 2-3		4-0 BB	1-2 BB	G5-4-3 1B		1B E 1B		K	4	1	2	0	1	1	2																					
Tony Armas, R (1,8) OBP: 0.257, SLG: 0.490	K		F9		G5-4-3 1-2		E 1-2 1B		1B	5	0	2	0	0	1	4																					
Mike Easter, L (1,10) OBP: 0.317, SLG: 0.500		3-1		HR 2B	1B BB		E2 1-3 2-H 1B		K	4	1	2	0	1	1	2																					
Bill Buckner, L (1,3) OBP: 0.352, SLG: 0.505	WP 1B			HR 2H	1-2 1B		F5		F3	5	2	3	2	0	0	4																					
Dave Stapleton, R (1,4) Marty Barrett, R (8, PR) OBP: 0.412, SLG: 0.438 OBP: 0.321, SLG: 0.284	G6-4-3 1-H 1B		L7	CS	1-2		F7	FC4-6 1B		4	0	2	1	0	0	0																					
Jackie Gutierrez, R (1,6) OBP: 0.237, SLG: 0.282	G6-4-3 1-2		4-0 E S 1B BB				G3	K		3	1	0	0	1	1	2																					
Marc Sullivan, R (1,2) Rich Gedman, L (8, PH) OBP: 0.143, SLG: 0.143 OBP: 0.326, SLG: 0.413	FC3-6 1B		F7				6-3	FC4-6 1-2		3	0	1	0	0	0	1																					
Inning Stats	R: 0 E: 0 K: 2 S: 8	H: 1 LOB: 1 BB: 0 P: 8	R: 1 E: 0 K: 0 S: 4	H: 2 LOB: 0 BB: 0 P: 4	R: 0 E: 0 K: 0 S: 4	H: 1 LOB: 2 BB: 1 P: 8	R: 3 E: 0 K: 0 S: 6	H: 3 LOB: 1 BB: 1 P: 10	R: 0 E: 0 K: 0 S: 3	H: 0 LOB: 0 BB: 0 P: 3	R: 1 E: 1 K: 0 S: 6	H: 3 LOB: 2 BB: 0 P: 6	R: 0 E: 0 K: 1 S: 3	H: 1 LOB: 1 BB: 0 P: 6	R: 0 E: 0 K: 2 S: 8	H: 1 LOB: 2 BB: 1 P: 12	1B: 11 2B: 2 3B: 0 HR: 1	SF: 0 SAC: 0 DP: 2 HBP: 0	WP: 1 PB: 0 SB: 1 CS: 1	PA: 43																	
PITCHER	IP	WLS	BF	H	R	ER	SO	BB	IBB	HBP	BLK	WP	HR	S	P	ERA	WHIP	PITCHER		IP	WLS	BF	H	R	ER	SO	BB	IBB	HBP	BLK	WP	HR	S	P	ERA	WHIP	
Bill Krueger, L (1,1) ERA: 3.83	7.0	L	34	13	5	3	2	3	0	0	0	1	1	35	47	3.86	2.286																				
Keith Atherton, R (8,1) ERA: 4.15	1.0		3	0	0	0	1	0	0	0	0	0	0	5	5	0.00	0.000																				
Jay Howell, R (9,1) ERA: 1.35	1.0		5	1	0	0	2	1	0	0	0	0	0	8	12	0.00	2.000																				

Boston Red Sox @ Oakland Athletics
Oakland-Alameda County Coliseum, Oakland, CA

AB 38
R 5
H 14
RBI 4
BB 4
SO 5
LOB 21



Sat May 04 1985, 3:33 AM PDT
Att: 23,344 - Unknown

Batter	1	2	3	4	5	6	7	8	9	AB	R	H	RBI	BB	SO	LOB	BOTTOM																				
Dave Collins, S (1,7) OBP: 0.292, SLG: 0.303	K		3-1			4-3		4-3		4	0	0	0	0	1	0																					
Carney Lansford, R (1,5) OBP: 0.296, SLG: 0.350	2B 1B		F9			F9			BB HR 1B	4	2	2	0	0	0	0																					
Bruce Bochte, L (1,3) OBP: 0.403, SLG: 0.403	1-H 2B		G3			1B			F8	4	0	2	1	0	0	1																					
Dave Kingman, R (1,10) OBP: 0.314, SLG: 0.420	6-3			5-3		F4			4-0 1-2 HR BB	3	1	0	0	1	0	2																					
Dusty Baker Jr., R (1,9) OBP: 0.405, SLG: 0.563	F9			F3		F7			1-H 2-H HR	4	1	1	3	0	0	1																					
Mike Davis, L (1,8) OBP: 0.323, SLG: 0.641		4-0 SH1-3 1B 5 BB		4-3		1-3			4-3	3	0	0	0	1	0	0																					
Mickey Tettleton, S (1,2) Steve Henderson, R (9, PH) OBP: 0.333, SLG: 0.143 OBP: 0.556, SLG: 0.500			SH1-3 1-2 1B		4-3		K		F8	3	0	1	0	0	1	0																					
Donnie Hill, S (1,4) OBP: 0.274, SLG: 0.321		SH1-3 1-2 2-3				K			G4-6-3 1B	2	0	1	0	0	1	0																					
Alfredo Griffin, S (1,6) Rob Picciolo, R (5, PH) OBP: 0.326, SLG: 0.300 OBP: 0.500, SLG: 0.800			5			K			G4-6-3 1-2	1	0	0	0	0	2																						
Dan Meyer, L (8, PH) Mike Gallego, R (9,6)		3-H								1	0	0	0	0	0	0																					
Inning Stats	R: 1 E: 0 K: 1 S: 7	H: 2 LOB: 1 BB: 0 P: 7	R: 0 E: 0 K: 0 S: 3	H: 1 LOB: 1 BB: 1 P: 7	R: 0 E: 0 K: 0 S: 3	H: 0 LOB: 0 BB: 0 P: 3	R: 0 E: 0 K: 2 S: 7	H: 0 LOB: 0 BB: 0 P: 7	R: 0 E: 0 K: 0 S: 4	H: 1 LOB: 1 BB: 0 P: 4	R: 0 E: 0 K: 1 S: 5	H: 0 LOB: 0 BB: 0 P: 5	R: 0 E: 0 K: 0 S: 3	H: 1 LOB: 0 BB: 0 P: 3	R: 3 E: 0 K: 0 S: 5	H: 2 LOB: 0 BB: 1 P: 9	1B: 5 2B: 2 3B: 0 HR: 1	SF: 0 SAC: 1 DP: 2 HBP: 0	WP: 0 PB: 0 SB: 0 CS: 0	PA: 34																	
PITCHER	IP	WLS	BF	H	R	ER	SO	BB	IBB	HBP	BLK	WP	HR	S	P	ERA	WHIP	PITCHER		IP	WLS	BF	H	R	ER	SO	BB	IBB	HBP	BLK	WP	HR	S	P	ERA	WHIP	
Steve Crawford, R (1,1) ERA: 4.01	6.2	W	24	4	1	1	3	1	0	0	0	0	0	29	33	1.35	0.750																				
Bob Stanley, R (7,1) ERA: 2.22	1.2		8	3	3	3	1	1	0	0	0	0	1	9	13	16.20	2.400																				
Bob Ojeda, L (9,1) ERA: 2.08	0.2	S	2	0	0	0	0	0	0	0	0	0	0	2	2	0.00	0.000																				

Boston Red Sox @ Oakland Athletics
Oakland-Alameda County Coliseum, Oakland, CA


AB 31
R 4
H 7
RBI 4
BB 2
SO 4
LOB 7



Sat May 04 1985, 3:33 AM PDT
Att: 23,344 - Unknown

Batter	1	2	3	4	5	6	7	8	9	AB	R	H	RBI	BB	SO	LOB	TOP										
Wade Boggs, L (1,5) OBP: 0.343, SLG: 0.385	F7		F7		FC1-2-5		F8		F9	5	0	0	0	0	0	6	Boston Red Sox @ Oakland Athletics Oakland-Alameda County Coliseum, Oakland, CA Sun May 05 1985, 3:33 AM PDT Att: 27,112 - Unknown										
Dwight Evans, R (1,9) OBP: 0.377, SLG: 0.323	BB		1-3		F9				F9	3	0	0	0	1	0	2											
Jim Rice, R (1,7) OBP: 0.379, SLG: 0.529	F3			HR					HR	3	2	2	2	0	0	1											
Tony Armas, R (1,8) OBP: 0.248, SLG: 0.472	F8			K					K	4	0	0	0	0	3	2											
Mike Easter, L (1,10) OBP: 0.306, SLG: 0.479		F8		4-3					1-3	4	0	0	0	0	1	1											
Bill Buckner, L (1,3) OBP: 0.339, SLG: 0.485		3-1		4-3		FC4-6			F5	4	0	0	0	0	0	1											
Rich Gedman, L (1,2) Marty Barrett, R (9, PR) OBP: 0.344, SLG: 0.407 OBP: 0.321, SLG: 0.284					E4 1B				2B 6-3	1	0	0	0	3	0	0											
Dave Stapleton, R (1,4) OBP: 0.329, SLG: 0.500		G1			FC1-6 1B				F5	4	0	2	0	0	0	2											
Jackie Gutierrez, R (1,6) Rick Miller, L (9, PH) OBP: 0.241, SLG: 0.284 OBP: 0.550, SLG: 0.500					FC1-6 1B				F9	3	0	1	0	0	0	3											
									6-3	1	0	0	1	0	0	2											
Inning Stats	R: 0 E: 0 K: 0 S: 3	H: 0 LOB: 1 BB: 1 P: 7	R: 0 E: 0 K: 0 S: 3	H: 0 LOB: 1 BB: 1 P: 7	R: 0 E: 0 K: 0 S: 3	H: 1 LOB: 0 BB: 0 P: 3	R: 1 E: 0 K: 1 S: 6	H: 1 LOB: 0 BB: 0 P: 6	R: 0 E: 1 K: 0 S: 5	H: 1 LOB: 2 BB: 0 P: 5	R: 0 E: 0 K: 2 S: 7	H: 0 LOB: 1 BB: 0 P: 8	R: 0 E: 0 K: 0 S: 3	H: 0 LOB: 1 BB: 1 P: 7	R: 1 E: 0 K: 1 S: 6	H: 1 LOB: 0 BB: 0 P: 6	R: 1 E: 0 K: 0 S: 4	H: 1 LOB: 2 BB: 1 P: 8	R: 1 E: 0 K: 0 S: 4	H: 1 LOB: 2 BB: 0 P: 8	1B: 2 2B: 1 3B: 0 HR: 2	SF: 0 SAC: 0 DP: 0 HBP: 1	WP: 0 PB: 0 SB: 0 CS: 1	PA: 37			
PITCHER	IP	WLS	BF	H	R	ER	SO	BB	IBB	HBP	BLK	WP	HR	S	P	ERA	WHIP										
Chris Codiroli, R (1,1) ERA: 3.22	8.1	W	35	5	3	3	4	4	0	1	0	0	2	38	55	3.24	1.080										
Jay Howell, R (9,1) ERA: 1.29	0.2	S	2	0	0	0	0	0	0	0	0	0	0	2	2	0.00	0.000										

AB	32
R	3
H	5
RBI	3
BB	4
SO	4
LOB	20



Batter	1	2	3	4	5	6	7	8	9	AB	R	H	RBI	BB	SO	LOB	BOTTOM										
Alfredo Griffin, S (1,6) OBP: 0.322, SLG: 0.298	F9			6-3		K				4	0	1	1	0	1	1	Boston Red Sox @ Oakland Athletics Oakland-Alameda County Coliseum, Oakland, CA Sun May 05 1985, 3:33 AM PDT Att: 27,112 - Unknown										
Camey Lansford, R (1,5) OBP: 0.304, SLG: 0.413	6-3			HR		1B			L9	4	2	2	3	0	0	2											
Dwayne Murphy, L (1,8) OBP: 0.373, SLG: 0.387	F7			F5		HR			K	4	1	1	0	0	1	0											
Dave Kingman, R (1,10) OBP: 0.311, SLG: 0.446		K		K		HR			K	4	1	1	2	0	3	0											
Dusty Baker Jr., R (1,9) (8,7) OBP: 0.391, SLG: 0.528		L4				K			F9	4	0	1	0	0	1	0											
Mike Heath, R (1,2) OBP: 0.313, SLG: 0.477		PO 1B				F9			K	4	0	1	0	0	2	1											
Steve Henderson, R (1,7) Mike Davis, L (8,9) OBP: 0.417, SLG: 0.364 OBP: 0.323, SLG: 0.641		PO		F8		F3			E7 1B FC5-2	3	0	0	0	0	0	0											
Bruce Bochte, L (1,3) OBP: 0.400, SLG: 0.400				4-3		5-3			FC5-2 1B	3	1	1	0	0	0	0											
Rob Picciolo, R (1,4) OBP: 0.462, SLG: 0.692				5-3		HR 1B			FC5-2 1B	3	1	1	0	0	0	2											
Inning Stats	R: 0 E: 0 K: 0 S: 3	H: 0 LOB: 0 BB: 0 P: 3	R: 0 E: 0 K: 1 S: 5	H: 1 LOB: 0 BB: 0 P: 5	R: 0 E: 0 K: 0 S: 3	H: 0 LOB: 0 BB: 0 P: 3	R: 1 E: 0 K: 1 S: 6	H: 1 LOB: 0 BB: 0 P: 6	R: 0 E: 0 K: 1 S: 5	H: 0 LOB: 0 BB: 0 P: 5	R: 4 E: 0 K: 1 S: 9	H: 4 LOB: 0 BB: 0 P: 9	R: 1 E: 1 K: 1 S: 8	H: 2 LOB: 2 BB: 0 P: 8	R: 0 E: 0 K: 3 S: 10	H: 1 LOB: 1 BB: 0 P: 10	1B: 6 2B: 0 3B: 0 HR: 3	SF: 0 SAC: 0 DP: 0 HBP: 0	WP: 0 PB: 0 SB: 0 CS: 0	PA: 34							
PITCHER	IP	WLS	BF	H	R	ER	SO	BB	IBB	HBP	BLK	WP	HR	S	P	ERA	WHIP										
Bruce Hurst, L (1,1) ERA: 5.26	6.2	L	28	8	6	5	5	0	0	0	0	0	3	38	38	6.75	1.200										
Mike Trujillo, R (7,1) ERA: 9.0	0.1		1	0	0	0	0	0	0	0	0	0	0	1	1	0.00	0.000										
Mark Clear, R (8,1) ERA: 4.82	1.0		4	1	0	0	3	0	0	0	0	0	0	10	10	0.00	1.000										



Batter	1	2	3	4	5	6	7	8	9	AB	R	H	RBI	BB	SO	LOB	TOP			
Gary Pettis, S OBP: 0.379, SLG: 0.344 (1, 8)	F8		K			SF7 1B	FC6-4		K	5	1	1	0	0	2	4				
Rob Wilfong, L OBP: 0.323, SLG: 0.192 (1, 4)	F9			S	1B		F9			3	0	1	0	1	0	2				
Bobby Grich, R OBP: 0.431, SLG: 0.390 (1, 3)	4-3			F7		FC3-6 BB		F4		3	0	0	0	1	0	1				
Doug DeCinces, R OBP: 0.303, SLG: 0.400 (1, 5)		F2		K		SF7		F4		3	0	0	1	0	1	1				
Reggie Jackson, L OBP: 0.308, SLG: 0.451 (1, 10)	F9		F8			FC3-6		K		4	0	0	0	0	1	3				
Brian Downing, R OBP: 0.438, SLG: 0.384 (1, 7)						L5				1	0	0	0	3	0	2				
Mike Brown, R OBP: 0.261, SLG: 0.233 (1, 9)	F4			K			FC6-4 2B	F8		4	0	1	0	0	1	3				
Bob Boone, R OBP: 0.280, SLG: 0.219 (1, 2)			F8				FC6-4 BB			2	0	1	0	2	0	0				
Dick Schofield, R OBP: 0.299, SLG: 0.391 (1, 6)			5-3		K		F7	F9		4	0	0	0	0	1	5				
Inning Stats	R: 0 E: 0 K: 0 S: 3	H: 0 LOB: 0 BB: 0 P: 3	R: 0 E: 0 K: 0 S: 3	H: 0 LOB: 1 BB: 1 P: 7	R: 0 E: 0 K: 1 S: 5	H: 0 LOB: 0 BB: 0 P: 5	R: 0 E: 0 K: 1 S: 6	H: 1 LOB: 1 BB: 0 P: 6	R: 0 E: 0 K: 2 S: 6	H: 0 LOB: 1 BB: 2 P: 14	R: 1 E: 0 K: 0 S: 4	H: 1 LOB: 2 BB: 1 P: 12	R: 0 E: 0 K: 1 S: 5	H: 0 LOB: 0 BB: 0 P: 5	R: 0 E: 0 K: 1 S: 6	H: 1 LOB: 2 BB: 1 P: 10	1B: 3 2B: 1 3B: 0 HR: 0	SF: 1 SAC: 0 DP: 0 HBP: 0	WP: 0 PB: 0 SB: 3 CS: 0	PA: 37
PITCHER Oil Can Boyd, R ERA: 2.59 (1, 1)	IP: 9.0 WLS: W BF: 37 H: 4 R: 1 ER: 1 SO: 6 BB: 7 IBB: 0 HBP: 0 BLK: 0 WP: 0 HR: 0 S: 42 P: 70 ERA: 1.00 WHIP: 1.222															PITCHER				

California Angels @ Boston Red Sox
Fenway Park, Boston, MA
Wed May 08 1985, 7:05 PM EDT
Att: 17,052 - Unknown

AB	29
R	1
H	4
RBI	1
BB	7
SO	6
LOB	21



Batter	1	2	3	4	5	6	7	8	9	AB	R	H	RBI	BB	SO	LOB	BOTTOM			
Wade Boggs, L OBP: 0.316, SLG: 0.387 (1, 5)	6-3				E2 1B			2B 1B		3	1	2	0	2	0	0				
Dwight Evans, R OBP: 0.386, SLG: 0.337 (1, 9)			F3			L4-6				5	1	3	0	0	0	4				
Jim Rice, R OBP: 0.384, SLG: 0.523 (1, 7)	G5-4-3 1B		F8				1-3			5	0	1	1	0	1	5				
Tony Armas, R OBP: 0.265, SLG: 0.526 (1, 8)				F9			6-3			4	1	2	2	0	0	0				
Mike Easter, L OBP: 0.310, SLG: 0.465 (1, 10)		FC4-6 BB		K	K		1B 1B			2	0	0	0	2	2	2				
Bill Buckner, L OBP: 0.333, SLG: 0.468 (1, 3)		FC4-6		L4						4	0	2	0	0	0	1				
Rich Gedman, L OBP: 0.347, SLG: 0.416 (1, 2)		9-3				FC6-4				4	2	2	0	0	0	2				
Marty Barrett, R OBP: 0.317, SLG: 0.282 (1, 4)			6-3		SH3-4			F8		3	1	1	0	0	0	0				
Jackie Gutierrez, R OBP: 0.284, SLG: 0.321 (1, 6)			1B			1-3		F9		3	0	1	2	1	0	1				
Inning Stats	R: 0 E: 0 K: 0 S: 3	H: 1 LOB: 0 BB: 0 P: 3	R: 1 E: 0 K: 0 S: 3	H: 1 LOB: 0 BB: 1 P: 7	R: 0 E: 0 K: 0 S: 4	H: 1 LOB: 2 BB: 1 P: 8	R: 0 E: 0 K: 1 S: 5	H: 0 LOB: 0 BB: 0 P: 5	R: 3 E: 2 K: 1 S: 9	H: 4 LOB: 2 BB: 1 P: 13	R: 2 E: 0 K: 0 S: 4	H: 3 LOB: 1 BB: 1 P: 9	R: 0 E: 0 K: 1 S: 7	H: 2 LOB: 2 BB: 0 P: 7	R: 0 E: 0 K: 1 S: 7	H: 2 LOB: 2 BB: 0 P: 7	1B: 11 2B: 4 3B: 0 HR: 1	SF: 0 SAC: 1 DP: 3 HBP: 0	WP: 1 PB: 0 SB: 0 CS: 0	PA: 39
PITCHER Jim Slaton, R ERA: 3.02 (1, 1)	IP: 4.2 WLS: L BF: 22 H: 7 R: 4 ER: 4 SO: 1 BB: 3 IBB: 0 HBP: 0 BLK: 0 WP: 1 HR: 1 S: 21 P: 33 ERA: 7.71 WHIP: 2.143															PITCHER				
Tommy John, L ERA: 5.4 (6, 1)	0.2	6	3	2	2	1	1	0	0	0	1	0	7	11	27.00	6.000				
Doug Corbett, R ERA: 4.41 (6, 1)	1.2	6	2	0	0	0	1	0	0	0	0	0	5	9	0.00	1.800				
Urbano Lugo, R ERA: (8, 1)	1.0	5	2	0	0	1	0	0	0	0	0	0	7	7	0.00	2.000				

California Angels @ Boston Red Sox
Fenway Park, Boston, MA
Wed May 08 1985, 7:05 PM EDT
Att: 17,052 - Unknown

AB	33
R	6
H	14
RBI	5
BB	5
SO	3
LOB	15



Batter	1	2	3	4	5	6	7	8	9	AB	R	H	RBI	BB	SO	LOB	TOP					
Dave Collins, S (1, 7) OBP: 0.303, SLG: 0.344	B1-3	F4						FC6-5-4		5	2	2	0	0	0	2						
Carney Lansford, R (1, 5) OBP: 0.331, SLG: 0.451	BB 1B HBP		K		K		SH1-3	CS		3	1	1	1	0	2	1						
Bruce Bochte, L (1, 3) OBP: 0.425, SLG: 0.405	BB 1B		K		1-3 1B		K			4	0	2	1	1	2	1						
Dave Kingman, R (1, 10) OBP: 0.331, SLG: 0.500	F8				1-3					5	0	2	1	0	0	4						
Dwayne Murphy, L (1, 8) OBP: 0.346, SLG: 0.327	1-2 2-3 BB		K		4-3		F8			4	0	0	0	1	2	4						
Mike Heath, R (1, 2) OBP: 0.311, SLG: 0.431	4-3				F8					4	1	1	0	0	1	3						
Mike Davis, L (1, 9) OBP: 0.372, SLG: 0.661			K					1B 2B 1B		3	1	2	0	1	1	0						
Donnie Hill, S (1, 4) OBP: 0.287, SLG: 0.351			K							3	0	1	0	0	1	1						
Dusty Baker Jr., R (8, PH) OBP: 0.458, SLG: 0.660			K				F7			1	0	1	1	0	0	0						
Mike Gallego, R (8, 4)					1-2 1B					0	0	0	0	0	0	0						
Alfredo Griffin, S (1, 6) OBP: 0.309, SLG: 0.311					K		F3			3	0	1	1	0	1	2						
Inning Stats	R: 0 E: 0 K: 0 S: 4	H: 1 LOB: 3 BB: 1 P: 9	R: 0 E: 0 K: 2 S: 8	H: 1 LOB: 1 BB: 0 P: 8	R: 0 E: 0 K: 3 S: 10	H: 1 LOB: 1 BB: 0 P: 10	R: 0 E: 0 K: 1 S: 6	H: 2 LOB: 1 BB: 0 P: 6	R: 1 E: 0 K: 1 S: 7	H: 2 LOB: 1 BB: 0 P: 7	R: 0 E: 0 K: 1 S: 5	H: 0 LOB: 1 BB: 1 P: 9	R: 1 E: 0 K: 1 S: 7	H: 2 LOB: 1 BB: 0 P: 7	R: 2 E: 0 K: 0 S: 5	H: 3 LOB: 1 BB: 0 P: 5	R: 1 E: 0 K: 1 S: 5	H: 1 LOB: 1 BB: 1 P: 9	1B: 10 2B: 3 3B: 0 HR: 1	SF: 1 SAC: 1 DP: 1 HBP: 1	WP: 0 PB: 0 SB: 2 CS: 3	PA: 42
PITCHER	IP	WLS	BF	H	R	ER	SO	BB	IBB	HBP	BLK	WP	HR	S	P	ERA	WHIP					
Roger Clemens, R (1, 1) ERA: 4.44	7.0	L	34	11	4	4	9	2	0	1	0	0	0	49	58	5.14	1.857					
Bob Stanley, R (8, 1) ERA: 2.23	2.0	S	7	2	1	1	1	1	0	0	0	0	1	8	12	4.50	1.500					

Oakland Athletics @ Boston Red Sox
Fenway Park, Boston, MA
Sun May 12 1985, 3:33 AM EDT
Att: 18,711 - Unknown

AB	35
R	5
H	13
RBI	5
BB	3
SO	10
LOB	18



Batter	1	2	3	4	5	6	7	8	9	AB	R	H	RBI	BB	SO	LOB	BOTTOM					
Wade Boggs, L (1, 5) OBP: 0.405, SLG: 0.371	1-3			F8		F7		BB 1B		4	0	1	0	0	0	0						
Dwight Evans, R (1, 9) OBP: 0.384, SLG: 0.342	F3			5-3		F4		G6-4-3 BB		3	0	0	0	1	0	0						
Jim Rice, R (1, 7) OBP: 0.370, SLG: 0.516	F5			K		F3		G6-4-3		4	0	0	0	0	1	3						
Tony Armas, R (1, 8) OBP: 0.285, SLG: 0.571				6-3		HR		HR		4	2	2	2	0	0	0						
Mike Easter, L (1, 10) OBP: 0.287, SLG: 0.421			K		1-3		K			4	0	0	0	0	3	0						
Bill Buckner, L (1, 3) OBP: 0.346, SLG: 0.479	F5			F6		1B		F7		4	0	1	0	0	0	0						
Rich Gedman, L (1, 2) OBP: 0.358, SLG: 0.442				F7		HR		4-3		3	1	1	1	0	0	1						
Marty Barrett, R (1, 4) OBP: 0.311, SLG: 0.260										2	0	0	0	0	0	0						
Rick Miller, L (8, PH) OBP: 0.385, SLG: 0.364				B1-3						1	0	0	0	0	0	0						
Reid Nichols, R (9, 4) OBP: 0.444, SLG: 0.556										0	0	0	0	0	0	0						
Jackie Gutierrez, R (1, 6) OBP: 0.263, SLG: 0.315										2	0	0	0	0	0	0						
Steve Lyons, L (8, PH) OBP: 0.333, SLG: 0.250				1-3						1	0	1	0	0	0	0						
Glenn Hoffman, R (9, 6) OBP: 0.235, SLG: 0.353								BB 1B 1B		0	0	0	0	0	0	0						
Inning Stats	R: 0 E: 0 K: 0 S: 3	H: 0 LOB: 0 BB: 0 P: 3	R: 0 E: 0 K: 1 S: 5	H: 0 LOB: 0 BB: 0 P: 5	R: 0 E: 0 K: 0 S: 3	H: 0 LOB: 0 BB: 0 P: 3	R: 0 E: 0 K: 1 S: 5	H: 0 LOB: 0 BB: 0 P: 5	R: 2 E: 0 K: 0 S: 5	H: 2 LOB: 0 BB: 0 P: 5	R: 0 E: 0 K: 0 S: 3	H: 0 LOB: 0 BB: 0 P: 3	R: 1 E: 0 K: 1 S: 7	H: 2 LOB: 1 BB: 0 P: 7	R: 0 E: 0 K: 0 S: 4	H: 2 LOB: 2 BB: 1 P: 8	R: 0 E: 0 K: 1 S: 5	H: 0 LOB: 0 BB: 0 P: 5	1B: 3 2B: 0 3B: 0 HR: 3	SF: 0 SAC: 0 DP: 1 HBP: 0	WP: 0 PB: 0 SB: 0 CS: 0	PA: 33
PITCHER	IP	WLS	BF	H	R	ER	SO	BB	IBB	HBP	BLK	WP	HR	S	P	ERA	WHIP					
Don Sutton, R (1, 1) ERA: 6.6	7.0	W	25	4	3	3	3	0	0	0	0	0	0	31	31	3.86	0.571					
Jay Howell, R (8, 1) ERA: 2.21	2.0	S	8	2	0	0	1	1	0	0	0	0	0	9	13	0.00	1.500					


Oakland Athletics @ Boston Red Sox
Fenway Park, Boston, MA
Sun May 12 1985, 3:33 AM EDT
Att: 18,711 - Unknown

AB	32
R	3
H	6
RBI	3
BB	1
SO	4
LOB	4



Batter	1	2	3	4	5	6	7	8	9	AB	R	H	RBI	BB	SO	LOB	TOP			
Wade Boggs, L (1, 5) OBP: 0.307, SLG: 0.368										5	0	3	1	0	0	0	Boston Red Sox @ Cleveland Indians Cleveland Municipal Stadium, Cleveland, OH Fri May 17 1985, 3:33 AM EDT Att: 5,502 - Unknown			
Dwight Evans, R (1, 9) OBP: 0.377, SLG: 0.317										3	0	0	1	2	1	3				
Jim Rice, R (1, 7) OBP: 0.371, SLG: 0.507										4	0	2	1	0	1	1				
Tony Armas, R (1, 8) OBP: 0.287, SLG: 0.540										5	0	1	0	0	1	4				
Mike Easter, L (1, 10) OBP: 0.275, SLG: 0.415										5	0	0	0	0	1	6				
Bill Buckner, L (1, 3) OBP: 0.345, SLG: 0.466										4	1	1	0	0	1	4				
Rich Gedman, L (1, 2) OBP: 0.339, SLG: 0.423										4	1	1	1	0	2	0				
Marty Barrett, R (1, 4) OBP: 0.313, SLG: 0.259										3	1	1	0	0	1	0				
Jackie Gutierrez, R (1, 6) OBP: 0.289, SLG: 0.316										4	2	2	0	0	0	1				
Inning Stats	R: 0 E: 0 K: 2 S: 8	H: 1 LOB: 1 BB: 0 P: 8	R: 0 E: 0 K: 0 S: 3	H: 0 LOB: 0 BB: 0 P: 3	R: 2 E: 0 K: 1 S: 9	H: 4 LOB: 3 BB: 1 P: 13	R: 1 E: 0 K: 2 S: 9	H: 2 LOB: 1 BB: 0 P: 9	R: 0 E: 0 K: 1 S: 6	H: 1 LOB: 1 BB: 0 P: 6	R: 0 E: 0 K: 0 S: 4	H: 1 LOB: 2 BB: 1 P: 8	R: 2 E: 1 K: 1 S: 8	H: 2 LOB: 1 BB: 0 P: 8	R: 0 E: 0 K: 0 S: 3	H: 0 LOB: 0 BB: 0 P: 3	1B: 9 2B: 2 3B: 0 HR: 0	SF: 1 SAC: 1 DP: 0 HBP: 0	WP: 0 PB: 0 SB: 1 CS: 0	PA: 41
PITCHER Bert Blyleven, R (1, 1) ERA: 4.04	IP: 9.0 WLS: L BF: 41	H: 11 R: 5 ER: 4 SO: 8	BB: 2 IBB: 0 HBP: 0 BLK: 0	WP: 0 HR: 0 S: 55 P: 63	ERA: 4.00 WHIP: 1.444	PITCHER										IP: 9.0 WLS: L BF: 41	H: 11 R: 5 ER: 4 SO: 8	BB: 2 IBB: 0 HBP: 0 BLK: 0	WP: 0 HR: 0 S: 55 P: 63	ERA: 4.00 WHIP: 1.444

AB	37
R	5
H	11
RBI	4
BB	2
SO	8
LOB	19




Batter	1	2	3	4	5	6	7	8	9	AB	R	H	RBI	BB	SO	LOB	BOTTOM			
Brett Butler, L (1, 8) OBP: 0.313, SLG: 0.396										4	0	1	0	0	0	0	Boston Red Sox @ Cleveland Indians Cleveland Municipal Stadium, Cleveland, OH Fri May 17 1985, 3:33 AM EDT Att: 5,502 - Unknown			
Tony Bemazzard, S (1, 4) OBP: 0.381, SLG: 0.514										3	0	0	0	1	1	1				
Julio Franco, R (1, 6) OBP: 0.368, SLG: 0.423										4	0	0	0	0	2	1				
George Vukovich, L (1, 9) OBP: 0.318, SLG: 0.303										4	0	1	0	0	2	0				
Brook Jacoby, R (1, 5) OBP: 0.346, SLG: 0.375										3	0	1	0	1	2	0				
Mike Hargrove, L (1, 3) OBP: 0.333, SLG: 0.267										4	0	2	0	0	0	1				
Pat Tabler, R (1, 10) OBP: 0.331, SLG: 0.403										3	0	0	0	0	2	3				
Joe Carter, R (1, 7) OBP: 0.235, SLG: 0.278										3	0	0	0	0	0	2				
Chris Bando, S (1, 2) OBP: 0.180, SLG: 0.095										3	0	0	0	0	1	0				
Inning Stats	R: 0 E: 0 K: 2 S: 7	H: 0 LOB: 0 BB: 0 P: 7	R: 0 E: 0 K: 1 S: 6	H: 2 LOB: 2 BB: 1 P: 10	R: 0 E: 0 K: 1 S: 5	H: 0 LOB: 0 BB: 0 P: 5	R: 0 E: 0 K: 1 S: 5	H: 0 LOB: 0 BB: 0 P: 5	R: 0 E: 0 K: 0 S: 3	H: 0 LOB: 0 BB: 0 P: 3	R: 0 E: 0 K: 3 S: 10	H: 1 LOB: 1 BB: 0 P: 10	R: 0 E: 0 K: 0 S: 4	H: 1 LOB: 1 BB: 0 P: 4	R: 0 E: 0 K: 1 S: 6	H: 1 LOB: 1 BB: 0 P: 6	1B: 5 2B: 0 3B: 0 HR: 0	SF: 0 SAC: 0 DP: 0 HBP: 0	WP: 0 PB: 0 SB: 0 CS: 1	PA: 33
PITCHER Roger Clemens, R (1, 1) ERA: 3.77	IP: 9.0 WLS: W BF: 33	H: 5 R: 0 ER: 0 SO: 10	BB: 2 IBB: 0 HBP: 0 BLK: 0	WP: 0 HR: 0 S: 51 P: 59	ERA: 0.00 WHIP: 0.778	PITCHER										IP: 9.0 WLS: W BF: 33	H: 5 R: 0 ER: 0 SO: 10	BB: 2 IBB: 0 HBP: 0 BLK: 0	WP: 0 HR: 0 S: 51 P: 59	ERA: 0.00 WHIP: 0.778


AB	31
R	0
H	5
RBI	0
BB	2
SO	10
LOB	8



Batter	1	2	3	4	5	6	7	8	9	AB	R	H	RBI	BB	SO	LOB	TOP										
Wade Boggs, L (1.5) OBP: 0.307, SLG: 0.360	F7		F8		G4-6-3		BB		BB	3	0	0	0	2	0	3	Boston Red Sox @ Cleveland Indians Cleveland Municipal Stadium, Cleveland, OH Sat May 18 1985, 3:33 AM EDT Att: 5,843 - Unknown livebaseballscorecards.com										
Dwight Evans, R (1.9) OBP: 0.376, SLG: 0.309	F8		BB		BB		F7		F8	3	0	0	0	2	0	4											
Bill Buckner, L (1.3) OBP: 0.349, SLG: 0.470	F3		BB		F8				2B	3	0	1	1	1	0	1											
Jim Rice, R (1.7) OBP: 0.361, SLG: 0.493		5-3	F4		6-3				F7	4	0	0	0	0	0	4											
Tony Armas, R (1.8) OBP: 0.279, SLG: 0.525		6-3	K		K				K	4	0	0	0	0	3	4											
Mike Easler, L (1.10) OBP: 0.286, SLG: 0.402	E7				G3				1-3	4	0	0	0	0	0	1											
Rich Gedman, L (1.2) Ed Jurak, R (9, PR)	L1				6-3		F4		BB	3	0	0	0	1	0	1											
Marty Barrett, R (1.4) Rick Miller, L (9, PH)			BB		6-3				F7	2	1	1	0	1	0	0											
Jackie Gutierrez, R (1.6) Steve Lyons, L (9, PH)			BB				F7		F5	3	0	2	0	0	0	1											
			BB		G4-6-3					1	0	0	0	0	0	1											
Inning Stats	R: 0 E: 0 K: 0 S: 3	H: 0 LOB: 0 BB: 0 P: 3	R: 0 E: 1 K: 0 S: 4	H: 0 LOB: 1 BB: 0 P: 4	R: 1 E: 0 K: 1 S: 6	H: 1 LOB: 3 BB: 3 P: 18	R: 0 E: 0 K: 0 S: 3	H: 0 LOB: 0 BB: 0 P: 3	R: 0 E: 0 K: 1 S: 5	H: 1 LOB: 1 BB: 1 P: 7	R: 0 E: 0 K: 0 S: 4	H: 1 LOB: 2 BB: 1 P: 8	R: 0 E: 0 K: 1 S: 6	H: 1 LOB: 2 BB: 2 P: 6	R: 0 E: 0 K: 0 S: 3	H: 0 LOB: 2 BB: 2 P: 11	1B: 2 2B: 2 3B: 0 HR: 0	SF: 0 SAC: 0 DP: 1 HBP: 0	WP: 0 PB: 0 SB: 0 CS: 0	PA: 38							
PITCHER	IP	WLS	BF	H	R	ER	SO	BB	IBB	HBP	BLK	WP	HR	S	P	ERA	WHIP										
Neal Heaton, L (1.1) ERA: 2.44	6.2	W	28	3	1	1	2	5	0	0	0	0	0	27	47	1.35	1.200										
Tom Waddell, R (7.1) ERA: 3.66	2.1	S	10	1	0	0	1	2	0	0	0	0	0	10	18	0.00	1.286										

Batter	1	2	3	4	5	6	7	8	9	AB	R	H	RBI	BB	SO	LOB	BOTTOM										
Brett Butler, L (1.8) OBP: 0.311, SLG: 0.399	6-3		G3		5-3		F7			4	1	1	0	0	0	1	Boston Red Sox @ Cleveland Indians Cleveland Municipal Stadium, Cleveland, OH Sat May 18 1985, 3:33 AM EDT Att: 5,843 - Unknown livebaseballscorecards.com										
Julio Franco, R (1.6) OBP: 0.372, SLG: 0.425	6-3		4-3				CS		1B	4	1	2	0	0	0	1											
Brook Jacoby, R (1.5) OBP: 0.336, SLG: 0.366	SF8		F9				F8		F9	3	0	0	1	0	0	2											
Andre Thornton, R (1.10) OBP: 0.203, SLG: 0.157	K				F2		BB		1B	3	1	1	0	1	1	0											
Pat Tabler, R (1.3) OBP: 0.343, SLG: 0.409			2B		K		1B		FC5-2	3	1	2	1	1	1	0											
Benny Avila, R (1.7) Olis Nixon, S (7.7) Mike Hargrove, L (8, PH) Johnnie LeMaster, R (8, PR) George Vukovich, L (9, 9)					K		1B		FC5-2	3	0	2	1	0	1	0											
Joe Carter, R (1.9) OBP: 0.236, SLG: 0.289			F2		G3		FC6-4		FC5-2	4	0	1	0	0	0	7											
Butch Benton, R (1.2) OBP: 0.250, SLG: 0.271			K		F8		K		BB	3	0	0	1	1	2	3											
Tony Bernazard, S (1.4) Mike Fischlin, R (9.4)			5-3		G3		F8		F9	4	0	0	0	0	0	6											
					2-3					0	0	0	0	0	0	0											
Inning Stats	R: 1 E: 0 K: 1 S: 6	H: 1 LOB: 0 BB: 0 P: 6	R: 0 E: 0 K: 1 S: 7	H: 2 LOB: 2 BB: 0 P: 7	R: 0 E: 0 K: 0 S: 3	H: 0 LOB: 0 BB: 0 P: 3	R: 0 E: 0 K: 2 S: 7	H: 0 LOB: 0 BB: 0 P: 7	R: 0 E: 0 K: 0 S: 4	H: 1 LOB: 1 BB: 0 P: 4	R: 1 E: 0 K: 0 S: 4	H: 2 LOB: 2 BB: 2 P: 12	R: 0 E: 0 K: 1 S: 5	H: 0 LOB: 0 BB: 0 P: 5	R: 2 E: 0 K: 0 S: 6	H: 3 LOB: 3 BB: 2 P: 14	1B: 6 2B: 3 3B: 0 HR: 0	SF: 1 SAC: 0 DP: 0 HBP: 0	WP: 0 PB: 0 SB: 0 CS: 1	PA: 36							
PITCHER	IP	WLS	BF	H	R	ER	SO	BB	IBB	HBP	BLK	WP	HR	S	P	ERA	WHIP										
Bruce Hurst, L (1.1) ERA: 5.76	7.1	L	31	8	4	4	5	2	0	0	0	0	0	39	47	4.91	1.364										
Mark Clear, R (8.1) ERA: 3.29	0.0		2	1	0	0	0	1	0	0	0	0	0	1	5	∞	∞										
Bob Stanley, R (8.1) ERA: 2.65	0.2		3	0	0	0	0	1	0	0	0	0	0	2	6	0.00	1.500										

Batter	1	2	3	4	5	6	7	8	9	AB	R	H	RBI	BB	SO	LOB	TOP	
Wade Boggs, L (1,5) OBP: 0.304, SLG: 0.352	E6		4-3			SF8 E BB		6-3		3	0	0	0	1	0	0	Boston Red Sox @ Cleveland Indians Cleveland Municipal Stadium, Cleveland, OH Sun May 19 1985, 3:33 AM EDT Att: 13,544 - Unknown AB 31 R 1 H 4 RBI 1 BB 1 SO 3 LOB 13 	
Dwight Evans, R (1,9) OBP: 0.369, SLG: 0.299	F9		5-3			E6		K		4	0	0	0	0	1	3		
Jim Rice, R (1,7) OBP: 0.352, SLG: 0.483	F8			F8		SF8			6-3	3	0	0	1	0	0	1		
Tony Armas, R (1,8) OBP: 0.272, SLG: 0.510	F8			F8		K			K	4	0	0	0	0	2	3		
Mike Easter, L (1,10) OBP: 0.267, SLG: 0.397		4-3		4-3		4-3				4	0	1	0	0	0	2		
Bill Buckner, L (1,3) OBP: 0.347, SLG: 0.464		4-3			F8				1B	4	0	1	0	0	0	1		
Rich Gedman, L (1,2) OBP: 0.336, SLG: 0.418					F9					3	0	1	0	0	0	1		
Marty Barrett, R (1,4) OBP: 0.314, SLG: 0.267					F9					3	0	0	0	0	0	2		
Jackie Gutierrez, R (1,6) OBP: 0.282, SLG: 0.327			6-3			E BB SF8 1B			F7	3	1	1	0	0	0	0		
Inning Stats	R: 0 E: 1 K: 0 S: 4	H: 0 LOB: 1 BB: 0 P: 4	R: 0 E: 0 K: 0 S: 4	H: 1 LOB: 1 BB: 0 P: 4	R: 0 E: 0 K: 0 S: 3	H: 0 LOB: 0 BB: 0 P: 3	R: 0 E: 0 K: 0 S: 3	H: 0 LOB: 0 BB: 0 P: 3	R: 0 E: 0 K: 0 S: 3	H: 1 LOB: 0 BB: 0 P: 3	R: 0 E: 0 K: 1 S: 5	H: 0 LOB: 0 BB: 0 P: 5	R: 0 E: 0 K: 1 S: 6	H: 1 LOB: 1 BB: 0 P: 6	1B: 3 2B: 1 3B: 0 HR: 0	SF: 1 SAC: 0 DP: 0 HBP: 0		WP: 0 PA: 33 PB: 0 SB: 0 CS: 1
PITCHER	IP WLS BF H R ER SO BB IBB HBP BLK WP HR S P ERA WHIP																	
Vern Ruhle, R (1,1) ERA: 2.79	7.0	26	3	1	1	1	1	1	0	0	0	0	0	0	27	31	1.29	0.571
Rich Thompson, R (8,1) ERA: 2.03	2.0	7	1	0	0	2	0	0	0	0	0	0	0	11	11	0.00	0.500	

Batter	1	2	3	4	5	6	7	8	9	AB	R	H	RBI	BB	SO	LOB	BOTTOM		
Brett Butler, L (1,8) OBP: 0.322, SLG: 0.415	4-3 1B		CS 1B			3-1		F9 2B		4	0	3	0	0	0	0	Boston Red Sox @ Cleveland Indians Cleveland Municipal Stadium, Cleveland, OH Sun May 19 1985, 3:33 AM EDT Att: 13,544 - Unknown AB 34 R 2 H 10 RBI 2 BB 0 SO 3 LOB 11 		
Julio Franco, R (1,6) OBP: 0.368, SLG: 0.420	4-3		CS	4-3		FC6-4 1B		F9		4	0	1	0	0	0	2			
George Vukovich, L (1,9) OBP: 0.315, SLG: 0.301	F7			FC4-6 1B		F6		6-3		4	0	1	0	0	0	3			
Andre Thornton, R (1,10) OBP: 0.192, SLG: 0.149	6-3			FC4-6 1B		FC6-4			F8	4	0	0	0	0	0	3			
Brook Jacoby, R (1,5) OBP: 0.333, SLG: 0.362		0-3 K								4	0	1	0	0	1	1			
Otis Nixon, S (9, PR) OBP: 0.229, SLG: 0.257				4-3					1B 1B	0	1	0	0	0	0	0			
Mike Hargrove, L (1,3) OBP: 0.341, SLG: 0.265		4-3			4-3				1B	4	0	1	0	0	1	0			
Mike Fischlin, R (9, PR) OBP: 0.200, SLG: 0.214									1B	0	0	0	0	0	0	0			
Joe Carter, R (1,7) OBP: 0.247, SLG: 0.299		4-3			S 1B			F6		4	0	2	1	0	0	0			
Tony Bernazard, S (1,4) OBP: 0.363, SLG: 0.519				F8						3	1	1	1	0	0	1			
Chris Bando, S (1,2) OBP: 0.170, SLG: 0.089				F7					HR	3	0	0	0	0	1	1			
Inning Stats	R: 0 E: 0 K: 0 S: 4	H: 1 LOB: 1 BB: 0 P: 4	R: 0 E: 0 K: 1 S: 5	H: 0 LOB: 0 BB: 0 P: 5	R: 0 E: 0 K: 0 S: 3	H: 1 LOB: 0 BB: 0 P: 3	R: 0 E: 0 K: 0 S: 4	H: 1 LOB: 1 BB: 0 P: 4	R: 0 E: 0 K: 0 S: 4	H: 1 LOB: 1 BB: 0 P: 4	R: 0 E: 0 K: 1 S: 5	H: 0 LOB: 0 BB: 0 P: 5	R: 1 E: 0 K: 1 S: 7	H: 2 LOB: 1 BB: 0 P: 7	R: 1 E: 0 K: 0 S: 4	H: 3 LOB: 2 BB: 0 P: 4	1B: 8 2B: 1 3B: 0 HR: 1	SF: 0 SAC: 0 DP: 0 HBP: 0	WP: 0 PA: 35 PB: 0 SB: 1 CS: 1
PITCHER	IP WLS BF H R ER SO BB IBB HBP BLK WP HR S P ERA WHIP																		
Oil Can Boyd, R (1,1) ERA: 2.98	8.1	34	10	2	2	3	0	0	0	0	0	1	40	40	2.16	1.200			

Batter	1	2	3	4	5	6	7	8	9	AB	R	H	RBI	BB	SO	LOB	TOP										
Wade Boggs, L (1, 5) OBP: 0.303, SLG: 0.354	F8		1-3			G5-4-3 1B		2B 1B	K	5	1	2	1	0	1	3	Boston Red Sox @ Minnesota Twins Hubert H. Humphrey Metrodome, Minneapolis, MN Mon May 20 1985, 8:05 PM EDT Att: 19,583 - Unknown										
Dwight Evans, R (1, 9) OBP: 0.370, SLG: 0.298	5-3			2B 1B		F8		2B BB	K	4	0	1	0	1	1	4											
Jim Rice, R (1, 7) OBP: 0.350, SLG: 0.476				F7		G5-4-3 1-2		K		4	0	1	0	0	1	4											
Bill Buckner, L (1, 3) OBP: 0.351, SLG: 0.472	F7			F8				1B 1-3 2B		4	0	2	1	0	0	2											
Tony Armas, R (1, 8) OBP: 0.271, SLG: 0.510		K		1-3 2B				F4 6-3		4	0	1	0	0	1	3											
Mike Easler, L (1, 10) OBP: 0.287, SLG: 0.388	1-3			3-1				F8	1B BB	3	0	0	0	1	0	3											
Rich Gedman, L (1, 2) Ed Jurak, R (9, PR)	4-3				F2			K	1-3 BB 1B	4	0	1	0	0	1	1											
Marty Barrett, R (1, 4) Rick Miller, L (8, PH) Glenn Hoffman, R (8, 4) OBP: 0.278, SLG: 0.353			F8			G5-4-3 1B		1B 2B	1-2 BB	2	0	1	0	0	0	0											
Jackie Gutierrez, R (1, 6) Steve Lyons, L (9, PH) Reid Nichols, R (9, PH) OBP: 0.286, SLG: 0.357			F9		G5-4-3 1-2			5-3	F9	3	0	0	0	0	0	2											
										0	0	0	0	0	0	0											
										1	0	0	0	0	0	3											
Inning Stats	R: 0 E: 0 K: 0 S: 4	H: 1 LOB: 1 BB: 0 P: 4	R: 0 E: 0 K: 1 S: 5	H: 0 LOB: 0 BB: 0 P: 5	R: 0 E: 0 K: 0 S: 3	H: 0 LOB: 0 BB: 0 P: 3	R: 0 E: 0 K: 0 S: 5	H: 2 LOB: 2 BB: 0 P: 5	R: 0 E: 0 K: 0 S: 3	H: 1 LOB: 0 BB: 0 P: 3	R: 0 E: 0 K: 1 S: 6	H: 1 LOB: 1 BB: 0 P: 6	R: 2 E: 0 K: 1 S: 8	H: 3 LOB: 2 BB: 1 P: 12	R: 0 E: 0 K: 2 S: 8	H: 1 LOB: 3 BB: 2 P: 16	1B: 7 2B: 3 3B: 0 HR: 0	SF: 0 SAC: 0 DP: 2 HBP: 0	WP: 1 PB: 0 SB: 0 CS: 0	PA: 38							
PITCHER	IP	WLS	BF	H	R	ER	SO	BB	IBB	HBP	BLK	WP	HR	S	P	ERA	WHIP										
John Butcher, R (1, 1) ERA: 3.38	7.1	W	28	8	2	2	2	0	0	0	0	0	0	32	32	2.46	1.091										
Ron Davis, R (8, 1) ERA: 8.14	0.2		7	2	0	0	1	3	0	0	0	1	0	6	18	0.00	7.500										
Curt Wardle, L (9, 1) ERA: 5.48	1.0	S	3	0	0	0	2	0	0	0	0	0	0	7	7	0.00	0.000										

Batter	1	2	3	4	5	6	7	8	9	AB	R	H	RBI	BB	SO	LOB	BOTTOM										
Kirby Puckett, R (1, 8) OBP: 0.354, SLG: 0.411	K		1B BB		6-3	FC4 1-2				3	0	0	0	1	1	3	Boston Red Sox @ Minnesota Twins Hubert H. Humphrey Metrodome, Minneapolis, MN Mon May 20 1985, 8:05 PM EDT Att: 19,583 - Unknown										
Mickey Hatcher, R (1, 7) OBP: 0.312, SLG: 0.407	F6		FC6 1B			1B BB		K		3	1	1	1	1	1	0											
Kent Hrbek, L (1, 3) OBP: 0.347, SLG: 0.454	F8		FC6 1-2 2-H			F9 1B		G5-4-3 BB		3	1	1	0	1	0	2											
Tom Brunansky, R (1, 9) OBP: 0.440, SLG: 0.654		4-3		F7		1B 1B		G5-4-3		4	1	1	1	0	0	1											
Randy Bush, L (1, 10) OBP: 0.304, SLG: 0.605		F5		3-1		F9		K		4	0	0	0	0	1	2											
Gary Gaetti, R (1, 5) OBP: 0.384, SLG: 0.486	F4			K		1B 1B		L6		4	1	1	1	0	1	0											
Tim Teufel, R (1, 4) OBP: 0.361, SLG: 0.442			K		G3 HBP	1B 1B		K		3	0	1	1	0	2	0											
Greg Gagne, R (1, 6) OBP: 0.394, SLG: 0.434			1B 2B		G3	FC4 1B				3	1	2	1	0	0	1											
Mark Salas, L (1, 2) OBP: 0.362, SLG: 0.489			F9		F9	K				3	0	0	0	0	1	4											
										1B: 6 2B: 1 3B: 0 HR: 0	SF: 0 SAC: 0 DP: 1 HBP: 1	WP: 0 PB: 0 SB: 0 CS: 0	PA: 34														
Inning Stats	R: 0 E: 0 K: 1 S: 5	H: 0 LOB: 0 BB: 0 P: 5	R: 0 E: 0 K: 0 S: 3	H: 0 LOB: 0 BB: 0 P: 3	R: 1 E: 0 K: 1 S: 7	H: 2 LOB: 2 BB: 1 P: 11	R: 0 E: 0 K: 1 S: 5	H: 0 LOB: 0 BB: 0 P: 5	R: 0 E: 0 K: 1 S: 3	H: 0 LOB: 1 BB: 0 P: 4	R: 4 E: 0 K: 1 S: 10	H: 5 LOB: 2 BB: 1 P: 14	R: 0 E: 0 K: 1 S: 4	H: 0 LOB: 0 BB: 1 P: 8	R: 0 E: 0 K: 2 S: 7	H: 0 LOB: 0 BB: 0 P: 7	1B: 6 2B: 1 3B: 0 HR: 0	SF: 0 SAC: 0 DP: 1 HBP: 1	WP: 0 PB: 0 SB: 0 CS: 0	PA: 34							
PITCHER	IP	WLS	BF	H	R	ER	SO	BB	IBB	HBP	BLK	WP	HR	S	P	ERA	WHIP										
Al Nipper, R (1, 1) ERA: 5.49	5.1	L	24	5	5	5	3	2	0	1	0	0	0	27	36	8.44	1.312										
Mark Clear, R (6, 1) ERA: 2.76	2.2		10	2	0	0	4	1	0	0	0	0	0	17	21	0.00	1.125										



Batter	1	2	3	4	5	6	7	8	9	AB	R	H	RBI	BB	SO	LOB	TOP					
Wade Boggs, L (1.5) OBP: 0.396, SLG: 0.342										5	1	0	1	1	0	4	Boston Red Sox @ Minnesota Twins Hubert H. Humphrey Metrodome, Minneapolis, MN Tue May 21 1985, 8:05 PM EDT Att: 16,641 - Unknown					
Dwight Evans, R (1.9) OBP: 0.374, SLG: 0.324										5	1	2	1	1	1	0						
Jim Rice, R (1.7) OBP: 0.345, SLG: 0.467										5	1	1	0	0	2	4						
Bill Buckner, L (1.3) OBP: 0.346, SLG: 0.463										5	1	1	0	0	1	4						
Tony Armas, R (1.8) OBP: 0.275, SLG: 0.526										5	1	2	2	0	1	2						
Mike Easler, L (1.10) OBP: 0.277, SLG: 0.399										4	2	2	0	1	1	2						
Rich Gedman, L (1.2) OBP: 0.344, SLG: 0.441										4	1	2	1	1	1	0						
Marty Barrett, R (1.4) OBP: 0.339, SLG: 0.309										5	1	4	3	0	0	2						
Jackie Gutierrez, R (1.6) OBP: 0.280, SLG: 0.321									5	0	2	0	0	1	3							
Inning Stats	R: 1 E: 0 K: 3 S: 11	H: 2 LOB: 2 BB: 1 P: 15	R: 0 E: 0 K: 2 S: 8	H: 1 LOB: 1 BB: 0 P: 8	R: 3 E: 1 K: 0 S: 6	H: 3 LOB: 0 BB: 0 P: 6	R: 1 E: 0 K: 1 S: 7	H: 2 LOB: 2 BB: 1 P: 11	R: 3 E: 0 K: 0 S: 6	H: 3 LOB: 2 BB: 0 P: 6	R: 0 E: 0 K: 1 S: 5	H: 0 LOB: 0 BB: 0 P: 5	R: 0 E: 0 K: 1 S: 7	H: 2 LOB: 2 BB: 0 P: 7	R: 0 E: 0 K: 0 S: 3	H: 0 LOB: 0 BB: 0 P: 3		1B: 10 2B: 3 3B: 1 HR: 2	SF: 0 SAC: 0 DP: 0 HBP: 0	WP: 0 PB: 0 SB: 1 CS: 0	PA: 47	
PITCHER	IP WLS BF H R ER SO BB IBB HBP BLK WP HR S P ERA WHIP	IP WLS BF H R ER SO BB IBB HBP BLK WP HR S P ERA WHIP	IP WLS BF H R ER SO BB IBB HBP BLK WP HR S P ERA WHIP	IP WLS BF H R ER SO BB IBB HBP BLK WP HR S P ERA WHIP	IP WLS BF H R ER SO BB IBB HBP BLK WP HR S P ERA WHIP	IP WLS BF H R ER SO BB IBB HBP BLK WP HR S P ERA WHIP	IP WLS BF H R ER SO BB IBB HBP BLK WP HR S P ERA WHIP	IP WLS BF H R ER SO BB IBB HBP BLK WP HR S P ERA WHIP	IP WLS BF H R ER SO BB IBB HBP BLK WP HR S P ERA WHIP	IP WLS BF H R ER SO BB IBB HBP BLK WP HR S P ERA WHIP	IP WLS BF H R ER SO BB IBB HBP BLK WP HR S P ERA WHIP	IP WLS BF H R ER SO BB IBB HBP BLK WP HR S P ERA WHIP	IP WLS BF H R ER SO BB IBB HBP BLK WP HR S P ERA WHIP	IP WLS BF H R ER SO BB IBB HBP BLK WP HR S P ERA WHIP	IP WLS BF H R ER SO BB IBB HBP BLK WP HR S P ERA WHIP	IP WLS BF H R ER SO BB IBB HBP BLK WP HR S P ERA WHIP	IP WLS BF H R ER SO BB IBB HBP BLK WP HR S P ERA WHIP	IP WLS BF H R ER SO BB IBB HBP BLK WP HR S P ERA WHIP	IP WLS BF H R ER SO BB IBB HBP BLK WP HR S P ERA WHIP	IP WLS BF H R ER SO BB IBB HBP BLK WP HR S P ERA WHIP	IP WLS BF H R ER SO BB IBB HBP BLK WP HR S P ERA WHIP	IP WLS BF H R ER SO BB IBB HBP BLK WP HR S P ERA WHIP
Ken Schrom, R (1.1) ERA: 5.76	3.0	L	18	8	5	4	5	1	0	0	0	0	0	0	0	0	12.00	3.000				
Rick Lysander, R (4.1) ERA: 5.85	2.2	4	5	3	3	1	1	0	0	0	0	0	0	0	15	19	10.12	2.250				
Tom Klawitter, L (6.1) ERA: 6.75	0.0	2	0	0	0	0	2	0	0	0	0	0	0	0	8	∞	∞	∞				
Frank Eufemia, R (6.1) ERA:	3.1	13	3	1	1	2	0	0	0	0	0	0	0	0	17	17	2.70	0.900				

Batter	1	2	3	4	5	6	7	8	9	AB	R	H	RBI	BB	SO	LOB	BOTTOM					
Kirby Puckett, R (1.8) OBP: 0.352, SLG: 0.407										4	0	1	0	0	0	1	Boston Red Sox @ Minnesota Twins Hubert H. Humphrey Metrodome, Minneapolis, MN Tue May 21 1985, 8:05 PM EDT Att: 16,641 - Unknown					
Mickey Hatcher, R (1.7) OBP: 0.310, SLG: 0.404										4	0	1	0	0	0	2						
Kent Hrbek, L (1.3) OBP: 0.345, SLG: 0.455										4	0	1	0	0	1	2						
Tom Brunansky, R (1.9) OBP: 0.436, SLG: 0.643										4	0	1	0	0	1	3						
Randy Bush, L (1.10) OBP: 0.306, SLG: 0.652										3	1	1	1	0	0	1						
Dave Meier, R (9, PH) OBP: 0.333, SLG: 0.200										1	0	0	0	0	0	0						
Roy Smalley, S (1.6) OBP: 0.412, SLG: 0.422										3	0	1	0	1	0	1						
Gary Gaetti, R (1.5) OBP: 0.374, SLG: 0.472										4	0	0	0	0	3	2						
Tim Teufel, R (1.4) OBP: 0.358, SLG: 0.436										4	0	1	0	0	1	2						
Mark Salas, L (1.2) OBP: 0.351, SLG: 0.474										3	0	0	0	0	0	3						
Dave Engle, R (8.2) OBP: 0.222, SLG: 0.125										0	0	0	0	0	0	0						
Inning Stats	R: 0 E: 0 K: 0 S: 4	H: 1 LOB: 1 BB: 0 P: 4	R: 1 E: 0 K: 1 S: 7	H: 2 LOB: 1 BB: 0 P: 7	R: 0 E: 0 K: 1 S: 6	H: 1 LOB: 1 BB: 0 P: 6	R: 0 E: 0 K: 1 S: 5	H: 0 LOB: 0 BB: 0 P: 5	R: 0 E: 0 K: 0 S: 4	H: 1 LOB: 1 BB: 0 P: 4	R: 0 E: 0 K: 0 S: 3	H: 0 LOB: 0 BB: 0 P: 3	R: 0 E: 0 K: 1 S: 6	H: 1 LOB: 1 BB: 0 P: 6	R: 0 E: 0 K: 2 S: 7	H: 0 LOB: 1 BB: 1 P: 11	1B: 5 2B: 1 3B: 0 HR: 1	SF: 0 SAC: 0 DP: 1 HBP: 0	WP: 1 PB: 0 SB: 0 CS: 0	PA: 35		
PITCHER	IP WLS BF H R ER SO BB IBB HBP BLK WP HR S P ERA WHIP	IP WLS BF H R ER SO BB IBB HBP BLK WP HR S P ERA WHIP	IP WLS BF H R ER SO BB IBB HBP BLK WP HR S P ERA WHIP	IP WLS BF H R ER SO BB IBB HBP BLK WP HR S P ERA WHIP	IP WLS BF H R ER SO BB IBB HBP BLK WP HR S P ERA WHIP	IP WLS BF H R ER SO BB IBB HBP BLK WP HR S P ERA WHIP	IP WLS BF H R ER SO BB IBB HBP BLK WP HR S P ERA WHIP	IP WLS BF H R ER SO BB IBB HBP BLK WP HR S P ERA WHIP	IP WLS BF H R ER SO BB IBB HBP BLK WP HR S P ERA WHIP	IP WLS BF H R ER SO BB IBB HBP BLK WP HR S P ERA WHIP	IP WLS BF H R ER SO BB IBB HBP BLK WP HR S P ERA WHIP	IP WLS BF H R ER SO BB IBB HBP BLK WP HR S P ERA WHIP	IP WLS BF H R ER SO BB IBB HBP BLK WP HR S P ERA WHIP	IP WLS BF H R ER SO BB IBB HBP BLK WP HR S P ERA WHIP	IP WLS BF H R ER SO BB IBB HBP BLK WP HR S P ERA WHIP	IP WLS BF H R ER SO BB IBB HBP BLK WP HR S P ERA WHIP	IP WLS BF H R ER SO BB IBB HBP BLK WP HR S P ERA WHIP	IP WLS BF H R ER SO BB IBB HBP BLK WP HR S P ERA WHIP	IP WLS BF H R ER SO BB IBB HBP BLK WP HR S P ERA WHIP	IP WLS BF H R ER SO BB IBB HBP BLK WP HR S P ERA WHIP	IP WLS BF H R ER SO BB IBB HBP BLK WP HR S P ERA WHIP	IP WLS BF H R ER SO BB IBB HBP BLK WP HR S P ERA WHIP
Bruce Kison, R (1.1) ERA: 1.29	8.0	W	31	7	1	1	4	0	0	0	0	0	0	0	0	0	1.12	0.875				
Bob Ojeda, L (9.1) ERA: 1.53	1.0	4	0	0	0	0	2	1	0	0	0	0	0	0	7	11	0.00	1.000				



Batter	1	2	3	4	5	6	7	8	9	AB	R	H	RBI	BB	SO	LOB	TOP					
Wade Boggs, L (1, 5) OBP: 0.390, SLG: 0.338	F7		FC3-6 BB 1B 1-2		F8	E8 1B 1B 1-H 2-H		4-3		5	1	1	2	0	0	3	Boston Red Sox @ Minnesota Twins Hubert H. Humphrey Metrodome, Minneapolis, MN Wed May 22 1985, 8:05 PM EDT Att: 23,263 - Unknown livebaseballscorecards.com					
Dwight Evans, R (1, 9) OBP: 0.390, SLG: 0.329	K								K	4	0	2	1	1	2	0						
Jim Rice, R (1, 7) OBP: 0.341, SLG: 0.455	6-3				F3	FC6-4 1B 1-2 2-H			F9	4	0	0	0	1	0	3						
Bill Buckner, L (1, 3) OBP: 0.341, SLG: 0.454					F8				4-3	5	0	1	0	0	0	5						
Tony Armas, R (1, 8) OBP: 0.274, SLG: 0.538	F8				F9				6-3	4	1	1	1	0	0	1						
Mike Easler, L (1, 10) OBP: 0.289, SLG: 0.404						HR				3	1	2	0	1	0	0						
Marty Barrett, R (1, 4) OBP: 0.328, SLG: 0.297										4	0	0	0	0	0	4						
Jackie Gutierrez, R (1, 6) OBP: 0.279, SLG: 0.319					F9				K	4	0	1	0	0	1	2						
Marc Sullivan, R (1, 2) OBP: 0.292, SLG: 0.391					F8					3	1	2	0	1	0	1						
Inning Stats	R: 0 E: 0 K: 1 S: 5	H: 0 LOB: 0 BB: 0 P: 5	R: 0 E: 0 K: 0 S: 4	H: 2 LOB: 1 BB: 0 P: 4	R: 0 E: 0 K: 0 S: 5	H: 2 LOB: 3 BB: 1 P: 9	R: 0 E: 0 K: 0 S: 3	H: 0 LOB: 1 BB: 1 P: 7	R: 0 E: 0 K: 0 S: 4	H: 1 LOB: 2 BB: 1 P: 8	R: 4 E: 1 K: 0 S: 7	H: 4 LOB: 1 BB: 1 P: 11	R: 0 E: 0 K: 0 S: 3	H: 0 LOB: 0 BB: 0 P: 3	R: 0 E: 0 K: 1 S: 6	H: 1 LOB: 0 BB: 0 P: 6	R: 0 E: 0 K: 1 S: 5	H: 0 LOB: 0 BB: 0 P: 5	1B: 9 2B: 0 3B: 0 HR: 1	SF: 0 SAC: 0 DP: 1 HBP: 0	WP: 0 PB: 1 SB: 0 CS: 0	PA: 40
PITCHER	IP WLS BF H R ER SO BB IBB HBP BLK WP HR S P ERA WHIP																					
Frank Viola, L (1, 1) ERA: 3.86	8.0 L 37 10 4 3 2 4 0 0 0 0 0 1 37 53 3.38 1.750																					
Ron Davis, R (9, 1) ERA: 5.74	1.0 3 0 0 0 1 0 0 0 0 0 0 0 5 5 0.00 0.000																					

Batter	1	2	3	4	5	6	7	8	9	AB	R	H	RBI	BB	SO	LOB	BOTTOM			
Kirby Puckett, R (1, 8) OBP: 0.348, SLG: 0.398	G3		6-3			4-3		E1 FC6-4 1-2 2-3		4	0	0	0	0	0	2	Boston Red Sox @ Minnesota Twins Hubert H. Humphrey Metrodome, Minneapolis, MN Wed May 22 1985, 8:05 PM EDT Att: 23,263 - Unknown livebaseballscorecards.com			
Tim Lincecum, R (1, 4) OBP: 0.346, SLG: 0.420	F8				6-3			K	6-3	5	0	0	0	0	1	5				
Kent Hrbek, L (1, 3) OBP: 0.337, SLG: 0.444	K				F8			FC6-4 BB 1-2 2-3 3-H		4	0	0	1	0	1	2				
Tom Brunansky, R (1, 9) OBP: 0.443, SLG: 0.641					5-3					2	1	1	0	2	0	0				
Randy Bush, L (1, 10) OBP: 0.302, SLG: 0.612										3	0	0	0	1	0	4				
Roy Smalley, S (1, 6) OBP: 0.415, SLG: 0.451										4	1	2	2	0	0	1				
Gary Gaetti, R (1, 5) OBP: 0.365, SLG: 0.459										4	0	0	0	0	0	3				
Mike Stenhouse, L (1, 7) OBP: 0.377, SLG: 0.429										3	1	1	0	1	0	0				
Mark Salas, L (1, 2) OBP: 0.350, SLG: 0.469										3	0	1	0	0	0	1				
Ron Washington, R (8, PR) OBP: 0.333, SLG: 0.200										0	0	0	0	0	0	0				
Tim Lincecum, R (9, 2) OBP: 0.255, SLG: 0.422										1	0	1	0	0	0	0				
Greg Gagne, R (9, PR) OBP: 0.394, SLG: 0.434										0	0	0	0	0	0	0				
Inning Stats	R: 0 E: 0 K: 1 S: 5	H: 0 LOB: 0 BB: 0 P: 5	R: 0 E: 0 K: 0 S: 4	H: 1 LOB: 1 BB: 0 P: 4	R: 0 E: 0 K: 0 S: 3	H: 1 LOB: 0 BB: 0 P: 3	R: 0 E: 0 K: 0 S: 3	H: 0 LOB: 0 BB: 0 P: 3	R: 0 E: 0 K: 0 S: 3	H: 0 LOB: 0 BB: 0 P: 3	R: 1 E: 0 K: 0 S: 4	H: 1 LOB: 2 BB: 2 P: 12	R: 1 E: 1 K: 1 S: 7	H: 1 LOB: 3 BB: 2 P: 15	R: 1 E: 0 K: 0 S: 5	H: 2 LOB: 2 BB: 0 P: 6	1B: 4 2B: 1 3B: 0 HR: 1	SF: 0 SAC: 0 DP: 1 HBP: 1	WP: 0 PB: 0 SB: 0 CS: 0	PA: 38
PITCHER	IP WLS BF H R ER SO BB IBB HBP BLK WP HR S P ERA WHIP																			
Roger Clemens, R (1, 1) ERA: 3.51	7.0 W 27 4 2 1 1 1 3 0 0 0 0 0 26 38 1.29 1.000																			
Bob Stanley, R (8, 1) ERA: 2.75	2.0 S 11 2 1 1 1 1 0 1 0 0 0 1 11 16 4.50 1.500																			

Batter	1	2	3	4	5	6	7	8	9	AB	R	H	RBI	BB	SO	LOB	TOP																				
Wade Boggs, L (1.5) OBP: 0.391, SLG: 0.340										5	1	2	1	0	0	4																					
Dwight Evans, R (1.9) OBP: 0.393, SLG: 0.347										4	1	2	1	0	0	2																					
Jim Rice, R (1.7) OBP: 0.333, SLG: 0.444										4	0	0	0	0	1	2																					
Bill Buckner, L (1.3) OBP: 0.333, SLG: 0.445										3	0	0	1	0	0	1																					
Tony Armas, R (1.8) OBP: 0.274, SLG: 0.531										4	0	1	0	0	1	0																					
Mike Easler, L (1.10) OBP: 0.286, SLG: 0.400										4	1	1	0	0	1	1																					
Rich Gedman, L (1.2) OBP: 0.341, SLG: 0.434										4	1	1	0	0	2	0																					
Marty Barrett, R (1.4) OBP: 0.333, SLG: 0.314										4	1	2	1	0	0	0																					
Jackie Gutierrez, R (1.6) OBP: 0.288, SLG: 0.328										3	1	2	1	0	0	1																					
Rick Miller, L (9. PH) OBP: 0.471, SLG: 0.533										1	0	1	0	0	0	0																					
Glenn Hoffman, R (9.6) OBP: 0.279, SLG: 0.353										0	0	0	0	0	0	0																					
Inning Stats	R: 2 E: 0 K: 0 S: 5	H: 2 LOB: 0 BB: 0 P: 5	R: 0 E: 0 K: 1 S: 5	H: 0 LOB: 0 BB: 0 P: 5	R: 1 E: 0 K: 0 S: 5	H: 2 LOB: 1 BB: 0 P: 5	R: 0 E: 0 K: 2 S: 7	H: 0 LOB: 0 BB: 0 P: 7	R: 0 E: 0 K: 1 S: 4	H: 1 LOB: 1 BB: 0 P: 4	R: 0 E: 0 K: 1 S: 5	H: 0 LOB: 0 BB: 0 P: 5	R: 3 E: 0 K: 0 S: 6	H: 4 LOB: 0 BB: 0 P: 6	R: 0 E: 0 K: 1 S: 6	H: 1 LOB: 1 BB: 0 P: 6	R: 0 E: 0 K: 0 S: 4	H: 2 LOB: 1 BB: 0 P: 4	1B: 9 2B: 4 3B: 0 HR: 0	SF: 1 SAC: 0 DP: 2 HBP: 0	WP: 0 PB: 1 SB: 0 CS: 0	PA: 37															
PITCHER	IP WLS BF H R ER SO BB IBB HBP BLK WP HR S P ERA WHIP																																				
Burt Hooton, R (1.1) ERA: 3.38	6.0	25	7	5	4	4	4	0	0	0	0	0	0	0	33	33	6.00	1.167																			
Dave Rozema, R (7.1) ERA: 4.99	3.0	W 12	5	1	1	1	1	0	0	0	0	0	0	0	14	14	3.00	1.667																			

Boston Red Sox @ Texas Rangers
Arlington Stadium, Arlington, TX
Thu May 23 1985, 8:05 PM EDT
Att: 9,595 - Unknown

AB 36
R 6
H 12
RBI 5
BB 0
SO 5
LOB 11



Batter	1	2	3	4	5	6	7	8	9	AB	R	H	RBI	BB	SO	LOB	BOTTOM																				
Oddibe McDowell, L (1.8) OBP: 0.143, SLG: 0.053										5	0	0	0	0	1	2																					
Toby Harrah, R (1.4) OBP: 0.484, SLG: 0.377										3	2	1	0	1	1	2																					
Buddy Bell, R (1.5) OBP: 0.356, SLG: 0.438										5	1	2	1	0	0	1																					
Cliff Johnson, R (1.10) OBP: 0.340, SLG: 0.446										3	2	0	0	2	1	1																					
Gary Ward, R (1.7) OBP: 0.289, SLG: 0.374										4	2	3	4	1	0	0																					
Larry Parrish, R (1.9) OBP: 0.297, SLG: 0.368										3	0	0	0	2	2	4																					
Pete O'Brien, L (1.3) OBP: 0.280, SLG: 0.364										4	0	1	1	1	0	2																					
Glenn Brummer, R (1.2) OBP: 0.476, SLG: 0.412										3	0	1	0	2	1	4																					
Wayne Tolleson, S (1.6) OBP: 0.311, SLG: 0.311										2	0	0	0	0	1	4																					
Bob Jones, L (7. PH) ERA: 3.69										1	0	0	0	0	0	1																					
Curtis Wilkerson, S (8.6) OBP: 0.324, SLG: 0.360										0	0	0	1	1	0	0																					
Inning Stats	R: 4 E: 0 K: 2 S: 10	H: 3 LOB: 2 BB: 3 P: 22	R: 0 E: 0 K: 0 S: 3	H: 0 LOB: 0 BB: 0 P: 3	R: 1 E: 0 K: 2 S: 9	H: 2 LOB: 2 BB: 1 P: 13	R: 1 E: 0 K: 1 S: 7	H: 2 LOB: 2 BB: 1 P: 11	R: 0 E: 0 K: 0 S: 3	H: 0 LOB: 0 BB: 0 P: 3	R: 0 E: 0 K: 1 S: 6	H: 1 LOB: 1 BB: 0 P: 6	R: 0 E: 0 K: 0 S: 2	H: 0 LOB: 0 BB: 0 P: 3	R: 0 E: 0 K: 0 S: 2	H: 0 LOB: 3 BB: 4 P: 18	1B: 6 2B: 2 3B: 0 HR: 1	SF: 0 SAC: 1 DP: 1 HBP: 1	WP: 0 PB: 0 SB: 2 CS: 0	PA: 45																	
PITCHER	IP WLS BF H R ER SO BB IBB HBP BLK WP HR S P ERA WHIP																																				
Bruce Hurst, L (1.1) ERA: 6.36	2.1	16	5	5	3	4	0	0	0	0	0	0	0	0	18	34	19.29	3.857																			
Steve Crawford, R (3.1) ERA: 3.69	4.2	20	3	1	1	4	2	0	0	0	0	0	0	26	34	1.93	1.071																				
Mark Clear, R (8.1) ERA: 3.06	1.1	L 6	0	1	1	0	1	1	1	0	0	0	0	3	12	6.75	0.750																				
Bob Ojeda, L (9.1) ERA: 1.5	0.1	3	0	0	0	0	1	1	0	0	0	0	0	1	9	0.00	3.000																				

Boston Red Sox @ Texas Rangers
Arlington Stadium, Arlington, TX
Thu May 23 1985, 8:05 PM EDT
Att: 9,595 - Unknown

AB 33
R 7
H 8
RBI 7
BB 10
SO 7
LOB 21



Batter	1	2	3	4	5	6	7	8	9	AB	R	H	RBI	BB	SO	LOB	TOP					
Wade Boggs, L (1, 5) OBP: 0.383, SLG: 0.331	0-0 4-3		0-0 F9			0-0 6-3		0-3 K		4	0	0	0	0	1	0	Boston Red Sox @ Texas Rangers Arlington Stadium, Arlington, TX Fri May 24 1985, 8:05 PM EDT Att: 14,216 - Unknown					
Dwight Evans, R (1, 9) OBP: 0.365, SLG: 0.347	0-0 1B		0-0 F7			0-0 6-3		4-0 BB		3	0	1	0	1	0	0						
Jim Rice, R (1, 7) OBP: 0.326, SLG: 0.433	0-0 F9			0-0 5-3		0-0 F9		0-0 F8		4	0	0	0	0	0	2						
Bill Buckner, L (1, 3) OBP: 0.337, SLG: 0.453	0-0 F9			0-0 F8			0-0 2B		0-0 1B	4	0	2	0	0	0	1						
Tony Armas, R (1, 8) OBP: 0.267, SLG: 0.518		0-3 K		0-0 F2		0-3 K		0-0 F3		4	0	0	0	0	2	2						
Mike Easler, L (1, 10) OBP: 0.287, SLG: 0.396		0-3 K			0-0 F8		0-3 K		0-0 G3-6-1	4	0	1	0	0	2	1						
Steve Lyons, L (9, PR) OBP: 0.250, SLG: 0.182								1-3 1B		0	0	0	0	0	0	0						
Rich Gedman, L (1, 2) OBP: 0.348, SLG: 0.432		0-0 1B			0-3 K2-3		4-0 BB		0-0 G3-6-1	3	0	1	0	1	1	2						
Marty Barrett, R (1, 4) OBP: 0.333, SLG: 0.315		0-0 F9			0-0 FC6-4		0-0 5-3			3	0	1	0	0	0	3						
Jackie Gutierrez, R (1, 6) OBP: 0.281, SLG: 0.320			0-3 K		0-0 FC6-4			0-0 1-3		3	0	0	0	0	1	1						
Inning Stats	R: 0 E: 0 K: 0 S: 4	H: 1 LOB: 1 BB: 0 P: 4	R: 0 E: 0 K: 2 S: 8	H: 1 LOB: 1 BB: 0 P: 8	R: 0 E: 0 K: 1 S: 5	H: 0 LOB: 0 BB: 0 P: 5	R: 0 E: 0 K: 0 S: 3	H: 0 LOB: 0 BB: 0 P: 3	R: 0 E: 0 K: 1 S: 6	H: 1 LOB: 1 BB: 0 P: 6	R: 0 E: 0 K: 0 S: 3	H: 0 LOB: 0 BB: 0 P: 3	R: 0 E: 0 K: 2 S: 8	H: 1 LOB: 2 BB: 1 P: 12	R: 0 E: 0 K: 1 S: 5	H: 0 LOB: 1 BB: 1 P: 9	R: 0 E: 0 K: 0 S: 4	H: 2 LOB: 2 BB: 0 P: 4	1B: 5 2B: 1 3B: 0 HR: 0	SF: 0 SAC: 0 DP: 1 HBP: 0	WP: 0 PB: 0 SB: 0 CS: 0	PA: 34
PITCHER Charlie Hough, R (1, 1) ERA: 3.15	IP: 9.0 WLS: W BF: 34 H: 6 R: 0 ER: 0 SO: 7 BB: 2 IBB: 0 HBP: 0 BLK: 0 WP: 0 HR: 0 S: 46 P: 54 ERA: 0.00 WHIP: 0.889															PITCHER						

AB	32
R	0
H	6
RBI	0
BB	2
SO	7
LOB	12



Batter	1	2	3	4	5	6	7	8	9	AB	R	H	RBI	BB	SO	LOB	BOTTOM					
Toby Harrah, R (1, 4) OBP: 0.490, SLG: 0.374	0-0 6-3		0-0 CS	4-0 FC4		4-0 3-1		4-0 S		1	0	0	0	3	0	0	Boston Red Sox @ Texas Rangers Arlington Stadium, Arlington, TX Fri May 24 1985, 8:05 PM EDT Att: 14,216 - Unknown					
Oddibe McDowell, L (1, 8) OBP: 0.120, SLG: 0.043	0-0 1-3			0-0 FC4		0-0 3-1		0-0 1-3		4	0	0	0	0	3							
Buddy Bell, R (1, 5) OBP: 0.348, SLG: 0.426	0-0 F8			0-0 F8		0-0 6-3		0-0 F8		4	0	0	0	0	3							
Pete O'Brien, L (1, 3) OBP: 0.275, SLG: 0.357		0-0 G4-1		0-3 K		0-0 F8				3	0	0	0	0	1	1						
Gary Ward, R (1, 7) OBP: 0.296, SLG: 0.392		0-0 F8			0-0 SF7		0-0 1B		0-0 1B	3	1	2	0	0	0	0						
Cliff Johnson, R (1, 10) OBP: 0.333, SLG: 0.439		0-3 K			0-0 SF7		0-0 F7			2	0	0	1	0	1	1						
George Wright, S (1, 9) OBP: 0.224, SLG: 0.202			0-0 F8		0-0 F5		0-0 FC6-4		1-2 1B	3	0	1	0	0	0	0						
Glenn Brummer, R (1, 2) OBP: 0.500, SLG: 0.450				0-0 CS		0-0 CS		0-0 FC6-4		3	0	2	0	0	2							
Curtis Wilkerson, S (1, 6) OBP: 0.315, SLG: 0.350			0-3 K		0-0 CS		0-0 4-3		0-0 1-3	3	0	0	0	0	1	1						
Inning Stats	R: 0 E: 0 K: 0 S: 3	H: 0 LOB: 0 BB: 0 P: 3	R: 0 E: 0 K: 1 S: 5	H: 0 LOB: 0 BB: 0 P: 5	R: 0 E: 0 K: 1 S: 5	H: 1 LOB: 0 BB: 0 P: 5	R: 0 E: 0 K: 1 S: 5	H: 0 LOB: 1 BB: 1 P: 9	R: 1 E: 0 K: 0 S: 4	H: 2 LOB: 0 BB: 0 P: 4	R: 0 E: 0 K: 0 S: 3	H: 0 LOB: 1 BB: 1 P: 7	R: 0 E: 0 K: 0 S: 5	H: 2 LOB: 2 BB: 0 P: 5	R: 0 E: 0 K: 0 S: 3	H: 0 LOB: 1 BB: 1 P: 7		R: 0 E: 0 K: 0 S: 3	H: 0 LOB: 1 BB: 1 P: 7	1B: 4 2B: 0 3B: 1 HR: 0	SF: 1 SAC: 0 DP: 0 HBP: 0	WP: 0 PB: 0 SB: 1 CS: 2
PITCHER Oil Can Boyd, R (1, 1) ERA: 2.78	IP: 8.0 WLS: L BF: 30 H: 5 R: 1 ER: 1 SO: 3 BB: 3 IBB: 0 HBP: 0 BLK: 0 WP: 0 HR: 0 S: 33 P: 45 ERA: 1.12 WHIP: 1.000															PITCHER						


AB	26
R	1
H	5
RBI	1
BB	3
SO	3
LOB	11



Batter	1	2	3	4	5	6	7	8	9	AB	R	H	RBI	BB	SO	LOB	TOP				
Wade Boggs, L (1,5) OBP: 0.381, SLG: 0.329 Steve Lyons, L (1,5) OBP: 0.267, SLG: 0.154	F7		F4		F5					1 0 0 0 0 0	0	0	0	0	0	0					
Dwight Evans, R (1,9) OBP: 0.383, SLG: 0.344	6-3		1B			F9	6-3			4 0 1 0 0 0	0	0	0	0	0	2					
Bill Buckner, L (1,3) OBP: 0.341, SLG: 0.454	F8		1B					F8		4 0 2 1 0 0	0	0	0	0	0	0					
Tony Armas, R (1,8) OBP: 0.267, SLG: 0.529		HR	F3			K		K		4 1 1 1 0 2	3	1	1	0	2	3					
Jim Rice, R (1,7) OBP: 0.319, SLG: 0.423		K		5-3		F9		6-3		4 0 0 0 0 1	1	0	0	0	1	1					
Mike Easler, L (1,10) OBP: 0.281, SLG: 0.386	4-3			F8				F7		4 0 0 0 0 0	0	0	0	0	0	0					
Rich Gedman, L (1,2) OBP: 0.343, SLG: 0.426	F8			F8				BB 1B PB		4 1 1 0 0 1	0	1	1	0	0	1					
Marty Barrett, R (1,4) OBP: 0.331, SLG: 0.313			1B	6-3		F9		5-3		4 1 1 0 0 0	1	1	0	0	0	1					
Jackie Gutierrez, R (1,6) OBP: 0.277, SLG: 0.315 Glenn Hoffman, R (5,6) OBP: 0.316, SLG: 0.389			K	F9				PB BB		2 0 0 0 0 1	1	0	0	0	0	1					
Inning Stats	R: 0 E: 0 K: 0 S: 3	H: 0 LOB: 0 BB: 0 P: 3	R: 1 E: 0 K: 1 S: 6	H: 1 LOB: 0 BB: 0 P: 6	R: 1 E: 0 K: 1 S: 8	H: 3 LOB: 2 BB: 0 P: 8	R: 0 E: 0 K: 0 S: 3	H: 0 LOB: 0 BB: 0 P: 3	R: 0 E: 0 K: 1 S: 6	H: 1 LOB: 1 BB: 0 P: 6	R: 1 E: 0 K: 0 S: 5	H: 2 LOB: 2 BB: 1 P: 9	R: 0 E: 0 K: 1 S: 5	H: 0 LOB: 0 BB: 0 P: 5	R: 0 E: 0 K: 1 S: 5	H: 0 LOB: 0 BB: 0 P: 5	1B: 6 2B: 0 3B: 0 HR: 1	SF: 0 SAC: 0 DP: 0 HBP: 0	WP: 0 PB: 1 SB: 0 CS: 0	PA: 35	
PITCHER	IP	WLS	BF	H	R	ER	SO	BB	IBB	HBP	BLK	WP	HR	S	P	ERA	WHIP				
Mike Mason, L (1,1) ERA: 5.51 Greg Harris, R (7,1) ERA: 2.03	6.2	W	28	7	3	2	3	1	0	0	0	0	1	33	37	2.70	1.200				
	2.1	S	7	0	0	0	2	0	0	0	0	0	0	11	11	0.00	0.000				

Boston Red Sox @ Texas Rangers
Arlington Stadium, Arlington, TX
Sat May 25 1985, 8:05 PM EDT
Att: 23,691 - Unknown


AB 34
R 3
H 7
RBI 2
BB 1
SO 5
LOB 9



Batter	1	2	3	4	5	6	7	8	9	AB	R	H	RBI	BB	SO	LOB	BOTTOM				
Toby Harrah, R (1,4) OBP: 0.488, SLG: 0.369 Wayne Tolleson, S (8,FR) OBP: 0.311, SLG: 0.311	K	3B		F8		F7		1B		4 1 1 0 1 1	1	1	0	1	1	1					
Oddibe McDowell, L (1,8) OBP: 0.200, SLG: 0.214	4-3	3B		1B		5-3		E9		5 1 3 5 0 0	0	0	0	0	0	0					
Buddy Bell, R (1,5) OBP: 0.355, SLG: 0.424	BB	F7		F8				S		3 1 1 0 1 0	2	1	0	1	0	2					
Pete O'Brien, L (1,3) OBP: 0.279, SLG: 0.358	F8		6-3		1B	L9		BB		5 1 2 2 0 0	2	2	0	0	2	2					
Gary Ward, R (1,7) OBP: 0.305, SLG: 0.405		E7	6-3		1B			F9		5 1 3 0 0 0	1	1	0	0	0	1					
Cliff Johnson, R (1,10) OBP: 0.342, SLG: 0.440		SF8			1B	G6-4-3				2 0 1 2 1 0	1	1	0	1	1	1					
George Wright, S (1,9) OBP: 0.246, SLG: 0.207		SF8		HBP	1B			BB		2 1 1 0 3 0	1	1	0	3	0	1					
Glenn Brummer, R (1,2) OBP: 0.483, SLG: 0.391		5-3	1-3		1B			BB		3 2 0 0 2 1	6	2	0	2	1	6					
Curtis Wilkerson, S (1,6) OBP: 0.313, SLG: 0.340	5-3			SH1-3						3 1 0 0 1 1	7	1	0	1	1	7					
Inning Stats	R: 0 E: 0 K: 1 S: 5	H: 2 LOB: 1 BB: 1 P: 9	R: 4 E: 2 K: 0 S: 5	H: 2 LOB: 3 BB: 3 P: 17	R: 0 E: 0 K: 0 S: 3	H: 0 LOB: 1 BB: 0 P: 4	R: 1 E: 0 K: 0 S: 4	H: 1 LOB: 1 BB: 1 P: 8	R: 1 E: 0 K: 0 S: 5	H: 3 LOB: 2 BB: 1 P: 9	R: 0 E: 0 K: 0 S: 4	H: 1 LOB: 1 BB: 0 P: 4	R: 0 E: 0 K: 0 S: 4	H: 2 LOB: 1 BB: 0 P: 4	R: 4 E: 1 K: 2 S: 10	H: 3 LOB: 3 BB: 3 P: 23	1B: 10 2B: 1 3B: 1 HR: 0	SF: 1 SAC: 1 DP: 1 HBP: 2	WP: 0 PB: 0 SB: 1 CS: 0	PA: 45	
PITCHER	IP	WLS	BF	H	R	ER	SO	BB	IBB	HBP	BLK	WP	HR	S	P	ERA	WHIP				
Al Nipper, R (1,1) ERA: 6.15 Mike Trujillo, R (5,1) ERA: 9.22 Mark Clear, R (8,1) ERA: 3.38	4.1	L	25	6	6	6	1	5	1	1	0	0	0	20	45	12.46	2.538				
	2.2		13	5	4	4	0	1	0	0	0	0	0	12	16	13.50	2.250				
	1.0		7	1	0	0	2	2	0	1	0	0	0	8	17	0.00	3.000				

Boston Red Sox @ Texas Rangers
Arlington Stadium, Arlington, TX
Sat May 25 1985, 8:05 PM EDT
Att: 23,691 - Unknown

AB 32
R 10
H 12
RBI 9
BB 9
SO 3
LOB 21



Batter	1	2	3	4	5	6	7	8	9	AB	R	H	RBI	BB	SO	LOB	TOP					
Marty Barrett, R OBP: 0.321, SLG: 0.302 (1, 4)	G3		6-3		F7		FC6-4			4	0	0	0	0	0	2						
Dwight Evans, R OBP: 0.390, SLG: 0.342 (1, 9)	F4			1B	F9			F6		4	1	1	0	0	0	0						
Bill Buckner, L OBP: 0.344, SLG: 0.455 (1, 3)	F8			BB	5-3			1B		4	0	2	0	0	0	0						
Tony Armas, R OBP: 0.263, SLG: 0.520 Steve Lyons, L OBP: 0.250, SLG: 0.143 (7, 8)		F6		K		5-3		6-3		3	0	0	0	0	1	2						
Jim Rice, R OBP: 0.328, SLG: 0.450 (1, 7)									4-3	3	1	2	1	1	0	0						
Mike Easler, L OBP: 0.274, SLG: 0.378 (1, 10)		K		SF8-1-2			4-3		6-3	3	0	0	1	0	1	1						
Ed Jurak, R (1, 5) Rick Miller, L OBP: 0.444, SLG: 0.500 (9, PH)		K			F4		K		4-3	3	0	0	0	0	2	1						
Glenn Hoffman, R OBP: 0.364, SLG: 0.571 (1, 6)			5-3							3	1	2	1	0	0	0						
Marc Sullivan, R OBP: 0.296, SLG: 0.360 (1, 2)			F8		K			FC6-4		2	0	0	0	1	1	0						
Inning Stats	R: 0 E: 0 K: 0 S: 3	H: 0 LOB: 0 BB: 0 P: 3	R: 0 E: 0 K: 2 S: 8	H: 1 LOB: 1 BB: 0 P: 8	R: 0 E: 0 K: 0 S: 3	H: 0 LOB: 0 BB: 0 P: 3	R: 1 E: 0 K: 1 S: 6	H: 2 LOB: 1 BB: 1 P: 10	R: 1 E: 0 K: 1 S: 6	H: 1 LOB: 0 BB: 0 P: 6	R: 0 E: 0 K: 0 S: 3	H: 0 LOB: 0 BB: 0 P: 3	R: 1 E: 0 K: 1 S: 7	H: 2 LOB: 2 BB: 1 P: 11	R: 0 E: 0 K: 0 S: 3	H: 1 LOB: 0 BB: 0 P: 3	R: 0 E: 0 K: 0 S: 3	H: 0 LOB: 0 BB: 0 P: 3	1B: 4 2B: 2 3B: 0 HR: 2	SF: 1 SAC: 0 DP: 1 HBP: 0	WP: 0 PB: 0 SB: 0 CS: 0	PA: 34
PITCHER	IP	WLS	BF	H	R	ER	SO	BB	IBB	HBP	BLK	WP	HR	S	P	ERA	WHIP					
Frank Tanana, L ERA: 5.57 (1, 1)	6.2	W	27	6	3	3	5	2	0	0	0	0	2	35	43	4.05	1.200					
Dave Rozema, R ERA: 4.54 (7, 1)	2.1	S	7	1	0	0	0	0	0	0	0	0	0	7	7	0.00	0.429					

Boston Red Sox @ Texas Rangers
Arlington Stadium, Arlington, TX
Sun May 26 1985, 4:33 AM EDT
Att: 17,898 - Unknown

AB 31
R 3
H 7
RBI 3
BB 2
SO 5
LOB 6



Batter	1	2	3	4	5	6	7	8	9	AB	R	H	RBI	BB	SO	LOB	BOTTOM				
Toby Harrah, R OBP: 0.482, SLG: 0.360 (1, 4)	5-3		FC5		F7		F7			3	0	0	0	1	0	0					
Oddibe McDowell, L OBP: 0.206, SLG: 0.219 (1, 8)	F9		F3		L3		K			4	1	1	0	0	1	1					
Pete O'Brien, L OBP: 0.290, SLG: 0.364 (1, 3)	1B		FC5		K			1B		3	1	2	0	1	1	0					
Larry Parrish, R OBP: 0.303, SLG: 0.371 (1, 5)	F9		FC5				HR	1B		4	1	2	0	0	0	4					
Gary Ward, R OBP: 0.315, SLG: 0.416 (1, 7)			FC6-4				HR	BB		3	1	2	2	1	0	2					
Cliff Johnson, R OBP: 0.340, SLG: 0.457 (1, 10)	5-3				K		HR			4	1	1	3	0	2	3					
George Wright, S OBP: 0.246, SLG: 0.202 (1, 9)		4-3			F7		G3			3	0	0	0	1	0	0					
Glenn Brummer, R OBP: 0.438, SLG: 0.346 Bob Jones, L OBP: 0.214, SLG: 0.222 Don Slaught, R OBP: 0.294, SLG: 0.350 (8, PH)		5-3			K		F7		4-3	3	0	0	0	0	1	0					
Don Slaught, R OBP: 0.294, SLG: 0.350 (9, 2)										0	0	0	0	0	0	0					
Curtis Wilkerson, S OBP: 0.305, SLG: 0.330 (1, 6)		B3							3-1	3	0	0	0	0	0	0					
Inning Stats	R: 1 E: 0 K: 0 S: 6	H: 3 LOB: 2 BB: 0 P: 6	R: 0 E: 0 K: 0 S: 3	H: 0 LOB: 0 BB: 0 P: 3	R: 0 E: 0 K: 2 S: 7	H: 0 LOB: 0 BB: 0 P: 7	R: 0 E: 0 K: 2 S: 7	H: 0 LOB: 0 BB: 0 P: 7	R: 3 E: 0 K: 1 S: 5	H: 2 LOB: 1 BB: 0 P: 11	R: 0 E: 0 K: 1 S: 5	H: 0 LOB: 0 BB: 0 P: 5	R: 1 E: 0 K: 1 S: 7	H: 3 LOB: 2 BB: 1 P: 11	R: 0 E: 0 K: 0 S: 3	H: 0 LOB: 0 BB: 0 P: 3	1B: 6 2B: 1 3B: 0 HR: 1	SF: 0 SAC: 0 DP: 0 HBP: 0	WP: 0 PB: 0 SB: 2 CS: 0	PA: 35	
PITCHER	IP	WLS	BF	H	R	ER	SO	BB	IBB	HBP	BLK	WP	HR	S	P	ERA	WHIP				
Bruce Kison, R ERA: 3.0 (1, 1)	7.0	L	30	6	5	5	4	3	0	0	0	0	1	35	47	6.43	1.286				
Bob Stanley, R ERA: 2.65 (8, 1)	1.0		5	2	0	0	1	0	1	0	0	0	0	6	10	0.00	2.000				

Boston Red Sox @ Texas Rangers
Arlington Stadium, Arlington, TX
Sun May 26 1985, 4:33 AM EDT
Att: 17,898 - Unknown

AB 31
R 5
H 8
RBI 5
BB 4
SO 5
LOB 12



Batter	1	2	3	4	5	6	7	8	9	AB	R	H	RBI	BB	SO	LOB	TOP					
Kirby Puckett, R OBP: 0.341, SLG: 0.389	0-0 4-3		0-0 5-3			0-0 4-3		0-0 G5-4-3		4	0	2	0	0	0	1	Minnesota Twins @ Boston Red Sox Fenway Park, Boston, MA Mon May 27 1985, 3:33 AM EDT Att: 18,496 - Unknown					
Mickey Hatcher, R OBP: 0.314, SLG: 0.392	4-0 BB		0-0 F9			0-0 4-3		0-0 G5-4-3		3	0	0	0	1	0	3						
Kent Hrbek, L OBP: 0.318, SLG: 0.412	0-0 F4		0-0 6-3			0-0 F9			0-0 6-3	4	0	0	0	0	2							
Tom Brunansky, R OBP: 0.425, SLG: 0.609	0-0 F6			0-0 F7			0-0 6-3		0-0 F9	4	0	0	0	0	1							
Randy Bush, L OBP: 0.328, SLG: 0.678 Greg Gagne, R OBP: 0.384, SLG: 0.420		0-0 1B FC4-6 1B		0-0 5-3			0-0 HR		0-0 F4	3	2	2	1	0	0	0						
Roy Smalley, S OBP: 0.395, SLG: 0.437		0-0 FC4-6 1B		0-0 F8			0-0 F9			3	0	1	0	0	0	0						
Gary Gaetti, R OBP: 0.383, SLG: 0.500		0-0 FC4-6 CS			0-0 E5		4-0 BB			2	0	0	1	1	0	1						
Tim Teufel, R OBP: 0.341, SLG: 0.400		0-0 K		0-0 G6-4-3			0-3 K			3	0	0	0	0	2	3						
Mark Salas, L OBP: 0.349, SLG: 0.453			0-0 5-3 1B			0-0 F8		0-0 F4		3	0	1	0	0	0	0						
Inning Stats	R: 0 E: 0 K: 0 S: 3	H: 0 LOB: 1 BB: 1 P: 7	R: 1 E: 0 K: 1 S: 6	H: 2 LOB: 1 BB: 0 P: 6	R: 0 E: 0 K: 0 S: 4	H: 1 LOB: 0 BB: 0 P: 4	R: 0 E: 0 K: 0 S: 3	H: 0 LOB: 0 BB: 0 P: 3	R: 0 E: 1 K: 0 S: 3	H: 1 LOB: 0 BB: 0 P: 3	R: 1 E: 0 K: 1 S: 6	H: 1 LOB: 1 BB: 1 P: 10	R: 0 E: 0 K: 0 S: 3	H: 1 LOB: 0 BB: 0 P: 3	R: 0 E: 0 K: 0 S: 3	H: 0 LOB: 0 BB: 0 P: 3		1B: 5 2B: 2 3B: 0 HR: 1	SF: 0 SAC: 0 DP: 4 HBP: 0	WP: 0 PB: 0 SB: 0 CS: 1	PA: 32	
PITCHER	IP	WLS	BF	H	R	ER	SO	BB	IBB	HBP	BLK	WP	HR	S	P	ERA	WHIP					
Roger Clemens, R ERA: 3.44	(1, 1)	6.2	W	25	5	2	2	1	2	0	0	0	0	1	25	33	2.70	1.050				
Steve Crawford, R ERA: 3.41	(7, 1)	2.1	S	7	1	0	0	1	0	0	0	0	0	9	9	0.00	0.429					

AB	30
R	2
H	6
RBI	2
BB	2
SO	2
LOB	11



Batter	1	2	3	4	5	6	7	8	9	AB	R	H	RBI	BB	SO	LOB	BOTTOM					
Steve Lyons, L OBP: 0.333, SLG: 0.579	0-0 CS 1B		0-0 HR		0-0 4-3		0-3 K	0-0 HR		5	2	3	4	0	1	0	Minnesota Twins @ Boston Red Sox Fenway Park, Boston, MA Mon May 27 1985, 3:33 AM EDT Att: 18,496 - Unknown					
Dwight Evans, R OBP: 0.380, SLG: 0.335	0-0 6-3		0-3 K		0-0 F4		4-0 BB 1B	4-0 1B BB		3	2	0	0	2	1	1						
Wade Boggs, L OBP: 0.396, SLG: 0.345	0-0 1B 1B		0-0 WP 2B 1B		0-0 1B		4-0 1B BB	0-0 1B 1-3 1B		4	2	4	0	1	0	0						
Bill Buckner, L OBP: 0.357, SLG: 0.471	0-0 1B		0-0 6-3 1-3 2B		0-0 4-3		0-0 FC6-4 1B	0-0 G5-4-3 1B		5	0	4	3	0	0	1						
Jim Rice, R OBP: 0.330, SLG: 0.449	0-0 1-2 3-H 1B		0-0 6-3			0-0 F8 PB 1B	0-0 FC6-4 1-2 1B	0-0 G5-4-3 1-2 1B		5	0	2	1	0	0	5						
Mike Easler, L OBP: 0.288, SLG: 0.369	0-0 F8			0-0 6-3		0-0 F8		0-0 G3		4	0	0	0	0	0	3						
Rich Gedman, L OBP: 0.347, SLG: 0.451		0-0 SH1 G1-3-2 2B		0-3 K		0-0 5-3		0-0 SF 3B		4	1	2	0	0	1	1						
Marty Barrett, R OBP: 0.321, SLG: 0.314		0-0 SH1		0-0 WP 2B		0-0 F3		0-0 SF PB HR		2	1	1	1	0	0	1						
Glenn Hoffman, R OBP: 0.346, SLG: 0.500		0-0 G1-3-2		0-3 K			0-0 F8	4-0 HR BB		3	1	0	0	1	1	2						
Inning Stats	R: 1 E: 0 K: 0 S: 6	H: 4 LOB: 2 BB: 0 P: 6	R: 0 E: 0 K: 0 S: 3	H: 1 LOB: 0 BB: 0 P: 3	R: 2 E: 0 K: 1 S: 7	H: 3 LOB: 0 BB: 0 P: 7	R: 0 E: 0 K: 2 S: 8	H: 1 LOB: 1 BB: 0 P: 8	R: 0 E: 0 K: 0 S: 4	H: 1 LOB: 1 BB: 0 P: 4	R: 1 E: 0 K: 1 S: 6	H: 1 LOB: 2 BB: 2 P: 14	R: 5 E: 1 K: 0 S: 7	H: 4 LOB: 1 BB: 2 P: 15	R: 0 E: 0 K: 0 S: 3	H: 0 LOB: 0 BB: 0 P: 3		1B: 10 2B: 4 3B: 1 HR: 2	SF: 1 SAC: 1 DP: 2 HBP: 0	WP: 2 PB: 2 SB: 1 CS: 1	PA: 41	
PITCHER	IP	WLS	BF	H	R	ER	SO	BB	IBB	HBP	BLK	WP	HR	S	P	ERA	WHIP					
Ken Schrom, R ERA: 6.02	(1, 1)	2.1	L	13	8	3	3	3	0	0	0	0	0	1	15	15	11.57	3.429				
Rick Lyssander, R ERA: 6.65	(3, 1)	2.2		10	3	0	0	2	0	0	0	0	0	14	14	0.00	1.125					
Curt Wardle, L ERA: 5.06	(6, 1)	1.2		8	1	1	1	1	2	0	0	0	0	8	16	5.40	1.800					
Ron Davis, R ERA: 7.27	(7, 1)	0.2		9	4	5	4	0	2	0	0	0	0	7	15	54.00	9.000					
Frank Eufemia, R ERA:	(8, 1)	0.2		1	0	0	0	0	0	0	0	0	0	1	1	0.00	0.000					

AB	35
R	9
H	16
RBI	9
BB	4
SO	4
LOB	14



Batter	1	2	3	4	5	6	7	8	9	AB	R	H	RBI	BB	SO	LOB	TOP			
Kirby Puckett, R OBP: 0.335, SLG: 0.381 (1,8)	1-3		F4		5-3			6-3		4	0	0	0	0	0	0	Minnesota Twins @ Boston Red Sox Fenway Park, Boston, MA Wed May 29 1985, 7:05 PM EDT Att: 17,989 - Unknown			
Mickey Hatcher, R OBP: 0.313, SLG: 0.389 (1,7)	G4-1		6-3			F9				4	0	1	0	0	0	0				
Kent Hrbek, L OBP: 0.322, SLG: 0.420 (1,3)	1B					G3		F9		4	0	2	0	0	0	1				
Tom Brunansky, R OBP: 0.421, SLG: 0.600 (1,9)	1B		F7			F4			F8	4	0	1	0	0	0	1				
Randy Bush, L OBP: 0.324, SLG: 0.645 (1,10)	K				5-3				K	3	0	0	0	1	2	2				
Roy Smalley, S OBP: 0.395, SLG: 0.431 (1,6)		F9		F5		FC3-6				4	0	1	0	0	0	1				
Gary Gaetti, R OBP: 0.380, SLG: 0.491 (1,5)		F5		5-3		BB			1B	3	0	0	0	1	1	1				
Tim Teufel, R OBP: 0.341, SLG: 0.395 (1,4)					5-3					2	0	0	0	1	0	2				
Mark Salas, L OBP: 0.339, SLG: 0.440 (1,2)		6-3			K				K	3	0	0	0	0	2	1				
Inning Stats	R: 0 E: 0 K: 1 S: 7	H: 2 LOB: 2 BB: 0 P: 7	R: 0 E: 0 K: 0 S: 3	H: 0 LOB: 1 BB: 1 P: 7	R: 0 E: 0 K: 0 S: 4	H: 1 LOB: 0 BB: 0 P: 4	R: 0 E: 0 K: 0 S: 3	H: 0 LOB: 0 BB: 0 P: 3	R: 0 E: 0 K: 1 S: 5	H: 0 LOB: 0 BB: 0 P: 5	R: 0 E: 0 K: 0 S: 2	H: 0 LOB: 1 BB: 2 P: 10	R: 0 E: 0 K: 1 S: 6	H: 1 LOB: 1 BB: 0 P: 6	R: 0 E: 0 K: 2 S: 8	H: 1 LOB: 1 BB: 0 P: 8	1B: 4 2B: 1 3B: 0 HR: 0	SF: 0 SAC: 0 DP: 1 HBP: 0	WP: 0 PB: 0 SB: 0 CS: 0	PA: 34
PITCHER Oil Can Boyd, R ERA: 2.48 (1,1)	IP: 9.0 WLS: W BF: 34 H: 5 R: 0 ER: 0 SO: 5 BB: 3 IBB: 0 HBP: 0 BLK: 0 WP: 0 HR: 0 S: 41 P: 53 ERA: 0.00 WHIP: 0.889															PITCHER				

AB	31
R	0
H	5
RBI	0
BB	3
SO	5
LOB	9



Batter	1	2	3	4	5	6	7	8	9	AB	R	H	RBI	BB	SO	LOB	BOTTOM			
Wade Boggs, L OBP: 0.401, SLG: 0.358 (1,5)	K					G6-3				5	0	3	3	0	1	2	Minnesota Twins @ Boston Red Sox Fenway Park, Boston, MA Wed May 29 1985, 7:05 PM EDT Att: 17,989 - Unknown			
Dwight Evans, R OBP: 0.371, SLG: 0.325 (1,9)	5-3		F8		L4	5-3				5	0	0	0	0	1	4				
Bill Buckner, L OBP: 0.354, SLG: 0.466 (1,3)	K		F9		F9					4	0	1	0	0	1	1				
Jim Rice, R OBP: 0.328, SLG: 0.444 (1,7)		WP	F7		F8				K	4	1	1	0	0	1	2				
Tony Armas, R OBP: 0.262, SLG: 0.514 (1,8)		F4		F8		2B			G6-4-3	4	1	1	0	0	0	2				
Mike Easler, L OBP: 0.279, SLG: 0.380 (1,10)		BB		F8		2B			F8	3	2	2	0	0	0	0				
Marty Barrett, R OBP: 0.326, SLG: 0.322 (1,4)		F7				1B			5-3	3	1	1	2	1	0	2				
Rich Gedman, L OBP: 0.358, SLG: 0.460 (1,2)		BB		F8		G6-3			BB	4	2	3	2	0	0	2				
Glenn Hoffman, R OBP: 0.400, SLG: 0.480 (1,6)		1B		F8		G6-3			2B	1	0	0	0	3	0	2				
Inning Stats	R: 0 E: 0 K: 2 S: 7	H: 0 LOB: 0 BB: 0 P: 7	R: 3 E: 0 K: 0 S: 5	H: 3 LOB: 2 BB: 1 P: 10	R: 0 E: 0 K: 0 S: 3	H: 0 LOB: 0 BB: 0 P: 3	R: 0 E: 0 K: 0 S: 4	H: 1 LOB: 2 BB: 1 P: 8	R: 0 E: 0 K: 0 S: 4	H: 1 LOB: 1 BB: 0 P: 4	R: 3 E: 0 K: 0 S: 6	H: 4 LOB: 1 BB: 1 P: 10	R: 0 E: 0 K: 1 S: 5	H: 1 LOB: 0 BB: 0 P: 5	R: 1 E: 0 K: 1 S: 7	H: 2 LOB: 2 BB: 1 P: 11	1B: 9 2B: 3 3B: 0 HR: 0	SF: 0 SAC: 0 DP: 2 HBP: 1	WP: 1 PB: 0 SB: 0 CS: 0	PA: 38
PITCHER Frank Viola, L ERA: 4.29 (1,1)	IP: 5.0 WLS: L BF: 26 H: 9 R: 6 ER: 6 SO: 2 BB: 2 IBB: 0 HBP: 0 BLK: 0 WP: 1 HR: 0 S: 27 P: 36 ERA: 10.80 WHIP: 2.200															PITCHER				
Rick Lysander, R ERA: 6.23 (6,1)	IP: 3.0 WLS: L BF: 12 H: 3 R: 1 ER: 1 SO: 2 BB: 2 IBB: 0 HBP: 0 BLK: 0 WP: 0 HR: 0 S: 14 P: 22 ERA: 3.00 WHIP: 1.667															PITCHER				

AB	33
R	7
H	12
RBI	7
BB	4
SO	4
LOB	17



Batter	1	2	3	4	5	6	7	8	9	AB	R	H	RBI	BB	SO	LOB	TOP										
Toby Harrah, R OBP: 0.489, SLG: 0.402 Curtis Wilkerson, S OBP: 0.280, SLG: 0.308	0-0 BB BB 1B		0-0 F8		0-3 K		0-0 G4-6-3 1B		0-0 PO 1B	5	0	3	1	0	1	0											
Oddibe McDowell, L OBP: 0.192, SLG: 0.250	0-0 F8		0-3 K		0-0 4-3		0-0 G4-6-3 1-2		0-0 PO 1-2	4	0	0	0	0	1	3											
Buddy Bell, R OBP: 0.360, SLG: 0.436	4-0 BB 1-2 BB		0-0 F5		0-0 4-3				0-0 HR	3	1	1	1	1	0	0											
Larry Parrish, R OBP: 0.310, SLG: 0.370	4-0 G4-6-3 1-2 2-3 BB			0-3 K		0-0 FC1 2B		0-3 K		3	0	1	0	1	2	0											
Gary Ward, R OBP: 0.323, SLG: 0.420	0-0 G4-6-3 1-2			0-0 1B		0-0 F9		0-0 4-3		4	0	1	0	0	0	4											
Cliff Johnson, R OBP: 0.330, SLG: 0.434		4-0 BB BB		0-0 F9		0-0 FC1 2-3		0-0 F7		3	0	0	0	1	0	2											
Pete O'Brien, L OBP: 0.280, SLG: 0.347		0-0 G3		0-0 1B		0-0 F5			0-0 6-3 1B 2B	4	1	2	0	0	2												
Don Slaught, R OBP: 0.284, SLG: 0.333		0-0 F9		0-0 1B			0-0 1B		0-0 F3	4	0	1	0	0	0	4											
Wayne Tolleson, S OBP: 0.333, SLG: 0.333		0-0 4-3			0-0 E1 S E 1B		0-0 B1		0-0 6-3 2-3	4	1	1	0	0	0	3											
Inning Stats	R: 0 E: 0 K: 0 S: 3	H: 1 LOB: 2 BB: 2 P: 11	R: 0 E: 0 K: 0 S: 3	H: 0 LOB: 1 BB: 1 P: 7	R: 0 E: 0 K: 1 S: 5	H: 0 LOB: 0 BB: 0 P: 5	R: 0 E: 0 K: 1 S: 7	H: 2 LOB: 2 BB: 0 P: 7	R: 1 E: 1 K: 1 S: 6	H: 1 LOB: 0 BB: 0 P: 6	R: 0 E: 0 K: 0 S: 4	H: 1 LOB: 1 BB: 0 P: 4	R: 0 E: 0 K: 0 S: 4	H: 2 LOB: 1 BB: 0 P: 4	R: 1 E: 0 K: 1 S: 6	H: 1 LOB: 0 BB: 0 P: 6	R: 1 E: 0 K: 0 S: 4	H: 2 LOB: 1 BB: 0 P: 4	R: 1 E: 0 K: 0 S: 4	H: 2 LOB: 1 BB: 0 P: 4	1B: 7 2B: 2 3B: 0 HR: 1	SF: 0 SAC: 0 DP: 2 HBP: 0	WP: 0 PB: 0 SB: 1 CS: 0	PA: 38			
PITCHER	IP	WLS	BF	H	R	ER	SO	BB	IBB	HBP	BLK	WP	HR	S	P	ERA	WHIP										
Al Nipper, R ERA: 5.4	8.0	L	33	8	2	1	4	3	0	0	0	0	1	38	50	1.12	1.375										
Steve Crawford, R ERA: 3.58	1.0		4	2	1	1	0	0	0	0	0	0	0	4	4	9.00	2.000										

Texas Rangers @ Boston Red Sox
Fenway Park, Boston, MA
Fri May 31 1985, 7:05 PM EDT
Att: 19,623 - Unknown

AB	34
R	3
H	10
RBI	2
BB	3
SO	4
LOB	18



Batter	1	2	3	4	5	6	7	8	9	AB	R	H	RBI	BB	SO	LOB	BOTTOM										
Wade Boggs, L OBP: 0.303, SLG: 0.375	0-0 F7		0-0 F9			0-0 F7		4-0 BB		3	0	0	0	1	0	2											
Dwight Evans, R OBP: 0.388, SLG: 0.316	0-0 F9			0-0 1-3		0-3 K		0-0 F9		4	0	0	0	0	1	3											
Bill Buckner, L OBP: 0.348, SLG: 0.470	0-0 G3			0-0 F8		0-0 F8		0-0 F7		4	0	0	0	0	0	3											
Jim Rice, R OBP: 0.322, SLG: 0.429		0-0 G3		0-0 F9			0-0 6-3		0-0 F8	4	0	0	0	0	0	0											
Tony Armas, R OBP: 0.255, SLG: 0.495		0-0 F9			0-0 4-3		0-0 F9		0-0 6-3	4	0	0	0	0	0	0											
Mike Easter, L OBP: 0.293, SLG: 0.409 Steve Lyons, L OBP: 0.318, SLG: 0.550		0-0 F7			0-0 HR		0-0 1B		0-0 2B 1B	4	1	3	1	0	0	0											
Rich Gedman, L OBP: 0.358, SLG: 0.497 Ed Jurak, R			0-0 G4-1		0-0 4-3		0-0 4-3		0-0 2B	4	0	1	0	0	0	1											
Marty Barrett, R OBP: 0.333, SLG: 0.333			0-0 6-3		0-0 F9			0-0 F9 SH1-4 1B	BB BB	3	0	1	0	1	0	0											
Glenn Hoffman, R OBP: 0.405, SLG: 0.484 Rick Miller, L OBP: 0.421, SLG: 0.471			0-0 1B			0-0 2B		0-0 SH1-4 1-2	BB BB	2	0	2	0	0	0	0											
Inning Stats	R: 0 E: 0 K: 0 S: 3	H: 0 LOB: 0 BB: 0 P: 3	R: 0 E: 0 K: 0 S: 3	H: 0 LOB: 0 BB: 0 P: 3	R: 0 E: 0 K: 0 S: 4	H: 1 LOB: 1 BB: 0 P: 4	R: 0 E: 0 K: 0 S: 3	H: 0 LOB: 0 BB: 0 P: 3	R: 1 E: 0 K: 0 S: 4	H: 1 LOB: 0 BB: 0 P: 4	R: 0 E: 0 K: 1 S: 6	H: 1 LOB: 1 BB: 0 P: 6	R: 0 E: 0 K: 0 S: 4	H: 1 LOB: 1 BB: 0 P: 4	R: 0 E: 0 K: 0 S: 4	H: 1 LOB: 2 BB: 1 P: 8	R: 0 E: 0 K: 0 S: 5	H: 2 LOB: 3 BB: 1 P: 9	1B: 4 2B: 2 3B: 0 HR: 1	SF: 0 SAC: 1 DP: 0 HBP: 0	WP: 0 PB: 0 SB: 0 CS: 0	PA: 36					
PITCHER	IP	WLS	BF	H	R	ER	SO	BB	IBB	HBP	BLK	WP	HR	S	P	ERA	WHIP										
Mike Mason, L ERA: 4.95	7.1	W	28	5	1	1	1	1	0	0	0	0	0	29	33	1.23	0.818										
Dave Stewart, R ERA: 5.91	1.2	S	8	2	0	0	0	1	0	0	0	0	0	7	11	0.00	1.800										

Texas Rangers @ Boston Red Sox
Fenway Park, Boston, MA
Fri May 31 1985, 7:05 PM EDT
Att: 19,623 - Unknown


AB	33
R	1
H	7
RBI	1
BB	2
SO	1
LOB	12



Batter	1	2	3	4	5	6	7	8	9	AB	R	H	RBI	BB	SO	LOB	TOP										
Toby Harrah, R (1, 4) OBP: 0.478, SLG: 0.389	0-0 6-3		0-0 F9		0-0 F5		0-0 5-3		0-3 K	4	0	0	0	0	0	6											
Bob Jones, L (9, PH) OBP: 0.200, SLG: 0.207										1	0	0	0	0	1	1											
Oddibe McDowell, L (1, 8) OBP: 0.196, SLG: 0.250	0-0 G6-4-3 1B		0-0 F8		0-0 F9		0-0 F9		0-0 F6	4	0	1	0	0	0	1											
Buddy Bell, R (1, 5) OBP: 0.358, SLG: 0.432	0-0 G6-4-3 1-2			0-0 F9		0-0 4-3		0-0 FC6-4 1B		4	0	1	0	0	0	1											
Larry Parrish, R (1, 9) OBP: 0.314, SLG: 0.373		0-0 PB 1B		0-0 F7		0-0 5-3		0-0 FC6-4 1B		4	0	2	0	0	0	0											
Gary Ward, R (1, 7) OBP: 0.322, SLG: 0.416		0-3 K 1-2		0-0 F9			0-0 1B 1B	0-0 FC6-4 1-2 2-3		4	0	1	0	0	1	3											
Cliff Johnson, R (1, 10) OBP: 0.328, SLG: 0.429		0-0 F3			0-0 1B 1B		0-0 F9	0-3 K		4	0	1	0	0	1	4											
Pete O'Brien, L (1, 3) OBP: 0.274, SLG: 0.339		0-0 F9		0-0 F7		0-0 F9			0-0 4-3	4	0	0	0	0	0	3											
Don Slaught, R (1, 2) OBP: 0.283, SLG: 0.331			0-0 F9		0-0 F3		0-0 BB 1B	0-3 K		4	0	1	0	0	1	1											
Wayne Tolleson, S (1, 6) OBP: 0.377, SLG: 0.383			0-0 2B		0-0 1B		0-0 BB		0-0 1B	3	0	3	0	1	0	0											
Inning Stats	R: 0 E: 0 K: 0 S: 3	H: 1 LOB: 0 BB: 0 P: 3	R: 0 E: 0 K: 1 S: 6	H: 1 LOB: 1 BB: 0 P: 6	R: 0 E: 0 K: 0 S: 4	H: 1 LOB: 1 BB: 0 P: 4	R: 0 E: 0 K: 0 S: 3	H: 0 LOB: 0 BB: 0 P: 3	R: 0 E: 0 K: 0 S: 5	H: 2 LOB: 2 BB: 0 P: 5	R: 0 E: 0 K: 0 S: 3	H: 0 LOB: 0 BB: 0 P: 3	R: 0 E: 0 K: 0 S: 5	H: 2 LOB: 3 BB: 1 P: 9	R: 0 E: 0 K: 1 S: 7	H: 2 LOB: 2 BB: 0 P: 7	R: 0 E: 0 K: 2 S: 8	H: 1 LOB: 1 BB: 0 P: 8	1B: 9 2B: 1 3B: 0 HR: 0	SF: 0 SAC: 0 DP: 1 HBP: 0	WP: 0 PB: 1 SB: 0 CS: 0	PA: 37					
PITCHER	IP	WLS	BF	H	R	ER	SO	BB	IBB	HBP	BLK	WP	HR	S	P	ERA	WHIP										
Bruce Kison, R (1, 1) ERA: 2.25	7.0	W	28	7	0	0	1	1	0	0	0	0	0	29	33	0.00	1.143										
Steve Crawford, R (8, 1) ERA: 3.35	2.0		9	3	0	0	3	0	0	0	0	0	0	15	15	0.00	1.500										

Texas Rangers @ Boston Red Sox
Fenway Park, Boston, MA
Sat Jun 01 1985, 3:33 AM EDT
Att: 25,346 - Unknown


AB	36
R	0
H	10
RBI	0
BB	1
SO	4
LOB	20



Batter	1	2	3	4	5	6	7	8	9	AB	R	H	RBI	BB	SO	LOB	BOTTOM										
Wade Boggs, L (1, 5) OBP: 0.300, SLG: 0.378	0-0 2B		0-0 F7		0-0 FC3-6 WP 1-2	0-0 3-1				4	0	1	0	0	0	2											
Dwight Evans, R (1, 9) OBP: 0.371, SLG: 0.316	4-0 G4-6-3 BB				0-0 1B		0-0 6-3		0-0 5-3	3	0	1	0	1	0	1											
Bill Buckner, L (1, 3) OBP: 0.342, SLG: 0.460	0-0 F2		0-0 4-3		0-0 4-3		0-0 4-3			4	0	0	0	0	0	4											
Jim Rice, R (1, 7) OBP: 0.325, SLG: 0.435	0-0 G4-6-3 1-2			0-0 2B 2B		0-0 2B HR 1B		0-3 K		4	2	2	0	0	1	2											
Tony Armas, R (1, 8) OBP: 0.262, SLG: 0.519		0-0 HR		0-3 K		0-0 HR 2B		0-0 1-3		3	1	2	1	0	1	1											
Steve Lyons, L (6, PR) OBP: 0.304, SLG: 0.524										1	1	0	0	0	0	0											
Mike Easter, L (1, 10) OBP: 0.292, SLG: 0.411		0-3 K		0-0 K		0-0 2B 2H		0-0 G3		4	0	1	1	0	1	2											
Marty Barrett, R (1, 4) OBP: 0.338, SLG: 0.333		0-0 4-3		0-0 F9		4-0 HR IBB		0-0 1B		3	1	1	0	1	0	1											
Rich Gedman, L (1, 2) OBP: 0.356, SLG: 0.510		0-0 6-3		0-3 K		0-0 HR 1-2 2H 3H		0-3 K		4	1	1	4	0	2	2											
Glenn Hoffman, R (1, 6) OBP: 0.400, SLG: 0.471			0-0 5-3		0-0 FC3-6 1B		0-0 F9			3	0	1	0	0	0	1											
Inning Stats	R: 0 E: 0 K: 0 S: 3	H: 1 LOB: 1 BB: 1 P: 7	R: 1 E: 0 K: 1 S: 6	H: 1 LOB: 0 BB: 0 P: 6	R: 0 E: 0 K: 0 S: 4	H: 1 LOB: 1 BB: 0 P: 4	R: 1 E: 0 K: 2 S: 9	H: 2 LOB: 1 BB: 0 P: 9	R: 0 E: 0 K: 0 S: 4	H: 1 LOB: 1 BB: 0 P: 4	R: 4 E: 0 K: 0 S: 6	H: 3 LOB: 1 BB: 1 P: 10	R: 0 E: 0 K: 1 S: 5	H: 0 LOB: 0 BB: 0 P: 5	R: 0 E: 0 K: 1 S: 6	H: 1 LOB: 1 BB: 0 P: 6	1B: 4 2B: 4 3B: 0 HR: 2	SF: 0 SAC: 0 DP: 1 HBP: 0	WP: 1 PB: 0 SB: 0 CS: 0	PA: 35							
PITCHER	IP	WLS	BF	H	R	ER	SO	BB	IBB	HBP	BLK	WP	HR	S	P	ERA	WHIP										
Frank Tanana, L (1, 1) ERA: 5.98	5.1	L	26	9	6	6	3	1	1	0	0	0	0	7	7	0.00	1.875										
Greg Harris, R (6, 1) ERA: 1.93	1.2		5	0	0	0	1	0	0	0	0	0	0	7	7	0.00	0.000										
Dave Schmidt, R (8, 1) ERA: 2.75	1.0		4	1	0	0	1	0	0	0	0	0	0	6	6	0.00	1.000										

Texas Rangers @ Boston Red Sox
Fenway Park, Boston, MA
Sat Jun 01 1985, 3:33 AM EDT
Att: 25,346 - Unknown

AB	33
R	6
H	10
RBI	6
BB	2
SO	5
LOB	16



Batter	1	2	3	4	5	6	7	8	9	AB	R	H	RBI	BB	SO	LOB	TOP											
Oddibe McDowell, L OBP: 0.180, SLG: 0.228										5	0	0	0	0	3	6												
Toby HARRAH, R OBP: 0.479, SLG: 0.388 Curtis Wilkerson, S OBP: 0.283, SLG: 0.305										3	0	1	0	1	1	0												
Buddy Bell, R OBP: 0.361, SLG: 0.434 Alan Bannister, R										4	1	2	0	0	0	1												
Larry Parrish, R OBP: 0.318, SLG: 0.414 Bob Jones, L OBP: 0.194, SLG: 0.200										4	2	2	3	0	0	3												
Gary Ward, R OBP: 0.319, SLG: 0.407										4	0	0	0	1	2	3												
Cliff Johnson, R OBP: 0.361, SLG: 0.425										4	0	1	0	1	1	2												
Don Slaughter, R OBP: 0.282, SLG: 0.329										4	0	1	0	0	1	2												
Pete O'Brien, L OBP: 0.280, SLG: 0.341 Bill Stein, R OBP: 0.425, SLG: 0.429										2	0	1	0	1	0	1												
Wayne Tolleson, S OBP: 0.369, SLG: 0.391										4	0	1	0	0	1	5												
Inning Stats	R: 2 E: 0 K: 1 S: 7	H: 2 LOB: 0 BB: 0 P: 7	R: 0 E: 0 K: 1 S: 7	H: 2 LOB: 2 BB: 0 P: 7	R: 1 E: 0 K: 0 S: 4	H: 1 LOB: 0 BB: 0 P: 4	R: 0 E: 0 K: 2 S: 8	H: 1 LOB: 2 BB: 1 P: 12	R: 0 E: 0 K: 1 S: 5	H: 0 LOB: 1 BB: 1 P: 9	R: 0 E: 0 K: 1 S: 5	H: 2 LOB: 2 BB: 0 P: 7	R: 0 E: 0 K: 1 S: 7	H: 2 LOB: 2 BB: 0 P: 7	R: 0 E: 0 K: 3 S: 9	H: 0 LOB: 2 BB: 17	1B: 7 2B: 1 3B: 0 HR: 2	SF: 0 SAC: 0 DP: 0 HBP: 0	WP: 1 PB: 0 SB: 2 CS: 0	PA: 42								
PITCHER	IP	WLS	BF	H	R	ER	SO	BB	IBB	HBP	BLK	WP	HR	S	P	ERA	WHIP											
Bruce Hurst, L ERA: 5.97	(1, 1)	8.0	W	37	10	3	3	8	3	0	0	0	0	2	50	62	3.38	1.625										
Mark Clear, R ERA: 3.2	(9, 1)	1.0		5	0	0	0	3	2	0	0	0	1	0	9	17	0.00	2.000										

Texas Rangers @ Boston Red Sox
Fenway Park, Boston, MA
Sun Jun 02 1985, 3:33 AM EDT
Att: 21,387 - Unknown

AB	37
R	3
H	10
RBI	3
BB	5
SO	11
LOB	24



Batter	1	2	3	4	5	6	7	8	9	AB	R	H	RBI	BB	SO	LOB	BOTTOM											
Steve Lyons, L OBP: 0.357, SLG: 0.520										4	1	2	0	1	0	2												
Wade Boggs, L OBP: 0.400, SLG: 0.389										5	1	2	0	0	0	5												
Jim Rice, R OBP: 0.366, SLG: 0.460 Reid Nichols, R OBP: 0.286, SLG: 0.357										5	3	4	3	0	1	0												
Bill Buckner, L OBP: 0.343, SLG: 0.459 Ed Jurak, R										5	2	2	0	0	0	3												
Mike Easter, L OBP: 0.300, SLG: 0.416										3	1	1	2	2	1	1												
Rich Gedman, L OBP: 0.397, SLG: 0.503										4	3	1	1	1	2	3												
Marty Barrett, R OBP: 0.340, SLG: 0.338										4	0	2	2	0	0	1												
Rick Miller, L OBP: 0.488, SLG: 0.500										5	1	3	2	0	1	1												
Glenn Hoffman, R OBP: 0.378, SLG: 0.462										5	0	1	2	0	1	4												
Inning Stats	R: 2 E: 0 K: 1 S: 7	H: 3 LOB: 1 BB: 1 P: 11	R: 0 E: 0 K: 1 S: 6	H: 1 LOB: 1 BB: 0 P: 6	R: 0 E: 0 K: 1 S: 6	H: 1 LOB: 1 BB: 0 P: 6	R: 1 E: 0 K: 1 S: 7	H: 2 LOB: 1 BB: 0 P: 7	R: 4 E: 0 K: 0 S: 8	H: 5 LOB: 3 BB: 2 P: 16	R: 4 E: 0 K: 0 S: 8	H: 5 LOB: 2 BB: 1 P: 12	R: 1 E: 0 K: 2 S: 8	H: 1 LOB: 0 BB: 0 P: 8	R: 0 E: 0 K: 0 S: 3	H: 0 LOB: 0 BB: 0 P: 3	1B: 13 2B: 5 3B: 0 HR: 1	SF: 1 SAC: 0 DP: 1 HBP: 0	WP: 0 PB: 0 SB: 1 CS: 0	PA: 45								
PITCHER	IP	WLS	BF	H	R	ER	SO	BB	IBB	HBP	BLK	WP	HR	S	P	ERA	WHIP											
Dickie Noles, R ERA: 3.86	(1, 1)	3.1		7	3	3	3	1	0	0	0	0	0	0	22	26	8.10	2.400										
Dave Rozema, R ERA: 6.11	(4, 1)	1.2	L	15	7	7	7	1	2	1	0	0	0	0	14	26	37.80	5.400										
Chris Welsh, L ERA: 3.52	(6, 1)	3.0		13	4	2	2	2	0	0	0	0	0	1	17	17	6.00	1.333										

Texas Rangers @ Boston Red Sox
Fenway Park, Boston, MA
Sun Jun 02 1985, 3:33 AM EDT
Att: 21,387 - Unknown

AB	40
R	12
H	18
RBI	12
BB	4
SO	6
LOB	20



Batter	1	2	3	4	5	6	7	8	9	AB	R	H	RBI	BB	SO	LOB	TOP			
Brett Butler, L OBP: 0.343, SLG: 0.412 (1, 8)	0-0 6-3	0-0 1B 2B			0-0 4-3		0-0 1B G6-4-3			4	0	2	2	0	0	0	Cleveland Indians @ Boston Red Sox Fenway Park, Boston, MA Mon Jun 03 1985, 7:05 PM EDT Att: 15,180 - Unknown			
Julio Franco, R OBP: 0.392, SLG: 0.397 (1, 6)	4-0 CS BB	0-0 2-3 1B			0-3 K		0-0 G6-4-3 1B 1-2			3	0	1	0	1	1	3				
Brook Jacoby, R OBP: 0.351, SLG: 0.451 (1, 5)	4-0 1-2 HR BB	0-0 F3			0-0 F8			0-0 F8		3	1	0	0	1	0	2				
Andre Thornton, R OBP: 0.220, SLG: 0.219 (1, 10)	0-0 1-H HR				0-0 K		0-0 F7		0-0 F8		4	1	1	2	0	1		0		
Mike Hargrove, L OBP: 0.348, SLG: 0.250 Joe Carter, R OBP: 0.237, SLG: 0.318 (1, 3) (7, 7)	0-3 K				0-0 3-1		0-3 K		0-0 HR		3	0	0	0	0	2		0		
George Vukovich, L OBP: 0.335, SLG: 0.350 (1, 9)		0-3 K			0-0 3-1		0-0 F6		0-0 4-3		4	0	0	0	0	1		0		
Jerry Willard, L OBP: 0.340, SLG: 0.341 (1, 2)		0-0 4-3 1B 2B 1B			0-3 K		0-0 1B 1B 1B		0-0 F3		4	1	2	0	0	1		0		
Tony Bernazard, S OBP: 0.347, SLG: 0.453 (1, 4)		0-0 1-2 2B 4-3 1B			0-3 K		0-3 K		0-3 K		4	1	1	0	0	3		1		
Otis Nixon, S OBP: 0.200, SLG: 0.222 Pat Tabler, R OBP: 0.326, SLG: 0.367 (1, 7) (7, PH) (7, 3)		0-0 4-3			0-0 G3		0-0 1B 1-2 1B		0-0 4-3		2	0	0	0	0	0		2		
Inning Stats	R: 2 E: 0 K: 1 S: 5	H: 1 LOB: 0 BB: 2 P: 13	R: 2 E: 0 K: 1 S: 9	H: 4 LOB: 2 BB: 0 P: 9	R: 0 E: 0 K: 1 S: 5	H: 0 LOB: 0 BB: 0 P: 5	R: 0 E: 0 K: 2 S: 7	H: 0 LOB: 0 BB: 0 P: 7	R: 0 E: 0 K: 1 S: 5	H: 0 LOB: 0 BB: 0 P: 5	R: 0 E: 0 K: 1 S: 7	H: 3 LOB: 2 BB: 0 P: 7	R: 1 E: 0 K: 0 S: 4	H: 1 LOB: 0 BB: 0 P: 4	R: 0 E: 0 K: 1 S: 5	H: 0 LOB: 0 BB: 0 P: 5		1B: 6 2B: 1 3B: 0 HR: 2	SF: 0 SAC: 0 DP: 1 HBP: 0	WP: 0 PB: 0 SB: 0 CS: 1
PITCHER Oil Can Boyd, R ERA: 2.73 (1, 1)	IP: 9.0 WLS: W BF: 36 H: 9 R: 5 ER: 5 SO: 9 BB: 2 IBB: 0 HBP: 0 BLK: 0 WP: 0 HR: 2 S: 52 P: 60 ERA: 5.00 WHIP: 1.222																			

AB	34
R	5
H	9
RBI	5
BB	2
SO	9
LOB	8



Batter	1	2	3	4	5	6	7	8	9	AB	R	H	RBI	BB	SO	LOB	BOTTOM			
Steve Lyons, L OBP: 0.375, SLG: 0.517 (1, 8)	0-0 S 1B	0-0 1B		0-3 K		0-0 3				4	1	2	0	0	1	2	Cleveland Indians @ Boston Red Sox Fenway Park, Boston, MA Mon Jun 03 1985, 7:05 PM EDT Att: 15,180 - Unknown			
Wade Boggs, L OBP: 0.397, SLG: 0.386 (1, 5)	0-0 F7	0-0 F7			0-0 E6 F9 1B		0-0 1B			4	1	1	0	0	0	2				
Jim Rice, R OBP: 0.335, SLG: 0.455 (1, 7)	0-0 1-H 1B			0-0 4-3	0-0 F9		0-3 K			4	1	1	1	0	1	2				
Bill Buckner, L OBP: 0.351, SLG: 0.462 (1, 3)	0-0 2-H 1B			0-0 1B	4-0 1B SF7 IBB		0-0 F4			3	1	2	0	1	0	1				
Mike Easter, L OBP: 0.299, SLG: 0.412 (1, 10)	0-3 K			0-0 F7	0-0 1-3 2-H 1B		0-3 K			4	0	1	1	0	2	2				
Rich Gedman, L OBP: 0.395, SLG: 0.500 (1, 2)		0-0 2B 1B 1B		0-0 F5	0-0 SF7		0-0 F8			3	1	1	1	0	0	1				
Marty Barrett, R OBP: 0.344, SLG: 0.350 (1, 4)		0-0 1-3 1B 2B		0-0 6-3	0-0 F9		0-0 FC6-4 1B			4	1	2	0	0	0	1				
Rick Miller, L OBP: 0.464, SLG: 0.500 (1, 9)		0-0 2-H 3-H 1B		0-0 4-3		0-0 1B		0-0 F8		4	0	2	2	0	0	1				
Glenn Hoffman, R OBP: 0.367, SLG: 0.442 (1, 6)		0-0 F9		0-0 1B		0-3 K		0-0 FC6-4		4	0	1	0	0	1	2				
Inning Stats	R: 2 E: 0 K: 1 S: 7	H: 3 LOB: 0 BB: 0 P: 7	R: 2 E: 0 K: 0 S: 6	H: 4 LOB: 1 BB: 0 P: 6	R: 0 E: 0 K: 0 S: 4	H: 1 LOB: 1 BB: 0 P: 4	R: 0 E: 0 K: 1 S: 6	H: 1 LOB: 1 BB: 0 P: 6	R: 2 E: 0 K: 0 S: 5	H: 1 LOB: 1 BB: 1 P: 9	R: 0 E: 0 K: 1 S: 5	H: 1 LOB: 0 BB: 0 P: 5	R: 0 E: 0 K: 2 S: 8	H: 1 LOB: 1 BB: 0 P: 8	R: 0 E: 0 K: 0 S: 4	H: 1 LOB: 1 BB: 0 P: 4		1B: 12 2B: 2 3B: 0 HR: 0	SF: 1 SAC: 0 DP: 1 HBP: 0	WP: 0 PB: 0 SB: 1 CS: 0
PITCHER Don Schulze, R ERA: 5.76 Jamie Easterly, L ERA: 2.49 Jeff Barkley, R ERA: 3.65 (1, 1) (6, 1) (8, 1)	IP: 5.0 WLS: L BF: 25 H: 10 R: 6 ER: 4 SO: 2 BB: 10 IBB: 0 HBP: 0 BLK: 0 WP: 0 HR: 0 S: 28 P: 32 ERA: 7.20 WHIP: 2.000																			

AB	34
R	6
H	13
RBI	5
BB	1
SO	5
LOB	14



Batter	1	2	3	4	5	6	7	8	9	AB	R	H	RBI	BB	SO	LOB	TOP								
Brett Butler, L OBP: 0.345, SLG: 0.419 (1, 8)										4	0	2	0	0	1	1	Cleveland Indians @ Boston Red Sox Fenway Park, Boston, MA Tue Jun 04 1985, 7:05 PM EDT Att: 16,336 - Unknown								
Julio Franco, R OBP: 0.394, SLG: 0.404 (1, 6)										4	0	2	0	0	0	2									
Brook Jacoby, R OBP: 0.350, SLG: 0.447 (1, 5)										4	0	1	0	0	0	3									
Andre Thornton, R OBP: 0.213, SLG: 0.212 (1, 10)										4	0	0	0	0	1	3									
Benny Ayala, R OBP: 0.238, SLG: 0.429 (1, 7)										3	0	0	0	0	1	0									
Otis Nixon, S OBP: 0.200, SLG: 0.222 (7, 7)										0	0	0	0	0	0	0									
Pat Tabler, R OBP: 0.320, SLG: 0.361 (1, 3)										3	0	0	0	0	0	0									
Joe Carter, R OBP: 0.232, SLG: 0.311 (1, 9)										3	0	0	0	0	0	0									
Jerry Willard, L OBP: 0.340, SLG: 0.341 (1, 2)										3	0	1	0	0	0	0									
Tony Bernazard, S OBP: 0.347, SLG: 0.450 (1, 4)										3	0	1	0	0	1	1									
Inning Stats	R: 0 E: 0 K: 2 S: 8	H: 1 LOB: 1 BB: 0 P: 8	R: 0 E: 0 K: 1 S: 5	H: 0 LOB: 0 BB: 0 P: 5	R: 0 E: 0 K: 0 S: 4	H: 2 LOB: 1 BB: 0 P: 4	R: 0 E: 0 K: 0 S: 3	H: 1 LOB: 0 BB: 0 P: 3	R: 0 E: 0 K: 0 S: 3	H: 0 LOB: 0 BB: 0 P: 3	R: 0 E: 0 K: 0 S: 4	H: 2 LOB: 1 BB: 0 P: 4	R: 0 E: 0 K: 0 S: 3	H: 0 LOB: 0 BB: 0 P: 3	R: 0 E: 0 K: 1 S: 5	H: 0 LOB: 0 BB: 0 P: 5	R: 0 E: 0 K: 0 S: 4	H: 1 LOB: 1 BB: 0 P: 4	1B: 5 2B: 2 3B: 0 HR: 0	SF: 0 SAC: 0 DP: 2 HBP: 0	WP: 0 PB: 0 SB: 0 CS: 0	PA: 31			
PITCHER	IP	WLS	BF	H	R	ER	SO	BB	IBB	HBP	BLK	WP	HR	S	P	ERA	WHIP								
Bob Ojeda, L ERA: 2.33 (1, 1)	7.0	W	24	6	0	0	3	0	0	0	0	0	0	30	30	0.00	0.857								
Steve Crawford, R ERA: 3.19 (8, 1)	2.0		7	1	0	0	1	0	0	0	0	0	0	9	9	0.00	0.500								

Batter	1	2	3	4	5	6	7	8	9	AB	R	H	RBI	BB	SO	LOB	BOTTOM								
Steve Lyons, L OBP: 0.324, SLG: 0.441 (1, 8)										5	0	0	0	0	1	1	Cleveland Indians @ Boston Red Sox Fenway Park, Boston, MA Tue Jun 04 1985, 7:05 PM EDT Att: 16,336 - Unknown								
Wade Boggs, L OBP: 0.395, SLG: 0.383 (1, 5)										4	1	1	0	0	0	1									
Jim Rice, R OBP: 0.338, SLG: 0.456 (1, 7)										4	0	2	0	0	1	0									
Bill Buckner, L OBP: 0.349, SLG: 0.458 (1, 3)										4	2	1	0	0	0	3									
Mike Easter, L OBP: 0.303, SLG: 0.419 (1, 10)										4	1	2	1	0	0	1									
Rich Gedman, L OBP: 0.358, SLG: 0.506 (1, 2)										4	0	2	2	0	1	2									
Dwight Evans, R OBP: 0.377, SLG: 0.335 (1, 9)										2	1	1	1	2	0	1									
Marty Barrett, R OBP: 0.348, SLG: 0.354 (1, 4)										4	0	2	0	0	1	3									
Glenn Hoffman, R OBP: 0.385, SLG: 0.422 (1, 6)										2	0	0	0	1	0	3									
Jackie Gutierrez, R OBP: 0.275, SLG: 0.312 (8, 6)										1	0	0	0	0	0	0									
Inning Stats	R: 0 E: 0 K: 1 S: 5	H: 0 LOB: 0 BB: 0 P: 5	R: 0 E: 0 K: 0 S: 3	H: 0 LOB: 0 BB: 0 P: 3	R: 1 E: 0 K: 1 S: 6	H: 2 LOB: 1 BB: 1 P: 10	R: 0 E: 0 K: 2 S: 9	H: 2 LOB: 3 BB: 1 P: 13	R: 0 E: 0 K: 0 S: 3	H: 0 LOB: 0 BB: 0 P: 3	R: 1 E: 0 K: 0 S: 6	H: 3 LOB: 3 BB: 1 P: 10	R: 3 E: 1 K: 0 S: 7	H: 4 LOB: 1 BB: 0 P: 7	R: 0 E: 0 K: 0 S: 3	H: 0 LOB: 0 BB: 0 P: 3	R: 0 E: 0 K: 0 S: 3	H: 0 LOB: 0 BB: 0 P: 3	1B: 8 2B: 2 3B: 0 HR: 1	SF: 0 SAC: 0 DP: 0 HBP: 0	WP: 0 PB: 0 SB: 1 CS: 1	PA: 37			
PITCHER	IP	WLS	BF	H	R	ER	SO	BB	IBB	HBP	BLK	WP	HR	S	P	ERA	WHIP								
Keith Creel, R ERA: 4.59 (1, 1)	5.2	L	26	7	2	2	4	1	2	0	0	0	1	31	43	3.18	1.412								
Rich Thompson, R ERA: 3.69 (6, 1)	0.2		4	2	2	2	0	0	0	0	0	0	0	4	4	27.00	3.000								
Jamie Easterly, L ERA: 2.35 (7, 1)	1.2		7	2	1	0	0	0	0	0	0	0	0	7	7	0.00	1.200								

Batter	1	2	3	4	5	6	7	8	9	AB	R	H	RBI	BB	SO	LOB	TOP					
Steve Lyons, L OBP: 0.310, SLG: 0.410 (1, 8)										5	1	1	0	0	1	1						
Wade Boggs, L OBP: 0.391, SLG: 0.376 (1, 5)										4	0	0	0	0	0	0						
Jim Rice, R OBP: 0.339, SLG: 0.452 (1, 7)										4	0	1	0	1	0	2						
Bill Buckner, L OBP: 0.350, SLG: 0.459 (1, 3)										4	2	1	0	1	0	2						
Mike Easter, L OBP: 0.315, SLG: 0.426 (1, 10)										4	3	3	1	1	0	1						
Rich Gedman, L OBP: 0.376, SLG: 0.530 (1, 2)										4	1	4	1	1	0	0						
Dwight Evans, R OBP: 0.382, SLG: 0.341 (1, 9)										3	1	2	4	1	1	2						
Marty Barrett, R OBP: 0.349, SLG: 0.347 (1, 4)										3	0	0	0	1	0	5						
Jackie Gutierrez, R OBP: 0.275, SLG: 0.312 (9, 6)										0	0	0	0	0	0	0						
Glenn Hoffman, R OBP: 0.368, SLG: 0.460 (1, 6)										5	0	2	2	0	0	3						
Inning Stats	R: 2 E: 0 K: 0 S: 4	H: 2 LOB: 3 BB: 3 P: 17	R: 0 E: 0 K: 0 S: 3	H: 0 LOB: 0 BB: 0 P: 3	R: 4 E: 0 K: 1 S: 9	H: 4 LOB: 1 BB: 1 P: 13	R: 0 E: 0 K: 0 S: 4	H: 1 LOB: 1 BB: 0 P: 4	R: 0 E: 0 K: 0 S: 4	H: 2 LOB: 1 BB: 0 P: 4	R: 0 E: 0 K: 0 S: 3	H: 0 LOB: 0 BB: 0 P: 3	R: 1 E: 0 K: 1 S: 7	H: 3 LOB: 2 BB: 1 P: 11	R: 0 E: 0 K: 0 S: 3	H: 0 LOB: 1 BB: 0 P: 7	R: 1 E: 0 K: 0 S: 4	H: 2 LOB: 1 BB: 0 P: 5	1B: 10 2B: 3 3B: 1 HR: 0	SF: 1 SAC: 0 DP: 2 HBP: 2	WP: 0 PB: 0 SB: 0 CS: 0	PA: 45
PITCHER	IP	WLS	BF	H	R	ER	SO	BB	IBB	HBP	BLK	WP	HR	S	P	ERA	WHIP					
Mike Boddicker, R (1, 1)	2.2	L	18	6	6	6	0	4	0	1	0	0	0	13	30	20.25	3.750					
Nate Snell, R (3, 1)	3.1		12	3	0	0	1	0	0	0	0	0	0	14	14	0.00	0.900					
Don Aase, R (7, 1)	3.0		15	5	2	2	1	2	0	1	0	0	0	14	23	6.00	2.333					

Boston Red Sox @ Baltimore Orioles
Memorial Stadium, Baltimore, MD
Fri Jun 07 1985, 7:05 PM EDT
Att: 34,185 - Unknown

AB 36
R 8
H 14
RBI 8
BB 6
SO 2
LOB 16



Batter	1	2	3	4	5	6	7	8	9	AB	R	H	RBI	BB	SO	LOB	BOTTOM					
Lee Lacy, R OBP: 0.283, SLG: 0.315 (1, 9)										5	1	3	0	0	1	1						
Jim Dwyer, L OBP: 0.366, SLG: 0.432 (1, 7)										4	0	0	0	0	0	3						
Cal Ripken Jr., R OBP: 0.367, SLG: 0.505 (1, 6)										3	1	0	0	1	1	1						
Eddie Murray, S (1, 3)										3	1	2	3	1	0	0						
Fred Lynn, L (1, 8)										4	0	0	0	0	0	2						
Larry Sheets, L (1, 10)										3	0	0	0	1	0	1						
Wayne Gross, L (1, 5)										3	1	1	1	1	0	1						
Rich Dauer, R (1, 4)										3	0	0	0	0	0	0						
Joe Nolan, L (9, PH)										1	0	0	0	0	0	1						
Lenn Sakata, R (9, FR)										0	0	0	0	0	0	0						
Rick Dempsey, R (1, 2)										3	0	0	0	0	0	0						
Mike Young, S (9, PH)										1	0	0	0	0	0	1						
Inning Stats	R: 3 E: 0 K: 0 S: 5	H: 2 LOB: 0 BB: 1 P: 9	R: 1 E: 0 K: 1 S: 6	H: 1 LOB: 0 BB: 0 P: 6	R: 0 E: 0 K: 0 S: 3	H: 0 LOB: 1 BB: 1 P: 7	R: 0 E: 0 K: 0 S: 3	H: 0 LOB: 0 BB: 0 P: 3	R: 0 E: 0 K: 1 S: 6	H: 1 LOB: 1 BB: 0 P: 6	R: 0 E: 0 K: 0 S: 3	H: 1 LOB: 1 BB: 1 P: 7	R: 0 E: 0 K: 0 S: 4	H: 1 LOB: 1 BB: 0 P: 4	R: 0 E: 1 K: 0 S: 4	H: 0 LOB: 1 BB: 0 P: 4	R: 0 E: 0 K: 0 S: 3	H: 0 LOB: 1 BB: 1 P: 7	1B: 3 2B: 1 3B: 0 HR: 2	SF: 0 SAC: 0 DP: 1 HBP: 0	WP: 0 PB: 0 SB: 0 CS: 0	PA: 37
PITCHER	IP	WLS	BF	H	R	ER	SO	BB	IBB	HBP	BLK	WP	HR	S	P	ERA	WHIP					
Al Nipper, R (1, 1)	8.0	W	33	6	4	4	2	3	0	0	0	0	0	2	34	4.50	1.125					
Bob Stanley, R (9, 1)	1.0		4	0	0	0	0	1	0	0	0	0	0	3	7	0.00	1.000					

Boston Red Sox @ Baltimore Orioles
Memorial Stadium, Baltimore, MD
Fri Jun 07 1985, 7:05 PM EDT
Att: 34,185 - Unknown

AB 33
R 4
H 6
RBI 4
BB 4
SO 2
LOB 11



Batter	1	2	3	4	5	6	7	8	9	AB	R	H	RBI	BB	SO	LOB	TOP										
Reid Nichols, R OBP: 0.263, SLG: 0.294 (1, 8)	F8		F3	SF9			K		G4-6-3 HBP	3	0	1	0	1	0		Boston Red Sox @ Baltimore Orioles Memorial Stadium, Baltimore, MD Sat Jun 08 1985, 7:05 PM EDT Att: 46,302 - Unknown livebaseballscorecards.com										
Wade Boggs, L OBP: 0.367, SLG: 0.371 (1, 5)	1B		F7	F7			4-3		G4-6-3	5	0	1	0	0	0	2											
Bill Buckner, L OBP: 0.353, SLG: 0.459 (1, 3)	1B		2B	1B			F4			4	0	2	0	0	0	0											
Jim Rice, R OBP: 0.342, SLG: 0.458 (1, 7)	F9								FC3-6 1B	4	0	2	0	0	0	2											
Mike Easter, L OBP: 0.309, SLG: 0.418 (1, 10)	F7		1-3						FC3-6 1B BB	4	0	0	0	0	1	5											
Dwight Evans, R OBP: 0.380, SLG: 0.335 (1, 9)		F9		E3			F5		1B BB	3	1	0	0	1	0	0											
Marty Barrett, R OBP: 0.360, SLG: 0.356 (1, 4)		S BB		SH3			FC6-4 1B		G4-6-3 1B	2	0	2	0	1	0	0											
Glenn Hoffman, R OBP: 0.367, SLG: 0.453 (8, PH)										3	1	1	1	0	1	2											
Rick Miller, L OBP: 0.448, SLG: 0.481 (8, PH)										1	0	0	0	0	0	3											
Jackie Gutierrez, R OBP: 0.275, SLG: 0.312 (8, 6)										0	0	0	0	0	0	0											
Dave Sax, R OBP: 0.250, SLG: 0.250 (1, 2)	L5			SF9 1B			FC6-4		F4	4	0	1	0	0	0	2											
Inning Stats	R: 0 E: 0 K: 0 S: 5	H: 2 LOB: 2 BB: 0 P: 5	R: 0 E: 0 K: 1 S: 5	H: 0 LOB: 1 BB: 1 P: 9	R: 0 E: 0 K: 0 S: 5	H: 2 LOB: 1 BB: 0 P: 5	R: 2 E: 1 K: 0 S: 6	H: 2 LOB: 1 BB: 0 P: 6	R: 0 E: 0 K: 1 S: 5	H: 0 LOB: 0 BB: 0 P: 5	R: 0 E: 0 K: 1 S: 4	H: 1 LOB: 1 BB: 0 P: 4	R: 0 E: 0 K: 1 S: 5	H: 0 LOB: 0 BB: 0 P: 5	R: 0 E: 0 K: 0 S: 4	H: 2 LOB: 2 BB: 1 P: 8	R: 0 E: 0 K: 0 S: 2	H: 0 LOB: 0 BB: 0 P: 3	1B: 8 2B: 1 3B: 0 HR: 0	SF: 1 SAC: 1 DP: 2 HBP: 1	WP: 0 PB: 0 SB: 2 CS: 0	PA: 38					
PITCHER	IP	WLS	BF	H	R	ER	SO	BB	IBB	HBP	BLK	WP	HR	S	P	ERA	WHIP										
Scott McGregor, L ERA: 4.43 (1, 1)	7.1	L	34	9	2	0	3	2	0	0	0	0	0	38	46	0.00	1.500										
Sammy Stewart, R ERA: 2.96 (8, 1)	1.2		4	0	0	0	0	0	0	1	0	0	0	3	4	0.00	0.000										

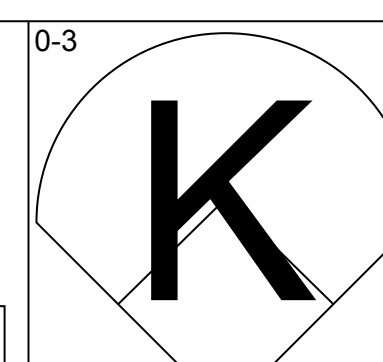
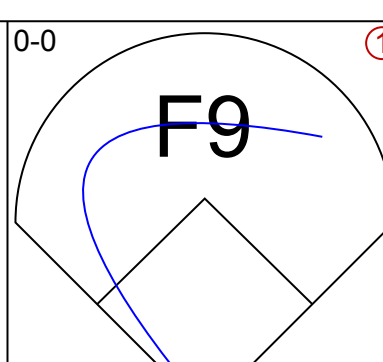
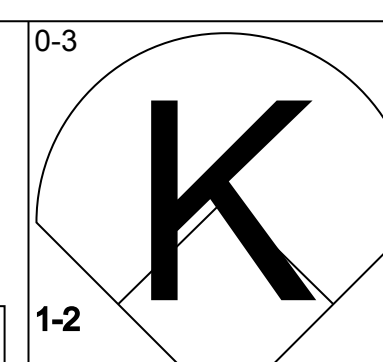
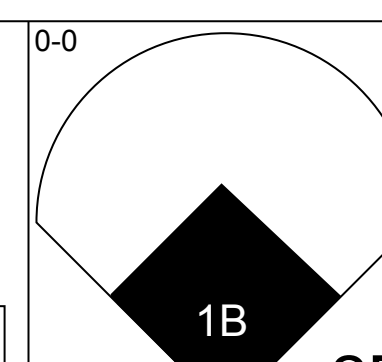
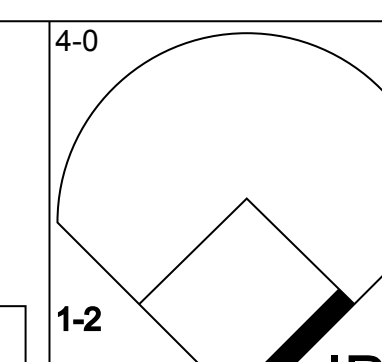
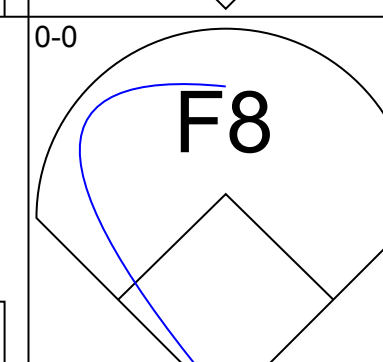
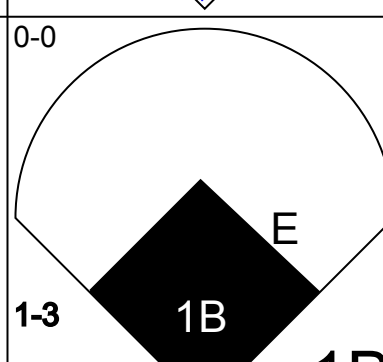
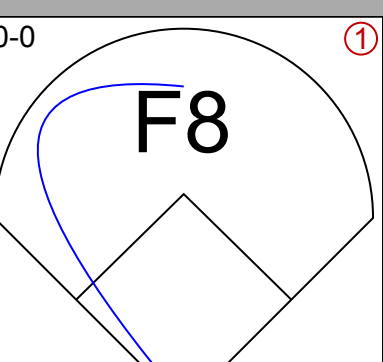
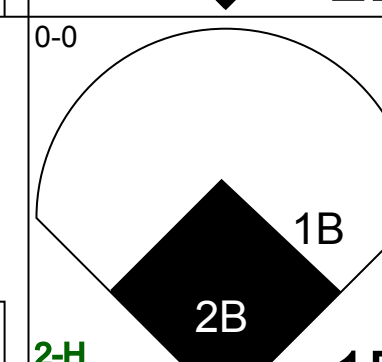
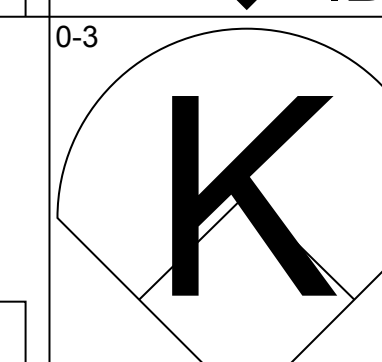
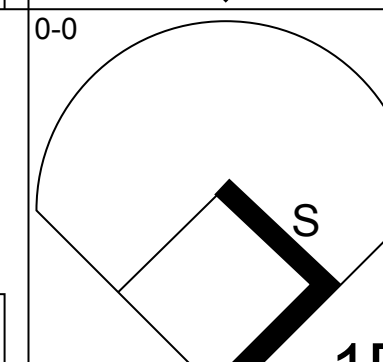
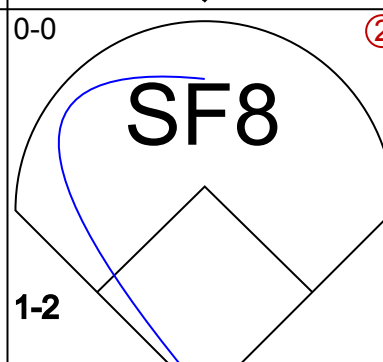
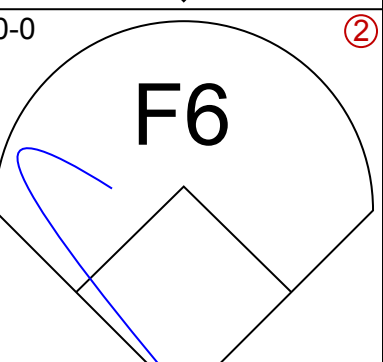
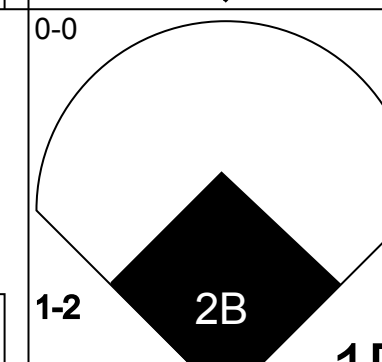
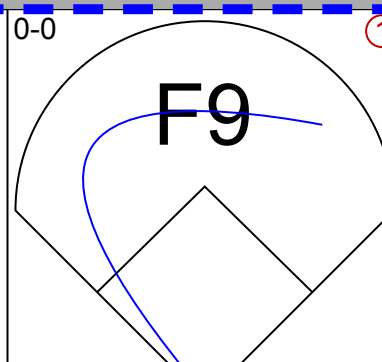
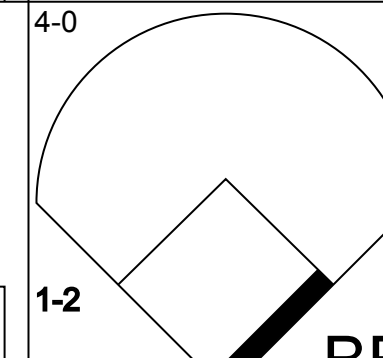
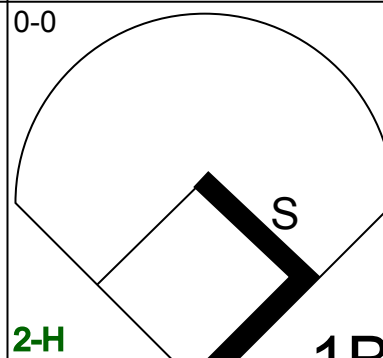
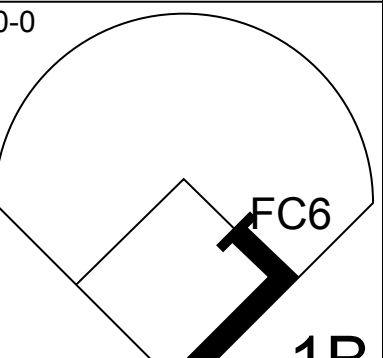
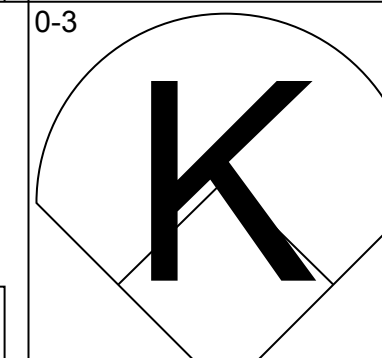
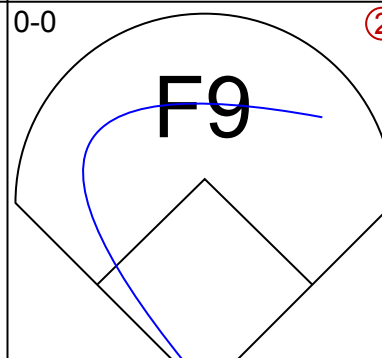
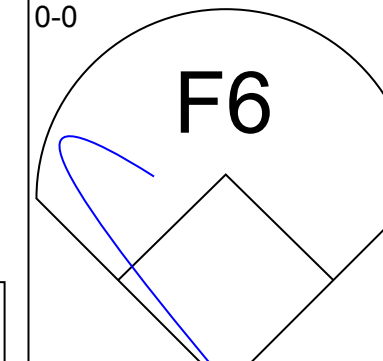
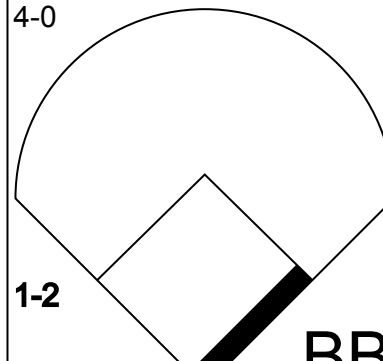
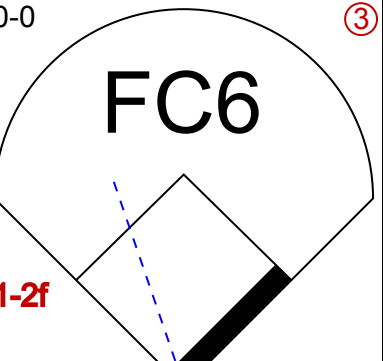
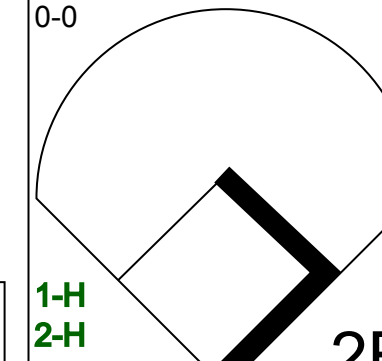
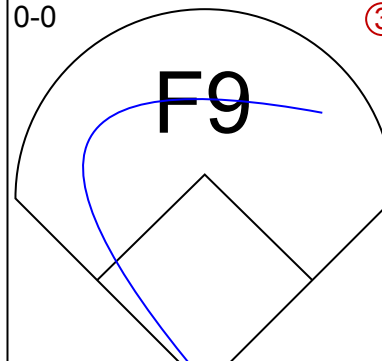
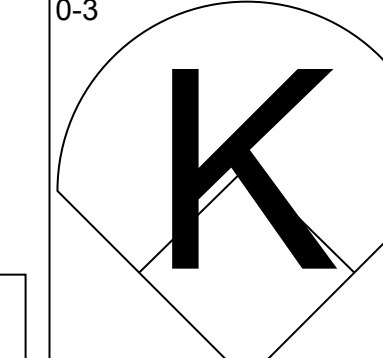
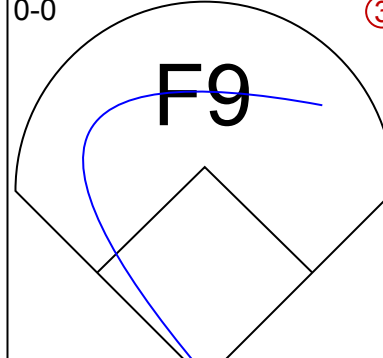
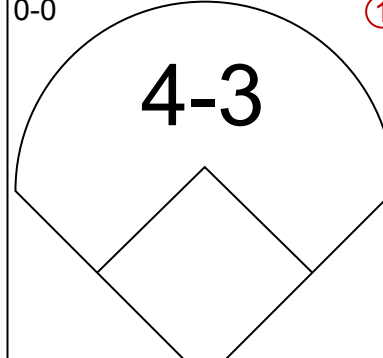
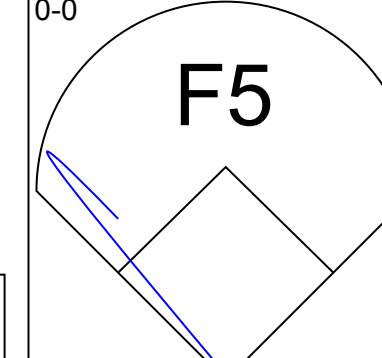
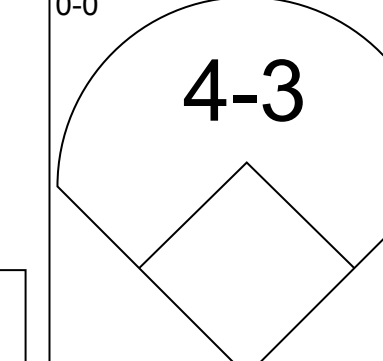
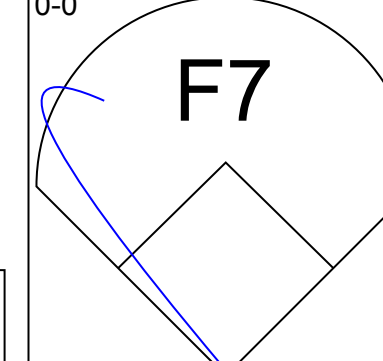
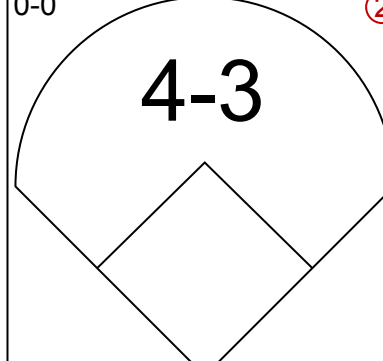
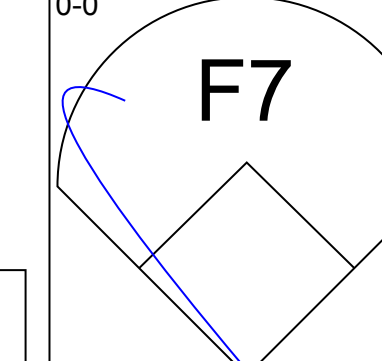
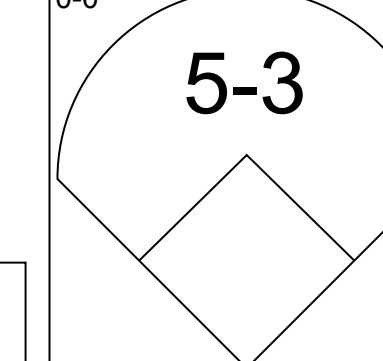
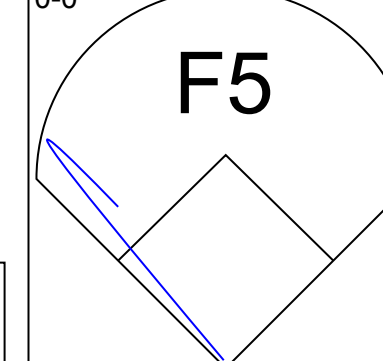
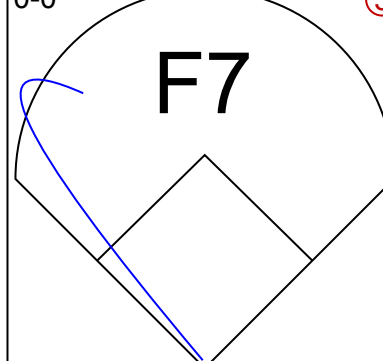
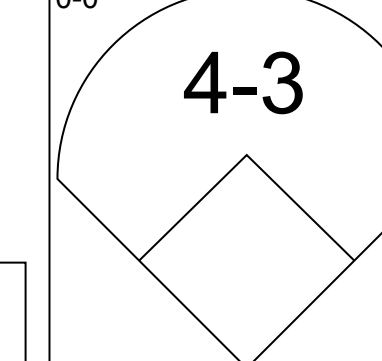
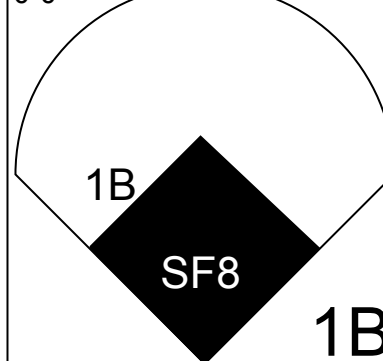
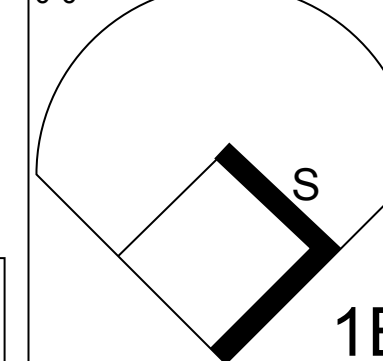
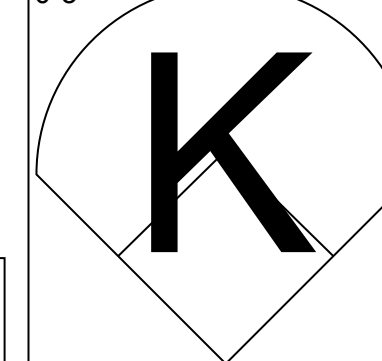
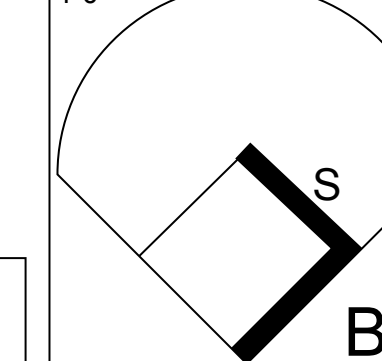
Batter	1	2	3	4	5	6	7	8	9	AB	R	H	RBI	BB	SO	LOB	BOTTOM										
Lee Lacy, R OBP: 0.280, SLG: 0.310 (1, 9)	2B SF7 1B		6-3				3-1		K	5	1	1	0	0	2	2	Boston Red Sox @ Baltimore Orioles Memorial Stadium, Baltimore, MD Sat Jun 08 1985, 7:05 PM EDT Att: 46,302 - Unknown livebaseballscorecards.com										
Wayne Gross, L OBP: 0.388, SLG: 0.451 (1, 5)	2B								K	3	0	1	0	1	1	1											
Cal Ripken Jr., R OBP: 0.365, SLG: 0.498 (1, 6)	G6-3 BB		4-3						K	3	0	0	0	1	1	1											
Eddie Murray, S OBP: 0.385, SLG: 0.531 (1, 3)	SF7								BB 1B	3	0	1	1	0	0	0											
Fred Lynn, L OBP: 0.353, SLG: 0.428 (1, 8)	G6-3								BB 1B	3	0	2	0	1	0	2											
Larry Sheets, L OBP: 0.367, SLG: 0.512 (1, 10)		G4-3-6 BB							BB 1B	3	0	1	0	1	2	3											
Mike Young, S OBP: 0.310, SLG: 0.378 (1, 7)		G4-3-6							K	4	0	0	0	0	2	4											
Lenn Sakata, R OBP: 0.269, SLG: 0.302 (8, PH)									K	3	0	1	0	0	1	0											
Jim Dwyer, L OBP: 0.363, SLG: 0.429 (8, PH)									K	1	0	0	0	0	1	0											
Floyd Rayford, R OBP: 0.320, SLG: 0.440 (8, PH)									BB	3	0	0	0	0	2	1											
Joe Nolan, L OBP: 0.270, SLG: 0.226 (8, PH)										0	0	0	0	1	0	0											
Gary Roenicke, R OBP: 0.330, SLG: 0.459 (8, PR)										0	0	0	0	0	0	0											
Inning Stats	R: 1 E: 0 K: 0 S: 4	H: 2 LOB: 1 BB: 1 P: 8	R: 0 E: 0 K: 0 S: 2	H: 0 LOB: 0 BB: 1 P: 6	R: 0 E: 0 K: 2 S: 8	H: 1 LOB: 1 BB: 0 P: 8	R: 0 E: 0 K: 2 S: 8	H: 1 LOB: 1 BB: 0 P: 8	R: 0 E: 0 K: 0 S: 5	H: 2 LOB: 2 BB: 0 P: 5	R: 0 E: 0 K: 2 S: 7	H: 0 LOB: 0 BB: 0 P: 7	R: 0 E: 0 K: 3 S: 10	H: 1 LOB: 2 BB: 1 P: 14	R: 0 E: 0 K: 3 S: 9	H: 0 LOB: 1 BB: 1 P: 13	1B: 5 2B: 2 3B: 0 HR: 0	SF: 1 SAC: 0 DP: 2 HBP: 0	WP: 0 PB: 0 SB: 0 CS: 0	PA: 37							
PITCHER	IP	WLS	BF	H	R	ER	SO	BB	IBB	HBP	BLK	WP	HR	S	P	ERA	WHIP										
Bruce Kison, R ERA: 2.02 (1, 1)	7.2		31	7	1	1	8	3	0	0	0	0	0	44	56	1.17	1.304										
Bob Stanley, R ERA: 2.2 (8, 1)	1.1	S	6	0	0	0	4	2	0	0	0	0	0	12	20	0.00	1.500										

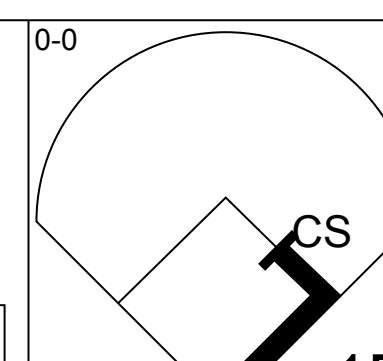
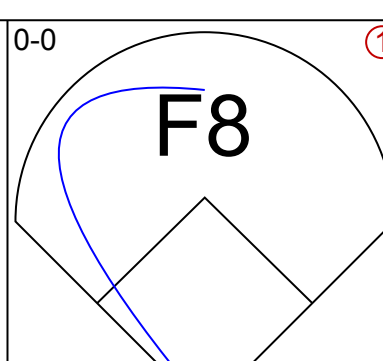
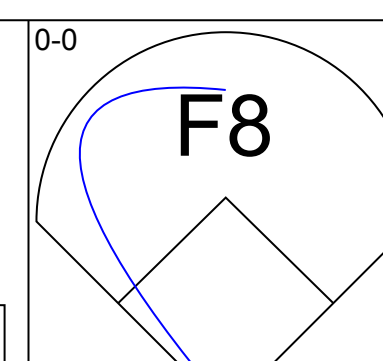
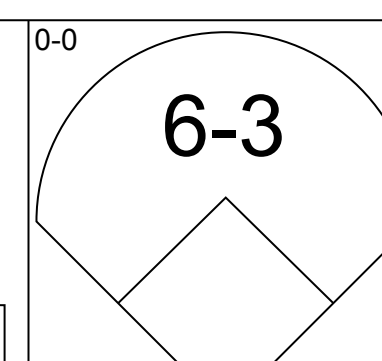
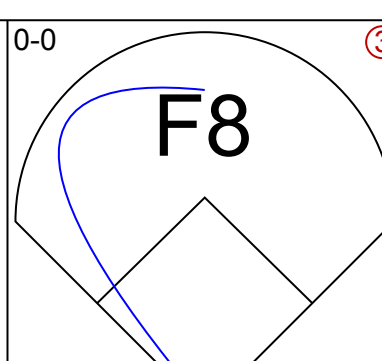
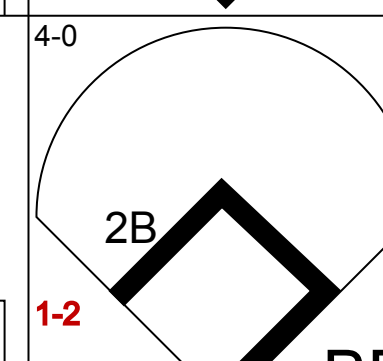
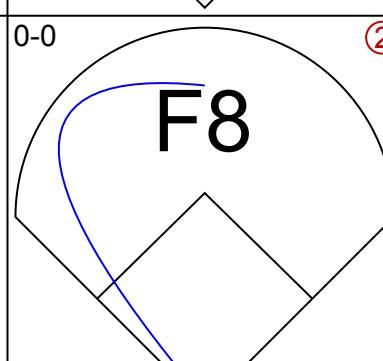
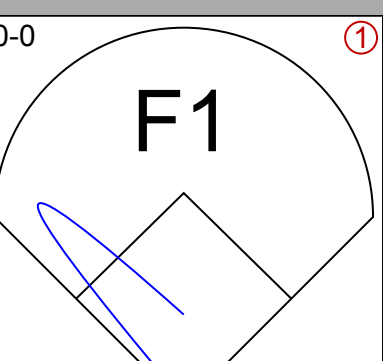
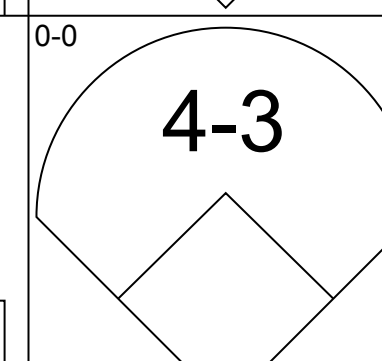
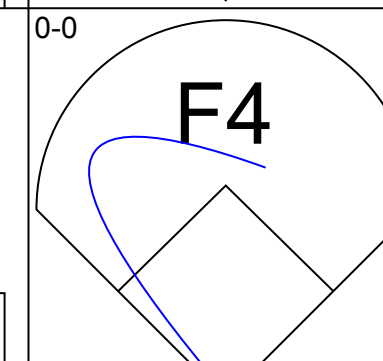
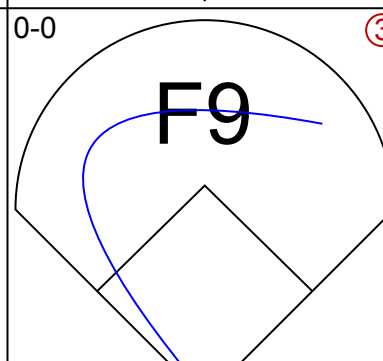
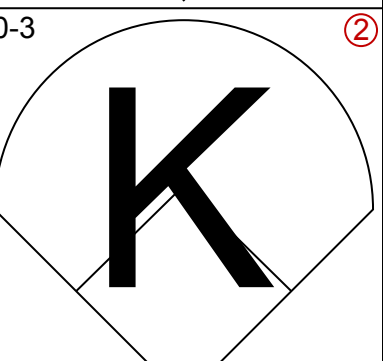
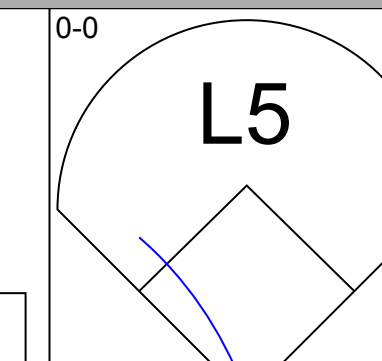
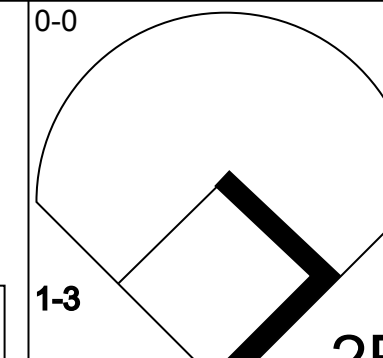
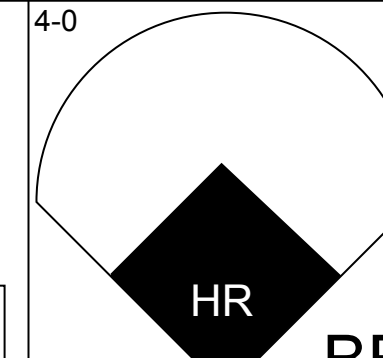
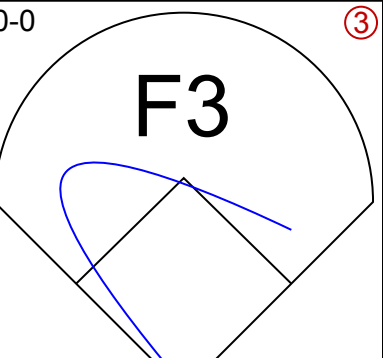
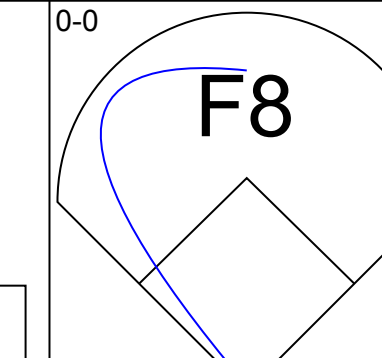
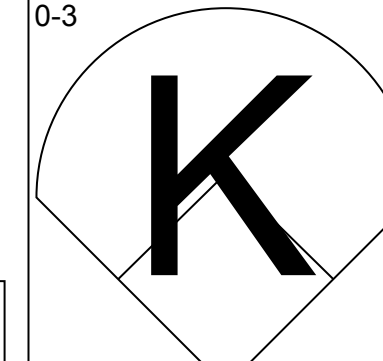
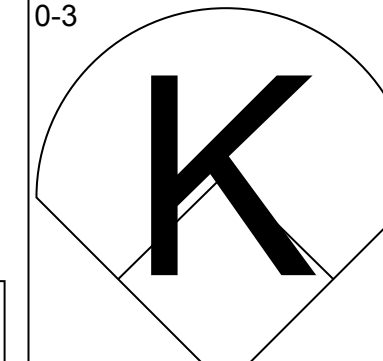
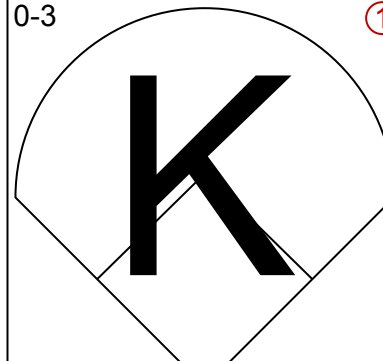
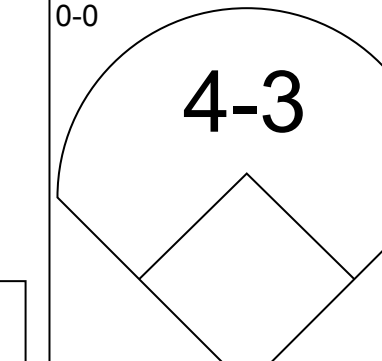
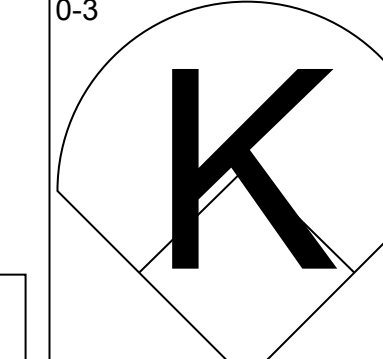
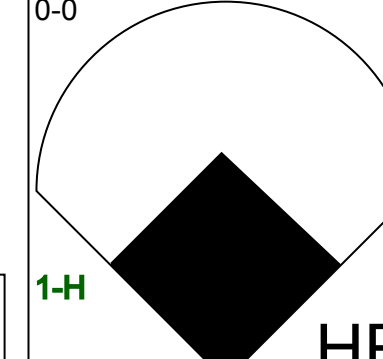
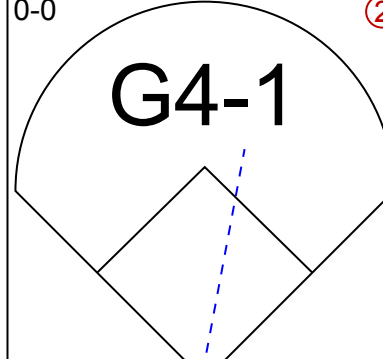

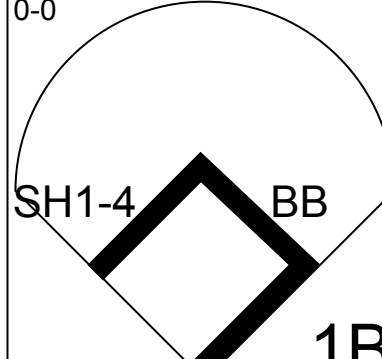
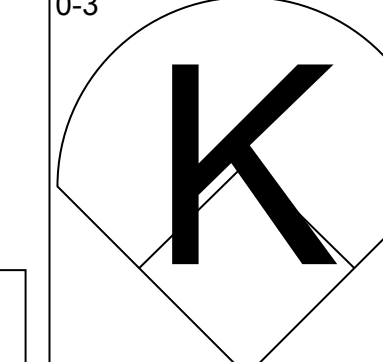
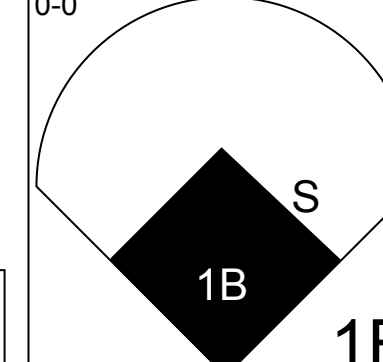
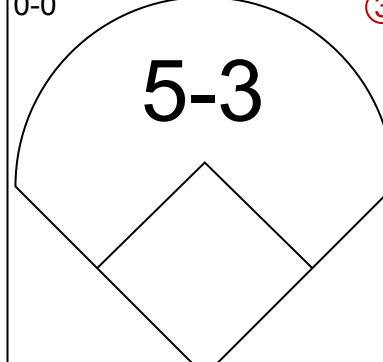

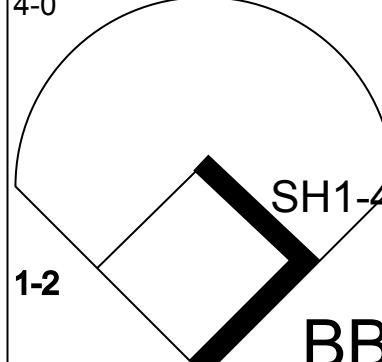
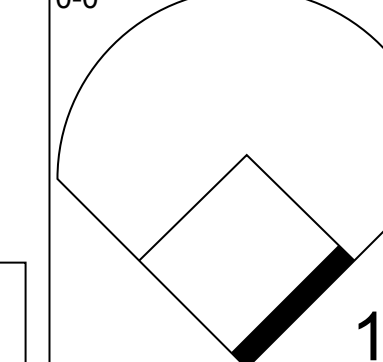
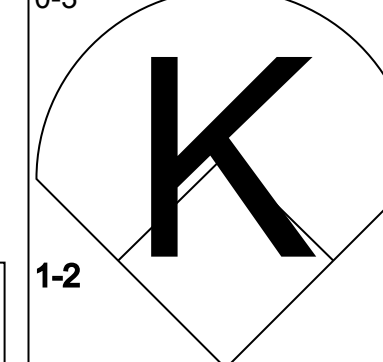
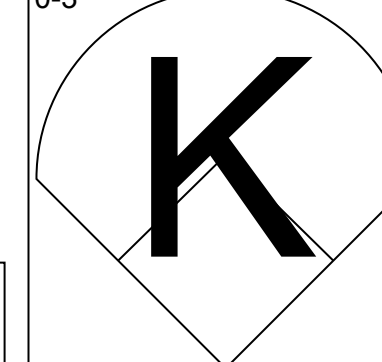
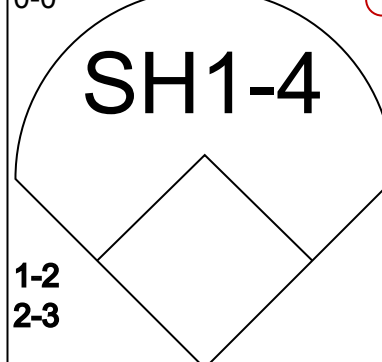

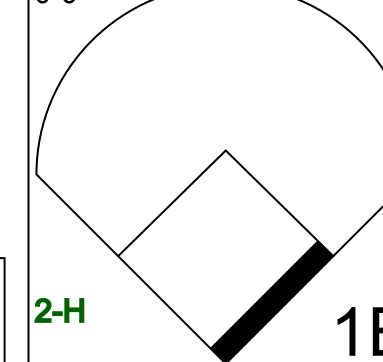
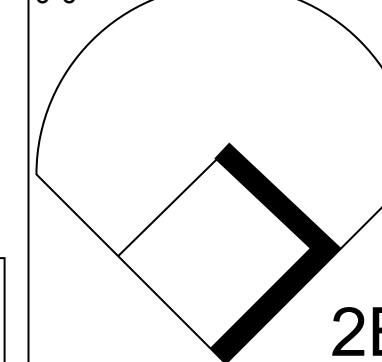



Batter	1	2	3	4	5	6	7	8	9	AB	R	H	RBI	BB	SO	LOB	TOP			
Paul Moltis, R OBP: 0.387, SLG: 0.455 (1, 5)										4	0	1	0	0	0	0	Milwaukee Brewers @ Boston Red Sox Fenway Park, Boston, MA Mon Jun 10 1985, 7:05 PM EDT Att: 18,967 - Unknown			
Charlie Moore, R OBP: 0.331, SLG: 0.351 (1, 2)										4	1	1	0	0	0	1				
Cecil Cooper, L OBP: 0.355, SLG: 0.520 (1, 3)										4	1	2	2	0	0	0				
Robin Yount, R OBP: 0.325, SLG: 0.441 (1, 7)										4	0	0	0	0	0	2				
Ted Simmons, S OBP: 0.333, SLG: 0.331 (1, 10)										4	0	1	0	0	0	2				
Mark Brouhard, R OBP: 0.400, SLG: 0.538 (9, PR)										3	0	1	0	1	0	1				
Rick Manning, L OBP: 0.303, SLG: 0.328 (9, 8)										4	0	0	0	0	1	3				
Bobby Clark, R OBP: 0.271, SLG: 0.295 (9, 9)										3	0	1	0	0	0	0				
Jim Gantner, L OBP: 0.308, SLG: 0.366 (1, 4)										3	0	1	0	0	0	0				
Ernest Riles, L OBP: 0.308, SLG: 0.413 (1, 6)										3	0	0	0	0	1	1				
Inning Stats	R: 0 E: 0 K: 0 S: 5	H: 2 LOB: 2 BB: 0 P: 5	R: 0 E: 0 K: 1 S: 6	H: 2 LOB: 1 BB: 0 P: 6	R: 2 E: 0 K: 0 S: 5	H: 2 LOB: 0 BB: 0 P: 5	R: 0 E: 0 K: 1 S: 5	H: 0 LOB: 0 BB: 0 P: 5	R: 0 E: 0 K: 0 S: 3	H: 0 LOB: 0 BB: 0 P: 3	R: 0 E: 1 K: 0 S: 4	H: 0 LOB: 1 BB: 0 P: 4	R: 0 E: 0 K: 0 S: 3	H: 0 LOB: 0 BB: 0 P: 3	R: 0 E: 0 K: 0 S: 3	H: 1 LOB: 2 BB: 1 P: 7	1B: 4 2B: 2 3B: 0 HR: 1	SF: 0 SAC: 0 DP: 2 HBP: 0	WP: 0 PB: 0 SB: 0 CS: 0	PA: 34
PITCHER Bob Ojeda, L ERA: 2.25 (1, 1)	IP: 9.0 WLS: W BF: 34 H: 7 R: 2 ER: 2 SO: 2 BB: 0 IBB: 1 HBP: 0 BLK: 0 WP: 0 HR: 1 S: 37 P: 41 ERA: 2.00 WHIP: 0.778															PITCHER				

Batter	1	2	3	4	5	6	7	8	9	AB	R	H	RBI	BB	SO	LOB	BOTTOM
Reid Nichols, R OBP: 0.217, SLG: 0.238 (1, 8)										4	0	0	0	0	0	1	Milwaukee Brewers @ Boston Red Sox Fenway Park, Boston, MA Mon Jun 10 1985, 7:05 PM EDT Att: 18,967 - Unknown
Wade Boggs, L OBP: 0.391, SLG: 0.374 (1, 5)										4	1	2	0	0	1	0	
Bill Buckner, L OBP: 0.352, SLG: 0.459 (1, 3)										4	1	1	0	0	1	1	
Jim Rice, R OBP: 0.344, SLG: 0.482 (1, 7)										3	1	1	3	1	0	0	
Mike Easter, L OBP: 0.316, SLG: 0.428 (1, 10)										3	0	0	0	0	3	2	
Dwight Evans, R OBP: 0.371, SLG: 0.323 (1, 9)										3	0	0	0	0	1	0	
Marty Barrett, R OBP: 0.367, SLG: 0.369 (1, 4)										3	0	1	0	0	1	0	
Glenn Hoffman, R OBP: 0.348, SLG: 0.475 (1, 6)										2	1	1	1	0	0	0	
Dave Sax, R OBP: 0.273, SLG: 0.273 (1, 2)										2	0	0	0	0	0	1	
Tony Armas, R OBP: 0.260, SLG: 0.516 (8, PH)										1	0	0	0	0	0	0	
Rich Gedman, L OBP: 0.376, SLG: 0.530 (9, 2)										0	0	0	0	0	0	0	
Inning Stats	R: 0 E: 0 K: 1 S: 6	H: 1 LOB: 2 BB: 1 P: 10	R: 1 E: 0 K: 1 S: 6	H: 1 LOB: 0 BB: 0 P: 6	R: 0 E: 0 K: 2 S: 7	H: 0 LOB: 0 BB: 0 P: 7	R: 0 E: 0 K: 2 S: 7	H: 0 LOB: 0 BB: 0 P: 7	R: 0 E: 0 K: 0 S: 3	H: 0 LOB: 0 BB: 0 P: 3	R: 3 E: 0 K: 0 S: 3	H: 3 LOB: 0 BB: 0 P: 3	1B: 4 2B: 0 3B: 0 HR: 2	SF: 0 SAC: 1 DP: 0 HBP: 0	WP: 0 PB: 0 SB: 0 CS: 0	PA: 31	
PITCHER Teddy Higuera, L ERA: 3.96 (1, 1)	IP: 8.0 WLS: L BF: 30 H: 5 R: 3 ER: 3 SO: 7 BB: 1 IBB: 0 HBP: 0 BLK: 0 WP: 0 HR: 1 S: 43 P: 47 ERA: 3.38 WHIP: 0.750															PITCHER	
Rolie Fingers, R ERA: 5.01 (9, 1)	IP: 0.0 WLS: 1 BF: 1 H: 1 R: 1 ER: 1 SO: 0 BB: 0 IBB: 0 HBP: 0 BLK: 0 WP: 0 HR: 1 S: 1 P: 1 ERA: 5.01															PITCHER	



Batter	1	2	3	4	5	6	7	8	9	AB	R	H	RBI	BB	SO	LOB	TOP			
Paul Moltis, R OBP: 0.387, SLG: 0.455 (1, 5)										4	1	1	0	1	2	2	Milwaukee Brewers @ Boston Red Sox Fenway Park, Boston, MA Tue Jun 11 1985, 7:05 PM EDT Att: 22,243 - Unknown			
Ernest Riles, L OBP: 0.314, SLG: 0.412 (1, 6)										5	2	2	1	0	1	2				
Cecil Cooper, L OBP: 0.356, SLG: 0.520 (1, 3)										4	1	2	1	0	0	0				
Robin Yount, R OBP: 0.332, SLG: 0.443 (1, 7)										4	0	2	1	1	1	2				
Ted Simmons, S OBP: 0.335, SLG: 0.335 (1, 10)										4	0	1	2	1	0	3				
Ben Oglivie, L OBP: 0.294, SLG: 0.310 (1, 9)										4	0	0	0	0	1	3				
Jim Gantner, L OBP: 0.301, SLG: 0.358 (1, 4)										4	0	0	0	0	0	0				
Rick Manning, L OBP: 0.286, SLG: 0.309 (1, 8)										4	0	0	0	0	0	0				
Charlie Moore, R OBP: 0.344, SLG: 0.360 (1, 2)										3	1	2	0	1	1	0				
Inning Stats	R: 0 E: 0 K: 1 S: 6	H: 1 LOB: 2 BB: 1 P: 10	R: 0 E: 0 K: 1 S: 5	H: 0 LOB: 0 BB: 0 P: 5	R: 2 E: 1 K: 0 S: 6	H: 3 LOB: 2 BB: 1 P: 10	R: 0 E: 0 K: 1 S: 6	H: 1 LOB: 1 BB: 0 P: 6	R: 0 E: 0 K: 0 S: 4	H: 0 LOB: 0 BB: 0 P: 3	R: 3 E: 0 K: 2 S: 11	H: 4 LOB: 1 BB: 0 P: 11	R: 0 E: 0 K: 1 S: 5	H: 0 LOB: 2 BB: 0 P: 13	R: 0 E: 0 K: 0 S: 3	H: 0 LOB: 0 BB: 0 P: 3	1B: 8 2B: 2 3B: 0 HR: 0	SF: 1 SAC: 0 DP: 0 HBP: 0	WP: 0 PB: 0 SB: 4 CS: 0	PA: 41
PITCHER	IP	WLS	BF	H	R	ER	SO	BB	IBB	HBP	BLK	WP	HR	S	P	ERA	WHIP			
Roger Clemens, R ERA: 3.33 (1, 1)	5.0		23	6	2	1	3	2	0	0	0	0	0	27	35	1.80	1.600			
Bruce Hurst, L ERA: 8.11 (6, 1)	3.0	L	15	4	3	3	3	1	1	0	0	0	0	19	27	9.00	1.667			
Bob Stanley, R ERA: 2.15 (9, 1)	1.0		3	0	0	0	0	0	0	0	0	0	0	3	3	0.00	0.000			

Batter	1	2	3	4	5	6	7	8	9	AB	R	H	RBI	BB	SO	LOB	BOTTOM			
Steve Lyons, L OBP: 0.302, SLG: 0.400 (1, 8)										5	0	1	0	0	0	4	Milwaukee Brewers @ Boston Red Sox Fenway Park, Boston, MA Tue Jun 11 1985, 7:05 PM EDT Att: 22,243 - Unknown			
Wade Boggs, L OBP: 0.388, SLG: 0.369 (1, 5)										3	0	0	0	1	0	1				
Jim Rice, R OBP: 0.339, SLG: 0.473 (1, 7)										4	0	0	0	0	1	1				
Bill Buckner, L OBP: 0.354, SLG: 0.462 (1, 3)										3	1	1	0	1	0	0				
Mike Easter, L OBP: 0.310, SLG: 0.420 (1, 10)										4	0	0	0	0	3	3				
Dwight Evans, R OBP: 0.373, SLG: 0.342 (1, 9)										4	1	2	2	0	1	0				
Marty Barrett, R OBP: 0.370, SLG: 0.369 (1, 4)										3	1	1	0	1	1	0				
Glenn Hoffman, R OBP: 0.348, SLG: 0.468 (1, 6)										3	0	1	0	0	2	1				
Dave Sax, R OBP: 0.357, SLG: 0.429 Rick Miller, L OBP: 0.438, SLG: 0.467 (1, 2) (9, PH)										3	0	2	1	0	0	1				
Inning Stats	R: 0 E: 0 K: 1 S: 6	H: 2 LOB: 1 BB: 1 P: 10	R: 0 E: 0 K: 2 S: 8	H: 1 LOB: 0 BB: 0 P: 8	R: 0 E: 0 K: 0 S: 3	H: 0 LOB: 0 BB: 0 P: 3	R: 3 E: 0 K: 2 S: 10	H: 3 LOB: 1 BB: 1 P: 14	R: 0 E: 0 K: 1 S: 5	H: 0 LOB: 0 BB: 0 P: 5	R: 0 E: 0 K: 1 S: 5	H: 0 LOB: 0 BB: 0 P: 5	R: 0 E: 0 K: 0 S: 3	H: 0 LOB: 0 BB: 0 P: 3	R: 0 E: 0 K: 1 S: 6	H: 1 LOB: 2 BB: 1 P: 10	1B: 5 2B: 2 3B: 0 HR: 1	SF: 0 SAC: 1 DP: 0 HBP: 0	WP: 0 PB: 0 SB: 1 CS: 1	PA: 37
PITCHER	IP	WLS	BF	H	R	ER	SO	BB	IBB	HBP	BLK	WP	HR	S	P	ERA	WHIP			
Danny Darwin, R ERA: 3.59 (1, 1)	8.0		34	8	3	3	8	3	0	0	0	0	0	47	59	3.38	1.375			
Bob Gibson, R ERA: 2.74 (9, 1)	1.0	S	3	0	0	0	1	0	0	0	0	0	0	5	5	0.00	0.000			

Batter	1	2	3	4	5	6	7	8	9	AB	R	H	RBI	BB	SO	LOB	TOP					
Paul Moltitor, R OBP: 0.391, SLG: 0.456 (1, 5)										4	0	2	0	1	1	1	Milwaukee Brewers @ Boston Red Sox Fenway Park, Boston, MA Wed Jun 12 1985, 7:05 PM EDT Att: 15,155 - Unknown					
Ernest Riles, L OBP: 0.324, SLG: 0.408 Brian Giles, R OBP: 0.268, SLG: 0.260 (1, 6) (8, 6)										3	0	1	0	1	1	1						
Cecil Cooper, L OBP: 0.359, SLG: 0.524 (1, 3)										4	1	2	0	0	0	4						
Robin Yount, R OBP: 0.330, SLG: 0.444 (1, 7)										4	0	1	1	0	1	4						
Ted Simmons, S OBP: 0.328, SLG: 0.328 (1, 10)										4	0	0	0	0	0	3						
Ben Oglivie, L OBP: 0.306, SLG: 0.323 (1, 9)										4	0	3	0	0	0	0						
Jim Gantner, L OBP: 0.295, SLG: 0.350 (1, 4)										4	1	0	0	0	0	3						
Rick Manning, L OBP: 0.284, SLG: 0.319 (1, 8)										4	0	1	1	0	0	2						
Charlie Moore, R OBP: 0.333, SLG: 0.347 (1, 2)										4	0	0	0	0	2	2						
Inning Stats	R: 0 E: 0 K: 1 S: 6	H: 1 LOB: 2 BB: 1 P: 10	R: 0 E: 0 K: 1 S: 6	H: 1 LOB: 1 BB: 1 P: 6	R: 0 E: 0 K: 0 S: 3	H: 1 LOB: 1 BB: 1 P: 7	R: 0 E: 0 K: 0 S: 4	H: 1 LOB: 1 BB: 0 P: 4	R: 0 E: 0 K: 0 S: 3	H: 2 LOB: 1 BB: 0 P: 4	R: 0 E: 0 K: 0 S: 3	H: 0 LOB: 0 BB: 0 P: 3	R: 0 E: 0 K: 1 S: 5	H: 0 LOB: 1 BB: 0 P: 3	R: 1 E: 0 K: 2 S: 9	H: 2 LOB: 1 BB: 0 P: 9	R: 1 E: 1 K: 1 S: 7	H: 2 LOB: 1 BB: 0 P: 7	1B: 7 2B: 3 3B: 0 HR: 0	SF: 0 SAC: 0 DP: 2 HBP: 0	WP: 0 PB: 0 SB: 0 CS: 0	PA: 37
PITCHER Al Nipper, R ERA: 4.73 (1, 1)	IP: 9.0 WLS: W BF: 37 H: 10 R: 2 ER: 1 SO: 5 BB: 2 IBB: 0 HBP: 0 BLK: 0 WP: 0 HR: 0 S: 45 P: 53 ERA: 1.00 WHIP: 1.333																					

Batter	1	2	3	4	5	6	7	8	9	AB	R	H	RBI	BB	SO	LOB	BOTTOM			
Steve Lyons, L OBP: 0.316, SLG: 0.407 (1, 8)										4	1	2	1	0	0	0	Milwaukee Brewers @ Boston Red Sox Fenway Park, Boston, MA Wed Jun 12 1985, 7:05 PM EDT Att: 15,155 - Unknown			
Wade Boggs, L OBP: 0.395, SLG: 0.368 (1, 5)										1	0	0	0	2	0	0				
Jim Rice, R OBP: 0.337, SLG: 0.469 (1, 7)										4	0	1	1	0	0	4				
Bill Buckner, L OBP: 0.353, SLG: 0.458 (1, 3)										4	2	1	0	0	1	2				
Mike Easter, L OBP: 0.309, SLG: 0.416 (1, 10)										4	1	1	1	0	2	3				
Dwight Evans, R OBP: 0.375, SLG: 0.342 (1, 9)										3	2	1	0	1	0	0				
Rich Gedman, L OBP: 0.373, SLG: 0.521 (1, 2)										3	1	0	0	1	1	2				
Marty Barrett, R OBP: 0.367, SLG: 0.372 (1, 4)										4	0	1	2	0	1	3				
Glenn Hoffman, R OBP: 0.347, SLG: 0.462 Jackie Gutierrez, R OBP: 0.279, SLG: 0.315 (1, 6) (8, 6)										3	0	1	2	0	1	0				
Inning Stats	R: 0 E: 0 K: 0 S: 3	H: 0 LOB: 0 BB: 0 P: 3	R: 4 E: 1 K: 1 S: 9	H: 4 LOB: 2 BB: 2 P: 17	R: 0 E: 0 K: 2 S: 7	H: 0 LOB: 0 BB: 0 P: 7	R: 0 E: 0 K: 0 S: 3	H: 0 LOB: 0 BB: 0 P: 3	R: 1 E: 1 K: 0 S: 4	H: 2 LOB: 1 BB: 1 P: 8	R: 0 E: 0 K: 0 S: 3	H: 0 LOB: 0 BB: 0 P: 3	R: 0 E: 0 K: 1 S: 5	H: 0 LOB: 1 BB: 0 P: 6	R: 2 E: 0 K: 2 S: 9	H: 2 LOB: 1 BB: 1 P: 13	1B: 7 2B: 1 3B: 0 HR: 0	SF: 0 SAC: 0 DP: 2 HBP: 1	WP: 0 PB: 0 SB: 1 CS: 0	PA: 36
PITCHER Moose Haas, R ERA: 2.96 Jaime Cocanower, R ERA: 3.27 Bob McClure, L ERA: 4.97 Ray Searge, L ERA: 8.66 (1, 1) (2, 1) (7, 1) (8, 1)	IP: 1.1 WLS: L BF: 11 H: 4 R: 4 ER: 3 SO: 1 BB: 1 IBB: 0 HBP: 0 BLK: 0 WP: 0 HR: 0 S: 11 P: 19 ERA: 20.25 WHIP: 3.750																			

Batter	1	2	3	4	5	6	7	8	9	AB	R	H	RBI	BB	SO	LOB	TOP										
Damaso Garcia, R OBP: 0.294, SLG: 0.341 (1, 4)	3-1	FC6-4		F5	4-3		2-3			5	0	0	0	0	0	6	Toronto Blue Jays @ Boston Red Sox Fenway Park, Boston, MA Thu Jun 13 1985, 7:05 PM EDT Att: 22,459 - Unknown AB 39 R 7 H 14 RBI 7 BB 5 SO 7 LOB 22										
Rance Mulliniks, L OBP: 0.413, SLG: 0.470 (1, 5)	4-3		F7		1-3	1-5-3		K		5	0	1	0	0	1	0											
Lloyd Moseby, L OBP: 0.356, SLG: 0.424 (1, 8)	4-3		K			SF7	3B	FC4-6	E	4	1	2	0	1	1	1											
Willie Upshaw, L OBP: 0.310, SLG: 0.399 (1, 3)	3-1					SF7	2B	FC4-6	BB	3	1	1	0	2	0	2											
George Bell, R OBP: 0.321, SLG: 0.502 (1, 7)		2B	3-1	K		SF7	BB	FC4-6	BB	4	1	1	1	0	1	4											
Len Matuszek, L OBP: 0.292, SLG: 0.392 (1, 10)	3-1			1B			2B	5-3		5	2	4	2	0	0	2											
Ernie Whitt, L OBP: 0.361, SLG: 0.551 (1, 2)	3-1			1B		1B	2B			4	1	2	1	1	1	1											
Jesse Barfield, R OBP: 0.339, SLG: 0.497 (1, 9)	K			K		2B	1B	6-4-3	1B	5	1	1	1	0	2	4											
Tony Fernandez, S OBP: 0.322, SLG: 0.367 (1, 6)				F7						3	0	2	2	1	0	2											
Jeff Burroughs, R OBP: 0.396, SLG: 0.443 (9, PH)		FC6-4							K	1	0	0	0	0	1	0											
Inning Stats	R: 0 E: 0 K: 0 S: 4	H: 1 LOB: 1 BB: 0 P: 4	R: 1 E: 0 K: 1 S: 7	H: 2 LOB: 2 BB: 1 P: 11	R: 0 E: 0 K: 2 S: 8	H: 1 LOB: 1 BB: 0 P: 8	R: 0 E: 0 K: 1 S: 7	H: 2 LOB: 2 BB: 0 P: 7	R: 5 E: 0 K: 0 S: 7	H: 4 LOB: 1 BB: 2 P: 15	R: 0 E: 1 K: 0 S: 4	H: 1 LOB: 2 BB: 1 P: 8	R: 0 E: 0 K: 0 S: 4	H: 2 LOB: 0 BB: 0 P: 4	R: 0 E: 0 K: 1 S: 5	H: 0 LOB: 1 BB: 1 P: 9	R: 1 E: 0 K: 2 S: 8	H: 1 LOB: 0 BB: 0 P: 8	1B: 9 2B: 4 3B: 1 HR: 1	SF: 1 SAC: 0 DP: 1 HBP: 0	WP: 0 PB: 0 SB: 0 CS: 0	PA: 45					
PITCHER	IP	WLS	BF	H	R	ER	SO	BB	IBB	HBP	BLK	WP	HR	S	P	ERA	WHIP										
Bruce Kison, R ERA: 3.12 (1, 1)	4.2		27	10	6	6	4	2	1	0	0	0	0	32	44	11.57	2.571										
Mike Trujillo, R ERA: 8.99 (5, 1)	2.1	W	10	3	0	0	0	1	0	0	0	0	0	9	13	0.00	1.714										
Bob Stanley, R ERA: 2.25 (8, 1)	2.0	S	8	1	1	1	3	1	0	0	0	0	1	13	17	4.50	1.000										

Batter	1	2	3	4	5	6	7	8	9	AB	R	H	RBI	BB	SO	LOB	BOTTOM										
Steve Lyons, L OBP: 0.323, SLG: 0.407 (1, 8)	1B	F9			BLK	4-3		K		5	2	2	0	0	1	2	Toronto Blue Jays @ Boston Red Sox Fenway Park, Boston, MA Thu Jun 13 1985, 7:05 PM EDT Att: 22,459 - Unknown AB 35 R 8 H 14 RBI 8 BB 3 SO 6 LOB 16										
Wade Boggs, L OBP: 0.402, SLG: 0.388 (1, 5)	E		4-3		HR					4	3	3	2	1	0	0											
Jim Rice, R OBP: 0.343, SLG: 0.474 (1, 7)	E8		6-3		HR			F7		4	1	2	2	1	0	1											
Bill Buckner, L OBP: 0.350, SLG: 0.454 (1, 3)	SF9		3-1					F8		4	0	1	1	0	0	2											
Mike Easter, L OBP: 0.308, SLG: 0.413 (1, 10)	K				G4-6-3			4-3		4	0	1	0	0	1	4											
Dwight Evans, R OBP: 0.374, SLG: 0.337 (1, 9)	K			K	6-3			2B		3	1	0	0	1	2	3											
Rich Gedman, L OBP: 0.376, SLG: 0.526 (1, 2)		K2-3		1B		E1		1B		4	1	2	2	0	1	0											
Marty Barrett, R OBP: 0.370, SLG: 0.375 (1, 4)	F4			1B		G6-3				4	0	2	1	0	0	1											
Glenn Hoffman, R OBP: 0.355, SLG: 0.456 (1, 6)										3	0	1	0	0	1	3											
Jackie Gutierrez, R OBP: 0.278, SLG: 0.315 (8, 6)				K				F8		0	0	0	0	0	0	0											
Inning Stats	R: 2 E: 1 K: 2 S: 10	H: 3 LOB: 1 BB: 0 P: 10	R: 0 E: 0 K: 1 S: 5	H: 0 LOB: 0 BB: 0 P: 6	R: 0 E: 0 K: 2 S: 9	H: 3 LOB: 2 BB: 0 P: 9	R: 2 E: 0 K: 0 S: 5	H: 3 LOB: 1 BB: 1 P: 9	R: 0 E: 1 K: 0 S: 4	H: 1 LOB: 1 BB: 0 P: 4	R: 4 E: 0 K: 0 S: 6	H: 3 LOB: 1 BB: 2 P: 14	R: 0 E: 0 K: 1 S: 6	H: 1 LOB: 1 BB: 0 P: 6	1B: 11 2B: 3 3B: 0 HR: 1	SF: 1 SAC: 0 DP: 3 HBP: 1	WP: 1 PB: 0 SB: 0 CS: 1	PA: 40									
PITCHER	IP	WLS	BF	H	R	ER	SO	BB	IBB	HBP	BLK	WP	HR	S	P	ERA	WHIP										
Luis Leal, R ERA: 5.7 (1, 1)	4.0		20	8	4	4	5	0	0	1	1	1	1	29	30	9.00	2.000										
Ron Musselman, R ERA: 5.88 (5, 1)	2.0		9	2	1	1	0	2	0	0	0	0	0	7	15	4.50	2.000										
Dennis Lamp, R ERA: 3.49 (7, 1)	0.0		1	1	0	0	0	0	0	0	0	0	0	1	1	∞	∞										
Gary Lavelle, L ERA: 2.67 (7, 1)	0.2	L	4	1	2	2	0	1	0	0	0	0	0	3	7	27.00	3.000										
Bill Caudill, R ERA: 3.52 (7, 1)	1.1		6	2	1	1	1	0	0	0	0	0	0	8	8	6.75	1.500										

Batter	1	2	3	4	5	6	7	8	9	AB	R	H	RBI	BB	SO	LOB	TOP					
Damaso Garcia, R (1.4) OBP: 0.292, SLG: 0.339	F9		F8		F8				FC6-4	5	0	1	0	0	0	4	Toronto Blue Jays @ Boston Red Sox Fenway Park, Boston, MA Fri Jun 14 1985, 7:05 PM EDT Att: 33,809 - Unknown					
Rance Mulliniks, L (1.5) OBP: 0.409, SLG: 0.463	K		K							4	0	1	0	0	2	3						
Lloyd Moseby, L (1.8) OBP: 0.354, SLG: 0.421	K		CS	6-3						4	0	1	0	0	1	0						
Willie Upshaw, L (1.3) OBP: 0.309, SLG: 0.396		1B FC4 1B		4-3						4	1	1	0	0	1	2						
George Bell, R (1.7) OBP: 0.328, SLG: 0.506										4	0	3	0	0	0	2						
Len Matuszek, L (1.10) OBP: 0.282, SLG: 0.377										4	0	0	1	0	0	4						
Ernie Whitt, L (1.2) OBP: 0.358, SLG: 0.550										4	0	1	0	0	0	1						
Jesse Barfield, R (1.9) OBP: 0.333, SLG: 0.488										4	0	0	0	0	0	2						
Tony Fernandez, S (1.6) OBP: 0.335, SLG: 0.376										3	0	3	0	1	0	0						
Inning Stats	R: 0 E: 0 K: 2 S: 7	H: 0 LOB: 0 BB: 0 P: 7	R: 1 E: 0 K: 0 S: 5	H: 2 LOB: 1 BB: 0 P: 5	R: 0 E: 0 K: 1 S: 4	H: 0 LOB: 0 BB: 1 P: 8	R: 0 E: 0 K: 0 S: 3	H: 1 LOB: 0 BB: 0 P: 3	R: 0 E: 0 K: 0 S: 5	H: 2 LOB: 2 BB: 0 P: 5	R: 0 E: 0 K: 1 S: 7	H: 2 LOB: 2 BB: 0 P: 7	R: 0 E: 0 K: 0 S: 5	H: 2 LOB: 5 BB: 0 P: 5	R: 0 E: 0 K: 0 S: 4	H: 1 LOB: 1 BB: 0 P: 4	R: 0 E: 0 K: 0 S: 4	H: 1 LOB: 1 BB: 0 P: 4	1B: 10 2B: 1 3B: 0 HR: 0	SF: 0 SAC: 0 DP: 0 HBP: 0	WP: 0 PB: 0 SB: 1 CS: 2	PA: 39
PITCHER Oil Can Boyd, R (1.1) ERA: 2.37	IP: 9.0 WLS: W BF: 37 H: 11 R: 1 ER: 1 SO: 4 BB: 1 IBB: 0 HBP: 0 BLK: 0 WP: 0 HR: 0 S: 44 P: 48 ERA: 1.00 WHIP: 1.333															PITCHER						

Batter	1	2	3	4	5	6	7	8	9	AB	R	H	RBI	BB	SO	LOB	BOTTOM			
Steve Lyons, L (1.8) OBP: 0.318, SLG: 0.413	4-3		F6							4	1	1	0	0	0	0	Toronto Blue Jays @ Boston Red Sox Fenway Park, Boston, MA Fri Jun 14 1985, 7:05 PM EDT Att: 33,809 - Unknown			
Wade Boggs, L (1.5) OBP: 0.411, SLG: 0.397	2B BB		1B							2	2	2	1	2	0	0				
Jim Rice, R (1.7) OBP: 0.337, SLG: 0.466	F9		F4		L6					4	0	0	0	0	0	4				
Bill Buckner, L (1.3) OBP: 0.352, SLG: 0.459										4	0	2	0	0	0	1				
Mike Easter, L (1.10) OBP: 0.311, SLG: 0.419	4-3									4	0	2	2	0	1	2				
Dwight Evans, R (1.9) OBP: 0.372, SLG: 0.340										4	1	1	0	0	2	3				
Rich Gedman, L (1.2) OBP: 0.370, SLG: 0.517										3	0	0	1	0	1	0				
Marty Barrett, R (1.4) OBP: 0.364, SLG: 0.368										3	0	0	0	0	0	0				
Glenn Hoffman, R (1.6) OBP: 0.354, SLG: 0.443 Jackie Gutierrez, R (6. PR) OBP: 0.279, SLG: 0.315 (7.6)										2	0	0	0	1	1	0				
Inning Stats	R: 0 E: 0 K: 0 S: 4	H: 1 LOB: 2 BB: 1 P: 8	R: 1 E: 0 K: 0 S: 4	H: 1 LOB: 0 BB: 0 P: 4	R: 1 E: 0 K: 0 S: 6	H: 3 LOB: 2 BB: 0 P: 6	R: 0 E: 0 K: 2 S: 7	H: 0 LOB: 0 BB: 0 P: 7	R: 2 E: 0 K: 1 S: 8	H: 3 LOB: 1 BB: 0 P: 8	R: 0 E: 0 K: 0 S: 2	H: 0 LOB: 1 BB: 1 P: 6	R: 0 E: 0 K: 0 S: 2	H: 0 LOB: 0 BB: 1 P: 6	R: 0 E: 0 K: 2 S: 7	H: 0 LOB: 0 BB: 0 P: 7	1B: 3 2B: 5 3B: 0 HR: 0	SF: 0 SAC: 0 DP: 1 HBP: 0	WP: 1 PB: 0 SB: 0 CS: 1	PA: 34
PITCHER Jim Clancy, R (1.1) ERA: 5.33 Ron Musselmann, R (8.1) ERA: 5.67	IP: 7.0 WLS: L BF: 30 H: 8 R: 4 ER: 4 SO: 3 BB: 3 IBB: 0 HBP: 0 BLK: 0 WP: 1 HR: 0 S: 33 P: 45 ERA: 5.14 WHIP: 1.571															PITCHER				



Batter	1	2	3	4	5	6	7	8	9	AB	R	H	RBI	BB	SO	LOB	TOP										
Damaso Garcia, R (1,4) OBP: 0.294, SLG: 0.340	0-0 1B		0-0 F9			0-0 F8	0-0 1B	0-0 5-3		5	0	2	0	0	0	2											
Lloyd Moseby, L (1,8) OBP: 0.355, SLG: 0.418	0-3 K		0-0 1B			4-0 1B BB	0-0 4-3	0-0 5-3		4	1	1	0	1	1	2											
George Bell, R (1,7) OBP: 0.329, SLG: 0.517	0-3 K		0-0 1-3			0-0 1B 1-2		0-0 5-3		5	1	2	1	0	1	3											
Jesse Barfield, R (1,9) OBP: 0.335, SLG: 0.485	0-0 5-3			0-0 3-1		0-0 1B 1-3 2H		0-0 FC1-6 1B	0-0 F8	5	0	2	1	0	0	1											
Jeff Burroughs, R (1,10) OBP: 0.213, SLG: 0.433 Len Matuszek, L (8,PH) OBP: 0.280, SLG: 0.374	0-0 F9		0-3 K			0-0 1B		0-0 FC1-6 1B 1-2		2	0	0	0	1	1	0											
Willie Upshaw, L (1,3) OBP: 0.308, SLG: 0.394	0-0 F3		0-0 3-1			0-3 K		0-0 WP 1B SF8		4	1	1	0	0	1	3											
Buck Martinez, R (1,2) OBP: 0.394, SLG: 0.333 Ernie Whitt, L (8,PH) OBP: 0.362, SLG: 0.553	4-0 BB		0-3 K			0-0 F7		0-0 WP 1B 1-2 3H		2	0	0	0	1	1	3											
Garth Iorg, R (1,5) OBP: 0.388, SLG: 0.456 Rance Mulliniks, L (8,PH) OBP: 0.406, SLG: 0.463	0-0 F6		0-0 CS 1B			0-0 3-1		0-0 SF8 1-2 2H		3	0	1	0	0	0	1											
Tony Fernandez, S (1,6) OBP: 0.338, SLG: 0.376	4-0 1-3 1B BB		0-3 K 1-2			0-0 5-3		0-0 1B 2H		3	0	1	1	1	1	1											
Inning Stats	R: 0 E: 0 K: 2 S: 8	H: 1 LOB: 1 BB: 0 P: 8	R: 0 E: 0 K: 0 S: 3	H: 0 LOB: 1 BB: 1 P: 7	R: 0 E: 0 K: 0 S: 3	H: 1 LOB: 1 BB: 1 P: 7	R: 0 E: 0 K: 1 S: 5	H: 0 LOB: 0 BB: 0 P: 5	R: 0 E: 0 K: 1 S: 7	H: 1 LOB: 0 BB: 0 P: 7	R: 1 E: 0 K: 1 S: 7	H: 2 LOB: 2 BB: 2 P: 15	R: 0 E: 0 K: 0 S: 4	H: 1 LOB: 1 BB: 0 P: 4	R: 4 E: 0 K: 0 S: 8	H: 5 LOB: 1 BB: 0 P: 8	R: 0 E: 0 K: 0 S: 3	H: 0 LOB: 0 BB: 0 P: 3	1B: 10 2B: 0 3B: 0 HR: 1	SF: 1 SAC: 0 DP: 0 HBP: 0	WP: 1 PB: 0 SB: 0 CS: 1	PA: 40					
PITCHER	IP	WLS	BF	H	R	ER	SO	BB	IBB	HBP	BLK	WP	HR	S	P	ERA	WHIP										
Bob Ojeda, L (1,1) ERA: 2.51	7.0		31	8	3	3	6	3	1	0	0	0	1	39	55	3.86	1.571										
Bob Stanley, R (8,1) ERA: 2.92	2.0	W	9	3	2	2	0	0	0	0	0	1	0	9	9	9.00	1.500										

Toronto Blue Jays @ Boston Red Sox
Fenway Park, Boston, MA
Sat Jun 15 1985, 3:33 AM EDT
Att: 35,664 - Unknown

AB 35
R 5
H 11
RBI 5
BB 4
SO 6
LOB 17



Batter	1	2	3	4	5	6	7	8	9	AB	R	H	RBI	BB	SO	LOB	BOTTOM										
Steve Lyons, L (1,8) OBP: 0.314, SLG: 0.403	0-3 K		0-0 F8			0-0 F6	0-0 CS 1B			4	0	1	1	0	1	1											
Wade Boggs, L (1,5) OBP: 0.412, SLG: 0.401	0-0 FC1-6-5 2B		0-0 4-3			0-0 1-3	0-0 CS 1-2	4-0 SH3-4 1B BB		3	1	1	0	1	0	1											
Jim Rice, R (1,7) OBP: 0.344, SLG: 0.475	0-0 FC1-6-5-4 2-3		0-0 2B			0-0 1B 2H		0-0 BB SH3-4 1B 1-2		4	1	3	1	0	0	1											
Bill Buckner, L (1,3) OBP: 0.348, SLG: 0.453		0-0 F6		0-0 F8		0-0 F6		0-0 SH3-4 1-2 2-3		3	0	0	0	0	0	2											
Mike Easter, L (1,10) OBP: 0.310, SLG: 0.430	0-0 5-3				0-0 HR		0-0 F7	0-3 K		4	1	1	1	0	1	2											
Dwight Evans, R (1,9) OBP: 0.374, SLG: 0.340	0-0 6-3				0-0 CS 1B		0-0 F3	4-0 BB BB IBB		3	0	1	0	1	0	0											
Rich Gedman, L (1,2) OBP: 0.372, SLG: 0.514			0-0 F7		0-0 F8		0-0 1B 3B	4-0 1-2 2-3 3H		3	1	1	1	0	1												
Marty Barrett, R (1,4) OBP: 0.367, SLG: 0.368			0-0 F2		0-3 K 1-2		0-0 1B 3B	4-0 1-2 2-3 3H		3	1	1	1	1	1												
Glenn Hoffman, R (1,6) OBP: 0.361, SLG: 0.473			0-0 F8			0-0 1B 1-3	0-0 1B 3B 1H 2H	0-0 1-3		4	2	2	2	0	0	3											
Inning Stats	R: 0 E: 0 K: 1 S: 5	H: 1 LOB: 0 BB: 0 P: 5	R: 0 E: 0 K: 0 S: 3	H: 0 LOB: 0 BB: 0 P: 3	R: 0 E: 0 K: 0 S: 4	H: 1 LOB: 1 BB: 0 P: 4	R: 1 E: 0 K: 1 S: 6	H: 2 LOB: 0 BB: 0 P: 6	R: 1 E: 0 K: 0 S: 5	H: 2 LOB: 1 BB: 0 P: 5	R: 3 E: 0 K: 0 S: 6	H: 4 LOB: 0 BB: 0 P: 6	R: 2 E: 0 K: 1 S: 6	H: 1 LOB: 3 BB: 4 P: 22	R: 0 E: 0 K: 1 S: 6	H: 0 LOB: 0 BB: 0 P: 3	1B: 7 2B: 3 3B: 1 HR: 1	SF: 0 SAC: 1 DP: 1 HBP: 0	WP: 0 PB: 0 SB: 0 CS: 2	PA: 37							
PITCHER	IP	WLS	BF	H	R	ER	SO	BB	IBB	HBP	BLK	WP	HR	S	P	ERA	WHIP										
Doyle Alexander, R (1,1) ERA: 4.24	7.0	L	28	10	5	5	2	0	0	0	0	0	0	1	5	6.43	1.429										
Jim Acker, R (8,1) ERA: 2.68	0.0		2	1	2	2	0	1	0	0	0	0	0	1	5	∞	∞										
Gary Lavelle, L (8,1) ERA: 2.6	0.2		5	0	0	0	1	2	1	0	0	0	0	4	16	0.00	3.000										
Dennis Lamp, R (8,1) ERA: 3.46	0.1		1	0	0	0	0	0	0	0	0	0	0	1	1	0.00	0.000										

Toronto Blue Jays @ Boston Red Sox
Fenway Park, Boston, MA
Sat Jun 15 1985, 3:33 AM EDT
Att: 35,664 - Unknown

AB 31
R 7
H 11
RBI 7
BB 4
SO 3
LOB 12



Batter	1	2	3	4	5	6	7	8	9	AB	R	H	RBI	BB	SO	LOB	TOP										
Damaso Garcia, R OBP: 0.296, SLG: 0.341 (1, 4)	0-0 4-3		0-0 1B		0-0 2B	0-0 FC6-4			0-0 1-3	5	1	2	0	0	0	1											
Rance Mulliniks, L OBP: 0.411, SLG: 0.471 Garth Iorg, R OBP: 0.380, SLG: 0.446 (7, PH) (7, 5)	0-0 1-3			4-0 FC4-6	0-0 2B			0-0 F8	0-0 4-3	2	0	1	2	1	0	0											
Lloyd Moseby, L OBP: 0.352, SLG: 0.410 (1, 8)	0-0 F5			0-0 E5	0-0 G4-1			4-0 S	0-0 5-3	4	1	0	0	1	0	2											
Willie Upshaw, L OBP: 0.307, SLG: 0.391 (1, 3)		0-0 6-3		0-0 FC4-6		0-0 2B		0-3 K		4	1	1	0	0	1	3											
George Bell, R OBP: 0.332, SLG: 0.518 (1, 7)		0-0 G3		0-3 K		0-0 SF8		4-0 S		3	1	1	0	1	1	2											
Len Matuszek, L OBP: 0.275, SLG: 0.367 Jeff Burroughs, R OBP: 0.387, SLG: 0.429 (6, PH) (1, 10)	0-0 F8			0-0 F9		0-0 SF8		0-3 K		2	0	0	0	0	0	2											
Ernie Whitt, L OBP: 0.357, SLG: 0.545 Buck Martinez, R OBP: 0.220, SLG: 0.337 (6, PH) (6, 2)			0-0 4-3		0-0 F8	0-0 FC4-6		0-3 K		2	0	0	0	0	0	0											
Jesse Barfield, R OBP: 0.333, SLG: 0.478 (1, 9)			0-3 K		4-0 FC4-6	0-0 FC4-6		0-3 K		3	1	0	0	1	2	1											
Tony Fernandez, S OBP: 0.341, SLG: 0.378 (1, 6)			0-0 1B		0-0 FC4-6	0-0 FC4-6		0-0 6-3		4	1	2	1	0	0	1											
Inning Stats	R: 0 E: 0 K: 0 S: 3	H: 0 LOB: 0 BB: 0 P: 3	R: 0 E: 0 K: 0 S: 3	H: 0 LOB: 0 BB: 0 P: 3	R: 0 E: 0 K: 1 S: 6	H: 2 LOB: 2 BB: 0 P: 6	R: 0 E: 1 K: 1 S: 6	H: 0 LOB: 2 BB: 1 P: 10	R: 2 E: 0 K: 0 S: 5	H: 2 LOB: 1 BB: 1 P: 9	R: 3 E: 0 K: 0 S: 7	H: 4 LOB: 1 BB: 0 P: 7	R: 1 E: 0 K: 2 S: 7	H: 0 LOB: 1 BB: 2 P: 15	R: 0 E: 0 K: 2 S: 7	H: 0 LOB: 0 BB: 0 P: 7	R: 0 E: 0 K: 0 S: 3	H: 0 LOB: 0 BB: 0 P: 3	1B: 6 2B: 2 3B: 0 HR: 0	SF: 1 SAC: 0 DP: 0 HBP: 0	WP: 0 PB: 0 SB: 6 CS: 0	PA: 39					
PITCHER	IP	WLS	BF	H	R	ER	SO	BB	IBB	HBP	BLK	WP	HR	S	P	ERA	WHIP										
Roger Clemens, R ERA: 3.46 (1, 1)	5.0		22	5	3	3	2	2	0	0	0	0	0	24	32	5.40	1.400										
Bruce Hurst, L ERA: 6.23 (6, 1)	1.2		9	3	3	2	1	1	0	0	0	0	0	10	14	10.80	2.400										
Steve Crawford, R ERA: 3.0 (7, 1)	2.1	W	8	0	0	0	3	0	1	0	0	0	0	13	17	0.00	0.000										

Toronto Blue Jays @ Boston Red Sox
Fenway Park, Boston, MA
Sun Jun 16 1985, 3:33 AM EDT
Att: 27,700 - Unknown

AB 34
R 6
H 8
RBI 5
BB 4
SO 6
LOB 13



Batter	1	2	3	4	5	6	7	8	9	AB	R	H	RBI	BB	SO	LOB	BOTTOM										
Dwight Evans, R OBP: 0.367, SLG: 0.333 (1, 9)	0-0 F9		0-0 F9		0-0 E6		0-0 FC5-4		0-0 SF8	4	0	0	1	0	0	1											
Wade Boggs, L OBP: 0.406, SLG: 0.397 (1, 5)	0-0 4-3				0-0 G4-6-3		0-0 G4-6-3		0-3 K	5	0	1	0	0	1	4											
Bill Buckner, L OBP: 0.350, SLG: 0.452 (1, 3)	0-0 F6		0-0 F7		0-0 1B			4-0 1B		3	1	1	0	1	0	1											
Jim Rice, R OBP: 0.346, SLG: 0.480 (1, 7)		0-0 1B		0-0 F7	0-0 F8			0-0 SH3-4		4	2	2	0	0	0	1											
Tony Armas, R OBP: 0.263, SLG: 0.516 Steve Lyons, L OBP: 0.319, SLG: 0.406 (6, 8)		0-0 3-6		0-0 F5		0-0 5-3		0-0 SH3-4		2	0	1	0	0	0	0											
Mike Easler, L OBP: 0.310, SLG: 0.429 Reid Nichols, R OBP: 0.217, SLG: 0.238 (8, PH) (1, 10)		0-3 K		0-0 2B		0-3 K		0-0 SH3-4		3	1	1	0	0	2	2											
Marty Barrett, R OBP: 0.374, SLG: 0.375 (1, 4)		4-0 1-2		0-0 1B		0-0 E6		4-0 1B		2	2	1	1	2	0	0											
Glenn Hoffman, R OBP: 0.368, SLG: 0.474 (1, 6)		0-0 3-6		0-0 1B		0-0 FC6-4		0-0 E		4	0	2	3	0	0	3											
Dave Sax, R OBP: 0.353, SLG: 0.412 Rich Gedman, L OBP: 0.376, SLG: 0.514 (8, PH) (9, 2)			0-0 1-3		0-0 1-3		0-0 FC5-4		0-0 E	3	0	1	0	0	0	1											
Inning Stats	R: 0 E: 0 K: 0 S: 3	H: 2 LOB: 1 BB: 1 P: 10	R: 1 E: 0 K: 1 S: 6	H: 2 LOB: 1 BB: 1 P: 10	R: 0 E: 0 K: 0 S: 4	H: 1 LOB: 1 BB: 0 P: 4	R: 2 E: 0 K: 0 S: 6	H: 3 LOB: 1 BB: 0 P: 6	R: 0 E: 1 K: 1 S: 6	H: 0 LOB: 1 BB: 0 P: 6	R: 0 E: 0 K: 0 S: 3	H: 1 LOB: 0 BB: 0 P: 3	R: 0 E: 1 K: 1 S: 8	H: 3 LOB: 2 BB: 3 P: 20	R: 4 E: 1 K: 1 S: 8	H: 3 LOB: 3 BB: 3 P: 20	1B: 9 2B: 3 3B: 0 HR: 0	SF: 1 SAC: 1 DP: 3 HBP: 0	WP: 1 PB: 0 SB: 0 CS: 0	PA: 38							
PITCHER	IP	WLS	BF	H	R	ER	SO	BB	IBB	HBP	BLK	WP	HR	S	P	ERA	WHIP										
Jimmy Key, L ERA: 2.33 (1, 1)	6.0		27	8	3	3	2	1	0	0	0	0	0	4	8	4.50	1.500										
Jim Acker, R ERA: 3.27 (7, 1)	1.0		5	2	3	3	0	1	0	0	0	0	0	4	8	27.00	3.000										
Gary Lavelle, L ERA: 2.89 (8, 1)	0.1	L	3	1	0	0	0	1	0	0	0	0	0	2	6	0.00	6.000										
Bill Caudill, R ERA: 3.45 (8, 1)	0.2		3	0	1	1	1	0	1	0	0	0	0	4	8	13.50	0.000										

Toronto Blue Jays @ Boston Red Sox
Fenway Park, Boston, MA
Sun Jun 16 1985, 3:33 AM EDT
Att: 27,700 - Unknown

AB 32
R 7
H 11
RBI 6
BB 4
SO 3
LOB 13




Batter	1	2	3	4	5	6	7	8	9	AB	R	H	RBI	BB	SO	LOB	TOP										
Steve Lyons, L OBP: 0.333, SLG: 0.395 (1, 8)	F5	K		F8		BB BB		L5		4	0	0	0	1	1	3	Boston Red Sox @ Detroit Tigers Tiger Stadium, Detroit, MI Tue Jun 18 1985, 7:05 PM EDT Att: 31,766 - Unknown										
Wade Boggs, L OBP: 0.420, SLG: 0.401 (1, 5)	F8	1B 1-2 2-3 BB		G1-4-3 1B		G3-6-1 BB		5-3 1B		3	1	2	0	2	0	0											
Jim Rice, R OBP: 0.345, SLG: 0.472 (1, 7)	2B 1B	BB WP 1B		G1-4-3 1-2		K		5-3		5	2	2	3	0	1	4											
Bill Buckner, L OBP: 0.353, SLG: 0.466 (1, 3)	1-1 2B	WP 1-2 3-H 1B				HR		F7		5	1	3	3	0	0	3											
Mike Easter, L OBP: 0.311, SLG: 0.420 (1, 10)	IBB	1-3 2-H BB		4-3		4-3		F8		3	0	0	0	2	1	0											
Dwight Evans, R OBP: 0.395, SLG: 0.365 (1, 9)	4-3	K		HR		1B		F4		5	1	2	1	0	1	4											
Rich Gedman, L OBP: 0.374, SLG: 0.500 (1, 2)		BB 1B BB		G6-4-3 BB		E8 FC5-4		6-3		3	1	1	0	2	0	0											
Marty Barrett, R OBP: 0.360, SLG: 0.359 (1, 4)	F9			G6-4-3 1-2		FC5-4		L9-4-3		4	0	0	0	0	0	5											
Glenn Hoffman, R OBP: 0.368, SLG: 0.459 (1, 6)	1-2 BB 1B			6-3		6-3		1B 5-3 BB		3	2	1	0	1	0	1											
Inning Stats	R: 1 E: 0 K: 0 S: 5	H: 2 LOB: 2 BB: 1 P: 9	R: 4 E: 0 K: 2 S: 10	H: 3 LOB: 3 BB: 3 P: 22	R: 0 E: 0 K: 0 S: 2	H: 0 LOB: 0 BB: 1 P: 6	R: 0 E: 0 K: 0 S: 3	H: 1 LOB: 0 BB: 0 P: 3	R: 2 E: 1 K: 0 S: 6	H: 2 LOB: 1 BB: 0 P: 6	R: 0 E: 0 K: 1 S: 4	H: 2 LOB: 1 BB: 0 P: 4	R: 1 E: 0 K: 0 S: 4	H: 1 LOB: 1 BB: 1 P: 8	R: 0 E: 0 K: 1 S: 5	H: 0 LOB: 0 BB: 0 P: 5	1B: 8 2B: 2 3B: 0 HR: 2	SF: 0 SAC: 0 DP: 4 HBP: 0	WP: 2 PB: 0 SB: 0 CS: 0	PA: 43							
PITCHER	IP	WLS	BF	H	R	ER	SO	BB	IBB	HBP	BLK	WP	HR	S	P	ERA	WHIP										
Doug Bair, R ERA: 5.61 (1, 1)	1.2		13	5	5	5	1	2	1	0	0	0	0	12	24	27.00	4.200										
Bill Scherrer, L ERA: 4.05 (2, 1)	3.1		14	3	2	2	1	2	0	0	0	1	2	14	22	5.40	1.500										
Juan Berenguer, R ERA: 6.42 (6, 1)	2.0	W	9	2	1	1	1	3	0	0	0	0	0	8	20	4.50	2.500										
Aurelio Lopez, R ERA: 3.83 (8, 1)	2.0	S	7	1	0	0	1	0	0	0	0	0	0	9	9	0.00	0.500										

Batter	1	2	3	4	5	6	7	8	9	AB	R	H	RBI	BB	SO	LOB	BOTTOM										
Lou Whitaker, L OBP: 0.394, SLG: 0.489 (1, 4)	6-3	F8		6-3		1B HR 2B		F9		5	1	1	0	0	0	4	Boston Red Sox @ Detroit Tigers Tiger Stadium, Detroit, MI Tue Jun 18 1985, 7:05 PM EDT Att: 31,766 - Unknown										
Alan Trammell, R OBP: 0.315, SLG: 0.409 (1, 6)	1B 1B 1B	K				K		F6		5	2	2	1	0	2	3											
Kirk Gibson, L OBP: 0.365, SLG: 0.532 (1, 8)	1-2 BB 1B			3-1		1B 1B		CS 1B		4	3	3	0	1	0	0											
Lance Parrish, R OBP: 0.325, SLG: 0.459 (1, 2)	1B 1-2 2-3 1B			K		1B 1B		BB HR		4	1	3	4	1	1	0											
Darrell Evans, L OBP: 0.351, SLG: 0.505 (1, 3)	K			F7		K		F8		5	0	1	1	0	2	4											
Johnny Grubb, L OBP: 0.280, SLG: 0.268 (1, 10)	1-3 2-H 3-H 1B			HR		K		FC4-6 BB		4	1	2	3	1	2	2											
Larry Hemdon, R OBP: 0.286, SLG: 0.366 (1, 7)	F9			6-3		5-3		6-3		5	0	0	0	0	0	6											
Nelson Simmons, S OBP: 0.310, SLG: 0.418 (1, 9)		G3				FC5-4 1B		F9 1B		4	0	3	0	0	0	0											
Alejandro Sanchez, R OBP: 0.286, SLG: 0.587 (7, PR) (8, 9)				2B		1B		1B		0	0	0	0	0	0	0											
Tom Brookens, R OBP: 0.296, SLG: 0.391 (1, 5)		1B		L6		FC5-4 2B 1B		1-2 1B		4	1	2	0	0	0	2											
Inning Stats	R: 2 E: 0 K: 1 S: 9	H: 4 LOB: 2 BB: 0 P: 9	R: 0 E: 0 K: 1 S: 6	H: 1 LOB: 1 BB: 0 P: 6	R: 0 E: 0 K: 1 S: 5	H: 0 LOB: 0 BB: 0 P: 5	R: 1 E: 0 K: 0 S: 5	H: 2 LOB: 1 BB: 0 P: 5	R: 1 E: 0 K: 2 S: 10	H: 3 LOB: 2 BB: 0 P: 10	R: 5 E: 0 K: 2 S: 11	H: 4 LOB: 0 BB: 1 P: 15	R: 0 E: 0 K: 0 S: 5	H: 2 LOB: 2 BB: 0 P: 5	R: 0 E: 0 K: 0 S: 3	H: 1 LOB: 2 BB: 2 P: 11	1B: 13 2B: 2 3B: 0 HR: 2	SF: 0 SAC: 0 DP: 0 HBP: 0	WP: 0 PB: 0 SB: 0 CS: 1	PA: 43							
PITCHER	IP	WLS	BF	H	R	ER	SO	BB	IBB	HBP	BLK	WP	HR	S	P	ERA	WHIP										
Bruce Kison, R ERA: 3.94 (1, 1)	5.1		28	12	6	6	5	0	0	0	0	0	0	1	38	10.12	2.250										
Mike Trujillo, R ERA: 7.45 (6, 1)	0.0		1	1	0	0	0	0	0	0	0	0	0	1	1	∞	∞										
Bruce Hurst, L ERA: 6.38 (6, 1)	1.1	L	8	3	3	3	2	1	0	0	0	0	1	11	15	20.25	3.000										
Mark Clear, R ERA: 3.0 (7, 1)	1.1		6	1	0	0	0	2	0	0	0	0	0	4	12	0.00	2.250										

Batter	1	2	3	4	5	6	7	8	9	AB	R	H	RBI	BB	SO	LOB	TOP				
Steve Lyons, L OBP: 0.314, SLG: 0.375 (1, 8)	0-0 1-3		0-0 F9		0-0 SF7		0-0 F6		0-0 F7	4	0	0	1	0	0	0	Boston Red Sox @ Detroit Tigers Tiger Stadium, Detroit, MI Wed Jun 19 1985, 7:05 PM EDT Att: 35,135 - Unknown				
Wade Boggs, L OBP: 0.418, SLG: 0.398 (1, 5)	0-0 F7		0-0 6-3		1-2 3-H 0-0 FC6-4 1B		0-0 5-3			4	0	1	1	0	0						
Jim Rice, R OBP: 0.341, SLG: 0.465 (1, 7)	0-0 5-3		0-0 5-3		0-0 FC6-4 1-2			0-3 K		4	0	0	0	0	1						
Bill Buckner, L OBP: 0.349, SLG: 0.460 (1, 3)		0-0 F2		0-0 L9		0-0 F9		0-1 CI 1B		3	0	0	0	0	0						
Mike Easter, L OBP: 0.318, SLG: 0.426 (1, 10)		0-0 1B BB 1B		0-0 G1-4-3 1B		0-0 5-3		0-0 1-2 1B		4	0	3	0	0	0						
Dwight Evans, R OBP: 0.371, SLG: 0.365 (1, 9)		4-0 1B BB		0-0 G1-4-3 1-2		0-0 2B 1B		0-3 K		3	1	1	0	1	3						
Rich Gedman, L OBP: 0.381, SLG: 0.511 (1, 2)		0-0 1-2 2-3 1B			0-0 FC5-4 SF7 1B		0-0 1-H 2B		0-0 F9		4	1	3	1	0	2					
Marty Barrett, R OBP: 0.358, SLG: 0.353 (1, 4)		0-0 F5			4-0 1-2 BB FC5-4 BB		0-0 6-3		0-0 6-3	3	0	0	0	1	0	4					
Glenn Hoffman, R OBP: 0.354, SLG: 0.438 (1, 6)		0-0 F3			0-0 FC5-4 SF7 1B 1-2 2-3		0-3 K		0-0 F9	4	1	0	0	0	1	5					
Inning Stats	R: 0 E: 0 K: 0 S: 3	H: 0 LOB: 0 BB: 0 P: 3	R: 0 E: 0 K: 0 S: 5	H: 2 LOB: 3 BB: 1 P: 9	R: 0 E: 0 K: 0 S: 3	H: 0 LOB: 0 BB: 0 P: 3	R: 0 E: 0 K: 0 S: 3	H: 1 LOB: 0 BB: 0 P: 3	R: 2 E: 0 K: 0 S: 5	H: 2 LOB: 1 BB: 1 P: 9	R: 1 E: 0 K: 0 S: 5	H: 2 LOB: 1 BB: 0 P: 5	R: 0 E: 0 K: 1 S: 5	H: 0 LOB: 0 BB: 0 P: 5	R: 0 E: 0 K: 2 S: 9	H: 1 LOB: 2 BB: 0 P: 9	R: 0 E: 0 K: 0 S: 3	H: 0 LOB: 0 BB: 0 P: 3	1B: 7 2B: 1 3B: 0 HR: 0	SF: 1 SAC: 0 DP: 1 HBP: 0	WP: 0 PA: 37 PB: 0 SB: 0 CS: 0
PITCHER	IP WLS BF H R ER SO BB IBB HBP BLK WP HR S P ERA WHIP	IP WLS BF H R ER SO BB IBB HBP BLK WP HR S P ERA WHIP																			
Walt Terrell, R ERA: 4.11 (1, 1)	7.1 W 32 8 3 3 2 2 0 0 0 0 0 0 34 42 3.68 1.364																				
Aurelio Lopez, R ERA: 3.69 (8, 1)	1.2 S 5 0 0 0 1 0 0 0 0 0 0 0 7 7 0.00 0.000																				

Batter	1	2	3	4	5	6	7	8	9	AB	R	H	RBI	BB	SO	LOB	BOTTOM		
Lou Whitaker, L OBP: 0.398, SLG: 0.504 (1, 4)	0-0 F9			0-0 F8		0-0 FC5-4 HBP 1B		0-0 1-2 2B 1B		5	2	3	3	0	0	0	Boston Red Sox @ Detroit Tigers Tiger Stadium, Detroit, MI Wed Jun 19 1985, 7:05 PM EDT Att: 35,135 - Unknown		
Alan Trammell, R OBP: 0.324, SLG: 0.415 (1, 6)	0-0 SH 1B	2-H HR F7			0-0 2B SF8 1B	1-0 FC5-4 HBP		0-0 1-2 2-3 PB 1B		4	3	3	0	0	0				
Kirk Gibson, L OBP: 0.371, SLG: 0.559 (1, 8)	0-0 SH 1B 1-2		0-0 HR		0-0 SF8 1-3 2B	0-0 FC5-4 1-2 2-3		0-0 1-3 2-H 3-H PB 2B		4	1	3	3	0	2				
Lance Parrish, R OBP: 0.323, SLG: 0.454 (1, 2)	0-0 1-3 2-H 1B		0-0 5-3		0-0 E5	0-0 4-3		0-0 G1		5	0	1	1	0	0	6			
Darrell Evans, L OBP: 0.348, SLG: 0.495 (1, 10)	0-0 F6		0-0 F5		0-0 F5		0-3 K	4-0 PB IBB		4	0	0	0	1	1	5			
Johnny Grubb, L OBP: 0.276, SLG: 0.257 (1, 9)	0-0 F3		4-0 BB		0-0 SF8 2-3 3-H		0-0 4-3	0-3 1-2 2-3 3-H K		3	0	0	1	1	4				
Nelson Simmons, S OBP: 0.298, SLG: 0.490 Larry Herndon, R OBP: 0.286, SLG: 0.366 (8, 7)		0-0 F9	0-0 1-3		0-0 F7		0-0 F6			4	0	0	0	0	0	3			
Dave Bergman, L OBP: 0.321, SLG: 0.182 (1, 3)		0-0 6-3		0-0 F7		0-0 F9		0-0 F8		4	0	0	0	0	0	0			
Tom Brookens, R OBP: 0.307, SLG: 0.419 (1, 5)		0-0 HR 2B		0-0 K		0-0 1B 3B		0-0 1B 2B 1B		4	3	3	0	0	1	0			
Inning Stats	R: 1 E: 0 K: 0 S: 6	H: 2 LOB: 2 BB: 0 P: 6	R: 2 E: 0 K: 0 S: 5	H: 2 LOB: 0 BB: 0 P: 5	R: 1 E: 0 K: 0 S: 4	H: 1 LOB: 1 BB: 1 P: 8	R: 0 E: 0 K: 1 S: 5	H: 0 LOB: 0 BB: 0 P: 5	R: 1 E: 0 K: 0 S: 6	H: 2 LOB: 2 BB: 0 P: 6	R: 1 E: 0 K: 0 S: 5	H: 2 LOB: 2 BB: 0 P: 6	R: 0 E: 0 K: 1 S: 5	H: 0 LOB: 0 BB: 0 P: 5	R: 3 E: 0 K: 1 S: 9	H: 4 LOB: 2 BB: 1 P: 13	1B: 7 2B: 3 3B: 1 HR: 2	SF: 1 SAC: 1 DP: 0 HBP: 1	WP: 0 PA: 42 PB: 1 SB: 0 CS: 0
PITCHER	IP WLS BF H R ER SO BB IBB HBP BLK WP HR S P ERA WHIP	IP WLS BF H R ER SO BB IBB HBP BLK WP HR S P ERA WHIP																	
Oil Can Boyd, R ERA: 2.75 (1, 1)	7.1 L 37 11 8 7 2 1 0 1 0 0 0 6 10 0.00 3.000																		
Steve Crawford, R ERA: 2.95 (8, 1)	0.2 S 5 2 1 0 1 0 1 0 0 0 0 6 10 0.00 3.000																		

AB	33
R	3
H	8
RBI	3
BB	2
SO	3
LOB	15



WP	0	PA	37		
PB	0	SB	0	CS	0

AB	37
R	9
H	13
RBI	8
BB	2
SO	3
LOB	20



WP	0	PA	42		
PB	1	SB	0	CS	0

Batter	1	2	3	4	5	6	7	8	9	AB	R	H	RBI	BB	SO	LOB	TOP															
Steve Lyons, L (1, 8) OBP: 0.322, SLG: 0.386										3	1	1	0	0	1	1	Boston Red Sox @ Toronto Blue Jays Exhibition Stadium, Toronto, ON Thu Jun 20 1985, 7:05 PM EDT Att: 35,050 - Unknown															
Wade Boggs, L (1, 5) OBP: 0.422, SLG: 0.406										3	1	2	0	1	0	1																
Jim Rice, R (1, 7) OBP: 0.339, SLG: 0.462										4	0	1	0	0	0	3																
Bill Buckner, L (1, 3) OBP: 0.352, SLG: 0.474										3	1	2	3	0	0	0																
Mike Easter, L (1, 10) OBP: 0.321, SLG: 0.427										4	1	2	0	0	0	1																
Dwight Evans, R (1, 9) OBP: 0.373, SLG: 0.378										3	1	1	2	1	1	2																
Rich Gedman, L (1, 2) OBP: 0.374, SLG: 0.500										4	0	0	0	0	1	1																
Marty Barrett, R (1, 4) OBP: 0.352, SLG: 0.346										4	0	0	0	0	0	0																
Glenn Hoffman, R (1, 6) OBP: 0.350, SLG: 0.441										4	0	1	0	0	0	0																
Inning Stats	R: 1 E: 0 K: 0 S: 5	H: 2 LOB: 2 BB: 0 P: 6	R: 0 E: 0 K: 1 S: 6	H: 1 LOB: 1 BB: 0 P: 6	R: 0 E: 0 K: 0 S: 3	H: 1 LOB: 0 BB: 0 P: 3	R: 2 E: 0 K: 1 S: 7	H: 2 LOB: 0 BB: 0 P: 7	R: 2 E: 0 K: 0 S: 5	H: 2 LOB: 0 BB: 0 P: 5	R: 0 E: 0 K: 0 S: 2	H: 0 LOB: 0 BB: 1 P: 6	R: 0 E: 0 K: 0 S: 3	H: 1 LOB: 1 BB: 1 P: 7	R: 0 E: 0 K: 1 S: 5	H: 1 LOB: 0 BB: 0 P: 5	R: 0 E: 0 K: 0 S: 3	H: 0 LOB: 0 BB: 0 P: 3	1B: 5 2B: 3 3B: 0 HR: 2	SF: 1 SAC: 0 DP: 3 HBP: 1	WP: 0 PB: 0 SB: 0 CS: 0	PA: 36										
PITCHER	IP WLS BF H R ER SO BB IBB HBP BLK WP HR S P ERA WHIP																															
Doyle Alexander, R (1, 1) ERA: 4.42	6.1	W 29	H 9	R 5	ER 5	SO 2	BB 2	IBB 0	HBP 1	BLK 0	WP 0	HR 2	S 30	P 39	ERA 7.11	WHIP 1.737																
Jim Acker, R (7, 1) ERA: 3.21	0.2	W 2	H 1	R 0	ER 0	SO 0	BB 0	IBB 0	HBP 0	BLK 0	WP 0	HR 0	S 2	P 2	ERA 0.00	WHIP 1.500																
Gary Lavelle, L (8, 1) ERA: 2.61	1.1	S 3	H 0	R 0	ER 0	SO 1	BB 0	IBB 0	HBP 0	BLK 0	WP 0	HR 0	S 5	P 5	ERA 0.00	WHIP 0.000																
Bill Caudill, R (9, 1) ERA: 3.24	0.2	S 2	H 0	R 0	ER 0	SO 0	BB 0	IBB 0	HBP 0	BLK 0	WP 0	HR 0	S 2	P 2	ERA 0.00	WHIP 0.000																

Batter	1	2	3	4	5	6	7	8	9	AB	R	H	RBI	BB	SO	LOB	BOTTOM															
Damaso Garcia, R (1, 4) OBP: 0.306, SLG: 0.357										3	1	3	4	0	0	0	Boston Red Sox @ Toronto Blue Jays Exhibition Stadium, Toronto, ON Thu Jun 20 1985, 7:05 PM EDT Att: 35,050 - Unknown															
Lloyd Moseby, L (1, 8) OBP: 0.338, SLG: 0.396										3	0	0	1	0	0	3																
George Bell, R (1, 7) OBP: 0.317, SLG: 0.498										4	0	0	0	0	1	4																
Jesse Barfield, R (1, 9) OBP: 0.339, SLG: 0.475										3	0	0	0	1	1	1																
Jeff Burroughs, R (1, 10) OBP: 0.223, SLG: 0.415										3	0	0	0	0	0	0																
Len Matuszek, L (8, PH) OBP: 0.271, SLG: 0.355										1	0	0	0	0	0	1																
Willie Upshaw, L (1, 3) OBP: 0.304, SLG: 0.377										4	0	1	0	0	2	0																
Buck Martinez, R (1, 2) OBP: 0.223, SLG: 0.337										3	0	1	0	0	0	1																
Lou Thornton, L (7, PR) OBP: 0.217, SLG: 0.273										0	1	0	0	0	0	0																
Ernie Whitt, L (8, 2) OBP: 0.345, SLG: 0.516										0	0	0	0	0	0	0																
Garth Iorg, R (1, 5) OBP: 0.390, SLG: 0.474										3	3	3	0	0	0	0																
Tony Fernandez, S (1, 6) OBP: 0.340, SLG: 0.385										2	1	1	1	0	0	1																
Inning Stats	R: 0 E: 0 K: 1 S: 5	H: 0 LOB: 1 BB: 0 P: 6	R: 0 E: 0 K: 0 S: 3	H: 1 LOB: 0 BB: 0 P: 3	R: 1 E: 0 K: 0 S: 5	H: 2 LOB: 1 BB: 0 P: 5	R: 0 E: 0 K: 1 S: 5	H: 0 LOB: 0 BB: 0 P: 5	R: 2 E: 0 K: 0 S: 6	H: 3 LOB: 1 BB: 0 P: 6	R: 0 E: 0 K: 1 S: 5	H: 0 LOB: 0 BB: 0 P: 5	R: 3 E: 0 K: 1 S: 8	H: 3 LOB: 1 BB: 0 P: 8	R: 0 E: 0 K: 0 S: 2	H: 0 LOB: 0 BB: 1 P: 6	1B: 4 2B: 3 3B: 2 HR: 0	SF: 1 SAC: 1 DP: 1 HBP: 1	WP: 0 PB: 0 SB: 0 CS: 1	PA: 33												
PITCHER	IP WLS BF H R ER SO BB IBB HBP BLK WP HR S P ERA WHIP																															
Bob Ojeda, L (1, 1) ERA: 3.1	6.1	L 27	H 8	R 6	ER 6	SO 3	BB 0	IBB 0	HBP 1	BLK 0	WP 0	HR 0	S 32	P 33	ERA 8.53	WHIP 1.263																
Bob Stanley, R (7, 1) ERA: 2.61	1.2	L 6	H 1	R 0	ER 0	SO 1	BB 1	IBB 0	HBP 0	BLK 0	WP 0	HR 7	S 11	P 11	ERA 0.00	WHIP 1.200																

AB	32
R	5
H	10
RBI	5
BB	2
SO	3
LOB	9




AB	29
R	6
H	9
RBI	6
BB	1
SO	4
LOB	11



Batter	1	2	3	4	5	6	7	8	9	AB	R	H	RBI	BB	SO	LOB	TOP			
Reid Nichols, R OBP: 0.185, SLG: 0.200	5-3		6-3		F8			G5-4-3		4	0	0	0	0	0	1				
Wade Boggs, L OBP: 0.423, SLG: 0.415	1-3			1B BLK 2B		6-3			6-3 SF8 2B	4	2	2	0	0	0	0				
Bill Buckner, L OBP: 0.350, SLG: 0.471	4-3			FC1 BLK 2-3 1B		3-1			6-3	4	0	1	0	0	0	1				
Jim Rice, R OBP: 0.334, SLG: 0.456		F7		K		5-3			SF8	3	0	0	1	0	1	2				
Mike Easter, L OBP: 0.316, SLG: 0.420	F7			FC1 1B 1-3 3-H		6-3			F9	4	0	0	0	0	0	1				
Dwight Evans, R OBP: 0.379, SLG: 0.383										2	0	2	0	1	0	0				
Marty Barrett, R OBP: 0.347, SLG: 0.340	1-3							G6-4-3 BB		3	0	0	0	0	0	4				
Glenn Hoffman, R OBP: 0.340, SLG: 0.427			5-3		F3			E5 G5-4-3		3	0	0	0	0	0	0				
Marc Sullivan, R OBP: 0.267, SLG: 0.321			F9		6-3			P4		3	0	0	0	0	0	1				
Inning Stats	R: 0 E: 0 K: 0 S: 3	H: 0 LOB: 0 BB: 0 P: 3	R: 0 E: 0 K: 0 S: 4	H: 1 LOB: 1 BB: 0 P: 4	R: 0 E: 0 K: 0 S: 3	H: 0 LOB: 0 BB: 0 P: 3	R: 1 E: 0 K: 1 S: 8	H: 3 LOB: 2 BB: 0 P: 8	R: 0 E: 0 K: 0 S: 3	H: 0 LOB: 0 BB: 0 P: 3	R: 0 E: 0 K: 0 S: 2	H: 0 LOB: 0 BB: 1 P: 6	R: 0 E: 1 K: 0 S: 3	H: 0 LOB: 0 BB: 0 P: 3	R: 1 E: 0 K: 0 S: 4	H: 1 LOB: 0 BB: 0 P: 4	1B: 3 2B: 2 3B: 0 HR: 0	SF: 1 SAC: 0 DP: 2 HBP: 0	WP: 0 PB: 0 SB: 0 CS: 0	PA: 32
PITCHER Jimmy Key, L ERA: 2.3	IP: 9.0 WLS: W BF: 32 H: 5 R: 2 ER: 2 SO: 1 BB: 1 IBB: 0 HBP: 0 BLK: 1 WP: 0 HR: 0 S: 33 P: 37 ERA: 2.00 WHIP: 0.667															PITCHER				

Boston Red Sox @ Toronto Blue Jays
Exhibition Stadium, Toronto, ON
Fri Jun 21 1985, 7:05 PM EDT
Att: 36,252 - Unknown


AB	30
R	2
H	5
RBI	1
BB	1
SO	1
LOB	10



Batter	1	2	3	4	5	6	7	8	9	AB	R	H	RBI	BB	SO	LOB	BOTTOM			
Damaso Garcia, R OBP: 0.309, SLG: 0.354	1B 4-3 BB		SH4-3		1-3	F3		1B HBP		2	1	0	0	1	0	1				
Lloyd Moseby, L OBP: 0.346, SLG: 0.402	4-3 1B		S S 1B		1B SF8 BB		F8	FC5-4 1B		4	1	3	2	1	0	0				
George Bell, R OBP: 0.314, SLG: 0.492	4-3		K		1B		F7	P5		5	0	1	1	0	1	4				
Jesse Barfield, R OBP: 0.336, SLG: 0.468	K		K		SF8		WP S BB	FC5-4		3	0	0	1	1	2	4				
Jeff Burroughs, R OBP: 0.368, SLG: 0.402	6-3				F9					3	0	0	0	0	1	2				
Len Matuszek, L OBP: 0.276, SLG: 0.355					K					0	0	0	0	1	0	0				
Willie Upshaw, L OBP: 0.307, SLG: 0.388		G6-4-3 HBP			F5			4-3		3	1	1	1	0	0	2				
Buck Martinez, R OBP: 0.235, SLG: 0.330	G6-4-3				2B BB			1-3 BB PB BB		2	2	0	0	2	0	1				
Garth Iorg, R OBP: 0.389, SLG: 0.480	6-3									3	0	1	1	0	0	0				
Rance Mulliniks, L OBP: 0.417, SLG: 0.463					2B			PB 1-3 1B BB		0	1	0	0	1	0	0				
Tony Fernandez, S OBP: 0.343, SLG: 0.391			SH4-3 1B 2B		P6			1-3		4	1	2	0	0	0	3				
Inning Stats	R: 1 E: 0 K: 1 S: 6	H: 1 LOB: 1 BB: 1 P: 10	R: 0 E: 0 K: 0 S: 2	H: 0 LOB: 0 BB: 0 P: 3	R: 1 E: 0 K: 2 S: 9	H: 2 LOB: 1 BB: 0 P: 9	R: 1 E: 0 K: 0 S: 4	H: 1 LOB: 1 BB: 1 P: 8	R: 1 E: 0 K: 0 S: 6	H: 1 LOB: 1 BB: 1 P: 10	R: 1 E: 0 K: 0 S: 5	H: 2 LOB: 1 BB: 0 P: 5	R: 0 E: 0 K: 0 S: 3	H: 0 LOB: 2 BB: 2 P: 11	R: 2 E: 0 K: 0 S: 4	H: 1 LOB: 2 BB: 2 P: 13	1B: 5 2B: 2 3B: 0 HR: 1	SF: 1 SAC: 1 DP: 1 HBP: 2	WP: 1 PB: 1 SB: 3 CS: 0	PA: 40
PITCHER Bruce Hurst, L ERA: 6.5	IP: 5.2 WLS: L BF: 27 H: 7 R: 5 ER: 5 SO: 4 BB: 3 IBB: 0 HBP: 1 BLK: 0 WP: 0 HR: 1 S: 31 P: 44 ERA: 7.94 WHIP: 1.765															PITCHER Mark Clear, R ERA: 3.47				

Boston Red Sox @ Toronto Blue Jays
Exhibition Stadium, Toronto, ON
Fri Jun 21 1985, 7:05 PM EDT
Att: 36,252 - Unknown


AB	29
R	7
H	8
RBI	6
BB	7
SO	4
LOB	17



Batter	1	2	3	4	5	6	7	8	9	AB	R	H	RBI	BB	SO	LOB	TOP										
Steve Lyons, L OBP: 0.326, SLG: 0.379	0-0 6-3 1B	0-0 4-3			4-0 BB		0-0 F8		0-0 1-3	4	1	0	1	0	1												
Wade Boggs, L OBP: 0.423, SLG: 0.415	0-0 6-3 1-2		0-0 G3		0-0 4-3			0-0 E 1B 1B	0-0	5	1	2	0	0	0	2											
Jim Rice, R OBP: 0.339, SLG: 0.457	0-0 2H 1B		0-0 6-3		4-0 1-3 1B BB			0-0 E5 1B	0-0 F8	4	1	2	1	1	0	1											
Bill Buckner, L OBP: 0.349, SLG: 0.467	0-0 F9		0-0 F7		0-0 F8			0-0 2H 3H 1B		4	0	1	2	0	0	2											
Mike Easter, L OBP: 0.315, SLG: 0.417	0-0 4-3			0-0 P6		0-0 1-3 1B		0-3 K		4	0	1	0	0	1	2											
Dwight Evans, R OBP: 0.378, SLG: 0.378		4-0 FC1-6 BB		0-0 1-3		0-0 1-3		0-3 K		3	0	0	0	1	1	3											
Rich Gedman, L OBP: 0.367, SLG: 0.490		0-0 FC1-6 E 1-2		0-0 4-3		0-3 K		0-0 5-3		4	1	0	0	0	1	4											
Marty Barrett, R OBP: 0.345, SLG: 0.354		0-3 K			0-0 F7		0-0 4-3		0-0 HR	4	1	1	1	0	1	1											
Glenn Hoffman, R OBP: 0.336, SLG: 0.420		0-0 E8 2H 1B			0-0 5-3		0-0 4-3		0-3 K	4	0	1	1	0	1	0											
Inning Stats	R: 1 E: 0 K: 0 S: 5	H: 2 LOB: 1 BB: 0 P: 5	R: 1 E: 2 K: 1 S: 6	H: 1 LOB: 1 BB: 1 P: 10	R: 0 E: 0 K: 0 S: 3	H: 0 LOB: 0 BB: 0 P: 3	R: 0 E: 0 K: 0 S: 3	H: 0 LOB: 1 BB: 1 P: 7	R: 0 E: 0 K: 0 S: 6	H: 1 LOB: 2 BB: 1 P: 10	R: 0 E: 0 K: 0 S: 3	H: 0 LOB: 0 BB: 0 P: 3	R: 2 E: 1 K: 2 S: 10	H: 3 LOB: 1 BB: 0 P: 10	R: 1 E: 0 K: 1 S: 7	H: 2 LOB: 1 BB: 0 P: 7	1B: 8 2B: 0 3B: 0 HR: 1	SF: 0 SAC: 0 DP: 0 HBP: 0	WP: 0 PB: 0 SB: 1 CS: 0	PA: 39							
PITCHER	IP	WLS	BF	H	R	ER	SO	BB	IBB	HBP	BLK	WP	HR	S	P	ERA	WHIP										
Ron Musselman, R ERA: 5.06	(1, 1)	5.0		20	3	2	1	1	2	0	0	0	0	20	28	1.80	1.000										
Jim Acker, R ERA: 3.27	(6, 1)	2.0	L	10	3	2	1	1	1	0	0	0	0	11	15	4.50	2.000										
Gary Lavelle, L ERA: 2.53	(8, 1)	1.0		4	1	0	0	2	0	0	0	0	0	8	8	0.00	1.000										
Bill Caudill, R ERA: 3.41	(9, 1)	1.0		5	2	1	1	1	0	0	0	0	1	7	7	9.00	2.000										

Boston Red Sox @ Toronto Blue Jays
Exhibition Stadium, Toronto, ON
Sat Jun 22 1985, 3:33 AM EDT
Att: 42,117 - Unknown


AB 36
R 5
H 9
RBI 5
BB 3
SO 5
LOB 16



Batter	1	2	3	4	5	6	7	8	9	AB	R	H	RBI	BB	SO	LOB	BOTTOM											
Damaso Garcia, R OBP: 0.306, SLG: 0.351	0-0 4-3	0-0 FC4-6		0-3 K		0-0 SH3-4			0-0 G3	3	0	0	0	0	1	2												
Manuel Lee, S OBP: 0.167, SLG: 0.091		1-2				2-3			1B	0	0	0	0	0	0	0												
Lou Thornton, L OBP: 0.250, SLG: 0.304										1	0	1	0	0	0	0												
Rance Mulliniks, L OBP: 0.411, SLG: 0.450	0-0 F7		0-0 6-3	4-0 1B BB		0-0 7-2			0-0 G3	4	0	0	0	1	0	2												
Lloyd Moseby, L OBP: 0.350, SLG: 0.401	4-0 BB		0-0 F6	0-0 1-3 1B		0-3 K			4-0 BB	3	0	1	0	2	1	0												
Willie Upshaw, L OBP: 0.305, SLG: 0.382	0-3 K		4-0 1B BB	0-0 4-3		0-0 F7			0-0 G3	4	0	0	0	1	1	5												
George Bell, R OBP: 0.321, SLG: 0.494		0-0 BB 1B	0-0 1-3 1B		4-0 WP BB		0-3 K			3	1	2	0	1	1	0												
Len Matuszek, L OBP: 0.288, SLG: 0.344		0-0 F7	0-0 G3		0-0 F8				0-0 4-3	4	0	0	0	0	0	4												
Ernie Whitt, L OBP: 0.343, SLG: 0.506		4-0 1B BB		0-0 F6	0-0 F7				0-0 3-1	3	0	0	0	1	0	1												
Jesse Barfield, R OBP: 0.335, SLG: 0.464		0-3 K		0-0 HR 1B		0-3 K			0-0 6-3	4	1	1	0	0	2	3												
Tony Fernandez, S OBP: 0.350, SLG: 0.415		0-0 FC4-6 1-2 2H 1B		0-0 HR		0-0 SH3-4 7-2 2B			0-0 F8	4	1	3	3	0	0	0												
Inning Stats	R: 0 E: 0 K: 1 S: 5	H: 0 LOB: 1 BB: 1 P: 9	R: 1 E: 0 K: 1 S: 7	H: 2 LOB: 2 BB: 1 P: 11	R: 0 E: 0 K: 0 S: 4	H: 1 LOB: 1 BB: 1 P: 8	R: 2 E: 0 K: 1 S: 8	H: 3 LOB: 2 BB: 1 P: 12	R: 0 E: 0 K: 1 S: 5	H: 0 LOB: 1 BB: 1 P: 9	R: 0 E: 0 K: 0 S: 3	H: 1 LOB: 0 BB: 0 P: 3	R: 0 E: 0 K: 2 S: 7	H: 0 LOB: 0 BB: 0 P: 7	R: 0 E: 0 K: 0 S: 3	H: 0 LOB: 0 BB: 0 P: 3	R: 0 E: 0 K: 0 S: 4	H: 1 LOB: 2 BB: 1 P: 8	1B: 6 2B: 2 3B: 0 HR: 1	SF: 0 SAC: 1 DP: 1 HBP: 0	WP: 1 PB: 0 SB: 0 CS: 0	PA: 40						
PITCHER	IP	WLS	BF	H	R	ER	SO	BB	IBB	HBP	BLK	WP	HR	S	P	ERA	WHIP											
Al Nipper, R ERA: 4.54	(1, 1)	4.0		23	6	3	3	3	5	0	0	0	0	24	44	6.75	2.750											
Steve Crawford, R ERA: 2.79	(5, 1)	2.1		7	1	0	0	2	0	0	0	0	1	0	11	11	0.00	0.429										
Bob Stanley, R ERA: 2.48	(7, 1)	2.2	W	10	1	0	0	1	1	0	0	0	0	0	11	15	0.00	0.750										

Boston Red Sox @ Toronto Blue Jays
Exhibition Stadium, Toronto, ON
Sat Jun 22 1985, 3:33 AM EDT
Att: 42,117 - Unknown

AB 33
R 3
H 8
RBI 3
BB 6
SO 6
LOB 17



Batter	1	2	3	4	5	6	7	8	9	AB	R	H	RBI	BB	SO	LOB	TOP			
Lou Whitaker, L (1, 4) OBP: 0.391, SLG: 0.508	F7	4-3		G3			1-3		F7	5	0	0	0	0	0	3				
Alan Trammell, R (1, 6) OBP: 0.332, SLG: 0.430	BB	F7			F8			FC4-6 BB	HR	4	1	2	1	1	0	2				
Kirk Gibson, L (1, 9) OBP: 0.351, SLG: 0.531	K			F4	F5		FC4-6 G6-4-3		F8	5	0	0	0	0	1	2				
Lance Parrish, R (1, 2) OBP: 0.324, SLG: 0.444	BB	BB		6-3	BB		G6-4-3			3	0	1	0	1	0	1				
Darrell Evans, L (1, 3) OBP: 0.372, SLG: 0.523	BB	BB		BB	BB				F6	2	0	1	0	2	0	0				
Johnny Grubb, L (1, 10) OBP: 0.275, SLG: 0.247	F8			F9	F8				FC6-4 BB	3	0	0	0	1	0	6				
Larry Hemdon, R (1, 7) OBP: 0.295, SLG: 0.382									K	3	1	2	0	1	1	1				
Chet Lemon, R (1, 8) OBP: 0.326, SLG: 0.395		FC1-6-4 4-3 BB		G5-4-3			SF8		FC6-4	3	0	0	1	0	0	3				
Tom Brookens, R (1, 5) OBP: 0.301, SLG: 0.399							F8		F3	2	0	0	0	2	0	0				
Inning Stats	R: 0 E: 0 K: 1 S: 6	H: 1 LOB: 3 BB: 2 P: 14	R: 0 E: 0 K: 0 S: 3	H: 0 LOB: 2 BB: 2 P: 11	R: 0 E: 0 K: 0 S: 4	H: 1 LOB: 1 BB: 0 P: 4	R: 0 E: 0 K: 0 S: 3	H: 1 LOB: 1 BB: 1 P: 7	R: 0 E: 0 K: 0 S: 4	H: 1 LOB: 2 BB: 1 P: 8	R: 0 E: 0 K: 0 S: 2	H: 0 LOB: 0 BB: 1 P: 6	R: 0 E: 0 K: 1 S: 5	H: 0 LOB: 1 BB: 1 P: 9	R: 1 E: 0 K: 0 S: 4	H: 1 LOB: 0 BB: 0 P: 4	1B: 2 2B: 2 3B: 1 HR: 1	SF: 1 SAC: 0 DP: 2 HBP: 0	WP: 0 PB: 0 SB: 0 CS: 0	PA: 39
PITCHER Oil Can Boyd, R (1, 1) ERA: 2.7	IP: 9.0 WLS: W BF: 39 H: 6 R: 2 ER: 2 SO: 2 BB: 8 IBB: 0 HBP: 0 BLK: 0 WP: 0 HR: 1 S: 35 P: 67 ERA: 2.00 WHIP: 1.556															PITCHER				

Detroit Tigers @ Boston Red Sox
Fenway Park, Boston, MA
Mon Jun 24 1985, 7:05 PM EDT
Att: 31,777 - Unknown

AB 30
R 2
H 6
RBI 2
BB 8
SO 2
LOB 18



Batter	1	2	3	4	5	6	7	8	9	AB	R	H	RBI	BB	SO	LOB	BOTTOM			
Steve Lyons, L (1, 8) OBP: 0.340, SLG: 0.370					F9					3	1	1	0	2	0	2				
Wade Boggs, L (1, 5) OBP: 0.420, SLG: 0.414	BB	K		FC5-4					F7	5	2	2	0	0	1	2				
Jim Rice, R (1, 7) OBP: 0.346, SLG: 0.476	G6-4-3									4	3	3	2	1	0	1				
Bill Buckner, L (1, 3) OBP: 0.341, SLG: 0.456										5	1	1	2	0	0	2				
Mike Easter, L (1, 10) OBP: 0.319, SLG: 0.411		BB								3	1	0	0	2	1	2				
Dwight Evans, R (1, 9) OBP: 0.381, SLG: 0.384										3	1	2	0	1	0	3				
Rich Gedman, L (1, 2) OBP: 0.363, SLG: 0.478										3	0	1	1	1	0	3				
Marty Barrett, R (1, 4) OBP: 0.346, SLG: 0.351										3	0	1	2	1	0	3				
Glenn Hoffman, R (1, 6) OBP: 0.339, SLG: 0.435										4	0	1	2	0	0	3				
Inning Stats	R: 0 E: 0 K: 1 S: 4	H: 0 LOB: 0 BB: 1 P: 8	R: 0 E: 0 K: 0 S: 3	H: 1 LOB: 1 BB: 1 P: 7	R: 0 E: 0 K: 0 S: 4	H: 1 LOB: 1 BB: 0 P: 4	R: 2 E: 0 K: 1 S: 8	H: 3 LOB: 2 BB: 1 P: 12	R: 1 E: 0 K: 0 S: 5	H: 2 LOB: 1 BB: 0 P: 5	R: 0 E: 0 K: 0 S: 2	H: 0 LOB: 2 BB: 2 P: 10	R: 5 E: 0 K: 0 S: 7	H: 4 LOB: 3 BB: 3 P: 19	R: 1 E: 0 K: 0 S: 4	H: 1 LOB: 0 BB: 0 P: 4	1B: 7 2B: 3 3B: 1 HR: 1	SF: 0 SAC: 0 DP: 2 HBP: 0	WP: 0 PB: 0 SB: 1 CS: 1	PA: 41
PITCHER Walt Terrell, R (1, 1) ERA: 4.32 Bill Scherrer, L (7, 1) ERA: 4.5 Aurelio Lopez, R (7, 1) ERA: 4.01 Juan Berenguer, R (8, 1) ERA: 6.49	IP: 6.0 WLS: L BF: 29 H: 8 R: 5 ER: 5 SO: 2 BB: 5 IBB: 1 HBP: 0 BLK: 0 WP: 0 HR: 0 S: 27 P: 51 ERA: 7.50 WHIP: 2.167															PITCHER				

Detroit Tigers @ Boston Red Sox
Fenway Park, Boston, MA
Mon Jun 24 1985, 7:05 PM EDT
Att: 31,777 - Unknown


AB 33
R 9
H 12
RBI 9
BB 8
SO 2
LOB 21



Batter	1	2	3	4	5	6	7	8	9	AB	R	H	RBI	BB	SO	LOB	TOP				
Lou Whitaker, L (1,4) OBP: 0.395, SLG: 0.514	0-0 2B	0-3 K		0-0 1B		0-0 1B	0-0 SH1-4 1B	0-0 1-3		5	0	3	0	0	1	4					
Alan Trammell, R (1,6) OBP: 0.331, SLG: 0.428	0-0 6-3		0-0 1B	0-0 F8		0-0 SH1-4 1-2		0-0 F3		4	0	1	0	0	0	3					
Kirk Gibson, L (1,9) OBP: 0.349, SLG: 0.528	0-3 K		0-3 K	0-0 PO	0-0 F9 2B		0-3 K		0-0 L6	5	0	1	0	0	3	3					
Lance Parrish, R (1,2) OBP: 0.322, SLG: 0.437	0-0 L5		0-0 F9		0-0 6-3		4-0 IBB		0-0 F4	4	0	0	0	1	0	3					
Larry Herndon, R (1,7) OBP: 0.295, SLG: 0.377		4-0 1B FC5-2 BB	0-3 K		0-0 F9		0-3 K			3	0	0	0	1	2	4					
Chet Lemon, R (1,8) OBP: 0.329, SLG: 0.397		0-0 FC5-2 1B		0-0 HR	0-0 F9			0-0 F9		4	1	2	0	0	0	1					
Darrell Evans, L (1,3) OBP: 0.374, SLG: 0.538		0-0 FC5-2 1B		0-0 HR		0-3 K		0-0 L6		4	1	2	2	0	1	0					
Barbaro Garbey, R (1,10) OBP: 0.329, SLG: 0.400		0-0 FC5-2		4-0 PO 1B	0-0 P4-6			0-0 E		3	1	1	0	1	0	3					
Tom Brookens, R (1,5) OBP: 0.300, SLG: 0.395		0-0 F3		0-0 F8		0-0 6-3		0-0 E7 1B		4	0	1	1	0	0	4					
Inning Stats	R: 0 E: 0 K: 1 S: 6	H: 1 LOB: 1 BB: 0 P: 6	R: 0 E: 0 K: 1 S: 7	H: 2 LOB: 3 BB: 1 P: 11	R: 0 E: 0 K: 2 S: 8	H: 1 LOB: 1 BB: 0 P: 8	R: 2 E: 0 K: 0 S: 5	H: 3 LOB: 1 BB: 1 P: 9	R: 0 E: 0 K: 0 S: 4	H: 0 LOB: 0 BB: 0 P: 5	R: 0 E: 0 K: 2 S: 8	H: 1 LOB: 2 BB: 1 P: 12	R: 1 E: 1 K: 0 S: 5	H: 2 LOB: 1 BB: 0 P: 5	R: 0 E: 0 K: 0 S: 3	H: 0 LOB: 0 BB: 0 P: 3	1B: 7 2B: 3 3B: 0 HR: 1	SF: 0 SAC: 1 DP: 0 HBP: 0	WP: 0 PB: 0 SB: 0 CS: 0	PA: 41	
PITCHER	IP WLS BF H R ER SO BB IBB HBP BLK WP HR S P ERA WHIP	IP WLS BF H R ER SO BB IBB HBP BLK WP HR S P ERA WHIP	IP WLS BF H R ER SO BB IBB HBP BLK WP HR S P ERA WHIP	IP WLS BF H R ER SO BB IBB HBP BLK WP HR S P ERA WHIP	IP WLS BF H R ER SO BB IBB HBP BLK WP HR S P ERA WHIP	IP WLS BF H R ER SO BB IBB HBP BLK WP HR S P ERA WHIP	IP WLS BF H R ER SO BB IBB HBP BLK WP HR S P ERA WHIP	IP WLS BF H R ER SO BB IBB HBP BLK WP HR S P ERA WHIP	IP WLS BF H R ER SO BB IBB HBP BLK WP HR S P ERA WHIP	IP WLS BF H R ER SO BB IBB HBP BLK WP HR S P ERA WHIP	IP WLS BF H R ER SO BB IBB HBP BLK WP HR S P ERA WHIP	IP WLS BF H R ER SO BB IBB HBP BLK WP HR S P ERA WHIP	IP WLS BF H R ER SO BB IBB HBP BLK WP HR S P ERA WHIP	IP WLS BF H R ER SO BB IBB HBP BLK WP HR S P ERA WHIP	IP WLS BF H R ER SO BB IBB HBP BLK WP HR S P ERA WHIP	IP WLS BF H R ER SO BB IBB HBP BLK WP HR S P ERA WHIP	IP WLS BF H R ER SO BB IBB HBP BLK WP HR S P ERA WHIP	IP WLS BF H R ER SO BB IBB HBP BLK WP HR S P ERA WHIP	IP WLS BF H R ER SO BB IBB HBP BLK WP HR S P ERA WHIP	IP WLS BF H R ER SO BB IBB HBP BLK WP HR S P ERA WHIP	IP WLS BF H R ER SO BB IBB HBP BLK WP HR S P ERA WHIP

Detroit Tigers @ Boston Red Sox
Fenway Park, Boston, MA
Tue Jun 25 1985, 7:05 PM EDT
Att: 31,359 - Unknown


AB 36
R 3
H 11
RBI 3
BB 3
SO 7
LOB 25



Batter	1	2	3	4	5	6	7	8	9	AB	R	H	RBI	BB	SO	LOB	BOTTOM				
Steve Lyons, L (1,8) OBP: 0.336, SLG: 0.365	0-0 G1-4-3 1B		0-0 F5			0-3 K		0-0 4-3		4	0	1	0	0	1	1					
Wade Boggs, L (1,5) OBP: 0.421, SLG: 0.413	0-0 G1-4-3 1B		0-0 G3			0-0 F7			4-0 G5-4-3 BB	3	0	1	0	1	0	1					
Jim Rice, R (1,7) OBP: 0.341, SLG: 0.470	0-0 G1-4-3			0-0 5-3		0-0 5-3			0-0 G5-4-3	4	0	0	0	0	0	4					
Bill Buckner, L (1,3) OBP: 0.337, SLG: 0.449	0-0 6-3			0-0 6-3			0-0 F7		0-0 F5	4	0	0	0	0	0	1					
Mike Easter, L (1,10) OBP: 0.316, SLG: 0.406		0-3 K		0-0 F8			0-0 L3			3	0	0	0	0	1	0					
Dwight Evans, R (1,9) OBP: 0.384, SLG: 0.389		0-0 3-1 2B			0-0 5-3		4-0 BB			2	0	1	0	1	0	0					
Rich Gedman, L (1,2) OBP: 0.358, SLG: 0.471		0-0 3-1			0-0 F8		0-0 F7			3	0	0	0	0	0	2					
Marty Barrett, R (1,4) OBP: 0.342, SLG: 0.346		0-0 F9			0-0 F9			0-0 L6		3	0	0	0	0	0	1					
Glenn Hoffman, R (1,6) OBP: 0.339, SLG: 0.441			0-0 6-3			0-0 WP 2B		0-3 K		3	0	1	0	0	1	0					
Inning Stats	R: 0 E: 0 K: 0 S: 4	H: 2 LOB: 1 BB: 0 P: 4	R: 0 E: 0 K: 1 S: 6	H: 1 LOB: 0 BB: 0 P: 6	R: 0 E: 0 K: 0 S: 3	H: 0 LOB: 0 BB: 0 P: 3	R: 0 E: 0 K: 0 S: 3	H: 0 LOB: 0 BB: 0 P: 3	R: 0 E: 0 K: 1 S: 6	H: 1 LOB: 1 BB: 0 P: 6	R: 0 E: 0 K: 0 S: 3	H: 0 LOB: 1 BB: 1 P: 7	R: 0 E: 0 K: 1 S: 5	H: 0 LOB: 0 BB: 0 P: 5	R: 0 E: 0 K: 0 S: 2	H: 0 LOB: 0 BB: 1 P: 6	1B: 2 2B: 2 3B: 0 HR: 0	SF: 0 SAC: 0 DP: 2 HBP: 0	WP: 1 PB: 0 SB: 0 CS: 0	PA: 31	
PITCHER	IP WLS BF H R ER SO BB IBB HBP BLK WP HR S P ERA WHIP	IP WLS BF H R ER SO BB IBB HBP BLK WP HR S P ERA WHIP	IP WLS BF H R ER SO BB IBB HBP BLK WP HR S P ERA WHIP	IP WLS BF H R ER SO BB IBB HBP BLK WP HR S P ERA WHIP	IP WLS BF H R ER SO BB IBB HBP BLK WP HR S P ERA WHIP	IP WLS BF H R ER SO BB IBB HBP BLK WP HR S P ERA WHIP	IP WLS BF H R ER SO BB IBB HBP BLK WP HR S P ERA WHIP	IP WLS BF H R ER SO BB IBB HBP BLK WP HR S P ERA WHIP	IP WLS BF H R ER SO BB IBB HBP BLK WP HR S P ERA WHIP	IP WLS BF H R ER SO BB IBB HBP BLK WP HR S P ERA WHIP	IP WLS BF H R ER SO BB IBB HBP BLK WP HR S P ERA WHIP	IP WLS BF H R ER SO BB IBB HBP BLK WP HR S P ERA WHIP	IP WLS BF H R ER SO BB IBB HBP BLK WP HR S P ERA WHIP	IP WLS BF H R ER SO BB IBB HBP BLK WP HR S P ERA WHIP	IP WLS BF H R ER SO BB IBB HBP BLK WP HR S P ERA WHIP	IP WLS BF H R ER SO BB IBB HBP BLK WP HR S P ERA WHIP	IP WLS BF H R ER SO BB IBB HBP BLK WP HR S P ERA WHIP	IP WLS BF H R ER SO BB IBB HBP BLK WP HR S P ERA WHIP	IP WLS BF H R ER SO BB IBB HBP BLK WP HR S P ERA WHIP	IP WLS BF H R ER SO BB IBB HBP BLK WP HR S P ERA WHIP	IP WLS BF H R ER SO BB IBB HBP BLK WP HR S P ERA WHIP

Detroit Tigers @ Boston Red Sox
Fenway Park, Boston, MA
Tue Jun 25 1985, 7:05 PM EDT
Att: 31,359 - Unknown

AB 29
R 0
H 4
RBI 0
BB 2
SO 3
LOB 10



Batter	1	2	3	4	5	6	7	8	9	AB	R	H	RBI	BB	SO	LOB	TOP										
Lou Whitaker, L (1,4) OBP: 0.391, SLG: 0.506			G3				1-3		4-3	4	0	0	0	1	1	0											
Alan Trammell, R (1,6) OBP: 0.330, SLG: 0.429			5-3				L4			4	1	1	0	0	0	2											
Kirk Gibson, L (1,9) OBP: 0.354, SLG: 0.542				HR			4-3			3	1	2	2	1	0	0											
Lance Parrish, R (1,2) OBP: 0.321, SLG: 0.434			5-3					F7		4	0	1	1	0	1	1											
Darrell Evans, L (1,10) OBP: 0.372, SLG: 0.530						F6	F9	E4		3	0	0	0	1	0	3											
Larry Hemdon, R (1,7) OBP: 0.294, SLG: 0.374								F7		4	0	1	0	0	1	3											
Dave Bergman, L (1,3) OBP: 0.324, SLG: 0.172		4-3				F9	FC4-6	K		4	0	0	0	0	1	2											
Chet Lemon, R (1,8) OBP: 0.323, SLG: 0.389		5-3					F7	F4	F3	4	0	0	0	0	0	1											
Tom Brookens, R (1,5) OBP: 0.299, SLG: 0.398		F7						FC4-6	F3	4	1	1	0	0	0	1											
Inning Stats	R: 1 E: 0 K: 2 S: 9	H: 2 LOB: 2 BB: 1 P: 13	R: 0 E: 0 K: 0 S: 3	H: 0 LOB: 0 BB: 0 P: 3	R: 1 E: 0 K: 0 S: 4	H: 1 LOB: 0 BB: 0 P: 4	R: 0 E: 0 K: 1 S: 5	H: 0 LOB: 0 BB: 0 P: 5	R: 1 E: 0 K: 0 S: 5	H: 2 LOB: 3 BB: 0 P: 13	R: 0 E: 0 K: 0 S: 4	H: 1 LOB: 1 BB: 0 P: 4	R: 0 E: 0 K: 0 S: 3	H: 0 LOB: 0 BB: 0 P: 3	R: 0 E: 0 K: 1 S: 6	H: 0 LOB: 1 BB: 0 P: 6	R: 0 E: 0 K: 0 S: 3	H: 0 LOB: 0 BB: 0 P: 3	1B: 3 2B: 2 HR: 1	SF: 0 SAC: 0 DP: 0 HBP: 0	WP: 0 PB: 0 SB: 0 CS: 0	PA: 37					
PITCHER	IP	WLS	BF	H	R	ER	SO	BB	IBB	HBP	BLK	WP	HR	S	P	ERA	WHIP										
Al Nipper, R (1,1) ERA: 4.6	4.2	L	22	5	3	3	3	2	1	0	0	0	1	25	37	5.79	1.500										
Mike Trujillo, R (5,1) ERA: 5.68	4.1		15	1	0	0	1	0	0	0	0	0	0	17	17	0.00	0.231										

Detroit Tigers @ Boston Red Sox
Fenway Park, Boston, MA
Wed Jun 26 1985, 7:05 PM EDT
Att: 29,960 - Unknown

AB	34
R	3
H	6
RBI	3
BB	3
SO	4
LOB	13



Batter	1	2	3	4	5	6	7	8	9	AB	R	H	RBI	BB	SO	LOB	BOTTOM										
Steve Lyons, L (1,8) OBP: 0.324, SLG: 0.350	3-1		F9		B1-3		F7			4	0	0	0	0	0	2											
Wade Boggs, L (1,5) OBP: 0.425, SLG: 0.415	5-3				FC5-4			FC5-4		3	0	2	0	1	0	0											
Jim Rice, R (1,7) OBP: 0.340, SLG: 0.466	F8				FC5-4			K		4	0	1	0	0	1	2											
Bill Buckner, L (1,3) OBP: 0.332, SLG: 0.442		6-3			K			F4		4	0	0	0	0	2	2											
Mike Easter, L (1,10) OBP: 0.317, SLG: 0.407		K					F8	FC5-4		2	0	1	0	0	1	0											
Reid Nichols, R (4, PR) OBP: 0.172, SLG: 0.185					BB					2	0	0	0	0	0	1											
Dwight Evans, R (1,9) OBP: 0.385, SLG: 0.386		F9							F9	2	0	0	0	2	0	0											
Rich Gedman, L (1,2) ERA: 2.18					FC3-5					4	0	2	0	0	2	4											
Jackie Gutierrez, R (9, PR) OBP: 0.278, SLG: 0.315					K			K2-3		0	0	0	0	0	0	0											
Marty Barrett, R (1,4) OBP: 0.344, SLG: 0.346					F8				F9	3	0	1	0	1	0	4											
Glenn Hoffman, R (1,6) OBP: 0.328, SLG: 0.426					FC3-5				4-3	4	0	0	0	0	0	4											
Inning Stats	R: 0 E: 0 K: 0 S: 3	H: 0 LOB: 0 BB: 0 P: 3	R: 0 E: 0 K: 1 S: 5	H: 0 LOB: 0 BB: 0 P: 5	R: 0 E: 0 K: 0 S: 4	H: 2 LOB: 2 BB: 1 P: 8	R: 0 E: 0 K: 2 S: 9	H: 2 LOB: 3 BB: 1 P: 13	R: 0 E: 0 K: 0 S: 3	H: 0 LOB: 1 BB: 1 P: 7	R: 0 E: 0 K: 2 S: 7	H: 0 LOB: 1 BB: 1 P: 11	R: 0 E: 0 K: 0 S: 3	H: 1 LOB: 0 BB: 0 P: 3	R: 0 E: 0 K: 1 S: 6	H: 1 LOB: 1 BB: 0 P: 6	R: 0 E: 0 K: 0 S: 4	H: 1 LOB: 1 BB: 0 P: 4	1B: 7 2B: 0 3B: 0 HR: 0	SF: 0 SAC: 0 DP: 1 HBP: 0	WP: 0 PB: 0 SB: 0 CS: 0	PA: 36					
PITCHER	IP	WLS	BF	H	R	ER	SO	BB	IBB	HBP	BLK	WP	HR	S	P	ERA	WHIP										
Randy O'Neal, R (1,1) ERA: 2.18	7.0	W	28	5	0	0	5	4	0	0	0	0	0	34	50	0.00	1.286										
Willie Hernandez, L (8,1) ERA: 1.84	2.0	S	8	2	0	0	1	0	0	0	0	0	0	10	10	0.00	1.000										

Detroit Tigers @ Boston Red Sox
Fenway Park, Boston, MA
Wed Jun 26 1985, 7:05 PM EDT
Att: 29,960 - Unknown

AB	32
R	0
H	7
RBI	0
BB	4
SO	6
LOB	19



Batter	1	2	3	4	5	6	7	8	9	AB	R	H	RBI	BB	SO	LOB	TOP										
John Shelby, S (1, 10) OBP: 0.350, SLG: 0.700	F7			4-3		F8		G6-4-3 BB 1B		4	0	1	0	0	0	0	Baltimore Orioles @ Boston Red Sox Fenway Park, Boston, MA Fri Jun 28 1985, 7:05 PM EDT Att: 31,829 - Unknown										
Lee Lacy, R (1, 9) OBP: 0.321, SLG: 0.383	K					E1 1B		G6-4-3 BB 1-2		3	0	1	0	1	1	0											
Cal Ripken Jr., R (1, 6) OBP: 0.340, SLG: 0.460	K			5-3				G6-4-3 1-2 2-3		4	0	1	0	0	1	3											
Eddie Murray, S (1, 3) OBP: 0.362, SLG: 0.494		K		5-3		K		BB		3	0	0	0	1	2	3											
Fred Lynn, L (1, 8) OBP: 0.333, SLG: 0.440		K			K	K		F8		4	0	0	0	0	3	4											
Gary Roenicke, R (1, 7) OBP: 0.354, SLG: 0.500		6-3			F7		HR		F8	4	1	1	1	0	0	0											
Fritzie Connally, R (1, 5) OBP: 0.352, SLG: 0.375 Jim Dwyer, L (9, PH) OBP: 0.360, SLG: 0.451				G4-6-3 1B		F8 1B		F8		3	0	2	0	0	0	0											
Rick Dempsey, R (1, 2) OBP: 0.332, SLG: 0.356 Wayne Gross, L (9, PH) OBP: 0.404, SLG: 0.486				F7		F4		K		3	0	1	0	0	0	1											
Rich Dauer, R (1, 4) OBP: 0.280, SLG: 0.252 Mike Young, S (5, PH) OBP: 0.327, SLG: 0.423 Lenn Sakata, R (5, 4) OBP: 0.271, SLG: 0.269				G4-6-3 1-2		F8		1-3		1	0	0	0	0	0	1											
Inning Stats	R: 0 E: 0 K: 2 S: 7	H: 0 LOB: 0 BB: 7 P: 7	R: 0 E: 0 K: 2 S: 7	H: 0 LOB: 0 BB: 0 P: 7	R: 0 E: 0 K: 0 S: 3	H: 1 LOB: 0 BB: 0 P: 3	R: 0 E: 0 K: 0 S: 4	H: 1 LOB: 1 BB: 0 P: 4	R: 0 E: 0 K: 1 S: 7	H: 2 LOB: 2 BB: 0 P: 7	R: 0 E: 1 K: 0 S: 9	H: 1 LOB: 2 BB: 0 P: 9	R: 1 E: 0 K: 0 S: 4	H: 1 LOB: 0 BB: 0 P: 4	R: 0 E: 0 K: 0 S: 3	H: 1 LOB: 2 BB: 11 P: 11		R: 0 E: 0 K: 1 S: 5	H: 0 LOB: 0 BB: 0 P: 5	1B: 5 2B: 1 3B: 0 HR: 1	SF: 0 SAC: 0 DP: 2 HBP: 0	WP: 0 PB: 0 SB: 0 CS: 0	PA: 35				
PITCHER	IP	WLS	BF	H	R	ER	SO	BB	IBB	HBP	BLK	WP	HR	S	P	ERA	WHIP										
Bruce Hurst, L (1, 1) ERA: 6.19	7.0	W	27	6	1	1	7	0	0	0	0	0	1	41	41	1.29	0.857										
Bob Stanley, R (8, 1) ERA: 2.4	2.0		8	1	0	0	1	2	0	0	0	0	0	8	16	0.00	1.500										

AB	33
R	1
H	7
RBI	1
BB	2
SO	8
LOB	14



Batter	1	2	3	4	5	6	7	8	9	AB	R	H	RBI	BB	SO	LOB	BOTTOM										
Steve Lyons, L (1, 8) OBP: 0.336, SLG: 0.356	4-3			2B BB		3-1		FC1-6 1B		4	0	2	1	1	0	0	Baltimore Orioles @ Boston Red Sox Fenway Park, Boston, MA Fri Jun 28 1985, 7:05 PM EDT Att: 31,829 - Unknown										
Wade Boggs, L (1, 5) OBP: 0.425, SLG: 0.417	1B E BB	PO	K	1-3 2H		F8		FC1-6 FC6-4 1-2		4	1	1	1	1	1	1											
Jim Rice, R (1, 7) OBP: 0.344, SLG: 0.470	1-3 1B S		4-0 1B BLK BB					FC6-4 1-2		4	2	2	0	1	1	3											
Bill Buckner, L (1, 3) OBP: 0.328, SLG: 0.436	F6		K			F4				4	0	0	0	0	2	3											
Mike Easter, L (1, 10) OBP: 0.326, SLG: 0.416	1B 2H							FC6-4 1B		4	1	4	2	0	0	0											
Dwight Evans, R (1, 9) OBP: 0.383, SLG: 0.384	1-3 1B		F3			F8		F4		4	0	1	0	0	0	3											
Rich Gedman, L (1, 2) OBP: 0.363, SLG: 0.477		1B 2B		K		1B 1-2		F7		4	1	2	0	0	1	1											
Marty Barrett, R (1, 4) OBP: 0.347, SLG: 0.349		1-3		SH1-3 2B 1B		1-3 2H 1B		FC6-4 1-2		4	1	2	1	0	0	2											
Glenn Hoffman, R (1, 6) OBP: 0.320, SLG: 0.415		6-3		SH1-3 1-2		K		4-3		3	0	0	0	0	1	3											
Inning Stats	R: 2 E: 0 K: 0 S: 5	H: 3 LOB: 2 BB: 1 P: 9	R: 1 E: 0 K: 0 S: 4	H: 2 LOB: 0 BB: 0 P: 4	R: 1 E: 0 K: 2 S: 8	H: 1 LOB: 1 BB: 1 P: 12	R: 1 E: 0 K: 2 S: 9	H: 2 LOB: 2 BB: 1 P: 13	R: 1 E: 0 K: 0 S: 10	H: 3 LOB: 2 BB: 0 P: 10	R: 0 E: 0 K: 0 S: 4	H: 1 LOB: 1 BB: 0 P: 4	R: 0 E: 0 K: 0 S: 4	H: 1 LOB: 1 BB: 0 P: 4	R: 0 E: 0 K: 0 S: 4	H: 1 LOB: 1 BB: 0 P: 4		1B: 11 2B: 3 3B: 0 HR: 0	SF: 0 SAC: 1 DP: 0 HBP: 0	WP: 0 PB: 0 SB: 1 CS: 0	PA: 40						
PITCHER	IP	WLS	BF	H	R	ER	SO	BB	IBB	HBP	BLK	WP	HR	S	P	ERA	WHIP										
Storm Davis, R (1, 1) ERA: 4.93	2.2	L	14	6	4	4	2	2	0	0	1	0	0	16	24	13.50	3.000										
Ken Dixon, R (3, 1) ERA: 4.52	4.1		21	7	2	2	4	1	0	0	0	0	0	28	32	4.15	1.846										
Don Aase, R (8, 1) ERA: 6.03	0.1		2	1	0	0	0	0	0	0	0	0	0	2	2	0.00	3.000										
Tippy Martinez, L (8, 1) ERA: 5.19	0.2		2	0	0	0	0	0	0	0	0	0	0	2	2	0.00	0.000										

AB	35
R	6
H	14
RBI	5
BB	3
SO	6
LOB	16



Batter	1	2	3	4	5	6	7	8	9	AB	R	H	RBI	BB	SO	LOB	TOP					
John Shelby, S OBP: 0.423, SLG: 0.720										5	2	3	1	1	0	0	<p>Baltimore Orioles @ Boston Red Sox Fenway Park, Boston, MA Sat Jun 29 1985, 3:33 AM EDT Att: 32,976 - Unknown</p> <p>AB 44 R 16 H 19 RBI 16 BB 5 SO 4 LOB 16</p>					
Lee Lacy, R OBP: 0.327, SLG: 0.397 Gary Roenicke, R OBP: 0.354, SLG: 0.500										4	2	3	4	0	0	0						
Cal Ripken Jr., R OBP: 0.340, SLG: 0.457										6	1	2	2	0	0	3						
Eddie Murray, S OBP: 0.365, SLG: 0.504										5	3	2	3	1	0	2						
Larry Sheets, L OBP: 0.337, SLG: 0.462										6	1	1	1	0	1	1						
Jim Dwyer, L OBP: 0.354, SLG: 0.437										5	0	0	0	1	2	4						
Wayne Gross, L OBP: 0.406, SLG: 0.489 Lenn Sakata, R OBP: 0.279, SLG: 0.278										3	0	1	1	1	0	0						
Floyd Rayford, R OBP: 0.364, SLG: 0.581										5	3	4	4	0	1	2						
Rich Dauer, R OBP: 0.290, SLG: 0.258										4	3	2	0	1	0	4						
Inning Stats	R: 3 E: 0 K: 1 S: 8	H: 3 LOB: 0 BB: 0 P: 8	R: 2 E: 0 K: 0 S: 6	H: 3 LOB: 1 BB: 0 P: 6	R: 0 E: 0 K: 0 S: 3	H: 0 LOB: 0 BB: 0 P: 3	R: 2 E: 1 K: 0 S: 6	H: 3 LOB: 1 BB: 0 P: 6	R: 1 E: 0 K: 1 S: 6	H: 1 LOB: 2 BB: 1 P: 14	R: 8 E: 0 K: 0 S: 11	H: 8 LOB: 2 BB: 2 P: 19	R: 0 E: 0 K: 2 S: 8	H: 1 LOB: 2 BB: 1 P: 12	R: 0 E: 0 K: 0 S: 3	H: 0 LOB: 0 BB: 0 P: 3	R: 0 E: 1 K: 0 S: 3	H: 0 LOB: 0 BB: 0 P: 3	1B: 13 2B: 4 3B: 0 HR: 2	SF: 2 SAC: 0 DP: 1 HBP: 0	WP: 0 PB: 1 SB: 1 CS: 0	PA: 51
PITCHER	IP WLS BF H R ER SO BB IBB HBP BLK WP HR S P ERA WHIP																					
Oil Can Boyd, R ERA: 3.03	(1, 1) 4.0 L 21 9 7 6 1 0 0 0 0 0 0 2 23 23 13.50 2.250																					
Jim Dorsey, R ERA: 32.4	(5, 1) 1.2 13 6 6 6 1 2 0 0 0 0 0 0 13 21 32.40 4.800																					
Mark Clear, R ERA: 3.86	(6, 1) 3.1 17 4 3 3 2 3 0 0 0 0 0 0 18 30 8.10 2.100																					

Batter	1	2	3	4	5	6	7	8	9	AB	R	H	RBI	BB	SO	LOB	BOTTOM					
Steve Lyons, L OBP: 0.331, SLG: 0.343										4	0	0	0	1	0	1	<p>Baltimore Orioles @ Boston Red Sox Fenway Park, Boston, MA Sat Jun 29 1985, 3:33 AM EDT Att: 32,976 - Unknown</p> <p>AB 39 R 4 H 12 RBI 3 BB 3 SO 2 LOB 19</p>					
Wade Boggs, L OBP: 0.425, SLG: 0.423										5	2	2	0	0	1	1						
Jim Rice, R OBP: 0.349, SLG: 0.481 Reid Nichols, R OBP: 0.200, SLG: 0.214										2	1	1	2	2	0	2						
Bill Buckner, L OBP: 0.326, SLG: 0.432										5	0	1	0	0	0	6						
Mike Easter, L OBP: 0.327, SLG: 0.419 Rick Miller, L OBP: 0.441, SLG: 0.469										3	1	1	0	0	0	0						
Dwight Evans, R OBP: 0.384, SLG: 0.384										5	0	2	0	0	0	2						
Rich Gedman, L OBP: 0.358, SLG: 0.470 Marc Sullivan, R OBP: 0.258, SLG: 0.310										3	0	0	0	0	0	2						
Marty Barrett, R OBP: 0.349, SLG: 0.352										4	0	2	0	0	0	0						
Glenn Hoffman, R OBP: 0.321, SLG: 0.413 Jackie Gutierrez, R OBP: 0.276, SLG: 0.313										3	0	1	0	0	0	2						
Inning Stats	R: 2 E: 0 K: 0 S: 5	H: 2 LOB: 0 BB: 0 P: 5	R: 0 E: 0 K: 0 S: 3	H: 0 LOB: 0 BB: 0 P: 3	R: 0 E: 0 K: 1 S: 6	H: 1 LOB: 2 BB: 1 P: 10	R: 1 E: 0 K: 0 S: 4	H: 2 LOB: 0 BB: 0 P: 4	R: 0 E: 0 K: 0 S: 4	H: 1 LOB: 2 BB: 1 P: 8	R: 0 E: 0 K: 0 S: 5	H: 2 LOB: 2 BB: 0 P: 5	R: 0 E: 0 K: 0 S: 4	H: 1 LOB: 2 BB: 1 P: 8	R: 0 E: 0 K: 1 S: 6	H: 1 LOB: 2 BB: 0 P: 6	R: 1 E: 1 K: 0 S: 6	H: 2 LOB: 2 BB: 0 P: 6	1B: 8 2B: 3 3B: 0 HR: 1	SF: 0 SAC: 0 DP: 1 HBP: 0	WP: 0 PB: 0 SB: 0 CS: 0	PA: 42
PITCHER	IP WLS BF H R ER SO BB IBB HBP BLK WP HR S P ERA WHIP																					
Dennis Martinez, R ERA: 4.39	(1, 1) 6.0 W 27 8 3 3 1 2 0 0 0 0 0 0 27 35 4.50 1.667																					
Nate Snell, R ERA: 1.66	(7, 1) 3.0 S 15 4 1 0 1 1 0 0 0 0 0 0 16 20 0.00 1.667																					

Batter	1	2	3	4	5	6	7	8	9	AB	R	H	RBI	BB	SO	LOB	TOP			
John Shelby, S OBP: 0.400, SLG: 0.655 (1, 8)	1-3	6-3					FC5-4			4	0	1	0	0	0	2				
Lee Lacy, R OBP: 0.325, SLG: 0.394 (1, 9)	E5	K			G4-6-3		6-3			4	1	1	0	0	1	3				
Cal Ripken Jr., R OBP: 0.342, SLG: 0.457 (1, 6)	BB		6-3		F6					4	1	2	1	0	0	0				
Eddie Murray, S OBP: 0.364, SLG: 0.498 (1, 3)	BB		F7		6-3		G6-4-3			3	0	0	0	1	0	1				
Gary Roenicke, R OBP: 0.359, SLG: 0.500 (1, 7)	BB		K			FC5-4		F8		4	0	2	1	0	1	0				
Fritzie Connally, R OBP: 0.352, SLG: 0.361 (1, 5)	G6-4-3				F6		F7		F4	4	0	0	0	0	0	3				
Mike Young, S OBP: 0.318, SLG: 0.410 (1, 10)		K		1-3		FC5-4		6-3		4	0	0	0	0	1	1				
Floyd Rayford, R OBP: 0.375, SLG: 0.574 (1, 2)		E					F4		K	4	1	2	0	0	1	0				
Lenn Sakata, R OBP: 0.281, SLG: 0.293 (1, 4)		E8		K			E6			3	0	1	0	0	1	1				
Inning Stats	R: 2 E: 1 K: 0 S: 5	H: 3 LOB: 1 BB: 1 P: 9	R: 1 E: 1 K: 2 S: 9	H: 2 LOB: 1 BB: 0 P: 9	R: 0 E: 0 K: 1 S: 5	H: 0 LOB: 0 BB: 0 P: 5	R: 0 E: 0 K: 1 S: 6	H: 1 LOB: 1 BB: 0 P: 6	R: 0 E: 0 K: 0 S: 3	H: 1 LOB: 0 BB: 0 P: 3	R: 0 E: 0 K: 0 S: 4	H: 0 LOB: 1 BB: 0 P: 4	R: 0 E: 1 K: 0 S: 3	H: 1 LOB: 0 BB: 0 P: 3	R: 0 E: 0 K: 1 S: 5	H: 0 LOB: 0 BB: 0 P: 5	1B: 8 2B: 1 3B: 0 HR: 0	SF: 0 SAC: 0 DP: 3 HBP: 0	WP: 1 PB: 0 SB: 0 CS: 0	PA: 35
PITCHER Bob Ojeda, L ERA: 3.0 (1, 1)	IP: 9.0 WLS: L BF: 35 H: 9 R: 3 ER: 2 SO: 5 BB: 1 IBB: 0 HBP: 0 BLK: 0 WP: 1 HR: 0 S: 44 P: 48 ERA: 2.00 WHIP: 1.111															PITCHER				

Baltimore Orioles @ Boston Red Sox
Fenway Park, Boston, MA
Sun Jun 30 1985, 3:33 AM EDT
Att: 35,643 - Unknown

AB 34
R 3
H 9
RBI 2
BB 1
SO 5
LOB 11



Batter	1	2	3	4	5	6	7	8	9	AB	R	H	RBI	BB	SO	LOB	BOTTOM					
Steve Lyons, L OBP: 0.328, SLG: 0.339 (1, 8)	4-3				3-1		G3			4	0	1	0	0	0	0						
Wade Boggs, L OBP: 0.423, SLG: 0.428 (1, 5)	5-3				E		5-3			4	0	3	0	0	0	0						
Jim Rice, R OBP: 0.348, SLG: 0.478 (1, 7)	5-3		F5		K					4	0	1	0	0	1	4						
Bill Buckner, L OBP: 0.322, SLG: 0.426 (1, 3)	F9		K		E4		F2			4	0	0	0	0	1	5						
Mike Easter, L OBP: 0.322, SLG: 0.413 (1, 10)		K	4-3		F9		G3-6-3			4	0	0	0	0	1	5						
Dwight Evans, R OBP: 0.382, SLG: 0.382 (1, 9)		BB		K		5-3			F6	4	0	1	0	0	1	0						
Rich Gedman, L OBP: 0.397, SLG: 0.471 (1, 2)		F8		3-1		6-3				4	0	1	0	0	0	1						
Jackie Gutierrez, R OBP: 0.276, SLG: 0.313 (9, PR)									2B	0	0	0	0	0	0	0						
Marty Barrett, R OBP: 0.352, SLG: 0.351 (1, 4)						5-3			5-3	3	0	1	0	1	0	1						
Glenn Hoffman, R OBP: 0.313, SLG: 0.403 (1, 6)										3	0	0	0	0	2	3						
Rick Miller, L OBP: 0.429, SLG: 0.455 (9, PH)		K		K			5-3		1-3	1	0	0	0	0	0	1						
Inning Stats	R: 0 E: 0 K: 0 S: 4	H: 1 LOB: 1 BB: 0 P: 4	R: 0 E: 0 K: 2 S: 9	H: 2 LOB: 2 BB: 0 P: 9	R: 0 E: 0 K: 1 S: 7	H: 2 LOB: 2 BB: 0 P: 7	R: 0 E: 0 K: 2 S: 7	H: 0 LOB: 1 BB: 1 P: 11	R: 0 E: 1 K: 1 S: 7	H: 1 LOB: 2 BB: 0 P: 7	R: 0 E: 0 K: 0 S: 3	H: 0 LOB: 0 BB: 0 P: 3	R: 0 E: 0 K: 0 S: 3	H: 0 LOB: 0 BB: 0 P: 3	R: 0 E: 0 K: 0 S: 3	H: 1 LOB: 0 BB: 0 P: 3	R: 0 E: 0 K: 0 S: 4	H: 1 LOB: 1 BB: 0 P: 4	1B: 7 2B: 1 3B: 0 HR: 0	SF: 0 SAC: 0 DP: 1 HBP: 0	WP: 0 PB: 0 SB: 1 CS: 0	PA: 36
PITCHER Mike Boddicker, R ERA: 4.15 (1, 1)	IP: 9.0 WLS: W BF: 36 H: 8 R: 0 ER: 0 SO: 6 BB: 1 IBB: 0 HBP: 0 BLK: 0 WP: 0 HR: 0 S: 47 P: 51 ERA: 0.00 WHIP: 1.000															PITCHER						


Baltimore Orioles @ Boston Red Sox
Fenway Park, Boston, MA
Sun Jun 30 1985, 3:33 AM EDT
Att: 35,643 - Unknown


AB 35
R 0
H 8
RBI 0
BB 1
SO 6
LOB 20



Batter	1	2	3	4	5	6	7	8	9	AB	R	H	RBI	BB	SO	LOB	TOP			
Steve Lyons, L (1, 8) OBP: 0.318, SLG: 0.328	F7		L5		3-1			F5		4	0	0	0	0	0	3	Boston Red Sox @ Milwaukee Brewers Milwaukee County Stadium, Milwaukee, WI Mon Jul 01 1985, 8:05 PM EDT Att: 15,418 - Unknown			
Wade Boggs, L (1, 5) OBP: 0.426, SLG: 0.426	F8			6-3		FC4-6 1B		4-3		4	0	1	0	0	0	0				
Jim Rice, R (1, 7) OBP: 0.350, SLG: 0.486	F9			HR		F9				3	1	1	1	1	0	1				
Bill Buckner, L (1, 3) OBP: 0.321, SLG: 0.424	F7			6-3		FC4-6 1B		G3		4	0	1	0	0	0	1				
Mike Easter, L (1, 10) OBP: 0.321, SLG: 0.410	G6-4-3 1B			6-3		FC4-6 1B		F5		4	0	1	0	0	0	2				
Dwight Evans, R (1, 9) OBP: 0.377, SLG: 0.376	G6-4-3 1-2				F2	K		K		4	0	0	0	0	2	3				
Rich Gedman, L (1, 2) OBP: 0.351, SLG: 0.462			F8		F8		K		F9	4	0	0	0	0	1	0				
Marty Barrett, R (1, 4) OBP: 0.352, SLG: 0.348			K		2B BB		5-3			2	0	0	0	1	1	0				
Glenn Hoffman, R (1, 6) OBP: 0.321, SLG: 0.413					BB		K			2	0	1	0	1	1	0				
Inning Stats	R: 0 E: 0 K: 0 S: 3	H: 0 LOB: 0 BB: 0 P: 3	R: 0 E: 0 K: 0 S: 3	H: 1 LOB: 0 BB: 0 P: 3	R: 0 E: 0 K: 1 S: 5	H: 0 LOB: 1 BB: 1 P: 9	R: 1 E: 0 K: 0 S: 4	H: 1 LOB: 0 BB: 0 P: 4	R: 0 E: 0 K: 0 S: 4	H: 1 LOB: 2 BB: 1 P: 8	R: 0 E: 0 K: 1 S: 7	H: 0 LOB: 0 BB: 0 P: 7	R: 0 E: 0 K: 2 S: 7	H: 0 LOB: 1 BB: 0 P: 7	R: 0 E: 0 K: 1 S: 5	H: 0 LOB: 0 BB: 0 P: 5	1B: 3 2B: 1 3B: 0 HR: 1	SF: 0 SAC: 0 DP: 1 HBP: 0	WP: 0 PB: 0 SB: 0 CS: 0	PA: 34
PITCHER	IP WLS BF H R ER SO BB IBB HBP BLK WP HR S P ERA WHIP																PITCHER	IP WLS BF H R ER SO BB IBB HBP BLK WP HR S P ERA WHIP		
Pete Vuckovich, R (1, 1) ERA: 5.81	6.0 W 24 5 1 1 2 2 0 0 0 0 1 26 34 1.50 1.167																			
Bob Gibson, R (7, 1) ERA: 3.07	3.0 S 10 0 0 0 3 1 0 0 0 0 0 15 19 0.00 0.333																			

Batter	1	2	3	4	5	6	7	8	9	AB	R	H	RBI	BB	SO	LOB	BOTTOM	
Paul Molitor, R (1, 5) OBP: 0.390, SLG: 0.467	1B 2B	S 1B		5-3		6-3				4	1	2	0	0	0	2	Boston Red Sox @ Milwaukee Brewers Milwaukee County Stadium, Milwaukee, WI Mon Jul 01 1985, 8:05 PM EDT Att: 15,418 - Unknown	
Jim Gantner, L (1, 4) OBP: 0.310, SLG: 0.355	2B 1B	G3			4-3		1-3			4	1	1	0	0	0	1		
Cecil Cooper, L (1, 3) OBP: 0.341, SLG: 0.493	1B SF8 2B		F7		4-3 2B		G6-4-3 BB			3	1	2	2	1	0	0		
Robin Yount, R (1, 7) OBP: 0.336, SLG: 0.413	F3 1B		F9		4-3		G6-4-3			4	0	1	0	0	0	2		
Ted Simmons, S (1, 10) OBP: 0.311, SLG: 0.342	SF8		4-3		F2		F6			3	0	0	1	0	0	1		
Ernest Riles, L (1, 6) OBP: 0.310, SLG: 0.402	F3 1-2			4-3 3B		G3 1B		K		4	1	2	0	0	1	1		
Ben Oglivie, L (1, 9) OBP: 0.303, SLG: 0.324	F9			4-3		G3		K		4	0	0	1	0	1	2		
Rick Manning, L (9, 8) OBP: 0.264, SLG: 0.304										0	0	0	0	0	0	0		
Paul Householder, S (1, 8) OBP: 0.344, SLG: 0.358		K		3-H 1B 2B						2	1	1	0	1	1	0		
Charlie Moore, R (1, 2) OBP: 0.316, SLG: 0.323		K			2-H 1B		F4			3	0	1	1	0	1	2		
Inning Stats	R: 3 E: 0 K: 0 S: 7	H: 4 LOB: 1 BB: 0 P: 7	R: 0 E: 0 K: 2 S: 8	H: 1 LOB: 1 BB: 0 P: 8	R: 0 E: 0 K: 0 S: 3	H: 0 LOB: 0 BB: 0 P: 3	R: 2 E: 0 K: 0 S: 5	H: 3 LOB: 0 BB: 0 P: 5	R: 0 E: 0 K: 0 S: 4	H: 1 LOB: 1 BB: 0 P: 4	R: 0 E: 0 K: 0 S: 2	H: 0 LOB: 0 BB: 1 P: 6	R: 0 E: 0 K: 2 S: 7	H: 0 LOB: 0 BB: 0 P: 7	1B: 6 2B: 3 3B: 1 HR: 0	SF: 1 SAC: 0 DP: 1 HBP: 0	WP: 0 PB: 0 SB: 1 CS: 0	PA: 34
PITCHER	IP WLS BF H R ER SO BB IBB HBP BLK WP HR S P ERA WHIP																PITCHER	IP WLS BF H R ER SO BB IBB HBP BLK WP HR S P ERA WHIP
Mike Trujillo, R (1, 1) ERA: 6.16	5.1 L 26 10 5 5 2 1 0 0 0 0 0 29 33 8.44 2.062																	
Mark Clear, R (6, 1) ERA: 3.52	2.2 8 0 0 0 2 1 0 0 0 0 0 11 15 0.00 0.375																	

Batter	1	2	3	4	5	6	7	8	9	10	AB	R	H	RBI	BB	SO	LOB	TOP	
Dwight Evans, R OBP: 0.377, SLG: 0.373 (1, 9)	5-3				K		6-3		1B FC5-2 1B	G5-3	5	0	1	0	1	1	4	Boston Red Sox @ Milwaukee Brewers Milwaukee County Stadium, Milwaukee, WI Tue Jul 02 1985, 8:05 PM EDT Att: 17,167 - Unknown AB 40 R 3 H 10 RBI 3 BB 6 SO 4 LOB 25 	
Wade Boggs, L OBP: 0.429, SLG: 0.430 (1, 5)	HR	BB					F9 1B		F7		4	1	2	1	1	0	3		
Bill Buckner, L OBP: 0.325, SLG: 0.437 (1, 3)	HR				L1				FC5-2 1B		5	1	3	2	0	0	1		
Jim Rice, R OBP: 0.344, SLG: 0.478 (1, 7)	6-3				F8		5-3		F9		5	0	0	0	0	0	4		
Mike Easter, L OBP: 0.322, SLG: 0.408 (1, 10)	BB				F7				F5		4	0	1	0	1	0	4		
Reid Nichols, R OBP: 0.212, SLG: 0.200 (8, PH)	F9				F8				K		2	0	0	0	1	0	1		
Steve Lyons, L OBP: 0.313, SLG: 0.322 (8, 8)										F1	2	0	0	0	0	1	0		
Marty Barrett, R OBP: 0.352, SLG: 0.346 (1, 4)											4	0	1	0	1	1	2		
Glenn Hoffman, R OBP: 0.324, SLG: 0.427 (1, 6)					F9				E6		5	0	2	0	0	0	3		
Marc Sullivan, R OBP: 0.229, SLG: 0.273 Rich Gedman, L OBP: 0.353, SLG: 0.462 (10, PH) (10, 2)	4-3				K				F8		4	1	0	0	0	1	3		
Inning Stats	R: 2 E: 0 K: 0 S: 5	H: 2 LOB: 1 BB: 1 P: 9	R: 0 E: 0 K: 0 S: 4	H: 1 LOB: 2 BB: 1 P: 8	R: 0 E: 0 K: 1 S: 6	H: 1 LOB: 1 BB: 0 P: 6	R: 0 E: 0 K: 1 S: 4	H: 0 LOB: 0 BB: 1 P: 8	R: 0 E: 0 K: 1 S: 6	H: 1 LOB: 2 BB: 1 P: 10	R: 1 E: 1 K: 0 S: 6	H: 2 LOB: 2 BB: 0 P: 6	R: 0 E: 0 K: 0 S: 5	H: 2 LOB: 2 BB: 0 P: 5	R: 0 E: 0 K: 0 S: 3	H: 1 LOB: 2 BB: 2 P: 11	1B: 6 2B: 4 3B: 0 HR: 1	SF: 0 SAC: 0 DP: 2 HBP: 0	WP: 0 PA: 46 PB: 1 SB: 1 CS: 0
PITCHER	IP WLS BF H R ER SO	IP WLS BF H R ER SO	IP WLS BF H R ER SO	IP WLS BF H R ER SO	IP WLS BF H R ER SO	IP WLS BF H R ER SO	IP WLS BF H R ER SO	IP WLS BF H R ER SO	IP WLS BF H R ER SO	IP WLS BF H R ER SO	IP WLS BF H R ER SO	IP WLS BF H R ER SO	IP WLS BF H R ER SO	IP WLS BF H R ER SO	IP WLS BF H R ER SO	IP WLS BF H R ER SO	ERA WHIP	ERA WHIP	
Teddy Higuera, L ERA: 5.11 (1, 1)	6.1	30	7	3	2	3	4	0	0	0	0	0	0	0	0	0	0	2.84	1.737
Pete Ladd, R ERA: 3.04 (7, 1)	2.2	11	2	0	0	1	0	0	0	0	0	0	0	0	0	0	0	0.00	0.750
Rolie Fingers, R ERA: 4.83 (10, 1)	1.0	5	1	0	0	0	1	1	0	0	0	0	0	0	0	0	0	0.00	2.000

Batter	1	2	3	4	5	6	7	8	9	10	AB	R	H	RBI	BB	SO	LOB	BOTTOM	
Paul Molitor, R OBP: 0.396, SLG: 0.480 (1, 5)	G3-6 1B				G3 2B		F4			SH1-3 SF8 2B	5	1	4	0	0	0	0	Boston Red Sox @ Milwaukee Brewers Milwaukee County Stadium, Milwaukee, WI Tue Jul 02 1985, 8:05 PM EDT Att: 17,167 - Unknown AB 35 R 4 H 12 RBI 4 BB 3 SO 3 LOB 14 	
Jim Gantner, L OBP: 0.308, SLG: 0.390 (1, 4)	G3-6-1 1-2r				F6				F8		4	0	0	1	1	0	2		
Cecil Cooper, L OBP: 0.337, SLG: 0.485 (1, 3)	L5				G3				F6		4	0	0	0	0	0	1		
Ben Oglivie, L OBP: 0.305, SLG: 0.322 (1, 7)					4-3				G3-4-1		4	1	1	0	1	0	1		
Ted Simmons, S OBP: 0.309, SLG: 0.340 (1, 10)					1B SF9 1B					SH1-3 IBB	4	0	0	1	0	1	1		
Ernest Riles, L OBP: 0.329, SLG: 0.419 (1, 6)					F9					K	4	1	4	0	0	0	0		
Paul Householder, S OBP: 0.340, SLG: 0.345 (1, 9)					1B					G1-6-3 1B	3	0	0	0	1	1	4		
Charlie Moore, R OBP: 0.315, SLG: 0.329 (1, 2)					BB					4-3 E 2B 1B									
Rick Manning, L OBP: 0.264, SLG: 0.302 (1, 8)					L4					4-3	3	0	1	2	0	0	2		
Inning Stats	R: 0 E: 0 K: 0 S: 3	H: 1 LOB: 0 BB: 0 P: 3	R: 0 E: 0 K: 1 S: 7	H: 2 LOB: 2 BB: 0 P: 7	R: 1 E: 0 K: 0 S: 4	H: 2 LOB: 0 BB: 4 P: 4	R: 1 E: 0 K: 0 S: 5	H: 1 LOB: 1 BB: 0 P: 3	R: 0 E: 0 K: 0 S: 3	H: 0 LOB: 0 BB: 0 P: 5	R: 0 E: 0 K: 1 S: 5	H: 0 LOB: 0 BB: 0 P: 3	R: 0 E: 1 K: 1 S: 7	H: 2 LOB: 1 BB: 0 P: 7	R: 1 E: 0 K: 0 S: 3	H: 1 LOB: 2 BB: 2 P: 11	1B: 9 2B: 3 3B: 0 HR: 0		SF: 2 SAC: 1 DP: 2 HBP: 0
PITCHER	IP WLS BF H R ER SO	IP WLS BF H R ER SO	IP WLS BF H R ER SO	IP WLS BF H R ER SO	IP WLS BF H R ER SO	IP WLS BF H R ER SO	IP WLS BF H R ER SO	IP WLS BF H R ER SO	IP WLS BF H R ER SO	IP WLS BF H R ER SO	IP WLS BF H R ER SO	IP WLS BF H R ER SO	IP WLS BF H R ER SO	IP WLS BF H R ER SO	IP WLS BF H R ER SO	IP WLS BF H R ER SO	ERA WHIP	ERA WHIP	
Roger Clemens, R ERA: 3.5 (1, 1)	4.0	19	8	2	2	1	1	0	0	0	0	0	0	0	0	0	0	4.50	2.250
Bruce Kison, R ERA: 4.25 (5, 1)	4.0	12	1	0	0	1	0	0	0	0	0	0	0	0	0	0	0	0.00	0.250
Bob Stanley, R ERA: 2.64 (9, 1)	1.2	10	3	2	2	1	0	2	0	0	0	0	0	0	0	0	0	10.80	1.800

Batter	1	2	3	4	5	6	7	8	9	AB	R	H	RBI	BB	SO	LOB	TOP										
Dwight Evans, R OBP: 0.378, SLG: 0.372										4	1	2	0	0	1	3	Boston Red Sox @ California Angels Anaheim Stadium, Anaheim, CA Fri Jul 05 1985, 10:05 PM EDT Att: 36,780 - Unknown										
Wade Boggs, L OBP: 0.425, SLG: 0.430										4	0	2	2	0	0	1											
Jim Rice, R OBP: 0.336, SLG: 0.474										4	1	1	1	0	0	5											
Bill Buckner, L OBP: 0.321, SLG: 0.434										3	0	1	1	0	0	0											
Mike Easter, L OBP: 0.328, SLG: 0.420										4	0	1	0	0	1	2											
Rich Gedman, L OBP: 0.347, SLG: 0.447										4	0	0	0	0	0	2											
Glenn Hoffman, R OBP: 0.329, SLG: 0.415										4	1	1	0	0	1	1											
Steve Lyons, L OBP: 0.324, SLG: 0.341										3	1	1	0	0	1	0											
Marty Barrett, R OBP: 0.359, SLG: 0.351										2	0	0	0	1	0	0											
Inning Stats	R: 1 E: 0 K: 0 S: 5	H: 2 LOB: 1 BB: 0 P: 5	R: 0 E: 0 K: 0 S: 3	H: 0 LOB: 0 BB: 0 P: 3	R: 0 E: 0 K: 0 S: 3	H: 0 LOB: 0 BB: 0 P: 3	R: 1 E: 0 K: 1 S: 6	H: 1 LOB: 0 BB: 0 P: 6	R: 2 E: 0 K: 1 S: 7	H: 3 LOB: 1 BB: 1 P: 11	R: 0 E: 0 K: 0 S: 3	H: 1 LOB: 0 BB: 0 P: 3	R: 0 E: 0 K: 1 S: 5	H: 0 LOB: 0 BB: 0 P: 5	R: 0 E: 0 K: 0 S: 3	H: 1 LOB: 1 BB: 0 P: 6		1B: 7 2B: 1 3B: 0 HR: 1	SF: 1 SAC: 0 DP: 3 HBP: 0	WP: 0 PB: 0 SB: 0 CS: 0	PA: 34						
PITCHER	IP	WLS	BF	H	R	ER	SO	BB	IBB	HBP	BLK	WP	HR	S	P	ERA	WHIP										
Ron Romanick, R ERA: 3.22	5.0	W	22	7	4	4	2	1	0	0	0	0	1	25	29	7.20	1.600										
Pat Clements, L ERA: 2.77	4.0	S	12	2	0	0	2	0	0	0	0	0	0	16	16	0.00	0.500										

Batter	1	2	3	4	5	6	7	8	9	AB	R	H	RBI	BB	SO	LOB	BOTTOM										
Rod Carew, L OBP: 0.368, SLG: 0.322										5	3	3	0	0	0	2	Boston Red Sox @ California Angels Anaheim Stadium, Anaheim, CA Fri Jul 05 1985, 10:05 PM EDT Att: 36,780 - Unknown										
Juan Beniquez, R OBP: 0.382, SLG: 0.412										1	0	1	0	0	0	0											
Ruppert Jones, L OBP: 0.376, SLG: 0.509										3	3	2	0	1	1	1											
Brian Downing, R OBP: 0.342, SLG: 0.322										2	2	1	2	2	0	0											
Mike Brown, R OBP: 0.294, SLG: 0.417										5	1	1	1	0	0	5											
Bobby Grich, R OBP: 0.372, SLG: 0.355										3	2	1	3	2	0	1											
Doug DeCinces, R OBP: 0.333, SLG: 0.423										4	2	2	4	1	1	1											
Darrell Miller, R OBP: 0.417, SLG: 0.439										1	0	1	0	0	0	0											
Daryl Sconiers, L (3, PH)										2	0	1	1	1	0	2											
Dick Schofield, R OBP: 0.261, SLG: 0.302										5	0	1	1	0	2	3											
Bob Boone, R OBP: 0.319, SLG: 0.316										4	0	0	0	1	0	3											
Inning Stats	R: 1 E: 0 K: 0 S: 4	H: 2 LOB: 0 BB: 0 P: 4	R: 0 E: 0 K: 1 S: 6	H: 1 LOB: 0 BB: 0 P: 6	R: 6 E: 1 K: 0 S: 7	H: 4 LOB: 1 BB: 3 P: 19	R: 2 E: 0 K: 0 S: 5	H: 2 LOB: 2 BB: 2 P: 13	R: 0 E: 0 K: 2 S: 8	H: 1 LOB: 1 BB: 0 P: 8	R: 0 E: 0 K: 1 S: 5	H: 0 LOB: 1 BB: 1 P: 9	R: 0 E: 0 K: 0 S: 4	H: 1 LOB: 1 BB: 0 P: 4	R: 4 E: 0 K: 0 S: 6	H: 3 LOB: 1 BB: 2 P: 14		1B: 11 2B: 2 3B: 0 HR: 1	SF: 2 SAC: 0 DP: 1 HBP: 0	WP: 1 PB: 0 SB: 1 CS: 0	PA: 45						
PITCHER	IP	WLS	BF	H	R	ER	SO	BB	IBB	HBP	BLK	WP	HR	S	P	ERA	WHIP										
Bob Ojeda, L ERA: 3.69	2.1	L	14	6	6	6	1	2	0	0	0	0	1	25	41	5.79	1.929										
Bruce Kison, R ERA: 4.37	4.2		23	5	3	3	3	4	0	0	0	0	0	6	14	36.00	5.000										
Tom McCarthy, R ERA: 36.0	1.0		8	3	4	4	0	2	0	0	0	0	0	6	14	36.00	5.000										


Batter	1	2	3	4	5	6	7	8	9	AB	R	H	RBI	BB	SO	LOB	TOP			
Dwight Evans, R OBP: 0.384, SLG: 0.377										4	1	3	1	0	0	2	Boston Red Sox @ California Angels Anaheim Stadium, Anaheim, CA Sat Jul 06 1985, 6:33 AM EDT Att: 26,952 - Unknown			
Wade Boggs, L OBP: 0.295, SLG: 0.427										4	2	1	0	1	1	4				
Jim Rice, R OBP: 0.334, SLG: 0.470										5	0	1	0	0	0	5				
Bill Buckner, L OBP: 0.322, SLG: 0.437										5	2	2	1	0	0	2				
Mike Easter, L OBP: 0.329, SLG: 0.430										5	1	2	3	0	0	1				
Rich Gedman, L OBP: 0.348, SLG: 0.446										5	0	2	1	0	1	1				
Glenn Hoffman, R OBP: 0.321, SLG: 0.404										4	0	0	0	0	0	1				
Steve Lyons, L OBP: 0.336, SLG: 0.353										4	1	3	0	0	0	2				
Marty Barrett, R OBP: 0.361, SLG: 0.354										4	0	2	0	0	0	3				
Inning Stats	R: 1 E: 0 K: 1 S: 7	H: 2 LOB: 1 BB: 0 P: 7	R: 0 E: 0 K: 0 S: 3	H: 1 LOB: 0 BB: 0 P: 3	R: 0 E: 0 K: 0 S: 4	H: 2 LOB: 1 BB: 0 P: 4	R: 0 E: 0 K: 0 S: 4	H: 2 LOB: 1 BB: 0 P: 4	R: 3 E: 1 K: 0 S: 8	H: 4 LOB: 2 BB: 0 P: 8	R: 2 E: 0 K: 1 S: 7	H: 2 LOB: 1 BB: 0 P: 8	R: 1 E: 0 K: 0 S: 5	H: 2 LOB: 2 BB: 1 P: 9	R: 0 E: 0 K: 0 S: 3	H: 0 LOB: 0 BB: 0 P: 3	1B: 13 2B: 3 3B: 1 HR: 0	SF: 0 SAC: 0 DP: 2 HBP: 1	WP: 2 PB: 0 SB: 1 CS: 1	PA: 43
PITCHER	IP WLS BF H R ER SO BB IBB HBP BLK WP HR S P ERA WHIP																			
Jim Slaton, R ERA: 3.87	(1, 1) 5.1	23	11	4	4	1	0	0	0	0	0	1	0	25	25	6.75	2.062			
Stu Clifton, R ERA: 2.39	(6, 1) 1.1	L 8	2	2	2	0	0	0	1	0	0	0	0	7	8	13.50	1.500			
Donnie Moore, R ERA: 1.57	(7, 1) 1.1	8	3	1	1	1	1	0	0	0	1	0	9	13	6.75	3.000				
Luis Sanchez, R ERA: 9.19	(9, 1) 1.0	3	0	0	0	0	0	0	0	0	0	0	3	3	0.00	0.000				

Batter	1	2	3	4	5	6	7	8	9	AB	R	H	RBI	BB	SO	LOB	BOTTOM					
Rod Carew, L OBP: 0.373, SLG: 0.330										5	1	3	0	0	0	1	Boston Red Sox @ California Angels Anaheim Stadium, Anaheim, CA Sat Jul 06 1985, 6:33 AM EDT Att: 26,952 - Unknown					
Daryl Sconiers, L OBP: 0.390, SLG: 0.403										5	0	0	0	0	0	4						
Reggie Jackson, L OBP: 0.365, SLG: 0.488										4	2	1	2	1	2	2						
Ruppert Jones, L OBP: 0.388, SLG: 0.520										2	2	2	0	2	0	0						
Bobby Grich, R OBP: 0.370, SLG: 0.353										4	0	1	1	0	0	5						
Doug DeCinces, R OBP: 0.332, SLG: 0.419										4	0	1	1	0	0	1						
Brian Downing, R OBP: 0.340, SLG: 0.321										4	0	1	0	0	0	1						
Jerry Narron, L OBP: 0.308, SLG: 0.427										3	0	0	0	0	0	1						
Bob Boone, R OBP: 0.322, SLG: 0.319										1	0	0	0	0	0	0						
Craig Gerber, L OBP: 0.226, SLG: 0.288										3	0	1	0	0	0	0						
Rob Wilfong, L OBP: 0.240, SLG: 0.254										1	0	0	0	0	0	1						
Dick Schofield, R OBP: 0.261, SLG: 0.302										0	0	0	0	0	0	0						
Inning Stats	R: 0 E: 0 K: 1 S: 6	H: 1 LOB: 2 BB: 1 P: 10	R: 0 E: 0 K: 0 S: 3	H: 1 LOB: 0 BB: 0 P: 3	R: 0 E: 0 K: 0 S: 3	H: 1 LOB: 0 BB: 0 P: 3	R: 2 E: 0 K: 0 S: 5	H: 2 LOB: 1 BB: 1 P: 9	R: 3 E: 1 K: 0 S: 7	H: 4 LOB: 1 BB: 0 P: 7	R: 0 E: 0 K: 0 S: 3	H: 0 LOB: 0 BB: 0 P: 3	R: 0 E: 0 K: 0 S: 4	H: 1 LOB: 2 BB: 1 P: 8	R: 0 E: 0 K: 0 S: 4	H: 1 LOB: 1 BB: 0 P: 4	R: 0 E: 0 K: 1 S: 5	H: 0 LOB: 0 BB: 0 P: 5	1B: 9 2B: 1 3B: 0 HR: 1	SF: 0 SAC: 0 DP: 1 HBP: 0	WP: 0 PB: 1 SB: 1 CS: 1	PA: 39
PITCHER	IP WLS BF H R ER SO BB IBB HBP BLK WP HR S P ERA WHIP																					
Mike Trujillo, R ERA: 6.31	(1, 1) 5.0	24	9	5	4	1	2	0	0	0	0	0	0	24	32	7.20	2.200					
Bob Stanley, R ERA: 2.47	(6, 1) 4.0	W 15	2	0	0	1	1	0	0	0	0	0	16	20	0.00	0.750						


Batter	1	2	3	4	5	6	7	8	9	AB	R	H	RBI	BB	SO	LOB	TOP			
Dwight Evans, R OBP: 0.379, SLG: 0.372 (1, 9)										4	0	0	0	0	0	3	Boston Red Sox @ California Angels Anaheim Stadium, Anaheim, CA Sun Jul 07 1985, 6:33 AM EDT Att: 31,383 - Unknown			
Wade Boggs, L OBP: 0.425, SLG: 0.428 (1, 5)										4	0	2	1	0	0					
Jim Rice, R OBP: 0.333, SLG: 0.467 (1, 7)										4	0	1	0	0	2					
Bill Buckner, L OBP: 0.319, SLG: 0.431 (1, 3)										4	0	0	0	0	2					
Mike Easter, L OBP: 0.371, SLG: 0.431 (1, 10)										4	1	2	0	0	1					
Rich Gedman, L OBP: 0.343, SLG: 0.439 (1, 2)										4	0	0	0	0	2					
Glenn Hoffman, R OBP: 0.325, SLG: 0.407 (1, 6)										4	1	2	0	0	0					
Steve Lyons, L OBP: 0.333, SLG: 0.346 (1, 8)										3	0	0	0	1	1					
Marty Barrett, R OBP: 0.363, SLG: 0.360 (1, 4)										4	1	2	2	0	2					
Inning Stats	R: 0 E: 0 K: 0 S: 4	H: 1 LOB: 1 BB: 0 P: 4	R: 0 E: 0 K: 0 S: 3	H: 1 LOB: 0 BB: 3 P: 3	R: 1 E: 0 K: 1 S: 7	H: 2 LOB: 1 BB: 0 P: 7	R: 0 E: 0 K: 0 S: 3	H: 0 LOB: 0 BB: 1 P: 3	R: 0 E: 0 K: 0 S: 3	H: 0 LOB: 0 BB: 0 P: 3	R: 2 E: 0 K: 0 S: 6	H: 3 LOB: 1 BB: 0 P: 6	R: 0 E: 0 K: 0 S: 4	H: 1 LOB: 1 BB: 0 P: 4	R: 0 E: 0 K: 0 S: 4	H: 1 LOB: 1 BB: 0 P: 4	1B: 8 2B: 1 3B: 0 HR: 0	SF: 0 SAC: 0 DP: 1 HBP: 0	WP: 1 PB: 0 SB: 0 CS: 0	PA: 36
PITCHER Kirk McCaskill, R ERA: 4.39 (1, 1)	IP: 9.0 WLS: W BF: 36 H: 9 R: 3 ER: 3 SO: 1 BB: 1 IBB: 0 HBP: 0 BLK: 0 WP: 1 HR: 0 S: 37 P: 41 ERA: 3.00 WHIP: 1.111															PITCHER				

Batter	1	2	3	4	5	6	7	8	9	AB	R	H	RBI	BB	SO	LOB	BOTTOM			
Rod Carew, L OBP: 0.374, SLG: 0.328 (1, 3)										4	0	1	0	1	0	0	Boston Red Sox @ California Angels Anaheim Stadium, Anaheim, CA Sun Jul 07 1985, 6:33 AM EDT Att: 31,383 - Unknown			
Daryl Sconiers, L OBP: 0.388, SLG: 0.391 Jerry Narron, L OBP: 0.301, SLG: 0.417 (1, 10) (5, FH)										2	1	0	0	1	0	3				
Reggie Jackson, L OBP: 0.371, SLG: 0.505 Mike Brown, R OBP: 0.291, SLG: 0.413 (1, 9) (6, PR) (7, 9)										3	1	2	2	1	0	3				
Ruppert Jones, L OBP: 0.402, SLG: 0.562 (1, 8)										3	3	3	3	2	0	0				
Doug DeCinces, R OBP: 0.333, SLG: 0.416 (1, 5)										4	1	1	0	1	2	4				
Bobby Grich, R OBP: 0.379, SLG: 0.356 Rob Wilfong, L OBP: 0.239, SLG: 0.252 (1, 4) (7, 4)										1	0	1	0	3	0	0				
Brian Downing, R OBP: 0.341, SLG: 0.322 (1, 7)										5	1	2	2	0	2	3				
Bob Boone, R OBP: 0.320, SLG: 0.317 (1, 2)										5	0	1	0	0	1	5				
Dick Schofield, R OBP: 0.260, SLG: 0.306 (1, 6)										4	0	1	1	0	0	3				
Inning Stats	R: 0 E: 0 K: 0 S: 3	H: 0 LOB: 2 BB: 2 P: 11	R: 1 E: 1 K: 0 S: 6	H: 4 LOB: 3 BB: 1 P: 10	R: 1 E: 0 K: 1 S: 6	H: 1 LOB: 1 BB: 1 P: 10	R: 4 E: 0 K: 0 S: 5	H: 2 LOB: 2 BB: 4 P: 21	R: 0 E: 0 K: 1 S: 8	H: 0 LOB: 0 BB: 0 P: 3	R: 2 E: 1 K: 1 S: 7	H: 3 LOB: 3 BB: 1 P: 12	R: 0 E: 0 K: 3 S: 9	H: 0 LOB: 0 BB: 0 P: 9	R: 0 E: 0 K: 3 S: 9	H: 0 LOB: 0 BB: 0 P: 9	1B: 8 2B: 1 3B: 0 HR: 3	SF: 0 SAC: 0 DP: 0 HBP: 0	WP: 0 PB: 0 SB: 1 CS: 0	PA: 44
PITCHER Jim Dorsey, R ERA: 20.25 Tom McCarthy, R ERA: 23.14 Mark Clear, R ERA: 3.12 (1, 1) (4, 1) (6, 1)	IP: 3.2 WLS: L BF: 24 H: 6 R: 6 ER: 6 SO: 1 BB: 7 IBB: 1 HBP: 0 BLK: 0 WP: 0 HR: 2 S: 18 P: 50 ERA: 14.73 WHIP: 3.545															PITCHER				

AB 35
R 3
H 9
RBI 3
BB 1
SO 1
LOB 15



AB 35
R 8
H 12
RBI 8
BB 9
SO 6
LOB 23



Batter	1	2	3	4	5	6	7	8	9	AB	R	H	RBI	BB	SO	LOB	TOP																					
Dwight Evans, R OBP: 0.377, SLG: 0.369 (1, 9)	F9		6-3		6-3		F8			5	0	1	1	0	0	1	Boston Red Sox @ Oakland Athletics Oakland-Alameda County Coliseum, Oakland, CA Mon Jul 08 1985, 7:05 PM PDT Att: 24,430 - Unknown																					
Wade Boggs, L OBP: 0.432, SLG: 0.427 (1, 5)	F7		3-1		1B			1B	1B	3	0	1	1	2	0	0																						
Jim Rice, R OBP: 0.331, SLG: 0.463 (1, 7)	F8			4-3	1B			F6	FC6-4	5	0	1	0	0	0	2																						
Bill Buckner, L OBP: 0.318, SLG: 0.429 (1, 3)		F8		F8	F9			1B		4	0	1	0	0	0	3																						
Mike Easter, L OBP: 0.330, SLG: 0.429 (1, 10)		K		1B			F7	K		4	0	1	0	0	2	2																						
Rich Gedman, L OBP: 0.348, SLG: 0.442 (1, 2)		1B		4-3			1B	1B		3	0	2	0	1	0	1																						
Glenn Hoffman, R OBP: 0.331, SLG: 0.412 (8, PH)										3	1	2	0	0	0	1																						
Rick Miller, L OBP: 0.405, SLG: 0.429 (8, 6)										1	0	0	0	0	0	3																						
Jackie Gutierrez, R OBP: 0.276, SLG: 0.313 (8, 6)										0	0	0	0	0	0	0																						
Steve Lyons, L OBP: 0.325, SLG: 0.336 (1, 8)		K								4	0	0	0	0	2	3																						
Marty Barrett, R OBP: 0.365, SLG: 0.360 (1, 4)			F6		1B		3-1	1B	1B	3	1	1	0	1	0	0																						
Inning Stats	R: 0 E: 0 K: 0 S: 3	H: 0 LOB: 0 BB: 0 P: 3	R: 0 E: 0 K: 2 S: 9	H: 2 LOB: 2 BB: 0 P: 9	R: 0 E: 0 K: 0 S: 3	H: 0 LOB: 0 BB: 0 P: 3	R: 0 E: 0 K: 0 S: 4	H: 1 LOB: 1 BB: 0 P: 4	R: 1 E: 1 K: 1 S: 7	H: 2 LOB: 3 BB: 2 P: 15	R: 0 E: 0 K: 0 S: 3	H: 1 LOB: 0 BB: 0 P: 3	R: 0 E: 0 K: 0 S: 6	H: 0 LOB: 0 BB: 0 P: 3	R: 0 E: 0 K: 1 S: 6	H: 1 LOB: 3 BB: 2 P: 14	R: 1 E: 0 K: 0 S: 5	H: 3 LOB: 1 BB: 0 P: 5	1B: 10 2B: 0 3B: 0 HR: 0	SF: 0 SAC: 0 DP: 1 HBP: 0	WP: 0 PA: 39 PB: 0 SB: 1 CS: 0																	
PITCHER	IP	WLS	BF	H	R	ER	SO	BB	IBB	HBP	BLK	WP	HR	S	P	ERA	WHIP	PITCHER				IP	WLS	BF	H	R	ER	SO	BB	IBB	HBP	BLK	WP	HR	S	P	ERA	WHIP
Chris Codiroli, R ERA: 4.16 (1, 1)	8.1	L	36	8	2	2	4	3	1	0	0	0	0	0	40	56	2.16	1.320																				
Jay Howell, R ERA: 1.63 (9, 1)	0.2		3	2	0	0	0	0	0	0	0	0	0	0	3	3	0.00	3.000																				

AB	35
R	2
H	10
RBI	2
BB	4
SO	4
LOB	16



Batter	1	2	3	4	5	6	7	8	9	AB	R	H	RBI	BB	SO	LOB	BOTTOM																					
Dave Collins, S OBP: 0.290, SLG: 0.327 (1, 7)	K		5-3		F9		5-3		G3	5	0	0	0	0	1	2	Boston Red Sox @ Oakland Athletics Oakland-Alameda County Coliseum, Oakland, CA Mon Jul 08 1985, 7:05 PM PDT Att: 24,430 - Unknown																					
Carney Lansford, R OBP: 0.309, SLG: 0.436 (1, 5)	F8		6-3			5-3		F9	1B	5	0	1	1	0	0	0																						
Dusty Baker Jr., R OBP: 0.383, SLG: 0.528 (8, PR)					1B					4	0	2	0	0	1	0																						
Rob Piccolo, R OBP: 0.324, SLG: 0.373 (9, 3)	F9					K		1B	2B	0	0	0	0	0	0	0																						
Bruce Bochte, L OBP: 0.391, SLG: 0.439 (9, PH)					1B			1B	1B	1	0	1	0	0	0	0																						
Dave Kingman, R OBP: 0.327, SLG: 0.484 (1, 10)		K			1B		1B			4	0	3	0	0	1	0																						
Mike Heath, R OBP: 0.309, SLG: 0.404 (8, PH)		5-3			F8			K		3	0	1	0	0	0	2																						
Mike Davis, L OBP: 0.369, SLG: 0.513 (9, 9)						1B				1	0	0	0	0	1	2																						
Dwayne Murphy, L OBP: 0.347, SLG: 0.399 (1, 8)					K					3	0	1	0	1	1	4																						
Mickey Tettleton, S OBP: 0.379, SLG: 0.538 (1, 2)					F8					3	0	0	0	1	2	5																						
Donnie Hill, S OBP: 0.282, SLG: 0.296 (1, 4)		F8								4	1	1	0	0	1	2																						
Alfredo Griffin, S OBP: 0.305, SLG: 0.343 (1, 6)			F6		F3				F8	4	0	1	0	0	0	1																						
Inning Stats	R: 0 E: 0 K: 1 S: 5	H: 0 LOB: 0 BB: 0 P: 5	R: 0 E: 0 K: 1 S: 6	H: 1 LOB: 1 BB: 1 P: 10	R: 0 E: 0 K: 0 S: 3	H: 0 LOB: 0 BB: 0 P: 3	R: 0 E: 0 K: 1 S: 7	H: 2 LOB: 2 BB: 0 P: 7	R: 0 E: 0 K: 2 S: 8	H: 1 LOB: 1 BB: 0 P: 8	R: 0 E: 0 K: 2 S: 9	H: 2 LOB: 3 BB: 1 P: 13	R: 1 E: 0 K: 0 S: 5	H: 3 LOB: 2 BB: 0 P: 5	1B: 9 2B: 2 3B: 0 HR: 0	SF: 0 SAC: 0 DP: 0 HBP: 0	WP: 0 PA: 39 PB: 0 SB: 2 CS: 0																					
PITCHER	IP	WLS	BF	H	R	ER	SO	BB	IBB	HBP	BLK	WP	HR	S	P	ERA	WHIP	PITCHER				IP	WLS	BF	H	R	ER	SO	BB	IBB	HBP	BLK	WP	HR	S	P	ERA	WHIP
Bruce Hurst, L ERA: 5.14 (1, 1)	7.1	W	30	7	0	0	6	1	0	0	0	0	0	0	41	45	0.00	1.091																				
Steve Crawford, R ERA: 2.89 (8, 1)	1.2	S	9	4	1	1	2	1	0	0	0	0	0	0	12	16	5.40	3.000																				



Batter	1	2	3	4	5	6	7	8	9	AB R H RBI BB SO LOB	TOP																
Dwight Evans, R OBP: 0.374, SLG: 0.364 (1, 9)										4 1 0 0 1 2 3	Boston Red Sox @ Oakland Athletics Oakland-Alameda County Coliseum, Oakland, CA Tue Jul 09 1985, 7:05 PM PDT Att: 14,264 - Unknown livebaseballscorecards.com																
Wade Boggs, L OBP: 0.431, SLG: 0.425 (1, 5)									4 0 1 1 1 0 1																		
Bill Buckner, L OBP: 0.314, SLG: 0.424 (1, 3)									4 0 0 0 0 0 2																		
Jim Rice, R OBP: 0.328, SLG: 0.458 (1, 7)									4 0 0 0 0 1 1																		
Mike Easter, L OBP: 0.332, SLG: 0.428 Reid Nichols, R OBP: 0.212, SLG: 0.200 (9, PR)									3 2 1 0 1 0 1 0 1 0 0 0 0 0																		
Rich Gedman, L OBP: 0.353, SLG: 0.452 (1, 2)									3 0 2 2 0 0 0																		
Glenn Hoffman, R OBP: 0.329, SLG: 0.408 (1, 6)									4 1 1 0 0 0 2																		
Steve Lyons, L OBP: 0.323, SLG: 0.333 (1, 8)									4 1 1 1 0 0 1																		
Marty Barrett, R OBP: 0.367, SLG: 0.360 (1, 4)									3 0 1 1 1 0 0																		
Inning Stats	R: 1 E: 0 K: 0 S: 3	H: 1 LOB: 0 BB: 1 P: 7	R: 1 E: 1 K: 1 S: 7	H: 2 LOB: 2 BB: 1 P: 11	R: 0 E: 0 K: 0 S: 3	H: 0 LOB: 0 BB: 1 P: 7	R: 0 E: 0 K: 0 S: 3	H: 0 LOB: 0 BB: 0 P: 3	R: 0 E: 0 K: 1 S: 6	H: 1 LOB: 0 BB: 1 P: 10	R: 0 E: 0 K: 0 S: 3	H: 0 LOB: 0 BB: 0 P: 3	R: 0 E: 0 K: 0 S: 3	H: 0 LOB: 0 BB: 0 P: 3	R: 3 E: 2 K: 1 S: 9	H: 3 LOB: 1 BB: 0 P: 9	1B: 5 2B: 2 3B: 0 HR: 0	SF: 0 SAC: 1 DP: 1 HBP: 0	WP: 0 PB: 1 SB: 2 CS: 0	PA: 38							
PITCHER	IP WLS BF H R ER SO BB IBB HBP BLK WP HR S P ERA WHIP											IP WLS BF H R ER SO BB IBB HBP BLK WP HR S P ERA WHIP															
Tim Birtsas, L ERA: 3.75 (1, 1)	1.2	9	3	2	0	0	2	0	0	0	0	0	0	0	0	0.00	3.000										
Rick Langford, R ERA: 4.43 (2, 1)	4.0	15	1	1	1	2	2	0	0	0	0	0	0	17	25	2.25	0.750										
Steve Ontiveros, R ERA: 0.45 (6, 1)	2.2	L	9	0	2	1	0	0	0	0	0	0	0	9	9	3.38	0.000										
Jay Howell, R ERA: 1.96 (9, 1)	0.2	5	3	1	0	1	0	0	0	0	0	0	0	7	7	0.00	4.500										

Batter	1	2	3	4	5	6	7	8	9	AB R H RBI BB SO LOB	BOTTOM																
Dave Collins, S OBP: 0.289, SLG: 0.326 (1, 7)										4 1 1 0 0 0 1	Boston Red Sox @ Oakland Athletics Oakland-Alameda County Coliseum, Oakland, CA Tue Jul 09 1985, 7:05 PM PDT Att: 14,264 - Unknown livebaseballscorecards.com																
Carney Lansford, R OBP: 0.308, SLG: 0.433 (1, 5)									4 1 1 0 0 0 0																		
Bruce Bochte, L OBP: 0.389, SLG: 0.432 (1, 3)									3 0 0 0 1 0 2																		
Dave Kingman, R OBP: 0.326, SLG: 0.484 (1, 10)									4 1 1 0 0 0 3																		
Mike Davis, L OBP: 0.371, SLG: 0.512 (1, 9)									4 0 2 2 0 0 2																		
Dwayne Murphy, L OBP: 0.346, SLG: 0.395 (1, 8)									3 0 0 1 1 1 2																		
Mickey Tettleton, S OBP: 0.372, SLG: 0.346 (1, 2)									4 0 1 0 0 2 3																		
Donnie Hill, S OBP: 0.282, SLG: 0.295 (1, 4)									4 0 1 0 0 0 4																		
Alfredo Griffin, S OBP: 0.302, SLG: 0.339 (1, 6)									3 0 0 0 0 0 3																		
Inning Stats	R: 0 E: 0 K: 0 S: 3	H: 0 LOB: 0 BB: 0 P: 3	R: 1 E: 0 K: 0 S: 5	H: 2 LOB: 1 BB: 0 P: 5	R: 0 E: 0 K: 1 S: 5	H: 0 LOB: 0 BB: 1 P: 9	R: 0 E: 0 K: 1 S: 6	H: 1 LOB: 1 BB: 0 P: 6	R: 0 E: 0 K: 0 S: 3	H: 0 LOB: 0 BB: 0 P: 3	R: 0 E: 0 K: 0 S: 5	H: 1 LOB: 2 BB: 0 P: 5	R: 2 E: 0 K: 0 S: 5	H: 3 LOB: 1 BB: 0 P: 5	R: 0 E: 0 K: 1 S: 4	H: 0 LOB: 0 BB: 1 P: 8	1B: 5 2B: 2 3B: 0 HR: 0	SF: 0 SAC: 0 DP: 1 HBP: 0	WP: 0 PB: 0 SB: 1 CS: 0	PA: 35							
PITCHER	IP WLS BF H R ER SO BB IBB HBP BLK WP HR S P ERA WHIP											IP WLS BF H R ER SO BB IBB HBP BLK WP HR S P ERA WHIP															
Oil Can Boyd, R ERA: 3.19 (1, 1)	9.0	W	35	7	3	3	3	2	0	0	0	0	0	39	47	3.00	1.000										



Batter	1	2	3	4	5	6	7	8	9	AB	R	H	RBI	BB	SO	LOB	TOP									
Dwight Evans, R OBP: 0.377, SLG: 0.364 (1, 9)										3	0	1	0	2	1	1	<p>Boston Red Sox @ Oakland Athletics Oakland-Alameda County Coliseum, Oakland, CA</p> <p>Wed Jul 10 1985, 7:05 PM PDT Att: 17,401 - Unknown</p> <p>livebaseballscorecards.com</p> <p>AB 35 R 4 H 11 RBI 4 BB 6 SO 6 LOB 20</p>									
Wade Boggs, L OBP: 0.426, SLG: 0.422 (1, 5)										5	0	1	0	0	1	4										
Bill Buckner, L OBP: 0.315, SLG: 0.423 (1, 3)										5	0	2	0	0	0	0										
Jim Rice, R OBP: 0.329, SLG: 0.457 (1, 7)										5	1	2	0	0	0	2										
Mike Easter, L OBP: 0.331, SLG: 0.423 Steve Lyons, L OBP: 0.327, SLG: 0.338 (8, PR)										3	0	0	0	1	1	2										
Reid Nichols, R OBP: 0.311, SLG: 0.313 Rick Miller, L OBP: 0.421, SLG: 0.429 (8, PH)										2	1	1	1	1	1	2										
Glenn Hoffman, R OBP: 0.328, SLG: 0.404 (1, 6)										4	1	1	0	0	1	4										
Dave Sax, R OBP: 0.368, SLG: 0.421 Rich Gedman, L OBP: 0.354, SLG: 0.453 (7, PH)										2	0	1	0	0	0	1										
Marty Barrett, R OBP: 0.365, SLG: 0.355 (1, 4)										3	0	0	1	1	0	3										
Inning Stats	R: 0 E: 0 K: 0 S: 3	H: 1 LOB: 0 BB: 0 P: 3	R: 0 E: 0 K: 1 S: 5	H: 0 LOB: 1 BB: 1 P: 9	R: 0 E: 0 K: 1 S: 4	H: 1 LOB: 1 BB: 1 P: 8	R: 0 E: 0 K: 1 S: 7	H: 2 LOB: 2 BB: 0 P: 7	R: 1 E: 0 K: 1 S: 6	H: 1 LOB: 1 BB: 1 P: 10	R: 0 E: 0 K: 0 S: 3	H: 0 LOB: 0 BB: 0 P: 3	R: 1 E: 1 K: 1 S: 7	H: 1 LOB: 2 BB: 1 P: 11	R: 2 E: 0 K: 1 S: 7	H: 2 LOB: 2 BB: 2 P: 15		R: 0 E: 0 K: 0 S: 5	H: 3 LOB: 2 BB: 0 P: 5	1B: 10 2B: 1 3B: 0 HR: 1	SF: 0 SAC: 0 DP: 2 HBP: 0	WP: 1 PB: 1 SB: 1 CS: 2	PA: 41			
PITCHER	IP	WLS	BF	H	R	ER	SO	BB	IBB	HBP	BLK	WP	HR	S	P	ERA		WHIP								
Bill Krueger, L ERA: 5.18 (1, 1)	6.0	W	25	6	2	1	4	3	0	0	0	0	1	30	42	1.50		1.500								
Keith Atherton, R ERA: 4.18 (7, 1)	1.1		7	1	2	2	1	2	0	0	0	1	0	7	15	13.50		2.250								
Jay Howell, R ERA: 1.91 (8, 1)	1.2	S	9	4	0	0	1	1	0	0	0	0	0	10	14	0.00	3.000									

Batter	1	2	3	4	5	6	7	8	9	AB	R	H	RBI	BB	SO	LOB	BOTTOM									
Steve Henderson, R OBP: 0.376, SLG: 0.398 Dwayne Murphy, L OBP: 0.348, SLG: 0.395 (7, 8)										3	1	1	1	0	1	0	<p>Boston Red Sox @ Oakland Athletics Oakland-Alameda County Coliseum, Oakland, CA</p> <p>Wed Jul 10 1985, 7:05 PM PDT Att: 17,401 - Unknown</p> <p>livebaseballscorecards.com</p> <p>AB 31 R 5 H 9 RBI 3 BB 3 SO 6 LOB 8</p>									
Camey Lansford, R OBP: 0.310, SLG: 0.437 (1, 5)										4	0	2	1	0	1	0										
Mike Davis, L OBP: 0.370, SLG: 0.507 (7, 9)										3	0	0	0	1	1	1										
Dave Kingman, R OBP: 0.325, SLG: 0.481 (1, 10)										4	0	1	0	0	0	3										
Dusty Baker Jr., R OBP: 0.385, SLG: 0.552 Bruce Bochte, L OBP: 0.389, SLG: 0.432 (9, 3)										4	1	2	1	0	0	1										
Mike Heath, R OBP: 0.304, SLG: 0.398 (7, 7)										4	0	0	0	0	0	1										
Mickey Tettleton, S OBP: 0.357, SLG: 0.329 (1, 2)										4	0	0	0	0	2	1										
Donnie Hill, S OBP: 0.286, SLG: 0.297 (1, 4)										2	1	1	0	1	0	0										
Alfredo Griffin, S OBP: 0.305, SLG: 0.342 (1, 6)										3	2	2	0	0	1	1										
Inning Stats	R: 0 E: 0 K: 2 S: 7	H: 0 LOB: 0 BB: 0 P: 7	R: 1 E: 0 K: 1 S: 6	H: 1 LOB: 0 BB: 0 P: 6	R: 3 E: 0 K: 0 S: 7	H: 5 LOB: 1 BB: 0 P: 7	R: 0 E: 0 K: 1 S: 5	H: 0 LOB: 0 BB: 1 P: 9	R: 0 E: 0 K: 1 S: 5	H: 0 LOB: 0 BB: 0 P: 5	R: 0 E: 0 K: 1 S: 6	H: 1 LOB: 1 BB: 0 P: 6	R: 1 E: 0 K: 0 S: 4	H: 2 LOB: 3 BB: 2 P: 12	R: 0 E: 0 K: 0 S: 3	H: 0 LOB: 0 BB: 0 P: 3		1B: 6 2B: 2 3B: 0 HR: 1	SF: 0 SAC: 0 DP: 2 HBP: 0	WP: 0 PB: 0 SB: 1 CS: 2	PA: 34					
PITCHER	IP	WLS	BF	H	R	ER	SO	BB	IBB	HBP	BLK	WP	HR	S	P	ERA		WHIP								
Bob Ojeda, L ERA: 4.06 (1, 1)	2.2	L	13	6	4	4	3	0	0	0	0	0	1	19	19	13.50		2.250								
Mark Clear, R ERA: 3.05 (3, 1)	3.2		16	3	1	1	3	2	0	0	0	0	0	20	28	2.46		1.364								
Bob Stanley, R ERA: 2.4 (7, 1)	1.2		5	0	0	0	0	0	1	0	0	0	0	4	8	0.00	0.000									

Batter	1	2	3	4	5	6	7	8	9	AB	R	H	RBI	BB	SO	LOB	TOP								
Dwight Evans, R OBP: 0.372, SLG: 0.359 (1, 9)	6-3		FC6-4 E 1B 1-2	4-3		SF8		F8		4	0	0	1	0	0	1									
Wade Boggs, L OBP: 0.430, SLG: 0.427 (1, 5)	1B 2B		E 1B 1-2		FC6-4 1B	K		1-3		5	1	3	0	0	1	1									
Jim Rice, R OBP: 0.325, SLG: 0.451 Rick Miller, L OBP: 0.410, SLG: 0.417 (9, PH) (9, 7)	F9		E4 1-2 2-3		FC6-4 G6-3 1-2		K		1-3	4	0	0	0	0	1	4									
Bill Buckner, L OBP: 0.315, SLG: 0.421 (1, 3)	2H 1B		F2		G6-3 1-2		6-3			4	0	1	1	0	0	4									
Mike Easter, L OBP: 0.330, SLG: 0.421 (1, 10)	4-3		K				4-3			4	1	1	0	0	1	4									
Rich Gedman, L OBP: 0.356, SLG: 0.455 (1, 2)		L8		G3 HR 2B		SH 1B HBP		4-3		3	2	1	0	0	0	0									
Glenn Hoffman, R OBP: 0.328, SLG: 0.421 (1, 6)	6-3		G3		SH 1B SF8		HR			3	2	1	1	0	0	1									
Steve Lyons, L OBP: 0.331, SLG: 0.361 (1, 8)	F7			HR		SF8		G4-6-3 BB		2	1	1	3	1	0	0									
Marty Barrett, R OBP: 0.367, SLG: 0.358 (1, 4)				FC6-4 1B	5-3			G4-6-3		4	0	2	1	0	0	1									
Inning Stats	R: 1 E: 0 K: 0 S: 5	H: 2 LOB: 1 BB: 0 P: 5	R: 0 E: 0 K: 0 S: 3	H: 0 LOB: 0 BB: 0 P: 3	R: 0 E: 1 K: 1 S: 8	H: 2 LOB: 2 BB: 0 P: 8	R: 2 E: 0 K: 0 S: 5	H: 2 LOB: 0 BB: 0 P: 5	R: 0 E: 0 K: 0 S: 3	H: 1 LOB: 0 BB: 0 P: 3	R: 3 E: 0 K: 1 S: 8	H: 2 LOB: 1 BB: 0 P: 9	R: 0 E: 0 K: 1 S: 5	H: 0 LOB: 0 BB: 0 P: 5	R: 1 E: 0 K: 0 S: 3	H: 1 LOB: 0 BB: 1 P: 7	R: 0 E: 0 K: 0 S: 3	H: 0 LOB: 0 BB: 0 P: 3	1B: 6 2B: 2 3B: 0 HR: 2	SF: 2 SAC: 1 DP: 2 HBP: 1	WP: 0 PB: 0 SB: 0 CS: 0	PA: 39			
PITCHER	IP	WLS	BF	H	R	ER	SO	BB	IBB	HBP	BLK	WP	HR	S	P	ERA	WHIP								
Bill Swift, R ERA: 4.15 (1, 1)	5.1	L	27	9	6	6	1	0	0	1	0	0	1	28	29	10.12	1.688								
Roy Thomas, R ERA: 3.71 (6, 1)	2.2		9	1	1	1	2	1	0	0	0	0	1	12	16	3.38	0.750								
Bob Long, R ERA: 1.83 (9, 1)	1.0		3	0	0	0	0	0	0	0	0	0	0	3	3	0.00	0.000								

Boston Red Sox @ Seattle Mariners
The Kingdome, Seattle, WA
Thu Jul 11, 1985, 10:05 PM EDT
Att: 10,473 - Unknown

AB 34
R 7
H 10
RBI 7
BB 1
SO 3
LOB 16



Batter	1	2	3	4	5	6	7	8	9	AB	R	H	RBI	BB	SO	LOB	BOTTOM								
Harold Reynolds, S OBP: 0.222, SLG: 0.056 (1, 4)	CS BB		G3		F5		K			3	0	0	0	1	1	3									
Phil Bradley, R OBP: 0.377, SLG: 0.508 (1, 7)	F7		F9			FC7-6-4 1B BB		4-3		3	1	0	0	1	0	3									
Alvin Davis, L OBP: 0.365, SLG: 0.370 (1, 3)	1-2 BB		1-3			FC7-6-4 BB		G3		2	0	0	0	2	0	2									
Gorman Thomas, R OBP: 0.369, SLG: 0.450 (1, 10)	K				F8	FC7-5-4 1B		F7		4	0	0	0	0	1	3									
Ivan Calderon, R OBP: 0.373, SLG: 0.531 (1, 9)		L8			F9	G6-4-3 1B		6-3		4	0	1	1	0	0	0									
Dave Henderson, R OBP: 0.308, SLG: 0.384 (1, 8)		K				G6-4-3		L8		3	0	0	0	1	1	2									
Jim Prestley, R OBP: 0.332, SLG: 0.507 (1, 5)		K						5-3		4	0	0	0	0	2	1									
Donnie Scott, S OBP: 0.240, SLG: 0.298 (1, 2)			BLK SH BB		F5			FC6 BB		1	0	0	0	2	0	0									
Spike Owen, S OBP: 0.317, SLG: 0.355 (1, 6)		SH BLK			3-1			FC6		2	0	0	0	0	0	1									
Inning Stats	R: 0 E: 0 K: 1 S: 4	H: 0 LOB: 0 BB: 2 P: 12	R: 0 E: 0 K: 2 S: 7	H: 0 LOB: 0 BB: 0 P: 7	R: 0 E: 0 K: 0 S: 4	H: 0 LOB: 2 BB: 1 P: 8	R: 0 E: 0 K: 1 S: 5	H: 0 LOB: 1 BB: 1 P: 9	R: 0 E: 0 K: 0 S: 3	H: 0 LOB: 0 BB: 0 P: 3	R: 1 E: 0 K: 0 S: 3	H: 1 LOB: 1 BB: 2 P: 11	R: 0 E: 0 K: 1 S: 5	H: 0 LOB: 1 BB: 1 P: 9	R: 0 E: 0 K: 0 S: 3	H: 0 LOB: 0 BB: 0 P: 3	R: 0 E: 0 K: 0 S: 3	H: 0 LOB: 0 BB: 0 P: 3	1B: 1 2B: 0 3B: 0 HR: 0	SF: 0 SAC: 1 DP: 1 HBP: 0	WP: 0 PB: 0 SB: 0 CS: 1	PA: 34			
PITCHER	IP	WLS	BF	H	R	ER	SO	BB	IBB	HBP	BLK	WP	HR	S	P	ERA	WHIP								
Al Nipper, R ERA: 4.44 (1, 1)	5.1		23	1	1	1	4	6	0	0	1	0	0	25	49	1.69	1.312								
Steve Crawford, R ERA: 2.66 (6, 1)	3.2	S	11	0	0	0	1	1	0	0	0	0	0	12	16	0.00	0.273								

Boston Red Sox @ Seattle Mariners
The Kingdome, Seattle, WA
Thu Jul 11, 1985, 10:05 PM EDT
Att: 10,473 - Unknown

AB 26
R 1
H 1
RBI 1
BB 7
SO 5
LOB 15



Batter	1	2	3	4	5	6	7	8	9	AB	R	H	RBI	BB	SO	LOB	TOP					
Dwight Evans, R OBP: 0.367, SLG: 0.353 (1, 9)	1-3		K		G1-6-3			6-3	K	5	0	0	0	0	2	2						
Wade Boggs, L OBP: 0.433, SLG: 0.428 (1, 5)	F7		BB			L7		HR	1B	4	1	2	1	1	0	0						
Jim Rice, R OBP: 0.324, SLG: 0.456 (1, 7)	5-3		4-3			HR		K	F8	5	1	1	1	0	1	4						
Bill Buckner, L OBP: 0.314, SLG: 0.428 (1, 3)		G3		4-3		L6		HR		4	1	1	2	0	0	0						
Mike Easter, L OBP: 0.327, SLG: 0.416 (1, 10)	F7		K			F7		K		4	0	0	0	0	2	0						
Rich Gedman, L OBP: 0.365, SLG: 0.471 (1, 2)	1B	BB		HBP			5-3	1B	HR	2	1	2	1	1	0	0						
Glenn Hoffman, R OBP: 0.326, SLG: 0.417 (1, 6)		1-2	1B		F2		5-3	1B	K	4	0	1	0	0	1	2						
Steve Lyons, L OBP: 0.329, SLG: 0.353 (1, 8)	K					K		K	1B	3	1	0	0	1	3	3						
Marty Barrett, R OBP: 0.365, SLG: 0.356 (1, 4)			L3			F7		F3	1B	4	0	1	0	0	0	1						
Inning Stats	R: 0 E: 0 K: 0 S: 3	H: 0 LOB: 0 BB: 0 P: 3	R: 0 E: 0 K: 1 S: 6	H: 1 LOB: 2 BB: 1 P: 10	R: 0 E: 0 K: 1 S: 5	H: 0 LOB: 1 BB: 1 P: 9	R: 0 E: 0 K: 1 S: 5	H: 0 LOB: 0 BB: 0 P: 6	R: 0 E: 0 K: 1 S: 6	H: 1 LOB: 1 BB: 0 P: 6	R: 1 E: 0 K: 0 S: 4	H: 1 LOB: 0 BB: 0 P: 4	R: 0 E: 0 K: 1 S: 6	H: 1 LOB: 1 BB: 0 P: 6	R: 2 E: 0 K: 2 S: 9	H: 2 LOB: 0 BB: 0 P: 9	R: 2 E: 0 K: 10 S: 10	H: 3 LOB: 2 BB: 1 P: 14	1B: 5 2B: 0 3B: 0 HR: 3	SF: 0 SAC: 0 DP: 0 HBP: 1	WP: 0 PB: 0 CS: 0	PA: 39
PITCHER	IP	WLS	BF	H	R	ER	SO	BB	IBB	HBP	BLK	WP	HR	S	P	ERA	WHIP					
Mike Moore, R ERA: 3.62 (1, 1)	7.1		29	4	2	2	5	2	0	1	0	0	1	36	45	2.46	0.818					
Ed Nunez, R ERA: 2.55 (8, 1)	1.0	L	7	3	3	3	3	1	0	0	1	0	2	12	16	27.00	4.000					
Roy Thomas, R ERA: 3.67 (9, 1)	0.1		1	0	0	0	1	0	0	0	0	0	0	3	3	0.00	0.000					
Ed Vande Berg, L ERA: 4.02 (9, 1)	0.0		1	1	0	0	0	0	0	0	0	0	0	1	1	∞	∞					
Bob Long, R ERA: 1.6 (9, 1)	0.1		1	0	0	0	0	0	0	0	0	0	0	1	1	0.00	0.000					

Boston Red Sox @ Seattle Mariners
The Kingdome, Seattle, WA
Fri Jul 12, 1985, 10:05 PM EDT
Att: 12,452 - Unknown

AB 35
R 5
H 8
RBI 5
BB 3
SO 9
LOB 12



Batter	1	2	3	4	5	6	7	8	9	AB	R	H	RBI	BB	SO	LOB	BOTTOM					
Spike Owen, S OBP: 0.324, SLG: 0.359 (1, 6)	F8		CS							3	0	2	0	1	0	0						
Phil Bradley, R OBP: 0.373, SLG: 0.501 (1, 8)	K		1-3		F4		BB			4	0	0	0	0	1	3						
Alvin Davis, L OBP: 0.364, SLG: 0.369 (1, 3)	K				F6			4-3		4	0	1	0	0	1	1						
Gorman Thomas, R OBP: 0.368, SLG: 0.451 (1, 10)		2B	F7		K			F8		4	1	1	0	0	1	2						
Al Cowens, R OBP: 0.301, SLG: 0.466 (1, 9)		L8			2B		G5-4-3	FC1-4		4	1	3	0	0	0	1						
Ivan Calderon, R OBP: 0.371, SLG: 0.530 (1, 7)		HR	2B		K2-3		K	FC1-4		4	1	1	1	0	2	3						
Jim Prestley, R OBP: 0.326, SLG: 0.500 (1, 5)		K			K		G5-4-3		6-3	4	0	0	0	0	2	3						
Bob Kearney, R OBP: 0.269, SLG: 0.366 (1, 2)		HR						FC4-8	F9	4	1	3	3	0	0	0						
Harold Reynolds, S OBP: 0.288, SLG: 0.051 Barry Bonnell, R OBP: 0.281, SLG: 0.294 (9, PH)	F9				F9		FC4-6	CS	K	3	0	0	0	0	0	2						
Inning Stats	R: 0 E: 0 K: 2 S: 7	H: 3 LOB: 0 BB: 0 P: 7	R: 3 E: 0 K: 1 S: 8	H: 3 LOB: 0 BB: 0 P: 8	R: 0 E: 0 K: 0 S: 4	H: 2 LOB: 1 BB: 0 P: 4	R: 1 E: 0 K: 2 S: 9	H: 2 LOB: 1 BB: 0 P: 9	R: 0 E: 0 K: 1 S: 6	H: 1 LOB: 1 BB: 0 P: 6	R: 0 E: 0 K: 1 S: 5	H: 1 LOB: 1 BB: 1 P: 5	R: 0 E: 0 K: 0 S: 4	H: 1 LOB: 1 BB: 0 P: 4	R: 0 E: 0 K: 1 S: 5	H: 0 LOB: 0 BB: 0 P: 5	1B: 6 2B: 4 3B: 0 HR: 1	SF: 0 SAC: 0 DP: 1 HBP: 0	WP: 0 PB: 0 CS: 2	PA: 36		
PITCHER	IP	WLS	BF	H	R	ER	SO	BB	IBB	HBP	BLK	WP	HR	S	P	ERA	WHIP					
Bruce Kison, R ERA: 4.52 (1, 1)	6.0		25	9	4	4	7	0	0	0	0	0	1	39	39	6.00	1.500					
Mike Trujillo, R ERA: 5.97 (7, 1)	2.0	W	8	2	0	0	0	1	0	0	0	0	0	7	11	0.00	1.500					
Mark Clear, R ERA: 2.97 (9, 1)	1.0	S	3	0	0	0	1	0	0	0	0	0	0	5	5	0.00	0.000					

Boston Red Sox @ Seattle Mariners
The Kingdome, Seattle, WA
Fri Jul 12, 1985, 10:05 PM EDT
Att: 12,452 - Unknown

AB 35
R 4
H 11
RBI 4
BB 1
SO 8
LOB 15



Batter	1	2	3	4	5	6	7	8	9	AB	R	H	RBI	BB	SO	LOB	TOP								
Dwight Evans, R OBP: 0.375, SLG: 0.368 (1, 9)	0-3 K		4-0 F9 1B BB		0-0 L9		0-0 SF9 SH 1B 1B	0-3 K	0-0 FC5-4	5	1	1	0	1	2	3									
Wade Boggs, L OBP: 0.435, SLG: 0.439 (1, 5)	4-0 WP BB		0-0 1B		0-0 1B		0-0 SH F8 1B BB	0-0 HR		3	2	3	2	1	0	0									
Jim Rice, R OBP: 0.326, SLG: 0.453 (1, 7)	0-3 K		0-0 F9		0-0 1B		0-0 SF9	0-0 F7		4	0	1	1	0	1	3									
Bill Buckner, L OBP: 0.311, SLG: 0.420 (1, 3)	1-0 HBP		0-0 G3		0-0 F6		0-0 BB S 1B	0-0 4-3		4	0	1	1	0	0	4									
Mike Easter, L OBP: 0.334, SLG: 0.419 (1, 10)	0-0 4-3				0-3 K		4-0 SH1-4 BB	0-0 F8	1-0 1B HBP	3	1	0	0	1	1	4									
Rich Gedman, L OBP: 0.370, SLG: 0.464 (1, 2)		0-3 K		4-0 G3 BB		4-0 SH1-4 BB	4-0 BB	4-0 K	0-3 K	2	0	0	0	3	2	1									
Glenn Hoffman, R OBP: 0.326, SLG: 0.409 (1, 6)		0-0 F3		0-0 G3		0-0 SH1-4 BB	4-0 BB	0-3 K		3	0	0	1	1	1	2									
Steve Lyons, L OBP: 0.328, SLG: 0.342 (1, 8)		0-3 K		0-0 G3		0-0 4	0-0 4-3	0-0 1B		5	0	1	0	0	1	6									
Marty Barrett, R OBP: 0.365, SLG: 0.353 (1, 4)			0-0 6-3		0-0 F8		4-0 SH SF9 1B BB	0-0 PB HR 1B	0-0 FC5-4 1B	4	2	2	1	1	0	0									
Inning Stats	R: 0 E: 0 K: 2 S: 7	H: 0 LOB: 2 BB: 1 P: 12	R: 0 E: 0 K: 2 S: 7	H: 0 LOB: 0 BB: 0 P: 7	R: 0 E: 0 K: 0 S: 4	H: 1 LOB: 2 BB: 1 P: 8	R: 0 E: 0 K: 1 S: 5	H: 0 LOB: 1 BB: 1 P: 9	R: 0 E: 0 K: 0 S: 5	H: 2 LOB: 2 BB: 0 P: 5	R: 0 E: 0 K: 0 S: 2	H: 0 LOB: 1 BB: 2 P: 10	R: 3 E: 0 K: 0 S: 6	H: 2 LOB: 3 BB: 3 P: 18	R: 2 E: 0 K: 1 S: 7	H: 2 LOB: 0 BB: 0 P: 7	R: 1 E: 0 K: 2 S: 9	H: 2 LOB: 2 BB: 0 P: 10	1B: 8 2B: 1 3B: 0 HR: 1	SF: 1 SAC: 2 DP: 1 HBP: 2	WP: 1 PB: 1 SB: 1 CS: 0	PA: 46			
PITCHER	IP	WLS	BF	H	R	ER	SO	BB	IBB	HBP	BLK	WP	HR	S	P	ERA	WHIP								
Frank Wills, R ERA: 4.7 (1, 1)	6.2	L	34	5	3	3	5	8	0	1	0	1	0	35	68	4.05	1.950								
Ed Vande Berg, L ERA: 3.92 (7, 1)	0.1		1	0	0	0	0	0	0	0	0	0	0	1	1	0.00	0.000								
Bob Long, R ERA: 2.57 (8, 1)	1.0	5	2	2	2	1	0	0	0	0	0	0	1	7	7	18.00	2.000								
Brian Snyder, L ERA: 6.37 (9, 1)	0.1	2	0	1	1	1	1	0	0	1	0	0	0	3	4	27.00	0.000								
Mike Moore, R ERA: 3.59 (9, 1)	0.2	4	2	0	0	0	1	0	0	0	0	0	0	6	6	0.00	3.000								

Boston Red Sox @ Seattle Mariners
The Kingdom, Seattle, WA
Sun Jul 14 1985, 6:33 AM EDT
Att: 13,704 - Unknown

AB 33
R 6
H 9
RBI 6
BB 8
SO 8
LOB 23



Batter	1	2	3	4	5	6	7	8	9	AB	R	H	RBI	BB	SO	LOB	BOTTOM								
Spike Owen, S OBP: 0.323, SLG: 0.361 (1, 6)	0-0 3-1		0-3 K			0-0 CS 1B		0-0 1B 2B		3	0	1	0	0	1	0									
Domingo Ramos, R OBP: 0.250, SLG: 0.300 (7, 6)										1	1	1	1	0	0	0									
Phil Bradley, R OBP: 0.370, SLG: 0.504 (1, 8)	0-0 4-3			0-0 F3		0-0 CS	0-3 K	0-0 1B		4	0	1	1	0	1	0									
Alvin Davis, L OBP: 0.364, SLG: 0.379 (1, 3)	0-0 1B			0-0 4-3			0-0 1B	0-0 6-3		4	0	2	0	0	0	1									
Gorman Thomas, R OBP: 0.368, SLG: 0.460 (1, 10)	0-3 K			0-0 3-1			0-0 F8		0-0 G6-4-3 1B	4	0	1	0	0	1	2									
Al Cowens, R OBP: 0.295, SLG: 0.454 (1, 9)		0-0 6-3			0-3 K		0-0 1B	0-0 G6-4-3		4	0	1	0	0	1	1									
Ivan Calderon, R OBP: 0.360, SLG: 0.516 (1, 7)		0-0 6-3			0-0 5-3		0-0 F6	0-3 K		4	0	0	0	0	1	2									
Jim Prestley, R OBP: 0.327, SLG: 0.497 (1, 5)		0-3 K			0-0 F3			0-0 F8		3	0	0	0	0	1	0									
Donnie Scott, S OBP: 0.243, SLG: 0.309 (1, 2)			0-0 L6			0-3 K		0-0 2B 2B		3	1	1	0	0	1	0									
Harold Reynolds, S OBP: 0.208, SLG: 0.068 (1, 4)			0-3 K			0-0 4-3		0-0 G3		3	0	0	0	0	1	1									
Inning Stats	R: 0 E: 0 K: 1 S: 6	H: 1 LOB: 1 BB: 0 P: 6	R: 0 E: 0 K: 1 S: 5	H: 0 LOB: 0 BB: 0 P: 5	R: 0 E: 0 K: 2 S: 7	H: 0 LOB: 0 BB: 0 P: 7	R: 0 E: 0 K: 0 S: 3	H: 0 LOB: 0 BB: 0 P: 3	R: 0 E: 0 K: 1 S: 5	H: 1 LOB: 0 BB: 0 P: 5	R: 0 E: 0 K: 1 S: 7	H: 2 LOB: 2 BB: 0 P: 7	R: 2 E: 0 K: 0 S: 6	H: 3 LOB: 1 BB: 0 P: 6	R: 0 E: 0 K: 1 S: 5	H: 1 LOB: 0 BB: 0 P: 5	1B: 6 2B: 2 3B: 0 HR: 0	SF: 0 SAC: 0 DP: 1 HBP: 0	WP: 0 PB: 0 SB: 0 CS: 1	PA: 34					
PITCHER	IP	WLS	BF	H	R	ER	SO	BB	IBB	HBP	BLK	WP	HR	S	P	ERA	WHIP								
Oil Can Boyd, R ERA: 3.15 (1, 1)	7.2	W	28	6	2	2	7	6	2	2	7	0	0	42	42	2.35	0.783								
Steve Crawford, R ERA: 2.59 (8, 1)	1.1		5	2	0	0	1	0	0	0	0	0	0	7	7	0.00	1.500								

Boston Red Sox @ Seattle Mariners
The Kingdom, Seattle, WA
Sun Jul 14 1985, 6:33 AM EDT
Att: 13,704 - Unknown

AB 33
R 2
H 8
RBI 2
BB 0
SO 8
LOB 7



Batter	1	2	3	4	5	6	7	8	9	AB	R	H	RBI	BB	SO	LOB	TOP					
Juan Benquez, R (1, 8) OBP: 0.338, SLG: 0.389										3	0	1	0	1	0	1	California Angels @ Boston Red Sox Fenway Park, Boston, MA Thu Jul 18 1985, 7:05 PM EDT Att: 29,194 - Unknown					
Rod Carew, L (1, 3) OBP: 0.365, SLG: 0.327										4	0	0	0	0	2	3						
Brian Downing, R (1, 7) OBP: 0.341, SLG: 0.353										4	0	1	1	0	2	0						
Mike Brown, R (1, 9) OBP: 0.304, SLG: 0.412										4	0	1	0	0	1	2						
Doug DeCinces, R (1, 5) OBP: 0.319, SLG: 0.413										4	0	0	0	0	0	3						
Bobby Grich, R (1, 4) OBP: 0.373, SLG: 0.376										3	0	1	0	0	0	1						
Reggie Jackson, L (1, 10) Rufino Linares, R (8, PH)										2	0	1	0	0	0	1						
Dick Schofield, R (1, 6) OBP: 0.258, SLG: 0.305										3	0	0	0	0	0	3						
Bob Boone, R (1, 2) Darrell Miller, R (5, 2) OBP: 0.309, SLG: 0.310 OBP: 0.381, SLG: 0.450										1	0	1	0	0	0	0						
Inning Stats	R: 0 E: 0 K: 2 S: 7	H: 1 LOB: 0 BB: 0 P: 7	R: 0 E: 0 K: 0 S: 3	H: 1 LOB: 0 BB: 0 P: 3	R: 0 E: 0 K: 0 S: 4	H: 2 LOB: 1 BB: 0 P: 4	R: 0 E: 0 K: 1 S: 5	H: 0 LOB: 0 BB: 0 P: 5	R: 0 E: 0 K: 0 S: 4	H: 0 LOB: 1 BB: 0 P: 4	R: 0 E: 0 K: 0 S: 3	H: 0 LOB: 0 BB: 0 P: 3	R: 0 E: 0 K: 1 S: 5	H: 0 LOB: 0 BB: 0 P: 5	R: 0 E: 0 K: 0 S: 3	H: 1 LOB: 0 BB: 0 P: 3	R: 1 E: 0 K: 1 S: 7	H: 2 LOB: 2 BB: 1 P: 11	1B: 5 2B: 3 3B: 0 HR: 0	SF: 0 SAC: 0 DP: 3 HBP: 0	WP: 0 PB: 0 SB: 0 CS: 1	PA: 32
PITCHER Bruce Hurst, L (1, 1) ERA: 4.84	IP: 9.0 WLS: W BF: 32 H: 7 R: 1 ER: 1 SO: 5 BB: 1 IBB: 0 HBP: 0 BLK: 0 WP: 0 HR: 0 S: 41 P: 45 ERA: 1.00 WHIP: 0.889															PITCHER						

Batter	1	2	3	4	5	6	7	8	9	AB	R	H	RBI	BB	SO	LOB	BOTTOM					
Dwight Evans, R (1, 9) OBP: 0.375, SLG: 0.369										5	0	2	2	0	0	3	California Angels @ Boston Red Sox Fenway Park, Boston, MA Thu Jul 18 1985, 7:05 PM EDT Att: 29,194 - Unknown					
Wade Boggs, L (1, 5) OBP: 0.435, SLG: 0.436										4	1	1	1	1	0	3						
Jim Rice, R (1, 7) Rick Miller, L (8, 7) OBP: 0.350, SLG: 0.456 OBP: 0.400, SLG: 0.405										4	2	3	2	0	0	1						
Bill Buckner, L (1, 3) OBP: 0.315, SLG: 0.425										5	1	3	2	0	1	2						
Mike Easter, L (1, 10) OBP: 0.332, SLG: 0.419										5	1	1	1	0	0	2						
Rich Gedman, L (1, 2) OBP: 0.372, SLG: 0.462										3	1	1	0	1	0	2						
Glenn Hoffman, R (1, 6) Jackie Gutierrez, R (8, 6) OBP: 0.359, SLG: 0.406 OBP: 0.276, SLG: 0.313										4	2	1	1	0	0	2						
Steve Lyons, L (1, 8) OBP: 0.331, SLG: 0.346										4	1	2	0	0	1	2						
Marty Barrett, R (1, 4) OBP: 0.366, SLG: 0.353										3	1	1	1	1	0	2						
Inning Stats	R: 0 E: 0 K: 1 S: 6	H: 2 LOB: 1 BB: 0 P: 6	R: 2 E: 1 K: 0 S: 5	H: 1 LOB: 2 BB: 2 P: 13	R: 8 E: 0 K: 0 S: 11	H: 8 LOB: 1 BB: 1 P: 15	R: 0 E: 0 K: 0 S: 4	H: 2 LOB: 1 BB: 0 P: 4	R: 0 E: 0 K: 0 S: 4	H: 1 LOB: 1 BB: 0 P: 4	R: 0 E: 0 K: 0 S: 3	H: 0 LOB: 0 BB: 0 P: 3	R: 0 E: 0 K: 1 S: 5	H: 0 LOB: 0 BB: 0 P: 5	R: 0 E: 0 K: 0 S: 4	H: 1 LOB: 1 BB: 0 P: 4	R: 0 E: 0 K: 0 S: 4	H: 1 LOB: 1 BB: 0 P: 4	1B: 13 2B: 2 3B: 0 HR: 0	SF: 0 SAC: 0 DP: 2 HBP: 0	WP: 0 PB: 0 SB: 0 CS: 0	PA: 41
PITCHER Kirk McCaskill, R (1, 1) ERA: 4.86	IP: 2.1 WLS: L BF: 18 H: 9 R: 8 ER: 6 SO: 1 BB: 2 IBB: 0 HBP: 0 BLK: 0 WP: 0 HR: 0 S: 18 P: 26 ERA: 23.14 WHIP: 4.714															PITCHER						
Luis Sanchez, R (3, 1) ERA: 7.25	IP: 4.2 WLS: L BF: 19 H: 5 R: 2 ER: 2 SO: 1 BB: 1 IBB: 0 HBP: 0 BLK: 0 WP: 0 HR: 0 S: 20 P: 24 ERA: 3.86 WHIP: 1.286															PITCHER						
Doug Corbett, R (8, 1) ERA: 4.04	IP: 1.0 WLS: L BF: 4 H: 1 R: 0 ER: 0 SO: 0 BB: 0 IBB: 0 HBP: 0 BLK: 0 WP: 0 HR: 0 S: 4 P: 4 ERA: 0.00 WHIP: 1.000															PITCHER						

Batter	1	2	3	4	5	6	7	8	9	AB	R	H	RBI	BB	SO	LOB	TOP					
Rod Carew, L (1, 3) OBP: 0.359, SLG: 0.321			6-3		F9		5-3			4	0	0	0	0	1	0	California Angels @ Boston Red Sox Fenway Park, Boston, MA Fri Jul 19 1985, 7:05 PM EDT Att: 31,368 - Unknown					
Ruppert Jones, L (1, 8) OBP: 0.397, SLG: 0.562	3-1		L8		F7		3-1			4	0	0	0	0	0	0						
Bobby Grich, R (1, 4) OBP: 0.369, SLG: 0.371	F8			L5		6-3		L5		4	0	0	0	0	0	0						
Doug DeCinces, R (1, 5) OBP: 0.318, SLG: 0.408		L7		F9		2B FC4-6 BB		K		3	1	0	0	1	1	0						
Jerry Narron, L (1, 10) OBP: 0.297, SLG: 0.413	K			1B 1B 1B		FC4-6 1-3 2B		4-3		4	0	2	0	0	1	0						
Reggie Jackson, L (1, 9) OBP: 0.377, SLG: 0.512									4-3	3	0	1	0	1	1	0						
Mike Brown, R (9, 9) OBP: 0.304, SLG: 0.412	K			1B 1-2 1B		FC4-6 IBB			4-3	0	0	0	0	0	0	0						
Brian Downing, R (1, 7) OBP: 0.340, SLG: 0.352			F8			FC4-6 FC5-4		F9		4	0	1	1	0	0	2						
Bob Boone, R (1, 2) OBP: 0.309, SLG: 0.309					F8				1-3	4	1	1	0	0	0	5						
Dick Schofield, R (1, 6) OBP: 0.258, SLG: 0.318				HR		FC5-4				3	1	1	2	0	0	0						
				1-H HR		3-1		F6														
Inning Stats	R: 0 E: 0 K: 1 S: 5	H: 0 LOB: 0 BB: 0 P: 5	R: 0 E: 0 K: 2 S: 7	H: 0 LOB: 0 BB: 0 P: 7	R: 2 E: 0 K: 0 S: 5	H: 2 LOB: 0 BB: 0 P: 5	R: 0 E: 0 K: 0 S: 6	H: 3 LOB: 3 BB: 0 P: 6	R: 0 E: 0 K: 0 S: 3	H: 0 LOB: 0 BB: 0 P: 3	R: 1 E: 0 K: 0 S: 4	H: 1 LOB: 2 BB: 2 P: 12	R: 0 E: 0 K: 0 S: 3	H: 0 LOB: 0 BB: 0 P: 3	R: 0 E: 0 K: 1 S: 5	H: 0 LOB: 0 BB: 0 P: 5	R: 0 E: 0 K: 0 S: 3	H: 0 LOB: 0 BB: 0 P: 3	1B: 4 2B: 1 3B: 0 HR: 1	SF: 0 SAC: 0 DP: 0 HBP: 0	WP: 0 PB: 0 SB: 0 CS: 0	PA: 35
PITCHER Oil Can Boyd, R (1, 1) ERA: 3.14	IP: 9.0 WLS: L BF: 35 H: 6 R: 3 ER: 3 SO: 4 BB: 1 IBB: 1 HBP: 0 BLK: 0 WP: 0 HR: 1 S: 41 P: 49 ERA: 3.00 WHIP: 0.778															PITCHER						

Batter	1	2	3	4	5	6	7	8	9	AB	R	H	RBI	BB	SO	LOB	BOTTOM					
Dwight Evans, R (1, 9) OBP: 0.377, SLG: 0.372	HR 2B		G5-4-3			G6-4-3 BB		6-3		3	1	1	0	1	0	1	California Angels @ Boston Red Sox Fenway Park, Boston, MA Fri Jul 19 1985, 7:05 PM EDT Att: 31,368 - Unknown					
Wade Boggs, L (1, 5) OBP: 0.436, SLG: 0.436	L6					F7			FC4-6 1B	3	0	1	0	1	0	2						
Jim Rice, R (1, 7) OBP: 0.327, SLG: 0.451	F3		F5			G6-4-3			K	4	0	0	0	0	1	4						
Bill Buckner, L (1, 3) OBP: 0.314, SLG: 0.432	HR				4-3			F8		4	1	1	2	0	1	1						
Mike Easter, L (1, 10) OBP: 0.329, SLG: 0.414	F6				K2-3			4-3		4	0	0	0	0	1	1						
Rich Gedman, L (1, 2) OBP: 0.372, SLG: 0.461			F4		F4			FC6-4 1B		3	0	1	0	0	0	0						
Glenn Hoffman, R (1, 6) OBP: 0.320, SLG: 0.399			6-3			F9		FC6-4		3	0	0	0	0	0	1						
Steve Lyons, L (1, 8) OBP: 0.337, SLG: 0.358			F8						CS 2B	3	0	2	0	0	0	0						
Marty Barrett, R (1, 4) OBP: 0.366, SLG: 0.350					G5-4-3 BB				K	2	0	0	0	1	1	2						
						F8																
Inning Stats	R: 2 E: 0 K: 0 S: 5	H: 2 LOB: 0 BB: 0 P: 5	R: 0 E: 0 K: 0 S: 3	H: 0 LOB: 0 BB: 0 P: 3	R: 0 E: 0 K: 0 S: 2	H: 0 LOB: 1 BB: 2 P: 10	R: 0 E: 0 K: 1 S: 5	H: 0 LOB: 0 BB: 0 P: 5	R: 0 E: 0 K: 0 S: 3	H: 1 LOB: 0 BB: 0 P: 3	R: 0 E: 0 K: 0 S: 2	H: 0 LOB: 1 BB: 1 P: 6	R: 0 E: 0 K: 0 S: 4	H: 1 LOB: 1 BB: 0 P: 4	R: 0 E: 0 K: 1 S: 5	H: 1 LOB: 0 BB: 0 P: 5	R: 0 E: 0 K: 2 S: 8	H: 1 LOB: 1 BB: 0 P: 8	1B: 3 2B: 2 3B: 0 HR: 1	SF: 0 SAC: 0 DP: 2 HBP: 0	WP: 0 PB: 0 SB: 0 CS: 2	PA: 32
PITCHER Ron Romanick, R (1, 1) ERA: 3.01 Donnie Moore, R (9, 1) ERA: 1.42	IP: 8.0 WLS: W BF: 28 H: 5 R: 2 ER: 2 SO: 2 BB: 3 IBB: 0 HBP: 0 BLK: 0 WP: 0 HR: 1 S: 29 P: 41 ERA: 2.25 WHIP: 1.000															PITCHER						

Batter	1	2	3	4	5	6	7	8	9	AB	R	H	RBI	BB	SO	LOB	TOP			
Rod Carew, L OBP: 0.356, SLG: 0.318 (1, 3)	4-3		BB 1B 1B	6-3			L6		K	5	1	1	0	0	1	1	California Angels @ Boston Red Sox Fenway Park, Boston, MA Sat Jul 20 1985, 3:33 AM EDT Att: 33,147 - Unknown livebaseballscorecards.com			
Juan Beniquez, R OBP: 0.337, SLG: 0.387 (1, 8)	F9		1B BB 4-3 1B	F8			F9			4	1	1	0	0	0	1				
Brian Downing, R OBP: 0.342, SLG: 0.349 (1, 7)	F8		4-3 BB 1-2 2-3 BB		G5-4-3 BB		F7			2	1	0	0	2	0	1				
Mike Brown, R OBP: 0.303, SLG: 0.407 (1, 9)		L5	BB 4-3 1-2 2-3 3-H 1B		G5-4-3 1-2		1-3			4	0	1	1	0	0	1				
Bobby Grich, R OBP: 0.367, SLG: 0.367 (1, 4)	WP HR BB	4-3	4-3		F7		K			3	1	0	1	1	1	2				
Doug DeCinces, R OBP: 0.324, SLG: 0.409 (1, 5)	K		BB			G4-6-3 1B		BB		2	0	1	0	2	1	1				
Rufino Linares, R OBP: 0.300, SLG: 2.000 (1, 10)						G4-6-3 1B		BB		1	1	1	2	0	0	0				
Reggie Jackson, L (3, PH) OBP: 0.377, SLG: 0.508	2-H HR		1-2 2-3 3-H BB		G4-6-3 1-2		K			2	0	0	1	1	1	2				
Bob Boone, R OBP: 0.304, SLG: 0.304 (1, 2)	F8		4-3		5-3			L5		4	0	0	0	0	0	3				
Dick Schofield, R OBP: 0.258, SLG: 0.314 (1, 6)			K		F3		F9 S BB		5-3	3	0	0	0	1	1	0				
Inning Stats	R: 0 E: 0 K: 0 S: 3	H: 0 LOB: 0 BB: 0 P: 3	R: 2 E: 0 K: 1 S: 6	H: 1 LOB: 0 BB: 1 P: 10	R: 3 E: 0 K: 1 S: 8	H: 3 LOB: 3 BB: 3 P: 20	R: 0 E: 0 K: 0 S: 3	H: 0 LOB: 0 BB: 0 P: 3	R: 0 E: 0 K: 0 S: 2	H: 0 LOB: 0 BB: 1 P: 6	R: 0 E: 0 K: 0 S: 3	H: 0 LOB: 1 BB: 1 P: 7	R: 0 E: 0 K: 2 S: 7	H: 0 LOB: 1 BB: 1 P: 11	R: 0 E: 0 K: 1 S: 5	H: 0 LOB: 0 BB: 0 P: 5	1B: 4 2B: 0 3B: 0 HR: 1	SF: 0 SAC: 0 DP: 2 HBP: 0	WP: 1 PB: 0 SB: 1 CS: 0	PA: 37
PITCHER	IP WLS BF H R ER SO BB IBB HBP BLK WP HR S P ERA WHIP																			
Bob Ojeda, L (1, 1) ERA: 4.54	2.1 L 13 4 5 5 2 2 0 0 0 0 1 1 15 23 19.29 2.571																			
Mike Trujillo, R (3, 1) ERA: 5.44	3.2 13 1 0 0 0 3 0 0 0 0 0 0 10 22 0.00 1.091																			
Mark Clear, R (7, 1) ERA: 2.83	2.0 8 0 0 0 2 2 0 0 0 0 0 0 10 18 0.00 1.000																			
Bob Stanley, R (9, 1) ERA: 2.37	1.0 3 0 0 0 1 0 0 0 0 0 0 0 5 5 0.00 0.000																			

Batter	1	2	3	4	5	6	7	8	9	AB	R	H	RBI	BB	SO	LOB	BOTTOM					
Dwight Evans, R OBP: 0.378, SLG: 0.369 (1, 9)	G4-3 BB		BB			E6 2B 6-3		F5		2	1	0	0	2	0	0	California Angels @ Boston Red Sox Fenway Park, Boston, MA Sat Jul 20 1985, 3:33 AM EDT Att: 33,147 - Unknown livebaseballscorecards.com					
Wade Boggs, L OBP: 0.436, SLG: 0.438 (1, 5)	G4-3 1-2		G5-4-3 BB			1-3 2B		K		3	0	1	0	1	1	1						
Jim Rice, R OBP: 0.323, SLG: 0.446 (1, 7)	F3		G5-4-3 1-2			K		6-3		4	0	0	0	0	1	5						
Bill Buckner, L OBP: 0.313, SLG: 0.430 (1, 3)		F8		L4		6-3		6-3		4	1	1	1	0	0	1						
Mike Easter, L (1, 10) OBP: 0.333, SLG: 0.425					G6-3 HBP		F7		3B 1B 3B	3	1	2	1	0	0	1						
Rich Gedman, L (1, 2) OBP: 0.370, SLG: 0.458		2B							1B 3B	4	0	1	1	0	0	2						
Dave Sax, R (9, FR) OBP: 0.350, SLG: 0.400		L7		G6-3 1-2				F8		0	0	0	0	0	0	0						
Glenn Hoffman, R (1, 6) OBP: 0.315, SLG: 0.392						K			1B	3	0	0	0	0	3	1						
Rick Miller, L (9, PH) OBP: 0.390, SLG: 0.395						K			F7	1	0	0	0	0	0	1						
Steve Lyons, L (1, 8) OBP: 0.335, SLG: 0.355			BB BB 1B			K		4-3		4	0	1	0	0	1	1						
Marty Barrett, R (1, 4) OBP: 0.363, SLG: 0.346			K			4-3		6-3		3	0	0	0	0	1	1						
Inning Stats	R: 0 E: 0 K: 0 S: 2	H: 0 LOB: 1 BB: 1 P: 6	R: 0 E: 0 K: 1 S: 6	H: 1 LOB: 0 BB: 0 P: 6	R: 0 E: 0 K: 1 S: 5	H: 1 LOB: 2 BB: 2 P: 13	R: 0 E: 0 K: 0 S: 2	H: 0 LOB: 0 BB: 0 P: 3	R: 0 E: 0 K: 2 S: 7	H: 0 LOB: 0 BB: 0 P: 7	R: 1 E: 1 K: 1 S: 7	H: 1 LOB: 1 BB: 0 P: 7	R: 0 E: 0 K: 1 S: 5	H: 0 LOB: 0 BB: 0 P: 5	R: 0 E: 0 K: 1 S: 5	H: 0 LOB: 0 BB: 0 P: 5	R: 2 E: 0 K: 0 S: 6	H: 3 LOB: 1 BB: 0 P: 6	1B: 3 2B: 2 3B: 1 HR: 0	SF: 0 SAC: 0 DP: 3 HBP: 1	WP: 0 PB: 0 SB: 0 CS: 0	PA: 35
PITCHER	IP WLS BF H R ER SO BB IBB HBP BLK WP HR S P ERA WHIP																					
Mike Witt, R (1, 1) ERA: 2.92	8.1 W 32 5 3 2 7 3 0 1 0 0 0 0 1 42 55 2.16 0.960																					
Pat Clements, L (9, 1) ERA: 2.97	0.0 1 1 0 0 0 0 0 0 0 0 0 0 1 1 ∞ ∞																					
Donnie Moore, R (9, 1) ERA: 1.4	0.2 S 2 0 0 0 0 0 0 0 0 0 0 0 2 2 0.00 0.000																					

Batter	1	2	3	4	5	6	7	8	9	AB	R	H	RBI	BB	SO	LOB	TOP										
Rod Carew, L OBP: 0.349, SLG: 0.311 (1, 3)	4-3	K		FC4-6		4-6	G3		L7	5	0	0	0	0	1	4											
Rob Wilfong, L OBP: 0.250, SLG: 0.282 (1, 4)	E1	L9		L3			3-1		FC4-6 BB	4	0	0	0	1	0	4											
Ruppert Jones, L OBP: 0.389, SLG: 0.548 (1, 7)	K			F9		3-1			FC4-6 E HBP	5	0	0	0	0	2	2											
Juan Beniquez, R OBP: 0.334, SLG: 0.381 (1, 8)	F8			K		K			L9	4	0	0	0	0	2	1											
Reggie Jackson, L OBP: 0.380, SLG: 0.524 (1, 9)		1B 2B				4-3			E3	4	2	2	1	1	0	2											
Brian Downing, R OBP: 0.339, SLG: 0.347 (1, 10)		L4		K		5-3			FC5	5	1	1	0	0	1	5											
Doug DeCinces, R OBP: 0.333, SLG: 0.421 (1, 5)		1B 2B				FC5-6 1B			FC5-4 1B	4	1	4	1	0	0	0											
Bob Boone, R OBP: 0.310, SLG: 0.308 (1, 2)		2B 1B				FC4-6 FC5-6 1B			FC5-4	3	0	2	1	1	0	1											
Dick Schofield, R OBP: 0.299, SLG: 0.319 (1, 6)						FC5-6			F9	3	0	1	1	0	0	4											
Bobby Grich, R OBP: 0.366, SLG: 0.365 (8, PH)						FC4-6				1	0	0	0	0	0	1											
Craig Gerber, L OBP: 0.214, SLG: 0.273 (8, 6)						FC4-6				0	0	0	0	0	0	0											
Inning Stats	R: 0 E: 1 K: 1 S: 6	H: 0 LOB: 1 BB: 0 P: 6	R: 2 E: 0 K: 1 S: 9	H: 4 LOB: 2 BB: 0 P: 9	R: 0 E: 0 K: 2 S: 7	H: 0 LOB: 1 BB: 1 P: 11	R: 0 E: 0 K: 0 S: 5	H: 2 LOB: 2 BB: 0 P: 5	R: 0 E: 0 K: 0 S: 3	H: 1 LOB: 2 BB: 1 P: 7	R: 0 E: 0 K: 1 S: 5	H: 0 LOB: 0 BB: 0 P: 5	R: 2 E: 0 K: 0 S: 6	H: 3 LOB: 1 BB: 0 P: 6	R: 0 E: 1 K: 0 S: 4	H: 0 LOB: 3 BB: 1 P: 9	1B: 6 2B: 3 3B: 0 HR: 1	SF: 0 SAC: 0 DP: 0 HBP: 1	WP: 1 PB: 0 SB: 0 CS: 0	PA: 42							
PITCHER	IP	WLS	BF	H	R	ER	SO	BB	IBB	HBP	BLK	WP	HR	S	P	ERA	WHIP										
Al Nipper, R ERA: 4.31 (1, 1)	7.0	W	31	7	2	2	6	2	0	0	0	0	0	40	48	2.57	1.286										
Steve Crawford, R ERA: 2.9 (8, 1)	1.0		6	3	2	2	0	0	0	0	0	1	1	6	6	18.00	3.000										
Bob Stanley, R ERA: 2.33 (9, 1)	1.0		6	0	0	0	0	1	0	1	0	0	0	4	9	0.00	1.000										

California Angels @ Boston Red Sox
Fenway Park, Boston, MA
Sun Jul 21 1985, 3:33 AM EDT
Att: 28,636 - Unknown

AB	38
R	4
H	10
RBI	4
BB	3
SO	6
LOB	24



Batter	1	2	3	4	5	6	7	8	9	AB	R	H	RBI	BB	SO	LOB	BOTTOM										
Dwight Evans, R OBP: 0.378, SLG: 0.379 (1, 9)	E 2B 1B	K				L5		G6-4-3		5	2	2	1	0	1	2											
Wade Boggs, L OBP: 0.437, SLG: 0.439 (1, 5)	2B BB			1-3		6-3		2B		3	1	1	1	1	0	0											
Jim Rice, R OBP: 0.320, SLG: 0.441 (1, 7)	E6 2B			6-3		F8		F8		4	1	0	0	0	0	3											
Bill Buckner, L OBP: 0.315, SLG: 0.436 (1, 3)	F7 3B 2B			F8		1B 2B		K		4	2	2	3	0	1	0											
Mike Easter, L OBP: 0.332, SLG: 0.421 (1, 10)	F7			K		1B BB		K		3	0	0	0	1	2	1											
Rich Gedman, L OBP: 0.378, SLG: 0.484 (1, 2)	9-3-2 3B			1B 1B		FC5-4 1B		HR		4	1	4	3	0	0	0											
Glenn Hoffman, R OBP: 0.309, SLG: 0.384 (1, 6)	9-3-2			K		FC5-4		6-3		4	0	0	0	0	1	4											
Steve Lyons, L OBP: 0.339, SLG: 0.364 (1, 8)		F8				2B 2B		1-3		4	1	2	0	0	0	0											
Marty Barrett, R OBP: 0.361, SLG: 0.345 (1, 4)	F4			F3		K		G6-4-3 1B		4	0	1	0	0	1	3											
Inning Stats	R: 4 E: 1 K: 0 S: 6	H: 3 LOB: 0 BB: 1 P: 10	R: 0 E: 0 K: 1 S: 5	H: 0 LOB: 0 BB: 0 P: 5	R: 0 E: 0 K: 2 S: 9	H: 2 LOB: 2 BB: 0 P: 9	R: 2 E: 0 K: 0 S: 6	H: 3 LOB: 2 BB: 1 P: 10	R: 1 E: 0 K: 1 S: 7	H: 2 LOB: 1 BB: 0 P: 7	R: 1 E: 0 K: 2 S: 8	H: 1 LOB: 0 BB: 0 P: 8	R: 0 E: 0 K: 0 S: 3	H: 1 LOB: 0 BB: 0 P: 3	1B: 5 2B: 5 3B: 1 HR: 2	SF: 0 SAC: 0 DP: 2 HBP: 0	WP: 0 PB: 0 SB: 0 CS: 0	PA: 37									
PITCHER	IP	WLS	BF	H	R	ER	SO	BB	IBB	HBP	BLK	WP	HR	S	P	ERA	WHIP										
Urbano Lugo, R ERA: 3.3 (1, 1)	4.2	L	22	7	6	5	3	1	0	0	0	0	0	27	31	9.64	1.714										
Pat Clements, L ERA: 2.97 (5, 1)	0.0		2	1	0	0	0	1	0	0	0	0	0	1	5												
Luis Sanchez, R ERA: 7.01 (5, 1)	3.1		13	4	2	2	3	0	0	0	0	0	1	19	19	5.40	1.200										

California Angels @ Boston Red Sox
Fenway Park, Boston, MA
Sun Jul 21 1985, 3:33 AM EDT
Att: 28,636 - Unknown

AB	35
R	8
H	12
RBI	8
BB	2
SO	6
LOB	13



Batter	1	2	3	4	5	6	7	8	9	AB	R	H	RBI	BB	SO	LOB	TOP					
Steve Henderson, R (1, 7) OBP: 0.371, SLG: 0.383 Dave Collins, S (7, PH) OBP: 0.288, SLG: 0.337	K		1B		F8		K		F7	3	0	1	0	0	1	0						
Carney Lansford, R (1, 5) OBP: 0.318, SLG: 0.449	1B		F8			1B	5-3		6-3	5	1	2	0	0	0	4						
Mike Davis, L (1, 9) OBP: 0.365, SLG: 0.508	G4-6-3				K		F8		F6	4	0	0	0	0	1	2						
Dave Kingman, R (1, 10) OBP: 0.319, SLG: 0.462		F3			F8		SF9	1B	G6-4-3	2	0	0	0	2	0	0						
Dusty Baker Jr., R (1, 3) OBP: 0.389, SLG: 0.551		5-3						BB	G6-4-3	4	1	2	1	0	0	1						
Mike Heath, R (1, 2) OBP: 0.315, SLG: 0.422				HR			1B		G6-4-3	3	2	3	2	0	0	0						
Dwayne Murphy, L (1, 8) OBP: 0.338, SLG: 0.377	HR				2B		SF9		1B	4	0	0	0	0	4	4						
Rob Picciolo, R (1, 4) OBP: 0.301, SLG: 0.347 Donnie Hill, S (7, PH) OBP: 0.292, SLG: 0.312			F9		K		WP	PB	1B	2	0	0	0	0	1	0						
Bruce Bochte, L (9, PH) OBP: 0.389, SLG: 0.433					K		BB		1B	1	0	1	0	0	0	0						
Alfredo Griffin, S (1, 6) OBP: 0.299, SLG: 0.349			1B		5-3		K		1B	4	0	2	1	0	1	1						
Inning Stats	R: 0 E: 0 K: 1 S: 5	H: 1 LOB: 0 BB: 0 P: 5	R: 1 E: 0 K: 1 S: 6	H: 1 LOB: 0 BB: 0 P: 6	R: 0 E: 0 K: 0 S: 4	H: 2 LOB: 1 BB: 0 P: 4	R: 1 E: 0 K: 2 S: 9	H: 2 LOB: 1 BB: 0 P: 9	R: 0 E: 0 K: 1 S: 5	H: 0 LOB: 0 BB: 0 P: 5	R: 1 E: 0 K: 1 S: 7	H: 2 LOB: 2 BB: 1 P: 11	R: 0 E: 0 K: 2 S: 7	H: 0 LOB: 1 BB: 1 P: 11	R: 0 E: 0 K: 0 S: 2	H: 0 LOB: 0 BB: 1 P: 6	R: 1 E: 0 K: 1 S: 8	H: 3 LOB: 3 BB: 0 P: 8	1B: 8 2B: 1 3B: 0 HR: 2	SF: 1 SAC: 0 DP: 2 HBP: 0	WP: 1 PB: 1 CS: 0 S: 1	PA: 38
PITCHER	IP	WLS	BF	H	R	ER	SO	BB	IBB	HBP	BLK	WP	HR	S	P	ERA	WHIP					
Tim Lollar, L (1, 1) ERA: 4.65	6.0	W	25	8	3	3	6	1	0	0	0	0	2	36	40	4.50	1.500					
Mark Clear, R (7, 1) ERA: 2.89	2.1		11	3	1	1	3	2	0	0	0	1	0	15	23	3.86	2.143					
Bob Stanley, R (9, 1) ERA: 2.31	0.2	S	2	0	0	0	0	0	0	0	0	0	0	2	2	0.00	0.000					

Oakland Athletics @ Boston Red Sox
Fenway Park, Boston, MA
Mon Jul 22 1985, 7:05 PM EDT
Att: 22,076 - Unknown

AB 34
R 4
H 11
RBI 4
BB 3
SO 9
LOB 15



Batter	1	2	3	4	5	6	7	8	9	AB	R	H	RBI	BB	SO	LOB	BOTTOM					
Dwight Evans, R (1, 9) OBP: 0.381, SLG: 0.378	2B		K		2B		CS	K		3	2	1	0	2	2	3						
Wade Boggs, L (1, 5) OBP: 0.438, SLG: 0.447	1B				1B		BB	F7		5	2	3	2	0	1	5						
Jim Rice, R (1, 7) OBP: 0.322, SLG: 0.443	F4		F4		2B		BB			3	0	1	1	1	0	3						
Bill Buckner, L (1, 3) OBP: 0.315, SLG: 0.434	1B		1-3		FC6-5		F7			4	0	1	2	0	0	4						
Mike Easter, L (1, 10) OBP: 0.332, SLG: 0.419	K				F7		G6-3		SH	4	1	1	0	0	1	2						
Rich Gedman, L (1, 2) OBP: 0.380, SLG: 0.484	F8				1B		F7		1B	4	0	2	0	0	0	1						
Glenn Hoffman, R (1, 6) OBP: 0.309, SLG: 0.380					F6		4-3		SH	2	0	0	0	1	0	1						
Steve Lyons, L (1, 8) OBP: 0.337, SLG: 0.362			F9		F9		F7		1B	4	0	1	1	0	0	2						
Marty Barrett, R (1, 4) OBP: 0.363, SLG: 0.348			1-3		1B		CS	BB	K	3	1	1	0	1	1	4						
Inning Stats	R: 2 E: 0 K: 1 S: 7	H: 2 LOB: 1 BB: 1 P: 11	R: 0 E: 0 K: 0 S: 2	H: 0 LOB: 0 BB: 1 P: 6	R: 0 E: 0 K: 1 S: 6	H: 1 LOB: 0 BB: 0 P: 6	R: 0 E: 0 K: 0 S: 4	H: 1 LOB: 0 BB: 0 P: 4	R: 3 E: 0 K: 0 S: 6	H: 4 LOB: 0 BB: 0 P: 6	R: 0 E: 0 K: 0 S: 3	H: 0 LOB: 0 BB: 0 P: 3	R: 0 E: 0 K: 1 S: 4	H: 0 LOB: 2 BB: 3 P: 16	R: 1 E: 1 K: 2 S: 11	H: 3 LOB: 3 BB: 0 P: 11	1B: 7 2B: 5 3B: 0 HR: 0	SF: 0 SAC: 1 DP: 2 HBP: 0	WP: 0 PB: 0 CS: 0 S: 3	PA: 38		
PITCHER	IP	WLS	BF	H	R	ER	SO	BB	IBB	HBP	BLK	WP	HR	S	P	ERA	WHIP					
Chris Codiroli, R (1, 1) ERA: 4.4	4.0	L	21	8	5	5	2	2	0	0	0	0	0	23	31	11.25	2.500					
Curt Young, L (5, 1) ERA: 9.26	2.0		7	0	0	0	0	2	0	0	0	0	0	5	13	0.00	1.000					
Keith Atherton, R (7, 1) ERA: 4.48	2.0		10	3	1	1	3	1	0	0	0	0	0	15	19	4.50	2.000					

Oakland Athletics @ Boston Red Sox
Fenway Park, Boston, MA
Mon Jul 22 1985, 7:05 PM EDT
Att: 22,076 - Unknown


AB 32
R 6
H 11
RBI 6
BB 5
SO 5
LOB 25



Batter	1	2	3	4	5	6	7	8	9	AB	R	H	RBI	BB	SO	LOB	TOP			
Steve Henderson, R (1, 7) OBP: 0.376, SLG: 0.381	4-0 BB		0-0 1B		0-3 K			0-0 F9		3	0	1	0	1	1	0				
Carney Lansford, R (1, 5) OBP: 0.315, SLG: 0.444	0-3 K		0-0 6-3		0-0 6-3			0-0 5-3		4	0	0	0	0	1	2				
Dusty Baker Jr., R (1, 3) OBP: 0.381, SLG: 0.540	0-3 K		0-0 5-3				0-3 K			4	0	0	0	0	2	2				
Dave Kingman, R (1, 10) OBP: 0.318, SLG: 0.459	0-3 K		0-0 F8				0-0 5-3			4	0	1	0	0	1	2				
Mike Heath, R (1, 9) OBP: 0.317, SLG: 0.431		0-0 1B		0-3 K			0-0 F9			4	1	2	0	0	1	0				
Mickey Tettleton, S (1, 2) OBP: 0.391, SLG: 0.431	0-3 K		0-0 2B				0-0 HR			4	1	2	1	0	2	2				
Dwayne Murphy, L (1, 8) OBP: 0.338, SLG: 0.376		0-0 1B		0-3 K			0-0 6-3			3	0	1	1	0	1	1				
Donnie Hill, S (1, 4) OBP: 0.289, SLG: 0.308	0-0 F7		0-3 K				0-0 5-3			3	0	0	0	0	1	2				
Alfredo Griffin, S (1, 6) OBP: 0.297, SLG: 0.346	0-0 4-3				0-0 5-3			0-3 K		3	0	0	0	0	1	1				
Inning Stats	R: 0 E: 0 K: 3 S: 9	H: 0 LOB: 1 BB: 1 P: 13	R: 1 E: 0 K: 1 S: 7	H: 2 LOB: 1 BB: 0 P: 7	R: 0 E: 0 K: 0 S: 4	H: 1 LOB: 1 BB: 0 P: 4	R: 0 E: 0 K: 3 S: 10	H: 1 LOB: 1 BB: 0 P: 10	R: 0 E: 0 K: 1 S: 5	H: 0 LOB: 0 BB: 0 P: 5	R: 1 E: 0 K: 1 S: 6	H: 1 LOB: 0 BB: 0 P: 6	R: 0 E: 0 K: 0 S: 3	H: 0 LOB: 0 BB: 0 P: 3	R: 0 E: 0 K: 1 S: 5	H: 2 LOB: 0 BB: 0 P: 5	1B: 4 2B: 1 3B: 1 HR: 1	SF: 0 SAC: 0 DP: 0 HBP: 0	WP: 0 PB: 0 SB: 0 CS: 0	PA: 33
PITCHER Bruce Hurst, L (1, 1) ERA: 4.63	IP: 9.0 WLS: W BF: 33 H: 7 R: 2 ER: 2 SO: 11 BB: 1 IBB: 0 HBP: 0 BLK: 0 WP: 0 HR: 1 S: 54 P: 58 ERA: 2.00 WHIP: 0.889															PITCHER				

Oakland Athletics @ Boston Red Sox
Fenway Park, Boston, MA
Tue Jul 23 1985, 7:05 PM EDT
Att: 22,038 - Unknown


AB	32
R	2
H	7
RBI	2
BB	1
SO	11
LOB	12



Batter	1	2	3	4	5	6	7	8	9	AB	R	H	RBI	BB	SO	LOB	BOTTOM			
Dwight Evans, R (1, 9) OBP: 0.381, SLG: 0.375	0-3 K	4-0 BB		4-0 BB		0-3 K		0-3 K		3	0	0	0	2	3	2				
Wade Boggs, L (1, 5) OBP: 0.438, SLG: 0.446	0-0 4-3	0-3 K		4-0 BB		0-0 1B		1-3 2-H		3	0	1	1	1	1	2				
Jim Rice, R (1, 7) OBP: 0.321, SLG: 0.441	0-0 1B		0-0 F8	0-3 K		0-0 F9				4	0	1	0	0	1	5				
Bill Buckner, L (1, 3) OBP: 0.314, SLG: 0.432	0-0 F8		0-0 1B		0-0 F8		0-0 3-1			4	0	1	0	0	0	1				
Mike Easter, L (1, 10) OBP: 0.333, SLG: 0.429		0-0 HR	0-0 F8		0-0 4-3		0-0 FC3-6			4	1	2	1	0	0	1				
Rich Gedman, L (1, 2) OBP: 0.378, SLG: 0.491		0-0 HR	0-0 4-3		0-0 F4		0-0 FC3-6			4	1	1	1	0	0	2				
Glenn Hoffman, R (1, 6) OBP: 0.308, SLG: 0.378		0-0 5-3		0-0 1B		0-0 F4		0-0 F7		4	0	1	0	0	0	1				
Steve Lyons, L (1, 8) OBP: 0.340, SLG: 0.370		0-0 BB		0-3 K		0-0 1B		0-3 K		4	1	2	0	0	2	1				
Marty Barrett, R (1, 4) OBP: 0.364, SLG: 0.348		0-0 F9		4-0 BB		0-0 1B		0-0 F9		3	0	1	0	1	0	1				
Inning Stats	R: 0 E: 0 K: 1 S: 6	H: 1 LOB: 1 BB: 0 P: 6	R: 2 E: 0 K: 1 S: 8	H: 3 LOB: 2 BB: 1 P: 12	R: 0 E: 0 K: 0 S: 4	H: 1 LOB: 1 BB: 0 P: 4	R: 0 E: 0 K: 2 S: 7	H: 1 LOB: 3 BB: 3 P: 19	R: 0 E: 0 K: 0 S: 3	H: 0 LOB: 0 BB: 0 P: 3	R: 1 E: 0 K: 1 S: 8	H: 3 LOB: 2 BB: 0 P: 8	R: 0 E: 0 K: 0 S: 4	H: 1 LOB: 1 BB: 0 P: 4	R: 0 E: 0 K: 2 S: 7	H: 0 LOB: 0 BB: 0 P: 7	1B: 7 2B: 1 3B: 0 HR: 2	SF: 0 SAC: 0 DP: 0 HBP: 0	WP: 0 PB: 0 SB: 0 CS: 1	PA: 37
PITCHER Rick Langford, R (1, 1) ERA: 4.32 Steve McCatty, R (4, 1) ERA: 5.79 Jay Howell, R (8, 1) ERA: 1.94	IP: 3.2 WLS: L BF: 19 H: 6 R: 2 ER: 2 SO: 3 BB: 3 IBB: 0 HBP: 0 BLK: 0 WP: 0 HR: 0 S: 18 P: 22 ERA: 4.91 WHIP: 2.455															PITCHER				

Oakland Athletics @ Boston Red Sox
Fenway Park, Boston, MA
Tue Jul 23 1985, 7:05 PM EDT
Att: 22,038 - Unknown

AB	33
R	3
H	10
RBI	3
BB	4
SO	7
LOB	16



Batter	1	2	3	4	5	6	7	8	9	AB	R	H	RBI	BB	SO	LOB	TOP								
Dwayne Murphy, L (1, 8) OBP: 0.337, SLG: 0.385	0-0 3-1		0-0 HR		0-0 1-3			0-0 1-3		4	1	1	1	0	0	0									
Camey Lansford, R (1, 5) OBP: 0.314, SLG: 0.442	0-0 4-3		0-0 1B			0-0 6-3		0-0 F4		4	0	1	0	0	0	0									
Bruce Bochte, L (1, 3) OBP: 0.387, SLG: 0.429	0-0 G4-1		0-0 1B			0-0 G1-6-3		0-0 F8		4	0	1	0	0	0	0									
Dave Kingman, R (1, 10) OBP: 0.318, SLG: 0.465		0-0 HR	0-0 F6			0-0 5-3		0-3 K		4	1	1	1	0	1	2									
Mike Davis, L (1, 9) OBP: 0.366, SLG: 0.517	0-0 G1-6-3 1B		0-0 3-1			0-0 F5		0-0 HR		4	1	2	1	0	0	0									
Mike Heath, R (1, 7) OBP: 0.320, SLG: 0.443	0-0 G1-6-3 1-2		0-0 6-3			0-0 HR		0-0 1B		4	2	2	1	0	0	1									
Mickey Tettleton, S (1, 2) Dusty Baker Jr., R (9, PH) Steve Henderson, R (9, PR)	0-0 5-3		0-3 K			0-0 F9		0-0 1B		3	0	0	0	0	1	0	AB 36								
Donnie Hill, S (1, 4) OBP: 0.288, SLG: 0.307		0-0 1-3	0-0 F6			0-0 6-3		0-0 1B		4	0	1	1	0	0	0	R 5								
Alfredo Griffin, S (1, 6) OBP: 0.293, SLG: 0.341		0-0 5-3	0-0 1-3			0-0 5-3		0-0 FC6-4		4	0	0	0	0	0	2	H 10								
Inning Stats	R: 0 E: 0 K: 0 S: 3	H: 0 LOB: 0 BB: 0 P: 3	R: 1 E: 0 K: 0 S: 4	H: 2 LOB: 0 BB: 0 P: 4	R: 1 E: 0 K: 0 S: 6	H: 3 LOB: 2 BB: 0 P: 6	R: 0 E: 0 K: 1 S: 5	H: 0 LOB: 0 BB: 0 P: 5	R: 0 E: 0 K: 0 S: 3	H: 0 LOB: 0 BB: 0 P: 3	R: 1 E: 0 K: 0 S: 4	H: 1 LOB: 0 BB: 0 P: 4	R: 0 E: 0 K: 0 S: 3	H: 0 LOB: 0 BB: 0 P: 3	R: 2 E: 0 K: 1 S: 9	H: 4 LOB: 2 BB: 0 P: 9	1B: 6 2B: 0 3B: 0 HR: 4	SF: 0 SAC: 0 DP: 1 HBP: 0	WP: 0 PB: 0 SB: 0 CS: 0	PA: 36					
PITCHER	IP WLS BF	H R ER SO	BB IBB HBP BLK	WP HR S P	ERA WHIP	PITCHER	IP WLS BF	H R ER SO	BB IBB HBP BLK	WP HR S P	ERA WHIP														
Oil Can Boyd, R (1, 1) ERA: 3.24	8.2	33	8	5	5	2	0	0	0	0	0	0	0	0	0	0	0.00	6.000							
Bob Stanley, R (9, 1) ERA: 2.3	0.1	W	3	2	0	0	0	0	0	0	0	0	0	3	3										

Oakland Athletics @ Boston Red Sox
Fenway Park, Boston, MA
Wed Jul 24 1985, 7:05 PM EDT
Att: 27,034 - Unknown

AB	36
R	5
H	10
RBI	5
BB	0
SO	2
LOB	5



Batter	1	2	3	4	5	6	7	8	9	AB	R	H	RBI	BB	SO	LOB	BOTTOM								
Dwight Evans, R (1, 9) OBP: 0.381, SLG: 0.375	0-0 1B		0-3 K	0-0 F3			0-0 F9	0-0 F8		5	1	2	0	0	1	3									
Wade Boggs, L (1, 5) OBP: 0.441, SLG: 0.448	0-0 1B		0-3 K	0-0 F3			0-0 1B	0-0 FC6-4		5	0	3	0	0	1	2									
Jim Rice, R (1, 7) OBP: 0.320, SLG: 0.438	0-0 G6-4-3		0-0 2B	0-0 F3			0-0 F9	0-0 F9		5	1	1	0	0	0	4									
Bill Buckner, L (1, 3) Dave Stapleton, R (9, PR)	0-0 HR		0-0 2B	0-0 4-3			0-0 F9	0-0 FC6-4		5	1	2	2	0	0	3									
Mike Easter, L (1, 10) OBP: 0.332, SLG: 0.429	0-3 K		0-0 F6	0-0 K			0-0 F3	0-0 BB		5	0	1	0	0	2	3									
Rich Gedman, L (1, 2) OBP: 0.378, SLG: 0.488		0-0 F3		0-0 F2			0-0 F4	0-0 SH3-4		4	1	1	0	1	0	0									
Glenn Hoffman, R (1, 6) Jackie Gutierrez, R (8, 6)		0-0 1B		0-0 1B			0-0 5-3	0-0 SH3-4		3	1	2	0	0	0	0	AB 39								
Steve Lyons, L (1, 8) OBP: 0.343, SLG: 0.370		0-3 K		0-0 1B			0-0 BB	0-0 BB		0	0	0	1	1	0	0	R 6								
Marty Barrett, R (1, 4) OBP: 0.366, SLG: 0.350		0-0 F9		0-0 1B			0-0 6-3	0-0 1B		3	0	1	0	1	1	2	H 15								
Inning Stats	R: 2 E: 0 K: 1 S: 7	H: 3 LOB: 0 BB: 0 P: 7	R: 0 E: 0 K: 1 S: 6	H: 1 LOB: 0 BB: 0 P: 6	R: 1 E: 0 K: 2 S: 9	H: 2 LOB: 1 BB: 0 P: 9	R: 1 E: 0 K: 0 S: 6	H: 3 LOB: 0 BB: 0 P: 6	R: 0 E: 0 K: 1 S: 5	H: 0 LOB: 0 BB: 0 P: 5	R: 0 E: 0 K: 0 S: 3	H: 0 LOB: 1 BB: 1 P: 7	R: 0 E: 0 K: 0 S: 5	H: 2 LOB: 2 BB: 0 P: 5	R: 1 E: 0 K: 0 S: 5	H: 2 LOB: 1 BB: 0 P: 5	R: 1 E: 0 K: 0 S: 4	H: 2 LOB: 3 BB: 2 P: 12	1B: 11 2B: 3 3B: 0 HR: 1	SF: 0 SAC: 1 DP: 1 HBP: 0	WP: 0 PB: 0 SB: 0 CS: 0	PA: 43			
PITCHER	IP WLS BF	H R ER SO	BB IBB HBP BLK	WP HR S P	ERA WHIP	PITCHER	IP WLS BF	H R ER SO	BB IBB HBP BLK	WP HR S P	ERA WHIP														
Don Sutton, R (1, 1) ERA: 4.17	8.0	L	6	2	1	1	0	1	1	0	0	0	0	0	0	0	13.50	4.500							
Jay Howell, R (9, 1) ERA: 2.06	0.2	L	6	2	1	1	0	1	1	0	0	0	0	4	12										

Oakland Athletics @ Boston Red Sox
Fenway Park, Boston, MA
Wed Jul 24 1985, 7:05 PM EDT
Att: 27,034 - Unknown

AB	39
R	6
H	15
RBI	5
BB	3
SO	5
LOB	19



Batter	1	2	3	4	5	6	7	8	9	AB	R	H	RBI	BB	SO	LOB	TOP								
Phil Bradley, R OBP: 0.363, SLG: 0.481 (1, 7)	0-3 K		0-0 4-3		0-0 4-3			0-3 K		4	0	0	0	0	2	0									
Ivan Calderon, R OBP: 0.355, SLG: 0.526 (1, 3)	0-3 K		0-3 K			0-0 4-3		0-3 K		4	0	0	0	0	3	0									
Al Cowens, R OBP: 0.284, SLG: 0.447 (1, 9)	0-0 2B		0-0 F7			0-0 F8			0-0 1B 1B	4	1	2	0	0	0	0									
Gorman Thomas, R OBP: 0.356, SLG: 0.465 (1, 10)	0-0 F8			0-3 K		0-0 F8			0-0 F6	4	0	0	0	0	1	2									
Jim Prestley, R OBP: 0.342, SLG: 0.537 (1, 5)		0-3 K		0-0 FC5-4 1B			0-0 4-3		4-0 1B 1B BB	3	1	1	0	1	1	0									
Dave Henderson, R OBP: 0.315, SLG: 0.392 (1, 8)		0-0 F8		0-3 K			4-0 BB		0-0 FC5 1B 1-2 2-3 1B	3	0	1	0	1	1	1									
Darnell Coles, R OBP: 0.324, SLG: 0.448 (9, PH)				0-0 FC5-4 1-2			0-3 K		0-3 K	3	1	1	1	0	1	2									
Bob Kearney, R OBP: 0.289, SLG: 0.394 (9, PH)					0-0 F3				0-0 1B	3	0	1	0	0	0	1									
Alvin Davis, L OBP: 0.383, SLG: 0.386 (9, FR)							0-0 F2			1	0	1	2	0	0	0									
Harold Reynolds, S OBP: 0.216, SLG: 0.111 (9, FR)									1-2 2-H 3-H 1B	0	0	0	0	0	0	0									
Domingo Ramos, R OBP: 0.224, SLG: 0.233 (9, PH)							0-3 K		0-0 FC5 2-3	3	0	0	0	0	2	1									
Barry Bonnell, R OBP: 0.283, SLG: 0.307 (9, PH)										1	0	0	0	0	0	2									
Inning Stats	R: 0 E: 0 K: 2 S: 8	H: 1 LOB: 1 BB: 0 P: 8	R: 1 E: 0 K: 1 S: 7	H: 2 LOB: 1 BB: 0 P: 7	R: 0 E: 0 K: 1 S: 5	H: 0 LOB: 0 BB: 0 P: 5	R: 0 E: 0 K: 2 S: 8	H: 1 LOB: 1 BB: 0 P: 8	R: 0 E: 0 K: 1 S: 5	H: 0 LOB: 0 BB: 0 P: 5	R: 0 E: 0 K: 0 S: 3	H: 0 LOB: 0 BB: 0 P: 3	R: 0 E: 0 K: 1 S: 5	H: 0 LOB: 1 BB: 1 P: 9	R: 0 E: 0 K: 3 S: 9	H: 0 LOB: 0 BB: 0 P: 9	R: 2 E: 0 K: 1 S: 8	H: 3 LOB: 2 BB: 1 P: 12	1B: 4 2B: 2 3B: 0 HR: 1	SF: 0 SAC: 0 DP: 0 HBP: 0	WP: 0 PB: 0 CS: 0	PA: 36			
PITCHER	IP	WLS	BF	H	R	ER	SO	BB	IBB	HBP	BLK	WP	HR	S	P	ERA	WHIP								
Bob Ojeda, L ERA: 4.31 (1, 1)	6.0	W	22	4	1	1	7	0	0	0	0	0	1	36	36	1.50	0.667								
Steve Crawford, R ERA: 3.12 (7, 1)	2.1		11	2	2	2	4	2	0	0	0	0	0	17	25	7.71	1.714								
Mark Clear, R ERA: 2.84 (9, 1)	0.2	S	3	1	0	0	1	0	0	0	0	0	0	5	5	0.00	1.500								

Seattle Mariners @ Boston Red Sox
Fenway Park, Boston, MA
Thu Jul 25 1985, 7:05 PM EDT
Att: 24,471 - Unknown

AB 34
R 3
H 7
RBI 3
BB 2
SO 12
LOB 12



Batter	1	2	3	4	5	6	7	8	9	AB	R	H	RBI	BB	SO	LOB	BOTTOM								
Dwight Evans, R OBP: 0.381, SLG: 0.377 (1, 9)	0-0 4-3		0-0 5-3							4	1	2	1	0	0	0									
Wade Boggs, L OBP: 0.438, SLG: 0.445 (1, 5)	0-0 BB E 1B		0-3 K		0-0 G4-6-3 1B		0-0 F7	0-0 F7		5	1	1	0	0	1	3									
Rich Gedman, L OBP: 0.383, SLG: 0.495 (1, 2)	0-0 E BB 1-2 1B		0-0 F4		0-0 1B 2B		0-0 S 1B			4	2	3	0	0	0	0									
Jim Rice, R OBP: 0.324, SLG: 0.440 (1, 7)	4-0 E 1-2 2-3 BB		0-3 K		0-0 BB 1B		0-0 FC6-4 1B			3	0	2	3	1	1	0									
Mike Easter, L OBP: 0.331, SLG: 0.425 (1, 10)	0-0 E6 1-2 2-3 3-H			0-0 4-3	4-0 BB 1B		0-3 K			3	0	0	1	1	1	3									
Dave Stapleton, R OBP: 0.357, SLG: 0.407 (1, 3)	0-3 K			0-0 5-3	0-3 K		0-0 FC6-4			4	0	0	0	0	2	6									
Marty Barrett, R OBP: 0.368, SLG: 0.348 (1, 4)	0-0 4-3			4-0 BLK BB		0-0 4-3		4-0 FC4-6 BB SF8 BB		2	1	0	0	2	0	3									
Steve Lyons, L OBP: 0.346, SLG: 0.366 (1, 8)		0-0 F7		4-0 BB		0-3 K		4-0 FC4-6 BB		2	0	0	0	2	1	0									
Jackie Gutierrez, R OBP: 0.273, SLG: 0.303 (1, 6)		0-0 F9		0-0 BB		0-3 K		0-0 FC4-6 SF8		4	0	0	0	0	1	4									
Inning Stats	R: 1 E: 1 K: 1 S: 8	H: 2 LOB: 3 BB: 1 P: 12	R: 0 E: 0 K: 0 S: 3	H: 0 LOB: 0 BB: 0 P: 3	R: 0 E: 0 K: 2 S: 7	H: 0 LOB: 0 BB: 0 P: 7	R: 0 E: 0 K: 0 S: 3	H: 0 LOB: 2 BB: 2 P: 11	R: 1 E: 0 K: 1 S: 7	H: 3 LOB: 1 BB: 1 P: 11	R: 0 E: 0 K: 2 S: 7	H: 0 LOB: 0 BB: 0 P: 7	R: 2 E: 0 K: 1 S: 8	H: 3 LOB: 1 BB: 0 P: 8	R: 1 E: 0 K: 0 S: 3	H: 0 LOB: 1 BB: 2 P: 11	1B: 7 2B: 1 3B: 0 HR: 0	SF: 1 SAC: 0 DP: 1 HBP: 0	WP: 0 PB: 0 CS: 0	PA: 38					
PITCHER	IP	WLS	BF	H	R	ER	SO	BB	IBB	HBP	BLK	WP	HR	S	P	ERA	WHIP								
Bill Swift, R ERA: 4.8 (7, 1)	0.1	L	2	1	0	0	0	0	0	0	0	0	0	2	2	0.00	3.000								
Ed Yarde Berg, L ERA: 4.0 (7, 1)	1.1		7	1	2	2	1	2	0	0	0	0	0	7	15	13.50	2.250								
Brian Snyder, L ERA: 6.48 (8, 1)	0.1		1	0	0	0	0	0	0	0	0	0	0	1	1	0.00	0.000								

Seattle Mariners @ Boston Red Sox
Fenway Park, Boston, MA
Thu Jul 25 1985, 7:05 PM EDT
Att: 24,471 - Unknown

AB 31
R 5
H 8
RBI 5
BB 6
SO 7
LOB 19



Batter	1	2	3	4	5	6	7	8	9	AB	R	H	RBI	BB	SO	LOB	TOP			
Domingo Ramos, R OBP: 0.235, SLG: 0.245	F4		FC1-5 1B		6-3			BB 1B		4	1	2	0	0	0	0				
Phil Bradley, R OBP: 0.362, SLG: 0.479	4-3		FC1-5 1-2 2-3*			K		BB 1B		4	1	1	0	0	1	2				
Alvin Davis, L OBP: 0.367, SLG: 0.388			F8			1B		1B		3	0	2	0	1	0	2				
Gorman Thomas, R OBP: 0.355, SLG: 0.462	6-3		F7			G4-6-3 1B		F5		4	0	1	0	0	0	6				
Al Cowens, R OBP: 0.293, SLG: 0.444		F6		5-3		G4-6-3 1B				4	0	1	2	0	0	2				
Jim Prestley, R OBP: 0.341, SLG: 0.532		4-0 BB		5-3				K		3	0	0	0	1	2	2				
Dave Henderson, R OBP: 0.311, SLG: 0.386		F4		6-3				1-3		4	0	0	0	0	0	1				
Bob Kearney, R OBP: 0.285, SLG: 0.388		5-3				K				3	0	0	0	0	1	1				
Barry Bonnell, R OBP: 0.260, SLG: 0.303								F9		1	0	0	0	0	0	0				
Harold Reynolds, S OBP: 0.221, SLG: 0.108										2	0	0	0	1	0	0				
Ivan Calderon, R OBP: 0.354, SLG: 0.523			FC1-5 1B BB		4-3			L9		1	0	0	0	0	0	0				
Inning Stats	R: 0 E: 0 K: 0 S: 4	H: 1 LOB: 1 BB: 0 P: 4	R: 0 E: 0 K: 0 S: 3	H: 0 LOB: 1 BB: 1 P: 7	R: 0 E: 0 K: 0 S: 4	H: 1 LOB: 2 BB: 1 P: 8	R: 0 E: 0 K: 0 S: 3	H: 0 LOB: 0 BB: 0 P: 3	R: 0 E: 0 K: 1 S: 6	H: 2 LOB: 1 BB: 0 P: 6	R: 0 E: 0 K: 1 S: 5	H: 0 LOB: 0 BB: 0 P: 5	R: 0 E: 0 K: 1 S: 8	H: 3 LOB: 2 BB: 1 P: 12	R: 0 E: 0 K: 0 S: 3	H: 0 LOB: 0 BB: 0 P: 3	1B: 7 2B: 0 3B: 0 HR: 0	SF: 0 SAC: 0 DP: 1 HBP: 0	WP: 0 PB: 0 SB: 0 CS: 0	PA: 36
PITCHER	IP WLS BF H R ER SO BB IBB HBP BLK WP HR S P ERA WHIP	7.2 W 32 7 2 2 3 3 0 0 0 0 0 0 35 47 2.35 1.304	8.1 S 4 0 0 0 1 0 0 0 0 0 0 6 6 0.00 0.000																	

Seattle Mariners @ Boston Red Sox
Fenway Park, Boston, MA
Fri Jul 26 1985, 7:05 PM EDT
Att: 20,512 - Unknown

AB 33
R 2
H 7
RBI 2
BB 3
SO 4
LOB 16



Batter	1	2	3	4	5	6	7	8	9	AB	R	H	RBI	BB	SO	LOB	BOTTOM			
Dwight Evans, R OBP: 0.378, SLG: 0.372	F7		K	F9		L4				4	0	0	0	0	1	4				
Wade Boggs, L OBP: 0.437, SLG: 0.441	K			K		F7				3	0	0	0	1	2	3				
Jim Rice, R OBP: 0.321, SLG: 0.435	6-3		F8		6-3	5-3				4	0	0	0	0	0	2				
Bill Buckner, L OBP: 0.317, SLG: 0.445		F5		BB 1B	HR 2B			4-3		4	2	2	0	0	0	0				
Dave Stapleton, R OBP: 0.357, SLG: 0.407				1B BB						0	0	0	0	0	0	0				
Mike Easter, L OBP: 0.332, SLG: 0.433		HR		1B BB	F7			K		3	2	1	1	1	1	1				
Rich Gedman, L OBP: 0.384, SLG: 0.493		L7		1B 1B	HR IBB			F7		3	1	1	1	1	0	0				
Marty Barrett, R OBP: 0.369, SLG: 0.360		L4		1B 1B	HR			K		4	1	2	3	0	1	0				
Steve Lyons, L OBP: 0.349, SLG: 0.368			4-3			4-3				4	0	2	1	0	0	0				
Jackie Gutierrez, R OBP: 0.273, SLG: 0.301				K	G3-4-3			6-3		4	0	1	0	0	1	4				
Inning Stats	R: 0 E: 0 K: 1 S: 5	H: 0 LOB: 0 BB: 0 P: 5	R: 1 E: 0 K: 0 S: 4	H: 1 LOB: 0 BB: 0 P: 4	R: 0 E: 0 K: 1 S: 6	H: 1 LOB: 2 BB: 1 P: 10	R: 2 E: 0 K: 2 S: 11	H: 4 LOB: 3 BB: 1 P: 15	R: 3 E: 0 K: 0 S: 6	H: 3 LOB: 1 BB: 1 P: 10	R: 0 E: 0 K: 0 S: 3	H: 0 LOB: 0 BB: 0 P: 3	R: 0 E: 0 K: 1 S: 5	H: 0 LOB: 0 BB: 0 P: 5	R: 0 E: 0 K: 1 S: 5	H: 0 LOB: 0 BB: 0 P: 5	1B: 6 2B: 1 3B: 0 HR: 2	SF: 0 SAC: 0 DP: 0 HBP: 0	WP: 0 PB: 0 SB: 1 CS: 0	PA: 36
PITCHER	IP WLS BF H R ER SO BB IBB HBP BLK WP HR S P ERA WHIP	3.0 L 17 6 3 3 2 2 0 0 0 0 1 19 27 9.00 2.667	4.1 19 3 3 3 4 0 1 0 0 0 1 26 30 5.40 0.600																	

Seattle Mariners @ Boston Red Sox
Fenway Park, Boston, MA
Fri Jul 26 1985, 7:05 PM EDT
Att: 20,512 - Unknown


AB 33
R 6
H 9
RBI 6
BB 3
SO 6
LOB 14



Batter	1	2	3	4	5	6	7	8	9	AB	R	H	RBI	BB	SO	LOB	TOP								
Domingo Ramos, R OBP: 0.231, SLG: 0.232	F8	K		F9	F9		6-3 BB		FC6-4	5	0	0	0	1	1	4									
Phil Bradley, R OBP: 0.362, SLG: 0.477	K	2B BB		CS 1B	L4		6-3			4	1	1	0	1	1	2									
Al Cowens, R OBP: 0.289, SLG: 0.455	HR	1B		F5			F8			5	2	3	2	0	0	3									
Gorman Thomas, R OBP: 0.359, SLG: 0.486	HR	L7			E5 2B		HR		G6-4-3 BB	4	3	2	4	1	0	1									
Alvin Davis, L OBP: 0.367, SLG: 0.391	1B			F8	4-3 1B 2B		4-3		K	5	1	2	1	0	1	1									
Jim Prestley, R OBP: 0.337, SLG: 0.524	K			5-3	4-3		L8		G6-4-3	5	0	0	0	0	1	3									
Ivan Calderon, R OBP: 0.355, SLG: 0.536		HR		1B	4-3		6-3		K	5	1	2	1	0	1	1									
Bob Kearney, R OBP: 0.294, SLG: 0.392		F6		1B			3-1			3	1	2	1	0	0	0									
Donnie Scott, S OBP: 0.236, SLG: 0.300		1B		1B	1B		WP HBP			1	0	0	0	0	0	0									
Harold Reynolds, S OBP: 0.256, SLG: 0.145		WP S 2B BB		G3	1B		6-3 WP 1B		FC6-4 1B	4	1	3	0	1	0	2									
Inning Stats	R: 2 E: 0 K: 2 S: 10	H: 3 LOB: 1 BB: 0 P: 10	R: 3 E: 0 K: 1 S: 7	H: 2 LOB: 1 BB: 2 P: 15	R: 0 E: 0 K: 0 S: 5	H: 2 LOB: 2 BB: 0 P: 5	R: 0 E: 0 K: 0 S: 3	H: 1 LOB: 0 BB: 0 P: 3	R: 2 E: 1 K: 0 S: 7	H: 3 LOB: 2 BB: 0 P: 7	R: 2 E: 0 K: 0 S: 5	H: 2 LOB: 0 BB: 0 P: 5	R: 1 E: 0 K: 0 S: 4	H: 1 LOB: 2 BB: 1 P: 9	R: 0 E: 0 K: 1 S: 4	H: 0 LOB: 0 BB: 1 P: 8	R: 0 E: 0 K: 1 S: 6	H: 1 LOB: 1 BB: 0 P: 6	1B: 9 2B: 3 3B: 0 HR: 3	SF: 0 SAC: 0 DP: 1 HBP: 1	WP: 2 PB: 0 SB: 1 CS: 1	PA: 46			
PITCHER	IP	WLS	BF	H	R	ER	SO	BB	IBB	HBP	BLK	WP	HR	S	P	ERA	WHIP								
Tim Lollar, L ERA: 5.06	1.2	L	11	4	5	5	3	2	0	0	0	1	2	15	23	27.00	3.600								
Mike Trujillo, R ERA: 5.48	4.2		25	10	5	3	0	0	0	1	0	0	1	24	25	5.79	2.143								
Tom McCarthy, R ERA: 10.8	2.2		10	1	0	0	2	2	0	0	0	1	0	12	20	0.00	1.125								

Seattle Mariners @ Boston Red Sox
Fenway Park, Boston, MA
Sat Jul 27 1985, 3:33 AM EDT
Att: 28,807 - Unknown


AB 41
R 10
H 15
RBI 9
BB 4
SO 5
LOB 17



Batter	1	2	3	4	5	6	7	8	9	AB	R	H	RBI	BB	SO	LOB	BOTTOM								
Dwight Evans, R OBP: 0.379, SLG: 0.372	HR			6-3				6-3		3	1	1	0	1	0	0									
Marty Barrett, R OBP: 0.365, SLG: 0.355	F9			K			4-3			4	0	0	0	0	1	3									
Bill Buckner, L OBP: 0.315, SLG: 0.442	K			K2-3			L6		F8	3	0	0	0	0	2	1									
Dave Stapleton, R OBP: 0.345, SLG: 0.393										1	0	0	0	0	0	0									
Jim Rice, R OBP: 0.320, SLG: 0.441	HR			K			K		K	4	1	1	2	0	3	0									
Tony Armas, R OBP: 0.267, SLG: 0.531	1B			K			K		HR	4	1	2	1	0	2	0									
Rich Gedman, L OBP: 0.381, SLG: 0.488	F7			F7			G3		F7	3	0	0	0	0	0	1									
Dave Sax, R OBP: 0.333, SLG: 0.381										1	0	0	0	0	0	0									
Ed Jurak, R OBP: 0.167, SLG: 0.167				F9			WP 1B		F8	3	0	1	0	0	0	0									
Steve Lyons, L OBP: 0.344, SLG: 0.363				F7			F7		3-1	3	0	0	0	0	0	1									
Jackie Gutierrez, R OBP: 0.267, SLG: 0.295				F7			K		6-3	3	0	0	0	0	1	1									
Inning Stats	R: 2 E: 0 K: 1 S: 8	H: 3 LOB: 1 BB: 0 P: 8	R: 0 E: 0 K: 0 S: 3	H: 0 LOB: 0 BB: 0 P: 3	R: 0 E: 0 K: 2 S: 7	H: 0 LOB: 0 BB: 0 P: 7	R: 0 E: 0 K: 2 S: 7	H: 0 LOB: 0 BB: 0 P: 7	R: 0 E: 0 K: 1 S: 6	H: 1 LOB: 2 BB: 1 P: 10	R: 0 E: 0 K: 2 S: 7	H: 0 LOB: 0 BB: 0 P: 7	R: 0 E: 0 K: 0 S: 3	H: 0 LOB: 0 BB: 0 P: 3	R: 0 E: 0 K: 0 S: 3	H: 0 LOB: 0 BB: 0 P: 3	R: 1 E: 0 K: 1 S: 6	H: 1 LOB: 0 BB: 0 P: 6	1B: 3 2B: 0 3B: 0 HR: 2	SF: 0 SAC: 0 DP: 0 HBP: 0	WP: 1 PB: 0 SB: 0 CS: 0	PA: 33			
PITCHER	IP	WLS	BF	H	R	ER	SO	BB	IBB	HBP	BLK	WP	HR	S	P	ERA	WHIP								
Mark Langston, L ERA: 4.06	0.2			1	0	0	7	1	0	0	0	1	0	34	38	0.00	0.316								
Roy Thomas, R ERA: 3.19	6.1	W	21	1	0	0	7	1	0	0	0	0	1	9	9	4.50	0.500								
Ed Nunez, R ERA: 2.7	2.0		7	1	1	1	1	0	0	0	0	0	1	9	9	4.50	0.500								

Seattle Mariners @ Boston Red Sox
Fenway Park, Boston, MA
Sat Jul 27 1985, 3:33 AM EDT
Att: 28,807 - Unknown

AB 32
R 3
H 5
RBI 3
BB 1
SO 9
LOB 7



Batter	1	2	3	4	5	6	7	8	9	10	AB	R	H	RBI	BB	SO	LOB	TOP			
Luis Salazar, R OBP: 0.238, SLG: 0.343 (1, 8)	0-0 3-1 1B		0-0 1-2 HR		0-3 K		0-0 F9			0-0 1B SF8	5	3	3	3	0	1	0				
Bryan Little, S OBP: 0.352, SLG: 0.300 (1, 4)	0-0 3-1		0-0 4-3		0-0 F4			0-0 6-3		0-0 FC5-4 1-3 2-H 1B	5	0	1	1	0	0	1				
Harold Baines, L OBP: 0.341, SLG: 0.413 (1, 9)	0-0 G3-6-3 1B		0-0 1B		0-3 K			0-0 G3		0-0 FC5-4 HBP	4	0	2	1	0	1	0				
Greg Walker, L OBP: 0.331, SLG: 0.486 (1, 3)	0-0 G3-6-3		0-0 G3		4-0 FC5-4 BB			0-0 4-3		0-0 SF8	3	0	0	1	1	0	2				
Carlton Fisk, R OBP: 0.319, SLG: 0.543 (1, 2)		0-0 F7		0-0 HR		0-0 FC5-4 1-2f			0-0 6-3	0-0 FC5-4 1-2f 2-3	5	1	1	1	0	0	3				
Jerry Hairston, S OBP: 0.353, SLG: 0.356 (1, 10)		0-0 G3		0-0 F8		0-3 K			0-0 4-3	0-0 1-2 IBB	4	0	0	0	1	1	1				
Ron Kittle, R OBP: 0.262, SLG: 0.370 Reid Nichols, R OBP: 0.316, SLG: 0.327 (9, PR) (9, 7)		0-0 F9		0-3 K		0-3 K			0-0 CS BB	0-0 F6	3	0	0	0	1	2	1				
Tim Lincecum, R OBP: 0.338, SLG: 0.396 Julio Cruz, S OBP: 0.304, SLG: 0.209 Scott Fletcher, R OBP: 0.299, SLG: 0.244 (10, PR) (10, 5)		0-3 K		0-0 1B		0-3 K			0-0 CS	0-0 E8 1B 1B	4	0	2	0	0	2	0				
Ozzie Guillen, L OBP: 0.280, SLG: 0.323 (1, 6)		0-0 HR 1B		0-0 1-3		0-0 4-3			0-0 1-2	0-0 1B 1B	4	2	2	0	0	0	1				
Inning Stats	R: 1 E: 0 K: 0 S: 4	H: 2 LOB: 0 BB: 0 P: 4	R: 0 E: 0 K: 0 S: 3	H: 0 LOB: 0 BB: 0 P: 3	R: 2 E: 0 K: 1 S: 8	H: 3 LOB: 1 BB: 0 P: 8	R: 1 E: 0 K: 1 S: 7	H: 2 LOB: 1 BB: 0 P: 7	R: 0 E: 0 K: 2 S: 7	H: 0 LOB: 1 BB: 1 P: 11	R: 0 E: 0 K: 1 S: 5	H: 0 LOB: 0 BB: 0 P: 5	R: 0 E: 0 K: 0 S: 2	H: 0 LOB: 1 BB: 1 P: 6	R: 0 E: 0 K: 0 S: 5	H: 0 LOB: 0 BB: 0 P: 3	R: 3 E: 1 K: 0 S: 7	H: 4 LOB: 3 BB: 1 P: 12	1B: 9 2B: 0 3B: 0 HR: 2	SF: 1 SAC: 0 DP: 1 HBP: 1	WP: 0 PA: 44
PITCHER	IP 9.0	WLS L	BF 38	H 11	R 7	ER 7	SO 7	BB 2	IBB 0	HBP 0	BLK 0	WP 0	HR 2	S 50	P 58	ERA 7.00	WHIP 1.444				
Oil Can Boyd, R ERA: 3.43 Mark Clear, R ERA: 2.72 (1, 1) (10, 1)	1.0	5	0	0	0	0	0	0	1	1	0	0	0	3	8	0.00	0.000				

Chicago White Sox @ Boston Red Sox
Fenway Park, Boston, MA
Tue Jul 30 1985, 7:05 PM EDT
Att: 29,610 - Unknown

AB 37
R 7
H 11
RBI 7
BB 3
SO 7
LOB 9



Batter	1	2	3	4	5	6	7	8	9	10	AB	R	H	RBI	BB	SO	LOB	BOTTOM					
Dwight Evans, R OBP: 0.380, SLG: 0.381 (1, 9)	0-0 5-3		0-0 5-3		0-0 FC5-4 BB 1-2 2-H 1B		0-0 3-1			0-3 K	5	0	1	1	0	1	0						
Wade Boggs, L OBP: 0.439, SLG: 0.455 (1, 5)	0-0 FC5-4 1B			0-0 HR	0-0 F7		0-0 E5 1B			0-0 E8 SF9 2B	5	3	3	1	0	0	2						
Jim Rice, R OBP: 0.320, SLG: 0.438 (1, 7)	0-0 FC5-4 1-2f		0-0 5-3	0-0 5-3	4-0 1-2 2-3 BB		0-0 2-H 1B			0-0 SF9	3	0	1	2	1	0	1						
Bill Buckner, L OBP: 0.313, SLG: 0.442 (1, 3)	0-0 F6		0-0 F8	0-0 F8	0-0 FC5		0-0 1-3			0-0 6-3	5	0	0	0	0	0	5						
Mike Easter, L OBP: 0.328, SLG: 0.425 (1, 10)		0-3 K		0-0 L6		0-0 F6			0-0 F7	0-0 FC5-4 1B	5	0	1	0	0	1	0						
Marty Barrett, R OBP: 0.364, SLG: 0.367 (1, 4)		0-0 5-3			0-0 HR	0-0 2B			0-0 F6	0-0 FC5-4 1-2f	5	1	2	1	0	0	1						
Steve Lyons, L OBP: 0.341, SLG: 0.363 (1, 8)		0-3 K			0-0 FC1-5 1B	0-0 F9			0-0 4-3		4	0	1	0	0	1	1						
Jackie Gutierrez, R OBP: 0.263, SLG: 0.290 Rick Miller, L OBP: 0.351, SLG: 0.385 Ed Jurak, R OBP: 0.167, SLG: 0.167 (9, PH) (10, 6)			0-0 4-3		0-0 FC1-5 1B	0-0 F9			0-0 1-3		3	1	1	0	0	0	1						
Marc Sullivan, R OBP: 0.211, SLG: 0.250 Tony Armas, R OBP: 0.265, SLG: 0.525 Dave Sax, R OBP: 0.304, SLG: 0.348 (9, PH) (10, 2)		0-0 5-3		0-0 FC1-5 BB 1B	0-0 F4				0-0 4-3		3	0	0	0	0	0	2						
Inning Stats	R: 0 E: 0 K: 0 S: 4	H: 1 LOB: 1 BB: 0 P: 4	R: 0 E: 0 K: 2 S: 7	H: 0 LOB: 0 BB: 0 P: 7	R: 0 E: 0 K: 0 S: 3	H: 0 LOB: 0 BB: 0 P: 3	R: 1 E: 0 K: 0 S: 4	H: 1 LOB: 0 BB: 0 P: 4	R: 2 E: 0 K: 0 S: 7	H: 4 LOB: 3 BB: 1 P: 11	R: 0 E: 0 K: 0 S: 4	H: 1 LOB: 1 BB: 0 P: 4	R: 1 E: 1 K: 0 S: 5	H: 1 LOB: 1 BB: 0 P: 5	R: 0 E: 0 K: 0 S: 3	H: 0 LOB: 0 BB: 0 P: 3	R: 0 E: 0 K: 1 S: 5	H: 0 LOB: 0 BB: 0 P: 5	R: 1 E: 1 K: 0 S: 5	H: 2 LOB: 1 BB: 0 P: 5	1B: 6 2B: 2 3B: 0 HR: 2	SF: 1 SAC: 0 DP: 0 HBP: 0	WP: 0 PA: 42
PITCHER	IP 9.0	WLS W	BF 37	H 8	R 4	ER 3	SO 3	BB 1	IBB 0	HBP 0	BLK 0	WP 0	HR 2	S 42	P 46	ERA 3.00	WHIP 1.000						
Tom Seaver, R ERA: 3.02 Juan Agosto, L ERA: 3.77 (1, 1) (10, 1)	1.0	5	2	1	0	0	0	0	0	0	0	0	0	5	5	9.00	2.000						

Chicago White Sox @ Boston Red Sox
Fenway Park, Boston, MA
Tue Jul 30 1985, 7:05 PM EDT
Att: 29,610 - Unknown

AB 40
R 5
H 10
RBI 5
BB 1
SO 3
LOB 13



Batter	1	2	3	4	5	6	7	8	9	AB	R	H	RBI	BB	SO	LOB	TOP				
Luis Salazar, R (1, 8) OBP: 0.239, SLG: 0.349										3	1	1	0	0	1	3	Chicago White Sox @ Boston Red Sox Fenway Park, Boston, MA Wed Jul 31 1985, 7:05 PM EDT Att: 19,777 - Unknown				
Reid Nichols, R (1, 9) OBP: 0.317, SLG: 0.327										0	0	0	0	0	0	0					
Harold Baines, L (1, 10) OBP: 0.338, SLG: 0.410										3	0	0	0	0	0	1					
Carlton Fisk, R (1, 2) OBP: 0.316, SLG: 0.538										3	0	0	0	0	1	1					
Tim Lincecum, R (1, 5) OBP: 0.335, SLG: 0.391										3	0	0	0	0	1	0					
Ron Kittle, R (1, 7) OBP: 0.298, SLG: 0.363										3	0	0	0	0	1	0					
Greg Walker, L (1, 3) OBP: 0.331, SLG: 0.485										3	0	1	0	0	0	0					
Scott Fletcher, R (1, 6) OBP: 0.306, SLG: 0.251										2	0	2	0	0	0	0					
Julio Cruz, S (1, 4) OBP: 0.301, SLG: 0.206										2	0	0	0	0	0	3					
Inning Stats	R: 1 E: 0 K: 1 S: 6	H: 2 LOB: 0 BB: 0 P: 6	R: 0 E: 0 K: 1 S: 5	H: 0 LOB: 0 BB: 0 P: 5	R: 0 E: 0 K: 1 S: 6	H: 1 LOB: 1 BB: 0 P: 6	R: 0 E: 0 K: 0 S: 3	H: 0 LOB: 0 BB: 0 P: 3	R: 0 E: 0 K: 0 S: 5	H: 2 LOB: 2 BB: 0 P: 5	R: 0 E: 0 K: 1 S: 5	H: 0 LOB: 0 BB: 0 P: 5	R: 0 E: 0 K: 1 S: 5	H: 0 LOB: 0 BB: 0 P: 5							
PITCHER Bob Ojeda, L (1, 1) ERA: 4.07	IP: 7.0 WLS: 25 BF: 5	H: 5 R: 1 ER: 1 SO: 5	BB: 0 IBB: 0 HBP: 0 BLK: 0	WP: 0 HR: 0 S: 35 P: 35	ERA: 1.29 WHIP: 0.714	PITCHER											IP: 7.0 WLS: 25 BF: 5	H: 5 R: 1 ER: 1 SO: 5	BB: 0 IBB: 0 HBP: 0 BLK: 0	WP: 0 HR: 0 S: 35 P: 35	ERA: 1.29 WHIP: 0.714

AB	22
R	1
H	4
RBI	0
BB	0
SO	4
LOB	8



WP	0	PA	26
SB	0		
CS	1		

Batter	1	2	3	4	5	6	7	8	9	AB	R	H	RBI	BB	SO	LOB	BOTTOM				
Dwight Evans, R (1, 9) OBP: 0.378, SLG: 0.377										3	0	0	0	0	1	3	Chicago White Sox @ Boston Red Sox Fenway Park, Boston, MA Wed Jul 31 1985, 7:05 PM EDT Att: 19,777 - Unknown				
Dave Sax, R (7, 9) OBP: 0.292, SLG: 0.348										0	0	0	1	0	0	0					
Wade Boggs, L (1, 5) OBP: 0.340, SLG: 0.454										3	0	1	0	1	0	3					
Bill Buckner, L (1, 3) OBP: 0.314, SLG: 0.441										3	0	1	0	1	0	2					
Jim Rice, R (1, 7) OBP: 0.320, SLG: 0.436										2	0	0	0	1	1	3					
Tony Armas, R (1, 10) OBP: 0.261, SLG: 0.517										3	0	0	0	0	1	4					
Marty Barrett, R (1, 4) OBP: 0.364, SLG: 0.367										3	0	1	0	0	0	1					
Jackie Gutierrez, R (1, 6) OBP: 0.266, SLG: 0.293										2	1	1	0	0	1	0					
Steve Lyons, L (1, 8) OBP: 0.345, SLG: 0.361										1	0	0	0	2	0	0					
Marc Sullivan, R (1, 2) OBP: 0.225, SLG: 0.263										2	0	1	0	0	1	0					
Inning Stats	R: 0 E: 0 K: 2 S: 8	H: 1 LOB: 2 BB: 1 P: 12	R: 0 E: 0 K: 1 S: 5	H: 0 LOB: 0 BB: 0 P: 5	R: 0 E: 0 K: 1 S: 5	H: 0 LOB: 0 BB: 0 P: 5	R: 0 E: 0 K: 0 S: 3	H: 1 LOB: 0 BB: 0 P: 3	R: 0 E: 0 K: 0 S: 5	H: 2 LOB: 3 BB: 1 P: 9	R: 0 E: 0 K: 1 S: 5	H: 0 LOB: 1 BB: 1 P: 9	R: 1 E: 0 K: 0 S: 4	H: 1 LOB: 2 BB: 2 P: 12							
PITCHER Floyd Bannister, L (1, 1) ERA: 4.42	IP: 6.0 WLS: 25 BF: 5	H: 5 R: 1 ER: 1 SO: 5	BB: 3 IBB: 0 HBP: 0 BLK: 0	WP: 0 HR: 0 S: 32 P: 44	ERA: 1.50 WHIP: 1.333	PITCHER											IP: 6.0 WLS: 25 BF: 5	H: 5 R: 1 ER: 1 SO: 5	BB: 3 IBB: 0 HBP: 0 BLK: 0	WP: 0 HR: 0 S: 32 P: 44	ERA: 1.50 WHIP: 1.333
Juan Agosto, L (7, 1) ERA: 3.66	IP: 1.0 WLS: 5 BF: 0	H: 0 R: 0 ER: 0 SO: 0	BB: 2 IBB: 0 HBP: 0 BLK: 0	WP: 0 HR: 0 S: 11 P: 11	ERA: 0.00 WHIP: 2.000	PITCHER											IP: 1.0 WLS: 5 BF: 0	H: 0 R: 0 ER: 0 SO: 0	BB: 2 IBB: 0 HBP: 0 BLK: 0	WP: 0 HR: 0 S: 11 P: 11	ERA: 0.00 WHIP: 2.000

AB	22
R	1
H	5
RBI	1
BB	5
SO	5
LOB	16



WP	0	PA	30
SB	0		
CS	0		

Batter	1	2	3	4	5	6	7	8	9	10	AB	R	H	RBI	BB	SO	LOB	
Dwight Evans, R OBP: 0.378, SLG: 0.378 (1, 9)	F9	1B		1B		6-3			F8		5	0	2	3	0	0	1	
Wade Boggs, L OBP: 0.438, SLG: 0.453 (1, 5)	1-3	L7		1B		K			1B		5	0	2	0	0	1	2	
Bill Buckner, L OBP: 0.310, SLG: 0.437 (1, 3)	2B		1-3	F7			1-3		F9		5	0	1	0	0	0	3	
Jim Rice, R OBP: 0.325, SLG: 0.431 (1, 7)	BB		FC9-6	BB		BB	F8		F8		2	0	0	0	3	0	1	
Tony Armas, R OBP: 0.255, SLG: 0.500 (1, 10)	1-3		FC9-6	K		K	F4		K		5	0	0	0	0	2	4	
Marty Barrett, R OBP: 0.352, SLG: 0.374 (1, 4)		F7	F9				F9		G3		5	0	1	0	0	0	2	
Dave Sax, R OBP: 0.333, SLG: 0.414 Mike Easter, L OBP: 0.328, SLG: 0.421 Marc Sullivan, R OBP: 0.209, SLG: 0.244 (10, PH)	5-3	1B		K		F4		SH2-3	1B		3	1	1	0	0	1	1	
Steve Lyons, L OBP: 0.340, SLG: 0.355 (1, 8)	1B	5-3		F8			3-1		3-1		4	1	2	0	0	0	1	
Jackie Gutierrez, R OBP: 0.262, SLG: 0.287 (1, 6)	5-3			SH3-4		SH3-4	1B		4-3		3	1	1	0	0	0	3	
Inning Stats	R: 0 E: 0 K: 0 S: 4	H: 1 LOB: 2 BB: 1 P: 8	R: 2 E: 0 K: 0 S: 6	H: 3 LOB: 1 BB: 0 P: 6	R: 0 E: 0 K: 0 S: 3	H: 0 LOB: 1 BB: 1 P: 7	R: 1 E: 0 K: 1 S: 8	H: 3 LOB: 2 BB: 0 P: 8	R: 0 E: 0 K: 1 S: 5	H: 1 LOB: 1 BB: 0 P: 6	R: 0 E: 0 K: 0 S: 3	H: 0 LOB: 0 BB: 0 P: 3	R: 0 E: 0 K: 0 S: 4	H: 1 LOB: 1 BB: 0 P: 4	R: 0 E: 0 K: 0 S: 5	H: 0 LOB: 0 BB: 0 P: 5	1B: 9 2B: 1 3B: 0 HR: 0	SF: 0 SAC: 2 DP: 0 HBP: 0
PITCHER	IP	WLS	BF	H	R	ER	SO	BB	IBB	HBP	BLK	WP	HR	S	P	ERA	WHIP	
Bud Black, L ERA: 4.13 (1, 1)	8.0		36	9	3	3	3	3	3	0	0	0	0	39	51	3.38	1.500	
Mike Jones, L ERA: 3.71 (9, 1)	1.0		4	1	0	0	0	0	0	0	0	0	0	4	4	0.00	1.000	
Dan Quisenberry, R ERA: 2.76 (10, 1)	1.0	W	3	0	0	0	1	0	0	0	0	0	0	5	5	0.00	0.000	


TOP

Boston Red Sox @ Kansas City Royals
Royals Stadium, Kansas City, MO

Fri Aug 02 1985, 8:05 PM EDT
Att: 37,212 - Unknown

livebaseballscorecards.com

AB	38
R	3
H	10
RBI	3
BB	3
SO	4
LOB	18



WP: 0	PA: 43
PB: 0	
SB: 2	
CS: 0	

Batter	1	2	3	4	5	6	7	8	9	10	AB	R	H	RBI	BB	SO	LOB	
Willie Wilson, S OBP: 0.331, SLG: 0.428 (1, 8)	L7			3-1		BLK			2B	1B	4	1	2	1	1	0	0	
Lonnie Smith, R OBP: 0.358, SLG: 0.364 (1, 7)	K			K		K			2B	1B	5	1	2	1	0	3	1	
George Brett, L OBP: 0.457, SLG: 0.572 (1, 5)	F8			4-3		BB			K		3	0	0	0	1	1	2	
Hal McRae, R OBP: 0.335, SLG: 0.478 John Wathan, R OBP: 0.343, SLG: 0.281 (9, PR)		6-3				6-3			F8		4	0	1	2	0	0	1	
Frank White, R OBP: 0.273, SLG: 0.413 (1, 4)	F9			K		K			F3		3	0	0	0	1	1	1	
Steve Balboni, R OBP: 0.314, SLG: 0.475 (1, 3)	K			F8		K			G4-3	IBB	4	0	0	0	0	2	3	
Darryl Motley, R OBP: 0.263, SLG: 0.404 Dane Iorg, L OBP: 0.241, SLG: 0.313 Pat Sheridan, L OBP: 0.314, SLG: 0.333 (10, PR)				CS		BB			F8		2	0	0	0	1	0	0	
Jim Sundberg, R OBP: 0.296, SLG: 0.371 (1, 2)				F8		F8			F8		0	1	0	0	0	0	0	
Onix Concepcion, R OBP: 0.244, SLG: 0.237 Jorge Orta, L OBP: 0.314, SLG: 0.378 Jim Scranton, R OBP: 0.248 (10, PR)				5-3		1B			5-3		3	1	1	0	0	0	0	
Inning Stats	R: 0 E: 0 K: 1 S: 5	H: 0 LOB: 0 BB: 0 P: 5	R: 0 E: 0 K: 1 S: 5	H: 0 LOB: 0 BB: 0 P: 5	R: 0 E: 0 K: 0 S: 2	H: 0 LOB: 0 BB: 1 P: 6	R: 0 E: 0 K: 1 S: 5	H: 0 LOB: 0 BB: 0 P: 5	R: 1 E: 0 K: 1 S: 7	H: 2 LOB: 1 BB: 0 P: 7	R: 0 E: 0 K: 0 S: 3	H: 0 LOB: 0 BB: 0 P: 3	R: 2 E: 0 K: 0 S: 7	H: 3 LOB: 1 BB: 2 P: 11	R: 1 E: 0 K: 0 S: 3	H: 2 LOB: 3 BB: 2 P: 11	1B: 4 2B: 2 3B: 1 HR: 0	SF: 0 SAC: 1 DP: 1 HBP: 0
PITCHER	IP	WLS	BF	H	R	ER	SO	BB	IBB	HBP	BLK	WP	HR	S	P	ERA	WHIP	
Bruce Hurst, L ERA: 4.72 (1, 1)	8.1		30	4	3	3	7	2	0	0	1	0	0	42	50	3.24	0.720	
Mark Clear, R ERA: 2.85 (9, 1)	1.0	L	7	2	1	1	0	0	3	0	0	1	0	4	16	9.00	2.000	
Bob Stanley, R ERA: 2.48 (10, 1)	0.0		1	1	0	0	0	0	0	0	0	0	0	1	1	∞	∞	

BOTTOM

Boston Red Sox @ Kansas City Royals
Royals Stadium, Kansas City, MO

Fri Aug 02 1985, 8:05 PM EDT
Att: 37,212 - Unknown

livebaseballscorecards.com

AB	32
R	4
H	7
RBI	4
BB	5
SO	7
LOB	9



WP: 1	PA: 38
PB: 0	
SB: 0	
CS: 1	

Batter	1	2	3	4	5	6	7	8	9	AB	R	H	RBI	BB	SO	LOB	TOP									
Dwight Evans, R OBP: 0.376, SLG: 0.375	6-3		BB 1B		F9		F3		FC5-4 1B	5	1	1	0	0	0	1	Boston Red Sox @ Kansas City Royals Royals Stadium, Kansas City, MO Sat Aug 03 1985, 8:05 PM EDT Att: 40,370 - Unknown livebaseballscorecards.com									
Wade Boggs, L OBP: 0.420, SLG: 0.455	5-3		BB		HR		G4-1 2B		6-3	4	1	2	0	1	0	1										
Jim Rice, R OBP: 0.325, SLG: 0.430	6-3		BB		E6 HR		G4-1 BB		WP 1B	4	2	1	1	1	0	4										
Bill Buckner, L OBP: 0.311, SLG: 0.442		F8		6-3		G4-1 HR		G4-1	1B	4	1	1	3	1	0	2										
Mike Easter, L OBP: 0.329, SLG: 0.419	F8		BB	E 1B BB	F7		3-1		1B	4	0	1	1	1	0	2										
Rich Gedman, L OBP: 0.373, SLG: 0.477	K2-3			K	K				F7	5	0	0	0	0	3	3										
Marty Barrett, R OBP: 0.361, SLG: 0.372			F3	E 1B		F9		6-3		4	0	1	0	0	0	0										
Steve Lyons, L OBP: 0.335, SLG: 0.349			F9	E6		G3		6-3		4	0	0	0	0	0	2										
Jackie Gutierrez, R OBP: 0.288, SLG: 0.288			BB 1B BB	F9		5-3			FC5-4 1B	3	0	1	0	1	0	3										
Inning Stats	R: 0 E: 0 K: 0 S: 3	H: 0 LOB: 0 BB: 0 P: 3	R: 0 E: 0 K: 1 S: 5	H: 0 LOB: 0 BB: 0 P: 5	R: 0 E: 0 K: 0 S: 4	H: 1 LOB: 3 BB: 2 P: 12	R: 0 E: 1 K: 1 S: 7	H: 1 LOB: 3 BB: 1 P: 11	R: 3 E: 1 K: 1 S: 8	H: 2 LOB: 0 BB: 0 P: 8	R: 0 E: 0 K: 0 S: 3	H: 0 LOB: 0 BB: 0 P: 3	R: 0 E: 0 K: 0 S: 4	H: 1 LOB: 2 BB: 1 P: 8	R: 0 E: 0 K: 0 S: 3	H: 0 LOB: 0 BB: 0 P: 3	R: 2 E: 0 K: 0 S: 6	H: 3 LOB: 2 BB: 1 P: 10	1B: 6 2B: 1 3B: 0 HR: 1	SF: 0 SAC: 0 DP: 0 HBP: 0	WP: 1 PB: 0 SB: 0 CS: 0	PA: 42				
PITCHER	IP	WLS	BF	H	R	ER	SO	BB	IBB	HBP	BLK	WP	HR	S	P	ERA	WHIP									
Mark Gubicza, R ERA: 3.8	(1, 1)	6.1	L	30	5	3	2	3	4	0	0	0	0	1	32	48	2.84	1.421								
Mike Jones, L ERA: 3.95	(7, 1)	0.2		2	0	0	0	0	0	0	0	0	0	2	2	0.00	0.000									
Joe Beckwith, R ERA: 4.3	(8, 1)	2.0		10	3	2	2	0	0	1	0	0	1	0	9	13	9.00	1.500								

Boston Red Sox @ Kansas City Royals
 Royals Stadium, Kansas City, MO
 Sat Aug 03 1985, 8:05 PM EDT
 Att: 40,370 - Unknown

AB 37
 R 5
 H 8
 RBI 5
 BB 5
 SO 3
 LOB 18



Batter	1	2	3	4	5	6	7	8	9	AB	R	H	RBI	BB	SO	LOB	BOTTOM									
Willie Wilson, S OBP: 0.330, SLG: 0.430	4-3		4-3		1-H 3B		K		4-3	5	0	1	1	0	1	0	Boston Red Sox @ Kansas City Royals Royals Stadium, Kansas City, MO Sat Aug 03 1985, 8:05 PM EDT Att: 40,370 - Unknown livebaseballscorecards.com									
Lonnie Smith, R OBP: 0.358, SLG: 0.364	3-1 S BB		6-3		K			E1 SF8 1B		3	1	1	0	1	1	1										
George Brett, L OBP: 0.452, SLG: 0.567	3-1			3-1	F6			SF8		3	0	0	1	0	0	2										
Hal McRae, R OBP: 0.333, SLG: 0.469	F8			BB BB		F4		F9		3	0	0	0	1	0	1										
Dane Iorg, L OBP: 0.293, SLG: 0.314		BB BB	BB BB	F6		6-3 1B		6-3		3	0	1	0	1	0	1										
Frank White, R OBP: 0.273, SLG: 0.409	F8			BB BB		6-3		6-3		3	1	0	0	1	0	2										
Steve Balboni, R OBP: 0.316, SLG: 0.479		BB BB	G6-4-3 BB	K		K			E8 3B	3	1	1	1	1	2	3										
John Wathan, R OBP: 0.333, SLG: 0.271					F2		6-3		K	2	0	0	0	0	0	2										
Pat Sheridan, L OBP: 0.313, SLG: 0.331	G6-4-3									1	0	0	0	0	0	0										
Jim Sundberg, R OBP: 0.295, SLG: 0.369										1	0	0	0	0	1	1										
Onix Concepcion, R OBP: 0.247, SLG: 0.239					F8				SF8	2	1	1	0	0	0	0										
Jorge Orta, L OBP: 0.313, SLG: 0.376										1	0	0	0	0	0	0										
Jim Scranton, R										0	0	0	0	0	0	0										
Darryl Motley, R OBP: 0.262, SLG: 0.404					3B 1B					0	0	0	1	0	0	0										
Inning Stats	R: 0 E: 0 K: 0 S: 3	H: 0 LOB: 1 BB: 1 P: 7	R: 0 E: 0 K: 0 S: 2	H: 0 LOB: 1 BB: 2 P: 10	R: 0 E: 0 K: 0 S: 3	H: 0 LOB: 0 BB: 0 P: 3	R: 0 E: 0 K: 1 S: 5	H: 0 LOB: 2 BB: 2 P: 13	R: 1 E: 0 K: 1 S: 7	H: 2 LOB: 1 BB: 0 P: 7	R: 0 E: 0 K: 1 S: 6	H: 1 LOB: 1 BB: 0 P: 6	R: 0 E: 0 K: 1 S: 5	H: 0 LOB: 0 BB: 0 P: 5	R: 1 E: 1 K: 0 S: 4	H: 1 LOB: 0 BB: 0 P: 4	R: 2 E: 1 K: 1 S: 7	H: 1 LOB: 0 BB: 0 P: 7	1B: 3 2B: 0 3B: 2 HR: 0	SF: 2 SAC: 0 DP: 1 HBP: 0	WP: 0 PB: 0 SB: 1 CS: 0	PA: 37				
PITCHER	IP	WLS	BF	H	R	ER	SO	BB	IBB	HBP	BLK	WP	HR	S	P	ERA	WHIP									
Roger Clemens, R ERA: 3.38	(1, 1)	6.0	W	25	3	1	1	3	5	0	0	0	0	0	26	46	1.50	1.333								
Steve Crawford, R ERA: 3.24	(7, 1)	3.0	S	12	2	3	0	2	0	0	0	0	0	16	16	0.00	0.667									

Boston Red Sox @ Kansas City Royals
 Royals Stadium, Kansas City, MO
 Sat Aug 03 1985, 8:05 PM EDT
 Att: 40,370 - Unknown

AB 30
 R 4
 H 5
 RBI 4
 BB 5
 SO 5
 LOB 13



Batter	1	2	3	4	5	6	7	8	9	AB	R	H	RBI	BB	SO	LOB	TOP										
Dwight Evans, R OBP: 0.376, SLG: 0.373 (1, 9)	F9		F3		G3	FC4-6 BB		K		4	0	0	0	1	1	2	Boston Red Sox @ Chicago White Sox Comiskey Park, Chicago, IL Thu Aug 08 1985, 8:05 PM EDT Unknown										
Wade Boggs, L OBP: 0.426, SLG: 0.457 (1, 5)	F8			K		FC4-6 BB		F7		4	0	0	1	1	1	2											
Bill Buckner, L OBP: 0.314, SLG: 0.445 (1, 3)	F9			K	F2					5	0	2	1	0	1	2											
Jim Rice, R OBP: 0.324, SLG: 0.430 (1, 7)		F8		2B 1B	1-3	L7				5	1	1	0	0	1	5											
Tony Armas, R OBP: 0.260, SLG: 0.511 (1, 10)	4-3			1-3 1B		HR		K		5	2	2	1	0	2	1											
Marty Barrett, R OBP: 0.357, SLG: 0.365 (1, 4)	F8			S 1B		1B BB		4-3		4	1	1	2	1	0	1											
Dave Sax, R OBP: 0.333, SLG: 0.387 Rich Gedman, L (7, PH) OBP: 0.374, SLG: 0.476 (7, 2)			5-3			K				2	0	0	0	1	1	1											
Steve Lyons, L OBP: 0.335, SLG: 0.345 (1, 8)			F4	F7		1B FC4-6 1B		F9		4	1	1	0	0	0	3											
Jackie Gutierrez, R OBP: 0.276, SLG: 0.291 Mike Easter, L (8, PH) OBP: 0.353, SLG: 0.427 Ed Jurak, R OBP: 0.143, SLG: 0.143 (8, 6)					G3 BB	FC4-6 BB 1B 1B		K		2	1	2	1	1	0	0											
										1	0	0	0	0	0	0											
Inning Stats	R: 0 E: 0 K: 0 S: 3	H: 0 LOB: 0 BB: 0 P: 3	R: 0 E: 0 K: 0 S: 3	H: 0 LOB: 0 BB: 0 P: 3	R: 0 E: 0 K: 0 S: 4	H: 1 LOB: 1 BB: 0 P: 4	R: 2 E: 0 K: 2 S: 10	H: 3 LOB: 2 BB: 1 P: 14	R: 0 E: 0 K: 0 S: 3	H: 0 LOB: 2 BB: 2 P: 11	R: 4 E: 0 K: 1 S: 9	H: 4 LOB: 2 BB: 2 P: 17	R: 0 E: 0 K: 1 S: 6	H: 1 LOB: 1 BB: 0 P: 6	R: 0 E: 0 K: 2 S: 7	H: 0 LOB: 0 BB: 0 P: 7	R: 0 E: 0 K: 2 S: 8	H: 1 LOB: 1 BB: 0 P: 8	1B: 8 2B: 1 3B: 0 HR: 1	SF: 0 SAC: 0 DP: 0 HBP: 0	WP: 0 PB: 0 SB: 1 CS: 0	PA: 42					
PITCHER	IP	WLS	BF	H	R	ER	SO	BB	IBB	HBP	BLK	WP	HR	S	P	ERA	WHIP										
Britt Burns, L ERA: 3.99 (1, 1)	5.1	26	6	5	5	3	4	0	0	0	0	0	1	28	44	8.44	1.875										
Dan Spillner, R ERA: 3.28 (6, 1)	0.0	2	1	0	0	0	1	0	0	0	0	0	0	1	5	-	-										
Jerry Don Gleaton, L ERA: 5.4 (6, 1)	0.1	2	1	1	1	0	0	0	0	0	0	0	0	2	2	27.00	3.000										
Dave Wehrmeister, R ERA: (6, 1)	2.1	W	9	2	0	0	3	0	0	0	0	0	0	15	15	0.00	0.857										
Bob James, R ERA: 1.97 (9, 1)	1.0	S	3	0	0	0	2	0	0	0	0	0	0	7	7	0.00	0.000										

Batter	1	2	3	4	5	6	7	8	9	AB	R	H	RBI	BB	SO	LOB	BOTTOM										
Rudy Law, L OBP: 0.315, SLG: 0.376 (1, 7)	S SH 1B	4-3		F3				SH5-4		3	1	1	0	0	0	0	Boston Red Sox @ Chicago White Sox Comiskey Park, Chicago, IL Thu Aug 08 1985, 8:05 PM EDT Unknown										
Luis Salazar, R OBP: 0.235, SLG: 0.333 (1, 8)	SH 3B		6-3		6-3			6-3		3	1	0	0	0	0	1											
Harold Baines, L OBP: 0.352, SLG: 0.430 (1, 9)	SF8 3B		F9		F4		PO 2B			4	1	2	2	0	0	0											
Carlton Fisk, R OBP: 0.318, SLG: 0.547 (1, 2)	F9			2B			IBB			3	0	2	0	1	0	1											
Tim Lincecum, R OBP: 0.320, SLG: 0.375 (1, 5)	SF8		F9		F7		PO	6-3		3	0	0	1	0	0	2											
Greg Walker, L OBP: 0.333, SLG: 0.477 (1, 3)	K			HR 2B		K		F7		4	1	1	0	0	2	0											
Ron Kittle, R OBP: 0.287, SLG: 0.401 (1, 10)				HR HR		G4-3 1B		BB 1B		4	2	4	3	0	0	0											
Scott Fletcher, R OBP: 0.296, SLG: 0.244 Jerry Hairston, S (8, PH) OBP: 0.389, SLG: 0.356 Bryan Little, S (8, PR) OBP: 0.356, SLG: 0.278 (9, 4)		5-3		F3		G4-3		BB		3	0	0	0	0	0	1											
Ozzie Guillen, L OBP: 0.292, SLG: 0.336 (1, 6)		1-3		4-3				BB		0	0	0	0	0	0	0											
										4	1	1	0	0	1	2											
Inning Stats	R: 3 E: 1 K: 1 S: 8	H: 2 LOB: 0 BB: 0 P: 8	R: 1 E: 0 K: 0 S: 4	H: 1 LOB: 0 BB: 0 P: 4	R: 0 E: 0 K: 0 S: 4	H: 1 LOB: 1 BB: 0 P: 4	R: 2 E: 0 K: 0 S: 5	H: 2 LOB: 0 BB: 0 P: 5	R: 0 E: 0 K: 1 S: 5	H: 1 LOB: 1 BB: 0 P: 4	R: 1 E: 0 K: 0 S: 4	H: 2 LOB: 1 BB: 1 P: 8	R: 0 E: 0 K: 1 S: 6	H: 1 LOB: 2 BB: 1 P: 10	R: 0 E: 0 K: 1 S: 6	H: 1 LOB: 2 BB: 1 P: 10	1B: 5 2B: 3 3B: 1 HR: 2	SF: 1 SAC: 2 DP: 1 HBP: 0	WP: 0 PB: 0 SB: 1 CS: 0	PA: 37							
PITCHER	IP	WLS	BF	H	R	ER	SO	BB	IBB	HBP	BLK	WP	HR	S	P	ERA	WHIP										
Bob Ojeda, L ERA: 4.24 (1, 1)	5.0	L	23	7	6	4	1	0	0	0	0	0	0	25	25	7.20	1.400										
Bruce Kison, R ERA: 4.46 (6, 1)	1.2	L	8	3	1	1	1	0	1	0	0	0	0	9	13	5.40	1.800										
Mark Clear, R ERA: 2.76 (7, 1)	1.1		5	1	0	0	1	1	0	0	0	0	0	6	10	0.00	1.500										


Batter	1	2	3	4	5	6	7	8	9	AB	R	H	RBI	BB	SO	LOB	TOP										
Dwight Evans, R OBP: 0.376, SLG: 0.374 (1, 9)										4	1	1	0	1	0	4	Boston Red Sox @ Chicago White Sox Comiskey Park, Chicago, IL Thu Aug 08 1985, 8:05 PM EDT Att: 20,927 - Unknown										
Wade Boggs, L OBP: 0.442, SLG: 0.465 (1, 5)										5	1	3	3	0	1	3											
Jim Rice, R OBP: 0.321, SLG: 0.425 (1, 7)										5	0	0	0	0	0	3											
Bill Buckner, L OBP: 0.315, SLG: 0.449 (1, 3)										5	1	2	0	0	0	0											
Mike Easter, L OBP: 0.330, SLG: 0.426 (1, 10)									4	1	1	1	1	1	2												
Rich Gedman, L OBP: 0.375, SLG: 0.487 (1, 2)									5	1	2	2	0	0	3												
Marty Barrett, R OBP: 0.360, SLG: 0.367 (1, 4)									4	0	2	0	1	0	2												
Steve Lyons, L OBP: 0.341, SLG: 0.349 (1, 8)										3	1	2	0	1	1												
Jackie Gutierrez, R OBP: 0.277, SLG: 0.287 (1, 6)										2	0	0	0	1	0	3											
Inning Stats	R: 1 E: 0 K: 0 S: 6	H: 3 LOB: 2 BB: 0 P: 6	R: 0 E: 0 K: 0 S: 3	H: 1 LOB: 2 BB: 11	R: 0 E: 0 K: 1 S: 5	H: 0 LOB: 0 BB: 0 P: 5	R: 1 E: 0 K: 1 S: 6	H: 1 LOB: 1 BB: 1 P: 10	R: 2 E: 0 K: 0 S: 6	H: 3 LOB: 1 BB: 0 P: 6	R: 1 E: 0 K: 0 S: 4	H: 2 LOB: 1 BB: 1 P: 8	R: 1 E: 0 K: 0 S: 6	H: 3 LOB: 2 BB: 0 P: 6	R: 0 E: 0 K: 0 S: 5	H: 0 LOB: 0 BB: 1 P: 7	1B: 8 2B: 2 3B: 1 HR: 2	SF: 0 SAC: 1 DP: 2 HBP: 0	WP: 1 PB: 0 SB: 0 CS: 0	PA: 43							
PITCHER	IP	WLS	BF	H	R	ER	SO	BB	IBB	HBP	BLK	WP	HR	S	P	ERA	WHIP										
Gene Nelson, R ERA: 3.71 (1, 1)	5.1	L	28	9	5	5	2	4	0	0	0	0	2	28	44	8.44	2.438										
Juan Agosto, L ERA: 4.15 (6, 1)	1.1		7	4	1	1	0	0	0	0	0	0	0	7	7	6.75	3.000										
Mike Stanton, R ERA: 6.42 (7, 1)	2.1		8	0	0	0	1	1	0	0	0	1	0	9	13	0.00	0.429										
Mike Stanton, R ERA: 6.42 (8, 1)	2.1		8	0	0	0	1	1	0	0	0	1	0	9	13	0.00	0.429										

Batter	1	2	3	4	5	6	7	8	9	AB	R	H	RBI	BB	SO	LOB	BOTTOM										
Reid Nichols, R OBP: 0.301, SLG: 0.308 (1, 9)										3	0	1	0	0	0	1	Boston Red Sox @ Chicago White Sox Comiskey Park, Chicago, IL Thu Aug 08 1985, 8:05 PM EDT Att: 20,927 - Unknown										
Jerry Hairston, S OBP: 0.403, SLG: 0.363 (7, PH)										1	0	1	0	0	0	0											
Mike Stanton, S (8, 1)										0	0	0	0	0	0	0											
Oscar Gamble, L OBP: 0.353, SLG: 0.318 (9, PH)										1	0	0	0	0	0	0											
Scott Fletcher, R OBP: 0.296, SLG: 0.242 (1, 4)										2	0	0	0	1	0	1											
Bryan Little, S OBP: 0.352, SLG: 0.274 (7, PH)										1	0	0	0	0	0	1											
Tim Hulett, R OBP: 0.319, SLG: 0.371 (1, 5)										3	0	0	0	1	1	2											
Carlton Fisk, R OBP: 0.317, SLG: 0.544 (8, 2)										4	0	1	0	0	0	1											
Ron Kittle, R OBP: 0.296, SLG: 0.407 (1, 7)										2	1	1	0	2	0	1											
Greg Walker, L OBP: 0.334, SLG: 0.479 (1, 3)										4	0	2	1	0	0	3											
Luis Salazar, R OBP: 0.233, SLG: 0.330 (1, 8)										2	0	0	0	0	0	2											
Harold Baines, L OBP: 0.351, SLG: 0.428 (7, 9)										2	0	0	0	0	0	4											
Marc Hill, R OBP: 0.247, SLG: 0.129 (7, PH)										1	0	0	0	1	0	1											
Rudy Law, L OBP: 0.313, SLG: 0.372 (8, 8)										2	0	0	0	0	0	0											
Ozzie Guillen, L OBP: 0.289, SLG: 0.331 (1, 6)										4	0	0	0	0	0	1											
Inning Stats	R: 0 E: 0 K: 1 S: 4	H: 1 LOB: 1 BB: 1 P: 8	R: 1 E: 0 K: 0 S: 4	H: 1 LOB: 1 BB: 1 P: 8	R: 0 E: 1 K: 0 S: 4	H: 0 LOB: 1 BB: 0 P: 4	R: 0 E: 0 K: 0 S: 4	H: 1 LOB: 1 BB: 0 P: 4	R: 0 E: 0 K: 0 S: 4	H: 1 LOB: 2 BB: 1 P: 8	R: 0 E: 0 K: 0 S: 4	H: 1 LOB: 1 BB: 0 P: 4	R: 0 E: 0 K: 0 S: 4	H: 1 LOB: 2 BB: 1 P: 8	R: 0 E: 0 K: 0 S: 3	H: 0 LOB: 0 BB: 0 P: 3	1B: 4 2B: 3 3B: 0 HR: 0	SF: 0 SAC: 0 DP: 1 HBP: 0	WP: 0 PB: 1 SB: 0 CS: 2	PA: 37							
PITCHER	IP	WLS	BF	H	R	ER	SO	BB	IBB	HBP	BLK	WP	HR	S	P	ERA	WHIP										
Tim Lollar, L ERA: 4.62 (1, 1)	5.2	W	24	4	1	1	1	4	0	0	0	0	0	22	38	1.59	1.412										
Steve Crawford, R ERA: 3.06 (6, 1)	3.1	S	13	2	0	0	0	1	0	0	0	0	0	12	16	0.00	0.900										

Batter	1	2	3	4	5	6	7	8	9	AB	R	H	RBI	BB	SO	LOB	TOP																					
Rickey Henderson, R OBP: 0.435, SLG: 0.566	F8	1B				FC5-2 1B BB		5-3	L5	5	1	2	2	1	0	2																						
Don Mattingly, L OBP: 0.370, SLG: 0.544	F7		E1			FC5-2 1B		F9		4	1	1	0	1	0	0																						
Dave Winfield, R OBP: 0.339, SLG: 0.480	K		G5-4-3			FC5-2 1B				5	0	2	1	0	1	4																						
Don Baylor, R OBP: 0.339, SLG: 0.463		1B				G5-4-3				4	1	2	2	1	1	4																						
Willie Randolph, R OBP: 0.385, SLG: 0.372		1B	K							5	3	3	0	0	1	3																						
Andre Robertson, R OBP: 0.340, SLG: 0.525										3	1	1	0	0	2	2																						
Ken Griffey, L OBP: 0.314, SLG: 0.392	K				K	HBP 1B				2	0	1	0	0	1	0																						
Bill Sample, R OBP: 0.418, SLG: 0.357										3	2	3	2	0	0	0																						
Mike Pagliarulo, L OBP: 0.320, SLG: 0.406	1B				9-5	HBP 1B		1-3		2	0	0	0	0	0	2																						
Butch Wynegar, S OBP: 0.341, SLG: 0.332	L7				9-5					5	0	2	1	0	1	5																						
Bobby Meacham, S OBP: 0.325, SLG: 0.282	1B					1B BB FC5-2		1-3		4	1	2	2	0	0	3																						
Inning Stats	R: 0 E: 0 K: 1 S: 5	H: 0 LOB: 0 BB: 0 P: 5	R: 3 E: 0 K: 1 S: 9	H: 5 LOB: 2 BB: 0 P: 9	R: 0 E: 1 K: 1 S: 5	H: 0 LOB: 1 BB: 1 P: 9	R: 0 E: 0 K: 1 S: 5	H: 1 LOB: 0 BB: 0 P: 5	R: 0 E: 0 K: 0 S: 4	H: 2 LOB: 2 BB: 1 P: 8	R: 6 E: 0 K: 1 S: 10	H: 6 LOB: 1 BB: 1 P: 15	R: 0 E: 0 K: 1 S: 6	H: 1 LOB: 1 BB: 0 P: 6	R: 0 E: 0 K: 1 S: 6	H: 1 LOB: 1 BB: 0 P: 6	R: 1 E: 0 K: 0 S: 6	H: 3 LOB: 2 BB: 0 P: 6	1B: 17 2B: 3 HR: 0	SF: 0 SAC: 0 DP: 4 HBP: 1	WP: 0 PB: 0 SB: 1 CS: 0	PA: 46																
PITCHER	IP	WLS	BF	H	R	ER	SO	BB	IBB	HBP	BLK	WP	HR	S	P	ERA	WHIP	PITCHER				IP	WLS	BF	H	R	ER	SO	BB	IBB	HBP	BLK	WP	HR	S	P	ERA	WHIP
Bruce Hurst, L ERA: 4.98	5.1	L	27	11	7	7	5	2	0	1	0	0	0	34	43	11.81	2.438																					
Bob Stanley, R ERA: 2.83	6.1		19	8	3	3	2	0	1	0	0	0	0	22	26	7.36	2.182																					

New York Yankees @ Boston Red Sox
Fenway Park, Boston, MA
Fri Aug 09 1985, 7:05 PM EDT
Att: 33,739 - Unknown

AB 42
R 10
H 19
RBI 10
BB 3
SO 7
LOB 25



Batter	1	2	3	4	5	6	7	8	9	AB	R	H	RBI	BB	SO	LOB	BOTTOM																					
Dwight Evans, R OBP: 0.374, SLG: 0.374	6-3		1B			K2-3		F8		5	1	1	0	0	2	1																						
Wade Boggs, L OBP: 0.443, SLG: 0.468	1B		E			4-3		F9		4	1	2	2	1	0	0																						
Jim Rice, R OBP: 0.317, SLG: 0.420	K		E1			E6				5	1	0	0	0	2	3																						
Bill Buckner, L OBP: 0.316, SLG: 0.452	FC6-4		SF9			F9		F8		4	1	2	1	0	0	1																						
Mike Easter, L OBP: 0.331, SLG: 0.429	FC6-4		SF8			1B		F9		4	1	2	2	0	0	2																						
Rich Gedman, L OBP: 0.378, SLG: 0.489						SH3-4		G1-6-3		3	0	2	1	1	0	1																						
Marty Barrett, R OBP: 0.362, SLG: 0.370			K			SH3-4				3	0	2	0	0	1	1																						
Steve Lyons, L OBP: 0.336, SLG: 0.343	F7					K2-3		F9		4	0	0	0	0	1	4																						
Jackie Gutierrez, R OBP: 0.276, SLG: 0.287	G6-4-3					K		F9		4	1	1	0	0	1	3																						
Inning Stats	R: 0 E: 0 K: 1 S: 6	H: 1 LOB: 2 BB: 1 P: 10	R: 0 E: 0 K: 0 S: 4	H: 2 LOB: 1 BB: 0 P: 4	R: 3 E: 1 K: 1 S: 8	H: 2 LOB: 1 BB: 1 P: 12	R: 1 E: 0 K: 2 S: 9	H: 2 LOB: 1 BB: 0 P: 9	R: 2 E: 0 K: 1 S: 8	H: 3 LOB: 1 BB: 0 P: 8	R: 0 E: 1 K: 1 S: 6	H: 0 LOB: 1 BB: 0 P: 6	R: 0 E: 0 K: 0 S: 4	H: 2 LOB: 1 BB: 0 P: 4	R: 0 E: 0 K: 0 S: 3	H: 0 LOB: 0 BB: 0 P: 3	R: 0 E: 0 K: 1 S: 5	H: 0 LOB: 0 BB: 0 P: 5	1B: 8 2B: 4 HR: 0	SF: 2 SAC: 1 DP: 2 HBP: 0	WP: 0 PB: 0 SB: 1 CS: 0	PA: 41																
PITCHER	IP	WLS	BF	H	R	ER	SO	BB	IBB	HBP	BLK	WP	HR	S	P	ERA	WHIP	PITCHER				IP	WLS	BF	H	R	ER	SO	BB	IBB	HBP	BLK	WP	HR	S	P	ERA	WHIP
Ed Whitson, R ERA: 4.17	4.0		24	10	6	4	4	2	0	0	0	0	0	11	11	9.00	3.000																					
Rich Bordi, R ERA: 3.08	2.0	W	7	0	0	0	2	0	0	0	0	0	0	7	7	0.00	1.000																					
Bob Shirley, L ERA: 3.26	2.0		7	2	0	0	0	0	0	0	0	0	0	7	7	0.00	1.000																					
Dave Righetti, L ERA: 3.22	1.0		3	0	0	0	1	0	0	0	0	0	0	5	5	0.00	0.000																					

New York Yankees @ Boston Red Sox
Fenway Park, Boston, MA
Fri Aug 09 1985, 7:05 PM EDT
Att: 33,739 - Unknown

AB 36
R 6
H 12
RBI 6
BB 2
SO 7
LOB 16



Batter	1	2	3	4	5	6	7	8	9	AB	R	H	RBI	BB	SO	LOB	TOP				
Rickey Henderson, R OBP: 0.434, SLG: 0.563	4-0 1B 2B BB	0-0 6-3			0-0 5-3		0-0 1B 1B		0-3 K	4	1	1	1	1	1	2					
Don Mattingly, L OBP: 0.374, SLG: 0.546	0-0 2B 1B	0-3 K			0-0 1B		0-0 FC5-4 1B		4-0 BB 1B IBB	4	2	3	0	1	1	1					
Dave Winfield, R OBP: 0.340, SLG: 0.480	0-0 F8 SF7 2B		0-0 4-3		0-0 F8		0-0 FC5-4 1-2		4-0 1B BB	4	1	1	2	1	0	3					
Ken Griffey, L OBP: 0.316, SLG: 0.393	0-0 F8 2-3		0-0 CS 1B		0-0 G3			0-0 CS 1B	0-0 SF7	4	0	2	1	0	0	2					
Don Baylor, R OBP: 0.340, SLG: 0.464	0-0 SF7		0-3 K		0-0 F4		0-0 1B 1B	0-0 1B 1B	0-0 1-2 1B	4	1	2	2	0	1	1					
Willie Randolph, R OBP: 0.385, SLG: 0.370	0-0 6-3			0-0 4-3	0-0 G4-6-3 BB		0-0 1B 1B	0-3 K	0-3 K	4	0	1	0	1	1	2					
Butch Wynegar, S OBP: 0.347, SLG: 0.333		4-0 2B 6-3 BB		4-0 1B BB	0-0 G4-6-3 1-2		0-0 1B 1B	0-0 1-3 1B		2	1	1	1	2	0	1					
Mike Pagliarulo, L OBP: 0.319, SLG: 0.407		0-0 1-3 2B		0-3 K			0-0 3-1	0-0 L4-3		4	0	1	0	0	1	3					
Bobby Meacham, S OBP: 0.327, SLG: 0.283		0-0 4-3		0-0 1-3 1B			0-0 4-3	4-0 BB SF7 BB		3	1	1	0	1	0	2					
Inning Stats	R: 3 E: 0 K: 0 S: 5	H: 2 LOB: 0 BB: 1 P: 9	R: 1 E: 0 K: 1 S: 6	H: 1 LOB: 1 BB: 1 P: 10	R: 0 E: 0 K: 1 S: 5	H: 1 LOB: 1 BB: 0 P: 5	R: 0 E: 0 K: 1 S: 5	H: 1 LOB: 2 BB: 1 P: 9	R: 0 E: 0 K: 0 S: 4	H: 0 LOB: 1 BB: 0 P: 6	R: 0 E: 0 K: 0 S: 5	H: 2 LOB: 2 BB: 0 P: 5	R: 1 E: 0 K: 0 S: 5	H: 4 LOB: 1 BB: 0 P: 5	R: 2 E: 0 K: 2 S: 8	H: 1 LOB: 2 BB: 3 P: 20	1B: 11 2B: 4 3B: 0 HR: 0	SF: 2 SAC: 0 DP: 3 HBP: 0	WP: 0 PB: 0 SB: 1 CS: 2	PA: 42	
PITCHER	IP WLS BF H R ER SO BB IBB HBP BLK WP HR S P ERA WHIP	7.1 L 34 12 5 5 3 4 0 0 0 0 0 36 52 6.14 2.182	1.2 8 1 2 2 2 2 1 0 0 0 0 0 9 21 10.80 1.800																		

New York Yankees @ Boston Red Sox
Fenway Park, Boston, MA
Sat Aug 10 1985, 7:05 PM EDT
Att: 33,009 - Unknown

AB	33
R	7
H	13
RBI	7
BB	7
SO	5
LOB	17



Batter	1	2	3	4	5	6	7	8	9	AB	R	H	RBI	BB	SO	LOB	BOTTOM				
Dwight Evans, R OBP: 0.372, SLG: 0.375	0-0 L4		0-0 F8		0-3 K		0-0 E7 2B		0-0 F3	5	0	1	1	0	1	4					
Wade Boggs, L OBP: 0.441, SLG: 0.465	0-0 4-3			0-0 E 1B G3-2 1B		0-3 K	0-0 4-3		0-0 FC4	5	0	1	0	0	1	3					
Jim Rice, R OBP: 0.321, SLG: 0.435	0-0 F8			0-0 G3-2 E 1B		0-0 3B		0-0 HR		4	1	3	1	0	0	0					
Bill Buckner, L OBP: 0.313, SLG: 0.448		0-0 F5		0-0 E6 G3-2		0-0 F7		0-0 L6		4	0	0	0	0	0	3					
Tony Armas, R OBP: 0.255, SLG: 0.502		0-0 F7		0-0 G3-2		0-3 K		0-0 F6		4	0	0	0	0	1	4					
Steve Lyons, L OBP: 0.336, SLG: 0.343				1-2 2-3 3-H				0-0 F6		0	0	0	0	0	0	0					
Mike Easler, L OBP: 0.330, SLG: 0.427		0-0 4-3		0-0 3-1			0-0 1B 2B 1B	0-3 K		4	1	1	0	0	1	2					
Rich Gedman, L OBP: 0.377, SLG: 0.485			0-3 K		0-3 K		0-3 K	4-0 1B BB		3	0	0	0	1	3	1					
Ed Jurak, R OBP: 0.143, SLG: 0.143										0	0	0	0	0	0	0					
Marty Barrett, R OBP: 0.363, SLG: 0.369			4-0 BB		0-0 6-3		0-0 F7	0-0 FC4 1B		3	0	1	0	1	0	1					
Jackie Gutierrez, R OBP: 0.283, SLG: 0.293			0-0 F9				0-0 2B E 1B	0-3 K		3	1	2	0	0	0	1					
Dave Stapleton, R OBP: 0.333, SLG: 0.406										1	0	0	0	0	1	2					
Inning Stats	R: 0 E: 0 K: 0 S: 3	H: 0 LOB: 0 BB: 0 P: 3	R: 0 E: 0 K: 0 S: 3	H: 0 LOB: 0 BB: 0 P: 3	R: 0 E: 1 K: 1 S: 5	H: 0 LOB: 1 BB: 1 P: 9	R: 0 E: 1 K: 0 S: 5	H: 2 LOB: 2 BB: 0 P: 5	R: 0 E: 0 K: 2 S: 8	H: 1 LOB: 1 BB: 0 P: 8	R: 2 E: 1 K: 1 S: 8	H: 3 LOB: 1 BB: 0 P: 8	R: 1 E: 0 K: 1 S: 6	H: 1 LOB: 0 BB: 0 P: 6	R: 0 E: 0 K: 1 S: 6	H: 1 LOB: 2 BB: 1 P: 10	1B: 6 2B: 1 3B: 1 HR: 1	SF: 0 SAC: 0 DP: 1 HBP: 0	WP: 0 PB: 0 SB: 0 CS: 0	PA: 38	
PITCHER	IP WLS BF H R ER SO BB IBB HBP BLK WP HR S P ERA WHIP	7.0 W 30 8 3 2 6 1 0 0 0 0 0 41 45 2.57 1.286	2.0 S 8 1 0 0 2 1 0 0 0 0 0 11 15 0.00 1.000																		

New York Yankees @ Boston Red Sox
Fenway Park, Boston, MA
Sat Aug 10 1985, 7:05 PM EDT
Att: 33,009 - Unknown

AB	36
R	3
H	9
RBI	2
BB	2
SO	8
LOB	21



Batter	1	2	3	4	5	6	7	8	9	AB	R	H	RBI	BB	SO	LOB	TOP								
Rickey Henderson, R OBP: 0.434, SLG: 0.559 (1, 8)	0-0 6-3		0-0 1B			0-3 K	0-0 4-3		4-0 BB	4	0	1	0	1	1	1									
Don Mattingly, L OBP: 0.377, SLG: 0.549 (1, 3)	0-0 F7			0-0 1B		0-0 3B		0-0 2B	0-0 L3	5	3	3	0	0	0	1									
Dave Winfield, R OBP: 0.341, SLG: 0.487 (1, 9)	0-0 1-3			0-0 1-3		0-0 2B		0-0 2B		4	2	2	2	0	0	1									
Ken Griffey, L OBP: 0.324, SLG: 0.403 (1, 7)		4-0 4-3 BLK BB		0-0 S 1B		0-0 2B		0-0 2B		3	0	3	2	1	0	0									
Don Baylor, R OBP: 0.339, SLG: 0.464 (1, 10)	0-3 K		0-3 K			0-0 F3		0-0 2B		4	0	1	1	0	2	3									
Willie Randolph, R OBP: 0.382, SLG: 0.366 (1, 4)	0-0 4-3		0-0 2-3	0-0 6-3		0-0 F9		0-0 FC6-2-5-4		4	0	0	0	0	0	5									
Butch Wynegar, S OBP: 0.346, SLG: 0.329 (1, 2)	0-3 K			0-0 F9		4-0 BB		0-3 K		3	0	0	0	1	2	3									
Mike Pagliarulo, L OBP: 0.314, SLG: 0.401 (1, 5)			0-3 K		0-0 4-3		0-0 F8		0-0 6-3	4	0	0	0	0	1	1									
Bobby Meacham, S OBP: 0.323, SLG: 0.279 (1, 6)			0-0 4-3		0-0 4-3		0-0 F9		0-3 K	4	0	0	0	0	1	1									
Inning Stats	R: 0 E: 0 K: 0 S: 3	H: 0 LOB: 0 BB: 0 P: 3	R: 0 E: 0 K: 2 S: 7	H: 0 LOB: 1 BB: 1 P: 11	R: 0 E: 0 K: 1 S: 5	H: 1 LOB: 1 BB: 0 P: 5	R: 1 E: 0 K: 1 S: 7	H: 2 LOB: 1 BB: 0 P: 7	R: 0 E: 0 K: 0 S: 3	H: 0 LOB: 0 BB: 0 P: 3	R: 2 E: 0 K: 1 S: 8	H: 3 LOB: 1 BB: 1 P: 8	R: 0 E: 0 K: 0 S: 3	H: 0 LOB: 1 BB: 1 P: 7	R: 2 E: 0 K: 1 S: 8	H: 4 LOB: 2 BB: 0 P: 8	R: 0 E: 0 K: 1 S: 5	H: 0 LOB: 1 BB: 1 P: 9	1B: 5 2B: 5 3B: 1 HR: 0	SF: 0 SAC: 0 DP: 1 HBP: 0	WP: 0 PB: 0 SB: 1 CS: 1	PA: 38			
PITCHER	IP	WLS	BF	H	R	ER	SO	BB	IBB	HBP	BLK	WP	HR	S	P	ERA	WHIP								
Roger Clemens, R ERA: 3.29 (1, 1)	5.0	L	18	3	1	1	4	1	0	0	1	0	0	25	29	1.80	0.800								
Steve Crawford, R ERA: 3.53 (6, 1)	2.0		14	7	4	4	1	1	0	0	0	0	0	15	19	18.00	4.000								
Bob Stanley, R ERA: 2.76 (8, 1)	2.0		6	0	0	0	2	1	0	0	0	0	0	9	13	0.00	0.500								

New York Yankees @ Boston Red Sox
Fenway Park, Boston, MA
Sun Aug 11 1985, 3:33 AM EDT
Att: 33,685 - Unknown

AB 35
R 5
H 10
RBI 5
BB 3
SO 7
LOB 16



Batter	1	2	3	4	5	6	7	8	9	AB	R	H	RBI	BB	SO	LOB	BOTTOM								
Dwight Evans, R OBP: 0.376, SLG: 0.383 (1, 9)	0-0 G4-3-6 1B			0-0 F7		0-0 4-3 2B		0-0 1B SF8 2B		4	1	3	0	0	0	0									
Wade Boggs, L OBP: 0.441, SLG: 0.465 (1, 5)	0-0 G4-3-6 1-2			0-0 G4-6-3 1B		0-0 F7		0-0 2B		4	0	2	1	0	0	3									
Bill Buckner, L OBP: 0.311, SLG: 0.445 (1, 3)	0-0 F6			0-0 G4-6-3 1-2		0-0 4-3		0-0 SF8		3	0	0	2	0	0	2									
Jim Rice, R OBP: 0.320, SLG: 0.433 (1, 7)		0-0 F4		0-0 1B		0-0 F8		0-0 1-3		4	0	1	0	0	0	2									
Tony Armas, R OBP: 0.251, SLG: 0.493 (1, 8)		0-3 K		0-3 K		0-0 4-3		0-0 F9		4	0	0	0	0	2	1									
Mike Easler, L OBP: 0.330, SLG: 0.425 (1, 10)		0-0 F7		0-0 1-2 1B		0-3 K		0-3 K		4	0	1	0	0	2	0									
Marty Barrett, R OBP: 0.360, SLG: 0.365 (1, 4)			0-0 F8		0-0 L5		0-0 F8		0-3 K	4	0	0	0	0	1	2									
Jackie Gutierrez, R OBP: 0.278, SLG: 0.288 (1, 6)			0-0 5-3		0-0 F8		0-0 F9			3	0	0	0	0	0	2									
Marc Sullivan, R OBP: 0.222, SLG: 0.238 Rich Gedman, L OBP: 0.376, SLG: 0.483 (8, PH) (9, 2)			0-3 K		4-0 2B 4-3 BB		0-0 E5 2B 1B			1	1	0	0	1	1	0									
Inning Stats	R: 0 E: 0 K: 0 S: 3	H: 1 LOB: 0 BB: 0 P: 3	R: 0 E: 0 K: 1 S: 5	H: 0 LOB: 0 BB: 0 P: 5	R: 0 E: 0 K: 1 S: 5	H: 0 LOB: 0 BB: 0 P: 5	R: 0 E: 0 K: 0 S: 3	H: 1 LOB: 0 BB: 0 P: 3	R: 0 E: 0 K: 1 S: 7	H: 2 LOB: 2 BB: 0 P: 7	R: 1 E: 0 K: 0 S: 4	H: 1 LOB: 1 BB: 1 P: 8	R: 0 E: 0 K: 1 S: 5	H: 0 LOB: 0 BB: 0 P: 5	R: 2 E: 1 K: 0 S: 6	H: 2 LOB: 1 BB: 0 P: 6	R: 0 E: 0 K: 2 S: 7	H: 0 LOB: 0 BB: 0 P: 7	1B: 5 2B: 2 3B: 0 HR: 0	SF: 1 SAC: 0 DP: 2 HBP: 0	WP: 0 PB: 0 SB: 0 CS: 0	PA: 34			
PITCHER	IP	WLS	BF	H	R	ER	SO	BB	IBB	HBP	BLK	WP	HR	S	P	ERA	WHIP								
Ron Guidry, L ERA: 3.01 (1, 1)	7.1	W	29	7	3	1	4	1	0	0	0	0	0	36	40	1.23	1.091								
Bob Shirley, L ERA: 3.24 (8, 1)	0.1		1	0	0	0	0	0	0	0	0	0	0	1	1	0.00	0.000								
Brian Fisher, R ERA: 2.37 (8, 1)	1.1	S	4	0	0	0	2	0	0	0	0	0	0	8	8	0.00	0.000								

New York Yankees @ Boston Red Sox
Fenway Park, Boston, MA
Sun Aug 11 1985, 3:33 AM EDT
Att: 33,685 - Unknown

AB 32
R 3
H 7
RBI 3
BB 1
SO 6
LOB 12



Batter	1	2	3	4	5	6	7	8	9	AB	R	H	RBI	BB	SO	LOB	TOP					
Willie Wilson, S (1, 8) OBP: 0.327, SLG: 0.426	F9	K					K			4	0	1	1	0	2	2	Kansas City Royals @ Boston Red Sox Fenway Park, Boston, MA Mon Aug 12 1985, 7:05 PM EDT Att: 22,843 - Unknown					
Lonnie Smith, R (1, 7) Darryl Motley, R (9, 7) OBP: 0.356, SLG: 0.361 OBP: 0.263, SLG: 0.399	BB 1B		F9			3-H 1B 1B		5-3		4	0	2	0	0	0	0						
George Brett, L (1, 5) OBP: 0.451, SLG: 0.575	FC4 BB		F7			G4-6-3 1B		4-3		3	0	0	0	1	0	2						
Frank White, R (1, 4) OBP: 0.277, SLG: 0.409	FC4		5-3				K	E6 1B WP		4	1	0	0	0	1	1						
Jorge Orta, L (1, 10) OBP: 0.317, SLG: 0.376		2B 1B HBP			3-1		K	WP 1B		3	1	1	0	0	1	0						
Dane Iorg, L (1, 9) Lynn Jones, R (6, PR) OBP: 0.259, SLG: 0.324 OBP: 0.242, SLG: 0.272	1B 2B		F3				E4	F7		3	0	1	0	0	0	0						
Steve Balboni, R (1, 3) OBP: 0.308, SLG: 0.480	F4		5-3				K		F7	4	0	0	0	0	1	3						
Jim Sundberg, R (1, 2) OBP: 0.307, SLG: 0.393	K					SH1-3 1B 2B	K	5-3		4	1	1	0	0	2	2						
Onix Concepcion, R (1, 6) OBP: 0.253, SLG: 0.241						SH1-3	F5	5-3		3	0	1	1	0	0	0						
Inning Stats	R: 0 E: 0 K: 0 S: 3	H: 1 LOB: 1 BB: 1 P: 7	R: 1 E: 0 K: 2 S: 9	H: 2 LOB: 2 BB: 0 P: 10	R: 0 E: 0 K: 0 S: 3	H: 0 LOB: 0 BB: 0 P: 3	R: 0 E: 0 K: 0 S: 3	H: 0 LOB: 0 BB: 0 P: 3	R: 1 E: 0 K: 0 S: 5	H: 3 LOB: 1 BB: 0 P: 5	R: 0 E: 1 K: 3 S: 10	H: 0 LOB: 1 BB: 0 P: 10	R: 0 E: 0 K: 2 S: 7	H: 0 LOB: 0 BB: 0 P: 7	R: 1 E: 1 K: 0 S: 5	H: 1 LOB: 1 BB: 0 P: 5	R: 0 E: 0 K: 0 S: 3	H: 0 LOB: 0 BB: 0 P: 3	1B: 5 2B: 2 3B: 0 HR: 0	SF: 0 SAC: 1 DP: 1 HBP: 1	WP: 1 PB: 0 SB: 0 CS: 0	PA: 36
PITCHER Al Nipper, R (1, 1) ERA: 4.14	IP: 9.0 WLS: L BF: 36 H: 7 R: 3 ER: 2 SO: 7 BB: 1 IBB: 0 HBP: 1 BLK: 0 WP: 1 HR: 0 S: 48 P: 53 ERA: 2.00 WHIP: 0.889																					

Batter	1	2	3	4	5	6	7	8	9	AB	R	H	RBI	BB	SO	LOB	BOTTOM					
Dwight Evans, R (1, 9) OBP: 0.374, SLG: 0.381	6-3			3-1		5-3				3	0	0	0	1	0	1	Kansas City Royals @ Boston Red Sox Fenway Park, Boston, MA Mon Aug 12 1985, 7:05 PM EDT Att: 22,843 - Unknown					
Wade Boggs, L (1, 5) OBP: 0.442, SLG: 0.466	K			K		1B		1B BB		4	0	2	0	0	2	0						
Jim Rice, R (1, 7) OBP: 0.322, SLG: 0.434	5-3				1B			1B		4	0	2	1	0	1	2						
Bill Buckner, L (1, 3) OBP: 0.310, SLG: 0.443		L9		F8		F9			E 2B 1B	4	1	1	0	0	0	3						
Mike Easter, L (1, 10) OBP: 0.327, SLG: 0.421	F7				4-1		K	L3		4	0	0	0	0	1	1						
Tony Armas, R (1, 8) OBP: 0.247, SLG: 0.485	1-3				4-3		5-3	6-3		4	0	0	0	0	0	1						
Rich Gedman, L (1, 2) Ed Jurak, R (9, PR) OBP: 0.280, SLG: 0.486 OBP: 0.143, SLG: 0.143				G6-3 1B		F8			2B	4	0	2	1	0	1	0						
Marty Barrett, R (1, 4) OBP: 0.356, SLG: 0.361				G6-3		G3		K	K	4	0	0	0	0	2	2						
Jackie Gutierrez, R (1, 6) Steve Lyons, L (8, PH) OBP: 0.280, SLG: 0.287 OBP: 0.335, SLG: 0.342				4-3				F9		1	1	0	0	1	0	0						
										1	0	0	0	0	0	0						
Inning Stats	R: 0 E: 0 K: 1 S: 5	H: 0 LOB: 0 BB: 0 P: 5	R: 0 E: 0 K: 0 S: 3	H: 0 LOB: 0 BB: 0 P: 3	R: 0 E: 0 K: 1 S: 6	H: 1 LOB: 1 BB: 0 P: 6	R: 0 E: 0 K: 0 S: 3	H: 0 LOB: 0 BB: 0 P: 3	R: 1 E: 0 K: 0 S: 5	H: 2 LOB: 2 BB: 1 P: 9	R: 0 E: 0 K: 2 S: 7	H: 0 LOB: 0 BB: 0 P: 7	R: 0 E: 0 K: 2 S: 8	H: 1 LOB: 2 BB: 1 P: 12	R: 1 E: 1 K: 1 S: 7	H: 2 LOB: 1 BB: 0 P: 7	R: 0 E: 0 K: 0 S: 3	H: 0 LOB: 0 BB: 0 P: 3	1B: 6 2B: 1 3B: 0 HR: 0	SF: 0 SAC: 0 DP: 1 HBP: 0	WP: 0 PB: 0 SB: 0 CS: 0	PA: 35
PITCHER Mark Gubicza, R (1, 1) ERA: 3.7 Dan Quisenberry, R (8, 1) ERA: 2.52	IP: 7.2 WLS: W BF: 29 H: 5 R: 1 ER: 1 SO: 5 BB: 2 IBB: 0 HBP: 0 BLK: 0 WP: 0 HR: 0 S: 37 P: 45 ERA: 1.17 WHIP: 0.913																					

Batter	1	2	3	4	5	6	7	8	9	AB	R	H	RBI	BB	SO	LOB	TOP						
Willie Wilson, S OBP: 0.328, SLG: 0.425 (1, 8)										5	0	2	0	0	1	4	Kansas City Royals @ Boston Red Sox Fenway Park, Boston, MA Tue Aug 13 1985, 7:05 PM EDT Att: 23,189 - Unknown						
Lonnie Smith, R OBP: 0.354, SLG: 0.359 (1, 7)										5	1	1	0	0	0	3							
Lynn Jones, R OBP: 0.242, SLG: 0.272 (7, 7)										0	0	0	0	0	0	0							
George Brett, L OBP: 0.455, SLG: 0.586 (1, 5)										5	2	4	0	0	1	2							
Hal McRae, R OBP: 0.346, SLG: 0.453 (1, 10)										2	1	2	2	3	0	0							
Frank White, R OBP: 0.276, SLG: 0.407 (1, 4)										5	0	1	0	0	2	8							
Steve Balboni, R OBP: 0.309, SLG: 0.477 (1, 3)										4	1	1	1	1	0	5							
Darryl Motley, R OBP: 0.265, SLG: 0.411 (1, 9)										5	1	2	3	0	1	0	AB 40 R 6 H 16 RBI 6 BB 5 SO 7 LOB 26						
Jim Sundberg, R OBP: 0.311, SLG: 0.397 (1, 2)										4	0	2	0	1	2	0							
Onix Concepcion, R OBP: 0.252, SLG: 0.241 (1, 6)										5	0	1	0	0	0	4							
Inning Stats	R: 0 E: 0 K: 1 S: 7	H: 2 LOB: 3 BB: 1 P: 11	R: 0 E: 0 K: 1 S: 5	H: 0 LOB: 0 BB: 0 P: 5	R: 0 E: 0 K: 0 S: 4	H: 1 LOB: 2 BB: 1 P: 8	R: 0 E: 0 K: 1 S: 5	H: 1 LOB: 2 BB: 2 P: 13	R: 4 E: 0 K: 1 S: 9	H: 4 LOB: 1 BB: 1 P: 13	R: 1 E: 0 K: 1 S: 8	H: 4 LOB: 2 BB: 0 P: 8	R: 0 E: 0 K: 0 S: 4	H: 2 LOB: 0 BB: 0 P: 4	R: 1 E: 0 K: 0 S: 4	H: 2 LOB: 0 BB: 0 P: 4		R: 0 E: 0 K: 1 S: 5	H: 0 LOB: 0 BB: 0 P: 5	1B: 12 2B: 3 3B: 1 HR: 1	SF: 0 SAC: 0 DP: 2 HBP: 0	WP: 0 PB: 0 SB: 0 CS: 2	PA: 45
PITCHER	IP WLS BF H R ER SO BB IBB HBP BLK WP HR S P ERA WHIP	IP WLS BF H R ER SO BB IBB HBP BLK WP HR S P ERA WHIP	IP WLS BF H R ER SO BB IBB HBP BLK WP HR S P ERA WHIP	IP WLS BF H R ER SO BB IBB HBP BLK WP HR S P ERA WHIP	IP WLS BF H R ER SO BB IBB HBP BLK WP HR S P ERA WHIP	IP WLS BF H R ER SO BB IBB HBP BLK WP HR S P ERA WHIP	IP WLS BF H R ER SO BB IBB HBP BLK WP HR S P ERA WHIP	IP WLS BF H R ER SO BB IBB HBP BLK WP HR S P ERA WHIP	IP WLS BF H R ER SO BB IBB HBP BLK WP HR S P ERA WHIP	IP WLS BF H R ER SO BB IBB HBP BLK WP HR S P ERA WHIP	IP WLS BF H R ER SO BB IBB HBP BLK WP HR S P ERA WHIP	IP WLS BF H R ER SO BB IBB HBP BLK WP HR S P ERA WHIP	IP WLS BF H R ER SO BB IBB HBP BLK WP HR S P ERA WHIP	IP WLS BF H R ER SO BB IBB HBP BLK WP HR S P ERA WHIP	IP WLS BF H R ER SO BB IBB HBP BLK WP HR S P ERA WHIP	IP WLS BF H R ER SO BB IBB HBP BLK WP HR S P ERA WHIP		IP WLS BF H R ER SO BB IBB HBP BLK WP HR S P ERA WHIP					
Bob Ojeda, L ERA: 4.45 (1, 1)	5.2 L	31 11	5 5	5 5	5 5	5 5	0 0	0 0	0 0	0 0	0 0	13 13	3.86 2.143										
Mike Trujillo, R ERA: 5.4 (6, 1)	2.1	11	5	1	1	1	0	0	0	0	0	13	3.86	2.143									
Bob Stanley, R ERA: 2.72 (9, 1)	1.0	3	0	0	0	1	0	0	0	0	0	5	0.00	0.000									

Batter	1	2	3	4	5	6	7	8	9	AB	R	H	RBI	BB	SO	LOB	BOTTOM								
Marty Barrett, R OBP: 0.354, SLG: 0.359 (1, 4)										5	0	1	0	0	2	3	Kansas City Royals @ Boston Red Sox Fenway Park, Boston, MA Tue Aug 13 1985, 7:05 PM EDT Att: 23,189 - Unknown								
Wade Boggs, L OBP: 0.441, SLG: 0.474 (1, 5)										5	1	2	1	0	1	2									
Dwight Evans, R OBP: 0.376, SLG: 0.385 (1, 9)										3	0	2	0	0	0	1									
Rich Gedman, L OBP: 0.376, SLG: 0.482 (1, 2)										3	0	0	0	1	0	3									
Bill Buckner, L OBP: 0.310, SLG: 0.446 (1, 3)										4	1	1	0	0	0	2									
Tony Armas, R OBP: 0.243, SLG: 0.479 (1, 10)										3	0	0	1	0	1	1									
Mike Easler, L OBP: 0.328, SLG: 0.422 (1, 7)										4	1	2	0	0	2	1									
Steve Lyons, L OBP: 0.333, SLG: 0.340 (1, 8)										4	0	1	0	0	1	1									
Jackie Gutierrez, R OBP: 0.286, SLG: 0.293 (1, 6)										3	0	2	1	0	0	1	AB 35 R 3 H 11 RBI 3 BB 1 SO 7 LOB 15								
Tim Lollar, L (9, PH)										1	0	0	0	0	0	0									
Inning Stats	R: 0 E: 0 K: 2 S: 8	H: 1 LOB: 1 BB: 0 P: 8	R: 2 E: 1 K: 1 S: 8	H: 3 LOB: 1 BB: 0 P: 8	R: 0 E: 0 K: 0 S: 4	H: 1 LOB: 1 BB: 0 P: 4	R: 0 E: 0 K: 2 S: 7	H: 0 LOB: 0 BB: 0 P: 7	R: 1 E: 0 K: 0 S: 5	H: 3 LOB: 1 BB: 0 P: 5	R: 0 E: 0 K: 1 S: 6	H: 1 LOB: 1 BB: 0 P: 6	R: 0 E: 0 K: 0 S: 4	H: 1 LOB: 1 BB: 0 P: 4	R: 0 E: 0 K: 1 S: 5	H: 0 LOB: 1 BB: 1 P: 9		R: 0 E: 0 K: 0 S: 4	H: 1 LOB: 1 BB: 0 P: 4	R: 0 E: 0 K: 1 S: 4	H: 1 LOB: 1 BB: 0 P: 4	1B: 7 2B: 3 3B: 1 HR: 1	SF: 1 SAC: 1 DP: 1 HBP: 0	WP: 0 PB: 0 SB: 1 CS: 0	PA: 38
PITCHER	IP WLS BF H R ER SO BB IBB HBP BLK WP HR S P ERA WHIP	IP WLS BF H R ER SO BB IBB HBP BLK WP HR S P ERA WHIP	IP WLS BF H R ER SO BB IBB HBP BLK WP HR S P ERA WHIP	IP WLS BF H R ER SO BB IBB HBP BLK WP HR S P ERA WHIP	IP WLS BF H R ER SO BB IBB HBP BLK WP HR S P ERA WHIP	IP WLS BF H R ER SO BB IBB HBP BLK WP HR S P ERA WHIP	IP WLS BF H R ER SO BB IBB HBP BLK WP HR S P ERA WHIP	IP WLS BF H R ER SO BB IBB HBP BLK WP HR S P ERA WHIP	IP WLS BF H R ER SO BB IBB HBP BLK WP HR S P ERA WHIP	IP WLS BF H R ER SO BB IBB HBP BLK WP HR S P ERA WHIP	IP WLS BF H R ER SO BB IBB HBP BLK WP HR S P ERA WHIP	IP WLS BF H R ER SO BB IBB HBP BLK WP HR S P ERA WHIP	IP WLS BF H R ER SO BB IBB HBP BLK WP HR S P ERA WHIP	IP WLS BF H R ER SO BB IBB HBP BLK WP HR S P ERA WHIP	IP WLS BF H R ER SO BB IBB HBP BLK WP HR S P ERA WHIP	IP WLS BF H R ER SO BB IBB HBP BLK WP HR S P ERA WHIP		IP WLS BF H R ER SO BB IBB HBP BLK WP HR S P ERA WHIP							
Bret Saberhagen, R ERA: 2.92 (1, 1)	5.2	25	9	3	3	5	1	0	0	0	0	12	0.00	0.857											
Steve Farr, R ERA: 2.08 (6, 1)	2.1	9	1	0	0	2	1	0	0	0	0	12	0.00	0.857											
Dan Quisenberry, R ERA: 2.49 (9, 1)	1.0	S	4	1	0	0	0	0	0	0	0	4	0.00	1.000											

Batter	1	2	3	4	5	6	7	8	9	AB	R	H	RBI	BB	SO	LOB	TOP			
Willie Wilson, S OBP: 0.325, SLG: 0.422	5-3	F7			6-3			K		4	0	0	0	0	1	3	Kansas City Royals @ Boston Red Sox Fenway Park, Boston, MA Wed Aug 14 1985, 7:05 PM EDT Att: 22,870 - Unknown			
Lonnie Smith, R OBP: 0.353, SLG: 0.360	F9			HR	F9			F6		4	0	1	0	0	0	1				
George Brett, L OBP: 0.454, SLG: 0.582	FC6-4			K				4-3		4	0	1	0	0	1	2				
Hal McRae, R OBP: 0.344, SLG: 0.465	FC6-4			HR				5-3		4	1	1	1	0	0	1				
Frank White, R OBP: 0.278, SLG: 0.415		1B		5-3				K		4	2	2	1	0	1	0				
Steve Balboni, R OBP: 0.308, SLG: 0.475					K			F6		4	0	1	0	0	1	0				
Darryl Motley, R OBP: 0.262, SLG: 0.405					L6			F8		4	0	0	0	0	0	1				
Jim Sundberg, R OBP: 0.311, SLG: 0.395					6-3			F8		2	0	0	0	1	0	0				
Onix Concepcion, R OBP: 0.257, SLG: 0.246										3	0	2	1	0	1	0				
Inning Stats	R: 0 E: 0 K: 0 S: 4	H: 1 LOB: 1 BB: 0 P: 4	R: 1 E: 0 K: 0 S: 5	H: 3 LOB: 2 BB: 1 P: 9	R: 1 E: 0 K: 1 S: 6	H: 2 LOB: 0 BB: 0 P: 6	R: 0 E: 0 K: 1 S: 5	H: 0 LOB: 0 BB: 0 P: 5	R: 0 E: 0 K: 1 S: 5	H: 0 LOB: 0 BB: 0 P: 5	R: 0 E: 0 K: 0 S: 3	H: 0 LOB: 0 BB: 0 P: 3	R: 0 E: 0 K: 1 S: 6	H: 1 LOB: 0 BB: 0 P: 6	R: 1 E: 0 K: 0 S: 4	H: 1 LOB: 0 BB: 0 P: 4	1B: 5 2B: 1 3B: 0 HR: 2	SF: 0 SAC: 0 DP: 0 HBP: 0	WP: 0 PB: 0 SB: 0 CS: 0	PA: 34
PITCHER Bruce Hurst, L ERA: 4.87	IP: 9.0 WLS: W BF: 34 H: 8 R: 3 ER: 3 SO: 5 BB: 1 IBB: 0 HBP: 0 BLK: 0 WP: 0 HR: 2 S: 43 P: 47 ERA: 3.00 WHIP: 1.000															PITCHER				

Batter	1	2	3	4	5	6	7	8	9	AB	R	H	RBI	BB	SO	LOB	BOTTOM					
Marty Barrett, R OBP: 0.354, SLG: 0.361			FC5	1-3		K				6	2	2	0	0	1	3	Kansas City Royals @ Boston Red Sox Fenway Park, Boston, MA Wed Aug 14 1985, 7:05 PM EDT Att: 22,870 - Unknown					
Wade Boggs, L OBP: 0.444, SLG: 0.477			HR	1-3		6-3				6	3	4	1	0	0	0						
Dwight Evans, R OBP: 0.380, SLG: 0.394										4	3	2	2	1	0	0						
Dave Sax, R OBP: 0.353, SLG: 0.387										0	0	0	1	1	0	0						
Bill Buckner, L OBP: 0.310, SLG: 0.451	F7	F8								6	2	2	4	0	0	5						
Tony Armas, R OBP: 0.247, SLG: 0.485										3	1	2	1	0	1	1						
Dave Stapleton, R OBP: 0.324, SLG: 0.394										1	0	0	0	0	0	0						
Mike Easler, L OBP: 0.325, SLG: 0.420										4	1	1	0	1	2	3						
Ed Jurak, R OBP: 0.143, SLG: 0.143										0	0	0	0	0	0	0						
Rich Gedman, L OBP: 0.380, SLG: 0.487										3	1	2	2	1	0	1						
Marc Sullivan, R OBP: 0.238, SLG: 0.279										1	0	1	0	0	0	0						
Jackie Gutierrez, R OBP: 0.289, SLG: 0.296										5	1	2	2	0	0	4						
Steve Lyons, L OBP: 0.342, SLG: 0.364										4	2	3	3	1	1	0						
Inning Stats	R: 5 E: 0 K: 1 S: 11	H: 6 LOB: 2 BB: 1 P: 15	R: 2 E: 0 K: 0 S: 7	H: 4 LOB: 2 BB: 0 P: 7	R: 4 E: 0 K: 1 S: 9	H: 4 LOB: 1 BB: 1 P: 13	R: 2 E: 0 K: 0 S: 5	H: 2 LOB: 0 BB: 0 P: 5	R: 1 E: 0 K: 1 S: 7	H: 2 LOB: 1 BB: 0 P: 7	R: 0 E: 0 K: 2 S: 7	H: 0 LOB: 0 BB: 0 P: 7	R: 0 E: 0 K: 0 S: 3	H: 0 LOB: 0 BB: 0 P: 3	R: 2 E: 0 K: 0 S: 5	H: 3 LOB: 3 BB: 3 P: 17	R: 2 E: 0 K: 0 S: 5	H: 3 LOB: 3 BB: 3 P: 17	1B: 13 2B: 5 3B: 0 HR: 3	SF: 1 SAC: 0 DP: 0 HBP: 0	WP: 1 PB: 0 SB: 0 CS: 0	PA: 49
PITCHER Bud Black, L ERA: 4.28	IP: 0.2 WLS: L BF: 9 H: 6 R: 5 ER: 5 SO: 1 BB: 1 IBB: 0 HBP: 0 BLK: 0 WP: 0 HR: 1 S: 10 P: 14 ERA: 67.50 WHIP: 10.500															PITCHER						
Joe Beckwith, R ERA: 5.29	IP: 1.2 WLS: L BF: 13 H: 7 R: 6 ER: 6 SO: 0 BB: 1 IBB: 0 HBP: 0 BLK: 0 WP: 0 HR: 1 S: 12 P: 16 ERA: 32.40 WHIP: 4.800															PITCHER						
Mike Jones, L ERA: 4.56	IP: 5.2 WLS: L BF: 27 H: 8 R: 5 ER: 5 SO: 4 BB: 3 IBB: 0 HBP: 0 BLK: 0 WP: 1 HR: 1 S: 32 P: 44 ERA: 7.94 WHIP: 1.941															PITCHER						


Batter	1	2	3	4	5	6	7	8	9	10	AB	R	H	RBI	BB	SO	LOB					
Marty Barrett, R OBP: 0.355, SLG: 0.360 (1, 4)	F4		4-3			4-3 2B	BB		F9		4	1	1	0	1	0	1					
Wade Boggs, L OBP: 0.442, SLG: 0.472 (1, 5)	F7			F8		4-3 1B	F7		F7		4	0	0	0	1	0	3					
Dwight Evans, R OBP: 0.377, SLG: 0.394 (1, 9)	K2-3			K		2B			F8		5	1	1	1	0	2	2					
Bill Buckner, L OBP: 0.313, SLG: 0.456 (1, 3)				F8		2B			F4		4	0	2	1	1	0	0					
Mike Easter, L OBP: 0.328, SLG: 0.416 Dave Stapleton, R OBP: 0.324, SLG: 0.394 (10, PR)	G4-6-3					2B			F7		4	0	0	0	1	1	3					
Jim Rice, R OBP: 0.321, SLG: 0.430 (1, 7)	1-3								F7		4	0	0	0	1	0	1					
Rich Gedman, L OBP: 0.383, SLG: 0.504 (1, 2)									F6		4	2	2	2	1	1	3					
Jackie Gutierrez, R OBP: 0.289, SLG: 0.295 (1, 6)				HR					K		4	0	1	0	0	1	1					
Steve Lyons, L OBP: 0.341, SLG: 0.362 (1, 8)				K					FC1-6 1B		4	0	1	0	0	0	1					
Inning Stats	R: 0 E: 0 K: 1 S: 5	H: 0 LOB: 0 BB: 0 P: 5	R: 0 E: 0 K: 0 S: 2	H: 0 LOB: 0 BB: 1 P: 6	R: 1 E: 0 K: 1 S: 6	H: 1 LOB: 0 BB: 0 P: 6	R: 0 E: 0 K: 1 S: 5	H: 0 LOB: 0 BB: 0 P: 5	R: 0 E: 0 K: 1 S: 3	H: 0 LOB: 1 BB: 1 P: 7	R: 2 E: 0 K: 1 S: 8	H: 3 LOB: 1 BB: 0 P: 8	R: 1 E: 0 K: 0 S: 5	H: 2 LOB: 2 BB: 1 P: 9	R: 0 E: 0 K: 0 S: 4	H: 1 LOB: 2 BB: 1 P: 8	R: 0 E: 0 K: 0 S: 5	H: 1 LOB: 1 BB: 1 P: 9	1B: 3 2B: 3 3B: 0 HR: 2	SF: 0 SAC: 0 DP: 1 HBP: 0	WP: 0 PB: 0 SB: 2 CS: 0	PA: 43
PITCHER	IP WLS BF H R ER SO BB IBB HBP BLK WP HR S P ERA WHIP																					
Joe Cawley, R ERA: 3.87 (1, 1)	6.2	0	27	6	4	4	4	2	0	0	0	0	0	0	0	0	4	∞	∞			
Rich Bordi, R ERA: 3.08 (7, 1)	0.0	1	0	0	0	0	0	1	0	0	0	0	0	0	0	0	4	∞	∞			
Bob Shirley, L ERA: 3.0 (7, 1)	1.1	6	1	0	0	0	0	0	1	0	0	0	0	0	5	9	0.00	0.750				
Brian Fisher, R ERA: 2.54 (9, 1)	1.0	5	1	0	0	0	0	0	1	0	0	0	0	0	4	8	0.00	1.000				
Dave Righetti, L ERA: 3.03 (10, 1)	1.0	W	4	0	0	0	1	1	0	0	0	0	0	0	5	9	0.00	1.000				

TOP

Boston Red Sox @ New York Yankees
Yankee Stadium, Bronx, NY

Fri Aug 16 1985, 7:05 PM EDT
Att: 42,787 - Unknown

AB	37
R	4
H	8
RBI	4
BB	6
SO	5
LOB	15



Batter	1	2	3	4	5	6	7	8	9	10	AB	R	H	RBI	BB	SO	LOB							
Rickey Henderson, R OBP: 0.435, SLG: 0.554 (1, 8)	K						F8		K		5	1	1	0	0	3	2							
Don Mattingly, L OBP: 0.379, SLG: 0.555 (1, 3)	F4										5	0	1	1	0	0	0							
Ken Griffey, L OBP: 0.326, SLG: 0.404 (1, 7)	F8										5	0	2	1	0	0	0							
Dave Winfield, R OBP: 0.338, SLG: 0.478 (1, 9)											5	1	2	0	0	1	3							
Dan Pasqua, L OBP: 0.289, SLG: 0.411 (1, 10)											4	0	0	0	1	0	4							
Ron Hassey, L OBP: 0.346, SLG: 0.505 Bill Sample, R OBP: 0.336, SLG: 0.353 Butch Wynegar, S OBP: 0.346, SLG: 0.326 (10, 2)	4-3										4	0	1	0	0	1	1							
Willie Randolph, R OBP: 0.385, SLG: 0.366 (1, 4)	F7										0	1	0	0	0	0	0							
Mike Pagliarulo, L OBP: 0.324, SLG: 0.440 (1, 5)											0	0	0	0	1	0	0							
Bobby Meacham, S OBP: 0.318, SLG: 0.278 (1, 6)											0	0	0	0	1	0	0							
Inning Stats	R: 0 E: 0 K: 1 S: 5	H: 0 LOB: 0 BB: 0 P: 5	R: 0 E: 0 K: 0 S: 4	H: 1 LOB: 1 BB: 0 P: 4	R: 2 E: 0 K: 1 S: 9	H: 4 LOB: 2 BB: 0 P: 9	R: 0 E: 0 K: 1 S: 6	H: 1 LOB: 1 BB: 0 P: 6	R: 0 E: 0 K: 1 S: 5	H: 0 LOB: 0 BB: 0 P: 5	R: 0 E: 0 K: 0 S: 3	H: 0 LOB: 0 BB: 0 P: 3	R: 1 E: 0 K: 0 S: 4	H: 1 LOB: 0 BB: 0 P: 4	R: 0 E: 0 K: 0 S: 4	H: 1 LOB: 1 BB: 0 P: 4	R: 1 E: 0 K: 0 S: 7	H: 1 LOB: 2 BB: 0 P: 7	R: 1 E: 0 K: 0 S: 3	H: 1 LOB: 3 BB: 3 P: 15	1B: 8 2B: 2 3B: 0 HR: 1	SF: 0 SAC: 2 DP: 0 HBP: 0	WP: 0 PB: 0 SB: 0 CS: 0	PA: 43
PITCHER	IP WLS BF H R ER SO BB IBB HBP BLK WP HR S P ERA WHIP																							
Oil Can Boyd, R ERA: 3.54 (1, 1)	7.0	0	28	7	3	3	4	0	0	0	0	0	0	0	0	0	36	3.86	1.000					
Steve Crawford, R ERA: 3.86 (8, 1)	2.2	L	14	4	2	2	1	1	1	0	0	0	0	0	14	22	6.75	1.875						
Bob Stanley, R ERA: 2.72 (10, 1)	0.0	1	0	0	0	0	0	1	0	0	0	0	0	0	4	∞	∞							

BOTTOM

Boston Red Sox @ New York Yankees
Yankee Stadium, Bronx, NY

Fri Aug 16 1985, 7:05 PM EDT
Att: 42,787 - Unknown

AB	38
R	5
H	11
RBI	5
BB	3
SO	5
LOB	14




Batter	1	2	3	4	5	6	7	8	9	AB	R	H	RBI	BB	SO	LOB	TOP											
Marty Barrett, R (1,4) OBP: 0.353, SLG: 0.359										4	0	1	0	1	0	6	Boston Red Sox @ New York Yankees Yankee Stadium, Bronx, NY Sun Aug 18 1985, 3:33 AM EDT Att: 44,170 - Unknown											
Wade Boggs, L (1,5) OBP: 0.435, SLG: 0.467										4	0	1	1	1	0	1												
Dwight Evans, R (1,9) OBP: 0.376, SLG: 0.395										5	0	1	0	0	1	4												
Bill Buckner, L (1,3) OBP: 0.310, SLG: 0.450										4	0	0	0	0	1	2												
Mike Easter, L (1,10) OBP: 0.327, SLG: 0.414										4	0	1	0	0	1	1												
Jim Rice, R (1,7) OBP: 0.325, SLG: 0.436										2	2	1	1	2	1	1												
Rich Gedman, L (1,2) OBP: 0.383, SLG: 0.499										2	0	0	0	2	0	0												
Jackie Gutierrez, R (1,6) OBP: 0.284, SLG: 0.294										3	0	0	0	0	0	2												
Steve Lyons, L (1,8) OBP: 0.343, SLG: 0.361										2	0	1	0	1	1	2												
Tony Armas, R (9, PH) OBP: 0.246, SLG: 0.480										1	0	1	0	0	0	0												
Ed Jurak, R (9, PR) OBP: 0.143, SLG: 0.143										0	0	0	0	0	0	0												
Inning Stats	R: 0 E: 1 K: 1 S: 6	H: 1 LOB: 1 BB: 0 P: 6	R: 1 E: 0 K: 0 S: 4	H: 1 LOB: 0 BB: 0 P: 4	R: 0 E: 0 K: 0 S: 2	H: 0 LOB: 0 BB: 1 P: 6	R: 0 E: 0 K: 0 S: 3	H: 0 LOB: 0 BB: 0 P: 3	R: 0 E: 0 K: 1 S: 5	H: 1 LOB: 1 BB: 0 P: 6	R: 1 E: 0 K: 0 S: 4	H: 2 LOB: 2 BB: 2 P: 12	R: 0 E: 0 K: 2 S: 8	H: 1 LOB: 1 BB: 0 P: 8	R: 0 E: 0 K: 0 S: 4	H: 1 LOB: 3 BB: 2 P: 12	1B: 6 2B: 0 3B: 0 HR: 1	SF: 0 SAC: 1 DP: 1 HBP: 0	WP: 0 PB: 0 SB: 0 CS: 0	PA: 39								
PITCHER	IP WLS BF H R ER SO BB IBB HBP BLK WP HR S P ERA WHIP																											
Phil Niekro, R (1,1) ERA: 4.34	6.1	27	4	2	2	3	5	0	0	0	0	0	0	1	28	48	2.84	1.421										
Rich Bordi, R (7,1) ERA: 3.05	0.1	1	0	0	0	0	0	0	0	0	0	0	0	0	1	1	0.00	0.000										
Bob Shirley, L (7,1) ERA: 2.99	0.1	1	0	0	0	0	0	0	0	0	0	0	0	0	1	1	0.00	3.000										
Dave Righetti, L (8,1) ERA: 2.96	1.2	W	9	2	0	2	2	0	0	0	0	0	0	0	11	19	0.00	2.400										
Brian Fisher, R (9,1) ERA: 2.44	0.1	S	1	0	0	0	0	0	0	0	0	0	0	0	1	1	0.00	0.000										

Batter	1	2	3	4	5	6	7	8	9	AB	R	H	RBI	BB	SO	LOB	BOTTOM											
Willie Randolph, R (1,4) OBP: 0.384, SLG: 0.361										3	0	0	0	1	0	2	Boston Red Sox @ New York Yankees Yankee Stadium, Bronx, NY Sun Aug 18 1985, 3:33 AM EDT Att: 44,170 - Unknown											
Don Mattingly, L (1,3) OBP: 0.383, SLG: 0.555										3	0	1	2	1	0	1												
Dave Winfield, R (1,9) OBP: 0.334, SLG: 0.476										4	0	0	0	0	1	3												
Don Baylor, R (1,10) OBP: 0.343, SLG: 0.447										2	2	0	0	2	0	1												
Ken Griffey, L (1,8) OBP: 0.330, SLG: 0.405										4	0	1	0	0	0	1												
Bill Sample, R (1,7) OBP: 0.336, SLG: 0.346										2	0	0	1	1	0	2												
Dan Pasqua, L (8, PH) OBP: 0.295, SLG: 0.423										1	0	0	0	0	1	0												
Andre Robertson, R (1,5) OBP: 0.400, SLG: 0.493										3	0	1	1	0	1	2												
Mike Pagliarulo, L (7,5) OBP: 0.322, SLG: 0.433										1	0	0	0	0	0	0												
Butch Wynegar, S (1,2) OBP: 0.349, SLG: 0.332										2	1	1	0	1	0	1												
Bobby Meacham, S (1,6) OBP: 0.319, SLG: 0.277										3	1	1	0	0	1	2												
Inning Stats	R: 0 E: 0 K: 0 S: 2	H: 0 LOB: 0 BB: 1 P: 6	R: 1 E: 0 K: 0 S: 4	H: 1 LOB: 1 BB: 1 P: 8	R: 0 E: 0 K: 1 S: 5	H: 0 LOB: 1 BB: 1 P: 9	R: 1 E: 0 K: 0 S: 5	H: 2 LOB: 2 BB: 1 P: 9	R: 0 E: 0 K: 1 S: 5	H: 0 LOB: 0 BB: 0 P: 5	R: 2 E: 1 K: 0 S: 5	H: 2 LOB: 1 BB: 1 P: 9	R: 0 E: 0 K: 1 S: 5	H: 0 LOB: 0 BB: 0 P: 5	R: 0 E: 0 K: 0 S: 4	H: 0 LOB: 0 BB: 0 P: 5	1B: 3 2B: 2 3B: 0 HR: 0	SF: 0 SAC: 0 DP: 1 HBP: 0	WP: 0 PB: 0 SB: 0 CS: 0	PA: 34								
PITCHER	IP WLS BF H R ER SO BB IBB HBP BLK WP HR S P ERA WHIP																											
Tim Lollar, L (1,1) ERA: 4.68	6.1	L	29	5	4	4	3	6	0	0	0	0	0	0	29	53	5.68	1.737										
Bob Stanley, R (7,1) ERA: 2.67	1.2		5	0	0	0	1	0	0	0	0	0	0	7	7	0.00	0.000											

AB	31
R	2
H	7
RBI	2
BB	7
SO	5
LOB	19



AB	28
R	4
H	5
RBI	4
BB	6
SO	4
LOB	15



Batter	1	2	3	4	5	6	7	8	9	AB	R	H	RBI	BB	SO	LOB	TOP									
Dwight Evans, R OBP: 0.375, SLG: 0.400	F9		6-3		L3		HR			4	1	1	3	0	0	1	Boston Red Sox @ New York Yankees Yankee Stadium, Bronx, NY Mon Aug 19 1985, 3:33 AM EDT Att: 38,164 - Unknown									
Wade Boggs, L OBP: 0.435, SLG: 0.468	E5		1B			HR	F8			4	1	2	0	0	0	0										
Bill Buckner, L OBP: 0.307, SLG: 0.446	F7		4-3			F7		6-3		4	0	0	0	0	0	3										
Jim Rice, R OBP: 0.325, SLG: 0.441	F7			5-3		HR		F9		4	1	1	2	0	0	1										
Mike Easter, L OBP: 0.324, SLG: 0.411		4-3		F8		K		F9		4	0	0	0	0	1	0										
Rich Gedman, L OBP: 0.378, SLG: 0.493	F7			F8		K2-3			K	4	0	0	0	0	2	0										
Marty Barrett, R OBP: 0.350, SLG: 0.356	G1				K			6-3	F7	4	0	0	0	0	1	0										
Steve Lyons, L OBP: 0.343, SLG: 0.369																										
Tony Armas, R OBP: 0.245, SLG: 0.478			6-3		K			4-3	K	3	1	1	0	0	1	0										
Jackie Gutierrez, R OBP: 0.289, SLG: 0.296			5-3							1	0	0	0	0	1	0										
Inning Stats	R: 0 E: 1 K: 0 S: 4	H: 0 LOB: 1 BB: 0 P: 4	R: 0 E: 0 K: 0 S: 3	H: 0 LOB: 0 BB: 0 P: 3	R: 1 E: 0 K: 0 S: 5	H: 2 LOB: 1 BB: 0 P: 5	R: 0 E: 0 K: 0 S: 3	H: 0 LOB: 0 BB: 0 P: 3	R: 0 E: 0 K: 2 S: 8	H: 1 LOB: 1 BB: 0 P: 8	R: 2 E: 0 K: 2 S: 9	H: 2 LOB: 0 BB: 0 P: 9	R: 2 E: 0 K: 0 S: 4	H: 1 LOB: 0 BB: 1 P: 8	R: 0 E: 0 K: 0 S: 3	H: 0 LOB: 0 BB: 0 P: 3	R: 0 E: 0 K: 2 S: 7	H: 0 LOB: 0 BB: 0 P: 7	1B: 3 2B: 0 3B: 1 HR: 2	SF: 0 SAC: 0 DP: 0 HBP: 0	WP: 0 PB: 0 SB: 1 CS: 0	PA: 35				
PITCHER	IP	WLS	BF	H	R	ER	SO	BB	IBB	HBP	BLK	WP	HR	S	P	ERA	WHIP									
Marty Bystrom, R ERA: 5.47	(1, 1)	7.0	W	29	6	5	5	4	1	0	0	0	0	2	36	40	6.43	1.000								
Bob Shirley, L ERA: 2.92	(8, 1)	1.2		5	0	0	0	1	0	0	0	0	0	0	7	7	0.00	0.000								
Rich Bordi, R ERA: 3.05	(9, 1)	0.1	S	1	0	0	0	1	0	0	0	0	0	0	3	3	0.00	0.000								

Batter	1	2	3	4	5	6	7	8	9	AB	R	H	RBI	BB	SO	LOB	BOTTOM									
Rickey Henderson, R OBP: 0.438, SLG: 0.565	HR		CS		HR		FC6-4			3	3	2	1	1	0	1	Boston Red Sox @ New York Yankees Yankee Stadium, Bronx, NY Mon Aug 19 1985, 3:33 AM EDT Att: 38,164 - Unknown									
Don Mattingly, L OBP: 0.382, SLG: 0.554	1-3		F8		F7		E			4	1	1	0	0	0	2										
Dave Winfield, R OBP: 0.337, SLG: 0.483	HR		BB		1-3		E8			3	2	2	4	1	0	0										
Don Baylor, R OBP: 0.342, SLG: 0.448	F3		F5		K		2B			4	0	1	1	0	1	1										
Bill Sample, R OBP: 0.336, SLG: 0.346	4-3			1B		F6				3	0	1	0	0	0	0										
Ken Griffey, L OBP: 0.332, SLG: 0.405							G6-4-3			0	0	0	0	1	0	0										
Willie Randolph, R OBP: 0.381, SLG: 0.357		6-3		F9		6-3	G6-4-3			4	0	0	0	0	0	3										
Andre Robertson, R OBP: 0.423, SLG: 0.507									F9	2	0	2	0	1	0	0										
Mike Pagliarulo, L OBP: 0.321, SLG: 0.432			BLK		1B					1	0	0	0	0	0	0										
Butch Wynegar, S OBP: 0.344, SLG: 0.326	F7			K		F7			F8	4	0	0	0	0	1	4										
Bobby Meacham, S OBP: 0.318, SLG: 0.274			K		F7		FC6-4		K	3	0	0	0	1	2	3										
Inning Stats	R: 2 E: 0 K: 0 S: 5	H: 2 LOB: 0 BB: 0 P: 5	R: 0 E: 0 K: 1 S: 5	H: 0 LOB: 1 BB: 1 P: 9	R: 0 E: 0 K: 0 S: 2	H: 0 LOB: 1 BB: 2 P: 10	R: 0 E: 0 K: 1 S: 7	H: 2 LOB: 2 BB: 0 P: 7	R: 1 E: 0 K: 1 S: 6	H: 1 LOB: 0 BB: 0 P: 6	R: 0 E: 0 K: 0 S: 4	H: 1 LOB: 1 BB: 0 P: 4	R: 3 E: 1 K: 0 S: 5	H: 3 LOB: 1 BB: 2 P: 13	R: 0 E: 0 K: 1 S: 5	H: 0 LOB: 0 BB: 0 P: 5	1B: 4 2B: 3 3B: 0 HR: 2	SF: 0 SAC: 0 DP: 1 HBP: 0	WP: 0 PB: 0 SB: 1 CS: 1	PA: 36						
PITCHER	IP	WLS	BF	H	R	ER	SO	BB	IBB	HBP	BLK	WP	HR	S	P	ERA	WHIP									
Bruce Hurst, L ERA: 4.96	(1, 1)	6.1	L	29	7	5	5	3	4	0	0	1	0	2	31	47	7.11	1.737								
Mark Clear, R ERA: 3.16	(7, 1)	0.0	L	3	2	1	1	0	0	1	0	0	0	2	6	6	∞	∞								
Bob Stanley, R ERA: 2.61	(7, 1)	1.2		4	0	0	0	1	0	0	0	0	0	6	6	0.00	0.000									

Batter	1	2	3	4	5	6	7	8	9	AB	R	H	RBI	BB	SO	LOB	TOP										
Oddibe McDowell, L (1, 8) OBP: 0.279, SLG: 0.396	0-0 4-3		0-0 F7		0-3 K		0-0 1-3		0-3 K	5	0	0	0	0	2	5											
Toby Harrah, R (1, 4) OBP: 0.446, SLG: 0.399	0-0 F9		0-0 F2		0-3 K				0-0 HR	5	1	1	1	0	1	3											
Pete O'Brien, L (1, 3) OBP: 0.327, SLG: 0.421	0-0 FC6-4 1B			0-0 FC5-4 1B		0-0 F8			0-0 2B 1B	5	1	3	0	0	1	0											
Cliff Johnson, R (1, 10) OBP: 0.339, SLG: 0.465	0-0 FC6-4			0-0 F8		0-3 K			0-0 F8	4	0	0	0	0	1	3											
Gary Ward, R (1, 7) OBP: 0.316, SLG: 0.407		0-0 1-3		0-3 K		0-0 6-3			0-0 1B 2B	4	1	1	1	0	1	1											
George Wright, S (1, 9) OBP: 0.245, SLG: 0.253		0-0 5-3		0-0 FC5-4					0-0 5-3 1B IBB	3	0	0	0	1	0	1											
Steve Buechele, R (1, 5) Duane Walker, L (8, PH) Geno Petralli, L (8, 2) OBP: 0.313, SLG: 0.247	0-0 F7				0-0 SH5-4 1B				0-0 F6	3	0	2	0	0	0	0											
Glenn Brummer, R (1, 2) Bob Jones, L (8, PH) Curtis Wilkerson, S (8, 6) OBP: 0.291, SLG: 0.294			0-0 5-3		0-0 SH5-4 1B				0-0 F3 2B	3	0	2	0	0	0	0											
Wayne Tolleson, S (1, 6) OBP: 0.383, SLG: 0.408			0-0 E6		0-0 SH5-4				0-0 F4	3	0	0	0	0	1	4											
Inning Stats	R: 0 E: 0 K: 0 S: 4	H: 1 LOB: 1 BB: 0 P: 4	R: 0 E: 0 K: 0 S: 3	H: 0 LOB: 0 BB: 0 P: 3	R: 0 E: 1 K: 0 S: 4	H: 0 LOB: 1 BB: 0 P: 4	R: 0 E: 0 K: 1 S: 6	H: 1 LOB: 1 BB: 0 P: 6	R: 0 E: 0 K: 2 S: 9	H: 2 LOB: 2 BB: 0 P: 9	R: 0 E: 0 K: 1 S: 5	H: 0 LOB: 0 BB: 0 P: 5	R: 0 E: 0 K: 1 S: 7	H: 2 LOB: 2 BB: 0 P: 7	R: 3 E: 0 K: 0 S: 7	H: 4 LOB: 2 BB: 1 P: 11	R: 0 E: 0 K: 2 S: 7	H: 0 LOB: 0 BB: 0 P: 7	1B: 7 2B: 2 3B: 0 HR: 1	SF: 0 SAC: 1 DP: 0 HBP: 0	WP: 0 PB: 0 SB: 2 CS: 0	PA: 39					
PITCHER	IP	WLS	BF	H	R	ER	SO	BB	IBB	HBP	BLK	WP	HR	S	P	ERA	WHIP										
Bob Ojeda, L (1, 1) ERA: 4.4	7.1	L	32	9	3	3	5	0	0	0	0	0	1	42	42	3.68	1.227										
Steve Crawford, R (8, 1) ERA: 3.57	1.2		7	1	0	0	2	0	1	0	0	0	0	10	14	0.00	0.600										

Texas Rangers @ Boston Red Sox
Fenway Park, Boston, MA
Tue Aug 20 1985, 7:05 PM EDT
Att: 17,420 - Unknown

AB	37
R	3
H	10
RBI	3
BB	1
SO	7
LOB	19



Batter	1	2	3	4	5	6	7	8	9	AB	R	H	RBI	BB	SO	LOB	BOTTOM										
Dwight Evans, R (1, 9) OBP: 0.372, SLG: 0.397	0-0 F9		0-0 F8			0-0 F9			0-0 6-3	4	0	0	0	0	0	1											
Wade Boggs, L (1, 5) OBP: 0.438, SLG: 0.466	0-3 K		0-0 6-3			0-3 K			0-0 1B SF9 1B	4	1	1	0	0	2	1											
Bill Buckner, L (1, 3) OBP: 0.309, SLG: 0.449	0-0 2B			0-0 F9		0-0 4-3			0-0 1-3 1B	4	0	2	0	0	0	0											
Jim Rice, R (1, 7) OBP: 0.322, SLG: 0.438	0-0 6-3			0-0 6-3					0-0 SF9	3	0	0	1	0	0	1											
Rich Gedman, L (1, 2) OBP: 0.375, SLG: 0.487		0-0 F9		0-3 K2-3					0-0 4-3	4	0	0	0	0	1	1											
Mike Easter, L (1, 10) OBP: 0.324, SLG: 0.410		0-0 F7			0-0 PB PB 1B				0-0 F4	3	0	1	0	0	0	0											
Marty Barrett, R (1, 4) OBP: 0.348, SLG: 0.353		0-3 K			0-0 F2				0-0 F3	3	0	0	0	0	1	1											
Steve Lyons, L (1, 8) OBP: 0.339, SLG: 0.364			0-3 K		0-3 K				0-3 K2-3	3	0	0	0	0	3	1											
Jackie Gutierrez, R (1, 6) OBP: 0.290, SLG: 0.302			0-0 2B		0-0 5-3				0-0 4-3	3	0	1	0	0	0	1											
Inning Stats	R: 0 E: 0 K: 1 S: 6	H: 1 LOB: 1 BB: 0 P: 6	R: 0 E: 0 K: 1 S: 5	H: 0 LOB: 0 BB: 0 P: 5	R: 0 E: 0 K: 1 S: 6	H: 1 LOB: 1 BB: 0 P: 6	R: 0 E: 0 K: 1 S: 5	H: 0 LOB: 0 BB: 0 P: 5	R: 0 E: 0 K: 0 S: 3	H: 0 LOB: 0 BB: 0 P: 3	R: 0 E: 0 K: 1 S: 5	H: 0 LOB: 1 BB: 0 P: 5	R: 1 E: 0 K: 0 S: 5	H: 2 LOB: 1 BB: 0 P: 5	1B: 3 2B: 2 3B: 0 HR: 0	SF: 1 SAC: 0 DP: 0 HBP: 0	WP: 0 PB: 2 SB: 0 CS: 0	PA: 32									
PITCHER	IP	WLS	BF	H	R	ER	SO	BB	IBB	HBP	BLK	WP	HR	S	P	ERA	WHIP										
Charlie Hough, R (1, 1) ERA: 3.24	9.0	W	32	5	1	1	7	0	0	0	0	0	0	46	46	1.00	0.556										

Texas Rangers @ Boston Red Sox
Fenway Park, Boston, MA
Tue Aug 20 1985, 7:05 PM EDT
Att: 17,420 - Unknown

AB	31
R	1
H	5
RBI	1
BB	0
SO	7
LOB	7



Batter	1	2	3	4	5	6	7	8	9	AB	R	H	RBI	BB	SO	LOB	TOP			
Oddibe McDowell, L OBP: 0.276, SLG: 0.391 (1, 8)	G3	FC5-4			3-1		G3-6-3			4	0	0	0	0	0	2				
Toby Harrah, R OBP: 0.444, SLG: 0.401 (1, 4)	K	CS	E		K			6-3		4	1	1	0	0	2	0				
Pete O'Brien, L OBP: 0.328, SLG: 0.424 (1, 3)	HR		4-3					4-3		4	1	2	0	0	0	1				
Cliff Johnson, R OBP: 0.338, SLG: 0.460 (1, 10)	HR		K		3-1			K		3	1	0	0	1	2	2				
Gary Ward, R OBP: 0.318, SLG: 0.415 (1, 7)	HR		E6				5-3			4	2	2	3	0	0	0				
George Wright, S OBP: 0.254, SLG: 0.258 (1, 9)			1-3					SH3-4		3	0	2	0	0	0	1				
Steve Buechele, R OBP: 0.297, SLG: 0.256 (9, PH)	F8				F7			G3		3	0	0	0	0	1	2				
Duane Walker, L OBP: 0.309, SLG: 0.393 (9, 6)										1	0	0	0	0	0	1				
Curtis Wilkerson, S OBP: 0.291, SLG: 0.294 (9, 6)										0	0	0	0	0	0	0				
Glenn Brummer, R OBP: 0.364, SLG: 0.316 (1, 2)		F2			L7					4	0	2	1	0	0	0				
Wayne Tolleson, S OBP: 0.382, SLG: 0.407 (9, 5)					6-3			CS		3	0	1	0	0	0	1				
Inning Stats	R: 3 E: 0 K: 1 S: 8	H: 3 LOB: 1 BB: 1 P: 12	R: 0 E: 0 K: 0 S: 3	H: 1 LOB: 0 BB: 0 P: 3	R: 1 E: 1 K: 1 S: 7	H: 1 LOB: 1 BB: 0 P: 7	R: 0 E: 0 K: 0 S: 3	H: 0 LOB: 0 BB: 0 P: 3	R: 0 E: 0 K: 1 S: 6	H: 1 LOB: 1 BB: 0 P: 6	R: 0 E: 0 K: 1 S: 5	H: 1 LOB: 0 BB: 0 P: 5	R: 0 E: 0 K: 1 S: 5	H: 0 LOB: 0 BB: 0 P: 5	R: 1 E: 0 K: 0 S: 4	H: 2 LOB: 0 BB: 0 P: 4	1B: 7 2B: 2 3B: 0 HR: 1	SF: 0 SAC: 1 DP: 1 HBP: 0	WP: 0 PB: 0 SB: 0 CS: 3	PA: 37
PITCHER Oil Can Boyd, R ERA: 3.56 (1, 1)	IP: 9.0 W: L BF: 35 H: 10 R: 5 ER: 4 SO: 5 BB: 1 IBB: 0 HBP: 0 BLK: 0 WP: 0 HR: 1 S: 44 P: 48 ERA: 4.00 WHIP: 1.222															PITCHER				

Texas Rangers @ Boston Red Sox
Fenway Park, Boston, MA
Wed Aug 21 1985, 7:05 PM EDT
Att: 18,447 - Unknown

AB	33
R	5
H	10
RBI	4
BB	1
SO	5
LOB	10



Batter	1	2	3	4	5	6	7	8	9	AB	R	H	RBI	BB	SO	LOB	BOTTOM	
Dwight Evans, R OBP: 0.371, SLG: 0.393 (1, 9)	K		L9		F2				G4-6-3	4	0	0	0	1	1	1		
Wade Boggs, L OBP: 0.440, SLG: 0.473 (1, 5)	HR		1B				F9			3	1	2	1	1	0	1		
Bill Buckner, L OBP: 0.308, SLG: 0.447 (1, 3)	F2						G4-6-3			4	0	1	0	0	1	2		
Jim Rice, R OBP: 0.322, SLG: 0.437 (1, 7)	L3				K					4	1	1	0	0	2	2		
Rich Gedman, L OBP: 0.374, SLG: 0.485 (1, 2)		6-3			F4					4	1	1	0	0	1	0		
Tony Armas, R OBP: 0.248, SLG: 0.478 (1, 8)					F9					0	0	0	0	0	0	0		
Steve Lyons, L OBP: 0.339, SLG: 0.365 (2, FR) (3, 8)							SF7			2	0	1	1	0	0	0		
Mike Easler, L OBP: 0.326, SLG: 0.415 (1, 10)										4	0	2	1	0	1	2		
Marty Barrett, R OBP: 0.347, SLG: 0.350 (1, 4)		G6-3			1-3					3	0	0	0	1	1	3		
Jackie Gutierrez, R OBP: 0.286, SLG: 0.298 (9, PH)					F9					3	0	0	0	0	0	2		
Dave Stapleton, R OBP: 0.314, SLG: 0.382 (9, PH)										1	0	0	0	0	0	0		
Ed Jurak, R OBP: 0.143, SLG: 0.143 (9, FR)										0	0	0	0	0	0	0		
Inning Stats	R: 1 E: 0 K: 1 S: 6	H: 1 LOB: 0 BB: 0 P: 6	R: 0 E: 1 K: 0 S: 3	H: 0 LOB: 2 BB: 0 P: 4	R: 0 E: 0 K: 1 S: 6	H: 1 LOB: 1 BB: 1 P: 10	R: 0 E: 0 K: 0 S: 4	H: 1 LOB: 1 BB: 0 P: 4	R: 0 E: 0 K: 0 S: 2	H: 3 LOB: 0 BB: 1 P: 9	R: 0 E: 0 K: 3 S: 10	H: 0 LOB: 1 BB: 0 P: 10	R: 0 E: 1 K: 1 S: 5	H: 0 LOB: 1 BB: 0 P: 5	1B: 5 2B: 2 3B: 0 HR: 1	SF: 1 SAC: 0 DP: 4 HBP: 1	WP: 0 PB: 0 SB: 0 CS: 0	PA: 37
PITCHER Jeff Russell, R ERA: 7.88 (6, 1)	IP: 3.2 W: S BF: 12 H: 1 R: 0 ER: 0 SO: 4 BB: 2 IBB: 0 HBP: 0 BLK: 0 WP: 0 HR: 1 S: 29 P: 34 ERA: 5.06 WHIP: 1.500															PITCHER		

Texas Rangers @ Boston Red Sox
Fenway Park, Boston, MA
Wed Aug 21 1985, 7:05 PM EDT
Att: 18,447 - Unknown

AB	32
R	3
H	8
RBI	3
BB	3
SO	7
LOB	13



Batter	1	2	3	4	5	6	7	8	9	AB	R	H	RBI	BB	SO	LOB	TOP										
Wayne Tolleson, S (1, 6) OBP: 0.383, SLG: 0.407	G3		4-3			FC1-6 2B		FC5-4 1B	FC4-6 1B	5	0	2	1	0	0	1	Texas Rangers @ Boston Red Sox Fenway Park, Boston, MA Thu Aug 22 1985, 7:05 PM EDT Att: 17,074 - Unknown										
Toby Harrah, R (1, 4) OBP: 0.443, SLG: 0.403 Alan Bannister, R (8, PH) OBP: 0.348, SLG: 0.350	6-3			F8				FC5-4 2B	FC4-6 1B	3	0	1	0	0	0	0											
Pete O'Brien, L (1, 3) OBP: 0.330, SLG: 0.430				F5		F9		1B		4	1	2	1	0	0	2											
Cliff Johnson, R (1, 10) OBP: 0.337, SLG: 0.457	F9			F2		F6		2B		4	0	1	1	0	0	3											
Gary Ward, R (1, 7) OBP: 0.318, SLG: 0.414 Geno Petralli, L (7, 2) OBP: 0.310, SLG: 0.243		F3			E6 1B		4-3 1B	4-3		3	0	1	0	0	0	0											
George Wright, S (1, 8) OBP: 0.254, SLG: 0.262		1-3			F9				1B 1B	4	1	1	0	0	0	2											
Duane Walker, L (1, 9) OBP: 0.315, SLG: 0.396		4-3				G4-6-3 1B	4-3		G6-4-3 1B	4	1	2	0	0	0	1											
Glenn Brummer, R (1, 2) OBP: 0.356, SLG: 0.309 Bob Jones, L (7, PH) OBP: 0.255, SLG: 0.253			G3			G4-6-3 1B	3-1			2	0	0	0	0	0	2											
Steve Buechele, R (1, 5) OBP: 0.266, SLG: 0.256			F9						G6-4-3 1B	2	0	1	1	0	0	1											
						FC1-6 1B			4-3 G6-4-3	4	0	1	0	0	0	2											
Inning Stats	R: 0 E: 0 K: 0 S: 4	H: 1 LOB: 1 BB: 0 P: 4	R: 0 E: 0 K: 0 S: 3	H: 0 LOB: 0 BB: 0 P: 3	R: 0 E: 0 K: 0 S: 3	H: 0 LOB: 0 BB: 0 P: 3	R: 0 E: 0 K: 0 S: 4	H: 1 LOB: 1 BB: 0 P: 4	R: 0 E: 0 K: 0 S: 5	H: 2 LOB: 2 BB: 0 P: 5	R: 0 E: 0 K: 0 S: 4	H: 1 LOB: 1 BB: 0 P: 4	R: 2 E: 0 K: 0 S: 6	H: 3 LOB: 1 BB: 0 P: 6	R: 2 E: 0 K: 0 S: 6	H: 4 LOB: 1 BB: 0 P: 6	1B: 8 2B: 4 3B: 0 HR: 0	SF: 0 SAC: 0 DP: 2 HBP: 0	WP: 0 PB: 0 SB: 1 CS: 0	PA: 38							
PITCHER	IP	WLS	BF	H	R	ER	SO	BB	IBB	HBP	BLK	WP	HR	S	P	ERA	WHIP										
Mike Trujillo, R (1, 1) ERA: 4.95	8.0	W	32	8	2	2	0	0	0	0	0	0	0	32	32	2.25	1.000										
Bob Stanley, R (9, 1) ERA: 2.6	1.0		6	4	2	2	0	0	0	0	0	0	0	6	6	18.00	4.000										

Batter	1	2	3	4	5	6	7	8	9	AB	R	H	RBI	BB	SO	LOB	BOTTOM										
Dwight Evans, R (1, 9) OBP: 0.373, SLG: 0.394	K		WP 1B			F8		1B WP		4	1	2	1	1	1	0	Texas Rangers @ Boston Red Sox Fenway Park, Boston, MA Thu Aug 22 1985, 7:05 PM EDT Att: 17,074 - Unknown										
Wade Boggs, L (1, 5) OBP: 0.442, SLG: 0.474			HBP 1B			FC1-6 BB		F7		4	1	2	1	1	0	4											
Bill Buckner, L (1, 3) OBP: 0.309, SLG: 0.445			1B HBP			FC1-6 BB		F8		4	2	1	1	0	0	4											
Jim Rice, R (1, 7) OBP: 0.322, SLG: 0.435		6-3	E 1B			FC1-6 BB		F3		4	0	1	1	1	1	4											
Rich Gedman, L (1, 2) OBP: 0.373, SLG: 0.482		4-3	E6			1B BB		F9		4	0	1	1	0	0	1											
Mike Easler, L (1, 10) OBP: 0.323, SLG: 0.412		3-1	K			4-3		K		4	0	0	0	0	2	4											
Marty Barrett, R (1, 4) OBP: 0.346, SLG: 0.352			L9 4-3 2B		G3			E4 1B	6-3	4	2	1	0	0	0	0											
Steve Lyons, L (1, 8) OBP: 0.341, SLG: 0.365			L9		K			FC6-4 1B		3	1	1	1	1	1	1											
Jackie Gutierrez, R (1, 6) OBP: 0.285, SLG: 0.297			4-3		F9			FC6-4 1B		4	1	1	1	0	0	1											
						FC6-4 1B				4	1	1	1	0	0	1											
Inning Stats	R: 0 E: 0 K: 1 S: 5	H: 1 LOB: 0 BB: 0 P: 5	R: 0 E: 0 K: 0 S: 3	H: 0 LOB: 0 BB: 0 P: 3	R: 4 E: 1 K: 1 S: 10	H: 4 LOB: 2 BB: 0 P: 11	R: 0 E: 0 K: 1 S: 5	H: 0 LOB: 0 BB: 0 P: 5	R: 1 E: 0 K: 0 S: 4	H: 1 LOB: 2 BB: 2 P: 12	R: 2 E: 0 K: 0 S: 6	H: 2 LOB: 1 BB: 1 P: 10	R: 0 E: 0 K: 1 S: 5	H: 0 LOB: 0 BB: 0 P: 5	R: 1 E: 0 K: 1 S: 7	H: 2 LOB: 2 BB: 1 P: 11	1B: 9 2B: 1 3B: 0 HR: 0	SF: 0 SAC: 0 DP: 1 HBP: 1	WP: 2 PB: 0 SB: 4 CS: 0	PA: 40							
PITCHER	IP	WLS	BF	H	R	ER	SO	BB	IBB	HBP	BLK	WP	HR	S	P	ERA	WHIP										
Dickie Noles, R (1, 1) ERA: 4.18	4.2	L	22	5	5	4	3	2	0	1	0	0	0	25	34	7.71	1.500										
Chris Welsh, L (5, 1) ERA: 4.5	1.1		9	3	2	0	0	1	0	0	0	1	0	8	12	0.00	3.000										
Mike Mason, L (7, 1) ERA: 5.02	1.0		3	0	0	0	1	0	0	0	0	0	0	5	5	0.00	0.000										
Dave Schmidt, R (8, 1) ERA: 2.73	1.0		6	2	1	1	1	1	0	0	0	0	0	7	11	9.00	3.000										

AB	38
R	4
H	12
RBI	4
BB	0
SO	0
LOB	17



AB	35
R	8
H	10
RBI	7
BB	4
SO	5
LOB	19



Batter	1	2	3	4	5	6	7	8	9	AB	R	H	RBI	BB	SO	LOB	TOP			
Kirby Puckett, R OBP: 0.315, SLG: 0.365 (1, 8)	0-3 K		0-0 FC4-6		0-0 6-3		0-0 1B 3B		0-0 G6-4-3 1B	5	1	2	3	0	1	1				
Mickey Hatcher, R OBP: 0.310, SLG: 0.366 (1, 7)	0-0 6-3		0-0 5-3			0-0 4-3	0-0 1B		0-0 G6-4-3 1B	5	0	1	1	0	0	2				
Kent Hrbek, L OBP: 0.338, SLG: 0.426 (1, 3)	0-0 F6		0-0 4-3			0-0 FC5-4 1B	0-0 1B		0-0 L8	5	0	2	0	0	0	1				
Tom Brunansky, R OBP: 0.331, SLG: 0.454 (1, 9)		0-0 5-3		0-0 4-3		0-3 K	0-3 K			4	0	0	0	0	2	3				
Dave Engle, R OBP: 0.361, SLG: 0.466 Roy Smalley, S OBP: 0.374, SLG: 0.429 (7, PH)		0-0 F9		0-0 F8		0-0 FC5-4 1B	0-0 F4			3	0	0	0	0	0	1				
Tim Laudner, R OBP: 0.310, SLG: 0.439 (1, 2)		0-0 FC5-4 1B		4-0 BB			0-0 WP 1B	0-0 1B		3	1	3	0	1	0	0				
Gary Gaetti, R OBP: 0.305, SLG: 0.399 (1, 5)		0-0 FC5-4 1B		0-0 L8			4-0 2B 3B	0-3 K		3	1	0	0	1	1	3				
Tim Teufel, R OBP: 0.347, SLG: 0.385 (1, 4)			0-0 1B FC4-6 2B		0-0 F9		0-3 K	0-0 F8		4	1	1	0	0	1	3				
Alvaro Espinoza, R OBP: 0.308, SLG: 0.280 (1, 6)			0-0 FC4-6 1B		0-0 5-3		0-0 3B 1B	0-3 K		4	1	2	1	0	1	1				
Inning Stats	R: 0 E: 0 K: 1 S: 5	H: 0 LOB: 0 BB: 0 P: 5	R: 0 E: 0 K: 0 S: 4	H: 1 LOB: 1 BB: 0 P: 4	R: 1 E: 0 K: 0 S: 5	H: 2 LOB: 1 BB: 0 P: 5	R: 0 E: 0 K: 0 S: 3	H: 0 LOB: 0 BB: 1 P: 7	R: 0 E: 0 K: 1 S: 6	H: 1 LOB: 1 BB: 0 P: 6	R: 4 E: 0 K: 2 S: 12	H: 5 LOB: 2 BB: 1 P: 16	R: 0 E: 0 K: 2 S: 8	H: 1 LOB: 1 BB: 0 P: 8	R: 0 E: 0 K: 0 S: 3	H: 1 LOB: 0 BB: 0 P: 3	1B: 8 2B: 2 3B: 1 HR: 0	SF: 0 SAC: 0 DP: 1 HBP: 0	WP: 1 PB: 0 SB: 1 CS: 0	PA: 39
PITCHER	IP	WLS	BF	H	R	ER	SO	BB	IBB	HBP	BLK	WP	HR	S	P	ERA	WHIP			
Tim Lollar, L ERA: 4.81	(1, 1)	6.1	L	28	7	5	5	3	2	0	0	0	0	32	40	7.11	1.421			
Steve Crawford, R ERA: 3.44	(7, 1)	2.2		11	4	0	0	3	0	0	0	0	0	17	17	0.00	1.500			

Minnesota Twins @ Boston Red Sox
Fenway Park, Boston, MA
Fri Aug 23 1985, 7:05 PM EDT
Att: 22,041 - Unknown

AB 37
R 5
H 11
RBI 5
BB 2
SO 6
LOB 17



Batter	1	2	3	4	5	6	7	8	9	AB	R	H	RBI	BB	SO	LOB	BOTTOM					
Dwight Evans, R OBP: 0.372, SLG: 0.400 (1, 9)	0-0 HR		0-0 F4			0-0 5-3		0-3 K		4	1	1	1	0	1	0						
Wade Boggs, L OBP: 0.424, SLG: 0.475 (1, 5)	4-0 G4-6-3 BB			0-0 SH5-3 2B		0-0 1B		0-0 F7		3	1	2	0	1	0	0						
Bill Buckner, L OBP: 0.308, SLG: 0.443 (1, 3)	0-0 G4-6-3 1-2			0-0 SH5-3 1-2		0-0 3 1-2		0-0 4-3		3	0	0	0	0	0	2						
Jim Rice, R OBP: 0.322, SLG: 0.432 (1, 7)	0-3 K			4-0 2B BB		0-0 F9		0-0 F7		3	0	0	0	1	1	0						
Mike Easter, L OBP: 0.323, SLG: 0.413 (1, 10)		0-0 6-3		0-0 2B		0-0 6-3				3	0	1	1	0	0	0						
Marty Barrett, R OBP: 0.346, SLG: 0.354 (1, 4)		0-0 6-3		0-0 1-3		0-0 2B				3	0	1	0	0	0	1						
Jackie Gutierrez, R OBP: 0.281, SLG: 0.292 (1, 6)		0-3 K			0-0 4-3		0-3 K			3	0	0	0	0	2	1						
Steve Lyons, L OBP: 0.338, SLG: 0.361 (1, 8)			0-0 F5		0-3 K		0-0 F9			3	0	0	0	0	1	0						
Marc Sullivan, R OBP: 0.224, SLG: 0.261 (1, 2)			0-3 K		0-0 L8		0-3 K			3	0	0	0	0	2	0						
Inning Stats	R: 1 E: 0 K: 1 S: 5	H: 1 LOB: 1 BB: 0 P: 9	R: 0 E: 0 K: 1 S: 5	H: 0 LOB: 0 BB: 0 P: 5	R: 0 E: 0 K: 1 S: 5	H: 0 LOB: 0 BB: 0 P: 5	R: 1 E: 0 K: 0 S: 4	H: 2 LOB: 1 BB: 1 P: 8	R: 0 E: 0 K: 1 S: 5	H: 0 LOB: 0 BB: 0 P: 5	R: 0 E: 0 K: 0 S: 3	H: 1 LOB: 0 BB: 0 P: 3	R: 0 E: 0 K: 1 S: 6	H: 1 LOB: 1 BB: 0 P: 6	R: 0 E: 0 K: 2 S: 7	H: 0 LOB: 0 BB: 0 P: 7	R: 0 E: 0 K: 0 S: 3	H: 0 LOB: 0 BB: 0 P: 3	1B: 2 2B: 3 3B: 0 HR: 1	SF: 0 SAC: 1 DP: 2 HBP: 0	WP: 0 PB: 0 SB: 0 CS: 0	PA: 31
PITCHER	IP	WLS	BF	H	R	ER	SO	BB	IBB	HBP	BLK	WP	HR	S	P	ERA	WHIP					
Frank Viola, L ERA: 4.04	(1, 1)	9.0	W	31	5	2	2	7	2	0	0	0	1	43	51	2.00	0.778					

Minnesota Twins @ Boston Red Sox
Fenway Park, Boston, MA
Fri Aug 23 1985, 7:05 PM EDT
Att: 22,041 - Unknown

AB 28
R 2
H 5
RBI 2
BB 2
SO 7
LOB 4



Batter	1	2	3	4	5	6	7	8	9	AB	R	H	RBI	BB	SO	LOB	TOP			
Kirby Puckett, R OBP: 0.315, SLG: 0.365	0-0 4-3		0-0 5-3			0-0 S 1B		0-0 SH3-4		3	0	1	0	0	0	0				
Mickey Hatcher, R OBP: 0.309, SLG: 0.367	0-0 F4			0-0 F7		0-0 6-3		0-0 2B		4	0	1	0	0	0	1				
Kent Hrbek, L OBP: 0.335, SLG: 0.422	0-0 G1			0-0 4-3		0-0 L6		0-0 F4		4	0	0	0	0	0	3				
Tom Brunansky, R OBP: 0.332, SLG: 0.455		4-0 FC5-4 BB		0-0 F4			0-0 2B	0-3 K		3	0	1	0	1	1	2				
Dave Engle, R OBP: 0.358, SLG: 0.458		0-0 FC5-4 FC6-4 1-2			0-0 5-3 SH5-3 WP 1B		0-3 K		0-0 5-3	4	1	1	0	0	1	2				
Tim Laudner, R OBP: 0.304, SLG: 0.430		0-0 FC6-4 1-2			0-0 SH5-3 1-2		0-3 K		0-0 F7	3	0	0	0	0	1	2				
Gary Gaetti, R OBP: 0.306, SLG: 0.397		0-0 5-3			0-0 5-3 2-3		1-0 HBP		4-0 BB	2	0	0	0	1	0	2				
Tim Teufel, R OBP: 0.344, SLG: 0.381			0-0 6-3		0-3 K		0-3 K		0-0 F8	4	0	0	0	0	2	3				
Alvaro Espinoza, R OBP: 0.310, SLG: 0.286			0-0 6-3			0-0 5-3		0-0 2B SH3-4 1B		3	0	1	0	0	0	0				
Inning Stats	R: 0 E: 0 K: 0 S: 3	H: 0 LOB: 0 BB: 0 P: 3	R: 0 E: 0 K: 0 S: 3	H: 0 LOB: 1 BB: 1 P: 7	R: 0 E: 0 K: 0 S: 3	H: 0 LOB: 0 BB: 0 P: 3	R: 0 E: 0 K: 0 S: 3	H: 0 LOB: 0 BB: 0 P: 3	R: 1 E: 0 K: 1 S: 6	H: 1 LOB: 0 BB: 0 P: 6	R: 0 E: 0 K: 3 S: 10	H: 1 LOB: 2 BB: 0 P: 11	R: 0 E: 0 K: 1 S: 7	H: 2 LOB: 2 BB: 0 P: 7	R: 0 E: 0 K: 0 S: 3	H: 0 LOB: 1 BB: 1 P: 7	1B: 3 2B: 2 3B: 0 HR: 0	SF: 0 SAC: 2 DP: 0 HBP: 1	WP: 1 PB: 0 SB: 1 CS: 0	PA: 35
PITCHER Bruce Hurst, L ERA: 4.74	IP: 9.0 WLS: L BF: 35 H: 5 R: 1 ER: 1 SO: 5 BB: 2 IBB: 0 HBP: 1 BLK: 0 WP: 1 HR: 0 S: 42 P: 51 ERA: 1.00 WHIP: 0.778															PITCHER				

Minnesota Twins @ Boston Red Sox
Fenway Park, Boston, MA
Sat Aug 24 1985, 3:33 AM EDT
Att: 30,463 - Unknown

AB 30
R 1
H 5
RBI 0
BB 2
SO 5
LOB 15



Batter	1	2	3	4	5	6	7	8	9	AB	R	H	RBI	BB	SO	LOB	BOTTOM					
Dwight Evans, R OBP: 0.371, SLG: 0.398	0-0 4-3		0-0 1B		0-3 K		0-0 F8			4	0	1	0	0	1	2						
Wade Boggs, L OBP: 0.446, SLG: 0.475	1-0 6-3 1B HBP		0-0 1-2 1B			0-0 L3		4-0 BB		2	0	1	0	1	0	0						
Bill Buckner, L OBP: 0.309, SLG: 0.445	0-0 1-2 6-3 1B		0-0 F8			0-0 2B		0-0 F2		4	0	2	0	0	0	3						
Tony Armas, R OBP: 0.244, SLG: 0.470	0-0 6-3		0-3 K			0-0 F5		0-0 F7		4	0	0	0	0	1	6						
Mike Easter, L OBP: 0.322, SLG: 0.411	0-0 4-3			0-3 K		4-0 BB		0-3 K		3	0	0	0	1	2	3						
Rich Gedman, L OBP: 0.368, SLG: 0.477		0-0 F7		0-0 F6		0-0 F8		0-0 F7		4	0	0	0	0	0	2						
Marty Barrett, R OBP: 0.345, SLG: 0.353		0-0 4-3		0-0 F7			0-0 SH1-3 1B		0-0 5-3	4	0	1	0	0	0	0						
Steve Lyons, L OBP: 0.338, SLG: 0.361		0-3 K			0-0 CS SH1-3 1B		0-0 SH1-3		0-0 4-3	3	0	1	0	0	1	0						
Jackie Gutierrez, R OBP: 0.279, SLG: 0.290			0-0 6-3		0-0 SH1-3		0-0 6-3			2	0	0	0	0	0	1						
Inning Stats	R: 0 E: 0 K: 0 S: 4	H: 1 LOB: 2 BB: 0 P: 5	R: 0 E: 0 K: 1 S: 5	H: 0 LOB: 0 BB: 0 P: 5	R: 0 E: 0 K: 1 S: 5	H: 2 LOB: 2 BB: 0 P: 7	R: 0 E: 0 K: 1 S: 5	H: 0 LOB: 0 BB: 0 P: 5	R: 0 E: 0 K: 0 S: 4	H: 1 LOB: 1 BB: 0 P: 5	R: 0 E: 0 K: 0 S: 4	H: 1 LOB: 2 BB: 1 P: 8	R: 0 E: 0 K: 1 S: 4	H: 1 LOB: 1 BB: 0 P: 4	R: 0 E: 0 K: 1 S: 5	H: 0 LOB: 1 BB: 1 P: 9	R: 0 E: 0 K: 0 S: 3	H: 0 LOB: 0 BB: 0 P: 3	1B: 5 2B: 2 3B: 0 HR: 0	SF: 0 SAC: 2 DP: 1 HBP: 1	WP: 0 PB: 0 SB: 0 CS: 1	PA: 35
PITCHER Mike Smithson, R ERA: 4.47	IP: 9.0 WLS: W BF: 35 H: 6 R: 0 ER: 0 SO: 5 BB: 2 IBB: 0 HBP: 1 BLK: 0 WP: 0 HR: 0 S: 42 P: 51 ERA: 0.00 WHIP: 0.889															PITCHER						

Minnesota Twins @ Boston Red Sox
Fenway Park, Boston, MA
Sat Aug 24 1985, 3:33 AM EDT
Att: 30,463 - Unknown

AB 30
R 0
H 6
RBI 0
BB 2
SO 5
LOB 17



Batter	1	2	3	4	5	6	7	8	9	10	AB	R	H	RBI	BB	SO	LOB				
Dwight Evans, R OBP: 0.372, SLG: 0.409	(1, 9) X 0-0 1B 3B	X 0-0 F8		X 0-0 5-3		X 0-0 FC6-4 BB		X 0-0 HR		X 0-0 F7	5	2	2	1	1	0	2				
Wade Boggs, L OBP: 0.445, SLG: 0.472	(1, 5) X 0-0 1B SF7	X 0-0 F7		X 0-0 6-3		X 0-0 FC6-4 FC4-6		X 0-0 FC1-6 BB		X 0-0 6-3	5	1	1	2	1	0	2				
Bill Buckner, L OBP: 0.308, SLG: 0.442	(1, 3) X 0-0 F8		X 0-0 F8		X 0-0 BB 1B	X 0-0 FC4-6		X 0-0 FC1-6 8-6 S			4	0	0	0	1	0	4				
Rich Gedman, L OBP: 0.374, SLG: 0.480	(1, 2) X 0-0 BB E 1B		X 0-0 G1-6-3 1B		X 0-0 1B BB		X 0-0 2B 1B		X 0-0 8-6		4	1	3	0	1	0	1				
Mike Easter, L OBP: 0.321, SLG: 0.409	(1, 7) X 0-0 SF7		X 0-0 G1-6-3		X 0-0 1B		X 0-0 K		X 0-0 3-1		4	0	1	1	0	1	2				
Tony Armas, R OBP: 0.240, SLG: 0.461	(1, 10) X 0-0 E6 BB			X 0-0 F9	X 0-0 L7		X 0-0 K		X 0-0 6-3		5	0	0	0	0	1	4				
Marty Barrett, R OBP: 0.350, SLG: 0.358	(1, 4) X 4-0 BB 1B		X 0-0 E4 1B		X 0-0 BB FC6-4 BB	X 0-0 1B 2B		X 0-0 BLK 1B			3	2	2	1	2	0	0				
Steve Lyons, L OBP: 0.339, SLG: 0.361	(1, 8) X 0-0 F9		X 0-0 1B		X 0-0 F8	X 0-0 S 1B		X 0-0 3-1		X 0-0 1-2	5	0	2	1	0	0	5				
Jackie Gutierrez, R OBP: 0.277, SLG: 0.288	(1, 6) X 0-0 K		X 0-3 K		X 0-0 FC6-4 BB 1B	X 0-0 K		X 0-0 L8			5	0	1	0	0	3	3				
Inning Stats	R: 2 E: 1 K: 0 S: 7	H: 3 LOB: 3 BB: 1 P: 11	R: 0 E: 0 K: 1 S: 5	H: 0 LOB: 0 BB: 0 P: 5	R: 0 E: 0 K: 1 S: 3	H: 1 LOB: 2 BB: 0 P: 7	R: 0 E: 0 K: 0 S: 3	H: 1 LOB: 2 BB: 2 P: 11	R: 1 E: 0 K: 3 S: 12	H: 3 LOB: 1 BB: 0 P: 12	R: 1 E: 0 K: 0 S: 3	H: 1 LOB: 0 BB: 1 P: 7	R: 0 E: 0 K: 0 S: 4	H: 1 LOB: 0 BB: 0 P: 4	R: 0 E: 0 K: 0 S: 3	H: 0 LOB: 0 BB: 0 P: 3	1B: 9 2B: 2 3B: 1 HR: 1	SF: 1 SAC: 0 DP: 2 HBP: 0	WP: 0 PB: 0 SB: 2 CS: 0	PA: 47	
PITCHER	IP WLS BF H R ER SO BB IBB HBP BLK WP HR S P ERA WHIP	IP WLS BF H R ER SO BB IBB HBP BLK WP HR S P ERA WHIP	IP WLS BF H R ER SO BB IBB HBP BLK WP HR S P ERA WHIP	IP WLS BF H R ER SO BB IBB HBP BLK WP HR S P ERA WHIP	IP WLS BF H R ER SO BB IBB HBP BLK WP HR S P ERA WHIP	IP WLS BF H R ER SO BB IBB HBP BLK WP HR S P ERA WHIP	IP WLS BF H R ER SO BB IBB HBP BLK WP HR S P ERA WHIP	IP WLS BF H R ER SO BB IBB HBP BLK WP HR S P ERA WHIP	IP WLS BF H R ER SO BB IBB HBP BLK WP HR S P ERA WHIP	IP WLS BF H R ER SO BB IBB HBP BLK WP HR S P ERA WHIP	IP WLS BF H R ER SO BB IBB HBP BLK WP HR S P ERA WHIP	IP WLS BF H R ER SO BB IBB HBP BLK WP HR S P ERA WHIP	IP WLS BF H R ER SO BB IBB HBP BLK WP HR S P ERA WHIP	IP WLS BF H R ER SO BB IBB HBP BLK WP HR S P ERA WHIP	IP WLS BF H R ER SO BB IBB HBP BLK WP HR S P ERA WHIP	IP WLS BF H R ER SO BB IBB HBP BLK WP HR S P ERA WHIP	IP WLS BF H R ER SO BB IBB HBP BLK WP HR S P ERA WHIP	IP WLS BF H R ER SO BB IBB HBP BLK WP HR S P ERA WHIP	IP WLS BF H R ER SO BB IBB HBP BLK WP HR S P ERA WHIP	IP WLS BF H R ER SO BB IBB HBP BLK WP HR S P ERA WHIP	IP WLS BF H R ER SO BB IBB HBP BLK WP HR S P ERA WHIP
Joel Davis, R ERA: 4.01	(1, 1)	5.1	28	7	3	2	5	0	0	0	0	0	0	0	0	0	27	47	5.06	2.250	
Jerry Don Gleaton, L ERA: 5.97	(6, 1)	1.0	4	1	1	1	0	0	0	0	0	0	0	0	0	0	6	6	9.00	1.000	
Dan Spillner, R ERA: 3.99	(7, 1)	0.2	5	3	2	2	0	0	0	0	0	1	9	9	27.00	4.500					
Juan Agosto, L ERA: 4.11	(8, 1)	1.1	4	0	0	0	1	0	0	0	0	0	3	7	0.00	0.750					
Bob James, R ERA: 2.16	(9, 1)	1.2	W	6	1	0	0	0	0	0	0	0	6	6	0.00	0.600					


TOP

Boston Red Sox @ Chicago White Sox
Comiskey Park, Chicago, IL
Mon Aug 26 1985, 8:05 PM EDT
Att: 7,889 - Unknown

livebaseballscorecards.com

AB 40
R 6
H 12
RBI 6
BB 6
SO 5
LOB 23

WP: 0 PA: 47
PB: 0
SB: 2
CS: 0




Batter	1	2	3	4	5	6	7	8	9	10	AB	R	H	RBI	BB	SO	LOB							
Rudy Law, L OBP: 0.306, SLG: 0.371	(1, 8) X 0-3 K		X 0-0 5-3		X 0-0 F4		X 0-0 1B BB		X 0-3 K		4	0	0	0	1	2	2							
Bryan Little, S OBP: 0.367, SLG: 0.364	(1, 4) X 0-0 L9		X 0-0 1B 2B		X 0-0 F7		X 0-0 1B		X 0-0 B4-3		5	1	2	1	0	0	1							
Harold Baines, L OBP: 0.349, SLG: 0.447	(1, 9) X 0-0 F7		X 0-0 1B		X 0-0 HR		X 0-0 K		X 0-0 4-3		5	1	2	3	0	1	2							
Greg Walker, L OBP: 0.317, SLG: 0.453	(1, 3) X 0-0 F2	X 0-0 F2	X 0-0 4-3		X 0-0 L9		X 0-0 5-3		X 0-0 HR		5	1	1	1	0	0	3							
Carlton Fisk, R OBP: 0.321, SLG: 0.529	(1, 2) X 0-0 F5		X 0-0 E6 FC6-4		X 0-0 5-3		X 0-0 HR				4	1	1	1	0	0	0							
Joseph DeSa, L OBP: 0.219, SLG: 0.300	(1, 10) X 0-3 K		X 0-0 FC6-4		X 0-0 F7		X 0-0 F9				4	0	0	0	0	1	1							
Ron Kittle, R OBP: 0.284, SLG: 0.404	(1, 7) X 0-0 F5		X 0-0 4-3 2B 1B		X 0-0 F7		X 0-0 1B		X 0-0 4-3		4	1	2	0	0	0	1							
Reid Nichols, R OBP: 0.324, SLG: 0.333	(9, 8) X 0-0 F5		X 0-0 4-3 1B		X 0-0 1-3		X 0-0 F8		X 0-0 5-3		0	0	0	0	0	0	0							
Ozzie Guillen, L OBP: 0.294, SLG: 0.343	(1, 6) X 0-0 F5		X 0-0 4-3		X 0-0 1-3		X 0-0 F8		X 0-0 5-3		4	0	0	0	0	0	3							
Luis Salazar, R OBP: 0.246, SLG: 0.348	(1, 5) X 0-0 2B 2B		X 0-0 2B		X 0-0 HR S 1B		X 0-0 CS 1B		X 0-0 F9		4	2	3	1	0	0	0							
Inning Stats	R: 0 E: 0 K: 1 S: 5	H: 0 LOB: 0 BB: 0 P: 5	R: 0 E: 0 K: 1 S: 5	H: 0 LOB: 0 BB: 0 P: 5	R: 3 E: 0 K: 0 S: 7	H: 4 LOB: 1 BB: 0 P: 7	R: 0 E: 1 K: 0 S: 4	H: 0 LOB: 1 BB: 0 P: 4	R: 2 E: 0 K: 0 S: 5	H: 2 LOB: 0 BB: 0 P: 5	R: 0 E: 0 K: 0 S: 4	H: 1 LOB: 1 BB: 0 P: 4	R: 0 E: 0 K: 1 S: 6	H: 2 LOB: 2 BB: 1 P: 10	R: 1 E: 0 K: 0 S: 4	H: 1 LOB: 0 BB: 0 P: 4	R: 0 E: 0 K: 1 S: 5	H: 0 LOB: 0 BB: 0 P: 5	R: 1 E: 0 K: 0 S: 2	H: 1 LOB: 0 BB: 0 P: 2	1B: 6 2B: 2 3B: 0 HR: 3	SF: 0 SAC: 0 DP: 0 HBP: 0	WP: 0 PB: 0 SB: 1 CS: 1	PA: 40
PITCHER	IP WLS BF H R ER SO BB IBB HBP BLK WP HR S P ERA WHIP	IP WLS BF H R ER SO BB IBB HBP BLK WP HR S P ERA WHIP	IP WLS BF H R ER SO BB IBB HBP BLK WP HR S P ERA WHIP	IP WLS BF H R ER SO BB IBB HBP BLK WP HR S P ERA WHIP	IP WLS BF H R ER SO BB IBB HBP BLK WP HR S P ERA WHIP	IP WLS BF H R ER SO BB IBB HBP BLK WP HR S P ERA WHIP	IP WLS BF H R ER SO BB IBB HBP BLK WP HR S P ERA WHIP	IP WLS BF H R ER SO BB IBB HBP BLK WP HR S P ERA WHIP	IP WLS BF H R ER SO BB IBB HBP BLK WP HR S P ERA WHIP	IP WLS BF H R ER SO BB IBB HBP BLK WP HR S P ERA WHIP	IP WLS BF H R ER SO BB IBB HBP BLK WP HR S P ERA WHIP	IP WLS BF H R ER SO BB IBB HBP BLK WP HR S P ERA WHIP	IP WLS BF H R ER SO BB IBB HBP BLK WP HR S P ERA WHIP	IP WLS BF H R ER SO BB IBB HBP BLK WP HR S P ERA WHIP	IP WLS BF H R ER SO BB IBB HBP BLK WP HR S P ERA WHIP	IP WLS BF H R ER SO BB IBB HBP BLK WP HR S P ERA WHIP	IP WLS BF H R ER SO BB IBB HBP BLK WP HR S P ERA WHIP	IP WLS BF H R ER SO BB IBB HBP BLK WP HR S P ERA WHIP	IP WLS BF H R ER SO BB IBB HBP BLK WP HR S P ERA WHIP	IP WLS BF H R ER SO BB IBB HBP BLK WP HR S P ERA WHIP	IP WLS BF H R ER SO BB IBB HBP BLK WP HR S P ERA WHIP			
Oil Can Boyd, R ERA: 3.66	(1, 1)	6.1	8	5	5	2	1	0	0	0	0	0	0	0	0	0	31	35	7.11	1.421				
Bob Stanley, R ERA: 2.91	(7, 1)	3.0	L	12	3	2	2	0	0	0	0	0	2	16	16	6.00	1.000							

BOTTOM

Boston Red Sox @ Chicago White Sox
Comiskey Park, Chicago, IL
Mon Aug 26 1985, 8:05 PM EDT
Att: 7,889 - Unknown

livebaseballscorecards.com

AB 39
R 7
H 11
RBI 7
BB 1
SO 4
LOB 13




Batter	1	2	3	4	5	6	7	8	9	AB	R	H	RBI	BB	SO	LOB	TOP					
Dwight Evans, R OBP: 0.373, SLG: 0.414										4	1	1	1	1	0	1	Boston Red Sox @ Cleveland Indians Cleveland Municipal Stadium, Cleveland, OH Wed Aug 28 1985, 7:05 PM EDT Att: 5,464 - Unknown					
Wade Boggs, L OBP: 0.420, SLG: 0.466										5	0	0	0	0	0	3						
Bill Buckner, L OBP: 0.305, SLG: 0.435										5	0	0	0	0	0	0						
Jim Rice, R OBP: 0.323, SLG: 0.429										2	1	1	0	2	0	0						
Tony Armas, R OBP: 0.247, SLG: 0.492										4	2	2	2	0	0	2						
Mike Easter, L OBP: 0.322, SLG: 0.408										4	0	2	0	0	0	0						
Marty Barrett, R OBP: 0.351, SLG: 0.357										3	0	2	1	1	0	1						
Jackie Gutierrez, R OBP: 0.278, SLG: 0.288										3	0	1	0	0	0	2						
Steve Lyons, L OBP: 0.338, SLG: 0.360										1	0	0	0	0	0	2						
Glenn Hoffman, R OBP: 0.309, SLG: 0.381										0	0	0	0	0	0	0						
Marc Sullivan, R OBP: 0.216, SLG: 0.250										2	0	0	0	0	1	2						
Dave Stapleton, R OBP: 0.306, SLG: 0.371										1	0	0	0	0	1	2						
Rich Gedman, L OBP: 0.375, SLG: 0.481										1	0	0	0	0	0	2						
Inning Stats	R: 1 E: 0 K: 0 S: 4	H: 1 LOB: 0 BB: 0 P: 4	R: 1 E: 0 K: 0 S: 5	H: 2 LOB: 1 BB: 0 P: 5	R: 0 E: 0 K: 0 S: 3	H: 0 LOB: 0 BB: 0 P: 3	R: 0 E: 0 K: 0 S: 2	H: 0 LOB: 0 BB: 1 P: 6	R: 0 E: 0 K: 1 S: 6	H: 1 LOB: 1 BB: 0 P: 6	R: 0 E: 0 K: 0 S: 4	H: 1 LOB: 1 BB: 0 P: 4	R: 0 E: 0 K: 1 S: 7	H: 2 LOB: 2 BB: 1 P: 11	R: 2 E: 0 K: 0 S: 5	H: 2 LOB: 2 BB: 2 P: 13	R: 0 E: 0 K: 0 S: 3	H: 0 LOB: 0 BB: 0 P: 3	1B: 6 2B: 1 3B: 0 HR: 2	SF: 0 SAC: 0 DP: 1 HBP: 0	WP: 0 PB: 0 SB: 0 CS: 0	PA: 39
PITCHER	IP WLS BF H R ER SO BB IBB HBP BLK WP HR S P ERA WHIP																					
Jamie Easterly, L ERA: 2.35	(1, 1) 6.2 W 28 7 2 2 2 2 2 0 0 0 0 0 1 30 38 2.70 1.350																					
Bryan Clark, L ERA: 5.44	(7, 1) 0.2 5 2 2 2 0 1 0 0 0 0 0 1 4 8 27.00 4.500																					
Jerry Reed, R ERA: 4.94	(8, 1) 1.2 S 6 0 0 0 0 0 1 0 0 0 0 0 0 5 9 0.00 0.600																					

AB	35
R	4
H	9
RBI	4
BB	4
SO	2
LOB	17



Batter	1	2	3	4	5	6	7	8	9	AB	R	H	RBI	BB	SO	LOB	BOTTOM				
Otis Nixon, S OBP: 0.259, SLG: 0.305										4	1	1	1	0	0	3	Boston Red Sox @ Cleveland Indians Cleveland Municipal Stadium, Cleveland, OH Wed Aug 28 1985, 7:05 PM EDT Att: 5,464 - Unknown				
Tony Bemazzard, S OBP: 0.380, SLG: 0.420										2	1	0	0	2	0	0					
Julio Franco, R OBP: 0.344, SLG: 0.384										4	1	1	4	0	0	2					
Andre Thornton, R OBP: 0.277, SLG: 0.331										3	0	0	0	1	1	0					
Pat Tabler, R OBP: 0.319, SLG: 0.369										3	1	1	1	1	2	0					
Brook Jacoby, R OBP: 0.342, SLG: 0.413										4	0	0	0	0	0	3					
Joe Carter, R OBP: 0.279, SLG: 0.349										4	0	1	0	0	0	0					
Carmen Castillo, R OBP: 0.270, SLG: 0.412										2	1	1	0	0	0	0					
George Vukovich, L OBP: 0.295, SLG: 0.338										0	1	0	0	1	0	0					
Jerry Willard, L OBP: 0.335, SLG: 0.337										2	1	0	0	0	1	3					
Inning Stats	R: 0 E: 0 K: 0 S: 3	H: 0 LOB: 0 BB: 0 P: 3	R: 1 E: 0 K: 0 S: 4	H: 1 LOB: 0 BB: 0 P: 4	R: 0 E: 0 K: 1 S: 5	H: 1 LOB: 0 BB: 0 P: 5	R: 0 E: 0 K: 0 S: 3	H: 0 LOB: 0 BB: 0 P: 3	R: 0 E: 0 K: 1 S: 5	H: 0 LOB: 0 BB: 0 P: 5	R: 2 E: 1 K: 0 S: 5	H: 1 LOB: 3 BB: 3 P: 17	R: 4 E: 0 K: 1 S: 7	H: 2 LOB: 0 BB: 2 P: 15	R: 0 E: 0 K: 1 S: 5	H: 0 LOB: 0 BB: 0 P: 5		1B: 2 2B: 1 3B: 0 HR: 2	SF: 0 SAC: 1 DP: 1 HBP: 0	WP: 1 PB: 0 SB: 1 CS: 0	PA: 34
PITCHER	IP WLS BF H R ER SO BB IBB HBP BLK WP HR S P ERA WHIP																				
Tim Lollar, L ERA: 4.66	(1, 1) 5.2 L 22 3 3 1 2 2 0 0 0 0 0 1 1 8 20 27.00 3.750																				
Mark Clear, R ERA: 3.78	(6, 1) 1.1 9 2 4 4 1 3 0 0 0 0 1 1 8 20 27.00 3.750																				
Bob Stanley, R ERA: 2.87	(8, 1) 1.0 3 0 0 0 0 1 0 0 0 0 0 0 0 5 5 0.00 0.000																				

AB	28
R	7
H	5
RBI	6
BB	5
SO	4
LOB	11



Batter	1	2	3	4	5	6	7	8	9	AB	R	H	RBI	BB	SO	LOB	TOP											
Dwight Evans, R OBP: 0.373, SLG: 0.412	F9		1B		6-3	K		K		5	1	1	0	1	2	0	Boston Red Sox @ Cleveland Indians Cleveland Municipal Stadium, Cleveland, OH Thu Aug 29 1985, 7:05 PM EDT Att: 6,110 - Unknown											
Wade Boggs, L OBP: 0.441, SLG: 0.465 Ed Jurak, R OBP: 0.125, SLG: 0.125	4-3		1B		1B		6-3			3	3	1	0	2	0	0												
Bill Buckner, L OBP: 0.307, SLG: 0.436 Dave Stapleton, R OBP: 0.297, SLG: 0.361	K		1B		1B		WP	F7	F6	5	3	3	1	0	1	1												
Jim Rice, R OBP: 0.328, SLG: 0.433 Steve Lyons, L OBP: 0.339, SLG: 0.361		E	1B		1B		3B	WP	4-3	2	1	2	1	2	0	0												
Tony Armas, R OBP: 0.257, SLG: 0.504 Dave Sax, R OBP: 0.343, SLG: 0.375	E7	2B	1B		K		2B	BB	L3	4	2	3	5	1	1	2												
Mike Easter, L OBP: 0.325, SLG: 0.412	F7		K		1B		2B	HR		4	2	2	3	1	1	2												
Marty Barrett, R OBP: 0.350, SLG: 0.358	6-3				6-3	FC6-4	5-3	HR		5	1	1	2	0	0	5												
Rich Gedman, L OBP: 0.375, SLG: 0.491 Marc Sullivan, R OBP: 0.216, SLG: 0.250	K				L8	G3	2B	HR		5	1	2	4	0	1	1												
Jackie Gutierrez, R OBP: 0.280, SLG: 0.304			F3			5-3	6-3	HR		5	1	2	1	0	0	2												
Inning Stats	R: 0 E: 0 K: 1 S: 5	H: 0 LOB: 0 BB: 0 P: 5	R: 1 E: 1 K: 1 S: 7	H: 2 LOB: 1 BB: 0 P: 7	R: 3 E: 0 K: 1 S: 7	H: 3 LOB: 1 BB: 2 P: 15	R: 0 E: 0 K: 0 S: 3	H: 1 LOB: 1 BB: 0 P: 3	R: 2 E: 0 K: 1 S: 8	H: 3 LOB: 2 BB: 1 P: 12	R: 0 E: 0 K: 1 S: 5	H: 0 LOB: 0 BB: 0 P: 5	R: 4 E: 0 K: 0 S: 7	H: 4 LOB: 2 BB: 1 P: 11	R: 7 E: 0 K: 1 S: 10	H: 5 LOB: 1 BB: 3 P: 22		R: 0 E: 0 K: 0 S: 3	H: 0 LOB: 0 BB: 0 P: 3	1B: 11 2B: 4 3B: 1 HR: 2	SF: 0 SAC: 0 DP: 0 HBP: 0	WP: 3 PB: 0 SB: 1 CS: 0	PA: 50					
PITCHER	IP	WLS	BF	H	R	ER	SO	BB	IBB	HBP	BLK	WP	HR	S	P	ERA	WHIP											
Ramon Romero, L ERA: 6.08	(1, 1)	4.1	L	21	7	6	6	3	3	0	0	0	1	0	24	36	12.46	2.308										
Rich Thompson, R ERA: 6.41	(5, 1)	3.1		24	10	11	11	3	4	0	0	0	2	2	26	42	29.70	4.200										
Jerry Reed, R ERA: 4.81	(8, 1)	1.1		5	1	0	0	0	0	0	0	0	0	0	5	5	0.00	0.750										

Batter	1	2	3	4	5	6	7	8	9	AB	R	H	RBI	BB	SO	LOB	BOTTOM										
Otis Nixon, S OBP: 0.259, SLG: 0.304	S	5-3			B5-3			F9		4	0	1	0	0	0	2	Boston Red Sox @ Cleveland Indians Cleveland Municipal Stadium, Cleveland, OH Thu Aug 29 1985, 7:05 PM EDT Att: 6,110 - Unknown										
Tony Bemazard, S OBP: 0.356, SLG: 0.416	5-3		K		K2-3			F8		4	0	0	0	0	2	2											
Julio Franco, R OBP: 0.343, SLG: 0.381 Mike Fischlin, R OBP: 0.288, SLG: 0.319	K		6-3		F7			K		3	0	0	0	0	1	1											
Andre Thornton, R OBP: 0.277, SLG: 0.330	K		F8		K			1B	1B	4	0	1	0	0	2	1											
Pat Tabler, R OBP: 0.321, SLG: 0.368		HR			6-3			F8		3	1	1	0	1	0	1											
Brook Jacoby, R OBP: 0.343, SLG: 0.420		HR			F8			K		4	1	2	2	0	1	1											
Joe Carter, R OBP: 0.276, SLG: 0.346		K			F8			F3		4	0	0	0	0	1	2											
Carmen Castillo, R OBP: 0.277, SLG: 0.418					B5-3			K		3	0	1	0	1	2	2											
Chris Bando, S OBP: 0.217, SLG: 0.155 Benny Ayala, R OBP: 0.281, SLG: 0.358 Jerry Willard, L OBP: 0.335, SLG: 0.337	F8				F7			K		2	0	0	0	0	0	2											
Inning Stats	R: 0 E: 0 K: 2 S: 8	H: 1 LOB: 1 BB: 0 P: 8	R: 2 E: 0 K: 1 S: 8	H: 3 LOB: 1 BB: 0 P: 8	R: 0 E: 0 K: 1 S: 5	H: 0 LOB: 0 BB: 0 P: 5	R: 0 E: 0 K: 0 S: 3	H: 0 LOB: 0 BB: 0 P: 3	R: 0 E: 0 K: 1 S: 5	H: 0 LOB: 1 BB: 1 P: 9	R: 0 E: 0 K: 2 S: 7	H: 0 LOB: 1 BB: 1 P: 11	R: 0 E: 0 K: 2 S: 7	H: 0 LOB: 0 BB: 0 P: 7	R: 0 E: 0 K: 1 S: 5	H: 0 LOB: 2 BB: 0 P: 7		R: 0 E: 0 K: 1 S: 7	H: 2 LOB: 2 BB: 0 P: 7	1B: 4 2B: 1 3B: 0 HR: 1	SF: 0 SAC: 0 DP: 0 HBP: 0	WP: 0 PB: 0 SB: 1 CS: 0	PA: 35				
PITCHER	IP	WLS	BF	H	R	ER	SO	BB	IBB	HBP	BLK	WP	HR	S	P	ERA	WHIP										
Bruce Hurst, L ERA: 4.6	(1, 1)	9.0	W	35	6	2	2	11	2	0	0	0	1	55	63	2.00	0.889										

Batter	1	2	3	4	5	6	7	8	9	AB	R	H	RBI	BB	SO	LOB	TOP								
Dwight Evans, R OBP: 0.375, SLG: 0.418 (1, 9)	F7		HR		F6		1B HBP		E 1B BB	3	3	1	1	1	0	1									
Wade Boggs, L OBP: 0.344, SLG: 0.468 (1, 5)	3-1		1B		1B		1B G4-6-3 1B		E8 1B 1B	5	1	4	0	0	0	0									
Bill Buckner, L OBP: 0.308, SLG: 0.436 (1, 3)	F8		F8		F7		G4-6-3 1B		1B	5	0	2	3	0	0	3									
Jim Rice, R OBP: 0.325, SLG: 0.430 Steve Lyons, L OBP: 0.336, SLG: 0.360 (1, 7) (7, 7)		5-3		6-3		E6 FC3-6	G4-6-3 1B		F8	4	0	0	0	0	0	1									
Tony Armas, R OBP: 0.260, SLG: 0.506 (1, 8)		G3 2B		4-3 1B		F7	K		F7	5	0	2	0	0	1	3									
Mike Easter, L OBP: 0.322, SLG: 0.408 (1, 10)		G3		4-3		FC3-6 HR			6-3	4	1	0	0	0	0	3									
Rich Gedman, L OBP: 0.374, SLG: 0.496 (1, 2)		4-3		F8		HR			4-3	4	1	1	2	0	0	2									
Dave Stapleton, R OBP: 0.293, SLG: 0.333 Marty Barrett, R OBP: 0.350, SLG: 0.358 (1, 4) (9, 4)			5-3		1B BB	F7			F9	3	0	0	0	1	0	0									
Jackie Gutierrez, R OBP: 0.280, SLG: 0.303 (1, 6)			F8		K		1B HBP 1B		4-3	4	1	1	0	0	1	1									
Inning Stats	R: 0 E: 0 K: 0 S: 3	H: 0 LOB: 0 BB: 0 P: 3	R: 0 E: 0 K: 0 S: 4	H: 1 LOB: 1 BB: 0 P: 4	R: 1 E: 0 K: 0 S: 5	H: 2 LOB: 1 BB: 0 P: 5	R: 0 E: 0 K: 0 S: 4	H: 1 LOB: 1 BB: 0 P: 4	R: 0 E: 0 K: 1 S: 6	H: 1 LOB: 0 BB: 1 P: 10	R: 2 E: 1 K: 0 S: 5	H: 1 LOB: 0 BB: 0 P: 5	R: 3 E: 0 K: 1 S: 7	H: 3 LOB: 0 BB: 0 P: 8	R: 0 E: 0 K: 0 S: 3	H: 0 LOB: 0 BB: 0 P: 3	R: 1 E: 1 K: 0 S: 5	H: 2 LOB: 2 BB: 1 P: 9	1B: 8 2B: 1 3B: 0 HR: 2	SF: 0 SAC: 0 DP: 1 HBP: 1	WP: 0 PB: 0 SB: 0 CS: 0	PA: 41			
PITCHER	IP	WLS	BF	H	R	ER	SO	BB	IBB	HBP	BLK	WP	HR	S	P	ERA	WHIP								
John Butcher, R ERA: 4.6 (1, 1)	6.0	L	28	7	5	3	1	1	0	1	0	0	2	28	33	4.50	1.333								
Steve Howe, L ERA: 6.1 (7, 1)	0.0		2	2	0	0	0	0	0	0	0	0	0	2	2	∞	∞								
Frank Eufemia, R ERA: 3.22 (7, 1)	2.1		8	1	2	2	1	1	0	0	0	0	0	9	13	7.71	0.857								
Pete Filson, L ERA: 3.99 (9, 1)	0.2		3	1	0	0	0	0	0	0	0	0	0	3	3	0.00	1.500								

Boston Red Sox @ Minnesota Twins
Hubert H. Humphrey Metrodome, Minneapolis, MN

AB 38
R 7
H 11
RBI 6
BB 2
SO 2
LOB 16



WP: 0 PA: 41
PB: 0
SB: 0
CS: 0

livebaseballscorecards.com

Boston Red Sox @ Minnesota Twins
Hubert H. Humphrey Metrodome, Minneapolis, MN

AB 35
R 3
H 10
RBI 3
BB 3
SO 1
LOB 24




WP: 0 PA: 41
PB: 0
SB: 1
CS: 1

livebaseballscorecards.com

Batter	1	2	3	4	5	6	7	8	9	AB	R	H	RBI	BB	SO	LOB	BOTTOM								
Kirby Puckett, R OBP: 0.314, SLG: 0.364 (1, 8)	F9 4-3 1B		SH5-3 1B	FC6-4		4-3		BB		4	1	2	0	1	0	4									
Gary Gaetti, R OBP: 0.308, SLG: 0.401 (1, 5)	4-3		SH5-3		1B 2B		5-3	F6		4	1	1	0	0	0	4									
Kent Hrbek, L OBP: 0.341, SLG: 0.426 (1, 3)	F9		6-3		CS 1B		F8		1-3	5	0	1	1	0	0	2									
Tom Brunansky, R OBP: 0.326, SLG: 0.445 (1, 9)	S 1B		F3		F7		6-3		6-3	5	0	1	1	0	0	2									
Dave Engle, R OBP: 0.340, SLG: 0.435 (1, 10)	F8			4-3	4-0 BB			1B SF9 2B	F4	4	1	1	0	1	0	1									
Mickey Hatcher, R OBP: 0.310, SLG: 0.367 (1, 7)		4-3		E 1B	F8			E 1B		4	0	2	0	0	0	1									
Tim Laudner, R OBP: 0.311, SLG: 0.431 Mark Salas, L OBP: 0.329, SLG: 0.425 (1, 2) (6, PH) (9, 2)		F8		E 1B		SH5-4 BB		SF9		2	0	1	0	1	0	0									
Tim Teufel, R OBP: 0.341, SLG: 0.377 (1, 4)				E6 FC6-4		SH5-4		E6		3	0	1	0	0	0	3									
Alvaro Espinoza, R OBP: 0.263, SLG: 0.243 Ron Washington, R OBP: 0.318, SLG: 0.415 (1, 6) (6, PH) (7, 6)		F4		F6		F4		K		2	0	0	0	0	0	4									
Roy Smalley, S OBP: 0.369, SLG: 0.424 (8, PH) (9, 6)				F6		F4		K		1	0	0	0	0	1	2									
Inning Stats	R: 1 E: 0 K: 0 S: 5	H: 2 LOB: 1 BB: 0 P: 5	R: 0 E: 0 K: 0 S: 4	H: 1 LOB: 0 BB: 0 P: 4	R: 0 E: 0 K: 0 S: 4	H: 1 LOB: 0 BB: 0 P: 4	R: 0 E: 1 K: 0 S: 6	H: 2 LOB: 3 BB: 0 P: 6	R: 1 E: 0 K: 0 S: 4	H: 2 LOB: 1 BB: 1 P: 8	R: 0 E: 0 K: 0 S: 3	H: 0 LOB: 1 BB: 1 P: 7	R: 0 E: 0 K: 0 S: 3	H: 0 LOB: 0 BB: 0 P: 3	R: 1 E: 1 K: 1 S: 8	H: 2 LOB: 3 BB: 1 P: 12	R: 0 E: 0 K: 0 S: 3	H: 0 LOB: 0 BB: 0 P: 3	1B: 8 2B: 2 3B: 0 HR: 0	SF: 1 SAC: 2 DP: 0 HBP: 0	WP: 0 PB: 0 SB: 1 CS: 1	PA: 41			
PITCHER	IP	WLS	BF	H	R	ER	SO	BB	IBB	HBP	BLK	WP	HR	S	P	ERA	WHIP								
Bob Ojeda, L ERA: 4.37 (1, 1)	7.0	W	33	10	3	3	0	2	0	0	0	0	0	31	39	3.86	1.714								
Steve Crawford, R ERA: 3.29 (8, 1)	2.0	S	8	0	0	0	1	1	0	0	0	0	0	9	13	0.00	0.500								

Fri Aug 30 1985, 8:05 PM EDT
Att: 17,057 - Unknown

Batter	1	2	3	4	5	6	7	8	9	AB	R	H	RBI	BB	SO	LOB	TOP					
Dwight Evans, R OBP: 0.372, SLG: 0.414 (1, 9)	F4		4-3			K	SF7		K	4	0	0	1	0	2	1	Boston Red Sox @ Minnesota Twins Hubert H. Humphrey Metrodome, Minneapolis, MN Sat Aug 31 1985, 8:05 PM EDT Unknown livebaseballscorecards.com					
Wade Boggs, L OBP: 0.443, SLG: 0.466 (1, 5)	6-3			1B		E4	G3			4	1	1	0	0	0	0						
Bill Buckner, L OBP: 0.311, SLG: 0.438 (1, 3)				L7		1B			1B	4	1	3	0	0	0	1						
Tony Armas, R OBP: 0.267, SLG: 0.509 (1, 7)	K			1B		1B			1B	4	1	3	0	0	1	1						
Rich Gedman, L OBP: 0.370, SLG: 0.491 (1, 2)		F7		F2		K			FC1-5-6	4	0	0	0	0	1	7						
Mike Easter, L OBP: 0.322, SLG: 0.413 (1, 10)	K			G3					F8	4	1	1	4	0	1	3						
Marty Barrett, R OBP: 0.347, SLG: 0.355 (1, 4)		F7				K			E6	4	0	0	0	0	1	0						
Steve Lyons, L OBP: 0.337, SLG: 0.362 (1, 8)			F3		4-3				F7	4	1	1	0	0	0	1						
Jackie Gutierrez, R OBP: 0.275, SLG: 0.298 (1, 6)			5-3		F7				L7	4	0	0	0	0	0	2						
Inning Stats	R: 0 E: 0 K: 1 S: 6	H: 1 LOB: 1 BB: 0 P: 6	R: 0 E: 0 K: 1 S: 5	H: 0 LOB: 0 BB: 0 P: 5	R: 0 E: 0 K: 0 S: 3	H: 0 LOB: 0 BB: 0 P: 3	R: 0 E: 0 K: 0 S: 5	H: 2 LOB: 2 BB: 0 P: 5	R: 0 E: 0 K: 1 S: 5	H: 0 LOB: 0 BB: 0 P: 5	R: 4 E: 1 K: 2 S: 11	H: 3 LOB: 0 BB: 0 P: 11	R: 1 E: 0 K: 0 S: 4	H: 1 LOB: 1 BB: 0 P: 4	R: 0 E: 0 K: 0 S: 4	H: 2 LOB: 1 BB: 0 P: 4	R: 0 E: 1 K: 1 S: 6	H: 0 LOB: 1 BB: 0 P: 6	1B: 7 2B: 1 3B: 0 HR: 1	SF: 1 SAC: 0 DP: 1 HBP: 0	WP: 0 PB: 0 SB: 0 CS: 0	PA: 37
PITCHER Bert Blyleven, R ERA: 3.05 (1, 1)	IP: 9.0 WLS: W BF: 37 H: 9 R: 5 ER: 1 SO: 6 BB: 0 IBB: 0 HBP: 0 BLK: 0 WP: 0 HR: 1 S: 49 P: 49 ERA: 1.00 WHIP: 1.000															PITCHER						

Batter	1	2	3	4	5	6	7	8	9	AB	R	H	RBI	BB	SO	LOB	BOTTOM					
Kirby Puckett, R OBP: 0.315, SLG: 0.367 (1, 8)	SH1-3	E4			1B	F9		K		5	2	2	0	0	1	4	Boston Red Sox @ Minnesota Twins Hubert H. Humphrey Metrodome, Minneapolis, MN Sat Aug 31 1985, 8:05 PM EDT Unknown livebaseballscorecards.com					
Mickey Hatcher, R OBP: 0.311, SLG: 0.366 Dave Meier, R OBP: 0.353, SLG: 0.268 (9, PR)	SH1-3	5-3			F9		6-3		FC2-5	3	0	1	0	1	0	3						
Kent Hrbek, L OBP: 0.346, SLG: 0.429 (1, 3)					1B		6-3		L7	4	0	3	1	1	0	1						
Tom Brunansky, R OBP: 0.325, SLG: 0.443 Randy Bush, L OBP: 0.322, SLG: 0.472 (6, PH)	G5-4-3				L6		F1		FC2-5	2	0	0	0	0	0	2						
Mark Salas, L OBP: 0.323, SLG: 0.417 (1, 2)		3-1			F6		6-3		FC2-5	5	1	0	0	0	0	7						
Mike Stenhouse, L OBP: 0.331, SLG: 0.341 (1, 10)		F3			F6		4-3		1B	5	0	1	1	0	1	5						
Roy Smalley, S OBP: 0.371, SLG: 0.423 Gary Gaetti, R OBP: 0.310, SLG: 0.405 (6, PR)					3-1				1B	1	1	0	0	1	0	0						
Ron Washington, R OBP: 0.323, SLG: 0.418 (9, 6)					F7		SH1-4		1B	4	1	2	1	0	1	1						
Alvaro Espinoza, R OBP: 0.268, SLG: 0.275 Dave Engle, R OBP: 0.336, SLG: 0.432 Tim Teufel, R OBP: 0.341, SLG: 0.377 (9, 4)					6-3		5-3			3	0	1	2	0	0	2						
Inning Stats	R: 1 E: 0 K: 0 S: 4	H: 2 LOB: 0 BB: 0 P: 4	R: 2 E: 1 K: 0 S: 6	H: 2 LOB: 2 BB: 0 P: 7	R: 0 E: 0 K: 0 S: 4	H: 1 LOB: 1 BB: 0 P: 4	R: 0 E: 0 K: 0 S: 3	H: 0 LOB: 0 BB: 0 P: 3	R: 1 E: 0 K: 1 S: 8	H: 3 LOB: 2 BB: 1 P: 8	R: 0 E: 0 K: 0 S: 3	H: 0 LOB: 2 BB: 1 P: 7	R: 0 E: 0 K: 2 S: 8	H: 1 LOB: 2 BB: 1 P: 8	R: 0 E: 0 K: 2 S: 8	H: 1 LOB: 1 BB: 0 P: 8	R: 2 E: 0 K: 0 S: 4	H: 2 LOB: 3 BB: 3 P: 16	1B: 9 2B: 3 3B: 0 HR: 0	SF: 0 SAC: 2 DP: 1 HBP: 1	WP: 0 PB: 0 SB: 0 CS: 0	PA: 44
PITCHER Oil Can Boyd, R ERA: 3.71 Steve Crawford, R ERA: 3.45 (8, 1)	IP: 7.0 WLS: L BF: 11 H: 3 R: 2 ER: 2 SO: 2 BB: 2 IBB: 1 HBP: 0 BLK: 0 WP: 0 HR: 0 S: 12 P: 24 ERA: 10.80 WHIP: 3.000															PITCHER						

Batter	1	2	3	4	5	6	7	8	9	AB	R	H	RBI	BB	SO	LOB	TOP																			
Dwight Evans, R OBP: 0.370, SLG: 0.418	1-3		F7			F3	K		HR	5	1	1	2	0	1	2																				
Wade Boggs, L OBP: 0.444, SLG: 0.472	G3 2B		K			1B		F8 1B	K	5	1	3	0	0	2	0																				
Bill Buckner, L OBP: 0.311, SLG: 0.437	G3 2-3		1-3			1B		F8 2-3		4	0	1	0	0	0	2																				
Tony Armas, R OBP: 0.266, SLG: 0.505	F8			6-3		F7		1B		4	0	1	1	0	0	3																				
Mike Easter, L OBP: 0.321, SLG: 0.412		FC6-4 BLK 1B		4-3		F7		F7		4	1	1	0	0	0	3																				
Dave Stapleton, R OBP: 0.311, SLG: 0.333		FC6-4 BB		K		1B		F5		3	0	1	0	1	1	1																				
Dave Sax, R OBP: 0.305, SLG: 0.343		FC6-4 BLK		1-3		K			FC3-6 1B	3	0	0	0	0	1	3	AB 37																			
Rich Gedman, L OBP: 0.372, SLG: 0.492		1-2 2-3		3-1		K			FC3-6 HR	1	0	1	0	0	0	0	R 4																			
Steve Lyons, L OBP: 0.335, SLG: 0.360		K		1-3		1B			F9	4	1	1	0	0	1	3	H 10																			
Glenn Hoffman, R OBP: 0.305, SLG: 0.376		K		1-3		F3				3	0	0	0	0	1	3	RBI 3																			
Jim Rice, R OBP: 0.325, SLG: 0.429		K		1-3						1	0	0	0	0	0	1	BB 1																			
Inning Stats	R: 0 E: 0 K: 0 S: 4	H: 1 LOB: 1 BB: 0 P: 4	R: 1 E: 0 K: 2 S: 8	H: 1 LOB: 1 BB: 1 P: 12	R: 0 E: 0 K: 1 S: 5	H: 0 LOB: 0 BB: 0 P: 5	R: 0 E: 0 K: 1 S: 5	H: 0 LOB: 0 BB: 0 P: 5	R: 0 E: 0 K: 0 S: 3	H: 0 LOB: 0 BB: 0 P: 3	R: 0 E: 0 K: 0 S: 5	H: 2 LOB: 2 BB: 0 P: 5	R: 0 E: 0 K: 2 S: 9	H: 2 LOB: 2 BB: 0 P: 9	R: 1 E: 0 K: 0 S: 5	H: 2 LOB: 1 BB: 0 P: 5	R: 2 E: 1 K: 1 S: 7	H: 2 LOB: 0 BB: 0 P: 7	1B: 7 2B: 2 3B: 0 HR: 1	SF: 0 SAC: 0 DP: 0 HBP: 0	WP: 0 PB: 0 SB: 0 CS: 0	PA: 38														
PITCHER	IP	WLS	BF	H	R	ER	SO	BB	IBB	HBP	BLK	WP	HR	S	P	ERA	WHIP	PITCHER	IP	WLS	BF	H	R	ER	SO	BB	IBB	HBP	BLK	WP	HR	S	P	ERA	WHIP	
Mark Portugal, R ERA: 4.5	(1, 1)	5.2	W	22	4	1	1	4	1	0	0	1	0	0	29	33	1.59	0.882																		
Pete Filson, L ERA: 3.99	(6, 1)	2.1		11	4	1	1	2	0	0	0	0	0	0	15	15	3.86	1.714																		
Ron Davis, R ERA: 3.58	(9, 1)	1.0	S	5	2	2	2	1	0	0	0	0	0	1	7	7	18.00	2.000																		

Boston Red Sox @ Minnesota Twins
 Hubert H. Humphrey Metrodome, Minneapolis, MN
 Sat Aug 31 1985, 8:05 PM EDT
 Att: 20,779 - Unknown

AB 37
 R 4
 H 10
 RBI 3
 BB 1
 SO 7
 LOB 21



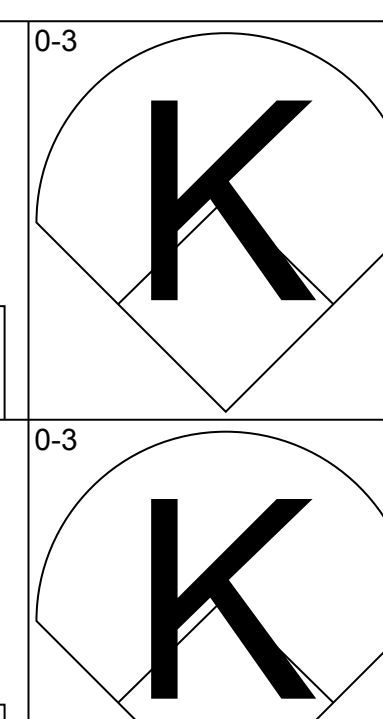
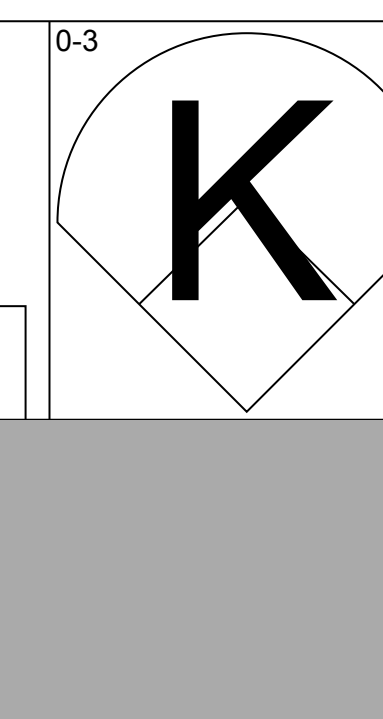
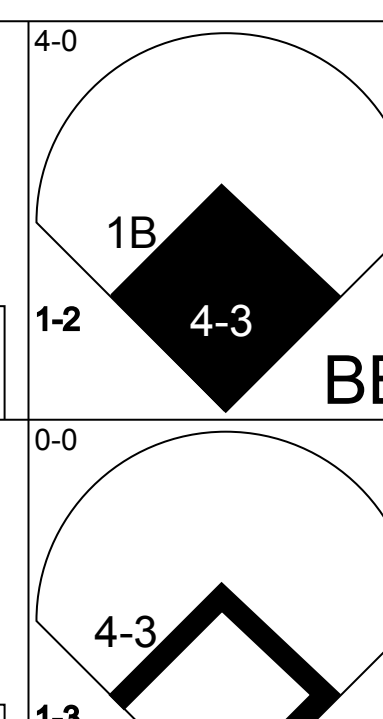
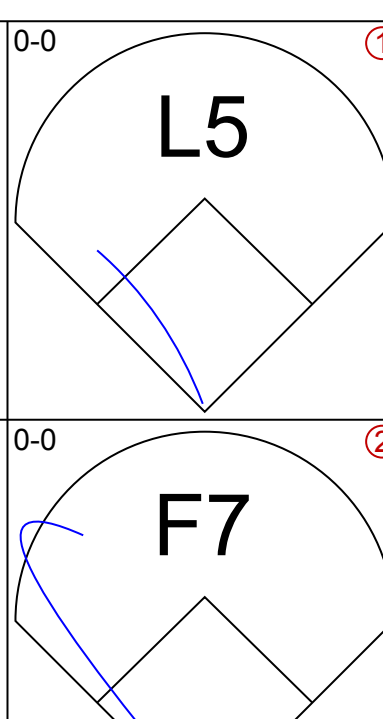
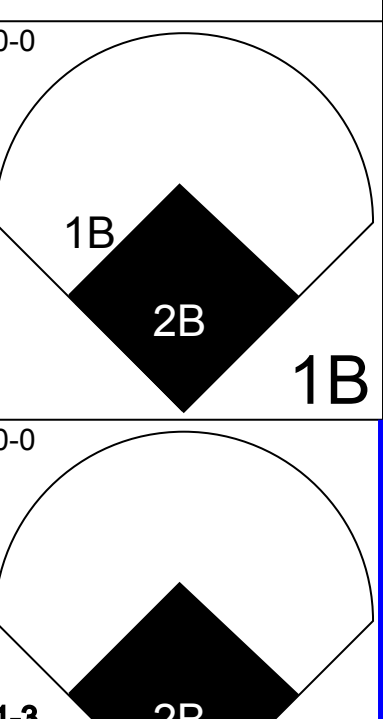
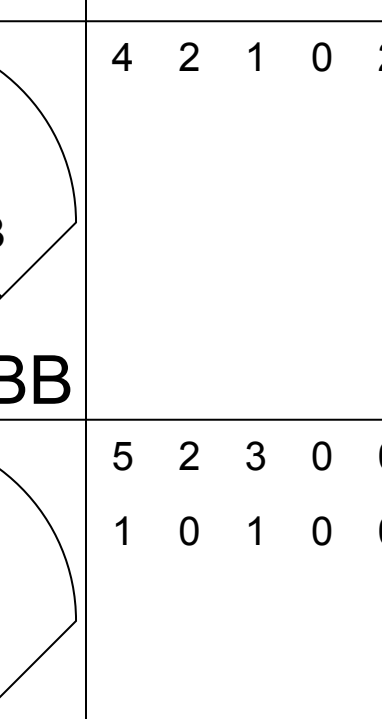
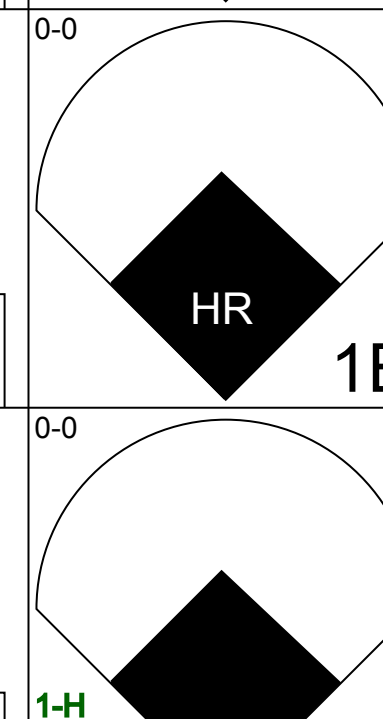
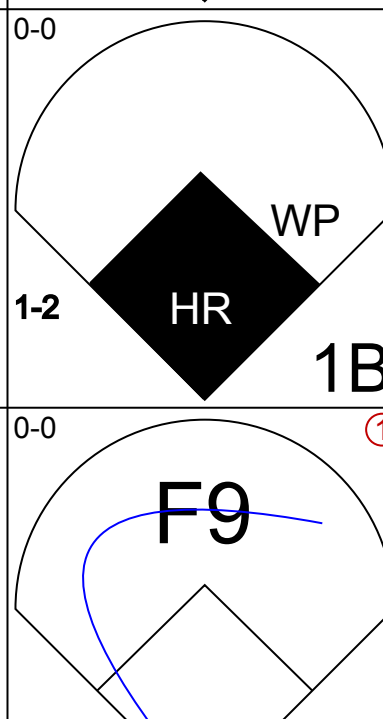
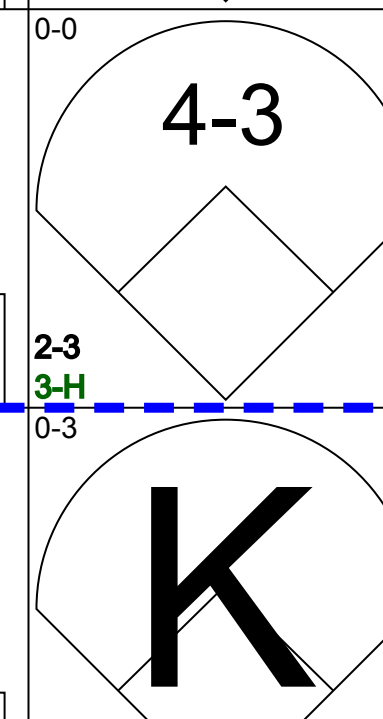
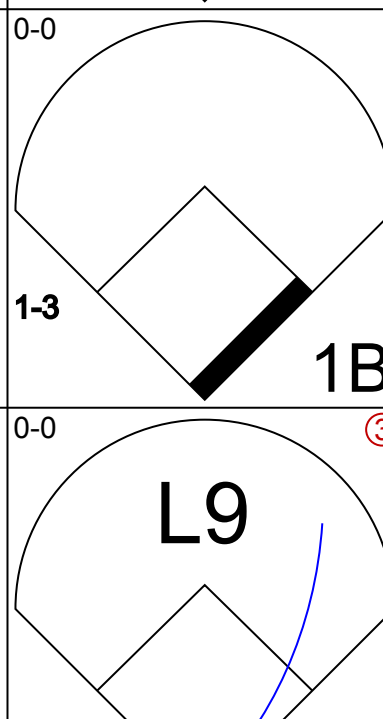
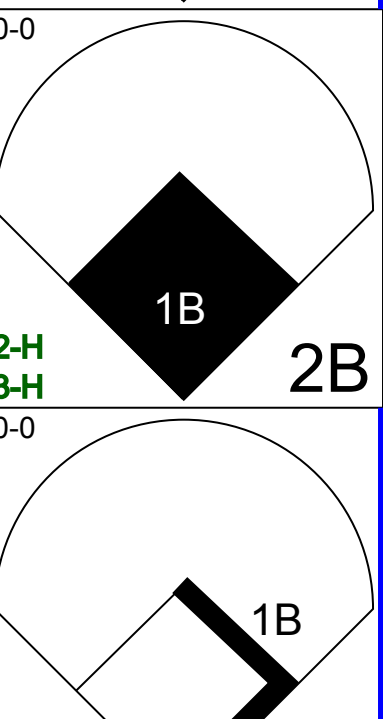
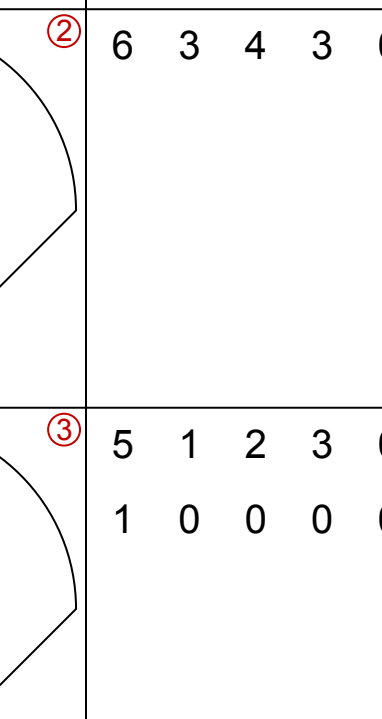
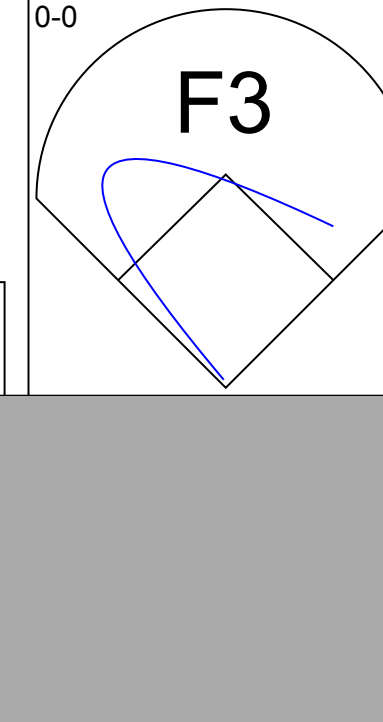
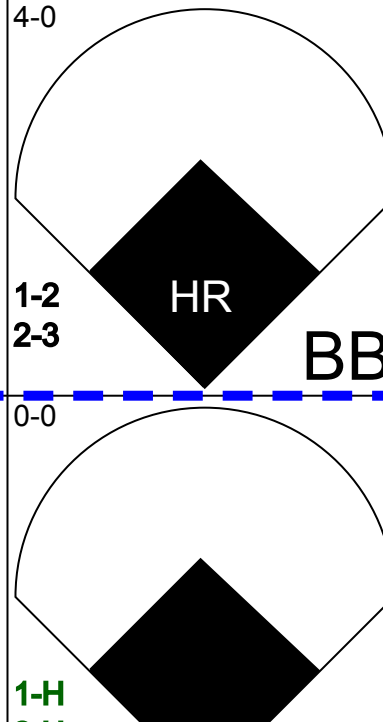


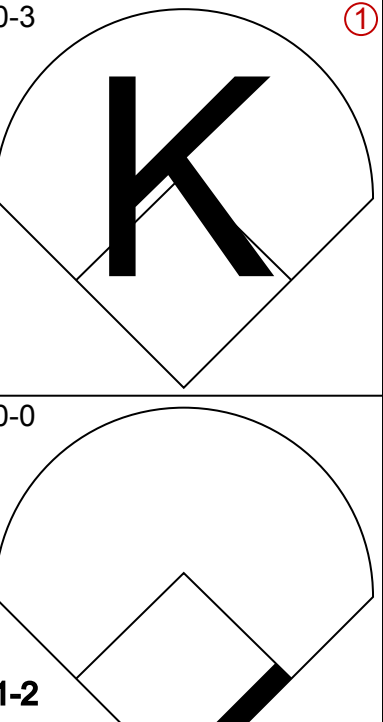
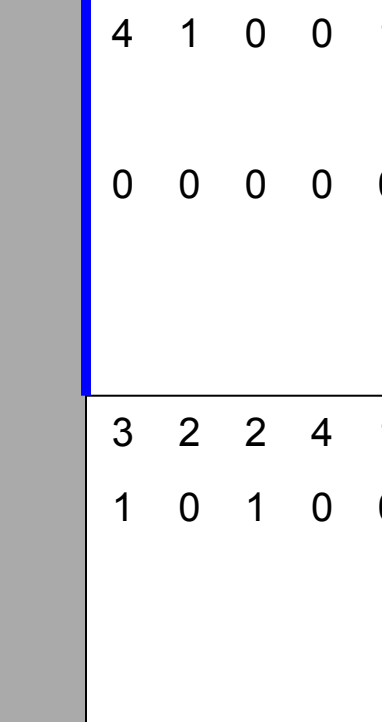

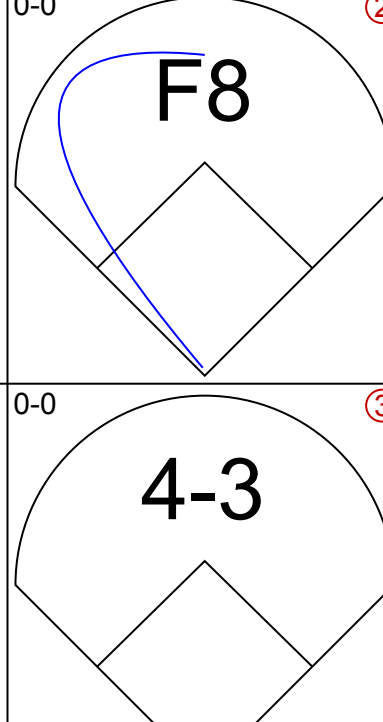


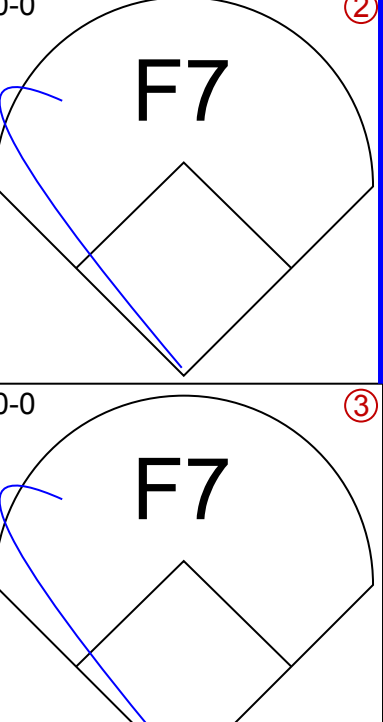
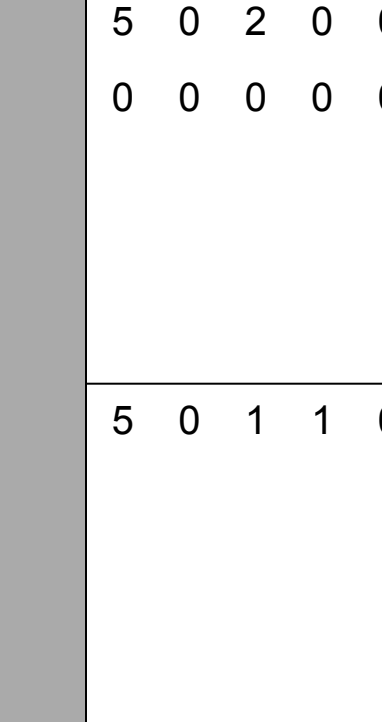

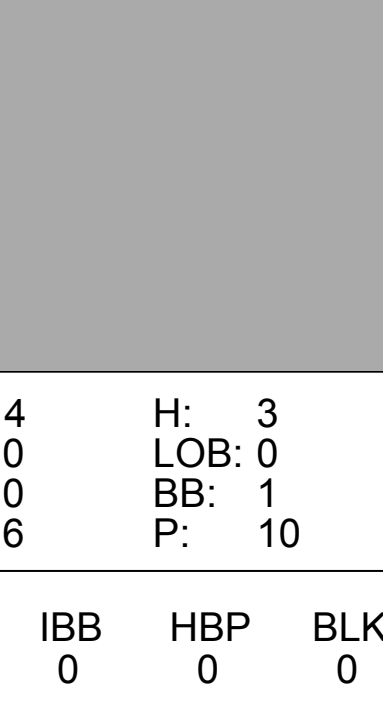
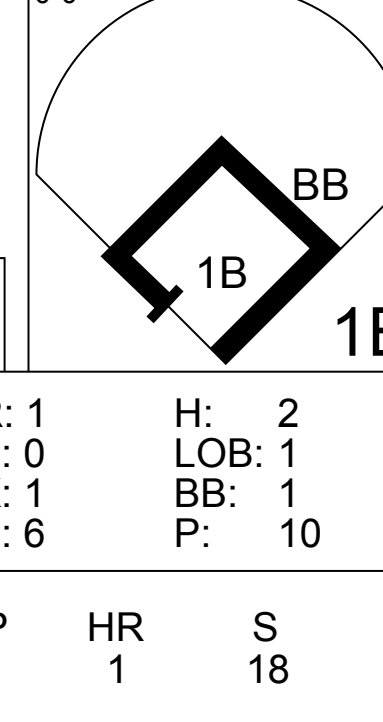
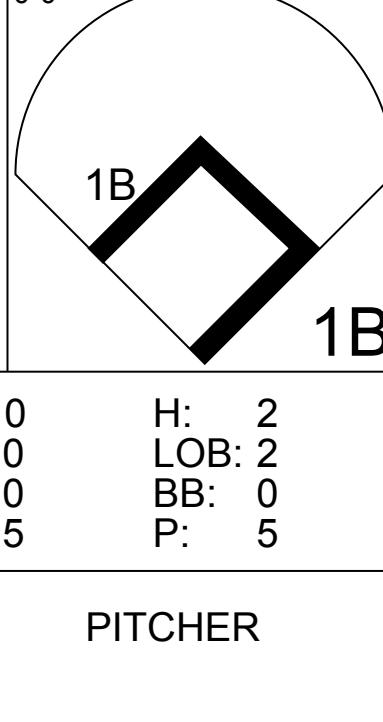

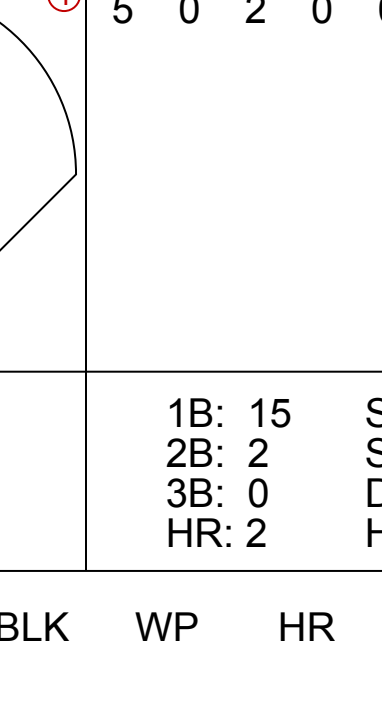
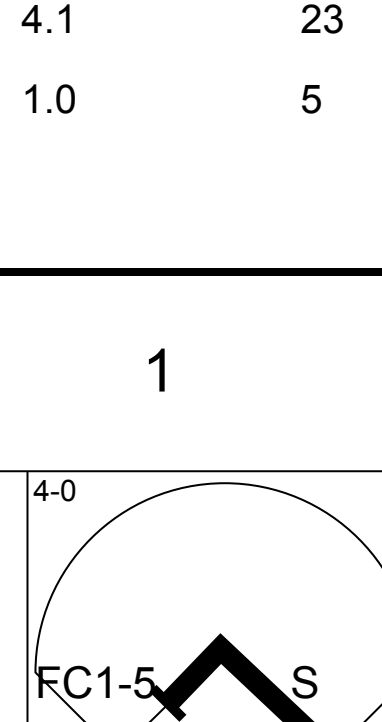
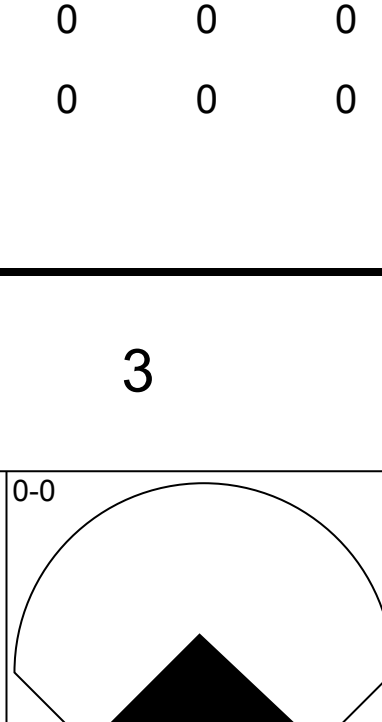
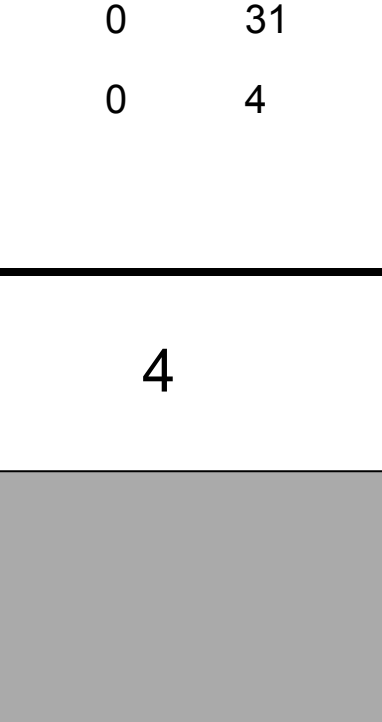
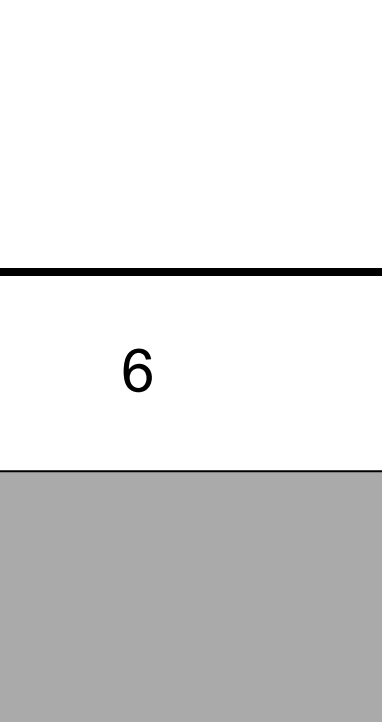
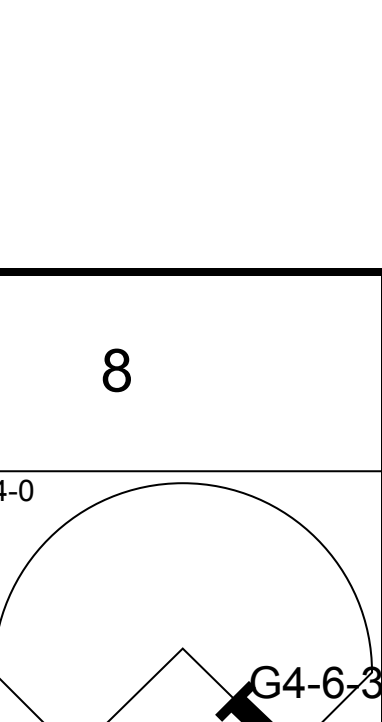
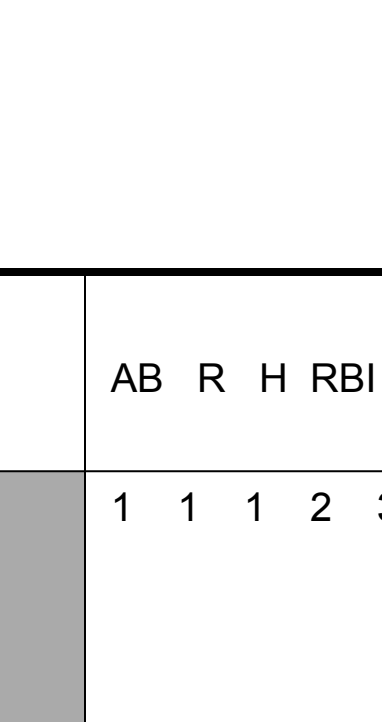
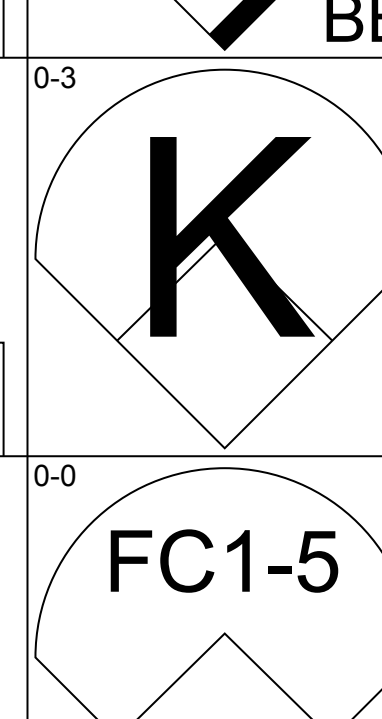
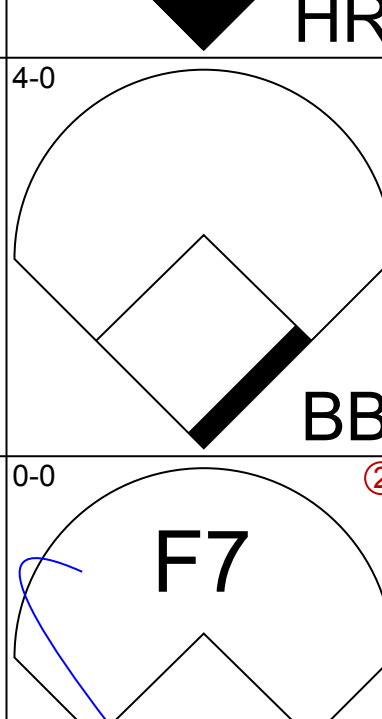


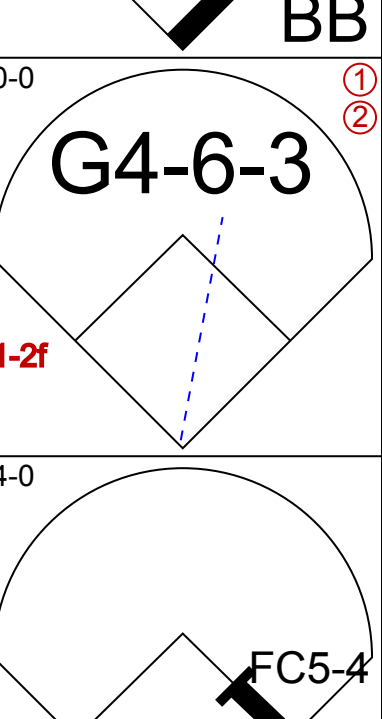

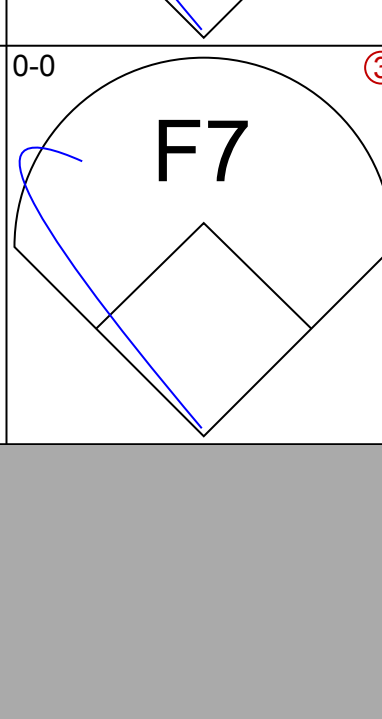
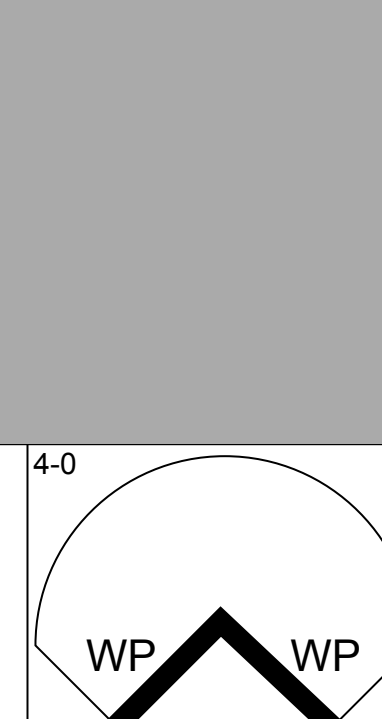
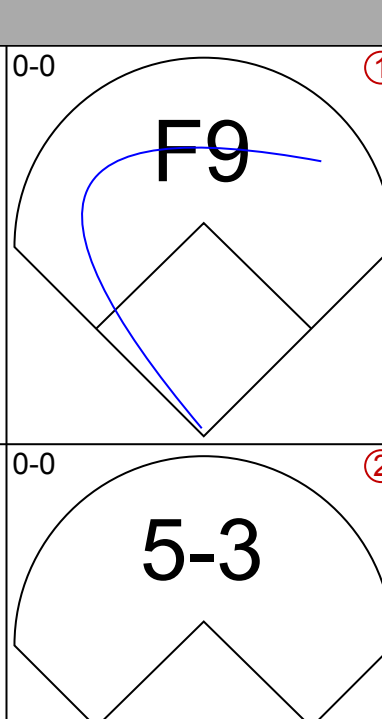
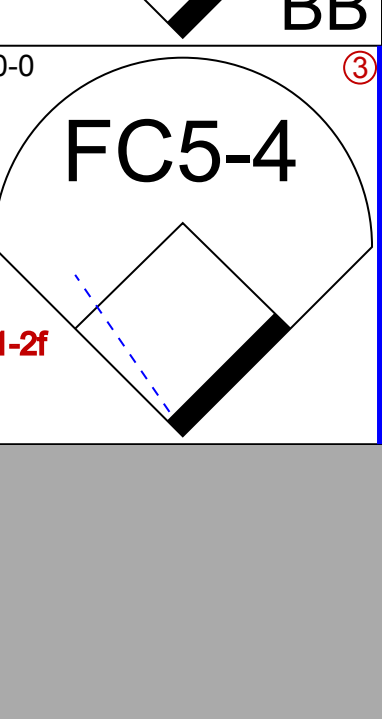
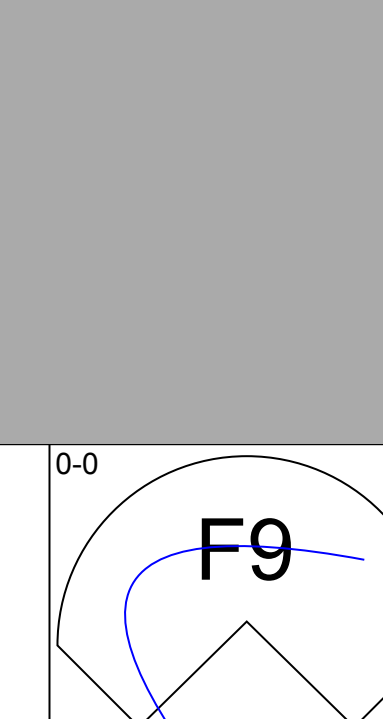
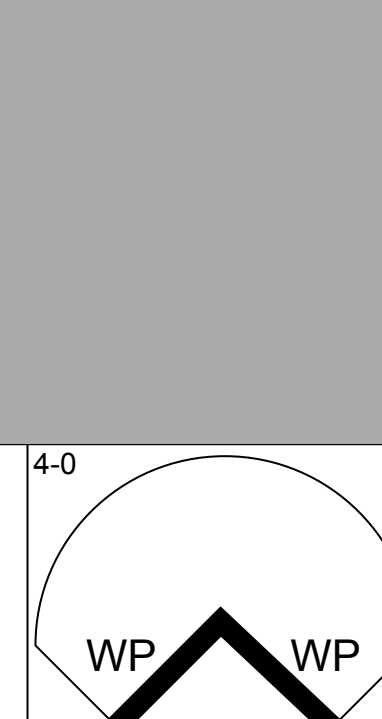
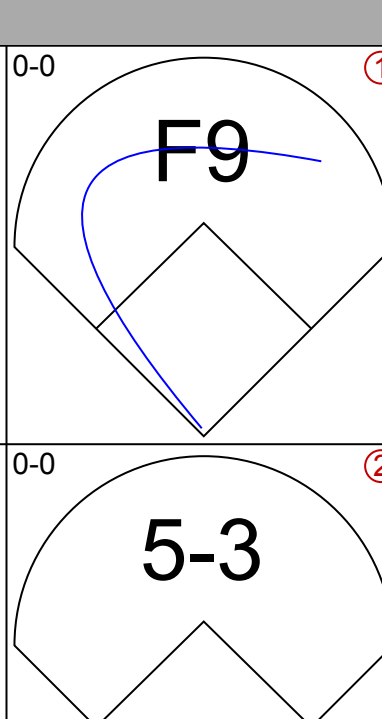
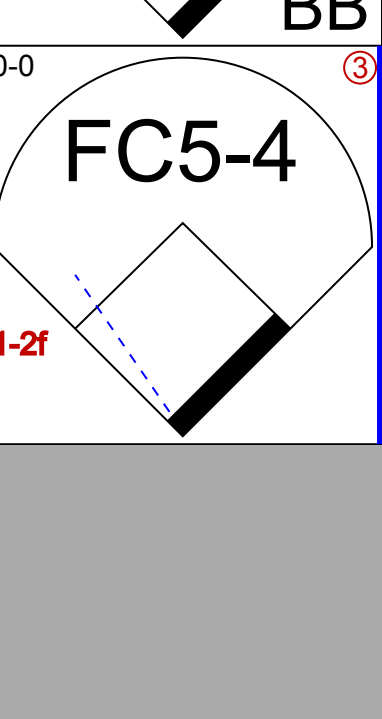
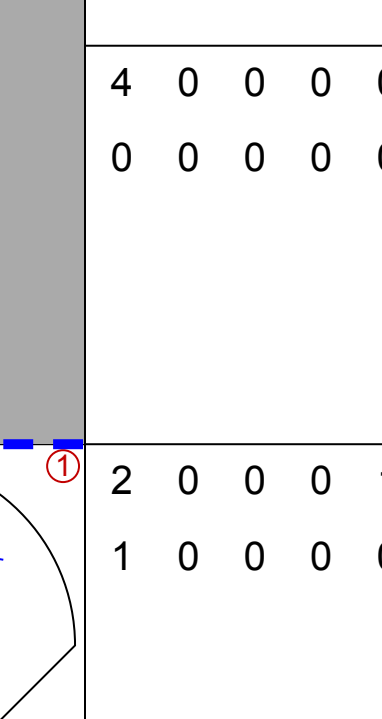
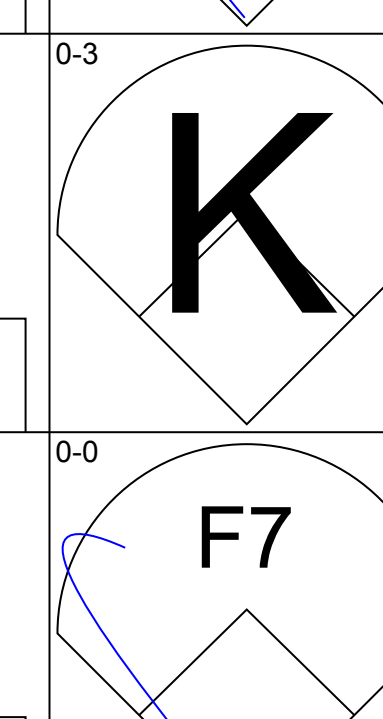
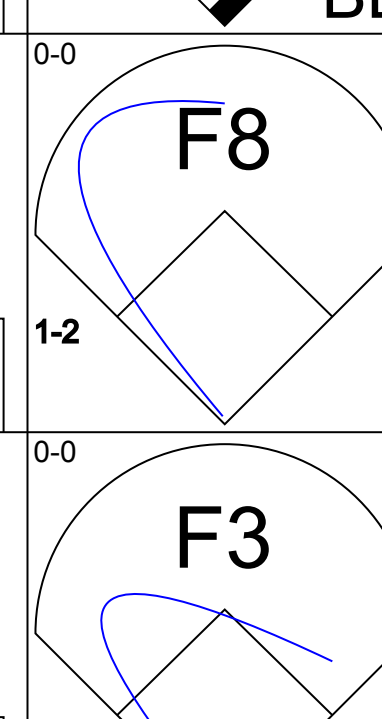
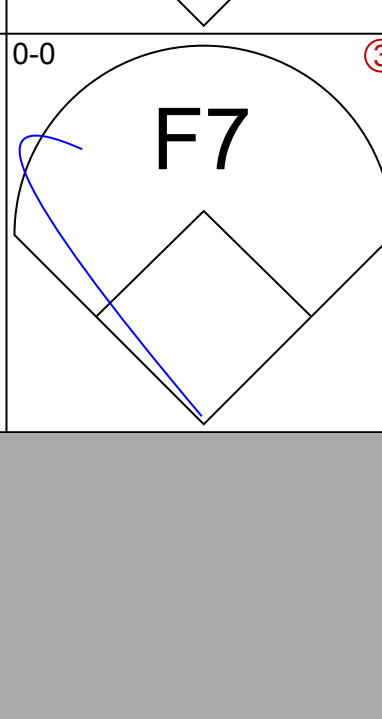

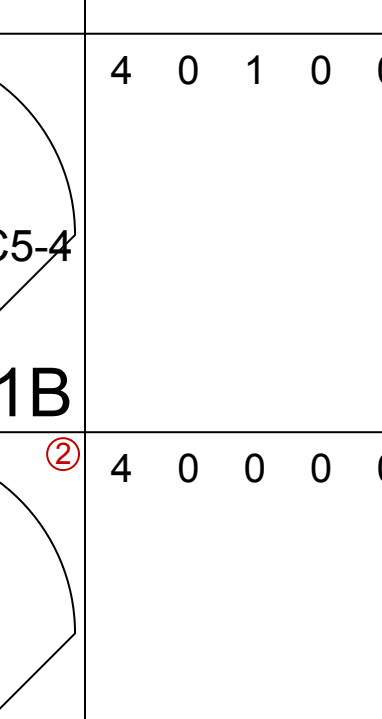

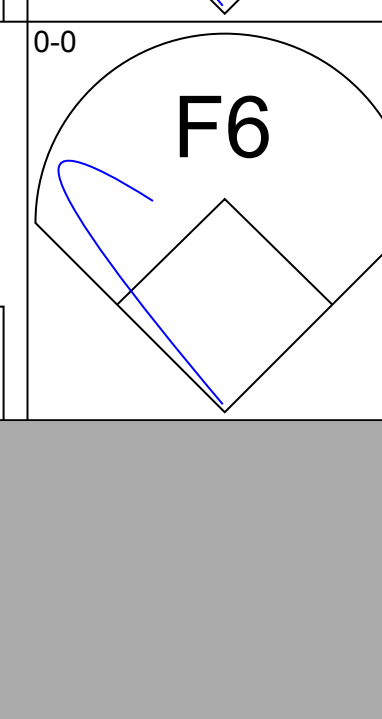


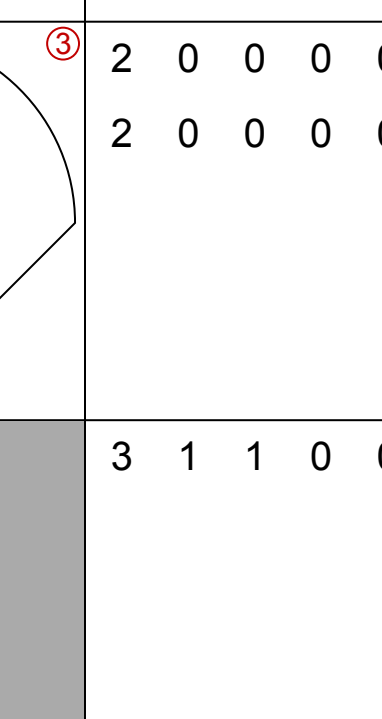
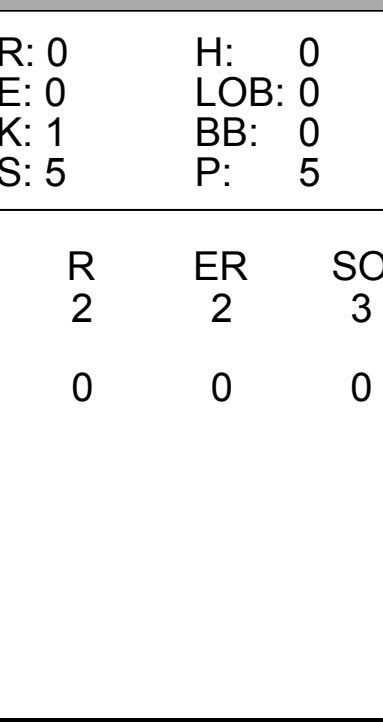
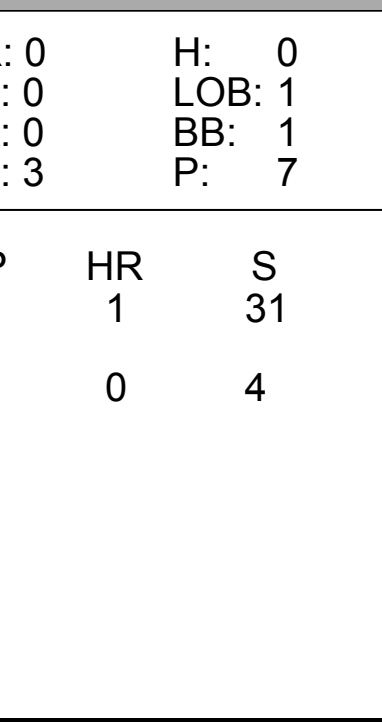
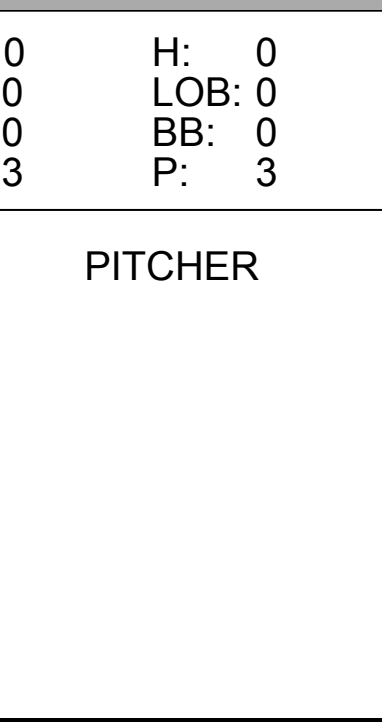
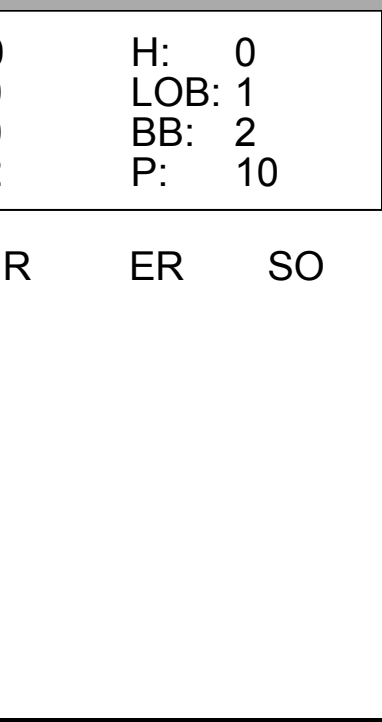

Batter	1	2	3	4	5	6	7	8	9	AB	R	H	RBI	BB	SO	LOB	BOTTOM																			
Kirby Puckett, R OBP: 0.317, SLG: 0.368	1-3 3B		FC4-6			4-3 6-3 1B		4-3		4	1	2	1	1	0	3																				
Mickey Hatcher, R OBP: 0.308, SLG: 0.362	1-3				L6	6-3		F3		5	0	0	0	0	0	5																				
Dave Meier, R OBP: 0.353, SLG: 0.268	1-3					1B				0	0	0	0	0	0	0																				
Randy Bush, L OBP: 0.325, SLG: 0.483	1B 3B		K		G1-6-3 1B	4-3				4	1	2	1	0	1	3																				
Kent Hrbek, L OBP: 0.345, SLG: 0.427	1B		K		G1-6-3	G3				4	0	1	1	0	1	2																				
Mike Stenhouse, L OBP: 0.335, SLG: 0.341	F8		HR BB			S 1B		F9		3	1	1	0	1	0	1																				
Gary Gaetti, R OBP: 0.310, SLG: 0.411	F7		HR			K		5-3		4	1	1	2	0	1	2																				
Mark Salas, L OBP: 0.329, SLG: 0.425								F5		2	1	1	0	2	0	0																				
Tim Laudner, R OBP: 0.311, SLG: 0.431		1B 3B	FC6-5 1B			IBB				0	0	0	0	0	0	0	AB 32																			
Tim Teufel, R OBP: 0.343, SLG: 0.378	1-3		FC6-5 1B			F7		4-3 SH1-4 1B		4	0	2	0	0	0	3	R 5																			
Alvaro Espinoza, R OBP: 0.273, SLG: 0.262	1B HBP		FC6-5 FC4-6			L4		SH1-4		2	0	0	0	0	0	4	H 10																			
Inning Stats	R: 2 E: 0 K: 0 S: 5	H: 2 LOB: 1 BB: 1 P: 9	R: 1 E: 0 K: 1 S: 7	H: 2 LOB: 2 BB: 0 P: 8	R: 2 E: 0 K: 1 S: 7	H: 2 LOB: 2 BB: 2 P: 15	R: 0 E: 0 K: 0 S: 3	H: 1 LOB: 0 BB: 0 P: 3	R: 0 E: 0 K: 0 S: 6	H: 1 LOB: 2 BB: 1 P: 10	R: 0 E: 0 K: 0 S: 4	H: 1 LOB: 1 BB: 0 P: 4	R: 0 E: 0 K: 0 S: 3	H: 0 LOB: 0 BB: 0 P: 3	R: 0 E: 0 K: 0 S: 4	H: 1 LOB: 1 BB: 0 P: 4	1B: 7 2B: 0 3B: 2 HR: 1	SF: 0 SAC: 1 DP: 1 HBP: 1	WP: 0 PB: 0 SB: 0 CS: 0	PA: 38																
PITCHER	IP	WLS	BF	H	R	ER	SO	BB	IBB	HBP	BLK	WP	HR	S	P	ERA	WHIP	PITCHER	IP	WLS	BF	H	R	ER	SO	BB	IBB	HBP	BLK	WP	HR	S	P	ERA	WHIP	
Al Nipper, R ERA: 4.38	(1, 1)	2.1	L	17	6	5	5	2	3	0	1	0	0	0	17	30	19.29	3.857																		
Bruce Kison, R ERA: 4.14	(3, 1)	5.2		21	4	0	0	1	0	1	0	0	0	0	22	26	0.00	0.706																		

Boston Red Sox @ Minnesota Twins
 Hubert H. Humphrey Metrodome, Minneapolis, MN
 Sat Aug 31 1985, 8:05 PM EDT
 Att: 20,779 - Unknown

AB 32
 R 5
 H 10
 RBI 5
 BB 4
 SO 3
 LOB 23



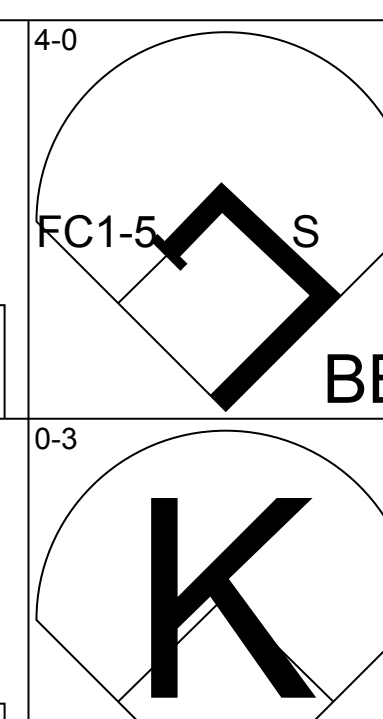
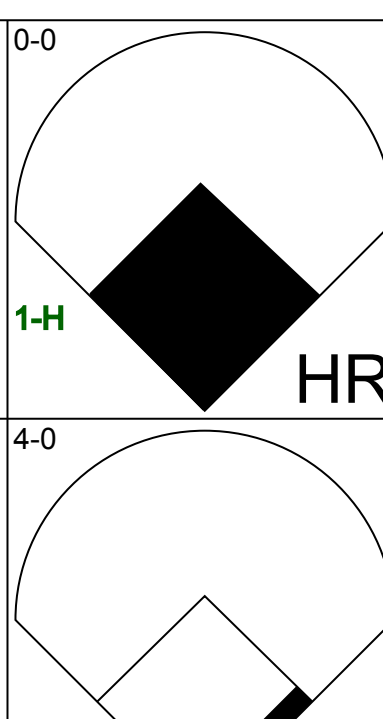
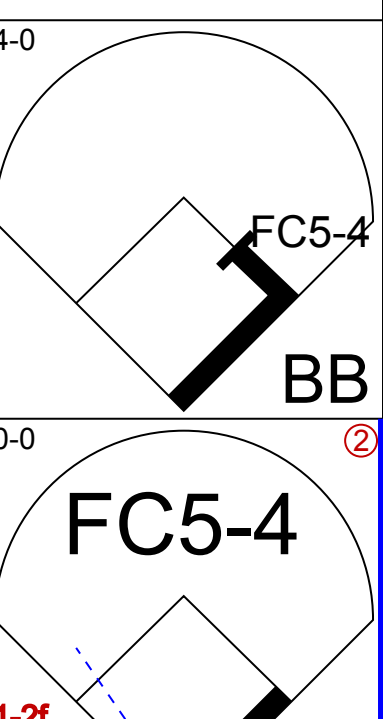
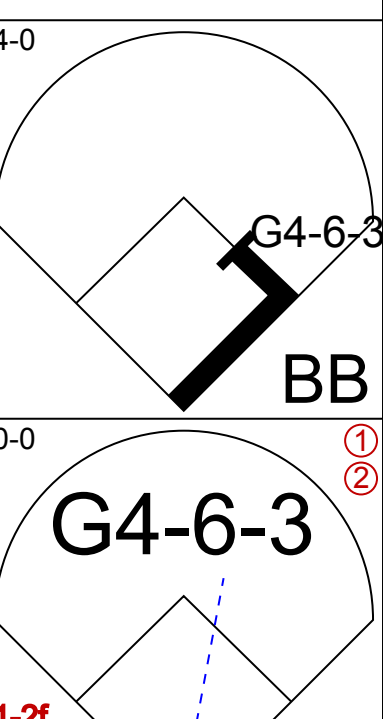
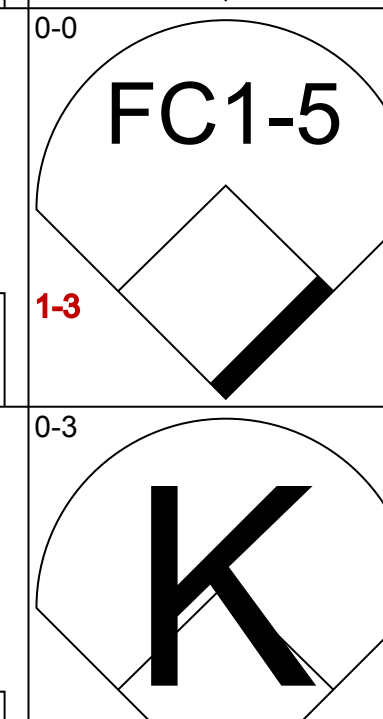
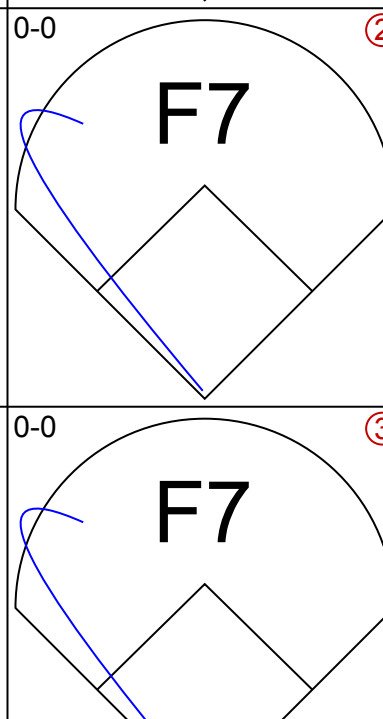
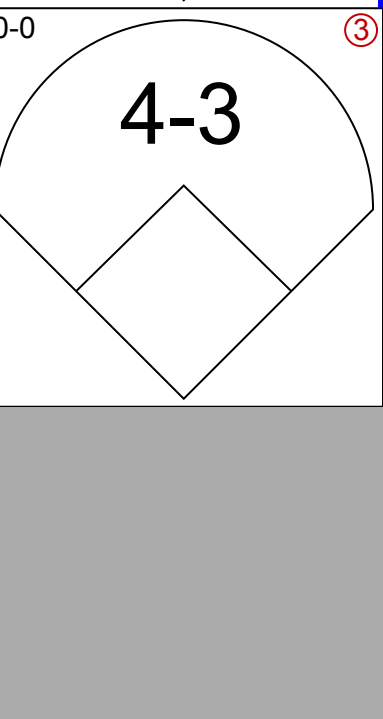
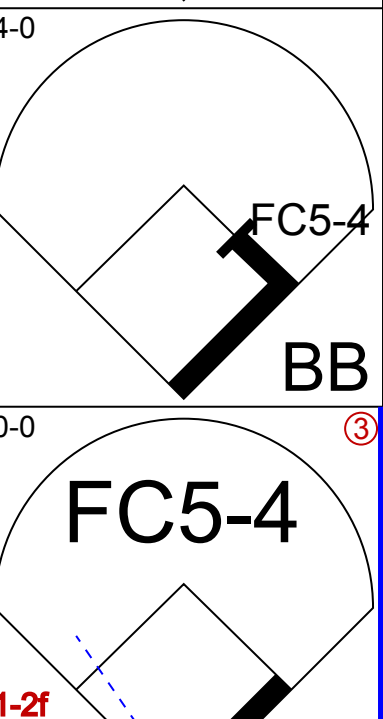





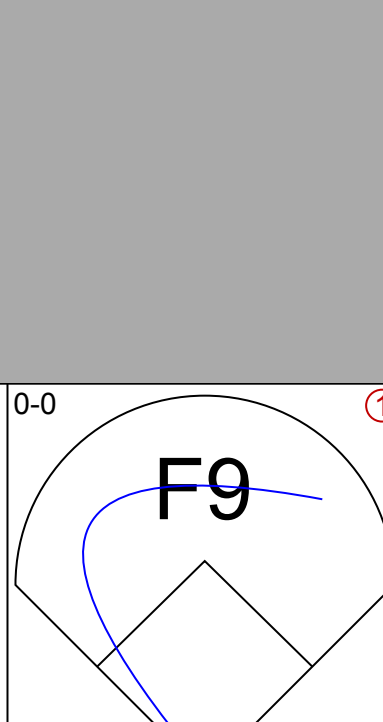



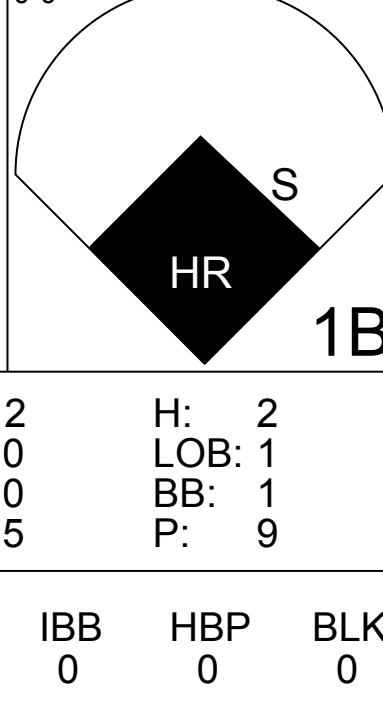
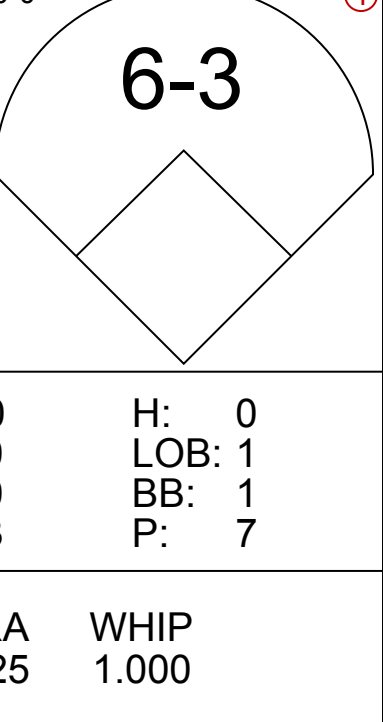
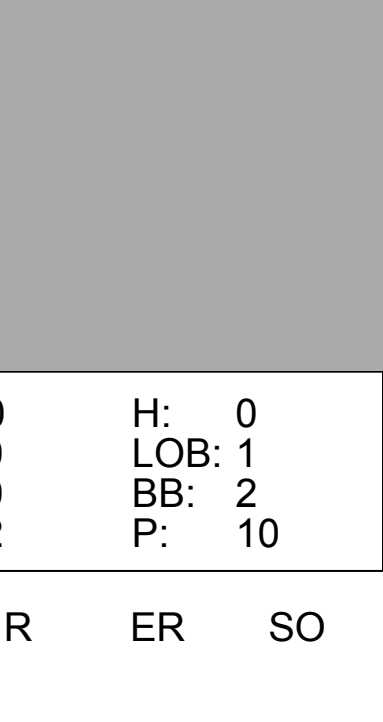




Batter	1	2	3	4	5	6	7	8	9	AB	R	H	RBI	BB	SO	LOB	TOP					
Dwight Evans, R OBP: 0.370, SLG: 0.415	1-6-3	K		3B BB	1-2 BB		F8		F9	4	1	0	0	2	1	1	Boston Red Sox @ Minnesota Twins Hubert H. Humphrey Metrodome, Minneapolis, MN Sun Sep 01 1985, 4:33 AM EDT Att: 16,589 - Unknown livebaseballscorecards.com					
Wade Boggs, L OBP: 0.445, SLG: 0.478	1B SF8 1B	F7		1B 3B	K			1B FC3-2 2B	K	6	2	3	1	0	2	2						
Bill Buckner, L OBP: 0.314, SLG: 0.438	SF8 1B 1B			HR 1B	G6-4-3 1B		F7	F8		5	2	3	1	0	0	1						
Jim Rice, R OBP: 0.329, SLG: 0.438	1B 1B			HR	G6-4-3			FC3-2 WP 1B		4	3	3	2	1	0	1						
Tony Armas, R OBP: 0.272, SLG: 0.518	SF8			2B SF7 1B	HR		FC6-4 FC5-4	WP FC3-2		3	2	2	2	1	0	1						
Marty Barrett, R OBP: 0.347, SLG: 0.357	1B 1B			SF7 FC1-2 2B	F9		FC5-4	FC3-2 WP		5	0	2	1	0	0	4						
Glenn Hoffman, R OBP: 0.302, SLG: 0.373	1B			SF7			F4	K	K	4	0	1	2	0	2	2						
Steve Lyons, L OBP: 0.336, SLG: 0.361	F2			FC1-2 FC6-4				3-1		5	0	2	0	0	0	6						
Marc Sullivan, R OBP: 0.196, SLG: 0.226				F9 FC6-4	F5		F4		5-3	5	0	0	0	0	0	3						
Inning Stats	R: 3 E: 0 K: 0 S: 8	H: 5 LOB: 2 BB: 0 P: 8	R: 0 E: 0 K: 1 S: 5	H: 0 LOB: 0 BB: 0 P: 5	R: 3 E: 0 K: 0 S: 7	H: 4 LOB: 1 BB: 0 P: 7	R: 3 E: 0 K: 0 S: 5	H: 3 LOB: 0 BB: 1 P: 9	R: 0 E: 0 K: 1 S: 6	H: 1 LOB: 2 BB: 1 P: 10	R: 0 E: 0 K: 1 S: 6	H: 1 LOB: 1 BB: 0 P: 6	R: 1 E: 0 K: 1 S: 8	H: 2 LOB: 3 BB: 1 P: 12	R: 0 E: 0 K: 1 S: 5	H: 0 LOB: 0 BB: 0 P: 5		1B: 11 2B: 2 3B: 1 HR: 2	SF: 2 SAC: 0 DP: 1 HBP: 0	WP: 1 PB: 1 SB: 0 CS: 0	PA: 47	
PITCHER	IP WLS BF H R ER SO BB IBB HBP BLK WP HR S P ERA WHIP																					
Frank Viola, L ERA: 4.38	(1, 1) 2.0 L 15 9 6 6 1 0 0 0 0 0 0 1 17 17 27.00 4.500																					
Frank Eufemia, R ERA: 3.51	(3, 1) 2.0 9 3 3 3 0 1 0 0 0 0 0 1 8 12 13.50 2.000																					
Pete Filson, L ERA: 3.89	(5, 1) 2.0 9 1 0 0 1 2 0 0 0 0 0 0 9 17 0.00 1.500																					
Steve Howe, L ERA: 5.82	(7, 1) 3.0 14 3 1 1 3 0 1 0 0 1 0 19 23 3.00 1.000																					
Batter	1	2	3	4	5	6	7	8	9	AB	R	H	RBI	BB	SO	LOB	BOTTOM					
Kirby Puckett, R OBP: 0.316, SLG: 0.368	4-3				E 2B		4-3		4-3	5	1	1	0	0	0	1	Boston Red Sox @ Minnesota Twins Hubert H. Humphrey Metrodome, Minneapolis, MN Sun Sep 01 1985, 4:33 AM EDT Att: 16,589 - Unknown livebaseballscorecards.com					
Roy Smalley, S OBP: 0.366, SLG: 0.416	L1			F9	F8		F8		F8	5	0	0	0	0	0	1						
Gary Gaetti, R OBP: 0.309, SLG: 0.409	F3			5-3	L5		BB 1B			4	0	1	0	0	0	1						
Kent Hrbek, L OBP: 0.346, SLG: 0.427				4-3	E3 1B					3	1	1	0	1	0	0						
Randy Bush, L OBP: 0.319, SLG: 0.473				3-1	1-4-3		4-3			4	0	0	0	0	0	4						
Mark Salas, L OBP: 0.332, SLG: 0.428					4-3					3	0	2	0	0	0	1						
Tim Laudner, R OBP: 0.309, SLG: 0.428							G3 1B		4-3	1	0	0	0	0	0	0						
Mike Stenhouse, L OBP: 0.333, SLG: 0.338					F9		G3		F9	4	0	1	1	0	0	2						
Tim Teufel, R OBP: 0.345, SLG: 0.388										3	1	2	1	0	0	1						
Dave Engle, R OBP: 0.336, SLG: 0.429									1-3	1	0	0	0	0	0	0						
Ron Washington, R OBP: 0.323, SLG: 0.418										0	0	0	0	0	0	0						
Alvaro Espinoza, R OBP: 0.277, SLG: 0.267										3	0	1	0	0	0	3						
Mickey Hatcher, R OBP: 0.307, SLG: 0.361					F9 1B				F8	1	0	0	0	0	0	0						
Inning Stats	R: 0 E: 0 K: 0 S: 3	H: 0 LOB: 0 BB: 0 P: 3	R: 0 E: 0 K: 0 S: 4	H: 1 LOB: 1 BB: 0 P: 4	R: 1 E: 0 K: 0 S: 5	H: 2 LOB: 1 BB: 0 P: 5	R: 1 E: 1 K: 0 S: 6	H: 2 LOB: 2 BB: 0 P: 6	R: 1 E: 1 K: 0 S: 5	H: 2 LOB: 1 BB: 0 P: 5	R: 0 E: 0 K: 0 S: 4	H: 1 LOB: 1 BB: 0 P: 4	R: 0 E: 0 K: 0 S: 4	H: 1 LOB: 2 BB: 1 P: 8	R: 0 E: 0 K: 0 S: 3	H: 0 LOB: 0 BB: 0 P: 3	R: 0 E: 0 K: 0 S: 3	H: 0 LOB: 0 BB: 0 P: 3	1B: 7 2B: 1 3B: 0 HR: 1	SF: 0 SAC: 0 DP: 0 HBP: 0	WP: 0 PB: 0 SB: 0 CS: 0	PA: 38
PITCHER	IP WLS BF H R ER SO BB IBB HBP BLK WP HR S P ERA WHIP																					
Mike Trujillo, R ERA: 4.5	(1, 1) 9.0 W 38 9 3 2 0 1 0 0 0 0 0 1 37 41 2.00 1.111																					

Batter	1	2	3	4	5	6	7	8	9	AB	R	H	RBI	BB	SO	LOB	TOP						
Dwight Evans, R OBP: 0.371, SLG: 0.413										4	2	1	0	2	2	2							
Wade Boggs, L OBP: 0.426, SLG: 0.479										5	2	3	0	0	1	1							
Ed Jurak, R OBP: 0.222, SLG: 0.222										6	3	4	3	0	0	3							
Bill Buckner, L OBP: 0.317, SLG: 0.443										5	1	2	3	0	1	5							
Jim Rice, R OBP: 0.330, SLG: 0.443										1	0	0	0	0	0	2							
Steve Lyons, L OBP: 0.335, SLG: 0.360										4	1	0	0	1	3	1							
Tony Armas, R OBP: 0.271, SLG: 0.510										0	0	0	0	0	0	0							
Dave Sax, R OBP: 0.316, SLG: 0.343										3	2	2	4	1	0	0							
Mike Easter, L OBP: 0.324, SLG: 0.420										1	0	1	0	0	0	0							
Rick Miller, L OBP: 0.395, SLG: 0.400										5	0	2	0	0	0	3							
Rich Gedman, L OBP: 0.196, SLG: 0.226										0	0	0	0	0	0	0							
Marc Sullivan, R OBP: 0.196, SLG: 0.226										5	0	1	1	0	0	4							
Marty Barrett, R OBP: 0.346, SLG: 0.356										5	0	2	0	0	0	3							
Glenn Hoffman, R OBP: 0.304, SLG: 0.374										1B: 15	SF: 0	2B: 2	SAC: 0	3B: 0	DP: 0	HR: 2	WP: 1						
Inning Stats	R: 2 E: 0 K: 2 S: 9	H: 2 LOB: 0 BB: 0 P: 9	R: 1 E: 0 K: 1 S: 6	H: 1 LOB: 1 BB: 1 P: 10	R: 4 E: 0 K: 0 S: 6	H: 3 LOB: 0 BB: 1 P: 10	R: 1 E: 0 K: 1 S: 6	H: 2 LOB: 1 BB: 1 P: 10	R: 0 E: 0 K: 0 S: 5	H: 1 LOB: 1 BB: 0 P: 6	R: 0 E: 0 K: 0 S: 5	H: 2 LOB: 2 BB: 0 P: 5	R: 0 E: 0 K: 1 S: 7	H: 2 LOB: 2 BB: 0 P: 7	R: 3 E: 0 K: 1 S: 10	H: 5 LOB: 2 BB: 1 P: 10	R: 0 E: 0 K: 0 S: 4	H: 1 LOB: 2 BB: 1 P: 8	1B: 15 2B: 2 3B: 0 HR: 2	SF: 0 SAC: 0 DP: 0 HBP: 0	WP: 1 PB: 0 SB: 0 CS: 0	PA: 49	
PITCHER	IP WLS BF H R ER SO BB IBB HBP BLK WP HR S P ERA WHIP	IP WLS BF H R ER SO BB IBB HBP BLK WP HR S P ERA WHIP	IP WLS BF H R ER SO BB IBB HBP BLK WP HR S P ERA WHIP	IP WLS BF H R ER SO BB IBB HBP BLK WP HR S P ERA WHIP	IP WLS BF H R ER SO BB IBB HBP BLK WP HR S P ERA WHIP	IP WLS BF H R ER SO BB IBB HBP BLK WP HR S P ERA WHIP	IP WLS BF H R ER SO BB IBB HBP BLK WP HR S P ERA WHIP	IP WLS BF H R ER SO BB IBB HBP BLK WP HR S P ERA WHIP	IP WLS BF H R ER SO BB IBB HBP BLK WP HR S P ERA WHIP	IP WLS BF H R ER SO BB IBB HBP BLK WP HR S P ERA WHIP	IP WLS BF H R ER SO BB IBB HBP BLK WP HR S P ERA WHIP	IP WLS BF H R ER SO BB IBB HBP BLK WP HR S P ERA WHIP	IP WLS BF H R ER SO BB IBB HBP BLK WP HR S P ERA WHIP	IP WLS BF H R ER SO BB IBB HBP BLK WP HR S P ERA WHIP	IP WLS BF H R ER SO BB IBB HBP BLK WP HR S P ERA WHIP	IP WLS BF H R ER SO BB IBB HBP BLK WP HR S P ERA WHIP	IP WLS BF H R ER SO BB IBB HBP BLK WP HR S P ERA WHIP	IP WLS BF H R ER SO BB IBB HBP BLK WP HR S P ERA WHIP	IP WLS BF H R ER SO BB IBB HBP BLK WP HR S P ERA WHIP	IP WLS BF H R ER SO BB IBB HBP BLK WP HR S P ERA WHIP	IP WLS BF H R ER SO BB IBB HBP BLK WP HR S P ERA WHIP	IP WLS BF H R ER SO BB IBB HBP BLK WP HR S P ERA WHIP	IP WLS BF H R ER SO BB IBB HBP BLK WP HR S P ERA WHIP
Dave Stewart, R ERA: 5.76	(1, 1) 2.1 L 14 5 6 6 3 2 0 0 0 0 1 1 18 26 23.14 3.000	(3, 1) 1.1 7 3 2 2 0 1 0 0 0 0 0 1 6 10 13.50 3.000	(4, 1) 4.1 23 10 3 3 4 0 0 0 0 0 0 0 31 31 6.23 2.308	(9, 1) 1.0 5 1 0 0 0 1 0 0 0 0 0 0 4 8 0.00 2.000																			

Boston Red Sox @ Texas Rangers
Arlington Stadium, Arlington, TX
Mon Sep 02 1985, 8:05 PM EDT
Att: 7,200 - Unknown

AB 45
R 11
H 19
RBI 11
BB 4
SO 7
LOB 24



Batter	1	2	3	4	5	6	7	8	9	AB	R	H	RBI	BB	SO	LOB	BOTTOM						
Oddibe McDowell, L OBP: 0.307, SLG: 0.437										1	1	1	2	3	0	0							
Toby Harrah, R OBP: 0.440, SLG: 0.394										2	0	0	0	1	1	2							
Curtis Wilkerson, S OBP: 0.289, SLG: 0.293										1	0	0	0	0	0	1							
Pete O'Brien, L OBP: 0.325, SLG: 0.435										3	0	0	0	0	0	3							
Bob Jones, L OBP: 0.276, SLG: 0.258										0	0	0	0	1	0	0							
Gary Ward, R OBP: 0.315, SLG: 0.411										4	0	0	0	0	1	3							
Duane Walker, L OBP: 0.304, SLG: 0.362										0	0	0	0	0	0	0							
Don Slaught, R OBP: 0.315, SLG: 0.384										2	0	0	0	1	0	0							
Glenn Brummer, R OBP: 0.353, SLG: 0.318										1	0	0	0	0	0	0							
George Wright, S OBP: 0.285, SLG: 0.258										4	0	1	0	0	1	1							
Alan Bannister, R OBP: 0.341, SLG: 0.347										4	0	0	0	0	2								
Steve Buechele, R OBP: 0.295, SLG: 0.303										2	0	0	0	0	0	1							
Larry Parrish, R OBP: 0.307, SLG: 0.413										2	0	0	0	0	0	1							
Wayne Tolleson, S OBP: 0.372, SLG: 0.402										3	1	1	0	0	0	0							
Inning Stats	R: 0 E: 0 K: 2 S: 7	H: 0 LOB: 1 BB: 1 P: 11	R: 0 E: 0 K: 1 S: 5	H: 0 LOB: 0 BB: 0 P: 5	R: 2 E: 0 K: 0 S: 5	H: 2 LOB: 1 BB: 1 P: 9	R: 0 E: 0 K: 0 S: 3	H: 0 LOB: 1 BB: 1 P: 7	R: 0 E: 0 K: 0 S: 3	H: 0 LOB: 0 BB: 0 P: 3	R: 0 E: 0 K: 0 S: 3	H: 0 LOB: 0 BB: 0 P: 3	R: 0 E: 0 K: 0 S: 2	H: 0 LOB: 1 BB: 2 P: 10	R: 0 E: 0 K: 0 S: 4	H: 1 LOB: 1 BB: 0 P: 4	1B: 2 2B: 0 3B: 0 HR: 1	SF: 0 SAC: 0 DP: 1 HBP: 0	WP: 2 PB: 0 SB: 2 CS: 0	PA: 35			
PITCHER	IP WLS BF H R ER SO BB IBB HBP BLK WP HR S P ERA WHIP	IP WLS BF H R ER SO BB IBB HBP BLK WP HR S P ERA WHIP	IP WLS BF H R ER SO BB IBB HBP BLK WP HR S P ERA WHIP	IP WLS BF H R ER SO BB IBB HBP BLK WP HR S P ERA WHIP	IP WLS BF H R ER SO BB IBB HBP BLK WP HR S P ERA WHIP	IP WLS BF H R ER SO BB IBB HBP BLK WP HR S P ERA WHIP	IP WLS BF H R ER SO BB IBB HBP BLK WP HR S P ERA WHIP	IP WLS BF H R ER SO BB IBB HBP BLK WP HR S P ERA WHIP	IP WLS BF H R ER SO BB IBB HBP BLK WP HR S P ERA WHIP	IP WLS BF H R ER SO BB IBB HBP BLK WP HR S P ERA WHIP	IP WLS BF H R ER SO BB IBB HBP BLK WP HR S P ERA WHIP	IP WLS BF H R ER SO BB IBB HBP BLK WP HR S P ERA WHIP	IP WLS BF H R ER SO BB IBB HBP BLK WP HR S P ERA WHIP	IP WLS BF H R ER SO BB IBB HBP BLK WP HR S P ERA WHIP	IP WLS BF H R ER SO BB IBB HBP BLK WP HR S P ERA WHIP	IP WLS BF H R ER SO BB IBB HBP BLK WP HR S P ERA WHIP	IP WLS BF H R ER SO BB IBB HBP BLK WP HR S P ERA WHIP	IP WLS BF H R ER SO BB IBB HBP BLK WP HR S P ERA WHIP	IP WLS BF H R ER SO BB IBB HBP BLK WP HR S P ERA WHIP	IP WLS BF H R ER SO BB IBB HBP BLK WP HR S P ERA WHIP	IP WLS BF H R ER SO BB IBB HBP BLK WP HR S P ERA WHIP	IP WLS BF H R ER SO BB IBB HBP BLK WP HR S P ERA WHIP	IP WLS BF H R ER SO BB IBB HBP BLK WP HR S P ERA WHIP
Tim Lollar, L ERA: 4.51	(1, 1) 8.0 W 31 2 2 2 3 6 0 0 0 0 2 1 31 55 2.25 1.000	(9, 1) 1.0 4 1 0 0 0 0 0 0 0 0 0 0 4 4 0.00 1.000																					

Boston Red Sox @ Texas Rangers
Arlington Stadium, Arlington, TX
Mon Sep 02 1985, 8:05 PM EDT
Att: 7,200 - Unknown


AB 29
R 2
H 3
RBI 2
BB 6
SO 3
LOB 14



Batter	1	2	3	4	5	6	7	8	9	AB	R	H	RBI	BB	SO	LOB	TOP						
Dwight Evans, R OBP: 0.373, SLG: 0.419	0-0 6-3		0-0 4-3 WP 2B		0-0 FC3-6 1B 1B		0-0 4-3 2B	0-0 F3		5	2	3	0	0	0	2							
Wade Boggs, L OBP: 0.444, SLG: 0.476	0-0 L3		0-0 4-3		0-0 FC3-6 1-2 1B		0-0 4-3		0-0 L8	5	0	1	1	0	0	2							
Bill Buckner, L OBP: 0.318, SLG: 0.441	0-0 F7		0-0 3-H 1B 1B		0-0 FC3-6 1-2 2-3 1B		4-0 FC6-4 IBB		0-0 F5	4	1	1	0	1	0	2							
Jim Rice, R OBP: 0.334, SLG: 0.453		0-0 HR	0-0 1-H 1B		0-0 1-2 3-H 1B		0-0 L5		0-0 1B	5	1	4	3	0	0	2							
Steve Lyons, L OBP: 0.335, SLG: 0.360										0	0	0	0	0	0	0							
Tony Armas, R OBP: 0.266, SLG: 0.502	0-3 K	0-0 F7	0-0 F4		0-0 F4		0-0 FC6-4 1-2		0-0 F8	5	0	0	0	0	1	6							
Mike Easter, L OBP: 0.324, SLG: 0.417	0-0 G3		0-0 F7		0-0 4-3				4-0 FC4-6 1B BB	3	0	0	0	1	0	3							
Ed Jurak, R OBP: 0.222, SLG: 0.222										0	1	0	0	0	0	0							
Rich Gedman, L OBP: 0.373, SLG: 0.492	4-0 BB			0-0 5-3			0-0 F3		0-0 FC4-6 1-2 1B	3	0	1	0	1	0	0							
Marty Barrett, R OBP: 0.345, SLG: 0.355	0-0 5-3			0-0 F8			0-0 1-3 1B		0-0 FC4-6 1-2 2-3 SF7	4	0	1	0	0	0	3							
Glenn Hoffman, R OBP: 0.305, SLG: 0.387			0-0 HR		0-0 6-3		0-0 1-3		0-0 SF7 1-2 3-H	3	1	1	1	0	0	1							
Rick Miller, L OBP: 0.356, SLG: 0.400										0	0	0	1	0	0	0							
Jackie Gutierrez, R OBP: 0.275, SLG: 0.298										0	0	0	0	0	0	0							
Inning Stats	R: 0 E: 0 K: 0 S: 3	H: 0 LOB: 0 BB: 0 P: 3	R: 1 E: 0 K: 1 S: 6	H: 1 LOB: 1 BB: 1 P: 10	R: 3 E: 0 K: 0 S: 7	H: 4 LOB: 1 BB: 0 P: 7	R: 0 E: 0 K: 0 S: 3	H: 0 LOB: 0 BB: 0 P: 3	R: 1 E: 0 K: 0 S: 6	H: 3 LOB: 2 BB: 0 P: 6	R: 0 E: 0 K: 0 S: 4	H: 1 LOB: 2 BB: 1 P: 8	R: 0 E: 0 K: 0 S: 4	H: 1 LOB: 2 BB: 1 P: 8	R: 1 E: 0 K: 0 S: 4	H: 1 LOB: 1 BB: 0 P: 4	R: 0 E: 0 K: 0 S: 4	H: 1 LOB: 1 BB: 0 P: 4	1B: 8 2B: 3 3B: 0 HR: 2	SF: 1 SAC: 0 DP: 1 HBP: 0	WP: 1 PB: 0 SB: 2 CS: 0	PA: 41	
PITCHER	IP WLS BF H R ER SO BB IBB HBP BLK WP HR S P ERA WHIP	4.0 L 20 7 5 5 1 1 0 0 0 0 2 21 25 11.25 2.000	1.0 L 6 2 0 0 0 0 0 0 0 0 0 1 6 1 0.00 0.000	1.2 R 7 2 1 1 0 1 1 0 0 0 0 5 13 9.00 3.000	1.0 L 3 0 0 0 0 0 0 0 0 0 0 3 3 0.00 0.000		PITCHER	IP WLS BF H R ER SO BB IBB HBP BLK WP HR S P ERA WHIP	1.0 L 4 1 0 0 0 0 0 0 0 0 0 4 4 0.00 1.000														

Boston Red Sox @ Texas Rangers
Arlington Stadium, Arlington, TX
Tue Sep 03 1985, 8:05 PM EDT
Att: 6,449 - Unknown


AB 37
R 6
H 12
RBI 5
BB 3
SO 1
LOB 21



Batter	1	2	3	4	5	6	7	8	9	AB	R	H	RBI	BB	SO	LOB	BOTTOM							
Oddibe McDowell, L OBP: 0.309, SLG: 0.446	0-0 1B		0-0 HR		0-3 K		0-0 CS	0-3 K		4	1	2	1	0	2	0								
Toby Harrah, R OBP: 0.439, SLG: 0.391	0-0 F7		0-0 F5		0-0 L6		4-0 BB BB		0-0 BB	3	0	0	0	1	0	1								
Pete O'Brien, L OBP: 0.328, SLG: 0.434	0-0 1-3 1B		0-0 F8		0-0 F5		4-0 G1-6-3 BB		0-0 BB	3	0	1	0	1	0	0								
Gary Ward, R OBP: 0.313, SLG: 0.407	0-3 K		0-0 F8		0-3 K		0-0 G1-6-3 1-2		0-0 BB	4	0	0	0	0	2	4								
Larry Parrish, R OBP: 0.313, SLG: 0.416	0-3 K		4-0 BB		0-0 BB BB BB BB		0-0 3-1 1B 1B		0-0 F8 1B 1B	3	2	2	0	1	1	2								
Don Slaught, R OBP: 0.317, SLG: 0.386		0-0 CS 1B	0-3 K		0-3 K		0-0 3-1		0-0 1B 1B	4	0	2	0	0	1	2								
George Wright, S OBP: 0.252, SLG: 0.254		0-3 K		0-3 K		0-3 K		0-0 F8		4	0	0	0	0	3	5								
Steve Buechele, R OBP: 0.296, SLG: 0.303	0-3 K		0-0 F9		0-0 F9		0-0 3B 1B		0-0 G4-6-3 1B	3	1	1	1	0	1	1								
Duane Walker, L OBP: 0.309, SLG: 0.366		0-3 K		0-0 F9		0-0 5-3		0-0 G4-6-3 1B		1	0	1	1	0	0	0								
Wayne Tolleson, S OBP: 0.372, SLG: 0.409			0-0 F9		0-0 5-3		0-0 CS 3B		0-0 G4-6-3 1B	3	0	1	1	0	0	0								
Bob Jones, L OBP: 0.273, SLG: 0.256										1	0	0	0	0	0	2								
Inning Stats	R: 0 E: 0 K: 2 S: 9	H: 2 LOB: 2 BB: 0 P: 9	R: 0 E: 0 K: 2 S: 7	H: 1 LOB: 0 BB: 0 P: 7	R: 1 E: 0 K: 0 S: 4	H: 1 LOB: 0 BB: 0 P: 4	R: 0 E: 0 K: 2 S: 7	H: 0 LOB: 1 BB: 1 P: 11	R: 0 E: 0 K: 1 S: 5	H: 0 LOB: 0 BB: 0 P: 5	R: 0 E: 0 K: 1 S: 5	H: 0 LOB: 0 BB: 0 P: 5	R: 2 E: 0 K: 1 S: 7	H: 3 LOB: 0 BB: 0 P: 7	R: 0 E: 0 K: 1 S: 4	H: 0 LOB: 1 BB: 2 P: 12	R: 1 E: 0 K: 0 S: 5	H: 3 LOB: 1 BB: 0 P: 5	1B: 8 2B: 0 3B: 1 HR: 1	SF: 0 SAC: 0 DP: 2 HBP: 0	WP: 0 PB: 0 SB: 0 CS: 2	PA: 37		
PITCHER	IP WLS BF H R ER SO BB IBB HBP BLK WP HR S P ERA WHIP	7.1 W 30 7 3 3 10 3 0 0 0 0 5 47 59 3.68 1.364	1.0 L 5 3 1 1 0 0 0 0 0 0 0 5 5 9.00 3.000	0.2 S 1 0 0 0 0 0 0 0 0 0 1 1 0.00 0.000		PITCHER	IP WLS BF H R ER SO BB IBB HBP BLK WP HR S P ERA WHIP																	

Boston Red Sox @ Texas Rangers
Arlington Stadium, Arlington, TX
Tue Sep 03 1985, 8:05 PM EDT
Att: 6,449 - Unknown

AB 33
R 4
H 10
RBI 4
BB 3
SO 10
LOB 17



Batter	1	2	3	4	5	6	7	8	9	AB	R	H	RBI	BB	SO	LOB	TOP										
Brett Butler, L OBP: 0.368, SLG: 0.437 Otis Nixon, S OBP: 0.262, SLG: 0.324	4-0 E 1B BB		0-0 6-3	0-0 G1-6-3			0-0 E5 1B 1B		0-0 WP E 1B	3	2	1	0	1	0	2											
Tony Bernazard, S OBP: 0.356, SLG: 0.411	0-0 E7 1B		0-0 FC6-4 1B		0-0 F8		0-0 1-3 1B 2H		0-0 E3 G6-4-3 1H 2H	5	1	2	2	0	0	1											
Julio Franco, R OBP: 0.344, SLG: 0.383 Mike Fischlin, R OBP: 0.283, SLG: 0.313	0-0 G5-4-3 1B 2H 3H		0-0 F4		0-0 L7		0-0 1-3 1B		0-0 F9	4	0	2	2	0	0	1											
Andre Thornton, R OBP: 0.277, SLG: 0.326	0-0 G5-4-3 1B		0-0 FC6-4 1-2		0-0 4-3		0-0 1-3		0-0 G6-4-3 1-2	5	0	1	0	0	0	4											
Brook Jacoby, R OBP: 0.340, SLG: 0.429	0-0 G5-4-3			0-0 1B 2B		0-0 1-3		0-0 5-3		4	1	1	0	0	0	4											
Mike Hargrove, L OBP: 0.361, SLG: 0.333	0-0 G3			0-0 2B 1B 2H		0-0 1-3		0-0 5-3		4	0	1	1	0	0	1											
Joe Carter, R OBP: 0.288, SLG: 0.365		0-0 FC3-6 1B		0-0 1-3 2B		0-0 E S 1B		0-0 6-3		4	0	3	0	0	0	0											
George Vukovich, L OBP: 0.292, SLG: 0.333		0-0 FC3-6 1-2 G1-6-3		0-0 F7		0-0 4-3		0-0 F2		4	0	0	0	0	0	4											
Chris Bando, S OBP: 0.223, SLG: 0.170 Jerry Willard, L OBP: 0.328, SLG: 0.325		0-0 G1-6-3 1-2		0-0 F9			0-3 K		0-0 WP E 1B 1B	1	0	0	0	0	0	1											
Inning Stats	R: 2 E: 1 K: 0 S: 5	H: 2 LOB: 1 BB: 1 P: 9	R: 0 E: 0 K: 0 S: 3	H: 1 LOB: 0 BB: 0 P: 3	R: 0 E: 0 K: 0 S: 4	H: 1 LOB: 1 BB: 0 P: 4	R: 1 E: 0 K: 0 S: 6	H: 3 LOB: 2 BB: 0 P: 6	R: 0 E: 0 K: 0 S: 3	H: 0 LOB: 0 BB: 0 P: 3	R: 0 E: 0 K: 0 S: 4	H: 1 LOB: 1 BB: 0 P: 4	R: 1 E: 1 K: 1 S: 8	H: 3 LOB: 2 BB: 0 P: 8	R: 0 E: 0 K: 0 S: 3	H: 0 LOB: 0 BB: 0 P: 3	R: 2 E: 1 K: 0 S: 5	H: 2 LOB: 0 BB: 0 P: 5	1B: 11 2B: 2 3B: 0 HR: 0	SF: 0 SAC: 0 DP: 3 HBP: 0	WP: 1 PB: 0 SB: 1 CS: 0	PA: 40					
PITCHER	IP	WLS	BF	H	R	ER	SO	BB	IBB	HBP	BLK	WP	HR	S	P	ERA	WHIP										
Oil Can Boyd, R ERA: 3.66 Mark Clear, R ERA: 3.79	(1, 1) 8.0	W L	35 5	11 2	4 2	2 1	1 0	1 0	0 0	0 0	0 0	0 1	0 0	36 5	40 5	2.25 9.00	1.500 2.000										

Cleveland Indians @ Boston Red Sox
Fenway Park, Boston, MA
Thu Sep 05 1985, 7:05 PM EDT
Unknown


AB 39
R 6
H 13
RBI 5
BB 1
SO 1
LOB 21



Batter	1	2	3	4	5	6	7	8	9	AB	R	H	RBI	BB	SO	LOB	BOTTOM										
Dwight Evans, R OBP: 0.375, SLG: 0.433	0-0 HR		0-3 K	0-0 1B 1B 1H	0-3 K		0-0 HR			5	3	3	3	0	2	2											
Wade Boggs, L OBP: 0.447, SLG: 0.482	0-0 HR		4-0 2B 1-2 2B	4-0 1B 1-2 1B		4-0 FC5-4 BB	0-0 6-3			2	3	1	1	3	0	0											
Bill Buckner, L OBP: 0.318, SLG: 0.440 Dave Stapleton, R OBP: 0.326, SLG: 0.372	0-0 F5		0-0 F2	0-0 1B SF7 1B 1-2 2H		0-0 FC5-4 2B		0-0 2B		4	2	1	1	0	0	3											
Jim Rice, R OBP: 0.337, SLG: 0.459 Steve Lyons, L OBP: 0.337, SLG: 0.365	0-0 6-3		0-0 2B 2B	0-0 WP 1B		0-0 1B 2B		0-0 1B 2B		4	1	3	3	0	0	0											
Tony Armas, R OBP: 0.269, SLG: 0.500 Kevin Romine, R OBP: 1.000, SLG: 1.000	0-0 5-3		4-0 2B IBB	0-0 SF7 1B		4-0 1B BB		0-0 1B		1	1	0	1	2	0	0											
Mike Easler, L OBP: 0.324, SLG: 0.419		0-0 1-3	0-0 2B	0-3 K		0-0 G4-6-3 1B		0-3 K		5	0	2	3	0	2	2											
Rich Gedman, L OBP: 0.369, SLG: 0.486		0-0 F7	0-0 F2		0-0 G3		0-0 G4-6-3 1-2		0-3 K	5	0	0	0	0	1	5											
Marty Barrett, R OBP: 0.342, SLG: 0.351		0-0 F9		0-0 F9		0-0 L7		0-0 5-3		4	0	0	0	0	0	0											
Glenn Hoffman, R OBP: 0.312, SLG: 0.395			4-0 2B 1B	0-0 WP 1B BB		0-0 2B		0-0 F7		3	2	0	1	0	0	0											
Inning Stats	R: 2 E: 0 K: 0 S: 5	H: 2 LOB: 0 BB: 0 P: 5	R: 0 E: 0 K: 0 S: 3	H: 0 LOB: 0 BB: 0 P: 3	R: 4 E: 0 K: 1 S: 8	H: 3 LOB: 1 BB: 2 P: 16	R: 4 E: 0 K: 1 S: 8	H: 3 LOB: 1 BB: 2 P: 16	R: 0 E: 0 K: 1 S: 6	H: 1 LOB: 1 BB: 0 P: 6	R: 1 E: 1 K: 0 S: 4	H: 2 LOB: 2 BB: 2 P: 12	R: 1 E: 0 K: 2 S: 9	H: 1 LOB: 1 BB: 0 P: 4	R: 1 E: 0 K: 2 S: 9	H: 3 LOB: 1 BB: 0 P: 9	1B: 6 2B: 6 3B: 0 HR: 3	SF: 1 SAC: 0 DP: 1 HBP: 0	WP: 3 PB: 0 SB: 0 CS: 0	PA: 43							
PITCHER	IP	WLS	BF	H	R	ER	SO	BB	IBB	HBP	BLK	WP	HR	S	P	ERA	WHIP										
Neal Heaton, L ERA: 4.69 Bryan Clark, L ERA: 6.41 Rich Thompson, R ERA: 6.21 Ramon Romero, L ERA: 6.43	(1, 1) 3.0 (4, 1) 0.1 (4, 1) 1.2 (6, 1) 3.0	L L	16 5	6 2	6 4	6 4	6 0	2 2	0 0	0 0	0 0	0 1	0 0	16 3	24 11	18.00 108.00	2.000 12.000										

Cleveland Indians @ Boston Red Sox
Fenway Park, Boston, MA
Thu Sep 05 1985, 7:05 PM EDT
Unknown


AB 36
R 13
H 15
RBI 13
BB 6
SO 5
LOB 12




Batter	1	2	3	4	5	6	7	8	9	AB	R	H	RBI	BB	SO	LOB	TOP											
Brett Butler, L OBP: 0.368, SLG: 0.436 Otis Nixon, S OBP: 0.265, SLG: 0.333										3	1	1	0	0	1	1	Cleveland Indians @ Boston Red Sox Fenway Park, Boston, MA Thu Sep 05 1985, 7:05 PM EDT Att: 16,989 - Unknown											
Julio Franco, R OBP: 0.344, SLG: 0.386										4	2	1	0	1	2	2												
Joe Carter, R OBP: 0.287, SLG: 0.365										5	1	1	1	0	1	2												
Andre Thornton, R OBP: 0.279, SLG: 0.333										4	2	1	2	1	0	3												
Benny Ayala, R OBP: 0.292, SLG: 0.410 Mike Hargrove, L OBP: 0.357, SLG: 0.330										3	1	2	2	0	0	0												
Brook Jacoby, R OBP: 0.339, SLG: 0.427										3	1	0	0	1	1	2												
Carmen Castillo, R OBP: 0.272, SLG: 0.394 George Vukovich, L OBP: 0.291, SLG: 0.332										2	1	0	1	1	1	0												
Mike Fischlin, R OBP: 0.291, SLG: 0.340 Tony Bernazard, S OBP: 0.337, SLG: 0.414										2	0	1	0	0	0	0												
Jerry Willard, L OBP: 0.326, SLG: 0.324										4	0	1	0	0	2	2												
Inning Stats	R: 2 E: 1 K: 1 S: 7	H: 2 LOB: 1 BB: 1 P: 11	R: 0 E: 0 K: 1 S: 5	H: 0 LOB: 0 BB: 0 P: 5	R: 0 E: 0 K: 0 S: 3	H: 0 LOB: 0 BB: 0 P: 3	R: 0 E: 0 K: 0 S: 10	H: 1 LOB: 1 BB: 0 P: 10	R: 4 E: 0 K: 0 S: 5	H: 2 LOB: 1 BB: 3 P: 17	R: 3 E: 0 K: 2 S: 10	H: 3 LOB: 0 BB: 0 P: 10	R: 0 E: 0 K: 1 S: 7	H: 2 LOB: 2 BB: 0 P: 7	R: 0 E: 0 K: 1 S: 5	H: 0 LOB: 0 BB: 0 P: 5		1B: 4 2B: 4 3B: 1 HR: 1	SF: 0 SAC: 0 DP: 0 HBP: 0	WP: 0 PB: 0 SB: 0 CS: 1	PA: 41							
PITCHER	IP	WLS	BF	H	R	ER	SO	BB	IBB	HBP	BLK	WP	HR	S	P	ERA		WHIP										
Bob Ojeda, L ERA: 4.82	(1, 1)	5.2	L	25	4	6	6	6	4	0	0	0	0	0	33	49		9.53	1.412									
Charlie Mitchell, R ERA: 20.25	(6, 1)	1.1		8	4	3	3	2	0	0	0	0	0	1	12	12	20.25	3.000										
Bob Woodward, R ERA:	(8, 1)	2.0		8	2	0	0	2	0	0	0	0	0	0	12	12	0.00	1.000										

Batter	1	2	3	4	5	6	7	8	9	AB	R	H	RBI	BB	SO	LOB	BOTTOM											
Kevin Romine, R OBP: 0.500, SLG: 0.667										5	1	2	0	0	0	0	Cleveland Indians @ Boston Red Sox Fenway Park, Boston, MA Thu Sep 05 1985, 7:05 PM EDT Att: 16,989 - Unknown											
Wade Boggs, L OBP: 0.447, SLG: 0.484										4	0	2	1	0	1	1												
Bill Buckner, L OBP: 0.317, SLG: 0.439										4	1	1	0	0	0	3												
Jim Rice, R OBP: 0.338, SLG: 0.460 Mike Greenwell, L OBP: 0.378, SLG: 0.390										4	0	2	0	0	1	2												
Tony Armas, R OBP: 0.272, SLG: 0.500										4	1	2	0	0	0	1												
Dwight Evans, R OBP: 0.374, SLG: 0.433										3	1	1	1	0	0	1												
Marty Barrett, R OBP: 0.340, SLG: 0.349										3	0	0	0	0	0	3												
Jackie Gutierrez, R OBP: 0.272, SLG: 0.295 Rick Miller, L OBP: 0.378, SLG: 0.390										2	0	0	1	0	0	0												
Marc Sullivan, R OBP: 0.203, SLG: 0.286 Rich Gedman, L OBP: 0.368, SLG: 0.485										3	1	1	2	0	0	0												
Inning Stats	R: 0 E: 0 K: 2 S: 8	H: 1 LOB: 1 BB: 0 P: 8	R: 0 E: 0 K: 0 S: 3	H: 0 LOB: 0 BB: 0 P: 3	R: 0 E: 0 K: 0 S: 3	H: 1 LOB: 0 BB: 0 P: 3	R: 4 E: 0 K: 0 S: 8	H: 5 LOB: 1 BB: 0 P: 8	R: 0 E: 0 K: 0 S: 4	H: 1 LOB: 1 BB: 0 P: 4	R: 0 E: 0 K: 0 S: 3	H: 0 LOB: 0 BB: 0 P: 3	R: 1 E: 0 K: 0 S: 6	H: 3 LOB: 2 BB: 0 P: 6	R: 0 E: 0 K: 0 S: 3	H: 0 LOB: 0 BB: 0 P: 3		1B: 8 2B: 2 3B: 0 HR: 1	SF: 2 SAC: 1 DP: 1 HBP: 0	WP: 0 PB: 0 SB: 1 CS: 0	PA: 37							
PITCHER	IP	WLS	BF	H	R	ER	SO	BB	IBB	HBP	BLK	WP	HR	S	P	ERA		WHIP										
Jamie Easterly, L ERA: 2.65	(1, 1)	5.0	W	21	7	4	4	2	0	0	0	0	0	11	25	25		7.20	1.400									
Vern Riffe, R ERA: 4.66	(6, 1)	2.1		11	4	1	1	0	0	0	0	0	0	11	11	3.86	1.714											
Jerry Reed, R ERA: 4.82	(8, 1)	1.2	S	5	0	0	0	0	0	0	0	0	0	5	5	0.00	0.000											

AB 37
R 9
H 10
RBI 9
BB 4
SO 10
LOB 12



AB 34
R 5
H 11
RBI 5
BB 0
SO 2
LOB 11



livebaseballscorecards.com

livebaseballscorecards.com

Batter	1	2	3	4	5	6	7	8	9	AB	R	H	RBI	BB	SO	LOB	TOP																																																																																
Otis Nixon, S <small>OBP: 0.269, SLG: 0.331</small> (1, 8)										4	2	1	0	1	1	0	Cleveland Indians @ Boston Red Sox Fenway Park, Boston, MA Sat Sep 07 1985, 3:33 AM EDT Unknown																																																																																
Tony Bernazard, S <small>OBP: 0.360, SLG: 0.414</small> (1, 4)										3	1	1	0	2	0	1																																																																																	
Julio Franco, R <small>OBP: 0.343, SLG: 0.384</small> (1, 6)										5	1	1	1	0	1	4																																																																																	
Andre Thornton, R <small>OBP: 0.280, SLG: 0.332</small> Mike Fischlin, R <small>OBP: 0.291, SLG: 0.340</small> (9, FR)										4	1	1	0	1	1	0																																																																																	
Brook Jacoby, R <small>OBP: 0.340, SLG: 0.429</small> (1, 5)										5	2	2	2	0	0	2																																																																																	
Mike Hargrove, L <small>OBP: 0.363, SLG: 0.333</small> Brett Butler, L <small>OBP: 0.368, SLG: 0.436</small> (9, FR)										4	0	2	1	1	0	1																																																																																	
Joe Carter, R <small>OBP: 0.289, SLG: 0.366</small> (1, 7)										4	1	2	1	0	1	3																																																																																	
George Vukovich, L <small>OBP: 0.290, SLG: 0.333</small> (1, 9)										5	0	1	1	0	2	5																																																																																	
Jerry Willard, L <small>OBP: 0.325, SLG: 0.336</small> (1, 2)										4	1	1	2	0	0	3																																																																																	
Inning Stats	R: 0 E: 0 K: 0 S: 2	H: 0 LOB: 0 BB: 1 P: 6	R: 1 E: 0 K: 1 S: 8	H: 3 LOB: 2 BB: 0 P: 8	R: 1 E: 1 K: 1 S: 6	H: 0 LOB: 1 BB: 1 P: 10	R: 0 E: 0 K: 0 S: 3	H: 0 LOB: 1 BB: 1 P: 7	R: 5 E: 0 K: 0 S: 8	H: 5 LOB: 0 BB: 0 P: 8	R: 0 E: 0 K: 1 S: 5	H: 0 LOB: 1 BB: 1 P: 9	R: 0 E: 0 K: 0 S: 3	H: 0 LOB: 0 BB: 0 P: 3	R: 2 E: 0 K: 2 S: 9	H: 2 LOB: 0 BB: 0 P: 9		R: 0 E: 0 K: 1 S: 7	H: 2 LOB: 3 BB: 1 P: 11	1B: 9 2B: 2 3B: 0 HR: 1	SF: 1 SAC: 0 DP: 2 HBP: 0	WP: 0 PB: 1 SB: 1 CS: 0	PA: 44																																																																										
PITCHER	IP WLS BF H R ER SO BB IBB HBP BLK WP HR S P ERA WHIP	IP WLS BF H R ER SO BB IBB HBP BLK WP HR S P ERA WHIP	IP WLS BF H R ER SO BB IBB HBP BLK WP HR S P ERA WHIP	IP WLS BF H R ER SO BB IBB HBP BLK WP HR S P ERA WHIP	IP WLS BF H R ER SO BB IBB HBP BLK WP HR S P ERA WHIP	IP WLS BF H R ER SO BB IBB HBP BLK WP HR S P ERA WHIP	IP WLS BF H R ER SO BB IBB HBP BLK WP HR S P ERA WHIP	IP WLS BF H R ER SO BB IBB HBP BLK WP HR S P ERA WHIP	IP WLS BF H R ER SO BB IBB HBP BLK WP HR S P ERA WHIP	IP WLS BF H R ER SO BB IBB HBP BLK WP HR S P ERA WHIP	IP WLS BF H R ER SO BB IBB HBP BLK WP HR S P ERA WHIP	IP WLS BF H R ER SO BB IBB HBP BLK WP HR S P ERA WHIP	IP WLS BF H R ER SO BB IBB HBP BLK WP HR S P ERA WHIP	IP WLS BF H R ER SO BB IBB HBP BLK WP HR S P ERA WHIP	IP WLS BF H R ER SO BB IBB HBP BLK WP HR S P ERA WHIP	IP WLS BF H R ER SO BB IBB HBP BLK WP HR S P ERA WHIP	IP WLS BF H R ER SO BB IBB HBP BLK WP HR S P ERA WHIP	IP WLS BF H R ER SO BB IBB HBP BLK WP HR S P ERA WHIP	IP WLS BF H R ER SO BB IBB HBP BLK WP HR S P ERA WHIP	IP WLS BF H R ER SO BB IBB HBP BLK WP HR S P ERA WHIP	IP WLS BF H R ER SO BB IBB HBP BLK WP HR S P ERA WHIP	IP WLS BF H R ER SO BB IBB HBP BLK WP HR S P ERA WHIP	IP WLS BF H R ER SO BB IBB HBP BLK WP HR S P ERA WHIP	IP WLS BF H R ER SO BB IBB HBP BLK WP HR S P ERA WHIP	IP WLS BF H R ER SO BB IBB HBP BLK WP HR S P ERA WHIP	IP WLS BF H R ER SO BB IBB HBP BLK WP HR S P ERA WHIP	IP WLS BF H R ER SO BB IBB HBP BLK WP HR S P ERA WHIP	IP WLS BF H R ER SO BB IBB HBP BLK WP HR S P ERA WHIP	IP WLS BF H R ER SO BB IBB HBP BLK WP HR S P ERA WHIP	IP WLS BF H R ER SO BB IBB HBP BLK WP HR S P ERA WHIP	IP WLS BF H R ER SO BB IBB HBP BLK WP HR S P ERA WHIP	IP WLS BF H R ER SO BB IBB HBP BLK WP HR S P ERA WHIP	IP WLS BF H R ER SO BB IBB HBP BLK WP HR S P ERA WHIP	IP WLS BF H R ER SO BB IBB HBP BLK WP HR S P ERA WHIP	IP WLS BF H R ER SO BB IBB HBP BLK WP HR S P ERA WHIP	IP WLS BF H R ER SO BB IBB HBP BLK WP HR S P ERA WHIP	IP WLS BF H R ER SO BB IBB HBP BLK WP HR S P ERA WHIP	IP WLS BF H R ER SO BB IBB HBP BLK WP HR S P ERA WHIP	IP WLS BF H R ER SO BB IBB HBP BLK WP HR S P ERA WHIP	IP WLS BF H R ER SO BB IBB HBP BLK WP HR S P ERA WHIP	IP WLS BF H R ER SO BB IBB HBP BLK WP HR S P ERA WHIP	IP WLS BF H R ER SO BB IBB HBP BLK WP HR S P ERA WHIP	IP WLS BF H R ER SO BB IBB HBP BLK WP HR S P ERA WHIP	IP WLS BF H R ER SO BB IBB HBP BLK WP HR S P ERA WHIP	IP WLS BF H R ER SO BB IBB HBP BLK WP HR S P ERA WHIP	IP WLS BF H R ER SO BB IBB HBP BLK WP HR S P ERA WHIP	IP WLS BF H R ER SO BB IBB HBP BLK WP HR S P ERA WHIP	IP WLS BF H R ER SO BB IBB HBP BLK WP HR S P ERA WHIP	IP WLS BF H R ER SO BB IBB HBP BLK WP HR S P ERA WHIP	IP WLS BF H R ER SO BB IBB HBP BLK WP HR S P ERA WHIP	IP WLS BF H R ER SO BB IBB HBP BLK WP HR S P ERA WHIP	IP WLS BF H R ER SO BB IBB HBP BLK WP HR S P ERA WHIP	IP WLS BF H R ER SO BB IBB HBP BLK WP HR S P ERA WHIP	IP WLS BF H R ER SO BB IBB HBP BLK WP HR S P ERA WHIP	IP WLS BF H R ER SO BB IBB HBP BLK WP HR S P ERA WHIP	IP WLS BF H R ER SO BB IBB HBP BLK WP HR S P ERA WHIP	IP WLS BF H R ER SO BB IBB HBP BLK WP HR S P ERA WHIP	IP WLS BF H R ER SO BB IBB HBP BLK WP HR S P ERA WHIP	IP WLS BF H R ER SO BB IBB HBP BLK WP HR S P ERA WHIP	IP WLS BF H R ER SO BB IBB HBP BLK WP HR S P ERA WHIP	IP WLS BF H R ER SO BB IBB HBP BLK WP HR S P ERA WHIP	IP WLS BF H R ER SO BB IBB HBP BLK WP HR S P ERA WHIP	IP WLS BF H R ER SO BB IBB HBP BLK WP HR S P ERA WHIP	IP WLS BF H R ER SO BB IBB HBP BLK WP HR S P ERA WHIP	IP WLS BF H R ER SO BB IBB HBP BLK WP HR S P ERA WHIP	IP WLS BF H R ER SO BB IBB HBP BLK WP HR S P ERA WHIP	IP WLS BF H R ER SO BB IBB HBP BLK WP HR S P ERA WHIP	IP WLS BF H R ER SO BB IBB HBP BLK WP HR S P ERA WHIP	IP WLS BF H R ER SO BB IBB HBP BLK WP HR S P ERA WHIP	IP WLS BF H R ER SO BB IBB HBP BLK WP HR S P ERA WHIP	IP WLS BF H R ER SO BB IBB HBP BLK WP HR S P ERA WHIP	IP WLS BF H R ER SO BB IBB HBP BLK WP HR S P ERA WHIP	IP WLS BF H R ER SO BB IBB HBP BLK WP HR S P ERA WHIP	IP WLS BF H R ER SO BB IBB HBP BLK WP HR S P ERA WHIP	IP WLS BF H R ER SO BB IBB HBP BLK WP HR S P ERA WHIP	IP WLS BF H R ER SO BB IBB HBP BLK WP HR S P ERA WHIP	IP WLS BF H R ER SO BB IBB HBP BLK WP HR S P ERA WHIP	IP WLS BF H R ER SO BB IBB HBP BLK WP HR S P ERA WHIP	IP WLS BF H R ER SO BB IBB HBP BLK WP HR S P ERA WHIP	IP WLS BF H R ER SO BB IBB HBP BLK WP HR S P ERA WHIP	IP WLS BF H R ER SO BB IBB HBP BLK WP HR S P ERA WHIP	IP WLS BF H R ER SO BB IBB HBP BLK WP HR S P ERA WHIP	IP WLS BF H R ER SO BB IBB HBP BLK WP HR S P ERA WHIP	IP WLS BF H R ER SO BB IBB HBP BLK WP HR S P ERA WHIP	IP WLS BF H R ER SO BB IBB HBP BLK WP HR S P ERA WHIP	IP WLS BF H R ER SO BB IBB HBP BLK WP HR S P ERA WHIP	IP WLS BF H R ER SO BB IBB HBP BLK WP HR S P ERA WHIP	IP WLS BF H R ER SO BB IBB HBP BLK WP HR S P ERA WHIP	IP WLS BF H R ER SO BB IBB HBP BLK WP HR S P ERA WHIP	IP WLS BF H R ER SO BB IBB HBP BLK WP HR S P ERA WHIP	IP WLS BF H R ER SO BB IBB HBP BLK WP HR S P ERA WHIP	IP WLS BF H R ER SO BB IBB HBP BLK WP HR S P ERA WHIP	IP WLS BF H R ER SO BB IBB HBP BLK WP HR S P ERA WHIP	IP WLS BF H R ER SO BB IBB HBP BLK WP HR S P ERA WHIP	IP WLS BF H R ER SO BB IBB HBP BLK WP HR S P ERA WHIP	IP WLS BF H R ER SO BB IBB HBP BLK WP HR S P ERA WHIP	IP WLS BF H R ER SO BB IBB HBP BLK WP HR S P ERA WHIP

Batter	1	2	3	4	5	6	7	8	9	AB	R	H	RBI	BB	SO	LOB	TOP
Otis Nixon, S <small>OBP: 0.267, SLG: 0.323</small> 										4	0	0	0	1	0	2	
Tony Bernazard, S <small>OBP: 0.362, SLG: 0.413</small> 										3	1	1	0	2	2	0	
Julio Franco, R <small>OBP: 0.342, SLG: 0.383</small> 										5	1	1	1	0	1	3	
Andre Thornton, R <small>OBP: 0.280, SLG: 0.334</small> 										4	0	1	2	0	0	3	
Brook Jacoby, R <small>OBP: 0.341, SLG: 0.430</small> 										3	1	1	0	1	0	3	
Mike Hargrove, L <small>OBP: 0.365, SLG: 0.333</small> 										3	0	1	0	1	0	2	
Joe Carter, R <small>OBP: 0.288, SLG: 0.366</small> 										3	0	1	1	0	0	3	
George Vukovich, L <small>OBP: 0.292, SLG: 0.341</small> 										4	0	2	0	0	0	3	
Jerry Willard, L <small>OBP: 0.328, SLG: 0.336</small> 										3	1	1	0	1	0	2	
Inning Stats <small>R: 0 H: 0 E: 1 LOB: 2 K: 1 S: 5</small>	<small>R: 0 H: 1 E: 0 LOB: 1 K: 0 S: 3</small>	<small>R: 0 H: 0 E: 0 LOB: 0 K: 1 S: 5</small>	<small>R: 0 H: 0 E: 0 LOB: 0 K: 1 S: 5</small>	<small>R: 0 H: 1 E: 0 LOB: 1 K: 0 S: 4</small>	<small>R: 3 H: 3 E: 0 LOB: 1 K: 0 S: 6</small>	<small>R: 0 H: 2 E: 0 LOB: 1 K: 0 S: 4</small>	<small>R: 0 H: 0 E: 0 LOB: 0 K: 0 S: 2</small>	<small>R: 1 H: 2 E: 0 LOB: 1 K: 0 S: 5</small>	<small>R: 0 H: 0 E: 0 LOB: 0 K: 1 S: 5</small>	<small>1B: 5 SF: 1 2B: 5 SAC: 0 3B: 0 DP: 3 HR: 0 HBP: 0</small>	<small>WP: 0 PA: 39</small>						
PITCHER <small>IP WLS BF H R ER SO BB IBB HBP BLK WP HR S P ERA WHIP</small>	<small>7.2 W 35 9 4 4 2 6 0 0 0 0 0 0 6 6 4.70 1.957</small>	<small>1.1 S 4 0 0 0 1 0 0 0 0 0 0 0 6 6 0.00 0.000</small>															

Cleveland Indians @ Boston Red Sox
 Fenway Park, Boston, MA
 Sat Sep 07 1985, 3:38 AM EDT
 Att: 19,953 - Unknown

AB	32
R	4
H	9
RBI	4
BB	6
SO	3
LOB	21



Batter	1	2	3	4	5	6	7	8	9	AB	R	H	RBI	BB	SO	LOB	BOTTOM
Kevin Romine, R <small>OBP: 0.400, SLG: 0.600</small> 										4	0	1	0	0	1	1	
Wade Boggs, L <small>OBP: 0.345, SLG: 0.483</small> Jackie Gutierrez, R <small>OBP: 0.272, SLG: 0.295</small> 										4	2	2	1	0	0	3	
Bill Buckner, L <small>OBP: 0.322, SLG: 0.447</small> 										4	1	2	1	0	0	1	
Jim Rice, R <small>OBP: 0.339, SLG: 0.462</small> 										5	0	1	1	0	0	3	
Tony Armas, R <small>OBP: 0.280, SLG: 0.523</small> 										5	1	3	1	0	0	1	
Dwight Evans, R <small>OBP: 0.372, SLG: 0.428</small> Steve Lyons, L <small>OBP: 0.336, SLG: 0.364</small> 										4	1	1	1	0	0	3	
Marty Barrett, R <small>OBP: 0.347, SLG: 0.357</small> 										3	0	2	0	0	0	0	
Glenn Hoffman, R <small>OBP: 0.324, SLG: 0.420</small> 										4	1	2	2	0	0	2	
Marc Sullivan, R <small>OBP: 0.238, SLG: 0.310</small> 										2	1	1	0	2	0	2	
Inning Stats <small>R: 1 H: 2 E: 0 LOB: 2 K: 0 S: 5</small>	<small>R: 0 H: 1 E: 0 LOB: 2 K: 0 S: 4</small>	<small>R: 1 H: 3 E: 0 LOB: 2 K: 0 S: 6</small>	<small>R: 2 H: 1 E: 0 LOB: 0 K: 0 S: 4</small>	<small>R: 0 H: 2 E: 0 LOB: 2 K: 0 S: 5</small>	<small>R: 0 H: 1 E: 0 LOB: 1 K: 0 S: 4</small>	<small>R: 3 H: 4 E: 0 LOB: 1 K: 1 S: 9</small>	<small>R: 0 H: 1 E: 0 LOB: 1 K: 0 S: 4</small>	<small>1B: 7 SF: 1 2B: 4 SAC: 2 3B: 3 DP: 0 HR: 1 HBP: 1</small>	<small>WP: 0 PA: 42</small>								
PITCHER <small>IP WLS BF H R ER SO BB IBB HBP BLK WP HR S P ERA WHIP</small>	<small>6.1 L 35 13 7 7 0 2 0 0 0 0 0 0 9 9 9.95 2.368</small>	<small>1.2 7 2 0 0 1 0 0 0 0 0 0 9 9 0.00 1.200</small>															

Cleveland Indians @ Boston Red Sox
 Fenway Park, Boston, MA
 Sat Sep 07 1985, 3:38 AM EDT
 Att: 19,953 - Unknown

AB	36
R	7
H	15
RBI	7
BB	2
SO	1
LOB	17



Batter	1	2	3	4	5	6	7	8	9	AB	R	H	RBI	BB	SO	LOB	TOP			
Otis Nixon, S <small>OBP: 0.271, SLG: 0.321</small> (1, 8)										4	0	1	0	1	1	2				
Julio Franco, R <small>OBP: 0.341, SLG: 0.381</small> (1, 6)										3	1	0	0	1	1	2				
Joe Carter, R <small>OBP: 0.290, SLG: 0.370</small> (1, 3) (7, 9)										4	0	2	0	0	0	1				
Andre Thornton, R <small>OBP: 0.282, SLG: 0.334</small> (1, 10)										3	0	1	1	1	0	3				
Benny Ayala, R <small>OBP: 0.290, SLG: 0.400</small> (1, 7)										4	0	1	0	0	1	2				
Brook Jacoby, R <small>OBP: 0.341, SLG: 0.427</small> (1, 5)										3	0	0	0	1	0	2				
Carmen Castillo, R <small>OBP: 0.273, SLG: 0.389</small> Tony Bernazard, S <small>OBP: 0.361, SLG: 0.412</small> (7, PR) (7, 4)										2	0	0	0	0	1	1				
Mike Fischlin, R <small>OBP: 0.276, SLG: 0.321</small> (7, 3)										3	0	0	0	0	0	2				
Mike Hargrove, L <small>OBP: 0.368, SLG: 0.333</small> (9, PH)										0	0	0	0	1	0	0				
Chris Bando, S <small>OBP: 0.219, SLG: 0.166</small> (1, 2)										4	0	0	0	0	0	2				
Inning Stats	R: 0 E: 0 K: 1 S: 6	H: 1 LOB: 1 BB: 0 P: 6	R: 0 E: 0 K: 2 S: 7	H: 0 LOB: 1 BB: 1 P: 11	R: 1 E: 1 K: 0 S: 4	H: 2 LOB: 2 BB: 1 P: 8	R: 0 E: 0 K: 0 S: 3	H: 0 LOB: 0 BB: 0 P: 3	R: 0 E: 0 K: 0 S: 4	H: 1 LOB: 2 BB: 1 P: 8	R: 0 E: 0 K: 0 S: 2	H: 0 LOB: 0 BB: 0 P: 3	R: 0 E: 0 K: 0 S: 4	H: 1 LOB: 2 BB: 1 P: 8	R: 0 E: 1 K: 1 S: 6	H: 0 LOB: 2 BB: 1 P: 10	1B: 4 2B: 1 3B: 0 HR: 0	SF: 0 SAC: 0 DP: 1 HBP: 1	WP: 0 PB: 0 SB: 1 CS: 1	PA: 37
PITCHER Tim Lollar, L <small>ERA: 4.22</small> (1, 1)	IP: 9.0 WLS: W BF: 37 H: 5 R: 1 ER: 0 SO: 4 BB: 5 IBB: 0 HBP: 1 BLK: 0 WP: 0 HR: 0 S: 39 P: 60 ERA: 0.00 WHIP: 1.111																			

Cleveland Indians @ Boston Red Sox
 Fenway Park, Boston, MA
 Sun Sep 08 1985, 3:33 AM EDT
 Att: 18,511 - Unknown


AB 31
 R 1
 H 5
 RBI 1
 BB 5
 SO 4
 LOB 17



Batter	1	2	3	4	5	6	7	8	9	AB	R	H	RBI	BB	SO	LOB	BOTTOM	
Dwight Evans, R <small>OBP: 0.374, SLG: 0.429</small> (1, 9)										3	2	1	0	2	1	0		
Wade Boggs, L <small>OBP: 0.345, SLG: 0.483</small> (1, 5)										5	0	2	1	0	0	3		
Bill Buckner, L <small>OBP: 0.321, SLG: 0.443</small> (1, 3)										4	0	0	1	1	1	3		
Tony Armas, R <small>OBP: 0.284, SLG: 0.527</small> (8, 7)										5	3	3	1	0	0	4		
Mike Greenwell, L (9, 7)										0	0	0	0	0	0	0		
Rich Gedman, L <small>OBP: 0.369, SLG: 0.488</small> (1, 2)										3	1	1	0	2	1	0		
Mike Easler, L <small>OBP: 0.326, SLG: 0.416</small> (1, 10)										4	0	1	1	1	2	2		
Marty Barrett, R <small>OBP: 0.343, SLG: 0.354</small> (1, 4)										4	1	0	2	0	0	4		
Glenn Hoffman, R <small>OBP: 0.331, SLG: 0.421</small> (1, 6)										2	1	1	1	2	0	0		
Kevin Romine, R <small>OBP: 0.308, SLG: 0.462</small> Steve Lyons, L <small>OBP: 0.335, SLG: 0.363</small> (7, PH) (8, 8)										3	0	0	0	0	0	4		
Inning Stats	R: 2 E: 0 K: 0 S: 7	H: 4 LOB: 2 BB: 0 P: 7	R: 1 E: 0 K: 1 S: 6	H: 1 LOB: 1 BB: 1 P: 10	R: 1 E: 0 K: 0 S: 4	H: 1 LOB: 2 BB: 2 P: 12	R: 0 E: 0 K: 1 S: 6	H: 0 LOB: 1 BB: 1 P: 10	R: 0 E: 0 K: 0 S: 3	H: 0 LOB: 0 BB: 0 P: 3	R: 4 E: 1 K: 0 S: 6	H: 2 LOB: 3 BB: 4 P: 22	R: 0 E: 0 K: 2 S: 7	H: 0 LOB: 0 BB: 0 P: 7	1B: 7 2B: 2 3B: 0 HR: 0	SF: 1 SAC: 0 DP: 0 HBP: 0	WP: 0 PB: 0 SB: 1 CS: 0	PA: 43
PITCHER Neal Heaton, L <small>ERA: 4.82</small> (1, 1)	IP: 2.2 WLS: L BF: 17 H: 6 R: 4 ER: 4 SO: 4 BB: 4 IBB: 4 HBP: 0 BLK: 0 WP: 0 HR: 0 S: 16 P: 28 ERA: 13.50 WHIP: 3.375																	
Rich Thompson, R <small>ERA: 5.99</small> (3, 1)	IP: 3.2 WLS: L BF: 18 H: 3 R: 4 ER: 2 SO: 2 BB: 2 IBB: 1 HBP: 0 BLK: 0 WP: 0 HR: 0 S: 19 P: 31 ERA: 4.91 WHIP: 1.364																	
Vern Ruhle, R <small>ERA: 4.44</small> (7, 1)	IP: 0.1 WLS: L BF: 2 H: 0 R: 0 ER: 0 SO: 0 BB: 0 IBB: 0 HBP: 0 BLK: 0 WP: 0 HR: 0 S: 1 P: 5 ERA: 0.00 WHIP: 3.000																	
Ramon Romero, L <small>ERA: 6.3</small> (7, 1)	IP: 1.1 WLS: L BF: 6 H: 0 R: 0 ER: 0 SO: 2 BB: 1 IBB: 0 HBP: 0 BLK: 0 WP: 0 HR: 0 S: 9 P: 13 ERA: 0.00 WHIP: 0.750																	

Cleveland Indians @ Boston Red Sox
 Fenway Park, Boston, MA
 Sun Sep 08 1985, 3:33 AM EDT
 Att: 18,511 - Unknown

AB 34
 R 8
 H 9
 RBI 7
 BB 8
 SO 5
 LOB 22



Batter	1	2	3	4	5	6	7	8	9	AB	R	H	RBI	BB	SO	LOB	TOP									
John Shelby, S OBP: 0.314, SLG: 0.456 (1, 8)										4	1	2	2	1	0	2	Baltimore Orioles @ Boston Red Sox Fenway Park, Boston, MA Tue Sep 10 1985, 7:05 PM EDT Unknown									
Lee Lacy, R OBP: 0.353, SLG: 0.430 (1, 10)										4	0	1	0	1	1	3										
Cal Ripken Jr., R OBP: 0.351, SLG: 0.473 (1, 6)										3	1	2	0	2	0	2										
Eddie Murray, S OBP: 0.377, SLG: 0.524 (1, 3)										5	1	1	2	0	0	6										
Mike Young, S OBP: 0.347, SLG: 0.551 (1, 7)										5	2	2	2	0	2	3										
Floyd Rayford, R OBP: 0.333, SLG: 0.502 (1, 5)										5	1	1	0	0	2	3										
Gary Roenicke, R OBP: 0.342, SLG: 0.445 (1, 9)										3	0	1	0	1	2	0										
Rick Dempsey, R OBP: 0.340, SLG: 0.396 (1, 2)										5	1	1	1	0	1	2										
Rich Dauer, R OBP: 0.291, SLG: 0.285 (1, 4)										2	0	2	0	1	0	0										
Wayne Gross, L OBP: 0.374, SLG: 0.431 (8, PH)										1	0	0	0	0	1	1										
Alan Wiggins, S OBP: 0.322, SLG: 0.313 (8, 4)										0	0	0	0	0	0	0										
Inning Stats	R: 0 E: 0 K: 1 S: 7	H: 2 LOB: 3 BB: 1 P: 11	R: 0 E: 0 K: 0 S: 2	H: 0 LOB: 1 BB: 2 P: 10	R: 0 E: 0 K: 0 S: 2	H: 0 LOB: 0 BB: 1 P: 6	R: 0 E: 0 K: 1 S: 5	H: 0 LOB: 0 BB: 0 P: 5	R: 0 E: 0 K: 1 S: 6	H: 1 LOB: 2 BB: 1 P: 10	R: 1 E: 0 K: 2 S: 8	H: 1 LOB: 0 BB: 0 P: 8	R: 0 E: 0 K: 1 S: 6	H: 1 LOB: 1 BB: 0 P: 6	R: 6 E: 0 K: 1 S: 12	H: 7 LOB: 2 BB: 1 P: 16	R: 0 E: 0 K: 2 S: 8	H: 1 LOB: 1 BB: 0 P: 8	1B: 6 2B: 3 3B: 0 HR: 4	SF: 0 SAC: 1 DP: 0 HBP: 0	WP: 0 PB: 0 SB: 0 CS: 2	PA: 44				
PITCHER	IP	WLS	BF	H	R	ER	SO	BB	IBB	HBP	BLK	WP	HR	S	P	ERA	WHIP									
Bruce Hurst, L ERA: 4.99	(1, 1)	7.0	L	32	8	4	4	6	5	0	0	0	0	3	39	59	5.14	1.857								
Bruce Kison, R ERA: 4.38	(8, 1)	0.2		6	3	3	3	1	1	0	0	0	0	1	7	11	40.50	6.000								
Charlie Mitchell, R ERA: 16.2	(8, 1)	0.1		2	1	0	0	0	0	0	0	0	0	2	2	0.00	3.000									
Steve Crawford, R ERA: 3.4	(9, 1)	1.0		4	1	0	0	2	0	0	0	0	0	8	8	0.00	1.000									

AB	37
R	7
H	13
RBI	7
BB	6
SO	9
LOB	22



Batter	1	2	3	4	5	6	7	8	9	AB	R	H	RBI	BB	SO	LOB	BOTTOM									
Dwight Evans, R OBP: 0.374, SLG: 0.431 (1, 9)										5	1	2	0	0	1	1	Baltimore Orioles @ Boston Red Sox Fenway Park, Boston, MA Tue Sep 10 1985, 7:05 PM EDT Unknown									
Wade Boggs, L OBP: 0.445, SLG: 0.485 (1, 5)										4	1	2	0	0	1	1										
Bill Buckner, L OBP: 0.319, SLG: 0.440 (1, 3)										4	0	0	1	0	2	4										
Jim Rice, R OBP: 0.340, SLG: 0.468 (1, 7)										4	2	2	2	0	1	1										
Rich Gedman, L OBP: 0.370, SLG: 0.495 (1, 2)										4	1	2	1	0	0	0										
Mike Easter, L OBP: 0.325, SLG: 0.417 (1, 10)										4	0	1	1	0	1	0										
Marty Barrett, R OBP: 0.342, SLG: 0.353 (1, 4)										4	0	1	0	0	1	1										
Steve Lyons, L OBP: 0.331, SLG: 0.358 (1, 8)										4	0	0	0	0	2	2										
Glenn Hoffman, R OBP: 0.331, SLG: 0.420 (1, 6)										3	0	1	0	0	0	1										
Rick Miller, L OBP: 0.370, SLG: 0.381 (9, PH)										1	0	0	0	0	0	0										
Inning Stats	R: 0 E: 0 K: 1 S: 6	H: 1 LOB: 1 BB: 0 P: 6	R: 0 E: 0 K: 1 S: 5	H: 0 LOB: 0 BB: 0 P: 5	R: 0 E: 0 K: 1 S: 7	H: 2 LOB: 2 BB: 0 P: 7	R: 1 E: 0 K: 0 S: 5	H: 3 LOB: 1 BB: 0 P: 5	R: 0 E: 0 K: 0 S: 3	H: 0 LOB: 0 BB: 0 P: 3	R: 0 E: 0 K: 2 S: 7	H: 0 LOB: 0 BB: 0 P: 7	R: 0 E: 0 K: 1 S: 6	H: 1 LOB: 1 BB: 0 P: 6	R: 4 E: 0 K: 1 S: 9	H: 4 LOB: 0 BB: 0 P: 9	R: 0 E: 0 K: 2 S: 7	H: 0 LOB: 0 BB: 0 P: 7	1B: 6 2B: 3 3B: 0 HR: 2	SF: 0 SAC: 0 DP: 0 HBP: 0	WP: 0 PB: 0 SB: 0 CS: 0	PA: 37				
PITCHER	IP	WLS	BF	H	R	ER	SO	BB	IBB	HBP	BLK	WP	HR	S	P	ERA	WHIP									
Storm Davis, R ERA: 4.45	(1, 1)	7.0	W	29	9	3	3	6	9	3	3	6	0	0	0	0	3.86	1.286								
Brad Havens, L ERA: 27.0	(8, 1)	0.1		3	2	2	2	0	0	0	0	0	0	2	3	3	54.00	6.000								
Don Aase, R ERA: 3.93	(8, 1)	1.2	S	5	0	0	0	3	0	0	0	0	0	11	11	0.00	0.000									



Batter	1	2	3	4	5	6	7	8	9	AB	R	H	RBI	BB	SO	LOB	TOP									
Alan Wiggins, S (1,4) OBP: 0.321, SLG: 0.312	G3		3-1			1B		F8		4	0	1	0	0	0	0	Baltimore Orioles @ Boston Red Sox Fenway Park, Boston, MA Tue Sep 10 1985, 7:05 PM EDT Att: 14,294 - Unknown									
Lee Lacy, R (1,9) OBP: 0.352, SLG: 0.429	1B		K			F3		F3		4	0	1	0	0	1											
Cal Ripken Jr., R (1,6) OBP: 0.350, SLG: 0.471	K					F6		F6		4	0	1	0	0	2											
Eddie Murray, S (1,3) OBP: 0.377, SLG: 0.525	6-3					K				3	1	1	0	1	2											
Mike Young, S (1,7)						K				4	1	2	1	0	2											
Floyd Rayford, R (1,5) OBP: 0.332, SLG: 0.496	F9					G5-4-3		F8		3	0	0	0	1	4											
John Shelby, S (1,8) OBP: 0.306, SLG: 0.444	F8					K		F6		4	0	0	0	0	3											
Larry Sheets, L (1,10) OBP: 0.335, SLG: 0.465	5-3					F8				4	1	2	2	0	1											
Al Pardo, S (1,2) OBP: 0.143, SLG: 0.130						K				2	0	0	0	0	1	AB 34 R 3 H 8 RBI 3 BB 2 SO 7 LOB 17										
Jim Dwyer, L (7,PH) OBP: 0.354, SLG: 0.413										1	0	0	0	0	2											
Rick Dempsey, R (7,2) OBP: 0.340, SLG: 0.396						K				0	0	0	0	0	0											
Tom O'Malley, L (9,PH)										1	0	0	0	0	0											
Inning Stats	R: 0 E: 0 K: 1 S: 6	H: 1 LOB: 1 BB: 0 P: 6	R: 0 E: 0 K: 0 S: 4	H: 1 LOB: 1 BB: 0 P: 4	R: 0 E: 0 K: 1 S: 5	H: 0 LOB: 0 BB: 0 P: 5	R: 0 E: 0 K: 1 S: 5	H: 1 LOB: 1 BB: 1 P: 9	R: 0 E: 0 K: 2 S: 7	H: 0 LOB: 0 BB: 0 P: 7	R: 0 E: 0 K: 1 S: 6	H: 1 LOB: 1 BB: 0 P: 6	R: 0 E: 0 K: 1 S: 6	H: 1 LOB: 2 BB: 1 P: 10	R: 0 E: 0 K: 0 S: 3		H: 0 LOB: 0 BB: 0 P: 3	R: 3 E: 0 K: 0 S: 6	H: 3 LOB: 0 BB: 0 P: 6	1B: 5 2B: 2 3B: 0 HR: 1	SF: 0 SAC: 0 DP: 1 HBP: 0	WP: 0 PB: 0 SB: 0 CS: 0	PA: 36			
PITCHER	IP	WLS	BF	H	R	ER	SO	BB	IBB	HBP	BLK	WP	HR	S	P		ERA	WHIP								
Oil Can Boyd, R (1,1) ERA: 3.64	8.2	W	35	8	3	3	7	2	0	0	0	0	1	47	55		3.12	1.154								
Steve Crawford, R (9,1) ERA: 3.39	0.1	S	1	0	0	0	0	0	0	0	0	0	0	1	1		0.00	0.000								

Batter	1	2	3	4	5	6	7	8	9	AB	R	H	RBI	BB	SO	LOB	BOTTOM								
Dwight Evans, R (1,9) OBP: 0.377, SLG: 0.439	HR		1B					1B		4	1	3	2	1	0	0	Baltimore Orioles @ Boston Red Sox Fenway Park, Boston, MA Tue Sep 10 1985, 7:05 PM EDT Att: 14,294 - Unknown								
Wade Boggs, L (1,5) OBP: 0.446, SLG: 0.488	1B		1B					1B		4	1	4	0	1	0	0									
Bill Buckner, L (1,3) OBP: 0.318, SLG: 0.438	G1-6-3		F6					1-3		5	0	1	0	0	8										
Jim Rice, R (1,7) OBP: 0.340, SLG: 0.468	K		FC6-4							3	0	1	2	0	1	2									
Kevin Romine, R (9,7) OBP: 0.306, SLG: 0.462										0	0	0	0	0	0	0									
Mike Easter, L (1,10) OBP: 0.323, SLG: 0.413			K					F8		4	0	0	0	0	2	4									
Marty Barrett, R (1,4) OBP: 0.346, SLG: 0.359										4	1	3	0	0	0	0									
Steve Lyons, L (1,8) OBP: 0.330, SLG: 0.363			K							4	0	1	1	0	1	2									
Jackie Gutierrez, R (1,6) OBP: 0.268, SLG: 0.290			6-3							4	0	0	0	0	1	3									
Marc Sullivan, R (1,2) OBP: 0.239, SLG: 0.306			F3							4	2	1	0	0	1	1									
Inning Stats	R: 1 E: 0 K: 1 S: 6	H: 2 LOB: 0 BB: 0 P: 6	R: 0 E: 0 K: 2 S: 8	H: 1 LOB: 1 BB: 0 P: 8	R: 0 E: 0 K: 0 S: 4	H: 1 LOB: 2 BB: 1 P: 8	R: 0 E: 0 K: 2 S: 8	H: 1 LOB: 1 BB: 0 P: 8	R: 1 E: 0 K: 1 S: 8	H: 3 LOB: 2 BB: 0 P: 8	R: 0 E: 0 K: 0 S: 3	H: 0 LOB: 0 BB: 0 P: 3	R: 1 E: 0 K: 0 S: 5	H: 2 LOB: 2 BB: 1 P: 9	R: 2 E: 0 K: 0 S: 7	H: 4 LOB: 2 BB: 0 P: 7	1B: 11 2B: 1 3B: 1 HR: 1	SF: 1 SAC: 0 DP: 1 HBP: 0	WP: 0 PB: 0 SB: 3 CS: 0	PA: 39					
PITCHER	IP	WLS	BF	H	R	ER	SO	BB	IBB	HBP	BLK	WP	HR	S	P	ERA	WHIP								
Mike Boddicker, R (1,1) ERA: 4.05	7.0	L	32	10	3	3	6	2	0	0	0	0	0	42	50	3.86	1.714								
Nate Snell, R (8,1) ERA: 2.54	0.2		5	3	2	2	0	0	0	0	0	0	0	5	5	27.00	4.500								
Tippy Martinez, L (8,1) ERA: 5.46	0.1		2	1	0	0	0	0	0	0	0	0	0	2	2	0.00	3.000								



Batter	1	2	3	4	5	6	7	8	9	AB	R	H	RBI	BB	SO	LOB	TOP					
Alan Wiggins, S (1,4) OBP: 0.317, SLG: 0.308 Rich Dauer, R (6,4) OBP: 0.291, SLG: 0.285 Lee Lacy, R (9,PH) OBP: 0.351, SLG: 0.428	0-0 F2			0-0 F3		0-0 6-3		0-0 F8	3 0 0 0 0 0 0													
John Shelby, S (1,8) OBP: 0.304, SLG: 0.439	0-3 K			0-0 2-3		0-0 6-3		0-0 1B	4 0 1 0 0 1 0													
Cal Ripken Jr., R (1,6) OBP: 0.348, SLG: 0.468	0-0 4-3			0-0 F9			0-0 F7	0-0 F7	4 0 0 0 0 0 1													
Eddie Murray, S (1,3) OBP: 0.375, SLG: 0.521		0-0 F3			0-0 6-3		0-3 K		3 0 0 0 0 1 0													
Floyd Rayford, R (1,5) OBP: 0.332, SLG: 0.498		0-3 K			0-0 1B 2B		0-0 F3		3 1 1 0 0 1 0													
Gary Roenicke, R (1,9) OBP: 0.336, SLG: 0.438		0-3 K			0-3 K			0-0 6-3	3 0 0 0 0 2 1													
Mike Young, S (1,7) OBP: 0.348, SLG: 0.552			0-0 F9		0-0 1B		0-0 5-3		3 0 1 1 0 0 0													
Leo Hernandez, R (1,10)			0-0 F9		0-3 K		0-0 F2		3 0 0 0 0 1 1													
Rick Dempsey, R (1,2) OBP: 0.337, SLG: 0.392			0-0 L6			0-3 K		0-3 K	3 0 0 0 0 2 0													
Inning Stats	R: 0 E: 0 K: 1 S: 5	H: 0 LOB: 0 BB: 0 P: 5	R: 0 E: 0 K: 2 S: 7	H: 0 LOB: 0 BB: 0 P: 7	R: 0 E: 0 K: 0 S: 3	H: 0 LOB: 0 BB: 0 P: 3	R: 0 E: 0 K: 0 S: 3	H: 0 LOB: 0 BB: 0 P: 3	R: 1 E: 0 K: 2 S: 9	H: 2 LOB: 1 BB: 0 P: 9	R: 0 E: 0 K: 1 S: 5	H: 0 LOB: 0 BB: 0 P: 5	R: 0 E: 0 K: 1 S: 5	H: 0 LOB: 0 BB: 0 P: 5	R: 0 E: 0 K: 0 S: 3	H: 0 LOB: 0 BB: 0 P: 3	R: 0 E: 0 K: 1 S: 6	H: 1 LOB: 1 BB: 0 P: 6	1B: 2 2B: 1 3B: 0 HR: 0	SF: 0 SAC: 0 DP: 0 HBP: 0	WP: 0 PB: 0 SB: 0 CS: 0	PA: 30
PITCHER Bob Ojeda, L (1,1) ERA: 4.36	IP: 9.0 WLS: W BF: 30 H: 3 R: 1 ER: 1 SO: 8 BB: 0 IBB: 0 HBP: 0 BLK: 0 WP: 0 HR: 0 S: 46 P: 46 ERA: 1.00 WHIP: 0.333															PITCHER	IP: 9.0 WLS: W BF: 30 H: 3 R: 1 ER: 1 SO: 8 BB: 0 IBB: 0 HBP: 0 BLK: 0 WP: 0 HR: 0 S: 46 P: 46 ERA: 1.00 WHIP: 0.333					

Baltimore Orioles @ Boston Red Sox
Fenway Park, Boston, MA
Wed Sep 11, 1985, 7:05 PM EDT
Att: 15,264 - Unknown

AB 30
R 1
H 3
RBI 1
BB 0
SO 8
LOB 3



Batter	1	2	3	4	5	6	7	8	9	AB	R	H	RBI	BB	SO	LOB	BOTTOM			
Dwight Evans, R (1,9) OBP: 0.379, SLG: 0.441	0-0 FC4-5 2B	0-0 BB 1B		0-0 F3		4-0 1B BB		0-3 K	4 0 2 2 1 1 1											
Wade Boggs, L (1,5) OBP: 0.420, SLG: 0.487	0-0 FC4-5 1B	4-0 2H 3H 1-2 BB		0-0 5-3		0-0 1-2 2H 1B			3 0 1 1 1 0 1											
Bill Buckner, L (1,3) OBP: 0.317, SLG: 0.437	0-0 1-2 1B	0-0 4-3			0-0 F9	0-0 6-3			4 0 1 0 0 0 4											
Tony Armas, R (1,7) OBP: 0.287, SLG: 0.535 Kevin Romine, R (8,7) OBP: 0.306, SLG: 0.462	0-0 F7		1-0 G3 BB HBP		0-0 HR		0-0 6-3		3 1 1 1 0 0 2											
Rich Gedman, L (1,2) OBP: 0.369, SLG: 0.492	0-0 1-3		4-0 1-2 G3 BB		0-0 F7	0-0 3-1			3 0 0 0 1 0 2											
Mike Easter, L (1,10) OBP: 0.321, SLG: 0.410		0-0 6-3		0-0 F7		0-3 K		0-0 F5	4 0 0 0 0 1 2											
Dave Stapleton, R (1,4) OBP: 0.320, SLG: 0.383		0-0 4-3 1B 2B		0-0 G3		0-0 F2		0-0 F3	4 1 1 0 0 0 2											
Steve Lyons, L (1,8) OBP: 0.332, SLG: 0.361		4-0 1-2 2-3 1B BB		0-0 F9		4-0 FC5-4 BB		0-3 K	2 1 0 0 2 1 2											
Glenn Hoffman, R (1,6) OBP: 0.329, SLG: 0.421		0-0 4-3		0-0 5-3		0-0 FC5-4 1B			4 1 1 0 0 0 3											
Inning Stats	R: 0 E: 0 K: 0 S: 5	H: 2 LOB: 2 BB: 0 P: 5	R: 2 E: 0 K: 0 S: 5	H: 2 LOB: 2 BB: 2 P: 13	R: 0 E: 0 K: 0 S: 3	H: 0 LOB: 2 BB: 1 P: 8	R: 0 E: 0 K: 0 S: 3	H: 0 LOB: 0 BB: 0 P: 3	R: 1 E: 0 K: 1 S: 6	H: 1 LOB: 0 BB: 0 P: 6	R: 1 E: 1 K: 0 S: 4	H: 1 LOB: 2 BB: 2 P: 12	R: 0 E: 0 K: 0 S: 3	H: 0 LOB: 0 BB: 0 P: 3	R: 0 E: 0 K: 2 S: 8	H: 1 LOB: 1 BB: 0 P: 8	1B: 3 2B: 3 3B: 0 HR: 1	SF: 0 SAC: 0 DP: 0 HBP: 1	WP: 0 PB: 0 SB: 0 CS: 0	PA: 37
PITCHER Dennis Martinez, R (1,1) ERA: 4.92 Sammy Stewart, R (6,1) ERA: 3.07	IP: 5.2 WLS: L BF: 29 H: 6 R: 4 ER: 4 SO: 1 BB: 5 IBB: 4 HBP: 1 BLK: 0 WP: 0 HR: 1 S: 25 P: 46 ERA: 6.35 WHIP: 1.941															PITCHER	IP: 5.2 WLS: L BF: 29 H: 6 R: 4 ER: 4 SO: 1 BB: 5 IBB: 4 HBP: 1 BLK: 0 WP: 0 HR: 1 S: 25 P: 46 ERA: 6.35 WHIP: 1.941			

Baltimore Orioles @ Boston Red Sox
Fenway Park, Boston, MA
Wed Sep 11, 1985, 7:05 PM EDT
Att: 15,264 - Unknown

AB 31
R 4
H 7
RBI 4
BB 5
SO 3
LOB 19



Batter	1	2	3	4	5	6	7	8	9	AB	R	H	RBI	BB	SO	LOB	TOP					
Alan Wiggins, S (1,4) OBP: 0.315, SLG: 0.304	4-0 CS BB		0-0 6-3		0-0 F4		0-0 4-3		0-0 F7	4	0	0	0	1	0	4						
Lee Lacy, R (1,9) OBP: 0.350, SLG: 0.425	0-0 F9		4-0 BB			0-0 F7		0-0 6-3		3	0	0	0	1	0	1						
Cal Ripken Jr., R (1,6) OBP: 0.347, SLG: 0.466	0-0 4-3 1-2		0-0 5-3			0-3 K		0-0 2B 1B		4	0	1	0	0	1	2						
Eddie Murray, S (1,3) OBP: 0.376, SLG: 0.523		0-0 G3		0-0 L4		0-0 1B		0-0 1H 2B		4	0	2	0	0	0	0						
Mike Young, S (1,7) OBP: 0.347, SLG: 0.548		0-3 K		0-0 G3-6-3 1B		0-3 K		0-3 K		4	0	1	0	0	3	2						
Larry Sheets, L (1,10) OBP: 0.331, SLG: 0.458		0-3 K		0-0 G3-6-3 1-2				0-0 F9		4	0	0	0	0	1	1						
John Shelby, S (1,8) OBP: 0.309, SLG: 0.441			0-0 HR 1B		0-0 F5		0-0 G3		0-0 S 1B	4	2	2	0	0	0	0						
Floyd Rayford, R (1,5) OBP: 0.335, SLG: 0.507			0-0 1H HR		0-0 5-3		4-0 1B BB		0-0 F8 1-2	3	1	1	2	1	0	1						
Rick Dempsey, R (1,2) OBP: 0.342, SLG: 0.395			0-0 1-3		4-0 BB		0-0 1-2 1B		0-0 2H 1B	3	0	2	1	1	0	0						
Inning Stats	R: 0 E: 0 K: 0 S: 2	H: 0 LOB: 0 BB: 1 P: 6	R: 0 E: 0 K: 2 S: 7	H: 0 LOB: 0 BB: 0 P: 7	R: 2 E: 0 K: 0 S: 5	H: 2 LOB: 1 BB: 1 P: 9	R: 0 E: 0 K: 0 S: 3	H: 1 LOB: 0 BB: 0 P: 3	R: 0 E: 0 K: 0 S: 3	H: 0 LOB: 1 BB: 1 P: 7	R: 0 E: 0 K: 2 S: 8	H: 1 LOB: 1 BB: 0 P: 8	R: 0 E: 0 K: 0 S: 4	H: 1 LOB: 2 BB: 1 P: 8	R: 0 E: 0 K: 1 S: 6	H: 2 LOB: 1 BB: 0 P: 6	R: 1 E: 0 K: 0 S: 5	H: 2 LOB: 1 BB: 0 P: 5	1B: 7 2B: 1 3B: 0 HR: 1	SF: 0 SAC: 0 DP: 1 HBP: 0	WP: 0 PB: 0 SB: 1 CS: 1	PA: 37
PITCHER Al Nipper, R (1,1) ERA: 4.32	IP: 9.0 WLS: L BF: 37 H: 9 R: 3 ER: 3 SO: 5 BB: 4 IBB: 0 HBP: 0 BLK: 0 WP: 0 HR: 1 S: 43 P: 59 ERA: 3.00 WHIP: 1.444															PITCHER						

Baltimore Orioles @ Boston Red Sox
Fenway Park, Boston, MA
Thu Sep 12 1985, 7:05 PM EDT
Att: 15,014 - Unknown

AB 33
R 3
H 9
RBI 3
BB 4
SO 5
LOB 11



Batter	1	2	3	4	5	6	7	8	9	AB	R	H	RBI	BB	SO	LOB	BOTTOM					
Dwight Evans, R (1,9) OBP: 0.380, SLG: 0.441	0-0 6-3		0-0 1-3 1B		4-0 1-2 BB BB		0-0 F3			3	0	1	0	1	0	0						
Wade Boggs, L (1,5) OBP: 0.448, SLG: 0.485	0-3 K		0-0 4-3		4-0 1-2 2-3 BB			0-0 F8		3	0	0	0	1	1	1						
Bill Buckner, L (1,3) OBP: 0.315, SLG: 0.434	0-0 F8			0-0 F4	0-0 F5			0-0 F5		4	0	0	0	0	0	3						
Tony Armas, R (1,7) OBP: 0.290, SLG: 0.538 Kevin Romine, R (8, PR) OBP: 0.308, SLG: 0.462		0-3 K		0-3 K		0-0 1B		0-0 2B		4	0	2	0	0	2	0						
Rich Gedman, L (1,2) OBP: 0.370, SLG: 0.498		0-0 HR		4-0 BB		0-3 K		0-0 F8		3	1	1	1	1	1	1						
Mike Easter, L (1,10) OBP: 0.320, SLG: 0.409		0-0 F9		0-0 4-3		0-0 WP 1B			0-3 K	4	0	1	0	0	1	1						
Marty Barrett, R (1,4) OBP: 0.343, SLG: 0.355		0-0 F9			0-0 F8	0-0 F9			0-0 4-3	4	0	0	0	0	0	1						
Steve Lyons, L (1,8) OBP: 0.331, SLG: 0.359			0-3 K		0-0 BB BB 1B		0-0 3-1		0-3 K	4	0	1	0	0	2	0						
Glenn Hoffman, R (1,6) OBP: 0.329, SLG: 0.418			4-0 1B BB		0-0 F7		0-0 5-3			2	0	0	0	1	0	1						
Inning Stats	R: 0 E: 0 K: 1 S: 5	H: 0 LOB: 0 BB: 0 P: 5	R: 1 E: 0 K: 1 S: 6	H: 1 LOB: 0 BB: 0 P: 6	R: 0 E: 0 K: 1 S: 5	H: 1 LOB: 1 BB: 1 P: 9	R: 0 E: 0 K: 1 S: 5	H: 0 LOB: 1 BB: 1 P: 9	R: 0 E: 0 K: 0 S: 4	H: 1 LOB: 3 BB: 2 P: 12	R: 0 E: 0 K: 1 S: 6	H: 2 LOB: 1 BB: 0 P: 6	R: 0 E: 0 K: 0 S: 3	H: 0 LOB: 0 BB: 0 P: 3	R: 0 E: 0 K: 0 S: 4	H: 1 LOB: 1 BB: 0 P: 4	R: 0 E: 0 K: 2 S: 7	H: 0 LOB: 0 BB: 0 P: 7	1B: 4 2B: 1 3B: 0 HR: 1	SF: 0 SAC: 0 DP: 0 HBP: 0	WP: 1 PB: 0 SB: 0 CS: 0	PA: 35
PITCHER Ken Dixon, R (1,1) ERA: 3.79 Don Aase, R (8,1) ERA: 3.86	IP: 7.2 WLS: W BF: 31 H: 6 R: 1 ER: 1 SO: 5 BB: 4 IBB: 0 HBP: 0 BLK: 0 WP: 1 HR: 1 S: 37 P: 53 ERA: 1.17 WHIP: 1.304															PITCHER						

Baltimore Orioles @ Boston Red Sox
Fenway Park, Boston, MA
Thu Sep 12 1985, 7:05 PM EDT
Att: 15,014 - Unknown

AB 31
R 1
H 6
RBI 1
BB 4
SO 7
LOB 8



Batter	1	2	3	4	5	6	7	8	9	AB	R	H	RBI	BB	SO	LOB	TOP								
Dwight Evans, R OBP: 0.379, SLG: 0.438 (1, 9)	4-0 2B BB		0-0 F9		0-0 F8			0-3 K	0-0 F2	4	1	0	0	1	1	3	Boston Red Sox @ Milwaukee Brewers Milwaukee County Stadium, Milwaukee, WI Fri Sep 13 1985, 8:05 PM EDT Att: 16,931 - Unknown livebaseballscorecards.com								
Wade Boggs, L OBP: 0.448, SLG: 0.486 (1, 5)	0-0 1-H 2B		0-0 1-2 1B		0-0 4-3			0-0 6-3	0-0 F7	5	0	2	1	0	0	2									
Bill Buckner, L OBP: 0.315, SLG: 0.432 (1, 3)	0-0 1-3		0-0 F7			0-0 F6		4-0 1B BB		3	1	0	0	1	0	2									
Rich Gedman, L OBP: 0.371, SLG: 0.496 (1, 2)	4-0 BB		0-0 6-3			0-0 F5		0-0 1B 1B	1-2 1B	3	0	1	0	1	0	2									
Tony Armas, R OBP: 0.292, SLG: 0.543 Steve Lyons, L OBP: 0.331, SLG: 0.359 (8, PR) (8, 8)	0-3 K			0-0 3B			0-3 K	0-0 1-2 2-H 1B		4	0	2	1	0	2	1									
Mike Easter, L OBP: 0.320, SLG: 0.414 (1, 10)		0-0 F7		0-0 5-3				0-3 K		4	1	1	1	0	1	3									
Marty Barrett, R OBP: 0.342, SLG: 0.357 (1, 4)		0-3 K		0-0 F4			0-0 F8		0-0 2B	4	0	1	0	0	1	1									
Mike Greenwell, L (1, 7)		0-0 F7		0-3 K			0-3 K		0-3 K	3	0	0	0	0	2	1									
Ed Jurak, R OBP: 0.200, SLG: 0.200 (9, PH)										1	0	0	0	0	1	1									
Glenn Hoffman, R OBP: 0.330, SLG: 0.417 Jim Rice, R OBP: 0.341, SLG: 0.468 Jackie Gutierrez, R OBP: 0.268, SLG: 0.290 (9, PH) (9, PR)			0-0 1B 1B		0-0 6-3		0-0 4-3		4-0 BB	3	0	1	0	0	0	0									
Inning Stats	R: 1 E: 0 K: 1 S: 5	H: 1 LOB: 1 BB: 2 P: 13	R: 0 E: 0 K: 1 S: 5	H: 0 LOB: 0 BB: 0 P: 5	R: 0 E: 0 K: 0 S: 5	H: 2 LOB: 2 BB: 0 P: 5	R: 0 E: 0 K: 1 S: 6	H: 1 LOB: 1 BB: 0 P: 6	R: 0 E: 0 K: 0 S: 3	H: 0 LOB: 0 BB: 0 P: 3	R: 0 E: 0 K: 1 S: 5	H: 0 LOB: 0 BB: 0 P: 5	R: 1 E: 0 K: 1 S: 6	H: 1 LOB: 0 BB: 0 P: 6	R: 1 E: 0 K: 2 S: 9	H: 2 LOB: 2 BB: 1 P: 13	R: 0 E: 0 K: 1 S: 6	H: 1 LOB: 2 BB: 1 P: 10	1B: 4 2B: 2 3B: 1 HR: 1	SF: 0 SAC: 0 DP: 0 HBP: 0	WP: 0 PB: 0 SB: 0 CS: 0	PA: 38			
PITCHER	IP	WLS	BF	H	R	ER	SO	BB	IBB	HBP	BLK	WP	HR	S	P	ERA	WHIP								
Tim Leary, R ERA: 3.52 (1, 1)	7.2	W	32	7	3	3	6	3	0	0	0	0	1	41	53	3.52	1.304								
Ray Searage, L ERA: 6.61 (8, 1)	0.2		4	1	0	0	2	1	0	0	0	0	0	7	11	0.00	3.000								
Danny Darwin, R ERA: 3.83 (9, 1)	0.2	S	2	0	0	0	0	0	0	0	0	0	0	2	2	0.00	0.000								

Batter	1	2	3	4	5	6	7	8	9	AB	R	H	RBI	BB	SO	LOB	BOTTOM								
Mike Felder, S OBP: 0.500, SLG: 0.400 (1, 8)	0-0 4-3	0-0 2B 1B 1B		0-0 6-3	4-0 BB		0-0 F7			4	1	1	0	1	0	1	Boston Red Sox @ Milwaukee Brewers Milwaukee County Stadium, Milwaukee, WI Fri Sep 13 1985, 8:05 PM EDT Att: 16,931 - Unknown livebaseballscorecards.com								
Paul Molitor, R OBP: 0.382, SLG: 0.411 (1, 5)	0-0 F8	0-0 1B 2B		0-0 S 1B	0-0 6-3			0-0 L9		5	1	2	1	0	0	3									
Billy Jo Robidoux, L (1, 10)	4-0 BB	4-0 1B BB		0-0 F9		0-3 K		0-0 F7		3	0	0	0	2	1	1									
Cecil Cooper, L OBP: 0.333, SLG: 0.481 (1, 3)	0-0 F6	0-0 1B		0-0 F7	1-2 1B		0-0 F7	4-0 BB		4	0	1	2	1	0	2									
Randy Ready, R OBP: 0.354, SLG: 0.421 Ed Romero, R OBP: 0.322, SLG: 0.312 (1, 7) (9, 7)		0-0 F8 F9			4-0 1B 2B BB	4-0 BB		0-0 6-3		3	1	0	0	2	0	3									
Ernest Riles, L OBP: 0.353, SLG: 0.400 (1, 6)		0-3 K	0-0 4-3		0-0 2B 1B	0-0 4-3				4	0	1	0	0	1	1									
Paul Householder, S OBP: 0.312, SLG: 0.364 (1, 9)		0-0 1B 2B		0-0 F6	1-3 2B	4-0 SH5-3 BB				3	1	2	1	1	0	0									
Jim Gantner, L OBP: 0.298, SLG: 0.330 (1, 4)		0-0 2H 1B 1B		0-0 1B 3B	0-3 K		0-0 SH5-3			3	1	2	1	0	1	2									
Charlie Moore, R OBP: 0.287, SLG: 0.288 (1, 2)		0-0 1B 2B 1B		0-0 5-3		0-0 F4		0-0 F8		4	1	1	1	0	0	4									
Inning Stats	R: 0 E: 0 K: 0 S: 3	H: 0 LOB: 1 BB: 1 P: 7	R: 5 E: 0 K: 1 S: 11	H: 6 LOB: 2 BB: 1 P: 15	R: 0 E: 0 K: 0 S: 4	H: 1 LOB: 1 BB: 0 P: 4	R: 0 E: 0 K: 0 S: 4	H: 1 LOB: 1 BB: 0 P: 4	R: 1 E: 0 K: 1 S: 7	H: 2 LOB: 3 BB: 2 P: 15	R: 0 E: 0 K: 1 S: 5	H: 0 LOB: 1 BB: 1 P: 9	R: 0 E: 0 K: 0 S: 3	H: 0 LOB: 1 BB: 1 P: 7	R: 0 E: 0 K: 0 S: 3	H: 0 LOB: 1 BB: 1 P: 7		1B: 6 2B: 3 3B: 1 HR: 0	SF: 0 SAC: 1 DP: 0 HBP: 0	WP: 0 PB: 0 SB: 1 CS: 0	PA: 41				
PITCHER	IP	WLS	BF	H	R	ER	SO	BB	IBB	HBP	BLK	WP	HR	S	P	ERA	WHIP								
Tim Lollar, L ERA: 4.49 (1, 1)	1.2	L	13	6	5	5	1	2	0	0	0	0	0	13	21	27.00	4.800								
Bob Woodward, R ERA: 1.09 (2, 1)	6.1		28	4	1	1	2	5	0	0	0	0	0	27	47	1.42	1.421								

Batter	1	2	3	4	5	6	7	8	9	AB	R	H	RBI	BB	SO	LOB	TOP					
Dwight Evans, R OBP: 0.380, SLG: 0.443 (1, 9)										5	0	3	0	0	1	2	Boston Red Sox @ Milwaukee Brewers Milwaukee County Stadium, Milwaukee, WI Sun Sep 15 1985, 4:33 AM EDT Att: 11,124 - Unknown					
Wade Boggs, L OBP: 0.447, SLG: 0.485 (1, 5)										5	1	1	1	0	0	4						
Bill Buckner, L OBP: 0.311, SLG: 0.425 (1, 3)										3	0	0	1	1	0	1						
Jim Rice, R OBP: 0.342, SLG: 0.473 (1, 10)										5	0	1	0	0	0	3						
Tony Armas, R OBP: 0.294, SLG: 0.538 Steve Lyons, L OBP: 0.330, SLG: 0.361 (6, PR) (6, 8)										2	0	1	0	1	1	0						
Rich Gedman, L OBP: 0.373, SLG: 0.502 (1, 2)										4	0	1	0	0	0	2						
Mike Easter, L OBP: 0.320, SLG: 0.411 Kevin Romine, R OBP: 0.357, SLG: 0.462 (6, 7)										2	0	1	0	1	0	1						
Marty Barrett, R OBP: 0.340, SLG: 0.354 (1, 4)										4	0	0	0	0	1	5						
Glenn Hoffman, R OBP: 0.335, SLG: 0.417 (1, 6)										3	2	2	1	0	1	1						
Inning Stats	R: 0 E: 0 K: 0 S: 3	H: 1 LOB: 0 BB: 0 P: 3	R: 0 E: 0 K: 1 S: 6	H: 1 LOB: 1 BB: 0 P: 6	R: 1 E: 0 K: 0 S: 4	H: 1 LOB: 1 BB: 0 P: 5	R: 0 E: 0 K: 0 S: 4	H: 1 LOB: 2 BB: 0 P: 8	R: 1 E: 0 K: 1 S: 5	H: 2 LOB: 1 BB: 0 P: 5	R: 1 E: 0 K: 1 S: 7	H: 2 LOB: 2 BB: 1 P: 11	R: 0 E: 0 K: 0 S: 4	H: 1 LOB: 1 BB: 0 P: 4	R: 0 E: 0 K: 1 S: 5	H: 0 LOB: 1 BB: 1 P: 9		R: 1 E: 0 K: 1 S: 6	H: 2 LOB: 2 BB: 1 P: 10	1B: 9 2B: 2 3B: 0 HR: 0	SF: 1 SAC: 0 DP: 1 HBP: 1	WP: 0 PB: 0 SB: 0 CS: 0
PITCHER Jaime Cocanower, R ERA: 4.9 (1, 1)	IP: 9.0 WLS: L BF: 41	H: 11 R: 4 ER: 4 SO: 4	BB: 3 IBB: 1 HBP: 1 BLK: 0	WP: 0 HR: 0 S: 44 P: 61	ERA: 4.00 WHIP: 1.556	PITCHER																


Batter	1	2	3	4	5	6	7	8	9	AB	R	H	RBI	BB	SO	LOB	BOTTOM			
Mike Felder, S OBP: 0.294, SLG: 0.200 (1, 8)										5	1	1	0	0	1	2	Boston Red Sox @ Milwaukee Brewers Milwaukee County Stadium, Milwaukee, WI Sun Sep 15 1985, 4:33 AM EDT Att: 11,124 - Unknown			
Paul Molitor, R OBP: 0.393, SLG: 0.411 (1, 5)										5	0	3	0	0	0	0				
Billy Jo Robitoux, L OBP: 0.231, SLG: 0.091 (1, 7)										5	0	1	1	0	0	2				
Cecil Cooper, L OBP: 0.336, SLG: 0.484 (1, 10)										4	0	1	0	1	1	2				
Ted Simmons, S OBP: 0.346, SLG: 0.402 (1, 3)										3	1	0	0	1	0	4				
Ernest Riles, L OBP: 0.355, SLG: 0.404 (1, 6)										4	0	1	0	0	0	4				
Paul Householder, S OBP: 0.309, SLG: 0.356 (1, 9)										3	0	0	0	1	0	1				
Jim Gantner, L OBP: 0.298, SLG: 0.330 (1, 4)										4	0	1	0	0	0	2				
Charlie Moore, R OBP: 0.287, SLG: 0.285 (1, 2)										4	0	1	0	0	0	4				
Inning Stats	R: 0 E: 0 K: 1 S: 6	H: 2 LOB: 1 BB: 0 P: 4	R: 0 E: 0 K: 0 S: 3	H: 0 LOB: 0 BB: 0 P: 3	R: 1 E: 2 K: 0 S: 5	H: 0 LOB: 2 BB: 1 P: 9	R: 1 E: 0 K: 0 S: 4	H: 3 LOB: 2 BB: 1 P: 9	R: 0 E: 1 K: 0 S: 4	H: 0 LOB: 1 BB: 0 P: 4	R: 0 E: 1 K: 0 S: 5	H: 2 LOB: 2 BB: 0 P: 5	R: 0 E: 0 K: 0 S: 4	H: 1 LOB: 1 BB: 0 P: 4	R: 0 E: 0 K: 1 S: 5	H: 0 LOB: 0 BB: 0 P: 5		1B: 9 2B: 0 3B: 0 HR: 0	SF: 0 SAC: 0 DP: 2 HBP: 0	WP: 1 PB: 0 SB: 1 CS: 0
PITCHER Jeff Sellers, R ERA: 1.42 Mike Trujillo, R ERA: 4.81 (7, 1)	IP: 6.1 WLS: W BF: 31	H: 8 R: 2 ER: 1 SO: 1	BB: 3 IBB: 0 HBP: 0 BLK: 0	WP: 0 HR: 0 S: 30 P: 42	ERA: 1.42 WHIP: 1.737	PITCHER														

Batter	1	2	3	4	5	6	7	8	9	AB	R	H	RBI	BB	SO	LOB	TOP								
Tony Fernandez, S (1, 6) OBP: 0.338, SLG: 0.392 Jeff Burroughs, R (9, PH) OBP: 0.372, SLG: 0.418	0-0 3-1		0-0 2B		0-0 F7		0-3 K		0-0 F8	4	0	1	0	0	1	0									
Lloyd Moseby, L (1, 8) OBP: 0.347, SLG: 0.431	0-0 3-1 2B		0-0 4-3		0-3 K			0-0 F8		4	0	1	0	0	1	1									
Rance Mulliniks, L (1, 5) OBP: 0.387, SLG: 0.470	0-0 3-1 2-3			0-3 K		0-0 F7		4-0 2B 1B BB		3	1	0	0	1	1										
George Bell, R (1, 7) OBP: 0.330, SLG: 0.495	0-0 F6			0-0 2-3 3B		0-0 FC6-4 1B		0-0 1B 1-3 2B		4	1	3	0	0	0	1									
Al Oliver, L (1, 10) OBP: 0.289, SLG: 0.369		0-0 3-1		0-0 2-3		0-0 F6		0-0 2-3 3-H 1B		4	0	1	2	0	0	1									
Cliff Johnson, R (1, 3) OBP: 0.333, SLG: 0.424		0-0 F9		0-3 K		0-0 FC6-4 1-2		0-3 K		4	0	0	0	0	2	3									
Ernie Whitt, L (1, 2) OBP: 0.337, SLG: 0.459		0-3 K			0-0 4-3		0-0 4-3	0-0 F9		4	0	0	0	0	1	2									
Jesse Barfield, R (1, 9) OBP: 0.366, SLG: 0.536			0-0 CS 1B		0-0 HR 1B		0-0 HR	0-0 F7		4	2	3	1	0	0	0									
Garth Iorg, R (1, 4) OBP: 0.362, SLG: 0.467 Rick Leach, L (9, PH) OBP: 0.286, SLG: 0.286			0-0 F7 1-2		0-0 1-H HR		0-0 F7	0-0 F7		3	1	1	2	0	0	1									
Inning Stats	R: 0 E: 0 K: 0 S: 4	H: 1 LOB: 1 BB: 0 P: 4	R: 0 E: 0 K: 1 S: 5	H: 0 LOB: 0 BB: 0 P: 5	R: 0 E: 0 K: 0 S: 4	H: 2 LOB: 1 BB: 0 P: 4	R: 1 E: 0 K: 2 S: 8	H: 1 LOB: 0 BB: 0 P: 8	R: 2 E: 0 K: 1 S: 7	H: 2 LOB: 0 BB: 0 P: 7	R: 0 E: 0 K: 0 S: 4	H: 1 LOB: 1 BB: 0 P: 4	R: 1 E: 0 K: 1 S: 6	H: 1 LOB: 0 BB: 0 P: 6	R: 1 E: 0 K: 1 S: 7	H: 2 LOB: 2 BB: 1 P: 11	R: 0 E: 0 K: 0 S: 3	H: 0 LOB: 0 BB: 0 P: 3	1B: 4 2B: 3 3B: 1 HR: 2	SF: 0 SAC: 0 DP: 0 HBP: 0	WP: 0 PB: 0 SB: 0 CS: 1	PA: 37			
PITCHER	IP	WLS	BF	H	R	ER	SO	BB	IBB	HBP	BLK	WP	HR	S	P	ERA	WHIP								
Oil Can Boyd, R (1, 1) ERA: 3.71	7.1	W	31	9	5	5	5	1	0	0	0	0	2	40	44	6.14	1.364								
Steve Crawford, R (8, 1) ERA: 3.42	1.2	S	6	1	0	0	1	0	0	0	0	0	0	8	8	0.00	0.600								

Toronto Blue Jays @ Boston Red Sox
Fenway Park, Boston, MA
Tue Sep 17 1985, 7:05 PM EDT
Att: 17,274 - Unknown

livebaseballscores.com

AB 36
R 5
H 10
RBI 5
BB 1
SO 6
LOB 10





Batter	1	2	3	4	5	6	7	8	9	AB	R	H	RBI	BB	SO	LOB	BOTTOM								
Dwight Evans, R (1, 9) OBP: 0.383, SLG: 0.447	0-3 K		0-0 F4		4-0 1B 1B BB	0-0 2B		0-0 BB 1B		4	1	2	0	1	1	1									
Wade Boggs, L (1, 5) OBP: 0.450, SLG: 0.486	0-0 1B		4-0 1B 2B BB		0-0 1B 1B HR 1B	0-0 6-3-2		4-0 1B 2B BB		3	2	2	0	2	0	2									
Bill Buckner, L (1, 3) OBP: 0.312, SLG: 0.424	0-0 1-2 1B		0-0 2B FC5-2 1B		0-0 F3		0-0 F5	0-0 F7		5	0	2	0	0	0	5									
Jim Rice, R (1, 10) OBP: 0.342, SLG: 0.474	0-3 K		0-0 FC5-2 1-3 2-H 3-H 2B		0-3 K		0-0 1B	0-0 1B		4	0	2	2	0	2	4									
Rich Gedman, L (1, 2) OBP: 0.369, SLG: 0.495	0-0 F5		0-0 FC5-2 2-3 3-H 1B		0-0 E3 1-3 2-H HR 1B		0-0 F9	0-0 F9		4	1	1	1	0	0	5									
Tony Armas, R (1, 8) OBP: 0.293, SLG: 0.539 Steve Lyons, L (8, 8) OBP: 0.330, SLG: 0.361		0-0 6-3	0-0 F8		0-0 1-H HR		0-0 F9	0-0 F9		4	1	1	3	0	0	3									
Mike Easter, L (1, 7) OBP: 0.320, SLG: 0.410 Kevin Romine, R (8, PR) OBP: 0.357, SLG: 0.462		0-0 G3		4-0 G4-6-3 BB	0-0 L9			0-0 BB 1B 1B		3	0	1	0	1	0	0									
Marty Barrett, R (1, 4) OBP: 0.338, SLG: 0.351	0-0 1-3			0-0 G4-6-3 1-2		0-0 F3		0-3 K		4	0	0	0	0	1	2									
Glenn Hoffman, R (1, 6) OBP: 0.337, SLG: 0.416			0-0 1B 2B 1B		0-3 K		4-0 2B 6-3-2 BB	0-0 F9		3	1	1	0	1	1	1									
Inning Stats	R: 0 E: 0 K: 2 S: 9	H: 2 LOB: 2 BB: 0 P: 9	R: 0 E: 0 K: 0 S: 3	H: 0 LOB: 0 BB: 0 P: 3	R: 2 E: 0 K: 0 S: 6	H: 3 LOB: 2 BB: 1 P: 10	R: 0 E: 0 K: 1 S: 4	H: 0 LOB: 0 BB: 1 P: 8	R: 4 E: 1 K: 1 S: 8	H: 3 LOB: 0 BB: 1 P: 12	R: 0 E: 0 K: 0 S: 3	H: 1 LOB: 1 BB: 1 P: 7	R: 0 E: 0 K: 0 S: 4	H: 1 LOB: 1 BB: 0 P: 4	R: 0 E: 0 K: 1 S: 7	H: 2 LOB: 3 BB: 1 P: 11	1B: 9 2B: 3 3B: 0 HR: 1	SF: 0 SAC: 0 DP: 2 HBP: 0	WP: 0 PB: 0 SB: 0 CS: 0	PA: 39					
PITCHER	IP	WLS	BF	H	R	ER	SO	BB	IBB	HBP	BLK	WP	HR	S	P	ERA	WHIP								
Dave Stieb, R (1, 1) ERA: 2.51	4.2	L	24	8	6	3	4	3	0	0	0	0	1	29	41	5.79	2.357								
Steve Davis, L (5, 1) ERA: 3.32	2.0		8	2	0	0	0	1	0	0	0	0	0	7	11	0.00	1.500								
Bill Caudill, R (7, 1) ERA: 3.05	1.1		7	2	0	0	1	1	0	0	0	0	0	8	12	0.00	2.250								


Toronto Blue Jays @ Boston Red Sox
Fenway Park, Boston, MA
Tue Sep 17 1985, 7:05 PM EDT
Att: 17,274 - Unknown

livebaseballscores.com

AB 34
R 6
H 12
RBI 6
BB 5
SO 5
LOB 23




Batter	1	2	3	4	5	6	7	8	9	AB	R	H	RBI	BB	SO	LOB	TOP						
Tony Fernandez, S OBP: 0.336, SLG: 0.390 Manuel Lee, S OBP: 0.167, SLG: 0.143 (6, 6)	0-0 6-3			0-0 3-1		0-0 G3-6-1			0-0 1B	2	0	0	0	0	0	0	Toronto Blue Jays @ Boston Red Sox Fenway Park, Boston, MA Wed Sep 18 1985, 7:05 PM EDT Att: 17,598 - Unknown 						
Lloyd Moseby, L OBP: 0.345, SLG: 0.429 Ron Shepherd, R OBP: 0.182, SLG: 0.194 (1, 8) (6, 8)	0-0 F1			0-0 3-1			0-0 1B 2B		0-0 F5	2	0	0	0	0	0	0							
Rance Mulliniks, L OBP: 0.388, SLG: 0.470 Kelly Gruber, R OBP: 0.167, SLG: 0.167 (1, 5) (6, 5)	0-0 1-3			0-0 1B			0-0 L1		0-0 F9	2	0	1	0	0	0	0							
George Bell, R OBP: 0.329, SLG: 0.494 Lou Thornton, L OBP: 0.274, SLG: 0.322 (1, 7) (6, 7)		0-3 K		0-0 6-3			0-0 1B		0-3 K	2	0	0	0	0	1	1							
Al Oliver, L OBP: 0.287, SLG: 0.366 Jeff Burroughs, R OBP: 0.370, SLG: 0.415 (1, 10) (7, PH)	0-0 6-3				0-0 F9		0-3 K			2	0	0	0	0	0	0							
Cliff Johnson, R OBP: 0.334, SLG: 0.425 Cecil Fielder, R OBP: 0.349, SLG: 0.517 (1, 3) (6, 3)		0-3 K			0-0 1B		0-0 F3			2	0	1	0	0	1	0							
Jesse Barfield, R OBP: 0.453, SLG: 0.534 Rick Leach, L OBP: 0.267, SLG: 0.267 (1, 9) (6, 9)			0-0 F9		0-3 K				0-0 1-3	2	0	0	0	0	1	0							
Ernie Whitt, L OBP: 0.336, SLG: 0.458 Steve Nicosia, R OBP: 0.241, SLG: 0.197 (1, 2) (5, 2)			0-0 4-3			0-0 F9			0-0 F9	1	0	0	0	0	0	0							
Garth Iorg, R OBP: 0.362, SLG: 0.466 (1, 4)			0-0 6-3			0-0 G3-6-1 1B			0-0 F2	3	0	1	0	0	0	0							
Inning Stats	R: 0 E: 0 K: 0 S: 3	H: 0 LOB: 0 BB: 0 P: 3	R: 0 E: 0 K: 2 S: 7	H: 0 LOB: 0 BB: 0 P: 7	R: 0 E: 0 K: 0 S: 3	H: 0 LOB: 0 BB: 0 P: 3	R: 0 E: 0 K: 0 S: 4	H: 1 LOB: 1 BB: 0 P: 4	R: 0 E: 0 K: 1 S: 5	H: 1 LOB: 0 BB: 0 P: 5	R: 0 E: 0 K: 0 S: 3	H: 0 LOB: 1 BB: 0 P: 7	R: 1 E: 0 K: 1 S: 7	H: 2 LOB: 1 BB: 0 P: 7	R: 0 E: 0 K: 0 S: 3	H: 0 LOB: 0 BB: 0 P: 3		R: 0 E: 0 K: 1 S: 6	H: 1 LOB: 1 BB: 0 P: 6	1B: 5 2B: 1 3B: 0 HR: 0	SF: 0 SAC: 0 DP: 1 HBP: 0	WP: 0 PB: 0 SB: 0 CS: 0	PA: 31
PITCHER Al Nipper, R ERA: 4.12 (1, 1)	IP: 9.0 WLS: W BF: 31	H: 6 R: 1 ER: 1 SO: 5	BB: 0 IBB: 0 HBP: 0 BLK: 0	WP: 0 HR: 0 S: 41 P: 41	ERA: 1.00 WHIP: 0.667	PITCHER														ERA: 1.00 WHIP: 0.667			

Batter	1	2	3	4	5	6	7	8	9	AB	R	H	RBI	BB	SO	LOB	BOTTOM				
Dwight Evans, R OBP: 0.382, SLG: 0.447 Kevin Romine, R OBP: 0.333, SLG: 0.429 (1, 9) (8, 9)	0-0 6-3	0-0 1B 2B		0-0 F5	0-0 F6	0-3 K		0-0 F5		5	1	1	1	0	1	2	Toronto Blue Jays @ Boston Red Sox Fenway Park, Boston, MA Wed Sep 18 1985, 7:05 PM EDT Att: 17,598 - Unknown 				
Wade Boggs, L OBP: 0.453, SLG: 0.489 Ed Jurak, R OBP: 0.273, SLG: 0.200 (1, 5) (7, PR)	0-0 1B	0-0 2H		0-0 1B 3B	0-0 F8		0-0 1B 2B	4-0 BB		5	1	4	1	0	0	0					
Bill Buckner, L OBP: 0.325, SLG: 0.426 Dave Stapleton, R OBP: 0.291, SLG: 0.346 (1, 3) (6, 3)	0-0 F7	0-0 F7		0-0 1B 3B	0-0 2B 1B		0-0 2B 1B	0-0 F6		5	3	3	1	0	0	2					
Jim Rice, R OBP: 0.346, SLG: 0.480 (1, 10)	0-0 1-2 1B		0-0 F9	4-0 3B 1B	0-0 1B 2B		0-0 2B 2B		0-0 F6	4	2	3	1	1	0	0					
Rich Gedman, L OBP: 0.373, SLG: 0.512 (1, 2)	0-0 F6		0-0 HR	1-1H 2H 3H 1B 3B	0-0 2B 1B		0-0 2B			5	2	4	7	0	0	2					
Tony Armas, R OBP: 0.290, SLG: 0.532 (1, 8) (7, 7)		0-3 K	0-0 6-3	0-0 6-3	0-0 1-3 2H 3H 1B		0-0 F7			4	0	0	0	0	1	3					
Mike Greenwell, L (7, PH) (8, 7)										1	0	0	0	0	0	2					
Mike Easler, L OBP: 0.325, SLG: 0.415 Steve Lyons, L OBP: 0.330, SLG: 0.360 (1, 7) (6, PR) (7, 8)		4-0 2B SF8 BB		4-0 1B BB		4-0 BB	0-3 K			1	1	1	0	3	0	0					
Marty Barrett, R OBP: 0.338, SLG: 0.354 (1, 4)		0-0 SF8 2B 2B	0-0 F5	0-0 1-2 3H 1B		0-0 K	0-3 6-3			5	1	2	1	0	1	4					
Glenn Hoffman, R OBP: 0.336, SLG: 0.413 Jackie Gutierrez, R OBP: 0.263, SLG: 0.265 (1, 6) (8, PH) (9, 6)		0-0 SF8 2B 2B		0-0 1B BB		0-0 F4		0-0 F9		2	1	0	1	1	0	3					
Inning Stats	R: 0 E: 0 K: 0 S: 5	H: 2 LOB: 2 BB: 0 P: 5	R: 3 E: 0 K: 1 S: 8	H: 3 LOB: 1 BB: 1 P: 12	R: 1 E: 0 K: 0 S: 5	H: 2 LOB: 1 BB: 0 P: 5	R: 5 E: 0 K: 0 S: 7	H: 4 LOB: 2 BB: 3 P: 19	R: 1 E: 0 K: 0 S: 6	H: 3 LOB: 2 BB: 0 P: 6	R: 0 E: 0 K: 2 S: 7	H: 0 LOB: 1 BB: 1 P: 11	R: 3 E: 0 K: 1 S: 9	H: 4 LOB: 2 BB: 0 P: 9	R: 0 E: 0 K: 0 S: 3	H: 0 LOB: 1 BB: 1 P: 7		1B: 10 2B: 5 3B: 2 HR: 1	SF: 1 SAC: 0 DP: 0 HBP: 0	WP: 0 PB: 0 SB: 0 CS: 0	PA: 48
PITCHER Jim Clancy, R ERA: 4.02 Dennis Lamp, R ERA: 3.66 John Cerutti, L ERA: 10.8 Jim Acker, R ERA: 3.24 Tom Flier, R ERA: 4.14 (1, 1) (3, 1) (4, 1) (5, 1) (7, 1)	IP: 2.2 WLS: L BF: 16	H: 7 R: 4 ER: 4 SO: 4	BB: 1 IBB: 0 HBP: 0 BLK: 0	WP: 0 HR: 1 S: 17 P: 21	ERA: 13.50 WHIP: 3.000	PITCHER Stan Clarke, L ERA: (8, 1)														ERA: 0.00 WHIP: 1.000	

Batter	1	2	3	4	5	6	7	8	9	AB	R	H	RBI	BB	SO	LOB	TOP					
Alan Trammell, R OBP: 0.317, SLG: 0.389										4	1	1	0	1	0	3						
Kirk Gibson, L OBP: 0.365, SLG: 0.532 Alejandro Sanchez, R OBP: 0.252, SLG: 0.466										1	0	1	1	0	0	0						
Chet Lemon, R OBP: 0.331, SLG: 0.447										5	2	2	3	0	0	3						
Darrell Evans, L OBP: 0.352, SLG: 0.517										3	1	0	0	1	1	1						
Larry Herndon, R OBP: 0.297, SLG: 0.393 Johnny Grubb, L OBP: 0.315, SLG: 0.378										3	0	1	0	0	1	1						
Nelson Simmons, S OBP: 0.321, SLG: 0.443										4	0	1	0	0	2	1						
Tom Brookens, R OBP: 0.276, SLG: 0.372										4	0	0	0	0	2	2						
Marty Castillo, R OBP: 0.140, SLG: 0.217 Lou Whitaker, L OBP: 0.372, SLG: 0.464										3	0	0	0	0	2	0						
Bob Melvin, R OBP: 0.227, SLG: 0.277										2	1	1	0	1	1	0						
Inning Stats	R: 1 E: 0 K: 1 S: 7	H: 2 LOB: 1 BB: 0 P: 7	R: 0 E: 0 K: 3 S: 9	H: 0 LOB: 0 BB: 0 P: 9	R: 0 E: 0 K: 1 S: 4	H: 0 LOB: 0 BB: 1 P: 8	R: 1 E: 0 K: 0 S: 4	H: 2 LOB: 0 BB: 0 P: 4	R: 0 E: 0 K: 2 S: 7	H: 0 LOB: 1 BB: 0 P: 11	R: 0 E: 0 K: 1 S: 5	H: 0 LOB: 0 BB: 0 P: 5	R: 4 E: 0 K: 0 S: 8	H: 5 LOB: 2 BB: 1 P: 12	R: 0 E: 1 K: 1 S: 6	H: 0 LOB: 2 BB: 1 P: 10	1B: 5 2B: 2 3B: 1 HR: 1	SF: 0 SAC: 1 DP: 2 HBP: 0	WP: 0 PB: 0 SB: 1 CS: 0	PA: 39		
PITCHER	IP WLS BF H R ER SO BB IBB HBP BLK WP HR S P ERA WHIP	IP WLS BF H R ER SO BB IBB HBP BLK WP HR S P ERA WHIP																				
Bruce Hurst, L ERA: 4.59	(1, 1)	7.2	L	29	6	4	4	10	2	0	0	0	0	0	0	0	0	1	47	55	4.70	1.043
Steve Crawford, R ERA: 3.92	(8, 1)	0.1		5	3	2	2	0	0	1	0	0	0	0	0	0	0	0	4	8	54.00	9.000
Mark Clear, R ERA: 3.72	(9, 1)	1.0		5	0	0	0	1	1	0	0	0	0	0	0	0	0	0	6	10	0.00	1.000

Detroit Tigers @ Boston Red Sox
Fenway Park, Boston, MA
Fri Sep 20 1985, 7:05 PM EDT
Att: 23,442 - Unknown


AB 34
R 6
H 9
RBI 6
BB 4
SO 11
LOB 14



Batter	1	2	3	4	5	6	7	8	9	AB	R	H	RBI	BB	SO	LOB	BOTTOM					
Dwight Evans, R OBP: 0.379, SLG: 0.443										4	0	0	0	0	1	0						
Wade Boggs, L OBP: 0.455, SLG: 0.490										3	1	2	0	1	1	0						
Bill Buckner, L OBP: 0.314, SLG: 0.425										4	0	1	0	0	1	2						
Jim Rice, R OBP: 0.349, SLG: 0.487										4	1	3	1	0	0	1						
Rich Gedman, L OBP: 0.370, SLG: 0.508										4	0	0	1	0	0	3						
Tony Armas, R OBP: 0.289, SLG: 0.529										4	0	1	0	0	1	3						
Mike Easler, L OBP: 0.324, SLG: 0.412 Steve Lyons, L OBP: 0.329, SLG: 0.358										3	0	0	0	0	2	1						
Dave Stapleton, R OBP: 0.276, SLG: 0.327										3	0	0	0	0	1	1						
Glenn Hoffman, R OBP: 0.332, SLG: 0.408										3	0	0	0	0	1	1						
Inning Stats	R: 1 E: 0 K: 2 S: 9	H: 2 LOB: 2 BB: 1 P: 13	R: 0 E: 0 K: 3 S: 9	H: 0 LOB: 0 BB: 0 P: 9	R: 0 E: 0 K: 1 S: 5	H: 1 LOB: 1 BB: 0 P: 4	R: 0 E: 0 K: 1 S: 5	H: 0 LOB: 0 BB: 0 P: 5	R: 0 E: 0 K: 0 S: 3	H: 0 LOB: 0 BB: 0 P: 3	R: 1 E: 0 K: 0 S: 4	H: 2 LOB: 0 BB: 0 P: 4	R: 0 E: 0 K: 0 S: 4	H: 1 LOB: 1 BB: 0 P: 4	R: 0 E: 0 K: 2 S: 7	H: 0 LOB: 0 BB: 0 P: 7	R: 0 E: 0 K: 0 S: 4	H: 1 LOB: 1 BB: 0 P: 4	1B: 6 2B: 0 3B: 0 HR: 1	SF: 0 SAC: 0 DP: 1 HBP: 0	WP: 0 PB: 0 SB: 0 CS: 0	PA: 34
PITCHER	IP WLS BF H R ER SO BB IBB HBP BLK WP HR S P ERA WHIP	IP WLS BF H R ER SO BB IBB HBP BLK WP HR S P ERA WHIP																				
Jack Morris, R ERA: 3.16	(1, 1)	9.0	W	34	7	2	2	8	1	0	0	0	0	0	0	0	0	1	49	53	2.00	0.889

Detroit Tigers @ Boston Red Sox
Fenway Park, Boston, MA
Fri Sep 20 1985, 7:05 PM EDT
Att: 23,442 - Unknown

AB 33
R 2
H 7
RBI 2
BB 1
SO 8
LOB 13



Batter	1	2	3	4	5	6	7	8	9	AB	R	H	RBI	BB	SO	LOB	TOP																
Lou Whitaker, L (1, 4) OBP: 0.374, SLG: 0.469	F7		1B	F7		1B		BB		5	1	3	1	0	0	1	Detroit Tigers @ Boston Red Sox Fenway Park, Boston, MA Sat Sep 21 1985, 3:33 AM EDT Att: 25,618 - Unknown																
Alan Trammell, R (1, 6) OBP: 0.318, SLG: 0.388	F4		1B	F8		L5		1B		4	1	1	1	1	0	3																	
Kirk Gibson, L (1, 10) OBP: 0.367, SLG: 0.531	PB		1B	1B				F8		4	0	2	0	1	1	2																	
Darrell Evans, L (1, 3) OBP: 0.353, SLG: 0.522	F7		1B					F9		5	1	2	2	0	0	2																	
Chet Lemon, R (1, 8) OBP: 0.332, SLG: 0.446		F5						F7		5	1	2	0	0	1	1																	
Johnny Grubb, L (1, 7) OBP: 0.320, SLG: 0.378										0	1	0	0	1	0	0																	
Larry Herndon, R (3, PH) OBP: 0.297, SLG: 0.391										3	0	0	0	1	2	4																	
Nelson Simmons, S (1, 9) OBP: 0.322, SLG: 0.444										4	1	1	0	1	0	4																	
Tom Brookens, R (1, 5) OBP: 0.279, SLG: 0.376										3	0	2	1	0	1	0																	
Dave Bergman, L (8, PH) OBP: 0.257, SLG: 0.265										1	0	0	0	0	0	1																	
Doug Flynn, R (8, 5) OBP: 0.231, SLG: 0.308										0	0	0	0	0	0	0																	
Alejandro Sanchez, R (9, PH) OBP: 0.250, SLG: 0.462										1	0	0	0	0	0	2																	
Bob Melvin, R (1, 2) OBP: 0.232, SLG: 0.269										2	0	0	0	1	1	1																	
Barbaro Garbey, R (8, PH) OBP: 0.298, SLG: 0.363										1	0	0	0	0	1	1																	
Marty Castillo, R (8, 2) OBP: 0.140, SLG: 0.217										0	0	0	0	0	0	0																	
Inning Stats	R: 0 E: 0 K: 0 S: 3	H: 0 LOB: 1 BB: 1 P: 7	R: 1 E: 0 K: 0 S: 3	H: 2 LOB: 0 BB: 1 P: 7	R: 2 E: 0 K: 2 S: 12	H: 5 LOB: 3 BB: 0 P: 12	R: 0 E: 0 K: 0 S: 4	H: 1 LOB: 1 BB: 0 P: 4	R: 1 E: 0 K: 2 S: 8	H: 1 LOB: 0 BB: 0 P: 8	R: 0 E: 0 K: 1 S: 6	H: 1 LOB: 2 BB: 1 P: 10	R: 0 E: 0 K: 1 S: 6	H: 1 LOB: 0 BB: 0 P: 6	R: 1 E: 0 K: 1 S: 6	H: 1 LOB: 2 BB: 2 P: 14	R: 1 E: 1 K: 0 S: 4	H: 1 LOB: 1 BB: 1 P: 8	1B: 9 2B: 2 3B: 1 HR: 1	SF: 0 SAC: 0 DP: 1 HBP: 0	WP: 0 PB: 1 SB: 0 CS: 1	PA: 45											
PITCHER	IP WLS BF H R ER SO BB IBB HBP BLK WP HR S P ERA WHIP																																
Jeff Sellers, R (1, 1) ERA: 4.15	2.1	14	7	3	3	1	2	0	0	0	0	0	0	14	22	11.57	3.857																
Tim Lollar, L (3, 1) ERA: 4.43	4.0	17	4	1	1	4	1	0	0	0	0	1	24	28	2.25	1.250																	
Mike Trujillo, R (7, 1) ERA: 4.84	1.1	7	1	1	1	2	2	0	0	0	0	0	9	17	6.75	2.250																	
Steve Crawford, R (8, 1) ERA: 3.56	1.1	6	1	1	0	0	1	0	0	0	0	0	5	9	0.00	1.500																	

Batter	1	2	3	4	5	6	7	8	9	AB	R	H	RBI	BB	SO	LOB	BOTTOM															
Dwight Evans, R (1, 9) OBP: 0.383, SLG: 0.450	2B	1B	1B							3	3	2	2	2	1	0	Detroit Tigers @ Boston Red Sox Fenway Park, Boston, MA Sat Sep 21 1985, 3:33 AM EDT Att: 25,618 - Unknown															
Wade Boggs, L (1, 5) OBP: 0.424, SLG: 0.489	F8	1B	1-3							5	1	2	1	0	0	3																
Bill Buckner, L (1, 3) OBP: 0.316, SLG: 0.430										5	1	3	3	0	0	0																
Tony Armas, R (1, 7) OBP: 0.297, SLG: 0.532										2	0	2	1	2	0	0																
Kevin Romine, R (8, PH) OBP: 0.315, SLG: 0.400										1	0	0	0	0	1	0																
Rich Gedman, L (1, 2) OBP: 0.370, SLG: 0.506										4	0	1	0	0	0	6																
Mike Easter, L (1, 10) OBP: 0.322, SLG: 0.410										5	0	1	0	0	3	3																
Marty Barrett, R (1, 4) OBP: 0.338, SLG: 0.353										4	1	1	0	0	1	2																
Steve Lyons, L (1, 8) OBP: 0.328, SLG: 0.357										4	1	1	0	0	1	1																
Glenn Hoffman, R (1, 6) OBP: 0.331, SLG: 0.403										3	0	0	0	1	1	1																
Inning Stats	R: 2 E: 1 K: 0 S: 5	H: 3 LOB: 1 BB: 1 P: 9	R: 3 E: 0 K: 1 S: 8	H: 3 LOB: 2 BB: 2 P: 16	R: 1 E: 0 K: 1 S: 7	H: 2 LOB: 1 BB: 1 P: 11	R: 0 E: 0 K: 0 S: 5	H: 2 LOB: 2 BB: 0 P: 5	R: 1 E: 0 K: 1 S: 8	H: 3 LOB: 3 BB: 1 P: 12	R: 0 E: 0 K: 2 S: 5	H: 0 LOB: 0 BB: 0 P: 5	R: 0 E: 0 K: 2 S: 7	H: 0 LOB: 0 BB: 0 P: 7	R: 0 E: 0 K: 2 S: 7	H: 0 LOB: 1 BB: 0 P: 8	1B: 10 2B: 2 3B: 0 HR: 1	SF: 0 SAC: 0 DP: 1 HBP: 1	WP: 0 PB: 0 SB: 0 CS: 0	PA: 42												
PITCHER	IP WLS BF H R ER SO BB IBB HBP BLK WP HR S P ERA WHIP																															
Walt Terrell, R (1, 1) ERA: 4.11	1.2	12	6	5	5	1	2	0	0	0	0	1	20	32	6.00	2.667																
Bill Scherrer, L (2, 1) ERA: 3.88	3.0	19	7	2	2	2	1	2	0	0	0	1	20	32	6.00	2.667																
Chuck Cary, L (5, 1) ERA: 3.44	3.1	11	0	0	0	5	0	0	1	0	0	0	20	21	0.00	0.000																

Batter	1	2	3	4	5	6	7	8	9	AB	R	H	RBI	BB	SO	LOB	TOP										
Lou Whitaker, L (1, 4) OBP: 0.372, SLG: 0.465	4-3	F9							F8	4	1	0	0	1	0	2	Detroit Tigers @ Boston Red Sox Fenway Park, Boston, MA Sun Sep 22 1985, 3:33 AM EDT Att: 23,847 - Unknown										
Alan Trammell, R (1, 6) OBP: 0.316, SLG: 0.385	F6		K		F7		F5			4	0	0	0	0	1												
Kirk Gibson, L (1, 9) OBP: 0.368, SLG: 0.532	1B		F7		2B			F9		3	0	1	1	1	0	0											
Darrell Evans, L (1, 3) OBP: 0.356, SLG: 0.526	1-3				F6			1-3		4	1	3	0	0	0	1											
Chet Lemon, R (1, 8) OBP: 0.330, SLG: 0.443	K		K		K			1-3		4	0	0	0	0	3	5											
Johnny Grubb, L (1, 7) OBP: 0.325, SLG: 0.382		FC5-4			4-3					4	0	2	1	0	0	0											
Nelson Simmons, S (1, 10) OBP: 0.321, SLG: 0.441		FC5-4			3-1		F8		F6	4	0	1	0	0	0	1											
Tom Brookens, R (1, 5) OBP: 0.279, SLG: 0.375		FC5-4					5-3			4	0	1	0	0	1	2											
Bob Melvin, R (1, 2) OBP: 0.225, SLG: 0.261		K			6-3				5-3	2	0	0	0	0	1	3											
Dave Bergman, L (7, PH) OBP: 0.255, SLG: 0.263							K			1	0	0	0	0	1	0											
Marty Castillo, R (7, 2) OBP: 0.138, SLG: 0.214										1	0	0	0	0	0	0											
Inning Stats	R: 0 E: 0 K: 1 S: 6	H: 1 LOB: 2 BB: 1 P: 10	R: 0 E: 0 K: 1 S: 7	H: 2 LOB: 2 BB: 0 P: 7	R: 0 E: 0 K: 2 S: 8	H: 1 LOB: 1 BB: 0 P: 8	R: 0 E: 0 K: 0 S: 4	H: 1 LOB: 1 BB: 0 P: 4	R: 1 E: 0 K: 1 S: 6	H: 1 LOB: 0 BB: 1 P: 10	R: 0 E: 0 K: 0 S: 3	H: 0 LOB: 0 BB: 0 P: 3	R: 0 E: 0 K: 1 S: 5	H: 0 LOB: 1 BB: 0 P: 5	R: 1 E: 0 K: 0 S: 5	H: 2 LOB: 1 BB: 0 P: 5	R: 0 E: 0 K: 1 S: 5	H: 0 LOB: 0 BB: 0 P: 5	1B: 6 2B: 2 3B: 0 HR: 0	SF: 0 SAC: 0 DP: 0 HBP: 0	WP: 0 PB: 0 SB: 0 CS: 0	PA: 37					
PITCHER	IP	WLS	BF	H	R	ER	SO	BB	IBB	HBP	BLK	WP	HR	S	P	ERA	WHIP										
Oil Can Boyd, R (1, 1) ERA: 3.65	7.0	W	29	6	1	1	6	2	0	0	0	0	0	39	47	1.29	1.143										
Bruce Kison, R (8, 1) ERA: 4.23	2.0		8	2	1	1	1	0	0	0	0	0	0	10	10	4.50	1.000										

Batter	1	2	3	4	5	6	7	8	9	AB	R	H	RBI	BB	SO	LOB	BOTTOM										
Dwight Evans, R (1, 9) OBP: 0.383, SLG: 0.454	HR		F6		6-3			F9		4	2	1	1	1	0	2	Detroit Tigers @ Boston Red Sox Fenway Park, Boston, MA Sun Sep 22 1985, 3:33 AM EDT Att: 23,847 - Unknown										
Wade Boggs, L (1, 5) OBP: 0.455, SLG: 0.489	K				K					4	1	2	1	0	2	0											
Bill Buckner, L (1, 3) OBP: 0.316, SLG: 0.428	4-3		G1-4-6-3				F8			4	0	1	1	0	0	2											
Tony Armas, R (1, 7) OBP: 0.299, SLG: 0.530							6-3			3	1	1	0	1	0	2											
Kevin Romine, R (8, 7) OBP: 0.315, SLG: 0.400					2B			F5		0	0	0	0	0	0	0											
Rich Gedman, L (1, 2) OBP: 0.373, SLG: 0.510	1-3				1B					4	1	3	2	0	0	1											
Mike Easter, L (1, 10) OBP: 0.322, SLG: 0.408			K		4-3			FC6		3	0	0	0	1	1	3											
Marty Barrett, R (1, 4) OBP: 0.337, SLG: 0.354		F8			L6					4	0	1	0	0	0	3											
Steve Lyons, L (1, 8) OBP: 0.327, SLG: 0.356		F6								4	0	1	1	0	1	1											
Glenn Hoffman, R (1, 6) OBP: 0.333, SLG: 0.402					PO					3	1	1	0	1	0	1											
Inning Stats	R: 1 E: 0 K: 1 S: 7	H: 2 LOB: 1 BB: 0 P: 7	R: 0 E: 0 K: 1 S: 5	H: 0 LOB: 0 BB: 0 P: 5	R: 0 E: 0 K: 0 S: 4	H: 2 LOB: 1 BB: 0 P: 4	R: 2 E: 0 K: 0 S: 4	H: 2 LOB: 0 BB: 1 P: 8	R: 0 E: 0 K: 1 S: 5	H: 0 LOB: 0 BB: 0 P: 5	R: 0 E: 0 K: 0 S: 4	H: 1 LOB: 2 BB: 1 P: 8	R: 3 E: 0 K: 1 S: 8	H: 3 LOB: 2 BB: 2 P: 16	R: 0 E: 0 K: 0 S: 4	H: 1 LOB: 1 BB: 0 P: 4	1B: 8 2B: 2 3B: 0 HR: 1	SF: 0 SAC: 0 DP: 1 HBP: 0	WP: 1 PB: 0 SB: 0 CS: 0	PA: 38							
PITCHER	IP	WLS	BF	H	R	ER	SO	BB	IBB	HBP	BLK	WP	HR	S	P	ERA	WHIP										
Dan Petry, R (1, 1) ERA: 3.33	6.1	L	28	7	5	5	4	4	0	0	0	0	0	2	2	7.11	1.737										
Bill Scherrer, L (7, 1) ERA: 4.03	0.0		2	2	0	0	0	0	0	0	0	0	0	2	2	∞	∞										
Bob Stoddard, R (7, 1) ERA: 6.55	0.2		3	1	1	1	0	0	0	0	0	1	0	3	3	13.50	1.500										
Aurelio Lopez, R (8, 1) ERA: 4.8	1.0		4	1	0	0	0	0	0	0	0	0	0	4	4	0.00	1.000										

Batter	1	2	3	4	5	6	7	8	9	AB	R	H	RBI	BB	SO	LOB	TOP										
Tom Brookens, R OBP: 0.278, SLG: 0.376 (1, 5)										4	1	1	0	0	1	2	Detroit Tigers @ Boston Red Sox Fenway Park, Boston, MA Mon Sep 23 1985, 7:05 PM EDT Att: 14,089 - Unknown										
Alan Trammell, R OBP: 0.317, SLG: 0.384 (1, 6)										2	0	0	0	2	0	0											
Kirk Gibson, L OBP: 0.365, SLG: 0.528 (1, 9)										4	0	0	0	0	3	4											
Lance Parrish, R OBP: 0.325, SLG: 0.479 (1, 10)										4	0	1	1	0	1	0											
Chet Lemon, R OBP: 0.333, SLG: 0.442 (1, 8)										1	0	0	0	2	0	0											
Larry Hemdon, R OBP: 0.294, SLG: 0.387 (1, 7)										4	0	0	0	0	1	5											
Darrell Evans, L OBP: 0.353, SLG: 0.522 (1, 3)										4	0	0	0	0	1	1											
Bob Melvin, R OBP: 0.240, SLG: 0.301 (1, 2)										4	1	2	0	0	0	0											
Doug Flynn, R OBP: 0.236, SLG: 0.315 (1, 4)										2	0	1	1	0	0	0											
Inning Stats	R: 0 E: 0 K: 2 S: 7	H: 0 LOB: 0 BB: 0 P: 7	R: 0 E: 0 K: 3 S: 9	H: 0 LOB: 1 BB: 1 P: 13	R: 2 E: 0 K: 1 S: 8	H: 3 LOB: 3 BB: 2 P: 16	R: 0 E: 0 K: 0 S: 4	H: 1 LOB: 1 BB: 0 P: 4	R: 0 E: 0 K: 0 S: 3	H: 0 LOB: 0 BB: 0 P: 3	R: 0 E: 0 K: 0 S: 6	H: 1 LOB: 2 BB: 1 P: 10	R: 0 E: 0 K: 0 S: 2	H: 0 LOB: 0 BB: 0 P: 3	R: 0 E: 0 K: 0 S: 3	H: 0 LOB: 0 BB: 0 P: 3	1B: 3 2B: 1 3B: 1 HR: 0	SF: 1 SAC: 1 DP: 1 HBP: 1	WP: 0 PB: 0 SB: 1 CS: 0	PA: 36							
PITCHER	IP	WLS	BF	H	R	ER	SO	BB	IBB	HBP	BLK	WP	HR	S	P	ERA	WHIP										
Bob Ojeda, L ERA: 4.38 (1, 1)	7.0	L	30	5	2	2	7	3	1	0	0	0	0	40	56	2.57	1.143										
Mike Trujillo, R ERA: 4.72 (8, 1)	2.0		6	0	0	0	0	0	0	1	0	0	0	5	6	0.00	0.000										

Batter	1	2	3	4	5	6	7	8	9	AB	R	H	RBI	BB	SO	LOB	BOTTOM										
Dwight Evans, R OBP: 0.382, SLG: 0.452 (1, 9)										4	1	1	0	0	0	2	Detroit Tigers @ Boston Red Sox Fenway Park, Boston, MA Mon Sep 23 1985, 7:05 PM EDT Att: 14,089 - Unknown										
Kevin Romine, R OBP: 0.313, SLG: 0.400 (8, FR)										0	0	0	0	0	0	0											
Wade Boggs, L OBP: 0.455, SLG: 0.488 (1, 5)										3	0	1	0	1	0	0											
Bill Buckner, L OBP: 0.314, SLG: 0.426 (1, 3)										4	0	0	0	0	1	4											
Tony Armas, R OBP: 0.296, SLG: 0.524 (1, 7)										4	0	0	0	0	2	4											
Mike Greenwell, L (9, 7)										0	0	0	0	0	0	0											
Rich Gedman, L OBP: 0.370, SLG: 0.505 (1, 2)										4	0	0	0	0	3	1											
Mike Easler, L OBP: 0.324, SLG: 0.409 (1, 10)										3	0	2	0	0	0	0											
Ed Jurak, R OBP: 0.250, SLG: 0.182 (7, FR)										1	0	0	0	0	0	0											
Marty Barrett, R OBP: 0.335, SLG: 0.352 (1, 4)										3	0	0	0	0	1	1											
Steve Lyons, L OBP: 0.327, SLG: 0.359 (1, 8)										3	0	1	0	0	0	2											
Glenn Hoffman, R OBP: 0.333, SLG: 0.399 (1, 6)										2	0	0	0	1	0	2											
Inning Stats	R: 1 E: 0 K: 2 S: 8	H: 1 LOB: 1 BB: 1 P: 12	R: 0 E: 0 K: 0 S: 4	H: 1 LOB: 1 BB: 0 P: 4	R: 0 E: 0 K: 0 S: 3	H: 0 LOB: 0 BB: 0 P: 3	R: 0 E: 0 K: 0 S: 3	H: 0 LOB: 0 BB: 0 P: 3	R: 0 E: 0 K: 2 S: 7	H: 0 LOB: 0 BB: 0 P: 7	R: 0 E: 0 K: 2 S: 8	H: 1 LOB: 1 BB: 0 P: 8	R: 0 E: 0 K: 0 S: 4	H: 1 LOB: 2 BB: 1 P: 8	R: 0 E: 0 K: 1 S: 5	H: 0 LOB: 0 BB: 0 P: 5	1B: 4 2B: 1 3B: 0 HR: 0	SF: 0 SAC: 1 DP: 0 HBP: 0	WP: 1 PB: 1 SB: 0 CS: 0	PA: 34							
PITCHER	IP	WLS	BF	H	R	ER	SO	BB	IBB	HBP	BLK	WP	HR	S	P	ERA	WHIP										
Juan Berenguer, R ERA: 5.3 (1, 1)	7.1	W	28	4	1	0	6	2	0	0	0	0	0	38	46	0.00	0.818										
Willie Hernandez, L ERA: 2.58 (8, 1)	1.2	S	6	1	0	0	1	0	0	0	0	0	0	8	8	0.00	0.600										

Batter	1	2	3	4	5	6	7	8	9	10	11	12	13	AB	R	H	RBI	BB	SO	LOB	TOP			
Kevin Romine, R (1, 9) OBP: 0.265, SLG: 0.333 Rick Miller, L (12, PH) OBP: 0.375, SLG: 0.372 (12, 9)	1-3		K			6-3		HR	G6-4-3			4-3		5	1	1	0	0	1	2				
Dwight Evans, R (1, 10) OBP: 0.385, SLG: 0.457	K			G4-3 BB		G3 BB		HR				F8		4	1	1	2	2	1	1				
Bill Buckner, L (1, 3) OBP: 0.314, SLG: 0.425	K			G4-3 1-2r		G3		FC4-6 1B						6	1	2	0	0	1	2				
Tony Armas, R (1, 8) OBP: 0.285, SLG: 0.517 Mike Greenwell, L (8, 7) OBP: 0.143, SLG: 0.571									K					4	0	1	0	0	1	2				
Mike Easler, L (1, 7) OBP: 0.324, SLG: 0.409 Steve Lyons, L (8, PR) OBP: 0.331, SLG: 0.372 (8, 8)	4-3							FC4-6 1B						4	0	1	0	0	0	2				
Marty Barrett, R (1, 4) OBP: 0.335, SLG: 0.348														4	0	1	0	0	0	2				
Glenn Hoffman, R (1, 5) OBP: 0.333, SLG: 0.393 (7, 6)														3	0	0	0	2	0	3				
Jackie Gutierrez, R (1, 6) OBP: 0.258, SLG: 0.279 Wade Boggs, L (7, PH) OBP: 0.455, SLG: 0.485 (7, 5)														4	0	0	0	1	0	4				
Marc Sullivan, R (1, 2) OBP: 0.232, SLG: 0.297 Ed Jurak, R (7, PH) OBP: 0.167 Dave Sax, R (7, 2) OBP: 0.333, SLG: 0.343	1-3													2	0	0	0	0	1	2				
Inning Stats	R: 0 E: 0 K: 2 S: 7	H: 0 LOB: 0 BB: 0 P: 7	R: 0 E: 0 K: 0 S: 3	H: 1 LOB: 1 BB: 1 P: 7	R: 0 E: 0 K: 1 S: 5	H: 0 LOB: 0 BB: 0 P: 5	R: 0 E: 0 K: 0 S: 2	H: 0 LOB: 0 BB: 1 P: 6	R: 0 E: 0 K: 2 S: 8	H: 1 LOB: 2 BB: 0 P: 9	R: 0 E: 0 K: 0 S: 3	H: 0 LOB: 1 BB: 0 P: 10	R: 0 E: 0 K: 0 S: 4	H: 1 LOB: 0 BB: 0 P: 3	R: 0 E: 0 K: 1 S: 8	H: 1 LOB: 1 BB: 0 P: 4	R: 2 E: 0 K: 1 S: 8	H: 3 LOB: 1 BB: 0 P: 8	R: 2 E: 0 K: 1 S: 8	H: 3 LOB: 1 BB: 0 P: 8	1B: 5 2B: 3 3B: 1 HR: 2	SF: 0 SAC: 2 DP: 5 HBP: 1	W/P: 0 PB: 0 SB: 2 CS: 0	PA: 53
PITCHER	IP	WLS	BF	H	R	ER	SO	BB	IBB	HBP	BLK	WP	HR	S	P	ERA	WHIP							
Jimmy Key, L ERA: 3.02	1.0		4	1	0	0	2	0	0	0	0	0	0	0	8	0.00	1.000							
Jim Acker, R ERA: 3.04	5.0		18	1	0	0	3	3	0	1	0	0	0	20	33	0.00	0.800							
Bill Caudill, R ERA: 2.92	0.1		3	0	0	0	0	2	0	0	0	0	0	1	9	0.00	6.000							
Stan Clarke, L ERA: 4.5	0.2		5	3	2	2	0	1	0	0	0	0	1	4	8	27.00	6.000							
Tom Filer, R ERA: 3.88	3.0		10	0	0	0	1	2	0	0	0	0	0	10	18	0.00	0.667							
PITCHER	IP	WLS	BF	H	R	ER	SO	BB	IBB	HBP	BLK	WP	HR	S	P	ERA	WHIP							
Tom Henke, R ERA: 1.98	2.0		7	2	0	0	0	0	0	0	0	0	0	7	7	0.00	1.000							
John Cerutti, L ERA: 13.5	1.0	L	6	3	2	2	1	0	0	0	0	0	0	1	8	18.00	3.000							

Boston Red Sox @ Toronto Blue Jays
Exhibition Stadium, Toronto, ON
Wed Sep 25 1985, 7:05 PM EDT
Att. 30,542 - Unknown

AB 42
R 4
H 10
RBI 4
BB 8
SO 7
LOB 25



Batter	1	2	3	4	5	6	7	8	9	10	11	12	13	AB	R	H	RBI	BB	SO	LOB	BOTTOM	
Damaso Garcia, R (1, 4) OBP: 0.309, SLG: 0.381	K		E5 CS						G6-4-3					6	0	1	0	0	1	2		
Lloyd Moseby, L (1, 8) OBP: 0.343, SLG: 0.418	K		CS											5	0	1	0	1	2	1		
Cliff Johnson, R (1, 10) OBP: 0.333, SLG: 0.423														6	0	2	0	0	2	2		
George Bell, R (1, 7) OBP: 0.329, SLG: 0.488														6	0	0	0	0	1	4		
Jesse Barfield, R (1, 9) OBP: 0.364, SLG: 0.535														5	0	3	0	1	0	0		
Cecil Fielder, R (1, 3) OBP: 0.353, SLG: 0.477 Rick Leach, L (8, PH) OBP: 0.360 Jeff Burroughs, L (12, 9) OBP: 0.442 Al Oliver, L (11, PH) OBP: 0.442 Al Oliver, L (12, 3) OBP: 0.266, SLG: 0.297														3	0	1	0	0	1	4		
Garth Iorg, R (1, 5) OBP: 0.361, SLG: 0.475 Rance Mulliniks, L (11, PH) OBP: 0.397, SLG: 0.475 (12, 5)														4	1	2	1	0	1	3		
Ernie Whitt, L (1, 2) OBP: 0.326, SLG: 0.440 Steve Nicosia, R (9, PH) OBP: 0.241, SLG: 0.207 (10, 2)														3	0	0	0	0	2	0		
Tony Fernandez, S (1, 6) OBP: 0.336, SLG: 0.383														3	0	0	0	2	0	4		
Inning Stats	R: 0 E: 0 K: 2 S: 8	H: 1 LOB: 1 BB: 0 P: 8	R: 0 E: 0 K: 0 S: 3	H: 1 LOB: 0 BB: 0 P: 3	R: 0 E: 1 K: 1 S: 4	H: 0 LOB: 1 BB: 1 P: 8	R: 0 E: 0 K: 2 S: 7	H: 0 LOB: 2 BB: 2 P: 15	R: 0 E: 0 K: 2 S: 9	H: 2 LOB: 1 BB: 0 P: 9	R: 0 E: 0 K: 2 S: 9	H: 2 LOB: 0 BB: 0 P: 9	R: 0 E: 0 K: 1 S: 5	H: 1 LOB: 3 BB: 2 P: 12	R: 0 E: 0 K: 0 S: 4	H: 1 LOB: 1 BB: 0 P: 4	R: 0 E: 0 K: 1 S: 6	H: 1 LOB: 1 BB: 0 P: 6	1B: 6 2B: 3 3B: 0 HR: 2	SF: 0 SAC: 0 DP: 1 HBP: 0	W/P: 0 PB: 0 SB: 0 CS: 2	PA: 55
PITCHER	IP	WLS	BF	H	R	ER	SO	BB	IBB	HBP	BLK	WP	HR	S	P	ERA	WHIP					
Bruce Hurst, L ERA: 4.49	9.0		36	8	2	2	9	4	0	0	0	0	0	2	50	2.00	1.333					
Steve Crawford, R ERA: 3.61	3.0	W	13	2	0	0	1	1	1	0	0	0	0	13	21	0.00	1.000					
Mike Trujillo, R ERA: 4.72	0.0		1	1	0	0	0	0	0	0	0	0	0	1	1	∞	∞					
Tim Lollar, L ERA: 4.4	1.0	S	3	0	0	0	1	0	0	0	0	0	0	5	5	0.00	0.000					

Boston Red Sox @ Toronto Blue Jays
Exhibition Stadium, Toronto, ON
Wed Sep 25 1985, 7:05 PM EDT
Att. 30,542 - Unknown

AB 47
R 2
H 11
RBI 2
BB 6
SO 11
LOB 27



Batter	1	2	3	4	5	6	7	8	9	AB	R	H	RBI	BB	SO	LOB	TOP					
Steve Lyons, L (1, 8) OBP: 0.330, SLG: 0.368	0-0 4-3		0-0 F6			0-0 F7		4-0 WP 1B BB		3	1	0	0	1	0	0	Boston Red Sox @ Toronto Blue Jays Exhibition Stadium, Toronto, ON Thu Sep 26 1985, 7:05 PM EDT Att: 30,443 - Unknown					
Wade Boggs, L (1, 5) OBP: 0.453, SLG: 0.484	0-0 F5			0-0 F8		0-0 6-3		0-0 G3-6-3 1B		4	0	1	2	0	0	0						
Bill Buckner, L (1, 3) OBP: 0.315, SLG: 0.424	4-0 BB			0-0 F9		0-0 WP 1B		0-0 G3-6-3 1B		3	0	1	0	1	0	1						
Dwight Evans, R (1, 10) OBP: 0.383, SLG: 0.454	0-0 F8			0-0 F9		0-0 F8			0-0 F9		4	0	0	0	0	2						
Mike Easter, L (1, 7) OBP: 0.324, SLG: 0.409 Kevin Romine, R (8, 9) OBP: 0.269, SLG: 0.320		0-0 4-3				0-0 HR 1B			0-0 5-3		3	1	1	0	0	0						
Dave Stapleton, R (1, 4) OBP: 0.274, SLG: 0.322		0-0 5-3			0-3 K		0-0 3-1		0-0 FC6-4 1B		4	0	1	0	0	1						
Mike Greenwell, L (1, 9) OBP: 0.182, SLG: 0.727		0-3 K			0-0 K 1-H		0-0 F6		0-0 FC6-4 1B		4	1	1	2	0	1						
Jackie Gutierrez, R (1, 6) OBP: 0.255, SLG: 0.276			0-0 F4		0-0 1-6-3			0-0 5-3		3	0	0	0	0	0	0						
Marc Sullivan, R (1, 2) OBP: 0.236, SLG: 0.299		0-3 K			0-0 6-3			0-0 WP BB 1B		3	1	1	0	0	1	0						
Inning Stats	R: 0 E: 0 K: 0 S: 3	H: 0 LOB: 1 BB: 1 P: 7	R: 0 E: 0 K: 1 S: 5	H: 0 LOB: 0 BB: 0 P: 5	R: 0 E: 0 K: 1 S: 5	H: 0 LOB: 0 BB: 0 P: 5	R: 0 E: 0 K: 0 S: 3	H: 0 LOB: 0 BB: 0 P: 3	R: 2 E: 0 K: 1 S: 7	H: 2 LOB: 0 BB: 0 P: 7	R: 0 E: 0 K: 0 S: 4	H: 0 LOB: 0 BB: 0 P: 4	R: 0 E: 0 K: 0 S: 3	H: 0 LOB: 0 BB: 0 P: 3	R: 2 E: 0 K: 0 S: 4	H: 2 LOB: 0 BB: 1 P: 8		R: 0 E: 0 K: 0 S: 4	H: 1 LOB: 1 BB: 0 P: 4	1B: 5 2B: 0 3B: 0 HR: 1	SF: 0 SAC: 0 DP: 1 HBP: 0	WP: 2 PB: 0 SB: 0 CS: 0
PITCHER Doyle Alexander, R (1, 1) ERA: 3.48	IP: 9.0 WLS: L BF: 34	H: 6 R: 4 ER: 4 SO: 3	BB: 2 IBB: 0 HBP: 0 BLK: 0	WP: 2 HR: 1 S: 38 P: 46	ERA: 4.00 WHIP: 0.889	PITCHER										IP: 9.0 WLS: W BF: 29	H: 3 R: 1 ER: 1 SO: 3	BB: 1 IBB: 0 HBP: 0 BLK: 0	WP: 0 HR: 0 S: 34 P: 38	ERA: 1.00 WHIP: 0.444		

AB	32
R	4
H	6
RBI	4
BB	2
SO	3
LOB	5



Batter	1	2	3	4	5	6	7	8	9	AB	R	H	RBI	BB	SO	LOB	BOTTOM			
Damaso Garcia, R (1, 4) OBP: 0.308, SLG: 0.380	0-0 F9			0-0 2B 4-3 1B		0-0 6-3			0-3 K		4	1	1	0	0	1	Boston Red Sox @ Toronto Blue Jays Exhibition Stadium, Toronto, ON Thu Sep 26 1985, 7:05 PM EDT Att: 30,443 - Unknown			
Lloyd Moseby, L (1, 8) OBP: 0.342, SLG: 0.419	0-0 F7			0-0 4-3 1-3 2B		0-0 F8			0-0 F6		4	0	1	0	0	0				
Rance Mulliniks, L (1, 5) OBP: 0.394, SLG: 0.471	0-0 1-3			0-0 4-3			0-0 G3			3	0	0	1	0	0	1				
Al Oliver, L (1, 10) OBP: 0.282, SLG: 0.353		0-0 6-3		0-0 G3		0-0 5-3				3	0	0	0	0	0	1				
Ernie Whitt, L (1, 2) OBP: 0.324, SLG: 0.437		0-0 F2		0-0 4-3		0-0 F2				3	0	0	0	0	0	1				
Jesse Barfield, R (1, 9) OBP: 0.364, SLG: 0.533		0-0 F8			0-0 4-3			4-0 G4-6-3 BB		2	0	0	0	1	0	0				
Rick Leach, L (1, 3) OBP: 0.276, SLG: 0.321			0-0 F4		0-3 K			0-3 K		3	0	0	0	0	2	1				
Lou Thornton, L (1, 7) OBP: 0.290, SLG: 0.348			0-0 G6-4-3 1B		0-0 6-3			0-0 G4-6-3 1B		3	0	1	0	0	0	1				
Tony Fernandez, S (1, 6) OBP: 0.334, SLG: 0.380			0-0 G6-4-3 1-2		0-0 4-3				0-0 1-3		3	0	0	0	0	1				
Inning Stats	R: 0 E: 0 K: 0 S: 3	H: 0 LOB: 0 BB: 0 P: 3	R: 0 E: 0 K: 0 S: 3	H: 0 LOB: 0 BB: 0 P: 3	R: 0 E: 0 K: 0 S: 5	H: 1 LOB: 0 BB: 0 P: 3	R: 1 E: 0 K: 0 S: 5	H: 2 LOB: 1 BB: 0 P: 5	R: 0 E: 0 K: 1 S: 5	H: 0 LOB: 0 BB: 0 P: 5	R: 0 E: 0 K: 0 S: 3	H: 0 LOB: 0 BB: 0 P: 3	R: 0 E: 0 K: 1 S: 4	H: 0 LOB: 0 BB: 1 P: 8	R: 0 E: 0 K: 1 S: 5	H: 0 LOB: 0 BB: 0 P: 5		1B: 2 2B: 1 3B: 0 HR: 0	SF: 0 SAC: 0 DP: 2 HBP: 0	WP: 0 PB: 0 SB: 0 CS: 0
PITCHER Jeff Sellers, R (1, 1) ERA: 2.55	IP: 9.0 WLS: W BF: 29	H: 3 R: 1 ER: 1 SO: 3	BB: 1 IBB: 0 HBP: 0 BLK: 0	WP: 0 HR: 0 S: 34 P: 38	ERA: 1.00 WHIP: 0.444	PITCHER										IP: 9.0 WLS: W BF: 29	H: 3 R: 1 ER: 1 SO: 3	BB: 1 IBB: 0 HBP: 0 BLK: 0	WP: 0 HR: 0 S: 34 P: 38	ERA: 1.00 WHIP: 0.444



Batter	1	2	3	4	5	6	7	8	9	AB	R	H	RBI	BB	SO	LOB	TOP											
Steve Lyons, L OBP: 0.332, SLG: 0.370										4	0	2	1	0	0	1	Boston Red Sox @ Detroit Tigers Tiger Stadium, Detroit, MI Fri Sep 27 1985, 7:05 PM EDT Att: 20,147 - Unknown											
Wade Boggs, L OBP: 0.452, SLG: 0.484										4	0	1	0	0	0	2												
Bill Buckner, L OBP: 0.315, SLG: 0.423										4	0	1	0	0	0	2												
Rich Gedman, L OBP: 0.369, SLG: 0.500										4	0	0	0	0	0	3												
Dwight Evans, R OBP: 0.384, SLG: 0.453										2	0	0	0	2	0	0												
Mike Easter, L OBP: 0.326, SLG: 0.411										4	0	2	0	0	0	1												
Dave Stapleton, R OBP: 0.273, SLG: 0.306										3	0	0	0	1	0	3												
Mike Greenwell, L OBP: 0.143, SLG: 0.571									3	0	0	0	0	1	2													
Glenn Hoffman, R OBP: 0.333, SLG: 0.396									3	1	1	0	0	0	1													
Inning Stats	R: 0 E: 0 K: 0 S: 3	H: 1 LOB: 0 BB: 0 P: 3	R: 0 E: 0 K: 0 S: 2	H: 0 LOB: 0 BB: 1 P: 6	R: 0 E: 0 K: 0 S: 2	H: 0 LOB: 0 BB: 1 P: 6	R: 0 E: 0 K: 0 S: 4	H: 1 LOB: 1 BB: 0 P: 4	R: 0 E: 0 K: 1 S: 6	H: 1 LOB: 1 BB: 0 P: 6	R: 0 E: 1 K: 0 S: 3	H: 0 LOB: 0 BB: 0 P: 3	R: 0 E: 0 K: 0 S: 4	H: 1 LOB: 2 BB: 1 P: 8	R: 1 E: 0 K: 0 S: 6	H: 3 LOB: 2 BB: 0 P: 6	R: 0 E: 0 K: 0 S: 3	H: 0 LOB: 0 BB: 0 P: 3	1B: 4 2B: 3 3B: 0 HR: 0	SF: 0 SAC: 0 DP: 3 HBP: 0	WP: 0 PB: 0 SB: 0 CS: 1	PA: 35						
PITCHER	IP	WLS	BF	H	R	ER	SO	BB	IBB	HBP	BLK	WP	HR	S	P	ERA	WHIP											
Walt Terrell, R ERA: 4.01	(1, 1)	7.2	W	30	7	1	1	1	3	0	0	0	0	0	29	41	1.17	1.304										
Willie Hernandez, L ERA: 2.55	(8, 1)	1.1	S	4	0	0	0	0	0	0	0	0	0	4	4	0.00	0.000											

Batter	1	2	3	4	5	6	7	8	9	AB	R	H	RBI	BB	SO	LOB	BOTTOM											
Lou Whitaker, L OBP: 0.368, SLG: 0.464										4	1	1	1	0	0	2	Boston Red Sox @ Detroit Tigers Tiger Stadium, Detroit, MI Fri Sep 27 1985, 7:05 PM EDT Att: 20,147 - Unknown											
Alan Trammell, R OBP: 0.318, SLG: 0.389										3	1	2	2	0	0	0												
Kirk Gibson, L OBP: 0.364, SLG: 0.522										3	1	0	0	1	1	1												
Lance Parrish, R OBP: 0.327, SLG: 0.483										4	0	1	0	0	0	1												
Darrell Evans, L OBP: 0.354, SLG: 0.515										4	0	1	0	0	2	3												
Johnny Grubb, L OBP: 0.329, SLG: 0.403										3	0	0	0	0	1	2												
Larry Herndon, R OBP: 0.297, SLG: 0.388										1	0	1	2	0	0	0												
Nelson Simmons, S OBP: 0.314, SLG: 0.427										4	1	1	0	0	1	2												
Chet Lemon, R OBP: 0.333, SLG: 0.438										2	1	1	0	1	0	0												
Tom Brookens, R OBP: 0.275, SLG: 0.369										2	0	0	0	0	1	1												
Inning Stats	R: 0 E: 0 K: 1 S: 5	H: 0 LOB: 0 BB: 0 P: 5	R: 0 E: 0 K: 1 S: 5	H: 0 LOB: 0 BB: 0 P: 5	R: 3 E: 0 K: 0 S: 5	H: 2 LOB: 0 BB: 1 P: 9	R: 0 E: 0 K: 1 S: 5	H: 0 LOB: 0 BB: 0 P: 5	R: 0 E: 0 K: 1 S: 7	H: 1 LOB: 1 BB: 0 P: 4	R: 0 E: 0 K: 1 S: 5	H: 2 LOB: 2 BB: 0 P: 7	R: 0 E: 0 K: 1 S: 5	H: 0 LOB: 0 BB: 0 P: 5	R: 2 E: 0 K: 1 S: 8	H: 3 LOB: 2 BB: 1 P: 12	R: 0 E: 0 K: 1 S: 8	H: 0 LOB: 0 BB: 0 P: 12	1B: 7 2B: 0 3B: 0 HR: 1	SF: 0 SAC: 2 DP: 0 HBP: 0	WP: 0 PB: 0 SB: 0 CS: 0	PA: 34						
PITCHER	IP	WLS	BF	H	R	ER	SO	BB	IBB	HBP	BLK	WP	HR	S	P	ERA	WHIP											
Oil Can Boyd, R ERA: 3.72	(1, 1)	7.1	L	31	7	5	5	5	1	0	0	0	0	1	39	47	6.14	1.091										
Tim Lollar, L ERA: 4.35	(8, 1)	0.2	3	1	0	0	1	0	0	0	0	0	0	5	5	0.00	1.500											

Batter	1	2	3	4	5	6	7	8	9	AB	R	H	RBI	BB	SO	LOB	TOP			
Dwight Evans, R OBP: 0.379, SLG: 0.451 (1, 10)	F8	F3	E5		5-3		K		F2	6	0	0	0	0	1	3	Boston Red Sox @ Detroit Tigers Tiger Stadium, Detroit, MI Sun Sep 29 1985, 3:33 AM EDT Att: 20,486 - Unknown			
Wade Boggs, L OBP: 0.354, SLG: 0.484 (1, 5)	1B		3-H		BB		1B		G6-4-3	5	1	4	0	1	0	1				
Bill Buckner, L OBP: 0.314, SLG: 0.421 (1, 3)	K		E7		F9		F9			5	1	1	0	0	1	6				
Tony Armas, R OBP: 0.291, SLG: 0.510 Mike Greenwell, L OBP: 0.222, SLG: 0.500 (3, PH) (3, 9) (9, 7)	K		1B WP		1B		F5		F5	1	0	0	0	0	1	1				
Rich Gedman, L OBP: 0.366, SLG: 0.496 (1, 2)		HR	F8		K		F9		2B	4	1	1	0	1	1	3				
Mike Easter, L OBP: 0.329, SLG: 0.418 Kevin Romine, R OBP: 0.269, SLG: 0.320 (1, 7) (9, 9)	HR	HR	1B		1B		1B		K	5	2	4	3	0	1	1				
Marty Barrett, R OBP: 0.337, SLG: 0.347 (1, 4)	F4	F4	1B		F6		F7		IBB	4	1	1	1	1	0	3				
Steve Lyons, L OBP: 0.326, SLG: 0.363 (1, 8)	F7	F7	SF7		K		K		K	5	1	1	1	0	3	5				
Glenn Hoffman, R OBP: 0.337, SLG: 0.412 (1, 6)	1B	1B	SF7		F9		K		G6-4-3	3	0	2	1	1	1	0				
Inning Stats	R: 0 E: 0 K: 2 S: 8	H: 1 LOB: 1 BB: 0 P: 8	R: 2 E: 0 K: 0 S: 5	H: 2 LOB: 1 BB: 1 P: 9	R: 6 E: 2 K: 0 S: 10	H: 6 LOB: 2 BB: 1 P: 14	R: 0 E: 0 K: 2 S: 8	H: 1 LOB: 2 BB: 1 P: 12	R: 0 E: 0 K: 1 S: 6	H: 1 LOB: 1 BB: 0 P: 6	R: 0 E: 0 K: 2 S: 8	H: 1 LOB: 1 BB: 0 P: 8	R: 0 E: 0 K: 2 S: 8	H: 1 LOB: 2 BB: 1 P: 12	R: 0 E: 0 K: 0 S: 2	H: 0 LOB: 0 BB: 1 P: 6		1B: 11 2B: 2 3B: 0 HR: 1	SF: 1 SAC: 0 DP: 1 HBP: 0	WP: 1 PB: 0 SB: 1 CS: 0
PITCHER	IP	WLS	BF	H	R	ER	SO	BB	IBB	HBP	BLK	WP	HR	S	P	ERA	WHIP			
Juan Berenguer, R ERA: 5.68 (1, 1)	2.0	L	13	5	5	5	2	2	0	0	0	0	1	15	23	22.50	3.500			
Bill Scherrer, L ERA: 4.2 (3, 1)	3.0		18	6	3	2	2	2	0	0	0	1	0	20	28	6.00	2.667			
Chuck Cary, L ERA: 2.91 (6, 1)	3.0		13	3	0	0	5	0	1	0	0	0	0	22	26	0.00	1.000			
Randy O'Neal, R ERA: 3.44 (9, 1)	1.0		3	0	0	0	0	1	0	0	0	0	0	2	6	0.00	1.000			

Batter	1	2	3	4	5	6	7	8	9	AB	R	H	RBI	BB	SO	LOB	BOTTOM					
Lou Whitaker, L OBP: 0.367, SLG: 0.461 (1, 4)	4-3	1B		F8		K			K	5	0	1	1	0	2	0	Boston Red Sox @ Detroit Tigers Tiger Stadium, Detroit, MI Sun Sep 29 1985, 3:33 AM EDT Att: 20,486 - Unknown					
Darrell Evans, L OBP: 0.353, SLG: 0.510 (1, 3)	F9	FC6		BB		G4-1			K	4	0	1	1	1	1	0						
Kirk Gibson, L OBP: 0.361, SLG: 0.518 (1, 9)	K	FC6		F8		F6			K	5	0	0	0	0	2	3						
Lance Parrish, R OBP: 0.323, SLG: 0.475 (1, 2)		K		E5		K			F8	4	0	0	0	0	2	0						
Johnny Grubb, L OBP: 0.337, SLG: 0.406 (1, 10)		BB		FC5		1B			F7	3	1	2	0	1	0	0						
Nelson Simmons, S OBP: 0.308, SLG: 0.414 (1, 7)		1B		K		F3			K	3	1	0	0	1	2	3						
Chet Lemon, R OBP: 0.332, SLG: 0.433 (1, 8)		1B		FC5		F4			HBP	3	1	1	1	0	0	3						
Alan Trammell, R OBP: 0.314, SLG: 0.384 (1, 6)	F3	F3		F7		F7			E1	4	0	0	0	0	0	5						
Tom Brookens, R OBP: 0.276, SLG: 0.368 Dave Bergman, L OBP: 0.252, SLG: 0.259 Marty Castillo, R OBP: 0.138, SLG: 0.214 (1, 5) (8, PH) (9, 5)	1B	1B		F7		K			K	3	1	1	1	0	1	0						
Inning Stats	R: 0 E: 0 K: 1 S: 5	H: 0 LOB: 0 BB: 0 P: 5	R: 4 E: 0 K: 1 S: 9	H: 4 LOB: 2 BB: 2 P: 17	R: 0 E: 1 K: 1 S: 7	H: 1 LOB: 2 BB: 0 P: 7	R: 0 E: 0 K: 0 S: 3	H: 0 LOB: 1 BB: 1 P: 7	R: 0 E: 0 K: 1 S: 6	H: 1 LOB: 1 BB: 0 P: 6	R: 0 E: 0 K: 2 S: 7	H: 0 LOB: 0 BB: 0 P: 7	R: 0 E: 0 K: 0 S: 3	H: 0 LOB: 0 BB: 0 P: 3	R: 0 E: 1 K: 2 S: 8	H: 0 LOB: 2 BB: 0 P: 9		R: 0 E: 0 K: 3 S: 9	H: 0 LOB: 0 BB: 0 P: 9	1B: 6 2B: 0 3B: 0 HR: 0	SF: 0 SAC: 0 DP: 0 HBP: 1	WP: 0 PB: 0 SB: 0 CS: 0
PITCHER	IP	WLS	BF	H	R	ER	SO	BB	IBB	HBP	BLK	WP	HR	S	P	ERA	WHIP					
Bob Woodward, R ERA: 2.55 (1, 1)	8.0	W	36	6	4	4	8	3	0	1	0	0	0	9	61	4.50	1.125					
Tim Lollar, L ERA: 4.35 (9, 1)	1.0		3	0	0	0	3	0	0	0	0	0	0	9	9	0.00	0.000					

Batter	1	2	3	4	5	6	7	8	9	AB	R	H	RBI	BB	SO	LOB	TOP																						
Dwight Evans, R OBP: 0.381, SLG: 0.456 Kevin Romine, R OBP: 0.269, SLG: 0.320 (8, PR)	F2		2B 1B		F5	HR		G4-6-3 BB		4	1	2	3	1	0	1	Boston Red Sox @ Baltimore Orioles Memorial Stadium, Baltimore, MD Tue Oct 01 1985, 7:05 PM EDT Att: 13,827 - Unknown																						
Wade Boggs, L OBP: 0.454, SLG: 0.484 (1, 5)	6-3		L7		HR	2B		G4-6-3 1-2		4	2	1	0	1	0	3																							
Bill Buckner, L OBP: 0.318, SLG: 0.432 (1, 3)										5	2	4	5	0	0	1																							
Tony Armas, R OBP: 0.290, SLG: 0.508 (1, 10)	F6		K		K					5	0	1	1	0	2	3																							
Rich Gedman, L OBP: 0.363, SLG: 0.491 (1, 2)		4-3			F8					5	0	0	0	0	1	2																							
Mike Easter, L OBP: 0.327, SLG: 0.415 Mike Greenwell, L OBP: 0.263, SLG: 0.706 (7, 7)	L7				F7		G3			4	0	0	0	0	0	0																							
Marty Barrett, R OBP: 0.336, SLG: 0.346 (1, 4)							4-3			1	1	1	1	0	0	0																							
Steve Lyons, L OBP: 0.328, SLG: 0.365 (1, 8)			K		4-3					4	1	2	0	0	1	1																							
Glenn Hoffman, R OBP: 0.343, SLG: 0.416 Jackie Gutierrez, R OBP: 0.254, SLG: 0.275 (6, PR)						2B HR				2	2	2	0	0	0	0																							
			1B 2B			2B HR				1	1	0	0	0	1	1																							
Inning Stats	R: 0 E: 0 K: 0 S: 4	H: 1 LOB: 1 BB: 0 P: 4	R: 0 E: 0 K: 0 S: 3	H: 0 LOB: 0 BB: 0 P: 3	R: 1 E: 0 K: 2 S: 10	H: 3 LOB: 2 BB: 0 P: 10	R: 0 E: 0 K: 0 S: 4	H: 1 LOB: 1 BB: 0 P: 4	R: 3 E: 0 K: 2 S: 10	H: 3 LOB: 0 BB: 0 P: 10	R: 5 E: 0 K: 0 S: 7	H: 4 LOB: 2 BB: 1 P: 12	R: 0 E: 0 K: 1 S: 6	H: 1 LOB: 1 BB: 0 P: 6	R: 0 E: 0 K: 0 S: 2	H: 0 LOB: 1 BB: 1 P: 6	R: 1 E: 0 K: 0 S: 4	H: 1 LOB: 0 BB: 0 P: 4	1B: 7 2B: 4 3B: 0 HR: 3	SF: 0 SAC: 0 DP: 1 HBP: 1	WP: 0 PB: 0 SB: 0 CS: 0	PA: 43																	
PITCHER	IP	WLS	BF	H	R	ER	SO	BB	IBB	HBP	BLK	WP	HR	S	P	ERA	WHIP	PITCHER				IP	WLS	BF	H	R	ER	SO	BB	IBB	HBP	BLK	WP	HR	S	P	ERA	WHIP	
Dennis Martinez, R ERA: 4.98 Eric Bell, L ERA: 5.79	(1, 1)	5.2	L	28	10	8	8	4	0	0	1	0	0	2	35	36	12.71	1.765					(6, 1)	3.1	15	4	2	2	1	2	0	0	0	0	1	15	23	5.40	1.800

AB 40
R 10
H 14
RBI 10
BB 2
SO 5
LOB 12



Batter	1	2	3	4	5	6	7	8	9	AB	R	H	RBI	BB	SO	LOB	BOTTOM																					
Alan Wiggins, S OBP: 0.322, SLG: 0.316 (1, 4)	K		F4		K					5	0	1	0	0	3	2	Boston Red Sox @ Baltimore Orioles Memorial Stadium, Baltimore, MD Tue Oct 01 1985, 7:05 PM EDT Att: 13,827 - Unknown																					
Floyd Rayford, R OBP: 0.325, SLG: 0.520 (1, 5)	6-3						F8			5	0	2	0	0	0	4																						
Cal Ripken Jr., R OBP: 0.349, SLG: 0.462 (1, 6)	F8		F8		F3					5	0	1	0	0	0	2																						
Eddie Murray, S OBP: 0.386, SLG: 0.533 Leo Hernandez, R OBP: 0.067, SLG: 0.067 Jim Dwyer, L OBP: 0.347, SLG: 0.398 (9, PH)					6-3					3	0	1	0	1	0	0																						
Fred Lynn, L OBP: 0.339, SLG: 0.450 Larry Sheets, L OBP: 0.326, SLG: 0.439 (9, 9)										3	2	1	0	1	2	1																						
Mike Young, S OBP: 0.346, SLG: 0.523 (1, 7)					F8					4	1	2	2	0	0	1																						
Gary Roenicke, R OBP: 0.340, SLG: 0.442 (9, 8)										4	0	1	1	0	1	2																						
Kelly Paris, R (1, 10)										3	0	0	0	0	0	1																						
Wayne Gross, L OBP: 0.370, SLG: 0.426 (9, PH)	5-3				FC6-4					0	0	0	0	1	0	0																						
Rick Dempsey, R OBP: 0.341, SLG: 0.399 Tom O'Malley, L OBP: 0.091, SLG: 0.364 (9, PH)			6-3				F5			2	0	0	0	1	0	0																						
Inning Stats	R: 0 E: 0 K: 1 S: 5	H: 0 LOB: 0 BB: 0 P: 5	R: 2 E: 0 K: 1 S: 5	H: 1 LOB: 0 BB: 2 P: 13	R: 0 E: 0 K: 0 S: 4	H: 1 LOB: 1 BB: 0 P: 4	R: 1 E: 0 K: 0 S: 5	H: 2 LOB: 1 BB: 0 P: 5	R: 0 E: 0 K: 1 S: 6	H: 1 LOB: 1 BB: 0 P: 6	R: 0 E: 0 K: 1 S: 5	H: 0 LOB: 0 BB: 0 P: 5	R: 0 E: 0 K: 0 S: 4	H: 1 LOB: 2 BB: 1 P: 8	R: 0 E: 0 K: 1 S: 7	H: 2 LOB: 2 BB: 0 P: 7	R: 0 E: 1 K: 1 S: 7	H: 1 LOB: 3 BB: 1 P: 11	1B: 7 2B: 1 3B: 0 HR: 1	SF: 0 SAC: 0 DP: 0 HBP: 0	WP: 0 PB: 0 SB: 0 CS: 0	PA: 40																
PITCHER	IP	WLS	BF	H	R	ER	SO	BB	IBB	HBP	BLK	WP	HR	S	P	ERA	WHIP	PITCHER				IP	WLS	BF	H	R	ER	SO	BB	IBB	HBP	BLK	WP	HR	S	P	ERA	WHIP
Bruce Hurst, L ERA: 4.45 Mike Trujillo, R ERA: 4.66	(1, 1)	8.0	W	34	8	3	3	5	3	0	0	0	0	1	41	53	3.38	1.375					(9, 1)	1.0	6	1	0	0	1	1	0	0	0	0	7	11	0.00	2.000

AB 36
R 3
H 9
RBI 3
BB 4
SO 6
LOB 17



Batter	1	2	3	4	5	6	7	8	9	AB	R	H	RBI	BB	SO	LOB	TOP										
Bill Buckner, L (1, 3) OBP: 0.320, SLG: 0.436 Dave Stapleton, R (9, FR) OBP: 0.273, SLG: 0.306 (9, 3)	0-0 FC5-4 1B	0-0 2H 2B		0-0 5-3			0-0 G3		0-0 2B	5	1	3	1	0	0	1											
Wade Boggs, L (1, 5) OBP: 0.451, SLG: 0.480	0-0 6-3 1-3	0-0 6-3		0-0 6-3			0-0 4-3		0-0 3-1	5	0	0	1	0	0	3											
Dwight Evans, R (1, 9) OBP: 0.381, SLG: 0.456	4-0 FC5-4 BB		0-0 1B 2B 1B			0-0 F8				3	1	1	0	1	0	0											
Rich Gedman, L (1, 2) OBP: 0.362, SLG: 0.489	0-0 FC5-4 HR		0-0 2B 1B			0-3 K			0-0 4-3	4	1	1	1	0	1	1											
Tony Armas, R (1, 10) OBP: 0.292, SLG: 0.515	0-0 HR		0-3 K			0-3 K			4-0 BB	3	1	1	2	1	2	2											
Mike Easter, L (1, 7) OBP: 0.326, SLG: 0.415 Kevin Romine, R (8, 7) OBP: 0.269, SLG: 0.320	0-0 4-3		0-0 2B			0-0 6-3			0-3 K	4	0	1	1	0	1	1											
Marty Barrett, R (1, 4) OBP: 0.335, SLG: 0.344		0-0 5-3	4-0 G4-6-3 IBB			0-0 F9			0-0 5-3	3	0	0	0	1	0	1											
Steve Lyons, L (1, 8) OBP: 0.327, SLG: 0.363		0-0 4-3 2B 1B	0-0 G4-6-3			0-3 K			0-3 K	4	1	1	0	0	2	3											
Jackie Gutierrez, R (1, 6) OBP: 0.254, SLG: 0.278	0-0 4-3 1-2		0-3 K			0-0 G3 4-3 2B			0-3 K	4	1	1	0	0	2	1											
Inning Stats	R: 3 E: 0 K: 0 S: 5	H: 2 LOB: 0 BB: 1 P: 9	R: 1 E: 0 K: 0 S: 5	H: 2 LOB: 1 BB: 0 P: 5	R: 1 E: 0 K: 1 S: 7	H: 3 LOB: 2 BB: 1 P: 11	R: 0 E: 0 K: 1 S: 5	H: 0 LOB: 0 BB: 0 P: 5	R: 0 E: 0 K: 1 S: 7	H: 0 LOB: 0 BB: 0 P: 7	R: 0 E: 0 K: 1 S: 5	H: 0 LOB: 0 BB: 0 P: 5	R: 1 E: 0 K: 0 S: 4	H: 1 LOB: 0 BB: 0 P: 4	R: 0 E: 0 K: 1 S: 5	H: 0 LOB: 1 BB: 1 P: 9	R: 0 E: 0 K: 2 S: 8	H: 1 LOB: 1 BB: 0 P: 8	1B: 4 2B: 4 3B: 0 HR: 1	SF: 0 SAC: 0 DP: 1 HBP: 0	WP: 0 PB: 0 SB: 1 CS: 0	PA: 38					
PITCHER	IP	WLS	BF	H	R	ER	SO	BB	IBB	HBP	BLK	WP	HR	S	P	ERA	WHIP										
Sammy Stewart, R (1, 1) ERA: 3.39	2.1	L	15	7	5	5	1	1	0	0	0	0	1	16	20	19.29	3.429										
Tippy Martinez, L (3, 1) ERA: 5.4	6.2		23	2	1	1	7	1	1	0	0	0	0	35	43	1.35	0.450										

Boston Red Sox @ Baltimore Orioles
Memorial Stadium, Baltimore, MD
Thu Oct 03 1985, 7:05 PM EDT
Unknown

AB 35
R 6
H 9
RBI 6
BB 3
SO 8
LOB 13



Batter	1	2	3	4	5	6	7	8	9	AB	R	H	RBI	BB	SO	LOB	BOTTOM										
Alan Wiggins, S (1, 4) OBP: 0.318, SLG: 0.312	0-0 4-3		0-0 FC6 1-2				0-0 F9		0-0 G4-3 1-2	4	0	0	0	0	0	2											
Lee Lacy, R (1, 10) OBP: 0.342, SLG: 0.407	0-0 F3			0-0 F9			0-0 F8		0-0 G4-6-3 1B	4	0	1	0	0	0	0											
Cal Ripken Jr., R (1, 6) OBP: 0.348, SLG: 0.461	0-0 6-3			0-0 BB 2B 1B			0-0 6-3		0-0 G4-6-3 1-2	4	1	1	0	0	0	1											
Eddie Murray, S (1, 3) OBP: 0.385, SLG: 0.530		0-0 5-3		4-0 1-2 2B BB			0-0 F8		0-0 F9	3	1	0	0	1	0	0											
Floyd Rayford, R (1, 5) OBP: 0.325, SLG: 0.519		0-0 4-3		0-3 K				0-0 G4-3 1B		3	0	1	0	0	1	2											
Gary Roenicke, R (1, 9) OBP: 0.340, SLG: 0.445 (4, 8)		0-3 K		0-0 1-2 2H 2B			0-0 G4-3 1-2		0-0 G4-3	3	0	1	2	0	1	1											
Mike Young, S (1, 7) OBP: 0.346, SLG: 0.520 (4, 9)			0-3 K		0-3 K			0-0 F8		3	0	0	0	0	2	1											
John Shelby, S (1, 8) OBP: 0.307, SLG: 0.434 Leo Hernandez, R (4, 7) OBP: 0.059, SLG: 0.059			0-3 K				0-0 F2		0-0 6-3	1	0	0	0	0	1	0											
Rick Dempsey, R (1, 2) OBP: 0.343, SLG: 0.399			0-0 FC6 1B				0-0 B1		4-0 G4-3 BB	2	0	1	0	1	0	0											
Inning Stats	R: 0 E: 0 K: 0 S: 3	H: 0 LOB: 0 BB: 0 P: 3	R: 0 E: 0 K: 1 S: 5	H: 0 LOB: 0 BB: 0 P: 5	R: 0 E: 0 K: 2 S: 8	H: 1 LOB: 1 BB: 0 P: 8	R: 0 E: 0 K: 2 S: 9	H: 0 LOB: 0 BB: 0 P: 13	R: 0 E: 0 K: 0 S: 3	H: 0 LOB: 0 BB: 0 P: 3	R: 0 E: 0 K: 0 S: 3	H: 0 LOB: 0 BB: 0 P: 3	R: 0 E: 0 K: 0 S: 3	H: 1 LOB: 0 BB: 0 P: 3	R: 0 E: 0 K: 0 S: 2	H: 0 LOB: 0 BB: 1 P: 6	R: 0 E: 0 K: 0 S: 3	H: 1 LOB: 0 BB: 0 P: 3	1B: 4 2B: 1 3B: 0 HR: 0	SF: 0 SAC: 0 DP: 3 HBP: 0	WP: 0 PB: 0 SB: 0 CS: 0	PA: 31					
PITCHER	IP	WLS	BF	H	R	ER	SO	BB	IBB	HBP	BLK	WP	HR	S	P	ERA	WHIP										
Bob Ojeda, L (1, 1) ERA: 4.0	9.0	W	31	5	2	2	5	2	0	0	0	0	0	39	47	2.00	0.778										

Boston Red Sox @ Baltimore Orioles
Memorial Stadium, Baltimore, MD
Thu Oct 03 1985, 7:05 PM EDT
Unknown

AB 29
R 2
H 5
RBI 2
BB 2
SO 5
LOB 7



Batter	1	2	3	4	5	6	7	8	9	AB	R	H	RBI	BB	SO	LOB	TOP										
Bill Buckner, L (1, 3) OBP: 0.322, SLG: 0.441	3-1							F8		4	2	2	1	1	0	0	Boston Red Sox @ Baltimore Orioles Memorial Stadium, Baltimore, MD Thu Oct 03 1985, 7:05 PM EDT Att: 14,384 - Unknown										
Wade Boggs, L (1, 5) OBP: 0.451, SLG: 0.480 Ed Jurak, R (8, 5) OBP: 0.231, SLG: 0.167	F7		F8				HR	F7		5	2	2	1	0	0	2											
Mike Greenwell, L (1, 7) OBP: 0.333, SLG: 0.682	F6		F8				FC5	E5		5	2	3	1	0	0	2											
Tony Armas, R (1, 10) OBP: 0.295, SLG: 0.516 Rick Miller, L (5, PR) OBP: 0.380, SLG: 0.378		FC4-6		5-3			1B	E6		3	0	2	1	0	0	0											
Dwight Evans, R (1, 9) OBP: 0.380, SLG: 0.459 Kevin Romine, R (7, PR) OBP: 0.259, SLG: 0.308	F5						FC5	FC6-4		4	1	1	2	0	0	5											
Marty Barrett, R (1, 4) OBP: 0.334, SLG: 0.342	FC4-6			4-3	5-3					5	0	1	1	0	0	3											
Steve Lyons, L (1, 8) OBP: 0.323, SLG: 0.358	K			K						5	0	0	0	0	2	4											
Jackie Gutierrez, R (1, 6) OBP: 0.254, SLG: 0.278 Mike Easter, L (9, PH) OBP: 0.326, SLG: 0.415			SH1		F9	F3	K	L5		4	0	1	0	0	1	3											
Marc Sullivan, R (1, 2) OBP: 0.240, SLG: 0.290		SH1								2	1	0	0	1	1	3											
Inning Stats	R: 0 E: 0 K: 0 S: 3	H: 0 LOB: 0 BB: 0 P: 3	R: 0 E: 0 K: 1 S: 6	H: 1 LOB: 1 BB: 0 P: 6	R: 0 E: 0 K: 0 S: 4	H: 1 LOB: 2 BB: 1 P: 8	R: 1 E: 0 K: 1 S: 6	H: 1 LOB: 0 BB: 0 P: 6	R: 3 E: 0 K: 0 S: 7	H: 4 LOB: 2 BB: 1 P: 11	R: 0 E: 0 K: 0 S: 3	H: 0 LOB: 0 BB: 0 P: 3	R: 3 E: 0 K: 2 S: 13	H: 5 LOB: 3 BB: 0 P: 13	R: 1 E: 2 K: 0 S: 5	H: 1 LOB: 1 BB: 0 P: 5		R: 0 E: 0 K: 0 S: 3	H: 0 LOB: 0 BB: 0 P: 3	1B: 11 2B: 0 3B: 0 HR: 2	SF: 0 SAC: 1 DP: 0 HBP: 0	WP: 0 PB: 0 SB: 0 CS: 0	PA: 44				
PITCHER	IP	WLS	BF	H	R	ER	SO	BB	IBB	HBP	BLK	WP	HR	S	P	ERA	WHIP										
Phil Huffman, R (1, 1) ERA: 15.43	4.1		20	5	4	4	2	2	0	0	0	0	1	22	30	8.31	1.615										
Nate Snell, R (5, 1) ERA: 2.79	1.2		8	3	1	1	0	0	0	0	0	0	1	8	8	5.40	1.800										
Brad Havens, L (7, 1) ERA: 7.53	0.0		3	3	0	0	0	0	0	0	0	0	0	3	3	∞	∞										
John Habyan, R (7, 1) ERA:	2.0	W	10	2	3	2	2	0	0	0	0	0	0	14	14	9.00	1.000										
Don Aase, R (9, 1) ERA: 3.77	1.0	S	3	0	0	0	0	0	0	0	0	0	0	3	3	0.00	0.000										

Batter	1	2	3	4	5	6	7	8	9	AB	R	H	RBI	BB	SO	LOB	BOTTOM										
Alan Wiggins, S (1, 4) OBP: 0.322, SLG: 0.317	4-3		3-1					WP		4	2	2	0	1	0	0	Boston Red Sox @ Baltimore Orioles Memorial Stadium, Baltimore, MD Thu Oct 03 1985, 7:05 PM EDT Att: 14,384 - Unknown										
Jim Dwyer, L (1, 9) OBP: 0.351, SLG: 0.399 Lee Lacy, R (8, PH) OBP: 0.343, SLG: 0.409	6-3				SH1-3			WP		2	0	1	0	1	0	0											
Cal Ripken Jr., R (1, 6) OBP: 0.347, SLG: 0.463	1B		F7		SF7		K	E5		4	1	1	1	0	1	5											
Eddie Murray, S (1, 3) OBP: 0.385, SLG: 0.531	E		5-3		E5		F8	FC3-2		5	0	2	3	0	0	3											
Fred Lynn, L (1, 8) OBP: 0.340, SLG: 0.447	E3			4-3				FC3-2		3	0	0	0	2	0	3											
Mike Young, S (1, 7) OBP: 0.346, SLG: 0.518	K				F8			E6		5	2	2	0	0	1	7											
Larry Sheets, L (1, 10) OBP: 0.326, SLG: 0.447 Gary Roenicke, R (8, PH) OBP: 0.338, SLG: 0.443 Wayne Gross, L (8, PH) OBP: 0.369, SLG: 0.424		G3			HR			K		3	1	1	2	0	0	0											
Tom O'Malley, L (1, 5) OBP: 0.071, SLG: 0.286 Floyd Rayford, R (8, PH) OBP: 0.327, SLG: 0.520		4-3		G3				HR		3	0	0	0	0	1	0											
Al Pardo, S (1, 2) OBP: 0.171, SLG: 0.151 Rick Dempsey, R (8, PH) OBP: 0.345, SLG: 0.410		6-3			6-3			HR		1	1	1	2	0	0	0											
Inning Stats	R: 1 E: 1 K: 1 S: 8	H: 2 LOB: 2 BB: 0 P: 8	R: 0 E: 0 K: 0 S: 3	H: 0 LOB: 0 BB: 0 P: 3	R: 0 E: 0 K: 0 S: 4	H: 1 LOB: 1 BB: 0 P: 4	R: 2 E: 0 K: 0 S: 5	H: 2 LOB: 0 BB: 0 P: 5	R: 1 E: 1 K: 0 S: 5	H: 1 LOB: 2 BB: 1 P: 9	R: 0 E: 0 K: 1 S: 5	H: 0 LOB: 0 BB: 0 P: 5	R: 0 E: 1 K: 1 S: 6	H: 1 LOB: 2 BB: 1 P: 10	R: 5 E: 2 K: 1 S: 11	H: 5 LOB: 3 BB: 2 P: 19		1B: 7 2B: 2 3B: 1 HR: 2	SF: 1 SAC: 1 DP: 0 HBP: 0	WP: 1 PB: 0 SB: 0 CS: 0	PA: 43						
PITCHER	IP	WLS	BF	H	R	ER	SO	BB	IBB	HBP	BLK	WP	HR	S	P	ERA	WHIP										
Jeff Sellers, R (1, 1) ERA: 3.63	4.2		23	6	4	4	2	1	0	0	0	0	0	11	15	0.00	1.286										
Bruce Kison, R (5, 1) ERA: 4.14	2.0		8	1	0	0	2	1	0	0	0	0	0	11	15	0.00	1.000										
Tim Lollar, L (7, 1) ERA: 4.57	0.2		6	3	4	4	0	1	0	0	0	0	1	5	9	54.00	6.000										
Steve Crawford, R (8, 1) ERA: 3.84	0.2	L	6	2	1	1	1	0	1	0	0	1	0	7	11	13.50	3.000										

AB	41
R	8
H	13
RBI	7
BB	2
SO	4
LOB	23




AB	37
R	9
H	12
RBI	9
BB	4
SO	4
LOB	22



Batter	1	2	3	4	5	6	7	8	9	10	11	12	AB	R	H	RBI	BB	SO	LOB			
Paul Molitor, R OBP: 0.397, SLG: 0.409 (1, 5)	0-0 3-1		0-3 K		0-0 E 2B		0-0 HBP 1B			0-0 G6-4-3 E 1B	0-0 F9	0-0 FC5	7	1	3	0	0	1	6			
Randy Ready, R OBP: 0.314, SLG: 0.390 (1, 7)	0-3 K		0-0 6-3 1B		0-0 E6 2H		1-0 HBP			0-0 E1 G6-4-3	0-0 FC6-4		5	0	1	2	0	1	2			
Cecil Cooper, L OBP: 0.324, SLG: 0.459 (1, 10)	0-3 K		0-0 6-3		0-0 F7		0-0 F7			0-0 G6-4-3 1-2 2-3		0-0 L6	6	0	0	0	0	1	6			
Ted Simmons, S OBP: 0.342, SLG: 0.402 (1, 2)		0-0 3-1				0-0 4-3				0-0 F4		0-0 1B 2B 1B	6	1	1	0	0	0	2			
Ernest Riles, L OBP: 0.341, SLG: 0.379 (1, 6)	0-3 K				0-0 L9		4-0 E BB			0-0 4-3		0-3 E BB WP 1B	5	1	1	0	1	2	1			
Paul Householder, S OBP: 0.371, SLG: 0.405 (1, 9)	0-0 E7				0-0 3-1		0-0 E3			0-0 F5		0-0 K	6	1	1	0	0	1	2			
Billy Jo Robidoux, L OBP: 0.345, SLG: 0.279 (1, 3)	0-0 4-3				0-0 F4		0-0 4-6			0-0 3-1		4-0 WP E 1B BB	5	1	1	1	1	0	3			
Jim Gantner, L OBP: 0.301, SLG: 0.329 (1, 4)					0-0 E 1B 1B		0-0 F7			0-0 4-3		0-0 E3 1B WP	5	2	1	0	1	0	2			
Rick Manning, L OBP: 0.296, SLG: 0.298 (1, 8)					0-0 E1 1B		0-0 6-3			0-0 4-3		0-0 FC6-4 1B	5	1	1	3	1	0	1			
Inning Stats	R: 0 E: 0 K: 2 S: 7	H: 0 LOB: 0 BB: 7	R: 0 E: 1 K: 1 S: 6	H: 0 LOB: 1 BB: 0	R: 2 E: 1 K: 1 S: 8	H: 2 LOB: 1 BB: 0	R: 0 E: 0 K: 0 S: 3	H: 0 LOB: 0 BB: 3	R: 1 E: 1 K: 0 S: 5	H: 1 LOB: 1 BB: 0	R: 0 E: 0 K: 0 S: 3	H: 0 LOB: 0 BB: 3	R: 0 E: 1 K: 0 S: 4	H: 1 LOB: 1 BB: 4	R: 3 E: 1 K: 1 S: 8	H: 2 LOB: 1 BB: 1	R: 2 E: 0 K: 1 S: 8	H: 3 LOB: 3 BB: 2	1B: 8 2B: 3 3B: 0 HR: 0	SF: 0 SAC: 0 DP: 2 HBP: 1	WP: 1 PB: 0 SB: 0 CS: 0	PA: 55
PITCHER	IP WLS BF H R ER SO BB IBB HBP BLK WP HR S P ERA WHIP	9.0 36 11 4 3 2 4 1 0 0 0 0 0 12 47 0.00 0.556	2.0 11 3 3 2 1 1 0 0 0 1 0 12 16 9.00 2.000	1.0 L 8 3 2 2 1 1 1 0 0 0 0 8 16 18.00 4.000	PITCHER																	
Bob Woodward, R ERA: 1.89	(1, 1)																					
Steve Crawford, R ERA: 3.78	(10, 1)																					
Mike Trujillo, R ERA: 4.82	(12, 1)																					

Milwaukee Brewers @ Boston Red Sox
Fenway Park, Boston, MA
Fri Oct. 04 1985, 7:05 PM EDT
Att. 13,128 - Unknown

AB 50
R 8
H 10
RBI 6
BB 4
SO 6
LOB 25



Batter	1	2	3	4	5	6	7	8	9	10	11	12	AB	R	H	RBI	BB	SO	LOB					
Bill Buckner, L OBP: 0.326, SLG: 0.449 (1, 3)	0-0 6-3		0-0 F9		0-0 1B		0-0 1H 2H HR			0-0 2B		0-0 E8 1B 1B	6	2	4	3	1	0	1					
Wade Boggs, L OBP: 0.450, SLG: 0.478 (1, 5)	0-0 F7		0-0 FC5-4 1B		0-0 F8		0-0 4-3			4-0 IBB		4-0 1B 2B BB	5	1	1	0	2	0	4					
Dwight Evans, R OBP: 0.379, SLG: 0.456 (1, 9)	0-0 5-3		0-0 FC5-4		0-0 F9 F4		0-0 F4			0-0 6-3		0-0 2B 1B	6	1	1	1	0	0	4					
Rich Gedman, L OBP: 0.360, SLG: 0.486 ERA: 1.89	(1, 2)				0-0 F8		0-0 F6			0-0 4-3		0-0 SH3-4 1B	5	0	1	0	0	0	0					
Dave Sax, R OBP: 0.350, SLG: 0.389 (10, PR) (11, 2)		0-0 F7			0-0 F8		0-0 F6			0-0 4-3		0-0 SH3-4 1B 2B	1	0	1	2	0	0	0					
Tony Armas, R OBP: 0.300, SLG: 0.520 ERA: 5.68	(1, 10)				0-0 K		4-0 BB			0-0 G3 1B		0-0 SH3-4 4-3	3	0	2	0	1	1	0					
Kevin Romine, R OBP: 0.290, SLG: 0.296 (8, PR)		0-0 2B			0-0 K		0-0 BB			0-0 G3 1B		0-0 SH3-4 4-3	1	0	0	0	0	0	1					
Mike Easler, L OBP: 0.324, SLG: 0.412 ERA: 4.81	(1, 7)				0-0 F7		0-0 L9			0-0 G3		4-0 G6-4-3 IBB	4	0	0	0	0	0	3					
Mike Greenwell, L OBP: 0.385, SLG: 0.826 (9, 7)		0-0 F7			0-0 F7		0-0 L9			0-0 G3		0-0 HR	1	1	1	1	1	0	0					
Marty Barrett, R OBP: 0.333, SLG: 0.341 ERA: 3.85	(1, 4)				0-0 K		0-0 K			0-0 FC1-5 2B		0-0 F9	2	0	0	0	0	1	1					
Dave Stapleton, R OBP: 0.271, SLG: 0.318 (6, 4)		0-0 5-3			0-0 K		0-0 K			0-0 FC1-5 2B		0-0 F9	4	0	1	0	0	0	4					
Steve Lyons, L OBP: 0.323, SLG: 0.354 (1, 8)					0-0 1-3		4-0 1B BB			4-0 HR FC1-5 BB		0-0 K	4	1	0	0	2	1	0					
Jackie Gutierrez, R OBP: 0.293, SLG: 0.276 ERA: 3.85	(1, 6)				0-0 1B S 1B		0-0 K			0-0 FC1-5 HR		0-0 K	5	1	1	0	0	2	3					
Rick Miller, L OBP: 0.302, SLG: 0.378 (12, PR)					0-0 K		0-0 K			0-0 6-3		0-0 BB	0	0	0	0	1	0	0					
Ed Jurak, R OBP: 0.231, SLG: 0.167 (12, PR)					0-0 K		0-0 K			0-0 6-3		0-0 BB	0	0	0	0	0	0	0					
Inning Stats	R: 0 E: 0 K: 0 S: 3	H: 0 LOB: 0 BB: 0	R: 0 E: 0 K: 0 S: 4	H: 1 LOB: 1 BB: 0	R: 0 E: 0 K: 0 S: 5	H: 2 LOB: 2 BB: 0	R: 0 E: 0 K: 1 S: 5	H: 0 LOB: 0 BB: 0	R: 0 E: 0 K: 1 S: 5	H: 1 LOB: 1 BB: 1	R: 3 E: 0 K: 0 S: 5	H: 2 LOB: 0 BB: 1	R: 0 E: 0 K: 0 S: 4	H: 1 LOB: 2 BB: 1	R: 0 E: 0 K: 1 S: 6	H: 1 LOB: 2 BB: 10	R: 3 E: 1 K: 1 S: 8	H: 3 LOB: 1 BB: 2	R: 1 E: 0 K: 0 S: 4	H: 1 LOB: 2 BB: 12	1B: 7 2B: 4 3B: 0 HR: 2	SF: 0 SAC: 1 DP: 1 HBP: 0	WP: 0 PB: 0 SB: 1 CS: 0	PA: 56
PITCHER	IP WLS BF H R ER SO BB IBB HBP BLK WP HR S P ERA WHIP	6.1 28 9 6 3 3 3 3 0 0 0 0 1 31 4.26 1.421	2.1 9 2 2 0 1 1 0 0 0 0 0 11 11 0.00 0.857	0.1 W 4 3 2 2 0 0 0 0 0 0 2 10 0.00 3.000	PITCHER																			
Ray Burris, R ERA: 5.68	(1, 1)																							
Ray Searge, L ERA: 5.68	(7, 1)																							
Danny Darwin, R ERA: 3.85	(9, 1)																							
Brad Lesley, R ERA: 9.95	(11, 1)																							
Bob Gibson, R ERA: 3.9	(12, 1)																							

Milwaukee Brewers @ Boston Red Sox
Fenway Park, Boston, MA
Fri Oct. 04 1985, 7:05 PM EDT
Att. 13,128 - Unknown

AB 47
R 7
H 13
RBI 7
BB 8
SO 5
LOB 21



Batter	1	2	3	4	5	6	7	8	9	AB	R	H	RBI	BB	SO	LOB	TOP								
Paul Moltor, R OBP: 0.357, SLG: 0.410 (1, 5)	6-3			E6		1B FC3-6		F9	FC5-4 IBB	4	1	1	0	1	0	0									
Randy Ready, R OBP: 0.311, SLG: 0.384 (1, 7)	K			6-3		FC3-6		5-3	FC5-4 1-2	5	0	1	0	0	0	1									
Billy Jo Robitoux, L OBP: 0.322, SLG: 0.255 (1, 3)	F9			K		FC3-6		L9		4	0	0	1	0	1	2									
Cecil Cooper, L OBP: 0.322, SLG: 0.456 (1, 10)		F9		L4		4-3			F8	4	0	0	0	0	0	2									
Paul Householder, S OBP: 0.316, SLG: 0.407 (1, 8)		F4				G3		F9	2B 2B	4	1	1	0	0	0	0									
Mark Brouhard, R OBP: 0.303, SLG: 0.404 (1, 9)									2B	4	1	3	0	0	1	0									
Charlie Moore, R OBP: 0.288, SLG: 0.292 (9, 2)	K					FC1-6 1B		1B	2B	0	0	0	0	0	0	0									
Jim Gantner, L OBP: 0.300, SLG: 0.327 (1, 4)				F8		FC1-6 1B		F9	2B IBB	3	0	0	0	1	0	2									
Ed Romero, R OBP: 0.319, SLG: 0.302 (1, 6)				L5		5-3				4	0	2	2	0	0	1									
Dave Huppert, R OBP: 0.100, SLG: 0.053 (1, 2)																									
Rick Manning, L OBP: 0.265, SLG: 0.296 (9, PH)	F8							1-3	F6	3	0	0	0	0	0	2									
Inning Stats	R: 0 E: 0 K: 1 S: 5	H: 0 LOB: 0 BB: 0 P: 5	R: 0 E: 0 K: 1 S: 5	H: 0 LOB: 0 BB: 0 P: 5	R: 0 E: 0 K: 0 S: 3	H: 0 LOB: 0 BB: 0 P: 3	R: 0 E: 2 K: 1 S: 6	H: 0 LOB: 1 BB: 0 P: 6	R: 0 E: 0 K: 0 S: 4	H: 1 LOB: 1 BB: 0 P: 4	R: 1 E: 1 K: 0 S: 5	H: 2 LOB: 1 BB: 0 P: 5	R: 0 E: 0 K: 0 S: 5	H: 2 LOB: 2 BB: 0 P: 5	R: 0 E: 0 K: 0 S: 3	H: 0 LOB: 0 BB: 0 P: 3	R: 2 E: 0 K: 0 S: 6	H: 3 LOB: 3 BB: 2 P: 14	1B: 4 2B: 4 3B: 0 HR: 0	SF: 0 SAC: 0 DP: 0 HBP: 0	WP: 0 PB: 0 SB: 1 CS: 0	PA: 38			
PITCHER	IP	WLS	BF	H	R	ER	SO	BB	IBB	HBP	BLK	WP	HR	S	P	ERA	WHIP								
Oil Can Boyd, R ERA: 3.7 (1, 1)	8.1	L	35	8	3	3	3	0	1	0	0	0	0	40	44	3.24	0.960								
Bruce Kison, R ERA: 4.11 (9, 1)	0.2		3	0	0	0	0	0	1	0	0	0	0	2	6	0.00	0.000								

Milwaukee Brewers @ Boston Red Sox
Fenway Park, Boston, MA
Sat Oct 05 1985, 3:33 AM EDT
Att: 12,754 - Unknown

AB 36
R 3
H 8
RBI 3
BB 2
SO 3
LOB 15



Batter	1	2	3	4	5	6	7	8	9	AB	R	H	RBI	BB	SO	LOB	BOTTOM								
Bill Buckner, L OBP: 0.325, SLG: 0.448 (1, 3)	4-3		4-3		G6-4-3 1B		F2		F9	5	0	1	0	0	0	1									
Wade Boggs, L OBP: 0.448, SLG: 0.475 (1, 5)	F7		1-3		G6-4-3 1-2		WP BB		F7	4	1	0	0	1	0	3									
Dwight Evans, R OBP: 0.380, SLG: 0.457 (1, 9)	1B		1B HBP		1B		F4		F3	4	0	2	0	0	0	3									
Rich Gedman, L OBP: 0.361, SLG: 0.486 (1, 2)	1B		1B		6-3		6-3			4	0	2	0	0	0	1									
Tony Armas, R OBP: 0.299, SLG: 0.517 (1, 10)	F2		F6				HBP 1B		6-3	4	0	1	0	0	0	4									
Mike Greenwell, L OBP: 0.400, SLG: 0.778 (1, 7)		S 1B		3-1 SH3 1B		F8		F9		4	0	2	0	0	0	1									
Marty Barrett, R OBP: 0.333, SLG: 0.340 (1, 4)	F4		SH3		SH3		HBP		L5	2	0	0	0	0	0	1									
Steve Lyons, L OBP: 0.323, SLG: 0.351 (1, 8)	1-3		3-1		3-1		F7		1B WP BB	3	1	0	0	1	0	4									
Jackie Gutierrez, R OBP: 0.250, SLG: 0.273 (1, 6)			4-3		4-3		4-3		1B WP BB	3	0	0	0	0	0	4									
Mike Easter, L OBP: 0.355, SLG: 0.413 (9, PH)										1	0	1	0	0	0	0									
Ed Jurak, R OBP: 0.231, SLG: 0.167 (9, PR)										0	0	0	0	0	0	0									
Inning Stats	R: 0 E: 0 K: 0 S: 5	H: 2 LOB: 2 BB: 0 P: 5	R: 0 E: 0 K: 0 S: 4	H: 1 LOB: 1 BB: 0 P: 4	R: 0 E: 0 K: 0 S: 4	H: 1 LOB: 2 BB: 0 P: 5	R: 0 E: 0 K: 0 S: 4	H: 1 LOB: 1 BB: 0 P: 4	R: 0 E: 0 K: 0 S: 4	H: 2 LOB: 2 BB: 0 P: 4	R: 1 E: 1 K: 0 S: 3	H: 0 LOB: 0 BB: 1 P: 7	R: 0 E: 0 K: 0 S: 3	H: 0 LOB: 0 BB: 0 P: 3	R: 1 E: 0 K: 0 S: 4	H: 1 LOB: 2 BB: 1 P: 8	1B: 9 2B: 0 3B: 0 HR: 0	SF: 0 SAC: 1 DP: 1 HBP: 2	WP: 2 PB: 0 SB: 1 CS: 0	PA: 39					
PITCHER	IP	WLS	BF	H	R	ER	SO	BB	IBB	HBP	BLK	WP	HR	S	P	ERA	WHIP								
Jaime Coanower, R ERA: 4.33 (1, 1)	8.0	W	34	8	1	0	0	1	0	0	0	0	0	1	5	∞	∞								
Ray Seavage, L ERA: 5.92 (9, 1)	0.0		2	1	1	1	0	1	0	0	0	0	0	1	5	∞	∞								
Bob McClure, L ERA: 4.31 (9, 1)	0.2		2	0	0	0	0	0	0	0	0	1	0	2	2	0.00	0.000								
Danny Darwin, R ERA: 3.84 (9, 1)	0.1	S	1	0	0	0	0	0	0	0	0	0	0	1	1	0.00	0.000								

Milwaukee Brewers @ Boston Red Sox
Fenway Park, Boston, MA
Sat Oct 05 1985, 3:33 AM EDT
Att: 12,754 - Unknown

AB 34
R 2
H 9
RBI 0
BB 2
SO 0
LOB 22



Batter	1	2	3	4	5	6	7	8	9	AB	R	H	RBI	BB	SO	LOB	TOP								
Paul Mollitor, R OBP: 0.356, SLG: 0.408 (1, 5)										5	1	1	1	0	0	1	Milwaukee Brewers @ Boston Red Sox Fenway Park, Boston, MA Sun Oct 06 1985, 3:33 AM EDT Att: 17,129 - Unknown								
Randy Ready, R OBP: 0.318, SLG: 0.387 (1, 7)										4	1	2	0	1	0	1									
Ernest Riles, L OBP: 0.339, SLG: 0.377 (1, 6)										5	1	1	0	0	0	3									
Mark Brouhard, R OBP: 0.298, SLG: 0.389 (1, 9)										4	0	0	0	1	2	2									
Paul Householder, S OBP: 0.320, SLG: 0.418 (1, 8)										4	2	2	3	1	0	0									
Carlos Ponce, R OBP: 0.169, SLG: 0.242 (1, 10)										5	1	0	0	0	1	5									
Billy Jo Robitoux, L OBP: 0.333, SLG: 0.392 (1, 3)										4	2	2	4	0	2	0									
Ed Romero, R OBP: 0.321, SLG: 0.303 (1, 4)										3	1	1	0	1	0	0									
Dave Huppert, R OBP: 0.130, SLG: 0.048 (1, 2)										2	0	0	0	1	2	1									
Inning Stats	R: 0 E: 0 K: 1 S: 6	H: 1 LOB: 1 BB: 0 P: 6	R: 2 E: 1 K: 1 S: 7	H: 1 LOB: 0 BB: 0 P: 7	R: 0 E: 0 K: 0 S: 3	H: 0 LOB: 0 BB: 0 P: 3	R: 2 E: 1 K: 2 S: 9	H: 2 LOB: 1 BB: 1 P: 13	R: 1 E: 1 K: 0 S: 4	H: 1 LOB: 0 BB: 0 P: 4	R: 0 E: 0 K: 1 S: 5	H: 0 LOB: 0 BB: 0 P: 5	R: 2 E: 0 K: 1 S: 8	H: 3 LOB: 3 BB: 2 P: 16	R: 0 E: 0 K: 1 S: 5	H: 0 LOB: 1 BB: 1 P: 9	R: 2 E: 0 K: 0 S: 4	H: 1 LOB: 0 BB: 1 P: 8	1B: 6 2B: 0 3B: 0 HR: 3	SF: 0 SAC: 1 DP: 1 HBP: 0	WP: 1 PB: 0 SB: 0 CS: 0	PA: 42			
PITCHER	IP	WLS	BF	H	R	ER	SO	BB	IBB	HBP	BLK	WP	HR	S	P	ERA	WHIP								
Bruce Hurst, L ERA: 4.51 (1, 1)	6.2	L	30	8	7	5	5	1	0	0	0	1	2	39	43	6.75	1.350								
Tim Lollar, L ERA: 4.62 (7, 1)	2.1		12	1	2	2	2	4	0	0	0	0	1	12	28	7.71	2.143								

Batter	1	2	3	4	5	6	7	8	9	AB	R	H	RBI	BB	SO	LOB	BOTTOM								
Bill Buckner, L OBP: 0.325, SLG: 0.447 (1, 3)										5	0	2	1	0	0	0	Milwaukee Brewers @ Boston Red Sox Fenway Park, Boston, MA Sun Oct 06 1985, 3:33 AM EDT Att: 17,129 - Unknown								
Wade Boggs, L OBP: 0.450, SLG: 0.478 (1, 5)										4	0	3	1	0	0	1									
Ed Jurak, R OBP: 0.286, SLG: 0.231 (7, PR)										4	0	0	0	0	2	4									
Dwight Evans, R OBP: 0.378, SLG: 0.454 (7, PR)										1	0	0	0	0	0	1									
Kevin Romine, R OBP: 0.241, SLG: 0.286 (8, 9)										4	0	0	0	0	2	4									
Rich Gedman, L OBP: 0.362, SLG: 0.484 (1, 2)										4	1	1	0	1	0	2									
Tony Armas, R OBP: 0.298, SLG: 0.514 (1, 10)										2	0	0	0	0	0	0									
Mike Easter, L OBP: 0.325, SLG: 0.412 (6, PH)										1	1	0	1	1	0	1									
Mike Greenwell, L OBP: 0.382, SLG: 0.742 (1, 7)										4	0	1	1	0	0	2									
Marty Barrett, R OBP: 0.336, SLG: 0.343 (1, 4)										4	1	3	1	0	1	0									
Steve Lyons, L OBP: 0.322, SLG: 0.358 (1, 8)										4	1	1	1	0	1	4									
Jackie Gutierrez, R OBP: 0.250, SLG: 0.273 (1, 6)										4	1	1	0	0	1	1									
Inning Stats	R: 0 E: 0 K: 0 S: 4	H: 1 LOB: 1 BB: 0 P: 4	R: 0 E: 0 K: 0 S: 4	H: 1 LOB: 0 BB: 0 P: 4	R: 0 E: 0 K: 2 S: 8	H: 2 LOB: 1 BB: 0 P: 8	R: 0 E: 0 K: 0 S: 3	H: 0 LOB: 0 BB: 0 P: 3	R: 2 E: 0 K: 2 S: 10	H: 3 LOB: 1 BB: 0 P: 10	R: 2 E: 0 K: 0 S: 5	H: 3 LOB: 1 BB: 1 P: 9	R: 1 E: 1 K: 0 S: 5	H: 1 LOB: 2 BB: 1 P: 9	R: 1 E: 0 K: 1 S: 6	H: 1 LOB: 0 BB: 0 P: 6	R: 0 E: 0 K: 0 S: 4	H: 1 LOB: 1 BB: 0 P: 4	1B: 10 2B: 3 3B: 0 HR: 1	SF: 1 SAC: 0 DP: 1 HBP: 0	WP: 0 PB: 0 SB: 0 CS: 1	PA: 41			
PITCHER	IP	WLS	BF	H	R	ER	SO	BB	IBB	HBP	BLK	WP	HR	S	P	ERA	WHIP								
Chuck Porter, R ERA: 1.98 (1, 1)	4.0		15	4	0	0	2	1	0	0	0	0	0	19	19	0.00	1.000								
Rick Waits, L ERA: 6.51 (5, 1)	1.0	9	5	4	4	4	2	1	0	0	0	0	0	12	16	36.00	6.000								
Danny Darwin, R ERA: 3.8 (6, 1)	2.0	W	9	2	1	0	0	1	0	0	0	0	0	8	12	0.00	1.500								
Pete Ladd, R ERA: 4.53 (8, 1)	2.0	S	8	2	1	1	1	0	0	0	0	0	1	10	10	4.50	1.000								