

Boston Red Sox - 1986

Batter	1	2	3	4	5	6	7	8	9	AB	R	H	RBI	BB	SO	LOB	TOP											
Dwight Evans, R OBP: 0.600, SLG: 1.750	0-0 HR	4-0 BB		0-0 3B		0-0 F9		0-0 6-3		4	1	2	1	1	0	1	Boston Red Sox @ Detroit Tigers Tiger Stadium, Detroit, MI Mon Apr 07 1986, 3:33 AM EST Att: 51,437 - Unknown											
Wade Boggs, L OBP: 0.400, SLG: 1.000	0-3 K	0-3 K		0-3 K			0-0 5-3		0-0 L7	5	0	0	0	0	3	4												
Bill Buckner, L OBP: 0.200, SLG: 0.400	0-0 2B		0-0 4-3		0-0 F8		0-0 L4		0-0 F9	5	0	1	0	0	0	0												
Jim Rice, R OBP: 0.400, SLG: 1.000	0-0 4-3		0-0 HR		0-0 6-3		0-0 HR		0-3 K	5	2	2	1	0	1	1												
Don Baylor, R OBP: 0.750, SLG: 1.500	0-3 K		0-0 FC1-6 1B		0-0 1B		0-0 HR			4	1	3	2	0	1	1												
Rich Gedman, L OBP: 0.500, SLG: 1.250		0-0 FC5-4 1B	0-0 FC1-6 1B		0-0 1-3		0-0 HR			4	1	2	1	0	0	2												
Tony Armas, R OBP: 0.500, SLG: 1.250		0-0 FC5-4 1B	0-0 FC5-4			0-3 K		0-0 5-3		4	0	0	0	0	1	2												
Marty Barrett, R OBP: 0.250, SLG: 0.250	0-0 F6			0-0 6-3		0-0 1B		0-0 4-3		4	0	1	0	0	0	1												
Glenn Hoffman, R OBP: 0.250, SLG: 0.250	0-0 BB 1B		0-0 F3		0-0 F9		0-0 5-3			4	0	1	0	0	0	1												
Inning Stats	R: 1 E: 0 K: 2 S: 9	H: 2 LOB: 1 BB: 0 P: 9	R: 0 E: 0 K: 1 S: 7	H: 2 LOB: 3 BB: 1 P: 11	R: 1 E: 0 K: 0 S: 5	H: 2 LOB: 1 BB: 0 P: 5	R: 0 E: 0 K: 1 S: 6	H: 1 LOB: 1 BB: 0 P: 6	R: 0 E: 0 K: 0 S: 4	H: 1 LOB: 0 BB: 0 P: 4	R: 0 E: 0 K: 1 S: 6	H: 1 LOB: 1 BB: 0 P: 6	R: 3 E: 0 K: 0 S: 6	H: 3 LOB: 0 BB: 0 P: 6	R: 0 E: 0 K: 0 S: 3	H: 0 LOB: 0 BB: 0 P: 3		R: 0 E: 0 K: 1 S: 5	H: 0 LOB: 0 BB: 0 P: 5	1B: 6 2B: 1 3B: 1 HR: 4	SF: 0 SAC: 0 DP: 0 HBP: 0	WP: 0 PB: 0 SB: 0 CS: 0	PA: 40					
PITCHER	IP	WLS	BF	H	R	ER	SO	BB	IBB	HBP	BLK	WP	HR	S	P	ERA	WHIP											
Jack Morris, R ERA: 6.43	(1, 1)	7.0	W	34	12	5	5	5	1	0	0	0	0	4	43	47	6.43	1.857										
Bill Campbell, R ERA:	(8, 1)	1.0	S	3	0	0	0	0	0	0	0	0	0	0	3	3	0.00	0.000										
Willie Hernandez, L ERA:	(9, 1)	1.0	S	3	0	0	0	1	0	0	0	0	0	0	5	5	0.00	0.000										

Batter	1	2	3	4	5	6	7	8	9	AB	R	H	RBI	BB	SO	LOB	BOTTOM											
Dave Collins, S OBP: 0.400, SLG: 0.800	0-0 F3		0-0 F9		0-0 HR 3B		0-3 K	0-0 S 1B		5	1	2	1	0	1	1	Boston Red Sox @ Detroit Tigers Tiger Stadium, Detroit, MI Mon Apr 07 1986, 3:33 AM EST Att: 51,437 - Unknown											
Lou Whitaker, L OBP: 0.400, SLG: 0.250	0-3 K		4-0 CS 1B BB		0-3 K		0-0 HR 1B	0-0 F7		4	1	1	0	1	2	3												
Kirk Gibson, L OBP: 1.000, SLG: 2.500	0-0 S 1B		0-0 CS 1B		0-0 HR		0-0 HR			4	2	4	5	0	0	0												
Lance Parrish, R OBP: 0.500, SLG: 0.750	0-0 L7		0-0 F3		0-3 K		0-3 K			4	0	0	0	0	2	3												
Chet Lemon, R OBP: 0.500, SLG: 0.750		0-0 F9		0-0 6-3		0-0 L1	4-0 BB			3	0	0	0	1	0	0												
Alan Trammell, R OBP: 0.250, SLG: 0.250		0-0 L5		0-0 1B		0-0 4-3	0-0 F8			4	0	1	0	0	0	1												
Larry Herndon, R OBP: 0.500, SLG: 0.750		0-0 2B		0-0 F8		0-0 BB 1B		0-0 F9		4	0	2	0	0	0	0												
Darrell Evans, L OBP: 0.500, SLG: 0.333	0-3 K			0-0 3B 1B		0-0 BB		0-0 F8		3	1	1	0	1	1	1												
Darnell Coles, R OBP: 0.500, SLG: 0.500			0-0 BB 1B		0-0 L5		0-0 F9	0-0 1B		4	1	2	0	0	0	3												
Inning Stats	R: 0 E: 0 K: 1 S: 6	H: 1 LOB: 1 BB: 0 P: 6	R: 0 E: 0 K: 1 S: 6	H: 1 LOB: 1 BB: 0 P: 6	R: 1 E: 0 K: 0 S: 4	H: 2 LOB: 1 BB: 1 P: 8	R: 0 E: 0 K: 0 S: 3	H: 1 LOB: 0 BB: 0 P: 3	R: 3 E: 0 K: 2 S: 10	H: 3 LOB: 0 BB: 0 P: 10	R: 0 E: 0 K: 0 S: 4	H: 1 LOB: 2 BB: 1 P: 8	R: 2 E: 0 K: 2 S: 9	H: 2 LOB: 1 BB: 1 P: 13	R: 0 E: 0 K: 0 S: 5	H: 2 LOB: 2 BB: 0 P: 5		R: 0 E: 0 K: 0 S: 5	H: 2 LOB: 2 BB: 0 P: 5	1B: 9 2B: 1 3B: 1 HR: 2	SF: 0 SAC: 0 DP: 0 HBP: 0	WP: 0 PB: 0 SB: 2 CS: 2	PA: 38					
PITCHER	IP	WLS	BF	H	R	ER	SO	BB	IBB	HBP	BLK	WP	HR	S	P	ERA	WHIP											
Bruce Hurst, L ERA: 7.71	(1, 1)	4.2	L	21	3	2	4	3	2	0	0	0	0	1	26	30	7.71	1.929										
Sammy Stewart, R ERA: 7.71	(5, 1)	2.1	L	12	3	2	2	3	2	0	0	0	0	1	16	24	7.71	2.143										
Steve Crawford, R ERA:	(8, 1)	0.2		4	2	0	0	0	0	0	0	0	0	4	4	0.00	3.000											
Joe Sambito, L ERA:	(8, 1)	0.1		1	0	0	0	0	0	0	0	0	0	1	1	0.00	0.000											

Batter	1	2	3	4	5	6	7	8	9	10	AB	R	H	RBI	BB	SO	LOB	TOP	
Dwight Evans, R (1, 9) OBP: 0.545, SLG: 1.000	3-1		HR	L1-3		1B		6-3		1B	5	1	2	0	1	0	3	Boston Red Sox @ Detroit Tigers Tiger Stadium, Detroit, MI Wed Apr 09 1986, 3:33 AM EST Att. 11,393 - Unknown	
Wade Boggs, L (1, 5) OBP: 0.364, SLG: 0.727	2B		HR		1-3		E5		FC5	1B	6	2	4	3	0	0	0		
Bill Buckner, L (1, 3) OBP: 0.364, SLG: 0.500	BB		F8		WP		1B		4-3		5	0	2	1	1	0	3		
Jim Rice, R (1, 7) OBP: 0.400, SLG: 0.625	BB		6-3		F2		L3		FC5	IBB	3	0	0	0	2	0	2		
Steve Lyons, L (9, 8)	G4-6-3										0	0	0	0	0	0	0		
Don Baylor, R (1, 10) OBP: 0.333, SLG: 0.667	G4-6-3		F5		F7		F6		FC5		5	0	0	0	0	0	7		
Tony Armas, R (1, 8) OBP: 0.111, SLG: 0.222		K		1B	SF9		6-3		K		5	1	1	0	0	3	3		
Rich Gedman, L (1, 2) OBP: 0.556, SLG: 0.889		1B		SF9	BB		1B		G3		5	0	3	0	0	0	0		
Marty Barrett, R (1, 4) OBP: 0.333, SLG: 0.375		F9		L1-3	BB		E6		F8		4	0	1	0	1	0	2		
Glenn Hoffman, R (1, 6) OBP: 0.222, SLG: 0.143		K		SF9			F4		L5		3	0	0	1	1	1	4		
Ed Romero, R (10, 6)		K							1B	BB	0	1	0	0	0	0	0		
Inning Stats	R: 0 E: 0 K: 0 S: 3	H: 1 LOB: 2 BB: 2 P: 11	R: 0 E: 0 K: 2 S: 8	H: 1 LOB: 1 BB: 0 P: 8	R: 2 E: 0 K: 0 S: 4	H: 1 LOB: 1 BB: 1 P: 8	R: 1 E: 0 K: 0 S: 4	H: 2 LOB: 1 BB: 1 P: 5	R: 0 E: 0 K: 0 S: 5	H: 1 LOB: 1 BB: 0 P: 7	R: 0 E: 0 K: 1 S: 6	H: 1 LOB: 2 BB: 1 P: 10	R: 1 E: 0 K: 0 S: 5	H: 2 LOB: 2 BB: 1 P: 9	1B: 8 2B: 5 3B: 0 HR: 1	SF: 1 SAC: 0 DP: 2 HBP: 0	WP: 1 PB: 0 SB: 0 CS: 0	PA: 48	
PITCHER	IP WLS BF H R ER SO ERA WHIP	IP WLS BF H R ER SO ERA WHIP	IP WLS BF H R ER SO ERA WHIP	IP WLS BF H R ER SO ERA WHIP	IP WLS BF H R ER SO ERA WHIP	IP WLS BF H R ER SO ERA WHIP	IP WLS BF H R ER SO ERA WHIP	IP WLS BF H R ER SO ERA WHIP	IP WLS BF H R ER SO ERA WHIP	IP WLS BF H R ER SO ERA WHIP	IP WLS BF H R ER SO ERA WHIP	IP WLS BF H R ER SO ERA WHIP	IP WLS BF H R ER SO ERA WHIP	IP WLS BF H R ER SO ERA WHIP	IP WLS BF H R ER SO ERA WHIP	IP WLS BF H R ER SO ERA WHIP	IP WLS BF H R ER SO ERA WHIP	IP WLS BF H R ER SO ERA WHIP	
Frank Tanana, L ERA: 5.06	(1, 1) 5.1 26 7 3 3 2 4 0 0 0 1 1 26 42 5.06 2.062	(8, 1) 1.2 7 2 1 0 1 0 0 0 0 0 9 9 0.00 1.200	(8, 1) 2.0 9 2 0 0 1 0 1 0 0 0 10 14 0.00 1.000	(10, 1) 1.0 W 6 2 1 1 0 1 0 0 0 0 5 9 9.00 3.000															

Boston Red Sox @ Detroit Tigers
 Tiger Stadium, Detroit, MI
 Wed Apr 09 1986, 3:33 AM EST
 Att. 11,393 - Unknown

AB	41
R	5
H	13
RBI	5
BB	6
SO	4
LOB	24



Batter	1	2	3	4	5	6	7	8	9	10	AB	R	H	RBI	BB	SO	LOB	BOTTOM		
Dave Collins, S (1, 7) OBP: 0.400, SLG: 0.556	G3-6-1		FC4-6		F9			6-3		FC4-6	4	0	1	0	1	0	1	Boston Red Sox @ Detroit Tigers Tiger Stadium, Detroit, MI Wed Apr 09 1986, 3:33 AM EST Att. 11,393 - Unknown		
Lou Whitaker, L (1, 4) OBP: 0.200, SLG: 0.111	G3-6-1		FC4-6		K			E6		4-3	5	1	0	0	0	1	3			
Kirk Gibson, L (1, 9) OBP: 0.778, SLG: 1.778	3B		K				K		1B	1B	5	2	3	1	0	2	1			
Lance Parrish, R (1, 2) OBP: 0.333, SLG: 0.143	BB				L5		L3		1B	1B	3	0	1	0	2	0	0			
Darrell Evans, L (1, 10) OBP: 0.667, SLG: 1.375	G3				HR		HR		1B	1B	5	3	4	4	0	0	2			
Alan Trammell, R (1, 6) OBP: 0.125, SLG: 0.125		6-3			K		F3		F9		4	0	0	0	0	1	2			
Mike Laga, L (1, 3) OBP: 0.400, SLG: 0.500		K						F9		F7	4	0	1	0	1	1	2			
Chet Lemon, R (1, 8)		F9			6-3			5-3		4-3	5	0	0	0	0	0	4			
Darnell Coles, R (1, 5) OBP: 0.286, SLG: 0.286			F8					F7			3	0	0	0	0	0	0			
Harry Spillman, L ERA: 13.5	(9, PH)										1	0	1	0	0	0	0			
Tom Brookens, R (9, PR)											0	0	0	0	0	0	0			
Dave Bergman, L (10, PH) OBP: 1.000, SLG: 1.000											1	0	1	1	0	0	0			
Inning Stats	R: 0 E: 0 K: 0 S: 3	H: 1 LOB: 0 BB: 0 P: 5	R: 0 E: 0 K: 1 S: 5	H: 0 LOB: 0 BB: 0 P: 5	R: 0 E: 0 K: 1 S: 6	H: 1 LOB: 1 BB: 0 P: 6	R: 1 E: 0 K: 1 S: 7	H: 2 LOB: 1 BB: 0 P: 7	R: 0 E: 0 K: 1 S: 5	H: 0 LOB: 0 BB: 0 P: 5	R: 1 E: 1 K: 0 S: 6	H: 3 LOB: 2 BB: 0 P: 7	R: 0 E: 0 K: 0 S: 4	H: 1 LOB: 1 BB: 0 P: 4	R: 2 E: 0 K: 0 S: 5	H: 3 LOB: 3 BB: 2 P: 13	1B: 7 2B: 2 3B: 1 HR: 2	SF: 0 SAC: 1 DP: 1 HBP: 0	WP: 2 PB: 0 SB: 0 CS: 0	PA: 45
PITCHER	IP WLS BF H R ER SO ERA WHIP	IP WLS BF H R ER SO ERA WHIP	IP WLS BF H R ER SO ERA WHIP	IP WLS BF H R ER SO ERA WHIP	IP WLS BF H R ER SO ERA WHIP	IP WLS BF H R ER SO ERA WHIP	IP WLS BF H R ER SO ERA WHIP	IP WLS BF H R ER SO ERA WHIP	IP WLS BF H R ER SO ERA WHIP	IP WLS BF H R ER SO ERA WHIP	IP WLS BF H R ER SO ERA WHIP	IP WLS BF H R ER SO ERA WHIP	IP WLS BF H R ER SO ERA WHIP	IP WLS BF H R ER SO ERA WHIP	IP WLS BF H R ER SO ERA WHIP	IP WLS BF H R ER SO ERA WHIP	IP WLS BF H R ER SO ERA WHIP	IP WLS BF H R ER SO ERA WHIP		
Oil Can Boyd, R ERA: 2.57	(1, 1) 7.0 27 5 2 2 5 2 0 0 0 1 1 35 43 2.57 1.000	(8, 1) 0.1 3 1 2 1 0 0 0 0 0 0 1 0 3 3 27.00 3.000	(8, 1) 1.2 L 10 4 2 2 0 1 0 0 0 0 9 13 10.80 3.000	(10, 1) 0.2 5 2 0 0 0 0 0 1 0 0 0 0 4 8 0.00 3.000																

Boston Red Sox @ Detroit Tigers
 Tiger Stadium, Detroit, MI
 Wed Apr 09 1986, 3:33 AM EST
 Att. 11,393 - Unknown

AB	40
R	6
H	12
RBI	6
BB	4
SO	5
LOB	15



Batter	1	2	3	4	5	6	7	8	9	AB	R	H	RBI	BB	SO	LOB	TOP											
Dwight Evans, R OBP: 0.625, SLG: 0.917	4-0 BB 6-3		0-0 F8		0-0 2B 1B		0-0 FC4-6 1B		4-0 BB 1B	3	1	2	1	2	0	0												
Wade Boggs, L OBP: 0.375, SLG: 0.600	0-0 6-3		0-0 6-3		4-0 2B 1B		0-0 FC4-6 1-2		0-0 1B	4	1	1	0	1	0	2												
Bill Buckner, L OBP: 0.313, SLG: 0.467	0-0 F6		0-0 4-3		0-0 1B		0-0 F4		0-0 4-3	5	1	1	1	0	0	4												
Jim Rice, R OBP: 0.357, SLG: 0.500	0-0 5-3			0-0 4-3		0-0 1B		0-0 F8		4	0	1	2	0	0	1												
Steve Lyons, L (9, 8)										0	0	0	0	0	0	0												
Don Baylor, R OBP: 0.308, SLG: 0.538		0-0 FC6-4 1B		0-0 6-3		0-0 F5		0-0 F8		4	0	1	0	0	0	1												
Tony Armas, R OBP: 0.231, SLG: 0.308		0-0 FC6-4 1B		0-0 6-3		0-0 CS 1B		0-0 1B		4	0	2	0	0	0	1												
Rich Gedman, L OBP: 0.385, SLG: 0.615		0-0 L9		0-0 4-3		0-3 K		0-0 F9		4	0	0	0	0	1	3												
Marty Barrett, R OBP: 0.308, SLG: 0.333		0-0 1B		0-0 4-3		0-0 B1-3		0-0 F9		4	0	1	0	0	0	0												
Ed Romero, R OBP: 0.250, SLG: 0.500		0-0 L8		0-0 1B		0-3 K		0-0 F6		4	1	1	0	0	1	2												
Inning Stats	R: 0 E: 0 K: 0 S: 3	H: 0 LOB: 1 BB: 1 P: 7	R: 0 E: 0 K: 0 S: 5	H: 2 LOB: 2 BB: 0 P: 5	R: 0 E: 0 K: 0 S: 3	H: 0 LOB: 0 BB: 0 P: 3	R: 0 E: 0 K: 0 S: 3	H: 0 LOB: 0 BB: 0 P: 3	R: 4 E: 0 K: 0 S: 7	H: 4 LOB: 1 BB: 1 P: 11	R: 0 E: 0 K: 1 S: 5	H: 1 LOB: 0 BB: 0 P: 5	R: 0 E: 0 K: 1 S: 6	H: 1 LOB: 1 BB: 0 P: 6	R: 0 E: 0 K: 0 S: 4	H: 1 LOB: 1 BB: 0 P: 4	R: 0 E: 0 K: 0 S: 4	H: 1 LOB: 2 BB: 1 P: 8	1B: 8 2B: 3 3B: 0 HR: 0	SF: 0 SAC: 0 DP: 1 HBP: 0	WP: 0 PA: 39 PB: 0 SB: 0 CS: 1							
PITCHER	IP	WLS	BF	H	R	ER	SO	BB	IBB	HBP	BLK	WP	HR	S	P	ERA	WHIP											
Dan Petry, R ERA: 5.14	(1, 1)	7.0	L	30	8	4	4	2	2	0	0	0	0	0	32	40	5.14	1.429										
Chuck Cary, L ERA:	(8, 1)	2.0		9	2	0	0	0	1	0	0	0	0	0	8	12	0.00	1.500										

Boston Red Sox @ Detroit Tigers
Tiger Stadium, Detroit, MI
Thu Apr 10 1986, 3:33 AM EST
Att: 11,035 - Unknown

AB 36
R 4
H 10
RBI 4
BB 3
SO 2
LOB 14

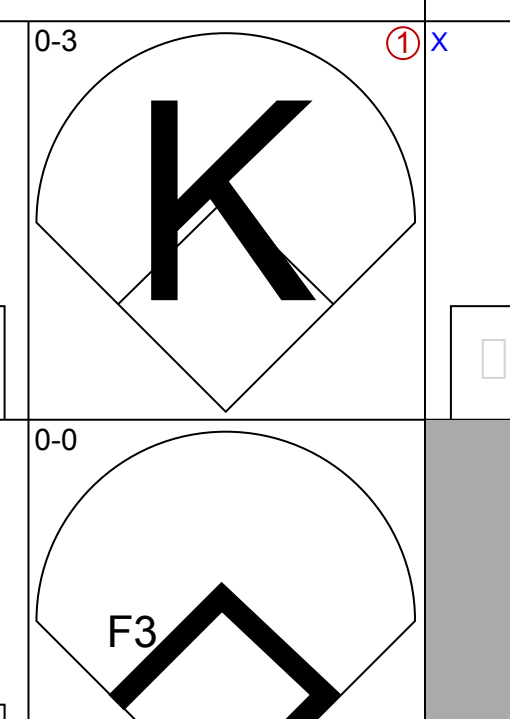
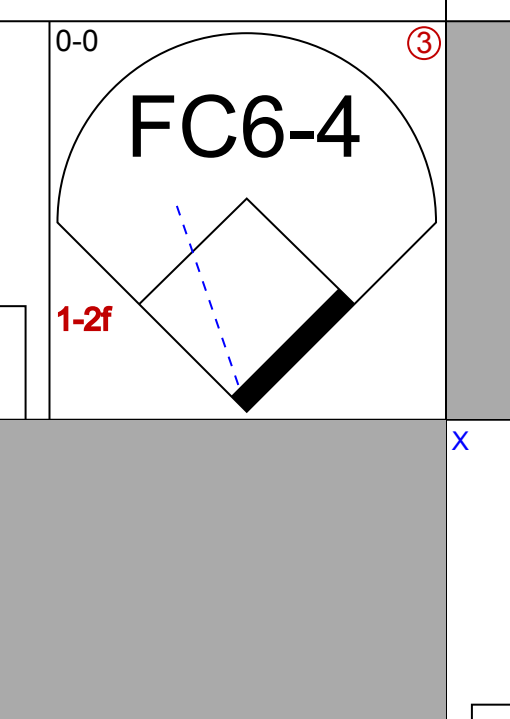
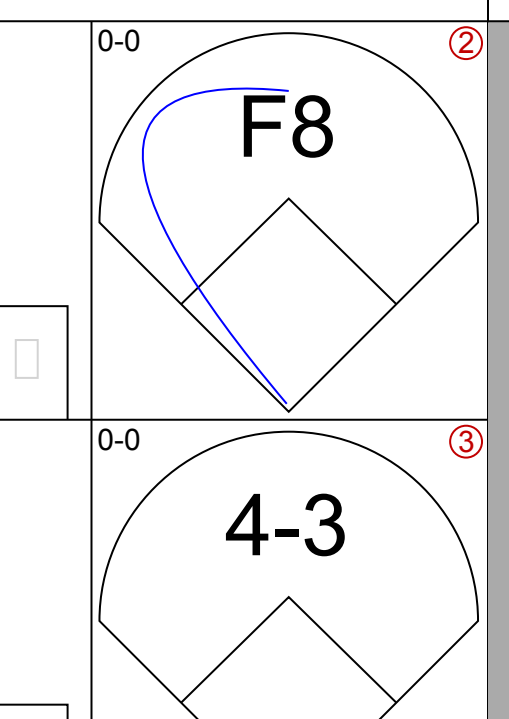
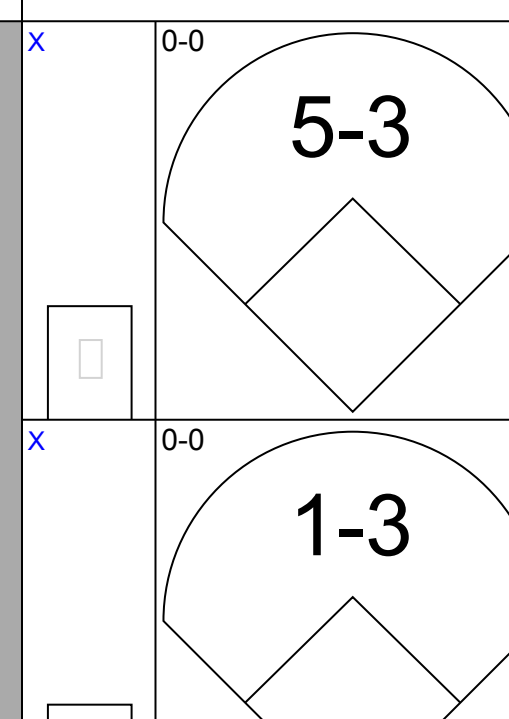
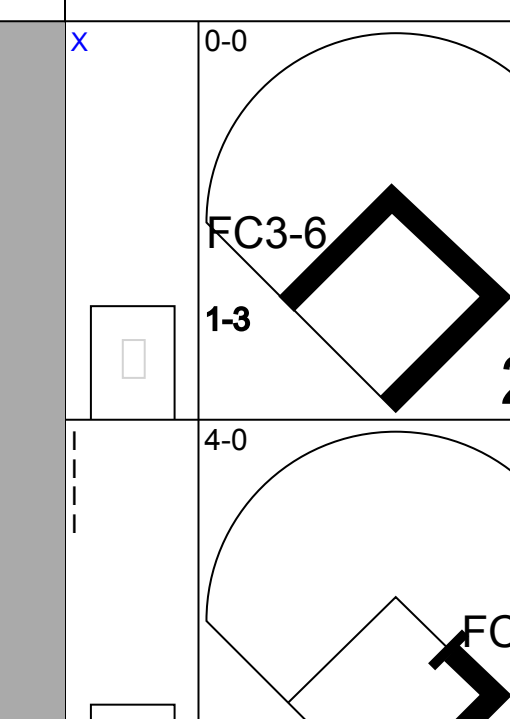
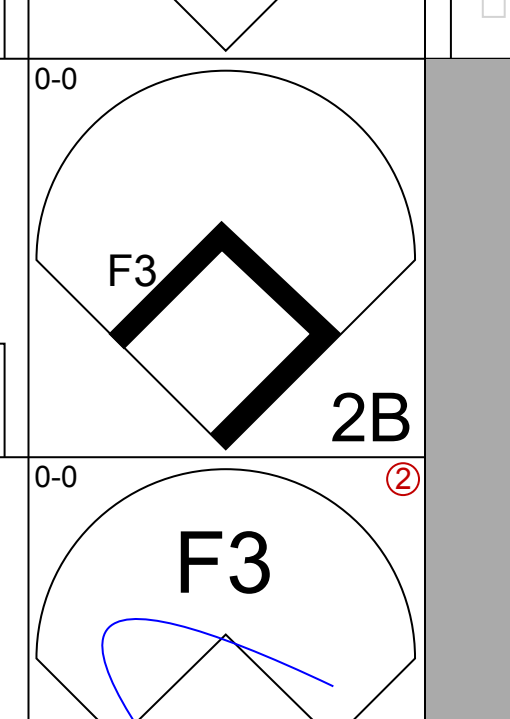
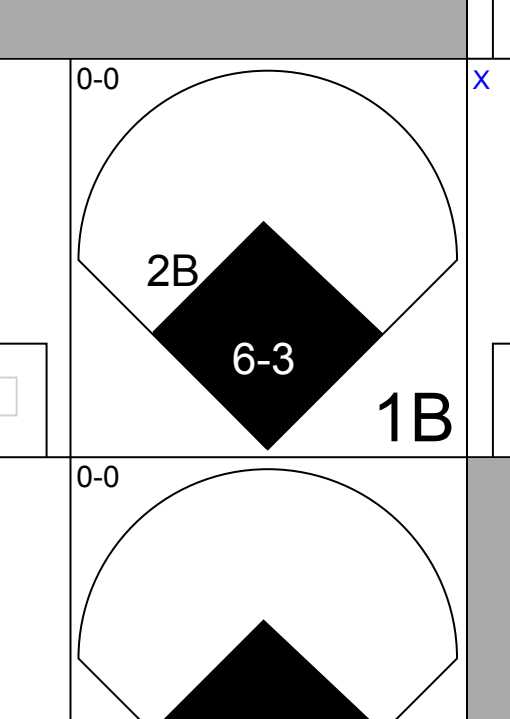
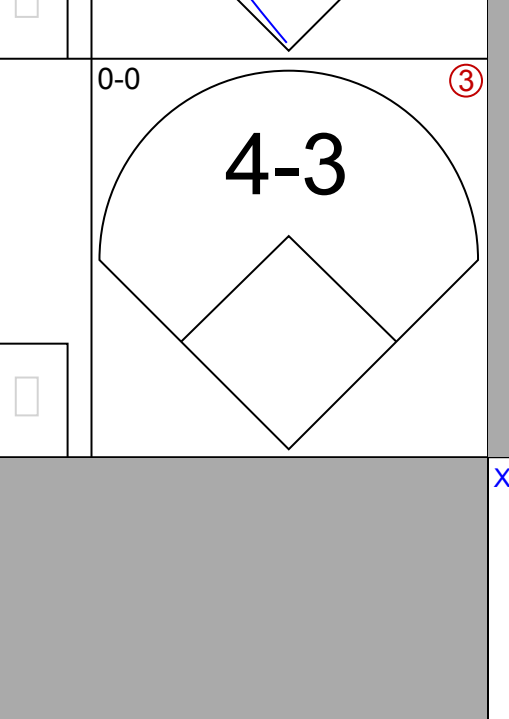
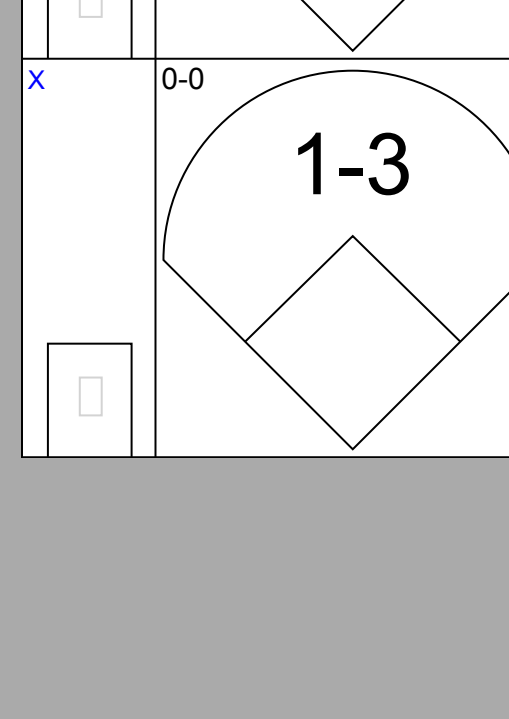
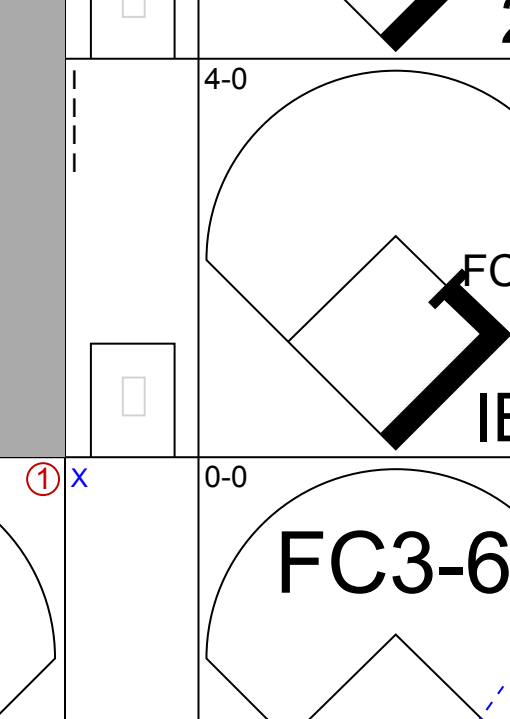
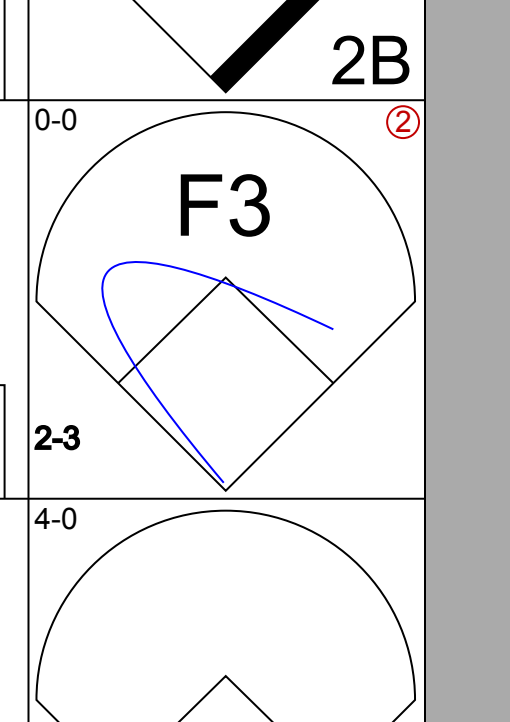
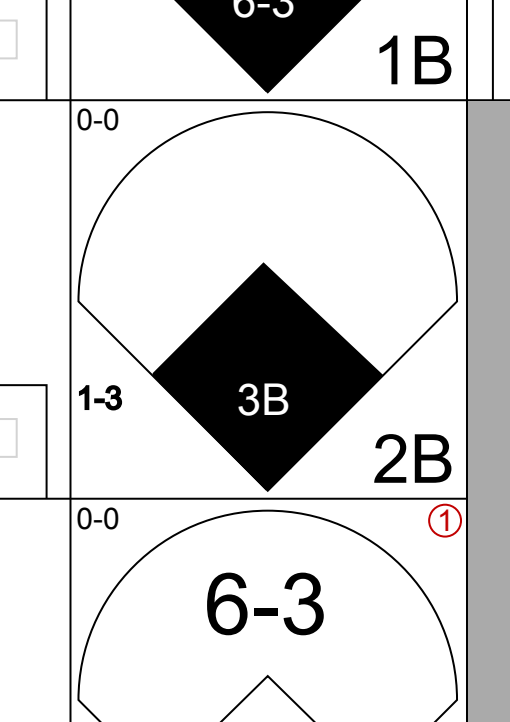


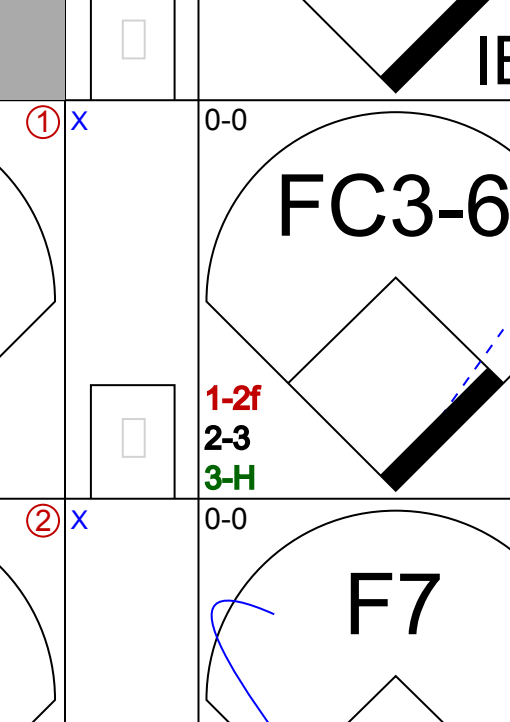
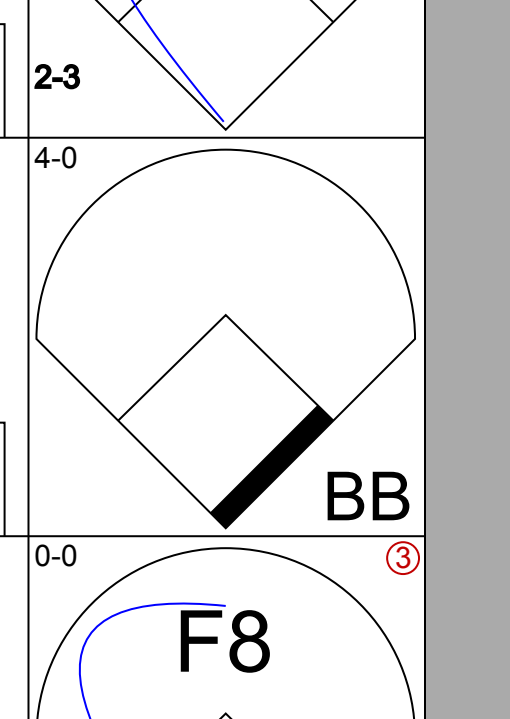
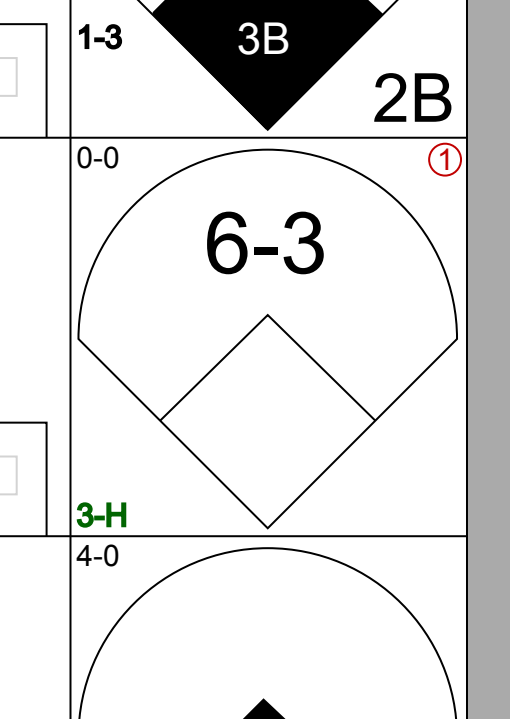

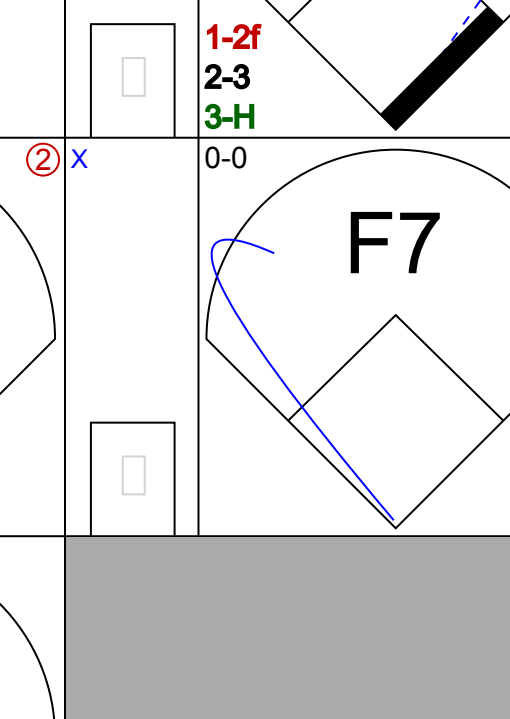
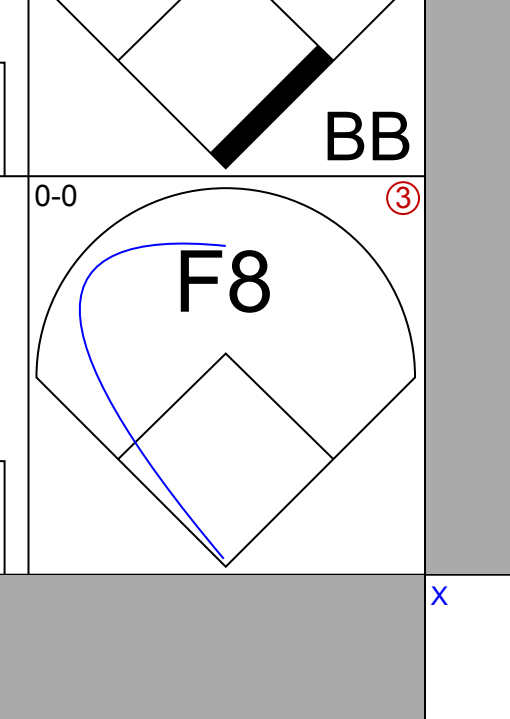
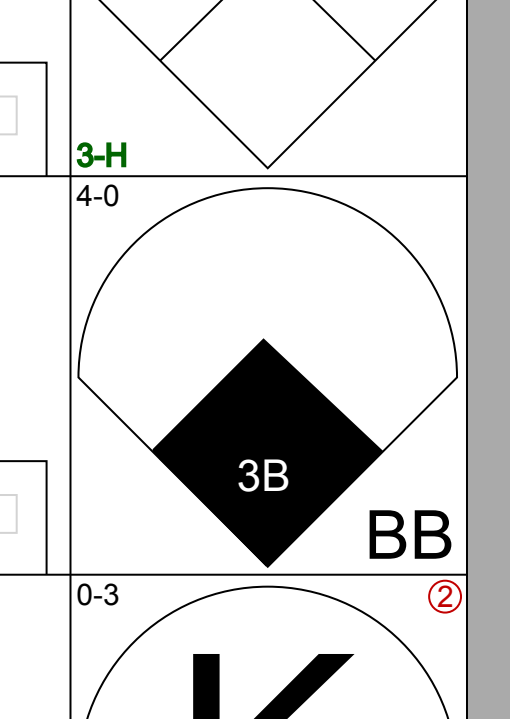


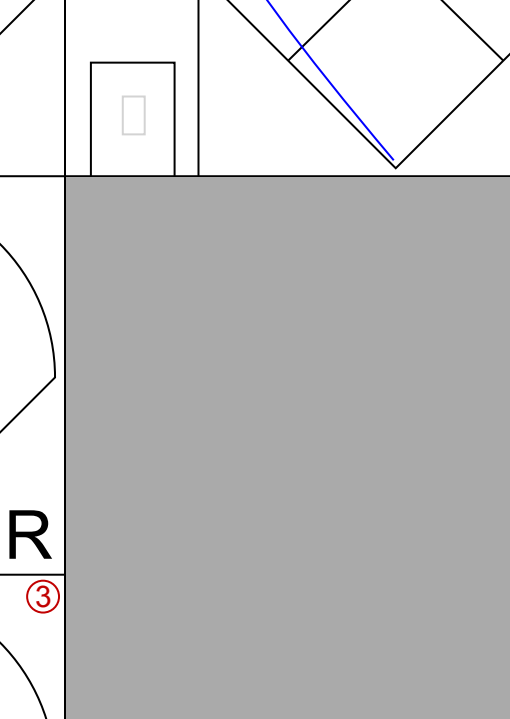
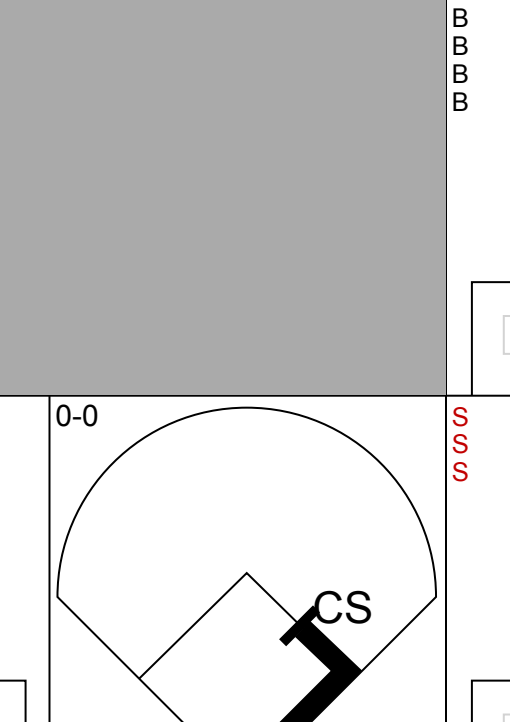
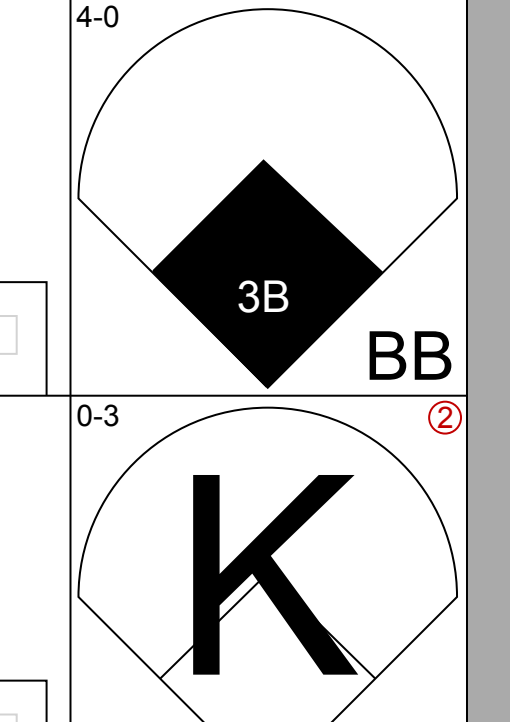

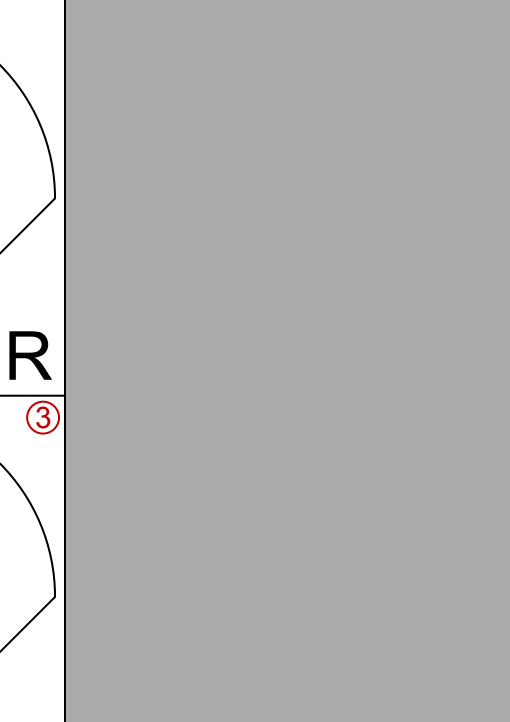
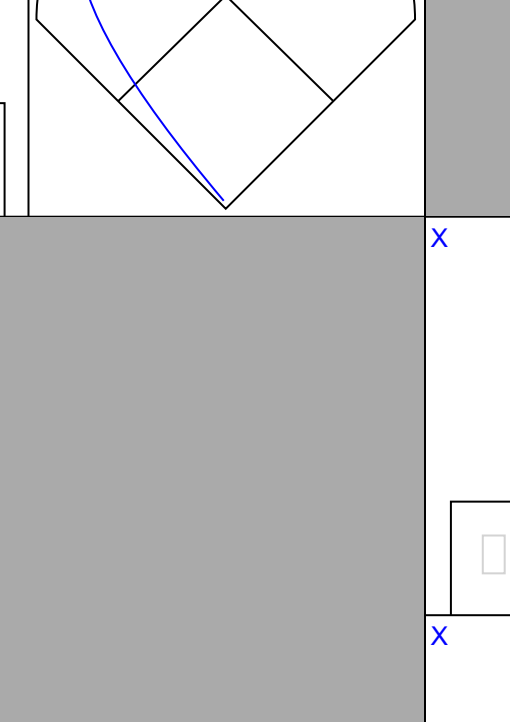
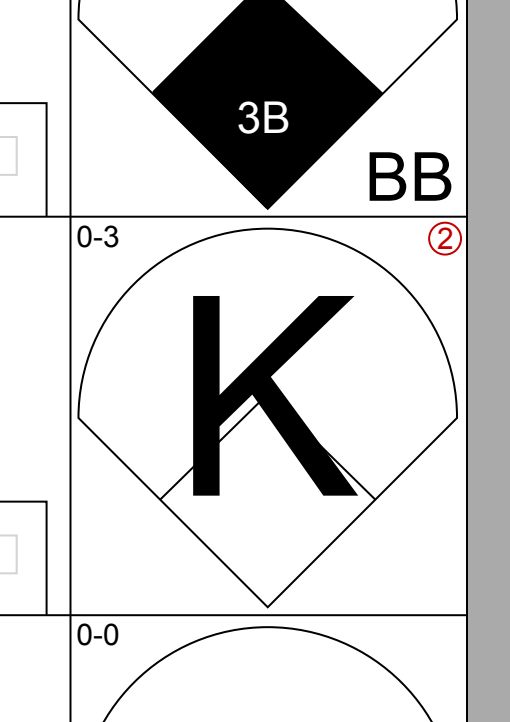


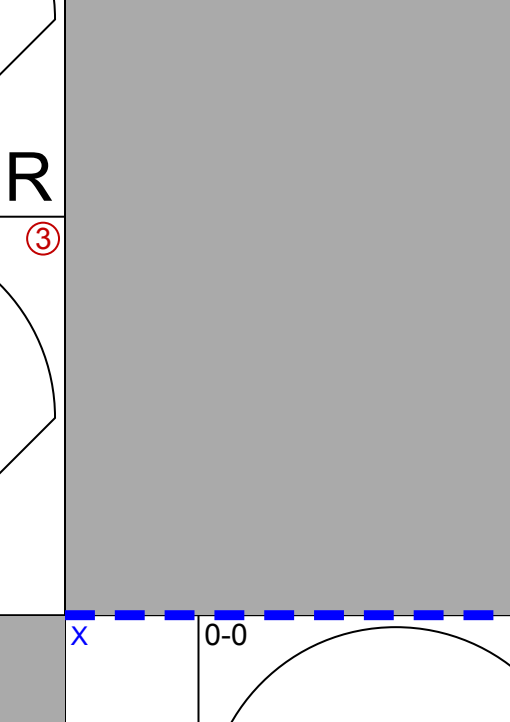
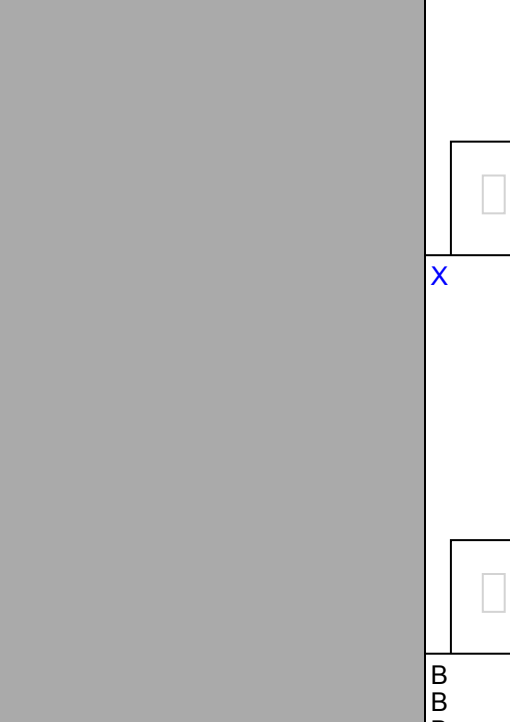
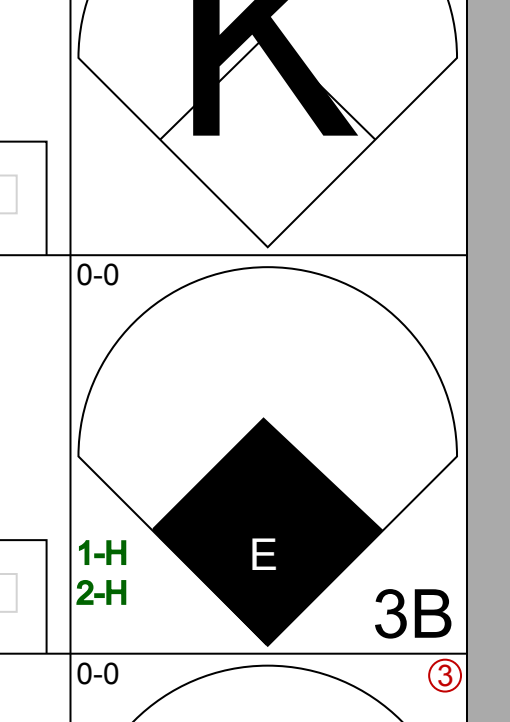

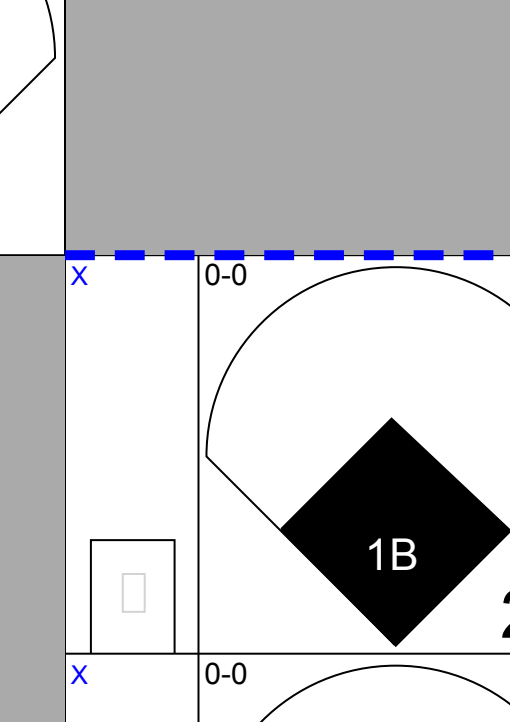



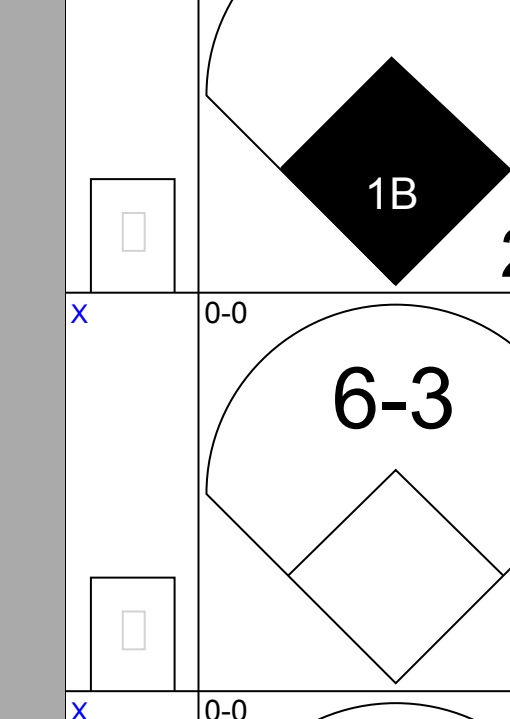


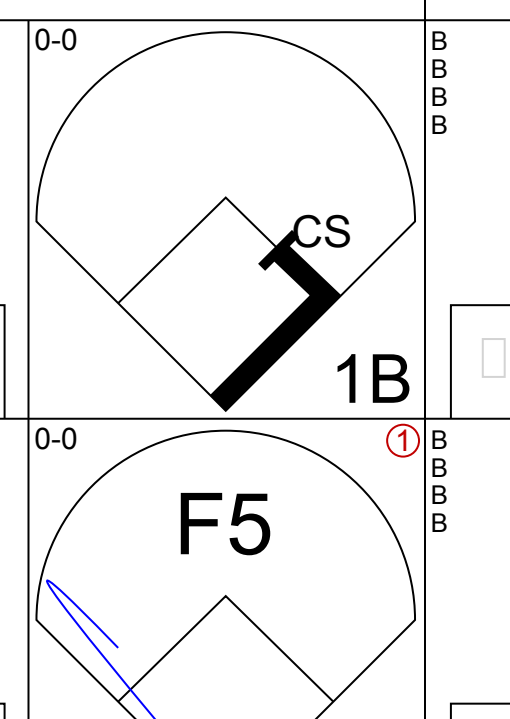
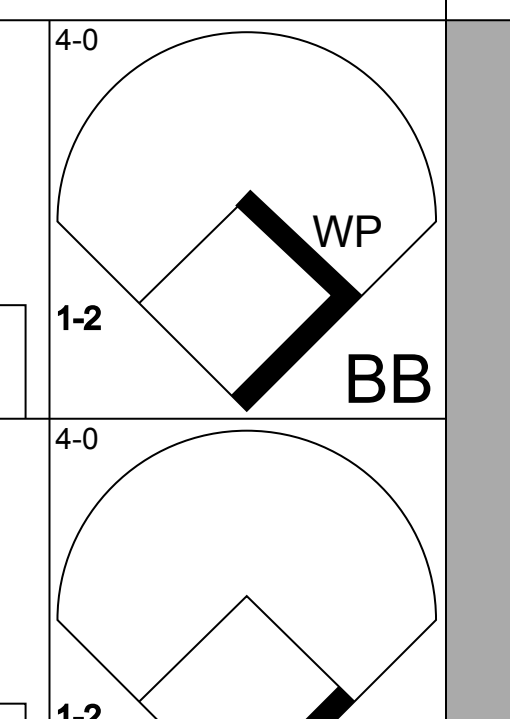
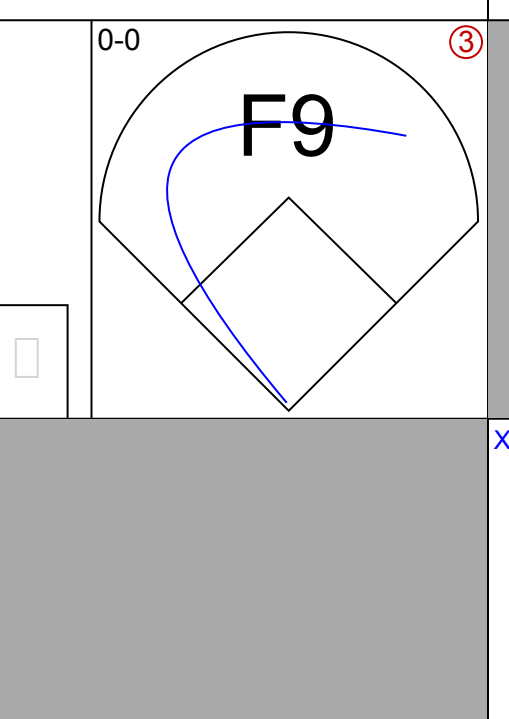
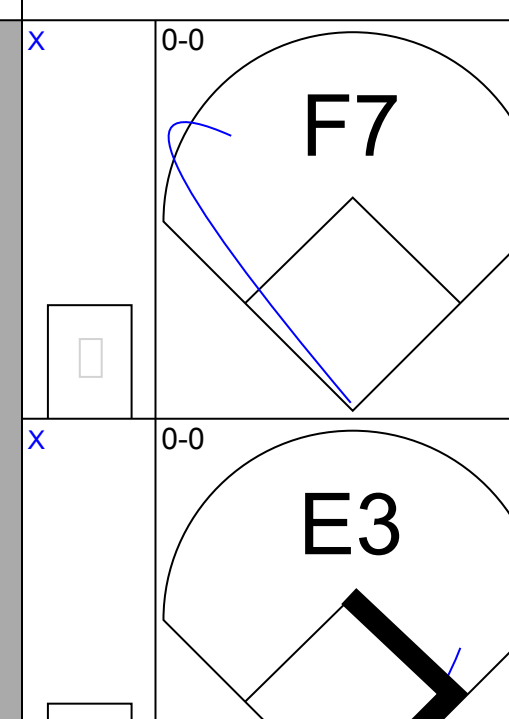
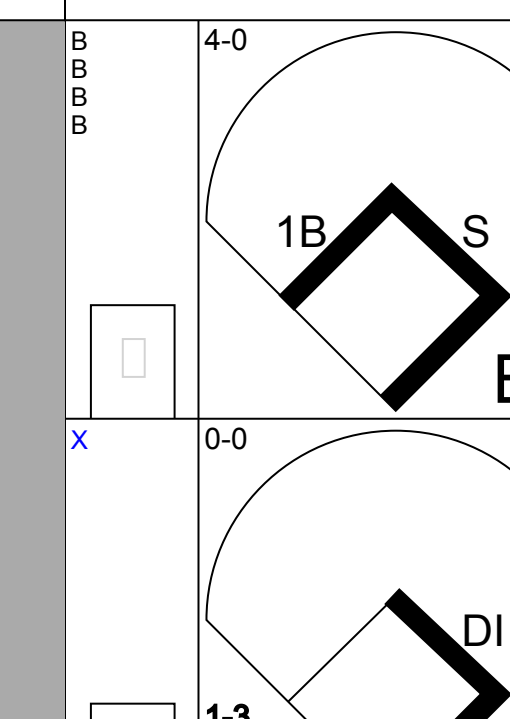
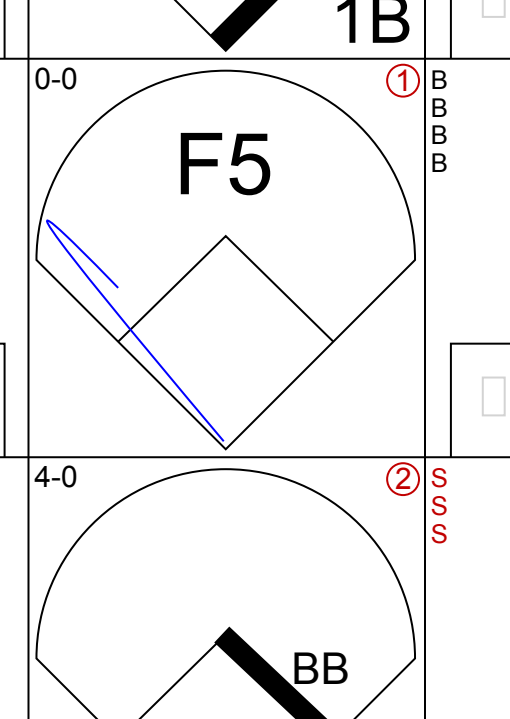
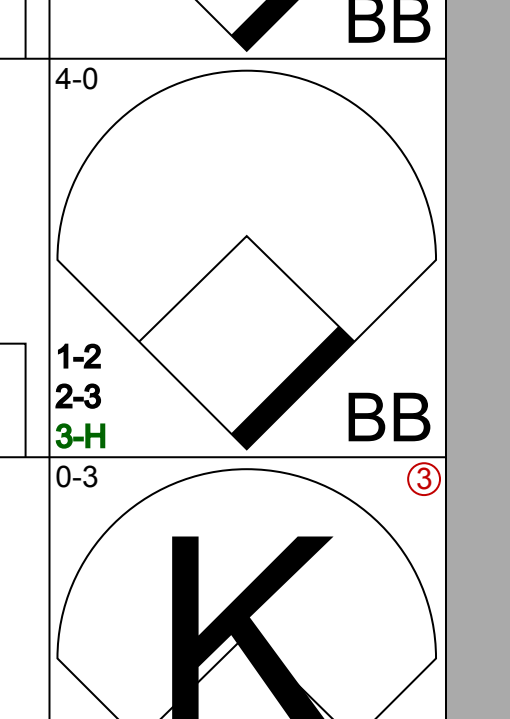
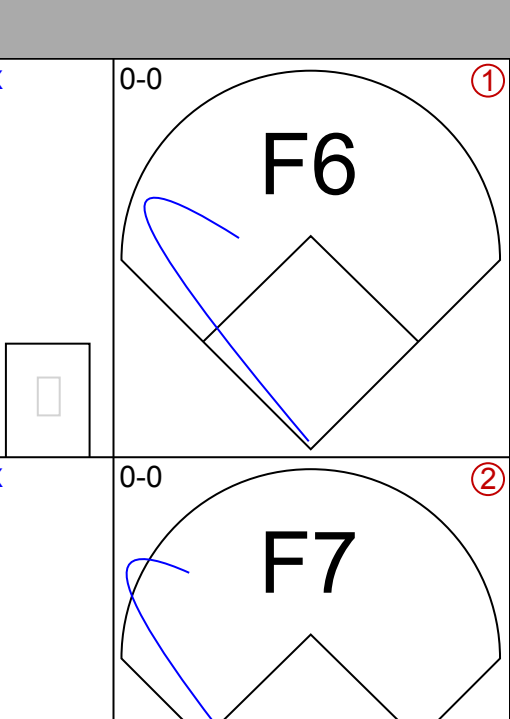
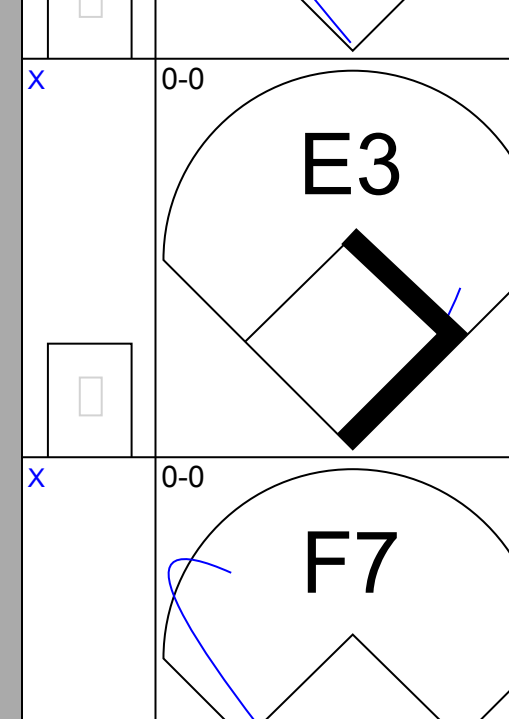
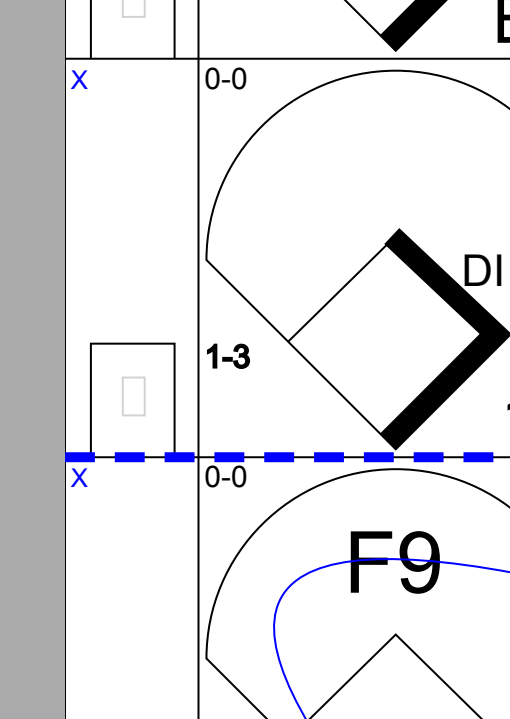
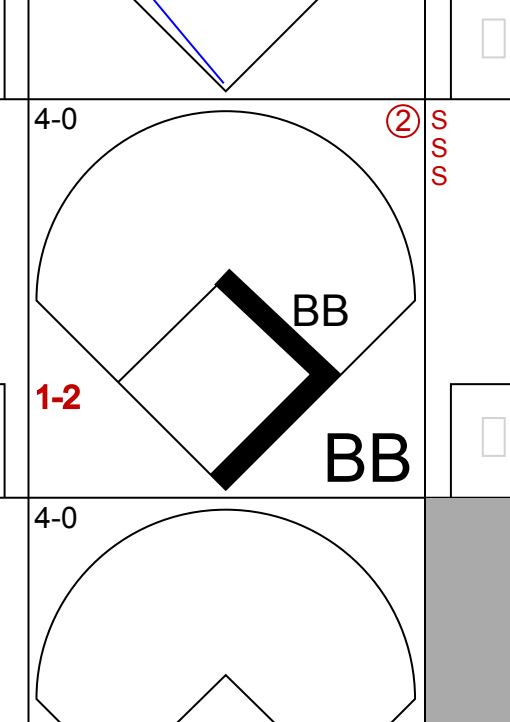
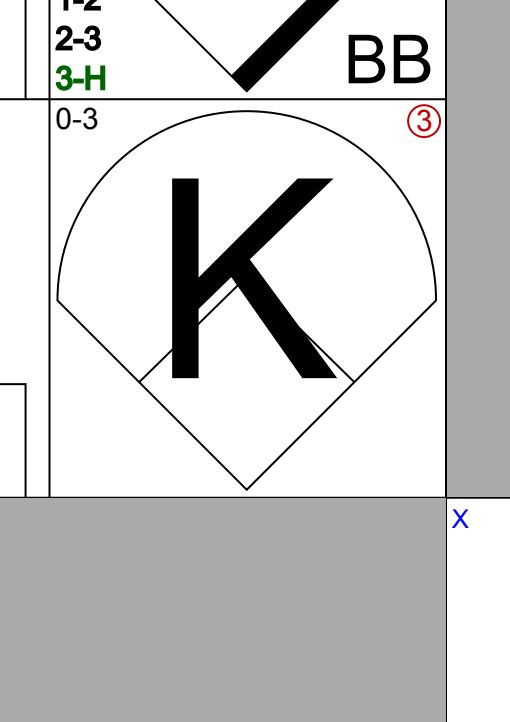
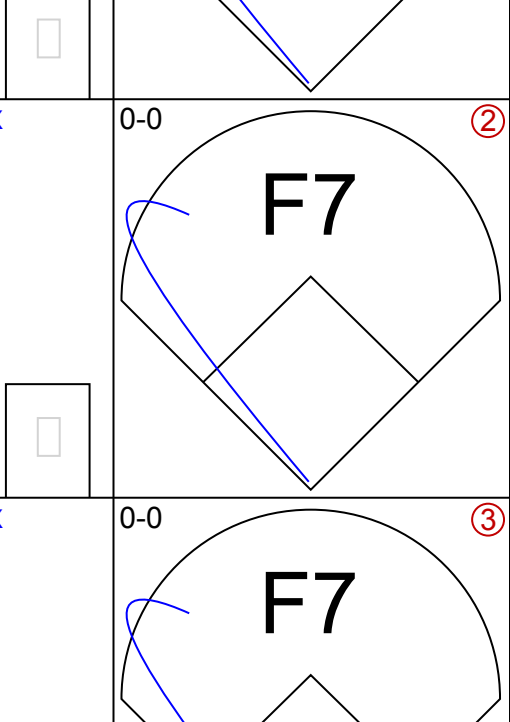
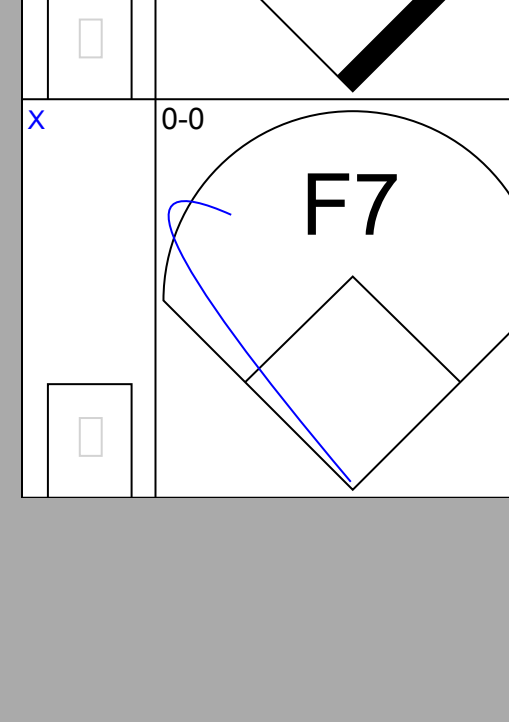
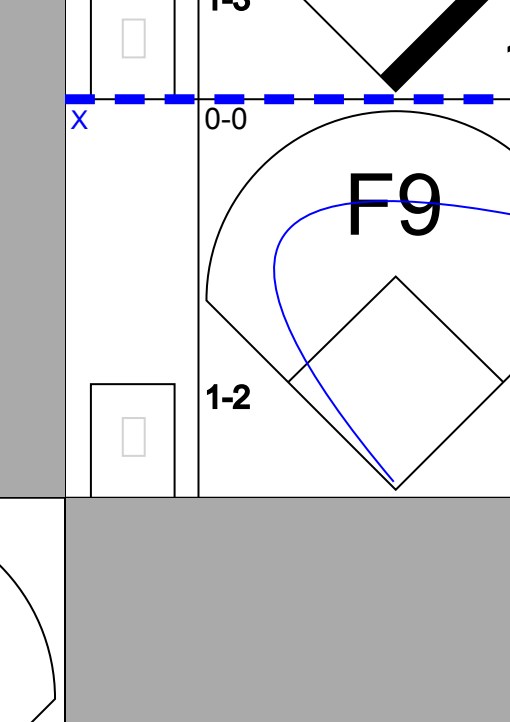
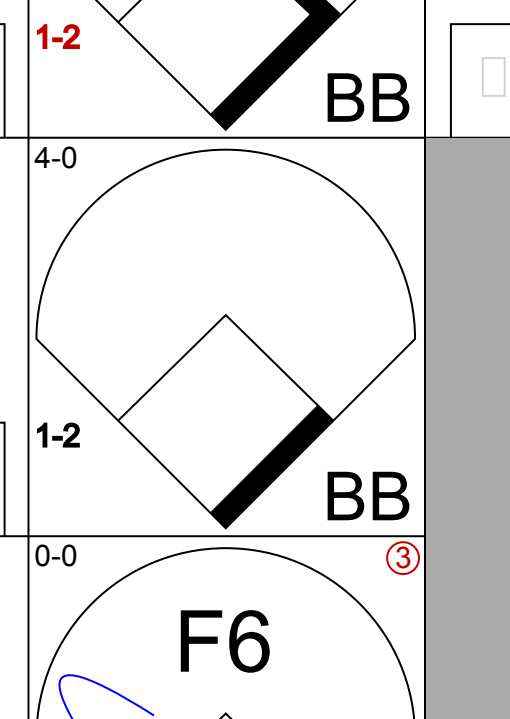
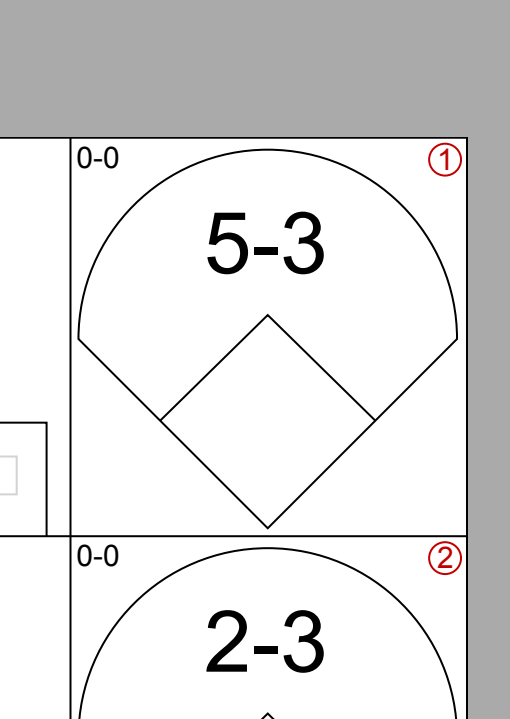
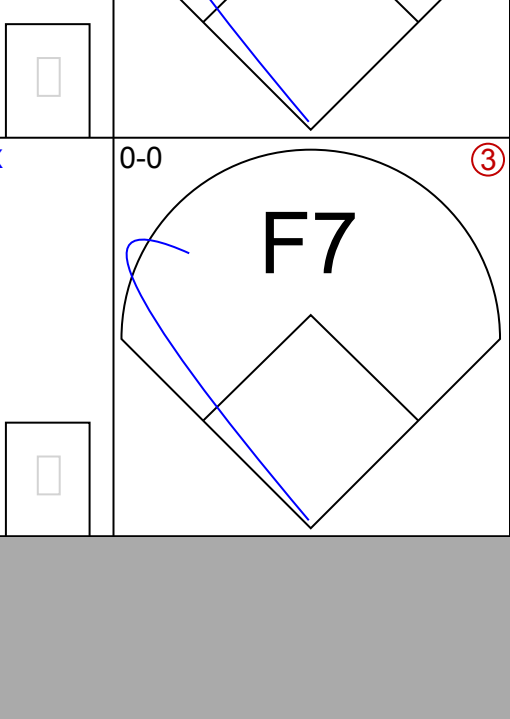
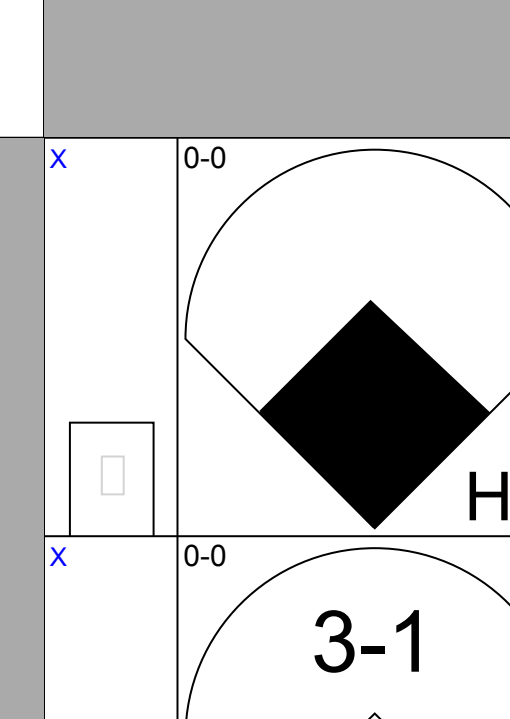
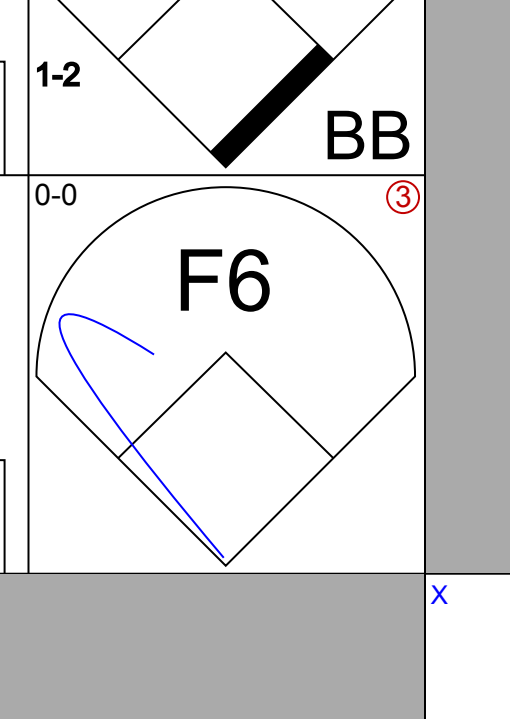
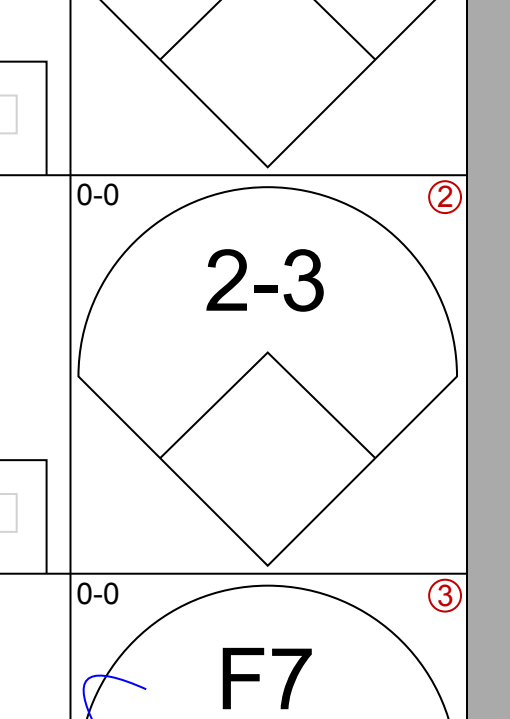

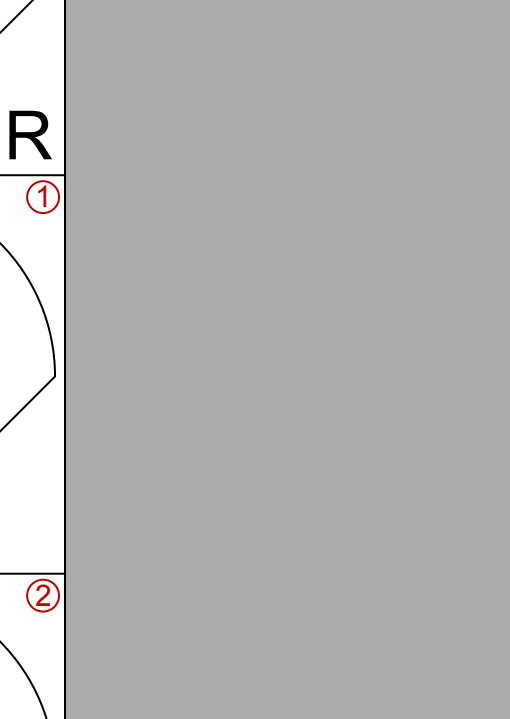
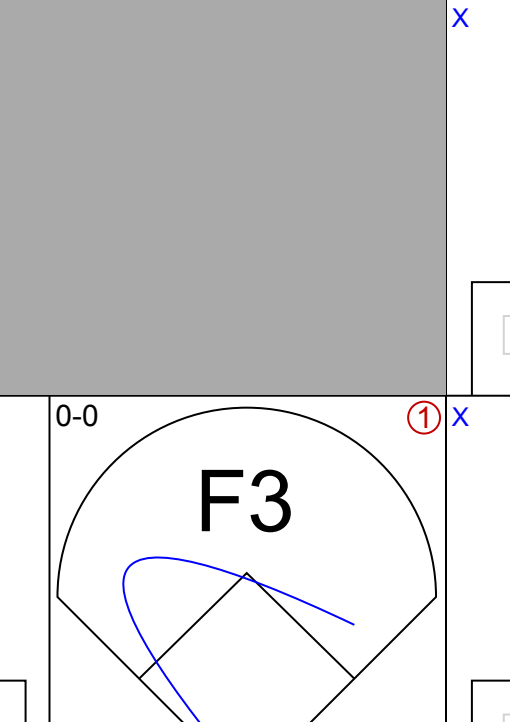
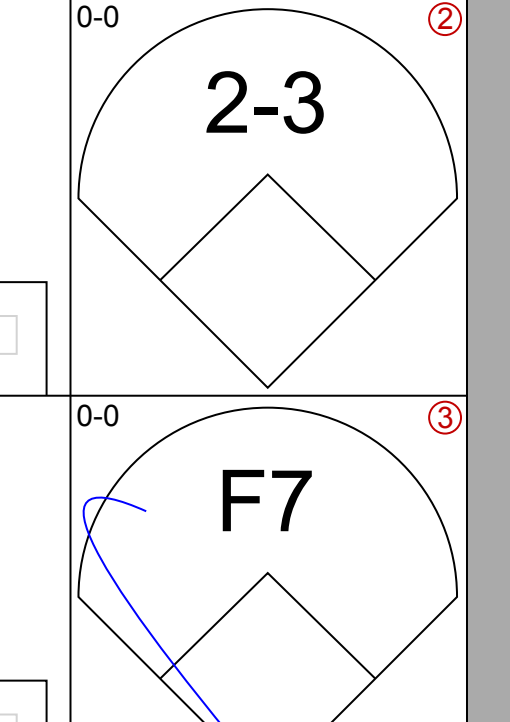

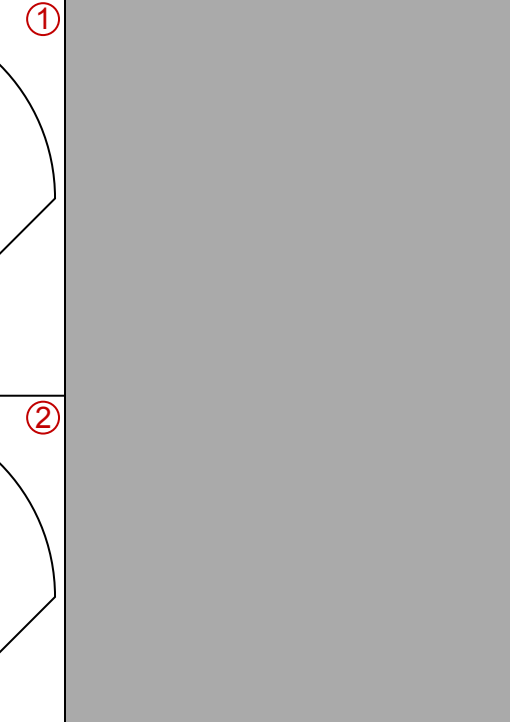
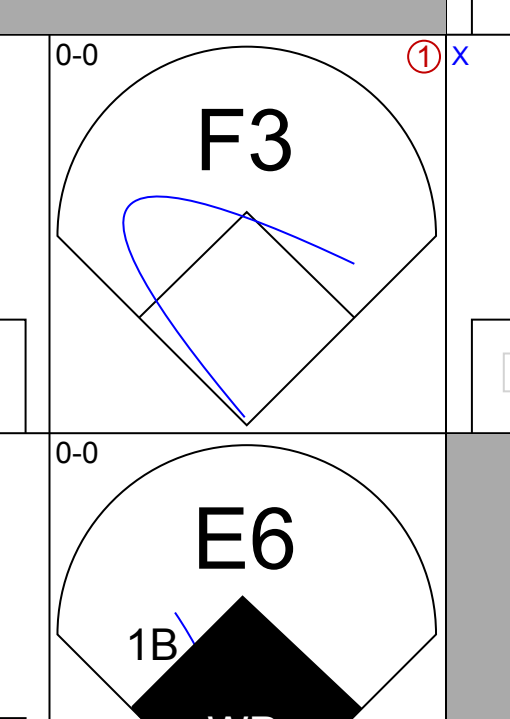
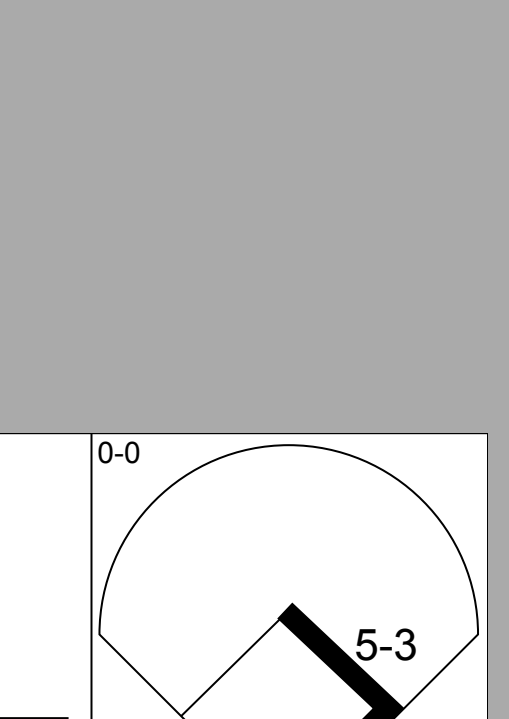

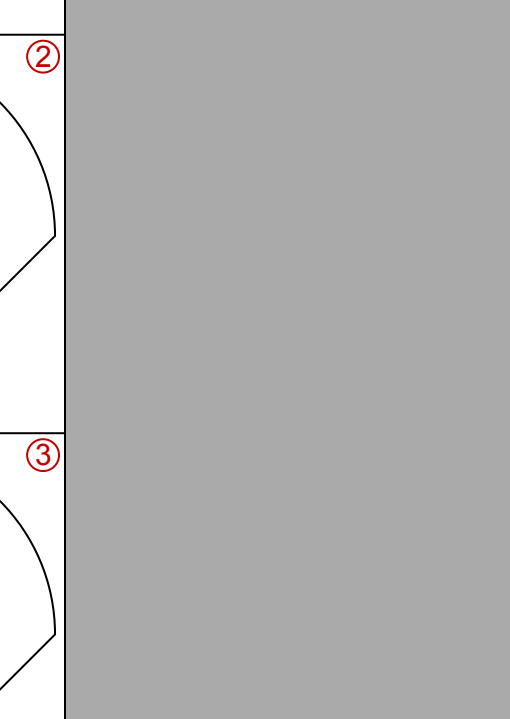
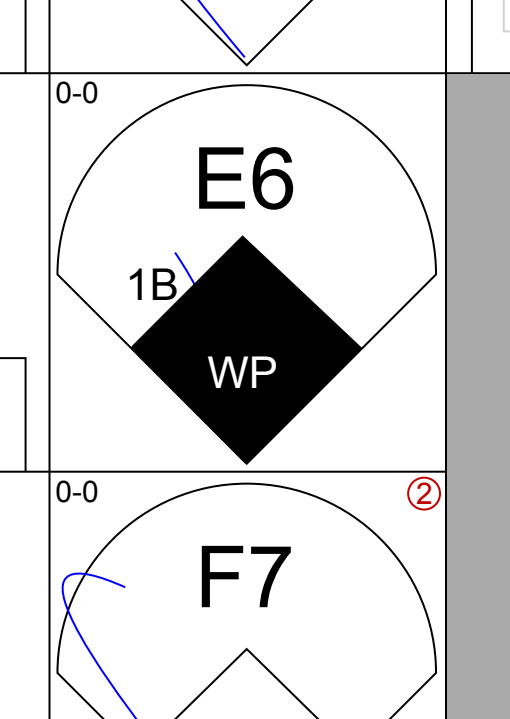
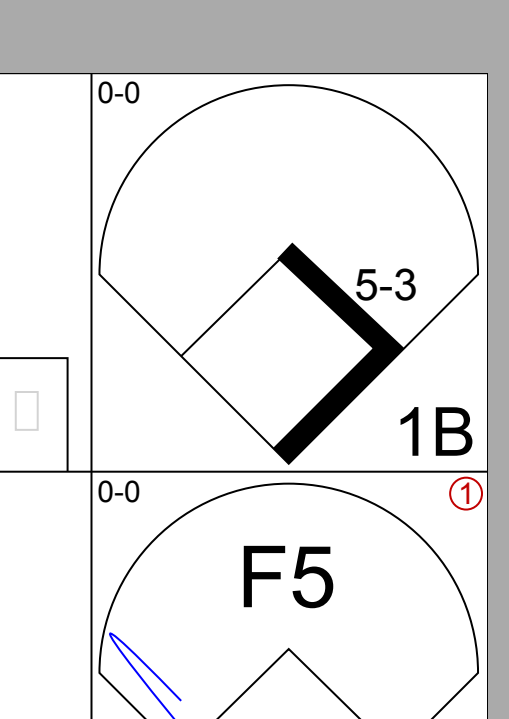

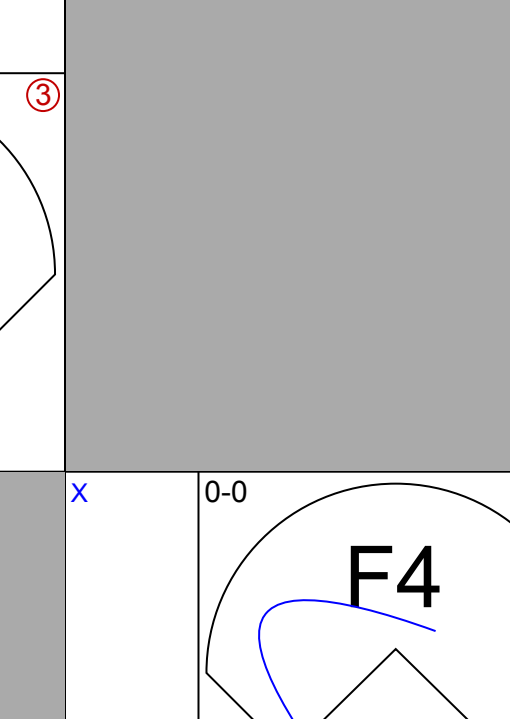
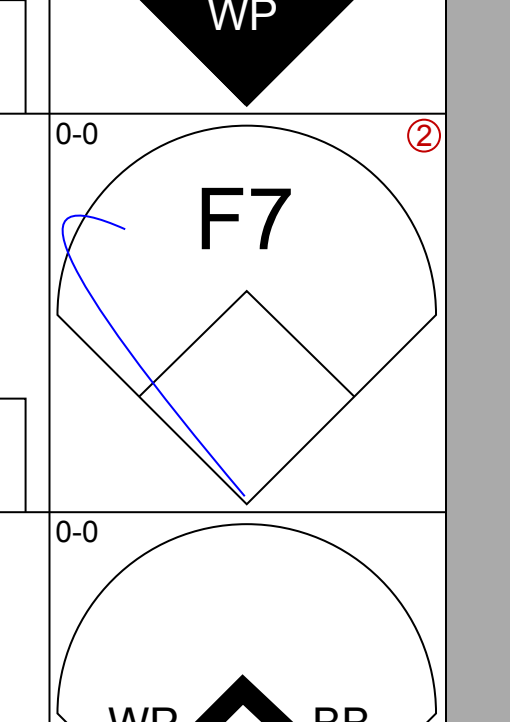
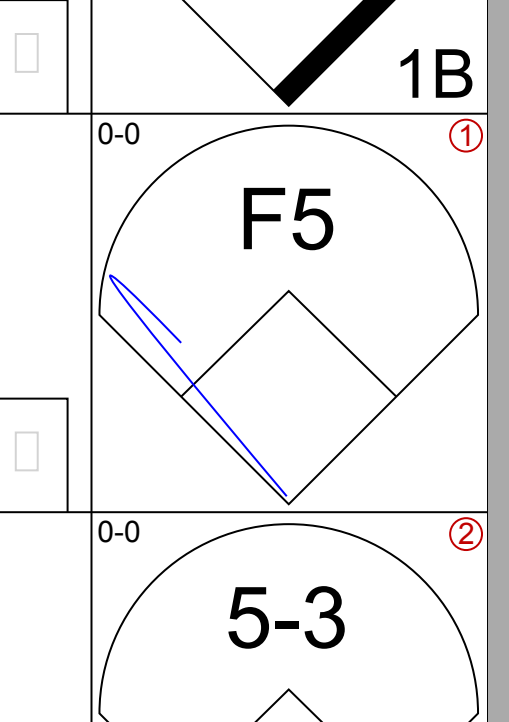
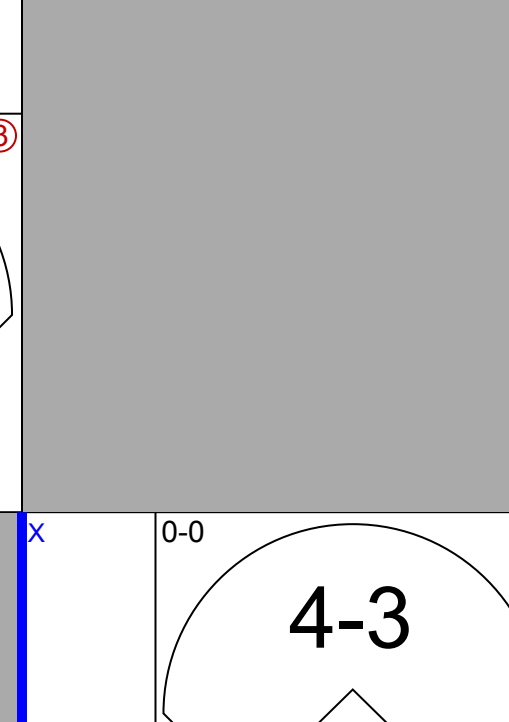
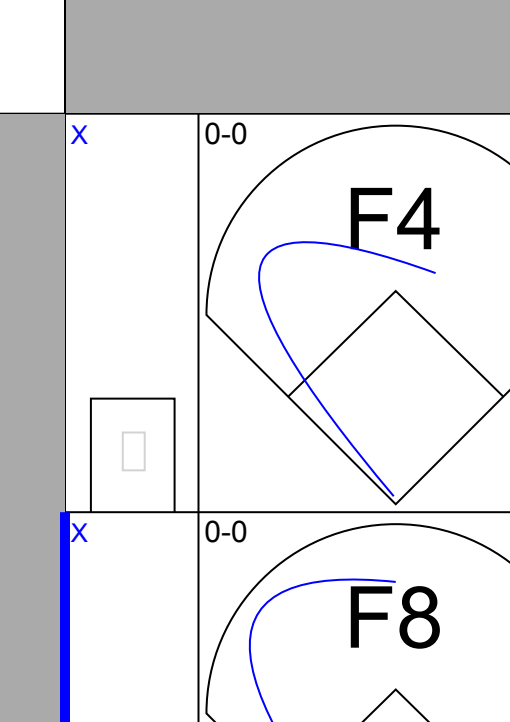
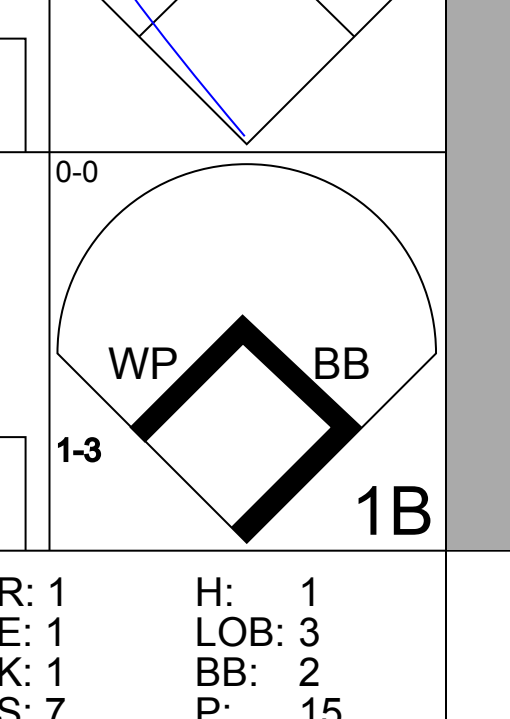
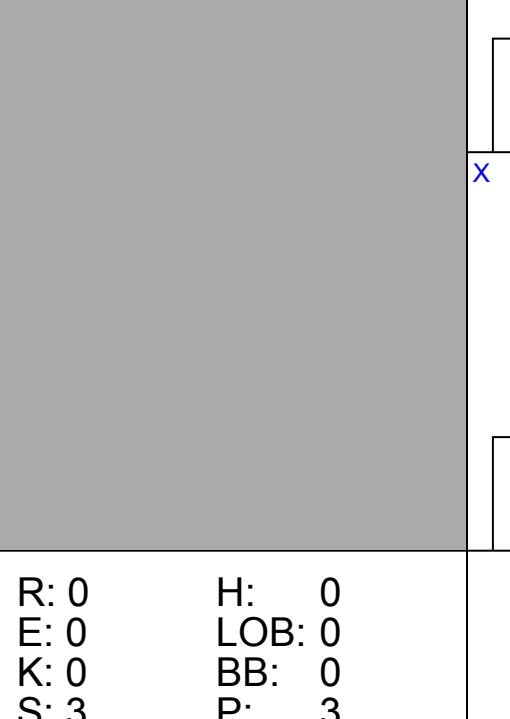
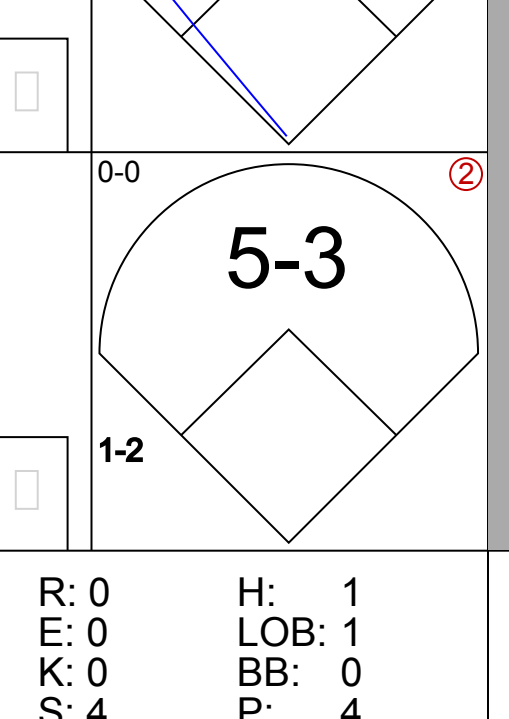
Batter	1	2	3	4	5	6	7	8	9	AB	R	H	RBI	BB	SO	LOB	BOTTOM										
Dave Collins, S OBP: 0.286, SLG: 0.385	0-3 K		0-0 3-1		0-0 1-3		0-0 3-1		0-0 1-3	4	0	0	1	0	1	2											
Larry Hemdon, R OBP: 0.400, SLG: 0.600										1	0	0	0	0	0	2											
Lou Whitaker, L OBP: 0.214, SLG: 0.231	0-0 1-3		0-0 PB 2B		0-0 G3		0-0 F8			4	0	1	0	0	0	3											
Kirk Gibson, L OBP: 0.538, SLG: 1.231	0-0 4-3		0-0 F7		0-0 5-3		0-3 K			4	0	0	0	0	1	1											
Lance Parrish, R OBP: 0.308, SLG: 0.182		0-0 FC3-5 BB 1B	0-3 K		0-0 3-1		0-0 F4			4	0	1	0	0	1	1											
Darrell Evans, L OBP: 0.538, SLG: 1.000		4-0 BB FC3-5 E BB		0-0 3-1		0-0 F8		0-3 K		3	1	0	0	1	1	0											
Darnell Coles, R OBP: 0.273, SLG: 0.273		0-0 FC3-5 E BB		0-3 K		0-0 BB 3-1 1B		0-0 F4		4	1	1	0	0	1	2											
Mike Laga, L OBP: 0.333, SLG: 0.286		0-0 F3		4-0 BB		0-0 F9		0-0 E3 BB		3	0	0	0	1	0	3											
Chet Lemon, R OBP: 0.231, SLG: 0.091		4-0 E3 BB		0-0 B1-3		0-0 3-1 BB 1B		0-0 F2		3	0	1	0	1	0	2											
Doug Baker, S Harry Spilman, L Tom Brookens, R	(1, 6) (7, PH) (7, PH)	0-0 E3		0-3 K		4-0 BB 3-1 BB		4-0 BB 1-2		2	0	0	0	0	1	2											
Dave Bergman, L Alan Trammell, R	(9, PH) (9, PH)	1-2 2-3 3-H								0	0	0	0	1	0	0											
Inning Stats	R: 0 E: 0 K: 1 S: 5	H: 0 LOB: 0 BB: 0 P: 5	R: 1 E: 1 K: 0 S: 4	H: 1 LOB: 2 BB: 2 P: 12	R: 0 E: 0 K: 1 S: 6	H: 1 LOB: 1 BB: 0 P: 6	R: 0 E: 0 K: 1 S: 5	H: 0 LOB: 0 BB: 1 P: 9	R: 0 E: 0 K: 2 S: 7	H: 0 LOB: 0 BB: 0 P: 7	R: 0 E: 1 K: 0 S: 4	H: 0 LOB: 2 BB: 1 P: 8	1B: 3 2B: 1 3B: 0 HR: 0	SF: 0 SAC: 0 DP: 0 HBP: 0	WP: 0 PA: 37 PB: 1 SB: 0 CS: 0												
PITCHER	IP	WLS	BF	H	R	ER	SO	BB	IBB	HBP	BLK	WP	HR	S	P	ERA	WHIP										
Al Nipper, R ERA: 1.04	(1, 1)	8.2	W	36	4	2	1	6	5	0	0	0	0	43	63	1.04	1.038										
Joe Sambito, L ERA: 9.0	(9, 1)	0.1	S	1	0	0	0	0	0	0	0	0	0	1	1	0.00	0.000										

Boston Red Sox @ Detroit Tigers
Tiger Stadium, Detroit, MI
Thu Apr 10 1986, 3:33 AM EST
Att: 11,035 - Unknown

AB 32
R 2
H 4
RBI 1
BB 5
SO 6
LOB 18



Batter	1	2	3	4	5	6	7	8	9	AB	R	H	RBI	BB	SO	LOB	TOP			
Dwight Evans, R OBP: 0.524, SLG: 0.765 (1, 9)										5	0	1	0	0	1	2	Boston Red Sox @ Chicago White Sox Comiskey Park, Chicago, IL Fri Apr 11 1986, 7:05 PM EST Att: 12,928 - Unknown			
Wade Boggs, L OBP: 0.235, SLG: 0.632 (1, 5)										4	1	2	0	1	0	0				
Bill Buckner, L OBP: 0.286, SLG: 0.450 (1, 3)										5	1	1	1	0	0	3				
Jim Rice, R OBP: 0.316, SLG: 0.375 Steve Lyons, L (9, 8)										4	0	0	1	1	0	3				
Don Baylor, R OBP: 0.353, SLG: 0.688 (1, 10)										3	2	1	1	1	0	2				
Tony Armas, R OBP: 0.235, SLG: 0.294 (9, 7)										4	0	1	0	0	2	2				
Marty Barrett, R OBP: 0.353, SLG: 0.563 (1, 4)										4	2	2	2	0	0	1				
Ed Romero, R OBP: 0.250, SLG: 0.286 (1, 6)										3	0	0	0	1	0	1				
Marc Sullivan, R OBP: 0.500, SLG: 0.333 (1, 2)										3	1	1	1	1	1	0				
Inning Stats	R: 0 E: 0 K: 1 S: 6	H: 1 LOB: 2 BB: 1 P: 10	R: 0 E: 0 K: 0 S: 3	H: 1 LOB: 2 BB: 2 P: 11	R: 4 E: 1 K: 1 S: 8	H: 3 LOB: 1 BB: 1 P: 12	R: 0 E: 0 K: 0 S: 3	H: 0 LOB: 0 BB: 0 P: 3	R: 0 E: 0 K: 0 S: 5	H: 0 LOB: 0 BB: 0 P: 5	R: 0 E: 0 K: 1 S: 5	H: 0 LOB: 0 BB: 0 P: 5	R: 0 E: 0 K: 0 S: 4	H: 1 LOB: 0 BB: 0 P: 4	R: 2 E: 0 K: 0 S: 6	H: 3 LOB: 2 BB: 1 P: 10		1B: 3 2B: 4 3B: 1 HR: 1	SF: 0 SAC: 0 DP: 0 HBP: 0	WP: 0 PB: 0 SB: 0 CS: 1
PITCHER	IP	WLS	BF	H	R	ER	SO	BB	IBB	HBP	BLK	WP	HR	S	P	ERA	WHIP			
Floyd Bannister, L ERA: 4.5 (1, 1)	8.0	L	33	6	5	4	4	4	0	0	0	0	1	37	53	4.50	1.250			
Gene Nelson, R ERA: 10.8 (9, 1)	1.0		7	3	2	2	0	0	1	0	0	0	0	6	10	18.00	3.000			

Batter	1	2	3	4	5	6	7	8	9	AB	R	H	RBI	BB	SO	LOB	BOTTOM			
John Cangelosi, S OBP: 0.400, SLG: 0.357 (1, 8)										3	0	1	0	2	0	1	Boston Red Sox @ Chicago White Sox Comiskey Park, Chicago, IL Fri Apr 11 1986, 7:05 PM EST Att: 12,928 - Unknown			
Wayne Tolleson, S OBP: 0.400, SLG: 0.267 (1, 5)										4	0	1	0	1	0	1				
Harold Baines, L OBP: 0.333, SLG: 0.250 (1, 9)										4	0	0	0	1	1	6				
Carlton Fisk, R OBP: 0.294, SLG: 0.462 (1, 7)										3	1	1	1	1	0	0				
Greg Walker, L OBP: 0.500, SLG: 0.714 (1, 3)										4	0	1	0	0	0	2				
Ron Kittle, R OBP: 0.235, SLG: 0.294 (1, 10)										4	0	0	0	0	1	1				
Ozzie Guillen, L OBP: 0.308, SLG: 0.308 (1, 6)										4	1	1	0	0	0	1				
Bryan Little, S (1, 4)										4	0	0	0	0	0	3				
Marc Hill, R OBP: 0.500, SLG: 0.500 Bobby Bonilla, S (7, PH)										2	0	1	0	0	0	1				
Joel Skinner, R OBP: 0.222, SLG: 0.125 Jerry Hairston, S (9, PH)										1	0	0	0	0	0	0				
Inning Stats	R: 0 E: 0 K: 0 S: 3	H: 1 LOB: 3 BB: 2 P: 11	R: 1 E: 1 K: 1 S: 7	H: 1 LOB: 3 BB: 2 P: 15	R: 0 E: 0 K: 0 S: 3	H: 0 LOB: 0 BB: 0 P: 3	R: 0 E: 0 K: 0 S: 4	H: 1 LOB: 1 BB: 0 P: 4	R: 0 E: 0 K: 0 S: 4	H: 0 LOB: 0 BB: 0 P: 4	R: 0 E: 0 K: 0 S: 4	H: 1 LOB: 1 BB: 0 P: 4	R: 1 E: 0 K: 1 S: 6	H: 1 LOB: 2 BB: 1 P: 6	R: 0 E: 0 K: 0 S: 4	H: 1 LOB: 2 BB: 1 P: 8	1B: 4 2B: 1 3B: 0 HR: 1	SF: 0 SAC: 0 DP: 0 HBP: 0	WP: 1 PB: 0 SB: 1 CS: 1	PA: 39
PITCHER	IP	WLS	BF	H	R	ER	SO	BB	IBB	HBP	BLK	WP	HR	S	P	ERA	WHIP			
Roger Clemens, R ERA: 1.04 (1, 1)	8.2	W	38	6	2	1	2	5	0	0	0	0	1	37	57	1.04	1.269			
Joe Sambito, L ERA: 6.75 (9, 1)	0.1		1	0	0	0	0	0	0	0	0	0	0	1	1	0.00	0.000			

Batter	1	2	3	4	5	6	7	8	9	AB	R	H	RBI	BB	SO	LOB	TOP								
Dwight Evans, R OBP: 0.516, SLG: 0.640 (1, 9)	F6		1B 4-3 BB	1B WP SF9 1B	1B		K		1B	5	3	3	2	1	1	0	Boston Red Sox @ Chicago White Sox Comiskey Park, Chicago, IL Sun Apr 13 1986, 4:33 AM EST Att: 25,153 - Unknown								
Wade Boggs, L OBP: 0.452, SLG: 0.556 (1, 5)	BB		4-3 HR	1B	1B		4-3		L6	5	1	3	4	1	0	2									
Bill Buckner, L OBP: 0.233, SLG: 0.357 Dave Stapleton, R (9, 3)	K		4-3	SF9	K				G4-6-3 1B	4	0	1	2	0	2	4									
Jim Rice, R OBP: 0.321, SLG: 0.480 Steve Lyons, L (8, 8)	5-3		HR	F9	1B				G4-6-3 1-2 1B	5	1	2	3	0	0	3									
Don Baylor, R OBP: 0.231, SLG: 0.440 (1, 10)		6-3	1-3	K	F7				6-3	5	0	0	0	0	1	3									
Tony Armas, R OBP: 0.269, SLG: 0.308 (8, 7)	K		1B		FC4-6 1B				5-3	5	0	2	0	0	2	0									
Rich Gedman, L OBP: 0.318, SLG: 0.429 (1, 2)	4-3		FC6-4 BB		FC4-6 1B		F2		G3	4	1	0	0	1	0	1									
Marty Barrett, R OBP: 0.440, SLG: 0.565 (1, 4)			1B		1B		4-3		1B BB	4	3	2	0	1	0	2									
Ed Romero, R OBP: 0.438, SLG: 0.385 (1, 6)			BB 1B	WP 1B	1B				1B	4	3	3	1	1	0	0									
Inning Stats	R: 0 E: 0 K: 1 S: 5	H: 0 LOB: 1 BB: 1 P: 9	R: 0 E: 0 K: 0 S: 5	H: 0 LOB: 0 BB: 0 P: 5	R: 5 E: 0 K: 0 S: 7	H: 4 LOB: 3 BB: 3 P: 19	R: 2 E: 0 K: 1 S: 8	H: 3 LOB: 1 BB: 0 P: 8	R: 4 E: 0 K: 1 S: 11	H: 6 LOB: 2 BB: 0 P: 11	R: 0 E: 0 K: 1 S: 5	H: 0 LOB: 0 BB: 0 P: 5	R: 0 E: 0 K: 1 S: 5	H: 0 LOB: 0 BB: 0 P: 5	R: 0 E: 0 K: 0 S: 3	H: 1 LOB: 0 BB: 0 P: 3		R: 1 E: 0 K: 0 S: 5	H: 2 LOB: 2 BB: 1 P: 9	1B: 15 2B: 9 3B: 0 HR: 1	SF: 1 SAC: 0 DP: 1 HBP: 0	WP: 1 PB: 0 SB: 1 CS: 0	PA: 47		
PITCHER	IP	WLS	BF	H	R	ER	SO	BB	IBB	HBP	BLK	WP	HR	S	P	ERA	WHIP								
Joe Cowley, R ERA: 19.29 (1, 1)	2.1	L	13	3	5	5	2	3	0	0	0	0	1	14	26	19.29	2.571								
Neil Allen, R ERA: 14.73 (3, 1)	2.0		15	8	6	6	1	1	0	0	0	1	0	16	20	27.00	4.500								
Gene Nelson, R ERA: 4.15 (5, 1)	2.2		10	2	0	0	3	0	0	0	0	0	0	16	16	0.00	0.750								
Bob James, R ERA: 9.82 (8, 1)	1.0		3	1	0	0	0	0	0	0	0	0	0	3	3	0.00	1.000								
Juan Agosto, L ERA: 6.75 (9, 1)	1.0		6	2	1	1	0	1	0	0	0	0	0	5	9	9.00	3.000								

Batter	1	2	3	4	5	6	7	8	9	AB	R	H	RBI	BB	SO	LOB	BOTTOM								
John Cangelosi, S OBP: 0.440, SLG: 0.313 (1, 8)	1-3 BLK BB		S 1B BB		S 9-2 BB		K		FC4-6 1-2 1B	2	0	0	0	3	1	2	Boston Red Sox @ Chicago White Sox Comiskey Park, Chicago, IL Sun Apr 13 1986, 4:33 AM EST Att: 25,153 - Unknown								
Wayne Tolleson, S OBP: 0.414, SLG: 0.381 (1, 5)	1-3		S		S BB		SF7		G3	3	0	1	2	1	0	2									
Reid Nichols, R OBP: 0.333, SLG: 0.333 Bobby Bonilla, S (7, PH) (8, 9)	K		B1-3		9-2		F6			3	0	0	0	0	1	5									
Carlton Fisk, R OBP: 0.208, SLG: 0.300 (1, 7)	K		6-3						F9	4	0	0	0	0	1	3									
Ron Kittle, R OBP: 0.250, SLG: 0.304 (1, 10)		F7		F2		BB BB			2B	3	0	1	0	1	0	0									
Tim Lincecum, R OBP: 0.474, SLG: 0.286 (1, 4)		F8		F8		BB			5-3	3	0	0	0	1	0	1									
Greg Walker, L OBP: 0.391, SLG: 0.500 (1, 3)	1-3				BB		F9		F9	3	0	0	0	1	0	3									
Joel Skinner, R OBP: 0.200, SLG: 0.143 Jerry Hairston, S (9, PH) (8, PH)			4-3		F4				FC3-6 1B	3	0	0	0	0	0	3									
Ozzie Guillen, L OBP: 0.333, SLG: 0.444 Bryan Little, S (9, PH)			S WP 1B		F5		SF7 3B		FC3-6 FC4-6 1-2 1B	3	2	2	0	0	0	0									
Inning Stats	R: 0 E: 0 K: 2 S: 7	H: 0 LOB: 1 BB: 1 P: 11	R: 0 E: 0 K: 0 S: 3	H: 0 LOB: 0 BB: 0 P: 3	R: 1 E: 0 K: 0 S: 5	H: 2 LOB: 2 BB: 1 P: 9	R: 0 E: 0 K: 0 S: 3	H: 0 LOB: 1 BB: 1 P: 7	R: 0 E: 0 K: 0 S: 2	H: 0 LOB: 2 BB: 2 P: 10	R: 0 E: 0 K: 0 S: 3	H: 0 LOB: 2 BB: 2 P: 11	R: 1 E: 0 K: 1 S: 6	H: 1 LOB: 0 BB: 0 P: 6	R: 0 E: 0 K: 0 S: 4	H: 1 LOB: 1 BB: 0 P: 4		R: 0 E: 0 K: 0 S: 4	H: 1 LOB: 1 BB: 0 P: 4	1B: 3 2B: 2 3B: 1 HR: 0	SF: 1 SAC: 0 DP: 1 HBP: 0	WP: 1 PB: 0 SB: 5 CS: 0	PA: 38		
PITCHER	IP	WLS	BF	H	R	ER	SO	BB	IBB	HBP	BLK	WP	HR	S	P	ERA	WHIP								
Tim Lollar, L ERA: 1.5 (1, 1)	6.0	W	26	2	1	1	2	7	0	0	1	0	0	23	51	1.50	1.500								
Wes Gardner, R ERA: 9.0 (7, 1)	1.0		4	1	1	1	1	0	0	0	0	0	0	6	6	9.00	1.000								
Steve Crawford, R ERA: (8, 1)	1.0		4	1	0	0	0	0	0	0	0	0	0	4	4	0.00	1.000								
Bob Stanley, R ERA: 6.75 (9, 1)	1.0		4	1	0	0	0	0	0	0	0	0	0	4	4	0.00	1.000								

AB 41
R 12
H 16
RBI 12
BB 5
SO 6
LOB 15



AB 30
R 2
H 5
RBI 2
BB 7
SO 3
LOB 20



Batter	1	2	3	4	5	6	7	8	9	AB	R	H	RBI	BB	SO	LOB	TOP								
Rudy Law, L OBP: 0.429, SLG: 0.632 (1, 7)	F7		1B		F8		F7	1-2 2-H 1B		5	1	2	1	0	0	0	Kansas City Royals @ Boston Red Sox Fenway Park, Boston, MA Mon Apr 14 1986, 3:33 AM EST Att: 34,764 - Unknown								
Willie Wilson, S OBP: 0.200, SLG: 0.300 (1, 8)	4-3		2B		1B			1B	4-3	5	1	3	1	0	0	2									
George Brett, L OBP: 0.500, SLG: 0.818 (1, 5)	3-1		1B		G3			1B		3	1	1	0	2	0	1									
Hal McRae, R OBP: 0.200, SLG: 0.273 Dwight Taylor, L (8, PR)		5-3	FC6-4		6-3			FC6	FC4-6	4	0	0	1	0	0	2									
Frank White, R OBP: 0.333, SLG: 0.433 (1, 4)	1B		1B		4-3			1B	F5	5	2	2	1	0	1	1									
Steve Balboni, R OBP: 0.400, SLG: 0.556 (1, 3)	1B		1B		5-3			1B	1B	4	1	3	1	1	0	0									
Darryl Motley, R OBP: 0.368, SLG: 0.474 (1, 9)	F5				F6			1B	1B	5	1	2	1	0	1	3									
Jim Sundberg, R OBP: 0.276, SLG: 0.222 (1, 2)	1B				K			1B	K	5	0	1	1	0	3	4									
Angel Salazar, R OBP: 0.150, SLG: 0.150 Jorge Orta, L OBP: 0.333, SLG: 0.667 Buddy Biancalana, S (8, 6)	F4				F8			1B	F8	3	0	0	0	0	0	2									
Inning Stats	R: 0 E: 0 K: 0 S: 3	H: 0 LOB: 0 BB: 0 P: 3	R: 1 E: 0 K: 0 S: 6	H: 3 LOB: 2 BB: 0 P: 6	R: 1 E: 0 K: 1 S: 6	H: 2 LOB: 1 BB: 1 P: 10	R: 0 E: 0 K: 2 S: 7	H: 0 LOB: 0 BB: 0 P: 7	R: 0 E: 0 K: 0 S: 4	H: 1 LOB: 1 BB: 0 P: 4	R: 0 E: 0 K: 0 S: 3	H: 0 LOB: 1 BB: 1 P: 7	R: 0 E: 0 K: 0 S: 3	H: 0 LOB: 0 BB: 0 P: 3	R: 6 E: 1 K: 1 S: 13	H: 6 LOB: 3 BB: 1 P: 17		R: 0 E: 0 K: 1 S: 7	H: 2 LOB: 2 BB: 0 P: 7	1B: 12 2B: 2 3B: 0 HR: 0	SF: 0 SAC: 0 DP: 0 HBP: 0	WP: 0 PB: 0 SB: 0 CS: 0	PA: 45		
PITCHER	IP	WLS	BF	H	R	ER	SO	BB	IBB	HBP	BLK	WP	HR	S	P	ERA	WHIP								
Oil Can Boyd, R ERA: 5.14 (1, 1)	7.0	L	32	9	7	7	3	2	0	0	0	0	0	36	44	9.00	1.571								
Bob Stanley, R ERA: 9.0 (8, 1)	0.1		5	3	1	0	1	0	0	0	0	0	0	7	7	0.00	9.000								
Steve Crawford, R ERA: (8, 1)	1.2		8	2	0	0	1	0	1	0	0	0	0	9	13	0.00	1.200								

Batter	1	2	3	4	5	6	7	8	9	AB	R	H	RBI	BB	SO	LOB	BOTTOM								
Dwight Evans, R OBP: 0.497, SLG: 0.552 (1, 9)	F9	1-3			F9		F3			4	0	0	0	0	0	3	Kansas City Royals @ Boston Red Sox Fenway Park, Boston, MA Mon Apr 14 1986, 3:33 AM EST Att: 34,764 - Unknown								
Wade Boggs, L OBP: 0.423, SLG: 0.516 (1, 5)	BB		F8		FC4-5		L7			4	1	1	0	0	0	2									
Bill Buckner, L OBP: 0.265, SLG: 0.355 (1, 3)	1B		L5		F3			G3-6-1 1B		3	0	1	0	1	0	1									
Jim Rice, R OBP: 0.281, SLG: 0.414 (1, 7)	F8		F8				1-3	G3-6-1 1B		4	0	0	0	0	0	3									
Don Baylor, R OBP: 0.267, SLG: 0.429 (1, 10)	E7				F7			4-3		3	0	1	1	1	0	0									
Tony Armas, R OBP: 0.233, SLG: 0.267 (1, 8)	F9				6-3		F9			4	0	0	0	0	0	3									
Rich Gedman, L OBP: 0.269, SLG: 0.360 (1, 2)		L6			F8		F7			4	0	0	0	0	0	1									
Marty Barrett, R OBP: 0.483, SLG: 0.680 (1, 4)							FC1-8 BB		4-3	2	1	1	1	2	0	0									
Ed Romero, R OBP: 0.421, SLG: 0.438 (1, 6)	F7				F9		FC1-6			3	0	1	0	0	0	2									
Inning Stats	R: 1 E: 1 K: 0 S: 5	H: 2 LOB: 2 BB: 1 P: 9	R: 0 E: 0 K: 0 S: 3	H: 0 LOB: 1 BB: 1 P: 7	R: 0 E: 0 K: 0 S: 3	H: 0 LOB: 0 BB: 0 P: 3	R: 0 E: 0 K: 0 S: 3	H: 0 LOB: 1 BB: 1 P: 7	R: 0 E: 0 K: 0 S: 3	H: 0 LOB: 1 BB: 1 P: 7	R: 0 E: 0 K: 0 S: 3	H: 1 LOB: 0 BB: 0 P: 3	R: 0 E: 0 K: 0 S: 3	H: 0 LOB: 0 BB: 0 P: 3	1B: 3 2B: 1 3B: 0 HR: 1	SF: 0 SAC: 0 DP: 1 HBP: 0		WP: 0 PB: 0 SB: 0 CS: 0	PA: 35						
PITCHER	IP	WLS	BF	H	R	ER	SO	BB	IBB	HBP	BLK	WP	HR	S	P	ERA	WHIP								
Charlie Leibrandt, L ERA: 5.23 (1, 1)	7.0	W	29	4	2	2	0	4	0	0	0	0	0	25	41	2.57	1.143								
Dan Quisenberry, R ERA: (8, 1)	2.0		6	1	0	0	0	0	0	0	0	0	0	6	6	0.00	0.500								

Batter	1	2	3	4	5	6	7	8	9	AB	R	H	RBI	BB	SO	LOB	TOP					
Rudy Law, L OBP: 0.400, SLG: 0.565 (1, 7)	F8	FC4-6			1-3		FC4-6 1B			4	0	1	0	0	0	1						
Willie Wilson, S OBP: 0.235, SLG: 0.353 (1, 8)	FC4-6 1B		F8		2B		FC4-6 1-2			4	0	2	0	0	0	1						
George Brett, L OBP: 0.500, SLG: 0.750 (1, 5)	FC4-6 1-2			BB				3-1		2	0	0	0	2	0	1						
Hal McRae, R OBP: 0.207, SLG: 0.240 (1, 10)	FC6-4 1-2		F8		F9			6-3		3	0	0	0	1	0	3						
Frank White, R OBP: 0.294, SLG: 0.382 (1, 4)	FC6-4 1-2		F5			5-3		F5		4	0	0	0	0	0	3						
Steve Balboni, R OBP: 0.382, SLG: 0.613 (1, 3)		HR			F6		1-3		6-3	4	1	1	1	0	0	0						
Darryl Motley, R OBP: 0.304, SLG: 0.391 (1, 9)		F5			1-3		K		2-3	4	0	0	0	0	1	0						
Jim Sundberg, R OBP: 0.273, SLG: 0.226 (1, 2)					5-3			F5		4	0	1	0	0	0	0						
Angel Salazar, R OBP: 0.167, SLG: 0.130 (1, 6)								F6		3	0	0	0	1	0	1						
Inning Stats	R: 0 E: 0 K: 0 S: 4	H: 1 LOB: 2 BB: 1 P: 8	R: 1 E: 0 K: 0 S: 4	H: 1 LOB: 1 BB: 1 P: 8	R: 0 E: 0 K: 0 S: 3	H: 0 LOB: 1 BB: 1 P: 7	R: 0 E: 0 K: 0 S: 3	H: 0 LOB: 0 BB: 0 P: 3	R: 0 E: 0 K: 1 S: 4	H: 1 LOB: 2 BB: 1 P: 8	R: 0 E: 0 K: 0 S: 5	H: 0 LOB: 0 BB: 0 P: 5	R: 0 E: 0 K: 0 S: 4	H: 1 LOB: 1 BB: 0 P: 4	R: 0 E: 0 K: 0 S: 3	H: 0 LOB: 0 BB: 0 P: 3	R: 0 E: 0 K: 0 S: 4	H: 1 LOB: 1 BB: 0 P: 4	1B: 3 2B: 1 3B: 0 HR: 1	SF: 0 SAC: 0 DP: 0 HBP: 0	WP: 0 PB: 0 SB: 0 CS: 0	PA: 36
PITCHER Al Nipper, R ERA: 1.02 (1, 1)	IP: 9.0 WLS: L BF: 36	H: 5 R: 1 ER: 1 SO: 1	BB: 3 IBB: 1 HBP: 0 BLK: 0	WP: 0 HR: 1 S: 34 P: 50	ERA: 1.00 WHIP: 0.889																	

Kansas City Royals @ Boston Red Sox
Fenway Park, Boston, MA
Wed Apr 16 1986, 3:33 AM EST
Att: 11,164 - Unknown

AB 32
R 1
H 5
RBI 1
BB 4
SO 1
LOB 10



Batter	1	2	3	4	5	6	7	8	9	AB	R	H	RBI	BB	SO	LOB	BOTTOM					
Dwight Evans, R OBP: 0.410, SLG: 0.485 (1, 9)	F9		K			4-3			F9	4	0	0	0	0	1	0						
Wade Boggs, L OBP: 0.410, SLG: 0.471 (1, 5)	3-1			G5-4-3 BB		1-3			F7	3	0	0	0	1	0	0						
Bill Buckner, L OBP: 0.243, SLG: 0.324 (1, 3)	1-3			F2			4-3			3	0	0	0	0	0	1						
Jim Rice, R OBP: 0.257, SLG: 0.375 (1, 7)		6-3		G5-4-3 1-2			F8			3	0	0	0	0	0	1						
Don Baylor, R OBP: 0.273, SLG: 0.419 (1, 10)		F6					F4			3	0	1	0	0	0	0						
Tony Armas, R OBP: 0.242, SLG: 0.273 (1, 8)							K			3	0	1	0	0	2	1						
Rich Gedman, L OBP: 0.241, SLG: 0.321 (1, 2)							K		F6	3	0	0	0	0	1	2						
Marty Barrett, R OBP: 0.438, SLG: 0.607 (1, 4)									1-3	3	0	0	0	0	0	1						
Ed Romero, R OBP: 0.381, SLG: 0.389 (1, 6)										2	0	0	0	0	1	0						
Steve Lyons, L (9, PH)					5-3				K	1	0	0	0	0	1	0						
Inning Stats	R: 0 E: 0 K: 0 S: 3	H: 0 LOB: 0 BB: 0 P: 3	R: 0 E: 0 K: 0 S: 4	H: 1 LOB: 0 BB: 0 P: 4	R: 0 E: 0 K: 1 S: 5	H: 0 LOB: 0 BB: 0 P: 5	R: 0 E: 0 K: 0 S: 2	H: 0 LOB: 0 BB: 1 P: 6	R: 0 E: 0 K: 2 S: 8	H: 1 LOB: 1 BB: 0 P: 8	R: 0 E: 0 K: 1 S: 5	H: 0 LOB: 0 BB: 0 P: 5	R: 0 E: 0 K: 0 S: 3	H: 0 LOB: 0 BB: 0 P: 3	R: 0 E: 0 K: 1 S: 5	H: 0 LOB: 0 BB: 0 P: 5	R: 0 E: 0 K: 1 S: 5	H: 0 LOB: 0 BB: 0 P: 5	1B: 2 2B: 0 3B: 0 HR: 0	SF: 0 SAC: 0 DP: 1 HBP: 0	WP: 0 PB: 0 SB: 0 CS: 0	PA: 29
PITCHER Bret Saberhagen, R ERA: 2.45 (1, 1)	IP: 9.0 WLS: W BF: 29	H: 2 R: 0 ER: 0 SO: 6	BB: 1 IBB: 0 HBP: 0 BLK: 0	WP: 0 HR: 0 S: 40 P: 44	ERA: 0.00 WHIP: 0.333																	

Kansas City Royals @ Boston Red Sox
Fenway Park, Boston, MA
Wed Apr 16 1986, 3:33 AM EST
Att: 11,164 - Unknown

AB 28
R 0
H 2
RBI 0
BB 1
SO 6
LOB 6



Batter	1	2	3	4	5	6	7	8	9	AB	R	H	RBI	BB	SO	LOB	TOP			
Rudy Law, L OBP: 0.414, SLG: 0.577 (1, 7)	4-0 CS BB		3-1			1B E 2B	F8			3	1	1	0	1	0	1				
Willie Wilson, S OBP: 0.211, SLG: 0.316 (1, 8)	0-0 G3					K		F6		4	0	0	0	0	1	2				
George Brett, L OBP: 0.526, SLG: 0.769 (1, 5)	0-0 2B			5-3 BB		E BB		K		2	0	1	0	2	1	0				
Hal McRae, R OBP: 0.212, SLG: 0.241 (1, 10)	0-0 6-3			5-3		E6 1B		K		3	4	0	1	0	0	1	2			
Frank White, R OBP: 0.263, SLG: 0.342 (1, 4)		0-3 K		F9		K		F8		1	4	0	0	0	0	2	3			
Steve Balboni, R OBP: 0.398, SLG: 0.657 (1, 3)		0-3 K			5-3			F3		2	4	1	1	1	0	1	0			
Darryl Motley, R OBP: 0.299, SLG: 0.333 (1, 9)		0-0 6-3			6-3		HR K	F8		3	4	0	0	0	0	1	0			
Jim Sundberg, R OBP: 0.250, SLG: 0.206 (1, 2)			0-0 F6		4-3			F8		2	3	0	0	0	0	0	0			
Angel Salazar, R OBP: 0.185, SLG: 0.154 (1, 6)			0-0 G3			4-3		1B		1	3	0	1	0	0	0	0			
Inning Stats	R: 0 E: 0 K: 0 S: 3	H: 1 LOB: 1 BB: 1 P: 7	R: 0 E: 0 K: 2 S: 7	H: 0 LOB: 0 BB: 0 P: 7	R: 0 E: 0 K: 0 S: 3	H: 0 LOB: 1 BB: 0 P: 3	R: 0 E: 0 K: 0 S: 3	H: 0 LOB: 1 BB: 1 P: 7	R: 0 E: 0 K: 0 S: 3	H: 0 LOB: 0 BB: 0 P: 3	R: 1 E: 1 K: 2 S: 9	H: 2 LOB: 2 BB: 1 P: 13	R: 1 E: 0 K: 1 S: 7	H: 2 LOB: 1 BB: 0 P: 7	R: 0 E: 0 K: 0 S: 3	H: 0 LOB: 0 BB: 0 P: 3	1B: 2 2B: 2 3B: 0 HR: 1	SF: 0 SAC: 0 DP: 0 HBP: 0	WP: 0 PB: 0 SB: 0 CS: 1	PA: 34
PITCHER Rogier Clemens, R ERA: 1.02 (1, 1)	IP: 9.0 WLS: W BF: 34 H: 5 R: 2 ER: 1 SO: 7 BB: 3 IBB: 0 HBP: 0 BLK: 0 WP: 0 HR: 1 S: 45 P: 57 ERA: 1.00 WHIP: 0.889															PITCHER				

Kansas City Royals @ Boston Red Sox
Fenway Park, Boston, MA
Thu Apr 17 1986, 3:33 AM EST
Att: 10,583 - Unknown

AB 31
R 2
H 5
RBI 1
BB 3
SO 7
LOB 8



Batter	1	2	3	4	5	6	7	8	9	AB	R	H	RBI	BB	SO	LOB	BOTTOM			
Dwight Evans, R OBP: 0.442, SLG: 0.514 (1, 9)	1-0 G1-4-3 HBP		0-0 2H 2B					2B HR BB		2	1	1	1	1	0	0				
Wade Boggs, L OBP: 0.395, SLG: 0.432 (1, 5)	0-0 G1-4-3		4-0 BB		4-3			F7		2	3	0	0	0	1	0	2			
Bill Buckner, L OBP: 0.244, SLG: 0.342 (1, 3)	0-0 5-3		0-0 4-3			F7		HR 2B		1	4	1	1	0	0	0	2			
Jim Rice, R OBP: 0.256, SLG: 0.343 Glenn Hoffman, R OBP: 0.222, SLG: 0.143 (1, 7) (9, 6)		0-0 4-3		0-0 4-3		F8		HR BB		2	3	1	0	0	1	0	0			
Don Baylor, R OBP: 0.270, SLG: 0.486 (1, 10)		0-3 K		0-0 6-3		1-3		HR		3	4	1	1	4	0	1	0			
Tony Armas, R OBP: 0.270, SLG: 0.257 (1, 8) (9, 7)		0-0 1-3		4-0 2B BB		K		HBP		2	2	1	0	0	1	1	0			
Rich Gedman, L OBP: 0.242, SLG: 0.344 (1, 2)			0-0 G3		1-H 2H 3H	3-1		F9		3	4	0	1	1	0	0	1			
Marty Barrett, R OBP: 0.429, SLG: 0.613 (1, 4)			0-0 2B 2B		1-3					3	3	1	1	0	0	0	1			
Ed Romero, R OBP: 0.348, SLG: 0.350 Steve Lyons, L (8, PH) (9, 8)			0-0 F8			F8		1-3		1	2	0	0	0	0	0	1			
Inning Stats	R: 0 E: 0 K: 0 S: 2	H: 0 LOB: 0 BB: 0 P: 3	R: 0 E: 0 K: 1 S: 5	H: 0 LOB: 0 BB: 0 P: 5	R: 1 E: 0 K: 0 S: 5	H: 2 LOB: 2 BB: 1 P: 9	R: 1 E: 0 K: 0 S: 4	H: 1 LOB: 1 BB: 1 P: 8	R: 0 E: 0 K: 0 S: 3	H: 0 LOB: 0 BB: 0 P: 3	R: 0 E: 0 K: 0 S: 3	H: 0 LOB: 0 BB: 0 P: 3	R: 0 E: 0 K: 1 S: 5	H: 0 LOB: 0 BB: 0 P: 5	R: 4 E: 0 K: 0 S: 5	H: 2 LOB: 1 BB: 2 P: 14	1B: 0 2B: 4 3B: 0 HR: 1	SF: 0 SAC: 0 DP: 1 HBP: 2	WP: 0 PB: 0 SB: 0 CS: 0	PA: 34
PITCHER Mark Gubicza, R ERA: 7.15 Steve Farr, R ERA: 2.0 (1, 1) (8, 1)	IP: 7.2 WLS: L BF: 30 H: 4 R: 4 ER: 4 SO: 2 BB: 3 IBB: 0 HBP: 1 BLK: 0 WP: 0 HR: 0 S: 30 P: 43 ERA: 4.70 WHIP: 0.913															PITCHER				

Kansas City Royals @ Boston Red Sox
Fenway Park, Boston, MA
Thu Apr 17 1986, 3:33 AM EST
Att: 10,583 - Unknown

AB 28
R 6
H 5
RBI 6
BB 4
SO 2
LOB 7



Batter	1	2	3	4	5	6	7	8	9	AB	R	H	RBI	BB	SO	LOB	TOP			
Wayne Tolleson, S (1, 5) OBP: 0.458, SLG: 0.500	0-3 K		0-0 2B			0-0 F2		0-0 1B		4	0	2	1	0	1	0	Chicago White Sox @ Boston Red Sox Fenway Park, Boston, MA Fri Apr 18 1986, 6:05 PM EST Att: 17,978 - Unknown			
Reid Nichols, R (1, 8) OBP: 0.357, SLG: 0.308	0-3 K		0-0 F4			0-0 6-3			BB	3	0	0	0	1	1	2				
Harold Baines, L (1, 9) OBP: 0.256, SLG: 0.216	0-3 K		0-0 F5			0-0 F8			BB	4	0	0	0	0	1	3				
Carlton Fisk, R (1, 7) OBP: 0.220, SLG: 0.361		0-0 5-3		CS BB		0-0 F3			0-3 K	3	0	0	0	1	1	1				
Ron Kittle, R (1, 10) OBP: 0.237, SLG: 0.361		0-0 F8		0-0 L5		0-3 K			0-3 K	4	0	0	0	0	2	2				
Bobby Bonilla, S (1, 3) OBP: 0.250, SLG: 0.214		0-0 4-3		0-3 K	1-2	0-0 6-3				3	0	0	0	0	1	1				
Tim Lueft, R (1, 4) OBP: 0.345, SLG: 0.208			0-3 K		0-0 F7			0-3 K		3	0	0	0	0	2	0				
Bryan Little, S (1, 6) OBP: 0.211, SLG: 0.222			4-0 1B		0-3 K			0-0 E9		1	1	0	0	1	1	0				
Rod Craig, S (8, PH)			2B BB					1B		1	0	0	0	0	0	0				
Ozzie Guillen, L (8, 6) OBP: 0.320, SLG: 0.400								0-0 5-3		0	0	0	0	0	0	0				
Joel Skinner, R (1, 2) OBP: 0.240, SLG: 0.217			2B 1B		0-3 K					3	0	1	0	0	1	1				
Inning Stats	R: 0 E: 0 K: 3 S: 9	H: 0 LOB: 0 BB: 0 P: 9	R: 0 E: 0 K: 0 S: 3	H: 0 LOB: 0 BB: 0 P: 3	R: 1 E: 0 K: 1 S: 7	H: 2 LOB: 2 BB: 1 P: 11	R: 0 E: 0 K: 1 S: 4	H: 0 LOB: 0 BB: 1 P: 8	R: 0 E: 0 K: 2 S: 7	H: 0 LOB: 0 BB: 0 P: 7	R: 0 E: 0 K: 0 S: 3	H: 0 LOB: 0 BB: 0 P: 3	R: 0 E: 1 K: 1 S: 6	H: 1 LOB: 2 BB: 0 P: 6	R: 0 E: 0 K: 2 S: 7	H: 0 LOB: 1 BB: 1 P: 11	1B: 2 2B: 1 3B: 0 HR: 0	SF: 0 SAC: 0 DP: 0 HBP: 0	WP: 0 PB: 0 SB: 0 CS: 1	PA: 32
PITCHER Bruce Hurst, L (1, 1) ERA: 2.91	IP: 9.0 WLS: W BF: 32 H: 3 R: 1 ER: 1 SO: 11 BB: 3 IBB: 0 HBP: 0 BLK: 0 WP: 0 HR: 0 S: 51 P: 63 ERA: 1.00 WHIP: 0.667																			

Batter	1	2	3	4	5	6	7	8	9	AB	R	H	RBI	BB	SO	LOB	BOTTOM			
Dwight Evans, R (1, 9) OBP: 0.404, SLG: 0.462	0-0 F4		0-0 1-3			0-0 5-3		0-0 F4		4	0	0	0	0	0	1	Chicago White Sox @ Boston Red Sox Fenway Park, Boston, MA Fri Apr 18 1986, 6:05 PM EST Att: 17,978 - Unknown			
Wade Boggs, L (1, 5) OBP: 0.362, SLG: 0.390	0-0 1-3			0-0 F9		0-0 6-3		0-0 6-3		4	0	0	0	0	0	0				
Bill Buckner, L (1, 3) OBP: 0.267, SLG: 0.390	0-0 F9			0-3 K		0-0 1B	3B	0-0 E	HBP	3	1	1	0	0	1	0				
Jim Rice, R (1, 7) OBP: 0.279, SLG: 0.342		0-0 5-3		4-0 BB		0-0 1B		0-0 E5		3	0	1	1	1	0	1				
Steve Lyons, L (8, PR) (9, 8)						3B 1B		1-2		0	0	0	0	0	0	0				
Don Baylor, R (1, 10) OBP: 0.244, SLG: 0.436	0-3 K			0-0 L8		0-0 F3		0-0 1-3		4	0	0	0	0	1	4				
Tony Armas, R (1, 8) (9, 7) OBP: 0.275, SLG: 0.289		0-0 5-3				0-0 6-3		0-0 2B	2B	3	1	1	0	0	0	0				
Rich Gedman, L (1, 2) OBP: 0.250, SLG: 0.371			0-0 F8		0-0 5-3			4-6 2B		3	0	1	1	0	0	0				
Marty Barrett, R (1, 4) OBP: 0.447, SLG: 0.606			4-0 BB		0-0 S	1B		4-6 2B		2	0	1	0	1	0	1				
Ed Romero, R (1, 6) OBP: 0.308, SLG: 0.304			0-0 L5		0-0 F7			5-3		3	0	0	0	0	0	2				
Inning Stats	R: 0 E: 0 K: 0 S: 3	H: 0 LOB: 0 BB: 0 P: 3	R: 0 E: 0 K: 1 S: 5	H: 0 LOB: 0 BB: 0 P: 5	R: 0 E: 0 K: 0 S: 3	H: 0 LOB: 1 BB: 1 P: 7	R: 0 E: 0 K: 1 S: 5	H: 0 LOB: 1 BB: 1 P: 9	R: 0 E: 0 K: 0 S: 4	H: 1 LOB: 1 BB: 0 P: 4	R: 1 E: 0 K: 0 S: 5	H: 2 LOB: 1 BB: 0 P: 5	R: 1 E: 0 K: 0 S: 4	H: 2 LOB: 0 BB: 0 P: 4	R: 0 E: 1 K: 0 S: 4	H: 0 LOB: 2 BB: 0 P: 5	1B: 2 2B: 3 3B: 1 HR: 0	SF: 0 SAC: 0 DP: 1 HBP: 1	WP: 0 PB: 0 SB: 1 CS: 0	PA: 32
PITCHER Tom Seaver, R (1, 1) ERA: 3.54	IP: 8.0 WLS: L BF: 32 H: 5 R: 2 ER: 2 SO: 2 BB: 2 IBB: 0 HBP: 1 BLK: 0 WP: 0 HR: 0 S: 33 P: 42 ERA: 2.25 WHIP: 0.875																			

Batter	1	2	3	4	5	6	7	8	9	AB	R	H	RBI	BB	SO	LOB	TOP					
Dave Collins, S (1,7) X	0-0 SH3-4 1B 2B	1-0 HBP			0-0 1B SF7 1B		0-0 B1-3		0-0 G6-4-3 1B	4	2	3	1	0	0	0	Detroit Tigers @ Boston Red Sox Fenway Park, Boston, MA Mon Apr 21 1986, 3:33 AM EST Att: 30,487 - Unknown					
Damell Coles, R (1,5) X	0-0 SH3-4 2-3	0-3 K			0-0 1-3 1B		0-0 HR		0-0 G6-4-3 1-2 1B	4	1	2	1	0	1	2						
Lou Whitaker, L (1,4) X	0-0 3-H 1B 1B		0-0 F6		0-0 SF7		0-0 1B			3	1	2	2	0	0	0						
Kirk Gibson, L (1,9) X	0-0 E3 1B 1-2		0-3 K		0-3 K		0-0 4-3			4	0	0	0	0	2	3						
Lance Parrish, R (1,2) X	0-0 1-2 2-H 1B		0-3 K		0-3 K			4-0 BB		3	0	1	1	1	2	1						
Darrell Evans, L (1,10) S	0-3 K		0-3 K		0-0 F4			0-3 K		4	0	0	0	0	3	3						
Chet Lemon, R (1,8) X	0-0 F7		0-0 1-3		0-0 G4-6-3 1B		0-0 F8			4	0	1	0	0	0	3						
Dave Bergman, L (1,3) X		0-0 F8		0-0 B1		0-0 G4-6-3 1-2 1B		0-0 F7		4	0	0	0	0	0	2						
Alan Trammell, R (1,6) X		0-0 F8		0-0 1B 3B			0-0 6-3		0-0 F4	4	1	1	0	0	0	0						
Inning Stats	R: 2 E: 1 K: 1 S: 9	H: 3 LOB: 2 BB: 0 P: 9	R: 0 E: 0 K: 1 S: 5	H: 0 LOB: 1 BB: 0 P: 6	R: 0 E: 0 K: 2 S: 7	H: 0 LOB: 0 BB: 0 P: 7	R: 0 E: 0 K: 1 S: 5	H: 0 LOB: 0 BB: 0 P: 5	R: 2 E: 0 K: 2 S: 10	H: 3 LOB: 1 BB: 0 P: 10	R: 0 E: 0 K: 0 S: 3	H: 1 LOB: 0 BB: 0 P: 3	R: 1 E: 0 K: 0 S: 5	H: 2 LOB: 1 BB: 0 P: 5	R: 0 E: 0 K: 1 S: 5	H: 0 LOB: 1 BB: 1 P: 9	R: 0 E: 0 K: 0 S: 3	H: 1 LOB: 0 BB: 0 P: 3	1B: 7 2B: 1 3B: 1 HR: 1	SF: 1 SAC: 1 DP: 2 HBP: 1	WP: 0 PB: 0 SB: 0 CS: 0	PA: 38
PITCHER	IP WLS BF H R ER SO BB IBB HBP BLK WP HR S P ERA WHIP																					
Al Nipper, R (1,1) ERA: 2.55	7.0 L 31 9 5 5 7 0 0 1 0 0 0 1 44 45 6.43 1.286																					
Steve Crawford, R (8,1) ERA:	2.0 7 1 0 0 1 1 0 0 0 0 0 0 8 12 0.00 1.000																					

Batter	1	2	3	4	5	6	7	8	9	AB	R	H	RBI	BB	SO	LOB	BOTTOM					
Dwight Evans, R (1,9) B	4-0 1B BB		0-0 E6 F9 BB		0-0 F9		0-0 F9		0-0 5-3	4	0	0	0	1	0	2	Detroit Tigers @ Boston Red Sox Fenway Park, Boston, MA Mon Apr 21 1986, 3:33 AM EST Att: 30,487 - Unknown					
Wade Boggs, L (1,5) X	0-0 F7		4-0 F9 BB		0-0 L6		0-0 HR		0-0 2B	4	1	2	1	1	0	1						
Bill Buckner, L (1,3) X	0-0 F7		0-0 F9		0-0 2B 1B		0-0 4-3		0-0 F9	5	1	1	0	0	0	4						
Jim Rice, R (1,7) X	0-0 1-3 1B		0-0 F8		0-0 1B 2B		0-0 HR		0-0 F9	5	2	3	1	0	0	2						
Don Baylor, R (1,10) X	0-0 1-3		0-0 F9		4-0 1B BB		0-0 F9		0-0 F3	4	0	0	0	1	0	4						
Tony Armas, R (1,8) X		0-0 F8		0-0 5-3		0-3 K		0-0 E5		5	0	0	0	0	2	3						
Rich Gedman, L (1,2) B		4-0 FC6-4 BB		0-0 1B 1B		0-0 1-2 2-H 3-H 1B		0-0 1B		4	0	3	2	1	0	1						
Marty Barrett, R (1,4) X		0-0 FC6-4 1-2 1B		0-0 1-2 1B		0-0 F7		0-0 4-3		4	0	1	0	0	0	4						
Ed Romero, R (1,6) Steve Lyons, L (8,PH) Glenn Hoffman, R (9,6)		0-0 F8		0-0 F4		0-0 F9		0-0 F7		3 1 0	0 0 0	0 0 0	0 0 0	0 0 0	0 0 0	3						
Inning Stats	R: 0 E: 0 K: 0 S: 4	H: 1 LOB: 2 BB: 1 P: 8	R: 0 E: 0 K: 0 S: 3	H: 0 LOB: 1 BB: 1 P: 7	R: 0 E: 1 K: 0 S: 4	H: 0 LOB: 2 BB: 1 P: 8	R: 0 E: 0 K: 0 S: 5	H: 2 LOB: 2 BB: 0 P: 5	R: 2 E: 0 K: 1 S: 8	H: 3 LOB: 1 BB: 1 P: 12	R: 1 E: 0 K: 0 S: 4	H: 1 LOB: 0 BB: 0 P: 4	R: 1 E: 0 K: 1 S: 7	H: 2 LOB: 1 BB: 0 P: 7	R: 0 E: 0 K: 0 S: 4	H: 1 LOB: 1 BB: 0 P: 4	R: 0 E: 1 K: 0 S: 4	H: 0 LOB: 1 BB: 0 P: 4	1B: 6 2B: 2 3B: 0 HR: 2	SF: 0 SAC: 0 DP: 0 HBP: 0	WP: 0 PB: 0 SB: 0 CS: 0	PA: 43
PITCHER	IP WLS BF H R ER SO BB IBB HBP BLK WP HR S P ERA WHIP																					
Walt Terrell, R (1,1) ERA: 7.00	6.0 W 31 8 4 4 1 4 0 0 0 0 0 0 2 29 45 6.00 2.000																					
Randy O'Neal, R (7,1) ERA: 1.59	1.2 6 1 0 0 1 0 0 0 0 0 0 0 8 8 0.00 0.600																					
Willie Hernandez, L (8,1) ERA: 2.97	1.1 S 6 1 0 0 0 0 0 0 0 0 0 0 6 6 0.00 0.750																					



Batter	1	2	3	4	5	6	7	8	9	AB	R	H	RBI	BB	SO	LOB	TOP
Dwight Evans, R OBP: 0.338, SLG: 0.361 (1, 9)	0-0 5-3			0-0 F4		0-0 F7		0-0 FC6-4		4	0	0	0	0	0	3	
Wade Boggs, L OBP: 0.419, SLG: 0.500 (1, 5)	0-0 3-1			4-0 G6-3 BB		0-3 K			4-0 1B BB	2	0	0	0	2	1	2	
Bill Buckner, L OBP: 0.254, SLG: 0.323 (1, 3)	0-0 F4			0-0 G6-3					0-0 G5-4-3 1B	4	0	1	0	0	0	2	
Jim Rice, R OBP: 0.304, SLG: 0.429 (1, 7)		0-0 F8			0-0 F9				0-0 G5-4-3 1B	4	0	1	0	0	0	1	
Don Baylor, R OBP: 0.299, SLG: 0.426 (1, 10)		0-0 F7			0-0 F8				0-0 F7	4	0	1	0	0	0	2	
Tony Armas, R OBP: 0.277, SLG: 0.317 (1, 8)		0-0 6-3			0-0 3-1				0-0 F9	4	0	0	0	0	0	3	
Rich Gedman, L OBP: 0.321, SLG: 0.481 (1, 2)			0-0 4-3						0-0 FC6-4 1B	3	0	2	0	0	0	0	
Marty Barrett, R OBP: 0.397, SLG: 0.490 (1, 4)			0-0 F2						0-0 F9	3	0	0	0	0	0	2	
Ed Romero, R OBP: 0.326, SLG: 0.341 (1, 6)			0-0 6-3						0-0 F7	2	0	0	0	1	0	1	
Inning Stats	R: 0 E: 0 K: 0 S: 3	H: 0 LOB: 0 BB: 0 P: 3	R: 0 E: 0 K: 0 S: 3	H: 0 LOB: 0 BB: 0 P: 3	R: 0 E: 0 K: 0 S: 3	H: 0 LOB: 0 BB: 1 P: 6	R: 0 E: 0 K: 1 S: 6	H: 1 LOB: 2 BB: 1 P: 10	R: 0 E: 0 K: 0 S: 4	H: 2 LOB: 1 BB: 0 P: 4	R: 0 E: 0 K: 0 S: 4	H: 1 LOB: 1 BB: 0 P: 4	R: 0 E: 0 K: 0 S: 4	H: 1 LOB: 2 BB: 1 P: 8	1B: 4 2B: 1 3B: 0 HR: 0	SF: 0 SAC: 0 DP: 2 HBP: 0	WP: 0 PA: 33 CS: 0
PITCHER Charlie Leibrandt, L ERA: 3.38 (1, 1)	IP: 9.0 WLS: W BF: 33 H: 5 R: 0 ER: 0 SO: 1 BB: 3 IBB: 0 HBP: 0 BLK: 0 WP: 0 HR: 0 S: 32 P: 44 ERA: 0.00 WHIP: 0.889																

Boston Red Sox @ Kansas City Royals
 Royals Stadium, Kansas City, MO
 Fri Apr 25 1986, 7:05 PM EST
 Att: 26,400 - Unknown

AB	30
R	0
H	5
RBI	0
BB	3
SO	1
LOB	16



Batter	1	2	3	4	5	6	7	8	9	AB	R	H	RBI	BB	SO	LOB	BOTTOM
Rudy Law, L OBP: 0.367, SLG: 0.442 (1, 7)	4-0 4-3 SF8 BB		0-0 B1-3		0-0 F8		0-0 F7			3	1	0	0	1	0	0	
Willie Wilson, S OBP: 0.235, SLG: 0.254 (1, 8)	0-0 4-3		4-0 HR BB		0-0 F6		0-0 G3			3	1	0	0	1	0	1	
George Brett, L OBP: 0.493, SLG: 0.652 (1, 5)	0-0 SF8		0-0 HR		0-0 G3			0-0 F7		3	1	1	3	0	0	0	
Frank White, R OBP: 0.275, SLG: 0.441 (1, 4)	0-0 F6		0-0 1B			0-0 F2		0-0 2B 3B		4	1	2	0	0	0	0	
Steve Balboni, R OBP: 0.333, SLG: 0.475 (1, 3)		0-0 1B	0-0 1B		0-3 K			0-0 5-3		4	0	2	0	0	1	1	
Hal McRae, R OBP: 0.250, SLG: 0.340 (1, 10)		0-0 F4	0-0 F4		0-0 HR 2B			0-0 E 2B		4	1	2	1	0	0	3	
Darryl Motley, R OBP: 0.245, SLG: 0.462 (1, 9)		0-3 K		0-3 K		0-0 HR		0-0 6-3		4	1	1	2	0	2	2	
Jim Sundberg, R OBP: 0.207, SLG: 0.164 (1, 2)		0-0 F8		0-0 F7		0-0 4-3				3	0	0	0	0	0	1	
Angel Salazar, R OBP: 0.184, SLG: 0.167 (1, 6)			0-0 4-3		0-0 1-3			0-0 F9		3	0	0	0	0	0	0	
Inning Stats	R: 1 E: 0 K: 0 S: 3	H: 0 LOB: 0 BB: 1 P: 7	R: 0 E: 0 K: 1 S: 6	H: 1 LOB: 0 BB: 0 P: 6	R: 2 E: 0 K: 0 S: 6	H: 3 LOB: 2 BB: 1 P: 10	R: 0 E: 0 K: 1 S: 5	H: 0 LOB: 0 BB: 0 P: 5	R: 0 E: 0 K: 0 S: 3	H: 0 LOB: 0 BB: 0 P: 3	R: 2 E: 0 K: 1 S: 7	H: 2 LOB: 0 BB: 0 P: 7	R: 0 E: 1 K: 0 S: 5	H: 0 LOB: 1 BB: 0 P: 5	1B: 3 2B: 2 3B: 1 HR: 2	SF: 1 SAC: 0 DP: 0 HBP: 0	WP: 0 PA: 34 CS: 0
PITCHER Oil Can Boyd, R ERA: 4.66 (1, 1)	IP: 6.0 WLS: L BF: 26 H: 6 R: 5 ER: 5 SO: 3 BB: 2 IBB: 0 HBP: 0 BLK: 0 WP: 0 HR: 2 S: 20 P: 38 ERA: 7.50 WHIP: 1.333																
Tim Lollar, L ERA: 2.45 (7, 1)	1.1 5 1 1 1 0 0 0 0 0 0 0 5 5 6.75 0.750																
Mike Brown, R ERA: 2.35 (8, 1)	0.2 3 1 0 0 0 0 0 0 0 0 0 3 3 0.00 1.500																

Boston Red Sox @ Kansas City Royals
 Royals Stadium, Kansas City, MO
 Fri Apr 25 1986, 7:05 PM EST
 Att: 26,400 - Unknown

AB	31
R	6
H	8
RBI	6
BB	2
SO	3
LOB	8



Batter	1	2	3	4	5	6	7	8	9	AB	R	H	RBI	BB	SO	LOB	TOP								
Dwight Evans, R OBP: 0.354, SLG: 0.379	E9 2B 1B		5-3			CS 1B 2-3	BB BB 1B	F9		5	2	3	0	0	0	0									
Wade Boggs, L OBP: 0.430, SLG: 0.515	4-3 2B 2B		1-3			1-2 1B 3-H	1B BB	4-3		4	1	2	2	1	0	0									
Bill Buckner, L OBP: 0.250, SLG: 0.357	4-3		HR			2-3	F8	G3		5	1	1	1	0	1	5									
Jim Rice, R OBP: 0.297, SLG: 0.426	F8 2B		4-3			6-3	K	E6		5	0	1	1	0	1	2									
Don Baylor, R OBP: 0.319, SLG: 0.422 Dave Stapleton, R (9, 3)	F8		G6-4-3 1B			1B BB	1B BB	K		3	1	1	0	2	1	2									
Tony Armas, R OBP: 0.269, SLG: 0.306 Steve Lyons, L OBP: 0.200, SLG: 0.200	3-1		G6-4-3 1-2			F8	F8	1B		2	0	0	0	0	0	2									
Rich Gedman, L OBP: 0.317, SLG: 0.466			G3			1B 1-2	1B	6-3		4	0	1	0	0	0	3									
Marty Barrett, R OBP: 0.403, SLG: 0.491	F3					1B SH1-4 1B	1-3 2-H 1B	F8		4	1	2	1	0	0	0									
Ed Romero, R OBP: 0.306, SLG: 0.318	5-3					SH1-4 1-2	5-3	5-3		3	0	0	0	0	0	2									
Inning Stats	R: 2 E: 1 K: 0 S: 6	H: 3 LOB: 1 BB: 0 P: 6	R: 0 E: 0 K: 0 S: 3	H: 0 LOB: 0 BB: 0 P: 3	R: 1 E: 0 K: 0 S: 4	H: 1 LOB: 0 BB: 0 P: 4	R: 0 E: 0 K: 0 S: 3	H: 1 LOB: 0 BB: 0 P: 3	R: 1 E: 0 K: 1 S: 7	H: 3 LOB: 2 BB: 0 P: 7	R: 1 E: 0 K: 0 S: 5	H: 2 LOB: 2 BB: 1 P: 9	R: 1 E: 0 K: 1 S: 7	H: 2 LOB: 3 BB: 2 P: 15	R: 0 E: 0 K: 0 S: 3	H: 0 LOB: 0 BB: 0 P: 3	R: 0 E: 1 K: 1 S: 6	H: 0 LOB: 1 BB: 0 P: 6	1B: 9 2B: 3 3B: 0 HR: 1	SF: 0 SAC: 1 DP: 2 HBP: 0	WP: 0 PB: 0 SB: 0 CS: 1	PA: 41			
PITCHER	IP	WLS	BF	H	R	ER	SO	BB	IBB	HBP	BLK	WP	HR	S	P	ERA	WHIP								
Bret Saberhagen, R ERA: 4.56	4.1	L	20	8	4	4	0	0	0	0	0	0	1	20	20	8.31	1.846								
Danny Jackson, L ERA: 4.05	1.2		7	2	1	1	1	1	0	0	0	0	0	8	12	5.40	1.800								
Steve Farr, R ERA: 2.19	1.0		7	2	1	1	1	2	0	0	0	0	0	7	15	9.00	4.000								
Mark Huisman, R ERA: 2.38	1.0		3	0	0	0	0	0	0	0	0	0	0	3	3	0.00	0.000								
Dan Quisenberry, R ERA:	1.0		4	0	0	0	1	0	0	0	0	0	0	6	6	0.00	0.000								

Boston Red Sox @ Kansas City Royals
Royals Stadium, Kansas City, MO
Sat Apr 26 1986, 7:05 PM EST
Att: 31,497 - Unknown

AB 37
R 6
H 12
RBI 6
BB 3
SO 3
LOB 17



Batter	1	2	3	4	5	6	7	8	9	AB	R	H	RBI	BB	SO	LOB	BOTTOM								
Rudy Law, L OBP: 0.359, SLG: 0.429	FC4-6 1B		FC4-6 CS 1-2			F8		4-3		4	0	1	0	0	0	1									
Willie Wilson, S OBP: 0.236, SLG: 0.254	FC4-6 1B		F6 1-2			1B		3-1		4	1	1	0	0	0	2									
George Brett, L OBP: 0.466, SLG: 0.600	F6					F8		F7		4	0	0	0	0	0	2									
Frank White, R OBP: 0.292, SLG: 0.451	F6 1-H					F6		G6-4-3 1B		3	0	2	1	0	0	0									
Steve Balboni, R OBP: 0.319, SLG: 0.453	4-3					F8		F2		3	0	0	0	0	0	2									
Hal McRae, R OBP: 0.237, SLG: 0.321			F8			6-3		G6-4-3 1-2		3	0	0	0	0	0	1									
Darryl Motley, R OBP: 0.232, SLG: 0.436			F8			F9		5-3		3	0	0	0	0	0	0									
Jim Sundberg, R OBP: 0.197, SLG: 0.155			6-3			F4		F9		3	0	0	0	0	0	0									
Angel Salazar, R OBP: 0.200, SLG: 0.162 Jorge Orta, L OBP: 0.356, SLG: 0.600 Buddy Biancalana, S OBP: 0.125, SLG: 0.125			FC4-6 BB			F8		K		1	0	0	0	1	0	0									
Inning Stats	R: 1 E: 0 K: 0 S: 5	H: 2 LOB: 1 BB: 0 P: 5	R: 0 E: 0 K: 0 S: 3	H: 0 LOB: 0 BB: 0 P: 3	R: 0 E: 0 K: 0 S: 2	H: 0 LOB: 0 BB: 1 P: 6	R: 0 E: 0 K: 0 S: 3	H: 0 LOB: 0 BB: 0 P: 3	R: 0 E: 0 K: 0 S: 4	H: 1 LOB: 1 BB: 0 P: 4	R: 0 E: 0 K: 0 S: 3	H: 1 LOB: 0 BB: 0 P: 3	R: 0 E: 0 K: 1 S: 5	H: 0 LOB: 0 BB: 0 P: 5	R: 0 E: 0 K: 0 S: 3	H: 0 LOB: 0 BB: 0 P: 3	1B: 4 2B: 0 3B: 0 HR: 0	SF: 0 SAC: 0 DP: 1 HBP: 0	WP: 0 PB: 0 SB: 1 CS: 1	PA: 30					
PITCHER	IP	WLS	BF	H	R	ER	SO	BB	IBB	HBP	BLK	WP	HR	S	P	ERA	WHIP								
Al Nipper, R ERA: 2.14	9.0	W	30	4	1	1	1	1	0	0	0	0	0	31	35	1.00	0.556								

Boston Red Sox @ Kansas City Royals
Royals Stadium, Kansas City, MO
Sat Apr 26 1986, 7:05 PM EST
Att: 31,497 - Unknown


AB 29
R 1
H 4
RBI 1
BB 1
SO 1
LOB 8




Batter	1	2	3	4	5	6	7	8	9	AB	R	H	RBI	BB	SO	LOB	TOP			
Spike Owen, S (1, 6) OBP: 0.303, SLG: 0.328										4	0	1	0	0	2	0	Seattle Mariners @ Boston Red Sox Fenway Park, Boston, MA Tue Apr 29 1986, 7:05 PM EDT Att: 13,414 - Unknown			
Phil Bradley, R (1, 7) OBP: 0.310, SLG: 0.293										4	0	0	0	0	4	1				
Ken Phelps, L (1, 3) OBP: 0.360, SLG: 0.474										4	0	0	0	0	3	1				
Gorman Thomas, R (1, 10) OBP: 0.333, SLG: 0.484										3	1	1	1	0	1	1				
Jim Prestley, R (1, 5) OBP: 0.231, SLG: 0.307										3	0	0	0	0	2	0				
Ivan Calderon, R (1, 9) OBP: 0.282, SLG: 0.328										3	0	0	0	0	3	0				
Danny Tartabull, R (1, 4) OBP: 0.342, SLG: 0.462										3	0	1	0	0	1	0				
Dave Henderson, R (1, 8) OBP: 0.279, SLG: 0.280										3	0	0	0	0	3	1				
Steve Yeager, R (1, 2) OBP: 0.171, SLG: 0.125										2	0	0	0	0	1	0				
Al Cowens, R (8, PH) OBP: 0.161, SLG: 0.172										1	0	0	0	0	0	1				
Bob Kearney, R (8, 2) OBP: 0.227, SLG: 0.238										0	0	0	0	0	0	0				
Inning Stats	R: 0 H: 0 E: 0 K: 3 S: 9	H: 0 LOB: 0 BB: 0 P: 9	R: 0 H: 0 E: 0 K: 2 S: 7	H: 0 LOB: 0 BB: 0 P: 7	R: 0 H: 0 E: 0 K: 1 S: 5	H: 0 LOB: 0 BB: 0 P: 5	R: 0 H: 1 E: 0 K: 3 S: 10	H: 1 LOB: 1 BB: 0 P: 10	R: 0 H: 0 E: 0 K: 3 S: 9	H: 0 LOB: 0 BB: 0 P: 9	R: 1 H: 1 E: 0 K: 2 S: 8	H: 1 LOB: 0 BB: 0 P: 8	R: 0 H: 1 E: 0 K: 2 S: 8	H: 1 LOB: 1 BB: 0 P: 8	R: 0 H: 0 E: 0 K: 2 S: 7	H: 0 LOB: 0 BB: 0 P: 7	1B: 2 2B: 0 3B: 0 HR: 1	SF: 0 SAC: 0 DP: 0 HBP: 0	WP: 0 PB: 0 SB: 0 CS: 0	PA: 30
PITCHER Roger Clemens, R (1, 1) ERA: 1.62	IP: 9.0 WLS: W BF: 30 H: 3 R: 1 ER: 1 SO: 20 BB: 0 IBB: 0 HBP: 0 BLK: 0 WP: 0 HR: 1 S: 70 P: 70 ERA: 1.00 WHIP: 0.333															PITCHER				


Batter	1	2	3	4	5	6	7	8	9	AB	R	H	RBI	BB	SO	LOB	BOTTOM
Dwight Evans, R (1, 9) OBP: 0.361, SLG: 0.429										4	1	2	3	0	1	0	Seattle Mariners @ Boston Red Sox Fenway Park, Boston, MA Tue Apr 29 1986, 7:05 PM EDT Att: 13,414 - Unknown
Wade Boggs, L (1, 5) OBP: 0.422, SLG: 0.493										3	0	0	0	1	0	2	
Bill Buckner, L (1, 10) OBP: 0.263, SLG: 0.378										4	0	2	0	0	0	0	
Jim Rice, R (1, 7) OBP: 0.295, SLG: 0.417										4	0	1	0	0	0	3	
Don Baylor, R (1, 3) OBP: 0.329, SLG: 0.418										3	0	1	0	1	2	3	
Dave Stapleton, R (9, 3)										0	0	0	0	0	0	0	
Rich Gedman, L (1, 2) OBP: 0.313, SLG: 0.452										4	0	1	0	0	0	3	
Marty Barrett, R (1, 4) OBP: 0.394, SLG: 0.466										3	0	0	0	1	1	3	
Steve Lyons, L (1, 8) OBP: 0.250, SLG: 0.250										3	1	1	0	0	0	1	
Glenn Hoffman, R (1, 6) OBP: 0.250, SLG: 0.111										2	0	0	0	1	1	1	
Ed Romero, R (7, PR) OBP: 0.306, SLG: 0.318										0	1	0	0	0	0	0	
Inning Stats	R: 0 H: 0 E: 0 K: 1 S: 5	H: 1 LOB: 1 BB: 0 P: 4	R: 0 H: 1 E: 0 K: 1 S: 6	H: 1 LOB: 1 BB: 0 P: 6	R: 0 H: 1 E: 0 K: 1 S: 5	H: 1 LOB: 1 BB: 0 P: 5	R: 0 H: 1 E: 0 K: 1 S: 6	H: 1 LOB: 2 BB: 1 P: 10	R: 3 H: 2 E: 0 K: 0 S: 5	H: 2 LOB: 1 BB: 1 P: 9	R: 0 H: 1 E: 0 K: 1 S: 6	H: 1 LOB: 2 BB: 1 P: 10	1B: 6 2B: 2 3B: 0 HR: 1	SF: 0 SAC: 0 DP: 1 HBP: 0	WP: 0 PB: 0 SB: 0 CS: 2	PA: 34	
PITCHER Mike Moore, R (1, 1) ERA: 2.36	IP: 0.1 WLS: L BF: 32 H: 8 R: 3 ER: 3 SO: 4 BB: 4 IBB: 0 HBP: 0 BLK: 0 WP: 0 HR: 1 S: 36 P: 52 ERA: 3.68 WHIP: 1.636															PITCHER	
Matt Young, L (8, 1) ERA: 5.92	IP: 0.1 WLS: L BF: 1 H: 0 R: 0 ER: 0 SO: 0 BB: 0 IBB: 0 HBP: 0 BLK: 0 WP: 0 HR: 0 S: 1 P: 1 ERA: 0.00 WHIP: 0.000															PITCHER	
Karl Best, R (8, 1) ERA: 2.7	IP: 0.1 WLS: L BF: 1 H: 0 R: 0 ER: 0 SO: 1 BB: 0 IBB: 0 HBP: 0 BLK: 0 WP: 0 HR: 3 S: 3 P: 3 ERA: 0.00 WHIP: 0.000															PITCHER	


AB 30
R 1
H 3
RBI 1
BB 0
SO 20
LOB 5



AB 30
R 3
H 8
RBI 3
BB 4
SO 5
LOB 16



Batter	1	2	3	4	5	6	7	8	9	AB	R	H	RBI	BB	SO	LOB	TOP										
Spike Owen, S OBP: 0.296, SLG: 0.318 (1, 6)	F3		L7		K		F8		BB 1B	5	0	1	0	0	1	0	Seattle Mariners @ Boston Red Sox Fenway Park, Boston, MA Wed Apr 30 1986, 7:05 PM EDT Att: 13,161 - Unknown livebaseballscores.com AB 32 R 4 H 6 RBI 4 BB 8 SO 16 LOB 17 										
Phil Bradley, R OBP: 0.303, SLG: 0.278 (1, 7)	K			F9		L4	K		BB 1B	4	0	0	0	1	2	0											
Ivan Calderon, R OBP: 0.289, SLG: 0.347 (1, 9)				2B		K	K		K	5	1	2	0	0	3	3											
Gorman Thomas, R OBP: 0.351, SLG: 0.469 (1, 10)	K			2B	BB				K	2	2	0	0	3	2	4											
Jim Prestley, R OBP: 0.244, SLG: 0.308 (1, 5)		CS BB		K		BB 1B			K	3	1	1	0	1	2	3											
Danny Tartabull, R OBP: 0.350, SLG: 0.471 (1, 4)	K					1B			K	3	0	1	2	1	2	2											
Barry Bonnell, R OBP: 0.125, SLG: 0.133 (8, PH) Ken Phelps, L OBP: 0.346, SLG: 0.450 (8, 3)	K			F5		BB 1B			K	3	0	1	2	0	1	1											
Dave Henderson, R OBP: 0.277, SLG: 0.264 (1, 8)			4-3		1-3				F9	3	0	0	0	1	0	0											
Bob Kearney, R OBP: 0.200, SLG: 0.208 (1, 2) Al Cowens, R OBP: 0.188, SLG: 0.172 (9, PH)			K		6-3				BB 1B BB	3	0	0	0	0	2	3											
Inning Stats	R: 0 E: 0 K: 2 S: 8	H: 1 LOB: 1 BB: 0 P: 8	R: 0 E: 0 K: 2 S: 6	H: 0 LOB: 0 BB: 1 P: 10	R: 0 E: 0 K: 1 S: 5	H: 0 LOB: 0 BB: 0 P: 5	R: 2 E: 0 K: 1 S: 7	H: 2 LOB: 1 BB: 0 P: 11	R: 0 E: 0 K: 1 S: 5	H: 0 LOB: 0 BB: 0 P: 5	R: 2 E: 0 K: 2 S: 9	H: 2 LOB: 3 BB: 3 P: 21	R: 0 E: 0 K: 3 S: 9	H: 0 LOB: 1 BB: 2 P: 13	R: 0 E: 0 K: 2 S: 8	H: 1 LOB: 3 BB: 2 P: 16		1B: 4 2B: 2 3B: 0 HR: 0	SF: 0 SAC: 0 DP: 0 HBP: 0	WP: 0 PB: 0 SB: 0 CS: 1	PA: 40						
PITCHER	IP	WLS	BF	H	R	ER	SO	BB	IBB	HBP	BLK	WP	HR	S	P	ERA	WHIP										
Bruce Hurst, L ERA: 3.78 (1, 1)	5.2		25	5	4	4	8	4	0	0	0	0	0	37	53	6.35	1.588										
Sammy Stewart, R ERA: 2.25 (6, 1)	2.2	W	13	1	0	0	6	4	0	0	0	0	0	21	37	0.00	1.875										
Bob Stanley, R ERA: 4.7 (9, 1)	0.2	S	2	0	0	0	2	0	0	0	0	0	0	6	6	0.00	0.000										

Batter	1	2	3	4	5	6	7	8	9	AB	R	H	RBI	BB	SO	LOB	BOTTOM										
Dwight Evans, R OBP: 0.382, SLG: 0.425 (1, 9)	K	BB 1B			G3 BB 1B	F9	1B	FC6-4 BB		3	1	1	0	3	1	0	Seattle Mariners @ Boston Red Sox Fenway Park, Boston, MA Wed Apr 30 1986, 7:05 PM EDT Att: 13,161 - Unknown livebaseballscores.com AB 37 R 9 H 13 RBI 9 BB 10 SO 6 LOB 24 										
Wade Boggs, L OBP: 0.438, SLG: 0.486 (1, 5)	FC3 BB	BB 1B			G3 BB		E6	FC6-4		3	2	1	1	3	0	3											
Bill Buckner, L OBP: 0.259, SLG: 0.380 (1, 10)	FC3 2B				G3					5	1	1	0	0	1	9											
Jim Rice, R OBP: 0.313, SLG: 0.442 (1, 7)			K					5-3		5	1	3	3	0	1	0											
Don Baylor, R OBP: 0.333, SLG: 0.408 (1, 3) Dave Stapleton, R (9, 3)			K		F7		F5	1B G3-4-1		4	1	1	0	1	1	3											
Rich Gedman, L OBP: 0.333, SLG: 0.455 (1, 2)			1-3				E7	G3-4 1B		4	2	2	1	1	0	3											
Marty Barrett, R OBP: 0.380, SLG: 0.444 (1, 4)		1-3					F8	G3-4-1		5	0	1	1	0	0	5											
Steve Lyons, L OBP: 0.308, SLG: 0.417 (1, 8)		K2-3			K		F9	2B 1B		4	1	1	1	1	2	1											
Ed Romero, R OBP: 0.333, SLG: 0.354 (1, 6)					F8		F7	1B 2B		4	0	2	2	1	0	0											
Inning Stats	R: 0 E: 1 K: 1 S: 6	H: 1 LOB: 3 BB: 2 P: 14	R: 0 E: 0 K: 2 S: 9	H: 2 LOB: 3 BB: 1 P: 13	R: 0 E: 0 K: 2 S: 7	H: 0 LOB: 0 BB: 0 P: 7	R: 0 E: 0 K: 1 S: 5	H: 1 LOB: 0 BB: 0 P: 5	R: 2 E: 0 K: 0 S: 4	H: 1 LOB: 2 BB: 3 P: 16	R: 0 E: 0 K: 0 S: 3	H: 0 LOB: 0 BB: 0 P: 3	R: 5 E: 2 K: 0 S: 9	H: 5 LOB: 3 BB: 2 P: 17	R: 2 E: 0 K: 0 S: 6	H: 3 LOB: 3 BB: 2 P: 14		1B: 9 2B: 3 3B: 1 HR: 0	SF: 0 SAC: 0 DP: 0 HBP: 0	WP: 0 PB: 0 SB: 0 CS: 1	PA: 47						
PITCHER	IP	WLS	BF	H	R	ER	SO	BB	IBB	HBP	BLK	WP	HR	S	P	ERA	WHIP										
Mark Langston, L ERA: 6.2 (1, 1)	6.0		30	6	4	4	0	0	0	0	0	0	0	3	3	0.00	6.000										
Ed Nunez, R ERA: 54.0 (7, 1)	0.1	L	3	2	0	0	0	0	0	0	0	0	0	3	3	0.00	6.000										
Karl Best, R ERA: 4.91 (7, 1)	0.1		4	1	2	1	0	1	1	0	0	0	0	2	10	27.00	6.000										
Matt Young, L ERA: 6.3 (7, 1)	1.1		10	4	3	3	0	2	0	0	0	0	0	8	16	20.25	4.500										

Batter	1	2	3	4	5	6	7	8	9	AB	R	H	RBI	BB	SO	LOB	TOP					
Danny Tartabull, R (1.4) OBP: 0.345, SLG: 0.458										4	1	1	0	0	1	1	Seattle Mariners @ Boston Red Sox Fenway Park, Boston, MA Thu May 01 1986, 7:05 PM EDT Att: 13,109 - Unknown					
Phil Bradley, R (1.7) OBP: 0.323, SLG: 0.301										4	0	3	0	0	0	0						
Alvin Davis, L (1.3) OBP: 0.300, SLG: 0.500										4	0	1	1	0	0	2						
Gorman Thomas, R (1.10) OBP: 0.346, SLG: 0.456										4	0	1	0	0	1	3						
Al Cowens, R (1.9) OBP: 0.167, SLG: 0.152										4	0	0	0	0	1	1						
Jim Prestley, R (1.5) OBP: 0.233, SLG: 0.293										4	0	0	0	0	0	0						
Dave Henderson, R (1.8) OBP: 0.275, SLG: 0.263										4	0	1	0	0	1	0						
Domingo Ramos, R (1.6) OBP: 0.231, SLG: 0.231										4	0	1	0	0	1	1						
Steve Yeager, R (1.2) OBP: 0.211, SLG: 0.235										2	1	1	1	1	0	1						
Inning Stats	R: 0 E: 0 K: 2 S: 8	H: 1 LOB: 1 BB: 0 P: 8	R: 0 E: 0 K: 0 S: 3	H: 0 LOB: 0 BB: 0 P: 3	R: 1 E: 0 K: 0 S: 6	H: 4 LOB: 2 BB: 0 P: 6	R: 0 E: 0 K: 0 S: 3	H: 0 LOB: 0 BB: 0 P: 3	R: 1 E: 0 K: 1 S: 7	H: 2 LOB: 1 BB: 0 P: 7	R: 0 E: 0 K: 1 S: 5	H: 0 LOB: 1 BB: 0 P: 5	R: 0 E: 0 K: 1 S: 5	H: 0 LOB: 1 BB: 1 P: 9	R: 0 E: 0 K: 0 S: 4	H: 1 LOB: 0 BB: 0 P: 4		R: 0 E: 0 K: 0 S: 3	H: 1 LOB: 0 BB: 0 P: 3	1B: 8 2B: 0 3B: 0 HR: 1	SF: 0 SAC: 0 DP: 2 HBP: 0	WP: 0 PB: 0 SB: 0 CS: 0
PITCHER Oil Can Boyd, R (1.1) ERA: 4.03	IP: 9.0 WLS: W BF: 35 H: 9 R: 2 ER: 2 SO: 5 BB: 1 IBB: 0 HBP: 0 BLK: 0 WP: 0 HR: 1 S: 44 P: 48 ERA: 2.00 WHIP: 1.111															PITCHER						

Batter	1	2	3	4	5	6	7	8	9	AB	R	H	RBI	BB	SO	LOB	BOTTOM			
Dwight Evans, R (1.9) OBP: 0.372, SLG: 0.403										4	2	0	0	1	1	5	Seattle Mariners @ Boston Red Sox Fenway Park, Boston, MA Thu May 01 1986, 7:05 PM EDT Att: 13,109 - Unknown			
Wade Boggs, L (1.5) OBP: 0.447, SLG: 0.545										5	3	3	3	0	0	1				
Bill Buckner, L (1.3) OBP: 0.267, SLG: 0.386										4	1	1	2	1	0	1				
Jim Rice, R (1.7) OBP: 0.318, SLG: 0.438										3	0	1	1	1	0	0				
Don Baylor, R (1.10) OBP: 0.337, SLG: 0.392										3	1	0	1	0	2	1				
Rich Gedman, L (1.2) OBP: 0.326, SLG: 0.443										4	1	1	1	1	0	2				
Marty Barrett, R (1.4) OBP: 0.400, SLG: 0.463										4	2	3	0	0	0	2				
Steve Lyons, L (1.8) OBP: 0.412, SLG: 0.625										4	2	3	2	0	0	0				
Ed Romero, R (1.6) OBP: 0.310, SLG: 0.333										3	0	0	1	0	0	5				
Inning Stats	R: 2 E: 0 K: 0 S: 3	H: 0 LOB: 2 BB: 3 P: 16	R: 0 E: 0 K: 0 S: 3	H: 0 LOB: 0 BB: 0 P: 3	R: 0 E: 0 K: 0 S: 3	H: 0 LOB: 0 BB: 0 P: 3	R: 5 E: 1 K: 1 S: 9	H: 5 LOB: 0 BB: 0 P: 10	R: 0 E: 0 K: 1 S: 5	H: 0 LOB: 0 BB: 0 P: 5	R: 4 E: 1 K: 0 S: 8	H: 4 LOB: 1 BB: 0 P: 8	R: 0 E: 0 K: 0 S: 5	H: 2 LOB: 2 BB: 0 P: 5	R: 1 E: 0 K: 1 S: 6	H: 1 LOB: 0 BB: 0 P: 6		1B: 8 2B: 2 3B: 1 HR: 1	SF: 2 SAC: 0 DP: 0 HBP: 2	WP: 0 PB: 0 SB: 0 CS: 1
PITCHER Bill Swift, R (1.1) ERA: 5.66 Lee Guetterman, L (5.1) ERA: 4.61 Pete Ladd, R (8.1) ERA: 3.97	IP: 4.0 WLS: L BF: 21 H: 5 R: 7 ER: 6 SO: 1 BB: 3 IBB: 0 HBP: 0 BLK: 0 WP: 0 HR: 0 S: 18 P: 18 ERA: 13.50 WHIP: 2.000															PITCHER				

AB	34
R	2
H	9
RBI	2
BB	1
SO	5
LOB	9



Batter	1	2	3	4	5	6	7	8	9	AB R H RBI BB SO LOB	TOP														
Tony Phillips, S (1.4) OBP: 0.436, SLG: 0.333	1-3		6-3		F7		F5			4 0 0 0 0 0 2	Oakland Athletics @ Boston Red Sox Fenway Park, Boston, MA Fri May 02 1986, 7:05 PM EDT Att: 17,720 - Unknown														
Dwayne Murphy, L (1.8) OBP: 0.396, SLG: 0.363	K			HR		6-3		F2		4 1 1 0 0 1 0															
Jose Canseco, R (1.7) OBP: 0.400, SLG: 0.549	FC5-4 BB			HR		6-3		F8		3 1 1 2 1 0 0															
Dave Kingman, R (1.10) OBP: 0.215, SLG: 0.317	FC5-4 1-2			F5			HR		BB	3 1 1 1 1 0 1															
Bruce Bochte, L (1.3) OBP: 0.366, SLG: 0.393		K		4-3			HR		F7	4 1 1 1 0 1 1															
Carney Lansford, R (1.5) OBP: 0.344, SLG: 0.356				4-3			F6			3 0 1 0 1 0 0															
Mike Davis, L (1.9) OBP: 0.246, SLG: 0.278			G4-6-3 1B		F9		6-3 4-3 1B		SH1-4 BB	3 0 1 0 0 0 1															
Alfredo Griffin, S (1.6) OBP: 0.356, SLG: 0.325					F8		F3			3 0 0 0 1 0 1															
Bill Bathe, R (1.2) OBP: 0.200, SLG: 0.240					F8				G5-4-3 IBB	4 0 1 0 0 0 3															
Inning Stats	R: 0 E: 0 K: 1 S: 5	H: 0 LOB: 1 BB: 1 P: 9	R: 0 E: 0 K: 1 S: 5	H: 1 LOB: 0 BB: 0 P: 5	R: 0 E: 0 K: 0 S: 3	H: 0 LOB: 0 BB: 0 P: 3	R: 2 E: 0 K: 0 S: 5	H: 2 LOB: 0 BB: 0 P: 5	R: 0 E: 0 K: 0 S: 4	H: 1 LOB: 1 BB: 0 P: 4	R: 2 E: 0 K: 0 S: 5	H: 2 LOB: 0 BB: 0 P: 5	R: 0 E: 0 K: 0 S: 4	H: 1 LOB: 1 BB: 0 P: 4	R: 0 E: 0 K: 0 S: 3	H: 0 LOB: 1 BB: 1 P: 7	R: 0 E: 0 K: 0 S: 2	H: 0 LOB: 1 BB: 2 P: 10	1B: 3 2B: 1 3B: 0 HR: 3	SF: 0 SAC: 1 DP: 2 HBP: 0	WP: 0 PB: 0 SB: 0 CS: 0	PA: 36			
PITCHER	IP	WLS	BF	H	R	ER	SO	BB	IBB	HBP	BLK	WP	HR	S	P	ERA	WHIP								
Al Nipper, R (1.1) ERA: 2.61	7.2	L	31	7	4	4	2	2	0	0	0	0	3	33	41	4.70	1.174								
Tim Lollar, L (8.1) ERA: 2.25	0.2		4	0	0	0	0	1	1	0	0	0	0	2	10	0.00	1.500								
Steve Crawford, R (9.1) ERA:	0.2		1	0	0	0	0	0	0	0	0	0	0	1	1	0.00	0.000								

AB	31
R	4
H	7
RBI	4
BB	4
SO	2
LOB	9



Batter	1	2	3	4	5	6	7	8	9	AB R H RBI BB SO LOB	BOTTOM														
Dwight Evans, R (1.9) OBP: 0.378, SLG: 0.420	F7			BB 1B				6-3		4 1 2 0 0 0 0	Oakland Athletics @ Boston Red Sox Fenway Park, Boston, MA Fri May 02 1986, 7:05 PM EDT Att: 17,720 - Unknown														
Wade Boggs, L (1.5) OBP: 0.438, SLG: 0.525	F7			F8 1B BB		1-3		K		3 0 0 0 1 1 1															
Bill Buckner, L (1.3) OBP: 0.295, SLG: 0.368	F9			F6		F7			F9	4 0 0 0 0 0 3															
Jim Rice, R (1.7) OBP: 0.326, SLG: 0.440		6-3		1-2 2H 1B		5-3			1B	4 0 2 1 0 0 1															
Don Baylor, R (1.10) OBP: 0.322, SLG: 0.372		K		F8		6-3			F7	4 0 0 0 0 1 3															
Rich Gedman, L (1.2) OBP: 0.312, SLG: 0.419		F2		F8		F9			F5	4 0 0 0 0 0 3															
Marty Barrett, R (1.4) OBP: 0.397, SLG: 0.457				F8		4-3			1B	3 0 1 0 0 0 0															
Steve Lyons, L (1.8) OBP: 0.350, SLG: 0.526				E1		K			F9	3 0 0 0 0 1 1															
Ed Romero, R (1.6) OBP: 0.295, SLG: 0.315				9-3		5-3			F5	3 0 0 0 0 0 1															
Inning Stats	R: 0 E: 0 K: 0 S: 3	H: 0 LOB: 0 BB: 0 P: 3	R: 0 E: 0 K: 1 S: 5	H: 0 LOB: 0 BB: 0 P: 5	R: 0 E: 1 K: 0 S: 3	H: 0 LOB: 0 BB: 0 P: 3	R: 1 E: 0 K: 0 S: 5	H: 2 LOB: 2 BB: 1 P: 9	R: 0 E: 0 K: 1 S: 5	H: 0 LOB: 0 BB: 0 P: 5	R: 0 E: 0 K: 0 S: 4	H: 1 LOB: 1 BB: 0 P: 4	R: 0 E: 0 K: 0 S: 4	H: 1 LOB: 1 BB: 0 P: 4	R: 0 E: 0 K: 1 S: 5	H: 0 LOB: 0 BB: 0 P: 5	R: 0 E: 0 K: 0 S: 4	H: 1 LOB: 1 BB: 0 P: 4	1B: 4 2B: 2 3B: 0 HR: 0	SF: 0 SAC: 0 DP: 1 HBP: 0	WP: 0 PB: 0 SB: 0 CS: 0	PA: 33			
PITCHER	IP	WLS	BF	H	R	ER	SO	BB	IBB	HBP	BLK	WP	HR	S	P	ERA	WHIP								
Joaquin Andujar, R (1.1) ERA: 3.45	9.0	W	33	5	1	1	3	1	0	0	0	0	0	38	42	1.00	0.667								



Batter	1	2	3	4	5	6	7	8	9	AB	R	H	RBI	BB	SO	LOB	TOP					
Tony Phillips, S OBP: 0.443, SLG: 0.353 (1, 4)	SH1-3 2B	3B 1B		BB		K			F7	4	1	2	1	1	1	1						
Dwayne Murphy, L OBP: 0.402, SLG: 0.393 (1, 8)	SH1-3 2-3	3B		F8		F8			5-3 BB 1B	4	0	2	1	0	0	3						
Jose Canseco, R OBP: 0.410, SLG: 0.541 (1, 7)	HBP BB	4-3			G3 1B	K			5-3 BB 1-2	3	1	1	0	2	1	2						
Dave Kingman, R OBP: 0.214, SLG: 0.297 (1, 10)	FC5-4 HBP 1-2			F2		F5			5-3 1-2 2-3	4	0	0	0	0	0	3						
Bruce Bochte, L OBP: 0.355, SLG: 0.369 Rick Peters, S OBP: 0.533, SLG: 0.571 (9, PR)	F6			F7		G3			F7	4	0	0	0	1	0	4						
Carney Lansford, R OBP: 0.337, SLG: 0.348 (1, 5)	FC5-4 1-2			4-3		1B			IBB F8	5	0	1	1	0	0	6						
Mike Davis, L OBP: 0.262, SLG: 0.293 (1, 9)				F9		1B			4-3	4	0	2	0	0	0	0						
Alfredo Griffin, S OBP: 0.351, SLG: 0.321 (1, 6)		FC3-6 SH1-3 1B		F9		F9			G3	4	1	1	0	0	0	3						
Bill Bathe, R OBP: 0.222, SLG: 0.231 Dusty Baker Jr., R OBP: 0.256, SLG: 0.339 Mickey Tettleton, S OBP: 0.236, SLG: 0.170 (8, PH)	SH1-3 1-2			G3					F2	1	0	0	0	1	0	1						
Inning Stats	R: 0 E: 0 K: 0 S: 4	H: 1 LOB: 3 BB: 1 P: 9	R: 2 E: 0 K: 0 S: 6	H: 3 LOB: 1 BB: 0 P: 6	R: 0 E: 0 K: 0 S: 3	H: 0 LOB: 0 BB: 0 P: 3	R: 0 E: 0 K: 0 S: 4	H: 1 LOB: 2 BB: 1 P: 8	R: 1 E: 0 K: 0 S: 6	H: 3 LOB: 2 BB: 0 P: 6	R: 0 E: 0 K: 2 S: 7	H: 0 LOB: 1 BB: 1 P: 11	R: 0 E: 0 K: 0 S: 3	H: 0 LOB: 0 BB: 0 P: 3	R: 0 E: 0 K: 0 S: 3	H: 0 LOB: 0 BB: 0 P: 3	R: 0 E: 0 K: 0 S: 4	H: 1 LOB: 3 BB: 2 P: 12	1B: 7 2B: 1 3B: 1 HR: 0	SF: 0 SAC: 2 DP: 0 HBP: 1	WP: 0 PB: 0 SB: 2 CS: 0	PA: 42
PITCHER	IP	WLS	BF	H	R	ER	SO	BB	IBB	HBP	BLK	WP	HR	S	P	ERA	WHIP					
Mike Brown, R ERA: 3.65 (1, 1)	4.2		25	8	3	3	0	2	0	1	0	0	0	22	31	5.79	2.143					
Sammy Stewart, R ERA: 1.54 (5, 1)	3.2	W	14	1	0	0	2	2	0	0	0	0	0	16	24	0.00	0.818					
Bob Stanley, R ERA: 4.32 (9, 1)	0.2	S	3	0	0	0	0	0	1	0	0	0	0	2	6	0.00	0.000					

Oakland Athletics @ Boston Red Sox
Fenway Park, Boston, MA
Sat May 03 1986, 3:33 AM EDT
Att: 20,046 - Unknown

AB	34
R	3
H	9
RBI	3
BB	5
SO	2
LOB	23



Batter	1	2	3	4	5	6	7	8	9	AB	R	H	RBI	BB	SO	LOB	BOTTOM					
Dwight Evans, R OBP: 0.382, SLG: 0.429 (1, 9)	G1-6-3 BB		HR 2B		K				F4	3	1	1	0	1	1	0						
Wade Boggs, L OBP: 0.441, SLG: 0.524 (1, 5)	G1-6-3 1-2		1-3		1B				1B	4	0	2	0	0	0	3						
Bill Buckner, L OBP: 0.265, SLG: 0.374 (1, 3)	F8		6-3		1B				1B	4	0	2	1	0	0	1						
Jim Rice, R OBP: 0.333, SLG: 0.489 (1, 7)		6-3 2B	3H HR		6-3				F4	4	1	2	2	0	0	2						
Don Baylor, R OBP: 0.319, SLG: 0.358 (1, 10)		6-3	K			1B G4-6-3 BB			F9	3	1	0	0	1	1	1						
Marty Barrett, R OBP: 0.402, SLG: 0.452 (1, 4)		6-3 BB			F7				G4-6-3 1B	3	0	1	0	1	0	0						
Steve Lyons, L OBP: 0.304, SLG: 0.455 (1, 8)		6-3 1-2 2-3			F9				G4-6-3	3	0	0	0	0	0	3						
Ed Romero, R OBP: 0.281, SLG: 0.298 (1, 6)					L4				F6	3	0	0	0	0	1	2						
Marc Sullivan, R OBP: 0.364, SLG: 0.300 (1, 2)			2B 6-3 1B		5-3				K	3	1	1	0	0	1	0						
Inning Stats	R: 0 E: 0 K: 0 S: 2	H: 0 LOB: 0 BB: 1 P: 6	R: 0 E: 0 K: 1 S: 6	H: 1 LOB: 2 BB: 1 P: 10	R: 3 E: 0 K: 1 S: 8	H: 3 LOB: 0 BB: 0 P: 8	R: 0 E: 0 K: 0 S: 3	H: 0 LOB: 0 BB: 0 P: 3	R: 0 E: 0 K: 0 S: 7	H: 2 LOB: 2 BB: 0 P: 7	R: 1 E: 0 K: 0 S: 3	H: 1 LOB: 0 BB: 1 P: 7	R: 0 E: 0 K: 1 S: 6	H: 2 LOB: 0 BB: 0 P: 6	R: 0 E: 0 K: 0 S: 3	H: 0 LOB: 0 BB: 0 P: 3	R: 0 E: 0 K: 0 S: 4	H: 0 LOB: 0 BB: 0 P: 12	1B: 6 2B: 2 3B: 0 HR: 1	SF: 0 SAC: 0 DP: 2 HBP: 0	WP: 0 PB: 0 SB: 0 CS: 0	PA: 33
PITCHER	IP	WLS	BF	H	R	ER	SO	BB	IBB	HBP	BLK	WP	HR	S	P	ERA	WHIP					
Chris Codolir, R ERA: 2.7 (1, 1)	8.0	L	33	9	4	4	4	3	0	0	0	0	1	38	50	4.50	1.500					


Oakland Athletics @ Boston Red Sox
Fenway Park, Boston, MA
Sat May 03 1986, 3:33 AM EDT
Att: 20,046 - Unknown

AB	30
R	4
H	9
RBI	3
BB	3
SO	4
LOB	12




Batter	1	2	3	4	5	6	7	8	9	AB	R	H	RBI	BB	SO	LOB	TOP					
Tony Phillips, S OBP: 0.445, SLG: 0.360 (1, 4)	0-3 K 1		0-0 1B			0-0 FC3-6 1B		0-3 K 2		4	0	2	0	0	2	0	<p>Oakland Athletics @ Boston Red Sox</p> <p>Fenway Park, Boston, MA</p> <p>Sun May 04 1986, 3:33 AM EDT</p> <p>Att: 25,190 - Unknown</p>					
Dwayne Murphy, L OBP: 0.391, SLG: 0.379 Rick Peters, S OBP: 0.500, SLG: 0.533 (1, 8) (6, 8)	0-3 K 2		0-3 K 3			0-0 FC3-6 1-2		0-0 F7 3		3	0	0	0	0	2	2						
Jose Canseco, R OBP: 0.394, SLG: 0.517 (1, 7)	0-0 L6 3			0-3 K 1		0-0 F7 3			0-3 K 1	4	0	0	0	0	2	1						
Dave Kingman, R OBP: 0.216, SLG: 0.338 (1, 10)		0-0 F8 1		0-0 F8 2			0-0 HR		0-3 K 2	4	1	1	1	0	1	0						
Bruce Bochte, L OBP: 0.363, SLG: 0.358 (1, 3)		4-0 BB 2		0-0 F9 3			4-0 BB		0-3 K 3	2	0	0	0	2	1	0						
Carney Lansford, R OBP: 0.327, SLG: 0.337 (1, 5)		0-0 F3 2			0-0 4-3 1		0-3 K 1			3	0	0	0	0	1	2						
Mike Davis, L OBP: 0.250, SLG: 0.279 (1, 9)		0-3 K 3			0-3 K 2		0-0 F5 2			3	0	0	0	0	2	2						
Alfredo Griffin, S OBP: 0.340, SLG: 0.310 (1, 6)			0-0 F9 1		0-0 L6 3		0-3 K 3			3	0	0	0	0	1	1						
Mickey Tettleton, S OBP: 0.228, SLG: 0.163 Donnie Hill, S OBP: 0.453, SLG: 0.667 Bill Bathe, R OBP: 0.222, SLG: 0.231 (1, 2) (8, PH) (8, 2)			0-3 K 2			0-0 F6 1		0-0 G3 1		2	0	0	0	0	1	0						
Inning Stats	R: 0 E: 0 K: 2 S: 7	H: 0 LOB: 0 BB: 7	R: 0 E: 0 K: 1 S: 5	H: 0 LOB: 1 BB: 1 P: 9	R: 0 E: 0 K: 1 S: 8	H: 1 LOB: 1 BB: 0 P: 8	R: 0 E: 0 K: 1 S: 5	H: 0 LOB: 0 BB: 0 P: 5	R: 0 E: 0 K: 0 S: 4	H: 1 LOB: 1 BB: 0 P: 4	R: 1 E: 0 K: 2 S: 8	H: 1 LOB: 1 BB: 1 P: 12	R: 0 E: 0 K: 1 S: 5	H: 0 LOB: 0 BB: 0 P: 5	R: 0 E: 0 K: 3 S: 9	H: 0 LOB: 0 BB: 0 P: 9	1B: 2 2B: 0 3B: 0 HR: 1	SF: 0 SAC: 0 DP: 0 HBP: 0	WP: 0 PB: 0 SB: 0 CS: 0	PA: 32		
PITCHER	IP WLS BF H R ER SO BB IBB HBP BLK WP HR S P ERA WHIP	8.0 W 29 3 1 1 10 2 0 0 0 0 1 47 55 1.12 0.625	1.0 S 3 0 0 0 3 0 0 0 0 0 0 9 9 0.00 0.000																			

AB	30
R	1
H	3
RBI	1
BB	2
SO	13
LOB	8



Batter	1	2	3	4	5	6	7	8	9	AB	R	H	RBI	BB	SO	LOB	BOTTOM				
Dwight Evans, R OBP: 0.377, SLG: 0.432 (1, 9)	0-0 1B 1B 2B	0-3 K 1		0-0 6-3 2		0-0 1-3 3				4	1	1	0	0	1	1	<p>Oakland Athletics @ Boston Red Sox</p> <p>Fenway Park, Boston, MA</p> <p>Sun May 04 1986, 3:33 AM EDT</p> <p>Att: 25,190 - Unknown</p>				
Wade Boggs, L OBP: 0.462, SLG: 0.535 (1, 5)	4-0 1B G6-4-3 BB	0-0 1B 1B		0-0 1B		4-0 G3-6-3 BB				2	1	2	0	2	0	0					
Bill Buckner, L OBP: 0.265, SLG: 0.368 (1, 3)	0-0 G6-4-3 1-2 2-3 E 1B	0-0 F9 2			0-0 F3 1		0-0 L9 1			4	1	1	0	0	0	2					
Jim Rice, R OBP: 0.340, SLG: 0.489 (1, 7)	0-0 G6-4-3 1-2 2-3 3-H 1B	0-0 1B 1B			0-0 5-3 2		0-0 G3-6-3 1-2			4	0	2	1	0	0	1					
Don Baylor, R OBP: 0.306, SLG: 0.341 (1, 10)	0-0 G6-4-3 1-2 2-3 3-H BB	0-0 F4 3			0-0 E6 FC6-4		0-0 6-3 1			4	0	0	0	0	0	4					
Rich Gedman, L OBP: 0.305, SLG: 0.403 (1, 2)	4-0 S 2B BB		0-0 F8 1		0-0 FC6-4 1-2		0-0 6-3 2			3	1	0	0	1	0	1					
Marty Barrett, R OBP: 0.395, SLG: 0.455 (1, 4)	0-0 1-H 3-H 2B		0-0 6-3 2			0-0 F7 1		0-3 K 3		4	0	1	1	0	1	0					
Steve Lyons, L OBP: 0.308, SLG: 0.417 (1, 8)	4-0 FC6-4 BB		0-0 F8 3			0-0 F6 2				2	0	0	0	1	0	0					
Glenn Hoffman, R OBP: 0.267, SLG: 0.250 (1, 6)	0-0 FC6-4 1-2			0-0 5-3 1		0-0 2B				3	0	1	0	0	0	2					
Inning Stats	R: 4 E: 0 K: 0 S: 6	H: 4 LOB: 2 BB: 3 P: 18	R: 0 E: 0 K: 1 S: 7	H: 2 LOB: 2 BB: 0 P: 7	R: 0 E: 0 K: 0 S: 3	H: 0 LOB: 0 BB: 0 P: 3	R: 0 E: 0 K: 0 S: 3	H: 1 LOB: 1 BB: 0 P: 3	R: 0 E: 0 K: 0 S: 4	H: 0 LOB: 0 BB: 0 P: 4	R: 0 E: 0 K: 0 S: 2	H: 0 LOB: 0 BB: 1 P: 6	R: 0 E: 0 K: 1 S: 5	H: 0 LOB: 0 BB: 0 P: 5	1B: 5 2B: 3 3B: 0 HR: 0	SF: 0 SAC: 0 DP: 2 HBP: 0	WP: 0 PB: 0 SB: 1 CS: 0	PA: 34			
PITCHER	IP WLS BF H R ER SO BB IBB HBP BLK WP HR S P ERA WHIP	5.2 L 27 8 4 4 1 8 4 4 1 0 0 26 38 6.35 1.941	2.1 7 0 0 0 1 1 0 0 0 0 0 0 8 12 0.00 0.429																		

AB	30
R	4
H	8
RBI	2
BB	4
SO	2
LOB	11



Batter	1	2	3	4	5	6	7	8	9	AB	R	H	RBI	BB	SO	LOB	TOP	
Rick Burleson, R OBP: 0.407, SLG: 0.451 (1, 10)										4	0	1	0	0	2	2	California Angels @ Boston Red Sox Fenway Park, Boston, MA Mon May 05 1986, 7:05 PM EDT Att: 16,886 - Unknown	
Wally Joyner, L OBP: 0.373, SLG: 0.593 (1, 3)										4	0	0	0	0	1	3		
Brian Downing, R OBP: 0.425, SLG: 0.634 (1, 7)										3	0	3	0	0	0	0		
Doug DeCinces, R OBP: 0.297, SLG: 0.382 (1, 5)										4	0	0	0	0	0	5		
George Hendrick, R OBP: 0.362, SLG: 0.727 (1, 9)											4	0	0	0	0	3		
Bobby Grich, R OBP: 0.340, SLG: 0.439 (1, 4)											4	0	1	0	0	1		
Dick Schofield, R OBP: 0.314, SLG: 0.521 (1, 6)										3	0	1	0	0	0	1		
Bob Boone, R OBP: 0.288, SLG: 0.311 (1, 2)										3	0	1	0	0	1	1		
Gary Pettis, S OBP: 0.250, SLG: 0.237 (1, 8)										3	0	1	0	0	1	1		
Inning Stats	R: 0 E: 0 K: 0 S: 5	H: 2 LOB: 2 BB: 0 P: 5	R: 0 E: 0 K: 1 S: 6	H: 1 LOB: 1 BB: 0 P: 6	R: 0 E: 0 K: 1 S: 6	H: 1 LOB: 0 BB: 0 P: 3	R: 0 E: 0 K: 0 S: 3	H: 0 LOB: 0 BB: 0 P: 3	R: 0 E: 0 K: 0 S: 3	H: 0 LOB: 0 BB: 0 P: 3	R: 0 E: 0 K: 2 S: 7	H: 0 LOB: 0 BB: 0 P: 7	R: 0 E: 0 K: 0 S: 4	H: 1 LOB: 1 BB: 0 P: 4	1B: 7 2B: 2 3B: 0 HR: 0	SF: 0 SAC: 0 DP: 2 HBP: 1	WP: 1 PB: 0 SB: 1 CS: 1	PA: 33
PITCHER Bruce Hurst, L ERA: 2.98 (1, 1)	IP: 9.0 WLS: W BF: 33 H: 8 R: 0 ER: 0 SO: 5 BB: 0 IBB: 0 HBP: 1 BLK: 0 WP: 1 HR: 0 S: 42 P: 43 ERA: 0.00 WHIP: 0.889																PITCHER	

Batter	1	2	3	4	5	6	7	8	9	AB	R	H	RBI	BB	SO	LOB	BOTTOM
Dwight Evans, R OBP: 0.373, SLG: 0.418 (1, 9)										3	0	0	0	1	1	2	California Angels @ Boston Red Sox Fenway Park, Boston, MA Mon May 05 1986, 7:05 PM EDT Att: 16,886 - Unknown
Wade Boggs, L OBP: 0.473, SLG: 0.534 (1, 5)										2	0	1	1	2	0	2	
Bill Buckner, L OBP: 0.255, SLG: 0.354 (1, 3)										4	0	0	0	0	0	4	
Jim Rice, R OBP: 0.346, SLG: 0.510 (1, 7)										4	1	2	0	0	1	1	
Don Baylor, R OBP: 0.314, SLG: 0.341 (1, 10)										3	1	1	1	1	0	1	
Rich Gedman, L OBP: 0.306, SLG: 0.395 (1, 2)										4	0	1	0	0	0	2	
Marty Barrett, R OBP: 0.389, SLG: 0.450 (1, 4)										3	0	1	1	0	0	1	
Steve Lyons, L OBP: 0.300, SLG: 0.370 (1, 8)										3	0	0	0	1	1	1	
Glenn Hoffman, R OBP: 0.316, SLG: 0.375 (1, 6)										4	1	2	0	0	0	3	
Inning Stats	R: 0 E: 0 K: 1 S: 5	H: 0 LOB: 1 BB: 1 P: 9	R: 1 E: 0 K: 1 S: 7	H: 2 LOB: 1 BB: 0 P: 7	R: 0 E: 0 K: 0 S: 4	H: 1 LOB: 1 BB: 0 P: 4	R: 0 E: 0 K: 0 S: 3	H: 0 LOB: 0 BB: 0 P: 3	R: 0 E: 0 K: 0 S: 4	H: 1 LOB: 2 BB: 1 P: 8	R: 2 E: 0 K: 0 S: 6	H: 3 LOB: 2 BB: 1 P: 10	1B: 5 2B: 3 3B: 0 HR: 0	SF: 1 SAC: 0 DP: 1 HBP: 0	WP: 1 PB: 2 SB: 0 CS: 0	PA: 36	
PITCHER Mike Witt, R ERA: 3.02 Ken Forsch, R ERA: 8.35 (8, 1)	IP: 7.2 WLS: L BF: 35 H: 8 R: 3 ER: 3 SO: 3 BB: 5 IBB: 0 HBP: 0 BLK: 0 WP: 1 HR: 0 S: 36 P: 56 ERA: 3.52 WHIP: 1.696																PITCHER

Batter	1	2	3	4	5	6	7	8	9	AB R H RBI BB SO LOB	TOP
Gary Pettis, S (1, 8) George Hendrick, R (5, 9)										2 1 1 2 0 1 0 1 0 0 0 1 0 0	California Angels @ Boston Red Sox Fenway Park, Boston, MA Tue May 06 1986, 3:33 AM EDT Att: 14,072 - Unknown
Rob Wilfong, L (1, 4)										5 0 2 1 0 1 0	
Wally Joyner, L (1, 3)										5 0 0 1 0 0 3	
Reggie Jackson, L (1, 10)										5 0 0 0 0 1 4	
Brian Downing, R (1, 7)										4 1 2 0 0 0 0	
Doug DeCinces, R (1, 5)										4 0 0 0 0 0 2	
Ruppert Jones, L (1, 9) (5, 8)										3 1 1 0 1 1 0	
Jerry Narron, L (1, 2) Bob Boone, R (9, PH) (9, 2)										3 1 1 0 0 0 3 1 1 1 1 0 0 0	
Dick Schofield, R (1, 6)										4 1 1 0 0 2 3	
Inning Stats	R: 0 H: 0 E: 0 LOB: 0 K: 1 S: 5	R: 0 H: 0 E: 0 LOB: 0 K: 0 S: 3	R: 2 H: 1 E: 2 LOB: 0 K: 0 S: 5	R: 0 H: 0 E: 0 LOB: 0 K: 0 S: 3	R: 0 H: 1 E: 0 LOB: 1 K: 2 S: 8	R: 0 H: 0 E: 0 LOB: 0 K: 1 S: 5	R: 0 H: 2 E: 0 LOB: 2 K: 0 S: 5	R: 1 H: 2 E: 0 LOB: 1 K: 2 S: 11	R: 3 H: 3 E: 1 LOB: 3 K: 2 S: 11	1B: 6 SF: 0 2B: 2 SAC: 1 3B: 0 DP: 0 HR: 1 HBP: 0	
PITCHER	IP WLS BF H R ER SO BB IBB HBP BLK WP HR S P ERA WHIP	PITCHER									
Oil Can Boyd, R (1, 1) ERA: 3.57	7.1 L 29 6 3 1 4 0 0 0 0 0 1 37 37 1.23 0.818										
Joe Sambito, L (8, 1) ERA: 3.85	0.2 2 0 0 0 0 0 0 0 0 0 0 2 2 0.00 0.000										
Steve Crawford, R (9, 1) ERA: 3.68	0.2 6 2 3 3 1 1 1 0 0 0 0 6 14 40.50 4.500										
Tim Lollar, L (9, 1) ERA: 2.16	0.1 3 1 0 0 1 0 0 0 0 0 0 0 5 0.00 3.000										

Batter	1	2	3	4	5	6	7	8	9	AB R H RBI BB SO LOB	BOTTOM	
Dwight Evans, R (1, 9) Wade Boggs, L (1, 5)										5 1 2 1 0 1 2 3 0 2 0 1 0 0	California Angels @ Boston Red Sox Fenway Park, Boston, MA Tue May 06 1986, 3:33 AM EDT Att: 14,072 - Unknown	
Bill Buckner, L (1, 3)										3 0 0 1 0 0 4		
Jim Rice, R (1, 7)										4 0 0 0 0 0 2		
Don Baylor, R (1, 10)										3 0 0 0 1 0 1		
Rich Gedman, L (1, 2)										4 0 0 0 0 0 2		
Marty Barrett, R (1, 4) ERA: 3.82										4 1 1 0 0 0 0		
Steve Lyons, L (1, 8) ERA: 2.19										3 0 0 0 1 0 0		
Glenn Hoffman, R (1, 6) Tony Armas, R (9, PH) ERA: 2.16 Ed Romero, R (9, PR) ERA: 2.16										3 0 1 0 0 0 2 1 0 1 0 0 0 0 0 0 0 0 0 0 0		
Inning Stats	R: 0 H: 0 E: 0 LOB: 0 K: 1 S: 5	R: 0 H: 0 E: 0 LOB: 0 K: 0 S: 3	R: 0 H: 0 E: 0 LOB: 0 K: 0 S: 3	R: 1 H: 2 E: 0 LOB: 2 K: 0 S: 5	R: 0 H: 1 E: 0 LOB: 1 K: 0 S: 4	R: 0 H: 1 E: 0 LOB: 1 K: 0 S: 4	R: 1 H: 2 E: 0 LOB: 2 K: 0 S: 5	R: 0 H: 0 E: 0 LOB: 0 K: 0 S: 3	R: 0 H: 1 E: 0 LOB: 1 K: 0 S: 4	1B: 4 SF: 1 2B: 3 SAC: 0 3B: 0 DP: 0 HR: 0 HBP: 0		WP: 0 PA: 37 PB: 0 SB: 0 CS: 0
PITCHER	IP WLS BF H R ER SO BB IBB HBP BLK WP HR S P ERA WHIP	PITCHER										
Jim Slaton, R (1, 1) ERA: 3.82	6.2 W 28 6 2 2 1 2 0 0 0 0 0 0 1 5 0.00 3.000											
Terry Forster, L (7, 1) ERA: 2.16	0.1 2 0 0 0 0 1 0 0 0 0 0 0 1 5 0.00 3.000											
Doug Corbett, R (8, 1) ERA: 1.29	2.0 S 7 1 0 0 0 0 0 0 0 0 0 0 7 7 0.00 0.500											

Batter	1	2	3	4	5	6	7	8	9	AB R H RBI BB SO LOB	TOP											
Dwight Evans, R OBP: 0.364, SLG: 0.406	F3	K			L4	WP BB	F7		K	5 0 0 0 1 2 6	Boston Red Sox @ Seattle Mariners The Kingdome, Seattle, WA Wed May 07 1986, 10:05 PM EDT Att: 8,523 - Unknown											
Wade Boggs, L OBP: 0.483, SLG: 0.567	BB 2B 1B		L7		HR 1B	4-3 1-2 2-H		HR 2B	G3	6 3 3 1 0 0 3												
Bill Buckner, L OBP: 0.263, SLG: 0.375 Tony Armas, R OBP: 0.275, SLG: 0.313	2B E BB		FC4-6 BB		HR 1B	K		L5		2 2 1 3 2 1 1 1 0 0 0 0 0 1												
Jim Rice, R OBP: 0.354, SLG: 0.538	1-3 2H 2B		FC4-6 FC5-4		G5-4-3 BB		WP 1B 2B 1B	HR		4 2 3 3 1 0 1												
Don Baylor, R OBP: 0.306, SLG: 0.323	F9		FC5-4		G5-4-3		2B WP 1B	F4		5 0 1 0 0 0 3												
Rich Gedman, L OBP: 0.297, SLG: 0.372 Marc Sullivan, R OBP: 0.357, SLG: 0.385	3-H 4-0 BB		1-3		1B FC3-2-5 2B		K	F8		1 0 0 0 1 0 0 3 0 1 0 0 1 2												
Marty Barrett, R OBP: 0.394, SLG: 0.461	K		F8		FC3-2-5 1B 2-3		1-3 2-H 2B	BB 1B		5 1 3 1 0 1 2												
Steve Lyons, L OBP: 0.282, SLG: 0.294		6-3	F8		FC3-2-5 1B 1-3 3-H		IBB	K		4 1 0 0 1 1 3												
Ed Romero, R OBP: 0.304, SLG: 0.300		6-3			1B HR HBP		WP 4-3 1B	L7		3 2 1 2 1 0 3												
Inning Stats	R: 2 E: 1 K: 1 S: 7	H: 2 LOB: 2 BB: 2 P: 15	R: 0 E: 0 K: 1 S: 5	H: 0 LOB: 0 BB: 0 P: 5	R: 0 E: 0 K: 0 S: 3	H: 0 LOB: 1 BB: 1 P: 7	R: 0 E: 0 K: 0 S: 3	H: 0 LOB: 0 BB: 0 P: 3	R: 3 E: 0 K: 1 S: 4	H: 2 LOB: 1 BB: 1 P: 9		R: 3 E: 0 K: 1 S: 8	H: 3 LOB: 1 BB: 1 P: 12	R: 1 E: 0 K: 1 S: 8	H: 3 LOB: 3 BB: 1 P: 12	R: 2 E: 0 K: 0 S: 5	H: 2 LOB: 0 BB: 0 P: 5	R: 0 E: 0 K: 2 S: 8	H: 1 LOB: 2 BB: 1 P: 12	1B: 7 2B: 4 3B: 0 HR: 2	SF: 0 SAC: 0 DP: 1 HBP: 1	WP: 2 PB: 2 SB: 0 CS: 0
PITCHER	IP WLS BF H R ER SO BB IBB HBP BLK WP HR S P ERA WHIP											IP WLS BF H R ER SO BB IBB HBP BLK WP HR S P ERA WHIP										
Milt Wilcox, R ERA: 5.46	(1, 1) 5.0 L 25 6 7 6 2 4 0 0 1 0 0 1 24 41 10.80 2.000																					
Matt Young, L ERA: 6.45	(6, 1) 1.0 7 3 2 2 1 1 0 0 0 0 1 0 8 12 18.00 4.000																					
Pete Ladd, R ERA: 3.71	(7, 1) 2.0 10 3 2 2 1 0 1 0 0 0 1 1 11 15 9.00 1.500																					
Jerry Reed, R ERA: 6.75	(9, 1) 1.0 5 1 0 0 2 1 0 0 0 0 0 0 8 12 0.00 2.000																					

Batter	1	2	3	4	5	6	7	8	9	AB R H RBI BB SO LOB	BOTTOM											
Spike Owen, S OBP: 0.280, SLG: 0.299	K		G3-6-1		BB HBP PB 1B		2-3		4-3	5 1 1 0 0 1 2	Boston Red Sox @ Seattle Mariners The Kingdome, Seattle, WA Wed May 07 1986, 10:05 PM EDT Att: 8,523 - Unknown											
Phil Bradley, R OBP: 0.331, SLG: 0.343 Al Cowens, R OBP: 0.226, SLG: 0.224	2B		E5 HR		PB BB HBP		1B 2B		K	2 1 1 0 0 0 0 2 0 1 0 0 1 0												
Alvin Davis, L OBP: 0.417, SLG: 0.570	BB		HR		PB BB		FC6-4 1B			2 1 2 3 2 0 0												
Gorman Thomas, R OBP: 0.336, SLG: 0.451	F9		K		F9		K			4 0 0 0 0 2 6												
Ivan Calderon, R OBP: 0.281, SLG: 0.329	F8		F8		F9		FC6-4			4 0 0 0 0 0 7												
Danny Tartabull, R OBP: 0.309, SLG: 0.421	F8		K		K		K		K	4 0 0 0 0 3 0												
Jim Prestley, R OBP: 0.219, SLG: 0.260	F9		4-3		F9		F9		1-3	4 0 0 0 0 0 0												
Dave Henderson, R OBP: 0.269, SLG: 0.292	F4				HR		K		F9	4 1 1 1 0 1 0												
Bob Kearney, R OBP: 0.189, SLG: 0.222			G3-6-1 1B		K		2B 1B 2B		F9	4 1 2 0 0 1 0												
Inning Stats	R: 0 E: 0 K: 1 S: 6	H: 1 LOB: 2 BB: 1 P: 10	R: 0 E: 0 K: 0 S: 3	H: 0 LOB: 0 BB: 0 P: 3	R: 2 E: 1 K: 1 S: 7	H: 2 LOB: 0 BB: 0 P: 7	R: 0 E: 0 K: 1 S: 5	H: 0 LOB: 0 BB: 0 P: 5	R: 2 E: 0 K: 2 S: 7	H: 2 LOB: 3 BB: 1 P: 12		R: 0 E: 0 K: 2 S: 7	H: 0 LOB: 0 BB: 0 P: 7	R: 1 E: 0 K: 1 S: 8	H: 3 LOB: 2 BB: 0 P: 8	R: 0 E: 0 K: 1 S: 5	H: 0 LOB: 0 BB: 0 P: 5	R: 0 E: 0 K: 1 S: 5	H: 0 LOB: 0 BB: 0 P: 5	1B: 3 2B: 3 3B: 0 HR: 2	SF: 0 SAC: 0 DP: 1 HBP: 1	WP: 0 PB: 1 SB: 0 CS: 0
PITCHER	IP WLS BF H R ER SO BB IBB HBP BLK WP HR S P ERA WHIP											IP WLS BF H R ER SO BB IBB HBP BLK WP HR S P ERA WHIP										
Al Nipper, R ERA: 2.64	(1, 1) 6.1 W 29 7 5 2 6 2 0 0 1 0 0 2 38 47 2.84 1.421																					
Steve Crawford, R ERA: 2.7	(7, 1) 2.2 9 1 0 0 3 0 0 0 0 0 0 0 15 15 0.00 0.375																					




Batter	1	2	3	4	5	6	7	8	9	AB R H RBI BB SO LOB	TOP									
Dwight Evans, R OBP: 0.373, SLG: 0.419	0-0 2B		0-0 FC4-6 BB 1B		4-0 G4-6-3 1B BB		0-0 F9	0-0 F8		4 0 2 0 1 0 0	Boston Red Sox @ Seattle Mariners The Kingdom, Seattle, WA Thu May 08 1986, 10:05 PM EDT Att: 8,319 - Unknown									
Wade Boggs, L OBP: 0.495, SLG: 0.574	0-0 1-3		0-0 FC4-6 1-2 BB		0-0 G4-6-3 1B		0-0 1B	0-0 1B		4 1 3 0 1 0 1										
Bill Buckner, L OBP: 0.269, SLG: 0.376	0-0 L4		0-0 FC4-6 1-2-3		0-0 G4-6-3 1-2-3		0-0 1B	0-0 1B		5 1 2 0 0 0 5										
Jim Rice, R OBP: 0.347, SLG: 0.523	0-3 K		0-3 K		0-0 4-3		0-0 F8 1B 3B	0-0 F9		5 1 1 1 0 2 6										
Don Baylor, R OBP: 0.310, SLG: 0.327		0-0 G3		0-0 SH5-3 1B		0-3 K	0-0 S 1-2 2-H 3B 1B		0-0 F7	5 1 2 1 0 1 0										
Rich Gedman, L OBP: 0.302, SLG: 0.385		0-0 2B		0-0 E4 SH5-3 1-2		0-0 2B FC1-6 1B	0-0 F8 2-3		0-3 K	5 0 2 0 0 1 3										
Marty Barrett, R OBP: 0.398, SLG: 0.495		0-0 F9		0-0 SH5-3 1-2 2-3		0-0 FC1-6 1-3 2B	0-0 1-H 3-H 3B		0-0 5-3	4 0 2 2 0 0 1										
Steve Lyons, L OBP: 0.256, SLG: 0.263		0-0 F5		0-3 K		0-0 FC1-6 2-3 3-H WP	0-3 K			4 0 0 0 0 2 6										
Ed Romero, R OBP: 0.288, SLG: 0.281			0-0 6-3	0-3 K		0-0 5-3 1-2		0-0 F9		4 0 0 0 0 1 4										
Inning Stats	R: 0 E: 0 K: 1 S: 6	H: 1 LOB: 1 BB: 0 P: 6	R: 0 E: 0 K: 0 S: 4	H: 1 LOB: 1 BB: 0 P: 4	R: 0 E: 0 K: 1 S: 6	H: 1 LOB: 2 BB: 1 P: 10	R: 0 E: 1 K: 2 S: 9	H: 1 LOB: 2 BB: 0 P: 9	R: 0 E: 0 K: 0 S: 3	H: 2 LOB: 2 BB: 0 P: 7	R: 4 E: 0 K: 1 S: 10	H: 5 LOB: 1 BB: 0 P: 10	R: 0 E: 0 K: 0 S: 5	H: 2 LOB: 0 BB: 0 P: 5	R: 0 E: 0 K: 1 S: 5	H: 0 LOB: 0 BB: 0 P: 5	1B: 10 2B: 3 3B: 1 HR: 0	SF: 0 SAC: 1 DP: 1 HBP: 0	WP: 1 PB: 0 SB: 1 CS: 0	PA: 43
PITCHER	IP WLS BF H R ER SO BB IBB HBP BLK WP HR S P ERA WHIP											PITCHER	IP WLS BF H R ER SO BB IBB HBP BLK WP HR S P ERA WHIP							
Mike Morgan, R ERA: 2.68	(1, 1) 6.1 L 32 11 4 4 5 2 0 0 0 0 1 0 40 48 5.68 2.053																			
Matt Young, L ERA: 6.35	(7, 1) 0.1 1 0 0 0 0 0 0 0 0 0 0 1 1 0.00 0.000																			
Karl Best, R ERA: 3.68	(7, 1) 2.1 10 3 0 0 2 0 0 0 0 0 0 0 14 14 0.00 1.286																			


Batter	1	2	3	4	5	6	7	8	9	AB R H RBI BB SO LOB	BOTTOM											
Spike Owen, S OBP: 0.278, SLG: 0.319	0-0 E 3B	0-3 K			0-0 4-3			0-0 1-3		4 1 1 0 0 1 1	Boston Red Sox @ Seattle Mariners The Kingdom, Seattle, WA Thu May 08 1986, 10:05 PM EDT Att: 8,319 - Unknown											
Phil Bradley, R OBP: 0.344, SLG: 0.340	4-0 E BB		4-0 1B BB		0-3 K		4-0 G3 BB			1 0 0 0 3 1 0												
Alvin Davis, L OBP: 0.410, SLG: 0.554	0-0 E3 1-3 3-H		0-0 CS 1B		0-0 F8		0-0 G3 1-2		0-0 G3	4 0 1 1 0 0 2												
Gorman Thomas, R OBP: 0.324, SLG: 0.432	0-0 1-3		0-3 K 1-2		0-3 K	0-3 K		0-0 F8		4 0 0 0 0 2 5												
Ivan Calderon, R OBP: 0.280, SLG: 0.326	0-0 5-3		0-3 K		0-0 CS 1B			0-0 F8		4 0 1 0 0 1 3												
Danny Tartabull, R OBP: 0.316, SLG: 0.465	0-0 F9			0-0 HR	0-3 K	0-3 K 1-2		0-0 4-3 2B		4 1 2 1 0 1 3												
Jim Presley, R OBP: 0.220, SLG: 0.269		0-0 2B		0-3 K			0-0 F7	0-0 4-3		4 0 1 0 0 1 1												
Dave Henderson, R OBP: 0.259, SLG: 0.279		0-0 F4		0-0 F8			0-0 F9	0-3 K		3 0 0 0 0 0 1												
Ken Phelps, L OBP: 0.345, SLG: 0.409		0-0 F6		0-0 F3			0-3 K			1 0 0 0 0 1 1												
Bob Kearney, R OBP: 0.175, SLG: 0.205										3 0 0 0 0 1 1												
Inning Stats	R: 1 E: 1 K: 0 S: 5	H: 1 LOB: 2 BB: 1 P: 9	R: 0 E: 0 K: 1 S: 6	H: 1 LOB: 1 BB: 0 P: 6	R: 0 E: 0 K: 2 S: 7	H: 1 LOB: 1 BB: 1 P: 11	R: 1 E: 0 K: 1 S: 6	H: 1 LOB: 0 BB: 0 P: 6	R: 0 E: 0 K: 1 S: 5	H: 0 LOB: 0 BB: 0 P: 5	R: 0 E: 0 K: 2 S: 7	H: 1 LOB: 0 BB: 0 P: 7	R: 0 E: 0 K: 1 S: 5	H: 0 LOB: 1 BB: 1 P: 5	R: 0 E: 0 K: 0 S: 3	H: 0 LOB: 1 BB: 1 P: 7	R: 0 E: 0 K: 1 S: 6	H: 1 LOB: 1 BB: 0 P: 6	1B: 2 2B: 3 3B: 1 HR: 1	SF: 0 SAC: 0 DP: 1 HBP: 0	WP: 0 PB: 0 SB: 0 CS: 2	PA: 35
PITCHER	IP WLS BF H R ER SO BB IBB HBP BLK WP HR S P ERA WHIP											PITCHER	IP WLS BF H R ER SO BB IBB HBP BLK WP HR S P ERA WHIP									
Mike Brown, R ERA: 3.2	(1, 1) 7.1 W 29 5 2 2 8 3 0 0 0 0 0 0 1 42 54 2.46 1.091																					
Joe Sambrino, L ERA: 3.39	(8, 1) 0.1 1 0 0 0 0 0 0 0 0 0 0 1 1 0.00 0.000																					
Bob Stanley, R ERA: 3.38	(8, 1) 1.1 S 5 1 0 0 1 0 0 0 0 0 0 0 7 7 0.00 0.750																					



Batter	1	2	3	4	5	6	7	8	9	AB	R	H	RBI	BB	SO	LOB			
Dwight Evans, R OBP: 0.373, SLG: 0.402 (1, 9)	F9		4-3 BB	5-3		3-1 1-H 2B		F9		4	0	1	2	1	0	1			
Wade Boggs, L OBP: 0.482, SLG: 0.540 (1, 5)	L7		K			3-1 BB		4-3		3	0	0	0	2	1	2			
Bill Buckner, L OBP: 0.252, SLG: 0.347 (1, 10)	L6		4-3	F7		3-1			L9	5	0	0	0	0	0	6			
Jim Rice, R OBP: 0.358, SLG: 0.512 (1, 7)		F9	F9		F8	F9			1B 2B	5	1	1	0	0	0	4			
Don Baylor, R OBP: 0.295, SLG: 0.336 Dave Stapleton, R (9, 3)	F2			F3	K		K		F4	5	0	0	0	0	0	2			
Rich Gedman, L OBP: 0.330, SLG: 0.400 (1, 2)	FC4-6 1B			BB 1B	FC6-4 1B		1B		1B IBB	4	1	4	0	1	0	0			
Marty Barrett, R OBP: 0.381, SLG: 0.467 (1, 4)	FC4-6			1B BB	FC6-4		L7			4	1	1	1	1	0	3			
Steve Lyons, L OBP: 0.304, SLG: 0.271 (1, 8)			E BB	1B 5-3 1B		G3	L4		K	4	2	1	1	1	1	3			
Ed Romero, R OBP: 0.326, SLG: 0.307 (1, 6)	E6			4-3 1-H	5-3 1B	2B 1B		K		4	1	2	1	0	1	0			
Inning Stats	R: 0 E: 0 K: 0 S: 3	H: 0 LOB: 0 BB: 0 P: 3	R: 0 E: 0 K: 0 S: 4	H: 1 LOB: 1 BB: 0 P: 4	R: 1 E: 1 K: 1 S: 6	H: 0 LOB: 2 BB: 2 P: 14	R: 3 E: 0 K: 0 S: 6	H: 3 LOB: 1 BB: 0 P: 6	R: 0 E: 0 K: 1 S: 5	H: 1 LOB: 1 BB: 0 P: 6	R: 0 E: 0 K: 1 S: 5	H: 0 LOB: 0 BB: 0 P: 5	R: 1 E: 0 K: 1 S: 7	H: 2 LOB: 2 BB: 1 P: 11	1B: 8 2B: 2 3B: 0 HR: 0	SF: 0 SAC: 0 DP: 0 HBP: 0	WP: 0 PB: 0 SB: 0 CS: 0	PA: 44	
PITCHER	IP WLS BF H R ER SO BB IBB HBP BLK WP HR S P ERA WHIP	8.2 L 43 10 6 5 4 5 1 0 0 0 0 0 45 69 5.19 1.731	0.1 1 0 0 0 0 1 0 0 0 0 0 0 3 3 0.00 0.000																

TOP
Boston Red Sox @ Oakland Athletics Oakland-Alameda County Coliseum, Oakland, CA Sun May 11 1986, 3:33 AM PDT Att: 23,872 - Unknown
AB 38 R 6 H 10 RBI 5 BB 6 SO 5 LOB 20


Batter	1	2	3	4	5	6	7	8	9	AB	R	H	RBI	BB	SO	LOB			
Tony Phillips, S OBP: 0.414, SLG: 0.352 (1, 4)	F8		6-3		G3		F9		1-2 BB	4	0	0	0	1	0	0			
Dwayne Murphy, L OBP: 0.377, SLG: 0.363 Dusty Baker Jr., R OBP: 0.268, SLG: 0.292 (9, PH)	L7		K		4-3			1-3	1-3	4	0	0	0	0	1	0			
Jose Canseco, R OBP: 0.376, SLG: 0.546 (1, 7)					5-3					3	1	2	1	1	0	0			
Dave Kingman, R OBP: 0.257, SLG: 0.402 Rick Peters, S OBP: 0.375, SLG: 0.364 (9, PR)	F8			K		F8		E6 1B		4	0	0	0	0	1	2			
Bruce Bochte, L OBP: 0.367, SLG: 0.378 (1, 3)		L6			HR	F8		G5-4-3		4	1	1	1	0	0	2			
Camey Lansford, R OBP: 0.354, SLG: 0.467 (1, 5)	E5			1B G3 BB		HR			HR	3	3	2	2	1	0	0			
Mike Davis, L OBP: 0.286, SLG: 0.393 (1, 9)	F8			G3 1B		3-1			F7	4	0	1	0	0	0	1			
Alfredo Griffin, S OBP: 0.366, SLG: 0.369 (1, 6)	F2			G3			L9		G3	4	0	0	1	0	0	2			
Bill Bathe, R OBP: 0.209, SLG: 0.381 Donnie Hill, S OBP: 0.426, SLG: 0.548 (9, PH)			L7	5-3			6-3			3	0	0	0	0	0	1			
Inning Stats	R: 0 E: 0 K: 0 S: 3	H: 0 LOB: 1 BB: 1 P: 7	R: 0 E: 1 K: 0 S: 4	H: 0 LOB: 0 BB: 0 P: 4	R: 0 E: 0 K: 1 S: 5	H: 0 LOB: 0 BB: 0 P: 5	R: 3 E: 0 K: 1 S: 8	H: 3 LOB: 1 BB: 1 P: 12	R: 0 E: 0 K: 0 S: 3	H: 0 LOB: 0 BB: 0 P: 3	R: 1 E: 0 K: 0 S: 4	H: 1 LOB: 2 BB: 0 P: 4	R: 0 E: 1 K: 0 S: 4	H: 0 LOB: 2 BB: 1 P: 9	1B: 3 2B: 0 3B: 0 HR: 4	SF: 0 SAC: 0 DP: 1 HBP: 0	WP: 0 PB: 0 SB: 0 CS: 0	PA: 38	
PITCHER	IP WLS BF H R ER SO BB IBB HBP BLK WP HR S P ERA WHIP	7.0 W 28 4 4 4 2 2 0 0 0 0 0 1 8 12 5.40 2.400	0.1 S 1 0 0 0 0 0 0 0 0 0 0 0 0 1 1 0.00 0.000																

BOTTOM
Boston Red Sox @ Oakland Athletics Oakland-Alameda County Coliseum, Oakland, CA Sun May 11 1986, 3:33 AM PDT Att: 23,872 - Unknown
AB 35 R 5 H 7 RBI 5 BB 3 SO 2 LOB 10


Batter	1	2	3	4	5	6	7	8	9	AB R H RBI BB SO LOB	TOP							
Dwight Evans, R OBP: 0.377, SLG: 0.413	L8					K				4 0 2 1 0 1 0	Boston Red Sox @ California Angels Anaheim Stadium, Anaheim, CA Mon May 12 1986, 10:05 PM EDT Att: 25,450 - Unknown							
Wade Boggs, L OBP: 0.465, SLG: 0.521	F7		5-3			4-3				4 0 0 0 0 0 2								
Bill Buckner, L OBP: 0.252, SLG: 0.339	BB		F4			1-3				3 0 0 0 1 0 1								
Jim Rice, R OBP: 0.355, SLG: 0.504	F6						6-3			4 0 1 0 0 0 1								
Don Baylor, R OBP: 0.294, SLG: 0.328			K			F7				3 0 0 0 1 1 1								
Rich Gedman, L OBP: 0.328, SLG: 0.404	F5						F6			4 0 1 0 0 0 2								
Marty Barrett, R OBP: 0.380, SLG: 0.464										3 0 1 0 0 0 1								
Steve Lyons, L OBP: 0.305, SLG: 0.294	CS					B1-3				3 1 1 0 0 0 0								
Ed Romero, R OBP: 0.318, SLG: 0.299										2 0 0 0 0 0 0								
Inning Stats	R: 0 E: 0 K: 0 S: 3	H: 0 LOB: 1 BB: 1 P: 7	R: 0 E: 0 K: 1 S: 5	H: 1 LOB: 0 BB: 0 P: 5	R: 1 E: 0 K: 0 S: 5	H: 2 LOB: 1 BB: 0 P: 5	R: 0 E: 0 K: 0 S: 3	H: 1 LOB: 0 BB: 0 P: 3	R: 0 E: 0 K: 1 S: 5	H: 0 LOB: 0 BB: 0 P: 3	R: 0 E: 0 K: 0 S: 4	H: 1 LOB: 1 BB: 0 P: 4	R: 0 E: 0 K: 0 S: 4	H: 1 LOB: 1 BB: 1 P: 4	R: 0 E: 0 K: 0 S: 3	H: 0 LOB: 1 BB: 1 P: 7	1B: 3 SF: 0 2B: 3 SAC: 1 3B: 0 DP: 1 HR: 0 HBP: 0	WP: 0 PA: 34 PB: 0 SB: 0 CS: 1
PITCHER	IP WLS BF H R ER SO BB IBB HBP BLK WP HR S P ERA WHIP																	
Don Sutton, R ERA: 6.45	(1, 1) 7.0 W 25 5 1 1 2 1 0 0 0 0 0 28 32 1.29 0.857																	
Terry Forster, L ERA: 4.85	(8, 1) 2.0 8 1 0 0 0 1 0 0 0 0 0 7 11 0.00 1.000																	

AB 30
R 1
H 6
RBI 1
BB 2
SO 2
LOB 8



Batter	1	2	3	4	5	6	7	8	9	AB R H RBI BB SO LOB	BOTTOM							
Gary Pettis, S OBP: 0.252, SLG: 0.270	4-3		K			F8				5 1 1 1 0 1 1	Boston Red Sox @ California Angels Anaheim Stadium, Anaheim, CA Mon May 12 1986, 10:05 PM EDT Att: 25,450 - Unknown							
Wally Joyner, L OBP: 0.371, SLG: 0.623	HR					4-3				5 2 3 4 0 0 1								
Reggie Jackson, L OBP: 0.408, SLG: 0.566	F9		K							3 0 0 0 1 2 1								
Doug DeCinces, R OBP: 0.294, SLG: 0.363	F3									2 1 0 0 2 0 1								
Brian Downing, R OBP: 0.413, SLG: 0.570			K			F7				4 1 2 0 0 1 1								
Ruppert Jones, L OBP: 0.381, SLG: 0.423										1 1 1 0 3 0 0								
Rob Wilfong, L OBP: 0.337, SLG: 0.464										3 1 1 2 1 1 5								
Dick Schofield, R OBP: 0.321, SLG: 0.452	F7									3 0 0 0 1 1 5								
Bob Boone, R OBP: 0.301, SLG: 0.298			L6			F8				4 0 0 0 0 0 3								
Inning Stats	R: 1 E: 0 K: 0 S: 4	H: 1 LOB: 0 BB: 0 P: 4	R: 0 E: 0 K: 1 S: 5	H: 1 LOB: 1 BB: 1 P: 9	R: 0 E: 0 K: 2 S: 8	H: 1 LOB: 1 BB: 0 P: 8	R: 6 E: 0 K: 2 S: 11	H: 4 LOB: 2 BB: 2 P: 19	R: 0 E: 0 K: 1 S: 5	H: 0 LOB: 2 BB: 2 P: 13	R: 0 E: 0 K: 0 S: 3	H: 0 LOB: 0 BB: 0 P: 3	R: 0 E: 0 K: 0 S: 3	H: 1 LOB: 2 BB: 2 P: 11	R: 0 E: 0 K: 0 S: 3	H: 0 LOB: 1 BB: 1 P: 7	1B: 5 SF: 0 2B: 2 SAC: 0 3B: 0 DP: 1 HR: 2 HBP: 0	WP: 0 PA: 38 PB: 0 SB: 0 CS: 0
PITCHER	IP WLS BF H R ER SO BB IBB HBP BLK WP HR S P ERA WHIP																	
Al Nipper, R ERA: 3.88	(1, 1) 3.2 L 20 7 7 7 4 3 0 0 0 0 0 2 25 37 17.18 2.727																	
Tim Lollar, L ERA: 1.69	(4, 1) 2.1 9 0 0 0 2 2 0 0 0 0 0 11 19 0.00 0.857																	
Sammy Stewart, R ERA: 1.32	(7, 1) 2.0 9 1 0 0 0 3 0 0 0 0 0 6 18 0.00 2.000																	

AB 30
R 7
H 8
RBI 7
BB 8
SO 6
LOB 18



Batter	1	2	3	4	5	6	7	8	9	AB	R	H	RBI	BB	SO	LOB	TOP																			
Dwight Evans, R OBP: 0.380, SLG: 0.435	4-3		1B BB		6-3			HR		3	1	1	1	1	0	0	Boston Red Sox @ California Angels Anaheim Stadium, Anaheim, CA Tue May 13 1986, 10:05 PM EDT Att: 27,420 - Unknown																			
Wade Boggs, L OBP: 0.470, SLG: 0.521	4-3		1B		4-3			2B G5-2-3 1B		4	0	2	1	0	0	0																				
Bill Buckner, L OBP: 0.252, SLG: 0.344	F3		F2		F8			G5-2-3 1-3 2B		4	0	1	0	0	0	2																				
Jim Rice, R OBP: 0.352, SLG: 0.492		6-3		6-3		E9 G4-6-3		G5-2-3 BB		3	0	0	0	1	0	0																				
Don Baylor, R OBP: 0.293, SLG: 0.333	K		WP PB 2B		F8			G5-2-3		4	1	1	0	0	1	4																				
Rich Gedman, L OBP: 0.317, SLG: 0.389	K		F9		G4-6-3			1-2 2-3 3-H K		4	0	0	0	0	2	4																				
Marty Barrett, R OBP: 0.384, SLG: 0.478			1B 3B	WP PB 1B BB		6-3		F8		3	2	1	0	1	0	0																				
Steve Lyons, L OBP: 0.302, SLG: 0.291			F6		1B			F9		4	0	1	1	0	0	1																				
Ed Romero, R OBP: 0.308, SLG: 0.288			F4		5-3			1-3		3	0	0	0	0	0	2																				
Tony Armas, R OBP: 0.264, SLG: 0.299										1	0	0	0	0	0	0																				
Inning Stats	R: 0 E: 0 K: 0 S: 3	H: 0 LOB: 0 BB: 0 P: 3	R: 0 E: 0 K: 2 S: 7	H: 0 LOB: 0 BB: 0 P: 7	R: 1 E: 0 K: 0 S: 5	H: 2 LOB: 2 BB: 1 P: 9	R: 2 E: 0 K: 0 S: 5	H: 2 LOB: 1 BB: 1 P: 9	R: 0 E: 1 K: 0 S: 3	H: 0 LOB: 0 BB: 0 P: 3	R: 0 E: 0 K: 0 S: 3	H: 0 LOB: 0 BB: 0 P: 3	R: 1 E: 0 K: 1 S: 7	H: 3 LOB: 2 BB: 1 P: 11	R: 0 E: 0 K: 0 S: 3	H: 0 LOB: 0 BB: 0 P: 3	1B: 3 2B: 2 3B: 1 HR: 1	SF: 0 SAC: 0 DP: 2 HBP: 0	WP: 1 PB: 1 SB: 0 CS: 0	PA: 36																
PITCHER	IP	WLS	BF	H	R	ER	SO	BB	IBB	HBP	BLK	WP	HR	S	P	ERA	WHIP	PITCHER		IP	WLS	BF	H	R	ER	SO	BB	IBB	HBP	BLK	WP	HR	S	P	ERA	WHIP
Ron Romanick, R ERA: 4.7	(1, 1)	7.0	W	28	5	4	4	2	2	0	0	0	1	1	30	38	5.14	1.000																		
Tery Forster, L ERA: 4.55	(8, 1)	0.0		2	2	0	0	0	0	0	0	0	0	0	2	2	∞	∞																		
Doug Corbett, R ERA: 1.23	(8, 1)	2.0	S	6	0	0	0	1	1	0	0	0	0	0	7	11	0.00	0.500																		

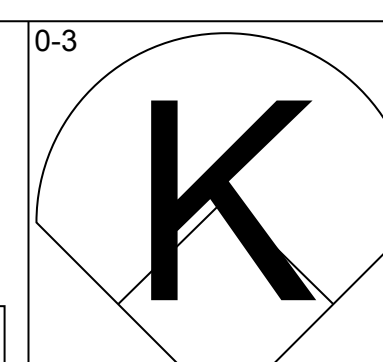
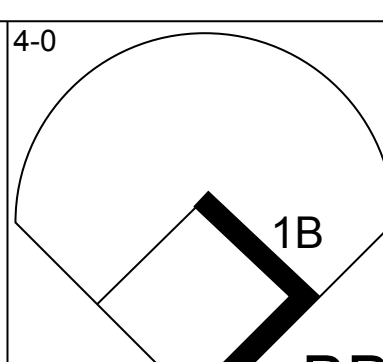
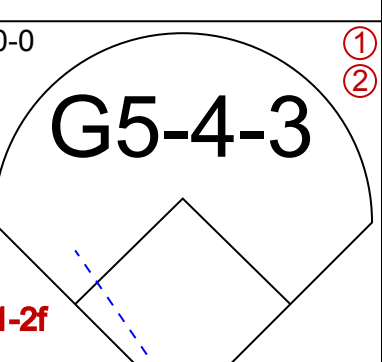
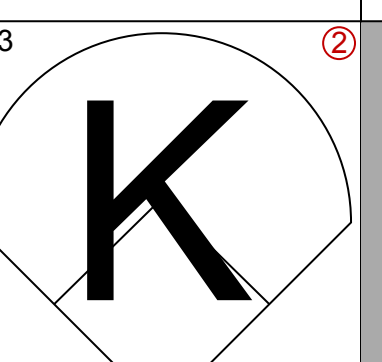
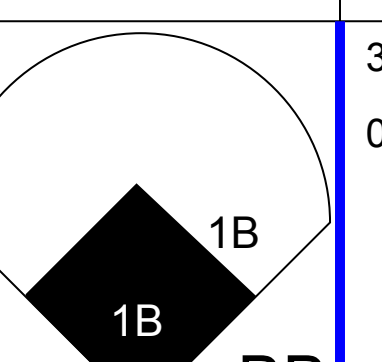
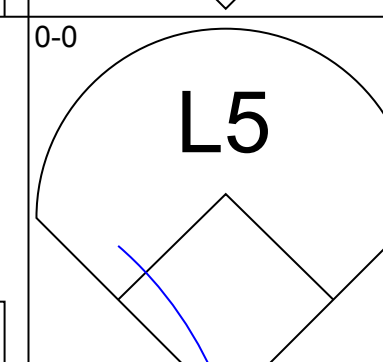
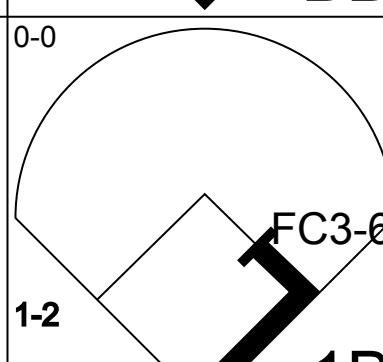
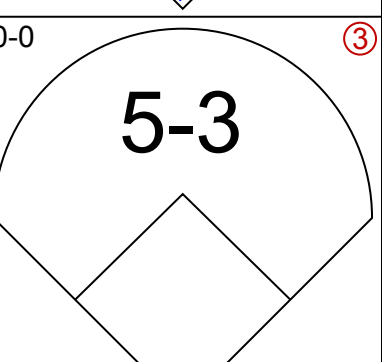
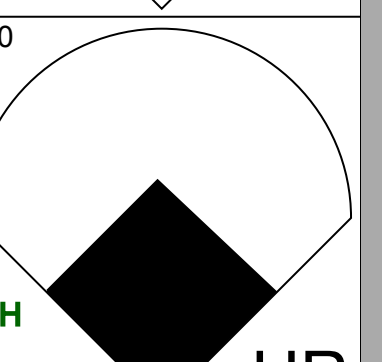
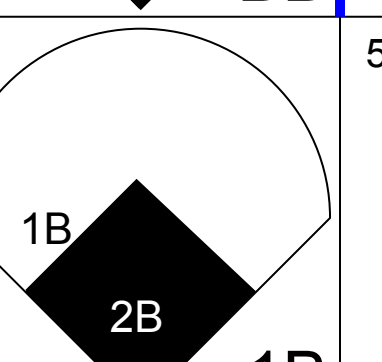
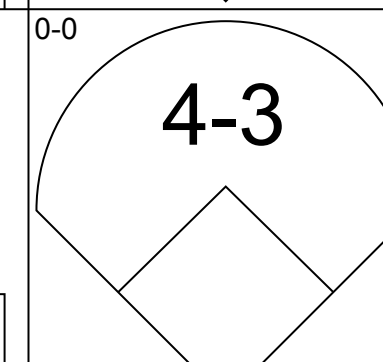
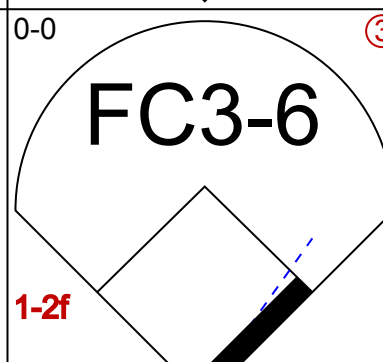
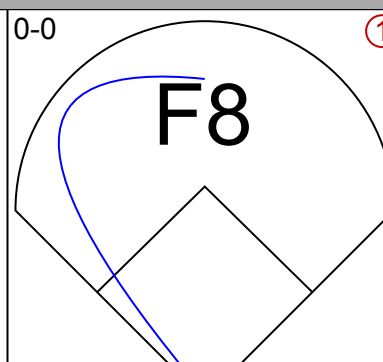
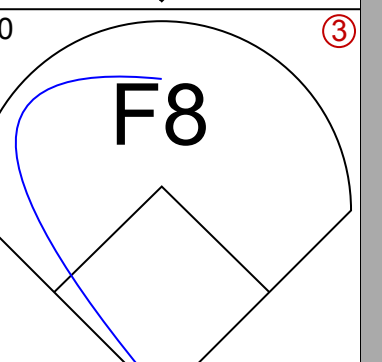
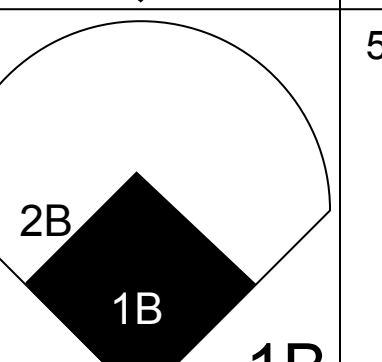
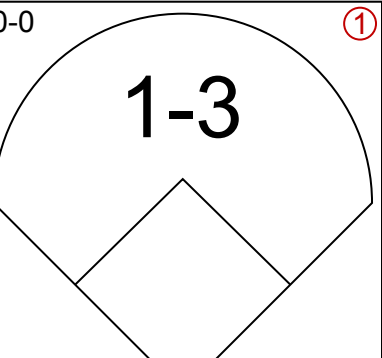
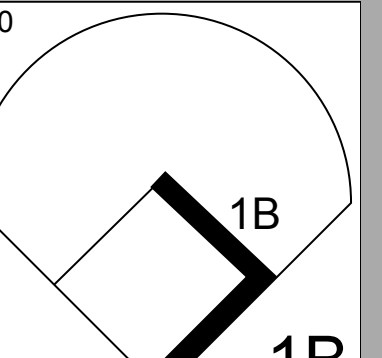
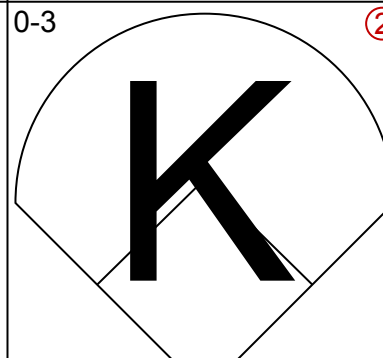
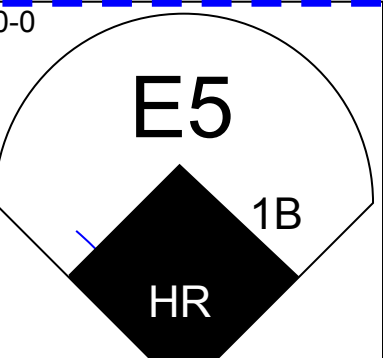
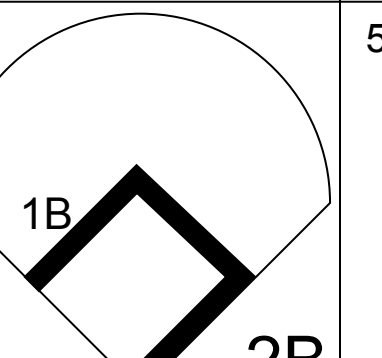
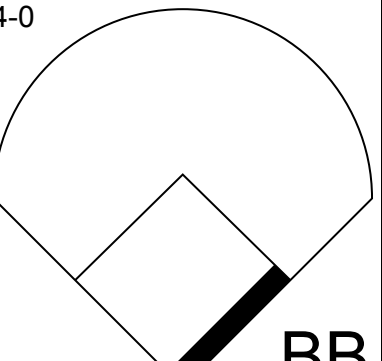
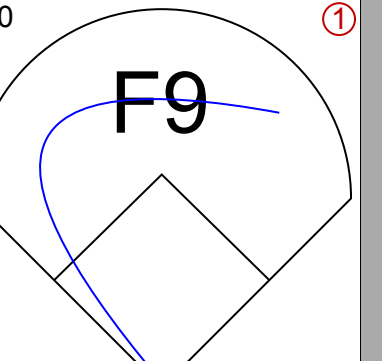
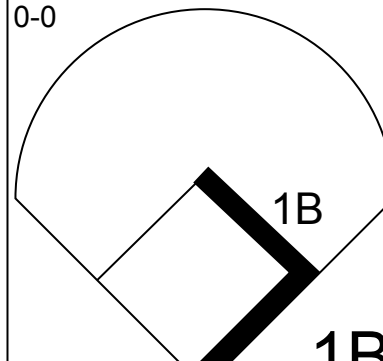
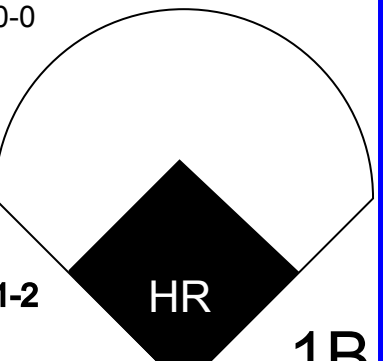
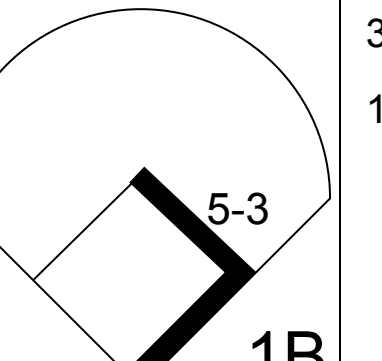


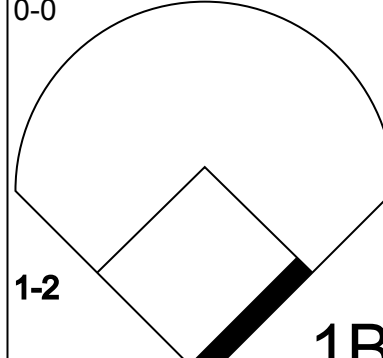
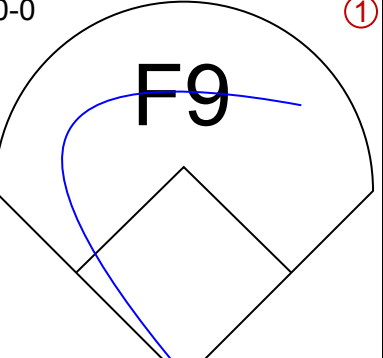
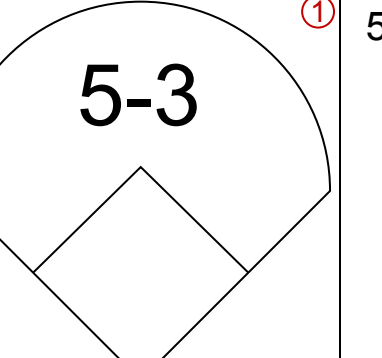

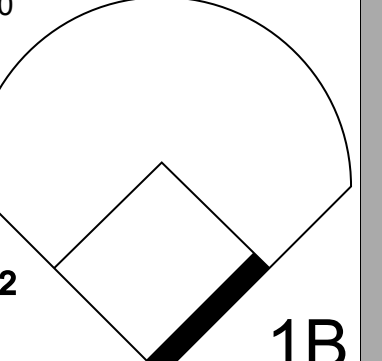
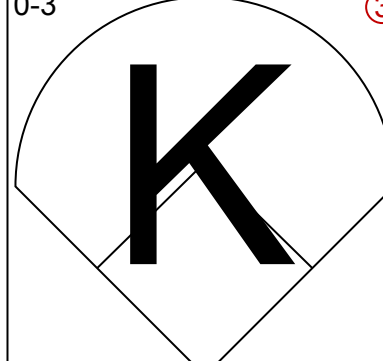
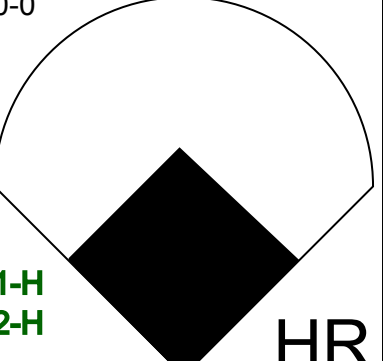
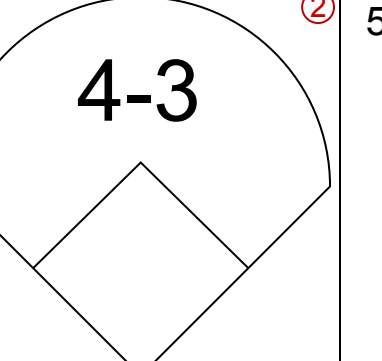
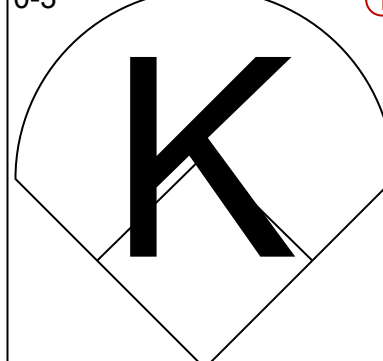

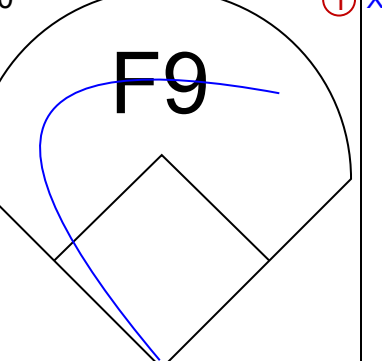
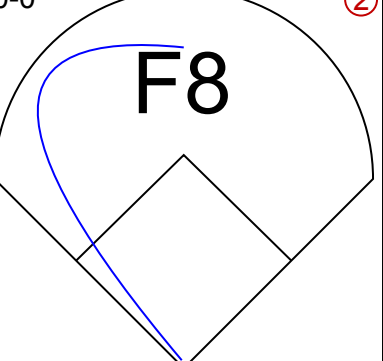
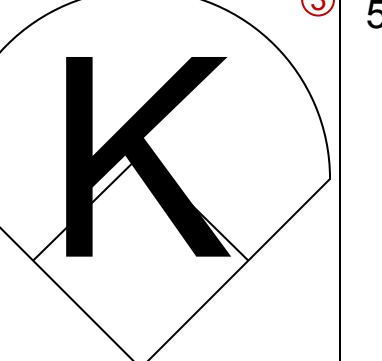
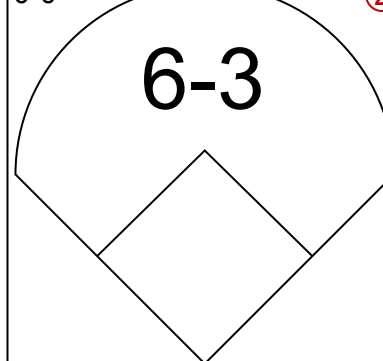
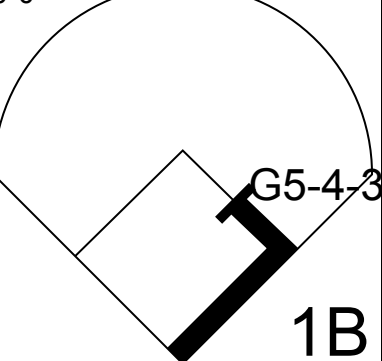
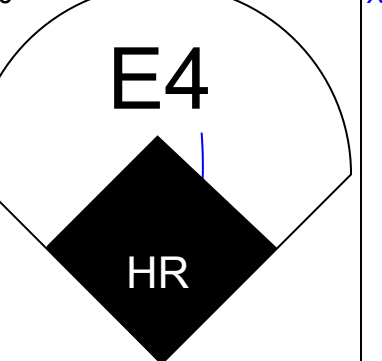
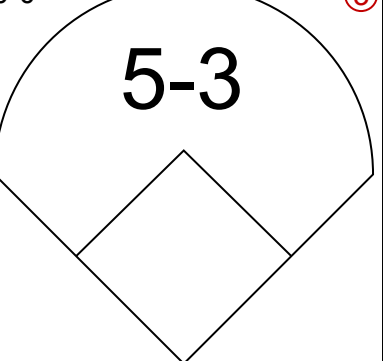
AB 33
R 4
H 7
RBI 3
BB 3
SO 3
LOB 13



Batter	1	2	3	4	5	6	7	8	9	AB	R	H	RBI	BB	SO	LOB	BOTTOM																			
Ruppert Jones, L OBP: 0.376, SLG: 0.407	4-3		HR BB		K		G3			3	1	0	0	1	1	1	Boston Red Sox @ California Angels Anaheim Stadium, Anaheim, CA Tue May 13 1986, 10:05 PM EDT Att: 27,420 - Unknown																			
Wally Joyner, L OBP: 0.388, SLG: 0.634	F7		1-H HR		L4		F6			4	1	1	2	0	0	1																				
Reggie Jackson, L OBP: 0.412, SLG: 0.553	FC6-4 BB		L9		1B BB		F7			2	0	0	0	2	0	0																				
Doug DeCinces, R OBP: 0.307, SLG: 0.398	FC6-4		HR		1B		1B			4	1	3	2	0	0	1																				
Brian Downing, R OBP: 0.415, SLG: 0.568		G3 SH1-3 1B	F7		K			E 1B 1B		4	0	2	0	0	1	2																				
Rob Wilfong, L OBP: 0.337, SLG: 0.453		SH1-3		L9		4-3 WP SF8 BB		E4 1-2 2-3		2	1	0	0	1	0	2																				
Dick Schofield, R OBP: 0.305, SLG: 0.429		G3		F7		4-3		F6		4	0	0	0	0	0	5																				
Bob Boone, R OBP: 0.290, SLG: 0.289		6-3		6-3		SF8		F7		3	0	0	1	0	0	4																				
Gary Pettis, S OBP: 0.252, SLG: 0.269			F7		1B 1B		4-3		1-3	4	1	1	0	0	0	3																				
Inning Stats	R: 0 E: 0 K: 0 S: 3	H: 0 LOB: 1 BB: 1 P: 7	R: 0 E: 0 K: 0 S: 4	H: 1 LOB: 1 BB: 0 P: 4	R: 3 E: 0 K: 0 S: 5	H: 2 LOB: 0 BB: 1 P: 9	R: 0 E: 0 K: 0 S: 3	H: 0 LOB: 0 BB: 0 P: 3	R: 1 E: 0 K: 2 S: 9	H: 2 LOB: 2 BB: 1 P: 13	R: 1 E: 0 K: 0 S: 3	H: 0 LOB: 0 BB: 1 P: 7	R: 0 E: 0 K: 0 S: 3	H: 0 LOB: 0 BB: 0 P: 3	R: 0 E: 1 K: 0 S: 6	H: 2 LOB: 3 BB: 0 P: 6	1B: 5 2B: 0 3B: 0 HR: 2	SF: 1 SAC: 1 DP: 0 HBP: 0	WP: 1 PB: 0 SB: 0 CS: 0	PA: 36																
PITCHER	IP	WLS	BF	H	R	ER	SO	BB	IBB	HBP	BLK	WP	HR	S	P	ERA	WHIP	PITCHER		IP	WLS	BF	H	R	ER	SO	BB	IBB	HBP	BLK	WP	HR	S	P	ERA	WHIP
Mike Brown, R ERA: 4.21	(1, 1)	6.0	L	27	5	5	2	4	0	0	0	0	0	0	27	43	7.50	1.500																		
Tim Lollar, L ERA: 1.54	(7, 1)	1.0		3	0	0	0	0	0	0	0	0	0	3	3	0.00	0.000																			
Steve Crawford, R ERA: 2.45	(8, 1)	1.0		6	2	0	0	0	0	0	0	0	0	6	6	0.00	2.000																			

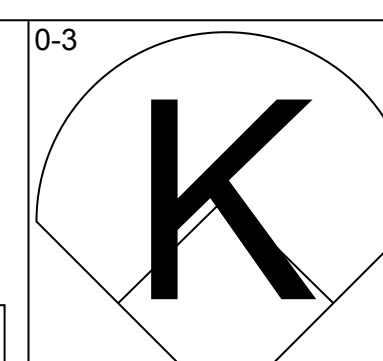
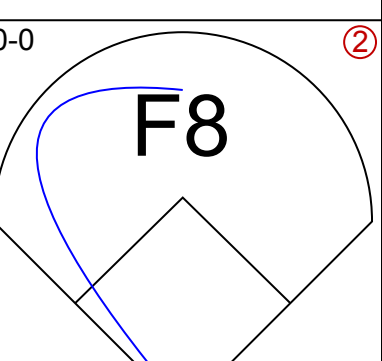
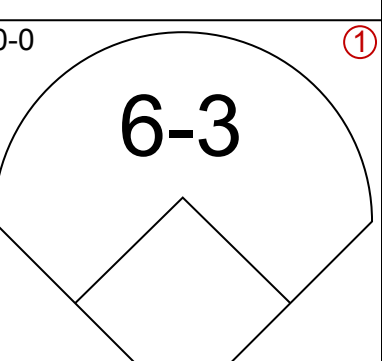
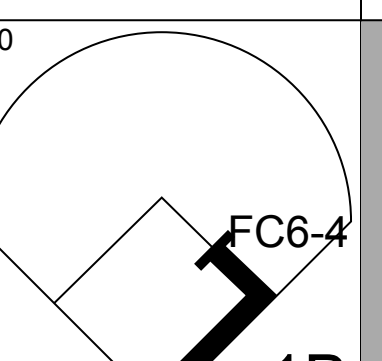
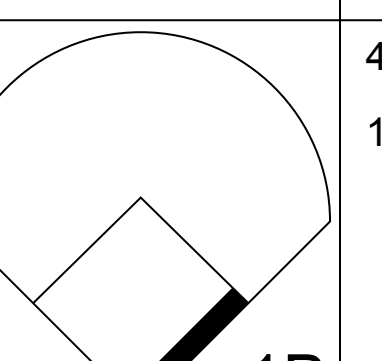
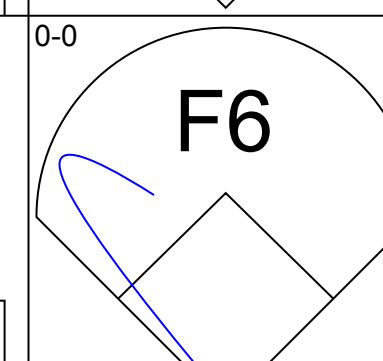
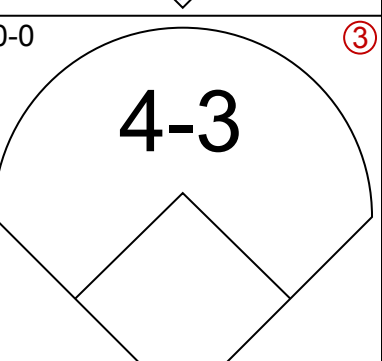
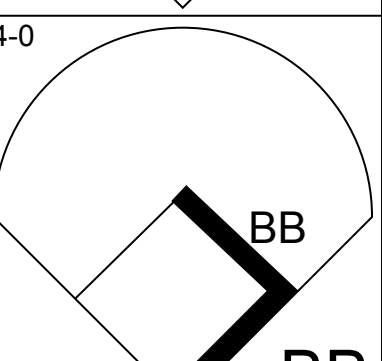
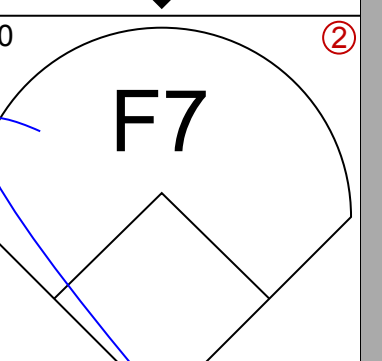
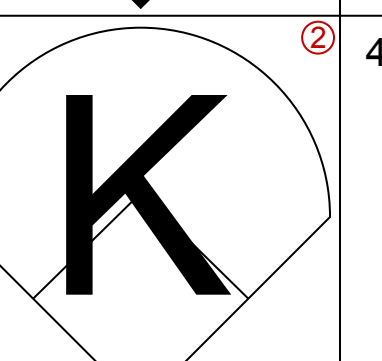
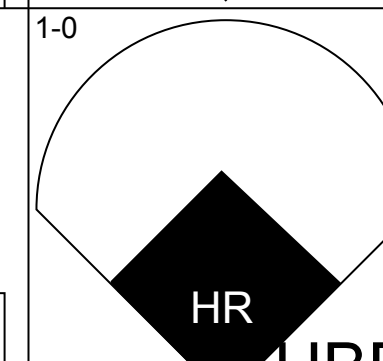
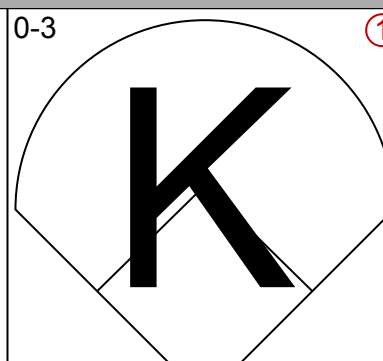
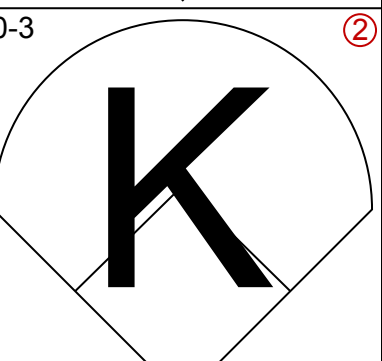
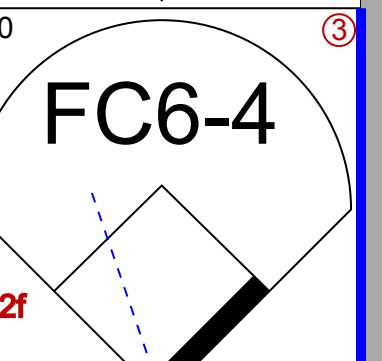
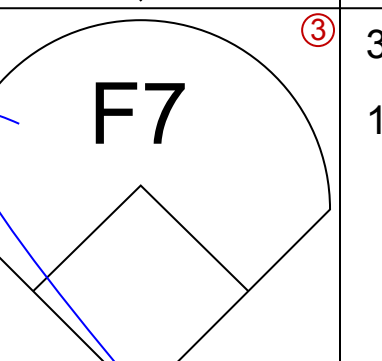
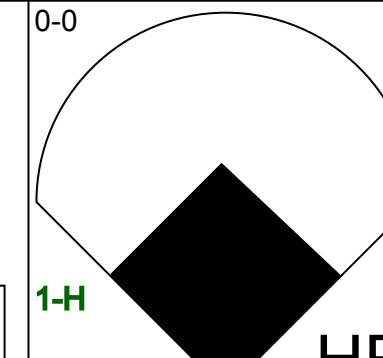
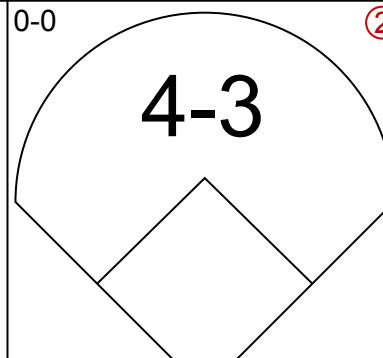
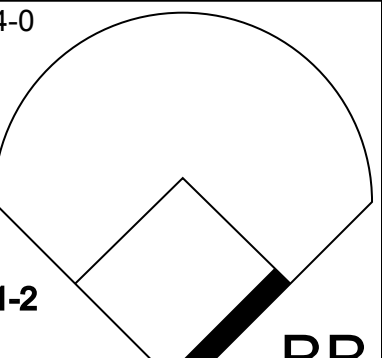
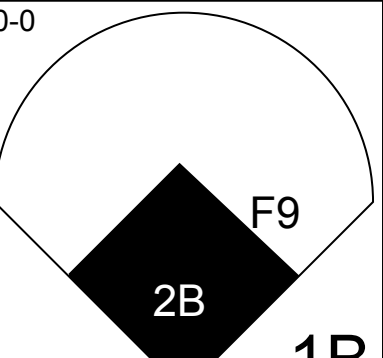
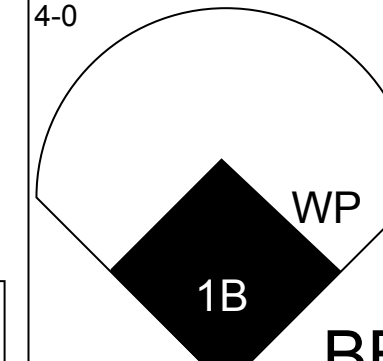
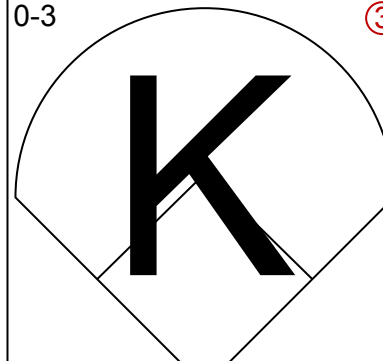
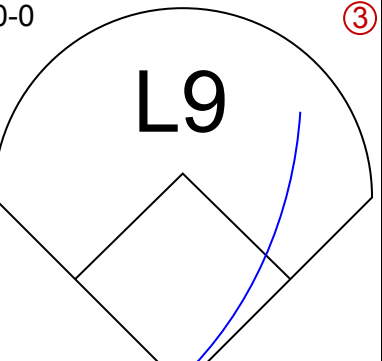
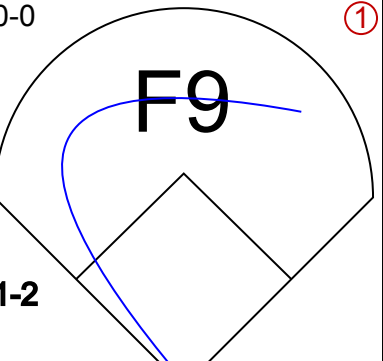
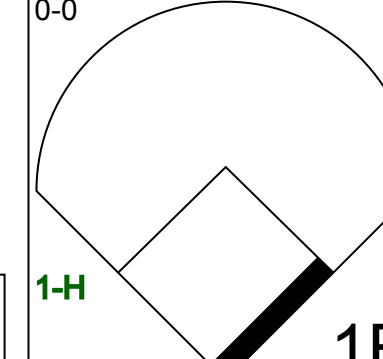
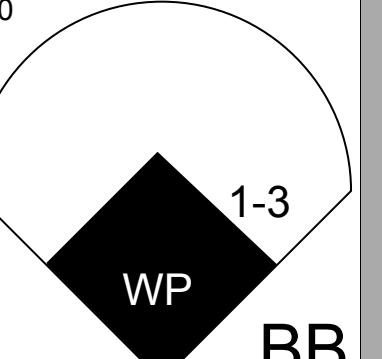
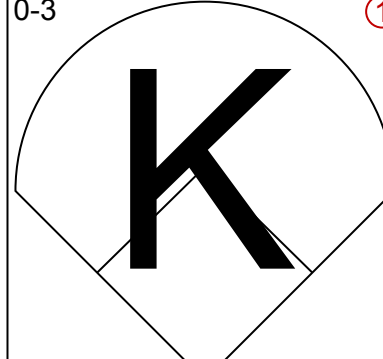
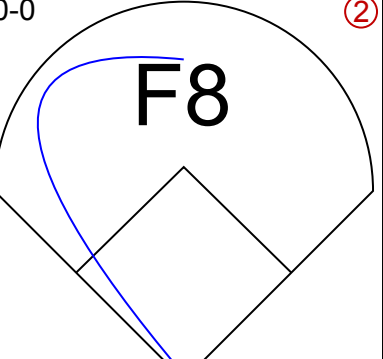
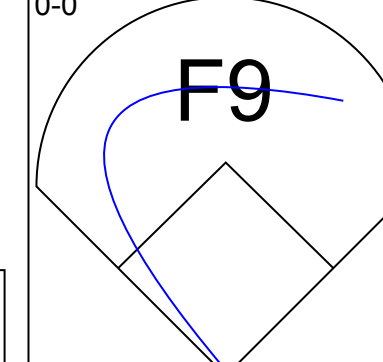

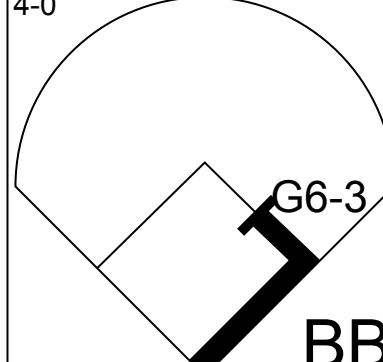
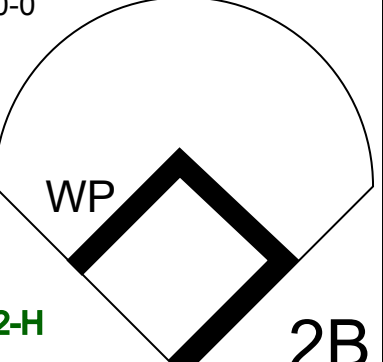
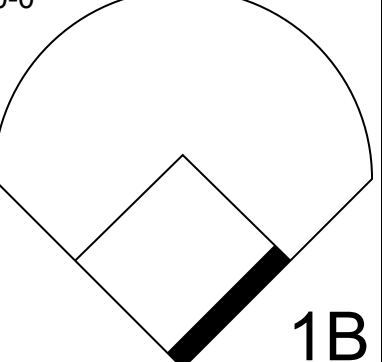
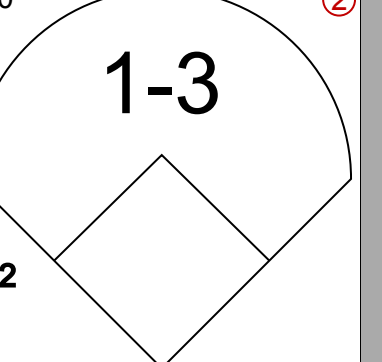
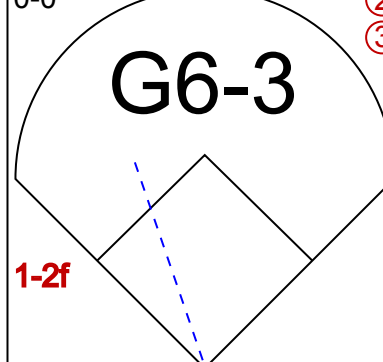
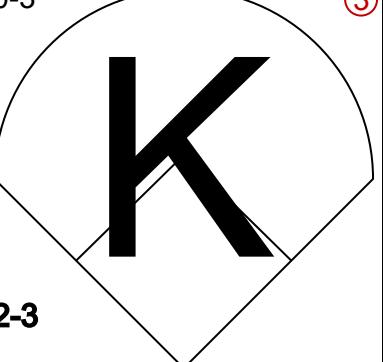



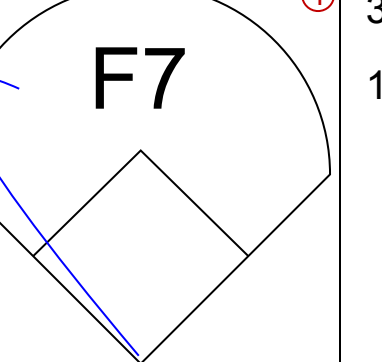
AB 30
R 5
H 7
RBI 5
BB 4
SO 2
LOB 19



Batter	1	2	3	4	5	6	7	8	9	AB	R	H	RBI	BB	SO	LOB	TOP					
Dwight Evans, R OBP: 0.381, SLG: 0.425 Steve Lyons, L OBP: 0.302, SLG: 0.291										3	1	0	0	2	2	2	Boston Red Sox @ California Angels Anaheim Stadium, Anaheim, CA Wed May 14 1986, 10:05 PM EDT Att: 32,966 - Unknown					
Wade Boggs, L OBP: 0.474, SLG: 0.548										5	2	3	2	0	0							
Bill Buckner, L OBP: 0.250, SLG: 0.338										5	1	1	1	0	0	2						
Jim Rice, R OBP: 0.354, SLG: 0.496										5	1	2	1	0	1	0						
Don Baylor, R OBP: 0.306, SLG: 0.341 Dave Stapleton, R OBP: 1.000, SLG: 1.000									3	1	2	0	1	0	1							
Tony Armas, R OBP: 0.280, SLG: 0.292									5	0	1	0	0	2	6							
Rich Gedman, L OBP: 0.320, SLG: 0.415										5	1	2	3	0	2	5						
Marty Barrett, R OBP: 0.369, SLG: 0.458										5	0	0	0	0	3	4						
Ed Romero, R OBP: 0.305, SLG: 0.286										4	1	1	0	0	0							
Inning Stats	R: 0 E: 0 K: 1 S: 5	H: 0 LOB: 0 BB: 0 P: 5	R: 0 E: 0 K: 2 S: 7	H: 0 LOB: 1 BB: 1 P: 11	R: 0 E: 0 K: 1 S: 6	H: 1 LOB: 2 BB: 1 P: 10	R: 0 E: 0 K: 2 S: 9	H: 2 LOB: 2 BB: 0 P: 9	R: 0 E: 0 K: 0 S: 3	H: 1 LOB: 0 BB: 0 P: 3	R: 0 E: 0 K: 2 S: 9	H: 2 LOB: 2 BB: 0 P: 9	R: 2 E: 1 K: 1 S: 7	H: 1 LOB: 0 BB: 0 P: 7	R: 3 E: 1 K: 0 S: 6	H: 2 LOB: 0 BB: 0 P: 6		R: 3 E: 0 K: 1 S: 9	H: 4 LOB: 2 BB: 1 P: 13	1B: 10 2B: 1 3B: 0 HR: 2	SF: 0 SAC: 0 DP: 1 HBP: 0	WP: 0 PB: 0 SB: 0 CS: 0
PITCHER	IP	WLS	BF	H	R	ER	SO	BB	IBB	HBP	BLK	WP	HR	S	P	ERA	WHIP					
Kirk McCaskill, R ERA: 4.11	(1, 1)	7.0	30	7	2	0	9	2	0	0	0	0	1	46	54	0.00	1.286					
Ken Forsyth, R ERA: 10.22	(8, 1)	0.1	4	2	3	2	0	0	0	0	0	0	1	4	4	54.00	6.000					
T.R. Bryden, R ERA: 6.04	(8, 1)	1.0	L	8	4	3	3	0	1	0	0	0	0	7	11	27.00	5.000					
Terry Forster, L ERA: 4.61	(9, 1)	0.2	2	0	0	0	1	0	0	0	0	0	0	4	4	0.00	0.000					

AB 41
R 8
H 13
RBI 8
BB 3
SO 10
LOB 20



Batter	1	2	3	4	5	6	7	8	9	AB	R	H	RBI	BB	SO	LOB	BOTTOM					
Rob Wilfong, L OBP: 0.333, SLG: 0.444 Bobby Grich, R OBP: 0.365, SLG: 0.457										4	0	1	0	0	1	1	Boston Red Sox @ California Angels Anaheim Stadium, Anaheim, CA Wed May 14 1986, 10:05 PM EDT Att: 32,966 - Unknown					
Wally Joyner, L OBP: 0.383, SLG: 0.616										4	0	0	0	1	1	3						
Brian Downing, R OBP: 0.411, SLG: 0.554 Bob Boone, R OBP: 0.287, SLG: 0.286										3	1	0	0	0	2	2						
Reggie Jackson, L OBP: 0.425, SLG: 0.591										3	2	2	2	1	0	0						
Doug DeCinces, R OBP: 0.306, SLG: 0.389										3	1	0	0	1	1	3						
Jerry Naron, L OBP: 0.388, SLG: 0.375 George Hendrick, R OBP: 0.314, SLG: 0.563										2	1	1	1	1	1	0						
Ruppert Jones, L OBP: 0.381, SLG: 0.417										3	0	1	1	1	1	2						
Dick Schofield, R OBP: 0.302, SLG: 0.420										4	0	1	0	0	1	3						
Gary Pettis, S OBP: 0.246, SLG: 0.262 Rick Burleson, R OBP: 0.391, SLG: 0.444										3	0	0	0	0	2	1						
Inning Stats	R: 3 E: 0 K: 1 S: 7	H: 2 LOB: 1 BB: 1 P: 12	R: 0 E: 0 K: 0 S: 4	H: 1 LOB: 1 BB: 0 P: 4	R: 0 E: 0 K: 2 S: 7	H: 0 LOB: 0 BB: 0 P: 7	R: 1 E: 0 K: 2 S: 7	H: 0 LOB: 1 BB: 1 P: 11	R: 0 E: 0 K: 0 S: 5	H: 0 LOB: 2 BB: 2 P: 13	R: 0 E: 0 K: 1 S: 4	H: 0 LOB: 0 BB: 1 P: 8	R: 0 E: 0 K: 1 S: 6	H: 1 LOB: 1 BB: 0 P: 6	R: 1 E: 0 K: 0 S: 7	H: 2 LOB: 1 BB: 0 P: 7		R: 0 E: 0 K: 1 S: 6	H: 1 LOB: 1 BB: 0 P: 6	1B: 5 2B: 1 3B: 0 HR: 1	SF: 0 SAC: 0 DP: 1 HBP: 1	WP: 4 PB: 0 SB: 0 CS: 0
PITCHER	IP	WLS	BF	H	R	ER	SO	BB	IBB	HBP	BLK	WP	HR	S	P	ERA	WHIP					
Roger Clemens, R ERA: 2.5	(1, 1)	8.0	W	35	6	5	9	5	0	1	0	0	1	47	68	5.62	1.375					
Joe Sambito, L ERA: 2.09	(9, 1)	1.0	S	4	1	0	0	1	0	0	0	0	0	6	6	0.00	1.000					

AB 33
R 5
H 7
RBI 4
BB 5
SO 10
LOB 17



Batter	1	2	3	4	5	6	7	8	9	AB	R	H	RBI	BB	SO	LOB	TOP									
Oddibe McDowell, L OBP: 0.370, SLG: 0.448 (1,8)										4	1	2	2	0	1	1	Texas Rangers @ Boston Red Sox Fenway Park, Boston, MA Fri May 16 1986, 7:05 PM EDT Att: 23,673 - Unknown									
Gary Ward, R OBP: 0.353, SLG: 0.311 (1,7)										4	0	0	0	0	1	2										
Tom Paciorek, R OBP: 0.367, SLG: 0.417 (1,3)										4	0	1	0	0	1	1										
Pete O'Brien, L OBP: 0.400, SLG: 0.575 (8,3)										0	0	0	0	0	0	0										
Pete Incaviglia, R OBP: 0.336, SLG: 0.528 (1,9)										4	1	2	1	0	1	1										
George Wright, S OBP: 0.220, SLG: 0.327 (8,9)										0	0	0	0	0	0	0										
Larry Parrish, R OBP: 0.321, SLG: 0.487 (1,10)										4	0	0	0	0	4	2										
Toby Harrah, R OBP: 0.337, SLG: 0.338 (1,4)										4	0	1	0	0	3	0										
Don Slaught, R OBP: 0.343, SLG: 0.604 (1,2)										4	0	0	0	0	2	2										
Steve Buechele, R OBP: 0.317, SLG: 0.469 (1,5)										4	2	1	1	0	1	0										
Scott Fletcher, R OBP: 0.406, SLG: 0.453 (1,6)										3	0	1	0	0	0	1										
Inning Stats	R: 1 E: 0 K: 2 S: 9	H: 2 LOB: 1 BB: 0 P: 9	R: 0 E: 0 K: 3 S: 9	H: 0 LOB: 0 BB: 0 P: 9	R: 0 E: 0 K: 1 S: 5	H: 1 LOB: 0 BB: 0 P: 5	R: 0 E: 0 K: 3 S: 11	H: 2 LOB: 2 BB: 0 P: 11	R: 1 E: 1 K: 0 S: 5	H: 1 LOB: 1 BB: 0 P: 5	R: 1 E: 0 K: 1 S: 6	H: 1 LOB: 0 BB: 0 P: 6	R: 0 E: 0 K: 1 S: 5	H: 0 LOB: 0 BB: 0 P: 5	R: 0 E: 0 K: 1 S: 5	H: 0 LOB: 0 BB: 0 P: 5	1B: 5 2B: 0 3B: 0 HR: 3	SF: 0 SAC: 0 DP: 0 HBP: 0	WP: 0 PB: 0 SB: 1 CS: 1	PA: 35						
PITCHER Bruce Hurst, L ERA: 2.79 (1,1)	IP: 9.0 WLS: L BF: 35	H: 8 R: 4 ER: 3 SO: 14	BB: 0 IBB: 0 HBP: 0 BLK: 0	WP: 0 HR: 3 S: 63 P: 63	ERA: 3.00 WHIP: 0.889											ERA: 3.00 WHIP: 0.889										

Batter	1	2	3	4	5	6	7	8	9	AB	R	H	RBI	BB	SO	LOB	BOTTOM									
Dwight Evans, R OBP: 0.375, SLG: 0.424 (1,9)										5	0	1	0	0	0	1	Texas Rangers @ Boston Red Sox Fenway Park, Boston, MA Fri May 16 1986, 7:05 PM EDT Att: 23,673 - Unknown									
Wade Boggs, L OBP: 0.472, SLG: 0.535 (1,5)										3	0	0	0	2	0	1										
Bill Buckner, L OBP: 0.257, SLG: 0.338 (1,3)										3	0	1	0	1	0	3										
Jim Rice, R OBP: 0.351, SLG: 0.489 (1,7)										4	0	1	0	0	0	3										
Don Baylor, R OBP: 0.304, SLG: 0.346 (1,10)										4	0	1	0	0	0	4										
Tony Armas, R OBP: 0.259, SLG: 0.280 (1,8)										3	0	0	0	1	0	1										
Rich Gedman, L OBP: 0.318, SLG: 0.410 (1,2)										4	0	1	0	0	1	4										
Marty Barrett, R OBP: 0.366, SLG: 0.451 (1,4)										4	0	1	0	0	0	1										
Ed Romero, R OBP: 0.299, SLG: 0.279 (1,6)										2	0	0	0	0	0	1										
Steve Lyons, L OBP: 0.313, SLG: 0.357 (8,PH)										1	1	1	1	0	0	0										
Inning Stats	R: 0 E: 0 K: 0 S: 3	H: 0 LOB: 2 BB: 2 P: 11	R: 0 E: 0 K: 0 S: 4	H: 1 LOB: 1 BB: 0 P: 4	R: 0 E: 0 K: 1 S: 5	H: 0 LOB: 0 BB: 0 P: 5	R: 0 E: 0 K: 0 S: 4	H: 1 LOB: 2 BB: 0 P: 4	R: 0 E: 0 K: 0 S: 3	H: 0 LOB: 0 BB: 0 P: 3	R: 0 E: 0 K: 0 S: 5	H: 2 LOB: 3 BB: 1 P: 9	R: 1 E: 0 K: 0 S: 4	H: 1 LOB: 0 BB: 0 P: 4	R: 0 E: 0 K: 0 S: 4	H: 0 LOB: 0 BB: 0 P: 4	1B: 4 2B: 2 3B: 0 HR: 1	SF: 0 SAC: 1 DP: 0 HBP: 0	WP: 0 PB: 0 SB: 0 CS: 0	PA: 38						
PITCHER Jose Guzman, R ERA: 4.18 (1,1)	IP: 9.0 WLS: W BF: 38	H: 7 R: 1 ER: 1 SO: 1	BB: 4 IBB: 0 HBP: 0 BLK: 0	WP: 0 HR: 1 S: 36 P: 52	ERA: 1.00 WHIP: 1.222											ERA: 1.00 WHIP: 1.222										

Batter	1	2	3	4	5	6	7	8	9	AB	R	H	RBI	BB	SO	LOB	TOP				
Oddibe McDowell, L OBP: 0.371, SLG: 0.455 (1.8)	F8		S 1B		B4-3		G1-4-3 2B		4-3	5	0	2	0	0	0	1					
Scott Fletcher, R OBP: 0.387, SLG: 0.430 (1.6)	F9		F7		F4		G1-4-3 2-3		F9	5	0	0	0	0	0	3					
Pete O'Brien, L OBP: 0.411, SLG: 0.578 (1.3)	1B				HBP 1B		HR BB		K	3	1	2	0	1	1	1					
Pete Incaviglia, R OBP: 0.325, SLG: 0.509 (1.7)	L9				K		K		1-3	4	0	0	0	0	2	3					
Larry Parrish, R OBP: 0.333, SLG: 0.521 (1.10)		6-3			HBP 1B		HR		3-1 1B	4	1	3	2	0	0	0					
George Wright, S OBP: 0.222, SLG: 0.321 (1.9)		K			K		1B		3-1	4	0	1	0	0	2	3					
Don Slaught, R OBP: 0.347, SLG: 0.598 (4. PR)	F8				FC5-4 HBP		F3		G3	1	0	0	0	0	0	0					
Darrell Porter, L OBP: 0.359, SLG: 0.500 (4.2)										2	0	0	0	0	0	2					
Geno Petralli, L OBP: 0.333, SLG: 0.429 (8.2)					1-2 2-3 HBP					0	0	0	0	0	0	0					
Steve Buechele, R OBP: 0.306, SLG: 0.450 (1.5)			6-3		FC5-4		K		1-3	4	0	0	0	0	1	4					
Curtis Wilkerson, S OBP: 0.219, SLG: 0.203 (1.4)			6-3		1-2					4	0	1	0	0	0	0					
Inning Stats	R: 0 E: 0 K: 0 S: 4	H: 1 LOB: 1 BB: 0 P: 4	R: 0 E: 0 K: 1 S: 5	H: 0 LOB: 0 BB: 0 P: 5	R: 0 E: 0 K: 2 S: 9	H: 2 LOB: 3 BB: 0 P: 10	R: 0 E: 0 K: 0 S: 3	H: 0 LOB: 0 BB: 1 P: 3	R: 2 E: 0 K: 1 S: 6	H: 2 LOB: 1 BB: 0 P: 6	R: 0 E: 0 K: 0 S: 4	H: 1 LOB: 1 BB: 0 P: 4	R: 0 E: 0 K: 0 S: 4	H: 1 LOB: 1 BB: 0 P: 4	1B: 6 2B: 2 3B: 0 HR: 1	SF: 0 SAC: 0 DP: 0 HBP: 1	WP: 0 PB: 0 SB: 1 CS: 0	PA: 38			
PITCHER Oil Can Boyd, R ERA: 3.52 (1.1)	IP: 9.0 WLS: W BF: 38	H: 9 R: 2 ER: 2 SO: 6	BB: 1 IBB: 0 HBP: 1 BLK: 0	WP: 0 HR: 1 S: 48 P: 53	ERA: 2.00 WHIP: 1.111											ERA: 2.00 WHIP: 1.111					

Texas Rangers @ Boston Red Sox
Fenway Park, Boston, MA
Sat May 17 1986, 3:33 AM EDT
Att: 31,168 - Unknown

AB	36
R	2
H	9
RBI	2
BB	1
SO	6
LOB	17



Batter	1	2	3	4	5	6	7	8	9	AB	R	H	RBI	BB	SO	LOB	BOTTOM					
Marty Barrett, R OBP: 0.367, SLG: 0.449 (1.4)	F8	2B 1B		L9		L9		BB 1B		5	1	2	2	0	0	3						
Dwight Evans, R OBP: 0.378, SLG: 0.430 (1.9)		2-H 3-H 1B				2-3		1B		3	0	1	1	1	0	2						
Steve Lyons, L OBP: 0.323, SLG: 0.368 (8.8)	5-3	G3 1-H 2B		G6-4-3		WP BB BB		BB 1B		1	0	1	0	0	0	0						
Bill Buckner, L OBP: 0.295, SLG: 0.329 (1.3)	5-3	G3				3-H BB		F7		4	0	0	0	1	0	3						
Jim Rice, R OBP: 0.359, SLG: 0.497 (1.7)		2-3 1B				1-2 2-3 BB		BB		4	1	2	0	1	1	3						
Don Baylor, R OBP: 0.307, SLG: 0.338 (1.10)		1B HBP		F8		FC3-4 1B		F8		3	1	0	0	0	0	4						
Tony Armas, R OBP: 0.247, SLG: 0.266 (8.9)		F3		K		FC5-4		F8 HBP		4	0	0	0	0	2	4						
Rich Gedman, L OBP: 0.323, SLG: 0.408 (1.2)		1-3 2-H 1B		F3		1-2		F8		3	1	1	1	1	0	1						
Ed Romero, R OBP: 0.307, SLG: 0.289 (1.5)		2B 1B				FC3-6 BB		F7		4	2	2	1	0	0	2						
Rey Quinones, R OBP: 0.750, SLG: 1.333 (1.6)		1-3 2-H 1B				1-2 2B		F7		3	2	2	2	1	0	0						
Inning Stats	R: 0 E: 0 K: 0 S: 3	H: 0 LOB: 0 BB: 0 P: 3	R: 6 E: 0 K: 0 S: 9	H: 6 LOB: 1 BB: 0 P: 10	R: 0 E: 0 K: 1 S: 5	H: 0 LOB: 0 BB: 0 P: 5	R: 0 E: 0 K: 0 S: 3	H: 1 LOB: 1 BB: 1 P: 7	R: 0 E: 0 K: 0 S: 4	H: 1 LOB: 2 BB: 3 P: 4	R: 2 E: 0 K: 1 S: 6	H: 1 LOB: 3 BB: 0 P: 18	R: 0 E: 0 K: 1 S: 5	H: 2 LOB: 3 BB: 1 P: 9	1B: 7 2B: 4 3B: 0 HR: 0	SF: 0 SAC: 0 DP: 1 HBP: 2	WP: 2 PB: 1 SB: 0 CS: 0	PA: 41				
PITCHER Charlie Hough, R ERA: 6.59 (1.1)	IP: 1.1 WLS: L	BF: 11	H: 6 R: 6 ER: 6 SO: 0	BB: 0 IBB: 0 HBP: 1 BLK: 0	WP: 0 HR: 0 S: 10 P: 11	ERA: 40.50 WHIP: 4.500											ERA: 4.50 WHIP: 1.250					
Ricky Wright, L ERA: 3.62 (2.1)	IP: 4.0	WLS: 16	H: 3 R: 2 ER: 2 SO: 1	BB: 2 IBB: 0 HBP: 0 BLK: 0	WP: 0 HR: 0 S: 16 P: 24	ERA: 4.50 WHIP: 1.250											ERA: 4.50 WHIP: 1.250					
Dwayne Henry, R ERA: 5.27 (6.1)	IP: 1.0	WLS: 6	H: 0 R: 0 ER: 0 SO: 2	BB: 2 IBB: 0 HBP: 1 BLK: 0	WP: 2 HR: 0 S: 7 P: 16	ERA: 0.00 WHIP: 2.000											ERA: 0.00 WHIP: 2.000					
Mickey Mahler, L ERA: 3.38 (7.1)	IP: 1.2	WLS: 8	H: 2 R: 0 ER: 0 SO: 0	BB: 1 IBB: 0 HBP: 0 BLK: 0	WP: 0 HR: 0 S: 7 P: 11	ERA: 0.00 WHIP: 1.800											ERA: 0.00 WHIP: 1.800					

Texas Rangers @ Boston Red Sox
Fenway Park, Boston, MA
Sat May 17 1986, 3:33 AM EDT
Att: 31,168 - Unknown

AB	34
R	8
H	11
RBI	7
BB	5
SO	3
LOB	22



Batter	1	2	3	4	5	6	7	8	9	10	AB	R	H	RBI	BB	SO	LOB	TOP	
Oddibe McDowell, L (1,8)	0-0 3-1 PB 1B	0-0 F5			4-0 G6-4-3 BB		0-0 2B		0-0 CS	0-3 K	4	0	2	0	1	1	1	Texas Rangers @ Boston Red Sox Fenway Park, Boston, MA Sun May 18 1986, 3:33 AM EDT Att: 26,572 - Unknown	
Gary Ward, R (1,7)	4-0 3-1 BB		0-0 E		0-0 G6-4-3 1-2f		0-3 K			0-0 6-3	4	1	1	0	1	1	2		
Pete O'Brien, L (1,3)	0-0 3-1 1-2 2-3		0-0 E8		0-0 F7		0-0 F5			4-0 1B BB	4	1	1	0	1	0	3		
Darrell Porter, L (1,2)	0-3 K		0-3 K			0-0 2B 1B			0-0 3-1	0-0 E2 1H	4	1	1	0	0	2	3		
Tom Paciorek, R (10, PH)											1	0	1	0	0	0	0		
Geno Petrilli, L (10, 2)											0	0	0	0	0	0	0		
Larry Parrish, R (1,10)	0-0 F8		0-3 K			0-0 5-3 1B			0-0 F9	4-0 FC5-4 1B IBB	4	0	1	1	1	1	3		
Toby Harrah, R (1,4)		0-0 L7		0-3 K		0-0 5-3			0-0 F6	0-0 FC5-4 1-2f	5	0	0	0	0	1	4		
George Wright, S (1,9)	0-0 F7			0-3 K		0-0 3H 1B			0-0 F8		4	0	1	0	0	1	0		
Steve Buechele, R (1,5)	0-0 HR			0-0 6-3		0-3 K 1-2			0-0 F4		4	1	1	1	0	1	1		
Curtis Wilkerson, S (1,6)	0-0 1B		0-3 K		0-3 K		0-3 K		0-0 CS 1B		4	0	2	0	0	2	0		
Inning Stats	R: 0 E: 0 K: 1 S: 6	H: 1 LOB: 2 BB: 1 P: 10	R: 1 E: 0 K: 0 S: 5	H: 2 LOB: 1 BB: 0 P: 5	R: 1 E: 1 K: 3 S: 11	H: 2 LOB: 1 BB: 0 P: 11	R: 0 E: 0 K: 2 S: 7	H: 0 LOB: 0 BB: 0 P: 7	R: 0 E: 0 K: 0 S: 2	H: 1 LOB: 1 BB: 0 P: 8	R: 0 E: 0 K: 0 S: 3	H: 0 LOB: 0 BB: 0 P: 3	R: 0 E: 0 K: 0 S: 3	H: 1 LOB: 0 BB: 0 P: 3	R: 1 E: 1 K: 1 S: 6	H: 1 LOB: 2 BB: 2 P: 14	1B: 7 2B: 3 3B: 0 HR: 1	SF: 0 SAC: 0 DP: 1 HBP: 0	WP: 0 PA: 43
PITCHER	IP WLS BF H R ER SO BB IBB HBP BLK WP HR S P ERA WHIP																		
Al Nipper, R (1,1)	5.0																		
Sammy Stewart, R (6,1)	3.2	13	3	0	0	3	0	0	0	0	0	0	0	0	19	19	0.00	0.818	
Joe Sambito, L (9,1)	1.0	4	1	1	0	1	1	0	0	0	0	0	0	5	9	0.00	2.000		
Bob Stanley, R (10,1)	0.1	W	2	0	0	0	0	1	0	0	0	0	0	1	5	0.00	0.000		
Batter	1	2	3	4	5	6	7	8	9	10	AB	R	H	RBI	BB	SO	LOB	BOTTOM	
Marty Barrett, R (1,4)	4-0 S BB		0-0 L4		0-0 1-3 1-2		0-0 F6		0-0 2B	0-0 E9 1H 2B	5	2	2	0	1	0	2		
Wade Boggs, L (1,5)	4-0 G6-4-3 BB		0-0 F7			0-0 1B 2B		4-0 BB	0-0 2B		3	1	2	1	2	0	0		
Bill Buckner, L (1,3)	0-3 K		0-0 1B		0-0 1B 1B		0-0 F4		4-0 PB IBB		4	0	2	1	1	1	4		
Jim Rice, R (1,7)	0-0 G6-4-3 1-2f		0-3 K		0-0 1B		4-0 SH1-3 BB BB		0-3 K IBB		4	0	1	0	1	2	5		
Don Baylor, R (1,10)		0-0 HR		0-0 F7		4-0 BB		4-0 SH1-3 BB	0-3 K		3	1	1	1	2	1	2		
Tony Amas, R (1,9)		0-0 1-3		4-0 CS BB		0-0 F9		0-0 SH1-3	4-0 1-2 2-3 BB		2	0	0	0	1	0	2		
Mike Stenhouse, L (8, PH)				0-3 K		0-3 K		1-2 2-3 BB	0-3 K		0	0	0	0	1	0	0		
Rich Gedman, L (1,2)		0-3 K		0-3 K 1-2		0-3 K		4-0 IBB	0-3 K		4	0	0	0	1	4	6		
Rey Quinones, R (1,6)		4-0 BB			4-0 FC3-6 BB		4-0 SH1-4 BB		0-3 K	0-0 F7	0	0	0	0	3	0	0		
Dwight Evans, R (8, PH)											1	0	0	0	0	1	3		
Ed Romero, R (9,6)											1	0	0	0	0	0	0		
Svein Lyons, L (1,8)	0-0 3-1 1-2		0-0 FC3-6 CS		0-0 SH1-4		0-0 G3		0-0 2B E E 1B		4	1	1	0	0	0	5		
Inning Stats	R: 0 E: 0 K: 1 S: 4	H: 0 LOB: 1 BB: 2 P: 12	R: 1 E: 0 K: 1 S: 6	H: 1 LOB: 1 BB: 1 P: 10	R: 0 E: 0 K: 1 S: 6	H: 1 LOB: 1 BB: 0 P: 6	R: 0 E: 0 K: 0 S: 2	H: 0 LOB: 0 BB: 1 P: 6	R: 1 E: 0 K: 1 S: 7	H: 3 LOB: 2 BB: 1 P: 11	R: 0 E: 0 K: 0 S: 3	H: 0 LOB: 3 BB: 3 P: 17	R: 1 E: 2 K: 0 S: 11	H: 2 LOB: 3 BB: 0 P: 19	R: 2 E: 2 K: 0 S: 3	H: 2 LOB: 0 BB: 0 P: 3	1B: 4 2B: 5 3B: 0 HR: 1	SF: 0 SAC: 2 DP: 2 HBP: 0	WP: 0 PA: 46
PITCHER	IP WLS BF H R ER SO BB IBB HBP BLK WP HR S P ERA WHIP																		
Ed Correa, R (1,1)	6.2																		
Mickey Mahler, L (7,1)	0.1	1	0	0	0	0	0	0	0	1	1	0.00	0.000						
Greg Harris, R (8,1)	2.1	L	16	4	3	1	4	3	2	0	0	0	0	19	39	3.86	3.000		

Batter	1	2	3	4	5	6	7	8	9	AB	R	H	RBI	BB	SO	LOB	TOP								
Kirby Puckett, R OBP: 0.411, SLG: 0.683 (1, 8)	0-0 4-3	0-3 K			0-0 FC1-6 2B	0-0 4-3		0-3 K		5	0	1	0	0	2	2									
Roy Smalley, S OBP: 0.354, SLG: 0.478 (1, 10)	0-0 2B		0-0 2B		0-0 FC1-6 HR	0-3 K			0-0 5-3	5	2	2	0	0	1	1									
Kent Hrbek, L OBP: 0.395, SLG: 0.481 (1, 3)	0-0 F9 1B		0-0 F5		0-0 HR	0-0 1-3			0-0 4-3	5	2	2	3	0	0	1									
Tom Brunansky, R OBP: 0.325, SLG: 0.463 (1, 9)	0-0 F9		0-0 F3		0-0 HR			0-0 6-3 1B	0-0 F8	5	1	2	1	0	0	2									
Mark Salas, L OBP: 0.291, SLG: 0.404 (1, 2)	0-0 FC5-4 1B		0-0 BB		0-0 F8 1B			0-3 K		3	1	2	1	1	1	1									
Gary Gaetti, R OBP: 0.351, SLG: 0.540 (1, 5)	0-0 FC5-4		0-3 K		0-0 2B			0-0 6-3		4	1	1	0	0	1	4									
Steve Lombardozzi, R OBP: 0.349, SLG: 0.474 (1, 4)		0-0 F9		0-0 5-3	0-0 F8			0-3 K		4	0	0	0	0	1	3									
Mickey Hatcher, R OBP: 0.155, SLG: 0.194 (1, 7)		0-0 F5		0-0 G3	0-0 2B			0-0 F3		4	0	1	2	0	0	0									
Greg Gagne, R OBP: 0.294, SLG: 0.403 (1, 6)		0-0 1B		0-0 F3	0-0 3-1			0-0 CS 1B		4	0	2	0	0	0	1									
Inning Stats	R: 2 E: 0 K: 0 S: 6	H: 3 LOB: 1 BB: 0 P: 6	R: 0 E: 0 K: 1 S: 6	H: 1 LOB: 1 BB: 0 P: 6	R: 0 E: 0 K: 1 S: 6	H: 1 LOB: 2 BB: 1 P: 10	R: 0 E: 0 K: 0 S: 3	H: 0 LOB: 0 BB: 0 P: 3	R: 5 E: 0 K: 0 S: 9	H: 6 LOB: 1 BB: 0 P: 9	R: 0 E: 0 K: 1 S: 5	H: 0 LOB: 0 BB: 0 P: 5	R: 0 E: 0 K: 2 S: 8	H: 1 LOB: 1 BB: 0 P: 8	R: 0 E: 0 K: 1 S: 5	H: 1 LOB: 1 BB: 0 P: 5	R: 0 E: 0 K: 0 S: 3	H: 0 LOB: 0 BB: 0 P: 3	1B: 6 2B: 6 3B: 0 HR: 2	SF: 0 SAC: 0 DP: 1 HBP: 0	WP: 0 PB: 0 SB: 1 CS: 1	PA: 40			
PITCHER	IP	WLS	BF	H	R	ER	SO	BB	IBB	HBP	BLK	WP	HR	S	P	ERA	WHIP								
Mike Brown, R ERA: 5.4 (1, 1)	4.1		23	9	6	6	2	1	0	0	0	0	2	26	30	12.46	2.308								
Tim Lollar, L ERA: 1.98 (5, 1)	2.0		9	3	1	1	2	0	0	0	0	0	0	13	13	4.50	1.500								
Steve Crawford, R ERA: 2.13 (7, 1)	1.2		5	1	0	0	2	0	0	0	0	0	0	9	9	0.00	0.600								
Joe Sambito, L ERA: 1.42 (9, 1)	1.0	W	3	0	0	0	0	0	0	0	0	0	0	3	3	0.00	0.000								

Minnesota Twins @ Boston Red Sox
Fenway Park, Boston, MA
Mon May 19 1986, 7:05 PM EDT
Att: 18,428 - Unknown

AB	39
R	7
H	13
RBI	7
BB	1
SO	6
LOB	15



Batter	1	2	3	4	5	6	7	8	9	AB	R	H	RBI	BB	SO	LOB	BOTTOM								
Marty Barrett, R OBP: 0.373, SLG: 0.456 (1, 4)	0-0 G6-4-3 1B	0-0 7-5			0-0 F8		0-0 5-3		0-0 2B BB	4	1	1	0	1	0	2									
Wade Boggs, L OBP: 0.485, SLG: 0.556 (1, 5)	0-0 G6-4-3		0-0 G4-6-3 BB		0-0 1B BB		0-0 L7		0-0 BB HBP 2B	3	1	1	0	2	0	1									
Bill Buckner, L OBP: 0.275, SLG: 0.358 (1, 3)	0-0 HR		0-0 G4-6-3		0-0 1B		0-0 6-3		0-0 HBP BB IBB	4	1	2	2	1	0	1									
Jim Rice, R OBP: 0.367, SLG: 0.490 (1, 7)	0-0 F3		0-0 1B		0-0 F8		0-0 1B 5-3		0-0 HBP BB	4	1	2	1	1	0	2									
Rich Gedman, L OBP: 0.317, SLG: 0.391 (1, 2)		0-0 L9		0-0 4-3	0-0 F8		0-0 5-3		0-0 HBP	4	0	1	0	0	0	3									
Ed Romero, R OBP: 0.304, SLG: 0.286 (8, PR)										0	0	0	0	0	0	0									
Marc Sullivan, R OBP: 0.400, SLG: 0.385 (9, 2)										0	0	0	1	0	0	0									
Don Baylor, R OBP: 0.321, SLG: 0.360 (1, 10)		0-0 2B 1B BB		0-0 G4-6-3 1B		0-0 F2		0-0 5-3		3	1	1	1	1	0	1									
Mike Stenhouse, L OBP: 0.400, SLG: 0.500 (1, 9)		0-0 1B 2B		0-0 G4-6-3		0-3 K		0-3 K		4	1	1	0	0	2	3									
Rey Quinones, R OBP: 0.727, SLG: 0.833 (1, 6)		0-0 2B 1B		0-0 CS BB		0-3 K		0-3 K		3	1	1	1	1	2	0									
Steve Lyons, L OBP: 0.329, SLG: 0.385 (1, 8)		0-0 7-5 1B 2B		0-0 CS		0-0 5-3		0-0 F7		4	1	2	2	0	0	0									
Inning Stats	R: 1 E: 0 K: 0 S: 4	H: 2 LOB: 0 BB: 0 P: 4	R: 3 E: 0 K: 0 S: 5	H: 3 LOB: 0 BB: 1 P: 9	R: 0 E: 0 K: 0 S: 3	H: 1 LOB: 1 BB: 1 P: 7	R: 0 E: 0 K: 0 S: 2	H: 1 LOB: 0 BB: 1 P: 6	R: 1 E: 0 K: 0 S: 5	H: 2 LOB: 2 BB: 1 P: 9	R: 0 E: 0 K: 2 S: 7	H: 0 LOB: 0 BB: 0 P: 7	R: 0 E: 0 K: 0 S: 3	H: 0 LOB: 0 BB: 0 P: 3	R: 1 E: 0 K: 1 S: 7	H: 2 LOB: 2 BB: 0 P: 7	R: 2 E: 0 K: 1 S: 5	H: 1 LOB: 3 BB: 3 P: 18	1B: 8 2B: 4 3B: 0 HR: 1	SF: 0 SAC: 0 DP: 4 HBP: 1	WP: 0 PB: 0 SB: 0 CS: 1	PA: 42			
PITCHER	IP	WLS	BF	H	R	ER	SO	BB	IBB	HBP	BLK	WP	HR	S	P	ERA	WHIP								
John Butcher, R ERA: 5.67 (1, 1)	5.0		23	9	5	5	0	4	0	0	0	0	1	19	35	9.00	2.600								
Frank Pastore, R ERA: 1.93 (6, 1)	3.0		11	2	1	1	3	0	0	0	0	0	0	17	17	3.00	0.667								
Ron Davis, R ERA: 10.66 (9, 1)	0.2	L	7	1	2	2	1	2	1	1	0	0	0	5	18	27.00	4.500								

Minnesota Twins @ Boston Red Sox
Fenway Park, Boston, MA
Mon May 19 1986, 7:05 PM EDT
Att: 18,428 - Unknown

AB	33
R	8
H	12
RBI	8
BB	7
SO	4
LOB	13



Batter	1	2	3	4	5	6	7	8	9	AB	R	H	RBI	BB	SO	LOB	TOP																				
Kirby Puckett, R OBP: 0.408, SLG: 0.673 Billy Beane, R OBP: 0.268, SLG: 0.316	F9		FC4-6	FC6			6-3		4-3	4	0	1	2	0	0	2	Minnesota Twins @ Boston Red Sox Fenway Park, Boston, MA Tue May 20 1986, 7:05 PM EDT Att: 20,860 - Unknown																				
Randy Bush, L OBP: 0.340, SLG: 0.338	K		K		3-1		G3		4-3	5	0	0	0	0	2	1																					
Kent Hrbek, L OBP: 0.396, SLG: 0.489 Mickey Hatcher, R OBP: 0.149, SLG: 0.186			FC4-6		6-3		E6		6-3	2	0	1	0	0	0	1																					
Tom Brunansky, R OBP: 0.317, SLG: 0.450	F8		F4		F8		F8			4	0	0	0	0	0	3																					
Roy Smalley, S OBP: 0.346, SLG: 0.466 Al Woods, L OBP: 0.200, SLG: 0.111		4-3		4-3		F7		6-3		3	0	0	0	0	0	0																					
Gary Gaetti, R OBP: 0.361, SLG: 0.596	F9			1B		HR		HR		4	3	3	2	0	0	0																					
Steve Lombardozzi, R OBP: 0.345, SLG: 0.485	K		K		L5			SF8		4	1	1	0	0	2	1																					
Mark Salas, L OBP: 0.298, SLG: 0.412 Tim Laudner, R OBP: 0.476, SLG: 0.650			WP	1B		F3		SF8		3	1	2	2	0	0	0																					
Greg Gagne, R OBP: 0.308, SLG: 0.439			WP	1B				5-3		4	2	3	1	0	0	0																					
Inning Stats	R: 0 E: 0 K: 1 S: 6	H: 1 LOB: 1 BB: 0 P: 6	R: 0 E: 0 K: 1 S: 5	H: 0 LOB: 0 BB: 0 P: 5	R: 2 E: 0 K: 1 S: 8	H: 3 LOB: 1 BB: 0 P: 8	R: 1 E: 0 K: 1 S: 8	H: 3 LOB: 2 BB: 0 P: 8	R: 0 E: 0 K: 0 S: 3	H: 0 LOB: 0 BB: 0 P: 3	R: 1 E: 1 K: 0 S: 5	H: 1 LOB: 0 BB: 0 P: 5	R: 2 E: 0 K: 0 S: 5	H: 2 LOB: 0 BB: 0 P: 5	R: 0 E: 0 K: 0 S: 3	H: 0 LOB: 0 BB: 0 P: 3		1B: 5 2B: 2 3B: 1 HR: 3	SF: 1 SAC: 0 DP: 0 HBP: 0	WP: 1 PB: 0 SB: 0 CS: 0	PA: 39																
PITCHER	IP	WLS	BF	H	R	ER	SO	BB	IBB	HBP	BLK	WP	HR	S	P	ERA		WHIP	PITCHER		IP	WLS	BF	H	R	ER	SO	BB	IBB	HBP	BLK	WP	HR	S	P	ERA	WHIP
Roger Clemens, R ERA: 2.92 Bob Stanley, R ERA: 5.06	7.0	W	31	9	5	5	4	0	0	0	0	1	2	39	39	6.43		1.286			2.0		8	2	2	2	0	0	0	0	0	0	1	8	8	9.00	1.000

Batter	1	2	3	4	5	6	7	8	9	AB	R	H	RBI	BB	SO	LOB	BOTTOM																				
Marty Barrett, R OBP: 0.378, SLG: 0.461			F7		F9		E			5	1	2	1	1	0	2	Minnesota Twins @ Boston Red Sox Fenway Park, Boston, MA Tue May 20 1986, 7:05 PM EDT Att: 20,860 - Unknown																				
Wade Boggs, L OBP: 0.497, SLG: 0.574 Ed Romero, R OBP: 0.304, SLG: 0.286	1B	2B	PB				E3			6	3	5	3	0	0	1																					
Dave Stapleton, R OBP: 0.429, SLG: 0.500	2B	FC6-5	K		K		K			5	1	1	0	1	3	5																					
Jim Rice, R OBP: 0.368, SLG: 0.487 Mike Stenhouse, L OBP: 0.333, SLG: 0.400	2B	K	FC6-4		6-3		1B		3-1	5	2	2	1	0	1	3																					
Don Baylor, R OBP: 0.327, SLG: 0.368	2B	FC6-5			F9		1B		5-3	5	3	2	3	1	0	1																					
Tony Armas, R OBP: 0.277, SLG: 0.299	F9	E8					E5		F9	6	2	4	2	0	1	1																					
Rey Quinones, R OBP: 0.563, SLG: 0.500	F9	F9			F3		5-3			4	1	0	1	1	0	5																					
Steve Lyons, L OBP: 0.321, SLG: 0.371	F9		1-3		K		4-3			5	1	1	1	0	1	3																					
Marc Sullivan, R OBP: 0.500, SLG: 0.471	E7		2B		F7		1B		E	4	3	3	2	0	0	0																					
Inning Stats	R: 6 E: 1 K: 0 S: 9	H: 6 LOB: 1 BB: 1 P: 13	R: 1 E: 1 K: 1 S: 8	H: 3 LOB: 2 BB: 0 P: 8	R: 2 E: 1 K: 1 S: 8	H: 2 LOB: 1 BB: 0 P: 8	R: 0 E: 0 K: 1 S: 6	H: 1 LOB: 1 BB: 0 P: 6	R: 0 E: 0 K: 1 S: 6	H: 1 LOB: 1 BB: 0 P: 6	R: 4 E: 2 K: 1 S: 10	H: 4 LOB: 2 BB: 0 P: 11	R: 0 E: 0 K: 0 S: 3	H: 0 LOB: 0 BB: 0 P: 3	1B: 15 2B: 5 3B: 0 HR: 0	SF: 0 SAC: 0 DP: 0 HBP: 1		WP: 0 PB: 1 SB: 0 CS: 0	PA: 51																		
PITCHER	IP	WLS	BF	H	R	ER	SO	BB	IBB	HBP	BLK	WP	HR	S	P	ERA		WHIP	PITCHER		IP	WLS	BF	H	R	ER	SO	BB	IBB	HBP	BLK	WP	HR	S	P	ERA	WHIP
Frank Viola, L ERA: 4.78 Roy Lee Jackson, R ERA: 6.75 Keith Atherton, R ERA: 5.89 Juan Agosto, L ERA: 7.4 Ron Davis, R ERA: 9.64	0.0	L	15	6	3	2	2	0	0	0	0	0	0	19	19	6.75		2.250			2.2		15	6	3	2	2	0	0	0	0	0	19	19	6.75	2.250	
	3.0		13	2	2	2	3	2	0	0	0	0	0	17	25	6.00	1.333			3.0		13	2	2	2	3	2	0	0	0	0	17	25	6.00	1.333		
	1.0		11	6	6	5	0	1	0	1	0	0	0	9	14	45.00	7.000			6.1		11	6	6	5	0	1	0	1	0	9	14	45.00	7.000			
	1.1		6	1	0	0	1	0	0	0	0	0	0	8	8	0.00	0.750			7.1		6	1	0	0	1	0	0	0	8	8	0.00	0.750				

Batter	1	2	3	4	5	6	7	8	9	AB	R	H	RBI	BB	SO	LOB	TOP			
Marty Barrett, R (1,4) OBP: 0.370, SLG: 0.443	F6		FC4-6 1B		F7		6-3		BB	4	0	1	0	1	0	1				
Wade Boggs, L (1,5) OBP: 0.494, SLG: 0.547	CS BB		FC4-6		FC4-6 BB			F7	BB	3	0	0	0	2	1	5				
Bill Buckner, L (1,3) OBP: 0.284, SLG: 0.371	F2			HR BB	FC4-6			F8	4-3	4	1	0	0	1	0	6				
Jim Rice, R (1,7) OBP: 0.363, SLG: 0.472		K			F9			HBP BB		3	0	0	0	1	2	1				
Don Baylor, R (1,10) OBP: 0.341, SLG: 0.400		K		HR	1B			HBP BB		3	1	2	2	0	1	0				
Tony Armas, R (1,8) OBP: 0.287, SLG: 0.287		K			F8			HBP		4	0	0	0	0	2	3				
Steve Lyons, L (8,8) OBP: 0.333, SLG: 0.397		K						4-3		0	0	0	0	0	0	0				
Rich Gedman, L (1,2) OBP: 0.322, SLG: 0.384					6-3				BB HBP BB	3	0	1	0	1	1	1				
Dwight Evans, R (1,9) OBP: 0.367, SLG: 0.414			F3				5-3		F8	4	0	0	0	0	1	2				
Rey Quinones, R (1,6) OBP: 0.500, SLG: 0.357										2	0	0	0	1	2	1				
Ed Romero, R (9, PR) OBP: 0.304, SLG: 0.286			K		BLK BB				BB HBP	0	0	0	0	0	0	0				
Inning Stats	R: 0 E: 0 K: 0 S: 2	H: 0 LOB: 0 BB: 1 P: 6	R: 0 E: 0 K: 3 S: 9	H: 0 LOB: 0 BB: 0 P: 9	R: 0 E: 0 K: 1 S: 7	H: 2 LOB: 2 BB: 0 P: 7	R: 2 E: 0 K: 1 S: 6	H: 1 LOB: 0 BB: 1 P: 10	R: 0 E: 0 K: 2 S: 5	H: 1 LOB: 2 BB: 2 P: 13	R: 0 E: 0 K: 1 S: 5	H: 0 LOB: 0 BB: 0 P: 5	R: 0 E: 0 K: 0 S: 3	H: 0 LOB: 2 BB: 1 P: 8	R: 0 E: 0 K: 1 S: 5	H: 0 LOB: 3 BB: 2 P: 14	1B: 3 2B: 0 3B: 0 HR: 1	SF: 0 SAC: 0 DP: 0 HBP: 2	WP: 0 PB: 0 SB: 1 CS: 1	PA: 39
PITCHER	IP	WLS	BF	H	R	ER	SO	BB	IBB	HBP	BLK	WP	HR	S	P	ERA	WHIP			
Ed Correa, R (1,1) ERA: 3.04	8.1	L	36	4	2	2	9	6	0	2	1	0	1	46	72	2.16	1.200			
Dwayne Henry, R (9,1) ERA: 5.27	0.0		1	0	0	0	0	1	0	0	0	0	0	0	4	∞	∞			
Mitch Williams, L (9,1) ERA: 2.35	0.2	S	2	0	0	0	1	0	0	0	0	0	0	4	4	0.00	0.000			

Boston Red Sox @ Texas Rangers
Arlington Stadium, Arlington, TX
Fri May 23 1986, 8:05 PM EDT
Att: 18,300 - Unknown


AB 30
R 2
H 4
RBI 2
BB 7
SO 10
LOB 20



Batter	1	2	3	4	5	6	7	8	9	AB	R	H	RBI	BB	SO	LOB	BOTTOM			
Oddibe McDowell, L (1,8) OBP: 0.353, SLG: 0.414	K			G3		2-3			E4 1B	4	0	0	0	0	1	0				
Scott Fletcher, R (1,6) OBP: 0.381, SLG: 0.407	4-3			F9		F7			1B	4	0	1	0	0	0	0				
Pete O'Brien, L (1,3) OBP: 0.391, SLG: 0.539	4-3			4-3		F6			K	4	0	0	0	0	1	2				
Pete Incaviglia, R (1,10) OBP: 0.350, SLG: 0.539		K			K			F8	K	4	0	0	0	0	3	2				
Gary Ward, R (1,7) OBP: 0.342, SLG: 0.328		6-3			4-3 1B			F4	K	4	1	1	0	0	1	2				
Darrell Porter, L (1,2) OBP: 0.321, SLG: 0.469		G3			4-3					3	0	0	0	0	1	1				
George Wright, S (1,9) OBP: 0.234, SLG: 0.349				F8		1B 2H 1B			F9	3	0	1	1	0	0	0				
Toby Harrah, R (1,4) OBP: 0.322, SLG: 0.309				6-3		FC6-4 1B			F8	3	0	1	0	0	0	0				
Steve Buechele, R (1,5) OBP: 0.282, SLG: 0.431						FC6-4			F8	2	0	0	0	0	0	2				
Bob Jones, L (8, PH)										1	0	0	0	0	0	0				
Curtis Wilkerson, S (9,6) OBP: 0.225, SLG: 0.211					FC6-4				F8	0	0	0	0	0	0	0				
Inning Stats	R: 0 E: 0 K: 1 S: 5	H: 0 LOB: 0 BB: 0 P: 5	R: 0 E: 0 K: 1 S: 5	H: 0 LOB: 0 BB: 0 P: 5	R: 0 E: 0 K: 0 S: 3	H: 0 LOB: 0 BB: 0 P: 3	R: 1 E: 0 K: 1 S: 8	H: 3 LOB: 2 BB: 0 P: 8	R: 0 E: 0 K: 0 S: 3	H: 0 LOB: 0 BB: 0 P: 3	R: 0 E: 0 K: 1 S: 5	H: 0 LOB: 0 BB: 0 P: 5	R: 0 E: 0 K: 0 S: 3	H: 0 LOB: 0 BB: 0 P: 3	R: 0 E: 1 K: 3 S: 11	H: 1 LOB: 2 BB: 0 P: 11	1B: 4 2B: 0 3B: 0 HR: 0	SF: 0 SAC: 0 DP: 0 HBP: 0	WP: 0 PB: 0 SB: 0 CS: 0	PA: 32
PITCHER	IP	WLS	BF	H	R	ER	SO	BB	IBB	HBP	BLK	WP	HR	S	P	ERA	WHIP			
Oil Can Boyd, R (1,1) ERA: 3.25	8.0	W	27	3	1	1	4	0	0	0	0	0	0	35	35	1.12	0.375			
Joe Sambito, L (9,1) ERA: 1.23	0.1		3	1	0	0	1	0	0	0	0	0	0	5	5	0.00	3.000			
Bob Stanley, R (9,1) ERA: 4.58	0.2	S	2	0	0	0	2	0	0	0	0	0	0	6	6	0.00	0.000			

Boston Red Sox @ Texas Rangers
Arlington Stadium, Arlington, TX
Fri May 23 1986, 8:05 PM EDT
Att: 18,300 - Unknown

AB 32
R 1
H 4
RBI 1
BB 0
SO 7
LOB 9



Batter	1	2	3	4	5	6	7	8	9	AB	R	H	RBI	BB	SO	LOB	TOP										
Marty Barrett, R OBP: 0.361, SLG: 0.431 (1, 4)	F7		4-3			5-3		FC3-6 4-3 1B		4	0	0	0	0	0	1											
Wade Boggs, L OBP: 0.494, SLG: 0.543 (1, 5)	4-3		F8				BB	4-3 1B		3	0	1	0	1	0	0											
Bill Buckner, L OBP: 0.283, SLG: 0.368 (1, 3)	F3					F3		4-3 1-2 2-3		4	0	1	0	0	0	3											
Jim Rice, R OBP: 0.361, SLG: 0.464 (1, 7)		HR BB						6-3	6-3	3	1	0	0	1	1	3											
Don Baylor, R OBP: 0.344, SLG: 0.429 (1, 10)		1-H HR				5-3		F8		4	1	2	2	0	0	0											
Dwight Evans, R OBP: 0.370, SLG: 0.420 (1, 9)						G1-6-3 BB		1B 2B		3	0	1	0	1	2	1											
Steve Lyons, L OBP: 0.329, SLG: 0.390 (1, 8)						K		2B		4	0	1	0	0	2	2											
Rey Quinones, R OBP: 0.423, SLG: 0.278 (1, 6)						G1-6-3 1-2		4-3 1B		4	0	0	0	0	1	4											
Marc Sullivan, R OBP: 0.478, SLG: 0.421 (1, 2)						1-3		F9	FC3-6 BB	2	0	0	0	1	0	0											
Inning Stats	R: 0 E: 0 K: 0 S: 3	H: 0 LOB: 0 BB: 0 P: 3	R: 2 E: 0 K: 1 S: 6	H: 1 LOB: 0 BB: 1 P: 10	R: 0 E: 0 K: 0 S: 3	H: 0 LOB: 0 BB: 0 P: 3	R: 0 E: 0 K: 1 S: 5	H: 1 LOB: 0 BB: 0 P: 5	R: 0 E: 0 K: 0 S: 4	H: 0 LOB: 1 BB: 1 P: 8	R: 0 E: 0 K: 0 S: 5	H: 2 LOB: 2 BB: 0 P: 5	R: 0 E: 0 K: 0 S: 4	H: 1 LOB: 2 BB: 1 P: 8	R: 0 E: 0 K: 3 S: 10	H: 1 LOB: 1 BB: 0 P: 10	1B: 3 2B: 2 3B: 0 HR: 1	SF: 0 SAC: 0 DP: 1 HBP: 0	WP: 0 PB: 0 SB: 1 CS: 1	PA: 35							
PITCHER	IP	WLS	BF	H	R	ER	SO	BB	IBB	HBP	BLK	WP	HR	S	P	ERA	WHIP										
Bobby Witt, R ERA: 5.24 (1, 1)	7.1		29	5	2	2	3	4	0	0	0	0	1	31	47	2.46	1.227										
Mitch Williams, L ERA: 2.12 (8, 1)	1.2	W	6	1	0	0	3	0	0	0	0	0	0	12	12	0.00	0.600										

Boston Red Sox @ Texas Rangers
Arlington Stadium, Arlington, TX
Sat May 24 1986, 8:05 PM EDT
Att: 19,300 - Unknown

AB 31
R 2
H 6
RBI 2
BB 4
SO 6
LOB 14



Batter	1	2	3	4	5	6	7	8	9	AB	R	H	RBI	BB	SO	LOB	BOTTOM										
Oddibe McDowell, L OBP: 0.347, SLG: 0.405 (1, 8)	4-3		4-3					P6		3	0	0	0	0	1	1											
Tom Paciorek, R OBP: 0.355, SLG: 0.393 (8, 9)										1	0	0	0	0	0	1											
Scott Fletcher, R OBP: 0.369, SLG: 0.393 (1, 6)	E6 1B		6-3			1-3		5-3		4	1	0	0	0	0	1											
Pete O'Brien, L OBP: 0.394, SLG: 0.535 (1, 3)						F8		3-1		3	1	1	1	1	0	0											
Pete Incaviglia, R OBP: 0.347, SLG: 0.538 (1, 10)		2-H 1B							1B BB	4	0	1	0	0	3	2											
Gary Ward, R OBP: 0.340, SLG: 0.326 (1, 7)						5-3		F8		4	1	1	0	0	0	2											
Darrell Porter, L OBP: 0.316, SLG: 0.442 (1, 2)						G3		4-3		3	0	0	0	1	0	1											
George Wright, S OBP: 0.221, SLG: 0.328 (9, 8)								F9		4	0	0	0	0	1	3											
Geno Petralli, L OBP: 0.238, SLG: 0.300 (1, 5)						P4				3	0	0	0	0	0	0											
Bob Jones, L OBP: 0.500, SLG: 0.500 (9, PH)						G3		F7		1	0	1	2	0	0	0											
Curtis Wilkerson, S OBP: 0.241, SLG: 0.241 (1, 4)										3	0	2	0	0	1	0											
Inning Stats	R: 1 E: 1 K: 1 S: 7	H: 1 LOB: 1 BB: 0 P: 7	R: 0 E: 0 K: 1 S: 5	H: 0 LOB: 0 BB: 0 P: 5	R: 0 E: 0 K: 1 S: 5	H: 0 LOB: 0 BB: 0 P: 5	R: 0 E: 0 K: 0 S: 4	H: 1 LOB: 1 BB: 0 P: 4	R: 0 E: 0 K: 1 S: 6	H: 1 LOB: 1 BB: 0 P: 6	R: 0 E: 0 K: 1 S: 5	H: 0 LOB: 0 BB: 0 P: 5	R: 0 E: 0 K: 0 S: 3	H: 0 LOB: 0 BB: 0 P: 3	R: 0 E: 0 K: 0 S: 4	H: 1 LOB: 1 BB: 0 P: 4	R: 2 E: 0 K: 1 S: 6	H: 2 LOB: 2 BB: 2 P: 14	1B: 4 2B: 2 3B: 0 HR: 0	SF: 0 SAC: 0 DP: 0 HBP: 0	WP: 0 PB: 0 SB: 0 CS: 0	PA: 35					
PITCHER	IP	WLS	BF	H	R	ER	SO	BB	IBB	HBP	BLK	WP	HR	S	P	ERA	WHIP										
Bob Woodward, R ERA: (1, 1)	7.1		27	4	1	0	5	0	0	0	0	0	0	37	37	0.00	0.545										
Joe Sambito, L ERA: 2.25 (8, 1)	0.2		3	0	1	1	0	1	0	0	0	0	0	2	6	13.50	1.500										
Bob Stanley, R ERA: 4.91 (9, 1)	0.2	L	5	2	1	1	1	1	0	0	0	0	0	6	10	13.50	4.500										

Boston Red Sox @ Texas Rangers
Arlington Stadium, Arlington, TX
Sat May 24 1986, 8:05 PM EDT
Att: 19,300 - Unknown

AB 33
R 3
H 6
RBI 3
BB 2
SO 6
LOB 11



Batter	1	2	3	4	5	6	7	8	9	AB	R	H	RBI	BB	SO	LOB	TOP			
Marty Barrett, R OBP: 0.358, SLG: 0.422 (1, 4)										5	0	1	0	0	0	5	Boston Red Sox @ Cleveland Indians Cleveland Municipal Stadium, Cleveland, OH Mon May 26 1986, 3:33 AM EDT Att: 27,019 - Unknown			
Wade Boggs, L OBP: 0.490, SLG: 0.560 (1, 5)										4	0	2	1	1	0	0				
Bill Buckner, L OBP: 0.289, SLG: 0.387 (1, 3)										5	1	2	1	0	0	5				
Jim Rice, R OBP: 0.363, SLG: 0.454 (1, 7)										4	2	1	0	1	1	3				
Don Baylor, R OBP: 0.354, SLG: 0.457 (1, 10)										3	1	2	2	0	1	0				
Dwight Evans, R OBP: 0.383, SLG: 0.400 (1, 9)										3	0	0	0	1	0	1				
Steve Lyons, L OBP: 0.322, SLG: 0.378 (1, 8)										4	0	0	0	0	0	4				
Marc Sullivan, R OBP: 0.469, SLG: 0.407 (1, 2)										3	0	0	1	0	2	0				
Rey Quinones, R OBP: 0.486, SLG: 0.333 (1, 6)										2	1	1	0	1	0	3				
Inning Stats	R: 1 E: 0 K: 0 S: 4	H: 1 LOB: 0 BB: 0 P: 4	R: 0 E: 0 K: 0 S: 2	H: 0 LOB: 0 BB: 0 P: 3	R: 1 E: 0 K: 1 S: 6	H: 1 LOB: 1 BB: 0 P: 7	R: 2 E: 0 K: 1 S: 6	H: 1 LOB: 0 BB: 1 P: 10	R: 0 E: 0 K: 1 S: 5	H: 0 LOB: 0 BB: 0 P: 5	R: 0 E: 0 K: 0 S: 4	H: 2 LOB: 2 BB: 1 P: 8	R: 1 E: 0 K: 0 S: 5	H: 2 LOB: 3 BB: 1 P: 10	R: 0 E: 0 K: 0 S: 3	H: 1 LOB: 0 BB: 0 P: 3	1B: 7 2B: 0 3B: 0 HR: 2	SF: 0 SAC: 0 DP: 1 HBP: 3	WP: 0 PB: 0 SB: 1 CS: 1	PA: 40
PITCHER	IP WLS BF H R ER SO BB IBB HBP BLK WP HR S P ERA WHIP	IP WLS BF H R ER SO BB IBB HBP BLK WP HR S P ERA WHIP																		
Tom Candiotti, R ERA: 3.58 (1, 1)	6.1 L 28 5 4 4 4 3 0 2 0 0 2 31 45 5.68 1.263																			
Jamie Easterly, L ERA: 7.13 (7, 1)	0.2 2 1 0 0 0 0 0 0 0 0 0 0 2 2 0.00 1.500																			
Reggie Ritter, R ERA: 7.56 (8, 1)	2.0 10 3 1 1 0 1 0 1 0 0 0 0 8 13 4.50 2.000																			

Batter	1	2	3	4	5	6	7	8	9	AB	R	H	RBI	BB	SO	LOB	BOTTOM					
Brett Butler, L OBP: 0.341, SLG: 0.329 (1, 8)										3	1	1	1	1	0	0	Boston Red Sox @ Cleveland Indians Cleveland Municipal Stadium, Cleveland, OH Mon May 26 1986, 3:33 AM EDT Att: 27,019 - Unknown					
Julio Franco, R OBP: 0.282, SLG: 0.364 (1, 6)										5	0	1	1	0	2	2						
Joe Carter, R OBP: 0.298, SLG: 0.399 (1, 7)										3	0	1	1	0	1	2						
Andre Thornton, R OBP: 0.303, SLG: 0.340 (1, 10)										4	0	1	0	0	0	2						
Pat Tabler, R OBP: 0.356, SLG: 0.463 (1, 3)										4	0	0	0	0	1	2						
Brook Jacoby, R OBP: 0.352, SLG: 0.420 (1, 5)										3	0	1	0	1	1	1						
Carmen Castillo, R OBP: 0.242, SLG: 0.300 (1, 9)										3	0	0	0	0	1	2						
Mel Hall, L OBP: 0.308, SLG: 0.452 (8, PH)										0	0	0	0	0	0	0						
Tony Bernazard, S OBP: 0.354, SLG: 0.400 (8, PH)										1	0	1	0	0	0	0						
Fran Mullins, R OBP: 0.333, SLG: 0.333 (8, PH)										3	1	1	0	0	1	1						
Chris Bando, S OBP: 0.422, SLG: 0.488 (9, 2)										1	0	0	0	0	0	2						
Andy Allanson, R OBP: 0.318, SLG: 0.346 (1, 2)										3	1	2	0	0	1	1						
Otis Nixon, S OBP: 0.278, SLG: 0.257 (9, 7)										1	0	0	0	0	0	0						
Inning Stats	R: 0 E: 0 K: 3 S: 11	H: 2 LOB: 2 BB: 0 P: 11	R: 0 E: 0 K: 2 S: 7	H: 0 LOB: 1 BB: 1 P: 11	R: 0 E: 0 K: 0 S: 4	H: 1 LOB: 0 BB: 0 P: 4	R: 0 E: 0 K: 1 S: 5	H: 0 LOB: 0 BB: 0 P: 5	R: 2 E: 0 K: 0 S: 5	H: 2 LOB: 1 BB: 1 P: 9	R: 0 E: 1 K: 1 S: 5	H: 0 LOB: 0 BB: 0 P: 5	R: 1 E: 0 K: 0 S: 5	H: 2 LOB: 1 BB: 0 P: 5	R: 0 E: 0 K: 0 S: 5	H: 2 LOB: 2 BB: 0 P: 5	R: 0 E: 0 K: 1 S: 5	H: 0 LOB: 0 BB: 0 P: 5	1B: 6 2B: 3 3B: 0 HR: 0	SF: 2 SAC: 0 DP: 1 HBP: 0	WP: 1 PB: 0 SB: 0 CS: 0	PA: 38
PITCHER	IP WLS BF H R ER SO BB IBB HBP BLK WP HR S P ERA WHIP	IP WLS BF H R ER SO BB IBB HBP BLK WP HR S P ERA WHIP																				
Bruce Hurst, L ERA: 2.99 (1, 1)	6.0 W 27 7 3 3 7 2 0 0 0 0 0 39 47 4.50 1.500																					
Tim Lollar, L ERA: 1.93 (7, 1)	0.1 1 0 0 0 0 0 0 0 0 0 0 0 1 1 0.00 0.000																					
Sammy Stewart, R ERA: 0.87 (7, 1)	1.1 5 1 0 0 0 0 0 0 0 0 0 0 5 5 0.00 0.750																					
Joe Sambito, L ERA: 2.25 (8, 1)	0.0 1 1 0 0 0 0 0 0 0 0 0 0 1 1 ∞ ∞																					
Bob Stanley, R ERA: 4.59 (8, 1)	1.1 S 4 0 0 0 1 0 0 0 0 0 0 6 6 0.00 0.000																					

AB 33
R 5
H 9
RBI 5
BB 4
SO 4
LOB 21





AB 34
R 3
H 9
RBI 3
BB 2
SO 8
LOB 15



Batter	1	2	3	4	5	6	7	8	9	AB	R	H	RBI	BB	SO	LOB	TOP			
Marty Barrett, R OBP: 0.352, SLG: 0.415 (1, 4)										3	1	0	0	0	0	1	Boston Red Sox @ Cleveland Indians Cleveland Municipal Stadium, Cleveland, OH Tue May 27 1986, 7:05 PM EDT Att: 6,661 - Unknown livebaseballscorecards.com			
Wade Boggs, L OBP: 0.493, SLG: 0.559 (1, 5)										2	1	1	0	1	0	0				
Bill Buckner, L OBP: 0.290, SLG: 0.386 (1, 3)										3	0	1	1	0	1	1				
Jim Rice, R OBP: 0.362, SLG: 0.452 (1, 7)										3	0	1	1	0	0	1				
Don Baylor, R OBP: 0.351, SLG: 0.451 (1, 10)										2	0	0	0	0	0	1				
Dwight Evans, R OBP: 0.395, SLG: 0.395 (1, 9)										2	0	0	0	0	0	1				
Tony Armas, R OBP: 0.262, SLG: 0.280 (1, 8)										2	0	0	0	0	1	0				
Marc Sullivan, R OBP: 0.441, SLG: 0.379 (1, 2)										2	0	0	0	0	0	0				
Rey Quinones, R OBP: 0.486, SLG: 0.346 (1, 6)										2	0	1	0	0	0	0				
Inning Stats	R: 2 E: 1 K: 0 S: 5	H: 2 LOB: 1 BB: 1 P: 9	R: 0 E: 0 K: 1 S: 5	H: 0 LOB: 0 BB: 0 P: 5	R: 0 E: 0 K: 0 S: 4	H: 1 LOB: 1 BB: 0 P: 4	R: 0 E: 0 K: 0 S: 3	H: 0 LOB: 0 BB: 0 P: 3	R: 0 E: 0 K: 0 S: 3	H: 1 LOB: 0 BB: 0 P: 3	R: 0 E: 0 K: 1 S: 5	H: 0 LOB: 0 BB: 0 P: 5					1B: 4 2B: 0 3B: 0 HR: 0	SF: 0 SAC: 0 DP: 0 HBP: 0	WP: 0 PB: 0 SB: 0 CS: 0	PA: 22
PITCHER Neal Heaton, L ERA: 4.64 (1, 1)	IP: 6.0 WLS: L BF: 22 H: 4 R: 2 ER: 1 SO: 2 BB: 1 IBB: 0 HBP: 0 BLK: 0 WP: 0 HR: 0 S: 25 P: 29 ERA: 1.50 WHIP: 0.833															PITCHER	IP: WLS: BF: H: R: ER: SO: BB: IBB: HBP: BLK: WP: HR: S: P: ERA: WHIP:			

Batter	1	2	3	4	5	6	7	8	9	AB	R	H	RBI	BB	SO	LOB	BOTTOM			
Brett Butler, L OBP: 0.341, SLG: 0.329 (1, 8)										3	0	1	0	0	0	1	Boston Red Sox @ Cleveland Indians Cleveland Municipal Stadium, Cleveland, OH Tue May 27 1986, 7:05 PM EDT Att: 6,661 - Unknown livebaseballscorecards.com			
Tony Bemazzard, S OBP: 0.395, SLG: 0.408 (1, 4)										2	0	2	0	1	0	0				
Julio Franco, R OBP: 0.283, SLG: 0.363 (1, 6)										3	0	1	0	0	0	3				
Joe Carter, R OBP: 0.299, SLG: 0.398 (1, 9)										3	0	1	0	0	1	2				
Mel Hall, L OBP: 0.299, SLG: 0.438 (1, 10)										3	0	0	0	0	0	3				
Pat Tabler, R OBP: 0.352, SLG: 0.458 (1, 3)										2	0	0	0	0	0	1				
Brook Jacoby, R OBP: 0.354, SLG: 0.421 (1, 5)										2	0	1	0	0	1	1				
Andy Allanson, R OBP: 0.313, SLG: 0.340 (1, 2)										2	0	0	0	0	0	1				
Otis Nixon, S OBP: 0.289, SLG: 0.250 (1, 7)										1	0	0	0	1	0	0				
Inning Stats	R: 0 E: 0 K: 0 S: 3	H: 1 LOB: 0 BB: 0 P: 3	R: 0 E: 0 K: 1 S: 6	H: 1 LOB: 1 BB: 0 P: 6	R: 0 E: 0 K: 0 S: 5	H: 2 LOB: 2 BB: 0 P: 5	R: 0 E: 0 K: 0 S: 3	H: 0 LOB: 0 BB: 0 P: 3	R: 0 E: 0 K: 0 S: 3	H: 1 LOB: 1 BB: 1 P: 7	R: 0 E: 0 K: 1 S: 5	H: 1 LOB: 2 BB: 1 P: 9					1B: 6 2B: 0 3B: 0 HR: 0	SF: 0 SAC: 0 DP: 2 HBP: 0	WP: 0 PB: 0 SB: 0 CS: 0	PA: 23
PITCHER Mike Brown, R ERA: 4.63 Steve Crawford, R ERA: 2.03 (6, 1)	IP: 5.0 WLS: W BF: 21 H: 6 R: 0 ER: 0 SO: 1 BB: 0 IBB: 0 HBP: 0 BLK: 0 WP: 0 HR: 0 S: 21 P: 29 ERA: 0.00 WHIP: 1.600															PITCHER	IP: WLS: BF: H: R: ER: SO: BB: IBB: HBP: BLK: WP: HR: S: P: ERA: WHIP:			

Batter	1	2	3	4	5	6	7	8	9	AB	R	H	RBI	BB	SO	LOB	TOP										
Marty Barrett, R OBP: 0.351, SLG: 0.412 (1, 4)	6-3		F8			1B	SF8	E6	4-3	6	3	2	0	0	0	0	Boston Red Sox @ Cleveland Indians Cleveland Municipal Stadium, Cleveland, OH Wed May 28 1986, 7:05 PM EDT Att: 12,010 - Unknown AB 39 R 13 H 14 RBI 13 BB 3 SO 5 LOB 11 										
Wade Boggs, L OBP: 0.530, SLG: 0.561 Ed Romero, R OBP: 0.304, SLG: 0.286 (1, 5) (8, 5)	4-3 BB			FC4-6 1B		1B	1B	K		3	2	2	0	2	1	1											
Bill Buckner, L OBP: 0.293, SLG: 0.389 Dave Stapleton, R OBP: 0.429, SLG: 0.500 (1, 3) (6, PR) (8, 3)	4-3			FC4-6 FC6-4		1B	SF8	1B	SF8	4	1	2	1	0	0	2											
Jim Rice, R OBP: 0.368, SLG: 0.462 (1, 7)	K			FC6-4		HR	1B	1B	SF8	5	3	3	5	0	1	2											
Don Baylor, R OBP: 0.352, SLG: 0.467 (1, 10)		F3		F7		HR	1B	SF8	SF8	3	2	1	4	0	0	1											
Dwight Evans, R OBP: 0.380, SLG: 0.397 (1, 9)	F6				5-3	K	1B	1B	2B	4	0	1	1	1	1	0											
Steve Lyons, L OBP: 0.316, SLG: 0.368 (1, 8)	F7				F7	K	1B	3-1		5	0	1	1	0	1	2											
Marc Sullivan, R OBP: 0.410, SLG: 0.364 (1, 2)			6-3			K	SF8		F8	4	0	1	1	0	1	0											
Rey Quinones, R OBP: 0.452, SLG: 0.323 (1, 6)	4-3				F9				F3	5	1	1	0	0	0	3											
Inning Stats	R: 0 E: 0 K: 1 S: 5	H: 0 LOB: 1 BB: 1 P: 9	R: 0 E: 0 K: 0 S: 3	H: 0 LOB: 0 BB: 0 P: 3	R: 0 E: 0 K: 0 S: 3	H: 0 LOB: 0 BB: 0 P: 3	R: 0 E: 0 K: 0 S: 4	H: 1 LOB: 1 BB: 0 P: 4	R: 0 E: 0 K: 0 S: 4	H: 1 LOB: 1 BB: 0 P: 4	R: 5 E: 0 K: 3 S: 14	H: 5 LOB: 0 BB: 0 P: 14	R: 5 E: 0 K: 0 S: 7	H: 4 LOB: 2 BB: 2 P: 16	R: 3 E: 1 K: 1 S: 9	H: 3 LOB: 2 BB: 0 P: 9		R: 0 E: 0 K: 0 S: 3	H: 0 LOB: 0 BB: 0 P: 3	1B: 11 2B: 2 3B: 0 HR: 1	SF: 3 SAC: 0 DP: 0 HBP: 1	WP: 0 PB: 0 SB: 0 CS: 0	PA: 46				
PITCHER	IP	WLS	BF	H	R	ER	SO	BB	IBB	HBP	BLK	WP	HR	S	P	ERA	WHIP										
Don Schulze, R ERA: 3.92 (1, 1)	5.0	L	23	7	5	5	1	1	0	0	0	0	1	24	28	9.00	1.600										
Rich Yett, R ERA: 4.96 (6, 1)	1.1		8	3	4	4	3	1	0	0	0	0	0	13	17	27.00	3.000										
Jim Kern, R ERA: 6.75 (7, 1)	0.0		3	1	0	0	0	1	0	1	0	0	0	1	6	∞	∞										
Reggie Ritter, R ERA: 6.3 (7, 1)	1.2		9	3	4	1	1	0	0	0	0	0	0	11	11	5.40	1.800										
Scott Bailes, L ERA: 5.33 (9, 1)	1.0		3	0	0	0	0	0	0	0	0	0	0	3	3	0.00	0.000										

Batter	1	2	3	4	5	6	7	8	9	AB	R	H	RBI	BB	SO	LOB	BOTTOM										
Brett Butler, L OBP: 0.346, SLG: 0.338 (1, 8)			K			FC3-6 1B	F6		G4-6-3 1B	5	0	3	0	0	1	1	Boston Red Sox @ Cleveland Indians Cleveland Municipal Stadium, Cleveland, OH Wed May 28 1986, 7:05 PM EDT Att: 12,010 - Unknown AB 36 R 7 H 11 RBI 7 BB 1 SO 4 LOB 14 										
Tony Bemazzard, S OBP: 0.391, SLG: 0.408 (1, 4)	3			F7		FC3-6		HR	G4-6-3	5	1	1	0	0	0	4											
Julio Franco, R OBP: 0.278, SLG: 0.357 Fran Mullins, R OBP: 0.250, SLG: 0.250 (1, 6) (7, 6)	F8			K		F6		6-3		3	0	0	0	0	1	1											
Andre Thornton, R OBP: 0.302, SLG: 0.333 (1, 10)		FC3-6 BB		5-3		F2		5-3		3	0	0	0	1	0	2											
Mel Hall, L OBP: 0.306, SLG: 0.500 (1, 7)		FC3-6			F8		HR	HR		4	2	2	3	0	0	1											
Joe Carter, R OBP: 0.309, SLG: 0.442 (1, 9)		F7			HR	2B		HR		4	3	3	1	0	0	1											
Pat Tabler, R OBP: 0.344, SLG: 0.450 (1, 3)		F9			F8		SF8	3B	HR	3	0	0	1	0	1	2											
Brook Jacoby, R OBP: 0.351, SLG: 0.435 (1, 5)			6-3			HR		E5		4	1	1	2	0	0	0											
Andy Allanson, R OBP: 0.310, SLG: 0.336 (1, 2)		5-3			K		5-3		1B	4	0	1	0	0	1	1											
Inning Stats	R: 0 E: 0 K: 0 S: 3	H: 1 LOB: 0 BB: 0 P: 3	R: 0 E: 0 K: 0 S: 3	H: 0 LOB: 1 BB: 1 P: 7	R: 0 E: 0 K: 1 S: 5	H: 0 LOB: 0 BB: 0 P: 5	R: 0 E: 0 K: 1 S: 5	H: 0 LOB: 0 BB: 0 P: 5	R: 2 E: 0 K: 1 S: 7	H: 2 LOB: 0 BB: 0 P: 7	R: 0 E: 0 K: 0 S: 4	H: 1 LOB: 1 BB: 0 P: 4	R: 2 E: 1 K: 0 S: 6	H: 2 LOB: 1 BB: 0 P: 6	R: 3 E: 0 K: 1 S: 8	H: 3 LOB: 0 BB: 0 P: 8		R: 0 E: 0 K: 0 S: 4	H: 2 LOB: 1 BB: 0 P: 4	1B: 4 2B: 3 3B: 1 HR: 4	SF: 1 SAC: 0 DP: 2 HBP: 0	WP: 0 PB: 0 SB: 0 CS: 0	PA: 38				
PITCHER	IP	WLS	BF	H	R	ER	SO	BB	IBB	HBP	BLK	WP	HR	S	P	ERA	WHIP										
Oil Can Boyd, R ERA: 3.42 (1, 1)	7.0	W	28	6	4	4	3	1	0	0	0	0	2	33	37	5.14	1.000										
Steve Crawford, R ERA: 3.77 (8, 1)	1.0		6	3	3	3	1	0	0	0	0	0	2	8	8	27.00	3.000										
Bob Stanley, R ERA: 4.35 (9, 1)	1.0		4	2	0	0	0	0	0	0	0	0	0	4	4	0.00	2.000										

Batter	1	2	3	4	5	6	7	8	9	AB	R	H	RBI	BB	SO	LOB	TOP			
Marty Barrett, R (1, 4) OBP: 0.358, SLG: 0.416	4-0 FC4-6 BB	4-0 1B BB		F7		0-0 2B		0-0 F9		3	1	1	0	2	0	0	Boston Red Sox @ Minnesota Twins Hubert H. Humphrey Metrodome, Minneapolis, MN Fri May 30 1986, 8:05 PM EDT Att: 16,669 - Unknown			
Wade Boggs, L (1, 5) OBP: 0.592, SLG: 0.562	0-0 FC4-6 1B	0-0 1B BB		F7		0-0 F7		0-0		5	2	3	0	0	0	2				
Bill Buckner, L (1, 3) Ed Romero, R (8, 6) OBP: 0.300, SLG: 0.391 OBP: 0.304, SLG: 0.286	0-0 1B	0-0 1B		1B HBP		0-0 F3		0-0 F8		4	0	2	2	0	0	2				
Jim Rice, R (1, 7) OBP: 0.379, SLG: 0.471	0-0 FC6-4 1B			1B 1B		1-2 2H 1B		0-0 F9		5	1	4	2	0	0	0				
Don Baylor, R (1, 10) OBP: 0.348, SLG: 0.459	0-3 K			F6		0-0 F2		0-0 1B		5	0	1	0	0	2	6				
Dwight Evans, R (1, 9) OBP: 0.381, SLG: 0.394	0-0 FC6-4			L5-4 1B		0-3 K		0-3 K		4	0	1	0	1	2	3				
Tony Armas, R (1, 8) OBP: 0.277, SLG: 0.295				1-2 3H 1B		0-3 K		0-0 F7		5	0	3	1	0	1	2				
Marc Sullivan, R (1, 2) Rich Gedman, L (7, PH) OBP: 0.381, SLG: 0.333 OBP: 0.316, SLG: 0.379	0-0 FC5-4 1B	0-0 L5-4 1B		0-0 F9		0-0 F7		0-0 F8		3	1	0	0	0	0	3				
Rey Quinones, R (1, 6) Mike Stenhouse, L (8, PH) OBP: 0.422, SLG: 0.294 OBP: 0.250, SLG: 0.286	0-3 K			F3		0-3 K		0-0 F3		3	0	0	0	0	2	1				
Inning Stats	R: 1 E: 0 K: 1 S: 7	H: 2 LOB: 2 BB: 1 P: 11	R: 2 E: 0 K: 1 S: 7	H: 3 LOB: 2 BB: 1 P: 11	R: 1 E: 0 K: 0 S: 5	H: 3 LOB: 1 BB: 0 P: 5	R: 1 E: 0 K: 0 S: 5	H: 2 LOB: 2 BB: 0 P: 6	R: 0 E: 0 K: 2 S: 7	H: 1 LOB: 1 BB: 0 P: 7	R: 0 E: 0 K: 1 S: 6	H: 1 LOB: 1 BB: 1 P: 6	R: 0 E: 0 K: 1 S: 6	H: 1 LOB: 2 BB: 0 P: 10	R: 0 E: 0 K: 0 S: 4	H: 2 LOB: 2 BB: 0 P: 7		1B: 14 2B: 2 3B: 0 HR: 0	SF: 0 SAC: 0 DP: 1 HBP: 1	WP: 0 PB: 0 SB: 0 CS: 0
PITCHER	IP WLS BF H R ER SO BB IBB HBP BLK WP HR S P ERA WHIP	3.2 L 22 10 5 5 2 2 0 1 0 0 0 23 32 12.27 3.273	5.1 W 22 5 0 0 5 1 0 0 0 0 0 31 35 0.00 1.125																	

AB 40
R 5
H 15
RBI 5
BB 3
SO 7
LOB 23



Batter	1	2	3	4	5	6	7	8	9	AB	R	H	RBI	BB	SO	LOB	BOTTOM			
Kirby Puckett, R (1, 8) OBP: 0.406, SLG: 0.649	4-0 BB E	0-0 6-3	0-3 K		0-0 1B		0-0 HR 1B			4	2	2	1	1	1	1	Boston Red Sox @ Minnesota Twins Hubert H. Humphrey Metrodome, Minneapolis, MN Fri May 30 1986, 8:05 PM EDT Att: 16,669 - Unknown			
Roy Smalley, S (1, 10) OBP: 0.353, SLG: 0.518	4-0 E 2B		0-0 HR	0-3 K	0-0 F8		0-0 HR 1B			4	3	2	4	1	1	2				
Kent Hrbek, L (1, 3) OBP: 0.389, SLG: 0.521	0-0 E6 2B		0-0 HR 1B	0-0 E4 2B	0-0 F9		0-0 K			5	2	1	0	0	1	3				
Tom Brunansky, R (1, 9) OBP: 0.342, SLG: 0.524	0-0 5-3		0-0 HR 1B	0-0 2B		0-0 6-3	0-0 4-3			5	1	2	2	0	0	2				
Randy Bush, L (1, 7) Mickey Hatcher, R (4, PH) OBP: 0.372, SLG: 0.463 OBP: 0.250, SLG: 0.297	0-0 2B		0-0 WP 2B	0-0 F4		0-0 F9	0-0 1B			1	1	1	2	1	0	0				
Gary Gaetti, R (1, 5) OBP: 0.354, SLG: 0.557	0-0 F7		0-0 2B BB	0-0 F7		0-0 PO 2B	0-0 F7			3	0	1	0	0	0	2				
Steve Lombardozzi, R (1, 4) OBP: 0.336, SLG: 0.476	0-0 6-3		0-0 2B	0-0 FC5-4 1B	0-0 BB 1B	0-0 BB	0-0 3-1			4	1	2	2	1	0	1				
Jeff Reed, L (1, 2) OBP: 0.263, SLG: 0.235		0-0 4-3	0-0 5-3	0-0 FC5-4 BB	0-0 PO	0-0 2B	0-0 G5-4-3 1B			4	1	2	0	1	0	1				
Greg Gagne, R (1, 6) OBP: 0.311, SLG: 0.420		0-0 F8	0-0 6-3	0-0 FC5-4 1B		0-0 HR 2B	0-0 G5-4-3			5	1	1	1	0	0	4				
Inning Stats	R: 3 E: 1 K: 0 S: 5	H: 1 LOB: 1 BB: 2 P: 13	R: 0 E: 0 K: 0 S: 3	H: 0 LOB: 0 BB: 0 P: 3	R: 5 E: 0 K: 1 S: 9	H: 4 LOB: 2 BB: 2 P: 17	R: 0 E: 1 K: 1 S: 7	H: 1 LOB: 2 BB: 0 P: 7	R: 1 E: 0 K: 0 S: 5	H: 2 LOB: 2 BB: 1 P: 9	R: 0 E: 0 K: 0 S: 3	H: 1 LOB: 1 BB: 1 P: 7	R: 4 E: 0 K: 1 S: 10	H: 5 LOB: 1 BB: 0 P: 10	R: 0 E: 0 K: 0 S: 3	H: 1 LOB: 0 BB: 0 P: 3		1B: 6 2B: 6 3B: 0 HR: 3	SF: 0 SAC: 0 DP: 1 HBP: 0	WP: 1 PB: 0 SB: 0 CS: 0
PITCHER	IP WLS BF H R ER SO BB IBB HBP BLK WP HR S P ERA WHIP	2.0 L 12 3 5 3 0 2 0 0 0 1 1 12 20 13.50 2.500	1.1 L 10 3 3 3 2 2 0 0 0 1 1 12 20 20.25 3.750	2.2 L 15 6 4 4 0 2 0 0 0 0 0 13 21 13.50 3.000	2.0 L 8 3 1 1 1 0 0 0 0 0 1 1 10 10 4.50 1.500															



Batter	1	2	3	4	5	6	7	8	9	AB	R	H	RBI	BB	SO	LOB	TOP				
Marty Barrett, R (1,4) OBP: 0.356, SLG: 0.418										4	0	3	2	0	0	0	Boston Red Sox @ Minnesota Twins Hubert H. Humphrey Metrodome, Minneapolis, MN Sun Jun 01 1986, 4:33 AM EDT Att: 16,645 - Unknown				
Wade Boggs, L (1,5) OBP: 0.511, SLG: 0.573										4	0	1	0	1	0	2					
Bill Buckner, L (1,3) OBP: 0.292, SLG: 0.383										4	0	0	0	0	1	4					
Dave Stapleton, R (9,3) OBP: 0.429, SLG: 0.500										0	0	0	0	0	0	0					
Jim Rice, R (1,7) OBP: 0.386, SLG: 0.469										3	1	1	0	1	1	1					
Don Baylor, R (1,10) OBP: 0.348, SLG: 0.472										4	1	1	1	0	0	2					
Rich Gedman, L (1,2) OBP: 0.325, SLG: 0.388										2	1	0	0	2	1	1					
Dwight Evans, R (1,9) OBP: 0.360, SLG: 0.401										2	1	1	3	2	1	1					
Steve Lyons, L (1,8) OBP: 0.317, SLG: 0.400										4	1	1	0	0	1	3					
Rey Quinones, R (1,6) OBP: 0.407, SLG: 0.268										4	1	1	0	0	0	2					
Inning Stats	R: 0 E: 0 K: 1 S: 6	H: 2 LOB: 1 BB: 0 P: 6	R: 1 E: 0 K: 1 S: 5	H: 1 LOB: 0 BB: 1 P: 9	R: 0 E: 0 K: 0 S: 3	H: 1 LOB: 1 BB: 1 P: 7	R: 3 E: 0 K: 0 S: 5	H: 2 LOB: 0 BB: 1 P: 9	R: 0 E: 0 K: 1 S: 5	H: 0 LOB: 0 BB: 0 P: 13	R: 0 E: 0 K: 0 S: 3	H: 0 LOB: 0 BB: 0 P: 3	R: 0 E: 0 K: 0 S: 3	H: 0 LOB: 0 BB: 0 P: 3	R: 2 E: 0 K: 1 S: 7	H: 2 LOB: 1 BB: 1 P: 11	1B: 5 2B: 2 3B: 0 HR: 2	SF: 0 SAC: 1 DP: 3 HBP: 0	WP: 0 PB: 0 SB: 0 CS: 0	PA: 38	
PITCHER	IP WLS BF H R ER SO BB IBB HBP BLK WP HR S P ERA WHIP	8.1 L 35 8 6 6 5 6 0 0 0 0 2 39 63 6.48 1.680	0.2 3 1 0 0 0 0 0 0 0 0 0 0 3 3 0.00 1.500																		

Batter	1	2	3	4	5	6	7	8	9	AB	R	H	RBI	BB	SO	LOB	BOTTOM					
Kirby Puckett, R (1,8) OBP: 0.412, SLG: 0.649										4	1	2	0	0	2	0	Boston Red Sox @ Minnesota Twins Hubert H. Humphrey Metrodome, Minneapolis, MN Sun Jun 01 1986, 4:33 AM EDT Att: 16,645 - Unknown					
Roy Smalley, S (1,10) OBP: 0.352, SLG: 0.507										4	0	0	0	0	2	2						
Kent Hrbek, L (1,3) OBP: 0.393, SLG: 0.532										3	1	2	2	1	0	0						
Tom Brunansky, R (1,9) OBP: 0.343, SLG: 0.528										4	0	2	0	0	0	1						
Randy Bush, L (1,7) OBP: 0.350, SLG: 0.431										4	0	0	0	0	1	3						
Gary Gaetti, R (1,5) OBP: 0.345, SLG: 0.536										4	0	0	0	0	2	2						
Steve Lombardozzi, R (1,4) OBP: 0.327, SLG: 0.462										2	0	0	0	0	1	0						
Andre David, L (7,PH) OBP: 0.333, SLG: 0.333										1	0	0	0	0	0	0						
Ron Washington, R (8,4) OBP: 0.240, SLG: 0.380										1	1	1	0	0	0	0						
Jeff Reed, L (1,2) OBP: 0.261, SLG: 0.286										3	0	1	0	0	1	0						
Mickey Hatcher, R (9,PH) OBP: 0.253, SLG: 0.319										1	0	1	1	0	0	0						
Greg Gagne, R (1,6) OBP: 0.304, SLG: 0.404										3	0	0	0	0	1	1						
Tim Laudner, R (9,PH) OBP: 0.406, SLG: 0.592										1	0	0	0	0	1	1						
Inning Stats	R: 0 E: 0 K: 1 S: 5	H: 1 LOB: 1 BB: 1 P: 9	R: 0 E: 0 K: 3 S: 9	H: 0 LOB: 0 BB: 0 P: 9	R: 0 E: 0 K: 3 S: 9	H: 0 LOB: 0 BB: 0 P: 9	R: 0 E: 0 K: 0 S: 4	H: 1 LOB: 1 BB: 0 P: 4	R: 0 E: 0 K: 0 S: 4	H: 1 LOB: 1 BB: 0 P: 4	R: 1 E: 0 K: 0 S: 6	H: 3 LOB: 2 BB: 0 P: 6	R: 0 E: 0 K: 0 S: 3	H: 0 LOB: 0 BB: 0 P: 3	R: 1 E: 0 K: 2 S: 8	H: 1 LOB: 0 BB: 0 P: 8	R: 1 E: 0 K: 2 S: 9	H: 2 LOB: 1 BB: 0 P: 9	1B: 5 2B: 3 3B: 1 HR: 1	SF: 0 SAC: 0 DP: 1 HBP: 0	WP: 0 PB: 0 SB: 0 CS: 1	PA: 36
PITCHER	IP WLS BF H R ER SO BB IBB HBP BLK WP HR S P ERA WHIP	8.0 W 31 7 2 2 2 2 2 0 0 0 0 1 48 52 2.25 1.000	1.0 5 2 1 1 2 0 0 0 0 0 0 0 9 9 9.00 2.000																			



Batter	1	2	3	4	5	6	7	8	9	AB	R	H	RBI	BB	SO	LOB	TOP					
Brett Butler, L (1, 8) OBP: 0.350, SLG: 0.331										5	0	2	0	0	0	1						
Julio Franco, R (1, 6) OBP: 0.305, SLG: 0.375										4	0	2	0	0	0	1						
Joe Carter, R (1, 9) OBP: 0.315, SLG: 0.429										4	0	1	0	0	1	3						
Andre Thornton, R (1, 10) OBP: 0.308, SLG: 0.353										3	0	1	0	1	0	0						
Mel Hall, L (1, 7) OBP: 0.306, SLG: 0.509										4	1	1	1	0	0	3						
Tony Bemazzard, S (1, 4) OBP: 0.388, SLG: 0.410										4	0	1	0	0	0	0						
Pat Tabler, R (1, 3) OBP: 0.348, SLG: 0.441										4	0	0	0	0	2	2						
Brook Jacoby, R (1, 5) OBP: 0.348, SLG: 0.414										3	0	1	0	1	1	0						
Andy Allanson, R (1, 2) OBP: 0.302, SLG: 0.350										3	0	0	0	0	0	4						
Chris Bando, S (9, PH) OBP: 0.431, SLG: 0.478										1	0	1	0	0	0	0						
Inning Stats	R: 0 E: 0 K: 1 S: 5	H: 1 LOB: 0 BB: 0 P: 5	R: 0 E: 0 K: 0 S: 5	H: 2 LOB: 3 BB: 1 P: 9	R: 0 E: 0 K: 0 S: 4	H: 1 LOB: 2 BB: 1 P: 8	R: 0 E: 0 K: 0 S: 3	H: 0 LOB: 0 BB: 0 P: 3	R: 0 E: 0 K: 0 S: 4	H: 1 LOB: 1 BB: 0 P: 4	R: 1 E: 0 K: 1 S: 6	H: 1 LOB: 0 BB: 0 P: 6	R: 0 E: 0 K: 0 S: 5	H: 3 LOB: 2 BB: 0 P: 5	R: 0 E: 0 K: 0 S: 3	H: 0 LOB: 0 BB: 0 P: 3	R: 0 E: 0 K: 2 S: 8	H: 1 LOB: 1 BB: 0 P: 8	1B: 9 2B: 0 3B: 0 HR: 1	SF: 0 SAC: 0 DP: 2 HBP: 0	WP: 0 PB: 0 SB: 3 CS: 0	PA: 37
PITCHER	IP	WLS	BF	H	R	ER	SO	BB	IBB	HBP	BLK	WP	HR	S	P	ERA	WHIP					
Oil Can Boyd, R (1, 1) ERA: 3.25	6.2	W	29	9	1	1	2	2	0	0	0	0	1	31	39	1.35	1.650					
Steve Crawford, R (7, 1) ERA: 4.66	2.1	S	8	1	0	0	2	0	0	0	0	0	0	12	12	0.00	0.429					

Cleveland Indians @ Boston Red Sox
Fenway Park, Boston, MA
Mon Jun 02 1986, 7:05 PM EDT
Att: 20,803 - Unknown

AB 35
R 1
H 10
RBI 1
BB 2
SO 4
LOB 14



Batter	1	2	3	4	5	6	7	8	9	AB	R	H	RBI	BB	SO	LOB	BOTTOM				
Marty Barrett, R (1, 4) OBP: 0.356, SLG: 0.416										3	1	1	0	0	0	1					
Wade Boggs, L (1, 5) OBP: 0.507, SLG: 0.566										4	0	1	0	0	1	2					
Bill Buckner, L (1, 3) OBP: 0.292, SLG: 0.378										3	0	0	0	1	0	2					
Jim Rice, R (1, 7) OBP: 0.393, SLG: 0.477										3	0	2	2	1	0	1					
Don Baylor, R (1, 10) OBP: 0.350, SLG: 0.467										2	0	0	0	1	0	3					
Dwight Evans, R (1, 9) OBP: 0.383, SLG: 0.392										4	0	0	0	0	1	8					
Steve Lyons, L (8, 8) OBP: 0.317, SLG: 0.400										0	0	0	0	0	0	0					
Tony Armas, R (1, 8) OBP: 0.284, SLG: 0.296										3	1	1	0	1	0	0					
Marc Sullivan, R (1, 2) OBP: 0.356, SLG: 0.308										3	0	0	0	0	0	2					
Rey Quinones, R (1, 6) OBP: 0.414, SLG: 0.289										4	1	2	1	0	0	0					
Inning Stats	R: 1 E: 0 K: 0 S: 6	H: 2 LOB: 2 BB: 0 P: 6	R: 1 E: 0 K: 1 S: 7	H: 2 LOB: 1 BB: 0 P: 7	R: 0 E: 0 K: 0 S: 4	H: 1 LOB: 1 BB: 0 P: 4	R: 0 E: 0 K: 0 S: 3	H: 0 LOB: 0 BB: 0 P: 3	R: 0 E: 0 K: 0 S: 2	H: 0 LOB: 2 BB: 2 P: 11	R: 1 E: 0 K: 1 S: 7	H: 2 LOB: 3 BB: 2 P: 15	R: 0 E: 0 K: 0 S: 3	H: 0 LOB: 0 BB: 0 P: 3	1B: 6 2B: 1 3B: 0 HR: 0	SF: 0 SAC: 2 DP: 1 HBP: 1	WP: 1 PB: 0 SB: 0 CS: 0	PA: 36			
PITCHER	IP	WLS	BF	H	R	ER	SO	BB	IBB	HBP	BLK	WP	HR	S	P	ERA	WHIP				
Neal Heaton, L (1, 1) ERA: 4.58	6.2	L	32	7	3	3	1	2	1	0	0	0	0	29	46	4.05	1.350				
Ken Schrom, R (7, 1) ERA: 4.14	1.1		4	0	0	0	1	0	0	0	0	0	0	6	6	0.00	0.000				


Cleveland Indians @ Boston Red Sox
Fenway Park, Boston, MA
Mon Jun 02 1986, 7:05 PM EDT
Att: 20,803 - Unknown

AB 29
R 3
H 7
RBI 3
BB 4
SO 2
LOB 19



Batter	1	2	3	4	5	6	7	8	9	AB	R	H	RBI	BB	SO	LOB	TOP			
Brett Butler, L (1, 8) OBP: 0.350, SLG: 0.331 Otis Nixon, S (5, 8) OBP: 0.282, SLG: 0.243	F6		F7				5-3			3	0	1	0	0	0	0	Cleveland Indians @ Boston Red Sox Fenway Park, Boston, MA Tue Jun 03 1986, 7:05 PM EDT Att: 17,432 - Unknown			
Julio Franco, R (1, 6) OBP: 0.300, SLG: 0.368	4-3		6-3			K		K		4	0	0	0	0	2	1				
Joe Carter, R (1, 9) OBP: 0.318, SLG: 0.430						6-3		4-3		4	0	2	0	0	0	0				
Mel Hall, L (1, 7) OBP: 0.305, SLG: 0.500	L4		K					5-3		4	0	1	0	0	1	2				
Andre Thornton, R (1, 10) OBP: 0.317, SLG: 0.376										3	1	2	1	1	0	1				
Tony Bemazzard, S (1, 4) OBP: 0.386, SLG: 0.406			K							4	0	1	0	0	1	1				
Pat Tabler, R (1, 3) OBP: 0.346, SLG: 0.437										4	0	1	0	0	1	2				
Brook Jacoby, R (1, 5) OBP: 0.351, SLG: 0.416			F3							4	0	2	0	0	1	3				
Andy Allanson, R (1, 2) OBP: 0.295, SLG: 0.341			4-3							3	0	0	0	0	1	4				
Inning Stats	R: 0 E: 0 K: 0 S: 4	H: 1 LOB: 1 BB: 4 P: 4	R: 0 E: 0 K: 1 S: 6	H: 1 LOB: 2 BB: 1 P: 10	R: 0 E: 0 K: 1 S: 6	H: 1 LOB: 1 BB: 0 P: 6	R: 1 E: 0 K: 1 S: 7	H: 2 LOB: 1 BB: 0 P: 7	R: 0 E: 0 K: 0 S: 5	H: 1 LOB: 0 BB: 0 P: 5	R: 0 E: 0 K: 1 S: 6	H: 1 LOB: 1 BB: 0 P: 6	R: 0 E: 0 K: 1 S: 5	H: 0 LOB: 0 BB: 0 P: 5	R: 0 E: 0 K: 1 S: 6	H: 2 LOB: 1 BB: 0 P: 6	1B: 9 2B: 0 3B: 0 HR: 1	SF: 0 SAC: 0 DP: 2 HBP: 0	WP: 0 PB: 0 SB: 1 CS: 1	PA: 35
PITCHER	IP	WLS	BF	H	R	ER	SO	BB	IBB	HBP	BLK	WP	HR	S	P	ERA	WHIP			
Mike Brown, R (1, 1) ERA: 4.07	7.0	W	28	8	1	1	5	1	0	0	0	0	1	37	41	1.29	1.286			
Bob Stanley, R (8, 1) ERA: 4.07	2.0		7	2	0	0	2	0	0	0	0	0	0	11	11	0.00	1.000			

Batter	1	2	3	4	5	6	7	8	9	AB	R	H	RBI	BB	SO	LOB	BOTTOM			
Marty Barrett, R (1, 4) OBP: 0.348, SLG: 0.405	L9									5	0	0	0	0	1	5	Cleveland Indians @ Boston Red Sox Fenway Park, Boston, MA Tue Jun 03 1986, 7:05 PM EDT Att: 17,432 - Unknown			
Wade Boggs, L (1, 5) OBP: 0.500, SLG: 0.556	5-3									5	0	1	0	0	1	3				
Bill Buckner, L (1, 3) OBP: 0.299, SLG: 0.383										5	2	3	0	0	0	1				
Jim Rice, R (1, 7) OBP: 0.393, SLG: 0.473										4	0	1	0	1	0	2				
Don Baylor, R (1, 10) OBP: 0.356, SLG: 0.481										3	2	1	2	1	0	1				
Rich Gedman, L (1, 2) OBP: 0.328, SLG: 0.397										4	0	2	1	0	0	3				
Dwight Evans, R (1, 9) OBP: 0.351, SLG: 0.389										4	1	1	1	0	1	2				
Steve Lyons, L (1, 8) OBP: 0.333, SLG: 0.408										3	0	2	0	1	0	1				
Rey Quinones, R (1, 6) OBP: 0.419, SLG: 0.327										4	0	2	1	0	1	1				
Inning Stats	R: 0 E: 0 K: 0 S: 4	H: 1 LOB: 3 BB: 2 P: 12	R: 0 E: 0 K: 3 S: 10	H: 1 LOB: 2 BB: 1 P: 14	R: 2 E: 0 K: 0 S: 5	H: 2 LOB: 1 BB: 0 P: 6	R: 0 E: 0 K: 1 S: 6	H: 1 LOB: 1 BB: 0 P: 6	R: 0 E: 0 K: 0 S: 4	H: 1 LOB: 1 BB: 0 P: 4	R: 3 E: 0 K: 0 S: 8	H: 5 LOB: 2 BB: 0 P: 8	R: 0 E: 0 K: 0 S: 4	H: 1 LOB: 1 BB: 0 P: 4	R: 0 E: 0 K: 0 S: 4	H: 1 LOB: 1 BB: 0 P: 4	1B: 10 2B: 2 3B: 0 HR: 1	SF: 0 SAC: 0 DP: 0 HBP: 1	WP: 1 PB: 0 SB: 0 CS: 0	PA: 41
PITCHER	IP	WLS	BF	H	R	ER	SO	BB	IBB	HBP	BLK	WP	HR	S	P	ERA	WHIP			
Don Schulze, R (1, 1) ERA: 4.14	6.1	L	32	9	4	4	4	3	0	1	0	0	1	36	49	5.68	1.895			
Scott Bailes, L (7, 1) ERA: 5.00	0.2		5	3	1	1	0	0	0	0	0	0	0	5	5	13.50	4.500			
Bryan Oelkers, L (8, 1) ERA:	1.0		4	1	0	0	0	0	0	0	0	0	0	4	4	0.00	1.000			


Batter	1	2	3	4	5	6	7	8	9	AB	R	H	RBI	BB	SO	LOB	TOP										
Brett Butler, L OBP: 0.355, SLG: 0.339 (1, 8)	0-0 6-3		0-0 CS 1B		0-0 WP S 1B		0-0 1B		0-0 FC4-6 2B	5	1	3	0	0	0	1	Cleveland Indians @ Boston Red Sox Fenway Park, Boston, MA Wed Jun 04 1986, 7:05 PM EDT Att: 25,681 - Unknown										
Julio Franco, R OBP: 0.311, SLG: 0.385 (1, 6)	0-0 6-3 2B		0-0 CS 1-2	0-0 1B SF8 1B	4-0 1-3 BB		0-0 F5		0-0 1-2 1-H 2B	4	1	3	1	1	0	1											
Joe Carter, R OBP: 0.316, SLG: 0.424 (1, 9)	0-0 6-3 2-3			0-0 SF8 2B 1B	0-0 F8		0-0 F8		0-0 4-3	5	1	1	0	0	0	5											
Andre Thornton, R OBP: 0.311, SLG: 0.369 (1, 10)	0-3 K			0-0 SF8 1-2 3-H			0-0 F5		0-0 1-3	3	0	0	1	0	1	1											
Mel Hall, L OBP: 0.318, SLG: 0.517 (1, 7)		0-0 L7		0-0 2-H 2B			0-0 2B 1B		0-0 FC5-4 1B	4	1	3	1	0	0	0											
Tony Bemazzard, S OBP: 0.386, SLG: 0.411 (1, 4)	4-0 G5-4-3 BB			0-0 L7			0-0 G1 1-H 2B		0-0 F5	3	0	1	1	1	0	2											
Pat Tabler, R OBP: 0.340, SLG: 0.428 (1, 3)	0-0 G5-4-3 1-2			0-0 6-3			0-0 G1 2-3		0-0 FC5-4 1-2	4	0	0	0	0	0	4											
Brook Jacoby, R OBP: 0.349, SLG: 0.413 (1, 5)			0-0 F9		0-0 F7		0-0 6-3		0-0 FC4-6 1B	4	0	1	0	0	0	1											
Chris Bando, S OBP: 0.418, SLG: 0.460 (1, 2)			0-0 4-3		0-0 F7			0-0 F8 1B	4	0	1	0	0	0	1												
Inning Stats	R: 0 E: 0 K: 1 S: 6	H: 1 LOB: 1 BB: 0 P: 6	R: 0 E: 0 K: 0 S: 2	H: 0 LOB: 0 BB: 1 P: 6	R: 0 E: 0 K: 0 S: 3	H: 1 LOB: 0 BB: 0 P: 3	R: 2 E: 0 K: 0 S: 6	H: 3 LOB: 1 BB: 0 P: 6	R: 0 E: 0 K: 0 S: 4	H: 1 LOB: 2 BB: 1 P: 8	R: 1 E: 0 K: 0 S: 5	H: 2 LOB: 1 BB: 0 P: 5	R: 0 E: 0 K: 0 S: 4	H: 2 LOB: 1 BB: 0 P: 4	R: 0 E: 0 K: 0 S: 4	H: 1 LOB: 1 BB: 0 P: 4		R: 1 E: 0 K: 0 S: 5	H: 2 LOB: 1 BB: 0 P: 5	1B: 9 2B: 4 3B: 0 HR: 0	SF: 1 SAC: 0 DP: 1 HBP: 0	WP: 1 PB: 0 SB: 1 CS: 1	PA: 40				
PITCHER	IP	WLS	BF	H	R	ER	SO	BB	IBB	HBP	BLK	WP	HR	S	P	ERA	WHIP										
Bob Woodward, R ERA: 3.45 (1, 1)	6.1	W	28	10	3	3	1	2	0	0	0	1	0	28	36	4.26	1.895										
Steve Crawford, R ERA: 4.54 (7, 1)	2.0		8	2	1	1	0	0	0	0	0	0	0	8	8	4.50	1.000										
Bob Stanley, R ERA: 3.96 (9, 1)	0.2	S	3	1	0	0	0	0	0	0	0	0	0	3	3	0.00	1.500										
Batter	1	2	3	4	5	6	7	8	9	AB	R	H	RBI	BB	SO	LOB	BOTTOM										
Marty Barrett, R OBP: 0.341, SLG: 0.397 (1, 4)	0-0 1-3		0-0 L9	0-3 K2-3			0-3 K			4	0	0	0	0	2	1	Cleveland Indians @ Boston Red Sox Fenway Park, Boston, MA Wed Jun 04 1986, 7:05 PM EDT Att: 25,681 - Unknown										
Wade Boggs, L OBP: 0.520, SLG: 0.560 (1, 5)	0-0 1B		0-0 1-3 2B	0-3 K			0-0 L7			4	1	2	0	0	1	0											
Bill Buckner, L OBP: 0.298, SLG: 0.395 (1, 3)	0-0 F9		0-0 6-3		0-0 G3		0-0 HR			4	1	1	2	0	0	2											
Jim Rice, R OBP: 0.390, SLG: 0.473 (1, 7)	0-3 K		0-0 3-H 1B 2-H 2B		0-3 K		0-0 F4			4	0	1	1	0	2	1											
Don Baylor, R OBP: 0.363, SLG: 0.500 (1, 10)		1-0 FC4-6 HBP	0-0 2-3 1B		0-0 F8			0-0 HR		3	1	2	1	0	0	0											
Rich Gedman, L OBP: 0.321, SLG: 0.387 (1, 2)		0-0 FC4-6 FC5-4	0-0 F4		0-0 F5		0-0 G3			4	0	0	0	0	0	3											
Dwight Evans, R OBP: 0.353, SLG: 0.388 (1, 9)		0-0 FC5-4		0-0 HR 1B		4-0 BB		0-0 4-3		3	1	1	0	1	0	1											
Steve Lyons, L OBP: 0.321, SLG: 0.392 (1, 8)		0-3 K		0-0 F6		0-0 F8		0-0 F8		4	0	0	0	0	1	3											
Rey Quinones, R OBP: 0.431, SLG: 0.392 (1, 6)			4-0 2B 6-3 BB		0-0 1-H HR		0-0 5-3			2	2	1	2	1	0	1											
Inning Stats	R: 0 E: 0 K: 1 S: 6	H: 1 LOB: 1 BB: 0 P: 6	R: 0 E: 0 K: 1 S: 5	H: 0 LOB: 1 BB: 0 P: 6	R: 2 E: 0 K: 0 S: 6	H: 3 LOB: 2 BB: 1 P: 10	R: 2 E: 0 K: 2 S: 9	H: 2 LOB: 0 BB: 0 P: 9	R: 0 E: 0 K: 1 S: 5	H: 0 LOB: 0 BB: 0 P: 5	R: 0 E: 0 K: 0 S: 3	H: 0 LOB: 1 BB: 1 P: 7	R: 1 E: 0 K: 1 S: 6	H: 1 LOB: 0 BB: 0 P: 6	R: 1 E: 0 K: 0 S: 4	H: 1 LOB: 0 BB: 0 P: 4		R: 1 E: 0 K: 0 S: 4	H: 1 LOB: 0 BB: 0 P: 4	1B: 3 2B: 2 3B: 0 HR: 3	SF: 0 SAC: 0 DP: 0 HBP: 1	WP: 0 PB: 0 SB: 0 CS: 0	PA: 35				
PITCHER	IP	WLS	BF	H	R	ER	SO	BB	IBB	HBP	BLK	WP	HR	S	P	ERA	WHIP										
Phil Niekro, R ERA: 4.46 (1, 1)	8.0	L	35	8	6	6	6	2	0	1	0	0	3	44	53	6.75	1.250										


Batter	1	2	3	4	5	6	7	8	9	AB	R	H	RBI	BB	SO	LOB	TOP								
Marty Barrett, R (1,4) OBP: 0.347, SLG: 0.399	F3			1B		WP		F9		4	2	2	0	1	0	1	Boston Red Sox @ Milwaukee Brewers Milwaukee County Stadium, Milwaukee, WI Thu Jun 05 1986, 8:05 PM EDT Att: 8,706 - Unknown								
Wade Boggs, L (1,5) OBP: 0.504, SLG: 0.564	6-3			SF9		WP			BB	4	0	3	0	0	0	0									
Bill Buckner, L (1,3) OBP: 0.297, SLG: 0.394	4-3			E		6-3		SF7		3	0	1	2	0	0	1									
Jim Rice, R (1,7)				K		F9		F9		4	0	0	0	0	1	5									
Don Baylor, R (1,10) OBP: 0.357, SLG: 0.492	F8			SF9		F7			K	3	0	0	1	0	1	1									
Rich Gedman, L (1,2) OBP: 0.320, SLG: 0.403	G3			1-3					HR	4	1	1	1	0	0	2									
Dwight Evans, R (1,9) OBP: 0.356, SLG: 0.403				5-3		G1-6-3			HR	3	1	1	1	1	1	0									
Steve Lyons, L (1,8) OBP: 0.319, SLG: 0.381				F7		G1-6-3			CS	3	0	0	0	1	0	1									
Rey Quinones, R (1,6) OBP: 0.418, SLG: 0.377				F4		K			BB	2	0	0	0	0	1	0									
Mike Stenhouse, L (8, PH) OBP: 0.333, SLG: 0.286										0	0	0	0	1	0	0									
Ed Romero, R (8, PR) OBP: 0.304, SLG: 0.286										0	1	0	0	0	0	0									
Tony Armas, R (9, PH) OBP: 0.282, SLG: 0.294										1	0	0	0	0	1	1									
Inning Stats	R: 0 E: 0 K: 0 S: 3	H: 0 LOB: 0 BB: 0 P: 3	R: 0 E: 0 K: 0 S: 3	H: 0 LOB: 0 BB: 0 P: 3	R: 0 E: 0 K: 0 S: 3	H: 0 LOB: 0 BB: 0 P: 3	R: 1 E: 1 K: 1 S: 8	H: 3 LOB: 2 BB: 0 P: 8	R: 0 E: 0 K: 0 S: 4	H: 0 LOB: 0 BB: 1 P: 8	R: 1 E: 0 K: 1 S: 5	H: 2 LOB: 1 BB: 0 P: 5	R: 0 E: 0 K: 1 S: 5	H: 0 LOB: 0 BB: 0 P: 5	R: 1 E: 0 K: 0 S: 4	H: 1 LOB: 1 BB: 1 P: 8	R: 2 E: 0 K: 2 S: 8	H: 2 LOB: 1 BB: 2 P: 16	1B: 6 2B: 0 3B: 0 HR: 2	SF: 2 SAC: 0 DP: 1 HBP: 0	WP: 1 PB: 0 SB: 0 CS: 1	PA: 38			
PITCHER	IP	WLS	BF	H	R	ER	SO	BB	IBB	HBP	BLK	WP	HR	S	P	ERA	WHIP								
Bill Wegman, R (1,1) ERA: 4.56	7.1	W	29	6	3	3	3	2	0	0	0	1	0	33	41	3.68	1.091								
Dan Plesac, L (8,1) ERA: 3.54	0.1		1	0	0	0	0	0	0	0	0	0	0	1	1	0.00	0.000								
Mark Clear, R (8,1) ERA: 1.8	1.1	S	7	2	2	2	2	2	0	0	0	0	2	9	17	13.50	3.000								

Batter	1	2	3	4	5	6	7	8	9	AB	R	H	RBI	BB	SO	LOB	BOTTOM								
Mike Felder, S (1,7) OBP: 0.333, SLG: 0.357	K			E7		2H				4	1	3	1	0	1	0	Boston Red Sox @ Milwaukee Brewers Milwaukee County Stadium, Milwaukee, WI Thu Jun 05 1986, 8:05 PM EDT Att: 8,706 - Unknown								
Ernest Riles, L (1,6) OBP: 0.308, SLG: 0.352	F8			FC3				K		4	1	0	0	0	1	3									
Robin Yount, R (1,8) OBP: 0.429, SLG: 0.490	L1			K				CS		4	0	1	0	0	1	3									
Ben Oglivie, L (1,10) OBP: 0.389, SLG: 0.455				F7		2B		F4		2	1	0	0	2	0	1									
Dale Sveum, S (1,5) OBP: 0.429, SLG: 0.565				G3				K		3	1	1	3	1	1	1									
Rob Deer, R (1,9) OBP: 0.369, SLG: 0.512				BB		2B		F7		2	1	1	2	2	0	1									
Jim Gantner, L (1,4) OBP: 0.346, SLG: 0.391				1-3						3	0	0	0	1	1	3									
Bill Schroeder, R (1,3) OBP: 0.329, SLG: 0.406				FC3		E5		F8		3	2	0	0	0	1	1									
Rick Cerone, R (1,2) OBP: 0.239, SLG: 0.325				L6		G3		F4		4	0	0	0	0	0	3									
Inning Stats	R: 0 E: 0 K: 1 S: 5	H: 0 LOB: 0 BB: 0 P: 5	R: 0 E: 0 K: 0 S: 3	H: 0 LOB: 1 BB: 1 P: 7	R: 4 E: 1 K: 1 S: 8	H: 2 LOB: 2 BB: 2 P: 17	R: 1 E: 2 K: 0 S: 4	H: 1 LOB: 0 BB: 0 P: 4	R: 0 E: 0 K: 0 S: 3	H: 1 LOB: 2 BB: 1 P: 7	R: 0 E: 0 K: 1 S: 5	H: 1 LOB: 0 BB: 0 P: 5	R: 2 E: 0 K: 2 S: 8	H: 1 LOB: 0 BB: 1 P: 12	1B: 4 2B: 1 3B: 0 HR: 1	SF: 0 SAC: 0 DP: 0 HBP: 1		WP: 1 PB: 0 SB: 1 CS: 1	PA: 36						
PITCHER	IP	WLS	BF	H	R	ER	SO	BB	IBB	HBP	BLK	WP	HR	S	P	ERA	WHIP								
Jeff Sellers, R (1,1) ERA: 4.24	6.1	L	30	5	5	0	4	5	0	1	0	0	1	9	13	10.80	1.200								
Tim Lollar, L (7,1) ERA: 4.24	1.2		6	1	2	2	2	1	0	0	0	0	1	9	13	10.80	1.200								

Batter	1	2	3	4	5	6	7	8	9	AB	R	H	RBI	BB	SO	LOB	TOP			
Marty Barrett, R (1, 4) OBP: 0.354, SLG: 0.403										3	1	2	0	1	0	0	Boston Red Sox @ Milwaukee Brewers Milwaukee County Stadium, Milwaukee, WI Fri Jun 06 1986, 8:05 PM EDT Att: 15,807 - Unknown			
Wade Boggs, L (1, 5) OBP: 0.505, SLG: 0.571										3	0	2	3	1	0	0				
Bill Buckner, L (1, 3) OBP: 0.292, SLG: 0.387										4	0	0	0	0	0	5				
Jim Rice, R (1, 7) OBP: 0.377, SLG: 0.455										4	0	0	0	0	1	2				
Don Baylor, R (1, 10) OBP: 0.351, SLG: 0.482										4	0	0	0	0	2	0				
Dwight Evans, R (1, 9) OBP: 0.354, SLG: 0.400										4	0	1	0	0	1	0				
Tony Armas, R (1, 8) OBP: 0.275, SLG: 0.286										3	0	0	0	0	1	0				
Steve Lyons, L (8, 8) OBP: 0.316, SLG: 0.377										1	0	0	0	0	0	1				
Rich Gedman, L (1, 2) OBP: 0.320, SLG: 0.401										3	1	1	0	0	0	0				
Rey Quinones, R (1, 6) OBP: 0.414, SLG: 0.364										2	1	0	0	1	0	1				
Inning Stats	R: 0 E: 0 K: 1 S: 5	H: 1 LOB: 2 BB: 1 P: 9	R: 0 E: 0 K: 1 S: 5	H: 0 LOB: 0 BB: 0 P: 5	R: 1 E: 0 K: 0 S: 4	H: 2 LOB: 1 BB: 1 P: 8	R: 0 E: 0 K: 1 S: 5	H: 0 LOB: 0 BB: 0 P: 5	R: 0 E: 0 K: 0 S: 3	H: 0 LOB: 0 BB: 0 P: 3	R: 0 E: 0 K: 1 S: 5	H: 0 LOB: 0 BB: 0 P: 5	R: 0 E: 0 K: 1 S: 7	H: 2 LOB: 1 BB: 1 P: 11	R: 0 E: 0 K: 0 S: 4	H: 1 LOB: 1 BB: 0 P: 4	1B: 5 2B: 2 3B: 0 HR: 0	SF: 0 SAC: 0 DP: 2 HBP: 0	WP: 0 PB: 0 SB: 0 CS: 1	PA: 34
PITCHER Danny Darwin, R (1, 1) ERA: 2.4	IP: 9.0 WLS: L BF: 34	H: 6 R: 3 ER: 3 SO: 5	BB: 3 IBB: 0 HBP: 0 BLK: 0	WP: 0 HR: 0 S: 41 P: 53	ERA: 3.00 WHIP: 1.000															

Batter	1	2	3	4	5	6	7	8	9	AB	R	H	RBI	BB	SO	LOB	BOTTOM			
Mike Felder, S (1, 7) OBP: 0.329, SLG: 0.367										4	0	1	0	0	1	3	Boston Red Sox @ Milwaukee Brewers Milwaukee County Stadium, Milwaukee, WI Fri Jun 06 1986, 8:05 PM EDT Att: 15,807 - Unknown			
Robin Yount, R (1, 8) OBP: 0.424, SLG: 0.484										4	0	1	0	0	1	1				
Cecil Cooper, L (1, 3) OBP: 0.326, SLG: 0.411										4	0	0	0	0	1	2				
Ben Oglivie, L (1, 10) OBP: 0.385, SLG: 0.448										4	0	1	0	0	0	2				
Dale Sveum, S (1, 5) OBP: 0.421, SLG: 0.545										3	0	0	0	1	0	0				
Ernest Riles, L (1, 6) OBP: 0.302, SLG: 0.345										4	0	0	0	0	0	3				
Rob Deer, R (1, 9) OBP: 0.350, SLG: 0.496										4	0	0	0	0	4	4				
Jim Gantner, L (1, 4) OBP: 0.341, SLG: 0.384										3	0	0	0	0	1	3				
Bill Schroeder, R (1, 2) OBP: 0.342, SLG: 0.408										2	0	1	0	1	0	0				
Inning Stats	R: 0 E: 0 K: 1 S: 5	H: 0 LOB: 0 BB: 0 P: 5	R: 0 E: 0 K: 1 S: 6	H: 1 LOB: 2 BB: 1 P: 10	R: 0 E: 1 K: 1 S: 7	H: 2 LOB: 2 BB: 0 P: 7	R: 0 E: 0 K: 1 S: 5	H: 0 LOB: 1 BB: 0 P: 5	R: 0 E: 0 K: 0 S: 4	H: 1 LOB: 1 BB: 0 P: 4	R: 0 E: 0 K: 2 S: 8	H: 0 LOB: 2 BB: 1 P: 12	R: 0 E: 0 K: 1 S: 5	H: 0 LOB: 0 BB: 0 P: 5	R: 0 E: 0 K: 1 S: 5	H: 0 LOB: 0 BB: 0 P: 5	1B: 3 2B: 2 3B: 0 HR: 0	SF: 0 SAC: 0 DP: 1 HBP: 0	WP: 1 PB: 0 SB: 0 CS: 1	PA: 34
PITCHER Roger Clemens, R (1, 1) ERA: 2.38	IP: 9.0 WLS: W BF: 34	H: 4 R: 0 ER: 0 SO: 8	BB: 2 IBB: 0 HBP: 0 BLK: 0	WP: 1 HR: 0 S: 48 P: 56	ERA: 0.00 WHIP: 0.667															

Batter	1	2	3	4	5	6	7	8	9	AB	R	H	RBI	BB	SO	LOB	TOP					
Marty Barrett, R (1,4) OBP: 0.352, SLG: 0.400	0-0 5-3		0-0 1B			0-0 F9		0-0 F9		4	0	1	0	0	0	0	Boston Red Sox @ Milwaukee Brewers Milwaukee County Stadium, Milwaukee, WI Sat Jun 07 1986, 8:05 PM EDT Att: 37,134 - Unknown livebaseballscorecards.com					
Wade Boggs, L (1,5) OBP: 0.504, SLG: 0.564	0-0 F7		0-3 K			0-0 BB 1B		0-0 4-3		4	0	1	0	0	1	1						
Bill Buckner, L (1,3) OBP: 0.287, SLG: 0.380	0-0 5-3			0-0 3-1		0-0 F5			0-0 6-3	4	0	0	0	0	1							
Jim Rice, R (1,7) OBP: 0.379, SLG: 0.454		0-0 1B		0-3 K		4-0 BB 1-2		0-0 F8		3	0	1	0	1	1	0						
Don Baylor, R (1,10) OBP: 0.345, SLG: 0.472		0-3 K		0-0 5-3		0-3 K		0-0 4-3		4	0	0	0	0	2	3						
Dwight Evans, R (1,9) OBP: 0.350, SLG: 0.394		0-0 F9			0-0 F3		0-0 F4			3	0	0	0	0	0	1						
Tony Armas, R (1,8) OBP: 0.276, SLG: 0.296		0-0 F8			0-0 2B		0-0 F7			3	0	1	0	0	0	1						
Ed Romero, R (1,6) OBP: 0.295, SLG: 0.277			0-0 F8		0-0 F9		0-0 G1-4-3			3	0	0	0	0	0	1						
Marc Sullivan, R (1,2) OBP: 0.333, SLG: 0.286			0-3 K		0-0 F5		0-3 K			3	0	0	0	0	2	1						
Inning Stats	R: 0 E: 0 K: 0 S: 3	H: 0 LOB: 0 BB: 0 P: 3	R: 0 E: 0 K: 1 S: 6	H: 1 LOB: 1 BB: 0 P: 6	R: 0 E: 0 K: 2 S: 8	H: 1 LOB: 1 BB: 0 P: 8	R: 0 E: 0 K: 1 S: 5	H: 0 LOB: 0 BB: 0 P: 5	R: 0 E: 0 K: 0 S: 4	H: 1 LOB: 1 BB: 0 P: 4	R: 0 E: 0 K: 1 S: 6	H: 1 LOB: 2 BB: 1 P: 10	R: 0 E: 0 K: 0 S: 3	H: 0 LOB: 0 BB: 0 P: 3	R: 0 E: 0 K: 1 S: 5	H: 0 LOB: 0 BB: 0 P: 5	R: 0 E: 0 K: 0 S: 3	H: 0 LOB: 0 BB: 0 P: 3	1B: 3 2B: 1 3B: 0 HR: 0	SF: 0 SAC: 0 DP: 0 HBP: 0	WP: 0 PB: 0 SB: 1 CS: 0	PA: 32
PITCHER Teddy Higuera, L (1,1) ERA: 2.18	IP: 9.0 WLS: W BF: 32 H: 4 R: 0 ER: 0 SO: 6 BB: 1 IBB: 0 HBP: 0 BLK: 0 WP: 0 HR: 0 S: 43 P: 47 ERA: 0.00 WHIP: 0.556																	PITCHER				

Batter	1	2	3	4	5	6	7	8	9	AB	R	H	RBI	BB	SO	LOB	BOTTOM			
Mike Felder, S (1,7) OBP: 0.311, SLG: 0.344	0-0 4-3		0-0 FC1-6-4 1-2			0-0 F4		0-0 5-3		4	0	0	0	0	0	2	Boston Red Sox @ Milwaukee Brewers Milwaukee County Stadium, Milwaukee, WI Sat Jun 07 1986, 8:05 PM EDT Att: 37,134 - Unknown livebaseballscorecards.com			
Robin Yount, R (1,8) OBP: 0.420, SLG: 0.484	0-0 F5			0-0 4-3 2B		0-0 5-3		0-0 4-3		4	1	1	0	0	0	0				
Cecil Cooper, L (1,3) OBP: 0.318, SLG: 0.401	0-0 5-3			0-0 4-3 2-3		0-0 F8		0-0 5-3		4	0	0	0	0	0	1				
Ben Oglivie, L (1,10) OBP: 0.391, SLG: 0.454		0-0 1B G3-6-1		0-0 4-3 3-H		0-0 1B		0-0 4-3		3	0	2	1	0	0	0				
Dale Sveum, S (1,5) OBP: 0.408, SLG: 0.527		0-0 G3-6-1 1-2		0-0 L3		0-0 4-3				3	0	0	0	0	0	2				
Rob Deer, R (1,9) OBP: 0.350, SLG: 0.515		0-3 K			0-0 HR		0-3 K			3	1	1	1	0	2	0				
Ernest Riles, L (1,6) OBP: 0.303, SLG: 0.342			0-0 4-3		4-0 FC4-6 BB		0-0 F8			2	0	0	0	1	0	0				
Jim Gantner, L (1,4) OBP: 0.341, SLG: 0.401			0-0 E1 FC1-6-4		0-0 FC4-6 CS 1-2		0-0 HR			3	1	1	1	0	0	1				
Charlie Moore, R (1,2) OBP: 0.347, SLG: 0.398			0-0 F7		4-0 BB 1-2		0-3 K			2	0	0	0	1	1	1				
Inning Stats	R: 0 E: 0 K: 0 S: 3	H: 0 LOB: 0 BB: 0 P: 3	R: 0 E: 0 K: 1 S: 5	H: 1 LOB: 0 BB: 0 P: 5	R: 0 E: 1 K: 0 S: 4	H: 0 LOB: 1 BB: 0 P: 4	R: 1 E: 0 K: 0 S: 4	H: 1 LOB: 0 BB: 0 P: 4	R: 1 E: 0 K: 2 S: 8	H: 1 LOB: 1 BB: 0 P: 8	R: 0 E: 0 K: 0 S: 3	H: 0 LOB: 0 BB: 0 P: 3	R: 0 E: 0 K: 0 S: 3	H: 0 LOB: 0 BB: 0 P: 3	R: 0 E: 0 K: 0 S: 3	H: 0 LOB: 0 BB: 0 P: 3	1B: 2 2B: 1 3B: 0 HR: 2	SF: 0 SAC: 0 DP: 1 HBP: 0	WP: 0 PB: 0 SB: 0 CS: 1	PA: 30
PITCHER Oil Can Boyd, R (1,1) ERA: 3.26	IP: 8.0 WLS: L BF: 30 H: 5 R: 3 ER: 3 SO: 3 BB: 2 IBB: 0 HBP: 0 BLK: 0 WP: 0 HR: 2 S: 34 P: 42 ERA: 3.38 WHIP: 0.875																	PITCHER		


Batter	1	2	3	4	5	6	7	8	9	AB	R	H	RBI	BB	SO	LOB	TOP		
Marty Barrett, R (1,4) OBP: 0.349, SLG: 0.395	6-3		G6-3			F8		F8	F8	5	0	1	0	0	0	3	Boston Red Sox @ Milwaukee Brewers Milwaukee County Stadium, Milwaukee, WI Sun Jun 08 1986, 4:33 AM EDT Att: 34,546 - Unknown		
Wade Boggs, L (1,5) OBP: 0.592, SLG: 0.556	K		6-3			E5		BB	BB	3	0	0	0	2	1	0			
Bill Buckner, L (1,3) OBP: 0.281, SLG: 0.371	1-3			1-3		G4-6-3		F8	F8	5	0	0	0	0	0	6			
Jim Rice, R (1,7) OBP: 0.385, SLG: 0.457		1B		F8			WP	BB	1B	3	1	2	0	1	0	0			
Don Baylor, R (1,10) OBP: 0.347, SLG: 0.470	F7			HBP			K		1B	3	1	1	0	0	1	2			
Dwight Evans, R (1,9) OBP: 0.352, SLG: 0.401	FC6-4			4-3			K		1B	4	1	2	1	0	1	2			
Steve Lyons, L (1,8) OBP: 0.306, SLG: 0.364	F7				3-1		G1		K	4	0	0	0	0	1	5			
Marc Sullivan, R (1,2) OBP: 0.314, SLG: 0.267	FC6-4				4-3				BB	3	0	0	0	0	1	2			
Rich Gedman, L (9, PH) OBP: 0.324, SLG: 0.405									1B	1	0	1	2	0	0	0			
Rey Quinones, R (1,6) OBP: 0.411, SLG: 0.362					6-3				BB	3	0	1	0	0	1	0			
Mike Stenhouse, L (9, PH) OBP: 0.400, SLG: 0.286									BB	0	0	0	0	0	1	0			
Ed Romero, R (9, PR) OBP: 0.295, SLG: 0.277									BB	0	0	0	0	0	0	0			
Inning Stats	R: 0 E: 0 K: 1 S: 5	H: 0 LOB: 0 BB: 0 P: 5	R: 0 E: 0 K: 0 S: 5	H: 2 LOB: 2 BB: 0 P: 5	R: 0 E: 0 K: 0 S: 3	H: 1 LOB: 0 BB: 0 P: 3	R: 0 E: 0 K: 0 S: 3	H: 0 LOB: 1 BB: 0 P: 4	R: 0 E: 0 K: 0 S: 3	H: 0 LOB: 0 BB: 0 P: 3	R: 0 E: 1 K: 2 S: 7	H: 0 LOB: 1 BB: 1 P: 11	R: 0 E: 0 K: 2 S: 8	H: 1 LOB: 2 BB: 1 P: 12	R: 3 E: 0 K: 1 S: 9	H: 4 LOB: 3 BB: 2 P: 17	1B: 7 2B: 1 3B: 0 HR: 0	SF: 0 SAC: 0 DP: 2 HBP: 1	WP: 2 PA: 39 PB: 0 SB: 0 CS: 0
PITCHER	IP WLS BF H R ER SO BB IBB HBP BLK WP HR S P ERA WHIP																		
Tim Leary, R (1,1) ERA: 5.13	8.0 W 33 7 3 3 5 2 0 1 0 2 0 40 49 3.38 1.125																		
Mark Clear, R (9,1) ERA: 1.74	0.2 5 1 0 0 1 2 0 0 0 0 0 5 13 0.00 4.500																		
Dan Plesac, L (9,1) ERA: 3.49	0.1 S 1 0 0 0 0 0 0 0 0 0 0 0 1 1 0.00 0.000																		

Batter	1	2	3	4	5	6	7	8	9	AB	R	H	RBI	BB	SO	LOB	BOTTOM		
Mike Felder, S (1,7) OBP: 0.304, SLG: 0.333	G6-4-3		K	F7		G3		F8		5	0	1	0	0	1	4	Boston Red Sox @ Milwaukee Brewers Milwaukee County Stadium, Milwaukee, WI Sun Jun 08 1986, 4:33 AM EDT Att: 34,546 - Unknown		
Robin Yount, R (1,8) OBP: 0.426, SLG: 0.500	G6-4-3			F8	WP			BB		3	3	2	0	1	0	1			
Cecil Cooper, L (1,3) OBP: 0.311, SLG: 0.392	4-3			F8	1-3			F8		4	0	0	0	0	0	3			
Ben Oglivie, L (1,10) OBP: 0.394, SLG: 0.459	4-3			BB	SF8			1B		3	1	2	3	0	0	0			
Dale Sveum, S (1,5) OBP: 0.412, SLG: 0.521	F6			E	F8			F8		3	1	1	0	1	0	0			
Rob Deer, R (1,9) OBP: 0.347, SLG: 0.507	F7			BB	WP			1B		4	1	1	2	0	0	2			
Ernest Riles, L (1,6) OBP: 0.306, SLG: 0.338			F9	1-3	BB			F7		2	1	0	0	2	0	2			
Jim Gantner, L (1,4) OBP: 0.339, SLG: 0.398			L6	1-3	BB			F7		4	0	1	1	0	0	1			
Charlie Moore, R (1,2) OBP: 0.353, SLG: 0.424			S	2H	3B			4-3		4	0	2	1	0	0	2			
Inning Stats	R: 0 E: 0 K: 0 S: 3	H: 1 LOB: 0 BB: 0 P: 3	R: 0 E: 0 K: 0 S: 3	H: 0 LOB: 0 BB: 0 P: 3	R: 0 E: 0 K: 1 S: 6	H: 1 LOB: 1 BB: 0 P: 6	R: 5 E: 0 K: 0 S: 7	H: 4 LOB: 1 BB: 2 P: 15	R: 1 E: 0 K: 0 S: 4	H: 1 LOB: 0 BB: 0 P: 4	R: 0 E: 0 K: 0 S: 4	H: 1 LOB: 2 BB: 1 P: 8	R: 1 E: 1 K: 0 S: 5	H: 2 LOB: 2 BB: 1 P: 9	R: 0 E: 0 K: 0 S: 3	H: 0 LOB: 0 BB: 0 P: 3		1B: 7 2B: 2 3B: 1 HR: 0	SF: 1 SAC: 0 DP: 1 HBP: 0
PITCHER	IP WLS BF H R ER SO BB IBB HBP BLK WP HR S P ERA WHIP																		
Mike Brown, R (1,1) ERA: 4.57	3.1 L 15 5 4 4 4 1 0 0 0 0 0 16 20 10.80 1.800																		
Sammy Stewart, R (4,1) ERA: 1.71	2.1 12 3 2 2 0 2 0 0 0 0 2 0 10 18 7.71 2.143																		
Tim Lollar, L (6,1) ERA: 4.58	0.2 5 2 1 1 0 1 0 0 0 0 0 0 4 8 13.50 4.500																		
Steve Crawford, R (7,1) ERA: 4.3	1.2 5 0 0 0 0 0 0 0 0 0 0 0 5 5 0.00 0.000																		

Batter	1	2	3	4	5	6	7	8	9	AB	R	H	RBI	BB	SO	LOB	TOP	
Marty Barrett, R OBP: 0.343, SLG: 0.388	5-3		5-3			5-3		F7		4	0	0	0	0	0	1	Boston Red Sox @ Toronto Blue Jays Exhibition Stadium, Toronto, ON Mon Jun 09 1986, 7:05 PM EDT Att: 27,551 - Unknown	
Wade Boggs, L OBP: 0.436, SLG: 0.548	6-3		1-3			1B BB		F7		3	0	0	0	1	0	1		
Bill Buckner, L OBP: 0.285, SLG: 0.371	L9			4-3		1B		1B		3	1	1	0	1	0	0		
Jim Rice, R OBP: 0.387, SLG: 0.462		5-3		F9		1B		1B		4	0	2	0	0	0	0		
Don Baylor, R OBP: 0.346, SLG: 0.466		1-3 1B		K				F7		4	0	1	0	0	2	2		
Dwight Evans, R OBP: 0.350, SLG: 0.400		1-3 1B			4-3			6-3		3	0	1	1	0	0	0		
Steve Lyons, L OBP: 0.296, SLG: 0.351		1-3		K				F8		4	0	0	0	0	2	3		
Marc Sullivan, R OBP: 0.296, SLG: 0.250		6-3		K				K		3	0	0	0	0	2	2		
Rey Quinones, R OBP: 0.408, SLG: 0.361			K			4-3		1B		3	0	1	0	0	1	0		
Inning Stats	R: 0 E: 0 K: 0 S: 3	H: 0 LOB: 0 BB: 0 P: 3	R: 0 E: 0 K: 0 S: 5	H: 2 LOB: 2 BB: 0 P: 5	R: 0 E: 0 K: 1 S: 5	H: 0 LOB: 0 BB: 0 P: 5	R: 0 E: 0 K: 2 S: 7	H: 0 LOB: 0 BB: 0 P: 7	R: 0 E: 0 K: 0 S: 4	H: 2 LOB: 2 BB: 1 P: 8	R: 0 E: 0 K: 1 S: 6	H: 1 LOB: 1 BB: 0 P: 6	R: 1 E: 0 K: 2 S: 8	H: 1 LOB: 1 BB: 1 P: 12	1B: 5 2B: 1 3B: 0 HR: 0	SF: 1 SAC: 0 DP: 0 HBP: 0	WP: 0 PA: 34 PB: 0 SB: 0 CS: 0	
PITCHER	IP WLS BF H R ER SO BB IBB HBP BLK WP HR S P ERA WHIP																	
Dave Stieb, R ERA: 5.73	(1, 1)	8.0 W 31 6 1 1 5 2 0 0 0 0 0 0 39 47 1.12 1.000																
Tom Henke, R ERA: 5.34	(9, 1)	1.0 3 0 0 0 2 0 0 0 0 0 0 0 7 7 0.00 0.000																

Batter	1	2	3	4	5	6	7	8	9	AB	R	H	RBI	BB	SO	LOB	BOTTOM		
Tony Fernandez, S OBP: 0.328, SLG: 0.363	BB 1B		FC6-4 1B			1B SF8 1B		L8		4	1	3	0	0	0	0	Boston Red Sox @ Toronto Blue Jays Exhibition Stadium, Toronto, ON Mon Jun 09 1986, 7:05 PM EDT Att: 27,551 - Unknown		
Rance Mulliniks, L OBP: 0.342, SLG: 0.371	L5-4 BB 1-2 BB		FC6-4			1-3 1B		6-3		3	0	1	1	1	0	1			
Lloyd Moseby, L OBP: 0.361, SLG: 0.489	1-2 BB		1-2			3-H 1B		SF8		2	1	1	2	1	1	0			
George Bell, R OBP: 0.380, SLG: 0.549	L5-4			HR		L7		L6		4	0	0	0	0	0	3			
Willie Upshaw, L OBP: 0.382, SLG: 0.370		G4-1		WP 2B		K		5-3		4	1	1	0	0	1	0			
Jesse Barfield, R OBP: 0.348, SLG: 0.552		K		5-3		HR		E5		4	1	1	1	0	1	0			
Cliff Johnson, R OBP: 0.387, SLG: 0.461		6-3		1-3		K		4-3		4	0	0	0	0	1	1			
Ernie Whitt, L OBP: 0.264, SLG: 0.328			F8			FC3-6 1B		BB		2	0	1	0	1	0	0			
Garth Iorg, R OBP: 0.300, SLG: 0.282			5-3			FC3-6 1B		F3		3	1	0	0	0	0	2			
Inning Stats	R: 0 E: 0 K: 0 S: 2	H: 1 LOB: 1 BB: 2 P: 10	R: 0 E: 0 K: 1 S: 5	H: 0 LOB: 0 BB: 0 P: 5	R: 0 E: 0 K: 0 S: 4	H: 1 LOB: 1 BB: 0 P: 4	R: 2 E: 0 K: 0 S: 5	H: 2 LOB: 0 BB: 0 P: 5	R: 2 E: 0 K: 0 S: 6	H: 3 LOB: 1 BB: 0 P: 6	R: 1 E: 0 K: 2 S: 8	H: 1 LOB: 1 BB: 1 P: 12	R: 0 E: 0 K: 1 S: 5	H: 0 LOB: 0 BB: 0 P: 5	R: 0 E: 1 K: 0 S: 4	H: 0 LOB: 1 BB: 0 P: 4	1B: 5 2B: 2 3B: 0 HR: 2	SF: 1 SAC: 0 DP: 1 HBP: 0	WP: 2 PA: 34 PB: 0 SB: 0 CS: 0
PITCHER	IP WLS BF H R ER SO BB IBB HBP BLK WP HR S P ERA WHIP																		
Bob Woodward, R ERA: 4.5	(1, 1)	4.1 L 20 7 4 4 1 2 0 0 0 0 0 1 20 28 8.31 2.077																	
Tim Lollar, L ERA: 4.43	(5, 1)	2.2 10 1 1 1 3 1 0 0 0 0 0 1 15 19 3.38 0.750																	
Bob Stanley, R ERA: 3.81	(8, 1)	1.0 4 0 0 0 0 0 0 0 0 0 0 0 4 4 0.00 0.000																	

AB	31
R	1
H	6
RBI	1
BB	2
SO	7
LOB	9



AB	30
R	5
H	8
RBI	4
BB	3
SO	4
LOB	7




Batter	1	2	3	4	5	6	7	8	9	10	AB	R	H	RBI	BB	SO	LOB					
Marty Barrett, R OBP: 0.340, SLG: 0.384 Mike Stenhouse, L OBP: 0.455, SLG: 0.286 Dave Stapleton, R OBP: 0.429, SLG: 0.500	G3	FC4-6				L8		5-3			5	0	1	1	0	0	3					
Ed Romero, R OBP: 0.288, SLG: 0.270	P5			F8		6-3			K	K	6	0	1	0	0	2	4					
Bill Buckner, L OBP: 0.263, SLG: 0.367			F2		4-3	L8			6-3		5	0	1	0	0	0	1					
Jim Rice, R OBP: 0.387, SLG: 0.471	F8								5-3		4	1	1	1	1	0	1					
Don Baylor, R OBP: 0.347, SLG: 0.476																						
Dwight Evans, R OBP: 0.351, SLG: 0.397																						
Tony Armas, R OBP: 0.281, SLG: 0.308																						
Marc Sullivan, R OBP: 0.293, SLG: 0.250 Rich Gedman, L OBP: 0.328, SLG: 0.409																						
Rey Quinones, R OBP: 0.400, SLG: 0.354 Wade Boggs, L OBP: 0.500, SLG: 0.548																						
Inning Stats	R: 0 E: 0 K: 0 S: 4	H: 1 LOB: 1 BB: 0 P: 4	R: 0 E: 0 K: 1 S: 7	H: 2 LOB: 3 BB: 1 P: 11	R: 0 E: 0 K: 1 S: 4	H: 1 LOB: 2 BB: 1 P: 8	R: 1 E: 1 K: 1 S: 7	H: 1 LOB: 1 BB: 0 P: 7	R: 2 E: 0 K: 1 S: 9	H: 4 LOB: 2 BB: 0 P: 9	R: 0 E: 0 K: 2 S: 7	H: 0 LOB: 0 BB: 1 P: 11	R: 0 E: 0 K: 0 S: 3	H: 0 LOB: 0 BB: 0 P: 3	R: 0 E: 0 K: 1 S: 5	H: 0 LOB: 0 BB: 0 P: 5	R: 1 E: 0 K: 2 S: 9	H: 2 LOB: 3 BB: 2 P: 17	1B: 8 2B: 1 3B: 0 HR: 2	SF: 0 SAC: 0 DP: 0 HBP: 0	WP: 0 PB: 0 SB: 0 CS: 0	PA: 47
PITCHER	IP	WLS	BF	H	R	ER	SO	BB	IBB	HBP	BLK	WP	HR	S	P	ERA	WHIP					
John Cerutti, L ERA: 4.7	4.2		25	8	3	2	3	2	0	0	0	0	2	29	37	3.86	2.143					
Dennis Lamp, R ERA: 6.61	2.1		9	1	0	0	2	1	0	0	0	0	0	12	16	0.00	0.857					
Mark Eichhorn, R ERA: 0.98	3.0	L	13	2	1	1	3	1	1	0	0	0	0	17	25	3.00	1.000					

TOP

Boston Red Sox @ Toronto Blue Jays
Exhibition Stadium, Toronto, ON
Tue Jun 10 1986, 7:05 PM EDT
Att: 28,149 - Unknown

AB 42
R 4
H 11
RBI 4
BB 5
SO 8
LOB 22




Batter	1	2	3	4	5	6	7	8	9	10	AB	R	H	RBI	BB	SO	LOB					
Tony Fernandez, S OBP: 0.329, SLG: 0.364		FC4-6		F5		4-3					5	0	2	0	0	0	2					
Rance Mulliniks, L OBP: 0.349, SLG: 0.370											3	1	1	0	2	1	0					
Lloyd Moseby, L OBP: 0.385, SLG: 0.487											3	1	1	0	1	0	2					
George Bell, R OBP: 0.361, SLG: 0.545											5	1	2	1	0	1	4					
Willie Upshaw, L OBP: 0.378, SLG: 0.370											5	0	1	1	0	1	1					
Jesse Barfield, R OBP: 0.345, SLG: 0.542											4	0	0	0	1	1	1					
Cliff Johnson, R OBP: 0.376, SLG: 0.445											5	0	0	0	0	3	3					
Ernie Whitt, L OBP: 0.271, SLG: 0.322											2	0	0	0	2	0	0					
Garth Iorg, R OBP: 0.288, SLG: 0.273											3	0	0	0	0	2	3					
Inning Stats	R: 2 E: 1 K: 1 S: 7	H: 3 LOB: 2 BB: 2 P: 15	R: 0 E: 0 K: 0 S: 4	H: 1 LOB: 1 BB: 0 P: 5	R: 1 E: 0 K: 0 S: 5	H: 2 LOB: 2 BB: 1 P: 9	R: 0 E: 0 K: 0 S: 3	H: 0 LOB: 0 BB: 0 P: 3	R: 0 E: 0 K: 2 S: 7	H: 0 LOB: 0 BB: 1 P: 11	R: 0 E: 0 K: 2 S: 4	H: 0 LOB: 0 BB: 1 P: 8	R: 0 E: 0 K: 2 S: 7	H: 0 LOB: 0 BB: 0 P: 7	R: 0 E: 0 K: 1 S: 6	H: 1 LOB: 3 BB: 1 P: 11	R: 0 E: 0 K: 0 S: 3	H: 0 LOB: 0 BB: 0 P: 3	1B: 6 2B: 1 3B: 0 HR: 0	SF: 0 SAC: 0 DP: 0 HBP: 2	WP: 0 PB: 0 SB: 1 CS: 2	PA: 43
PITCHER	IP	WLS	BF	H	R	ER	SO	BB	IBB	HBP	BLK	WP	HR	S	P	ERA	WHIP					
Jeff Sellers, R ERA: 2.13	6.1		30	6	3	3	6	4	1	0	0	0	0	36	57	4.26	1.579					
Steve Crawford, R ERA: 3.91	2.1		8	1	0	0	3	1	0	0	0	0	0	13	17	0.00	0.857					
Joe Sambilo, L ERA: 2.7	0.0		1	0	0	0	0	0	0	1	0	0	0	1								
Bob Stanley, R ERA: 3.62	1.1	W	4	0	0	0	0	0	0	0	0	0	0	4	4	0.00	0.000					

BOTTOM

Boston Red Sox @ Toronto Blue Jays
Exhibition Stadium, Toronto, ON
Tue Jun 10 1986, 7:05 PM EDT
Att: 28,149 - Unknown

AB 35
R 3
H 7
RBI 2
BB 6
SO 9
LOB 16



Batter	1	2	3	4	5	6	7	8	9	AB	R	H	RBI	BB	SO	LOB	TOP					
Marty Barrett, R (1,4) OBP: 0.339, SLG: 0.381	L6		L6					F7		4	0	1	0	0	0	0	Boston Red Sox @ Toronto Blue Jays Exhibition Stadium, Toronto, ON Wed Jun 11 1986, 7:05 PM EDT Att: 25,226 - Unknown					
Wade Boggs, L (1,5) OBP: 0.500, SLG: 0.545	G1 2B BB		L8				K 1B	G1 1B		3	1	1	0	1	1	1						
Bill Buckner, L (1,3) OBP: 0.281, SLG: 0.364 Dave Stapleton, R (4,3) OBP: 0.333, SLG: 0.375	G1			F5	K			G1		2	0	0	0	0	0	1						
Jim Rice, R (1,7) OBP: 0.389, SLG: 0.476						K		L6		4	1	2	1	0	1	1						
Don Baylor, R (1,10) OBP: 0.345, SLG: 0.486	F3				HR 1B				K	4	1	1	2	0	2	1						
Dwight Evans, R (1,9) OBP: 0.346, SLG: 0.389					F3			F9		4	0	0	0	0	1	0						
Steve Lyons, L (1,8) OBP: 0.295, SLG: 0.356	6-3							F4		4	0	1	0	0	1	0						
Marc Sullivan, R (1,2) OBP: 0.279, SLG: 0.236					F9			F3		3	0	0	0	0	1	1						
Rey Quinones, R (1,6) OBP: 0.386, SLG: 0.338				1-4-3				F5		3	0	0	0	0	1	0						
Inning Stats	R: 1 E: 0 K: 0 S: 4	H: 1 LOB: 1 BB: 1 P: 8	R: 0 E: 0 K: 2 S: 7	H: 0 LOB: 0 BB: 0 P: 7	R: 0 E: 0 K: 0 S: 3	H: 0 LOB: 0 BB: 0 P: 3	R: 2 E: 0 K: 0 S: 6	H: 3 LOB: 1 BB: 0 P: 6	R: 0 E: 0 K: 3 S: 10	H: 1 LOB: 1 BB: 0 P: 10	R: 0 E: 0 K: 2 S: 7	H: 0 LOB: 0 BB: 0 P: 7	R: 0 E: 0 K: 0 S: 3	H: 0 LOB: 0 BB: 0 P: 3	R: 0 E: 0 K: 0 S: 4	H: 1 LOB: 1 BB: 0 P: 4	R: 0 E: 0 K: 2 S: 7	H: 0 LOB: 0 BB: 0 P: 7	1B: 3 2B: 2 3B: 0 HR: 1	SF: 0 SAC: 0 DP: 0 HBP: 0	WP: 0 PB: 0 SB: 0 CS: 0	PA: 34
PITCHER Doyle Alexander, R (1,1) ERA: 4.04	IP: 9.0 WLS: L BF: 34 H: 6 R: 3 ER: 3 SO: 9 BB: 1 IBB: 0 HBP: 0 BLK: 0 WP: 0 HR: 1 S: 51 P: 55 ERA: 3.00 WHIP: 0.778															PITCHER						

Batter	1	2	3	4	5	6	7	8	9	AB	R	H	RBI	BB	SO	LOB	BOTTOM			
Tony Fernandez, S (1,6) OBP: 0.336, SLG: 0.372	2B BB		4-3							3	1	2	0	1	0	0	Boston Red Sox @ Toronto Blue Jays Exhibition Stadium, Toronto, ON Wed Jun 11 1986, 7:05 PM EDT Att: 25,226 - Unknown			
Rance Mulliniks, L (1,5) OBP: 0.347, SLG: 0.373			1-3					F8		4	0	1	1	0	1	3				
Lloyd Moseby, L (1,8) OBP: 0.380, SLG: 0.479	F7							F8		4	0	0	0	0	2	4				
George Bell, R (1,7) OBP: 0.374, SLG: 0.536	F9							F9		4	0	0	0	0	1	1				
Willie Upshaw, L (1,3) OBP: 0.372, SLG: 0.363	4-3							F7		4	0	0	0	0	0	1				
Jesse Barfield, R (1,9) OBP: 0.347, SLG: 0.541								F6		4	1	2	0	0	1	0				
Cliff Johnson, R (1,10) OBP: 0.373, SLG: 0.440 Damaso Garcia, R (9, PR) OBP: 0.283, SLG: 0.312								F6		4	0	1	1	0	1	1				
Ernie Whitt, L (1,2) OBP: 0.263, SLG: 0.311								F3		0	0	0	0	0	0	0				
Ernie Whitt, L (1,2) OBP: 0.263, SLG: 0.311	F4							F9		4	0	0	0	0	0	1				
Garth Iorg, R (1,4) OBP: 0.292, SLG: 0.267 Rick Leach, L (8, PH) OBP: 0.329, SLG: 0.426 Ron Shephard, R (6, PR) OBP: 0.500, SLG: 0.500 Kelly Gruber, R (9,4) OBP: 0.189, SLG: 0.300								4-3		2	0	0	0	0	0	0				
								1-3		0	0	0	0	1	0	0				
										0	0	0	0	0	0	0				
										0	0	0	0	0	0	0				
										0	0	0	0	0	0	0				
Inning Stats	R: 1 E: 0 K: 0 S: 4	H: 1 LOB: 1 BB: 1 P: 8	R: 0 E: 0 K: 2 S: 7	H: 0 LOB: 0 BB: 0 P: 7	R: 0 E: 0 K: 0 S: 3	H: 0 LOB: 0 BB: 0 P: 3	R: 0 E: 0 K: 2 S: 7	H: 0 LOB: 0 BB: 0 P: 7	R: 0 E: 0 K: 1 S: 6	H: 1 LOB: 1 BB: 0 P: 6	R: 0 E: 0 K: 0 S: 4	H: 1 LOB: 1 BB: 0 P: 4	R: 0 E: 0 K: 1 S: 6	H: 1 LOB: 2 BB: 1 P: 10	R: 0 E: 1 K: 0 S: 5	H: 2 LOB: 1 BB: 0 P: 5	1B: 4 2B: 2 3B: 0 HR: 0	SF: 0 SAC: 0 DP: 0 HBP: 0	WP: 0 PB: 0 SB: 1 CS: 0	PA: 35
PITCHER Roger Clemens, R (1,1) ERA: 2.28 Bob Stanley, R (9,1) ERA: 3.81	IP: 8.0 WLS: W BF: 30 H: 4 R: 1 ER: 1 SO: 6 BB: 2 IBB: 0 HBP: 0 BLK: 0 WP: 0 HR: 0 S: 40 P: 48 ERA: 1.12 WHIP: 0.750															PITCHER				



Batter	1	2	3	4	5	6	7	8	9	AB	R	H	RBI	BB	SO	LOB	TOP								
Jim Gantner, L OBP: 0.337, SLG: 0.388 (1, 4)	G3		L9		F7		BB 1B		F7	5	0	1	0	0	0	2	Milwaukee Brewers @ Boston Red Sox Fenway Park, Boston, MA Fri Jun 13 1986, 7:05 PM EDT Att: 29,927 - Unknown								
Robin Yount, R OBP: 0.434, SLG: 0.489 (1, 8)	CS BB		FC5-4 1-2		1B 1B		BB BB BB BB BB BB		6-3	3	1	1	0	2	0	1									
Cecil Cooper, L OBP: 0.307, SLG: 0.387 (1, 3)	F9				F8		BB BB		G3	5	0	0	1	0	0	4									
Ben Oglivie, L OBP: 0.392, SLG: 0.453 (1, 7)	CS 1-2	4-3			1B 1B		BB BB		F8	4	1	2	1	0	0	2									
Billy Jo Robidoux, L OBP: 0.417, SLG: 0.395 (1, 10)					1B 1B		BB BB		K	4	0	3	0	0	1	1									
Ernest Riles, L OBP: 0.311, SLG: 0.361 (1, 6)					K		BB BB		F9	3	0	1	0	0	1	2									
Rob Deer, R OBP: 0.341, SLG: 0.487 (1, 9)					K		BB BB		HBP 1B	4	0	1	1	0	2	3									
Dale Sveum, S OBP: 0.381, SLG: 0.482 (1, 5)					K		BB BB		F3	4	0	0	0	0	2	4									
Charlie Moore, R OBP: 0.358, SLG: 0.427 (1, 2)					K		BB BB		K	4	0	0	0	0	2	4									
Inning Stats	R: 0 E: 0 K: 0 S: 2	H: 0 LOB: 0 BB: 1 P: 6	R: 0 E: 0 K: 1 S: 6	H: 2 LOB: 1 BB: 0 P: 6	R: 0 E: 0 K: 0 S: 4	H: 1 LOB: 1 BB: 0 P: 4	R: 1 E: 0 K: 2 S: 10	H: 3 LOB: 2 BB: 0 P: 10	R: 2 E: 0 K: 1 S: 8	H: 3 LOB: 1 BB: 0 P: 8	R: 0 E: 0 K: 1 S: 5	H: 0 LOB: 0 BB: 0 P: 5	R: 0 E: 0 K: 0 S: 4	H: 1 LOB: 2 BB: 1 P: 8	R: 0 E: 0 K: 1 S: 6	H: 1 LOB: 0 BB: 0 P: 7	R: 0 E: 0 K: 0 S: 3	H: 0 LOB: 0 BB: 0 P: 3	1B: 10 2B: 1 3B: 0 HR: 0	SF: 0 SAC: 0 DP: 0 HBP: 1	WP: 0 PB: 0 SB: 0 CS: 1	PA: 40			
PITCHER	IP	WLS	BF	H	R	ER	SO	BB	IBB	HBP	BLK	WP	HR	S	P	ERA	WHIP								
Oil Can Boyd, R ERA: 3.33 (1, 1)	6.1	W	29	10	3	3	5	2	0	0	0	0	0	37	45	4.26	1.895								
Tim Lollar, L ERA: 4.29 (7, 1)	0.2		4	1	0	0	0	0	0	1	0	0	0	3	4	0.00	1.500								
Bob Stanley, R ERA: 3.56 (8, 1)	2.0	S	6	0	0	0	1	0	0	0	0	0	0	8	8	0.00	0.000								

Batter	1	2	3	4	5	6	7	8	9	AB	R	H	RBI	BB	SO	LOB	BOTTOM								
Marty Barrett, R OBP: 0.340, SLG: 0.383 (1, 4)	4-3		F8		FC1-5 2B		6-3		BB BB BB BB	4	0	1	0	1	0	0	Milwaukee Brewers @ Boston Red Sox Fenway Park, Boston, MA Fri Jun 13 1986, 7:05 PM EDT Att: 29,927 - Unknown								
Wade Boggs, L OBP: 0.494, SLG: 0.535 (1, 5)	K		K		FC1-5 2B		BB		F7	4	1	0	0	1	2	2									
Bill Buckner, L OBP: 0.279, SLG: 0.373 (1, 3)	HR				F4		E3 2B SF9		F7	5	2	1	1	0	0	3									
Jim Rice, R OBP: 0.395, SLG: 0.487 (1, 7)	2B				HBP 1B BB		L4			3	1	2	1	1	0	0									
Don Baylor, R OBP: 0.352, SLG: 0.491 (1, 10)	K				1B 2B HBP		F5			2	1	1	0	1	1	1									
Dwight Evans, R OBP: 0.392, SLG: 0.392 (1, 9)					2B 1B		SF9			1	0	1	2	2	0	0									
Tony Armas, R OBP: 0.280, SLG: 0.301 Steve Lyons, L OBP: 0.295, SLG: 0.356 (7, PR) (8, 8)	G4-3 BB				2B 1B		E5 G4-6-3			3	0	0	0	1	1	5									
Rich Gedman, L OBP: 0.326, SLG: 0.411 (1, 2)	K				K		BB			0	0	0	0	0	0	0									
Rey Quinones, R OBP: 0.368, SLG: 0.319 (1, 6)					L6		F4		6-3	4	0	0	0	0	0	2									
Inning Stats	R: 1 E: 0 K: 2 S: 9	H: 2 LOB: 1 BB: 0 P: 9	R: 0 E: 0 K: 1 S: 4	H: 0 LOB: 0 BB: 1 P: 8	R: 0 E: 0 K: 1 S: 5	H: 0 LOB: 0 BB: 0 P: 5	R: 2 E: 0 K: 1 S: 7	H: 2 LOB: 2 BB: 1 P: 12	R: 2 E: 1 K: 0 S: 6	H: 2 LOB: 3 BB: 2 P: 14	R: 0 E: 0 K: 0 S: 3	H: 0 LOB: 1 BB: 1 P: 7	R: 0 E: 1 K: 0 S: 4	H: 1 LOB: 3 BB: 1 P: 8	R: 0 E: 0 K: 0 S: 3	H: 0 LOB: 1 BB: 1 P: 7	1B: 1 2B: 5 3B: 0 HR: 1	SF: 1 SAC: 0 DP: 2 HBP: 1	WP: 0 PB: 0 SB: 0 CS: 0	PA: 39					
PITCHER	IP	WLS	BF	H	R	ER	SO	BB	IBB	HBP	BLK	WP	HR	S	P	ERA	WHIP								
Teddy Higuera, L ERA: 2.3 (1, 1)	6.0	L	30	6	5	3	5	4	1	1	0	0	0	34	55	4.50	1.667								
Jaime Cocanower, R ERA: 4.09 (7, 1)	0.1		4	1	0	0	0	1	0	0	0	0	0	3	7	0.00	6.000								
Ray Seearge, L ERA: 7.36 (7, 1)	1.2		5	0	0	0	0	1	0	0	0	0	0	4	8	0.00	0.600								

AB	36
R	3
H	11
RBI	3
BB	2
SO	6
LOB	21



Batter	1	2	3	4	5	6	7	8	9	AB	R	H	RBI	BB	SO	LOB	TOP					
Jim Gantner, L (1, 4) OBP: 0.333, SLG: 0.382	F8		HR 1B		4-3		SH1-4	F6		4	1	1	0	0	0	1						
Robin Yount, R (1, 8) OBP: 0.435, SLG: 0.503	G4-6-3 BB		HR		F7		2B 2B	F8		4	2	2	3	1	0	0						
Cecil Cooper, L (1, 10) OBP: 0.308, SLG: 0.381	G4-6-3 1-2		BB		HR 1B		F5	4-3 1B		4	1	2	0	1	0	2						
Ben Oglivie, L (1, 7) OBP: 0.398, SLG: 0.490 Rick Manning, L (7, PR) OBP: 0.250, SLG: 0.317		K	G3		HR		1B 2B	4-3		4	1	2	3	0	1	1						
Billy Jo Robidoux, L (1, 3) OBP: 0.412, SLG: 0.385		K	F7		1-6-3		1B			4	0	1	1	1	1	1						
Ernest Riles, L (1, 6) OBP: 0.308, SLG: 0.353					4-3		F7	5-3		5	0	1	0	0	0	4						
Rob Deer, R (1, 9) OBP: 0.337, SLG: 0.475					K		F8	SH3-4 1B		3	0	1	0	1	1	0						
Dale Sveum, S (1, 5) OBP: 0.376, SLG: 0.470							F8	SH3-4		3	0	1	0	0	0	2						
Rick Cerone, R (1, 2) OBP: 0.240, SLG: 0.337			F7		K		SH1-4 2B 1B	K		4	1	1	0	0	2	2						
Inning Stats	R: 0 E: 0 K: 0 S: 2	H: 0 LOB: 0 BB: 1 P: 6	R: 0 E: 0 K: 2 S: 8	H: 1 LOB: 2 BB: 1 P: 12	R: 2 E: 0 K: 0 S: 5	H: 2 LOB: 1 BB: 1 P: 9	R: 0 E: 0 K: 2 S: 8	H: 1 LOB: 1 BB: 0 P: 8	R: 2 E: 0 K: 0 S: 5	H: 2 LOB: 0 BB: 0 P: 5	R: 0 E: 0 K: 0 S: 3	H: 0 LOB: 0 BB: 0 P: 3	R: 3 E: 0 K: 0 S: 7	H: 4 LOB: 2 BB: 0 P: 7	R: 0 E: 0 K: 1 S: 6	H: 1 LOB: 1 BB: 0 P: 6	R: 0 E: 0 K: 0 S: 4	H: 1 LOB: 2 BB: 1 P: 8	1B: 8 2B: 2 3B: 0 HR: 2	SF: 0 SAC: 2 DP: 1 HBP: 0	WP: 0 PB: 0 SB: 0 CS: 0	PA: 42
PITCHER	IP	WLS	BF	H	R	ER	SO	BB	IBB	HBP	BLK	WP	HR	S	P	ERA	WHIP					
Jeff Sellers, R (1, 1) ERA: 4.26	6.1	L	29	8	6	6	4	3	0	0	0	0	2	34	46	8.53	1.737					
Joe Sambito, L (7, 1) ERA: 3.0	0.2		4	2	1	1	0	0	0	0	0	0	0	4	4	13.50	3.000					
Steve Crawford, R (8, 1) ERA: 3.62	1.0		4	1	0	0	1	0	0	0	0	0	0	6	6	0.00	1.000					
Bob Stanley, R (9, 1) ERA: 3.45	1.0		5	1	0	0	0	0	1	0	0	0	0	4	8	0.00	1.000					

Milwaukee Brewers @ Boston Red Sox
Fenway Park, Boston, MA
Sun Jun 15 1986, 3:33 AM EDT
Att: 33,632 - Unknown

AB 36
R 7
H 12
RBI 7
BB 4
SO 5
LOB 14




Batter	1	2	3	4	5	6	7	8	9	AB	R	H	RBI	BB	SO	LOB	BOTTOM				
Marty Barrett, R (1, 4) OBP: 0.337, SLG: 0.380	2B 2B	F7			1-4-6		4-3		K	5	1	1	0	0	1	2					
Wade Boggs, L (1, 5) OBP: 0.491, SLG: 0.534 Ed Romero, R (3, 5) OBP: 0.289, SLG: 0.265	4-3 1B 2B	L7			F7		1B BB	4-3		2	1	1	1	0	0	0					
Bill Buckner, L (1, 3) OBP: 0.278, SLG: 0.377	4-3				F5		FC5-4 1B			4	0	2	0	0	0	1					
Jim Rice, R (1, 7) OBP: 0.390, SLG: 0.483	F8		K				1B 2B	F7		4	1	1	0	0	1	4					
Don Baylor, R (1, 10) OBP: 0.348, SLG: 0.480	1B 1B HBP		F2				G4-6-3 1B	K		3	0	1	1	0	1	3					
Dwight Evans, R (1, 9) OBP: 0.383, SLG: 0.392	1B 1B		K				G4-6-3	FC5-4		4	0	1	1	0	1	4					
Tony Armas, R (1, 8) OBP: 0.287, SLG: 0.302	1B 1B				F8		F7			3	0	1	0	1	0	0					
Rich Gedman, L (1, 2) OBP: 0.323, SLG: 0.403	K						K	F4		4	0	1	0	0	2	4					
Rey Quinones, R (1, 6) OBP: 0.348, SLG: 0.299 Mike Stenhouse, L (9, PH) OBP: 0.538, SLG: 0.375 Dave Stapleton, R (9, PR) OBP: 0.333, SLG: 0.375		F7			G6-4-3		5-3			3	0	0	0	0	0	1					
Inning Stats	R: 2 E: 0 K: 1 S: 9	H: 4 LOB: 3 BB: 0 P: 10	R: 0 E: 0 K: 0 S: 3	H: 0 LOB: 0 BB: 0 P: 3	R: 0 E: 0 K: 2 S: 8	H: 1 LOB: 1 BB: 0 P: 8	R: 0 E: 0 K: 0 S: 3	H: 1 LOB: 0 BB: 0 P: 3	R: 1 E: 0 K: 0 S: 4	H: 2 LOB: 0 BB: 0 P: 4	R: 0 E: 0 K: 1 S: 5	H: 0 LOB: 0 BB: 0 P: 5	R: 0 E: 0 K: 1 S: 6	H: 1 LOB: 1 BB: 1 P: 10	R: 0 E: 0 K: 1 S: 5	H: 0 LOB: 2 BB: 2 P: 13	1B: 5 2B: 3 3B: 1 HR: 0	SF: 0 SAC: 0 DP: 2 HBP: 1	WP: 0 PB: 0 SB: 0 CS: 0	PA: 38	
PITCHER	IP	WLS	BF	H	R	ER	SO	BB	IBB	HBP	BLK	WP	HR	S	P	ERA	WHIP				
Juan Nieves, L (1, 1) ERA: 4.72	7.0	W	30	9	3	3	4	1	0	1	0	0	0	36	41	3.86	1.429				
Mark Clear, R (8, 1) ERA: 1.99	2.0	S	8	0	0	0	2	2	0	0	0	0	0	10	18	0.00	1.000				

Milwaukee Brewers @ Boston Red Sox
Fenway Park, Boston, MA
Sun Jun 15 1986, 3:33 AM EDT
Att: 33,632 - Unknown

AB 34
R 3
H 9
RBI 3
BB 3
SO 6
LOB 21




Batter	1	2	3	4	5	6	7	8	9	AB	R	H	RBI	BB	SO	LOB	TOP								
Marty Barrett, R (1,4) OBP: 0.337, SLG: 0.383	0-0 4-3 BB 1B	0-0 5-3		0-0 2B 2B	0-0 5-3		0-0 F9		0-0 E4	6	2	2	0	0	0	3									
Ed Romero, R (1,5) OBP: 0.292, SLG: 0.262	4-0 1-2 1B	0-0 F7		0-0 F3	0-0 F9			0-0 G5-4-3 1B	0-0 5-3	5	1	1	0	1	0	4									
Bill Buckner, L (1,3) OBP: 0.280, SLG: 0.379	0-0 1-2 2-3		4-0 1B	0-0 1B		0-0 1-3		0-0 G5-4-3 1-2		4	2	1	1	1	0	3									
Jim Rice, R (1,7) OBP: 0.394, SLG: 0.486	0-0 1B 1B		0-0 1B	0-0 1B	0-0 FC5-4 1B	0-0 5-3		0-0 F8		5	1	3	4	0	0	0									
Don Baylor, R (1,10) OBP: 0.353, SLG: 0.482	0-0 1-2 1B		0-0 1B	0-0 FC5-4 1B		0-0 1B		0-0 F8		5	1	3	0	0	0	1									
Dwight Evans, R (1,9) OBP: 0.346, SLG: 0.382	0-0 F9		0-3 K	0-3 K		0-0 F8		0-0 4-3		5	0	0	0	0	2	5									
Tony Armas, R (1,8) OBP: 0.300, SLG: 0.331	0-0		0-0 FC5 BB	0-0 3B		0-0 L6		4-0 BB 1B		4	1	3	2	0	0	0	AB 42								
Steve Lyons, L (7,8) OBP: 0.316, SLG: 0.367	1-2 2-H 1B		0-0 FC5 1B	0-0 3B				0-0 BB 1B		0	1	0	0	1	0	0	R 10								
Rich Gedman, L (1,2) OBP: 0.325, SLG: 0.397	0-0 6-3		4-0 1-2 BB	0-0 G3		0-0 4-3		4-0 1B BB		3	1	0	0	2	0	3	H 16								
Rey Quinones, R (1,6) OBP: 0.361, SLG: 0.341		0-0 F7	0-0 FC5	0-0 3B		0-0 1B		0-0 E BB		5	0	3	2	0	0	2	RBI 9								
								1-2 2-H 1B									BB 5								
																	SO 2								
																	LOB 21								
																									
Inning Stats	R: 3 E: 0 K: 0 S: 7	H: 4 LOB: 2 BB: 1 P: 11	R: 0 E: 0 K: 0 S: 3	H: 0 LOB: 0 BB: 0 P: 3	R: 2 E: 0 K: 1 S: 7	H: 3 LOB: 2 BB: 2 P: 15	R: 2 E: 0 K: 1 S: 8	H: 3 LOB: 1 BB: 0 P: 8	R: 1 E: 0 K: 0 S: 5	H: 2 LOB: 1 BB: 0 P: 5	R: 0 E: 0 K: 0 S: 4	H: 1 LOB: 1 BB: 0 P: 4	R: 0 E: 0 K: 0 S: 4	H: 1 LOB: 0 BB: 0 P: 4	R: 0 E: 0 K: 0 S: 3	H: 1 LOB: 0 BB: 0 P: 3	R: 2 E: 1 K: 0 S: 5	H: 1 LOB: 2 BB: 2 P: 13	1B: 12 2B: 2 3B: 2 HR: 0	SF: 0 SAC: 0 DP: 1 HBP: 0	WP: 0 PB: 0 SB: 1 CS: 0	PA: 47			
PITCHER	IP	WLS	BF	H	R	ER	SO	BB	IBB	HBP	BLK	WP	HR	S	P	ERA	WHIP								
Ron Guidry, L (1,1) ERA: 3.91	2.0	L	13	5	5	5	0	2	0	0	0	0	0	11	19	22.50	3.500								
Ed Whitson, R (3,1) ERA: 6.94	7.0		34	11	5	4	2	3	0	0	0	0	0	35	47	5.14	2.000								

Boston Red Sox @ New York Yankees
Yankee Stadium, Bronx, NY
Mon Jun 16 1986, 7:05 PM EDT
Att: 45,576 - Unknown

AB 42
R 10
H 16
RBI 9
BB 5
SO 2
LOB 21



Batter	1	2	3	4	5	6	7	8	9	AB	R	H	RBI	BB	SO	LOB	BOTTOM								
Rickey Henderson, R (1,8) OBP: 0.360, SLG: 0.482	0-3 K		0-0 F3			0-0 F9			0-0 6-3	3	0	0	0	0	1	0									
Gary Roenicke, R (8,8) OBP: 0.432, SLG: 0.406			0-0 F9						0-0 F9	4	0	0	0	0	0	0									
Don Mattingly, L (1,3) OBP: 0.388, SLG: 0.521	0-0 3-1		0-0 F9			0-0 E1			0-0 F9	4	0	0	0	0	0	0									
Dave Winfield, R (1,9) OBP: 0.353, SLG: 0.482	0-0 6-3			0-3 K		0-0 F4			0-0 F7	4	0	0	0	0	1	1									
Mike Easter, L (1,10) OBP: 0.351, SLG: 0.479		0-0 G4-3 1B		0-0 G4-6-3 1B					0-0 3-1	3	0	2	0	0	0	0									
Ken Griffey, L (1,7) OBP: 0.320, SLG: 0.424		0-0 G4-3		0-0 G4-6-3					0-0 3-1	3	0	0	0	0	0	2									
Mike Pagliarulo, L (1,5) OBP: 0.333, SLG: 0.523		0-0 2B 2B				0-0 1-3			0-0 F8	3	1	1	0	0	0	0									
Ron Hassey, L (1,2) OBP: 0.361, SLG: 0.404		0-0 2B				0-0 4-3			0-0 F7	3	0	1	1	0	0	0									
Willie Randolph, R (1,4) OBP: 0.423, SLG: 0.336		0-0 F9				0-3 K			0-0 5-3	3	0	0	0	0	1	1									
Ivan De Jesus, R (1,6) OBP: 0.383, SLG: 0.439			0-0 G3			0-0 F9			0-3 K	2	0	0	0	0	0	0									
Dan Pasqua, L (8,PH) OBP: 0.449, SLG: 0.589										1	0	0	0	0	1	0									
Dale Berra, R (9,6) OBP: 0.383, SLG: 0.439										0	0	0	0	0	0	0									
																									
Inning Stats	R: 0 E: 0 K: 1 S: 5	H: 0 LOB: 0 BB: 0 P: 5	R: 1 E: 0 K: 0 S: 5	H: 3 LOB: 1 BB: 0 P: 5	R: 0 E: 0 K: 1 S: 3	H: 0 LOB: 0 BB: 0 P: 3	R: 0 E: 0 K: 1 S: 5	H: 1 LOB: 0 BB: 0 P: 5	R: 0 E: 0 K: 1 S: 5	H: 0 LOB: 0 BB: 0 P: 5	R: 0 E: 0 K: 0 S: 4	H: 0 LOB: 1 BB: 0 P: 4	R: 0 E: 0 K: 0 S: 3	H: 0 LOB: 0 BB: 0 P: 3	R: 0 E: 0 K: 1 S: 5	H: 0 LOB: 0 BB: 0 P: 5	R: 0 E: 0 K: 0 S: 3	H: 0 LOB: 0 BB: 0 P: 3	1B: 2 2B: 2 3B: 0 HR: 0	SF: 0 SAC: 0 DP: 2 HBP: 0	WP: 0 PB: 0 SB: 0 CS: 0	PA: 30			
PITCHER	IP	WLS	BF	H	R	ER	SO	BB	IBB	HBP	BLK	WP	HR	S	P	ERA	WHIP								
Roger Clemens, R (1,1) ERA: 2.17	9.0	W	30	4	1	1	4	0	0	0	0	0	0	38	38	1.00	0.444								

Boston Red Sox @ New York Yankees
Yankee Stadium, Bronx, NY
Mon Jun 16 1986, 7:05 PM EDT
Att: 45,576 - Unknown

AB 30
R 1
H 4
RBI 1
BB 0
SO 4
LOB 4



Batter	1	2	3	4	5	6	7	8	9	AB	R	H	RBI	BB	SO	LOB	TOP										
Marty Barrett, R OBP: 0.335, SLG: 0.377 (1, 4)	F7	5-3	F9			4-3			P4-6 SH1-4 BB	4	0	0	0	1	0	2											
Ed Romero, R OBP: 0.290, SLG: 0.261 (1, 5)	HR	6-3		F8		4-3			SH1-4	4	1	1	0	0	0	0											
Bill Buckner, L OBP: 0.279, SLG: 0.387 (1, 3)	HR	F7		G3			F6		P4-6	5	1	1	2	0	0	1											
Jim Rice, R OBP: 0.388, SLG: 0.478 (1, 7)	F8		F9	G3			F3			4	0	0	0	0	0	0											
Don Baylor, R OBP: 0.359, SLG: 0.485 (1, 10)	HR		HR				6-3			3	2	2	0	1	0	0											
Dwight Evans, R OBP: 0.348, SLG: 0.412 (1, 9)	HR		HR						6-3	4	2	2	4	0	1	1											
Tony Armas, R OBP: 0.313, SLG: 0.333 Steve Lyons, L OBP: 0.316, SLG: 0.367 (1, 8)	2B		1B							2	1	1	0	2	1	1											
Rich Gedman, L OBP: 0.323, SLG: 0.399 (1, 2)	2B		F6				1-3		F7	4	0	1	1	0	0	3											
Rey Quinones, R OBP: 0.356, SLG: 0.337 (1, 6)	6-3						F8		4-3	4	0	1	0	0	0	2											
Inning Stats	R: 5 E: 0 K: 0 S: 8	H: 5 LOB: 1 BB: 1 P: 12	R: 0 E: 0 K: 0 S: 3	H: 0 LOB: 0 BB: 0 P: 3	R: 2 E: 0 K: 0 S: 6	H: 3 LOB: 2 BB: 1 P: 10	R: 0 E: 0 K: 0 S: 3	H: 0 LOB: 0 BB: 0 P: 3	R: 0 E: 0 K: 2 S: 7	H: 0 LOB: 1 BB: 1 P: 11	R: 0 E: 0 K: 0 S: 3	H: 0 LOB: 0 BB: 0 P: 3	R: 0 E: 0 K: 0 S: 4	H: 1 LOB: 1 BB: 0 P: 4	R: 0 E: 0 K: 0 S: 2	H: 0 LOB: 0 BB: 1 P: 6	1B: 5 2B: 2 3B: 0 HR: 3	SF: 0 SAC: 1 DP: 1 HBP: 0	WP: 0 PB: 0 SB: 0 CS: 0	PA: 39							
PITCHER	IP	WLS	BF	H	R	ER	SO	BB	IBB	HBP	BLK	WP	HR	S	P	ERA	WHIP										
Joe Niekro, R ERA: 3.72 (1, 1)	2.1	L	16	7	7	7	0	2	0	0	0	0	3	14	22	27.00	3.857										
Alfonso Pulido, L ERA: 3.09 (3, 1)	6.2		23	2	0	0	2	2	0	0	0	0	0	25	33	0.00	0.600										

Boston Red Sox @ New York Yankees
Yankee Stadium, Bronx, NY
Tue Jun 17 1986, 7:05 PM EDT
Att: 40,167 - Unknown

AB	34
R	7
H	9
RBI	7
BB	4
SO	2
LOB	10



Batter	1	2	3	4	5	6	7	8	9	AB	R	H	RBI	BB	SO	LOB	BOTTOM										
Rickey Henderson, R OBP: 0.362, SLG: 0.490 (1, 8)	HR			G4-3		F3		5-3		4	1	1	1	2	0	3											
Don Mattingly, L OBP: 0.365, SLG: 0.513 (1, 3)	4-3	F9				F7	F8		F9	6	0	1	0	0	0	6											
Dave Winfield, R OBP: 0.349, SLG: 0.474 (1, 9)	K		5-3			E6		F6	5-3	6	2	1	0	0	1	4											
Mike Easter, L OBP: 0.362, SLG: 0.490 (1, 10)	2B		4-3			S				4	1	3	0	1	0	0											
Dan Pasqua, L OBP: 0.451, SLG: 0.586 Gary Roenicke, R OBP: 0.429, SLG: 0.400 (1, 7)	K					SF8		K		2	0	1	0	0	1	1											
Mike Pagliaro, L OBP: 0.330, SLG: 0.515 (1, 5)		1B	FC3-6			F7		K	K	5	1	1	0	0	2	7											
Butch Wynegar, S OBP: 0.329, SLG: 0.364 (1, 2)		6-3						K		5	0	4	1	0	1	0											
Willie Randolph, R OBP: 0.419, SLG: 0.335 (1, 4)		SF9				F9		E5	E4	4	1	1	1	0	0	2											
Mike Fischlin, R OBP: 0.327, SLG: 0.295 Ron Fisk, R OBP: 0.268, SLG: 0.409 Ivan Loe, R OBP: 0.255, SLG: 0.442 (1, 6)		6-3						E7	G3	1	0	0	0	1	0	1											
Dale Barra, R OBP: 0.358, SLG: 0.442 (7, 6)										2	0	1	0	0	0	2											
Inning Stats	R: 1 E: 0 K: 2 S: 9	H: 2 LOB: 1 BB: 0 P: 9	R: 1 E: 0 K: 0 S: 5	H: 2 LOB: 2 BB: 1 P: 9	R: 0 E: 0 K: 0 S: 4	H: 1 LOB: 1 BB: 0 P: 4	R: 0 E: 0 K: 0 S: 3	H: 1 LOB: 1 BB: 1 P: 7	R: 1 E: 1 K: 0 S: 5	H: 1 LOB: 1 BB: 0 P: 5	R: 1 E: 2 K: 1 S: 7	H: 2 LOB: 2 BB: 1 P: 7	R: 2 E: 1 K: 2 S: 10	H: 2 LOB: 3 BB: 1 P: 14	R: 0 E: 0 K: 1 S: 7	H: 2 LOB: 3 BB: 1 P: 11	R: 0 E: 0 K: 0 S: 5	H: 3 LOB: 3 BB: 1 P: 9	1B: 13 2B: 1 3B: 0 HR: 1	SF: 2 SAC: 0 DP: 1 HBP: 0	WP: 0 PB: 0 SB: 1 CS: 0	PA: 48					
PITCHER	IP	WLS	BF	H	R	ER	SO	BB	IBB	HBP	BLK	WP	HR	S	P	ERA	WHIP										
Bob Woodward, R ERA: 4.44 (1, 1)	4.1		22	7	3	2	2	2	0	0	0	0	0	2	2	0.00	0.000										
Tim Lollar, L ERA: 4.15 (5, 1)	0.2		2	0	0	0	0	0	0	0	0	0	0	2	2	0.00	0.000										
Steve Crawford, R ERA: 3.81 (6, 1)	1.0	W	7	2	3	1	1	1	0	0	0	0	0	8	12	9.00	3.000										
Bob Stanley, R ERA: 3.27 (7, 1)	1.2		10	3	0	0	2	1	0	0	0	0	0	13	17	0.00	2.400										
Joe Sambito, L ERA: 2.7 (8, 1)	1.1	S	7	3	0	0	1	1	0	0	0	0	0	8	12	0.00	3.000										

Boston Red Sox @ New York Yankees
Yankee Stadium, Bronx, NY
Tue Jun 17 1986, 7:05 PM EDT
Att: 40,167 - Unknown

AB	41
R	6
H	15
RBI	4
BB	5
SO	6
LOB	28



Batter	1	2	3	4	5	6	7	8	9	AB	R	H	RBI	BB	SO	LOB	TOP										
Tom O'Malley, L (1, 5) OBP: 0.333, SLG: 0.444	0-3 K		0-0 5-3		0-0 4-3		4-0 1B BB		0-0 3-1	4	0	0	0	1	1	1											
Juan Beniquez, R (1, 8) OBP: 0.371, SLG: 0.429	0-3 K			4-0 1B BB	0-0 F4		0-0 1-2 2-H 1B			3	1	1	1	1	1	0											
Jim Dwyer, L (1, 9) OBP: 0.348, SLG: 0.627	0-0 F9			0-0 1B 1B		0-0 F8	0-0 F4			4	0	1	0	0	0	2											
Eddie Murray, S (1, 3)		0-0 4-3		0-0 L6		0-0 E6 WP		4-0 3-1 BB		3	0	0	0	1	0	2											
Cal Ripken Jr., R (1, 6) OBP: 0.367, SLG: 0.449		0-0 6-3		0-0 1B 1B		0-0 F3 1-2		0-0 F9		4	0	1	1	0	0	2											
Larry Sheets, L (1, 10) OBP: 0.355, SLG: 0.545		0-0 1-3		0-0 FC4 1B		0-0 K		0-0 3-1 1-2		4	0	1	0	0	1	2											
Mike Young, S (1, 7) OBP: 0.372, SLG: 0.396			0-0 F8	0-3 K			0-0 3-1	0-0 3-1		4	0	0	0	0	1	4											
Juan Bonilla, R (1, 4) OBP: 0.354, SLG: 0.372			0-0 1B	0-0 FC4 1-2			0-0 BB 1B		0-0 6-3	4	1	2	0	0	0	3											
Rick Dempsey, R (1, 2) OBP: 0.299, SLG: 0.399			0-3 K		0-0 F4		0-3 K		0-0 6-3	3	0	0	0	0	2	2											
Al Pardo, S (9, PH) OBP: 0.125, SLG: 0.125									0-0 6-3	1	0	0	0	0	0	0											
Inning Stats	R: 0 E: 0 K: 2 S: 7	H: 0 LOB: 0 BB: 0 P: 7	R: 0 E: 0 K: 0 S: 3	H: 0 LOB: 0 BB: 0 P: 3	R: 0 E: 0 K: 1 S: 6	H: 1 LOB: 1 BB: 0 P: 6	R: 1 E: 0 K: 1 S: 8	H: 3 LOB: 3 BB: 1 P: 12	R: 0 E: 0 K: 0 S: 3	H: 0 LOB: 0 BB: 0 P: 3	R: 0 E: 1 K: 1 S: 6	H: 0 LOB: 1 BB: 0 P: 6	R: 1 E: 0 K: 1 S: 7	H: 2 LOB: 2 BB: 1 P: 11	R: 0 E: 0 K: 0 S: 3	H: 0 LOB: 1 BB: 1 P: 7	R: 0 E: 0 K: 0 S: 3	H: 0 LOB: 0 BB: 0 P: 3	1B: 6 2B: 0 3B: 0 HR: 0	SF: 0 SAC: 0 DP: 0 HBP: 0	WP: 1 PB: 0 SB: 0 CS: 0	PA: 37					
PITCHER	IP	WLS	BF	H	R	ER	SO	BB	IBB	HBP	BLK	WP	HR	S	P	ERA	WHIP										
Roger Clemens, R (1, 1) ERA: 2.18	8.0	W	34	6	2	2	6	3	0	0	0	1	0	43	55	2.25	1.125										
Bob Stanley, R (9, 1) ERA: 4.19	1.0		3	0	0	0	0	0	0	0	0	0	0	3	3	0.00	0.000										

Baltimore Orioles @ Boston Red Sox
Fenway Park, Boston, MA
Sat Jun 21 1986, 3:33 AM EDT
Att: 35,707 - Unknown

AB 34
R 2
H 6
RBI 2
BB 3
SO 6
LOB 18



Batter	1	2	3	4	5	6	7	8	9	AB	R	H	RBI	BB	SO	LOB	BOTTOM										
Marty Barrett, R (1, 4) OBP: 0.326, SLG: 0.370	0-3 K	0-0 F9			0-0 F3		0-0 F7			4	0	0	0	0	1	1											
Ed Romero, R (1, 5) OBP: 0.292, SLG: 0.268	0-0 1B WP		0-0 F9		0-0 F6		0-0 5-3			4	1	1	0	0	0	1											
Bill Buckner, L (1, 3) OBP: 0.287, SLG: 0.410	0-0 1-3 HR 1B		0-0 F9		0-0 F7			0-0 F8 1B 2B		4	2	2	0	0	0	0											
Jim Rice, R (1, 7) OBP: 0.385, SLG: 0.469	0-0 F4		0-0 F9			0-0 F8		0-0 F8 2-3		4	0	0	0	0	0	3											
Don Baylor, R (1, 10) OBP: 0.360, SLG: 0.477	0-3 K 1-2 HR			4-0 WP BB SF7 BB		0-0 F2		1-0 1B SF8 HBP		2	3	0	0	1	1	1											
Dwight Evans, R (1, 9) OBP: 0.395, SLG: 0.433	0-0 1-1 2-H HR		0-3 K		0-0 K		0-0 1B		0-0 1-3 3-H 1B	4	1	3	4	0	1	1											
Tony Armas, R (1, 8) OBP: 0.329, SLG: 0.352	0-3 K			4-0 SF7 BB		0-3 K		0-0 SF8		2	0	0	0	1	2	1											
Steve Lyons, L (8, 8) OBP: 0.311, SLG: 0.364								0-0 3-H		0	0	0	1	0	0	0											
Rich Gedman, L (1, 2) OBP: 0.319, SLG: 0.386		0-3 K		0-0 SF7			4-0 SH1-4 BB		0-0 5-3	2	0	0	1	1	1	1											
Rey Quinones, R (1, 6) OBP: 0.336, SLG: 0.319		0-0 F8		0-0 F8			0-0 SH1-4			2	0	0	0	0	0	1											
Inning Stats	R: 4 E: 0 K: 3 S: 13	H: 3 LOB: 0 BB: 0 P: 13	R: 0 E: 0 K: 1 S: 5	H: 0 LOB: 0 BB: 0 P: 5	R: 0 E: 0 K: 0 S: 3	H: 0 LOB: 0 BB: 0 P: 3	R: 1 E: 0 K: 1 S: 5	H: 0 LOB: 1 BB: 2 P: 13	R: 0 E: 0 K: 0 S: 3	H: 0 LOB: 0 BB: 0 P: 3	R: 0 E: 0 K: 1 S: 6	H: 1 LOB: 1 BB: 0 P: 6	R: 0 E: 0 K: 0 S: 3	H: 0 LOB: 1 BB: 1 P: 7	R: 2 E: 0 K: 0 S: 5	H: 2 LOB: 1 BB: 0 P: 6	R: 0 E: 0 K: 0 S: 3	H: 0 LOB: 0 BB: 0 P: 3	1B: 4 2B: 1 3B: 0 HR: 1	SF: 2 SAC: 1 DP: 0 HBP: 1	WP: 2 PB: 0 SB: 1 CS: 0	PA: 35					
PITCHER	IP	WLS	BF	H	R	ER	SO	BB	IBB	HBP	BLK	WP	HR	S	P	ERA	WHIP										
Ken Dixon, R (1, 1) ERA: 5.16	7.1	L	31	5	6	6	6	3	0	0	0	2	1	40	52	7.36	1.091										
Nate Snell, R (8, 1) ERA: 2.79	0.0		2	1	0	0	0	0	0	1	0	0	0	1	2	∞	∞										
Brad Havens, L (8, 1) ERA: 5.06	0.2		2	0	1	1	0	0	0	0	0	0	0	2	2	13.50	0.000										

Baltimore Orioles @ Boston Red Sox
Fenway Park, Boston, MA
Sat Jun 21 1986, 3:33 AM EDT
Att: 35,707 - Unknown

AB 28
R 7
H 6
RBI 6
BB 3
SO 6
LOB 10



Batter	1	2	3	4	5	6	7	8	9	AB	R	H	RBI	BB	SO	LOB	TOP										
Alan Wiggins, S (1.4) OBP: 0.321, SLG: 0.286	6-3		SF7		4-3			4-3		3	0	0	1	0	0	1	Baltimore Orioles @ Boston Red Sox Fenway Park, Boston, MA Sun Jun 22 1986, 3:33 AM EDT Att: 33,816 - Unknown										
Lee Lacy, R (1.9) OBP: 0.309, SLG: 0.384	6-3		6-3			K		1B		4	0	1	0	0	1	0											
Tom O'Malley, L (1.5) OBP: 0.346, SLG: 0.449	K							4-3		4	0	2	0	0	1	1											
Eddie Murray, S (1.3) OBP: 0.378, SLG: 0.427		3-1			G3-6-3			1B		4	1	1	0	0	0	2											
Cal Ripken Jr., R (1.6) OBP: 0.362, SLG: 0.442		F8			F6			6-3		4	0	0	0	0	0	1											
Larry Sheets, L (1.10) OBP: 0.365, SLG: 0.554								1B		3	2	2	0	1	0	0											
Mike Young, S (1.7) OBP: 0.374, SLG: 0.398		G3			G3			1B		4	0	2	0	0	0	2											
John Shelby, S (1.8) OBP: 0.299, SLG: 0.367								1B		4	1	3	3	0	1	1											
Al Pardo, S (1.2) OBP: 0.091, SLG: 0.091										3	0	0	0	0	0	2											
Jim Dwyer, L (9, PH) OBP: 0.348, SLG: 0.627										0	0	0	0	0	0	0											
Juan Beniquez, R (9, PH) OBP: 0.368, SLG: 0.425										1	0	0	0	0	0	2											
Rick Dempsey, R (9.2) OBP: 0.299, SLG: 0.399										0	0	0	0	0	0	0											
Inning Stats	R: 0 E: 0 K: 1 S: 5	H: 0 LOB: 0 BB: 0 P: 5	R: 0 E: 0 K: 0 S: 4	H: 1 LOB: 1 BB: 0 P: 4	R: 1 E: 0 K: 0 S: 4	H: 1 LOB: 0 BB: 0 P: 4	R: 0 E: 0 K: 0 S: 3	H: 1 LOB: 0 BB: 0 P: 3	R: 1 E: 0 K: 1 S: 5	H: 2 LOB: 1 BB: 0 P: 5	R: 0 E: 0 K: 1 S: 6	H: 1 LOB: 1 BB: 0 P: 6	R: 0 E: 0 K: 0 S: 4	H: 1 LOB: 1 BB: 0 P: 4	R: 2 E: 0 K: 0 S: 5	H: 3 LOB: 1 BB: 1 P: 9	1B: 10 2B: 1 3B: 0 HR: 0	SF: 1 SAC: 0 DP: 3 HBP: 0	WP: 1 PB: 0 SB: 1 CS: 0	PA: 36							
PITCHER	IP	WLS	BF	H	R	ER	SO	BB	IBB	HBP	BLK	WP	HR	S	P	ERA	WHIP										
Jeff Sellers, R (1.1) ERA: 4.0	8.0	L	31	9	3	3	3	0	0	0	0	1	0	37	37	3.38	1.125										
Steve Crawford, R (9.1) ERA: 4.09	0.1		4	2	1	1	0	0	1	0	0	0	0	3	7	27.00	6.000										
Joe Sambito, L (9.1) ERA: 2.45	0.2		1	0	0	0	0	0	0	0	0	0	0	1	1	0.00	0.000										

AB	34
R	4
H	11
RBI	4
BB	1
SO	3
LOB	12



Batter	1	2	3	4	5	6	7	8	9	AB	R	H	RBI	BB	SO	LOB	BOTTOM										
Marty Barrett, R (1.4) OBP: 0.322, SLG: 0.364	5-3		G1-6-3			4-3		L5		4	0	0	0	0	0	4	Baltimore Orioles @ Boston Red Sox Fenway Park, Boston, MA Sun Jun 22 1986, 3:33 AM EDT Att: 33,816 - Unknown										
Ed Romero, R (1.5) OBP: 0.286, SLG: 0.262	F5				F5			F9		3	0	0	0	0	0	0											
Steve Lyons, L (9, PH) OBP: 0.309, SLG: 0.361										1	0	0	0	0	0	0											
Bill Buckner, L (1.3) OBP: 0.287, SLG: 0.407					F1			G3		4	0	1	0	0	0	0											
Jim Rice, R (1.7) OBP: 0.380, SLG: 0.462					F9			K		4	0	0	0	0	1	1											
Don Baylor, R (1.10) OBP: 0.356, SLG: 0.471								1-3		3	0	0	0	0	0	0											
Dwight Evans, R (1.9) OBP: 0.395, SLG: 0.432								1-3		3	0	1	0	0	0	0											
Tony Armas, R (1.8) OBP: 0.323, SLG: 0.345								K		3	0	0	0	0	3	1											
Rich Gedman, L (1.2) OBP: 0.319, SLG: 0.385								K		3	0	1	0	0	1	0											
Rey Quinones, R (1.6) OBP: 0.330, SLG: 0.313										2	0	0	0	0	0	0											
Mike Stenhouse, L (8, PH) OBP: 0.533, SLG: 0.333										0	0	0	0	1	0	0											
Dave Stapleton, R (9.5) OBP: 0.533, SLG: 0.375										0	0	0	0	0	0	0											
Inning Stats	R: 0 E: 0 K: 0 S: 4	H: 1 LOB: 1 BB: 0 P: 4	R: 0 E: 0 K: 1 S: 5	H: 0 LOB: 0 BB: 0 P: 5	R: 0 E: 1 K: 1 S: 5	H: 0 LOB: 0 BB: 0 P: 5	R: 0 E: 0 K: 0 S: 3	H: 0 LOB: 0 BB: 0 P: 3	R: 0 E: 0 K: 1 S: 7	H: 2 LOB: 3 BB: 1 P: 11	R: 0 E: 0 K: 0 S: 3	H: 0 LOB: 0 BB: 0 P: 3	R: 0 E: 0 K: 1 S: 3	H: 0 LOB: 0 BB: 0 P: 3	1B: 3 2B: 0 3B: 0 HR: 0	SF: 0 SAC: 0 DP: 1 HBP: 0	WP: 0 PB: 0 SB: 0 CS: 0	PA: 31									
PITCHER	IP	WLS	BF	H	R	ER	SO	BB	IBB	HBP	BLK	WP	HR	S	P	ERA	WHIP										
Storm Davis, R (1.1) ERA: 3.26	7.2		26	3	0	0	5	0	0	0	0	0	0	36	36	0.00	0.391										
Don Aase, R (8.1) ERA: 1.75	1.1	S	5	0	0	0	0	1	0	0	0	0	0	4	8	0.00	0.750										

AB	30
R	0
H	3
RBI	0
BB	1
SO	5
LOB	6



Batter	1	2	3	4	5	6	7	8	9	AB	R	H	RBI	BB	SO	LOB	TOP						
Rickey Henderson, R OBP: 0.374, SLG: 0.503										4	1	2	0	2	1	0							
Ken Griffey, L OBP: 0.343, SLG: 0.461										5	1	1	0	1	1	5							
Don Mattingly, L OBP: 0.379, SLG: 0.520										5	1	3	0	1	0	4							
Mike Easter, L OBP: 0.391, SLG: 0.505										5	1	3	0	1	1	3							
Dave Winfield, R OBP: 0.348, SLG: 0.463										5	4	3	2	1	1	4							
Mike Pagliarulo, L OBP: 0.324, SLG: 0.519										6	2	3	3	0	0	5							
Ron Hassey, L OBP: 0.385, SLG: 0.453										3	1	2	2	0	0	0							
Butch Wynegar, S OBP: 0.325, SLG: 0.370										0	0	0	1	2	0	0							
Willie Randolph, R OBP: 0.413, SLG: 0.344										4	0	1	2	2	2	4							
Dale Berra, R OBP: 0.348, SLG: 0.397										4	0	1	1	1	0	5							
Inning Stats	R: 0 E: 0 K: 0 S: 3	H: 1 LOB: 1 BB: 1 P: 7	R: 2 E: 0 K: 2 S: 9	H: 2 LOB: 2 BB: 2 P: 17	R: 1 E: 0 K: 0 S: 6	H: 3 LOB: 3 BB: 3 P: 10	R: 0 E: 0 K: 1 S: 6	H: 2 LOB: 2 BB: 0 P: 6	R: 2 E: 0 K: 0 S: 5	H: 3 LOB: 2 BB: 2 P: 13	R: 2 E: 0 K: 1 S: 6	H: 2 LOB: 2 BB: 3 P: 18	R: 4 E: 0 K: 1 S: 9	H: 4 LOB: 1 BB: 1 P: 13	R: 0 E: 0 K: 0 S: 3	H: 0 LOB: 0 BB: 0 P: 3	R: 0 E: 0 K: 1 S: 7	H: 2 LOB: 3 BB: 1 P: 11	1B: 12 2B: 6 3B: 0 HR: 1	SF: 1 SAC: 0 DP: 2 HBP: 0	WP: 1 PB: 0 SB: 1 CS: 0	PA: 53	
PITCHER	IP WLS BF H R ER SO BB IBB HBP BLK WP HR S P ERA WHIP	IP WLS BF H R ER SO BB IBB HBP BLK WP HR S P ERA WHIP	IP WLS BF H R ER SO BB IBB HBP BLK WP HR S P ERA WHIP	IP WLS BF H R ER SO BB IBB HBP BLK WP HR S P ERA WHIP	IP WLS BF H R ER SO BB IBB HBP BLK WP HR S P ERA WHIP	IP WLS BF H R ER SO BB IBB HBP BLK WP HR S P ERA WHIP	IP WLS BF H R ER SO BB IBB HBP BLK WP HR S P ERA WHIP	IP WLS BF H R ER SO BB IBB HBP BLK WP HR S P ERA WHIP	IP WLS BF H R ER SO BB IBB HBP BLK WP HR S P ERA WHIP	IP WLS BF H R ER SO BB IBB HBP BLK WP HR S P ERA WHIP	IP WLS BF H R ER SO BB IBB HBP BLK WP HR S P ERA WHIP	IP WLS BF H R ER SO BB IBB HBP BLK WP HR S P ERA WHIP	IP WLS BF H R ER SO BB IBB HBP BLK WP HR S P ERA WHIP	IP WLS BF H R ER SO BB IBB HBP BLK WP HR S P ERA WHIP	IP WLS BF H R ER SO BB IBB HBP BLK WP HR S P ERA WHIP	IP WLS BF H R ER SO BB IBB HBP BLK WP HR S P ERA WHIP	IP WLS BF H R ER SO BB IBB HBP BLK WP HR S P ERA WHIP	IP WLS BF H R ER SO BB IBB HBP BLK WP HR S P ERA WHIP	IP WLS BF H R ER SO BB IBB HBP BLK WP HR S P ERA WHIP	IP WLS BF H R ER SO BB IBB HBP BLK WP HR S P ERA WHIP	IP WLS BF H R ER SO BB IBB HBP BLK WP HR S P ERA WHIP	IP WLS BF H R ER SO BB IBB HBP BLK WP HR S P ERA WHIP	IP WLS BF H R ER SO BB IBB HBP BLK WP HR S P ERA WHIP

New York Yankees @ Boston Red Sox
Fenway Park, Boston, MA
Mon Jun 23 1986, 7:05 PM EDT
Att: 35,355 - Unknown

AB	41
R	11
H	19
RBI	11
BB	11
SO	6
LOB	30

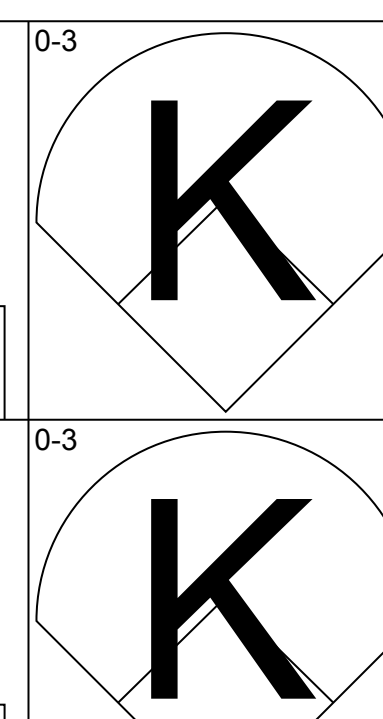
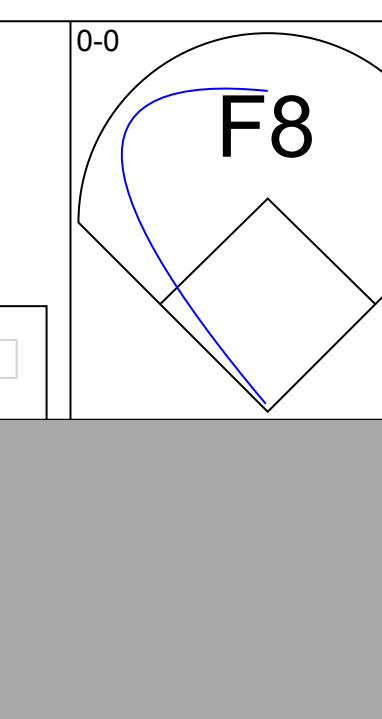
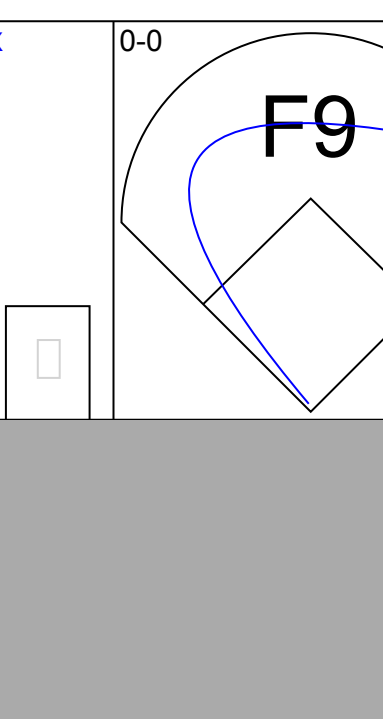
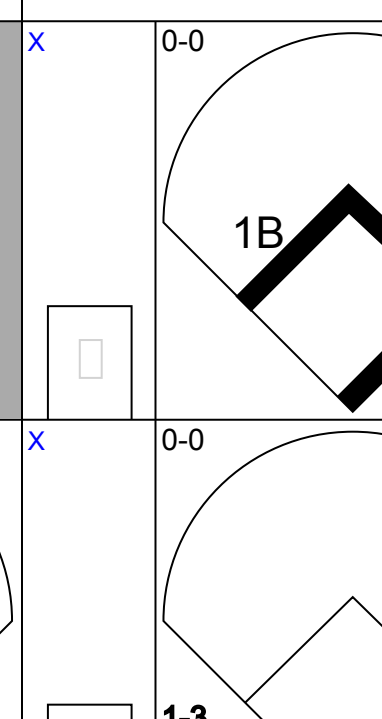
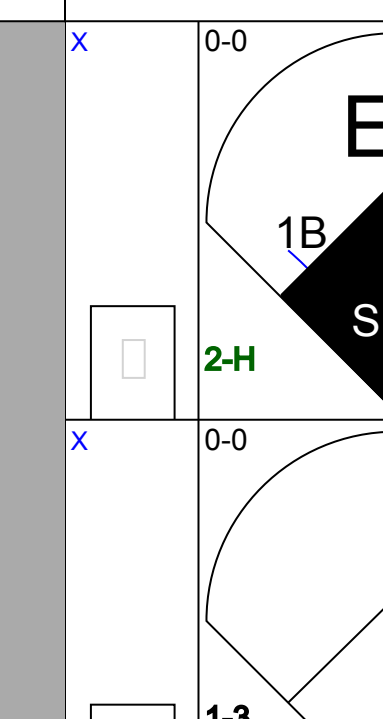
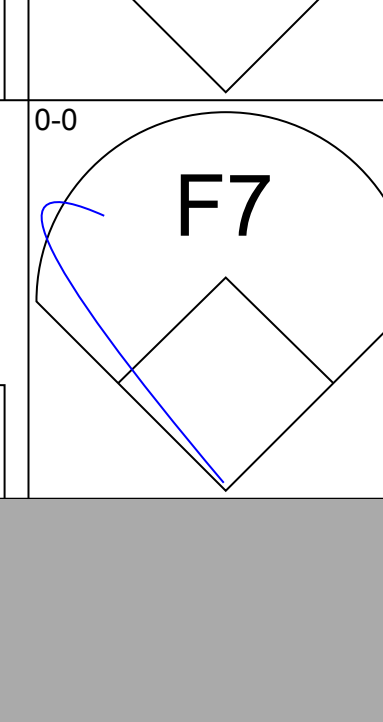
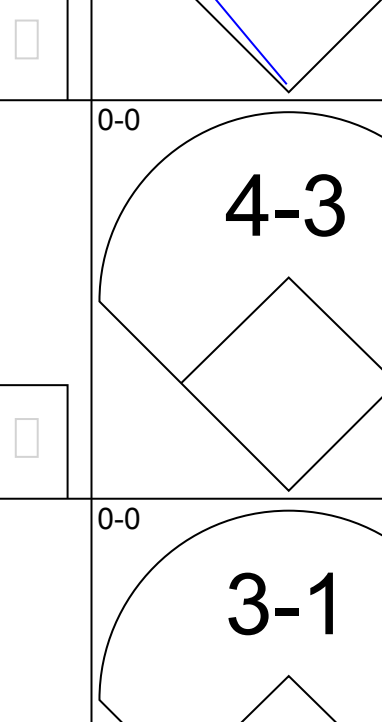
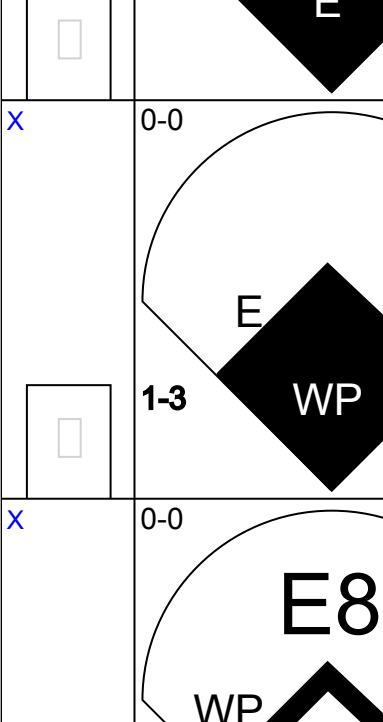
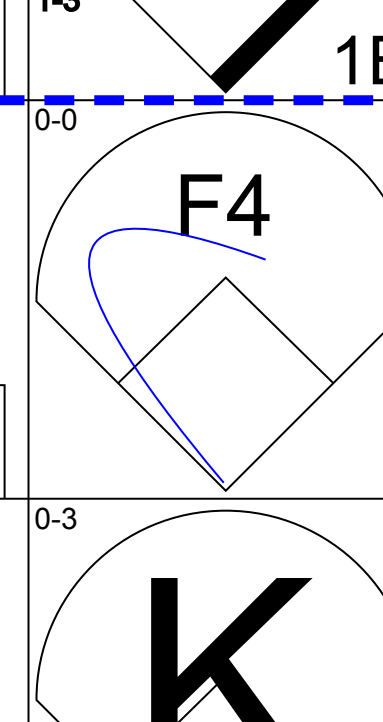
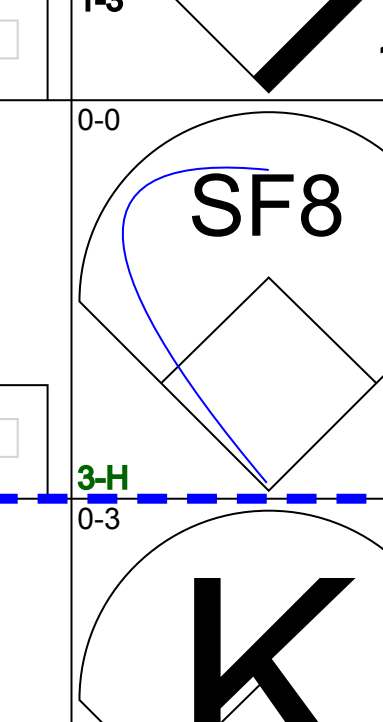


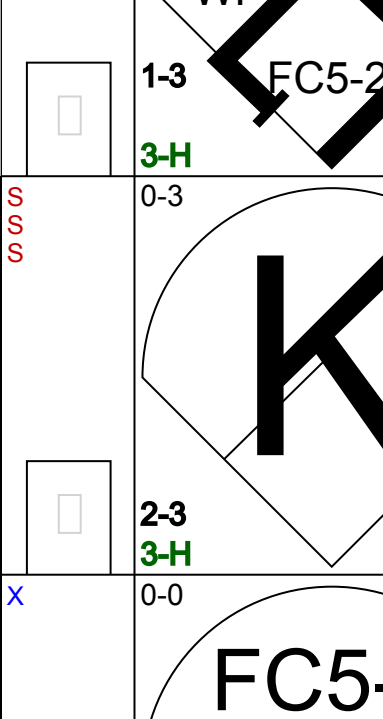

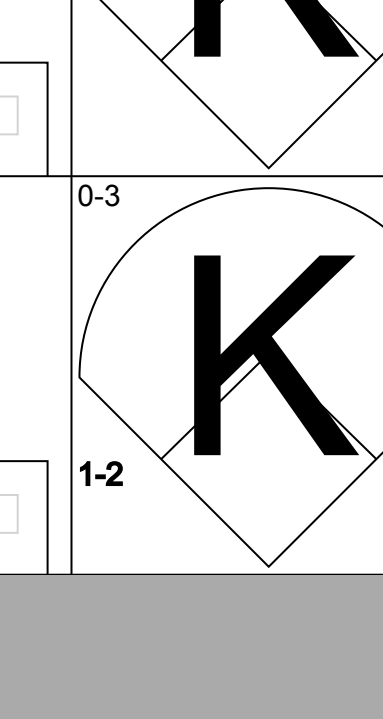
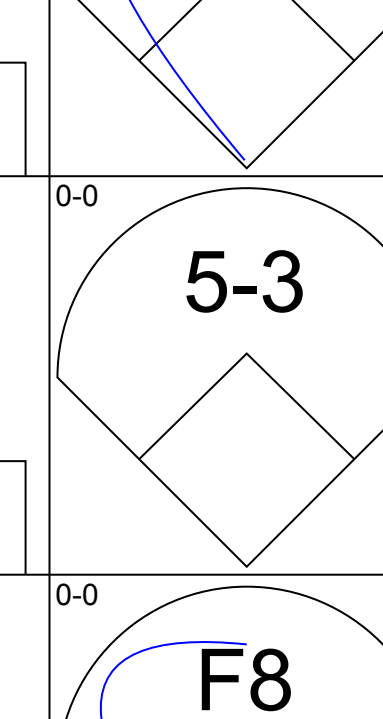

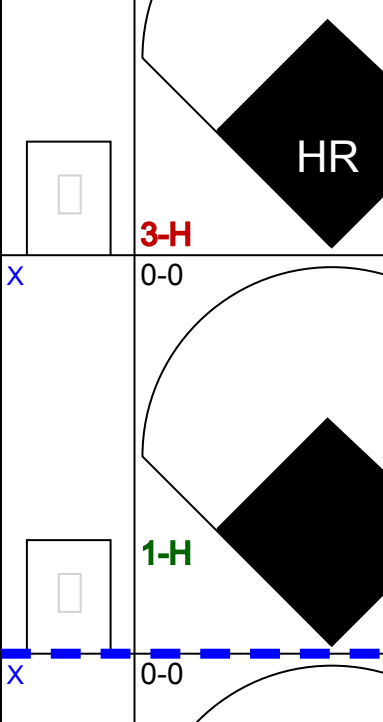


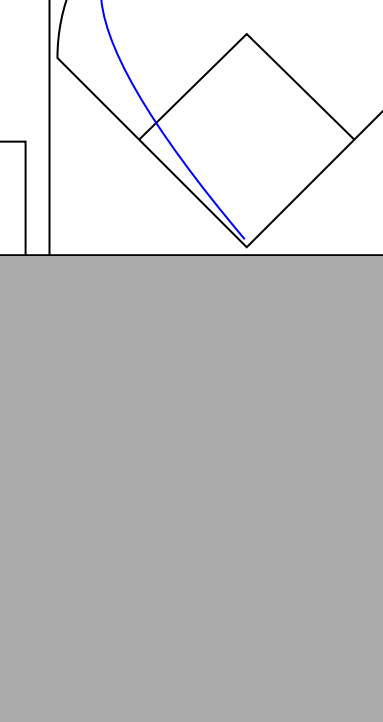
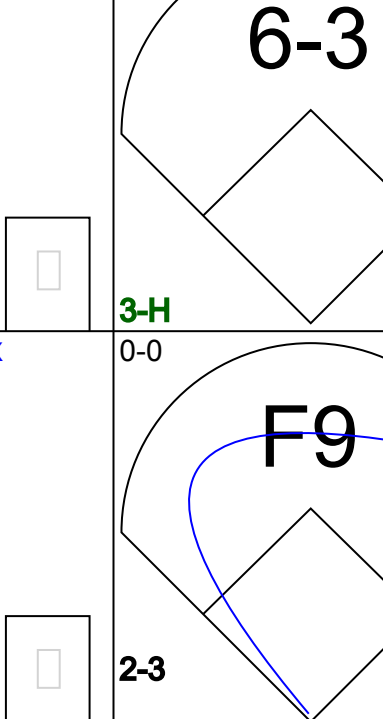
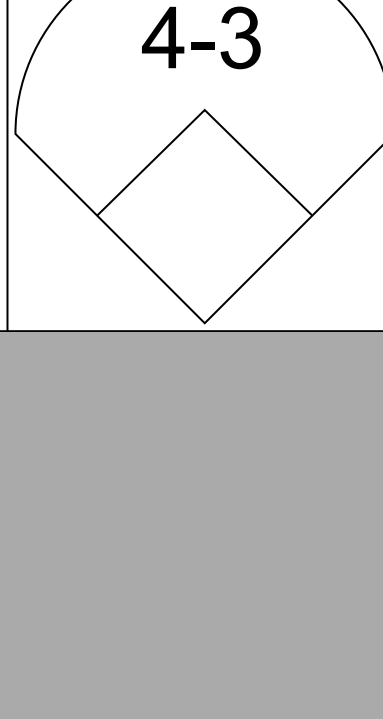
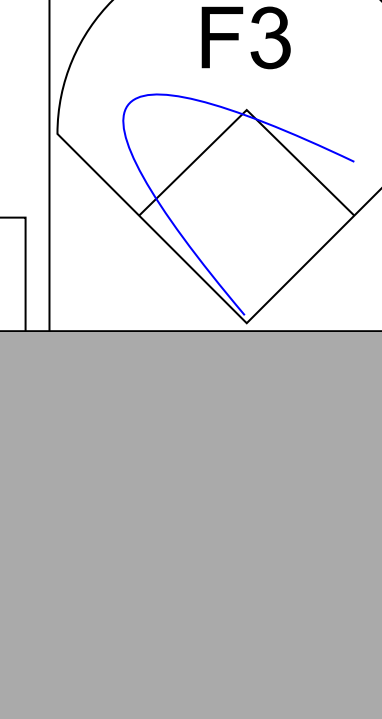
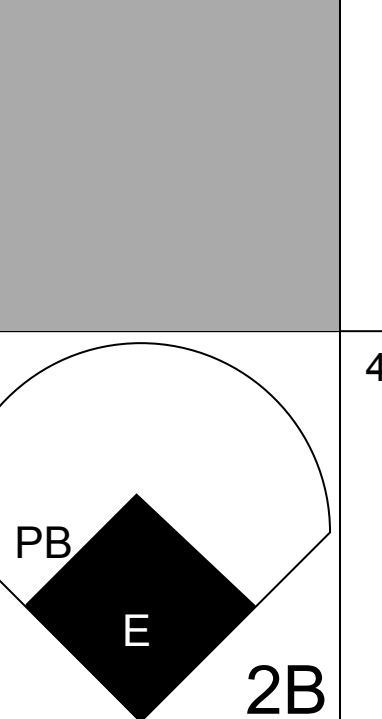

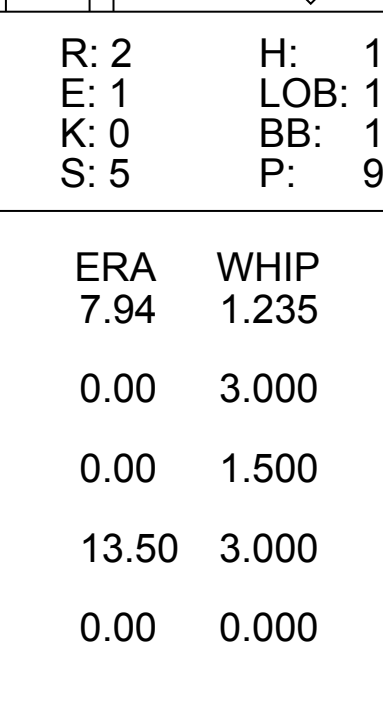
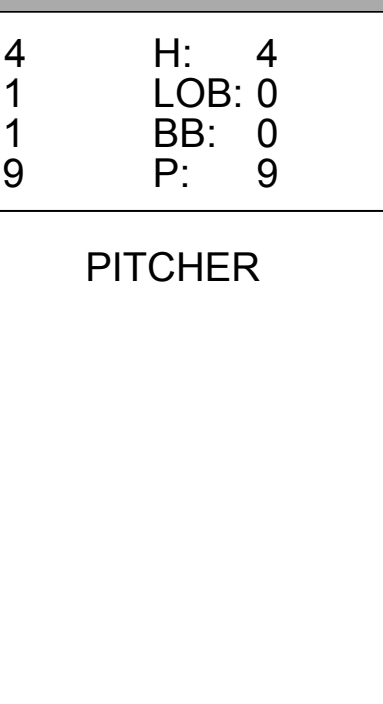
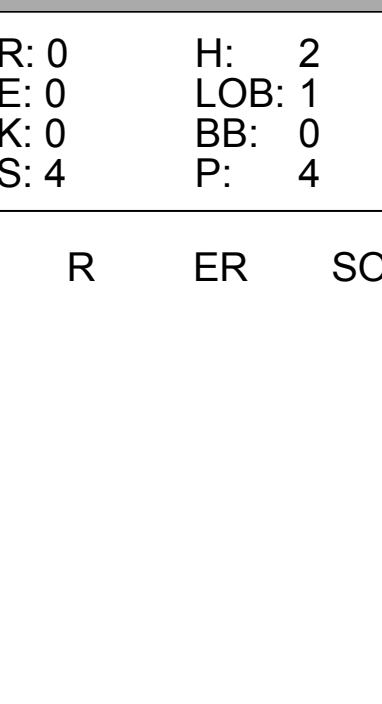
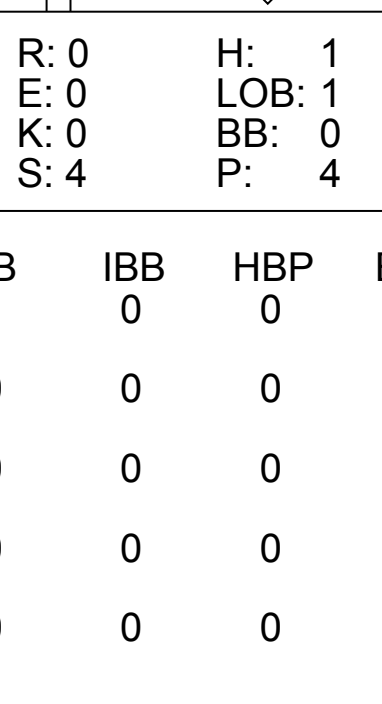

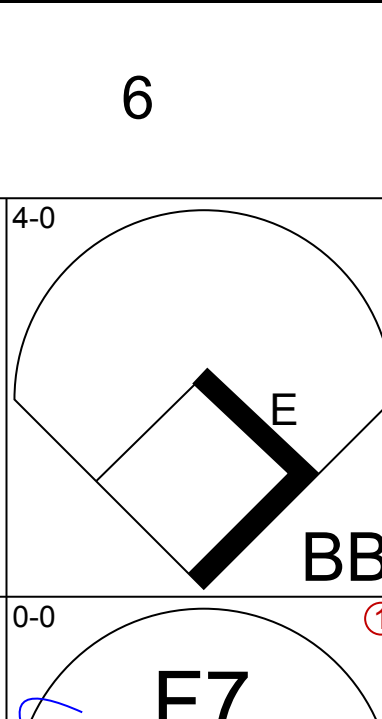
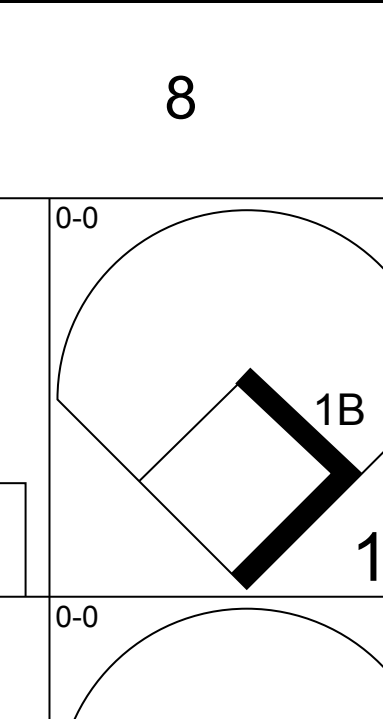


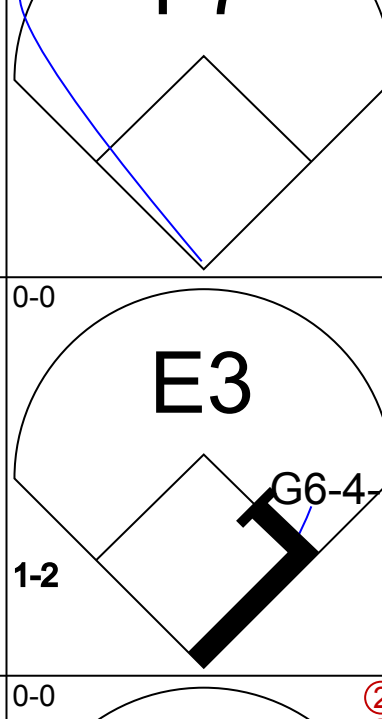
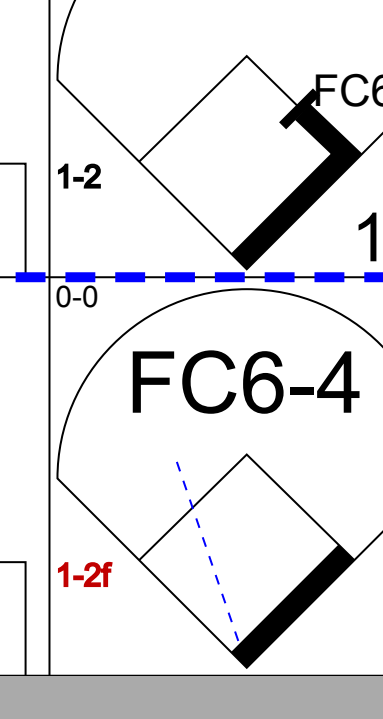


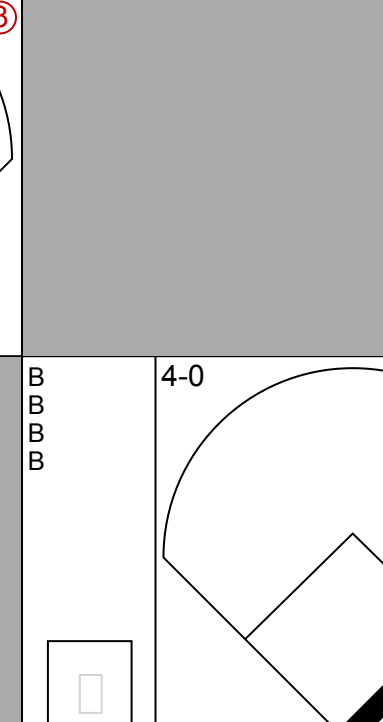
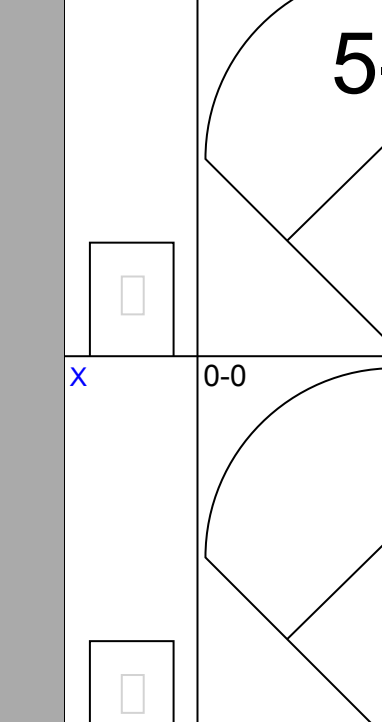


Batter	1	2	3	4	5	6	7	8	9	AB	R	H	RBI	BB	SO	LOB	BOTTOM						
Marty Barrett, R OBP: 0.320, SLG: 0.361										5	1	1	0	0	0	1							
Wade Boggs, L OBP: 0.491, SLG: 0.538										4	1	2	0	0	1	0							
Bill Buckner, L OBP: 0.283, SLG: 0.401										4	0	0	1	0	0	2							
Jim Rice, R OBP: 0.381, SLG: 0.467										4	1	2	0	0	1	1							
Don Baylor, R OBP: 0.355, SLG: 0.472										4	0	1	1	0	1	2							
Dwight Evans, R OBP: 0.383, SLG: 0.429										4	0	1	0	0	1	2							
Tony Armas, R OBP: 0.333, SLG: 0.351										3	0	2	0	1	0	0							
Rich Gedman, L OBP: 0.318, SLG: 0.383										4	0	1	1	0	0	3							
Rey Quinones, R OBP: 0.319, SLG: 0.300										4	0	0	0	0	1	3							
Inning Stats	R: 0 E: 0 K: 0 S: 3	H: 0 LOB: 0 BB: 0 P: 3	R: 0 E: 0 K: 0 S: 4	H: 1 LOB: 2 BB: 1 P: 8	R: 0 E: 0 K: 0 S: 4	H: 1 LOB: 1 BB: 0 P: 4	R: 1 E: 0 K: 1 S: 8	H: 4 LOB: 2 BB: 0 P: 8	R: 2 E: 0 K: 0 S: 6	H: 3 LOB: 1 BB: 0 P: 6	R: 0 E: 0 K: 2 S: 7	H: 1 LOB: 1 BB: 0 P: 4	R: 0 E: 0 K: 2 S: 7	H: 0 LOB: 0 BB: 0 P: 7	R: 0 E: 0 K: 1 S: 5	H: 0 LOB: 0 BB: 0 P: 5	R: 0 E: 0 K: 1 S: 5	H: 0 LOB: 0 BB: 0 P: 5	1B: 7 2B: 3 3B: 0 HR: 0	SF: 0 SAC: 0 DP: 0 HBP: 0	WP: 0 PB: 0 SB: 0 CS: 0	PA: 37	
PITCHER	IP WLS BF H R ER SO BB IBB HBP BLK WP HR S P ERA WHIP	IP WLS BF H R ER SO BB IBB HBP BLK WP HR S P ERA WHIP	IP WLS BF H R ER SO BB IBB HBP BLK WP HR S P ERA WHIP	IP WLS BF H R ER SO BB IBB HBP BLK WP HR S P ERA WHIP	IP WLS BF H R ER SO BB IBB HBP BLK WP HR S P ERA WHIP	IP WLS BF H R ER SO BB IBB HBP BLK WP HR S P ERA WHIP	IP WLS BF H R ER SO BB IBB HBP BLK WP HR S P ERA WHIP	IP WLS BF H R ER SO BB IBB HBP BLK WP HR S P ERA WHIP	IP WLS BF H R ER SO BB IBB HBP BLK WP HR S P ERA WHIP	IP WLS BF H R ER SO BB IBB HBP BLK WP HR S P ERA WHIP	IP WLS BF H R ER SO BB IBB HBP BLK WP HR S P ERA WHIP	IP WLS BF H R ER SO BB IBB HBP BLK WP HR S P ERA WHIP	IP WLS BF H R ER SO BB IBB HBP BLK WP HR S P ERA WHIP	IP WLS BF H R ER SO BB IBB HBP BLK WP HR S P ERA WHIP	IP WLS BF H R ER SO BB IBB HBP BLK WP HR S P ERA WHIP	IP WLS BF H R ER SO BB IBB HBP BLK WP HR S P ERA WHIP	IP WLS BF H R ER SO BB IBB HBP BLK WP HR S P ERA WHIP	IP WLS BF H R ER SO BB IBB HBP BLK WP HR S P ERA WHIP	IP WLS BF H R ER SO BB IBB HBP BLK WP HR S P ERA WHIP	IP WLS BF H R ER SO BB IBB HBP BLK WP HR S P ERA WHIP	IP WLS BF H R ER SO BB IBB HBP BLK WP HR S P ERA WHIP	IP WLS BF H R ER SO BB IBB HBP BLK WP HR S P ERA WHIP	IP WLS BF H R ER SO BB IBB HBP BLK WP HR S P ERA WHIP


New York Yankees @ Boston Red Sox
Fenway Park, Boston, MA
Mon Jun 23 1986, 7:05 PM EDT
Att: 35,355 - Unknown

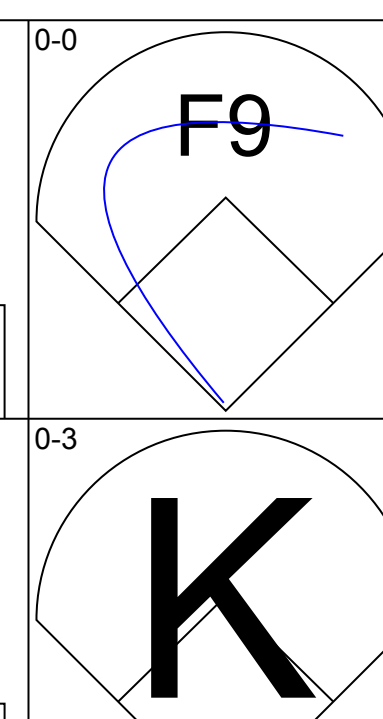
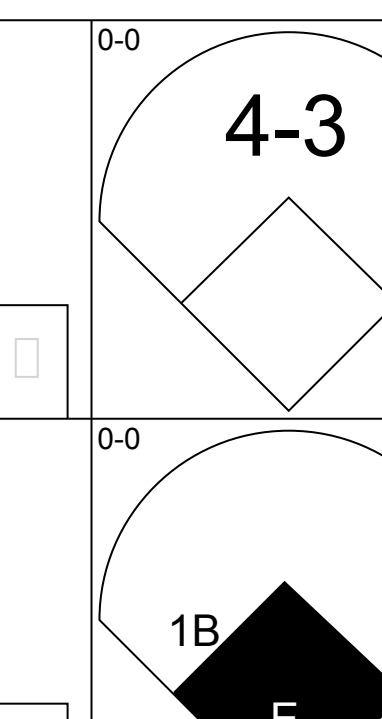
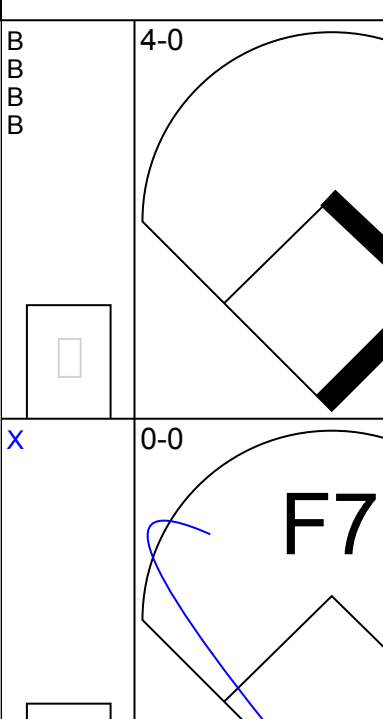
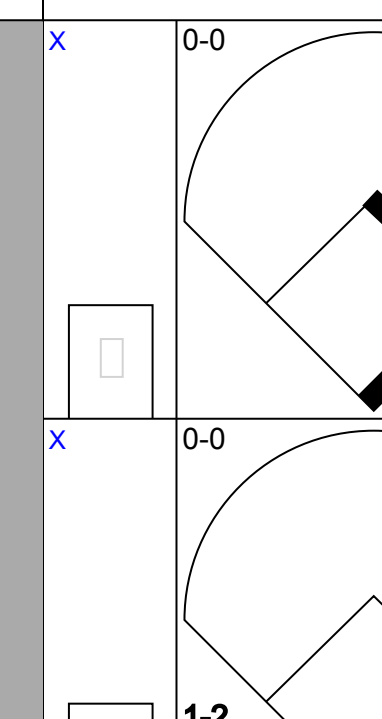
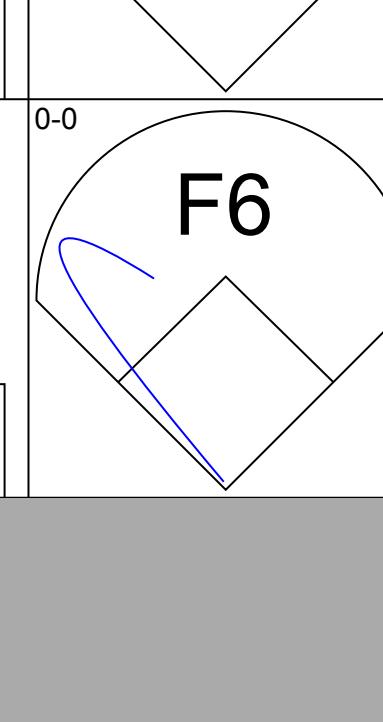
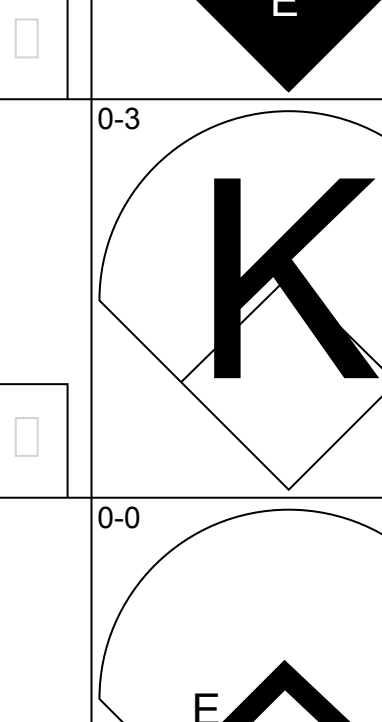
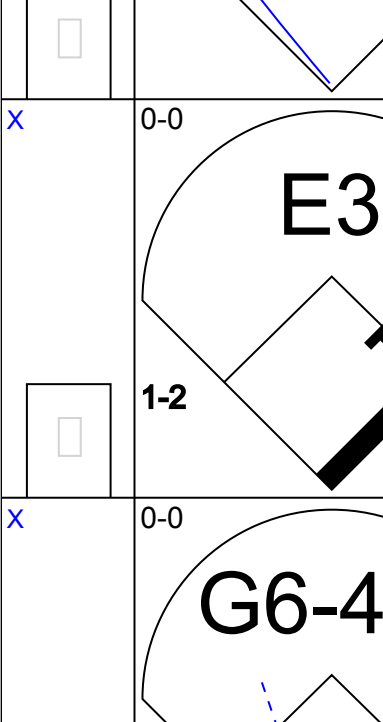
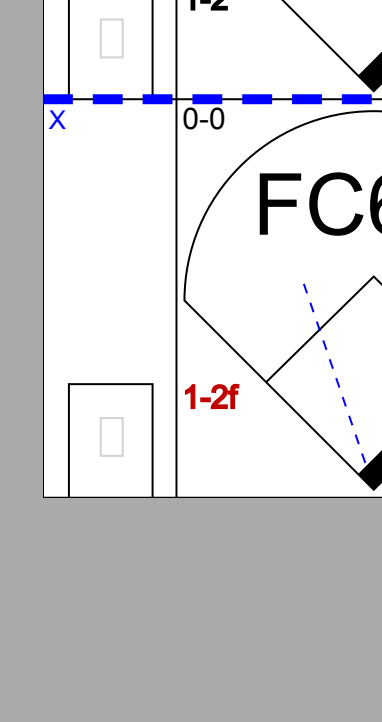

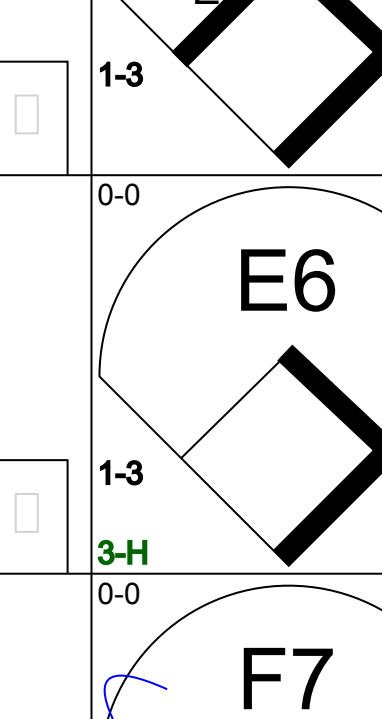

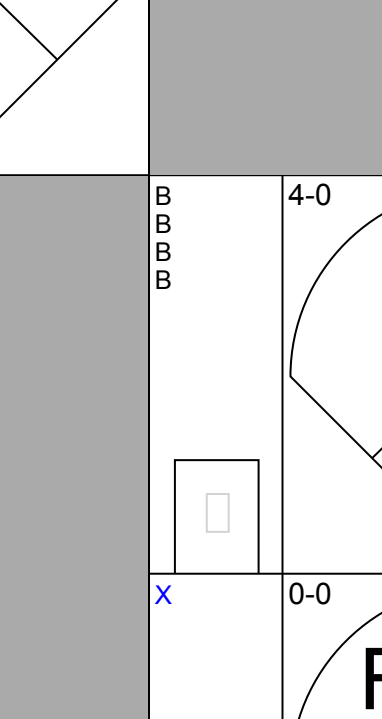

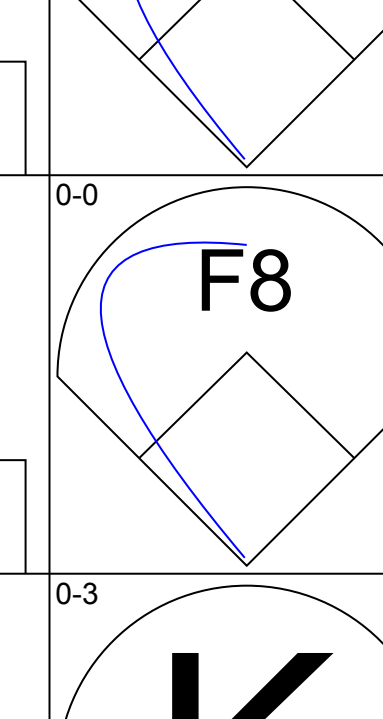
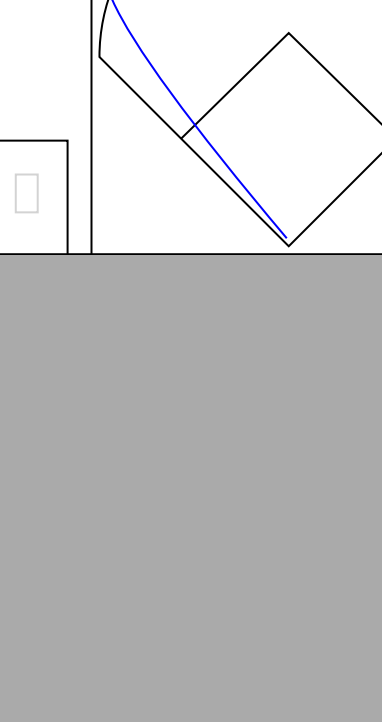

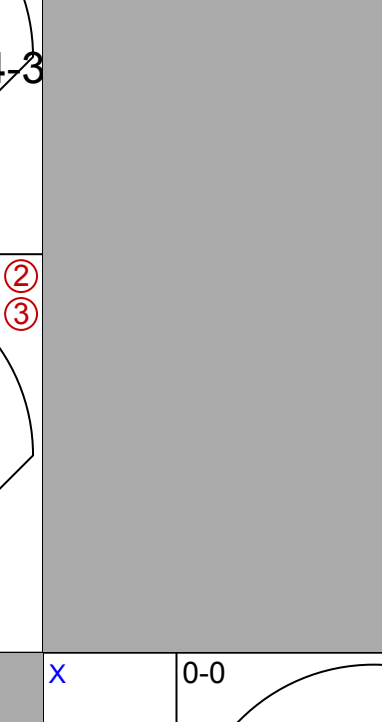
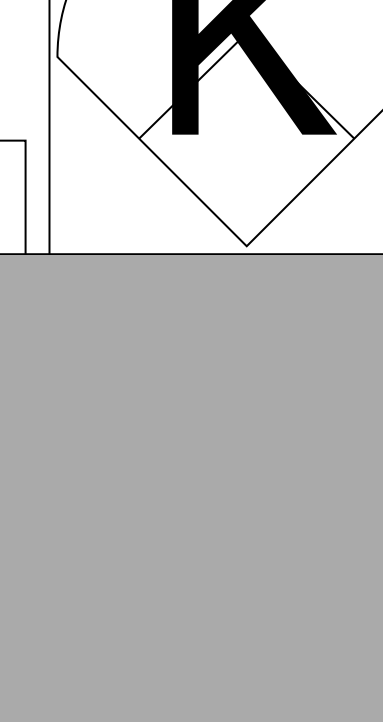



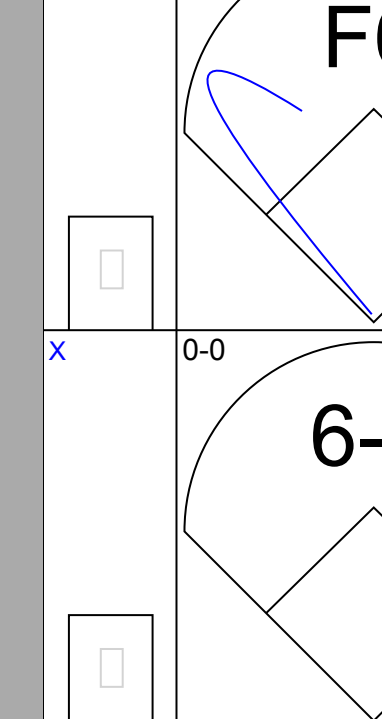

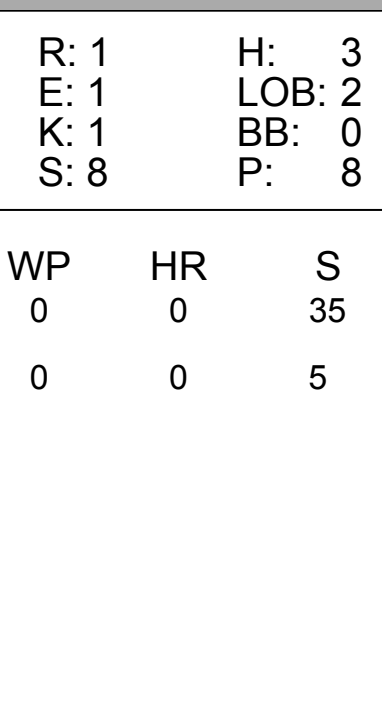
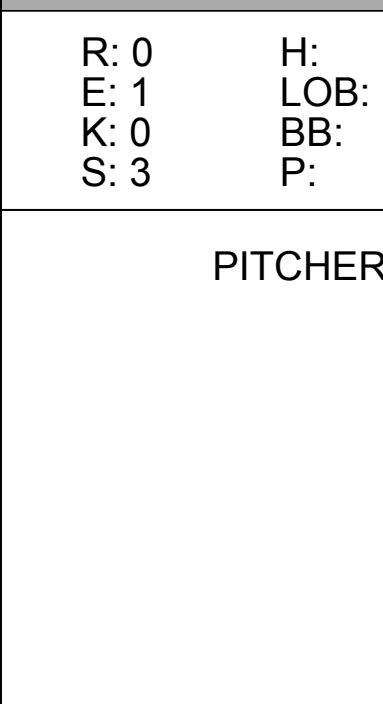
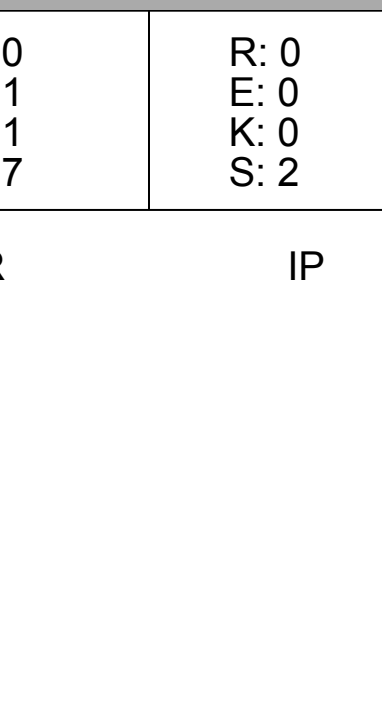
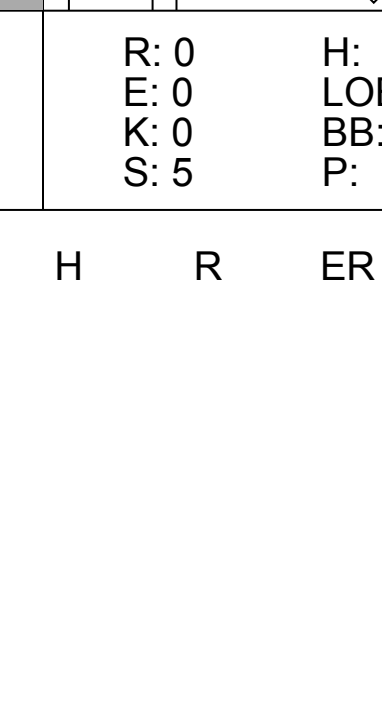
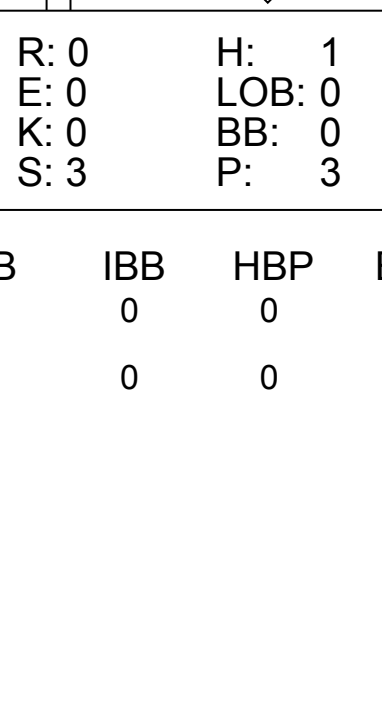
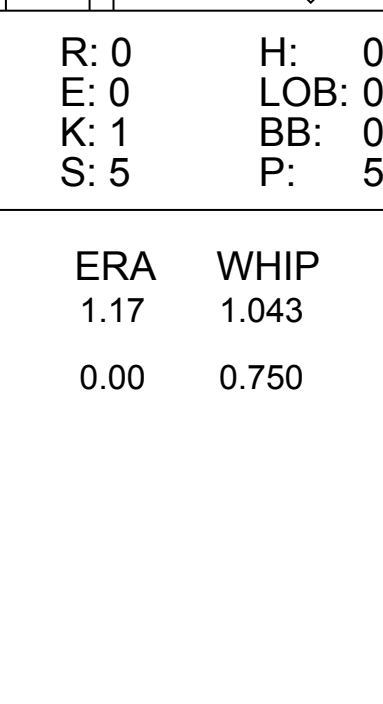
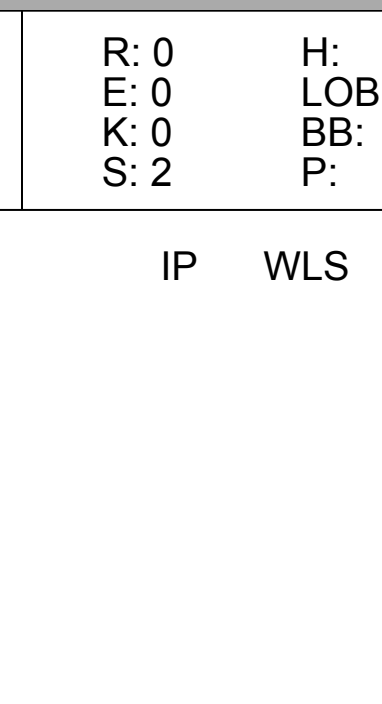
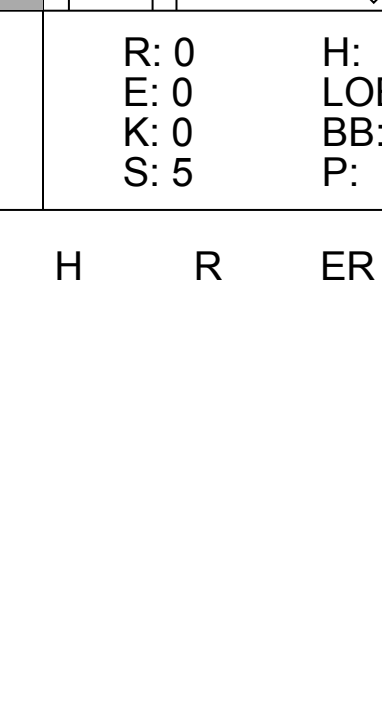
AB	36
R	3
H	10
RBI	3
BB	1
SO	5
LOB	14



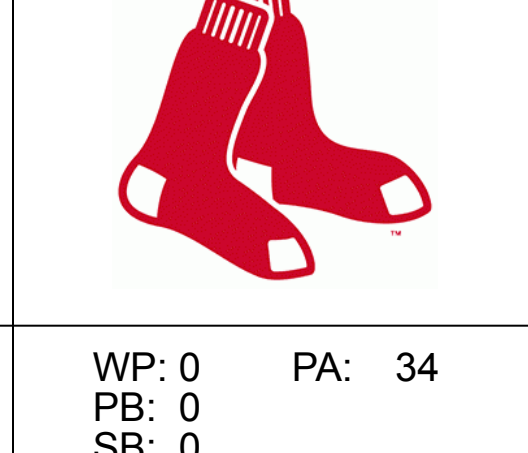
Batter	1	2	3	4	5	6	7	8	9	AB	R	H	RBI	BB	SO	LOB	TOP																			
Rickey Henderson, R OBP: 0.371, SLG: 0.498 (1, 8)										5	1	1	0	0	1	2	New York Yankees @ Boston Red Sox Fenway Park, Boston, MA Tue Jun 24 1986, 7:05 PM EDT Att: 34,382 - Unknown																			
Ken Griffey, L OBP: 0.350, SLG: 0.464 (1, 7)										5	1	3	0	0	1	0																				
Don Mattingly, L OBP: 0.376, SLG: 0.516 (1, 3)										4	1	1	1	0	0	2																				
Mike Easter, L OBP: 0.387, SLG: 0.498 (1, 10)										5	0	1	1	0	2	3																				
Dave Winfield, R OBP: 0.346, SLG: 0.456 (1, 9)										4	1	0	0	1	2	2																				
Mike Pagliarulo, L OBP: 0.323, SLG: 0.519 (1, 5)										4	2	1	0	0	0	2																				
Ron Hassey, L OBP: 0.401, SLG: 0.500 (1, 2)										4	1	4	3	0	0	0																				
Willie Randolph, R OBP: 0.408, SLG: 0.339 (1, 4)										4	0	0	1	0	0	3																				
Dale Berra, R OBP: 0.343, SLG: 0.403 (1, 6)										4	1	1	0	0	0	2																				
Inning Stats	R: 0 E: 0 K: 2 S: 7	H: 0 LOB: 0 BB: 0 P: 7	R: 0 E: 0 K: 0 S: 3	H: 0 LOB: 0 BB: 0 P: 3	R: 0 E: 0 K: 0 S: 4	H: 1 LOB: 1 BB: 0 P: 4	R: 0 E: 0 K: 0 S: 3	H: 0 LOB: 0 BB: 0 P: 3	R: 2 E: 1 K: 0 S: 5	H: 1 LOB: 1 BB: 1 P: 9	R: 4 E: 0 K: 1 S: 9	H: 4 LOB: 2 BB: 0 P: 7	R: 0 E: 0 K: 0 S: 4	H: 2 LOB: 1 BB: 0 P: 4	R: 2 E: 1 K: 2 S: 10	H: 2 LOB: 1 BB: 0 P: 10	1B: 8 2B: 3 3B: 0 HR: 1	SF: 1 SAC: 0 DP: 0 HBP: 0	WP: 2 PB: 2 CS: 0	PA: 41																
PITCHER	IP	WLS	BF	H	R	ER	SO	BB	IBB	HBP	BLK	WP	HR	S	P	ERA	WHIP	PITCHER		IP	WLS	BF	H	R	ER	SO	BB	IBB	HBP	BLK	WP	HR	S	P	ERA	WHIP
Bob Woodward, R ERA: 5.68 (1, 1)	5.2	L	25	6	6	5	3	1	0	0	0	1	1	30	34	7.94	1.235																			
Steve Crawford, R ERA: 3.94 (6, 1)	0.2		4	2	0	0	0	0	0	0	0	0	0	4	4	0.00	3.000																			
Joe Sambito, L ERA: 2.25 (7, 1)	1.1		5	2	0	0	1	0	0	0	0	0	0	7	7	0.00	1.500																			
Bob Stanley, R ERA: 4.37 (8, 1)	0.2		5	2	2	1	0	0	0	0	0	0	0	5	5	13.50	3.000																			
Mike Trujillo, R ERA: 9.53 (9, 1)	0.2		2	0	0	0	2	0	0	0	0	1	0	6	6	0.00	0.000																			

AB	39
R	8
H	12
RBI	6
BB	1
SO	6
LOB	16



Batter	1	2	3	4	5	6	7	8	9	AB	R	H	RBI	BB	SO	LOB	BOTTOM																				
Marty Barrett, R OBP: 0.322, SLG: 0.361 (1, 4)										3	0	1	0	1	0	0	New York Yankees @ Boston Red Sox Fenway Park, Boston, MA Tue Jun 24 1986, 7:05 PM EDT Att: 34,382 - Unknown																				
Wade Boggs, L OBP: 0.491, SLG: 0.537 (1, 5)										4	1	2	0	0	1	1																					
Bill Buckner, L OBP: 0.279, SLG: 0.396 (1, 3)										4	0	0	0	0	1	4																					
Jim Rice, R OBP: 0.380, SLG: 0.464 (1, 7)										4	0	1	0	0	0	2																					
Don Baylor, R OBP: 0.360, SLG: 0.478 (1, 10)										3	0	2	1	1	0	0																					
Dwight Evans, R OBP: 0.348, SLG: 0.421 (1, 9)										4	0	0	0	0	1	4																					
Tony Armas, R OBP: 0.325, SLG: 0.342 (1, 8)										4	0	0	0	0	0	2																					
Rich Gedman, L OBP: 0.318, SLG: 0.382 (1, 2)										3	0	1	0	0	1	0																					
Rey Quinones, R OBP: 0.311, SLG: 0.291 (1, 6)										3	0	0	0	0	0	1																					
Inning Stats	R: 0 E: 0 K: 1 S: 5	H: 0 LOB: 0 BB: 0 P: 5	R: 0 E: 0 K: 1 S: 5	H: 0 LOB: 0 BB: 0 P: 5	R: 0 E: 0 K: 0 S: 3	H: 1 LOB: 0 BB: 0 P: 3	R: 1 E: 1 K: 1 S: 8	H: 3 LOB: 2 BB: 0 P: 8	R: 0 E: 0 K: 1 S: 5	H: 0 LOB: 0 BB: 0 P: 5	R: 0 E: 0 K: 0 S: 3	H: 0 LOB: 1 BB: 1 P: 7	R: 0 E: 0 K: 0 S: 2	H: 0 LOB: 0 BB: 1 P: 6	R: 0 E: 0 K: 0 S: 5	H: 2 LOB: 2 BB: 0 P: 5	R: 0 E: 0 K: 0 S: 4	H: 1 LOB: 1 BB: 0 P: 4	1B: 6 2B: 1 3B: 0 HR: 0	SF: 0 SAC: 0 DP: 3 HBP: 0	WP: 0 PB: 0 CS: 0	PA: 34															
PITCHER	IP	WLS	BF	H	R	ER	SO	BB	IBB	HBP	BLK	WP	HR	S	P	ERA	WHIP	PITCHER		IP	WLS	BF	H	R	ER	SO	BB	IBB	HBP	BLK	WP	HR	S	P	ERA	WHIP	
Dennis Rasmussen, L ERA: 3.98 (1, 1)	7.2	W	29	6	1	1	4	2	0	0	0	0	0	5	5	0.00	0.750																				
Dave Righetti, L ERA: 4.1 (8, 1)	1.1		5	1	0	0	0	0	0	0	0	0	0	5	5	0.00	0.750																				

AB	32
R	1
H	7
RBI	1
BB	2
SO	4
LOB	14



Batter	1	2	3	4	5	6	7	8	9	AB	R	H	RBI	BB	SO	LOB	TOP			
Rickey Henderson, R OBP: 0.372, SLG: 0.497										5	1	2	0	0	0	0	New York Yankees @ Boston Red Sox Fenway Park, Boston, MA Wed Jun 25 1986, 7:05 PM EDT Att: 35,015 - Unknown			
Ken Griffey, L OBP: 0.346, SLG: 0.457										5	1	1	0	0	0	2				
Don Mattingly, L OBP: 0.381, SLG: 0.526										4	1	3	1	0	1	0				
Mike Easter, L OBP: 0.385, SLG: 0.494										4	0	1	2	0	0	3				
Dave Winfield, R OBP: 0.348, SLG: 0.452										2	0	0	0	1	0	2				
Mike Pagliarulo, L OBP: 0.320, SLG: 0.513										3	0	0	0	0	0	4				
Gary Roenicke, R OBP: 0.413, SLG: 0.389										1	0	0	0	0	1	0				
Mike Fischlin, R OBP: 0.315, SLG: 0.286										0	0	0	0	0	0	0				
Ron Hassey, L OBP: 0.406, SLG: 0.507										2	1	1	0	1	0	2				
Butch Wynegar, S OBP: 0.323, SLG: 0.368										1	0	0	0	0	1	0				
Willie Randolph, R OBP: 0.403, SLG: 0.333										4	0	0	0	0	1	4				
Dale Berra, R OBP: 0.324, SLG: 0.385										3	0	0	1	0	1	0				
Inning Stats	R: 2 E: 0 K: 0 S: 6	H: 3 LOB: 3 BB: 2 P: 14	R: 0 E: 0 K: 0 S: 3	H: 0 LOB: 0 BB: 0 P: 3	R: 1 E: 0 K: 0 S: 4	H: 2 LOB: 0 BB: 0 P: 4	R: 1 E: 1 K: 0 S: 5	H: 2 LOB: 1 BB: 0 P: 5	R: 0 E: 0 K: 1 S: 6	H: 0 LOB: 0 BB: 0 P: 7	R: 0 E: 0 K: 0 S: 4	H: 1 LOB: 1 BB: 0 P: 4	R: 0 E: 0 K: 3 S: 9	H: 0 LOB: 0 BB: 0 P: 9	R: 0 E: 1 K: 0 S: 3	H: 0 LOB: 0 BB: 0 P: 3	1B: 5 2B: 3 3B: 0 HR: 0	SF: 1 SAC: 0 DP: 1 HBP: 1	WP: 0 PB: 1 CS: 0	PA: 38
PITCHER	IP WLS BF H R ER SO BB IBB HBP BLK WP HR S P ERA WHIP	7.0 W 32 8 4 4 2 1 1 1 0 0 0 33 42 5.14 1.286	2.0 S 6 0 0 0 3 0 0 0 0 0 0 12 12 0.00 0.000																	

Batter	1	2	3	4	5	6	7	8	9	AB	R	H	RBI	BB	SO	LOB	BOTTOM			
Marty Barrett, R OBP: 0.324, SLG: 0.363										4	1	2	0	0	0	0	New York Yankees @ Boston Red Sox Fenway Park, Boston, MA Wed Jun 25 1986, 7:05 PM EDT Att: 35,015 - Unknown			
Wade Boggs, L OBP: 0.488, SLG: 0.530										3	1	0	0	1	0	1				
Bill Buckner, L OBP: 0.279, SLG: 0.394										4	1	1	1	0	0	1				
Jim Rice, R OBP: 0.381, SLG: 0.466										3	0	1	0	1	1	2				
Don Baylor, R OBP: 0.362, SLG: 0.480										3	1	1	1	1	0	2				
Dwight Evans, R OBP: 0.347, SLG: 0.416										3	1	0	0	1	0	2				
Tony Armas, R OBP: 0.325, SLG: 0.342										3	0	1	2	0	0	0				
Steve Lyons, L OBP: 0.309, SLG: 0.361										0	0	0	0	0	0	0				
Rich Gedman, L OBP: 0.314, SLG: 0.378										2	0	0	1	0	1	0				
Ed Romero, R OBP: 0.280, SLG: 0.256										3	0	0	0	0	0	1				
Inning Stats	R: 5 E: 0 K: 1 S: 9	H: 4 LOB: 1 BB: 2 P: 17	R: 0 E: 0 K: 0 S: 3	H: 0 LOB: 0 BB: 0 P: 3	R: 0 E: 0 K: 0 S: 3	H: 0 LOB: 0 BB: 0 P: 3	R: 0 E: 0 K: 0 S: 3	H: 0 LOB: 0 BB: 0 P: 3	R: 0 E: 0 K: 1 S: 5	H: 1 LOB: 2 BB: 1 P: 8	R: 0 E: 0 K: 0 S: 3	H: 0 LOB: 0 BB: 0 P: 3	R: 0 E: 0 K: 0 S: 3	H: 1 LOB: 1 BB: 1 P: 7	R: 0 E: 0 K: 0 S: 3	H: 1 LOB: 1 BB: 1 P: 7	1B: 4 2B: 2 3B: 0 HR: 0	SF: 1 SAC: 0 DP: 1 HBP: 0	WP: 0 PB: 1 CS: 0	PA: 33
PITCHER	IP WLS BF H R ER SO BB IBB HBP BLK WP HR S P ERA WHIP	0.1 L 15 1 0 0 0 1 0 0 0 0 0 14 18 0.00 0.462	2.1 7 0 0 0 1 0 0 0 0 0 0 9 9 0.00 0.000	1.0 4 1 0 0 0 0 0 1 0 0 0 0 3 7 0.00 1.000																

Batter	1	2	3	4	5	6	7	8	9	AB	R	H	RBI	BB	SO	LOB	TOP			
Marty Barrett, R (1,4) OBP: 0.329, SLG: 0.371	6-3 2B		F8			L9-6	1B		1B 1B	5	0	3	1	0	0	2	Boston Red Sox @ Baltimore Orioles Memorial Stadium, Baltimore, MD Fri Jun 27 1986, 7:05 PM EDT Att: 52,159 - Unknown			
Wade Boggs, L (1,5) OBP: 0.495, SLG: 0.527	6-3			F8		1B 1B	G6-4-3		1B 1B	5	1	2	0	0	0	2				
Bill Buckner, L (1,3) OBP: 0.284, SLG: 0.397	F5			6-3		1B 1B			5-3 1B	5	1	3	1	0	0	1				
Jim Rice, R (1,7) OBP: 0.381, SLG: 0.465	K			F8		1B 1B			5-3 1B	5	0	2	1	0	2	4				
Don Baylor, R (1,10) OBP: 0.359, SLG: 0.475		F9			F4	1B 1B			F9	5	0	1	1	0	0	5				
Dwight Evans, R (1,9) OBP: 0.342, SLG: 0.410	6-3				K	K			5-3	4	0	0	0	0	2	4				
Tony Armas, R (1,8) Steve Lyons, L (7,8) OBP: 0.307, SLG: 0.358			F7		K				K	3	1	1	1	0	1	0				
Rich Gedman, L (1,2) OBP: 0.317, SLG: 0.385			F9			L9-6 1B			6-3	4	1	2	0	0	0	0				
Ed Romero, R (1,6) OBP: 0.281, SLG: 0.258			F4			1B 1B			F7	3	1	1	0	0	0	0				
Inning Stats	R: 0 E: 0 K: 1 S: 6	H: 1 LOB: 1 BB: 0 P: 6	R: 0 E: 0 K: 0 S: 3	H: 0 LOB: 0 BB: 0 P: 3	R: 0 E: 0 K: 0 S: 3	H: 0 LOB: 0 BB: 0 P: 3	R: 0 E: 0 K: 2 S: 7	H: 0 LOB: 0 BB: 0 P: 7	R: 3 E: 0 K: 1 S: 10	H: 6 LOB: 2 BB: 0 P: 10	R: 1 E: 0 K: 0 S: 5	H: 2 LOB: 1 BB: 0 P: 5	R: 0 E: 0 K: 1 S: 7	H: 2 LOB: 2 BB: 0 P: 7	R: 1 E: 0 K: 1 S: 9	H: 4 LOB: 3 BB: 0 P: 9		1B: 12 2B: 3 3B: 0 HR: 1	SF: 0 SAC: 1 DP: 1 HBP: 0	WP: 0 PB: 0 SB: 0 CS: 0
PITCHER	IP WLS BF H R ER SO BB IBB HBP BLK WP HR S P ERA WHIP																			
Ken Dixon, R (1,1) ERA: 5.13	5.2 L 23 7 3 3 3 0 0 0 0 0 0 29 10 4.76 1.235																			
Rich Bordi, R (6,1) ERA: 3.53	1.1 8 4 1 1 1 0 0 0 0 0 1 10 10 6.75 3.000																			
Nate Snell, R (8,1) ERA: 2.86	0.2 2 0 0 0 0 0 0 0 0 0 0 2 2 0.00 0.000																			
Brad Havens, L (8,1) ERA: 4.78	0.2 6 4 1 1 1 0 0 0 0 0 0 8 8 13.50 6.000																			
Don Aase, R (9,1) ERA: 1.66	0.2 2 0 0 0 1 0 0 0 0 0 0 4 4 0.00 0.000																			

AB	40
R	5
H	15
RBI	5
BB	0
SO	6
LOB	20



Batter	1	2	3	4	5	6	7	8	9	AB	R	H	RBI	BB	SO	LOB	BOTTOM			
Tom O'Malley, L (1,5) OBP: 0.319, SLG: 0.385	6-3		G3			K			1B	4	0	1	0	0	1	0	Boston Red Sox @ Baltimore Orioles Memorial Stadium, Baltimore, MD Fri Jun 27 1986, 7:05 PM EDT Att: 52,159 - Unknown			
Juan Beniquez, R (1,7) OBP: 0.369, SLG: 0.414	F9			6-3		L7			L9	4	0	0	0	0	0	1				
Fred Lynn, L (1,8) Al Pardo, S (9,2) OBP: 0.059, SLG: 0.059	K			K		K			K	4	0	0	0	0	4	1				
Eddie Murray, S (1,3) OBP: 0.383, SLG: 0.457		HR		4-3		HR			F9 1B BB	3	2	2	2	1	0	0				
Cal Ripken Jr., R (1,6) OBP: 0.360, SLG: 0.433		L4			K				E7 2B 1B	4	1	2	0	0	1	0				
Jim Dwyer, L (1,9) Lee Lacy, R (9,PH) OBP: 0.346, SLG: 0.556 OBP: 0.305, SLG: 0.380		F7			K				F9	3	0	0	0	0	2	1				
Larry Sheets, L (1,10) Kelly Paris, R (9,PH)		F8			1B				G4-6-3	1	0	0	0	0	0	2				
Juan Bonilla, R (1,4) Mike Young, S (7,PH) Alan Wiggins, S (8,4) OBP: 0.340, SLG: 0.356 OBP: 0.369, SLG: 0.387 OBP: 0.317, SLG: 0.276			3-1		G3				K	2	0	0	0	0	0	1				
Rick Dempsey, R (1,2) John Shelby, S (8,PH) OBP: 0.296, SLG: 0.346			K			K			4-3	1	0	0	0	0	0	0				
Inning Stats	R: 0 E: 0 K: 1 S: 5	H: 0 LOB: 0 BB: 0 P: 5	R: 1 E: 0 K: 0 S: 4	H: 1 LOB: 0 BB: 0 P: 4	R: 0 E: 0 K: 1 S: 5	H: 0 LOB: 0 BB: 0 P: 5	R: 0 E: 0 K: 1 S: 5	H: 0 LOB: 0 BB: 0 P: 5	R: 0 E: 0 K: 2 S: 7	H: 0 LOB: 0 BB: 0 P: 7	R: 2 E: 1 K: 3 S: 12	H: 3 LOB: 1 BB: 0 P: 12	R: 0 E: 0 K: 1 S: 6	H: 1 LOB: 1 BB: 0 P: 6	R: 0 E: 0 K: 0 S: 3	H: 1 LOB: 1 BB: 1 P: 7		1B: 4 2B: 1 3B: 0 HR: 2	SF: 0 SAC: 0 DP: 1 HBP: 0	WP: 0 PB: 0 SB: 0 CS: 0
PITCHER	IP WLS BF H R ER SO BB IBB HBP BLK WP HR S P ERA WHIP																			
Roger Clemens, R (1,1) ERA: 2.18	8.0 W 32 7 3 2 11 1 0 0 0 0 0 2 53 2.25 1.000																			
Joe Sambito, L (9,1) ERA: 1.99	0.1 1 0 0 0 0 0 0 0 0 0 0 1 1 0.00 0.000																			
Bob Stanley, R (9,1) ERA: 4.29	0.2 S 1 0 0 0 0 0 0 0 0 0 0 1 1 0.00 0.000																			

AB	33
R	3
H	7
RBI	3
BB	1
SO	11
LOB	9



Batter	1	2	3	4	5	6	7	8	9	AB	R	H	RBI	BB	SO	LOB	TOP								
Marty Barrett, R OBP: 0.331, SLG: 0.370 (1, 4)										3	0	1	0	1	0	1									
Wade Boggs, L OBP: 0.365, SLG: 0.523 (1, 5)										4	1	1	0	1	1	3									
Bill Buckner, L OBP: 0.286, SLG: 0.397 (1, 3)										5	0	2	0	0	0	3									
Jim Rice, R OBP: 0.385, SLG: 0.467 (1, 7)											5	2	3	1	0	1									
Don Baylor, R OBP: 0.357, SLG: 0.468 (1, 10)											4	0	0	0	1	5									
Dwight Evans, R OBP: 0.343, SLG: 0.421 (1, 9)										5	2	2	2	0	2	2									
Tony Armas, R OBP: 0.324, SLG: 0.364 (8, PR)											4	1	1	0	0	0									
Steve Lyons, L OBP: 0.312, SLG: 0.363 (8, B)										1	1	1	0	0	0	0									
Rich Gedman, L OBP: 0.319, SLG: 0.386 (1, 2)										5	0	2	0	0	1	3									
Ed Romero, R OBP: 0.287, SLG: 0.267 (1, 6)										3	0	2	3	0	0	0									
Inning Stats	R: 0 E: 0 K: 0 S: 3	H: 1 LOB: 0 BB: 0 P: 3	R: 1 E: 1 K: 0 S: 5	H: 1 LOB: 1 BB: 0 P: 5	R: 1 E: 0 K: 1 S: 8	H: 3 LOB: 2 BB: 0 P: 8	R: 1 E: 0 K: 0 S: 6	H: 3 LOB: 3 BB: 1 P: 10	R: 0 E: 0 K: 2 S: 6	H: 0 LOB: 0 BB: 1 P: 10	R: 1 E: 1 K: 0 S: 4	H: 1 LOB: 0 BB: 0 P: 4	R: 0 E: 0 K: 0 S: 4	H: 1 LOB: 1 BB: 0 P: 4	R: 1 E: 0 K: 2 S: 9	H: 2 LOB: 2 BB: 1 P: 13	R: 2 E: 0 K: 1 S: 8	H: 3 LOB: 1 BB: 0 P: 8	1B: 13 2B: 1 3B: 0 HR: 1	SF: 1 SAC: 1 DP: 2 HBP: 0	WP: 1 PB: 0 SB: 0 CS: 1	PA: 44			
PITCHER	IP	WLS	BF	H	R	ER	SO	BB	IBB	HBP	BLK	WP	HR	S	P	ERA	WHIP								
Storm Davis, R ERA: 3.33 (1, 1)	3.1	L	18	8	3	2	1	0	0	0	0	0	0	20	20	5.40	2.400								
Nate Snell, R ERA: 2.77 (4, 1)	4.1		19	4	2	1	3	2	1	0	0	0	0	22	34	2.08	1.385								
Brad Havens, L ERA: 4.93 (8, 1)	0.2		3	1	1	1	1	0	0	0	0	1	0	5	5	13.50	1.500								
Don Aase, R ERA: 1.86 (9, 1)	0.2		4	2	1	1	1	0	0	0	0	0	1	6	6	13.50	3.000								

Boston Red Sox @ Baltimore Orioles
Memorial Stadium, Baltimore, MD
Sat Jun 28 1986, 3:33 AM EDT
Att: 39,063 - Unknown

AB 39
R 7
H 15
RBI 6
BB 3
SO 6
LOB 19



Batter	1	2	3	4	5	6	7	8	9	AB	R	H	RBI	BB	SO	LOB	BOTTOM								
Juan Bonilla, R OBP: 0.346, SLG: 0.355 (1, 4)										3	1	1	0	1	0	0									
Jim Dwyer, L OBP: 0.341, SLG: 0.548 (9, PH)										1	0	0	0	0	1	0									
Lee Lacy, R OBP: 0.307, SLG: 0.380 (1, 9)										5	1	2	0	0	1	1									
Fred Lynn, L OBP: 0.387, SLG: 0.486 (1, 8)										4	0	0	0	0	0	4									
Eddie Murray, S OBP: 0.388, SLG: 0.463 (1, 3)										3	1	2	1	1	0	1									
Cal Ripken Jr., R OBP: 0.358, SLG: 0.431 (1, 6)										4	0	1	1	0	0	4									
Larry Sheets, L OBP: 0.384, SLG: 0.544 (1, 10)										4	0	1	0	0	2	2									
Tom O'Malley, L OBP: 0.315, SLG: 0.377 (1, 5)										4	0	1	0	0	1	2									
Mike Young, S OBP: 0.360, SLG: 0.379 (1, 7)										4	0	0	0	0	2	4									
Al Pardo, S OBP: 0.050, SLG: 0.050 (1, 2)										3	0	0	0	0	0	1									
John Shelby, S OBP: 0.255, SLG: 0.344 (9, PH)										1	0	0	0	0	0	0									
Inning Stats	R: 0 E: 0 K: 0 S: 4	H: 1 LOB: 1 BB: 0 P: 4	R: 0 E: 0 K: 2 S: 8	H: 1 LOB: 1 BB: 0 P: 8	R: 0 E: 0 K: 1 S: 5	H: 0 LOB: 0 BB: 0 P: 3	R: 0 E: 0 K: 1 S: 5	H: 0 LOB: 1 BB: 1 P: 9	R: 0 E: 0 K: 1 S: 5	H: 0 LOB: 0 BB: 0 P: 5	R: 0 E: 0 K: 0 S: 4	H: 1 LOB: 1 BB: 0 P: 4	R: 0 E: 0 K: 1 S: 9	H: 3 LOB: 2 BB: 1 P: 13	R: 0 E: 0 K: 2 S: 7	H: 0 LOB: 0 BB: 0 P: 7	1B: 6 2B: 2 3B: 0 HR: 0	SF: 0 SAC: 0 DP: 0 HBP: 0	WP: 0 PB: 0 SB: 1 CS: 0	PA: 38					
PITCHER	IP	WLS	BF	H	R	ER	SO	BB	IBB	HBP	BLK	WP	HR	S	P	ERA	WHIP								
Oil Can Boyd, R ERA: 3.43 (1, 1)	7.1	W	31	7	3	2	4	2	0	0	0	0	0	37	45	2.46	1.227								
Bob Stanley, R ERA: 4.1 (8, 1)	1.2	S	7	1	0	0	3	0	0	0	0	0	0	13	13	0.00	0.600								

Boston Red Sox @ Baltimore Orioles
Memorial Stadium, Baltimore, MD
Sat Jun 28 1986, 3:33 AM EDT
Att: 39,063 - Unknown

AB 36
R 3
H 8
RBI 2
BB 2
SO 7
LOB 19



Batter	1	2	3	4	5	6	7	8	9	AB	R	H	RBI	BB	SO	LOB	TOP					
Tony Fernandez, S OBP: 0.355, SLG: 0.434 (1, 6)										6	2	3	2	0	0	3						
Rance Mulliniks, L OBP: 0.354, SLG: 0.434 (1, 5)										1	0	0	0	0	1	1						
Garth Iorg, R OBP: 0.290, SLG: 0.318 (2, 5)										3	0	0	0	0	0	2						
Rick Leach, L OBP: 0.337, SLG: 0.462 (6, PH)										1	0	1	1	0	0	0						
Kelly Gruber, R OBP: 0.188, SLG: 0.333 (6, 5)										1	0	0	0	0	0	2						
Lloyd Moseby, L OBP: 0.380, SLG: 0.479 (1, 8)										5	0	2	1	0	0	4						
George Bell, R OBP: 0.352, SLG: 0.531 (1, 7)										5	0	1	1	0	0	2						
Jesse Barfield, R OBP: 0.356, SLG: 0.553 (1, 9)										3	1	1	0	1	2	3						
Cliff Johnson, R OBP: 0.373, SLG: 0.493 (1, 10)										5	1	2	1	0	0	2						
Willie Upshaw, L OBP: 0.370, SLG: 0.358 (1, 3)										5	1	1	0	0	0	3						
Ernie Whitt, L OBP: 0.308, SLG: 0.422 (1, 2)										4	1	2	0	0	0	1						
Buck Martinez, R OBP: 0.276, SLG: 0.300 (9, PH)										1	0	1	0	0	0	0						
Damaso Garcia, R OBP: 0.323, SLG: 0.378 (1, 4)										4	1	2	1	1	0	1						
Inning Stats	R: 1 E: 0 K: 1 S: 7	H: 2 LOB: 2 BB: 1 P: 11	R: 0 E: 0 K: 0 S: 4	H: 1 LOB: 1 BB: 0 P: 4	R: 0 E: 0 K: 1 S: 6	H: 1 LOB: 1 BB: 0 P: 6	R: 2 E: 0 K: 0 S: 6	H: 3 LOB: 2 BB: 1 P: 10	R: 1 E: 0 K: 0 S: 5	H: 1 LOB: 1 BB: 0 P: 5	R: 0 E: 0 K: 0 S: 3	H: 0 LOB: 0 BB: 0 P: 3	R: 0 E: 0 K: 0 S: 4	H: 1 LOB: 2 BB: 0 P: 5	R: 2 E: 0 K: 1 S: 9	H: 4 LOB: 2 BB: 0 P: 9	R: 1 E: 0 K: 0 S: 6	H: 3 LOB: 2 BB: 0 P: 6	1B: 14 2B: 1 3B: 1 HR: 0	SF: 0 SAC: 0 DP: 0 HBP: 1	WP: 0 PB: 0 SB: 0 CS: 0	PA: 47
PITCHER	IP	WLS	BF	H	R	ER	SO	BB	IBB	HBP	BLK	WP	HR	S	P	ERA	WHIP					
Tom Seaver, R ERA: 4.44 (1, 1)	7.0	W	34	9	4	4	2	2	0	1	0	0	0	35	44	5.14	1.571					
Steve Crawford, R ERA: 4.45 (8, 1)	0.1		4	3	2	2	0	0	0	0	0	0	0	4	4	54.00	9.000					
Joe Sambito, L ERA: 2.25 (8, 1)	1.2	S	9	4	1	1	1	0	0	0	0	0	0	11	11	5.40	2.400					

Toronto Blue Jays @ Boston Red Sox
Fenway Park, Boston, MA
Tue Jul 01 1986, 7:05 PM EDT
Att: 32,729 - Unknown

AB 44
R 7
H 16
RBI 7
BB 2
SO 3
LOB 24



Batter	1	2	3	4	5	6	7	8	9	AB	R	H	RBI	BB	SO	LOB	BOTTOM					
Marty Barrett, R OBP: 0.346, SLG: 0.386 (1, 4)										5	0	2	1	0	0	1						
Wade Boggs, L OBP: 0.497, SLG: 0.528 (1, 5)										3	1	1	0	2	1	3						
Bill Buckner, L OBP: 0.281, SLG: 0.384 (1, 3)										5	0	1	1	0	2	3						
Jim Rice, R OBP: 0.387, SLG: 0.487 (1, 7)										5	2	3	0	0	0	3						
Don Baylor, R OBP: 0.364, SLG: 0.469 (1, 10)										4	1	2	0	0	0	1						
Dwight Evans, R OBP: 0.398, SLG: 0.434 (1, 9)										5	1	2	3	0	0	3						
Rich Gedman, L OBP: 0.326, SLG: 0.389 (1, 2)										4	2	2	2	1	0	0						
Kevin Romine, R OBP: 0.125, SLG: 0.250 (1, 8)										3	1	1	1	0	2	4						
Ed Romero, R OBP: 0.286, SLG: 0.269 (1, 6)										3	1	0	0	1	0	3						
Inning Stats	R: 4 E: 0 K: 1 S: 8	H: 3 LOB: 1 BB: 1 P: 13	R: 0 E: 0 K: 0 S: 4	H: 1 LOB: 1 BB: 0 P: 4	R: 3 E: 0 K: 0 S: 7	H: 4 LOB: 2 BB: 1 P: 11	R: 0 E: 0 K: 1 S: 6	H: 2 LOB: 1 BB: 0 P: 6	R: 2 E: 0 K: 0 S: 6	H: 1 LOB: 2 BB: 1 P: 10	R: 0 E: 0 K: 2 S: 8	H: 1 LOB: 1 BB: 0 P: 8	R: 0 E: 0 K: 0 S: 3	H: 0 LOB: 0 BB: 0 P: 3	R: 0 E: 0 K: 0 S: 3	H: 0 LOB: 0 BB: 0 P: 3	1B: 8 2B: 6 3B: 0 HR: 0	SF: 0 SAC: 1 DP: 2 HBP: 1	WP: 0 PB: 0 SB: 0 CS: 0	PA: 43		
PITCHER	IP	WLS	BF	H	R	ER	SO	BB	IBB	HBP	BLK	WP	HR	S	P	ERA	WHIP					
Doyle Alexander, R ERA: 4.46 (1, 1)	2.2	L	19	8	7	7	1	2	0	1	0	0	0	18	27	23.62	3.750					
Dennis Lamp, R ERA: 6.08 (3, 1)	3.1		17	5	2	0	2	0	2	0	0	0	0	19	27	0.00	1.500					
Bill Caudill, R ERA: 4.74 (7, 1)	1.0		4	1	0	0	2	0	0	0	0	0	0	8	8	0.00	1.000					
Mark Eichhorn, R ERA: 1.06 (8, 1)	1.0		3	0	0	0	0	0	0	0	0	0	0	3	3	0.00	0.000					

Toronto Blue Jays @ Boston Red Sox
Fenway Park, Boston, MA
Tue Jul 01 1986, 7:05 PM EDT
Att: 32,729 - Unknown

AB 37
R 9
H 14
RBI 8
BB 4
SO 5
LOB 21



Batter	1	2	3	4	5	6	7	8	9	AB	R	H	RBI	BB	SO	LOB	TOP										
Tony Fernandez, S OBP: 0.350, SLG: 0.428 (1, 6)	0-0 1-3		0-0 L1			0-3 K		0-0 FC1-5 2B 1B	0-0 FC6-4 1B	5	1	0	0	0	1	4											
Rance Mulliniks, L OBP: 0.352, SLG: 0.435 Garth Iorg, R OBP: 0.295, SLG: 0.323 (8, FR) (8, 5)	0-3 K		0-3 K			0-0 4-3		0-0 1B SF8 2B	0-0 1B	4	0	1	1	0	2	0											
Lloyd Moseby, L OBP: 0.381, SLG: 0.474 (1, 8)	0-3 K		0-3 K			0-0 F8 BB		4-0 BB 1B IBB	0-0 F5	3	0	0	0	2	2	2											
George Bell, R OBP: 0.354, SLG: 0.540 (1, 7)		0-3 K		0-0 HR		0-3 K		0-0 BB 1B		4	1	2	2	0	2	1											
Jesse Barfield, R OBP: 0.354, SLG: 0.549 (1, 9)		0-3 K		0-0 F8		4-0 FC4-6 BB		0-0 SF8		2	0	0	1	1	1	0											
Cliff Johnson, R OBP: 0.371, SLG: 0.486 (1, 10)		0-0 F9		0-0 L5		0-0 F8		0-0 F8	4-0 BB	3	0	0	0	1	0	2											
Willie Upshaw, L OBP: 0.366, SLG: 0.353 (1, 3)			0-0 1-3			0-0 F8		0-0 FC4-6 1-2	0-0 F3	4	0	0	0	0	0	5											
Ernie Whitt, L OBP: 0.309, SLG: 0.417 Ron Shepherd, R OBP: 0.400, SLG: 0.400 Buck Martinez, R OBP: 0.275, SLG: 0.296 (8, FR) (8, 2)			0-0 4-3			0-0 F8		4-0 FC1-5 1B BB	0-0 F9	2	0	0	0	1	0	0											
Damaso Garcia, R OBP: 0.325, SLG: 0.380 (1, 4)			0-0 E3			0-0 6-3		0-0 FC1-5 2B 1B	0-0 FC6-4 1B	4	1	2	0	0	0	0											
Inning Stats	R: 0 E: 0 K: 2 S: 7	H: 0 LOB: 0 BB: 0 P: 7	R: 0 E: 0 K: 2 S: 7	H: 0 LOB: 0 BB: 0 P: 7	R: 0 E: 1 K: 0 S: 4	H: 0 LOB: 1 BB: 0 P: 4	R: 1 E: 0 K: 2 S: 8	H: 1 LOB: 0 BB: 0 P: 8	R: 0 E: 0 K: 1 S: 5	H: 0 LOB: 0 BB: 0 P: 5	R: 0 E: 0 K: 1 S: 5	H: 0 LOB: 2 BB: 2 P: 13	R: 3 E: 0 K: 0 S: 6	H: 3 LOB: 3 BB: 3 P: 18	R: 0 E: 0 K: 0 S: 5	H: 2 LOB: 2 BB: 0 P: 5	1B: 4 2B: 1 3B: 0 HR: 1	SF: 1 SAC: 0 DP: 0 HBP: 0	WP: 0 PB: 0 SB: 0 CS: 0	PA: 39							
PITCHER	IP	WLS	BF	H	R	ER	SO	BB	IBB	HBP	BLK	WP	HR	S	P	ERA	WHIP										
Roger Clemens, R ERA: 2.34 (1, 1)	7.1	L	29	3	4	4	8	3	0	0	0	0	1	42	54	4.91	0.818										
Bob Stanley, R ERA: 3.75 (8, 1)	0.1		4	1	0	0	0	1	1	0	0	0	0	2	10	0.00	6.000										
Joe Sambito, L ERA: 2.11 (8, 1)	1.1		6	2	0	0	0	0	0	0	0	0	0	6	6	0.00	1.500										

Toronto Blue Jays @ Boston Red Sox
Fenway Park, Boston, MA
Wed Jul 02 1986, 7:05 PM EDT
Att: 27,493 - Unknown

AB 33
R 4
H 6
RBI 4
BB 5
SO 8
LOB 14



Batter	1	2	3	4	5	6	7	8	9	AB	R	H	RBI	BB	SO	LOB	BOTTOM										
Marty Barrett, R OBP: 0.351, SLG: 0.399 (1, 4)	0-0 G1-6-3 1B		4-0 FC3-6 BB		0-0 HR		0-0 F8			3	1	2	2	1	0	1											
Wade Boggs, L OBP: 0.481, SLG: 0.519 (1, 5)	0-0 G1-6-3 1-2		0-0 FC3-6 1-2 2-3		0-0 6-3		0-3 K			4	0	0	0	0	1	4											
Bill Buckner, L OBP: 0.281, SLG: 0.383 (1, 3)	0-0 1B		0-0 4-3		0-0 F3			0-0 3-1		4	0	1	0	0	0	2											
Jim Rice, R OBP: 0.383, SLG: 0.480 (1, 7)	0-0 4-3			0-0 F8		0-0 6-3		0-0 1-3		4	0	0	0	0	0	1											
Don Baylor, R OBP: 0.363, SLG: 0.466 (1, 10)		0-0 6-3		0-0 F9		0-0 BB 1B		0-0 F6		4	0	1	0	0	0	0											
Dwight Evans, R OBP: 0.359, SLG: 0.433 (1, 9)		0-0 F8		0-0 1B		4-0 BB		0-3 K		3	0	1	0	1	1	0											
Rich Gedman, L OBP: 0.321, SLG: 0.382 (1, 2)		0-3 K		0-0 F4		0-0 4-3		0-3 K		4	0	0	0	0	2	2											
Kevin Romine, R OBP: 0.273, SLG: 0.364 Mike Stenhouse, L OBP: 0.529, SLG: 0.300 (9, PH)			0-0 FC3-6 SH1-4 1B		0-0 HR 1B		0-0 3-1		0-3 K	3	1	2	0	0	0	0											
Ed Romero, R OBP: 0.288, SLG: 0.272 (1, 6)			0-0 SH1-4 1-2		0-0 F8		0-0 1B			2	0	1	0	0	0	1											
Inning Stats	R: 0 E: 0 K: 0 S: 4	H: 2 LOB: 1 BB: 0 P: 4	R: 0 E: 0 K: 1 S: 5	H: 0 LOB: 0 BB: 0 P: 5	R: 0 E: 0 K: 0 S: 4	H: 1 LOB: 2 BB: 1 P: 8	R: 0 E: 0 K: 0 S: 4	H: 1 LOB: 0 BB: 0 P: 4	R: 2 E: 0 K: 0 S: 5	H: 2 LOB: 0 BB: 0 P: 5	R: 0 E: 0 K: 0 S: 3	H: 1 LOB: 1 BB: 1 P: 7	R: 0 E: 0 K: 1 S: 6	H: 1 LOB: 1 BB: 0 P: 6	R: 0 E: 0 K: 0 S: 3	H: 0 LOB: 0 BB: 0 P: 3	R: 0 E: 0 K: 3 S: 9	H: 0 LOB: 0 BB: 0 P: 9	1B: 7 2B: 0 3B: 0 HR: 1	SF: 0 SAC: 1 DP: 1 HBP: 0	WP: 0 PB: 0 SB: 0 CS: 0	PA: 35					
PITCHER	IP	WLS	BF	H	R	ER	SO	BB	IBB	HBP	BLK	WP	HR	S	P	ERA	WHIP										
Jimmy Key, L ERA: 4.44 (1, 1)	7.2	W	31	8	2	2	2	2	0	0	0	0	0	10	41	2.35	1.304										
Tom Henke, R ERA: 4.14 (8, 1)	1.1	S	4	0	0	0	3	0	0	0	0	0	0	10	10	0.00	0.000										

Toronto Blue Jays @ Boston Red Sox
Fenway Park, Boston, MA
Wed Jul 02 1986, 7:05 PM EDT
Att: 27,493 - Unknown

AB 32
R 2
H 8
RBI 2
BB 2
SO 5
LOB 11



Batter	1	2	3	4	5	6	7	8	9	AB	R	H	RBI	BB	SO	LOB	TOP					
John Moses, S (1, 8) OBP: 0.333, SLG: 0.331										4	1	1	0	1	0	1	Seattle Mariners @ Boston Red Sox Fenway Park, Boston, MA Fri Jul 04, 1986, 3:33 AM EDT Att: 19,237 - Unknown livebaseballscorecards.com					
Phil Bradley, R (1, 7) OBP: 0.357, SLG: 0.395										3	1	0	0	2	1	2						
Jim Presley, R (1, 5) OBP: 0.328, SLG: 0.526										5	1	2	2	0	0	3						
Ken Phelps, L (1, 3) OBP: 0.423, SLG: 0.589										3	1	0	0	2	0	2						
Danny Tartabull, R (1, 9) OBP: 0.367, SLG: 0.531										3	1	1	3	1	2	1						
Scott Bradley, L (1, 2) OBP: 0.350, SLG: 0.371										3	0	0	0	0	0	4						
Bob Kearney, R (8, PH) OBP: 0.260, SLG: 0.339										1	0	0	0	0	0	0						
Dave Henderson, R (1, 10) OBP: 0.324, SLG: 0.443										4	0	2	0	0	1	0						
Spike Owen, S (1, 6) OBP: 0.308, SLG: 0.360										4	0	1	0	0	0	2						
Harold Reynolds, S (1, 4) OBP: 0.270, SLG: 0.283										4	0	0	0	0	0	1						
Inning Stats	R: 0 E: 0 K: 1 S: 6	H: 1 LOB: 3 BB: 2 P: 14	R: 0 E: 0 K: 0 S: 3	H: 0 LOB: 0 BB: 0 P: 3	R: 0 E: 0 K: 1 S: 3	H: 0 LOB: 1 BB: 1 P: 7	R: 0 E: 0 K: 1 S: 6	H: 1 LOB: 0 BB: 0 P: 6	R: 0 E: 0 K: 0 S: 3	H: 0 LOB: 0 BB: 0 P: 3	R: 0 E: 0 K: 1 S: 6	H: 1 LOB: 1 BB: 0 P: 6	R: 0 E: 0 K: 1 S: 6	H: 1 LOB: 0 BB: 0 P: 6	R: 3 E: 0 K: 0 S: 5	H: 2 LOB: 1 BB: 2 P: 13	R: 2 E: 0 K: 0 S: 4	H: 1 LOB: 0 BB: 1 P: 8	1B: 4 2B: 1 3B: 0 HR: 2	SF: 0 SAC: 0 DP: 0 HBP: 0	WP: 0 PB: 0 SB: 1 CS: 0	PA: 40
PITCHER	IP WLS BF H R ER SO BB IBB HBP BLK WP HR S P ERA WHIP																					
Jeff Sellers, R (1, 1) ERA: 3.53	7.1 W 32 5 3 3 4 5 0 0 0 0 1 35 55 3.68 1.364																					
Joe Sambito, L (8, 1) ERA: 2.74	1.2 S 8 2 2 2 0 1 0 0 0 0 0 1 7 11 10.80 1.800																					

Batter	1	2	3	4	5	6	7	8	9	AB	R	H	RBI	BB	SO	LOB	BOTTOM			
Marty Barrett, R (1, 4) OBP: 0.350, SLG: 0.401										4	0	2	0	0	1	0	Seattle Mariners @ Boston Red Sox Fenway Park, Boston, MA Fri Jul 04, 1986, 3:33 AM EDT Att: 19,237 - Unknown livebaseballscorecards.com			
Wade Boggs, L (1, 5) OBP: 0.480, SLG: 0.519										4	1	2	0	0	0	1				
Bill Buckner, L (1, 3) OBP: 0.282, SLG: 0.381										4	0	1	1	0	0	3				
Jim Rice, R (1, 7) OBP: 0.387, SLG: 0.505										4	2	2	0	0	0	1				
Don Baylor, R (1, 10) OBP: 0.368, SLG: 0.467										3	1	2	1	0	1	1				
Dwight Evans, R (1, 9) OBP: 0.383, SLG: 0.444										4	1	2	3	0	0	0				
Tony Armas, R (1, 8) OBP: 0.333, SLG: 0.391										4	0	2	0	0	0	2				
Kevin Romine, R (8, PR) OBP: 0.273, SLG: 0.364										0	0	0	0	0	0	0				
Rich Gedman, L (1, 2) OBP: 0.325, SLG: 0.400										3	1	1	1	1	0	2				
Rey Quinones, R (1, 6) OBP: 0.296, SLG: 0.275										4	0	0	0	0	1	5				
Inning Stats	R: 0 E: 0 K: 0 S: 4	H: 2 LOB: 1 BB: 0 P: 4	R: 0 E: 0 K: 1 S: 5	H: 1 LOB: 2 BB: 1 P: 10	R: 0 E: 0 K: 0 S: 3	H: 1 LOB: 0 BB: 0 P: 3	R: 4 E: 1 K: 1 S: 9	H: 3 LOB: 0 BB: 0 P: 9	R: 0 E: 0 K: 1 S: 6	H: 1 LOB: 1 BB: 0 P: 6	R: 0 E: 0 K: 0 S: 4	H: 1 LOB: 1 BB: 0 P: 4	R: 2 E: 0 K: 0 S: 5	H: 4 LOB: 1 BB: 0 P: 5	R: 0 E: 1 K: 0 S: 4	H: 1 LOB: 2 BB: 0 P: 4	1B: 7 2B: 5 3B: 1 HR: 2	SF: 0 SAC: 0 DP: 3 HBP: 1	WP: 0 PB: 1 SB: 0 CS: 0	PA: 36
PITCHER	IP WLS BF H R ER SO BB IBB HBP BLK WP HR S P ERA WHIP																			
Jim Beattie, R (1, 1) ERA: 5.76	7.0 L 32 13 6 5 3 0 1 1 0 0 0 2 36 41 6.43 1.857																			
Jerry Reed, R (8, 1) ERA: 2.7	1.0 4 1 0 0 0 0 0 0 0 0 0 0 4 4 0.00 1.000																			

Batter	1	2	3	4	5	6	7	8	9	AB	R	H	RBI	BB	SO	LOB	TOP				
John Moses, S OBP: 0.327, SLG: 0.331 (1, 8)										6	0	1	0	0	2	6					
Phil Bradley, R OBP: 0.335, SLG: 0.359 (1, 7)										5	2	2	0	0	2	1					
Jim Presley, R OBP: 0.329, SLG: 0.527 (1, 5)										5	1	2	0	0	0	2					
Ken Phelps, L OBP: 0.422, SLG: 0.602 (1, 3)										4	2	1	1	1	1	3					
Danny Tartabull, R OBP: 0.368, SLG: 0.541 (1, 9)										5	2	2	2	0	3	4					
Dave Henderson, R OBP: 0.325, SLG: 0.450 (1, 10)										5	1	3	2	0	1	1					
Spike Owen, S OBP: 0.316, SLG: 0.369 (1, 6)										4	1	3	1	1	0	0					
Steve Yeager, R OBP: 0.288, SLG: 0.286 (7, PH)										3	0	1	0	0	0	4					
Scott Bradley, L OBP: 0.333, SLG: 0.361 (7, 2)										1	0	0	1	0	0	1					
Harold Reynolds, S OBP: 0.274, SLG: 0.286 (1, 4)										5	0	2	2	0	0	5					
Inning Stats	R: 0 E: 0 K: 0 S: 4	H: 1 LOB: 1 BB: 0 P: 4	R: 1 E: 0 K: 1 S: 8	H: 3 LOB: 2 BB: 0 P: 8	R: 2 E: 0 K: 1 S: 7	H: 2 LOB: 0 BB: 0 P: 7	R: 0 E: 1 K: 1 S: 6	H: 1 LOB: 1 BB: 0 P: 6	R: 0 E: 0 K: 0 S: 5	H: 2 LOB: 2 BB: 0 P: 5	R: 3 E: 0 K: 1 S: 8	H: 3 LOB: 2 BB: 2 P: 16	R: 0 E: 0 K: 1 S: 5	H: 0 LOB: 0 BB: 0 P: 5	R: 3 E: 1 K: 2 S: 11	H: 4 LOB: 1 BB: 0 P: 11	1B: 10 2B: 5 3B: 0 HR: 2	SF: 1 SAC: 0 DP: 0 HBP: 0	WP: 0 PB: 0 SB: 1 CS: 0	PA: 46	
PITCHER	IP	WLS	BF	H	R	ER	SO	BB	IBB	HBP	BLK	WP	HR	S	P	ERA	WHIP				
Al Nipper, R ERA: 4.8 (1, 1)	6.0	L	30	12	5	5	5	0	0	0	0	0	1	40	40	7.50	2.000				
Steve Crawford, R ERA: 4.41 (7, 1)	1.0		6	1	1	1	1	1	1	0	0	0	0	6	14	9.00	2.000				
Bob Stanley, R ERA: 4.22 (8, 1)	2.0		10	4	3	3	3	0	0	0	0	0	1	16	16	13.50	2.000				

Seattle Mariners @ Boston Red Sox
Fenway Park, Boston, MA
Sat Jul 05 1986, 3:33 AM EDT
Att: 26,224 - Unknown

AB 43
R 9
H 17
RBI 9
BB 2
SO 9
LOB 27



Batter	1	2	3	4	5	6	7	8	9	AB	R	H	RBI	BB	SO	LOB	BOTTOM				
Marty Barrett, R OBP: 0.351, SLG: 0.404 (1, 4)										5	1	2	1	0	0	1					
Wade Boggs, L OBP: 0.473, SLG: 0.517 (1, 5)										5	1	2	2	0	1	2					
Bill Buckner, L OBP: 0.284, SLG: 0.382 (1, 3)										5	0	2	0	0	0	2					
Jim Rice, R OBP: 0.386, SLG: 0.505 (1, 7)										4	1	1	1	0	0	2					
Don Baylor, R OBP: 0.369, SLG: 0.465 (1, 10)										3	0	1	0	1	1	0					
Dwight Evans, R OBP: 0.383, SLG: 0.442 (1, 9)										3	0	1	1	0	0	0					
Tony Armas, R OBP: 0.326, SLG: 0.382 (1, 8)										4	0	0	0	0	1	3					
Rich Gedman, L OBP: 0.324, SLG: 0.397 (1, 2)										4	1	1	0	0	0	1					
Rey Quinones, R OBP: 0.297, SLG: 0.286 (1, 6)										3	1	1	0	0	1	1					
Dave Stapleton, R OBP: 0.400, SLG: 0.444 (9, PH)										1	0	1	0	0	0	0					
Inning Stats	R: 2 E: 0 K: 0 S: 6	H: 3 LOB: 2 BB: 1 P: 10	R: 0 E: 0 K: 0 S: 3	H: 0 LOB: 0 BB: 0 P: 3	R: 0 E: 0 K: 1 S: 5	H: 0 LOB: 0 BB: 0 P: 5	R: 1 E: 0 K: 0 S: 5	H: 3 LOB: 2 BB: 0 P: 5	R: 0 E: 0 K: 1 S: 5	H: 0 LOB: 0 BB: 0 P: 5	R: 2 E: 0 K: 1 S: 9	H: 4 LOB: 2 BB: 0 P: 9	R: 0 E: 0 K: 0 S: 4	H: 1 LOB: 1 BB: 0 P: 4	R: 0 E: 0 K: 1 S: 6	H: 1 LOB: 1 BB: 0 P: 6	1B: 9 2B: 3 3B: 0 HR: 0	SF: 0 SAC: 1 DP: 0 HBP: 0	WP: 0 PB: 0 SB: 0 CS: 0	PA: 39	
PITCHER	IP	WLS	BF	H	R	ER	SO	BB	IBB	HBP	BLK	WP	HR	S	P	ERA	WHIP				
Mike Moore, R ERA: 4.8 (1, 1)	6.2	W	29	9	5	5	3	1	0	0	0	0	0	34	38	6.75	1.500				
Matt Young, L ERA: 3.92 (7, 1)	2.1	S	10	3	0	0	1	0	0	0	0	0	0	12	12	0.00	1.286				

Seattle Mariners @ Boston Red Sox
Fenway Park, Boston, MA
Sat Jul 05 1986, 3:33 AM EDT
Att: 26,224 - Unknown

AB 37
R 5
H 12
RBI 5
BB 1
SO 4
LOB 12



Batter	1	2	3	4	5	6	7	8	9	AB	R	H	RBI	BB	SO	LOB	TOP								
John Moses, S OBP: 0.325, SLG: 0.331 (1, 8)	F7		S 1B		SF7			L9		3	0	1	1	0	0	0	Seattle Mariners @ Boston Red Sox Fenway Park, Boston, MA Sun Jul 06 1986, 3:33 AM EDT Att: 27,625 - Unknown								
Phil Bradley, R OBP: 0.357, SLG: 0.397 (1, 7)	K		L3		K			E4 HR		4	1	1	0	0	2	2									
Jim Presley, R OBP: 0.328, SLG: 0.533 (1, 5)	K		5-3				K	HR		4	1	1	2	0	2	1									
Ken Phelps, L OBP: 0.424, SLG: 0.596 (1, 3)		F7 BB 1B		F8		4-3		3-H 4-0 BB		3	0	1	0	1	0	0									
Danny Tartabull, R OBP: 0.366, SLG: 0.534 (1, 9)		1-2 BB		F8		L8		0-3 BB		3	0	0	0	1	1	1									
Scott Bradley, L OBP: 0.304, SLG: 0.325 (1, 2)	F7			F8			3-1		F8	4	0	0	0	0	0	2									
Dave Henderson, R OBP: 0.327, SLG: 0.447 (1, 10)	F3				F4		L7		4-3 1B	4	0	1	0	0	0	2									
Spike Owen, S OBP: 0.315, SLG: 0.367 (1, 6)	K				E SF7 1B		4-3		4-3	4	1	1	0	0	1	3									
Harold Reynolds, S OBP: 0.275, SLG: 0.286 (1, 4)			F8					1-3		3	0	1	0	0	0	0									
Ricky Nelson, L OBP: 0.333, SLG: 0.333 (9, PH)					E8 SF7 1B				6-3	1	0	0	0	0	0	1									
Inning Stats	R: 0 E: 0 K: 2 S: 7	H: 0 LOB: 0 BB: 0 P: 7	R: 0 E: 0 K: 1 S: 6	H: 1 LOB: 2 BB: 1 P: 10	R: 0 E: 0 K: 0 S: 4	H: 1 LOB: 1 BB: 0 P: 4	R: 0 E: 0 K: 0 S: 3	H: 0 LOB: 0 BB: 0 P: 3	R: 1 E: 1 K: 1 S: 7	H: 2 LOB: 1 BB: 0 P: 7	R: 0 E: 0 K: 0 S: 5	H: 0 LOB: 0 BB: 0 P: 5	R: 0 E: 0 K: 0 S: 3	H: 0 LOB: 0 BB: 0 P: 3	R: 2 E: 1 K: 1 S: 7	H: 2 LOB: 1 BB: 1 P: 11	R: 0 E: 0 K: 0 S: 4	H: 1 LOB: 1 BB: 0 P: 4	1B: 6 2B: 0 3B: 0 HR: 1	SF: 1 SAC: 0 DP: 0 HBP: 0	WP: 0 PB: 0 SB: 1 CS: 0	PA: 36			
PITCHER	IP	WLS	BF	H	R	ER	SO	BB	IBB	HBP	BLK	WP	HR	S	P	ERA	WHIP								
Tom Seaver, R ERA: 4.08 (1, 1)	7.0	W	26	4	1	0	5	1	0	0	0	0	0	35	39	0.00	0.714								
Joe Sambito, L ERA: 3.42 (8, 1)	0.2		5	2	2	2	0	1	0	0	0	0	1	4	8	27.00	4.500								
Bob Stanley, R ERA: 4.09 (8, 1)	1.1	S	5	1	0	0	1	0	0	0	0	0	0	7	7	0.00	0.750								

AB	33
R	3
H	7
RBI	3
BB	2
SO	6
LOB	12



Batter	1	2	3	4	5	6	7	8	9	AB	R	H	RBI	BB	SO	LOB	BOTTOM								
Marty Barrett, R OBP: 0.355, SLG: 0.406 (1, 4)	4-3 S 1B		K			BB SH E 1B	PB BB			3	2	2	0	1	1	0	Seattle Mariners @ Boston Red Sox Fenway Park, Boston, MA Sun Jul 06 1986, 3:33 AM EDT Att: 27,625 - Unknown								
Wade Boggs, L OBP: 0.477, SLG: 0.513 (1, 5)	4-3		F7			SH E BB	1-2 BB			2	0	0	0	1	0	1									
Dave Stapleton, R OBP: 0.286, SLG: 0.308 (1, 3)	K 1B			K		F7	F7			4	0	0	0	0	2	6									
Jim Rice, R OBP: 0.387, SLG: 0.503 (1, 7)	1-3 3-H G5-4-3 1B			6-3		4-0 E BB		L8		3	0	1	2	1	0	0									
Don Baylor, R OBP: 0.368, SLG: 0.462 (1, 10)	G5-4-3			F4		E5 G6-4-3	1-2 2-3 3-H	BB HR 1B		4	1	1	1	0	0	4									
Dwight Evans, R OBP: 0.398, SLG: 0.436 (1, 9)		K			K	G6-4-3	1-2	K		4	0	0	0	0	3	4									
Tony Armas, R OBP: 0.327, SLG: 0.398 (1, 8)		F7			4-3			HR	BB HR	3	1	1	1	0	0	0									
Kevin Romine, R OBP: 0.333, SLG: 0.364 (8, 8)								HR	BB	0	1	0	0	1	0	0									
Marc Sullivan, R OBP: 0.275, SLG: 0.274 (1, 2)		F8			K		F5	HR	HR	4	1	1	3	0	1	0									
Rey Quinones, R OBP: 0.295, SLG: 0.278 (1, 6)			5-3			SH BB BB	F9	5-3		3	1	0	0	1	0	0									
Inning Stats	R: 1 E: 1 K: 1 S: 7	H: 2 LOB: 1 BB: 0 P: 7	R: 0 E: 0 K: 1 S: 5	H: 0 LOB: 0 BB: 0 P: 5	R: 0 E: 0 K: 1 S: 5	H: 0 LOB: 0 BB: 0 P: 5	R: 0 E: 0 K: 1 S: 5	H: 0 LOB: 0 BB: 0 P: 5	R: 2 E: 1 K: 0 S: 5	H: 1 LOB: 2 BB: 2 P: 13	R: 1 E: 0 K: 0 S: 4	H: 1 LOB: 2 BB: 2 P: 12	R: 3 E: 0 K: 1 S: 7	H: 2 LOB: 0 BB: 1 P: 11	R: 0 E: 0 K: 0 S: 4	H: 0 LOB: 0 BB: 0 P: 4	1B: 4 2B: 0 3B: 0 HR: 2	SF: 0 SAC: 1 DP: 2 HBP: 0	WP: 0 PB: 1 SB: 1 CS: 0	PA: 36					
PITCHER	IP	WLS	BF	H	R	ER	SO	BB	IBB	HBP	BLK	WP	HR	S	P	ERA	WHIP								
Mark Langston, L ERA: 4.73 (1, 1)	8.0	L	36	6	7	7	7	5	0	0	0	0	2	45	65	7.88	1.375								



Batter	1	2	3	4	5	6	7	8	9	AB	R	H	RBI	BB	SO	LOB	TOP								
Tony Phillips, S (1, 4) OBP: 0.360, SLG: 0.323	F8		E S 6-3 1B		4-3		SH3-4		SH 1B	3	1	1	0	0	0	0									
Carney Lansford, R (1, 5) OBP: 0.333, SLG: 0.392	K		6-3			HR 1B	6-3		F9	5	1	1	1	0	1	3									
Jose Canseco, R (1, 7) OBP: 0.360, SLG: 0.513	K		F3			HR 1B			1B	5	1	3	2	0	1	0									
Dave Kingman, R (1, 10) OBP: 0.241, SLG: 0.404		K	K			HR			K	4	1	1	1	1	3	3									
Bruce Bochte, L (1, 3) OBP: 0.352, SLG: 0.355		FC6-3 1B		4-3		4-3 1B L5 BB		G4-6-3 BB		3	0	1	0	1	0	1									
Mike Davis, L (1, 9) OBP: 0.292, SLG: 0.422	FC6-3 2B			K		4-3 1B				4	1	2	0	0	1	1									
Dwayne Murphy, L (1, 8) Stan Javier, S (8, 8) OBP: 0.316, SLG: 0.250	2B			F7		4-3			K	4	1	1	1	0	1	3									
Alfredo Griffin, S (1, 6) OBP: 0.342, SLG: 0.369					E7 CS	L5			FC1-6 1B	4	0	2	1	0	0	2									
Jerry Willard, L (1, 2) OBP: 0.384, SLG: 0.384	4-3				G3				FC1-6 1B SH	4	0	1	0	0	0	3									
Inning Stats	R: 0 E: 0 K: 2 S: 7	H: 0 LOB: 0 BB: 0 P: 7	R: 2 E: 0 K: 1 S: 8	H: 3 LOB: 1 BB: 0 P: 8	R: 1 E: 0 K: 1 S: 6	H: 1 LOB: 0 BB: 0 P: 6	R: 0 E: 0 K: 1 S: 5	H: 0 LOB: 0 BB: 0 P: 5	R: 0 E: 1 K: 0 S: 3	H: 0 LOB: 0 BB: 0 P: 3	R: 3 E: 0 K: 0 S: 6	H: 4 LOB: 1 BB: 1 P: 10	R: 0 E: 0 K: 0 S: 4	H: 2 LOB: 2 BB: 0 P: 4	R: 0 E: 0 K: 1 S: 5	H: 1 LOB: 1 BB: 1 P: 9	R: 0 E: 1 K: 1 S: 8	H: 2 LOB: 3 BB: 0 P: 8	1B: 9 2B: 3 3B: 0 HR: 2	SF: 0 SAC: 2 DP: 2 HBP: 0	WP: 0 PB: 0 SB: 1 CS: 1	PA: 40			
PITCHER	IP	WLS	BF	H	R	ER	SO	BB	IBB	HBP	BLK	WP	HR	S	P	ERA	WHIP								
Roger Clemens, R (1, 1) ERA: 2.58	5.0	L	22	7	6	5	5	0	0	0	0	0	2	32	32	9.00	1.400								
Tim Lollar, L (6, 1) ERA: 4.92	1.1		6	2	0	0	0	1	0	0	0	0	0	5	9	0.00	2.250								
Mike Brown, R (7, 1) ERA: 4.63	1.1		5	2	0	0	0	1	0	0	0	0	0	4	8	0.00	2.250								
Joe Sambito, L (8, 1) ERA: 3.33	0.2		4	1	0	0	1	0	0	0	0	0	0	6	6	0.00	1.500								
Steve Crawford, R (9, 1) ERA: 4.33	0.2		3	1	0	0	1	0	0	0	0	0	0	5	5	0.00	1.500								

Oakland Athletics @ Boston Red Sox
Fenway Park, Boston, MA
Mon Jul 07 1986, 7:05 PM EDT
Att: 27,347 - Unknown

AB	36
R	6
H	13
RBI	6
BB	2
SO	7
LOB	16



Batter	1	2	3	4	5	6	7	8	9	AB	R	H	RBI	BB	SO	LOB	BOTTOM								
Marty Barrett, R (1, 4) OBP: 0.359, SLG: 0.411	5-3		WP 1B		4-3 2B		FC2-5 1B BB		5-3	4	0	2	0	1	0	0									
Wade Boggs, L (1, 5) OBP: 0.474, SLG: 0.509	F8		F8		4-3		FC2-5 1B			4	0	1	1	0	0	2									
Bill Buckner, L (1, 3) OBP: 0.280, SLG: 0.377	G3		L8		K		FC2-5-4 1B			4	0	0	0	0	1	4									
Jim Rice, R (1, 7) OBP: 0.391, SLG: 0.505		FC4-6 1B			4-1 1B BB		6-3			3	1	2	0	1	0	1									
Don Baylor, R (1, 10) OBP: 0.366, SLG: 0.459		FC4-6 1B			4-1 1B				F3	4	0	1	0	0	0	2									
Dwight Evans, R (1, 9) OBP: 0.357, SLG: 0.444		F7			F7				F3	4	1	1	2	0	0	3									
Tony Armas, R (1, 8) OBP: 0.320, SLG: 0.389		K			K		F8		K	4	0	0	0	0	3	3									
Rich Gedman, L (1, 2) OBP: 0.319, SLG: 0.391			F8		G3		F9		K	4	0	0	0	0	1	2									
Rey Quinones, R (1, 6) Mike Stenhouse, L (8, PH) OBP: 0.500, SLG: 0.273			1B WP 1B		4-3		BB 1B		F8	3	2	2	0	0	0	0									
Inning Stats	R: 0 E: 0 K: 0 S: 3	H: 0 LOB: 0 BB: 0 P: 3	R: 0 E: 0 K: 1 S: 6	H: 1 LOB: 1 BB: 0 P: 6	R: 1 E: 0 K: 0 S: 5	H: 2 LOB: 1 BB: 0 P: 5	R: 0 E: 0 K: 1 S: 6	H: 1 LOB: 2 BB: 1 P: 10	R: 0 E: 0 K: 0 S: 5	H: 1 LOB: 1 BB: 0 P: 6	R: 2 E: 0 K: 0 S: 5	H: 2 LOB: 0 BB: 0 P: 5	R: 1 E: 0 K: 0 S: 4	H: 2 LOB: 1 BB: 1 P: 8	R: 0 E: 0 K: 1 S: 5	H: 0 LOB: 0 BB: 0 P: 5	R: 0 E: 0 K: 1 S: 5	H: 0 LOB: 0 BB: 0 P: 5	1B: 7 2B: 1 3B: 0 HR: 1	SF: 0 SAC: 0 DP: 1 HBP: 0	WP: 1 PB: 0 SB: 0 CS: 0	PA: 37			
PITCHER	IP	WLS	BF	H	R	ER	SO	BB	IBB	HBP	BLK	WP	HR	S	P	ERA	WHIP								
Dave Stewart, R (1, 1) ERA: 5.44	6.0	W	28	8	4	4	3	2	0	0	0	0	1	32	40	6.00	1.667								
Dave Vonohlen, L (7, 1) ERA	0.2		2	1	0	0	0	0	0	0	0	0	0	2	2	0.00	1.500								
Doug Bair, R (7, 1) ERA: 2.79	2.1	S	7	0	0	0	2	0	0	0	0	0	0	11	11	0.00	0.000								

Oakland Athletics @ Boston Red Sox
Fenway Park, Boston, MA
Mon Jul 07 1986, 7:05 PM EDT
Att: 27,347 - Unknown

AB	35
R	4
H	9
RBI	3
BB	2
SO	5
LOB	17



Batter	1	2	3	4	5	6	7	8	9	AB	R	H	RBI	BB	SO	LOB	TOP								
Tony Phillips, S OBP: 0.360, SLG: 0.327 (1, 4)	0-3 K		0-0 L3			0-3 K	0-0 1-3 2-H 2B		0-0 E 1B	5	1	2	2	0	2	0									
Carney Lansford, R OBP: 0.331, SLG: 0.389 (1, 5)	0-0 6-3			0-0 HR 1B		0-0 E6 1B	0-3 K		0-0 E5 1B	5	2	1	0	0	1	3									
Jose Canseco, R OBP: 0.363, SLG: 0.522 (1, 7)	0-0 F8			0-0 HR		4-0 1B	0-3 K		0-0 1-2 2-H 1B	4	2	2	3	1	1	2									
Dave Kingman, R OBP: 0.238, SLG: 0.397 (1, 10)		0-0 5-3		0-0 F7		0-3 K		0-0 F9	0-0 F8	5	0	0	0	0	1	4									
Bruce Bochte, L OBP: 0.354, SLG: 0.357 (1, 3)		0-0 1B		0-0 5-3		0-0 E8 1B	1-1 2-H 1B		0-0 F4	4	0	2	1	0	0	0									
Mike Davis, L OBP: 0.288, SLG: 0.416 (1, 9)	0-3 K			0-0 3-1		0-0 F8			0-0 6-3	4	0	0	0	0	1	2									
Dwayne Murphy, L OBP: 0.377, SLG: 0.381 (1, 8)		0-0 F7			0-0 CS 1B		4-0 1B		0-0 B1-3 1B	3	2	2	0	1	0	1	AB 38								
Jerry Willard, L OBP: 0.376, SLG: 0.377 (1, 2)			0-0 G3		0-3 K		0-0 2B		0-0 5-3	4	0	1	0	0	1	2	R 7								
Alfredo Griffin, S OBP: 0.337, SLG: 0.364 (1, 6)			0-0 1-3		0-0 F5		0-3 K		0-0 B1-3	4	0	0	0	0	1	3	H 10								
Inning Stats	R: 0 E: 0 K: 1 S: 5	H: 0 LOB: 0 BB: 0 P: 5	R: 0 E: 0 K: 1 S: 6	H: 1 LOB: 1 BB: 0 P: 6	R: 0 E: 0 K: 0 S: 3	H: 0 LOB: 0 BB: 0 P: 3	R: 2 E: 0 K: 0 S: 5	H: 2 LOB: 0 BB: 0 P: 5	R: 0 E: 0 K: 1 S: 5	H: 1 LOB: 0 BB: 0 P: 5	R: 2 E: 0 K: 2 S: 9	H: 1 LOB: 1 BB: 1 P: 13	R: 1 E: 0 K: 3 S: 11	H: 2 LOB: 2 BB: 1 P: 15	R: 0 E: 0 K: 0 S: 3	H: 0 LOB: 0 BB: 0 P: 3	R: 2 E: 1 K: 0 S: 7	H: 3 LOB: 2 BB: 0 P: 7	1B: 7 2B: 2 3B: 0 HR: 1	SF: 0 SAC: 0 DP: 0 HBP: 0	WP: 0 PB: 0 SB: 0 CS: 1	PA: 40			
PITCHER	IP	WLS	BF	H	R	ER	SO	BB	IBB	HBP	BLK	WP	HR	S	P	ERA	WHIP								
Oil Can Boyd, R ERA: 3.71 (1, 1)	6.0	W	26	6	5	3	5	2	0	0	0	0	1	34	42	4.50	1.333								
Bob Stanley, R ERA: 4.05 (7, 1)	2.2		13	4	2	1	3	0	0	0	0	0	0	19	19	3.38	1.500								
Steve Crawford, R ERA: 4.29 (9, 1)	0.1	S	1	0	0	0	0	0	0	0	0	0	0	1	1	0.00	0.000								

Oakland Athletics @ Boston Red Sox
Fenway Park, Boston, MA
Tue Jul 08 1986, 7:05 PM EDT
Att: 25,680 - Unknown

AB 38
R 7
H 10
RBI 6
BB 2
SO 8
LOB 17



Batter	1	2	3	4	5	6	7	8	9	AB	R	H	RBI	BB	SO	LOB	BOTTOM								
Marty Barrett, R OBP: 0.354, SLG: 0.404 (1, 4)	0-0 4-3		0-0 6-3	0-0 4-3		0-3 K	0-0 F3			5	0	0	0	0	1	6									
Wade Boggs, L OBP: 0.476, SLG: 0.505 (1, 5)	4-0 1B BB		4-0 2B BB		0-0 L7	4-0 2B BB	0-3 K			2	1	0	0	3	1	1									
Bill Buckner, L OBP: 0.285, SLG: 0.384 (1, 3)	0-0 FC6-4 1B		0-0 SF7		0-0 6-3	0-0 1-H 2-H 3-H 2B		0-0 G6-4-3 1B		4	0	3	4	0	0	0									
Jim Rice, R OBP: 0.391, SLG: 0.506 (1, 7)	0-3 K		0-0 1-3 2B		0-0 1B	0-0 F8		0-0 G6-4-3 1-2		5	0	2	0	0	1	4									
Don Baylor, R OBP: 0.361, SLG: 0.452 (1, 10)	0-0 FC6-4		0-0 F6		0-0 F4	0-0 F5		0-0 F6		5	0	0	0	0	0	6									
Dwight Evans, R OBP: 0.395, SLG: 0.443 (1, 9)		0-3 K		0-3 K		0-0 2B 1B	4-0 3B BB			3	2	1	0	1	2	0									
Tony Armas, R OBP: 0.328, SLG: 0.407 (1, 8)		0-0 6-3		0-0 1B		0-0 2B 1B	0-0 3B			4	2	3	1	0	0	0	AB 35								
Kevin Romine, R OBP: 0.333, SLG: 0.364 (9, 8)				0-0 1B		0-0 2B 1B	0-0 SF7 3B			0	0	0	0	0	0	0	R 8								
Rich Gedman, L OBP: 0.322, SLG: 0.398 (1, 2)		0-0 4-3		0-0 1B		0-0 2B 1B	0-0 SF7			3	1	2	2	0	0	0	H 14								
Rey Quinones, R OBP: 0.317, SLG: 0.311 (1, 6)			0-0 6-3 SF7 1B		0-0 F4	0-0 2B 2B	0-0 1B			4	2	3	1	0	0	2	RBI 8								
Inning Stats	R: 0 E: 0 K: 1 S: 6	H: 1 LOB: 2 BB: 1 P: 10	R: 0 E: 0 K: 1 S: 5	H: 0 LOB: 0 BB: 0 P: 5	R: 1 E: 0 K: 0 S: 5	H: 2 LOB: 2 BB: 1 P: 9	R: 0 E: 0 K: 1 S: 7	H: 2 LOB: 0 BB: 0 P: 7	R: 0 E: 0 K: 0 S: 4	H: 1 LOB: 1 BB: 0 P: 4	R: 5 E: 0 K: 1 S: 10	H: 5 LOB: 1 BB: 1 P: 14	R: 2 E: 0 K: 1 S: 7	H: 2 LOB: 1 BB: 1 P: 11	R: 0 E: 0 K: 0 S: 3	H: 1 LOB: 0 BB: 0 P: 3	1B: 9 2B: 4 3B: 1 HR: 0	SF: 2 SAC: 0 DP: 1 HBP: 0	WP: 0 PB: 0 SB: 1 CS: 0	PA: 41					
PITCHER	IP	WLS	BF	H	R	ER	SO	BB	IBB	HBP	BLK	WP	HR	S	P	ERA	WHIP								
Bill Mooneyham, R ERA: 4.41 (1, 1)	5.0		26	9	4	4	3	2	0	0	0	0	0	30	38	7.20	2.200								
Rick Langford, R ERA: 7.38 (6, 1)	0.1	L	2	1	0	0	1	0	0	0	0	0	0	4	4	0.00	3.000								
Dave Leiper, L ERA: 3.45 (6, 1)	0.0		2	1	2	2	0	1	0	0	0	0	0	1	5	∞	∞								
Steve Ontiveros, R ERA: 4.21 (6, 1)	2.2		11	3	2	2	1	1	0	0	0	0	0	12	16	6.75	1.500								

Oakland Athletics @ Boston Red Sox
Fenway Park, Boston, MA
Tue Jul 08 1986, 7:05 PM EDT
Att: 25,680 - Unknown

AB 35
R 8
H 14
RBI 8
BB 4
SO 5
LOB 19



Batter	1	2	3	4	5	6	7	8	9	AB	R	H	RBI	BB	SO	LOB	TOP							
Tony Phillips, S OBP: 0.358, SLG: 0.325 (1, 4)	4-3		BB E 1B		4-3		F7		F8	5	1	1	0	0	0	0								
Carney Lansford, R OBP: 0.330, SLG: 0.385 (1, 5)	F8		E BB		F7		F8			3	1	0	0	1	0	0								
Jose Canseco, R OBP: 0.359, SLG: 0.516 (1, 9) (8, 7)	K		K		E5 1B		F4			4	1	0	0	0	2	2								
Bruce Bochte, L OBP: 0.360, SLG: 0.359 Stan Javier, S OBP: 0.316, SLG: 0.250 (8, PR) (8, 8)		E 1B BB	E5 HR							2	1	1	1	2	0	0								
Dave Kingman, R OBP: 0.241, SLG: 0.409 (1, 10)		E 1B BB	HR		L7					4	1	2	2	0	0	2								
Mike Davis, L OBP: 0.287, SLG: 0.413 (1, 8) (8, 9)		E4 1B	F9							4	0	1	0	0	1	3								
Dusty Baker Jr., R OBP: 0.317, SLG: 0.325 (1, 7) (8, 3)	K				F7		G5-4-3 1B		F7	4	0	0	0	0	1	5								
Jerry Willard, L OBP: 0.360, SLG: 0.363 Mickey Tettleton, S OBP: 0.280, SLG: 0.310 (9, PH)	G4-6-3				4-3		3-1		4-3	3	0	0	0	0	0	3								
Alfredo Griffin, S OBP: 0.339, SLG: 0.373 (1, 6)			1B BB		B4-3				K	3	1	1	1	1	1	0								
Inning Stats	R: 0 E: 0 K: 1 S: 5	H: 0 LOB: 0 BB: 0 P: 5	R: 0 E: 1 K: 1 S: 6	H: 1 LOB: 2 BB: 1 P: 10	R: 4 E: 1 K: 1 S: 7	H: 2 LOB: 0 BB: 2 P: 15	R: 0 E: 0 K: 0 S: 3	H: 0 LOB: 0 BB: 0 P: 3	R: 1 E: 1 K: 0 S: 5	H: 1 LOB: 1 BB: 0 P: 5	R: 0 E: 0 K: 0 S: 3	H: 1 LOB: 0 BB: 0 P: 3	R: 1 E: 0 K: 0 S: 4	H: 1 LOB: 0 BB: 0 P: 4	R: 0 E: 0 K: 1 S: 5	H: 0 LOB: 1 BB: 1 P: 9	R: 0 E: 0 K: 1 S: 5	H: 0 LOB: 0 BB: 0 P: 5	1B: 4 2B: 0 3B: 0 HR: 2	SF: 0 SAC: 0 DP: 2 HBP: 0	WP: 0 PB: 0 SB: 0 CS: 0	PA: 37		
PITCHER	IP WLS BF H R ER SO BB IBB HBP BLK WP HR S P ERA WHIP	7.1 W 32 6 6 1 3 4 0 0 0 0 2 34 50 1.23 1.364	1.2 S 5 0 0 0 2 0 0 0 0 0 0 9 9 0.00 0.000																					

Oakland Athletics @ Boston Red Sox
Fenway Park, Boston, MA
Wed Jul 09 1986, 7:05 PM EDT
Att: 26,019 - Unknown

AB 33
R 6
H 6
RBI 4
BB 4
SO 5
LOB 15



Batter	1	2	3	4	5	6	7	8	9	AB	R	H	RBI	BB	SO	LOB	BOTTOM							
Marty Barrett, R OBP: 0.357, SLG: 0.409 (1, 4)			BB 1B 1B	F9		E5 2B				4	2	2	0	1	0	0								
Wade Boggs, L OBP: 0.476, SLG: 0.511 (1, 5)	F9		1B BB 1B	1B		4-3 1B 2B		K		5	1	3	2	0	1	3								
Bill Buckner, L OBP: 0.284, SLG: 0.380 (1, 3)	F7		1B BB 2B	1B		4-3		4-3		4	1	0	0	1	0	5								
Jim Rice, R OBP: 0.390, SLG: 0.503 (1, 7)	L5		F3			F9				4	0	1	0	0	0	5								
Don Baylor, R OBP: 0.360, SLG: 0.449 (1, 10)		4-3	1B 2B 1B	F4				F8		4	1	1	1	0	0	2								
Dwight Evans, R OBP: 0.357, SLG: 0.440 (1, 9)		5-3	2B 1B			K		4-3		4	0	1	1	0	1	0								
Tony Armas, R OBP: 0.327, SLG: 0.409 Kevin Romine, R OBP: 0.333, SLG: 0.364 (8, 8)	G3		1-3 2-H 3-H	2B		F9		5-3		4	0	1	2	0	0	0								
Marc Sullivan, R OBP: 0.274, SLG: 0.273 (1, 2)			1B K			3-1		6-3		4	1	1	0	0	1	2								
Rey Quinones, R OBP: 0.322, SLG: 0.333 (1, 6)			1B K			F7		2B		4	1	2	1	0	1	2								
Inning Stats	R: 0 E: 0 K: 0 S: 4	H: 1 LOB: 1 BB: 0 P: 4	R: 0 E: 0 K: 0 S: 3	H: 0 LOB: 0 BB: 0 P: 3	R: 6 E: 0 K: 2 S: 14	H: 7 LOB: 2 BB: 1 P: 18	R: 0 E: 0 K: 0 S: 5	H: 2 LOB: 2 BB: 0 P: 5	R: 0 E: 0 K: 1 S: 5	H: 0 LOB: 0 BB: 0 P: 5	R: 1 E: 1 K: 0 S: 5	H: 1 LOB: 1 BB: 0 P: 5	R: 0 E: 0 K: 0 S: 3	H: 0 LOB: 0 BB: 0 P: 3	R: 0 E: 0 K: 1 S: 6	H: 1 LOB: 2 BB: 1 P: 10	R: 0 E: 0 K: 1 S: 6	H: 0 LOB: 0 BB: 0 P: 5	1B: 7 2B: 5 3B: 0 HR: 0	SF: 0 SAC: 0 DP: 0 HBP: 0	WP: 0 PB: 0 SB: 0 CS: 0	PA: 39		
PITCHER	IP WLS BF H R ER SO BB IBB HBP BLK WP HR S P ERA WHIP	7.1 L 36 12 7 6 3 1 0 0 0 0 4 41 45 7.36 1.773	0.2 3 0 0 0 1 1 0 0 0 0 0 4 8 0.00 1.500																					

Oakland Athletics @ Boston Red Sox
Fenway Park, Boston, MA
Wed Jul 09 1986, 7:05 PM EDT
Att: 26,019 - Unknown

AB 37
R 7
H 12
RBI 7
BB 2
SO 4
LOB 19



Batter	1	2	3	4	5	6	7	8	9	10	11	12	AB	R	H	RBI	BB	SO	LOB															
Ruppert Jones, L OBP: 0.370, SLG: 0.464 (1, 9)	3-1		4-3		FC3-6 BB		K			SH3-4 BB		F5	4	0	0	0	2	1	1															
Gary Pettis, S OBP: 0.323, SLG: 0.336 (1, 8)	K		1B 2B		FC3-6 BB			4-3		SH3-4		K	5	1	1	1	0	2	1															
Wally Joyner, L OBP: 0.357, SLG: 0.545 (1, 3)	6-3		1B		BB			1B 2B				WP 3B	4	2	3	1	2	0	0															
Brian Downing, R OBP: 0.403, SLG: 0.455 (1, 7)		E4 1B	F3		F7			1B CS 1B		F7		BB 1B BB	5	2	1	1	1	0	5															
Reggie Jackson, L OBP: 0.421, SLG: 0.426 George Hendrick, R OBP: 0.322, SLG: 0.454 (8, PH)	K				F6			F7		F8		BB 1B BB	3	0	0	0	0	1	1															
Jack Howell, L OBP: 0.282, SLG: 0.480 Dick Schofield, R OBP: 0.313, SLG: 0.403 Rob Romero, R OBP: 0.328, SLG: 0.361 Rick Burleson, R OBP: 0.301, SLG: 0.422 (11, 5)	F4				6-3			1-3		K		SH3-4 1B 2B 1B	3	0	0	0	0	0	1															
Bobby Grich, R OBP: 0.331, SLG: 0.404 (8, 5) (11, 4)					6-3			6-3		K		SH3-4 1B 2B	5	0	3	2	0	1	0															
Dick Schofield, R OBP: 0.313, SLG: 0.369 (1, 8)			4-3 SH1-3 2B BB		FC6-4 1B			6-3				K F2	5	1	1	0	1	1	5															
Bob Boone, R OBP: 0.263, SLG: 0.262 (1, 2)			SH1-3					6-3		G4-6-3		F8	4	0	0	0	0	0	3															
Inning Stats	R: 0 E: 0 K: 1 S: 5	H: 0 LOB: 0 BB: 5	R: 1 E: 1 K: 1 S: 6	H: 1 LOB: 1 BB: 0	R: 2 E: 0 K: 0 S: 5	H: 2 LOB: 1 BB: 9	R: 0 E: 0 K: 0 S: 4	H: 1 LOB: 1 BB: 4	R: 0 E: 0 K: 0 S: 3	H: 0 LOB: 0 BB: 2 P: 3	R: 0 E: 0 K: 1 S: 5	H: 0 LOB: 0 BB: 5	R: 1 E: 0 K: 1 S: 7	H: 3 LOB: 2 BB: 7	R: 0 E: 0 K: 1 S: 5	H: 0 LOB: 0 BB: 5	R: 0 E: 0 K: 0 S: 3	H: 1 LOB: 2 BB: 6	R: 3 E: 0 K: 1 S: 8	H: 3 LOB: 2 BB: 16	1B: 8 2B: 4 3B: 1 HR: 0	SF: 0 SAC: 3 DP: 2 HBP: 0	WP: 1 PB: 0 SB: 0 CS: 1	PA: 53										
PITCHER	IP WLS BF H R ER SO BB IBB HBP BLK WP HR S P ERA WHIP																																	
Al Nipper, R ERA: 4.7 Joe Sambito, L ERA: 3.12 Bob Stanley, R ERA: 3.83 Steve Crawford, R ERA: 4.1 Mike Brown, R ERA: 5.11	(1, 1) (8, 1) (8, 1) (11, 1) (12, 1)	7.1 0.0 2.2 1.2 0.0	31 1 9 6 5	6 1 1 1 3	4 0 0 0 3	3 0 0 2 0	3 0 0 2 0	3 0 0 0 0	3 0 0 0 1	4 1 0 0 0	3 0 0 0 0	3 0 0 0 0	1 0 0 0 0	11 19 10 3	0.00 0.750 0.600 ∞	1.227 ∞ 0.750 0.600 ∞																		
PITCHER	IP WLS BF H R ER SO BB IBB HBP BLK WP HR S P ERA WHIP																																	
Tim Lollar, L ERA: 4.76	(12, 1)	0.1	1	0	0	0	0	0	0	0	0	0	0	0	0	0	0	0	0	0	0.00	0.000												

California Angels @ Boston Red Sox
Fenway Park, Boston, MA
Thu Jul 10 1986, 7:05 PM EDT
Att. 31,305 - Unknown


AB 43
R 7
H 12
RBI 6
BB 7
SO 7
LOB 21



Batter	1	2	3	4	5	6	7	8	9	10	11	12	AB	R	H	RBI	BB	SO	LOB															
Marty Barrett, R OBP: 0.354, SLG: 0.404 (1, 4)	F9	F2			G1-6-3		1-3			1-6-3		HR 1B	6	1	1	0	0	0	2															
Wade Boggs, L OBP: 0.476, SLG: 0.505 (1, 5)	BB 1B		3-1			HR BB	3-1			F7		K	5	1	1	0	1	1	1															
Bill Buckner, L OBP: 0.282, SLG: 0.385 (1, 3)	K		3-1			HR	F8			F9		F7	6	1	1	2	0	1	2															
Jim Rice, R OBP: 0.391, SLG: 0.516 (1, 7)	BB		6-3			1B 3B			5-3			HR	5	2	2	2	1	0	0															
Don Baylor, R OBP: 0.357, SLG: 0.442 (1, 10)	F9				F8	G1 BB		K				E5 BB E	5	1	0	0	1	2	2															
Dwight Evans, R OBP: 0.388, SLG: 0.444 (1, 9)		E4 2B 1B				CS BB	G1 1B				FC5 BB	E BLK BB	2	2	2	1	4	0	0															
Rich Gedman, L OBP: 0.326, SLG: 0.405 (1, 2)		1B 2B			K		G1		G3			E3	6	0	3	2	0	1	4															
Rey Quinones, R OBP: 0.324, SLG: 0.336 (1, 6)			FC3-6 1B				K		6-3			F4 BLK	6	0	2	0	0	2	5															
Kevin Romine, R OBP: 0.267, SLG: 0.286 Mike Stenhouse, L OBP: 0.474, SLG: 0.250 Ed Romero, R OBP: 0.285, SLG: 0.268 (10, 8)		FC3-6			FC4-6 1B		K		F9			FC5	3	0	0	0	0	1	4															
Inning Stats	R: 0 E: 0 K: 1 S: 6	H: 1 LOB: 2 BB: 10	R: 1 E: 1 K: 0 S: 5	H: 3 LOB: 1 BB: 0	R: 0 E: 0 K: 0 S: 3	H: 0 LOB: 0 BB: 0	R: 0 E: 0 K: 1 S: 4	H: 0 LOB: 1 BB: 8	R: 0 E: 0 K: 0 S: 3	H: 0 LOB: 0 BB: 3	R: 0 E: 0 K: 0 S: 3	H: 0 LOB: 0 BB: 3	R: 0 E: 0 K: 1 S: 6	H: 1 LOB: 2 BB: 10	R: 4 E: 2 K: 2 S: 8	H: 3 LOB: 1 BB: 12	1B: 8 2B: 2 3B: 1 HR: 2	SF: 0 SAC: 0 DP: 2 HBP: 0	WP: 0 PB: 0 SB: 0 CS: 1	PA: 53														
PITCHER	IP WLS BF H R ER SO BB IBB HBP BLK WP HR S P ERA WHIP																																	
Ron Romanick, R ERA: 3.31 Doug Corbett, R ERA: 3.22 Chuck Finley, L ERA: 3.38 Donnie Moore, R ERA: 3.86 Mike Cook, R ERA: 9.35	(1, 1) (6, 1) (10, 1) (10, 1) (12, 1)	5.0 4.0 0.2 1.1 0.2	23 14 2 6 7	7 1 0 1 3	4 0 0 0 2	4 0 0 0 1	0 0 0 0 0	0 0 0 0 0	0 0 0 0 0	0 0 0 0 0	0 0 0 0 0	0 0 0 0 0	0 0 0 0 0	23 23 2 11 8	7.20 0.500 0.000 1.500 27.000	2.200 0.500 0.000 1.500 6.000																		
PITCHER	IP WLS BF H R ER SO BB IBB HBP BLK WP HR S P ERA WHIP																																	
Todd Fischer, R ERA: 4.24	(12, 1)	0.0	1	0	0	0	0	0	0	0	0	0	0	0	0	0	0	0	0	0	∞	∞												

California Angels @ Boston Red Sox
Fenway Park, Boston, MA
Thu Jul 10 1986, 7:05 PM EDT
Att. 31,305 - Unknown

AB 46
R 8
H 12
RBI 7
BB 7
SO 8
LOB 22



Batter	1	2	3	4	5	6	7	8	9	AB	R	H	RBI	BB	SO	LOB	TOP										
Ruppert Jones, L OBP: 0.371, SLG: 0.467 (1, 9)										5	1	2	0	0	2	3											
Wally Joyner, L OBP: 0.357, SLG: 0.543 (1, 3)										5	0	2	1	0	0	2											
Doug DeCinces, R OBP: 0.311, SLG: 0.403 (1, 5)										5	0	1	1	0	1	3											
Reggie Jackson, L OBP: 0.424, SLG: 0.457 (1, 10)										5	2	3	2	0	1	2											
Brian Downing, R OBP: 0.406, SLG: 0.455 (1, 7)										4	0	2	0	1	0	0											
Bobby Grich, R OBP: 0.333, SLG: 0.400 (1, 4)										4	1	1	0	1	1	4											
Bob Boone, R OBP: 0.267, SLG: 0.270 (1, 2)										4	0	2	0	0	0	2											
Dick Schofield, R OBP: 0.308, SLG: 0.362 (1, 6)										4	0	0	0	0	0	6											
Gary Pettis, S OBP: 0.325, SLG: 0.338 (1, 8)										4	1	2	1	0	1	2											
Inning Stats	R: 0 E: 0 K: 0 S: 3	H: 1 LOB: 0 BB: 0 P: 3	R: 1 E: 0 K: 1 S: 8	H: 3 LOB: 2 BB: 0 P: 8	R: 0 E: 0 K: 1 S: 6	H: 1 LOB: 1 BB: 0 P: 6	R: 0 E: 0 K: 0 S: 4	H: 1 LOB: 1 BB: 0 P: 4	R: 1 E: 0 K: 1 S: 6	H: 2 LOB: 0 BB: 0 P: 6	R: 1 E: 0 K: 1 S: 7	H: 2 LOB: 1 BB: 0 P: 7	R: 1 E: 0 K: 0 S: 5	H: 2 LOB: 1 BB: 0 P: 5	R: 1 E: 0 K: 0 S: 7	H: 2 LOB: 2 BB: 1 P: 11	R: 0 E: 0 K: 1 S: 6	H: 1 LOB: 2 BB: 1 P: 10	1B: 10 2B: 4 3B: 0 HR: 2	SF: 0 SAC: 0 DP: 2 HBP: 0	WP: 0 PB: 0 SB: 1 CS: 0	PA: 42					
PITCHER	IP	WLS	BF	H	R	ER	SO	BB	IBB	HBP	BLK	WP	HR	S	P	ERA	WHIP										
Tom Seaver, R ERA: 4.18 (1, 1)	6.2	L	30	12	4	4	4	0	0	0	0	0	2	38	38	5.40	1.800										
Tim Lollar, L ERA: 4.7 (7, 1)	2.1		12	3	1	1	2	2	0	0	0	0	0	14	22	3.86	2.143										

California Angels @ Boston Red Sox
Fenway Park, Boston, MA
Fri Jul 11, 1986, 7:05 PM EDT
Att: 35,497 - Unknown

AB 40
R 5
H 15
RBI 5
BB 2
SO 6
LOB 24



Batter	1	2	3	4	5	6	7	8	9	AB	R	H	RBI	BB	SO	LOB	BOTTOM										
Marty Barrett, R OBP: 0.353, SLG: 0.402 (1, 4)										4	0	1	0	0	0	0											
Wade Boggs, L OBP: 0.470, SLG: 0.498 (1, 5)										4	0	0	0	0	0	1											
Bill Buckner, L OBP: 0.284, SLG: 0.386 (1, 3)										4	0	2	0	0	0	0											
Jim Rice, R OBP: 0.390, SLG: 0.513 (1, 7)										4	0	1	0	0	0	1											
Don Baylor, R OBP: 0.361, SLG: 0.442 (1, 10)										2	0	1	0	2	1	2											
Dwight Evans, R OBP: 0.387, SLG: 0.445 (1, 9)										4	0	1	0	0	1	3											
Rich Gedman, L OBP: 0.325, SLG: 0.400 (1, 2)										3	0	0	0	0	2	2											
Rey Quinones, R OBP: 0.329, SLG: 0.341 (1, 6)										4	0	2	0	0	0	2											
Kevin Romine, R OBP: 0.222, SLG: 0.235 (1, 8)										3	0	0	0	0	2	3											
Mike Stenhouse, L OBP: 0.450, SLG: 0.231 (9, PH)										1	0	0	0	0	0	2											
Inning Stats	R: 0 E: 0 K: 0 S: 3	H: 0 LOB: 0 BB: 0 P: 3	R: 0 E: 0 K: 2 S: 7	H: 0 LOB: 1 BB: 1 P: 11	R: 0 E: 0 K: 1 S: 6	H: 2 LOB: 1 BB: 0 P: 6	R: 0 E: 0 K: 0 S: 4	H: 1 LOB: 1 BB: 0 P: 4	R: 0 E: 0 K: 1 S: 5	H: 0 LOB: 0 BB: 0 P: 5	R: 0 E: 0 K: 1 S: 7	H: 2 LOB: 2 BB: 0 P: 7	R: 0 E: 0 K: 1 S: 6	H: 2 LOB: 1 BB: 0 P: 6	R: 0 E: 0 K: 0 S: 4	H: 1 LOB: 1 BB: 0 P: 4	R: 0 E: 0 K: 0 S: 3	H: 0 LOB: 2 BB: 1 P: 8	1B: 7 2B: 1 3B: 0 HR: 0	SF: 0 SAC: 0 DP: 1 HBP: 1	WP: 0 PB: 0 SB: 0 CS: 0	PA: 36					
PITCHER	IP	WLS	BF	H	R	ER	SO	BB	IBB	HBP	BLK	WP	HR	S	P	ERA	WHIP										
Kirk McCaskill, R ERA: 3.32 (1, 1)	9.0	W	36	8	0	0	6	2	0	1	0	0	0	45	54	0.00	1.111										

California Angels @ Boston Red Sox
Fenway Park, Boston, MA
Fri Jul 11, 1986, 7:05 PM EDT
Att: 35,497 - Unknown


AB 33
R 0
H 8
RBI 0
BB 2
SO 6
LOB 16



Batter	1	2	3	4	5	6	7	8	9	AB	R	H	RBI	BB	SO	LOB	TOP			
Ruppert Jones, L (1, 9) OBP: 0.369, SLG: 0.463	0-3 K			0-0 SH1-4 1B	0-3 K			0-0 F8		4	1	1	0	0	2	2	California Angels @ Boston Red Sox Fenway Park, Boston, MA Sat Jul 12 1986, 3:33 AM EDT Att: 32,932 - Unknown			
Jack Howell, L (1, 7) OBP: 0.232, SLG: 0.439	0-0 4-3			0-0 SH1-4 1-2			0-0 E3 2B	0-0 4-3		3	1	0	0	0	0	0				
Wally Joyner, L (1, 3) OBP: 0.359, SLG: 0.545	0-0 F8			0-0 WP 2-H 1B			0-0 F9 1-H 2B	0-0 6-3		4	0	2	2	0	0	0				
Reggie Jackson, L (1, 10) OBP: 0.421, SLG: 0.451		0-3 K		4-0 G4-6-3 1-3 BB			0-3 K	0-0 F7		3	0	0	0	1	2	1				
Jerry Narron, L (1, 2) OBP: 0.280, SLG: 0.333		0-3 K		0-0 G4-6-3 1-2			0-0 F9		4	0	1	0	0	1	3	0				
Rick Burleson, R (9, PR) OBP: 0.381, SLG: 0.422							2-3 1B		0	0	0	0	0	0	0	0				
Doug DeCinces, R (1, 5) OBP: 0.307, SLG: 0.397		0-3 K					0-0 F7	0-0 5-3		4	0	0	0	0	1	2				
Bobby Grich, R (1, 4) OBP: 0.331, SLG: 0.392				0-0 F8			4-0 4-3 1B BB		3	0	0	0	1	1	1	1				
Dick Schofield, R (1, 6) OBP: 0.308, SLG: 0.362				0-3 K			0-0 4-3 1-2 1B	0-0 F2		3	0	1	0	0	1	0				
Gary Pettis, S (1, 8) OBP: 0.322, SLG: 0.334				0-0 6-3			0-0 4-3 1-2 2-3	0-0 4-3		3	0	0	0	0	0	2				
Inning Stats	R: 0 E: 0 K: 1 S: 5	H: 0 LOB: 0 BB: 0 P: 5	R: 0 E: 0 K: 3 S: 9	H: 0 LOB: 0 BB: 0 P: 9	R: 0 E: 0 K: 1 S: 5	H: 0 LOB: 0 BB: 0 P: 5	R: 1 E: 0 K: 0 S: 4	H: 2 LOB: 1 BB: 1 P: 8	R: 0 E: 0 K: 1 S: 6	H: 1 LOB: 2 BB: 1 P: 10	R: 1 E: 1 K: 1 S: 7	H: 1 LOB: 1 BB: 0 P: 7	R: 0 E: 0 K: 1 S: 5	H: 0 LOB: 0 BB: 0 P: 5	R: 0 E: 0 K: 0 S: 3	H: 1 LOB: 1 BB: 0 P: 4	1B: 4 2B: 1 3B: 0 HR: 0	SF: 0 SAC: 1 DP: 1 HBP: 0	WP: 1 PB: 0 SB: 2 CS: 0	PA: 34
PITCHER Rogier Clemens, R (1, 1) ERA: 2.48	IP: 9.0 WLS: W BF: 34 H: 5 R: 2 ER: 1 SO: 8 BB: 2 IBB: 0 HBP: 0 BLK: 0 WP: 1 HR: 0 S: 48 P: 56 ERA: 1.00 WHIP: 0.778															PITCHER				

Batter	1	2	3	4	5	6	7	8	9	AB	R	H	RBI	BB	SO	LOB	BOTTOM			
Marty Barrett, R (1, 4) OBP: 0.352, SLG: 0.401	0-0 F7		0-0 F9		0-0 CS	0-0 HR 1B		0-0 F7		4	1	1	0	0	0	0	California Angels @ Boston Red Sox Fenway Park, Boston, MA Sat Jul 12 1986, 3:33 AM EDT Att: 32,932 - Unknown			
Wade Boggs, L (1, 5) OBP: 0.468, SLG: 0.493	0-0 F8			4-0 1B BB		0-0 L4		0-3 K		3	1	0	0	1	1	1				
Bill Buckner, L (1, 3) OBP: 0.290, SLG: 0.403	0-0 2B			0-0 1B 1-2 1B		0-0 1-H HR				3	1	3	2	0	0	0				
Jim Rice, R (1, 7) OBP: 0.389, SLG: 0.512	0-0 F8			0-0 1-3 2-H 1B		0-0 F9				3	0	1	1	0	0	1				
Don Baylor, R (1, 10) OBP: 0.358, SLG: 0.438		0-3 K		0-3 K		0-0 6-3				3	0	0	0	0	2	1				
Dwight Evans, R (1, 9) OBP: 0.384, SLG: 0.440		0-0 3-1		0-3 K			0-0 1-3			3	0	0	0	0	1	1				
Rich Gedman, L (1, 2) OBP: 0.321, SLG: 0.395		0-3 K			0-3 K		0-0 F8			3	0	0	0	0	2	0				
Rey Quinones, R (1, 6) OBP: 0.329, SLG: 0.341			0-0 F8		0-0 FC6-4 1B		0-0 6-3			3	0	1	0	0	0	0				
La Schelle Tarver, L (1, 8) Kevin Romine, R (9, 8) OBP: 0.222, SLG: 0.235			0-3 K		0-0 FC6-4 CS		0-0 4-3			3	0	0	0	0	1	1				
Inning Stats	R: 0 E: 0 K: 0 S: 4	H: 1 LOB: 1 BB: 0 P: 4	R: 0 E: 0 K: 2 S: 7	H: 0 LOB: 0 BB: 0 P: 7	R: 0 E: 0 K: 1 S: 5	H: 0 LOB: 0 BB: 0 P: 5	R: 1 E: 0 K: 2 S: 8	H: 2 LOB: 1 BB: 1 P: 12	R: 0 E: 0 K: 1 S: 5	H: 1 LOB: 0 BB: 0 P: 5	R: 2 E: 0 K: 0 S: 5	H: 2 LOB: 0 BB: 0 P: 5	R: 0 E: 0 K: 0 S: 3	H: 0 LOB: 0 BB: 0 P: 3	R: 0 E: 0 K: 1 S: 5	H: 0 LOB: 0 BB: 0 P: 5		1B: 4 2B: 1 3B: 0 HR: 1	SF: 0 SAC: 0 DP: 0 HBP: 0	WP: 0 PB: 0 SB: 0 CS: 1
PITCHER Mike Witt, R (1, 1) ERA: 3.08	IP: 8.0 WLS: L BF: 29 H: 6 R: 3 ER: 3 SO: 7 BB: 1 IBB: 0 HBP: 0 BLK: 0 WP: 0 HR: 1 S: 42 P: 46 ERA: 3.38 WHIP: 0.875															PITCHER				

AB 31
R 2
H 5
RBI 2
BB 2
SO 8
LOB 11



AB 28
R 3
H 6
RBI 3
BB 1
SO 7
LOB 5



livebaseballscores.com

livebaseballscores.com

Batter	1	2	3	4	5	6	7	8	9	AB	R	H	RBI	BB	SO	LOB	TOP						
Ruppert Jones, L (1,9) George Hendrick, R (8,PH) OBP: 0.371, SLG: 0.468 OBP: 0.330, SLG: 0.463										4	0	2	0	0	2	2	California Angels @ Boston Red Sox						
Gary Pettis, S (1,8) OBP: 0.320, SLG: 0.332										5	1	1	2	0	3	2	Fenway Park, Boston, MA						
Wally Joyner, L (1,3) OBP: 0.361, SLG: 0.543										5	1	2	1	0	0	3	Sun Jul 13 1986, 3:33 AM EDT						
Brian Downing, R (1,7) OBP: 0.407, SLG: 0.465										5	2	2	2	1	2	3	Att: 29,374 - Unknown						
Reggie Jackson, L (1,10) OBP: 0.414, SLG: 0.441										5	0	0	0	0	3	6	livebaseballscores.com						
Doug DeCinces, R (1,5) Jack Howell, L (8,5) OBP: 0.312, SLG: 0.404 OBP: 0.232, SLG: 0.439										5	1	3	2	0	1	1							
Bobby Grich, R (1,4) OBP: 0.333, SLG: 0.389										4	1	1	1	1	2	3	AB 42						
Dick Schofield, R (1,6) OBP: 0.317, SLG: 0.386										4	2	3	3	1	0	0	R 12						
Bob Boone, R (1,2) OBP: 0.273, SLG: 0.278										4	2	2	0	1	0	3	H 17						
Inning Stats	R: 0 E: 0 K: 1 S: 5	H: 1 LOB: 0 BB: 0 P: 5	R: 1 E: 0 K: 2 S: 9	H: 2 LOB: 2 BB: 1 P: 13	R: 0 E: 1 K: 0 S: 5	H: 2 LOB: 2 BB: 0 P: 5	R: 1 E: 0 K: 1 S: 6	H: 1 LOB: 1 BB: 1 P: 10	R: 0 E: 0 K: 2 S: 7	H: 0 LOB: 0 BB: 0 P: 7	R: 2 E: 0 K: 2 S: 9	H: 2 LOB: 1 BB: 1 P: 13	R: 2 E: 0 K: 2 S: 9	H: 2 LOB: 0 BB: 0 P: 10	R: 4 E: 0 K: 1 S: 9	H: 4 LOB: 2 BB: 2 P: 17	R: 2 E: 0 K: 2 S: 10	H: 3 LOB: 1 BB: 0 P: 10	1B: 10 2B: 6 HR: 2	SF: 0 SAC: 1 DP: 1 HBP: 1	WP: 2 PB: 0 SB: 0 CS: 0	PA: 49	
PITCHER	IP WLS BF H R ER SO BB IBB HBP BLK WP HR S P ERA WHIP																						
Jeff Sellers, R (1,1) ERA: 3.31	3.2 L 18 6 2 2 3 2 0 0 0 1 1 22 30 4.91 2.182																						
Tim Lollar, L (4,1) ERA: 5.13	2.2 2 12 2 3 3 5 1 0 1 0 0 0 20 25 10.12 1.125																						
Bob Stanley, R (7,1) ERA: 4.32	0.2 6 4 3 3 2 0 0 0 0 0 1 10 10 40.50 6.000																						
Joe Sambito, L (8,1) ERA: 3.67	1.0 7 2 2 2 1 1 1 0 0 0 0 7 15 18.00 3.000																						
Mike Brown, R (9,1) ERA: 5.34	1.0 6 3 2 2 2 0 0 0 0 1 0 10 10 18.00 3.000																						

Batter	1	2	3	4	5	6	7	8	9	AB	R	H	RBI	BB	SO	LOB	BOTTOM						
Marty Barrett, R (1,4) Dave Stapleton, R (8,FR) OBP: 0.348, SLG: 0.396 OBP: 0.286, SLG: 0.308										4	0	0	0	0	1	2	California Angels @ Boston Red Sox						
Wade Boggs, L (1,5) OBP: 0.468, SLG: 0.497										4	1	2	0	0	2	1	Fenway Park, Boston, MA						
Bill Buckner, L (1,3) OBP: 0.289, SLG: 0.401										4	0	1	2	0	0	2	Sun Jul 13 1986, 3:33 AM EDT						
Jim Rice, R (1,7) OBP: 0.385, SLG: 0.506										4	0	0	0	0	2	2	Att: 29,374 - Unknown						
Don Baylor, R (1,10) OBP: 0.354, SLG: 0.433										4	0	0	0	0	0	1	livebaseballscores.com						
Dwight Evans, R (1,9) OBP: 0.385, SLG: 0.438										2	0	0	0	2	0	0	AB 32						
Rey Quinones, R (1,6) OBP: 0.333, SLG: 0.366										4	1	2	1	0	0	1	R 3						
Marc Sullivan, R (1,2) OBP: 0.260, SLG: 0.257										4	0	0	0	0	1	2	H 6						
Kevin Romine, R (1,8) OBP: 0.286, SLG: 0.263										2	0	1	0	1	1	0	RBI 3						
Inning Stats	R: 0 E: 0 K: 2 S: 7	H: 0 LOB: 0 BB: 0 P: 7	R: 0 E: 0 K: 2 S: 8	H: 1 LOB: 2 BB: 1 P: 12	R: 0 E: 0 K: 1 S: 5	H: 0 LOB: 1 BB: 1 P: 9	R: 0 E: 0 K: 0 S: 3	H: 0 LOB: 1 BB: 1 P: 7	R: 0 E: 0 K: 1 S: 5	H: 0 LOB: 0 BB: 0 P: 5	R: 0 E: 0 K: 1 S: 6	H: 1 LOB: 0 BB: 0 P: 6	R: 0 E: 0 K: 0 S: 3	H: 0 LOB: 0 BB: 0 P: 3	R: 2 E: 0 K: 0 S: 5	H: 3 LOB: 1 BB: 0 P: 5	R: 1 E: 0 K: 0 S: 4	H: 1 LOB: 0 BB: 0 P: 4	1B: 4 2B: 1 HR: 1	SF: 0 SAC: 0 DP: 1 HBP: 0	WP: 1 PB: 0 SB: 0 CS: 0	PA: 35	
PITCHER	IP WLS BF H R ER SO BB IBB HBP BLK WP HR S P ERA WHIP																						
John Candelaria, L (1,1) ERA: 2.92	5.1 W 21 2 0 0 6 3 0 0 0 0 0 30 42 0.00 0.938																						
Doug Corbett, R (6,1) ERA: 3.54	3.2 S 14 4 3 3 1 0 0 0 0 1 1 16 16 7.36 1.091																						

Batter	1	2	3	4	5	6	7	8	9	AB	R	H	RBI	BB	SO	LOB	TOP										
Marty Barrett, R OBP: 0.347, SLG: 0.390 (1, 4)										5	0	1	0	0	1	3											
Wade Boggs, L OBP: 0.465, SLG: 0.494 (1, 5)										4	1	1	0	1	0	2											
Bill Buckner, L OBP: 0.287, SLG: 0.394 (1, 3)											4	0	1	0	1	0	3										
Jim Rice, R OBP: 0.383, SLG: 0.499 (1, 7)											4	0	1	0	1	0	2										
Don Baylor, R OBP: 0.348, SLG: 0.421 (1, 10)											4	0	0	0	0	1	3										
Dwight Evans, R OBP: 0.387, SLG: 0.450 (1, 9)											4	2	2	2	0	1	3										
Rich Gedman, L OBP: 0.318, SLG: 0.391 (1, 2)										4	1	2	0	0	0	3											
Rey Quinones, R OBP: 0.333, SLG: 0.373 (1, 6)										4	0	2	1	0	0	3											
La Schelle Tarver, L OBP: 0.259, SLG: 0.250 (8, PH)										3	0	0	0	0	0	2											
Inning Stats	R: 0 E: 0 K: 0 S: 4	H: 2 LOB: 2 BB: 1 P: 8	R: 1 E: 0 K: 1 S: 8	H: 3 LOB: 3 BB: 1 P: 12	R: 1 E: 0 K: 0 S: 4	H: 1 LOB: 0 BB: 0 P: 4	R: 0 E: 0 K: 0 S: 3	H: 0 LOB: 0 BB: 0 P: 3	R: 1 E: 1 K: 0 S: 5	H: 1 LOB: 3 BB: 1 P: 10	R: 0 E: 0 K: 0 S: 3	H: 0 LOB: 1 BB: 0 P: 6	R: 1 E: 0 K: 0 S: 5	H: 2 LOB: 1 BB: 0 P: 5	R: 0 E: 0 K: 1 S: 5	H: 0 LOB: 0 BB: 0 P: 5	1B: 7 2B: 2 3B: 0 HR: 1	SF: 0 SAC: 0 DP: 1 HBP: 1	WP: 0 PB: 0 SB: 0 CS: 0	PA: 41							
PITCHER	IP	WLS	BF	H	R	ER	SO	BB	IBB	HBP	BLK	WP	HR	S	P	ERA	WHIP										
Mike Moore, R ERA: 4.81 (1, 1)	7.0	W	35	10	4	4	2	2	1	1	0	0	1	35	48	5.14	1.714										
Matt Young, L ERA: 3.61 (8, 1)	2.0		6	0	0	0	1	0	0	0	0	0	0	8	8	0.00	0.000										

Boston Red Sox @ Seattle Mariners
The Kingdom, Seattle, WA
Fri Jul 18 1986, 10:05 PM EDT
Att: 20,830 - Unknown

AB 37
R 4
H 10
RBI 4
BB 3
SO 3
LOB 25



Batter	1	2	3	4	5	6	7	8	9	AB	R	H	RBI	BB	SO	LOB	BOTTOM										
John Moses, S OBP: 0.362, SLG: 0.370 (1, 8)										5	2	2	1	0	0	0											
Phil Bradley, R OBP: 0.365, SLG: 0.404 (1, 7)										5	2	2	1	0	0	1											
Jim Presley, R OBP: 0.315, SLG: 0.515 (1, 5)										5	0	1	1	0	1	3											
Ken Phelps, L OBP: 0.410, SLG: 0.557 (1, 3)											5	0	1	0	0	3											
Alvin Davis, L OBP: 0.405, SLG: 0.484 (1, 10)											4	3	1	0	1	2											
Danny Tartabull, R OBP: 0.387, SLG: 0.541 (1, 9)											3	1	2	3	1	1	0										
Scott Bradley, L OBP: 0.333, SLG: 0.403 (1, 2)												4	1	2	0	0	4										
Spike Owen, S OBP: 0.311, SLG: 0.358 (1, 6)												4	0	2	2	0	2										
Harold Reynolds, S OBP: 0.282, SLG: 0.284 (1, 4)												4	1	1	1	0	3										
Inning Stats	R: 4 E: 2 K: 0 S: 8	H: 3 LOB: 1 BB: 0 P: 8	R: 1 E: 0 K: 0 S: 5	H: 2 LOB: 1 BB: 0 P: 5	R: 1 E: 0 K: 0 S: 4	H: 2 LOB: 1 BB: 1 P: 8	R: 0 E: 0 K: 0 S: 3	H: 0 LOB: 0 BB: 0 P: 3	R: 0 E: 0 K: 1 S: 5	H: 0 LOB: 0 BB: 0 P: 5	R: 2 E: 0 K: 0 S: 6	H: 3 LOB: 1 BB: 0 P: 6	R: 1 E: 0 K: 0 S: 5	H: 2 LOB: 2 BB: 1 P: 9	R: 1 E: 0 K: 1 S: 7	H: 2 LOB: 1 BB: 0 P: 7	1B: 6 2B: 6 3B: 1 HR: 1	SF: 0 SAC: 0 DP: 1 HBP: 0	WP: 0 PB: 0 SB: 0 CS: 0	PA: 41							
PITCHER	IP	WLS	BF	H	R	ER	SO	BB	IBB	HBP	BLK	WP	HR	S	P	ERA	WHIP										
Al Nipper, R ERA: 4.79 (1, 1)	6.0	L	30	10	8	4	1	1	0	0	0	0	1	31	35	6.00	1.833										
Tim Lollar, L ERA: 5.24 (7, 1)	1.0		6	2	1	1	0	1	0	0	0	0	0	5	9	9.00	3.000										
Joe Sambito, L ERA: 3.86 (8, 1)	1.0		5	2	1	1	1	0	0	0	0	0	0	7	7	9.00	2.000										

Boston Red Sox @ Seattle Mariners
The Kingdom, Seattle, WA
Fri Jul 18 1986, 10:05 PM EDT
Att: 20,830 - Unknown

AB 39
R 10
H 14
RBI 9
BB 2
SO 2
LOB 18



Batter	1	2	3	4	5	6	7	8	9	AB	R	H	RBI	BB	SO	LOB	TOP				
Marty Barrett, R OBP: 0.349, SLG: 0.392 (1, 4)	L6	WP 1B S		FC4-6 1B	FC4-6 1B		F9		L9	6	1	3	2	0	0	0					
Wade Boggs, L OBP: 0.265, SLG: 0.495 (1, 5)	2B	1B BB		FC4-6 1B	F7				4-3	5	1	2	1	1	0	2					
Bill Buckner, L OBP: 0.292, SLG: 0.401 Dave Stapleton, R OBP: 0.267, SLG: 0.286 (6, PR) (6, 3)	L8	FC6-4 1B		G1-6-3 1B			F8			4	0	3	1	0	0	1					
Jim Rice, R OBP: 0.386, SLG: 0.497 Kevin Roming, R OBP: 0.299, SLG: 0.250 (8, PR) (8, 8)	2B 1B BB	FC6-4		G1-6-3					BB 1B	3	1	1	0	2	0	4					
Don Baylor, R OBP: 0.346, SLG: 0.420 (1, 10)	1B 2B			F8			K		F4	5	1	1	1	0	1	3					
Dwight Evans, R OBP: 0.376, SLG: 0.454 (1, 9)	FC4-6 1B			WP BB			1B HBP		BB	2	1	2	3	2	0	0					
Rich Gedman, L OBP: 0.313, SLG: 0.383 (1, 2)	FC4-6			F5			F6		F8	5	0	0	0	0	1	8					
Rey Quinones, R OBP: 0.329, SLG: 0.368 (1, 6)		F3		6-3			1B 1B		F3	5	1	1	0	0	1	6					
La Schelle Tarver, L OBP: 0.091, SLG: 0.091 (8, 7)	F3			E3 1B FC4-6			1-3 2H 1B		6-3	5	2	1	1	0	0	0					
Inning Stats	R: 3 E: 0 K: 0 S: 6	H: 3 LOB: 1 BB: 1 P: 10	R: 1 E: 0 K: 0 S: 5	H: 2 LOB: 2 BB: 1 P: 9	R: 0 E: 0 K: 0 S: 3	H: 0 LOB: 1 BB: 1 P: 7	R: 1 E: 1 K: 0 S: 5	H: 2 LOB: 1 BB: 0 P: 5	R: 3 E: 0 K: 1 S: 8	H: 3 LOB: 3 BB: 0 P: 9	R: 0 E: 0 K: 0 S: 4	H: 1 LOB: 1 BB: 0 P: 4	R: 0 E: 0 K: 1 S: 6	H: 1 LOB: 2 BB: 1 P: 10	R: 0 E: 0 K: 0 S: 3	H: 0 LOB: 0 BB: 0 P: 3	1B: 11 2B: 3 3B: 0 HR: 0	SF: 0 SAC: 0 DP: 1 HBP: 1	WP: 2 PB: 0 CS: 1	PA: 47	
PITCHER	IP WLS BF H R ER SO BB IBB HBP BLK WP HR S P ERA WHIP	IP WLS BF H R ER SO BB IBB HBP BLK WP HR S P ERA WHIP	IP WLS BF H R ER SO BB IBB HBP BLK WP HR S P ERA WHIP	IP WLS BF H R ER SO BB IBB HBP BLK WP HR S P ERA WHIP	IP WLS BF H R ER SO BB IBB HBP BLK WP HR S P ERA WHIP	IP WLS BF H R ER SO BB IBB HBP BLK WP HR S P ERA WHIP	IP WLS BF H R ER SO BB IBB HBP BLK WP HR S P ERA WHIP	IP WLS BF H R ER SO BB IBB HBP BLK WP HR S P ERA WHIP	IP WLS BF H R ER SO BB IBB HBP BLK WP HR S P ERA WHIP	IP WLS BF H R ER SO BB IBB HBP BLK WP HR S P ERA WHIP	IP WLS BF H R ER SO BB IBB HBP BLK WP HR S P ERA WHIP	IP WLS BF H R ER SO BB IBB HBP BLK WP HR S P ERA WHIP	IP WLS BF H R ER SO BB IBB HBP BLK WP HR S P ERA WHIP	IP WLS BF H R ER SO BB IBB HBP BLK WP HR S P ERA WHIP	IP WLS BF H R ER SO BB IBB HBP BLK WP HR S P ERA WHIP	IP WLS BF H R ER SO BB IBB HBP BLK WP HR S P ERA WHIP	IP WLS BF H R ER SO BB IBB HBP BLK WP HR S P ERA WHIP	IP WLS BF H R ER SO BB IBB HBP BLK WP HR S P ERA WHIP	IP WLS BF H R ER SO BB IBB HBP BLK WP HR S P ERA WHIP	IP WLS BF H R ER SO BB IBB HBP BLK WP HR S P ERA WHIP	IP WLS BF H R ER SO BB IBB HBP BLK WP HR S P ERA WHIP
Mike Morgan, R ERA: 4.53 (1, 1)	4.2 L	27 9	8 8	7 7	1 1	3 3	0 0	1 1	0 0	2 2	0 0	25 25	38 38	13.50 13.50	2.571 2.571						
Karl Best, R ERA: 5.4 (5, 1)	2.1	12 4	1 1	1 1	1 1	1 1	0 0	0 0	0 0	0 0	0 0	13 13	17 17	3.86 3.86	2.143 2.143						
Lee Guetterman, L ERA: 6.43 (8, 1)	2.0	8 1	0 0	0 0	1 1	1 1	0 0	0 0	0 0	0 0	0 0	9 9	13 13	0.00 0.00	1.000 1.000						

Boston Red Sox @ Seattle Mariners
The Kingdom, Seattle, WA
Sat Jul 19 1986, 10:05 PM EDT
Att: 31,703 - Unknown

AB	41
R	9
H	14
RBI	9
BB	5
SO	3
LOB	25



Batter	1	2	3	4	5	6	7	8	9	AB	R	H	RBI	BB	SO	LOB	BOTTOM				
John Moses, S OBP: 0.355, SLG: 0.363 (1, 8)	K		F5		F5			6-3		4	0	0	0	0	1	2					
Phil Bradley, R OBP: 0.365, SLG: 0.402 (1, 7)	3-1			K			G5-4-3 1B	K		4	0	1	0	0	2	0					
Jim Presley, R OBP: 0.312, SLG: 0.510 (1, 5)	K			K			G5-4-3	L7		4	0	0	0	0	2	1					
Ken Phelps, L OBP: 0.412, SLG: 0.553 (1, 3)		K		HR 1B			HBP	F3		3	1	1	0	0	1	0					
Alvin Davis, L OBP: 0.407, SLG: 0.496 (1, 10)	F4			HR			K2-3	BB 1B		4	1	2	2	0	1	1					
Danny Tartabull, R OBP: 0.386, SLG: 0.535 (1, 9)	5-3			6-3			FC3-6 BB	K		3	0	0	0	1	1	1					
Scott Bradley, L OBP: 0.347, SLG: 0.446 Dave Henderson, R OBP: 0.340, SLG: 0.461 (9, PH)				FC6-4 3B			FC3-6 G4-6-3	BB 1B		3	1	2	0	0	0	1					
Spike Owen, S OBP: 0.313, SLG: 0.355 (1, 6)				FC6-4 BB			G4-6-3	BB		2	0	0	0	2	1	2					
Harold Reynolds, S OBP: 0.282, SLG: 0.293 (1, 4)				FC6-4 CS			4-3	BB 3B		4	1	1	1	0	1	5					
Inning Stats	R: 0 E: 0 K: 2 S: 7	H: 0 LOB: 0 BB: 0 P: 7	R: 0 E: 0 K: 1 S: 5	H: 0 LOB: 0 BB: 0 P: 5	R: 1 E: 0 K: 0 S: 3	H: 1 LOB: 0 BB: 1 P: 7	R: 2 E: 0 K: 2 S: 9	H: 2 LOB: 0 BB: 0 P: 9	R: 0 E: 0 K: 1 S: 6	H: 1 LOB: 1 BB: 0 P: 6	R: 0 E: 0 K: 0 S: 2	H: 0 LOB: 0 BB: 1 P: 6	R: 1 E: 0 K: 1 S: 6	H: 1 LOB: 0 BB: 0 P: 6	R: 0 E: 0 K: 2 S: 9	H: 2 LOB: 3 BB: 1 P: 13	1B: 5 2B: 0 3B: 2 HR: 1	SF: 0 SAC: 0 DP: 2 HBP: 1	WP: 0 PB: 1 CS: 1	PA: 36	
PITCHER	IP WLS BF H R ER SO BB IBB HBP BLK WP HR S P ERA WHIP	IP WLS BF H R ER SO BB IBB HBP BLK WP HR S P ERA WHIP	IP WLS BF H R ER SO BB IBB HBP BLK WP HR S P ERA WHIP	IP WLS BF H R ER SO BB IBB HBP BLK WP HR S P ERA WHIP	IP WLS BF H R ER SO BB IBB HBP BLK WP HR S P ERA WHIP	IP WLS BF H R ER SO BB IBB HBP BLK WP HR S P ERA WHIP	IP WLS BF H R ER SO BB IBB HBP BLK WP HR S P ERA WHIP	IP WLS BF H R ER SO BB IBB HBP BLK WP HR S P ERA WHIP	IP WLS BF H R ER SO BB IBB HBP BLK WP HR S P ERA WHIP	IP WLS BF H R ER SO BB IBB HBP BLK WP HR S P ERA WHIP	IP WLS BF H R ER SO BB IBB HBP BLK WP HR S P ERA WHIP	IP WLS BF H R ER SO BB IBB HBP BLK WP HR S P ERA WHIP	IP WLS BF H R ER SO BB IBB HBP BLK WP HR S P ERA WHIP	IP WLS BF H R ER SO BB IBB HBP BLK WP HR S P ERA WHIP	IP WLS BF H R ER SO BB IBB HBP BLK WP HR S P ERA WHIP	IP WLS BF H R ER SO BB IBB HBP BLK WP HR S P ERA WHIP	IP WLS BF H R ER SO BB IBB HBP BLK WP HR S P ERA WHIP	IP WLS BF H R ER SO BB IBB HBP BLK WP HR S P ERA WHIP	IP WLS BF H R ER SO BB IBB HBP BLK WP HR S P ERA WHIP	IP WLS BF H R ER SO BB IBB HBP BLK WP HR S P ERA WHIP	IP WLS BF H R ER SO BB IBB HBP BLK WP HR S P ERA WHIP
Roger Clemens, R ERA: 2.59 (9, 1)	8.0	30 6	4 2	4 0	8 0	2 1	0 0	0 0	0 0	0 0	1 0	43 9	52 13	4.50 0.00	1.000 3.000						
Joe Sambito, L ERA: 3.72 (9, 1)	1.0	6 2	0 0	0 0	2 2	1 0	0 0	0 0	0 0	0 0	0 0	9 9	13 13	0.00 0.00	3.000 3.000						

Boston Red Sox @ Seattle Mariners
The Kingdom, Seattle, WA
Sat Jul 19 1986, 10:05 PM EDT
Att: 31,703 - Unknown

AB	32
R	4
H	8
RBI	3
BB	3
SO	10
LOB	13



Batter	1	2	3	4	5	6	7	8	9	AB	R	H	RBI	BB	SO	LOB	TOP				
Marty Barrett, R OBP: 0.345, SLG: 0.386 (1, 4)	L8	F8		F9			L8		5-3	5	0	0	0	0	0	1					
Wade Boggs, L OBP: 0.465, SLG: 0.494 (1, 5)	2B 1B	F7			PB G3 1B		G6-4-3		F7	5	1	2	0	0	0	1					
Bill Buckner, L OBP: 0.294, SLG: 0.404 (1, 10)	F9		2B 6-3 1B		G3			HR 2B		4	2	2	0	0	0	2					
Don Baylor, R OBP: 0.348, SLG: 0.433 (1, 7)	1B 2B		L7		6-3			HR		4	2	2	2	0	0	2					
Dwight Evans, R OBP: 0.377, SLG: 0.458 (1, 9)	BB 1B		6-3 2B		K			K		4	0	2	2	0	2	1					
Rich Gedman, L OBP: 0.318, SLG: 0.393 (1, 2)	BB 1B		6-3			G6-4-3 1B		2B		4	0	3	1	0	0	1					
Mike Stenhouse, L OBP: 0.458, SLG: 0.200 (1, 3)	1-2 2-3 BB		L9		F4			BB		2	0	0	0	2	0	2					
Rey Quinones, R OBP: 0.322, SLG: 0.358 (1, 6)	F5			4-3		G6-4-3		G5-4-3 BB		4	0	0	0	0	0	6					
La Schelle Tarver, L OBP: 0.133, SLG: 0.133 (1, 8)		6-3		L8			G6-4-3 1B		6-3	4	0	1	0	0	0	0					
Inning Stats	R: 2 E: 0 K: 0 S: 7	H: 4 LOB: 3 BB: 1 P: 11	R: 0 E: 0 K: 0 S: 3	H: 0 LOB: 0 BB: 0 P: 3	R: 1 E: 0 K: 0 S: 5	H: 2 LOB: 1 BB: 0 P: 5	R: 0 E: 0 K: 0 S: 3	H: 0 LOB: 0 BB: 0 P: 3	R: 0 E: 0 K: 1 S: 6	H: 1 LOB: 1 BB: 0 P: 6	R: 0 E: 0 K: 0 S: 3	H: 1 LOB: 0 BB: 0 P: 3	R: 0 E: 0 K: 1 S: 7	H: 3 LOB: 1 BB: 1 P: 11	R: 0 E: 0 K: 0 S: 3	H: 0 LOB: 0 BB: 0 P: 3	1B: 7 2B: 4 3B: 0 HR: 1	SF: 0 SAC: 0 DP: 3 HBP: 0	WP: 0 PB: 1 SB: 0 CS: 0	PA: 38	
PITCHER	IP	WLS	BF	H	R	ER	SO	BB	IBB	HBP	BLK	WP	HR	S	P	ERA	WHIP				
Jerry Reed, R ERA: 3.91 (1, 1)	5.0	W	23	7	3	3	1	1	0	0	0	0	0	24	28	5.40	1.600				
Lee Guetterman, L ERA: 6.35 (6, 1)	2.0		7	3	1	1	0	0	0	0	0	0	0	7	7	4.50	1.500				
Pete Ladd, R ERA: 3.8 (8, 1)	2.0		8	2	1	1	1	1	0	0	0	0	1	9	13	4.50	1.500				

Boston Red Sox @ Seattle Mariners
The Kingdom, Seattle, WA
Sun Jul 20 1986, 6:33 AM EDT
Att: 12,873 - Unknown

AB	36
R	5
H	12
RBI	5
BB	2
SO	2
LOB	16



Batter	1	2	3	4	5	6	7	8	9	AB	R	H	RBI	BB	SO	LOB	BOTTOM				
John Moses, S OBP: 0.356, SLG: 0.357 (1, 8)	BB 1B BB		G4-6-3	F7		K		FC6-4 IBB		3	0	0	0	2	1	3					
Phil Bradley, R OBP: 0.365, SLG: 0.404 (1, 7)	BB 1B				6-3			FC6-4		4	0	2	1	1	0	2					
Jim Presley, R OBP: 0.307, SLG: 0.503 (1, 5)	K		F8		F8	F8		F9		5	0	0	0	0	1	7					
Ken Phelps, L OBP: 0.409, SLG: 0.543 (1, 3)	BB 1B BB			K	F8	K				3	0	0	0	1	2	2					
Alvin Davis, L OBP: 0.409, SLG: 0.498 ERA: 4.25 Ricky Nelson, L OBP: 0.182, SLG: 0.182 (6, PR)	G4-6-3			1B 1B 1B		1B 1B 1B		4-3		3	1	2	0	0	0	3					
Danny Tartabull, R OBP: 0.387, SLG: 0.534 (1, 9)		6-3		1B HR 1B		1B 1B 1B		K		4	2	2	0	0	1	0					
Spike Owen, S OBP: 0.315, SLG: 0.357 (1, 6)		L8		HR 1B		1B 1B 1B		F8		4	2	2	1	0	0	0					
Bob Kearney, R OBP: 0.282, SLG: 0.338 Scott Bradley, L OBP: 0.373, SLG: 0.515 (4, PH) (5, 2)	F8			HR		1B PB 1B		FC6-4 SH5-3 1B		1	0	0	0	0	0	0					
Harold Reynolds, S OBP: 0.286, SLG: 0.294 (1, 4)				HR	F7	PB S 1B 1B		SH5-3		2	1	1	1	1	0	0					
Inning Stats	R: 0 E: 0 K: 1 S: 5	H: 1 LOB: 2 BB: 2 P: 13	R: 0 E: 0 K: 0 S: 3	H: 0 LOB: 0 BB: 0 P: 3	R: 0 E: 0 K: 0 S: 2	H: 0 LOB: 1 BB: 2 P: 10	R: 4 E: 0 K: 1 S: 9	H: 4 LOB: 0 BB: 0 P: 9	R: 0 E: 0 K: 2 S: 13	H: 0 LOB: 2 BB: 0 P: 13	R: 0 E: 0 K: 1 S: 5	H: 0 LOB: 0 BB: 0 P: 5	R: 0 E: 0 K: 0 S: 4	H: 1 LOB: 2 BB: 1 P: 8	R: 0 E: 0 K: 0 S: 4	H: 0 LOB: 0 BB: 0 P: 8	1B: 11 2B: 0 3B: 0 HR: 1	SF: 0 SAC: 1 DP: 2 HBP: 0	WP: 0 PB: 1 SB: 1 CS: 0	PA: 39	
PITCHER	IP	WLS	BF	H	R	ER	SO	BB	IBB	HBP	BLK	WP	HR	S	P	ERA	WHIP				
Jeff Sellers, R ERA: 4.25 (1, 1)	5.0	L	26	9	9	9	2	4	0	0	0	0	0	26	42	16.20	2.600				
Calvin Schiraldi, R ERA: 3.86 (6, 1)	2.1		11	3	0	0	3	0	1	0	0	0	0	16	20	0.00	1.286				
Bob Stanley, R ERA: 4.06 (8, 1)	0.2		2	0	0	0	0	0	0	0	0	0	0	2	2	0.00	0.000				

Boston Red Sox @ Seattle Mariners
The Kingdom, Seattle, WA
Sun Jul 20 1986, 6:33 AM EDT
Att: 12,873 - Unknown

AB	33
R	9
H	12
RBI	8
BB	5
SO	5
LOB	17



Batter	1	2	3	4	5	6	7	8	9	AB	R	H	RBI	BB	SO	LOB	TOP																			
Marty Barrett, R (1,4) OBP: 0.347, SLG: 0.386	0-0 CS 1B		4-0 BB			0-0 5-3		0-0 5-3		3	0	1	0	1	0	2																				
Wade Boggs, L (1,5) OBP: 0.466, SLG: 0.489	4-0 CS BB		0-0 L6			0-0 6-3			0-3 K	3	0	0	0	1	1	2																				
Bill Buckner, L (1,10) OBP: 0.291, SLG: 0.400	0-3 K			0-0 F6			0-0 F8		0-0 4-3	4	0	0	0	0	1	1																				
Don Baylor, R (1,7) OBP: 0.347, SLG: 0.429		0-0 F3		0-0 F9			0-0 F7		4-0 HR BB	3	1	0	0	1	0	0																				
Dwight Evans, R (1,9) OBP: 0.376, SLG: 0.464		0-0 4-3		0-0 6-3			0-0 F9		0-0 HR	4	1	1	2	0	0	0																				
Dave Stapleton, R (1,3) OBP: 0.222, SLG: 0.235 Mike Stenhouse, L (9,PH) OBP: 0.480, SLG: 0.200	0-3 K				0-0 F9			0-0 F7	4-0 BB	3	0	0	0	0	1	0																				
Rey Quinones, R (1,6) OBP: 0.320, SLG: 0.352		0-3 K		0-0 F7				4-0 WP BB	0-0 4-3	3	0	0	0	1	1	1																				
Marc Sullivan, R (1,2) OBP: 0.250, SLG: 0.247			0-0 F2		0-0 5-3			0-0 F4		3	0	0	0	0	0	1																				
Kevin Romine, R (1,8) OBP: 0.310, SLG: 0.269			0-0 S 1B			0-0 F3		4-0 1-2 BB		2	0	1	0	1	0	0																				
Inning Stats	R: 0 E: 0 K: 1 S: 4	H: 1 LOB: 1 BB: 1 P: 8	R: 0 E: 0 K: 1 S: 5	H: 0 LOB: 0 BB: 0 P: 5	R: 0 E: 0 K: 1 S: 6	H: 1 LOB: 2 BB: 1 P: 10	R: 0 E: 0 K: 0 S: 3	H: 0 LOB: 0 BB: 0 P: 3	R: 0 E: 0 K: 0 S: 3	H: 0 LOB: 0 BB: 0 P: 3	R: 0 E: 0 K: 0 S: 3	H: 0 LOB: 0 BB: 0 P: 3	R: 0 E: 0 K: 0 S: 3	H: 0 LOB: 2 BB: 2 P: 11	R: 2 E: 0 K: 1 S: 6	H: 1 LOB: 1 BB: 2 P: 14	1B: 2 2B: 1 3B: 0 HR: 1	SF: 0 SAC: 0 DP: 1 HBP: 0	WP: 1 PA: 34 PB: 0 SB: 1 CS: 2																	
PITCHER	IP	WLS	BF	H	R	ER	SO	BB	IBB	HBP	BLK	WP	HR	S	P	ERA	WHIP	PITCHER		IP	WLS	BF	H	R	ER	SO	BB	IBB	HBP	BLK	WP	HR	S	P	ERA	WHIP
Curt Young, L (1,1) ERA: 3.81	8.2	W	32	3	2	2	4	5	0	0	0	1	1	35	55	2.08	0.923																			
Doug Bair, R (9,1) ERA: 2.61	0.1		2	0	0	0	0	1	0	0	0	0	0	1	5	0.00	3.000																			

Boston Red Sox @ Oakland Athletics
Oakland-Alameda County Coliseum, Oakland, CA
Mon Jul 21 1986, 7:05 PM PDT
Att: 19,267 - Unknown

AB 28
R 2
H 3
RBI 2
BB 6
SO 4
LOB 7



Batter	1	2	3	4	5	6	7	8	9	AB	R	H	RBI	BB	SO	LOB	BOTTOM																			
Tony Phillips, S (1,4) OBP: 0.361, SLG: 0.351	0-0 F7		0-0 F8		0-0 HR	4-0 G4-6-3 BB		0-0 F9		4	1	1	1	1	0	1																				
Alfredo Griffin, S (1,6) OBP: 0.333, SLG: 0.366	0-0 F8		0-0 F9		0-0 1B	0-0 G4-6-3 1-2				4	0	1	0	0	0	2																				
Jose Canseco, R (1,7) OBP: 0.351, SLG: 0.504	0-3 K			0-0 1-3	0-0 L5		0-3 K			4	0	0	0	0	2	1																				
Dave Kingman, R (1,10) OBP: 0.246, SLG: 0.426		0-0 5-3		0-0 HR	0-0 F8		0-0 6-3			4	1	1	1	0	0	1																				
Carney Lansford, R (1,3) OBP: 0.335, SLG: 0.392		0-0 E 3B		4-0 BB 1B	0-0 1-2 1B		0-0 1B			3	2	3	0	1	0	0																				
Dusty Baker Jr., R (1,9) OBP: 0.324, SLG: 0.333 Mike Davis, L (8,9) OBP: 0.297, SLG: 0.440		0-0 E2		4-0 BB 1B	0-0 F3		0-3 K			3	0	0	0	1	1	3																				
Dwayne Murphy, L (1,8) OBP: 0.381, SLG: 0.380		0-0 3-H F5		0-0 1-2 2-H 1B		4-0 2B BB	0-3 K			3	1	1	1	1	1	1																				
Donnie Hill, S (1,5) OBP: 0.322, SLG: 0.365		0-0 F7		0-0 F3		0-3 K	0-0 1B			4	0	1	0	0	1	4																				
Mickey Tettleton, S (1,2) OBP: 0.303, SLG: 0.317			0-0 6-3		0-0 F8		0-0 1-H 2B	0-3 K		4	0	1	1	0	1	3																				
Inning Stats	R: 0 E: 0 K: 1 S: 5	H: 0 LOB: 0 BB: 0 P: 5	R: 1 E: 1 K: 0 S: 5	H: 1 LOB: 0 BB: 0 P: 5	R: 0 E: 0 K: 0 S: 3	H: 0 LOB: 0 BB: 0 P: 3	R: 2 E: 0 K: 0 S: 5	H: 2 LOB: 2 BB: 2 P: 13	R: 1 E: 0 K: 0 S: 6	H: 3 LOB: 2 BB: 0 P: 6	R: 1 E: 0 K: 1 S: 5	H: 1 LOB: 1 BB: 2 P: 13	R: 0 E: 0 K: 2 S: 8	H: 1 LOB: 1 BB: 0 P: 8	R: 0 E: 0 K: 2 S: 8	H: 1 LOB: 1 BB: 0 P: 8	1B: 5 2B: 1 3B: 1 HR: 2	SF: 0 SAC: 0 DP: 1 HBP: 0	WP: 0 PA: 37 PB: 0 SB: 0 CS: 0																	
PITCHER	IP	WLS	BF	H	R	ER	SO	BB	IBB	HBP	BLK	WP	HR	S	P	ERA	WHIP	PITCHER		IP	WLS	BF	H	R	ER	SO	BB	IBB	HBP	BLK	WP	HR	S	P	ERA	WHIP
Bruce Hurst, L (1,1) ERA: 3.05	5.1	L	27	7	5	4	2	3	0	0	0	0	2	28	40	6.75	1.875																			
Calvin Schiraldi, R (6,1) ERA: 1.8	2.2		10	2	0	0	4	1	0	0	0	0	0	17	21	0.00	1.125																			

Boston Red Sox @ Oakland Athletics
Oakland-Alameda County Coliseum, Oakland, CA
Mon Jul 21 1986, 7:05 PM PDT
Att: 19,267 - Unknown

AB 33
R 5
H 9
RBI 4
BB 4
SO 6
LOB 16



Batter	1	2	3	4	5	6	7	8	9	AB	R	H	RBI	BB	SO	LOB	TOP																			
Marty Barrett, R OBP: 0.346, SLG: 0.384 (1, 4)	G3		1B		F9			F8		4	0	1	0	0	0	1	Boston Red Sox @ Oakland Athletics Oakland-Alameda County Coliseum, Oakland, CA Tue Jul 22 1986, 3:33 AM PDT Att: 14,410 - Unknown livebaseballscorecards.com																			
Wade Boggs, L OBP: 0.464, SLG: 0.485 (1, 5)	1-3		4-3			1-3		BB		3	0	0	0	1	0																					
Bill Buckner, L OBP: 0.291, SLG: 0.401 (1, 10)	2B			F8		F7		F8		4	0	1	0	0	0	2																				
Don Baylor, R OBP: 0.346, SLG: 0.427 (1, 7)	6-3			HR	1B	F6		K		4	1	1	0	0	1	3																				
Dwight Evans, R OBP: 0.374, SLG: 0.462 (1, 9)		6-3		6-3			G3-6-1		F9	4	0	1	0	0	0	1																				
Rich Gedman, L OBP: 0.318, SLG: 0.401 (1, 2)	L8			HR			G3-6-1		6-3	4	1	1	2	0	0	1																				
Mike Stenhouse, L OBP: 0.448, SLG: 0.167 (1, 3)	F7			F8			BB		5-3	3	0	0	0	1	0	0																				
Rey Quinones, R OBP: 0.315, SLG: 0.345 (1, 6)			4-3		4-3			K		3	0	0	0	0	1	1																				
La Schelle Tarver, L OBP: 0.167, SLG: 0.167 (1, 8)			G3		K			WP	1B	3	0	1	0	0	1	0																				
Inning Stats	R: 0 E: 0 K: 0 S: 4	H: 1 LOB: 1 BB: 0 P: 4	R: 0 E: 0 K: 0 S: 3	H: 0 LOB: 0 BB: 0 P: 3	R: 0 E: 0 K: 0 S: 4	H: 1 LOB: 1 BB: 0 P: 4	R: 2 E: 1 K: 0 S: 5	H: 2 LOB: 0 BB: 0 P: 5	R: 0 E: 0 K: 1 S: 5	H: 0 LOB: 0 BB: 0 P: 5	R: 0 E: 0 K: 1 S: 5	H: 1 LOB: 1 BB: 1 P: 9	R: 0 E: 0 K: 1 S: 6	H: 1 LOB: 2 BB: 1 P: 10	R: 0 E: 0 K: 0 S: 3	H: 0 LOB: 0 BB: 0 P: 3	1B: 4 2B: 1 3B: 0 HR: 1	SF: 0 SAC: 0 DP: 1 HBP: 0	WP: 1 PA: 34 PB: 0 SB: 0 CS: 0																	
PITCHER	IP	WLS	BF	H	R	ER	SO	BB	IBB	HBP	BLK	WP	HR	S	P	ERA	WHIP	PITCHER		IP	WLS	BF	H	R	ER	SO	BB	IBB	HBP	BLK	WP	HR	S	P	ERA	WHIP
Joaquin Andujar, R ERA: 3.3 (1, 1)	7.1	W	29	6	2	2	2	2	0	0	0	1	1	31	39	2.46	1.091																			
Dave Vonohlen, L ERA: (8, 1)	0.1		1	0	0	0	0	0	0	0	0	0	0	1	1	0.00	0.000																			
Steve Ontiveros, R ERA: 4.5 (8, 1)	1.1	S	4	0	0	0	1	0	0	0	0	0	0	6	6	0.00	0.000																			



Batter	1	2	3	4	5	6	7	8	9	AB	R	H	RBI	BB	SO	LOB	BOTTOM																			
Tony Phillips, S OBP: 0.358, SLG: 0.347 (1, 4)	4-3		F9		4-3			K		4	0	0	0	0	1	2	Boston Red Sox @ Oakland Athletics Oakland-Alameda County Coliseum, Oakland, CA Tue Jul 22 1986, 3:33 AM PDT Att: 14,410 - Unknown livebaseballscorecards.com																			
Dwayne Murphy, L OBP: 0.384, SLG: 0.374 (1, 8)	WP	1B	BB		F9		K		BB	2	1	0	0	2	1	1																				
Jose Canseco, R OBP: 0.348, SLG: 0.499 (1, 7)	F6			B1-3		F9		K		4	0	0	0	0	1	3																				
Bruce Bochte, L OBP: 0.369, SLG: 0.369 (1, 3)	WP	1B	1B		3-1		2B		F4	4	1	2	0	0	0	0																				
Dave Kingman, R OBP: 0.247, SLG: 0.424 (1, 10)	E	S	2B	1B		5-3		5-3		4	1	1	2	0	0	1																				
Carney Lansford, R OBP: 0.334, SLG: 0.394 (1, 5)	1-H	2-H	2B	1B		5-3		6-3		4	0	1	1	0	0	1																				
Mike Davis, L OBP: 0.298, SLG: 0.439 (1, 9)	4-3			3-1				1B	SF7	3	1	1	0	0	0	1																				
Jerry Willard, L OBP: 0.377, SLG: 0.396 (1, 2)		SH5-3	BB		4-3			BB	1B	2	0	1	0	1	0	0																				
Alfredo Griffin, S OBP: 0.332, SLG: 0.365 (1, 6)		SH5-3			F7		SF7			1	0	0	1	0	0	0																				
Inning Stats	R: 3 E: 0 K: 0 S: 6	H: 3 LOB: 1 BB: 1 P: 10	R: 0 E: 0 K: 0 S: 3	H: 0 LOB: 1 BB: 1 P: 7	R: 0 E: 0 K: 0 S: 3	H: 0 LOB: 0 BB: 0 P: 3	R: 0 E: 0 K: 0 S: 3	H: 0 LOB: 0 BB: 0 P: 3	R: 0 E: 0 K: 1 S: 5	H: 0 LOB: 0 BB: 0 P: 5	R: 0 E: 0 K: 0 S: 4	H: 1 LOB: 1 BB: 0 P: 4	R: 1 E: 0 K: 2 S: 9	H: 2 LOB: 2 BB: 1 P: 13	R: 0 E: 0 K: 0 S: 3	H: 0 LOB: 0 BB: 0 P: 3	1B: 4 2B: 2 3B: 0 HR: 0	SF: 1 SAC: 1 DP: 0 HBP: 0	WP: 1 PA: 33 PB: 0 SB: 1 CS: 0																	
PITCHER	IP	WLS	BF	H	R	ER	SO	BB	IBB	HBP	BLK	WP	HR	S	P	ERA	WHIP	PITCHER		IP	WLS	BF	H	R	ER	SO	BB	IBB	HBP	BLK	WP	HR	S	P	ERA	WHIP
Tom Seaver, R ERA: 4.1 (7, 1)	6.2	L	29	6	4	4	2	3	0	0	0	0	0	30	42	5.40	1.350																			
Bob Stanley, R ERA: 3.95 (7, 1)	1.1		4	0	0	0	1	0	0	0	0	0	0	6	6	0.00	0.000																			



Batter	1	2	3	4	5	6	7	8	9	AB	R	H	RBI	BB	SO	LOB	TOP					
Marty Barrett, R (1.4)	6-3		WP 1B			FC1-6 1B FC6-4 1B		G4-6-3 1B		4	1	3	0	0	0	0	Boston Red Sox @ Oakland Athletics Oakland-Alameda County Coliseum, Oakland, CA Wed Jul 23 1986, 3:33 AM PDT Att: 15,411 - Unknown					
Wade Boggs, L (1.5)	F7		6-3			FC1-6 1B 1-2		G4-6-3		4	0	1	0	0	0	2						
Bill Buckner, L (1.3)	F3				L7	FC1-6 FC6-4 1-2 2-3		F8		4	0	0	0	0	0	3						
Don Baylor, R (1.10)		HR			F5	FC6-4 1-2 3-H		FC6 1B		4	1	2	2	0	0	1						
Dwight Evans, R (1.9)	K		K		K	K		F9		4	0	0	0	0	3	2						
Rich Gedman, L (1.2)	F4				1-3			F5		4	0	0	0	0	0	1						
Mike Stenhouse, L (1.7)	K				BB			FC6 1-2		3	0	0	0	1	1							
Ed Romero, R (1.6)			5-3		K			F7		3	0	0	0	0	1	1						
La Schelle Tarver, L (1.8)			K		G3			F8		3	0	0	0	0	1	1						
Inning Stats	R: 0 E: 0 K: 0 S: 3	H: 0 LOB: 0 BB: 0 P: 3	R: 1 E: 0 K: 2 S: 8	H: 1 LOB: 0 BB: 0 P: 8	R: 0 E: 0 K: 1 S: 6	H: 1 LOB: 1 BB: 0 P: 6	R: 0 E: 0 K: 1 S: 5	H: 0 LOB: 0 BB: 0 P: 5	R: 0 E: 0 K: 1 S: 5	H: 0 LOB: 1 BB: 1 P: 9	R: 1 E: 0 K: 0 S: 7	H: 2 LOB: 1 BB: 0 P: 7	R: 0 E: 0 K: 0 S: 3	H: 0 LOB: 0 BB: 0 P: 3	R: 0 E: 0 K: 0 S: 4	H: 1 LOB: 1 BB: 0 P: 4	R: 0 E: 0 K: 0 S: 4	H: 1 LOB: 1 BB: 0 P: 4	1B: 5 2B: 0 3B: 0 HR: 1	SF: 0 SAC: 0 DP: 0 HBP: 0	WP: 1 PB: 0 SB: 0 CS: 0	PA: 34
PITCHER	IP WLS BF H R ER SO BB IBB HBP BLK WP HR S P ERA WHIP																					
Dave Stewart, R (1.1)	8.0 W 30 5 2 2 6 1 0 0 0 1 1 41 45 2.25 0.750																					
Jay Howell, R (9.1)	1.0 4 1 0 0 0 0 0 0 0 0 0 0 4 4 0.00 1.000																					

Batter	1	2	3	4	5	6	7	8	9	AB	R	H	RBI	BB	SO	LOB	BOTTOM					
Tony Phillips, S (1.4)	K		PB 3B 1B	1B 2B	1-2 1B			K		5	1	3	3	0	2	0	Boston Red Sox @ Oakland Athletics Oakland-Alameda County Coliseum, Oakland, CA Wed Jul 23 1986, 3:33 AM PDT Att: 15,411 - Unknown					
Dwayne Murphy, L (1.8)	F7		HR 3B	HR 1B	K			1B 1B		5	3	3	1	0	1	2						
Carney Lansford, R (1.5)			HR 3B	HR 1B		6-3		1B 1B		5	2	4	4	0	0	0						
Bruce Bochte, L (1.3)	G3		G3			3-1		FC4-6 1B		4	0	1	0	0	0	1						
Jose Canseco, R (8. PH)								1B 1B		1	0	1	1	0	0	0						
Steve Ontiveros, R (8. PR)								FC4-6 1B		0	0	0	0	0	0	0						
Jay Howell, R (9.1)								1-2 2-H 1B		0	0	0	0	0	0	0						
Dave Kingman, R (1.10)			F7	F2		6-3		FC4-6 1-2		4	0	1	0	0	0	1						
Donnie Hill, S (8. PH)			1B					1B		1	0	0	0	0	0	2						
Dusty Baker Jr., R (1.7)			F7		FC6-4 1B BB			F5		3	1	1	0	1	0	0						
Rusty Tillman, R (8.7)			1B		BB					0	0	0	0	0	0	0						
Mike Davis, L (1.9)	F4			1B SH1-3 1B	F5			K		4	1	1	0	0	1	3						
Mickey Tettleton, S (1.2)	F2			SH1-3				K		2	0	0	0	1	1	2						
Alfredo Griffin, S (1.6)	5-3			2B 1B	FC6-4 1B			5-3		4	1	1	0	0	0	4						
Inning Stats	R: 0 E: 0 K: 1 S: 6	H: 1 LOB: 1 BB: 0 P: 6	R: 0 E: 0 K: 0 S: 5	H: 2 LOB: 2 BB: 0 P: 5	R: 3 E: 0 K: 0 S: 6	H: 3 LOB: 0 BB: 0 P: 6	R: 4 E: 0 K: 0 S: 8	H: 6 LOB: 1 BB: 0 P: 8	R: 1 E: 0 K: 1 S: 6	H: 1 LOB: 2 BB: 2 P: 14	R: 0 E: 0 K: 0 S: 3	H: 0 LOB: 0 BB: 0 P: 3	R: 0 E: 0 K: 2 S: 7	H: 0 LOB: 0 BB: 0 P: 7	R: 1 E: 0 K: 1 S: 8	H: 3 LOB: 2 BB: 0 P: 8	R: 0 E: 0 K: 1 S: 8	H: 0 LOB: 2 BB: 0 P: 8	1B: 12 2B: 1 3B: 1 HR: 2	SF: 0 SAC: 1 DP: 0 HBP: 0	WP: 0 PB: 1 SB: 0 CS: 0	PA: 41
PITCHER	IP WLS BF H R ER SO BB IBB HBP BLK WP HR S P ERA WHIP																					
Al Nipper, R (1.1)	3.1 L 19 9 6 6 1 0 0 0 0 0 0 1 21 21 16.20 2.700																					
Tim Lollar, L (4.1)	0.1 3 3 1 1 0 0 0 0 0 0 0 1 3 3 27.00 9.000																					
Jeff Sellers, R (4.1)	4.0 17 3 2 2 4 2 0 0 0 0 0 0 23 31 4.50 1.250																					
Joe Sambito, L (8.1)	0.1 2 1 0 0 0 0 0 0 0 0 0 0 2 2 0.00 3.000																					



Batter	1	2	3	4	5	6	7	8	9	AB R H RBI BB SO LOB	TOP													
Marty Barrett, R (1,4) OBP: 0.350, SLG: 0.387	0-0 4-3		4-0 2B BB		0-0 F8 BB 1B	0-0 F4		0-0 4-3	4 2 1 0 1 0 0	Boston Red Sox @ California Angels Anaheim Stadium, Anaheim, CA Fri Jul 25 1986, 10:05 PM EDT Att: 50,688 - Unknown														
Wade Boggs, L (1,5) OBP: 0.464, SLG: 0.486	0-0 E7 2B		0-0 SF7		4-0 FC4-6 1-2 HR BB	0-0 F7		0-0 G6-3 1B	3 1 2 1 1 0 0															
Bill Buckner, L (1,3) OBP: 0.287, SLG: 0.397	0-0 L6		0-0 2B		0-0 F8		0-0 6-3	5 0 1 2 0 0 4																
Jim Rice, R (1,7) OBP: 0.385, SLG: 0.495	0-0 4-3		0-0 F9		0-0 FC4-6 1-2 HR BB		0-0 1-3	4 0 1 1 0 0 2																
Mike Greenwell, L (9,7)								0 0 0 0 0 0 0																
Don Baylor, R (1,10) OBP: 0.349, SLG: 0.440		0-0 CS 1B	0-0 F8		0-0 FC4-6 HR BB		0-0 2B	4 1 2 0 0 0 3																
Dwight Evans, R (1,9) OBP: 0.369, SLG: 0.452		0-3 K 1-2		0-0 F8	4-0 HR BB		0-0 F9	3 1 0 0 1 1 2																
Rich Gedman, L (1,2) OBP: 0.316, SLG: 0.406		0-0 F8		1-0 HBP	0-0 HR		0-0 F9	3 1 1 4 0 0 0																
Rey Quinones, R (1,6) OBP: 0.314, SLG: 0.339			4-0 2B SF7 BB	0-0 F8	0-0 5-3		0-0 F6	3 1 0 0 1 0 1																
Kevin Romine, R (1,8) OBP: 0.303, SLG: 0.300			0-0 2B 2B	0-0 F9		0-0 F8	0-3 K	4 1 1 0 0 1 1																
Inning Stats	R: 0 E: 1 K: 0 S: 4	H: 1 LOB: 1 BB: 0 P: 4	R: 0 E: 0 K: 1 S: 5	H: 1 LOB: 0 BB: 0 P: 5	R: 3 E: 0 K: 0 S: 5	H: 2 LOB: 1 BB: 2 P: 13	R: 0 E: 0 K: 0 S: 3	H: 0 LOB: 1 BB: 0 P: 4	R: 5 E: 0 K: 0 S: 6	H: 3 LOB: 0 BB: 2 P: 14	R: 0 E: 0 K: 0 S: 3	H: 0 LOB: 0 BB: 0 P: 3	R: 0 E: 0 K: 1 S: 4	H: 1 LOB: 1 BB: 0 P: 4	R: 0 E: 0 K: 1 S: 5	H: 0 LOB: 0 BB: 0 P: 5	R: 0 E: 0 K: 0 S: 3	H: 1 LOB: 0 BB: 0 P: 3	R: 0 E: 0 K: 0 S: 3	H: 1 LOB: 0 BB: 0 P: 3	1B: 4 2B: 5 3B: 0 HR: 1	SF: 1 SAC: 0 DP: 2 HBP: 1	WP: 0 PB: 0 SB: 0 CS: 1	PA: 39
PITCHER	IP WLS BF H R ER SO BB IBB HBP BLK WP HR S P ERA WHIP											PITCHER	IP WLS BF H R ER SO BB IBB HBP BLK WP HR S P ERA WHIP											
John Candelaria, L (1,1) ERA: 4.5	4.1 L 21 5 5 5 1 3 0 1 0 0 0 1 19 32 10.38 1.846																							
Vern Ruhle, R (5,1) ERA: 4.26	4.2 18 4 3 3 1 1 0 0 0 0 1 19 23 5.79 1.071																							

Batter	1	2	3	4	5	6	7	8	9	AB R H RBI BB SO LOB	BOTTOM												
Ruppert Jones, L (1,9) OBP: 0.359, SLG: 0.480	0-0 F9		0-0 CS 1-2	0-0 F8		0-0 F8		0-0 F8	4-0 BB	3 0 0 0 1 0 0	Boston Red Sox @ California Angels Anaheim Stadium, Anaheim, CA Fri Jul 25 1986, 10:05 PM EDT Att: 50,688 - Unknown												
Jack Howell, L (1,5) OBP: 0.253, SLG: 0.407	0-3 K		0-0 4-3				0-0 L8	0-0 F8	4 0 0 0 0 1 1														
Wally Joyner, L (1,3) OBP: 0.366, SLG: 0.535	0-3 K		0-0 G4-1				0-0 3-1	0-0 F8	4 0 0 0 0 1 1														
Reggie Jackson, L (1,10) OBP: 0.403, SLG: 0.427		0-0 4-3		0-0 3-1 SF9 2B		4-0 2B BB		0-3 K	3 1 1 0 1 1 1														
Jerry Narron, L (1,2) OBP: 0.305, SLG: 0.346		0-3 K		0-0 3-1		0-0 2B			3 0 1 0 0 1 1														
Brian Downing, R (1,7) OBP: 0.396, SLG: 0.450		0-0 F9		0-0 SF9		0-0 F9			2 0 0 1 0 0 2														
Rob Wilfong, L (1,4) OBP: 0.292, SLG: 0.350			0-3 K		0-0 1-3			0-3 K	3 0 0 0 0 2 0														
Dick Schofield, R (1,6) OBP: 0.314, SLG: 0.373			0-0 6-3			0-0 5-3		0-0 F8	3 0 0 0 0 0 0														
Gary Pettis, S (1,8) OBP: 0.311, SLG: 0.315			0-0 E1 CS			0-0 4-3		0-3 K	3 0 0 0 0 1 0														
Inning Stats	R: 0 E: 0 K: 2 S: 7	H: 0 LOB: 0 BB: 0 P: 7	R: 0 E: 0 K: 1 S: 5	H: 0 LOB: 0 BB: 0 P: 5	R: 0 E: 1 K: 1 S: 5	H: 0 LOB: 0 BB: 0 P: 5	R: 0 E: 0 K: 0 S: 3	H: 0 LOB: 0 BB: 0 P: 3	R: 1 E: 0 K: 0 S: 4	H: 1 LOB: 0 BB: 0 P: 4		R: 0 E: 0 K: 0 S: 3	H: 0 LOB: 0 BB: 0 P: 3	R: 0 E: 0 K: 2 S: 7	H: 1 LOB: 2 BB: 1 P: 8	R: 0 E: 0 K: 2 S: 7	H: 0 LOB: 0 BB: 0 P: 7	R: 0 E: 0 K: 1 S: 5	H: 0 LOB: 1 BB: 1 P: 9	1B: 0 2B: 2 3B: 0 HR: 0	SF: 1 SAC: 0 DP: 0 HBP: 0	WP: 0 PB: 0 SB: 0 CS: 1	PA: 32
PITCHER	IP WLS BF H R ER SO BB IBB HBP BLK WP HR S P ERA WHIP											PITCHER	IP WLS BF H R ER SO BB IBB HBP BLK WP HR S P ERA WHIP										
Roger Clemens, R (1,1) ERA: 2.5	9.0 W 31 2 1 1 7 2 0 0 0 0 0 0 43 51 1.00 0.444																						

Batter	1	2	3	4	5	6	7	8	9	AB	R	H	RBI	BB	SO	LOB	TOP										
Marty Barrett, R (1,4) OBP: 0.347, SLG: 0.383	F9		6-3		FC1-6			L6-3		4	0	0	0	0	0	3											
Wade Boggs, L (1,5) OBP: 0.455, SLG: 0.481	G3			4-3		L4		E4		4	0	0	0	0	0	0											
Bill Buckner, L (1,3) OBP: 0.286, SLG: 0.398	6-3			1B	2B	F7		G3-6-3		4	0	1	0	0	0	1											
Jim Rice, R (1,7) OBP: 0.383, SLG: 0.492		F8		1B	1B	K		F4		4	0	1	0	0	1	0											
Don Baylor, R (1,10) OBP: 0.346, SLG: 0.437	K		FC8-2-6			F8				3	0	0	0	0	1	2											
Dwight Evans, R (1,9) OBP: 0.372, SLG: 0.452	K				1B		G4-6-3	BB		2	0	1	0	1	1	0											
Rich Gedman, L (1,2) OBP: 0.316, SLG: 0.415			HR		L6		G4-6-3			3	1	1	1	0	0	2											
Ray Quinones, R (1,6) OBP: 0.314, SLG: 0.339			5-3				F3			3	0	1	0	0	0	0											
Kevin Romine, R (1,8) OBP: 0.286, SLG: 0.281			F9							2	0	0	0	0	1	2											
La Schelle Tarver, L (8,8) OBP: 0.152, SLG: 0.143					K			L6-3	BB	0	0	0	0	1	0	0											
Inning Stats	R: 0 H: 0 E: 0 K: 0 S: 3	H: 0 LOB: 0 BB: 0 P: 3	R: 0 H: 0 E: 0 K: 2 S: 7	H: 0 LOB: 0 BB: 0 P: 7	R: 1 H: 1 E: 0 K: 0 S: 4	H: 1 LOB: 0 BB: 0 P: 4	R: 0 H: 2 E: 0 K: 0 S: 4	H: 2 LOB: 1 BB: 0 P: 4	R: 0 H: 2 E: 0 K: 1 S: 7	H: 2 LOB: 2 BB: 0 P: 7	R: 0 H: 0 E: 0 K: 0 S: 5	H: 0 LOB: 0 BB: 0 P: 5	R: 0 H: 0 E: 0 K: 0 S: 2	H: 0 LOB: 0 BB: 1 P: 6	R: 0 H: 0 E: 0 K: 0 S: 2	H: 0 LOB: 0 BB: 1 P: 6	R: 0 H: 0 E: 1 K: 0 S: 3	H: 0 LOB: 0 BB: 0 P: 3	1B: 3 2B: 3 3B: 0 HR: 1	SF: 0 SAC: 0 DP: 4 HBP: 0	WP: 0 PA: 31 PB: 0 SB: 0 CS: 0						
PITCHER	IP	WLS	BF	H	R	ER	SO	BB	IBB	HBP	BLK	WP	HR	S	P	ERA	WHIP										
Mike Witt, R (1,1) ERA: 2.94	8.0	W	29	5	1	1	4	2	0	0	0	0	1	35	43	1.12	0.875										
Donnie Moore, R (9,1) ERA: 3.99	1.0	S	2	0	0	0	0	0	0	0	0	0	0	2	2	0.00	0.000										

Boston Red Sox @ California Angels
Anaheim Stadium, Anaheim, CA
Sat Jul 26 1986, 6:33 AM EDT
Att: 33,977 - Unknown

AB 29
R 1
H 5
RBI 1
BB 2
SO 4
LOB 10



Batter	1	2	3	4	5	6	7	8	9	AB	R	H	RBI	BB	SO	LOB	BOTTOM										
Rick Burleson, R (1,10) OBP: 0.387, SLG: 0.442	K		F2	K			F8			2	0	0	0	0	1	1											
Reggie Jackson, L (4,PH) OBP: 0.400, SLG: 0.424										2	0	0	0	0	1	2											
Wally Joyner, L (1,3) OBP: 0.382, SLG: 0.530	F8			L8	G1-4-3		3-1			4	0	0	0	0	0	0											
Brian Downing, R (1,7) OBP: 0.397, SLG: 0.447	F8			HR	BB	3-1		BB		2	1	0	0	2	0	0											
Doug DeCinces, R (1,5) OBP: 0.309, SLG: 0.401		F7		HR	K		K			4	1	1	2	0	2	1											
George Hendrick, R (1,9) OBP: 0.330, SLG: 0.449		F8		F9		5-3		6-3	SH3	4	0	1	0	0	0	0											
Bobby Grich, R (1,4) OBP: 0.353, SLG: 0.415	K			HR		6-3	1B	1B	SH3	3	1	2	1	0	1	0											
Dick Schofield, R (1,6) OBP: 0.320, SLG: 0.379			E6	1B	2B	1B		6-3	1B	4	1	3	0	0	0	1											
Bob Boone, R (1,2) OBP: 0.271, SLG: 0.273			4-3		1B		6-3		L4	4	0	1	1	0	0	4											
Gary Pettis, S (1,8) OBP: 0.311, SLG: 0.313			K		BB		K			2	0	0	0	1	2	3											
Inning Stats	R: 0 H: 0 E: 0 K: 1 S: 5	H: 0 LOB: 0 BB: 0 P: 5	R: 0 H: 0 E: 0 K: 1 S: 5	H: 0 LOB: 0 BB: 0 P: 5	R: 0 H: 1 E: 1 K: 1 S: 6	H: 1 LOB: 1 BB: 0 P: 6	R: 4 H: 4 E: 0 K: 1 S: 9	H: 4 LOB: 2 BB: 2 P: 17	R: 0 H: 0 E: 0 K: 1 S: 5	H: 2 LOB: 2 BB: 0 P: 5	R: 0 H: 0 E: 0 K: 1 S: 7	H: 2 LOB: 0 BB: 0 P: 7	R: 0 H: 0 E: 0 K: 1 S: 5	H: 0 LOB: 1 BB: 1 P: 9	R: 0 H: 1 E: 0 K: 0 S: 4	H: 1 LOB: 1 BB: 0 P: 4	1B: 5 2B: 1 3B: 0 HR: 2	SF: 0 SAC: 1 DP: 0 HBP: 0	WP: 0 PA: 35 PB: 0 SB: 0 CS: 0								
PITCHER	IP	WLS	BF	H	R	ER	SO	BB	IBB	HBP	BLK	WP	HR	S	P	ERA	WHIP										
Bruce Hurst, L (1,1) ERA: 3.34	3.2	L	18	5	4	4	3	2	0	0	0	0	2	22	30	9.82	1.909										
Calvin Schiraldi, R (4,1) ERA: 1.04	3.2		15	3	0	0	4	1	0	0	0	0	0	22	26	0.00	1.091										
Bob Stanley, R (8,1) ERA: 3.9	0.2		2	0	0	0	0	0	0	0	0	0	0	2	2	0.00	0.000										

Boston Red Sox @ California Angels
Anaheim Stadium, Anaheim, CA
Sat Jul 26 1986, 6:33 AM EDT
Att: 33,977 - Unknown

AB 31
R 4
H 8
RBI 4
BB 3
SO 7
LOB 12



Batter	1	2	3	4	5	6	7	8	9	AB	R	H	RBI	BB	SO	LOB	TOP								
Marty Barrett, R OBP: 0.346, SLG: 0.381 (1, 4)	F3		2B 1B		F9		FC4-6			4	0	1	0	0	0	1									
Wade Boggs, L OBP: 0.457, SLG: 0.476 (1, 5)	3-1		F8		F7			F7 1B BB		3	0	0	0	1	0	1									
Bill Buckner, L OBP: 0.288, SLG: 0.404 (1, 3)							F3	L7		4	0	2	0	0	0	1									
Jim Rice, R OBP: 0.384, SLG: 0.492 (1, 7)	L8		5-3						F7 1B	4	0	2	0	0	0	3									
Don Baylor, R OBP: 0.344, SLG: 0.434 Mike Greenwell, L (6, PH)		K		K			F5	F7 1B		2	0	0	0	0	2	0									
Dwight Evans, R OBP: 0.370, SLG: 0.450 (1, 9)				K			L5		6-3	4	0	1	0	0	1	1									
Tony Armas, R OBP: 0.330, SLG: 0.411 (1, 8)									K	4	0	2	0	0	1	1	AB 34								
Rich Gedman, L OBP: 0.312, SLG: 0.410 (1, 2)					6-3			K	K	4	0	0	0	0	2	3	R 0								
Rey Quinones, R OBP: 0.314, SLG: 0.345 (1, 6)			5-3					K		3	0	1	0	0	1	1	H 9								
Inning Stats	R: 0 E: 0 K: 0 S: 4	H: 1 LOB: 1 BB: 0 P: 4	R: 0 E: 0 K: 1 S: 6	H: 1 LOB: 1 BB: 0 P: 6	R: 0 E: 0 K: 0 S: 5	H: 2 LOB: 2 BB: 0 P: 5	R: 0 E: 0 K: 2 S: 8	H: 1 LOB: 1 BB: 0 P: 8	R: 0 E: 0 K: 0 S: 3	H: 1 LOB: 0 BB: 0 P: 3	R: 0 E: 0 K: 0 S: 4	H: 1 LOB: 1 BB: 0 P: 4	R: 0 E: 0 K: 2 S: 8	H: 1 LOB: 2 BB: 1 P: 8	R: 0 E: 0 K: 0 S: 3	H: 0 LOB: 0 BB: 0 P: 7	R: 0 E: 0 K: 2 S: 7	H: 0 LOB: 0 BB: 0 P: 7	1B: 6 2B: 3 3B: 0 HR: 0	SF: 0 SAC: 0 DP: 0 HBP: 0	WP: 0 PB: 0 SB: 0 CS: 0	PA: 35			
PITCHER	IP	WLS	BF	H	R	ER	SO	BB	IBB	HBP	BLK	WP	HR	S	P	ERA	WHIP								
Don Sutton, R ERA: 4.4 (1, 1)	6.0	W	25	8	0	0	3	0	0	0	0	0	0	31	31	0.00	1.333								
Gary Lucas, L ERA: 1.5 (7, 1)	1.1		5	0	0	0	2	1	0	0	0	0	0	8	12	0.00	0.750								
Donnie Moore, R ERA: 3.77 (8, 1)	1.2	S	5	1	0	0	2	0	0	0	0	0	0	9	9	0.00	0.600								

Boston Red Sox @ California Angels
Anaheim Stadium, Anaheim, CA
Sun Jul 27 1986, 6:33 AM EDT
Att: 61,559 - Unknown

AB 34
R 0
H 9
RBI 0
BB 1
SO 7
LOB 15



Batter	1	2	3	4	5	6	7	8	9	AB	R	H	RBI	BB	SO	LOB	BOTTOM								
Ruppert Jones, L OBP: 0.358, SLG: 0.480 (1, 9)		K		K			K			4	0	1	0	0	3	3									
Wally Joyner, L OBP: 0.394, SLG: 0.528 (1, 3)	F9						4-3			3	0	1	0	1	0	1									
Doug DeCinces, R OBP: 0.309, SLG: 0.399 (1, 5)	5-3		6-3			SH1-4 BB				2	0	0	0	1	0	1									
Reggie Jackson, L OBP: 0.404, SLG: 0.422 (1, 10)						SH1-4 1-2				1	0	0	0	3	1	1									
Brian Downing, R OBP: 0.396, SLG: 0.451 (1, 7)	FC5-4 BB		FC5-4 BB			G5-4-3 BB				4	1	1	0	0	0	5									
Bobby Grich, R OBP: 0.351, SLG: 0.429 (1, 4)			F3				F4		SF9 3B	4	1	1	1	0	1	1									
Bob Boone, R OBP: 0.274, SLG: 0.281 (1, 2)		6-3		HR					SF9	3	1	2	1	0	0	0	AB 27								
Dick Schofield, R OBP: 0.319, SLG: 0.377 (1, 6)			K		1B 2B				SF9	3	1	2	1	0	0	0	R 3								
Gary Pettis, S OBP: 0.317, SLG: 0.320 (1, 8)					1B				F9	4	0	1	0	0	1	1	H 9								
Inning Stats	R: 0 E: 0 K: 0 S: 4	H: 1 LOB: 2 BB: 1 P: 8	R: 0 E: 0 K: 2 S: 8	H: 0 LOB: 2 BB: 1 P: 12	R: 0 E: 0 K: 0 S: 3	H: 1 LOB: 1 BB: 1 P: 7	R: 2 E: 0 K: 1 S: 7	H: 4 LOB: 1 BB: 0 P: 7	R: 0 E: 0 K: 0 S: 2	H: 0 LOB: 1 BB: 2 P: 10	R: 0 E: 0 K: 0 S: 4	H: 2 LOB: 2 BB: 0 P: 4	R: 0 E: 0 K: 2 S: 7	H: 0 LOB: 1 BB: 1 P: 11	R: 1 E: 0 K: 1 S: 6	H: 1 LOB: 0 BB: 0 P: 6	1B: 4 2B: 4 3B: 1 HR: 1	SF: 1 SAC: 1 DP: 2 HBP: 0	WP: 1 PB: 0 SB: 1 CS: 1	PA: 35					
PITCHER	IP	WLS	BF	H	R	ER	SO	BB	IBB	HBP	BLK	WP	HR	S	P	ERA	WHIP								
Tom Seaver, R ERA: 4.04 (1, 1)	6.0	L	27	8	2	2	3	5	0	0	0	0	0	28	48	3.00	2.167								
Sammy Stewart, R ERA: 1.91 (7, 1)	2.0		8	1	1	1	3	1	0	0	0	0	0	13	17	4.50	1.000								

Boston Red Sox @ California Angels
Anaheim Stadium, Anaheim, CA
Sun Jul 27 1986, 6:33 AM EDT
Att: 61,559 - Unknown

AB 27
R 3
H 9
RBI 3
BB 6
SO 6
LOB 13



Batter	1	2	3	4	5	6	7	8	9	AB	R	H	RBI	BB	SO	LOB	TOP							
Marty Barrett, R (1, 4) OBP: 0.343, SLG: 0.378	L3		5-3			F7		L9		4	0	0	0	0	0	0								
Wade Boggs, L (1, 5) OBP: 0.453, SLG: 0.471	4-3			1-3		K		K		4	0	0	0	0	2	0								
Bill Buckner, L (1, 3) OBP: 0.288, SLG: 0.403	L4			L8		1B		F8		4	0	1	0	0	0	0								
Jim Rice, R (1, 7) OBP: 0.386, SLG: 0.491		1B		HR		F7		K		3	1	1	0	1	1	1								
Don Baylor, R (1, 10) OBP: 0.344, SLG: 0.440	F4			HR				F9		4	1	1	2	0	1	1								
Dwight Evans, R (1, 9) OBP: 0.370, SLG: 0.458	F9			HR						3	1	1	1	0	1	1								
Tony Armas, R (1, 8) OBP: 0.326, SLG: 0.405	F9					K				3	0	0	0	0	2	1								
Kevin Romine, R (9, 8) OBP: 0.286, SLG: 0.281										0	0	0	0	0	0	0								
Rich Gedman, L (1, 2) OBP: 0.309, SLG: 0.405			5-3			3-1		4-3		3	0	0	0	0	0	0								
Ed Romero, R (1, 6) OBP: 0.275, SLG: 0.258			L7			K		K		3	0	0	0	0	2	0								
Inning Stats	R: 0 E: 0 K: 0 S: 3	H: 0 LOB: 0 BB: 0 P: 3	R: 0 E: 0 K: 0 S: 4	H: 1 LOB: 1 BB: 0 P: 4	R: 0 E: 0 K: 0 S: 3	H: 0 LOB: 0 BB: 0 P: 3	R: 2 E: 0 K: 1 S: 6	H: 1 LOB: 0 BB: 1 P: 10	R: 0 E: 0 K: 2 S: 7	H: 0 LOB: 0 BB: 0 P: 7	R: 0 E: 0 K: 1 S: 6	H: 1 LOB: 1 BB: 0 P: 6	R: 1 E: 0 K: 2 S: 8	H: 1 LOB: 0 BB: 0 P: 8	R: 0 E: 0 K: 2 S: 7	H: 0 LOB: 0 BB: 0 P: 7	R: 0 E: 0 K: 1 S: 5	H: 0 LOB: 0 BB: 0 P: 5	R: 0 E: 0 K: 1 S: 5	H: 0 LOB: 0 BB: 0 P: 5	1B: 2 2B: 0 3B: 0 HR: 2	SF: 0 SAC: 0 DP: 0 HBP: 0	WP: 0 PB: 0 SB: 1 CS: 0	PA: 32
PITCHER Floyd Bannister, L (1, 1) ERA: 4.04	IP: 9.0 WLS: L BF: 32 H: 4 R: 3 ER: 3 SO: 9 BB: 1 IBB: 0 HBP: 0 BLK: 0 WP: 0 HR: 2 S: 49 P: 53 ERA: 3.00 WHIP: 0.556															PITCHER	IP: 9.0 WLS: L BF: 32 H: 4 R: 3 ER: 3 SO: 9 BB: 1 IBB: 0 HBP: 0 BLK: 0 WP: 0 HR: 2 S: 49 P: 53 ERA: 3.00 WHIP: 0.556							

Boston Red Sox @ Chicago White Sox
Comiskey Park, Chicago, IL
Mon Jul 28 1986, 8:05 PM EDT
Att: 28,714 - Unknown

AB 31
R 3
H 4
RBI 3
BB 1
SO 9
LOB 4



Batter	1	2	3	4	5	6	7	8	9	AB	R	H	RBI	BB	SO	LOB	BOTTOM							
John Cangelosi, S (1, 8) OBP: 0.382, SLG: 0.331	K		4-3			F7		3-1 1B 4-3 1B		4	1	1	0	0	1	2								
Ozzie Guillen, L (1, 6) OBP: 0.283, SLG: 0.323	F7		3-1			F6		4-3		4	0	0	0	0	0	3								
Harold Baines, L (1, 9) OBP: 0.350, SLG: 0.468	BB		F8			4-3		3-1		3	0	0	0	1	0	3								
Greg Walker, L (1, 3) OBP: 0.337, SLG: 0.485	L7					L8		K		4	0	1	1	0	1	1								
Ron Kittle, R (1, 10) OBP: 0.280, SLG: 0.413			F8			F8		F8		4	0	0	0	0	0	1								
Carlton Fisk, R (1, 2) OBP: 0.285, SLG: 0.298			5-3			1B		4-3		4	0	1	0	0	0	0								
Wayne Tolleson, S (1, 5) OBP: 0.342, SLG: 0.335			1B			1-3		5-3		4	0	1	0	0	0	1								
Tim Lincecum, R (1, 4) OBP: 0.293, SLG: 0.429						1B		5-3		4	0	2	0	0	1	0								
Steve Lyons, L (1, 7) OBP: 0.292, SLG: 0.326			K			1-3		1-3		3	0	1	0	0	1	2								
Inning Stats	R: 0 E: 0 K: 1 S: 5	H: 0 LOB: 1 BB: 1 P: 9	R: 0 E: 0 K: 1 S: 7	H: 2 LOB: 2 BB: 0 P: 7	R: 0 E: 0 K: 0 S: 3	H: 0 LOB: 0 BB: 0 P: 3	R: 0 E: 0 K: 0 S: 4	H: 1 LOB: 1 BB: 0 P: 4	R: 0 E: 0 K: 0 S: 5	H: 2 LOB: 2 BB: 0 P: 5	R: 0 E: 0 K: 1 S: 5	H: 0 LOB: 0 BB: 0 P: 5	R: 0 E: 0 K: 0 S: 3	H: 0 LOB: 0 BB: 0 P: 3	R: 1 E: 0 K: 0 S: 5	H: 2 LOB: 1 BB: 0 P: 5	R: 0 E: 0 K: 1 S: 5	H: 0 LOB: 0 BB: 0 P: 5	R: 0 E: 0 K: 1 S: 5	H: 0 LOB: 0 BB: 0 P: 5	1B: 7 2B: 0 3B: 0 HR: 0	SF: 0 SAC: 0 DP: 0 HBP: 0	WP: 0 PB: 0 SB: 0 CS: 0	PA: 35
PITCHER Al Nipper, R (1, 1) ERA: 4.74	IP: 9.0 WLS: W BF: 35 H: 7 R: 1 ER: 1 SO: 4 BB: 1 IBB: 0 HBP: 0 BLK: 0 WP: 0 HR: 0 S: 42 P: 46 ERA: 1.00 WHIP: 0.889															PITCHER	IP: 9.0 WLS: W BF: 35 H: 7 R: 1 ER: 1 SO: 4 BB: 1 IBB: 0 HBP: 0 BLK: 0 WP: 0 HR: 0 S: 42 P: 46 ERA: 1.00 WHIP: 0.889							

Boston Red Sox @ Chicago White Sox
Comiskey Park, Chicago, IL
Mon Jul 28 1986, 8:05 PM EDT
Att: 28,714 - Unknown

AB 34
R 1
H 7
RBI 1
BB 1
SO 4
LOB 13



Batter	1	2	3	4	5	6	7	8	9	AB	R	H	RBI	BB	SO	LOB	TOP																			
Marty Barrett, R (1,4) OBP: 0.339, SLG: 0.374	5-3			E5 4-3 SH1-3 1B		F9		F4	F4	4	1	0	0	0	0	1																				
Wade Boggs, L (1,5) OBP: 0.428, SLG: 0.467	K			SH1-3		3-1		FC5-4 BB	FC5-4 BB	3	0	0	0	0	1	1																				
Bill Buckner, L (1,3) OBP: 0.288, SLG: 0.400	6-3			4-3						3	0	0	0	1	0	1																				
Jim Rice, R (1,7) OBP: 0.387, SLG: 0.491										4	0	2	1	0	1	2																				
Don Baylor, R (1,10) OBP: 0.341, SLG: 0.437										3	0	0	0	0	1	2																				
Dwight Evans, R (1,9) OBP: 0.387, SLG: 0.454										3	0	0	0	0	2	0																				
Tony Armas, R (1,8) OBP: 0.321, SLG: 0.399										3	0	0	0	0	1	0																				
Rich Gedman, L (1,2) OBP: 0.306, SLG: 0.401										3	0	0	0	0	0	0																				
Ed Romero, R (1,6) OBP: 0.272, SLG: 0.255										2	0	0	0	0	0	0																				
Mike Greenwell, L (9,PH)										0	0	0	0	1	0	0																				
Inning Stats	R: 0 E: 0 K: 1 S: 5	H: 0 LOB: 0 BB: 0 P: 5	R: 0 E: 0 K: 0 S: 3	H: 1 LOB: 0 BB: 0 P: 3	R: 0 E: 0 K: 0 S: 3	H: 0 LOB: 0 BB: 0 P: 3	R: 1 E: 1 K: 1 S: 7	H: 1 LOB: 1 BB: 0 P: 7	R: 0 E: 0 K: 2 S: 7	H: 0 LOB: 0 BB: 0 P: 3	R: 0 E: 0 K: 1 S: 5	H: 0 LOB: 0 BB: 0 P: 5	R: 0 E: 0 K: 1 S: 5	H: 0 LOB: 0 BB: 0 P: 5	R: 0 E: 0 K: 0 S: 3	H: 0 LOB: 2 BB: 2 P: 11	1B: 2 2B: 1 3B: 0 HR: 0	SF: 0 SAC: 1 DP: 1 HBP: 0	WP: 0 PA: 31 PB: 0 SB: 0 CS: 0																	
PITCHER	IP	WLS	BF	H	R	ER	SO	BB	IBB	HBP	BLK	WP	HR	S	P	ERA	WHIP	PITCHER		IP	WLS	BF	H	R	ER	SO	BB	IBB	HBP	BLK	WP	HR	S	P	ERA	WHIP
Joe Cowley, R (1,1) ERA: 4.5	8.2	W	30	2	1	0	6	2	0	0	0	0	0	40	48	0.00	0.462																			
Bob James, R (9,1) ERA: 5.67	0.1	S	1	0	0	0	0	0	0	0	0	0	0	1	1	0.00	0.000																			

Boston Red Sox @ Chicago White Sox
Comiskey Park, Chicago, IL
Tue Jul 29 1986, 8:05 PM EDT
Att: 21,650 - Unknown

AB 28
R 1
H 2
RBI 1
BB 2
SO 6
LOB 7



Batter	1	2	3	4	5	6	7	8	9	AB	R	H	RBI	BB	SO	LOB	BOTTOM																			
John Cangelosi, S (1,8) OBP: 0.378, SLG: 0.327	K	5-3		6-3		4-3		PO		4	0	0	0	0	1	3																				
Steve Lyons, L (1,7) OBP: 0.296, SLG: 0.331	K			F3						3	1	1	0	1	1	0																				
Harold Baines, L (1,9) OBP: 0.352, SLG: 0.471	4-3			F8		CS				4	0	2	0	0	0	1																				
Greg Walker, L (1,3) OBP: 0.339, SLG: 0.483										3	2	1	1	1	0	2																				
Ron Kittle, R (1,10) OBP: 0.282, SLG: 0.422										3	1	1	2	1	1	2																				
Carlton Fisk, R (1,2) OBP: 0.286, SLG: 0.300										4	0	2	0	0	0	2																				
Tim Lincecum, R (1,5) OBP: 0.292, SLG: 0.428										3	0	1	1	0	0	1																				
Ozzie Guillen, L (1,6) OBP: 0.266, SLG: 0.325										4	0	2	0	0	0	2																				
Julio Cruz, S (1,4) OBP: 0.357, SLG: 0.240										2	0	0	0	2	0	2																				
Inning Stats	R: 0 E: 0 K: 2 S: 7	H: 0 LOB: 0 BB: 0 P: 7	R: 1 E: 0 K: 0 S: 5	H: 2 LOB: 3 BB: 2 P: 13	R: 3 E: 0 K: 0 S: 8	H: 5 LOB: 2 BB: 0 P: 8	R: 0 E: 0 K: 0 S: 4	H: 1 LOB: 1 BB: 0 P: 4	R: 0 E: 0 K: 0 S: 3	H: 1 LOB: 1 BB: 1 P: 7	R: 0 E: 0 K: 0 S: 2	H: 0 LOB: 1 BB: 1 P: 6	R: 0 E: 0 K: 1 S: 6	H: 1 LOB: 1 BB: 0 P: 6	R: 0 E: 0 K: 0 S: 2	H: 0 LOB: 0 BB: 1 P: 6	1B: 7 2B: 2 3B: 0 HR: 1	SF: 1 SAC: 0 DP: 1 HBP: 0	WP: 2 PA: 38 PB: 1 SB: 1 CS: 1																	
PITCHER	IP	WLS	BF	H	R	ER	SO	BB	IBB	HBP	BLK	WP	HR	S	P	ERA	WHIP	PITCHER		IP	WLS	BF	H	R	ER	SO	BB	IBB	HBP	BLK	WP	HR	S	P	ERA	WHIP
Jeff Sellers, R (1,1) ERA: 4.64	2.2	L	16	6	4	4	2	2	0	0	1	1	1	18	26	13.50	3.000																			
Tim Lollar, L (3,1) ERA: 5.5	1.1		6	2	0	0	0	0	0	0	0	1	0	6	6	0.00	1.500																			
Calvin Schiraldi, R (5,1) ERA: 0.71	4.0		14	2	0	0	1	3	0	0	0	0	0	13	25	0.00	1.250																			

Boston Red Sox @ Chicago White Sox
Comiskey Park, Chicago, IL
Tue Jul 29 1986, 8:05 PM EDT
Att: 21,650 - Unknown

AB 30
R 4
H 10
RBI 4
BB 5
SO 3
LOB 15



Batter	1	2	3	4	5	6	7	8	9	AB	R	H	RBI	BB	SO	LOB	TOP		
Lonnie Smith, R OBP: 0.354, SLG: 0.394 (1, 7)	0-3 K		0-0 1-2 1B		0-0 F4			0-3 K		4	0	1	0	0	2	0	Kansas City Royals @ Boston Red Sox Fenway Park, Boston, MA Fri Aug 01 1986, 7:05 PM EDT Att: 35,716 - Unknown		
Willie Wilson, S OBP: 0.305, SLG: 0.349 (1, 8)	0-3 K		0-0 F9		0-3 K			0-0 1B		4	0	1	0	0	2	2			
George Brett, L OBP: 0.407, SLG: 0.449 (1, 5)	0-0 2B		0-0 F8		0-3 K			0-0 F8		4	0	1	0	0	1	2			
Hal McRae, R OBP: 0.313, SLG: 0.408 (1, 10)	0-3 K			0-0 HR		0-0 G6-4-3 1B		0-3 K		4	1	2	1	0	2	1			
Frank White, R OBP: 0.315, SLG: 0.440 (1, 4)		0-0 F8		0-0 F2		0-0 G6-4-3 1B		0-0 1B		4	0	1	0	0	0	1			
Steve Balboni, R OBP: 0.294, SLG: 0.452 (1, 3)		0-0 4-3		0-0 HR		0-0 L5		0-0 1B		4	1	2	1	0	0	0			
Mike Kingery, L OBP: 0.309, SLG: 0.400 (1, 9)		0-3 K		0-0 4-3			0-0 B5-3	0-0 L7		4	0	0	0	0	1	2			
Jim Sundberg, R OBP: 0.296, SLG: 0.298 (1, 2)			4-0 1B BB	0-0 HR		0-0 6-3		0-0 FC6-4		3	1	1	1	1	0	2			
Angel Salazar, R OBP: 0.259, SLG: 0.311 (1, 6)			0-0 F9	0-0 6-3		0-3 K				3	0	0	0	0	1	1			
Inning Stats	R: 0 E: 0 K: 3 S: 10	H: 1 LOB: 1 BB: 0 P: 10	R: 0 E: 0 K: 1 S: 5	H: 0 LOB: 0 BB: 0 P: 5	R: 0 E: 0 K: 0 S: 4	H: 1 LOB: 2 BB: 1 P: 8	R: 3 E: 0 K: 0 S: 6	H: 3 LOB: 0 BB: 0 P: 6	R: 0 E: 0 K: 2 S: 7	H: 1 LOB: 0 BB: 0 P: 3	R: 0 E: 0 K: 1 S: 5	H: 0 LOB: 0 BB: 0 P: 5	R: 0 E: 0 K: 1 S: 5	H: 2 LOB: 2 BB: 0 P: 7	1B: 5 2B: 1 3B: 0 HR: 3	SF: 0 SAC: 0 DP: 1 HBP: 0	WP: 0 PB: 0 SB: 0 CS: 0	PA: 35	
PITCHER	IP	WLS	BF	H	R	ER	SO	BB	IBB	HBP	BLK	WP	HR	S	P	ERA	WHIP		
Bruce Hurst, L ERA: 3.4 (1, 1)	6.1	W	25	6	3	3	6	1	0	0	0	0	3	36	40	4.26	1.105		
Calvin Schiraldi, R ERA: 0.61 (7, 1)	2.0		8	3	0	0	3	0	0	0	0	0	0	14	14	0.00	1.500		
Joe Sambitto, L ERA: 3.6 (9, 1)	0.2	S	2	0	0	0	0	0	0	0	0	0	0	2	2	0.00	0.000		

Batter	1	2	3	4	5	6	7	8	9	AB	R	H	RBI	BB	SO	LOB	BOTTOM			
Marty Barrett, R OBP: 0.341, SLG: 0.373 (1, 4)	0-0 5-3		4-0 2B 1B BB		0-0 4-3 1B 1B		0-0 4-3			3	2	1	0	1	0	0	Kansas City Royals @ Boston Red Sox Fenway Park, Boston, MA Fri Aug 01 1986, 7:05 PM EDT Att: 35,716 - Unknown			
Wade Boggs, L OBP: 0.450, SLG: 0.469 (1, 5)	0-0 1B WP		0-0 1B		0-0 L6		0-0 6-3			4	2	2	0	0	0	1				
Bill Buckner, L OBP: 0.285, SLG: 0.394 (1, 3)	0-0 L8		0-0 1B CS		0-0 4-3		0-0 3-1			4	0	1	2	0	0	2				
Jim Rice, R OBP: 0.386, SLG: 0.488 (1, 7)	0-0 1B 2H		0-0 1B 1-2		0-0 1B 2-3		0-0 F9			4	0	3	2	0	0	0				
Don Baylor, R OBP: 0.342, SLG: 0.442 (1, 10)	0-0 L9		0-0 F9		0-3 K		0-3 K			4	0	0	0	0	2	3				
Dwight Evans, R OBP: 0.380, SLG: 0.444 (1, 9)		0-0 L9	0-0 L8		0-0 F7		0-0 6-3			4	0	0	0	0	0	1				
Tony Armas, R OBP: 0.321, SLG: 0.416 (1, 8)				0-0 6-3		0-0 HR				3	1	2	1	0	0	0				
Kevin Romine, R OBP: 0.286, SLG: 0.281 (9, 8)										0	0	0	0	0	0	0				
Rich Gedman, L OBP: 0.307, SLG: 0.398 (1, 2)		0-0 6-3		0-0 4-3		0-3 K				3	0	0	0	0	1	1				
Rey Quinones, R OBP: 0.310, SLG: 0.339 (1, 6)		0-0 F7		0-3 K		0-0 5-3				3	0	0	0	0	1	1				
Inning Stats	R: 1 E: 0 K: 0 S: 5	H: 2 LOB: 1 BB: 0 P: 5	R: 0 E: 0 K: 0 S: 4	H: 1 LOB: 0 BB: 0 P: 4	R: 2 E: 0 K: 0 S: 5	H: 3 LOB: 1 BB: 1 P: 9	R: 0 E: 0 K: 1 S: 5	H: 0 LOB: 0 BB: 0 P: 5	R: 1 E: 1 K: 1 S: 7	H: 2 LOB: 1 BB: 0 P: 7	R: 1 E: 0 K: 1 S: 6	H: 1 LOB: 0 BB: 0 P: 6	R: 0 E: 0 K: 0 S: 3	H: 0 LOB: 0 BB: 0 P: 3	R: 0 E: 0 K: 1 S: 5	H: 0 LOB: 0 BB: 0 P: 5	1B: 6 2B: 2 3B: 0 HR: 1	SF: 0 SAC: 0 DP: 0 HBP: 0	WP: 1 PB: 0 SB: 0 CS: 1	PA: 33
PITCHER	IP	WLS	BF	H	R	ER	SO	BB	IBB	HBP	BLK	WP	HR	S	P	ERA	WHIP			
Danny Jackson, L ERA: 3.9 (1, 1)	5.0	L	23	8	4	4	2	1	0	0	0	0	1	26	30	7.20	1.800			
Steve Farr, R ERA: 2.12 (6, 1)	3.0		10	1	1	1	2	0	0	0	0	0	1	14	14	3.00	0.333			

AB	34
R	3
H	9
RBI	3
BB	1
SO	9
LOB	11



AB	32
R	5
H	9
RBI	5
BB	1
SO	4
LOB	9



Batter	1	2	3	4	5	6	7	8	9	AB	R	H	RBI	BB	SO	LOB	TOP								
Lonnie Smith, R OBP: 0.354, SLG: 0.393 (1, 7)	E3 CS		S 1B		K		K 1B	K		6	1	2	0	0	3	6	Kansas City Royals @ Boston Red Sox Fenway Park, Boston, MA Sat Aug 02 1986, 3:33 AM EDT Att: 34,941 - Unknown AB 43 R 13 H 17 RBI 13 BB 5 SO 11 LOB 19								
Willie Wilson, S OBP: 0.308, SLG: 0.347 (1, 8)	K		K		F7		K 1B	F9		2	0	0	0	0	2	2									
Lynn Jones, R OBP: 0.244, SLG: 0.179 (3, 8)	K		K		F7		K 1B	F9		1	0	0	0	0	0	1									
Jamie Quirk, L OBP: 0.283, SLG: 0.315 (7, PH)	K		K		F7		K 1B	F9		1	0	1	2	0	0	0									
Darryl Motley, R OBP: 0.216, SLG: 0.318 (7, PR)	K		K		F7		K 1B	F9		2	1	0	0	0	1	3									
George Brett, L OBP: 0.411, SLG: 0.458 (1, 5)	2B		BB		3-1		3-1	4-3		5	1	3	3	1	0	0									
Jorge Orta, L OBP: 0.337, SLG: 0.424 (1, 10)	5-3		K		3-1		5-3 1B	4-3		5	1	1	0	1	1	3									
Frank White, R OBP: 0.316, SLG: 0.441 (8, PR)	F3		K		5-3		5-3 1B	4-3		4	1	1	2	1	1	1									
Buddy Biancalana, S OBP: 0.310, SLG: 0.359 (8, 4)	F3		K		5-3		5-3 1B	4-3		0	1	0	0	0	0	0									
Steve Balboni, R OBP: 0.295, SLG: 0.459 (1, 3)	K		5-3		5-3		F2	BB 1B		5	2	2	3	0	1	1									
Mike Kingery, L OBP: 0.337, SLG: 0.450 (7, 8)	FC5-4 1B		K		K		2-H 3-H HR	1B		5	2	4	1	0	1	0									
Jim Sundberg, R OBP: 0.301, SLG: 0.298 (1, 2)	FC5-4		E1		E1		1B BB	1B		3	2	1	0	2	0	1									
Angel Salazar, R OBP: 0.262, SLG: 0.314 (1, 6)	4-3		4-3		K		1B 1B	SF8		4	1	2	2	0	1	1									
Inning Stats	R: 0 E: 1 K: 1 S: 6	H: 1 LOB: 1 BB: 0 P: 6	R: 0 E: 0 K: 1 S: 6	H: 1 LOB: 1 BB: 0 P: 6	R: 0 E: 0 K: 2 S: 8	H: 1 LOB: 2 BB: 1 P: 12	R: 0 E: 0 K: 2 S: 7	H: 0 LOB: 0 BB: 0 P: 7	R: 0 E: 1 K: 2 S: 8	H: 0 LOB: 1 BB: 0 P: 8	R: 0 E: 0 K: 0 S: 4	H: 1 LOB: 1 BB: 0 P: 4	R: 11 E: 0 K: 2 S: 17	H: 11 LOB: 2 BB: 2 P: 25	R: 2 E: 0 K: 1 S: 7	H: 2 LOB: 2 BB: 2 P: 15	R: 0 E: 0 K: 0 S: 3	H: 0 LOB: 0 BB: 0 P: 3	1B: 12 2B: 3 3B: 1 HR: 1	SF: 1 SAC: 0 DP: 0 HBP: 0	WP: 0 PB: 0 SB: 1 CS: 1	PA: 49			
PITCHER	IP	WLS	BF	H	R	ER	SO	BB	IBB	HBP	BLK	WP	HR	S	P	ERA	WHIP								
Tom Seaver, R ERA: 4.07	6.0	L	27	6	3	3	8	2	0	0	0	0	0	4	8	4.50	1.333								
Bob Stanley, R ERA: 4.79	0.0		5	4	3	3	0	0	1	0	0	0	0	4	8	∞	∞								
Tim Lollar, L ERA: 6.08	0.0		4	4	3	3	0	0	0	0	0	0	1	4	4	∞	∞								
Sammy Stewart, R ERA: 2.84	2.0		10	3	4	4	3	2	0	0	0	0	0	14	22	18.00	2.500								
Joe Sambilo, L ERA: 3.49	1.0		3	0	0	0	0	0	0	0	0	0	0	3	3	0.00	0.000								

Batter	1	2	3	4	5	6	7	8	9	AB	R	H	RBI	BB	SO	LOB	BOTTOM								
Marty Barrett, R OBP: 0.340, SLG: 0.372 (1, 4)	F6		F7		SH5-4		1B		6-3	4	0	1	0	0	0	1	Kansas City Royals @ Boston Red Sox Fenway Park, Boston, MA Sat Aug 02 1986, 3:33 AM EDT Att: 34,941 - Unknown AB 31 R 2 H 7 RBI 2 BB 4 SO 4 LOB 13								
Wade Boggs, L OBP: 0.448, SLG: 0.466 (1, 5)	BB		F7		SF7		F7			2	0	0	1	1	0	1									
Bill Buckner, L OBP: 0.284, SLG: 0.391 (1, 3)	BB		L6		F3		G3			3	0	0	0	1	0	0									
Jim Rice, R OBP: 0.387, SLG: 0.489 (1, 7)	K		6-3		6-3		1B PB	5-3 1B		4	1	2	0	0	1	2									
Don Baylor, R OBP: 0.341, SLG: 0.440 (1, 10)	F6		F9		F9		1B G4-6-3	5-3		4	0	1	1	0	0	3									
Dwight Evans, R OBP: 0.399, SLG: 0.440 (1, 9)	F8		BB		BB		F2	K		3	0	0	0	1	1	2									
Tony Armas, R OBP: 0.320, SLG: 0.410 (1, 8)	K		K		BB		G4-6-3	F7		3	0	0	0	1	1	1									
Rich Gedman, L OBP: 0.307, SLG: 0.397 (9, 2)	1B		F4		F4		F8	5-3		3	0	1	0	0	0	2									
Marc Sullivan, R OBP: 0.247, SLG: 0.243 (9, 2)	1B		F4		F4		F8	5-3		1	0	0	0	0	0	0									
Rey Quinones, R OBP: 0.313, SLG: 0.354 (1, 6)	K		SH5-4 SF7		SH5-4 SF7		6-3	2B		4	1	2	0	0	1	1									
Inning Stats	R: 0 E: 0 K: 1 S: 5	H: 0 LOB: 2 BB: 2 P: 13	R: 0 E: 0 K: 2 S: 8	H: 1 LOB: 1 BB: 0 P: 8	R: 0 E: 0 K: 0 S: 3	H: 0 LOB: 0 BB: 0 P: 3	R: 0 E: 0 K: 0 S: 3	H: 0 LOB: 2 BB: 2 P: 11	R: 1 E: 0 K: 0 S: 4	H: 1 LOB: 0 BB: 0 P: 4	R: 1 E: 0 K: 0 S: 4	H: 2 LOB: 0 BB: 0 P: 4	R: 0 E: 0 K: 0 S: 4	H: 1 LOB: 1 BB: 0 P: 4	R: 0 E: 0 K: 1 S: 6	H: 1 LOB: 1 BB: 0 P: 6	R: 0 E: 0 K: 0 S: 4	H: 1 LOB: 1 BB: 0 P: 4	1B: 5 2B: 2 3B: 0 HR: 0	SF: 1 SAC: 1 DP: 1 HBP: 0	WP: 0 PB: 1 SB: 0 CS: 0	PA: 37			
PITCHER	IP	WLS	BF	H	R	ER	SO	BB	IBB	HBP	BLK	WP	HR	S	P	ERA	WHIP								
Mark Gubicza, R ERA: 4.23	6.0	W	25	4	2	1	3	4	0	0	0	0	0	27	43	1.50	1.333								
Bud Black, L ERA: 3.69	3.0	S	12	3	0	0	1	0	0	0	0	0	0	14	14	0.00	1.000								

Batter	1	2	3	4	5	6	7	8	9	AB	R	H	RBI	BB	SO	LOB	TOP					
Lonnie Smith, R OBP: 0.350, SLG: 0.387 (1, 7)	F3		3-1		F8			6-3		4	0	0	0	0	0	0	Kansas City Royals @ Boston Red Sox Fenway Park, Boston, MA Sun Aug 03 1986, 3:33 AM EDT Att: 33,682 - Unknown					
Willie Wilson, S OBP: 0.307, SLG: 0.346 (1, 8)	F8			F8 HR		K		F6		4	1	1	0	0	1	0						
George Brett, L OBP: 0.417, SLG: 0.466 (1, 5)				HR						3	1	3	0	1	0	0						
Jorge Orta, L OBP: 0.336, SLG: 0.421 (1, 10)	4-3			HR		G3				4	0	1	0	0	0	4						
Frank White, R OBP: 0.313, SLG: 0.436 (1, 4)		5-3								4	0	0	0	0	2	5						
Steve Balboni, R OBP: 0.295, SLG: 0.465 (1, 3)	F9									4	1	1	3	0	2	2						
Mike Kingery, L OBP: 0.333, SLG: 0.440 (1, 9)	F8									4	0	1	0	0	0	2						
Jim Sundberg, R OBP: 0.298, SLG: 0.295 (1, 2)			6-3	CS						3	0	0	0	0	0	0						
Angel Salazar, R OBP: 0.260, SLG: 0.311 Hal McRae, R OBP: 0.311, SLG: 0.406 Buddy Biancalana, S OBP: 0.310, SLG: 0.359 (8, 6)	1-3							F3		2	0	0	0	0	0	0						
Inning Stats	R: 0 E: 0 K: 0 S: 4	H: 1 LOB: 1 BB: 0 P: 4	R: 0 E: 0 K: 0 S: 3	H: 0 LOB: 0 BB: 0 P: 3	R: 0 E: 0 K: 0 S: 3	H: 0 LOB: 0 BB: 0 P: 3	R: 3 E: 0 K: 1 S: 7	H: 3 LOB: 0 BB: 1 P: 11	R: 0 E: 0 K: 0 S: 3	H: 0 LOB: 0 BB: 0 P: 3	R: 0 E: 0 K: 1 S: 6	H: 1 LOB: 1 BB: 0 P: 6	R: 0 E: 0 K: 1 S: 5	H: 0 LOB: 2 BB: 0 P: 5	R: 0 E: 0 K: 2 S: 9	H: 0 LOB: 0 BB: 0 P: 3		R: 0 E: 0 K: 2 S: 9	H: 2 LOB: 2 BB: 0 P: 9	1B: 5 2B: 1 3B: 0 HR: 1	SF: 0 SAC: 0 DP: 0 HBP: 0	WP: 0 PB: 0 SB: 0 CS: 1
PITCHER	IP	WLS	BF	H	R	ER	SO	BB	IBB	HBP	BLK	WP	HR	S	P	ERA	WHIP					
Al Nipper, R ERA: 4.68 (1, 1)	8.0	W	31	7	3	3	3	1	0	0	0	0	1	36	40	3.38	1.000					
Calvin Schiraldi, R ERA: 0.57 (9, 1)	1.0	S	3	0	0	0	2	0	0	0	0	0	0	7	7	0.00	0.000					

AB 33
R 3
H 7
RBI 3
BB 1
SO 5
LOB 13



Batter	1	2	3	4	5	6	7	8	9	AB	R	H	RBI	BB	SO	LOB	BOTTOM					
Marty Barrett, R OBP: 0.342, SLG: 0.373 (1, 4)	2B	F7			L5					4	2	2	0	0	0	2	Kansas City Royals @ Boston Red Sox Fenway Park, Boston, MA Sun Aug 03 1986, 3:33 AM EDT Att: 33,682 - Unknown					
Wade Boggs, L OBP: 0.343, SLG: 0.469 (1, 5)	G3		F9		4-3					4	1	2	2	0	0	0						
Bill Buckner, L OBP: 0.282, SLG: 0.388 (1, 3)	G3		F7							4	0	0	1	0	1	2						
Jim Rice, R OBP: 0.389, SLG: 0.497 (1, 7)	SF8									3	1	2	2	0	0	0						
Don Baylor, R OBP: 0.338, SLG: 0.435 (1, 10)	5-3		F3							4	0	0	0	0	0	0						
Dwight Evans, R OBP: 0.383, SLG: 0.449 (1, 9)										4	0	3	0	0	0	0						
Tony Armas, R OBP: 0.315, SLG: 0.403 Kevin Romine, R OBP: 0.286, SLG: 0.281 (9, 8)	1-3									4	0	0	0	0	1	3						
Rich Gedman, L OBP: 0.304, SLG: 0.393 (1, 2)	6-3									3	0	0	0	0	0	2						
Rey Quinones, R OBP: 0.319, SLG: 0.352 (1, 6)										1	1	0	0	2	0	1						
Inning Stats	R: 2 E: 0 K: 0 S: 5	H: 2 LOB: 0 BB: 0 P: 5	R: 0 E: 0 K: 0 S: 4	H: 1 LOB: 1 BB: 1 P: 8	R: 1 E: 0 K: 0 S: 4	H: 1 LOB: 0 BB: 0 P: 4	R: 0 E: 0 K: 1 S: 6	H: 1 LOB: 1 BB: 0 P: 6	R: 0 E: 0 K: 0 S: 5	H: 0 LOB: 0 BB: 0 P: 5	R: 0 E: 0 K: 0 S: 4	H: 1 LOB: 1 BB: 0 P: 4	R: 2 E: 0 K: 0 S: 5	H: 3 LOB: 2 BB: 1 P: 9	R: 0 E: 0 K: 0 S: 3	H: 0 LOB: 0 BB: 0 P: 3		R: 0 E: 0 K: 0 S: 3	H: 0 LOB: 0 BB: 0 P: 3	1B: 5 2B: 3 3B: 0 HR: 1	SF: 1 SAC: 0 DP: 0 HBP: 0	WP: 0 PB: 0 SB: 0 CS: 0
PITCHER	IP	WLS	BF	H	R	ER	SO	BB	IBB	HBP	BLK	WP	HR	S	P	ERA	WHIP					
Charlie Leibrandt, L ERA: 4.27 (1, 1)	6.2	L	30	8	5	5	2	2	0	0	0	0	0	32	40	6.75	1.500					
Bret Saberhagen, R ERA: 4.22 (7, 1)	1.1		4	1	0	0	0	0	0	0	0	0	0	4	4	0.00	0.750					


AB 31
R 5
H 9
RBI 5
BB 2
SO 2
LOB 10



Batter	1	2	3	4	5	6	7	8	9	AB	R	H	RBI	BB	SO	LOB	TOP								
John Cangelosi, S (1, 7) OBP: 0.376, SLG: 0.336	0-0 5-3		0-0 CS 1B			0-0 F2		0-0 G3		4	0	1	0	0	0	1									
Daryl Boston, L (1, 8) OBP: 0.375, SLG: 0.714	0-0 S 1B		0-0 F5			0-0 L8		0-0 F8		4	0	1	0	0	0	2									
Harold Baines, L (1, 9) OBP: 0.348, SLG: 0.475	0-3 K 1-2			0-0 1B		0-3 K			0-0 4-3	4	0	1	0	0	2	1									
Jerry Hairston, S (1, 10) OBP: 0.377, SLG: 0.437	0-0 F7			0-3 K			0-0 G3		0-0 F9	4	0	0	0	0	1	2									
Tim Hulett, R (1, 5) OBP: 0.293, SLG: 0.429		0-0 4-3		0-3 K			0-0 F9		0-0 F8	4	0	0	0	0	1	1									
Russ Morman, R (1, 3) OBP: 0.571, SLG: 1.000		0-0 1B		0-0 6-3			0-0 F9			3	0	1	0	0	0	1									
Carlton Fisk, R (1, 2) OBP: 0.260, SLG: 0.298		0-3 K			0-0 1-3			0-0 E5 SH SF8		3	1	0	0	0	1	1	AB 30								
Ozzie Guillen, L (1, 6) OBP: 0.263, SLG: 0.319		0-3 K			0-0 L7			0-0 SH G3 1-3		2	0	0	0	0	1	1	R 1								
Julio Cruz, S (1, 4) OBP: 0.366, SLG: 0.244			0-0 6-3			0-0 F8		0-0 SF8 3H		2	0	0	1	0	0	0	H 4								
Inning Stats	R: 0 E: 0 K: 1 S: 6	H: 1 LOB: 1 BB: 0 P: 6	R: 0 E: 0 K: 2 S: 8	H: 1 LOB: 1 BB: 0 P: 8	R: 0 E: 0 K: 0 S: 3	H: 1 LOB: 1 BB: 0 P: 3	R: 0 E: 0 K: 0 S: 3	H: 0 LOB: 0 BB: 0 P: 3	R: 0 E: 0 K: 1 S: 5	H: 0 LOB: 0 BB: 0 P: 5	R: 0 E: 0 K: 0 S: 3	H: 0 LOB: 0 BB: 0 P: 3	R: 0 E: 0 K: 0 S: 3	H: 0 LOB: 0 BB: 0 P: 3	R: 0 E: 0 K: 0 S: 3	H: 0 LOB: 0 BB: 0 P: 3	1B: 4 2B: 0 3B: 0 HR: 0	SF: 1 SAC: 1 DP: 0 HBP: 0	WP: 0 PB: 0 SB: 1 CS: 1	PA: 32					
PITCHER Roger Clemens, R (1, 1) ERA: 2.41	IP: 9.0 WLS: L BF: 32	H: 4 R: 1 ER: 0 SO: 6	BB: 0 IBB: 0 HBP: 0 BLK: 0	WP: 0 HR: 0 S: 44 P: 44	ERA: 0.00 WHIP: 0.444																				

Chicago White Sox @ Boston Red Sox
Fenway Park, Boston, MA
Mon Aug 04 1986, 7:05 PM EDT
Att: 34,780 - Unknown


AB	30
R	1
H	4
RBI	1
BB	0
SO	6
LOB	10



Batter	1	2	3	4	5	6	7	8	9	AB	R	H	RBI	BB	SO	LOB	BOTTOM								
Marty Barrett, R (1, 4) OBP: 0.339, SLG: 0.370	0-3 K HBP BB	0-0 FC6-4 1-2			0-0 F5			0-0 G3		4	0	0	0	0	1	1									
Wade Boggs, L (1, 5) OBP: 0.447, SLG: 0.467	0-0 F8		0-0 E8 1B		0-3 K			0-0 6-3		4	0	1	0	0	1	1									
Bill Buckner, L (1, 3) OBP: 0.282, SLG: 0.385	4-0 HBP 1-2 BB		0-0 F8		0-0 3-1			0-0 F5		3	0	0	0	1	0	1									
Jim Rice, R (1, 7) OBP: 0.385, SLG: 0.493	0-3 K		0-0 F8		0-0 F8			0-0 K		4	0	0	0	0	2	3									
Don Baylor, R (1, 10) OBP: 0.337, SLG: 0.432	1-0 FC6-4 1-2 2-3 HBP		0-3 K		0-3 K			0-0 L7		3	0	0	0	0	2	1									
Dwight Evans, R (1, 9) OBP: 0.382, SLG: 0.447	0-0 FC6-4 1-2			0-0 F7			0-0 5-3		0-0 1B	4	0	1	0	0	0	3									
Tony Armas, R (1, 8) OBP: 0.318, SLG: 0.402		0-0 FC5-4 1B		0-3 K		4-0 FC4-6 BB		0-0 F6		3	0	1	0	1	1	1	AB 31								
Rich Gedman, L (1, 2) OBP: 0.301, SLG: 0.390		0-0 F9		0-0 F5		0-0 FC4-6 1-2		0-0 FC6-4 1-2		3	0	0	0	0	0	2	R 0								
Rey Quinones, R (1, 6) OBP: 0.314, SLG: 0.346		0-0 FC5-4 FC6-4 1-2			0-0 F6		0-0 F8			3	0	0	0	0	0	2	H 3								
Inning Stats	R: 0 E: 0 K: 2 S: 8	H: 0 LOB: 3 BB: 1 P: 13	R: 0 E: 0 K: 0 S: 4	H: 1 LOB: 1 BB: 0 P: 4	R: 0 E: 1 K: 1 S: 6	H: 1 LOB: 1 BB: 0 P: 6	R: 0 E: 0 K: 1 S: 5	H: 0 LOB: 0 BB: 0 P: 5	R: 0 E: 0 K: 1 S: 5	H: 0 LOB: 0 BB: 0 P: 5	R: 0 E: 0 K: 0 S: 3	H: 0 LOB: 0 BB: 1 P: 7	R: 0 E: 0 K: 0 S: 3	H: 0 LOB: 0 BB: 0 P: 3	R: 0 E: 0 K: 1 S: 6	H: 1 LOB: 1 BB: 0 P: 6	1B: 3 2B: 0 3B: 0 HR: 0	SF: 0 SAC: 0 DP: 0 HBP: 1	WP: 0 PB: 1 SB: 0 CS: 0	PA: 34					
PITCHER Jose DeLeon, R (1, 1) ERA: 4.86	IP: 7.0 WLS: W BF: 27	H: 2 R: 0 ER: 0 SO: 6	BB: 2 IBB: 0 HBP: 1 BLK: 0	WP: 0 HR: 0 S: 36 P: 45	ERA: 0.00 WHIP: 0.571																				
Bob James, R (8, 1) ERA: 5.34	1.1	4	0	0	0	1	0	0	0	0	0	6	6	0.00	0.000										
Dave Schmidt, R (9, 1) ERA: 3.67	0.2	S	3	1	0	0	0	0	0	0	0	3	3	0.00	1.500										


Chicago White Sox @ Boston Red Sox
Fenway Park, Boston, MA
Mon Aug 04 1986, 7:05 PM EDT
Att: 34,780 - Unknown

AB	31
R	0
H	3
RBI	0
BB	2
SO	7
LOB	15



Batter	1	2	3	4	5	6	7	8	9	AB	R	H	RBI	BB	SO	LOB	TOP										
John Cangelosi, S (1, 7) OBP: 0.374, SLG: 0.335										4	0	1	0	0	0	1	Chicago White Sox @ Boston Red Sox Fenway Park, Boston, MA Tue Aug 05 1986, 7:05 PM EDT Att: 35,236 - Unknown										
Daryl Boston, L (1, 8) OBP: 0.300, SLG: 0.556										4	0	0	0	0	1	2											
Harold Baines, L (1, 9) OBP: 0.347, SLG: 0.480										4	1	1	1	0	1	1											
Jerry Hairston, S (1, 10) OBP: 0.380, SLG: 0.446										4	0	2	0	0	0	1											
Tim Hulett, R (1, 5) OBP: 0.289, SLG: 0.423										4	0	0	0	0	0	2											
Russ Morman, R (1, 3) OBP: 0.455, SLG: 0.727										4	1	1	0	0	0	0											
Carlton Fisk, R (1, 2) OBP: 0.262, SLG: 0.310										4	1	2	2	0	0	0											
Ozzie Guillen, L (1, 6) OBP: 0.262, SLG: 0.318										4	0	1	0	0	0	1											
Julio Cruz, S (1, 4) OBP: 0.361, SLG: 0.240										3	0	0	0	0	1	2											
Inning Stats	R: 0 E: 0 K: 1 S: 6	H: 1 LOB: 1 BB: 0 P: 6	R: 0 E: 0 K: 0 S: 3	H: 0 LOB: 0 BB: 0 P: 3	R: 0 E: 0 K: 0 S: 3	H: 0 LOB: 0 BB: 0 P: 3	R: 0 E: 0 K: 1 S: 6	H: 1 LOB: 1 BB: 0 P: 6	R: 2 E: 0 K: 1 S: 8	H: 3 LOB: 1 BB: 0 P: 8	R: 0 E: 0 K: 0 S: 3	H: 0 LOB: 0 BB: 0 P: 3	R: 0 E: 0 K: 1 S: 4	H: 1 LOB: 1 BB: 0 P: 4	R: 1 E: 0 K: 0 S: 5	H: 2 LOB: 1 BB: 0 P: 5		R: 0 E: 0 K: 0 S: 3	H: 0 LOB: 0 BB: 0 P: 3	1B: 5 2B: 1 3B: 0 HR: 2	SF: 0 SAC: 0 DP: 0 HBP: 0	WP: 0 PB: 0 SB: 2 CS: 0	PA: 35				
PITCHER	IP	WLS	BF	H	R	ER	SO	BB	IBB	HBP	BLK	WP	HR	S	P	ERA	WHIP										
Oil Can Boyd, R (1, 1) ERA: 3.7	7.2	L	31	8	3	3	3	0	0	0	0	0	2	37	37	3.52	1.043										
Calvin Schiraldi, R (8, 1) ERA: 0.53	1.1		4	0	0	0	0	0	0	0	0	0	0	4	4	0.00	0.000										

AB	35
R	3
H	8
RBI	3
BB	0
SO	3
LOB	10



Batter	1	2	3	4	5	6	7	8	9	AB	R	H	RBI	BB	SO	LOB	BOTTOM										
Marty Barrett, R (1, 4) OBP: 0.336, SLG: 0.366										4	0	0	0	0	0	0	Chicago White Sox @ Boston Red Sox Fenway Park, Boston, MA Tue Aug 05 1986, 7:05 PM EDT Att: 35,236 - Unknown										
Wade Boggs, L (1, 5) OBP: 0.443, SLG: 0.462										4	0	0	0	0	0	0											
Bill Buckner, L (1, 3) OBP: 0.281, SLG: 0.384										4	0	1	0	0	0	1											
Jim Rice, R (1, 7) OBP: 0.382, SLG: 0.489										3	0	0	0	0	0	2											
Don Baylor, R (1, 10) OBP: 0.335, SLG: 0.429										3	0	0	0	0	0	1											
Dwight Evans, R (1, 9) OBP: 0.399, SLG: 0.443										3	0	0	0	0	1	1											
Rich Gedman, L (1, 2) OBP: 0.299, SLG: 0.386										3	0	0	0	0	0	0											
Tony Armas, R (1, 8) OBP: 0.318, SLG: 0.414										3	1	1	1	0	0	0											
Rey Quinones, R (1, 6) OBP: 0.316, SLG: 0.348										2	0	1	0	0	0	0											
Mike Greenwell, L (8, PH) Ed Romero, R (9, 6) OBP: 0.271, SLG: 0.261										1	0	0	0	0	1	0											
										0	0	0	0	0	0	0											
Inning Stats	R: 0 E: 1 K: 0 S: 4	H: 0 LOB: 1 BB: 0 P: 4	R: 0 E: 0 K: 0 S: 3	H: 0 LOB: 0 BB: 0 P: 3	R: 0 E: 0 K: 0 S: 3	H: 0 LOB: 0 BB: 0 P: 3	R: 0 E: 0 K: 0 S: 3	H: 0 LOB: 0 BB: 0 P: 3	R: 1 E: 0 K: 1 S: 6	H: 2 LOB: 0 BB: 0 P: 4	R: 0 E: 0 K: 1 S: 6	H: 1 LOB: 1 BB: 0 P: 6	R: 0 E: 0 K: 1 S: 5	H: 0 LOB: 0 BB: 0 P: 5	R: 0 E: 0 K: 0 S: 3	H: 0 LOB: 0 BB: 0 P: 3	1B: 2 2B: 0 3B: 0 HR: 1	SF: 0 SAC: 0 DP: 0 HBP: 0	WP: 0 PB: 0 SB: 1 CS: 0	PA: 30							
PITCHER	IP	WLS	BF	H	R	ER	SO	BB	IBB	HBP	BLK	WP	HR	S	P	ERA	WHIP										
Richard Dotson, R (1, 1) ERA: 6.13	7.0	W	24	3	1	1	1	0	0	0	0	0	0	26	26	1.29	0.429										
Gene Nelson, R (8, 1) ERA: 3.42	2.0	S	6	0	0	0	1	0	0	0	0	0	0	8	8	0.00	0.000										

AB	30
R	1
H	3
RBI	1
BB	0
SO	2
LOB	5



Batter	1	2	3	4	5	6	7	8	9	AB	R	H	RBI	BB	SO	LOB	TOP			
John Cangelosi, S OBP: 0.373, SLG: 0.334	F9			L5			F9		F9	4	0	1	0	0	0	0				
Reid Nichols, R OBP: 0.254, SLG: 0.230	F9			4-3			F8		F4	4	0	1	0	0	0	1				
Harold Baines, L OBP: 0.345, SLG: 0.477	F7			F4			F8			3	0	0	0	0	0	1				
Carlton Fisk, R OBP: 0.263, SLG: 0.310							4-3			3	0	1	0	0	0	1				
Tim Lincecum, R OBP: 0.287, SLG: 0.419							F8		F7	3	0	0	0	0	0	1				
Russ Morman, R OBP: 0.357, SLG: 0.571							K		F7	3	0	0	0	0	2	0				
Ivan Calderon, R OBP: 0.273, SLG: 0.303									F8	3	0	0	0	0	1	0				
Ozzie Guillen, L OBP: 0.261, SLG: 0.316									F4	2	0	0	0	0	0	0				
Brian Giles, R (9, PH)										1	0	0	0	0	0	0				
Julio Cruz, S OBP: 0.356, SLG: 0.235									6-3	3	0	0	0	0	1	0				
Inning Stats	R: 0 E: 0 K: 0 S: 3	H: 0 LOB: 0 BB: 0 P: 3	R: 0 E: 0 K: 1 S: 5	H: 1 LOB: 0 BB: 0 P: 5	R: 0 E: 0 K: 2 S: 7	H: 0 LOB: 0 BB: 0 P: 7	R: 0 E: 0 K: 0 S: 3	H: 0 LOB: 0 BB: 0 P: 3	R: 0 E: 0 K: 0 S: 5	H: 0 LOB: 0 BB: 0 P: 5	R: 0 E: 0 K: 0 S: 4	H: 1 LOB: 1 BB: 0 P: 4	R: 0 E: 0 K: 0 S: 3	H: 0 LOB: 0 BB: 0 P: 3	R: 0 E: 0 K: 0 S: 4	H: 1 LOB: 1 BB: 0 P: 4	1B: 2 2B: 1 3B: 0 HR: 0	SF: 0 SAC: 0 DP: 1 HBP: 0	WP: 0 PB: 0 SB: 0 CS: 0	PA: 29
PITCHER Bruce Hurst, L ERA: 3.1	IP: 9.0 WLS: W BF: 29 H: 3 R: 0 ER: 0 SO: 4 BB: 0 IBB: 0 HBP: 0 BLK: 0 WP: 0 HR: 0 S: 37 P: 37 ERA: 0.00 WHIP: 0.333																			

Chicago White Sox @ Boston Red Sox
Fenway Park, Boston, MA
Wed Aug 06 1986, 7:05 PM EDT
Att: 33,517 - Unknown

AB 29
R 0
H 3
RBI 0
BB 0
SO 4
LOB 4





Batter	1	2	3	4	5	6	7	8	9	AB	R	H	RBI	BB	SO	LOB	BOTTOM			
Wade Boggs, L OBP: 0.349, SLG: 0.465	HR	1B 2B	1-3 1B			F8 1B		BB 1B		2	3	2	0	3	0	0				
Marty Barrett, R OBP: 0.341, SLG: 0.377	HR	2B 1B	F8			F8 1B		1B BB		4	3	3	2	1	0	1				
Jim Rice, R OBP: 0.381, SLG: 0.486	1B WP 1B					F8 1B		1B BB		4	1	1	0	0	1	4				
Mike Greenwell, L OBP: 0.400, SLG: 0.250	1B 1B	K				F8 1B		1B 1B		1	0	1	1	0	0	0				
Don Baylor, R OBP: 0.336, SLG: 0.428	1B 1B	F3				L3		1B 1B		5	1	2	1	0	0	4				
Dwight Evans, R OBP: 0.360, SLG: 0.441	1B 1B	2B BB				6-3		1B 1B		4	1	1	1	1	1	2				
Bill Buckner, L OBP: 0.285, SLG: 0.392	1B 1B	2B BB						1B 1B		4	0	3	4	0	0	0				
Dave Stapleton, R OBP: 0.190, SLG: 0.200	1B 1B	2B				8-6 2B		F7		0	0	0	0	0	0	0				
Tony Armas, R OBP: 0.317, SLG: 0.412	F9	6-3				F6		1B		4	0	1	0	0	0	4				
Kevin Romine, R OBP: 0.286, SLG: 0.281										0	0	0	0	0	0	0				
Ed Romero, R OBP: 0.271, SLG: 0.261	L8					8-6 2B		F6		4	0	1	0	0	0	4				
Marc Sullivan, R OBP: 0.235, SLG: 0.231	F2					L8		K		4	0	0	0	0	2	3				
Inning Stats	R: 4 E: 0 K: 0 S: 8	H: 5 LOB: 2 BB: 1 P: 12	R: 3 E: 0 K: 1 S: 7	H: 2 LOB: 1 BB: 2 P: 15	R: 0 E: 0 K: 1 S: 6	H: 2 LOB: 1 BB: 0 P: 6	R: 0 E: 0 K: 0 S: 3	H: 0 LOB: 0 BB: 0 P: 3	R: 0 E: 0 K: 0 S: 3	H: 1 LOB: 0 BB: 0 P: 3	R: 0 E: 0 K: 0 S: 5	H: 2 LOB: 2 BB: 0 P: 5	R: 0 E: 0 K: 1 S: 6	H: 1 LOB: 1 BB: 0 P: 6	R: 2 E: 0 K: 1 S: 6	H: 2 LOB: 1 BB: 2 P: 14	1B: 12 2B: 3 3B: 0 HR: 1	SF: 0 SAC: 0 DP: 2 HBP: 0	WP: 1 PB: 1 SB: 0 CS: 0	PA: 41
PITCHER Floyd Bannister, L ERA: 4.34	IP: 0.0 WLS: L BF: 5 H: 4 R: 4 ER: 4 SO: 0 BB: 1 IBB: 0 HBP: 0 BLK: 0 WP: 1 HR: 1 S: 5 P: 9 ERA: ∞ WHIP: ∞																			
Bill Dawley, R ERA: 3.59	IP: 5.0 WLS: W BF: 20 H: 5 R: 3 ER: 3 SO: 2 BB: 2 IBB: 0 HBP: 0 BLK: 0 WP: 0 HR: 0 S: 22 P: 30 ERA: 5.40 WHIP: 1.400																			
Bobby Thigpen, R ERA: 6.0	IP: 3.0 WLS: W BF: 15 H: 5 R: 2 ER: 2 SO: 2 BB: 2 IBB: 0 HBP: 0 BLK: 0 WP: 0 HR: 0 S: 17 P: 25 ERA: 6.00 WHIP: 2.333																			

Chicago White Sox @ Boston Red Sox
Fenway Park, Boston, MA
Wed Aug 06 1986, 7:05 PM EDT
Att: 33,517 - Unknown

AB 36
R 9
H 15
RBI 9
BB 5
SO 4
LOB 22



Batter	1	2	3	4	5	6	7	8	9	AB	R	H	RBI	BB	SO	LOB	TOP			
Wade Boggs, L (1,5) OBP: 0.358, SLG: 0.482	F7		BB E BB		G6-4-3 1B		F7			3	0	1	0	1	0	1	Boston Red Sox @ Detroit Tigers Tiger Stadium, Detroit, MI Mon Aug 11 1986, 7:05 PM EDT Att: 44,875 - Unknown			
Marty Barrett, R (1,4) OBP: 0.338, SLG: 0.378	F9		E6 BB 1-2		G6-4-3 1-2		6-3			4	0	0	0	0	0	2				
Jim Rice, R (1,7) OBP: 0.378, SLG: 0.483	FC6-4 BB		F7		5-3		F3			3	0	0	0	1	0	2				
Don Baylor, R (1,10) OBP: 0.339, SLG: 0.434	FC6-4 1-2		F7		K		F6			3	0	0	0	1	1					
Dwight Evans, R (1,9) OBP: 0.360, SLG: 0.440		1B	F5		BB		F7			3	0	1	0	1	0	3				
Bill Buckner, L (1,3) OBP: 0.288, SLG: 0.390	F7			L7		4-3		4-3		4	0	0	0	0	0	2				
Tony Armas, R (1,8) OBP: 0.307, SLG: 0.388	K			F9			F7			4	0	0	0	0	1	1				
Ed Romero, R (1,6) OBP: 0.269, SLG: 0.258	L8			F7			5-3			3	0	0	0	0	0	1				
Marc Sullivan, R (1,2) OBP: 0.253, SLG: 0.265			K		L5			2B		3	0	1	0	0	1	0				
Inning Stats	R: 0 E: 0 K: 0 S: 3	H: 0 LOB: 1 BB: 1 P: 7	R: 0 E: 0 K: 1 S: 6	H: 1 LOB: 1 BB: 0 P: 6	R: 0 E: 1 K: 1 S: 6	H: 0 LOB: 3 BB: 2 P: 14	R: 0 E: 0 K: 0 S: 3	H: 0 LOB: 0 BB: 0 P: 3	R: 0 E: 0 K: 1 S: 5	H: 1 LOB: 1 BB: 1 P: 9	R: 0 E: 0 K: 0 S: 4	H: 1 LOB: 1 BB: 0 P: 4	R: 0 E: 0 K: 0 S: 3	H: 0 LOB: 0 BB: 0 P: 3	R: 0 E: 0 K: 0 S: 3	H: 0 LOB: 0 BB: 0 P: 3		1B: 2 2B: 1 3B: 0 HR: 0	SF: 0 SAC: 0 DP: 1 HBP: 0	WP: 0 PB: 0 SB: 0 CS: 0
PITCHER Jack Morris, R (1,1) ERA: 3.06	IP: 9.0 WLS: W BF: 34 H: 3 R: 0 ER: 0 SO: 3 BB: 4 IBB: 0 HBP: 0 BLK: 0 WP: 0 HR: 0 S: 36 P: 52 ERA: 0.00 WHIP: 0.778															PITCHER				

Batter	1	2	3	4	5	6	7	8	9	AB	R	H	RBI	BB	SO	LOB	BOTTOM			
Lou Whitaker, L (1,4) OBP: 0.334, SLG: 0.459	F9		1-H HR		F3		F3	4-3		5	1	1	2	0	0	3	Boston Red Sox @ Detroit Tigers Tiger Stadium, Detroit, MI Mon Aug 11 1986, 7:05 PM EDT Att: 44,875 - Unknown			
Alan Trammell, R (1,6) OBP: 0.332, SLG: 0.424	F3		5-3		G3		1B BB 1-2			3	0	0	0	1	0	0				
Kirk Gibson, L (1,9) OBP: 0.379, SLG: 0.498	K		K		K		F7			4	0	0	0	0	3	2				
Johnny Grubb, L (1,10) OBP: 0.420, SLG: 0.696		HR	3-1		FC4-6 BB 1B		1B 1B 1-3 2-H			4	2	3	2	0	0	0				
Darrell Evans, L (1,3) OBP: 0.353, SLG: 0.437	K			3-1		FC4-6 BB 1-2	K			3	0	0	0	1	2	2				
Dave Collins, S (1,7) OBP: 0.386, SLG: 0.358	G3			F5		FC4-6 1B S	G3			4	0	0	0	0	0	2				
Darnell Coles, R (1,5) OBP: 0.332, SLG: 0.443	1B			FC6-4 1B		1-3 3-H 1B	1B			4	0	4	1	0	0	0				
Chet Lemon, R (1,8) OBP: 0.312, SLG: 0.346	K			FC6-4 1-2		F9	K			4	0	0	0	0	2	5				
Dwight Lowry, L (1,2) OBP: 0.404, SLG: 0.412			HR BB		4-3		1B 1B 1-3			3	2	2	0	1	0	0				
Inning Stats	R: 0 E: 0 K: 1 S: 5	H: 2 LOB: 1 BB: 0 P: 5	R: 1 E: 0 K: 2 S: 9	H: 2 LOB: 1 BB: 0 P: 9	R: 2 E: 0 K: 1 S: 6	H: 1 LOB: 0 BB: 1 P: 10	R: 0 E: 0 K: 0 S: 4	H: 1 LOB: 1 BB: 0 P: 4	R: 0 E: 0 K: 0 S: 3	H: 0 LOB: 0 BB: 0 P: 3	R: 1 E: 0 K: 1 S: 7	H: 2 LOB: 2 BB: 1 P: 11	R: 1 E: 0 K: 1 S: 7	H: 2 LOB: 1 BB: 1 P: 11	R: 0 E: 0 K: 1 S: 7	H: 2 LOB: 2 BB: 0 P: 7		1B: 8 2B: 0 3B: 0 HR: 2	SF: 0 SAC: 0 DP: 0 HBP: 0	WP: 0 PB: 0 SB: 1 CS: 0
PITCHER Oil Can Boyd, R (1,1) ERA: 3.8	IP: 8.0 WLS: L BF: 37 H: 10 R: 5 ER: 5 SO: 7 BB: 3 IBB: 0 HBP: 0 BLK: 0 WP: 0 HR: 2 S: 48 P: 60 ERA: 5.62 WHIP: 1.625															PITCHER				

Batter	1	2	3	4	5	6	7	8	9	AB	R	H	RBI	BB	SO	LOB	TOP	
Wade Boggs, L (1, 5) OBP: 0.358, SLG: 0.481	4-0 E SH1-3 1B BB		0-0 G6-4-3 1B			0-0 5-3		0-0 6-3		3	1	1	0	1	0	0	Boston Red Sox @ Kansas City Royals Royals Stadium, Kansas City, MO Tue Aug 12 1986, 4:33 AM EDT Unknown livebaseballscorecards.com	
Marty Barrett, R (1, 4) OBP: 0.338, SLG: 0.376	0-0 SH1-3		0-0 G6-4-3			4-0 1B BB		0-0 F8		2	0	0	0	1	0	1		
Jim Rice, R (1, 7) OBP: 0.379, SLG: 0.482	0-0 6-3		0-0 5-3			0-0 G1-4-3 1B			4-0 BB	3	0	1	0	1	0	1		
Don Baylor, R (1, 3) OBP: 0.336, SLG: 0.430	0-0 E5 1B			0-3 K		0-0 G1-4-3			0-0 F5	4	0	0	0	0	1	4		
Dwight Evans, R (1, 9) OBP: 0.361, SLG: 0.440	0-0 1-2 1B			0-0 L8		4-0 G4-6-3 BB			0-3 K	3	0	1	1	1	1	1		
Bill Buckner, L (1, 10) OBP: 0.285, SLG: 0.387	0-0 4-3			0-0 G3		0-0 G4-6-3			0-0 F9	4	0	0	0	0	0	4		
Tony Armas, R (1, 8) OBP: 0.311, SLG: 0.389		0-0 6-3			0-0 G6-4-3 1B		4-0 FC6-4 BB			2	0	1	0	1	0	0		
Ed Romero, R (1, 6) OBP: 0.270, SLG: 0.260		0-0 G5-4-3 1B			0-0 G6-4-3		0-0 FC6-4			3	0	1	0	0	0	2		
Marc Sullivan, R (1, 2) OBP: 0.247, SLG: 0.259		0-0 G5-4-3			0-0 F9				0-3 K	2	0	0	0	0	0	1		
Rich Gedman, L (8, PH) OBP: 0.306, SLG: 0.405		1-2 1-2								1	0	0	0	0	1	0		
Inning Stats	R: 1 E: 1 K: 0 S: 5	H: 1 LOB: 2 BB: 1 P: 9	R: 0 E: 0 K: 0 S: 3	H: 1 LOB: 0 BB: 0 P: 3	R: 0 E: 0 K: 1 S: 5	H: 0 LOB: 0 BB: 0 P: 5	R: 0 E: 0 K: 1 S: 3	H: 1 LOB: 1 BB: 1 P: 7	R: 0 E: 0 K: 0 S: 2	H: 0 LOB: 1 BB: 2 P: 10	R: 0 E: 0 K: 1 S: 5	H: 0 LOB: 0 BB: 1 P: 5	R: 0 E: 0 K: 1 S: 5	H: 0 LOB: 1 BB: 1 P: 9	1B: 5 2B: 0 3B: 0 HR: 0	SF: 0 SAC: 1 DP: 5 HBP: 0	WP: 0 PB: 0 SB: 0 CS: 0	PA: 33
PITCHER	IP WLS BF H R ER SO BB IBB HBP BLK WP HR S P ERA WHIP																	
Danny Jackson, L (1, 1) ERA: 3.97	6.0 W 22 5 1 0 1 2 0 0 0 0 0 0 22 30 0.00 1.167																	
Steve Farr, R (7, 1) ERA: 2.04	3.0 S 11 0 0 0 2 3 0 0 0 0 0 0 12 24 0.00 1.000																	

Batter	1	2	3	4	5	6	7	8	9	AB	R	H	RBI	BB	SO	LOB	BOTTOM			
Lonnie Smith, R (1, 7) OBP: 0.334, SLG: 0.365	0-0 G4-6-3 1B		0-0 4-3 2B 1B		0-0 F3					4	1	2	0	0	1	1	Boston Red Sox @ Kansas City Royals Royals Stadium, Kansas City, MO Tue Aug 12 1986, 4:33 AM EDT Unknown livebaseballscorecards.com			
Lynn Jones, R (9, 7) OBP: 0.234, SLG: 0.171						0-3 K				0	0	0	0	0	0	0				
Willie Wilson, S (1, 8) OBP: 0.312, SLG: 0.351	0-0 G4-6-3		0-0 4-3 2B 1B		0-3 K		0-0 F4			4	1	1	0	0	1	1				
George Brett, L (1, 5) OBP: 0.411, SLG: 0.458	0-0 4-3		0-0 4-3		0-0		0-0 F7			3	0	1	0	0	0	2				
Greg Pryor, R (6, 5) OBP: 0.189, SLG: 0.205			1-2 2-3		0-0 1B		0-0 F8			1	0	0	0	0	0	0				
Hal McRae, R (1, 10) OBP: 0.317, SLG: 0.396		0-0 F9	4-0 2B BB		0-0 F9		0-0 F8			3	1	0	0	1	0	1				
Frank White, R (1, 4) OBP: 0.317, SLG: 0.436		4-0 BB 2B BB	0-0 FC5-4 2B		0-0 F9		0-0 2B			3	1	2	3	1	0	1				
Steve Balboni, R (1, 3) OBP: 0.299, SLG: 0.473		0-0 F7	0-0 FC5-4 IBB		0-3 K		0-0 F7			3	0	0	0	1	1	3				
Jim Sundberg, R (1, 2) OBP: 0.307, SLG: 0.314		4-0 2B BB	0-0 FC5-4		0-0 F8		0-0 F3			3	1	0	0	1	0	3				
Darryl Motley, R (1, 9) OBP: 0.226, SLG: 0.337		0-0 1-2 2H	0-0 F7		4-0 FC6-4 BB		0-0 F6			3	0	1	2	1	0	3				
Angel Salazar, R (1, 6) OBP: 0.259, SLG: 0.307		0-0 4-3		0-0 F8		0-0 FC6-4				3	0	0	0	0	0	2				
Inning Stats	R: 0 E: 0 K: 0 S: 3	H: 1 LOB: 0 BB: 2 P: 3	R: 2 E: 0 K: 0 S: 4	H: 1 LOB: 1 BB: 2 P: 12	R: 3 E: 0 K: 0 S: 6	H: 3 LOB: 2 BB: 2 P: 14	R: 0 E: 0 K: 1 S: 5	H: 0 LOB: 0 BB: 0 P: 5	R: 0 E: 0 K: 1 S: 6	H: 1 LOB: 1 BB: 0 P: 6	R: 0 E: 0 K: 1 S: 5	H: 0 LOB: 1 BB: 1 P: 9	R: 0 E: 0 K: 0 S: 3	H: 0 LOB: 0 BB: 0 P: 3	R: 0 E: 0 K: 0 S: 4	H: 1 LOB: 1 BB: 0 P: 4	1B: 4 2B: 3 3B: 0 HR: 0	SF: 0 SAC: 0 DP: 1 HBP: 0	WP: 0 PB: 0 SB: 0 CS: 0	PA: 35
PITCHER	IP WLS BF H R ER SO BB IBB HBP BLK WP HR S P ERA WHIP																			
Bruce Hurst, L (1, 1) ERA: 3.28	8.0 L 35 7 5 5 3 4 1 0 0 0 0 0 36 56 5.62 1.375																			

Batter	1	2	3	4	5	6	7	8	9	AB	R	H	RBI	BB	SO	LOB	TOP								
Wade Boggs, L (1, 5) OBP: 0.360, SLG: 0.479	4-3 WP SF7 1B		4-0 CS BB			G3		4-0 PB 2B BB	4-3	3	2	1	0	2	0	2	Boston Red Sox @ Kansas City Royals Royals Stadium, Kansas City, MO Tue Aug 12 1986, 8:05 PM EDT Att: 34,158 - Unknown								
Marty Barrett, R (1, 4) OBP: 0.340, SLG: 0.379	4-3		0-0 CS 1-2	0-0 F7		0-0 G4-6-3 1B		0-0 BB 1-2 1-H 2-H		4	0	2	2	0	0	1									
Bill Buckner, L (1, 3) OBP: 0.285, SLG: 0.385	SF7			0-3 K		0-0 G4-6-3 1-2		0-0 BB HBP		2	0	0	1	0	1	1									
Jim Rice, R (1, 10) OBP: 0.378, SLG: 0.479	0-3 K			0-3 K				4-0 BB 1-2 2-3		3	0	0	0	1	3	0									
Rich Gedman, L (1, 2) OBP: 0.305, SLG: 0.403		0-0 F8			0-0 2B 1B			0-0 F9		4	1	1	0	0	1	3									
Dwight Evans, R (1, 9) OBP: 0.381, SLG: 0.440		0-3 K			0-0 L9 1B 2B		0-0 6-3		0-0 5-3	4	1	1	1	0	1	0									
Mike Greenwell, L (1, 7) Don Baylor, R (9, PH) Kevin Romine, R (9, PR) OBP: 0.338, SLG: 0.430 OBP: 0.286, SLG: 0.281		0-0 L7			0-0 L9 2-3			0-0 PB BB 2B 1B	1-0 1B HBP	3	1	1	0	0	0	1									
Tony Armas, R (1, 8) OBP: 0.310, SLG: 0.387			0-0 F5		0-0 G6-4-3 1B			0-3 K 1B	0-3 K	4	0	1	1	0	2	2									
Rey Quinones, R (1, 6) Tim Lollar, L (9, PH) Ed Romero, R (9, PR) OBP: 0.315, SLG: 0.342 OBP: 1.000, SLG: 1.000 OBP: 0.270, SLG: 0.260			0-0 G1-6-3		0-0 G6-4-3 1-2			0-0 F8	1-2 1B	3	0	0	0	0	0	2									
Inning Stats	R: 1 E: 0 K: 1 S: 6	H: 1 LOB: 0 BB: 0 P: 6	R: 0 E: 0 K: 1 S: 5	H: 0 LOB: 0 BB: 0 P: 5	R: 0 E: 0 K: 0 S: 2	H: 0 LOB: 0 BB: 1 P: 6	R: 0 E: 0 K: 2 S: 7	H: 0 LOB: 0 BB: 0 P: 7	R: 2 E: 0 K: 0 S: 5	H: 3 LOB: 0 BB: 0 P: 5	R: 0 E: 0 K: 2 S: 3	H: 1 LOB: 0 BB: 0 P: 3	R: 0 E: 0 K: 2 S: 7	H: 0 LOB: 0 BB: 0 P: 7	R: 2 E: 0 K: 1 S: 7	H: 2 LOB: 3 BB: 2 P: 16		R: 0 E: 0 K: 1 S: 6	H: 1 LOB: 2 BB: 0 P: 7	1B: 6 2B: 2 3B: 0 HR: 0	SF: 1 SAC: 0 DP: 2 HBP: 2	WP: 1 PB: 1 SB: 0 CS: 1	PA: 38		
PITCHER	IP WLS BF H R ER SO BB IBB HBP BLK WP HR S P ERA WHIP	7.2 W 29 7 5 5 7 2 0 0 0 1 0 41 49 5.87 1.174	0.2 S 3 1 0 0 1 0 0 0 0 0 0 5 5 0.00 1.500	0.2 S 3 1 0 0 1 0 0 0 0 0 0 5 5 0.00 1.500																					

AB	31
R	5
H	8
RBI	5
BB	3
SO	8
LOB	12



Batter	1	2	3	4	5	6	7	8	9	AB	R	H	RBI	BB	SO	LOB	BOTTOM							
Lonnie Smith, R (1, 7) Lynn Jones, R (8, 7) OBP: 0.336, SLG: 0.366 OBP: 0.234, SLG: 0.171	4-3		5-3			1B 1B	1-H 1B 1B			4	2	2	1	0	0	0	Boston Red Sox @ Kansas City Royals Royals Stadium, Kansas City, MO Tue Aug 12 1986, 8:05 PM EDT Att: 34,158 - Unknown							
Willie Wilson, S (1, 8) OBP: 0.316, SLG: 0.357	3-1 2B		4-3			1B 1-2 1B	2-H 1B			4	0	3	1	0	0	0								
George Brett, L (1, 5) OBP: 0.412, SLG: 0.462	3-1 2-3			0-0 2B		1-3 2-H HR 1B	F8			4	1	2	1	0	0	2								
Jorge Orta, L (1, 10) OBP: 0.330, SLG: 0.420	3-1			1-3		1-H HR		0-0 F7		4	1	1	2	0	0	2								
Steve Balboni, R (1, 3) OBP: 0.298, SLG: 0.473		0-0 F8 4-3 2B		0-0 F9		6-3		0-0 L7		4	1	1	0	0	0	1								
Mike Kingery, L (1, 9) OBP: 0.277, SLG: 0.352		0-0 F8 2-3		0-0 4-3		0-0 F7		0-3 K		4	0	0	0	0	1	2								
Jamie Quirk, L (1, 2) OBP: 0.283, SLG: 0.307		0-0 4-3			1-3			0-0 F9		3	0	0	1	0	0	0								
Greg Pryor, R (1, 4) Frank White, R (7, PH) OBP: 0.184, SLG: 0.200 OBP: 0.316, SLG: 0.435		3-H 6-3			1-3			0-0 F7		2	0	0	0	0	0	0								
Buddy Biancalana, S (1, 6) OBP: 0.318, SLG: 0.350			0-0 B2		6-3		4-0 S 1B BB			2	1	0	0	1	0	0								
Inning Stats	R: 0 E: 0 K: 0 S: 4	H: 1 LOB: 1 BB: 0 P: 4	R: 1 E: 0 K: 0 S: 4	H: 1 LOB: 0 BB: 0 P: 4	R: 0 E: 0 K: 0 S: 3	H: 0 LOB: 0 BB: 0 P: 3	R: 0 E: 0 K: 0 S: 4	H: 1 LOB: 1 BB: 0 P: 4	R: 0 E: 0 K: 0 S: 3	H: 0 LOB: 0 BB: 0 P: 3	R: 3 E: 0 K: 0 S: 6	H: 4 LOB: 0 BB: 0 P: 6	R: 2 E: 0 K: 0 S: 5	H: 2 LOB: 1 BB: 1 P: 9	R: 0 E: 0 K: 1 S: 5	H: 0 LOB: 0 BB: 0 P: 5		1B: 5 2B: 3 3B: 0 HR: 1	SF: 0 SAC: 0 DP: 0 HBP: 0	WP: 0 PB: 0 SB: 1 CS: 0	PA: 33			
PITCHER	IP WLS BF H R ER SO BB IBB HBP BLK WP HR S P ERA WHIP	6.0 L 24 7 4 4 4 0 0 0 0 0 0 24 24 6.00 1.167	2.0 9 2 2 2 1 1 0 0 0 0 0 0 10 14 9.00 1.500																					



Batter	1	2	3	4	5	6	7	8	9	AB	R	H	RBI	BB	SO	LOB	TOP					
Wade Boggs, L (1, 5) OBP: 0.357, SLG: 0.475	F7	4-3		1B BB		K			6-3	4	0	0	0	1	1	0						
Marty Barrett, R (1, 4) OBP: 0.340, SLG: 0.384	2B	2B		F7			6-3		F9	5	2	2	0	0	0	1						
Jim Rice, R (1, 7) OBP: 0.380, SLG: 0.483	1B	2B		1B	G5-4-3		L6		K	5	1	3	2	0	1	0						
Don Baylor, R (1, 10) OBP: 0.337, SLG: 0.431	6-3	2B		G5-4-3	1-2		6-3			4	0	1	0	0	0	3						
Dwight Evans, R (1, 9) OBP: 0.364, SLG: 0.443	1B	2B		BB	G6-4-3		4-3		FC5	2	1	1	0	2	0	0						
Bill Buckner, L (1, 3) OBP: 0.287, SLG: 0.386	2B	1B		1B	G6-4-3		B1			4	1	2	1	0	0	4						
Tony Armas, R (1, 8) OBP: 0.309, SLG: 0.389	1B				G6-4-3		F9			4	0	1	1	0	0	2	AB 35					
Kevin Romine, R (9, 8) OBP: 0.286, SLG: 0.281	2B				1-2					0	0	0	0	0	0	0	R 5					
Rich Gedman, L (1, 2) OBP: 0.307, SLG: 0.402	1B						1-3			3	0	1	1	1	0	0	H 11					
Ed Romero, R (1, 6) OBP: 0.265, SLG: 0.254	F6						L8		FC5	4	0	0	0	0	0	4	RBI 5					
																	BB 4					
																	SO 2					
																	LOB 14					
Inning Stats	R: 4 E: 0 K: 0 S: 8	H: 5 LOB: 2 BB: 1 P: 12	R: 1 E: 0 K: 0 S: 5	H: 3 LOB: 2 BB: 1 P: 9	R: 0 E: 0 K: 0 S: 3	H: 0 LOB: 0 BB: 0 P: 3	R: 0 E: 0 K: 0 S: 3	H: 1 LOB: 1 BB: 1 P: 7	R: 0 E: 0 K: 0 S: 3	H: 1 LOB: 0 BB: 0 P: 3	R: 0 E: 0 K: 1 S: 5	H: 0 LOB: 0 BB: 0 P: 5	R: 0 E: 0 K: 0 S: 3	H: 0 LOB: 0 BB: 0 P: 3	R: 0 E: 0 K: 0 S: 4	H: 1 LOB: 2 BB: 1 P: 8	R: 0 E: 0 K: 1 S: 5	H: 0 LOB: 0 BB: 0 P: 5	1B: 5 2B: 6 3B: 0 HR: 0	SF: 0 SAC: 0 DP: 3 HBP: 0	WP: 0 PB: 0 SB: 0 CS: 0	PA: 39
PITCHER	IP WLS BF H R ER SO BB IBB HBP BLK WP HR S P ERA WHIP																					
Charlie Leibrandt, L (1, 1) ERA: 4.42	1.1 L 13 8 5 5 0 1 0 0 0 0 0 0 12 16 33.75 6.750																					
Alan Hargeshimer, R (2, 1) ERA: 3.18	5.2 18 2 0 0 1 2 0 0 0 0 0 0 18 26 0.00 0.706																					
Dan Quisenberry, R (8, 1) ERA: 2.6	2.0 8 1 0 0 1 0 1 0 0 0 0 0 9 13 0.00 0.500																					

Boston Red Sox @ Kansas City Royals
Royals Stadium, Kansas City, MO
Wed Aug 13 1986, 8:05 PM EDT
Att: 30,614 - Unknown

AB 35
R 5
H 11
RBI 5
BB 4
SO 2
LOB 14



Batter	1	2	3	4	5	6	7	8	9	AB	R	H	RBI	BB	SO	LOB	BOTTOM					
Lonnie Smith, R (1, 7) OBP: 0.334, SLG: 0.364	1B		6-3		FC6-4		F9		F9	5	1	1	0	0	0	2						
Willie Wilson, S (1, 8) OBP: 0.317, SLG: 0.358	S		1-3				F9			4	1	2	0	0	0	0						
George Brett, L (1, 5) OBP: 0.410, SLG: 0.461	SF7		4-3		F9			1B		3	0	1	1	0	0	2						
Jorge Orta, L (1, 10) OBP: 0.332, SLG: 0.426	2B			G6-4-3	BB		F9		F7	4	0	2	1	0	0	1						
Frank White, R (1, 4) OBP: 0.318, SLG: 0.434	K			G6-4-3	BB		5-3		1B	3	0	1	0	1	1	1						
Steve Balboni, R (1, 3) OBP: 0.298, SLG: 0.471	F7		G6-4-3		1-2			L4		4	0	1	0	0	0	5						
Mike Kingery, L (1, 9) OBP: 0.267, SLG: 0.339			K		F9		F7		G3	4	0	0	0	0	1	2	AB 34					
Jim Sundberg, R (1, 2) OBP: 0.304, SLG: 0.311		F3			F7					3	0	0	0	0	1	0	R 2					
Hai McRae, R (9, PH) OBP: 0.320, SLG: 0.396							K			0	0	0	0	1	0	0	RBI 2					
Angel Salazar, R (9, FR) OBP: 0.299, SLG: 0.307										0	0	0	0	0	0	0	SO 5					
Buddy Biancalana, S (1, 6) OBP: 0.319, SLG: 0.349		F6							BB	3	0	1	0	0	1	0	LOB 14					
Jamie Quirk, L (9, PH) OBP: 0.291, SLG: 0.304					FC6-4		K		K	1	0	0	0	0	1	1						
Inning Stats	R: 2 E: 0 K: 1 S: 8	H: 3 LOB: 1 BB: 0 P: 8	R: 0 E: 0 K: 1 S: 5	H: 0 LOB: 0 BB: 0 P: 5	R: 0 E: 0 K: 0 S: 3	H: 0 LOB: 0 BB: 0 P: 3	R: 0 E: 0 K: 0 S: 3	H: 1 LOB: 1 BB: 1 P: 7	R: 0 E: 0 K: 0 S: 5	H: 2 LOB: 2 BB: 0 P: 5	R: 0 E: 0 K: 0 S: 4	H: 1 LOB: 1 BB: 0 P: 4	R: 0 E: 0 K: 2 S: 7	H: 0 LOB: 0 BB: 0 P: 7	R: 0 E: 0 K: 0 S: 5	H: 2 LOB: 2 BB: 0 P: 5	R: 0 E: 0 K: 1 S: 5	H: 0 LOB: 1 BB: 1 P: 9	1B: 8 2B: 1 3B: 0 HR: 0	SF: 1 SAC: 0 DP: 1 HBP: 0	WP: 0 PB: 0 SB: 1 CS: 0	PA: 37
PITCHER	IP WLS BF H R ER SO BB IBB HBP BLK WP HR S P ERA WHIP																					
Tom Seaver, R (1, 1) ERA: 3.76	7.2 W 32 9 2 2 4 1 0 0 0 0 0 0 39 43 2.35 1.304																					
Calvin Schiraldi, R (8, 1) ERA: 0.45	1.1 S 5 0 0 0 1 1 0 0 0 0 0 0 6 10 0.00 0.750																					

Boston Red Sox @ Kansas City Royals
Royals Stadium, Kansas City, MO
Wed Aug 13 1986, 8:05 PM EDT
Att: 30,614 - Unknown

AB 34
R 2
H 9
RBI 2
BB 2
SO 5
LOB 14



Batter	1	2	3	4	5	6	7	8	9	AB	R	H	RBI	BB	SO	LOB	TOP										
Wade Boggs, L (1, 5) OBP: 0.358, SLG: 0.480	L7	1-H		E3		1B		1-3		6	1	3	2	0	0	2	Boston Red Sox @ Kansas City Royals Royals Stadium, Kansas City, MO Thu Aug 14 1986, 8:05 PM EDT Att: 40,418 - Unknown										
Marty Barrett, R (1, 4) OBP: 0.340, SLG: 0.382	1B	G3				5-3	F8		F5	5	0	1	0	1	0	3											
Jim Rice, R (1, 7) OBP: 0.379, SLG: 0.481	1-3			F3	F9				F4	6	1	2	0	0	0	3											
Don Baylor, R (1, 10) OBP: 0.339, SLG: 0.432	K			FC5-4	K		WP		E7	6	1	3	1	0	2	5											
Dwight Evans, R (1, 9) OBP: 0.368, SLG: 0.452										3	2	2	2	2	1	2											
Mike Greenwell, L (9, PH) OBP: 0.444, SLG: 0.286	K			FC5-4		E			FC6	0	0	0	0	1	0	0											
Bill Buckner, L (1, 3) OBP: 0.283, SLG: 0.381		G3		FC5-4	E3				FC6	6	1	0	0	0	7												
Tony Armas, R (1, 8) OBP: 0.306, SLG: 0.400		F9			SF8					3	1	1	4	0	0	0											
Kevin Romine, R (7, 8) OBP: 0.306, SLG: 0.303				HR					2B	1	1	1	0	0	0	0											
Rich Gedman, L (1, 2) OBP: 0.309, SLG: 0.414				K						5	1	2	1	0	1	1											
Ed Romero, R (1, 6) OBP: 0.273, SLG: 0.268					F7					5	2	3	1	0	0	1											
Inning Stats	R: 0 E: 0 K: 2 S: 9	H: 2 LOB: 2 BB: 0 P: 9	R: 2 E: 0 K: 0 S: 6	H: 3 LOB: 1 BB: 0 P: 6	R: 3 E: 0 K: 1 S: 8	H: 3 LOB: 0 BB: 0 P: 8	R: 0 E: 1 K: 1 S: 6	H: 0 LOB: 2 BB: 1 P: 10	R: 1 E: 1 K: 0 S: 4	H: 0 LOB: 1 BB: 1 P: 8	R: 1 E: 0 K: 0 S: 5	H: 2 LOB: 1 BB: 0 P: 9	R: 1 E: 0 K: 0 S: 5	H: 2 LOB: 0 BB: 0 P: 5	R: 3 E: 0 K: 0 S: 8	H: 5 LOB: 2 BB: 0 P: 8	R: 0 E: 1 K: 0 S: 4	H: 1 LOB: 2 BB: 1 P: 8	1B: 12 2B: 2 3B: 1 HR: 3	SF: 1 SAC: 0 DP: 0 HBP: 0	WP: 1 PB: 0 SB: 1 CS: 0	PA: 51					
PITCHER	IP	WLS	BF	H	R	ER	SO	BB	IBB	HBP	BLK	WP	HR	S	P	ERA	WHIP										
Dennis Leonard, R (1, 1) ERA: 4.43	2.2		16	8	5	5	2	0	0	0	0	0	2	20	20	16.88	3.000										
Bud Black, L (3, 1) ERA: 3.71	4.0	L	21	4	3	2	2	2	1	0	0	1	0	22	34	4.50	1.500										
Steve Farr, R (7, 1) ERA: 2.3	1.1		9	5	3	3	0	0	0	0	0	0	1	9	9	20.25	3.750										
Dan Quisenberry, R (9, 1) ERA: 2.56	1.0		5	1	0	0	0	1	0	0	0	0	0	4	8	0.00	2.000										

Batter	1	2	3	4	5	6	7	8	9	AB	R	H	RBI	BB	SO	LOB	BOTTOM										
Lonnie Smith, R (1, 7) OBP: 0.332, SLG: 0.362	L6-3		F9		FC6-4		5-3		K	5	1	1	0	0	1	3	Boston Red Sox @ Kansas City Royals Royals Stadium, Kansas City, MO Thu Aug 14 1986, 8:05 PM EDT Att: 40,418 - Unknown										
Willie Wilson, S (1, 8) OBP: 0.316, SLG: 0.361	L6-3				F8		E6		FC4-6	5	1	2	0	0	0	3											
George Brett, L (1, 5) OBP: 0.412, SLG: 0.469	F8				HR				F8	4	1	2	3	1	0	1											
Jorge Orta, L (1, 10) OBP: 0.331, SLG: 0.435		F8					L4			4	1	1	2	0	0	3											
Frank White, R (1, 4) OBP: 0.315, SLG: 0.430		6-3		K					F8	4	0	0	0	0	2	2											
Steve Balboni, R (1, 3) OBP: 0.295, SLG: 0.467		6-3			F8				F8	4	0	0	0	0	0	0											
Mike Kingery, L (1, 9) OBP: 0.275, SLG: 0.339					6-3				L7	3	1	1	0	1	0	0											
Jim Sundberg, R (1, 2) OBP: 0.304, SLG: 0.308					5-3				K	3	0	0	0	1	1	1											
Buddy Biancalana, S (1, 6) OBP: 0.330, SLG: 0.360										3	1	2	1	0	1	2											
Hal McRae, R (9, PH) OBP: 0.323, SLG: 0.399									FC4-6	1	0	1	0	0	0	0											
Inning Stats	R: 0 E: 0 K: 0 S: 3	H: 1 LOB: 0 BB: 0 P: 3	R: 0 E: 0 K: 0 S: 3	H: 0 LOB: 0 BB: 0 P: 3	R: 5 E: 0 K: 1 S: 9	H: 4 LOB: 0 BB: 1 P: 13	R: 0 E: 0 K: 0 S: 3	H: 0 LOB: 0 BB: 0 P: 3	R: 1 E: 0 K: 0 S: 5	H: 2 LOB: 1 BB: 0 P: 5	R: 0 E: 0 K: 2 S: 8	H: 1 LOB: 2 BB: 1 P: 12	R: 0 E: 1 K: 0 S: 4	H: 1 LOB: 2 BB: 1 P: 8	R: 0 E: 0 K: 1 S: 5	H: 0 LOB: 0 BB: 0 P: 5	R: 0 E: 0 K: 1 S: 6	H: 1 LOB: 1 BB: 0 P: 6	1B: 6 2B: 3 3B: 1 HR: 1	SF: 0 SAC: 0 DP: 1 HBP: 0	WP: 0 PB: 0 SB: 0 CS: 0	PA: 39					
PITCHER	IP	WLS	BF	H	R	ER	SO	BB	IBB	HBP	BLK	WP	HR	S	P	ERA	WHIP										
Al Nipper, R (1, 1) ERA: 4.88	5.0	W	22	7	6	6	1	1	0	0	0	0	0	11	19	0.00	2.400										
Sammy Stewart, R (6, 1) ERA: 3.06	1.2		9	2	0	0	2	2	0	0	0	0	0	12	12	0.00	0.429										
Calvin Schiraldi, R (7, 1) ERA: 0.4	2.1	S	8	1	0	0	2	0	0	0	0	0	0	12	12	0.00	0.429										

Batter	1	2	3	4	5	6	7	8	9	AB	R	H	RBI	BB	SO	LOB	TOP							
Lou Whitaker, L (1.4) OBP: 0.331, SLG: 0.448	F7		1-2 1B		S 1B 2B		F8		F5	5	1	2	0	0	0	0								
Alan Trammell, R (1.6) OBP: 0.340, SLG: 0.431	F8		F8		CS 2H 1B		5-3		2B	5	0	2	1	0	0	2								
Kirk Gibson, L (1.9) OBP: 0.376, SLG: 0.485	3-1			K	CS 1-2	K	K		F6	5	0	0	0	0	3	1								
Johnny Grubb, L (1.10) OBP: 0.417, SLG: 0.680		F7				HR 2B		F9	G3	5	1	2	0	0	0	1								
Darrell Evans, L (1.3) OBP: 0.356, SLG: 0.438	F4			BLK BB 1B		HR 2B		G3 BB 1B		3	2	2	2	1	0	0								
Darnell Coles, R (1.5) OBP: 0.330, SLG: 0.444	F3			BB 1-2 BB		HR 2B		G3 BB 1B		3	1	0	0	1	0	2								
Dave Collins, S (1.7) OBP: 0.359, SLG: 0.347			F8	K		E 1B		G3		4	0	1	0	0	1	4								
Chet Lemon, R (1.8) OBP: 0.319, SLG: 0.375			1B 1B		F4	E6		2H 3H 1B		4	0	2	2	0	0	1								
Mike Heath, R (1.2) OBP: 0.291, SLG: 0.333			K		4-3	K		5-3		3	0	0	0	0	2	3								
Dave Bergman, L (8, PH) OBP: 0.341, SLG: 0.351										0	0	0	0	0	0	0								
Larry Herndon, R (8, PH) OBP: 0.309, SLG: 0.371										1	0	0	0	0	0	1								
Dwight Lowry, L (8.2) OBP: 0.402, SLG: 0.426										0	0	0	0	0	0	0								
Inning Stats	R: 0 E: 0 K: 0 S: 3	H: 0 LOB: 0 BB: 0 P: 3	R: 0 E: 0 K: 0 S: 3	H: 0 LOB: 0 BB: 0 P: 3	R: 0 E: 0 K: 1 S: 7	H: 2 LOB: 2 BB: 0 P: 7	R: 0 E: 0 K: 2 S: 8	H: 1 LOB: 2 BB: 1 P: 12	R: 1 E: 0 K: 0 S: 4	H: 2 LOB: 0 BB: 0 P: 4	R: 2 E: 1 K: 2 S: 11	H: 3 LOB: 2 BB: 0 P: 11	R: 0 E: 0 K: 1 S: 5	H: 0 LOB: 0 BB: 0 P: 5	R: 2 E: 0 K: 0 S: 5	H: 2 LOB: 1 BB: 1 P: 9	R: 0 E: 0 K: 0 S: 4	H: 1 LOB: 1 BB: 0 P: 4	1B: 7 2B: 3 3B: 0 HR: 1	SF: 0 SAC: 0 DP: 0 HBP: 0	WP: 0 PB: 0 SB: 1 CS: 1	PA: 41		
PITCHER	IP WLS BF H R ER SO BB IBB HBP BLK WP HR S P ERA WHIP	7.2 W 35 10 5 5 6 2 0 0 0 0 1 45 53 5.87 1.565	1.1 S 5 1 0 0 0 0 0 0 0 0 0 5 5 0.00 0.750																					

Detroit Tigers @ Boston Red Sox
Fenway Park, Boston, MA
Fri Aug 15 1986, 7:05 PM EDT
Att: 35,525 - Unknown

AB	38
R	5
H	11
RBI	5
BB	2
SO	6
LOB	15



Batter	1	2	3	4	5	6	7	8	9	AB	R	H	RBI	BB	SO	LOB	BOTTOM						
Wade Boggs, L (1.5) OBP: 0.359, SLG: 0.480	BB		1-3		1B			FC1-4 1B		4	1	2	0	1	0	0							
Marty Barrett, R (1.4) OBP: 0.341, SLG: 0.381	F8		FC6-4 BB		1B		F5	FC1-4 FC6-4		4	1	1	1	1	0	2							
Jim Rice, R (1.7) OBP: 0.378, SLG: 0.478	F8		F7		1B		K	FC6-4		5	1	1	1	0	1	3							
Don Baylor, R (1.10) OBP: 0.338, SLG: 0.429	F2		FC6-4		4-3		4-3	BB		3	0	0	0	1	0	3							
Dwight Evans, R (1.9) OBP: 0.367, SLG: 0.449		G5-4-3 BB		4-3	F7		K			3	0	0	0	1	1	2							
Bill Buckner, L (1.3) OBP: 0.287, SLG: 0.383		G5-4-3 1B		1B	1B		3-1			3	1	2	0	1	0	0							
Tony Armas, R (1.8) OBP: 0.307, SLG: 0.398		G5-4-3		F8	HR 1B		F7			4	1	1	1	0	0	3							
Kevin Romine, R (8.8) OBP: 0.306, SLG: 0.303		1-2 2-3		1-2 2H HR 1B			4-3			0	0	0	0	0	0	0							
Rich Gedman, L (1.2) OBP: 0.311, SLG: 0.417				F5	HR 2B		4-3			3	1	1	1	1	0	1							
Ed Romero, R (1.6) OBP: 0.277, SLG: 0.285		5-3			1B		F7			3	2	1	3	1	0	2							
Inning Stats	R: 0 E: 0 K: 0 S: 3	H: 1 LOB: 2 BB: 1 P: 7	R: 0 E: 0 K: 0 S: 3	H: 1 LOB: 2 BB: 1 P: 11	R: 0 E: 0 K: 0 S: 3	H: 0 LOB: 1 BB: 1 P: 7	R: 0 E: 0 K: 0 S: 4	H: 1 LOB: 1 BB: 0 P: 4	R: 8 E: 0 K: 0 S: 9	H: 6 LOB: 0 BB: 2 P: 17	R: 0 E: 0 K: 2 S: 7	H: 0 LOB: 1 BB: 1 P: 11	R: 0 E: 0 K: 0 S: 3	H: 0 LOB: 0 BB: 0 P: 3	R: 0 E: 0 K: 0 S: 4	H: 1 LOB: 1 BB: 0 P: 4	1B: 7 2B: 1 3B: 0 HR: 1	SF: 0 SAC: 0 DP: 1 HBP: 0	WP: 1 PB: 0 SB: 0 CS: 0	PA: 39			
PITCHER	IP WLS BF H R ER SO BB IBB HBP BLK WP HR S P ERA WHIP	4.2 L 25 6 6 6 0 4 2 0 0 0 1 19 43 11.57 2.143	0.1 3 2 2 2 0 0 0 0 0 0 0 1 3 3 54.00 6.000	3.0 11 1 0 0 2 1 0 0 0 0 0 0 14 18 0.00 0.667																			

Detroit Tigers @ Boston Red Sox
Fenway Park, Boston, MA
Fri Aug 15 1986, 7:05 PM EDT
Att: 35,525 - Unknown

AB	32
R	8
H	9
RBI	7
BB	7
SO	2
LOB	16



Batter	1	2	3	4	5	6	7	8	9	AB	R	H	RBI	BB	SO	LOB	TOP					
Lou Whitaker, L (1, 4) OBP: 0.335, SLG: 0.452										5	3	3	0	1	0	1						
Alan Trammell, R (1, 6) OBP: 0.345, SLG: 0.433										5	3	3	2	1	0	2						
Kirk Gibson, L (1, 9) OBP: 0.378, SLG: 0.484										5	3	2	2	1	0	4						
Johnny Grubb, L (1, 10) Lary Herndon, R (8, PH) OBP: 0.427, SLG: 0.688 OBP: 0.312, SLG: 0.388										3	0	2	2	1	0	0						
Darrell Evans, L (1, 3) OBP: 0.358, SLG: 0.439										4	0	2	1	1	0	3						
Darnell Coles, R (1, 5) OBP: 0.328, SLG: 0.441										4	0	1	1	0	0	2						
Dave Collins, S (1, 7) OBP: 0.362, SLG: 0.351										5	0	3	0	0	0	3						
Chet Lemon, R (1, 8) OBP: 0.320, SLG: 0.375										5	1	2	0	0	2	5						
Dwight Lowry, L (1, 2) OBP: 0.405, SLG: 0.438										4	1	2	0	0	1	0						
Inning Stats	R: 2 E: 0 K: 0 S: 6	H: 3 LOB: 1 BB: 0 P: 6	R: 0 E: 0 K: 1 S: 5	H: 2 LOB: 0 BB: 0 P: 5	R: 1 E: 0 K: 0 S: 5	H: 3 LOB: 1 BB: 0 P: 5	R: 0 E: 0 K: 1 S: 5	H: 1 LOB: 0 BB: 0 P: 5	R: 4 E: 1 K: 0 S: 8	H: 4 LOB: 2 BB: 1 P: 12	R: 0 E: 0 K: 0 S: 4	H: 1 LOB: 1 BB: 0 P: 4	R: 0 E: 0 K: 0 S: 3	H: 0 LOB: 1 BB: 1 P: 7	R: 5 E: 0 K: 1 S: 9	H: 5 LOB: 2 BB: 3 P: 21	R: 0 E: 0 K: 0 S: 4	H: 2 LOB: 1 BB: 0 P: 4	1B: 17 2B: 3 3B: 0 HR: 1	SF: 1 SAC: 1 DP: 1 HBP: 0	WP: 0 PB: 0 SB: 0 CS: 3	PA: 49
PITCHER	IP WLS BF H R ER SO BB IBB HBP BLK WP HR S P ERA WHIP																					
Oil Can Boyd, R (1, 1) ERA: 4.0	4.0 L 19 11 5 5 2 0 0 0 0 0 0 0 23 23 11.25 2.750																					
Sammy Stewart, R (5, 1) ERA: 3.72	3.1 19 4 5 4 0 3 1 0 0 0 0 1 15 31 10.80 2.100																					
Joe Sambito, L (8, 1) ERA: 4.37	0.0 3 2 2 2 0 1 0 0 0 0 0 1 2 6 ∞ ∞																					
Bob Stanley, R (8, 1) ERA: 4.78	1.2 7 4 0 0 1 0 0 0 0 0 0 0 9 9 0.00 2.400																					

Detroit Tigers @ Boston Red Sox
Fenway Park, Boston, MA
Sat Aug 16 1986, 3:33 AM EDT
Att: 34,806 - Unknown

AB 41
R 12
H 21
RBI 12
BB 5
SO 3
LOB 20



Batter	1	2	3	4	5	6	7	8	9	AB	R	H	RBI	BB	SO	LOB	BOTTOM					
Wade Boggs, L (1, 5) OBP: 0.356, SLG: 0.477										5	0	1	0	0	1	1						
Marty Barrett, R (1, 4) OBP: 0.338, SLG: 0.377										4	0	0	0	0	1	1						
Jim Rice, R (1, 7) OBP: 0.377, SLG: 0.476										4	1	1	0	0	0	1						
Don Baylor, R (1, 10) OBP: 0.337, SLG: 0.434										4	1	1	1	0	0	1						
Dwight Evans, R (1, 9) OBP: 0.371, SLG: 0.457										2	3	1	1	2	0	0						
Kevin Romine, R (9, 9) OBP: 0.306, SLG: 0.303										0	0	0	0	0	0	0						
Bill Buckner, L (1, 3) OBP: 0.287, SLG: 0.384										4	1	1	0	0	0	2						
Tony Armas, R (1, 8) OBP: 0.313, SLG: 0.414										4	0	3	4	0	0	0						
Rich Gedman, L (1, 2) OBP: 0.310, SLG: 0.413										3	0	0	0	1	0	2						
Ed Romero, R (1, 6) OBP: 0.276, SLG: 0.284										4	0	1	0	0	1	2						
Inning Stats	R: 0 E: 0 K: 0 S: 3	H: 0 LOB: 0 BB: 0 P: 3	R: 1 E: 0 K: 0 S: 5	H: 2 LOB: 1 BB: 0 P: 5	R: 0 E: 0 K: 1 S: 5	H: 1 LOB: 0 BB: 0 P: 5	R: 2 E: 0 K: 0 S: 5	H: 2 LOB: 2 BB: 2 P: 13	R: 0 E: 0 K: 1 S: 5	H: 0 LOB: 0 BB: 0 P: 5	R: 2 E: 0 K: 0 S: 4	H: 2 LOB: 0 BB: 1 P: 8	R: 0 E: 0 K: 1 S: 6	H: 1 LOB: 1 BB: 0 P: 6	R: 1 E: 0 K: 0 S: 4	H: 1 LOB: 0 BB: 0 P: 4	R: 0 E: 0 K: 0 S: 3	H: 0 LOB: 0 BB: 0 P: 3	1B: 4 2B: 3 3B: 1 HR: 2	SF: 0 SAC: 0 DP: 2 HBP: 0	WP: 0 PB: 0 SB: 0 CS: 0	PA: 37
PITCHER	IP WLS BF H R ER SO BB IBB HBP BLK WP HR S P ERA WHIP																					
Jack Morris, R (1, 1) ERA: 3.23	7.0 W 31 19 6 6 3 2 1 0 0 0 0 0 2 34 46 7.71 1.571																					
Willie Hernandez, L (8, 1) ERA: 3.33	2.0 6 0 0 0 0 0 0 0 0 0 0 0 6 6 0.00 0.000																					

Detroit Tigers @ Boston Red Sox
Fenway Park, Boston, MA
Sat Aug 16 1986, 3:33 AM EDT
Att: 34,806 - Unknown

AB 34
R 6
H 9
RBI 6
BB 3
SO 3
LOB 10



Batter	1	2	3	4	5	6	7	8	9	AB	R	H	RBI	BB	SO	LOB	TOP			
Ed Romero, R OBP: 0.271, SLG: 0.278 (1, 6)										5	1	1	0	0	0	1	Boston Red Sox @ Minnesota Twins Hubert H. Humphrey Metrodome, Minneapolis, MN Mon Aug 18 1986, 8:05 PM EDT Att: 20,492 - Unknown			
Marty Barrett, R OBP: 0.342, SLG: 0.387 (1, 4)										3	0	1	1	1	0	0				
Jim Rice, R OBP: 0.380, SLG: 0.478 (1, 7)										4	0	2	0	0	0	2				
Don Baylor, R OBP: 0.337, SLG: 0.432 (1, 10)										3	0	0	0	0	1	3				
Dwight Evans, R OBP: 0.373, SLG: 0.455 (1, 9)										4	0	0	0	0	1	5				
Bill Buckner, L OBP: 0.284, SLG: 0.381 (1, 3)										4	0	0	0	0	0	1				
Tony Armas, R OBP: 0.315, SLG: 0.421 (1, 8)										4	1	3	0	0	0	0				
Rich Gedman, L OBP: 0.311, SLG: 0.417 (1, 2)									4	1	1	2	0	0	2					
Dave Stapleton, R OBP: 0.133, SLG: 0.138 (1, 5)										4	0	0	0	0	0	2				
Inning Stats	R: 1 E: 0 K: 1 S: 7	H: 2 LOB: 1 BB: 0 P: 7	R: 0 E: 0 K: 0 S: 3	H: 0 LOB: 0 BB: 0 P: 3	R: 0 E: 0 K: 0 S: 3	H: 0 LOB: 0 BB: 0 P: 3	R: 0 E: 0 K: 0 S: 4	H: 1 LOB: 1 BB: 0 P: 4	R: 0 E: 0 K: 0 S: 4	H: 1 LOB: 1 BB: 0 P: 4	R: 0 E: 0 K: 0 S: 4	H: 1 LOB: 1 BB: 0 P: 4	R: 0 E: 0 K: 1 S: 5	H: 0 LOB: 2 BB: 1 P: 10	R: 2 E: 0 K: 0 S: 5	H: 2 LOB: 0 BB: 0 P: 5	1B: 5 2B: 1 3B: 1 HR: 1	SF: 0 SAC: 0 DP: 0 HBP: 1	WP: 0 PB: 0 SB: 0 CS: 0	PA: 37
PITCHER Frank Viola, L ERA: 4.43 (1, 1)	IP: 9.0 WLS: L BF: 37 H: 8 R: 3 ER: 3 SO: 2 BB: 1 IBB: 0 HBP: 1 BLK: 0 WP: 0 HR: 1 S: 39 P: 44 ERA: 3.00 WHIP: 1.000															PITCHER				

Batter	1	2	3	4	5	6	7	8	9	AB	R	H	RBI	BB	SO	LOB	BOTTOM			
Kirby Puckett, R OBP: 0.388, SLG: 0.567 (1, 8)										3	0	1	0	1	0	0	Boston Red Sox @ Minnesota Twins Hubert H. Humphrey Metrodome, Minneapolis, MN Mon Aug 18 1986, 8:05 PM EDT Att: 20,492 - Unknown			
Roy Smalley, S OBP: 0.335, SLG: 0.469 (1, 10)										4	1	1	1	0	2	2				
Kent Hrbek, L OBP: 0.366, SLG: 0.504 (1, 3)										3	0	0	0	1	0	2				
Gary Gaetti, R OBP: 0.342, SLG: 0.499 (1, 5)										3	0	0	0	1	1	2				
Randy Bush, L OBP: 0.350, SLG: 0.434 (1, 9)										4	0	1	0	0	2	2				
Billy Beane, R OBP: 0.237, SLG: 0.236 (1, 7)										3	0	0	0	0	0	0				
Tom Brunansky, R OBP: 0.318, SLG: 0.444 (9, FH)										1	0	0	0	0	1	1				
Steve Lombardozzi, R OBP: 0.329, SLG: 0.384 (1, 4)										3	0	0	0	0	1	0				
Jeff Reed, L OBP: 0.288, SLG: 0.309 (1, 2)										3	0	0	0	0	0	0				
Greg Gagne, R OBP: 0.290, SLG: 0.346 (1, 6)										2	0	0	0	1	1	0				
Inning Stats	R: 0 E: 0 K: 1 S: 6	H: 1 LOB: 2 BB: 1 P: 10	R: 0 E: 0 K: 1 S: 5	H: 0 LOB: 0 BB: 0 P: 5	R: 1 E: 0 K: 0 S: 4	H: 1 LOB: 1 BB: 1 P: 8	R: 0 E: 0 K: 1 S: 5	H: 0 LOB: 0 BB: 0 P: 5	R: 0 E: 0 K: 1 S: 5	H: 0 LOB: 0 BB: 0 P: 5	R: 0 E: 0 K: 0 S: 3	H: 0 LOB: 0 BB: 0 P: 3	R: 0 E: 0 K: 1 S: 4	H: 0 LOB: 1 BB: 2 P: 12	R: 0 E: 0 K: 2 S: 8	H: 1 LOB: 1 BB: 0 P: 8	1B: 1 2B: 1 3B: 0 HR: 1	SF: 0 SAC: 0 DP: 1 HBP: 0	WP: 0 PB: 1 SB: 0 CS: 1	PA: 33
PITCHER Tom Seaver, R ERA: 3.6 (1, 1)	IP: 8.2 WLS: W BF: 32 H: 3 R: 1 ER: 1 SO: 7 BB: 4 IBB: 0 HBP: 0 BLK: 0 WP: 0 HR: 1 S: 42 P: 58 ERA: 1.04 WHIP: 0.808															PITCHER				
Bob Stanley, R ERA: 4.76 (9, 1)	IP: 0.1 WLS: S BF: 1 H: 0 R: 0 ER: 0 SO: 1 BB: 0 IBB: 0 HBP: 0 BLK: 0 WP: 0 HR: 0 S: 3 P: 3 ERA: 0.00 WHIP: 0.000															PITCHER				




Batter	1	2	3	4	5	6	7	8	9	AB	R	H	RBI	BB	SO	LOB	TOP					
Wade Boggs, L (1,5) OBP: 0.455, SLG: 0.479 Mike Greenwell, L (9,9) OBP: 0.538, SLG: 0.400	F7	F7			SF7 3B	1-H 2B		BB 1B		5	1	3	1	0	0	0	Boston Red Sox @ Minnesota Twins Hubert H. Humphrey Metrodome, Minneapolis, MN Wed Aug 20 1986, 8:05 PM EDT Att: 23,485 - Unknown					
Marty Barrett, R (1,4) OBP: 0.342, SLG: 0.385	2B 1B	F7			SF7	F6		1-2 BB		3	1	1	1	1	0	1						
Jim Rice, R (1,7) OBP: 0.379, SLG: 0.486	1-H 1B 2B			K				F9		5	2	3	2	0	1	2						
Don Baylor, R (1,10) OBP: 0.336, SLG: 0.436	E6 1B 2B			F7				HR		5	2	1	1	0	0	2						
Dwight Evans, R (1,9) OBP: 0.376, SLG: 0.465 Ed Romero, R (9,5) OBP: 0.271, SLG: 0.278	K			F9				6-3		5	1	1	1	0	1	3						
Bill Buckner, L (1,3) OBP: 0.289, SLG: 0.388 Dave Stapleton, R (8,3) OBP: 0.129, SLG: 0.133	2B 1-2 2-H 1B							HR		4	1	3	1	0	0	0						
Tony Armas, R (1,8) OBP: 0.313, SLG: 0.419 Dave Henderson, R (7,8) OBP: 0.348, SLG: 0.478	1-3 2-H 2B			F9				F7		4	0	2	1	0	0	1						
Rich Gedman, L (1,2) OBP: 0.307, SLG: 0.409	K			K				G3		4	0	0	0	0	2	5						
Spike Owen, S (1,6) OBP: 0.300, SLG: 0.325		F9		3-1				5-3		4	1	0	0	0	0	2						
								FC6-4 2B		1-2 2-H												
Inning Stats	R: 3 E: 1 K: 2 S: 12	H: 4 LOB: 2 BB: 0 P: 12	R: 0 E: 0 K: 0 S: 3	H: 0 LOB: 0 BB: 0 P: 3	R: 0 E: 0 K: 1 S: 5	H: 0 LOB: 0 BB: 0 P: 5	R: 0 E: 0 K: 1 S: 6	H: 1 LOB: 1 BB: 0 P: 6	R: 1 E: 0 K: 0 S: 5	H: 2 LOB: 1 BB: 0 P: 5	R: 2 E: 1 K: 0 S: 6	H: 3 LOB: 1 BB: 0 P: 6	R: 2 E: 0 K: 0 S: 5	H: 2 LOB: 0 BB: 0 P: 5	R: 0 E: 0 K: 0 S: 4	H: 1 LOB: 2 BB: 1 P: 8	R: 1 E: 0 K: 0 S: 4	H: 1 LOB: 0 BB: 0 P: 4	1B: 6 2B: 4 3B: 1 HR: 3	SF: 1 SAC: 0 DP: 0 HBP: 0	WP: 0 PB: 0 SB: 2 CS: 0	PA: 43
PITCHER	IP WLS BF H R ER SO BB IBB HBP BLK WP HR S P ERA WHIP																					
Neal Heaton, L (1,1) ERA: 3.73	4.1 L 21 7 4 2 4 0 0 0 0 0 0 2 29 29 4.15 1.615																					
Roy Lee Jackson, R (5,1) ERA: 4.11	2.0 11 5 4 4 0 0 0 0 0 0 2 11 11 18.00 2.500																					
Ray Fontenot, L (7,1) ERA: 3.7	1.2 7 1 0 0 0 1 0 0 0 0 0 6 10 0.00 1.200																					
Keith Atherton, R (9,1) ERA: 4.03	1.0 4 1 1 1 0 0 0 0 0 0 1 4 4 9.00 1.000																					

AB	41
R	9
H	14
RBI	8
BB	1
SO	4
LOB	16



Batter	1	2	3	4	5	6	7	8	9	AB	R	H	RBI	BB	SO	LOB	BOTTOM					
Steve Lombardozzi, R (1,4) OBP: 0.326, SLG: 0.380 Mickey Hatcher, R (8,PH) OBP: 0.307, SLG: 0.345 Alvaro Espinoza, R (9,4) OBP: 0.071, SLG: 0.071	K		K		1-2 BB			6-3		2	0	0	0	1	2	0	Boston Red Sox @ Minnesota Twins Hubert H. Humphrey Metrodome, Minneapolis, MN Wed Aug 20 1986, 8:05 PM EDT Att: 23,485 - Unknown					
Randy Bush, L (1,7) OBP: 0.344, SLG: 0.425	F7			WP SF8 1B	F3			F8		4	1	1	0	0	0	2						
Kirby Puckett, R (1,8) OBP: 0.390, SLG: 0.573	K			K				K		3	0	0	0	1	3	1						
Kent Hrbek, L (1,3) OBP: 0.368, SLG: 0.511				SF8				G4-6-3 BB		3	0	0	1	0	0	1						
Gary Gaetti, R (1,5) OBP: 0.343, SLG: 0.502				F4				F8		3	0	1	0	0	0	1						
Tom Brunansky, R (1,9) OBP: 0.318, SLG: 0.443				F7				F7		3	0	1	0	1	0	0						
Tom Brunansky, R (1,9) OBP: 0.318, SLG: 0.443				1B				G4-6-3 BB		3	0	0	0	1	0	2						
Roy Smalley, S (1,10) OBP: 0.333, SLG: 0.462				5-3				F3		3	0	0	0	1	0	2						
Roy Smalley, S (1,10) OBP: 0.333, SLG: 0.462				BB				F3		3	0	0	0	1	0	2						
Jeff Reed, L (1,2) OBP: 0.279, SLG: 0.297				F8				FC6-4 BB		3	0	0	0	0	1	1						
Greg Gagne, R (1,6) OBP: 0.293, SLG: 0.344				K				F4		3	0	0	0	0	1	1						
Greg Gagne, R (1,6) OBP: 0.293, SLG: 0.344				F3				FC6-4 BB		2	0	0	0	1	0	1						
								3-1		3	0	0	0	0	1	1						
								F7		3	0	0	0	1	0	2						
								FC6-4 BB		3	0	0	0	1	0	2						
								1-2		1-2												
Inning Stats	R: 0 E: 0 K: 2 S: 7	H: 0 LOB: 0 BB: 0 P: 7	R: 0 E: 0 K: 0 S: 3	H: 0 LOB: 1 BB: 1 P: 7	R: 0 E: 0 K: 2 S: 7	H: 0 LOB: 0 BB: 0 P: 7	R: 1 E: 0 K: 1 S: 7	H: 2 LOB: 1 BB: 0 P: 7	R: 0 E: 0 K: 0 S: 3	H: 0 LOB: 2 BB: 2 P: 11	R: 0 E: 0 K: 0 S: 2	H: 0 LOB: 0 BB: 1 P: 6	R: 0 E: 0 K: 0 S: 3	H: 0 LOB: 1 BB: 1 P: 7	R: 0 E: 0 K: 1 S: 5	H: 0 LOB: 0 BB: 0 P: 5	R: 0 E: 0 K: 0 S: 3	H: 0 LOB: 1 BB: 1 P: 7	1B: 2 2B: 0 3B: 0 HR: 0	SF: 1 SAC: 0 DP: 1 HBP: 0	WP: 2 PB: 0 SB: 0 CS: 0	PA: 34
PITCHER	IP WLS BF H R ER SO BB IBB HBP BLK WP HR S P ERA WHIP																					
Roger Clemens, R (1,1) ERA: 2.54	9.0 W 34 2 1 1 6 6 0 0 0 0 2 0 40 64 1.00 0.889																					

AB	27
R	1
H	2
RBI	1
BB	6
SO	6
LOB	10



Batter	1	2	3	4	5	6	7	8	9	AB	R	H	RBI	BB	SO	LOB	TOP					
Wade Boggs, L (1, 5) OBP: 0.348, SLG: 0.470	6-3		F7	F4			BB SH3-4 1B	6-3		5	1	1	0	0	0	5	Boston Red Sox @ Cleveland Indians Cleveland Municipal Stadium, Cleveland, OH Fri Aug 22 1986, 7:05 PM EDT Att: 45,138 - Unknown					
Marty Barrett, R (1, 4) OBP: 0.350, SLG: 0.392	1B		HBP BB		1B		SH3-4	E1		3	1	2	0	1	0	0						
Jim Rice, R (1, 7) OBP: 0.383, SLG: 0.487	F8		SF9		1B		BB 1B	6-3		3	1	1	1	0	0	2						
Don Baylor, R (1, 10) OBP: 0.338, SLG: 0.438	5-3				1B		F7			4	1	2	2	0	0	3						
Dwight Evans, R (1, 9) OBP: 0.378, SLG: 0.464		K	F9		K		1B BB	5-3		4	0	0	0	1	2	5						
Bill Buckner, L (1, 3) OBP: 0.296, SLG: 0.391	4-3				F8		BB	4-3		5	0	1	2	0	0	2						
Dave Stapleton, R (9, 3) OBP: 0.156, SLG: 0.161					G4-6-3		1-3 2-3 3-H	1B		0	0	0	0	0	0	0						
Tony Armas, R (1, 8) OBP: 0.312, SLG: 0.434	F7				6-3		F9	F9		4	0	0	0	0	0	2						
Dave Henderson, R (7, 8) OBP: 0.346, SLG: 0.474								K		1	0	0	0	0	1	0						
Rich Gedman, L (1, 2) OBP: 0.309, SLG: 0.410			E3 SH SF9		1B		F5	6-3 SH3-4 E 1B		4	2	2	0	0	0	0						
Spike Owen, S (1, 6) OBP: 0.308, SLG: 0.339			SH SF9 BB		1B		F2	SH3-4		2	0	1	0	0	0	0						
Inning Stats	R: 0 E: 0 K: 0 S: 4	H: 1 LOB: 1 BB: 0 P: 4	R: 0 E: 0 K: 1 S: 5	H: 0 LOB: 0 BB: 0 P: 5	R: 1 E: 2 K: 0 S: 5	H: 0 LOB: 3 BB: 1 P: 10	R: 0 E: 0 K: 0 S: 5	H: 2 LOB: 2 BB: 0 P: 5	R: 1 E: 0 K: 1 S: 7	H: 3 LOB: 1 BB: 0 P: 7	R: 0 E: 0 K: 0 S: 3	H: 0 LOB: 0 BB: 0 P: 3	R: 2 E: 0 K: 0 S: 5	H: 2 LOB: 2 BB: 1 P: 10	R: 1 E: 1 K: 0 S: 5	H: 1 LOB: 1 BB: 0 P: 5	R: 1 E: 0 K: 1 S: 6	H: 1 LOB: 0 BB: 0 P: 6	1B: 9 2B: 0 3B: 0 HR: 1	SF: 1 SAC: 3 DP: 1 HBP: 2	WP: 0 PB: 0 SB: 0 CS: 0	PA: 43
PITCHER	IP WLS BF H R ER SO BB IBB HBP BLK WP HR S P ERA WHIP																					
Ken Schrom, R (1, 1) ERA: 4.34	6.2 L 32 7 4 3 2 2 0 2 0 0 0 0 0 0 4.05 1.350																					
Scott Bailes, L (7, 1) ERA: 4.99	0.0 1 1 0 0 0 0 0 0 0 0 0 0 0 1 1 1 1.000																					
Frank Wilis, R (7, 1) ERA: 4.0	2.1 10 2 2 1 1 0 0 0 0 0 0 0 1 12 12 3.86 0.857																					


AB 35
R 6
H 10
RBI 5
BB 2
SO 3
LOB 19





Batter	1	2	3	4	5	6	7	8	9	AB	R	H	RBI	BB	SO	LOB	BOTTOM					
Tony Bernazard, S (1, 4) OBP: 0.378, SLG: 0.466	2-3		5-3		F3		1B BB		K	4	0	0	0	1	1	1	Boston Red Sox @ Cleveland Indians Cleveland Municipal Stadium, Cleveland, OH Fri Aug 22 1986, 7:05 PM EDT Att: 45,138 - Unknown					
Julio Franco, R (1, 6) OBP: 0.328, SLG: 0.396	CS BB		1B 2B		6-3		1-3 1B			3	1	2	1	1	0	0						
Joe Carter, R (1, 8) OBP: 0.328, SLG: 0.479	F8		1B		BB		K			3	0	1	1	1	1	3						
Andre Thornton, R (1, 10) OBP: 0.329, SLG: 0.375	CS		K		F8		F8			3	0	0	0	0	2	2						
Mel Hall, L (7, PH) OBP: 0.349, SLG: 0.518	1-2 CS	K	K		F8		F8			1	0	0	0	0	0	2						
Cory Snyder, R (1, 7) OBP: 0.306, SLG: 0.518			FC4-6 BB		F9		1B 1B		F8	3	0	1	0	1	0	0						
Pat Tabler, R (1, 3) OBP: 0.353, SLG: 0.414			FC4-6		PB 1B		G6-4-3 1B		F7	4	1	2	0	0	0	1						
Brook Jacoby, R (1, 5) OBP: 0.347, SLG: 0.427			K		F8 1-1 1B		K		4-3	4	0	1	1	0	2	3						
Carmen Castillo, R (1, 9) OBP: 0.301, SLG: 0.400			SH5-3 2B 1B		F8		G6-4-3		F6	3	1	1	0	0	0	3						
Brett Butler, L (8, 8) OBP: 0.341, SLG: 0.347							1-2			1	0	0	0	0	0	0						
Andy Allanson, R (1, 2) OBP: 0.262, SLG: 0.282			SH5-3		4-3		6-3		K	2	0	0	0	0	0	1						
Chris Bando, S (9, PH) OBP: 0.341, SLG: 0.341									K	1	0	0	0	0	1	0						
Inning Stats	R: 0 E: 0 K: 0 S: 2	H: 0 LOB: 0 BB: 1 P: 6	R: 0 E: 0 K: 2 S: 7	H: 0 LOB: 1 BB: 1 P: 11	R: 2 E: 0 K: 1 S: 8	H: 3 LOB: 1 BB: 0 P: 8	R: 1 E: 0 K: 0 S: 5	H: 2 LOB: 1 BB: 0 P: 5	R: 0 E: 0 K: 0 S: 3	H: 0 LOB: 1 BB: 1 P: 7	R: 0 E: 0 K: 1 S: 6	H: 2 LOB: 1 BB: 0 P: 6	R: 0 E: 0 K: 1 S: 6	H: 1 LOB: 2 BB: 1 P: 10	R: 0 E: 0 K: 0 S: 3	H: 0 LOB: 0 BB: 0 P: 3	R: 0 E: 0 K: 2 S: 7	H: 0 LOB: 0 BB: 0 P: 7	1B: 7 2B: 1 3B: 0 HR: 0	SF: 0 SAC: 1 DP: 1 HBP: 0	WP: 0 PB: 1 SB: 0 CS: 1	PA: 38
PITCHER	IP WLS BF H R ER SO BB IBB HBP BLK WP HR S P ERA WHIP																					
Bruce Hurst, L (1, 1) ERA: 3.41	6.1 W 28 7 3 2 4 4 0 0 0 0 0 0 0 15 15 0.00 0.375																					
Calvin Schiraldi, R (7, 1) ERA: 0.63	2.2 S 9 1 0 0 3 0 0 0 0 0 0 0 0 15 15 0.00 0.375																					


AB 32
R 3
H 8
RBI 3
BB 4
SO 7
LOB 16



Batter	1	2	3	4	5	6	7	8	9	AB	R	H	RBI	BB	SO	LOB	TOP										
Wade Boggs, L (1, 5) OBP: 0.348, SLG: 0.477	6-3		HR			F9 1B		G3	SF7	4	1	2	2	0	0	0	Boston Red Sox @ Cleveland Indians Cleveland Municipal Stadium, Cleveland, OH Sat Aug 23 1986, 3:33 AM EDT Att: 40,246 - Unknown AB 34 R 4 H 8 RBI 4 BB 3 SO 2 LOB 19 										
Marty Barrett, R (1, 4) OBP: 0.352, SLG: 0.396	5-3		F3			1B		BB 1B	FC6-4	5	1	3	0	0	0												
Jim Rice, R (1, 7) OBP: 0.381, SLG: 0.483	F8		6-3			F9		1B BB	FC6-4	4	1	0	0	1	0	4											
Don Baylor, R (1, 10) OBP: 0.339, SLG: 0.438		E4 HBP		CS 1B		F9		3-1 1B		3	0	1	0	1	0	2											
Dwight Evans, R (1, 9) OBP: 0.377, SLG: 0.462	K		K			F4		3-1 1B		4	0	1	1	0	2	4											
Bill Buckner, L (1, 3) OBP: 0.294, SLG: 0.388	F4			F7				3-1		4	0	0	1	0	0	3											
Tony Armas, R (1, 8) OBP: 0.311, SLG: 0.430					F9			5-3		3	0	0	0	0	0	2											
Rich Gedman, L (1, 2) OBP: 0.311, SLG: 0.412					F4					3	0	1	0	1	0	2											
Ed Romero, R (9, PR) OBP: 0.273, SLG: 0.280	G3							BB	6-3 SF7	0	1	0	0	0	0	0											
Spike Owen, S (1, 6) OBP: 0.306, SLG: 0.337			4-3			1-3			6-3	3	0	0	0	0	0	1											
Mike Greenwell, L (9, PH) OBP: 0.300, SLG: 0.462										1	0	0	0	0	0	1											
Marc Sullivan, R (9, 2) OBP: 0.253, SLG: 0.247										0	0	0	0	0	0	0											
Inning Stats	R: 0 E: 0 K: 0 S: 3	H: 0 LOB: 0 BB: 0 P: 3	R: 0 E: 1 K: 1 S: 6	H: 0 LOB: 2 BB: 0 P: 7	R: 1 E: 0 K: 0 S: 4	H: 1 LOB: 0 BB: 0 P: 4	R: 0 E: 0 K: 1 S: 5	H: 1 LOB: 0 BB: 0 P: 5	R: 0 E: 0 K: 0 S: 3	H: 0 LOB: 0 BB: 0 P: 3	R: 0 E: 0 K: 0 S: 5	H: 2 LOB: 2 BB: 0 P: 5	R: 0 E: 0 K: 0 S: 3	H: 0 LOB: 1 BB: 1 P: 7	R: 2 E: 0 K: 0 S: 5	H: 2 LOB: 2 BB: 2 P: 13	R: 1 E: 0 K: 0 S: 5	H: 2 LOB: 2 BB: 0 P: 5	1B: 5 2B: 3 3B: 0 HR: 1	SF: 1 SAC: 0 DP: 1 HBP: 1	WP: 0 PB: 0 SB: 0 CS: 1	PA: 39					
PITCHER	IP	WLS	BF	H	R	ER	SO	BB	IBB	HBP	BLK	WP	HR	S	P	ERA	WHIP										
Tom Candiotti, R (1, 1) ERA: 3.66	7.1		30	5	3	3	2	2	0	1	0	0	1	31	40	3.68	0.955										
Ernie Camacho, R (8, 1) ERA: 3.43	1.2	W	9	3	1	1	0	1	0	0	0	0	0	8	12	5.40	2.400										

Batter	1	2	3	4	5	6	7	8	9	AB	R	H	RBI	BB	SO	LOB	BOTTOM										
Tony Bernazard, S (1, 4) OBP: 0.380, SLG: 0.465	F9		FC3-6 1B 1B	HBP		G6-4-3 BB			1B FC1-5	3	2	1	0	1	0	2	Boston Red Sox @ Cleveland Indians Cleveland Municipal Stadium, Cleveland, OH Sat Aug 23 1986, 3:33 AM EDT Att: 40,246 - Unknown AB 35 R 5 H 12 RBI 5 BB 3 SO 7 LOB 15 										
Julio Franco, R (1, 6) OBP: 0.327, SLG: 0.394	F7		G3 1B	F8		G6-4-3		FC1-5 1B 1B	5	0	1	1	0	0	7												
Joe Carter, R (1, 3) OBP: 0.330, SLG: 0.486	3-1		G3 1B		HR			1B 1B	5	1	3	1	0	0	0												
Mel Hall, L (1, 7) OBP: 0.345, SLG: 0.512			G3		F8			1B 1B	4	0	0	1	0	1	2												
Otis Nixon, S (8, 7) OBP: 0.292, SLG: 0.246		K			F8			1B	0	0	0	0	0	0	0												
Andre Thornton, R (9, PH) OBP: 0.330, SLG: 0.376			1-2 2-3 3-H					1B	1	0	1	1	0	0	0												
Cory Snyder, R (1, 9) OBP: 0.301, SLG: 0.510		K	K		K			1B	4	0	0	0	0	3	2												
Pat Tabler, R (1, 10) OBP: 0.355, SLG: 0.415				SH5-4 1B 1B	K			F7	4	1	2	0	0	1	0												
Brett Butler, L (1, 8) OBP: 0.339, SLG: 0.344			F7	SH5-4		3-1		F7	3	0	0	0	0	0	1												
Brook Jacoby, R (1, 5) OBP: 0.348, SLG: 0.428			FC3-6 1B 1B	K		BB 1B		K	4	1	2	0	0	2	1												
Chris Bando, S (1, 2) OBP: 0.355, SLG: 0.349				FC3-6 1B		BB 1B			2	0	2	1	2	0	0												
Andy Allanson, R (9, PR) OBP: 0.282, SLG: 0.282				FC3-6 1B	HBP 1B			FC1-5 1B	0	0	0	0	0	0	0												
Inning Stats	R: 0 E: 0 K: 0 S: 3	H: 0 LOB: 0 BB: 0 P: 3	R: 0 E: 0 K: 2 S: 8	H: 1 LOB: 1 BB: 0 P: 8	R: 2 E: 0 K: 1 S: 8	H: 3 LOB: 2 BB: 1 P: 12	R: 1 E: 0 K: 1 S: 7	H: 2 LOB: 2 BB: 0 P: 8	R: 1 E: 0 K: 2 S: 8	H: 1 LOB: 0 BB: 0 P: 8	R: 0 E: 0 K: 0 S: 3	H: 0 LOB: 0 BB: 0 P: 3	R: 0 E: 0 K: 1 S: 5	H: 0 LOB: 0 BB: 0 P: 5	R: 1 E: 0 K: 0 S: 4	H: 3 LOB: 3 BB: 1 P: 8	1B: 11 2B: 0 3B: 0 HR: 1	SF: 0 SAC: 1 DP: 1 HBP: 1	WP: 0 PB: 0 SB: 0 CS: 0	PA: 40							
PITCHER	IP	WLS	BF	H	R	ER	SO	BB	IBB	HBP	BLK	WP	HR	S	P	ERA	WHIP										
Tom Seaver, R (1, 1) ERA: 3.71	5.1		27	9	4	4	6	1	0	1	0	0	0	9	13	6.75	1.875										
Sammy Stewart, R (6, 1) ERA: 3.65	2.2		8	0	0	0	1	1	0	0	0	0	0	9	13	0.00	0.375										
Bob Stanley, R (9, 1) ERA: 4.8	0.1	L	5	3	1	1	0	1	0	0	0	0	0	4	8	27.00	12.000										

Batter	1	2	3	4	5	6	7	8	9	AB	R	H	RBI	BB	SO	LOB	TOP										
Wade Boggs, L (1, 5) OBP: 0.350, SLG: 0.480	4-0 6-4-3 BB		0-0 2B		0-0 G4-6-3			0-0 BB 2B 1B	0-0 4-3	4	1	2	0	1	0	2	Boston Red Sox @ Cleveland Indians Cleveland Municipal Stadium, Cleveland, OH Sun Aug 24 1986, 3:33 AM EDT Att: 25,221 - Unknown AB 33 R 2 H 7 RBI 2 BB 4 SO 6 LOB 20 										
Marty Barrett, R (1, 4) OBP: 0.351, SLG: 0.394	0-0 6-4-3 1-2		0-3 K			0-3 K		4-0 2B 1-2 BB		3	0	0	0	1	2	2											
Jim Rice, R (1, 7) OBP: 0.379, SLG: 0.479	0-0 5-3			0-3 K		0-0 6-3		0-3 K		4	0	0	0	0	2	3											
Don Baylor, R (1, 10) OBP: 0.338, SLG: 0.435	0-0 3-1			4-0 5-3 BB		0-0 F8		0-3 K		3	0	0	0	1	1	3											
Dwight Evans, R (1, 9) OBP: 0.375, SLG: 0.458		0-0 5-3		0-0 5-3				0-0 6-3		3	0	0	0	0	0	1											
Mike Greenwell, L (7, 9) OBP: 0.529, SLG: 0.571									0-0 1-3 2-H 2B	1	0	1	1	0	0	0											
Bill Buckner, L (1, 3) OBP: 0.293, SLG: 0.389		0-0 F8		0-0 F9				0-0 WP 2B	0-0 F8	4	0	1	0	0	0	3											
Tony Armas, R (1, 8) OBP: 0.313, SLG: 0.441		0-0 5-3			0-0 HR			0-0 F8		4	1	2	1	0	0	1											
Rich Gedman, L (1, 2) OBP: 0.313, SLG: 0.412			0-0 F8		0-0 G4-6-3 1B			4-0 2-3 BB	0-0 F8	3	0	1	0	1	0	1											
Spike Owen, S (1, 6) OBP: 0.304, SLG: 0.334			0-0 4-3			0-0 F9			0-3 K	3	0	0	0	0	0	3											
Dave Henderson, R (9, PH) OBP: 0.345, SLG: 0.472							0-0 4-3			1	0	0	0	0	1	1											
Inning Stats	R: 0 E: 0 K: 0 S: 3	H: 0 LOB: 1 BB: 1 P: 7	R: 0 E: 0 K: 0 S: 3	H: 0 LOB: 0 BB: 0 P: 3	R: 0 E: 0 K: 1 S: 6	H: 1 LOB: 1 BB: 0 P: 6	R: 0 E: 0 K: 1 S: 5	H: 0 LOB: 1 BB: 1 P: 9	R: 1 E: 0 K: 0 S: 4	H: 2 LOB: 0 BB: 0 P: 4	R: 0 E: 0 K: 1 S: 5	H: 0 LOB: 0 BB: 0 P: 5	R: 0 E: 0 K: 0 S: 4	H: 1 LOB: 2 BB: 1 P: 8	R: 1 E: 0 K: 2 S: 9	H: 2 LOB: 2 BB: 1 P: 13	R: 0 E: 0 K: 1 S: 6	H: 1 LOB: 1 BB: 0 P: 6	1B: 3 2B: 3 3B: 0 HR: 1	SF: 0 SAC: 0 DP: 1 HBP: 0	WP: 1 PB: 0 SB: 0 CS: 0	PA: 37					
PITCHER	IP	WLS	BF	H	R	ER	SO	BB	IBB	HBP	BLK	WP	HR	S	P	ERA	WHIP										
Phil Niekro, R (1, 1) ERA: 4.2	7.0	W	29	5	2	2	3	4	0	0	0	1	1	31	47	2.57	1.286										
Frank Willis, R (8, 1) ERA: 3.6	2.0	S	8	2	0	0	3	0	0	0	0	0	0	14	14	0.00	1.000										

Batter	1	2	3	4	5	6	7	8	9	AB	R	H	RBI	BB	SO	LOB	BOTTOM										
Tony Bernazard, S (1, 4) OBP: 0.379, SLG: 0.463	0-3 K	0-3 K			0-0 HR 1B	0-3 K			0-0 4-1-1-1-0-3-2	4	1	1	1	0	3	2	Boston Red Sox @ Cleveland Indians Cleveland Municipal Stadium, Cleveland, OH Sun Aug 24 1986, 3:33 AM EDT Att: 25,221 - Unknown AB 34 R 5 H 10 RBI 5 BB 1 SO 6 LOB 12 										
Julio Franco, R (1, 6) OBP: 0.326, SLG: 0.399	0-0 E6 HR		0-3 K		0-0 2-H 1B	0-0 1-H HR		0-0 5-3		4	2	1	2	0	1	0											
Joe Carter, R (1, 3) OBP: 0.330, SLG: 0.490	0-0 1-H HR		0-0 6-3		0-0 F8		0-0 G3		0-0 4-1-1-2-0-0-0	4	1	1	2	0	0	0											
Mel Hall, L (1, 7) OBP: 0.347, SLG: 0.512	0-0 2B FC5-2 1B		0-0 G3		0-0 4-3		0-0 1B		0-0 4-0-2-0-0-0-0	4	0	2	0	0	0	0											
Otis Nixon, S (7, PR) OBP: 0.262, SLG: 0.246									0-0 0-0-0-0-0-0-0	0	0	0	0	0	0	0											
Cory Snyder, R (1, 9) OBP: 0.300, SLG: 0.510	0-0 1-3 2B			0-0 5-3	0-0 5-3		0-0 F9		0-0 4-0-1-0-0-0-1	4	0	1	0	0	0	1											
Pat Tabler, R (1, 10) OBP: 0.356, SLG: 0.419	0-0 FC5-2			0-0 5-3		0-0 2B		0-0 G4-6-3 1B	0-0 4-0-2-0-0-0-2	4	0	2	0	0	0	2											
Brett Butler, L (1, 8) OBP: 0.338, SLG: 0.343	0-0 F5			0-0 1B	0-0 F7		0-0 F8		0-0 4-0-1-0-0-0-4	4	0	1	0	0	0	4											
Brook Jacoby, R (1, 5) OBP: 0.346, SLG: 0.424		0-3 K		0-0 F9	0-3 K		0-0 G4-6-3	0-0 1-2	0-0 4-0-0-0-0-2-3	4	0	0	0	0	2	3											
Chris Bando, S (1, 2) OBP: 0.360, SLG: 0.357		0-0 F9			0-0 1B 2B		4-0 BB		2-1-1-0-1-0-0	2	1	1	0	1	0	0											
Inning Stats	R: 2 E: 1 K: 1 S: 9	H: 3 LOB: 2 BB: 0 P: 9	R: 0 E: 0 K: 2 S: 7	H: 0 LOB: 0 BB: 0 P: 7	R: 0 E: 0 K: 1 S: 5	H: 0 LOB: 0 BB: 0 P: 5	R: 0 E: 0 K: 0 S: 4	H: 1 LOB: 1 BB: 0 P: 4	R: 3 E: 0 K: 2 S: 8	H: 3 LOB: 0 BB: 0 P: 6	R: 0 E: 0 K: 0 S: 4	H: 1 LOB: 1 BB: 0 P: 4	R: 0 E: 0 K: 0 S: 3	H: 1 LOB: 0 BB: 0 P: 3	R: 0 E: 0 K: 0 S: 3	H: 1 LOB: 0 BB: 0 P: 3	1B: 5 2B: 3 3B: 0 HR: 2	SF: 0 SAC: 0 DP: 1 HBP: 0	WP: 0 PB: 0 SB: 0 CS: 0	PA: 35							
PITCHER	IP	WLS	BF	H	R	ER	SO	BB	IBB	HBP	BLK	WP	HR	S	P	ERA	WHIP										
Al Nipper, R (1, 1) ERA: 5.0	6.0	L	28	8	5	4	6	1	0	0	0	0	2	39	43	6.00	1.500										
Bob Stanley, R (7, 1) ERA: 4.66	2.0		7	2	0	0	0	0	0	0	0	0	0	7	7	0.00	1.000										

Batter	1	2	3	4	5	6	7	8	9	AB	R	H	RBI	BB	SO	LOB	TOP					
Wade Boggs, L (1, 5) OBP: 0.348, SLG: 0.475	F7		K	1B BB IBB		L7			4-3	4	0	0	0	1	1	0						
Marty Barrett, R (1, 4) OBP: 0.352, SLG: 0.393	K		6-3	1B BB		P4				4	0	1	0	1	1	0						
Bill Buckner, L (1, 3) OBP: 0.296, SLG: 0.393																						
Jim Rice, R (1, 7) OBP: 0.379, SLG: 0.476																						
Don Baylor, R (1, 10) OBP: 0.336, SLG: 0.431	F8		L5							5	0	3	1	0	0	1						
Mike Greenwell, L (1, 9) OBP: 0.476, SLG: 0.471																						
Dave Henderson, R (8, 8) OBP: 0.345, SLG: 0.472		F6		2B BB		F7			K	3	1	0	0	1	1	0						
Tony Armas, R (1, 8) OBP: 0.313, SLG: 0.439																						
Rich Gedman, L (1, 2) OBP: 0.313, SLG: 0.413		K		F8					5-3	4	0	1	0	0	1	1						
Spike Owen, S (1, 6) OBP: 0.302, SLG: 0.331																						
Rich Gedman, L (1, 2) OBP: 0.313, SLG: 0.413		F9		BB 1B 2B		F7			E6	4	1	1	1	0	0	2						
Inning Stats	R: 0 E: 0 K: 1 S: 6	H: 1 LOB: 2 BB: 1 P: 10	R: 0 E: 0 K: 1 S: 6	H: 0 LOB: 1 BB: 0 P: 6	R: 0 E: 0 K: 1 S: 6	H: 1 LOB: 2 BB: 1 P: 10	R: 2 E: 0 K: 1 S: 7	H: 2 LOB: 3 BB: 3 P: 19	R: 0 E: 0 K: 1 S: 6	H: 1 LOB: 1 BB: 0 P: 6	R: 0 E: 0 K: 0 S: 3	H: 0 LOB: 0 BB: 0 P: 3	R: 0 E: 0 K: 1 S: 5	H: 0 LOB: 0 BB: 0 P: 5	R: 0 E: 1 K: 1 S: 6	H: 0 LOB: 1 BB: 0 P: 6	R: 0 E: 0 K: 0 S: 4	H: 1 LOB: 1 BB: 0 P: 4	1B: 4 2B: 2 3B: 0 HR: 0	SF: 0 SAC: 0 DP: 0 HBP: 0	WP: 1 PB: 0 SB: 2 CS: 0	PA: 40
PITCHER	IP	WLS	BF	H	R	ER	SO	BB	IBB	HBP	BLK	WP	HR	S	P	ERA	WHIP					
Bobby Witt, R (1, 1) ERA: 6.08	7.0		32	5	2	2	6	4	1	0	0	1	0	39	59	2.57	1.286					
Dale Mohorcic, R (8, 1) ERA: 2.15	2.0	W	8	1	0	0	1	0	0	0	0	0	0	10	10	0.00	0.500					

Boston Red Sox @ Texas Rangers
Arlington Stadium, Arlington, TX
Mon Aug 25 1986, 8:05 PM EDT
Att: 24,459 - Unknown

AB 35
R 2
H 6
RBI 2
BB 5
SO 7
LOB 15



Batter	1	2	3	4	5	6	7	8	9	AB	R	H	RBI	BB	SO	LOB	BOTTOM				
Oddibe McDowell, L (1, 8) OBP: 0.349, SLG: 0.460	4-3									4	0	1	0	0	1	1					
Scott Fletcher, R (1, 6) OBP: 0.369, SLG: 0.423	K									3	0	0	0	1	1	1					
Pete O'Brien, L (1, 3) OBP: 0.374, SLG: 0.483										4	0	1	0	0	0	2					
Darrell Porter, L (1, 2) OBP: 0.333, SLG: 0.454	L9									4	0	0	0	0	2	1					
Gary Ward, R (1, 7) OBP: 0.370, SLG: 0.409										3	0	0	0	1	2	0					
Larry Parrish, R (1, 10) OBP: 0.349, SLG: 0.526										3	1	0	0	1	3	1					
Ruben Sierra, S (1, 9) OBP: 0.293, SLG: 0.466										4	2	2	2	0	0	1					
Steve Buechele, R (1, 5) OBP: 0.312, SLG: 0.416										2	0	0	0	0	1	0					
Geno Petralli, L (8, PH) OBP: 0.284, SLG: 0.415										1	1	1	2	0	0	0					
Curtis Wilkerson, S (9, 6) OBP: 0.263, SLG: 0.321										0	0	0	0	0	0	0					
Toby Harrah, R (1, 4) OBP: 0.305, SLG: 0.340										2	0	0	0	1	2	0					
Inning Stats	R: 0 E: 0 K: 1 S: 6	H: 1 LOB: 0 BB: 0 P: 6	R: 0 E: 0 K: 1 S: 4	H: 0 LOB: 0 BB: 1 P: 8	R: 0 E: 0 K: 2 S: 8	H: 1 LOB: 1 BB: 0 P: 8	R: 0 E: 0 K: 2 S: 7	H: 0 LOB: 0 BB: 0 P: 7	R: 0 E: 0 K: 1 S: 5	H: 0 LOB: 0 BB: 0 P: 5	R: 0 E: 0 K: 0 S: 3	H: 0 LOB: 0 BB: 0 P: 3	R: 0 E: 0 K: 2 S: 9	H: 2 LOB: 2 BB: 2 P: 17	R: 2 E: 0 K: 2 S: 7	H: 1 LOB: 0 BB: 1 P: 11	1B: 2 2B: 1 3B: 0 HR: 2	SF: 0 SAC: 0 DP: 0 HBP: 0	WP: 0 PB: 0 SB: 0 CS: 1	PA: 35	
PITCHER	IP	WLS	BF	H	R	ER	SO	BB	IBB	HBP	BLK	WP	HR	S	P	ERA	WHIP				
Roger Clemens, R (1, 1) ERA: 2.55	8.0		30	4	2	2	10	3	0	0	0	0	1	47	59	2.25	0.875				
Calvin Schiraldi, R (9, 1) ERA: 1.23	0.2	L	4	1	2	2	2	1	0	0	0	0	1	7	11	27.00	3.000				

Boston Red Sox @ Texas Rangers
Arlington Stadium, Arlington, TX
Mon Aug 25 1986, 8:05 PM EDT
Att: 24,459 - Unknown

AB 30
R 4
H 5
RBI 4
BB 4
SO 12
LOB 7



Batter	1	2	3	4	5	6	7	8	9	AB	R	H	RBI	BB	SO	LOB	TOP			
Wade Boggs, L (1, 5) OBP: 0.345, SLG: 0.475	F7		F5		G1-4-3	F7			L5	5	0	0	0	0	0	3	Boston Red Sox @ Texas Rangers Arlington Stadium, Arlington, TX Wed Aug 27 1986, 8:05 PM EDT Att: 26,285 - Unknown			
Marty Barrett, R (1, 4) OBP: 0.351, SLG: 0.389	F7		FC6-4 BB		4-3	1B		F9	B3	4	0	1	0	1	0	0				
Bill Buckner, L (1, 3) OBP: 0.302, SLG: 0.393	1B		FC6-4 BB		4-3			BLK BB	5-3	3	1	1	0	2	0	1				
Jim Rice, R (1, 7) OBP: 0.380, SLG: 0.474	1B		FC6-4 BB		K			K		4	0	1	1	0	2	4				
Don Baylor, R (1, 10) OBP: 0.336, SLG: 0.434	F5							L5	4-3	3	0	0	0	1	0	2				
Mike Greenwell, L (1, 9) OBP: 0.417, SLG: 0.400										3	0	0	0	0	2	3				
Dave Henderson, R (8, PH) OBP: 0.345, SLG: 0.470			F5							0	0	0	0	1	0	0				
Tony Armas, R (1, 8) OBP: 0.313, SLG: 0.434					K				6-3 BB	3	0	0	0	1	3	1				
Rich Gedman, L (1, 2) OBP: 0.314, SLG: 0.414					5-3				6-3	4	0	2	0	0	0	1				
Spike Owen, S (1, 6) OBP: 0.301, SLG: 0.328			FC6-4		4-3				5-3	3	0	0	0	1	0	2				
Inning Stats	R: 1 E: 0 K: 0 S: 5	H: 2 LOB: 1 BB: 0 P: 5	R: 0 E: 0 K: 2 S: 8	H: 1 LOB: 1 BB: 0 P: 8	R: 0 E: 0 K: 0 S: 3	H: 0 LOB: 3 BB: 3 P: 15	R: 0 E: 0 K: 1 S: 5	H: 0 LOB: 0 BB: 0 P: 5	R: 0 E: 0 K: 1 S: 6	H: 1 LOB: 1 BB: 2 P: 6	R: 0 E: 0 K: 1 S: 5	H: 0 LOB: 1 BB: 1 P: 9	R: 0 E: 0 K: 1 S: 5	H: 0 LOB: 0 BB: 0 P: 3	R: 0 E: 0 K: 0 S: 3	H: 0 LOB: 0 BB: 0 P: 3	1B: 5 2B: 0 3B: 0 HR: 0	SF: 0 SAC: 0 DP: 0 HBP: 0	WP: 0 PB: 0 SB: 1 CS: 0	PA: 39
PITCHER	IP WLS BF H R ER SO BB IBB HBP BLK WP HR S P ERA WHIP																			
Ed Correa, R (1, 1) ERA: 4.84	5.2 W 27 5 1 1 5 5 0 0 0 0 0 0 32 52 1.59 1.765																			
Mitch Williams, L (6, 1) ERA: 3.06	3.1 S 12 0 0 0 2 2 0 0 1 0 0 0 14 22 0.00 0.600																			


Batter	1	2	3	4	5	6	7	8	9	AB	R	H	RBI	BB	SO	LOB	BOTTOM			
Oddibe McDowell, L (1, 8) OBP: 0.345, SLG: 0.453	K	G4-6-3				SH1-3 1B		K	K	5	1	1	0	0	3	5	Boston Red Sox @ Texas Rangers Arlington Stadium, Arlington, TX Wed Aug 27 1986, 8:05 PM EDT Att: 26,285 - Unknown			
Scott Fletcher, R (1, 6) OBP: 0.371, SLG: 0.424	E1 1B		K		SH1-3			1B		3	1	2	0	0	1	0				
Pete O'Brien, L (1, 3) OBP: 0.373, SLG: 0.479	K		2-3		FC6-4 1B			G4-3 1B		4	0	2	1	0	1	1				
Pete Incaviglia, R (1, 9) OBP: 0.320, SLG: 0.445					3H			K		3	0	1	1	1	2	3				
Ruben Sierra, S (8, 9) OBP: 0.293, SLG: 0.465	2H 1B				K			K		0	0	0	0	0	0	0				
Gary Ward, R (1, 7) OBP: 0.365, SLG: 0.403	K		F9		FC6-4			G4-3		4	0	0	0	0	1	5				
Larry Parrish, R (1, 10) OBP: 0.350, SLG: 0.534		FC2-5 1B			F5			K		4	1	2	1	0	1	0				
Don Slaught, R (1, 2) OBP: 0.324, SLG: 0.496		BB FC2-5 1B						2-3		4	0	3	0	0	0	0				
Steve Buechele, R (1, 5) OBP: 0.306, SLG: 0.408		FC2-5 BB			F8			F3		4	0	0	0	0	0	4				
Toby Harrah, R (1, 4) OBP: 0.314, SLG: 0.366		G4-6-3 1B			F8			K		2	1	1	1	2	0	1				
Inning Stats	R: 1 E: 1 K: 3 S: 11	H: 2 LOB: 1 BB: 0 P: 11	R: 0 E: 0 K: 0 S: 4	H: 2 LOB: 2 BB: 1 P: 8	R: 0 E: 0 K: 1 S: 5	H: 0 LOB: 1 BB: 1 P: 9	R: 0 E: 0 K: 0 S: 4	H: 1 LOB: 0 BB: 0 P: 4	R: 1 E: 0 K: 1 S: 7	H: 2 LOB: 1 BB: 0 P: 7	R: 2 E: 0 K: 1 S: 7	H: 2 LOB: 0 BB: 0 P: 7	R: 0 E: 0 K: 1 S: 6	H: 2 LOB: 1 BB: 0 P: 6	R: 0 E: 0 K: 2 S: 8	H: 1 LOB: 2 BB: 1 P: 12	1B: 9 2B: 1 3B: 0 HR: 2	SF: 0 SAC: 1 DP: 2 HBP: 0	WP: 0 PB: 0 SB: 1 CS: 0	PA: 37
PITCHER	IP WLS BF H R ER SO BB IBB HBP BLK WP HR S P ERA WHIP																			
Bruce Hurst, L (1, 1) ERA: 3.46	6.0 L 30 11 4 3 6 2 0 0 0 0 0 0 40 48 4.50 2.167																			
Bob Stanley, R (7, 1) ERA: 4.54	1.2 6 1 0 0 2 1 0 0 0 0 0 0 9 13 0.00 1.200																			
Joe Sambito, L (8, 1) ERA: 4.95	0.1 1 0 0 0 1 0 0 0 0 0 0 0 3 3 0.00 0.000																			




Batter	1	2	3	4	5	6	7	8	9	AB	R	H	RBI	BB	SO	LOB	TOP										
Tony Bernazard, S OBP: 0.374, SLG: 0.457 (1,4)	6-3		HR	SF9		4-3		G4-3		3	1	1	1	1	0	2	Cleveland Indians @ Boston Red Sox Fenway Park, Boston, MA Fri Aug 29 1986, 7:05 PM EDT Att: 34,004 - Unknown										
Brett Butler, L OBP: 0.333, SLG: 0.338 (1,8)	K		K	F9		F8		G4-3		5	0	0	0	0	2	7											
Joe Carter, R OBP: 0.336, SLG: 0.510 (1,9)	1B		HR			E9		HR		5	3	5	4	0	0	0											
Mel Hall, L OBP: 0.345, SLG: 0.506 (9, PR) Otis Nixon, S OBP: 0.250, SLG: 0.234 (9,7)	4-3		G3			F9		F2		5	0	1	0	0	0	2											
Andre Thornton, R OBP: 0.333, SLG: 0.387 (1,10)				L5		G6-4-3		K		4	0	1	0	1	1	0											
Cory Snyder, R OBP: 0.302, SLG: 0.513 (1,6)	K			HR		G6-4-3		5-3		5	1	1	1	0	1	4											
Pat Tabler, R OBP: 0.370, SLG: 0.436 (1,3)	1B			1B		F8		2B		5	1	3	0	0	1	1											
Brook Jacoby, R OBP: 0.340, SLG: 0.417 (1,5)	F9			1B		4-3		1-3		4	1	3	0	0	0	1											
Chris Bando, S OBP: 0.350, SLG: 0.343 (1,2)			K	1-3		2B		K		3	0	1	1	1	2	2											
Inning Stats	R: 0 E: 0 K: 1 S: 6	H: 1 LOB: 1 BB: 0 P: 6	R: 0 E: 0 K: 1 S: 6	H: 1 LOB: 1 BB: 0 P: 6	R: 2 E: 0 K: 2 S: 9	H: 2 LOB: 0 BB: 0 P: 9	R: 3 E: 0 K: 0 S: 7	H: 4 LOB: 1 BB: 0 P: 7	R: 0 E: 1 K: 0 S: 4	H: 1 LOB: 2 BB: 1 P: 8	R: 1 E: 0 K: 1 S: 6	H: 1 LOB: 0 BB: 0 P: 6	R: 0 E: 0 K: 1 S: 6	H: 2 LOB: 2 BB: 1 P: 10	R: 1 E: 0 K: 1 S: 7	H: 3 LOB: 1 BB: 0 P: 7	1B: 10 2B: 3 3B: 0 HR: 4	SF: 1 SAC: 0 DP: 3 HBP: 0	WP: 0 PB: 0 SB: 2 CS: 0	PA: 43							
PITCHER	IP	WLS	BF	H	R	ER	SO	BB	IBB	HBP	BLK	WP	HR	S	P	ERA	WHIP										
Tom Seaver, R ERA: 3.9 (1,1)	4.1	L	22	9	5	5	4	0	0	0	0	0	2	30	30	10.38	2.077										
Sammy Stewart, R ERA: 3.54 (5,1)	2.2		13	4	1	1	1	2	0	0	0	0	1	13	21	3.38	2.250										
Joe Sambito, L ERA: 4.82 (8,1)	1.0		3	0	0	0	1	0	1	0	0	0	0	4	8	0.00	0.000										
Bob Stanley, R ERA: 4.61 (9,1)	1.0		5	3	1	1	1	0	0	0	0	0	1	7	7	9.00	3.000										

Batter	1	2	3	4	5	6	7	8	9	AB	R	H	RBI	BB	SO	LOB	BOTTOM										
Wade Boggs, L OBP: 0.345, SLG: 0.475 (1,5)	SH1-4	6-3				G3-6-3		F8		4	1	2	0	0	0	2	Cleveland Indians @ Boston Red Sox Fenway Park, Boston, MA Fri Aug 29 1986, 7:05 PM EDT Att: 34,004 - Unknown										
Marty Barrett, R OBP: 0.349, SLG: 0.387 (1,4)	SH1-4			5-3		F8		5-3		3	0	0	0	0	0	2											
Bill Buckner, L OBP: 0.300, SLG: 0.391 (1,3)	SF8			L1		G3-6-3		G3		3	0	0	1	0	0	1											
Jim Rice, R OBP: 0.381, SLG: 0.479 (1,7)	BB			HR		5-3		6-3		3	1	1	1	1	0	0											
Don Baylor, R OBP: 0.339, SLG: 0.442 (1,10)	1-2			4-3		1B		HR		3	1	2	1	1	0	0											
Dwight Evans, R OBP: 0.374, SLG: 0.465 (1,9)	1-3					K		F8		4	0	1	0	0	1	3											
Tony Armas, R OBP: 0.315, SLG: 0.431 (1,8)				FC4-6		F2		6-3		2	0	0	0	2	0	1											
Rich Gedman, L OBP: 0.313, SLG: 0.411 (1,2)	K			G4-6-3		BB		6-3		3	0	0	0	1	1	3											
Spike Owen, S OBP: 0.299, SLG: 0.326 (1,6) Mike Greenwell, L OBP: 0.400, SLG: 0.381 (9, PH)	FC4-6			F8		F8		4-3		3	0	0	0	0	0	3											
Inning Stats	R: 1 E: 0 K: 0 S: 4	H: 1 LOB: 2 BB: 2 P: 12	R: 0 E: 0 K: 1 S: 5	H: 0 LOB: 1 BB: 1 P: 9	R: 1 E: 0 K: 0 S: 4	H: 1 LOB: 0 BB: 0 P: 4	R: 0 E: 0 K: 0 S: 3	H: 1 LOB: 1 BB: 1 P: 7	R: 0 E: 0 K: 1 S: 6	H: 1 LOB: 0 BB: 0 P: 6	R: 0 E: 0 K: 0 S: 3	H: 0 LOB: 1 BB: 1 P: 7	R: 1 E: 0 K: 0 S: 4	H: 1 LOB: 0 BB: 0 P: 4	R: 0 E: 0 K: 0 S: 3	H: 0 LOB: 0 BB: 0 P: 3	1B: 3 2B: 1 3B: 0 HR: 2	SF: 1 SAC: 1 DP: 2 HBP: 0	WP: 1 PB: 0 SB: 0 CS: 0	PA: 36							
PITCHER	IP	WLS	BF	H	R	ER	SO	BB	IBB	HBP	BLK	WP	HR	S	P	ERA	WHIP										
Tom Candiotti, R ERA: 3.83 (1,1)	9.0	W	36	6	3	3	2	5	0	0	0	1	2	35	55	3.00	1.222										

AB 39
R 7
H 16
RBI 7
BB 3
SO 7
LOB 19



AB 29
R 3
H 6
RBI 3
BB 5
SO 2
LOB 15



Batter	1	2	3	4	5	6	7	8	9	AB	R	H	RBI	BB	SO	LOB	TOP					
Tony Bernazard, S (1,4) OBP: 0.373, SLG: 0.454	F5			4-3 BB		F8		F5		3	0	0	0	1	0	0	Cleveland Indians @ Boston Red Sox Fenway Park, Boston, MA Sat Aug 30 1986, 3:33 AM EDT Att: 30,467 - Unknown					
Brett Butler, L (1,8) OBP: 0.333, SLG: 0.336				F7		4-3		F8		3	0	0	0	0	0	1						
Joe Carter, R (1,9) OBP: 0.333, SLG: 0.506	F8			4-3		F4			K	4	0	0	0	0	1	2						
Mel Hall, L (1,7) OBP: 0.344, SLG: 0.506		K		K					K	4	1	1	0	0	3	1						
Cory Snyder, R (1,6) OBP: 0.298, SLG: 0.505		K				K			K	4	0	0	0	0	4	1						
Pat Tabler, R (1,3) OBP: 0.372, SLG: 0.438		K				HR				3	1	2	1	0	1	0						
Brook Jacoby, R (1,5) OBP: 0.338, SLG: 0.415				K		K				3	0	0	0	0	3	2						
Carmen Castillo, R (1,10) OBP: 0.294, SLG: 0.407				6-3						3	1	1	2	0	1	1						
Chris Bando, S (1,2) OBP: 0.345, SLG: 0.337				K		L7			K	3	0	0	0	0	2	0						
Inning Stats	R: 0 E: 0 K: 0 S: 2	H: 0 LOB: 0 BB: 0 P: 3	R: 0 E: 0 K: 3 S: 9	H: 0 LOB: 0 BB: 0 P: 9	R: 0 E: 0 K: 2 S: 7	H: 0 LOB: 0 BB: 0 P: 7	R: 0 E: 0 K: 1 S: 5	H: 0 LOB: 1 BB: 1 P: 9	R: 2 E: 0 K: 2 S: 9	H: 2 LOB: 0 BB: 0 P: 9	R: 0 E: 0 K: 3 S: 3	H: 0 LOB: 0 BB: 0 P: 3	R: 1 E: 0 K: 3 S: 11	H: 2 LOB: 1 BB: 0 P: 11	R: 0 E: 0 K: 1 S: 5	H: 0 LOB: 0 BB: 0 P: 5	R: 0 E: 0 K: 3 S: 9	H: 0 LOB: 0 BB: 0 P: 9	1B: 2 2B: 1 3B: 0 HR: 1	SF: 0 SAC: 0 DP: 0 HBP: 1	WP: 0 PB: 0 SB: 0 CS: 1	PA: 32
PITCHER	IP	WLS	BF	H	R	ER	SO	BB	IBB	HBP	BLK	WP	HR	S	P	ERA	WHIP					
Roger Clemens, R (1,1) ERA: 2.97	7.0	W	26	4	3	3	11	1	0	1	1	0	1	46	51	3.86	0.714					
Calvin Schiraldi, R (8,1) ERA: 1.15	2.0		6	0	0	0	4	0	0	0	0	0	0	14	14	0.00	0.000					

Batter	1	2	3	4	5	6	7	8	9	AB	R	H	RBI	BB	SO	LOB	BOTTOM					
Wade Boggs, L (1,5) OBP: 0.347, SLG: 0.476						F7		F8		5	1	3	2	0	0	2	Cleveland Indians @ Boston Red Sox Fenway Park, Boston, MA Sat Aug 30 1986, 3:33 AM EDT Att: 30,467 - Unknown					
Marty Barrett, R (1,4) OBP: 0.348, SLG: 0.385	F8					F8				3	0	0	0	1	0	2						
Bill Buckner, L (1,3) OBP: 0.299, SLG: 0.392	F9									4	0	1	1	0	0	1						
Jim Rice, R (1,7) OBP: 0.382, SLG: 0.477	F8									2	1	0	0	2	0	3						
Don Baylor, R (1,10) OBP: 0.340, SLG: 0.441										3	2	1	0	1	1	1						
Tony Armas, R (1,9) OBP: 0.318, SLG: 0.444										4	2	2	3	0	0	0						
Dave Henderson, R (1,8) OBP: 0.346, SLG: 0.468										3	1	1	0	1	1	0						
Rich Gedman, L (1,2) OBP: 0.310, SLG: 0.407										4	0	0	0	0	0	4						
Spike Owen, S (1,6) OBP: 0.299, SLG: 0.323										3	0	0	1	1	0	2						
Inning Stats	R: 0 E: 0 K: 0 S: 4	H: 1 LOB: 1 BB: 0 P: 4	R: 4 E: 0 K: 0 S: 7	H: 4 LOB: 2 BB: 2 P: 15	R: 0 E: 0 K: 1 S: 5	H: 0 LOB: 0 BB: 0 P: 5	R: 0 E: 0 K: 0 S: 4	H: 1 LOB: 1 BB: 0 P: 4	R: 3 E: 0 K: 1 S: 6	H: 1 LOB: 0 BB: 2 P: 14	R: 0 E: 0 K: 0 S: 3	H: 0 LOB: 0 BB: 0 P: 3	R: 0 E: 0 K: 0 S: 2	H: 0 LOB: 1 BB: 1 P: 6	R: 0 E: 0 K: 0 S: 4	H: 1 LOB: 2 BB: 1 P: 8	R: 0 E: 0 K: 0 S: 4	H: 1 LOB: 1 BB: 1 P: 8	1B: 5 2B: 2 3B: 0 HR: 1	SF: 0 SAC: 0 DP: 1 HBP: 0	WP: 0 PB: 0 SB: 0 CS: 0	PA: 37
PITCHER	IP	WLS	BF	H	R	ER	SO	BB	IBB	HBP	BLK	WP	HR	S	P	ERA	WHIP					
Phil Niekro, R (1,1) ERA: 4.37	7.2	L	36	8	7	7	2	6	0	0	0	0	0	34	58	8.22	1.826					
Bryan Oelkers, L (8,1) ERA: 4.66	0.1		1	0	0	0	0	0	0	0	0	0	0	1	1	0.00	0.000					

Batter	1	2	3	4	5	6	7	8	9	AB	R	H	RBI	BB	SO	LOB	TOP					
Scott Fletcher, R OBP: 0.369, SLG: 0.414 (1, 6)	F7	F9					F5		6-3	4	0	0	0	1	0	3						
Ruben Sierra, S OBP: 0.299, SLG: 0.469 (1, 8)	6-3		K				G4-6-3			4	0	2	0	0	1	2						
Tom Paciorek, R OBP: 0.299, SLG: 0.358 Pete O'Brien, L OBP: 0.371, SLG: 0.480 (1, 3) (7, 3)	6-3		F8				K2-3		F8	3	0	1	0	0	1	2						
Larry Parrish, R OBP: 0.345, SLG: 0.527 (1, 10)	6-3						6-3		F8	4	1	1	1	0	0	3						
Gary Ward, R OBP: 0.364, SLG: 0.399 (1, 7)	K		K				K		5-3	4	0	0	0	0	3	2						
Pete Incaviglia, R OBP: 0.321, SLG: 0.445 (1, 9)							K		F7	4	1	1	1	0	2	0						
Don Slaught, R OBP: 0.312, SLG: 0.474 Mike Stanley, R OBP: 0.214, SLG: 0.286 (6, PH) (6, 2)			K				5-3		K	2	0	0	0	0	1	0						
Geno Petralli, L OBP: 0.287, SLG: 0.405 (9, PH)									K	1	0	0	0	0	1	0						
Steve Buechele, R OBP: 0.315, SLG: 0.414 Oddibe McDowell, L OBP: 0.345, SLG: 0.453 (9, PH)										2	0	2	0	1	0	0						
Toby Harrah, R OBP: 0.326, SLG: 0.382 Darrell Porter, L OBP: 0.342, SLG: 0.515 (9, PH)										1	1	1	1	0	0	0						
Inning Stats	R: 0 E: 0 K: 1 S: 7	H: 2 LOB: 2 BB: 0 P: 7	R: 1 E: 0 K: 1 S: 7	H: 2 LOB: 1 BB: 0 P: 7	R: 1 E: 0 K: 2 S: 8	H: 1 LOB: 0 BB: 0 P: 8	R: 0 E: 0 K: 1 S: 5	H: 0 LOB: 1 BB: 1 P: 9	R: 0 E: 0 K: 3 S: 9	H: 0 LOB: 0 BB: 0 P: 9	R: 0 E: 0 K: 0 S: 3	H: 1 LOB: 1 BB: 1 P: 7	R: 0 E: 0 K: 0 S: 3	H: 0 LOB: 0 BB: 0 P: 3	R: 2 E: 0 K: 1 S: 7	H: 2 LOB: 0 BB: 0 P: 7	1B: 4 2B: 1 3B: 0 HR: 4	SF: 0 SAC: 0 DP: 1 HBP: 0	WP: 1 PB: 0 SB: 0 CS: 2	PA: 37		
PITCHER	IP WLS BF H R ER SO BB IBB HBP BLK WP HR S P ERA WHIP	IP WLS BF H R ER SO BB IBB HBP BLK WP HR S P ERA WHIP	IP WLS BF H R ER SO BB IBB HBP BLK WP HR S P ERA WHIP	IP WLS BF H R ER SO BB IBB HBP BLK WP HR S P ERA WHIP	IP WLS BF H R ER SO BB IBB HBP BLK WP HR S P ERA WHIP	IP WLS BF H R ER SO BB IBB HBP BLK WP HR S P ERA WHIP	IP WLS BF H R ER SO BB IBB HBP BLK WP HR S P ERA WHIP	IP WLS BF H R ER SO BB IBB HBP BLK WP HR S P ERA WHIP	IP WLS BF H R ER SO BB IBB HBP BLK WP HR S P ERA WHIP	IP WLS BF H R ER SO BB IBB HBP BLK WP HR S P ERA WHIP	IP WLS BF H R ER SO BB IBB HBP BLK WP HR S P ERA WHIP	IP WLS BF H R ER SO BB IBB HBP BLK WP HR S P ERA WHIP	IP WLS BF H R ER SO BB IBB HBP BLK WP HR S P ERA WHIP	IP WLS BF H R ER SO BB IBB HBP BLK WP HR S P ERA WHIP	IP WLS BF H R ER SO BB IBB HBP BLK WP HR S P ERA WHIP	IP WLS BF H R ER SO BB IBB HBP BLK WP HR S P ERA WHIP	IP WLS BF H R ER SO BB IBB HBP BLK WP HR S P ERA WHIP	IP WLS BF H R ER SO BB IBB HBP BLK WP HR S P ERA WHIP	IP WLS BF H R ER SO BB IBB HBP BLK WP HR S P ERA WHIP	IP WLS BF H R ER SO BB IBB HBP BLK WP HR S P ERA WHIP	IP WLS BF H R ER SO BB IBB HBP BLK WP HR S P ERA WHIP	IP WLS BF H R ER SO BB IBB HBP BLK WP HR S P ERA WHIP

Texas Rangers @ Boston Red Sox
Fenway Park, Boston, MA
Mon Sep 01 1986, 7:05 PM EDT
Att: 26,196 - Unknown

AB 34
R 4
H 9
RBI 4
BB 3
SO 10
LOB 14



Batter	1	2	3	4	5	6	7	8	9	AB	R	H	RBI	BB	SO	LOB	BOTTOM					
Wade Boggs, L OBP: 0.346, SLG: 0.474 (1, 5)	2B		WP	L6			L5			3	1	1	0	2	0	3						
Marty Barrett, R OBP: 0.346, SLG: 0.384 (1, 4)	L7		5-3				G6-4-3		F4	5	0	0	0	0	0	5						
Bill Buckner, L OBP: 0.301, SLG: 0.394 (1, 3)	2B		K				E1		F3	5	2	2	0	0	1	1						
Jim Rice, R OBP: 0.382, SLG: 0.483 (1, 7)	FC5-2		L5				FC5-4		6-3	5	1	2	1	0	0	4						
Don Baylor, R OBP: 0.342, SLG: 0.439 (1, 10)	L6		L6				FC5-4		2B	2	2	0	1	2	0	3						
Tony Armas, R OBP: 0.319, SLG: 0.449 (1, 9)			F3				F3		FC5-4	4	0	2	3	0	0	1						
Rich Gedman, L OBP: 0.316, SLG: 0.407 (1, 2)			3-1						FC5-4	2	0	1	0	2	0	1						
Dave Henderson, R OBP: 0.348, SLG: 0.473 (1, 8)			K				F8		FC5-4	4	0	1	1	0	1	3						
Spike Owen, S OBP: 0.300, SLG: 0.328 (1, 6)			1-3				1-3		6-3	3	0	1	0	1	0	2						
Inning Stats	R: 0 E: 0 K: 0 S: 4	H: 1 LOB: 2 BB: 1 P: 8	R: 0 E: 0 K: 1 S: 5	H: 1 LOB: 2 BB: 1 P: 9	R: 3 E: 0 K: 1 S: 8	H: 2 LOB: 1 BB: 1 P: 12	R: 0 E: 0 K: 0 S: 3	H: 0 LOB: 0 BB: 0 P: 3	R: 1 E: 0 K: 0 S: 5	H: 1 LOB: 1 BB: 0 P: 5	R: 0 E: 0 K: 0 S: 4	H: 2 LOB: 2 BB: 1 P: 8	R: 2 E: 0 K: 0 S: 5	H: 3 LOB: 3 BB: 3 P: 17	R: 0 E: 0 K: 0 S: 3	H: 0 LOB: 0 BB: 0 P: 3	1B: 3 2B: 6 3B: 0 HR: 1	SF: 0 SAC: 0 DP: 1 HBP: 0	WP: 1 PB: 0 SB: 0 CS: 0	PA: 40		
PITCHER	IP WLS BF H R ER SO BB IBB HBP BLK WP HR S P ERA WHIP	IP WLS BF H R ER SO BB IBB HBP BLK WP HR S P ERA WHIP	IP WLS BF H R ER SO BB IBB HBP BLK WP HR S P ERA WHIP	IP WLS BF H R ER SO BB IBB HBP BLK WP HR S P ERA WHIP	IP WLS BF H R ER SO BB IBB HBP BLK WP HR S P ERA WHIP	IP WLS BF H R ER SO BB IBB HBP BLK WP HR S P ERA WHIP	IP WLS BF H R ER SO BB IBB HBP BLK WP HR S P ERA WHIP	IP WLS BF H R ER SO BB IBB HBP BLK WP HR S P ERA WHIP	IP WLS BF H R ER SO BB IBB HBP BLK WP HR S P ERA WHIP	IP WLS BF H R ER SO BB IBB HBP BLK WP HR S P ERA WHIP	IP WLS BF H R ER SO BB IBB HBP BLK WP HR S P ERA WHIP	IP WLS BF H R ER SO BB IBB HBP BLK WP HR S P ERA WHIP	IP WLS BF H R ER SO BB IBB HBP BLK WP HR S P ERA WHIP	IP WLS BF H R ER SO BB IBB HBP BLK WP HR S P ERA WHIP	IP WLS BF H R ER SO BB IBB HBP BLK WP HR S P ERA WHIP	IP WLS BF H R ER SO BB IBB HBP BLK WP HR S P ERA WHIP	IP WLS BF H R ER SO BB IBB HBP BLK WP HR S P ERA WHIP	IP WLS BF H R ER SO BB IBB HBP BLK WP HR S P ERA WHIP	IP WLS BF H R ER SO BB IBB HBP BLK WP HR S P ERA WHIP	IP WLS BF H R ER SO BB IBB HBP BLK WP HR S P ERA WHIP	IP WLS BF H R ER SO BB IBB HBP BLK WP HR S P ERA WHIP	IP WLS BF H R ER SO BB IBB HBP BLK WP HR S P ERA WHIP

Texas Rangers @ Boston Red Sox
Fenway Park, Boston, MA
Mon Sep 01 1986, 7:05 PM EDT
Att: 26,196 - Unknown

AB 33
R 6
H 10
RBI 6
BB 7
SO 2
LOB 23



Batter	1	2	3	4	5	6	7	8	9	AB	R	H	RBI	BB	SO	LOB	TOP										
Oddibe McDowell, L OBP: 0.343, SLG: 0.451 (1, 8)	F9		3-1	SF9	4-3					3	0	0	1	1	0	1	Texas Rangers @ Boston Red Sox Fenway Park, Boston, MA Tue Sep 02 1986, 7:05 PM EDT Att: 20,699 - Unknown										
Gary Ward, R OBP: 0.370, SLG: 0.403 (1, 7)	BB 1B		BB	WP BLK 1B			F9	BB		4	2	3	1	1	0	0											
Pete O'Brien, L OBP: 0.373, SLG: 0.478 (1, 3)	BB 1B		F8	BB WP 1B			G6-4-3 BB	BB		2	0	0	0	3	1	3											
Larry Parrish, R OBP: 0.349, SLG: 0.534 (1, 5)	F4		BB	BB			G6-4-3			3	1	1	1	2	0	3											
Ruben Sierra, S OBP: 0.301, SLG: 0.468 (1, 9)	BB		F9	BB			F3			5	0	2	2	0	1	2											
Pete Incaviglia, R OBP: 0.320, SLG: 0.444 (1, 10)	K		BB	BB			4-3			5	1	1	0	0	2	5											
Darrell Porter, L OBP: 0.328, SLG: 0.491 (1, 2)			K	K			K			5	0	0	0	0	3	1											
Steve Buechele, R OBP: 0.315, SLG: 0.414 Geno Petrilli, L OBP: 0.294, SLG: 0.402 Toby Harrah, R OBP: 0.326, SLG: 0.382 (8, PH)	5-3		BB	SF9 1B			F9			3	1	1	1	0	0	0											
Scott Fletcher, R OBP: 0.370, SLG: 0.417 (1, 6)	K		BB	SF9 1B 2B			6-3			4	1	2	0	0	1	0											
Inning Stats	R: 1 E: 0 K: 1 S: 7	H: 2 LOB: 2 BB: 1 P: 11	R: 0 E: 0 K: 2 S: 7	H: 0 LOB: 0 BB: 0 P: 7	R: 0 E: 0 K: 0 S: 4	H: 1 LOB: 2 BB: 1 P: 8	R: 4 E: 0 K: 2 S: 12	H: 5 LOB: 3 BB: 2 P: 20	R: 0 E: 0 K: 0 S: 4	H: 1 LOB: 1 BB: 0 P: 4	R: 0 E: 0 K: 0 S: 2	H: 0 LOB: 0 BB: 1 P: 6	R: 0 E: 0 K: 1 S: 5	H: 0 LOB: 0 BB: 0 P: 5	R: 0 E: 0 K: 1 S: 5	H: 0 LOB: 2 BB: 0 P: 13		R: 1 E: 0 K: 1 S: 6	H: 1 LOB: 0 BB: 0 P: 6	1B: 7 2B: 2 3B: 0 HR: 1	SF: 1 SAC: 0 DP: 1 HBP: 0	WP: 1 PB: 0 SB: 1 CS: 0	PA: 43				
PITCHER	IP	WLS	BF	H	R	ER	SO	BB	IBB	HBP	BLK	WP	HR	S	P	ERA	WHIP										
Al Nipper, R ERA: 5.2 (1, 1)	3.2		20	7	5	5	4	2	0	0	0	0	0	26	34	12.27	2.455										
Sammy Stewart, R ERA: 3.4 (4, 1)	3.1	W	14	2	0	0	2	3	0	0	1	1	0	15	27	0.00	1.500										
Calvin Schiraldi, R ERA: 1.29 (8, 1)	2.0	S	9	1	1	1	2	2	0	0	0	0	1	11	19	4.50	1.500										
Batter	1	2	3	4	5	6	7	8	9	AB	R	H	RBI	BB	SO	LOB	BOTTOM										
Wade Boggs, L OBP: 0.346, SLG: 0.476 (1, 5)	SH3-4 2B		E6 1B		G6-4-3					3	1	1	0	1	0	3	Texas Rangers @ Boston Red Sox Fenway Park, Boston, MA Tue Sep 02 1986, 7:05 PM EDT Att: 20,699 - Unknown										
Marty Barrett, R OBP: 0.346, SLG: 0.383 (1, 4)	SH3-4		F9				F9			3	0	1	2	0	0	3											
Bill Buckner, L OBP: 0.302, SLG: 0.394 (1, 3)	L5		SF9-3 1B				F7			4	0	2	2	0	0	3											
Jim Rice, R OBP: 0.381, SLG: 0.482 (1, 7)	6-3		SF9-3				4-3			3	1	1	1	0	0	3											
Don Baylor, R OBP: 0.343, SLG: 0.446 (1, 10)			K				F2			4	2	2	2	0	1	0											
Tony Armas, R OBP: 0.318, SLG: 0.446 (1, 9)			BB				F9			4	0	1	0	0	0	1											
Rich Gedman, L OBP: 0.318, SLG: 0.408 (1, 2)	L3		L3				F3			4	0	2	0	0	0	1											
Dave Henderson, R OBP: 0.347, SLG: 0.471 (1, 8)			E6 1B				F9			4	2	1	1	0	0	1											
Spike Owen, S OBP: 0.303, SLG: 0.331 Dwight Evans, R OBP: 0.375, SLG: 0.465 Ed Romero, R OBP: 0.272, SLG: 0.279 (8, 6)			BB				FC3-6 BB 1B			2	1	2	0	0	0	0											
Inning Stats	R: 0 E: 0 K: 0 S: 4	H: 1 LOB: 1 BB: 0 P: 4	R: 0 E: 0 K: 1 S: 5	H: 1 LOB: 0 BB: 0 P: 5	R: 3 E: 2 K: 0 S: 6	H: 2 LOB: 0 BB: 0 P: 6	R: 0 E: 0 K: 0 S: 3	H: 0 LOB: 0 BB: 0 P: 3	R: 0 E: 0 K: 0 S: 3	H: 1 LOB: 0 BB: 0 P: 3	R: 2 E: 0 K: 0 S: 5	H: 3 LOB: 0 BB: 0 P: 5	R: 2 E: 0 K: 0 S: 5	H: 2 LOB: 2 BB: 2 P: 13	R: 1 E: 0 K: 0 S: 5	H: 3 LOB: 1 BB: 0 P: 5		R: 1 E: 0 K: 0 S: 5	H: 3 LOB: 1 BB: 0 P: 5	1B: 11 2B: 3 3B: 0 HR: 1	SF: 1 SAC: 1 DP: 4 HBP: 0	WP: 0 PB: 0 SB: 0 CS: 0	PA: 36				
PITCHER	IP	WLS	BF	H	R	ER	SO	BB	IBB	HBP	BLK	WP	HR	S	P	ERA	WHIP										
Jose Guzman, R ERA: 4.35 (1, 1)	6.1	L	26	9	6	3	1	0	0	0	0	0	0	0	8	∞	∞										
Mitch Williams, L ERA: 3.15 (7, 1)	0.0		2	0	0	0	0	2	0	0	0	0	0	0	8	∞	∞										
Dale Mohorcic, R ERA: 2.44 (7, 1)	1.0		6	3	2	2	0	0	0	0	0	0	0	6	6	18.00	3.000										
Greg Harris, R ERA: 2.74 (8, 1)	0.2		2	1	0	0	0	0	0	0	0	0	0	2	2	0.00	1.500										

Batter	1	2	3	4	5	6	7	8	9	AB	R	H	RBI	BB	SO	LOB	TOP										
Oddibe McDowell, L (1, 8) OBP: 0.343, SLG: 0.448	5-3		4-3			SH5-4 BB		4-3		3	0	0	0	1	0	0	Texas Rangers @ Boston Red Sox Fenway Park, Boston, MA Wed Sep 03 1986, 7:05 PM EDT Att: 21,668 - Unknown										
Gary Ward, R (1, 7) OBP: 0.372, SLG: 0.405	1B		F8			SH5-4		1B		3	0	2	0	0	0	0											
Pete O'Brien, L (1, 3) OBP: 0.372, SLG: 0.475	F5			G4-1		IBB		G3-6		3	0	0	0	1	0	2											
Larry Parrish, R (1, 5) OBP: 0.348, SLG: 0.531 Bob Brower, R (9, PR)	K			K		G1-2-3		1B		4	0	1	0	0	2	4											
Steve Buechele, R (9, 5) OBP: 0.315, SLG: 0.414								FC1-6	1B	0	1	0	0	0	0	0											
Ruben Sierra, S (1, 9) OBP: 0.300, SLG: 0.465		G4-1		F3				5-3		4	0	1	0	0	0	0											
Pete Incaviglia, R (1, 10) OBP: 0.317, SLG: 0.440		K						F9		4	0	0	0	0	3	2											
Geno Petralli, L (1, 2) OBP: 0.292, SLG: 0.431				F8				FC1-6		4	2	2	1	0	0	1											
Toby Harrah, R (1, 4) OBP: 0.329, SLG: 0.385 Darrell Porter, L (9, PH)				5-3				E5		3	0	2	2	0	0	0											
Curtis Wilkerson, S (9, 4) OBP: 0.253, SLG: 0.321								1B		0	0	0	0	0	1	1											
Scott Fletcher, R (1, 6) OBP: 0.370, SLG: 0.416		CS		6-3		SH5-4 BB G1-2-3		F7		3	0	1	0	0	0	1											
Inning Stats	R: 0 E: 0 K: 1 S: 6	H: 1 LOB: 1 BB: 0 P: 6	R: 1 E: 0 K: 1 S: 6	H: 2 LOB: 0 BB: 0 P: 6	R: 0 E: 0 K: 0 S: 3	H: 0 LOB: 0 BB: 0 P: 3	R: 0 E: 0 K: 1 S: 5	H: 0 LOB: 0 BB: 0 P: 5	R: 0 E: 0 K: 0 S: 3	H: 1 LOB: 2 BB: 2 P: 11	R: 1 E: 1 K: 0 S: 5	H: 2 LOB: 1 BB: 0 P: 5	R: 0 E: 0 K: 0 S: 3	H: 1 LOB: 0 BB: 0 P: 3	R: 1 E: 0 K: 2 S: 9	H: 2 LOB: 1 BB: 0 P: 9	1B: 7 2B: 1 3B: 1 HR: 0	SF: 0 SAC: 1 DP: 2 HBP: 0	WP: 0 PB: 0 SB: 1 CS: 1	PA: 36							
PITCHER	IP	WLS	BF	H	R	ER	SO	BB	IBB	HBP	BLK	WP	HR	S	P	ERA	WHIP										
Tom Seaver, R (1, 1) ERA: 3.82	8.0		30	7	2	2	4	1	1	0	0	0	0	36	44	2.25	1.000										
Bob Stanley, R (9, 1) ERA: 4.67	1.0	W	5	2	1	1	2	0	0	0	0	0	0	9	9	9.00	2.000										

Batter	1	2	3	4	5	6	7	8	9	AB	R	H	RBI	BB	SO	LOB	BOTTOM										
Wade Boggs, L (1, 5) OBP: 0.349, SLG: 0.485	F7		HR		6-3			1B		5	2	3	2	0	0	0	Texas Rangers @ Boston Red Sox Fenway Park, Boston, MA Wed Sep 03 1986, 7:05 PM EDT Att: 21,668 - Unknown										
Marty Barrett, R (1, 4) OBP: 0.349, SLG: 0.385	E				K			1B		3	0	2	0	1	1	0											
Bill Buckner, L (1, 3) OBP: 0.304, SLG: 0.394				F6				1B		3	0	1	1	1	0	1											
Jim Rice, R (1, 7) OBP: 0.380, SLG: 0.481	G6-4-3			G5-6-3				1B		4	1	1	0	0	0	4											
Don Baylor, R (1, 10) OBP: 0.342, SLG: 0.443		K			1B			5-3		3	0	0	0	0	2	1											
Tony Armas, R (1, 9) OBP: 0.320, SLG: 0.447		F5			1B			F7		4	0	2	1	0	0	0											
Dave Henderson, R (1, 8) OBP: 0.343, SLG: 0.466		F8			F9			5-3		4	0	0	0	0	1	3											
Marc Sullivan, R (1, 2) OBP: 0.238, SLG: 0.232 Mike Greenwell, L (9, PH)				K				K		3	0	0	0	0	3	2											
La Schelle Tarver, L (9, PR) OBP: 0.152, SLG: 0.143					K					0	1	0	0	0	0	0											
Spike Owen, S (1, 6) OBP: 0.301, SLG: 0.328				F5				4-3		4	0	0	0	0	1	1											
Inning Stats	R: 0 E: 0 K: 0 S: 2	H: 0 LOB: 2 BB: 2 P: 10	R: 0 E: 0 K: 1 S: 5	H: 0 LOB: 0 BB: 0 P: 5	R: 1 E: 0 K: 1 S: 7	H: 2 LOB: 1 BB: 0 P: 7	R: 0 E: 0 K: 1 S: 6	H: 1 LOB: 2 BB: 0 P: 7	R: 0 E: 0 K: 1 S: 5	H: 0 LOB: 0 BB: 0 P: 5	R: 1 E: 0 K: 1 S: 7	H: 2 LOB: 1 BB: 0 P: 7	R: 1 E: 0 K: 1 S: 8	H: 3 LOB: 2 BB: 0 P: 8	R: 0 E: 0 K: 1 S: 5	H: 0 LOB: 0 BB: 0 P: 5	R: 1 E: 0 K: 1 S: 5	H: 2 LOB: 2 BB: 0 P: 5	1B: 8 2B: 1 3B: 0 HR: 1	SF: 0 SAC: 0 DP: 1 HBP: 1	WP: 0 PB: 0 SB: 1 CS: 0	PA: 37					
PITCHER	IP	WLS	BF	H	R	ER	SO	BB	IBB	HBP	BLK	WP	HR	S	P	ERA	WHIP										
Charlie Hough, R (1, 1) ERA: 3.87	6.2		29	7	3	3	6	2	0	1	0	0	0	38	47	4.05	1.350										
Mitch Williams, L (7, 1) ERA: 3.15	0.0		1	1	0	0	0	0	0	0	0	0	0	1	1	∞	∞										
Dale Mohorcic, R (7, 1) ERA: 2.52	1.2	L	7	2	1	1	2	0	0	0	0	0	0	11	11	5.40	1.200										

AB	32
R	3
H	9
RBI	3
BB	2
SO	6
LOB	11



AB	34
R	4
H	10
RBI	4
BB	2
SO	8
LOB	12



Batter	1	2	3	4	5	6	7	8	9	AB	R	H	RBI	BB	SO	LOB	TOP										
Kirby Puckett, R OBP: 0.388, SLG: 0.570 Mark Davidson, R OBP: 0.115, SLG: 0.042	F4		E SH1-3 1B		F9		6-3		1B	5	0	2	0	0	0	1	Minnesota Twins @ Boston Red Sox Fenway Park, Boston, MA Fri Sep 05 1986, 7:05 PM EDT Att: 30,546 - Unknown										
Mark Salas, L OBP: 0.283, SLG: 0.366	WP 2B		SH1-3				F8		1-3	4	0	2	0	0	0	1											
Kent Hrbek, L OBP: 0.364, SLG: 0.505	F5		E4		G3				HR	4	1	1	2	0	0	4											
Gary Gaetti, R OBP: 0.345, SLG: 0.525	2-3 BB		F6		F7				1B	3	0	1	0	1	0	4											
Roy Smalley, S OBP: 0.335, SLG: 0.457	K		F5				L3		1B BB	3	0	0	0	1	1	4											
Tom Brunansky, R OBP: 0.323, SLG: 0.442					F7				BB 1B	4	0	3	0	0	0	0											
Randy Bush, L OBP: 0.335, SLG: 0.416 Billy Beane, R OBP: 0.242, SLG: 0.236	G4-6-3 1-2		G4-6-3 1B		F8		F8		G4-6-3 1-2	4	0	0	0	0	1	4											
Steve Lombardozzi, R OBP: 0.316, SLG: 0.360 Ron Washington, R OBP: 0.273, SLG: 0.462	F8						5-3		F7	3	0	0	0	0	1	1											
Greg Gagne, R OBP: 0.295, SLG: 0.368 Alvaro Espinoza, R OBP: 0.136, SLG: 0.136			SH1-3 E 1B		G3 1B BB		K		1-3	1	0	0	0	0	0	0											
Inning Stats	R: 0 E: 0 K: 1 S: 6	H: 1 LOB: 2 BB: 1 P: 10	R: 0 E: 0 K: 0 S: 3	H: 1 LOB: 0 BB: 0 P: 3	R: 1 E: 1 K: 0 S: 6	H: 2 LOB: 2 BB: 0 P: 6	R: 0 E: 0 K: 2 S: 7	H: 0 LOB: 0 BB: 0 P: 7	R: 0 E: 0 K: 0 S: 4	H: 1 LOB: 1 BB: 0 P: 4	R: 0 E: 0 K: 1 S: 5	H: 0 LOB: 0 BB: 0 P: 5	R: 1 E: 0 K: 0 S: 4	H: 3 LOB: 1 BB: 1 P: 8	R: 0 E: 0 K: 0 S: 4	H: 1 LOB: 1 BB: 0 P: 4		1B: 7 2B: 2 3B: 0 HR: 1	SF: 0 SAC: 1 DP: 2 HBP: 0	WP: 1 PB: 0 SB: 0 CS: 0	PA: 38						
PITCHER	IP	WLS	BF	H	R	ER	SO	BB	IBB	HBP	BLK	WP	HR	S	P	ERA	WHIP										
Roger Clemens, R ERA: 2.53	7.0	W	29	6	1	1	4	2	0	0	0	1	0	35	43	1.29	1.143										
Steve Crawford, R ERA: 4.15	1.0		5	3	1	1	0	1	0	0	0	0	1	4	8	9.00	4.000										
Bob Stanley, R ERA: 4.6	1.0		4	1	0	0	0	0	0	0	0	0	0	4	4	0.00	1.000										

Batter	1	2	3	4	5	6	7	8	9	AB	R	H	RBI	BB	SO	LOB	BOTTOM										
Wade Boggs, L OBP: 0.349, SLG: 0.483	G3		E HR BB		F7				1-3	4	2	1	0	1	0	2	Minnesota Twins @ Boston Red Sox Fenway Park, Boston, MA Fri Sep 05 1986, 7:05 PM EDT Att: 30,546 - Unknown										
Marty Barrett, R OBP: 0.351, SLG: 0.390	L7		E HR BB		K				HR BB	3	3	1	3	2	1	1											
Bill Buckner, L OBP: 0.305, SLG: 0.401 Pat Dodson, L OBP: 0.342, SLG: 0.464	6-3		E6 HR		1B 2B		6-3		HR	5	3	2	3	0	0	2											
Jim Rice, R OBP: 0.380, SLG: 0.486									6-3	5	1	2	5	0	0	0											
Don Baylor, R OBP: 0.346, SLG: 0.447									FC5-4 1B	3	1	2	0	2	1	0											
Dwight Evans, R OBP: 0.376, SLG: 0.463 Dave Henderson, R OBP: 0.342, SLG: 0.464									FC5-4 1B	2	0	0	0	2	1	2											
Tony Armas, R OBP: 0.322, SLG: 0.448	F3		G4-6-3 1B						1B	4	0	2	1	0	0	2											
Rich Gedman, L OBP: 0.315, SLG: 0.404	4-3		G4-6-3 1-2		FC4-6 1B HR		F9			4	1	0	0	0	0	5											
Spike Owen, S OBP: 0.300, SLG: 0.327			K		6-3				F8	4	1	1	0	0	1	0											
Inning Stats	R: 0 E: 0 K: 0 S: 3	H: 0 LOB: 0 BB: 0 P: 3	R: 0 E: 0 K: 0 S: 3	H: 0 LOB: 2 BB: 2 P: 11	R: 5 E: 1 K: 1 S: 8	H: 3 LOB: 1 BB: 3 P: 20	R: 2 E: 0 K: 2 S: 10	H: 3 LOB: 2 BB: 1 P: 14	R: 3 E: 0 K: 0 S: 6	H: 3 LOB: 0 BB: 0 P: 6	R: 0 E: 0 K: 1 S: 5	H: 0 LOB: 0 BB: 0 P: 5	R: 0 E: 0 K: 0 S: 3	H: 0 LOB: 0 BB: 0 P: 3	R: 2 E: 0 K: 0 S: 5	H: 2 LOB: 1 BB: 1 P: 9		1B: 6 2B: 2 3B: 0 HR: 3	SF: 0 SAC: 0 DP: 1 HBP: 0	WP: 0 PB: 0 SB: 0 CS: 0	PA: 42						
PITCHER	IP	WLS	BF	H	R	ER	SO	BB	IBB	HBP	BLK	WP	HR	S	P	ERA	WHIP										
Frank Viola, L ERA: 4.82	3.2	L	21	5	7	6	2	5	0	0	0	0	0	20	40	14.73	2.727										
Frank Pastore, R ERA: 4.01	0.1		3	1	0	0	1	1	0	0	0	0	0	4	8	0.00	6.000										
Ray Fontenot, L ERA: 4.3	4.0		18	5	5	5	1	1	0	0	0	0	2	19	23	11.25	1.500										


Batter	1	2	3	4	5	6	7	8	9	AB	R	H	RBI	BB	SO	LOB	TOP			
Kirby Puckett, R OBP: 0.387, SLG: 0.569 (1, 8)	F4		L7					F7		4	0	1	2	0	0	0	Minnesota Twins @ Boston Red Sox Fenway Park, Boston, MA Sat Sep 06 1986, 3:33 AM EDT Att: 31,236 - Unknown			
Roy Smalley, S OBP: 0.335, SLG: 0.455 (1, 10)	F8		K					K		4	0	1	0	0	2	1				
Kent Hrbek, L OBP: 0.361, SLG: 0.501 (1, 3)	F7		G4-1					L6		4	0	0	0	0	1	2				
Gary Gaetti, R OBP: 0.344, SLG: 0.523 (1, 5)		5-3						F7		4	0	1	0	0	1	1				
Tom Brunansky, R OBP: 0.320, SLG: 0.438 (1, 9)		6-3						F4		4	0	0	0	0	2	2				
Randy Bush, L OBP: 0.335, SLG: 0.416 (1, 7)										3	0	1	0	0	0	0				
Billy Beane, R OBP: 0.242, SLG: 0.236 (7, 7)										0	0	0	0	0	0	0				
Jeff Reed, L OBP: 0.308, SLG: 0.347 (1, 2)										3	1	1	0	0	0	1				
Steve Lombardozzi, R OBP: 0.314, SLG: 0.357 (1, 4)										3	0	0	0	0	2	1				
Greg Gagne, R OBP: 0.295, SLG: 0.368 (1, 6)										3	1	1	0	0	1	0				
Inning Stats	R: 0 E: 0 K: 0 S: 3	H: 0 LOB: 0 BB: 0 P: 3	R: 0 E: 0 K: 0 S: 3	H: 0 LOB: 0 BB: 0 P: 3	R: 2 E: 0 K: 2 S: 10	H: 3 LOB: 1 BB: 0 P: 10	R: 0 E: 0 K: 1 S: 6	H: 2 LOB: 1 BB: 0 P: 6	R: 0 E: 0 K: 1 S: 5	H: 0 LOB: 0 BB: 0 P: 5	R: 0 E: 0 K: 1 S: 4	H: 1 LOB: 1 BB: 0 P: 4	R: 0 E: 0 K: 1 S: 5	H: 0 LOB: 0 BB: 0 P: 5	R: 0 E: 0 K: 3 S: 9	H: 0 LOB: 0 BB: 0 P: 9	1B: 5 2B: 1 3B: 0 HR: 0	SF: 0 SAC: 0 DP: 0 HBP: 0	WP: 0 PB: 0 SB: 0 CS: 1	PA: 32
PITCHER Oil Can Boyd, R ERA: 3.69 (1, 1)	IP: 9.0 WLS: W BF: 32 H: 6 R: 2 ER: 2 SO: 9 BB: 0 IBB: 0 HBP: 0 BLK: 0 WP: 0 HR: 0 S: 50 P: 50 ERA: 2.00 WHIP: 0.667																			

Batter	1	2	3	4	5	6	7	8	9	AB	R	H	RBI	BB	SO	LOB	BOTTOM			
Wade Boggs, L OBP: 0.350, SLG: 0.488 (1, 5)	1-3							F6		4	1	2	0	1	0	0	Minnesota Twins @ Boston Red Sox Fenway Park, Boston, MA Sat Sep 06 1986, 3:33 AM EDT Att: 31,236 - Unknown			
Marty Barrett, R OBP: 0.352, SLG: 0.391 (1, 4)								F8		5	0	2	1	0	1	2				
Bill Buckner, L OBP: 0.304, SLG: 0.399 (1, 3)										3	0	0	0	1	0	2				
Ed Romero, R OBP: 0.272, SLG: 0.279 (6, PR) (9, 6)										0	0	0	0	0	0	0				
Jim Rice, R OBP: 0.383, SLG: 0.488 (1, 7)										4	0	3	1	0	0	0				
Don Baylor, R OBP: 0.347, SLG: 0.445 (1, 10)										2	1	0	0	1	0	0				
Dwight Evans, R OBP: 0.375, SLG: 0.459 (1, 9)										3	0	0	0	1	0	5				
Tony Armas, R OBP: 0.321, SLG: 0.445 (1, 8)										4	0	1	1	0	1	1				
Rich Gedman, L OBP: 0.312, SLG: 0.400 (1, 2)										4	0	0	0	0	0	3				
Spike Owen, S OBP: 0.299, SLG: 0.326 (1, 6)										2	0	0	0	0	0	0				
La Schelle Tarver, L OBP: 0.174, SLG: 0.136 (8, PH)										1	0	0	0	0	1	0				
Pat Dodson, L OBP: 1.000, SLG: 1.000 (9, 3)										1	0	1	0	0	0	0				
Dave Henderson, R OBP: 0.342, SLG: 0.464 (9, PR)										0	1	0	0	0	0	0				
Inning Stats	R: 0 E: 0 K: 0 S: 4	H: 2 LOB: 2 BB: 0 P: 4	R: 0 E: 0 K: 0 S: 3	H: 0 LOB: 1 BB: 1 P: 7	R: 0 E: 0 K: 0 S: 4	H: 1 LOB: 1 BB: 0 P: 4	R: 0 E: 0 K: 0 S: 3	H: 0 LOB: 0 BB: 0 P: 3	R: 0 E: 0 K: 0 S: 3	H: 0 LOB: 0 BB: 0 P: 3	R: 1 E: 1 K: 0 S: 4	H: 2 LOB: 1 BB: 0 P: 5	R: 1 E: 0 K: 2 S: 9	H: 2 LOB: 3 BB: 2 P: 17	R: 1 E: 0 K: 1 S: 6	H: 2 LOB: 2 BB: 1 P: 10	1B: 7 2B: 2 3B: 0 HR: 0	SF: 0 SAC: 0 DP: 1 HBP: 1	WP: 0 PB: 0 SB: 0 CS: 0	PA: 38
PITCHER Mark Portugal, R ERA: 4.62 (1, 1)	IP: 6.1 WLS: L BF: 13 H: 4 R: 2 ER: 2 SO: 3 BB: 3 IBB: 0 HBP: 0 BLK: 0 WP: 0 HR: 0 S: 16 P: 28 ERA: 7.71 WHIP: 3.000																			
George Frazier, R ERA: 4.95 (7, 1)	IP: 2.1 WLS: L BF: 13 H: 4 R: 2 ER: 2 SO: 3 BB: 3 IBB: 0 HBP: 0 BLK: 0 WP: 0 HR: 0 S: 16 P: 28 ERA: 7.71 WHIP: 3.000																			
Keith Atherton, R ERA: 4.12 (9, 1)	IP: 0.0 WLS: 1 BF: 1 H: 1 R: 0 ER: 0 SO: 0 BB: 0 IBB: 0 HBP: 0 BLK: 0 WP: 0 HR: 0 S: 1 P: 1 ERA: ∞ WHIP: ∞																			


Batter	1	2	3	4	5	6	7	8	9	AB	R	H	RBI	BB	SO	LOB	TOP			
Ron Washington, R (1, 10) OBP: 0.271, SLG: 0.446	F8		FC5-2 1B		K			F8		4	0	1	0	0	1	0	Minnesota Twins @ Boston Red Sox Fenway Park, Boston, MA Sun Sep 07 1986, 3:33 AM EDT Att: 30,359 - Unknown			
Kirby Puckett, R (1, 8) OBP: 0.386, SLG: 0.567	K		FC5-2 1B		K			1B		4	0	1	0	0	2	2				
Gary Gaetti, R (1, 5) OBP: 0.345, SLG: 0.522	5-3		1-2 2-H 1B		L7			1B		4	0	2	0	0	0	0				
Tom Brunansky, R (1, 9) OBP: 0.319, SLG: 0.436		6-3			K2-3			F8		3	0	0	0	0	2	0				
Roy Smalley, S (8, PH) OBP: 0.334, SLG: 0.454						K				1	0	0	0	0	0	2				
Tim Laudner, R (1, 2) OBP: 0.328, SLG: 0.452		5-3			6-3					4	0	1	0	0	0	0				
Mickey Hatcher, R (1, 3) OBP: 0.312, SLG: 0.347										4	0	2	0	0	0	1				
Billy Beane, R (1, 7) OBP: 0.243, SLG: 0.236										4	0	1	0	0	1	2				
Steve Lombardozi, R (1, 4) OBP: 0.313, SLG: 0.356										4	0	1	0	0	0	3				
Greg Gagne, R (1, 6) OBP: 0.295, SLG: 0.367										1	0	0	0	0	1	0				
Mark Davidson, R (8, PH) OBP: 0.111, SLG: 0.040										1	0	0	0	0	0	0				
Inning Stats	R: 0 E: 0 K: 1 S: 5	H: 0 LOB: 0 BB: 0 P: 5	R: 0 E: 0 K: 1 S: 6	H: 1 LOB: 1 BB: 0 P: 6	R: 0 E: 0 K: 0 S: 5	H: 3 LOB: 2 BB: 0 P: 5	R: 0 E: 0 K: 1 S: 7	H: 2 LOB: 2 BB: 0 P: 7	R: 0 E: 0 K: 3 S: 9	H: 0 LOB: 0 BB: 0 P: 9	R: 0 E: 0 K: 0 S: 3	H: 0 LOB: 0 BB: 0 P: 3	R: 0 E: 0 K: 0 S: 5	H: 2 LOB: 2 BB: 0 P: 5	R: 0 E: 0 K: 0 S: 4	H: 1 LOB: 1 BB: 0 P: 4	1B: 9 2B: 0 3B: 0 HR: 0	SF: 0 SAC: 1 DP: 0 HBP: 0	WP: 0 PB: 0 SB: 0 CS: 0	PA: 35
PITCHER Bruce Hurst, L (1, 1) ERA: 3.22	IP: 9.0 WLS: W BF: 35 H: 9 R: 0 ER: 0 SO: 7 BB: 0 IBB: 0 HBP: 0 BLK: 0 WP: 0 HR: 0 S: 49 P: 49 ERA: 0.00 WHIP: 1.000															PITCHER				

Batter	1	2	3	4	5	6	7	8	9	AB	R	H	RBI	BB	SO	LOB	BOTTOM			
Wade Boggs, L (1, 5) OBP: 0.346, SLG: 0.485	L4		F7	5-3		G3-6-3 1B	F7			5	0	1	0	0	0	6	Minnesota Twins @ Boston Red Sox Fenway Park, Boston, MA Sun Sep 07 1986, 3:33 AM EDT Att: 30,359 - Unknown			
Marty Barrett, R (1, 4) OBP: 0.354, SLG: 0.393					6-3					5	1	3	0	0	0	0				
Ed Romero, R (9, 4) OBP: 0.272, SLG: 0.279			FC3-2 HR 1B			G3-6-3 1B		1B		0	0	0	0	0	0	0				
Bill Buckner, L (1, 3) OBP: 0.303, SLG: 0.403										5	2	1	1	0	0	6				
Pat Dodson, L (9, 3) OBP: 1.000, SLG: 1.000	G3		FC3-2 HR 1B			G3-6-3		F4		0	0	0	0	0	0	0				
Jim Rice, R (1, 7) OBP: 0.385, SLG: 0.494										3	2	2	4	1	0	0				
Mike Greenwell, L (8, 7) OBP: 0.393, SLG: 0.375										1	0	0	0	0	0	1				
Don Baylor, R (1, 10) OBP: 0.346, SLG: 0.441										4	1	0	0	1	0	3				
Dwight Evans, R (1, 9) OBP: 0.374, SLG: 0.458										4	0	1	0	0	0	2				
Tony Armas, R (1, 8) OBP: 0.323, SLG: 0.452										4	2	2	1	0	0	1				
Dave Henderson, R (8, 8) OBP: 0.342, SLG: 0.464										0	0	0	0	0	0	0				
Marc Sullivan, R (1, 2) OBP: 0.257, SLG: 0.245										3	0	2	2	1	0	1				
Spike Owen, S (1, 6) OBP: 0.303, SLG: 0.330										4	1	3	1	0	0	1				
Inning Stats	R: 0 E: 0 K: 0 S: 3	H: 0 LOB: 0 BB: 0 P: 3	R: 0 E: 0 K: 0 S: 3	H: 0 LOB: 0 BB: 0 P: 3	R: 5 E: 0 K: 0 S: 7	H: 4 LOB: 0 BB: 1 P: 11	R: 0 E: 0 K: 0 S: 5	H: 2 LOB: 2 BB: 0 P: 5	R: 4 E: 0 K: 0 S: 7	H: 4 LOB: 1 BB: 1 P: 11	R: 0 E: 0 K: 0 S: 4	H: 2 LOB: 2 BB: 1 P: 8	R: 0 E: 0 K: 0 S: 5	H: 2 LOB: 2 BB: 0 P: 5	R: 0 E: 0 K: 0 S: 4	H: 1 LOB: 1 BB: 0 P: 4	1B: 11 2B: 2 3B: 0 HR: 2	SF: 0 SAC: 0 DP: 1 HBP: 0	WP: 0 PB: 0 SB: 0 CS: 0	PA: 41
PITCHER Neal Heaton, L (1, 1) ERA: 4.23	IP: 4.2 WLS: L BF: 26 H: 10 R: 9 ER: 9 SO: 9 BB: 2 IBB: 0 HBP: 0 BLK: 0 WP: 0 HR: 2 S: 24 P: 32 ERA: 17.36 WHIP: 2.571															PITCHER				
Allan Anderson, L (5, 1) ERA: 5.35	IP: 3.1 WLS: L BF: 15 H: 5 R: 0 ER: 0 SO: 0 BB: 1 IBB: 0 HBP: 0 BLK: 0 WP: 0 HR: 0 S: 14 P: 18 ERA: 0.00 WHIP: 1.800															PITCHER				

AB 34
R 0
H 9
RBI 0
BB 0
SO 7
LOB 10



AB 38
R 9
H 15
RBI 9
BB 3
SO 0
LOB 21



Batter	1	2	3	4	5	6	7	8	9	10	11	AB R H RBI BB SO LOB	TOP													
Wade Boggs, L OBP: 0.481, SLG: 0.489 (1, 5)												6 1 4 0 1 0 1	Boston Red Sox @ Baltimore Orioles Memorial Stadium, Baltimore, MD Mon Sep 08 1986, 7:05 PM EDT Att. 26,115 - Unknown livebaseballscores.com AB 44 R 9 H 14 RBI 9 BB 9 SO 3 LOB 28 													
Marty Barrett, R OBP: 0.353, SLG: 0.395 (1, 4)												4 0 1 0 0 0 4														
Bill Buckner, L OBP: 0.304, SLG: 0.403 (1, 3)												5 1 1 1 1 1 0 4														
Jim Rice, R OBP: 0.388, SLG: 0.499 (1, 7)												3 3 1 1 3 0 4														
Don Baylor, R OBP: 0.346, SLG: 0.440 (1, 10)												6 0 2 0 0 0 5														
Dwight Evans, R OBP: 0.376, SLG: 0.466 Kevin Romine, R OBP: 0.306, SLG: 0.303 (1, 9)												5 2 2 4 1 1 2 0 0 0 0 0 0 0														
Tony Armas, R OBP: 0.320, SLG: 0.447 Dave Henderson, R OBP: 0.343, SLG: 0.464 (1, 8)												4 0 0 0 0 1 2 2 1 1 0 0 0 1														
Marc Sullivan, R OBP: 0.257, SLG: 0.238 Rich Gedman, L OBP: 0.315, SLG: 0.413 (1, 2)												3 0 0 0 1 0 1 2 1 2 3 0 0 0														
Spike Owen, S OBP: 0.302, SLG: 0.328 Mike Greenwell, L OBP: 0.379, SLG: 0.360 Ed Romero, R OBP: 0.275, SLG: 0.279 (1, 6)												3 0 0 0 1 0 2 1 0 0 0 0 1 2 0 0 0 0 1 0 0														
Inning Stats	R: 0 E: 0 K: 0 S: 4	H: 1 LOB: 1 BB: 0 P: 4	R: 0 E: 0 K: 0 S: 3	H: 0 LOB: 1 BB: 1 P: 7	R: 0 E: 0 K: 0 S: 4	H: 1 LOB: 1 BB: 0 P: 4	R: 2 E: 0 K: 0 S: 4	H: 1 LOB: 0 BB: 1 P: 8	R: 0 E: 0 K: 2 S: 9	H: 2 LOB: 2 BB: 1 P: 13	R: 0 E: 0 K: 0 S: 3	H: 0 LOB: 0 BB: 0 P: 3		R: 0 E: 0 K: 1 S: 7	H: 2 LOB: 2 BB: 0 P: 7	R: 6 E: 0 K: 0 S: 8	H: 5 LOB: 1 BB: 2 P: 16	1B: 6 2B: 4 3B: 1 HR: 3	SF: 0 SAC: 2 DP: 1 HBP: 0	WP: 2 PB: 1 SB: 1 CS: 0	PA: 55					
PITCHER	IP WLS BF H R ER SO BB IBB HBP BLK WP HR S P ERA WHIP																									
Mike Flanagan, L ERA: 3.96 Odell Jones, R ERA: 2.36 Don Aase, R ERA: 3.1	(1, 1) (7, 1) (10, 1)	6.2 2.1 2.0	L	31 10 14	6 1 6	3 0 6	2 0 6	0 0 1	0 0 0	0 0 1	1 0 1	14 7 22		27.00 4.05 4.00	1.650 1.286 4.000											

Batter	1	2	3	4	5	6	7	8	9	10	11	AB R H RBI BB SO LOB	BOTTOM														
John Shelby, S OBP: 0.259, SLG: 0.361 (1, 8)												5 0 0 0 0 0 3	Boston Red Sox @ Baltimore Orioles Memorial Stadium, Baltimore, MD Mon Sep 08 1986, 7:05 PM EDT Att. 26,115 - Unknown livebaseballscores.com AB 39 R 3 H 7 RBI 3 BB 4 SO 9 LOB 17 														
Lee Lacy, R OBP: 0.336, SLG: 0.400 Juan Bonilla, R OBP: 0.312, SLG: 0.299 (1, 9)												5 1 2 0 0 0 2 0 0 0 0 0 0 0															
Cal Ripken Jr., R OBP: 0.371, SLG: 0.476 (1, 6)												4 0 0 0 1 2 1															
Eddie Murray, S OBP: 0.390, SLG: 0.447 (1, 3)												5 0 1 0 0 1 3															
Larry Sheets, L OBP: 0.329, SLG: 0.515 (1, 10)												5 1 2 1 0 2 1															
Jim Traber, L OBP: 0.319, SLG: 0.494 (1, 7)												5 1 1 0 0 0 3															
Floyd Rayford, R OBP: 0.209, SLG: 0.236 Jim Dwyer, L OBP: 0.341, SLG: 0.527 (1, 5)												1 0 0 0 2 0 0 2 0 0 0 0 1 2															
Rick Dempsey, R OBP: 0.310, SLG: 0.371 John Stefero, L OBP: 0.303, SLG: 0.321 (1, 2)												2 0 0 0 0 1 1 1 0 0 0 1 0 0															
Ricky Jones, R OBP: 0.333, SLG: 0.143 Mike Young, S OBP: 0.335, SLG: 0.356 Jackie Gutierrez, R OBP: 0.223, SLG: 0.222 Juan Beniquez, R OBP: 0.359, SLG: 0.382 (1, 4)												2 0 0 0 0 1 1 1 0 0 0 0 1 0 0 0 0 0 0 0 0 1 0 1 2 0 0 0															
Inning Stats	R: 1 E: 0 K: 0 S: 5	H: 2 LOB: 2 BB: 1 P: 9	R: 0 E: 0 K: 1 S: 5	H: 0 LOB: 1 BB: 1 P: 9	R: 0 E: 0 K: 0 S: 3	H: 0 LOB: 0 BB: 0 P: 3	R: 0 E: 0 K: 1 S: 5	H: 0 LOB: 1 BB: 1 P: 9	R: 0 E: 0 K: 2 S: 8	H: 1 LOB: 0 BB: 0 P: 8	R: 0 E: 0 K: 1 S: 6	H: 0 LOB: 0 BB: 0 P: 5		R: 0 E: 0 K: 1 S: 6	H: 1 LOB: 1 BB: 0 P: 6	R: 2 E: 0 K: 1 S: 8	H: 3 LOB: 2 BB: 1 P: 12	R: 0 E: 0 K: 2 S: 7	H: 0 LOB: 0 BB: 0 P: 7	R: 0 E: 0 K: 0 S: 3	H: 0 LOB: 0 BB: 0 P: 3	1B: 5 2B: 2 3B: 0 HR: 0	SF: 0 SAC: 1 DP: 0 HBP: 0	WP: 0 PB: 0 SB: 0 CS: 0	PA: 44		
PITCHER	IP WLS BF H R ER SO BB IBB HBP BLK WP HR S P ERA WHIP																										
Tom Seaver, R ERA: 3.8 Calvin Schiraldi, R ERA: 1.18	(1, 1) (9, 1)	8.0 3.0	W	33 11	6 1	3 0	3 3	6 0	3 1	0 0	0 0	0 3		54 20	3.38 0.00	1.125 0.667											

Batter	1	2	3	4	5	6	7	8	9	AB	R	H	RBI	BB	SO	LOB	TOP																											
Wade Boggs, L (1.5) OBP: 0.351, SLG: 0.487	FC5-4 1B		1-3		F8		K		1B BB	4	1	1	0	1	1	4	Boston Red Sox @ Baltimore Orioles Memorial Stadium, Baltimore, MD Tue Sep 09 1986, 7:05 PM EDT Att: 20,634 - Unknown livebaseballscorecards.com																											
Marty Barrett, R (1.4) OBP: 0.353, SLG: 0.397	FC5-4 CS 1-2			F7	F7		2B		1B 1-2	5	0	2	2	0	0	1																												
Bill Buckner, L (1.3) OBP: 0.306, SLG: 0.404	F9 1-2			G6-4-3 BB		1B	1-3		1-3 2-H	4	0	2	1	1	0	2																												
Jim Rice, R (1.7) OBP: 0.385, SLG: 0.494		F9		G6-4-3 BB 1-2	L6			F7	F9	5	0	0	0	0	0	4																												
Don Baylor, R (1.10) OBP: 0.347, SLG: 0.448		HR			1B 2B	1-2	FC6-4	F6		4	2	2	1	0	0	1																												
Dwight Evans, R (1.9) OBP: 0.380, SLG: 0.482		8-6 1B			1B BB		HR	HR		3	2	3	2	1	0	0																												
Tony Armas, R (1.8) Dave Henderson, R (8.8) OBP: 0.343, SLG: 0.464	8-6 1-2				1B 2-H		F5	F7		4	0	1	1	0	0	1																												
Rich Gedman, L (1.2) OBP: 0.314, SLG: 0.410			K		K		2B BB		F7	3	1	0	0	1	2	2																												
Spike Owen, S (1.6) OBP: 0.300, SLG: 0.325			4-3		F7		E5 2B		F9	4	1	0	0	0	0	3																												
Inning Stats	R: 0 E: 0 K: 0 S: 3	H: 1 LOB: 0 BB: 0 P: 3	R: 1 E: 0 K: 0 S: 4	H: 2 LOB: 0 BB: 0 P: 4	R: 0 E: 0 K: 1 S: 5	H: 0 LOB: 0 BB: 0 P: 5	R: 0 E: 0 K: 0 S: 2	H: 0 LOB: 1 BB: 0 P: 6	R: 1 E: 0 K: 1 S: 7	H: 2 LOB: 2 BB: 1 P: 11	R: 0 E: 0 K: 0 S: 4	H: 1 LOB: 1 BB: 0 P: 4	R: 3 E: 1 K: 1 S: 8	H: 2 LOB: 1 BB: 1 P: 12	R: 1 E: 0 K: 0 S: 4	H: 1 LOB: 0 BB: 0 P: 4		R: 1 E: 0 K: 0 S: 5	H: 2 LOB: 2 BB: 1 P: 9	1B: 6 2B: 3 3B: 0 HR: 3	SF: 0 SAC: 0 DP: 2 HBP: 0	WP: 0 PB: 0 SB: 0 CS: 1	PA: 40																					
PITCHER	IP WLS BF H R ER SO BB IBB HBP BLK WP HR S P ERA WHIP																																											
John Habyan, R (1.1) ERA: 4.22	6.0		24	7	3	3	2	2	0	0	0	0	0	0	0	2	26	34	4.50	1.500																								
Rich Bardi, R (7.1) ERA: 4.23	2.2	L	14	3	4	2	1	2	0	0	0	0	0	1	14	22	6.75	1.875																										
Brad Havens, L (9.1) ERA: 4.52	0.0		1	1	0	0	0	0	0	0	0	0	0	0	1	1	∞	∞																										
Nate Snell, R (9.1) ERA: 3.73	0.1		1	0	0	0	0	0	0	0	0	0	0	0	1	1	0.00	0.000																										
Batter	1	2	3	4	5	6	7	8	9	AB	R	H	RBI	BB	SO	LOB	BOTTOM																											
John Shelby, S (1.8) OBP: 0.256, SLG: 0.357	G3	F8		SF7 3-H			F7	4-3		4	0	0	1	0	0	3	Boston Red Sox @ Baltimore Orioles Memorial Stadium, Baltimore, MD Tue Sep 09 1986, 7:05 PM EDT Att: 20,634 - Unknown livebaseballscorecards.com																											
Lee Lacy, R (1.9) OBP: 0.336, SLG: 0.398	E4			F8						2	0	0	0	1	0	1																												
Jim Dwyer, L (7. PH) OBP: 0.349, SLG: 0.531	1-3 E BB			CS BB			G4-6-3 BB		1B	1	0	1	0	1	0	0																												
Cal Ripken Jr., R (1.6) OBP: 0.372, SLG: 0.475	E6 1-3	CS		1B			F3	G4-6-3 1-2	G1-6-3 1B	5	0	2	0	0	0	2																												
Eddie Murray, S (1.3) OBP: 0.388, SLG: 0.444	1-3 1-2 2-3			L1-3 1B			1-3		F8	5	0	1	0	0	1	4																												
Larry Sheets, L (1.10) OBP: 0.328, SLG: 0.510	1-3			L1-3 1B			F8		G1-6-3 1B	3	1	0	0	1	0	4																												
Juan Bonilla, R (9. PH) OBP: 0.311, SLG: 0.298	1-3			L1-3 1B			F8	1B 1B BB		1	0	0	0	0	0	2																												
Mike Young, S (1.7) OBP: 0.337, SLG: 0.358		1B HR		K			F8	1B 1B FC1-2		4	1	2	0	0	1	1																												
John Stefero, L (1.2) OBP: 0.315, SLG: 0.325							6-3			2	2	1	0	1	0	0																												
Jim Traber, L (6. PH) OBP: 0.323, SLG: 0.497				PB SF7 BB						1	0	1	0	0	0	0																												
Rick Dempsey, R (9.2) OBP: 0.310, SLG: 0.371		HR 1B		WP SF7 BB				FC1-2 1B 1-2 2-3		0	0	0	0	0	0	0																												
Floyd Rayford, R (1.5) OBP: 0.217, SLG: 0.258										2	1	1	3	1	0	1																												
Juan Benitez, R (8. PH) OBP: 0.361, SLG: 0.384				5-3			FC6-4 BB		FC1-2 1B	1	0	1	1	0	0	0																												
Jackie Gutierrez, R (1.4) OBP: 0.214, SLG: 0.213		6-3					FC6-4 1-2		FC1-2 1-2 2-3 3-H	4	0	0	0	0	1	5																												
Inning Stats	R: 0 E: 2 K: 0 S: 5	H: 0 LOB: 2 BB: 0 P: 5	R: 3 E: 0 K: 0 S: 5	H: 3 LOB: 0 BB: 1 P: 9	R: 0 E: 0 K: 1 S: 6	H: 2 LOB: 1 BB: 0 P: 6	R: 1 E: 0 K: 1 S: 6	H: 0 LOB: 1 BB: 1 P: 10	R: 0 E: 0 K: 0 S: 3	H: 0 LOB: 0 BB: 0 P: 3	R: 0 E: 0 K: 0 S: 3	H: 0 LOB: 0 BB: 1 P: 7	R: 0 E: 0 K: 0 S: 2	H: 0 LOB: 0 BB: 1 P: 6	R: 1 E: 0 K: 1 S: 8	H: 3 LOB: 3 BB: 1 P: 12	R: 0 E: 0 K: 0 S: 4	H: 2 LOB: 1 BB: 0 P: 4	1B: 9 2B: 1 3B: 0 HR: 1	SF: 1 SAC: 0 DP: 3 HBP: 0	WP: 1 PB: 1 SB: 0 CS: 1	PA: 42																						
PITCHER	IP WLS BF H R ER SO BB IBB HBP BLK WP HR S P ERA WHIP																																											
Al Nipper, R (1.1) ERA: 5.19	1.0		8	5	0	0	0	0	0	0	0	0	0	0	8	8	0.00	5.000																										
Bob Stanley, R (8.1) ERA: 4.54			1	0	0	0	0	0	0	0	0	0	0	0	1	1	0.00	0.000																										
Joe Sambito, L (9.1) ERA: 4.74	0.2	S	1	0	0	0	0	0	0	0	0	0	1	1	1	0.00	0.000																											

Batter	1	2	3	4	5	6	7	8	9	AB	R	H	RBI	BB	SO	LOB	TOP					
Wade Boggs, L (1, 5) OBP: 0.352, SLG: 0.486										3	1	1	0	2	0	2	Boston Red Sox @ Baltimore Orioles Memorial Stadium, Baltimore, MD Wed Sep 10 1986, 7:05 PM EDT Att: 24,727 - Unknown					
Marty Barrett, R (1, 4) OBP: 0.354, SLG: 0.396										4	2	1	0	1	0	2						
Bill Buckner, L (1, 3) OBP: 0.310, SLG: 0.413										5	3	4	2	0	0	0						
Jim Rice, R (1, 7) OBP: 0.388, SLG: 0.503										5	1	4	3	0	0	2						
Don Baylor, R (1, 10) OBP: 0.347, SLG: 0.447										4	0	1	0	1	1	2						
Dwight Evans, R (1, 9) OBP: 0.377, SLG: 0.478										4	0	0	1	0	1	1						
Tony Armas, R (1, 8) OBP: 0.318, SLG: 0.442										4	0	1	0	0	0	2						
Dave Henderson, R (7, PR) OBP: 0.345, SLG: 0.474										1	1	1	1	0	0	0						
Rich Gedman, L (1, 2) OBP: 0.313, SLG: 0.415										5	1	1	1	0	0	2						
Spike Owen, S (1, 6) OBP: 0.301, SLG: 0.324										4	0	1	0	1	0	0						
Inning Stats	R: 3 E: 1 K: 1 S: 8	H: 4 LOB: 0 BB: 0 P: 8	R: 0 E: 0 K: 0 S: 3	H: 0 LOB: 1 BB: 1 P: 7	R: 0 E: 0 K: 1 S: 6	H: 1 LOB: 1 BB: 0 P: 6	R: 0 E: 0 K: 0 S: 3	H: 0 LOB: 0 BB: 0 P: 3	R: 3 E: 0 K: 0 S: 6	H: 3 LOB: 2 BB: 2 P: 14	R: 0 E: 0 K: 0 S: 3	H: 0 LOB: 1 BB: 1 P: 7	R: 1 E: 0 K: 0 S: 6	H: 3 LOB: 2 BB: 0 P: 6	R: 0 E: 0 K: 0 S: 4	H: 1 LOB: 2 BB: 1 P: 8	R: 2 E: 0 K: 0 S: 5	H: 3 LOB: 0 BB: 0 P: 5	1B: 11 2B: 0 3B: 0 HR: 4	SF: 1 SAC: 0 DP: 0 HBP: 0	WP: 1 PB: 0 SB: 1 CS: 1	PA: 45
PITCHER	IP WLS BF H R ER SO BB IBB HBP BLK WP HR S P ERA WHIP																					
Ken Dixon, R (1, 1) ERA: 4.76	4.1 L 22 8 6 6 2 2 0 0 0 0 1 24 32 12.46 2.308																					
Odell Jones, R (5, 1) ERA: 2.77	4.2 23 7 3 3 0 2 1 0 0 1 3 20 32 5.79 1.929																					

AB	39
R	9
H	15
RBI	8
BB	5
SO	2
LOB	13



Batter	1	2	3	4	5	6	7	8	9	AB	R	H	RBI	BB	SO	LOB	BOTTOM					
John Shelby, S (1, 8) OBP: 0.255, SLG: 0.357										5	0	1	2	0	4	3	Boston Red Sox @ Baltimore Orioles Memorial Stadium, Baltimore, MD Wed Sep 10 1986, 7:05 PM EDT Att: 24,727 - Unknown					
Jim Dwyer, L (1, 9) OBP: 0.345, SLG: 0.517										4	0	0	0	1	2	2						
Cal Ripken Jr., R (1, 6) OBP: 0.369, SLG: 0.471										5	0	0	0	0	0	2						
Eddie Murray, S (1, 3) OBP: 0.391, SLG: 0.445										3	1	2	0	1	0	0						
Larry Sheets, L (1, 10) OBP: 0.327, SLG: 0.507										4	1	1	0	0	1	2						
Jim Traher, L (1, 7) OBP: 0.326, SLG: 0.491										2	0	0	0	1	1	2						
John Stefero, L (1, 2) OBP: 0.323, SLG: 0.333										4	1	2	1	0	0	3						
Floyd Rayford, R (1, 5) OBP: 0.223, SLG: 0.259										3	1	1	0	1	1	1						
Jackie Gutierrez, R (1, 4) OBP: 0.208, SLG: 0.206										3	0	0	1	0	0	4						
Mike Young, S (9, PH) OBP: 0.356, SLG: 0.356										1	0	0	0	0	0	0						
Inning Stats	R: 0 E: 0 K: 1 S: 4	H: 0 LOB: 1 BB: 1 P: 8	R: 4 E: 0 K: 2 S: 10	H: 3 LOB: 1 BB: 2 P: 18	R: 0 E: 0 K: 0 S: 4	H: 1 LOB: 2 BB: 0 P: 5	R: 0 E: 0 K: 1 S: 5	H: 0 LOB: 0 BB: 0 P: 5	R: 0 E: 0 K: 1 S: 6	H: 1 LOB: 1 BB: 1 P: 10	R: 0 E: 0 K: 1 S: 5	H: 0 LOB: 0 BB: 0 P: 5	R: 0 E: 0 K: 1 S: 6	H: 1 LOB: 1 BB: 0 P: 6	R: 0 E: 1 K: 1 S: 6	H: 0 LOB: 1 BB: 0 P: 6	R: 0 E: 1 K: 1 S: 6	H: 0 LOB: 1 BB: 0 P: 6	1B: 6 2B: 1 3B: 0 HR: 0	SF: 0 SAC: 0 DP: 1 HBP: 1	WP: 0 PB: 0 SB: 0 CS: 0	PA: 39
PITCHER	IP WLS BF H R ER SO BB IBB HBP BLK WP HR S P ERA WHIP																					
Roger Clemens, R (1, 1) ERA: 2.62	6.0 W 28 6 4 0 1 0 0 3 0 0 0 17 17 0.00 0.333																					
Calvin Schiraldi, R (7, 1) ERA: 1.1	3.0 S 11 1 0 0 3 0 0 0 0 0 0 0 17 17 0.00 0.333																					

AB	34
R	4
H	7
RBI	4
BB	4
SO	9
LOB	19



Batter	1	2	3	4	5	6	7	8	9	AB	R	H	RBI	BB	SO	LOB	TOP										
Wade Boggs, L OBP: 0.352, SLG: 0.486 (1, 5)										4	1	1	0	1	0	1											
Marty Barrett, R OBP: 0.354, SLG: 0.398 (1, 4)										5	1	2	0	0	0	2											
Bill Buckner, L OBP: 0.313, SLG: 0.424 (1, 3)										4	2	2	3	1	0	2											
Jim Rice, R OBP: 0.385, SLG: 0.499 (1, 7)										4	0	0	1	0	1	2											
Don Baylor, R OBP: 0.348, SLG: 0.446 (1, 10)										3	0	1	0	0	0	1											
Dwight Evans, R OBP: 0.376, SLG: 0.475 (1, 9)										3	1	0	0	0	1	2											
Tony Armas, R OBP: 0.320, SLG: 0.446 Dave Henderson, R OBP: 0.367, SLG: 0.346 (7, 8)										4	1	2	0	0	0	1											
Rich Gedman, L OBP: 0.313, SLG: 0.414 (1, 2)										3	0	1	1	0	0	2											
Spike Owen, S OBP: 0.299, SLG: 0.322 Mike Greenwell, L OBP: 0.367, SLG: 0.346 Ed Romero, R OBP: 0.275, SLG: 0.279 (8, PH)										3	0	0	1	0	1	1											
Inning Stats	R: 1 E: 0 K: 0 S: 4	H: 1 LOB: 1 BB: 1 P: 8	R: 2 E: 0 K: 0 S: 4	H: 1 LOB: 0 BB: 0 P: 5	R: 2 E: 0 K: 0 S: 5	H: 2 LOB: 1 BB: 0 P: 6	R: 0 E: 0 K: 0 S: 4	H: 1 LOB: 1 BB: 0 P: 4	R: 1 E: 0 K: 1 S: 8	H: 3 LOB: 2 BB: 0 P: 8	R: 0 E: 0 K: 0 S: 3	H: 0 LOB: 0 BB: 0 P: 3	R: 0 E: 0 K: 1 S: 5	H: 0 LOB: 0 BB: 0 P: 5	R: 0 E: 0 K: 1 S: 5	H: 0 LOB: 0 BB: 0 P: 5	1B: 4 2B: 3 3B: 0 HR: 2	SF: 2 SAC: 0 DP: 0 HBP: 2	WP: 0 PB: 0 SB: 0 CS: 0	PA: 40							
PITCHER	IP	WLS	BF	H	R	ER	SO	BB	IBB	HBP	BLK	WP	HR	S	P	ERA	WHIP										
Mike Boddicker, R ERA: 4.66 (1, 1)	2.1		14	4	5	5	0	1	0	2	0	0	1	11	17	19.29	2.143										
Nate Snell, R ERA: 3.5 (3, 1)	4.2		20	5	1	1	2	0	1	0	0	0	1	23	27	1.93	1.071										
Don Aase, R ERA: 3.01 (8, 1)	2.0	W	6	0	0	0	2	0	0	0	0	0	0	10	10	0.00	0.000										

Boston Red Sox @ Baltimore Orioles
Memorial Stadium, Baltimore, MD
Thu Sep 11 1986, 7:05 PM EDT
Att: 21,161 - Unknown

AB 34
R 6
H 9
RBI 6
BB 2
SO 4
LOB 14



Batter	1	2	3	4	5	6	7	8	9	AB	R	H	RBI	BB	SO	LOB	BOTTOM										
John Shelby, S OBP: 0.257, SLG: 0.358 (1, 8)										5	2	2	0	0	0	3											
Juan Beniquez, R OBP: 0.382, SLG: 0.386 (1, 9)										4	2	2	1	0	1	1											
Cal Ripken Jr., R OBP: 0.366, SLG: 0.467 (1, 6)										4	0	0	2	0	0	3											
Eddie Murray, S OBP: 0.396, SLG: 0.448 (1, 3)										2	0	2	1	2	0	0											
Larry Sheets, L OBP: 0.323, SLG: 0.500 (1, 10)										4	0	0	0	0	1	5											
Mike Young, S OBP: 0.341, SLG: 0.375 (1, 7)										4	2	3	2	0	0	1											
John Stefero, L OBP: 0.320, SLG: 0.322 (1, 2)										3	1	0	0	1	1	2											
Floyd Rayford, R OBP: 0.230, SLG: 0.282 (1, 5)										4	1	2	1	0	1	2											
Juan Bonilla, R OBP: 0.306, SLG: 0.296 Jim Tabery, L OBP: 0.325, SLG: 0.486 Ricky Jones, L OBP: 0.291, SLG: 0.143 Jim Dwyer, L OBP: 0.307, SLG: 0.517 Lee Lacy, R OBP: 0.297, SLG: 0.250 Jackie Gutierrez, R OBP: 0.208, SLG: 0.236 (9, 4)										2	0	0	0	0	0	0											
Inning Stats	R: 2 E: 0 K: 1 S: 8	H: 3 LOB: 2 BB: 1 P: 12	R: 0 E: 0 K: 1 S: 5	H: 0 LOB: 0 BB: 0 P: 5	R: 0 E: 0 K: 1 S: 5	H: 0 LOB: 1 BB: 1 P: 9	R: 2 E: 0 K: 1 S: 8	H: 3 LOB: 1 BB: 0 P: 8	R: 0 E: 0 K: 0 S: 4	H: 1 LOB: 1 BB: 0 P: 4	R: 0 E: 0 K: 0 S: 3	H: 1 LOB: 0 BB: 0 P: 3	R: 2 E: 2 K: 0 S: 5	H: 2 LOB: 0 BB: 0 P: 5	R: 2 E: 1 K: 0 S: 6	H: 2 LOB: 2 BB: 1 P: 10	1B: 9 2B: 1 3B: 0 HR: 2	SF: 2 SAC: 0 DP: 2 HBP: 0	WP: 0 PB: 0 SB: 0 CS: 0	PA: 39							
PITCHER	IP	WLS	BF	H	R	ER	SO	BB	IBB	HBP	BLK	WP	HR	S	P	ERA	WHIP										
Oil Can Boyd, R ERA: 3.81 (1, 1)	6.0		29	9	6	5	4	2	0	0	0	0	0	5	9	0.00	3.000										
Steve Crawford, R ERA: 4.05 (7, 1)	1.0	L	6	2	2	0	0	1	0	0	0	0	0	2	2	0.00	3.000										
Joe Sambito, L ERA: 4.7 (8, 1)	0.1		2	1	0	0	0	0	0	0	0	0	0	2	2	0.00	3.000										
Bob Stanley, R ERA: 4.5 (8, 1)	0.2		2	0	0	0	0	0	0	0	0	0	0	2	2	0.00	0.000										

Boston Red Sox @ Baltimore Orioles
Memorial Stadium, Baltimore, MD
Thu Sep 11 1986, 7:05 PM EDT
Att: 21,161 - Unknown

AB 34
R 8
H 12
RBI 8
BB 3
SO 4
LOB 18



Batter	1	2	3	4	5	6	7	8	9	AB R H RBI BB SO LOB	TOP												
Wade Boggs, L (1.5) OBP: 0.350, SLG: 0.484	L6			HR		6-3		SH5-3	G3	4 1 1 0 0 0 1	Boston Red Sox @ New York Yankees Yankee Stadium, Bronx, NY Fri Sep 12 1986, 7:05 PM EDT Att: 42,024 - Unknown livebaseballscorecards.com												
Marty Barrett, R (1.4) OBP: 0.353, SLG: 0.397	F7			F8		5-3		1B		4 1 1 1 0 0 1													
Bill Buckner, L (1.3) OBP: 0.315, SLG: 0.437	4-3			HR		HR		HR		4 3 3 4 0 0 0													
Jim Rice, R (1.7) OBP: 0.386, SLG: 0.506		6-3				6-3		HR		4 1 2 2 0 0 0													
Don Baylor, R (1.10) OBP: 0.346, SLG: 0.442	F6			F7			K	K		4 0 0 0 0 2 1													
Dwight Evans, R (1.9) OBP: 0.375, SLG: 0.472										3 0 0 0 0 2 1													
Kevin Romine, R (8.9) OBP: 0.306, SLG: 0.303	6-3			K			HBP	K		0 0 0 0 0 0 0													
Tony Armas, R (1.8) OBP: 0.320, SLG: 0.445					F8		F9		F9	3 0 1 0 0 0 1													
Dave Henderson, R (7.8) OBP: 0.344, SLG: 0.473				G6-4-3						1 0 0 0 0 0 0													
Rich Gedman, L (1.2) OBP: 0.312, SLG: 0.413				G6-4-3		F2			FC3-6	4 0 1 0 0 0 2													
Spike Owen, S (1.6) OBP: 0.299, SLG: 0.320				4-3		F7		SH5-3	FC3-6	3 1 0 0 1 0 1													
Inning Stats	R: 0 E: 0 K: 0 S: 3	H: 0 LOB: 0 BB: 0 P: 3	R: 0 E: 0 K: 0 S: 3	H: 0 LOB: 0 BB: 0 P: 3	R: 0 E: 0 K: 0 S: 3	H: 1 LOB: 0 BB: 0 P: 3	R: 2 E: 0 K: 1 S: 8	H: 3 LOB: 1 BB: 0 P: 8	R: 0 E: 0 K: 0 S: 3	H: 0 LOB: 0 BB: 0 P: 3	R: 1 E: 0 K: 0 S: 4	H: 1 LOB: 0 BB: 0 P: 4	R: 0 E: 0 K: 1 S: 5	H: 0 LOB: 1 BB: 0 P: 6	R: 4 E: 0 K: 2 S: 10	H: 3 LOB: 0 BB: 1 P: 14	R: 0 E: 0 K: 0 S: 4	H: 1 LOB: 1 BB: 0 P: 4	1B: 5 2B: 1 3B: 0 HR: 3	SF: 0 SAC: 1 DP: 1 HBP: 1	WP: 0 PB: 0 SB: 1 CS: 0	PA: 37	
PITCHER	IP WLS BF H R ER SO BB IBB HBP BLK WP HR S P ERA WHIP											PITCHER	IP WLS BF H R ER SO BB IBB HBP BLK WP HR S P ERA WHIP										
Scott Nielsen, R (1.1) ERA: 5.85	7.0 L 26 5 3 3 2 0 0 0 1 0 0 2 29 30 3.86 0.714																						
Rod Scumey, L (8.1) ERA: 3.57	0.1 4 2 3 3 0 1 0 0 0 0 0 0 3 7 81.00 9.000																						
Tim Stoddard, R (8.1) ERA: 3.59	1.2 7 2 1 1 2 0 0 0 0 0 0 1 11 11 5.40 1.200																						

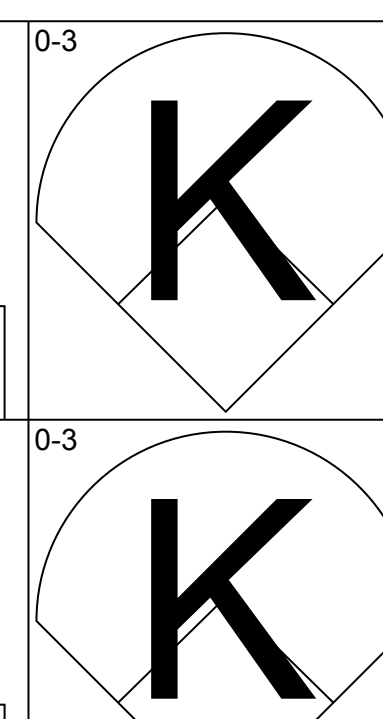
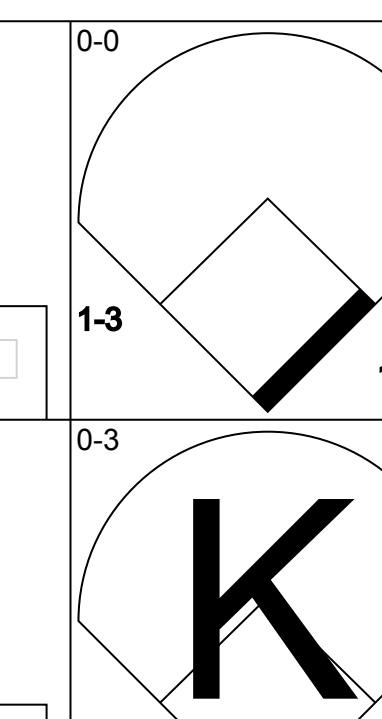
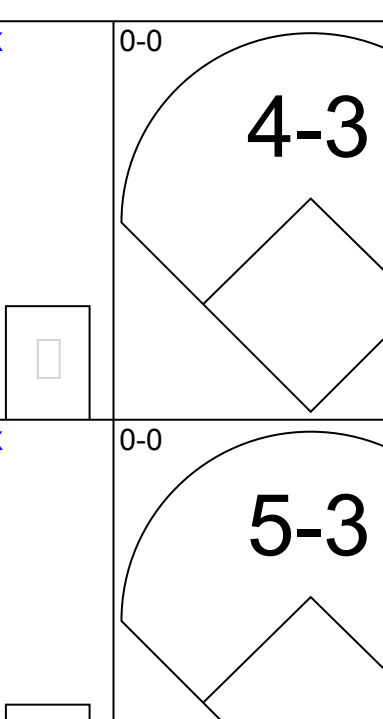
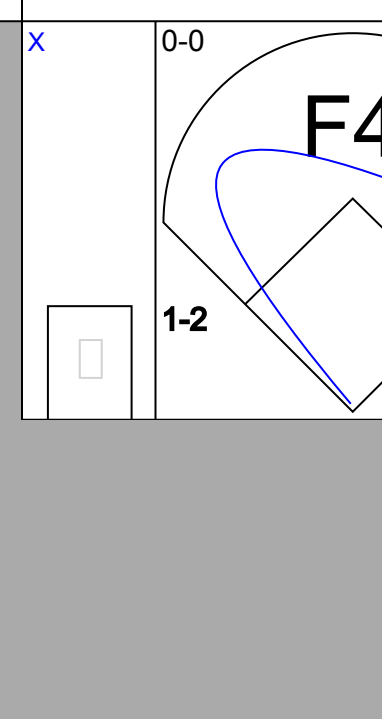
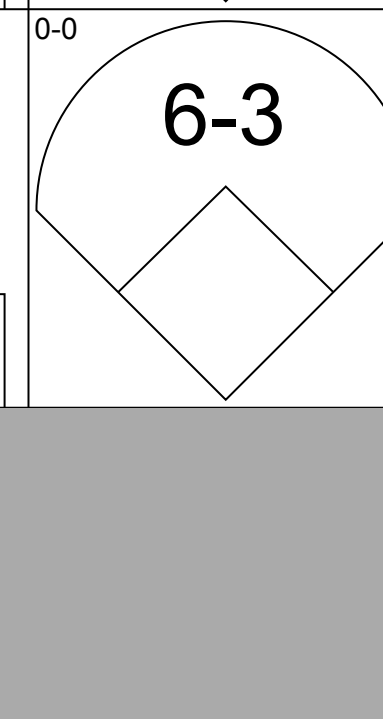


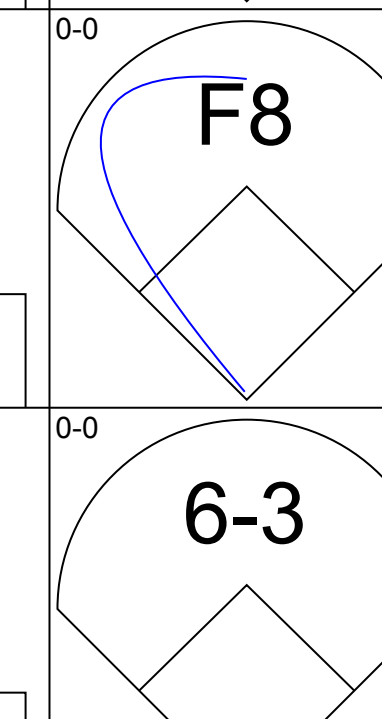

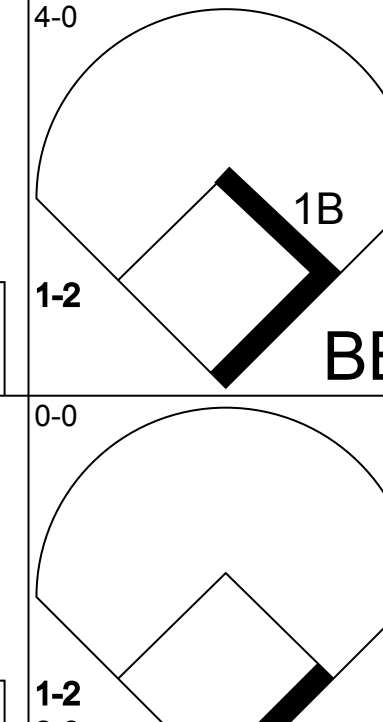
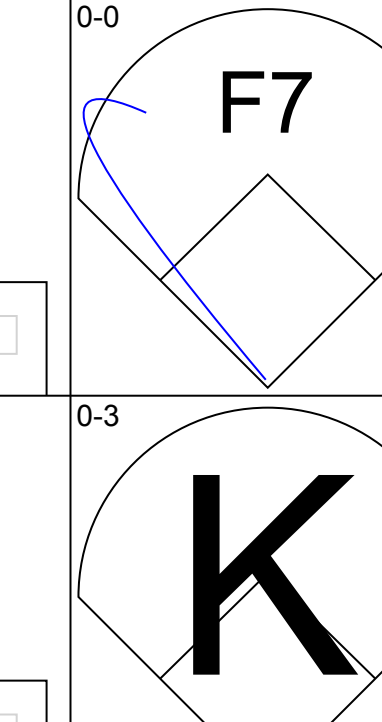

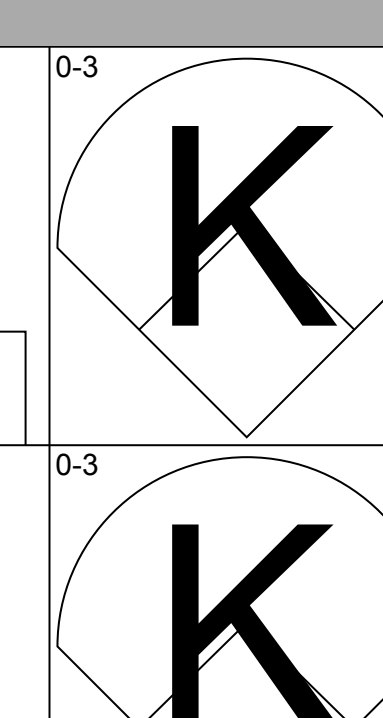
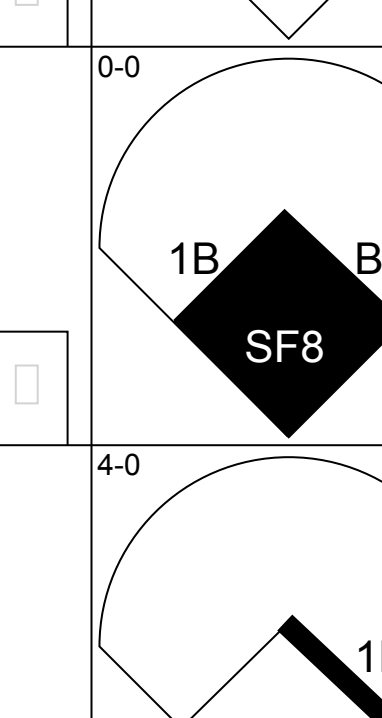
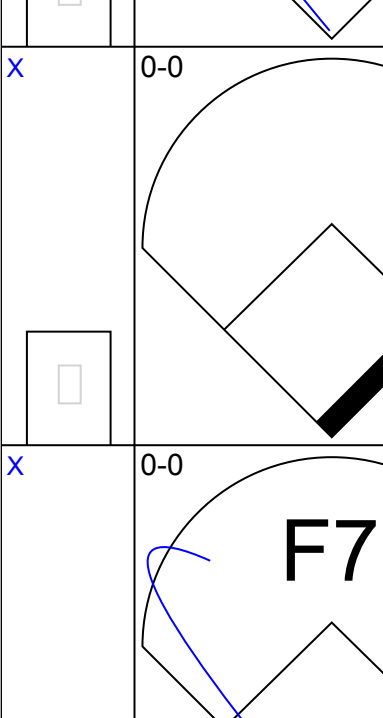
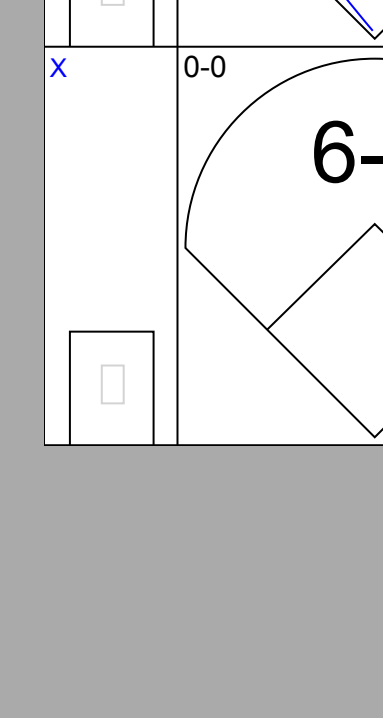
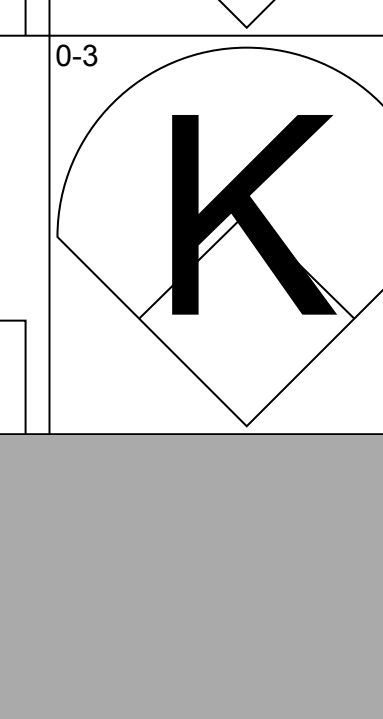
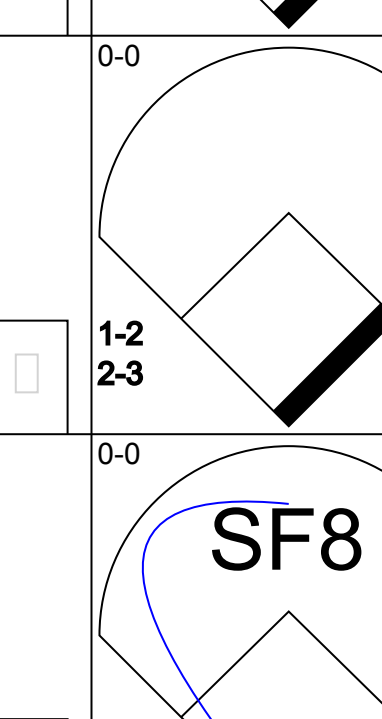
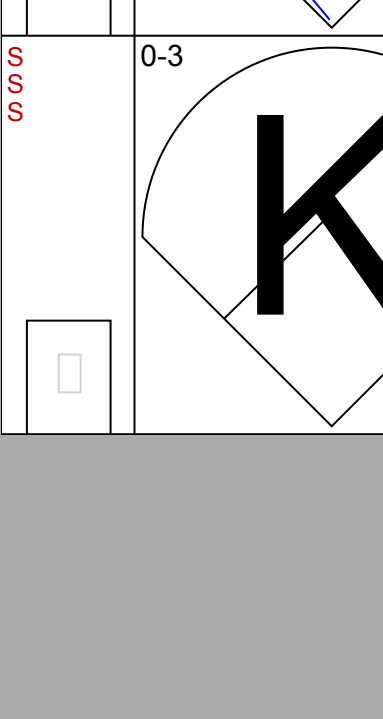
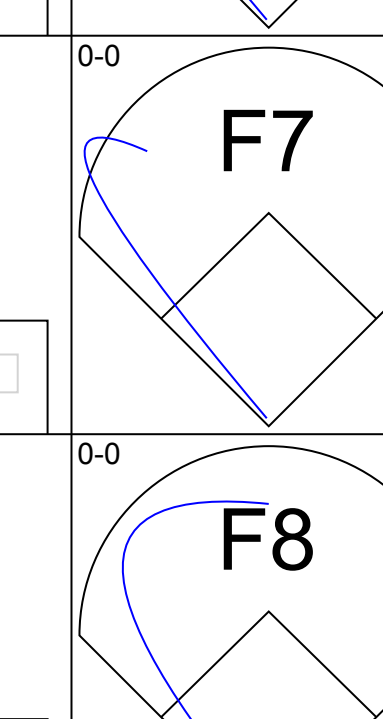

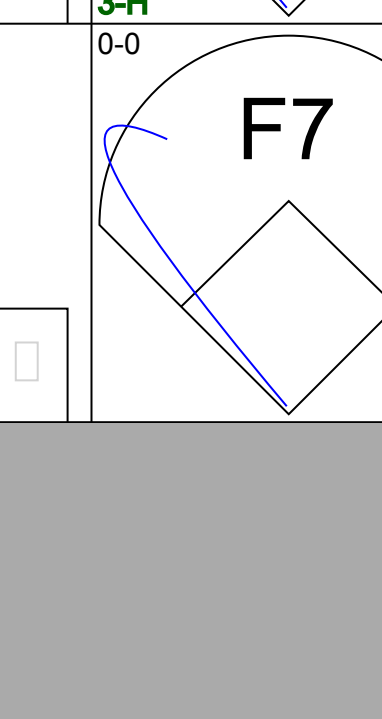


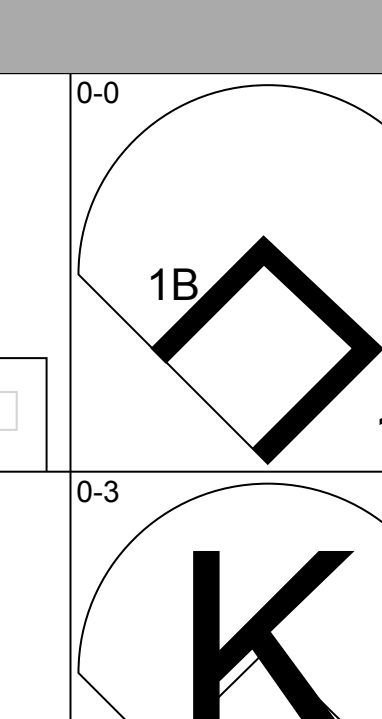
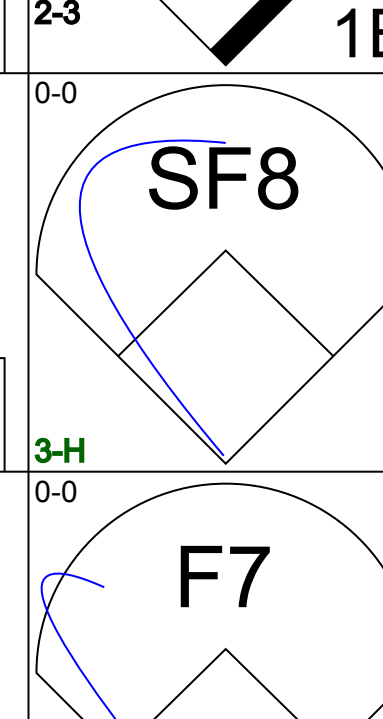
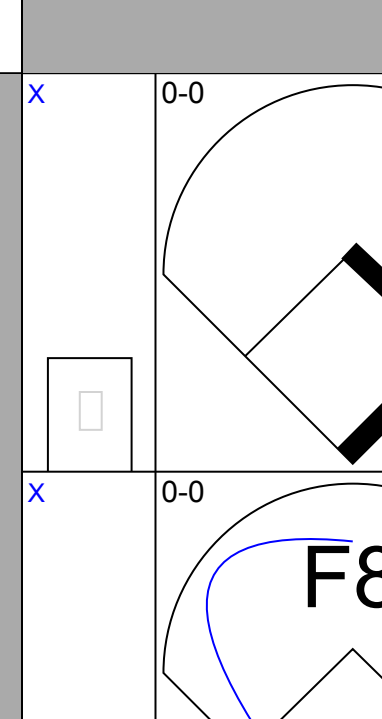
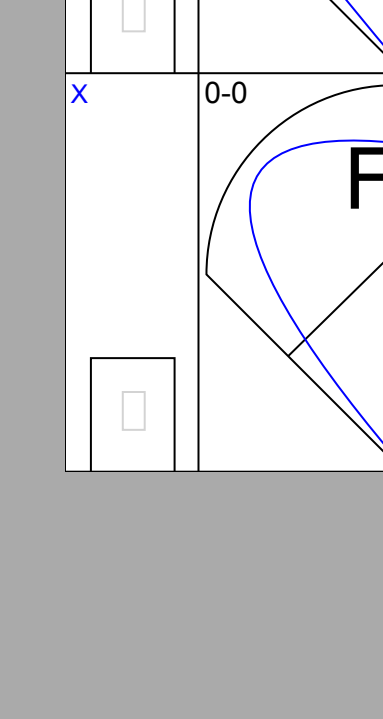
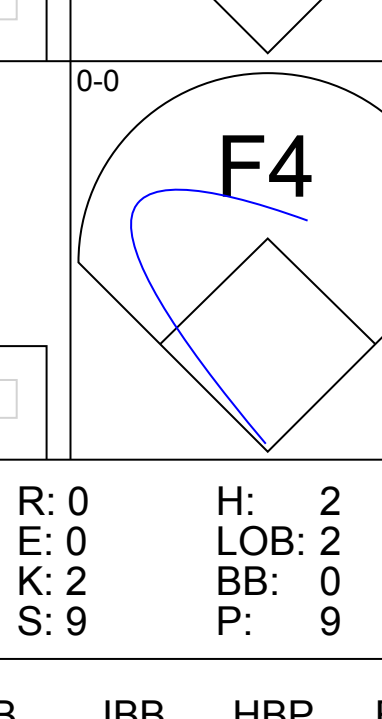
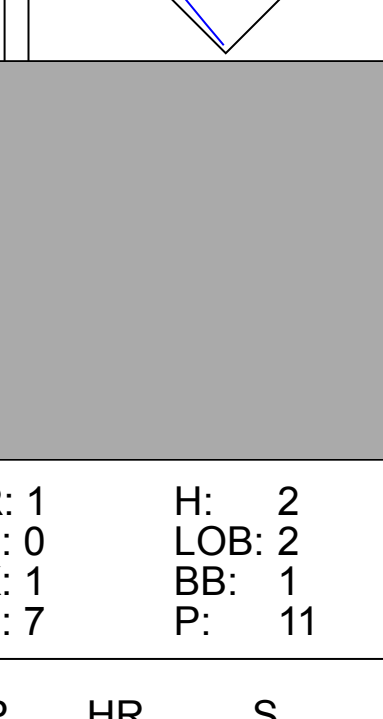
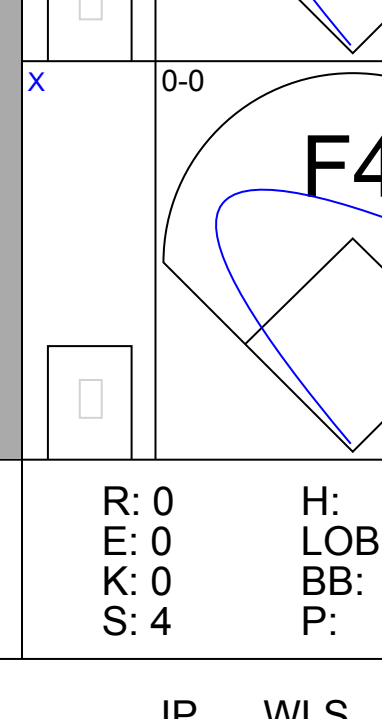


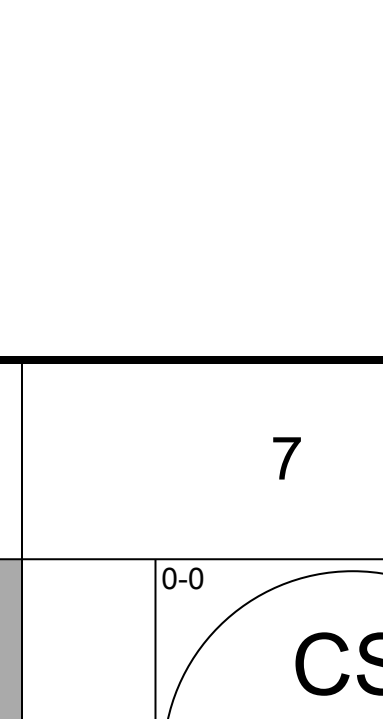
Batter	1	2	3	4	5	6	7	8	9	AB R H RBI BB SO LOB	BOTTOM												
Rickey Henderson, R (1.7) OBP: 0.360, SLG: 0.473	FC5-4		L5	K		K			F7	5 0 1 0 0 2 4	Boston Red Sox @ New York Yankees Yankee Stadium, Bronx, NY Fri Sep 12 1986, 7:05 PM EDT Att: 42,024 - Unknown livebaseballscorecards.com												
Willie Randolph, R (1.4) OBP: 0.394, SLG: 0.324	FC5-4		1B	FC6-4				6-3		5 2 2 0 0 0 3													
Don Mattingly, L (1.3) OBP: 0.388, SLG: 0.558	SF7		1B	1B		3-1		FC6-4		4 0 2 0 1 0 2													
Dave Winfield, R (1.9) OBP: 0.352, SLG: 0.454	SF7		1B	E		K		FC6-4		3 0 1 2 0 1 1													
Ron Kittle, R (1.10) OBP: 0.282, SLG: 0.421	K		E5					1-3		4 0 1 0 0 1 4													
Henry Cotto, R (1.8) OBP: 0.171, SLG: 0.176		L6	K			K			G6-4-3	4 0 1 0 0 2 4													
Mike Pagliarulo, L (1.5) OBP: 0.323, SLG: 0.508		3-1		3-1				F9		4 0 0 0 0 0 1													
Joel Skinner, R (1.2) OBP: 0.256, SLG: 0.309		G3				3-1			G6-4-3	4 0 1 0 0 0 1													
Wayne Tolleson, S (1.6) OBP: 0.337, SLG: 0.328			F7						1B	3 0 2 0 0 0 0													
Inning Stats	R: 1 E: 0 K: 1 S: 7	H: 2 LOB: 1 BB: 0 P: 7	R: 0 E: 0 K: 0 S: 3	H: 0 LOB: 0 BB: 0 P: 3	R: 1 E: 1 K: 1 S: 9	H: 3 LOB: 3 BB: 0 P: 9	R: 0 E: 0 K: 1 S: 7	H: 2 LOB: 2 BB: 0 P: 7	R: 0 E: 0 K: 2 S: 8	H: 1 LOB: 1 BB: 0 P: 8		R: 0 E: 0 K: 1 S: 5	H: 0 LOB: 1 BB: 0 P: 6	R: 0 E: 0 K: 0 S: 3	H: 0 LOB: 1 BB: 1 P: 7	R: 0 E: 0 K: 0 S: 3	H: 1 LOB: 0 BB: 0 P: 3	R: 0 E: 0 K: 0 S: 4	H: 2 LOB: 1 BB: 0 P: 4	1B: 11 2B: 0 3B: 0 HR: 0	SF: 1 SAC: 0 DP: 2 HBP: 1	WP: 0 PB: 0 SB: 0 CS: 0	PA: 39
PITCHER	IP WLS BF H R ER SO BB IBB HBP BLK WP HR S P ERA WHIP											PITCHER	IP WLS BF H R ER SO BB IBB HBP BLK WP HR S P ERA WHIP										
Bruce Hurst, L (1.1) ERA: 3.15	9.0 W 39 11 2 2 6 1 0 0 1 0 0 0 49 54 2.00 1.333																						

Batter	1	2	3	4	5	6	7	8	9	AB	R	H	RBI	BB	SO	LOB	TOP			
Wade Boggs, L (1, 5) OBP: 0.350, SLG: 0.484	6-3			E		WP 1B			4-3	5	1	2	0	0	0	1	Boston Red Sox @ New York Yankees Yankee Stadium, Bronx, NY Sat Sep 13 1986, 3:33 AM EDT Att: 50,116 - Unknown livebaseballscorecards.com			
Marty Barrett, R (1, 4) OBP: 0.354, SLG: 0.397	F7			F8		WP 1B	F8		1B	5	1	2	0	0	0	1				
Bill Buckner, L (1, 3) OBP: 0.315, SLG: 0.435	G3			F2		2B 1B	4-3		4-3	5	1	1	1	0	0	2				
Jim Rice, R (1, 7)		4-3		E4		HR				3	1	1	0	1	0	1				
Don Baylor, R (1, 10) OBP: 0.347, SLG: 0.448		F4		HBP		HR			BB	3	1	1	3	0	0	1				
Dwight Evans, R (1, 9) OBP: 0.374, SLG: 0.470			K			HR				4	1	1	0	0	2	3				
Tony Armas, R (1, 8) OBP: 0.320, SLG: 0.443			F2		K				F7	4	0	1	0	0	1	0				
Ed Romero, R (8, 6) OBP: 0.275, SLG: 0.279										0	0	0	0	0	0	0				
Marc Sullivan, R (1, 2) OBP: 0.252, SLG: 0.233			F3		F6				G3	2	0	0	0	0	0	0				
Rich Gedman, L (6, PH) OBP: 0.311, SLG: 0.411										2	0	0	0	0	0	2				
Spike Owen, S (1, 6) OBP: 0.297, SLG: 0.319			4-3		L5				F8	2	0	0	1	0	0	0				
Dave Henderson, R (8, 8) OBP: 0.343, SLG: 0.472						SF7				1	0	0	0	0	0	0				
Inning Stats	R: 0 E: 0 K: 0 S: 3	H: 0 LOB: 0 BB: 0 P: 3	R: 0 E: 0 K: 1 S: 5	H: 0 LOB: 0 BB: 0 P: 5	R: 0 E: 0 K: 0 S: 3	H: 1 LOB: 3 BB: 0 P: 8	R: 0 E: 0 K: 1 S: 5	H: 0 LOB: 0 BB: 0 P: 5	R: 6 E: 1 K: 0 S: 10	H: 7 LOB: 1 BB: 0 P: 10	R: 0 E: 0 K: 0 S: 3	H: 0 LOB: 0 BB: 1 P: 7	R: 0 E: 0 K: 0 S: 3	H: 0 LOB: 0 BB: 0 P: 3	R: 0 E: 0 K: 0 S: 4	H: 1 LOB: 1 BB: 0 P: 4	1B: 7 2B: 1 3B: 0 HR: 1	SF: 1 SAC: 0 DP: 0 HBP: 1	WP: 1 PB: 1 CS: 0	PA: 39
PITCHER	IP WLS BF H R ER SO BB IBB HBP BLK WP HR S P ERA WHIP																			
Dennis Rasmussen, L (1, 1) ERA: 4.08	5.0 W 23 6 5 5 3 0 0 1 0 1 1 28 29 9.00 1.200																			
Brian Fisher, R (6, 1) ERA: 4.82	0.0 2 2 0 0 0 0 0 0 0 0 0 0 2 2 = =																			
Bob Shirley, L (6, 1) ERA: 5.69	4.0 S 14 1 1 0 0 1 0 0 0 0 0 0 13 17 0.00 0.500																			

Batter	1	2	3	4	5	6	7	8	9	AB	R	H	RBI	BB	SO	LOB	BOTTOM			
Rickey Henderson, R (1, 8) OBP: 0.359, SLG: 0.470	E5			6-3					F9	5	1	1	1	0	1	3	Boston Red Sox @ New York Yankees Yankee Stadium, Bronx, NY Sat Sep 13 1986, 3:33 AM EDT Att: 50,116 - Unknown livebaseballscorecards.com			
Don Mattingly, L (1, 3) OBP: 0.386, SLG: 0.555	3-1								G4-6-3	5	1	1	0	0	1	4				
Dan Pasqua, L (1, 7) OBP: 0.409, SLG: 0.544									F7	4	2	3	2	1	0	0				
Mike Easter, L (1, 10) OBP: 0.364, SLG: 0.449	5-3			G4-6-3					K	5	2	1	1	0	1	2				
Dave Winfield, R (1, 9) OBP: 0.351, SLG: 0.458	F9			K					5-3	5	2	1	3	0	1	1				
Mike Pagliaro, L (1, 5) OBP: 0.326, SLG: 0.510				K						4	2	3	1	0	1	0				
Willie Randolph, R (1, 4) OBP: 0.387, SLG: 0.328										4	1	3	1	0	0	1				
Mike Fischlin, R (9, 4) OBP: 0.252, SLG: 0.214				G3						0	0	0	0	0	0	0				
Joel Skinner, R (1, 2) OBP: 0.252, SLG: 0.304				G3						4	0	0	0	0	1	6				
Wayne Tolleson, S (1, 6) OBP: 0.343, SLG: 0.335										4	0	4	2	0	0	0				
Inning Stats	R: 2 E: 1 K: 0 S: 5	H: 1 LOB: 0 BB: 0 P: 5	R: 1 E: 0 K: 0 S: 6	H: 3 LOB: 2 BB: 0 P: 6	R: 0 E: 0 K: 1 S: 5	H: 1 LOB: 0 BB: 0 P: 5	R: 0 E: 0 K: 1 S: 7	H: 2 LOB: 1 BB: 0 P: 7	R: 5 E: 0 K: 1 S: 11	H: 7 LOB: 1 BB: 0 P: 11	R: 2 E: 0 K: 2 S: 10	H: 2 LOB: 2 BB: 1 P: 14	R: 0 E: 0 K: 1 S: 5	H: 0 LOB: 0 BB: 0 P: 3	R: 0 E: 0 K: 1 S: 5	H: 0 LOB: 0 BB: 0 P: 5	1B: 13 2B: 2 3B: 0 HR: 2	SF: 0 SAC: 0 DP: 3 HBP: 0	WP: 0 PB: 0 CS: 0	PA: 41
PITCHER	IP WLS BF H R ER SO BB IBB HBP BLK WP HR S P ERA WHIP																			
Tom Seaver, R (1, 1) ERA: 3.97	4.0 L 21 9 6 5 2 0 0 0 0 0 0 1 9 9 11.25 2.250																			
Sammy Stewart, R (5, 1) ERA: 3.86	1.0 7 5 3 3 1 0 0 0 0 0 0 1 9 9 27.00 5.000																			
Tim Lollar, L (6, 1) ERA: 6.52	0.2 5 1 2 0 1 1 0 0 0 0 0 0 6 10 0.00 3.000																			
Steve Crawford, R (6, 1) ERA: 3.84	1.1 5 2 0 0 1 0 0 0 0 0 0 0 7 7 0.00 1.500																			
Joe Sambito, L (8, 1) ERA: 4.58	1.0 3 0 0 0 1 0 0 0 0 0 0 0 5 5 0.00 0.000																			

Batter	1	2	3	4	5	6	7	8	9	AB R H RBI BB SO LOB	TOP									
Wade Boggs L (1,5) OBP: 0.351, SLG: 0.486	G3 HR 2B	FC5-4 BB		4-3		F7		FC6-4 1B		4 1 2 0 1 0 0	Boston Red Sox @ New York Yankees Yankee Stadium, Bronx, NY Sun Sep 14 1986, 3:33 AM EDT Att: 51,461 - Unknown									
Marty Barrett R (1,4) OBP: 0.354, SLG: 0.396	G3 HR BB	F9		E		K		FC6-4 1-2		4 1 1 0 1 1 3										
Bill Buckner L (1,3) OBP: 0.314, SLG: 0.438	G3	F5		E6 G6-4-3			HR	G3		5 1 1 1 0 0 5										
Jim Rice R (1,7) OBP: 0.387, SLG: 0.512	HR	FC5-4		G6-4-3		F6		1B		5 1 2 3 0 0 4										
Don Baylor R (1,10) OBP: 0.346, SLG: 0.445	BB 1B		K		F2		K	F6		5 0 1 0 0 2 1										
Dwight Evans R (1,9) OBP: 0.374, SLG: 0.467	1-2 BB		F8		FC6-4 BB		K	K		3 0 0 0 2 2 1										
Tony Armas R (1,8) OBP: 0.319, SLG: 0.441	F9		2B 1B		K		K			4 0 1 0 0 2 3										
Rich Gedman L (1,2) OBP: 0.310, SLG: 0.411	F8		1-3 2B		FC6-4		1-3			4 0 1 0 0 0 3										
Ed Romero R (1,6) OBP: 0.276, SLG: 0.280			F7		K			HR		3 0 1 0 0 1 2										
Pat Dodson L (8,PH) OBP: 1.000, SLG: 2.500										1 1 1 1 0 0 0										
Glenn Hoffman R (8,6) OBP: 0.318, SLG: 0.368	BB 1B									0 0 0 0 0 0 0										
Inning Stats	R: 3 E: 0 K: 0 S: 6	H: 3 LOB: 2 BB: 1 P: 14	R: 0 E: 0 K: 0 S: 4	H: 1 LOB: 2 BB: 1 P: 8	R: 0 E: 0 K: 1 S: 7	H: 2 LOB: 2 BB: 0 P: 7	R: 0 E: 1 K: 0 S: 4	H: 1 LOB: 1 BB: 0 P: 4	R: 0 E: 0 K: 1 S: 5	H: 0 LOB: 1 BB: 1 P: 9	R: 1 E: 0 K: 2 S: 8	H: 1 LOB: 0 BB: 0 P: 8	R: 1 E: 0 K: 1 S: 7	H: 2 LOB: 1 BB: 0 P: 7	R: 0 E: 0 K: 1 S: 6	H: 1 LOB: 1 BB: 0 P: 6	1B: 6 2B: 2 3B: 0 HR: 3	SF: 0 SAC: 0 DP: 1 HBP: 0	WP: 0 PB: 0 SB: 0 CS: 0	PA: 42
PITCHER	IP WLS BF H R ER SO BB IBB HBP BLK WP HR S P ERA WHIP											IP WLS BF H R ER SO BB IBB HBP BLK WP HR S P ERA WHIP								
Ron Guidry L (1,1) ERA: 4.2	6.0 W 30 8 4 4 4 4 4 0 0 0 0 2 34 50 6.00 2.000																			
Tim Stoddard R (7,1) ERA: 3.62	1.2 6 1 1 1 3 0 0 0 0 0 1 12 12 5.40 0.600																			
Dave Righetti L (8,1) ERA: 2.44	1.1 S 6 2 0 0 1 0 0 0 0 0 0 8 8 0.00 1.500																			

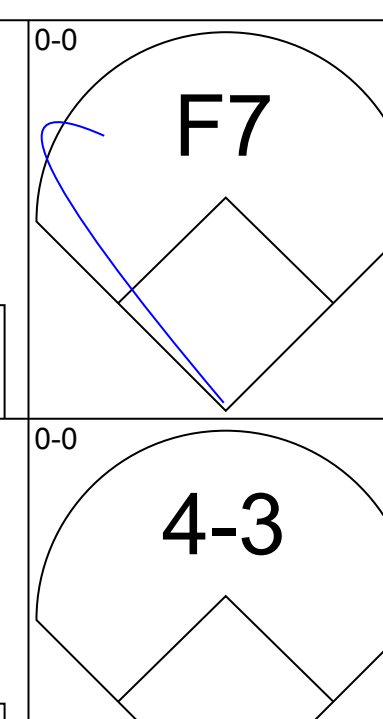
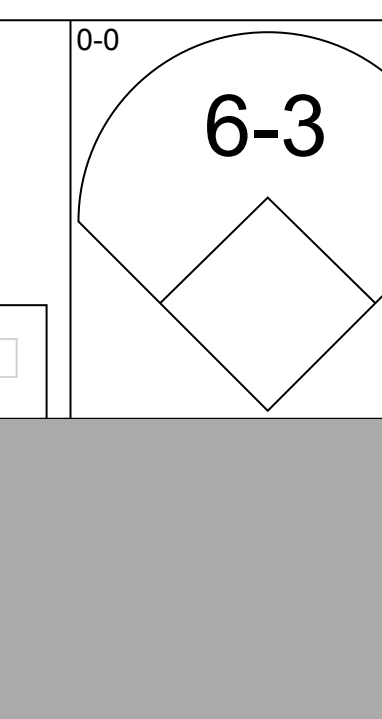
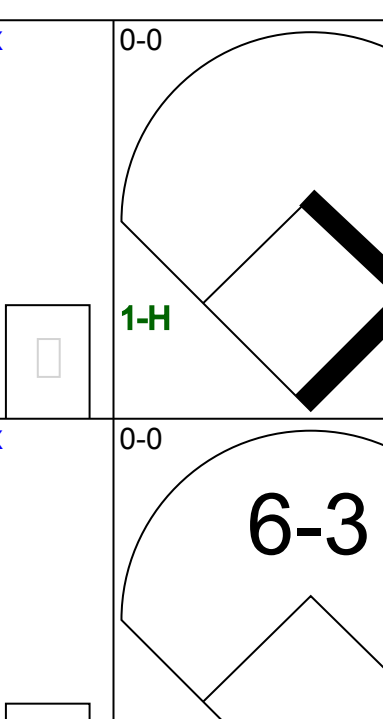
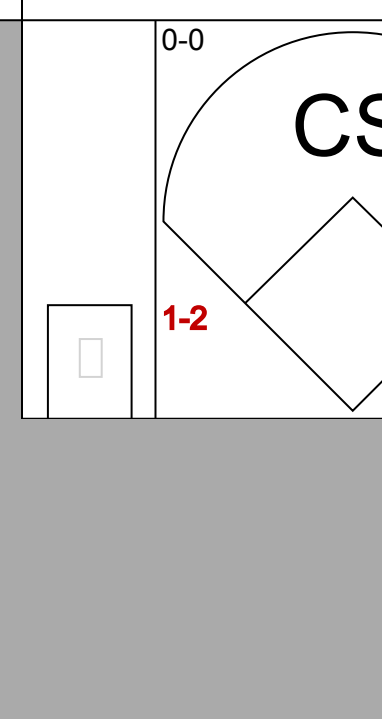
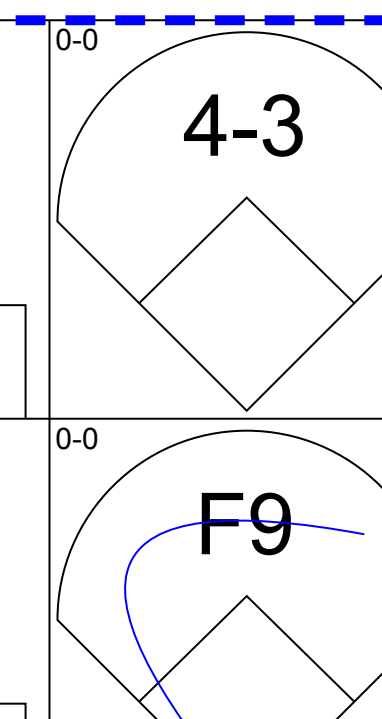
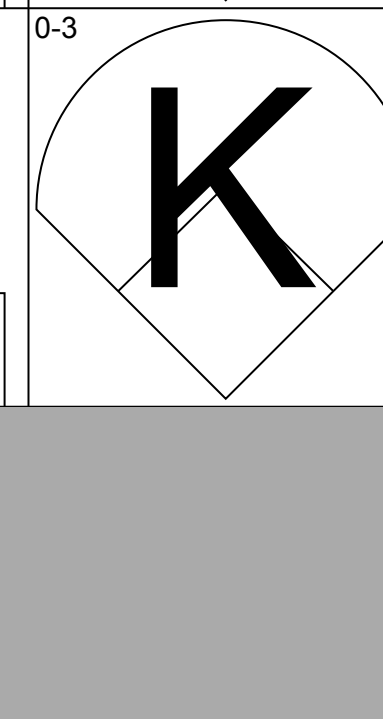
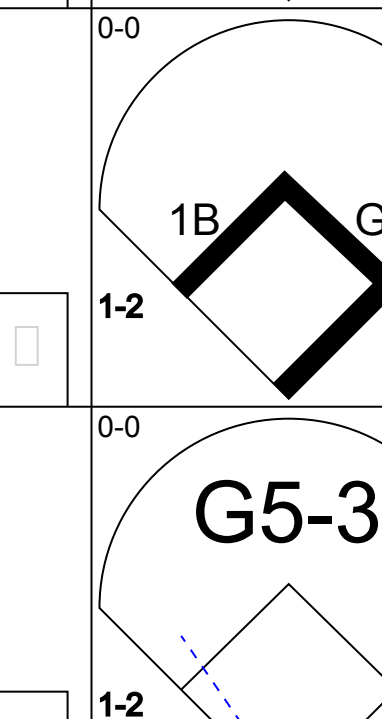

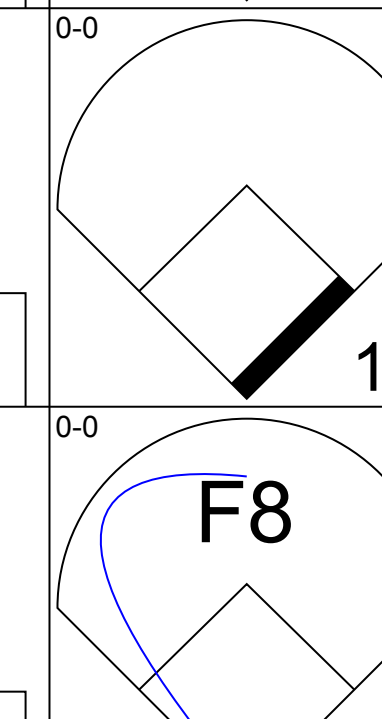

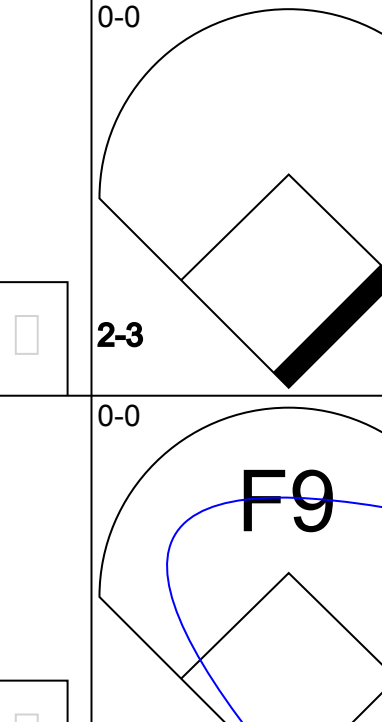
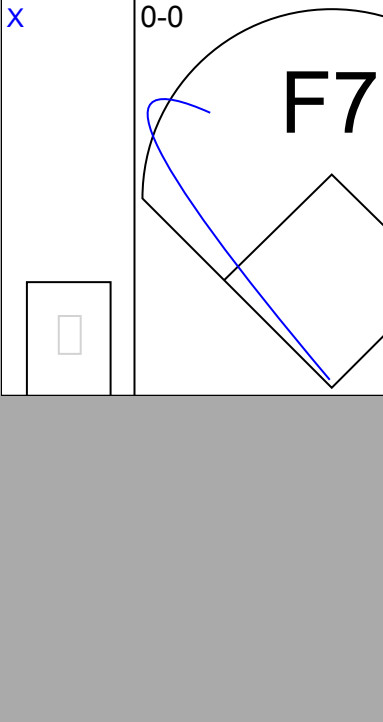

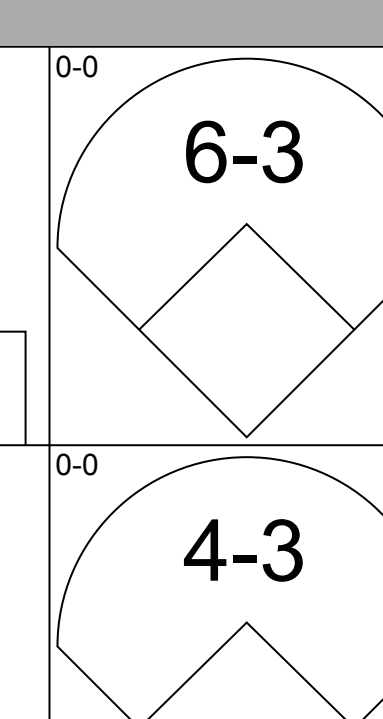
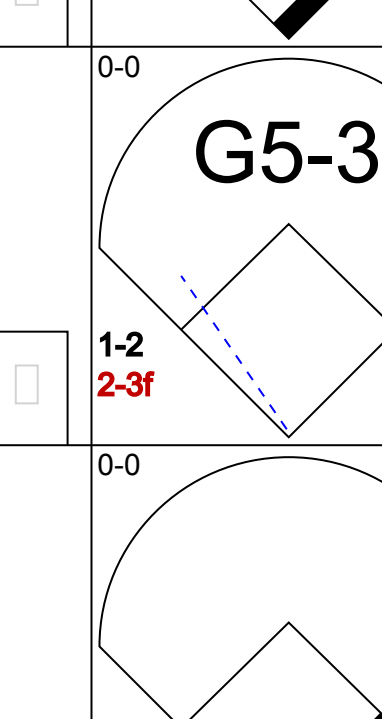
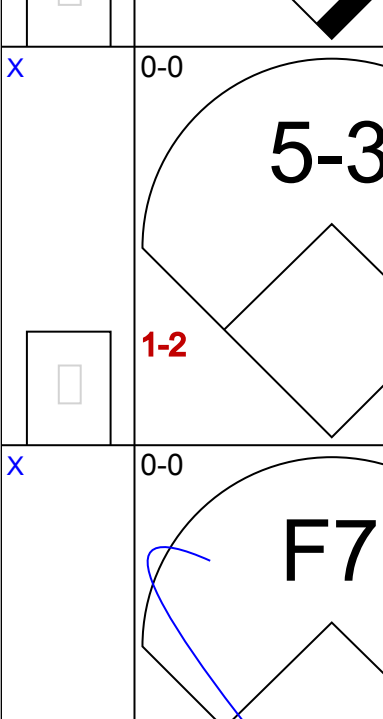
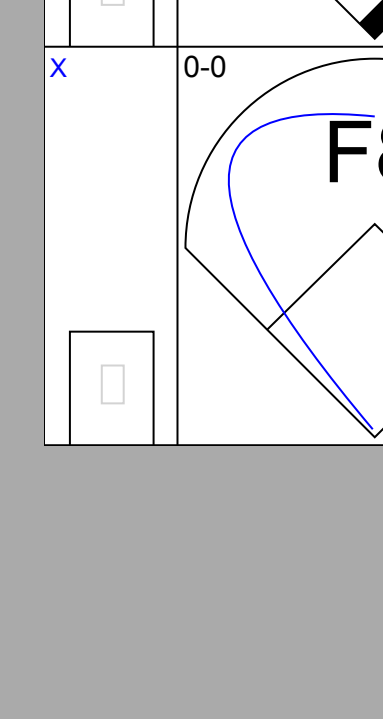
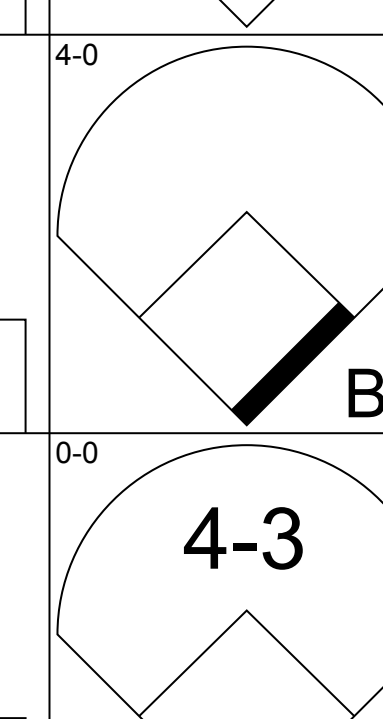
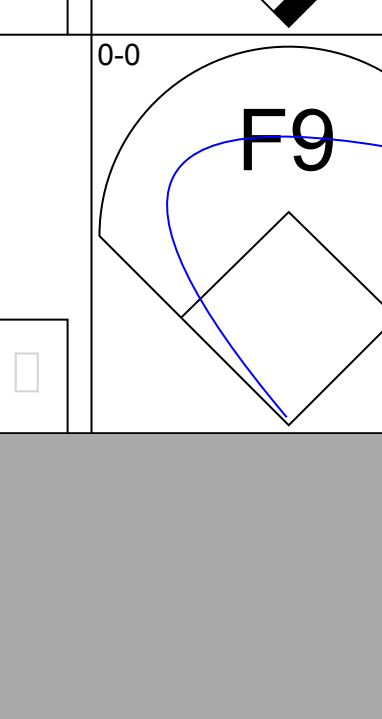



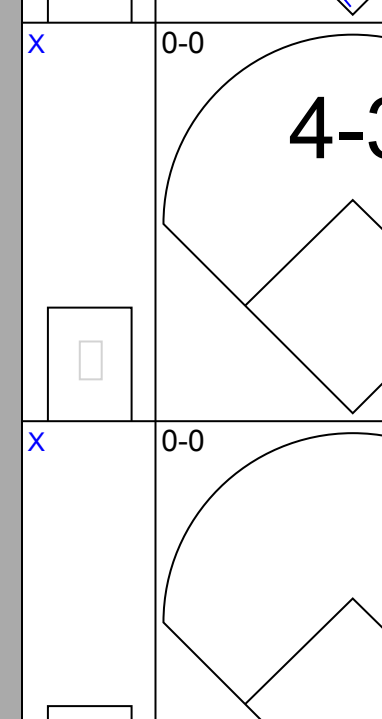
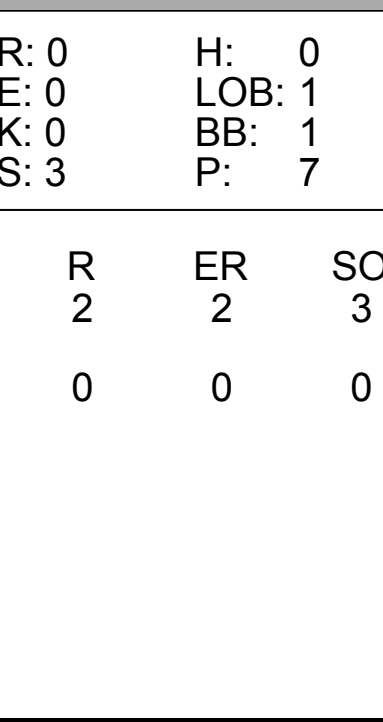
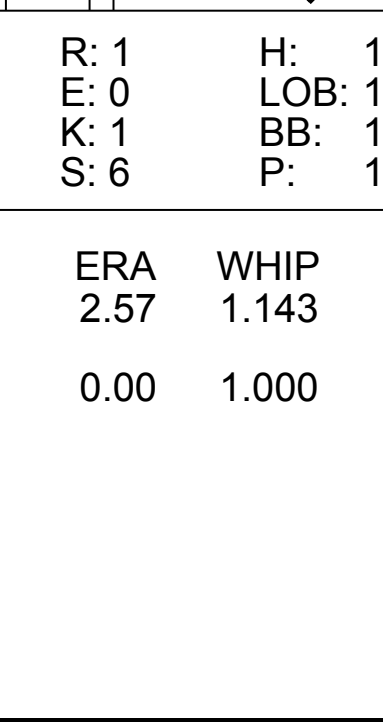
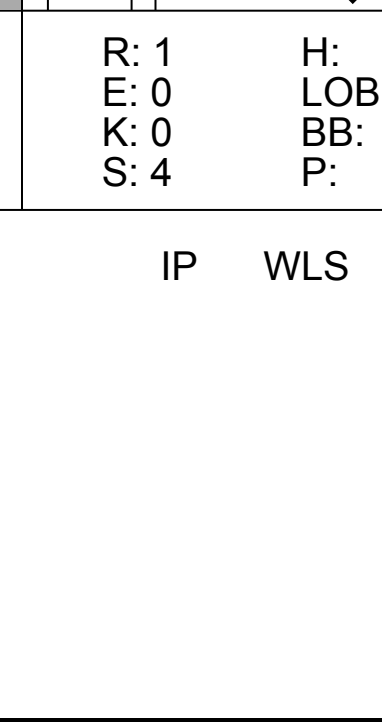



Batter	1	2	3	4	5	6	7	8	9	AB R H RBI BB SO LOB	BOTTOM									
Rickey Henderson R (1,8) OBP: 0.358, SLG: 0.473	F1	5-3		HR		F8	G5-4-3			5 1 1 1 0 0 2	Boston Red Sox @ New York Yankees Yankee Stadium, Bronx, NY Sun Sep 14 1986, 3:33 AM EDT Att: 51,461 - Unknown									
Don Mattingly L (1,3) OBP: 0.388, SLG: 0.555	F4	1B		K		2B 5-3 1B	WP BB E 1B			5 3 3 1 0 1 0										
Dan Pasqua L (1,7) OBP: 0.420, SLG: 0.565	HR BB	1B BB		HR		5-3 1-3 2B	WP E BB			2 3 2 1 3 0 0										
Mike Easter L (1,10) OBP: 0.366, SLG: 0.457	HR	FC5-4 1B		K		5-3 IBB	5-3			4 1 2 3 1 1 2										
Dave Winfield R (1,9) OBP: 0.351, SLG: 0.456	1B	FC5-4		F9		5-3	E IBB			4 1 1 1 1 0 4										
Mike Pagliaro L (1,5) OBP: 0.327, SLG: 0.507	1-3		S BB		F9	FC6-4 IBB	K			3 0 0 0 2 1 4										
Wayne Tolleson S (1,6) OBP: 0.343, SLG: 0.338		2B 1B		K		K	FC6-4			5 1 2 3 0 2 4										
Mike Fischlin R (8,PR) OBP: 0.252, SLG: 0.214		2B 1B		K		K	E7 2B			0 0 0 0 0 0 0										
Joel Skinner R (1,2) OBP: 0.252, SLG: 0.314	1B 2B	1B 2B		K			6-3			5 1 2 1 0 2 2										
Bryan Little S (1,4) OBP: 0.230, SLG: 0.196	F6	4-3		4-3		1B				4 0 1 0 0 0 3										
Inning Stats	R: 2 E: 0 K: 0 S: 5	H: 2 LOB: 1 BB: 1 P: 9	R: 3 E: 0 K: 0 S: 7	H: 4 LOB: 2 BB: 1 P: 11	R: 0 E: 0 K: 2 S: 7	H: 0 LOB: 1 BB: 1 P: 11	R: 2 E: 0 K: 2 S: 9	H: 2 LOB: 0 BB: 0 P: 9	R: 0 E: 0 K: 1 S: 6	H: 1 LOB: 1 BB: 0 P: 6	R: 1 E: 0 K: 0 S: 5	H: 2 LOB: 3 BB: 2 P: 13	R: 0 E: 0 K: 0 S: 3	H: 1 LOB: 0 BB: 0 P: 3	R: 3 E: 1 K: 2 S: 9	H: 2 LOB: 1 BB: 2 P: 17	1B: 7 2B: 4 3B: 0 HR: 3	SF: 0 SAC: 0 DP: 1 HBP: 0	WP: 1 PB: 0 SB: 1 CS: 0	PA: 44
PITCHER	IP WLS BF H R ER SO BB IBB HBP BLK WP HR S P ERA WHIP											IP WLS BF H R ER SO BB IBB HBP BLK WP HR S P ERA WHIP								
Al Nipper R (1,1) ERA: 5.44	1.2 L 11 5 5 0 0 0 0 0 0 0 2 24 32 5.40 1.800																			
Sammy Stewart R (2,1) ERA: 3.95	3.1 16 4 2 2 5 2 0 0 0 0 2 24 32 5.40 1.800																			
Steve Crawford R (6,1) ERA: 3.97	2.0 10 3 1 1 0 0 2 0 0 0 0 8 16 4.50 1.500																			
Joe Sambito L (8,1) ERA: 5.18	0.2 6 2 3 3 1 1 1 0 0 1 0 6 14 40.50 4.500																			
Bob Stanley R (8,1) ERA: 4.49	0.1 1 0 0 0 1 0 0 0 0 0 0 3 3 0.00 0.000																			

Batter	1	2	3	4	5	6	7	8	9	AB	R	H	RBI	BB	SO	LOB	TOP				
Paul Mollitor, R OBP: 0.347, SLG: 0.426 (1, 5)										4	0	1	0	0	0	1					
Robin Yount, R OBP: 0.392, SLG: 0.440 (1, 8)										4	0	0	0	0	0	2	2				
Cecil Cooper, L OBP: 0.309, SLG: 0.374 (1, 3)										4	0	0	0	0	0	1	0				
Ben Oglivie, L OBP: 0.341, SLG: 0.387 Glenn Braggs, R OBP: 0.294, SLG: 0.363 (1, 7)										0	0	0	0	0	0	0	0				
Billy Jo Robidoux, L OBP: 0.357, SLG: 0.301 (1, 10)										3	0	0	0	1	1	1					
Rob Deer, R OBP: 0.333, SLG: 0.514 (1, 9)										4	0	1	0	0	2	1					
Ernest Riles, L OBP: 0.324, SLG: 0.356 (1, 6)										3	0	2	1	0	0	0					
Jim Cantner, L OBP: 0.315, SLG: 0.371 (1, 4)										3	0	0	0	0	1	4					
Charlie Moore, R OBP: 0.319, SLG: 0.364 (1, 2)										3	0	0	0	0	1	2					
Inning Stats	R: 0 E: 0 K: 2 S: 7	H: 0 LOB: 0 BB: 0 P: 7	R: 0 E: 0 K: 3 S: 9	H: 0 LOB: 0 BB: 0 P: 9	R: 0 E: 0 K: 2 S: 9	H: 2 LOB: 2 BB: 0 P: 9	R: 1 E: 0 K: 1 S: 7	H: 2 LOB: 2 BB: 1 P: 11	R: 0 E: 0 K: 1 S: 5	H: 0 LOB: 0 BB: 0 P: 5	R: 0 E: 0 K: 1 S: 6	H: 1 LOB: 1 BB: 0 P: 6	R: 0 E: 0 K: 0 S: 4	H: 1 LOB: 1 BB: 0 P: 4	R: 0 E: 0 K: 0 S: 3	H: 0 LOB: 0 BB: 0 P: 3	R: 0 E: 0 K: 0 S: 3	H: 0 LOB: 0 BB: 0 P: 3	1B: 6 2B: 0 3B: 0 HR: 0	SF: 1 SAC: 0 DP: 0 HBP: 0	WP: 0 PA: 34 CS: 1
PITCHER Roger Clemens, R ERA: 2.56 (1, 1)	IP: 9.0 WLS: W BF: 34 H: 6 R: 1 ER: 1 SO: 10 BB: 1 IBB: 0 HBP: 0 BLK: 0 WP: 0 HR: 0 S: 53 P: 57 ERA: 1.00 WHIP: 0.778															PITCHER Roger Clemens, R ERA: 2.56 (1, 1)	IP: 9.0 WLS: W BF: 34 H: 6 R: 1 ER: 1 SO: 10 BB: 1 IBB: 0 HBP: 0 BLK: 0 WP: 0 HR: 0 S: 53 P: 57 ERA: 1.00 WHIP: 0.778				

Milwaukee Brewers @ Boston Red Sox
Fenway Park, Boston, MA
Tue Sep 16 1986, 3:33 AM EDT
Unknown

AB 32
R 1
H 6
RBI 1
BB 1
SO 10
LOB 11



Batter	1	2	3	4	5	6	7	8	9	AB	R	H	RBI	BB	SO	LOB	BOTTOM				
Wade Boggs, L OBP: 0.350, SLG: 0.486 (1, 5)										4	0	1	1	0	0	0					
Marty Barrett, R OBP: 0.354, SLG: 0.394 (1, 4)										3	0	0	0	1	0	1					
Bill Buckner, L OBP: 0.312, SLG: 0.438 La Schelle Tarver, L OBP: 0.174, SLG: 0.136 Dave Stapleton, R OBP: 0.156, SLG: 0.161 (1, 3)										4	0	2	0	0	1	0					
Jim Rice, R OBP: 0.384, SLG: 0.508 (1, 7)										4	0	0	0	0	0	4					
Don Baylor, R OBP: 0.346, SLG: 0.445 (1, 10)										3	0	1	0	0	0	0					
Dwight Evans, R OBP: 0.376, SLG: 0.474 (1, 9)										2	1	1	1	1	0	2					
Tony Armas, R OBP: 0.317, SLG: 0.437 Dave Henderson, R OBP: 0.343, SLG: 0.472 (1, 8)										3	0	0	0	0	0	1					
Rich Gedman, L OBP: 0.308, SLG: 0.409 (1, 2)										3	0	0	0	0	2	0					
Spike Owen, S OBP: 0.299, SLG: 0.320 (1, 6)										2	1	1	0	1	0	0					
Inning Stats	R: 0 E: 0 K: 1 S: 5	H: 0 LOB: 0 BB: 0 P: 5	R: 0 E: 0 K: 0 S: 3	H: 0 LOB: 1 BB: 1 P: 7	R: 0 E: 0 K: 1 S: 5	H: 0 LOB: 0 BB: 0 P: 5	R: 0 E: 0 K: 0 S: 4	H: 2 LOB: 2 BB: 1 P: 8	R: 1 E: 0 K: 1 S: 6	H: 1 LOB: 1 BB: 1 P: 10	R: 0 E: 1 K: 0 S: 3	H: 0 LOB: 0 BB: 0 P: 3	R: 1 E: 0 K: 0 S: 4	H: 2 LOB: 2 BB: 0 P: 4	R: 0 E: 0 K: 0 S: 4	H: 1 LOB: 1 BB: 0 P: 4	R: 0 E: 0 K: 0 S: 4	H: 1 LOB: 1 BB: 0 P: 4	1B: 4 2B: 1 3B: 0 HR: 1	SF: 0 SAC: 0 DP: 1 HBP: 0	WP: 1 PA: 32 CS: 2
PITCHER Juan Nieves, L ERA: 4.94 Dan Plesac, L ERA: 3.09 (1, 1)	IP: 7.0 WLS: L BF: 27 H: 5 R: 2 ER: 2 SO: 3 BB: 3 IBB: 0 HBP: 0 BLK: 0 WP: 0 HR: 1 S: 30 P: 42 ERA: 2.57 WHIP: 1.143															PITCHER Juan Nieves, L ERA: 4.94 Dan Plesac, L ERA: 3.09 (1, 1)	IP: 7.0 WLS: L BF: 27 H: 5 R: 2 ER: 2 SO: 3 BB: 3 IBB: 0 HBP: 0 BLK: 0 WP: 0 HR: 1 S: 30 P: 42 ERA: 2.57 WHIP: 1.143				

Milwaukee Brewers @ Boston Red Sox
Fenway Park, Boston, MA
Tue Sep 16 1986, 3:33 AM EDT
Unknown

AB 28
R 2
H 6
RBI 2
BB 3
SO 3
LOB 8





Batter	1	2	3	4	5	6	7	8	9	AB	R	H	RBI	BB	SO	LOB	TOP				
Paul Mollitor, R OBP: 0.346, SLG: 0.432 (1, 5)	5-3		G5-4-3		G6-4-3			HR		4	1	1	1	0	0	4	Milwaukee Brewers @ Boston Red Sox Fenway Park, Boston, MA Tue Sep 16 1986, 7:05 PM EDT Att: 31,272 - Unknown				
Robin Yount, R OBP: 0.392, SLG: 0.439 (1, 8)	F9			5-3		1B	BB	1B		3	1	1	0	1	0	0					
Cecil Cooper, L OBP: 0.306, SLG: 0.371 (1, 10)	K			F7		F4		G6-4-3		4	0	0	0	0	1	2					
Glenn Briggs, R OBP: 0.283, SLG: 0.371 (1, 7)		3B		4-3		K		K		4	0	1	0	0	2	1					
Billy Jo Robidoux, L OBP: 0.365, SLG: 0.311 (1, 3)	K				2B	1B		2B		4	1	3	1	0	1	1					
Rob Deer, R OBP: 0.333, SLG: 0.514 (1, 9)	F6				1B	1B		1B		4	0	1	0	0	1	3					
Dale Sveum, S OBP: 0.319, SLG: 0.381 (1, 4)	F7				2B					4	0	0	0	0	1	3					
Rick Cerone, R OBP: 0.296, SLG: 0.376 (1, 2)			5-3		BB	BB				3	0	1	0	1	0	0					
Edgar Diaz, R OBP: 0.667, SLG: 0.500 Ernest Riles, L OBP: 0.323, SLG: 0.356 (9, PH)					1B	BB		K		2	0	1	0	1	1	0					
										1	0	0	0	0	1	2					
Inning Stats	R: 0 E: 0 K: 1 S: 5	H: 0 LOB: 0 BB: 0 P: 5	R: 0 E: 0 K: 1 S: 6	H: 1 LOB: 1 BB: 0 P: 6	R: 0 E: 0 K: 0 S: 3	H: 1 LOB: 0 BB: 0 P: 3	R: 0 E: 0 K: 0 S: 3	H: 0 LOB: 0 BB: 0 P: 3	R: 1 E: 1 K: 0 S: 4	H: 2 LOB: 2 BB: 2 P: 12	R: 0 E: 0 K: 1 S: 5	H: 0 LOB: 0 BB: 0 P: 5	R: 1 E: 0 K: 1 S: 6	H: 2 LOB: 2 BB: 0 P: 6	R: 0 E: 0 K: 2 S: 9	H: 2 LOB: 2 BB: 0 P: 9	1B: 5 2B: 2 3B: 1 HR: 1	SF: 0 SAC: 0 DP: 3 HBP: 0	WP: 0 PB: 0 SB: 1 CS: 0	PA: 36	
PITCHER	IP	WLS	BF	H	R	ER	SO	BB	IBB	HBP	BLK	WP	HR	S	P	ERA	WHIP				
Jeff Sellers, R ERA: 4.52 (1, 1)	5.2		23	5	2	2	3	3	0	0	0	0	0	26	38	3.18	1.412				
Steve Crawford, R ERA: 3.86 (6, 1)	1.1	W	4	0	0	0	2	0	0	0	0	0	0	8	8	0.00	0.000				
Calvin Schiraldi, R ERA: 1.26 (8, 1)	2.0		9	4	1	1	3	0	0	0	0	0	1	15	15	4.50	2.000				

Batter	1	2	3	4	5	6	7	8	9	AB	R	H	RBI	BB	SO	LOB	BOTTOM				
Wade Boggs, L OBP: 0.351, SLG: 0.486 (1, 5)	1B	F8		IBB		4-3		WP		4	2	2	2	1	0	1	Milwaukee Brewers @ Boston Red Sox Fenway Park, Boston, MA Tue Sep 16 1986, 7:05 PM EDT Att: 31,272 - Unknown				
Marty Barrett, R OBP: 0.352, SLG: 0.391 (1, 4)	1-3		F8	F4		4-3		2B		4	1	0	0	1	0	4					
Pat Dodson, L OBP: 0.714, SLG: 1.333 (1, 3)	2B		F8		G3		BB	BB		4	2	2	2	1	0	0					
Jim Rice, R OBP: 0.388, SLG: 0.511 (1, 7)	E		FC5-4	1B	BB		F3	1B		3	1	2	0	2	0	1					
Don Baylor, R OBP: 0.343, SLG: 0.440 (1, 10)	FC5		FC5-4		FC5-4		F7	K		5	0	0	0	0	1	6					
Dwight Evans, R OBP: 0.378, SLG: 0.475 (1, 9)	6-3			2B	F3			2B		3	1	1	1	2	0	2					
Tony Armas, R ERA: 4.48 Rich Gedman, L OBP: 0.309, SLG: 0.409 (7, 2)	F8			K		F3		K		3	0	0	0	0	1	2					
Dave Sax, R OBP: 0.667, SLG: 1.000 Dave Henderson, R OBP: 0.341, SLG: 0.469 (6, PR) (7, 8)		F4						E6		3	0	2	0	0	0	0					
Spike Owen, S OBP: 0.299, SLG: 0.318 (1, 6)		3-1			F6			K		3	1	0	0	0	1	3					
Inning Stats	R: 3 E: 1 K: 0 S: 7	H: 3 LOB: 1 BB: 0 P: 7	R: 0 E: 0 K: 0 S: 3	H: 0 LOB: 0 BB: 0 P: 3	R: 0 E: 0 K: 0 S: 4	H: 1 LOB: 1 BB: 0 P: 4	R: 0 E: 0 K: 1 S: 6	H: 1 LOB: 2 BB: 0 P: 14	R: 0 E: 0 K: 0 S: 3	H: 0 LOB: 1 BB: 1 P: 7	R: 0 E: 0 K: 1 S: 6	H: 1 LOB: 0 BB: 0 P: 6	R: 0 E: 0 K: 0 S: 3	H: 0 LOB: 1 BB: 1 P: 7	R: 6 E: 1 K: 3 S: 14	H: 4 LOB: 3 BB: 3 P: 27	1B: 6 2B: 4 3B: 0 HR: 0	SF: 0 SAC: 0 DP: 0 HBP: 1	WP: 3 PB: 0 SB: 0 CS: 0	PA: 44	
PITCHER	IP	WLS	BF	H	R	ER	SO	BB	IBB	HBP	BLK	WP	HR	S	P	ERA	WHIP				
Tim Leary, R ERA: 4.48 (1, 1)	7.0		32	6	3	1	2	3	1	0	0	0	0	32	48	1.29	1.286				
Mark Clear, R ERA: 2.25 (8, 1)	0.1	L	7	3	6	3	1	1	0	1	0	3	0	7	12	81.00	12.000				
John Henry Johnson, L ERA: 2.86 (8, 1)	0.2		5	1	0	0	2	1	1	0	0	0	0	7	15	0.00	3.000				

Batter	1	2	3	4	5	6	7	8	9	AB	R	H	RBI	BB	SO	LOB	TOP			
Paul Moltis, R OBP: 0.347, SLG: 0.433 (1, 5)										4	0	2	0	0	1	1	Milwaukee Brewers @ Boston Red Sox Fenway Park, Boston, MA Wed Sep 17 1986, 7:05 PM EDT Att: 26,976 - Unknown			
Ernest Riles, L OBP: 0.323, SLG: 0.357 (1, 6)										4	0	1	0	0	0	2				
Cecil Cooper, L OBP: 0.306, SLG: 0.370 (1, 3)										4	0	1	0	0	0	3				
Glenn Briggs, R OBP: 0.277, SLG: 0.363 (1, 7)										4	0	0	0	0	1	4				
Rob Deer, R OBP: 0.332, SLG: 0.512 (1, 9)										4	0	1	0	0	1	2				
Bill Schroeder, R OBP: 0.275, SLG: 0.398 (1, 2)										3	1	1	1	1	1	1				
Gorman Thomas, R OBP: 0.306, SLG: 0.373 (1, 10)										4	0	1	0	0	1	2				
Rick Manning, L OBP: 0.315, SLG: 0.427 (1, 8)										4	0	0	0	0	1	1				
Jim Gantner, L OBP: 0.315, SLG: 0.371 (1, 4)										3	0	1	0	0	0	0				
Inning Stats	R: 0 E: 0 K: 1 S: 7	H: 2 LOB: 2 BB: 0 P: 7	R: 0 E: 0 K: 1 S: 4	H: 0 LOB: 0 BB: 1 P: 8	R: 0 E: 0 K: 1 S: 7	H: 2 LOB: 2 BB: 0 P: 7	R: 0 E: 0 K: 0 S: 4	H: 1 LOB: 1 BB: 0 P: 4	R: 0 E: 0 K: 0 S: 4	H: 1 LOB: 1 BB: 0 P: 4	R: 0 E: 0 K: 0 S: 3	H: 0 LOB: 0 BB: 0 P: 3	R: 0 E: 0 K: 2 S: 8	H: 0 LOB: 0 BB: 0 P: 3	R: 1 E: 0 K: 2 S: 8	H: 1 LOB: 0 BB: 0 P: 8	1B: 5 2B: 1 3B: 1 HR: 1	SF: 0 SAC: 0 DP: 1 HBP: 0	WP: 0 PB: 0 CS: 0	PA: 35
PITCHER Oil Can Boyd, R ERA: 3.88 (1, 1)	IP: 9.0 WLS: W BF: 35 H: 8 R: 1 ER: 1 SO: 6 BB: 1 IBB: 0 HBP: 0 BLK: 0 WP: 0 HR: 1 S: 46 P: 50 ERA: 1.00 WHIP: 1.000															PITCHER				

Batter	1	2	3	4	5	6	7	8	9	AB	R	H	RBI	BB	SO	LOB	BOTTOM			
Wade Boggs, L OBP: 0.350, SLG: 0.484 (1, 5)										4	0	1	0	0	0	2	Milwaukee Brewers @ Boston Red Sox Fenway Park, Boston, MA Wed Sep 17 1986, 7:05 PM EDT Att: 26,976 - Unknown			
Marty Barrett, R OBP: 0.352, SLG: 0.390 (1, 4)										4	0	1	0	0	0	1				
Bill Buckner, L OBP: 0.312, SLG: 0.437 Dave Stapleton, R OBP: 0.156, SLG: 0.161 (1, 3) (6, 3)										4	0	1	0	0	0	1				
Jim Rice, R OBP: 0.385, SLG: 0.507 (1, 7)										4	0	0	0	0	2	3				
Don Baylor, R OBP: 0.346, SLG: 0.449 (1, 10)										3	2	2	1	1	1	2				
Dwight Evans, R OBP: 0.379, SLG: 0.483 (1, 9)										4	2	2	2	0	2	1				
Tony Armas, R OBP: 0.312, SLG: 0.430 Dave Henderson, R OBP: 0.341, SLG: 0.468 (1, 8) (7, 8)										3	0	0	1	0	0	0				
Rich Gedman, L OBP: 0.307, SLG: 0.406 (1, 2)										3	0	0	0	0	1	0				
Spike Owen, S OBP: 0.299, SLG: 0.316 (1, 6)										2	0	0	0	1	0	0				
Inning Stats	R: 0 E: 0 K: 0 S: 4	H: 1 LOB: 1 BB: 0 P: 4	R: 2 E: 0 K: 1 S: 6	H: 1 LOB: 0 BB: 1 P: 10	R: 0 E: 0 K: 1 S: 7	H: 2 LOB: 2 BB: 0 P: 7	R: 0 E: 1 K: 1 S: 6	H: 0 LOB: 2 BB: 1 P: 10	R: 0 E: 0 K: 0 S: 5	H: 0 LOB: 0 BB: 0 P: 5	R: 2 E: 0 K: 0 S: 5	H: 2 LOB: 0 BB: 0 P: 5	R: 0 E: 0 K: 0 S: 3	H: 0 LOB: 0 BB: 0 P: 3	R: 0 E: 0 K: 2 S: 8	H: 1 LOB: 1 BB: 0 P: 8	1B: 3 2B: 2 3B: 0 HR: 2	SF: 0 SAC: 0 DP: 0 HBP: 0	WP: 1 PB: 0 CS: 0	PA: 34
PITCHER Mark Knudson, R ERA: 5.4 Bryan Clutterbuck, R ERA: 4.89 (1, 1) (7, 1)	IP: 6.0 WLS: L BF: 27 H: 6 R: 4 ER: 4 SO: 4 BB: 2 IBB: 0 HBP: 0 BLK: 0 WP: 1 HR: 2 S: 33 P: 41 ERA: 6.00 WHIP: 1.333															PITCHER				

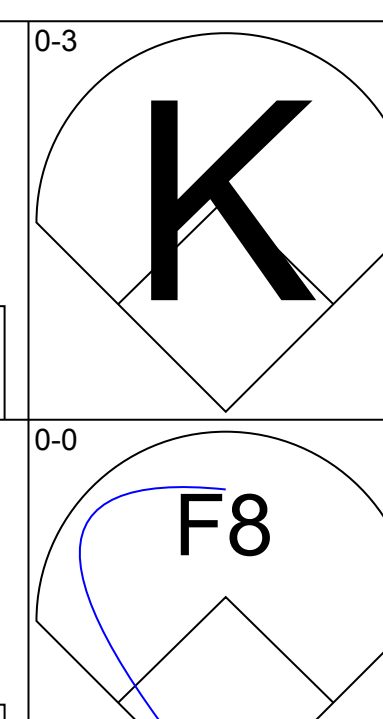
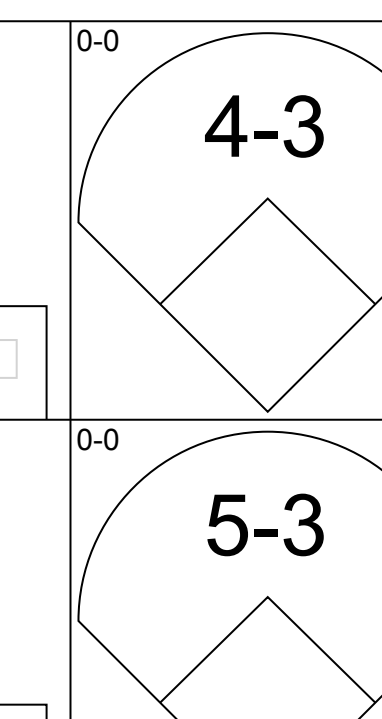
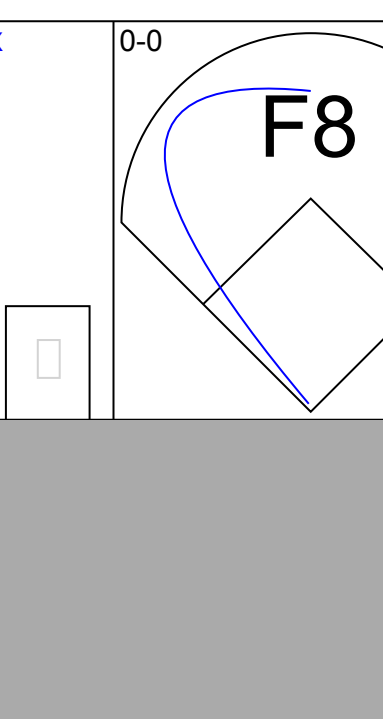
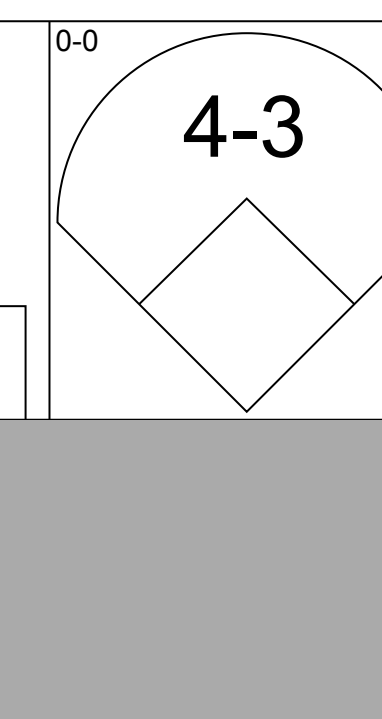
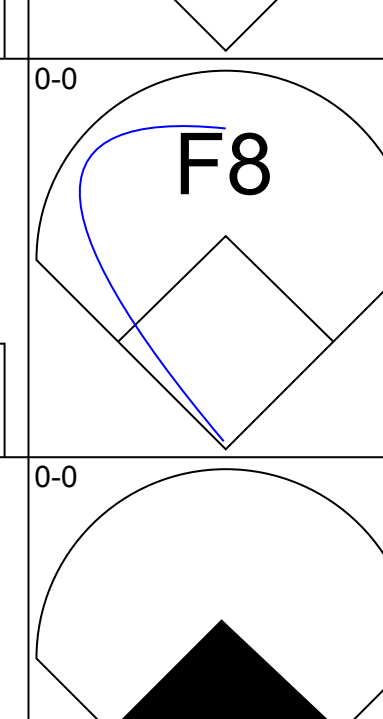
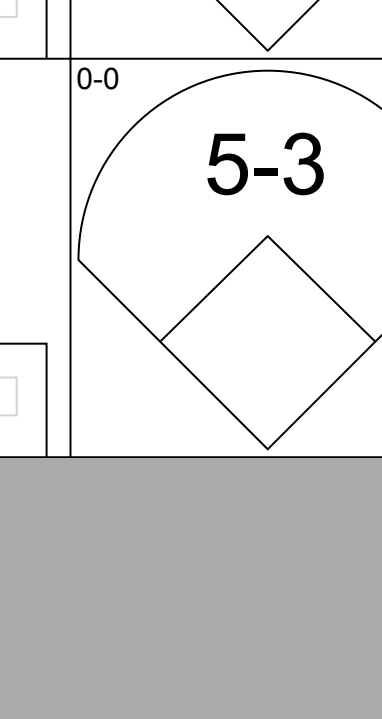
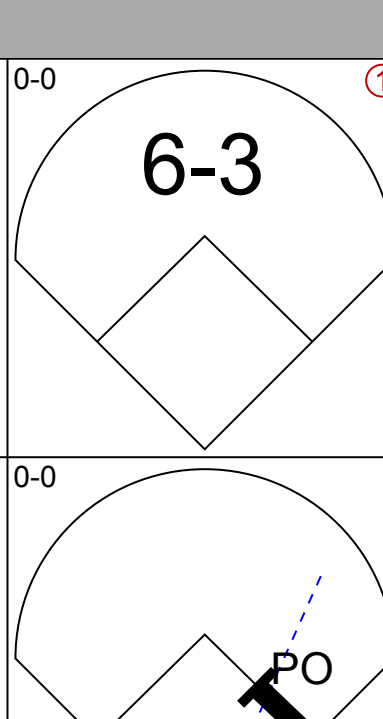
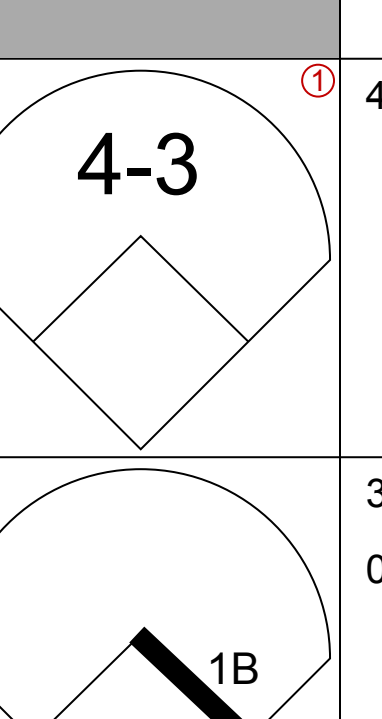
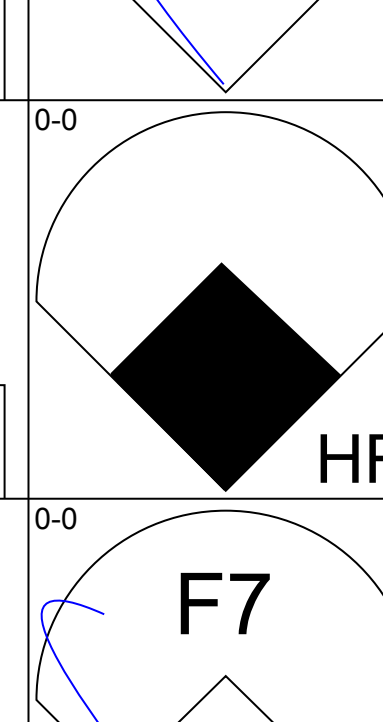
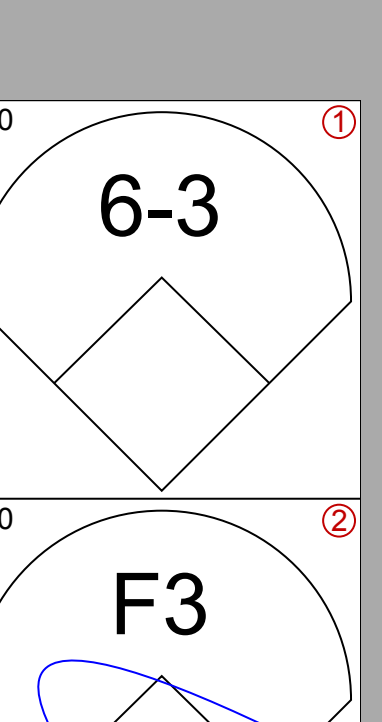
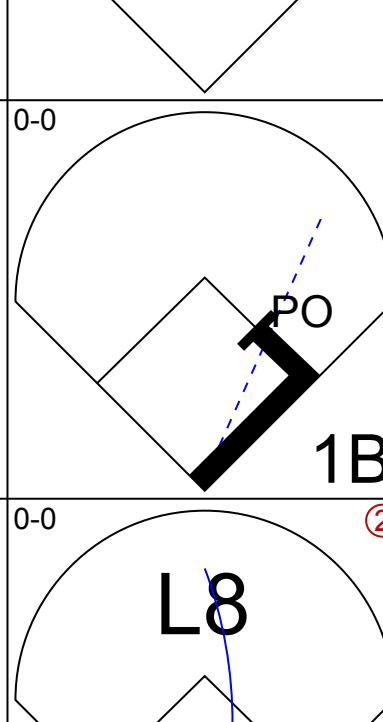
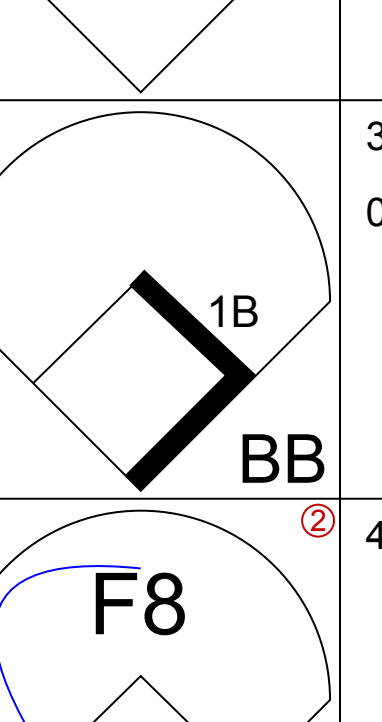
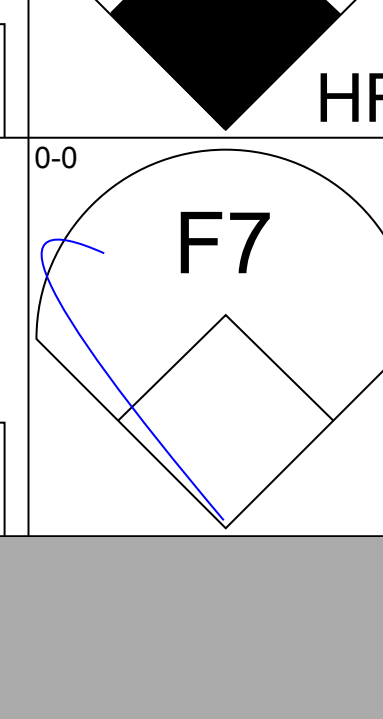
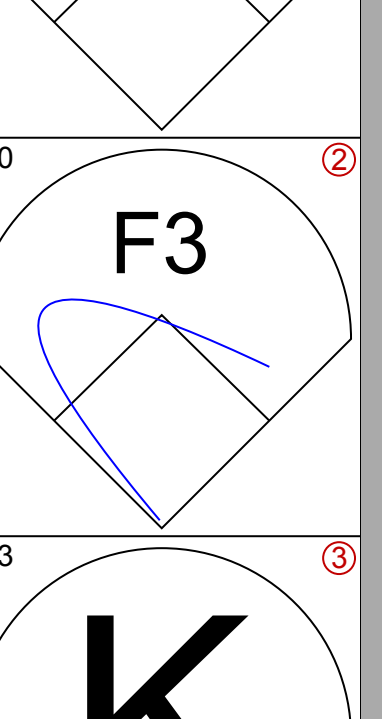
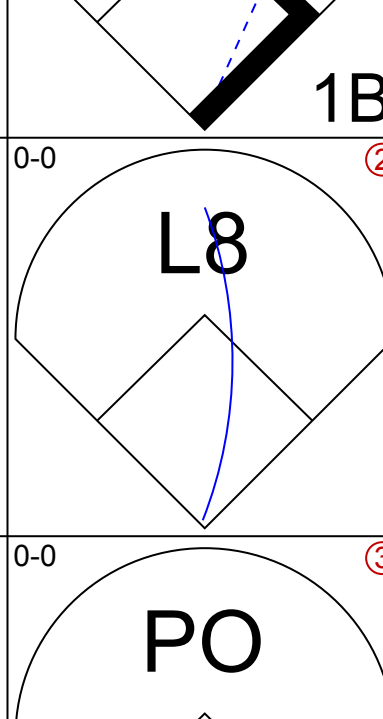
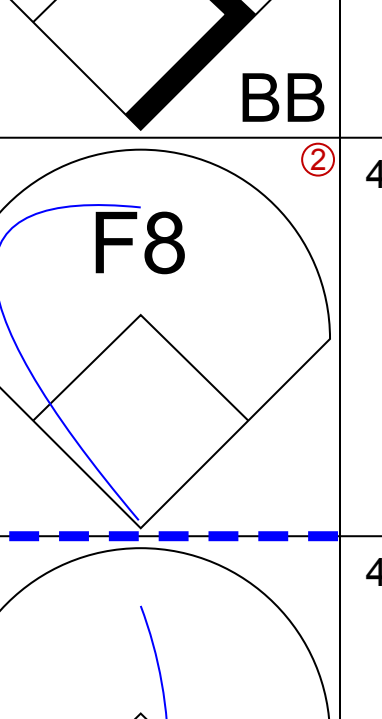

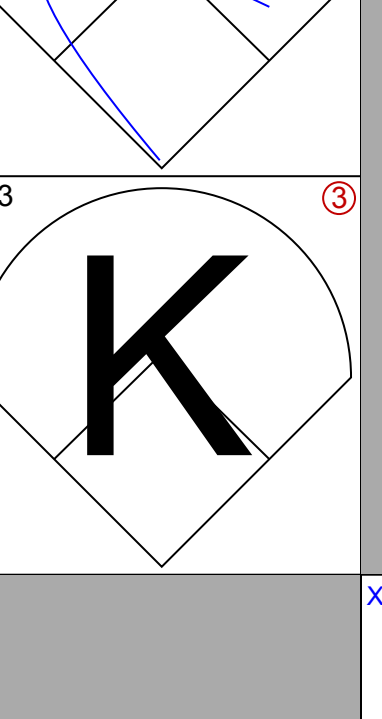
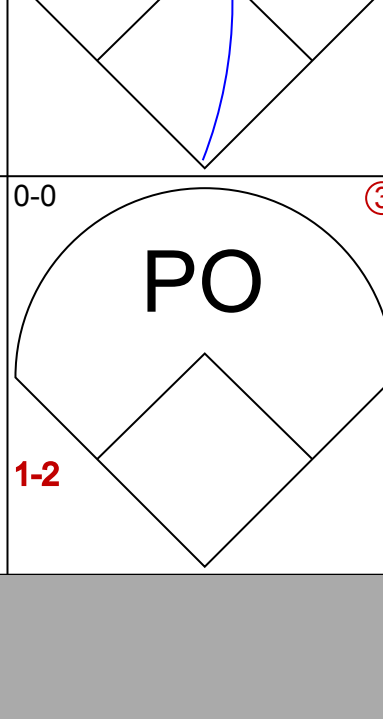
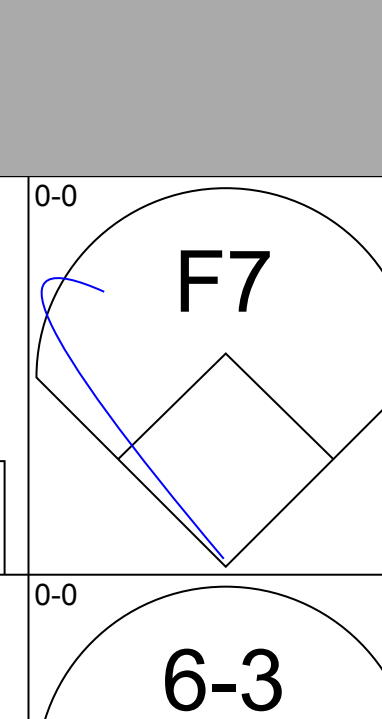
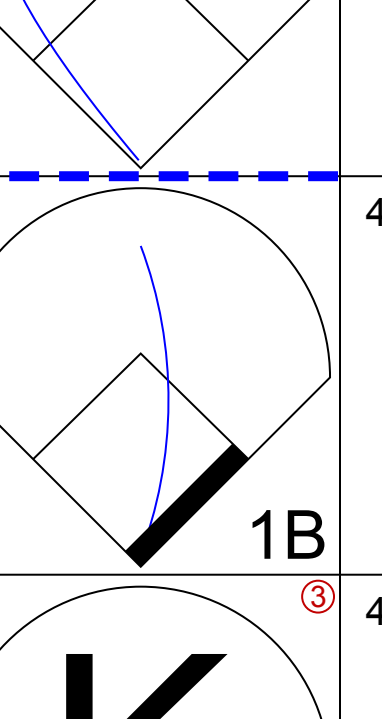

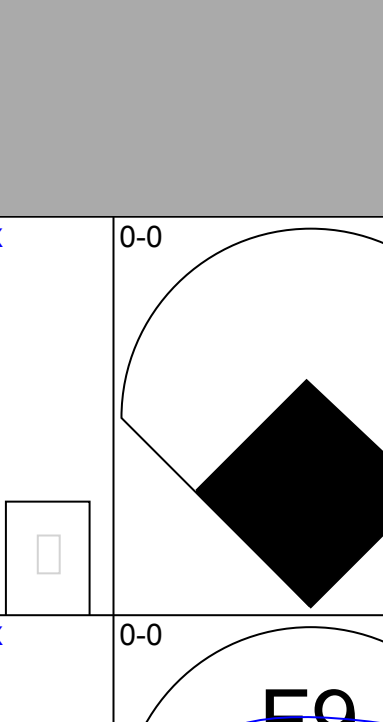
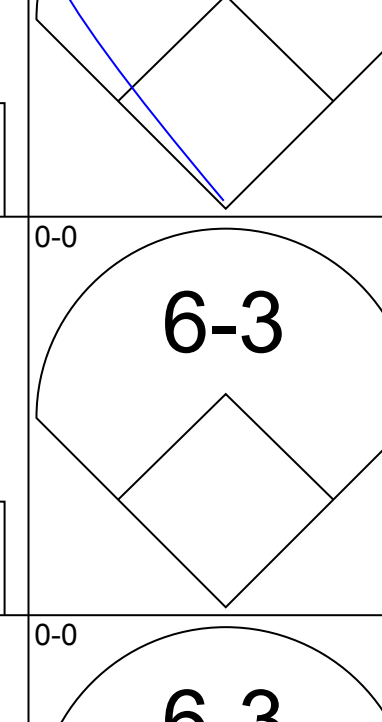
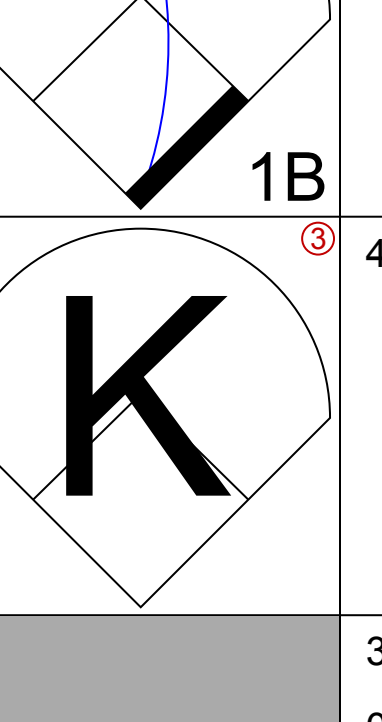

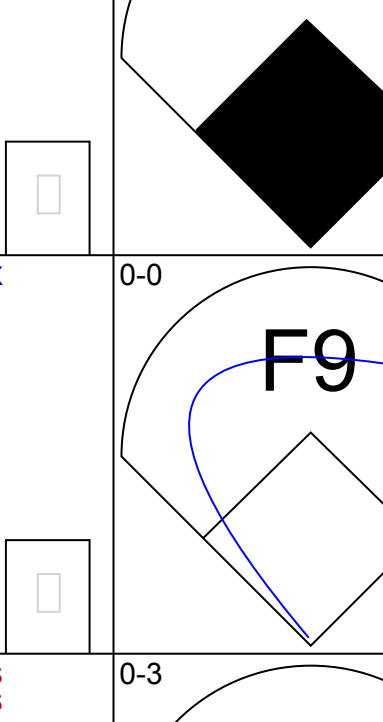
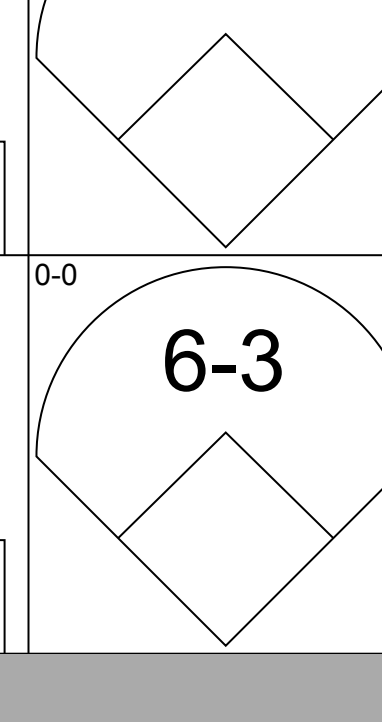
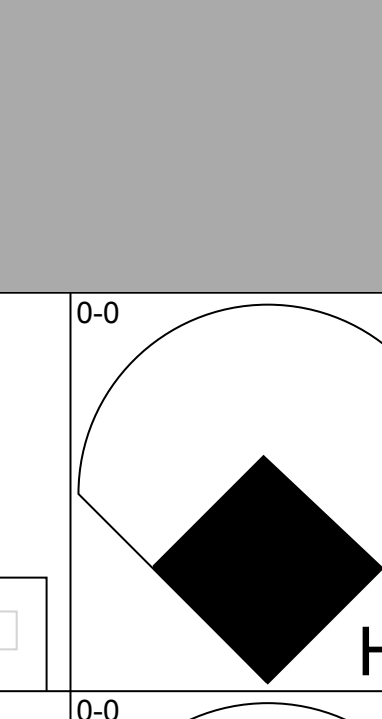
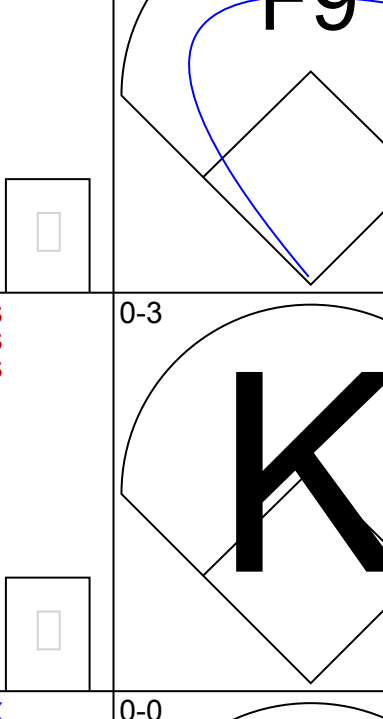
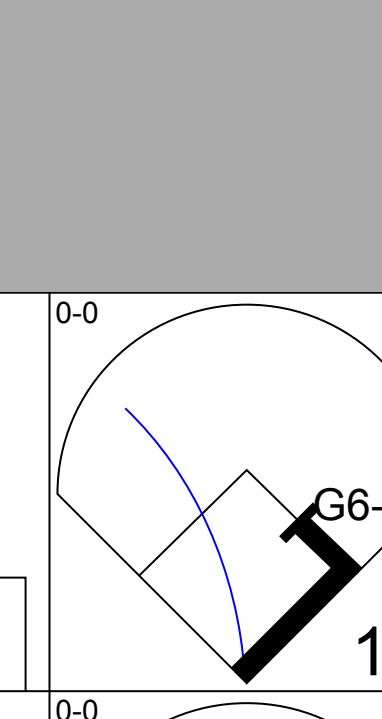
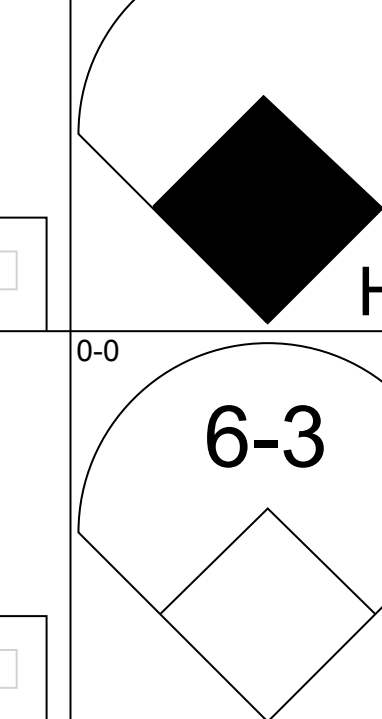
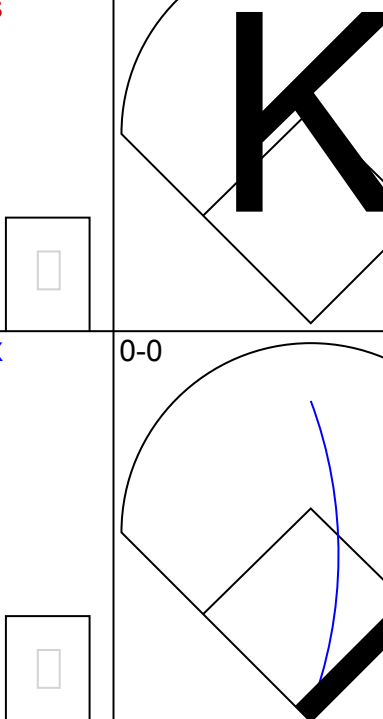
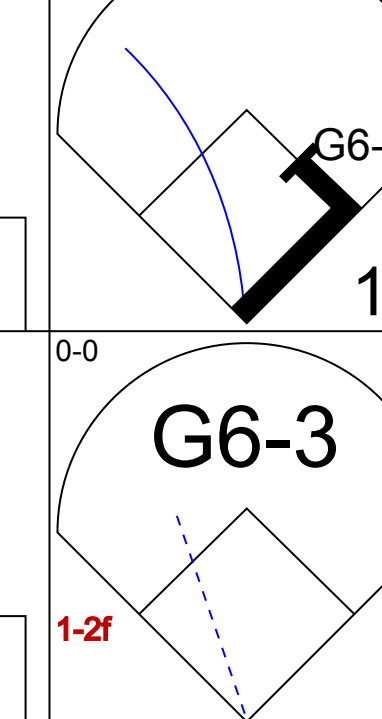
Batter	1	2	3	4	5	6	7	8	9	AB	R	H	RBI	BB	SO	LOB	TOP			
Paul Moltis, R OBP: 0.346, SLG: 0.431 (1, 5)	5-3			1-3		1B		F8		4	0	1	0	0	0	0	Milwaukee Brewers @ Boston Red Sox Fenway Park, Boston, MA Thu Sep 18 1986, 7:05 PM EDT Att: 25,592 - Unknown livebaseballscores.com AB 30 R 1 H 5 RBI 1 BB 2 SO 11 LOB 12 			
Robin Yount, R OBP: 0.391, SLG: 0.438 (1, 8)	K			K		1-3		K		4	0	1	0	0	3	0				
Glenn Braggs, R OBP: 0.272, SLG: 0.355 (1, 7)	K			K		1-3		F2		4	0	0	0	0	2	2				
Rob Deer, R OBP: 0.333, SLG: 0.513 (1, 9)		CS			2B			F2		3	1	1	0	1	1	2				
Bill Schroeder, R OBP: 0.275, SLG: 0.400 (1, 10)	F7				2B			F9		4	0	1	1	0	1	3				
Gorman Thomas, R OBP: 0.306, SLG: 0.373 (1, 3)	K				2B					3	0	1	0	0	1	1				
Dale Sveum, S OBP: 0.316, SLG: 0.377 (1, 4)				K				G6-4-3		3	0	0	0	0	2	2				
Charlie Moore, R OBP: 0.319, SLG: 0.360 (1, 2)				6-3				F3		2	0	0	0	1	0	0				
Edgar Diaz, R OBP: 0.333, SLG: 0.200 (1, 6)				6-3				5-3		3	0	0	0	0	1	2				
Inning Stats	R: 0 H: 0 E: 0 K: 2 S: 7	H: 0 LOB: 0 BB: 0 P: 7	R: 0 H: 0 E: 0 K: 1 S: 4	H: 0 LOB: 0 BB: 1 P: 8	R: 0 H: 0 E: 0 K: 1 S: 5	H: 0 LOB: 0 BB: 0 P: 5	R: 0 H: 0 E: 0 K: 2 S: 7	H: 2 LOB: 2 BB: 0 P: 7	R: 1 H: 2 E: 0 K: 2 S: 9	H: 2 LOB: 2 BB: 1 P: 13	R: 0 H: 2 E: 0 K: 0 S: 3	H: 1 LOB: 0 BB: 0 P: 3	R: 0 H: 0 E: 0 K: 1 S: 5	H: 0 LOB: 0 BB: 0 P: 5	R: 0 H: 0 E: 0 K: 0 S: 3	H: 0 LOB: 0 BB: 0 P: 3	1B: 3 2B: 2 3B: 0 HR: 0	SF: 0 SAC: 0 DP: 1 HBP: 0	WP: 0 PB: 0 CS: 1	PA: 32
PITCHER Bruce Hurst, L ERA: 3.03 (1, 1)	IP: 9.0 WLS: W BF: 32 H: 5 R: 1 ER: 1 SO: 11 BB: 2 IBB: 0 HBP: 0 BLK: 0 WP: 0 HR: 0 S: 52 P: 60 ERA: 1.00 WHIP: 0.778															PITCHER				

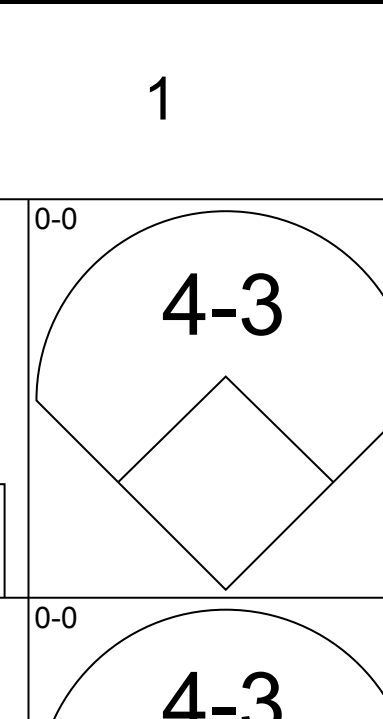
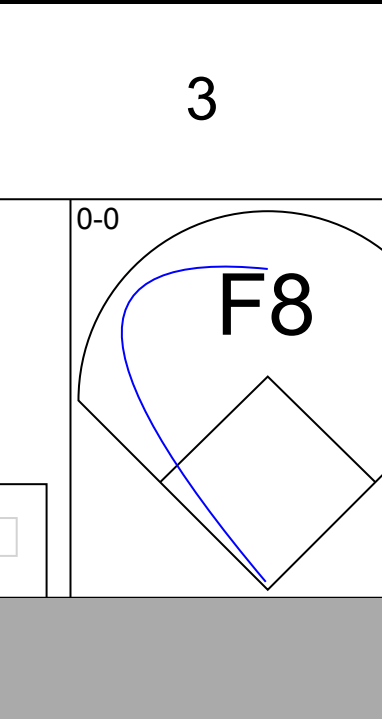
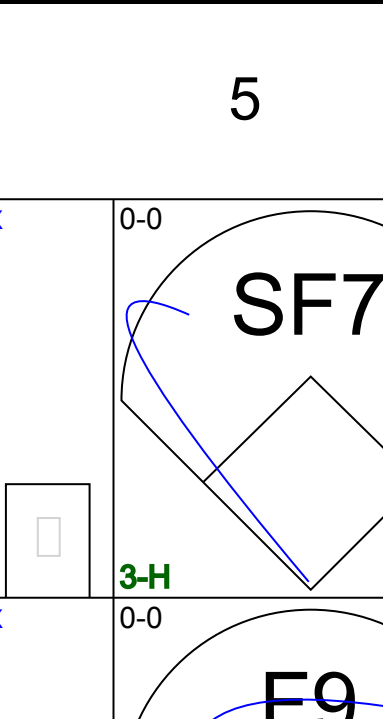
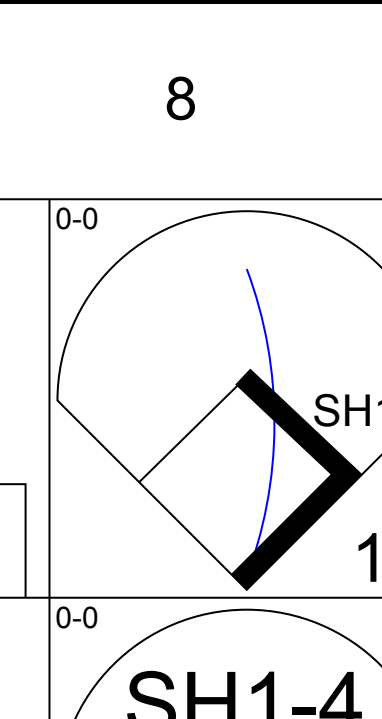
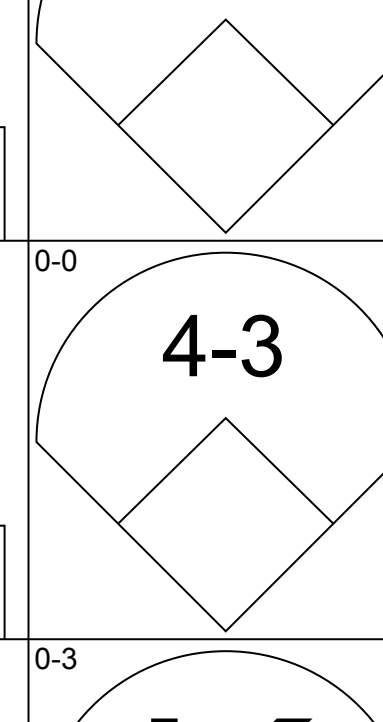
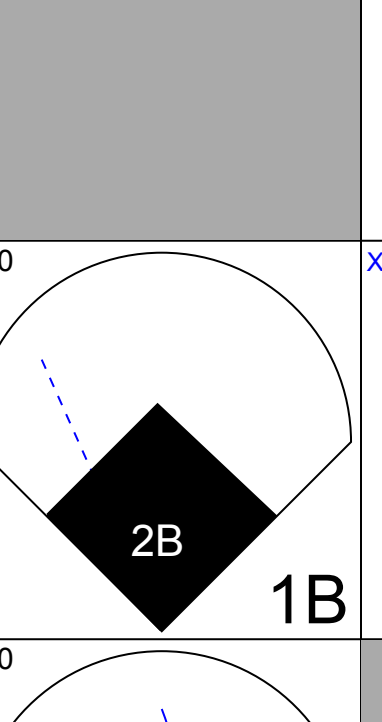
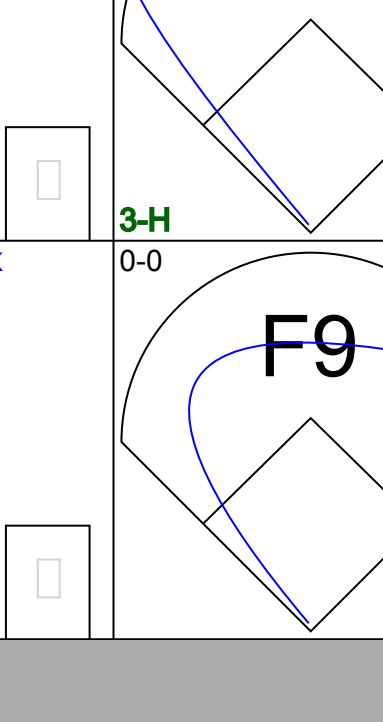
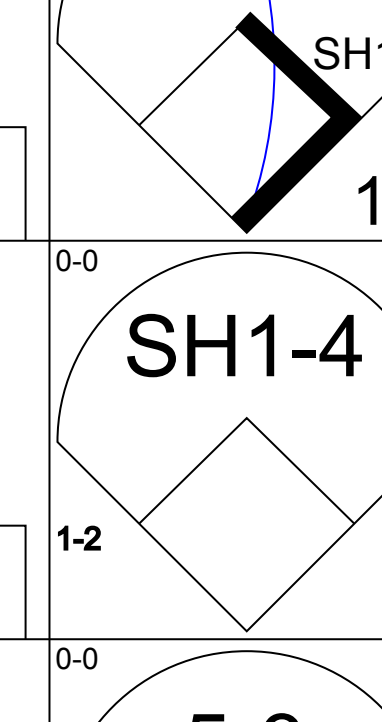

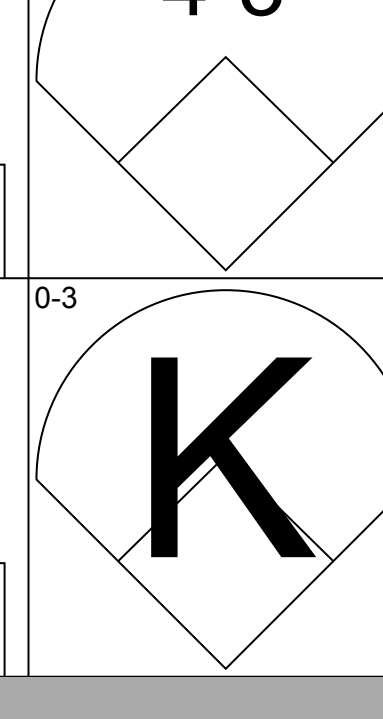
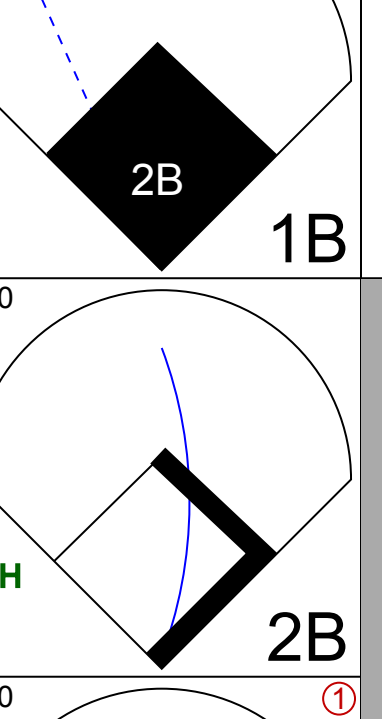
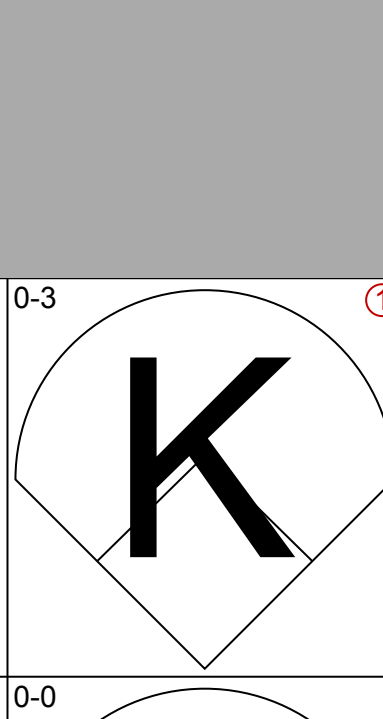
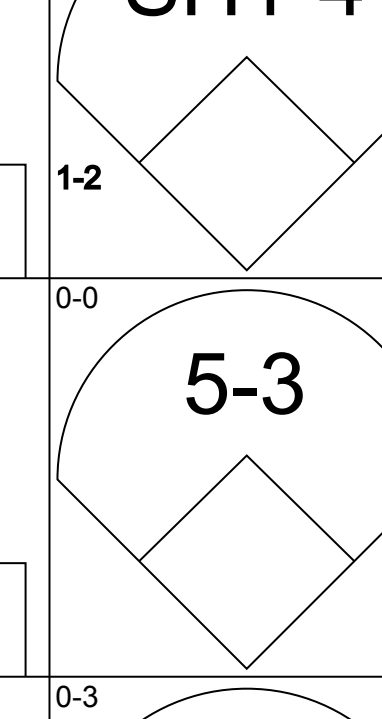

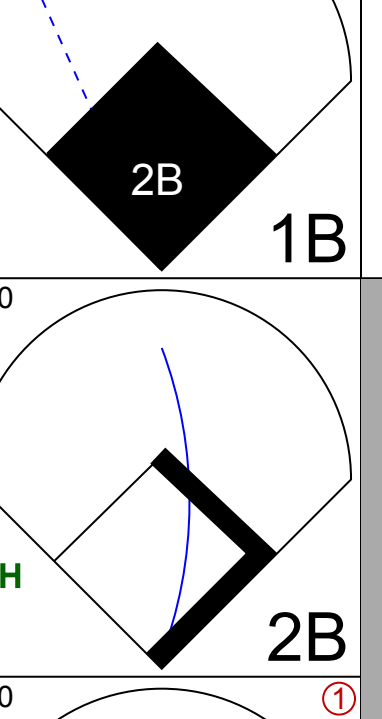
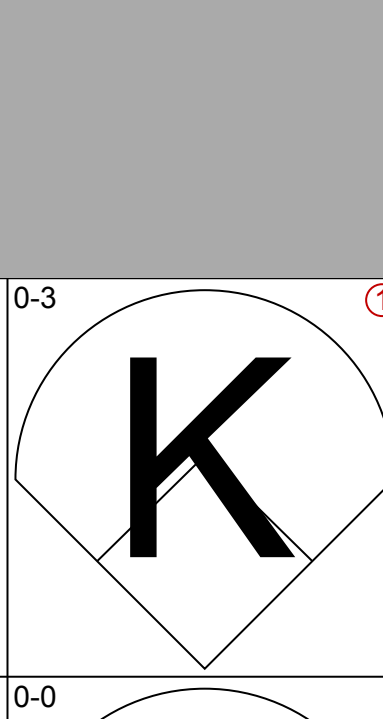
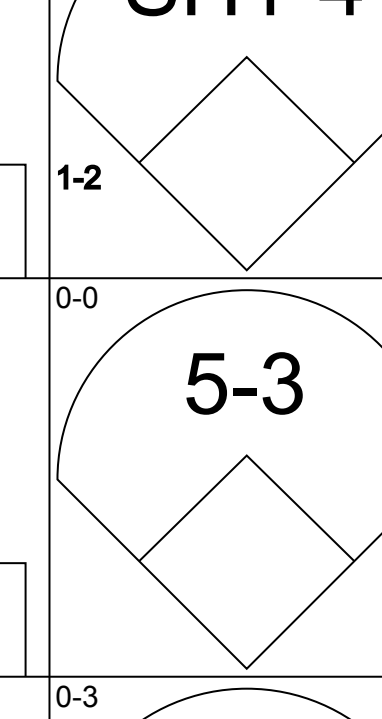
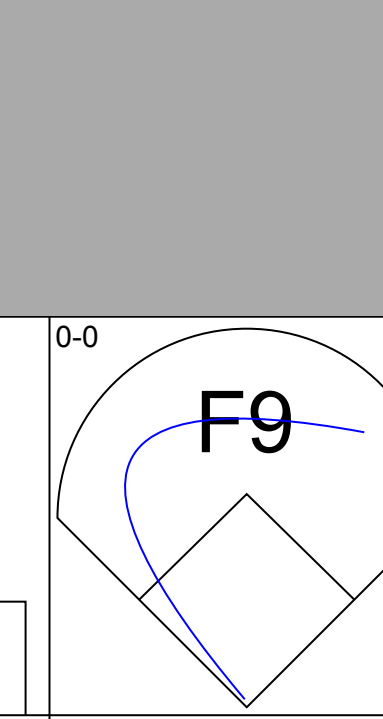
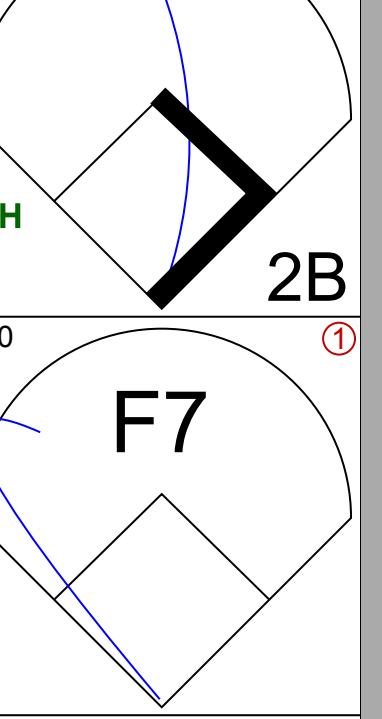
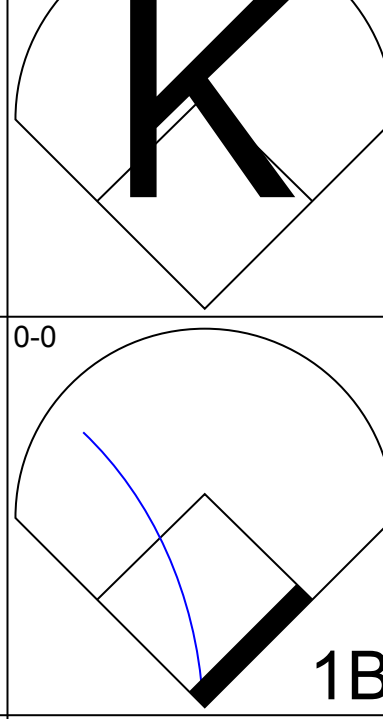

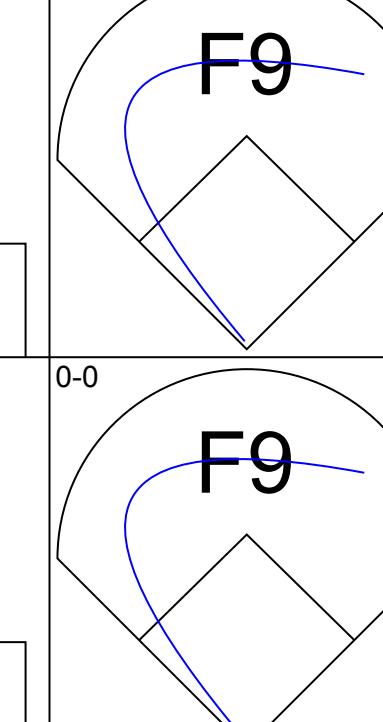
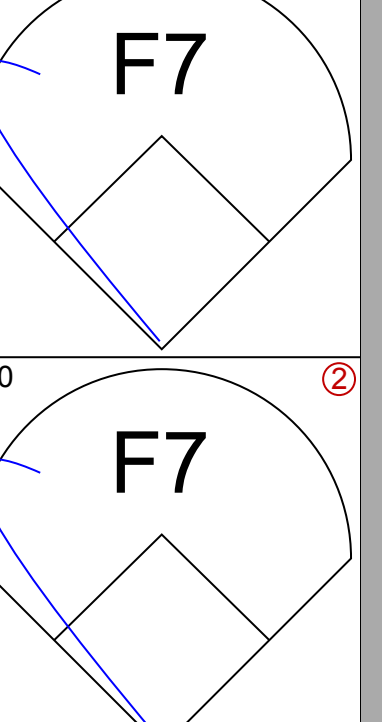
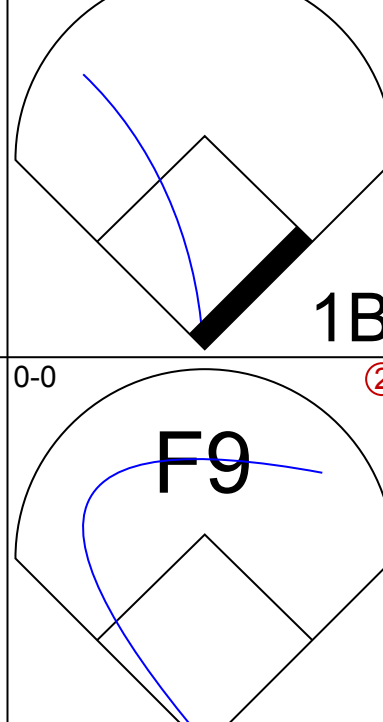
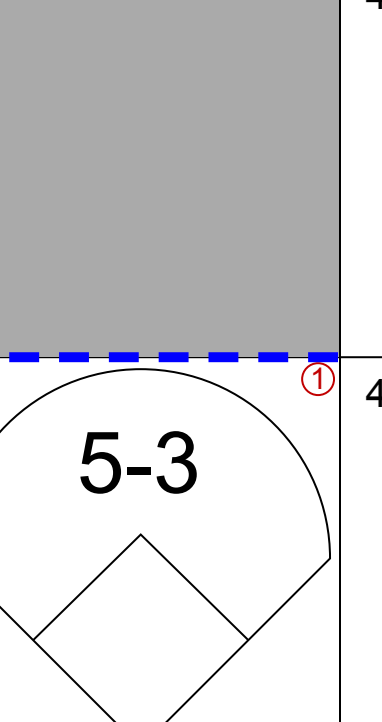
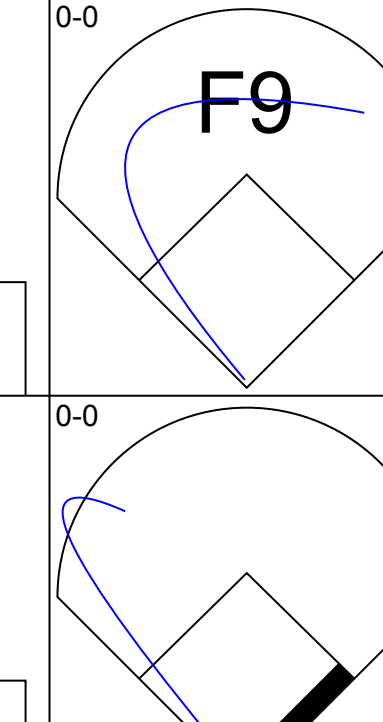


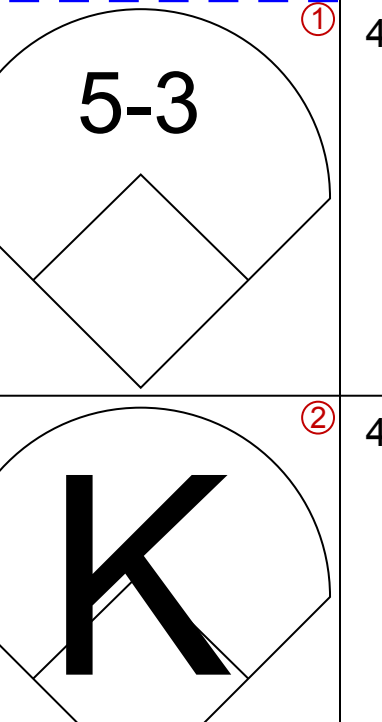

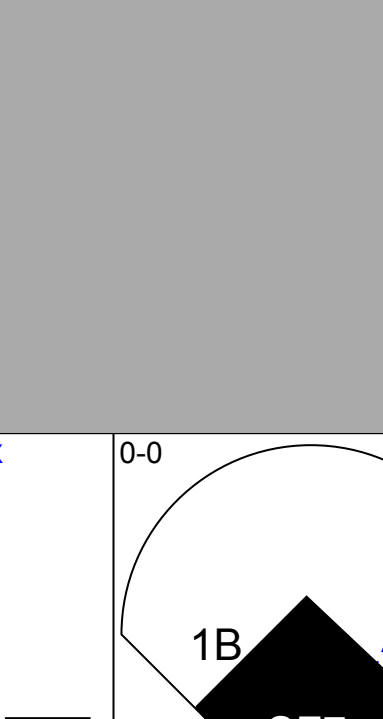
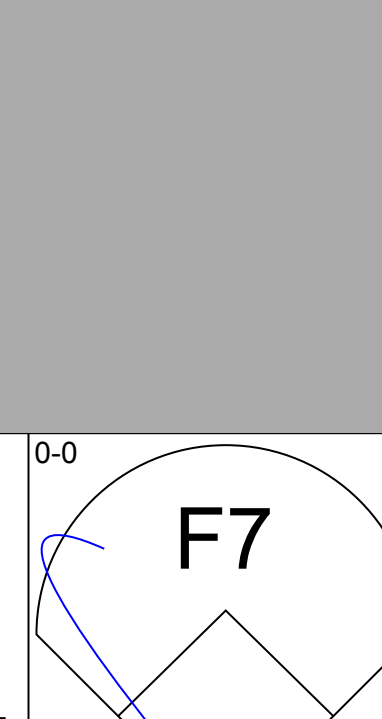
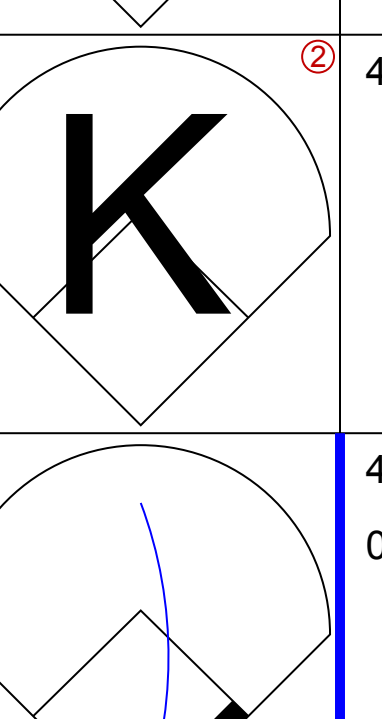
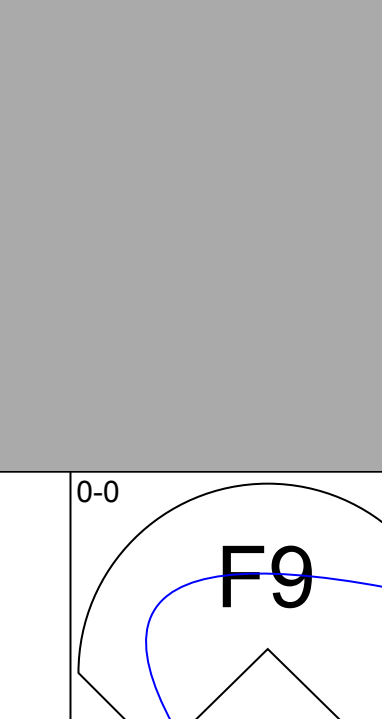
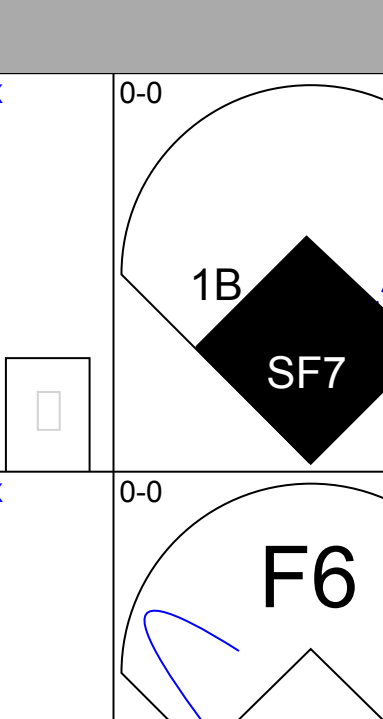
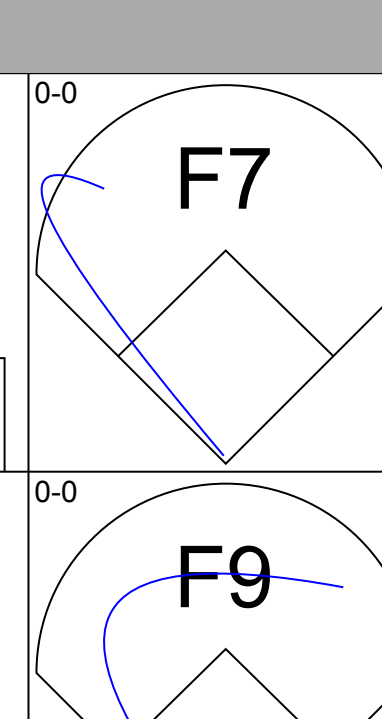
Batter	1	2	3	4	5	6	7	8	9	AB	R	H	RBI	BB	SO	LOB	BOTTOM
Wade Boggs, L OBP: 0.351, SLG: 0.486 (1, 5)	F8	4-3	1B		G4-3			F9		4	0	2	0	1	0	3	Milwaukee Brewers @ Boston Red Sox Fenway Park, Boston, MA Thu Sep 18 1986, 7:05 PM EDT Att: 25,592 - Unknown livebaseballscores.com AB 33 R 7 H 10 RBI 6 BB 5 SO 3 LOB 18 
Marty Barrett, R OBP: 0.352, SLG: 0.389 (1, 4)	F8		HBP		G4-3			5-3		4	1	1	2	0	0	3	
Bill Buckner, L OBP: 0.313, SLG: 0.435 Dave Stapleton, R OBP: 0.156, SLG: 0.161 (1, 3) (9, 3)	4-3		HBP		F8			F9		5	1	1	0	0	0	4	
Jim Rice, R OBP: 0.384, SLG: 0.504 (1, 7)		F2	SF9	K						3	0	0	1	1	1	0	
Don Baylor, R OBP: 0.344, SLG: 0.447 (1, 10)		6-3	F2	1B				5-3		5	0	1	0	0	1	3	
Dwight Evans, R OBP: 0.379, SLG: 0.481 (1, 9)		2B	E	F8				F7		2	2	0	0	1	0	1	
Tony Armas, R ERA: 4.43 Dave Henderson, R OBP: 0.341, SLG: 0.468 (1, 8) (8, 8)		1B	E	E				F2		4	1	2	1	0	0	2	
Rich Gedman, L OBP: 0.309, SLG: 0.406 (1, 2)		1B	E	F5				K		3	1	1	2	1	1	2	
Spike Owen, S OBP: 0.302, SLG: 0.318 (1, 6)		1B	BB		G4-3			L6		3	1	2	0	1	0	0	
Inning Stats	R: 0 H: 0 E: 0 K: 0 S: 3	H: 2 LOB: 3 BB: 1 P: 10	R: 6 H: 3 E: 2 K: 0 S: 7	H: 3 LOB: 2 BB: 3 P: 20	R: 0 H: 2 E: 0 K: 1 S: 7	H: 2 LOB: 2 BB: 0 P: 7	R: 0 H: 0 E: 0 K: 0 S: 3	H: 0 LOB: 0 BB: 0 P: 3	R: 0 H: 1 E: 0 K: 1 S: 6	H: 1 LOB: 2 BB: 1 P: 10	1B: 8 2B: 2 3B: 0 HR: 0	SF: 1 SAC: 0 DP: 1 HBP: 2	WP: 0 PB: 0 CS: 0	PA: 41			
PITCHER Pete Vuckovich, R ERA: 4.43 John Henry Johnson, L ERA: 2.79 Bryan Clutterbuck, R ERA: 4.69 Mark Clear, R ERA: 2.22 Dan Plesac, L ERA: 3.05 (1, 1) (3, 1) (5, 1) (7, 1) (8, 1)	IP: 2.2 WLS: L BF: 20 H: 5 R: 7 ER: 2 SO: 0 BB: 4 IBB: 0 HBP: 2 BLK: 0 WP: 0 HR: 0 S: 14 P: 32 ERA: 6.75 WHIP: 3.375															PITCHER	

Batter	1	2	3	4	5	6	7	8	9	AB	R	H	RBI	BB	SO	LOB	TOP																			
Wade Boggs, L (1, 5) OBP: 0.348, SLG: 0.481	6-3		4-3					L9		4	0	1	0	0	0	0	Boston Red Sox @ Toronto Blue Jays Exhibition Stadium, Toronto, ON Sat Sep 20 1986, 3:33 AM EDT Att: 43,713 - Unknown																			
Marty Barrett, R (1, 4) OBP: 0.355, SLG: 0.390	5-3		F7					1B BB		3	0	0	0	1	0	2																				
Bill Buckner, L (1, 3) OBP: 0.316, SLG: 0.435 Dave Stapleton, R (8, PR) OBP: 0.156, SLG: 0.161 (8, 3)	F7		G3					G5-4-3 1B		4	0	1	0	0	0	0																				
Jim Rice, R (1, 7) OBP: 0.384, SLG: 0.502			F8		G6-4-3 HBP			G5-4-3 1B		3	0	0	0	0	0	2																				
Don Baylor, R (1, 10) OBP: 0.340, SLG: 0.440	5-3		G6-4-3					L7		4	0	0	0	0	1	1																				
Dwight Evans, R (1, 9) OBP: 0.378, SLG: 0.480			F8					L6		4	1	2	0	0	1	0																				
Tony Armas, R (1, 8) OBP: 0.313, SLG: 0.430			1B 2B					2B		4	1	1	0	0	1	1																				
Rich Gedman, L (1, 2) OBP: 0.313, SLG: 0.417			1B 2B					F8		3	0	2	2	0	0	1																				
Spike Owen, S (1, 6) OBP: 0.300, SLG: 0.315 Mike Greenwell, L (7, PH) OBP: 0.344, SLG: 0.321 Ed Romero, R (7, 6) OBP: 0.276, SLG: 0.280	K		K					F9		2	0	0	0	0	1	2																				
Inning Stats	R: 0 E: 0 K: 0 S: 3	H: 0 LOB: 0 BB: 0 P: 3	R: 2 E: 0 K: 1 S: 8	H: 3 LOB: 1 BB: 0 P: 8	R: 0 E: 0 K: 0 S: 3	H: 0 LOB: 0 BB: 0 P: 3	R: 0 E: 0 K: 0 S: 2	H: 0 LOB: 0 BB: 0 P: 3	R: 0 E: 0 K: 0 S: 5	H: 2 LOB: 2 BB: 0 P: 5	R: 0 E: 0 K: 0 S: 3	H: 0 LOB: 0 BB: 0 P: 3	R: 0 E: 0 K: 0 S: 4	H: 1 LOB: 1 BB: 0 P: 4	R: 0 E: 0 K: 0 S: 3	H: 1 LOB: 2 BB: 1 P: 7		R: 0 E: 0 K: 0 S: 9	H: 0 LOB: 0 BB: 0 P: 9	1B: 5 2B: 2 3B: 0 HR: 0	SF: 0 SAC: 0 DP: 2 HBP: 1	WP: 0 PB: 0 SB: 0 CS: 0	PA: 34													
PITCHER	IP	WLS	BF	H	R	ER	SO	BB	IBB	HBP	BLK	WP	HR	S	P	ERA	WHIP	PITCHER		IP	WLS	BF	H	R	ER	SO	BB	IBB	HBP	BLK	WP	HR	S	P	ERA	WHIP
Joe Johnson, R (1, 1) ERA: 4.62	7.1	W	30	7	2	2	1	1	0	1	0	0	0	30	35	2.46	1.091																			
Mark Eichhorn, R (8, 1) ERA: 1.67	1.2	S	4	0	0	0	3	0	0	0	0	0	0	10	10	0.00	0.000																			

Batter	1	2	3	4	5	6	7	8	9	AB	R	H	RBI	BB	SO	LOB	BOTTOM																			
Tony Fernandez, S (1, 6) OBP: 0.341, SLG: 0.430	E1				F9			G3-6-3 1B		4	0	2	0	0	0	1	Boston Red Sox @ Toronto Blue Jays Exhibition Stadium, Toronto, ON Sat Sep 20 1986, 3:33 AM EDT Att: 43,713 - Unknown																			
Willie Upshaw, L (1, 3) OBP: 0.340, SLG: 0.369	4-3		F7					G3-6-3 1B		4	1	1	0	0	0	3																				
Lloyd Moseby, L (1, 8) OBP: 0.339, SLG: 0.428	1-5-3							F7		4	1	1	0	0	0	1																				
George Bell, R (1, 7) OBP: 0.363, SLG: 0.564								K		4	1	2	2	0	1	0																				
Jesse Barfield, R (1, 9) OBP: 0.381, SLG: 0.557								1B 3B		4	1	2	1	0	0	1																				
Ernie Whitt, L (1, 2) OBP: 0.322, SLG: 0.439								1B L3		3	1	1	0	1	0	2																				
Rick Leach, L (1, 10) OBP: 0.349, SLG: 0.463								1B K		3	0	1	0	0	1	1																				
Kelly Gruber, R (1, 5) OBP: 0.208, SLG: 0.351								E8 1B		3	0	0	1	0	0	1																				
Manuel Lee, S (1, 4) OBP: 0.250, SLG: 0.297								F7		3	0	0	0	0	0	1																				
Inning Stats	R: 0 E: 1 K: 0 S: 3	H: 0 LOB: 0 BB: 0 P: 3	R: 0 E: 0 K: 1 S: 5	H: 0 LOB: 1 BB: 1 P: 9	R: 0 E: 0 K: 0 S: 4	H: 1 LOB: 1 BB: 0 P: 4	R: 4 E: 1 K: 0 S: 8	H: 5 LOB: 1 BB: 0 P: 8	R: 1 E: 0 K: 0 S: 5	H: 2 LOB: 1 BB: 0 P: 5	R: 0 E: 0 K: 0 S: 3	H: 0 LOB: 0 BB: 0 P: 3	R: 0 E: 0 K: 0 S: 3	H: 1 LOB: 0 BB: 0 P: 3	R: 0 E: 0 K: 1 S: 5	H: 1 LOB: 0 BB: 0 P: 5		R: 0 E: 0 K: 0 S: 9	H: 0 LOB: 0 BB: 0 P: 9	1B: 8 2B: 2 3B: 1 HR: 0	SF: 0 SAC: 0 DP: 2 HBP: 0	WP: 0 PB: 1 SB: 0 CS: 1	PA: 33													
PITCHER	IP	WLS	BF	H	R	ER	SO	BB	IBB	HBP	BLK	WP	HR	S	P	ERA	WHIP	PITCHER		IP	WLS	BF	H	R	ER	SO	BB	IBB	HBP	BLK	WP	HR	S	P	ERA	WHIP
Al Nipper, R (1, 1) ERA: 5.51	3.0	L	16	6	4	3	1	1	0	0	0	0	0	17	21	9.00	2.333																			
Steve Crawford, R (4, 1) ERA: 3.74	4.0		14	3	1	1	0	0	0	0	0	0	0	14	14	2.25	0.750																			
Bob Stanley, R (8, 1) ERA: 4.31	1.0		3	1	0	0	1	0	0	0	0	0	0	5	5	0.00	1.000																			



Batter	1	2	3	4	5	6	7	8	9	AB	R	H	RBI	BB	SO	LOB	TOP					
Wade Boggs, L (1, 5) OBP: 0.345, SLG: 0.477										4	0	0	0	0	1	1	Boston Red Sox @ Toronto Blue Jays Exhibition Stadium, Toronto, ON Sun Sep 21 1986, 3:33 AM EDT Att: 44,197 - Unknown livebaseballscorecards.com					
Marty Barrett, R (1, 4) OBP: 0.353, SLG: 0.387										4	0	0	0	0	0	0						
Dave Sax, R (1, 3) OBP: 0.310, SLG: 1.333 Dave Stapleton, R (8, 3) OBP: 0.182, SLG: 0.161										3	1	2	1	0	0	0						
Jim Rice, R (1, 7) OBP: 0.381, SLG: 0.498										4	0	0	0	0	0	2						
Don Baylor, R (1, 10) OBP: 0.340, SLG: 0.439										4	0	1	0	0	2	0						
Dwight Evans, R (1, 9) OBP: 0.377, SLG: 0.484										4	1	1	1	0	1	2						
Tony Armas, R (1, 8) OBP: 0.310, SLG: 0.426 Dave Henderson, R (8, 8) OBP: 0.341, SLG: 0.468										3	0	0	0	0	0	0						
Rich Gedman, L (1, 2) OBP: 0.315, SLG: 0.426										3	1	2	1	0	1	0						
Spike Owen, S (1, 6) OBP: 0.300, SLG: 0.315										3	0	1	0	0	0	1						
Inning Stats	R: 1 E: 0 K: 1 S: 6	H: 1 LOB: 0 BB: 0 P: 6	R: 0 E: 0 K: 1 S: 5	H: 0 LOB: 0 BB: 0 P: 5	R: 1 E: 0 K: 0 S: 4	H: 1 LOB: 0 BB: 0 P: 4	R: 0 E: 0 K: 1 S: 5	H: 0 LOB: 0 BB: 0 P: 5	R: 1 E: 0 K: 1 S: 7	H: 2 LOB: 1 BB: 0 P: 7	R: 0 E: 0 K: 0 S: 3	H: 1 LOB: 0 BB: 0 P: 3	R: 0 E: 0 K: 0 S: 3	H: 0 LOB: 0 BB: 0 P: 3	R: 0 E: 0 K: 0 S: 3	H: 1 LOB: 2 BB: 1 P: 3		R: 0 E: 0 K: 1 S: 6	H: 1 LOB: 2 BB: 1 P: 10	1B: 4 2B: 0 3B: 0 HR: 3	SF: 0 SAC: 0 DP: 1 HBP: 0	WP: 0 PB: 0 SB: 0 CS: 0
PITCHER	IP WLS BF H R ER SO BB IBB HBP BLK WP HR S P ERA WHIP																					
Jimmy Key, L (1, 1) ERA: 3.82	8.1 L 30 6 3 3 4 1 0 0 0 0 0 3 37 41 3.24 0.840																					
Mark Eichhorn, R (9, 1) ERA: 1.66	0.2 3 1 0 0 1 0 0 0 0 0 0 0 5 5 0.00 1.500																					

Batter	1	2	3	4	5	6	7	8	9	AB	R	H	RBI	BB	SO	LOB	BOTTOM					
Tony Fernandez, S (1, 6) OBP: 0.341, SLG: 0.429										3	0	1	1	0	0	0	Boston Red Sox @ Toronto Blue Jays Exhibition Stadium, Toronto, ON Sun Sep 21 1986, 3:33 AM EDT Att: 44,197 - Unknown livebaseballscorecards.com					
Rance Mulliniks, L (1, 5) OBP: 0.334, SLG: 0.415										3	1	1	0	0	0	1						
Lloyd Moseby, L (1, 8) OBP: 0.338, SLG: 0.428										4	0	1	1	0	2	1						
George Bell, R (1, 7) OBP: 0.363, SLG: 0.562										4	0	1	0	0	1	2						
Jesse Barfield, R (1, 9) OBP: 0.379, SLG: 0.553										4	0	0	0	0	0	2						
Willie Upshaw, L (1, 3) OBP: 0.340, SLG: 0.368										4	0	1	0	0	2	2						
Ernie Whitt, L (1, 2) ERA: 2.95 Ron Shepherd, R (9, PR) OBP: 0.318, SLG: 0.488										4	1	2	0	0	1	1						
Rick Leach, L (1, 10) OBP: 0.343, SLG: 0.455										4	0	0	0	0	1	2						
Manuel Lee, S (1, 4) OBP: 0.254, SLG: 0.299										3	0	1	0	0	0	0						
Inning Stats	R: 0 E: 0 K: 1 S: 5	H: 0 LOB: 0 BB: 0 P: 5	R: 0 E: 0 K: 1 S: 6	H: 1 LOB: 1 BB: 0 P: 6	R: 0 E: 0 K: 0 S: 3	H: 0 LOB: 0 BB: 0 P: 3	R: 1 E: 0 K: 0 S: 5	H: 2 LOB: 1 BB: 0 P: 5	R: 1 E: 0 K: 0 S: 5	H: 2 LOB: 1 BB: 0 P: 5	R: 0 E: 0 K: 2 S: 8	H: 1 LOB: 1 BB: 0 P: 8	R: 0 E: 0 K: 0 S: 3	H: 0 LOB: 0 BB: 0 P: 3	R: 0 E: 0 K: 1 S: 6	H: 1 LOB: 1 BB: 0 P: 6		R: 0 E: 0 K: 2 S: 8	H: 1 LOB: 1 BB: 0 P: 8	1B: 6 2B: 2 3B: 0 HR: 0	SF: 1 SAC: 1 DP: 0 HBP: 0	WP: 0 PB: 0 SB: 0 CS: 0
PITCHER	IP WLS BF H R ER SO BB IBB HBP BLK WP HR S P ERA WHIP																					
Roger Clemens, R (1, 1) ERA: 2.95	8.0 W 31 7 2 2 5 0 0 0 0 0 0 0 41 41 2.25 0.875																					
Calvin Schiraldi, R (9, 1) ERA: 1.23	1.0 S 4 1 0 0 2 0 0 0 0 0 0 0 8 8 0.00 1.000																					

Batter	1	2	3	4	5	6	7	8	9	AB	R	H	RBI	BB	SO	LOB	TOP			
Tony Fernandez, S (1, 6) OBP: 0.342, SLG: 0.437	0-3 K		0-0 G5-4-3 1B			0-0 F9		0-0 FC5-4 1B		4	0	2	0	0	1	0				
Garth Iorg, R (1, 4) OBP: 0.298, SLG: 0.340	0-3 K		0-0 G5-4-3			0-0 F9		0-0 FC5-4		3	0	0	0	0	1	1				
Cliff Johnson, R (8, FH) OBP: 0.356, SLG: 0.429	0-3 K		0-0 G5-4-3			0-0 F9		0-0 FC5-4		1	0	0	0	0	0	1				
Manuel Lee, S (8, 4) OBP: 0.250, SLG: 0.292	0-3 K		0-0 G5-4-3			0-0 F9		0-0 FC5-4		0	0	0	0	0	0	0				
Damaso Garcia, R (1, 10) OBP: 0.306, SLG: 0.375	0-0 FC4-6 1B			0-0 F3		0-0 5-3			0-0 F3	4	0	1	0	0	0	0				
George Bell, R (1, 7) OBP: 0.354, SLG: 0.544	0-0 FC4-6 1-2			0-3 K			0-0 4-3		0-0 6-3	4	0	0	0	0	1	1				
Jesse Barfield, R (1, 9) OBP: 0.375, SLG: 0.555		0-3 K		0-3 K			0-0 1B		0-3 K	4	0	1	0	0	3	0				
Willie Upshaw, L (1, 3) OBP: 0.341, SLG: 0.365		0-0 3-1			0-0 4-3		0-3 K			3	0	0	0	0	1	1				
Kelly Gruber, R (1, 5) OBP: 0.225, SLG: 0.366		0-0 1B			0-0 2B		0-0 F8			3	0	2	0	0	0	1				
Ron Shepherd, R (1, 8) OBP: 0.254, SLG: 0.367		0-0 F9			0-0 5-3			0-3 K		3	0	0	0	0	1	2				
Buck Martinez, R (1, 2) OBP: 0.272, SLG: 0.275			0-3 K		0-0 L8			0-0 5-3		3	0	0	0	0	1	1				
Inning Stats	R: 0 E: 0 K: 2 S: 8	H: 1 LOB: 1 BB: 0 P: 8	R: 0 E: 0 K: 1 S: 6	H: 1 LOB: 1 BB: 0 P: 6	R: 0 E: 0 K: 1 S: 5	H: 1 LOB: 0 BB: 0 P: 5	R: 0 E: 0 K: 2 S: 7	H: 0 LOB: 0 BB: 0 P: 7	R: 0 E: 0 K: 0 S: 4	H: 1 LOB: 1 BB: 0 P: 4	R: 0 E: 0 K: 1 S: 3	H: 0 LOB: 0 BB: 0 P: 3	R: 0 E: 0 K: 1 S: 6	H: 1 LOB: 1 BB: 0 P: 6	R: 0 E: 0 K: 1 S: 5	H: 0 LOB: 0 BB: 0 P: 5	1B: 5 2B: 1 3B: 0 HR: 0	SF: 0 SAC: 0 DP: 1 HBP: 0	WP: 0 PB: 0 SB: 0 CS: 0	PA: 32
PITCHER Bruce Hurst, L (1, 1) ERA: 2.87	IP: 9.0 WLS: W BF: 32 H: 6 R: 0 ER: 0 SO: 9 BB: 0 IBB: 0 HBP: 0 BLK: 0 WP: 0 HR: 0 S: 50 P: 50 ERA: 0.00 WHIP: 0.667															PITCHER				

Toronto Blue Jays @ Boston Red Sox
Fenway Park, Boston, MA
Sat Sep 27 1986, 3:33 AM EDT
Att: 33,358 - Unknown

AB	32
R	0
H	6
RBI	0
BB	0
SO	9
LOB	8



Batter	1	2	3	4	5	6	7	8	9	AB	R	H	RBI	BB	SO	LOB	BOTTOM			
Wade Boggs, L (1, 5) OBP: 0.346, SLG: 0.480	0-0 6-3			0-0 3-1		0-0 G6-3 1-2		0-0 1B		4	0	1	0	0	0	1				
Marty Barrett, R (1, 4) OBP: 0.346, SLG: 0.382	0-3 K			0-0 F3			0-0 1B	0-0 4-3		4	1	1	0	0	1	1				
Bill Buckner, L (1, 3) OBP: 0.316, SLG: 0.433	0-0 3-1			0-3 K			0-0 1B	0-0 1B		3	0	1	0	0	1	0				
Jim Rice, R (1, 7) OBP: 0.381, SLG: 0.494		0-0 5-3			0-0 F9		0-0 F3			3	0	0	0	0	0	2				
Don Baylor, R (1, 10) OBP: 0.338, SLG: 0.442		0-0 5-3			0-0 6-3		0-0 1B			3	0	1	1	0	0	0				
Dwight Evans, R (1, 9) OBP: 0.376, SLG: 0.484		0-3 K			0-0 HR		0-3 K			3	1	1	1	0	2	2				
Tony Armas, R (1, 8) OBP: 0.305, SLG: 0.419			0-0 F3		0-0 6-3		0-0 F9			3	0	0	0	0	0	2				
Dave Henderson, R (8, 8) OBP: 0.339, SLG: 0.464			0-0 F3		0-0 6-3		0-0 F9			0	0	0	0	0	0	0				
Rich Gedman, L (1, 2) OBP: 0.312, SLG: 0.420			0-0 F7			0-0 G3		0-0 G3		3	0	0	0	0	0	0				
Spike Owen, S (1, 6) OBP: 0.297, SLG: 0.311			0-3 K			0-0 G6-3 BB		0-0 4-3		2	0	0	0	1	1	0				
Inning Stats	R: 0 E: 0 K: 1 S: 5	H: 0 LOB: 0 BB: 0 P: 5	R: 0 E: 0 K: 1 S: 5	H: 0 LOB: 0 BB: 0 P: 5	R: 0 E: 0 K: 1 S: 5	H: 0 LOB: 0 BB: 0 P: 5	R: 0 E: 0 K: 1 S: 5	H: 0 LOB: 0 BB: 0 P: 5	R: 1 E: 0 K: 0 S: 4	H: 1 LOB: 0 BB: 0 P: 4	R: 0 E: 0 K: 0 S: 2	H: 0 LOB: 0 BB: 1 P: 6	R: 1 E: 0 K: 1 S: 8	H: 3 LOB: 2 BB: 0 P: 8	R: 0 E: 0 K: 0 S: 4	H: 1 LOB: 1 BB: 0 P: 4	1B: 4 2B: 0 3B: 0 HR: 1	SF: 0 SAC: 0 DP: 1 HBP: 0	WP: 0 PB: 0 SB: 0 CS: 0	PA: 29
PITCHER Jim Clancy, R (1, 1) ERA: 3.9	IP: 8.0 WLS: L BF: 29 H: 5 R: 2 ER: 2 SO: 5 BB: 1 IBB: 0 HBP: 0 BLK: 0 WP: 0 HR: 1 S: 38 P: 42 ERA: 2.25 WHIP: 0.750															PITCHER				

Toronto Blue Jays @ Boston Red Sox
Fenway Park, Boston, MA
Sat Sep 27 1986, 3:33 AM EDT
Att: 33,358 - Unknown

AB	28
R	2
H	5
RBI	2
BB	1
SO	5
LOB	8



Batter	1	2	3	4	5	6	7	8	9	AB	R	H	RBI	BB	SO	LOB	TOP			
Tony Fernandez, S OBP: 0.342, SLG: 0.437 Kelly Gruber, R OBP: 0.227, SLG: 0.373	G4-6-3 1B		K			F4 1B 2B		F3		2	0	1	0	0	1	1				
Rance Mulliniks, L OBP: 0.338, SLG: 0.414	G4-6-3 1-2			HR	2B	1B BB		K		3	1	1	0	1	1	1				
Lloyd Moseby, L OBP: 0.339, SLG: 0.433	K			HR	2B	1B		6-3		4	1	2	3	0	1	0				
George Bell, R OBP: 0.353, SLG: 0.542 Ron Shepherd, R OBP: 0.254, SLG: 0.367		CS HBP		6-3	F7			K		3	0	0	0	0	1	2				
Jesse Barfield, R OBP: 0.372, SLG: 0.551 Garth Iorg, R OBP: 0.298, SLG: 0.340	K			K		F6		F9		4	0	0	0	0	2	1				
Willie Upshaw, L OBP: 0.344, SLG: 0.367	CS BB			1B		1B		F7		3	0	2	0	1	0	0				
Ernie Whitt, L OBP: 0.323, SLG: 0.442 Jeff Hearnon, R OBP: 0.308, SLG: 0.261	CS	L9		3-1		1B BB		F5		2	0	0	0	1	0	1				
Rick Leach, L OBP: 0.336, SLG: 0.441			K			F7		K		4	0	1	0	0	2	0				
Manuel Lee, S OBP: 0.250, SLG: 0.280						F8		F7		3	0	0	0	1	1	3				
Inning Stats	R: 0 E: 0 K: 1 S: 5	H: 1 LOB: 0 BB: 0 P: 5	R: 0 E: 0 K: 1 S: 3	H: 0 LOB: 0 BB: 1 P: 8	R: 0 E: 0 K: 2 S: 7	H: 0 LOB: 1 BB: 1 P: 11	R: 2 E: 0 K: 1 S: 8	H: 3 LOB: 1 BB: 0 P: 8	R: 1 E: 0 K: 0 S: 5	H: 2 LOB: 2 BB: 1 P: 9	R: 0 E: 0 K: 2 S: 7	H: 0 LOB: 0 BB: 0 P: 7	R: 0 E: 0 K: 0 S: 3	H: 0 LOB: 0 BB: 0 P: 3	R: 0 E: 0 K: 1 S: 5	H: 0 LOB: 0 BB: 0 P: 5	1B: 5 2B: 2 3B: 0 HR: 1	SF: 0 SAC: 0 DP: 1 HBP: 1	WP: 0 PB: 0 SB: 0 CS: 2	PA: 38
PITCHER Oil Can Boyd, R ERA: 3.78	IP: 9.0 WLS: W BF: 37 H: 8 R: 3 ER: 3 SO: 9 BB: 4 IBB: 0 HBP: 1 BLK: 0 WP: 0 HR: 1 S: 50 P: 67 ERA: 3.00 WHIP: 1.333																			

Toronto Blue Jays @ Boston Red Sox
Fenway Park, Boston, MA
Sun Sep 28 1986, 3:33 AM EDT
Att: 32,929 - Unknown

AB 32
R 3
H 8
RBI 3
BB 4
SO 9
LOB 12



Batter	1	2	3	4	5	6	7	8	9	AB	R	H	RBI	BB	SO	LOB	BOTTOM			
Wade Boggs, L OBP: 0.349, SLG: 0.479	3-1 BB	E 1B BB	F9	1B		3-1		4-3		4	1	1	3	2	0	4				
Marty Barrett, R OBP: 0.353, SLG: 0.384	3-1 BB	E 1B BB	1B	1B		1-3		1B		4	1	3	4	2	0	2				
Bill Buckner, L OBP: 0.315, SLG: 0.430	3-1	FC1 1B 1B	F6	1-3		F7		1B		6	0	1	0	0	0	7				
Jim Rice, R OBP: 0.379, SLG: 0.490	K	F7		E6 2B BB	G5-4-3 BB	F9		F9		5	1	0	0	1	1	7				
Don Baylor, R OBP: 0.340, SLG: 0.441	HBP	1B 1B	L7	G5-4-3		BB				3	0	1	2	1	0	2				
Dwight Evans, R OBP: 0.376, SLG: 0.485	F8	G5-4-3 1B		BB 1B 2B	5-3	K				5	1	2	0	0	1	4				
Tony Armas, R OBP: 0.309, SLG: 0.420		FC3 BB BB		1-3		F3 E 1B		2B 4-3 BB		4	2	2	0	1	0	5				
Rich Gedman, L OBP: 0.315, SLG: 0.425		FC3 1B 2B	K	BB 1B IBB		E5 F3		4-3 1B 2B		4	3	2	1	1	1	1				
Spike Owen, S OBP: 0.298, SLG: 0.310		FC3 BB E	S 1B 1B	1B 1B BB		F3		K		4	3	1	1	1	1	5				
Inning Stats	R: 0 E: 0 K: 1 S: 5	H: 0 LOB: 3 BB: 2 P: 14	R: 5 E: 1 K: 0 S: 8	H: 4 LOB: 2 BB: 2 P: 16	R: 1 E: 0 K: 1 S: 7	H: 2 LOB: 1 BB: 0 P: 7	R: 4 E: 1 K: 0 S: 7	H: 3 LOB: 2 BB: 2 P: 15	R: 0 E: 0 K: 0 S: 2	H: 0 LOB: 0 BB: 1 P: 6	R: 0 E: 1 K: 0 S: 5	H: 1 LOB: 2 BB: 0 P: 5	R: 0 E: 0 K: 1 S: 5	H: 0 LOB: 1 BB: 1 P: 9	R: 2 E: 0 K: 1 S: 8	H: 3 LOB: 2 BB: 1 P: 12	1B: 10 2B: 3 3B: 0 HR: 0	SF: 0 SAC: 0 DP: 2 HBP: 1	WP: 1 PB: 0 SB: 1 CS: 0	PA: 49
PITCHER Duane Ward, R ERA: 8.0 Joe Johnson, R ERA: 4.54 Dennis Lamp, R ERA: 5.13 Jeff Musselman, L ERA: 11.57 Mickey Mahler, L ERA: 4.69	IP: 1.0 WLS: L BF: 10 H: 4 R: 4 ER: 4 SO: 1 BB: 3 IBB: 0 HBP: 1 BLK: 0 WP: 1 HR: 0 S: 8 P: 21 ERA: 36.00 WHIP: 5.000																			
PITCHER Bill Caudill, R ERA: 5.5 Luis Aquino, R ERA: 6.35	IP: 7.1 WLS: L BF: 4 H: 0 R: 0 ER: 0 SO: 1 BB: 1 IBB: 0 HBP: 0 BLK: 0 WP: 0 HR: 0 S: 5 P: 12 ERA: 0.00 WHIP: 1.000																			

Toronto Blue Jays @ Boston Red Sox
Fenway Park, Boston, MA
Sun Sep 28 1986, 3:33 AM EDT
Att: 32,929 - Unknown

AB 39
R 12
H 13
RBI 11
BB 9
SO 4
LOB 37



Batter	1	2	3	4	5	6	7	8	9	AB	R	H	RBI	BB	SO	LOB	TOP								
John Shelby, S OBP: 0.260, SLG: 0.352 (1, 9)	4-3		4-3			4-3			5-3	5	1	2	2	0	0	0									
Ken Gerhart, R OBP: 0.298, SLG: 0.328 (1, 8)	6-3					K			5-3	4	1	1	0	0	2	2									
Juan Bonilla, R OBP: 0.310, SLG: 0.295 (6, PH)			2B			K				0	0	0	0	0	0	0									
Juan Beniquez, R OBP: 0.370, SLG: 0.393 (9, PH)										1	0	0	0	0	0	0									
Cal Ripken Jr., R OBP: 0.354, SLG: 0.453 (1, 6)						4-3				4	1	2	0	1	0	1									
Eddie Murray, S OBP: 0.392, SLG: 0.455 (1, 3)	F9									5	0	3	3	0	0	2									
Mike Young, S OBP: 0.342, SLG: 0.373 (1, 10)										4	0	1	0	0	1	3									
Jim Traber, L OBP: 0.325, SLG: 0.458 (1, 7)										4	0	0	0	0	0	3									
John Stefero, L OBP: 0.328, SLG: 0.311 (1, 2)										0	0	0	0	1	0	0									
Rick Dempsey, R OBP: 0.307, SLG: 0.368 (2, 2)										1	1	0	0	1	0	0									
Larry Sheets, L OBP: 0.316, SLG: 0.491 (8, PH)										1	0	0	0	0	0	0									
Ricky Jones, R OBP: 0.286, SLG: 0.174 (1, 5)										3	1	0	0	1	0	2									
Jackie Gutierrez, R OBP: 0.222, SLG: 0.215 (6, PH)										2	0	0	0	0	1	2									
Jim Dwyer, L OBP: 0.337, SLG: 0.497 (6, 9)										2	0	0	0	0	0	2									
Carl Nichols, R (8, 2)										0	0	0	0	0	0	0									
Inning Stats	R: 0 E: 0 K: 0 S: 3	H: 0 LOB: 1 BB: 1 P: 7	R: 0 E: 0 K: 1 S: 6	H: 1 LOB: 2 BB: 1 P: 10	R: 2 E: 0 K: 0 S: 6	H: 3 LOB: 1 BB: 0 P: 6	R: 0 E: 0 K: 0 S: 3	H: 0 LOB: 0 BB: 0 P: 3	R: 1 E: 0 K: 2 S: 9	H: 2 LOB: 1 BB: 0 P: 9	R: 2 E: 0 K: 1 S: 6	H: 1 LOB: 1 BB: 2 P: 14	R: 0 E: 0 K: 0 S: 4	H: 1 LOB: 1 BB: 0 P: 4	R: 0 E: 0 K: 0 S: 3	H: 0 LOB: 0 BB: 0 P: 3	R: 0 E: 0 K: 0 S: 4	H: 1 LOB: 1 BB: 0 P: 4	1B: 5 2B: 4 3B: 0 HR: 0	SF: 0 SAC: 0 DP: 0 HBP: 0	WP: 2 PB: 0 SB: 1 CS: 0	PA: 40			
PITCHER	IP	WLS	BF	H	R	ER	SO	BB	IBB	HBP	BLK	WP	HR	S	P	ERA	WHIP								
Al Nipper, R ERA: 5.51 (1, 1)	5.0	W	23	6	3	3	3	2	0	0	0	0	0	27	35	5.40	1.600								
Sammy Stewart, R ERA: 4.33 (6, 1)	2.0		10	2	2	2	1	2	0	0	0	2	0	10	18	9.00	2.000								
Steve Crawford, R ERA: 3.67 (8, 1)	1.0	S	4	1	0	0	0	0	0	0	0	0	0	3	3	0.00	0.000								
Bob Stanley, R ERA: 4.2 (9, 1)	1.0							0	0	0	0	0	0	4	4	0.00	1.000								

Baltimore Orioles @ Boston Red Sox
Fenway Park, Boston, MA
Mon Sep 29 1986, 7:05 PM EDT
Att: 27,372 - Unknown

AB 36
R 5
H 9
RBI 5
BB 4
SO 4
LOB 17



Batter	1	2	3	4	5	6	7	8	9	AB	R	H	RBI	BB	SO	LOB	BOTTOM								
Wade Boggs, L OBP: 0.350, SLG: 0.481 (1, 5)	1-3					1-3				4	0	2	3	1	0	0									
Marty Barrett, R OBP: 0.352, SLG: 0.382 (1, 4)	F5									3	0	0	0	1	0	2									
Ed Romero, R OBP: 0.275, SLG: 0.278 (7, 4)										1	0	0	0	0	0	2									
Bill Buckner, L OBP: 0.314, SLG: 0.427 (1, 3)	F9									4	0	0	0	1	0	3									
Jim Rice, R OBP: 0.382, SLG: 0.492 (1, 7)										3	2	3	0	1	0	0									
Mike Greenwell, L OBP: 0.371, SLG: 0.333 (7, PR)										0	0	0	1	1	0	0									
Don Baylor, R OBP: 0.340, SLG: 0.440 (1, 10)										4	2	1	0	1	0	5									
Dwight Evans, R OBP: 0.376, SLG: 0.483 (1, 9)										2	0	0	0	1	0	2									
Dave Henderson, R OBP: 0.338, SLG: 0.483 (7, 8)										1	0	0	0	0	0	1									
Tony Armas, R OBP: 0.306, SLG: 0.417 (1, 8)										3	0	0	2	0	0	3									
Marc Sullivan, R OBP: 0.267, SLG: 0.259 (1, 2)										4	3	3	1	0	0	1									
Spike Owen, S OBP: 0.300, SLG: 0.309 (1, 6)										2	0	0	0	2	0	3									
Inning Stats	R: 0 E: 0 K: 0 S: 3	H: 0 LOB: 0 BB: 0 P: 3	R: 3 E: 1 K: 0 S: 5	H: 1 LOB: 3 BB: 4 P: 21	R: 0 E: 0 K: 0 S: 3	H: 1 LOB: 0 BB: 0 P: 3	R: 1 E: 0 K: 0 S: 4	H: 2 LOB: 1 BB: 1 P: 8	R: 2 E: 0 K: 0 S: 6	H: 3 LOB: 2 BB: 1 P: 10	R: 0 E: 0 K: 0 S: 3	H: 0 LOB: 0 BB: 0 P: 3	R: 0 E: 0 K: 0 S: 4	H: 1 LOB: 1 BB: 0 P: 4	R: 1 E: 0 K: 0 S: 4	H: 1 LOB: 3 BB: 3 P: 16	1B: 7 2B: 2 3B: 0 HR: 0	SF: 1 SAC: 0 DP: 2 HBP: 0	WP: 1 PB: 1 SB: 0 CS: 0	PA: 41					
PITCHER	IP	WLS	BF	H	R	ER	SO	BB	IBB	HBP	BLK	WP	HR	S	P	ERA	WHIP								
John Habyan, R ERA: 4.87 (1, 1)	1.2	L	11	1	3	1	0	4	0	0	0	0	0	7	23	5.40	3.000								
Odele Jones, R ERA: 3.42 (2, 1)	3.0		15	6	3	2	0	2	0	0	0	0	0	13	21	6.00	2.667								
Tony Arnold, R ERA: 2.08 (5, 1)	2.2		11	2	1	1	0	0	1	0	0	0	0	10	14	3.38	0.750								
Don Aase, R ERA: 3.05 (8, 1)	0.2		4	0	0	0	0	1	1	0	0	1	0	2	10	0.00	1.500								


Baltimore Orioles @ Boston Red Sox
Fenway Park, Boston, MA
Mon Sep 29 1986, 7:05 PM EDT
Att: 27,372 - Unknown

AB 31
R 7
H 9
RBI 7
BB 9
SO 0
LOB 22



Batter	1	2	3	4	5	6	7	8	9	AB	R	H	RBI	BB	SO	LOB	TOP										
Rickey Henderson, R OBP: 0.356, SLG: 0.469	F7		1B BB		F7	G4-3		K		4	0	0	0	1	1	2	New York Yankees @ Boston Red Sox Fenway Park, Boston, MA Thu Oct 02 1986, 7:05 PM EDT Att: 31,697 - Unknown										
Willie Randolph, R OBP: 0.391, SLG: 0.337	K		1B		F7	F7		G4-3		5	1	2	0	0	1	1											
Don Mattingly, L OBP: 0.393, SLG: 0.566			L9		1B 2B				L8	4	2	2	0	1	0	1											
Dave Winfield, R OBP: 0.352, SLG: 0.465	F8		6-3		2B HBP					5	2	3	2	0	0	2											
Ron Kittle, R OBP: 0.285, SLG: 0.422			1B BB		F3	K		SF8		3	0	0	1	1	1	3											
Phil Lombardi, R OBP: 0.381, SLG: 0.563	L7				1B 2B				6-3	2	1	1	0	0	0	1											
Dan Pasqua, L OBP: 0.394, SLG: 0.522					2B HBP			K		2	0	0	0	0	2	1											
Leo Hernandez, R OBP: 0.381, SLG: 0.455	K				1B			FC6-4 BB		3	0	2	3	0	1	1											
Mike Pagliarulo, L OBP: 0.318, SLG: 0.470					2B					0	0	0	0	1	0	0											
Joel Skinner, R OBP: 0.273, SLG: 0.319					F7	6-3		FC6-4		4	0	1	0	0	0	4											
Wayne Tolleson, S OBP: 0.339, SLG: 0.338	K				K			G4-3 1B		4	0	2	0	0	2	4											
Inning Stats	R: 0 E: 0 K: 1 S: 5	H: 0 LOB: 1 BB: 1 P: 9	R: 0 E: 0 K: 2 S: 8	H: 1 LOB: 2 BB: 1 P: 12	R: 0 E: 0 K: 0 S: 3	H: 1 LOB: 1 BB: 1 P: 7	R: 0 E: 0 K: 1 S: 7	H: 2 LOB: 2 BB: 0 P: 7	R: 4 E: 0 K: 1 S: 9	H: 4 LOB: 1 BB: 0 P: 10	R: 0 E: 0 K: 0 S: 3	H: 1 LOB: 0 BB: 0 P: 3	R: 2 E: 0 K: 1 S: 7	H: 2 LOB: 1 BB: 1 P: 11	R: 0 E: 0 K: 1 S: 5	H: 1 LOB: 0 BB: 0 P: 5	R: 0 E: 0 K: 1 S: 6	H: 1 LOB: 1 BB: 0 P: 6	1B: 8 2B: 4 3B: 1 HR: 0	SF: 1 SAC: 0 DP: 2 HBP: 1	WP: 0 PB: 0 SB: 0 CS: 0	PA: 42					
PITCHER	IP	WLS	BF	H	R	ER	SO	BB	IBB	HBP	BLK	WP	HR	S	P	ERA	WHIP										
Bruce Hurst, L ERA: 2.99	5.0	L	26	8	4	4	5	3	0	1	0	0	0	32	45	7.20	2.200										
Sammy Stewart, R ERA: 4.52	1.1		6	3	2	2	0	0	0	0	0	0	0	6	6	13.50	2.250										
Joe Sambito, L ERA: 4.85	2.2		10	2	0	0	3	1	0	0	0	0	0	15	19	0.00	1.125										

AB	36
R	6
H	13
RBI	6
BB	4
SO	8
LOB	20



Batter	1	2	3	4	5	6	7	8	9	AB	R	H	RBI	BB	SO	LOB	BOTTOM										
Spike Owen, S OBP: 0.300, SLG: 0.312	FC3-6 BB		1-H 3B			F8		F2		3	0	1	1	1	0	0	New York Yankees @ Boston Red Sox Fenway Park, Boston, MA Thu Oct 02 1986, 7:05 PM EDT Att: 31,697 - Unknown										
Marty Barrett, R OBP: 0.355, SLG: 0.384	FC3-6 L6-3 1-2		G3-6-3 BB			BB BB		K		2	0	0	0	2	1	1											
Bill Buckner, L OBP: 0.312, SLG: 0.424	L6-3 1-2		G3-6-3			F8		F8		4	0	0	0	0	0	4											
Jim Rice, R OBP: 0.385, SLG: 0.492		K								2	0	0	0	1	2	0											
Mike Greenwell, L OBP: 0.395, SLG: 0.364						1-2 BB				1	0	0	0	0	1	0											
Don Baylor, R OBP: 0.344, SLG: 0.444										2	0	0	0	1	0	2											
Pat Dodson, L OBP: 0.500, SLG: 0.833						F8		F5		1	0	1	0	0	0	0											
Dwight Evans, R OBP: 0.377, SLG: 0.481										2	0	0	0	1	1	1											
Dave Henderson, R OBP: 0.337, SLG: 0.461										1	0	1	0	0	0	0											
Rich Gedman, L OBP: 0.315, SLG: 0.424										4	0	0	0	0	2	4											
Tony Armas, R OBP: 0.307, SLG: 0.414										3	0	0	0	1	0	1											
Ed Romero, R OBP: 0.276, SLG: 0.295										3	1	0	0	1	0	4											
Inning Stats	R: 0 E: 0 K: 0 S: 2	H: 0 LOB: 0 BB: 1 P: 6	R: 0 E: 0 K: 1 S: 5	H: 0 LOB: 1 BB: 1 P: 9	R: 1 E: 0 K: 0 S: 3	H: 1 LOB: 1 BB: 2 P: 11	R: 0 E: 0 K: 2 S: 7	H: 0 LOB: 0 BB: 0 P: 7	R: 0 E: 0 K: 0 S: 3	H: 0 LOB: 0 BB: 0 P: 3	R: 0 E: 0 K: 0 S: 3	H: 0 LOB: 2 BB: 2 P: 11	R: 0 E: 0 K: 1 S: 5	H: 0 LOB: 1 BB: 1 P: 9	R: 0 E: 0 K: 1 S: 5	H: 0 LOB: 0 BB: 0 P: 5	R: 0 E: 0 K: 2 S: 9	H: 2 LOB: 3 BB: 1 P: 13	1B: 1 2B: 2 3B: 1 HR: 0	SF: 0 SAC: 0 DP: 2 HBP: 0	WP: 0 PB: 0 SB: 0 CS: 0	PA: 36					
PITCHER	IP	WLS	BF	H	R	ER	SO	BB	IBB	HBP	BLK	WP	HR	S	P	ERA	WHIP										
Doug Drabek, R ERA: 4.1	8.1	W	33	3	1	1	6	7	0	0	0	0	0	38	66	1.08	1.200										
Bob Shirley, L ERA: 5.04	0.1		2	0	0	0	1	1	0	0	0	0	0	3	7	0.00	3.000										
Dave Righetti, L ERA: 2.49	0.1	S	1	0	0	0	0	0	0	0	0	0	0	1	1	0.00	0.000										




Batter	1	2	3	4	5	6	7	8	9	AB R H RBI BB SO LOB	TOP																
Rickey Henderson, R OBP: 0.358, SLG: 0.469	0-0 1B		0-0 5-3		0-0 1-3		4-0 S 1B BB		4-0 1B BB	3 1 1 0 2 0 1	New York Yankees @ Boston Red Sox Fenway Park, Boston, MA Sat Oct 04 1986, 3:33 AM EDT Unknown																
Wille Randolph, R OBP: 0.391, SLG: 0.338	0-0 L5			0-0 F8		0-0 F9	0-0 1B 1B		0-0 G3-6-3 1B	5 1 2 1 0 0 1																	
Don Mattingly, L OBP: 0.395, SLG: 0.567	0-0 G5-4-3 1B			0-0 3-1		0-0 WP 1B	0-0 1B 1B		0-0 G3-6-3 1B	5 1 3 0 0 0 1																	
Mike Easter, L OBP: 0.358, SLG: 0.443	0-0 G5-4-3			0-0 F9		0-0 1B 1B	0-0 FC5-4 1B			4 0 2 2 0 0 2																	
Dave Winfield, R OBP: 0.351, SLG: 0.465		0-3 K			0-0 WP 1B 2B	0-0 F7	0-0 FC5-4			4 1 1 0 0 1 3																	
Dan Pasqua, L OBP: 0.398, SLG: 0.520		0-0 1-3			0-0 F5	0-0 1B		1-0 PB G3 HBP		3 0 1 0 0 0 1																	
Mike Pagliarulo, L OBP: 0.316, SLG: 0.467		0-0 F8			0-0 L6	0-3 K		0-3 K		4 0 0 0 0 2 4																	
Joel Skinner, R OBP: 0.273, SLG: 0.318			0-0 6-3		0-0 3B 1B		0-3 K	0-0 G3		4 1 1 1 0 1 1																	
Wayne Tolleson, S OBP: 0.338, SLG: 0.341			0-0 F7		0-0 1B 3B		0-3 K	0-0 F8		4 0 1 1 0 1 1																	
Inning Stats	R: 0 E: 0 K: 0 S: 4	H: 2 LOB: 1 BB: 0 P: 4	R: 0 E: 0 K: 1 S: 5	H: 0 LOB: 0 BB: 0 P: 5	R: 0 E: 0 K: 0 S: 3	H: 0 LOB: 0 BB: 0 P: 3	R: 0 E: 0 K: 0 S: 3	H: 0 LOB: 0 BB: 0 P: 3	R: 2 E: 0 K: 0 S: 6	H: 3 LOB: 1 BB: 0 P: 6	R: 1 E: 0 K: 1 S: 8	H: 3 LOB: 2 BB: 0 P: 8	R: 2 E: 0 K: 2 S: 10	H: 3 LOB: 2 BB: 1 P: 14	R: 0 E: 0 K: 1 S: 5	H: 0 LOB: 1 BB: 0 P: 6	R: 0 E: 0 K: 0 S: 2	H: 1 LOB: 0 BB: 1 P: 6	1B: 10 2B: 1 3B: 1 HR: 0	SF: 0 SAC: 0 DP: 2 HBP: 1	WP: 2 PB: 1 CS: 1	PA: 39					
PITCHER	IP WLS BF H R ER SO BB IBB HBP BLK WP HR S P ERA WHIP											IP WLS BF H R ER SO BB IBB HBP BLK WP HR S P ERA WHIP															
Oil Can Boyd, R ERA: 3.78	5.0	19	5	2	2	1	0	0	0	0	0	1	0	21	21	3.60	1.000										
Steve Crawford, R ERA: 3.92	1.2	L 12	6	3	3	3	1	0	0	0	0	1	0	17	21	16.20	4.200										
Bob Woodward, R ERA: 5.3	0.1		1	0	0	0	0	0	0	0	0	0	0	1	1	0.00	0.000										
Joe Sambito, L ERA: 4.74	1.0		4	0	0	0	1	0	0	1	0	0	0	5	6	0.00	0.000										
Bob Stanley, R ERA: 4.43	1.0		3	1	0	0	0	1	0	0	0	0	0	2	6	0.00	2.000										

Batter	1	2	3	4	5	6	7	8	9	AB R H RBI BB SO LOB	BOTTOM																
Spike Owen, S OBP: 0.300, SLG: 0.312	0-0 L7				0-0 3-1			0-0 F4		4 0 1 2 0 0 0	New York Yankees @ Boston Red Sox Fenway Park, Boston, MA Sat Oct 04 1986, 3:33 AM EDT Unknown																
Marty Barrett, R OBP: 0.354, SLG: 0.383	0-0 1-3		0-0 6-3		0-0 6-3		4-0 G6-4-3 BB			3 0 0 0 1 0 2																	
Bill Buckner, L OBP: 0.312, SLG: 0.423	0-0 G1				0-0 6-3		0-0 G6-4-3			4 0 1 0 0 0 1																	
Jim Rice, R OBP: 0.386, SLG: 0.493		0-0 1B E 1B	0-0 FC6-4 HBP		0-0 6-3		0-0 6-3		0-0 F9 2B	4 1 2 0 0 0 1																	
Don Baylor, R OBP: 0.347, SLG: 0.444		0-0 E 1B 1B	1-0 G4-3 HBP		0-0 F2		4-0 G6-4-3 BB		4-0 G6-4-3 BB	2 1 1 0 1 0 0																	
Dwight Evans, R OBP: 0.375, SLG: 0.477		0-0 5-3	0-0 G4-3		0-3 K		0-0 F9		0-0 F9	4 0 0 0 0 1 6																	
Rich Gedman, L OBP: 0.315, SLG: 0.424		0-0 1-3			0-0 5-3		0-0 6-3		0-0 G6-4-3	0 0 0 0 0 0 0																	
Marc Sullivan, R OBP: 0.258, SLG: 0.250									0-0 G6-4-3	3 0 0 0 0 0 2																	
Dave Henderson, R (9, PH) OBP: 0.336, SLG: 0.460									1-2	1 0 0 0 0 0 2																	
Tony Armas, R OBP: 0.305, SLG: 0.411		0-0 E4 BB 1B			0-3 K		0-0 5-3			3 1 0 0 0 1 1																	
Ed Romero, R OBP: 0.277, SLG: 0.292		2-3 3-H 4-0 1B BB			0-0 5-3		0-0 F9			2 0 0 0 1 0 0																	
Inning Stats	R: 0 E: 0 K: 0 S: 3	H: 0 LOB: 0 BB: 0 P: 3	R: 3 E: 1 K: 0 S: 7	H: 3 LOB: 2 BB: 1 P: 11	R: 0 E: 0 K: 0 S: 3	H: 1 LOB: 1 BB: 0 P: 4	R: 0 E: 0 K: 1 S: 5	H: 0 LOB: 0 BB: 0 P: 5	R: 0 E: 0 K: 0 S: 3	H: 0 LOB: 0 BB: 0 P: 3	R: 0 E: 0 K: 0 S: 2	H: 0 LOB: 0 BB: 1 P: 6	R: 0 E: 0 K: 0 S: 3	H: 0 LOB: 0 BB: 1 P: 7	R: 0 E: 0 K: 0 S: 3	H: 1 LOB: 1 BB: 1 P: 7	1B: 4 2B: 1 3B: 0 HR: 0	SF: 0 SAC: 0 DP: 3 HBP: 1	WP: 0 PB: 0 CS: 0	PA: 34							
PITCHER	IP WLS BF H R ER SO BB IBB HBP BLK WP HR S P ERA WHIP											IP WLS BF H R ER SO BB IBB HBP BLK WP HR S P ERA WHIP															
Bob Tewksbury, R ERA: 3.31	7.1	W 29	4	3	0	2	2	0	1	0	0	0	0	30	39	0.00	0.818										
Dave Righetti, L ERA: 2.45	1.2	S 5	1	0	0	0	1	0	0	0	0	0	0	4	8	0.00	1.200										

AB	36
R	5
H	12
RBI	5
BB	2
SO	5
LOB	15



AB	30
R	3
H	5
RBI	2
BB	3
SO	2
LOB	15




Batter	1	2	3	4	5	6	7	8	9	AB	R	H	RBI	BB	SO	LOB	TOP			
Claudell Washington, L OBP: 0.311, SLG: 0.434 (1, 8)	F9	2B			F8		CS 1B		7-4 1B HBP	4	0	2	1	0	0	0	New York Yankees @ Boston Red Sox Fenway Park, Boston, MA Sat Oct 04 1986, 3:38 AM EDT Att: 34,290 - Unknown			
Willie Randolph, R OBP: 0.393, SLG: 0.346 (1, 4)	HR		6-3		1B BB		F3		1B	4	1	2	1	1	0	1				
Don Mattingly, L OBP: 0.393, SLG: 0.568 (1, 3)	F7		F8		F7				7-4	5	1	1	1	0	0	3				
Mike Easter, L OBP: 0.361, SLG: 0.448 (1, 10)	1B		2B		FC6-4 1B			F8		4	0	3	0	0	0	0				
Dave Winfield, R OBP: 0.349, SLG: 0.462 (1, 9)	K		F7		FC6-4 1B			K		4	0	0	0	0	2	4				
Dan Pasqua, L OBP: 0.300, SLG: 0.527 (1, 7)		BB 2B			FC6 1B		K		2B	4	1	3	0	0	1	0				
Mike Pagliarulo, L OBP: 0.315, SLG: 0.464 (1, 5)	F7		F6		4-3			IBB		3	0	0	0	1	0	2				
Joel Skinner, R OBP: 0.269, SLG: 0.314 (1, 2)	F7		K		K			F8		4	0	0	0	0	2	4				
Wayne Tolleson, S OBP: 0.338, SLG: 0.339 (1, 6)	2B BB		FC6		G1			F6		3	0	0	0	1	0	1				
Inning Stats	R: 1 E: 0 K: 1 S: 7	H: 2 LOB: 1 BB: 0 P: 7	R: 1 E: 0 K: 0 S: 4	H: 2 LOB: 2 BB: 1 P: 8	R: 0 E: 0 K: 0 S: 4	H: 1 LOB: 1 BB: 0 P: 4	R: 0 E: 0 K: 1 S: 6	H: 1 LOB: 1 BB: 0 P: 6	R: 0 E: 0 K: 0 S: 4	H: 0 LOB: 0 BB: 0 P: 7	R: 0 E: 0 K: 0 S: 3	H: 1 LOB: 0 BB: 0 P: 3	R: 1 E: 0 K: 1 S: 7	H: 2 LOB: 2 BB: 1 P: 11	R: 0 E: 0 K: 0 S: 3	H: 1 LOB: 1 BB: 0 P: 4	1B: 6 2B: 4 3B: 0 HR: 2	SF: 0 SAC: 0 DP: 1 HBP: 1	WP: 0 PB: 0 SB: 0 CS: 1	PA: 39
PITCHER	IP WLS BF H R ER SO BB IBB HBP BLK WP HR S P ERA WHIP	IP WLS BF H R ER SO BB IBB HBP BLK WP HR S P ERA WHIP	IP WLS BF H R ER SO BB IBB HBP BLK WP HR S P ERA WHIP	IP WLS BF H R ER SO BB IBB HBP BLK WP HR S P ERA WHIP	IP WLS BF H R ER SO BB IBB HBP BLK WP HR S P ERA WHIP	IP WLS BF H R ER SO BB IBB HBP BLK WP HR S P ERA WHIP	IP WLS BF H R ER SO BB IBB HBP BLK WP HR S P ERA WHIP	IP WLS BF H R ER SO BB IBB HBP BLK WP HR S P ERA WHIP	IP WLS BF H R ER SO BB IBB HBP BLK WP HR S P ERA WHIP	IP WLS BF H R ER SO BB IBB HBP BLK WP HR S P ERA WHIP	IP WLS BF H R ER SO BB IBB HBP BLK WP HR S P ERA WHIP	IP WLS BF H R ER SO BB IBB HBP BLK WP HR S P ERA WHIP	IP WLS BF H R ER SO BB IBB HBP BLK WP HR S P ERA WHIP	IP WLS BF H R ER SO BB IBB HBP BLK WP HR S P ERA WHIP	IP WLS BF H R ER SO BB IBB HBP BLK WP HR S P ERA WHIP	IP WLS BF H R ER SO BB IBB HBP BLK WP HR S P ERA WHIP	IP WLS BF H R ER SO BB IBB HBP BLK WP HR S P ERA WHIP	IP WLS BF H R ER SO BB IBB HBP BLK WP HR S P ERA WHIP	IP WLS BF H R ER SO BB IBB HBP BLK WP HR S P ERA WHIP	IP WLS BF H R ER SO BB IBB HBP BLK WP HR S P ERA WHIP
Al Nipper, R ERA: 5.38 Calvin Schiraldi, R ERA: 1.41	(1, 1) (8, 1)	7.0 L	29 29	8 8	2 2	2 2	4 4	2 2	0 0	0 0	0 0	0 0	0 0	0 0	0 0	0 0	2.57 4.50	1.429 1.500		

Batter	1	2	3	4	5	6	7	8	9	AB	R	H	RBI	BB	SO	LOB	BOTTOM					
Spike Owen, S OBP: 0.301, SLG: 0.310 (1, 6)	F9		F9		1-2 BB		1-2 2-3 BB			2	0	0	0	2	0	0	New York Yankees @ Boston Red Sox Fenway Park, Boston, MA Sat Oct 04 1986, 3:38 AM EDT Att: 34,290 - Unknown					
Ed Romero, R OBP: 0.273, SLG: 0.287 (1, 5)	F7			F4	6-3		F8			4	0	0	0	0	0	6						
Dave Henderson, R OBP: 0.333, SLG: 0.455 (1, 8)	F7			L9			F7		K	4	0	0	0	0	1	0						
Jim Rice, R OBP: 0.384, SLG: 0.491 Mike Greenwell, L OBP: 0.365, SLG: 0.353 (7, 7)	L5			1-3			K		3-1	3	0	0	0	0	1	0						
Don Baylor, R OBP: 0.345, SLG: 0.441 (1, 3)	F2						K		K	4	0	0	0	0	2	0						
Dwight Evans, R OBP: 0.376, SLG: 0.476 (1, 10)	FC5-4 1B						6-3		K	3	1	1	0	1	1	0						
Tony Armas, R ERA: 3.88 Kevin Romine, R OBP: 0.316, SLG: 0.314 (5, PR) (6, 9)	FC5-4						1B BB		4-3	2	0	1	0	0	0	1						
Dave Sax, R OBP: 0.455, SLG: 0.818 (1, 2)							E 1B		1B	2	0	1	0	0	0	0						
Dave Stapleton, R OBP: 0.175, SLG: 0.158 (1, 4)	F7				E8 BB		F7			3	0	1	1	0	0	2						
Inning Stats	R: 0 E: 0 K: 0 S: 3	H: 0 LOB: 0 BB: 0 P: 3	R: 0 E: 0 K: 0 S: 4	H: 1 LOB: 1 BB: 0 P: 4	R: 0 E: 0 K: 0 S: 3	H: 0 LOB: 0 BB: 0 P: 3	R: 0 E: 0 K: 0 S: 3	H: 0 LOB: 0 BB: 0 P: 3	R: 1 E: 1 K: 2 S: 9	H: 2 LOB: 3 BB: 2 P: 17	R: 0 E: 0 K: 2 S: 7	H: 0 LOB: 0 BB: 0 P: 7	R: 0 E: 0 K: 0 S: 5	H: 2 LOB: 3 BB: 1 P: 9	R: 0 E: 0 K: 1 S: 5	H: 0 LOB: 0 BB: 0 P: 5	R: 0 E: 0 K: 1 S: 5	H: 0 LOB: 0 BB: 0 P: 5	1B: 5 2B: 0 3B: 0 HR: 0	SF: 0 SAC: 0 DP: 0 HBP: 0	WP: 0 PB: 0 SB: 0 CS: 0	PA: 35
PITCHER	IP WLS BF H R ER SO BB IBB HBP BLK WP HR S P ERA WHIP	IP WLS BF H R ER SO BB IBB HBP BLK WP HR S P ERA WHIP	IP WLS BF H R ER SO BB IBB HBP BLK WP HR S P ERA WHIP	IP WLS BF H R ER SO BB IBB HBP BLK WP HR S P ERA WHIP	IP WLS BF H R ER SO BB IBB HBP BLK WP HR S P ERA WHIP	IP WLS BF H R ER SO BB IBB HBP BLK WP HR S P ERA WHIP	IP WLS BF H R ER SO BB IBB HBP BLK WP HR S P ERA WHIP	IP WLS BF H R ER SO BB IBB HBP BLK WP HR S P ERA WHIP	IP WLS BF H R ER SO BB IBB HBP BLK WP HR S P ERA WHIP	IP WLS BF H R ER SO BB IBB HBP BLK WP HR S P ERA WHIP	IP WLS BF H R ER SO BB IBB HBP BLK WP HR S P ERA WHIP	IP WLS BF H R ER SO BB IBB HBP BLK WP HR S P ERA WHIP	IP WLS BF H R ER SO BB IBB HBP BLK WP HR S P ERA WHIP	IP WLS BF H R ER SO BB IBB HBP BLK WP HR S P ERA WHIP	IP WLS BF H R ER SO BB IBB HBP BLK WP HR S P ERA WHIP	IP WLS BF H R ER SO BB IBB HBP BLK WP HR S P ERA WHIP	IP WLS BF H R ER SO BB IBB HBP BLK WP HR S P ERA WHIP	IP WLS BF H R ER SO BB IBB HBP BLK WP HR S P ERA WHIP	IP WLS BF H R ER SO BB IBB HBP BLK WP HR S P ERA WHIP	IP WLS BF H R ER SO BB IBB HBP BLK WP HR S P ERA WHIP		
Dennis Rasmussen, L Brian Fisher, R ERA: 4.93 Dave Righetti, L ERA: 2.45	(1, 1) (7, 1) (8, 1)	6.1 2.1 0.1	W 8 S	26 8 1	5 0 0	1 0 0	1 0 0	4 2 0	1 0 0	0 0 0	0 0 0	0 0 0	0 0 0	0 0 0	0 0 0	0 0 0	0.00 0.00 0.00	1.105 0.429 0.000				

Batter	1	2	3	4	5	6	7	8	9	AB	R	H	RBI	BB	SO	LOB	TOP										
Don Mattingly, L (1, 3) OBP: 0.394, SLG: 0.573										5	1	2	3	1	1	4											
Henry Cotto, R (1, 8) OBP: 0.229, SLG: 0.288										4	2	2	2	1	0	1											
Dan Pasqua, L (1, 9) OBP: 0.397, SLG: 0.525										5	0	1	1	0	1	4											
Mike Easter, L (1, 10) OBP: 0.362, SLG: 0.449										1	1	1	0	0	0	0											
Ron Kittle, R (3, PH) OBP: 0.294, SLG: 0.420										4	0	1	0	0	1	1											
Mike Pagliarulo, L (1, 5) OBP: 0.314, SLG: 0.461										5	0	1	0	0	1	2											
Phil Lombardi, R (1, 7) OBP: 0.386, SLG: 0.528										4	0	1	1	1	1	0											
Juan Espino, R (1, 2) OBP: 0.200, SLG: 0.216										4	0	0	0	1	1	2											
Bobby Meacham, S (1, 6) OBP: 0.309, SLG: 0.280										3	1	1	0	1	1	3											
Bryan Little, S (1, 4) OBP: 0.244, SLG: 0.211										4	2	3	0	1	0	3											
Inning Stats	R: 2 E: 0 K: 1 S: 9	H: 4 LOB: 2 BB: 0 P: 9	R: 2 E: 0 K: 0 S: 4	H: 2 LOB: 0 BB: 1 P: 8	R: 0 E: 0 K: 2 S: 7	H: 0 LOB: 0 BB: 0 P: 7	R: 2 E: 0 K: 0 S: 5	H: 2 LOB: 1 BB: 0 P: 6	R: 0 E: 0 K: 1 S: 5	H: 0 LOB: 0 BB: 0 P: 5	R: 0 E: 0 K: 1 S: 5	H: 1 LOB: 3 BB: 2 P: 14	R: 1 E: 0 K: 1 S: 7	H: 2 LOB: 1 BB: 0 P: 7	R: 0 E: 0 K: 0 S: 5	H: 2 LOB: 2 BB: 0 P: 5	1B: 8 2B: 3 3B: 0 HR: 2	SF: 0 SAC: 0 DP: 0 HBP: 1	WP: 0 PB: 0 CS: 2	PA: 46							
PITCHER	IP	WLS	BF	H	R	ER	SO	BB	IBB	HBP	BLK	WP	HR	S	P	ERA	WHIP										
Jeff Sellers, R (1, 1) ERA: 4.94	4.0	L	21	8	6	6	3	1	0	1	0	0	2	25	30	13.50	2.250										
Sammy Stewart, R (5, 1) ERA: 4.35	2.0		9	0	0	0	2	3	0	0	0	0	0	10	22	0.00	1.500										
Tim Lollar, L (7, 1) ERA: 6.91	1.0		6	1	0	0	1	2	0	0	0	0	0	6	14	0.00	3.000										
Joe Sambito, L (8, 1) ERA: 4.84	1.0		5	2	1	1	1	0	0	0	0	0	0	7	7	9.00	2.000										
Bob Stanley, R (9, 1) ERA: 4.37	1.0		5	2	0	0	0	0	0	0	0	0	0	5	5	0.00	2.000										
Batter	1	2	3	4	5	6	7	8	9	AB	R	H	RBI	BB	SO	LOB	BOTTOM										
Spike Owen, S (1, 6) OBP: 0.300, SLG: 0.309										3	0	0	0	0	1	0											
Glenn Hoffman, R (7, 6) OBP: 0.269, SLG: 0.304										1	0	0	0	0	0	2											
Marty Barrett, R (1, 4) OBP: 0.353, SLG: 0.381										3	0	0	0	0	0	0											
Dave Stapleton, R (8, 4) OBP: 0.171, SLG: 0.154										1	0	0	0	0	0	0											
Bill Buckner, L (1, 10) OBP: 0.311, SLG: 0.421										3	0	0	0	1	0	0											
Jim Rice, R (1, 7) OBP: 0.394, SLG: 0.490										3	0	1	0	0	0	1											
La Schelle Tanver, L (7, PR) OBP: 0.154, SLG: 0.120										1	0	0	0	0	0	0											
Don Baylor, R (1, 3) OBP: 0.344, SLG: 0.439										2	0	0	0	0	2	0											
Pat Dodson, L (6, 3) OBP: 0.533, SLG: 0.833										0	0	0	0	1	0	0											
Dwight Evans, R (1, 9) OBP: 0.376, SLG: 0.476										2	0	1	0	0	0	0											
Mike Greenwell, L (5, FR) OBP: 0.400, SLG: 0.371										1	0	1	0	0	0	0											
Tony Armas, R (1, 8) OBP: 0.305, SLG: 0.409										2	0	0	0	0	0	1											
Dave Henderson, R (6, 8) OBP: 0.335, SLG: 0.459										1	0	1	0	0	0	0											
Ed Romero, R (1, 5) OBP: 0.270, SLG: 0.283										3	0	0	0	0	0	1											
Marc Sullivan, R (1, 2) OBP: 0.260, SLG: 0.252										3	0	1	0	0	0	0											
Inning Stats	R: 0 E: 0 K: 0 S: 3	H: 0 LOB: 1 BB: 1 P: 7	R: 0 E: 0 K: 1 S: 5	H: 0 LOB: 0 BB: 0 P: 5	R: 0 E: 0 K: 0 S: 3	H: 0 LOB: 0 BB: 0 P: 3	R: 0 E: 0 K: 0 S: 3	H: 0 LOB: 0 BB: 0 P: 3	R: 0 E: 0 K: 1 S: 5	H: 1 LOB: 1 BB: 0 P: 5	R: 0 E: 0 K: 1 S: 5	H: 0 LOB: 0 BB: 0 P: 5	R: 0 E: 1 K: 0 S: 4	H: 2 LOB: 3 BB: 1 P: 8	R: 0 E: 0 K: 0 S: 4	H: 2 LOB: 1 BB: 0 P: 4	R: 0 E: 0 K: 0 S: 3	H: 0 LOB: 0 BB: 0 P: 3	1B: 4 2B: 1 3B: 0 HR: 0	SF: 0 SAC: 0 DP: 2 HBP: 0	WP: 0 PB: 0 CS: 0	PA: 31					
PITCHER	IP	WLS	BF	H	R	ER	SO	BB	IBB	HBP	BLK	WP	HR	S	P	ERA	WHIP										
Scott Nielsen, R (1, 1) ERA: 4.02	9.0	W	31	5	0	0	3	2	0	0	0	0	0	35	43	0.00	0.778										


New York Yankees @ Boston Red Sox
Fenway Park, Boston, MA
Sun Oct 05 1986, 3:33 AM EDT
Att: 32,735 - Unknown

AB 39
R 7
H 13
RBI 7
BB 6
SO 7
LOB 20



New York Yankees @ Boston Red Sox
Fenway Park, Boston, MA
Sun Oct 05 1986, 3:33 AM EDT
Att: 32,735 - Unknown

AB 29
R 0
H 5
RBI 0
BB 2
SO 3
LOB 5



Batter	1	2	3	4	5	6	7	8	9	AB	R	H	RBI	BB	SO	LOB	TOP											
Ruppert Jones, L OBP: 0.250, SLG: 0.250 Rick Burleson, R (8, FH) Devon White, S (8, 9)	1-3 K	2-1 2B 1B	2-2 F6			2-1 G3		1-0 F3		4	1	1	1	0	1	2	California Angels @ Boston Red Sox Fenway Park, Boston, MA Tue Oct 07 1986, 7:05 PM EDT Att: 32,993 - Unknown											
Wally Joyner, L OBP: 0.600, SLG: 1.000	2-1 2B	2-2 1B 2B		0-1 3-1		0-0 F9		4-2 1B BB		4	1	2	1	1	0	0												
Brian Downing, R OBP: 0.400, SLG: 0.400	1-2 L5	1-3 3-H 2B 1B		0-0 F7		1-1 F8		1-1 FC3-6 1B		5	0	2	4	0	0	1												
Reggie Jackson, L (1, 10)	4-2 BB	3-2 K		0-2 4-3		3-2 F5		0-1 FC3-6 1B		4	0	0	0	1	1	3												
Doug DeCinces, R OBP: 0.200, SLG: 0.200	1-0 F8		0-1 6-3		2-1 1B		0-0 6-3		1-0 6-3		5	0	1	0	0	2												
Rob Wilfong, L (1, 4)		2-3 K	1-2 E6 1B		0-2 F8		0-0 4-3		1-0 4-3		5	1	0	0	0	1												
Dick Schofield, R OBP: 0.200, SLG: 0.200		0-3 K	0-3 K		1-2 F7		1-2 1B		2-2 F8		5	1	1	0	0	2												
Bob Boone, R OBP: 0.750, SLG: 0.667		4-1 BB 1B	1-0 1B		1-2 6-3		1-2 BB 1B				3	2	2	1	1	0												
Gary Pettis, S OBP: 0.750, SLG: 0.667		4-2 1B BB	0-1 1B		2-1 F7		2-0 BB 1B		1-2 1B		3	2	2	1	1	0												
Inning Stats	R: 0 E: 0 K: 1 S: 11	H: 1 LOB: 2 BB: 1 P: 20	R: 4 E: 0 K: 3 S: 25	H: 3 LOB: 1 BB: 2 P: 45	R: 1 E: 1 K: 1 S: 16	H: 2 LOB: 2 BB: 0 P: 19	R: 0 E: 0 K: 0 S: 7	H: 0 LOB: 0 BB: 0 P: 7	R: 0 E: 0 K: 0 S: 14	H: 1 LOB: 1 BB: 0 P: 18	R: 0 E: 0 K: 0 S: 5	H: 0 LOB: 0 BB: 0 P: 9	R: 0 E: 0 K: 0 S: 7	H: 0 LOB: 0 BB: 0 P: 11	R: 3 E: 0 K: 0 S: 17	H: 4 LOB: 2 BB: 1 P: 27	R: 0 E: 0 K: 0 S: 6	H: 0 LOB: 0 BB: 0 P: 10	1B: 9 2B: 2 3B: 0 HR: 0	SF: 0 SAC: 0 DP: 0 HBP: 0	WP: 0 PB: 0 SB: 1 CS: 0	PA: 43						
PITCHER	IP	WLS	BF	H	R	ER	SO	BB	IBB	HBP	BLK	WP	HR	S	P	ERA	WHIP											
Roger Clemens, R ERA: 8.59	(1, 1)	7.1	L	36	10	8	7	5	3	0	0	0	0	0	94	142	8.59	1.773										
Joe Sambito, L ERA	(8, 1)	0.1		2	0	0	0	0	1	0	0	0	0	0	4	9	0.00	3.000										
Bob Stanley, R ERA	(8, 1)	1.1		5	1	0	0	0	0	0	0	0	0	0	10	15	0.00	0.750										

Batter	1	2	3	4	5	6	7	8	9	AB	R	H	RBI	BB	SO	LOB	BOTTOM											
Wade Boggs, L OBP: 0.500, SLG: 0.333	4-2 BB			2-2 L7		0-1 1B		2-2 G3		3	0	1	0	1	0	1	California Angels @ Boston Red Sox Fenway Park, Boston, MA Tue Oct 07 1986, 7:05 PM EDT Att: 32,993 - Unknown											
Marty Barrett, R OBP: 0.500, SLG: 0.500	1-1 G5-4-3			1-0 F9		1-2 1B		1-1 1B		4	0	2	1	0	0	1												
Bill Buckner, L (1, 3)	1-2 L8			3-1 F8		0-1 F7		0-1 F7		4	0	0	0	0	0	4												
Jim Rice, R (1, 7)		1-1 1-3		1-1 6-3		1-1 F2		1-3 K		4	0	0	0	0	1	0												
Don Baylor, R OBP: 0.250, SLG: 0.500		2-1 F3		0-0 F2		3-1 2B		0-0 F9		4	0	1	0	0	0	0												
Dwight Evans, R (1, 9)		1-0 5-3		1-3 K		0-1 5-3		1-1 F9		4	0	0	0	0	1	1												
Rich Gedman, L (1, 2)			0-0 F8		1-2 F8		1-1 L7				3	0	0	0	0	1												
Tony Armas, R (1, 8)			2-2 5-3		1-0 F9		3-1 F7				3	0	0	0	0	0												
Spike Owen, S OBP: 0.667, SLG: 0.500			2-3 K		4-1 1B BB		0-1 1B G3				2	1	1	0	1	1												
Inning Stats	R: 0 E: 0 K: 0 S: 11	H: 0 LOB: 0 BB: 1 P: 17	R: 0 E: 0 K: 0 S: 5	H: 0 LOB: 0 BB: 0 P: 9	R: 0 E: 0 K: 1 S: 9	H: 0 LOB: 0 BB: 0 P: 13	R: 0 E: 0 K: 0 S: 6	H: 0 LOB: 0 BB: 0 P: 12	R: 0 E: 0 K: 1 S: 6	H: 0 LOB: 0 BB: 0 P: 8	R: 1 E: 0 K: 0 S: 12	H: 2 LOB: 2 BB: 1 P: 19	R: 0 E: 0 K: 0 S: 8	H: 1 LOB: 1 BB: 0 P: 13	R: 0 E: 0 K: 0 S: 11	H: 2 LOB: 2 BB: 0 P: 17	R: 0 E: 0 K: 1 S: 6	H: 0 LOB: 0 BB: 0 P: 8	1B: 4 2B: 1 3B: 0 HR: 0	SF: 0 SAC: 0 DP: 1 HBP: 0	WP: 0 PB: 0 SB: 0 CS: 0	PA: 33						
PITCHER	IP	WLS	BF	H	R	ER	SO	BB	IBB	HBP	BLK	WP	HR	S	P	ERA	WHIP											
Mike Witt, R ERA: 1.0	(1, 1)	9.0	W	33	5	1	1	3	2	0	0	0	0	0	74	116	1.00	0.778										

Batter	1	2	3	4	5	6	7	8	9	AB	R	H	RBI	BB	SO	LOB	TOP			
Rick Burleson, R OBP: 0.167, SLG: 0.167 (1, 10)	F4		F9		6-3		G4-6-3 1B		FC5-4	5	0	1	0	0	0	1				
Wally Joyner, L OBP: 0.556, SLG: 1.125 (1, 3)	FC5-4 1B		F9		HR		G4-6-3 1-2			4	1	2	1	0	0	1				
Brian Downing, R OBP: 0.333, SLG: 0.333 (1, 7)	FC5-4 1-2				F3		K			4	1	1	0	0	1	1				
Doug DeCinces, R OBP: 0.222, SLG: 0.222 (1, 5)	F9				6-3					4	0	1	0	0	0	1				
George Hendrick, R (1, 9)					F5		F3			4	0	0	0	0	1	2				
Bobby Grich, R OBP: 0.500, SLG: 0.500 (1, 4)					E5 1B		1B 1B			4	0	2	0	0	0	2				
Dick Schofield, R OBP: 0.333, SLG: 0.333 (1, 6)					F8		1B			4	0	2	1	0	0	1				
Bob Boone, R OBP: 0.500, SLG: 0.429 (1, 2)					F4		1-3 2-H 1B		F8	4	0	1	0	0	1	4				
Gary Pettis, S OBP: 0.500, SLG: 0.429 (1, 8)					F8		1-3 1B		FC5-4 1B	4	0	1	0	0	1	5				
Inning Stats	R: 0 E: 0 K: 0 S: 11	H: 1 LOB: 1 BB: 0 P: 16	R: 0 E: 0 K: 2 S: 13	H: 1 LOB: 0 BB: 0 P: 18	R: 0 E: 0 K: 0 S: 6	H: 0 LOB: 0 BB: 0 P: 9	R: 1 E: 1 K: 0 S: 13	H: 3 LOB: 3 BB: 0 P: 18	R: 1 E: 0 K: 0 S: 15	H: 1 LOB: 0 BB: 0 P: 18	R: 0 E: 0 K: 1 S: 7	H: 1 LOB: 0 BB: 0 P: 12	R: 0 E: 0 K: 0 S: 4	H: 0 LOB: 0 BB: 0 P: 7	R: 0 E: 0 K: 0 S: 10	H: 1 LOB: 1 BB: 0 P: 13	1B: 10 2B: 0 3B: 0 HR: 1	SF: 0 SAC: 0 DP: 1 HBP: 0	WP: 0 PB: 0 SB: 0 CS: 0	PA: 37
PITCHER Bruce Hurst, L ERA: 1.0 (1, 1)	IP: 9.0 WLS: W BF: 37 H: 11 R: 2 ER: 1 SO: 4 BB: 0 IBB: 0 HBP: 0 BLK: 0 WP: 0 HR: 1 S: 90 P: 127 ERA: 1.00 WHIP: 1.222															PITCHER				

California Angels @ Boston Red Sox
Fenway Park, Boston, MA
Wed Oct 08 1986, 3:33 AM EDT
Att: 32,786 - Unknown

AB 37
R 2
H 11
RBI 2
BB 0
SO 4
LOB 18



Batter	1	2	3	4	5	6	7	8	9	AB	R	H	RBI	BB	SO	LOB	BOTTOM			
Wade Boggs, L OBP: 0.500, SLG: 0.714 (1, 5)	2B 3B	1-2 2-3 1B		6-3		L4		SH5-3		4	1	2	0	0	0	0				
Marty Barrett, R OBP: 0.556, SLG: 0.667 (1, 4)	FC6 3-H 2B	G3-6-1 1B				K		HR		5	1	3	2	0	2	0				
Bill Buckner, L OBP: 0.111, SLG: 0.125 (1, 3)	L8					BB 2B 1B		SF7		4	2	1	1	0	0	4				
Dave Stapleton, R (9, 3)		G3-6-1 1-2								0	0	0	0	0	0	0				
Jim Rice, R OBP: 0.222, SLG: 0.556 (1, 7)	FC6 1B 2-3		K		K		E FC4-6 1B	HR		5	2	2	2	0	2	2				
Don Baylor, R OBP: 0.667, SLG: 0.667 (1, 10)						2B BB				2	1	2	0	3	0	0				
Dwight Evans, R OBP: 0.311, SLG: 0.222 (1, 9)	L8		F9			2B		L5		5	0	1	2	0	0	6				
Rich Gedman, L OBP: 0.143, SLG: 0.143 (1, 2)			FC5-4 1B		K2-5-3		FC4-6 1-2 2-H 2-H 3-H 1-2			4	1	1	1	0	1	4				
Tony Armas, R (1, 8)										4	0	0	0	0	1	2				
Dave Henderson, R (8, 8)					G3		6-3	5-3		0	0	0	0	0	0	0				
Spike Owen, S OBP: 0.571, SLG: 0.400 (1, 6)					G3			1B SH5-3 SF7 BB		3	1	1	0	1	0	0				
Inning Stats	R: 1 E: 0 K: 0 S: 15	H: 3 LOB: 2 BB: 0 P: 21	R: 1 E: 0 K: 1 S: 17	H: 4 LOB: 0 BB: 0 P: 19	R: 0 E: 0 K: 1 S: 8	H: 0 LOB: 1 BB: 1 P: 16	R: 0 E: 0 K: 0 S: 9	H: 0 LOB: 0 BB: 0 P: 13	R: 1 E: 0 K: 3 S: 19	H: 2 LOB: 2 BB: 1 P: 30	R: 0 E: 0 K: 0 S: 5	H: 0 LOB: 0 BB: 0 P: 9	R: 3 E: 3 K: 1 S: 19	H: 1 LOB: 1 BB: 1 P: 28	R: 3 E: 0 K: 0 S: 15	H: 3 LOB: 1 BB: 1 P: 27	1B: 9 2B: 2 3B: 1 HR: 1	SF: 1 SAC: 1 DP: 1 HBP: 0	WP: 0 PB: 0 SB: 0 CS: 0	PA: 42
PITCHER Kirk McCaskill, R ERA: 3.86 (1, 1)	IP: 7.0 WLS: L BF: 35 H: 10 R: 6 ER: 3 SO: 6 BB: 3 IBB: 0 HBP: 0 BLK: 0 WP: 0 HR: 0 S: 92 P: 136 ERA: 3.86 WHIP: 1.857															PITCHER				
Gary Lucas, L ERA: 27.0 (8, 1)	0.2 4 1 2 2 0 1 0 0 0 0 0 6 15 27.00 3.000																			
Doug Corbett, R ERA: 27.0 (8, 1)	0.1 3 2 1 1 0 0 0 0 0 0 1 9 12 27.00 6.000																			

California Angels @ Boston Red Sox
Fenway Park, Boston, MA
Wed Oct 08 1986, 3:33 AM EDT
Att: 32,786 - Unknown

AB 36
R 9
H 13
RBI 8
BB 4
SO 6
LOB 18



Batter	1	2	3	4	5	6	7	8	9	AB	R	H	RBI	BB	SO	LOB	TOP		
Wade Boggs, L (1,5) OBP: 0.385, SLG: 0.455	F8		F7				F7		F8	4	0	0	0	1	0	0	Boston Red Sox @ California Angels Anaheim Stadium, Anaheim, CA Fri Oct 10 1986, 10:05 PM EDT Att: 64,206 - Unknown		
Marty Barrett, R (1,4) OBP: 0.500, SLG: 0.571	5-3		6-3				F3	2B BLK	1B	5	1	2	0	0	0	3			
Bill Buckner, L (1,3) OBP: 0.071, SLG: 0.077	K		K				G3	F8	F7	5	0	0	0	0	2	5			
Jim Rice, R (1,7) OBP: 0.308, SLG: 0.583		1B 1B 1B BB		K			K	BLK 1B		3	2	1	0	1	2	0			
Don Baylor, R (1,10) OBP: 0.615, SLG: 0.556		1B		F8				F6	2B	3	0	1	0	1	0	1			
Dwight Evans, R (1,9) OBP: 0.231, SLG: 0.250		1B		F9			F8	1B BB		3	0	1	0	1	0	1			
Rich Gedman, L (1,2) OBP: 0.364, SLG: 0.364		1B					2B 1B	F8	1B	4	0	3	2	0	0	1			
Tony Armas, R (1,8) OBP: 0.091, SLG: 0.182	P3						F8	F8		4	0	1	0	0	0	4			
Spike Owen, S (1,6) OBP: 0.400, SLG: 0.250	1-3						G3		F8	3	0	0	0	0	1	4			
Mike Greenwell, L (9,PH)										1	0	0	0	0	0	0			
Inning Stats	R: 0 E: 0 K: 1 S: 12	H: 0 LOB: 0 BB: 0 P: 13	R: 1 E: 0 K: 0 S: 15	H: 3 LOB: 2 BB: 1 P: 24	R: 0 E: 0 K: 1 S: 8	H: 0 LOB: 0 BB: 0 P: 10	R: 0 E: 0 K: 1 S: 7	H: 0 LOB: 3 BB: 1 P: 10	R: 0 E: 0 K: 1 S: 10	H: 0 LOB: 1 BB: 1 P: 18	R: 0 E: 0 K: 1 S: 7	H: 0 LOB: 0 BB: 0 P: 9	R: 2 E: 0 K: 0 S: 20	H: 3 LOB: 2 BB: 1 P: 28	R: 0 E: 0 K: 0 S: 6	H: 1 LOB: 1 BB: 0 P: 10	1B: 7 2B: 2 3B: 0 HR: 0	SF: 0 SAC: 0 DP: 0 HBP: 0	WP: 0 PA: 39 PB: 0 SB: 0 CS: 0
PITCHER	IP WLS BF H R ER SO BB IBB HBP BLK WP HR S P ERA WHIP																		
John Candelaria, L (1,1) ERA: 1.29	7.0 W 28 5 1 1 5 3 0 0 0 0 0 72 103 1.29 1.143																		
Donnie Moore, R (8,1) ERA: 9.0	2.0 S 11 4 2 2 0 1 0 0 1 0 0 26 38 9.00 2.500																		

AB 35
R 3
H 9
RBI 2
BB 4
SO 5
LOB 19



Batter	1	2	3	4	5	6	7	8	9	AB	R	H	RBI	BB	SO	LOB	BOTTOM		
Gary Pettis, S (1,8) OBP: 0.500, SLG: 0.700	CS BB		1-3			K	1-H HR			3	1	1	2	1	1	0	Boston Red Sox @ California Angels Anaheim Stadium, Anaheim, CA Fri Oct 10 1986, 10:05 PM EDT Att: 64,206 - Unknown		
Wally Joyner, L (1,3) OBP: 0.538, SLG: 0.909	4-3		1B			FC5 1B BB	4-3			3	1	1	0	1	0	1			
Brian Downing, R (1,7) OBP: 0.308, SLG: 0.308	K		1B			FC5 1B		L6		4	0	1	0	0	1	1			
Reggie Jackson, L (1,10) OBP: 0.333, SLG: 0.143	F8		P6			G5-4-3 1B		SF8 BB		3	1	1	1	1	0	2			
Doug DeCinces, R (1,5) OBP: 0.231, SLG: 0.231	F7		1B			G5-4-3 1B		E5		4	0	1	0	0	0	3			
Ruppert Jones, L (1,9) OBP: 0.125, SLG: 0.143	4-3							SF8		3	0	0	1	0	0	0			
Devon White, S (9,9)										0	0	0	0	0	0	0			
Bobby Grich, R (1,4) OBP: 0.250, SLG: 0.250			F5			F7		F7		4	0	0	0	0	1	1			
Dick Schofield, R (1,6) OBP: 0.417, SLG: 0.750			5-3			2B		HR		3	1	2	1	0	0	0			
Bob Boone, R (1,2) OBP: 0.455, SLG: 0.400			6-3			P5		HR		3	1	1	0	0	0	1			
Inning Stats	R: 0 E: 0 K: 1 S: 7	H: 0 LOB: 0 BB: 1 P: 13	R: 0 E: 0 K: 0 S: 7	H: 0 LOB: 0 BB: 0 P: 10	R: 0 E: 0 K: 0 S: 5	H: 0 LOB: 0 BB: 0 P: 7	R: 0 E: 0 K: 0 S: 12	H: 3 LOB: 2 BB: 0 P: 15	R: 0 E: 0 K: 1 S: 8	H: 1 LOB: 1 BB: 0 P: 11	R: 1 E: 0 K: 1 S: 10	H: 1 LOB: 1 BB: 1 P: 15	R: 3 E: 0 K: 1 S: 11	H: 3 LOB: 0 BB: 0 P: 14	R: 1 E: 1 K: 0 S: 16	H: 0 LOB: 1 BB: 1 P: 26	1B: 5 2B: 1 3B: 0 HR: 2	SF: 1 SAC: 0 DP: 1 HBP: 0	WP: 0 PA: 34 PB: 0 SB: 0 CS: 1
PITCHER	IP WLS BF H R ER SO BB IBB HBP BLK WP HR S P ERA WHIP																		
Oil Can Boyd, R (1,1) ERA: 5.4	6.2 L 28 8 4 4 3 2 0 0 0 0 0 84 5.40 1.500																		
Joe Sambito, L (7,1) ERA:	0.1 1 0 0 0 0 0 0 0 0 0 0 1 1 0.00 0.000																		
Calvin Schiraldi, R (8,1) ERA:	1.0 5 0 0 1 0 0 1 0 0 0 0 0 0 16 0.00 1.000																		

AB 30
R 5
H 8
RBI 5
BB 3
SO 3
LOB 9




Batter	1	2	3	4	5	6	7	8	9	10	11	AB	R	H	RBI	BB	SO	LOB	TOP	
Wade Boggs, L OBP: 0.333, SLG: 0.381 (1, 5)	3-1		6-3			FC1-6 1B		G6-4-3		FC3-6 BB	4-3	5	0	1	0	1	0	3		
Marty Barrett, R OBP: 0.391, SLG: 0.409 (1, 4)	4-1		6-3			FC1-6 FC1-6 1-2f		P4		FC3-6 1B		5	0	0	0	0	0	3		
Bill Buckner, L OBP: 0.130, SLG: 0.182 Dave Stapleton, R OBP: 1.000, SLG: 1.000 (1, 3) (9, PR)	F7				1-3	FC1-6 1-2f			2-1 HR	1-1 G6-4-3 1B		4	0	1	0	0	0	1		
Jim Rice, R OBP: 0.217, SLG: 0.364 (1, 7)		1-2 HR 1B			1-3 K				0-3 K	0-0 G6-4-3 1B		5	1	1	0	0	2	4		
Don Baylor, R OBP: 0.478, SLG: 0.611 (1, 10)		2-3 K			0-2 P3				3-2 HR		2-1 1B SF8 HBP	4	2	1	2	0	1	1		
Dwight Evans, R OBP: 0.237, SLG: 0.190 (1, 9)		3-3 K			0-2 6-3				1-1 F2		1-2 1B	5	0	1	0	0	1	2		
Rich Gedman, L OBP: 0.429, SLG: 0.600 (1, 2)		1-2 HR			0-0				0-1		0-0 1B	4	2	4	2	0	0	0		
Tony Armas, R OBP: 0.125, SLG: 0.188 Dave Henderson, R OBP: 0.250, SLG: 1.333 (1, 8) (5, 8)	F7				1-0 F7				1-3 K		0-0 SF8	2	0	0	0	0	0	1		
Spike Owen, S OBP: 0.500, SLG: 0.500 Mike Greenwell, L OBP: 0.500, SLG: 0.500 Ed Romero, R (8, PR) (8, 6)			4-3		0-2 4-3				1-0 G6-4-3 1B		0-0 F7	2	0	0	0	0	0	1		
Inning Stats	R: 0 E: 0 K: 0 S: 13	H: 0 LOB: 0 BB: 0 P: 17	R: 2 E: 0 K: 2 S: 16	H: 2 LOB: 0 BB: 0 P: 25	R: 0 E: 0 K: 0 S: 8	H: 0 LOB: 0 BB: 0 P: 12	R: 0 E: 0 K: 1 S: 8	H: 1 LOB: 1 BB: 0 P: 10	R: 0 E: 0 K: 0 S: 7	H: 1 LOB: 1 BB: 0 P: 14	R: 0 E: 0 K: 0 S: 6	H: 3 LOB: 1 BB: 0 P: 29	R: 0 E: 0 K: 0 S: 5	H: 1 LOB: 1 BB: 1 P: 10	R: 1 E: 0 K: 0 S: 10	H: 2 LOB: 2 BB: 0 P: 16	1B: 8 2B: 1 3B: 0 HR: 3	SF: 1 SAC: 0 DP: 2 HBP: 2	WP: 0 PB: 0 SB: 0 CS: 0	PA: 46
PITCHER	IP 8.2	WLS 0.0	BF 33	H 8	R 5	ER 5	SO 5	BB 0	IBB 0	HBP 0	BLK 0	WP 0	HR 2	S 88	P 122	ERA 5.19	WHIP 0.923			
Mike Witt, R ERA: 2.55 (1, 1)																				
Gary Lucas, L ERA: 27.0 (9, 1)	0.0	1	0	0	0	0	0	0	0	1	0	0	0	0	1	∞	∞			
Donnie Moore, R ERA: 9.0 (9, 1)	2.0	L	11	4	2	2	0	1	0	1	0	0	1	20	32	9.00	2.500			
Chuck Finley, L ERA: (11, 1)	0.1	1	0	0	0	0	0	0	0	0	0	0	0	3	6	0.00	0.000			

Boston Red Sox @ California Angels
Anaheim Stadium, Anaheim, CA
Sun Oct 12 1986, 6:33 AM EDT
Att: 64,223 - Sunny - 80 F

livebaseballscorecards.com

AB 42
R 7
H 12
RBI 7
BB 1
SO 5
LOB 20




Batter	1	2	3	4	5	6	7	8	9	10	11	AB	R	H	RBI	BB	SO	LOB	BOTTOM					
Rick Burleson, R OBP: 0.125, SLG: 0.125 Rob Wilfong, L OBP: 0.250, SLG: 0.375 (1, 4) (7, PH) (8, 4)	4-3		SH1-4		FC5-4				1B		K	2	0	0	0	0	0	1						
Dick Schofield, R OBP: 0.349, SLG: 0.500 (1, 6)	F8		L5		L6				1B		K	5	0	1	0	1	1	1						
Brian Downing, R OBP: 0.333, SLG: 0.211 (1, 7)	CS		F8		F8				1B		F3	3	0	0	1	2	0	1						
Doug DeCinces, R OBP: 0.304, SLG: 0.522 (1, 5)	CS				F7				F9			5	1	2	0	0	0	5						
Bobby Grich, R OBP: 0.211, SLG: 0.388 (1, 3)		K			K				HR		L1	5	1	1	2	0	2	4						
Reggie Jackson, L OBP: 0.211, SLG: 0.118 (1, 10)											4-3	5	0	1	0	0	3	1						
George Hendrick, R OBP: 0.083, SLG: 0.083 Devon White, S OBP: 0.500, SLG: 0.500 (1, 9) (7, PR) (8, 9)	4-3				PO				SH1-4 2B		K	3	0	1	0	0	0	1						
Bob Boone, R OBP: 0.556, SLG: 0.706 Ruppert Jones, L OBP: 0.429, SLG: 0.333 Jerry Narron, L OBP: 1.000, SLG: 1.000 (1, 2) (9, PR) (10, 2)									SH1-4 1B		CS	3	1	3	1	0	0	0						
Gary Pettis, S OBP: 0.500, SLG: 0.706 (1, 8)									SH3-4 1B		F7	3	1	1	0	1	0	2						
Inning Stats	R: 0 E: 0 K: 0 S: 11	H: 0 LOB: 0 BB: 1 P: 22	R: 0 E: 0 K: 2 S: 11	H: 1 LOB: 1 BB: 0 P: 17	R: 1 E: 0 K: 0 S: 11	H: 2 LOB: 1 BB: 0 P: 20	R: 0 E: 0 K: 1 S: 10	H: 1 LOB: 0 BB: 0 P: 16	R: 0 E: 0 K: 0 S: 9	H: 1 LOB: 1 BB: 2 P: 12	R: 2 E: 0 K: 1 S: 11	H: 2 LOB: 2 BB: 2 P: 21	R: 0 E: 0 K: 1 S: 9	H: 0 LOB: 0 BB: 1 P: 12	R: 1 E: 0 K: 0 S: 10	H: 3 LOB: 3 BB: 1 P: 21	R: 0 E: 0 K: 2 S: 11	H: 0 LOB: 1 BB: 1 P: 22	R: 0 E: 0 K: 2 S: 10	H: 0 LOB: 0 BB: 0 P: 15	1B: 8 2B: 3 3B: 0 HR: 2	SF: 1 SAC: 3 DP: 0 HBP: 0	WP: 0 PB: 0 SB: 0 CS: 2	PA: 51
PITCHER	IP 6.0	WLS 2.1	BF 24	H 7	R 3	ER 3	SO 4	BB 1	IBB 0	HBP 0	BLK 0	WP 0	HR 2	S 63	P 101	ERA 4.50	WHIP 1.333							
Bruce Hurst, L ERA: 2.4 (7, 1)																								
Bob Stanley, R ERA: 7.36 (9, 1)	0.0	1	1	0	0	0	0	0	0	0	0	0	0	1	1	∞	∞							
Steve Crawford, R ERA: (9, 1)	1.2	W	8	1	0	0	1	1	1	0	0	0	0	17	36	0.00	1.200							
Calvin Schiraldi, R ERA: 2.25 (11, 1)	1.0	S	3	0	0	0	2	0	0	0	0	0	0	10	15	0.00	0.000							

Boston Red Sox @ California Angels
Anaheim Stadium, Anaheim, CA
Sun Oct 12 1986, 6:33 AM EDT
Att: 64,223 - Sunny - 80 F

livebaseballscorecards.com

AB 39
R 6
H 13
RBI 6
BB 5
SO 8
LOB 16



Batter	1	2	3	4	5	6	7	8	9	AB	R	H	RBI	BB	SO	LOB	TOP					
Gary Pettis, S OBP: 0.480, SLG: 0.591 (1, 8)										5	0	1	0	0	1	4						
Ruppert Jones, L OBP: 0.398, SLG: 0.231 (1, 9)										4	1	0	0	1	0	3						
Brian Downing, R OBP: 0.310, SLG: 0.333 (1, 7)										5	1	1	1	0	1	2						
Reggie Jackson, L OBP: 0.292, SLG: 0.318 (1, 10)										5	1	3	1	0	1	0						
Doug DeCinces, R OBP: 0.286, SLG: 0.500 (1, 5)										5	0	1	1	0	1	2						
Dick Schofield, R OBP: 0.370, SLG: 0.500 (1, 6)										4	1	2	0	0	0	0						
Bobby Grich, R OBP: 0.261, SLG: 0.364 (1, 3)										3	0	1	0	0	0	1						
Rob Wilfong, L OBP: 0.333, SLG: 0.417 (1, 4)										4	0	2	0	0	0	3						
Bob Boone, R OBP: 0.476, SLG: 0.600 Jack Howell, L (8, PH)										3	0	0	0	0	1	3						
Jerry Narron, L OBP: 1.000, SLG: 1.000 (8, 2)										0	0	0	0	1	0	0						
										0	0	0	0	0	0	0						
Inning Stats	R: 2 E: 0 K: 1 S: 30	H: 3 LOB: 3 BB: 1 P: 44	R: 0 E: 0 K: 0 S: 10	H: 1 LOB: 1 BB: 0 P: 15	R: 0 E: 0 K: 2 S: 10	H: 0 LOB: 0 BB: 0 P: 14	R: 0 E: 0 K: 2 S: 11	H: 2 LOB: 2 BB: 0 P: 12	R: 0 E: 0 K: 0 S: 9	H: 1 LOB: 0 BB: 0 P: 14	R: 0 E: 0 K: 0 S: 6	H: 1 LOB: 1 BB: 0 P: 9	R: 1 E: 0 K: 0 S: 10	H: 1 LOB: 0 BB: 0 P: 16	R: 1 E: 1 K: 0 S: 14	H: 1 LOB: 2 BB: 1 P: 22	R: 0 E: 0 K: 0 S: 8	H: 1 LOB: 1 BB: 0 P: 12	1B: 7 2B: 3 3B: 0 HR: 1	SF: 0 SAC: 0 DP: 1 HBP: 1	WP: 0 PB: 0 SB: 0 CS: 0	PA: 41
PITCHER	IP	WLS	BF	H	R	ER	SO	BB	IBB	HBP	BLK	WP	HR	S	P	ERA	WHIP					
Oil Can Boyd, R ERA: 4.61 Bob Stanley, R ERA: 4.76	(1, 1)	7.0	W	31	9	3	5	1	0	1	0	0	0	86	124	3.86	1.429					
(8, 1)	2.0		10	2	1	0	0	1	0	0	0	0	0	22	34	0.00	1.500					

California Angels @ Boston Red Sox
Fenway Park, Boston, MA
Tue Oct 14 1986, 7:05 PM EDT
Att: 32,998 - Unknown

livebaseballscorecards.com

AB 38
R 4
H 11
RBI 3
BB 2
SO 5
LOB 18

Batter	1	2	3	4	5	6	7	8	9	AB	R	H	RBI	BB	SO	LOB	BOTTOM				
Wade Boggs, L OBP: 0.345, SLG: 0.360 (1, 5)										4	2	1	0	1	0	5					
Marty Barrett, R OBP: 0.454, SLG: 0.500 (1, 4)										4	1	3	1	1	0	1					
Bill Buckner, L OBP: 0.185, SLG: 0.231 Dave Stapleton, R OBP: 1.000, SLG: 1.000 (6, PR) (7, 3)										4	1	2	1	0	0	4					
Jim Rice, R OBP: 0.179, SLG: 0.296 (1, 7)										5	1	0	1	0	1	7					
Don Baylor, R OBP: 0.464, SLG: 0.545 (1, 10)										4	2	1	0	0	1	3					
Dwight Evans, R OBP: 0.259, SLG: 0.240 (1, 9)										4	0	2	1	0	0	0					
Rich Gedman, L OBP: 0.440, SLG: 0.583 (1, 2)										4	1	2	0	0	1	1					
Dave Henderson, R OBP: 0.250, SLG: 0.667 (1, 8)										3	1	0	1	1	1	3					
Spike Owen, S OBP: 0.474, SLG: 0.529 (1, 6)										4	1	4	2	0	0	0					
Inning Stats	R: 2 E: 0 K: 0 S: 14	H: 0 LOB: 0 BB: 2 P: 27	R: 0 E: 0 K: 1 S: 7	H: 0 LOB: 0 BB: 0 P: 12	R: 5 E: 1 K: 1 S: 24	H: 6 LOB: 1 BB: 0 P: 36	R: 0 E: 0 K: 0 S: 10	H: 2 LOB: 2 BB: 0 P: 15	R: 1 E: 0 K: 0 S: 15	H: 3 LOB: 2 BB: 0 P: 23	R: 0 E: 0 K: 1 S: 8	H: 2 LOB: 1 BB: 1 P: 14	R: 2 E: 0 K: 0 S: 13	H: 2 LOB: 1 BB: 1 P: 23	R: 0 E: 0 K: 1 S: 8	H: 1 LOB: 0 BB: 0 P: 13	1B: 14 2B: 1 3B: 1 HR: 0	SF: 0 SAC: 0 DP: 3 HBP: 1	WP: 0 PB: 1 SB: 0 CS: 0	PA: 41	
PITCHER	IP	WLS	BF	H	R	ER	SO	BB	IBB	HBP	BLK	WP	HR	S	P	ERA	WHIP				
Kirk McCaskill, R ERA: 7.71 Gary Lucas, L ERA: 11.97 Doug Corbett, R ERA: 5.4 Chuck Finley, L ERA:	(1, 1)	2.1	L	15	6	7	5	1	0	0	0	0	0	14	21	0.00	1.500				
(3, 1)	1.1		6	2	0	0	1	0	0	0	0	0	0	14	21	0.00	1.500				
(4, 1)	2.2		15	7	3	3	1	1	0	1	0	0	0	33	53	10.12	3.000				
(7, 1)	1.2		5	1	0	0	1	0	0	0	0	0	0	12	21	0.00	0.600				

California Angels @ Boston Red Sox
Fenway Park, Boston, MA
Tue Oct 14 1986, 7:05 PM EDT
Att: 32,998 - Unknown

livebaseballscorecards.com

AB 37
R 10
H 16
RBI 7
BB 3
SO 4
LOB 24

Batter	1	2	3	4	5	6	7	8	9	AB	R	H	RBI	BB	SO	LOB	TOP				
Ruppert Jones, L OBP: 0.348, SLG: 0.235 (1, 9)	F8		FC4-6 1B				F7										4 1 1 0 0 0 3				
Rob Wilfong, L OBP: 0.308, SLG: 0.385 Rick Burleson, R OBP: 0.273, SLG: 0.273 (1, 4) (2, 4)	B5-3						F4										1 0 0 0 0 0 0 3 0 2 0 0 0 2				
Brian Downing, R OBP: 0.333, SLG: 0.333 (1, 7)			F3														3 0 1 0 1 1 4				
Reggie Jackson, L OBP: 0.250, SLG: 0.269 (1, 10)	G3																4 0 0 0 0 1 4				
Doug DeCinces, R OBP: 0.281, SLG: 0.469 (1, 5)																	4 0 1 1 0 1 1				
Dick Schofield, R OBP: 0.323, SLG: 0.433 (1, 6)																	4 0 0 0 0 0 2				
Gary Pettis, S OBP: 0.414, SLG: 0.500 (1, 8)																	4 0 0 0 0 1 0				
Bobby Grich, R OBP: 0.269, SLG: 0.333 Jack Howell, L (9, PH)																	2 0 0 0 0 2 1 1 0 0 0 0 1 0				
Bob Boone, R OBP: 0.500, SLG: 0.591 Jerry Narron, L OBP: 0.667, SLG: 0.500 (9, PH)																	2 0 1 0 0 0 1 1 0 0 0 0 1 0				
Inning Stats	R: 0 E: 0 K: 0 S: 5	H: 0 LOB: 1 BB: 1 P: 10	R: 0 E: 0 K: 0 S: 5	H: 0 LOB: 0 BB: 0 P: 10	R: 0 E: 0 K: 1 S: 13	H: 1 LOB: 2 BB: 0 P: 20	R: 0 E: 0 K: 1 S: 5	H: 0 LOB: 0 BB: 0 P: 5	R: 0 E: 0 K: 0 S: 12	H: 1 LOB: 2 BB: 0 P: 18	R: 0 E: 1 K: 1 S: 10	H: 0 LOB: 1 BB: 0 P: 14	R: 1 E: 0 K: 2 S: 17	H: 3 LOB: 2 BB: 0 P: 23	R: 0 E: 0 K: 3 S: 9	H: 0 LOB: 0 BB: 0 P: 13	1B: 6 2B: 0 3B: 0 HR: 0	SF: 0 SAC: 0 DP: 1 HBP: 2	WP: 0 PB: 0 SB: 0 CS: 0	PA: 36	
PITCHER	IP	WLS	BF	H	R	ER	SO	BB	IBB	HBP	BLK	WP	HR	S	P	ERA	WHIP				
Roger Clemens, R ERA: 4.37 Calvin Schiraldi, R ERA: 1.5	(1, 1) (8, 1)	7.0 2.0	W 8	28 2	4 0	1 0	3 5	1 0	0 0	2 0	0 0	0 0	0 0	61 22	92 29	1.29 0.00	0.714 1.000				

California Angels @ Boston Red Sox
Fenway Park, Boston, MA
Wed Oct 15 1986, 7:05 PM EDT
Att: 33,001 - Unknown

AB 33
R 1
H 6
RBI 1
BB 1
SO 8
LOB 18



Batter	1	2	3	4	5	6	7	8	9	AB	R	H	RBI	BB	SO	LOB	BOTTOM				
Wade Boggs, L OBP: 0.324, SLG: 0.333 (1, 5)	6-3																5 0 1 2 0 1 2				
Marty Barrett, R OBP: 0.406, SLG: 0.433 (1, 4)	5-3																4 0 0 0 0 0 4				
Bill Buckner, L OBP: 0.207, SLG: 0.250 Dave Stapleton, R OBP: 0.750, SLG: 0.667 (3, PR) (4, 3)	4-3																2 0 1 0 0 0 0 1 1 0 0 1 0 1				
Jim Rice, R OBP: 0.188, SLG: 0.387 (1, 7)																	4 2 1 3 0 0 1				
Don Baylor, R OBP: 0.469, SLG: 0.577 (1, 10)																	4 1 2 0 0 1 0				
Dwight Evans, R OBP: 0.290, SLG: 0.357 (1, 9)																	3 2 1 1 1 1 3				
Rich Gedman, L OBP: 0.379, SLG: 0.500 (1, 2)																	4 0 0 1 0 1 5				
Dave Henderson, R OBP: 0.250, SLG: 0.444 (1, 8)																	3 1 0 0 1 0 0				
Spike Owen, S OBP: 0.478, SLG: 0.524 (1, 6)																	4 1 2 1 0 0 3				
Inning Stats	R: 0 E: 0 K: 0 S: 6	H: 0 LOB: 0 BB: 0 P: 9	R: 3 E: 1 K: 0 S: 14	H: 2 LOB: 2 BB: 2 P: 26	R: 0 E: 0 K: 1 S: 10	H: 2 LOB: 3 BB: 0 P: 15	R: 4 E: 1 K: 2 S: 19	H: 2 LOB: 0 BB: 1 P: 31	R: 0 E: 0 K: 0 S: 11	H: 0 LOB: 0 BB: 0 P: 17	R: 0 E: 0 K: 0 S: 7	H: 1 LOB: 1 BB: 0 P: 11	R: 1 E: 0 K: 0 S: 8	H: 1 LOB: 0 BB: 0 P: 9	R: 0 E: 0 K: 0 S: 5	H: 0 LOB: 0 BB: 0 P: 6	1B: 5 2B: 1 3B: 0 HR: 2	SF: 0 SAC: 0 DP: 0 HBP: 0	WP: 0 PB: 0 SB: 1 CS: 0	PA: 37	
PITCHER	IP	WLS	BF	H	R	ER	SO	BB	IBB	HBP	BLK	WP	HR	S	P	ERA	WHIP				
John Candelaria, L ERA: 0.84 Don Sutton, R ERA: 1.66 Donnie Moore, R ERA: 7.2	(1, 1) (4, 1) (8, 1)	3.2 3.1 1.0	L 12 3	22 2	1 1	0 1	2 2	0 0	0 0	0 0	0 0	0 0	0 0	30 5	42 6	2.70 0.00	0.600 0.000				

California Angels @ Boston Red Sox
Fenway Park, Boston, MA
Wed Oct 15 1986, 7:05 PM EDT
Att: 33,001 - Unknown

AB 34
R 8
H 8
RBI 8
BB 3
SO 4
LOB 19



Batter	1	2	3	4	5	6	7	8	9	AB	R	H	RBI	BB	SO	LOB	TOP								
Wade Boggs, L (1.5) OBP: 0.316, SLG: 0.359	0-1 4-3		0-2 1B	3-1 FC6-5		4-1 6-3	1-3 K		0-2 2B	5	1	2	2	1	1	4									
Marty Barrett, R (1.4) OBP: 0.405, SLG: 0.410	2-1 4-3		1-0 F9 1B	1-1 1B		0-0 6-3	2-1 F8		4-0 IBB	5	0	2	1	1	0	4									
Bill Buckner, L (1.3) OBP: 0.237, SLG: 0.270	1-1 L6		1-0 1B	0-1 F7		2-3 K		1-2 G6-4-3 1B	0-0 F7	5	0	2	1	0	1	3									
Dave Stapleton, R (8, PR) OBP: 0.800, SLG: 0.500			1-2 1B							1	0	0	0	0	0	3									
Jim Rice, R (1.7) OBP: 0.286, SLG: 0.410		3-3 K	0-0 F9		1-2 HR 1B		0-1 1B 1B	0-2 G6-4-3 1B	3-3 K	6	2	3	0	0	2	5									
Dwight Evans, R (1.9) OBP: 0.325, SLG: 0.429		4-1 4-3 BB	0-3 K		0-0 HR		1-1 1B 1B	1-1 G6-4-3		4	2	2	2	1	1	4									
Rich Gedman, L (1.2) OBP: 0.316, SLG: 0.405		0-2 4-3 BB	3-3 K		1-3 K		0-2 1B 1B	2-3 K		5	0	1	0	0	3	5									
Dave Henderson, R (1.8) OBP: 0.381, SLG: 0.567		0-2 F8		1-0 HR	2-3 K		1-0 1B		0-1 1B	5	2	3	2	0	1	1									
Spike Owen, S (1.6) OBP: 0.531, SLG: 0.519			4-2 2B	0-2 FC6-5 SH3-4	2-3 K		1-1 1B		1-2 2B	4	1	3	1	1	1	0									
Ed Romero, R (9, PR) (9, 6)										0	0	0	0	0	0	0									
Roger Clemens, R (1.1)																									
Steve Crawford, R (5.1)																									
Mike Greenwell, L (7, PH) OBP: 0.250, SLG: 0.250																									
Bob Stanley, R (7.1)																									
Inning Stats	R: 0 E: 0 K: 0 S: 6	H: 0 LOB: 0 BB: 0 P: 9	R: 0 E: 0 K: 1 S: 10	H: 0 LOB: 1 BB: 1 P: 17	R: 3 E: 1 K: 2 S: 16	H: 3 LOB: 2 BB: 1 P: 25	R: 1 E: 0 K: 0 S: 12	H: 3 LOB: 2 BB: 0 P: 19	R: 2 E: 0 K: 3 S: 15	H: 2 LOB: 1 BB: 0 P: 21	R: 0 E: 0 K: 1 S: 6	H: 0 LOB: 1 BB: 1 P: 12	R: 2 E: 0 K: 2 S: 18	H: 5 LOB: 3 BB: 0 P: 26	R: 0 E: 0 K: 1 S: 11	H: 2 LOB: 2 BB: 0 P: 15	R: 1 E: 0 K: 2 S: 16	H: 3 LOB: 3 BB: 1 P: 24	1B: 14 2B: 2 3B: 0 HR: 2	SF: 0 SAC: 1 DP: 1 HBP: 0	WP: 0 PB: 0 SB: 0 CS: 0	PA: 49			
PITCHER	IP WLS BF H R ER SO BB IBB HBP BLK WP HR S P ERA WHIP	IP WLS BF H R ER SO BB IBB HBP BLK WP HR S P ERA WHIP	IP WLS BF H R ER SO BB IBB HBP BLK WP HR S P ERA WHIP	IP WLS BF H R ER SO BB IBB HBP BLK WP HR S P ERA WHIP	IP WLS BF H R ER SO BB IBB HBP BLK WP HR S P ERA WHIP	IP WLS BF H R ER SO BB IBB HBP BLK WP HR S P ERA WHIP	IP WLS BF H R ER SO BB IBB HBP BLK WP HR S P ERA WHIP	IP WLS BF H R ER SO BB IBB HBP BLK WP HR S P ERA WHIP	IP WLS BF H R ER SO BB IBB HBP BLK WP HR S P ERA WHIP	IP WLS BF H R ER SO BB IBB HBP BLK WP HR S P ERA WHIP	IP WLS BF H R ER SO BB IBB HBP BLK WP HR S P ERA WHIP	IP WLS BF H R ER SO BB IBB HBP BLK WP HR S P ERA WHIP	IP WLS BF H R ER SO BB IBB HBP BLK WP HR S P ERA WHIP	IP WLS BF H R ER SO BB IBB HBP BLK WP HR S P ERA WHIP	IP WLS BF H R ER SO BB IBB HBP BLK WP HR S P ERA WHIP	IP WLS BF H R ER SO BB IBB HBP BLK WP HR S P ERA WHIP	IP WLS BF H R ER SO BB IBB HBP BLK WP HR S P ERA WHIP	IP WLS BF H R ER SO BB IBB HBP BLK WP HR S P ERA WHIP	IP WLS BF H R ER SO BB IBB HBP BLK WP HR S P ERA WHIP	IP WLS BF H R ER SO BB IBB HBP BLK WP HR S P ERA WHIP	IP WLS BF H R ER SO BB IBB HBP BLK WP HR S P ERA WHIP	IP WLS BF H R ER SO BB IBB HBP BLK WP HR S P ERA WHIP	IP WLS BF H R ER SO BB IBB HBP BLK WP HR S P ERA WHIP	IP WLS BF H R ER SO BB IBB HBP BLK WP HR S P ERA WHIP	
Lenny Dykstra, L (1.8) OBP: 0.364, SLG: 0.483	0-3 K		0-0 SH5-3		0-0 F9		1-0 1B		4-0 3-1 BB	3	0	1	0	1	1	0									
Wally Backman, S (1.4) OBP: 0.379, SLG: 0.280	4-2 CS BB		1-1 1-5-3 1B		4-2 1B BB		1-1 1B		2-2 3-1	3	1	2	1	2	0	1									
Keith Hernandez, L (1.3) OBP: 0.342, SLG: 0.333	4-1 SAFE SAFE 1-2 BB		1-2 1-5-3 1B		0-1 1B		1-3 1B		0-0 F8	4	0	1	1	1	1	4									
Gary Carter, R (1.2) OBP: 0.216, SLG: 0.200	3-2 F8		0-0 5-3		1-0 1B		0-3 K			4	0	1	1	0	1	4									
Darryl Strawberry, L (1.9) OBP: 0.294, SLG: 0.429		3-3 K		0-1 F9		2-3 K		3-2 6-3		4	0	0	0	0	2	4									
Danny Heep, L (1.7) OBP: 0.222, SLG: 0.143		1-1 F8		4-0 1B BB		3-2 4-3		1-2 F8		2	0	0	0	1	0	2									
Rick Aguilera, R (8.1) OBP: 0.222, SLG: 0.143										0	0	0	0	0	0	0									
Jesse Orosco, R (7.1) OBP: 0.167, SLG: 0.167										0	0	0	0	0	0	0									
Lee Mazzilli, S (8, PH) OBP: 0.167, SLG: 0.167										0	0	0	0	0	0	0									
Sig Fernandez, L (9.1) OBP: 0.167, SLG: 0.167										0	0	0	0	0	0	0									
Doug Sisk, R (9.1)										0	0	0	0	0	0	0									
Howard Johnson, S (1.5) OBP: 0.217, SLG: 0.217		3-3 K		1-1 F9		3-2 F7		2-1 3-1		4	0	0	0	0	1	1									
Rafael Santana, R (1.6) OBP: 0.217, SLG: 0.217			2-2 SH5-3 1B	0-1 1B	2-2 5-3		1-3 K			4	1	2	0	0	1	0									
Dwight Gooden, R (1.1) OBP: 0.143, SLG: 0.143			0-0 1B SH5-3	1-1 3-1		1-3 K		1-1 F7		2	1	1	0	0	0	2									
Mookie Wilson, S (6.7) OBP: 0.152, SLG: 0.125			1-2 1B SH5-3							2	0	0	0	0	1	0									
Inning Stats	R: 0 E: 0 K: 1 S: 11	H: 0 LOB: 1 BB: 2 P: 22	R: 0 E: 0 K: 2 S: 13	H: 0 LOB: 0 BB: 0 P: 20	R: 2 E: 0 K: 0 S: 12	H: 3 LOB: 1 BB: 0 P: 16	R: 0 E: 0 K: 0 S: 8	H: 1 LOB: 2 BB: 1 P: 14	R: 1 E: 0 K: 1 S: 15	H: 2 LOB: 2 BB: 1 P: 25	R: 0 E: 0 K: 1 S: 10	H: 0 LOB: 0 BB: 0 P: 16	R: 0 E: 0 K: 2 S: 13	H: 2 LOB: 2 BB: 0 P: 19	R: 0 E: 0 K: 1 S: 8	H: 0 LOB: 0 BB: 0 P: 12	R: 0 E: 0 K: 0 S: 6	H: 0 LOB: 1 BB: 1 P: 13	1B: 8 2B: 0 3B: 0 HR: 0	SF: 0 SAC: 1 DP: 0 HBP: 0	WP: 0 PB: 0 SB: 0 CS: 1	PA: 39			
PITCHER	IP WLS BF H R ER SO BB IBB HBP BLK WP HR S P ERA WHIP	IP WLS BF H R ER SO BB IBB HBP BLK WP HR S P ERA WHIP	IP WLS BF H R ER SO BB IBB HBP BLK WP HR S P ERA WHIP	IP WLS BF H R ER SO BB IBB HBP BLK WP HR S P ERA WHIP	IP WLS BF H R ER SO BB IBB HBP BLK WP HR S P ERA WHIP	IP WLS BF H R ER SO BB IBB HBP BLK WP HR S P ERA WHIP	IP WLS BF H R ER SO BB IBB HBP BLK WP HR S P ERA WHIP	IP WLS BF H R ER SO BB IBB HBP BLK WP HR S P ERA WHIP	IP WLS BF H R ER SO BB IBB HBP BLK WP HR S P ERA WHIP	IP WLS BF H R ER SO BB IBB HBP BLK WP HR S P ERA WHIP	IP WLS BF H R ER SO BB IBB HBP BLK WP HR S P ERA WHIP	IP WLS BF H R ER SO BB IBB HBP BLK WP HR S P ERA WHIP	IP WLS BF H R ER SO BB IBB HBP BLK WP HR S P ERA WHIP	IP WLS BF H R ER SO BB IBB HBP BLK WP HR S P ERA WHIP	IP WLS BF H R ER SO BB IBB HBP BLK WP HR S P ERA WHIP	IP WLS BF H R ER SO BB IBB HBP BLK WP HR S P ERA WHIP	IP WLS BF H R ER SO BB IBB HBP BLK WP HR S P ERA WHIP	IP WLS BF H R ER SO BB IBB HBP BLK WP HR S P ERA WHIP	IP WLS BF H R ER SO BB IBB HBP BLK WP HR S P ERA WHIP	IP WLS BF H R ER SO BB IBB HBP BLK WP HR S P ERA WHIP	IP WLS BF H R ER SO BB IBB HBP BLK WP HR S P ERA WHIP	IP WLS BF H R ER SO BB IBB HBP BLK WP HR S P ERA WHIP	IP WLS BF H R ER SO BB IBB HBP BLK WP HR S P ERA WHIP	IP WLS BF H R ER SO BB IBB HBP BLK WP HR S P ERA WHIP	IP WLS BF H R ER SO BB IBB HBP BLK WP HR S P ERA WHIP


Boston Red Sox @ New York Mets
Shea Stadium, Flushing, NY
Sun Oct 19 1986, 7:05 PM EDT
Att: 55,063 - Unknown - 57 F


AB 44
R 9
H 18
RBI 9
BB 4
SO 12
LOB 35



Boston Red Sox @ New York Mets
Shea Stadium, Flushing, NY
Sun Oct 19 1986, 7:05 PM EDT
Att: 55,063 - Unknown - 57 F

AB 33
R 3
H 8
RBI 3
BB 5
SO 8
LOB 18



Batter	1	2	3	4	5	6	7	8	9	AB	R	H	RBI	BB	SO	LOB	TOP						
Lenny Dykstra, L (1, 8) OBP: 0.395, SLG: 0.641	6-3		G3		1-3		1-2 HR		F3	5	1	2	0	0	1		New York Mets @ Boston Red Sox Fenway Park, Boston, MA Wed Oct 22 1986, 7:05 PM EDT Att: 33,920 - Unknown						
Wally Backman, S (1, 4) OBP: 0.368, SLG: 0.294	G3			1-0 HR	0-1		3-2 4-3			4	1	2	0	0	0								
Keith Hernandez, L (1, 3) OBP: 0.362, SLG: 0.325		4-2 BB		1-0 6-3	3-2 G3			1-2 F9		3	0	0	0	1	0	2							
Gary Carter, R (1, 2) OBP: 0.283, SLG: 0.455	K			0-0		2-2		1-2		4	2	3	3	0	1	1							
Darryl Strawberry, L (1, 9) OBP: 0.310, SLG: 0.444		0-1 4-3		0-0		3-2		1-2		4	1	2	0	0	0	1							
Ray Knight, R (1, 5) OBP: 0.237, SLG: 0.229		1-1		3-2		3-2		0-3		4	0	2	1	0	1	2							
Danny Heep, L (1, 10) OBP: 0.188, SLG: 0.143		2-1 G3-6-3		1-2		3-2		1-2		4	0	0	0	0	0	2							
Mookie Wilson, S (1, 7) OBP: 0.171, SLG: 0.150			1-1 3-1	1-0		1-0		0-0		4	1	2	0	0	0	1							
Rafael Santana, R (1, 6) OBP: 0.194, SLG: 0.194			1-1 1-3			1-3		1-1		4	0	0	0	0	2	2	AB 36 R 6 H 12 RBI 6 BB 1 SO 4 LOB 12 						
Inning Stats	R: 0 E: 0 K: 1 S: 11	H: 0 LOB: 1 BB: 1 P: 20	R: 0 E: 0 K: 0 S: 6	H: 1 LOB: 0 BB: 0 P: 9	R: 0 E: 0 K: 0 S: 6	H: 0 LOB: 0 BB: 0 P: 10	R: 3 E: 0 K: 0 S: 13	H: 4 LOB: 1 BB: 0 P: 20	R: 0 E: 0 K: 1 S: 12	H: 1 LOB: 0 BB: 0 P: 17	R: 0 E: 0 K: 0 S: 12	H: 1 LOB: 0 BB: 0 P: 20	R: 2 E: 0 K: 1 S: 13	H: 2 LOB: 0 BB: 0 P: 18	R: 1 E: 0 K: 1 S: 13	H: 2 LOB: 1 BB: 0 P: 16		R: 0 E: 0 K: 0 S: 9	H: 1 LOB: 1 BB: 0 P: 12	1B: 7 2B: 4 3B: 0 HR: 3	SF: 0 SAC: 0 DP: 3 HBP: 0	WP: 0 PB: 0 SB: 3 CS: 1	PA: 37
PITCHER	IP	WLS	BF	H	R	ER	SO	BB	IBB	HBP	BLK	WP	HR	S	P	ERA		WHIP					
Al Nipper, R (1, 1) ERA: 4.5	6.0	L	24	7	3	3	2	1	0	0	0	0	1	60	96	4.50		1.333					
Steve Crawford, R (7, 1) ERA: 5.09	2.0		9	4	3	3	2	0	0	0	0	0	2	26	34	13.50		2.000					
Bob Stanley, R (9, 1) ERA: 2.31	1.0		4	1	0	0	0	0	0	0	0	0	0	9	12	0.00		1.000					

Batter	1	2	3	4	5	6	7	8	9	AB	R	H	RBI	BB	SO	LOB	BOTTOM					
Wade Boggs, L (1, 5) OBP: 0.302, SLG: 0.319	1-3									5	0	0	0	0	0	5	New York Mets @ Boston Red Sox Fenway Park, Boston, MA Wed Oct 22 1986, 7:05 PM EDT Att: 33,920 - Unknown					
Marty Barrett, R (1, 4) OBP: 0.431, SLG: 0.447	G3		2-1 F6		3-2		4-0		3-2 6-3	4	0	2	0	1	0	0						
Bill Buckner, L (1, 3) OBP: 0.191, SLG: 0.217	G3		0-0 F3		0-1 F4		2-2 F6		0-1 G3	5	0	0	0	0	0	5						
Jim Rice, R (1, 7) OBP: 0.294, SLG: 0.391	BB		1-3 K			0-2 F8		1-0	2-3 K	4	1	1	0	1	2	0						
Don Baylor, R (1, 10) OBP: 0.425, SLG: 0.515	FC6-4			1-3 K		0-0 F7		0-2 L6		3	0	0	0	1	1	1						
Dwight Evans, R (1, 9) OBP: 0.313, SLG: 0.381	FC6-4			2-0 F7		4-0		0-0		3	1	1	1	1	0	3						
Rich Gedman, L (1, 2) OBP: 0.326, SLG: 0.422		1-0		2-2 F5		0-0		0-2		4	0	3	0	0	0	0						
Dave Henderson, R (1, 8) OBP: 0.357, SLG: 0.565		1-3 K		1-3				1-1		3	0	0	1	0	2	1						
Spike Owen, S (1, 6) OBP: 0.500, SLG: 0.452		1-0		4-2				3-H		1	0	0	0	2	0	1						
Mike Greenwell, L (8, PH) OBP: 0.400, SLG: 0.250		4-3						4-0		0	0	0	0	1	0	0						
Ed Romero, R (9, 6) OBP: 0.154		2-3			1-0			1-2		0	0	0	0	0	0	0						
Inning Stats	R: 0 E: 0 K: 0 S: 14	H: 1 LOB: 3 BB: 2 P: 24	R: 0 E: 0 K: 1 S: 7	H: 1 LOB: 0 BB: 0 P: 11	R: 0 E: 0 K: 1 S: 6	H: 0 LOB: 0 BB: 0 P: 9	R: 0 E: 0 K: 1 S: 9	H: 0 LOB: 0 BB: 0 P: 14	R: 0 E: 0 K: 1 S: 13	H: 1 LOB: 2 BB: 1 P: 22	R: 0 E: 0 K: 0 S: 5	H: 1 LOB: 2 BB: 1 P: 9	R: 0 E: 0 K: 0 S: 14	H: 0 LOB: 2 BB: 2 P: 26	R: 2 E: 0 K: 0 S: 12	H: 3 LOB: 2 BB: 1 P: 20	R: 0 E: 0 K: 1 S: 8	H: 0 LOB: 0 BB: 0 P: 13	1B: 4 2B: 3 3B: 0 HR: 0	SF: 1 SAC: 0 DP: 0 HBP: 0	WP: 0 PB: 0 SB: 0 CS: 0	PA: 40
PITCHER	IP	WLS	BF	H	R	ER	SO	BB	IBB	HBP	BLK	WP	HR	S	P	ERA	WHIP					
Ron Darling, R (1, 1) ERA: 1.89	7.0	W	30	4	0	0	4	6	0	0	0	0	0	68	115	0.00	1.429					
Roger McDowell, R (8, 1) ERA: 1.54	0.2		6	3	2	2	0	1	0	0	0	0	0	11	17	27.00	6.000					
Jesse Orosco, L (8, 1) ERA: 2.38	1.1	S	4	0	0	0	1	0	0	0	0	0	0	9	16	0.00	0.000					



Batter	1	2	3	4	5	6	7	8	9	AB	R	H	RBI	BB	SO	LOB	TOP					
Lenny Dykstra, L OBP: 0.375, SLG: 0.591 (1, 8)	1-2 4-3		1 SAFE 1 SAFE 2-1		1-3 K			0-2 F6	0-3 K	5	0	1	0	0	2	3						
Tim Lincecum, R OBP: 0.385, SLG: 0.692 (1, 4)	2-2 4-3		2-1 F7		0-2 5-3			0-2 HR		4	1	2	1	0	0	4						
Keith Hernandez, L OBP: 0.353, SLG: 0.318 (1, 3)	3-2 4-3		1-1 F7		2-2 6-3			0-2 4-3 1B		4	0	1	0	0	0	3						
Gary Carter, R OBP: 0.260, SLG: 0.417 (1, 2)	1-1 4-3			0-3 K		1-1 5-3		2-2 4-3		4	0	0	0	0	1	2						
Darryl Strawberry, L OBP: 0.304, SLG: 0.425 (1, 9)		2-2 3-1		0-2 G5-4-3 1B		0-3 K		2-2 F5		4	0	1	0	0	1	1						
Ray Knight, R OBP: 0.238, SLG: 0.231 (1, 5)		3-2 F9		0-1 G5-4-3 1-2			1-0 1B		0-0 5-3	4	0	1	0	0	0	1						
Kevin Mitchell, R OBP: 0.231, SLG: 0.231 (1, 10)		3-1 5-3			0-0 SH5-4 1B		1-3 K		1-0 F3	4	0	1	0	0	1	1						
Mookie Wilson, S OBP: 0.200, SLG: 0.205 (1, 7)			1-3 K		1-1 SH5-4 1B		0-0 F9		1-2 1B 2B	4	1	2	0	0	1	1						
Rafael Santana, R OBP: 0.235, SLG: 0.212 (1, 6)			4-1 1B BB		0-1 SH5-4		0-0 F4		1-0 1B 2H	2	0	1	1	1	0	1						
Inning Stats	R: 0 E: 0 K: 0 S: 11	H: 1 LOB: 1 BB: 0 P: 18	R: 0 E: 0 K: 0 S: 10	H: 0 LOB: 0 BB: 0 P: 18	R: 0 E: 0 K: 1 S: 10	H: 1 LOB: 2 BB: 1 P: 20	R: 0 E: 0 K: 1 S: 8	H: 1 LOB: 0 BB: 0 P: 8	R: 0 E: 0 K: 1 S: 11	H: 2 LOB: 2 BB: 0 P: 13	R: 0 E: 0 K: 1 S: 8	H: 0 LOB: 0 BB: 0 P: 11	R: 0 E: 0 K: 1 S: 6	H: 1 LOB: 1 BB: 0 P: 8	R: 1 E: 0 K: 0 S: 17	H: 2 LOB: 1 BB: 0 P: 21	R: 1 E: 0 K: 1 S: 10	H: 2 LOB: 1 BB: 0 P: 13	1B: 7 2B: 2 3B: 0 HR: 1	SF: 0 SAC: 1 DP: 1 HBP: 0	WP: 0 PB: 0 SB: 0 CS: 0	PA: 37
PITCHER Bruce Hurst, L ERA: 1.69 (1, 1)	IP: 9.0 WLS: W BF: 37 H: 10 R: 2 ER: 2 SO: 6 BB: 1 IBB: 0 HBP: 0 BLK: 0 WP: 0 HR: 1 S: 91 P: 130 ERA: 2.00 WHIP: 1.222											PITCHER	IP: 9.0 WLS: W BF: 37 H: 10 R: 2 ER: 2 SO: 6 BB: 1 IBB: 0 HBP: 0 BLK: 0 WP: 0 HR: 1 S: 91 P: 130 ERA: 2.00 WHIP: 1.222									

New York Mets @ Boston Red Sox
Fenway Park, Boston, MA
Thu Oct 23 1986, 7:05 PM EDT
Att: 34,010 - Unknown

AB 35
R 2
H 10
RBI 2
BB 1
SO 6
LOB 17



Batter	1	2	3	4	5	6	7	8	9	AB	R	H	RBI	BB	SO	LOB	BOTTOM					
Wade Boggs, L OBP: 0.310, SLG: 0.327 (1, 5)	1-2 1-3	0-2 3-1		2-0 1B	2-2 F7			0-2 2B 1B		5	0	2	0	0	0	2						
Marty Barrett, R OBP: 0.446, SLG: 0.471 (1, 4)	4-2 1B BB		0-0 4-3	1-2 1B		3-2 F3		0-0 1B 2B		4	0	2	0	1	0	0						
Bill Buckner, L OBP: 0.192, SLG: 0.216 Dave Stapleton, R OBP: 0.800, SLG: 0.500 (9, 3)	1-0 HBP 1-2 1B		2-1 E6 1B BB	2-1 G3		1-0 F7		2-1 F5		5	1	1	0	0	0	4						
Jim Rice, R OBP: 0.327, SLG: 0.449 (1, 7)	0-0 HBP 1-2 1B		4-1 1B BB		2-2 1B 3B		0-3 K			3	1	2	0	1	1	0						
Don Baylor, R OBP: 0.432, SLG: 0.500 (1, 10)	2-2 1-2 2-3 HBP		0-3 K		1-0 1B 2B 1B		1-3 K			3	1	1	1	0	2	2						
Dwight Evans, R OBP: 0.327, SLG: 0.391 (1, 9)	1-1 F7		0-1 1-2 2H 1B		3-2 2B 1B		0-1 6-3			4	0	2	1	0	0	3						
Rich Gedman, L OBP: 0.300, SLG: 0.388 (1, 2)		1-0 F6	2-2 F8		0-3 K		0-3 K			4	0	0	0	0	2	4						
Dave Henderson, R OBP: 0.375, SLG: 0.667 (1, 8)		2-2 SF7 3B		1-3 K	2-1 1-3 2B		2-2 F9			4	1	2	1	0	1	0						
Spike Owen, S OBP: 0.452, SLG: 0.412 (1, 6)		1-1 SF7		2-3 K	2-2 4-3		1-3 K			3	0	0	1	0	2	2						
Inning Stats	R: 0 E: 0 K: 0 S: 12	H: 2 LOB: 3 BB: 1 P: 21	R: 1 E: 0 K: 0 S: 10	H: 1 LOB: 0 BB: 0 P: 14	R: 1 E: 1 K: 1 S: 12	H: 1 LOB: 2 BB: 1 P: 20	R: 0 E: 0 K: 2 S: 14	H: 2 LOB: 2 BB: 0 P: 22	R: 2 E: 0 K: 1 S: 23	H: 4 LOB: 2 BB: 0 P: 35	R: 0 E: 0 K: 1 S: 7	H: 0 LOB: 0 BB: 0 P: 11	R: 0 E: 0 K: 2 S: 9	H: 0 LOB: 0 BB: 0 P: 10	R: 0 E: 0 K: 1 S: 15	H: 2 LOB: 2 BB: 0 P: 20	R: 0 E: 0 K: 1 S: 15	H: 2 LOB: 2 BB: 0 P: 20	1B: 8 2B: 2 3B: 2 HR: 0	SF: 1 SAC: 0 DP: 0 HBP: 1	WP: 0 PB: 0 SB: 0 CS: 0	PA: 39
PITCHER Dwight Gooden, R ERA: 3.46 Sid Fernandez, L ERA: 3.46 (5, 1)	IP: 4.0 WLS: L BF: 24 H: 9 R: 4 ER: 3 SO: 3 BB: 2 IBB: 0 HBP: 1 BLK: 0 WP: 0 HR: 0 S: 44 P: 60 ERA: 6.75 WHIP: 2.750											PITCHER	IP: 4.0 WLS: L BF: 24 H: 9 R: 4 ER: 3 SO: 3 BB: 2 IBB: 0 HBP: 1 BLK: 0 WP: 0 HR: 0 S: 44 P: 60 ERA: 6.75 WHIP: 2.750									

New York Mets @ Boston Red Sox
Fenway Park, Boston, MA
Thu Oct 23 1986, 7:05 PM EDT
Att: 34,010 - Unknown

AB 35
R 4
H 12
RBI 4
BB 2
SO 8
LOB 17




Batter	1	2	3	4	5	6	7	8	9	10	AB	R	H	RBI	BB	SO	LOB							
Wade Boggs, L OBP: 0.344, SLG: 0.368 (1, 5)	1-1 BB 2B 1B	1-1 1B		0-1 6-3		2-2 FC4-6 1-2f		4-0 BB IBB		1-2 1B 2B	5	2	3	0	1	0	2							
Marty Barrett, R OBP: 0.484, SLG: 0.491 (1, 4)	0-1 F8	1-2 1B			0-1 BB 1B		4-2 E 4-3 BB	4-1 BB		3-2 1B	4	1	3	2	2	0	1							
Bill Buckner, L OBP: 0.190, SLG: 0.196 (1, 3)	3-2 F8	3-H F9			0-0 F9		0-1 4-3	0-0 F8		2-1 HBP	5	0	0	0	0	0	8							
Jim Rice, R OBP: 0.311, SLG: 0.407 (1, 7)	4-2 2B BB		1-3 K		1-0 F9		1-1 E5 4-6-3 1B		2-3 K	1-2 F9	5	0	0	0	1	2	4							
Dwight Evans, R OBP: 0.333, SLG: 0.400 (1, 9)	1-1 BB		2-1 F9		4-1 BB		2-2 4-6-3		1-1 E6 G4-6-3		4	0	1	2	1	0	1							
Rich Gedman, L OBP: 0.291, SLG: 0.370 (1, 2)	0-0 F9		0-0 K		0-1 F7		0-2 2-H 1B		1-1 G4-6-3		5	0	1	0	0	1	5							
Dave Henderson, R OBP: 0.378, SLG: 0.719 (1, 8)		3-1 F7		2-2 F8		0-2 6-3		3-2 BB SH1-3 1B		0-1 HR	5	1	2	1	0	0	0							
Spike Owen, S OBP: 0.478, SLG: 0.447 (1, 6)	1-1 1B 1B		0-0 1B		1-1 FC3-6 1B		1-1 SH1-3		0-0 K	1-3 K	4	1	3	0	0	1	0							
Roger Clemens, R Mike Greenwell, L Calvin Schiraldi, R Bob Stanley, R	0-3 K		0-0 F2		1-0 FC3-6 FC4-6		1-0 K		0-3 K	0-3 K	3	0	0	0	0	1	3							
Inning Stats	R: 1 E: 0 K: 0 S: 13	H: 2 LOB: 2 BB: 1 P: 22	R: 1 E: 0 K: 1 S: 13	H: 3 LOB: 2 BB: 0 P: 19	R: 0 E: 0 K: 2 S: 9	H: 0 LOB: 0 BB: 0 P: 12	R: 0 E: 0 K: 0 S: 8	H: 1 LOB: 1 BB: 0 P: 10	R: 0 E: 0 K: 0 S: 7	H: 1 LOB: 2 BB: 1 P: 12	R: 0 E: 0 K: 0 S: 9	H: 1 LOB: 1 BB: 0 P: 13	R: 1 E: 1 K: 0 S: 15	H: 1 LOB: 2 BB: 1 P: 22	R: 0 E: 0 K: 1 S: 13	H: 1 LOB: 3 BB: 2 P: 24	R: 0 E: 1 K: 1 S: 7	H: 0 LOB: 0 BB: 0 P: 11	R: 2 E: 0 K: 2 S: 18	H: 3 LOB: 2 BB: 0 P: 26	1B: 10 2B: 2 3B: 0 HR: 1	SF: 0 SAC: 1 DP: 1 HBP: 1	WP: 0 PA: 49	
PITCHER	IP WLS BF H R ER SO ERA WHIP	IP WLS BF H R ER SO ERA WHIP	IP WLS BF H R ER SO ERA WHIP	IP WLS BF H R ER SO ERA WHIP	IP WLS BF H R ER SO ERA WHIP	IP WLS BF H R ER SO ERA WHIP	IP WLS BF H R ER SO ERA WHIP	IP WLS BF H R ER SO ERA WHIP	IP WLS BF H R ER SO ERA WHIP	IP WLS BF H R ER SO ERA WHIP	IP WLS BF H R ER SO ERA WHIP	IP WLS BF H R ER SO ERA WHIP	IP WLS BF H R ER SO ERA WHIP	IP WLS BF H R ER SO ERA WHIP	IP WLS BF H R ER SO ERA WHIP	IP WLS BF H R ER SO ERA WHIP	IP WLS BF H R ER SO ERA WHIP	IP WLS BF H R ER SO ERA WHIP	IP WLS BF H R ER SO ERA WHIP	IP WLS BF H R ER SO ERA WHIP	IP WLS BF H R ER SO ERA WHIP	IP WLS BF H R ER SO ERA WHIP	IP WLS BF H R ER SO ERA WHIP	IP WLS BF H R ER SO ERA WHIP

TOP

Boston Red Sox @ New York Mets
Shea Stadium, Flushing, NY
Sat Oct 25 1986, 7:05 PM EDT
Att: 55,078 - Unknown - 53 F

livebaseballscorecards.com

AB	42
R	5
H	13
RBI	5
BB	5
SO	7
LOB	25



Batter	1	2	3	4	5	6	7	8	9	10	AB	R	H	RBI	BB	SO	LOB							
Lenny Dykstra, L OBP: 0.346, SLG: 0.542 (1, 8)	2-3 K		2-2 6-3			0-3 K		0-0 SH SF7 SH1-4	3-2 F7		4	0	0	0	0	2	2							
Wally Backman, S OBP: 0.357, SLG: 0.289 (1, 4)	0-3 K			0-1 F7		2-1 1B 1B		0-0 SH1-4		0-2 F7	4	0	1	0	0	1	0							
Keith Hernandez, L OBP: 0.357, SLG: 0.313 (1, 3)	2-2 F8			2-1 F5		1-1 FC4-6 1B		4-0 IBB		2-1 F8	4	0	1	0	1	0	0							
Gary Carter, R OBP: 0.255, SLG: 0.404 (1, 2)		3-2 F8		3-2 1-3		0-3 K		3-0 SF7		2-1 1B 1B	4	1	1	1	0	1	2							
Darryl Strawberry, L Rick Aguilera, R Kevin Mitchell, R		4-2 S BB		4-1 S 1B BB		2-2 FC4-6 1-2f		2-2 F8		0-1 1B 1B WP 1B	2	1	0	0	2	0	4							
Ray Knight, R OBP: 0.277, SLG: 0.256 (1, 5)		2-3 K		2-2 E 1B G4-6-3 1B		0-1 L9		0-1 L9		0-2 WP E 1B	4	2	2	2	1	1	1							
Mookie Wilson, S OBP: 0.200, SLG: 0.204 (1, 7)		1-3 K		2-2 E9 G4-6-3 1B		3-2 4-3		1-2 FC2		3-2 E3	5	0	1	0	0	1	2							
Rafael Santana, R Danny Heep, L Kevin Elster, R Howard Johnson, S			2-3 K		2-1 G4-6-3		2-2 F8		1-3 K		1	0	0	0	0	1	0							
Bob Ojeda, L Roger McDowell, R Jesse Orosco, R Lee Mazzilli, S			1-3 K		1-2 4-3			1-2 SH1-4 SF7 1B		2-1 F7	2	0	0	0	0	1	0							
Inning Stats	R: 0 E: 0 K: 2 S: 11	H: 0 LOB: 0 BB: 0 P: 15	R: 0 E: 0 K: 2 S: 18	H: 0 LOB: 1 BB: 1 P: 28	R: 0 E: 0 K: 2 S: 12	H: 0 LOB: 0 BB: 0 P: 17	R: 0 E: 0 K: 0 S: 7	H: 0 LOB: 0 BB: 0 P: 12	R: 2 E: 1 K: 0 S: 15	H: 2 LOB: 0 BB: 1 P: 26	R: 0 E: 0 K: 0 S: 14	H: 2 LOB: 2 BB: 0 P: 19	R: 0 E: 0 K: 0 S: 12	H: 0 LOB: 0 BB: 0 P: 17	R: 1 E: 0 K: 0 S: 10	H: 1 LOB: 2 BB: 1 P: 18	R: 0 E: 1 K: 1 S: 11	H: 0 LOB: 2 BB: 0 P: 21	R: 3 E: 1 K: 0 S: 19	H: 3 LOB: 1 BB: 0 P: 26	1B: 8 2B: 0 3B: 0 HR: 0	SF: 1 SAC: 2 DP: 1 HBP: 0	WP: 1 PA: 43	
PITCHER	IP WLS BF H R ER SO ERA WHIP	IP WLS BF H R ER SO ERA WHIP	IP WLS BF H R ER SO ERA WHIP	IP WLS BF H R ER SO ERA WHIP	IP WLS BF H R ER SO ERA WHIP	IP WLS BF H R ER SO ERA WHIP	IP WLS BF H R ER SO ERA WHIP	IP WLS BF H R ER SO ERA WHIP	IP WLS BF H R ER SO ERA WHIP	IP WLS BF H R ER SO ERA WHIP	IP WLS BF H R ER SO ERA WHIP	IP WLS BF H R ER SO ERA WHIP	IP WLS BF H R ER SO ERA WHIP	IP WLS BF H R ER SO ERA WHIP	IP WLS BF H R ER SO ERA WHIP	IP WLS BF H R ER SO ERA WHIP	IP WLS BF H R ER SO ERA WHIP	IP WLS BF H R ER SO ERA WHIP	IP WLS BF H R ER SO ERA WHIP	IP WLS BF H R ER SO ERA WHIP	IP WLS BF H R ER SO ERA WHIP	IP WLS BF H R ER SO ERA WHIP	IP WLS BF H R ER SO ERA WHIP	IP WLS BF H R ER SO ERA WHIP

BOTTOM

Boston Red Sox @ New York Mets
Shea Stadium, Flushing, NY
Sat Oct 25 1986, 7:05 PM EDT
Att: 55,078 - Unknown - 53 F

livebaseballscorecards.com

AB	36
R	6
H	8
RBI	3
BB	4
SO	9
LOB	16

