

Boston Red Sox - 1987

Batter	1	2	3	4	5	6	7	8	9	AB R H RBI BB SO LOB	TOP											
Wade Boggs, L (1, 5) OBP: 0.250, SLG: 0.250	0-0 1B		0-0 6-3		0-0 4-3			0-0 3-1		4 0 1 0 0 0 0												
Marty Barrett, R (1, 4) OBP: 0.250, SLG: 0.250	0-0 F4		0-0 L5			0-0 6-3		0-0 L1		4 0 0 0 0 0 1												
Bill Buckner, L (1, 3) OBP: 0.250, SLG: 0.250	0-0 F5			0-0 2B 1B		0-0 F5		0-0 1-3		4 0 1 0 0 0 1												
Jim Rice, R (1, 7) OBP: 0.250, SLG: 0.500	0-3 K			0-0 1-H 2B		0-3 K			0-0 4-3	4 0 1 0 0 2 1												
Don Baylor, R (1, 10) OBP: 0.500, SLG: 0.333		0-0 P3		4-0 BB		0-0 F7			0-0 BB 1B	3 1 1 0 1 0 0												
Dwight Evans, R (1, 9) OBP: 0.750, SLG: 1.000		0-0 2B		0-0 F8		0-0 3-1 BB 1B			4-0 FC5-4 BB	3 0 2 0 1 0 2												
Dave Henderson, R (1, 8) OBP: 0.250, SLG: 0.250		0-0 F2		0-0 4-3		4-0 3-1 BB			0-0 FC5-4	3 0 0 0 1 0 4												
Marc Sullivan, R (1, 2) OBP: 0.250, SLG: 0.250		0-3 K			0-0 B3-4-6 1B		0-0 3-1		0-0 F8	4 0 1 0 0 1 4												
Spike Owen, S (1, 6) OBP: 0.250, SLG: 0.250			0-0 6-3		0-0 B3-4-6 1-2f		0-0 6-3			3 0 0 0 0 0 3												
Inning Stats	R: 0 E: 0 K: 1 S: 6	H: 1 LOB: 1 BB: 0 P: 6	R: 0 E: 0 K: 1 S: 6	H: 1 LOB: 1 BB: 0 P: 6	R: 0 E: 0 K: 0 S: 3	H: 0 LOB: 0 BB: 0 P: 3	R: 0 E: 0 K: 0 S: 4	H: 2 LOB: 2 BB: 1 P: 8	R: 0 E: 0 K: 0 S: 3	H: 1 LOB: 0 BB: 0 P: 3	R: 0 E: 0 K: 1 S: 5	H: 0 LOB: 0 BB: 0 P: 5	R: 0 E: 0 K: 0 S: 4	H: 1 LOB: 2 BB: 1 P: 8	R: 0 E: 0 K: 0 S: 3	H: 0 LOB: 0 BB: 0 P: 3	R: 1 E: 1 K: 0 S: 4	H: 1 LOB: 1 BB: 1 P: 8	1B: 5 2B: 3 3B: 0 HR: 0	SF: 0 SAC: 0 DP: 1 HBP: 0	WP: 0 PB: 0 SB: 0 CS: 0	PA: 35
PITCHER	IP WLS BF H R ER SO BB IBB HBP BLK WP HR S P ERA WHIP																					
Teddy Higuera, L (1, 1) ERA:	7.0 W 27 6 0 0 3 2 0 0 0 0 0 0 31 39 0.00 1.143																					
Mark Clear, R (8, 1) ERA:	1.0 3 0 0 0 0 0 0 0 0 0 0 0 3 3 0.00 0.000																					
Dan Plesac, L (9, 1) ERA:	1.0 5 1 1 0 0 1 0 0 0 0 0 0 4 8 0.00 2.000																					

Boston Red Sox @ Milwaukee Brewers
Milwaukee County Stadium, Milwaukee, WI

AB	32
R	1
H	7
RBI	0
BB	3
SO	3
LOB	16



Mon Apr 06 1987, 4:33 AM EDT
 Att: 52,585 - Unknown

livebaseballscorecards.com

Batter	1	2	3	4	5	6	7	8	9	AB	R	H	RBI	BB	SO	LOB
Paul Molitor, R OBP: 0.500, SLG: 1.250 (1, 5)	0-0 1B 3B	0-0 FC6-4 1-2f			0-0 F9	0-0 2B				4	1	2	1	0	0	3
Robin Yount, R OBP: 0.500, SLG: 0.750 (1, 8)	0-0 1B 3-H		0-0 F7		0-0 1B 2B	0-3 K				4	1	2	2	0	1	1
Glenn Braggs, R OBP: 0.250, SLG: 0.250 (1, 9) Juan Castillo, S (8, 4)	0-0 G4-6-3 1-2f		0-0 4-3		0-0 1B 1B		0-0 5-3			4	0	1	1	0	0	1
Greg Brock, L OBP: 0.500, SLG: 0.333 (1, 3)	4-0 FC4-6 BB		0-0 4-3		0-0 1B FC4-6	0-3 K				3	0	1	0	1	1	0
Billy Jo Robidoux, L (1, 10)	0-0 FC4-6 1-2f			0-0 L6	0-0 FC4-6 1-2f		0-3 K			4	0	0	0	0	1	3
Rob Deer, R OBP: 0.250, SLG: 0.250 (1, 7)		0-0 G6-4-3 1B		0-0 F9		0-3 K		0-3 K		4	0	1	0	0	2	0
Bill Schroeder, R OBP: 0.250, SLG: 0.500 (1, 2)		0-0 G6-4-3 1-2f		0-0 6-3		0-0 1B 2B		0-0 L8		4	1	1	0	0	0	1
Jim Gantner, L OBP: 1.000, SLG: 1.000 (1, 4) Rick Manning, L (8, 9)		0-0 1B 1B			0-0 2B 1B	0-0 2B 1B		0-0 L4		3	2	3	1	0	0	0
Dale Sveum, S OBP: 0.333, SLG: 0.333 (1, 6)		0-0 FC6-4 1-3			0-0 4-3 1-2	0-3 K				1	0	0	0	0	0	0
										3	0	1	0	0	1	2

Inning Stats	R: 1	H: 2	E: 0	K: 0	S: 4	LOB: 1	BB: 1	P: 8	R: 0	H: 3	E: 0	K: 0	S: 5	LOB: 2	BB: 0	P: 5	R: 0	H: 0	E: 0	K: 0	S: 3	LOB: 0	BB: 0	P: 3	R: 0	H: 0	E: 0	K: 0	S: 3	LOB: 0	BB: 0	P: 3	R: 2	H: 4	E: 0	K: 0	S: 7	LOB: 2	BB: 0	P: 7	R: 2	H: 3	E: 0	K: 3	S: 12	LOB: 1	BB: 0	P: 12	R: 0	H: 0	E: 0	K: 2	S: 7	LOB: 0	BB: 0	P: 7	R: 0	H: 0	E: 0	K: 1	S: 5	LOB: 0	BB: 0	P: 5
--------------	------	------	------	------	------	--------	-------	------	------	------	------	------	------	--------	-------	------	------	------	------	------	------	--------	-------	------	------	------	------	------	------	--------	-------	------	------	------	------	------	------	--------	-------	------	------	------	------	------	-------	--------	-------	-------	------	------	------	------	------	--------	-------	------	------	------	------	------	------	--------	-------	------

PITCHER	IP	WLS	BF	H	R	ER	SO	BB	IBB	HBP	BLK	WP	HR	S	P	ERA	WHIP
Bob Stanley, R ERA: 5.79 (1, 1)	4.2	L	22	9	3	3	0	1	0	0	0	0	0	21	25	5.79	2.143
Steve Crawford, R ERA: 5.4 (5, 1)	3.1		13	3	2	2	6	0	0	0	0	0	0	25	25	5.40	0.900

BOTTOM

Boston Red Sox @ Milwaukee Brewers
Milwaukee County Stadium, Milwaukee, WI

Mon Apr 06 1987, 4:33 AM EDT
Att. 52,585 - Unknown

livebaseballscorecards.com

AB	34
R	5
H	12
RBI	5
BB	1
SO	6
LOB	11



WP	HR	S	P	ERA	WHIP
0	0	0	0	0	0

Batter	1	2	3	4	5	6	7	8	9	AB R H RBI BB SO LOB	TOP																											
Wade Boggs, L (1, 5) OBP: 0.250, SLG: 0.143	0-0 4-3		0-0 6-3		4-0 1B IBB			0-0 F7		3 0 0 0 1 0 0																												
Marty Barrett, R (1, 4) OBP: 0.125, SLG: 0.125	0-0 F9		0-0 F9		0-0 1-3 2-H 1B			0-0 4-3		4 0 1 1 0 0 0																												
Bill Buckner, L (1, 3) OBP: 0.125, SLG: 0.125	0-0 F7			0-0 F7	0-0 F9			0-0 F7		4 0 0 0 0 0 2																												
Jim Rice, R (1, 7) OBP: 0.250, SLG: 0.375		0-0 BB 1B		0-3 K		0-3 K			0-0 6-3	4 0 1 0 0 2 0																												
Don Baylor, R (1, 10) OBP: 0.375, SLG: 0.167		4-0 BB 1-2 BB		0-0 6-3		0-0 5-3			0-0 5-3	3 0 0 0 1 0 0																												
Dwight Evans, R (1, 9) OBP: 0.500, SLG: 0.571		0-0 F4			0-0 G1-4-3 2B 1B	0-0 5-3			0-0 F9	4 1 1 0 0 0 2																												
Dave Henderson, R (1, 8)		0-0 F9			0-0 G1-4-3 1-2		0-0 6-3			3 0 0 0 0 0 3																												
Marc Sullivan, R (1, 2) OBP: 0.286, SLG: 0.429		0-0 F7			0-0 1B 2B		0-3 K			3 1 1 1 0 1 2																												
Spike Owen, S (1, 6)			0-0 6-3		0-0 L6		0-0 4-3			3 0 0 0 0 0 1																												
Inning Stats	R: 0 E: 0 K: 0 S: 3	H: 0 LOB: 0 BB: 0 P: 3	R: 0 E: 0 K: 0 S: 4	H: 1 LOB: 2 BB: 1 P: 8	R: 0 E: 0 K: 0 S: 3	H: 0 LOB: 0 BB: 0 P: 3	R: 0 E: 0 K: 1 S: 5	H: 0 LOB: 0 BB: 0 P: 5	R: 2 E: 0 K: 0 S: 6	H: 3 LOB: 2 BB: 1 P: 10	R: 0 E: 0 K: 1 S: 5	H: 0 LOB: 0 BB: 0 P: 5	R: 0 E: 0 K: 1 S: 5	H: 0 LOB: 0 BB: 0 P: 5	R: 0 E: 0 K: 0 S: 3	H: 0 LOB: 0 BB: 0 P: 3	R: 0 E: 0 K: 0 S: 3	H: 0 LOB: 0 BB: 0 P: 3	1B: 3 2B: 1 3B: 0 HR: 0	SF: 0 SAC: 0 DP: 0 HBP: 0	WP: 0 PB: 0 SB: 0 CS: 0	PA: 33																
PITCHER	IP WLS BF H R ER SO BB IBB HBP BLK WP HR S P ERA WHIP																					PITCHER	IP WLS BF H R ER SO BB IBB HBP BLK WP HR S P ERA WHIP															
Bill Wegman, R (1, 1) ERA: 3.6	5.0		21	4	2	2	1	1	1	0	0	0	0	21	29	3.60	1.000																					
Chuck Crim, R (6, 1) ERA:	2.0	W	6	0	0	0	2	0	0	0	0	0	0	10	10	0.00	0.000																					
Dan Plesac, L (8, 1) ERA:	2.0	S	6	0	0	0	0	0	0	0	0	0	0	6	6	0.00	0.000																					

Boston Red Sox @ Milwaukee Brewers
Milwaukee County Stadium, Milwaukee, WI

Wed Apr 08 1987, 8:05 PM EDT
 Att. 7,412 - Unknown

livebaseballscorecards.com

AB	31
R	2
H	4
RBI	2
BB	2
SO	3
LOB	10



Batter	1	2	3	4	5	6	7	8	9
Paul Molitor, R OBP: 0.556, SLG: 1.125 (1, 5)	0-0 4-3 2B		0-0 E 2B		4-0 BB 3-1 1B BB	0-0 G6-4-3 1-2f		0-0 6-3	
Robin Yount, R OBP: 0.375, SLG: 0.500 (1, 8)	0-0 4-3 2-3		0-3 K		0-0 3-1 1-2 3-1 1B		0-0 4-3		
Glenn Braggs, R OBP: 0.500, SLG: 0.333 (1, 9) Rick Manning, L (9, 9)	4-0 BB		0-3 K		4-0 3-1 1-2 2-3 BB		0-0 1B 1B		
Greg Brock, L OBP: 0.375, SLG: 0.286 (1, 3)	0-0 F5		0-0 E4		0-0 3-1		0-0 1B 1B		
Billy Jo Robidoux, L OBP: 0.125, SLG: 0.125 (1, 10)	0-0 1-3		0-3 K		0-0 3-1		0-0 1-2 3-H 1B		
Rob Deer, R OBP: 0.250, SLG: 0.143 (1, 7)		0-0 F8		1-0 HBP	0-3 K		0-3 K		
B.J. Surhoff, L OBP: 0.250, SLG: 0.250 (1, 2)		0-0 1B 1B		0-0 F8		0-0 B1-3	0-0 F7		
Jim Gantner, L OBP: 0.714, SLG: 0.714 (1, 4)		0-0 G4-6-3 1B		0-0 F9		0-0 1B 1B	0-3 K		
Dale Sveum, S OBP: 0.286, SLG: 0.286 (1, 6)		0-0 G4-6-3 1-2f		0-0 F7		0-0 G6-4-3 1B	0-3 K		

Inning Stats	R: 0	H: 1	E: 0	K: 0	S: 4	LOB: 2	BB: 1	P: 8	R: 0	H: 2	E: 0	K: 0	S: 4	LOB: 1	BB: 0	P: 4	R: 0	H: 1	E: 1	K: 3	S: 11	LOB: 2	BB: 0	P: 11	R: 0	H: 0	E: 0	K: 0	S: 3	LOB: 1	BB: 0	P: 4	R: 2	H: 1	E: 0	K: 1	S: 6	LOB: 1	BB: 2	P: 14	R: 0	H: 2	E: 0	K: 0	S: 4	LOB: 1	BB: 0	P: 4	R: 1	H: 3	E: 0	K: 1	S: 8	LOB: 2	BB: 0	P: 8	R: 0	H: 0	E: 0	K: 2	S: 7	LOB: 0	BB: 0	P: 7
--------------	------	------	------	------	------	--------	-------	------	------	------	------	------	------	--------	-------	------	------	------	------	------	-------	--------	-------	-------	------	------	------	------	------	--------	-------	------	------	------	------	------	------	--------	-------	-------	------	------	------	------	------	--------	-------	------	------	------	------	------	------	--------	-------	------	------	------	------	------	------	--------	-------	------

AB	R	H	RBI	BB	SO	LOB
4	1	2	0	1	0	2
4	1	1	0	0	1	2
2	1	1	0	2	1	1
0	0	0	0	0	0	0
4	0	1	1	0	0	5
4	0	1	2	0	1	5
3	0	0	0	0	2	3
4	0	1	0	0	0	3
4	0	2	0	0	1	1
4	0	1	0	0	1	3

WP	HR	S	P	ERA	WHIP
0	0	1	1	0.00	0.000
0	0	1	1	0.00	0.000
0	0	1	1	0.00	0.000
0	0	1	1	0.00	0.000

BOTTOM

Boston Red Sox @ Milwaukee Brewers
Milwaukee County Stadium, Milwaukee, WI

Wed Apr 08 1987, 8:05 PM EDT
Att. 7,412 - Unknown

livebaseballscorecards.com

AB	33
R	3
H	10
RBI	3
BB	3
SO	7
LOB	25



Batter	1	2	3	4	5	6	7	8	9	AB R H RBI BB SO LOB	TOP																
Wade Boggs, L (1, 5) OBP: 0.462, SLG: 0.600	0-0 HR	0-0 1-2 1B		4-0 G6-4-3 BB		4-0 1-2 2-3 2B BB		0-0 4-3		3 2 2 1 2 0 0																	
Marty Barrett, R (1, 4) OBP: 0.231, SLG: 0.231	0-0 6-3	0-0 1-2 2-H 1B		0-0 G6-4-3 1-2f		0-0 1-2 2-3 3-H 2B 1B		0-0 F9		5 1 2 2 0 0 1																	
Bill Buckner, L (1, 3) OBP: 0.231, SLG: 0.308	0-0 2B 1B	0-0 F5		0-0 4-3		0-0 1-H 2-H 3-H 2B		0-3 K		5 1 2 3 0 1 2																	
Jim Rice, R (1, 7) OBP: 0.231, SLG: 0.385	0-0 1-3 1B 2B	0-0 1-3			0-0 F9	0-3 K2-3			0-0 1-3	5 1 1 0 0 1 3																	
Don Baylor, R (1, 10) OBP: 0.231, SLG: 0.091	0-3 K			0-0 F8	0-3 K	0-3 K			0-3 K	5 0 0 0 0 4 3																	
Dwight Evans, R (1, 9) OBP: 0.538, SLG: 0.636	0-0 2-H 3-H E 1B			0-0 HR 2B			0-0 F5		4-0 BB	4 1 2 2 1 0 0																	
Dave Henderson, R (1, 8) OBP: 0.182, SLG: 0.400 Mike Greenwell, L (9, PH)	0-0 1-2 5-3			0-0 2-H HR		0-0 6-3	0-0 F7		0-0 F9	4 1 1 2 0 0 1 1 0 0 0 0 0 1																	
Danny Sheaffer, R (1, 2) OBP: 0.500, SLG: 1.250		0-0 5-3		0-0 F8		0-0 BB 1B 1B				4 2 2 1 0 0 0																	
Spike Owen, S (1, 6)		4-0 1B 1B BB		0-0 F9		4-0 1B 2B BB			0-0 4-3	2 2 0 0 2 0 0																	
Inning Stats	R: 3 E: 1 K: 1 S: 9	H: 4 LOB: 1 BB: 0 P: 9	R: 1 E: 0 K: 0 S: 5	H: 2 LOB: 2 BB: 1 P: 9	R: 2 E: 0 K: 0 S: 5	H: 2 LOB: 0 BB: 0 P: 5	R: 0 E: 0 K: 0 S: 2	H: 0 LOB: 0 BB: 1 P: 6	R: 0 E: 0 K: 1 S: 5	H: 0 LOB: 0 BB: 0 P: 5	R: 4 E: 0 K: 2 S: 10	H: 3 LOB: 1 BB: 2 P: 18	R: 1 E: 0 K: 0 S: 4	H: 1 LOB: 0 BB: 0 P: 4	R: 0 E: 0 K: 1 S: 5	H: 0 LOB: 0 BB: 0 P: 5	R: 0 E: 0 K: 1 S: 5	H: 0 LOB: 1 BB: 1 P: 9	1B: 6 2B: 3 3B: 0 HR: 3	SF: 0 SAC: 0 DP: 1 HBP: 0	WP: 0 PB: 0 SB: 0 CS: 0	PA: 43					
PITCHER	IP WLS BF H R ER SO BB IBB HBP BLK WP HR S P ERA WHIP																										
Mike Birkbeck, R (1, 1) ERA: 27.0	1.1		11	6	4	4	1	1	0	0	0	0	1	12	16	27.00	5.250										
Mark Ciardi, R (2, 1) ERA: 9.0	4.0		16	3	4	4	1	2	0	0	0	0	1	16	24	9.00	1.250										
Chris Bosio, R (6, 1) ERA: 10.13	2.2	W	12	3	3	3	3	1	0	0	0	0	1	17	21	10.12	1.500										
Mark Clear, R (9, 1) ERA:	1.0	S	4	0	0	0	1	1	0	0	0	0	0	5	9	0.00	1.000										

Boston Red Sox @ Milwaukee Brewers
Milwaukee County Stadium, Milwaukee, WI
 Thu Apr 09 1987, 4:33 AM EDT
 Att. 9,628 - Unknown

livebaseballscorecards.com

AB	38
R	11
H	12
RBI	11
BB	5
SO	6
LOB	11



Batter	1	2	3	4	5	6	7	8	9
Paul Molitor, R OBP: 0.500, SLG: 0.846 (1, 5)	0-0 F8		0-0 F9 1B 2B	0-0 F4		0-0 6-3		0-0 E8 1B	
Robin Yount, R OBP: 0.462, SLG: 0.500 (1, 8)	0-0 4-3 1B		0-0 1-2 2B 1B	0-0 6-3		0-0 6-3		4-0 IBB	
Glenn Braggs, R OBP: 0.385, SLG: 0.545 (1, 9) Rick Manning, L (9, 9)	0-0 4-3 1-2		0-0 F9 2-3		0-0 HR	0-0 F9		0-3 K	
Greg Brock, L OBP: 0.417, SLG: 0.455 (1, 3) Mike Felder, S (7, PR) Jim Pacionek, R (8, 3)	0-0 4-3		0-0 1B HR 2B		0-0 E3 1B HR		0-0 G3 1B		
Billy Jo Robidoux, L OBP: 0.250, SLG: 0.250 (1, 10)		0-0 4-3	0-0 HR 1B		0-0 HR 1B		0-0 G3		
Rob Deer, R OBP: 0.333, SLG: 0.818 (1, 7)		0-0 5-3	0-0 1-2 HR		0-0 1-2 HR		0-0 6-3		
Bill Schroeder, R OBP: 0.333, SLG: 0.500 (1, 2) B.J. Surhoff, L (5, PH) OBP: 0.333, SLG: 0.833 (6, 2)		0-0 CI 2B 1B	0-3 K		0-0 F4		0-0 HR		
Jim Gantner, L OBP: 0.500, SLG: 0.500 (1, 4)		0-1 CI 2B	0-0 F7		0-0 6-3		0-3 K		
Dale Sveum, S OBP: 0.273, SLG: 0.364 (1, 6)		0-0 G3 1-2 2B		0-0 G3		0-3 K		0-0 6-3	

Inning Stats	R: 0	H: 1	E: 0	K: 0	S: 4	P: 4	R: 2	H: 2	E: 1	K: 0	S: 5	R: 5	H: 5	E: 0	K: 1	S: 10	R: 0	H: 0	E: 0	K: 0	S: 3	R: 4	H: 3	E: 1	K: 1	S: 9	R: 0	H: 0	E: 0	K: 0	S: 3	R: 0	H: 1	E: 0	K: 0	S: 3	R: 1	H: 2	E: 1	K: 2	S: 9		
	LOB: 1	BB: 0		LOB: 1	BB: 0		LOB: 0	BB: 0		LOB: 0	BB: 0	LOB: 0	BB: 0		LOB: 0	BB: 0	LOB: 0	BB: 0		LOB: 0	BB: 0	LOB: 0	BB: 0	LOB: 1	BB: 0	LOB: 1	BB: 0	LOB: 2	BB: 1		LOB: 1	BB: 0	LOB: 1	BB: 0	LOB: 2	BB: 1		LOB: 1	BB: 1		LOB: 1	BB: 0	

PITCHER	IP	WLS	BF	H	R	ER	SO	BB	IBB	HBP	BLK	WP	HR	S	P	ERA	WHIP
Jeff Sellers, R ERA: 19.29 (1, 1)	2.1		14	7	6	5	0	0	0	0	0	0	0	14	14	19.29	3.000
Bob Woodward, R ERA: 13.5 (3, 1)	2.2		13	4	5	4	2	0	0	0	0	0	3	17	17	13.50	1.500
Steve Crawford, R ERA: 4.26 (6, 1)	3.0	L	12	3	1	1	2	0	1	0	0	0	1	15	19	3.00	1.000

BOTTOM

Boston Red Sox @ Milwaukee Brewers
Milwaukee County Stadium, Milwaukee, WI

Thu Apr 09 1987, 4:33 AM EDT
Att. 9,628 - Unknown

AB	R	H	RBI	BB	SO	LOB
5	1	2	0	0	0	0
4	1	2	0	1	0	0
5	1	1	1	0	1	5
0	0	0	0	0	0	0
4	2	2	2	0	0	1
0	0	0	0	0	0	0
0	0	0	0	0	0	0
4	2	2	0	0	0	1
4	2	2	6	0	0	1
2	1	1	0	0	1	0
2	1	1	1	0	0	0
3	1	0	0	0	1	0
4	0	1	2	0	1	0

AB	37
R	12
H	14
RBI	12
BB	1
SO	4
LOB	8

WP: 0 PA: 39
PB: 0
SB: 0
CS: 0

1B: 8 SF: 0
2B: 2 SAC: 0
3B: 0 DP: 0
HR: 4 HBP: 0



PITCHER	IP	WLS	BF	H	R	ER	SO	BB	IBB	HBP	BLK	WP	HR	S	P	ERA	WHIP
Jeff Sellers, R ERA: 19.29 (1, 1)	2.1		14	7	6	5	0	0	0	0	0	0	0	14	14	19.29	3.000
Bob Woodward, R ERA: 13.5 (3, 1)	2.2		13	4	5	4	2	0	0	0	0	0	3	17	17	13.50	1.500
Steve Crawford, R ERA: 4.26 (6, 1)	3.0	L	12	3	1	1	2	0	1	0	0	0	1	15	19	3.00	1.000

Batter	1	2	3	4	5	6	7	8	9	AB R H RBI BB SO LOB	TOP																								
Tony Fernandez, S (1, 6) OBP: 0.389, SLG: 0.647	0-0 5-3		0-0 FC6-4			0-0 FC5-4			0-0 6-3	4 0 1 0 0 0 1																									
Kelly Gruber, R (1, 5)	0-0 F3		0-0 CS	0-0 6-3		0-0 FC5-4			0-0 L7	4 0 0 0 0 0 1																									
Lloyd Moseby, L (1, 8) OBP: 0.313, SLG: 0.500	0-3 K			0-3 K			0-0 4-3			3 0 0 0 0 2 0																									
George Bell, R (1, 7) OBP: 0.400, SLG: 0.643		0-3 K		0-0 F8			0-0 F7			3 0 0 0 0 1 0																									
Jesse Barfield, R (1, 9) OBP: 0.400, SLG: 0.615		0-0 E6			0-0 6-3			0-3 K		3 0 0 0 0 1 0																									
Willie Upshaw, L (1, 3) OBP: 0.333, SLG: 0.667		0-0 F7			0-0 4-3			4-0 G4-6-3		2 0 0 0 1 0 1																									
Matt Stark, R (1, 2) OBP: 0.125, SLG: 0.125		0-0 FC5-4			0-0 F9			0-0 G4-6-3		3 0 0 0 0 0 2																									
Cecil Fielder, R (1, 10)			0-3 K			0-0 F4		0-0 F8		3 0 0 0 0 1 0																									
Garth Iorg, R (1, 4) OBP: 0.400, SLG: 0.250			0-0 FC6-4			0-0 6-3			0-3 K	3 0 1 0 0 1 0																									
Inning Stats	R: 0 E: 0 K: 1 S: 5	H: 0 LOB: 0 BB: 0 P: 5	R: 0 E: 1 K: 1 S: 6	H: 0 LOB: 1 BB: 0 P: 6	R: 0 E: 0 K: 1 S: 5	H: 1 LOB: 0 BB: 0 P: 5	R: 0 E: 0 K: 1 S: 5	H: 0 LOB: 0 BB: 0 P: 5	R: 0 E: 0 K: 1 S: 3	H: 0 LOB: 0 BB: 0 P: 3	R: 0 E: 0 K: 0 S: 4	H: 1 LOB: 1 BB: 0 P: 4	R: 0 E: 0 K: 1 S: 5	H: 0 LOB: 0 BB: 0 P: 5	R: 0 E: 0 K: 0 S: 2	H: 0 LOB: 0 BB: 1 P: 6	R: 0 E: 0 K: 1 S: 5	H: 0 LOB: 0 BB: 0 P: 5	1B: 2 2B: 0 3B: 0 HR: 0	SF: 0 SAC: 0 DP: 1 HBP: 0	WP: 0 PB: 0 SB: 0 CS: 1	PA: 30													
PITCHER Bruce Hurst, L (1, 1) ERA:	IP 9.0	WLS W	BF 29	H 2	R 0	ER 0	SO 6	BB 1	IBB 0	HBP 0	BLK 0	WP 0	HR 0	S 40	P 44	ERA 0.00	WHIP 0.333	PITCHER	IP 9.0	WLS W	BF 29	H 2	R 0	ER 0	SO 6	BB 1	IBB 0	HBP 0	BLK 0	WP 0	HR 0	S 40	P 44	ERA 0.00	WHIP 0.333

Toronto Blue Jays @ Boston Red Sox
Fenway Park, Boston, MA
Fri Apr 10 1987, 3:33 AM EDT
Att. 33,679 - Unknown

livebaseballscorecards.com

AB 28
R 0
H 2
RBI 0
BB 1
SO 6
LOB 5



Batter	1	2	3	4	5	6	7	8	9
Wade Boggs, L (1, 5) OBP: 0.412, SLG: 0.571	0-0 4-3		0-0 6-3		0-0 1B 2B		0-0 F7		
Marty Barrett, R (1, 4) OBP: 0.294, SLG: 0.200	0-3 K		4-0 BB		1-0 1B HBP			0-0 F9	
Bill Buckner, L (1, 3) Pat Dodson, L (9, 3)	0-0 4-3		0-0 F7		0-0 1-2 2-H 1B			0-0 1B	
Jim Rice, R (1, 7) OBP: 0.235, SLG: 0.529		0-0 HR		0-0 4-3	0-3 K			0-0 L4	
Don Baylor, R (1, 10) OBP: 0.188, SLG: 0.071		0-3 K		0-0 6-3		0-0 G3			
Dwight Evans, R (1, 9) OBP: 0.563, SLG: 0.615		0-3 K		4-0 FC5-4 BB		0-0 CS 1B			
Dave Henderson, R (1, 8) OBP: 0.143, SLG: 0.308		0-0 F9		0-0 FC5-4 1-2f		0-3 K 1-2			
Marc Sullivan, R (1, 2) OBP: 0.300, SLG: 0.700			0-0 HR		0-0 F9		0-3 K		
Spike Owen, S (1, 6)			0-3 K		0-0 F6		0-0 4-3		

Inning Stats	R: 0	H: 0	E: 0	K: 1	S: 5	R: 1	H: 1	E: 0	K: 2	S: 8	R: 1	H: 1	E: 0	K: 1	S: 6	R: 0	H: 0	E: 0	K: 0	S: 3	R: 1	H: 2	E: 0	K: 1	S: 7	R: 0	H: 1	E: 0	K: 1	S: 5	R: 0	H: 0	E: 0	K: 1	S: 5	R: 0	H: 1	E: 0	K: 0	S: 3
	LOB: 0	BB: 0	LOB: 0	BB: 0	P: 5	LOB: 0	BB: 0	LOB: 0	BB: 0	P: 8	LOB: 1	BB: 1	LOB: 1	BB: 1	P: 10	LOB: 0	BB: 1	LOB: 0	BB: 0	P: 7	LOB: 2	BB: 0	LOB: 0	BB: 0	P: 8	LOB: 0	BB: 0	LOB: 0	BB: 0	P: 5	LOB: 0	BB: 0	LOB: 0	BB: 0	P: 3	LOB: 0	BB: 0	LOB: 0	BB: 0	P: 3

PITCHER	IP	WLS	BF	H	R	ER	SO	BB	IBB	HBP	BLK	WP	HR	S	P	ERA	WHIP
Dave Stieb, R (1, 1) ERA: 3.86	7.0	L	28	5	3	3	7	2	0	1	0	0	2	39	48	3.86	1.000
Tom Henke, R (8, 1) ERA:	1.0		3	1	0	0	0	0	0	0	0	0	0	3	3	0.00	1.000

AB R H RBI BB SO LOB

4	1	1	0	0	0	0
2	0	0	0	1	1	0
4	0	2	1	0	0	1
0	0	0	0	0	0	0
4	1	1	1	0	1	2
3	0	0	0	0	1	0
2	0	1	0	1	1	0
3	0	0	0	0	1	2
3	1	1	1	0	1	0
3	0	0	0	0	1	0

1B: 3	SF: 0	WP: 0	PA: 31
2B: 1	SAC: 0	PB: 0	
3B: 0	DP: 0	SB: 0	
HR: 2	HBP: 1	CS: 1	

Toronto Blue Jays @ Boston Red Sox
 Fenway Park, Boston, MA
 Fri Apr 10 1987, 3:33 AM EDT
 Att. 33,679 - Unknown

livebaseballscorecards.com

AB	28
R	3
H	6
RBI	3
BB	2
SO	7
LOB	5



Batter	1	2	3	4	5	6	7	8	9	AB R H RBI BB SO LOB	
Tony Fernandez, S (1, 6) OBP: 0.333, SLG: 0.500	0-0 5-3		0-0 F7	0-0 4-3			0-0 1-3	4-0 FC4-8 BB	0-0 G3	5 0 0 0 1 0 6	
Rance Mulliniks, L (1, 5) OBP: 0.364, SLG: 0.300 Garth Iorg, R (7, PR) OBP: 0.333, SLG: 0.200	0-0 G3			0-0 F7	0-0 F9		0-0 1B 1B	0-0 L3		4 0 1 1 0 0 0 1 1 0 0 0 0 2	
Lloyd Moseby, L (1, 8) OBP: 0.333, SLG: 0.450	0-0 3-1			4-0 1B S 1B BB	0-0 1-3		0-0 HR 1B	0-0 FC4-6 1-2f		4 2 1 1 1 0 2	
George Bell, R (1, 7) OBP: 0.400, SLG: 0.556		0-3 K		0-0 1B HR 1B	0-0 L6		1-0 HR HBP 1B		0-0 F8	4 2 1 0 0 1 0	
Jesse Barfield, R (1, 9) OBP: 0.450, SLG: 0.778		0-0 CS 1B		0-0 HR 1B		0-3 K	0-0 HR 1B		0-0 F8	5 2 3 4 0 1 0	
Willie Upshaw, L (1, 3) OBP: 0.400, SLG: 0.824		0-3 K 1-2		0-0 HR 1B		0-3 K	0-0 1B		0-0 2B WP 1B	5 2 3 3 0 2 1	
Fred McGriff, L (1, 10) OBP: 0.417, SLG: 0.400			0-0 S 1B	0-3 K		0-0 3-1	0-3 K		0-0 WP 1B 2B	5 1 2 0 0 2 2	
Ernie Whitt, L (1, 2) OBP: 0.364, SLG: 0.400			0-0 F6	4-0 BB BB			0-0 1B 1-3 1B	0-0 F4	0-0 1B	4 1 2 1 1 0 1	
Mike Sharperson, R (1, 4) OBP: 0.375, SLG: 0.400			0-0 F8	4-0 BB BB			0-0 F8	0-0 BB 1B	0-0 1B	4 0 2 0 1 0 2	
Inning Stats	R: 0 E: 0 K: 0 S: 3 H: 0 LOB: 0 BB: 0 P: 3	R: 0 E: 0 K: 2 S: 7 H: 1 LOB: 1 BB: 0 P: 7	R: 0 E: 0 K: 0 S: 4 H: 1 LOB: 1 BB: 0 P: 4	R: 4 E: 0 K: 1 S: 8 H: 3 LOB: 2 BB: 3 P: 20	R: 0 E: 0 K: 0 S: 3 H: 0 LOB: 0 BB: 0 P: 3	R: 0 E: 0 K: 2 S: 7 H: 0 LOB: 0 BB: 0 P: 7	R: 5 E: 0 K: 1 S: 10 H: 5 LOB: 2 BB: 0 P: 11	R: 0 E: 0 K: 0 S: 4 H: 1 LOB: 2 BB: 1 P: 8	R: 2 E: 0 K: 0 S: 7 H: 4 LOB: 2 BB: 0 P: 7	1B: 12 SF: 0 2B: 2 SAC: 0 3B: 0 DP: 1 HR: 2 HBP: 1	
PITCHER	IP WLS BF H R ER SO BB IBB HBP BLK WP HR S P ERA WHIP										
Roger Clemens, R (1, 1) ERA: 9.0	4.0 L 19 5 4 4 3 3 0 0 0 0 0 1 22 34 9.00 2.000										
Steve Crawford, R (5, 1) ERA: 8.0	2.2 13 4 5 5 2 0 0 1 0 0 1 16 17 16.88 1.500										
Joe Sambito, L (7, 1) ERA:	0.2 5 2 0 0 1 1 0 0 0 0 0 6 10 0.00 4.500										
Wes Gardner, R (8, 1) ERA: 9.0	1.2 9 4 2 2 0 0 0 0 0 0 1 0 9 9 10.80 2.400										

Toronto Blue Jays @ Boston Red Sox
Fenway Park, Boston, MA
 Sat Apr 11 1987, 3:33 AM EDT
 Att. 33,365 - Unknown

AB	41
R	11
H	15
RBI	10
BB	4
SO	6
LOB	16



WP: 1	PA: 46
PB: 0	
SB: 2	
CS: 1	

Batter	1	2	3	4	5	6	7	8	9	AB R H RBI BB SO LOB
Wade Boggs, L (1, 5) OBP: 0.381, SLG: 0.556	0-0 4-3		0-0 F7		0-0 F8			0-0 2B		4 0 1 0 0 0 1
Ed Romero, R (1, 4)	0-0 6-3		0-0 F7			0-0 F7		0-0 F9		4 0 0 0 0 0 2
Bill Buckner, L (1, 3) Pat Dodson, L (9, 3)	0-0 L6		0-0 1B			0-0 B3		0-0 G3		4 0 1 1 0 0 1 0 0 0 0 0 0 0
Jim Rice, R (1, 7) OBP: 0.238, SLG: 0.476		0-0 1B	0-0 F9			0-3 K		0-3 K		4 0 1 0 0 2 1
Don Baylor, R (1, 10) OBP: 0.200, SLG: 0.059		4-0 BB		0-0 L6		0-0 F5		0-0 1-3		3 0 0 0 1 0 0
Dwight Evans, R (1, 9) OBP: 0.500, SLG: 0.500		0-0 BB	0-0 FC2-6	0-0 6-3		0-0 F7		4-0 BB		3 0 0 0 1 0 1
Dave Henderson, R (1, 8) OBP: 0.278, SLG: 0.333		4-0 BB	0-0 BB	0-0 6-3		0-0 1B		4-0 BB		2 0 1 0 2 0 0
Marc Sullivan, R (1, 2) Mike Greenwell, L (9, PH) OBP: 0.231, SLG: 0.538		0-0 FC4-6	0-0 FC4-6	0-0 6-3		0-0 F7		0-3 K		3 0 0 0 0 0 3 1 0 0 0 0 1 2
Spike Owen, S (1, 6) OBP: 0.188, SLG: 0.143			0-0 1B		0-0 5-3		0-3 K			3 1 1 0 0 1 0

Inning Stats	R: 0 E: 0 K: 0 S: 3	H: 0 LOB: 0 BB: 0 P: 3	R: 0 E: 0 K: 0 S: 3	H: 1 LOB: 2 BB: 2 P: 11	R: 1 E: 0 K: 0 S: 5	H: 2 LOB: 1 BB: 0 P: 5	R: 0 E: 0 K: 0 S: 3	H: 0 LOB: 0 BB: 0 P: 3	R: 0 E: 0 K: 1 S: 5	H: 0 LOB: 0 BB: 0 P: 5	R: 0 E: 0 K: 0 S: 4	H: 1 LOB: 1 BB: 0 P: 4	R: 0 E: 0 K: 1 S: 6	H: 1 LOB: 1 BB: 0 P: 6	R: 0 E: 0 K: 2 S: 7	H: 0 LOB: 2 BB: 2 P: 15	1B: 3 2B: 2 3B: 0 HR: 0	SF: 0 SAC: 0 DP: 0 HBP: 0	WP: 0 PB: 0 SB: 0 CS: 0	PA: 35
--------------	------------------------------	---------------------------------	------------------------------	----------------------------------	------------------------------	---------------------------------	------------------------------	---------------------------------	------------------------------	---------------------------------	------------------------------	---------------------------------	------------------------------	---------------------------------	------------------------------	----------------------------------	----------------------------------	------------------------------------	----------------------------------	--------

PITCHER	IP	WLS	BF	H	R	ER	SO	BB	IBB	HBP	BLK	WP	HR	S	P	ERA	WHIP
Jimmy Key, L (1, 1) ERA: 1.93	8.0	W	30	5	1	1	2	2	0	0	0	0	0	32	40	1.12	0.875
Mark Eichhorn, R (9, 1) ERA: 1.69	1.0		5	0	0	0	2	2	0	0	0	0	0	7	15	0.00	2.000


BOTTOM

Toronto Blue Jays @ Boston Red Sox
 Fenway Park, Boston, MA
 Sat Apr 11 1987, 3:33 AM EDT
 Att. 33,365 - Unknown

AB	31
R	1
H	5
RBI	1
BB	4
SO	4
LOB	11



PITCHER	IP	WLS	BF	H	R	ER	SO	BB	IBB	HBP	BLK	WP	HR	S	P	ERA	WHIP
---------	----	-----	----	---	---	----	----	----	-----	-----	-----	----	----	---	---	-----	------

Batter	1	2	3	4	5	6	7	8	9	AB R H RBI BB SO LOB	TOP											
Tony Fernandez, S (1, 6) OBP: 0.276, SLG: 0.423	0-0 G3		0-0 SF7		0-0 G3		0-0 F6		0-3 K	4 0 0 1 0 1 3												
Rance Mulliniks, L (1, 5) OBP: 0.375, SLG: 0.429	0-0 4-3		0-0 1B		0-0 2B			0-0 G3	0-0 SF7	4 0 2 1 0 0 0												
Lloyd Moseby, L (1, 8) OBP: 0.308, SLG: 0.440	0-0 G3		0-0 1-3		0-0 F7			0-0 2B	0-0 FC5	5 0 1 0 0 0 4												
George Bell, R (1, 7) OBP: 0.333, SLG: 0.455		0-0 5-3		0-0 F8		0-0 5-3		0-0 F7		4 0 0 0 0 0 2												
Jesse Barfield, R (1, 9) OBP: 0.458, SLG: 0.714		0-0 5-3		0-0 2B 1B		0-0 G1		4-0 BB		3 0 1 0 1 0 0												
Willie Upshaw, L (1, 3) OBP: 0.375, SLG: 0.762		0-0 4-3		0-0 1-3 2B		0-0 4-1		0-0 4-3		4 0 1 0 0 0 2												
Fred McGriff, L (1, 10) OBP: 0.438, SLG: 0.385			0-0 2B 4-3 1B		0-0 5-3		0-0 F8		4-0 BB SF7 BB	3 2 1 0 1 0 2	AB 32 R 3 H 7 RBI 3 BB 5 SO 3 LOB 17											
Ernie Whitt, L (1, 2) OBP: 0.467, SLG: 0.500			0-0 4-3 SF7 2B		4-0 BB		0-0 G3		4-0 FC5 BB BB	2 1 1 0 2 0 0												
Mike Sharperson, R (1, 4) Rick Leach, L (9, PH)			0-0 4-3		0-3 K		0-3 K		4-0 BB	3 0 0 1 0 2 4 0 0 0 0 1 0 0												
Inning Stats	R: 0 E: 0 K: 0 S: 3	H: 0 LOB: 0 BB: 0 P: 3	R: 0 E: 0 K: 0 S: 3	H: 0 LOB: 0 BB: 0 P: 3	R: 2 E: 0 K: 0 S: 6	H: 3 LOB: 1 BB: 0 P: 6	R: 0 E: 0 K: 1 S: 7	H: 2 LOB: 3 BB: 1 P: 11	R: 0 E: 0 K: 0 S: 4	H: 1 LOB: 1 BB: 0 P: 4	R: 0 E: 0 K: 0 S: 3	H: 0 LOB: 0 BB: 0 P: 3	R: 0 E: 0 K: 1 S: 5	H: 0 LOB: 0 BB: 0 P: 5	R: 0 E: 0 K: 0 S: 4	H: 1 LOB: 2 BB: 1 P: 8	R: 1 E: 0 K: 1 S: 5	H: 0 LOB: 2 BB: 3 P: 17	1B: 3 2B: 4 3B: 0 HR: 0	SF: 2 SAC: 0 DP: 0 HBP: 0	WP: 0 PB: 0 SB: 0 CS: 0	PA: 39
PITCHER	IP WLS BF H R ER SO BB IBB HBP BLK WP HR S P ERA WHIP																					
Bob Stanley, R (1, 1) ERA: 3.55	8.0 W 33 7 2 2 2 2 2 0 0 0 0 0 35 43 2.25 1.125																					
Calvin Schiraldi, R (9, 1) ERA: 6.75	1.0 6 0 1 1 1 1 3 0 0 0 0 0 5 17 9.00 3.000																					

Toronto Blue Jays @ Boston Red Sox
Fenway Park, Boston, MA
Sun Apr 12 1987, 3:33 AM EDT
Att: 27,521 - Unknown

livebaseballscorecards.com

Batter	1	2	3	4	5	6	7	8	9
Wade Boggs, L OBP: 0.346, SLG: 0.478 (1, 5)	0-0 1-3 1B		0-3 K	0-0 6-3		0-0 1-3		0-3 K	
Ed Romero, R OBP: 0.250, SLG: 0.250 (1, 4)	0-0 F6		0-0 3B 1B	0-0 1B		0-3 K			
Bill Buckner, L OBP: 0.280, SLG: 0.400 (1, 3) Pat Dodson, L (9, 3)	0-0 1-3 1-2		0-0 1-H HR 3B	0-0 F8		0-0 F9			
Jim Rice, R OBP: 0.280, SLG: 0.435 (1, 7)	0-0 5-3		4-0 HR BB		4-0 HR BB		0-0 F9		
Don Baylor, R OBP: 0.292, SLG: 0.450 (1, 10)		0-0 5-3	0-0 1-H 3-H HR		0-0 1-H HR		4-0 FC5-4 BB		
Dwight Evans, R OBP: 0.458, SLG: 0.421 (1, 9)		4-0 HR BB	0-0 F9		0-0 4-3		0-0 FC5-4 FC6-4 1-2f		
Dave Henderson, R OBP: 0.364, SLG: 0.611 (1, 8)		0-0 1-H HR	4-0 BB		0-0 2B		0-0 FC6-4 1-2f		
Marc Sullivan, R OBP: 0.176, SLG: 0.412 (1, 2)		0-0 1-3	0-3 K		0-0 6-3		0-3 K		
Spike Owen, S OBP: 0.150, SLG: 0.111 (1, 6)		0-0 4-3		0-0 4-3		0-0 F9		0-0 F8	

Inning Stats	R: 0 E: 0 K: 0 S: 4	H: 1 LOB: 1 BB: 0 P: 4	R: 2 E: 0 K: 0 S: 4	H: 1 LOB: 0 BB: 1 P: 8	R: 4 E: 0 K: 0 S: 10	H: 3 LOB: 1 BB: 2 P: 18	R: 0 E: 0 K: 0 S: 4	H: 1 LOB: 1 BB: 0 P: 4	R: 2 E: 0 K: 0 S: 5	H: 2 LOB: 1 BB: 1 P: 9	R: 0 E: 0 K: 1 S: 5	H: 0 LOB: 0 BB: 0 P: 5	R: 0 E: 0 K: 0 S: 3	H: 0 LOB: 1 BB: 1 P: 7	R: 0 E: 0 K: 2 S: 7	H: 0 LOB: 0 BB: 0 P: 7
--------------	------------------------------	---------------------------------	------------------------------	---------------------------------	-------------------------------	----------------------------------	------------------------------	---------------------------------	------------------------------	---------------------------------	------------------------------	---------------------------------	------------------------------	---------------------------------	------------------------------	---------------------------------

PITCHER	IP	WLS	BF	H	R	ER	SO	BB	IBB	HBP	BLK	WP	HR	S	P	ERA	WHIP
Jim Clancy, R ERA: 7.27 (1, 1)	2.2	L	16	5	6	6	1	3	0	0	0	0	2	15	27	20.25	3.000
Mark Eichhorn, R ERA: 3.52 (3, 1)	2.1		11	3	2	2	1	1	0	0	0	0	1	12	16	7.71	1.714
Jeff Musselman, L ERA: (6, 1)	1.0		3	0	0	0	1	0	0	0	0	0	0	5	5	0.00	0.000
Duane Ward, R ERA: (7, 1)	1.0		4	0	0	0	0	1	0	0	0	0	0	3	7	0.00	1.000
Tom Henke, R ERA: (8, 1)	1.0		3	0	0	0	2	0	0	0	0	0	0	7	7	0.00	0.000

BOTTOM

Toronto Blue Jays @ Boston Red Sox
Fenway Park, Boston, MA
 Sun Apr 12 1987, 3:33 AM EDT
 Att. 27,521 - Unknown

livebaseballscorecards.com

AB	32
R	8
H	8
RBI	8
BB	5
SO	5
LOB	9



1B: 3	SF: 0	WP: 0	PA: 37
2B: 1	SAC: 0	PB: 0	
3B: 1	DP: 0	SB: 0	
HR: 3	HBP: 0	CS: 0	

PITCHER	IP	WLS	BF	H	R	ER	SO	BB	IBB	HBP	BLK	WP	HR	S	P	ERA	WHIP
---------	----	-----	----	---	---	----	----	----	-----	-----	-----	----	----	---	---	-----	------

Batter	1	2	3	4	5	6	7	8	9	AB R H RBI BB SO LOB	TOP											
Oddibe McDowell, L (1, 8) OBP: 0.375, SLG: 0.423	0-0 F7	0-3 K			0-0 4-3		0-0 F7		4-0 BB	4 0 0 0 1 1 2												
Scott Fletcher, R (1, 6) OBP: 0.371, SLG: 0.441	0-0 2B		0-0 1B		0-0 1B		0-0 F8		0-0 L3	5 0 3 0 0 0 2												
Pete O'Brien, L (1, 3) OBP: 0.179, SLG: 0.231	0-0 F8		0-0 F8		0-0 F8		0-0 F8		0-3 K	5 0 0 0 0 1 5												
Pete Incaviglia, R (1, 7) OBP: 0.424, SLG: 0.690	4-0 BB		0-0 FC6-4		0-0 FC6-4		0-0 FC6-4		0-0 HR	3 1 1 1 1 0 2												
Ruben Sierra, S (1, 9) OBP: 0.219, SLG: 0.241	0-0 F8		0-0 G1		0-3 K		0-0 1B		0-0 1B	4 0 1 0 0 1 3												
Larry Parrish, R (1, 10) OBP: 0.267, SLG: 0.400		0-0 6-3		0-0 CS 1B		0-0 6-3		0-3 K		4 0 2 0 0 1 1												
Don Slaught, R (1, 2) OBP: 0.320, SLG: 0.500		0-0 2B		0-0 CS 1B		0-0 6-3		0-0 F5		4 0 2 0 0 0 2												
Steve Buechele, R (1, 5) OBP: 0.333, SLG: 0.583		0-3 K		0-3 K		0-0 F8		4-0 BB		3 0 0 0 1 2 4												
Jerry Browne, S (1, 4) OBP: 0.600, SLG: 0.727		4-0 BB		0-0 F7		0-0 5-3		0-0 F9		2 0 0 0 1 0 1												
Darrell Porter, L (9, PH) OBP: 0.250, SLG: 0.250										1 0 0 0 0 0 1												
Inning Stats	R: 0 E: 0 K: 0 S: 4	H: 1 LOB: 2 BB: 1 P: 8	R: 0 E: 0 K: 2 S: 8	H: 1 LOB: 2 BB: 1 P: 12	R: 0 E: 0 K: 0 S: 4	H: 1 LOB: 1 BB: 0 P: 4	R: 0 E: 0 K: 1 S: 6	H: 2 LOB: 1 BB: 0 P: 6	R: 0 E: 0 K: 0 S: 4	H: 1 LOB: 1 BB: 0 P: 4	R: 0 E: 0 K: 1 S: 6	H: 1 LOB: 1 BB: 0 P: 6	R: 0 E: 0 K: 0 S: 3	H: 0 LOB: 0 BB: 0 P: 3	R: 1 E: 0 K: 1 S: 7	H: 2 LOB: 1 BB: 0 P: 7	R: 0 E: 0 K: 1 S: 5	H: 0 LOB: 2 BB: 2 P: 13	1B: 5 2B: 4 3B: 0 HR: 1	SF: 0 SAC: 0 DP: 1 HBP: 0	WP: 0 PB: 0 SB: 0 CS: 2	PA: 39
PITCHER	IP WLS BF H R ER SO BB IBB HBP BLK WP HR S P ERA WHIP																					
Al Nipper, R (1, 1) ERA: 2.03	8.0 W 34 9 1 1 5 2 0 0 0 0 1 42 50 1.12 1.375																					
Calvin Schiraldi, R (9, 1) ERA: 3.86	1.0 S 5 0 0 0 1 2 0 0 0 0 0 0 5 13 0.00 2.000																					

Texas Rangers @ Boston Red Sox
Fenway Park, Boston, MA
Tue Apr 14 1987, 3:33 AM EDT
Att. 13,740 - Unknown

livebaseballscorecards.com

AB 35
R 1
H 9
RBI 1
BB 4
SO 6
LOB 23



Batter	1	2	3	4	5	6	7	8	9
Wade Boggs, L OBP: 0.400, SLG: 0.458 (1, 5)	4-0 1B HR BB	4-0 BB		4-0 FC6-4 BB		0-0 G4-6-3 1-2f			
Ed Romero, R OBP: 0.250, SLG: 0.182 (1, 4)	0-3 K	0-0 F7		0-0 FC6-4 1-2f			4-0 G6-3 BB		
Bill Buckner, L OBP: 0.276, SLG: 0.379 (1, 3)	0-0 1-2 HR 1B		0-0 5-3		0-0 F9		0-0 F7		
Pat Dodson, L (8, 3)									
Jim Rice, R OBP: 0.276, SLG: 0.444 (1, 7)	0-3 K		0-0 2B		0-0 F7		0-0 G6-3 1-2f		
Don Baylor, R OBP: 0.357, SLG: 0.609 (1, 10)	0-0 1-H 2-H HR		0-0 F5		0-0 FC5-4 1B			1-0 3-1 HBP	
Dwight Evans, R OBP: 0.429, SLG: 0.435 (1, 9)	0-0 WP 2B		0-0 F8		0-0 FC5-4 1-2f			0-0 3-1 1-2	
Dave Henderson, R OBP: 0.385, SLG: 0.571 (1, 8)	0-3 K 2-3			4-0 SH1-4 BB		0-0 SH3-4 1B		0-3 K	
Marc Sullivan, R OBP: 0.158, SLG: 0.368 (1, 2)		0-0 4-3		0-0 SH1-4 1-2		0-0 SH3-4 1-2		0-0 1-3	
Spike Owen, S OBP: 0.174, SLG: 0.143 (1, 6)		0-0 4-3		0-3 K		0-0 G4-6-3 2-H 1B			

Inning Stats	R: 3	H: 3	E: 0	K: 3	S: 12	LOB: 1	BB: 1	P: 16	R: 0	H: 0	E: 0	K: 0	S: 3	LOB: 1	BB: 1	P: 7	R: 0	H: 1	E: 0	K: 0	S: 4	LOB: 1	BB: 0	P: 4	R: 0	H: 1	E: 0	K: 0	S: 4	LOB: 1	BB: 0	P: 4	R: 1	H: 2	E: 0	K: 0	S: 4	LOB: 0	BB: 0	P: 4	R: 0	H: 0	E: 0	K: 0	S: 2	LOB: 0	BB: 1	P: 6	R: 0	H: 0	E: 0	K: 1	S: 5	LOB: 1	BB: 0	P: 6
--------------	------	------	------	------	-------	--------	-------	-------	------	------	------	------	------	--------	-------	------	------	------	------	------	------	--------	-------	------	------	------	------	------	------	--------	-------	------	------	------	------	------	------	--------	-------	------	------	------	------	------	------	--------	-------	------	------	------	------	------	------	--------	-------	------


PITCHER	IP	WLS	BF	H	R	ER	SO	BB	IBB	HBP	BLK	WP	HR	S	P	ERA	WHIP
Ed Correa, R ERA: 6.3 (1, 1)	5.0	L	25	6	4	4	4	4	0	0	0	1	1	29	45	7.20	2.000
Dale Mohorcic, R ERA: (6, 1)	3.0		10	1	0	0	1	1	0	1	0	0	0	10	15	0.00	0.667

BOTTOM

Texas Rangers @ Boston Red Sox
Fenway Park, Boston, MA
 Tue Apr 14 1987, 3:33 AM EDT
 Att. 13,740 - Unknown

AB	R	H	RBI	BB	SO	LOB
1	1	0	0	3	0	1
3	0	0	0	1	1	4
4	1	1	0	0	0	1
0	0	0	0	0	0	0
4	0	1	0	0	1	3
3	1	2	3	0	0	1
4	0	1	0	0	0	3
3	1	1	0	1	2	2
2	0	0	0	0	0	1
3	0	1	1	0	1	1

AB	27
R	4
H	7
RBI	4
BB	5
SO	5
LOB	17



WP: 1	PA: 35
PB: 0	
SB: 0	
CS: 0	

PITCHER	IP	WLS	BF	H	R	ER	SO	BB	IBB	HBP	BLK	WP	HR	S	P	ERA	WHIP
---------	----	-----	----	---	---	----	----	----	-----	-----	-----	----	----	---	---	-----	------

Batter	1	2	3	4	5	6	7	8	9	AB R H RBI BB SO LOB
Ruben Sierra, S (1, 9) OBP: 0.189, SLG: 0.206	0-3 K		0-0 L3		0-3 K	0-0 5-3		0-3 K		5 0 0 0 0 3 5
Scott Fletcher, R (1, 6) OBP: 0.375, SLG: 0.421	0-3 K		0-0 2-3		0-0 S 1B		4-0 E BB	0-3 K		4 1 1 2 1 2 0
Pete O'Brien, L (1, 3) OBP: 0.212, SLG: 0.233	0-0 FC5-4 1B			4-0 G6-4-3 BB	0-3 K		0-0 E7 1-3	0-0 L3		4 0 1 0 1 1 3
Pete Incaviglia, R (1, 7) OBP: 0.421, SLG: 0.647	0-0 FC5-4 1-2f			0-0 G6-4-3 1B	0-0 1B		0-3 K	0-3 K		5 0 2 2 0 2 3
Larry Parrish, R (1, 10) OBP: 0.265, SLG: 0.364		0-0 5-3		0-0 G6-4-3 1-2f 2-3	4-0 1B		0-3 K			3 0 0 0 1 1 4
Don Slaught, R (1, 2) OBP: 0.310, SLG: 0.444		4-0 CS BB		0-0 F9	0-0 F8		0-3 K			3 0 0 0 1 1 5
Bob Brower, R (1, 8) OBP: 0.692, SLG: 0.778		4-0 BB			0-0 PB 1B	0-0 4-3		0-0 1B		2 1 1 0 1 0 0
Oddibe McDowell, L (7, 8) OBP: 0.394, SLG: 0.444		1-2 BB			0-0 PB 1B			0-3 K		1 0 1 0 0 0 0
Steve Buechele, R (1, 5) OBP: 0.355, SLG: 0.607		0-0 F4			0-0 PB 1B	0-0 4-3 2B		0-3 K		4 1 2 0 0 1 2
Jerry Browne, S (1, 4) OBP: 0.556, SLG: 0.615			0-0 1-3		4-0 S 1B	0-0 4-3		0-0 F7		2 1 0 0 1 0 1
Darrell Porter, L (8, PH) OBP: 0.200, SLG: 0.200					1-2 2-3 BB					1 0 0 0 0 0 1
Curtis Wilkerson, S (8, 4)										0 0 0 0 0 0 0

Inning Stats	R: 0 E: 0 K: 2 S: 8	H: 1 LOB: 1 BB: 0 P: 8	R: 0 E: 0 K: 0 S: 2	H: 0 LOB: 1 BB: 2 P: 10	R: 0 E: 0 K: 0 S: 3	H: 0 LOB: 0 BB: 0 P: 3	R: 0 E: 0 K: 0 S: 3	H: 1 LOB: 1 BB: 1 P: 7	R: 4 E: 0 K: 2 S: 11	H: 4 LOB: 2 BB: 2 P: 19	R: 0 E: 0 K: 0 S: 4	H: 1 LOB: 1 BB: 0 P: 4	R: 0 E: 1 K: 3 S: 10	H: 0 LOB: 2 BB: 1 P: 14	R: 0 E: 0 K: 2 S: 8	H: 1 LOB: 1 BB: 0 P: 8	R: 0 E: 0 K: 2 S: 7	H: 0 LOB: 0 BB: 0 P: 7	1B: 7 2B: 1 3B: 0 HR: 0	SF: 0 SAC: 0 DP: 1 HBP: 0	WP: 0 PB: 1 SB: 2 CS: 1	PA: 40
--------------	------------------------------	---------------------------------	------------------------------	----------------------------------	------------------------------	---------------------------------	------------------------------	---------------------------------	-------------------------------	----------------------------------	------------------------------	---------------------------------	-------------------------------	----------------------------------	------------------------------	---------------------------------	------------------------------	---------------------------------	----------------------------------	------------------------------------	----------------------------------	--------


PITCHER	IP	WLS	BF	H	R	ER	SO	BB	IBB	HBP	BLK	WP	HR	S	P	ERA	WHIP
Bruce Hurst, L (1, 1) ERA: 2.4	6.0	W	30	7	4	4	4	5	1	0	0	0	0	32	56	6.00	2.000
Wes Gardner, R (7, 1) ERA: 4.5	3.0	S	10	1	0	0	7	0	0	0	0	0	0	24	24	0.00	0.333

TOP

Texas Rangers @ Boston Red Sox
Fenway Park, Boston, MA

Wed Apr 15 1987, 3:33 AM EDT
Att: 16,870 - Unknown

AB	34
R	4
H	8
RBI	4
BB	6
SO	11
LOB	24



Batter	1	2	3	4	5	6	7	8	9
Wade Boggs, L (1, 5) OBP: 0.382, SLG: 0.429	0-0 G3		0-0 1B		0-0 G1-6-3		0-0 F7		
Ed Romero, R (1, 4) OBP: 0.313, SLG: 0.267	0-0 4-3		0-3 K			0-0 1B HR 1-3 1B	0-0 1-2 1B		
Pat Dodson, L (1, 3)	0-0 F5		0-3 K			0-0 1-3 1-2	0-3 K		
Jim Rice, R (1, 7) OBP: 0.273, SLG: 0.400		0-3 K		0-0 G3		1-0 1B HR HBP	0-0 FC5		
Don Baylor, R (1, 10) OBP: 0.344, SLG: 0.556		0-0 G3		0-0 F8		0-0 1-2 2-3 1B HR	0-0 F9		
Dwight Evans, R (1, 9) OBP: 0.469, SLG: 0.654		4-0 2B E BB		0-0 3B		0-0 1-H 2-H 3-H HR	0-0 F9		
Dave Henderson, R (1, 8) OBP: 0.367, SLG: 0.560		0-0 E7 1-H 2B		0-3 K		0-3 K	0-0 F2		
Marc Sullivan, R (1, 2) OBP: 0.182, SLG: 0.364		0-0 F9			0-0 G1-6-3 1B	0-0 F9			
Spike Owen, S (1, 6) OBP: 0.192, SLG: 0.167			0-0 F8		0-0 F8		0-0 FC5 1B 1B		

Inning Stats	R: 0 E: 0 K: 0 S: 3	H: 0 LOB: 0 BB: 0 P: 3	R: 1 E: 1 K: 1 S: 6	H: 1 LOB: 1 BB: 1 P: 10	R: 0 E: 0 K: 2 S: 8	H: 1 LOB: 1 BB: 0 P: 8	R: 0 E: 0 K: 1 S: 6	H: 1 LOB: 1 BB: 0 P: 6	R: 0 E: 0 K: 0 S: 3	H: 1 LOB: 0 BB: 0 P: 3	R: 4 E: 0 K: 1 S: 8	H: 3 LOB: 0 BB: 0 P: 9	R: 0 E: 0 K: 1 S: 7	H: 2 LOB: 2 BB: 0 P: 7	R: 0 E: 0 K: 0 S: 3	H: 0 LOB: 0 BB: 0 P: 3
1B: 6 2B: 1 3B: 1 HR: 1	SF: 0 SAC: 0 DP: 1 HBP: 1	WP: 0 PB: 0 SB: 0 CS: 0														

PITCHER	IP	WLS	BF	H	R	ER	SO	BB	IBB	HBP	BLK	WP	HR	S	P	ERA	WHIP
Charlie Hough, R (1, 1) ERA: 5.17	5.1		23	6	4	3	4	1	0	1	0	0	0	29	34	5.06	1.312
Dale Mohorcic, R (6, 1) ERA: 0.87	1.0	L	6	3	1	1	1	0	0	0	0	0	1	8	8	9.00	3.000
Mitch Williams, L (7, 1) ERA: 10.8	0.2		2	0	0	0	1	0	0	0	0	0	0	4	4	0.00	0.000
Scott Anderson, R (8, 1) ERA: 8.53	1.0		3	0	0	0	0	0	0	0	0	0	0	3	3	0.00	0.000

BOTTOM

Texas Rangers @ Boston Red Sox
Fenway Park, Boston, MA
 Wed Apr 15 1987, 3:33 AM EDT
 Att. 16,870 - Unknown

livebaseballscorecards.com

AB	32
R	5
H	9
RBI	4
BB	1
SO	6
LOB	12



WP	HR	S	P	ERA	WHIP
0	0	0	0	0	0

Batter	1	2	3	4	5	6	7	8	9	AB R H RBI BB SO LOB	TOP	
Wade Boggs, L (1, 5) OBP: 0.388, SLG: 0.406	0-0 6-3		0-0 6-3			0-0 L8		0-0 G4-6-3 1B		4 0 1 0 0 0 1		
Ed Romero, R (1, 4) OBP: 0.316, SLG: 0.235 Mike Greenwell, L (8, PH) Glenn Hoffman, R (8, PH) (8, 4)	0-0 P3			0-0 4-3		4-0 BB 1-2 BB		0-0 G4-6-3 1-2f		2 0 0 0 1 0 0 0 0 0 0 0 0 0 1 0 0 0 0 0 1		
Pat Dodson, L (1, 3)	0-0 L5			0-3 K		0-3 K			0-0 F2	4 0 0 0 0 2 2		
Jim Rice, R (1, 7) OBP: 0.324, SLG: 0.515		0-0 6-3		0-0 HR		4-0 1-2 2-3 BB			0-0 2B 1B	3 1 2 1 1 0 0		
Don Baylor, R (1, 10) OBP: 0.333, SLG: 0.548		0-3 K		0-0 G3		0-0 F7			0-0 1-3 2B	4 0 1 0 0 1 3		
Dwight Evans, R (1, 9) OBP: 0.417, SLG: 0.567		0-0 6-3			0-0 F9		0-0 4-3		0-0 F3	4 0 0 0 0 0 2		
Dave Henderson, R (1, 8) OBP: 0.353, SLG: 0.621			0-0 HR		0-0 F9		0-3 K		0-0 F8	4 1 1 1 0 1 2		
Marc Sullivan, R (1, 2) OBP: 0.160, SLG: 0.320			0-0 L4		0-0 6-3		0-3 K			3 0 0 0 0 1 0		
Spike Owen, S (1, 6) OBP: 0.207, SLG: 0.154			0-0 6-3			4-0 BB BLK BB		0-0 4-3		2 0 0 0 1 0 0		
Inning Stats	R: 0 E: 0 K: 0 S: 3 H: 0 LOB: 0 BB: 0 P: 3	R: 0 E: 0 K: 1 S: 5 H: 0 LOB: 0 BB: 0 P: 5	R: 1 E: 0 K: 0 S: 4 H: 1 LOB: 0 BB: 0 P: 4	R: 1 E: 0 K: 1 S: 6 H: 1 LOB: 0 BB: 0 P: 6	R: 0 E: 0 K: 0 S: 3 H: 0 LOB: 0 BB: 0 P: 3	R: 0 E: 0 K: 1 S: 5 H: 0 LOB: 3 BB: 3 P: 17	R: 0 E: 0 K: 2 S: 7 H: 0 LOB: 0 BB: 0 P: 7	R: 0 E: 0 K: 0 S: 3 H: 1 LOB: 0 BB: 0 P: 3	R: 0 E: 0 K: 0 S: 5 H: 2 LOB: 2 BB: 0 P: 5	1B: 2 2B: 1 3B: 0 HR: 2 SF: 0 SAC: 0 DP: 1 HBP: 0	WP: 0 PB: 0 SB: 0 CS: 0 PA: 34	
PITCHER	IP WLS BF H R ER SO BB IBB HBP BLK WP HR S P ERA WHIP											
Jimmy Key, L (1, 1) ERA: 2.25	6.0 W 23 2 2 2 3 3 0 0 0 0 0 2 26 38 3.00 0.833											
Mark Eichhorn, R (7, 1) ERA: 2.7	1.1 5 1 0 0 2 0 0 0 0 0 0 0 9 9 0.00 0.750											
Jeff Musselman, L (8, 1) ERA:	0.2 1 0 0 0 0 0 0 0 0 0 0 0 1 1 0.00 0.000											
Tom Henke, R (9, 1) ERA:	1.0 S 5 2 0 0 0 0 0 0 0 0 0 0 5 5 0.00 2.000											

Boston Red Sox @ Toronto Blue Jays
Exhibition Stadium, Toronto, ON
Thu Apr 16 1987, 7:05 PM EDT
Att. 22,065 - Unknown

livebaseballscorecards.com

AB 31
R 2
H 5
RBI 2
BB 3
SO 5
LOB 11



Batter	1	2	3	4	5	6	7	8	9
Tony Fernandez, S OBP: 0.318, SLG: 0.368 (1, 6)	0-0 S 1B		0-0 F9		1-0 1B HBP		0-3 K		
Rance Mulliniks, L OBP: 0.435, SLG: 0.619 (1, 5)	0-0 F7			0-0 4-3 E 1B	0-0 1-3 2-H 1B			0-0 HR	
Lloyd Moseby, L OBP: 0.275, SLG: 0.324 (1, 8)	0-0 F7 1-2			0-0 4-3 1-2	0-3 K			4-0 BB S BB	
George Bell, R OBP: 0.289, SLG: 0.371 (1, 7)	0-0 1-3			0-0 F4		0-0 1B 2B		0-3 K 1-2	
Jesse Barfield, R OBP: 0.421, SLG: 0.563 (1, 9)		0-3 K		0-0 E4 2-H		0-0 G4-6-3 1B 2-H		4-0 BB IBB	
Willie Upshaw, L OBP: 0.342, SLG: 0.545 (1, 3)		0-3 K		0-0 6-3		0-0 G4-6-3 1-2f		0-3 K	
Fred McGriff, L OBP: 0.391, SLG: 0.278 (1, 10)		0-3 K			0-0 G3	0-3 K		4-0 1-2 2-3 BB	
Cecil Fielder, R OBP: 0.273, SLG: 0.600 (8, PH)									
Rick Leach, L OBP: 0.833, SLG: 0.667 (8, PH)									
Ernie Whitt, L OBP: 0.400, SLG: 0.368 (1, 2)			0-3 K		0-0 F5		0-0 F5	0-0 4-3	
Mike Sharperson, R OBP: 0.226, SLG: 0.233 (1, 4)			0-0 4-3		0-0 1B S 1B		0-3 K		

Inning Stats	R: 0 E: 0 K: 0 S: 4	H: 1 LOB: 1 BB: 0 P: 4	R: 0 E: 0 K: 3 S: 9	H: 0 LOB: 0 BB: 0 P: 9	R: 0 E: 0 K: 1 S: 5	H: 0 LOB: 0 BB: 0 P: 5	R: 1 E: 1 K: 0 S: 5	H: 1 LOB: 1 BB: 0 P: 5	R: 1 E: 0 K: 1 S: 7	H: 2 LOB: 2 BB: 0 P: 8	R: 1 E: 0 K: 1 S: 6	H: 2 LOB: 0 BB: 0 P: 6	R: 0 E: 0 K: 2 S: 7	H: 0 LOB: 0 BB: 0 P: 7	R: 1 E: 0 K: 2 S: 8	H: 1 LOB: 3 BB: 3 P: 20
1B: 5 2B: 1 3B: 0 HR: 1	SF: 0 SAC: 0 DP: 1 HBP: 1	WP: 0 PB: 0 SB: 3 CS: 0	PA: 35													

PITCHER	IP	WLS	BF	H	R	ER	SO	BB	IBB	HBP	BLK	WP	HR	S	P	ERA	WHIP
Roger Clemens, R ERA: 5.56 (1, 1)	7.1	L	32	7	4	3	9	1	1	1	0	0	1	47	56	3.68	1.091
Joe Sambito, L ERA: (8, 1)	0.1		1	0	0	0	1	0	0	0	0	0	0	3	3	0.00	0.000
Calvin Schiraldi, R ERA: 3.38 (8, 1)	0.1		2	0	0	0	0	1	0	0	0	0	0	1	5	0.00	3.000

BOTTOM

Boston Red Sox @ Toronto Blue Jays
 Exhibition Stadium, Toronto, ON
 Thu Apr 16 1987, 7:05 PM EDT
 Att. 22,065 - Unknown

livebaseballscores.com

AB	31
R	4
H	7
RBI	3
BB	3
SO	10
LOB	15



Batter	1	2	3	4	5	6	7	8	9	AB R H RBI BB SO LOB	TOP																
Wade Boggs, L (1, 5) OBP: 0.405, SLG: 0.429	4-0 BB G6-4-3	0-0 1-2 2-3 3-H 1B G5-4-3			0-0 1B G3-6-3		0-0 F7			3 0 2 1 1 0 0																	
Ed Romero, R (1, 4) OBP: 0.304, SLG: 0.238	0-0 1-2f G6-4-3	0-0 1-2f 2-3 3-H 1B G5-4-3			0-0 1B P3			0-0 1B FC3-6		4 0 1 0 0 0 4																	
Bill Buckner, L (1, 3) OBP: 0.242, SLG: 0.333	0-0 3-1	0-3 K			0-0 1-2f G3-6-3			0-0 1B FC3-6 2B		4 0 0 0 0 1 3																	
Jim Rice, R (1, 7) OBP: 0.317, SLG: 0.486		0-0 2B 1B			0-0 1-3		0-0 6-3	0-0 F7		4 1 1 0 0 0 1																	
Don Baylor, R (1, 10) OBP: 0.375, SLG: 0.629		0-0 1-3 2B 2B			0-0 L3		0-0 1B	0-0 1-3 2B		4 1 3 0 0 0 0																	
Dwight Evans, R (1, 9) OBP: 0.400, SLG: 0.559		0-0 2-H 3-H 1B 2B			0-0 F4		0-3 K	0-0 F4		4 1 1 2 0 1 3																	
Dave Henderson, R (1, 8) OBP: 0.342, SLG: 0.576		0-0 2-H 1B 1B			0-0 F8		0-3 K	0-0 P3		4 1 1 1 0 1 1																	
Marc Sullivan, R (1, 2) OBP: 0.185, SLG: 0.333		0-0 1-3 1B 1B			0-0 F7		0-3 K	0-0 F8		2 1 1 0 0 0 0																	
Dave Sax, R (7, PH) (7, 2)		BB 1-3 G5-4-3 1B								2 0 0 0 0 1 0																	
Spike Owen, S (1, 6) OBP: 0.219, SLG: 0.143		4-0 1-2 G5-4-3 1B BB			0-0 F7		0-0 F7	0-0 F9		2 0 0 0 1 0 0																	
Mike Greenwell, L (9, PH)										1 0 0 0 0 0 0																	
Inning Stats	R: 0 E: 0 K: 0 S: 2 H: 0 LOB: 0 BB: 1 P: 6	R: 5 E: 0 K: 1 S: 10 H: 6 LOB: 1 BB: 1 P: 14	R: 0 E: 0 K: 0 S: 3 H: 0 LOB: 0 BB: 0 P: 3	R: 0 E: 0 K: 0 S: 3 H: 0 LOB: 0 BB: 0 P: 3	R: 0 E: 0 K: 0 S: 3 H: 1 LOB: 0 BB: 0 P: 3	R: 0 E: 0 K: 2 S: 8 H: 1 LOB: 1 BB: 0 P: 8	R: 0 E: 0 K: 1 S: 5 H: 0 LOB: 0 BB: 0 P: 5	R: 0 E: 0 K: 0 S: 5 H: 2 LOB: 2 BB: 0 P: 5	R: 0 E: 0 K: 0 S: 3 H: 0 LOB: 0 BB: 0 P: 3	1B: 7 2B: 3 3B: 0 HR: 0 SF: 0 SAC: 0 DP: 3 HBP: 0	WP: 0 PB: 0 SB: 0 CS: 0 PA: 36																
PITCHER	IP WLS BF H R ER SO BB IBB HBP BLK WP HR S P ERA WHIP											PITCHER	IP WLS BF H R ER SO BB IBB HBP BLK WP HR S P ERA WHIP														
Duane Ward, R (1, 1) ERA: 15.0	1.0	8	5	5	5	0	1	0	0	0	0	0	0	7	11	45.00	6.000										
John Cerutti, L (2, 1) ERA: 5.4	4.0	W	13	2	0	0	1	1	0	0	0	0	0	14	18	0.00	0.750										
Mark Eichhorn, R (6, 1) ERA: 1.93	4.0	S	15	3	0	0	3	0	0	0	0	0	0	21	21	0.00	0.750										

Boston Red Sox @ Toronto Blue Jays
Exhibition Stadium, Toronto, ON
Fri Apr 17 1987, 3:33 AM EDT
Att. 36,400 - Unknown

livebaseballscorecards.com

AB	34
R	5
H	10
RBI	4
BB	2
SO	4
LOB	12



BOTTOM

Boston Red Sox @ Toronto Blue Jays
Exhibition Stadium, Toronto, ON

livebaseballscorecards.com

AB 40
R 10
H 17
RBI 9
BB 4
SO 3
LOB 21



WP: 1 PA: 44
PB: 1
SB: 1
CS: 0

Fri Apr 17 1987, 3:33 AM EDT
Att. 36,400 - Unknown

AB R H RBI BB SO LOB

5 0 1 1 0 0 2

5 1 3 0 0 1 3

5 0 1 1 0 2 5

4 1 1 0 1 0 2

4 3 3 1 1 0 1

4 2 2 1 1 0 3

4 2 2 3 1 0 1

5 1 1 0 0 0 4

4 0 3 2 0 0 0

1B: 11 SF: 0
2B: 4 SAC: 0
3B: 0 DP: 1
HR: 2 HBP: 0

Batter	1	2	3	4	5	6	7	8	9
Tony Fernandez, S OBP: 0.306, SLG: 0.349 (1, 6)	0-0 E6 FC5-4	0-0 F7		0-0 3-1		0-0 F8	0-0 1B		
Rance Mulliniks, L OBP: 0.464, SLG: 0.654 (1, 5)	0-0 FC5-4 1-2f		0-0 4-3 1B		0-0 G4-6-3 1B	0-0 1B 2B	0-3 K		
Lloyd Moseby, L OBP: 0.267, SLG: 0.310 (1, 8)	0-3 K		0-0 4-3 1-2		0-0 G4-6-3 1-2f	0-0 PB 1B	0-3 K		
George Bell, R OBP: 0.302, SLG: 0.359 (1, 7)	0-0 FC5-4 1-2f		0-0 F9		0-0 1B WP 1B	4-0 2-3 BB	0-0 F2		
Jesse Barfield, R OBP: 0.465, SLG: 0.694 (1, 9)		0-0 HR	0-0 F7		0-0 1B WP HR 1B	4-0 1-2 BB	0-0 1B 2B		
Willie Upshaw, L OBP: 0.372, SLG: 0.541 (1, 3)		0-0 6-3		0-0 F8 E 1B	4-0 1-2 HR BB	0-0 3-1	0-0 2-H 1B		
Fred McGriff, L OBP: 0.429, SLG: 0.500 (1, 10)		0-0 4-3		4-0 1-2 1B BB	0-0 1-H 2-H HR		0-0 1B 2B	0-0 F7	
Ernie Whitt, L OBP: 0.367, SLG: 0.333 (1, 2)		0-0 E6 2B 1B		0-0 F8 2-3	0-0 4-3		0-0 F8	0-0 L6	
Mike Sharperson, R OBP: 0.286, SLG: 0.324 (1, 4)		0-0 2B		0-0 E5 1-H 3-H 1B		0-0 6-3	0-0 1B		

Inning Stats	R: 0	H: 0	E: 1	K: 1	S: 6	LOB: 1	BB: 0	P: 6
	R: 2	H: 3	E: 1	K: 0	S: 6	LOB: 1	BB: 0	P: 6
	R: 0	H: 1	E: 0	K: 0	S: 4	LOB: 1	BB: 0	P: 4
	R: 1	H: 2	E: 1	K: 0	S: 4	LOB: 1	BB: 1	P: 8
	R: 4	H: 4	E: 0	K: 0	S: 6	LOB: 0	BB: 1	P: 10
	R: 1	H: 2	E: 0	K: 0	S: 5	LOB: 3	BB: 2	P: 13
	R: 1	H: 3	E: 0	K: 2	S: 10	LOB: 2	BB: 0	P: 10
	R: 1	H: 2	E: 0	K: 0	S: 5	LOB: 1	BB: 0	P: 5

PITCHER	IP	WLS	BF	H	R	ER	SO	BB	IBB	HBP	BLK	WP	HR	S	P	ERA	WHIP
Bob Stanley, R ERA: 5.6 (1, 1)	5.0	L	26	10	7	6	1	2	0	0	0	1	2	26	34	10.80	2.400
Bob Woodward, R ERA: 13.5 (6, 1)	0.2		6	2	1	1	0	2	0	0	0	0	0	4	12	13.50	6.000
Steve Crawford, R ERA: 8.38 (6, 1)	0.2		5	3	1	1	0	0	0	0	0	0	0	5	5	13.50	4.500
Joe Sambito, L ERA: (7, 1)	0.2		2	0	0	0	2	0	0	0	0	0	0	6	6	0.00	0.000
Wes Gardner, R ERA: 5.14 (8, 1)	1.0		5	2	1	1	0	0	0	0	0	0	0	5	5	9.00	2.000

WP	HR	S	P	ERA	WHIP
1	2	5	10	10.80	2.400

Batter	1	2	3	4	5	6	7	8	9	AB R H RBI BB SO LOB	TOP											
Wade Boggs, L (1, 5) OBP: 0.404, SLG: 0.410	0-0 L7		0-0 1B	4-0 FC5-4 IBB		0-3 K		0-0 F8		4 0 1 0 1 1 0												
Ed Romero, R (1, 4) OBP: 0.321, SLG: 0.269	0-0 E 1B		0-0 FC6-4 1B	0-0 FC5-4 1-2f		0-0 F8		0-3 K		5 1 2 0 0 1 3												
Bill Buckner, L (1, 3) Pat Dodson, L (8, 3)	0-0 F9		0-0 F8		0-0 E 2B 1B	0-0 6-3		0-0 G4-1		5 1 1 0 0 0 3 0 0 0 0 0 0 0												
Jim Rice, R (1, 7) OBP: 0.283, SLG: 0.429	0-0 E8 1-H		0-0 FC6-4 1-2f		0-0 E4 2B 4-3		0-0 6-3		0-3 K	5 1 0 0 0 1 3												
Don Baylor, R (1, 10) OBP: 0.422, SLG: 0.658	0-0 5-3			4-0 1B 2B BB	0-0 4-3 1B 2B		4-0 BB 2B BB		0-0 1B	3 3 2 1 2 0 1												
Dwight Evans, R (1, 9) OBP: 0.378, SLG: 0.500		0-3 K		0-0 F6	0-0 4-3		4-0 2B 1-2 BB		0-3 K	4 0 0 1 1 2 2												
Dave Henderson, R (1, 8) OBP: 0.357, SLG: 0.556		4-0 G4-6-3 BB		0-0 2B 1-3 1B	0-3 K		0-3 K			3 0 1 0 1 2 3												
Danny Sheaffer, R (1, 2) OBP: 0.500, SLG: 1.000		0-0 G4-6-3 1-2f		0-0 F7	0-0 1B		0-0 1-3 2-H 2B			4 0 2 2 0 0 3												
Spike Owen, S (1, 6) OBP: 0.222, SLG: 0.188			0-0 3-1	0-0 1-3 3-H 2B	0-0 5-3		0-3 K			4 0 1 1 0 1 3												
Inning Stats	R: 1 E: 1 K: 0 S: 5	H: 1 LOB: 1 BB: 0 P: 5	R: 0 E: 0 K: 1 S: 4	H: 0 LOB: 0 BB: 1 P: 8	R: 0 E: 0 K: 0 S: 5	H: 2 LOB: 2 BB: 0 P: 5	R: 1 E: 0 K: 0 S: 5	H: 2 LOB: 3 BB: 2 P: 13	R: 3 E: 1 K: 1 S: 9	H: 3 LOB: 1 BB: 0 P: 9	R: 0 E: 0 K: 1 S: 5	H: 0 LOB: 0 BB: 0 P: 5	R: 1 E: 0 K: 2 S: 8	H: 1 LOB: 2 BB: 2 P: 16	R: 0 E: 0 K: 1 S: 5	H: 0 LOB: 0 BB: 0 P: 5	R: 0 E: 0 K: 2 S: 7	H: 1 LOB: 0 BB: 0 P: 7	1B: 7 2B: 3 3B: 0 HR: 0	SF: 0 SAC: 0 DP: 1 HBP: 0	WP: 0 PB: 0 SB: 0 CS: 0	PA: 42
PITCHER	IP WLS BF H R ER SO BB IBB HBP BLK WP HR S P ERA WHIP																					
Jim Clancy, R (1, 1) ERA: 6.39	4.0 L 23 7 5 2 1 2 1 0 0 0 0 0 22 34 4.50 2.250																					
Jeff Musselman, L (5, 1) ERA: 1.0	4.0 16 2 1 1 5 2 0 0 0 0 0 0 24 32 2.25 1.000																					
Tom Henke, R (9, 1) ERA:	1.0 3 1 0 0 2 0 0 0 0 0 0 0 7 7 0.00 1.000																					

Boston Red Sox @ Toronto Blue Jays
Exhibition Stadium, Toronto, ON
Sat Apr 18 1987, 3:33 AM EDT
Att. 39,107 - Unknown

AB	37
R	6
H	10
RBI	5
BB	5
SO	8
LOB	21



livebaseballscorecards.com

Batter	1	2	3	4	5	6	7	8	9	AB	R	H	RBI	BB	SO	LOB
Tony Fernandez, S OBP: 0.296, SLG: 0.333 (1, 6)	0-0 1-3	0-0 F8		0-0 L6			0-0 6-3		0-0 1B 1B	5	0	1	0	0	0	2
Rance Mulliniks, L OBP: 0.419, SLG: 0.586 (1, 5) Garth Iorg, R OBP: 0.333, SLG: 0.167 (7, PH) (8, 5)	0-0 4-3		0-0 4-3		0-0 G3		4-0 FC6-4 BB		0-0 1-2 1B	3	0	0	0	0	0	0
Lloyd Moseby, L OBP: 0.260, SLG: 0.298 (1, 8)	0-0 G1		0-0 G3 1B		0-0 4-3		0-0 FC6-4 S 1-2f		0-3 K	5	0	1	0	0	1	3
Rick Leach, L OBP: 0.778, SLG: 0.667 (1, 7) George Bell, R OBP: 0.289, SLG: 0.341 (7, PH) (8, 7)		0-0 HR 1B	0-0 G3 1-2		0-0 1B		0-0 F9 1-2		0-3 K	3	1	2	0	0	0	1
Jesse Barfield, R OBP: 0.426, SLG: 0.625 (1, 9)		0-0 F6	0-3 K		0-3 K			0-0 F9		4	0	0	0	0	2	3
Willie Upshaw, L OBP: 0.404, SLG: 0.650 (1, 3)		0-0 1-H HR		0-0 2B 2B		0-0 F7		4-0 1B BB		3	2	2	2	1	0	0
Fred McGriff, L OBP: 0.438, SLG: 0.538 (1, 10)		0-0 1B 2B		0-3 K		0-0 5-3		0-0 1-2 BLK 1B		4	1	2	0	0	1	1
Ernie Whitt, L OBP: 0.412, SLG: 0.407 (1, 2)		0-0 CS 2-H 1B		0-0 2-H 2B		4-0 2B BB		0-3 K		3	0	2	2	1	1	1
Mike Sharperson, R OBP: 0.308, SLG: 0.351 (1, 4)		4-0 1-2 BB		0-0 5-3		0-0 1-H 2B		0-0 F9		3	0	1	0	1	0	1

Inning Stats	R: 0	H: 0	E: 0	K: 0	S: 3	R: 3	H: 4	E: 0	K: 0	S: 6	R: 0	H: 1	E: 0	K: 1	S: 6	R: 1	H: 2	E: 0	K: 1	S: 7	R: 0	H: 1	E: 0	K: 1	S: 6	R: 0	H: 1	E: 0	K: 0	S: 3	R: 0	H: 0	E: 0	K: 0	S: 3	R: 0	H: 1	E: 0	K: 1	S: 5	R: 0	H: 2	E: 0	K: 2	S: 9	R: 0	H: 0	E: 0	K: 0	S: 9	1B: 7	SF: 0	2B: 4	SAC: 0	3B: 0	DP: 0	HR: 1	HBP: 0	WP: 0	PA: 40
--------------	------	------	------	------	------	------	------	------	------	------	------	------	------	------	------	------	------	------	------	------	------	------	------	------	------	------	------	------	------	------	------	------	------	------	------	------	------	------	------	------	------	------	------	------	------	------	------	------	------	------	-------	-------	-------	--------	-------	-------	-------	--------	-------	--------

PITCHER	IP	WLS	BF	H	R	ER	SO	BB	IBB	HBP	BLK	WP	HR	S	P	ERA	WHIP
Jeff Sellers, R ERA: 9.72 (1, 1)	6.0	W	27	9	4	4	3	2	0	0	0	0	1	31	39	6.00	1.833
Joe Sambito, L ERA: (7, 1)	0.2		3	0	0	0	0	1	0	0	0	0	0	2	6	0.00	1.500
Calvin Schiraldi, R ERA: 1.8 (7, 1)	2.1	S	10	3	0	0	3	1	0	0	1	0	0	15	19	0.00	1.714


BOTTOM

Boston Red Sox @ Toronto Blue Jays
Exhibition Stadium, Toronto, ON
Sat Apr 18 1987, 3:33 AM EDT
Att. 39,107 - Unknown

livebaseballscorecards.com

AB	36
R	4
H	12
RBI	4
BB	4
SO	6
LOB	15



Batter	1	2	3	4	5	6	7	8	9	AB R H RBI BB SO LOB	TOP														
Wade Boggs, L (1, 5) OBP: 0.404, SLG: 0.465	0-0 3-1		0-0 F8		0-0 CS 1-2	0-0 HR	0-0 G3		4-0 1B IBB	4 1 1 1 1 0 0	<p>Boston Red Sox @ Toronto Blue Jays Exhibition Stadium, Toronto, ON</p> <p>Sun Apr 19 1987, 3:33 AM EDT Att. 28,140 - Unknown</p> <p>livebaseballscorecards.com</p> <table border="0"> <tr><td>AB</td><td>35</td></tr> <tr><td>R</td><td>4</td></tr> <tr><td>H</td><td>9</td></tr> <tr><td>RBI</td><td>3</td></tr> <tr><td>BB</td><td>4</td></tr> <tr><td>SO</td><td>6</td></tr> <tr><td>LOB</td><td>19</td></tr> </table> 	AB	35	R	4	H	9	RBI	3	BB	4	SO	6	LOB	19
AB	35																								
R	4																								
H	9																								
RBI	3																								
BB	4																								
SO	6																								
LOB	19																								
Ed Romero, R (1, 4) OBP: 0.333, SLG: 0.290	0-0 6-3		0-0 1B			0-3 K	0-0 F9		0-0 1B	5 0 2 2 0 1 0															
Bill Buckner, L (1, 3) Pat Dodson, L (8, 3) OBP: 0.262, SLG: 0.357	0-0 6-3			0-0 1B		0-0 1B E 2B		0-0 4-3	0-3 K	4 1 2 0 0 0 0 1 0 0 0 0 1 2															
Jim Rice, R (1, 7) OBP: 0.280, SLG: 0.400		0-0 1-3		0-0 F9		4-0 E 1B BB		0-3 K		3 0 0 0 1 1 1															
Don Baylor, R (1, 10) OBP: 0.429, SLG: 0.634		4-0 WP BB		0-3 K		0-0 E 1B		0-0 F7		3 0 1 0 1 1 1															
Dwight Evans, R (1, 9) OBP: 0.388, SLG: 0.488		4-0 1-2 BB		0-0 5-3		0-0 FC 1-2 2-3 3-H			0-0 FC1-6 1B	3 0 1 0 1 0 3															
Dave Henderson, R (1, 8) OBP: 0.326, SLG: 0.500		0-0 F4			0-0 4-3	0-0 F8		0-0 FC1-6 2B 1-2 1B	0-0 FC1-6 1B	4 1 0 0 0 0 6															
Danny Sheaffer, R (1, 2) OBP: 0.333, SLG: 0.667		0-3 K			0-0 F7	0-3 K		0-0 L6	0-0 L6	4 0 0 0 0 2 6															
Spike Owen, S (1, 6) Mike Greenwell, L (9, PH) Glenn Hoffman, R (9, 6) OBP: 0.231, SLG: 0.200 OBP: 0.250, SLG: 0.500			0-0 F8		0-0 CS 1B		0-0 B3		0-0 1B 2B	3 0 1 0 0 0 0 1 1 1 0 0 0 0 0 0 0 0 0 0 0															
Inning Stats	R: 0 E: 0 K: 0 S: 3	H: 0 LOB: 0 BB: 0 P: 3	R: 0 E: 0 K: 1 S: 5	H: 0 LOB: 2 BB: 2 P: 13	R: 0 E: 0 K: 0 S: 3	H: 1 LOB: 1 BB: 0 P: 3	R: 0 E: 0 K: 1 S: 6	H: 1 LOB: 1 BB: 0 P: 6	R: 0 E: 0 K: 0 S: 3	H: 1 LOB: 0 BB: 0 P: 3	R: 2 E: 1 K: 2 S: 11	H: 3 LOB: 3 BB: 1 P: 15	R: 0 E: 0 K: 0 S: 3	H: 0 LOB: 0 BB: 0 P: 3	R: 0 E: 0 K: 1 S: 5	H: 0 LOB: 0 BB: 0 P: 5	R: 2 E: 0 K: 1 S: 8	H: 3 LOB: 2 BB: 1 P: 12	1B: 6 2B: 2 3B: 0 HR: 1	SF: 0 SAC: 0 DP: 0 HBP: 0	WP: 1 PB: 0 SB: 0 CS: 1	PA: 40			
PITCHER	IP WLS BF H R ER SO BB IBB HBP BLK WP HR S P ERA WHIP																			PITCHER	IP WLS BF H R ER SO BB IBB HBP BLK WP HR S P ERA WHIP				
Joe Johnson, R (1, 1) ERA: 5.51	5.1 L 22 5 2 1 3 3 0 0 0 1 1 25 37 1.69 1.500																								
Mark Eichhorn, R (6, 1) ERA: 2.6	3.1 15 3 2 2 2 0 1 0 0 0 0 0 18 22 5.40 0.900																								
Tom Henke, R (9, 1) ERA:	0.1 2 1 0 0 0 1 0 0 0 0 0 0 4 4 0.00 3.000																								

Batter	1	2	3	4	5	6	7	8	9	AB	R	H	RBI	BB	SO	LOB
Tony Fernandez, S OBP: 0.276, SLG: 0.308 (1, 6)	0-0 5-3		0-0 1-3		0-0 F8			0-0 F9		4	0	0	0	0	0	0
Lloyd Moseby, L OBP: 0.278, SLG: 0.333 (1, 8)	0-0 L9		0-0 1B			0-0 1B 2B		0-3 K		4	0	2	0	0	1	0
Ernie Whitt, L OBP: 0.405, SLG: 0.400 (1, 2)	0-0 E6		0-0 F7			0-0 WP 1B		0-0 L5		3	0	1	0	0	0	1
Cecil Fielder, R OBP: 0.273, SLG: 0.600 (8, PH)										0	0	0	0	0	0	0
Rance Mulliniks, L OBP: 0.406, SLG: 0.567 (8, PH)										1	0	0	0	0	0	0
Jeffrey DeWillis, R OBP: 0.406, SLG: 0.567 (9, 2)										0	0	0	0	0	0	0
George Bell, R OBP: 0.306, SLG: 0.422 (1, 7)	0-0 1-2 1B			0-0 HR		0-0 F8		0-0 L8		4	1	2	1	0	0	2
Jesse Barfield, R OBP: 0.392, SLG: 0.568 (1, 9)	0-0 F6			0-0 F9		0-3 K		0-3 K		4	0	0	0	0	2	4
Willie Upshaw, L OBP: 0.373, SLG: 0.591 (1, 3)		0-0 1-3		0-0 3-1		0-0 G1		0-0 F7		4	0	0	0	0	0	2
Fred McGriff, L OBP: 0.400, SLG: 0.483 (1, 10)		0-0 G1		0-3 K				0-0 F8		3	0	0	0	0	1	0
Kelly Gruber, R OBP: 0.400, SLG: 0.483 (1, 5)		0-0 F7			0-0 F8		0-0 F4			3	0	0	0	0	0	0
Mike Sharperson, R OBP: 0.286, SLG: 0.325 (1, 4)			0-0 1-3		0-0 6-3		0-3 K			3	0	0	0	0	1	0

Inning Stats		R: 0	H: 1	E: 1	K: 0	S: 5	R: 0	H: 0	E: 0	K: 0	S: 3	R: 0	H: 1	E: 0	K: 0	S: 4	R: 1	H: 1	E: 0	K: 1	S: 6	R: 0	H: 0	E: 0	K: 0	S: 3	R: 0	H: 2	E: 0	K: 1	S: 7	R: 0	H: 0	E: 0	K: 1	S: 5	R: 0	H: 0	E: 0	K: 1	S: 5	R: 0	H: 0	E: 0	K: 1	S: 5
PITCHER		IP	WLS	BF	H	R	ER	SO	BB	IBB	HBP	BLK	WP	HR	S	P	ERA	WHIP																												
Al Nipper, R ERA: 1.77 (1, 1)	7.0	W	27	5	1	1	3	3	0	0	0	0	1	1	33	33	1.29	0.714																												
Joe Sambito, L ERA: (8, 1)	0.2		2	0	0	0	1	0	0	0	0	0	0	0	4	4	0.00	0.000																												
Wes Gardner, R ERA: 4.32 (8, 1)	1.1	S	4	0	0	0	1	0	0	0	0	0	0	0	6	6	0.00	0.000																												

BOTTOM

Boston Red Sox @ Toronto Blue Jays
Exhibition Stadium, Toronto, ON

Sun Apr 19 1987, 3:33 AM EDT
Att. 28,140 - Unknown

AB	33
R	1
H	5
RBI	1
BB	0
SO	5
LOB	9

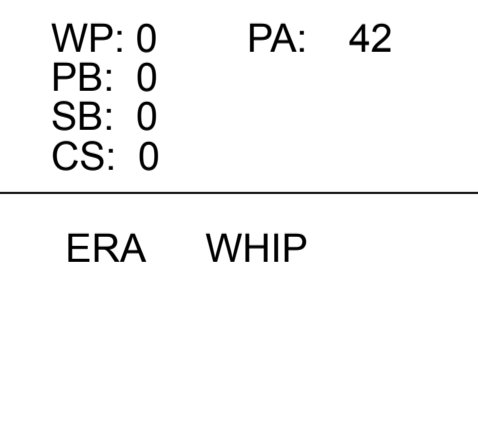


Batter	1	2	3	4	5	6	7	8	9	AB R H RBI BB SO LOB
Willie Wilson, S (1, 8) OBP: 0.273, SLG: 0.296	0-0 5-3		0-0 5-3	0-0 6-3		0-0 3B 1-2 1B		0-0 3-1		5 1 1 0 0 0 0
Kevin Seitzer, R (1, 5) OBP: 0.527, SLG: 0.745	0-0 4-3		0-0 HR 1B		0-0 6-3	0-0 1-H 2-H 3B		0-3 K		5 1 2 2 0 1 0
Frank White, R (1, 4) OBP: 0.296, SLG: 0.277	0-0 F8		0-0 1-H HR		0-0 6-3	0-0 F8		0-0 F9		5 1 1 2 0 0 1
Danny Tartabull, R (1, 9) OBP: 0.321, SLG: 0.373		0-0 HR	0-3 K		0-0 F7		0-0 2B 1B		0-0 4-3	5 2 2 1 0 1 0
Hal McRae, R (1, 10) OBP: 0.800, SLG: 1.000		4-0 BB FC6-4 BB	4-0 1B BB			0-0 2B 1B	0-0 4-3 1-H 2B 2B		0-3 K	3 2 2 1 2 1 0
Bo Jackson, R (1, 7) OBP: 0.390, SLG: 0.604		0-0 FC6-4 1-2f 5-3	0-0 1-3 1B			0-0 1B 1-H SF8 2B	0-3 K		0-0 6-3	5 1 2 1 0 1 2
Steve Balboni, R (1, 3) OBP: 0.292, SLG: 0.372		0-0 1-2 5-3	0-0 L6			0-0 5-3	0-0 4-3 2-3			4 0 0 0 0 0 5
Angel Salazar, R (1, 6) OBP: 0.400, SLG: 0.520		0-0 4-3		0-0 6-3		0-0 3B 1B 2-3 1B	0-0 3-H 2B			4 1 2 1 0 0 1
Larry Owen, R (1, 2) OBP: 0.250, SLG: 0.500			0-0 HR	0-3 K		0-0 SF8 3-H	0-3 K			3 1 1 2 0 2 1

TOP	
Kansas City Royals @ Boston Red Sox Fenway Park, Boston, MA Mon Apr 20 1987, 3:33 AM EDT Att: 35,486 - Unknown	
AB 39 R 10 H 13 RBI 10 BB 2 SO 6 LOB 10	
WP: 0 PA: 42 PB: 0 SB: 0 CS: 0	

Inning Stats	R: 0 E: 0 K: 0 S: 3	H: 0 LOB: 0 BB: 0 P: 3	R: 1 E: 0 K: 0 S: 4	H: 1 LOB: 1 BB: 1 P: 8	R: 3 E: 0 K: 1 S: 9	H: 4 LOB: 2 BB: 1 P: 13	R: 0 E: 0 K: 1 S: 5	H: 0 LOB: 0 BB: 0 P: 5	R: 0 E: 0 K: 0 S: 3	H: 0 LOB: 0 BB: 0 P: 3	R: 4 E: 0 K: 0 S: 8	H: 5 LOB: 1 BB: 0 P: 8	R: 2 E: 0 K: 2 S: 10	H: 3 LOB: 1 BB: 0 P: 10	R: 0 E: 0 K: 1 S: 5	H: 0 LOB: 0 BB: 0 P: 5	R: 0 E: 0 K: 1 S: 5	H: 0 LOB: 0 BB: 0 P: 5	1B: 6 2B: 3 3B: 1 HR: 3	SF: 1 SAC: 0 DP: 0 HBP: 0	WP: 0 PB: 0 SB: 0 CS: 0
--------------	------------------------------	---------------------------------	------------------------------	---------------------------------	------------------------------	----------------------------------	------------------------------	---------------------------------	------------------------------	---------------------------------	------------------------------	---------------------------------	-------------------------------	----------------------------------	------------------------------	---------------------------------	------------------------------	---------------------------------	----------------------------------	------------------------------------	----------------------------------

PITCHER	IP	WLS	BF	H	R	ER	SO	BB	IBB	HBP	BLK	WP	HR	S	P	ERA	WHIP
Bruce Hurst, L (1, 1) ERA: 5.23	5.2	L	28	9	8	8	2	2	0	0	0	0	3	30	38	12.71	1.941
Steve Crawford, R (6, 1) ERA: 7.62	3.1		14	4	2	2	4	0	0	0	0	0	0	22	22	5.40	1.200



Batter	1	2	3	4	5	6	7	8	9	AB	R	H	RBI	BB	SO	LOB
Wade Boggs, L (1, 5) OBP: 0.429, SLG: 0.489	0-0 HBP 1B		0-0 1B	0-0 1B			0-0 F9			4	2	3	0	0	0	0
Ed Romero, R (1, 4) OBP: 0.297, SLG: 0.257	0-0 F8		0-0 L7	0-0 F4			0-0 F8			4	0	0	0	0	0	3
Bill Buckner, L (1, 3) OBP: 0.261, SLG: 0.348	0-0 F7		0-0 BB 1B 1B			0-0 3-1	0-0 4-3			4	0	1	0	0	0	1
Jim Rice, R (1, 7) OBP: 0.296, SLG: 0.396	1-0 WP 1B HBP		0-0 F8			0-0 FC4 1B		0-3 K		3	0	1	0	0	1	2
Don Baylor, R (1, 10) OBP: 0.434, SLG: 0.622	0-0 WP 1B		0-0 BB 1B			0-0 F6		0-0 1-3		4	0	2	2	0	0	1
Dwight Evans, R (1, 9) OBP: 0.377, SLG: 0.455	0-0 1-3		4-0 FC5-4 BB			0-0 FC4		0-0 1-3		3	0	0	0	1	0	3
Dave Henderson, R (1, 8) OBP: 0.300, SLG: 0.455		0-0 4-3	0-0 FC5-4			0-0 6-3		0-0 3-1		4	0	0	0	0	0	3
Danny Sheaffer, R (1, 2) OBP: 0.267, SLG: 0.533		0-0 4-3		0-0 1-3		0-0 5-3		0-3 K		3	0	0	0	0	0	0
Mike Greenwell, L (9, PH) OBP: 0.200, SLG: 0.400										1	0	0	0	0	1	0
Glenn Hoffman, R (1, 6)		0-0 4-3		0-0 4-3		0-0 4-3		0-0 5-3		4	0	0	0	0	0	0

BOTTOM

Kansas City Royals @ Boston Red Sox
 Fenway Park, Boston, MA
 Mon Apr 20 1987, 3:33 AM EDT
 Att. 35,486 - Unknown

livebaseballscorecards.com

AB	34
R	2
H	7
RBI	2
BB	1
SO	2
LOB	13



Inning	R	H	E	K	S	WLS	BF	H	R	ER	SO	BB	IBB	HBP	BLK	WP	HR	S	P	ERA	WHIP
1	1	2	0	0	5		33	7	2	2	1	1	0	1	0	1	0	33	38	2.25	1.000
9	0	0	0	0	3		6	0	0	0	1	0	0	0	0	0	0	5	5	0.00	0.000

PITCHER	IP	WLS	BF	H	R	ER	SO	BB	IBB	HBP	BLK	WP	HR	S	P	ERA	WHIP
Bret Saberhagen, R (1, 1) ERA: 1.44	8.0	W	33	7	2	2	1	1	0	1	0	1	0	33	38	2.25	1.000
Dan Quisenberry, R (9, 1) ERA:	1.0		3	0	0	0	1	0	0	0	0	0	0	5	5	0.00	0.000

WP	1	PA	36
PB	0		
SB	0		
CS	0		

Batter	1	2	3	4	5	6	7	8	9	AB R H RBI BB SO LOB	TOP	
Willie Wilson, S (1, 8) OBP: 0.271, SLG: 0.281	1-0 F8 S HBP		x 0-0 4-3			x 0-0 F5		x 0-0 F8		3 0 0 0 0 0 0		
Kevin Seitzer, R (1, 5) OBP: 0.492, SLG: 0.686	0-3 K		x 0-0 4-3			x 0-0 4-1		x 0-0 F9		4 0 0 0 0 1 1		
Frank White, R (1, 4) OBP: 0.310, SLG: 0.294	0-0 F8			x 0-0 5-3		x 0-0 1B		x 0-0 1B		4 0 2 0 0 0 1		
Danny Tartabull, R (1, 9) OBP: 0.333, SLG: 0.370	4-0 BB		0-3 K		0-0 1B		0-0 1B	0-3 K		3 0 1 0 1 2 1		
Thad Bosley, L (1, 10)	0-0 5-3		x 0-0 4-3		x 0-0 F8		x 0-0 F8	x 0-0 6-3		4 0 0 0 0 0 5		
Bo Jackson, R (1, 7) OBP: 0.358, SLG: 0.569		0-3 K		0-3 K		x 0-0 F9				3 0 0 0 0 2 2		
Steve Balboni, R (1, 3) OBP: 0.275, SLG: 0.348		x 0-0 6-3		x 0-0 6-3		0-3 K				3 0 0 0 0 1 2		
Jamie Quirk, L (1, 2) OBP: 0.333, SLG: 0.364		x 0-0 1-3		x 0-0 6-3				x 0-0 4-3		3 0 0 0 0 0 0		
Angel Salazar, R (1, 6) OBP: 0.357, SLG: 0.464			x 0-0 L3		x 0-0 F8		x 0-0 4-3			3 0 0 0 0 0 0		
Inning Stats	R: 0 H: 0 E: 0 LOB: 2 K: 1 BB: 1 S: 5 P: 10	R: 0 H: 0 E: 0 LOB: 0 K: 1 BB: 0 S: 5 P: 5	R: 0 H: 0 E: 0 LOB: 0 K: 0 BB: 0 S: 3 P: 3	R: 0 H: 0 E: 0 LOB: 0 K: 1 BB: 0 S: 5 P: 5	R: 0 H: 0 E: 0 LOB: 0 K: 1 BB: 0 S: 5 P: 5	R: 0 H: 0 E: 0 LOB: 0 K: 0 BB: 0 S: 3 P: 3	R: 0 H: 2 E: 0 LOB: 2 K: 1 BB: 0 S: 7 P: 7	R: 0 H: 0 E: 0 LOB: 0 K: 0 BB: 0 S: 3 P: 3	R: 0 H: 1 E: 0 LOB: 1 K: 1 BB: 0 S: 6 P: 6	1B: 3 SF: 0 2B: 0 SAC: 0 3B: 0 DP: 0 HR: 0 HBP: 1	WP: 0 PA: 32 PB: 0 SB: 1 CS: 0	
PITCHER Roger Clemens, R (1, 1) ERA: 3.1	IP WLS BF H R ER SO BB IBB HBP BLK WP HR S P ERA WHIP	9.0 W 32 3 0 0 6 1 0 1 0 0 0 0 42 47 0.00 0.444										

Kansas City Royals @ Boston Red Sox
 Fenway Park, Boston, MA
 Tue Apr 21 1987, 7:05 PM EDT
 Att. 29,082 - Unknown

AB	30
R	0
H	3
RBI	0
BB	1
SO	6
LOB	12



Batter	1	2	3	4	5	6	7	8	9	AB	R	H	RBI	BB	SO	LOB
Wade Boggs, L OBP: 0.410, SLG: 0.451 (1, 5)	0-3 K		4-0 2B 1B BB	0-0 F7	0-0 4-3		0-0 4-3			4	1	0	0	1	1	4
Ed Romero, R OBP: 0.310, SLG: 0.325 (1, 4)	0-0 F4		0-0 1B 2B	0-0 1B 2B		0-0 1-3		0-0 L4		5	2	2	0	0	0	0
Bill Buckner, L OBP: 0.294, SLG: 0.373 (1, 3) Pat Dodson, L (9, 3)	0-0 F7		0-0 HBP 1B BB	0-0 1B 1B		0-0 G6-3 1B		0-0 6-3		5	1	3	4	0	0	0
Jim Rice, R OBP: 0.339, SLG: 0.442 (1, 7)		0-0 2B 2B	4-0 1B HBP BB	0-0 1B 1B		0-0 G6-3 1-2f		0-0 1B		4	2	3	0	1	0	1
Don Baylor, R OBP: 0.431, SLG: 0.583 (1, 10)		4-0 2B BB	1-0 1B HBP	0-3 K			0-0 F8	0-0 F8		3	0	0	0	1	1	3
Dwight Evans, R OBP: 0.404, SLG: 0.563 (1, 9)		0-0 2B	0-0 1B	0-0 F4			0-0 HR			4	1	3	4	0	0	2
Dave Henderson, R OBP: 0.315, SLG: 0.458 (1, 8)		0-0 5-3	0-3 K		0-0 FC5-4 1B		0-0 1B 1B			4	0	2	0	0	1	3
Marc Sullivan, R OBP: 0.161, SLG: 0.290 (1, 2)		0-0 F4	0-3 K		0-0 FC5-4 1-2f		0-3 K			4	0	0	0	0	2	5
Glenn Hoffman, R OBP: 0.222, SLG: 0.222 (1, 6)		0-0 1-3		0-0 2B 1B 1B	0-0 F7		0-0 1B			4	1	2	0	0	0	3

Inning Stats	R: 0	H: 0	E: 0	K: 1	S: 5	LOB: 0	BB: 0	P: 5	R: 1	H: 2	E: 0	K: 0	S: 5	LOB: 2	BB: 1	P: 9	R: 4	H: 3	E: 0	K: 2	S: 9	LOB: 1	BB: 2	P: 18	R: 2	H: 4	E: 0	K: 1	S: 9	LOB: 2	BB: 0	P: 9	R: 0	H: 1	E: 0	K: 0	S: 4	LOB: 1	BB: 0	P: 4	R: 0	H: 1	E: 0	K: 0	S: 3	LOB: 0	BB: 0	P: 3	R: 1	H: 3	E: 0	K: 1	S: 8	LOB: 2	BB: 0	P: 8	R: 0	H: 1	E: 0	K: 0	S: 4	LOB: 1	BB: 0	P: 4
--------------	------	------	------	------	------	--------	-------	------	------	------	------	------	------	--------	-------	------	------	------	------	------	------	--------	-------	-------	------	------	------	------	------	--------	-------	------	------	------	------	------	------	--------	-------	------	------	------	------	------	------	--------	-------	------	------	------	------	------	------	--------	-------	------	------	------	------	------	------	--------	-------	------

PITCHER	IP	WLS	BF	H	R	ER	SO	BB	IBB	HBP	BLK	WP	HR	S	P	ERA	WHIP
Rick Anderson, R ERA: 7.94 (1, 1)	2.0	L	13	4	5	5	1	3	0	0	0	0	0	12	24	22.50	3.500
Steve Farr, R ERA: 9.64 (3, 1)	3.0		15	6	2	2	3	0	0	1	0	0	0	20	21	6.00	2.000
Dave Gumpert, R ERA: 5.06 (6, 1)	3.0		13	5	1	1	1	0	0	0	0	0	1	15	15	3.00	1.667

BOTTOM

Kansas City Royals @ Boston Red Sox
 Fenway Park, Boston, MA
 Tue Apr 21 1987, 7:05 PM EDT
 Att. 29,082 - Unknown

AB	37
R	8
H	15
RBI	8
BB	3
SO	5
LOB	21



1B	2B	3B	HR	SF	SAC	DP	HBP	WP	HR	S	P	ERA	WHIP
10	4	0	1	0	0	1	1	0	0	0	0	0	0

Batter	1	2	3	4	5	6	7	8	9	AB R H RBI BB SO LOB	TOP
Willie Wilson, S (1, 8) OBP: 0.258, SLG: 0.267	0-0 L7			x 0-0 F8		x 0-0 F7			x 0-0 SH2-3	3 0 0 0 0 0 1	Kansas City Royals @ Boston Red Sox Fenway Park, Boston, MA Wed Apr 22 1987, 7:05 PM EDT Att. 24,589 - Unknown livebaseballscorecards.com
Kevin Seitzer, R (1, 3) OBP: 0.460, SLG: 0.636	0-0 4-3			x 0-0 F8		x 0-0 FC6-4			x 0-0 6-3	4 0 0 0 0 0 2	
Frank White, R (1, 4) OBP: 0.306, SLG: 0.291	0-0 5-3			x 0-0 F9			x 0-0 G1-4-3 1B		x 0-0 F4	4 0 1 0 0 0 1	
Danny Tartabull, R (1, 9) OBP: 0.317, SLG: 0.351		x 0-0 4-3			x 0-0 6-3		x 0-0 G1-4-3 1-2f			3 0 0 0 0 0 1	
Bo Jackson, R (1, 7) OBP: 0.357, SLG: 0.574		0-3 K			x 0-0 2B		0-3 K			3 0 1 0 0 2 0	
Steve Balboni, R (1, 10) OBP: 0.259, SLG: 0.327		x 0-0 3-1			x 0-0 6-3			x 0-0 F8		3 0 0 0 0 0 1	
Angel Salazar, R (1, 6) OBP: 0.333, SLG: 0.433 Thad Bosley, L (8, PH) Buddy Biancalana, S (8, 6) OBP: 0.214, SLG: 0.385			0-3 K		x 0-0 5-3			x 0-0 4-3		2 0 0 0 0 1 1 1 0 0 0 0 0 0 0 0 0 0 0 0 0	
Jamie Quirk, L (1, 2) OBP: 0.278, SLG: 0.286			x 0-0 F8			x 0-0 4-3		x 0-0 4-3		3 0 0 0 0 0 0	
Bill Pecota, R (1, 5) OBP: 0.500, SLG: 0.500 Jorge Orta, L (9, PH) OBP: 1.000, SLG: 1.000			0-3 K			x 0-0 FC6-4 1B		x 0-0 SH2-3 1B		2 0 1 0 0 1 0 1 0 1 0 0 0 0	
Inning Stats	R: 0 E: 0 K: 0 S: 3 H: 0 LOB: 0 BB: 0 P: 3	R: 0 E: 0 K: 1 S: 5 H: 0 LOB: 0 BB: 0 P: 5	R: 0 E: 0 K: 2 S: 7 H: 0 LOB: 0 BB: 0 P: 7	R: 0 E: 0 K: 0 S: 3 H: 0 LOB: 0 BB: 0 P: 3	R: 0 E: 0 K: 0 S: 4 H: 1 LOB: 1 BB: 0 P: 4	R: 0 E: 0 K: 0 S: 4 H: 1 LOB: 1 BB: 0 P: 4	R: 0 E: 0 K: 1 S: 5 H: 1 LOB: 0 BB: 0 P: 5	R: 0 E: 0 K: 0 S: 3 H: 0 LOB: 0 BB: 0 P: 3	R: 0 E: 0 K: 0 S: 4 H: 1 LOB: 1 BB: 0 P: 4	1B: 3 2B: 1 3B: 0 HR: 0 SF: 0 SAC: 1 DP: 1 HBP: 0	
PITCHER Bob Stanley, R (1, 1) ERA: 3.71	IP: 9.0 WLS: W BF: 30 H: 4 R: 0 ER: 0 SO: 4 BB: 0 IBB: 0 HBP: 0 BLK: 0 WP: 0 HR: 0 S: 38 P: 38 ERA: 0.00 WHIP: 0.444										

Kansas City Royals @ Boston Red Sox
 Fenway Park, Boston, MA
 Wed Apr 22 1987, 7:05 PM EDT
 Att. 24,589 - Unknown

AB	29
R	0
H	4
RBI	0
BB	0
SO	4
LOB	7




Batter	1	2	3	4	5	6	7	8	9	AB	R	H	RBI	BB	SO	LOB
Wade Boggs, L (1, 5) OBP: 0.415, SLG: 0.444	0-0 1-3		4-0 1B BB		0-3 K		0-0 FC6-4 1B			3	0	1	0	1	1	0
Ed Romero, R (1, 4) OBP: 0.348, SLG: 0.333	4-0 CS BB		0-0 1-2 2-3 1B		4-0 1B BB		0-0 FC6-4 FC6 1-2f			2	0	1	0	2	0	1
Bill Buckner, L (1, 3) OBP: 0.291, SLG: 0.364 Pat Dodson, L (8, 3)	0-0 1-2 1B		0-0 G3		0-0 F5		0-0 FC6 1-2f			4	0	1	0	0	0	5
Jim Rice, R (1, 7) OBP: 0.349, SLG: 0.436		0-3 K		4-0 1B BB	0-0 1-2 1B			0-0 5-3		3	1	1	0	1	1	0
Don Baylor, R (1, 10) OBP: 0.419, SLG: 0.558		0-0 F9		0-0 1-3 1B	0-3 K			0-0 6-3		4	0	1	0	0	1	2
Dwight Evans, R (1, 9) OBP: 0.410, SLG: 0.549		0-0 L3		0-0 BB 1B	4-0 FC4-6 BB			0-0 F6		3	0	1	1	1	0	0
Dave Henderson, R (1, 8) OBP: 0.298, SLG: 0.431			0-0 5-3	0-0 F9	0-0 FC4-6 G6-3 1-2f					3	0	0	0	0	0	2
Marc Sullivan, R (1, 2) OBP: 0.206, SLG: 0.303			0-0 1B 1-3 1B	4-0 1-2 BB	0-0 G6-3 1-2f					2	0	1	0	1	0	1
Glenn Hoffman, R (1, 6) OBP: 0.167, SLG: 0.167			0-0 1-3	0-0 3-1				0-0 5-3		3	0	0	0	0	0	3

Inning Stats	R: 0	H: 1	E: 0	LOB: 1	K: 0	S: 2	P: 6	R: 0	H: 0	E: 0	LOB: 0	K: 1	S: 5	P: 5	R: 0	H: 2	E: 0	LOB: 3	K: 0	S: 5	P: 9	R: 1	H: 2	E: 0	LOB: 2	K: 0	S: 4	P: 12	R: 0	H: 1	E: 0	LOB: 2	K: 2	S: 8	P: 12	R: 0	H: 0	E: 0	LOB: 0	K: 0	S: 2	P: 6	R: 0	H: 1	E: 0	LOB: 1	K: 0	S: 4	P: 4	R: 0	H: 0	E: 0	LOB: 0	K: 0	S: 3	P: 3
PITCHER Danny Jackson, L (1, 1) ERA: 4.88	IP	WLS	BF	H	R	ER	SO	BB	IBB	HBP	BLK	WP	HR	S	P	ERA	WHIP																																							
	8.0	L	33	7	1	1	3	6	0	0	0	0	0	33	57	1.12	1.625																																							

BOTTOM

Kansas City Royals @ Boston Red Sox
 Fenway Park, Boston, MA
 Wed Apr 22 1987, 7:05 PM EDT
 Att. 24,589 - Unknown

AB	27
R	1
H	7
RBI	1
BB	6
SO	3
LOB	14



1B: 7	SF: 0	WP: 0	PA: 33
2B: 0	SAC: 0	PB: 0	
3B: 0	DP: 1	SB: 0	
HR: 0	HBP: 0	CS: 1	

livebaseballscorecards.com

Batter	1	2	3	4	5	6	7	8	9	10	AB R H RBI BB SO LOB	TOP												
Wade Boggs, L (1, 5) OBP: 0.437, SLG: 0.448	4-0 1B SF9 BB	4-0 BB BB	0-0 1B		0-0 BB 1B		0-0 L7		0-3 K		4 1 2 0 2 1 1													
Ed Romero, R (1, 4) OBP: 0.365, SLG: 0.326	0-0 BB BB 1B	4-0 BB BB	0-0 5-3		4-0 BB 1B		0-3 K		0-0 F7		4 0 1 0 2 1 3													
Bill Buckner, L (1, 3) Pat Dodson, L (8, PR) OBP: 0.300, SLG: 0.362	0-0 SF9	4-0 BB		0-0 6-3	0-0 1-3			0-0 1B HBP 1B		0-0 L7	3 0 1 2 1 0 2 1 0 0 0 0 0 0													
Jim Rice, R (1, 7) Mike Greenwell, L (8, PR) OBP: 0.368, SLG: 0.421	4-0 BB BB	0-3 K		4-0 BB BB G1-2-3		0-0 4-3		1-0 1B		0-0 L4	2 0 0 0 2 1 3 1 0 0 0 0 0 0													
Don Baylor, R (1, 10) OBP: 0.412, SLG: 0.526	0-3 K	0-3 K		4-0 BB BB		0-0 P3		0-0 1B		0-0 P4	5 0 1 0 1 2 5													
Dwight Evans, R (1, 9) OBP: 0.424, SLG: 0.528	4-0 1B BB		4-0 WP S 2B BB		4-0 1B BB		0-0 F8		0-0 F9		2 1 0 0 3 0 3													
Dave Henderson, R (1, 8) OBP: 0.274, SLG: 0.393	0-3 K		0-3 K		0-0 G1-2-3		0-0 6-3		0-3 K		5 0 0 0 0 3 10													
Marc Sullivan, R (1, 2) Danny Sheaffer, R (7, PH) OBP: 0.189, SLG: 0.278		0-0 4-3		0-3 K		0-0 6-3		0-0 2B 1B		0-0 L7	3 0 0 0 0 1 1 2 1 1 0 0 0 3													
Glenn Hoffman, R (1, 6) OBP: 0.294, SLG: 0.412		0-0 BB BLK BB 1B		0-0 1B 2B		0-0 5-3		0-0 1B 2B		0-3 K	5 1 3 2 0 1 0													
Inning Stats	R: 1 E: 0 K: 2 S: 8	H: 1 LOB: 3 BB: 3 P: 20	R: 1 E: 0 K: 2 S: 8	H: 1 LOB: 3 BB: 3 P: 20	R: 1 E: 0 K: 2 S: 9	H: 2 LOB: 2 BB: 1 P: 13	R: 0 E: 0 K: 0 S: 2	H: 0 LOB: 2 BB: 3 P: 14	R: 0 E: 0 K: 0 S: 4	H: 1 LOB: 2 BB: 1 P: 8	R: 0 E: 0 K: 1 S: 7	H: 2 LOB: 1 BB: 0 P: 7	R: 0 E: 0 K: 1 S: 7	H: 2 LOB: 3 BB: 0 P: 8	R: 0 E: 0 K: 2 S: 7	H: 0 LOB: 0 BB: 0 P: 7	R: 0 E: 0 K: 0 S: 3	H: 0 LOB: 0 BB: 0 P: 3	1B: 7 2B: 2 3B: 0 HR: 0	SF: 1 SAC: 0 DP: 1 HBP: 1	WP: 1 PB: 0 SB: 1 CS: 0	PA: 50		
PITCHER	IP WLS BF H R ER SO BB IBB HBP BLK WP HR S P ERA WHIP																							
Bobby Witt, R (1, 1) ERA: 4.41	3.1																							
Scott Anderson, R (4, 1) ERA: 9.0	3.0		13	3	1	1	0	2	0	0	0	0	0	11	19	3.00	1.667							
Mitch Williams, L (7, 1) ERA: 7.04	0.2		4	1	0	0	1	0	0	1	0	0	0	5	6	0.00	1.500							
Greg Harris, R (8, 1) ERA: 4.97	3.0	W	10	1	0	0	3	0	0	0	0	0	0	16	16	0.00	0.333							

Boston Red Sox @ Texas Rangers
Arlington Stadium, Arlington, TX
Fri Apr 24 1987, 8:05 PM EDT
Att. 26,982 - Unknown

livebaseballscorecards.com

AB 37
R 4
H 9
RBI 4
BB 11
SO 10
LOB 31



BOTTOM

Boston Red Sox @ Texas Rangers
Arlington Stadium, Arlington, TX

Fri Apr 24 1987, 8:05 PM EDT
Att: 26,982 - Unknown

livebaseballscorecards.com

AB	30
R	6
H	7
RBI	6
BB	7
SO	8
LOB	15



WP:	0	PA:	40
PB:	0		
SB:	2		
CS:	0		

AB R H RBI BB SO LOB

4 1 1 0 1 1 4

3 2 1 0 1 0 0

2 1 0 1 2 1 1

5 1 1 2 0 1 4

4 1 2 3 0 1 2

3 0 1 0 0 1 0

3 0 1 0 1 0 1

2 0 0 0 1 0 0

1 0 0 0 0 1 2

1B:	4	SF:	1
2B:	1	SAC:	2
3B:	0	DP:	2
HR:	2	HBP:	0

Batter	1	2	3	4	5	6	7	8	9	10
Jerry Browne, S OBP: 0.413, SLG: 0.378 (1, 4)	4-0 1B SF8 BB	0-0 G6-4-3 1-2f			0-3 K			0-0 SH3 1B	0-0 6-3	
Scott Fletcher, R OBP: 0.409, SLG: 0.459 (1, 6)	0-0 2B 1B		4-0 S HR BB		0-0 G3			0-0 SH3 1-2		0-0 F9
Pete O'Brien, L OBP: 0.246, SLG: 0.291 (1, 3) (10, 9)	0-0 SF8		0-3 K		0-0 F8			4-0 IBB		4-0 HR BB
Pete Incaviglia, R OBP: 0.397, SLG: 0.703 (1, 7)	0-0 F8		0-0 F8		0-3 K			0-0 F3		0-0 HR
Ruben Sierra, S OBP: 0.241, SLG: 0.389 (1, 9) (10, 8)	0-0 1-H 2B		0-0 1-H HR		0-0 4-3			0-3 K		
Larry Parrish, R OBP: 0.262, SLG: 0.397 (1, 10) Darrell Porter, L OBP: 0.400, SLG: 0.250 (9, PH) Curtis Wilkerson, S OBP: 0.400, SLG: 0.400 (9, PR)	0-3 K		0-0 6-3		0-3 K				4-0 SH1-4 BB	
Don Slaughter, R OBP: 0.308, SLG: 0.468 (1, 2)		0-3 K		0-0 F8			0-0 G6-4-3 1B		0-0 SH1-4 1-2	
Steve Buechele, R OBP: 0.314, SLG: 0.435 (1, 5)		0-0 S 1B		0-0 L9			0-0 G6-4-3 1-2f		4-0 IBB	
Bob Brower, R OBP: 0.406, SLG: 0.407 (1, 8) Geno Petralli, L OBP: 0.600, SLG: 0.429 (9, PH) (10, 3)		4-0 G6-4-3 1-2 BB		0-0 1-3			0-0 L9		0-3 K	

Inning Stats	R: 2	H: 2	E: 0	K: 1	S: 7	R: 0	H: 1	E: 0	K: 1	S: 5	R: 2	H: 1	E: 0	K: 1	S: 6	R: 0	H: 0	E: 0	K: 0	S: 3	R: 0	H: 0	E: 0	K: 1	S: 5	R: 0	H: 0	E: 0	K: 2	S: 7	R: 0	H: 1	E: 0	K: 0	S: 3	R: 0	H: 1	E: 0	K: 1	S: 6	R: 0	H: 0	E: 0	K: 1	S: 5	R: 2	H: 1	E: 0	K: 0	S: 2	R: 0	H: 0	E: 0	K: 0	S: 2
--------------	------	------	------	------	------	------	------	------	------	------	------	------	------	------	------	------	------	------	------	------	------	------	------	------	------	------	------	------	------	------	------	------	------	------	------	------	------	------	------	------	------	------	------	------	------	------	------	------	------	------	------	------	------	------	------

PITCHER	IP	WLS	BF	H	R	ER	SO	BB	IBB	HBP	BLK	WP	HR	S	P	ERA	WHIP
Al Nipper, R ERA: 2.6 (1, 1)	7.1		30	6	4	4	6	3	1	0	0	0	1	38	54	4.91	1.227
Calvin Schiraldi, R ERA: 3.86 (8, 1)	2.0	L	10	1	2	2	2	2	1	0	0	0	1	11	23	9.00	1.500

Batter	1	2	3	4	5	6	7	8	9	AB R H RBI BB SO LOB	TOP	
Wade Boggs, L (1, 5) OBP: 0.413, SLG: 0.419	0-0 L6	0-0 FC1-4			0-0 L8			0-0 G1-6-3		4 0 0 0 0 0 1		
Ed Romero, R (1, 4) OBP: 0.375, SLG: 0.340	0-0 FC5-4 1B		0-0 P3		0-0 FC6 1B			0-0 F9		4 0 2 0 0 0 0		
Bill Buckner, L (1, 3) OBP: 0.281, SLG: 0.339	0-0 FC5-4 E S 1-2f		0-0 G3		0-0 FC6 1-2f			0-0 4-3		4 0 0 0 0 0 2		
Don Baylor, R (1, 10) OBP: 0.417, SLG: 0.508	4-0 FC5-4 1-3 BB		4-0 BB		0-0 F5			0-0 L8		2 0 0 0 2 0 0		
Dwight Evans, R (1, 9) OBP: 0.414, SLG: 0.526	0-0 FC5-4 1-2f		0-0 F8		0-0 6-3			0-0 2B		4 0 1 0 0 0 3		
Mike Greenwell, L (1, 7) OBP: 0.100, SLG: 0.200		0-0 1-3		0-0 L9	0-0 F8			0-0 F8		4 0 0 0 0 0 1		
Glenn Hoffman, R (1, 6) OBP: 0.286, SLG: 0.350		4-0 1B SF7 BB		0-0 4-3	0-3 K			0-0 6-3		3 1 0 0 1 1 1		
Dave Henderson, R (1, 8) OBP: 0.292, SLG: 0.407		0-0 FC1-4 1-3 1B		0-0 F9	0-0 G6-4-3 1B					3 0 2 0 0 0 0		
Danny Sheaffer, R (1, 2) OBP: 0.250, SLG: 0.474		0-0 SF7 3-H		0-0 G3	0-0 G6-4-3 1-2f					2 0 0 1 0 0 1		
Inning Stats	R: 0 H: 1 E: 0 LOB: 2 K: 0 BB: 1 S: 4 P: 8	R: 1 H: 1 E: 0 LOB: 1 K: 0 BB: 1 S: 4 P: 8	R: 0 H: 0 E: 0 LOB: 1 K: 0 BB: 1 S: 3 P: 7	R: 0 H: 0 E: 0 LOB: 0 K: 0 BB: 0 S: 3 P: 3	R: 0 H: 1 E: 0 LOB: 1 K: 0 BB: 0 S: 4 P: 4	R: 0 H: 0 E: 0 LOB: 0 K: 0 BB: 0 S: 3 P: 3	R: 0 H: 1 E: 0 LOB: 0 K: 1 BB: 0 S: 5 P: 5	R: 0 H: 0 E: 0 LOB: 0 K: 0 BB: 0 S: 3 P: 3	R: 0 H: 1 E: 0 LOB: 1 K: 0 BB: 0 S: 4 P: 4	1B: 4 SF: 1 2B: 1 SAC: 0 3B: 0 DP: 1 HR: 0 HBP: 0	WP: 0 PA: 34 PB: 0 SB: 1 CS: 0	
PITCHER Jose Guzman, R (1, 1) ERA: 5.5	IP WLS BF H R ER SO BB IBB HBP BLK WP HR S P ERA WHIP											

Boston Red Sox @ Texas Rangers
 Arlington Stadium, Arlington, TX
 Sat Apr 25 1987, 8:05 PM EDT
 Att. 34,643 - Unknown

livebaseballscorecards.com

AB 30
R 1
H 5
RBI 1
BB 3
SO 1
LOB 9



Batter	1	2	3	4	5	6	7	8	9	10	11	12	13	AB R H RBI BB SO LOB	TOP																	
Wade Boggs, L (1, 5) OBP: 0.407, SLG: 0.409	4-0 CS BB		0-0 1-H 1B		0-0 3-H SF7		0-0 L8			0-0 4-3		0-0 4-3		4 0 1 2 1 0 1																		
Ed Romero, R (1, 4) OBP: 0.355, SLG: 0.321	0-0 F7		0-0 F9		0-0 6-3			0-3 K		0-0 1B		0-0 F9		6 0 1 0 0 1 2																		
Bill Buckner, L (1, 3) OBP: 0.275, SLG: 0.328 Pat Dodson, L (10, PR) (10, 3)	0-0 3-1		0-0 G3			0-3 K		0-0 1-3		0-0 1B			0-3 K	5 0 1 0 0 1 1 1 0 0 0 0 1 0																		
Jim Rice, R (1, 7) OBP: 0.338, SLG: 0.381		0-0 6-3		0-0 5-3		0-0 F9		0-0 5-3		0-0 G5-4-3			0-0 F9	6 0 0 0 0 0 2																		
Don Baylor, R (1, 10) OBP: 0.423, SLG: 0.484		0-0 5-3		0-3 K		4-0 S BB			1-0 2B WP HBP		4-0 FC6-4 BB		0-0 F7	3 1 0 0 2 1 0																		
Dwight Evans, R (1, 9) OBP: 0.427, SLG: 0.533		4-0 BB		4-0 S BB		0-3 K			0-0 WP 2B		0-0 FC6-4 1B			3 0 1 0 2 1 2																		
Glenn Hoffman, R (1, 6) OBP: 0.308, SLG: 0.360		0-3 K2-3		0-0 6-3			0-0 SH1-3 1B		0-0 L5		0-0 G6-4-3 1B			5 0 2 0 0 1 4																		
Dave Henderson, R (1, 8) OBP: 0.304, SLG: 0.419			4-0 PB S 1B BB		0-0 4-3 SF7 2B		0-0 SH1-3 1B		0-3 K		0-0 G6-4-3 1B			3 2 1 0 1 1 3																		
Danny Sheaffer, R (1, 2) OBP: 0.217, SLG: 0.409 Mike Greenwell, L (9, PH) OBP: 0.091, SLG: 0.182 Dave Sax, R (9, 2)			0-3 K		0-0 4-3		0-3 K		0-0 F9		0-0 F7			3 0 0 0 0 2 3 1 0 0 0 0 0 1 1 0 0 0 0 0 0																		
Inning Stats	R: 0 E: 0 K: 0 S: 2	H: 0 LOB: 0 BB: 1 P: 6	R: 0 E: 0 K: 1 S: 5	H: 0 LOB: 1 BB: 1 P: 9	R: 1 E: 0 K: 1 S: 6	H: 1 LOB: 1 BB: 1 P: 10	R: 0 E: 0 K: 1 S: 5	H: 0 LOB: 1 BB: 1 P: 9	R: 1 E: 0 K: 0 S: 4	H: 1 LOB: 0 BB: 0 P: 4	R: 0 E: 0 K: 2 S: 7	H: 0 LOB: 1 BB: 1 P: 11	R: 0 E: 0 K: 1 S: 5	H: 0 LOB: 0 BB: 0 P: 5	R: 1 E: 0 K: 1 S: 6	H: 1 LOB: 1 BB: 0 P: 7	R: 0 E: 0 K: 0 S: 4	H: 2 LOB: 2 BB: 0 P: 4	R: 0 E: 0 K: 0 S: 3	H: 1 LOB: 1 BB: 1 P: 7	R: 0 E: 0 K: 0 S: 3	H: 0 LOB: 0 BB: 0 P: 3	R: 0 E: 0 K: 1 S: 5	H: 0 LOB: 0 BB: 0 P: 5	1B: 5 2B: 2 3B: 0 HR: 0	SF: 1 SAC: 1 DP: 2 HBP: 1	WP: 1 PB: 1 SB: 3 CS: 1	PA: 50				
PITCHER	IP WLS BF H R ER SO BB IBB HBP BLK WP HR S P ERA WHIP														IP WLS BF H R ER SO BB IBB HBP BLK WP HR S P ERA WHIP																	
Charlie Hough, R (1, 1) ERA: 4.41	8.0																															
Greg Harris, R (9, 1) ERA: 4.02	3.0		12	4	0	0	1	1	0	0	0	1	0	13	17	0.00	1.667															
Mitch Williams, L (12, 1) ERA: 5.59	2.0	W	6	0	0	0	1	0	0	0	0	0	0	8	8	0.00	0.000															

Boston Red Sox @ Texas Rangers
Arlington Stadium, Arlington, TX
Sun Apr 26 1987, 4:33 AM EDT
Att. 24,470 - Unknown

livebaseballscorecards.com

AB	41
R	3
H	7
RBI	2
BB	6
SO	9
LOB	19



Batter	1	2	3	4	5	6	7	8	9	10	11	12	13	AB R H RBI BB SO LOB
Jerry Browne, S (1, 4) OBP: 0.375, SLG: 0.383	0-3 K	0-0 F5		0-0 6-3		0-0 1B		0-0 L8		0-0 FC1-2		0-0 7-2		7 0 1 0 0 1 8
Curtis Wilkerson, S (1, 6) OBP: 0.500, SLG: 0.500	0-0 BB FC4-6		0-3 K 2B		0-0 WP BB 1B	0-0 1B		0-0 L5		0-0 L9		0-0 WP HR 1B		5 3 3 0 0 1 1 2 1 1 0 0 0 3
Scott Fletcher, R (9, 6) OBP: 0.417, SLG: 0.493						1-2 1B								
Pete O'Brien, L (1, 3) OBP: 0.279, SLG: 0.377	0-0 FC4-6 BB 1B		0-0 1B	1-3 2B	4-0 1B WP BB	0-0 4-3			0-0 P4		0-0 F3		0-0 HR	6 1 3 2 1 0 2
Darrell Porter, L (1, 10) OBP: 0.429, SLG: 0.273	4-0 FC4-6 BB		0-3 K		0-0 1B			0-3 K		0-3 K		0-3 K		3 0 1 1 1 2 2 2 0 0 0 0 2 0
Larry Parrish, R (9, PH) OBP: 0.269, SLG: 0.381						1-3 2-H 1B								
Ruben Sierra, S (1, 9) OBP: 0.235, SLG: 0.359	0-0 FC4-6		0-0 CS 1B		0-3 K			0-3 K		0-3 K		0-3 K		6 0 1 2 0 4 4
Geno Petralli, L (1, 2) OBP: 0.571, SLG: 0.400	0-0 F8		4-0 BB		0-3 K			0-0 BLK 1B		0-0 BB SH1-3 FC1-2 1B		4-0 1B 7-2 BB		3 0 1 0 1 1 4 0 0 0 0 0 0 0 1 0 1 0 1 0 0
Oddibe McDowell, L (7, PR) OBP: 0.295, SLG: 0.316			1-2 BB											
Don Slaught, R (8, 2) OBP: 0.333, SLG: 0.471														
Tom Paciorek, R (1, 7) OBP: 0.250, SLG: 0.222		0-0 F7	0-3 K		0-3 K			0-0 4-3		0-0 SH1-3		0-0 IBB 1B		5 0 1 0 0 2 5
Steve Buechele, R (1, 5) OBP: 0.300, SLG: 0.389		0-3 K		0-0 L3		0-0 F8		0-0 SH1-4 1B		4-0 FC1-2 BB IBB		0-0 F3		5 0 1 0 1 1 2
Bob Brower, R (1, 8) OBP: 0.385, SLG: 0.364			4-0 BB		0-0 L9		0-0 5-3		0-0 SH1-4		4-0 FC1-2 BB		4-0 IBB	2 0 0 0 1 0 0 0 0 0 0 2 0 0
Pete Incauglia, R (10, PH) OBP: 0.392, SLG: 0.662														

Inning Stats	R: 1	H: 2	E: 0	LOB: 2	K: 1	S: 7	P: 11	R: 0	H: 0	E: 0	LOB: 1	K: 1	S: 5	R: 1	H: 2	E: 0	LOB: 2	K: 3	S: 11	R: 0	H: 2	E: 0	LOB: 2	K: 3	S: 11	R: 0	H: 2	E: 0	LOB: 2	K: 3	S: 11	R: 0	H: 2	E: 0	LOB: 2	K: 3	S: 11	R: 0	H: 1	E: 0	LOB: 1	K: 0	S: 4	R: 0	H: 1	E: 0	LOB: 0	K: 2	S: 7	R: 0	H: 0	E: 0	LOB: 0	K: 2	S: 7	R: 0	H: 0	E: 0	LOB: 0	K: 2	S: 7	R: 0	H: 1	E: 0	LOB: 3	K: 0	S: 4	R: 0	H: 0	E: 0	LOB: 0	K: 2	S: 7	R: 0	H: 1	E: 0	LOB: 2	K: 0	S: 3	R: 2	H: 2	E: 0	LOB: 0	K: 0	S: 2	R: 0	H: 2	E: 0	LOB: 0	K: 0	S: 2	R: 1	H: 2	E: 0	LOB: 0	K: 0	S: 2	R: 1	H: 2	E: 0	LOB: 0	K: 0	S: 2	R: 1	H: 2	E: 0	LOB: 0	K: 0	S: 2	R: 2	H: 2	E: 0	LOB: 0	K: 0	S: 2	R: 2	H: 2	E: 0	LOB: 0	K: 0	S: 2	1B: 12	SF: 0	2B: 2	SAC: 2	3B: 0	DP: 1	HR: 1	HBP: 0	WP: 2	PA: 57	PB: 1	SB: 0	CS: 1
PITCHER	IP	WLS	BF	H	R	ER	SO	BB	IBB	HBP	BLK	WP	HR	S	P	ERA	WHIP															IP	WLS	BF	H	R	ER	SO	BB	IBB	HBP	BLK	WP	HR	S	P	ERA	WHIP																																																																																						
Roger Clemens, R (1, 1) ERA: 2.86	8.0		38	10	3	2	10	4	0	0	1	1	0	54	70	2.25	1.750															8.0		38	10	3	2	10	4	0	0	1	1	0	54	70	2.25	1.750																																																																																						
Joe Sambito, L (9, 1) ERA:	0.1		1	0	0	0	0	0	0	0	0	0	0	1	1	0.00	0.000															0.1		1	0	0	0	0	0	0	0	0	0	1	1	0.00	0.000																																																																																							
Wes Gardner, R (9, 1) ERA: 3.0	3.2		16	2	0	0	4	2	2	0	0	0	0	20	36	0.00	1.091															3.2		16	2	0	0	4	2	2	0	0	0	20	36	0.00	1.091																																																																																							
Calvin Schiraldi, R (13, 1) ERA: 6.43	0.0	L	2	2	2	2	0	0	0	0	0	1	1	2	2	∞	∞															0.0	L	2	2	2	2	0	0	0	0	1	1	2	2	∞	∞																																																																																							

BOTTOM

Boston Red Sox @ Texas Rangers
Arlington Stadium, Arlington, TX

Sun Apr 26 1987, 4:33 AM EDT
Att: 24,470 - Unknown

AB	R	H	RBI	BB	SO	LOB
47	5	14	5	8	14	31

Batter	1	2	3	4	5	6	7	8	9	AB R H RBI BB SO LOB	TOP									
Wade Boggs, L (1, 5) OBP: 0.388, SLG: 0.386	0-0 6-3			0-0 L7		0-0 F7		0-0 G4-6-3		4 0 0 0 0 0 1										
Marty Barrett, R (1, 4) OBP: 0.286, SLG: 0.211	0-0 5-3			0-0 HR 1B		0-0 L9		0-3 K		4 1 1 0 0 1 0										
Bill Buckner, L (1, 3) OBP: 0.274, SLG: 0.324	0-0 6-3			0-0 F7		0-0 1B		0-0 4-3		4 0 1 0 0 0 1										
Jim Rice, R (1, 7) OBP: 0.333, SLG: 0.418		0-0 F9		0-0 HR		0-3 K		0-0 1-3		4 1 1 2 0 1 1										
Don Baylor, R (1, 10) OBP: 0.420, SLG: 0.477		0-0 F8		0-0 L7		0-0 CS 1B				3 0 1 0 0 0 0										
Dwight Evans, R (1, 9) OBP: 0.436, SLG: 0.540		0-0 CS 1B		0-0 FC5-4 1B		0-0 4-3				3 0 2 0 0 0 1										
Glenn Hoffman, R (1, 6) OBP: 0.276, SLG: 0.321	0-0 CS	0-0 F8	0-0 L7	0-0 L7		0-0 1-3				3 0 0 0 0 0 1										
Danny Sheaffer, R (1, 2) OBP: 0.192, SLG: 0.360		0-3 K	0-3 K	0-3 K		0-0 5-3				3 0 0 0 0 2 1										
Dave Henderson, R (1, 8) OBP: 0.306, SLG: 0.415		0-3 K	0-0 FC5-4	0-0 FC5-4		0-0 G4-6-3 1B				3 0 1 0 0 1 1										
Inning Stats	R: 0 E: 0 K: 0 S: 3	H: 0 LOB: 0 BB: 0 P: 3	R: 0 E: 0 K: 0 S: 3	H: 1 LOB: 0 BB: 0 P: 3	R: 0 E: 0 K: 2 S: 7	H: 0 LOB: 0 BB: 0 P: 7	R: 2 E: 0 K: 0 S: 5	H: 2 LOB: 0 BB: 0 P: 5	R: 0 E: 0 K: 1 S: 6	H: 1 LOB: 1 BB: 0 P: 6	R: 0 E: 0 K: 1 S: 6	H: 1 LOB: 1 BB: 0 P: 6	R: 0 E: 0 K: 0 S: 3	H: 1 LOB: 0 BB: 0 P: 3	R: 0 E: 0 K: 1 S: 5	H: 0 LOB: 0 BB: 0 P: 5	1B: 6 2B: 0 3B: 0 HR: 1	SF: 0 SAC: 0 DP: 1 HBP: 0	WP: 0 PB: 0 SB: 0 CS: 2	PA: 32
PITCHER Curt Young, L (1, 1) ERA: 2.79	IP: 9.0 WLS: W BF: 31 H: 7 R: 2 ER: 2 SO: 5 BB: 0 IBB: 0 HBP: 0 BLK: 0 WP: 0 HR: 1 S: 41 P: 41 ERA: 2.00 WHIP: 0.778																			

Boston Red Sox @ Oakland Athletics
Oakland-Alameda County Coliseum, Oakland, CA

Mon Apr 27 1987, 7:05 PM PDT
Att: 25,109 - Unknown

AB	31
R	2
H	7
RBI	2
BB	0
SO	5
LOB	7



Batter	1	2	3	4	5	6	7	8	9	AB	R	H	RBI	BB	SO	LOB
Luis Polonia, L OBP: 0.211, SLG: 0.167 (1, 7)	0-0 1-3	0-0 E6		0-3 K		0-0 F7		0-0 F7-6-3 1B		5	0	1	0	0	1	1
Tony Phillips, S OBP: 0.337, SLG: 0.357 (1, 4)	0-3 K	0-0 F7			0-0 CS 1B		0-0 2B 2B	0-0 F7-6-3 1-2		5	1	2	0	0	1	2
Carney Lansford, R OBP: 0.402, SLG: 0.452 (1, 5) (8, 3)	4-0 1B BB		0-3 K		0-0 L8 1-2		0-0 F3			3	0	0	0	1	1	2
Jose Canseco, R OBP: 0.309, SLG: 0.426 (1, 10)	0-0 1-3 1B		0-0 FC4-6 1B		0-0 BB 1B		0-0 4-3 2B 2B			4	1	4	1	0	0	0
Reggie Jackson, L OBP: 0.297, SLG: 0.379 (1, 9)	0-0 G3		0-0 FC4-6 2B 1-2f		4-0 FC5-4 BB 1-2		0-0 4-3 2-3			3	1	0	0	1	0	4
Mark McGwire, R OBP: 0.388, SLG: 0.537 Mike Gallego, R OBP: 0.500, SLG: 0.667 (7, PR) (8, 5)		0-0 6-3	0-0 1-H 2B		0-0 FC5-4 1-2f		0-0 2B			4	0	2	2	0	0	2
Stan Javier, S OBP: 0.343, SLG: 0.387 (1, 8)		0-0 3-1	0-3 K		0-0 FC6-4 1B		4-0 FC5-4 IBB			3	0	1	0	1	1	1
Terry Steinbach, R OBP: 0.313, SLG: 0.463 (1, 2)		4-0 2B BB		0-0 6-3		0-0 FC6-4 1-2f		0-0 FC5-4 1-2f		3	1	0	0	1	0	3
Alfredo Griffin, S OBP: 0.276, SLG: 0.373 (1, 6)		0-0 1-H E 2B		0-0 F6		0-0 F5		0-0 4-3		4	1	1	1	0	0	1

Inning Stats	R: 0	H: 1	E: 0	LOB: 2	K: 1	BB: 1	S: 6	R: 2	H: 1	E: 1	LOB: 1	K: 0	BB: 1	S: 5	R: 1	H: 2	E: 0	LOB: 1	K: 2	BB: 0	S: 9	R: 0	H: 0	E: 0	LOB: 0	K: 1	BB: 0	S: 5	R: 0	H: 2	E: 0	LOB: 2	K: 0	BB: 1	S: 4	R: 0	H: 1	E: 0	LOB: 1	K: 0	BB: 0	S: 4	R: 2	H: 3	E: 0	LOB: 2	K: 0	BB: 1	S: 6	R: 0	H: 1	E: 0	LOB: 0	K: 0	BB: 0	S: 3
PITCHER	IP	WLS	BF	H	R	ER	SO	BB	IBB	HBP	BLK	WP	HR	S	P	ERA	WHIP																																							
Bob Stanley, R ERA: 4.05 (1, 1)	6.2	L	34	10	5	4	4	3	1	0	0	0	0	38	54	5.40	1.950																																							
Steve Crawford, R ERA: 6.91 (7, 1)	1.1		4	1	0	0	0	0	0	0	0	0	0	4	4	0.00	0.750																																							
																		1B: 6	SF: 0	WP: 0	PA: 38																																			
																		2B: 6	SAC: 0	PB: 0	ERA	WHIP																																		
																		3B: 0	DP: 1	SB: 0																																				
																		HR: 0	HBP: 0	CS: 1																																				

BOTTOM


Boston Red Sox @ Oakland Athletics
Oakland-Alameda County Coliseum, Oakland, CA

livebaseballscorecards.com

AB	34
R	5
H	11
RBI	4
BB	4
SO	4
LOB	16



Mon Apr 27 1987, 7:05 PM PDT
Att. 25,109 - Unknown

Batter	1	2	3	4	5	6	7	8	9	AB R H RBI BB SO LOB	TOP																
Wade Boggs, L (1, 5) OBP: 0.382, SLG: 0.378	0-3 K		0-0 4-3			0-0 4-3			0-0 FC4-6 1B	4 0 1 0 0 1 0	<p>Boston Red Sox @ Oakland Athletics Oakland-Alameda County Coliseum, Oakland, CA</p> <p>Tue Apr 28 1987, 7:05 PM PDT Att. 14,148 - Unknown</p> <p>livebaseballscorecards.com</p> <table border="1"> <tr><td>AB</td><td>28</td></tr> <tr><td>R</td><td>1</td></tr> <tr><td>H</td><td>3</td></tr> <tr><td>RBI</td><td>1</td></tr> <tr><td>BB</td><td>2</td></tr> <tr><td>SO</td><td>7</td></tr> <tr><td>LOB</td><td>9</td></tr> </table> 	AB	28	R	1	H	3	RBI	1	BB	2	SO	7	LOB	9		
AB	28																										
R	1																										
H	3																										
RBI	1																										
BB	2																										
SO	7																										
LOB	9																										
Marty Barrett, R (1, 4) OBP: 0.240, SLG: 0.174	0-0 F8		0-3 K			0-0 6-3			0-0 FC4-6 G3 1-2f	4 0 0 0 0 1 1																	
Bill Buckner, L (1, 3) OBP: 0.273, SLG: 0.320	0-0 F7								0-0 G3 1-3	4 0 1 0 0 0 1																	
Jim Rice, R (1, 7) OBP: 0.329, SLG: 0.400		1-0 HBP				0-0 F3			0-0 1-3	3 0 0 0 0 0 2																	
Don Baylor, R (1, 10) OBP: 0.405, SLG: 0.456		0-0 G5-4-3 1-2f				0-0 L8-3 1-2			0-3 K	3 0 0 0 0 1 2																	
Dwight Evans, R (1, 9) OBP: 0.432, SLG: 0.523		4-0 E 1B BB				0-0 6-3			0-0 F9	2 1 0 0 1 0 0																	
Glenn Hoffman, R (1, 6) OBP: 0.313, SLG: 0.333		0-0 1-H 1B				0-3 K			4-0 4-3 BB	2 0 1 1 1 1 0																	
Danny Sheaffer, R (1, 2) OBP: 0.172, SLG: 0.321		0-0 F9				0-3 K			0-0 4-3 1-2	3 0 0 0 0 1 2																	
Dave Henderson, R (1, 8) OBP: 0.293, SLG: 0.397			0-3 K			0-3 K			0-0 6-3	3 0 0 0 0 2 1																	
Inning Stats	R: 0 E: 0 K: 1 S: 5	H: 0 LOB: 0 BB: 0 P: 5	R: 1 E: 1 K: 0 S: 3	H: 1 LOB: 1 BB: 1 P: 8	R: 0 E: 0 K: 2 S: 7	H: 0 LOB: 0 BB: 0 P: 7	R: 0 E: 0 K: 0 S: 3	H: 1 LOB: 0 BB: 0 P: 3	R: 0 E: 0 K: 2 S: 7	H: 0 LOB: 0 BB: 0 P: 7	R: 0 E: 0 K: 1 S: 5	H: 0 LOB: 0 BB: 0 P: 5	R: 0 E: 0 K: 1 S: 5	H: 0 LOB: 0 BB: 0 P: 5	R: 0 E: 0 K: 0 S: 3	H: 0 LOB: 1 BB: 1 P: 7	R: 0 E: 0 K: 0 S: 4	H: 1 LOB: 1 BB: 0 P: 4	1B: 3 2B: 1 3B: 0 HR: 0	SF: 0 SAC: 0 DP: 2 HBP: 1	WP: 0 PB: 0 SB: 1 CS: 0	PA: 31					
PITCHER	IP WLS BF H R ER SO BB IBB HBP BLK WP HR S P ERA WHIP																										
Joaquin Andujar, R (1, 1) ERA:	1.0	4	0	1	0	1	0	0	0	1	0	0	0	5	6	0.00	0.000										
Dennis Eckersley, R (2, 1) ERA: 2.81	6.0	W	19	2	0	0	6	1	0	0	0	0	0	30	34	0.00	0.500										
Steve Ontiveros, R (8, 1) ERA:	2.0		8	1	0	0	0	1	0	0	0	0	0	7	11	0.00	1.000										

Batter	1	2	3	4	5	6	7	8	9
Luis Polonia, L OBP: 0.304, SLG: 0.476 (1, 7)	4-0 BB 1B BB		0-0 1B 3B		0-0 5-3		0-0 1-H HR		
Tony Phillips, S OBP: 0.356, SLG: 0.361 (1, 4)	4-0 E 1B 1-2 BB		0-0 S S 1B 3-H		0-0 F8		4-0 HR BB		
Reggie Jackson, L OBP: 0.308, SLG: 0.429 (1, 9)	0-0 1-2 2-H 1B		0-3 K 1-2		0-0 4-3		0-0 1-H HR		
Jose Canseco, R OBP: 0.306, SLG: 0.417 (1, 10)	0-3 K		0-3 K 2-3		0-0 6-3		0-0 1B		
Mark McGwire, R OBP: 0.377, SLG: 0.511 (1, 3)	0-0 F8 2-3		0-0 5-3		0-0 K2 1B		0-3 K		
Terry Steinbach, R OBP: 0.308, SLG: 0.444 (1, 2)	0-0 6-3		0-0 SH1-4 1B		0-3 K2 1-2f		0-0 4-3		
Stan Javier, S OBP: 0.342, SLG: 0.441 (1, 8)		0-0 6-3		0-0 SH1-4 1-2		0-0 1B 3B	0-0 F6		
Mike Gallego, R OBP: 0.429, SLG: 0.538 (1, 5)		0-0 F6		0-0 F9		0-0 HR 1B	0-0 5-3		
Alfredo Griffin, S OBP: 0.263, SLG: 0.354 (1, 6)		0-0 F8		0-0 F8		0-3 K	0-0 F7		

AB	R	H	RBI	BB	SO	LOB
3	3	2	2	1	0	0
2	1	1	1	2	0	0
4	1	2	3	0	1	1
4	0	1	0	0	2	3
4	0	1	0	0	1	4
4	0	1	0	0	1	4
3	1	1	0	0	0	0
4	1	1	1	0	0	1
4	0	0	0	0	1	2

BOTTOM

Boston Red Sox @ Oakland Athletics
Oakland-Alameda County Coliseum, Oakland, CA
Tue Apr 28 1987, 7:05 PM PDT
Att. 14,148 - Unknown

AB	32
R	7
H	10
RBI	7
BB	3
SO	6
LOB	15



1B: 6	SF: 0	WP: 0	PA: 36
2B: 1	SAC: 1	PB: 0	
3B: 2	DP: 1	SB: 2	
HR: 2	HBP: 0	CS: 0	

Inning Stats		R	H	E	K	S	R	H	E	K	S	R	H	E	K	S	R	H	E	K	S
1	2	1	1	1	1	6	0	0	0	0	3	0	0	0	0	0	0	0	0	0	0
3	4	1	2	0	2	9	1	2	0	0	9	0	0	0	0	0	0	0	0	0	0
5	6	0	1	0	0	4	0	1	0	0	3	0	0	0	0	0	0	0	0	0	0
7	8	0	0	0	0	16	0	0	0	0	3	0	0	0	0	0	0	0	0	0	0

PITCHER		IP	WLS	BF	H	R	ER	SO	BB	IBB	HBP	BLK	WP	HR	S	P	ERA	WHIP
Jeff Sellers, R	(1, 1)	6.0	L	26	7	4	4	4	2	0	0	0	0	0	32	40	6.00	1.500
Calvin Schiraldi, R	(7, 1)	1.0		7	3	3	3	2	1	0	0	0	0	2	10	14	27.00	4.000
Joe Sambito, L	(8, 1)	1.0		3	0	0	0	0	0	0	0	0	0	3	3	0.00	0.000	

Batter	1	2	3	4	5	6	7	8	9	AB R H RBI BB SO LOB	TOP													
Wade Boggs, L (1, 5) OBP: 0.394, SLG: 0.377	4-0 G4-6-3 BB	4-0 G6-4-3 1B HR BB	0-0 FC6-4 1B	0-0 FC1-6-4 1-2f			0-0 4-3			3 1 1 0 2 0 1														
Marty Barrett, R (1, 4) OBP: 0.267, SLG: 0.214	0-0 G4-6-3 1-2f	0-0 G6-4-3 1B	0-0 FC6-4 1B			0-0 3-1		0-0 F8		5 0 2 2 0 0 1														
Bill Buckner, L (1, 3) Pat Dodson, L (8, 3) OBP: 0.268, SLG: 0.313	0-0 E 1B	0-0 G6-4-3 1B	0-0 FC6-4 1B			0-0 4-3		0-0 F8		5 1 1 0 0 0 4 0 0 0 0 0 0 0														
Don Baylor, R (1, 10) OBP: 0.393, SLG: 0.479	0-0 E3 1B BB	0-0 HR	0-0 F8			0-3 K		0-0 5-3		5 2 1 2 0 1 3														
Dwight Evans, R (1, 9) OBP: 0.442, SLG: 0.559	4-0 1B 2B BB	0-0 HR		4-0 HR BB		0-0 F9		0-3 K		3 3 1 1 2 1 0														
Mike Greenwell, L (1, 7) OBP: 0.250, SLG: 0.500	0-0 2B 1B	0-0 1B		0-0 HR		0-0 F4		0-0 4-3		5 2 3 4 0 0 0														
Glenn Hoffman, R (1, 6) OBP: 0.297, SLG: 0.343	0-0 1B 2B	0-3 K		0-0 F9		0-0 P3		0-3 K		5 0 1 1 0 2 1														
Marc Sullivan, R (1, 2) OBP: 0.195, SLG: 0.275	0-0 1B		0-0 1-3	0-3 K		0-3 K				4 0 1 1 0 2 0														
Dave Henderson, R (1, 8) OBP: 0.316, SLG: 0.408		0-0 1B BB	0-0 1B 1B	4-0 FC1-6-4 BB		0-3 K				3 2 2 0 1 1 0														
Inning Stats	R: 4 E: 1 K: 0 S: 6	H: 4 LOB: 2 BB: 2 P: 14	R: 4 E: 0 K: 1 S: 9	H: 5 LOB: 1 BB: 1 P: 13	R: 1 E: 1 K: 0 S: 6	H: 3 LOB: 2 BB: 0 P: 6	R: 2 E: 0 K: 1 S: 6	H: 1 LOB: 1 BB: 2 P: 14	R: 0 E: 0 K: 1 S: 5	H: 0 LOB: 0 BB: 0 P: 5	R: 0 E: 0 K: 0 S: 3	H: 0 LOB: 0 BB: 0 P: 3	R: 0 E: 0 K: 2 S: 7	H: 0 LOB: 0 BB: 0 P: 7	R: 0 E: 0 K: 0 S: 3	H: 0 LOB: 0 BB: 0 P: 3	R: 0 E: 0 K: 2 S: 7	H: 0 LOB: 0 BB: 0 P: 7	R: 0 E: 0 K: 2 S: 7	H: 0 LOB: 0 BB: 0 P: 7	1B: 9 2B: 1 3B: 0 HR: 3	SF: 0 SAC: 0 DP: 2 HBP: 0	WP: 0 PB: 0 SB: 0 CS: 0	PA: 43
PITCHER	IP WLS BF H R ER SO BB IBB HBP BLK WP HR S P ERA WHIP																				PITCHER	IP WLS BF H R ER SO BB IBB HBP BLK WP HR S P ERA WHIP		
Mike Moore, R (1, 1) ERA: 4.76	1.0 L 11 6 7 3 0 3 0 0 0 0 0 8 20 27.00 9.000																							
Rich Monteleone, R (2, 1) ERA: 6.43	2.0 11 6 2 2 1 0 0 0 0 0 0 2 13 9.00 3.000																							
Mark Huisman, R (4, 1) ERA: 6.0	4.0 15 1 2 2 4 2 0 0 0 0 1 21 4.50 0.750																							
Bill Wilkinson, L (8, 1) ERA: 1.5	2.0 6 0 0 0 0 2 0 0 0 0 0 0 10 0.00 0.000																							

Boston Red Sox @ Seattle Mariners
The Kingdom, Seattle, WA
Wed Apr 29 1987, 10:05 PM EDT
Att. 10,378 - Unknown

livebaseballscorecards.com

AB 38
R 11
H 13
RBI 11
BB 5
SO 7
LOB 10



Batter	1	2	3	4	5	6	7	8	9	AB	R	H	RBI	BB	SO	LOB
John Moses, S OBP: 0.338, SLG: 0.371 (1, 8) (6, 3)	0-0 4-3		0-0 G4-6-3 1B			0-0 5-3	0-0 4-3		0-0 6-3	5	0	1	0	0	0	3
Phil Bradley, R OBP: 0.363, SLG: 0.278 John Christensen, R OBP: 0.375, SLG: 0.286 (1, 7) (7, 7)	0-0 G1-4-3		0-0 G4-6-3 1-2f			0-0 4-3 1B		0-0 F2		3	0	1	0	0	0	1
Scott Bradley, L OBP: 0.404, SLG: 0.510 (1, 2)	0-0 4-3			0-0 1-3		0-0 4-3		0-0 HR		4	1	1	1	0	0	1
Ken Phelps, L OBP: 0.452, SLG: 0.707 (1, 10)		0-0 F8		0-3 K		4-0 FC5-4 BB		0-0 HR		3	1	1	1	1	1	0
Jim Presley, R OBP: 0.292, SLG: 0.369 (1, 5)		0-0 1-3		0-0 6-3		0-0 FC5-4		0-3 K		4	0	0	0	0	1	2
Alvin Davis, L OBP: 0.345, SLG: 0.380 Donell Nixon, R OBP: 0.245, SLG: 0.163 (1, 3) (6, 8)		0-0 HR 2B			0-0 HR		0-0 6-3	0-0 F9		2	2	2	1	0	0	0
Mike Kingery, L OBP: 0.290, SLG: 0.356 (1, 9)		0-0 HR			0-0 F6		0-0 L3		0-0 2B	4	1	2	2	0	0	0
Rey Quinones, R OBP: 0.321, SLG: 0.416 Domingo Ramos, R OBP: 0.333, SLG: 0.333 (1, 6) (6, 6)		0-0 F4			0-0 F2		0-0 2B 1B		0-0 F9	2	0	0	0	0	0	0
Harold Reynolds, S OBP: 0.329, SLG: 0.394 Rick Renteria, R OBP: 0.200, SLG: 0.400 (1, 4) (6, 4)			0-0 6-3		0-0 3-1		0-0 2B		0-0 L6	2	0	0	0	0	0	0

Inning Stats	R: 0	H: 0	E: 0	K: 0	S: 3	R: 2	H: 2	E: 0	K: 0	S: 5	R: 0	H: 1	E: 0	K: 1	S: 3	R: 0	H: 0	E: 0	K: 1	S: 5	R: 1	H: 1	E: 0	K: 0	S: 4	R: 0	H: 1	E: 0	K: 0	S: 4	R: 0	H: 2	E: 0	K: 0	S: 5	R: 2	H: 2	E: 0	K: 1	S: 7	R: 0	H: 1	E: 0	K: 0	S: 4	R: 0	H: 1	E: 0	K: 0	S: 4	1B: 3	SF: 0	2B: 3	SAC: 0	3B: 0	DP: 1	HR: 4	HBP: 0	WP: 0	PA: 37
--------------	------	------	------	------	------	------	------	------	------	------	------	------	------	------	------	------	------	------	------	------	------	------	------	------	------	------	------	------	------	------	------	------	------	------	------	------	------	------	------	------	------	------	------	------	------	------	------	------	------	------	-------	-------	-------	--------	-------	-------	-------	--------	-------	--------

PITCHER	IP	WLS	BF	H	R	ER	SO	BB	IBB	HBP	BLK	WP	HR	S	P	ERA	WHIP
Al Nipper, R ERA: 2.86 (1, 1)	7.0	W	28	7	3	3	1	1	0	0	0	0	2	29	33	3.86	1.143
Wes Gardner, R ERA: 3.86 (8, 1)	2.0		9	3	2	2	1	0	0	0	0	0	2	11	11	9.00	1.500


BOTTOM

Boston Red Sox @ Seattle Mariners
The Kingdom, Seattle, WA
Wed Apr 29 1987, 10:05 PM EDT
Att. 10,378 - Unknown

livebaseballscorecards.com

AB	36
R	5
H	10
RBI	5
BB	1
SO	2
LOB	9



Batter	1	2	3	4	5	6	7	8	9	AB R H RBI BB SO LOB	TOP	
Wade Boggs, L (1, 5) OBP: 0.392, SLG: 0.375 Spike Owen, S (7, 6) OBP: 0.225, SLG: 0.194	0-0 FC1-6 1B		0-0 3-1			0-0 F7		0-3 K		3 0 1 0 0 0 0 1 0 0 0 0 1 0		
Marty Barrett, R (1, 4) OBP: 0.235, SLG: 0.188	0-0 FC1-6 1B 1-2f		0-0 F9			0-0 4-3		0-0 L9		4 0 0 0 0 0 1		
Bill Buckner, L (1, 3) OBP: 0.267, SLG: 0.310	0-0 1-2 1B		0-0 F9			0-0 F7			0-0 4-3	4 0 1 0 0 0 0		
Don Baylor, R (1, 10) OBP: 0.376, SLG: 0.455	0-3 K			0-0 F7			0-0 F8		0-0 F9	4 0 0 0 0 1 2		
Dwight Evans, R (1, 9) OBP: 0.444, SLG: 0.592	0-3 K			0-0 P3			0-0 HR		4-0 BB 4-3 BB	3 1 1 1 1 1 2		
Mike Greenwell, L (1, 7) OBP: 0.350, SLG: 0.737		0-0 HR		1-0 CS HBP			0-0 2B		0-0 4-3 1-2	3 1 2 1 0 0 1		
Glenn Hoffman, R (1, 6) OBP: 0.275, SLG: 0.316 (7, 5)		0-0 F4		0-0 CS 1-2	0-0 F6		0-0 F9			3 0 0 0 0 0 1	AB 31 R 2 H 5 RBI 2 BB 1 SO 7 LOB 8	
Marc Sullivan, R (1, 2) OBP: 0.182, SLG: 0.256		0-3 K			0-3 K		0-3 K			3 0 0 0 0 3 1		
Ellis Burks, R (1, 8)		0-0 1-3			0-0 P3			0-3 K		3 0 0 0 0 1 0		
Inning Stats	R: 0 H: 2 E: 0 LOB: 2 K: 2 BB: 0 S: 9 P: 9	R: 1 H: 1 E: 0 LOB: 0 K: 1 BB: 0 S: 6 P: 6	R: 0 H: 0 E: 0 LOB: 0 K: 0 BB: 0 S: 3 P: 3	R: 0 H: 0 E: 0 LOB: 0 K: 0 BB: 0 S: 2 P: 3	R: 0 H: 0 E: 0 LOB: 0 K: 1 BB: 0 S: 5 P: 5	R: 0 H: 0 E: 0 LOB: 0 K: 0 BB: 0 S: 3 P: 3	R: 1 H: 2 E: 0 LOB: 1 K: 1 BB: 0 S: 7 P: 7	R: 0 H: 0 E: 0 LOB: 0 K: 2 BB: 0 S: 7 P: 7	R: 0 H: 0 E: 0 LOB: 1 K: 0 BB: 1 S: 3 P: 7	1B: 2 SF: 0 2B: 1 SAC: 0 3B: 0 DP: 0 HR: 2 HBP: 1	WP: 0 PA: 34 PB: 0 SB: 0 CS: 1	
PITCHER Scott Bankhead, R (1, 1) ERA: 2.94	IP WLS BF H R ER SO BB IBB HBP BLK WP HR S P ERA WHIP	9.0 W 33 5 2 2 7 1 0 1 0 0 2 45 50 2.00 0.667										

Boston Red Sox @ Seattle Mariners
The Kingdom, Seattle, WA
Thu Apr 30 1987, 10:05 PM EDT
Att. 9,985 - Unknown

livebaseballscorecards.com

Batter	1	2	3	4	5	6	7	8	9	AB	R	H	RBI	BB	SO	LOB
Donell Nixon, R OBP: 0.259, SLG: 0.152 (1, 10)	0-3 K	0-0 F4		4-0 2B 1-2 2-3 HR BB		0-0 6-3	4-0 1-2 BB			3	1	0	0	2	1	2
Phil Bradley, R OBP: 0.374, SLG: 0.263 (1, 7)	0-0 5-3		4-0 S BB	0-3 K		0-3 K	0-0 4-3			4	0	0	0	1	2	5
John Christensen, R OBP: 0.308, SLG: 0.333 (1, 9)	0-0 5-3		0-0 F9	0-0 1-3 2-H 3-H HR 2B		0-3 K		0-0 F6		5	1	1	2	0	1	1
Jim Presley, R OBP: 0.309, SLG: 0.443 (1, 5)		0-0 HR	0-0 F9	0-0 2-H 3-H HR			1-0 HR HBP	0-3 K		4	3	2	4	0	1	1
Alvin Davis, L OBP: 0.337, SLG: 0.382 (1, 3)		0-3 K	0-3 K	0-0 1-3			0-3 K	0-0 2B		5	0	1	0	0	3	2
John Moses, S OBP: 0.354, SLG: 0.427 (1, 8)		0-0 1B S		0-0 E5 1B S	0-0 1B		0-0 1-H HR	0-3 K		5	3	3	2	0	1	1
Bob Kearney, R OBP: 0.308, SLG: 0.615 (1, 2)		0-0 F9		0-0 FC6-4 1B	0-3 K		0-0 E 2B			4	1	2	1	0	1	2
Rey Quinones, R OBP: 0.318, SLG: 0.407 (1, 6)		0-0 1B 2-H		0-0 FC6-4 BB FC 2B	0-0 F9		0-0 F9			4	1	1	1	0	0	3
Harold Reynolds, S OBP: 0.325, SLG: 0.387 (1, 4)		0-0 1B		0-0 FC BB 2B	0-0 4-3		0-0 E8 BB			4	1	1	0	0	0	2

Inning Stats	R: 0	H: 0	E: 0	K: 1	S: 5	LOB: 0	BB: 0	P: 5	R: 2	H: 4	E: 0	K: 1	S: 9	LOB: 2	BB: 0	P: 9	R: 0	H: 0	E: 0	K: 1	S: 5	LOB: 1	BB: 1	P: 9	R: 6	H: 3	E: 1	K: 1	S: 10	LOB: 0	BB: 1	P: 14	R: 0	H: 1	E: 0	K: 1	S: 6	LOB: 1	BB: 0	P: 6	R: 0	H: 0	E: 0	K: 2	S: 7	LOB: 0	BB: 0	P: 7	R: 3	H: 2	E: 1	K: 1	S: 8	LOB: 2	BB: 1	P: 13	R: 0	H: 1	E: 0	K: 2	S: 8	LOB: 1	BB: 0	P: 8
--------------	------	------	------	------	------	--------	-------	------	------	------	------	------	------	--------	-------	------	------	------	------	------	------	--------	-------	------	------	------	------	------	-------	--------	-------	-------	------	------	------	------	------	--------	-------	------	------	------	------	------	------	--------	-------	------	------	------	------	------	------	--------	-------	-------	------	------	------	------	------	--------	-------	------

PITCHER	IP	WLS	BF	H	R	ER	SO	BB	IBB	HBP	BLK	WP	HR	S	P	ERA	WHIP
Bruce Hurst, L ERA: 4.45 (1, 1)	3.2	L	21	6	7	3	4	2	0	0	0	0	1	27	35	7.36	2.182
Steve Crawford, R ERA: 7.02 (4, 1)	2.1		10	2	2	1	3	0	0	1	0	0	1	15	16	3.86	0.857
Bob Woodward, R ERA: 10.13 (7, 1)	2.0		11	3	2	1	3	1	0	0	0	0	1	16	20	4.50	2.000

BOTTOM

Boston Red Sox @ Seattle Mariners
The Kingdom, Seattle, WA

Thu Apr 30 1987, 10:05 PM EDT
Att. 9,985 - Unknown

livebaseballscorecards.com

AB	38
R	11
H	11
RBI	10
BB	3
SO	10
LOB	19



WP: 0	PA: 42
PB: 0	CS: 0
SB: 3	
HR: 3	
SF: 0	
SAC: 0	
DP: 0	
HBP: 1	

Batter	1	2	3	4	5	6	7	8	9	AB R H RBI BB SO LOB	TOP											
Wade Boggs, L (1, 5) <small>OBP: 0.396, SLG: 0.452</small> Ed Romero, R (8, PH) <small>OBP: 0.365, SLG: 0.333</small> (8, 5)	0-3 K	0-0 F7		0-0 HR		0-0 HR		0-0 1B G5-3		4 2 2 5 0 1 2 1 1 1 0 0 0 0												
Marty Barrett, R (1, 4) <small>OBP: 0.205, SLG: 0.162</small>	0-3 K		0-0 P4	0-3 K		0-0 F9		0-0 G5-3		5 0 0 0 0 2 2												
Bill Buckner, L (1, 3) <small>OBP: 0.275, SLG: 0.315</small>	0-0 L3		0-0 5-3		0-0 WP HR 1B	0-0 F9		0-0 1B		5 1 2 1 0 0 0												
Don Baylor, R (1, 10) <small>OBP: 0.388, SLG: 0.450</small>		0-0 F9 BB 2B 1B	4-0 FC5-4 BB		4-0 HR BB	0-0 5-3		0-0 G3		3 2 1 0 2 0 1												
Dwight Evans, R (1, 9) <small>OBP: 0.453, SLG: 0.627</small>		4-0 BB 2B BB	0-0 FC5-4		0-0 HR		0-0 WP E 1B	0-0 F8		4 3 2 3 1 0 1												
Mike Greenwell, L (1, 7) Dave Henderson, R (7, 7) <small>OBP: 0.313, SLG: 0.403</small>		0-0 F9		0-0 HR 2B	0-0 G3		0-0 E9 G5-4-3 1B	0-3 K		4 1 2 0 0 0 2 1 0 0 0 0 1 0												
Glenn Hoffman, R (1, 6) <small>OBP: 0.267, SLG: 0.286</small>		4-0 BB 2B BB		0-0 6-3	0-0 F2		0-0 G5-4-3	0-3 K		4 0 0 0 1 1 2												
Danny Sheaffer, R (1, 2) <small>OBP: 0.152, SLG: 0.281</small>		0-3 K		0-3 K	0-0 5-3		0-3 K			4 0 0 0 0 3 4												
Ellis Burks, R (1, 8) <small>OBP: 0.571, SLG: 0.833</small>		0-0 2B		4-0 HR BB		0-0 HR 2B		0-0 1B G5-3		3 2 3 2 1 0 0												
Inning Stats	R: 0 E: 0 K: 2 S: 7	H: 0 LOB: 0 BB: 0 P: 7	R: 2 E: 0 K: 1 S: 7	H: 2 LOB: 2 BB: 2 P: 15	R: 0 E: 0 K: 0 S: 3	H: 0 LOB: 1 BB: 1 P: 7	R: 3 E: 0 K: 2 S: 9	H: 2 LOB: 0 BB: 1 P: 13	R: 3 E: 0 K: 0 S: 5	H: 2 LOB: 0 BB: 0 P: 9	R: 2 E: 0 K: 0 S: 5	H: 2 LOB: 0 BB: 0 P: 5	R: 1 E: 1 K: 1 S: 6	H: 2 LOB: 0 BB: 0 P: 6	R: 1 E: 0 K: 2 S: 5	H: 3 LOB: 1 BB: 0 P: 5	R: 0 E: 0 K: 2 S: 7	H: 0 LOB: 0 BB: 0 P: 7	1B: 7 2B: 3 3B: 0 HR: 3	SF: 0 SAC: 0 DP: 2 HBP: 0	WP: 2 PB: 0 SB: 0 CS: 0	PA: 43
PITCHER	IP WLS BF H R ER SO BB IBB HBP BLK WP HR S P ERA WHIP																					
Urbano Lugo, R (1, 1) <small>ERA: 9.27</small> Gary Lucas, L (6, 1) <small>ERA: 10.97</small> DeWayne Buice, R (9, 1) <small>ERA: 3.0</small>	5.0 L 26 6 8 8 5 5 0 0 0 1 2 31 51 14.40 2.200																					
	3.0 14 7 4 4 1 0 0 0 0 1 1 16 16 12.00 2.333																					
	1.0 3 0 0 0 0 2 0 0 0 0 0 0 7 7 0.00 0.000																					

Boston Red Sox @ California Angels
Anaheim Stadium, Anaheim, CA
 Fri May 01 1987, 10:05 PM EDT
 Att: 50,352 - Unknown

AB	38
R	12
H	13
RBI	11
BB	5
SO	8
LOB	14



Batter	1	2	3	4	5	6	7	8	9	AB R H RBI BB SO LOB
Brian Downing, R OBP: 0.469, SLG: 0.736 (1, 10)	4-0 HR BB		0-0 F8		4-0 BB		0-0 G6-4-3 1-2f 2-3		0-0 6-3	3 1 0 0 2 0 3
Devon White, S OBP: 0.327, SLG: 0.561 (1, 9)	0-3 K 1-2		0-0 FC4-6 BB 1-2		0-0 F7		0-3 K		0-0 F9	5 0 0 0 0 2 4
Wally Joyner, L OBP: 0.364, SLG: 0.543 (1, 3)	0-0 HR 2-H		4-0 BB 1-2		0-3 K			0-0 2B 6-3 1B		3 2 2 2 1 1 1
Doug DeCinces, R OBP: 0.430, SLG: 0.468 Gus Polidor, R (1, 5) (9, 5)	0-0 P3		0-0 F8		0-0 F7			0-0 1-3 2B		4 0 1 0 0 0 3 0 0 0 0 0 0 0
Jack Howell, L OBP: 0.378, SLG: 0.529 (1, 7)	0-3 K			0-0 F5		0-0 G6-4-3 1B		0-3 K		4 0 1 0 0 2 2
Dick Schofield, R OBP: 0.309, SLG: 0.337 (1, 6)		0-0 6-3		0-0 1-3 1B		0-0 P5		0-0 6-3		4 0 1 1 0 0 2
Darrell Miller, R OBP: 0.195, SLG: 0.237 (1, 2)		0-0 P4		0-0 1-3 1B		0-0 G6-4-3 1-2f		4-0 BB		3 0 0 0 1 0 2
Gary Pettis, S OBP: 0.316, SLG: 0.360 (1, 8)		0-3 K		4-0 BB		4-0 G6-4-3 BB BB		0-3 K		2 0 0 0 2 2 2
Mark McLemore, S OBP: 0.370, SLG: 0.304 (1, 4)			0-0 FC4-6 1B		0-3 K		4-0 G6-4-3 1-2 BB		0-3 K	3 0 1 0 1 2 2

Inning Stats	R: 2	H: 1	E: 1	K: 2	S: 8	LOB: 0	BB: 1	P: 12	R: 0	H: 0	E: 0	K: 1	S: 5	LOB: 0	BB: 0	P: 5	R: 0	H: 1	E: 0	K: 0	S: 4	LOB: 2	BB: 1	P: 8	R: 0	H: 1	E: 0	K: 1	S: 6	LOB: 2	BB: 1	P: 10	R: 0	H: 0	E: 0	K: 1	S: 5	LOB: 1	BB: 1	P: 9	R: 0	H: 1	E: 0	K: 0	S: 3	LOB: 0	BB: 0	P: 3	R: 0	H: 0	E: 0	K: 1	S: 4	LOB: 1	BB: 2	P: 12	R: 1	H: 2	E: 0	K: 2	S: 9	LOB: 2	BB: 1	P: 13	R: 0	H: 0	E: 0	K: 1	S: 5	LOB: 0	BB: 0	P: 5	1B: 4	SF: 0	2B: 1	SAC: 0	3B: 0	DP: 2	HR: 1	HBP: 0	WP: 0	PA: 38
PITCHER	IP	WLS	BF	H	R	ER	SO	BB	IBB	HBP	BLK	WP	HR	S	P	ERA	WHIP																																																																	
Roger Clemens, R ERA: 2.97 (1, 1)	8.0	W	35	6	3	3	8	7	0	0	0	0	1	44	72	3.38	1.625																																																																	
Calvin Schiraldi, R ERA: 8.0 (9, 1)	1.0		3	0	0	0	1	0	0	0	0	0	0	5	5	0.00	0.000																																																																	

BOTTOM

Boston Red Sox @ California Angels
Anaheim Stadium, Anaheim, CA
Fri May 01 1987, 10:05 PM EDT
Att. 50,352 - Unknown

livebaseballscorecards.com

AB	31
R	3
H	6
RBI	3
BB	7
SO	9
LOB	21



Batter	1	2	3	4	5	6	7	8	9	AB R H RBI BB SO LOB	TOP	
Wade Boggs, L (1, 5) OBP: 0.390, SLG: 0.443	0-3 K		0-0 5-3			0-0 F7			0-0 E BB 1B	4 1 1 0 0 1 0	Boston Red Sox @ California Angels Anaheim Stadium, Anaheim, CA Sat May 02 1987, 10:05 PM EDT Att: 43,726 - Unknown livebaseballscorecards.com	
Marty Barrett, R (1, 4) OBP: 0.233, SLG: 0.195	0-0 F9			0-3 K		0-0 BB BB 1B		0-0 E9 BB 1B	4 0 2 0 0 1 0			
Bill Buckner, L (1, 3) OBP: 0.274, SLG: 0.304	0-0 F7			0-0 F9		4-0 BB BB 1B		0-0 5-3	3 0 0 0 1 0 2			
Don Baylor, R (1, 10) OBP: 0.392, SLG: 0.482		0-0 HR		0-0 6-3		0-0 P6		4-0 BB BB	3 1 1 1 1 0 2			
Dwight Evans, R (1, 9) OBP: 0.444, SLG: 0.603		0-0 F9		0-0 6-3		4-0 BB BB G3-6-1 BB		0-3 K	3 0 0 0 1 1 3			
Mike Greenwell, L (1, 7) OBP: 0.357, SLG: 0.654 Dave Henderson, R (9, PR) OBP: 0.313, SLG: 0.403		0-0 4-3		0-3 K		0-0 G3-6-1 BB		4-0 BB BB BB BB	3 0 0 1 1 1 3 0 0 0 0 0 0 0			
Glenn Hoffman, R (1, 6) OBP: 0.245, SLG: 0.261		0-0 4-3		0-0 F3				0-0 5-3	4 0 0 0 0 0 3			
Danny Sheaffer, R (1, 2) OBP: 0.143, SLG: 0.265 Rich Gedman, L (8, PH) (8, 2)			0-0 F9			0-0 5-3		0-3 K	2 0 0 0 0 0 0 1 0 0 0 0 1 0			
Ellis Burks, R (1, 8) OBP: 0.400, SLG: 0.556			0-0 6-3			0-0 F8		0-0 1-3	3 0 0 0 0 0 0			
Inning Stats	R: 0 E: 0 K: 1 S: 5 H: 0 LOB: 0 BB: 0 P: 5	R: 1 E: 0 K: 0 S: 4 H: 1 LOB: 0 BB: 0 P: 4	R: 0 E: 0 K: 0 S: 3 H: 0 LOB: 0 BB: 0 P: 3	R: 0 E: 0 K: 1 S: 5 H: 0 LOB: 0 BB: 0 P: 5	R: 0 E: 0 K: 1 S: 5 H: 0 LOB: 0 BB: 0 P: 5	R: 0 E: 0 K: 0 S: 3 H: 0 LOB: 0 BB: 0 P: 3	R: 0 E: 0 K: 0 S: 3 H: 1 LOB: 2 BB: 2 P: 11	R: 0 E: 0 K: 1 S: 5 H: 0 LOB: 0 BB: 0 P: 5	R: 1 E: 1 K: 1 S: 7 H: 2 LOB: 3 BB: 2 P: 15	1B: 3 2B: 0 3B: 0 HR: 1 SF: 0 SAC: 0 DP: 1 HBP: 0		WP: 0 PB: 0 SB: 0 CS: 0 PA: 34
PITCHER Mike Witt, R (1, 1) ERA: 4.5	IP: 9.0 WLS: W BF: 34 H: 4 R: 2 ER: 2 SO: 5 BB: 4 IBB: 0 HBP: 0 BLK: 0 WP: 0 HR: 1 S: 40 P: 56 ERA: 2.00 WHIP: 0.889											PITCHER IP: WLS: BF: H: R: ER: SO: BB: IBB: HBP: BLK: WP: HR: S: P: ERA: WHIP



Batter	1	2	3	4	5	6	7	8	9
Brian Downing, R OBP: 0.466, SLG: 0.723 (1, 10)	0-0 4-3 SH 6-3 1B		0-0 SH2-3 1-2		0-0 G6-4-3 1-2f		0-0 F8		
Devon White, S OBP: 0.327, SLG: 0.564 (1, 8) (9, 9)	0-0 SH 4-3 1-2		0-0 P6		0-0 4-3		0-0 2B		
Wally Joyner, L OBP: 0.369, SLG: 0.536 (1, 3)	0-0 4-3 1-2 2-3		0-0 F8			0-0 E 1B 4-3 1B	4-0 IBB		
Doug DeCinces, R OBP: 0.422, SLG: 0.455 (1, 5)	0-0 6-3			0-0 1-3		0-0 E1 4-3 HR 1B	0-3 K		
Mark Ryal, L OBP: 0.167, SLG: 0.222 (1, 9)	0-0 4-3			0-0 F8		0-0 4-3 1-2 3-H	0-0 F7		
Gary Pettis, S OBP: 0.316, SLG: 0.360 (9, 8)									
Jack Howell, L OBP: 0.372, SLG: 0.514 (1, 7)		0-3 K		0-0 1B 1B		0-0 L6	0-0 4-3		
Dick Schofield, R OBP: 0.316, SLG: 0.378 (1, 6)		0-0 6-3		0-0 1B 1-2 1B		0-0 HR	0-0 G3		
Mark McLemore, S OBP: 0.358, SLG: 0.293 (1, 4)			0-0 G3		0-0 G3	0-3 K			
Darrell Miller, R OBP: 0.227, SLG: 0.268 (1, 2)			0-0 SH2-3 1B		0-0 G6-4-3 1B		0-0 F9		

Inning Stats	R: 1	H: 1	E: 1	K: 0	S: 5	LOB: 1	BB: 0	P: 5
Inning Stats	R: 0	H: 0	E: 0	K: 1	S: 5	LOB: 0	BB: 0	P: 5
	R: 0	H: 1	E: 0	K: 0	S: 4	LOB: 1	BB: 0	P: 4
	R: 0	H: 2	E: 0	K: 0	S: 5	LOB: 2	BB: 0	P: 5
	R: 0	H: 1	E: 0	K: 3	S: 3	LOB: 0	BB: 0	P: 3
	R: 3	H: 3	E: 1	K: 1	S: 8	LOB: 0	BB: 0	P: 8
	R: 0	H: 1	E: 0	K: 1	S: 6	LOB: 2	BB: 1	P: 10
	R: 0	H: 0	E: 0	K: 0	S: 3	LOB: 0	BB: 0	P: 3

BOTTOM


Boston Red Sox @ California Angels
Anaheim Stadium, Anaheim, CA

Sat May 02 1987, 10:05 PM EDT
Att. 43,726 - Unknown

AB	31
R	4
H	9
RBI	4
BB	1
SO	3
LOB	13

livebaseballscorecards.com

1B:	7	SF:	0	WP:	0	PA:	34
2B:	1	SAC:	2	PB:	0		
3B:	0	DP:	1	SB:	0		
HR:	1	HBP:	0	CS:	0		



Batter	1	2	3	4	5	6	7	8	9	AB R H RBI BB SO LOB	TOP									
Wade Boggs, L (1, 5) OBP: 0.385, SLG: 0.435	0-0 F8		0-0 1-3		0-0 F8			0-0 FC6-5 1B		4 0 1 0 0 0 1	Boston Red Sox @ California Angels Anaheim Stadium, Anaheim, CA Sun May 03 1987, 6:33 AM EDT Att: 40,018 - Unknown									
Marty Barrett, R (1, 4) OBP: 0.277, SLG: 0.227	0-0 S 1B		4-0 BB			0-0 L5		0-0 FC6-5 1B		3 1 2 0 1 0 0										
Bill Buckner, L (1, 3) OBP: 0.263, SLG: 0.292	0-0 F8		0-0 F5			0-0 3-1		0-0 FC6-5 1B		4 1 0 0 0 0 5										
Don Baylor, R (1, 10) OBP: 0.387, SLG: 0.506	0-0 F9 1-2			0-0 5-3		0-0 1-3		0-0 HR 1-H 2-H		4 1 1 3 0 0 1										
Dwight Evans, R (1, 9) OBP: 0.427, SLG: 0.573		0-3 K		0-0 3-1			0-0 F8	0-0 5-3		4 0 0 0 0 1 0										
Dave Henderson, R (1, 7) OBP: 0.321, SLG: 0.440		0-0 F7		0-0 HR			4-0 PB 1B BB	0-3 K		3 1 1 1 1 1 0										
Ed Romero, R (1, 6) OBP: 0.358, SLG: 0.328		0-0 6-3		0-0 5-3			0-0 PB 1B		0-3 K	4 0 1 0 0 1 0										
Marc Sullivan, R (1, 2) OBP: 0.174, SLG: 0.244 Glenn Hoffman, R (7, PH) OBP: 0.240, SLG: 0.255 Rich Gedman, L (7, 2)			0-0 F8		0-0 4-3		0-0 F7		0-3 K2-3	2 0 0 0 0 0 0 1 0 0 0 0 0 2 1 0 0 0 0 1 0										
Ellis Burks, R (1, 8) OBP: 0.357, SLG: 0.538			0-0 2B		0-3 K		0-3 K 1-2 2-3		0-0 5-3	4 0 1 0 0 2 2										
Inning Stats	R: 0 E: 0 K: 0 S: 4	H: 1 LOB: 1 BB: 0 P: 4	R: 0 E: 0 K: 1 S: 5	H: 0 LOB: 0 BB: 0 P: 5	R: 0 E: 0 K: 0 S: 4	H: 1 LOB: 2 BB: 1 P: 8	R: 1 E: 0 K: 0 S: 4	H: 1 LOB: 0 BB: 0 P: 4	R: 0 E: 0 K: 1 S: 5	H: 0 LOB: 0 BB: 0 P: 5		R: 0 E: 0 K: 1 S: 6	H: 1 LOB: 2 BB: 1 P: 10	R: 3 E: 0 K: 1 S: 8	H: 3 LOB: 0 BB: 0 P: 8	R: 0 E: 0 K: 2 S: 7	H: 0 LOB: 0 BB: 0 P: 7	1B: 4 2B: 1 3B: 0 HR: 2	SF: 0 SAC: 0 DP: 0 HBP: 0	WP: 0 PB: 1 SB: 1 CS: 0
PITCHER John Candelaria, L (1, 1) ERA: 2.95 DeWayne Buice, R (8, 1) ERA: 2.53	IP 7.1	WLS W	BF 31	H 7	R 4	ER 4	SO 3	BB 2	IBB 0	HBP 0	BLK 0	WP 0	HR 2	S 35	P 43	ERA 4.91	WHIP 1.227			
PITCHER	IP	WLS	BF	H	R	ER	SO	BB	IBB	HBP	BLK	WP	HR	S	P	ERA	WHIP			

livebaseballscorecards.com

AB	34
R	4
H	7
RBI	4
BB	2
SO	6
LOB	11



Batter	1	2	3	4	5	6	7	8	9
Brian Downing, R OBP: 0.479, SLG: 0.732 (1, 10)	4-0 BB G4-6-3		0-0 FC5		4-0 BB FC4-6	0-0 F3 HR 1B		0-0 2B	
Devon White, S OBP: 0.313, SLG: 0.538 (1, 9)	0-0 G4-6-3 1-2f		0-0 F3		0-0 FC4-6 HR	0-0 F3		0-0 6-3	
Wally Joyner, L OBP: 0.371, SLG: 0.554 (1, 3)	0-0 6-3		0-0 G3		0-0 HR	4-0 HR IBB		0-3 K	
Doug DeCinces, R OBP: 0.420, SLG: 0.493 (1, 5)		0-0 1-3		0-0 E7 HR	0-0 1B	0-0 HR		0-0 4-3	
Jack Howell, L OBP: 0.367, SLG: 0.538 (1, 7)		0-3 K		0-0 HR	0-3 K	0-3 K			
Gary Pettis, S OBP: 0.314, SLG: 0.348 (1, 8)		0-0 3-1		0-0 F8		4-0 1B 2B BB	0-0 P3		
Dick Schofield, R OBP: 0.333, SLG: 0.398 (1, 6)			0-0 SH3-4 FC5 2B	4-0 CS BB		0-0 B1	0-0 1B		
Mark McLemore, S OBP: 0.364, SLG: 0.294 (1, 4)			4-0 S SH3-4 BB	0-0 F8		0-0 2B 1B	0-3 K		
Darrell Miller, R OBP: 0.234, SLG: 0.295 (1, 2)			0-0 SH3-4		0-0 5-3	0-0 1B HR 2B	0-0 5-3		

Inning Stats	R: 0	H: 0	E: 0	K: 0	S: 2	LOB: 0	BB: 1	P: 6	R: 0	H: 0	E: 0	K: 1	S: 5	LOB: 0	BB: 0	P: 5	R: 1	H: 1	E: 0	K: 0	S: 5	LOB: 2	BB: 1	P: 9	R: 2	H: 1	E: 1	K: 0	S: 4	LOB: 0	BB: 1	P: 8	R: 2	H: 2	E: 0	K: 1	S: 7	LOB: 1	BB: 1	P: 11	R: 6	H: 4	E: 0	K: 1	S: 9	LOB: 0	BB: 2	P: 17	R: 0	H: 1	E: 0	K: 1	S: 6	LOB: 1	BB: 0	P: 6	R: 0	H: 1	E: 0	K: 1	S: 6	LOB: 1	BB: 0	P: 6
--------------	------	------	------	------	------	--------	-------	------	------	------	------	------	------	--------	-------	------	------	------	------	------	------	--------	-------	------	------	------	------	------	------	--------	-------	------	------	------	------	------	------	--------	-------	-------	------	------	------	------	------	--------	-------	-------	------	------	------	------	------	--------	-------	------	------	------	------	------	------	--------	-------	------

										PITCHER										PITCHER										PITCHER																																					
IP	WLS	BF	H	R	ER	SO	BB	IBB	HBP	BLK	WP	HR	S	P	ERA	WHIP	IP	WLS	BF	H	R	ER	SO	BB	IBB	HBP	BLK	WP	HR	S	P	ERA	WHIP	IP	WLS	BF	H	R	ER	SO	BB	IBB	HBP	BLK	WP	HR	S	P	ERA	WHIP																	
Al Nipper, R	(1, 1)	4.2	L	21	3	5	4	1	4	0	0	0	19	35	7.71	1.500	Al Nipper, R	(1, 1)	4.2	L	21	3	5	4	1	4	0	0	0	19	35	7.71	1.500	Al Nipper, R	(1, 1)	4.2	L	21	3	5	4	1	4	0	0	0	19	35	7.71	1.500	Al Nipper, R	(1, 1)	4.2	L	21	3	5	4	1	4	0	0	0	19	35	7.71	1.500
Jeff Sellers, R	(5, 1)	0.2		6	3	3	3	1	1	0	0	0	7	11	40.50	6.000	Jeff Sellers, R	(5, 1)	0.2		6	3	3	3	1	1	0	0	0	7	11	40.50	6.000	Jeff Sellers, R	(5, 1)	0.2		6	3	3	3	1	1	0	0	0	7	11	40.50	6.000	Jeff Sellers, R	(5, 1)	0.2		6	3	3	3	1	1	0	0	0	7	11	40.50	6.000
Wes Gardner, R	(6, 1)	0.2		5	2	3	3	1	0	1	0	0	6	10	40.50	3.000	Wes Gardner, R	(6, 1)	0.2		5	2	3	3	1	0	1	0	6	10	40.50	3.000	Wes Gardner, R	(6, 1)	0.2		5	2	3	3	1	0	1	0	6	10	40.50	3.000	Wes Gardner, R	(6, 1)	0.2		5	2	3	3	1	0	1	0	6	10	40.50	3.000			
Joe Sambito, L	(7, 1)	2.0		8	2	0	0	2	0	0	0	0	12	12	0.00	1.000	Joe Sambito, L	(7, 1)	2.0		8	2	0	0	2	0	0	0	12	12	0.00	1.000	Joe Sambito, L	(7, 1)	2.0		8	2	0	0	2	0	0	0	12	12	0.00	1.000	Joe Sambito, L	(7, 1)	2.0		8	2	0	0	2	0	0	0	12	12	0.00	1.000			

BOTTOM


Boston Red Sox @ California Angels
Anaheim Stadium, Anaheim, CA
Sun May 03 1987, 6:33 AM EDT
Att. 40,018 - Unknown

livebaseballscorecards.com

AB	33
R	11
H	10
RBI	11
BB	6
SO	5
LOB	17



1B: 4	SF: 0	WP: 0	PA: 40
2B: 3	SAC: 1	PB: 0	
3B: 0	DP: 1	SB: 2	
HR: 3	HBP: 0	CS: 1	

Batter	1	2	3	4	5	6	7	8	9	AB R H RBI BB SO LOB	TOP														
Mike Davis, L (1, 9) OBP: 0.272, SLG: 0.500	0-0 1B		0-3 K			4-0 BB		0-0 F7		3 0 1 0 1 1 1	<p>Oakland Athletics @ Boston Red Sox</p> <p>Fenway Park, Boston, MA</p> <p>Tue May 05 1987, 7:05 PM EDT</p> <p>Att: 16,444 - Unknown</p> <p>livebaseballscorecards.com</p> <table border="1"> <tr><td>AB</td><td>31</td></tr> <tr><td>R</td><td>0</td></tr> <tr><td>H</td><td>5</td></tr> <tr><td>RBI</td><td>0</td></tr> <tr><td>BB</td><td>2</td></tr> <tr><td>SO</td><td>14</td></tr> <tr><td>LOB</td><td>14</td></tr> </table> 	AB	31	R	0	H	5	RBI	0	BB	2	SO	14	LOB	14
AB	31																								
R	0																								
H	5																								
RBI	0																								
BB	2																								
SO	14																								
LOB	14																								
Tony Phillips, S (1, 4) OBP: 0.357, SLG: 0.347	0-3 K			0-0 B1-3		0-3 K		0-0 FC6-4 1B		4 0 1 0 0 2 2															
Carney Lansford, R (1, 5) OBP: 0.382, SLG: 0.404	0-3 K			0-0 G5-4-3 1B			0-0 1B G3 1B	0-0 FC6-4 1-2f		4 0 2 0 0 1 3															
Jose Canseco, R (1, 7) OBP: 0.300, SLG: 0.406	0-3 K			0-0 G5-4-3 1-2f			0-0 G3 1-2		0-3 K	4 0 0 0 0 2 3															
Mark McGwire, R (1, 3) OBP: 0.350, SLG: 0.529		0-3 K			0-0 F8		0-0 1B		0-0 F7	4 0 1 0 0 1 0															
Ron Cey, R (1, 10) OBP: 0.387, SLG: 0.217		0-3 K			0-3 K		0-3 K		0-3 K	4 0 0 0 0 4 2															
Terry Steinbach, R (1, 2) OBP: 0.328, SLG: 0.404		0-3 K			0-0 F7		0-3 K			3 0 0 0 0 2 2															
Stan Javier, S (1, 8) OBP: 0.377, SLG: 0.386			0-0 F8			0-0 3-1		4-0 1B B1-3 BB		2 0 0 0 1 0 0															
Alfredo Griffin, S (1, 6) OBP: 0.256, SLG: 0.348			0-0 6-3			0-3 K		0-0 B1-3 1-2		3 0 0 0 0 1 1															
Mike Gallego, R (8, 6) OBP: 0.286, SLG: 0.280										0 0 0 0 0 0 0															
Inning Stats	R: 0 E: 0 K: 3 S: 10	H: 1 LOB: 1 BB: 0 P: 10	R: 0 E: 0 K: 3 S: 9	H: 0 LOB: 0 BB: 0 P: 9	R: 0 E: 0 K: 1 S: 5	H: 0 LOB: 0 BB: 0 P: 5	R: 0 E: 0 K: 0 S: 3	H: 1 LOB: 0 BB: 0 P: 3	R: 0 E: 0 K: 1 S: 5	H: 0 LOB: 0 BB: 0 P: 5	R: 0 E: 0 K: 2 S: 7	H: 0 LOB: 1 BB: 1 P: 11	R: 0 E: 0 K: 2 S: 9	H: 2 LOB: 2 BB: 0 P: 9	R: 0 E: 0 K: 2 S: 4	H: 1 LOB: 2 BB: 1 P: 8	R: 0 E: 0 K: 2 S: 7	H: 0 LOB: 0 BB: 0 P: 7	1B: 5 2B: 0 3B: 0 HR: 0	SF: 0 SAC: 0 DP: 1 HBP: 0	WP: 0 PB: 0 SB: 0 CS: 0	PA: 33			
PITCHER Bruce Hurst, L (1, 1) ERA: 3.48	IP: 9.0 WLS: W BF: 33 H: 5 R: 0 ER: 0 SO: 14 BB: 2 IBB: 0 HBP: 0 BLK: 0 WP: 0 HR: 0 S: 59 P: 67 ERA: 0.00 WHIP: 0.778											PITCHER	IP: WLS: BF: H: R: ER: SO: BB: IBB: HBP: BLK: WP: HR: S: P: ERA: WHIP:												

Batter	1	2	3	4	5	6	7	8	9
Ellis Burks, R OBP: 0.368, SLG: 0.500 (1, 8)	0-3 K		0-0 SH3 2B 1B	0-0 5-3		0-0 G4-6-3 1B		0-0 L8	
Marty Barrett, R OBP: 0.275, SLG: 0.213 (1, 4)	4-0 4-3 S BB		0-0 SH3 1-2		0-0 5-3	0-0 G4-6-3 1-2f		0-0 FC5 2-3	
Wade Boggs, L OBP: 0.398, SLG: 0.453 (1, 5) (8, 3)	0-0 4-3		4-0 2B SF7 BB		0-0 2B	0-0 2B 1B			
Mike Greenwell, L OBP: 0.406, SLG: 0.724 (1, 7)	4-0 HBP BB		0-0 1-3 2-H 2B		0-0 1B 2B	0-0 F9			
Don Baylor, R OBP: 0.391, SLG: 0.506 (1, 10)	1-0 1-2 HBP		0-0 SF7 3-H		0-0 2B 1B		0-0 6-3		
Dwight Evans, R OBP: 0.421, SLG: 0.570 (1, 9)	0-3 K		0-0 F3		0-0 1B 2B		0-3 K		
Bill Buckner, L OBP: 0.262, SLG: 0.290 (1, 3) Glenn Hoffman, R OBP: 0.240, SLG: 0.255 (8, 5)		0-0 F7		0-0 4-3	0-0 1B		0-0 5-3		
Ed Romero, R OBP: 0.366, SLG: 0.328 (1, 6)		0-0 4-3		4-0 1-3 BB	0-0 L9		0-0 FC5 5-3 1B		
Rich Gedman, L (1, 2)		0-3 K		0-0 1-3	0-0 F5		0-0 5-3		

Inning Stats	R: 0	H: 0	E: 0	K: 2	S: 7	LOB: 3	BB: 2	P: 16
	R: 0	H: 0	E: 0	K: 1	S: 5 <td>LOB: 0</td> <td>BB: 0</td> <td>P: 5 </td>	LOB: 0	BB: 0	P: 5
	R: 2	H: 2	E: 0	K: 0	S: 5 <td>LOB: 1</td> <td>BB: 1</td> <td>P: 9 </td>	LOB: 1	BB: 1	P: 9
	R: 0	H: 0	E: 0	K: 0	S: 3 <td>LOB: 1</td> <td>BB: 1</td> <td>P: 7 </td>	LOB: 1	BB: 1	P: 7
	R: 4	H: 5	E: 0	K: 0	S: 8 <td>LOB: 1</td> <td>BB: 0</td> <td>P: 8 </td>	LOB: 1	BB: 0	P: 8
	R: 0	H: 2	E: 0	K: 0	S: 4 <td>LOB: 1</td> <td>BB: 0</td> <td>P: 4 </td>	LOB: 1	BB: 0	P: 4
	R: 0	H: 0	E: 0	K: 1	S: 5 <td>LOB: 0</td> <td>BB: 0</td> <td>P: 5 </td>	LOB: 0	BB: 0	P: 5
	R: 0	H: 1	E: 0	K: 0	S: 4 <td>LOB: 1</td> <td>BB: 0</td> <td>P: 4 </td>	LOB: 1	BB: 0	P: 4

PITCHER	IP	WLS	BF	H	R	ER	SO	BB	IBB	HBP	BLK	WP	HR	S	P	ERA	WHIP
Dave Stewart, R ERA: 5.03 (1, 1)	4.1	L	24	6	6	6	3	4	0	1	0	0	0	25	42	12.46	2.308
Gene Nelson, R ERA: 5.0 (5, 1)	0.2		3	1	0	0	0	0	0	0	0	0	0	3	3	0.00	1.500
Jose Rijo, R ERA: 5.09 (6, 1)	3.0		11	3	0	0	1	0	0	0	0	0	0	13	13	0.00	1.000

AB R H RBI BB SO LOB

5	1	2	0	0	1	2
3	0	0	0	1	0	2
3	2	2	0	1	0	1
3	1	2	2	1	0	1
2	1	1	1	0	0	0
4	1	1	2	0	2	4

4	0	1	1	0	0	0
0	0	0	0	0	0	0
3	0	1	0	1	0	1
4	0	0	0	0	1	3

1B: 6	SF: 1	WP: 0	PA: 38
2B: 4	SAC: 1	PB: 0	
3B: 0	DP: 1	SB: 1	
HR: 0	HBP: 1	CS: 0	

AB	R	H	RBI	BB	SO	LOB	ERA	WHIP
31	6	10	6	4	4	14		



Oakland Athletics @ Boston Red Sox
Fenway Park, Boston, MA
Tue May 05 1987, 7:05 PM EDT
Att. 16,444 - Unknown

livebaseballscorecards.com

Batter	1	2	3	4	5	6	7	8	9	AB R H RBI BB SO LOB	TOP												
Luis Polonia, L (1, 8) OBP: 0.275, SLG: 0.378	0-3 K		0-0 G6-4-3 1B		0-0 F8		0-3 K			4 0 1 0 0 2 2													
Tony Phillips, S (1, 4) OBP: 0.353, SLG: 0.353	0-0 6-3		0-0 G6-4-3			0-0 F9 G3 2B		0-0 5-3		4 1 1 0 0 0 1													
Carney Lansford, R (1, 5) OBP: 0.377, SLG: 0.408	0-0 2B		0-0 F9			0-0 F9 2-3		0-0 F9		4 0 1 0 0 0 1													
Reggie Jackson, L (1, 10) OBP: 0.307, SLG: 0.416	0-0 4-3			0-0 4-3		0-0 G3		0-0 F8		4 0 0 1 0 0 1													
Jose Canseco, R (1, 7) OBP: 0.298, SLG: 0.400		0-0 F8		0-3 K		0-0 1B		0-3 K		4 0 1 0 0 2 0													
Mike Davis, L (1, 9) OBP: 0.292, SLG: 0.517		0-0 2B		0-0 1-5-3		0-0 1B		4-0 BB		3 0 2 0 1 0 0													
Mark McGwire, R (1, 3) OBP: 0.333, SLG: 0.500		0-0 F9			0-0 F9	0-0 CS 1-2	0-3 K	0-0 G5-4-3		4 0 0 0 0 1 2													
Mickey Tettleton, S (1, 2) OBP: 0.213, SLG: 0.119		0-0 G3			0-0 1B		4-0 BB			2 0 1 0 1 0 1													
Alfredo Griffin, S (1, 6) OBP: 0.258, SLG: 0.341			4-0 1B G6-4-3 BB		0-0 F9		0-0 F7			2 1 0 0 1 0 2													
Inning Stats	R: 0 E: 0 K: 1 S: 6	H: 1 LOB: 1 BB: 0 P: 6	R: 0 E: 0 K: 0 S: 4	H: 1 LOB: 1 BB: 0 P: 4	R: 1 E: 0 K: 0 S: 3	H: 1 LOB: 0 BB: 1 P: 7	R: 0 E: 0 K: 1 S: 5	H: 0 LOB: 0 BB: 0 P: 5	R: 0 E: 0 K: 0 S: 4	H: 1 LOB: 1 BB: 0 P: 4	R: 1 E: 0 K: 0 S: 5	H: 3 LOB: 1 BB: 0 P: 5	R: 0 E: 0 K: 2 S: 7	H: 0 LOB: 1 BB: 1 P: 11	R: 0 E: 0 K: 0 S: 3	H: 0 LOB: 0 BB: 0 P: 3	R: 0 E: 0 K: 1 S: 4	H: 0 LOB: 0 BB: 1 P: 8	1B: 4 2B: 3 3B: 0 HR: 0	SF: 0 SAC: 0 DP: 2 HBP: 0	WP: 0 PB: 0 SB: 0 CS: 1	PA: 35	
PITCHER	IP WLS BF H R ER SO BB IBB HBP BLK WP HR S P ERA WHIP																						
Roger Clemens, R (1, 1) ERA: 3.0	5.2	24	7	2	2	2	1	0	0	0	0	0	0	27	31	3.18	1.412						
Calvin Schiraldi, R (6, 1) ERA: 5.84	3.1	W	10	0	0	0	3	2	0	0	0	0	0	14	22	0.00	0.600						

Oakland Athletics @ Boston Red Sox
Fenway Park, Boston, MA
Wed May 06 1987, 7:05 PM EDT
Att: 19,154 - Unknown

livebaseballscorecards.com

AB 31
R 2
H 7
RBI 1
BB 3
SO 5
LOB 10



Batter	1	2	3	4	5	6	7	8	9
Ellis Burks, R OBP: 0.375, SLG: 0.522 (1, 8)	0-0 F9		0-0 F6		0-0 SH2-4 SF8 2B		0-0 F8	0-0 2-3 3-H 1B	
Marty Barrett, R OBP: 0.291, SLG: 0.235 (1, 4)	0-0 4-3		0-0 1B FC4-6 1B		0-0 SH2-4		0-0 1B HR 1B	0-3 K	
Wade Boggs, L OBP: 0.410, SLG: 0.469 (1, 5)	0-0 1B 1B		0-0 1-3 1B FC4-6 1B		0-0 SF8		0-0 1-2 HR 1B		
Mike Greenwell, L OBP: 0.444, SLG: 0.813 (1, 7)	0-0 1-2 1B		0-0 FC4-6 1-2f 3-H		0-0 FC6-4 HBP		0-0 1-H 2-H HR		
Don Baylor, R OBP: 0.377, SLG: 0.484 (1, 10)	0-0 F8		0-0 F9		0-0 FC6-4 1-2f		0-3 K		
Dwight Evans, R OBP: 0.405, SLG: 0.544 (1, 9)		0-3 K		0-0 F6		0-0 L5	0-0 F8		
Bill Buckner, L OBP: 0.280, SLG: 0.308 (1, 3)		0-0 1B		0-0 L8		0-0 1B		0-0 G3 1B 1B	
Ed Romero, R OBP: 0.373, SLG: 0.338 (1, 6)		0-3 K		0-0 1B		0-0 F7		0-0 1B G3 1B	
Rich Gedman, L (1, 2)		0-0 5-3		0-0 L6		0-0 G3		0-0 G3 1-2 2-3	

Inning Stats	R: 0	H: 2	E: 0	LOB: 2	K: 0	BB: 0	S: 5	P: 5
	R: 0	H: 1	E: 0	LOB: 1	K: 2	BB: 0	S: 8	P: 8
	R: 1	H: 2	E: 0	LOB: 1	K: 0	BB: 0	S: 5	P: 5
	R: 0	H: 1	E: 0	LOB: 1	K: 0	BB: 0	S: 4	P: 4
	R: 1	H: 1	E: 0	LOB: 1	K: 0	BB: 0	S: 4	P: 5
	R: 0	H: 1	E: 0	LOB: 1	K: 0	BB: 0	S: 4	P: 4
	R: 3	H: 3	E: 0	LOB: 0	K: 1	BB: 0	S: 8	P: 8
	R: 1	H: 3	E: 0	LOB: 1	K: 1	BB: 0	S: 7	P: 7

PITCHER	IP	WLS	BF	H	R	ER	SO	BB	IBB	HBP	BLK	WP	HR	S	P	ERA	WHIP
Dennis Eckersley, R ERA: 2.7 (1, 1)	6.1	L	29	9	3	3	2	0	0	1	0	0	0	32	33	4.26	1.421
Steve Ontiveros, R ERA: 3.68 (7, 1)	1.2		9	5	3	3	2	0	0	0	0	0	1	13	13	16.20	3.000

BOTTOM

Oakland Athletics @ Boston Red Sox
Fenway Park, Boston, MA
 Wed May 06 1987, 7:05 PM EDT
 Att. 19,154 - Unknown

AB	R	H	RBI	BB	SO	LOB
5	1	2	1	0	0	0
4	2	2	0	0	1	1
3	1	3	1	0	0	0
3	1	2	4	0	0	1
4	0	0	0	0	1	4
4	0	0	0	0	1	0
4	1	3	0	0	0	0
4	0	2	0	0	1	2
4	0	0	0	0	0	5

AB	35
R	6
H	14
RBI	6
BB	0
SO	4
LOB	13



1B	2B	3B	HR	SF	SAC	DP	HBP	WP	PA
12	1	0	1	1	0	0	1	0	38
0	0	0	0	0	0	0	0	0	0

WP	HR	S	P	ERA	WHIP
0	1	3	7	4.26	1.421
0	1	3	7	16.20	3.000

Batter	1	2	3	4	5	6	7	8	9	AB R H RBI BB SO LOB	TOP											
Brian Downing, R (1, 10) OBP: 0.459, SLG: 0.731 Ruppert Jones, L (7, PR) OBP: 0.273, SLG: 0.400 Bob Boone, R (9, PH) OBP: 1.000, SLG: 1.000	0-0 F9		0-0 F9		0-0 1-H HR		0-0 FC5-4 1B		0-0 FC5 1B	4 1 1 2 0 0 2 0 0 0 0 0 0 0 1 0 1 0 0 0 0												
Devon White, S (1, 9) OBP: 0.313, SLG: 0.508	4-0 4-3 BB		0-0 1B		0-0 4-3		0-0 FC6-4 1B		0-0 1-2 1B	4 0 3 1 1 0 0												
Wally Joyner, L (1, 3) OBP: 0.336, SLG: 0.496	0-0 4-3 1-2		0-0 L4		0-0 5-3		0-0 FC6-4 1-2f		0-0 FC5 2-3f	5 0 0 0 0 0 6												
Doug DeCinces, R (1, 5) OBP: 0.384, SLG: 0.439	0-0 F6			0-3 K		0-0 1-3		0-0 5-3		4 0 0 0 0 1 1												
Jack Howell, L (1, 7) OBP: 0.386, SLG: 0.621		4-0 CS SH5-4 BB		0-0 2B		0-0 4-3		0-0 5-3		3 0 1 0 1 0 0												
Dick Schofield, R (1, 6) OBP: 0.321, SLG: 0.398		0-0 SH5-4 1-2		0-0 5-3		0-0 5-3		0-0 4-3		3 0 0 0 0 0 1												
Gary Pettis, S (1, 8) OBP: 0.327, SLG: 0.356		4-0 BB BB		0-0 L7		0-0 FC5-4 1B E		0-3 K		3 1 1 0 1 1 1												
Darrell Miller, R (1, 2) OBP: 0.222, SLG: 0.340		0-0 F8 2-3		0-0 5-3		0-3 K		0-0 HR		4 1 1 1 0 1 3												
Mark McLemore, S (1, 4) OBP: 0.345, SLG: 0.292			0-0 B2-3		0-0 HR 1B		0-0 E6 FC5-4		0-0 4-3	4 1 1 0 0 0 1												
Inning Stats	R: 0 E: 0 K: 0 S: 3	H: 0 LOB: 1 BB: 1 P: 7	R: 0 E: 0 K: 0 S: 2	H: 0 LOB: 1 BB: 2 P: 10	R: 0 E: 0 K: 0 S: 4	H: 1 LOB: 1 BB: 0 P: 4	R: 0 E: 0 K: 1 S: 6	H: 1 LOB: 1 BB: 0 P: 6	R: 2 E: 0 K: 0 S: 5	H: 2 LOB: 0 BB: 0 P: 5	R: 0 E: 0 K: 0 S: 3	H: 0 LOB: 0 BB: 0 P: 3	R: 1 E: 1 K: 1 S: 8	H: 2 LOB: 2 BB: 0 P: 8	R: 0 E: 0 K: 0 S: 3	H: 0 LOB: 0 BB: 0 P: 3	R: 1 E: 0 K: 1 S: 8	H: 3 LOB: 2 BB: 0 P: 8	1B: 6 2B: 1 3B: 0 HR: 2	SF: 0 SAC: 1 DP: 0 HBP: 0	WP: 0 PB: 0 SB: 0 CS: 1	PA: 39
PITCHER	IP WLS BF H R ER SO BB IBB HBP BLK WP HR S P ERA WHIP																					
Bob Stanley, R (1, 1) ERA: 3.75 Joe Sambito, L (7, 1) ERA: 0.93	6.2 W 29 6 3 2 2 3 0 0 0 0 1 30 42 2.70 1.350																					

California Angels @ Boston Red Sox
 Fenway Park, Boston, MA
 Fri May 08 1987, 7:05 PM EDT
 Att: 32,072 - Unknown

livebaseballscorecards.com

AB	35
R	4
H	9
RBI	4
BB	3
SO	3
LOB	15



Batter	1	2	3	4	5	6	7	8	9
Ellis Burks, R OBP: 0.333, SLG: 0.462 (1, 8)	0-0 F7		0-0 L4		0-0 SH3-4		0-3 K		
Marty Barrett, R OBP: 0.288, SLG: 0.255 (1, 4)	0-0 2B		0-0 4-3		0-0 E6 PB		0-0 F8		
Wade Boggs, L OBP: 0.397, SLG: 0.455 (1, 5)	0-3 K		0-0 F7		0-0 SF8			0-0 6-3	
Jim Rice, R OBP: 0.326, SLG: 0.405 (1, 7)	0-0 F9			0-0 F4	0-3 K			0-0 HR 2B	
Don Baylor, R OBP: 0.390, SLG: 0.552 (1, 10)		0-0 HR		0-0 F8		0-0 HR		4-0 HR IBB	
Dwight Evans, R OBP: 0.417, SLG: 0.585 (1, 9)		0-0 1B 4-3		0-0 1B		0-0 5-3		0-0 HR 1-H 2-H	
Bill Buckner, L OBP: 0.288, SLG: 0.315 (1, 3)		0-0 4-3		0-0 1B		0-0 4-3		0-0 BB 1B	
Ed Romero, R OBP: 0.380, SLG: 0.338 (1, 6)		0-0 1B 2-H		0-0 F9		0-3 K		4-0 BB G6-4-3 1-2	
Marc Sullivan, R OBP: 0.188, SLG: 0.255 (1, 2) Rich Gedman, L (7, PH) (8, 2)		0-0 F4			0-0 SF8 SH3-4 1B		0-0 L3	0-0 G6-4-3 1-2f	

Inning Stats	R: 0 E: 0 K: 1 S: 6	H: 1 LOB: 1 BB: 0 P: 6	R: 1 E: 0 K: 0 S: 5	H: 3 LOB: 1 BB: 0 P: 5	R: 0 E: 0 K: 0 S: 3	H: 0 LOB: 0 BB: 0 P: 3	R: 0 E: 0 K: 0 S: 5	H: 2 LOB: 2 BB: 0 P: 5	R: 1 E: 1 K: 1 S: 7	H: 1 LOB: 1 BB: 0 P: 7	R: 1 E: 0 K: 1 S: 6	H: 1 LOB: 0 BB: 0 P: 6	R: 0 E: 0 K: 1 S: 5	H: 0 LOB: 0 BB: 0 P: 5	R: 3 E: 0 K: 0 S: 5	H: 3 LOB: 1 BB: 2 P: 13
1B: 6 2B: 2 3B: 0 HR: 3	SF: 1 SAC: 1 DP: 1 HBP: 0	WP: 0 PB: 1 SB: 0 CS: 0	1B: 6 SF: 1 SAC: 1 DP: 1 HBP: 0	WP: 0 PB: 1 SB: 0 CS: 0												


PITCHER	IP	WLS	BF	H	R	ER	SO	BB	IBB	HBP	BLK	WP	HR	S	P	ERA	WHIP
John Candelaria, L ERA: 2.82 (1, 1)	5.0		22	7	2	1	2	0	0	0	0	0	1	26	26	1.80	1.400
DeWayne Buice, R ERA: 4.2 (6, 1)	2.1	L	11	3	4	4	2	0	1	0	0	0	2	14	18	15.43	1.286
Chuck Finley, L ERA: 3.29 (8, 1)	0.2		3	1	0	0	0	1	0	0	0	0	0	2	6	0.00	3.000

BOTTOM

California Angels @ Boston Red Sox
Fenway Park, Boston, MA
 Fri May 08 1987, 7:05 PM EDT
 Att. 32,072 - Unknown

AB	R	H	RBI	BB	SO	LOB
3	0	0	0	0	1	0
4	0	1	0	0	0	1
3	0	0	1	0	1	1
4	1	1	0	0	1	2
3	3	2	2	1	0	0
4	1	3	3	0	0	0
4	0	2	0	0	0	1
3	0	1	0	1	1	2
2	1	1	0	0	0	1
2	0	0	0	0	0	2

AB	32
R	6
H	11
RBI	6
BB	2
SO	4
LOB	10



WP	HR	S	P	ERA	WHIP
0	1	0	1	0.00	3.000

Batter	1	2	3	4	5	6	7	8	9	AB R H RBI BB SO LOB	TOP																
Brian Downing, R (1, 10) OBP: 0.464, SLG: 0.721	1-0 HR HBP	0-0 1B		4-0 HR BB	0-0 F8			0-0 4-3		3 2 1 0 1 0 1																	
Devon White, S (1, 9) OBP: 0.323, SLG: 0.537	0-0 HR 1B	0-0 F9		0-0 HR		0-0 FC6-4 BB 1B		0-0 6-3		5 2 3 3 0 0 2																	
Wally Joyner, L (1, 3) OBP: 0.353, SLG: 0.538	0-0 HR	0-0 F9		0-0 FC6-4 1B		4-0 1-2 BB		0-0 2B		4 1 3 3 1 0 2																	
Jack Howell, L (1, 7) Ruppert Jones, L (7, 7) OBP: 0.371, SLG: 0.593 OBP: 0.261, SLG: 0.381	0-0 F7		0-0 3-1	0-3 K		0-0 FC6-4 G5-4-3		0-0 4-3		4 0 0 0 0 1 3 1 0 0 0 0 0 1																	
Doug DeCinces, R (1, 5) OBP: 0.375, SLG: 0.437	0-0 5-3		0-0 2B	0-0 FC6-4		0-0 G5-4-3			0-0 L6	5 0 1 0 0 0 3																	
Dick Schofield, R (1, 6) OBP: 0.316, SLG: 0.383	0-3 K		0-0 5-3		4-0 FC4-6 BB		0-3 K		0-3 K	4 0 0 0 1 3 1																	
Gary Pettis, S (1, 8) OBP: 0.331, SLG: 0.346		4-0 S 2B BB		0-0 G3		0-3 K		0-3 K		3 1 0 0 2 2 2																	
Mark McLemore, S (1, 4) OBP: 0.348, SLG: 0.290		0-3 K		0-0 SH1-4 HR 1B		0-0 FC4-6 2B E		4-0 FC5-4 BB		4 2 1 0 1 1 3																	
Bob Boone, R (1, 2) OBP: 0.750, SLG: 1.250		0-0 1B 2B		0-0 SH1-4		0-0 E7 2B		0-0 FC5-4		3 0 2 1 0 0 1																	
Inning Stats	R: 3 E: 0 K: 1 S: 7	H: 2 LOB: 0 BB: 0 P: 8	R: 1 E: 0 K: 1 S: 7	H: 2 LOB: 2 BB: 1 P: 11	R: 0 E: 0 K: 0 S: 4	H: 1 LOB: 1 BB: 0 P: 4	R: 3 E: 0 K: 1 S: 8	H: 3 LOB: 1 BB: 1 P: 12	R: 1 E: 1 K: 1 S: 6	H: 1 LOB: 1 BB: 1 P: 10	R: 0 E: 0 K: 0 S: 3	H: 1 LOB: 1 BB: 1 P: 7	R: 0 E: 0 K: 2 S: 7	H: 0 LOB: 1 BB: 1 P: 11	R: 0 E: 0 K: 1 S: 4	H: 1 LOB: 1 BB: 0 P: 4	R: 0 E: 0 K: 1 S: 5	H: 0 LOB: 1 BB: 1 P: 9	1B: 5 2B: 4 3B: 0 HR: 2	SF: 0 SAC: 1 DP: 1 HBP: 1	WP: 0 PB: 0 SB: 1 CS: 0	PA: 44					
PITCHER	IP	WLS	BF	H	R	ER	SO	BB	IBB	HBP	BLK	WP	HR	S	P	ERA	WHIP										
AI Nipper, R (1, 1) ERA: 4.43	3.1	L	19	6	6	6	2	2	0	1	0	0	1	20	29	16.20	2.400										
Steve Crawford, R (4, 1) ERA: 5.91	4.2		21	5	2	1	4	3	0	0	0	0	1	26	38	1.93	1.714										
Calvin Schiraldi, R (9, 1) ERA: 5.4	1.0		4	0	0	0	1	1	0	0	0	0	0	5	9	0.00	1.000										

California Angels @ Boston Red Sox
Fenway Park, Boston, MA
Sat May 09 1987, 3:33 AM EDT
Att: 34,205 - Unknown

livebaseballscorecards.com

AB	36
R	8
H	11
RBI	7
BB	6
SO	7
LOB	19



Batter	1	2	3	4	5	6	7	8	9	AB	R	H	RBI	BB	SO	LOB																	
Ellis Burks, R OBP: 0.290, SLG: 0.400 (1, 8)	0-0 L4		0-0 F3		0-0 F7			0-0 F6		4	0	0	0	0	0	1																	
Marty Barrett, R OBP: 0.270, SLG: 0.237 (1, 4)	0-0 5-3		0-0 F8			0-0 F7		0-0 F8		4	0	0	0	0	0	1																	
Wade Boggs, L OBP: 0.400, SLG: 0.462 (1, 5)	4-0 BB			0-0 2B		0-3 K		0-0 F8		3	1	1	0	1	1	0																	
Jim Rice, R OBP: 0.311, SLG: 0.385 (1, 7)	0-0 F3			0-0 F4		0-0 5-3			0-3 K	4	0	0	0	0	1	2																	
Don Baylor, R OBP: 0.393, SLG: 0.560 (1, 10)		0-0 F2		0-0 2B			0-0 1B		0-0 5-3	4	0	2	1	0	0	0																	
Dwight Evans, R OBP: 0.412, SLG: 0.571 (1, 9)		0-3 K		0-0 F4			0-0 1B		0-0 6-3	4	0	1	0	0	1	1																	
Bill Buckner, L OBP: 0.281, SLG: 0.306 (1, 3)		0-0 L3		0-0 F8			0-0 F5			3	0	0	0	0	0	3																	
Ed Romero, R OBP: 0.378, SLG: 0.338 (1, 6)			0-0 FC4-6 1B		0-0 L4		0-0 F9			3	0	1	0	0	0	2																	
Rich Gedman, L (1, 2)			0-0 FC4-6		0-0 F7		0-0 F9			3	0	0	0	0	0	3																	
Inning Stats	R: 0 E: 0 K: 0 S: 3	H: 0 LOB: 1 BB: 1 P: 7	R: 0 E: 0 K: 1 S: 5	H: 0 LOB: 0 BB: 0 P: 5	R: 0 E: 0 K: 0 S: 4	H: 1 LOB: 1 BB: 0 P: 4	R: 1 E: 0 K: 0 S: 5	H: 2 LOB: 1 BB: 0 P: 5	R: 0 E: 0 K: 1 S: 5	H: 0 LOB: 0 BB: 0 P: 5	R: 0 E: 0 K: 0 S: 5	H: 2 LOB: 2 BB: 0 P: 5	R: 0 E: 0 K: 0 S: 3	H: 0 LOB: 0 BB: 0 P: 3	R: 0 E: 0 K: 1 S: 5	H: 0 LOB: 0 BB: 0 P: 5	1B: 3 2B: 2 3B: 0 HR: 0	SF: 0 SAC: 0 DP: 0 HBP: 0	WP: 0 PB: 0 SB: 0 CS: 0	PA: 33													
PITCHER Willie Fraser, R ERA: 2.67 (1, 1)	IP 9.0	WLS W	BF 33	H 5	R 1	ER 1	SO 3	BB 1	IBB 0	HBP 0	BLK 0	WP 0	HR 0	S 38	P 42	ERA 1.00	WHIP 0.667																
PITCHER																	IP	WLS	BF	H	R	ER	SO	BB	IBB	HBP	BLK	WP	HR	S	P	ERA	WHIP

BOTTOM

California Angels @ Boston Red Sox
Fenway Park, Boston, MA
Sat May 09 1987, 3:33 AM EDT
Att. 34,205 - Unknown

livebaseballscorecards.com

AB	32
R	1
H	5
RBI	1
BB	1
SO	3
LOB	13



Batter	1	2	3	4	5	6	7	8	9	AB R H RBI BB SO LOB	TOP							
Gary Pettis, S (1, 8) OBP: 0.320, SLG: 0.333	0-0 F8		0-0 F8		0-3 K			0-0 5-3		4 0 0 0 0 1 2								
Dick Schofield, R (1, 6) OBP: 0.314, SLG: 0.378	0-0 6-3		0-0 F7			0-0 FC6-4 1B		0-0 F8		4 0 1 0 0 0 1								
Brian Downing, R (1, 10) OBP: 0.451, SLG: 0.696	0-3 K			0-0 5-3		0-0 F9		0-3 K		4 0 0 0 0 2 1								
Doug DeCinces, R (1, 3) OBP: 0.370, SLG: 0.429		0-0 6-3		0-0 1B		0-0 FC6-4 1-2f		0-3 K		4 0 1 0 0 1 1								
Bob Boone, R (1, 2) OBP: 0.500, SLG: 0.750		0-0 FC6-4 1B		0-0 F8		0-0 F2		0-3 K		4 0 1 0 0 1 2								
Darrell Miller, R (1, 7) OBP: 0.207, SLG: 0.315		0-3 K		0-3 K			0-3 K		0-0 6-3	4 0 0 0 0 3 2								
Gus Polidor, R (1, 5) OBP: 0.143, SLG: 0.143		0-0 FC6-4 1-2f			0-0 FC4-6 1B		0-3 K			3 0 1 0 0 1 1								
Devon White, S (1, 9) OBP: 0.331, SLG: 0.536			0-0 SH1-3 1B		0-0 FC4-6 FC5-4 1-2f		4-0 FC5-4 BB			2 0 1 0 1 0 1								
Mark McLemore, S (1, 4) OBP: 0.342, SLG: 0.284			0-0 SH1-3 1-2		0-0 FC5-4 1-2f		0-0 FC5-4 1-2f			2 0 0 0 0 0 2								
Inning Stats	R: 0 E: 0 K: 1 S: 5	H: 0 LOB: 0 BB: 0 P: 5	R: 0 E: 0 K: 1 S: 6	H: 1 LOB: 1 BB: 0 P: 6	R: 0 E: 0 K: 0 S: 4	H: 1 LOB: 1 BB: 0 P: 4	R: 0 E: 0 K: 1 S: 6	H: 1 LOB: 1 BB: 0 P: 6	R: 0 E: 0 K: 2 S: 7	H: 0 LOB: 1 BB: 1 P: 11	R: 0 E: 0 K: 1 S: 5	H: 0 LOB: 0 BB: 0 P: 5	R: 0 E: 0 K: 2 S: 7	H: 0 LOB: 0 BB: 0 P: 7	1B: 5 2B: 0 3B: 0 HR: 0	SF: 0 SAC: 1 DP: 0 HBP: 0	WP: 0 PB: 0 SB: 0 CS: 0	PA: 33
PITCHER Bruce Hurst, L (1, 1) ERA: 2.86	IP: 9.0 WLS: W BF: 33 H: 5 R: 0 ER: 0 SO: 9 BB: 1 IBB: 0 HBP: 0 BLK: 0 WP: 0 HR: 0 S: 50 P: 54 ERA: 0.00 WHIP: 0.667											PITCHER	IP: 9.0 WLS: W BF: 33 H: 5 R: 0 ER: 0 SO: 9 BB: 1 IBB: 0 HBP: 0 BLK: 0 WP: 0 HR: 0 S: 50 P: 54 ERA: 0.00 WHIP: 0.667					

California Angels @ Boston Red Sox
Fenway Park, Boston, MA
Sun May 10 1987, 3:33 AM EDT
Att: 32,121 - Unknown

livebaseballscorecards.com

AB 31
R 0
H 5
RBI 0
BB 1
SO 9
LOB 13



Batter	1	2	3	4	5	6	7	8	9	AB R H RBI BB SO LOB	TOP											
John Moses, S (1, 8) OBP: 0.306, SLG: 0.327	0-3 K	0-0 CS 1B			0-0 4-3 S 1B		0-0 F7			4 0 2 0 0 1 1												
Phil Bradley, R (1, 7) OBP: 0.329, SLG: 0.225	0-3 K	0-3 K			0-0 4-3			0-3 K		4 0 0 0 0 3 2												
Scott Bradley, L (1, 2) OBP: 0.413, SLG: 0.529	0-0 1B 2B			0-0 5-3	1-0 L6-3 HBP			0-0 F6		3 1 1 0 0 0 0												
Ken Phelps, L (1, 10) OBP: 0.433, SLG: 0.709	4-0 BB 1B 2B BB			0-3 K	0-0 L6-3			0-0 F7		3 1 0 0 1 1 2												
Jim Presley, R (1, 5) OBP: 0.346, SLG: 0.475	0-0 BB 2B 1B			0-0 4-3		0-0 6-3			0-0 6-3	4 1 1 1 0 0 0												
Alvin Davis, L (1, 3) OBP: 0.349, SLG: 0.391	4-0 2B BB			0-0 1B SF9 1B		0-0 3-1			0-0 4-3	3 1 1 0 1 0 0												
Mike Kingery, L (1, 9) OBP: 0.300, SLG: 0.427	0-0 2B			0-0 CS 1B		0-0 F7			0-0 F7	4 0 2 2 0 0 0												
Rey Quinones, R (1, 6) OBP: 0.336, SLG: 0.461	0-0 F9			0-0 SF9 1B			0-0 FC5-6 1B			2 0 1 1 0 0 2												
Harold Reynolds, S (1, 4) OBP: 0.339, SLG: 0.393		0-0 B1-3		0-0 F7			0-0 FC5-6			3 0 0 0 0 0 1												
Inning Stats	R: 3 E: 0 K: 2 S: 10	H: 3 LOB: 2 BB: 2 P: 18	R: 0 E: 0 K: 1 S: 5	H: 1 LOB: 0 BB: 0 P: 5	R: 0 E: 0 K: 1 S: 5	H: 0 LOB: 0 BB: 0 P: 5	R: 1 E: 0 K: 0 S: 4	H: 2 LOB: 0 BB: 0 P: 4	R: 0 E: 0 K: 0 S: 3	H: 0 LOB: 0 BB: 0 P: 3	R: 0 E: 0 K: 0 S: 3	H: 1 LOB: 0 BB: 0 P: 3	R: 0 E: 0 K: 1 S: 5	H: 0 LOB: 0 BB: 0 P: 5	R: 0 E: 0 K: 0 S: 3	H: 0 LOB: 0 BB: 0 P: 3	R: 0 E: 0 K: 0 S: 3	H: 0 LOB: 0 BB: 0 P: 3	1B: 6 2B: 3 3B: 0 HR: 0	SF: 1 SAC: 0 DP: 1 HBP: 1	WP: 0 PB: 0 SB: 1 CS: 3	PA: 34
PITCHER Roger Clemens, R (1, 1) ERA: 3.18	IP: 9.0 WLS: L BF: 34 H: 8 R: 4 ER: 4 SO: 5 BB: 2 IBB: 0 HBP: 1 BLK: 0 WP: 0 HR: 0 S: 41 P: 50 ERA: 4.00 WHIP: 1.111											PITCHER	IP: 9.0 WLS: L BF: 34 H: 8 R: 4 ER: 4 SO: 5 BB: 2 IBB: 0 HBP: 1 BLK: 0 WP: 0 HR: 0 S: 41 P: 50 ERA: 4.00 WHIP: 1.111									

Seattle Mariners @ Boston Red Sox
Fenway Park, Boston, MA
 Mon May 11 1987, 7:05 PM EDT
 Att: 21,410 - Unknown

AB	30
R	4
H	8
RBI	4
BB	2
SO	5
LOB	8



Batter	1	2	3	4	5	6	7	8	9	AB R H RBI BB SO LOB
Ellis Burks, R OBP: 0.300, SLG: 0.538 (1, 8)	0-0 HR		0-3 K		0-0 B2-3		0-0 E5		0-3 K	5 1 1 1 0 2 3
Marty Barrett, R OBP: 0.264, SLG: 0.235 (1, 4)	0-0 F9		0-0 L5		0-0 E4 1B		0-0 F3		0-0 F4	5 1 1 0 0 0 4
Wade Boggs, L OBP: 0.414, SLG: 0.491 (1, 5)	0-0 WP 2B		0-0 F8		0-0 2-H 1B			0-3 K		4 0 2 1 0 1 0
Mike Greenwell, L OBP: 0.409, SLG: 0.775 (1, 7)	0-0 F3			0-0 4-3	0-0 G3			0-0 4-3		4 0 0 0 0 0 2
Don Baylor, R OBP: 0.385, SLG: 0.533 (1, 10)	0-0 6-3 2-3			4-0 2B 4-3 BB		0-0 F6		0-0 1B		3 1 1 0 1 0 1
Dwight Evans, R OBP: 0.402, SLG: 0.557 (1, 9)		0-0 L7		0-0 1-3 2B		0-0 L8		0-0 F4		4 0 1 0 0 0 0
Bill Buckner, L OBP: 0.270, SLG: 0.288 (1, 3)		0-0 F8		0-0 4-3		0-0 F9		4-0 1B 1B BB		3 0 0 1 1 0 1
Spike Owen, S OBP: 0.225, SLG: 0.194 (9, PR)				3-H 0-0 F8			0-3 K		0-0 1B 1B	0 0 0 0 0 0 0
Ed Romero, R OBP: 0.393, SLG: 0.342 (1, 6)		4-0 BB		0-0 F8			0-3 K		0-0 1B 1B	3 0 1 0 1 1 1
Rich Gedman, L OBP: 0.048, SLG: 0.048 (1, 2)		0-0 6-3			0-0 L4		0-0 3-1		0-0 1B 1B	4 0 1 0 0 0 1

BOTTOM

Seattle Mariners @ Boston Red Sox
Fenway Park, Boston, MA
 Mon May 11 1987, 7:05 PM EDT
 Att. 21,410 - Unknown

livebaseballscorecards.com

AB	35
R	3
H	8
RBI	3
BB	3
SO	4
LOB	13



Inning Stats	R: 1	H: 2	E: 0	K: 0	S: 5	H: 0	LOB: 1	BB: 0	P: 5	R: 0	H: 0	E: 0	K: 0	S: 3	R: 0	H: 0	E: 0	K: 1	S: 5	R: 1	H: 1	E: 0	K: 0	S: 4	R: 1	H: 2	E: 1	K: 0	S: 5	R: 0	H: 0	E: 0	K: 0	S: 3	R: 0	H: 0	E: 0	K: 1	S: 6	R: 0	H: 1	E: 0	K: 1	S: 7	R: 0	H: 2	E: 0	K: 1	S: 7	1B: 5	2B: 2	3B: 0	HR: 1	SF: 0	SAC: 0	DP: 0	HBP: 0	WP: 1	PB: 0	SB: 0	CS: 0	PA: 38
--------------	------	------	------	------	------	------	--------	-------	------	------	------	------	------	------	------	------	------	------	------	------	------	------	------	------	------	------	------	------	------	------	------	------	------	------	------	------	------	------	------	------	------	------	------	------	------	------	------	------	------	-------	-------	-------	-------	-------	--------	-------	--------	-------	-------	-------	-------	--------

PITCHER	IP	WLS	BF	H	R	ER	SO	BB	IBB	HBP	BLK	WP	HR	S	P	ERA	WHIP
Scott Bankhead, R ERA: 3.94 (1, 1)	7.0	W	29	5	3	2	2	2	0	0	0	1	1	31	39	2.57	1.000
Bill Wilkinson, L ERA: 3.0 (8, 1)	0.2		2	0	0	0	1	0	0	0	0	0	0	4	4	0.00	0.000
Ed Nunez, R ERA: 3.86 (8, 1)	1.1	S	7	3	0	0	1	1	0	0	0	0	0	8	12	0.00	3.000

Batter	1	2	3	4	5	6	7	8	9	AB R H RBI BB SO LOB	TOP		
John Moses, S (1, 8) OBP: 0.304, SLG: 0.325	0-3 K		0-0 G3 BB 1-2 1B		0-0 FC4-6 CS 1-2f		0-0 F8			4 0 1 0 0 1 3			
Phil Bradley, R (1, 7) OBP: 0.340, SLG: 0.254	0-0 P1		4-0 G3 1-2 2-3 BB		0-0 CS	0-0 3-1 3B		0-0 WP 1B		3 1 2 0 1 0 0			
Scott Bradley, L (1, 2) OBP: 0.405, SLG: 0.514	0-0 E7 1B		0-0 G3			0-0 L5		0-0 F2		4 0 1 1 0 0 4			
Ken Phelps, L (1, 10) OBP: 0.426, SLG: 0.683	0-0 6-3		0-3 K		0-0 3-1			4-0 CS BB		3 0 0 1 1 1 3			
Jim Presley, R (1, 5) OBP: 0.336, SLG: 0.460		0-3 K		0-0 6-3		0-3 K		0-3 K		4 0 0 0 0 3 2			
Alvin Davis, L (1, 3) OBP: 0.353, SLG: 0.395		0-0 G3		0-0 G4-3 1B			0-0 4-3 1B 1B		0-0 L9	4 0 2 0 0 0 0			
Mike Kingery, L (1, 9) OBP: 0.310, SLG: 0.430		0-0 PO 1B		0-0 G4-3			0-0 F8		0-0 2B 1B	4 0 2 0 0 0 2			
Rey Quinones, R (1, 6) OBP: 0.341, SLG: 0.462		0-0 PO	0-0 FC3-6 1B		0-0 F4		0-0 4-3 1B		0-3 K	4 0 2 0 0 1 1			
Harold Reynolds, S (1, 4) OBP: 0.345, SLG: 0.400			0-0 FC3-6 BB 1B G3		4-0 FC4-6 BB		0-0 4-3		0-0 2B	3 1 1 0 1 0 3			
Inning Stats	R: 0 E: 1 K: 1 S: 6 H: 1 LOB: 1 BB: 0 P: 6	R: 0 E: 0 K: 1 S: 5 H: 1 LOB: 0 BB: 0 P: 5	R: 1 E: 0 K: 1 S: 7 H: 2 LOB: 2 BB: 1 P: 11	R: 0 E: 0 K: 0 S: 3 H: 1 LOB: 0 BB: 0 P: 3	R: 0 E: 0 K: 0 S: 2 H: 0 LOB: 0 BB: 1 P: 6	R: 1 E: 0 K: 1 S: 6 H: 1 LOB: 0 BB: 0 P: 6	R: 0 E: 0 K: 0 S: 5 H: 2 LOB: 2 BB: 0 P: 5	R: 0 E: 0 K: 1 S: 5 H: 1 LOB: 2 BB: 1 P: 9	R: 0 E: 0 K: 1 S: 6 H: 2 LOB: 2 BB: 0 P: 6	1B: 9 2B: 2 3B: 1 HR: 0 SF: 0 SAC: 0 DP: 2 HBP: 0	WP: 1 PB: 0 SB: 0 CS: 2 PA: 38		
PITCHER	IP WLS BF H R ER SO BB IBB HBP BLK WP HR S P ERA WHIP											PITCHER	IP WLS BF H R ER SO BB IBB HBP BLK WP HR S P ERA WHIP
Jeff Sellers, R (1, 1) ERA: 7.59	6.1 W 26 8 2 2 4 2 0 0 0 0 0 0 32 40 2.84 1.579												
Joe Sambito, L (7, 1) ERA: 0.84	1.0 5 1 0 0 0 1 0 0 0 1 0 4 8 0.00 2.000												
Wes Gardner, R (8, 1) ERA: 4.96	1.2 S 5 2 0 0 2 0 0 0 0 0 0 0 9 9 0.00 1.200												

Seattle Mariners @ Boston Red Sox
Fenway Park, Boston, MA
 Tue May 12 1987, 7:05 PM EDT
 Att: 19,193 - Unknown

livebaseballscorecards.com

AB	33
R	2
H	11
RBI	2
BB	3
SO	6
LOB	18



Batter	1	2	3	4	5	6	7	8	9
Ellis Burks, R OBP: 0.318, SLG: 0.558 (1, 8)	0-0 1B FC5-4 2B	0-0 6-3			0-0 5-3		0-0 S 1B		
Marty Barrett, R OBP: 0.276, SLG: 0.239 (1, 4)	0-0 FC5-4 2-3 1B		4-0 BB		0-0 L9		0-0 1-2 F9		
Wade Boggs, L OBP: 0.409, SLG: 0.483 (1, 5)	0-0 FC5-4 G4-6-3 1-2f 3-H		0-0 F8		0-0 1B		0-3 K		
Mike Greenwell, L OBP: 0.375, SLG: 0.705 (1, 7)	0-0 G4-6-3 1-2f		0-0 F3		0-0 4-3		0-0 F9		
Don Baylor, R OBP: 0.381, SLG: 0.518 (1, 10)		4-0 BB 1B BB	0-0 F8		0-0 F3		0-0 F8		
Dwight Evans, R OBP: 0.408, SLG: 0.556 (1, 9)		4-0 1B 1-2 WP BB		0-3 K		0-0 G6-4-3 1B			
Bill Buckner, L OBP: 0.280, SLG: 0.292 (1, 3)		0-0 G3 1-3 2-H WP 1B		4-0 1B CS BB		0-0 G6-4-3 1-2f			
Ed Romero, R OBP: 0.391, SLG: 0.341 (1, 6)		0-0 G3 1-3 3-H		0-0 1-3 1B		0-0 F9			
Marc Sullivan, R OBP: 0.176, SLG: 0.240 (1, 2)		0-0 4-3		0-0 P1 3-H		0-0 L9			

Inning Stats	R: 1 E: 0 K: 0 S: 4	H: 2 LOB: 0 BB: 0 P: 4	R: 2 E: 0 K: 0 S: 4	H: 1 LOB: 1 BB: 2 P: 12	R: 0 E: 0 K: 0 S: 3	H: 0 LOB: 1 BB: 1 P: 7	R: 0 E: 0 K: 1 S: 5	H: 1 LOB: 1 BB: 1 P: 9	R: 0 E: 0 K: 0 S: 4	H: 1 LOB: 0 BB: 0 P: 3	R: 0 E: 0 K: 0 S: 4	H: 1 LOB: 1 BB: 0 P: 4	R: 0 E: 0 K: 1 S: 5	H: 0 LOB: 0 BB: 0 P: 5
--------------	------------------------------	---------------------------------	------------------------------	----------------------------------	------------------------------	---------------------------------	------------------------------	---------------------------------	------------------------------	---------------------------------	------------------------------	---------------------------------	------------------------------	---------------------------------

PITCHER	IP	WLS	BF	H	R	ER	SO	BB	IBB	HBP	BLK	WP	HR	S	P	ERA	WHIP
Mike Trujillo, R ERA: 7.45 (1, 1)	2.0	L	11	3	3	3	0	3	0	0	0	1	0	8	20	13.50	3.000
Jerry Reed, R ERA: 3.94 (3, 1)	5.0		18	4	0	0	1	1	0	0	0	0	0	19	23	0.00	1.000
Stan Clarke, L ERA: (8, 1)	1.0		3	0	0	0	1	0	0	0	0	0	0	5	5	0.00	0.000

AB R H RBI BB SO LOB

4	1	2	0	0	0	1
3	0	1	0	1	0	1
4	0	1	1	0	1	2
4	0	0	0	0	0	3
3	1	0	0	1	0	1
2	1	1	0	1	1	0
2	0	1	1	1	0	1
3	0	1	0	0	0	1
3	0	0	0	0	0	3

AB	28
R	3
H	7
RBI	2
BB	4
SO	2
LOB	13



Seattle Mariners @ Boston Red Sox
 Fenway Park, Boston, MA
 Tue May 12 1987, 7:05 PM EDT
 Att. 19,193 - Unknown

livebaseballscorecards.com

AB	28
R	3
H	7
RBI	2
BB	4
SO	2
LOB	13

WP	1	PA	32
PB	0		
SB	1		
CS	1		

Batter	1	2	3	4	5	6	7	8	9	AB R H RBI BB SO LOB	TOP																		
John Moses, S (1, 8) OBP: 0.308, SLG: 0.344	0-0 B4-3		0-0 3B			0-0 4-3		0-0 1B	0-0 6-3	5 0 2 0 0 0 1																			
Phil Bradley, R (1, 7) OBP: 0.338, SLG: 0.271	0-0 SF8 3B		0-0 6-3			0-0 5-3		0-0 G6-4-3 1-2f		4 1 1 0 0 0 2																			
Scott Bradley, L (1, 2) OBP: 0.398, SLG: 0.506	0-0 SF8			0-0 FC5 1B		0-0 6-3		0-3 K		3 0 1 1 0 1 0																			
Ken Phelps, L (1, 10) OBP: 0.429, SLG: 0.686	0-0 F9			0-0 FC5 1B			0-0 1B G3 2B		0-0 F9	4 1 2 0 0 0 0																			
Jim Presley, R (1, 5) OBP: 0.333, SLG: 0.454		0-0 5-3		0-0 FC5 G3-6-3 1-2 2-3f			0-0 L8		0-0 1B 3B 1B	4 1 1 0 0 0 3																			
Alvin Davis, L (1, 3) OBP: 0.388, SLG: 0.398		0-0 L3		0-0 G3-6-3 1-2f			0-0 G3 1B		0-0 3B 1B	4 0 2 0 0 0 2																			
Rick Renteria, R (9, PR) OBP: 0.200, SLG: 0.222										0 1 0 0 0 0 0																			
Dave Valle, R (9, 3) OBP: 0.260, SLG: 0.489										0 0 0 0 0 0 0																			
Mike Kingery, L (1, 9) OBP: 0.299, SLG: 0.415																													
John Christensen, R (9, PH) OBP: 0.333, SLG: 0.382																													
Rey Quinones, R (1, 6) OBP: 0.338, SLG: 0.451			0-0 F2							3 0 0 1 0 1 1																			
Harold Reynolds, S (1, 4) OBP: 0.341, SLG: 0.395			0-0 6-3							1 1 1 2 0 0 0																			
Inning Stats	R: 1 E: 0 K: 0 S: 4	H: 1 LOB: 0 BB: 0 P: 4	R: 0 E: 0 K: 1 S: 5	H: 0 LOB: 0 BB: 0 P: 5	R: 0 E: 0 K: 0 S: 4	H: 1 LOB: 1 BB: 0 P: 4	R: 0 E: 0 K: 0 S: 4	H: 2 LOB: 1 BB: 0 P: 4	R: 0 E: 0 K: 0 S: 3	H: 0 LOB: 0 BB: 0 P: 3	R: 0 E: 0 K: 0 S: 3	H: 0 LOB: 0 BB: 0 P: 3	R: 1 E: 0 K: 0 S: 5	H: 2 LOB: 2 BB: 1 P: 9	R: 0 E: 0 K: 1 S: 5	H: 1 LOB: 0 BB: 0 P: 5	R: 3 E: 0 K: 0 S: 7	H: 4 LOB: 1 BB: 0 P: 7	1B: 7 2B: 1 3B: 3 HR: 0	SF: 1 SAC: 0 DP: 2 HBP: 0	WP: 0 PB: 0 SB: 0 CS: 0	PA: 37							
PITCHER	IP WLS BF H R ER SO BB IBB HBP BLK WP HR S P ERA WHIP																												
AI Nipper, R (1, 1) ERA: 4.2	6.2		26	6	2	2	1	1	0	0	0	0	0	0	27	31	2.70	1.050											
Bob Stanley, R (7, 1) ERA: 3.99	1.2		7	3	2	2	1	0	0	0	0	0	0	9	9	10.80	1.800												
Joe Sambito, L (9, 1) ERA: 1.69	0.0	L	1	1	0	0	0	0	0	0	0	0	0	1	1	∞	∞												
Wes Gardner, R (9, 1) ERA: 4.76	0.2		3	1	1	1	0	0	0	0	0	0	0	3	3	13.50	1.500												

Seattle Mariners @ Boston Red Sox
Fenway Park, Boston, MA
 Wed May 13 1987, 7:05 PM EDT
 Att: 20,270 - Unknown

AB	35
R	5
H	11
RBI	5
BB	1
SO	2
LOB	13



Batter	1	2	3	4	5	6	7	8	9	AB R H RBI BB SO LOB
Ellis Burks, R OBP: 0.347, SLG: 0.583 (1, 8)	0-3 K	0-3 K		0-0 1B		0-0 2B			0-0 SH1 1B	5 0 3 1 0 2 1
Marty Barrett, R OBP: 0.275, SLG: 0.230 (1, 4)	0-0 6-3		4-0 1B BB	0-3 K		0-0 5-3			0-0 SH1 1-2	3 0 0 0 1 1 3
Wade Boggs, L OBP: 0.408, SLG: 0.479 (1, 5)	0-0 HBP 2B 1B		0-0 BB 1B SF9 1B	0-3 K					0-0 5-3	5 2 2 0 0 1 2
Don Baylor, R OBP: 0.381, SLG: 0.509 (1, 10)	1-0 2B HBP		0-0 SF9 BB 1B			0-0 5-3			0-0 F3	4 1 1 0 0 0 1
Dwight Evans, R OBP: 0.410, SLG: 0.559 (1, 9)	0-0 1-H 2-H 2B		4-0 1-2 2-3 BB			0-0 2-3			0-0 6-3	3 0 1 2 1 0 0
Bill Buckner, L OBP: 0.271, SLG: 0.285 (1, 3)	0-0 4-3		0-0 SF9			0-0 4-3			0-3 K	3 0 0 1 0 1 1
Dave Henderson, R OBP: 0.330, SLG: 0.468 (1, 7)			0-0 K			0-0 F9			0-0 2B	4 0 2 0 0 1 2
Ed Romero, R OBP: 0.396, SLG: 0.341 (1, 6)			0-0 F9			0-0 2B 1B			0-0 5-3	3 1 1 0 1 0 2
Marc Sullivan, R OBP: 0.167, SLG: 0.226 (1, 2)			0-0 L5			0-3 K			0-0 F2	3 0 0 0 0 1 3

Inning Stats	R: 2	H: 2	E: 0	K: 1	S: 7	LOB: 1	BB: 0	P: 8	R: 0	H: 1	E: 0	K: 1	S: 6	LOB: 1	BB: 0	P: 6	R: 1	H: 2	E: 0	K: 1	S: 6	LOB: 2	BB: 2	P: 14	R: 1	H: 1	E: 0	K: 2	S: 8	LOB: 1	BB: 1	P: 12	R: 0	H: 0	E: 0	K: 0	S: 3	LOB: 0	BB: 0	P: 3	R: 0	H: 2	E: 0	K: 1	S: 7	LOB: 2	BB: 0	P: 7	R: 0	H: 0	E: 0	K: 0	S: 3	LOB: 0	BB: 0	P: 3	R: 0	H: 1	E: 0	K: 1	S: 6	LOB: 1	BB: 0	P: 6	R: 0	H: 1	E: 0	K: 0	S: 4	LOB: 1	BB: 0	P: 4	1B: 6	SF: 1	2B: 4	SAC: 2	3B: 0	DP: 0	HR: 0	HBP: 1	WP: 0	PA: 40
--------------	------	------	------	------	------	--------	-------	------	------	------	------	------	------	--------	-------	------	------	------	------	------	------	--------	-------	-------	------	------	------	------	------	--------	-------	-------	------	------	------	------	------	--------	-------	------	------	------	------	------	------	--------	-------	------	------	------	------	------	------	--------	-------	------	------	------	------	------	------	--------	-------	------	------	------	------	------	------	--------	-------	------	-------	-------	-------	--------	-------	-------	-------	--------	-------	--------

PITCHER	IP	WLS	BF	H	R	ER	SO	BB	IBB	HBP	BLK	WP	HR	S	P	ERA	WHIP
Mark Langston, L ERA: 3.9 (1, 1)	8.0	W	36	9	4	4	7	3	0	1	0	0	0	46	59	4.50	1.500
Ed Nunez, R ERA: 3.77 (9, 1)	0.1		2	1	0	0	0	0	0	0	0	0	0	2	2	0.00	3.000
Bill Wilkinson, L ERA: 2.92 (9, 1)	0.1		1	0	0	0	0	0	0	0	0	0	0	1	1	0.00	0.000
Steve Shields, R ERA: 2.08 (9, 1)	0.1	S	1	0	0	0	0	0	0	0	0	0	0	1	1	0.00	0.000

BOTTOM

Seattle Mariners @ Boston Red Sox
Fenway Park, Boston, MA
 Wed May 13 1987, 7:05 PM EDT
 Att. 20,270 - Unknown

AB	33
R	4
H	10
RBI	4
BB	3
SO	7
LOB	15



PITCHER	IP	WLS	BF	H	R	ER	SO	BB	IBB	HBP	BLK	WP	HR	S	P	ERA	WHIP
---------	----	-----	----	---	---	----	----	----	-----	-----	-----	----	----	---	---	-----	------

Batter	1	2	3	4	5	6	7	8	9	AB R H RBI BB SO LOB	TOP																									
Ellis Burks, R (1, 8) OBP: 0.321, SLG: 0.538	0-3 K		0-3 K			0-0 6-3		0-0 5-3		4 0 0 0 0 2 0	Boston Red Sox @ Minnesota Twins Hubert H. Humphrey Metrodome, Minneapolis, MN Fri May 15 1987, 8:05 PM EDT Att. 13,878 - Unknown livebaseballscorecards.com																									
Marty Barrett, R (1, 4) OBP: 0.262, SLG: 0.218	0-0 5-3				0-0 P3	0-0 G3		0-0 6-3	4 0 0 0 0 0 0																											
Wade Boggs, L (1, 5) OBP: 0.404, SLG: 0.496	0-0 3-1				0-0 HR	0-0 F7		0-0 6-3	4 1 1 1 0 0 0																											
Mike Greenwell, L (1, 7) OBP: 0.365, SLG: 0.660		0-0 F7			0-0 F6		4-0 BB	0-3 K2-3	3 0 0 0 1 1 0																											
Don Baylor, R (1, 10) OBP: 0.380, SLG: 0.504		0-0 F9			0-0 1B		0-3 K		0 0 0 0 0 0 0																											
Dwight Evans, R (1, 9) OBP: 0.409, SLG: 0.553		0-0 1B			0-0 FC5-4 1-2f		0-0 F3		3 0 1 0 0 0 2																											
Bill Buckner, L (1, 3) OBP: 0.265, SLG: 0.278		0-3 K			0-0 F9		0-0 F9		3 0 0 0 0 1 2																											
Ed Romero, R (1, 6) OBP: 0.384, SLG: 0.330			0-0 F9		0-0 L5		0-0 6-3		3 0 0 0 0 0 0																											
Rich Gedman, L (1, 2) OBP: 0.042, SLG: 0.042			0-0 F7		0-0 F7		0-0 G3		3 0 0 0 0 0 0																											
Inning Stats	R: 0 E: 0 K: 1 S: 5	H: 0 LOB: 0 BB: 0 P: 5	R: 0 E: 0 K: 1 S: 6	H: 1 LOB: 1 BB: 0 P: 6	R: 0 E: 0 K: 1 S: 5	H: 0 LOB: 0 BB: 0 P: 5	R: 1 E: 0 K: 0 S: 5	H: 2 LOB: 1 BB: 0 P: 5	R: 0 E: 0 K: 0 S: 3	H: 0 LOB: 0 BB: 0 P: 3	R: 0 E: 0 K: 1 S: 5	H: 0 LOB: 1 BB: 1 P: 9	R: 0 E: 0 K: 0 S: 3	H: 0 LOB: 0 BB: 0 P: 3	R: 0 E: 0 K: 1 S: 5	H: 0 LOB: 0 BB: 0 P: 5	1B: 2 2B: 0 3B: 0 HR: 1	SF: 0 SAC: 0 DP: 0 HBP: 0	WP: 0 PB: 0 SB: 0 CS: 0	PA: 31																
PITCHER	IP WLS BF H R ER SO BB IBB HBP BLK WP HR S P ERA WHIP																																			
Juan Berenguer, R (1, 1) ERA: 2.03	8.0	28	3	1	1	4	1	0	0	0	0	0	1	35	39	1.12	0.500																			
George Frazier, R (9, 1) ERA: 4.29	1.0	W	3	0	0	0	1	0	0	0	0	0	0	5	5	0.00	0.000																			



Batter	1	2	3	4	5	6	7	8	9	AB R H RBI BB SO LOB
Dan Gladden, R OBP: 0.318, SLG: 0.368 (1, 7) <i>SS</i>	0-3 K ^①			x 0-0 1B SF7 1B		x 0-0 5-3 ^①		x 0-0 6-3 ^③		4 1 1 0 0 1 1
Steve Lombardozi, R OBP: 0.352, SLG: 0.411 (1, 4) <i>X</i>	0-0 2B ^②			x 0-0 F8 ^①		x 0-0 F8 ^②		x 0-0 HR ^① 1B		4 1 2 0 0 0 2
Kirby Puckett, R OBP: 0.373, SLG: 0.551 (1, 8) <i>X</i>	0-0 5-3 ^③			x 0-0 1-3 1B		x 4-0 IBB		x 0-0 HR ^① 1-H		3 1 2 2 1 0 0
Gary Gaetti, R OBP: 0.278, SLG: 0.467 (1, 5)		x 0-0 5-3 ^①		x 0-0 SF7 ^②		<i>SS</i> 0-3 K ^③				2 0 0 1 0 1 2
Tom Brunansky, R OBP: 0.346, SLG: 0.416 (1, 10)		x 0-0 F5 ^②		x 0-0 F8 ^③ 3-H		x 0-0 G5-4-3 ^① 1B				3 0 1 0 0 0 1
Tim Laudner, R OBP: 0.081, SLG: 0.139 (1, 3) <i>SS</i>		0-3 K ^③			x 0-0 6-3 ^①		<i>SS</i> 0-3 K ^①			3 0 0 0 0 2 1
Mark Davidson, R OBP: 0.265, SLG: 0.333 (1, 9) <i>SS</i>			x 0-3 K ^①		x 0-0 6-3 ^②		x 0-0 G5-4-3 ^② 1-2f			3 0 0 0 0 1 1
Tom Nieto, R OBP: 0.300, SLG: 0.387 (1, 2)			x 0-0 F9 ^②		x 0-0 L9 ^③		x 0-0 1-3 ^①			3 0 0 0 0 0 0
Greg Gagne, R OBP: 0.263, SLG: 0.417 (1, 6)			x 0-0 6-3 ^③			x 0-0 E1 ^① 1B		x 0-0 F8 ^②		3 0 1 0 0 0 0

Inning Stats	R: 0 E: 0 K: 1 S: 5	H: 1 LOB: 0 BB: 0 P: 5	R: 0 E: 0 K: 1 S: 5	H: 0 LOB: 0 BB: 0 P: 5	R: 0 E: 0 K: 1 S: 5	H: 0 LOB: 0 BB: 0 P: 5	R: 1 E: 0 K: 0 S: 5	H: 2 LOB: 1 BB: 0 P: 5	R: 0 E: 0 K: 0 S: 3	H: 0 LOB: 0 BB: 0 P: 3	R: 0 E: 1 K: 1 S: 6	H: 1 LOB: 2 BB: 1 P: 10	R: 0 E: 0 K: 1 S: 5	H: 1 LOB: 0 BB: 0 P: 5	R: 0 E: 0 K: 0 S: 3	H: 0 LOB: 0 BB: 0 P: 3	R: 2 E: 0 K: 0 S: 2	H: 2 LOB: 0 BB: 0 P: 2	1B: 5 2B: 1 3B: 0 HR: 1	SF: 1 SAC: 0 DP: 1 HBP: 0	WP: 0 PB: 0 SB: 0 CS: 0	PA: 30
---------------------	------------------------------	---------------------------------	------------------------------	---------------------------------	------------------------------	---------------------------------	------------------------------	---------------------------------	------------------------------	---------------------------------	------------------------------	----------------------------------	------------------------------	---------------------------------	------------------------------	---------------------------------	------------------------------	---------------------------------	----------------------------------	------------------------------------	----------------------------------	--------

PITCHER	IP	WLS	BF	H	R	ER	SO	BB	IBB	HBP	BLK	WP	HR	S	P	ERA	WHIP
Bruce Hurst, L ERA: 2.93 (1, 1)	8.0	L	30	7	3	3	5	0	1	0	0	0	1	39	43	3.38	0.875


BOTTOM

Boston Red Sox @ Minnesota Twins
 Hubert H. Humphrey Metrodome, Minneapolis, MN

Fri May 15 1987, 8:05 PM EDT
 Att. 13,878 - Unknown

livebaseballscorecards.com

AB	28
R	3
H	7
RBI	3
BB	1
SO	5
LOB	8



Batter	1	2	3	4	5	6	7	8	9	AB R H RBI BB SO LOB	TOP		
Ellis Burks, R (1, 8) OBP: 0.333, SLG: 0.554	0-0 1-3		0-0 G6-4-3 1B			0-0 F2			0-0 WP 2B	4 1 2 0 0 0 0	Boston Red Sox @ Minnesota Twins Hubert H. Humphrey Metrodome, Minneapolis, MN Sat May 16 1987, 8:05 PM EDT Att: 23,414 - Unknown livebaseballscorecards.com		
Ed Romero, R (1, 4) Marty Barrett, R (9, 4) OBP: 0.379, SLG: 0.326 OBP: 0.262, SLG: 0.218	0-0 HR 1B		0-0 G6-4-3 1-2f			0-0 6-3			0-0 6-3 2-3	4 1 1 0 0 0 2 0 0 0 0 0 0 0			
Wade Boggs, L (1, 5) OBP: 0.407, SLG: 0.516	0-0 HR			0-3 K		0-0 6-3			4-0 2B HR IBB	3 2 1 2 1 1 0			
Don Baylor, R (1, 10) OBP: 0.377, SLG: 0.504	0-3 K			0-0 6-3			0-0 L8		0-0 1-3 2B	0 1 0 0 0 0 0			
Dwight Evans, R (1, 9) OBP: 0.397, SLG: 0.534	0-0 F7			0-0 5-3			0-0 5-3		0-3 K	4 0 0 0 0 1 2			
Bill Buckner, L (1, 3) OBP: 0.265, SLG: 0.300		0-0 6-3			0-0 4-3		0-0 L8		0-0 HR	4 1 1 3 0 0 0			
Mike Greenwell, L (1, 7) Dave Henderson, R (8, 7) OBP: 0.345, SLG: 0.620 OBP: 0.326, SLG: 0.463		0-0 4-3			0-3 K			0-3 K	0-0 F8	3 0 0 0 0 2 0 1 0 0 0 0 0 0			
Spike Owen, S (1, 6) OBP: 0.233, SLG: 0.184		0-0 1-3			4-0 BB			0-3 K		2 0 0 0 1 1 0			
Rich Gedman, L (1, 2) OBP: 0.037, SLG: 0.037			0-0 F7			0-0 F8		0-3 K		3 0 0 0 0 1 1			
Inning Stats	R: 2 E: 0 K: 1 S: 7 H: 2 LOB: 0 BB: 0 P: 7	R: 0 E: 0 K: 0 S: 3 H: 0 LOB: 0 BB: 0 P: 3	R: 0 E: 0 K: 0 S: 3 H: 1 LOB: 0 BB: 0 P: 3	R: 0 E: 0 K: 1 S: 5 H: 0 LOB: 0 BB: 0 P: 5	R: 0 E: 0 K: 1 S: 5 H: 0 LOB: 1 BB: 1 P: 9	R: 0 E: 0 K: 0 S: 3 H: 0 LOB: 0 BB: 0 P: 3	R: 0 E: 0 K: 0 S: 3 H: 0 LOB: 0 BB: 0 P: 3	R: 0 E: 0 K: 0 S: 9 H: 0 LOB: 0 BB: 0 P: 9	R: 4 E: 0 K: 1 S: 8 H: 3 LOB: 0 BB: 1 P: 12	1B: 2 2B: 2 3B: 0 HR: 2 SF: 0 SAC: 0 DP: 1 HBP: 0	WP: 1 PB: 0 SB: 0 CS: 0 PA: 34		
PITCHER	IP WLS BF H R ER SO BB IBB HBP BLK WP HR S P ERA WHIP											PITCHER	IP WLS BF H R ER SO BB IBB HBP BLK WP HR S P ERA WHIP
Bert Blyleven, R (1, 1) ERA: 4.52	8.1 L 31 5 5 5 6 1 1 0 0 1 1 41 49 5.40 0.720												
Jeff Reardon, R (9, 1) ERA: 10.8	0.2 3 1 1 1 1 0 0 0 0 0 1 5 5 13.50 1.500												



Batter	1	2	3	4	5	6	7	8	9	AB	R	H	RBI	BB	SO	LOB
Al Newman, S (1, 6) OBP: 0.316, SLG: 0.364	0-0 1-3		0-0 CS 1B			0-0 B5		0-0 F7		4	0	1	0	0	0	1
Randy Bush, L (1, 9) OBP: 0.333, SLG: 0.370	0-0 F8		0-0 CS 1-2	0-0 FC6-4 1B		0-0 F9		0-0 F8		4	0	1	0	0	0	1
Kirby Puckett, R (1, 8) OBP: 0.377, SLG: 0.549	0-3 K			0-0 FC6-4 1B 1-2f			0-0 BB 1B		0-0 G3 1B	4	1	2	0	0	1	1
Kent Hrbek, L (1, 3) OBP: 0.336, SLG: 0.373		0-0 L8		0-0 G6-4-3 1B 1-3			0-3 K		0-0 G3 1-2	4	0	1	0	0	1	2
Gary Gaetti, R (1, 5) OBP: 0.291, SLG: 0.471		0-0 1B		0-0 G6-4-3 1-2f			4-0 BB 1-2		0-0 BB 1B 2-H 1B	3	0	2	1	1	0	2
Roy Smalley, S (1, 10) OBP: 0.319, SLG: 0.471		0-0 L8			0-0 3-1		0-3 K		0-0 BB 1-2 1B	4	0	1	0	0	1	3
Tom Brunansky, R (1, 7) OBP: 0.344, SLG: 0.405		0-0 F4			0-3 K		0-3 K		4-0 BB 1-2 2-3 BB	3	0	0	0	1	2	3
Steve Lombardozzi, R (1, 4) OBP: 0.348, SLG: 0.398			0-0 5-3		0-0 F3			4-0 BB	0-0 G6-3 1-2f	3	0	0	0	1	0	3
Tom Nieto, R (1, 2) OBP: 0.293, SLG: 0.377			0-3 K			0-3 K				2	0	0	0	0	2	0
Mark Salas, L (8, PH) OBP: 0.346, SLG: 0.273								0-0 F2		1	0	0	0	0	0	1

BOTTOM

Boston Red Sox @ Minnesota Twins
 Hubert H. Humphrey Metrodome, Minneapolis, MN
 Sat May 16 1987, 8:05 PM EDT
 Att. 23,414 - Unknown

livebaseballscores.com

AB	32
R	1
H	8
RBI	1
BB	3
SO	7
LOB	17



Inning Stats	R: 0	H: 0	R: 0	H: 1	R: 0	H: 1	R: 0	H: 2	R: 0	H: 0	R: 0	H: 1	R: 0	H: 0	R: 0	H: 3	1B: 8	SF: 0	WP: 0	PA: 36
	E: 0	LOB: 0	E: 0	LOB: 1	E: 0	LOB: 0	E: 0	LOB: 1	E: 0	LOB: 0	E: 0	LOB: 2	E: 0	LOB: 1	E: 0	LOB: 2	2B: 0	SAC: 0	PB: 0	
	K: 1	BB: 0	K: 0	BB: 0	K: 0	BB: 0	K: 0	BB: 0	K: 1	BB: 0	K: 3	BB: 1	K: 0	BB: 1	K: 0	BB: 1	3B: 0	DP: 2	SB: 0	
	S: 5	P: 5	S: 4	P: 4	S: 5	P: 5	S: 4	P: 4	S: 5	P: 5	S: 10	P: 14	S: 3	P: 7	S: 5	P: 9	HR: 0	HBP: 0	CS: 1	

PITCHER Roger Clemens, R (1, 1) ERA: 2.85	IP	WLS	BF	H	R	ER	SO	BB	IBB	HBP	BLK	WP	HR	S	P	ERA	WHIP																
	9.0	W	35	8	1	1	7	3	0	0	0	0	0	46	58	1.00	1.222	IP	WLS	BF	H	R	ER	SO	BB	IBB	HBP	BLK	WP	HR	S	P	ERA

Batter	1	2	3	4	5	6	7	8	9	10	AB	R	H	RBI	BB	SO	LOB	TOP						
Ellis Burks, R (1, 8) OBP: 0.333, SLG: 0.548	0-3 K			0-0 B1-3		0-0 2B		E6 2B 1B		0-0 FC5-4 1-2f	6	1	2	0	0	2	3							
Marty Barrett, R (1, 4) Spike Owen, S (7, 6) OBP: 0.253, SLG: 0.210 OBP: 0.244, SLG: 0.225	0-0 L9			0-0 F8		0-0 F9		2B 1B 2B		F6	3	0	0	0	0	0	1							
Wade Boggs, L (1, 5) OBP: 0.406, SLG: 0.508	0-3 K			0-0 F8				F4 BB 1B 2-H 1B		4-0 FC5-4 BB	4	1	1	1	1	1	0							
Don Baylor, R (1, 10) OBP: 0.371, SLG: 0.492			0-0 F7		0-0 5-3			0-0 F5 1-2 1B		0-0 F7	0	1	0	0	0	0	0							
Dwight Evans, R (1, 9) OBP: 0.404, SLG: 0.557			0-0 F3		HR			1B BB 1B 1-2 2-3 1B BB		0-0 F8	4	2	2	1	1	0	1							
Jim Rice, R (1, 7) OBP: 0.316, SLG: 0.370			0-3 K		0-0 F8			4-0 1B BB 1-2 2-3 3-H 1B BB		0-0 FC5-4 1-2f	3	1	0	1	2	1	1							
Bill Buckner, L (1, 3) OBP: 0.262, SLG: 0.296				0-0 F7		0-0 4-3		0-0 F3 1-2 2-3 1B		0-0 1-3	5	0	1	0	0	0	3							
Ed Romero, R (1, 6) Mike Greenwell, L (8, PH) Rich Gedman, L (8, 2) OBP: 0.368, SLG: 0.316 OBP: 0.357, SLG: 0.627 OBP: 0.036, SLG: 0.036				0-0 E6 CS		0-3 K		0-0 F3 1-3 2-H 3-H 1B		0-0 F3	3	0	0	0	0	1	3							
Marc Sullivan, R (1, 2) Dave Henderson, R (8, PH) Glenn Hoffman, R (8, 4) OBP: 0.161, SLG: 0.218 OBP: 0.341, SLG: 0.512 OBP: 0.255, SLG: 0.271				0-3 K 1-2		0-3 K		0-0 HR 1B		0-0 FC5-4 1B	2	0	0	0	0	2	1							
Inning Stats	R: 0 E: 0 K: 2 S: 7	H: 0 LOB: 0 BB: 0 P: 7	R: 0 E: 0 K: 1 S: 5	H: 0 LOB: 0 BB: 0 P: 5	R: 0 E: 1 K: 1 S: 5	H: 0 LOB: 1 BB: 0 P: 5	R: 0 E: 0 K: 0 S: 3	H: 0 LOB: 0 BB: 0 P: 3	R: 1 E: 0 K: 0 S: 4	H: 1 LOB: 0 BB: 0 P: 4	R: 0 E: 0 K: 2 S: 8	H: 1 LOB: 1 BB: 0 P: 8	R: 0 E: 0 K: 0 S: 5	H: 2 LOB: 3 BB: 1 P: 9	R: 7 E: 1 K: 1 S: 12	H: 7 LOB: 2 BB: 2 P: 20	R: 0 E: 0 K: 0 S: 3	H: 0 LOB: 1 BB: 1 P: 7	R: 0 E: 0 K: 0 S: 4	H: 1 LOB: 1 BB: 0 P: 4	1B: 8 2B: 3 3B: 0 HR: 2	SF: 0 SAC: 0 DP: 1 HBP: 0	WP: 0 PB: 0 SB: 0 CS: 1	PA: 46
PITCHER	IP WLS BF H R ER SO BB IBB HBP BLK WP HR S P ERA WHIP																							
Frank Viola, L (1, 1) ERA: 4.3	7.0		30	8	5	5	6	1	0	0	0	0	0	0	0	41	45	6.43	1.286					
George Frazier, R (8, 1) ERA: 5.14	0.0		2	1	0	0	0	1	0	0	0	0	0	0	0	1	5	∞	∞					
Jeff Reardon, R (8, 1) ERA: 10.69	1.0		6	2	3	3	1	1	0	0	0	0	0	0	7	11	27.00	3.000						
Keith Atherton, R (9, 1) ERA: 4.29	2.0	W	8	1	0	0	0	1	0	0	0	0	0	7	11	0.00	1.000							

Boston Red Sox @ Minnesota Twins
 Hubert H. Humphrey Metrodome, Minneapolis, MN
 Sun May 17 1987, 4:33 AM EDT
 Att. 20,716 - Unknown

livebaseballscorecards.com

AB	37
R	8
H	11
RBI	8
BB	4
SO	7
LOB	15



Batter	1	2	3	4	5	6	7	8	9	10	AB	R	H	RBI	BB	SO	LOB							
Al Newman, S OBP: 0.311, SLG: 0.348 (1, 4) (10, 6)	4-0 CS BB		X 0-0 SH SH1-3 1-2	X 0-0 FC4-6 1-2f	0-3 K		X 0-0 G6-4-3 1-2f		X 0-0 6-3		4	0	0	0	1	1	7							
Randy Bush, L OBP: 0.337, SLG: 0.365 (1, 9) Dan Gladden, R OBP: 0.318, SLG: 0.367 (6, PH) (7, 7)	0-0 L8		X 0-0 SH1-3 1-2 2-3		4-0 HR BB	X 0-0 6-3		X 0-3 K		X 0-0 HR 1B	1	1	0	0	1	0	1							
Kirby Puckett, R OBP: 0.369, SLG: 0.554 (1, 8)	0-0 F8 1-2		0-3 K		0-0 HR 1-H	0-3 K		0-0 F9		0-3 K	6	1	1	2	0	3	4							
Kent Hrbek, L OBP: 0.343, SLG: 0.393 (1, 3)		0-3 K	0-0 3-1		4-0 1B FC4-6 BB	4-0 1B BB		0-0 F8		0-0 HR	4	2	1	2	2	1	2							
Gary Gaetti, R OBP: 0.314, SLG: 0.507 (1, 5)		0-0 1B 4-3-6-3-2 1B		4-0 1B BB	0-0 FC4-6 BB 1B	0-0 1B		0-0 HR			4	3	4	1	1	0	0							
Roy Smalley, S OBP: 0.323, SLG: 0.461 (1, 10)	0-0 HBP 1B		0-0 F9		4-0 FC4-6 BB	0-0 F7		0-3 K			4	0	1	0	1	1	3							
Tom Brunansky, R OBP: 0.353, SLG: 0.429 (1, 7) (7, 9)	1-0 HBP		4-0 1B BB		0-3 K		X 0-0 E5 4-3 1B		X 0-0 HR		3	2	1	1	1	1	3							
Greg Gagne, R OBP: 0.263, SLG: 0.408 Mark Salas, L OBP: 0.370, SLG: 0.273 Steve Lombardozzi, R OBP: 0.348, SLG: 0.398 (10, 4)	0-0 4-3-6-3-2		0-0 1B		0-0 FC4-6 S		X 0-0 4-3		4-0 BB		4	0	1	2	0	0	5							
Tom Nieto, R OBP: 0.310, SLG: 0.377 Tim Laudner, R OBP: 0.125, SLG: 0.158 (5, 2)			4-0 SH1-3 SH BB		4-0 FC4-6 HBP		X 0-0 G6-4-3 1B		0-3 K		0	0	0	0	1	0	0							
Inning Stats	R: 0 E: 0 K: 0 S: 2	H: 0 LOB: 0 BB: 1 P: 6	R: 1 E: 0 K: 1 S: 6	H: 2 LOB: 1 BB: 0 P: 7	R: 0 E: 1 K: 1 S: 6	H: 0 LOB: 2 BB: 1 P: 10	R: 0 E: 0 K: 0 S: 3	H: 1 LOB: 3 BB: 2 P: 12	R: 4 E: 0 K: 2 S: 9	H: 2 LOB: 2 BB: 4 P: 25	R: 0 E: 0 K: 1 S: 6	H: 1 LOB: 2 BB: 1 P: 10	R: 1 E: 1 K: 0 S: 4	H: 1 LOB: 0 BB: 0 P: 4	R: 0 E: 0 K: 1 S: 5	H: 0 LOB: 0 BB: 0 P: 5	R: 2 E: 0 K: 2 S: 9	H: 2 LOB: 1 BB: 1 P: 13	R: 2 E: 0 K: 1 S: 5	H: 2 LOB: 0 BB: 0 P: 5	1B: 7 2B: 1 3B: 0 HR: 4	SF: 0 SAC: 2 DP: 2 HBP: 2	WP: 0 PB: 0 SB: 3 CS: 1	PA: 49

BOTTOM

Boston Red Sox @ Minnesota Twins
Hubert H. Humphrey Metrodome, Minneapolis, MN

Sun May 17 1987, 4:33 AM EDT
Att: 20,716 - Unknown

livebaseballscorecards.com

AB	35
R	10
H	11
RBI	9
BB	10
SO	9
LOB	26



PITCHER	IP	WLS	BF	H	R	ER	SO	BB	IBB	HBP	BLK	WP	HR	S	P	ERA	WHIP
Jeff Sellers, R ERA: 7.46 (1, 1)	4.0		21	4	3	3	2	5	0	2	0	0	1	18	40	6.75	2.250
Steve Crawford, R ERA: 6.45 (5, 1)	1.0		7	1	2	2	2	3	0	0	0	0	0	8	20	18.00	4.000
Tom Bolton, L ERA: (6, 1)	2.0		9	2	1	0	1	1	0	0	0	0	0	10	14	0.00	1.500
Wes Gardner, R ERA: 5.4 (8, 1)	1.1		7	2	2	2	2	1	0	0	0	0	2	10	14	13.50	2.250
Calvin Schiraldi, R ERA: 6.28 (9, 1)	1.0	L	5	2	2	2	2	0	0	0	0	0	1	9	9	18.00	2.000

Batter	1	2	3	4	5	6	7	8	9	AB R H RBI BB SO LOB	TOP		
Ellis Burks, R (1, 8) OBP: 0.313, SLG: 0.515	0-0 F8 ①		0-0 F7 ②		0-0 L8 ②		0-0 F8 ③			4 0 0 0 0 0 2	Boston Red Sox @ Kansas City Royals Royals Stadium, Kansas City, MO Mon May 18 1987, 8:05 PM EDT Att: 34,110 - Unknown		
Spike Owen, S (1, 6) OBP: 0.224, SLG: 0.205	0-0 3-1 ②		0-0 1-3 ③		0-0 6-3 ③			0-0 F3 ①		4 0 0 0 0 0 1			
Wade Boggs, L (1, 5) OBP: 0.415, SLG: 0.544	0-0 1B			0-0 HR		0-0 WP 2B		0-0 4-3 ②		4 1 3 1 0 0 0			
Don Baylor, R (1, 10) OBP: 0.368, SLG: 0.508	0-0 F8 ③			0-0 HR		0-0 5-3 ①		0-0 4-3 ③		4 1 1 1 0 0 2			
Dwight Evans, R (1, 9) OBP: 0.400, SLG: 0.544		0-0 F4 ①		4-0 BB G4-6-3		0-0 6-3 ②		0-0 6-3 ①		3 0 0 0 1 0 1			
Jim Rice, R (1, 7) OBP: 0.313, SLG: 0.357		4-0 BB G4-6-3		0-0 G4-6-3 ① ②		0-0 4-3 ③		0-0 1-3 ②		3 0 0 0 1 0 2			
Bill Buckner, L (1, 3) OBP: 0.269, SLG: 0.302 Dave Henderson, R (9, PR) OBP: 0.341, SLG: 0.512		0-0 G4-6-3 ② ③		0-0 1-2f			0-3 K ①		0-0 1B	4 0 2 0 0 1 1 0 0 0 0 0 0 0			
Ed Romero, R (1, 4) OBP: 0.376, SLG: 0.320 Mike Greenwell, L (9, PH) OBP: 0.351, SLG: 0.615		4-0 BB		0-0 1B ③			0-0 G3 1B		0-0 F8 ③	2 0 1 0 1 0 1 1 0 0 0 0 0 1			
Rich Gedman, L (1, 2) OBP: 0.032, SLG: 0.032			0-0 F8 ①		0-0 3-1 ①		0-0 G3 ②			3 0 0 0 0 0 2			
Inning Stats	R: 0 H: 1 E: 0 LOB: 1 K: 0 BB: 0 S: 4 P: 4	R: 0 H: 0 E: 0 LOB: 0 K: 0 BB: 1 S: 2 P: 6	R: 0 H: 0 E: 0 LOB: 1 K: 0 BB: 1 S: 3 P: 7	R: 2 H: 3 E: 0 LOB: 1 K: 0 BB: 1 S: 5 P: 9	R: 0 H: 0 E: 0 LOB: 0 K: 0 BB: 0 S: 3 P: 3	R: 0 H: 1 E: 0 LOB: 1 K: 0 BB: 0 S: 4 P: 4	R: 0 H: 1 E: 0 LOB: 1 K: 1 BB: 0 S: 6 P: 6	R: 0 H: 0 E: 0 LOB: 0 K: 0 BB: 0 S: 3 P: 3	R: 0 H: 1 E: 0 LOB: 1 K: 0 BB: 0 S: 4 P: 4	1B: 4 SF: 0 2B: 1 SAC: 0 3B: 0 DP: 2 HR: 2 HBP: 0		WP: 1 PA: 35 PB: 0 SB: 0 CS: 0	
PITCHER	IP WLS BF H R ER SO BB IBB HBP BLK WP HR S P ERA WHIP											PITCHER	IP WLS BF H R ER SO BB IBB HBP BLK WP HR S P ERA WHIP
Mark Gubicza, R (1, 1) ERA: 3.71	7.0 W 28 6 2 2 1 3 0 0 0 1 2 27 39 2.57 1.286												
Jerry Don Gleaton, L (8, 1) ERA:	0.2 2 0 0 0 0 0 0 0 0 0 0 2 2 0.00 0.000												
Dan Quisenberry, R (8, 1) ERA: 2.08	1.1 S 5 1 0 0 0 0 0 0 0 0 0 5 5 0.00 0.750												

AB	32
R	2
H	7
RBI	2
BB	3
SO	1
LOB	13



livebaseballscorecards.com

Batter	1	2	3	4	5	6	7	8	9
Willie Wilson, S OBP: 0.319, SLG: 0.366 (1, 8)	0-0 F8		0-0 4-3			0-0 G4-6-3 1B		0-0 SF9 3B	
Kevin Seitzer, R OBP: 0.430, SLG: 0.493 (1, 5)	0-0 5-3		0-0 6-3			0-0 G4-6-3 1-2f		0-0 5-3	
Juan Beniquez, R OBP: 0.344, SLG: 0.420 (1, 10)	0-0 L9		0-0 F8			4-0 HR BB		0-0 SF9 3-H	
Danny Tartabull, R OBP: 0.333, SLG: 0.388 (1, 9)		4-0 FC1-6 FC6-4 BB BB		0-3 K		0-0 HR 1-H		0-0 6-3	
Frank White, R OBP: 0.291, SLG: 0.356 (1, 4)		4-0 FC1-6 1-2 BB		0-0 F3		0-0 6-3			
Bo Jackson, R OBP: 0.333, SLG: 0.484 (1, 7)		0-0 FC1-6 FC6-4 1-2f 2-3		0-0 5-3			0-0 SH1-3 1B		
Angel Salazar, R OBP: 0.255, SLG: 0.333 (1, 6)		0-0 FC6-4 2B 1-2f 3-H			0-0 1-3		0-0 SH1-3 1-2		
Steve Balboni, R OBP: 0.248, SLG: 0.283 (1, 3)		0-0 2B 1-3			0-0 F4		0-3 K		
Jamie Quirk, L OBP: 0.322, SLG: 0.234 (1, 2)		0-0 3-1			0-0 F8		0-3 K		
Thad Bosley, L OBP: 0.326, SLG: 0.463 (7, PH)									
Larry Owen, R OBP: 0.289, SLG: 0.382 (8, 2)									


Inning Stats	R: 0	H: 0	E: 0	K: 0	S: 3	R: 1	H: 1	E: 0	K: 0	S: 4	R: 0	H: 0	E: 0	K: 0	S: 3	R: 0	H: 0	E: 0	K: 1	S: 5	R: 0	H: 0	E: 0	K: 0	S: 3	R: 2	H: 2	E: 0	K: 0	S: 4	R: 0	H: 1	E: 0	K: 2	S: 8	R: 1	H: 1	E: 0	K: 0	S: 4
	LOB: 0	BB: 0	P: 3	LOB: 2	BB: 2	LOB: 0	BB: 0	LOB: 0	BB: 0	P: 3	LOB: 0	BB: 0	LOB: 0	BB: 0	P: 3	LOB: 0	BB: 0	LOB: 1	BB: 1	P: 8	LOB: 1	BB: 0	LOB: 0	BB: 0	P: 4	LOB: 0	BB: 0	LOB: 0	BB: 0	P: 8	LOB: 1	BB: 0	LOB: 0	BB: 0	P: 4	LOB: 0	BB: 0	P: 4		

PITCHER	IP	WLS	BF	H	R	ER	SO	BB	IBB	HBP	BLK	WP	HR	S	P	ERA	WHIP	PITCHER	IP	WLS	BF	H	R	ER	SO	BB	IBB	HBP	BLK	WP	HR	S	P	ERA	WHIP					
Al Nipper, R ERA: 4.24 (1, 1)	8.0	L	31	5	4	4	3	3	0	0	0	0	1	34	46	4.50	1.000																							

BOTTOM

Boston Red Sox @ Kansas City Royals
Royals Stadium, Kansas City, MO
 Mon May 18 1987, 8:05 PM EDT
 Att. 34,110 - Unknown

AB	26
R	4
H	5
RBI	4
BB	3
SO	3
LOB	9



1B: 2	SF: 1	WP: 0	PA: 31
2B: 1	SAC: 1	PB: 0	
3B: 1	DP: 1	SB: 0	
HR: 1	HBP: 0	CS: 0	

Batter	1	2	3	4	5	6	7	8	9	AB R H RBI BB SO LOB	TOP	
Ellis Burks, R (1, 8) OBP: 0.310, SLG: 0.500	0-0 F8 S 1B		0-0 F2		0-0 4-3			0-0 6-3		4 0 1 0 0 0 1	Boston Red Sox @ Kansas City Royals Royals Stadium, Kansas City, MO Tue May 19 1987, 8:05 PM EDT Att. 25,340 - Unknown livebaseballscorecards.com	
Ed Romero, R (1, 4) OBP: 0.372, SLG: 0.327	0-0 L8		0-0 4-3		0-0 6-3			0-0 2B		4 0 1 0 0 0 2		
Wade Boggs, L (1, 5) OBP: 0.411, SLG: 0.532	0-0 F8 1-3			0-0 6-3		4-0 BB BB BB		0-0 F8		3 0 0 0 1 0 2		
Don Baylor, R (1, 10) OBP: 0.365, SLG: 0.496	0-0 5-3			1-0 1B 1B HBP		0-0 G1-4-3 1-2f		0-0 4-3		3 1 0 0 0 0 2		
Mike Greenwell, L (1, 9) OBP: 0.344, SLG: 0.589		0-0 F9		0-0 F8		0-0 F8		0-0 G4-6-3 1B		4 0 1 0 0 0 1		
Jim Rice, R (1, 7) OBP: 0.311, SLG: 0.352		0-3 K		0-0 1B 1B		0-3 K		0-0 G4-6-3 1-2f		4 0 1 0 0 2 1		
Bill Buckner, L (1, 3) OBP: 0.270, SLG: 0.303		0-0 G3		0-0 1B 1-2 2-H		0-0 F8				3 0 1 1 0 0 0		
Rich Gedman, L (1, 2) OBP: 0.059, SLG: 0.059			0-0 SH1 1B		0-0 G3		0-0 L8			3 0 1 0 0 0 2		
Spike Owen, S (1, 6) OBP: 0.220, SLG: 0.200 Dave Henderson, R (8, PH) OBP: 0.337, SLG: 0.506 Glenn Hoffman, R (8, 6) OBP: 0.255, SLG: 0.271			0-0 SH1		0-3 K		0-3 K			1 0 0 0 0 1 0 1 0 0 0 0 1 0 0 0 0 0 0 0 0		
Inning Stats	R: 0 H: 1 E: 0 LOB: 1 K: 0 BB: 0 S: 4 P: 4	R: 0 H: 0 E: 0 LOB: 0 K: 1 BB: 0 S: 5 P: 5	R: 0 H: 1 E: 0 LOB: 1 K: 0 BB: 0 S: 4 P: 4	R: 1 H: 2 E: 0 LOB: 2 K: 0 BB: 0 S: 5 P: 6	R: 0 H: 0 E: 0 LOB: 0 K: 1 BB: 0 S: 5 P: 5	R: 0 H: 0 E: 0 LOB: 0 K: 0 BB: 1 S: 2 P: 6	R: 0 H: 0 E: 0 LOB: 0 K: 1 BB: 0 S: 5 P: 5	R: 0 H: 1 E: 0 LOB: 1 K: 1 BB: 0 S: 6 P: 6	R: 0 H: 1 E: 0 LOB: 0 K: 0 BB: 0 S: 3 P: 3	1B: 5 SF: 0 2B: 1 SAC: 1 3B: 0 DP: 2 HR: 0 HBP: 1	WP: 0 PA: 33 PB: 0 SB: 1 CS: 0	
PITCHER Bret Saberhagen, R (1, 1) ERA: 1.75	IP WLS BF H R ER SO BB IBB HBP BLK WP HR S P ERA WHIP	9.0 W 33 6 1 1 4 1 0 1 0 0 0 0 39 44 1.00 0.778										



Batter	1	2	3	4	5	6	7	8	9	AB	R	H	RBI	BB	SO	LOB
Willie Wilson, S OBP: 0.317, SLG: 0.362 (1, 8)	0-0 4-3		0-0 G6-3	0-0 F8			0-0 2B 1B			4	1	1	0	0	0	3
Kevin Seitzer, R OBP: 0.420, SLG: 0.478 (1, 5)	0-0 6-3		0-0 F3		0-0 1-3		0-0 F3			4	0	0	0	0	0	1
Juan Beniquez, R OBP: 0.351, SLG: 0.429 (1, 10)	0-3 K			4-0 1B 1B BB	0-0 L4		0-0 1-H 2B			3	1	1	1	1	1	0
Danny Tartabull, R OBP: 0.345, SLG: 0.400 (1, 9)		0-0 1B 1B		0-0 1B 1B	0-0 1B		0-3 K			4	1	3	0	0	1	1
Frank White, R OBP: 0.296, SLG: 0.360 (1, 4)		0-0 1-2 1B		0-0 1-2 3-H 1B 1B	0-0 4-3			0-0 4-3		4	1	2	1	0	0	1
Bo Jackson, R OBP: 0.331, SLG: 0.472 (1, 7)		0-3 K		0-3 K		0-0 F8		4-0 6-3 BB		3	0	0	0	1	2	4
Angel Salazar, R OBP: 0.264, SLG: 0.339 (1, 6)		0-3 K		0-0 1-2 2-H 1B 1B		0-0 G6-4-3 1B		0-0 6-3		4	0	2	1	0	1	3
Steve Balboni, R OBP: 0.248, SLG: 0.282 (1, 3)		0-0 F2		0-0 1-2 2-H 1B		0-0 G6-4-3		0-0 5-3		4	0	1	1	0	0	4
Jamie Quirk, L OBP: 0.323, SLG: 0.224 (1, 2)			4-0 G6-3 BB	0-0 F9			0-0 F8			2	0	0	0	1	0	2

Inning Stats	R: 0	H: 0	E: 0	K: 1	S: 5	LOB: 0	BB: 0	P: 5	R: 0	H: 2	E: 0	K: 2	S: 9	LOB: 2	BB: 0	P: 9	R: 0	H: 0	E: 0	K: 0	S: 2	LOB: 0	BB: 1	P: 6	R: 3	H: 4	E: 0	K: 1	S: 9	LOB: 2	BB: 1	P: 13	R: 0	H: 1	E: 0	K: 0	S: 4	LOB: 1	BB: 0	P: 4	R: 0	H: 1	E: 0	K: 0	S: 3	LOB: 0	BB: 0	P: 3	R: 1	H: 2	E: 0	K: 1	S: 7	LOB: 1	BB: 0	P: 7	R: 0	H: 0	E: 0	K: 0	S: 3	LOB: 1	BB: 1	P: 7
--------------	------	------	------	------	------	--------	-------	------	------	------	------	------	------	--------	-------	------	------	------	------	------	------	--------	-------	------	------	------	------	------	------	--------	-------	-------	------	------	------	------	------	--------	-------	------	------	------	------	------	------	--------	-------	------	------	------	------	------	------	--------	-------	------	------	------	------	------	------	--------	-------	------

PITCHER	IP	WLS	BF	H	R	ER	SO	BB	IBB	HBP	BLK	WP	HR	S	P	ERA	WHIP
Bob Stanley, R ERA: 4.15 (1, 1)	6.2	L	30	10	4	4	4	2	0	0	0	0	0	36	44	5.40	1.800
Wes Gardner, R ERA: 5.03 (7, 1)	1.1		5	0	0	0	1	1	0	0	0	0	0	6	10	0.00	0.750


BOTTOM

Boston Red Sox @ Kansas City Royals
Royals Stadium, Kansas City, MO

Tue May 19 1987, 8:05 PM EDT
Att. 25,340 - Unknown

livebaseballscorecards.com


AB	32
R	4
H	10
RBI	4
BB	3
SO	5
LOB	19



WP: 0	PA: 35
PB: 0	SB: 0
CS: 0	

Batter	1	2	3	4	5	6	7	8	9	AB R H RBI BB SO LOB	TOP		
Ellis Burks, R (1, 8) OBP: 0.303, SLG: 0.480	0-3 K		0-0 BB 1B	0-3 K		0-0 F8			0-0 F7	5 1 1 0 0 2 2	Boston Red Sox @ Kansas City Royals Royals Stadium, Kansas City, MO Wed May 20 1987, 8:05 PM EDT Att: 24,168 - Unknown livebaseballscorecards.com		
Marty Barrett, R (1, 4) OBP: 0.250, SLG: 0.200	0-0 5-3		4-0 BB 1B		0-0 6-3	0-0 3-1			0-0 6-3	4 0 0 0 1 0 0			
Wade Boggs, L (1, 5) OBP: 0.423, SLG: 0.549	0-0 1B		0-0 G5-4-3 1B		0-0 BB SF9 1B	0-0 4-3			0-0 2B	5 1 4 2 0 0 0			
Don Baylor, R (1, 10) OBP: 0.360, SLG: 0.486	0-3 K		0-0 G5-4-3 1B		0-0 SF9 BB E 1B				0-0 F7	5 1 1 0 0 1 4			
Dwight Evans, R (1, 3) OBP: 0.409, SLG: 0.547		0-0 CS 1B		0-0 HBP 1B 1B					0-0 4-3	3 2 2 0 1 0 0			
Jim Rice, R (1, 7) OBP: 0.299, SLG: 0.341	0-3 K		0-3 K		0-0 SF9				0-0 6-3	3 0 0 1 0 2 2			
Dave Henderson, R (1, 9) OBP: 0.323, SLG: 0.483	0-0 F8		0-0 F9		0-0 E7 1B				0-0 L8	4 1 0 0 0 0 2			
Glenn Hoffman, R (1, 6) OBP: 0.291, SLG: 0.280			1-0 BB 1B HBP		1-0 1B HBP				0-3 K	2 1 1 2 0 1 0			
Rich Gedman, L (1, 2) OBP: 0.079, SLG: 0.079			0-3 K		0-0 1-3 2-H 1B				0-0 F8	4 0 1 1 0 1 2			
Inning Stats	R: 0 E: 0 K: 2 S: 8 H: 1 LOB: 1 BB: 0 P: 8	R: 0 E: 0 K: 1 S: 5 H: 1 LOB: 0 BB: 0 P: 5	R: 2 E: 0 K: 1 S: 6 H: 2 LOB: 1 BB: 1 P: 11	R: 1 E: 0 K: 2 S: 9 H: 2 LOB: 2 BB: 0 P: 10	R: 4 E: 1 K: 0 S: 7 H: 3 LOB: 1 BB: 1 P: 11	R: 0 E: 0 K: 0 S: 3 H: 0 LOB: 0 BB: 0 P: 3	R: 0 E: 0 K: 0 S: 3 H: 0 LOB: 0 BB: 0 P: 3	R: 0 E: 0 K: 1 S: 5 H: 0 LOB: 0 BB: 0 P: 5	R: 0 E: 0 K: 0 S: 4 H: 1 LOB: 1 BB: 0 P: 4	1B: 9 2B: 2 3B: 0 HR: 0 SF: 1 SAC: 0 DP: 2 HBP: 2	WP: 0 PB: 0 SB: 0 CS: 1 PA: 40		
PITCHER	IP WLS BF H R ER SO BB IBB HBP BLK WP HR S P ERA WHIP											PITCHER	IP WLS BF H R ER SO BB IBB HBP BLK WP HR S P ERA WHIP
Danny Jackson, L (1, 1) ERA: 3.79	4.1 L 22 8 5 4 6 1 0 2 0 0 0 31 37 8.31 2.077												
Dave Gumpert, R (5, 1) ERA: 4.3	2.2 11 1 2 0 0 1 0 0 0 0 0 10 14 0.00 0.750												
Steve Farr, R (8, 1) ERA: 5.7	2.0 7 1 0 0 1 0 0 0 0 0 0 9 9 0.00 0.500												



Batter	1	2	3	4	5	6	7	8	9	AB	R	H	RBI	BB	SO	LOB	BOTTOM																						
Willie Wilson, S OBP: 0.315, SLG: 0.358 (1, 8)	0-0 5-3		0-0 5-3			0-0 6-3			0-0 G1-4-3 1B	4	0	1	0	0	0	0	Boston Red Sox @ Kansas City Royals Royals Stadium, Kansas City, MO Wed May 20 1987, 8:05 PM EDT Att. 24,168 - Unknown livebaseballscorecards.com AB 28 R 1 H 4 RBI 1 BB 2 SO 4 LOB 6 																						
Kevin Seitzer, R OBP: 0.422, SLG: 0.475 (1, 5)	0-0 G6-4-3 1B			0-0 E1 G6-4-3		4-0 BB			0-0 G1-4-3 1-2f	3	0	1	0	1	0	1																							
Juan Beniquez, R OBP: 0.337, SLG: 0.409 (1, 10)	0-0 G6-4-3 1-2f			0-0 G6-4-3 1-2f		0-0 6-3			0-0 6-3	4	0	0	0	0	0	3																							
Danny Tartabull, R OBP: 0.345, SLG: 0.398 (1, 9)		0-0 G5-4-3 1B		0-0 F8			0-3 K			3	0	1	0	0	1	0																							
Bo Jackson, R OBP: 0.324, SLG: 0.461 (1, 7)		0-0 G5-4-3 1-2f			0-3 K		0-0 F9			3	0	0	0	0	1	1																							
Steve Balboni, R OBP: 0.250, SLG: 0.277 (1, 3)		4-0 BB			0-0 L5		0-3 K			2	0	0	0	1	1	0																							
Angel Salazar, R OBP: 0.265, SLG: 0.366 (1, 6)		0-0 F7			0-0 HR			0-0 F6		3	1	1	1	0	0	1																							
Buddy Biancalana, S OBP: 0.211, SLG: 0.333 (1, 4)			0-0 L8		0-0 1-3			0-0 F7		3	0	0	0	0	0	0																							
Larry Owen, R OBP: 0.268, SLG: 0.351 (1, 2)				0-3 K			0-0 F9		0-0 L9	3	0	0	0	0	1	0																							
Inning Stats	R: 0 E: 0 K: 0 S: 3	H: 1 LOB: 0 BB: 0 P: 3	R: 0 E: 0 K: 0 S: 3	H: 1 LOB: 1 BB: 1 P: 7	R: 0 E: 0 K: 1 S: 5	H: 0 LOB: 0 BB: 0 P: 5	R: 0 E: 1 K: 0 S: 3	H: 0 LOB: 0 BB: 0 P: 3	R: 1 E: 0 K: 1 S: 6	H: 1 LOB: 0 BB: 0 P: 6	R: 0 E: 0 K: 0 S: 3	H: 0 LOB: 1 BB: 1 P: 7	R: 0 E: 0 K: 2 S: 7	H: 0 LOB: 0 BB: 0 P: 7	R: 0 E: 0 K: 0 S: 3	H: 0 LOB: 0 BB: 0 P: 3	R: 0 E: 0 K: 0 S: 3	H: 1 LOB: 0 BB: 0 P: 3	1B: 3 2B: 0 3B: 0 HR: 1	SF: 0 SAC: 0 DP: 4 HBP: 0	WP: 0 PB: 0 SB: 0 CS: 0	PA: 30																	
PITCHER Bruce Hurst, L ERA: 2.67 (1, 1)	IP 9.0	WLS W	BF 30	H 4	R 1	ER 1	SO 4	BB 2	IBB 0	HBP 0	BLK 0	WP 0	HR 1	S 36	P 44	ERA 1.00	WHIP 0.667					PITCHER	IP 9.0	WLS W	BF 30	H 4	R 1	ER 1	SO 4	BB 2	IBB 0	HBP 0	BLK 0	WP 0	HR 1	S 36	P 44	ERA 1.00	WHIP 0.667

Batter	1	2	3	4	5	6	7	8	9	AB R H RBI BB SO LOB	TOP																						
Daryl Boston, L OBP: 0.291, SLG: 0.365 (1, 8) BB (9, 7) B	4-0 HR BB		0-3 K		0-0 F7		0-0 4-3			3 1 0 0 1 1 1																							
Gary Redus, R OBP: 0.357, SLG: 0.417 (1, 9) X	0-0 F8		4-0 1B S SF8 BB		0-3 K			0-0 CS 1B		3 1 1 0 1 1 2																							
Harold Baines, L OBP: 0.367, SLG: 0.482 (1, 10) X	0-0 HR 1-H		0-0 FC6-4 1B 1-3		0-0 FC6-4 1-2f			0-0 F8 1-2		4 1 2 2 0 0 2																							
Greg Walker, L OBP: 0.268, SLG: 0.405 (1, 3) S S	0-3 K		0-0 SF8			0-3 K		0-0 G3		3 0 0 1 0 2 0																							
Ron Hassey, L OBP: 0.254, SLG: 0.266 (1, 2) S S	0-3 K		0-0 FC6-4 1-2f			0-0 1B			0-0 F7	4 0 1 0 0 1 1																							
Carlton Fisk, R OBP: 0.328, SLG: 0.356 Kenny Williams, R OBP: 0.250, SLG: 0.250 (1, 7) (9, 8)		H 1-0 FC5-4 HBP		S S 0-3 K		X 0-0 F9		X 0-0 HR		3 1 1 1 0 1 1 0 0 0 0 0 0 0																							
Donnie Hill, S OBP: 0.245, SLG: 0.278 (1, 4)		X 0-0 F8		X 0-0 F7		S S 0-3 K		X 0-0 6-3		4 0 0 0 0 1 2																							
Tim Hulett, R OBP: 0.248, SLG: 0.381 (1, 5)		X 0-0 L9		S S 0-3 K		S S 0-3 K		X 0-0 F9		4 0 0 0 0 2 1																							
Ozzie Guillen, L OBP: 0.341, SLG: 0.347 (1, 6)		X 0-0 FC5-4 1-2f		X 0-0 FC6-4 1B		S S 0-3 K				3 0 1 0 0 1 1																							
Inning Stats	R: 2 E: 0 K: 2 S: 8	H: 1 LOB: 0 BB: 1 P: 12	R: 0 E: 0 K: 0 S: 3	H: 0 LOB: 1 BB: 0 P: 4	R: 1 E: 0 K: 1 S: 6	H: 1 LOB: 1 BB: 1 P: 10	R: 0 E: 0 K: 2 S: 7	H: 0 LOB: 0 BB: 0 P: 7	R: 0 E: 0 K: 1 S: 6	H: 1 LOB: 1 BB: 0 P: 6	R: 0 E: 0 K: 2 S: 8	H: 1 LOB: 1 BB: 0 P: 8	R: 0 E: 0 K: 2 S: 7	H: 0 LOB: 0 BB: 0 P: 7	R: 0 E: 0 K: 0 S: 3	H: 1 LOB: 0 BB: 0 P: 3	R: 1 E: 0 K: 0 S: 4	H: 1 LOB: 0 BB: 0 P: 4	1B: 4 2B: 0 3B: 0 HR: 2	SF: 1 SAC: 0 DP: 0 HBP: 1	WP: 0 PB: 0 SB: 1 CS: 1	PA: 35											
PITCHER Roger Clemens, R ERA: 3.0 (1, 1)	IP 9.0	WLS L	BF 35	H 6	R 4	ER 4	SO 10	BB 2	IBB 0	HBP 1	BLK 0	WP 0	HR 2	S 52	P 61	ERA 4.00	WHIP 0.889																
											PITCHER	IP	WLS	BF	H	R	ER	SO	BB	IBB	HBP	BLK	WP	HR	S	P	ERA	WHIP					

Chicago White Sox @ Boston Red Sox
 Fenway Park, Boston, MA
 Fri May 22 1987, 7:05 PM EDT
 Att: 31,894 - Unknown

AB	31
R	4
H	6
RBI	4
BB	2
SO	10
LOB	11



Batter	1	2	3	4	5	6	7	8	9	AB	R	H	RBI	BB	SO	LOB
Ellis Burks, R OBP: 0.288, SLG: 0.456 (1, 8)	0-0 P3	0-3 K			0-0 P3			0-0 B1		4	0	0	0	0	1	2
Marty Barrett, R OBP: 0.260, SLG: 0.195 (1, 4)	4-0 HR BB		0-0 4-3		0-0 L9			4-0 HBP BB		2	1	0	0	2	0	0
Wade Boggs, L OBP: 0.419, SLG: 0.561 (1, 5)	0-0 HR		0-3 K			0-3 K		0-0 F7		4	1	1	2	0	2	2
Don Baylor, R OBP: 0.357, SLG: 0.475 (1, 10)	0-0 6-3		0-0 P3			0-0 F6		1-0 HBP		3	0	0	0	0	0	0
Mike Greenwell, L OBP: 0.323, SLG: 0.550 (1, 9)	0-0 L6			0-0 F5		0-0 5-3		0-0 4-3		4	0	0	0	0	0	3
Jim Rice, R OBP: 0.306, SLG: 0.333 (1, 7)		4-0 2B BB		4-0 BB			0-3 K		0-0 F4	2	1	0	0	2	1	0
Bill Buckner, L OBP: 0.270, SLG: 0.301 (1, 3)		0-3 K		0-0 F5			0-0 CS 1B		0-0 F7	4	0	1	0	0	1	2
Glenn Hoffman, R OBP: 0.276, SLG: 0.264 (1, 6)			0-0 L9		0-0 6-3		0-3 K		0-3 K	3	0	0	0	0	1	3
Dwight Evans, R OBP: 0.406, SLG: 0.543 (9, PH)										1	0	0	0	0	1	0
Rich Gedman, L OBP: 0.122, SLG: 0.171 (1, 2)		0-0 2B			0-0 P3			0-0 HBP 2B		3	0	2	1	0	0	0

Inning Stats	R: 2	H: 1	E: 0	LOB: 0	K: 0	P: 8	R: 1	H: 1	E: 0	LOB: 1	K: 2	P: 8	R: 0	H: 0	E: 0	LOB: 1	K: 1	P: 5	R: 0	H: 0	E: 0	LOB: 0	K: 0	P: 3	R: 0	H: 1	E: 0	LOB: 1	K: 2	P: 7	R: 0	H: 1	E: 0	LOB: 3	K: 0	P: 9	R: 0	H: 0	E: 0	LOB: 0	K: 1	P: 5	1B: 1	SF: 0	2B: 3	SAC: 0	3B: 0	DP: 1	HR: 1	HBP: 1	WP: 0	PA: 35
--------------	------	------	------	--------	------	------	------	------	------	--------	------	------	------	------	------	--------	------	------	------	------	------	--------	------	------	------	------	------	--------	------	------	------	------	------	--------	------	------	------	------	------	--------	------	------	-------	-------	-------	--------	-------	-------	-------	--------	-------	--------

PITCHER	IP	WLS	BF	H	R	ER	SO	BB	IBB	HBP	BLK	WP	HR	S	P	ERA	WHIP
Richard Dotson, R ERA: 4.4 (1, 1)	7.1		29	4	3	3	6	4	0	0	0	0	1	37	53	3.68	1.091
Ray Seearge, L ERA: 0.93 (8, 1)	0.1		1	0	0	0	0	0	0	0	0	0	0	1	1	0.00	0.000
Jim Winn, R ERA: 5.01 (8, 1)	0.1	W	2	0	0	0	0	0	0	1	0	0	0	1	2	0.00	0.000
Bob James, R ERA: 4.19 (9, 1)	1.0	S	3	0	0	0	1	0	0	0	0	0	0	5	5	0.00	0.000

BOTTOM

Chicago White Sox @ Boston Red Sox
Fenway Park, Boston, MA
Fri May 22 1987, 7:05 PM EDT
Att. 31,894 - Unknown

livebaseballscorecards.com

AB	30
R	3
H	4
RBI	3
BB	4
SO	7
LOB	12



Batter	1	2	3	4	5	6	7	8	9	AB	R	H	RBI	BB	SO	LOB	TOP										
Daryl Boston, L OBP: 0.286, SLG: 0.364 (1, 8) (7, 7)	0-0 F7	0-0 1-3		0-3 K	0-0 F7		0-0 1B 2B	0-0 F7		6	1	1	0	0	1	5											
Gary Redus, R OBP: 0.367, SLG: 0.430 (1, 9)	0-0 1B	0-0 E S 1B		0-0 1B 2B		4-0 FC3-6 1B BB	0-3 K		0-0 F8	5	2	3	2	1	1	1											
Harold Baines, L OBP: 0.409, SLG: 0.492 (1, 10)	0-0 1-2 1B	4-0 3-H 1B		0-0 2-3 3-H 1B		4-0 FC3-6 BB	4-0 1B BB		0-3 K	3	0	2	1	3	1	0											
Greg Walker, L OBP: 0.271, SLG: 0.401 (1, 3)	0-0 F2	0-0 4-3		0-0 1-2 3-H 1B		0-0 FC3-6 1B 2B	0-0 BB 1B		0-0 F7	6	1	2	2	0	0	6											
Ron Hassey, L OBP: 0.250, SLG: 0.250 (1, 2)	0-0 F9		0-3 K	0-0 F7		0-0 L6	4-0 1-2 BB			4	0	0	0	1	1	6											
Carlton Fisk, R OBP: 0.331, SLG: 0.352 Kenny Williams, R OBP: 0.250, SLG: 0.250 (1, 7) (7, 8)		4-0 2B 6-3 BB	0-3 K	0-3 K		0-0 2B 1-2 3-H 1B	0-3 K			4	1	1	1	1	3	5											
Tim Hulett, R OBP: 0.253, SLG: 0.396 (1, 5)		0-0 1-3 2B 2B	0-0 F7		0-3 K	0-0 1-3 2-H 2B	0-3 K			5	1	2	1	0	2	0											
Fred Manrique, R OBP: 0.278, SLG: 0.314 (1, 4)		0-0 6-3		0-0 2B 1B		0-0 1B 1B	0-0 6-3		0-0 2B	5	1	3	1	0	0	3											
Ozzie Guillen, L OBP: 0.343, SLG: 0.357 (1, 6)		0-0 3-H 1-3 1B 2B		0-0 2B 1B		0-0 F7		0-0 6-3	0-0 F7	5	2	2	1	0	0	2											
Inning Stats	R: 0 E: 0 K: 0 S: 5	H: 2 LOB: 2 BB: 0 P: 5	R: 3 E: 0 K: 0 S: 6	H: 3 LOB: 2 BB: 2 P: 14	R: 0 E: 0 K: 2 S: 7	H: 0 LOB: 0 BB: 0 P: 7	R: 3 E: 0 K: 2 S: 12	H: 5 LOB: 2 BB: 0 P: 12	R: 0 E: 0 K: 1 S: 6	H: 1 LOB: 1 BB: 0 P: 6	R: 2 E: 0 K: 0 S: 5	H: 2 LOB: 2 BB: 2 P: 13	R: 1 E: 0 K: 2 S: 9	H: 2 LOB: 3 BB: 2 P: 17	R: 0 E: 0 K: 1 S: 6	H: 1 LOB: 1 BB: 0 P: 6	R: 0 E: 0 K: 1 S: 5	H: 0 LOB: 0 BB: 0 P: 5	1B: 10 2B: 6 3B: 0 HR: 0	SF: 0 SAC: 0 DP: 0 HBP: 0	WP: 0 PB: 0 SB: 2 CS: 0	PA: 49					
PITCHER	IP	WLS	BF	H	R	ER	SO	BB	IBB	HBP	BLK	WP	HR	S	P	ERA	WHIP										
Al Nipper, R ERA: 4.58 (1, 1)	1.2	L	11	5	3	3	0	1	0	0	0	0	0	10	14	16.20	3.600										
Tom Bolton, L ERA: 6.75 (2, 1)	2.0		12	5	3	3	3	1	0	0	0	0	0	17	21	13.50	3.000										
Jeff Sellers, R ERA: 7.57 (4, 1)	2.0		11	3	2	2	2	2	0	0	0	0	0	13	21	9.00	2.500										
Wes Gardner, R ERA: 4.91 (6, 1)	2.1		12	3	1	1	3	2	0	0	0	0	0	16	24	3.86	2.143										
Joe Sambito, L ERA: 1.54 (9, 1)	1.0		3	0	0	0	1	0	0	0	0	0	0	5	5	0.00	0.000										

Chicago White Sox @ Boston Red Sox
Fenway Park, Boston, MA
Sat May 23 1987, 3:33 AM EDT
Att: 31,263 - Unknown

AB	43
R	9
H	16
RBI	9
BB	6
SO	9
LOB	28



WP: 0	PA: 49
-------	--------

Batter	1	2	3	4	5	6	7	8	9	AB R H RBI BB SO LOB
Ellis Burks, R (1, 8) OBP: 0.286, SLG: 0.482	0-0 F8			0-3 K		0-0 F8			0-0 HR	4 1 1 1 0 1 1
Ed Romero, R (1, 6) OBP: 0.368, SLG: 0.317	0-0 F2			0-0 F4			0-0 5-3		4-0 BB	3 0 0 0 1 0 0
Wade Boggs, L (1, 5) OBP: 0.409, SLG: 0.546	0-0 4-3			0-0 6-3			0-3 K		0-0 6-3	4 0 0 0 0 1 1
Don Baylor, R (1, 10) OBP: 0.351, SLG: 0.465			0-3 K		0-0 F7		0-0 5-3			3 0 0 0 0 1 0
Jim Rice, R (1, 7) OBP: 0.298, SLG: 0.323			0-0 F9		0-0 4-3			0-0 6-3		3 0 0 0 0 0 0
Bill Buckner, L (1, 3) OBP: 0.265, SLG: 0.295			0-3 K		0-3 K			0-0 F8		3 0 0 0 0 2 0
Dave Henderson, R (1, 9) OBP: 0.313, SLG: 0.467			0-3 K			0-0 F9		0-0 F6		3 0 0 0 0 1 0
Marty Barrett, R (1, 4) OBP: 0.253, SLG: 0.189			0-0 6-3			0-0 F7			0-0 F8	3 0 0 0 0 0 0
Rich Gedman, L (1, 2) OBP: 0.136, SLG: 0.205			0-0 L3			0-0 2B			0-0 4-3	3 0 1 0 0 0 0

Inning Stats	R: 0	H: 0	E: 0	LOB: 0	K: 0	BB: 0	S: 3	P: 3
	R: 0	H: 0	E: 0	LOB: 0	K: 2	BB: 0	S: 7	P: 7
	R: 0	H: 0	E: 0	LOB: 0	K: 1	BB: 0	S: 5	P: 5
	R: 0	H: 0	E: 0	LOB: 0	K: 1	BB: 0	S: 5	P: 5
	R: 0	H: 1	E: 0	LOB: 1	K: 0	BB: 0	S: 4	P: 4
	R: 0	H: 0	E: 0	LOB: 0	K: 1	BB: 0	S: 5	P: 5
	R: 0	H: 0	E: 0	LOB: 0	K: 0	BB: 0	S: 3	P: 3
	R: 1	H: 1	E: 0	LOB: 1	K: 0	BB: 1	S: 4	P: 8

PITCHER	IP	WLS	BF	H	R	ER	SO	BB	IBB	HBP	BLK	WP	HR	S	P	ERA	WHIP
Floyd Bannister, L (1, 1) ERA: 3.61	9.0	W	30	2	1	1	6	1	0	0	0	0	1	41	45	1.00	0.333

BOTTOM

Chicago White Sox @ Boston Red Sox
Fenway Park, Boston, MA
 Sat May 23 1987, 3:33 AM EDT
 Att. 31,263 - Unknown

livebaseballscorecards.com

AB	29
R	1
H	2
RBI	1
BB	1
SO	6
LOB	2



WP	HR	S	P	ERA	WHIP
0	1	41	45	1.00	0.333

Batter	1	2	3	4	5	6	7	8	9	10	AB R H RBI BB SO LOB	TOP												
Daryl Boston, L (1, 8) OBP: 0.304, SLG: 0.384	0-0 G1-6-3 1B		0-0 1B			0-0 SH1-4 1B 2B		0-0 4-3		4-0 1B 1B	4 2 3 0 1 0 0													
Fred Manrique, R (1, 4) OBP: 0.276, SLG: 0.309	0-0 G1-6-3 1-2f		0-0 F5			0-0 SH1-4 2-3		0-0 5-3		0-0 1B 1-2 2-3 1B	4 0 1 0 0 0 2													
Harold Baines, L (1, 10) OBP: 0.408, SLG: 0.484	0-0 L7			0-0 4-3		0-0 FC4-6 1B 3-H		0-0 L9		0-0 G4-6-3 1B 1-3 2-H 3-H	5 0 2 3 0 0 0													
Greg Walker, L (1, 3) OBP: 0.269, SLG: 0.401		0-0 2B		0-0 F8		0-0 FC4-6 1-2f		0-0 4-3		0-0 G4-6-3 1-2f	5 0 1 0 0 0 3													
Carlton Fisk, R (1, 2) OBP: 0.321, SLG: 0.339		0-0 1-3		0-0 5-3		0-0 F9		0-0 5-3			4 0 0 0 0 0 2													
Jerry Hairston, S (1, 7) OBP: 0.308, SLG: 0.143 Gary Redus, R (10, 7) OBP: 0.367, SLG: 0.430		0-3 K		0-0 3-1				0-0 G3		0-3 K	4 0 0 0 0 2 1 0 0 0 0 0 0 0													
Tim Lulett, R (1, 5) OBP: 0.266, SLG: 0.405		0-0 F2		0-0 1B				0-0 4-3 1B		0-0 SH1-4 2B 1B	4 1 3 0 0 0 1													
Ozzie Guillen, L (1, 6) OBP: 0.336, SLG: 0.348			0-0 6-3		0-0 L7			0-0 4-3 1-2		0-0 SH1-4 1-2	3 0 0 0 0 0 2													
Kenny Williams, R (1, 9) OBP: 0.250, SLG: 0.333			0-0 F7		0-0 G3			0-0 L4		0-0 1B 2-H 1B 2B	4 1 1 1 0 0 2													
Inning Stats	R: 0 E: 0 K: 0 S: 3	H: 1 LOB: 0 BB: 0 P: 3	R: 0 E: 0 K: 1 S: 6	H: 1 LOB: 1 BB: 0 P: 6	R: 0 E: 0 K: 0 S: 4	H: 1 LOB: 1 BB: 0 P: 4	R: 0 E: 0 K: 0 S: 3	H: 0 LOB: 0 BB: 0 P: 3	R: 0 E: 0 K: 0 S: 4	H: 1 LOB: 1 BB: 0 P: 4	R: 1 E: 0 K: 0 S: 5	H: 2 LOB: 1 BB: 0 P: 5	R: 0 E: 0 K: 0 S: 3	H: 1 LOB: 1 BB: 0 P: 4	R: 0 E: 0 K: 0 S: 5	H: 0 LOB: 0 BB: 0 P: 3	R: 0 E: 0 K: 1 S: 5	H: 0 LOB: 0 BB: 0 P: 5	R: 3 E: 0 K: 0 S: 6	H: 4 LOB: 1 BB: 1 P: 10	1B: 8 2B: 3 3B: 0 HR: 0	SF: 0 SAC: 2 DP: 2 HBP: 0	WP: 0 PB: 0 SB: 0 CS: 0	PA: 40
PITCHER	IP WLS BF H R ER SO BB IBB HBP BLK WP HR S P ERA WHIP												IP WLS BF H R ER SO BB IBB HBP BLK WP HR S P ERA WHIP											
Bob Stanley, R (1, 1) ERA: 4.11	9.1 L 38 10 4 4 2 0 0 0 0 0 0 0 0 45 3.86 1.071																							
Joe Sambito, L (10, 1) ERA: 1.46	0.2 2 1 0 0 0 0 0 0 0 0 0 0 2 0.00 1.500																							

Chicago White Sox @ Boston Red Sox
 Fenway Park, Boston, MA
 Sun May 24 1987, 3:33 AM EDT
 Att. 31,369 - Unknown

livebaseballscores.com

AB 37
 R 4
 H 11
 RBI 4
 BB 1
 SO 2
 LOB 13



BOTTOM

Chicago White Sox @ Boston Red Sox
Fenway Park, Boston, MA
Sun May 24 1987, 3:33 AM EDT
Att: 31,369 - Unknown

livebaseballscorecards.com

AB 33
R 1
H 6
RBI 1
BB 5
SO 2
LOB 17



WP: 0 PA: 39
PB: 0
SB: 0
CS: 0

AB R H RBI BB SO LOB

4 0 0 0 0 0 3

5 0 1 0 0 0 3

2 1 0 0 3 0 1

4 0 0 0 0 2 5

3 0 1 0 1 0 0

4 0 1 1 0 0 1

4 0 0 0 0 0 2

4 0 1 0 0 0 2

3 0 2 0 1 0 0

1B: 6 SF: 0
2B: 0 SAC: 1
3B: 0 DP: 2
HR: 0 HBP: 0

Batter	1	2	3	4	5	6	7	8	9	10
Ellis Burks, R OBP: 0.273, SLG: 0.460 (1, 8)	F8		L9		SH3-4		G5-3			4-3
Marty Barrett, R OBP: 0.250, SLG: 0.189 (1, 4)	1B		4-3		F8		4-3			1-3
Wade Boggs, L OBP: 0.414, SLG: 0.539 (1, 5)	F7			1B BB				G5-4-3 BB		3-1
Don Baylor, R OBP: 0.343, SLG: 0.453 (1, 10)	K			K	F9			G5-4-3		
Mike Greenwell, L OBP: 0.333, SLG: 0.540 (1, 9)		G3		G3 1B 1B		F9		BB BB BB BB		
Jim Rice, R OBP: 0.297, SLG: 0.320 (1, 7)		F7		G3 1B		F9			L9	
Bill Buckner, L OBP: 0.268, SLG: 0.288 (1, 3)		1-3		G3		L9			F4	
Rich Gedman, L OBP: 0.146, SLG: 0.208 (1, 2)			6-3	F7			G5-3 BB 1B		1-3	
Spike Owen, S OBP: 0.259, SLG: 0.229 (1, 6)					SH3-4 1B		G5-3 BB		F9	

Inning Stats	R: 0	H: 1	E: 0	K: 1	S: 6	P: 6	R: 0	H: 0	E: 0	K: 0	S: 3	P: 3	R: 0	H: 1	E: 0	K: 0	S: 4	P: 4	R: 1	H: 2	E: 0	K: 1	S: 7	P: 11	R: 0	H: 1	E: 0	K: 0	S: 4	P: 8	R: 0	H: 0	E: 0	K: 0	S: 3	P: 3	R: 0	H: 1	E: 0	K: 0	S: 3	P: 7	R: 0	H: 0	E: 0	K: 0	S: 2	P: 10	R: 0	H: 0	E: 0	K: 0	S: 3	P: 3	R: 0	H: 0	E: 0	K: 0	S: 3	P: 3
--------------	------	------	------	------	------	------	------	------	------	------	------	------	------	------	------	------	------	------	------	------	------	------	------	-------	------	------	------	------	------	------	------	------	------	------	------	------	------	------	------	------	------	------	------	------	------	------	------	-------	------	------	------	------	------	------	------	------	------	------	------	------

PITCHER	IP	WLS	BF	H	R	ER	SO	BB	IBB	HBP	BLK	WP	HR	S	P	ERA	WHIP
Jose DeLeon, R ERA: 3.3 (1, 1)	7.0		30	6	1	1	2	4	0	0	0	0	0	30	46	1.29	1.429
Jim Winn, R ERA: 4.81 (8, 1)	1.0		3	0	0	0	0	1	0	0	0	0	0	2	6	0.00	1.000
Ray Searage, L ERA: 0.89 (9, 1)	1.0	W	3	0	0	0	0	0	0	0	0	0	0	3	3	0.00	0.000
Bob James, R ERA: 3.98 (10, 1)	1.0	S	3	0	0	0	0	0	0	0	0	0	0	3	3	0.00	0.000

Batter	1	2	3	4	5	6	7	8	9	AB R H RBI BB SO LOB	TOP																
Brett Butler, L (1, 8) OBP: 0.384, SLG: 0.370	0-0 F7		0-0 FC4-6		0-0 PB 2B 2B		0-0 F8		0-0 1B	5 1 2 1 0 0 2																	
Julio Franco, R (1, 6) OBP: 0.414, SLG: 0.444	0-3 K			0-0 1-3	4-0 2B WP BB		0-0 G5-4-3 1B		0-0 4-3	4 1 1 0 1 1 1																	
Pat Tabler, R (1, 3) OBP: 0.358, SLG: 0.488	0-3 K			0-0 HR	0-0 WP FC5-2 2B		0-0 G5-4-3 1-2f			4 1 2 2 0 1 2																	
Joe Carter, R (1, 7) OBP: 0.267, SLG: 0.406		0-3 K		0-0 G1	0-0 FC5-2			0-0 6-3		4 0 0 0 0 1 1																	
Carmen Castillo, R (1, 10) OBP: 0.361, SLG: 0.636		0-3 K		0-0 L9	0-0 4-3			0-0 6-3		2 0 0 0 0 1 0																	
Mel Hall, L (5, PH) OBP: 0.265, SLG: 0.386										2 0 0 0 0 0 1																	
Brook Jacoby, R (1, 5) OBP: 0.347, SLG: 0.406		0-0 1-3			0-0 FC4 1B 1B	0-0 3-1		0-0 FC4-6 1B		4 1 2 0 0 0 0																	
Cory Snyder, R (1, 9) OBP: 0.251, SLG: 0.441			0-3 K		0-0 FC4 1B	0-0 3-1		0-0 FC4-6 1-2f		4 0 1 0 0 1 1																	
Tony Bernazard, S (1, 4) OBP: 0.234, SLG: 0.327			0-0 F9		0-0 FC4 2B	0-0 4-3			0-3 K	3 1 0 0 0 0 2																	
Dave Clark, L (9, PH) OBP: 0.125, SLG: 0.125					1-2f 2-3					1 0 0 0 0 1 0																	
Rick Dempsey, R (1, 2) OBP: 0.348, SLG: 0.278			4-0 FC4-6 BB		0-0 2B PB 1B		4-0 1B BB		0-0 F8	1 1 1 1 2 0 0																	
Doug Frobel, L (9, PH) OBP: 0.150, SLG: 0.278					1-2 3-H					1 0 0 0 0 0 0																	
Inning Stats	R: 0 E: 0 K: 2 S: 7	H: 0 LOB: 0 BB: 0 P: 7	R: 0 E: 0 K: 2 S: 7	H: 0 LOB: 0 BB: 0 P: 7	R: 0 E: 0 K: 1 S: 5	H: 0 LOB: 1 BB: 1 P: 9	R: 1 E: 0 K: 0 S: 4	H: 1 LOB: 0 BB: 0 P: 4	R: 5 E: 0 K: 0 S: 8	H: 5 LOB: 1 BB: 1 P: 12	R: 0 E: 0 K: 0 S: 3	H: 0 LOB: 0 BB: 0 P: 3	R: 0 E: 0 K: 0 S: 3	H: 1 LOB: 1 BB: 1 P: 7	R: 0 E: 0 K: 0 S: 4	H: 1 LOB: 1 BB: 0 P: 4	R: 0 E: 0 K: 1 S: 6	H: 1 LOB: 1 BB: 0 P: 6	1B: 6 2B: 2 3B: 0 HR: 1	SF: 0 SAC: 0 DP: 1 HBP: 0	WP: 1 PB: 1 SB: 0 CS: 0	PA: 38					
PITCHER	IP WLS BF H R ER SO BB IBB HBP BLK WP HR S P ERA WHIP																										
Bruce Hurst, L (1, 1) ERA: 3.27	4.1		21	6	6	6	5	2	0	0	0	0	1	29	37	12.46	1.846										
Steve Crawford, R (5, 1) ERA: 5.54	3.2	W	13	2	0	0	0	1	0	0	0	1	0	12	16	0.00	0.818										
Calvin Schiraldi, R (9, 1) ERA: 5.87	1.0		4	1	0	0	1	0	0	0	0	0	0	6	6	0.00	1.000										

Cleveland Indians @ Boston Red Sox
Fenway Park, Boston, MA
 Mon May 25 1987, 7:05 PM EDT
 Att: 19,858 - Unknown

livebaseballscorecards.com

AB 35
R 6
H 9
RBI 4
BB 3
SO 6
LOB 10



Batter	1	2	3	4	5	6	7	8	9	AB	R	H	RBI	BB	SO	LOB
Ellis Burks, R OBP: 0.280, SLG: 0.484 (1, 8)	0-0 1-3 BB	4-0 HR BB	0-0 5-3		0-0 HR		0-0 F8			4	2	1	4	1	0	2
Marty Barrett, R OBP: 0.257, SLG: 0.230 (1, 4)	0-0 PB E 1B	0-0 HR		0-3 K	0-3 K		0-0 6-3			5	2	2	3	0	2	0
Wade Boggs, L OBP: 0.419, SLG: 0.538 (1, 5)	0-0 F8	0-0 1B		0-0 1B	4-0 BB BB			0-0 5-3		4	0	2	0	1	0	1
Don Baylor, R OBP: 0.350, SLG: 0.447 (1, 10)	4-0 E 2B BB	0-3 K		0-3 K	4-0 1-2 BB			1-0 HBP		2	1	0	0	2	2	2
Mike Greenwell, L OBP: 0.315, SLG: 0.507 (1, 9)	0-0 E3 2B	0-0 F8		0-0 F8	0-0 F5			0-3 K		4	1	0	0	0	0	5
Dave Henderson, R OBP: 0.310, SLG: 0.462 (8, 9)	1-3 2-H 2B									1	0	0	0	0	1	1
Jim Rice, R OBP: 0.309, SLG: 0.343 (1, 7)	0-0 1-H 3-H 2B		0-0 G3 1B		0-0 2B HR 1B		0-0 6-3		0-0 F9	5	1	3	2	0	0	1
Bill Buckner, L OBP: 0.252, SLG: 0.280 (1, 3)	0-0 1-3		0-0 G3		0-0 F9		0-0 F3			4	0	0	0	0	0	3
Rich Gedman, L OBP: 0.173, SLG: 0.250 (1, 2)		0-0 SH1-4 HR 1B	0-0 G3		0-0 HR 2B		0-0 F7			4	2	2	0	0	0	1
Spike Owen, S OBP: 0.281, SLG: 0.224 (1, 6)		0-0 SH1-4	4-0 BB BB		4-0 HR BB		0-0 4-3			1	1	0	0	2	0	0

Inning Stats	R: 3	H: 2	E: 1	K: 0	S: 6	LOB: 1	BB: 1	P: 10	R: 3	H: 3	E: 0	K: 1	S: 8	LOB: 1	BB: 1	P: 12	R: 0	H: 1	E: 0	K: 0	S: 4	LOB: 2	BB: 1	P: 8	R: 0	H: 1	E: 0	K: 2	S: 8	LOB: 1	BB: 0	P: 8	R: 4	H: 3	E: 0	K: 1	S: 8	LOB: 2	BB: 3	P: 20	R: 0	H: 0	E: 0	K: 0	S: 3	LOB: 0	BB: 0	P: 3	R: 0	H: 0	E: 0	K: 0	S: 3	LOB: 0	BB: 0	P: 3	R: 0	H: 0	E: 0	K: 1	S: 5	LOB: 1	BB: 0	P: 6
--------------	------	------	------	------	------	--------	-------	-------	------	------	------	------	------	--------	-------	-------	------	------	------	------	------	--------	-------	------	------	------	------	------	------	--------	-------	------	------	------	------	------	------	--------	-------	-------	------	------	------	------	------	--------	-------	------	------	------	------	------	------	--------	-------	------	------	------	------	------	------	--------	-------	------

PITCHER	IP	WLS	BF	H	R	ER	SO	BB	IBB	HBP	BLK	WP	HR	S	P	ERA	WHIP
Tom Candiotti, R ERA: 5.9 (1, 1)	2.2		18	6	6	3	1	3	0	0	0	0	1	17	29	10.12	3.375
Mark Huisman, R ERA: 5.57 (3, 1)	1.2	L	10	4	4	4	2	1	0	0	0	0	1	13	17	21.60	3.000
Rich Yett, R ERA: 4.25 (5, 1)	3.2		14	0	0	0	2	2	0	1	0	0	0	15	24	0.00	0.545


BOTTOM

Cleveland Indians @ Boston Red Sox

Fenway Park, Boston, MA

Mon May 25 1987, 7:05 PM EDT
Att. 19,858 - Unknown

AB	34
R	10
H	10
RBI	9
BB	6
SO	5
LOB	16



WP	HR	S	P	ERA	WHIP
0	1	0	0	0	0

Batter	1	2	3	4	5	6	7	8	9	AB R H RBI BB SO LOB	TOP									
Brett Butler, L (1, 8) OBP: 0.376, SLG: 0.361	0-0 3-1		0-0 6-3		0-0 F8		0-0 4-3		0-0 1B WP HR 1B	5 1 1 0 0 0 0										
Julio Franco, R (1, 6) OBP: 0.413, SLG: 0.443	0-0 6-3		0-0 1B 1B		0-0 4-3		0-0 5-3		0-0 1-3 HR 1B	5 1 2 0 0 0 0										
Pat Tabler, R (1, 10) OBP: 0.369, SLG: 0.503 Dave Clark, L (8, PH) OBP: 0.111, SLG: 0.111 Carmen Castillo, R (9, PH) OBP: 0.351, SLG: 0.618	0-0 1B		0-0 FC5-4 1B			0-0 1B FC3-2-5-3 2B		0-0 G3	0-0 F9	3 0 3 0 0 0 0 1 0 0 0 0 0 0 1 0 0 0 0 0 2										
Joe Carter, R (1, 3) OBP: 0.276, SLG: 0.428		0-0 F8	0-0 FC5-4			0-0 2-3 1B		0-0 1B 1B	0-0 1-H 3-H HR	5 2 3 3 0 0 2										
Mel Hall, L (1, 7) OBP: 0.270, SLG: 0.386		0-0 BB 1B		0-0 F8		0-0 FC3-2-5-3 FC5 1-3 3-H		0-0 1-3 1B	0-0 6-3	5 0 2 0 0 0 2										
Brook Jacoby, R (1, 5) OBP: 0.344, SLG: 0.403		0-0 F9		0-0 F4		0-0 FC5 FC6-4 2-3		0-0 1-2 3-H 1B		4 0 1 1 0 0 3										
Cory Snyder, R (1, 9) OBP: 0.257, SLG: 0.439		4-0 BB 1-2 BB		0-0 1B		0-0 FC6-4 1-2f		0-3 K		3 0 1 0 1 1 4										
Tony Bernazard, S (1, 4) OBP: 0.235, SLG: 0.344		0-0 F8		0-0 4-3			0-0 HR	0-3 K		4 1 1 1 0 1 5										
Rick Dempsey, R (1, 2) OBP: 0.347, SLG: 0.293 Doug Frobel, L (9, PH) OBP: 0.143, SLG: 0.263			0-0 2B		0-0 F7		0-0 P6	0-0 5-3		3 0 1 0 0 0 0 1 0 0 0 0 0 0										
Inning Stats	R: 0 E: 0 K: 0 S: 3	H: 1 LOB: 1 BB: 0 P: 3	R: 0 E: 0 K: 0 S: 4	H: 1 LOB: 2 BB: 1 P: 8	R: 0 E: 0 K: 0 S: 5	H: 3 LOB: 2 BB: 0 P: 5	R: 0 E: 0 K: 0 S: 4	H: 1 LOB: 1 BB: 0 P: 4	R: 0 E: 0 K: 0 S: 5	H: 2 LOB: 2 BB: 0 P: 5	R: 1 E: 0 K: 0 S: 4	H: 1 LOB: 0 BB: 0 P: 4	R: 1 E: 0 K: 2 S: 10	H: 3 LOB: 2 BB: 0 P: 10	R: 3 E: 0 K: 0 S: 6	H: 3 LOB: 0 BB: 0 P: 6	1B: 11 2B: 2 3B: 0 HR: 2	SF: 0 SAC: 0 DP: 0 HBP: 0	WP: 1 PB: 0 SB: 0 CS: 0	PA: 41
PITCHER	IP WLS BF H R ER SO BB IBB HBP BLK WP HR S P ERA WHIP																			
AI Nipper, R (1, 1) ERA: 4.34	7.1 W 32 11 2 2 0 1 0 0 0 0 1 31 35 2.46 1.636																			
Calvin Schiraldi, R (8, 1) ERA: 6.88	1.2 9 4 3 3 2 0 0 0 0 1 1 13 13 16.20 2.400																			

Cleveland Indians @ Boston Red Sox
Fenway Park, Boston, MA
 Tue May 26 1987, 7:05 PM EDT
 Att: 18,493 - Unknown

livebaseballscorecards.com

AB	40
R	5
H	15
RBI	5
BB	1
SO	2
LOB	18



Batter	1	2	3	4	5	6	7	8	9	AB	R	H	RBI	BB	SO	LOB				
Ellis Burks, R OBP: 0.276, SLG: 0.463 (1, 8) BBB	4-0 1B 2B BB	0-0 F6		0-3 K		0-3 K 1-2		0-0 5-3		4	1	0	0	1	2	2				
Marty Barrett, R OBP: 0.265, SLG: 0.240 (1, 4) X	0-0 2B 1-2 1B	0-0 1B 2-H		0-3 K			0-0 F9			4	0	2	1	0	1	0				
Wade Boggs, L OBP: 0.426, SLG: 0.556 (1, 5) X	0-0 1-3 2-H 2B	0-0 F8		0-0 2B			0-0 1B SF8 1B			4	1	3	1	0	0	1				
Jim Rice, R OBP: 0.323, SLG: 0.352 (1, 7) BBB	4-0 BB		0-0 1B HR 1B	0-0 F9			0-0 SF8 1-3 1B			3	1	2	0	1	0	1				
Don Baylor, R OBP: 0.353, SLG: 0.444 (1, 10) X	0-0 P3		0-0 F6		0-0 FC3-6 1B		4-0 IBB			3	0	1	0	1	0	4				
Bill Buckner, L OBP: 0.251, SLG: 0.281 (1, 3) X	0-0 F6		0-0 1-2 HR 1B		0-0 FC3-6 8-3 1-2f		0-0 SF8			3	1	1	1	0	0	4				
Dave Henderson, R OBP: 0.308, SLG: 0.484 (1, 9) X	0-0 F8		0-0 1-1 2-H HR		0-0 8-3 1-2f		0-0 F7			4	1	1	3	0	0	6				
Marc Sullivan, R OBP: 0.150, SLG: 0.203 (1, 2) S		0-0 F7	0-3 K		0-3 K		0-3 K			4	0	0	0	0	3	0				
Spike Owen, S OBP: 0.295, SLG: 0.264 (1, 6) X		0-0 1B 2B	0-0 F8		0-0 CS 1B		0-0 3-1			4	1	2	0	0	0	0				
Inning Stats	R: 1 E: 0 K: 0 S: 5	H: 2 LOB: 3 BB: 2 P: 13	R: 1 E: 0 K: 0 S: 5	H: 2 LOB: 1 BB: 0 P: 5	R: 3 E: 0 K: 1 S: 8	H: 3 LOB: 0 BB: 0 P: 8	R: 0 E: 0 K: 2 S: 8	H: 1 LOB: 1 BB: 0 P: 8	R: 0 E: 0 K: 0 S: 3	H: 1 LOB: 0 BB: 0 P: 3	R: 0 E: 0 K: 2 S: 7	H: 1 LOB: 0 BB: 0 P: 7	R: 1 E: 0 K: 0 S: 5	H: 2 LOB: 2 BB: 1 P: 9	R: 0 E: 0 K: 1 S: 5	H: 0 LOB: 0 BB: 0 P: 5	1B: 8 2B: 4 3B: 0 HR: 1	SF: 1 SAC: 0 DP: 1 HBP: 0	WP: 0 PB: 0 SB: 0 CS: 1	PA: 37
PITCHER Greg Swindell, L ERA: 4.21 (1, 1)	IP: 7.0 WLS: L	BF: 34	H: 12 R: 6 ER: 6 SO: 5	BB: 2 IBB: 1 HBP: 0 BLK: 0	WP: 0 HR: 1 S: 41 P: 53	ERA: 7.71 WHIP: 2.000		PITCHER Ernie Camacho, R ERA: 8.74 (8, 1)	IP: 1.0	WLS: 3	BF: 0	H: 0 R: 0 ER: 0 SO: 1	BB: 0 IBB: 0 HBP: 0 BLK: 0	WP: 0 HR: 0 S: 5 P: 5	ERA: 0.00 WHIP: 0.000					

BOTTOM

Cleveland Indians @ Boston Red Sox
Fenway Park, Boston, MA
 Tue May 26 1987, 7:05 PM EDT
 Att. 18,493 - Unknown

livebaseballscorecards.com

AB	33
R	6
H	12
RBI	6
BB	3
SO	6
LOB	18



Batter	1	2	3	4	5	6	7	8	9	AB R H RBI BB SO LOB	TOP																				
Brett Butler, L (1, 8) OBP: 0.388, SLG: 0.396	0-0 4-3		0-0 F9 2B			0-0 SH3-4 1B		0-0 6-3 2B		4 0 3 0 0 0 0	Cleveland Indians @ Boston Red Sox Fenway Park, Boston, MA Wed May 27 1987, 7:05 PM EDT Att: 22,906 - Unknown livebaseballscorecards.com																				
Julio Franco, R (1, 4) OBP: 0.415, SLG: 0.444	0-0 2B 1B		0-0 F9 2-3			0-0 SH3-4 1B		0-0 6-3 2-3		4 0 2 0 0 0 2																					
Pat Tabler, R (1, 10) OBP: 0.363, SLG: 0.494	0-0 P3		0-0 F8			0-0 SH3-4 1-2 2-3		0-0 5-3		3 0 0 0 0 0 3																					
Joe Carter, R (1, 3) OBP: 0.276, SLG: 0.429	0-0 1-3 2B			0-0 1-3		0-0 P3		0-0 6-3		4 0 1 0 0 0 2																					
Mel Hall, L (1, 7) OBP: 0.262, SLG: 0.375	0-3 K			0-0 F8		0-0 4-3		0-0 F6		4 0 0 0 0 1 4																					
Brook Jacoby, R (1, 5) OBP: 0.339, SLG: 0.395 Carmen Castillo, R (9, PH) OBP: 0.342, SLG: 0.600		0-3 K		0-3 K			0-0 6-3	0-0 4-3		3 0 0 0 0 2 0 1 0 0 0 0 0 0																					
Doug Frobel, L (1, 9) OBP: 0.125, SLG: 0.227		0-0 1-3			0-0 6-3		0-0 4-3			3 0 0 0 0 0 0																					
Cory Snyder, R (1, 6) OBP: 0.253, SLG: 0.431		0-3 K			0-3 K		0-3 K			3 0 0 0 0 3 0																					
Chris Bando, S (1, 2) OBP: 0.268, SLG: 0.294			0-0 4-3		0-3 K			0-3 K		3 0 0 0 0 2 0																					
Inning Stats	R: 0 E: 0 K: 1 S: 7	H: 2 LOB: 2 BB: 0 P: 7	R: 0 E: 0 K: 2 S: 7	H: 0 LOB: 0 BB: 0 P: 7	R: 0 E: 0 K: 0 S: 4	H: 1 LOB: 1 BB: 0 P: 4	R: 0 E: 0 K: 1 S: 5	H: 0 LOB: 0 BB: 0 P: 5	R: 0 E: 0 K: 1 S: 5	H: 2 LOB: 2 BB: 0 P: 5	R: 0 E: 0 K: 1 S: 5	H: 0 LOB: 0 BB: 0 P: 5	R: 0 E: 0 K: 1 S: 6	H: 1 LOB: 1 BB: 0 P: 6	R: 0 E: 0 K: 0 S: 3	H: 0 LOB: 0 BB: 0 P: 3	1B: 3 2B: 3 3B: 0 HR: 0	SF: 0 SAC: 1 DP: 0 HBP: 0	WP: 0 PB: 0 SB: 0 CS: 0	PA: 33											
PITCHER Roger Clemens, R (1, 1) ERA: 2.65	IP 9.0	WLS W	BF 33	H 6	R 0	ER 0	SO 8	BB 0	IBB 0	HBP 0	BLK 0	WP 0	HR 0	S 49	P 49	ERA 0.00	WHIP 0.667														
											PITCHER	IP	WLS	BF	H	R	ER	SO	BB	IBB	HBP	BLK	WP	HR	S	P	ERA	WHIP			




Batter	1	2	3	4	5	6	7	8	9	AB	R	H	RBI	BB	SO	LOB
Ellis Burks, R (1, 8) OBP: 0.275, SLG: 0.449	0-0 6-3		0-0 CS	0-0 6-3		0-0 F7		4-0 BB		3	0	0	0	1	0	0
Marty Barrett, R (1, 4) OBP: 0.274, SLG: 0.243	0-0 1-3			0-0 F2		0-0 FC6 1B		4-0 BB		3	0	1	0	1	0	0
Wade Boggs, L (1, 5) OBP: 0.418, SLG: 0.542	0-0 F8			0-0 4-3		0-0 FC6		0-0 3-1		4	0	0	0	0	0	3
Jim Rice, R (1, 7) OBP: 0.331, SLG: 0.360		0-0 CS 1B			0-0 FC4-6 WP SF8 1B		0-0 F8			3	1	2	0	0	0	0
Don Baylor, R (1, 10) OBP: 0.353, SLG: 0.439		0-3 K			4-0 FC4-6 BB		0-0 6-3			2	0	0	0	1	1	1
Mike Greenwell, L (1, 9) OBP: 0.316, SLG: 0.514 Dave Henderson, R (7, PR) OBP: 0.308, SLG: 0.484		0-0 4-3			0-0 FC4-6		0-0 2B			3	0	1	0	0	0	2
Bill Buckner, L (1, 3) OBP: 0.253, SLG: 0.280			4-0 CS BB		0-0 SF8		0-3 K			1	0	0	1	1	1	1
Rich Gedman, L (1, 2) OBP: 0.164, SLG: 0.236			0-0 F9		0-0 F8		0-3 K			3	0	0	0	0	1	2
Spike Owen, S (1, 6) OBP: 0.281, SLG: 0.250			0-0 F7		0-0 F5		0-0 F8			3	0	0	0	0	0	1

Inning Stats	R: 0	H: 0	R: 0	H: 1	R: 0	H: 0	R: 0	H: 0	R: 1	H: 1	R: 0	H: 1	R: 0	H: 1	R: 0	H: 0
	E: 0	LOB: 0	E: 0	LOB: 0	E: 0	LOB: 0	E: 0	LOB: 0	E: 0	LOB: 1	E: 0	LOB: 1	E: 0	LOB: 1	E: 0	LOB: 2
	K: 0	BB: 0	K: 1	BB: 0	K: 0	BB: 1	K: 0	BB: 0	K: 0	BB: 1	K: 1	BB: 0	K: 1	BB: 0	K: 1	BB: 2
	S: 3	P: 3	S: 5	P: 5	S: 2	P: 6	S: 3	P: 3	S: 4	P: 8	S: 6	P: 6	S: 5	P: 13	S: 5	P: 13

BOTTOM

Cleveland Indians @ Boston Red Sox
 Fenway Park, Boston, MA
 Wed May 27 1987, 7:05 PM EDT
 Att. 22,906 - Unknown

AB	25
R	1
H	4
RBI	1
BB	4
SO	3
LOB	10



1B: 3	SF: 1	WP: 1	PA: 31
2B: 2	SAC: 0	PB: 0	
3B: 0	DP: 1	SB: 2	
HR: 0	HBP: 0	CS: 2	

PITCHER	IP	WLS	BF	H	R	ER	SO	BB	IBB	HBP	BLK	WP	HR	S	P	ERA	WHIP
Phil Niekro, R (1, 1) ERA: 6.06	8.0	L	30	4	1	1	3	4	0	0	0	1	0	32	48	1.12	1.000

Batter	1	2	3	4	5	6	7	8	9	AB R H RBI BB SO LOB	TOP																									
Brett Butler, L (1, 8) OBP: 0.381, SLG: 0.387 Chris Bando, S (8, 2) OBP: 0.268, SLG: 0.294	0-0 1B 1B	0-0 F5		0-0 F7		0-0 4-3		0-0 F8		5 1 1 0 0 0 2 0 0 0 0 0 0 0																										
Julio Franco, R (1, 4) OBP: 0.424, SLG: 0.460	0-0 1B 1-2 HR	0-0 S HR 1B		0-0 E 2B		0-0 FC5-2		0-0 1-3 1B		5 2 4 0 0 0 1																										
Pat Tabler, R (1, 10) OBP: 0.364, SLG: 0.509	0-0 1-2 HR 2-H	0-0 1-H HR 1B		0-0 6-3		0-0 F5		0-0 4-3		5 2 2 3 0 0 4																										
Joe Carter, R (1, 3) OBP: 0.289, SLG: 0.487	0-0 1-H 2-H HR	0-3 K			0-0 HR		0-0 4-3 1B		0-0 HR	5 3 4 5 0 1 0																										
Mel Hall, L (1, 7) OBP: 0.260, SLG: 0.369	0-0 G3		0-3 K		0-0 WP 1B		0-0 L7		0-0 F4	5 0 1 0 0 1 1																										
Brook Jacoby, R (1, 5) OBP: 0.340, SLG: 0.388	4-0 FC6-4 BB		4-0 2B BB		0-3 K		0-0 4-3		0-3 K	3 0 0 0 2 2 2																										
Dave Clark, L (1, 9) OBP: 0.091, SLG: 0.091 Carmen Castillo, R (5, PH) OBP: 0.317, SLG: 0.553	0-0 L6		0-0 L5		0-0 6-3		0-0 6-3		0-0 5-3	2 0 0 0 0 0 2 3 0 0 0 0 0 2																										
Cory Snyder, R (1, 6) OBP: 0.253, SLG: 0.433	0-0 FC6-4 1-2f		0-0 1-H 2B		0-3 K			0-0 F8		4 0 1 0 0 1 2																										
Rick Dempsey, R (1, 2) OBP: 0.347, SLG: 0.308 Doug Frobel, L (8, PH) OBP: 0.160, SLG: 0.261		0-0 P3		0-0 F3		0-0 4-3 FC5-2 2B		0-0 1B 1B		3 0 1 0 0 0 0 1 0 1 0 0 0 0																										
Inning Stats	R: 4 E: 0 K: 0 S: 7	H: 4 LOB: 1 BB: 1 P: 11	R: 2 E: 0 K: 1 S: 7	H: 2 LOB: 0 BB: 0 P: 7	R: 0 E: 0 K: 1 S: 5	H: 1 LOB: 2 BB: 1 P: 9	R: 0 E: 1 K: 0 S: 4	H: 1 LOB: 1 BB: 0 P: 4	R: 1 E: 0 K: 2 S: 9	H: 2 LOB: 1 BB: 0 P: 9	R: 0 E: 0 K: 0 S: 4	H: 1 LOB: 1 BB: 0 P: 4	R: 0 E: 0 K: 0 S: 5	H: 2 LOB: 2 BB: 0 P: 5	R: 1 E: 0 K: 1 S: 6	H: 1 LOB: 0 BB: 0 P: 6	1B: 8 2B: 3 3B: 0 HR: 4	SF: 0 SAC: 0 DP: 0 HBP: 0	WP: 1 PB: 0 SB: 1 CS: 0	PA: 43																
PITCHER	IP WLS BF H R ER SO BB IBB HBP BLK WP HR S P ERA WHIP																																			
John Leister, R (1, 1) ERA: 27.0	2.0		13	6	6	6	1	1	0	0	0	0	2	14	18	27.00	3.500																			
Tom Bolton, L (3, 1) ERA: 5.68	2.1		11	4	1	1	2	1	0	0	0	0	1	14	18	3.86	2.143																			
Steve Crawford, R (5, 1) ERA: 5.02	2.2	W	10	2	0	0	1	0	0	0	0	1	0	12	12	0.00	0.750																			
Wes Gardner, R (8, 1) ERA: 4.88	2.0	S	9	3	1	1	1	0	0	0	0	0	1	11	11	4.50	1.500																			

Cleveland Indians @ Boston Red Sox
Fenway Park, Boston, MA
 Thu May 28 1987, 7:05 PM EDT
 Att: 22,305 - Unknown

livebaseballscorecards.com

AB	41
R	8
H	15
RBI	8
BB	2
SO	5
LOB	16




Batter	1	2	3	4	5	6	7	8	9	AB R H RBI BB SO LOB	TOP																
Ellis Burks, R (1, 8) OBP: 0.295, SLG: 0.472	0-0 SH1 S 6-3 1B	0-0 E4 1-2 3-H 1B		0-0 5-3		4-0 1-6-3 BB		0-0 1-H HR		4 2 2 2 1 0 1																	
Marty Barrett, R (1, 4) OBP: 0.286, SLG: 0.254	0-0 SH1 1-3	0-0 1-2 2-3 1B		0-0 F8		0-0 1-6-3		0-0 5-3		4 0 1 1 0 0 2																	
Wade Boggs, L (1, 5) OBP: 0.422, SLG: 0.549	0-0 6-3 3-H	0-0 F7			0-0 HR	4-0 IBB		0-0 F7		4 1 1 2 1 0 3																	
Jim Rice, R (1, 7) OBP: 0.350, SLG: 0.370	0-0 E6 1B		4-0 F8 1B BB		0-0 6-3	0-3 K		0-0 F9		4 0 1 0 1 1 3																	
Don Baylor, R (1, 10) OBP: 0.350, SLG: 0.423	0-0 P3		0-0 F7		0-0 L6		4-0 1B BB	0-0 1-3 1B		4 0 1 0 1 0 2																	
Dwight Evans, R (1, 9) OBP: 0.409, SLG: 0.558			0-3 K	0-0 1-2 1B		0-0 6-3		0-3 K		5 0 1 0 0 3 2																	
Bill Buckner, L (1, 3) OBP: 0.261, SLG: 0.292			0-0 G3	0-0 F8 2-3			0-0 SH1-4 1-6-3 1B	0-0 G6-4-3 1-2 1B	0-0 1-3 1-2	5 1 2 0 0 0 3																	
Spike Owen, S (1, 6) OBP: 0.292, SLG: 0.254			4-0 1B E BB	0-0 F8		0-0 E6 1-6-3 SH1-4	0-0 G6-4-3 1-2f	0-3 K		3 1 0 0 1 0 5 1 0 0 0 0 1 1																	
Mike Greenwell, L (9, PH) OBP: 0.312, SLG: 0.507																											
Marc Sullivan, R (1, 2) OBP: 0.175, SLG: 0.213			0-0 1B E 1B		0-0 B2-3	0-0 SH1-4		1-0 HR HBP		2 1 1 0 0 0 0																	
Inning Stats	R: 1 E: 1 K: 0 S: 5	H: 2 LOB: 1 BB: 0 P: 5	R: 1 E: 1 K: 1 S: 8	H: 2 LOB: 3 BB: 1 P: 12	R: 0 E: 0 K: 0 S: 4	H: 1 LOB: 2 BB: 1 P: 8	R: 0 E: 0 K: 0 S: 3	H: 0 LOB: 0 BB: 0 P: 3	R: 1 E: 0 K: 0 S: 4	H: 1 LOB: 0 BB: 0 P: 4	R: 1 E: 1 K: 1 S: 7	H: 1 LOB: 3 BB: 2 P: 15	R: 0 E: 0 K: 1 S: 5	H: 1 LOB: 1 BB: 1 P: 9	R: 2 E: 0 K: 0 S: 4	H: 1 LOB: 0 BB: 0 P: 5	R: 0 E: 0 K: 2 S: 8	H: 1 LOB: 1 BB: 0 P: 8	1B: 8 2B: 0 3B: 0 HR: 2	SF: 0 SAC: 2 DP: 1 HBP: 1	WP: 0 PB: 0 SB: 1 CS: 0	PA: 44					
PITCHER	IP WLS BF H R ER SO BB IBB HBP BLK WP HR S P ERA WHIP																										
Floyd Bannister, L (1, 1) ERA: 3.59	5.1		28	7	4	2	1	3	0	0	0	0	1	27	39	3.38	1.875										
Jim Winn, R (6, 1) ERA: 4.88	1.2	W	8	1	1	1	2	1	1	1	0	0	0	9	18	5.40	1.200										
Ray Searage, L (8, 1) ERA: 1.25	0.2		3	1	1	1	0	0	0	0	0	0	1	3	3	13.50	1.500										
Bob James, R (8, 1) ERA: 3.68	1.1	S	5	1	0	0	2	0	0	0	0	0	0	9	9	0.00	0.750										

Boston Red Sox @ Chicago White Sox
 Comiskey Park, Chicago, IL
 Fri May 29 1987, 8:05 PM EDT
 Att: 18,805 - Unknown

livebaseballscorecards.com

AB	36
R	6
H	10
RBI	5
BB	5
SO	5
LOB	22



Batter	1	2	3	4	5	6	7	8	9	AB	R	H	RBI	BB	SO	LOB	BOTTOM																		
Daryl Boston, L (1, 7) OBP: 0.320, SLG: 0.419	0-0 CS 1B		0-0 F8		0-0 F8		0-0 HR			4	1	2	1	0	0	0	Boston Red Sox @ Chicago White Sox Comiskey Park, Chicago, IL Fri May 29 1987, 8:05 PM EDT Att. 18,805 - Unknown																		
Gary Redus, R (1, 9) OBP: 0.344, SLG: 0.396	0-0 1-3 1-2		0-0 F8			0-0 G4-3 1B	0-0 5-3			4	0	1	0	0	0	2																			
Harold Baines, L (1, 10) OBP: 0.391, SLG: 0.481	0-3 K			0-0 3B 1B		0-0 G4-3 1-2f		0-3 K		4	1	1	0	0	2	1																			
Greg Walker, L (1, 3) OBP: 0.278, SLG: 0.437		0-0 B3-6-4 1B		0-0 4-3 3B		0-3 K		0-3 K		4	1	2	1	0	2	0																			
Ron Hassey, L (1, 2) OBP: 0.253, SLG: 0.268 Ron Karkovics, R (7, PR) OBP: 0.203, SLG: 0.127 (8, 2)		0-0 B3-6-4 1-2f		0-0 4-3 3-H		0-0 4-3 HR 2B		0-3 K		3	0	1	1	0	0	1																			
Jerry Royster, R (1, 5) OBP: 0.324, SLG: 0.429 (8, 4)		0-0 HR 2B		0-0 F5		0-0 4-3				3	1	1	0	0	0	1																			
Ozzie Guillen, L (1, 6) OBP: 0.348, SLG: 0.392		0-0 2-H HR		0-0 L5		4-0 HR IBB				2	2	1	2	1	0	0																			
Donnie Hill, S (1, 4) OBP: 0.243, SLG: 0.275 Fred Manrique, R (4, 4) OBP: 0.250, SLG: 0.277 Jerry Hairston, S (7, PH) OBP: 0.321, SLG: 0.304 Tim Hulett, R (8, 5) OBP: 0.259, SLG: 0.406		0-0 1-3			0-0 L6		0-0 1-H 3-H HR			1	0	0	0	0	0	0																			
Kenny Williams, R (1, 8) OBP: 0.320, SLG: 0.500			0-0 F4		0-0 F8		0-0 6-3			3	0	0	0	0	0	1																			
Inning Stats	R: 0 E: 0 K: 1 S: 5	H: 1 LOB: 0 BB: 0 P: 5	R: 2 E: 0 K: 0 S: 5	H: 3 LOB: 0 BB: 0 P: 5	R: 0 E: 0 K: 0 S: 3	H: 0 LOB: 0 BB: 0 P: 3	R: 2 E: 0 K: 0 S: 5	H: 2 LOB: 0 BB: 0 P: 5	R: 0 E: 0 K: 1 S: 5	H: 1 LOB: 0 BB: 0 P: 5	R: 4 E: 0 K: 0 S: 6	H: 3 LOB: 1 BB: 1 P: 10	R: 0 E: 0 K: 3 S: 9	H: 0 LOB: 0 BB: 0 P: 9	1B: 4 2B: 2 3B: 1 HR: 3	SF: 0 SAC: 0 DP: 2 HBP: 0		WP: 0 PB: 0 SB: 0 CS: 1	PA: 32																
PITCHER Bob Stanley, R (1, 1) ERA: 4.71 Joe Sambito, L (8, 1) ERA: 1.35	IP 7.0	WLS L	BF 29	H 10	R 8	ER 8	SO 2	BB 0	IBB 1	HBP 0	BLK 0	WP 0	HR 3	S 32	P 36	ERA 10.29	WHIP 1.429	PITCHER	IP 1.0	WLS L	BF 3	H 0	R 0	ER 0	SO 3	BB 0	IBB 0	HBP 0	BLK 0	WP 0	HR 0	S 9	P 9	ERA 0.00	WHIP 0.000
<table border="0"> <tr> <td>AB</td> <td>31</td> <td>R</td> <td>8</td> <td>H</td> <td>10</td> <td>RBI</td> <td>8</td> <td>BB</td> <td>1</td> <td>SO</td> <td>5</td> <td>LOB</td> <td>6</td> </tr> </table>																	AB	31	R	8	H	10	RBI	8	BB	1	SO	5	LOB	6					
AB	31	R	8	H	10	RBI	8	BB	1	SO	5	LOB	6																						

Batter	1	2	3	4	5	6	7	8	9	10	AB	R	H	RBI	BB	SO	LOB	TOP							
Ellis Burks, R (1, 8) OBP: 0.282, SLG: 0.450	0-0 6-3		0-0 F4		0-3 K			0-0 6-3		0-0 F8	5	0	0	0	0	1	2								
Marty Barrett, R (1, 4) OBP: 0.275, SLG: 0.244	0-3 K			0-0 6-3		0-0 F7		0-0 F8		0-0 L9	5	0	0	0	0	1	2								
Wade Boggs, L (1, 5) OBP: 0.423, SLG: 0.545	0-0 L7			0-0 BB 1B 1B		4-0 BB			0-0 4-3		3	1	1	0	1	0	0								
Jim Rice, R (1, 7) OBP: 0.347, SLG: 0.366		0-0 5-3		0-0 BB 1B 1B		0-0 F4			0-3 K		4	1	1	0	0	1	1								
Dwight Evans, R (1, 9) OBP: 0.417, SLG: 0.567		0-0 6-3 2B		4-0 BB 1B BB		0-0 L8			0-0 1B		3	0	2	0	1	0	1								
Mike Greenwell, L (1, 10) OBP: 0.309, SLG: 0.493		0-0 6-3 2-3		0-0 BB 1B G6-3 1B		0-0 F2			0-0 F9		4	0	1	2	0	0	2								
Bill Buckner, L (1, 3) OBP: 0.255, SLG: 0.286		0-3 K		0-0 G6-3 1-2f		0-0 G3			0-0 4-3		4	0	0	0	0	1	3								
Rich Gedman, L (1, 2) OBP: 0.188, SLG: 0.238			0-3 K		0-3 K			0-0 F8		4-0 1B BB	3	0	0	0	1	2	0								
Spike Owen, S (1, 6) OBP: 0.280, SLG: 0.242			0-0 G3		0-0 F7			0-0 P3		0-0 1B	3	0	0	0	0	0	0								
Don Baylor, R (10, PH) OBP: 0.354, SLG: 0.427											1	0	1	0	0	0	0								
Ed Romero, R (10, 6) OBP: 0.368, SLG: 0.317											0	0	0	0	0	0	0								
Inning Stats	R: 0 E: 0 K: 1 S: 5	H: 0 LOB: 0 BB: 0 P: 5	R: 0 E: 0 K: 1 S: 6	H: 1 LOB: 1 BB: 0 P: 6	R: 0 E: 0 K: 1 S: 5	H: 0 LOB: 0 BB: 0 P: 5	R: 2 E: 0 K: 0 S: 5	H: 3 LOB: 1 BB: 1 P: 9	R: 0 E: 0 K: 2 S: 7	H: 0 LOB: 0 BB: 0 P: 7	R: 0 E: 0 K: 0 S: 3	H: 0 LOB: 1 BB: 1 P: 7	R: 0 E: 0 K: 0 S: 3	H: 0 LOB: 0 BB: 0 P: 3	R: 0 E: 0 K: 0 S: 3	H: 0 LOB: 0 BB: 0 P: 3	R: 0 E: 0 K: 1 S: 6	H: 1 LOB: 1 BB: 0 P: 6	R: 0 E: 0 K: 0 S: 4	H: 1 LOB: 2 BB: 1 P: 8	1B: 5 2B: 1 3B: 0 HR: 0	SF: 0 SAC: 0 DP: 1 HBP: 0	WP: 0 PB: 0 SB: 0 CS: 0	PA: 38	
PITCHER	IP	WLS	BF	H	R	ER	SO	BB	IBB	HBP	BLK	WP	HR	S	P	ERA	WHIP								
Jose DeLeon, R (1, 1) ERA: 3.17	8.0		29	4	2	2	5	2	0	0	0	0	0	37	45	2.25	0.750								
Ray Searage, L (9, 1) ERA: 1.23	0.1		1	0	0	0	0	0	0	0	0	0	0	1	1	0.00	0.000								
Bob James, R (9, 1) ERA: 3.42	1.2	W	8	2	0	0	1	1	0	0	0	0	0	9	13	0.00	1.800								

Boston Red Sox @ Chicago White Sox
Comiskey Park, Chicago, IL
Sat May 30 1987, 4:33 AM EDT
Att. 19,053 - Unknown

livebaseballscorecards.com

AB	35
R	2
H	6
RBI	2
BB	3
SO	6
LOB	11



Batter	1	2	3	4	5	6	7	8	9	10	AB R H RBI BB SO LOB
Jerry Royster, R OBP: 0.333, SLG: 0.500 (1, 7)	0-0 HR		0-0 6-3		0-3 K			0-0 F8		4-0 2B BB	4 2 1 1 1 1 1
Gary Redus, R OBP: 0.340, SLG: 0.387 (1, 9)	0-3 K		0-0 F8		0-0 5-3			4-0 BB		0-3 K	4 0 0 0 1 2 2
Harold Baines, L OBP: 0.391, SLG: 0.482 (1, 10)	4-0 BB		0-0 5-3		0-3 K		0-3 K	0-0 1-3		0-0 2B	4 0 1 1 1 1 1
Carlton Fisk, R OBP: 0.308, SLG: 0.325 (1, 2) (10, 3)	0-3 K			0-3 K		0-0 F7		0-0 F8			4 0 0 0 0 2 1
Greg Walker, L OBP: 0.278, SLG: 0.438 (1, 3) Ron Karkovics, R OBP: 0.203, SLG: 0.127 (9, PR) (10, 2)	0-0 1-3			0-0 3-1		0-0 F8		0-0 2B			4 0 1 0 0 0 1 0 0 0 0 0 0 0
Tim Hulett, R OBP: 0.259, SLG: 0.399 (1, 5)		0-0 4-3		0-0 5-3			0-0 L8		4-0 IBB		3 0 0 0 1 0 0
Kenny Williams, R OBP: 0.345, SLG: 0.500 (1, 8)		0-0 5-3			0-0 SH3-4 2B 1B		0-0 G4-6-3 1B		0-0 F3		4 1 2 0 0 0 2
Ozzie Guillen, L OBP: 0.348, SLG: 0.390 (1, 6)		0-0 1B			0-0 SH3-4 1-2		0-0 G4-6-3 1-2f		0-3 K		3 0 1 0 0 1 3
Fred Manrique, R OBP: 0.250, SLG: 0.290 (1, 4)		0-0 L9			0-0 2B			0-3 K		0-0 F9	4 0 1 1 0 1 1

Inning Stats	R: 1 E: 0 K: 2 S: 8	H: 1 LOB: 1 BB: 1 P: 12	R: 0 E: 0 K: 0 S: 4	H: 1 LOB: 1 BB: 0 P: 4	R: 0 E: 0 K: 0 S: 3	H: 0 LOB: 0 BB: 0 P: 3	R: 0 E: 0 K: 1 S: 5	H: 0 LOB: 0 BB: 0 P: 5	R: 1 E: 0 K: 1 S: 7	H: 2 LOB: 1 BB: 0 P: 7	R: 0 E: 0 K: 1 S: 5	H: 0 LOB: 0 BB: 0 P: 5	R: 0 E: 0 K: 0 S: 3	H: 1 LOB: 1 BB: 0 P: 3	R: 0 E: 0 K: 1 S: 5	H: 0 LOB: 1 BB: 1 P: 9	R: 0 E: 0 K: 1 S: 6	H: 1 LOB: 2 BB: 10 P: 10	R: 0 E: 0 K: 1 S: 5	H: 1 LOB: 1 BB: 1 P: 9	1B: 3 2B: 3 3B: 0 HR: 1	SF: 0 SAC: 1 DP: 1 HBP: 0
--------------	------------------------------	----------------------------------	------------------------------	---------------------------------	------------------------------	---------------------------------	------------------------------	---------------------------------	------------------------------	---------------------------------	------------------------------	---------------------------------	------------------------------	---------------------------------	------------------------------	---------------------------------	------------------------------	-----------------------------------	------------------------------	---------------------------------	----------------------------------	------------------------------------

PITCHER	IP	WLS	BF	H	R	ER	SO	BB	IBB	HBP	BLK	WP	HR	S	P	ERA	WHIP
Bruce Hurst, L ERA: 3.15	8.1		33	6	2	2	6	2	1	0	0	0	1	42	54	2.16	0.960
Calvin Schiraldi, R ERA: 6.75	0.1		1	0	0	0	0	0	0	0	0	0	0	1	1	0.00	0.000
Joe Sambito, L ERA: 1.32	0.1		1	0	0	0	1	0	0	0	0	0	0	3	3	0.00	0.000
Wes Gardner, R ERA: 5.11	0.2	L	4	1	1	1	1	1	0	0	0	0	0	5	9	13.50	3.000


BOTTOM

Boston Red Sox @ Chicago White Sox
Comiskey Park, Chicago, IL

Sat May 30 1987, 4:33 AM EDT
Att: 19,053 - Unknown

livebaseballscorecards.com

AB	34
R	3
H	7
RBI	3
BB	4
SO	8
LOB	12



WP: 0	PA: 39
PB: 0	
SB: 1	
CS: 0	

Batter	1	2	3	4	5	6	7	8	9	AB R H RBI BB SO LOB	TOP																									
Ellis Burks, R (1, 8) <small>OBP: 0.270, SLG: 0.431</small> Mike Greenwell, L (9, PH) <small>OBP: 0.317, SLG: 0.513</small> Marc Sullivan, R (9, 2) <small>OBP: 0.175, SLG: 0.213</small>	0-0 F8		0-0 6-3	0-3 K		0-3 K	0-0 6-3		0-0 2B <small>1-H 2-H</small>	5 0 0 0 0 2 4 1 0 1 2 0 0 0 0 0 0 0 0 0 0																										
Marty Barrett, R (1, 4) <small>OBP: 0.270, SLG: 0.234</small>	0-0 G3		4-0 WP 1B BB		0-0 5-3	0-0 6-3		0-0 F6	0-0 P3	5 1 0 1 1 0 1																										
Wade Boggs, L (1, 5) <small>OBP: 0.432, SLG: 0.545</small>	0-3 K		4-0 1B WP BB		0-0 2B SF7 1B	4-0 BB 1B BB		4-0 FC6-4 BB		2 2 1 0 3 1 0																										
Jim Rice, R (1, 7) <small>OBP: 0.362, SLG: 0.398</small>		0-0 1-3 HR 2B	0-0 G6-4-3 1B		0-0 2B	0-0 1B		0-0 L9		5 1 4 2 0 0 1																										
Don Baylor, R (1, 10) <small>OBP: 0.350, SLG: 0.419</small>	0-0 F8		0-0 G6-4-3		0-0 SF7	4-0 FC6-4 BB		0-0 FC6-4		3 0 0 1 1 0 3																										
Dwight Evans, R (1, 9) <small>OBP: 0.410, SLG: 0.552</small>	0-0 1-3			4-0 1B BB	0-3 K	0-0 FC6-4			0-0 L6	4 0 0 0 1 1 5																										
Bill Buckner, L (1, 3) <small>OBP: 0.265, SLG: 0.307</small>	0-0 HR			0-0 1B		4-0 1B 3B BB	0-0 6-3		0-0 F6	4 2 2 2 1 0 0																										
Rich Gedman, L (1, 2) <small>OBP: 0.206, SLG: 0.254</small> Dave Henderson, R (9, PH) <small>OBP: 0.311, SLG: 0.479</small> (9, 8)	0-0 1B			0-0 F6		0-0 3B 1B	0-0 E5 4-3		4-0 1B 2B BB	4 1 2 0 0 0 2 0 1 0 0 1 0 0																										
Spike Owen, S (1, 6) <small>OBP: 0.288, SLG: 0.282</small>	0-3 K			0-3 K		0-0 6-3 3B	0-0 4-3		0-0 2B 1B	5 2 2 2 0 2 4																										
Inning Stats	R: 0 E: 0 K: 1 S: 5	H: 0 LOB: 0 BB: 0 P: 5	R: 2 E: 0 K: 1 S: 8	H: 3 LOB: 1 BB: 0 P: 8	R: 2 E: 0 K: 2 S: 3	H: 1 LOB: 0 BB: 2 P: 11	R: 0 E: 0 K: 2 S: 8	H: 1 LOB: 2 BB: 1 P: 12	R: 1 E: 0 K: 1 S: 7	H: 2 LOB: 1 BB: 0 P: 7	R: 3 E: 0 K: 1 S: 8	H: 3 LOB: 3 BB: 3 P: 20	R: 0 E: 1 K: 0 S: 4	H: 0 LOB: 1 BB: 0 P: 4	R: 0 E: 0 K: 0 S: 3	H: 0 LOB: 1 BB: 1 P: 7	R: 2 E: 0 K: 0 S: 5	H: 2 LOB: 1 BB: 1 P: 9	1B: 7 2B: 3 3B: 1 HR: 1	SF: 1 SAC: 0 DP: 1 HBP: 0	WP: 1 PB: 0 SB: 0 CS: 0	PA: 47														
PITCHER	IP WLS BF H R ER SO BB IBB HBP BLK WP HR S P ERA WHIP																																			
Joel Davis, R (1, 1) <small>ERA: 4.88</small> Joel McKeon, L (4, 1) <small>ERA: 7.47</small> Jim Winn, R (6, 1) <small>ERA: 4.35</small> Ray Seavage, L (9, 1) <small>ERA: 2.01</small> Bob James, R (9, 1) <small>ERA: 3.38</small>	3.0		15	4	4	4	2	3	0	0	0	1	1	16	28	12.00	2.333																			
	2.0		12	5	4	4	3	1	0	0	0	0	0	17	21	18.00	3.000																			
	3.1		15	1	0	0	1	3	0	0	0	0	0	14	26	0.00	1.200																			
	0.1	L	3	1	0	0	0	1	0	0	0	0	0	2	6	0.00	6.000																			
	0.1		2	1	2	2	0	0	0	0	0	0	0	2	2	54.00	3.000																			

Boston Red Sox @ Chicago White Sox
 Comiskey Park, Chicago, IL
 Sun May 31 1987, 4:33 AM EDT
 Att. 21,138 - Unknown

livebaseballscorecards.com

AB	38
R	10
H	12
RBI	10
BB	8
SO	6
LOB	20



Batter	1	2	3	4	5	6	7	8	9	AB	R	H	RBI	BB	SO	LOB
Daryl Boston, L OBP: 0.333, SLG: 0.433 (1, 7)										5	1	3	0	1	2	2
Jerry Royster, R OBP: 0.349, SLG: 0.486 (1, 4)										3	2	1	0	1	1	1
Fred Manrique, R OBP: 0.247, SLG: 0.286 (9, 4)										1	0	0	0	0	1	1
Harold Baines, L OBP: 0.378, SLG: 0.455 (1, 10)										5	0	0	1	1	3	6
Greg Walker, L OBP: 0.290, SLG: 0.446 (1, 3)										4	2	2	1	2	1	4
Ron Hassey, L OBP: 0.259, SLG: 0.263 (1, 2)										5	2	1	0	1	0	3
Ivan Calderon, R OBP: 0.398, SLG: 0.560 (1, 9)										4	2	4	6	1	0	0
Tim Hulett, R OBP: 0.251, SLG: 0.387 (1, 5)										5	0	0	0	0	2	4
Ozzie Guillen, L OBP: 0.362, SLG: 0.400 (1, 6)										4	0	3	0	1	0	0
Kenny Williams, R OBP: 0.324, SLG: 0.438 (1, 8)										4	0	0	0	0	2	4

Inning Stats	R: 5	H: 4	E: 0	LOB: 2	K: 10	S: 10	P: 15	R: 4	H: 4	E: 0	LOB: 1	K: 0	S: 7	P: 11	R: 0	H: 0	E: 0	LOB: 1	K: 3	S: 9	R: 0	H: 1	E: 0	LOB: 0	K: 0	S: 3	R: 0	H: 1	E: 0	LOB: 1	K: 1	S: 6	R: 0	H: 1	E: 0	LOB: 2	K: 2	S: 8	R: 0	H: 2	E: 0	LOB: 3	K: 1	S: 7	R: 0	H: 1	E: 0	LOB: 2	K: 2	S: 8	R: 0	H: 0	E: 0	LOB: 2	K: 2	S: 7	1B: 9	2B: 3	3B: 0	HR: 2	SF: 0	SAC: 1	DP: 1	HBP: 1	WP: 0	PB: 0	SB: 2	CS: 0	PA: 50
--------------	------	------	------	--------	-------	-------	-------	------	------	------	--------	------	------	-------	------	------	------	--------	------	------	------	------	------	--------	------	------	------	------	------	--------	------	------	------	------	------	--------	------	------	------	------	------	--------	------	------	------	------	------	--------	------	------	------	------	------	--------	------	------	-------	-------	-------	-------	-------	--------	-------	--------	-------	-------	-------	-------	--------

PITCHER	IP	WLS	BF	H	R	ER	SO	BB	IBB	HBP	BLK	WP	HR	S	P	ERA	WHIP
Al Nipper, R ERA: 5.45 (1, 1)	1.1		15	7	9	9	1	2	0	1	0	0	2	14	23	60.75	6.750
Tom Bolton, L ERA: 3.38 (2, 1)	4.1		17	4	0	0	5	1	0	0	0	0	0	26	30	0.00	1.154
Steve Crawford, R ERA: 4.91 (6, 1)	0.2		6	2	0	0	1	1	1	0	0	0	0	6	14	0.00	4.500
Joe Sambito, L ERA: 1.23 (7, 1)	1.0		3	0	0	0	1	0	0	0	0	0	0	5	5	0.00	0.000
Calvin Schiraldi, R ERA: 6.16 (8, 1)	1.2	W	9	1	0	0	4	2	1	0	0	0	0	14	26	0.00	1.800

BOTTOM

Boston Red Sox @ Chicago White Sox

Comiskey Park, Chicago, IL

Sun May 31 1987, 4:33 AM EDT
Att. 21,138 - Unknown

AB	40
R	9
H	14
RBI	8
BB	8
SO	12
LOB	25

Batter	1	2	3	4	5	6	7	8	9	AB R H RBI BB SO LOB	TOP
Dan Gladden, R (1, 7) OBP: 0.316, SLG: 0.363	0-0 F9 BB 2B 1B	0-3 K			0-0 F8		0-0 HR	0-0 F4		5 2 2 1 0 1 0	
Greg Gagne, R (1, 6) OBP: 0.270, SLG: 0.362	4-0 BB 1-2 2B BB		0-3 K		0-3 K		0-3 K	0-0 F7		4 1 0 0 1 3 0	
Kirby Puckett, R (1, 8) OBP: 0.367, SLG: 0.530	0-0 F9		0-3 K		0-0 E3 BB		0-0 1B 3B		0-0 F8	5 1 1 0 0 1 2	
Mark Davidson, R (9, 8) OBP: 0.283, SLG: 0.333	2-3									0 0 0 0 0 0 0	
Kent Hrbek, L (1, 3) OBP: 0.371, SLG: 0.467	4-0 BB 1-2 2B BB		0-0 4-3		4-0 BB 1-2 FC5-4 BB		0-0 HR 1B		0-0 F8	3 1 1 1 2 0 0	
Gary Gaetti, R (1, 5) OBP: 0.313, SLG: 0.526	0-0 F4				0-0 F8		0-0 FC5-4		0-3 K	5 1 1 2 0 1 5	
Roy Smalley, S (1, 10) OBP: 0.347, SLG: 0.451	0-0 1-3 2-H 3-H 2B				0-0 L6		0-0 6-3		0-0 E9 HR 1B	4 1 2 2 0 0 0	
Tom Brunansky, R (1, 9) OBP: 0.365, SLG: 0.530	0-3 K				0-0 HR		0-0 P3		0-0 2-H HR	4 2 2 3 0 1 2	
Mark Salas, L (1, 2) OBP: 0.419, SLG: 0.568					0-0 1B		0-0 3-1		0-0 L3	4 0 1 0 0 0 0	
Steve Lombardozzi, R (1, 4) OBP: 0.344, SLG: 0.373					0-3 K		0-0 3-1		0-3 K	4 0 0 0 0 2 1	
Inning Stats	R: 2 H: 2 E: 0 LOB: 2 K: 1 BB: 2 S: 7 P: 15	R: 0 H: 0 E: 0 LOB: 0 K: 1 BB: 0 S: 5 P: 5	R: 0 H: 0 E: 0 LOB: 0 K: 2 BB: 0 S: 7 P: 7	R: 1 H: 2 E: 0 LOB: 1 K: 1 BB: 0 S: 7 P: 7	R: 0 H: 0 E: 1 LOB: 2 K: 1 BB: 1 S: 6 P: 10	R: 0 H: 0 E: 0 LOB: 0 K: 0 BB: 0 S: 3 P: 3	R: 6 H: 6 E: 1 LOB: 0 K: 1 BB: 0 S: 11 P: 11	R: 0 H: 0 E: 0 LOB: 0 K: 1 BB: 0 S: 5 P: 5	R: 0 H: 0 E: 0 LOB: 0 K: 1 BB: 0 S: 5 P: 5	1B: 4 SF: 0 2B: 1 SAC: 0 3B: 1 DP: 0 HR: 4 HBP: 0	WP: 0 PA: 41 PB: 0 SB: 0 CS: 0
PITCHER	IP WLS BF H R ER SO BB IBB HBP BLK WP HR S P ERA WHIP										
Roger Clemens, R (1, 1) ERA: 3.19	6.2 L 32 8 7 7 7 3 0 0 0 0 0 3 43 55 9.45 1.650										
Wes Gardner, R (7, 1) ERA: 5.33	2.1 9 2 2 2 2 0 0 0 0 0 1 13 13 7.71 0.857										

Minnesota Twins @ Boston Red Sox
Fenway Park, Boston, MA
 Mon Jun 01 1987, 7:05 PM EDT
 Att. 20,221 - Unknown

livebaseballscorecards.com

AB	38
R	9
H	10
RBI	9
BB	3
SO	9
LOB	10



Batter	1	2	3	4	5	6	7	8	9	AB	R	H	RBI	BB	SO	LOB
Ellis Burks, R (1, 8) OBP: 0.262, SLG: 0.417	0-0 F3		0-3 K		0-0 FC6-4			0-3 K		4	0	0	0	0	2	1
Marty Barrett, R (1, 4) OBP: 0.262, SLG: 0.227	0-0 5-3			0-0 L6		0-0 4-3		0-0 F9		4	0	0	0	0	0	0
Wade Boggs, L (1, 5) OBP: 0.433, SLG: 0.544	0-0 F8			0-0 6-3		0-0 1B		0-0 1B		4	0	2	0	0	0	0
Jim Rice, R (1, 7) OBP: 0.353, SLG: 0.386		0-0 F9		0-0 5-3		0-0 F4		0-0 F9		4	0	0	0	0	0	2
Don Baylor, R (1, 10) OBP: 0.348, SLG: 0.415		0-0 F6			0-0 1B	0-3 K			0-0 4-3	4	0	1	0	0	1	1
Dwight Evans, R (1, 9) OBP: 0.412, SLG: 0.577		0-0 HR			0-0 1B 2B		0-0 F8		0-3 K	4	2	2	1	0	1	0
Bill Buckner, L (1, 3) OBP: 0.269, SLG: 0.311		0-0 4-3			0-0 1B FC6-4		0-0 6-3		0-0 HR 1B	4	1	2	2	0	0	0
Spike Owen, S (1, 6) Mike Greenwell, L (9, PH) OBP: 0.289, SLG: 0.284 OBP: 0.325, SLG: 0.558			0-0 F7		0-0 FC6-4		0-0 1B		0-0 HR	3	0	1	0	0	0	1
Rich Gedman, L (1, 2) OBP: 0.194, SLG: 0.239			0-0 F4		0-0 F9		0-3 K		0-0 6-3	1	1	1	2	0	0	0

Inning Stats		R: 0 E: 0 K: 0 S: 3	H: 0 LOB: 0 BB: 0 P: 3	R: 1 E: 0 K: 0 S: 4	H: 1 LOB: 0 BB: 0 P: 4	R: 0 E: 0 K: 1 S: 5	H: 0 LOB: 0 BB: 0 P: 5	R: 0 E: 0 K: 0 S: 3	H: 0 LOB: 0 BB: 0 P: 3	R: 2 E: 0 K: 0 S: 6	H: 3 LOB: 1 BB: 0 P: 6	R: 0 E: 0 K: 1 S: 6	H: 1 LOB: 1 BB: 0 P: 6	R: 0 E: 0 K: 1 S: 6	H: 1 LOB: 1 BB: 0 P: 6	R: 0 E: 0 K: 1 S: 6	H: 1 LOB: 1 BB: 0 P: 6	R: 2 E: 0 K: 1 S: 7	H: 2 LOB: 0 BB: 0 P: 7	1B: 6 2B: 1 3B: 0 HR: 2	SF: 0 SAC: 0 DP: 0 HBP: 0	WP: 0 PB: 0 SB: 0 CS: 0	PA: 36		
PITCHER	IP	WLS	BF	H	R	ER	SO	BB	IBB	HBP	BLK	WP	HR	S	P	ERA	WHIP								
Frank Viola, L (1, 1) ERA: 4.02	7.0	W	27	6	3	3	3	0	0	0	0	0	1	33	33	3.86	0.857								
Keith Atherton, R (8, 1) ERA: 4.73	2.0		9	3	2	2	2	0	0	0	0	0	1	13	13	9.00	1.500								

MINNESOTA TWINS @ BOSTON RED SOX
Fenway Park, Boston, MA
 Mon Jun 01 1987, 7:05 PM EDT
 Att. 20,221 - Unknown

AB	36
R	4
H	9
RBI	5
BB	0
SO	5
LOB	7



Batter	1	2	3	4	5	6	7	8	9	AB R H RBI BB SO LOB	TOP																														
Dan Gladden, R (1, 7) OBP: 0.326, SLG: 0.367	0-3 K		0-0 1B			4-0 2B HR BB	0-0 L1		0-0 S 1B	4 1 2 0 1 1 1																															
Greg Gagne, R (1, 6) OBP: 0.283, SLG: 0.376	0-0 FC6-4 1B		0-3 K			0-0 1-3 HR 2B		4-0 FC4 BB	0-0 F9	4 1 2 0 1 1 2																															
Kirby Puckett, R (1, 8) OBP: 0.361, SLG: 0.519	0-0 FC6-4 1-2f			0-3 K		0-3 K		0-0 FC4 1B WP		4 1 0 0 0 2 4																															
Kent Hrbek, L (1, 3) OBP: 0.374, SLG: 0.485	0-3 K			0-0 E6 G5-4-3		0-0 HR 2-H 3-H		0-0 E WP 1-3 1B		4 1 2 3 0 1 1																															
Gary Gaetti, R (1, 5) OBP: 0.307, SLG: 0.515		0-0 5-3		0-0 G5-4-3 1-2f		0-0 6-3		0-3 K		4 0 0 0 0 1 2																															
Gene Larkin, S (1, 10) OBP: 0.258, SLG: 0.400		0-0 F8			0-0 F8	0-0 F7		0-0 E6 2-3		4 0 0 0 0 0 1																															
Tom Brunansky, R (1, 9) OBP: 0.368, SLG: 0.544		0-0 5-3			0-0 HR		4-0 CS BB	0-0 F8		3 1 1 1 1 0 2																															
Steve Lombardozzi, R (1, 4) OBP: 0.335, SLG: 0.363			0-0 1-3		0-0 F4		0-0 P3		0-0 F4	4 0 0 0 0 0 1																															
Tim Laudner, R (1, 2) OBP: 0.213, SLG: 0.333			0-0 6-3		0-0 F9		4-0 BB 1-2		0-3 K	3 0 0 0 1 1 0																															
Inning Stats	R: 0 E: 0 K: 2 S: 8	H: 1 LOB: 1 BB: 0 P: 8	R: 0 E: 0 K: 0 S: 3	H: 0 LOB: 0 BB: 0 P: 3	R: 0 E: 0 K: 1 S: 6	H: 1 LOB: 1 BB: 0 P: 6	R: 0 E: 1 K: 1 S: 5	H: 0 LOB: 0 BB: 0 P: 5	R: 1 E: 0 K: 0 S: 4	H: 1 LOB: 0 BB: 0 P: 4	R: 3 E: 0 K: 1 S: 7	H: 2 LOB: 0 BB: 1 P: 11	R: 0 E: 0 K: 0 S: 2	H: 0 LOB: 1 BB: 2 P: 10	R: 1 E: 1 K: 1 S: 7	H: 1 LOB: 2 BB: 1 P: 11	R: 0 E: 0 K: 1 S: 6	H: 1 LOB: 1 BB: 0 P: 6	1B: 4 2B: 1 3B: 0 HR: 2	SF: 0 SAC: 0 DP: 1 HBP: 0	WP: 1 PB: 0 SB: 1 CS: 1	PA: 38																			
PITCHER	IP	WLS	BF	H	R	ER	SO	BB	IBB	HBP	BLK	WP	HR	S	P	ERA	WHIP							PITCHER	IP	WLS	BF	H	R	ER	SO	BB	IBB	HBP	BLK	WP	HR	S	P	ERA	WHIP
John Leister, R (1, 1) ERA: 12.27	5.1		22	5	4	4	5	1	0	0	0	0	2	31	35	6.75	1.125																								
Steve Crawford, R (6, 1) ERA: 4.88	2.0		8	0	1	1	0	3	0	0	0	0	0	5	17	4.50	1.500																								
Joe Sambito, L (8, 1) ERA: 1.23	0.0		1	1	0	0	0	0	0	0	0	0	0	1	1	∞	∞																								
Calvin Schiraldi, R (8, 1) ERA: 5.66	1.2	W	7	1	0	0	2	0	0	0	0	1	0	11	11	0.00	0.600																								

Minnesota Twins @ Boston Red Sox
Fenway Park, Boston, MA
Tue Jun 02 1987, 7:05 PM EDT
Att: 16,910 - Unknown

livebaseballscorecards.com

AB	34
R	5
H	7
RBI	4
BB	4
SO	7
LOB	14



Batter	1	2	3	4	5	6	7	8	9	AB	R	H	RBI	BB	SO	LOB
Dave Henderson, R OBP: 0.315, SLG: 0.465 (1, 8)	4-0 E BB BB	0-3 K		4-0 BB SH1-3 BB	0-0 F4			0-0 6-3		3	2	0	0	2	1	2
Marty Barrett, R OBP: 0.264, SLG: 0.229 (1, 4)	0-0 E8 BB 1B	0-0 4-3		0-0 SH1-3				0-3 K		3	1	1	0	0	0	1
Don Baylor, R OBP: 0.346, SLG: 0.413 (8, PH)										1	0	0	0	0	1	0
Ed Romero, R OBP: 0.368, SLG: 0.317 (9, 4)										0	0	0	0	0	0	0
Wade Boggs, L OBP: 0.441, SLG: 0.551 (1, 5)	4-0 BB BB IBB	0-0 2B		4-0 BB BB IBB				0-3 K	0-0 2B 1B 1B	3	1	2	1	2	1	0
Jim Rice, R OBP: 0.354, SLG: 0.378 (1, 7)	0-3 K	0-3 K		4-0 BB BB				4-0 BB	0-3 K	3	0	0	0	2	3	5
Mike Greenwell, L OBP: 0.330, SLG: 0.556 (1, 10)	4-0 BB BB			0-0 F9	0-0 F5			0-0 P3	0-0 1B 2B	4	0	1	1	1	0	4
Ellis Burks, R OBP: 0.262, SLG: 0.417 (9, PR)	1-2 2-3 3-H BB								1-3 1B 2B	0	1	0	0	0	0	0
Dwight Evans, R OBP: 0.412, SLG: 0.566 (1, 9)	0-3 K			0-0 F7	4-0 BB			4-0 G4-6-3 BB	0-0 P3	3	0	0	1	2	1	5
Bill Buckner, L OBP: 0.278, SLG: 0.312 (1, 3)	4-0 BB BB			4-0 WP BB	0-0 6-3			0-0 G4-6-3	0-0 1B	3	0	1	3	2	0	4
Rich Gedman, L OBP: 0.184, SLG: 0.227 (1, 2)	0-0 G3			0-3 K				0-0 5-3		4	0	0	0	0	1	4
Spike Owen, S OBP: 0.299, SLG: 0.299 (1, 6)		0-0 4-3 2B 2B		0-0 4-3				0-0 G3		3	1	1	0	1	0	2

Inning Stats	R: 2	H: 1	LOB: 3	K: 2	P: 24	R: 1	H: 2	LOB: 1	K: 2	P: 9	R: 0	H: 0	LOB: 2	K: 1	P: 10	R: 1	H: 0	LOB: 3	K: 0	P: 19	R: 0	H: 0	LOB: 0	K: 0	P: 6	R: 0	H: 0	LOB: 1	K: 1	P: 9	R: 0	H: 0	LOB: 0	K: 0	P: 6	R: 0	H: 0	LOB: 0	K: 1	P: 5	R: 2	H: 3	LOB: 2	K: 1	P: 7	1B: 3	SF: 0	2B: 3	SAC: 1	3B: 0	DP: 1	HR: 0	HBP: 0	WP: 1	PA: 43
PITCHER	IP	WLS	BF	H	R	ER	SO	BB	IBB	HBP	BLK	WP	HR	S	P	ERA	WHIP																																						
Juan Berenguer, R ERA: 2.77 (1, 1)	3.2		24	3	4	4	5	7	2	0	0	1	0	25	61	9.82	2.727																																						
Mark Portugal, R ERA: 6.91 (4, 1)	3.1		11	0	0	0	1	3	0	0	0	0	0	10	22	0.00	0.900																																						
Jeff Reardon, R ERA: 7.56 (8, 1)	1.2	L	8	3	2	2	2	0	0	0	0	0	0	12	12	10.80	1.800																																						

MINNESOTA TWINS @ BOSTON RED SOX
Fenway Park, Boston, MA
 Tue Jun 02 1987, 7:05 PM EDT
 Att. 16,910 - Unknown

AB 30
 R 6
 H 6
 RBI 6
 BB 12
 SO 8
 LOB 27



Batter	1	2	3	4	5	6	7	8	9	10	AB R H RBI BB SO LOB	TOP													
Dan Gladden, R OBP: 0.322, SLG: 0.361 (1, 7)	0-0 1-3		0-0 G4-6-3		0-0 6-3		0-0 BB 1B		0-3 K		5 0 1 2 0 1 1														
Steve Lombardozzi, R OBP: 0.329, SLG: 0.356 (1, 4)	0-0 3-1		0-0 5-3		0-3 K		4-0 BB BB BB BB BB 1-2 BB		0-0 B1		3 0 0 0 0 1 0 0 0 0 0 0 1 0 0 1 0 0 0 0 0 0 0														
Randy Bush, L OBP: 0.342, SLG: 0.348 (7, PH)																									
Al Newman, S OBP: 0.285, SLG: 0.286 (7, 4)																									
Kirby Puckett, R OBP: 0.362, SLG: 0.517 (1, 8)	0-0 CS 1B			0-0 3-1		0-0 1B	0-0 F8		0-0 6-3		5 0 2 0 0 0 2														
Kent Hrbek, L OBP: 0.369, SLG: 0.494 (1, 3)	0-0 CS	0-0 4-3		0-0 HR		0-0 F5	0-0 4-3			0-0 F8	5 1 1 1 0 0 3														
Gene Larkin, S OBP: 0.306, SLG: 0.412 (1, 10)					0-0 1-3		0-3 K			4-0 1B 1B BB	4 1 2 0 1 1 1														
Tom Brunansky, R OBP: 0.364, SLG: 0.534 (1, 9)					0-0 L5		0-0 F5			0-0 F9	5 0 1 0 0 0 3														
Roy Smalley, S OBP: 0.364, SLG: 0.475 (1, 5)						0-0 1B 2B		0-0 1B PB 1B		1-3 2-H 1B	5 2 4 1 0 0 1														
Mark Salas, L OBP: 0.426, SLG: 0.561 (1, 2)						0-0 SH3 6-3 1B		0-0 PB 1B 1B		0-3 K	4 2 2 1 0 1 3														
Greg Gagne, R OBP: 0.285, SLG: 0.375 (1, 6)						0-0 SH3		0-0 6-3		0-3 K	3 0 1 0 0 1 2														
Inning Stats	R: 0 E: 0 K: 0 S: 3	H: 1 LOB: 0 BB: 0 P: 3	R: 0 E: 0 K: 0 S: 5	H: 2 LOB: 2 BB: 0 P: 5	R: 0 E: 0 K: 0 S: 3	H: 1 LOB: 0 BB: 0 P: 3	R: 1 E: 0 K: 0 S: 4	H: 1 LOB: 0 BB: 0 P: 4	R: 2 E: 0 K: 1 S: 7	H: 2 LOB: 0 BB: 0 P: 7	R: 0 E: 0 K: 1 S: 6	H: 1 LOB: 1 BB: 0 P: 6	R: 2 E: 0 K: 0 S: 6	H: 3 LOB: 2 BB: 1 P: 10	R: 1 E: 0 K: 2 S: 9	H: 3 LOB: 1 BB: 0 P: 9	R: 0 E: 0 K: 1 S: 5	H: 0 LOB: 0 BB: 0 P: 5	R: 0 E: 0 K: 0 S: 3	H: 0 LOB: 1 BB: 1 P: 7	1B: 12 2B: 1 3B: 0 HR: 1	SF: 0 SAC: 1 DP: 1 HBP: 0	WP: 0 PB: 1 SB: 0 CS: 1	PA: 44	
PITCHER	IP	WLS	BF	H	R	ER	SO	BB	IBB	HBP	BLK	WP	HR	S	P	ERA	WHIP								
Bob Stanley, R ERA: 4.92 (1, 1)	6.0		26	10	5	5	2	0	0	0	0	0	1	30	30	7.50	1.667								
Wes Gardner, R ERA: 5.2 (7, 1)	0.2		4	1	0	0	0	1	0	0	0	0	0	3	7	0.00	3.000								
Tom Bolton, L ERA: 3.75 (7, 1)	1.1		6	3	1	1	2	0	0	0	0	0	0	10	10	6.75	2.250								
Calvin Schiraldi, R ERA: 5.16 (9, 1)	2.0	W	7	0	0	0	1	1	0	0	0	0	0	8	12	0.00	0.500								

Minnesota Twins @ Boston Red Sox
Fenway Park, Boston, MA
Wed Jun 03 1987, 7:05 PM EDT
Att. 20,638 - Unknown

livebaseballscorecards.com

AB	40
R	6
H	14
RBI	5
BB	2
SO	5
LOB	16



Minnesota Twins @ Boston Red Sox
 Fenway Park, Boston, MA
 Wed Jun 03 1987, 7:05 PM EDT
 Att: 20,638 - Unknown

livebaseballscorecards.com

AB	35
R	7
H	10
RBI	6
BB	11
SO	9
LOB	19



WP	0	PA	48
PB	0		
SB	0		
CS	0		

Batter	1	2	3	4	5	6	7	8	9	10	AB	R	H	RBI	BB	SO	LOB								
Dave Henderson, R (1, 8) OBP: 0.316, SLG: 0.451	0-3 K	0-0 SF8			4-0 G6-4-3 BB		0-3 K	4-0 1-2 2-3 3-H BB		0-3 K	3	0	0	2	2	3	2								
Marty Barrett, R (1, 4) OBP: 0.273, SLG: 0.243	0-0 BB 2B	0-3 K			0-0 G6-4-3 1-2f		4-0 1-2 BB FC6-4	0-0 F8		0-0 1B 1B	5	0	2	0	1	1	6								
Wade Boggs, L (1, 5) OBP: 0.443, SLG: 0.547	4-0 BB IBB					0-0 G4-6-3 1B	0-0 1-2f FC6-4		0-3 K	0-0 1B 1B	5	0	2	1	1	1	2								
Jim Rice, R (1, 7) OBP: 0.362, SLG: 0.399	4-0 G4-3 1-2 2-3 BB				0-0 6-3		0-0 1-2f G4-6-3		4-0 HR BB	4-0 HR BB	3	2	1	1	2	0	1								
Mike Greenwell, L (1, 10) OBP: 0.344, SLG: 0.588	0-0 G4-3 1-2f				0-3 K		0-0 1B BLK 1B	4-0 HBP BB 4-3 BB	0-0 1-H HR		4	3	2	2	1	1	3								
Dwight Evans, R (1, 9) OBP: 0.412, SLG: 0.561		0-0 BB 1B SF8 1B			0-0 F4		0-0 1-3 BLK 1B	0-0 1-2 4-3	0-3 K		5	1	2	0	0	1	1								
Bill Buckner, L (1, 3) OBP: 0.276, SLG: 0.309		0-0 1-2 BB 1B			0-0 6-3		0-0 1-2 3-H F9	0-0 F7	0-0 G3		5	0	1	0	0	0	2								
Rich Gedman, L (1, 2) OBP: 0.185, SLG: 0.215		0-3 K			0-0 F5			0-3 K BB HBP BB		0-0 1-3	4	0	0	0	1	2	2								
Spike Owen, S (1, 6) OBP: 0.311, SLG: 0.295		4-0 BB BB			0-0 F4			4-0 BB BB		4-0 1B BB	1	0	0	0	2	0	0								
Don Baylor, R (8, PH) OBP: 0.349, SLG: 0.413											0	0	0	0	0	0	0								
Ed Romero, R (8, PR) OBP: 0.373, SLG: 0.317		1-2 2-3 BB						1-2 2-3 HBP		4-0 1B BB	0	1	0	0	1	0	0								
Inning Stats	R: 0 E: 0 K: 1 S: 5	H: 1 LOB: 2 BB: 2 P: 13	R: 1 E: 0 K: 2 S: 9	H: 2 LOB: 2 BB: 1 P: 13	R: 0 E: 0 K: 1 S: 5	H: 0 LOB: 0 BB: 0 P: 5	R: 0 E: 0 K: 0 S: 3	H: 0 LOB: 0 BB: 0 P: 3	R: 0 E: 0 K: 0 S: 2	H: 0 LOB: 0 BB: 1 P: 6	R: 1 E: 0 K: 0 S: 5	H: 3 LOB: 1 BB: 0 P: 5	R: 0 E: 0 K: 2 S: 7	H: 0 LOB: 2 BB: 2 P: 15	R: 2 E: 0 K: 0 S: 4	H: 1 LOB: 3 BB: 3 P: 17	R: 2 E: 0 K: 2 S: 8	H: 1 LOB: 0 BB: 1 P: 12	R: 0 E: 0 K: 1 S: 6	H: 2 LOB: 2 BB: 1 P: 10	1B: 7 2B: 1 3B: 0 HR: 2	SF: 1 SAC: 0 DP: 3 HBP: 1	WP: 0 PB: 0 SB: 0 CS: 0	PA: 48	
PITCHER	IP	WLS	BF	H	R	ER	SO	BB	IBB	HBP	BLK	WP	HR	S	P	ERA	WHIP								
Les Straker, R (1, 1) ERA: 3.77	5.2		23	5	2	2	4	3	1	0	0	0	0	27	43	3.18	1.412								
George Frazier, R (6, 1) ERA: 4.83	1.1		9	2	2	2	2	3	0	0	1	0	1	10	22	13.50	3.750								
Keith Atherton, R (8, 1) ERA: 4.55	1.0		6	0	0	0	0	2	0	1	0	0	0	3	12	0.00	2.000								
Jeff Reardon, R (9, 1) ERA: 7.96	1.0		5	1	2	2	2	1	0	0	0	0	1	8	12	18.00	2.000								
Joe Klink, L (10, 1) ERA: 6.65	0.2	L	5	2	1	1	1	1	0	0	0	0	0	6	10	13.50	4.500								

WP	0	PA	48
PB	0		
SB	0		
CS	0		

Batter	1	2	3	4	5	6	7	8	9	AB R H RBI BB SO LOB	TOP
Lou Whitaker, L (1, 4) OBP: 0.332, SLG: 0.435	0-0 F8	0-3 K			0-0 4-3		0-0 1B		0-0 F9	5 0 1 0 0 1 3	
Mike Heath, R (1, 2) OBP: 0.392, SLG: 0.534	0-0 F9		0-0 4-3		0-0 5-3		0-3 K		0-0 E4	5 0 0 0 0 1 3	
Kirk Gibson, L (1, 7) OBP: 0.370, SLG: 0.500	4-0 FC5-4 BB		0-0 1B			0-0 3-1		0-0 F8	0-3 K	4 0 1 0 1 1 3	
Alan Trammell, R (1, 6) OBP: 0.388, SLG: 0.491	0-0 FC5-4		0-0 F8			0-0 HR 1B		0-0 HR		4 2 2 1 0 0 2	
Bill Madlock, R (1, 3) OBP: 0.292, SLG: 0.415		0-0 HR 1B	0-0 F7			0-0 HR 1B		0-0 G6-4-3 1B		4 2 3 2 0 0 1	
Larry Herndon, R (1, 10) OBP: 0.375, SLG: 0.488		0-0 HR		0-3 K		0-0 6-3		0-0 G6-4-3		4 1 1 2 0 1 1	
Chet Lemon, R (1, 8) OBP: 0.373, SLG: 0.439		0-0 P3		0-0 F8		0-0 5-3			0-0 6-3	4 0 0 0 0 0 0	AB 38
Terry Harper, R (1, 9) OBP: 0.298, SLG: 0.380		0-0 2B		0-0 4-3			0-0 F7		0-0 E 1B 1B	4 0 2 0 0 0 0	R 5
Tom Brookens, R (1, 5) OBP: 0.338, SLG: 0.452		0-3 K		0-3 K			0-0 F7		0-0 E 1B	4 0 1 0 0 2 1	H 11
Inning Stats	R: 0 H: 0 E: 0 LOB: 1 K: 0 BB: 1 S: 3 P: 7	R: 2 H: 3 E: 0 LOB: 1 K: 2 BB: 0 S: 10 P: 10	R: 0 H: 1 E: 0 LOB: 1 K: 0 BB: 0 S: 4 P: 4	R: 0 H: 0 E: 0 LOB: 0 K: 1 BB: 0 S: 5 P: 5	R: 0 H: 0 E: 0 LOB: 0 K: 1 BB: 0 S: 5 P: 5	R: 2 H: 2 E: 0 LOB: 0 K: 0 BB: 0 S: 5 P: 5	R: 0 H: 1 E: 0 LOB: 1 K: 1 BB: 0 S: 6 P: 6	R: 1 H: 2 E: 0 LOB: 0 K: 0 BB: 0 S: 4 P: 4	R: 0 H: 2 E: 1 LOB: 3 K: 1 BB: 0 S: 8 P: 8	1B: 7 SF: 0 2B: 1 SAC: 0 3B: 0 DP: 1 HR: 3 HBP: 0	WP: 0 PA: 39 PB: 0 SB: 0 CS: 0
PITCHER Bruce Hurst, L (1, 1) ERA: 3.34	IP 9.0 WLS W BF 39 H 11 R 5 ER 5 SO 6 BB 1 IBB 0 HBP 0 BLK 0 WP 0 HR 3 S 50 P 54 ERA 5.00 WHIP 1.333										

Detroit Tigers @ Boston Red Sox

Fenway Park, Boston, MA

Thu Jun 04 1987, 7:05 PM EDT

Att. 24,660 - Unknown

livebaseballscorecards.com



Batter	1	2	3	4	5	6	7	8	9
Dave Henderson, R OBP: 0.317, SLG: 0.434 (1, 8)	4-0 1B BB	0-0 5-3		0-0 4-3	0-0 F9	4-0 1-2 BB		0-0 F8	
Marty Barrett, R OBP: 0.282, SLG: 0.248 (1, 4)	0-0 BB 1B 1-3	4-0 BB		0-0 4-3		0-0 3B 1B E3		0-0 FC6-4 1-2f	
Wade Boggs, L OBP: 0.446, SLG: 0.559 (1, 5)	0-0 BB 1B 1-2 3-H	0-3 K		0-0 1B		0-0 3B F7			
Jim Rice, R OBP: 0.357, SLG: 0.399 (1, 7)	0-3 K		0-3 K	0-0 F9		0-0 G3 SF9 2B 3-H	0-0 5-3		
Mike Greenwell, L OBP: 0.357, SLG: 0.596 (1, 10)	4-0 1-2 2-3 BB		0-0 WP 1B		0-0 E 2B	0-0 G3 2-3	0-0 F8		
Dwight Evans, R OBP: 0.417, SLG: 0.563 (1, 9)	0-3 K		0-0 F8		0-0 E9 2B 2-H	4-0 S 1B IBB	4-0 BB		
Bill Buckner, L OBP: 0.274, SLG: 0.308 (1, 3)	0-0 F6		0-0 1B 1-H		0-0 G3	0-0 SF9	0-0 4-3		
Rich Gedman, L OBP: 0.209, SLG: 0.238 (1, 2)		0-0 F6	0-0 1B 1-3		0-0 P3	0-0 1B E 1B 1-H		0-0 FC6-4 1B	
Spike Owen, S OBP: 0.316, SLG: 0.293 (1, 6)		0-0 E6	0-0 F8		4-0 BB	0-0 E BB 1B 1-3		0-0 F8	

Inning Stats	R: 1	H: 2	E: 0	K: 2	S: 9	LOB: 3	BB: 2	P: 17	R: 0	H: 0	E: 1	K: 1	S: 6	LOB: 2	BB: 1	P: 10	R: 1	H: 3	E: 0	K: 1	S: 8	LOB: 2	BB: 0	P: 8	R: 0	H: 1	E: 0	K: 0	S: 4	LOB: 1	BB: 0	P: 4	R: 1	H: 2	E: 1	K: 0	S: 5	LOB: 2	BB: 1	P: 9	R: 5	H: 5	E: 1	K: 0	S: 9	LOB: 3	BB: 2	P: 17	R: 0	H: 0	E: 0	K: 0	S: 3	LOB: 1	BB: 1	P: 7	R: 0	H: 1	E: 0	K: 0	S: 4	LOB: 1	BB: 0	P: 4
--------------	------	------	------	------	------	--------	-------	-------	------	------	------	------	------	--------	-------	-------	------	------	------	------	------	--------	-------	------	------	------	------	------	------	--------	-------	------	------	------	------	------	------	--------	-------	------	------	------	------	------	------	--------	-------	-------	------	------	------	------	------	--------	-------	------	------	------	------	------	------	--------	-------	------


PITCHER	IP	WLS	BF	H	R	ER	SO	BB	IBB	HBP	BLK	WP	HR	S	P	ERA	WHIP
Walt Terrell, R ERA: 3.7 (1, 1)	5.0	L	31	11	6	6	4	4	4	0	0	1	0	35	51	10.80	3.000
Willie Hernandez, L ERA: 9.45 (6, 1)	0.2		5	2	1	1	0	0	1	0	0	0	0	4	8	13.50	3.000
Mike Henneman, R ERA: 1.08 (6, 1)	0.1		3	0	1	0	0	1	0	0	0	0	0	2	6	0.00	3.000
Mark Thurmond, L ERA: 3.05 (7, 1)	2.0		8	1	0	0	0	1	0	0	0	0	0	7	11	0.00	1.000

AB R H RBI BB SO LOB

BOTTOM

Detroit Tigers @ Boston Red Sox
Fenway Park, Boston, MA
Thu Jun 04 1987, 7:05 PM EDT
Att. 24,660 - Unknown

AB 39
R 8
H 14
RBI 7
BB 7
SO 4
LOB 29



WP: 1 **PA: 47**
PB: 0
SB: 1
CS: 0

1B: 10 **SF: 1**
2B: 3 **SAC: 0**
3B: 1 **DP: 0**
HR: 0 **HBP: 0**

WP: 1 **PA: 47**
PB: 0
SB: 1
CS: 0

ERA **WHIP**

livebaseballscorecards.com

Batter	1	2	3	4	5	6	7	8	9	AB R H RBI BB SO LOB	TOP											
Lou Whitaker, L (1, 4) OBP: 0.335, SLG: 0.433	0-0 L3			0-0 4-3		4-0 PB 1B BB		0-0 6-3 1B		3 0 1 0 1 0 0	Detroit Tigers @ Boston Red Sox Fenway Park, Boston, MA Fri Jun 05 1987, 7:05 PM EDT Att: 33,827 - Unknown livebaseballscorecards.com											
Bill Madlock, R (1, 10) OBP: 0.276, SLG: 0.391	0-0 5-3			0-0 F3		0-0 F6		0-0 6-3 1-2		4 0 0 0 0 0 2												
Kirk Gibson, L (1, 7) OBP: 0.358, SLG: 0.481	0-0 1-3			0-0 F9		0-3 K		0-3 K		4 0 0 0 0 2 2												
Alan Trammell, R (1, 6) OBP: 0.390, SLG: 0.497		0-0 F5			0-0 4-3 2B	0-0 PB 1-2 1B		0-0 5-3		4 1 2 0 0 0 1												
Matt Nokes, L (1, 2) OBP: 0.365, SLG: 0.526		0-0 F9			0-0 4-3 2-3	0-3 K 1-2 2-3		0-3 K		4 0 0 0 0 2 3												
Pat Sheridan, L (1, 9) OBP: 0.345, SLG: 0.409		0-3 K			0-3 K		0-0 HR	0-0 S S 1B		4 2 2 1 0 2 1												
Darrell Evans, L (1, 3) OBP: 0.356, SLG: 0.410			0-0 F6		0-0 1B 2B	0-0 F6		4-0 E S 1-2 IBB		3 1 1 1 1 0 0												
Chet Lemon, R (1, 8) OBP: 0.370, SLG: 0.432			0-3 K		0-0 2-H 1B	0-0 L9		0-0 1-3 1-3 2-H		4 0 1 1 0 1 1												
Tom Brookens, R (1, 5) OBP: 0.329, SLG: 0.439			0-3 K		0-0 1-3	0-0 3-1		0-3 K		4 0 0 0 0 2 2												
Inning Stats	R: 0 E: 0 K: 0 S: 3	H: 0 LOB: 0 BB: 0 P: 3	R: 0 E: 0 K: 1 S: 5	H: 0 LOB: 0 BB: 0 P: 5	R: 0 E: 0 K: 2 S: 7	H: 0 LOB: 0 BB: 0 P: 7	R: 0 E: 0 K: 0 S: 3	H: 0 LOB: 0 BB: 0 P: 3	R: 2 E: 0 K: 1 S: 8	H: 3 LOB: 1 BB: 0 P: 8	R: 0 E: 0 K: 2 S: 8	H: 1 LOB: 2 BB: 1 P: 12	R: 1 E: 0 K: 0 S: 4	H: 1 LOB: 0 BB: 0 P: 4	R: 0 E: 0 K: 1 S: 6	H: 1 LOB: 1 BB: 0 P: 6	R: 1 E: 0 K: 2 S: 8	H: 1 LOB: 1 BB: 1 P: 12	1B: 4 2B: 2 3B: 0 HR: 1	SF: 0 SAC: 0 DP: 0 HBP: 0	WP: 0 PB: 1 SB: 4 CS: 0	PA: 36
PITCHER	IP WLS BF H R ER SO BB IBB HBP BLK WP HR S P ERA WHIP																					
Al Nipper, R (1, 1) ERA: 5.3	7.0 L 28 6 3 3 6 1 0 0 0 0 0 1 39 43 3.86 1.000																					
Calvin Schiraldi, R (8, 1) ERA: 4.74	2.0 8 1 1 0 3 0 1 0 0 0 0 0 13 17 0.00 0.500																					

Batter	1	2	3	4	5	6	7	8	9	AB R H RBI BB SO LOB
Dave Henderson, R (1, 8) OBP: 0.320, SLG: 0.436 BB 	4-0 		0-3 		0-0 		0-3 		0-0 	4 1 1 1 1 2 0
Marty Barrett, R (1, 4) OBP: 0.281, SLG: 0.255 	0-0 		0-0 		0-0 		0-0 			4 0 1 1 0 0 1
Wade Boggs, L (1, 5) OBP: 0.447, SLG: 0.556 	0-0 			0-0 	4-0 			0-0 		3 0 1 0 1 0 0
Jim Rice, R (1, 7) OBP: 0.366, SLG: 0.400 	0-3 			4-0 	1-0 			0-0 		2 0 1 0 1 1 2
Mike Greenwell, L (1, 10) OBP: 0.343, SLG: 0.570 	0-0 			0-0 	0-3 			0-0 		4 0 0 0 0 1 7
Dwight Evans, R (1, 9) OBP: 0.413, SLG: 0.555 		0-0 		0-3 		0-0 		0-0 		4 0 1 0 0 1 1
Bill Buckner, L (1, 3) OBP: 0.269, SLG: 0.302 		0-0 			0-0 	0-0 		0-0 		4 0 0 0 0 0 2
Rich Gedman, L (1, 2) OBP: 0.202, SLG: 0.230 Ed Romero, R (9, PH) OBP: 0.370, SLG: 0.314 		0-3 			0-0 	0-0 		0-0 		3 0 0 0 0 1 0 1 0 0 0 0 0 0
Spike Owen, S (1, 6) OBP: 0.316, SLG: 0.294 Don Baylor, R (9, PH) OBP: 0.348, SLG: 0.410 			0-0 		0-0 		0-0 		0-0 	3 1 1 0 0 0 0 1 0 0 0 0 0 0

Inning Stats	R: 0	H: 1	E: 0	LOB: 2	K: 1	BB: 1	S: 6	R: 0	H: 0	E: 0	LOB: 0	K: 1	BB: 0	S: 5	R: 0	H: 0	E: 0	LOB: 1	K: 1	BB: 1	S: 5	R: 2	H: 3	E: 0	LOB: 3	K: 1	BB: 1	S: 8	R: 0	H: 0	E: 0	LOB: 0	K: 0	BB: 0	S: 3	R: 0	H: 0	E: 0	LOB: 0	K: 1	BB: 0	S: 5	R: 0	H: 2	E: 0	LOB: 2	K: 0	BB: 0	S: 5	R: 0	H: 0	E: 0	LOB: 0	K: 0	BB: 0	S: 3	R: 0	H: 0	E: 0	LOB: 0	K: 0	BB: 0	S: 3	1B: 4	SF: 0	2B: 2	SAC: 0	3B: 0	DP: 0	HR: 0	HBP: 1
--------------	------	------	------	--------	------	-------	------	------	------	------	--------	------	-------	------	------	------	------	--------	------	-------	------	------	------	------	--------	------	-------	------	------	------	------	--------	------	-------	------	------	------	------	--------	------	-------	------	------	------	------	--------	------	-------	------	------	------	------	--------	------	-------	------	------	------	------	--------	------	-------	------	-------	-------	-------	--------	-------	-------	-------	--------

PITCHER	IP	WLS	BF	H	R	ER	SO	BB	IBB	HBP	BLK	WP	HR	S	P	ERA	WHIP
Jeff Robinson, R (1, 1) ERA: 3.91	7.2	W	32	5	2	2	6	2	1	1	0	1	0	40	53	2.35	0.913
Mike Henneman, R (8, 1) ERA: 1.08	0.0		1	1	0	0	0	0	0	0	0	0	0	1	1	∞	∞
Mark Thurmond, L (8, 1) ERA: 3.0	0.1		1	0	0	0	0	0	0	0	0	0	0	1	1	0.00	0.000
Eric King, R (9, 1) ERA: 4.11	1.0	S	3	0	0	0	0	0	0	0	0	0	0	3	3	0.00	0.000

BOTTOM

Detroit Tigers @ Boston Red Sox
 Fenway Park, Boston, MA
 Fri Jun 05 1987, 7:05 PM EDT
 Att. 33,827 - Unknown

livebaseballscorecards.com

AB	33
R	2
H	6
RBI	2
BB	3
SO	6
LOB	13



WP	PA
1	37
PB: 0	
SB: 0	
CS: 0	

Batter	1	2	3	4	5	6	7	8	9	10	11	12	13	14	AB R H RBI BB SO LOB	TOP																
Lou Whitaker, L OBP: 0.329, SLG: 0.422 (1, 4)	0-0 4-3		0-0 6-3		0-3 K			0-0 4-3	0-3 K			0-3 K		0-0 SH1-4 1B	7 1 1 0 0 3 2																	
Bill Madlock, R OBP: 0.293, SLG: 0.405 (1, 5) (7, 3)	0-0 4-3			0-3 K		4-0 BB BB		0-0 1B 1B		0-0 F5		0-0 2B		0-0 SH1-4	5 1 2 0 1 1 0																	
Kirk Gibson, L OBP: 0.362, SLG: 0.468 (1, 7)	0-3 K		0-0 G3		4-0 G4-6-3 BB			0-3 K		0-0 E S 1B		0-0 L5		4-0 1B 1B	5 1 1 0 2 2 2																	
Alan Trammell, R OBP: 0.402, SLG: 0.500 (1, 6)		0-0 G3 PB 1B		0-0 1B		0-0 F8		4-0 1B 1B		0-0 F7		4-0 1B 1B		0-0 3-1 1B	5 1 3 0 2 0 3																	
Matt Nokes, L OBP: 0.366, SLG: 0.519 (1, 2)	0-0 G3		0-0 L4		0-0 G4-6-3			0-0 1B		4-0 BB		0-0 F3		0-0 3-1 1B	4 0 1 1 1 0 4 2 0 1 2 0 0 2																	
Mike Heath, R OBP: 0.394, SLG: 0.534 (12, PH) (12, 2)	1-3		1-3		1-2			1-3 2-H 1B						1-2 2-H 3-H 1B																		
Pat Sheridan, L OBP: 0.342, SLG: 0.400 (1, 8) (8, 9)	4-0 CS BB		4-0 BB		0-0 B3		0-0 F5	0-0 B1-3		0-0 F7			0-0 FC4-6 1B	0-0 3-1	6 0 1 0 1 0 6																	
Darrell Evans, L OBP: 0.355, SLG: 0.404 (1, 10)	0-3 K		0-3 K		4-0 WP BB 4-3 BB		0-0 FC6-4 1B		0-0 F8		0-0 L3		0-0 FC4-6 1-2	0-0 F4	5 1 1 0 1 1 2 0 0 0 0 0 0 0 1 0 0 0 0 0 2																	
Jim Walewander, S OBP: 0.300, SLG: 0.333 (13, PR)																																
Larry Herndon, R OBP: 0.371, SLG: 0.481 (14, PH)	1-2		1-2		4-0 WP BB 4-3 BB		0-0 FC6-4 1-2		0-0 F9		0-0 F9		0-0 L8		2 0 0 0 1 0 1 3 0 0 0 0 0 1																	
Dave Bergman, L OBP: 0.434, SLG: 0.541 (1, 3)			0-0 P3		0-0 4-3 WP BB		0-0 K		0-0 F8		0-3 K		0-0 F8		3 0 0 1 0 1 2 2 0 0 0 1 1 1																	
Tom Brookens, R OBP: 0.323, SLG: 0.430 (7, PR) (7, 5)					0-0 3-1		0-3 K		4-0 BB																							
Johnny Grubb, L OBP: 0.292, SLG: 0.151 (1, 9)																																
Chet Lemon, R OBP: 0.369, SLG: 0.425 (8, 8)																																
Inning Stats	R: 0 E: 0 K: 1 S: 5	H: 0 LOB: 0 BB: 0 P: 5	R: 1 E: 0 K: 1 S: 5	H: 1 LOB: 0 BB: 1 P: 9	R: 0 E: 0 K: 1 S: 3	H: 0 LOB: 0 BB: 0 P: 3	R: 0 E: 0 K: 1 S: 6	H: 1 LOB: 1 BB: 0 P: 6	R: 1 E: 0 K: 1 S: 5	H: 0 LOB: 1 BB: 2 P: 13	R: 0 E: 0 K: 0 S: 2	H: 0 LOB: 1 BB: 2 P: 10	R: 0 E: 0 K: 1 S: 6	H: 1 LOB: 1 BB: 0 P: 6	R: 1 E: 0 K: 1 S: 7	H: 2 LOB: 2 BB: 1 P: 11	R: 0 E: 0 K: 1 S: 5	H: 0 LOB: 1 BB: 1 P: 9	R: 0 E: 0 K: 0 S: 4	H: 1 LOB: 2 BB: 1 P: 8	R: 0 E: 0 K: 1 S: 5	H: 0 LOB: 0 BB: 0 P: 5	R: 0 E: 0 K: 1 S: 6	H: 1 LOB: 2 BB: 1 P: 10	R: 0 E: 0 K: 0 S: 4	H: 1 LOB: 1 BB: 0 P: 4	R: 2 E: 0 K: 0 S: 6	H: 3 LOB: 2 BB: 1 P: 10	1B: 10 2B: 1 3B: 0 HR: 0	SF: 0 SAC: 1 DP: 1 HBP: 0	WP: 1 PB: 2 SB: 2 CS: 1	PA: 61
PITCHER	IP	WLS	BF	H	R	ER	SO	BB	IBB	HBP	BLK	WP	HR	S	P	ERA	WHIP															
Roger Clemens, R ERA: 3.07 (1, 1)	9.0		37	5	3	2	7	6	1	0	0	1	0	44	72	2.00	1.222															
Calvin Schiraldi, R ERA: 4.39 (10, 1)	2.0		8	1	0	0	1	1	0	0	0	0	0	9	13	0.00	1.000															
Joe Sambito, L ERA: 1.17 (12, 1)	0.2		4	1	0	0	1	0	1	0	0	0	0	5	9	0.00	1.500															
Wes Gardner, R ERA: 5.4 (12, 1)	2.1	L	12	4	2	2	0	0	1	0	0	0	0	11	15	7.71	1.714															

Detroit Tigers @ Boston Red Sox
Fenway Park, Boston, MA
Sat Jun 06 1987, 3:33 AM EDT
Att. 33,902 - Unknown

livebaseballscorecards.com

AB 50
R 5
H 11
RBI 4
BB 10
SO 9
LOB 28



Batter	1	2	3	4	5	6	7	8	9	10	11	12	13	14	AB	R	H	RBI	BB	SO	LOB
Dave Henderson, R <small>OBP: 0.319, SLG: 0.436</small> (1, 8)															7	1	2	0	0	1	2
Marty Barrett, R <small>OBP: 0.287, SLG: 0.262</small> (1, 4)															4	0	2	0	0	0	0
Wade Boggs, L <small>OBP: 0.442, SLG: 0.562</small> (1, 5)															5	1	1	2	0	0	3
Jim Rice, R <small>OBP: 0.365, SLG: 0.393</small> (1, 7)															5	1	1	0	1	2	3
Don Baylor, R <small>OBP: 0.343, SLG: 0.399</small> (1, 10)															5	0	0	0	0	0	3
Dwight Evans, R <small>OBP: 0.408, SLG: 0.541</small> (1, 9)															6	0	1	1	0	2	3
Bill Buckner, L <small>OBP: 0.271, SLG: 0.302</small> (1, 3)															6	0	2	0	0	2	1
Spike Owen, S <small>OBP: 0.308, SLG: 0.278</small> (1, 6)															5	0	0	0	1	2	3
Rich Gedman, L <small>OBP: 0.207, SLG: 0.225</small> (1, 2)															2	0	0	0	1	1	2
Ed Romero, R <small>OBP: 0.370, SLG: 0.314</small> (9, PH)															0	0	0	0	0	0	0
Mike Greenwell, L <small>OBP: 0.340, SLG: 0.564</small> (9, PH)															1	0	0	0	0	0	0
Marc Sullivan, R <small>OBP: 0.169, SLG: 0.206</small> (10, 2)															2	0	0	0	0	0	1


Inning Stats	R: 2	H: 2	E: 0	K: 1	S: 7	LOB: 0	BB: 0	P: 7	R: 0	H: 0	E: 0	K: 2	S: 7	LOB: 0	BB: 0	P: 7	R: 0	H: 1	E: 0	K: 0	S: 4	LOB: 2	BB: 1	P: 8	R: 0	H: 1	E: 0	K: 0	S: 4	LOB: 0	BB: 0	P: 5	R: 0	H: 1	E: 0	K: 1	S: 6	LOB: 1	BB: 0	P: 6	R: 0	H: 1	E: 0	K: 1	S: 6	LOB: 0	BB: 0	P: 6	R: 0	H: 0	E: 0	K: 1	S: 5	LOB: 0	BB: 0	P: 5	R: 1	H: 2	E: 0	K: 0	S: 5	LOB: 1	BB: 0	P: 5	R: 0	H: 0	E: 0	K: 1	S: 5	LOB: 0	BB: 0	P: 3	R: 0	H: 0	E: 0	K: 0	S: 3	LOB: 0	BB: 0	P: 3	R: 0	H: 1	E: 0	K: 1	S: 6	LOB: 2	BB: 1	P: 10	R: 0	H: 0	E: 0	K: 2	S: 7	LOB: 1	BB: 1	P: 11	R: 0	H: 0	E: 0	K: 0	S: 3	LOB: 0	BB: 0	P: 3	R: 0	H: 0	E: 0	K: 0	S: 3	LOB: 0	BB: 0	P: 3	R: 0	H: 0	E: 0	K: 0	S: 3	LOB: 0	BB: 0	P: 3	R: 0	H: 0	E: 0	K: 1	S: 5	LOB: 0	BB: 0	P: 5	1B: 7	2B: 1	3B: 0	HR: 1	SF: 0	SAC: 3	DP: 0	HBP: 1	WP: 1	PA: 55
PITCHER	IP	WLS	BF	H	R	ER	SO	BB	IBB	HBP	BLK	WP	HR	S	P	ERA	WHIP																																																																																																																									
Frank Tanana, L <small>ERA: 3.77</small> (1, 1)	7.1		31	7	3	3	6	1	0	1	0	0	0	1	41	3.68	1.091																																																																																																																									
Mike Henneman, R <small>ERA: 1.06</small> (8, 1)	0.1		2	1	0	0	0	0	0	0	0	1	0	2	2	0.00	3.000																																																																																																																									
Willie Hernandez, L <small>ERA: 8.99</small> (8, 1)	0.2		2	0	0	0	0	0	0	0	0	0	0	2	2	0.00	0.000																																																																																																																									
Eric King, R <small>ERA: 3.66</small> (9, 1)	5.2	W	20	1	0	0	4	1	1	0	0	0	0	26	34	0.00	0.353																																																																																																																									

DETROIT TIGERS @ BOSTON RED SOX
Fenway Park, Boston, MA
 Sat Jun 06 1987, 3:33 AM EDT
 Att. 33,902 - Unknown

AB	48
R	3
H	9
RBI	3
BB	3
SO	10
LOB	21



PITCHER	IP	WLS	BF	H	R	ER	SO	BB	IBB	HBP	BLK	WP	HR	S	P	ERA	WHIP
Frank Tanana, L <small>ERA: 3.77</small> (1, 1)	7.1		31	7	3	3	6	1	0	1	0	0	0	1	41	3.68	1.091
Mike Henneman, R <small>ERA: 1.06</small> (8, 1)	0.1		2	1	0	0	0	0	0	0	0	1	0	2	2	0.00	3.000
Willie Hernandez, L <small>ERA: 8.99</small> (8, 1)	0.2		2	0	0	0	0	0	0	0	0	0	0	2	2	0.00	0.000
Eric King, R <small>ERA: 3.66</small> (9, 1)	5.2	W	20	1	0	0	4	1	1	0	0	0	0	26	34	0.00	0.353

Batter	1	2	3	4	5	6	7	8	9	AB R H RBI BB SO LOB	TOP		
Lou Whitaker, L (1, 4) OBP: 0.333, SLG: 0.435 Jim Walewander, S (9, 4) OBP: 0.300, SLG: 0.333	0-3 K S 1B		0-0 HR 1B	0-0 G3		0-0 B1-3	0-0 3B	0-0 1B		6 1 3 0 0 1 2 0 0 0 0 0 0 0			
Bill Madlock, R (1, 10) OBP: 0.318, SLG: 0.418	0-0 G4-3 1B		0-0 HR 1B	4-0 WP BB IBB		0-0 E 1B	0-0 6-3	0-0 F4		5 2 3 1 1 0 2			
Kirk Gibson, L (1, 7) OBP: 0.360, SLG: 0.457	0-3 K		0-0 F7	4-0 WP BB		0-0 E8 2B 1B	0-0 F4		0-3 K	5 1 1 1 1 2 5			
Alan Trammell, R (1, 6) OBP: 0.400, SLG: 0.500	0-0 G4-3 1-2f 2-3		0-3 K	0-3 K		0-0 1B 2B		0-0 1B 2B	0-3 K	6 2 2 1 0 3 6			
Matt Nokes, L (1, 2) OBP: 0.376, SLG: 0.559		0-0 F6	0-0 HR		4-0 G3 SH1-4 BB	0-3 K		0-0 2B HR 1B	0-0 HR	5 3 3 4 1 1 1			
Pat Sheridan, L (1, 8) OBP: 0.344, SLG: 0.397		0-0 6-3	0-0 3-1		0-0 SH1-4	0-0 CS 1B		0-3 K	4-0 2B BB	4 1 1 1 1 1 2			
Darrell Evans, L (1, 3) OBP: 0.365, SLG: 0.422		4-0 BB		0-0 FC4-6 1B	0-0 G3	0-0 CS	0-0 HR 2B	0-3 K	0-0 1B 2B	5 2 3 1 1 1 3	AB 45 R 18 H 21 RBI 16 BB 7 SO 10 LOB 25		
Johnny Grubb, L (1, 9) OBP: 0.284, SLG: 0.145 Chet Lemon, R (5, PH) OBP: 0.386, SLG: 0.472		0-0 5-3		0-0 FC4-6 BB	4-0 BB		0-0 HR	0-0 HR 2B	0-0 HR 1B	2 1 0 0 0 0 2 3 2 3 4 1 0 0			
Tom Brookens, R (1, 5) OBP: 0.331, SLG: 0.452			0-0 1B 1B	4-0 BB PB WP BB	0-3 K		0-0 F8	0-0 HR		4 3 2 3 1 1 2			
Inning Stats	R: 0 H: 1 E: 0 LOB: 1 K: 2 BB: 0 S: 8 P: 8	R: 0 H: 0 E: 0 LOB: 1 K: 0 BB: 1 S: 3 P: 7	R: 4 H: 4 E: 0 LOB: 0 K: 1 BB: 0 S: 9 P: 9	R: 2 H: 1 E: 0 LOB: 2 K: 1 BB: 3 S: 6 P: 18	R: 0 H: 0 E: 0 LOB: 2 K: 1 BB: 2 S: 5 P: 13	R: 3 H: 4 E: 1 LOB: 0 K: 1 BB: 0 S: 8 P: 8	R: 2 H: 3 E: 0 LOB: 1 K: 0 BB: 0 S: 6 P: 6	R: 4 H: 5 E: 0 LOB: 1 K: 2 BB: 0 S: 12 P: 12	R: 3 H: 3 E: 0 LOB: 1 K: 2 BB: 1 S: 9 P: 13	1B: 12 SF: 0 2B: 4 SAC: 1 3B: 1 DP: 1 HR: 4 HBP: 0	WP: 2 PA: 54 PB: 1 SB: 1 CS: 1		
PITCHER	IP WLS BF H R ER SO BB IBB HBP BLK WP HR S P ERA WHIP											PITCHER	IP WLS BF H R ER SO BB IBB HBP BLK WP HR S P ERA WHIP
John Leister, R (1, 1) ERA: 13.5	3.1 L 18 6 6 6 3 2 0 0 0 0 1 1 22 30 16.20 2.400												
Tom Bolton, L (4, 1) ERA: 5.02	2.1 15 4 3 3 3 3 1 0 0 0 1 0 17 33 11.57 3.000												
Joe Sambito, L (6, 1) ERA: 3.12	2.0 10 5 4 4 2 0 0 0 0 0 0 1 14 14 18.00 2.500												
Steve Crawford, R (8, 1) ERA: 6.06	1.1 10 6 5 5 2 1 0 0 0 0 0 2 13 17 33.75 5.250												

Detroit Tigers @ Boston Red Sox
 Fenway Park, Boston, MA
 Sun Jun 07 1987, 3:33 AM EDT
 Att: 33,254 - Unknown

livebaseballscorecards.com

Batter	1	2	3	4	5	6	7	8	9	AB	R	H	RBI	BB	SO	LOB
Dave Henderson, R OBP: 0.314, SLG: 0.421 (1, 8) BBB	4-0 BB 4-3		0-0 F3	0-0 3-1		0-0 5-3		0-3 K		4	0	0	0	1	1	4
Marty Barrett, R OBP: 0.290, SLG: 0.273 (1, 4) X	0-0 F6		0-0 L7	0-0 5-3			0-0 G3 1B 1B		0-0 1B 2B	5	2	2	0	0	0	3
Wade Boggs, L OBP: 0.441, SLG: 0.563 Ed Romero, R OBP: 0.372, SLG: 0.318 (1, 5) (6, 5) X	0-0 4-3 1-2			0-0 HR 2B	0-0 F7		0-0 1-2 G3 1B		0-0 F8	3	1	1	0	0	0	1
Don Baylor, R OBP: 0.348, SLG: 0.421 (1, 10) X	0-0 4-3			0-0 HR	0-0 G1-6-3 1B		0-0 L7		0-0 1B 1B 1B	5	1	3	3	0	0	3
Mike Greenwell, L OBP: 0.333, SLG: 0.545 (1, 7) SS		0-3 K		0-0 4-3	0-0 G1-6-3		0-0 G3		0-0 1B 1B	5	0	1	0	0	1	3
Dwight Evans, R OBP: 0.406, SLG: 0.534 (1, 9) X		0-0 6-3		4-0 2B 3B BB		0-0 5-3	0-0 FC5-4 1B		0-0 F9	4	1	1	2	1	0	2
Bill Buckner, L OBP: 0.278, SLG: 0.314 (1, 3) X		0-0 L9		0-0 3B 2B		0-0 F9 BB 1B	0-0 FC5-4		0-0 1B	5	1	3	0	0	0	1
Rich Gedman, L OBP: 0.216, SLG: 0.217 (1, 2) X			0-0 F8	4-0 3B BB		4-0 BB BB BB		0-0 F5	0-0 4-3	3	1	0	0	2	0	3
Spike Owen, S OBP: 0.315, SLG: 0.309 (1, 6) X			0-0 1B	0-0 3B		0-0 F9		0-0 F9		4	0	2	3	0	0	2

Inning Stats	R: 0	H: 0	E: 0	K: 0	S: 3	LOB: 1	BB: 1	P: 7	R: 0	H: 0	E: 0	K: 1	S: 5	LOB: 0	BB: 0	P: 5	R: 0	H: 1	E: 0	K: 0	S: 4	LOB: 1	BB: 0	P: 4	R: 5	H: 4	E: 0	K: 0	S: 7	LOB: 1	BB: 2	P: 15	R: 0	H: 1	E: 0	K: 0	S: 3	LOB: 0	BB: 0	P: 3	R: 0	H: 1	E: 0	K: 0	S: 4	LOB: 2	BB: 1	P: 8	R: 2	H: 3	E: 0	K: 0	S: 6	LOB: 1	BB: 0	P: 6	R: 0	H: 0	E: 0	K: 1	S: 5	LOB: 0	BB: 0	P: 5	R: 1	H: 4	E: 0	K: 0	S: 7	LOB: 3	BB: 0	P: 7	1B: 9	SF: 0	2B: 3	SAC: 0	3B: 1	DP: 1	HR: 1	HBP: 0	WP: 0	PA: 44
--------------	------	------	------	------	------	--------	-------	------	------	------	------	------	------	--------	-------	------	------	------	------	------	------	--------	-------	------	------	------	------	------	------	--------	-------	-------	------	------	------	------	------	--------	-------	------	------	------	------	------	------	--------	-------	------	------	------	------	------	------	--------	-------	------	------	------	------	------	------	--------	-------	------	------	------	------	------	------	--------	-------	------	-------	-------	-------	--------	-------	-------	-------	--------	-------	--------

PITCHER	IP	WLS	BF	H	R	ER	SO	BB	IBB	HBP	BLK	WP	HR	S	P	ERA	WHIP
Dan Petry, R ERA: 5.94 (1, 1)	3.1		18	5	5	5	1	3	0	0	0	0	1	17	29	13.50	2.400
Mike Henneman, R ERA: 1.77 (4, 1)	3.1	W	15	5	2	2	0	1	0	0	0	0	0	14	18	5.40	1.800
Willie Hernandez, L ERA: 7.45 (7, 1)	2.1		11	4	1	1	1	0	0	0	0	0	0	13	13	3.86	1.714


BOTTOM

Detroit Tigers @ Boston Red Sox
Fenway Park, Boston, MA
Sun Jun 07 1987, 3:33 AM EDT
Att. 33,254 - Unknown

AB	40
R	8
H	14
RBI	8
BB	4
SO	2
LOB	23



PITCHER	IP	WLS	BF	H	R	ER	SO	BB	IBB	HBP	BLK	WP	HR	S	P	ERA	WHIP
Dan Petry, R ERA: 5.94 (1, 1)	3.1		18	5	5	5	1	3	0	0	0	0	1	17	29	13.50	2.400
Mike Henneman, R ERA: 1.77 (4, 1)	3.1	W	15	5	2	2	0	1	0	0	0	0	0	14	18	5.40	1.800
Willie Hernandez, L ERA: 7.45 (7, 1)	2.1		11	4	1	1	1	0	0	0	0	0	0	13	13	3.86	1.714

Batter	1	2	3	4	5	6	7	8	9	AB R H RBI BB SO LOB	TOP	
Ellis Burks, R OBP: 0.267, SLG: 0.432 (1, 8) X	0-0 5-3		0-0 2B 2B	0-0 F8		0-0 2B			0-0 F8	5 1 2 1 0 0 0		
Spike Owen, S OBP: 0.327, SLG: 0.343 (1, 6) X	0-0 5-3		0-0 1B 2B		0-0 SH1 6-3	0-0 1-3			0-0 5-3 1B	5 1 3 2 0 0 1		
Marty Barrett, R OBP: 0.289, SLG: 0.268 (1, 4) X	0-0 F4		4-0 1B BB		0-0 SH1	0-0 5-3			0-0 5-3	3 0 0 0 1 0 2		
Jim Rice, R OBP: 0.355, SLG: 0.381 (1, 7)		0-0 F9	0-0 F8		0-0 6-3		0-0 4-3		0-0 F9	5 0 0 1 0 0 3		
Don Baylor, R OBP: 0.351, SLG: 0.422 (1, 10)		0-0 2B G3 1B	0-0 F9		0-0 1B		0-3 K			4 1 2 0 0 1 2		
Dwight Evans, R OBP: 0.408, SLG: 0.539 (1, 9)		0-0 G3 1-3 2B	0-0 1-2 2-3 1B		0-0 L8		0-0 F9			4 0 2 0 0 0 1		
Bill Buckner, L OBP: 0.276, SLG: 0.311 Glenn Hoffman, R OBP: 0.267, SLG: 0.255 (1, 3) (5, 5)		0-0 G3	0-0 P1			0-0 E5 1B		0-0 G1		2 0 0 1 0 0 4 2 1 0 0 0 0 0	AB 37 R 6 H 11 RBI 6 BB 2 SO 2 LOB 16	
Ed Romero, R OBP: 0.376, SLG: 0.318 (1, 5) (5, 3)		0-0 5-3		4-0 G6-4-3 BB		0-0 2B 1B		0-0 L5		3 1 1 1 1 0 1		
Marc Sullivan, R OBP: 0.174, SLG: 0.224 (1, 2)			0-0 2B 2B	0-0 G6-4-3		0-0 5-3		0-3 K2-3		4 1 1 0 0 1 2		
Inning Stats	R: 0 E: 0 K: 0 S: 3 H: 0 LOB: 0 BB: 0 P: 3	R: 1 E: 0 K: 0 S: 5 H: 2 LOB: 1 BB: 0 P: 5	R: 2 E: 0 K: 0 S: 7 H: 4 LOB: 3 BB: 1 P: 11	R: 0 E: 0 K: 0 S: 2 H: 0 LOB: 0 BB: 1 P: 6	R: 1 E: 0 K: 0 S: 5 H: 2 LOB: 1 BB: 0 P: 5	R: 2 E: 1 K: 0 S: 6 H: 2 LOB: 1 BB: 0 P: 6	R: 0 E: 0 K: 1 S: 5 H: 0 LOB: 0 BB: 0 P: 5	R: 0 E: 0 K: 1 S: 5 H: 0 LOB: 0 BB: 0 P: 5	R: 0 E: 0 K: 0 S: 4 H: 1 LOB: 1 BB: 0 P: 4	1B: 5 2B: 6 3B: 0 HR: 0 SF: 0 SAC: 1 DP: 1 HBP: 0	WP: 0 PB: 0 SB: 0 CS: 0 PA: 40	
PITCHER	IP WLS BF H R ER SO BB IBB HBP BLK WP HR S P ERA WHIP	PITCHER IP WLS BF H R ER SO BB IBB HBP BLK WP HR S P ERA WHIP										
Jeff Ballard, L ERA: 6.21 (1, 1)	2.0 L 12 5 3 3 0 1 0 0 0 0 0 0 11 15 13.50 3.000											
Mark Williamson, R ERA: 4.02 (3, 1)	5.0 21 5 3 2 1 1 0 0 0 0 0 0 22 26 3.60 1.200											
Scott McGregor, L ERA: 5.8 (8, 1)	1.0 3 0 0 0 1 0 0 0 0 0 0 0 5 5 0.00 0.000											
Tom Niedenfuer, R ERA: 4.13 (9, 1)	1.0 4 1 0 0 0 0 0 0 0 0 0 0 4 4 0.00 1.000											

Boston Red Sox @ Baltimore Orioles
Memorial Stadium, Baltimore, MD
 Mon Jun 08 1987, 7:05 PM EDT
 Att. 32,039 - Unknown

livebaseballscorecards.com

Batter	1	2	3	4	5	6	7	8	9	AB R H RBI BB SO LOB
Mike Young, S (1, 10) OBP: 0.324, SLG: 0.446	0-0 F7		0-3 K		0-3 K		0-0 F7		0-0 2B	5 0 1 0 0 2 1
Jim Dwyer, L (1, 9) OBP: 0.385, SLG: 0.557	0-0 1B		4-0 BB		0-0 G3		0-0 F6		0-3 K	4 0 1 0 1 1 1
Cal Ripken Jr., R (1, 6) OBP: 0.359, SLG: 0.541	0-0 1B		0-0 L8		0-0 1B		0-0 1B		0-0 L5	5 0 3 0 0 0 3
Eddie Murray, S (1, 3) OBP: 0.336, SLG: 0.500	0-0 G6-4-3		0-0 4-3		0-3 K		0-0 1B			4 0 1 0 0 1 5
Fred Lynn, L (1, 8) OBP: 0.337, SLG: 0.425		0-0 F8		0-0 F7		0-0 2B		0-3 K		4 0 1 0 0 1 2
Ray Knight, R (1, 5) OBP: 0.358, SLG: 0.426		0-3 K		0-0 HR		0-0 F9		0-0 L8		4 1 1 0 0 1 1
Terry Kennedy, L (1, 2) OBP: 0.332, SLG: 0.461		0-0 1B		0-0 HR		0-0 2B		0-3 K		3 1 3 2 0 0 0
Dave Vangorder, R (8, 2) OBP: 0.222, SLG: 0.500		0-0 1B		1-H HR		1-3 2B		0-0 4-3		1 0 0 0 0 1 0
Larry Sheets, L (1, 7) OBP: 0.386, SLG: 0.667		0-0 F8		0-0 F8		0-3 K		0-0 4-3		4 0 0 0 0 1 3
Rick Burleson, R (1, 4) OBP: 0.284, SLG: 0.320			0-0 2B		0-0 L5		0-0 6-3		0-0 F8	4 0 1 0 0 0 2

Inning Stats	R: 0	H: 2	E: 0	K: 0	S: 4	LOB: 1	BB: 0	P: 4	R: 0	H: 1	E: 0	K: 1	S: 6	LOB: 1	BB: 0	P: 6	R: 0	H: 1	E: 0	K: 1	S: 6	LOB: 2	BB: 1	P: 10	R: 2	H: 2	E: 0	K: 0	S: 5	LOB: 0	BB: 0	P: 5	R: 0	H: 1	E: 0	K: 2	S: 8	LOB: 1	BB: 0	P: 8	R: 0	H: 2	E: 0	K: 1	S: 7	LOB: 2	BB: 0	P: 7	R: 0	H: 2	E: 0	K: 1	S: 7	LOB: 2	BB: 0	P: 7	R: 0	H: 0	E: 0	K: 1	S: 5	LOB: 0	BB: 0	P: 5	R: 0	H: 1	E: 0	K: 1	S: 6	LOB: 1	BB: 0	P: 6	1B: 8	SF: 0	2B: 3	SAC: 0	3B: 0	DP: 1	HR: 1	HBP: 0	WP: 0	PA: 39
--------------	------	------	------	------	------	--------	-------	------	------	------	------	------	------	--------	-------	------	------	------	------	------	------	--------	-------	-------	------	------	------	------	------	--------	-------	------	------	------	------	------	------	--------	-------	------	------	------	------	------	------	--------	-------	------	------	------	------	------	------	--------	-------	------	------	------	------	------	------	--------	-------	------	------	------	------	------	------	--------	-------	------	-------	-------	-------	--------	-------	-------	-------	--------	-------	--------

PITCHER	IP	WLS	BF	H	R	ER	SO	BB	IBB	HBP	BLK	WP	HR	S	P	ERA	WHIP
Bob Stanley, R (1, 1) ERA: 4.75	6.2	W	30	10	2	2	5	1	0	0	0	0	1	39	43	2.70	1.650
Tom Bolton, L (7, 1) ERA: 4.6	1.1		5	1	0	0	2	0	0	0	0	0	0	9	9	0.00	0.750
Calvin Schiraldi, R (9, 1) ERA: 4.23	1.0		4	1	0	0	1	0	0	0	0	0	0	6	6	0.00	1.000


BOTTOM

Boston Red Sox @ Baltimore Orioles
Memorial Stadium, Baltimore, MD
 Mon Jun 08 1987, 7:05 PM EDT
 Att. 32,039 - Unknown

livebaseballscorecards.com

AB	38
R	2
H	12
RBI	2
BB	1
SO	8
LOB	18



Batter	1	2	3	4	5	6	7	8	9	AB R H RBI BB SO LOB	TOP		
Ellis Burks, R OBP: 0.272, SLG: 0.431 (1, 8) X	0-0 5-3	0-0 FC5			0-0 1-2 1B		0-3 K	0-0 1-2 1B		5 0 2 1 0 1 3			
Marty Barrett, R OBP: 0.298, SLG: 0.273 (1, 4) B B B	4-0 BB		0-0 S 1B		0-3 K		0-0 S 1B	0-3 K		4 1 2 0 1 2 4			
Wade Boggs, L OBP: 0.440, SLG: 0.562 (1, 5) X	0-0 L8		0-0 F4		0-0 F8		4-0 WP 1B 1-2 BB		0-0 L9 2B	4 0 1 0 1 0 4			
Jim Rice, R OBP: 0.351, SLG: 0.375 (1, 7) S S S	0-3 K		0-3 K		0-0 F7		0-0 WP 1B 1-2 2-H		0-0 L9	5 0 1 1 0 2 5			
Don Baylor, R OBP: 0.348, SLG: 0.414 (1, 10) S S S		0-3 K	0-0 L5		0-0 F5		0-0 L4		4-0 G6-4-3 IBB	4 0 0 0 1 1 3			
Dwight Evans, R OBP: 0.412, SLG: 0.541 (1, 3) (8, 9)		0-0 1B 1B 1B		0-0 F9		0-0 1B		0-0 4-3 WP 1B 1B	0-0 G6-4-3	5 1 3 0 0 0 2			
Mike Greenwell, L OBP: 0.330, SLG: 0.534 Ed Romero, R OBP: 0.376, SLG: 0.318 (1, 9) (8, 3)		0-0 FC5 1B 1-2 1B		0-0 F9		0-0 F8		0-3 K		4 0 1 0 0 1 2 0 0 0 0 0 0 0	AB 38 R 2 H 12 RBI 2 BB 4 SO 9 LOB 28		
Spike Owen, S OBP: 0.325, SLG: 0.340 (1, 6)		0-0 1-2 2-3 1B		0-0 F7		0-3 K		0-0 4-3		4 0 1 0 0 1 2			
Rich Gedman, L OBP: 0.228, SLG: 0.221 (1, 2)		0-3 K		0-0 1B 1B		0-0 1B		0-0 L7	4-0 1B IBB	3 0 1 0 1 1 3			
Inning Stats	R: 0 E: 0 K: 1 S: 5 H: 0 LOB: 1 BB: 1 P: 9	R: 0 E: 0 K: 2 S: 10 H: 3 LOB: 3 BB: 0 P: 10	R: 0 E: 0 K: 1 S: 6 H: 1 LOB: 1 BB: 0 P: 6	R: 0 E: 0 K: 0 S: 3 H: 0 LOB: 0 BB: 0 P: 3	R: 0 E: 0 K: 1 S: 7 H: 2 LOB: 2 BB: 0 P: 7	R: 0 E: 0 K: 1 S: 6 H: 1 LOB: 1 BB: 0 P: 6	R: 1 E: 0 K: 1 S: 7 H: 2 LOB: 2 BB: 1 P: 11	R: 1 E: 0 K: 2 S: 9 H: 2 LOB: 2 BB: 1 P: 13	R: 0 E: 0 K: 0 S: 3 H: 1 LOB: 1 BB: 1 P: 7	1B: 11 2B: 1 3B: 0 HR: 0 SF: 0 SAC: 0 DP: 1 HBP: 0	WP: 2 PB: 0 SB: 2 CS: 0 PA: 42		
PITCHER Dave Schmidt, R ERA: 2.52 Ken Dixon, R ERA: 6.29 Tom Niedenfuer, R ERA: 3.96	IP WLS BF H R ER SO BB IBB HBP BLK WP HR S P ERA WHIP												PITCHER IP WLS BF H R ER SO BB IBB HBP BLK WP HR S P ERA WHIP
(1, 1) (7, 1) (9, 1)	6.0 L 26 7 0 0 6 1 0 0 0 0 0 0 37 41 0.00 1.333												
	2.0 12 4 2 2 3 1 1 0 0 2 0 16 24 9.00 2.500												
	1.0 4 1 0 0 0 0 0 1 0 0 0 0 3 7 0.00 1.000												

Boston Red Sox @ Baltimore Orioles
Memorial Stadium, Baltimore, MD
 Tue Jun 09 1987, 7:05 PM EDT
 Att. 17,548 - Unknown

livebaseballscorecards.com

Batter	1	2	3	4	5	6	7	8	9	AB	R	H	RBI	BB	SO	LOB
Lee Lacy, R OBP: 0.349, SLG: 0.385 (1, 9)	0-0 6-3		0-0 G6-4-3 1B		0-0 FC5-4 1B			0-0 6-3		4	0	2	0	0	0	0
Rick Burleson, R OBP: 0.277, SLG: 0.312 (1, 4)	0-0 6-3		0-0 G6-4-3 1-2f		0-0 FC5-4 1-2f			0-3 K		4	0	0	0	0	1	2
Cal Ripken Jr., R OBP: 0.361, SLG: 0.552 (1, 6)	0-0 HR		4-0 BB					0-0 6-3		3	1	1	1	1	0	0
Eddie Murray, S OBP: 0.331, SLG: 0.491 (1, 3)	0-0 5-3		0-0 F8					0-0 6-3	0-3 K	4	0	0	0	0	1	1
Ray Knight, R OBP: 0.360, SLG: 0.428 (1, 5)		0-0 5-3 1B		0-0 L4				0-0 1B	0-0 1-3	4	0	2	0	0	0	0
Larry Sheets, L OBP: 0.376, SLG: 0.647 (1, 7)		0-0 5-3 1-2		0-0 F7				0-3 K	0-0 G3	4	0	0	0	0	1	2
Ken Gerhart, R OBP: 0.278, SLG: 0.422 (1, 8)		0-3 K		0-3 K				0-3 K		3	0	0	0	0	3	1
Mike Young, S OBP: 0.351, SLG: 0.455 (1, 10)		4-0 FC6-4 BB		0-0 G1-6-3 1B				4-0 CS BB		1	0	1	0	2	0	0
Dave Vangorder, R OBP: 0.167, SLG: 0.364 (1, 2)		0-0 FC6-4 1-2f		0-0 G1-6-3 1-2f				0-0 F3 1-2		3	0	0	0	0	0	4


Inning Stats	R: 1 E: 0 K: 0 S: 4	H: 1 LOB: 0 BB: 0 P: 4	R: 0 E: 0 K: 1 S: 6	H: 1 LOB: 2 BB: 1 P: 10	R: 0 E: 0 K: 0 S: 3	H: 1 LOB: 1 BB: 1 P: 7	R: 0 E: 0 K: 1 S: 5	H: 0 LOB: 0 BB: 1 P: 5	R: 0 E: 0 K: 1 S: 4	H: 2 LOB: 1 BB: 0 P: 4	R: 0 E: 0 K: 1 S: 6	H: 1 LOB: 1 BB: 0 P: 6	R: 0 E: 0 K: 1 S: 4	H: 0 LOB: 0 BB: 1 P: 8	R: 0 E: 0 K: 1 S: 5	H: 0 LOB: 0 BB: 0 P: 5	R: 0 E: 0 K: 1 S: 5	H: 0 LOB: 0 BB: 0 P: 5	1B: 5 2B: 0 3B: 0 HR: 1	SF: 0 SAC: 0 DP: 2 HBP: 0	WP: 0 PB: 0 SB: 0 CS: 1	PA: 33												
PITCHER Bruce Hurst, L ERA: 3.12 (1, 1)	IP 9.0	WLS W	BF 33	H 6	R 1	ER 1	SO 6	BB 3	IBB 0	HBP 0	BLK 0	WP 0	HR 1	S 42	P 54	ERA 1.00	WHIP 1.000																	
																	PITCHER	IP	WLS	BF	H	R	ER	SO	BB	IBB	HBP	BLK	WP	HR	S	P	ERA	WHIP

BOTTOM

Boston Red Sox @ Baltimore Orioles
Memorial Stadium, Baltimore, MD
 Tue Jun 09 1987, 7:05 PM EDT
 Att. 17,548 - Unknown

livebaseballscorecards.com

AB	30
R	1
H	6
RBI	1
BB	3
SO	6
LOB	10



Batter	1	2	3	4	5	6	7	8	9	AB R H RBI BB SO LOB	TOP
--------	---	---	---	---	---	---	---	---	---	----------------------	-----

Ellis Burks, R (1, 8) OBP: 0.296, SLG: 0.493	0-0 5-3 2B		4-0 G4-6-3 1B BB	0-0 1B HR		0-0 4-3 1B	4-0 1-2 2-3 3-H HR BB		0-0 2-H HR	4 4 3 7 2 0 0	
---	------------------	--	---------------------------	-----------------	--	------------------	--------------------------------------	--	------------------	---------------	--

Marty Barrett, R (1, 4) OBP: 0.315, SLG: 0.307	4-0 5-3 BB		0-0 1-2 1B	0-0 1B 1B		0-0 2B 1B	0-0 1-H 2-H 3-H HR		0-3 K	5 2 4 4 1 1 0	
---	------------------	--	------------------	-----------------	--	-----------------	--------------------------------	--	----------	---------------	--

Wade Boggs, L (1, 5) OBP: 0.441, SLG: 0.569	0-0 5-3 1-2 2-3		0-0 G4-6-3 1-2f 2-3	0-0 HBP 1B 1B		0-0 1-H 2B	0-0 F7		0-0 2B	6 1 3 0 0 0 4	
--	--------------------------	--	------------------------------	------------------------	--	------------------	-----------	--	-----------	---------------	--

Jim Rice, R (1, 7) OBP: 0.361, SLG: 0.388	4-0 G6-4-3 BB		0-0 FC5-4 1B	0-0 HBP 1B		0-0 6-3		0-3 K	0-0 2B	5 0 3 3 1 1 1	
--	---------------------	--	--------------------	------------------	--	------------	--	----------	-----------	---------------	--

Don Baylor, R (1, 10) OBP: 0.347, SLG: 0.405	0-0 G6-4-3 1-2f		0-0 FC5-4 1-2f	1-0 HBP			4-0 SH3-4 BB BB	0-0 F7	0-0 P3	4 1 0 0 1 0 5	
---	-----------------------	--	----------------------	------------	--	--	--------------------------	-----------	-----------	---------------	--

Dwight Evans, R (1, 9) OBP: 0.412, SLG: 0.532		0-3 K		0-0 HR BB			4-0 BB SH3-4 BB	0-3 K		3 2 0 0 2 2 3	
--	--	----------	--	-----------------	--	--	--------------------------	----------	--	---------------	--

Ed Romero, R (1, 3) OBP: 0.372, SLG: 0.316		0-0 F8		0-0 6-3 1-2	0-0 F8		0-0 SH3-4		0-0 2B 1B	4 1 1 0 0 0 1	
---	--	-----------	--	-------------------	-----------	--	--------------	--	-----------------	---------------	--

Spike Owen, S (1, 6) OBP: 0.352, SLG: 0.368		4-0 BB		0-0 HR 1B	0-0 G5-4-3 1B		4-0 BB HR IBB		0-0 1-H HR 2B	3 3 3 1 2 0 0	
--	--	-----------	--	-----------------	---------------------	--	------------------------	--	------------------------	---------------	--

Marc Sullivan, R (1, 2) OBP: 0.181, SLG: 0.229		0-3 K		0-0 HR 1B	0-0 G5-4-3		0-0 F2		0-3 K	3 1 1 0 0 1 2	
---	--	----------	--	-----------------	---------------	--	-----------	--	----------	---------------	--

Rich Gedman, L (7, PH) OBP: 0.223, SLG: 0.216										2 0 0 0 0 1 4	
--	--	--	--	--	--	--	--	--	--	---------------	--

Inning Stats	R: 0 E: 0 K: 0 S: 3	H: 1 LOB: 2 BB: 2 P: 11	R: 0 E: 0 K: 2 S: 7	H: 0 LOB: 1 BB: 1 P: 11	R: 1 E: 0 K: 0 S: 4	H: 2 LOB: 1 BB: 1 P: 8	R: 5 E: 0 K: 0 S: 8	H: 6 LOB: 2 BB: 1 P: 13	R: 0 E: 0 K: 0 S: 3	H: 1 LOB: 0 BB: 0 P: 3	R: 0 E: 0 K: 0 S: 4	H: 2 LOB: 1 BB: 0 P: 4	R: 5 E: 0 K: 0 S: 4	H: 1 LOB: 0 BB: 4 P: 20	R: 0 E: 0 K: 2 S: 7	H: 0 LOB: 0 BB: 0 P: 7	R: 4 E: 0 K: 2 S: 12	H: 5 LOB: 1 BB: 0 P: 12	1B: 10 2B: 5 3B: 0 HR: 3	SF: 0 SAC: 1 DP: 4 HBP: 1	WP: 0 PA: 50 PB: 0 SB: 0 CS: 0
--------------	------------------------------	----------------------------------	------------------------------	----------------------------------	------------------------------	---------------------------------	------------------------------	----------------------------------	------------------------------	---------------------------------	------------------------------	---------------------------------	------------------------------	----------------------------------	------------------------------	---------------------------------	-------------------------------	----------------------------------	-----------------------------------	------------------------------------	--

PITCHER	IP	WLS	BF	H	R	ER	SO	BB	IBB	HBP	BLK	WP	HR	S	P	ERA	WHIP
Eric Bell, L (1, 1) ERA: 5.53	3.1	L	20	7	6	6	2	5	0	0	0	0	1	19	39	16.20	3.600
Tony Arnold, R (4, 1) ERA: 5.47	3.0		15	5	3	3	0	2	1	1	0	0	0	11	24	9.00	2.333
Jack O'Connor, L (7, 1) ERA: 7.31	0.2		4	1	2	2	0	1	0	0	0	0	1	3	7	27.00	3.000
Ken Dixon, R (8, 1) ERA: 6.71	2.0		11	5	4	4	4	0	0	0	0	0	1	19	19	18.00	2.500

Boston Red Sox @ Baltimore Orioles
Memorial Stadium, Baltimore, MD
 Wed Jun 10 1987, 7:05 PM EDT
 Att: 21,748 - Unknown

livebaseballscorecards.com

AB	39
R	15
H	18
RBI	15
BB	9
SO	6
LOB	20



Batter	1	2	3	4	5	6	7	8	9
Lee Lacy, R OBP: 0.364, SLG: 0.426 (1, 9) X	0-0 HR		4-0 BB		0-0 F3			0-0 1B	
Fred Lynn, L OBP: 0.330, SLG: 0.416 (1, 8) X	0-0 4-3		0-0 F7			0-0 4-3		0-0 L9	
Cal Ripken Jr., R OBP: 0.360, SLG: 0.545 (1, 6) X	0-0 E6 CS			0-0 5-3		4-0 BB		0-3 K	
Eddie Murray, S OBP: 0.325, SLG: 0.482 (1, 3) X	0-0 F9			0-0 5-3		0-3 K		0-0 4-3	
Larry Sheets, L OBP: 0.366, SLG: 0.629 (1, 7) X	0-0 CS 1-2	0-0 F8		0-0 F7		0-0 F8		0-0 4-3	
Ray Knight, R OBP: 0.363, SLG: 0.444 (1, 5) X		0-0 6-3			0-0 HR		0-0 F6	0-0 2B SF7 1B	
Terry Kennedy, L OBP: 0.330, SLG: 0.462 (1, 2) X		0-0 F9			0-0 F7		0-3 K	0-0 1-3 2B	
Mike Young, S OBP: 0.356, SLG: 0.493 (1, 10) X			0-0 4-3		0-0 6-3 3B		0-0 1B	0-0 SF7 3-H	
Rick Burleson, R OBP: 0.271, SLG: 0.304 (1, 4) X			0-0 F9		0-0 6-3 3-H		0-0 3-1	0-0 4-3	

AB R H RBI BB SO LOB

3	1	2	1	1	0	0
4	0	0	0	0	0	2
3	0	0	0	1	1	1
4	0	0	0	0	1	3
4	0	0	0	0	0	1
4	2	2	1	0	0	0
4	0	1	0	0	1	0
3	1	2	1	0	0	0
4	0	0	1	0	0	2

BOTTOM

Boston Red Sox @ Baltimore Orioles
 Memorial Stadium, Baltimore, MD
 Wed Jun 10 1987, 7:05 PM EDT
 Att. 21,748 - Unknown

AB	33
R	4
H	7
RBI	4
BB	2
SO	3
LOB	9



Inning Stats	R: 1	H: 1	E: 1	K: 0	S: 4	LOB: 0	BB: 0	P: 4
R: 0	H: 0	E: 0	K: 0	S: 3	LOB: 0	BB: 0	P: 3	
R: 0	H: 0	E: 0	K: 0	S: 3	LOB: 1	BB: 1	P: 7	
R: 0	H: 0	E: 0	K: 0	S: 3	LOB: 0	BB: 0	P: 3	
R: 2	H: 2	E: 0	K: 0	S: 5	LOB: 0	BB: 0	P: 5	
R: 0	H: 0	E: 0	K: 1	S: 5	LOB: 1	BB: 1	P: 9	
R: 0	H: 1	E: 0	K: 1	S: 6	LOB: 1	BB: 0	P: 6	
R: 0	H: 1	E: 0	K: 1	S: 6	LOB: 1	BB: 0	P: 6	
R: 1	H: 2	E: 0	K: 0	S: 5	LOB: 1	BB: 0	P: 5	
1B: 3	SF: 1	2B: 1	SAC: 0	3B: 1	DP: 0	HR: 2	HBP: 0	

PITCHER	IP	WLS	BF	H	R	ER	SO	BB	IBB	HBP	BLK	WP	HR	S	P	ERA	WHIP
Al Nipper, R ERA: 5.16 (1, 1)	9.0	W	36	7	4	4	3	2	0	0	0	0	2	40	48	4.00	1.000

Batter	1	2	3	4	5	6	7	8	9	AB R H RBI BB SO LOB	TOP
Ellis Burks, R OBP: 0.293, SLG: 0.482 (1, 8) X	0-0 S 1B	0-3 K		0-3 K		0-0 F9 1-2			0-0 5-3	5 1 1 0 0 2 4	
Marty Barrett, R OBP: 0.317, SLG: 0.302 (1, 4) B B B B	4-0 1B SF9 1-2	0-0 5-3		4-0 BB 1-2 2-3		0-0 F7		0-0 4-3	3 1 0 0 2 0 1		
Wade Boggs, L OBP: 0.444, SLG: 0.575 (1, 5) X	0-0 F6		4-0 BB	0-0 1-3		0-0 1B 3B		1-0 HBP	3 1 1 0 1 0 5		
Jim Rice, R OBP: 0.362, SLG: 0.388 (1, 7) X	0-0 FC6-4 1-3 2-H 1B		0-0 F8		0-0 F8		0-0 FC5-4 1B 3-H	0-0 L8	5 0 2 2 0 0 2		
Don Baylor, R OBP: 0.342, SLG: 0.399 (1, 10) X	0-0 SF9 3-H		0-0 F8		0-0 F7		0-0 F4		3 0 0 1 0 0 2		
Dwight Evans, R OBP: 0.404, SLG: 0.521 (1, 3) X	0-0 FC6-4 1-2f		0-0 F8		0-0 6-3		0-0 FC5-4 1-2f		4 0 0 0 0 0 3		
Dave Henderson, R OBP: 0.313, SLG: 0.424 (1, 9) X		0-0 F6		0-0 FC1-5 2B		0-3 K		0-0 F7	4 0 1 0 0 1 0		
Spike Owen, S OBP: 0.365, SLG: 0.389 (1, 6) X		0-0 1B 3B		4-0 BB FC1-5 BB		4-0 S BB		0-0 5-3	2 1 1 0 2 0 0		
Rich Gedman, L OBP: 0.224, SLG: 0.218 (1, 2) X		0-0 1B 3-H		0-0 FC1-5 BB 1-2 2-3f		0-3 K		0-3 K	4 0 1 1 0 2 3		
Inning Stats	R: 2 H: 2 E: 0 LOB: 1 K: 0 BB: 1 S: 5 P: 9	R: 1 H: 2 E: 0 LOB: 1 K: 1 BB: 0 S: 7 P: 7	R: 0 H: 0 E: 0 LOB: 1 K: 0 BB: 1 S: 3 P: 7	R: 0 H: 1 E: 0 LOB: 3 K: 1 BB: 2 S: 6 P: 14	R: 0 H: 0 E: 0 LOB: 0 K: 0 BB: 0 S: 3 P: 3	R: 0 H: 0 E: 0 LOB: 1 K: 2 BB: 1 S: 7 P: 11	R: 1 H: 2 E: 0 LOB: 1 K: 0 BB: 0 S: 5 P: 5	R: 0 H: 0 E: 0 LOB: 0 K: 1 BB: 0 S: 5 P: 5	R: 0 H: 0 E: 0 LOB: 1 K: 0 BB: 0 S: 3 P: 4	1B: 4 SF: 1 2B: 1 SAC: 0 3B: 2 DP: 0 HR: 0 HBP: 1	WP: 0 PA: 40 PB: 0 SB: 2 CS: 0
PITCHER Frank Tanana, L (1, 1) ERA: 3.79	IP WLS BF H R ER SO BB IBB HBP BLK WP HR S P ERA WHIP										
	9.0 W 40 7 4 4 5 5 0 1 0 0 0 0 44 65 4.00 1.333										

Boston Red Sox @ Detroit Tigers
Tiger Stadium, Detroit, MI
 Fri Jun 12 1987, 7:05 PM EDT
 Att. 32,341 - Unknown

livebaseballscorecards.com

AB 33
R 4
H 7
RBI 4
BB 5
SO 5
LOB 20



BOTTOM

Boston Red Sox @ Detroit Tigers
Tiger Stadium, Detroit, MI
Fri Jun 12 1987, 7:05 PM EDT
Att. 32,341 - Unknown

livebaseballscorecards.com

AB 33
R 11
H 11
RBI 10
BB 2
SO 6
LOB 13



WP: 1 PA: 41
PB: 0
SB: 1
CS: 0

AB R H RBI BB SO LOB

4 3 3 1 0 0 0

3 2 1 0 0 0 2

4 2 1 3 1 0 2

5 2 2 3 0 0 1

4 0 1 1 0 2 1

4 0 1 1 0 2 1

3 1 1 0 1 0 0

0 0 0 0 0 0 0

3 0 0 0 0 1 3

3 1 1 1 0 1 3

1B: 6 SF: 1
2B: 2 SAC: 2
3B: 0 DP: 0
HR: 3 HBP: 3

Batter	1	2	3	4	5	6	7	8	9
Lou Whitaker, L OBP: 0.339, SLG: 0.443 (1, 4)	0-0 F8 1B WP 1B	0-0 SF7 3-H			0-0 4-3		0-0 SH1-4 HR 1B	0-0 HBP 1B	
Bill Madlock, R OBP: 0.343, SLG: 0.435 (1, 10)	0-0 1-2 WP 1B	0-0 L6			0-0 L9		0-0 SH1-4 1-2	1-0 HR HBP 1B	
Kirk Gibson, L OBP: 0.365, SLG: 0.489 (1, 7)	0-0 F8 2-3		0-0 G3			0-0 F7	4-0 HR IBB	0-0 1-H 2-H HR	
Alan Trammell, R OBP: 0.400, SLG: 0.513 (1, 6)	0-0 F3 1-2 3-H		0-0 6-3			0-0 S 2B	0-0 1-H 2-H HR	0-0 E5	
Matt Nokes, L OBP: 0.377, SLG: 0.541 (1, 2)	0-0 2-H 1B		0-0 K			1-0 2B 2-3 HBP	0-3 K	0-0 4-3	
Pat Sheridan, L OBP: 0.342, SLG: 0.389 (1, 9) (3, 8)	0-3 K		0-0 4-3			0-0 1-3 3-H 2B	0-3 K		
Darrell Evans, L OBP: 0.378, SLG: 0.434 (1, 3)		0-0 SH3-4 SF7 HBP 1B		0-0 F9		4-0 IBB		0-0 6-3	
Chet Lemon, R OBP: 0.393, SLG: 0.493 Larry Herndon, R OBP: 0.371, SLG: 0.506 (2, PR) (3, 9)		1-0 SH3-4 HBP		0-0 1-3		0-3 K		0-0 F9	
Tom Brookens, R OBP: 0.320, SLG: 0.453 (1, 5)		0-0 SH3-4 1-2 2-3			0-0 F9	0-3 K		0-0 HR	

Inning Stats	R: 2	H: 3	E: 0	K: 1	S: 8	LOB: 1	BB: 0	P: 8
	R: 1	H: 1	E: 0	K: 0	S: 4	LOB: 2	BB: 0	P: 5
	R: 0	H: 0	E: 0	K: 1	S: 5	LOB: 0	BB: 0	P: 5
	R: 0	H: 0	E: 0	K: 0	S: 3	LOB: 0	BB: 0	P: 3
	R: 0	H: 0	E: 0	K: 0	S: 3	LOB: 0	BB: 0	P: 3
	R: 1	H: 2	E: 0	K: 2	S: 9	LOB: 3	BB: 1	P: 14
	R: 3	H: 2	E: 0	K: 2	S: 9	LOB: 0	BB: 1	P: 13
	R: 4	H: 3	E: 1	K: 0	S: 7	LOB: 1	BB: 0	P: 8

PITCHER	IP	WLS	BF	H	R	ER	SO	BB	IBB	HBP	BLK	WP	HR	S	P	ERA	WHIP
Roger Clemens, R ERA: 3.51 (1, 1)	6.1	L	31	8	7	7	4	0	0	2	0	1	1	35	45	9.95	1.263
Tom Bolton, L ERA: 4.32 (7, 1)	1.0		3	0	0	0	2	0	0	0	0	0	0	7	7	0.00	0.000
Wes Gardner, R ERA: 6.53 (8, 1)	0.1		6	3	4	4	0	0	0	1	0	0	2	5	6	108.00	9.000
Joe Sambito, L ERA: 3.06 (8, 1)	0.1		1	0	0	0	0	0	0	0	0	0	0	1	1	0.00	0.000

Batter	1	2	3	4	5	6	7	8	9	AB R H RBI BB SO LOB	TOP											
Ellis Burks, R (1, 8) OBP: 0.289, SLG: 0.493	0-0 HR		0-0 F9	0-0 6-3		0-0 4-3			0-0 6-3	5 1 1 1 0 0 2												
Marty Barrett, R (1, 4) OBP: 0.320, SLG: 0.305	0-3 K		0-0 L3		0-0 G4-6-3 1B		0-0 G4-6-3 1B		0-0 G3	5 0 2 0 0 1 0												
Wade Boggs, L (1, 5) OBP: 0.442, SLG: 0.570	0-0 3-1		0-0 WP BB 1B		0-0 G4-6-3 1-2f		0-0 G4-6-3 1-2f			4 1 1 0 0 0 2												
Jim Rice, R (1, 7) OBP: 0.365, SLG: 0.391	0-0 E7 1B		0-0 BB WP 1B		0-3 K		0-3 K			4 0 2 0 0 2 0												
Don Baylor, R (1, 10) OBP: 0.348, SLG: 0.405	1-0 HBP		1-0 BB HBP		0-0 5-3			0-0 WP 5-3 2B		2 1 1 0 0 0 0												
Dwight Evans, R (1, 3) OBP: 0.406, SLG: 0.516	0-0 F7		4-0 BB		4-0 1B WP BB			0-0 5-3 2-H		2 1 0 2 2 0 2												
Mike Greenwell, L (1, 9) OBP: 0.328, SLG: 0.523		0-3 K	0-3 K		0-0 F9 WP 1B			0-3 K		4 0 1 0 0 3 3												
Spike Owen, S (1, 6) OBP: 0.354, SLG: 0.375		0-0 1-3		0-3 K		0-0 F9		0-0 F9		4 0 0 0 0 1 1												
Rich Gedman, L (1, 2) OBP: 0.227, SLG: 0.214		0-0 4-3		0-0 4-3		4-0 IBB			0-0 F8	2 0 0 0 1 0 0												
Ed Romero, R (9, PH) OBP: 0.369, SLG: 0.313										1 0 0 0 0 0 0												
Inning Stats	R: 1 E: 1 K: 1 S: 7	H: 2 LOB: 2 BB: 0 P: 8	R: 0 E: 0 K: 1 S: 5	H: 0 LOB: 0 BB: 0 P: 5	R: 1 E: 0 K: 1 S: 7	H: 2 LOB: 3 BB: 1 P: 12	R: 0 E: 0 K: 1 S: 5	H: 0 LOB: 0 BB: 0 P: 5	R: 0 E: 0 K: 1 S: 5	H: 1 LOB: 0 BB: 0 P: 5	R: 1 E: 0 K: 0 S: 4	H: 1 LOB: 2 BB: 2 P: 12	R: 0 E: 0 K: 1 S: 5	H: 1 LOB: 0 BB: 0 P: 5	R: 1 E: 0 K: 1 S: 6	H: 1 LOB: 0 BB: 0 P: 6	R: 0 E: 0 K: 0 S: 3	H: 0 LOB: 0 BB: 0 P: 3	1B: 6 2B: 1 3B: 0 HR: 1	SF: 0 SAC: 0 DP: 2 HBP: 2	WP: 3 PB: 0 SB: 0 CS: 0	PA: 38
PITCHER	IP WLS BF H R ER SO BB IBB HBP BLK WP HR S P ERA WHIP																					
Dan Petry, R (1, 1) ERA: 5.7	7.0 W 31 7 3 3 6 2 1 2 0 2 1 38 52 3.86 1.286																					
Mike Henneman, R (8, 1) ERA: 2.14	0.1 2 1 1 1 0 0 0 0 0 1 0 2 2 27.00 3.000																					
Willie Hernandez, L (8, 1) ERA: 5.4	1.2 S 5 0 0 0 1 0 0 0 0 0 0 7 7 0.00 0.000																					

Boston Red Sox @ Detroit Tigers
Tiger Stadium, Detroit, MI
Sat Jun 13 1987, 3:33 AM EDT
Att: 40,427 - Unknown

livebaseballscorecards.com

AB	33
R	4
H	8
RBI	3
BB	3
SO	7
LOB	10



BOTTOM

Boston Red Sox @ Detroit Tigers
Tiger Stadium, Detroit, MI
Sat Jun 13 1987, 3:33 AM EDT
Att. 40,427 - Unknown

livebaseballscorecards.com

AB	31
R	6
H	8
RBI	6
BB	4
SO	6
LOB	11



WP:	0	PA:	35
PB:	0	CS:	0
SB:	0		

Batter	1	2	3	4	5	6	7	8	9	AB	R	H	RBI	BB	SO	LOB											
Lou Whitaker, L (1, 4) OBP: 0.333, SLG: 0.435	0-3 K		0-0 4-3		0-0 6-3	0-0 L9				4	0	0	0	0	1	1											
Bill Madlock, R (1, 10) OBP: 0.340, SLG: 0.421	4-0 BB		0-0 F7		0-0 F9			0-0 6-3		3	0	0	0	1	0	0											
Kirk Gibson, L (1, 7) OBP: 0.356, SLG: 0.475	0-0 F7		0-0 4-3		0-3 K			0-0 G3		4	0	0	0	0	1	1											
Alan Trammell, R (1, 6) OBP: 0.406, SLG: 0.527	0-0 5-3			0-0 HR		4-0 1B HR BB		4-0 BB		2	2	1	1	2	0	1											
Matt Nokes, L (1, 2) OBP: 0.374, SLG: 0.534		0-0 3-1 1B 6-3 1B		0-0 G3		0-3 K		0-3 K		4	1	1	0	0	2	2											
Pat Sheridan, L (1, 8) OBP: 0.350, SLG: 0.394		0-0 6-3 3-1 1-2 1B		4-0 2B BB		0-0 1-2 HR 1B		0-3 K		3	1	2	0	1	1	0											
Darrell Evans, L (1, 3) OBP: 0.380, SLG: 0.458		0-0 3-1 1-2 2-3		0-0 1-1 1B 2B		0-0 1-1 HR		0-3 K		4	2	2	3	0	1	2											
Larry Herndon, R (1, 9) OBP: 0.376, SLG: 0.516		0-0 6-3 2-3 3-H		0-0 2-H 1B		0-0 2B		0-0 4-3		4	0	2	2	0	0	1											
Tom Brookens, R (1, 5) OBP: 0.315, SLG: 0.445		0-0 L9		0-0 F9		0-0 F7				3	0	0	0	0	0	3											
Inning Stats	R: 0 E: 0 K: 1 S: 5	H: 0 LOB: 1 BB: 1 P: 9	R: 1 E: 0 K: 0 S: 5	H: 2 LOB: 1 BB: 0 P: 5	R: 0 E: 0 K: 0 S: 3	H: 0 LOB: 0 BB: 0 P: 3	R: 2 E: 0 K: 0 S: 5	H: 3 LOB: 1 BB: 1 P: 9	R: 0 E: 0 K: 1 S: 5	H: 0 LOB: 0 BB: 0 P: 5	R: 3 E: 0 K: 1 S: 8	H: 3 LOB: 1 BB: 1 P: 12	R: 0 E: 0 K: 1 S: 5	H: 0 LOB: 1 BB: 1 P: 9	R: 0 E: 0 K: 2 S: 7	H: 0 LOB: 0 BB: 0 P: 7	1B: 4 2B: 2 3B: 0 HR: 2	SF: 0 SAC: 0 DP: 0 HBP: 0	WP: 0 PB: 0 SB: 0 CS: 0	PA: 35							
PITCHER	IP	WLS	BF	H	R	ER	SO	BB	IBB	HBP	BLK	WP	HR	S	P	ERA	WHIP										
Bob Stanley, R (1, 1) ERA: 4.74	2.0		9	2	1	1	1	1	0	0	0	0	0	10	14	4.50	1.500										
Steve Crawford, R (3, 1) ERA: 6.75	3.1	L	17	6	5	5	2	2	0	0	0	0	2	19	27	13.50	2.400										
John Leister, R (6, 1) ERA: 12.0	1.1		5	0	0	0	0	1	0	0	0	0	0	4	8	0.00	0.750										
Tom Bolton, L (7, 1) ERA: 4.08	1.0		3	0	0	0	3	0	0	0	0	0	0	9	9	0.00	0.000										
Calvin Schiraldi, R (8, 1) ERA: 4.18	0.1		1	0	0	0	0	0	0	0	0	0	0	1	1	0.00	0.000										

Batter	1	2	3	4	5	6	7	8	9	AB R H RBI BB SO LOB	TOP									
Ellis Burks, R (1, 8) OBP: 0.288, SLG: 0.483	4-0 CS BB		0-3 K		0-0 F4			0-3 K		3 0 0 0 1 2 1	Boston Red Sox @ Detroit Tigers Tiger Stadium, Detroit, MI Sun Jun 14 1987, 3:33 AM EDT Att. 28,203 - Unknown									
Marty Barrett, R (1, 4) OBP: 0.318, SLG: 0.299	0-0 F9 1-2		0-0 F9		0-0 6-3			4-0 CS BB		3 0 0 0 1 0 2										
Wade Boggs, L (1, 5) OBP: 0.439, SLG: 0.573	0-0 3B		0-0 F9				0-0 4-3	0-3 K 1-2		4 0 1 0 0 1 2										
Jim Rice, R (1, 7) OBP: 0.357, SLG: 0.382	0-3 K			0-0 F8		0-0 F8			0-0 F9	4 0 0 0 0 1 1										
Don Baylor, R (1, 10) OBP: 0.351, SLG: 0.407		0-0 FC5-4 1B		0-0 4-3 1B		0-3 K			0-3 K	4 0 2 0 0 2 0										
Dwight Evans, R (1, 3) OBP: 0.403, SLG: 0.510		0-0 FC5-4 S 1-2f		0-0 4-3 1B			0-3 K		0-3 K	4 0 1 0 0 2 1										
Mike Greenwell, L (1, 9) OBP: 0.328, SLG: 0.545		0-3 K 1-2		0-0 4-3 1-2 2-3			0-0 HR			3 1 1 1 0 1 3										
Spike Owen, S (1, 6) OBP: 0.346, SLG: 0.365		0-3 K		0-0 F6			0-0 B6			3 0 0 0 0 1 3										
Rich Gedman, L (1, 2) OBP: 0.230, SLG: 0.226			0-0 2B		0-0 F5		0-0 4-3			3 0 1 0 0 0 0										
Inning Stats	R: 0 E: 0 K: 1 S: 5	H: 1 LOB: 1 BB: 1 P: 9	R: 0 E: 0 K: 2 S: 8	H: 1 LOB: 1 BB: 0 P: 8	R: 0 E: 0 K: 1 S: 6	H: 1 LOB: 1 BB: 0 P: 6	R: 0 E: 0 K: 0 S: 5	H: 2 LOB: 2 BB: 0 P: 5	R: 0 E: 0 K: 0 S: 3	H: 0 LOB: 0 BB: 0 P: 3	R: 1 E: 0 K: 1 S: 6	H: 1 LOB: 0 BB: 0 P: 6	R: 0 E: 0 K: 2 S: 6	H: 0 LOB: 0 BB: 1 P: 10	R: 0 E: 0 K: 2 S: 7	H: 0 LOB: 0 BB: 0 P: 7	1B: 3 2B: 1 3B: 1 HR: 1	SF: 0 SAC: 0 DP: 0 HBP: 0	WP: 0 PB: 0 SB: 1 CS: 2	PA: 33
PITCHER Jack Morris, R (1, 1) ERA: 3.81	IP: 9.0 WLS: W BF: 33 H: 6 R: 1 ER: 1 SO: 10 BB: 2 IBB: 0 HBP: 0 BLK: 0 WP: 0 HR: 1 S: 51 P: 59 ERA: 1.00 WHIP: 0.889																			

livebaseballscorecards.com

AB	31
R	1
H	6
RBI	1
BB	2
SO	10
LOB	13



Batter	1	2	3	4	5	6	7	8	9	AB	R	H	RBI	BB	SO	LOB
Lou Whitaker, L (1, 4) OBP: 0.332, SLG: 0.432	0-3 K ①		0-0 F8 1B			0-0 B1-3 ①	0-0 F8 ③			4	0	1	0	0	1	3
Bill Madlock, R (1, 3) OBP: 0.327, SLG: 0.404 Darrell Evans, L (9, 3) OBP: 0.380, SLG: 0.458	0-0 5-3 ②		0-0 F8 ② ③			0-0 F4 ②		0-0 F9 ①		4	0	0	0	0	0	1
Kirk Gibson, L (1, 10) OBP: 0.348, SLG: 0.462	0-0 G3 ③					0-0 4-3 ③		0-0 G4-1 ②		4	0	0	0	0	1	0
Alan Trammell, R (1, 6) OBP: 0.408, SLG: 0.525		0-0 F4 ①				0-3 K ②		0-0 1B SF8 1B	4-0 1B BB	3	2	1	0	1	1	0
Larry Herndon, R (1, 7) OBP: 0.389, SLG: 0.521		4-0 1B BB				0-0 F8 ③		0-0 2B 1B	0-0 1B 1B	3	0	2	0	1	0	0
Mike Heath, R (1, 2) OBP: 0.385, SLG: 0.512		0-0 1B CS				0-0 L8 ①		0-0 SF8 ①	0-0 1B 1-2 2-H	3	0	2	2	0	0	0
Chet Lemon, R (1, 8) OBP: 0.395, SLG: 0.496		4-0 1B BB				0-0 5-3 ②		0-0 1B 1-3 2B	0-0 F8 ③	3	0	1	0	1	0	2
Terry Harper, R (1, 9) OBP: 0.306, SLG: 0.358 Pat Sheridan, L (8, 9) OBP: 0.350, SLG: 0.394		0-0 P3 ③				4-0 BB		0-0 F2 ②		2	0	0	0	1	0	4
Tom Brookens, R (1, 5) OBP: 0.315, SLG: 0.440			0-0 F8 ①			0-0 5-3 ③		4-0 IBB		0	0	0	0	0	0	0

Inning Stats	R: 0	H: 0	E: 0	K: 1	S: 5	R: 0	H: 1	E: 0	K: 0	S: 3	R: 0	H: 1	E: 0	K: 0	S: 3	R: 0	H: 0	E: 0	K: 2	S: 7	R: 0	H: 0	E: 0	K: 0	S: 3	R: 0	H: 0	E: 0	K: 0	S: 3	R: 1	H: 3	E: 0	K: 0	S: 6	R: 1	H: 2	E: 0	K: 0	S: 5
	LOB: 0	BB: 0	P: 5	ER: 0	SO: 3	LOB: 2	BB: 2	ER: 0	SO: 3	LOB: 0	BB: 0	ER: 0	SO: 3	LOB: 1	BB: 1	ER: 0	SO: 3	LOB: 0	BB: 0	ER: 0	SO: 7	LOB: 1	BB: 1	ER: 0	SO: 3	LOB: 3	BB: 3	ER: 0	SO: 10	LOB: 2	BB: 1	ER: 0	SO: 9	LOB: 0	BB: 0	ER: 0	SO: 1			

BOTTOM

Boston Red Sox @ Detroit Tigers
Tiger Stadium, Detroit, MI
Sun Jun 14 1987, 3:33 AM EDT
Att. 28,203 - Unknown

AB	28
R	2
H	7
RBI	2
BB	5
SO	3
LOB	11



PITCHER	IP	WLS	BF	H	R	ER	SO	BB	IBB	HBP	BLK	WP	HR	S	P	ERA	WHIP
Bruce Hurst, L (1, 1) ERA: 3.07	7.2	L	33	7	2	2	3	4	1	0	0	0	0	34	54	2.35	1.435
Calvin Schiraldi, R (8, 1) ERA: 4.13	0.1		1	0	0	0	0	0	0	0	0	0	0	1	1	0.00	0.000

livebaseballscorecards.com

Batter	1	2	3	4	5	6	7	8	9	AB R H RBI BB SO LOB	TOP																
Ellis Burks, R (1, 8) OBP: 0.286, SLG: 0.493	0-0 6-3		0-0 F8		0-0 HR		0-0 6-3		0-0 6-3	5 1 1 1 0 0 1																	
Marty Barrett, R (1, 4) OBP: 0.330, SLG: 0.315	0-0 F5		0-0 CS	0-0 SF7 2B	0-0 HR 1B		4-0 G5-3 1B BB	0-0 E 1B	0-0 E 1B	4 2 3 0 1 0 0																	
Wade Boggs, L (1, 5) OBP: 0.449, SLG: 0.580	0-0 1B			4-0 E 2B BB	0-0 HR 1B		0-0 1-2 1B	0-0 E7 1B	0-0 1-3 1B	4 2 4 0 1 0 0																	
Jim Rice, R (1, 7) OBP: 0.349, SLG: 0.372	0-0 F8			0-0 F7	0-0 F9		0-0 G5-3	0-0 F9	0-0 F9	5 0 0 0 0 0 9																	
Don Baylor, R (1, 10) OBP: 0.353, SLG: 0.438		0-0 F8		0-0 E5 2B	0-0 HR			0-0 HR		4 2 2 4 0 0 2																	
Dwight Evans, R (1, 3) OBP: 0.397, SLG: 0.503		0-3 K		0-0 SF7	0-0 F8			0-0 P3		3 0 0 1 0 1 0																	
Mike Greenwell, L (1, 9) OBP: 0.333, SLG: 0.553		0-0 CS 1B		0-0 1-3 2-H 2B		0-0 F8		0-0 F7		4 0 2 1 0 0 0																	
Spike Owen, S (1, 6) OBP: 0.343, SLG: 0.361		0-0 CS	0-0 CS 1B	0-0 F7		0-0 F4		0-0 F8		4 0 1 0 0 0 2																	
Rich Gedman, L (1, 2) OBP: 0.224, SLG: 0.220		0-3 K			0-0 F8	0-3 K			0-0 5-3	3 0 0 0 0 2 1																	
Ed Romero, R (9, PH) OBP: 0.386, SLG: 0.310										1 0 0 0 0 0 0																	
Inning Stats	R: 0 E: 0 K: 0 S: 4	H: 1 LOB: 1 BB: 0 P: 4	R: 0 E: 0 K: 1 S: 5	H: 1 LOB: 0 BB: 0 P: 5	R: 0 E: 0 K: 1 S: 5	H: 1 LOB: 0 BB: 0 P: 5	R: 2 E: 1 K: 0 S: 6	H: 2 LOB: 2 BB: 1 P: 10	R: 4 E: 0 K: 0 S: 7	H: 4 LOB: 0 BB: 0 P: 7	R: 0 E: 0 K: 1 S: 5	H: 0 LOB: 0 BB: 0 P: 5	R: 0 E: 0 K: 0 S: 3	H: 1 LOB: 1 BB: 1 P: 7	R: 1 E: 0 K: 0 S: 4	H: 1 LOB: 0 BB: 0 P: 4	R: 0 E: 1 K: 0 S: 5	H: 2 LOB: 2 BB: 0 P: 5	1B: 8 2B: 2 3B: 0 HR: 3	SF: 1 SAC: 0 DP: 1 HBP: 0	WP: 0 PB: 0 SB: 0 CS: 2	PA: 42					
PITCHER	IP WLS BF H R ER SO BB IBB HBP BLK WP HR S P ERA WHIP																										
Ken Schrom, R (1, 1) ERA: 5.57	4.2		23	9	6	4	2	1	0	0	0	0	2	26	30	7.71	2.143										
Mark Huismann, R (5, 1) ERA: 4.33	3.1	W	12	2	1	1	1	1	0	0	0	0	1	13	17	2.70	0.900										
Ed Vande Berg, L (9, 1) ERA: 4.68	0.2		4	2	0	0	0	0	0	0	0	0	0	4	4	0.00	3.000										
Mike Armstrong, R (9, 1) ERA: 6.48	0.1	S	1	0	0	0	0	0	0	0	0	0	0	1	1	0.00	0.000										


Boston Red Sox @ Cleveland Indians
Cleveland Municipal Stadium, Cleveland, OH

Tue Jun 16 1987, 7:05 PM EDT
 Att: 17,949 - Unknown

livebaseballscorecards.com

AB	37
R	7
H	13
RBI	7
BB	2
SO	3
LOB	15



Batter	1	2	3	4	5	6	7	8	9	AB R H RBI BB SO LOB	TOP											
Ellis Burks, R (1, 8) OBP: 0.277, SLG: 0.478	0-0 5-3	0-3 K			0-3 K		0-0 L7		0-0 4-3	5 0 0 0 0 2 4												
Marty Barrett, R (1, 4) OBP: 0.327, SLG: 0.312	0-0 6-3		0-0 6-3			0-0 P3	0-0 F5		0-0 FC6-4 1B	5 0 1 0 0 0 2												
Wade Boggs, L (1, 5) OBP: 0.448, SLG: 0.574	0-0 FC5-4 1B		0-0 F8			4-0 WP BB		0-0 F8	0-0 FC6-4 1-2f	4 0 1 0 1 0 1												
Jim Rice, R (1, 7) OBP: 0.347, SLG: 0.369	0-0 FC5-4 1-2f		0-0 5-3			0-0 F8 1-2		0-0 WP HR 1B		4 1 1 0 0 0 2												
Don Baylor, R (1, 10) OBP: 0.355, SLG: 0.433		4-0 2B 4-3 BB		0-0 5-3		4-0 S BB		0-0 F9		2 1 0 0 2 0 1												
Dwight Evans, R (1, 3) OBP: 0.402, SLG: 0.507 (8, 9)		0-0 4-3 1-3 2B		4-0 K CS BB		0-3 K 1-2		1-0 HR HBP		2 1 1 0 1 1 2												
Mike Greenwell, L (1, 9) Ed Romero, R (8, 3) OBP: 0.339, SLG: 0.576 OBP: 0.366, SLG: 0.310		0-0 4-3 2-3 3-H		0-0 F2			0-0 SH1-4 1B	0-0 1-H 2-H HR		4 1 2 4 0 0 2 0 0 0 0 0 0 0	AB 31 R 4 H 6 RBI 4 BB 6 SO 4 LOB 15											
Spike Owen, S (1, 6) OBP: 0.336, SLG: 0.352		0-0 F5		0-0 CS 1-2	0-0 4-3		0-0 SH1-4 1-2	0-0 6-3		3 0 0 0 0 0 1												
Rich Gedman, L (1, 2) OBP: 0.233, SLG: 0.216		4-0 BB			0-0 F7		4-0 BB	0-3 K		2 0 0 0 2 1 0												
Inning Stats	R: 0 E: 0 K: 0 S: 4	H: 1 LOB: 1 BB: 0 P: 4	R: 1 E: 0 K: 1 S: 6	H: 1 LOB: 2 BB: 2 P: 14	R: 0 E: 0 K: 0 S: 3	H: 0 LOB: 0 BB: 0 P: 3	R: 0 E: 0 K: 0 S: 2	H: 0 LOB: 0 BB: 1 P: 6	R: 0 E: 0 K: 1 S: 5	H: 0 LOB: 0 BB: 0 P: 5	R: 0 E: 0 K: 1 S: 5	H: 0 LOB: 2 BB: 2 P: 13	R: 0 E: 0 K: 0 S: 4	H: 1 LOB: 2 BB: 1 P: 8	R: 3 E: 0 K: 0 S: 5	H: 2 LOB: 0 BB: 0 P: 6	R: 0 E: 0 K: 1 S: 6	H: 1 LOB: 1 BB: 0 P: 6	1B: 4 2B: 1 3B: 0 HR: 1	SF: 0 SAC: 1 DP: 0 HBP: 1	WP: 3 PB: 0 SB: 1 CS: 1	PA: 40
PITCHER	IP WLS BF H R ER SO BB IBB HBP BLK WP HR S P ERA WHIP																					
Tom Candiotti, R (1, 1) ERA: 5.55	8.0 L 35 5 4 4 3 6 0 1 0 3 1 34 59 4.50 1.375																					
Ed Vande Berg, L (9, 1) ERA: 4.5	1.0 4 1 0 0 1 0 0 0 0 0 0 6 6 0.00 1.000																					

Boston Red Sox @ Cleveland Indians
Cleveland Municipal Stadium, Cleveland, OH
 Wed Jun 17 1987, 7:05 PM EDT
 Att: 12,910 - Unknown

livebaseballscorecards.com

Batter	1	2	3	4	5	6	7	8	9	AB R H RBI BB SO LOB
Brett Butler, L OBP: 0.408, SLG: 0.384 (1, 8) S S S	0-3 K		X 0-0 F8 S 1B		X 0-0 FC1-6 1-2f			X 0-0 G3		4 0 1 0 0 1 1
Julio Franco, R OBP: 0.396, SLG: 0.434 (1, 6) X	0-0 F9		X 0-0 F8 1-3			X 0-0 4-3		X 0-0 F9		4 0 0 0 0 0 1
Pat Tabler, R OBP: 0.373, SLG: 0.500 (1, 10) B B B B	4-0 BB		X 0-0 4-3			S S S 0-3 K		X 0-0 BB 1B		3 0 1 0 1 1 1
Joe Carter, R OBP: 0.282, SLG: 0.475 (1, 3) S S S	0-3 K			S S S 0-3 K		S S S 0-3 K		S S S 0-3 K		4 0 0 0 0 4 2
Mel Hall, L OBP: 0.263, SLG: 0.385 (1, 7) X		X 0-0 F7		X 0-0 4-3		X 0-0 4-3		S S S 0-3 K		4 0 0 0 0 1 1
Carmen Castillo, R OBP: 0.321, SLG: 0.566 (1, 9) X		X 0-0 F8		S S S 0-3 K		X 0-0 L4-3 1B				3 0 1 0 0 1 0
Tony Bernazard, S OBP: 0.281, SLG: 0.373 (1, 4) B B B B		B B B B 4-0 BB			X 0-0 F7		X 0-0 L4-3 1-2			2 0 0 0 1 0 1
Brook Jacoby, R OBP: 0.328, SLG: 0.431 (1, 5) S S S		S S S 0-3 K			X 0-0 FC1-6 1B		S S S 0-3 K			3 0 1 0 0 2 1
Chris Bando, S OBP: 0.230, SLG: 0.235 (1, 2) Doug Frobel, L OBP: 0.143, SLG: 0.231 (8, PH) Rick Dempsey, R OBP: 0.333, SLG: 0.289 (9, 2) S S S			S S S 0-3 K		X 0-0 F4		S S S 0-3 K			2 0 0 0 0 1 1 1 0 0 0 0 1 0 0 0 0 0 0 0 0

Inning Stats	R: 0 E: 0 K: 2 S: 7	H: 0 LOB: 1 BB: 1 P: 11	R: 0 E: 0 K: 1 S: 5	H: 0 LOB: 1 BB: 1 P: 9	R: 0 E: 0 K: 1 S: 6	H: 1 LOB: 1 BB: 0 P: 6	R: 0 E: 0 K: 2 S: 7	H: 0 LOB: 0 BB: 0 P: 7	R: 0 E: 0 K: 0 S: 4	H: 0 LOB: 0 BB: 0 P: 7	R: 0 E: 0 K: 0 S: 3	H: 1 LOB: 0 BB: 0 P: 3	R: 0 E: 0 K: 2 S: 7	H: 0 LOB: 0 BB: 0 P: 7	R: 0 E: 0 K: 2 S: 8	H: 1 LOB: 1 BB: 0 P: 8	1B: 4 2B: 1 3B: 0 HR: 0	SF: 0 SAC: 0 DP: 1 HBP: 0	WP: 0 PB: 0 SB: 1 CS: 0	PA: 32
PITCHER Roger Clemens, R ERA: 3.22 (1, 1)	IP 9.0	WLS W	BF 32	H 4	R 0	ER 0	SO 12	BB 2	IBB 0	HBP 0	BLK 0	WP 0	HR 0	S 54	P 62	ERA 0.00	WHIP 0.667			
PITCHER																				
IP WLS BF H R ER SO BB IBB HBP BLK WP HR S P ERA WHIP																				


BOTTOM

Boston Red Sox @ Cleveland Indians
Cleveland Municipal Stadium, Cleveland, OH

Wed Jun 17 1987, 7:05 PM EDT
Att. 12,910 - Unknown

livebaseballscorecards.com

AB	30
R	0
H	4
RBI	0
BB	2
SO	12
LOB	9



Batter	1	2	3	4	5	6	7	8	9	AB R H RBI BB SO LOB	TOP																
Ellis Burks, R (1, 8) OBP: 0.281, SLG: 0.494	0-3 K		0-0 F8		0-0 HR	0-0 1B		0-0 F3		5 1 2 1 0 1 4																	
Marty Barrett, R (1, 4) OBP: 0.319, SLG: 0.305	0-0 F9		0-0 SF8		0-0 5-3	0-0 F9		0-0 4-3		4 0 0 1 0 0 4																	
Wade Boggs, L (1, 5) OBP: 0.454, SLG: 0.582	0-0 F8		0-0 1B		0-0 2B	BB	4-0 BB		0-0 1B	4 2 3 0 1 0 0																	
Jim Rice, R (1, 7) OBP: 0.348, SLG: 0.375		0-3 K	0-0 5-3		0-0 2B		0-3 K		0-0 1B	5 1 2 1 0 2 3																	
Don Baylor, R (1, 10) OBP: 0.352, SLG: 0.428		0-0 1B		0-0 F6	0-0 F7		0-0 F9		0-0 6-3	5 0 1 1 0 0 3																	
Dwight Evans, R (1, 3) OBP: 0.398, SLG: 0.500	0-3 K			0-0 1B	0-3 K		0-0 F4		0-0 4-3	5 0 1 0 0 2 4																	
Mike Greenwell, L (1, 9) OBP: 0.341, SLG: 0.566	0-0 L7			1-0 HBP		0-0 F5		0-0 F8	0-0 1B	4 0 1 1 0 0 1																	
Spike Owen, S (1, 6) OBP: 0.338, SLG: 0.354			0-0 1B	0-0 F8		0-0 4-3		0-0 1B	0-0 E5	5 1 2 0 0 0 3																	
Marc Sullivan, R (1, 2) OBP: 0.211, SLG: 0.236 Dave Henderson, R (9, PH) OBP: 0.310, SLG: 0.421		4-0 1B	4-0 1B	0-0 F2		0-0 1B		4-0 1B	0-0 FC6-5	2 0 1 0 2 0 2 1 0 0 0 0 0 2																	
Inning Stats	R: 0 E: 0 K: 1 S: 5	H: 0 LOB: 0 BB: 0 P: 5	R: 0 E: 1 K: 2 S: 8	H: 1 LOB: 1 BB: 0 P: 8	R: 1 E: 0 K: 0 S: 5	H: 2 LOB: 2 BB: 1 P: 9	R: 0 E: 0 K: 0 S: 4	H: 1 LOB: 2 BB: 0 P: 5	R: 2 E: 0 K: 1 S: 8	H: 3 LOB: 1 BB: 0 P: 8	R: 0 E: 0 K: 0 S: 5	H: 2 LOB: 2 BB: 0 P: 5	R: 0 E: 0 K: 1 S: 5	H: 0 LOB: 1 BB: 1 P: 9	R: 0 E: 0 K: 0 S: 4	H: 1 LOB: 2 BB: 1 P: 8	R: 2 E: 1 K: 0 S: 7	H: 3 LOB: 2 BB: 0 P: 7	1B: 10 2B: 2 3B: 0 HR: 1	SF: 1 SAC: 0 DP: 0 HBP: 1	WP: 1 PB: 0 SB: 0 CS: 0	PA: 45					
PITCHER	IP WLS BF H R ER SO BB IBB HBP BLK WP HR S P ERA WHIP																										
Rich Yett, R (1, 1) ERA: 5.67	4.1		22	7	3	3	3	1	0	1	0	1	1	26	31	6.23	1.846										
Mike Armstrong, R (5, 1) ERA: 4.76	3.0	W	14	3	0	0	2	2	0	0	0	0	0	16	24	0.00	1.667										
Scott Bailes, L (8, 1) ERA: 3.04	1.1		8	3	2	2	0	0	0	0	0	0	0	8	8	13.50	2.250										
Mark Huismann, R (9, 1) ERA: 4.29	0.1	S	1	0	0	0	0	0	0	0	0	0	0	1	1	0.00	0.000										

Boston Red Sox @ Cleveland Indians
Cleveland Municipal Stadium, Cleveland, OH
 Thu Jun 18 1987, 7:05 PM EDT
 Att: 11,000 - Unknown

livebaseballscorecards.com

AB	40
R	5
H	13
RBI	5
BB	3
SO	5
LOB	26



Batter	1	2	3	4	5	6	7	8	9	AB R H RBI BB SO LOB	BOTTOM
--------	---	---	---	---	---	---	---	---	---	----------------------	--------

Brett Butler, L (1, 8) OBP: 0.413, SLG: 0.389 	4-0 	0-0 4-3 			0-0 G3 		0-0 	4-0 		3 2 1 0 2 0 0	Boston Red Sox @ Cleveland Indians Cleveland Municipal Stadium, Cleveland, OH Thu Jun 18 1987, 7:05 PM EDT Att. 11,000 - Unknown livebaseballscorecards.com
Julio Franco, R (1, 6) OBP: 0.394, SLG: 0.429 	0-0 5-3 		0-0 6-3 		0-0 G3 		4-0 	0-0 CS 		3 0 0 0 1 0 1	
Pat Tabler, R (1, 10) OBP: 0.371, SLG: 0.496 	0-0 		0-0 F4 		0-0 5-3 		0-0 E5 			4 0 1 1 0 0 1	
Joe Carter, R (1, 3) OBP: 0.278, SLG: 0.467 	0-0 6-3 		0-0 1-3 		0-0 F9 		0-0 F9 			4 0 0 1 0 0 3	
Mel Hall, L (1, 7) Carmen Castillo, R (5, 9) Doug Frobel, L (8, 9) OBP: 0.143, SLG: 0.231 	0-0 5-3 				0-0 		0-0 F4 			2 1 1 0 0 0 1 2 1 1 1 0 0 2 0 0 0 0 0 0 0	
Cory Snyder, R (1, 9) OBP: 0.276, SLG: 0.456 (5, 7) 		0-0 6-3 		0-0 F8 		0-3 K 		0-0 		4 1 1 1 0 1 1	
Tony Bernazard, S (1, 4) OBP: 0.294, SLG: 0.399 		0-0 		0-0 		0-0 		0-0 		4 1 4 0 0 0 0	
Brook Jacoby, R (1, 5) OBP: 0.327, SLG: 0.428 		0-3 K 		0-0 		0-0 L8 		0-0 		4 0 1 1 0 1 3	
Chris Bando, S (1, 2) OBP: 0.231, SLG: 0.271 		0-0 		0-0 L7 		0-3 K 		0-0 G4 		4 1 1 2 0 1 2	

Inning Stats	R: 1 E: 0 K: 0 S: 4	H: 1 LOB: 1 BB: 1 P: 8	R: 2 E: 0 K: 1 S: 7	H: 2 LOB: 0 BB: 0 P: 7	R: 0 E: 0 K: 0 S: 3	H: 0 LOB: 0 BB: 0 P: 3	R: 1 E: 0 K: 0 S: 5	H: 3 LOB: 1 BB: 0 P: 5	R: 0 E: 0 K: 0 S: 3	H: 0 LOB: 0 BB: 0 P: 3	R: 1 E: 0 K: 1 S: 7	H: 2 LOB: 1 BB: 0 P: 7	R: 1 E: 1 K: 1 S: 7	H: 1 LOB: 2 BB: 1 P: 11	R: 1 E: 0 K: 0 S: 4	H: 2 LOB: 1 BB: 1 P: 8	1B: 5 2B: 2 3B: 1 HR: 3	SF: 0 SAC: 0 DP: 0 HBP: 0	WP: 0 PB: 1 SB: 1 CS: 1	PA: 38
--------------	------------------------------	---------------------------------	------------------------------	---------------------------------	------------------------------	---------------------------------	------------------------------	---------------------------------	------------------------------	---------------------------------	------------------------------	---------------------------------	------------------------------	----------------------------------	------------------------------	---------------------------------	----------------------------------	------------------------------------	----------------------------------	--------

PITCHER	IP	WLS	BF	H	R	ER	SO	BB	IBB	HBP	BLK	WP	HR	S	P	ERA	WHIP	PITCHER	IP	WLS	BF	H	R	ER	SO	BB	IBB	HBP	BLK	WP	HR	S	P	ERA	WHIP		
Bob Stanley, R (1, 1) ERA: 4.92	6.0	L	26	8	5	5	2	1	0	0	0	0	2	29	33	7.50	1.500																				
Tom Bolton, L (7, 1) ERA: 3.48	0.1		2	1	1	0	1	0	0	0	0	0	0	4	4	0.00	3.000																				
Wes Gardner, R (7, 1) ERA: 6.47	1.0		7	2	1	1	0	1	0	0	0	0	1	6	10	9.00	3.000																				
Joe Sambito, L (8, 1) ERA: 2.95	0.2		2	0	0	0	0	1	0	0	0	0	0	1	5	0.00	1.500																				



Batter	1	2	3	4	5	6	7	8	9	10	11	12	13	AB R H RBI BB SO LOB	TOP														
Willie Randolph, R (1, 10) OBP: 0.426, SLG: 0.441	0-0 1B		0-0 G5-4-3 1-2f			4-0 E 1B 6-3 BB	0-0 FC5-4 1B		0-0 HR 2B		0-0 1B		4-0 2B 1-2 1B BB	5 3 4 0 2 0 1	New York Yankees @ Boston Red Sox Fenway Park, Boston, MA Fri Jun 19 1987, 7:05 PM EDT Att. 33,835 - Unknown														
Henry Cotto, R (1, 8) OBP: 0.250, SLG: 0.519 Dan Pasqua, L (9, PH) OBP: 0.337, SLG: 0.385	0-3 K			0-0 6-3		0-0 E 1B 1-2 1B	0-0 FC5-4 1-2f		0-0 HR 2-H		0-3 K		0-0 1B 2B	4 1 1 0 0 1 2 3 2 2 4 0 1 1															
Gary Ward, R (1, 3) OBP: 0.317, SLG: 0.443	0-3 K			0-3 K		0-0 B1		0-0 HR	0-3 K		0-3 K		0-0 1B BB 1B	7 1 2 3 0 4 3															
Dave Winfield, R (1, 9) OBP: 0.393, SLG: 0.529	0-3 K			0-0 FC6-4 1B		0-0 6-3 1-2 2-H		4-0 BB BB	0-0 1B		0-3 K		4-0 1B BB	5 0 2 1 2 2 2															
Ron Kittle, R (1, 7) OBP: 0.359, SLG: 0.566 Mike Easter, L (8, PH) OBP: 0.338, SLG: 0.348		0-0 6-3		0-0 FC6-4 1-2f		0-0 1B 2-H 1B		4-0 1-2 BB		0-3 K		0-0 L6	0-3 K	3 0 1 1 0 0 1 3 0 0 0 1 2 2															
Lenn Sakata, R (1, 5) OBP: 0.289, SLG: 0.381 Mike Pagliarulo, L (8, PH) OBP: 0.324, SLG: 0.429		0-0 CS 1B			0-3 K	0-0 1-2 1B		0-0 L8		0-0 4-3			HR 1B	3 0 2 0 0 1 0 4 1 2 1 0 0 2															
Rick Cerone, R (1, 2) OBP: 0.291, SLG: 0.265 Mark Salas, L (8, PH) OBP: 0.392, SLG: 0.531		0-3 K 1-2			0-0 3-1 1B	0-0 F9		0-0 F5		0-0 F9			F9 F9	3 0 1 0 0 1 3 4 0 0 0 0 0 5															
Bobby Meacham, S (1, 4) OBP: 0.278, SLG: 0.294			0-0 G5-4-3 1B		0-0 3-1		0-0 5-3	0-3 K			0-3 K		0-0 PB WP 2B 1B	6 1 2 0 0 2 3															
Wayne Tolleson, S (1, 6) OBP: 0.335, SLG: 0.276			0-0 F8		0-0 F9		0-0 F3		0-0 F8		0-0 6-3		4-0 2B BB BB	5 1 0 0 1 0 2															
Inning Stats	R: 0 E: 0 K: 3 S: 10	H: 1 LOB: 1 BB: 0 P: 10	R: 0 E: 0 K: 1 S: 5	H: 1 LOB: 0 BB: 0 P: 5	R: 0 E: 0 K: 0 S: 3	H: 1 LOB: 0 BB: 0 P: 3	R: 0 E: 0 K: 1 S: 6	H: 1 LOB: 1 BB: 0 P: 6	R: 0 E: 0 K: 0 S: 6	H: 1 LOB: 1 BB: 0 P: 6	R: 2 E: 1 K: 0 S: 6	H: 3 LOB: 2 BB: 1 P: 10	R: 0 E: 0 K: 1 S: 4	H: 1 LOB: 1 BB: 0 P: 4		R: 1 E: 0 K: 1 S: 6	H: 1 LOB: 2 BB: 2 P: 14	R: 2 E: 0 K: 1 S: 7	H: 3 LOB: 1 BB: 0 P: 7	R: 0 E: 0 K: 1 S: 5	H: 0 LOB: 0 BB: 0 P: 5	R: 0 E: 0 K: 2 S: 7	H: 0 LOB: 0 BB: 0 P: 7	R: 5 E: 0 K: 1 S: 10	H: 5 LOB: 3 BB: 3 P: 22	1B: 14 2B: 2 3B: 0 HR: 3	SF: 0 SAC: 0 DP: 1 HBP: 0	WP: 1 PB: 1 SB: 0 CS: 1	PA: 61
PITCHER	IP WLS BF H R ER SO BB IBB HBP BLK WP HR S P ERA WHIP															IP WLS BF H R ER SO BB IBB HBP BLK WP HR S P ERA WHIP													
Bruce Hurst, L (1, 1) ERA: 3.12	7.0	31	10	3	3	3	6	2	0	0	0	0	0	1		41	49	3.86	1.714										
Calvin Schiraldi, R (8, 1) ERA: 4.31	2.0		9	3	2	2	2	1	0	0	0	0	0	1		12	16	9.00	2.000										
Joe Sambito, L (10, 1) ERA: 3.74	3.1	L	14	3	3	3	5	1	0	0	0	1	1	23	27	8.10	1.200												
Wes Gardner, R (13, 1) ERA: 6.75	0.0		1	0	0	0	0	1	0	0	0	0	0	0	4	∞	∞												
Tom Bolton, L (13, 1) ERA: 3.8	0.2		6	3	2	2	1	1	0	0	0	0	0	7	11	27.00	6.000												

livebaseballscorecards.com

AB	55
R	10
H	19
RBI	10
BB	6
SO	14
LOB	27




Batter	1	2	3	4	5	6	7	8	9	10	11	12	13	AB R H RBI BB SO LOB
Ellis Burks, R OBP: 0.288, SLG: 0.500 (1, 8)	0-0 6-3	0-0 2B			0-0 6-3		0-0 1B		0-0 1B		0-0 1-3			6 0 3 2 0 0 0
Marty Barrett, R OBP: 0.317, SLG: 0.299 (1, 4)	4-0 1B	0-0 F8			0-0 F8		0-0 9-6		0-0 SH3		0-0 4-3			4 0 0 0 1 0 2
Wade Boggs, L OBP: 0.459, SLG: 0.582 (1, 5)	0-0 1B				0-0 4-3		0-0 1B		0-0 1B		0-0 4-3			5 0 3 0 1 0 0
Jim Rice, R OBP: 0.348, SLG: 0.371 (1, 7)	4-0 BB				0-0 F9		0-0 1B		0-0 F8		0-0 6-3			5 1 1 0 1 0 3
Don Baylor, R OBP: 0.352, SLG: 0.425 (1, 10)	0-3 K				0-0 5-3		0-0 F3		0-0 5-3		0-0 1B			6 1 2 0 0 1 7
Dwight Evans, R OBP: 0.393, SLG: 0.491 (1, 3) (9, 9)	0-0 F9				0-0 5-3		0-3 K		0-0 1B		0-0 6-3			6 0 1 1 0 2 6
Dave Henderson, R OBP: 0.313, SLG: 0.422 (1, 9)		0-3 K			0-0 1B		0-0 4-3		0-0 FC1-6		0-0 4-1			2 0 1 0 0 1 0
Mike Greenwell, L OBP: 0.336, SLG: 0.556 (6, PH) (7, 9)					0-0 1B		0-0 4-3		0-0 FC1-6		0-0 4-1			2 1 0 0 0 0 4
Rich Gedman, L OBP: 0.230, SLG: 0.212 (9, 2)					0-0 1B		0-0 4-3		0-0 FC1-6		0-0 4-1			2 0 0 0 0 0 0
Spike Owen, S OBP: 0.344, SLG: 0.356 (1, 6)		0-0 2B			0-0 L7		0-0 1B		0-0 1B		0-0 6-3			5 2 2 0 1 0 0
Marc Sullivan, R OBP: 0.205, SLG: 0.230 (1, 2) (8, PH) (9, 3)		0-3 K			0-3 K		0-0 SH3-4		0-0 1B		0-0 1-3			2 0 0 0 0 2 1
Ed Romero, R OBP: 0.366, SLG: 0.311 (8, PH) (9, 3)		0-3 K			0-3 K		0-0 SH3-4		0-0 1B		0-0 1-3			3 0 1 2 0 0 0

Inning Stats	R: 0	H: 1	E: 0	LOB: 3	K: 1	S: 6	R: 1	H: 2	E: 0	LOB: 1	K: 2	S: 9	R: 0	H: 0	E: 0	LOB: 0	K: 0	S: 3	R: 0	H: 1	E: 0	LOB: 0	K: 0	S: 3	R: 0	H: 0	E: 0	LOB: 0	K: 1	S: 5	R: 0	H: 2	E: 1	LOB: 2	K: 1	S: 7	R: 1	H: 2	E: 1	LOB: 0	K: 0	S: 4	R: 3	H: 4	E: 0	LOB: 2	K: 0	S: 6	R: 0	H: 1	E: 0	LOB: 2	K: 0	S: 4	R: 0	H: 0	E: 0	LOB: 0	K: 0	S: 3	R: 0	H: 1	E: 0	LOB: 1	K: 1	S: 6	R: 0	H: 0	E: 0	LOB: 0	K: 0	S: 3	R: 0	H: 0	E: 0	LOB: 0	K: 0	S: 3	R: 0	H: 0	E: 0	LOB: 0	K: 0	S: 3	R: 0	H: 0	E: 0	LOB: 0	K: 0	S: 3	R: 0	H: 0	E: 0	LOB: 0	K: 0	S: 3	R: 0	H: 0	E: 0	LOB: 0	K: 0	S: 3
--------------	------	------	------	--------	------	------	------	------	------	--------	------	------	------	------	------	--------	------	------	------	------	------	--------	------	------	------	------	------	--------	------	------	------	------	------	--------	------	------	------	------	------	--------	------	------	------	------	------	--------	------	------	------	------	------	--------	------	------	------	------	------	--------	------	------	------	------	------	--------	------	------	------	------	------	--------	------	------	------	------	------	--------	------	------	------	------	------	--------	------	------	------	------	------	--------	------	------	------	------	------	--------	------	------	------	------	------	--------	------	------

PITCHER	IP	WLS	BF	H	R	ER	SO	BB	IBB	HBP	BLK	WP	HR	S	P	ERA	WHIP
Ron Guidry, L ERA: 3.22 (1, 1)	5.0		21	5	1	1	4	2	0	0	0	0	0	27	35	1.80	1.400
Tim Stoddard, R ERA: 3.93 (6, 1)	0.2		3	1	0	0	1	0	0	0	0	0	0	5	5	0.00	1.500
Pat Clements, L ERA: 2.73 (6, 1)	0.1		1	0	0	0	0	0	0	0	0	0	0	1	1	0.00	0.000
Rich Bardi, R ERA: 4.26 (7, 1)	1.0		4	2	1	1	0	0	0	0	0	0	0	4	4	9.00	2.000
Dave Righetti, L ERA: 4.95 (8, 1)	3.0		15	5	3	3	0	2	0	0	0	0	0	13	21	9.00	2.333
PITCHER	IP	WLS	BF	H	R	ER	SO	BB	IBB	HBP	BLK	WP	HR	S	P	ERA	WHIP
Charles Hudson, R ERA: 3.62 (11, 1)	3.0		10	1	0	0	1	0	0	0	0	0	0	12	12	0.00	0.333

NEW YORK YANKEES @ BOSTON RED SOX
 Fenway Park, Boston, MA
 Fri Jun 19 1987, 7:05 PM EDT
 Att: 33,835 - Unknown

AB	48
R	5
H	14
RBI	5
BB	4
SO	6
LOB	23



Batter	1	2	3	4	5	6	7	8	9	AB R H RBI BB SO LOB	TOP											
Claudell Washington, L OBP: 0.336, SLG: 0.443 (1, 8) BB	4-0 2B 6-3 BB	0-0 5-3		0-0 F8			0-3 K2-3		0-0 F9	4 1 0 0 1 1 1												
Willie Randolph, R OBP: 0.423, SLG: 0.442 (1, 4) BB	0-0 1B 1-3 2B	0-0 L4			0-3 K		0-0 F9			4 1 1 0 0 1 0												
Mike Easler, L OBP: 0.329, SLG: 0.338 (1, 10) BB	0-0 6-3		0-0 5-3		0-0 G3			0-0 F7		4 0 0 1 0 0 1												
Dave Winfield, R OBP: 0.398, SLG: 0.533 (1, 9) BB	4-0 1B BB SF8 BB		0-0 4-3 2B		4-0 BB		0-0 F8			2 1 1 0 2 0 0												
Dan Pasqua, L OBP: 0.335, SLG: 0.377 (1, 7) BB	4-0 SF8 1B 1-2 2-3 BB		0-0 4-3		0-0 G3		0-3 K		0-3 K	3 0 0 0 1 1 2												
Gary Ward, R OBP: 0.320, SLG: 0.442 (1, 3) BB	0-0 1-2 2-3 3-H 1B		4-0 BB		0-3 K			0-0 F8		3 0 1 1 1 1 0												
Mike Pagliarulo, L OBP: 0.322, SLG: 0.442 (1, 5) BB	0-0 SF8		0-0 5-3		0-0 F9			0-0 HR		3 1 1 2 0 0 2												
Mark Salas, L OBP: 0.385, SLG: 0.515 (1, 2) BB	0-0 P6			0-3 K		0-0 G3		0-0 FC4-6 1B		4 0 1 0 0 1 2												
Wayne Tolleson, S OBP: 0.329, SLG: 0.271 (1, 6) BB		0-0 6-3		0-0 1-3			0-0 6-3		0-0 FC4-6	4 0 0 0 0 0 1												
Inning Stats	R: 3 E: 0 K: 0 S: 5	H: 2 LOB: 2 BB: 3 P: 17	R: 0 E: 0 K: 0 S: 3	H: 0 LOB: 0 BB: 0 P: 3	R: 0 E: 0 K: 0 S: 4	H: 1 LOB: 2 BB: 1 P: 8	R: 0 E: 0 K: 1 S: 5	H: 0 LOB: 0 BB: 0 P: 5	R: 0 E: 0 K: 1 S: 5	H: 0 LOB: 0 BB: 0 P: 5	R: 0 E: 0 K: 1 S: 5	H: 0 LOB: 0 BB: 0 P: 5	R: 0 E: 0 K: 1 S: 5	H: 0 LOB: 0 BB: 0 P: 5	R: 0 E: 0 K: 1 S: 5	H: 0 LOB: 0 BB: 0 P: 5	R: 1 E: 0 K: 0 S: 5	H: 2 LOB: 1 BB: 0 P: 5	1B: 2 2B: 2 3B: 0 HR: 1	SF: 1 SAC: 0 DP: 0 HBP: 0	WP: 0 PB: 0 SB: 0 CS: 0	PA: 37
PITCHER Al Nipper, R ERA: 5.29 (1, 1)	IP: 9.0 WLS: W BF: 37 H: 5 R: 4 ER: 4 SO: 5 BB: 5 IBB: 0 HBP: 0 BLK: 0 WP: 0 HR: 1 S: 42 P: 62 ERA: 4.00 WHIP: 1.111											PITCHER	IP: 9.0 WLS: W BF: 37 H: 5 R: 4 ER: 4 SO: 5 BB: 5 IBB: 0 HBP: 0 BLK: 0 WP: 0 HR: 1 S: 42 P: 62 ERA: 4.00 WHIP: 1.111									

New York Yankees @ Boston Red Sox
 Fenway Park, Boston, MA
 Sat Jun 20 1987, 3:33 AM EDT
 Att. 33,134 - Unknown

livebaseballscorecards.com

AB	31
R	4
H	5
RBI	4
BB	5
SO	5
LOB	9



Batter	1	2	3	4	5	6	7	8	9
Ellis Burks, R OBP: 0.291, SLG: 0.497 (1, 8)	0-0 F9		0-0 5-3		0-0 1B 2B	0-0 1B 2B		0-3 K	
Marty Barrett, R OBP: 0.323, SLG: 0.312 (1, 4)	0-0 6-3		0-0 1B S		0-0 1B 2B	0-0 1B 2B		0-0 4-3	
Wade Boggs, L OBP: 0.458, SLG: 0.582 (1, 5)	0-0 4-3		0-0 1B 1-H		0-0 1B 2B	0-0 4-3		0-0 5-3	
Jim Rice, R OBP: 0.351, SLG: 0.373 (1, 7)		0-0 FC1-4 1B	0-0 L9		0-0 1B 2-H 3-H		0-3 K		
Don Baylor, R OBP: 0.358, SLG: 0.431 (1, 10)		0-0 FC1-4 1B		0-0 G6-4-3 1B	0-0 1B 2-H		0-0 HR 1B		
Dwight Evans, R OBP: 0.398, SLG: 0.509 (1, 3)		0-0 FC4 1B		0-0 G6-4-3 1-2f	0-0 1B 1-2		0-0 HR 1-H		
Dave Henderson, R OBP: 0.305, SLG: 0.409 (1, 9)		0-0 FC4 1-2f		0-3 K	0-0 F7		0-0 F8		
Spike Owen, S OBP: 0.342, SLG: 0.353 (1, 6)		0-0 1-3			0-0 F8	0-0 4-3	0-0 1B		
Marc Sullivan, R OBP: 0.195, SLG: 0.218 (1, 2)			0-0 F9		0-0 F9	0-0 1-3	0-3 K		

Inning Stats	R: 0	H: 0	E: 0	K: 0	S: 3	R: 1	H: 2	E: 1	K: 0	S: 5	R: 1	H: 2	E: 0	K: 0	S: 5	R: 0	H: 1	E: 0	K: 1	S: 5	R: 4	H: 6	E: 0	K: 0	S: 9	R: 1	H: 2	E: 0	K: 0	S: 5	R: 2	H: 3	E: 0	K: 2	S: 10	R: 0	H: 0	E: 0	K: 1	S: 5
	LOB: 0	BB: 0	P: 3	LOB: 1	BB: 0	P: 5	LOB: 1	BB: 0	P: 5	LOB: 0	BB: 0	P: 5	LOB: 2	BB: 0	P: 9	LOB: 1	BB: 0	P: 5	LOB: 1	BB: 0	P: 10	LOB: 0	BB: 0	P: 5	LOB: 0	BB: 0	P: 5	LOB: 0	BB: 0	P: 5	LOB: 0	SAC: 0	DP: 1	HBP: 0	WP: 0	PA: 39				

PITCHER	IP	WLS	BF	H	R	ER	SO	BB	IBB	HBP	BLK	WP	HR	S	P	ERA	WHIP
Tommy John, L ERA: 3.75 (1, 1)	4.2	L	23	10	6	6	1	0	0	0	0	0	0	25	25	11.57	2.143
Rich Bordi, R ERA: 4.84 (5, 1)	3.1		16	6	3	3	3	0	0	0	0	0	1	22	22	8.10	1.800


BOTTOM

New York Yankees @ Boston Red Sox
 Fenway Park, Boston, MA
 Sat Jun 20 1987, 3:33 AM EDT
 Att. 33,134 - Unknown

AB	R	H	RBI	BB	SO	LOB
5	2	2	0	0	1	0
5	2	3	1	0	0	0
5	1	2	2	0	0	1
4	1	2	2	0	1	1
4	2	3	1	0	0	1
4	1	3	3	0	0	1
4	0	0	0	0	1	3
4	0	1	0	0	0	1
4	0	0	0	0	1	1

livebaseballscorecards.com

AB	39
R	9
H	16
RBI	9
BB	0
SO	4
LOB	9



Batter	1	2	3	4	5	6	7	8	9	AB R H RBI BB SO LOB	TOP											
Willie Randolph, R (1, 4) OBP: 0.418, SLG: 0.435	0-0 4-3		0-0 G5-4-3 1-2f		0-0 6-3		0-0 F9			4 0 0 0 0 0 5	New York Yankees @ Boston Red Sox Fenway Park, Boston, MA Sun Jun 21 1987, 3:33 AM EDT Att: 33,012 - Unknown livebaseballscorecards.com											
Gary Ward, R (1, 7) OBP: 0.319, SLG: 0.437	0-3 K			4-0 2B BB		0-0 6-3		0-3 K		3 1 0 0 1 2 0												
Dave Winfield, R (1, 9) OBP: 0.396, SLG: 0.533	0-0 F8			0-0 G3 1-H 2B		0-0 6-3		0-0 6-3		4 0 1 1 0 0 0												
Mike Easler, L (1, 10) OBP: 0.327, SLG: 0.336		0-0 6-3		0-3 K		0-0 L7		0-0 1B		4 0 1 0 0 1 1												
Mike Pagliarulo, L (1, 5) OBP: 0.317, SLG: 0.434		0-3 K		0-0 G3 2-3		0-0 G3		0-0 F8		4 0 0 0 0 1 1												
Dan Pasqua, L (1, 3) OBP: 0.333, SLG: 0.370		0-0 4-3		0-0 F8		4-0 1B BB		0-3 K		3 1 0 0 1 1 1												
Mark Salas, L (1, 2) OBP: 0.378, SLG: 0.500			0-0 4-3		0-0 1-3		0-0 4-3 1-2		0-0 1B			4 0 1 0 0 0 1										
Henry Cotto, R (1, 8) OBP: 0.283, SLG: 0.544			0-0 1B S 1B		0-0 2B		4-0 1B BB		0-0 1-3			3 0 2 0 1 0 1										
Bobby Meacham, S (1, 6) OBP: 0.300, SLG: 0.316			0-0 1B		0-0 F8		0-0 1B			2 0 1 0 0 0 1												
Claudell Washington, L (7, PH) OBP: 0.342, SLG: 0.449										1 0 1 1 0 0 0												
Wayne Tolleson, S (7, PR) OBP: 0.329, SLG: 0.271			0-0 G5-4-3 1-3 1B				0-0 1-3 2-H 1B			0 0 0 0 0 0 0												
Inning Stats	R: 0 E: 0 K: 1 S: 5	H: 0 LOB: 0 BB: 0 P: 5	R: 0 E: 0 K: 1 S: 5	H: 0 LOB: 0 BB: 0 P: 5	R: 0 E: 0 K: 0 S: 4	H: 2 LOB: 1 BB: 0 P: 4	R: 1 E: 0 K: 1 S: 6	H: 1 LOB: 1 BB: 1 P: 10	R: 0 E: 0 K: 0 S: 4	H: 1 LOB: 1 BB: 0 P: 4	R: 0 E: 0 K: 0 S: 3	H: 0 LOB: 0 BB: 0 P: 3	R: 1 E: 0 K: 0 S: 4	H: 1 LOB: 2 BB: 2 P: 12	R: 0 E: 0 K: 1 S: 5	H: 1 LOB: 1 BB: 0 P: 5	R: 0 E: 0 K: 1 S: 6	H: 1 LOB: 1 BB: 0 P: 6	1B: 5 2B: 2 3B: 0 HR: 0	SF: 0 SAC: 0 DP: 1 HBP: 0	WP: 0 PB: 0 SB: 1 CS: 0	PA: 35
PITCHER Roger Clemens, R (1, 1) ERA: 3.13	IP: 9.0 WLS: W BF: 35 H: 7 R: 2 ER: 2 SO: 5 BB: 3 IBB: 0 HBP: 0 BLK: 0 WP: 0 HR: 0 S: 42 P: 54 ERA: 2.00 WHIP: 1.111																				PITCHER	IP: 0.0 WLS: 0 BF: 0 H: 0 R: 0 ER: 0 SO: 0 BB: 0 IBB: 0 HBP: 0 BLK: 0 WP: 0 HR: 0 S: 0 P: 0 ERA: 0.00 WHIP: 0.000



Batter	1	2	3	4	5	6	7	8	9	AB R H RBI BB SO LOB	TOP		
Paul Molitor, R OBP: 0.404, SLG: 0.520 (1, 5) X	0-0 G4-6-3 1B 1B		0-0 F7		0-0 1-4-3					3 0 1 0 0 0 0			
Robin Yount, R OBP: 0.363, SLG: 0.464 (1, 8) X	0-0 G4-6-3 1-2 1B		0-0 6-3		0-0 F8					3 0 1 0 0 0 0			
Cecil Cooper, L OBP: 0.266, SLG: 0.364 (1, 10) X	0-0 G4-6-3 1-2f 2-3		0-0 1-3		0-0 F5					3 0 0 0 0 0 2			
Rob Deer, R OBP: 0.369, SLG: 0.559 (1, 9) S S	0-3 K		0-0 F6		0-0 5-3					3 0 0 0 0 1 1			
B.J. Surhoff, L OBP: 0.320, SLG: 0.421 (1, 2) X		0-0 E 2B		0-0 1B FC6-4 1B		0-0 F5				3 2 2 0 0 0 0			
Billy Jo Robidoux, L OBP: 0.279, SLG: 0.197 (1, 3) X		0-0 E4 SH1-3 2-H		0-0 1-3 FC6-4 1B		0-3 K				3 0 1 0 0 1 0			
Mike Felder, S OBP: 0.268, SLG: 0.345 (1, 7) X		0-0 SH1-3 1-2		0-0 FC6-4 1-2f 3-H		0-0 B1-3				2 0 0 1 0 0 1			
Jim Gantner, L OBP: 0.323, SLG: 0.373 (1, 4) X		0-0 F6		0-0 L3		0-0 L1				3 0 0 0 0 0 2			
Dale Sveum, S OBP: 0.270, SLG: 0.366 (1, 6) X		0-0 G3		0-0 F8		0-0				3 0 0 0 0 0 1			
Inning Stats	R: 0 H: 2 E: 0 LOB: 1 K: 1 BB: 0 S: 6 P: 6	R: 1 H: 1 E: 1 LOB: 1 K: 0 BB: 0 S: 5 P: 5	R: 0 H: 0 E: 0 LOB: 0 K: 0 BB: 0 S: 3 P: 3	R: 1 H: 2 E: 0 LOB: 1 K: 0 BB: 0 S: 5 P: 5	R: 0 H: 0 E: 0 LOB: 0 K: 0 BB: 0 S: 3 P: 3	R: 0 H: 0 E: 0 LOB: 0 K: 0 BB: 0 S: 3 P: 3	R: 0 H: 0 E: 0 LOB: 0 K: 1 BB: 0 S: 5 P: 5	R: 0 H: 0 E: 0 LOB: 0 K: 0 BB: 0 S: 0 P: 0			1B: 4 SF: 0 2B: 1 SAC: 1 3B: 0 DP: 1 HR: 0 HBP: 0	WP: 0 PA: 27 PB: 0 SB: 0 CS: 0	
PITCHER	IP WLS BF H R ER SO BB IBB HBP BLK WP HR S P ERA WHIP											PITCHER	IP WLS BF H R ER SO BB IBB HBP BLK WP HR S P ERA WHIP
Oil Can Boyd, R ERA: 2.57 (1, 1)	7.0 W 26 5 2 2 2 0 0 0 0 0 0 0 30 30 2.57 0.714												
Calvin Schiraldi, R ERA: 4.31 (8, 1)	0.0 1 0 0 0 0 0 0 0 0 0 0 0 0 0 4.31 1.000												

Milwaukee Brewers @ Boston Red Sox
Fenway Park, Boston, MA
Mon Jun 22 1987, 7:05 PM EDT
Att. 29,546 - Unknown

livebaseballscorecards.com

AB	26
R	2
H	5
RBI	1
BB	0
SO	2
LOB	7



Batter	1	2	3	4	5	6	7	8	9	AB R H RBI BB SO LOB
Ellis Burks, R OBP: 0.295, SLG: 0.506 (1, 8)	0-0 1B S 1B	0-0 6-3		0-0 5-3			4-0 SH1-3 BB			3 0 1 0 1 0 2
Marty Barrett, R OBP: 0.317, SLG: 0.306 (1, 4)	0-0 F7		0-0 BB HBP 1B	0-0 F7			0-0 SH1-3 1-2			3 1 1 0 0 0 1
Wade Boggs, L OBP: 0.469, SLG: 0.592 (1, 5)	0-0 G6-4-3 1-3 1B		4-0 HBP BB 1B BB		0-0 G6-4-3 1B		4-0 IBB			2 1 2 0 2 0 0
Jim Rice, R OBP: 0.343, SLG: 0.361 (1, 7)	0-0 G6-4-3 1-2f		4-0 1B HBP G6-4-3 BB		0-0 G6-4-3 1-2f		0-3 K			3 1 0 0 1 1 5
Don Baylor, R OBP: 0.356, SLG: 0.437 (1, 10)		0-0 HR	1-0 G6-4-3 1B 1-2 2-3 3-H HBP		0-0 F7		0-3 K			3 1 1 2 0 1 2
Dwight Evans, R OBP: 0.405, SLG: 0.536 (1, 3)		0-0 F9	0-0 G6-4-3 1-2 2-3 3-H 1B			0-0 4-3 SF8 2B				3 1 2 1 0 0 0
Todd Benzinger, S OBP: 0.500, SLG: 0.333 (1, 9)		0-0 1B 1B	0-0 G6-4-3 1-2f 2-3 3-H			0-0 4-3				3 0 1 0 0 0 3
Spike Owen, S OBP: 0.329, SLG: 0.340 (1, 6)		0-0 F8	0-0 4-3			0-0 SF8				2 0 0 1 0 0 2
Marc Sullivan, R OBP: 0.195, SLG: 0.217 (1, 2)		0-0 1-3 1B		0-3 K		0-0 F7				3 0 1 0 0 1 0

Inning Stats	R: 0 E: 0 K: 0 S: 4	H: 2 LOB: 1 BB: 0 P: 4	R: 1 E: 0 K: 0 S: 6	H: 3 LOB: 2 BB: 0 P: 6	R: 3 E: 0 K: 0 S: 4	H: 2 LOB: 1 BB: 2 P: 13	R: 0 E: 0 K: 1 S: 5	H: 0 LOB: 0 BB: 0 P: 5	R: 0 E: 0 K: 0 S: 3	H: 1 LOB: 0 BB: 0 P: 3	R: 1 E: 0 K: 0 S: 4	H: 1 LOB: 0 BB: 0 P: 4	R: 0 E: 0 K: 2 S: 7	H: 0 LOB: 2 BB: 2 P: 15
--------------	------------------------------	---------------------------------	------------------------------	---------------------------------	------------------------------	----------------------------------	------------------------------	---------------------------------	------------------------------	---------------------------------	------------------------------	---------------------------------	------------------------------	----------------------------------

PITCHER	IP	WLS	BF	H	R	ER	SO	BB	IBB	HBP	BLK	WP	HR	S	P	ERA	WHIP
John Henry Johnson, L ERA: 9.13 (1, 1)	2.0	L	13	6	4	4	0	2	0	0	0	0	1	11	19	18.00	4.000
Jay Aldrich, R ERA: 4.73 (3, 1)	4.0		14	3	1	1	1	0	0	1	0	0	0	15	16	2.25	0.750
Mark Clear, R ERA: 4.46 (7, 1)	1.0		5	0	0	0	2	1	1	0	0	0	0	7	15	0.00	1.000

BOTTOM

Milwaukee Brewers @ Boston Red Sox
 Fenway Park, Boston, MA
 Mon Jun 22 1987, 7:05 PM EDT
 Att. 29,546 - Unknown

livebaseballscorecards.com

AB	25
R	5
H	9
RBI	4
BB	4
SO	3
LOB	15



WP	HR	S	P	ERA	WHIP
0	0	0	0	0	0

Batter	1	2	3	4	5	6	7	8	9	AB R H RBI BB SO LOB	TOP																	
Paul Molitor, R (1, 5) OBP: 0.404, SLG: 0.513	0-0 CS 1B		0-0 1-3	0-3 K		4-0 BB		0-0 4-3		4 0 1 0 1 1 1																		
Robin Yount, R (1, 8) OBP: 0.367, SLG: 0.460	4-0 1-2 BB		4-0 2B BB		4-0 PB 2B BB	0-3 K		0-0 5-3	2 2 0 0 3 1 1																			
Cecil Cooper, L (1, 10) OBP: 0.269, SLG: 0.366	0-3 K		0-0 1-H 1B 2B		4-0 2B PB FC3 BB	0-0 F8		0-0 4-3	4 2 1 1 1 1 2																			
Rob Deer, R (1, 9) OBP: 0.369, SLG: 0.560	0-3 K		0-0 1B 2-H 1B		0-0 FC3 SF9 2B		0-3 K	0-0 F5	5 1 2 2 0 2 1																			
B.J. Surhoff, L (1, 2) OBP: 0.318, SLG: 0.417		0-3 K	0-0 1-3 1B		0-0 FC3 SF9		0-0 F7		4 0 1 1 0 1 1																			
Billy Jo Robidoux, L (1, 3) OBP: 0.288, SLG: 0.194		4-0 BB	0-0 6-3		0-3 K		0-0 1B		1 0 0 0 1 0 2																			
Jim Paciorek, R (5, PH) OBP: 0.346, SLG: 0.362									2 0 1 0 0 1 2																			
Mike Felder, S (1, 7) OBP: 0.250, SLG: 0.328		0-0 F7		0-0 4-3	0-0 SF9		0-0 F9		3 0 0 1 0 0 2																			
Jim Gantner, L (1, 4) OBP: 0.322, SLG: 0.371		0-0 G3		0-0 F9	0-0 F9			0-0 G4-6-3 1B	4 0 1 0 0 0 2																			
Dale Sveum, S (1, 6) OBP: 0.269, SLG: 0.361			0-0 B4-3	4-0 BB		0-0 F8		0-0 G4-6-3 1-2f	3 0 0 0 1 0 1																			
Inning Stats	R: 0 E: 0 K: 2 S: 7	H: 1 LOB: 1 BB: 1 P: 11	R: 0 E: 0 K: 1 S: 5	H: 0 LOB: 1 BB: 1 P: 9	R: 2 E: 0 K: 0 S: 6	H: 3 LOB: 2 BB: 1 P: 10	R: 0 E: 0 K: 1 S: 5	H: 0 LOB: 1 BB: 1 P: 9	R: 3 E: 0 K: 1 S: 7	H: 1 LOB: 1 BB: 2 P: 15	R: 0 E: 0 K: 1 S: 5	H: 0 LOB: 1 BB: 1 P: 9	R: 0 E: 0 K: 1 S: 6	H: 1 LOB: 1 BB: 0 P: 6	R: 0 E: 0 K: 0 S: 3	H: 1 LOB: 0 BB: 0 P: 3	R: 0 E: 0 K: 0 S: 3	H: 0 LOB: 0 BB: 0 P: 3	1B: 5 2B: 2 3B: 0 HR: 0	SF: 1 SAC: 0 DP: 1 HBP: 0	WP: 0 PB: 1 SB: 0 CS: 1	PA: 40						
PITCHER	IP WLS BF H R ER SO BB IBB HBP BLK WP HR S P ERA WHIP																											
Jeff Sellers, R (1, 1) ERA: 7.76	4.0		22	5	5	4	4	6	0	0	0	0	0	0	24	48	9.00	2.750										
Tom Bolton, L (5, 1) ERA: 3.63	1.0		4	0	0	0	1	0	0	0	0	0	0	0	6	6	0.00	0.000										
Steve Crawford, R (6, 1) ERA: 6.45	1.2	W	7	1	0	0	2	1	0	0	0	0	0	0	10	14	0.00	1.200										
Calvin Schiraldi, R (7, 1) ERA: 4.01	2.1	S	7	1	0	0	0	0	0	0	0	0	0	7	7	0.00	0.429											

Milwaukee Brewers @ Boston Red Sox
Fenway Park, Boston, MA
Tue Jun 23 1987, 7:05 PM EDT
Att: 31,104 - Unknown

livebaseballscorecards.com

AB	32
R	5
H	7
RBI	5
BB	7
SO	7
LOB	15



Batter	1	2	3	4	5	6	7	8	9
Ellis Burks, R OBP: 0.308, SLG: 0.525 (1, 8)	0-0 B1-3		0-0 1B		4-0 1B BB	0-0 HR	4-0 FC5-4 BB		
Marty Barrett, R OBP: 0.315, SLG: 0.308 (1, 4)	0-0 F9		0-0 P3		0-0 F6	0-0 BLK 1B 2B	0-0 F7		
Wade Boggs, L OBP: 0.471, SLG: 0.589 (1, 5)	4-0 1B BB		0-3 K		0-0 1B	4-0 BLK 1B IBB	0-0 FC5-4		
Jim Rice, R OBP: 0.348, SLG: 0.366 (1, 7)	0-0 1-2 1B		0-0 F9		0-0 F8	0-0 FC5-4 1B		0-0 F8 BB 1B	
Don Baylor, R OBP: 0.357, SLG: 0.447 (1, 10)	0-0 F4			0-0 6-3		0-0 HR		4-0 BB	
Dwight Evans, R OBP: 0.404, SLG: 0.537 (1, 3)		0-0 F9		0-3 K		0-0 2B HR 1B	0-0 FC1-5 2B	0-0 F8	
Todd Benzing, S OBP: 0.556, SLG: 0.333 (1, 9)		4-0 BB		0-0 CS 1B		0-0 F7	4-0 FC1-5 2B BB	0-3 K	
Spike Owen, S OBP: 0.325, SLG: 0.331 (1, 6)		0-0 F8		0-0 CS	4-0 1B BB	0-3 K	0-0 FC1-5 2B	0-0 4-3	
Marc Sullivan, R OBP: 0.191, SLG: 0.212 (1, 2)		0-3 K			0-3 K	0-0 HR 2B	0-0 2B		
Mike Greenwell, L OBP: 0.333, SLG: 0.555 (6, PH)									
Rich Gedman, L OBP: 0.236, SLG: 0.228 (7, 2)									

Inning Stats	R: 0 E: 0 K: 0 S: 4	H: 1 LOB: 2 BB: 1 P: 8	R: 0 E: 0 K: 1 S: 5	H: 0 LOB: 1 BB: 1 P: 9	R: 0 E: 0 K: 1 S: 6	H: 1 LOB: 0 BB: 0 P: 6	R: 0 E: 0 K: 1 S: 5	H: 1 LOB: 0 BB: 0 P: 5	R: 1 E: 0 K: 1 S: 6	H: 1 LOB: 2 BB: 2 P: 14	R: 6 E: 0 K: 1 S: 11	H: 6 LOB: 1 BB: 1 P: 15	R: 2 E: 0 K: 0 S: 5	H: 2 LOB: 2 BB: 2 P: 13	R: 0 E: 0 K: 1 S: 6	H: 1 LOB: 2 BB: 1 P: 10
--------------	------------------------------	---------------------------------	------------------------------	---------------------------------	------------------------------	---------------------------------	------------------------------	---------------------------------	------------------------------	----------------------------------	-------------------------------	----------------------------------	------------------------------	----------------------------------	------------------------------	----------------------------------

PITCHER														PITCHER																			
IP	WLS	BF	H	R	ER	SO	BB	IBB	HBP	BLK	WP	HR	S	P	ERA	WHIP	IP	WLS	BF	H	R	ER	SO	BB	IBB	HBP	BLK	WP	HR	S	P	ERA	WHIP
Juan Nieves, L ERA: 4.55 (1, 1)	5.0		6	3	3	4	4	0	0	0	0	1	28	44	5.40	2.000																	
Bill Wegman, R ERA: 4.35 (6, 1)	0.2	L	6	3	2	1	0	1	0	0	0	1	7	11	27.00	4.500																	
Chris Bosio, R ERA: 5.48 (6, 1)	0.2		7	3	4	0	2	0	0	1	0	0	5	13	27.00	7.500																	
Mark Clear, R ERA: 4.25 (7, 1)	1.2		7	1	0	1	1	0	0	0	0	0	8	12	0.00	1.200																	

BOTTOM

Milwaukee Brewers @ Boston Red Sox
Fenway Park, Boston, MA
Tue Jun 23 1987, 7:05 PM EDT
Att. 31,104 - Unknown


AB	R	H	RBI	BB	SO	LOB
3	1	2	3	2	0	0
5	1	1	0	0	0	5
3	1	1	1	2	1	3
5	0	3	2	0	0	3
4	1	1	1	1	0	3
5	1	2	0	0	1	2
3	1	1	0	2	1	3
4	2	0	0	1	1	6
2	0	0	0	0	2	2
1	1	1	0	0	0	0
1	0	1	2	0	0	0

AB	36
R	9
H	13
RBI	9
BB	8
SO	6
LOB	27



1B	7	SF	0	WP	0	PA	45
2B	4	SAC	0	PB	0		
3B	0	DP	0	SB	1		
HR	2	HBP	0	CS	1		

Batter	1	2	3	4	5	6	7	8	9	AB R H RBI BB SO LOB
Mike Felder, S (1, 7) OBP: 0.262, SLG: 0.333	0-3 K		0-0 5-3			0-0 6-3	0-0 CS 1B		0-0 1B 1B	5 0 2 1 0 1 2
Juan Castillo, S (1, 4) OBP: 0.364, SLG: 0.429 B.J. Surhoff, L (8, PH) OBP: 0.327, SLG: 0.432	0-0 F9			0-0 F9		0-3 K	0-0 CS 1-2	0-0 1B 2B	0-0 1B 1B	3 0 0 0 0 1 0 2 1 2 0 0 0 0
Robin Yount, R (1, 8) OBP: 0.365, SLG: 0.455	0-0 F4			0-0 6-3			0-0 5-3	0-0 FC5-4 SF8 1B	0-0 F4	5 1 1 0 0 0 2
Cecil Cooper, L (1, 10) OBP: 0.278, SLG: 0.368		0-0 F8		4-0 BB		4-0 BB 6-3	4-0 2B 6-3 BB	0-0 FC5-4 1B		2 1 1 1 2 0 0
Rob Deer, R (1, 9) OBP: 0.371, SLG: 0.562		4-0 BB G6-4-3 BB		0-3 K		0-0 1B 2B	0-0 1B 2B	0-0 FC5-4 1-2 2-3		3 1 1 0 1 1 3
Jim Paciorek, R (1, 3) OBP: 0.329, SLG: 0.347		0-0 G6-4-3 1-2f		0-0 F8		0-0 6-3	0-0 SF8			3 0 0 2 0 0 2
Bill Schroeder, R (1, 2) OBP: 0.381, SLG: 0.525			0-0 1B CS 1B		0-0 G4-6-3 1B	0-0 2B 1B	0-0 F5			4 1 3 1 0 0 1
Jim Gantner, L (1, 5) OBP: 0.329, SLG: 0.378			0-0 1B		0-0 G4-6-3 1-2f	0-0 2B 1B		0-0 G4-6-3 1B		4 1 3 0 0 0 1
Dale Sveum, S (1, 6) OBP: 0.269, SLG: 0.364			0-3 K		0-3 K	0-3 1B 2B		0-0 G4-6-3 1-2f		4 1 1 2 0 2 3

TOP	
Milwaukee Brewers @ Boston Red Sox Fenway Park, Boston, MA Wed Jun 24 1987, 7:05 PM EDT Att. 34,376 - Unknown	
AB 35 R 7 H 14 RBI 7 BB 3 SO 5 LOB 14	

Inning Stats	R: 0 E: 0 K: 1 S: 5	H: 0 LOB: 0 BB: 0 P: 5	R: 0 E: 0 K: 0 S: 2	H: 0 LOB: 0 BB: 1 P: 6	R: 0 E: 0 K: 1 S: 6	H: 2 LOB: 1 BB: 0 P: 6	R: 0 E: 0 K: 1 S: 5	H: 0 LOB: 1 BB: 1 P: 9	R: 0 E: 0 K: 0 S: 3	H: 1 LOB: 0 BB: 0 P: 3	R: 0 E: 0 K: 2 S: 7	H: 0 LOB: 0 BB: 0 P: 7	R: 5 E: 0 K: 0 S: 7	H: 5 LOB: 0 BB: 1 P: 11	R: 2 E: 0 K: 0 S: 6	H: 3 LOB: 1 BB: 0 P: 6	R: 0 E: 0 K: 0 S: 5	H: 3 LOB: 2 BB: 0 P: 5	1B: 11 2B: 3 3B: 0 HR: 0	SF: 1 SAC: 0 DP: 3 HBP: 0	WP: 0 PB: 0 SB: 1 CS: 2	PA: 40
--------------	------------------------------	---------------------------------	------------------------------	---------------------------------	------------------------------	---------------------------------	------------------------------	---------------------------------	------------------------------	---------------------------------	------------------------------	---------------------------------	------------------------------	----------------------------------	------------------------------	---------------------------------	------------------------------	---------------------------------	-----------------------------------	------------------------------------	----------------------------------	--------

PITCHER	IP	WLS	BF	H	R	ER	SO	BB	IBB	HBP	BLK	WP	HR	S	P	ERA	WHIP
Bruce Hurst, L (1, 1) ERA: 3.32	6.2	W	27	7	5	5	5	3	0	0	0	0	0	34	46	6.75	1.500
Bob Stanley, R (7, 1) ERA: 5.0	2.0		10	6	2	2	0	0	0	0	0	0	0	10	10	9.00	3.000
Joe Sambito, L (9, 1) ERA: 3.74	0.0		1	1	0	0	0	0	0	0	0	0	0	1	1	∞	∞
Calvin Schiraldi, R (9, 1) ERA: 3.97	0.1	S	1	0	0	0	0	0	0	0	0	0	0	1	1	0.00	0.000

Batter	1	2	3	4	5	6	7	8	9	AB	R	H	RBI	BB	SO	LOB
Ellis Burks, R OBP: 0.305, SLG: 0.513 (1, 8)	0-3 K		0-0 F5	4-0 BB		0-0 P3	0-0 F3			4	0	0	0	1	1	3
Marty Barrett, R OBP: 0.308, SLG: 0.301 (1, 4)	0-0 4-3		0-3 K	0-0 F9		0-0 F8		0-0 F9		5	0	0	0	0	1	4
Wade Boggs, L OBP: 0.473, SLG: 0.599 (1, 5)	0-0 FC6-4 1B			0-0 F7		0-0 HR		4-0 FC5-4 BB		4	1	2	1	1	0	0
Jim Rice, R OBP: 0.353, SLG: 0.369 (1, 7)	0-0 FC6-4			0-0 BB 1B 1B		0-0 1B 1B		0-0 F9		4	3	2	0	1	0	2
Don Baylor, R OBP: 0.358, SLG: 0.446 (1, 10)		0-0 1-3		0-0 BB 1B		0-0 1B 1B		0-3 K	0-0 FC5-4	5	2	2	0	0	1	2
Dwight Evans, R OBP: 0.410, SLG: 0.537 (1, 3)		4-0 CS BB		4-0 1B BB		0-0 1B 1B		0-3 K		2	1	1	0	2	1	1
Todd Benzing, S OBP: 0.615, SLG: 0.444 (1, 9)		0-0 F5		0-0 S 1B		0-0 1B		4-0 E 1B IBB		3	1	2	4	1	0	1
Spike Owen, S OBP: 0.329, SLG: 0.336 (1, 6)		0-0 CS	0-0 F7	0-0 S 1B		0-0 F8		0-0 E8 1B		4	0	2	2	0	0	1
Ed Romero, R OBP: 0.366, SLG: 0.311 (8, 6)		1-2 CS		1-2 3-H 1B				1-H 2-H 1B		0	0	0	0	0	0	0
Marc Sullivan, R OBP: 0.204, SLG: 0.227 (1, 2)			0-0 2B	0-3 K		0-0 F4		1-0 HBP		3	0	1	0	0	1	3


Inning Stats	R: 0	H: 1	E: 0	K: 1	S: 6	LOB: 1	BB: 0	P: 6	R: 0	H: 0	E: 0	K: 0	S: 2	LOB: 0	BB: 1	P: 6	R: 0	H: 1	E: 0	K: 1	S: 6	LOB: 1	BB: 0	P: 6	R: 3	H: 4	E: 0	K: 1	S: 9	LOB: 3	BB: 2	P: 17	R: 3	H: 5	E: 0	K: 0	S: 7	LOB: 1	BB: 0	P: 7	R: 0	H: 0	E: 0	K: 0	S: 3	LOB: 0	BB: 0	P: 3	R: 2	H: 1	E: 1	K: 2	S: 8	LOB: 2	BB: 2	P: 17	R: 0	H: 0	E: 0	K: 0	S: 3	LOB: 1	BB: 1	P: 7
--------------	------	------	------	------	------	--------	-------	------	------	------	------	------	------	--------	-------	------	------	------	------	------	------	--------	-------	------	------	------	------	------	------	--------	-------	-------	------	------	------	------	------	--------	-------	------	------	------	------	------	------	--------	-------	------	------	------	------	------	------	--------	-------	-------	------	------	------	------	------	--------	-------	------

PITCHER	IP	WLS	BF	H	R	ER	SO	BB	IBB	HBP	BLK	WP	HR	S	P	ERA	WHIP
Teddy Higuera, L ERA: 5.38 (1, 1)	4.0	L	22	8	5	5	3	3	0	0	0	0	1	25	37	11.25	2.750
Chuck Crim, R ERA: 4.34 (5, 1)	2.0		9	3	2	2	0	1	0	0	0	0	0	8	12	9.00	2.000
Mark Clear, R ERA: 4.14 (7, 1)	1.0		6	1	1	0	2	0	1	1	0	0	0	8	13	0.00	1.000
Dan Plesac, L ERA: 1.43 (8, 1)	1.0		4	0	0	0	0	1	0	0	0	0	0	3	7	0.00	1.000

BOTTOM

Milwaukee Brewers @ Boston Red Sox
 Fenway Park, Boston, MA
 Wed Jun 24 1987, 7:05 PM EDT
 Att. 34,376 - Unknown

AB	34
R	8
H	12
RBI	7
BB	6
SO	5
LOB	17



WP	HR	S	P	ERA	WHIP
0	0	0	0	0	0

BOTTOM

Boston Red Sox @ New York Yankees
Yankee Stadium, Bronx, NY
Fri Jun 26 1987, 7:05 PM EDT
Att: 45,123 - Unknown

livebaseballscorecards.com

AB 43
R 12
H 18
RBI 11
BB 9
SO 7
LOB 31



WP: 1 PA: 54
PB: 1
SB: 1
CS: 0

AB R H RBI BB SO LOB

4 2 3 0 2 0 2

6 0 1 2 0 1 8

6 2 4 1 0 1 3

6 2 2 4 0 0 3

1 1 0 0 2 0 2

3 0 1 0 0 1 1

3 1 2 0 0 0 1

2 0 0 0 0 0 1

4 2 2 1 2 2 3

1 1 0 0 1 0 1

2 0 1 0 1 0 2

5 1 2 3 1 2 4

1B: 14 SF: 0
2B: 3 SAC: 1
3B: 0 DP: 1
HR: 1 HBP: 0

Batter	1	2	3	4	5	6	7	8	9	10
Willie Randolph, R OBP: 0.424, SLG: 0.442 (1, 4)	0-0 1B S 1B		0-0 1B HR 1B	0-0 FC5-4 FC6-4		0-0 1-2 1B		4-0 G1-4-3 BB		
Gary Ward, R OBP: 0.312, SLG: 0.431 (1, 8) (6, 7)	0-3 K		0-0 F9	0-0 FC6-4		0-0 F8		0-0 G1-4-3		
Don Mattingly, L OBP: 0.392, SLG: 0.488 (1, 3)	0-0 1B		0-0 1B HR		0-0 5-3 1B		0-0 F8	0-3 K		
Dave Winfield, R OBP: 0.393, SLG: 0.531 (1, 9)	0-0 F4		0-0 1B HR		0-0 5-3		0-0 5-3	0-0 F9		
Claudell Washington, L OBP: 0.360, SLG: 0.470 (1, 10) Ron Kittle, R OBP: 0.352, SLG: 0.550 (5, PH)	0-0 F8		0-0 1B BB		0-0 F8		0-0 1-3 1B	0-3 K		
Mike Easler, L OBP: 0.321, SLG: 0.342 (1, 7) Henry Cotto, R OBP: 0.288, SLG: 0.493 (5, PH) (6, 8)		0-0 G3 2B			0-1 CI		0-0 1-3	0-0 F3		
Mike Pagliarulo, L OBP: 0.312, SLG: 0.415 (1, 5)		0-3 K	0-0 1B BB E	0-0 FC5-4 1B	0-3 K		4-0 IBB	4-0 SH1-4 1B BB		
Mark Salas, L OBP: 0.368, SLG: 0.458 (1, 2) Rick Cerone, R OBP: 0.300, SLG: 0.269 (4, PH) (5, 2)		0-0 G3	4-0 1B BB E	0-0 FC5-4 1B		4-0 1B BB	0-0 2-3	0-0 SH1-4		
Wayne Tolleson, S OBP: 0.329, SLG: 0.272 (1, 6)		0-3 K	0-0 1B BB E7	0-0 F7		0-3 K	4-0 G1-4-3 BB	0-0 1B		

Inning Stats	R: 0	H: 2	E: 0	LOB: 2	K: 1	S: 7	P: 7	R: 0	H: 1	E: 0	LOB: 1	K: 2	S: 8	P: 8	R: 11	H: 9	E: 1	LOB: 2	K: 0	S: 11	R: 0	H: 2	E: 0	LOB: 2	K: 0	S: 5	P: 5	R: 0	H: 1	E: 0	LOB: 2	K: 1	S: 6	R: 0	H: 1	E: 0	LOB: 2	K: 0	S: 4	R: 0	H: 0	E: 0	LOB: 1	K: 1	S: 4	R: 0	H: 0	E: 0	LOB: 0	K: 1	S: 5	R: 1	H: 1	E: 0	LOB: 1	K: 0	S: 2	1B: 14	SF: 0	2B: 3	SAC: 1	3B: 0	DP: 1	HR: 1	HBP: 0	WP: 1	PA: 54
--------------	------	------	------	--------	------	------	------	------	------	------	--------	------	------	------	-------	------	------	--------	------	-------	------	------	------	--------	------	------	------	------	------	------	--------	------	------	------	------	------	--------	------	------	------	------	------	--------	------	------	------	------	------	--------	------	------	------	------	------	--------	------	------	--------	-------	-------	--------	-------	-------	-------	--------	-------	--------

PITCHER	IP	WLS	BF	H	R	ER	SO	BB	IBB	HBP	BLK	WP	HR	S	P	ERA	WHIP
Roger Clemens, R ERA: 3.66 (1, 1)	2.1		18	9	8	8	3	2	0	0	0	0	1	22	30	30.86	4.714
Steve Crawford, R ERA: 6.87 (3, 1)	0.1		4	3	2	0	1	0	0	0	0	0	0	3	7	54.00	12.000
Tom Bolton, L ERA: 3.28 (3, 1)	2.1		12	3	1	0	1	1	0	0	0	1	0	13	17	0.00	1.714
Bob Stanley, R ERA: 4.87 (6, 1)	2.2		13	2	0	0	1	3	1	0	0	0	0	11	27	0.00	1.875
Joe Sambito, L ERA: 3.68 (8, 1)	0.1		1	0	0	0	1	0	0	0	0	0	0	3	3	0.00	0.000

PITCHER	IP	WLS	BF	H	R	ER	SO	BB	IBB	HBP	BLK	WP	HR	S	P	ERA	WHIP
Calvin Schiraldi, R ERA: 4.08 (9, 1)	1.1	L	6	1	1	1	1	1	0	0	0	0	0	7	11	6.75	1.500

Batter	1	2	3	4	5	6	7	8	9	AB R H RBI BB SO LOB	TOP											
Ellis Burks, R (1, 8) OBP: 0.294, SLG: 0.487	0-3 K	0-0 FC6-4			0-0 6-3		0-0 5-3		0-3 K	5 0 0 0 0 2 2												
Marty Barrett, R (1, 4) OBP: 0.310, SLG: 0.304	0-0 1B		0-0 6-3		0-0 F4			0-0 1B BB	0-0 6-3	5 1 2 0 0 0 1												
Wade Boggs, L (1, 5) OBP: 0.474, SLG: 0.590	0-0 F7		0-0 G5-4-3			0-0 4-3		4-0 1B BB		3 0 1 0 1 0 1												
Jim Rice, R (1, 7) OBP: 0.351, SLG: 0.379	0-0 1B		0-0 G5-4-3		0-3 K		0-0 F7			4 0 1 0 0 1 3												
Don Baylor, R (1, 10) OBP: 0.367, SLG: 0.449	0-0 FC5-4			0-0 F8		1-0 1B HBP		0-0 1B		3 0 2 1 0 0 0												
Dwight Evans, R (1, 3) OBP: 0.411, SLG: 0.549	0-0 FC5-4		0-0 4-3		0-0 1B		0-3 K			3 0 1 0 1 1 5												
Todd Benzinger, S (1, 9) OBP: 0.455, SLG: 0.333		0-3 K		0-0 4-3		0-0 1-3		0-0 F8		4 0 0 0 0 1 6												
Spike Owen, S (1, 6) OBP: 0.335, SLG: 0.350		0-0 G3		0-0 6-3			0-0 3-1		4-0 BB	3 0 0 0 1 0 1												
Rich Gedman, L (1, 2) Dave Henderson, R (9, PH) OBP: 0.301, SLG: 0.403		0-0 FC6-4		0-0 4-3			0-0 1-3		0-0 F9	3 0 1 0 0 0 0 1 0 0 0 0 0 1												
Inning Stats	R: 1 E: 0 K: 1 S: 8	H: 3 LOB: 2 BB: 0 P: 8	R: 0 E: 0 K: 1 S: 6	H: 1 LOB: 1 BB: 0 P: 6	R: 0 E: 0 K: 0 S: 3	H: 1 LOB: 0 BB: 0 P: 3	R: 0 E: 0 K: 0 S: 3	H: 0 LOB: 1 BB: 1 P: 7	R: 0 E: 0 K: 0 S: 3	H: 0 LOB: 0 BB: 0 P: 3	R: 0 E: 0 K: 1 S: 6	H: 1 LOB: 2 BB: 0 P: 7	R: 0 E: 0 K: 0 S: 3	H: 0 LOB: 0 BB: 0 P: 3	R: 0 E: 0 K: 1 S: 7	H: 2 LOB: 3 BB: 1 P: 11	R: 0 E: 0 K: 1 S: 5	H: 0 LOB: 1 BB: 1 P: 9	1B: 8 2B: 0 3B: 0 HR: 0	SF: 0 SAC: 0 DP: 1 HBP: 1	WP: 0 PB: 0 SB: 0 CS: 0	PA: 38
PITCHER	IP WLS BF H R ER SO BB IBB HBP BLK WP HR S P ERA WHIP																					
Bob Tewksbury, R (1, 1) ERA: 6.35	7.0 W 28 6 1 1 3 1 0 1 0 0 0 0 32 37 1.29 1.000																					
Tim Stoddard, R (8, 1) ERA: 3.55	1.0 6 2 0 0 1 1 0 0 0 0 0 0 7 11 0.00 3.000																					
Dave Righetti, L (9, 1) ERA: 4.63	1.0 4 0 0 0 1 1 0 0 0 0 0 0 5 9 0.00 1.000																					

Boston Red Sox @ New York Yankees
 Yankee Stadium, Bronx, NY
 Sat Jun 27 1987, 7:05 PM EDT
 Att. 47,829 - Unknown

livebaseballscorecards.com

AB 34
R 1
H 8
RBI 1
BB 3
SO 5
LOB 20



Batter	1	2	3	4	5	6	7	8	9
Willie Randolph, R (1, 4) OBP: 0.425, SLG: 0.439 Lenn Sakata, R (7, 4) OBP: 0.283, SLG: 0.372	4-0 SH HR BB	0-0 F7	0-0 6-3			4-0 FC6-4 BB	0-3 K		
Gary Ward, R (1, 8) OBP: 0.308, SLG: 0.425	0-0 SH HR	0-3 K		0-0 5-3		0-0 FC6-4 BB	0-0 F9		
Don Mattingly, L (1, 3) OBP: 0.392, SLG: 0.500	0-0 HR	0-0 1B 1B		0-0 F7		0-0 9-2-6		0-0 F8	
Dave Winfield, R (1, 9) OBP: 0.394, SLG: 0.528	0-0 BB 2B 1B	0-0 1B 1B		0-0 6-3			0-0 G3	0-0 G3	
Claudell Washington, L (1, 10) OBP: 0.369, SLG: 0.471	4-0 2B BB	0-0 1B			0-0 F7		0-0 1B 2B 1B	0-0 F5	
Mike Easler, L (1, 7) OBP: 0.316, SLG: 0.335 Henry Cotto, R (6, 8) OBP: 0.297, SLG: 0.500	0-0 F8	0-0 F7			0-0 4-3		0-0 2B 1B 1B		
Mike Pagliarulo, L (1, 5) OBP: 0.315, SLG: 0.433	0-3 K		0-0 F8		0-0 HR		0-0 1B 1B 2B		
Mark Salas, L (1, 2) OBP: 0.374, SLG: 0.471	0-0 2B		0-0 G4-1		0-3 K		0-0 1B 1B		
Wayne Tolleson, S (1, 6) OBP: 0.336, SLG: 0.280 Bobby Meacham, S (8, 6) OBP: 0.300, SLG: 0.316	0-3 K		0-0 BLK 1B			0-0 FC6-4 BB 1B	0-0 1B		

AB	R	H	RBI	BB	SO	LOB
2	1	0	0	2	0	1
1	0	0	0	0	1	2
4	1	0	0	0	1	4
5	2	2	3	0	0	2
5	1	2	0	0	0	0
4	1	2	1	1	0	0
3	0	0	0	0	0	4
1	1	1	0	0	0	0
4	2	2	2	0	1	2
4	0	2	2	0	1	0
4	0	3	1	0	1	2
0	0	0	0	0	0	0

BOTTOM

Boston Red Sox @ New York Yankees
Yankee Stadium, Bronx, NY

Sat Jun 27 1987, 7:05 PM EDT
Att. 47,829 - Unknown

livebaseballscorecards.com

AB	37
R	9
H	14
RBI	9
BB	3
SO	5
LOB	17



Inning Stats	R	H	E	K	S	WLS	BF	H	R	ER	SO	BB	IBB	HBP	BLK	WP	HR	S	P	ERA	WHIP
	4	3	1	2	11		28	9	6	4	4	3	0	0	1	0	2	33	45	7.20	2.400
	1	3	0	2	8		28	3	4	3	4	0	0	0	1	0	0	7	7	20.25	3.000
	0	1	0	0	4		28	0	0	0	0	0	0	0	0	0	0	5	5	0.00	1.500
	0	0	0	0	8		28	0	0	0	0	0	0	0	0	0	0	3	3	0.00	0.000

PITCHER	IP	WLS	BF	H	R	ER	SO	BB	IBB	HBP	BLK	WP	HR	S	P	ERA	WHIP
Oil Can Boyd, R (1, 1) ERA: 4.5	5.0	L	28	9	6	4	4	3	0	0	1	0	2	33	45	7.20	2.400
Tom Bolton, L (6, 1) ERA: 4.15	1.1		7	4	3	3	0	0	0	0	0	0	0	7	7	20.25	3.000
Bob Stanley, R (7, 1) ERA: 4.83	0.2		3	1	0	0	1	0	0	0	0	0	0	5	5	0.00	1.500
Joe Sambito, L (8, 1) ERA: 3.52	1.0		3	0	0	0	0	0	0	0	0	0	0	3	3	0.00	0.000

WP	PA	ERA	WHIP
0	41		
0			
0			

Batter	1	2	3	4	5	6	7	8	9	AB R H RBI BB SO LOB	TOP	
Marty Barrett, R (1, 4) OBP: 0.308, SLG: 0.298	0-0 F9			0-0 1-3	0-3 K		0-0 5-3		4-0 CS BB	4 0 0 0 1 1 0		
Todd Benzinger, S (1, 8) Ellis Burks, R (7, 8) OBP: 0.462, SLG: 0.381 OBP: 0.294, SLG: 0.487	0-0 G3			0-0 1B 2B	4-0 CS BB		0-0 G3		0-0 CS 1-2	3 1 1 0 1 0 0 0 0 0 0 0 0 0		
Wade Boggs, L (1, 5) OBP: 0.477, SLG: 0.590	0-0 F7			4-0 BB 1B SF8 BB	0-0 CS 1-2	0-0 2B 1B	0-0 1B			3 2 2 0 1 0 0		
Jim Rice, R (1, 7) OBP: 0.354, SLG: 0.385			0-3 K	0-0 1B BB 1-2 2-H		0-0 WP E 2B 1-H	0-0 F7			4 2 2 2 0 1 1		
Don Baylor, R (1, 10) OBP: 0.369, SLG: 0.446			0-0 F7	4-0 1B BB 1-2 2-3		1-0 E WP FC3-6 HBP		0-0 F8		2 1 0 0 1 0 0		
Dwight Evans, R (1, 9) OBP: 0.405, SLG: 0.542			0-0 6-3	0-0 SF8		0-0 5-3		0-3 K		3 0 0 1 0 1 2		
Bill Buckner, L (1, 3) OBP: 0.279, SLG: 0.315			0-0 FC3-6 1B	0-0 1B 1-2 2-H		0-0 E4 FC3-6		0-0 F4		4 0 2 1 0 0 1		
Spike Owen, S (1, 6) OBP: 0.328, SLG: 0.342			0-0 FC3-6 G3-6-3 1-2f	0-0 3-1		0-0 FC3-6 WP 1-2f 3-H		0-3 K		4 0 0 1 0 1 4		
Rich Gedman, L (1, 2) OBP: 0.231, SLG: 0.224			0-0 G3-6-3 1-2f		0-0 4-3	0-3 K 1-2		0-3 K		4 0 0 0 0 2 2		
Inning Stats	R: 0 E: 0 K: 0 S: 3 H: 0 LOB: 0 BB: 0 P: 3	R: 0 E: 0 K: 1 S: 5 H: 0 LOB: 0 BB: 0 P: 5	R: 0 E: 0 K: 0 S: 3 H: 1 LOB: 0 BB: 0 P: 3	R: 3 E: 0 K: 0 S: 6 H: 3 LOB: 2 BB: 2 P: 14	R: 0 E: 0 K: 1 S: 4 H: 0 LOB: 0 BB: 1 P: 8	R: 3 E: 1 K: 1 S: 8 H: 2 LOB: 1 BB: 0 P: 9	R: 0 E: 0 K: 0 S: 4 H: 1 LOB: 1 BB: 0 P: 4	R: 0 E: 0 K: 1 S: 5 H: 0 LOB: 0 BB: 0 P: 5	R: 0 E: 0 K: 2 S: 6 H: 0 LOB: 0 BB: 1 P: 10	1B: 5 2B: 2 3B: 0 HR: 0 SF: 1 SAC: 0 DP: 1 HBP: 1	WP: 2 PB: 0 SB: 0 CS: 2 PA: 39	
PITCHER	IP WLS BF H R ER SO BB IBB HBP BLK WP HR S P ERA WHIP	IP WLS BF H R ER SO BB IBB HBP BLK WP HR S P ERA WHIP	IP WLS BF H R ER SO BB IBB HBP BLK WP HR S P ERA WHIP	IP WLS BF H R ER SO BB IBB HBP BLK WP HR S P ERA WHIP	IP WLS BF H R ER SO BB IBB HBP BLK WP HR S P ERA WHIP	IP WLS BF H R ER SO BB IBB HBP BLK WP HR S P ERA WHIP	IP WLS BF H R ER SO BB IBB HBP BLK WP HR S P ERA WHIP	IP WLS BF H R ER SO BB IBB HBP BLK WP HR S P ERA WHIP	IP WLS BF H R ER SO BB IBB HBP BLK WP HR S P ERA WHIP	ERA WHIP	ERA WHIP	
Rick Rhoden, R (1, 1) ERA: 3.79	5.1 L											
Pat Clements, L (6, 1) ERA: 2.43	0.2											
Rich Bordi, R (7, 1) ERA: 4.88	3.0											

Boston Red Sox @ New York Yankees
 Yankee Stadium, Bronx, NY

Sun Jun 28 1987, 3:33 AM EDT
 Att. 54,172 - Unknown

livebaseballscorecards.com

AB	31
R	6
H	7
RBI	5
BB	4
SO	6
LOB	10



Batter	1	2	3	4	5	6	7	8	9
Henry Cotto, R (1, 8) OBP: 0.295, SLG: 0.500	0-3 K ①		0-0 K 2B ②		0-3 K ②		0-0 P4 ②		
Claudell Washington, L (1, 10) OBP: 0.358, SLG: 0.455	0-3 K ②		0-0 F8 ②		0-0 G3 ③		0-0 G3 ③		
Don Mattingly, L (1, 3) OBP: 0.390, SLG: 0.493	0-0 F9 ③		0-0 K2-3 ③			0-0 F7 ①		4-0 BB ①	
Dave Winfield, R (1, 9) OBP: 0.392, SLG: 0.522		0-0 F8 ①		0-0 6-3 ①		4-0 1B BB ①		0-0 P4 ①	
Mike Easler, L (1, 7) OBP: 0.320, SLG: 0.340		0-0 3-1 ②		0-0 1B ②		0-0 1B ②		0-3 K ②	
Mike Pagliarulo, L (1, 5) OBP: 0.310, SLG: 0.426		0-3 K ③		0-0 F9 ②		0-0 F6 ②		0-0 F9 ③	
Mark Salas, L (1, 2) OBP: 0.359, SLG: 0.451			0-0 G3 ①	0-3 K ③		0-0 F8 ③			0-0 F8 ①
Lenn Sakata, R (1, 4) OBP: 0.313, SLG: 0.444 Bobby Meacham, S (5, PR) OBP: 0.318, SLG: 0.300 (6, 4)			0-0 E 3B ①		0-0 SH5-4 1B ①		1-0 HBP ①		0-3 K ②
Wayne Tolleson, S (1, 6) OBP: 0.332, SLG: 0.277			0-0 E3 2B ①		0-0 SH5-4 ①		0-0 F8 ①		0-0 6-3 ③

AB R H RBI BB SO LOB

4	0	1	1	0	2	2
4	0	0	0	0	1	3
3	0	0	0	1	1	1
3	0	0	0	1	0	1
4	0	2	0	0	1	1
4	0	0	0	0	1	4
4	0	0	0	0	1	3
2	1	2	0	0	0	0
1	0	0	0	0	1	0
3	1	0	1	0	0	1

AB	32
R	2
H	5
RBI	2
BB	2
SO	8
LOB	16



WP	PA
WP: 0	PA: 36
PB: 0	SB: 0
CS: 0	

ERA WHIP

Inning Stats	R	H	E	K	S	R	H	E	K	S	R	H	E	K	S	R	H	E	K	S	R	H	E	K	S	R	H	E	K	S	R	H	E	K	S										
R: 0 E: 0 K: 2 S: 7	0	0	0	2	7	R: 0 E: 0 K: 1 S: 5	0	0	0	5	R: 2 E: 1 K: 1 S: 8	2	1	0	8	R: 0 E: 0 K: 1 S: 6	0	1	0	6	R: 0 E: 0 K: 1 S: 6	0	1	0	6	R: 0 E: 0 K: 0 S: 4	0	1	0	8	R: 0 E: 0 K: 0 S: 3	0	0	1	4	R: 0 E: 0 K: 1 S: 5	0	0	1	9	R: 0 E: 0 K: 1 S: 5	0	0	0	5

PITCHER
Al Nipper, R (1, 1)
ERA: 4.92

IP WLS BF H R ER SO BB IBB HBP BLK WP HR S P ERA WHIP

9.0	W	36	5	2	1	8	2	0	1	0	0	0	49	58	1.00	0.778
-----	---	----	---	---	---	---	---	---	---	---	---	---	----	----	------	-------

ERA WHIP

Boston Red Sox @ New York Yankees
 Yankee Stadium, Bronx, NY
 Sun Jun 28 1987, 3:33 AM EDT
 Att. 54,172 - Unknown

livebaseballscorecards.com

Batter	1	2	3	4	5	6	7	8	9	AB R H RBI BB SO LOB	TOP
Alan Wiggins, S (1, 4) <small>OBP: 0.307, SLG: 0.304</small>	0-0 5-3		0-0 F4		0-0 B1-3			0-0 5-3	0-0 FC6-4	5 0 0 0 0 0 3	Baltimore Orioles @ Boston Red Sox Fenway Park, Boston, MA Mon Jun 29 1987, 7:05 PM EDT Att. 31,139 - Unknown
Lee Lacy, R (1, 9) <small>OBP: 0.333, SLG: 0.384</small>	0-0 5-3		0-0 FC6-4 1B		0-0 F8			0-0 1B 2B		4 1 2 1 0 0 0	
Cal Ripken Jr., R (1, 6) <small>OBP: 0.353, SLG: 0.510</small>	0-0 2B		0-0 FC6-4 1-2f			0-0 1B		0-0 1B		4 0 3 1 0 0 1	
Eddie Murray, S (1, 3) <small>OBP: 0.330, SLG: 0.480</small>	0-3 K			0-0 F4		0-0 F8		0-0 F9		4 0 0 0 0 1 3	
Fred Lynn, L (1, 8) <small>OBP: 0.335, SLG: 0.448</small>		0-0 4-3		0-0 E8 1B 2B		0-0 F4		0-0 F2		4 1 1 0 0 0 2	
Ray Knight, R (1, 5) <small>OBP: 0.333, SLG: 0.415</small>		0-3 K		0-3 K		0-0 F8		0-0 F9		4 0 0 0 0 2 2	
Terry Kennedy, L (1, 2) <small>OBP: 0.308, SLG: 0.442</small>		0-0 F5		0-0 1B			0-0 F9	0-3 K		4 0 1 1 0 1 0	
Ken Gerhart, R (1, 7) <small>OBP: 0.284, SLG: 0.446</small>			0-0 1B 2B	0-0 4-3			0-3 K	0-0 1B 1B		4 1 2 0 0 1 1	
Mike Young, S (1, 10) <small>OBP: 0.364, SLG: 0.457</small>			0-3 K		0-0 4-3		0-3 K	0-0 FC6-4 1B		4 0 1 0 0 2 1	
Inning Stats	R: 0 H: 1 E: 0 LOB: 1 K: 1 BB: 0 S: 6 P: 6	R: 0 H: 0 E: 0 LOB: 0 K: 1 BB: 0 S: 5 P: 5	R: 1 H: 2 E: 0 LOB: 1 K: 1 BB: 0 S: 7 P: 7	R: 1 H: 2 E: 1 LOB: 1 K: 1 BB: 0 S: 7 P: 7	R: 0 H: 0 E: 0 LOB: 0 K: 0 BB: 0 S: 3 P: 3	R: 0 H: 1 E: 0 LOB: 1 K: 0 BB: 0 S: 4 P: 4	R: 0 H: 0 E: 0 LOB: 0 K: 2 BB: 0 S: 7 P: 7	R: 1 H: 2 E: 0 LOB: 1 K: 0 BB: 0 S: 5 P: 5	R: 0 H: 2 E: 0 LOB: 2 K: 1 BB: 0 S: 7 P: 7	1B: 6 SF: 0 2B: 4 SAC: 0 3B: 0 DP: 0 HR: 0 HBP: 0	WP: 0 PA: 37 PB: 0 SB: 0 CS: 0
PITCHER Bruce Hurst, L (1, 1) <small>ERA: 3.3</small>	IP: 9.0 WLS: W BF: 37 H: 10 R: 3 ER: 3 SO: 7 BB: 0 IBB: 0 HBP: 0 BLK: 0 WP: 0 HR: 0 S: 51 P: 51 ERA: 3.00 WHIP: 1.111										

livebaseballscorecards.com

AB	37
R	3
H	10
RBI	3
BB	0
SO	7
LOB	13



Batter	1	2	3	4	5	6	7	8	9
Marty Barrett, R OBP: 0.315, SLG: 0.303 (1, 4)	0-0 1B 1B	0-0 F4		0-0 SH1-3		0-0 BB 1B			
Todd Benzinger, S OBP: 0.516, SLG: 0.417 (1, 8) (8, 9)	0-0 1B 1B	0-0 S 2B 1B		4-0 3B BB		0-0 BB FC6-4			
Wade Boggs, L OBP: 0.479, SLG: 0.609 (1, 5) Ed Romero, R OBP: 0.372, SLG: 0.320 (8, 5)	0-0 G5-4-3 1B 1B	0-0 F7		0-0 SF8 3B		0-0 HR 1-H 2-H 3-H	0-0 F6		
Jim Rice, R OBP: 0.354, SLG: 0.385 (1, 7) Mike Greenwell, L OBP: 0.343, SLG: 0.565 (1, 7)	0-0 G5-4-3 1B 1B	0-0 1-H 2B		0-0 SF8		1-0 BB 1B HBP	0-0 F7		
Don Baylor, R OBP: 0.366, SLG: 0.439 (1, 10)	0-0 G5-4-3 1-2r 2-3	0-0 L5		0-0 5-3		4-0 BB 1B 1B BB	0-0 1-3		
Dwight Evans, R OBP: 0.406, SLG: 0.539 (1, 9) Dave Henderson, R OBP: 0.299, SLG: 0.400 (8, 8)	4-0 1B 2B BB		0-0 F8		0-0 F9	0-0 1B FC1-5 1B	0-3 K		
Bill Buckner, L OBP: 0.282, SLG: 0.317 (1, 3)	0-0 2B 1B		0-0 F8		0-0 F9	0-0 F8 FC1-5 1B	0-0 F8		
Spike Owen, S OBP: 0.324, SLG: 0.343 (1, 6)	0-0 1-3 2-H 2B		0-0 6-3		0-0 P3	0-0 FC1-5 BB	0-0 F5		
Rich Gedman, L OBP: 0.239, SLG: 0.240 (1, 2)	0-0 4-3			0-0 SH1-3 3B 2B		0-0 BB HR 1B 1B			

AB	R	H	RBI	BB	SO	LOB
3	2	2	0	1	0	0
3	4	2	0	2	0	3
5	3	3	7	0	0	1
0	0	0	0	0	0	0
0	0	0	0	0	0	0
3	1	2	3	0	0	0
4	1	0	0	1	0	3
3	1	1	1	1	0	0
1	0	0	0	0	1	0
5	0	2	2	0	0	0
5	0	1	1	0	0	2
4	2	2	0	0	0	4

BOTTOM

Baltimore Orioles @ Boston Red Sox
 Fenway Park, Boston, MA
 Mon Jun 29 1987, 7:05 PM EDT
 Att. 31,139 - Unknown


AB	36
R	14
H	15
RBI	14
BB	5
SO	1
LOB	13



1B: 10	SF: 1	WP: 0	PA: 44
2B: 3	SAC: 1	PB: 0	
3B: 1	DP: 1	SB: 1	
HR: 1	HBP: 1	CS: 0	

Inning Stats	R	H	E	K	S	WLS	BF	H	R	ER	SO	BB	IBB	HBP	BLK	WP	HR	S	P	ERA	WHIP
R: 4 E: 0 K: 0 S: 8	H: 6 LOB: 2 BB: 1 P: 12	R: 1 E: 0 K: 0 S: 5	H: 2 LOB: 1 BB: 0 P: 5	R: 0 E: 0 K: 0 S: 3	H: 0 LOB: 0 BB: 0 P: 3	R: 3 E: 0 K: 0 S: 5	H: 2 LOB: 0 BB: 1 P: 9	R: 0 E: 0 K: 0 S: 3	H: 0 LOB: 0 BB: 0 P: 3	R: 6 E: 0 K: 0 S: 8	H: 5 LOB: 3 BB: 3 P: 21	R: 0 E: 0 K: 0 S: 3	H: 0 LOB: 0 BB: 0 P: 3	R: 0 E: 0 K: 1 S: 5	H: 0 LOB: 0 BB: 0 P: 5	1B: 10 2B: 3 3B: 1 HR: 1	SF: 1 SAC: 1 DP: 1 HBP: 1	WP: 0 PB: 0 SB: 1 CS: 0	PA: 44	ERA	WHIP
Dave Schmidt, R ERA: 2.71 (1, 1)	0.2	L	8	6	4	4	0	1	0	0	0	0	0	0	0	0	0	14	18	10.80	1.500
Tony Arnold, R ERA: 5.22 (1, 1)	3.1		15	4	4	4	0	2	0	1	0	0	0	0	0	0	0	5	9	54.00	5.000
Scott McGregor, L ERA: 6.69 (5, 1)	1.0		9	3	6	6	0	1	0	0	0	0	0	0	0	0	0	5	9	0.00	3.000
Doug Corbett, R ERA: 13.5 (6, 1)	1.0		6	2	0	0	0	1	0	0	0	0	0	0	0	0	0	8	8	0.00	0.000
Eric Bell, L ERA: 5.76 (7, 1)	2.0		6	0	0	0	1	0	0	0	0	0	0	0	0	0	0	8	8	0.00	0.000

PITCHER	IP	WLS	BF	H	R	ER	SO	BB	IBB	HBP	BLK	WP	HR	S	P	ERA	WHIP
Dave Schmidt, R ERA: 2.71 (1, 1)	0.2	L	8	6	4	4	0	1	0	0	0	0	0	14	18	10.80	1.500
Tony Arnold, R ERA: 5.22 (1, 1)	3.1		15	4	4	4	0	2	0	1	0	0	0	5	9	54.00	5.000
Scott McGregor, L ERA: 6.69 (5, 1)	1.0		9	3	6	6	0	1	0	0	0	0	0	5	9	0.00	3.000
Doug Corbett, R ERA: 13.5 (6, 1)	1.0		6	2	0	0	0	1	0	0	0	0	0	8	8	0.00	0.000
Eric Bell, L ERA: 5.76 (7, 1)	2.0		6	0	0	0	1	0	0	0	0	0	0	8	8	0.00	0.000

Batter	1	2	3	4	5	6	7	8	9	AB R H RBI BB SO LOB	TOP																
Mike Young, S OBP: 0.376, SLG: 0.463 (1, 10)	0-3 K	0-0 5-3	4-0 BB		0-0 1-2 2-3 1B		0-0 1-2 BB 1B		0-0 1-2 1B	5 0 3 1 1 1 1																	
Jim Dwyer, L OBP: 0.370, SLG: 0.515 (1, 9)	0-0 F7	0-3 K	0-3 K		0-3 K		4-0 1-2 2-3 BB		0-0 F3	5 0 0 0 1 3 8																	
Cal Ripken Jr., R OBP: 0.355, SLG: 0.511 (1, 6)	4-0 BB	0-0 1B 2B			0-0 1B 1B		0-0 1-2 F8		0-0 F9	5 1 2 1 1 0 7																	
Eddie Murray, S OBP: 0.330, SLG: 0.477 (1, 3)	0-3 K	0-0 2-3 1B			0-0 G4-3 1B 1B		0-3 K		0-0 5-3	6 1 2 0 0 3 3																	
Fred Lynn, L OBP: 0.336, SLG: 0.447 (1, 8)					0-0 1-2 3-H 1B		0-0 4-3		0-0 F9	5 1 2 1 0 1 2																	
Ray Knight, R OBP: 0.331, SLG: 0.412 (1, 5)					0-0 1-2 1B 1B		0-0 4-3		0-3 K	5 1 1 0 0 2 2																	
Terry Kennedy, L OBP: 0.313, SLG: 0.443 (1, 2)					0-0 1-2 2B 1B		0-0 3-H 1B		0-0 E6 HR	4 2 2 1 1 1 0	AB 44 R 9 H 18 RBI 9 BB 4 SO 11 LOB 26																
Larry Sheets, L OBP: 0.366, SLG: 0.588 (1, 7)					0-0 1-2 2B 5-3 1B		0-0 F8		0-0 F7	4 2 2 4 0 0 1																	
Rick Burleson, R OBP: 0.292, SLG: 0.328 (1, 4)					0-0 1-3 2-H 2B		0-0 F8		0-0 BB 1B	5 1 4 1 0 0 2																	
Inning Stats	R: 0 E: 0 K: 2 S: 7	H: 0 LOB: 1 BB: 1 P: 11	R: 5 E: 0 K: 2 S: 14	H: 7 LOB: 2 BB: 0 P: 14	R: 0 E: 0 K: 2 S: 7	H: 0 LOB: 3 BB: 2 P: 16	R: 2 E: 1 K: 0 S: 6	H: 4 LOB: 1 BB: 0 P: 6	R: 0 E: 0 K: 1 S: 6	H: 2 LOB: 1 BB: 0 P: 6	R: 0 E: 0 K: 1 S: 5	H: 0 LOB: 0 BB: 0 P: 5	R: 0 E: 0 K: 1 S: 7	H: 2 LOB: 3 BB: 1 P: 11	R: 0 E: 0 K: 1 S: 5	H: 0 LOB: 0 BB: 0 P: 5	R: 2 E: 1 K: 1 S: 9	H: 3 LOB: 2 BB: 0 P: 9	1B: 15 2B: 2 3B: 0 HR: 1	SF: 0 SAC: 0 DP: 2 HBP: 1	WP: 0 PB: 0 SB: 0 CS: 0	PA: 49					
PITCHER	IP WLS BF H R ER SO BB IBB HBP BLK WP HR S P ERA WHIP																										
Jeff Sellers, R ERA: 8.73 (1, 1)	1.2		12	6	5	5	3	1	0	0	0	0	0	17	21	27.00	4.200										
Tom Bolton, L ERA: 4.45 (2, 1)	2.1		14	5	2	2	3	2	0	1	0	0	0	17	26	7.71	3.000										
Steve Crawford, R ERA: 6.42 (5, 1)	2.2	W	12	4	0	0	3	1	0	0	0	0	0	17	21	0.00	1.875										
Calvin Schiraldi, R ERA: 4.06 (7, 1)	2.1	S	11	3	2	1	2	0	0	0	0	0	1	15	15	3.86	1.286										

Baltimore Orioles @ Boston Red Sox
Fenway Park, Boston, MA
 Tue Jun 30 1987, 7:05 PM EDT
 Att: 29,433 - Unknown

livebaseballscorecards.com

Batter	1	2	3	4	5	6	7	8	9	AB	R	H	RBI	BB	SO	LOB
Marty Barrett, R OBP: 0.319, SLG: 0.305 (1, 4)	0-0 F9	0-0 6-3			0-0 FC6-4 1B	0-0 HR 1B	0-0 BB 1B	4-0 FC6-4 BB		5	2	2	1	1	0	1
Todd Benzinger, S OBP: 0.459, SLG: 0.345 (1, 8) (8, 7)	1-0 1B HBP		0-3 K		0-0 F8	0-0 F8	0-0 F5	0-0 FC6-4		5	1	0	0	0	1	7
Wade Boggs, L OBP: 0.487, SLG: 0.624 (1, 5)	0-0 1B HR 1B		4-0 L4 BB		0-0 1B 1B	0-0 HR 1B	4-0 BB BB			3	3	3	2	2	0	0
Mike Greenwell, L OBP: 0.351, SLG: 0.588 Ellis Burks, R OBP: 0.294, SLG: 0.487 (1, 7) (8, 8)	0-0 F7		0-0 1B		0-0 BB 1B 1B	0-0 HR	0-0 F8			5	2	3	2	0	0	5
Don Baylor, R OBP: 0.370, SLG: 0.440 (1, 10)	0-0 HR 1B		0-0 L4		0-0 1B 1B	4-0 FC6-4 BB		0-0 F9		4	2	2	2	1	0	2
Dwight Evans, R OBP: 0.408, SLG: 0.549 Dave Henderson, R OBP: 0.297, SLG: 0.397 (1, 9) (8, 9)	0-0 HR		0-0 6-3		0-0 1B BB	0-0 FC6-4		0-0 F8		3	1	1	3	1	0	1
Bill Buckner, L OBP: 0.289, SLG: 0.323 Ed Romero, R OBP: 0.372, SLG: 0.320 (1, 3) (8, PR) (9, 3)	0-0 L4		0-3 K		0-0 1B		0-0 SH5-4 1B	0-0 3B 1B		5	1	3	2	0	1	0
Spike Owen, S OBP: 0.323, SLG: 0.353 (1, 6)		0-0 4-3		0-0 L8	0-0 F6		0-0 SH5-4	0-0 3B		4	0	1	1	0	0	2
Rich Gedman, L OBP: 0.252, SLG: 0.248 (1, 2)	0-0 F9		0-0 F9		0-0 FC6-4 1B	0-0 F3	0-0 BB 1B	4-0 BB BB		4	0	2	0	1	0	0

Inning Stats	R: 4	H: 3	E: 0	K: 0	S: 6	P: 7	R: 0	H: 0	E: 0	K: 0	S: 3	R: 0	H: 1	E: 0	K: 1	S: 5	R: 0	H: 0	E: 0	K: 1	S: 5	R: 4	H: 5	E: 0	K: 0	S: 8	R: 3	H: 3	E: 0	K: 0	S: 6	R: 1	H: 3	E: 0	K: 0	S: 6	R: 1	H: 2	E: 0	K: 0	S: 5
	LOB: 0	BB: 0		LOB: 0	BB: 0		LOB: 1	BB: 1		LOB: 0	BB: 0	LOB: 0	BB: 1		LOB: 2	BB: 1	LOB: 1	BB: 1		LOB: 1	BB: 1	LOB: 3	BB: 3	LOB: 3	BB: 1	LOB: 3	BB: 1	LOB: 10	BB: 1	LOB: 3	BB: 2	LOB: 3	BB: 2	LOB: 3	BB: 1	LOB: 3	BB: 2	LOB: 3	BB: 1	LOB: 3	

PITCHER	IP	WLS	BF	H	R	ER	SO	BB	IBB	HBP	BLK	WP	HR	S	P	ERA	WHIP
Mark Williamson, R ERA: 4.8 (1, 1)	4.2	L	25	9	8	8	2	2	2	0	0	0	1	26	35	15.43	2.357
Dave Schmidt, R ERA: 3.03 (5, 1)	1.1		8	3	3	3	0	1	0	0	0	0	2	7	11	20.25	3.000
John Habyan, R ERA: 5.73 (7, 1)	1.2		13	5	2	2	0	3	0	0	0	0	0	10	22	10.80	4.800
Tony Arnold, R ERA: 5.18 (8, 1)	0.1		1	0	0	0	0	0	0	0	0	0	0	1	1	0.00	0.000

BOTTOM

Baltimore Orioles @ Boston Red Sox
Fenway Park, Boston, MA
Tue Jun 30 1987, 7:05 PM EDT
Att. 29,433 - Unknown

livebaseballscorecards.com

AB	39
R	13
H	17
RBI	13
BB	6
SO	2
LOB	18



1B: 13	SF: 0	WP: 0	PA: 47
2B: 1	SAC: 1	PB: 0	
3B: 1	DP: 1	SB: 0	
HR: 3	HBP: 1	CS: 0	

PITCHER	IP	WLS	BF	H	R	ER	SO	BB	IBB	HBP	BLK	WP	HR	S	P	ERA	WHIP
Mark Williamson, R ERA: 4.8 (1, 1)	4.2	L	25	9	8	8	2	2	2	0	0	0	1	26	35	15.43	2.357
Dave Schmidt, R ERA: 3.03 (5, 1)	1.1		8	3	3	3	0	1	0	0	0	0	2	7	11	20.25	3.000
John Habyan, R ERA: 5.73 (7, 1)	1.2		13	5	2	2	0	3	0	0	0	0	0	10	22	10.80	4.800
Tony Arnold, R ERA: 5.18 (8, 1)	0.1		1	0	0	0	0	0	0	0	0	0	0	1	1	0.00	0.000

Batter	1	2	3	4	5	6	7	8	9	AB R H RBI BB SO LOB	TOP	
Mike Young, S (1, 10) OBP: 0.366, SLG: 0.449	0-0 F8			0-0 F7		0-0 6-3		0-0 F9		4 0 0 0 0 0 0		
Lee Lacy, R (1, 9) OBP: 0.337, SLG: 0.383	0-0 6-3			4-0 BB		0-0 6-3			0-0 1B BB 1B	3 1 1 0 1 0 0		
Cal Ripken Jr., R (1, 6) OBP: 0.351, SLG: 0.505	0-0 6-3			0-0 F9		0-0 F8			0-0 F8	4 0 0 0 0 0 2		
Eddie Murray, S (1, 3) OBP: 0.329, SLG: 0.472		0-0 3-1		0-0 F9			0-0 G3		4-0 1B BB 1B	3 1 0 0 1 0 1		
Fred Lynn, L (1, 8) OBP: 0.335, SLG: 0.448		0-0 F9			0-0 F5		0-0 2B		0-0 F7	4 0 1 0 0 0 2		
Ray Knight, R (1, 5) OBP: 0.330, SLG: 0.409		0-0 F8			0-0 F8		0-0 F3		0-0 1B 1B	4 0 1 0 0 0 1		
Terry Kennedy, L (1, 2) OBP: 0.315, SLG: 0.444			0-0 F7		0-0 2B 1B		0-0 F8		0-0 1B	4 0 2 2 0 0 1		
Larry Sheets, L (1, 7) OBP: 0.364, SLG: 0.566			0-0 F7		0-0 1-3 2B			0-0 G3	0-0 F7	4 0 1 0 0 0 2		
Rick Burleson, R (1, 4) OBP: 0.288, SLG: 0.323			0-0 6-3		0-0 6-3			0-0 5-3		3 0 0 0 0 0 2		
Inning Stats	R: 0 H: 0 E: 0 LOB: 0 K: 0 BB: 0 S: 3 P: 3	R: 0 H: 0 E: 0 LOB: 0 K: 0 BB: 0 S: 3 P: 3	R: 0 H: 0 E: 0 LOB: 0 K: 0 BB: 0 S: 3 P: 3	R: 0 H: 0 E: 0 LOB: 1 K: 0 BB: 1 S: 3 P: 7	R: 0 H: 2 E: 0 LOB: 2 K: 0 BB: 0 S: 5 P: 5	R: 0 H: 0 E: 0 LOB: 0 K: 0 BB: 0 S: 3 P: 3	R: 0 H: 1 E: 0 LOB: 1 K: 0 BB: 0 S: 4 P: 4	R: 0 H: 0 E: 0 LOB: 0 K: 0 BB: 0 S: 3 P: 3	R: 2 H: 3 E: 0 LOB: 2 K: 0 BB: 1 S: 6 P: 10	1B: 4 SF: 0 2B: 2 SAC: 0 3B: 0 DP: 0 HR: 0 HBP: 0	WP: 0 PA: 35 PB: 0 SB: 0 CS: 0	
PITCHER Roger Clemens, R (1, 1) ERA: 3.55	IP WLS BF H R ER SO BB IBB HBP BLK WP HR S P ERA WHIP											
	9.0 W 35 6 2 2 0 2 0 0 0 0 0 0 33 41 2.00 0.889											

Baltimore Orioles @ Boston Red Sox
 Fenway Park, Boston, MA
 Wed Jul 01 1987, 7:05 PM EDT
 Att: 33,075 - Unknown

livebaseballscorecards.com

AB 33
R 2
H 6
RBI 2
BB 2
SO 0
LOB 11



Batter	1	2	3	4	5	6	7	8	9	AB R H RBI BB SO LOB	TOP																								
Marty Barrett, R OBP: 0.324, SLG: 0.314 (1, 4) X	0-0 F8		0-0 S 1B		0-0 F8			0-0 F9		4 0 1 0 0 0 0																									
Todd Benzinger, S OBP: 0.435, SLG: 0.432 (1, 8) X	0-0 F8		0-3 K			0-3 K		0-3 K		4 0 0 0 0 3 1																									
Wade Boggs, L OBP: 0.477, SLG: 0.606 (1, 5) B B B	4-0 BB			0-0 F9		0-3 K			0-0 6-3	3 0 0 0 1 1 0																									
Mike Greenwell, L OBP: 0.363, SLG: 0.608 (1, 7) X	0-0 G3			0-0 G6-4-3 1B		0-0 F8			0-0 HR	4 1 2 1 0 0 1																									
Don Baylor, R OBP: 0.366, SLG: 0.432 (1, 10) X		0-0 F8		0-0 G6-4-3 1-2f			4-0 FC4-6 1B BB		0-0 F6	3 0 0 0 1 0 1																									
Dwight Evans, R OBP: 0.405, SLG: 0.539 (1, 9) S S S		0-3 K			0-0 F4		0-0 FC4-6 1-2 1B		0-0 F8	4 0 1 0 0 1 0																									
Bill Buckner, L OBP: 0.293, SLG: 0.326 (1, 3) X		0-0 F8			0-0 HR 1B		0-0 FC4-6 1-2f 2-3 1B			3 1 1 0 0 0 2																									
Spike Owen, S OBP: 0.323, SLG: 0.349 (1, 6) X			0-0 F7		0-0 F5		0-0 G3-6-3 1-2f			3 0 0 0 0 0 3																									
Marc Sullivan, R OBP: 0.208, SLG: 0.264 (1, 2) S S S			0-3 K		0-0 1-H HR			0-0 F9		3 1 1 2 0 1 0																									
Inning Stats	R: 0 E: 0 K: 0 S: 3 H: 0 LOB: 1 BB: 1 P: 7	R: 0 E: 0 K: 1 S: 5 H: 0 LOB: 0 BB: 0 P: 5	R: 0 E: 0 K: 2 S: 8 H: 1 LOB: 1 BB: 0 P: 8	R: 0 E: 0 K: 0 S: 3 H: 1 LOB: 0 BB: 0 P: 3	R: 2 E: 0 K: 0 S: 5 H: 2 LOB: 0 BB: 0 P: 5	R: 0 E: 0 K: 2 S: 7 H: 0 LOB: 0 BB: 0 P: 7	R: 0 E: 0 K: 0 S: 3 H: 1 LOB: 1 BB: 1 P: 7	R: 0 E: 0 K: 1 S: 5 H: 0 LOB: 0 BB: 0 P: 5	R: 1 E: 0 K: 0 S: 4 H: 1 LOB: 0 BB: 0 P: 4	1B: 4 2B: 0 3B: 0 HR: 2 SF: 0 SAC: 0 DP: 2 HBP: 0	WP: 0 PB: 0 SB: 1 CS: 0 PA: 33																								
PITCHER Joaquin Andujar, R ERA: 4.26 (1, 1)	IP 9.0	WLS W	BF 33	H 6	R 3	ER 3	SO 6	BB 2	IBB 0	HBP 0	BLK 0	WP 0	HR 2	S 43	P 51	ERA 3.00	WHIP 0.889	PITCHER	IP	WLS	BF	H	R	ER	SO	BB	IBB	HBP	BLK	WP	HR	S	P	ERA	WHIP

Boston Red Sox @ Oakland Athletics
Oakland-Alameda County Coliseum, Oakland, CA

Thu Jul 02 1987, 7:05 PM PDT
Att. 16,134 - Unknown

AB 31
R 3
H 6
RBI 3
BB 2
SO 6
LOB 8



livebaseballscorecards.com

Batter	1	2	3	4	5	6	7	8	9	AB	R	H	RBI	BB	SO	LOB
Luis Polonia, L (1, 7) OBP: 0.384, SLG: 0.462	0-0 F8		0-0 1B	0-0 G1			0-0 6-3			4	0	1	1	0	0	2
Mike Davis, L (1, 9) OBP: 0.356, SLG: 0.564	0-0 F5		0-0 1B			0-0 3-1	0-3 K			4	0	1	0	0	1	0
Jose Canseco, R (1, 10) OBP: 0.311, SLG: 0.468	0-0 2B		0-0 F5			0-3 K		0-0 HR		4	1	2	1	0	1	2
Mark McGwire, R (1, 3) OBP: 0.379, SLG: 0.684	0-0 5-3		0-3 K			0-0 2B		0-0 WP 1B		4	1	2	0	0	1	3
Carney Lansford, R (1, 5) OBP: 0.367, SLG: 0.418		0-0 L5		0-0 F6		0-0 F9		0-0 WP 1B		4	1	1	0	0	0	1
Dwayne Murphy, L (1, 8) OBP: 0.388, SLG: 0.389		0-0 1B		4-0 2B BB		0-0 4-3		0-0 F5		3	1	1	0	1	0	2
Terry Steinbach, R (1, 2) OBP: 0.349, SLG: 0.448		0-0 G1-4-3		0-0 2B		0-0 F8		0-3 K		4	0	1	1	0	1	2
Tony Phillips, S (1, 4) OBP: 0.358, SLG: 0.397			0-0 E6 1B		0-0 F7		0-3 K		0-0 1B	4	1	2	1	0	1	1
Alfredo Griffin, S (1, 6) OBP: 0.312, SLG: 0.339			0-0 SH1-3 1B		4-0 BB		0-0 5-3		0-3 K	2	0	0	0	1	1	1

Inning Stats		R: 0	H: 1	R: 0	H: 1	R: 1	H: 3	R: 1	H: 1	R: 0	H: 1	R: 0	H: 0	R: 0	H: 0	R: 3	H: 4
		E: 0	LOB: 1	E: 0	LOB: 0	E: 1	LOB: 2	E: 0	LOB: 2	E: 0	LOB: 1	E: 0	LOB: 0	E: 0	LOB: 0	E: 0	LOB: 1
		K: 0	BB: 0	K: 0	BB: 0	K: 1	BB: 0	K: 0	BB: 2	K: 1	BB: 0	K: 1	BB: 0	K: 1	BB: 0	K: 2	BB: 0
		S: 4	P: 4	S: 3	P: 3	S: 8	P: 8	S: 4	P: 12	S: 6	P: 6	S: 5	P: 5	S: 5	P: 5	S: 11	P: 11

PITCHER		IP	WLS	BF	H	R	ER	SO	BB	IBB	HBP	BLK	WP	HR	S	P	ERA	WHIP
Al Nipper, R (1, 1) ERA: 5.01		7.0	L	32	10	5	5	4	2	0	0	0	0	1	38	46	6.43	1.714
Calvin Schiraldi, R (8, 1) ERA: 3.96		1.0		4	1	0	0	2	0	0	0	0	1	0	8	8	0.00	1.000


BOTTOM

Boston Red Sox @ Oakland Athletics
Oakland-Alameda County Coliseum, Oakland, CA

Thu Jul 02 1987, 7:05 PM PDT
Att. 16,134 - Unknown

livebaseballscorecards.com

AB	33
R	5
H	11
RBI	4
BB	2
SO	6
LOB	14



1B: 7	SF: 0	WP: 1	PA: 36
2B: 3	SAC: 1	PB: 0	
3B: 0	DP: 1	SB: 0	
HR: 1	HBP: 0	CS: 0	

Batter	1	2	3	4	5	6	7	8	9	AB R H RBI BB SO LOB
Ellis Burks, R (1, 8) OBP: 0.296, SLG: 0.485	0-0 6-3		0-0 2-H 1B		0-0 1-2f FC6-4		0-0 1-2 1B BB		0-3 K	5 1 2 1 0 1 2
Marty Barrett, R (1, 4) Ed Romero, R (6, PR) OBP: 0.324, SLG: 0.315 OBP: 0.374, SLG: 0.323	0-0 F5		0-0 1-3			0-0 G3 1B	0-0 BB HBP 1B		0-0 F3	3 0 1 0 0 0 1 2 0 1 0 0 0 0
Wade Boggs, L (1, 5) OBP: 0.480, SLG: 0.607	0-0 6-3			0-0 FC4-6 1B		0-0 1-2 G3 1B	1-0 BB HBP			3 0 2 0 0 0 0
Mike Greenwell, L (1, 7) Dave Henderson, R (9, 7) OBP: 0.360, SLG: 0.596 OBP: 0.297, SLG: 0.397		0-0 4-3		0-0 1-2f FC4-6 G6-4-3		0-0 1-2 2-3 G3	4-0 BB BB BB BB	0-0 1-2 2-3 3-H BB		3 0 0 1 1 0 3 0 0 0 0 0 0 0
Don Baylor, R (1, 10) OBP: 0.361, SLG: 0.425		0-0 3-1		0-0 1-2f G6-4-3		0-0 F7	0-0 F3			4 0 0 0 0 0 6
Dwight Evans, R (1, 9) OBP: 0.403, SLG: 0.533		0-0 4-3			0-0 F8	4-0 BB		0-0 5-3		3 0 0 0 1 0 0
Bill Buckner, L (1, 3) OBP: 0.288, SLG: 0.321			0-0 F4		0-0 G3	0-0 F6		0-0 F9		4 0 0 0 0 0 3
Spike Owen, S (1, 6) OBP: 0.327, SLG: 0.348			0-0 6-3 1B 1B		4-0 BB BB BB BB		0-0 F8	0-0 F7		3 1 1 0 1 0 0
Marc Sullivan, R (1, 2) OBP: 0.220, SLG: 0.274			0-0 6-3		0-0 1-2 FC6-4 1B		0-0 1B 1B		0-3 K	4 0 2 0 0 1 1

Inning Stats	R: 0 E: 0 K: 0 S: 3	H: 0 LOB: 0 BB: 0 P: 3	R: 0 E: 0 K: 0 S: 3	H: 0 LOB: 0 BB: 0 P: 3	R: 1 E: 0 K: 0 S: 5	H: 2 LOB: 1 BB: 0 P: 5	R: 0 E: 0 K: 0 S: 3	H: 1 LOB: 0 BB: 0 P: 3	R: 0 E: 0 K: 0 S: 4	H: 1 LOB: 2 BB: 1 P: 8	R: 0 E: 0 K: 0 S: 5	H: 2 LOB: 3 BB: 1 P: 9	R: 1 E: 0 K: 0 S: 5	H: 3 LOB: 3 BB: 1 P: 10	R: 0 E: 0 K: 2 S: 7	H: 0 LOB: 0 BB: 0 P: 3	R: 0 E: 0 K: 2 S: 7	H: 0 LOB: 0 BB: 0 P: 7	1B: 9 2B: 0 3B: 0 HR: 0	SF: 0 SAC: 0 DP: 1 HBP: 1	WP: 0 PB: 0 SB: 0 CS: 0	PA: 38
--------------	------------------------------	---------------------------------	------------------------------	---------------------------------	------------------------------	---------------------------------	------------------------------	---------------------------------	------------------------------	---------------------------------	------------------------------	---------------------------------	------------------------------	----------------------------------	------------------------------	---------------------------------	------------------------------	---------------------------------	----------------------------------	------------------------------------	----------------------------------	--------

PITCHER	IP	WLS	BF	H	R	ER	SO	BB	IBB	HBP	BLK	WP	HR	S	P	ERA	WHIP
Steve Ontiveros, R (1, 1) ERA: 2.51	6.2	L	31	9	2	2	0	3	0	1	0	0	0	27	40	2.70	1.800
Gene Nelson, R (7, 1) ERA: 3.19	2.1		7	0	0	0	2	0	0	0	0	0	0	11	11	0.00	0.000


TOP

Boston Red Sox @ Oakland Athletics
Oakland-Alameda County Coliseum, Oakland, CA

Fri Jul 03 1987, 7:05 PM PDT
Att: 43,050 - Unknown

livebaseballscorecards.com

AB	34
R	2
H	9
RBI	2
BB	3
SO	2
LOB	16



Batter	1	2	3	4	5	6	7	8	9	AB R H RBI BB SO LOB	TOP											
Ellis Burks, R (1, 8) OBP: 0.294, SLG: 0.478	0-0 L6 1B		0-3 K		0-3 K		0-0 F7		0-3 K	5 0 1 0 0 3 3												
Marty Barrett, R (1, 4) OBP: 0.318, SLG: 0.308	0-0 L6 1-2			0-3 K		0-0 1-3		0-0 6-3	0-0 3-1	5 0 0 0 0 1 1												
Wade Boggs, L (1, 5) OBP: 0.479, SLG: 0.607	0-0 1B			0-0 4-3		0-0 3-1		0-0 1B 1B 2B	0-0 F8	5 1 2 0 0 0 0												
Mike Greenwell, L (1, 7) OBP: 0.364, SLG: 0.593	0-3 K			0-0 F8		0-0 1B		0-0 BB 1B FC4-6 1B		4 1 2 0 0 1 1												
Don Baylor, R (1, 10) OBP: 0.360, SLG: 0.423		0-0 4-3			0-0 L7	0-0 4-3		0-0 FC4-6 BB 1B 1B		4 1 1 1 0 0 1												
Dwight Evans, R (1, 9) OBP: 0.408, SLG: 0.535		0-0 F8			0-0 1B 1B		0-0 WP 1B 1B	0-0 FC4-6 BB 1B 1B		3 2 2 0 1 0 0												
Bill Buckner, L (1, 3) OBP: 0.287, SLG: 0.320		0-0 4-3			0-0 1B 1B		0-0 L7	0-0 FC4-6 1B		4 0 1 1 0 0 3												
Spike Owen, S (1, 6) OBP: 0.327, SLG: 0.348			0-0 F7		0-0 F7		0-0 2-H 1B	0-0 1-2 3-H 1B		3 0 1 1 0 0 2												
Jim Rice, R (8, PH) OBP: 0.356, SLG: 0.388										1 0 1 1 0 0 0												
Ed Romero, R (8, PR) OBP: 0.374, SLG: 0.323										0 0 0 0 0 0 0												
Marc Sullivan, R (1, 2) OBP: 0.223, SLG: 0.276			0-0 F8		0-0 F8		0-0 1-2 2-H 1B	0-3 K		3 0 1 1 0 0 1												
Todd Benzinger, S (8, PH) OBP: 0.426, SLG: 0.421										1 0 0 0 0 1 2												
Rich Gedman, L (8, 2) OBP: 0.252, SLG: 0.248										0 0 0 0 0 0 0												
Inning Stats	R: 0 E: 0 K: 1 S: 6	H: 2 LOB: 1 BB: 0 P: 6	R: 0 E: 0 K: 0 S: 3	H: 0 LOB: 0 BB: 0 P: 3	R: 0 E: 0 K: 1 S: 5	H: 0 LOB: 0 BB: 0 P: 5	R: 0 E: 0 K: 1 S: 5	H: 0 LOB: 0 BB: 0 P: 5	R: 1 E: 0 K: 1 S: 8	H: 3 LOB: 2 BB: 0 P: 8	R: 0 E: 0 K: 0 S: 4	H: 1 LOB: 1 BB: 0 P: 4	R: 1 E: 0 K: 0 S: 5	H: 2 LOB: 1 BB: 0 P: 5	R: 3 E: 0 K: 1 S: 9	H: 4 LOB: 2 BB: 1 P: 13	R: 0 E: 0 K: 1 S: 5	H: 0 LOB: 0 BB: 0 P: 5	1B: 11 2B: 2 3B: 0 HR: 0	SF: 0 SAC: 0 DP: 1 HBP: 0	WP: 1 PB: 0 SB: 0 CS: 0	PA: 39
PITCHER	IP WLS BF H R ER SO BB IBB HBP BLK WP HR S P ERA WHIP																					
Jose Rijo, R (1, 1) ERA: 5.56	7.1 W 32 11 5 3 4 0 0 0 0 1 0 40 40 3.68 1.500																					
Dennis Eckersley, R (8, 1) ERA: 2.86	1.2 S 7 1 0 0 2 1 0 0 0 0 0 0 10 14 0.00 1.200																					

Boston Red Sox @ Oakland Athletics
Oakland-Alameda County Coliseum, Oakland, CA

Sat Jul 04 1987, 3:33 AM PDT
Att. 24,298 - Unknown

livebaseballscorecards.com

AB	38
R	5
H	12
RBI	5
BB	1
SO	6
LOB	14



Batter	1	2	3	4	5	6	7	8	9
Luis Polonia, L OBP: 0.377, SLG: 0.455 (1, 7)	0-0 1B 2B	0-0 3-1		0-0 F8		0-0 1-2 BB 1B		0-0 F7	
Carney Lansford, R OBP: 0.369, SLG: 0.417 (1, 5)	0-0 BB 2B 1B	0-0 F4			0-0 F8 BLK HR 1B	4-0 1-2 2-3 BB		0-0 L9	
Mike Davis, L OBP: 0.356, SLG: 0.556 (1, 9)	4-0 1-2 2B BB	0-3 K			0-0 F8 1-3	0-3 K		0-0 1-H 2B	
Mark McGwire, R OBP: 0.374, SLG: 0.679 (1, 3)	0-3 K		0-0 5-3		0-0 HR	0-3 K		0-3 K	
Jose Canseco, R OBP: 0.315, SLG: 0.482 (1, 10)	0-0 1-H 2-H 3-H 2B		0-3 K		0-0 HR		0-0 F8		
Dwayne Murphy, L OBP: 0.380, SLG: 0.397 (1, 8)	0-0 1B 2B		0-3 K		0-3 K		0-0 F6		
Tony Phillips, S OBP: 0.353, SLG: 0.391 (1, 4)	0-0 2-3 1B		0-3 K		0-0 5-3		0-0 F9		
Mickey Tettleton, S OBP: 0.266, SLG: 0.287 (1, 2)	0-3 K		0-3 K			0-0 BB 1B 1B		0-0 HR	
Alfredo Griffin, S OBP: 0.315, SLG: 0.339 (1, 6)	0-3 K		0-0 1B			0-0 F7		0-0 2B 1B	

Inning Stats	R: 4	H: 5	E: 0	LOB: 2	K: 3	S: 14	P: 18	R: 0	H: 0	E: 0	LOB: 0	K: 1	S: 5	R: 0	H: 0	E: 0	LOB: 0	K: 2	S: 7	R: 0	H: 1	E: 0	LOB: 1	K: 2	S: 8	R: 3	H: 3	E: 0	LOB: 0	K: 1	S: 8	R: 0	H: 2	E: 0	LOB: 3	K: 2	S: 9	R: 0	H: 0	E: 0	LOB: 0	K: 0	S: 3	R: 2	H: 3	E: 0	LOB: 1	K: 1	S: 8
--------------	------	------	------	--------	------	-------	-------	------	------	------	--------	------	------	------	------	------	--------	------	------	------	------	------	--------	------	------	------	------	------	--------	------	------	------	------	------	--------	------	------	------	------	------	--------	------	------	------	------	------	--------	------	------

PITCHER	IP	WLS	BF	H	R	ER	SO	BB	IBB	HBP	BLK	WP	HR	S	P	ERA	WHIP
Bruce Hurst, L ERA: 3.65 (1, 1)	5.0	L	25	9	7	7	9	1	0	0	1	0	2	42	46	12.60	2.000
Steve Crawford, R ERA: 6.21 (6, 1)	1.1		7	2	0	0	2	1	0	0	0	0	0	10	14	0.00	2.250
Joe Sambito, L ERA: 4.13 (7, 1)	1.0		5	2	2	2	0	0	0	0	0	0	1	5	5	18.00	2.000
Calvin Schiraldi, R ERA: 3.89 (8, 1)	0.2		3	1	0	0	1	0	0	0	0	0	0	5	5	0.00	1.500

BOTTOM

Boston Red Sox @ Oakland Athletics
Oakland-Alameda County Coliseum, Oakland, CA

Sat Jul 04 1987, 3:33 AM PDT
Att. 24,298 - Unknown

livebaseballscorecards.com

AB	38
R	9
H	14
RBI	9
BB	2
SO	12
LOB	19



WP	HR	S	P	ERA	WHIP
0	0	0	0	0	0

Batter	1	2	3	4	5	6	7	8	9	AB R H RBI BB SO LOB	TOP											
Ellis Burks, R (1, 8) OBP: 0.292, SLG: 0.472	0-0 6-3		0-0 F7		0-0 5-3			0-0 BB 1B 1-2 BB 1B	0-0 6-3	5 1 1 1 0 0 2	Boston Red Sox @ Oakland Athletics Oakland-Alameda County Coliseum, Oakland, CA Sun Jul 05 1987, 3:33 AM PDT Att: 32,655 - Unknown											
Marty Barrett, R (1, 4) OBP: 0.323, SLG: 0.314	0-3 K		0-3 K			0-0 G4-3 1B 1B		0-0 BB BB 1-2 2-3 1B	0-0 DI 1B	5 0 3 0 0 2 0												
Wade Boggs, L (1, 5) OBP: 0.478, SLG: 0.602	0-0 F6		0-0 6-3			0-0 G4-3 1B 1-2		4-0 BB BB 1-2 2-3 3-H BB	0-0 F9	4 0 1 1 1 0 2												
Mike Greenwell, L (1, 7) OBP: 0.363, SLG: 0.595 Todd Benzinger, S (8, PH) OBP: 0.417, SLG: 0.410 (8, 7) Jim Rice, R (9, PH) OBP: 0.355, SLG: 0.386		0-0 1B 2B		0-0 F4		0-0 G4-3 1-2f 2-3		0-3 K	0-3 K	3 0 1 0 0 0 2 1 0 0 0 0 1 3 1 0 0 0 0 1 2												
Don Baylor, R (1, 10) OBP: 0.355, SLG: 0.417		0-0 P3		0-0 F7		0-0 5-3		0-0 F5		4 0 0 0 0 0 5												
Dwight Evans, R (1, 9) OBP: 0.406, SLG: 0.529		0-3 K		0-0 L7			0-0 F8	4-0 BB 1-2 2-3 3-H		3 0 0 1 1 1 1												
Bill Buckner, L (1, 3) OBP: 0.291, SLG: 0.320		4-0 1B IBB			0-0 1B		0-0 F5	0-3 K		3 0 1 0 1 1 3												
Spike Owen, S (1, 6) OBP: 0.330, SLG: 0.351		0-0 1-2 2-3 1B		0-0 F8			0-0 F7		0-0 WP 1B 6-3 1B	4 1 2 0 0 0 1												
Marc Sullivan, R (1, 2) OBP: 0.226, SLG: 0.270 Rich Gedman, L (9, PH) OBP: 0.257, SLG: 0.254		0-3 K		0-0 F4				4-0 1B BB BB 1B	0-0 1B WP 1-2 1B	2 1 0 0 1 1 4 1 0 1 0 0 0 0												
Inning Stats	R: 0 E: 0 K: 1 S: 5	H: 0 LOB: 0 BB: 0 P: 5	R: 0 E: 0 K: 2 S: 9	H: 2 LOB: 3 BB: 1 P: 13	R: 0 E: 0 K: 1 S: 5	H: 0 LOB: 0 BB: 0 P: 5	R: 0 E: 0 K: 0 S: 3	H: 0 LOB: 0 BB: 0 P: 3	R: 0 E: 0 K: 0 S: 4	H: 1 LOB: 1 BB: 0 P: 4	R: 0 E: 0 K: 0 S: 4	H: 2 LOB: 1 BB: 0 P: 4	R: 0 E: 0 K: 0 S: 3	H: 0 LOB: 0 BB: 0 P: 3	R: 2 E: 0 K: 2 S: 9	H: 2 LOB: 3 BB: 3 P: 21	R: 1 E: 0 K: 1 S: 8	H: 3 LOB: 2 BB: 0 P: 8	1B: 9 2B: 1 3B: 0 HR: 0	SF: 0 SAC: 0 DP: 1 HBP: 0	WP: 1 PB: 0 SB: 0 CS: 0	PA: 40
PITCHER	IP WLS BF H R ER SO BB IBB HBP BLK WP HR S P ERA WHIP																					
Dave Stewart, R (1, 1) ERA: 3.74	7.0 W 29 7 2 2 4 1 1 0 0 0 0 35 43 2.57 1.143																					
Greg Cadaret, L ERA:	0.0 1 0 0 0 0 1 0 0 0 0 0 0 4 ∞ ∞																					
Gene Nelson, R ERA: 3.27	1.1 8 3 1 1 2 1 0 0 0 1 0 11 15 6.75 3.000																					
Dave Leiper, L ERA: 2.53	0.1 1 0 0 0 0 0 0 0 0 0 0 1 1 0.00 0.000																					
Dennis Eckersley, R ERA: 2.84	0.1 S 1 0 0 0 1 0 0 0 0 0 0 3 3 0.00 0.000																					

livebaseballscorecards.com

AB	36
R	3
H	10
RBI	3
BB	4
SO	7
LOB	25



Batter	1	2	3	4	5	6	7	8	9
Luis Polonia, L OBP: 0.370, SLG: 0.446 (1, 8) (9, 7)	0-0 4-3		0-0 FC4		0-0 F8		0-3 K		
Mike Davis, L OBP: 0.351, SLG: 0.548 (1, 9)	0-0 1-3		0-0 G3		0-0 4-3		0-0 6-3		
Jose Canseco, R OBP: 0.317, SLG: 0.502 Dwayne Murphy, L OBP: 0.380, SLG: 0.397 (1, 7) (9, 8)	0-0 5-3			0-0 HR		0-0 HR		0-0 F9	
Mark McGwire, R OBP: 0.379, SLG: 0.689 (1, 3)		0-0 F2		0-0 HR		1-0 4-3 HBP		1-0 BB 1B HBP	
Carney Lansford, R OBP: 0.368, SLG: 0.414 (1, 5)		0-0 5-3		0-0 F4		0-0 E4 4-3 2B		0-0 BB 1B	
Reggie Jackson, L OBP: 0.289, SLG: 0.409 (1, 10)		0-0 F8		0-0 F7		0-0 4-3		0-3 K	
Tony Phillips, S OBP: 0.355, SLG: 0.394 (1, 4)			0-3 K	0-3 K		0-0 2B		4-0 BB 1B BB	
Mickey Tettleton, S OBP: 0.273, SLG: 0.294 (1, 2)			0-0 1B FC4 1B		0-0 FC1-6 1B	0-0 F5		0-0 F8	
Alfredo Griffin, S OBP: 0.315, SLG: 0.338 (1, 6)			0-0 FC4 1B		0-0 FC1-6 S		0-0 L7		

Inning Stats	R: 0	H: 0	E: 0	LOB: 0	K: 0	BB: 0	S: 3	P: 3
	0	0	0	0	0	0	3	3
	0	0	0	0	0	0	3	3
	1	2	0	1	1	0	7	7
	2	2	0	0	1	0	7	7
	0	1	0	1	0	0	4	4
	3	2	1	0	1	0	6	6
	0	0	0	3	1	0	5	5
	0	0	0	0	0	0	5	5
	0	1	0	1	0	0	4	4
	0	0	0	3	0	0	11	11

PITCHER	IP	WLS	BF	H	R	ER	SO	BB	IBB	HBP	BLK	WP	HR	S	P	ERA	WHIP
Oil Can Boyd, R ERA: 5.0 (1, 1)	6.0	L	26	7	6	4	2	0	0	1	0	0	3	29	30	6.00	1.167
Tom Bolton, L ERA: 4.3 (7, 1)	1.0		3	0	0	0	1	0	0	0	0	0	0	5	5	0.00	0.000
Wes Gardner, R ERA: 6.68 (8, 1)	0.1		3	1	0	0	0	0	0	1	0	0	0	2	3	0.00	3.000
Joe Sambito, L ERA: 4.01 (8, 1)	0.2		3	0	0	0	1	1	0	0	0	0	0	4	8	0.00	1.500

AB R H RBI BB SO LOB

4	0	0	1	0	1	2
4	0	0	0	0	0	2
4	2	2	2	0	0	0
0	0	0	0	0	0	0
2	2	1	1	0	0	0
4	1	1	0	0	0	1
4	0	0	1	0	1	3
3	0	1	1	1	2	0
4	1	2	0	0	0	3
3	0	1	0	0	0	1

AB	32
R	6
H	8
RBI	6
BB	1
SO	4
LOB	12



BOTTOM

Boston Red Sox @ Oakland Athletics
Oakland-Alameda County Coliseum, Oakland, CA

Sun Jul 05 1987, 3:33 AM PDT
Att. 32,655 - Unknown

livebaseballscorecards.com

WP	PA
0	35
0	0
0	1
0	0
0	0
0	0

Batter	1	2	3	4	5	6	7	8	9	10	11	12	AB	R	H	RBI	BB	SO	LOB	TOP				
Ellis Burks, R OBP: 0.289, SLG: 0.461 (1, 8) BB BB BB	4-0 1B 1B E BB	0-0 L5		0-0 F4		0-0 L5			0-0 F8		0-0 6-3		5	1	0	0	1	0	3					
Marty Barrett, R OBP: 0.326, SLG: 0.316 (1, 4) X	0-0 1-2 HR 1B	0-0 1B		0-0 G4-6-3 1-2r		4-0 1-2 2-3 BB			0-0 6-3			0-0 F9	5	1	2	0	1	0	1					
Wade Boggs, L OBP: 0.475, SLG: 0.597 (1, 5) X	0-0 1-2 2-H HR 1B	0-0 F7			0-0 4-3	0-0 G3			0-0 L8			0-0 BB 1B 1B	6	1	2	0	0	0	4					
Jim Rice, R OBP: 0.354, SLG: 0.397 (1, 7) X	0-0 1-H 2-H HR		0-0 6-3		0-0 F9				0-0 6-3		0-0 6-3	0-0 1-2 BB 1B	6	1	2	3	0	0	0					
Don Baylor, R OBP: 0.349, SLG: 0.408 (1, 10) X	0-0 4-3		0-0 E5 1-3 1B		0-0 F8		0-3 K		0-0 6-3		0-0 6-3	0-0 F7	6	1	0	0	0	1	2					
Dwight Evans, R OBP: 0.411, SLG: 0.552 (1, 3) X	0-0 HR		0-0 1-3		0-0 HR		0-0 F9		0-0 1B		0-0 1B	4-0 1-2 2-3 BB	5	2	3	2	1	0	1					
Todd Benzinger, S OBP: 0.426, SLG: 0.422 (1, 9) X	0-0 G5-4-3 1B		0-0 1B 3-H		0-0 HR 1B			0-0 6-3		0-0 F2		0-0 F8	6	0	3	1	0	0	4					
Spike Owen, S OBP: 0.324, SLG: 0.344 (1, 6) X	0-0 G5-4-3		0-0 F4		0-0 F9			0-0 5-3		0-0 F8			4	0	0	0	0	0	3					
Bill Buckner, L OBP: 0.290, SLG: 0.318 (11, PH) X	0-0 1-2r										0-0 F7		1	0	0	0	0	0	0					
Ed Romero, R OBP: 0.374, SLG: 0.323 (11, 6) X	0-0 1-2r										0-0 F7		0	0	0	0	0	0	0					
Marc Sullivan, R OBP: 0.236, SLG: 0.279 (1, 2) X		0-0 F7				0-0 G4-6-3 1B		0-0 1-2 BB 1B		0-0 P3		0-0 F7	4	0	2	0	0	0	0					
Mike Greenwell, L OBP: 0.361, SLG: 0.591 (11, PH) X													1	0	0	0	0	0	0					
Rich Gedman, L OBP: 0.257, SLG: 0.254 (11, 2) X													0	0	0	0	0	0	0					
Inning Stats	R: 5 E: 1 K: 0 S: 7	H: 5 LOB: 0 BB: 1 P: 11	R: 0 E: 0 K: 0 S: 4	H: 1 LOB: 1 BB: 0 P: 4	R: 1 E: 1 K: 0 S: 5	H: 1 LOB: 1 BB: 0 P: 5	R: 0 E: 0 K: 0 S: 3	H: 0 LOB: 0 BB: 0 P: 3	R: 1 E: 0 K: 0 S: 6	H: 3 LOB: 3 BB: 1 P: 10	R: 0 E: 0 K: 1 S: 5	H: 0 LOB: 0 BB: 0 P: 3	R: 0 E: 0 K: 0 S: 3	H: 0 LOB: 0 BB: 0 P: 3	R: 0 E: 0 K: 0 S: 4	H: 1 LOB: 1 BB: 0 P: 4	R: 0 E: 0 K: 0 S: 3	H: 0 LOB: 0 BB: 0 P: 3	R: 0 E: 0 K: 0 S: 5	H: 2 LOB: 3 BB: 1 P: 9	1B: 11 2B: 0 3B: 0 HR: 3	SF: 0 SAC: 0 DP: 2 HBP: 0	WP: 0 PB: 0 SB: 0 CS: 0	PA: 52
PITCHER	IP WLS BF H R ER 6	WLS BF H R ER 6	WLS BF H R ER 6	WLS BF H R ER 6	WLS BF H R ER 6	WLS BF H R ER 6	WLS BF H R ER 6	WLS BF H R ER 6	WLS BF H R ER 6	WLS BF H R ER 6	WLS BF H R ER 6	WLS BF H R ER 6	WLS BF H R ER 6	WLS BF H R ER 6	WLS BF H R ER 6	WLS BF H R ER 6	WLS BF H R ER 6	WLS BF H R ER 6	WLS BF H R ER 6	ERA WHIP				
Jerry Reuss, L ERA: 5.74 (1, 1)	5.1												10.12	2.250										
Gary Lucas, L ERA: 5.2 (6, 1)	3.2												0.00	0.273										
Greg Minton, R ERA: 2.85 (10, 1)	3.0	W											0.00	1.333										

Boston Red Sox @ California Angels
Anaheim Stadium, Anaheim, CA
 Mon Jul 06 1987, 10:05 PM EDT
 Att. 28,953 - Unknown

AB	49
R	7
H	14
RBI	6
BB	3
SO	1
LOB	18



WP: 0	PA: 52
PB: 0	
SB: 0	
CS: 0	

livebaseballscorecards.com

Batter	1	2	3	4	5	6	7	8	9	10	11	12	AB	R	H	RBI	BB	SO	LOB
Brian Downing, R (1, 10) OBP: 0.415, SLG: 0.528	0-0 2B		H 1-0 FC4-6 HBP		X 0-0 G3 1B		B B B B 4-0 FC4-6 BB	4-0 2B BB		B B B B 4-0 1B BB		X 0-0 FC4-6 HR 2B	3	2	3	0	3	0	0
Devon White, S (1, 9) OBP: 0.326, SLG: 0.513	0-0 L5		X 0-0 FC4-6 G3 1-2f		X 0-0 G3		X 0-0 FC4-6 S 3B 1-2f 2-3	0-0 F9		X 0-0 F8		X 0-0 G3	7	1	0	0	0	0	8
Wally Joyner, L (1, 3) OBP: 0.364, SLG: 0.533	0-0 F8		X 0-0 G3		X 0-0 P4		X 0-0 HR 3B 1-H 3-H	0-0 2B 1-H		X 0-0 1B		X 4-0 FC4-6 IBB	6	1	3	3	1	0	3
Doug DeCinces, R (1, 5) OBP: 0.348, SLG: 0.393	0-0 F3		0-0 K		0-0 K		X 0-0 HR	4-0 IBB		X 0-0 F9		X 0-0 FC4-6 HR 1-2f 2-3	6	2	1	2	1	2	7
Jack Howell, L (1, 7) OBP: 0.348, SLG: 0.494		B B B B 4-0 1B BB		X 0-0 L9		X 0-0 F8	B B B B 4-0 BB	0-0 F9		X 0-0 F7		X 0-0 HR 1-H 3-H	5	1	1	3	2	0	2
Bob Boone, R (1, 2) OBP: 0.337, SLG: 0.327		X 0-0 F8		X 0-0 F9		X 0-0 F9	0-0 1-3			X 0-0 F9		X 0-0 G3 1B	6	0	1	0	0	0	2
Dick Schofield, R (1, 6) OBP: 0.279, SLG: 0.338		X 0-0 1-2 1B		X 0-0 BB 1B		X 0-0 6-3		B B B B 4-0 PB HR BB		X 0-0 F8		X 0-0 G3	5	1	2	0	1	0	1
Gary Pettis, S (1, 8) OBP: 0.314, SLG: 0.280		0-0 K		B B B B 4-0 FC4-6 BB		X 0-0 FC4-6 WP 3B 1B	0-0 1B			X 0-3 K		X 4-0 IBB	1	0	0	0	1	1	2
Ruppert Jones, L (7, 7) OBP: 0.326, SLG: 0.494		0-0 K		0-0 FC4-6 BB		X 0-0 K		X 0-0 HR 2-H		X 0-0 G3		X 0-0 F9	3	1	1	0	1	1	1
Mark McLemore, S (1, 4) OBP: 0.304, SLG: 0.287		0-0 K		X 0-0 FC4-6		X 0-0 K				X 0-0 G3		X 0-0 F9	2	0	0	0	0	1	4
Mark Ryal, L (7, 9) OBP: 0.246, SLG: 0.463		0-0 K		0-0 FC4-6		X 0-0 K				X 0-0 F9		X 0-0 F9	4	1	1	2	0	1	3


Inning Stats	R: 0 E: 0 K: 5	H: 1 LOB: 1 BB: 0 P: 4	R: 0 E: 0 K: 2 S: 8	H: 1 LOB: 2 BB: 1 P: 12	R: 0 E: 0 K: 1 S: 5	H: 0 LOB: 1 BB: 0 P: 6	R: 0 E: 0 K: 0 S: 4	H: 1 LOB: 2 BB: 1 P: 8	R: 0 E: 0 K: 1 S: 6	H: 1 LOB: 1 BB: 0 P: 6	R: 0 E: 0 K: 0 S: 3	H: 0 LOB: 0 BB: 0 P: 3	R: 4 E: 0 K: 1 S: 8	H: 3 LOB: 1 BB: 2 P: 16	R: 3 E: 0 K: 0 S: 5	H: 2 LOB: 2 BB: 3 P: 17	R: 0 E: 0 K: 1 S: 5	H: 0 LOB: 0 BB: 0 P: 5	R: 0 E: 0 K: 0 S: 4	H: 1 LOB: 2 BB: 1 P: 8	R: 0 E: 0 K: 0 S: 4	H: 1 LOB: 2 BB: 1 P: 8	R: 3 E: 0 K: 0 S: 4	H: 2 LOB: 0 BB: 1 P: 8	1B: 6 2B: 3 3B: 1 HR: 3	SF: 0 SAC: 0 DP: 0 HBP: 1	WP: 1 PB: 1 SB: 1 CS: 0	PA: 59
PITCHER	IP	WLS	BF	H	R	ER	SO	BB	IBB	HBP	BLK	WP	HR	S	P	ERA	WHIP											
Roger Clemens, R (1, 1) ERA: 3.64	6.2		32	7	4	4	5	4	0	1	0	1	1	37	54	5.40	1.650											
Calvin Schiraldi, R (7, 1) ERA: 4.5	0.2		5	1	3	3	0	2	0	0	0	0	1	3	11	40.50	4.500											
Joe Sambito, L (8, 1) ERA: 3.91	0.2		4	1	0	0	0	0	1	0	0	0	0	3	7	0.00	1.500											
Wes Gardner, R (9, 1) ERA: 6.75	3.2	L	18	4	3	3	1	1	2	0	0	0	1	17	29	7.36	1.364											

BOTTOM

Boston Red Sox @ California Angels
Anaheim Stadium, Anaheim, CA
 Mon Jul 06 1987, 10:05 PM EDT
 Att: 28,953 - Unknown

livebaseballscorecards.com

AB	48
R	10
H	13
RBI	10
BB	10
SO	6
LOB	33



Batter	1	2	3	4	5	6	7	8	9	AB R H RBI BB SO LOB	TOP		
Ellis Burks, R (1, 8) OBP: 0.287, SLG: 0.455	0-0 SH4-3 1B		0-3 K			0-3 K	0-0 L1		0-3 K	5 0 1 0 0 3 0			
Marty Barrett, R (1, 4) OBP: 0.329, SLG: 0.318	0-0 SH4-3 1-2		0-0 1B			0-0 HR 1B		0-0 F8	0-0 5-3	4 1 2 0 0 0 0			
Wade Boggs, L (1, 5) OBP: 0.476, SLG: 0.605	0-0 L8		0-3 K			0-0 HR 1B		0-0 1B 1B		4 2 2 2 0 1 2			
Jim Rice, R (1, 7) OBP: 0.360, SLG: 0.407	0-0 6-3			0-0 G6-4-3 1B		0-0 1B 2B		0-0 BB 1B		4 1 3 0 0 0 1			
Mike Greenwell, L (1, 10) OBP: 0.364, SLG: 0.589		0-0 F8		0-0 G6-4-3 1-2f		0-0 1B		0-0 BB 1B		4 0 2 2 0 0 1			
Dwight Evans, R (1, 9) OBP: 0.409, SLG: 0.546		0-0 4-3		0-0 4-3		0-0 P3		0-0 BB		3 0 0 0 1 0 1			
Bill Buckner, L (1, 3) OBP: 0.289, SLG: 0.317		0-0 1B			0-0 G3	0-0 4-3		0-0 F8		4 0 1 0 0 0 4			
Spike Owen, S (1, 6) OBP: 0.319, SLG: 0.339		0-3 K			0-0 G3		0-0 F7	0-0 F8		3 0 0 0 0 1 1			
Don Baylor, R (8, PH) OBP: 0.348, SLG: 0.406										1 0 0 0 0 0 3			
Ed Romero, R (8, 6) OBP: 0.374, SLG: 0.323										0 0 0 0 0 0 0			
Marc Sullivan, R (1, 2) OBP: 0.230, SLG: 0.271			0-0 L8		0-0 F7		0-0 5-3		0-3 K	3 0 0 0 0 0 0			
Todd Benzing, S (9, PH) OBP: 0.418, SLG: 0.413										1 0 0 0 0 1 0			
Inning Stats	R: 0 H: 1 E: 0 LOB: 1 K: 0 BB: 0 S: 4 P: 4	R: 0 H: 1 E: 0 LOB: 1 K: 1 BB: 0 S: 6 P: 6	R: 0 H: 1 E: 0 LOB: 1 K: 2 BB: 0 S: 8 P: 8	R: 0 H: 1 E: 0 LOB: 0 K: 0 BB: 0 S: 3 P: 3	R: 0 H: 0 E: 0 LOB: 0 K: 0 BB: 0 S: 3 P: 3	R: 3 H: 4 E: 0 LOB: 1 K: 1 BB: 0 S: 9 P: 9	R: 0 H: 0 E: 0 LOB: 0 K: 0 BB: 0 S: 3 P: 3	R: 1 H: 3 E: 0 LOB: 3 K: 0 BB: 1 S: 6 P: 10	R: 0 H: 0 E: 0 LOB: 0 K: 2 BB: 0 S: 7 P: 7	1B: 9 SF: 0 2B: 1 SAC: 1 3B: 0 DP: 1 HR: 1 HBP: 0	WP: 0 PA: 38 PB: 0 SB: 0 CS: 0		
PITCHER	IP WLS BF H R ER SO BB IBB HBP BLK WP HR S P ERA WHIP											PITCHER	IP WLS BF H R ER SO BB IBB HBP BLK WP HR S P ERA WHIP
Mike Witt, R (1, 1) ERA: 3.35	7.1 W 33 11 4 4 4 1 0 0 0 0 0 1 40 44 4.91 1.636												
DeWayne Buice, R (8, 1) ERA: 2.67	1.2 S 5 0 0 0 2 0 0 0 0 0 0 0 9 9 0.00 0.000												

Boston Red Sox @ California Angels
Anaheim Stadium, Anaheim, CA

Tue Jul 07 1987, 10:05 PM EDT
Att. 31,526 - Unknown

livebaseballscorecards.com

AB	36
R	4
H	11
RBI	4
BB	1
SO	6
LOB	13



Batter	1	2	3	4	5	6	7	8	9
Brian Downing, R (1, 10) OBP: 0.412, SLG: 0.521	0-3 K		0-0 F2		4-0 1B WP 3B BB	0-0 6-3		0-0 F8	
Devon White, S (1, 9) OBP: 0.325, SLG: 0.510	0-3 K			0-0 B1-3	0-0 3B 1B		0-3 K		
Wally Joyner, L (1, 3) OBP: 0.365, SLG: 0.530	0-0 F8			4-0 PB 2B BB	4-0 3B IBB		0-0 4-3		
Jack Howell, L (1, 7) OBP: 0.350, SLG: 0.500		0-0 F4		0-0 L9	0-0 SF9 3B		4-0 1B BB		
Doug DeCinces, R (1, 5) OBP: 0.353, SLG: 0.408		0-0 HR		0-3 K 2B	4-0 BB		0-0 1B		
Bob Boone, R (1, 2) OBP: 0.335, SLG: 0.333		0-0 F9		0-0 2B	0-0 SF9		0-3 K		
Dick Schofield, R (1, 6) OBP: 0.279, SLG: 0.337		0-0 F8			0-0 F8			0-0 FC6-4 1B	
Gary Pettis, S (1, 8) OBP: 0.313, SLG: 0.279			0-0 6-3		0-0 WP 1B	0-0 4-3		0-0 FC6-4	
Mark McLemore, S (1, 4) OBP: 0.303, SLG: 0.284			0-0 B4		4-0 WP 1B BB	0-0 5-3		0-0 F7	

BOTTOM												
AB	R	H	RBI	BB	SO	LOB						
4	1	0	0	1	1	1						
4	1	1	1	0	2	0						
2	2	0	0	2	0	0						
3	1	1	3	1	0	1						
3	2	2	1	1	1	1						
3	0	1	3	0	1	2						
4	0	1	0	0	0	1						
4	1	1	0	0	0	1						
3	1	0	0	1	0	1						
1B: 4	SF: 1	WP: 1	PA: 37	2B: 1	SAC: 0	PB: 2						
3B: 1	DP: 0	SB: 2					CS: 0					
HR: 1	HBP: 0											

Boston Red Sox @ California Angels
Anaheim Stadium, Anaheim, CA
 Tue Jul 07 1987, 10:05 PM EDT
 Att. 31,526 - Unknown

livebaseballscorecards.com


AB	30
R	9
H	7
RBI	8
BB	6
SO	5
LOB	8



Inning Stats														
R	H	E	K	S	R	H	E	K	S	R	H	E	K	S
0	0	0	2	7	1	1	0	0	4	0	0	0	0	3
0	0	0	0	0	0	0	0	0	0	2	1	0	1	10
0	0	0	0	0	0	0	0	0	0	6	3	0	6	22
0	0	0	0	0	0	0	0	0	0	0	0	0	0	3
0	0	0	0	0	0	0	0	0	0	0	1	0	0	12
0	0	0	0	0	0	0	0	0	0	0	0	0	0	4

PITCHER														
IP	WLS	BF	H	R	ER	SO	BB	IBB	HBP	BLK	WP	HR	S	P
4.1	L	20	4	7	5	3	3	0	0	0	1	1	23	35
2.2		13	2	2	2	2	2	1	0	0	0	0	14	26
1.0		4	1	0	0	0	0	0	0	0	0	0	4	4

PITCHER														
IP	WLS	BF	H	R	ER	SO	BB	IBB	HBP	BLK	WP	HR	S	P
10.38													1.615	
6.75													1.500	
0.00													1.000	

Batter	1	2	3	4	5	6	7	8	9	AB R H RBI BB SO LOB	TOP											
Ellis Burks, R (1, 8) OBP: 0.285, SLG: 0.454	0-0 1-3		0-0 G3 2B		0-0 5-3		0-3 K		0-0 F7	5 0 1 0 0 1 1	Boston Red Sox @ California Angels Anaheim Stadium, Anaheim, CA Wed Jul 08 1987, 10:05 PM EDT Att. 32,576 - Unknown livebaseballscorecards.com AB 35 R 3 H 9 RBI 3 BB 4 SO 6 LOB 15 											
Marty Barrett, R (1, 4) OBP: 0.327, SLG: 0.316	0-3 K		0-0 6-3		0-0 4-3		0-0 1B 1B		0-0 L4	5 0 1 0 0 1 1												
Wade Boggs, L (1, 5) OBP: 0.477, SLG: 0.613	4-0 BB BB		0-0 G3 2-3		0-0 HR		0-0 1B 1B		0-0 4-3	4 1 2 2 1 0 1												
Jim Rice, R (1, 7) OBP: 0.362, SLG: 0.407	4-0 FC4-6 1-2 BB		0-3 K		0-0 F8		0-0 1-2 2-3 1B		0-0 1-2 2-3 1B	3 0 1 0 1 1 1												
Mike Greenwell, L (1, 10) OBP: 0.362, SLG: 0.578	0-0 FC4-6 1-2f			0-0 4-3		4-0 BB BB	0-3 K			3 0 0 0 1 1 5												
Dwight Evans, R (1, 9) OBP: 0.410, SLG: 0.555		0-3 K		0-0 HR		4-0 BB BB	0-0 F5			3 1 1 1 1 1 0												
Bill Buckner, L (1, 3) OBP: 0.288, SLG: 0.316		0-0 1B		0-0 F9		0-0 G6-4-3 1-2f	0-0 G3			4 0 1 0 0 0 2												
Spike Owen, S (1, 6) OBP: 0.323, SLG: 0.342		0-0 F5		0-0 G3		0-0 1B 1B	0-0 1B			4 1 2 0 0 0 1												
Marc Sullivan, R (1, 2) OBP: 0.224, SLG: 0.264 Don Baylor, R (8, PH) OBP: 0.347, SLG: 0.405 Danny Sheaffer, R (8, 2) OBP: 0.143, SLG: 0.265		0-0 F7		0-0 6-3		0-3 K	0-0 L8			3 0 0 0 0 1 2 1 0 0 0 0 0 1 0 0 0 0 0 0 0												
Inning Stats	R: 0 E: 0 K: 1 S: 5	H: 0 LOB: 2 BB: 2 P: 13	R: 0 E: 0 K: 1 S: 6	H: 1 LOB: 1 BB: 0 P: 6	R: 0 E: 0 K: 1 S: 6	H: 1 LOB: 1 BB: 0 P: 6	R: 1 E: 0 K: 0 S: 4	H: 1 LOB: 0 BB: 0 P: 4	R: 0 E: 0 K: 0 S: 3	H: 0 LOB: 0 BB: 0 P: 3	R: 1 E: 0 K: 0 S: 3	H: 1 LOB: 1 BB: 2 P: 11	R: 1 E: 0 K: 3 S: 13	H: 4 LOB: 3 BB: 0 P: 13	R: 0 E: 0 K: 0 S: 4	H: 1 LOB: 1 BB: 0 P: 4	R: 0 E: 0 K: 0 S: 3	H: 0 LOB: 0 BB: 0 P: 3	1B: 6 2B: 1 3B: 0 HR: 2	SF: 0 SAC: 0 DP: 1 HBP: 0	WP: 0 PB: 0 SB: 0 CS: 0	PA: 39
PITCHER	IP WLS BF H R ER SO BB IBB HBP BLK WP HR S P ERA WHIP																					
Willie Fraser, R (1, 1) ERA: 3.72	5.1 W 23 4 2 2 3 3 0 0 0 0 2 26 38 3.38 1.312																					
Donnie Moore, R (6, 1) ERA: 2.84	1.2 9 4 1 1 3 1 0 0 0 0 0 0 14 18 5.40 3.000																					
DeWayne Buice, R (8, 1) ERA: 2.59	2.0 S 7 1 0 0 0 0 0 0 0 0 0 0 7 7 0.00 0.500																					

Batter	1	2	3	4	5	6	7	8	9
Brian Downing, R OBP: 0.409, SLG: 0.516 (1, 10) X	0-0 5-3	0-0 1-3		0-0 L8		0-0 FC4 1B		0-3 K	
Devon White, S OBP: 0.324, SLG: 0.507 (1, 9) X	0-0 L7	0-3 K		0-0 1-3 2-H 1B		0-0 FC4 G4-1 S 1-2			
Wally Joyner, L OBP: 0.364, SLG: 0.524 (1, 3) B B B	4-0 BB	0-0 4-3		0-0 F7		0-0 G4-1 1-3			
Jack Howell, L OBP: 0.349, SLG: 0.508 (1, 7) X	0-0 G3		0-0 F8		0-0 HR	0-0 4-3			
Doug DeCinces, R OBP: 0.351, SLG: 0.403 (1, 5) B B B B		4-0 1B 1B BB	0-3 K		0-0 5-3		0-0 L5		
Butch Wynegar, S OBP: 0.290, SLG: 0.247 (1, 2) X		0-0 BB 1B 2B 1B	0-0 4-3		0-0 F4		0-0 4-3		
Dick Schofield, R OBP: 0.284, SLG: 0.342 (1, 6) X		0-0 BB 2B 1B		0-0 FC5-6 S 1B	0-0 E 1B		0-0 6-3		
Gary Pettis, S OBP: 0.315, SLG: 0.277 (1, 8) B B B B		4-0 2B BB		4-0 1B BB FC5-6	0-0 E4		0-0 6-3		
Mark McLemore, S OBP: 0.303, SLG: 0.287 (1, 4) X		0-0 1-3 2-H 3-H 2B		0-0 FC5-6 1B	0-0 4-3		0-0 F8		

Inning Stats	R: 0	H: 0	E: 0	K: 0	S: 3	LOB: 1	BB: 1	P: 7
	R: 3	H: 3	E: 0	K: 1	S: 8	LOB: 2	BB: 2	P: 16
	R: 0	H: 0	E: 0	K: 1	S: 5	LOB: 0	BB: 0	P: 5
	R: 1	H: 2	E: 0	K: 0	S: 5	LOB: 2	BB: 1	P: 9
	R: 1	H: 2	E: 1	K: 0	S: 6	LOB: 2	BB: 0	P: 6
	R: 0	H: 1	E: 0	K: 0	S: 4	LOB: 1	BB: 0	P: 4
	R: 0	H: 0	E: 0	K: 0	S: 3	LOB: 0	BB: 0	P: 3
	R: 0	H: 0	E: 0	K: 1	S: 5	LOB: 0	BB: 0	P: 5

PITCHER	IP	WLS	BF	H	R	ER	SO	BB	IBB	HBP	BLK	WP	HR	S	P	ERA	WHIP
Jeff Sellers, R ERA: 7.09 (1, 1)	3.2	L	20	5	4	4	2	4	0	0	0	0	0	20	36	9.82	2.455
Steve Crawford, R ERA: 5.83 (4, 1)	4.1		17	3	1	1	1	0	0	0	0	0	1	19	19	2.08	0.692

AB R H RBI BB SO LOB

5	0	1	0	0	1	4
4	0	1	1	0	1	3
3	0	0	0	1	0	5
4	1	1	1	0	0	2
3	1	0	0	1	1	0
4	1	1	0	0	0	0
4	1	3	1	0	0	0
2	1	0	0	2	0	1
4	0	1	2	0	0	4

AB	R	H	RBI	BB	SO	LOB
33	5	8	5	4	3	19

WP	HR	S	P	ERA	WHIP
0	0	0	0	0	0



Boston Red Sox @ California Angels
Anaheim Stadium, Anaheim, CA
Wed Jul 08 1987, 10:05 PM EDT
Att. 32,576 - Unknown

livebaseballscorecards.com

Batter	1	2	3	4	5	6	7	8	9	AB R H RBI BB SO LOB	TOP																									
Ellis Burks, R (1, 8) OBP: 0.283, SLG: 0.453	0-0 G3	0-3 K		0-0 2B		0-0 6-3		0-0 F7		5 0 1 0 0 1 6																										
Marty Barrett, R (1, 4) OBP: 0.321, SLG: 0.310	0-0 4-3		0-0 F4	0-0 5-3			0-0 F9		0-0 4-3	5 0 0 0 0 0 1																										
Wade Boggs, L (1, 5) OBP: 0.476, SLG: 0.613	0-0 F8		0-3 K		0-0 G3 2B		0-0 G6-4-3 1B		0-0 4-3	5 0 2 0 0 1 0																										
Jim Rice, R (1, 7) OBP: 0.363, SLG: 0.416		0-0 HR	4-0 HR BB		0-0 G3 2-3		0-0 G6-4-3 1-2f		0-0 F9	4 2 1 1 1 0 2																										
Don Baylor, R (1, 10) OBP: 0.349, SLG: 0.402		1-0 1B BB SF9 HBP	4-0 HR BB		0-0 F4			0-0 F4		2 2 0 0 1 0 1																										
Dwight Evans, R (1, 9) OBP: 0.411, SLG: 0.563		4-0 SF9 1B BB	0-0 HR 1-H 2-H		0-3 K			0-0 4-3		3 1 1 3 1 1 1																										
Bill Buckner, L (1, 3) OBP: 0.292, SLG: 0.319		0-0 1-2 2-3 1B	0-0 4-3			0-0 4-3		0-0 WP BB 1B		4 0 2 0 0 0 0																										
Spike Owen, S (1, 6) OBP: 0.330, SLG: 0.345		0-0 SF9		0-0 G5-4-3 1B		4-0 5-3 S BB		4-0 WP BB		1 0 1 1 2 0 0																										
Marc Sullivan, R (1, 2) OBP: 0.218, SLG: 0.257		0-3 K		0-0 G5-4-3		0-0 5-3		0-3 K		3 0 0 0 0 1 4																										
Mike Greenwell, L (8, PH) OBP: 0.362, SLG: 0.578										0 0 0 0 0 0 0																										
Dave Henderson, R (8, PH) OBP: 0.295, SLG: 0.394										1 0 0 0 0 1 2																										
Danny Sheaffer, R (8, 2) OBP: 0.143, SLG: 0.265										0 0 0 0 0 0 0																										
Inning Stats	R: 0 E: 0 K: 0 S: 3	H: 0 LOB: 0 BB: 0 P: 3	R: 2 E: 0 K: 2 S: 9	H: 2 LOB: 2 BB: 1 P: 14	R: 3 E: 0 K: 1 S: 6	H: 1 LOB: 0 BB: 2 P: 14	R: 0 E: 0 K: 0 S: 4	H: 2 LOB: 1 BB: 0 P: 4	R: 0 E: 0 K: 1 S: 6	H: 1 LOB: 1 BB: 0 P: 6	R: 0 E: 0 K: 0 S: 3	H: 0 LOB: 1 BB: 1 P: 7	R: 0 E: 0 K: 0 S: 3	H: 1 LOB: 0 BB: 0 P: 3	R: 0 E: 0 K: 1 S: 7	H: 1 LOB: 3 BB: 1 P: 11	R: 0 E: 0 K: 0 S: 3	H: 0 LOB: 0 BB: 0 P: 3	1B: 4 2B: 2 3B: 0 HR: 2	SF: 1 SAC: 0 DP: 2 HBP: 1	WP: 1 PB: 0 SB: 1 CS: 0	PA: 40														
PITCHER	IP WLS BF H R ER SO BB IBB HBP BLK WP HR S P ERA WHIP																				PITCHER	IP WLS BF H R ER SO BB IBB HBP BLK WP HR S P ERA WHIP														
Mike Campbell, R (1, 1) ERA: 18.56	3.0		16	3	5	5	3	3	0	1	0	0	2	18	31	15.00	2.000																			
Roy Thomas, R (4, 1) ERA: 2.03	4.2	W	19	5	0	0	1	2	0	0	0	0	0	19	27	0.00	1.500																			
Stan Clarke, L (8, 1) ERA: 3.14	1.1		5	0	0	0	1	0	0	0	0	1	0	7	7	0.00	0.000																			

Boston Red Sox @ Seattle Mariners
The Kingdom, Seattle, WA
Thu Jul 09 1987, 10:05 PM EDT
Att. 12,344 - Unknown

livebaseballscorecards.com

AB	33
R	5
H	8
RBI	5
BB	5
SO	5
LOB	17



Batter	1	2	3	4	5	6	7	8	9	AB	R	H	RBI	BB	SO	LOB
John Moses, S OBP: 0.298, SLG: 0.324 (1, 8)	0-0 1B G5-4-3 2B	0-0 4-3 1-2			0-3 K		0-0 HR 1B			5	2	3	1	0	1	2
Phil Bradley, R OBP: 0.381, SLG: 0.478 (1, 7)	0-0 G5-4-3 2-3 1B		0-0 HR		4-0 PB BB		0-0 HR 1B			3	2	3	3	2	0	0
Dave Valle, R OBP: 0.344, SLG: 0.603 (1, 2)	0-0 G5-4-3 1-2f 3-H		0-0 6-3		0-0 F9		0-0 HR 1B		0-0 F8	5	1	1	0	0	0	4
Jim Presley, R OBP: 0.293, SLG: 0.443 (1, 5)	0-0 2B		0-0 6-3		0-3 K		0-0 F9	0-0 F9		5	0	1	0	0	1	2
Alvin Davis, L OBP: 0.371, SLG: 0.452 (1, 3)	0-3 K		0-3 K			0-0 3-1	0-0 1-H HR	0-0 HR		5	2	2	3	0	2	1
Mickey Brantley, R OBP: 0.310, SLG: 0.409 (1, 9)		0-0 F8		4-0 FC5-4 BB		0-0 F7	0-0 2B 1B	0-0 5-3		4	1	1	0	1	0	0
John Christensen, R OBP: 0.325, SLG: 0.374 (1, 10)		4-0 1B BB		0-0 F9		0-0 HR	0-0 1B SH1-3 2B	0-3 K		4	2	2	1	1	1	1
Rey Quinones, R OBP: 0.330, SLG: 0.440 (1, 6)		0-3 K		0-0 FC5-4 1-2f		0-0 FC6-4 1B	0-0 SH1-3 1B			4	1	2	1	0	1	2
Harold Reynolds, S OBP: 0.327, SLG: 0.363 (1, 4)		0-0 S 1B		0-3 K		0-0 FC6-4 1-2f	0-0 SH1-3 3-H			3	0	1	1	0	1	2

Inning Stats	R: 1	H: 3	E: 0	K: 1	S: 7	H: 3	LOB: 1	BB: 0	P: 7	R: 0	H: 1	E: 0	K: 1	S: 6	H: 1	LOB: 2	BB: 1	P: 10	R: 1	H: 1	E: 0	K: 1	S: 6	R: 0	H: 0	E: 0	K: 2	S: 7	H: 0	LOB: 1	BB: 1	P: 11	R: 1	H: 2	E: 0	K: 0	S: 5	H: 2	LOB: 1	BB: 0	P: 5	R: 7	H: 8	E: 0	K: 0	S: 11	H: 1	LOB: 2	BB: 1	P: 15	R: 1	H: 1	E: 0	K: 1	S: 6	H: 1	LOB: 0	BB: 0	P: 6
1B: 8	SF: 0	2B: 3	SAC: 1	3B: 0	DP: 1	HR: 5	HBP: 0	WP: 0	PA: 43																																																		

PITCHER	IP	WLS	BF	H	R	ER	SO	BB	IBB	HBP	BLK	WP	HR	S	P	ERA	WHIP
Bruce Hurst, L ERA: 3.81 (1, 1)	6.0		29	9	5	5	6	3	0	0	0	0	3	38	50	7.50	2.000
Wes Gardner, R ERA: 7.93 (7, 1)	0.1	L	6	5	3	3	0	0	0	0	0	0	1	6	6	81.00	15.000
Tom Bolton, L ERA: 4.54 (7, 1)	1.2		8	2	3	3	1	1	0	0	0	0	1	9	13	16.20	1.800

BOTTOM

Boston Red Sox @ Seattle Mariners
The Kingdom, Seattle, WA

Thu Jul 09 1987, 10:05 PM EDT
Att. 12,344 - Unknown

livebaseballscorecards.com

AB	38
R	11
H	16
RBI	10
BB	4
SO	7
LOB	14



Batter	1	2	3	4	5	6	7	8	9	AB R H RBI BB SO LOB	TOP
Ellis Burks, R (1, 8) OBP: 0.286, SLG: 0.460	0-0 6-3		0-0 5-3		0-3 K		0-0 2B		0-0 1B 2B	5 1 2 1 0 1 1	
Marty Barrett, R (1, 4) OBP: 0.329, SLG: 0.319	0-0 HR 1B		0-0 1B		0-0 1B		0-0 F8		0-0 1B	5 1 4 2 0 0 1	
Wade Boggs, L (1, 5) OBP: 0.473, SLG: 0.616	0-0 HR		0-0 F7		0-0 F7			0-0 F7	0-0 1-3	5 1 1 2 0 0 2	
Jim Rice, R (1, 7) OBP: 0.358, SLG: 0.409	0-0 F4			0-0 6-3		0-0 F9		0-0 5-3		4 0 0 0 0 0 0	
Don Baylor, R (1, 10) OBP: 0.348, SLG: 0.400	0-0 F8			0-0 4-3		0-0 1B		0-0 F9		4 0 1 0 0 0 0	
Dwight Evans, R (1, 3) OBP: 0.415, SLG: 0.575		0-0 HR		4-0 BB		0-3 K			0-0 SH1-4 1B	3 2 2 1 1 1 1	
Todd Benzinger, S (1, 9) OBP: 0.397, SLG: 0.388		0-3 K		0-3 K		0-0 5-3			0-0 SH1-4	3 0 0 0 0 2 2	
Spike Owen, S (1, 6) OBP: 0.333, SLG: 0.348		0-3 K			0-0 1B		0-0 F2		0-0 2B 1B	4 2 2 1 0 1 0	
Danny Sheaffer, R (1, 2) OBP: 0.128, SLG: 0.237		0-0 F8			0-0 F8		0-0 F9		0-3 K	4 0 0 0 0 1 2	
Inning Stats	R: 2 H: 2 E: 0 LOB: 0 K: 0 BB: 0 S: 5 P: 5	R: 1 H: 1 E: 0 LOB: 0 K: 2 BB: 0 S: 8 P: 8	R: 0 H: 1 E: 0 LOB: 0 K: 0 BB: 0 S: 3 P: 3	R: 0 H: 0 E: 0 LOB: 1 K: 1 BB: 1 S: 5 P: 9	R: 1 H: 2 E: 0 LOB: 1 K: 1 BB: 0 S: 7 P: 7	R: 0 H: 1 E: 0 LOB: 1 K: 1 BB: 0 S: 6 P: 6	R: 0 H: 1 E: 0 LOB: 1 K: 0 BB: 0 S: 4 P: 4	R: 0 H: 0 E: 0 LOB: 0 K: 0 BB: 0 S: 3 P: 3	R: 3 H: 4 E: 0 LOB: 1 K: 1 BB: 0 S: 9 P: 9	1B: 8 SF: 0 2B: 2 SAC: 1 3B: 0 DP: 0 HR: 2 HBP: 0	WP: 0 PA: 39 PB: 0 SB: 2 CS: 0
PITCHER Mark Langston, L (1, 1) ERA: 4.46 Bill Wilkinson, L (9, 1) ERA: 4.46	IP WLS BF H R ER SO BB IBB HBP BLK WP HR S P ERA WHIP										
	8.2 L 38 12 7 7 6 1 0 0 0 0 0 2 49 53 7.27 1.500										
	0.1 1 0 0 0 0 0 0 0 0 0 0 0 1 1 0.00 0.000										

Boston Red Sox @ Seattle Mariners
The Kingdome, Seattle, WA
Fri Jul 10 1987, 10:05 PM EDT
Att. 23,935 - Unknown

AB	37
R	7
H	12
RBI	7
BB	1
SO	6
LOB	9



livebaseballscorecards.com

Batter	1	2	3	4	5	6	7	8	9	AB R H RBI BB SO LOB
Mickey Brantley, R (1, 8) OBP: 0.329, SLG: 0.444 John Moses, S (9, 8) OBP: 0.297, SLG: 0.323	4-0 G6-4-3 BB		0-0 1B			0-0 HR		0-0 3B 1B	0-3 K	3 2 3 1 1 0 0 1 0 0 0 0 1 1
Phil Bradley, R (1, 7) OBP: 0.379, SLG: 0.473	0-0 G6-4-3 1-2f		0-0 F9			0-0 F9		0-0 3B 1B	0-3 K	5 1 1 0 0 1 3
Scott Bradley, L (1, 2) OBP: 0.323, SLG: 0.376	0-0 4-3				0-0 G3			0-0 3B		4 0 1 2 0 0 0
Ken Phelps, L (1, 10) OBP: 0.380, SLG: 0.482 Dave Valle, R (8, PH) OBP: 0.342, SLG: 0.599			0-0 F7		0-3 K			0-0 6-3		3 0 0 0 0 2 0 1 0 0 0 0 0 1
Alvin Davis, L (1, 3) OBP: 0.375, SLG: 0.460			0-0 3B		0-0 F8			4-0 2B SF9 1B		3 1 2 0 1 0 0
Jim Presley, R (1, 5) OBP: 0.290, SLG: 0.438			0-0 F3					0-0 BB		4 0 0 0 0 1 4
Mike Kingery, L (1, 9) OBP: 0.313, SLG: 0.431			0-0 5-3					0-3 K		4 0 1 0 0 1 3
Rey Quinones, R (1, 6) OBP: 0.332, SLG: 0.440			0-0 B1-3					0-0 K		2 0 1 1 0 0 0
Harold Reynolds, S (1, 4) OBP: 0.322, SLG: 0.357			0-0 F7					0-0 1B		4 0 0 0 0 0 3

BOTTOM

Boston Red Sox @ Seattle Mariners
The Kingdom, Seattle, WA
Fri Jul 10 1987, 10:05 PM EDT
Att. 23,935 - Unknown


livebaseballscorecards.com

AB	34
R	4
H	9
RBI	4
BB	2
SO	6
LOB	15



Inning Stats	R: 0	H: 0	E: 0	K: 0	S: 2	LOB: 0	BB: 1	P: 6	R: 0	H: 1	E: 0	K: 0	S: 4	LOB: 1	BB: 0	P: 4	R: 0	H: 1	E: 0	K: 0	S: 4	LOB: 1	BB: 0	P: 4	R: 0	H: 0	E: 0	K: 1	S: 5	LOB: 0	BB: 0	P: 5	R: 0	H: 0	E: 0	K: 0	S: 3	LOB: 1	BB: 0	P: 4	R: 1	H: 1	E: 0	K: 1	S: 6	LOB: 0	BB: 0	P: 6	R: 1	H: 2	E: 0	K: 0	S: 5	LOB: 1	BB: 0	P: 5	R: 2	H: 3	E: 0	K: 2	S: 10	LOB: 2	BB: 1	P: 14	R: 0	H: 1	E: 0	K: 2	S: 8	LOB: 1	BB: 0	P: 8	1B: 5	SF: 1	2B: 1	SAC: 0	3B: 2	DP: 1	HR: 1	HBP: 1	WP: 0	PA: 38
--------------	------	------	------	------	------	--------	-------	------	------	------	------	------	------	--------	-------	------	------	------	------	------	------	--------	-------	------	------	------	------	------	------	--------	-------	------	------	------	------	------	------	--------	-------	------	------	------	------	------	------	--------	-------	------	------	------	------	------	------	--------	-------	------	------	------	------	------	-------	--------	-------	-------	------	------	------	------	------	--------	-------	------	-------	-------	-------	--------	-------	-------	-------	--------	-------	--------

PITCHER	IP	WLS	BF	H	R	ER	SO	BB	IBB	HBP	BLK	WP	HR	S	P	ERA	WHIP
Oil Can Boyd, R (1, 1) ERA: 5.04	7.0		30	8	4	4	2	1	0	1	0	0	1	32	37	5.14	1.286
Joe Sambito, L (8, 1) ERA: 3.71	0.1		2	0	0	0	0	1	0	0	0	0	0	1	5	0.00	3.000
Calvin Schiraldi, R (8, 1) ERA: 4.32	1.2	W	6	1	0	0	4	0	0	0	0	0	0	14	14	0.00	0.600

Batter	1	2	3	4	5	6	7	8	9	AB R H RBI BB SO LOB	TOP												
Ellis Burks, R (1, 8) OBP: 0.298, SLG: 0.477	0-0 SH3 S 2B 1B	H 1-0 HBP	4-0 FC6-4 BB		0-0 HR	0-0 6-3			0-0 BB 1B	4 2 3 1 1 0 3													
Marty Barrett, R (1, 4) OBP: 0.327, SLG: 0.317	0-0 SH3 1-3	0-0 SF9	0-0 SF8		0-0 5-3			0-0 5-3	4-0 BB 1B	2 0 0 2 1 0 0													
Wade Boggs, L (1, 5) OBP: 0.471, SLG: 0.623	0-0 4-3 WP 2B	0-0 F8	0-0 FC6-4 1-2f			0-0 HR		0-0 4-3	0-3 K	6 2 2 2 0 1 6													
Jim Rice, R (1, 7) OBP: 0.362, SLG: 0.413	0-0 4-3 2-3		0-0 1B 1B		0-0 FC6-4 1B	0-0 1B 1B		0-3 K		5 2 3 0 0 1 1													
Mike Greenwell, L (1, 10) OBP: 0.368, SLG: 0.576	4-0 BB		0-0 1B 1B		0-0 FC6-4 1B 1-2f	0-0 1B 1B		0-0 4-3		4 1 2 0 1 0 1													
Dwight Evans, R (1, 9) OBP: 0.418, SLG: 0.575	0-0 F8		0-0 1B 2B 1B		0-0 G4-6-3 1B	0-0 1B 1B		0-0 4-3		5 1 3 2 0 0 1													
Bill Buckner, L (1, 3) Ed Romero, R (8, 3) OBP: 0.293, SLG: 0.324 OBP: 0.374, SLG: 0.323			0-0 1B FC5-2-6 2B		0-0 G4-6-3 1-2f	0-3 K		0-0 F8		5 1 2 1 0 1 4 0 0 0 0 0 0 0	AB 41 R 10 H 18 RBI 9 BB 3 SO 3 LOB 22												
Spike Owen, S (1, 6) OBP: 0.335, SLG: 0.354		0-0 FC5-2-6 SF9 2-3 1B	0-0 1-3 2-H 2B		0-0 F8	0-0 F9		0-0 L7		5 1 2 1 0 0 2													
Danny Sheaffer, R (1, 2) OBP: 0.136, SLG: 0.233		0-0 FC5-2-6 HBP 1-3 3-H	0-0 F6		0-0 F9	0-0 1B		0-0 4-3		5 0 1 0 0 0 4													
Inning Stats	R: 2 E: 0 K: 0 S: 5	H: 2 LOB: 1 BB: 1 P: 9	R: 1 E: 0 K: 0 S: 5	H: 2 LOB: 2 BB: 0 P: 6	R: 4 E: 0 K: 0 S: 8	H: 5 LOB: 2 BB: 1 P: 12	R: 0 E: 0 K: 0 S: 4	H: 2 LOB: 1 BB: 0 P: 4	R: 1 E: 0 K: 1 S: 4	H: 1 LOB: 3 BB: 0 P: 4	R: 2 E: 0 K: 1 S: 10	H: 5 LOB: 0 BB: 0 P: 10	R: 0 E: 0 K: 1 S: 5	H: 0 LOB: 0 BB: 0 P: 5	R: 0 E: 0 K: 0 S: 3	H: 0 LOB: 0 BB: 0 P: 3	R: 0 E: 0 K: 1 S: 6	H: 1 LOB: 2 BB: 1 P: 10	1B: 13 2B: 3 3B: 0 HR: 2	SF: 2 SAC: 1 DP: 1 HBP: 1	WP: 1 PB: 0 SB: 1 CS: 0	PA: 48	
PITCHER	IP WLS BF H R ER SO BB IBB HBP BLK WP HR S P ERA WHIP																					PITCHER	IP WLS BF H R ER SO BB IBB HBP BLK WP HR S P ERA WHIP
Mike Morgan, R (1, 1) ERA: 4.56	2.0 L 15 7 6 6 0 1 0 1 0 0 1 0 13 18 27.00 4.000																						
Stan Clarke, L (3, 1) ERA: 4.67	3.0 18 9 4 4 0 1 0 0 0 0 0 2 17 21 12.00 3.333																						
Bill Wilkinson, L (6, 1) ERA: 4.14	3.0 10 1 0 0 2 0 0 0 0 0 0 0 14 14 0.00 0.333																						
Ed Nunez, R (9, 1) ERA: 2.81	1.0 5 1 0 0 1 1 0 0 0 0 0 0 6 10 0.00 2.000																						

Boston Red Sox @ Seattle Mariners
The Kingdom, Seattle, WA
Sat Jul 11 1987, 10:05 PM EDT
Att: 33,315 - Unknown

livebaseballscorecards.com

Batter	1	2	3	4	5	6	7	8	9	AB	R	H	RBI	BB	SO	LOB					
John Moses, S OBP: 0.296, SLG: 0.322 (1, 8)	0-3 K		0-0 2B 1B		0-0 6-3		0-0 F8			4	1	1	0	0	1	1					
Phil Bradley, R OBP: 0.383, SLG: 0.486 (1, 7)	0-0 S 1B		0-0 F9		0-0 3B			0-0 HR 2B		4	1	3	0	0	0	2					
Scott Bradley, L OBP: 0.317, SLG: 0.368 (1, 2)	0-3 K		0-0 F5		0-0 5-3			0-0 F7		4	0	0	0	0	1	5					
Alvin Davis, L OBP: 0.382, SLG: 0.479 (1, 3)	4-0 1-2 BB		0-0 1-H 3-H 2B		0-0 G4-3-6 1B			0-0 2-H HR		3	1	3	4	1	0	0					
Jim Presley, R OBP: 0.287, SLG: 0.433 (1, 5)	0-3 K		0-3 K		0-0 G4-3-6 1-2			0-0 4-3		4	0	0	0	0	2	4					
Ken Phelps, L OBP: 0.374, SLG: 0.472 (1, 10)		0-3 K		0-3 K		0-0 F6		0-0 F9		4	0	0	0	0	2	0					
Mike Kingery, L OBP: 0.306, SLG: 0.421 (1, 9)		0-3 K		0-0 F5			0-3 K		0-0 F6	4	0	0	0	0	2	0					
Domingo Ramos, R OBP: 0.299, SLG: 0.391 (1, 6)		0-3 K		0-0 F8			0-0 6-3		0-0 1-3	4	0	0	0	0	1	0					
Harold Reynolds, S OBP: 0.325, SLG: 0.355 (1, 4)			1-0 F9 2B HBP		0-0 F5		4-0 BB BB BB BB BB BB BB BB		0-0 3-1	2	1	0	0	1	0	0					
Inning Stats	R: 0 E: 0 K: 3 S: 10	H: 1 LOB: 2 BB: 1 P: 14	R: 0 E: 0 K: 3 S: 9	H: 0 LOB: 0 BB: 0 P: 9	R: 2 E: 0 K: 1 S: 7	H: 2 LOB: 1 BB: 0 P: 8	R: 0 E: 0 K: 1 S: 5	H: 0 LOB: 0 BB: 0 P: 5	R: 0 E: 0 K: 0 S: 3	H: 1 LOB: 0 BB: 0 P: 3	R: 0 E: 0 K: 1 S: 5	H: 0 LOB: 1 BB: 1 P: 9	R: 2 E: 0 K: 0 S: 5	H: 2 LOB: 0 BB: 0 P: 5	R: 0 E: 0 K: 0 S: 3	H: 0 LOB: 0 BB: 0 P: 3	1B: 3 2B: 2 3B: 1 HR: 1	SF: 0 SAC: 0 DP: 1 HBP: 1	WP: 0 PB: 0 SB: 1 CS: 0	PA: 36	
PITCHER Roger Clemens, R ERA: 3.66 (1, 1)	IP 9.0	WLS W	BF 36	H 7	R 4	ER 4	SO 9	BB 2	IBB 0	HBP 1	BLK 0	WP 0	HR 1	S 51	P 60	ERA 4.00	WHIP 1.000				
PITCHER	IP	WLS	BF	H	R	ER	SO	BB	IBB	HBP	BLK	WP	HR	S	P	ERA	WHIP				

BOTTOM

Boston Red Sox @ Seattle Mariners
The Kingdome, Seattle, WA
Sat Jul 11 1987, 10:05 PM EDT
Att. 33,315 - Unknown

livebaseballscorecards.com

AB	33
R	4
H	7
RBI	4
BB	2
SO	9
LOB	12



Batter	1	2	3	4	5	6	7	8	9	AB R H RBI BB SO LOB	TOP
Ellis Burks, R (1, 8) OBP: 0.300, SLG: 0.476	0-0 6-3		0-0 F9		0-0 CS 1B		0-3 K		0-0 1B 1B	5 0 2 0 0 1 0	
Marty Barrett, R (1, 4) OBP: 0.334, SLG: 0.318	0-0 5-3		4-0 E S BB		4-0 1-2 BB		4-0 BB BB		0-0 1-2 1B	2 0 1 0 3 0 0	
Wade Boggs, L (1, 5) OBP: 0.467, SLG: 0.616	0-0 F7		0-0 F7		0-0 F7		4-0 1-2 BB		0-0 F8	4 0 0 0 1 0 4	
Jim Rice, R (1, 7) OBP: 0.356, SLG: 0.405		0-0 F9	0-0 F8 1-3		0-0 F9		0-3 K		0-3 K	5 0 0 0 0 2 6	
Don Baylor, R (1, 10) OBP: 0.349, SLG: 0.401		0-0 FC5 BB 1B		0-0 F9		0-0 1B 1B	0-0 5-3			4 0 2 0 0 0 2	
Dwight Evans, R (1, 3) OBP: 0.422, SLG: 0.580 (8, 9)		4-0 BB FC5 1-2 BB		0-0 2B		0-0 1-2 1B		0-3 K		3 1 2 0 1 1 0	
Todd Benzinger, S (1, 9) OBP: 0.393, SLG: 0.404 Bill Buckner, L (8, PH) OBP: 0.292, SLG: 0.323 (8, 3)		0-0 FC5 1-2 2-3f BB		0-0 F9 2-H 2B		0-0 L3		0-0 G3		3 0 1 1 0 0 4 1 0 0 0 0 0 0	
Spike Owen, S (1, 6) OBP: 0.333, SLG: 0.349		4-0 1-2 2-3 BB		0-0 F9 2-3		0-3 K		0-0 F4		3 0 0 0 1 1 3	
Danny Sheaffer, R (1, 2) OBP: 0.128, SLG: 0.217 Mike Greenwell, L (9, PH) OBP: 0.366, SLG: 0.572		0-0 F9		0-0 1-3		0-0 F7			0-0 3-1	3 0 0 0 0 0 6 1 0 0 0 0 0 0	
Inning Stats	R: 0 H: 0 E: 0 LOB: 0 K: 0 BB: 0 S: 3 P: 3	R: 0 H: 1 E: 0 LOB: 3 K: 0 BB: 2 S: 4 P: 12	R: 0 H: 0 E: 0 LOB: 1 K: 0 BB: 1 S: 3 P: 7	R: 1 H: 2 E: 0 LOB: 1 K: 0 BB: 0 S: 5 P: 5	R: 0 H: 1 E: 0 LOB: 1 K: 0 BB: 1 S: 3 P: 7	R: 0 H: 2 E: 0 LOB: 2 K: 1 BB: 0 S: 7 P: 7	R: 0 H: 0 E: 0 LOB: 2 K: 2 BB: 2 S: 7 P: 15	R: 0 H: 0 E: 0 LOB: 0 K: 1 BB: 0 S: 5 P: 5	R: 0 H: 2 E: 0 LOB: 2 K: 1 BB: 0 S: 7 P: 7	1B: 6 SF: 0 2B: 2 SAC: 0 3B: 0 DP: 0 HR: 0 HBP: 0	WP: 0 PA: 40 PB: 0 SB: 1 CS: 1
PITCHER Lee Guetterman, L (1, 1) ERA: 3.36 Jerry Reed, R (7, 1) ERA: 3.23	IP WLS BF H R ER SO BB IBB HBP BLK WP HR S P ERA WHIP	6.0 W 27 6 1 1 1 4 0 0 0 0 0 0 25 41 1.50 1.667	3.0 S 13 2 0 0 4 2 0 0 0 0 0 0 19 27 0.00 1.333								

Boston Red Sox @ Seattle Mariners
The Kingdom, Seattle, WA
Sun Jul 12 1987, 6:33 AM EDT
Att: 13,391 - Unknown

livebaseballscorecards.com

AB	34
R	1
H	8
RBI	1
BB	6
SO	5
LOB	25



Batter	1	2	3	4	5	6	7	8	9
Mike Kingery, L (1, 9) OBP: 0.310, SLG: 0.429	0-0 L4-6 2B		0-0 G3 BB 1B 1-H	0-0 4-3			0-3 K		
Phil Bradley, R (1, 7) OBP: 0.384, SLG: 0.494	0-0 L4-6 2-3		4-0 G3 1B BB		0-0 1-4-3		0-0 HR		
Scott Bradley, L (1, 5) OBP: 0.316, SLG: 0.366	0-0 F5		0-0 G3		0-0 G1-6-3 1B BB		0-0 F5		
Alvin Davis, L (1, 3) OBP: 0.384, SLG: 0.476		0-0 4-3	1-0 BB 1B HBP		4-0 1-2 BB		0-0 F5		
Gary Matthews, R (1, 10) OBP: 0.340, SLG: 0.413		0-0 HR	0-0 BB 1B 1-2 2-H 3-H		0-0 G1-6-3 2-3f		0-0 F3		
Dave Valle, R (1, 2) OBP: 0.345, SLG: 0.613		0-0 5-3	4-0 G5-4-3 BB		0-0 F7		0-0 HR		
Mickey Brantley, R (1, 8) OBP: 0.333, SLG: 0.449		4-0 FC4-6 BB	0-0 G5-4-3		0-0 2B		0-0 1-3		
Rey Quinones, R (1, 6) OBP: 0.327, SLG: 0.434	0-0 FC4-6 1-2f			0-0 6-3		0-0 F9	0-0 F9		
Harold Reynolds, S (1, 4) OBP: 0.325, SLG: 0.355			0-0 E S 1B 1B	0-0 F7		0-0 F8			

AB	R	H	RBI	BB	SO	LOB
4	1	2	1	0	1	0
3	2	1	1	1	0	1
4	0	1	0	0	0	2
2	0	0	0	1	0	0
4	1	2	3	0	0	2
3	1	1	1	1	0	0
3	0	1	0	1	0	3
4	0	0	0	0	0	2
3	1	1	0	0	0	1

BOTTOM

Boston Red Sox @ Seattle Mariners
The Kingdom, Seattle, WA
Sun Jul 12 1987, 6:33 AM EDT
Att. 13,391 - Unknown

livebaseballscorecards.com

AB	30
R	6
H	9
RBI	6
BB	4
SO	1
LOB	11



1B: 4	SF: 0
2B: 3	SAC: 0
3B: 0	DP: 3
HR: 3	HBP: 1

WP: 0	PA: 35
PB: 0	
SB: 1	
CS: 0	

Inning Stats																	
R	H	E	K	S	P	R	H	E	K	S	P	R	H	E	K	S	P
0	1	0	0	3	3	1	1	0	0	0	0	0	0	0	0	0	0
0	0	0	0	0	0	0	0	0	0	0	0	0	0	0	0	0	0
3	3	0	0	0	0	4	8	0	0	0	0	3	0	0	0	0	0

PITCHER	IP	WLS	BF	H	R	ER	SO	BB	IBB	HBP	BLK	WP	HR	S	P	ERA	WHIP
Al Nipper, R (1, 1) ERA: 5.42	2.1	L	14	5	4	4	0	2	0	0	0	0	1	11	20	15.43	3.000
Steve Crawford, R (3, 1) ERA: 5.4	3.2		13	2	0	0	0	2	0	0	0	0	0	11	19	0.00	1.091
Joe Sambito, L (7, 1) ERA: 3.9	1.0		4	1	1	1	1	0	0	0	0	0	1	6	6	9.00	1.000
Calvin Schiraldi, R (8, 1) ERA: 4.43	1.0		4	1	1	1	0	0	0	0	0	0	1	4	4	9.00	1.000

Inning Stats																	
R	H	E	K	S	P	R	H	E	K	S	P	R	H	E	K	S	P
1	1	0	1	6	6	1	1	0	0	0	0	1	1	0	0	0	0
0	0	0	0	0	0	0	0	0	0	0	0	0	0	0	0	0	0
6	6	0	0	0	0	6	4	0	0	0	0	6	0	0	0	0	0

PITCHER	IP	WLS	BF	H	R	ER	SO	BB	IBB	HBP	BLK	WP	HR	S	P	ERA	WHIP
Al Nipper, R (1, 1) ERA: 5.42	2.1	L	14	5	4	4	0	2	0	0	0	0	1	11	20	15.43	3.000
Steve Crawford, R (3, 1) ERA: 5.4	3.2		13	2	0	0	0	2	0	0	0	0	0	11	19	0.00	1.091
Joe Sambito, L (7, 1) ERA: 3.9	1.0		4	1	1	1	1	0	0	0	0	0	1	6	6	9.00	1.000
Calvin Schiraldi, R (8, 1) ERA: 4.43	1.0		4	1	1	1	0	0	0	0	0	0	1	4	4	9.00	1.000

Batter	1	2	3	4	5	6	7	8	9	AB R H RBI BB SO LOB	TOP
Luis Polonia, L OBP: 0.368, SLG: 0.454 (1, 8) (7, 9)	0-0 G3 S 1B	0-0 5-3			0-0 2B 2B		0-0 E6 S 1B	0-0 4-3		5 2 2 1 0 0 3	
Mike Davis, L OBP: 0.351, SLG: 0.573 Dwayne Murphy, L OBP: 0.360, SLG: 0.366 (1, 9) (7, 8)	0-3 K 1-2		0-3 K		0-0 F9 2-H 2B		0-0 G3 1-3 3-H		0-0 1B	4 0 1 1 0 2 2 1 0 1 0 0 0 0	
Jose Canseco, R OBP: 0.313, SLG: 0.487 (1, 7)	0-0 G3 2-3		0-0 4-3		0-0 F9 2-3		0-0 1B 3-H		0-0 F9	5 0 1 1 0 0 3	
Mark McGwire, R OBP: 0.381, SLG: 0.683 (1, 3)	4-0 S BB		0-3 K		0-0 F9		0-3 K 3-H		0-0 F6	4 0 0 0 1 2 3	
Reggie Jackson, L OBP: 0.278, SLG: 0.385 (1, 10)	0-3 K 1-2			0-0 FC4-6 1B		0-0 F7	0-0 6-3		0-0 4-3	5 0 1 0 0 1 4	
Carney Lansford, R OBP: 0.378, SLG: 0.435 (1, 5)		0-0 4-3 S 2B 1B		0-0 F4		0-0 P3		0-0 L5		4 1 1 0 0 0 1	
Tony Bernazard, S OBP: 0.296, SLG: 0.394 (1, 4)		0-0 F9		0-0 FC4-6 BLK 1-2f		0-0 F8		0-0 F8		4 0 0 0 0 0 2	
Mickey Tettleton, S OBP: 0.293, SLG: 0.323 (1, 2)		0-0 4-3 1-3		0-3 K 1-2			4-0 1B E BB	0-0 HR		3 2 1 1 1 1 2	
Alfredo Griffin, S OBP: 0.311, SLG: 0.330 (1, 6)		0-0 3-H 2B			0-0 F8		0-0 E 1-3 E 1B	0-0 1B		4 1 3 1 0 0 0	
Inning Stats	R: 0 E: 0 K: 2 S: 8 H: 1 LOB: 2 BB: 1 P: 12	R: 1 E: 0 K: 0 S: 5 H: 2 LOB: 1 BB: 0 P: 5	R: 0 E: 0 K: 2 S: 7 H: 0 LOB: 0 BB: 0 P: 7	R: 0 E: 0 K: 1 S: 6 H: 1 LOB: 1 BB: 0 P: 6	R: 1 E: 0 K: 0 S: 5 H: 2 LOB: 1 BB: 0 P: 5	R: 0 E: 0 K: 0 S: 3 H: 0 LOB: 0 BB: 0 P: 3	R: 3 E: 1 K: 1 S: 8 H: 2 LOB: 1 BB: 1 P: 12	R: 1 E: 0 K: 0 S: 5 H: 2 LOB: 1 BB: 0 P: 5	R: 0 E: 0 K: 0 S: 4 H: 1 LOB: 1 BB: 0 P: 4	1B: 7 2B: 3 3B: 0 HR: 1 SF: 0 SAC: 0 DP: 0 HBP: 0	WP: 0 PB: 0 SB: 5 CS: 0 PA: 41
PITCHER Roger Clemens, R ERA: 3.76 Bob Stanley, R ERA: 4.79 (1, 1) (9, 1)	IP 8.0 WLS L BF 37 H 10 R 6 ER 5 SO 6 BB 2 IBB 0 HBP 0 BLK 1 WP 0 HR 1 S 47 P 55 ERA 5.62 WHIP 1.500					PITCHER IP 1.0 WLS L BF 4 H 1 R 0 ER 0 SO 0 BB 0 IBB 0 HBP 0 BLK 0 WP 0 HR 0 S 4 P 4 ERA 0.00 WHIP 1.000					

Oakland Athletics @ Boston Red Sox
Fenway Park, Boston, MA
Thu Jul 16 1987, 7:05 PM EDT
Att. 34,861 - Unknown

livebaseballscorecards.com

AB	39
R	6
H	11
RBI	5
BB	2
SO	6
LOB	20



Batter	1	2	3	4	5	6	7	8	9	AB	R	H	RBI	BB	SO	LOB
Ellis Burks, R OBP: 0.306, SLG: 0.480 (1, 8)	0-0 E6 2B 1B		0-0 6-3		0-0 2B		4-0 G4-6-3 1-2 BB		0-3 K	4	1	2	0	1	1	1
Marty Barrett, R OBP: 0.335, SLG: 0.317 (1, 4)	0-0 F8		0-0 F9 BB 1B		4-0 BB		0-0 G4-6-3 1-2f		0-0 1-5-3	4	0	1	0	1	0	4
Wade Boggs, L OBP: 0.470, SLG: 0.622 (1, 5)	0-0 3-1 2-H 2B		4-0 1-2 BB		0-0 F8		0-0 F8		0-0 4-3 1B 2B	3	1	2	1	1	0	2
Jim Rice, R OBP: 0.351, SLG: 0.399 (1, 7)	0-0 3-1 2-3		0-0 F9 2-3		0-3 K		0-0 F4		0-0 F4	4	0	0	0	0	1	6
Mike Greenwell, L OBP: 0.358, SLG: 0.559 (1, 10)	0-0 F9		0-0 F5		0-3 K		0-0 4-3		0-0 4-3 2-3	4	0	0	0	0	1	4
Dwight Evans, R OBP: 0.422, SLG: 0.582 (1, 9)		0-0 3-1 SF7 2B		0-0 F8		0-3 K		0-0 3-H 1B	4	1	2	1	0	1	0	
Bill Buckner, L OBP: 0.288, SLG: 0.318 (1, 3)		0-0 3-1 2-3		0-0 P1		0-0 6-3		0-0 4-3	4	0	0	0	0	0	2	
Spike Owen, S OBP: 0.332, SLG: 0.346 (1, 6)		0-0 SF7 3-H		0-0 F7		4-0 BB BB		0-0 1-3	2	0	0	1	1	0	0	
Danny Sheaffer, R OBP: 0.120, SLG: 0.204 (1, 2)		0-3 K		0-0 F5		0-0 F8		0-0 2B	3	0	0	0	0	1	1	
Don Baylor, R OBP: 0.351, SLG: 0.407 (9, PH)									1	0	1	0	0	0	0	

BOTTOM

Oakland Athletics @ Boston Red Sox
Fenway Park, Boston, MA
 Thu Jul 16 1987, 7:05 PM EDT
 Att. 34,861 - Unknown

livebaseballscorecards.com

AB	33
R	3
H	8
RBI	3
BB	4
SO	5
LOB	20



Inning Stats	R: 1	H: 2	E: 1	LOB: 1	K: 0	BB: 0	S: 5	R: 1	H: 1	E: 0	LOB: 0	K: 1	BB: 0	S: 6	R: 0	H: 1	E: 0	LOB: 2	K: 0	BB: 1	S: 4	R: 0	H: 0	E: 0	LOB: 0	K: 0	BB: 0	S: 3	R: 0	H: 1	E: 0	LOB: 2	K: 1	BB: 1	S: 6	R: 0	H: 0	E: 0	LOB: 0	K: 2	BB: 0	S: 7	R: 0	H: 0	E: 0	LOB: 1	K: 0	BB: 2	S: 2	R: 1	H: 2	E: 0	LOB: 1	K: 0	BB: 0	S: 5	R: 0	H: 1	E: 0	LOB: 1	K: 1	BB: 0	S: 6	1B: 3	SF: 1	2B: 5	SAC: 0	3B: 0	DP: 1	HR: 0	HBP: 0	WP: 0	PA: 38
--------------	------	------	------	--------	------	-------	------	------	------	------	--------	------	-------	------	------	------	------	--------	------	-------	------	------	------	------	--------	------	-------	------	------	------	------	--------	------	-------	------	------	------	------	--------	------	-------	------	------	------	------	--------	------	-------	------	------	------	------	--------	------	-------	------	------	------	------	--------	------	-------	------	-------	-------	-------	--------	-------	-------	-------	--------	-------	--------

PITCHER	IP	WLS	BF	H	R	ER	SO	BB	IBB	HBP	BLK	WP	HR	S	P	ERA	WHIP
Dave Stewart, R ERA: 3.67 (1, 1)	6.1	W	28	5	2	2	4	4	0	0	0	0	0	32	48	2.84	1.421
Dennis Eckersley, R ERA: 2.77 (7, 1)	2.2	S	10	3	1	1	1	0	0	0	0	0	0	12	12	3.38	1.125

Batter	1	2	3	4	5	6	7	8	9	10	AB	R	H	RBI	BB	SO	LOB
Luis Polonia, L OBP: 0.367, SLG: 0.451 (1, 7) (2, 8)	0-3 K		0-0 F9			0-0 BLK 1B	0-0 F8			0-3 K	6	2	2	1	0	2	2
Tony Bernazard, S OBP: 0.295, SLG: 0.389 (1, 4)	0-0 F9			0-0 3-1		4-0 1B 1-2 3B BB		0-3 K		0-3 K	4	1	0	0	1	2	1
Jose Canseco, R OBP: 0.314, SLG: 0.484 (1, 10)	0-0 F8			0-0 F8		0-0 1-3 2-H 3B 1B		0-0 6-3		4-0 1-3 HR BB	4	2	1	1	1	0	0
Mark McGwire, R OBP: 0.378, SLG: 0.685 (1, 3)		0-0 5-3		0-0 5-3		0-0 1-2 2-3		0-0 F6		0-0 1-H 3-H HR	5	1	1	3	0	0	2
Carney Lansford, R OBP: 0.381, SLG: 0.455 (1, 5)		0-0 CS 1B			0-0 6-3	0-0 2-H 3-H 3B			0-0 6-3	0-0 HR	5	1	3	3	0	0	0
Reggie Jackson, L OBP: 0.280, SLG: 0.387 (1, 9)		0-0 1-2 2B			0-0 G3	0-0 4-3			0-3 K	4-0 WP 1B BB	4	1	1	0	1	1	1
Dwayne Murphy, L OBP: 0.360, SLG: 0.366 Steve Henderson, R OBP: 0.400, SLG: 0.600 (2, PH) (2, 7)		0-0 5-3			0-0 FC6-4 1B		0-0 SH1-3 SF8 2B		0-3 K	0-3 1-2 K	0	0	0	0	0	0	0
Terry Steinbach, R OBP: 0.341, SLG: 0.453 (1, 2)			0-0 CS 1B		0-0 FC6-4 1-2f		0-0 SH1-3		0-3 K	0-3 SH 2B	4	1	3	1	0	0	1
Alfredo Griffin, S OBP: 0.310, SLG: 0.330 (1, 6)			0-3 K			0-0 F8	0-0 SF8			0-0 SH 1B	3	1	1	1	0	1	1

Inning Stats	R: 0	H: 0	R: 0	H: 2	R: 0	H: 1	R: 0	H: 1	R: 3	H: 3	R: 1	H: 1	R: 0	H: 0	R: 0	H: 0	R: 7	H: 6	1B: 8	SF: 1	WP: 1	PA: 46
	E: 0	LOB: 0	E: 0	LOB: 1	E: 0	LOB: 0	E: 0	LOB: 1	E: 0	LOB: 1	E: 0	LOB: 0	E: 0	LOB: 0	E: 0	LOB: 0	E: 1	LOB: 2	2B: 4	SAC: 2	PB: 0	
	K: 1	BB: 0	K: 0	BB: 0	K: 1	BB: 0	K: 0	BB: 0	K: 0	BB: 1	K: 0	BB: 0	K: 1	BB: 0	K: 2	BB: 0	K: 3	BB: 2	3B: 1	DP: 1	SB: 2	
	S: 5	P: 5	S: 4	P: 4	S: 5	P: 5	S: 3	P: 3	S: 4	P: 4	S: 4	P: 4	S: 5	P: 5	S: 7	P: 7	S: 16	P: 24	HR: 2	HBP: 0	CS: 2	


PITCHER	IP	WLS	BF	H	R	ER	SO	BB	IBB	HBP	BLK	WP	HR	S	P	ERA	WHIP
Oil Can Boyd, R ERA: 5.06 (1, 1)	7.0		28	8	4	4	4	1	0	0	1	0	0	31	35	5.14	1.286
Bob Stanley, R ERA: 4.78 (8, 1)	2.0	L	8	1	2	2	3	0	0	0	0	0	0	14	14	9.00	0.500
Bob Stanley, R ERA: 4.78 (10, 1)	2.0	L	8	1	2	2	3	0	0	0	0	0	0	14	14	9.00	0.500
Joe Sambito, L ERA: 4.18 (10, 1)	0.1		2	1	0	0	1	0	0	0	0	0	0	4	4	0.00	3.000
Calvin Schiraldi, R ERA: 5.27 (10, 1)	0.0		4	2	4	3	0	2	0	0	0	0	2	2	10	∞	∞

PITCHER	IP	WLS	BF	H	R	ER	SO	BB	IBB	HBP	BLK	WP	HR	S	P	ERA	WHIP
Wes Gardner, R ERA: 7.78 (10, 1)	0.2		4	2	1	1	2	0	0	0	0	0	0	8	8	13.50	3.000

TOP

Oakland Athletics @ Boston Red Sox
Fenway Park, Boston, MA
Fri Jul 17 1987, 7:05 PM EDT
Att. 34,543 - Unknown

AB	40
R	11
H	14
RBI	10
BB	3
SO	8
LOB	10



BOTTOM

Oakland Athletics @ Boston Red Sox
Fenway Park, Boston, MA
Fri Jul 17 1987, 7:05 PM EDT
Att: 34,543 - Unknown

livebaseballscorecards.com

AB	39
R	6
H	12
RBI	6
BB	7
SO	3
LOB	26



WP:	0	PA:	47
PB:	0		
SB:	0		
CS:	1		

AB	6	R	0	H	2	RBI	2	BB	0	SO	1	LOB	4
----	---	---	---	---	---	-----	---	----	---	----	---	-----	---

AB	5	R	0	H	2	RBI	0	BB	1	SO	1	LOB	4
----	---	---	---	---	---	-----	---	----	---	----	---	-----	---

AB	4	R	1	H	1	RBI	0	BB	1	SO	0	LOB	5
----	---	---	---	---	---	-----	---	----	---	----	---	-----	---

AB	4	R	1	H	1	RBI	1	BB	1	SO	0	LOB	5
----	---	---	---	---	---	-----	---	----	---	----	---	-----	---

AB	3	R	2	H	1	RBI	0	BB	2	SO	0	LOB	1
----	---	---	---	---	---	-----	---	----	---	----	---	-----	---

AB	5	R	1	H	2	RBI	1	BB	0	SO	0	LOB	2
----	---	---	---	---	---	-----	---	----	---	----	---	-----	---

AB	4	R	1	H	1	RBI	0	BB	1	SO	0	LOB	2
----	---	---	---	---	---	-----	---	----	---	----	---	-----	---

AB	3	R	0	H	0	RBI	0	BB	0	SO	0	LOB	1
AB	0	R	0	H	0	RBI	0	BB	1	SO	0	LOB	0
AB	0	R	0	H	0	RBI	0	BB	0	SO	0	LOB	0
AB	0	R	0	H	0	RBI	0	BB	0	SO	0	LOB	0
AB	0	R	0	H	0	RBI	0	BB	0	SO	0	LOB	0
AB	0	R	0	H	0	RBI	0	BB	0	SO	0	LOB	0
AB	1	R	0	H	1	RBI	1	BB	0	SO	0	LOB	0

AB	2	R	0	H	0	RBI	0	BB	0	SO	0	LOB	0
AB	0	R	0	H	0	RBI	0	BB	1	SO	0	LOB	0
AB	0	R	0	H	0	RBI	0	BB	0	SO	0	LOB	0
AB	2	R	0	H	1	RBI	0	BB	0	SO	1	LOB	2

1B:	6	SF:	1
2B:	5	SAC:	0
3B:	1	DP:	1
HR:	0	HBP:	0

Batter	1	2	3	4	5	6	7	8	9	10
Ellis Burks, R OBP: 0.307, SLG: 0.488 (1, 8)	0-0 1-3		0-0 6-3			0-0 2B		0-0 F5	0-0 3B	0-3 K
Marty Barrett, R OBP: 0.338, SLG: 0.322 (1, 4)	0-0 F9 1B			0-3 K		0-0 F9		0-0 2B	4-0 BB	0-0 FC6-4
Wade Boggs, L OBP: 0.469, SLG: 0.621 (1, 5)	0-0 F9 1-2			0-0 1B 2B		4-0 BB		0-0 F7	0-0 FC4-6	
Jim Rice, R OBP: 0.352, SLG: 0.397 (1, 7)	0-0 6-3			0-0 FC4-6 1B		0-0 G6-4-3		0-0 6-3		4-0 1B BB
Mike Greenwell, L OBP: 0.365, SLG: 0.555 (1, 10) (10, 2)		4-0 CS BB		0-0 FC4-6				0-0 F8	4-0 2B SF8	0-0 G3 1B 1B
Dwight Evans, R OBP: 0.422, SLG: 0.582 (1, 9)		0-0 6-3 1-2		0-0 5-3				0-0 1-3	0-0 3B 2B	0-0 1B G3 1B
Bill Buckner, L OBP: 0.290, SLG: 0.321 (1, 3)		0-0 F5						0-0 2B	4-0 3B BB	0-0 G3
Spike Owen, S OBP: 0.328, SLG: 0.341 (1, 6)			0-0 6-3						0-0 SF8	0-0 1B
Don Baylor, R OBP: 0.350, SLG: 0.407 (9, PH)										
Bob Stanley, R (10, 1)										
Joe Sambito, L (10, 1)										
Calvin Schiraldi, R (10, 1)										
Wes Gardner, R (10, 1)										
Dave Henderson, R OBP: 0.299, SLG: 0.399 (10, PH)									3-0 3B	3-0 1B
Marc Sullivan, R OBP: 0.215, SLG: 0.252 (1, 2)			0-0 4-3						0-3 K	0-0 FC6-4 1B
Todd Benzinger, S OBP: 0.403, SLG: 0.404 (8, PH)										
Danny Sheaffer, R OBP: 0.120, SLG: 0.204 (9, 2)										
Ed Romero, R OBP: 0.376, SLG: 0.325 (9, PH) (10, 6)										

Inning Stats	R: 0	H: 1	E: 0	LOB: 1	K: 0	P: 4	R: 0	H: 0	E: 0	LOB: 0	K: 0	P: 6	R: 0	H: 0	E: 0	LOB: 0	K: 0	P: 3	R: 1	H: 2	E: 0	LOB: 1	K: 1	P: 7	R: 0	H: 0	E: 0	LOB: 0	K: 0	P: 3	R: 0	H: 1	E: 0	LOB: 1	K: 0	P: 4	R: 0	H: 1	E: 0	LOB: 2	K: 1	P: 8	R: 3	H: 2	E: 0	LOB: 2	K: 1	P: 19	R: 2	H: 4	E: 0	LOB: 3	K: 1	P: 13	1B: 6	SF: 1	2B: 5	SAC: 0	3B: 1	DP: 1	HR: 0	HBP: 0	WP: 0	PA: 47
--------------	------	------	------	--------	------	------	------	------	------	--------	------	------	------	------	------	--------	------	------	------	------	------	--------	------	------	------	------	------	--------	------	------	------	------	------	--------	------	------	------	------	------	--------	------	------	------	------	------	--------	------	-------	------	------	------	--------	------	-------	-------	-------	-------	--------	-------	-------	-------	--------	-------	--------

PITCHER	IP	WLS	BF	H	R	ER	SO	BB	IBB	HBP	BLK	WP	HR	S	P	ERA	WHIP
Joaquin Andujar, R ERA: 4.47 (1, 1)	7.0		27	5	1	1	1	3	0	0	0	0	0	26	38	1.29	1.143
Gene Nelson, R ERA: 3.27 (8, 1)	0.1		2	1	0	0	0	0	0	0	0	0	0	2	2	0.00	3.000
Dave Leiper, L ERA: 2.28 (8, 1)	0.1		1	0	0	0	0	0	0	0	0	0	0	1	1	0.00	0.000
Jay Howell, R ERA: 5.5 (8, 1)	1.0		8	2	3	3	1	3	0	0	0	0	0	7	19	27.00	5.000
Greg Cadaret, L ERA: 5.4 (9, 1)	0.2	W	5	2	2	2	0	1	0	0	0	0	0	4	8	27.00	4.500

PITCHER	IP	WLS	BF	H	R	ER	SO	BB	IBB	HBP	BLK	WP	HR	S	P	ERA	WHIP
Dennis Lamp, R ERA: 4.26 (10, 1)	0.2		4	2	0	0	1	0	0	0	0	0	0	6	6	0.00	3.000

Batter	1	2	3	4	5	6	7	8	9	10	AB R H RBI BB SO LOB	TOP												
Luis Polonia, L OBP: 0.359, SLG: 0.441 (1, 8) X	0-0 5-3 ①		X 0-0 L6 ①		S S S 0-3 K ②		X 0-0 4-3 ③		S S S 0-3 K ③	5 0 0 0 0 2 2														
Carney Lansford, R OBP: 0.376, SLG: 0.449 (1, 5) X	0-0 F8 ②		X 0-0 F8 ②		X 0-0 6-3 ③		X 0-0 F7 ①			4 0 0 0 0 0 1														
Jose Canseco, R OBP: 0.313, SLG: 0.490 (1, 7) X	0-0 HR		X 0-0 FC6-4 ③		S S S 0-3 K ①		S S S 0-3 K ②			4 1 1 1 0 2 1														
Mark McGwire, R OBP: 0.376, SLG: 0.679 (1, 3) X	0-0 CS 1B		X 0-0 5-3 ①		X 0-0 G3 ②		X 0-0 F6 ③			4 0 1 0 0 0 0														
Steve Henderson, R OBP: 0.667, SLG: 0.778 (1, 9) X	0-0 CS ③	0-0 2B 1B	X 0-0 2B 6-3 1B		X 0-0 1B		X 0-0 1B		X 0-0 G6-4-3 1B	4 1 4 0 0 0 0														
Terry Steinbach, R OBP: 0.344, SLG: 0.464 (1, 10) X		0-0 1-H 1B 2B	X 0-0 1B 2B		X 0-0 1-3 2B		S S S 0-3 K ③		X 0-0 G6-4-3 ① ②	4 1 2 0 0 1 2														
Mickey Tettleton, S OBP: 0.298, SLG: 0.323 (1, 2) X		0-0 G6-4-3 1B	X 0-0 6-3		X 0-0 6-3 ②		B B B B 4-0 SH1-3 BB		X 0-0 F7 ③	3 0 1 2 1 0 1														
Tony Bernazard, S OBP: 0.292, SLG: 0.385 (1, 4) X		0-0 G6-4-3 ② ③	X 0-0 5-3 ③		X 0-0 SH1-3 ①		X 0-0 SH1-3 ①		X 0-0 B1-3 ①	3 0 0 0 0 0 2														
Alfredo Griffin, S OBP: 0.309, SLG: 0.327 (1, 6) X			B B B B 4-0 FC6-4 BB		X 0-0 F7 ①		X 0-0 6-3 ②		S S S 0-3 K ②	3 0 0 0 1 1 1														
Inning Stats	R: 1 E: 0 K: 0 S: 4	H: 2 LOB: 0 BB: 0 P: 4	R: 1 E: 0 K: 0 S: 4	H: 3 LOB: 0 BB: 0 P: 4	R: 0 E: 0 K: 0 S: 3	H: 0 LOB: 1 BB: 1 P: 7	R: 1 E: 0 K: 0 S: 5	H: 2 LOB: 1 BB: 0 P: 5	R: 0 E: 0 K: 1 S: 5	H: 0 LOB: 0 BB: 0 P: 5	R: 0 E: 0 K: 2 S: 8	H: 1 LOB: 1 BB: 0 P: 8	R: 0 E: 0 K: 0 S: 3	H: 0 LOB: 1 BB: 1 P: 7	R: 0 E: 0 K: 1 S: 5	H: 0 LOB: 0 BB: 0 P: 5	R: 0 E: 0 K: 0 S: 3	H: 1 LOB: 0 BB: 0 P: 3	R: 0 E: 0 K: 2 S: 7	H: 0 LOB: 0 BB: 0 P: 7	1B: 6 2B: 2 3B: 0 HR: 1	SF: 0 SAC: 1 DP: 2 HBP: 0	WP: 0 PB: 0 SB: 0 CS: 1	PA: 38
PITCHER Bruce Hurst, L ERA: 3.74 (1, 1)	IP 10.0 WLS W BF 37 H 9 R 3 ER 3 SO 6 BB 2 IBB 0 HBP 0 BLK 0 WP 0 HR 1 S 47 P 55 ERA 2.70 WHIP 1.100																							

Oakland Athletics @ Boston Red Sox
 Fenway Park, Boston, MA
 Sat Jul 18 1987, 3:33 AM EDT
 Att. 34,720 - Unknown

livebaseballscorecards.com

AB 34
 R 3
 H 9
 RBI 3
 BB 2
 SO 6
 LOB 10



BOTTOM

Oakland Athletics @ Boston Red Sox
 Fenway Park, Boston, MA
 Sat Jul 18 1987, 3:33 AM EDT
 Att: 34,720 - Unknown

livebaseballscorecards.com

AB	37
R	5
H	10
RBI	4
BB	4
SO	5
LOB	22



Batter	1	2	3	4	5	6	7	8	9	10	AB	R	H	RBI	BB	SO	LOB
Ellis Burks, R OBP: 0.312, SLG: 0.488 (1, 8)	F7		E BLK 1-3 1B		FC5-4 1B		PB BB	K			4	0	2	0	1	1	2
Marty Barrett, R OBP: 0.333, SLG: 0.317 (1, 4)	P3		E5 BB 1-3 3-H		FC5-4		F9		F8		5	0	0	0	0	0	3
Wade Boggs, L OBP: 0.468, SLG: 0.615 (1, 5)	5-3				K				F8		3	0	0	0	2	1	1
Jim Rice, R OBP: 0.353, SLG: 0.408 (1, 7)											5	1	2	1	0	2	5
Mike Greenwell, L OBP: 0.365, SLG: 0.554 (1, 10)											4	1	1	0	0	0	0
Dwight Evans, R OBP: 0.422, SLG: 0.579 (1, 9) (9, 3)											5	1	2	0	0	1	3
Bill Buckner, L OBP: 0.293, SLG: 0.321 (1, 3) Dave Henderson, R OBP: 0.304, SLG: 0.424 (8, PR) (9, 9)											3	0	1	0	1	0	3
Spike Owen, S OBP: 0.324, SLG: 0.336 (1, 6) Don Baylor, R OBP: 0.349, SLG: 0.407 (8, PH) Ed Romero, R OBP: 0.376, SLG: 0.325 (9, 6)											1	1	1	2	0	0	0
Danny Sheaffer, R OBP: 0.113, SLG: 0.192 (1, 2) Todd Benzinger, S OBP: 0.413, SLG: 0.415 (8, PH) Marc Sullivan, R OBP: 0.215, SLG: 0.252 (9, 2)											3	0	0	0	0	0	4
											0	0	0	1	0	0	0
											0	0	0	0	0	0	0
											3	1	0	0	0	0	1
											1	0	1	0	0	0	0
											0	0	0	0	0	0	0

1B:	7	SF:	1
2B:	1	SAC:	0
3B:	0	DP:	0
HR:	2	HBP:	1

WP:	1	PA:	43
PB:	1		
SB:	0		
CS:	0		

Inning Stats	R: 0	H: 0	E: 0	K: 0	S: 3	P: 3	R: 0	H: 0	E: 0	K: 1	S: 5	P: 5	R: 1	H: 2	E: 1	K: 1	S: 8	R: 0	H: 1	E: 0	K: 0	S: 4	P: 4	R: 0	H: 1	E: 0	K: 1	S: 6	P: 6	R: 0	H: 1	E: 0	K: 0	S: 4	P: 5	R: 0	H: 0	E: 0	K: 1	S: 5	P: 13	R: 1	H: 2	E: 0	K: 1	S: 7	P: 11	R: 1	H: 1	E: 0	K: 0	S: 4	P: 4	R: 2	H: 2	E: 0	K: 0	S: 2	P: 2	1B: 7	SF: 1	2B: 1	SAC: 0	3B: 0	DP: 0	HR: 2	HBP: 1	WP: 1	PA: 43
--------------	------	------	------	------	------	------	------	------	------	------	------	------	------	------	------	------	------	------	------	------	------	------	------	------	------	------	------	------	------	------	------	------	------	------	------	------	------	------	------	------	-------	------	------	------	------	------	-------	------	------	------	------	------	------	------	------	------	------	------	------	-------	-------	-------	--------	-------	-------	-------	--------	-------	--------

PITCHER	IP	WLS	BF	H	R	ER	SO	BB	IBB	HBP	BLK	WP	HR	S	P	ERA	WHIP
Jose Rijo, R ERA: 5.5 (1, 1)	7.1		33	6	2	2	4	3	0	1	1	1	0	37	50	2.46	1.227
Greg Cadaret, L ERA: 5.4 (8, 1)	0.0		1	0	0	0	0	1	0	0	0	0	0	0	4	∞	∞
Dennis Eckersley, R ERA: 2.95 (8, 1)	1.2	L	8	3	2	2	1	0	0	0	0	0	1	10	10	10.80	1.800
Gene Nelson, R ERA: 3.41 (10, 1)	0.0		1	1	1	1	0	0	0	0	0	0	1	1	1	∞	∞

Batter	1	2	3	4	5	6	7	8	9	10	11	AB R H RBI BB SO LOB	TOP																							
Luis Polonia, L OBP: 0.359, SLG: 0.443 (1, 8)	0-0 1B 1B	0-0 1-3			0-0 1-3 3-H 1B 2B		0-3 K		0-3 K		0-0 L4	6 1 2 1 0 2 3	Oakland Athletics @ Boston Red Sox Fenway Park, Boston, MA Sun Jul 19 1987, 3:33 AM EDT Att. 34,114 - Unknown																							
Carney Lansford, R OBP: 0.376, SLG: 0.444 (1, 5)	0-0 F9		0-0 F8		4-0 1B BB		0-0 6-3		0-0 FC3-2 1B	0-0 FC3-2 1B	0-0 5-3	5 0 1 0 1 0 3																								
Jose Canseco, R OBP: 0.316, SLG: 0.490 (1, 10)	0-0 BB 1-3 1B		0-3 K		0-0 F7		0-0 F9		0-0 FC3-2 1B	0-0 FC3-2 BB 1B	0-0 1-2 1B	6 0 3 2 0 1 3																								
Mark McGwire, R OBP: 0.373, SLG: 0.669 (1, 3)	0-0 F9		0-0 F8		0-0 G4-3 1-3 2-H 3-H 1B		0-0 F7		0-3 FC3-2 1B	0-0 K	0-0 F3	6 0 1 2 0 1 5																								
Steve Henderson, R OBP: 0.571, SLG: 0.583 (1, 7)	4-0 FC6-4 1-2 BB		0-3 K		0-0 G4-3 1-2f		0-0 4-3		4-0 FC3-2 1-2 BB			3 0 0 0 2 1 2																								
Reggie Jackson, L OBP: 0.283, SLG: 0.391 (1, 9)	0-0 FC6-4 1-2f		0-0 G3		0-0 1B		0-0 2B		0-0 FC3-2 FC6-4	1-2 2-3 3-H 0-0		5 0 2 0 0 0 6																								
Terry Steinbach, R OBP: 0.336, SLG: 0.452 (1, 2)		0-0 F9		0-0 5-3		0-3 K		0-0 5-3	0-0 FC6-4 1-2f			5 0 0 0 0 1 4																								
Tony Bernazard, S OBP: 0.297, SLG: 0.390 (1, 4)		0-0 F4		4-0 1B 2B BB		0-0 1B		0-3 K		0-0 1B 2B		4 2 2 0 1 1 0																								
Alfredo Griffin, S OBP: 0.314, SLG: 0.334 (1, 6)		0-0 S 2B		0-0 2B 1-3 1B 1B		0-0 F7		0-0 F4		0-0 1B 1B		5 2 3 0 0 0 1																								
Inning Stats	R: 0 E: 0 K: 0 S: 5	H: 2 LOB: 3 BB: 1 P: 9	R: 0 E: 0 K: 0 S: 4	H: 1 LOB: 1 BB: 0 P: 4	R: 0 E: 0 K: 1 S: 5	H: 0 LOB: 0 BB: 0 P: 5	R: 0 E: 0 K: 1 S: 6	H: 2 LOB: 1 BB: 0 P: 6	R: 0 E: 0 K: 1 S: 5	H: 0 LOB: 0 BB: 0 P: 5	R: 0 E: 0 K: 2 S: 7	H: 1 LOB: 1 BB: 0 P: 4		R: 0 E: 0 K: 1 S: 7	H: 0 LOB: 0 BB: 0 P: 7	R: 0 E: 0 K: 1 S: 7	H: 2 LOB: 3 BB: 1 P: 11	R: 2 E: 0 K: 0 S: 6	H: 3 LOB: 1 BB: 0 P: 6	1B: 10 2B: 4 3B: 0 HR: 0	SF: 0 SAC: 0 DP: 1 HBP: 0	WP: 0 PB: 0 SB: 1 CS: 0	PA: 49													
PITCHER	IP WLS BF H R ER SO BB IBB HBP BLK WP HR S P ERA WHIP																				IP WLS BF H R ER SO BB IBB HBP BLK WP HR S P ERA WHIP															
Al Nipper, R ERA: 5.44 (1, 1)	4.1	22	6	3	3	2	3	0	0	0	0	0	0	23	35	6.23	2.077																			
Wes Gardner, R ERA: 6.91 (5, 1)	4.2	17	5	0	0	4	0	0	0	0	0	0	0	25	25	0.00	1.071																			
Calvin Schiraldi, R ERA: 5.23 (10, 1)	0.1	2	0	0	0	1	1	0	0	0	0	0	0	3	7	0.00	3.000																			
Joe Sambito, L ERA: 4.13 (10, 1)	0.1	1	0	0	0	0	0	0	0	0	0	0	0	1	1	0.00	0.000																			
Bob Stanley, R ERA: 4.89 (10, 1)	1.1	L	7	3	2	2	0	0	0	0	0	0	0	7	7	13.50	2.250																			

livebaseballscores.com

AB	45
R	5
H	14
RBI	5
BB	4
SO	7
LOB	27



Batter	1	2	3	4	5	6	7	8	9	10	11	AB R H RBI BB SO LOB
Ellis Burks, R OBP: 0.312, SLG: 0.481 (1, 8)	0-0 B1-3		0-0 F9		0-0 6-3		0-0 L3		4-0 BB		4-0 BB	4 0 0 0 2 0 1
Ed Romero, R OBP: 0.381, SLG: 0.333 (1, 4)	0-0 1B		0-0 6-3		0-0 3-1			0-0 BB	0-0 1B		0-0 F3	6 0 3 1 0 0 2
Wade Boggs, L OBP: 0.462, SLG: 0.605 (1, 5)	0-0 F7		0-0 F8			0-0 F7		0-3 K	0-0 F8		0-3 K	6 0 0 0 0 2 6
Jim Rice, R OBP: 0.356, SLG: 0.409 (1, 7)	0-0 1B			0-0 HR		0-3 K		0-3 K		4-0 FC5-8		4 1 2 0 1 2 1
Mike Greenwell, L OBP: 0.365, SLG: 0.556 (1, 10) Don Baylor, R OBP: 0.350, SLG: 0.405 (8, PH)	0-0 4-3			0-0 F8		0-0 FC5		4-0 BB		0-0 FC5-6		3 0 1 0 0 0 3 1 0 0 0 1 0 1
Dwight Evans, R OBP: 0.419, SLG: 0.583 (1, 9) (10, 3)		0-0 6-3		0-0 HR		0-0 FC5		0-0 G3		0-0 F8		5 1 1 2 0 0 4
Bill Buckner, L OBP: 0.299, SLG: 0.325 (1, 3) Dave Henderson, R OBP: 0.302, SLG: 0.421 (9, PR) (10, 9)		4-0 BB		0-3 K			0-0 SH1-4		0-0 1B		0-3 K	3 0 2 0 1 1 0 1 1 0 0 0 1 1
Spike Owen, S OBP: 0.324, SLG: 0.333 (1, 6)		0-0 F8		0-0 F7			0-0 SH1-4		0-0 SH1-4		4-0 BB	2 0 0 0 1 0 1
Danny Sheaffer, R OBP: 0.107, SLG: 0.182 (1, 2) Todd Benzinger, S OBP: 0.406, SLG: 0.407 (9, PH) Marc Sullivan, R OBP: 0.213, SLG: 0.250 (10, 2)		0-0 L8			0-0 5-3		0-3 K		0-0 4-3		0-0 6-3	3 0 0 0 0 1 2 1 0 0 0 0 0 2 1 0 0 0 0 0 1

BOTTOM

Oakland Athletics @ Boston Red Sox

Fenway Park, Boston, MA

Sun Jul 19 1987, 3:33 AM EDT

Att. 34,114 - Unknown

livebaseballscores.com

AB	40
R	3
H	9
RBI	3
BB	6
SO	7
LOB	25



Inning Stats		R: 0	H: 2	R: 0	H: 0	R: 0	H: 0	R: 2	H: 2	R: 0	H: 0	R: 0	H: 1	R: 0	H: 1	R: 0	H: 1	R: 1	H: 2	R: 0	H: 0	R: 0	H: 0	R: 0	H: 0	R: 0	H: 0		
E: 0	LOB: 2	E: 0	LOB: 1	E: 0	LOB: 0	E: 0	LOB: 0	E: 0	LOB: 0	E: 0	LOB: 0	E: 0	LOB: 1	E: 0	LOB: 2	E: 0	LOB: 2	E: 0	LOB: 2	E: 0	LOB: 2	E: 0	LOB: 1	E: 0	LOB: 1	E: 0	LOB: 1	E: 0	LOB: 1
K: 0	BB: 0	K: 0	BB: 1	K: 0	BB: 0	K: 1	BB: 0	K: 0	BB: 0	K: 1	BB: 0	K: 0	BB: 0	K: 1	BB: 0	K: 2	BB: 1	K: 0	BB: 1	K: 0	BB: 1	K: 1	BB: 1	K: 0	BB: 1	K: 0	BB: 1	K: 0	BB: 1
S: 5	P: 5	S: 3	P: 7	S: 3	P: 3	S: 7	P: 7	S: 3	P: 3	S: 6	P: 6	S: 6	P: 6	S: 8	P: 12	S: 5	P: 9	S: 5	P: 9	S: 5	P: 13	S: 5	P: 9	S: 5	P: 9	S: 5	P: 9	S: 5	P: 9

PITCHER		IP	WLS	BF	H	R	ER	SO	BB	IBB	HBP	BLK	WP	HR	S	P	ERA	WHIP
Steve Ontiveros, R	(1, 1)	5.0		20	4	2	2	1	1	0	0	0	0	1	21	25	3.60	1.000
Dave Leiper, L	(6, 1)	1.1		6	2	0	0	1	0	0	0	0	0	0	8	8	0.00	1.500
Dennis Lamp, R	(7, 1)	0.2		3	1	0	0	1	0	0	0	0	0	0	5	5	0.00	1.500
Greg Cadaret, L	(8, 1)	0.2		3	0	0	0	2	1	0	0	0	0	0	6	10	0.00	1.500
Gene Nelson, R	(8, 1)	0.1		1	0	0	0	0	0	0	0	0	0	0	1	1	0.00	0.000
Jay Howell, R	(9, 1)	2.1	W	13	2	1	1	1	4	0	0	0	0	0	11	27	3.86	2.571
Bill Caudill, R	(11, 1)	0.2	S	2	0	0	0	1	0	0	0	0	0	0	4	4	0.00	0.000

WP: 0	PA: 48
PB: 0	
SB: 0	
CS: 0	
1B: 7	SF: 0
2B: 1	SAC: 2
3B: 0	DP: 0
HR: 1	HBP: 0

Batter	1	2	3	4	5	6	7	8	9	AB R H RBI BB SO LOB	TOP											
Brian Downing, R (1, 10) OBP: 0.401, SLG: 0.514	0-0 WP BB 1B		0-0 G3 1B		4-0 2B BB			0-0 SH1-4 1B	0-3 K 2-3	4 2 3 0 1 1 1												
Ruppert Jones, L (1, 8) OBP: 0.330, SLG: 0.511	4-0 WP 1-2 BB		0-0 G3		0-0 2B			0-0 SH1-4		2 0 1 2 1 0 1												
Devon White, S (1, 9) OBP: 0.320, SLG: 0.494	0-3 K 1-2 2-3		0-3 K		0-0 4-1			0-0 1B 2-H		4 0 1 1 0 2 4												
Jack Howell, L (1, 7) OBP: 0.345, SLG: 0.494 Gary Pettis, S (8, 8) OBP: 0.314, SLG: 0.277	0-3 K			0-3 K		0-0 4-3		0-0 1-3 1B		4 0 1 0 0 2 2 0 0 0 0 0 0 0												
Doug DeCinces, R (1, 5) OBP: 0.349, SLG: 0.395	0-0 1-3			0-0 F3		0-0 6-3		0-0 F5		4 0 0 0 0 0 4												
Butch Wynegar, S (1, 2) OBP: 0.278, SLG: 0.236 Mark Ryal, L (8, PH) OBP: 0.240, SLG: 0.431 Bob Boone, R (8, 2) OBP: 0.341, SLG: 0.351		0-0 F9		0-0 L3		0-0 3-1		0-0 F5		3 0 0 0 0 0 0 1 0 0 0 0 0 2 0 0 0 0 0 0 0												
George Hendrick, R (1, 3) OBP: 0.309, SLG: 0.468		0-0 5-3			0-0 F6		0-0 5-3		0-0 WP SH1-3 1B	4 0 1 0 0 0 0	AB 33											
Mark McLemore, S (1, 4) OBP: 0.301, SLG: 0.285		0-0 6-3			0-3 K		0-0 F8		0-0 SH1-3	3 0 0 0 0 1 0	R 3											
Gus Polidor, R (1, 6) OBP: 0.132, SLG: 0.158			0-0 6-3		0-0 2B BB 1B		0-0 L8		0-0 F2	4 1 1 0 0 0 1	H 8											
Inning Stats	R: 0 E: 0 K: 2 S: 8	H: 1 LOB: 2 BB: 1 P: 12	R: 0 E: 0 K: 0 S: 3	H: 0 LOB: 0 BB: 0 P: 3	R: 0 E: 0 K: 1 S: 6	H: 1 LOB: 1 BB: 0 P: 6	R: 0 E: 0 K: 1 S: 5	H: 0 LOB: 0 BB: 0 P: 5	R: 2 E: 0 K: 1 S: 7	H: 2 LOB: 1 BB: 1 P: 11	R: 0 E: 0 K: 0 S: 3	H: 0 LOB: 0 BB: 0 P: 3	R: 0 E: 0 K: 0 S: 3	H: 0 LOB: 0 BB: 0 P: 3	R: 1 E: 0 K: 0 S: 6	H: 3 LOB: 2 BB: 0 P: 6	R: 0 E: 0 K: 1 S: 6	H: 1 LOB: 1 BB: 0 P: 6	1B: 7 2B: 1 3B: 0 HR: 0	SF: 0 SAC: 2 DP: 0 HBP: 0	WP: 2 PB: 0 SB: 0 CS: 0	PA: 37
PITCHER	IP WLS BF H R ER SO BB IBB HBP BLK WP HR S P ERA WHIP												PITCHER	IP WLS BF H R ER SO BB IBB HBP BLK WP HR S P ERA WHIP								
Jeff Sellers, R (1, 1) ERA: 6.62	7.1 L 31 7 3 3 5 2 0 0 0 1 0 39 47 3.68 1.227																					
Calvin Schiraldi, R (8, 1) ERA: 5.04	1.2 6 1 0 0 1 0 0 0 0 1 0 8 8 0.00 0.600																					

California Angels @ Boston Red Sox
Fenway Park, Boston, MA
Mon Jul 20 1987, 7:05 PM EDT
Att: 27,322 - Unknown

livebaseballscorecards.com



Batter	1	2	3	4	5	6	7	8	9	AB	R	H	RBI	BB	SO	LOB
Ellis Burks, R OBP: 0.311, SLG: 0.478 (1, 8)	0-3 K		0-0 5-3			0-0 FC5-4 2-3 1B		0-3 K		4	0	1	0	0	2	0
Ed Romero, R OBP: 0.371, SLG: 0.324 (1, 4)	0-3 K			0-0 L7		0-0 FC5-4 1-2f 3B			0-0 L5	4	1	0	1	0	1	1
Wade Boggs, L OBP: 0.462, SLG: 0.612 (1, 5)	0-0 2B			0-0 1-5-3		0-0 3B			0-0 F8	4	0	2	1	0	0	0
Jim Rice, R OBP: 0.355, SLG: 0.407 (1, 7)	0-0 F9			0-0 5-3		0-0 1-3			0-0 1B	4	0	1	0	0	0	2
Todd Benzinger, S OBP: 0.406, SLG: 0.407 (9, PR)										0	0	0	0	0	0	0
Mike Greenwell, L OBP: 0.363, SLG: 0.549 (1, 10)		0-3 K			0-0 F4			0-0 K	0-3 K	4	0	1	0	0	2	1
Dwight Evans, R OBP: 0.415, SLG: 0.577 (1, 9)		0-0 F8			0-0 4-3			0-0 G6-4-3		3	0	0	0	0	0	1
Bill Buckner, L OBP: 0.296, SLG: 0.321 (1, 3)		0-0 L9			0-3 K			0-0 6-3		3	0	0	0	0	1	0
Spike Owen, S OBP: 0.324, SLG: 0.333 (1, 6)			0-0 F8			0-0 SH1-3 FC5-4 1B		0-0 F8		3	1	1	0	0	0	0
Danny Sheaffer, R OBP: 0.105, SLG: 0.179 (1, 2)			0-0 F4			0-0 SH1-3		0-3 K		1	0	0	0	0	0	0
Don Baylor, R OBP: 0.349, SLG: 0.404 (8, PH)						1-2				1	0	0	0	0	1	0
Marc Sullivan, R OBP: 0.213, SLG: 0.250 (9, 2)										0	0	0	0	0	0	0

Inning Stats	R: 0	H: 1	E: 0	K: 2	S: 8	LOB: 1	BB: 0	P: 8	R: 0	H: 0	E: 0	K: 1	S: 5	LOB: 0	BB: 0	P: 5	R: 0	H: 0	E: 0	K: 0	S: 3	LOB: 0	BB: 0	P: 3	R: 0	H: 0	E: 0	K: 1	S: 5	LOB: 0	BB: 0	P: 5	R: 2	H: 3	E: 0	K: 0	S: 6	LOB: 1	BB: 0	P: 6	R: 0	H: 1	E: 0	K: 0	S: 3	LOB: 0	BB: 0	P: 3	R: 0	H: 0	E: 0	K: 2	S: 7	LOB: 0	BB: 0	P: 7	R: 0	H: 1	E: 0	K: 1	S: 6	LOB: 1	BB: 0	P: 6	1B: 4	2B: 1	3B: 1	HR: 0	SF: 0	SAC: 1	DP: 1	HBP: 0	WP: 0	PB: 0	SB: 0	CS: 0	PA: 32
--------------	------	------	------	------	------	--------	-------	------	------	------	------	------	------	--------	-------	------	------	------	------	------	------	--------	-------	------	------	------	------	------	------	--------	-------	------	------	------	------	------	------	--------	-------	------	------	------	------	------	------	--------	-------	------	------	------	------	------	------	--------	-------	------	------	------	------	------	------	--------	-------	------	-------	-------	-------	-------	-------	--------	-------	--------	-------	-------	-------	-------	--------


PITCHER	IP	WLS	BF	H	R	ER	SO	BB	IBB	HBP	BLK	WP	HR	S	P	ERA	WHIP
Willie Fraser, R ERA: 3.6 (1, 1)	3.2		12	1	0	0	3	0	0	0	0	0	0	18	18	0.00	0.273
Gary Lucas, L ERA: 4.74 (4, 1)	2.0		9	3	2	2	1	0	0	0	0	0	0	11	11	9.00	1.500
Greg Minton, R ERA: 2.59 (6, 1)	1.1	W	4	1	0	0	0	0	0	0	0	0	0	4	4	0.00	0.750
DeWayne Buice, R ERA: 2.69 (8, 1)	2.0	S	7	1	0	0	3	0	0	0	0	0	0	13	13	0.00	0.500

BOTTOM

California Angels @ Boston Red Sox
 Fenway Park, Boston, MA
 Mon Jul 20 1987, 7:05 PM EDT
 Att. 27,322 - Unknown

livebaseballscorecards.com

AB	31
R	2
H	6
RBI	2
BB	0
SO	7
LOB	5




Batter	1	2	3	4	5	6	7	8	9	AB R H RBI BB SO LOB	TOP																													
Brian Downing, R OBP: 0.398, SLG: 0.509 (1, 10) X	0-0 6-3		0-0 F9		0-0 F4			0-0 6-3		4 0 0 0 0 0 0																														
Ruppert Jones, L OBP: 0.327, SLG: 0.511 (1, 8) X (8, 7)	0-0 4-3 2B		0-0 1-3			0-0 4-3		0-0 G3		4 0 1 0 0 0 0																														
Devon White, S OBP: 0.319, SLG: 0.491 (1, 9) X	0-0 4-3 2-3		0-0 F8			0-0 1B			0-0 F9	4 0 1 0 0 0 1																														
Jack Howell, L OBP: 0.341, SLG: 0.487 (1, 7) X (8, 4)	0-0 4-3			0-0 F8		0-0 F8			0-0 F8	4 0 0 0 0 0 2																														
Doug DeCinces, R OBP: 0.347, SLG: 0.393 (1, 5) X		0-0 1B		0-0 F4		0-0 F5			0-0 F8	4 0 1 0 0 0 1																														
George Hendrick, R OBP: 0.310, SLG: 0.462 (1, 3) X		0-0 F2		0-0 1B			0-0 5-3			3 0 1 0 0 0 1																														
Bob Boone, R OBP: 0.336, SLG: 0.345 (1, 2) X		0-0 F9		0-0 F3			0-0 6-3			3 0 0 0 0 0 2																														
Mark McLemore, S OBP: 0.302, SLG: 0.285 (1, 4) X (8, 6)		0-0 1-3 1B			0-0 F7		0-0 G3			3 0 1 0 0 0 0																														
Gus Polidor, R OBP: 0.125, SLG: 0.150 (1, 6) X		0-0 F9			0-0 1-3			0-0 5-3		2 0 0 0 0 0 2																														
Mark Ryal, L OBP: 0.237, SLG: 0.425 (8, PH)										1 0 0 0 0 0 0																														
Gary Pettis, S OBP: 0.314, SLG: 0.277 (8, 8)										0 0 0 0 0 0 0																														
Inning Stats	R: 0 E: 0 K: 0 S: 4	H: 1 LOB: 1 BB: 0 P: 4	R: 0 E: 0 K: 0 S: 5	H: 2 LOB: 2 BB: 0 P: 5	R: 0 E: 0 K: 0 S: 3	H: 0 LOB: 0 BB: 0 P: 3	R: 0 E: 0 K: 0 S: 4	H: 1 LOB: 1 BB: 0 P: 4	R: 0 E: 0 K: 0 S: 3	H: 0 LOB: 0 BB: 0 P: 3	R: 0 E: 0 K: 0 S: 4	H: 1 LOB: 1 BB: 0 P: 4	R: 0 E: 0 K: 0 S: 3	H: 0 LOB: 0 BB: 0 P: 3	R: 0 E: 0 K: 0 S: 3	H: 0 LOB: 0 BB: 0 P: 3	R: 0 E: 0 K: 0 S: 3	H: 0 LOB: 0 BB: 0 P: 3	1B: 4 2B: 1 3B: 0 HR: 0	SF: 0 SAC: 0 DP: 0 HBP: 0	WP: 0 PB: 0 SB: 0 CS: 0	PA: 32																		
PITCHER Roger Clemens, R ERA: 3.56 (1, 1)	IP 9.0	WLS W	BF 32	H 5	R 0	ER 0	SO 0	BB 0	IBB 0	HBP 0	BLK 0	WP 0	HR 0	S 32	P 32	ERA 0.00	WHIP 0.556						PITCHER	IP	WLS	BF	H	R	ER	SO	BB	IBB	HBP	BLK	WP	HR	S	P	ERA	WHIP

California Angels @ Boston Red Sox
Fenway Park, Boston, MA
Tue Jul 21 1987, 7:05 PM EDT
Att: 30,301 - Unknown

livebaseballscorecards.com

AB 32
R 0
H 5
RBI 0
BB 0
SO 0
LOB 9



Batter	1	2	3	4	5	6	7	8	9	AB R H RBI BB SO LOB	BOTTOM									
Ellis Burks, R OBP: 0.311, SLG: 0.474 (1, 8) CS 1B	0-0 0-0 0-0		0-0 L4 2		0-3 K 2		0-3 K 1			4 0 1 0 0 2 1	California Angels @ Boston Red Sox Fenway Park, Boston, MA Tue Jul 21 1987, 7:05 PM EDT Att. 30,301 - Unknown livebaseballscorecards.com AB 29 R 3 H 9 RBI 3 BB 3 SO 3 LOB 15 									
Ed Romero, R OBP: 0.368, SLG: 0.321 (1, 4) F3	0-0 0-0 0-0		0-0 6-3 3		0-0 5-3 3		0-0 G4-6-3 1B			4 0 1 0 0 0 2										
Wade Boggs, L OBP: 0.462, SLG: 0.613 (1, 5) 1-2 2B	0-0 0-0 0-0			0-0 HR 1B		0-0 L8 1	0-0 G4-6-3 2 3 1-2f			4 1 2 0 0 0 1										
Jim Rice, R OBP: 0.357, SLG: 0.422 (1, 7) F9	0-0 0-0 0-0			0-0 1-H HR		0-0 1B 2B		0-0 F9 1		4 2 2 2 0 0 1										
Dwight Evans, R OBP: 0.416, SLG: 0.574 (1, 9) F4		0-0 0-0 0-0		4-0 BB BB		4-0 1B BB		0-0 F9 2		2 0 0 0 2 0 0										
Mike Greenwell, L OBP: 0.365, SLG: 0.548 (1, 10) G4-3 1B		0-0 0-0 0-0		0-0 F7 1		0-0 1B 1B		0-0 1-3 3		4 0 2 0 0 0 1										
Bill Buckner, L OBP: 0.300, SLG: 0.323 (1, 3) G4-3 1-2f		0-0 0-0 0-0		4-0 G4-3 1-2 BB		0-0 1-2 2-3 3-H 1B				2 0 1 1 1 0 1										
Spike Owen, S OBP: 0.320, SLG: 0.329 (1, 6) E4 SH1			0-0 E4 SH1		0-0 G4-3 1-2f		0-0 F8 2			3 0 0 0 0 0 5										
Marc Sullivan, R OBP: 0.210, SLG: 0.246 (1, 2) SH1			0-0 SH1 1-2		0-0 F7 1	0-3 K 3				2 0 0 0 0 1 3										
Inning Stats	R: 0 E: 0 K: 0 S: 4	H: 2 LOB: 1 BB: 0 P: 4	R: 0 E: 0 K: 0 S: 3	H: 1 LOB: 0 BB: 0 P: 3	R: 0 E: 1 K: 0 S: 4	H: 0 LOB: 1 BB: 0 P: 4	R: 2 E: 0 K: 0 S: 4	H: 2 LOB: 1 BB: 2 P: 12	R: 0 E: 0 K: 1 S: 5	H: 0 LOB: 0 BB: 0 P: 5		R: 1 E: 0 K: 1 S: 8	H: 3 LOB: 3 BB: 1 P: 12	R: 0 E: 0 K: 1 S: 5	H: 1 LOB: 0 BB: 0 P: 5	R: 0 E: 0 K: 0 S: 3	H: 0 LOB: 0 BB: 0 P: 3	1B: 6 2B: 2 3B: 0 HR: 1	SF: 0 SAC: 1 DP: 3 HBP: 0	WP: 0 PB: 0 SB: 0 CS: 1

PITCHER	IP	WLS	BF	H	R	ER	SO	BB	IBB	HBP	BLK	WP	HR	S	P	ERA	WHIP
Kirk McCaskill, R ERA: 4.6 (1, 1) L	3.0		14	5	2	2	0	0	1	0	0	0	1	13	17	6.00	2.000
Jack Lazorko, R ERA: 4.52 (4, 1)	3.1		15	4	1	1	3	2	0	0	0	0	0	19	27	2.70	1.800
Chuck Finley, L ERA: 4.97 (7, 1)	1.2		4	0	0	0	0	0	0	0	0	0	0	4	4	0.00	0.000
PITCHER	IP	WLS	BF	H	R	ER	SO	BB	IBB	HBP	BLK	WP	HR	S	P	ERA	WHIP

Batter	1	2	3	4	5	6	7	8	9	AB R H RBI BB SO LOB	TOP	
Gary Pettis, S OBP: 0.315, SLG: 0.275 (1, 8) BB BB BB	4-0 FC6-4 1B E BB	0-3 K		0-3 K		0-3 K			4-0 SH1-3 1B BB	3 2 0 0 2 3 0		
Devon White, S OBP: 0.321, SLG: 0.491 (1, 9) X	0-0 FC6-4 1-2 1B	0-3 K		0-3 K			0-0 G5-4-3 1B 1B		0-0 SH1-3	4 0 2 0 0 2 0		
Doug DeCinces, R OBP: 0.351, SLG: 0.397 (1, 5) X	0-0 FC6-4 E 2B 1-2f 2-3	4-0 BB			0-0 4-3 2B 2B		0-0 G5-4-3 1-2 1B		0-0 P3	4 2 2 0 1 0 3		
Brian Downing, R OBP: 0.395, SLG: 0.504 (1, 10) X	0-0 E3 2B FC6-4 1-3 3-H	0-0 6-3			0-0 4-3 2-3		0-0 G5-4-3 1-2f 2-3		0-0 1B 2-H	5 1 1 2 0 0 5		
George Hendrick, R OBP: 0.329, SLG: 0.493 (1, 3) X	0-0 FC6-4 1-3 3-H 1B 2B		4-0 BB BB BB		0-0 6-3 2B		0-0 F7		0-0 F8	4 1 2 2 1 0 2		
Jack Howell, L OBP: 0.340, SLG: 0.482 (1, 7) X	4-0 FC6-4 IBB		0-0 F7		0-0 6-3 2-3			0-0 4-3		3 0 0 0 1 0 2		
Bob Boone, R OBP: 0.330, SLG: 0.338 (1, 2) X	0-0 FC6-4 WP 1B 1-2f 2-3 3-H		0-0 F6		0-0 F9			0-0 E4 FC4		4 0 0 1 0 0 4		
Gus Polidor, R OBP: 0.136, SLG: 0.159 (1, 6) X	0-0 WP 1-2 3-H 1B		0-0 F6			0-0 F9		0-0 F9		4 0 1 1 0 0 2		
Mark McLemore, S OBP: 0.298, SLG: 0.282 (1, 4) X	0-0 5-3 1-2 2-3			0-0 F7			0-0 6-3		0-0 FC4 1-2f	4 0 0 0 0 0 3		
Inning Stats	R: 4 E: 1 K: 0 S: 7 H: 3 LOB: 2 BB: 2 P: 15	R: 0 E: 0 K: 2 S: 7 H: 0 LOB: 1 BB: 1 P: 11	R: 0 E: 0 K: 0 S: 3 H: 0 LOB: 1 BB: 1 P: 7	R: 0 E: 0 K: 2 S: 7 H: 0 LOB: 0 BB: 0 P: 7	R: 1 E: 0 K: 0 S: 5 H: 2 LOB: 1 BB: 0 P: 5	R: 0 E: 0 K: 1 S: 5 H: 0 LOB: 0 BB: 0 P: 5	R: 0 E: 0 K: 0 S: 4 H: 2 LOB: 1 BB: 0 P: 4	R: 0 E: 1 K: 0 S: 4 H: 0 LOB: 1 BB: 0 P: 4	R: 1 E: 0 K: 0 S: 4 H: 1 LOB: 1 BB: 1 P: 8	1B: 5 2B: 3 3B: 0 HR: 0 SF: 0 SAC: 1 DP: 1 HBP: 0	WP: 1 PB: 0 SB: 0 CS: 0 PA: 41	
PITCHER	IP WLS BF H R ER SO BB IBB HBP BLK WP HR S P ERA WHIP	IP WLS BF H R ER SO BB IBB HBP BLK WP HR S P ERA WHIP										
Oil Can Boyd, R ERA: 5.51 (1, 1)	0.2 L 8 3 4 2 0 1 1 0 0 0 0 0 6 14 27.00 6.000	8.1 33 5 2 2 5 3 0 0 0 1 0 40 52 2.16 0.960										
Wes Gardner, R ERA: 6.12 (1, 1)												

California Angels @ Boston Red Sox
Fenway Park, Boston, MA
 Wed Jul 22 1987, 7:05 PM EDT
 Att: 31,729 - Unknown

livebaseballscorecards.com

AB	35
R	6
H	8
RBI	6
BB	5
SO	5
LOB	21



Batter	1	2	3	4	5	6	7	8	9	AB R H RBI BB SO LOB	TOP
Donell Nixon, R (1, 8) <small>OBP: 0.269, SLG: 0.254</small>	0-0 1-3		0-0 HR			0-0 1-3		0-3 K		4 1 1 3 0 1 0	
Phil Bradley, R (1, 7) <small>OBP: 0.383, SLG: 0.485</small>	0-0 5-3		0-0 F9			0-0 2B 1B		0-0 F6		4 1 1 0 0 0 0	
John Christensen, R (1, 9) <small>OBP: 0.315, SLG: 0.368</small> Mickey Brantley, R (6, 9) <small>OBP: 0.322, SLG: 0.420</small>	0-3 K		0-0 F8			0-0 1B 2B		0-0 6-3	3 0 1 1 0 1 0 1 0 0 0 0 0 0		
Gary Matthews, R (1, 10) <small>OBP: 0.371, SLG: 0.439</small> John Moses, S (9, PR) <small>OBP: 0.299, SLG: 0.338</small>		0-0 5-3		0-3 K		0-0 F8		0-0 1B 1B	4 0 1 0 0 1 1 0 0 0 0 0 0 0		
Jim Presley, R (1, 5) <small>OBP: 0.264, SLG: 0.427</small>		0-0 F9		0-0 F9		0-0 1B		0-0 F9	4 0 1 0 0 0 1		
Alvin Davis, L (1, 3) <small>OBP: 0.378, SLG: 0.472</small>		0-3 K		0-0 3-1			0-3 K	0-0 1B	4 0 1 0 0 2 0		
Dave Valle, R (1, 2) <small>OBP: 0.319, SLG: 0.562</small>			0-0 FC5-6 2B		0-0 5-3		0-0 F8	0-0 F7	4 0 1 0 0 0 2		
Rey Quinones, R (1, 6) <small>OBP: 0.326, SLG: 0.437</small>			4-0 HR BB		0-0 1-3		0-3 K		2 1 0 0 1 1 0		
Harold Reynolds, S (1, 4) <small>OBP: 0.322, SLG: 0.352</small>			0-0 FC5-6 HR		0-0 5-3		0-3 K		3 1 0 0 0 1 2		
Inning Stats	R: 0 H: 0 E: 0 LOB: 0 K: 1 BB: 0 S: 5 P: 5	R: 0 H: 0 E: 0 LOB: 0 K: 1 BB: 0 S: 5 P: 5	R: 3 H: 2 E: 0 LOB: 0 K: 0 BB: 1 S: 5 P: 9	R: 0 H: 0 E: 0 LOB: 0 K: 1 BB: 0 S: 5 P: 5	R: 0 H: 0 E: 0 LOB: 0 K: 0 BB: 0 S: 3 P: 3	R: 1 H: 3 E: 0 LOB: 2 K: 0 BB: 0 S: 5 P: 5	R: 0 H: 0 E: 0 LOB: 0 K: 2 BB: 0 S: 7 P: 7	R: 0 H: 0 E: 0 LOB: 0 K: 2 BB: 0 S: 7 P: 7	R: 0 H: 2 E: 0 LOB: 2 K: 0 BB: 0 S: 5 P: 5	1B: 4 SF: 0 2B: 2 SAC: 0 3B: 0 DP: 0 HR: 1 HBP: 0	WP: 0 PA: 34 PB: 0 SB: 0 CS: 0
PITCHER Bruce Hurst, L (1, 1) <small>ERA: 3.75</small>	IP: 9.0 WLS: W BF: 34 H: 7 R: 4 ER: 4 SO: 7 BB: 1 IBB: 0 HBP: 0 BLK: 0 WP: 0 HR: 1 S: 47 P: 51 ERA: 4.00 WHIP: 0.889										

Seattle Mariners @ Boston Red Sox
 Fenway Park, Boston, MA
 Fri Jul 24 1987, 7:05 PM EDT
 Att: 29,999 - Unknown

AB	33
R	4
H	7
RBI	4
BB	1
SO	7
LOB	6



Batter	1	2	3	4	5	6	7	8	9
Ellis Burks, R OBP: 0.311, SLG: 0.470 (1, 8)	0-0 6-3		0-0 F3		0-0 1B E 1B		0-0 F2		
Marty Barrett, R OBP: 0.335, SLG: 0.319 (1, 4)	0-0 E4 1B		0-0 1B		0-0 1B E 1B		0-0 F7		
Wade Boggs, L OBP: 0.462, SLG: 0.610 (1, 5)	0-0 1B 1B		0-0 4-3		0-0 1B E7 2B		4-0 1B BB		
Jim Rice, R OBP: 0.362, SLG: 0.436 (1, 7)	0-0 1B BB 1B			0-3 K		0-0 F9		0-0 F8	
Don Baylor, R OBP: 0.351, SLG: 0.413 (1, 10)	4-0 1B BB BB			0-0 5-3		0-0 HR		0-0 F8	
Dwight Evans, R OBP: 0.417, SLG: 0.572 (1, 9)	0-0 1B			0-0 F9		0-0 6-3		0-0 F8	
Todd Benzinger, S OBP: 0.397, SLG: 0.397 (1, 3)		0-3 K			0-3 K2-3		0-0 F9		
Spike Owen, S OBP: 0.322, SLG: 0.330 (1, 6)		0-0 G4-6-3 1B			0-0 1B 1B		0-0 G3		
Marc Sullivan, R OBP: 0.213, SLG: 0.248 (1, 2)		0-0 G4-6-3 1-2f			0-0 F2		0-0 BB 1B		

AB	R	H	RBI	BB	SO	LOB
4	1	1	0	0	0	1
4	1	2	1	0	0	1
3	1	2	2	1	0	0
4	0	1	0	0	1	3
3	1	1	1	1	0	0
4	0	1	1	0	0	0
4	0	1	0	0	2	0
4	1	2	0	0	0	1
3	0	1	0	0	0	2

BOTTOM

Seattle Mariners @ Boston Red Sox
 Fenway Park, Boston, MA
 Fri Jul 24 1987, 7:05 PM EDT
 Att. 29,999 - Unknown

AB	33
R	5
H	12
RBI	5
BB	2
SO	3
LOB	8



Inning Stats	R	H	E	K	S	P	R	H	E	K	S	P	R	H	E	K	S	P	R	H	E	K	S	P	R	H	E	K	S	P
	1	3	1	0	5		0	1	0	1	3		0	1	0	0	5		0	1	0	0	5		0	1	0	0	5	

PITCHER	IP	WLS	BF	H	R	ER	SO	BB	IBB	HBP	BLK	WP	HR	S	P	ERA	WHIP
Lee Guetterman, L ERA: 4.27 (1, 1)	5.0	L	23	10	5	5	3	1	0	0	0	0	1	28	32	9.00	2.200
Jerry Reed, R ERA: 3.65 (6, 1)	3.0		12	2	0	0	0	1	0	0	0	0	0	11	15	0.00	1.000

WP	HR	S	P	ERA	WHIP
0	1	0	0	0	0

livebaseballscorecards.com

Batter	1	2	3	4	5	6	7	8	9	AB R H RBI BB SO LOB	TOP
Donell Nixon, R (1, 8) <small>OBP: 0.268, SLG: 0.242</small>	4-0 	0-0 F2 		0-0 SH1-3 			0-0 F4 		0-0 FC1-6 	3 1 0 1 1 0 2	
Phil Bradley, R (1, 7) <small>OBP: 0.383, SLG: 0.484</small>	0-0 G4-6-3 	0-0 6-3 		0-0 			0-0 5-3 		0-0 5-3 	5 0 2 1 0 0 2	
Scott Bradley, L (1, 2) <small>OBP: 0.302, SLG: 0.352</small>	0-0 		0-0 4-3 	0-0 4-3 			0-0 4-3 			4 0 1 0 0 0 1	
Alvin Davis, L (1, 3) <small>OBP: 0.376, SLG: 0.472</small>	0-0 G4-6-3 		0-0 4-3 		0-0 6-3 			0-0 		4 0 1 0 0 0 2	
Jim Presley, R (1, 5) <small>OBP: 0.266, SLG: 0.428</small>	0-0 F8 		0-0 		0-0 			0-0 6-3 		4 0 2 0 0 0 2	
Ken Phelps, L (1, 10) Gary Matthews, R (8, PH) <small>OBP: 0.385, SLG: 0.495</small> <small>OBP: 0.366, SLG: 0.433</small>		0-0 	0-0 F5 		0-0 G3-6 			0-0 6-3 		3 1 1 0 0 0 2 1 0 0 0 0 0 1	
Mike Kingery, L (1, 9) Dave Valle, R (8, PH) <small>OBP: 0.313, SLG: 0.419</small> <small>OBP: 0.317, SLG: 0.559</small>		0-1 CI 		4-0 		0-0 		0-0 1-3 		1 2 1 0 1 0 0 1 0 0 0 0 0 1	
Rey Quinones, R (1, 6) <small>OBP: 0.325, SLG: 0.434</small>		0-0 		0-0 F9 		0-0 F8 			0-0 6-3 	4 0 1 1 0 0 2	
Harold Reynolds, S (1, 4) <small>OBP: 0.324, SLG: 0.361</small>		0-0 SF8 		0-0 		0-0 G4-6-3 		0-0 		3 1 2 2 0 0 1	
Inning Stats	R: 1 H: 2 E: 0 LOB: 1 K: 0 BB: 1 S: 4 P: 8	R: 2 H: 2 E: 1 LOB: 1 K: 0 BB: 0 S: 6 P: 6	R: 0 H: 1 E: 0 LOB: 1 K: 0 BB: 0 S: 4 P: 4	R: 2 H: 2 E: 0 LOB: 1 K: 0 BB: 1 S: 5 P: 9	R: 0 H: 1 E: 0 LOB: 0 K: 0 BB: 0 S: 3 P: 3	R: 0 H: 1 E: 0 LOB: 0 K: 0 BB: 0 S: 3 P: 3	R: 0 H: 0 E: 0 LOB: 0 K: 0 BB: 0 S: 3 P: 3	R: 0 H: 1 E: 0 LOB: 1 K: 0 BB: 0 S: 4 P: 4	R: 0 H: 1 E: 0 LOB: 1 K: 0 BB: 0 S: 4 P: 4	1B: 9 SF: 1 2B: 1 SAC: 1 3B: 1 DP: 3 HR: 0 HBP: 0	WP: 0 PA: 38 PB: 0 SB: 2 CS: 0
PITCHER Oil Can Boyd, R (1, 1) <small>ERA: 5.89</small> Tom Bolton, L (5, 1) <small>ERA: 3.96</small>	IP WLS BF H R ER SO BB IBB HBP BLK WP HR S P ERA WHIP 4.0 0 21 7 5 4 0 2 0 0 0 0 0 0 19 27 9.00 2.250										

Seattle Mariners @ Boston Red Sox
 Fenway Park, Boston, MA
 Sat Jul 25 1987, 3:33 AM EDT
 Att: 32,040 - Unknown

AB	33
R	5
H	11
RBI	5
BB	2
SO	0
LOB	16



Batter	1	2	3	4	5	6	7	8	9
Ellis Burks, R OBP: 0.316, SLG: 0.486 (1, 8)	0-0 SH3 BLK 1B	0-0 F7		0-0 1B 2B		0-0 5-3		0-0 HR	
Marty Barrett, R OBP: 0.337, SLG: 0.321 (1, 4)	0-0 SH3 1-3	0-0 4-3 1-2		0-0 1B 2-3		0-0 F8		0-0 G5-4-3 1B	
Wade Boggs, L OBP: 0.459, SLG: 0.604 (1, 5)	0-0 FC5-4 1B 3-H		0-0 F7	0-0 F5 1-2		0-3 K		0-0 G5-4-3 1-2f	
Jim Rice, R OBP: 0.386, SLG: 0.439 (1, 7)	0-0 FC5-4 1-2f		0-0 G4-6-3 1B		0-0 HR 1B		0-0 F9	0-0 1B	
Sam Horn, L OBP: 0.400, SLG: 1.000 (1, 10)	0-3 K 1-2f		0-0 G4-6-3 1-2f		0-0 HR 1-H		4-0 1B BB	0-0 F8	
Dwight Evans, R OBP: 0.420, SLG: 0.574 (1, 3)		0-0 2B 1B		0-0 FC4-6 1B	0-0 F7		0-0 1B 1B		
Mike Greenwell, L OBP: 0.359, SLG: 0.538 (1, 9)		0-0 1B SF8		0-0 FC4-6 3B 1-2f	0-0 F5		0-0 1B 1-2 2-H		
Dave Henderson, R OBP: 0.302, SLG: 0.421 (8, 9)		1-3		0-0 SF9 1-H	0-0 6-3		0-0 1B 1-3 2-H		
Spike Owen, S OBP: 0.328, SLG: 0.346 (1, 6)		0-0 BLK 1B 2-3 3-H		0-0 SF9 3-H		0-0 HR	0-0 5-3		
Rich Gedman, L OBP: 0.256, SLG: 0.285 (1, 2)		0-0 SF8 3-H		0-0 SF9					

Inning Stats	R: 1	H: 2	E: 0	K: 1	S: 7	H: 3	LOB: 1	BB: 0	P: 7	R: 2	H: 3	E: 0	K: 0	S: 6	H: 1	LOB: 0	BB: 0	P: 6	R: 0	H: 1	E: 0	K: 0	S: 3	R: 2	H: 4	E: 0	K: 0	S: 7	H: 2	LOB: 0	BB: 0	P: 5	R: 1	H: 1	E: 0	K: 1	S: 6	H: 3	LOB: 1	BB: 1	P: 9	R: 1	H: 3	E: 0	K: 0	S: 5	H: 3	LOB: 1	BB: 0	P: 5
--------------	------	------	------	------	------	------	--------	-------	------	------	------	------	------	------	------	--------	-------	------	------	------	------	------	------	------	------	------	------	------	------	--------	-------	------	------	------	------	------	------	------	--------	-------	------	------	------	------	------	------	------	--------	-------	------

AB	R	H	RBI	BB	SO	LOB
5	2	3	1	0	0	1
4	0	2	0	0	0	1
5	0	1	1	0	1	3
5	1	3	0	0	0	1
4	2	1	2	1	1	3
4	2	3	0	0	0	0
4	2	2	1	0	0	1
0	0	0	0	0	0	0
4	1	3	3	0	0	0
2	1	1	3	0	0	1

BOTTOM

Seattle Mariners @ Boston Red Sox
Fenway Park, Boston, MA
 Sat Jul 25 1987, 3:33 AM EDT
 Att. 32,040 - Unknown

AB	37
R	11
H	19
RBI	11
BB	1
SO	2
LOB	11



1B: 13	SF: 2	WP: 0	PA: 41
2B: 2	SAC: 1	PB: 0	
3B: 1	DP: 2	SB: 1	
HR: 3	HBP: 0	CS: 0	

PITCHER	IP	WLS	BF	H	R	ER	SO	BB	IBB	HBP	BLK	WP	HR	S	P	ERA	WHIP
Scott Bankhead, R ERA: 5.11 (1, 1)	3.1		17	8	5	5	1	0	0	0	2	0	0	19	19	13.50	2.400
Stan Clarke, L ERA: 5.09 (4, 1)	1.2	L	10	5	3	3	0	0	0	0	0	0	2	10	10	16.20	3.000
Roy Thomas, R ERA: 4.58 (6, 1)	2.0		9	3	2	2	1	1	0	0	0	0	0	10	14	9.00	2.000
Mike Morgan, R ERA: 4.78 (8, 1)	1.0		5	3	1	1	0	0	0	0	0	0	1	5	5	9.00	3.000

Batter	1	2	3	4	5	6	7	8	9	AB R H RBI BB SO LOB	TOP											
Donell Nixon, R (1, 8) OBP: 0.267, SLG: 0.242	0-3 K		0-0 G6-4-3 1B		0-3 K		0-0 G5-4-3 1-2f			4 0 1 0 0 2 2												
Phil Bradley, R (1, 7) OBP: 0.379, SLG: 0.479	0-0 L9		0-0 G6-4-3 1-2f		0-3 K			0-0 4-3		4 0 0 0 0 1 2												
Scott Bradley, L (1, 2) OBP: 0.298, SLG: 0.346	0-0 4-3		0-3 K		0-0 F7			0-0 F7		4 0 0 0 0 1 1												
Alvin Davis, L (1, 3) OBP: 0.380, SLG: 0.481		0-0 E 2B		0-0 BB 2B		0-0 1B		0-0 4-3		4 1 3 0 0 0 0												
Ken Phelps, L (1, 10) OBP: 0.387, SLG: 0.493		0-3 K		4-0 8-5 BB BB		0-3 K		0-0 1B		3 0 1 0 1 2 2												
Jim Presley, R (1, 5) OBP: 0.264, SLG: 0.423		0-3 K		0-3 K		0-3 K		0-3 K		4 0 0 0 0 4 5												
Mike Kingery, L (1, 9) OBP: 0.311, SLG: 0.413		0-0 E5 1B 2-H		4-0 1-2 2-3 BB		0-3 K		0-3 K		3 0 0 0 1 2 2												
Rey Quinones, R (1, 6) OBP: 0.324, SLG: 0.432		0-0 1-3 1B		0-0 8-5 2-3f			0-0 F8		0-3 K	4 0 1 0 0 1 4												
Harold Reynolds, S (1, 4) OBP: 0.326, SLG: 0.365		0-3 K			0-0 2B		0-0 1B			2 0 1 0 0 1 2												
Domingo Ramos, R (5, 4) OBP: 0.309, SLG: 0.400										1 0 1 0 0 0 0												
Inning Stats	R: 0 E: 0 K: 1 S: 5	H: 0 LOB: 0 BB: 0 P: 5	R: 1 E: 1 K: 3 S: 12	H: 2 LOB: 2 BB: 0 P: 12	R: 0 E: 0 K: 1 S: 5	H: 1 LOB: 0 BB: 0 P: 5	R: 0 E: 0 K: 1 S: 5	H: 1 LOB: 2 BB: 2 P: 13	R: 0 E: 0 K: 2 S: 8	H: 1 LOB: 1 BB: 0 P: 8	R: 0 E: 0 K: 3 S: 10	H: 1 LOB: 1 BB: 0 P: 10	R: 0 E: 0 K: 0 S: 3	H: 1 LOB: 0 BB: 0 P: 3	R: 0 E: 0 K: 0 S: 3	H: 0 LOB: 0 BB: 0 P: 3	R: 0 E: 0 K: 3 S: 10	H: 1 LOB: 1 BB: 0 P: 10	1B: 5 2B: 4 3B: 0 HR: 0	SF: 0 SAC: 0 DP: 3 HBP: 0	WP: 0 PB: 0 SB: 0 CS: 0	PA: 35
PITCHER Roger Clemens, R (1, 1) ERA: 3.37	IP: 9.0 WLS: W BF: 35 H: 8 R: 1 ER: 0 SO: 14 BB: 2 IBB: 0 HBP: 0 BLK: 0 WP: 0 HR: 0 S: 61 P: 69 ERA: 0.00 WHIP: 1.111											PITCHER	IP: 9.0 WLS: W BF: 35 H: 8 R: 1 ER: 0 SO: 14 BB: 2 IBB: 0 HBP: 0 BLK: 0 WP: 0 HR: 0 S: 61 P: 69 ERA: 0.00 WHIP: 1.111									

Seattle Mariners @ Boston Red Sox
 Fenway Park, Boston, MA
 Sun Jul 26 1987, 3:33 AM EDT
 Att: 31,974 - Unknown

livebaseballscorecards.com

AB	33
R	1
H	8
RBI	0
BB	2
SO	14
LOB	20



Batter	1	2	3	4	5	6	7	8	9
Ellis Burks, R OBP: 0.317, SLG: 0.485 (1, 8)	0-0 SH3-4 1B 1B	0-0 5-3		0-0 1B 1B			0-3 K		
Marty Barrett, R OBP: 0.333, SLG: 0.317 (1, 4)	0-0 SH3-4 1-2	0-0 5-3		0-0 E5 1B 1B	0-0 F4		0-0 1-3		
Wade Boggs, L OBP: 0.465, SLG: 0.617 (1, 5)	0-0 2-3 1B 1B		0-0 L5-3 1B	4-0 1B 1B IBB	0-0 HR		0-0 1B 1B		
Jim Rice, R OBP: 0.386, SLG: 0.438 (1, 7)	0-0 1-2 G3-6-1 1B		0-0 L5-3 1-2	0-0 BB 1B 1B	0-0 5-3		0-3 K		
Sam Horn, L OBP: 0.500, SLG: 1.111 (1, 10)	0-0 G3-6-1 1-2		0-0 HR	0-0 BB 1B 1B	0-3 K		0-0 1B 1B		
Dwight Evans, R OBP: 0.423, SLG: 0.581 (1, 3)		0-0 HR	4-0 2B BB	4-0 E 1B BB		0-3 K	0-0 F9		
Mike Greenwell, L OBP: 0.360, SLG: 0.545 (1, 9)		0-0 3B 2B	0-0 2B	0-0 F7		0-0 F8	0-0 F8		
Spike Owen, S OBP: 0.331, SLG: 0.357 (1, 6)		0-0 SF9 3B	0-0 F5	0-0 E 1B		0-0 6-3			
Rich Gedman, L OBP: 0.250, SLG: 0.279 (1, 2)		0-0 SF9		0-0 3-1 E3			0-0 4-3		

Inning Stats	R: 1 E: 0 K: 0 S: 5	H: 3 LOB: 1 BB: 0 P: 5	R: 3 E: 0 K: 0 S: 6	H: 3 LOB: 0 BB: 0 P: 6	R: 1 E: 0 K: 0 S: 5	H: 3 LOB: 2 BB: 1 P: 9	R: 5 E: 2 K: 0 S: 9	H: 4 LOB: 3 BB: 2 P: 17	R: 1 E: 0 K: 1 S: 6	H: 1 LOB: 0 BB: 0 P: 6	R: 0 E: 0 K: 1 S: 5	H: 0 LOB: 0 BB: 0 P: 5	R: 0 E: 0 K: 1 S: 5	H: 0 LOB: 0 BB: 0 P: 5	R: 0 E: 0 K: 1 S: 7	H: 2 LOB: 2 BB: 0 P: 7
1B: 10 2B: 3 3B: 1 HR: 3	SF: 1 SAC: 1 DP: 2 HBP: 0	WP: 0 PA: 43 PB: 0 SB: 0 CS: 0														

PITCHER	IP	WLS	BF	H	R	ER	SO	BB	IBB	HBP	BLK	WP	HR	S	P	ERA	WHIP
Mike Moore, R ERA: 5.44 (1, 1)	3.1	L	22	11	9	8	0	0	0	0	0	0	0	1	1	∞	∞
Stan Clarke, L ERA: 5.48 (4, 1)	0.0		1	1	0	0	0	0	0	0	0	0	0	1	1	∞	∞
Steve Shields, R ERA: 5.91 (4, 1)	3.2		15	2	2	1	3	1	0	0	0	0	1	20	24	2.46	0.818
Ed Nunez, R ERA: 2.43 (8, 1)	1.0		5	2	0	0	1	0	0	0	0	0	0	7	7	0.00	2.000

BOTTOM

Seattle Mariners @ Boston Red Sox
Fenway Park, Boston, MA
Sun Jul 26 1987, 3:33 AM EDT
Att. 31,974 - Unknown

livebaseballscorecards.com

AB	38
R	11
H	16
RBI	11
BB	3
SO	4
LOB	19



Batter	1	2	3	4	5	6	7	8	9	AB R H RBI BB SO LOB	TOP																									
Ellis Burks, R (1, 8) OBP: 0.319, SLG: 0.493	0-0 G3	0-0 HR		0-0 F8			0-0 1B 2B 1B	0-3 K		5 2 2 1 0 1 2																										
Marty Barrett, R (1, 4) OBP: 0.331, SLG: 0.315	0-0 F7	0-0 F9			0-0 L5		0-0 2B 1B	0-0 5-3		5 1 1 1 0 0 0																										
Wade Boggs, L (1, 5) OBP: 0.464, SLG: 0.619	0-0 6-3				0-0 6-3		0-0 WP 2B	0-0 4-3		5 0 2 1 0 0 0																										
Jim Rice, R (1, 7) OBP: 0.367, SLG: 0.436					0-3 K		4-0 WP IBB	0-3 K		4 1 1 0 1 3 1																										
Sam Horn, L (1, 10) OBP: 0.462, SLG: 0.909 Don Baylor, R (7, PH) OBP: 0.350, SLG: 0.412					0-0 L9		0-3 K	0-3 K		2 1 0 0 1 1 1 1 0 0 0 0 1 3																										
Dwight Evans, R (1, 3) OBP: 0.421, SLG: 0.577					0-3 K		0-3 K	0-3 K		4 1 1 1 0 3 3																										
Mike Greenwell, L (1, 9) OBP: 0.360, SLG: 0.556 Todd Benzinger, S (8, PH) OBP: 0.391, SLG: 0.390					0-3 K2-3		0-0 4-3	0-0 L9		3 1 1 3 0 1 0 1 0 0 0 0 0 0	AB 38 R 8 H 10 RBI 7 BB 2 SO 10 LOB 12																									
Spike Owen, S (1, 6) OBP: 0.330, SLG: 0.355 Ed Romero, R (8, PR) OBP: 0.369, SLG: 0.331					0-0 3-1		0-0 4-3	0-0 E5 FC4		4 0 1 0 0 0 0 0 0 0 0 0 0 0																										
Rich Gedman, L (1, 2) OBP: 0.250, SLG: 0.278					0-0 6-3		0-0 F4	0-0 FC4		4 1 1 0 0 0 2																										
Inning Stats	R: 0 E: 0 K: 0 S: 3	H: 0 LOB: 0 BB: 0 P: 3	R: 5 E: 0 K: 0 S: 7	H: 4 LOB: 0 BB: 1 P: 11	R: 0 E: 0 K: 2 S: 8	H: 1 LOB: 1 BB: 0 P: 8	R: 0 E: 0 K: 1 S: 6	H: 1 LOB: 1 BB: 0 P: 6	R: 0 E: 0 K: 1 S: 5	H: 0 LOB: 0 BB: 0 P: 5	R: 0 E: 0 K: 2 S: 7	H: 0 LOB: 0 BB: 0 P: 7	R: 3 E: 0 K: 2 S: 11	H: 4 LOB: 2 BB: 1 P: 15	R: 0 E: 1 K: 1 S: 6	H: 0 LOB: 1 BB: 0 P: 6	R: 0 E: 0 K: 1 S: 5	H: 0 LOB: 0 BB: 0 P: 5	1B: 6 2B: 2 3B: 0 HR: 2	SF: 0 SAC: 0 DP: 0 HBP: 0	WP: 1 PB: 0 SB: 0 CS: 0	PA: 40														
PITCHER	IP WLS BF H R ER SO BB IBB HBP BLK WP HR S P ERA WHIP																																			
Jim Clancy, R (1, 1) ERA: 3.32	6.1		29	9	8	8	6	1	0	0	0	0	2	40	44	11.37	1.579																			
Gary Lavelle, L (7, 1) ERA: 4.43	0.0		2	1	0	0	0	0	1	0	0	0	0	1	5	∞	∞																			
Mark Eichhorn, R (7, 1) ERA: 3.44	0.2		2	0	0	0	2	0	0	0	0	1	0	6	6	0.00	0.000																			
Jeff Musselman, L (8, 1) ERA: 3.86	1.0	W	4	0	0	0	1	0	0	0	0	0	0	6	6	0.00	0.000																			
Tom Henke, R (9, 1) ERA: 2.75	1.0	S	3	0	0	0	1	0	0	0	0	0	0	5	5	0.00	0.000																			

Boston Red Sox @ Toronto Blue Jays
Exhibition Stadium, Toronto, ON
Mon Jul 27 1987, 7:05 PM EDT
Att: 35,425 - Unknown

livebaseballscorecards.com



Batter	1	2	3	4	5	6	7	8	9
Tony Fernandez, S (1, 6) OBP: 0.385, SLG: 0.434	0-0 L7	0-0 FC4-6		0-0 3B		0-0 1B 1B	0-3 K2-3		
Lloyd Moseby, L (1, 8) OBP: 0.346, SLG: 0.434	4-0 1B BB	0-3 K				0-0 1B SF9	0-0 F8		
Ernie Whitt, L (1, 2) OBP: 0.323, SLG: 0.405 Juan Beniquez, R (8, PH) OBP: 0.285, SLG: 0.337 Charlie Moore, R (9, 2) OBP: 0.290, SLG: 0.361	0-0 F7		0-0 6-3	0-3 K		0-0 1B SF9		0-0 F3	
George Bell, R (1, 7) OBP: 0.329, SLG: 0.596	0-0 1-3 1B		0-3 K		4-0 FC3-6 BB	0-0 1-2 3-H SF9		0-0 1B 1B	
Fred McGriff, L (1, 3) OBP: 0.383, SLG: 0.500 Willie Upshaw, L (8, PR) OBP: 0.328, SLG: 0.431	0-0 G3		0-0 1B		0-0 FC3-6	0-0 1-2 IBB		0-0 1B 1B	
Jesse Barfield, R (1, 9) OBP: 0.351, SLG: 0.490		0-0 HR	0-0 5-3		0-3 K	0-0 1-3		0-0 1B CS 1B	
Rance Mulliniks, L (1, 5) OBP: 0.338, SLG: 0.449 Kelly Gruber, R (7, 5) OBP: 0.298, SLG: 0.421		0-3 K		0-0 F8	0-0 G3		0-0 HR	0-3 K	
Rick Leach, L (1, 10) OBP: 0.397, SLG: 0.423		4-0 FC4-6 BB BB		4-0 4-3 3B BB		4-0 1B G3 1B BB	0-0 E4 SH1-4	0-0 1-3 3-H 1B	
Garth Iorg, R (1, 4) OBP: 0.290, SLG: 0.312		4-0 FC4-6 BB		0-0 4-3		0-0 G3	0-0 SH1-4	0-3 K	

Inning Stats	R: 1	H: 1	R: 1	H: 1	R: 0	H: 1	R: 0	H: 0	R: 3	H: 3	R: 1	H: 1	R: 3	H: 4
E: 0	LOB: 1	E: 0	LOB: 2	E: 0	LOB: 1	E: 0	LOB: 1	E: 0	E: 0	LOB: 2	E: 1	LOB: 1	E: 0	LOB: 2
K: 0	BB: 1	K: 2	BB: 2	K: 1	BB: 0	K: 1	BB: 1	K: 1	K: 0	BB: 2	K: 1	BB: 0	K: 2	BB: 0
S: 4	P: 8	S: 8	P: 16	S: 6	P: 6	S: 6	P: 14	S: 5	S: 6	P: 14	S: 7	P: 7	S: 11	P: 11

PITCHER	IP	WLS	BF	H	R	ER	SO	BB	IBB	HBP	BLK	WP	HR	S	P	ERA	WHIP
Jeff Sellers, R (1, 1) ERA: 6.67	5.0		26	4	4	4	5	7	0	0	0	0	1	29	57	7.20	2.200
Bob Stanley, R (6, 1) ERA: 5.07	1.2		11	4	3	3	1	0	1	0	0	0	1	12	16	16.20	2.400
Joe Sambito, L (7, 1) ERA: 4.08	0.1	L	1	0	0	0	0	0	0	0	0	0	0	1	1	0.00	0.000
Calvin Schiraldi, R (8, 1) ERA: 5.32	1.0	L	7	4	3	2	2	0	0	0	0	0	0	11	11	18.00	4.000

AB R H RBI BB SO LOB

5	1	2	1	0	1	3
3	2	1	1	2	1	3
4	0	1	1	0	1	3
1	0	0	0	0	0	0
0	0	0	0	0	0	0
3	1	2	1	1	1	0
4	0	2	0	1	0	2
0	1	0	0	0	0	0
5	2	2	2	0	1	4
3	0	0	0	0	1	1
2	1	1	1	0	1	2
2	2	1	1	3	0	0
3	0	0	0	1	1	3

1B: 9	SF: 1	WP: 0	PA: 45
2B: 0	SAC: 1	PB: 0	
3B: 1	DP: 0	SB: 2	
HR: 2	HBP: 0	CS: 1	

AB	35
R	10
H	12
RBI	8
BB	8
SO	8
LOB	21



Boston Red Sox @ Toronto Blue Jays
 Exhibition Stadium, Toronto, ON
 Mon Jul 27 1987, 7:05 PM EDT
 Att. 35,425 - Unknown

livebaseballscorecards.com

Batter	1	2	3	4	5	6	7	8	9	AB R H RBI BB SO LOB	TOP																
Ellis Burks, R (1, 8) OBP: 0.317, SLG: 0.488	0-3 K		0-0 1B		0-3 K		0-0 F6		0-0 F8	5 1 1 0 0 2 0																	
Marty Barrett, R (1, 4) OBP: 0.332, SLG: 0.317	0-0 6-3		0-0 1B		0-0 1-3		0-0 FC6-4 1B		0-0 F4	5 0 2 0 0 0 0																	
Wade Boggs, L (1, 5) OBP: 0.462, SLG: 0.615	0-0 4-3		0-0 1B		0-0 4-3		0-0 FC6-4 1-2f			4 0 1 1 0 0 1																	
Jim Rice, R (1, 7) OBP: 0.371, SLG: 0.438		0-0 1B	0-0 1B			4-0 FC4 BB		0-0 FC6-5 1-3 1B		3 1 2 0 1 0 2																	
Sam Horn, L (1, 10) OBP: 0.438, SLG: 0.857		0-0 1B	0-0 FC1-2			0-3 K		0-0 1-3		3 1 1 0 0 1 3																	
Don Baylor, R (8, PH) OBP: 0.349, SLG: 0.411		1-3 E 2B	0-0 CS			0-0 K		1-2 1-3		1 0 0 0 0 0 1																	
Dwight Evans, R (1, 3) OBP: 0.422, SLG: 0.575		0-0 E7 2B 1B	0-0 CS	0-0 6-3		0-0 FC4 1B 1-2f		4-0 FC6-5 IBB		3 1 1 1 1 0 1																	
Mike Greenwell, L (1, 9) OBP: 0.367, SLG: 0.565		0-0 7-6-4 2B		0-0 4-3 1B		0-0 1B		0-0 FC6-5		4 0 3 1 0 0 2																	
Ed Romero, R (1, 6) OBP: 0.360, SLG: 0.322		0-0 7-6-4		0-0 4-3		0-0 F4		0-0 5-3		4 0 0 0 0 0 6																	
Marc Sullivan, R (1, 2) OBP: 0.206, SLG: 0.240		0-0 F9		0-0 F9		0-3 K		0-0 F4		4 0 0 0 0 1 1																	
Inning Stats	R: 0 E: 0 K: 1 S: 5	H: 0 LOB: 0 BB: 0 P: 5	R: 3 E: 1 K: 0 S: 6	H: 4 LOB: 0 BB: 0 P: 6	R: 1 E: 0 K: 0 S: 5	H: 3 LOB: 1 BB: 0 P: 5	R: 0 E: 0 K: 0 S: 4	H: 1 LOB: 1 BB: 0 P: 4	R: 0 E: 0 K: 1 S: 5	H: 0 LOB: 0 BB: 0 P: 5	R: 0 E: 0 K: 1 S: 6	H: 1 LOB: 2 BB: 1 P: 10	R: 0 E: 0 K: 1 S: 6	H: 1 LOB: 1 BB: 0 P: 6	R: 0 E: 0 K: 0 S: 4	H: 1 LOB: 2 BB: 1 P: 8	R: 0 E: 0 K: 0 S: 3	H: 0 LOB: 0 BB: 0 P: 3	1B: 9 2B: 3 3B: 0 HR: 0	SF: 0 SAC: 0 DP: 1 HBP: 0	WP: 0 PB: 0 SB: 0 CS: 1	PA: 39					
PITCHER	IP WLS BF H R ER SO BB IBB HBP BLK WP HR S P ERA WHIP																										
Dave Stieb, R (1, 1) ERA: 4.0	5.1		23	8	4	4	3	1	0	0	0	0	0	28	32	6.75	1.688										
Mark Eichhorn, R (6, 1) ERA: 3.39	1.1		6	2	0	0	1	0	0	0	0	0	0	8	8	0.00	1.500										
Jeff Musselman, L (7, 1) ERA: 3.77	1.1	W	6	1	0	0	0	0	1	0	0	0	0	5	9	0.00	0.750										
Tom Henke, R (9, 1) ERA: 2.7	1.0	S	3	0	0	0	0	0	0	0	0	0	0	3	3	0.00	0.000										

Boston Red Sox @ Toronto Blue Jays
Exhibition Stadium, Toronto, ON
Tue Jul 28 1987, 7:05 PM EDT
Att. 36,122 - Unknown

AB	36
R	4
H	11
RBI	3
BB	2
SO	4
LOB	17



WP: 0	PA: 39
PB: 0	
SB: 0	
CS: 1	

ERA	WHIP
6.75	1.688
0.00	1.500
0.00	0.750
0.00	0.000

Batter	1	2	3	4	5	6	7	8	9	AB	R	H	RBI	BB	SO	LOB
Tony Fernandez, S OBP: 0.383, SLG: 0.435 (1, 6)	0-3 K		0-0 G3 1B 2B		0-0 5-3		0-0 1-6-3			4	1	1	0	0	1	0
Lloyd Moseby, L OBP: 0.348, SLG: 0.431 (1, 8)	0-3 K		4-0 G3 1B BB		0-0 G3			4-0 SH1-3 1B BB		2	2	0	0	2	1	0
Ernie Whitt, L OBP: 0.323, SLG: 0.408 Charlie Moore, R OBP: 0.290, SLG: 0.361 (1, 2) (8, PH) (9, 2)	0-0 F8		0-0 G3		0-0 2B			0-0 SH1-3		3	0	1	0	0	0	2
George Bell, R OBP: 0.333, SLG: 0.596 (1, 7)		0-0 HR 1B	0-0 2-H 3-H 1B		0-3 K			4-0 1B IBB		3	1	2	2	1	1	1
Fred McGriff, L OBP: 0.387, SLG: 0.517 Juan Beniquez, R OBP: 0.284, SLG: 0.335 Willie Upshaw, L OBP: 0.328, SLG: 0.431 (1, 3) (8, PH) (9, 3)		0-0 HR	0-3 K			4-0 G6-4-3 BB		0-3 K		2	1	1	2	1	1	1
Jesse Barfield, R OBP: 0.350, SLG: 0.488 (1, 9)	0-3 K			0-0 L4		0-0 G6-4-3		0-0 1B		4	0	1	1	0	1	1
Rance Mulliniks, L OBP: 0.332, SLG: 0.440 Kelly Gruber, R OBP: 0.298, SLG: 0.421 (1, 5) (9, 5)	0-0 F7		0-0 F7		0-0 F7		0-0 3-1	0-0 L6		4	0	0	0	0	0	2
Rick Leach, L OBP: 0.395, SLG: 0.414 (1, 10)	0-3 K			4-0 BB			0-0 F8			2	0	0	0	1	1	0
Garth Iorg, R OBP: 0.286, SLG: 0.308 (1, 4)			0-0 F4		0-0 F8		0-0 F4			3	0	0	0	0	0	1

Inning Stats		R: 0	H: 0	E: 0	K: 2	S: 7	R: 2	H: 2	E: 0	K: 2	S: 9	R: 2	H: 2	E: 0	K: 1	S: 7	R: 0	H: 1	E: 0	K: 1	S: 6	R: 0	H: 0	E: 0	K: 0	S: 2	R: 0	H: 0	E: 0	K: 0	S: 3	R: 1	H: 1	E: 0	K: 1	S: 6	
Inning Stats		0	0	0	2	7	2	2	0	2	9	0	2	2	0	7	0	0	0	0	1	6	0	0	0	0	3	0	0	0	0	3	1	1	0	2	14


BOTTOM

Boston Red Sox @ Toronto Blue Jays
Exhibition Stadium, Toronto, ON

Tue Jul 28 1987, 7:05 PM EDT
Att. 36,122 - Unknown

livebaseballscorecards.com

AB	28
R	5
H	6
RBI	5
BB	5
SO	7
LOB	10



PITCHER		IP	WLS	BF	H	R	ER	SO	BB	IBB	HBP	BLK	WP	HR	S	P	ERA	WHIP
Wes Gardner, R ERA: 6.0 (1, 1)		7.0		28	5	4	4	6	3	0	0	0	0	1	37	49	5.14	1.143
Joe Sambito, L ERA: 4.34 (8, 1)		0.1	L	3	0	1	1	0	1	1	0	0	0	0	1	9	27.00	3.000
Bob Stanley, R ERA: 5.04 (8, 1)		0.2		3	1	0	0	1	0	0	0	0	0	0	5	5	0.00	1.500

Batter	1	2	3	4	5	6	7	8	9	AB	R	H	RBI	BB	SO	LOB	TOP										
Ellis Burks, R (1, 8) OBP: 0.313, SLG: 0.482	0-0 F8		0-0 SH4-3	0-0 5-3		0-0 6-3		0-0 F7		4	0	0	0	0	0	4											
Marty Barrett, R (1, 4) OBP: 0.333, SLG: 0.314	0-0 F7		4-0 1B WP 1B BB		0-0 F7	0-0 F7		4-0 BB BB 1-2 2-3 3-H BB		3	1	0	1	2	0	0											
Wade Boggs, L (1, 5) OBP: 0.462, SLG: 0.618	0-0 1B 3B		0-0 SF7		4-0 HR BB		0-0 F8	0-0 F8		3	2	1	1	1	0	3											
Jim Rice, R (1, 7) OBP: 0.374, SLG: 0.441	0-0 1B		0-0 1B 1B		0-0 L9		0-3 K		0-0 FC4-6 1B	5	0	3	1	0	1	1											
Sam Horn, L (1, 10) OBP: 0.450, SLG: 0.944 Don Baylor, R (9, PH) OBP: 0.348, SLG: 0.409		0-3 K	0-0 1-2 3-H 1B		0-0 1-H HR		0-0 G3		0-0 L7	4	1	2	3	0	1	0											
Dwight Evans, R (1, 3) OBP: 0.419, SLG: 0.568		0-3 K	0-3 K		4-0 1B BB			0-0 F4	0-0 FC4-6 BLK	4	0	0	0	1	2	3											
Mike Greenwell, L (1, 9) OBP: 0.371, SLG: 0.566 Dave Henderson, R (8, PH) OBP: 0.304, SLG: 0.423		0-0 1B		0-0 F3		0-0 1-2 1B		0-0 FC5 1B BB 1B	0-3 K	3	0	2	0	0	0	0											
Ed Romero, R (1, 6) OBP: 0.363, SLG: 0.322	0-0 F8			4-0 BB		0-0 L9		0-0 BB FC5 1B		3	0	1	0	1	0	3											
Marc Sullivan, R (1, 2) OBP: 0.207, SLG: 0.248			0-0 SH4-3 SF7 2B	0-3 K		0-0 4-3		0-0 FC5 BB		4	1	1	0	0	1	3											
Inning Stats	R: 1 E: 0 K: 0 S: 4	H: 2 LOB: 1 BB: 0 P: 4	R: 0 E: 0 K: 2 S: 8	H: 1 LOB: 1 BB: 0 P: 8	R: 2 E: 0 K: 1 S: 8	H: 3 LOB: 2 BB: 1 P: 12	R: 0 E: 0 K: 1 S: 5	H: 0 LOB: 1 BB: 1 P: 9	R: 2 E: 0 K: 0 S: 5	H: 2 LOB: 2 BB: 2 P: 13	R: 0 E: 0 K: 0 S: 3	H: 0 LOB: 0 BB: 0 P: 3	R: 0 E: 0 K: 1 S: 5	H: 0 LOB: 0 BB: 0 P: 5	R: 1 E: 0 K: 0 S: 6	H: 2 LOB: 3 BB: 1 P: 10	R: 0 E: 0 K: 1 S: 6	H: 1 LOB: 1 BB: 0 P: 6	1B: 8 2B: 1 3B: 1 HR: 1	SF: 1 SAC: 1 DP: 0 HBP: 0	WP: 1 PB: 0 SB: 0 CS: 0	PA: 43					
PITCHER	IP	WLS	BF	H	R	ER	SO	BB	IBB	HBP	BLK	WP	HR	S	P	ERA	WHIP										
Jose Antonio Nunez, R (1, 1) ERA: 4.99	4.2		23	7	5	5	4	3	0	0	0	1	1	28	40	9.64	2.143										
Don Gordon, R ERA: 4.15	2.2		10	1	0	0	1	1	0	0	0	0	0	11	15	0.00	0.750										
Gary Lavelle, L ERA: 4.87	0.0	L	1	1	0	0	0	0	0	0	0	0	0	1	1	∞	∞										
Mark Eichhorn, R ERA: 3.38	0.1		4	1	1	1	0	1	0	0	0	0	0	3	7	27.00	6.000										
John Cerutti, L ERA: 4.76	1.1		5	1	0	0	1	0	0	0	1	0	0	7	7	0.00	0.750										

Boston Red Sox @ Toronto Blue Jays
Exhibition Stadium, Toronto, ON
Wed Jul 29 1987, 7:05 PM EDT
Att: 35,052 - Unknown

livebaseballscorecards.com

AB	36
R	6
H	11
RBI	6
BB	5
SO	6
LOB	19



Batter	1	2	3	4	5	6	7	8	9	AB	R	H	RBI	BB	SO	LOB
Tony Fernandez, S (1, 6) OBP: 0.381, SLG: 0.432	0-0 5-3		0-0 E5 2B		0-0 F9		0-0 HR 1B		0-0 L5	5	1	1	0	0	0	0
Lloyd Moseby, L (1, 8) OBP: 0.351, SLG: 0.443	0-3 K		0-0 1-3 2B		4-0 BB		0-0 1-H HR		0-0 3-1	4	1	2	2	1	1	0
Jesse Barfield, R (1, 9) OBP: 0.348, SLG: 0.484	0-0 1-3		0-0 F7		0-0 F8		0-0 BLK 1B		0-0 G3	5	1	1	0	0	0	3
George Bell, R (1, 7) OBP: 0.335, SLG: 0.611		0-0 HR	0-0 F6		0-0 HR		0-0 L7			4	2	2	2	0	0	3
Cecil Fielder, R (1, 3) OBP: 0.360, SLG: 0.593		0-0 F8	0-0 L9		4-0 BB		0-0 FC4 BB		0-0 1-H CS 1B	2	0	0	0	1	0	2
Rick Leach, L (7, PH) OBP: 0.400, SLG: 0.420										1	0	1	1	0	0	0
Juan Beniquez, R (1, 10) OBP: 0.284, SLG: 0.340		0-0 WP 2B		0-3 K		0-0 F8		0-3 K		3	0	1	0	0	1	1
Fred McGriff, L (7, PH) OBP: 0.385, SLG: 0.514										1	0	0	0	0	1	1
Kelly Gruber, R (1, 5) OBP: 0.295, SLG: 0.416		0-3 K		0-0 4-3		0-0 FC4 1B		0-3 K		3	0	0	0	0	1	2
Rance Mulliniks, L (8, PH) OBP: 0.330, SLG: 0.437						1-2f				1	0	0	0	0	1	0
Garth Iorg, R (1, 4) OBP: 0.290, SLG: 0.308		4-0 BB		0-3 K		0-0 1-2 1B		0-3 K		3	0	1	0	1	2	0
Charlie Moore, R (1, 2) OBP: 0.278, SLG: 0.344		0-0 F8			0-3 K		0-0 F7		0-3 K	3	0	0	0	0	1	4
Ernie Whitt, L (8, PH) OBP: 0.322, SLG: 0.406										1	0	0	0	0	1	0

Inning Stats	R: 0	H: 0	E: 0	K: 1	S: 5	LOB: 0	BB: 0	P: 5	R: 1	H: 2	E: 0	K: 1	S: 7	LOB: 2	BB: 1	P: 11	R: 0	H: 1	E: 1	K: 0	S: 5	LOB: 2	BB: 0	P: 5	R: 0	H: 0	E: 0	K: 2	S: 7	LOB: 0	BB: 0	P: 7	R: 0	H: 0	E: 0	K: 1	S: 5	LOB: 1	BB: 1	P: 9	R: 1	H: 2	E: 0	K: 0	S: 5	LOB: 2	BB: 1	P: 9	R: 3	H: 4	E: 0	K: 1	S: 8	LOB: 1	BB: 0	P: 8	R: 0	H: 0	E: 0	K: 3	S: 9	LOB: 0	BB: 0	P: 9	R: 0	H: 0	E: 0	K: 0	S: 3	LOB: 0	BB: 0	P: 3	1B: 4	SF: 0	2B: 3	SAC: 0	3B: 0	DP: 1	HR: 3	HBP: 0	WP: 1	PA: 39
PITCHER	IP	WLS	BF	H	R	ER	SO	BB	IBB	HBP	BLK	WP	HR	S	P	ERA	WHIP																																																																	
Bruce Hurst, L (1, 1) ERA: 3.89	6.0		30	8	5	5	5	3	0	0	0	1	3	37	49	7.50	1.833																																																																	
Calvin Schiraldi, R (7, 1) ERA: 4.99	3.0	W	9	1	0	0	4	0	0	0	1	0	0	17	17	0.00	0.333																																																																	

BOTTOM

Boston Red Sox @ Toronto Blue Jays
Exhibition Stadium, Toronto, ON


Wed Jul 29 1987, 7:05 PM EDT
Att. 35,052 - Unknown

livebaseballscorecards.com

AB	36
R	5
H	9
RBI	5
BB	3
SO	9
LOB	16



Batter	1	2	3	4	5	6	7	8	9	AB R H RBI BB SO LOB
Ellis Burks, R (1, 8) OBP: 0.317, SLG: 0.497	0-0 HR		0-0 S E 1B		0-0 G3		0-0 F8		0-0 2B	5 2 3 1 0 0 1
Marty Barrett, R (1, 4) OBP: 0.337, SLG: 0.319	0-0 F9		0-0 F4		0-0 1B 2B		0-0 1-2 1B		4-0 BB	4 0 2 0 1 0 1
Wade Boggs, L (1, 5) OBP: 0.461, SLG: 0.615	0-0 6-3		0-0 G4-6-3 1-H 1B		0-0 2-H 1B		0-3 K		0-0 4-3	5 0 2 0 0 1 4
Jim Rice, R (1, 7) OBP: 0.370, SLG: 0.435	0-0 6-3		0-0 G4-6-3 1-2f		0-0 6-3		0-0 6-3		0-0 6-3	4 0 0 0 0 0 1
Sam Horn, L (1, 10) OBP: 0.458, SLG: 1.000		0-3 K		0-0 HR		0-0 G6-4-3 1B		0-3 K		4 1 2 1 0 2 0
Dwight Evans, R (1, 3) OBP: 0.420, SLG: 0.569		0-0 2B		0-0 6-3		0-0 G6-4-3 1-2f		4-0 BB		3 0 1 0 1 0 1
Mike Greenwell, L (1, 9) OBP: 0.369, SLG: 0.574		0-0 F7		0-0 F9			0-0 HR		0-0 4-3	4 1 1 1 0 0 2
Dave Henderson, R (8, 9) OBP: 0.304, SLG: 0.423		4-0 BB		0-3 K			0-0 4-3		0-3 K	3 0 0 0 1 2 0
John Marzano, R (1, 2)		0-0 4-3		0-0 4-3			0-0 1B 1B		0-0 4-3	4 0 1 0 0 0 2
Spike Owen, S (1, 6) OBP: 0.329, SLG: 0.353										

TOP	
Boston Red Sox @ Kansas City Royals Royals Stadium, Kansas City, MO	
livebaseballscorecards.com	
AB 36	
R 4	
H 12	
RBI 3	
BB 3	
SO 5	
LOB 12	
	
WP: 0 PA: 39	
PB: 0	
SB: 1	
CS: 0	

Fri Jul 31 1987, 8:05 PM EDT
Att: 40,149 - Unknown

Inning Stats	R: 1	H: 1	E: 0	LOB: 0	K: 0	S: 4	P: 4	R: 0	H: 1	E: 0	LOB: 2	K: 1	BB: 1	S: 6	P: 10	R: 1	H: 2	E: 0	LOB: 0	K: 0	BB: 0	S: 4	P: 4	R: 0	H: 2	E: 0	LOB: 2	K: 0	BB: 0	S: 4	P: 4	R: 0	H: 1	E: 0	LOB: 0	K: 0	BB: 0	S: 3	P: 3	R: 1	H: 3	E: 0	LOB: 2	K: 1	BB: 0	S: 8	P: 8	R: 0	H: 0	E: 0	LOB: 1	K: 1	BB: 1	S: 5	P: 9	R: 0	H: 1	E: 0	LOB: 2	K: 1	BB: 1	S: 6	P: 10	1B: 6	SF: 0	2B: 3	SAC: 0	3B: 0	DP: 2	HR: 3	HBP: 0
--------------	------	------	------	--------	------	------	------	------	------	------	--------	------	-------	------	-------	------	------	------	--------	------	-------	------	------	------	------	------	--------	------	-------	------	------	------	------	------	--------	------	-------	------	------	------	------	------	--------	------	-------	------	------	------	------	------	--------	------	-------	------	------	------	------	------	--------	------	-------	------	-------	-------	-------	-------	--------	-------	-------	-------	--------

PITCHER	IP	WLS	BF	H	R	ER	SO	BB	IBB	HBP	BLK	WP	HR	S	P	ERA	WHIP
Bret Saberhagen, R (1, 1) ERA: 2.95	6.2	L	29	11	4	4	2	1	0	0	0	0	3	32	36	5.40	1.800
John Davis, R (7, 1) ERA: 4.91	2.1		10	1	0	0	3	2	0	0	0	0	0	14	22	0.00	1.286

PITCHER	IP	WLS	BF	H	R	ER	SO	BB	IBB	HBP	BLK	WP	HR	S	P	ERA	WHIP
---------	----	-----	----	---	---	----	----	----	-----	-----	-----	----	----	---	---	-----	------

Batter	1	2	3	4	5	6	7	8	9	AB	R	H	RBI	BB	SO	LOB
Willie Wilson, S OBP: 0.313, SLG: 0.392 (1, 8)	0-0 1B		0-0 4-3		0-0 F7		0-0 F5			4	0	1	0	0	0	1
Kevin Seitzer, R OBP: 0.389, SLG: 0.450 (1, 5)	4-0 1-2 BB		0-0 6-3		0-0 2B			0-0 F9		3	0	1	0	1	0	0
George Brett, L OBP: 0.388, SLG: 0.452 (1, 3)	0-0 F7		0-0 1-3			0-0 F5		0-0 FC6-4 1B		4	0	1	0	0	0	2
Thad Bosley, L OBP: 0.311, SLG: 0.374 (1, 9)	0-0 F9			0-3 K		0-0 2B		0-0 F8		4	0	1	0	0	1	3
Jim Eisenreich, L OBP: 0.253, SLG: 0.452 (1, 10)	0-3 K			0-0 3B		0-0 F8		0-0 FC6-4 1-2f		4	0	1	0	0	1	4
Bo Jackson, R OBP: 0.319, SLG: 0.495 (1, 7)		0-0 4-3		0-0 1-3		0-0 6-3			0-0 2B	4	0	1	0	0	0	2
Frank White, R OBP: 0.305, SLG: 0.357 (1, 4)		0-0 F9		4-0 BB			0-3 K		0-0 5-3	3	0	0	0	1	1	0
Ross Jones, R OBP: 0.500, SLG: 0.750 (1, 6)		0-0 1B		0-0 F9			0-0 2B		0-0 6-3	4	0	2	0	0	0	2
Mike Macfarlane, R OBP: 0.267, SLG: 0.154 (1, 2)		0-0 F8			0-3 K			0-0 F8		2	0	0	0	0	1	1
Danny Tartabull, R OBP: 0.362, SLG: 0.452 (7, PH)										1	0	0	0	0	0	1
Larry Owen, R OBP: 0.279, SLG: 0.328 (8, 2)										0	0	0	0	0	0	0


Inning Stats	R: 0	H: 1	E: 0	LOB: 2	K: 1	P: 10	R: 0	H: 1	E: 0	LOB: 1	K: 0	P: 4	R: 0	H: 1	E: 0	LOB: 2	K: 1	P: 10	R: 0	H: 1	E: 0	LOB: 1	K: 1	P: 5	R: 0	H: 1	E: 0	LOB: 1	K: 0	P: 4	R: 0	H: 1	E: 0	LOB: 1	K: 0	P: 4	R: 0	H: 1	E: 0	LOB: 0	K: 0	P: 3	R: 0	H: 1	E: 0	LOB: 0	K: 0	P: 3
IP	9.0	WLS	W	BF	35	H	8	R	0	ER	0	SO	4	BB	2	IBB	0	HBP	0	BLK	0	WP	0	HR	0	S	41	P	49	ERA	0.00	WHIP	1.111															
PITCHER	Roger Clemens, R (1, 1) ERA: 3.2														PITCHER																																	

BOTTOM

Boston Red Sox @ Kansas City Royals
 Royals Stadium, Kansas City, MO

Fri Jul 31 1987, 8:05 PM EDT
 Att. 40,149 - Unknown

AB	33
R	0
H	8
RBI	0
BB	2
SO	4
LOB	16



WP: 0	PA: 35
PB: 0	
SB: 1	
CS: 0	

livebaseballscorecards.com

Batter	1	2	3	4	5	6	7	8	9	AB R H RBI BB SO LOB	TOP	
Ellis Burks, R OBP: 0.316, SLG: 0.494 (1, 8) X	0-0 WP S 1B		0-0 1-3 1-2			0-0 4-3		0-3 K		4 0 1 0 0 1 1	Boston Red Sox @ Kansas City Royals Royals Stadium, Kansas City, MO Sat Aug 01 1987, 8:05 PM EDT Att: 40,111 - Unknown livebaseballscorecards.com	
Marty Barrett, R OBP: 0.336, SLG: 0.318 (1, 4) X	0-0 F7		0-0 1B			0-0 5-3		0-0 F3	4 0 1 0 0 0 1			
Wade Boggs, L OBP: 0.459, SLG: 0.612 (1, 5) S S S	0-3 K 1-2		0-0 4-3			0-0 F5		0-0 FC3-6 1B	4 0 1 0 0 1 2			
Jim Rice, R OBP: 0.369, SLG: 0.431 (1, 7) B B B	4-0 2-3 BB			0-0 5-3		0-0 5-3		0-0 FC3-6 1-2f	3 0 0 0 1 0 1			
Don Baylor, R OBP: 0.344, SLG: 0.404 (1, 10) X	0-0 4-3			0-0 F6		0-0 6-3		0-0 6-3	4 0 0 0 0 0 3			
Dwight Evans, R OBP: 0.419, SLG: 0.567 (1, 3) S S S		0-3 K		0-0 1-3		0-0 FC5-4 1B			3 0 1 0 0 1 0			
Todd Benzinger, S OBP: 0.389, SLG: 0.403 (1, 9) X		0-0 4-3			0-0 L1-4 2B	0-0 FC5-4 1-2f			3 0 1 0 0 0 1			
John Marzano, R (1, 2) X		0-0 5-3			0-0 L1-4 2-3		0-0 F8		3 0 0 0 0 0 1			
Spike Owen, S OBP: 0.329, SLG: 0.353 (1, 6) X			0-0 CS 1B		0-3 K		0-0 F7		3 0 1 0 0 1 0			
Inning Stats	R: 0 H: 1 E: 0 LOB: 2 K: 1 BB: 1 S: 6 P: 10	R: 0 H: 0 E: 0 LOB: 0 K: 1 BB: 0 S: 5 P: 5	R: 0 H: 2 E: 0 LOB: 1 K: 0 BB: 0 S: 4 P: 4	R: 0 H: 0 E: 0 LOB: 0 K: 0 BB: 0 S: 3 P: 3	R: 0 H: 1 E: 0 LOB: 0 K: 1 BB: 0 S: 5 P: 5	R: 0 H: 0 E: 0 LOB: 0 K: 0 BB: 0 S: 3 P: 3	R: 0 H: 1 E: 0 LOB: 1 K: 0 BB: 0 S: 4 P: 4	R: 0 H: 0 E: 0 LOB: 0 K: 1 BB: 0 S: 5 P: 5	R: 0 H: 1 E: 0 LOB: 1 K: 0 BB: 0 S: 4 P: 4	1B: 5 SF: 0 2B: 2 SAC: 0 3B: 0 DP: 1 HR: 0 HBP: 0	WP: 1 PA: 32 PB: 0 SB: 1 CS: 1	
PITCHER Charlie Leibrandt, L (1, 1) ERA: 2.62	IP WLS BF H R ER SO BB IBB HBP BLK WP HR S P ERA WHIP											PITCHER IP WLS BF H R ER SO BB IBB HBP BLK WP HR S P ERA WHIP

Boston Red Sox @ Kansas City Royals
 Royals Stadium, Kansas City, MO
 Sat Aug 01 1987, 8:05 PM EDT
 Att: 40,111 - Unknown

AB 31
R 0
H 6
RBI 0
BB 1
SO 4
LOB 10



Batter	1	2	3	4	5	6	7	8	9	AB	R	H	RBI	BB	SO	LOB
Lonnie Smith, R OBP: 0.317, SLG: 0.342 (1, 7)	0-0 L9	0-0 6-3			0-0 1-3		0-0 L5-3 1B			4	0	1	0	0	0	1
Kevin Seitzer, R OBP: 0.388, SLG: 0.450 (1, 5)	0-3 K		0-0 L8			0-0 HR 2B	0-0 L5-3 1-2			4	1	1	0	0	1	1
George Brett, L OBP: 0.390, SLG: 0.464 (1, 3)	4-0 1B BB		0-0 L4			0-0 HR 2-H		0-0 F7		3	1	1	2	1	0	0
Danny Tartabull, R OBP: 0.366, SLG: 0.458 (1, 9)	0-0 1-2 FC6-4 1B		0-0 F3			0-0 2B		0-0 1B 1B		4	0	3	0	0	0	0
Bo Jackson, R OBP: 0.321, SLG: 0.495 (1, 8)	0-0 1-2r FC6-4			0-0 CS 1B		0-3 K		0-0 1-2 1B		4	0	2	0	0	1	3
Frank White, R OBP: 0.304, SLG: 0.354 (1, 4)		4-0 BB BB BB	0-0 2B SF7 BB		0-0 F8	0-0 1-3		0-3 K		3	1	0	0	1	1	4
Steve Balboni, R OBP: 0.273, SLG: 0.385 (1, 10)		0-0 1-3 2B		0-0 F5		0-0 5-3		0-3 K		4	0	1	0	0	1	4
Ross Jones, R OBP: 0.429, SLG: 0.600 (1, 6)		0-0 3-H SF7		0-0 CS 1-2	0-0 6-3		4-0 BB BB BB			1	1	0	1	1	0	0
Mike Macfarlane, R OBP: 0.278, SLG: 0.250 (1, 2)		0-0 6-3			0-0 F6		0-0 1-H 2B			3	0	1	1	0	0	1

Inning Stats	R: 0	H: 1	E: 0	K: 1	S: 6	R: 1	H: 1	E: 0	K: 0	S: 4	R: 0	H: 0	E: 0	K: 0	S: 3	R: 0	H: 1	E: 0	K: 0	S: 3	R: 0	H: 0	E: 0	K: 0	S: 3	R: 2	H: 3	E: 0	K: 1	S: 8	R: 1	H: 2	E: 0	K: 0	S: 3	R: 0	H: 2	E: 0	K: 2	S: 9
	LOB: 2	BB: 1	P: 10	LOB: 1	BB: 1	P: 8	LOB: 0	BB: 0	P: 3	LOB: 0	BB: 0	LOB: 0	BB: 0	P: 3	LOB: 1	BB: 0	P: 8	LOB: 0	BB: 1	P: 7	LOB: 2	BB: 0	P: 9	1B: 5	2B: 5	3B: 0	HR: 1	SF: 1	SAC: 0	DP: 1	HBP: 0	WP: 0	PB: 0	SB: 0	CS: 1	PA: 35				

PITCHER	IP	WLS	BF	H	R	ER	SO	BB	IBB	HBP	BLK	WP	HR	S	P	ERA	WHIP
Jeff Sellers, R ERA: 6.58 (1, 1)	6.1	L	28	8	4	4	2	3	0	0	0	0	1	29	41	5.68	1.737
Wes Gardner, R ERA: 5.83 (7, 1)	1.2		6	2	0	0	2	0	0	0	0	0	0	10	10	0.00	1.200

BOTTOM

Boston Red Sox @ Kansas City Royals
 Royals Stadium, Kansas City, MO
 Sat Aug 01 1987, 8:05 PM EDT
 Att. 40,111 - Unknown

livebaseballscorecards.com

AB	30
R	4
H	10
RBI	4
BB	3
SO	4
LOB	14



Batter	1	2	3	4	5	6	7	8	9	AB R H RBI BB SO LOB	TOP											
Ellis Burks, R (1, 8) OBP: 0.315, SLG: 0.487	0-0 F8		0-0 6-3		4-0 BB 1-2 BB			0-0 5-3	0-0 F7	4 0 0 0 1 0 1												
Marty Barrett, R (1, 4) OBP: 0.338, SLG: 0.320	0-0 G4-3 1B		0-0 6-3		0-0 F8			0-0 PB 1B		4 0 2 0 0 0 2												
Wade Boggs, L (1, 5) OBP: 0.462, SLG: 0.611	0-0 G4-3 1-2f			4-0 BB G1-4-3 BB		4-0 BB G5-4-3 BB		0-0 PB 1B	0-0 1-2 2-3	2 0 1 0 2 0 1												
Jim Rice, R (1, 7) OBP: 0.365, SLG: 0.426		0-0 6-3		0-0 G1-4-3 1-2f		0-0 G5-4-3		0-0 L4		4 0 0 0 0 0 4												
Sam Horn, L (1, 10) OBP: 0.429, SLG: 0.880		4-0 BB HR BB		0-0 4-3		0-0 6-3			0-3 K	3 1 0 0 1 1 0												
Dwight Evans, R (1, 3) OBP: 0.420, SLG: 0.583		0-0 1-H HR			0-0 5-3			0-0 F8	0-0 HR	4 2 2 3 0 0 0												
Mike Greenwell, L (1, 9) OBP: 0.371, SLG: 0.582		0-0 3-1			0-0 1B SF7 1B			0-0 F8	0-0 1B 3B	4 2 2 0 0 0 0												
Spike Owen, S (1, 6) OBP: 0.331, SLG: 0.355		0-0 F5			0-0 1B BB 1B			0-3 K	0-0 G3 1B	4 0 2 1 0 1 0												
Marc Sullivan, R (1, 2) OBP: 0.203, SLG: 0.244			0-0 F3		0-0 SF7			0-0 F5	0-0 G3	2 0 0 1 0 0 0												
Todd Benzing, S (9, PH) OBP: 0.384, SLG: 0.397									1-2	1 0 0 0 0 0 1												
Inning Stats	R: 0 E: 0 K: 0 S: 3	H: 1 LOB: 0 BB: 0 P: 3	R: 2 E: 0 K: 0 S: 4	H: 1 LOB: 0 BB: 1 P: 8	R: 0 E: 0 K: 0 S: 3	H: 0 LOB: 0 BB: 0 P: 3	R: 0 E: 0 K: 0 S: 2	H: 0 LOB: 0 BB: 1 P: 6	R: 1 E: 0 K: 0 S: 5	H: 2 LOB: 2 BB: 1 P: 9	R: 0 E: 0 K: 0 S: 2	H: 0 LOB: 0 BB: 1 P: 6	R: 0 E: 0 K: 1 S: 5	H: 0 LOB: 0 BB: 0 P: 5	R: 0 E: 0 K: 0 S: 5	H: 2 LOB: 2 BB: 0 P: 5	R: 2 E: 0 K: 1 S: 8	H: 3 LOB: 1 BB: 0 P: 8	1B: 6 2B: 0 3B: 1 HR: 2	SF: 1 SAC: 0 DP: 3 HBP: 0	WP: 0 PB: 1 SB: 0 CS: 0	PA: 37
PITCHER	IP WLS BF H R ER SO BB IBB HBP BLK WP HR S P ERA WHIP																					
Mark Gubicza, R (1, 1) ERA: 3.88	8.1 W 34 8 5 5 2 4 0 0 0 0 2 34 50 5.40 1.440																					
Jerry Don Gleaton, L (9, 1) ERA: 4.6	0.2 3 1 0 0 0 0 0 0 0 0 0 3 3 0.00 1.500																					

Boston Red Sox @ Kansas City Royals
 Royals Stadium, Kansas City, MO
 Sun Aug 02 1987, 4:33 AM EDT
 Att: 29,154 - Unknown

AB	32
R	5
H	9
RBI	5
BB	4
SO	2
LOB	9



BOTTOM

Boston Red Sox @ Kansas City Royals
Royals Stadium, Kansas City, MO

livebaseballscorecards.com

AB 42
R 13
H 20
RBI 13
BB 5
SO 7
LOB 23



WP: 0 PA: 49
PB: 0
SB: 1
CS: 0

Sun Aug 02 1987, 4:33 AM EDT
Att. 29,154 - Unknown

AB R H RBI BB SO LOB

6 3 3 0 0 0 2

6 4 6 7 0 0 0

5 1 2 2 1 0 3

5 0 2 2 1 1 2

5 0 1 0 0 3 5

4 2 2 0 1 1 0

4 1 3 2 1 0 3

3 2 1 0 1 1 2

4 0 0 0 0 1 6

1B: 13 SF: 0
2B: 4 SAC: 1
3B: 0 DP: 1
HR: 3 HBP: 1

Batter	1	2	3	4	5	6	7	8	9
Lonnie Smith, R (1, 7) OBP: 0.340, SLG: 0.386	0-0 F9	0-0 FC6-4		0-0 F7 1B	0-0 HR 1B		0-0 F9	0-0 2B	
Kevin Seitzer, R (1, 5) OBP: 0.396, SLG: 0.475	0-0 2B 6-3 1B		0-0 HR	0-0 1B	0-0 HR		0-0 FC6-4 1B	0-0 HR 2B	
George Brett, L (1, 10) OBP: 0.392, SLG: 0.481	0-0 1-3 2B		0-0 4-3	0-0 F7	0-0 FC4 BB		0-0 FC6-4 BB	0-0 HR	
Danny Tartabull, R (1, 9) OBP: 0.368, SLG: 0.458	0-0 6-3		0-0 1B 1B	0-0 1B	0-0 FC4		0-0 BB	0-3 K	
Bo Jackson, R (1, 8) OBP: 0.320, SLG: 0.491	0-3 K		0-0 1B	0-3 K		0-3 K	0-0 4-3		
Bill Pecota, R (1, 4) OBP: 0.439, SLG: 0.553		0-0 6-3	0-0 G6-4-3 1B		0-3 2B BB	0-3 K		0-0 S 1B 1B	
Steve Balboni, R (1, 3) OBP: 0.283, SLG: 0.394		0-0 HBP BB	0-0 G6-4-3		0-0 FC5 2B	0-0 E7 1B		0-0 2B 1B	
Ross Jones, R (1, 6) OBP: 0.500, SLG: 0.500		1-0 FC6-4 HBP		0-0 1B SH3-4 1B	0-0 FC5 1B HR	0-0 BB		0-3 K	
Larry Owen, R (1, 2) OBP: 0.271, SLG: 0.317		0-0 P1		0-0 SH3-4	0-0 F7	0-0 F8		0-3 K	

Inning Stats	R: 1	H: 2	E: 0	K: 1	S: 7	H: 2	LOB: 1	BB: 0	P: 7	R: 0	H: 0	E: 0	K: 0	S: 3	H: 0	LOB: 2	BB: 1	P: 8	R: 1	H: 4	E: 0	K: 0	S: 6	H: 4	LOB: 2	BB: 0	P: 6	R: 2	H: 4	E: 0	K: 1	S: 9	H: 4	LOB: 2	BB: 0	P: 9	R: 4	H: 3	E: 0	K: 0	S: 6	H: 1	LOB: 2	BB: 1	P: 14	R: 0	H: 1	E: 1	K: 2	S: 8	H: 1	LOB: 2	BB: 1	P: 12	R: 0	H: 1	E: 0	K: 0	S: 4	H: 1	LOB: 2	BB: 1	P: 8	R: 5	H: 5	E: 0	K: 3	S: 14	H: 5	LOB: 0	BB: 0	P: 14
--------------	------	------	------	------	------	------	--------	-------	------	------	------	------	------	------	------	--------	-------	------	------	------	------	------	------	------	--------	-------	------	------	------	------	------	------	------	--------	-------	------	------	------	------	------	------	------	--------	-------	-------	------	------	------	------	------	------	--------	-------	-------	------	------	------	------	------	------	--------	-------	------	------	------	------	------	-------	------	--------	-------	-------

PITCHER	IP	WLS	BF	H	R	ER	SO	BB	IBB	HBP	BLK	WP	HR	S	P	ERA	WHIP
Bob Stanley, R (1, 1) ERA: 5.2	3.2	L	22	10	4	4	1	1	0	0	0	0	1	22	27	9.82	3.000
Steve Crawford, R (4, 1) ERA: 6.0	1.0		8	3	4	4	1	2	0	0	0	0	1	8	16	36.00	5.000
Tom Bolton, L (5, 1) ERA: 3.73	2.1		11	2	0	0	2	2	0	0	0	0	0	13	21	0.00	1.714
Calvin Schiraldi, R (8, 1) ERA: 5.8	1.0		8	5	5	5	3	0	0	0	0	0	1	14	14	45.00	5.000

PITCHER	IP	WLS	BF	H	R	ER	SO	BB	IBB	HBP	BLK	WP	HR	S	P	ERA	WHIP
---------	----	-----	----	---	---	----	----	----	-----	-----	-----	----	----	---	---	-----	------

Batter	1	2	3	4	5	6	7	8	9	AB R H RBI BB SO LOB	TOP											
Ellis Burks, R (1, 8) OBP: 0.312, SLG: 0.481	0-0 SH1-3 SF7 1B	0-0 F7	0-0 FC5	0-0 P4			0-3 K		0-0 5-3	6 1 1 0 0 1 6												
Marty Barrett, R (1, 4) OBP: 0.339, SLG: 0.324	0-0 SH1-3 1-3	4-0 BB		0-0 1B 2B			0-0 F8			3 1 1 0 1 0 1												
Wade Boggs, L (1, 5) OBP: 0.459, SLG: 0.608	0-0 SF7 3-H	0-0 L8		0-0 1B 1B 1B			0-0 3-1			4 1 1 1 0 0 3												
Jim Rice, R (1, 7) Todd Benzinger, S (7, 7) OBP: 0.364, SLG: 0.424 OBP: 0.378, SLG: 0.391	0-0 F4		0-0 6-3	0-0 1B 1B 1B			0-0 6-3	0-0 P6		4 1 1 1 0 0 0 1 0 0 0 0 0 0												
Sam Horn, L (1, 10) OBP: 0.485, SLG: 1.000		0-0 HR 2B	0-0 HR	0-0 1B 1B		0-0 E 1B		0-0 F7		5 3 4 1 0 0 0												
Dwight Evans, R (1, 3) OBP: 0.420, SLG: 0.589		0-0 6-3	0-0 4-3	0-0 1B SF7 1B		0-3 K		0-0 HR		5 2 2 2 0 1 2												
Mike Greenwell, L (1, 9) Dave Henderson, R (7, 9) OBP: 0.377, SLG: 0.581 OBP: 0.302, SLG: 0.420		4-0 HR BB	4-0 BB 1B	0-0 1B G3 1B		0-0 F8		0-3 K		2 1 1 2 2 0 1 1 0 0 0 0 1 0												
John Marzano, R (1, 2) OBP: 0.250, SLG: 0.500		0-0 HR	0-0 FC5 BB 1B	0-0 SF7		0-0 E6			0-0 6-3	4 1 2 4 0 0 1												
Spike Owen, S (1, 6) OBP: 0.336, SLG: 0.355		4-0 BB BB	4-0 BB BB	0-0 G3			0-0 1B		0-0 F8	3 0 1 0 2 0 1												
Inning Stats	R: 1 E: 0 K: 0 S: 4	H: 1 LOB: 0 BB: 0 P: 4	R: 3 E: 0 K: 0 S: 5	H: 2 LOB: 2 BB: 3 P: 17	R: 1 E: 0 K: 0 S: 5	H: 2 LOB: 3 BB: 2 P: 13	R: 5 E: 0 K: 0 S: 9	H: 6 LOB: 1 BB: 0 P: 9	R: 0 E: 0 K: 0 S: 3	H: 0 LOB: 0 BB: 0 P: 3	R: 0 E: 1 K: 1 S: 6	H: 1 LOB: 2 BB: 0 P: 6	R: 0 E: 0 K: 1 S: 6	H: 1 LOB: 1 BB: 0 P: 6	R: 1 E: 0 K: 1 S: 6	H: 1 LOB: 0 BB: 0 P: 6	R: 0 E: 0 K: 0 S: 3	H: 0 LOB: 0 BB: 0 P: 3	1B: 9 2B: 2 3B: 0 HR: 3	SF: 2 SAC: 1 DP: 0 HBP: 0	WP: 0 PB: 0 SB: 1 CS: 0	PA: 46
PITCHER	IP WLS BF H R ER SO BB IBB HBP BLK WP HR S P ERA WHIP																					
Jose Guzman, R (1, 1) ERA: 5.44	1.2 L 11 3 4 4 0 3 0 0 0 0 0 1 8 20 21.60 3.600																					
Keith Creel, R (2, 1) ERA: 4.66	1.0 7 2 1 1 0 2 0 0 0 0 0 1 5 13 9.00 4.000																					
Mike Loynd, R (3, 1) ERA: 5.45	4.1 21 8 5 5 2 0 0 0 0 0 0 0 25 25 10.38 1.846																					
Mitch Williams, L (8, 1) ERA: 3.43	1.0 4 1 1 1 1 0 0 0 0 0 0 1 6 6 9.00 1.000																					
Dale Mohorcic, R (9, 1) ERA: 2.7	1.0 3 0 0 0 0 0 0 0 0 0 0 0 3 3 0.00 0.000																					

Boston Red Sox @ Texas Rangers
Arlington Stadium, Arlington, TX
Mon Aug 03 1987, 8:05 PM EDT
Att: 21,928 - Unknown

livebaseballscorecards.com

AB	38
R	11
H	14
RBI	11
BB	5
SO	3
LOB	15



Batter	1	2	3	4	5	6	7	8	9	AB	R	H	RBI	BB	SO	LOB
Bob Brower, R OBP: 0.365, SLG: 0.482 (1, 8)	0-0 L6 ①		4-0 FC6-4 BB ①		0-0 6-3 ②		0-0 6-3 ③			3	0	0	0	1	0	1
Scott Fletcher, R OBP: 0.371, SLG: 0.413 Geno Petralli, L OBP: 0.394, SLG: 0.469 (1, 6) (7, 2)	0-0 B5-3 ②		0-3 K ①		0-0 1B ③			0-3 K2-3 ①		3	0	1	0	0	1	1
Ruben Sierra, S OBP: 0.316, SLG: 0.485 (1, 9)	0-3 K ③		0-0 FC6-4 1-2f ②		0-0 4-3 ③			0-3 K ②		4	0	0	0	0	2	2
Larry Parrish, R OBP: 0.332, SLG: 0.510 (1, 10)		4-0 HR BB ①	0-0 F7 ③		0-0 F8 ①			0-3 K ③		3	1	0	0	1	1	1
Pete Incaviglia, R OBP: 0.345, SLG: 0.521 (1, 7)		0-0 1-H HR ①		0-0 5-3 ①		0-0 F9 ②			0-0 5-3 ①	4	1	1	2	0	0	0
Pete O'Brien, L OBP: 0.343, SLG: 0.495 Curtis Wilkerson, S OBP: 0.291, SLG: 0.417 (1, 3) (7, 6)		0-0 G3 ①		0-0 E3 FC6-4 ①		0-0 F8 ③			0-0 4-3 ②	3	0	0	0	0	0	0
Mike Stanley, R OBP: 0.399, SLG: 0.428 (1, 2) (7, 3)		0-0 FC6-4 1B ①		0-3 K ②			4-0 5-3 BB ①		0-3 K ③	3	0	1	0	1	2	1
Steve Buechele, R OBP: 0.288, SLG: 0.398 (1, 5)		0-3 K ②		0-0 FC6-4 1-2f ③			0-0 5-3 1-2 ①			3	0	0	0	0	1	3
Jerry Browne, S OBP: 0.361, SLG: 0.337 (1, 4)		0-0 FC6-4 1-2f ③			0-0 F8 ①			0-0 F9 ②		3	0	0	0	0	0	2

Inning Stats	R: 0	H: 0	E: 0	K: 1	S: 5	R: 2	H: 2	E: 0	K: 1	S: 7	R: 0	H: 0	E: 0	K: 1	S: 5	R: 0	H: 0	E: 1	K: 1	S: 6	R: 0	H: 1	E: 0	K: 0	S: 4	R: 0	H: 0	E: 0	K: 0	S: 3	R: 0	H: 0	E: 0	K: 0	S: 3	R: 0	H: 0	E: 0	K: 3	S: 9	R: 0	H: 0	E: 0	K: 1	S: 5	R: 0	H: 0	E: 0	K: 1	S: 5	1B: 2	2B: 0	3B: 0	HR: 1	SF: 0	SAC: 0	DP: 0	HBP: 0	WP: 0	PB: 0	SB: 0	CS: 0	PA: 34
--------------	------	------	------	------	------	------	------	------	------	------	------	------	------	------	------	------	------	------	------	------	------	------	------	------	------	------	------	------	------	------	------	------	------	------	------	------	------	------	------	------	------	------	------	------	------	------	------	------	------	------	-------	-------	-------	-------	-------	--------	-------	--------	-------	-------	-------	-------	--------

PITCHER	IP	WLS	BF	H	R	ER	SO	BB	IBB	HBP	BLK	WP	HR	S	P	ERA	WHIP
Bruce Hurst, L ERA: 3.79 (1, 1)	9.0	W	34	3	2	2	8	3	0	0	0	0	1	47	59	2.00	0.667

BOTTOM

Boston Red Sox @ Texas Rangers
Arlington Stadium, Arlington, TX
 Mon Aug 03 1987, 8:05 PM EDT
 Att. 21,928 - Unknown

livebaseballscorecards.com

AB	31
R	2
H	3
RBI	2
BB	3
SO	8
LOB	11



Batter	1	2	3	4	5	6	7	8	9	AB R H RBI BB SO LOB	TOP																	
Ellis Burks, R (1, 8) OBP: 0.311, SLG: 0.477	0-3 K		0-0 FC4		0-0 F9		0-0 F2		0-0 1B	5 0 1 0 0 1 2																		
Ed Romero, R (1, 4) OBP: 0.353, SLG: 0.312	0-0 F8		0-0 G5-3			0-0 6-3		0-3 K	0-0 G5-3	5 0 0 0 0 1 5																		
Wade Boggs, L (1, 5) OBP: 0.455, SLG: 0.601	0-0 F8			0-0 4-3		0-0 6-3		0-0 F7		4 0 0 0 0 0 0																		
Jim Rice, R (1, 7) OBP: 0.362, SLG: 0.420 Dave Henderson, R (8, 9) OBP: 0.302, SLG: 0.420		0-3 K		0-0 5-3		4-0 BB HR BB		0-3 K		3 1 0 0 1 2 0 0 0 0 0 0 0 0																		
Sam Horn, L (1, 10) OBP: 0.472, SLG: 0.938 Don Baylor, R (9, PH) OBP: 0.346, SLG: 0.406		0-3 K		0-3 K		4-0 BB HR BB			0-0 HR 1B	2 1 0 0 1 2 0 1 1 1 0 0 0 0																		
Dwight Evans, R (1, 3) OBP: 0.423, SLG: 0.607		0-0 6-3			4-0 HR BB	0-0 HR			0-0 HR	3 3 2 5 1 0 0																		
Mike Greenwell, L (1, 9) OBP: 0.381, SLG: 0.594 Todd Benzinger, S (8, 7) OBP: 0.387, SLG: 0.400			4-0 FC4 1B BB		0-0 HR	0-0 F7			0-0 E 2-3 1B	2 1 1 2 1 0 0 1 1 1 0 0 0 0																		
John Marzano, R (1, 2) OBP: 0.250, SLG: 0.429			0-0 P5		0-3 K		0-0 CS 1B		0-0 2-3	4 0 1 0 0 1 2																		
Spike Owen, S (1, 6) OBP: 0.334, SLG: 0.354			0-0 G5-3 FC4 1B		0-0 4-3		0-3 K		0-0 E7 G5-3 1B	4 0 1 0 0 1 1																		
Inning Stats	R: 0 E: 0 K: 1 S: 5	H: 0 LOB: 0 BB: 0 P: 5	R: 0 E: 0 K: 2 S: 7	H: 0 LOB: 0 BB: 0 P: 7	R: 0 E: 0 K: 0 S: 4	H: 1 LOB: 2 BB: 1 P: 8	R: 0 E: 0 K: 1 S: 5	H: 0 LOB: 0 BB: 0 P: 5	R: 2 E: 0 K: 1 S: 6	H: 1 LOB: 0 BB: 1 P: 10	R: 3 E: 0 K: 0 S: 4	H: 1 LOB: 0 BB: 2 P: 12	R: 0 E: 0 K: 1 S: 5	H: 1 LOB: 0 BB: 0 P: 5	R: 0 E: 0 K: 2 S: 7	H: 0 LOB: 0 BB: 0 P: 7	R: 3 E: 1 K: 0 S: 7	H: 4 LOB: 1 BB: 0 P: 7	1B: 5 2B: 0 3B: 0 HR: 3	SF: 0 SAC: 0 DP: 2 HBP: 0	WP: 0 PB: 0 SB: 0 CS: 1	PA: 38						
PITCHER	IP WLS BF H R ER SO BB IBB HBP BLK WP HR S P ERA WHIP																											
Greg Harris, R (1, 1) ERA: 4.77	5.2		24	3	5	5	5	4	0	0	0	0	0	2	30	46	7.94	1.235										
Mitch Williams, L (6, 1) ERA: 3.31	2.1		7	1	0	0	3	0	0	0	0	0	0	0	13	13	0.00	0.429										
Dale Mohorcic, R (9, 1) ERA: 2.9	0.1	L	4	3	3	2	0	0	0	0	0	0	1	4	4	4	54.00	9.000										
Jeff Russell, R (9, 1) ERA: 3.21	0.2		3	1	0	0	0	0	0	0	0	0	0	3	3	3	0.00	1.500										

Boston Red Sox @ Texas Rangers
Arlington Stadium, Arlington, TX
Tue Aug 04 1987, 8:05 PM EDT
Att: 17,377 - Unknown

livebaseballscorecards.com

AB	34
R	8
H	8
RBI	7
BB	4
SO	8
LOB	10



Batter	1	2	3	4	5	6	7	8	9	AB R H RBI BB SO LOB
Jerry Browne, S (1, 4) OBP: 0.364, SLG: 0.342	0-0 5-3		0-0 E4 SH1 BLK SF8		0-0 4-3 2B 1B		0-0 2B	4-0 BB		4 2 2 1 1 0 1
Scott Fletcher, R (1, 6) OBP: 0.368, SLG: 0.409	0-0 5-3		0-0 SH1		0-0 4-3		0-0 FC5-2	0-3 K		4 0 0 1 0 1 7
Ruben Sierra, S (1, 9) OBP: 0.315, SLG: 0.485	0-0 F5		0-0 SF8		0-0 2B		0-3 K		0-0 6-3	4 0 1 2 0 1 2
Pete Incaviglia, R (1, 7) OBP: 0.344, SLG: 0.517		0-0 FC4-6 1B	0-3 K		0-0 5-3			0-3 K	0-3 K	5 0 1 0 0 3 1
Pete O'Brien, L (1, 3) OBP: 0.344, SLG: 0.491		0-0 FC4-6 1-2f		0-0 F7		0-0 E4 G5-4-3		4-0 BB 1B BB	4-0 BB	3 1 0 0 2 0 1
Larry Parrish, R (1, 10) OBP: 0.330, SLG: 0.506		0-3 K		0-0 E9 1B		0-0 G5-4-3 1-2f		0-3 K	0-0 P4	5 0 1 0 0 2 4
Oddibe McDowell, L (1, 8) OBP: 0.349, SLG: 0.477		0-0 FC4-6 1-2f		0-3 K		0-0 F5		4-0 BB 1B BB		3 1 0 0 1 1 2
Mike Stanley, R (1, 2) OBP: 0.404, SLG: 0.429			4-0 1B E BB		0-0 F7		0-0 2B FC5-2 1B	4-0 1B BB		2 1 1 0 1 0 1
Curtis Wilkerson, S (7, PR) OBP: 0.291, SLG: 0.417										0 0 0 0 0 0 0
Darrell Porter, L (8, PH) OBP: 0.349, SLG: 0.353										0 0 0 0 1 0 0
Don Slaught, R (9, 2) OBP: 0.280, SLG: 0.382										0 0 0 0 0 0 0
Steve Buechele, R (1, 5) OBP: 0.289, SLG: 0.399			0-0 BLK E SH1 1B			0-0 F8		0-3 K	0-0 1B	2 1 1 0 0 0 0
Geno Petrali, L (7, PH) OBP: 0.396, SLG: 0.470								1-3 2-H 3-H		2 0 1 2 0 1 1

Inning Stats	R: 0	H: 0	E: 0	K: 3	S: 3	R: 0	H: 1	E: 0	K: 1	S: 6	R: 3	H: 1	E: 1	K: 1	S: 7	R: 0	H: 1	E: 1	K: 1	S: 6	R: 1	H: 2	E: 0	K: 0	S: 5	R: 0	H: 0	E: 1	K: 0	S: 3	R: 0	H: 2	E: 0	K: 2	S: 9	R: 2	H: 1	E: 0	K: 3	S: 10	R: 0	H: 0	E: 0	K: 1	S: 5	1B: 6	SF: 1	2B: 2	SAC: 1	3B: 0	DP: 1	HR: 0	HBP: 0	WP: 0	PA: 42
--------------	------	------	------	------	------	------	------	------	------	------	------	------	------	------	------	------	------	------	------	------	------	------	------	------	------	------	------	------	------	------	------	------	------	------	------	------	------	------	------	-------	------	------	------	------	------	-------	-------	-------	--------	-------	-------	-------	--------	-------	--------

PITCHER	IP	WLS	BF	H	R	ER	SO	BB	IBB	HBP	BLK	WP	HR	S	P	ERA	WHIP
Bob Woodward, R (1, 1) ERA: 7.15	6.0		26	6	4	3	3	1	0	0	1	0	0	31	35	4.50	1.167
Wes Gardner, R (7, 1) ERA: 5.97	1.2		9	1	2	2	4	3	0	0	0	0	0	14	26	10.80	2.400
Calvin Schiraldi, R (8, 1) ERA: 5.65	1.1	W	7	1	0	0	2	2	0	0	0	0	0	9	17	0.00	2.250

BOTTOM

Boston Red Sox @ Texas Rangers
Arlington Stadium, Arlington, TX

Tue Aug 04 1987, 8:05 PM EDT
Att. 17,377 - Unknown

AB	34
R	6
H	8
RBI	6
BB	6
SO	9
LOB	20



PITCHER	IP	WLS	BF	H	R	ER	SO	BB	IBB	HBP	BLK	WP	HR	S	P	ERA	WHIP
---------	----	-----	----	---	---	----	----	----	-----	-----	-----	----	----	---	---	-----	------

Batter	1	2	3	4	5	6	7	8	9	AB R H RBI BB SO LOB	TOP																	
Ellis Burks, R (1, 8) OBP: 0.312, SLG: 0.474	0-0 5-3		0-0 5-3		0-0 F7	4-0 FC6-4 BB		0-0 BB S 1B		4 0 1 0 1 0 0	Boston Red Sox @ Texas Rangers Arlington Stadium, Arlington, TX Wed Aug 05 1987, 8:05 PM EDT Att: 19,843 - Unknown																	
Marty Barrett, R (1, 4) OBP: 0.338, SLG: 0.320	0-0 G3		0-0 F8		0-0 F8	0-0 FC6-4		4-0 G5-3 BB BB		4 0 0 0 1 0 3																		
Wade Boggs, L (1, 5) OBP: 0.455, SLG: 0.605	0-3 K							4-0 BB 1-2 2-3 BB		4 1 1 1 1 1 0																		
Dwight Evans, R (1, 3) OBP: 0.423, SLG: 0.606		0-3 K		0-0 HR		4-0 BB BB BB	0-3 L4	0-0 BB BB BB G5-3		4 2 1 0 1 2 3																		
Sam Horn, L (1, 10) OBP: 0.463, SLG: 0.889		0-0 4-3		0-3 K		4-0 BB BB BB	0-0 2B	0-3 K		4 2 1 0 1 2 1																		
Todd Benzinger, S (1, 9) (6, 7) OBP: 0.388, SLG: 0.382		0-3 K		0-0 4-3		4-0 BB BB BB FC6-4 BB	4-0 2B BB	0-0 5-3		3 1 0 1 2 1 0																		
Mike Greenwell, L (1, 7) Dave Henderson, R (6, PH) (6, 9) OBP: 0.382, SLG: 0.593 OBP: 0.309, SLG: 0.428			0-0 FC5-4 1B	0-0 E4 S		4-0 FC6-4 BB BB 1-2 2-3 3-H	0-0 1-3 2-H 2B	0-3 K2-3		2 0 1 0 0 0 0 2 0 1 2 1 1 0																		
John Marzano, R (1, 2) OBP: 0.250, SLG: 0.353			0-0 FC5-4 E E	0-3 K		4-0 FC6-4 BB BB 1-2 2-3 3-H	0-0 1-3			3 1 0 1 1 1 4																		
Spike Owen, S (1, 6) OBP: 0.333, SLG: 0.352			0-0 E9 1B		0-0 F7	0-0 FC6-4 BB		0-0 6-3		4 1 1 1 0 0 2																		
Inning Stats	R: 0 E: 0 K: 1 S: 5	H: 0 LOB: 0 BB: 0 P: 5	R: 0 E: 0 K: 2 S: 7	H: 0 LOB: 0 BB: 0 P: 7	R: 2 E: 1 K: 0 S: 5	H: 2 LOB: 0 BB: 0 P: 5	R: 2 E: 1 K: 2 S: 10	H: 2 LOB: 1 BB: 0 P: 10	R: 0 E: 0 K: 0 S: 3	H: 0 LOB: 0 BB: 0 P: 3		R: 3 E: 0 K: 0 S: 3	H: 0 LOB: 3 BB: 6 P: 27	R: 1 E: 0 K: 1 S: 7	H: 2 LOB: 2 BB: 1 P: 11	R: 0 E: 0 K: 0 S: 3	H: 1 LOB: 2 BB: 2 P: 11	R: 0 E: 0 K: 2 S: 7	H: 0 LOB: 0 BB: 0 P: 7	1B: 3 2B: 3 3B: 0 HR: 1	SF: 0 SAC: 0 DP: 1 HBP: 0	WP: 0 PB: 1 SB: 2 CS: 0	PA: 43					
PITCHER	IP WLS BF H R ER SO BB IBB HBP BLK WP HR S P ERA WHIP																											
Charlie Hough, R (1, 1) ERA: 4.25	5.1		24	4	7	4	5	3	0	0	0	0	0	1	31	43	6.75	1.312										
Mitch Williams, L (6, 1) ERA: 3.31	0.0		2	0	0	0	0	2	0	0	0	0	0	0	0	8	∞	∞										
Jeff Russell, R (6, 1) ERA: 3.26	2.0		13	3	1	1	1	4	0	0	0	0	0	11	27	4.50	3.500											
Jose Guzman, R (8, 1) ERA: 5.37	1.2	W	4	0	0	0	2	0	0	0	0	0	0	8	8	0.00	0.000											

livebaseballscorecards.com

AB	34
R	8
H	7
RBI	6
BB	9
SO	8
LOB	13



Batter	1	2	3	4	5	6	7	8	9	AB	R	H	RBI	BB	SO	LOB
Jerry Browne, S OBP: 0.362, SLG: 0.340 (1, 4)	0-0 1B S	0-0 FC5-6 1-2 2-3f		0-3 K			0-0 4-3 1-2	0-0 P4		5	1	1	0	0	1	3
Scott Fletcher, R OBP: 0.370, SLG: 0.408 (1, 6)	4-0 BB 1B 1-2 BLK BB	0-0 G5-3 2-3f			0-0 PB 1B		0-0 G3		4-0 HR BB	3	2	1	0	2	0	3
Ruben Sierra, S OBP: 0.318, SLG: 0.492 (1, 9)	0-0 F7		4-0 1B 1B BB		0-0 F8 1-2		0-0 1B 2-3 1B		0-0 HR 1-H	4	2	2	2	1	0	3
Pete O'Brien, L OBP: 0.349, SLG: 0.493 (1, 3)	0-0 BLK BB 1-2 2-H 1B		0-0 CS 1B 1-3		0-0 F5		0-0 1-3 3-H 1B		4-0 SH1-4 BB 1B BB	4	1	3	2	1	0	1
Darrell Porter, L OBP: 0.345, SLG: 0.348 Larry Parrish, R OBP: 0.332, SLG: 0.506 (1, 10) (9, PH)	0-0 F7		0-0 4-3 CS 1-2 3-H 1B		0-0 F8		0-3 K		4-0 1B SH1-4 1-2 BB	4	0	1	1	0	1	5
Geno Petralli, L OBP: 0.394, SLG: 0.462 Mike Stanley, R OBP: 0.401, SLG: 0.426 (1, 2) (8, PH) (9, 2)	4-0 BLK 1-2 2-3 BB		0-0 4-3 1-3 2-3		0-3 K			0-0 6-3	0-0 SH1-4	2	0	0	0	1	1	2
Oddibe McDowell, L OBP: 0.346, SLG: 0.471 Steve Buechele, R OBP: 0.294, SLG: 0.399 (1, 8) (8, PH) (9, 5)	0-3 K 1-2 2-3 3-H		0-0 F7		0-3 K			4-0 HR BB	4-0 1B IBB	3	0	0	0	0	2	3
Tom O'Malley, L OBP: 0.333, SLG: 0.667 Pete Incaviglia, R OBP: 0.342, SLG: 0.514 (1, 5) (8, PH) (9, 7)		0-0 FC5-6 2B		0-0 F8		0-0 3-1		0-3 K	0-3 K	3	0	1	0	0	0	0
Bob Brower, R OBP: 0.376, SLG: 0.506 (1, 7) (9, 8)		4-0 G5-3 FC5-6 BB		0-3 K			0-0 1B 4-3 1B	0-0 HR 1-H	0-0 1B	4	2	3	3	1	1	0

Inning Stats	R: 2	H: 2	E: 0	K: 1	S: 7	LOB: 2	BB: 2	P: 15	R: 0	H: 1	E: 0	K: 0	S: 3	LOB: 1	BB: 1	P: 7	R: 1	H: 2	E: 0	K: 0	S: 4	LOB: 1	BB: 1	P: 8	R: 0	H: 0	E: 0	K: 2	S: 7	LOB: 0	BB: 0	P: 7	R: 0	H: 1	E: 0	K: 0	S: 4	LOB: 1	BB: 0	P: 4	R: 0	H: 0	E: 0	K: 2	S: 7	LOB: 0	BB: 0	P: 7	R: 1	H: 3	E: 0	K: 1	S: 8	LOB: 2	BB: 0	P: 8	R: 2	H: 1	E: 0	K: 1	S: 6	LOB: 0	BB: 1	P: 10	R: 3	H: 2	E: 0	K: 1	S: 6	LOB: 3	BB: 4	P: 22	1B: 9	2B: 1	3B: 0	HR: 2	SF: 0	SAC: 1	DP: 1	HBP: 0	WP: 0	PA: 45
PITCHER	IP	WLS	BF	H	R	ER	SO	BB	IBB	HBP	BLK	WP	HR	S	P	ERA	WHIP																																																																	
Roger Clemens, R ERA: 3.27 (1, 1)	7.0		32	9	4	4	6	4	0	0	1	0	0	40	56	5.14	1.857																																																																	
Joe Sambito, L ERA: 5.7 (8, 1)	1.0	L	8	2	5	5	1	3	0	0	0	0	2	7	19	45.00	5.000																																																																	
Calvin Schiraldi, R ERA: 5.57 (9, 1)	0.2		5	1	0	0	1	1	1	0	0	0	0	5	13	0.00	3.000																																																																	

BOTTOM

Boston Red Sox @ Texas Rangers
Arlington Stadium, Arlington, TX

Wed Aug 05 1987, 8:05 PM EDT
Att. 19,843 - Unknown

AB	35
R	9
H	12
RBI	8
BB	9
SO	8
LOB	24

livebaseballscorecards.com



Batter	1	2	3	4	5	6	7	8	9	AB R H RBI BB SO LOB	TOP									
Willie Wilson, S (1, 8) OBP: 0.308, SLG: 0.384	0-3 K		0-0 4-3		0-0 G3		0-0 F8		0-0 F7	5 0 0 0 0 1 3										
Kevin Seitzer, R (1, 5) OBP: 0.396, SLG: 0.473	0-0 5-3		1-0 HBP			0-0 F9		0-0 4-3		3 0 0 0 0 0 0										
George Brett, L (1, 3) OBP: 0.396, SLG: 0.485	0-0 L8		0-0 4-3			0-0 F7		0-0 1B		4 0 1 0 0 0 1										
Danny Tartabull, R (1, 9) OBP: 0.369, SLG: 0.458		0-3 K		0-0 F9		0-0 F6		0-0 F9		4 0 0 0 0 1 1										
Bo Jackson, R (1, 7) OBP: 0.316, SLG: 0.477		0-3 K		0-3 K			0-0 5-3	0-3 K		4 0 0 0 0 3 1										
Frank White, R (1, 4) OBP: 0.304, SLG: 0.367		0-0 HR		0-0 2B			0-0 F9		0-3 K	4 1 2 1 0 1 0										
Steve Balboni, R (1, 10) OBP: 0.289, SLG: 0.426 Lonnie Smith, R (7, PR) OBP: 0.306, SLG: 0.390		4-0 BB		0-3 K			0-0 BB 2B 1B		0-0 F4	2 0 1 0 1 1 1 1 1 0 0 0 0 0										
Ross Jones, R (1, 6) OBP: 0.292, SLG: 0.263 Jim Eisenreich, L (7, PH) OBP: 0.259, SLG: 0.446 Angel Salazar, R (7, 6) OBP: 0.222, SLG: 0.249		0-0 F6			0-0 6-3		4-0 BB 2B BB		0-0 1B 1B	2 0 0 0 0 0 1 0 1 0 0 1 0 0 1 0 1 0 0 0 0										
Jamie Quirk, L (1, 2) OBP: 0.304, SLG: 0.337			0-0 6-3		0-0 L3		0-0 1-2 2B BB		0-0 1B	4 0 2 2 0 0 0										
Inning Stats	R: 0 E: 0 K: 1 S: 5	H: 0 LOB: 0 BB: 0 P: 5	R: 1 E: 0 K: 2 S: 8	H: 1 LOB: 1 BB: 1 P: 12	R: 0 E: 0 K: 0 S: 3	H: 0 LOB: 1 BB: 0 P: 4	R: 0 E: 0 K: 2 S: 8	H: 1 LOB: 1 BB: 0 P: 8	R: 0 E: 0 K: 0 S: 3	H: 0 LOB: 0 BB: 0 P: 3	R: 2 E: 0 K: 0 S: 5	H: 2 LOB: 1 BB: 1 P: 9	R: 0 E: 0 K: 1 S: 6	H: 1 LOB: 1 BB: 0 P: 6	R: 0 E: 0 K: 1 S: 7	H: 2 LOB: 2 BB: 0 P: 7	1B: 4 2B: 2 3B: 0 HR: 1	SF: 0 SAC: 0 DP: 0 HBP: 1	WP: 0 PB: 0 SB: 0 CS: 0	PA: 37
PITCHER Jeff Sellers, R (1, 1) ERA: 6.14	IP: 9.0 WLS: W BF: 37 H: 7 R: 3 ER: 3 SO: 7 BB: 2 IBB: 0 HBP: 1 BLK: 0 WP: 0 HR: 1 S: 48 P: 57 ERA: 3.00 WHIP: 1.000																			

Kansas City Royals @ Boston Red Sox
 Fenway Park, Boston, MA
 Fri Aug 07 1987, 7:05 PM EDT
 Att: 34,946 - Unknown

livebaseballscorecards.com

AB	34
R	3
H	7
RBI	3
BB	2
SO	7
LOB	8



Batter	1	2	3	4	5	6	7	8	9	AB	R	H	RBI	BB	SO	LOB
Ellis Burks, R (1, 8) OBP: 0.311, SLG: 0.472 Mike Greenwell, L (9, PH) OBP: 0.384, SLG: 0.593	0-0 PB S 1B		0-3 K		0-3 K			0-0 L8	4-0 BB BB BB BB	4	0	1	0	0	2	2
Marty Barrett, R (1, 4) OBP: 0.336, SLG: 0.316	0-0 F7		0-0 6-3		0-0 F8			0-0 1-3	4-0 BB BB	4	0	0	2	1	0	2
Wade Boggs, L (1, 5) OBP: 0.455, SLG: 0.602	4-0 CS 1-3 BB		0-0 F5		0-0 3-1			4-0 FC6-4 BB		2	0	0	0	2	0	1
Jim Rice, R (1, 7) OBP: 0.361, SLG: 0.416	0-3 K 1-2			4-0 2B SF9 BB		0-0 F8		0-0 FC6-4 1-2f		3	1	0	0	1	1	3
Don Baylor, R (1, 10) OBP: 0.348, SLG: 0.405		0-0 6-3		0-0 F3		0-0 S 1B		4-0 2B SF9 BB		3	1	1	0	1	0	1
Dwight Evans, R (1, 3) OBP: 0.423, SLG: 0.610		0-3 K		0-0 SF9 1-3 2B		0-0 F8 1-2		0-0 BB BB 2B		4	1	2	0	0	1	1
Todd Benzinger, S (1, 9) OBP: 0.369, SLG: 0.366		0-0 6-3		0-0 SF9 2-3 3-H			0-0 4-3		0-0 6-3	3	0	0	1	0	0	2
John Marzano, R (1, 2) OBP: 0.250, SLG: 0.350			0-0 2B 6-3 1B		0-3 K		0-0 1-3		0-0 SF9	3	1	1	1	0	1	1
Spike Owen, S (1, 6) OBP: 0.336, SLG: 0.356			0-0 6-3 1-3 2B			0-0 L7		0-0 1-3	3-H 4-0 BB BB IBB	3	0	1	0	1	0	0

BOTTOM

Kansas City Royals @ Boston Red Sox
 Fenway Park, Boston, MA
 Fri Aug 07 1987, 7:05 PM EDT
 Att. 34,946 - Unknown

livebaseballscorecards.com

AB	29
R	4
H	6
RBI	4
BB	7
SO	5
LOB	13



Inning Stats																	WP: 0	PA: 38																																																						
R: 0	H: 1	R: 0	H: 0	R: 1	H: 2	R: 1	H: 1	R: 0	H: 0	R: 0	H: 1	R: 0	H: 0	R: 2	H: 1	1B: 3	SF: 2																																																							
E: 0	LOB: 2	E: 0	LOB: 0	E: 0	LOB: 1	E: 0	LOB: 1	E: 0	LOB: 0	E: 0	LOB: 1	E: 0	LOB: 0	E: 0	LOB: 3	2B: 4	SAC: 0																																																							
K: 1	BB: 1	K: 1	BB: 0	K: 1	BB: 0	K: 1	BB: 1	K: 0	BB: 0	K: 0	BB: 0	K: 0	BB: 1	K: 0	BB: 4	3B: 0	DP: 1																																																							
S: 5	P: 9	S: 5	P: 5	S: 7	P: 7	S: 6	P: 10	S: 5	P: 5	S: 4	P: 4	S: 3	P: 3	S: 3	P: 7	HR: 0	HBP: 0																																																							
<table border="0"> <tr> <td>PITCHER</td> <td>IP</td> <td>WLS</td> <td>BF</td> <td>H</td> <td>R</td> <td>ER</td> <td>SO</td> <td>BB</td> <td>IBB</td> <td>HBP</td> <td>BLK</td> <td>WP</td> <td>HR</td> <td>S</td> <td>P</td> <td>ERA</td> <td>WHIP</td> </tr> <tr> <td>Charlie Leibrandt, L (1, 1) ERA: 2.69</td> <td>8.2</td> <td>L</td> <td>36</td> <td>6</td> <td>4</td> <td>4</td> <td>5</td> <td>4</td> <td>1</td> <td>0</td> <td>0</td> <td>0</td> <td>0</td> <td>41</td> <td>61</td> <td>4.15</td> <td>1.154</td> </tr> <tr> <td>John Davis, R (9, 1) ERA: 3.6</td> <td>0.0</td> <td></td> <td>2</td> <td>0</td> <td>0</td> <td>0</td> <td>0</td> <td>2</td> <td>0</td> <td>0</td> <td>0</td> <td>0</td> <td>0</td> <td>0</td> <td>8</td> <td>∞</td> <td>∞</td> </tr> </table>																	PITCHER	IP	WLS	BF	H	R	ER	SO	BB	IBB	HBP	BLK	WP	HR	S	P	ERA	WHIP	Charlie Leibrandt, L (1, 1) ERA: 2.69	8.2	L	36	6	4	4	5	4	1	0	0	0	0	41	61	4.15	1.154	John Davis, R (9, 1) ERA: 3.6	0.0		2	0	0	0	0	2	0	0	0	0	0	0	8	∞	∞	WP: 0	PA: 38
PITCHER	IP	WLS	BF	H	R	ER	SO	BB	IBB	HBP	BLK	WP	HR	S	P	ERA	WHIP																																																							
Charlie Leibrandt, L (1, 1) ERA: 2.69	8.2	L	36	6	4	4	5	4	1	0	0	0	0	41	61	4.15	1.154																																																							
John Davis, R (9, 1) ERA: 3.6	0.0		2	0	0	0	0	2	0	0	0	0	0	0	8	∞	∞																																																							
<table border="0"> <tr> <td>PITCHER</td> <td>IP</td> <td>WLS</td> <td>BF</td> <td>H</td> <td>R</td> <td>ER</td> <td>SO</td> <td>BB</td> <td>IBB</td> <td>HBP</td> <td>BLK</td> <td>WP</td> <td>HR</td> <td>S</td> <td>P</td> <td>ERA</td> <td>WHIP</td> </tr> </table>																	PITCHER	IP	WLS	BF	H	R	ER	SO	BB	IBB	HBP	BLK	WP	HR	S	P	ERA	WHIP																																						
PITCHER	IP	WLS	BF	H	R	ER	SO	BB	IBB	HBP	BLK	WP	HR	S	P	ERA	WHIP																																																							

Batter	1	2	3	4	5	6	7	8	9	AB R H RBI BB SO LOB	TOP											
Willie Wilson, S (1, 8) OBP: 0.307, SLG: 0.382	0-0 G6-4-3 1B		0-0 1-3		0-3 K		0-0 1-3		0-0 4-3	5 0 1 0 0 1 0												
Lonnie Smith, R (1, 7) OBP: 0.328, SLG: 0.387	0-0 G6-4-3 1-2f			4-0 BB BB 1B BB	0-0 2B 1B		0-0 F8		1-0 HBP	3 1 1 0 1 0 1												
Kevin Seitzer, R (1, 5) OBP: 0.398, SLG: 0.476	0-0 1B			4-0 1-2 1B BB	0-0 1-3 2B		0-3 K		0-3 K	4 1 2 0 1 2 1												
George Brett, L (1, 3) OBP: 0.397, SLG: 0.483	0-0 4-3			4-0 1-2 2-3 1B BB	0-3 K			0-0 BB 1B		3 0 1 0 1 1 3												
Danny Tartabull, R (1, 9) OBP: 0.370, SLG: 0.458		0-0 5-3		0-0 1-3 2-H 3-H 1B 1B		0-0 2B 1B		0-3 K		4 1 2 2 0 1 1												
Frank White, R (1, 4) OBP: 0.305, SLG: 0.371		0-3 K		0-0 1-2 1B		0-0 1-H 2B		0-0 F5		4 0 2 1 0 1 1												
Steve Balboni, R (1, 10) OBP: 0.288, SLG: 0.422		0-3 K		0-3 K		0-3 K		4-0 1-2 BB		3 0 0 0 1 3 3												
Ross Jones, R (1, 6) OBP: 0.296, SLG: 0.273			0-0 G5-4-3 1B		0-0 F7		0-0 F8		0-3 K	3 0 1 0 0 0 3												
Jim Eisenreich, L (8, PH) OBP: 0.256, SLG: 0.440										1 0 0 0 0 1 2												
Bill Pecota, R (8, 6) OBP: 0.439, SLG: 0.553										0 0 0 0 0 0 0												
Larry Owen, R (1, 2) OBP: 0.257, SLG: 0.299			0-0 G5-4-3 1-2f		0-0 P3		0-0 F8		0-0 L4	3 0 0 0 0 0 2												
Thad Bosley, L (9, PH) OBP: 0.303, SLG: 0.363										1 0 0 0 0 0 0												
Inning Stats	R: 0 E: 0 K: 0 S: 4	H: 2 LOB: 1 BB: 0 P: 4	R: 0 E: 0 K: 2 S: 7	H: 0 LOB: 0 BB: 0 P: 7	R: 0 E: 0 K: 1 S: 3	H: 1 LOB: 0 BB: 0 P: 3	R: 2 E: 0 K: 1 S: 6	H: 2 LOB: 2 BB: 3 P: 18	R: 0 E: 0 K: 2 S: 9	H: 2 LOB: 2 BB: 0 P: 9	R: 1 E: 0 K: 1 S: 7	H: 2 LOB: 1 BB: 0 P: 7	R: 0 E: 0 K: 1 S: 5	H: 0 LOB: 0 BB: 0 P: 5	R: 0 E: 0 K: 2 S: 8	H: 1 LOB: 2 BB: 1 P: 12	R: 0 E: 0 K: 1 S: 5	H: 0 LOB: 1 BB: 0 P: 6	1B: 8 2B: 2 3B: 0 HR: 0	SF: 0 SAC: 0 DP: 2 HBP: 1	WP: 0 PB: 0 SB: 0 CS: 0	PA: 39
PITCHER	IP WLS BF H R ER SO BB IBB HBP BLK WP HR S P ERA WHIP																					
Bruce Hurst, L (1, 1) ERA: 3.79	7.0 W 30 9 3 3 7 3 0 0 0 0 0 0 41 53 3.86 1.714																					
Calvin Schiraldi, R (8, 1) ERA: 5.37	2.0 9 1 0 0 3 1 0 1 0 0 0 0 13 18 0.00 1.000																					

Kansas City Royals @ Boston Red Sox
 Fenway Park, Boston, MA
 Sat Aug 08 1987, 3:33 AM EDT
 Att: 34,622 - Unknown

AB	34
R	3
H	10
RBI	3
BB	4
SO	10
LOB	17



Batter	1	2	3	4	5	6	7	8	9
Ellis Burks, R OBP: 0.321, SLG: 0.491 (1, 8)	0-0 E7 2B	1-0 SF9 SH1-3 HBP	0-0 HR		0-0 4-3 2B		4-0 FC4 S BB		
Marty Barrett, R OBP: 0.338, SLG: 0.321 (1, 4)	0-0 PB 1B	0-0 SH1-3	0-0 1B		0-0 4-3		0-0 F8		
Wade Boggs, L OBP: 0.458, SLG: 0.601 (1, 5)	4-0 HBP 1B	4-0 IBB	0-0 F8		4-0 BB		4-0 FC4 BB		
Jim Rice, R OBP: 0.362, SLG: 0.416 (1, 7)	1-0 1B HBP	0-0 SF9		0-0 F7	0-0 F5		0-0 FC4		
Todd Benzinger, S OBP: 0.356, SLG: 0.351 (3, 9)	1-2 HBP	2-3 3-H					1-2 2-3 FC4-6		
Sam Horn, L OBP: 0.413, SLG: 0.780 (1, 10)	0-3 K	0-3 K		0-3 K		0-0 1-3	0-0 FC4-6		
Dwight Evans, R OBP: 0.425, SLG: 0.617 (1, 3)	0-3 K		0-0 E 2B	4-0 1B BB		0-0 2B 3B		0-0 F7	
Mike Greenwell, L OBP: 0.384, SLG: 0.589 (1, 9)	0-0 1B		0-0 F4	0-0 1B		0-0 G3		0-0 L9	
John Marzano, R OBP: 0.276, SLG: 0.400 (1, 2)	0-0 1-3		0-0 E9 HR 1B	0-0 L1		0-0 2B		0-0 F6	
Spike Owen, S OBP: 0.334, SLG: 0.352 (1, 6)		4-0 SH1-3 HBP SF9 BB	0-0 F8		0-0 F8	0-0 F8			

AB	R	H	RBI	BB	SO	LOB
3	2	3	2	1	0	0
4	1	2	1	0	0	2
1	1	0	0	4	0	1
0	0	0	1	0	0	0
3	0	0	0	0	0	4
5	0	0	0	0	3	7
4	2	2	0	1	1	3
5	0	2	2	0	0	2
5	1	2	1	0	0	4
3	1	0	0	1	0	2

BOTTOM

Kansas City Royals @ Boston Red Sox
 Fenway Park, Boston, MA
 Sat Aug 08 1987, 3:33 AM EDT
 Att. 34,622 - Unknown

livebaseballscorecards.com

AB	33
R	8
H	11
RBI	7
BB	7
SO	4
LOB	25



1B: 4	SF: 1
2B: 5	SAC: 1
3B: 1	DP: 0
HR: 1	HBP: 2

WP: 0	PA: 44
PB: 1	
SB: 1	
CS: 0	

Inning	1	2	3	4	5	6	7	8	9
R	3	1	3	0	0	1	0	0	0
E	1	0	1	0	0	0	0	0	0
K	2	1	0	1	1	0	0	0	0
S	10	5	7	6	4	5	3	3	3
H	3	0	4	1	1	2	0	0	0
LOB	2	2	1	2	2	1	2	0	0
BB	1	2	0	1	0	0	2	0	0
P	15	14	7	10	8	5	11	3	3

PITCHER	IP	WLS	BF	H	R	ER	SO	BB	IBB	HBP	BLK	WP	HR	S	P	ERA	WHIP
Mark Gubicza, R ERA: 4.21 (1, 1)	2.2	L	20	7	7	7	3	2	1	0	0	0	1	21	35	23.62	3.375
Bob Stoddard, R ERA: 4.33 (3, 1)	3.1		16	4	1	1	1	2	0	0	0	0	0	16	24	2.70	1.800
Dan Quisenberry, R ERA: 2.01 (7, 1)	2.0		8	0	0	0	0	2	0	0	0	0	0	6	14	0.00	1.000

Batter	1	2	3	4	5	6	7	8	9	AB R H RBI BB SO LOB	TOP																			
Willie Wilson, S (1, 8) OBP: 0.307, SLG: 0.383	0-0 WP 1B	0-0 4-3 1-3 2-H 2B		0-0 F7 1B	0-3 K 1B		0-0 4-3 1B		0-3 K 1B	6 1 2 1 0 2 1																				
Kevin Seitzer, R (1, 5) OBP: 0.402, SLG: 0.485	4-0 1B 1-2 BB	0-0 4-3 2-3 3-H		0-0 1B 1B	0-0 1B 1B		0-0 HR 1B			4 2 3 2 1 0 1																				
George Brett, L (1, 3) OBP: 0.401, SLG: 0.483	0-0 FC6-4 1-2 2-H 1B	4-0 FC6-4 1B		0-0 1B 1-3 E 1B	0-0 L6 1B		0-0 F8 1B			4 1 2 1 1 0 1																				
Danny Tartabull, R (1, 9) OBP: 0.368, SLG: 0.455	0-0 L6 1B	0-0 FC6-4 1-2f		0-0 E 1-2 3-H 2B 1B	0-0 L4 1B		0-0 L7 1B			5 1 1 1 0 0 4																				
Lonnie Smith, R (1, 7) OBP: 0.319, SLG: 0.373	0-3 K 1B		0-0 L4 1B	0-0 F9 1B	0-0 1B 1B		0-0 F9 1B			5 0 1 0 0 1 4																				
Frank White, R (1, 4) OBP: 0.307, SLG: 0.371	0-0 FC6-4 1-2f		0-0 6-3 1B	0-0 E2 1-3 2-H 2B 1B	0-0 1B 1B		0-0 4-3 1B			5 1 2 0 0 0 2																				
Steve Balboni, R (1, 10) OBP: 0.293, SLG: 0.429		0-0 1B 2B 1B	0-0 PB 1B	0-0 2B 2B	0-0 F9 1B		0-0 F9 1B		0-0 F9 1B	5 1 3 2 0 0 2																				
Jamie Quirk, L (1, 2) OBP: 0.307, SLG: 0.335		0-0 2B 1-2 4-3 1B	4-0 BB 1B	0-0 4-3 1B	0-0 K 1B		0-0 K 1B		0-0 4-3 1B	4 1 1 0 1 1 3																				
Ross Jones, R (1, 6) OBP: 0.313, SLG: 0.296		0-1 F8 1B	0-3 K 1B	0-0 5-3 1B			0-0 1B 1B		0-0 1B 1B	5 0 2 0 0 1 4																				
Inning Stats	R: 1 E: 0 K: 1 S: 7	H: 2 LOB: 2 BB: 1 P: 11	R: 2 E: 0 K: 0 S: 7	H: 3 LOB: 2 BB: 1 P: 11	R: 0 E: 0 K: 1 S: 6	H: 1 LOB: 2 BB: 1 P: 10	R: 4 E: 1 K: 0 S: 8	H: 5 LOB: 1 BB: 0 P: 8	R: 0 E: 0 K: 1 S: 6	H: 1 LOB: 1 BB: 0 P: 6	R: 0 E: 0 K: 1 S: 7	H: 2 LOB: 2 BB: 0 P: 7	R: 1 E: 0 K: 0 S: 4	H: 2 LOB: 0 BB: 0 P: 4	R: 0 E: 0 K: 0 S: 3	H: 0 LOB: 0 BB: 0 P: 3	R: 0 E: 0 K: 1 S: 6	H: 1 LOB: 1 BB: 0 P: 6	1B: 14 2B: 2 3B: 0 HR: 1	SF: 0 SAC: 0 DP: 0 HBP: 0	WP: 1 PB: 1 SB: 0 CS: 0	PA: 46								
PITCHER	IP WLS BF H R ER SO BB IBB HBP BLK WP HR S P ERA WHIP																													
Bob Woodward, R (1, 1) ERA: 8.53	1.1		10	5	3	3	1	1	0	0	0	1	0	12	16	20.25	4.500													
Steve Crawford, R (2, 1) ERA: 5.91	2.1	L	15	6	4	1	1	2	0	0	0	0	0	15	23	3.86	3.429													
Tom Bolton, L (4, 1) ERA: 3.5	5.1		21	6	1	1	3	0	0	0	0	0	1	27	27	1.69	1.125													

Kansas City Royals @ Boston Red Sox
 Fenway Park, Boston, MA
 Sun Aug 09 1987, 3:33 AM EDT
 Att: 34,009 - Unknown

livebaseballscorecards.com

AB	43
R	8
H	17
RBI	7
BB	3
SO	5
LOB	22



Batter	1	2	3	4	5	6	7	8	9	AB R H RBI BB SO LOB
Ellis Burks, R OBP: 0.322, SLG: 0.488 (1, 8)	4-0 S BB		0-0 1B BB HBP 1B 1-2 2-H	0-0 F8		0-3 K			0-0 B1-3	4 1 1 1 1 1 3
Marty Barrett, R OBP: 0.337, SLG: 0.318 (1, 4)	0-0 L8		4-0 HBP 1B BB 1-2 2-3	0-0 5-3			0-0 F9			3 0 0 0 1 0 3
Todd Benzinger, S OBP: 0.352, SLG: 0.346 (1, 7)	0-0 4-3		0-0 G5-3 HBP 1B 1-2 2-3 3-H		0-0 4-3		0-0 G3			4 0 1 1 0 0 1
Dwight Evans, R OBP: 0.421, SLG: 0.610 (1, 3)	0-0 6-3		0-0 F2		0-3 K		0-0 5-3			4 0 0 0 0 1 4
Don Baylor, R OBP: 0.349, SLG: 0.403 (1, 10)		0-0 5-3	1-0 HBP 1-2 2-3 3-H		1-0 HBP		0-3 K			2 0 0 1 0 1 0
Dave Henderson, R OBP: 0.308, SLG: 0.423 (1, 9)		0-0 L8	0-0 G5-3 2-3f		0-0 F6		0-0 G4-6-3 1B			4 0 1 0 0 0 4
Ed Romero, R OBP: 0.350, SLG: 0.311 (1, 5)		0-0 L4		0-0 1B 1B		0-0 L8		0-0 G4-6-3 1-2f		4 0 1 0 0 0 1
Spike Owen, S OBP: 0.337, SLG: 0.354 (1, 6)			0-0 HBP 1B 1B	0-0 1-2 1B		0-0 G3		0-3 K		4 1 2 0 0 1 0
John Marzano, R OBP: 0.313, SLG: 0.444 Sam Horn, L OBP: 0.404, SLG: 0.762 (9, PH)			1-0 BB 1B HBP 1B	0-0 F6		0-0 2B		0-0 F9		2 1 1 0 0 0 2 1 0 0 0 0 0 0

Inning Stats	R: 0	H: 0	E: 0	K: 0	S: 3	R: 0	H: 0	E: 0	K: 0	S: 3	R: 3	H: 3	E: 0	K: 0	S: 5	R: 0	H: 2	E: 0	K: 0	S: 5	R: 0	H: 0	E: 0	K: 1	S: 6	R: 0	H: 1	E: 0	K: 1	S: 6	R: 0	H: 0	E: 0	K: 0	S: 3	R: 0	H: 1	E: 0	K: 1	S: 5	R: 0	H: 0	E: 0	K: 1	S: 5	R: 0	H: 0	E: 0	K: 1	S: 5	1B: 6	SF: 0	2B: 1	SAC: 0	3B: 0	DP: 2	HR: 0	HBP: 3	WP: 0	PA: 37
--------------	------	------	------	------	------	------	------	------	------	------	------	------	------	------	------	------	------	------	------	------	------	------	------	------	------	------	------	------	------	------	------	------	------	------	------	------	------	------	------	------	------	------	------	------	------	------	------	------	------	------	-------	-------	-------	--------	-------	-------	-------	--------	-------	--------

PITCHER	IP	WLS	BF	H	R	ER	SO	BB	IBB	HBP	BLK	WP	HR	S	P	ERA	WHIP
Bud Black, L ERA: 3.35 (1, 1)	2.1		14	3	3	3	0	2	0	2	0	0	0	10	20	11.57	2.143
John Davis, R ERA: 1.54 (3, 1)	6.2	W	23	4	0	0	4	0	0	1	0	0	0	30	31	0.00	0.600

BOTTOM

Kansas City Royals @ Boston Red Sox
 Fenway Park, Boston, MA
 Sun Aug 09 1987, 3:33 AM EDT
 Att. 34,009 - Unknown

AB	32
R	3
H	7
RBI	3
BB	2
SO	4
LOB	18



PITCHER	IP	WLS	BF	H	R	ER	SO	BB	IBB	HBP	BLK	WP	HR	S	P	ERA	WHIP
---------	----	-----	----	---	---	----	----	----	-----	-----	-----	----	----	---	---	-----	------

Batter	1	2	3	4	5	6	7	8	9	AB R H RBI BB SO LOB	TOP	
Tony Fernandez, S (1, 6) OBP: 0.381, SLG: 0.429 Kelly Gruber, R (3, PR) OBP: 0.294, SLG: 0.419 (3, 6)	0-0 G3		0-0 1B S 1B		0-3 K		0-0 1B			2 0 1 0 0 0 0 2 0 1 0 0 1 0	Toronto Blue Jays @ Boston Red Sox Fenway Park, Boston, MA Mon Aug 10 1987, 7:05 PM EDT Att: 30,606 - Unknown livebaseballscorecards.com	
Lloyd Moseby, L (1, 8) OBP: 0.351, SLG: 0.455	0-0 3-1		0-0 1-3 S 1B		0-3 K		0-0 L6			4 0 1 0 0 1 1		
Rance Mulliniks, L (1, 5) OBP: 0.358, SLG: 0.462	0-3 K		0-3 1-2 K		0-0 2B		0-0 FC6-4 1B			4 0 2 0 0 2 2		
George Bell, R (1, 7) OBP: 0.345, SLG: 0.621		0-0 E 2B	0-0 4-3		0-0 F7		0-0 F7			4 0 1 0 0 0 5		
Fred McGriff, L (1, 10) OBP: 0.381, SLG: 0.529		0-3 K		0-3 K		0-3 K		0-0 F7		4 0 0 0 0 3 2		
Jesse Barfield, R (1, 9) OBP: 0.338, SLG: 0.469		0-0 E9 2-3		0-0 1-3		0-0 4-3		0-0 FC6-4 1-2f		4 0 0 0 0 0 2		
Willie Upshaw, L (1, 3) OBP: 0.322, SLG: 0.415		0-0 F5		0-0 1B		0-0 4-3		0-0 F5		4 0 1 0 0 0 2		
Ernie Whitt, L (1, 2) OBP: 0.327, SLG: 0.421		0-0 F9		0-0 G3			0-0 F3		0-0 F9	4 0 0 0 0 0 3		
Garth Iorg, R (1, 4) OBP: 0.294, SLG: 0.323 Rick Leach, L (9, PH) OBP: 0.393, SLG: 0.393			0-0 6-3		0-0 HR		0-0 F8		0-3 K	3 1 1 1 0 0 0 1 0 0 0 0 1 0		
Inning Stats	R: 0 H: 0 E: 0 LOB: 0 K: 1 BB: 0 S: 5 P: 5	R: 0 H: 1 E: 1 LOB: 2 K: 1 BB: 0 S: 7 P: 7	R: 0 H: 2 E: 0 LOB: 3 K: 1 BB: 0 S: 7 P: 7	R: 0 H: 1 E: 0 LOB: 1 K: 1 BB: 0 S: 6 P: 6	R: 1 H: 2 E: 0 LOB: 1 K: 2 BB: 0 S: 9 P: 9	R: 0 H: 0 E: 0 LOB: 0 K: 1 BB: 0 S: 5 P: 5	R: 0 H: 1 E: 0 LOB: 1 K: 0 BB: 0 S: 4 P: 4	R: 0 H: 1 E: 0 LOB: 1 K: 0 BB: 0 S: 4 P: 4	R: 0 H: 0 E: 0 LOB: 0 K: 1 BB: 0 S: 5 P: 5	1B: 5 SF: 0 2B: 2 SAC: 0 3B: 0 DP: 0 HR: 1 HBP: 0	WP: 0 PA: 36 PB: 0 SB: 2 CS: 0	
PITCHER Roger Clemens, R (1, 1) ERA: 3.17	IP WLS BF H R ER SO BB IBB HBP BLK WP HR S P ERA WHIP	9.0 W 36 8 1 1 8 0 0 0 0 0 1 52 52 1.00 0.889										



Batter	1	2	3	4	5	6	7	8	9
Ellis Burks, R OBP: 0.323, SLG: 0.486 (1, 8)	0-0 1B 2B 1B	4-0 1-2 BB			0-3 K	0-3 K 1-2 2-3 3-H		0-0 F6	
Marty Barrett, R OBP: 0.335, SLG: 0.317 (1, 4)	0-0 F9 1B	0-0 4-3			0-0 F6		0-0 4-3	0-0 5-3 HR 1B	
Wade Boggs, L OBP: 0.464, SLG: 0.606 (1, 5)	0-0 1-3 1B		0-0 1B		4-0 BB		0-0 E 2B	4-0 1-2 HR BB	
Dwight Evans, R OBP: 0.419, SLG: 0.607 (1, 3)	0-0 1B 2B		0-0 F2 1B		0-3 K		0-0 5-3	0-0 5-3	
Mike Greenwell, L OBP: 0.390, SLG: 0.591 Dave Henderson, R OBP: 0.312, SLG: 0.423 (7, PR) (8, 9)	0-0 2-H 1B		0-0 F6			0-0 2B WP 1B	0-0 E8 2B 1B	4-0 HR BB	
Sam Horn, L OBP: 0.423, SLG: 0.851 (1, 10)	0-3 K		0-0 F9			0-0 WP 1-3 2B	0-0 BB 2B	0-0 1-H 2-H 3-H HR	
Todd Benzing, S OBP: 0.354, SLG: 0.333 (8, 7)		0-0 3-1		0-0 4-3		4-0 WP IBB	4-0 BB BB	0-3 K	
John Marzano, R OBP: 0.306, SLG: 0.400 (1, 2)		0-0 5-3		0-3 K		0-3 K	4-0 1-2 2-3 BB		
Spike Owen, S OBP: 0.335, SLG: 0.352 (1, 6)		0-0 BB 1B		0-3 K		0-0 L7	0-3 K		

Inning Stats	R: 2	H: 4	E: 0	K: 1	S: 8	LOB: 1	BB: 0	P: 8	R: 0	H: 1	E: 0	K: 0	S: 4	LOB: 2	BB: 1	P: 8	R: 0	H: 1	E: 0	K: 0	S: 4	LOB: 0	BB: 0	P: 4	R: 0	H: 0	E: 0	K: 2	S: 7	LOB: 1	BB: 1	P: 11	R: 1	H: 2	E: 0	K: 2	S: 9	LOB: 2	BB: 1	P: 13	R: 2	H: 3	E: 1	K: 1	S: 8	LOB: 3	BB: 2	P: 16	R: 4	H: 2	E: 0	K: 1	S: 7	LOB: 0	BB: 2	P: 15
--------------	------	------	------	------	------	--------	-------	------	------	------	------	------	------	--------	-------	------	------	------	------	------	------	--------	-------	------	------	------	------	------	------	--------	-------	-------	------	------	------	------	------	--------	-------	-------	------	------	------	------	------	--------	-------	-------	------	------	------	------	------	--------	-------	-------

AB	R	H	RBI	BB	SO	LOB
4	1	1	0	1	2	2
5	1	1	0	0	0	3
3	2	3	0	2	0	0
5	1	1	1	0	1	5
4	1	3	2	0	0	1
0	2	0	0	1	0	0
5	1	3	5	0	1	2
3	0	0	0	2	1	0
3	0	0	0	1	2	3
4	0	1	0	0	2	6

BOTTOM

Toronto Blue Jays @ Boston Red Sox
Fenway Park, Boston, MA
 Mon Aug 10 1987, 7:05 PM EDT
 Att. 30,606 - Unknown

AB	36
R	9
H	13
RBI	8
BB	7
SO	9
LOB	22




1B: 8	SF: 0
2B: 4	SAC: 0
3B: 0	DP: 0
HR: 1	HBP: 0

WP: 1	PA: 43
PB: 0	
SB: 0	
CS: 0	

PITCHER	IP	WLS	BF	H	R	ER	SO	BB	IBB	HBP	BLK	WP	HR	S	P	ERA	WHIP
Jim Clancy, R ERA: 3.64 (1, 1)	6.2	L	32	10	5	5	7	2	1	0	0	1	0	43	55	6.75	1.800
Gary Lavelle, L ERA: 6.29 (7, 1)	0.0		2	1	0	0	0	1	0	0	0	0	0	1	5	∞	∞
Jose Antonio Nunez, R ERA: 5.37 (7, 1)	1.1		9	2	4	4	2	3	0	0	0	0	1	10	22	27.00	3.750

PITCHER	IP	WLS	BF	H	R	ER	SO	BB	IBB	HBP	BLK	WP	HR	S	P	ERA	WHIP
---------	----	-----	----	---	---	----	----	----	-----	-----	-----	----	----	---	---	-----	------

Batter	1	2	3	4	5	6	7	8	9	AB R H RBI BB SO LOB	TOP											
Willie Upshaw, L (1, 3) OBP: 0.320, SLG: 0.410	0-0 4-3		0-0 E3		0-3 K		4-0 BB		0-0 F8	4 0 0 0 1 1 2												
Lloyd Moseby, L (1, 8) OBP: 0.351, SLG: 0.454	0-0 F6		0-0 4-3		0-0 1B		0-0 FC7-3-4 1B		0-0 1B 1B	5 2 2 2 0 0 2												
Ernie Whitt, L (1, 2) OBP: 0.328, SLG: 0.421	0-0 G3			0-0 4-3	0-0 1B		0-0 FC5-4 1B		0-0 F7	5 1 2 0 0 0 1												
George Bell, R (1, 7) OBP: 0.343, SLG: 0.617		0-0 F5		0-0 P3	0-0 FC5-4 1-2f		0-0 SF9		0-0 1B 1B	4 0 1 1 0 0 2												
Fred McGriff, L (1, 10) OBP: 0.387, SLG: 0.535 Cecil Fielder, R (9, PH) OBP: 0.356, SLG: 0.585 Rick Leach, L (9, PH) OBP: 0.397, SLG: 0.398		4-0 BB		0-0 1B		0-3 K	0-0 1-H 2B		0-0 1B	3 0 2 1 1 1 0 0 0 0 0 0 0 0 1 0 1 1 0 0 0												
Jesse Barfield, R (1, 9) OBP: 0.337, SLG: 0.473	0-0 G6-4-3 1-2f		0-0 F8			0-0 HR	0-0 4-3		0-0 F8	5 1 1 1 0 0 5												
Rance Mulliniks, L (1, 5) OBP: 0.364, SLG: 0.465			0-0 SH3-4 1B		0-0 G3 1B	4-0 CS BB		0-3 K		3 2 2 0 1 1 0	AB 37 R 8 H 14 RBI 8 BB 3 SO 5 LOB 15											
Garth Iorg, R (1, 4) OBP: 0.295, SLG: 0.323			0-0 SH3-4 1-2		0-0 G3 1B	0-3 K		0-3 K		3 1 1 0 0 2 1												
Kelly Gruber, R (1, 6) OBP: 0.297, SLG: 0.431			0-0 1B		0-0 G3		0-0 HR	0-0 1-3		4 1 2 2 0 0 2												
Inning Stats	R: 0 E: 0 K: 0 S: 3	H: 0 LOB: 0 BB: 0 P: 3	R: 0 E: 0 K: 0 S: 2	H: 0 LOB: 0 BB: 1 P: 6	R: 1 E: 1 K: 0 S: 5	H: 2 LOB: 1 BB: 0 P: 5	R: 0 E: 0 K: 0 S: 4	H: 1 LOB: 1 BB: 0 P: 4	R: 2 E: 0 K: 1 S: 9	H: 4 LOB: 2 BB: 0 P: 9	R: 1 E: 0 K: 2 S: 7	H: 1 LOB: 0 BB: 1 P: 11	R: 3 E: 0 K: 0 S: 6	H: 3 LOB: 1 BB: 1 P: 10	R: 0 E: 0 K: 2 S: 7	H: 0 LOB: 0 BB: 0 P: 7	R: 1 E: 0 K: 0 S: 6	H: 3 LOB: 2 BB: 0 P: 6	1B: 11 2B: 1 3B: 0 HR: 2	SF: 1 SAC: 1 DP: 1 HBP: 0	WP: 0 PB: 0 SB: 0 CS: 1	PA: 42
PITCHER	IP WLS BF H R ER SO BB IBB HBP BLK WP HR S P ERA WHIP																				PITCHER	IP WLS BF H R ER SO BB IBB HBP BLK WP HR S P ERA WHIP
Bob Stanley, R (1, 1) ERA: 5.24	6.0 L 26 8 4 4 3 2 0 0 0 0 1 30 38 6.00 1.667																					
Tom Bolton, L (7, 1) ERA: 4.05	0.1 4 2 3 3 0 1 0 0 0 0 0 1 3 7 81.00 9.000																					
Wes Gardner, R (7, 1) ERA: 5.81	1.2 6 1 0 0 2 0 0 0 0 0 0 0 10 10 0.00 0.600																					
Joe Sambito, L (9, 1) ERA: 5.87	0.2 4 2 1 1 0 0 0 0 0 0 0 0 4 4 13.50 3.000																					
Calvin Schiraldi, R (9, 1) ERA: 5.33	0.1 2 1 0 0 0 0 0 0 0 0 0 0 2 2 0.00 3.000																					

Toronto Blue Jays @ Boston Red Sox
 Fenway Park, Boston, MA
 Tue Aug 11 1987, 7:05 PM EDT
 Att: 32,555 - Unknown

livebaseballscorecards.com

Batter 1 2 3 4 5 6 7 8 9 AB R H RBI BB SO LOB **BOTTOM**

Ellis Burks, R (1, 8) x 0-0 5-3 (1) 0-3 K (3) 0-0 5-3 (2) x 0-0 F2 (3) 0-0 F7 (3)
OBP: 0.318, SLG: 0.479

Marty Barrett, R (1, 4) x 0-0 6-3 (2) 0-0 1B 1B (BB) 4-0 BB (BB) x 0-0 L7 (1)

Wade Boggs, L (1, 5) x 0-0 FC6-4 1B (FC6-4) 0-0 G6-4-3 1B (1-3) x 0-0 4-3 (3)

Dwight Evans, R (1, 3) x 0-0 FC6-4 (1-2f) 0-0 G6-4-3 1B (1-2) x 0-0 2B (3-H) x 0-0 F6 (3)

Don Baylor, R (1, 10) x 0-0 1B 2B (1B) 0-0 G6-4-3 (1-2f) 2-3 (1) x 0-0 5-3 (1)

Dave Henderson, R (1, 9) x 0-0 2B 1B (1-2) 0-3 K (3) 0-0 F9 (2) x 0-0 F9 (2)

Todd Benzing, S (1, 7) x 0-0 F9 (1) 0-0 2B 5-3 (1B) x 0-0 5-3 (3) 0-3 K (3)

Spike Owen, S (1, 6) x 0-0 F8 (2) 0-0 F8 1-3 2B (1) x 0-0 5-3 (1)

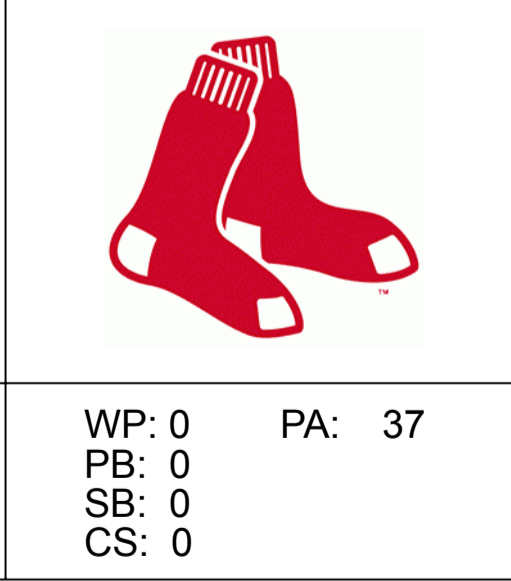
Marc Sullivan, R (1, 2) x 0-0 F2 (1-3) 2B (2-H) x 0-0 F2 (1) x 0-0 F7 (2)

Inning Stats
R: 0 H: 1 E: 0 LOB: 1 K: 0 BB: 0 S: 4 P: 4
R: 1 H: 3 E: 0 LOB: 2 K: 1 BB: 0 S: 8 P: 8
R: 1 H: 3 E: 0 LOB: 1 K: 1 BB: 0 S: 7 P: 7
R: 1 H: 2 E: 0 LOB: 2 K: 0 BB: 1 S: 5 P: 9
R: 0 H: 1 E: 0 LOB: 1 K: 0 BB: 0 S: 4 P: 4
R: 0 H: 0 E: 0 LOB: 0 K: 0 BB: 0 S: 3 P: 3
R: 0 H: 1 E: 0 LOB: 0 K: 1 BB: 0 S: 5 P: 5
R: 0 H: 0 E: 0 LOB: 0 K: 0 BB: 0 S: 3 P: 3
1B: 8 SF: 0
2B: 3 SAC: 0
3B: 0 DP: 1
HR: 0 HBP: 0

PITCHER IP WLS BF H R ER SO BB IBB HBP BLK WP HR S P ERA WHIP
Jimmy Key, L (1, 1) ERA: 2.87 9.0 W 37 11 3 3 3 1 0 0 0 0 0 0 42 46 3.00 1.333

Toronto Blue Jays @ Boston Red Sox
Fenway Park, Boston, MA
Tue Aug 11 1987, 7:05 PM EDT
Att. 32,555 - Unknown

AB 36
R 3
H 11
RBI 3
BB 1
SO 3
LOB 18



WP: 0 PA: 37
PB: 0
SB: 0
CS: 0
ERA WHIP

livebaseballscorecards.com

Batter	1	2	3	4	5	6	7	8	9	AB R H RBI BB SO LOB	TOP											
Tony Fernandez, S (1, 6) OBP: 0.384, SLG: 0.433 Kelly Gruber, R (8, PR) OBP: 0.297, SLG: 0.431 (8, 6)	0-0 1B 2B	0-0 1B		0-0 G3 2-3 3-H		0-0 4-3		0-0 1B 1B		5 1 3 1 0 0 1 0 0 0 0 0 0 0												
Lloyd Moseby, L (1, 8) OBP: 0.352, SLG: 0.454	0-0 1B 1B	0-0 L7		0-0 SF9 3-H		0-0 1B 3-4-3-6-1-4		0-0 F7		4 1 2 1 0 0 2												
Ernie Whitt, L (1, 2) OBP: 0.326, SLG: 0.417	0-3 K	0-0 1-3		0-0 1-3		0-0 G4-3-6-1-4 1-2f		0-0 1B 1-3		5 0 1 0 0 1 4												
George Bell, R (1, 7) OBP: 0.344, SLG: 0.615	0-0 1B 2B 1B			0-0 L4		0-0 HR BB 1B		0-0 F3		5 2 2 1 0 1 2												
Fred McGriff, L (1, 10) OBP: 0.398, SLG: 0.546	0-0 1B 2B 1B			0-0 1B		4-0 HR BB 1B		4-0 WP 1B BB		3 3 3 1 2 0 0												
Jesse Barfield, R (1, 9) OBP: 0.338, SLG: 0.479 Rick Leach, L (8, 9) OBP: 0.394, SLG: 0.395	0-3 K			4-0 BB		0-0 HR 1-H 2-H		0-0 6-3		3 1 1 3 1 1 3 1 0 0 0 0 0 1												
Rance Mulliniks, L (1, 5) OBP: 0.369, SLG: 0.472	0-0 1B 2B			0-0 F7		0-0 F8		0-0 1B 2-H		5 0 3 3 0 0 1												
Willie Upshaw, L (1, 3) OBP: 0.319, SLG: 0.407	0-0 6-3			0-0 G3 1B		0-0 4-3		0-0 F5		5 1 1 0 0 0 4												
Garth Iorg, R (1, 4) OBP: 0.294, SLG: 0.325		0-3 K		0-0 G3 SF9 1-3 2B		0-0 5-3		0-3 K		4 1 1 0 0 2 0												
Inning Stats	R: 4 E: 0 K: 2 S: 12	H: 5 LOB: 1 BB: 0 P: 12	R: 0 E: 0 K: 1 S: 6	H: 1 LOB: 1 BB: 0 P: 6	R: 0 E: 0 K: 0 S: 3	H: 1 LOB: 1 BB: 1 P: 7	R: 2 E: 0 K: 0 S: 5	H: 2 LOB: 0 BB: 0 P: 5	R: 3 E: 0 K: 0 S: 5	H: 2 LOB: 0 BB: 1 P: 9	R: 0 E: 0 K: 0 S: 3	H: 1 LOB: 0 BB: 0 P: 3	R: 1 E: 0 K: 1 S: 6	H: 1 LOB: 1 BB: 1 P: 10	R: 0 E: 0 K: 1 S: 7	H: 2 LOB: 2 BB: 0 P: 7	R: 0 E: 0 K: 0 S: 4	H: 2 LOB: 1 BB: 0 P: 4	1B: 12 2B: 4 3B: 0 HR: 1	SF: 1 SAC: 0 DP: 2 HBP: 0	WP: 1 PB: 0 SB: 0 CS: 0	PA: 44
PITCHER	IP WLS BF H R ER SO BB IBB HBP BLK WP HR S P ERA WHIP																					
Jeff Sellers, R (1, 1) ERA: 6.75	4.0 L 23 10 8 8 3 2 0 0 0 0 0 0 27 35 18.00 3.000																					
Steve Crawford, R (5, 1) ERA: 5.91	3.0 12 3 2 2 1 1 0 0 0 1 1 13 17 6.00 1.333																					
Wes Gardner, R (8, 1) ERA: 5.63	2.0 9 4 0 0 1 0 0 0 0 0 0 0 11 11 0.00 2.000																					

Toronto Blue Jays @ Boston Red Sox
Fenway Park, Boston, MA
Wed Aug 12 1987, 7:05 PM EDT
Att: 33,403 - Unknown

livebaseballscorecards.com

AB	40
R	10
H	17
RBI	10
BB	3
SO	5
LOB	18



Batter	1	2	3	4	5	6	7	8	9	AB R H RBI BB SO LOB
Ellis Burks, R OBP: 0.317, SLG: 0.478 (1, 8)	0-0 3-1 SF7 2B	0-3 K			0-0 F4		0-3 K		0-0 1-3	5 1 1 0 0 2 2
Marty Barrett, R OBP: 0.335, SLG: 0.315 (1, 4)	0-0 3-1 2-3		0-0 G6-4-3 1B		0-0 L9		0-0 L6		0-0 5-3	5 0 1 0 0 0 1
Wade Boggs, L OBP: 0.462, SLG: 0.603 (1, 5)	0-0 SF7 3-H		0-0 G6-4-3 1-2f		0-0 1B		0-0 4-3			3 0 1 1 0 0 1
Dwight Evans, R OBP: 0.420, SLG: 0.618 (1, 3)	0-3 K		0-0 2B		0-3 K			0-0 HR		4 1 2 1 0 2 1
Mike Greenwell, L OBP: 0.395, SLG: 0.591 (1, 7)		4-0 1B 1B BB	0-3 K			4-0 FC4-6 HBP BB		0-0 E7 3-1 5-3 1B		2 2 1 0 2 1 1
Sam Horn, L OBP: 0.411, SLG: 0.800 (1, 10)		0-3 K		0-0 L1		1-0 FC4-6 HBP		0-0 3-1		3 0 0 0 0 1 2
Todd Benzinger, S OBP: 0.337, SLG: 0.315 (1, 9)		0-0 F5		0-0 F8		0-3 K		0-0 5-3		4 0 0 1 0 1 3
Spike Owen, S OBP: 0.336, SLG: 0.354 (1, 6)		0-0 1B 1-3 1B		4-0 WP BB		0-0 FC4-6 1-2f 2-3		0-3 K		3 0 1 0 1 1 2
John Marzano, R OBP: 0.300, SLG: 0.382 (1, 2)		0-0 1-3 3-H 1B		0-0 F9 1-2		0-3 K		0-0 5-3		4 0 1 1 0 1 3

Inning Stats	R: 1 E: 0 K: 1 S: 6	H: 1 LOB: 0 BB: 0 P: 6	R: 1 E: 0 K: 2 S: 9	H: 2 LOB: 2 BB: 1 P: 13	R: 0 E: 0 K: 1 S: 6	H: 2 LOB: 1 BB: 0 P: 6	R: 0 E: 0 K: 0 S: 3	H: 0 LOB: 1 BB: 1 P: 7	R: 0 E: 0 K: 1 S: 6	H: 1 LOB: 1 BB: 0 P: 6	R: 0 E: 0 K: 2 S: 7	H: 0 LOB: 2 BB: 1 P: 12	R: 0 E: 0 K: 1 S: 5	H: 0 LOB: 0 BB: 0 P: 5	R: 2 E: 1 K: 1 S: 7	H: 2 LOB: 0 BB: 0 P: 7	R: 0 E: 0 K: 0 S: 3	H: 0 LOB: 0 BB: 0 P: 3	1B: 5 2B: 2 3B: 0 HR: 1	SF: 1 SAC: 0 DP: 1 HBP: 1	WP: 1 PB: 0 SB: 0 CS: 0	PA: 38
--------------	------------------------------	---------------------------------	------------------------------	----------------------------------	------------------------------	---------------------------------	------------------------------	---------------------------------	------------------------------	---------------------------------	------------------------------	----------------------------------	------------------------------	---------------------------------	------------------------------	---------------------------------	------------------------------	---------------------------------	----------------------------------	------------------------------------	----------------------------------	--------

PITCHER	IP	WLS	BF	H	R	ER	SO	BB	IBB	HBP	BLK	WP	HR	S	P	ERA	WHIP
Dave Stieb, R ERA: 3.91 (1, 1)	7.0	W	30	6	2	2	8	3	0	1	0	1	0	42	55	2.57	1.286
Jeff Musselman, L ERA: 3.78 (8, 1)	1.0		5	2	2	1	1	0	0	0	0	0	1	7	7	9.00	2.000
Mark Eichhorn, R ERA: 3.18 (9, 1)	1.0		3	0	0	0	0	0	0	0	0	0	0	3	3	0.00	0.000

BOTTOM

Toronto Blue Jays @ Boston Red Sox
Fenway Park, Boston, MA
Wed Aug 12 1987, 7:05 PM EDT
Att. 33,403 - Unknown

livebaseballscorecards.com

AB	33
R	4
H	8
RBI	4
BB	3
SO	9
LOB	16



Batter	1	2	3	4	5	6	7	8	9	AB R H RBI BB SO LOB	TOP																													
Bob Brower, R (1, 8) OBP: 0.360, SLG: 0.492	0-0 5-3		4-0 S BB		0-3 K		0-0 SF9		0-0 L7	3 0 0 1 1 1 0																														
Scott Fletcher, R (1, 6) OBP: 0.367, SLG: 0.399	0-0 5-3		0-3 K		0-0 1B		0-0 3-1			4 0 1 0 0 1 3																														
Ruben Sierra, S (1, 9) OBP: 0.312, SLG: 0.492	0-0 P3		0-3 K		0-0 F6			0-0 F8		4 0 0 0 0 1 3																														
Pete Incaviglia, R (1, 7) OBP: 0.341, SLG: 0.511		0-3 K		0-0 FC6-4 1B		4-0 FC5-4 BB		0-0 3-1 1B		3 0 2 0 1 1 0																														
Pete O'Brien, L (1, 3) OBP: 0.344, SLG: 0.484		0-0 1B		0-0 FC6-4 2B SF8		0-0 L7		0-0 3-1 1B		4 1 2 0 0 0 2																														
Larry Parrish, R (1, 5) OBP: 0.326, SLG: 0.495		0-3 K		0-0 1B 2B		0-0 FC5-4		0-0 3-1		4 1 1 0 0 1 4																														
Mike Stanley, R (1, 2) OBP: 0.385, SLG: 0.428		0-0 F9		0-0 SF8		0-3 K		0-0 F8		3 0 0 1 0 1 4																														
Don Slaught, R (1, 10) OBP: 0.294, SLG: 0.384			0-3 K		0-0 1B		0-0 SH3 SF9 2B		0-0 5-3	3 0 2 1 0 1 0 1 1 0 0 0 0 0																														
Curtis Wilkerson, S (7, PR) OBP: 0.305, SLG: 0.424																																								
Steve Buechele, R (1, 4) OBP: 0.294, SLG: 0.399			0-0 S PB 1B		0-3 K		0-0 SH3		0-0 6-3	3 0 1 0 0 1 0																														
Inning Stats	R: 0 E: 0 K: 0 S: 3	H: 0 LOB: 0 BB: 0 P: 3	R: 0 E: 0 K: 2 S: 8	H: 1 LOB: 1 BB: 0 P: 8	R: 0 E: 0 K: 3 S: 10	H: 1 LOB: 2 BB: 1 P: 14	R: 2 E: 0 K: 0 S: 5	H: 3 LOB: 1 BB: 0 P: 5	R: 0 E: 0 K: 2 S: 8	H: 1 LOB: 1 BB: 0 P: 8	R: 0 E: 1 K: 1 S: 5	H: 0 LOB: 1 BB: 1 P: 9	R: 1 E: 0 K: 0 S: 4	H: 1 LOB: 1 BB: 0 P: 4	R: 0 E: 0 K: 0 S: 5	H: 2 LOB: 2 BB: 0 P: 5	R: 0 E: 0 K: 0 S: 3	H: 0 LOB: 0 BB: 0 P: 3	1B: 7 2B: 2 3B: 0 HR: 0	SF: 2 SAC: 1 DP: 0 HBP: 0	WP: 0 PB: 1 SB: 2 CS: 0	PA: 37																		
PITCHER Bruce Hurst, L (1, 1) ERA: 3.76	IP 9.0	WLS W	BF 37	H 9	R 3	ER 3	SO 8	BB 2	IBB 0	HBP 0	BLK 0	WP 0	HR 0	S 51	P 59	ERA 3.00	WHIP 1.222						PITCHER	IP 9.0	WLS W	BF 37	H 9	R 3	ER 3	SO 8	BB 2	IBB 0	HBP 0	BLK 0	WP 0	HR 0	S 51	P 59	ERA 3.00	WHIP 1.222

Texas Rangers @ Boston Red Sox
Fenway Park, Boston, MA
 Fri Aug 14 1987, 7:05 PM EDT
 Unknown

livebaseballscorecards.com

AB	32
R	3
H	9
RBI	3
BB	2
SO	8
LOB	16



Batter	1	2	3	4	5	6	7	8	9	AB R H RBI BB SO LOB	TOP											
Jerry Browne, S (1, 4) OBP: 0.352, SLG: 0.330	0-0 F8	0-0 E1 1B		X 0-0 1B		X 0-0 L3		0-0 CS	0-3 K	5 1 1 0 0 1 0												
Tom O'Malley, L (1, 5) Curtis Wilkerson, S (9, PR) Steve Buechele, R (9, 5) OBP: 0.407, SLG: 0.600 OBP: 0.305, SLG: 0.424 OBP: 0.294, SLG: 0.399	0-0 FC4-6 1B	0-0 4-3 1B		X 0-0 F7		X 0-0 G3			0-0 1B 2B	5 1 3 1 0 0 1 0 1 0 0 0 0 0 0 0 0 0 0 0 0												
Ruben Sierra, S (1, 9) OBP: 0.313, SLG: 0.491	0-0 FC4-6 1B	0-0 4-3		X 0-0 1B			X 0-0 F9		0-0 E 1B	5 1 2 1 0 0 2												
Pete O'Brien, L (1, 3) OBP: 0.346, SLG: 0.488	0-0 1-2 1B	0-0 2-H CS 1B		X 0-0 3-1			X 0-0 F8		0-0 2-H E2 2B	5 1 3 2 0 0 2												
Pete Incaviglia, R (1, 7) Bob Brower, R (7, 7) OBP: 0.338, SLG: 0.506 OBP: 0.358, SLG: 0.489	0-0 F9	0-0 CS	0-0 1-3		X 0-0 F4		X 0-0 F7		0-0 L4	4 0 0 0 0 0 2 1 0 0 0 0 0 1												
Larry Parrish, R (1, 10) OBP: 0.329, SLG: 0.499		0-0 2B	0-3 K		X 0-0 1B			0-0 G4-6-3 1B	0-3 K	5 1 3 0 0 2 1												
Oddibe McDowell, L (1, 8) OBP: 0.342, SLG: 0.473		4-0 2B SF9 BB	0-0 S		X 0-0 L9			0-0 G4-6-3 1-2f		3 1 1 0 1 0 2												
Geno Petrali, L (1, 2) OBP: 0.407, SLG: 0.500		0-0 SF9 E 2B	0-0 G3		X 0-0 F7			0-0 HR		4 2 2 2 0 0 2												
Scott Fletcher, R (1, 6) OBP: 0.366, SLG: 0.398		0-0 SF9	0-3 K		X 0-0 6-3			0-0 CS 1B		3 0 1 1 0 1 0												
Inning Stats	R: 0 E: 0 K: 0 S: 5	H: 2 LOB: 2 BB: 0 P: 5	R: 5 E: 1 K: 0 S: 7	H: 4 LOB: 0 BB: 1 P: 11	R: 0 E: 0 K: 1 S: 6	H: 1 LOB: 1 BB: 0 P: 6	R: 0 E: 0 K: 1 S: 7	H: 2 LOB: 2 BB: 0 P: 7	R: 0 E: 0 K: 0 S: 4	H: 1 LOB: 1 BB: 0 P: 4	R: 0 E: 0 K: 0 S: 3	H: 0 LOB: 0 BB: 0 P: 3	R: 0 E: 0 K: 0 S: 3	H: 0 LOB: 0 BB: 0 P: 3	R: 1 E: 0 K: 0 S: 4	H: 3 LOB: 0 BB: 0 P: 4	R: 3 E: 1 K: 2 S: 10	H: 3 LOB: 1 BB: 0 P: 10	1B: 11 2B: 4 3B: 0 HR: 1	SF: 1 SAC: 0 DP: 1 HBP: 0	WP: 0 PB: 0 SB: 1 CS: 2	PA: 44
PITCHER	IP WLS BF H R ER SO BB IBB HBP BLK WP HR S P ERA WHIP																					
AI Nipper, R (1, 1) ERA: 5.33	7.2 L 36 13 6 3 2 1 0 0 0 0 0 1 39 43 3.52 1.826																					
Calvin Schiraldi, R (8, 1) ERA: 5.53	1.1 6 3 3 2 2 0 0 0 0 0 0 0 10 10 13.50 2.250																					

Texas Rangers @ Boston Red Sox
 Fenway Park, Boston, MA
 Fri Aug 14 1987, 7:05 PM EDT
 Att: 33,840 - Unknown

livebaseballscorecards.com

AB 40
 R 9
 H 16
 RBI 7
 BB 1
 SO 4
 LOB 13




Batter	1	2	3	4	5	6	7	8	9	AB R H RBI BB SO LOB
Ellis Burks, R OBP: 0.317, SLG: 0.471 (1, 8)	0-0 F8		0-0 F8		0-0 F7			0-0 CS 1B		4 0 1 0 0 0 1
Marty Barrett, R OBP: 0.336, SLG: 0.313 (1, 4)	0-0 F5		0-0 5-3			0-0 F7		0-0 4-3		4 0 0 0 0 0 1
Wade Boggs, L OBP: 0.462, SLG: 0.607 (1, 5)	0-0 3-1			0-0 F8		HR		0-0 4-3		4 1 1 1 0 0 0
Mike Greenwell, L OBP: 0.399, SLG: 0.593 (1, 7)		4-0 PB 1B BB		0-0 1-3		0-0 G3		0-0 F9		3 1 0 0 1 0 0
Dwight Evans, R OBP: 0.416, SLG: 0.617 (1, 3)		0-0 1-3		0-3 K		0-0 F2		0-0 6-3		4 0 0 0 0 1 1
Sam Horn, L OBP: 0.397, SLG: 0.786 (1, 10)		0-3 K			0-0 E7 1B		0-0 HR	0-0 F8		4 2 1 1 0 1 1
Todd Benzing, S OBP: 0.336, SLG: 0.315 (1, 9)		0-0 1B			0-3 K					3 0 1 1 0 2 1
Spike Owen, S OBP: 0.337, SLG: 0.348 (1, 6)		0-0 F8			0-0 F6			0-0 L4		3 0 0 0 0 0 2
Marc Sullivan, R OBP: 0.208, SLG: 0.255 (1, 2)			0-0 5-3		0-0 1B					3 0 1 1 0 1 0

Inning Stats	R: 0	H: 0	E: 0	K: 0	S: 3	R: 1	H: 1	E: 0	K: 1	S: 6	R: 0	H: 0	E: 0	K: 0	S: 3	R: 0	H: 0	E: 0	K: 1	S: 5	R: 1	H: 1	E: 1	K: 1	S: 7	R: 1	H: 1	E: 0	K: 0	S: 4	R: 1	H: 1	E: 0	K: 2	S: 8	R: 0	H: 1	E: 0	K: 0	S: 3	R: 0	H: 0	E: 0	K: 0	S: 3	1B: 3	SF: 0	2B: 0	SAC: 0	3B: 0	DP: 0	HR: 2	HBP: 0	WP: 0	PA: 33
PITCHER Charlie Hough, R ERA: 4.19 (1, 1)	IP	WLS	BF	H	R	ER	SO	BB	IBB	HBP	BLK	WP	HR	S	P	ERA	WHIP																																						

TEXAS RANGERS @ BOSTON RED SOX
 Fenway Park, Boston, MA
 Fri Aug 14 1987, 7:05 PM EDT
 Att. 33,840 - Unknown

AB	32
R	4
H	5
RBI	4
BB	1
SO	5
LOB	7



Batter	1	2	3	4	5	6	7	8	9	AB R H RBI BB SO LOB
Jerry Browne, S OBP: 0.355, SLG: 0.335 (1, 4)	0-0 L7		0-0 L8			0-0 4-3 2B	4-0 S 5-3 BB		0-0 PO BB 1B	4 1 2 0 1 0 0
Tom O'Malley, L OBP: 0.406, SLG: 0.586 (1, 5)	4-0 G4-6-3 BB			0-0 L1-6 2B		0-0 4-3	0-0 5-3		0-0 L9	4 0 1 0 1 0 3
Ruben Sierra, S OBP: 0.312, SLG: 0.490 (1, 9)	0-0 G4-6-3 1-2f			0-3 K		0-0 1B 2B	0-0 F9		0-0 F6	5 1 1 1 0 1 4
Pete O'Brien, L OBP: 0.351, SLG: 0.489 (1, 3)		0-0 1B		0-0 L1-6		0-0 1B HBP	4-0 FC6-4 BB		4-0 1-2 BB	3 1 2 1 2 0 1
Darrell Porter, L OBP: 0.368, SLG: 0.411 (1, 10)		0-0 F9			0-0 PB 4-3 1B	1-0 1B 3B HBP	0-0 FC6-4		0-0 PO	2 2 1 0 0 0 1 1 0 0 0 0 0 2
Larry Parrish, R OBP: 0.329, SLG: 0.497 (7, PH)					0-3 K	0-0 F6				4 0 1 0 0 2 4
Geno Petralli, L OBP: 0.403, SLG: 0.492 (1, 2)		0-3 K			0-0 4-3 PB 1B	0-0 3B 1B				4 1 2 1 0 2 2
Oddibe McDowell, L OBP: 0.344, SLG: 0.474 (1, 8)		0-3 K			0-0 4-3	0-0 1-3 2-H 3B 1B				4 0 2 3 0 0 2
Curtis Wilkerson, S OBP: 0.313, SLG: 0.448 (1, 6)			0-0 CS 1B		0-0 4-3	0-0 1-H 3-H 3B			0-0 F7	4 0 0 0 0 2 4
Bob Brower, R OBP: 0.352, SLG: 0.479 (1, 7)			0-3 K		0-0 L9	0-3 K			0-0 L9	

Texas Rangers @ Boston Red Sox
Fenway Park, Boston, MA
Sat Aug 15 1987, 3:33 AM EDT
Att: 31,189 - Unknown

livebaseballscorecards.com

AB	35
R	6
H	12
RBI	6
BB	4
SO	7
LOB	23



Inning	1	2	3	4	5	6	7	8	9	1B	SF	2B	SAC	3B	DP	HR	HBP	WP	PA
1	R: 0 E: 0 K: 0 S: 2	H: 0 LOB: 0 BB: 1 P: 6	R: 0 E: 0 K: 2 S: 8	H: 1 LOB: 1 BB: 0 P: 8	R: 0 E: 0 K: 1 S: 5	H: 1 LOB: 0 BB: 0 P: 5	R: 1 E: 0 K: 1 S: 7	H: 2 LOB: 1 BB: 0 P: 7	R: 5 E: 0 K: 1 S: 10	H: 5 LOB: 1 BB: 0 P: 11	R: 0 E: 0 K: 0 S: 3	H: 0 LOB: 2 BB: 2 P: 11	R: 0 E: 0 K: 1 S: 6	H: 1 LOB: 1 BB: 0 P: 6	R: 0 E: 0 K: 0 S: 3	H: 1 LOB: 1 BB: 1 P: 7	1B: 8 2B: 4 3B: 1 HR: 0	SF: 0 SAC: 0 DP: 2 HBP: 1	WP: 0 PA: 41

PITCHER	IP	WLS	BF	H	R	ER	SO	BB	IBB	HBP	BLK	WP	HR	S	P	ERA	WHIP
Roger Clemens, R ERA: 3.29 (1, 1)	6.1		29	10	6	5	6	2	0	1	0	0	0	38	47	7.11	1.895
Tom Bolton, L ERA: 4.02 (7, 1)	0.1		2	0	0	0	0	1	0	0	0	0	0	1	5	0.00	3.000
Wes Gardner, R ERA: 5.43 (7, 1)	2.1	W	9	2	0	0	1	1	0	0	0	0	0	10	14	0.00	1.286

Batter	1	2	3	4	5	6	7	8	9
Ellis Burks, R (1, 8) OBP: 0.323, SLG: 0.473	0-0 G3 1B	4-0 2B BB		0-0 L9			0-0 WP HR 1B	4-0 BB BB 1-2 BB	
Marty Barrett, R (1, 4) OBP: 0.336, SLG: 0.315	0-0 G3 1-2	0-0 2B			0-3 K		0-0 5-3 1-2	4-0 BB BB 1-2 2-3	
Wade Boggs, L (1, 5) OBP: 0.462, SLG: 0.604	0-0 WP S 2-H 1B	0-0 F6			0-0 F9		0-0 L6	4-0 BB 1-2 2-3 3-H	
Mike Greenwell, L (1, 7) OBP: 0.395, SLG: 0.597	0-3 K 1-2		0-0 4-3		0-0 3-1		0-0 HR 2-H	0-3 K	
Dwight Evans, R (1, 3) OBP: 0.417, SLG: 0.618	4-0 1B 2-3 BB		0-0 6-3			0-0 2B	0-0 F8		
Sam Horn, L (1, 10) OBP: 0.418, SLG: 0.780 Dave Henderson, R (8, PR) OBP: 0.309, SLG: 0.416	0-0 1-2 3-H 1B		0-0 G3			4-0 BB		0-0 BLK SH2-4 1B 1B	
Todd Benzing, S (1, 9) OBP: 0.327, SLG: 0.305	0-0 L9			0-3 K		0-3 K		0-0 SH2-4 1-2	
Spike Owen, S (1, 6) OBP: 0.336, SLG: 0.347		0-0 B1-3		0-0 F6		0-0 F7		0-0 1B 2-H 1B	
John Marzano, R (1, 2) OBP: 0.313, SLG: 0.476		0-0 6-3		0-0 HR		0-0 F9		0-0 BB BB 1-3 BB 1B	

Inning Stats	R: 2 E: 0 K: 1 S: 8	H: 3 LOB: 2 BB: 1 P: 12	R: 0 E: 0 K: 0 S: 4	H: 1 LOB: 2 BB: 1 P: 8	R: 0 E: 0 K: 0 S: 3	H: 0 LOB: 0 BB: 0 P: 3	R: 1 E: 0 K: 1 S: 6	H: 1 LOB: 0 BB: 0 P: 6	R: 0 E: 0 K: 1 S: 5	H: 0 LOB: 0 BB: 0 P: 5	R: 0 E: 0 K: 1 S: 6	H: 1 LOB: 2 BB: 1 P: 10	R: 2 E: 0 K: 0 S: 5	H: 2 LOB: 0 BB: 0 P: 5	R: 2 E: 0 K: 1 S: 7	H: 3 LOB: 3 BB: 3 P: 19
--------------	------------------------------	----------------------------------	------------------------------	---------------------------------	------------------------------	---------------------------------	------------------------------	---------------------------------	------------------------------	---------------------------------	------------------------------	----------------------------------	------------------------------	---------------------------------	------------------------------	----------------------------------

PITCHER	IP	WLS	BF	H	R	ER	SO	BB	IBB	HBP	BLK	WP	HR	S	P	ERA	WHIP
Jose Guzman, R (1, 1) ERA: 5.24	5.0		24	6	3	3	3	3	0	0	0	1	1	27	39	5.40	1.800
Jeff Russell, R (6, 1) ERA: 3.97	2.0		9	3	3	3	1	0	0	0	0	1	1	11	11	13.50	1.500
Steve Howe, L (8, 1) ERA: 9.0	0.2	L	3	2	0	0	0	0	0	0	1	0	0	3	3	0.00	3.000
Mitch Williams, L (8, 1) ERA: 3.28	0.1		4	0	1	1	1	3	0	0	0	0	0	3	15	27.00	9.000

AB R H RBI BB SO LOB

3	2	2	0	2	0	0
4	0	1	0	1	1	2
4	1	1	2	1	0	3
5	1	1	2	0	2	4
3	0	1	0	1	0	0
3	0	2	1	1	0	0
0	1	0	0	0	0	0
3	0	0	0	0	2	4
4	0	1	1	0	0	2
4	2	2	1	0	0	2

1B: 7	SF: 0	WP: 2	PA: 40
2B: 2	SAC: 1	PB: 0	
3B: 0	DP: 0	SB: 1	
HR: 2	HBP: 0	CS: 0	

Texas Rangers @ Boston Red Sox
Fenway Park, Boston, MA
 Sat Aug 15 1987, 3:33 AM EDT
 Att. 31,189 - Unknown

AB	33
R	7
H	11
RBI	7
BB	6
SO	5
LOB	17



livebaseballscorecards.com

Batter	1	2	3	4	5	6	7	8	9	AB R H RBI BB SO LOB	TOP
Jerry Browne, S (1, 4) X OBP: 0.354, SLG: 0.334	0-0 4-3 1B		0-3 K		0-0 F8			0-0 3-1		4 0 1 0 0 1 1	
Scott Fletcher, R (1, 6) X OBP: 0.365, SLG: 0.397	0-0 4-3 1-2 1B		0-0 G1-6-3 1B		0-0 F8			0-0 6-3		4 0 1 0 0 0 2	
Ruben Sierra, S (1, 9) X OBP: 0.313, SLG: 0.493	0-0 F9		0-0 G1-6-3 1-2f		0-0 G4-6-3 1B			0-0 3-1 1B 2B		4 1 2 0 0 0 2	
Pete O'Brien, L (1, 3) B B B OBP: 0.353, SLG: 0.488	4-0 BB		0-0 G5-4-3 1B		0-0 G4-6-3 1-2f			0-0 3-1 2-3		3 0 1 0 1 0 2	
Pete Incaviglia, R (1, 7) X OBP: 0.337, SLG: 0.504	0-0 6-3		0-0 G5-4-3 1-2f		0-0 F8			0-0 FC6-4 1B 3-H		4 0 1 1 0 0 3	
Larry Parrish, R (1, 10) X OBP: 0.326, SLG: 0.492		0-0 4-3	0-3 K		0-0 L3			0-0 FC6-4 1-2f		4 0 0 0 0 1 1	
Oddibe McDowell, L (1, 8) X OBP: 0.342, SLG: 0.474		0-0 F7			0-0 1B SF9 2B			0-0 F9		4 1 1 0 0 0 1	
Tom O'Malley, L (1, 5) X OBP: 0.429, SLG: 0.594		0-0 1B			0-0 2-3 1B			0-0 L3		3 0 2 0 0 0 0	
Mike Stanley, R (1, 2) X OBP: 0.379, SLG: 0.422		0-3 K			0-0 SF9 3-H			0-0 4-3		2 0 0 1 0 1 1	
Inning Stats	R: 0 H: 1 E: 0 LOB: 2 K: 0 BB: 1 S: 4 P: 8	R: 0 H: 1 E: 0 LOB: 1 K: 1 BB: 0 S: 6 P: 6	R: 0 H: 1 E: 0 LOB: 0 K: 1 BB: 0 S: 5 P: 5	R: 0 H: 1 E: 0 LOB: 0 K: 1 BB: 0 S: 5 P: 5	R: 1 H: 2 E: 0 LOB: 1 K: 0 BB: 0 S: 5 P: 5	R: 0 H: 1 E: 0 LOB: 0 K: 0 BB: 0 S: 3 P: 3	R: 0 H: 0 E: 0 LOB: 0 K: 0 BB: 0 S: 3 P: 3	R: 0 H: 0 E: 0 LOB: 0 K: 0 BB: 0 S: 3 P: 3	R: 1 H: 2 E: 0 LOB: 1 K: 0 BB: 0 S: 5 P: 5	1B: 7 SF: 1 2B: 2 SAC: 0 3B: 0 DP: 3 HR: 0 HBP: 0	WP: 0 PA: 34 PB: 0 SB: 0 CS: 0
PITCHER Bob Stanley, R (1, 1) ERA: 5.01	IP WLS BF H R ER SO BB IBB HBP BLK WP HR S P ERA WHIP										
	9.0 W 34 9 2 2 3 1 0 0 0 0 0 0 39 43 2.00 1.111										

Texas Rangers @ Boston Red Sox
 Fenway Park, Boston, MA
 Sun Aug 16 1987, 3:33 AM EDT
 Att: 31,438 - Unknown

livebaseballscorecards.com

AB 32
 R 2
 H 9
 RBI 2
 BB 1
 SO 3
 LOB 13



Batter	1	2	3	4	5	6	7	8	9	AB	R	H	RBI	BB	SO	LOB
Ellis Burks, R OBP: 0.324, SLG: 0.478 (1, 8)	0-0 F9	4-0 BB		0-0 G3		0-3 K	0-0 HR			4	1	1	2	1	1	2
Marty Barrett, R OBP: 0.335, SLG: 0.313 (1, 4)	0-0 L4	0-0 F3			0-3 K	0-0 2B	0-0 5-3			5	1	1	0	0	1	1
Wade Boggs, L OBP: 0.465, SLG: 0.609 (1, 5)	0-0 L7		0-0 FC4-6		0-0 BB	0-0 2B	0-0 2B			5	1	4	1	0	0	0
Ed Romero, R OBP: 0.348, SLG: 0.309 (8, 5)				0-0 1B		0-0 1B	0-0 2B	0-0 2B		0	0	0	0	0	0	0
Mike Greenwell, L OBP: 0.399, SLG: 0.603 (1, 7)		0-0 PB	0-0 FC4-6		0-3 K	4-0 BB	0-0 2B			4	1	2	1	1	1	2
Dwight Evans, R OBP: 0.417, SLG: 0.613 (1, 3)		4-0 1B	0-0 G5-4-3		4-0 BB	0-3 K	0-0 5-3			3	1	0	0	2	1	4
Sam Horn, L OBP: 0.417, SLG: 0.746 (1, 10)		0-0 HR		0-0 4-3	0-3 K		4-0 HR	0-0 F8		4	2	1	1	1	1	2
Todd Benzing, S OBP: 0.322, SLG: 0.300 (1, 9)		0-3 K		0-0 E4		0-0 4-3	0-0 F8	0-0 1B		5	0	1	0	0	1	3
Spike Owen, S OBP: 0.337, SLG: 0.359 (1, 6)		0-0 SF8		0-0 1-3		0-0 HR	0-0 HR	0-0 F8		4	2	2	3	0	0	2
John Marzano, R OBP: 0.358, SLG: 0.652 (1, 2)		0-0 HR		4-0 BB		0-0 HR	0-0 HR	0-0 5-3		4	3	3	4	1	0	1

Inning Stats	R: 0	H: 0	E: 0	K: 0	S: 3	H: 0	LOB: 0	BB: 0	P: 3	R: 4	H: 3	E: 0	K: 1	S: 8	H: 1	LOB: 1	BB: 2	P: 16	R: 0	H: 1	E: 0	K: 0	S: 3	H: 0	LOB: 0	BB: 0	P: 3	R: 0	H: 0	E: 1	K: 0	S: 4	H: 0	LOB: 2	BB: 1	P: 8	R: 0	H: 1	E: 0	K: 3	S: 10	H: 4	LOB: 2	BB: 1	P: 14	R: 3	H: 4	E: 0	K: 2	S: 11	H: 0	LOB: 1	BB: 1	P: 15	R: 5	H: 5	E: 0	K: 0	S: 8	H: 1	LOB: 1	BB: 1	P: 12	R: 0	H: 1	E: 0	K: 0	S: 4	H: 1	LOB: 1	BB: 0	P: 4
--------------	------	------	------	------	------	------	--------	-------	------	------	------	------	------	------	------	--------	-------	-------	------	------	------	------	------	------	--------	-------	------	------	------	------	------	------	------	--------	-------	------	------	------	------	------	-------	------	--------	-------	-------	------	------	------	------	-------	------	--------	-------	-------	------	------	------	------	------	------	--------	-------	-------	------	------	------	------	------	------	--------	-------	------

PITCHER																	1B: 7	SF: 1	WP: 0	PA: 45			
PITCHER																	2B: 4	SAC: 0	PB: 1				
PITCHER																	3B: 0	DP: 1	SB: 1				
PITCHER																	HR: 4	HBP: 0	CS: 0				
PITCHER	IP	WLS	BF	H	R	ER	SO	BB	IBB	HBP	BLK	WP	HR	S	P	ERA	WHIP	WP	HR	S	P	ERA	WHIP
Greg Harris, R ERA: 4.88 (1, 1)	5.2	L	29	8	7	7	5	4	0	0	0	0	2	35	51	11.12	2.118						
Mitch Williams, L ERA: 3.5 (6, 1)	0.2		6	2	2	2	1	2	0	0	0	0	1	6	14	27.00	6.000						
Mike Loynd, R ERA: 5.77 (7, 1)	1.2		10	5	3	3	0	0	0	0	0	0	1	10	10	16.20	3.000						

BOTTOM

Texas Rangers @ Boston Red Sox
Fenway Park, Boston, MA
Sun Aug 16 1987, 3:33 AM EDT
Att. 31,438 - Unknown

livebaseballscorecards.com

AB	38
R	12
H	15
RBI	12
BB	6
SO	6
LOB	17



Batter	1	2	3	4	5	6	7	8	9	AB R H RBI BB SO LOB	TOP
Ellis Burks, R (1, 8) OBP: 0.326, SLG: 0.479	0-0 B1-3		0-0 1B		0-0 F7			0-0 6-3 1B		4 0 2 0 0 0 1	
Marty Barrett, R (1, 4) OBP: 0.336, SLG: 0.318	0-0 L4		0-0 1B			0-0 L5-4 2B		0-3 K		4 0 2 0 0 1 1	
Wade Boggs, L (1, 5) OBP: 0.461, SLG: 0.603	0-3 K		0-0 4-3			0-0 L5-4 2-3		0-0 6-3 1-2		4 0 0 0 0 1 4	
Don Baylor, R (1, 10) OBP: 0.353, SLG: 0.402		1-0 CS S HBP		0-0 F9		0-0 1-3		4-0 BB		2 0 0 0 1 0 0	
Dwight Evans, R (1, 3) OBP: 0.416, SLG: 0.609		0-0 L9		0-0 5-3			0-0 2B 6-3 1B	0-0 F8		4 1 1 0 0 0 3	
Mike Greenwell, L (1, 7) OBP: 0.400, SLG: 0.604		4-0 BB		0-0 F7			0-0 1-3 2B	0-3 K		3 0 1 0 1 1 0	
Todd Benzinger, S (1, 9) OBP: 0.322, SLG: 0.301 Sam Horn, L (9, PH) OBP: 0.411, SLG: 0.734		0-3 K			0-0 FC2-6 1B		0-0 6-3	0-3 K		3 0 1 1 0 1 3 1 0 0 0 0 1 0	
Spike Owen, S (1, 6) OBP: 0.333, SLG: 0.354			0-0 5-3		0-0 FC2-6 1-2f FC6-4		0-3 3-H K	0-0 6-3		4 0 0 0 0 1 2	
John Marzano, R (1, 2) OBP: 0.339, SLG: 0.612			0-3 K		0-0 FC6-4 1-2f		0-0 P3			3 0 0 0 0 1 2	
Inning Stats	R: 0 E: 0 K: 1 S: 5 H: 0 LOB: 0 BB: 0 P: 5	R: 0 E: 0 K: 1 S: 4 H: 0 LOB: 2 BB: 1 P: 9	R: 0 E: 0 K: 1 S: 7 H: 2 LOB: 2 BB: 0 P: 7	R: 0 E: 0 K: 0 S: 3 H: 0 LOB: 0 BB: 0 P: 3	R: 0 E: 0 K: 0 S: 4 H: 1 LOB: 1 BB: 0 P: 4	R: 0 E: 0 K: 0 S: 3 H: 1 LOB: 0 BB: 0 P: 3	R: 1 E: 0 K: 1 S: 7 H: 2 LOB: 1 BB: 0 P: 7	R: 0 E: 0 K: 2 S: 7 H: 1 LOB: 2 BB: 1 P: 10	R: 0 E: 0 K: 2 S: 7 H: 0 LOB: 0 BB: 0 P: 7	1B: 5 2B: 4 3B: 0 HR: 0 SF: 0 SAC: 0 DP: 2 HBP: 1	WP: 0 PB: 0 SB: 1 CS: 1 PA: 35
PITCHER Dave LaPoint, L (1, 1) ERA: 4.2 Bobby Thigpen, R (8, 1) ERA: 3.18	IP 7.0 WLS W BF 27 H 6 R 1 ER 1 SO 4 BB 1 IBB 0 HBP 1 BLK 0 WP 0 HR 0 S 33 P 38 ERA 1.29 WHIP 1.000	IP 2.0 WLS S BF 8 H 1 R 0 ER 0 SO 3 BB 1 IBB 0 HBP 0 BLK 0 WP 0 HR 0 S 13 P 17 ERA 0.00 WHIP 1.000	PITCHER IP WLS BF H R ER SO BB IBB HBP BLK WP HR S P ERA WHIP								ERA WHIP

Boston Red Sox @ Chicago White Sox
Comiskey Park, Chicago, IL
Mon Aug 17 1987, 8:05 PM EDT
Att: 16,362 - Unknown

livebaseballscorecards.com

AB	32
R	1
H	7
RBI	1
BB	2
SO	7
LOB	16



Batter	1	2	3	4	5	6	7	8	9
Ozzie Guillen, L OBP: 0.316, SLG: 0.359 (1, 6)	0-0 6-3		0-3 K			0-0 SH1-4 1-3 2B		0-0 L5	
Gary Redus, R OBP: 0.318, SLG: 0.370 (1, 7)	0-0 4-3			0-0 6-3		0-0 SH1-4 2-3		0-0 5-3	
Harold Baines, L OBP: 0.355, SLG: 0.496 (1, 9) Kenny Williams, R OBP: 0.323, SLG: 0.436 (9, 9)	0-3 K			0-0 1B SF8 1B		4-0 1-3 BB		0-0 1B	
Ron Hassey, L OBP: 0.304, SLG: 0.330 (1, 10)		0-0 PB 2B		0-0 1-3 SF8 1B		0-0 1-3 1-2		0-3 K	
Greg Walker, L OBP: 0.332, SLG: 0.456 (1, 3)		0-0 F6		0-0 1-2 3-H SF8		0-0 4-3			
Carlton Fisk, R OBP: 0.307, SLG: 0.410 (1, 2)		0-0 F7		0-3 K			0-0 SH1-4 L9-2 1B		
Donnie Hill, S OBP: 0.252, SLG: 0.336 (1, 5)		0-0 6-3			0-0 F4		0-0 SH1-4 1-2 1B		
Steve Lyons, L OBP: 0.319, SLG: 0.356 (1, 8)			0-0 F6		0-0 F6		0-0 SH1-4 1-2 2-3		
Fred Manrique, R OBP: 0.308, SLG: 0.401 (1, 4)			0-3 K		0-0 5-3		0-0 L9-2 3-H		

Inning Stats	R: 0 E: 0 K: 1 S: 5	H: 0 LOB: 0 BB: 0 P: 5	R: 0 E: 0 K: 0 S: 4	H: 1 LOB: 1 BB: 0 P: 4	R: 0 E: 0 K: 2 S: 7	H: 0 LOB: 0 BB: 0 P: 7	R: 1 E: 0 K: 1 S: 7	H: 2 LOB: 1 BB: 0 P: 7	R: 0 E: 0 K: 0 S: 3	H: 0 LOB: 0 BB: 0 P: 3	R: 1 E: 0 K: 0 S: 4	H: 1 LOB: 1 BB: 1 P: 8	R: 0 E: 0 K: 0 S: 4	H: 2 LOB: 1 BB: 0 P: 4	R: 0 E: 0 K: 1 S: 6	H: 1 LOB: 1 BB: 0 P: 6
1B: 5 2B: 3 3B: 0 HR: 0	SF: 1 SAC: 2 DP: 1 HBP: 0	WP: 0 PB: 1 SB: 0 CS: 0	PA: 31													

PITCHER	IP	WLS	BF	H	R	ER	SO	BB	IBB	HBP	BLK	WP	HR	S	P	ERA	WHIP
Jeff Sellers, R ERA: 6.35 (1, 1)	7.2	L	30	7	2	2	4	1	0	0	0	0	0	37	41	2.35	1.043
Joe Sambito, L ERA: 5.81 (8, 1)	0.1		1	0	0	0	1	0	0	0	0	0	0	3	3	0.00	0.000

BOTTOM

Boston Red Sox @ Chicago White Sox
Comiskey Park, Chicago, IL
Mon Aug 17 1987, 8:05 PM EDT
Att. 16,362 - Unknown

livebaseballscorecards.com

AB	27
R	2
H	7
RBI	2
BB	1
SO	5
LOB	9



Batter	1	2	3	4	5	6	7	8	9	AB R H RBI BB SO LOB	TOP											
Ellis Burks, R OBP: 0.329, SLG: 0.484 (1, 8)	0-0 1-3		0-0 1B BLK 1B	0-0 1B 2-H 3-H	0-0 6-3		0-3 K		0-0 2B 4-3 1B	6 3 3 2 0 1 2												
Marty Barrett, R OBP: 0.345, SLG: 0.327 (1, 4)	0-0 1B 1B		0-0 1B S 1B	0-0 1B		4-0 S BB	4-0 BB		0-0 4-3 FC1-5-2 2B	4 1 4 1 2 0 0												
Wade Boggs, L OBP: 0.458, SLG: 0.597 (1, 5)	0-0 CS 1B		0-0 L5	0-3 K		0-3 K	0-3 K		0-0 4-3	6 0 1 1 0 3 7												
Don Baylor, R OBP: 0.350, SLG: 0.398 (1, 10)	0-3 K 1-2		0-0 6-3 1B	0-0 F7		0-0 F6		0-0 6-3	0-0 FC1-5-2 1B	6 1 1 2 0 1 5												
Dwight Evans, R OBP: 0.419, SLG: 0.617 (1, 3)		0-0 HR	0-0 6-3		0-0 SH1-4 BB 1B	0-0 1-3		1-0 E FC1-2-5 HBP	0-0 1B 2-H	5 2 3 2 0 0 2												
Mike Greenwell, L OBP: 0.402, SLG: 0.598 (1, 7)		0-0 F7	0-0 F7		4-0 SH1-4 BB 1B		4-0 SH2-4 BB BB	0-0 E8 FC1-2-5	0-0 1B 1-2	4 3 1 0 2 0 2												
Todd Benzinger, S OBP: 0.325, SLG: 0.299 (1, 9)		0-0 F7		0-0 SH2-4 1B 3B 1B	0-0 SH1-4		4-0 SH2-4 BB BB	0-0 FC1-2-5 1B	0-0 4-3	4 3 1 0 1 0 4												
Spike Owen, S OBP: 0.341, SLG: 0.362 (1, 6)		0-0 S 1B		0-0 SH2-4 3B 1B	0-0 S		0-0 SH2-4	0-0 1B		4 1 4 3 0 0 0												
John Marzano, R OBP: 0.350, SLG: 0.604 (1, 2)		0-0 F4		0-0 SH2-4	0-3 K		0-0 E8	0-0 1B		4 0 2 2 0 1 2												
Inning Stats	R: 0 E: 0 K: 1 S: 6	H: 2 LOB: 2 BB: 0 P: 6	R: 1 E: 0 K: 0 S: 5	H: 2 LOB: 1 BB: 0 P: 5	R: 2 E: 0 K: 0 S: 6	H: 3 LOB: 1 BB: 0 P: 6	R: 3 E: 0 K: 1 S: 9	H: 4 LOB: 1 BB: 0 P: 9	R: 2 E: 0 K: 1 S: 7	H: 2 LOB: 1 BB: 1 P: 11	R: 0 E: 0 K: 1 S: 5	H: 0 LOB: 1 BB: 1 P: 9	R: 2 E: 1 K: 2 S: 8	H: 1 LOB: 2 BB: 3 P: 20	R: 2 E: 1 K: 0 S: 5	H: 2 LOB: 2 BB: 0 P: 6	R: 2 E: 0 K: 0 S: 7	H: 4 LOB: 2 BB: 0 P: 7	1B: 17 2B: 2 3B: 1 HR: 1	SF: 0 SAC: 3 DP: 1 HBP: 1	WP: 0 PB: 0 SB: 4 CS: 1	PA: 52
PITCHER	IP WLS BF H R ER SO BB IBB HBP BLK WP HR S P ERA WHIP												PITCHER	IP WLS BF H R ER SO BB IBB HBP BLK WP HR S P ERA WHIP								
Floyd Bannister, L ERA: 4.59 (1, 1)	3.0 L 17 9 5 5 1 0 0 0 0 1 0 1 19 19 15.00 3.000																					
Neil Allen, R ERA: 7.09 (4, 1)	1.1 9 4 3 3 1 1 0 0 0 0 0 0 10 14 20.25 3.750																					
Jim Winn, R ERA: 4.72 (5, 1)	3.2 19 3 4 1 4 4 0 1 0 0 0 0 22 39 2.46 1.909																					
Scott Nielsen, R ERA: 6.0 (9, 1)	1.0 7 4 2 2 0 0 0 0 0 0 0 0 7 7 18.00 4.000																					

Boston Red Sox @ Chicago White Sox
Comiskey Park, Chicago, IL
Tue Aug 18 1987, 8:05 PM EDT
Att: 13,064 - Unknown

AB	43
R	14
H	20
RBI	13
BB	5
SO	6
LOB	24



Batter	1	2	3	4	5	6	7	8	9	AB	R	H	RBI	BB	SO	LOB
Ozzie Guillen, L OBP: 0.315, SLG: 0.358 Jerry Royster, R OBP: 0.340, SLG: 0.475 (1, 6) (6, PR) (7, 5)	0-3 K E S 4-3	0-0 FC4-6 1-2f		0-0 F8 1-2		0-0 G5-4-3 1B		0-0 F8		4	1	1	0	0	1	2
Donnie Hill, S OBP: 0.255, SLG: 0.339 (1, 5) (7, 4)	0-0 4-3 1-H		0-0 4-3		0-0 1B 2B	0-0 G5-4-3 1-2f		4-0 BB		4	1	1	1	1	0	1
Harold Baines, L OBP: 0.354, SLG: 0.494 (1, 9)	0-0 2B		0-0 3-1		0-0 F8		0-0 1-3	0-3 K		5	0	1	0	0	1	4
Ivan Calderon, R OBP: 0.337, SLG: 0.506 (1, 10)	4-0 BB G4-6-3		4-0 BB		0-0 F8 1B		0-0 F6	0-3 K		3	1	1	1	2	1	0
Ron Hassey, L OBP: 0.302, SLG: 0.320 Bill Lindsey, R OBP: 0.176, SLG: 0.188 (1, 2) (9, 2)	0-0 G4-6-3 1-2f		0-0 F7		4-0 1B BB		0-0 1-3	0-0 HR 1B		3	0	0	0	1	0	3
Greg Walker, L OBP: 0.333, SLG: 0.463 (1, 3)		0-0 4-3		0-0 G3		0-0 F8		0-0 2B 1B	0-0 HR	5	2	2	2	0	0	2
Kenny Williams, R OBP: 0.332, SLG: 0.448 (1, 8)		0-0 E S 1B		0-0 6-3 1B		0-0 1-2 1B		0-0 1B 2B	0-0 F8	5	2	4	2	0	0	0
Steve Lyons, L OBP: 0.322, SLG: 0.358 (1, 7)		0-0 FC4-6 1B		0-0 6-3		0-0 F8		0-0 BB 1B	0-0 F8	5	0	2	1	0	0	3
Fred Manrique, R OBP: 0.307, SLG: 0.398 (1, 4) (7, 6)		0-0 F8		0-0 S 1B		0-3 K		0-0 L6		4	0	1	1	0	1	3

Inning Stats	R: 1	H: 1	R: 2	H: 2	R: 0	H: 0	R: 1	H: 2	R: 2	H: 3	R: 0	H: 1	R: 0	H: 0	R: 1	H: 3	R: 2	H: 2	1B: 10	SF: 0	WP: 0	PA: 44
	E: 0	LOB: 1	E: 0	LOB: 1	E: 0	LOB: 0	E: 0	LOB: 1	E: 0	LOB: 2	E: 0	LOB: 1	E: 0	LOB: 0	E: 0	LOB: 3	E: 0	LOB: 0	2B: 3 <td>SAC: 0 <td>PB: 1 <td></td> </td></td>	SAC: 0 <td>PB: 1 <td></td> </td>	PB: 1 <td></td>	
	K: 1	BB: 1	K: 0	BB: 0	K: 0	BB: 0	K: 0	BB: 1	K: 0	BB: 1	K: 1	BB: 0	K: 0	BB: 0	K: 1	BB: 1	K: 1	BB: 0	3B: 0	DP: 2 <td>SB: 5</td> <td></td>	SB: 5	
	S: 6	P: 10	S: 5	P: 5	S: 3	P: 7	S: 5	P: 5	S: 6	P: 10	S: 5	P: 5	S: 3	P: 3	S: 8	P: 12	S: 7	P: 7	HR: 1	HBP: 0 <td>CS: 0</td> <td></td>	CS: 0	

BOTTOM

Boston Red Sox @ Chicago White Sox
Comiskey Park, Chicago, IL

Tue Aug 18 1987, 8:05 PM EDT
Att. 13,064 - Unknown

livebaseballscorecards.com

AB	40
R	8
H	14
RBI	8
BB	4
SO	4
LOB	20



PITCHER	IP	WLS	BF	H	R	ER	SO	BB	IBB	HBP	BLK	WP	HR	S	P	ERA	WHIP
Al Nipper, R ERA: 5.4 (1, 1)	5.0	W	26	8	5	4	1	3	0	0	0	0	0	25	37	7.20	2.200
Tom Bolton, L ERA: 3.99 (6, 1)	2.2		12	4	1	1	1	1	0	0	0	0	0	13	17	3.38	1.875
Joe Sambito, L ERA: 6.12 (8, 1)	1.1		6	2	2	2	2	0	0	0	0	0	1	10	10	13.50	1.500

Batter	1	2	3	4	5	6	7	8	9	AB R H RBI BB SO LOB	TOP											
Ellis Burks, R (1, 8) OBP: 0.332, SLG: 0.486	0-0 5-3		0-0 G3 1B		0-0 E5 L7-4 S		0-0 E1 1B		0-0 1B G6-4-3 1B	5 1 3 0 0 0 0												
Marty Barrett, R (1, 4) OBP: 0.344, SLG: 0.326	0-0 F3		0-0 F8		0-0 L7-4 1-3		0-0 5-3		0-0 G6-4-3 1B	5 0 1 0 0 0 3												
Wade Boggs, L (1, 5) OBP: 0.454, SLG: 0.591	0-0 F7		0-0 G3 1-2				0-0 F7		0-0 G6-4-3 1-2f 3-H	5 0 0 0 0 0 3												
Mike Greenwell, L (1, 7) OBP: 0.402, SLG: 0.593		0-3 K	0-0 F9				4-0 BB HBP SF8 BB		0-0 F7 1B	4 1 1 0 1 1 1												
Dwight Evans, R (1, 3) OBP: 0.425, SLG: 0.620		4-0 1B 1B BB		0-0 1B			1-0 SF8 BB 1-2 HBP		0-0 1B BB 1B	3 1 3 0 1 0 0												
Sam Horn, L (1, 10) OBP: 0.410, SLG: 0.706		0-0 1B 1-3 1B		0-3 K			4-0 1-2 2-3 BB FC6-4		0-0 F7 1-2 K	4 0 1 0 1 2 4												
Dave Henderson, R (1, 9) OBP: 0.307, SLG: 0.410		0-0 F4		0-3 K			0-0 SF8 2-3 3-H		4-0 1B 1-2 BB	2 0 0 1 1 1 3												
Spike Owen, S (1, 6) OBP: 0.343, SLG: 0.364		0-0 1-2 3-H 1B		0-0 6-3			0-0 FC6-4 1-2f		0-0 1-2 2-3 1B	4 0 2 1 0 0 3												
John Marzano, R (1, 2) OBP: 0.333, SLG: 0.571		0-3 K		0-3 K			0-0 6-3		0-0 F7	3 0 0 0 0 2 2												
Don Baylor, R (8, PH) OBP: 0.349, SLG: 0.396										1 0 0 0 0 0 3												
Marc Sullivan, R (8, 2) OBP: 0.208, SLG: 0.255										0 0 0 0 0 0 0												
Inning Stats	R: 0 E: 0 K: 0 S: 3	H: 0 LOB: 0 BB: 0 P: 3	R: 1 E: 0 K: 2 S: 9	H: 2 LOB: 2 BB: 1 P: 13	R: 0 E: 0 K: 0 S: 4	H: 1 LOB: 1 BB: 0 P: 4	R: 0 E: 0 K: 2 S: 8	H: 1 LOB: 1 BB: 0 P: 8	R: 0 E: 1 K: 1 S: 5	H: 0 LOB: 0 BB: 0 P: 5	R: 1 E: 0 K: 0 S: 3	H: 0 LOB: 2 BB: 2 P: 12	R: 0 E: 1 K: 0 S: 4	H: 1 LOB: 1 BB: 0 P: 4	R: 0 E: 0 K: 0 S: 5	H: 2 LOB: 3 BB: 1 P: 9	R: 1 E: 0 K: 1 S: 8	H: 4 LOB: 2 BB: 0 P: 8	1B: 11 2B: 1 3B: 0 HR: 0	SF: 1 SAC: 0 DP: 2 HBP: 1	WP: 0 PB: 0 SB: 1 CS: 0	PA: 42
PITCHER	IP WLS BF H R ER SO BB IBB HBP BLK WP HR S P ERA WHIP																				PITCHER	IP WLS BF H R ER SO BB IBB HBP BLK WP HR S P ERA WHIP
Jose DeLeon, R (1, 1) ERA: 4.39	7.0 W 30 5 2 2 5 3 0 1 0 0 0 36 49 2.57 1.143																				Bobby Thigpen, R (8, 1) ERA: 3.22	2.0 S 12 6 1 1 1 1 0 0 0 0 0 13 17 4.50 3.500

Boston Red Sox @ Chicago White Sox
 Comiskey Park, Chicago, IL
 Wed Aug 19 1987, 8:05 PM EDT
 Att. 14,275 - Unknown

livebaseballscorecards.com

AB	36
R	3
H	11
RBI	2
BB	4
SO	6
LOB	22



Batter	1	2	3	4	5	6	7	8	9
Jerry Royster, R OBP: 0.329, SLG: 0.459 (1, 5)	0-3 K		0-0 6-3		0-0 6-3		0-0 5-3	0-0 L6-4	
Kenny Williams, R OBP: 0.331, SLG: 0.448 (1, 8)	0-0 F8		0-0 4-3		0-0 K		0-0 2B		
Harold Baines, L OBP: 0.355, SLG: 0.493 (1, 10)	4-0 BB			0-0 4-3	0-0 1B		0-0 F9		
Ivan Calderon, R OBP: 0.359, SLG: 0.522 (1, 9)	0-3 K			0-0 HR	0-0 F9			0-0 HR	
Carlton Fisk, R OBP: 0.306, SLG: 0.411 (1, 2)		0-3 K		0-0 6-3		0-0 F8		0-0 1B 2B	
Greg Walker, L OBP: 0.330, SLG: 0.459 (1, 3)		0-0 F7		0-0 G3		0-0 F9		0-3 K	
Donnie Hill, S OBP: 0.262, SLG: 0.349 (1, 4)		0-0 1B			0-0 1B 2B	0-0 6-3		0-0 1B 1B	
Fred Manrique, R OBP: 0.315, SLG: 0.421 (1, 6)		0-0 F7			0-0 2B 6-3 1B		0-0 HR	0-0 L6-4 1B 1B	
Steve Lyons, L OBP: 0.328, SLG: 0.372 (1, 7)			0-3 K		0-0 1B 2B		0-0 4-3	0-0 1B	

Inning Stats	R: 0	H: 0	E: 0	K: 2	S: 7	LOB: 1	BB: 1	P: 11
	R: 0	H: 1	E: 0	K: 1	S: 6	LOB: 1	BB: 0	P: 6
	R: 0	H: 0	E: 0	K: 1	S: 5	LOB: 0	BB: 0	P: 5
	R: 1	H: 1	E: 0	K: 0	S: 4	LOB: 0	BB: 0	P: 4
	R: 3	H: 4	E: 0	K: 1	S: 9	LOB: 1	BB: 0	P: 9
	R: 0	H: 0	E: 0	K: 0	S: 3	LOB: 0	BB: 0	P: 3
	R: 1	H: 2	E: 0	K: 0	S: 5	LOB: 1	BB: 0	P: 5
	R: 3	H: 5	E: 0	K: 1	S: 9	LOB: 1	BB: 0	P: 9

PITCHER	IP	WLS	BF	H	R	ER	SO	BB	IBB	HBP	BLK	WP	HR	S	P	ERA	WHIP
Bruce Hurst, L ERA: 3.94 (1, 1)	7.1	L	33	10	7	7	6	1	0	0	0	0	3	44	48	8.59	1.500
Calvin Schiraldi, R ERA: 5.69 (8, 1)	0.0		2	2	0	0	0	0	0	0	0	0	0	2	2	∞	∞
Joe Sambito, L ERA: 6.0 (8, 1)	0.2		2	1	1	1	0	0	0	0	0	0	0	2	2	13.50	1.500

AB R H RBI BB SO LOB

5	0	0	1	0	1	3
4	0	1	0	0	1	1
3	0	1	1	1	0	1
4	2	2	2	0	1	2
4	1	1	0	0	1	0
4	0	0	0	0	1	1
4	2	3	1	0	0	0
4	2	3	1	0	0	1
4	1	2	2	0	1	0

1B: 6	SF: 0	WP: 0	PA: 37
2B: 5	SAC: 0	PB: 0	
3B: 0	DP: 1	SB: 0	
HR: 3	HBP: 0	CS: 0	

Boston Red Sox @ Chicago White Sox
Comiskey Park, Chicago, IL
Wed Aug 19 1987, 8:05 PM EDT
Att. 14,275 - Unknown

AB	36
R	8
H	13
RBI	8
BB	1
SO	6
LOB	9



Batter	1	2	3	4	5	6	7	8	9	AB R H RBI BB SO LOB	TOP											
Randy Bush, L (1, 7) OBP: 0.333, SLG: 0.387	0-3 K		0-0 4-3			0-0 G3	4-0 BB BB BB 1-2 BB BB		0-0 4-3	4 0 0 0 1 1 0	Minnesota Twins @ Boston Red Sox Fenway Park, Boston, MA Fri Aug 21 1987, 7:05 PM EDT Att: 33,490 - Unknown											
Steve Lombardozzi, R (1, 4) OBP: 0.296, SLG: 0.354	0-3 K		0-0 F2			0-0 F8	4-0 FC6-4 BB 1-2 2-3		0-0 F5	4 0 0 0 1 1 0												
Kirby Puckett, R (1, 8) OBP: 0.351, SLG: 0.481	0-3 K				0-3 K	0-0 2B 1B 1B	0-0 FC6-4 1-2f		0-3 K	5 1 1 0 0 3 3												
Kent Hrbek, L (1, 3) OBP: 0.372, SLG: 0.545		0-0 BB 1B			0-3 K	0-0 1B 1-3 2B		0-0 F8		4 0 2 0 0 1 0												
Gary Gaetti, R (1, 5) OBP: 0.305, SLG: 0.498		0-0 F7			0-0 F8	0-0 FC6-4 1B 2-3 3-H		0-0 F4		4 0 1 1 0 0 1												
Roy Smalley, S (1, 10) OBP: 0.359, SLG: 0.436		4-0 1-2 BB			0-0 1B	0-0 FC6-4 1-2f		4-0 HR BB		2 1 1 0 2 0 2												
Tom Brunansky, R (1, 9) OBP: 0.353, SLG: 0.504		0-3 K			0-0 F9		0-0 BB BB 1B	0-0 1-H HR		4 1 2 2 0 1 3												
Tim Laudner, R (1, 2) OBP: 0.261, SLG: 0.434		0-3 K			0-3 K		0-3 K	0-0 FC4-6 1B		4 0 1 0 0 3 4												
Al Newman, S (1, 6) OBP: 0.285, SLG: 0.308			0-0 6-3		0-0 4-3		0-0 L9	0-0 FC4-6 1-2f		4 0 0 0 0 0 3												
Inning Stats	R: 0 E: 0 K: 3 S: 9	H: 0 LOB: 0 BB: 0 P: 9	R: 0 E: 0 K: 2 S: 8	H: 1 LOB: 2 BB: 1 P: 12	R: 0 E: 0 K: 0 S: 3	H: 0 LOB: 0 BB: 0 P: 3	R: 0 E: 0 K: 2 S: 7	H: 0 LOB: 0 BB: 0 P: 7	R: 0 E: 0 K: 1 S: 6	H: 1 LOB: 1 BB: 0 P: 6	R: 1 E: 0 K: 0 S: 6	H: 3 LOB: 2 BB: 0 P: 6	R: 0 E: 0 K: 1 S: 6	H: 1 LOB: 3 BB: 2 P: 14	R: 2 E: 0 K: 0 S: 5	H: 2 LOB: 1 BB: 1 P: 9	R: 0 E: 0 K: 1 S: 5	H: 0 LOB: 0 BB: 0 P: 5	1B: 6 2B: 1 3B: 0 HR: 1	SF: 0 SAC: 0 DP: 0 HBP: 0	WP: 0 PB: 0 SB: 0 CS: 0	PA: 39
PITCHER	IP WLS BF H R ER SO BB IBB HBP BLK WP HR S P ERA WHIP																					
Roger Clemens, R (1, 1) ERA: 3.23	6.2 W 29 6 1 1 9 3 0 0 0 0 0 0 44 56 1.35 1.350																					
Wes Gardner, R (7, 1) ERA: 5.5	2.1 S 10 2 2 2 1 1 0 0 0 0 0 1 11 15 7.71 1.286																					

AB	35
R	3
H	8
RBI	3
BB	4
SO	10
LOB	16



livebaseballscorecards.com

Batter	1	2	3	4	5	6	7	8	9	AB R H RBI BB SO LOB	TOP															
Dan Gladden, R (1, 7) OBP: 0.317, SLG: 0.348	0-3 K	0-3 K			0-0 1B		0-0 HR		0-3 K	5 2 2 0 0 3 2																
Steve Lombardozzi, R (1, 4) OBP: 0.298, SLG: 0.351	4-0 BB		0-3 K		0-3 K		4-0 BB		0-0 4-3	3 0 0 0 2 2 1																
Kirby Puckett, R (1, 8) OBP: 0.352, SLG: 0.480	0-0 F9		0-0 F8		0-0 1B		0-3 K		0-0 FC4-6	5 0 2 1 0 1 3																
Kent Hrbek, L (1, 3) OBP: 0.375, SLG: 0.544	4-0 BB		0-0 E9		0-0 FC4		0-0 HR		0-0 FC4-6	4 1 2 0 1 0 3																
Gary Gaetti, R (1, 5) OBP: 0.305, SLG: 0.502	0-0 F8		0-0 6-3		0-0 FC4		0-0 HR			4 1 1 3 0 0 5																
Roy Smalley, S (1, 10) OBP: 0.361, SLG: 0.435		4-0 1B		0-0 G5-4-3		0-0 E5		0-0 4-3		3 0 1 0 1 0 0																
Tom Brunansky, R (1, 9) OBP: 0.350, SLG: 0.499		0-0 F8		0-0 G5-4-3		0-0 FC1-4		0-0 F3		4 1 0 0 0 0 3																
Al Newman, S (1, 6) OBP: 0.285, SLG: 0.308		0-0 1B		0-0 G3		0-0 6-3		0-3 K		3 0 1 0 0 0 1																
Randy Bush, L (8, PH) OBP: 0.332, SLG: 0.385		1-3 1B				1-3 K				1 0 0 0 0 1 0																
Tim Laudner, R (8, 2) OBP: 0.261, SLG: 0.434		0-0 L6				0-3 K		0-0 4-3		0 0 0 0 0 0 0																
Sal Butera, R (1, 2) OBP: 0.239, SLG: 0.290										3 0 0 0 0 2 2																
Gene Larkin, S (8, PH) OBP: 0.339, SLG: 0.409										1 0 0 0 0 0 0																
Greg Gagne, R (8, 6) OBP: 0.310, SLG: 0.434										0 0 0 0 0 0 0																
Inning Stats	R: 0 E: 0 K: 1 S: 5	H: 0 LOB: 2 BB: 2 P: 13	R: 0 E: 0 K: 1 S: 6	H: 1 LOB: 2 BB: 1 P: 10	R: 0 E: 1 K: 1 S: 6	H: 1 LOB: 1 BB: 0 P: 6	R: 0 E: 0 K: 0 S: 3	H: 1 LOB: 0 BB: 0 P: 3	R: 1 E: 0 K: 2 S: 10	H: 3 LOB: 2 BB: 0 P: 10	R: 1 E: 1 K: 1 S: 6	H: 0 LOB: 0 BB: 0 P: 6	R: 3 E: 0 K: 1 S: 7	H: 2 LOB: 0 BB: 1 P: 11	R: 0 E: 0 K: 1 S: 5	H: 0 LOB: 0 BB: 0 P: 5	R: 0 E: 0 K: 1 S: 6	H: 1 LOB: 1 BB: 0 P: 6	1B: 8 2B: 0 3B: 0 HR: 1	SF: 0 SAC: 0 DP: 1 HBP: 0	WP: 1 PB: 1 SB: 2 CS: 0	PA: 40				
PITCHER	IP WLS BF H R ER SO BB IBB HBP BLK WP HR S P ERA WHIP																									
Bob Stanley, R (1, 1) ERA: 4.98	6.0	29	7	4	3	6	4	0	0	0	1	0	37	53	4.50	1.833										
Calvin Schiraldi, R (7, 1) ERA: 5.55	3.0	W	11	2	1	1	3	0	0	0	0	1	17	17	3.00	0.667										

Minnesota Twins @ Boston Red Sox
Fenway Park, Boston, MA
 Sat Aug 22 1987, 3:33 AM EDT
 Att: 29,794 - Unknown

livebaseballscorecards.com

AB	36
R	5
H	9
RBI	4
BB	4
SO	9
LOB	20



Batter	1	2	3	4	5	6	7	8	9	AB	R	H	RBI	BB	SO	LOB
Ellis Burks, R OBP: 0.332, SLG: 0.490 (1, 8)	0-0 6-3		0-0 F7		4-0 1B FC4-6 BB		0-0 F6			3	1	0	0	1	0	0
Marty Barrett, R OBP: 0.341, SLG: 0.323 (1, 4)	0-0 F9		0-0 4-3		0-0 FC4-6 SF8 1B		0-0 L4			4	1	1	0	0	0	0
Wade Boggs, L OBP: 0.455, SLG: 0.595 (1, 5)	0-0 6-3		0-0 4-3		4-0 1-2 FC4-6 BB		0-0 HR			3	1	1	1	1	0	0
Mike Greenwell, L OBP: 0.407, SLG: 0.618 (1, 7)		0-0 F8		0-0 HR	0-0 FC4-6 1B		0-0 3B			4	1	2	2	0	0	2
Dwight Evans, R OBP: 0.427, SLG: 0.619 (1, 3)		0-0 1B E 1B		0-0 F9	0-0 SF8		0-0 6-3			3	1	1	1	0	0	1
Sam Horn, L OBP: 0.415, SLG: 0.694 (1, 10)		0-0 E 1-3 1B		0-0 6-3	0-0 1-3 1B			0-0 F8		4	0	2	0	0	0	0
Dave Henderson, R OBP: 0.310, SLG: 0.427 (1, 9)		0-0 E4 1-3 3-H		0-0 HR		0-0 F3		0-0 CS 1B		4	1	2	2	0	0	1
Spike Owen, S OBP: 0.341, SLG: 0.359 (1, 6)		0-3 K S		4-0 BB		0-3 K		0-0 F7 1-2		3	0	0	0	1	2	3
John Marzano, R OBP: 0.300, SLG: 0.508 (1, 2)		0-0 L6		0-0 F8		0-0 F9				3	0	0	0	0	0	3

Inning Stats	R: 0	H: 0	E: 0	K: 0	S: 3	LOB: 0	BB: 0	P: 3
	R: 1	H: 2	E: 1	K: 1	S: 8	LOB: 2	BB: 0	P: 8
	R: 0	H: 0	E: 0	K: 0	S: 3	LOB: 0	BB: 0	P: 3
	R: 2	H: 2	E: 0	K: 0	S: 5	LOB: 1	BB: 1	P: 9
	R: 2	H: 2	E: 0	K: 0	S: 4	LOB: 2	BB: 2	P: 12
	R: 0	H: 0	E: 0	K: 1	S: 5	LOB: 0	BB: 0	P: 5
	R: 1	H: 2	E: 0	K: 0	S: 5	LOB: 1	BB: 0	P: 5
	R: 0	H: 1	E: 0	K: 0	S: 3	LOB: 0	BB: 0	P: 3

PITCHER	IP	WLS	BF	H	R	ER	SO	BB	IBB	HBP	BLK	WP	HR	S	P	ERA	WHIP
Les Straker, R ERA: 4.73 (1, 1)	6.2	L	31	8	6	6	2	3	0	0	0	0	3	32	44	8.10	1.650
George Frazier, R ERA: 4.84 (7, 1)	1.1		4	1	0	0	0	0	0	0	0	0	0	4	4	0.00	0.750


MINNESOTA TWINS @ BOSTON RED SOX

Fenway Park, Boston, MA

Sat Aug 22 1987, 3:33 AM EDT
Att. 29,794 - Unknown

AB	R	H	RBI	BB	SO	LOB
31	6	9	6	3	2	10

WP: 0 PA: 35
PB: 0
SB: 0
CS: 1



WP	HR	S	P	ERA	WHIP
0	0	0	0	0.00	0.750

Batter	1	2	3	4	5	6	7	8	9	AB R H RBI BB SO LOB	TOP		
Dan Gladden, R (1, 7) OBP: 0.314, SLG: 0.344	0-3 K		0-0 4-3		0-3 K			0-3 K		4 0 0 0 0 3 0	Minnesota Twins @ Boston Red Sox Fenway Park, Boston, MA Sun Aug 23 1987, 3:33 AM EDT Att: 32,956 - Unknown livebaseballscorecards.com		
Greg Gagne, R (1, 6) OBP: 0.309, SLG: 0.432	0-0 6-3		0-0 HR 1B		0-3 K2-3			0-3 K		4 1 1 0 0 2 0			
Kirby Puckett, R (1, 8) OBP: 0.353, SLG: 0.484	0-0 2B		0-3 K					0-0 2B		4 0 2 0 0 2 1			
Kent Hrbek, L (1, 3) OBP: 0.374, SLG: 0.549	0-0 F8		0-0 HR 1-H					0-0 F8		4 1 1 2 0 0 2			
Gary Gaetti, R (1, 5) OBP: 0.305, SLG: 0.507		0-0 HR	0-0 G1					0-0 F2		4 1 1 1 0 0 0			
Roy Smalley, S (1, 10) OBP: 0.362, SLG: 0.445		0-0 HR		0-0 F7				0-0 4-3	BB BB BB BB	3 1 1 1 1 0 0			
Tom Brunansky, R (1, 9) OBP: 0.351, SLG: 0.498		0-3 K		0-0 CS 1B				4-0 PB BB	X BB BB BB BB	3 0 1 0 1 1 1			
Steve Lombardozzi, R (1, 4) OBP: 0.296, SLG: 0.348		0-0 1-3		0-0 F9 1-2				0-3 K 1-2		3 0 0 0 0 1 2			
Sal Butera, R (1, 2) OBP: 0.234, SLG: 0.284 Randy Bush, L (7, PH) OBP: 0.331, SLG: 0.383 Tim Laudner, R (7, 2) OBP: 0.261, SLG: 0.434		0-0 F8			0-3 K			0-3 K		2 0 0 0 0 1 0 1 0 0 0 0 1 1 0 0 0 0 0 0 0			
Inning Stats	R: 0 H: 1 E: 0 LOB: 1 K: 1 BB: 0 S: 6 P: 6	R: 2 H: 2 E: 0 LOB: 0 K: 1 BB: 0 S: 7 P: 7	R: 2 H: 2 E: 0 LOB: 0 K: 1 BB: 0 S: 7 P: 7	R: 0 H: 1 E: 0 LOB: 0 K: 0 BB: 0 S: 3 P: 3	R: 0 H: 0 E: 0 LOB: 0 K: 3 BB: 0 S: 9 P: 9	R: 0 H: 0 E: 0 LOB: 0 K: 1 BB: 0 S: 5 P: 5	R: 0 H: 0 E: 0 LOB: 1 K: 2 BB: 1 S: 7 P: 11	R: 0 H: 1 E: 0 LOB: 1 K: 2 BB: 0 S: 8 P: 8	R: 0 H: 0 E: 0 LOB: 0 K: 0 BB: 1 S: 2 P: 6	1B: 2 SF: 0 2B: 2 SAC: 0 3B: 0 DP: 1 HR: 3 HBP: 0	WP: 0 PA: 34 PB: 1 SB: 0 CS: 1		
PITCHER	IP WLS BF H R ER SO BB IBB HBP BLK WP HR S P ERA WHIP											PITCHER	IP WLS BF H R ER SO BB IBB HBP BLK WP HR S P ERA WHIP
Jeff Sellers, R (1, 1) ERA: 6.24	7.1 W 28 6 4 4 10 1 0 0 0 0 3 47 51 4.91 0.955												
Wes Gardner, R (8, 1) ERA: 5.37	1.2 S 6 1 0 0 1 1 0 0 0 0 0 0 7 11 0.00 1.200												




Batter	1	2	3	4	5	6	7	8	9
Ellis Burks, R (1, 8) OBP: 0.333, SLG: 0.489	0-0 6-3		0-3 K		0-0 1B BLK HR 1B	4-0 BB			
Marty Barrett, R (1, 4) OBP: 0.341, SLG: 0.323	0-0 F9		0-0 L9		0-0 1-3 HR 1B	0-0 BB			
Wade Boggs, L (1, 5) OBP: 0.456, SLG: 0.593	0-0 B1-3			0-0 BB 1B BB 1B	4-0 1-2 HR BB		0-0 6-3		
Don Baylor, R (1, 10) OBP: 0.356, SLG: 0.407		H 1-0 HBP		0-0 1-2 1B	0-0 1-H 2-H 3-H HR		0-0 L7		
Dwight Evans, R (1, 3) OBP: 0.426, SLG: 0.622		X 0-0 6-3		0-3 K	0-0 HR		0-0 L7		
Mike Greenwell, L (1, 7) OBP: 0.408, SLG: 0.613		X 0-0 G3		4-0 BB 1-2 2-3 BB	4-0 BB L6-3 BB		X 0-0 4-3		
Dave Henderson, R (1, 9) OBP: 0.309, SLG: 0.419		X 0-0 6-3		4-0 BB 1-2 2-3 3-H BB	0-0 L6-3		S.S. 0-3 K		
Spike Owen, S (1, 6) OBP: 0.337, SLG: 0.355			X 0-0 F8	0-0 G6-4-3		X 0-0 L7		X 0-0 3-1	
Marc Sullivan, R (1, 2) OBP: 0.211, SLG: 0.257			X 0-0 1B		X 0-0 6-3	0-3 K			

Inning Stats	R: 0 E: 0 K: 0 S: 3	H: 0 LOB: 0 BB: 0 P: 3	R: 0 E: 0 K: 0 S: 3	H: 0 LOB: 1 BB: 0 P: 4	R: 0 E: 0 K: 1 S: 6	H: 1 LOB: 1 BB: 0 P: 6	R: 1 E: 0 K: 1 S: 6	H: 2 LOB: 2 BB: 2 P: 14	R: 5 E: 0 K: 0 S: 6	H: 4 LOB: 0 BB: 2 P: 14	R: 0 E: 0 K: 1 S: 5	H: 0 LOB: 1 BB: 1 P: 9	R: 0 E: 0 K: 0 S: 3	H: 0 LOB: 0 BB: 0 P: 3	R: 0 E: 0 K: 1 S: 5	H: 0 LOB: 0 BB: 0 P: 5
1B: 5 2B: 1 3B: 0 HR: 2	SF: 0 SAC: 0 DP: 2 HBP: 1	WP: 0 PB: 0 SB: 0 CS: 0														

PITCHER	IP	WLS	BF	H	R	ER	SO	BB	IBB	HBP	BLK	WP	HR	S	P	ERA	WHIP
Steve Carlton, L (1, 1) ERA: 6.06	4.1	L	22	6	5	5	2	3	0	1	1	0	1	22	35	10.38	2.077
Juan Berenguer, R (5, 1) ERA: 3.83	3.1		12	1	1	1	2	2	0	0	0	0	1	14	22	2.70	0.900
Jeff Reardon, R (8, 1) ERA: 4.8	0.1		1	0	0	0	0	0	0	0	0	0	0	1	1	0.00	0.000

MINNESOTA TWINS @ BOSTON RED SOX
Fenway Park, Boston, MA
 Sun Aug 23 1987, 3:33 AM EDT
 Att. 32,956 - Unknown

AB	29
R	5
H	7
RBI	6
BB	5
SO	4
LOB	12



PITCHER	IP	WLS	BF	H	R	ER	SO	BB	IBB	HBP	BLK	WP	HR	S	P	ERA	WHIP
Steve Carlton, L (1, 1) ERA: 6.06	4.1	L	22	6	5	5	2	3	0	1	1	0	1	22	35	10.38	2.077
Juan Berenguer, R (5, 1) ERA: 3.83	3.1		12	1	1	1	2	2	0	0	0	0	1	14	22	2.70	0.900
Jeff Reardon, R (8, 1) ERA: 4.8	0.1		1	0	0	0	0	0	0	0	0	0	0	1	1	0.00	0.000

Batter	1	2	3	4	5	6	7	8	9	AB R H RBI BB SO LOB	TOP											
Jerry Royster, R (1, 5) OBP: 0.324, SLG: 0.448	0-3 K		0-0 F8		0-0 G4-3		0-0 F6		0-3 K	5 0 0 0 0 2 2												
Gary Redus, R (1, 7) OBP: 0.323, SLG: 0.375	4-0 E S BB		0-0 5-3		0-0 F9		4-0 E BB			2 0 0 0 2 0 0												
Jerry Hairston, S (1, 10) OBP: 0.339, SLG: 0.484	0-3 K		0-0 6-3			0-3 K	0-0 E5			4 0 0 0 0 2 2												
Ivan Calderon, R (1, 9) OBP: 0.359, SLG: 0.515	0-0 F4			4-0 E BB		0-3 K	0-3 K			3 1 0 0 1 2 3												
Carlton Fisk, R (1, 2) OBP: 0.305, SLG: 0.414		0-0 HR 1B		0-0 F3		0-0 HR		0-0 P3		4 2 2 1 0 0 1												
Greg Walker, L (1, 3) OBP: 0.337, SLG: 0.472		0-0 HR		0-3 K		0-3 K		0-3 K		4 1 1 2 0 3 1												
Kenny Williams, R (1, 8) OBP: 0.332, SLG: 0.456		0-0 6-3		0-0 E7 1B			0-0 1B SF9 1B	0-3 K		4 1 2 0 0 1 0												
Fred Manrique, R (1, 4) OBP: 0.315, SLG: 0.405		0-3 K		0-3 K			0-0 BB E 1B			4 1 1 0 0 3 1												
Ozzie Guillen, L (1, 6) OBP: 0.313, SLG: 0.358		0-0 F8			0-0 G4-3 1B		0-0 SF9		0-0 F8	3 0 1 1 0 0 0												
Inning Stats	R: 0 E: 1 K: 2 S: 7	H: 0 LOB: 1 BB: 1 P: 11	R: 2 E: 0 K: 1 S: 7	H: 2 LOB: 0 BB: 0 P: 7	R: 0 E: 0 K: 0 S: 3	H: 0 LOB: 0 BB: 0 P: 3	R: 1 E: 1 K: 2 S: 8	H: 1 LOB: 1 BB: 1 P: 12	R: 0 E: 0 K: 0 S: 3	H: 1 LOB: 0 BB: 0 P: 3	R: 1 E: 0 K: 3 S: 10	H: 1 LOB: 0 BB: 0 P: 10	R: 2 E: 1 K: 1 S: 8	H: 2 LOB: 2 BB: 1 P: 12	R: 0 E: 0 K: 2 S: 7	H: 0 LOB: 0 BB: 0 P: 7	R: 0 E: 0 K: 2 S: 7	H: 0 LOB: 0 BB: 0 P: 7	1B: 5 2B: 0 3B: 0 HR: 2	SF: 1 SAC: 0 DP: 1 HBP: 0	WP: 0 PB: 0 SB: 1 CS: 0	PA: 37
PITCHER	IP WLS BF H R ER SO BB IBB HBP BLK WP HR S P ERA WHIP																					
Bruce Hurst, L (1, 1) ERA: 3.98	6.2 L 30 7 6 4 8 3 0 0 0 0 0 2 43 55 5.40 1.500																					
Calvin Schiraldi, R (7, 1) ERA: 5.34	2.1 7 0 0 0 5 0 0 0 0 0 0 0 17 17 0.00 0.000																					

Chicago White Sox @ Boston Red Sox
Fenway Park, Boston, MA
Mon Aug 24 1987, 7:05 PM EDT
Att: 25,136 - Unknown

livebaseballscorecards.com

AB	33
R	6
H	7
RBI	4
BB	3
SO	13
LOB	10



Batter	1	2	3	4	5	6	7	8	9	AB R H RBI BB SO LOB
Ellis Burks, R OBP: 0.336, SLG: 0.488 (1, 8)	0-0 F6		0-0 F9		4-0 BB		0-0 1B 1B		4-0 1B 1B BB	3 2 1 0 2 0 0
Marty Barrett, R OBP: 0.343, SLG: 0.326 (1, 4)	0-0 FC3-6 1B		0-0 L8		0-0 F2		0-0 HBP 1-2 1B		0-0 1-3 1B 1B	5 0 3 0 0 0 3
Wade Boggs, L OBP: 0.457, SLG: 0.593 (1, 5)	0-0 FC3-6 1-2f			0-0 G3-6 1B	0-0 F6		0-0 1-2 2-H HBP 1B		0-0 1-3 G3 1B	5 0 3 2 0 0 4
Mike Greenwell, L OBP: 0.404, SLG: 0.604 (1, 7)	0-0 F8			0-0 G3-6 1-2f	0-0 F7		1-0 1-2 2-3 HBP		0-0 G3 1-2	4 0 0 0 0 0 7
Dwight Evans, R OBP: 0.423, SLG: 0.620 (1, 3)		0-3 K		0-0 2B		0-3 K	0-3 K		0-0 F2	5 0 1 0 0 3 5
Sam Horn, L OBP: 0.402, SLG: 0.662 (1, 10)		0-0 1B		0-3 K		0-0 4-3		0-0 F7	0-3 K	5 0 1 0 0 2 3
Dave Henderson, R OBP: 0.308, SLG: 0.415 (1, 9)		0-0 F7			0-0 BB 2B 1B	0-0 4-3		0-0 6-3		4 1 1 0 0 0 1
Spike Owen, S OBP: 0.339, SLG: 0.353 (1, 6)		0-0 4-3			4-0 2B 1-2 BB		0-3 K	4-0 BB		2 0 0 0 2 1 1
John Marzano, R OBP: 0.297, SLG: 0.507 (1, 2)			0-0 F5		0-0 1-3 2-H 2B		0-0 P3	0-0 F8		4 0 1 1 0 0 1


Inning Stats	R: 0 E: 0 K: 4 S: 4	H: 1 LOB: 1 BB: 0 P: 4	R: 0 E: 0 K: 1 S: 6	H: 1 LOB: 1 BB: 0 P: 6	R: 0 E: 0 K: 3 S: 3	H: 0 LOB: 0 BB: 0 P: 3	R: 0 E: 0 K: 1 S: 6	H: 2 LOB: 1 BB: 0 P: 6	R: 1 E: 0 K: 5 S: 5	H: 2 LOB: 3 BB: 2 P: 13	R: 0 E: 0 K: 1 S: 5	H: 0 LOB: 0 BB: 0 P: 5	R: 1 E: 0 K: 2 S: 10	H: 3 LOB: 3 BB: 0 P: 11	R: 0 E: 0 K: 3 S: 3	H: 0 LOB: 1 BB: 1 P: 7	R: 1 E: 0 K: 1 S: 7	H: 2 LOB: 2 BB: 1 P: 11	1B: 9 2B: 2 3B: 0 HR: 0	SF: 0 SAC: 0 DP: 1 HBP: 1
--------------	------------------------------	---------------------------------	------------------------------	---------------------------------	------------------------------	---------------------------------	------------------------------	---------------------------------	------------------------------	----------------------------------	------------------------------	---------------------------------	-------------------------------	----------------------------------	------------------------------	---------------------------------	------------------------------	----------------------------------	----------------------------------	------------------------------------

BOTTOM

Chicago White Sox @ Boston Red Sox
Fenway Park, Boston, MA

Mon Aug 24 1987, 7:05 PM EDT
Att. 25,136 - Unknown

AB	37
R	3
H	11
RBI	3
BB	4
SO	6
LOB	25



PITCHER	IP	WLS	BF	H	R	ER	SO	BB	IBB	HBP	BLK	WP	HR	S	P	ERA	WHIP
Jose DeLeon, R ERA: 4.32 (1, 1)	6.2	W	30	9	2	2	4	2	0	0	0	0	0	36	44	2.70	1.650
Ray Searage, L ERA: 3.94 (7, 1)	0.0		1	0	0	0	0	0	0	1	0	0	0	1	1	∞	∞
Bobby Thigpen, R ERA: 3.19 (7, 1)	0.2		2	0	0	0	1	0	0	0	0	0	0	4	4	0.00	0.000
Jim Winn, R ERA: 4.87 (8, 1)	0.2		6	2	1	1	0	2	0	0	0	0	0	4	12	13.50	6.000
Scott Nielsen, R ERA: 5.89 (9, 1)	1.0	S	3	0	0	0	1	0	0	0	0	0	0	5	5	0.00	0.000

Batter	1	2	3	4	5	6	7	8	9	AB	R	H	RBI	BB	SO	LOB	TOP										
Ozzie Guillen, L (1, 6) OBP: 0.315, SLG: 0.361	0-0 4-3		0-0 2B		0-0 1B		0-0 4-3			4	0	2	0	0	0	0											
Gary Redus, R (1, 7) OBP: 0.323, SLG: 0.373	0-0 4-3		0-0 6-3		0-0 1B		0-0 F4			4	0	1	0	0	0	1											
Harold Baines, L (1, 10) OBP: 0.353, SLG: 0.478	0-3 K				4-0 1B					3	0	1	1	1	1	0											
Ivan Calderon, R (1, 9) OBP: 0.358, SLG: 0.512		0-3 K			0-0 1B					4	0	1	0	0	2	3											
Ron Hassey, L (1, 2) OBP: 0.295, SLG: 0.339		0-0 HR			1-0 HBP					3	1	1	1	0	0	2											
Greg Walker, L (1, 3) OBP: 0.338, SLG: 0.474		0-0 1B			0-0 2B					4	0	2	0	0	0	3											
Donnie Hill, S (1, 5) OBP: 0.270, SLG: 0.364		0-3 K			0-0 1B					3	1	1	0	1	1	1											
Kenny Williams, R (1, 8) OBP: 0.328, SLG: 0.449			0-0 F8		0-0 1B		0-0 G5-4-3			4	0	0	0	0	0	3											
Fred Manrique, R (1, 4) OBP: 0.316, SLG: 0.404			0-0 F9		0-0 1B					3	1	1	1	0	0	0											
Jerry Hairston, S (9, PH) OBP: 0.336, SLG: 0.479					2-H 1B					1	0	0	0	0	1	0											
Inning Stats	R: 0 E: 0 K: 1 S: 5	H: 0 LOB: 0 BB: 0 P: 5	R: 1 E: 0 K: 2 S: 8	H: 2 LOB: 1 BB: 0 P: 8	R: 0 E: 0 K: 0 S: 4	H: 1 LOB: 1 BB: 0 P: 4	R: 0 E: 0 K: 1 S: 5	H: 0 LOB: 1 BB: 0 P: 6	R: 2 E: 0 K: 0 S: 6	H: 4 LOB: 2 BB: 1 P: 10	R: 0 E: 0 K: 0 S: 3	H: 1 LOB: 1 BB: 1 P: 7	R: 0 E: 0 K: 0 S: 3	H: 0 LOB: 0 BB: 0 P: 3	R: 0 E: 0 K: 0 S: 4	H: 2 LOB: 1 BB: 0 P: 4	R: 0 E: 0 K: 1 S: 5	H: 0 LOB: 0 BB: 0 P: 5	1B: 7 2B: 3 3B: 0 HR: 1	SF: 0 SAC: 0 DP: 4 HBP: 1	WP: 0 PB: 0 SB: 0 CS: 1	PA: 36					
PITCHER	IP	WLS	BF	H	R	ER	SO	BB	IBB	HBP	BLK	WP	HR	S	P	ERA	WHIP										
Al Nipper, R (1, 1) ERA: 5.43	4.1		21	7	3	3	4	1	0	1	0	0	1	27	32	6.23	1.846										
Steve Crawford, R (5, 1) ERA: 5.64	2.2	W	10	3	0	0	0	1	0	0	0	0	0	9	13	0.00	1.500										
Wes Gardner, R (8, 1) ERA: 5.23	2.0	S	5	0	0	0	1	0	0	0	0	0	0	7	7	0.00	0.000										

Chicago White Sox @ Boston Red Sox
Fenway Park, Boston, MA
 Tue Aug 25 1987, 7:05 PM EDT
 Att: 27,345 - Unknown

AB	33
R	3
H	10
RBI	3
BB	2
SO	5
LOB	13



Batter	1	2	3	4	5	6	7	8	9	AB	R	H	RBI	BB	SO	LOB
Ellis Burks, R (1, 8) OBP: 0.337, SLG: 0.488	0-0 F7		0-0 1B 2B	4-0 BB		0-0 F8		0-3 K		4	1	1	0	1	1	2
Marty Barrett, R (1, 4) OBP: 0.343, SLG: 0.325	0-0 1-3		0-0 G3 1B	0-0 F8		0-0 F4				4	1	1	2	0	0	2
Wade Boggs, L (1, 5) OBP: 0.456, SLG: 0.589	0-0 5-3		4-0 G3 1B BB		0-0 F8		0-0 F7			3	1	0	0	1	0	0
Mike Greenwell, L (1, 7) OBP: 0.403, SLG: 0.599		0-0 E3 CS	0-0 G3		0-0 1B 1B		0-0 F7			4	0	1	0	0	0	2
Dwight Evans, R (1, 3) OBP: 0.422, SLG: 0.616		0-0 F9	0-0 1B		0-0 F9		0-0 F9			4	0	1	2	0	0	2
Sam Horn, L (1, 10) OBP: 0.418, SLG: 0.741		0-0 HR	0-3 K		0-0 1B			0-0 HR		4	2	3	2	0	1	1
Dave Henderson, R (1, 9) OBP: 0.307, SLG: 0.417	0-0 6-3			0-0 4-3	0-0 L6			0-0 WP 2B		4	0	1	0	0	0	2
Spike Owen, S (1, 6) OBP: 0.338, SLG: 0.350			0-0 5-3	0-0 2-3		4-0 FC1-6 BB		0-0 L3		3	0	0	0	1	0	1
John Marzano, R (1, 2) OBP: 0.308, SLG: 0.549			0-0 2B 1B		0-0 HR		0-0 FC1-6	0-3 K		4	2	2	1	0	1	2


Inning Stats	R: 0	H: 0	E: 0	K: 0	S: 3	LOB: 0	BB: 0	P: 3	R: 1	H: 1	E: 1	K: 0	S: 4	LOB: 0	BB: 0	P: 4	R: 4	H: 4	E: 0	K: 1	S: 9	LOB: 1	BB: 1	P: 13	R: 1	H: 1	E: 0	K: 0	S: 4	LOB: 1	BB: 1	P: 8	R: 0	H: 2	E: 0	K: 0	S: 5	LOB: 2	BB: 0	P: 5	R: 0	H: 0	E: 0	K: 0	S: 3	LOB: 1	BB: 1	P: 7	R: 0	H: 0	E: 0	K: 0	S: 3	LOB: 0	BB: 0	P: 3	R: 1	H: 2	E: 0	K: 2	S: 9	LOB: 1	BB: 0	P: 9
--------------	------	------	------	------	------	--------	-------	------	------	------	------	------	------	--------	-------	------	------	------	------	------	------	--------	-------	-------	------	------	------	------	------	--------	-------	------	------	------	------	------	------	--------	-------	------	------	------	------	------	------	--------	-------	------	------	------	------	------	------	--------	-------	------	------	------	------	------	------	--------	-------	------

PITCHER	IP	WLS	BF	H	R	ER	SO	BB	IBB	HBP	BLK	WP	HR	S	P	ERA	WHIP
Richard Dotson, R (1, 1) ERA: 3.99	6.0	L	29	8	6	6	1	3	0	0	0	0	2	28	40	9.00	1.833
Ray Searge, L (7, 1) ERA: 4.01	1.1		6	2	1	1	0	0	0	0	0	0	1	6	6	6.75	1.500
Jim Winn, R (8, 1) ERA: 4.83	0.2		2	0	0	0	2	0	0	0	0	1	0	6	6	0.00	0.000

BOTTOM

Chicago White Sox @ Boston Red Sox
Fenway Park, Boston, MA
Tue Aug 25 1987, 7:05 PM EDT
Att. 27,345 - Unknown

AB	34
R	7
H	10
RBI	7
BB	3
SO	3
LOB	14



1B: 5	SF: 0	WP: 1	PA: 37
2B: 2	SAC: 0	PB: 0	
3B: 0	DP: 0	SB: 0	
HR: 3	HBP: 0	CS: 1	

Batter	1	2	3	4	5	6	7	8	9	AB R H RBI BB SO LOB	TOP											
Ozzie Guillen, L (1, 6) OBP: 0.312, SLG: 0.358	0-0 4-3		0-0 F7		0-3 K		0-0 L5			4 0 0 0 0 1 2												
Jerry Hairston, S (1, 7) OBP: 0.325, SLG: 0.459 Kenny Williams, R (8, 8) OBP: 0.328, SLG: 0.449	0-0 F8		0-0 F9			0-0 4-3		0-3 K		4 0 0 0 0 1 1 0 0 0 0 0 0 0												
Harold Baines, L (1, 10) OBP: 0.352, SLG: 0.475	0-3 K			0-0 HR 1B		0-0 4-3		0-0 F7		4 1 1 0 0 1 0												
Ivan Calderon, R (1, 9) OBP: 0.357, SLG: 0.508		0-3 K		0-0 F9		0-0 F9		4-0 BB		3 0 0 0 1 1 1												
Greg Walker, L (1, 3) OBP: 0.337, SLG: 0.475		0-0 4-3		0-0 F8			0-0 2B 2B	0-0 4-3		4 1 1 0 0 0 2												
Carlton Fisk, R (1, 2) OBP: 0.309, SLG: 0.433		0-0 HR		0-0 HR		4-0 2B FC6-5 BB		0-0 P3		3 3 2 3 1 0 0												
Donnie Hill, S (1, 5) OBP: 0.269, SLG: 0.366		0-0 6-3		0-0 F9		0-0 FC6-5 1-3 2-H 2B		0-0 F9		4 0 1 1 0 0 0												
Steve Lyons, L (1, 8) OBP: 0.336, SLG: 0.367 (8, 7)			4-0 PB S BB		0-0 F7		0-0 L4	4-0 BB		2 0 0 0 2 0 2												
Fred Manrique, R (1, 4) OBP: 0.310, SLG: 0.396			0-3 K		0-3 K		0-0 FC6-5	0-3 K		4 0 0 1 0 3 3												
Inning Stats	R: 0 E: 0 K: 1 S: 5	H: 0 LOB: 0 BB: 0 P: 5	R: 1 E: 0 K: 1 S: 6	H: 1 LOB: 0 BB: 0 P: 6	R: 0 E: 0 K: 1 S: 5	H: 0 LOB: 1 BB: 1 P: 9	R: 2 E: 0 K: 0 S: 5	H: 2 LOB: 0 BB: 0 P: 5	R: 0 E: 0 K: 2 S: 7	H: 0 LOB: 0 BB: 0 P: 7	R: 0 E: 0 K: 0 S: 3	H: 0 LOB: 0 BB: 0 P: 3	R: 2 E: 0 K: 0 S: 5	H: 2 LOB: 1 BB: 1 P: 9	R: 0 E: 0 K: 1 S: 5	H: 0 LOB: 1 BB: 1 P: 9	R: 0 E: 0 K: 1 S: 5	H: 0 LOB: 1 BB: 1 P: 9	1B: 1 2B: 2 3B: 0 HR: 2	SF: 0 SAC: 0 DP: 0 HBP: 0	WP: 0 PB: 1 SB: 1 CS: 0	PA: 36
PITCHER	IP WLS BF H R ER SO BB IBB HBP BLK WP HR S P ERA WHIP																					
Roger Clemens, R (1, 1) ERA: 3.33	7.0 L 28 5 5 5 5 2 0 0 0 0 2 36 44 6.43 1.000																					
Calvin Schiraldi, R (8, 1) ERA: 5.17	2.0 8 0 0 0 2 2 0 0 0 0 0 10 18 0.00 1.000																					

Chicago White Sox @ Boston Red Sox
 Fenway Park, Boston, MA
 Wed Aug 26 1987, 7:05 PM EDT
 Att: 29,947 - Unknown

livebaseballscorecards.com

AB	32
R	5
H	5
RBI	5
BB	4
SO	7
LOB	11



Batter	1	2	3	4	5	6	7	8	9	AB	R	H	RBI	BB	SO	LOB
Ellis Burks, R OBP: 0.334, SLG: 0.483 (1, 8)	0-0 L4		0-3 K			0-0 6-3	0-0 F6			4	0	0	0	0	1	2
Marty Barrett, R OBP: 0.342, SLG: 0.325 (1, 4)	0-0 6-3			0-0 G3 1B		0-0 6-3		0-3 K		4	0	1	0	0	1	0
Wade Boggs, L OBP: 0.458, SLG: 0.593 (1, 5)	0-0 1B			0-0 F8			0-0 1B HR	0-0 2B		4	1	3	0	0	0	1
Mike Greenwell, L OBP: 0.401, SLG: 0.594 (1, 7)	0-0 F8			0-0 G3 1-2			0-0 1B HR	0-0 L4		4	1	1	0	0	0	3
Dwight Evans, R OBP: 0.421, SLG: 0.620 (1, 3)		0-3 K		0-0 F9			0-0 1B HR 1-H 2-H	0-0 5-3		4	1	1	3	0	1	2
Sam Horn, L OBP: 0.400, SLG: 0.706 (1, 10)		0-0 4-3			0-3 K		0-0 6-3		0-0 6-3	4	0	0	0	0	1	0
Dave Henderson, R OBP: 0.310, SLG: 0.419 (1, 9)		0-0 5-3			0-0 1-3		0-0 1B 1B		0-0 G4-6-3 1B	4	0	2	0	0	0	0
Spike Owen, S OBP: 0.334, SLG: 0.345 (1, 6)			0-0 F8		0-0 3-1		0-0 F7		0-0 G4-6-3 1-2f	4	0	0	0	0	0	2
John Marzano, R OBP: 0.309, SLG: 0.541 (1, 2)			0-0 P3			0-0 1-3	0-0 1B 1-2			3	0	1	0	0	0	0

Inning Stats	R: 0	H: 1	E: 0	LOB: 1	K: 0	BB: 0	S: 4	P: 4	R: 0	H: 0	E: 0	LOB: 0	K: 1	BB: 0	S: 5	P: 5	R: 0	H: 0	E: 0	LOB: 0	K: 1	BB: 0	S: 5	P: 5	R: 0	H: 1	E: 0	LOB: 1	K: 0	BB: 0	S: 4	P: 4	R: 0	H: 0	E: 0	LOB: 0	K: 1	BB: 0	S: 5	P: 5	R: 0	H: 0	E: 0	LOB: 0	K: 0	BB: 0	S: 3	P: 3	R: 3	H: 5	E: 0	LOB: 2	K: 0	BB: 0	S: 8	P: 8	R: 0	H: 1	E: 0	LOB: 1	K: 1	BB: 0	S: 6	P: 6	R: 0	H: 1	E: 0	LOB: 0	K: 0	BB: 0	S: 3	P: 3	1B: 7	SF: 0	2B: 1	SAC: 0	3B: 0	DP: 1	HR: 1	HBP: 0	WP: 0	PA: 35
--------------	------	------	------	--------	------	-------	------	------	------	------	------	--------	------	-------	------	------	------	------	------	--------	------	-------	------	------	------	------	------	--------	------	-------	------	------	------	------	------	--------	------	-------	------	------	------	------	------	--------	------	-------	------	------	------	------	------	--------	------	-------	------	------	------	------	------	--------	------	-------	------	------	------	------	------	--------	------	-------	------	------	-------	-------	-------	--------	-------	-------	-------	--------	-------	--------


PITCHER	IP	WLS	BF	H	R	ER	SO	BB	IBB	HBP	BLK	WP	HR	S	P	ERA	WHIP
Bill Long, R ERA: 3.73 (1, 1)	7.1	W	30	8	3	3	4	0	0	0	0	0	1	38	38	3.68	1.091
Ray Seavage, L ERA: 3.99 (8, 1)	0.1		1	0	0	0	0	0	0	0	0	0	0	1	1	0.00	0.000
Scott Nielsen, R ERA: 5.75 (8, 1)	1.1	S	4	1	0	0	0	0	0	0	0	0	0	4	4	0.00	0.750

BOTTOM

Chicago White Sox @ Boston Red Sox
 Fenway Park, Boston, MA
 Wed Aug 26 1987, 7:05 PM EDT
 Att. 29,947 - Unknown

livebaseballscorecards.com

AB	35
R	3
H	9
RBI	3
BB	0
SO	4
LOB	10



Batter	1	2	3	4	5	6	7	8	9	AB R H RBI BB SO LOB	TOP											
Ellis Burks, R (1, 8) OBP: 0.331, SLG: 0.478	0-0 5-3		0-0 5-3		0-3 K		0-0 6-3			4 0 0 0 0 1 0	<p>Boston Red Sox @ Cleveland Indians Cleveland Municipal Stadium, Cleveland, OH</p> <p>Sat Aug 29 1987, 3:33 AM EDT Unknown</p> <p>livebaseballscorecards.com</p>											
Marty Barrett, R (1, 4) OBP: 0.341, SLG: 0.324	0-0 F4		0-0 BB 1B		0-0 G3			0-0 F9		4 0 1 0 0 0 0												
Wade Boggs, L (1, 5) OBP: 0.461, SLG: 0.595	4-0 BB		4-0 1-2 BB		0-0 G3 1B 1B			0-0 BB 1B		2 1 2 0 2 0 0												
Mike Greenwell, L (1, 9) OBP: 0.396, SLG: 0.586	0-0 F8		0-0 F5		0-0 G3			0-0 F5		4 0 0 0 0 0 5												
Dwight Evans, R (1, 3) OBP: 0.423, SLG: 0.626		0-0 6-3		0-0 HR		4-0 1B BB		4-0 1-2 BB		2 1 1 1 2 0 0												
Jim Rice, R (1, 7) OBP: 0.359, SLG: 0.411		0-3 K		0-0 F5		0-0 G6-4-3 1B		0-0 L6		4 0 1 1 0 1 2												
Sam Horn, L (1, 10) OBP: 0.394, SLG: 0.682		4-0 BB		0-0 3-1		0-0 G6-4-3			0-0 F8	3 0 0 0 1 0 2												
Spike Owen, S (1, 6) OBP: 0.331, SLG: 0.341		0-0 F8		0-0 1-3			0-0 4-3		0-0 P3	4 0 0 0 0 0 1												
Marc Sullivan, R (1, 2) OBP: 0.207, SLG: 0.252 Dave Henderson, R (9, PH) OBP: 0.309, SLG: 0.417			0-0 6-3		0-0 5-3			0-0 F9	0-3 K	3 0 0 0 0 0 0 1 0 0 0 0 1 0												
Inning Stats	R: 0 E: 0 K: 0 S: 3	H: 0 LOB: 1 BB: 1 P: 7	R: 0 E: 0 K: 1 S: 5	H: 0 LOB: 1 BB: 1 P: 9	R: 0 E: 0 K: 0 S: 4	H: 1 LOB: 2 BB: 1 P: 8	R: 1 E: 0 K: 0 S: 4	H: 1 LOB: 0 BB: 0 P: 4	R: 0 E: 0 K: 1 S: 5	H: 0 LOB: 0 BB: 0 P: 5	R: 1 E: 0 K: 0 S: 4	H: 2 LOB: 1 BB: 1 P: 8	R: 0 E: 0 K: 0 S: 3	H: 0 LOB: 0 BB: 0 P: 3	R: 0 E: 0 K: 0 S: 4	H: 1 LOB: 2 BB: 1 P: 8	R: 0 E: 0 K: 1 S: 5	H: 0 LOB: 0 BB: 0 P: 5	1B: 4 2B: 0 3B: 0 HR: 1	SF: 0 SAC: 0 DP: 1 HBP: 0	WP: 0 PB: 0 SB: 0 CS: 0	PA: 36
PITCHER Tom Candiotti, R (1, 1) ERA: 4.65	IP: 9.0 WLS: W BF: 36 H: 5 R: 2 ER: 2 SO: 3 BB: 5 IBB: 0 HBP: 0 BLK: 0 WP: 0 HR: 1 S: 37 P: 57 ERA: 2.00 WHIP: 1.111											PITCHER	IP: 9.0 WLS: W BF: 36 H: 5 R: 2 ER: 2 SO: 3 BB: 5 IBB: 0 HBP: 0 BLK: 0 WP: 0 HR: 1 S: 37 P: 57 ERA: 2.00 WHIP: 1.111									



Batter	1	2	3	4	5	6	7	8	9	AB	R	H	RBI	BB	SO	LOB
Brett Butler, L (1, 8) OBP: 0.401, SLG: 0.413	0-0 4-3 1B		0-0 1B HR 1B		0-0 4-3 1B	4-0 1B BB				3	2	1	0	1	0	0
Julio Franco, R (1, 6) OBP: 0.397, SLG: 0.437	0-3 K		0-0 1-3 HR 1B		4-0 HR BB	0-0 1-H 1B				3	2	2	1	1	1	0
Pat Tabler, R (1, 10) OBP: 0.382, SLG: 0.470	0-0 S 1B		0-0 1-H 3-H HR		0-0 1-2 HR	0-0 F7				4	2	2	3	0	0	2
Joe Carter, R (1, 3) OBP: 0.297, SLG: 0.475	0-0 1-2 2-3		0-0 WP 1B		0-3 K		0-0 F8			4	0	1	0	0	1	3
Mel Hall, L (1, 7) OBP: 0.293, SLG: 0.397		0-0 F9	0-0 3-1		0-0 1-H 2-H HR		0-0 F8			4	1	1	3	0	0	1
Brook Jacoby, R (1, 5) OBP: 0.378, SLG: 0.516	0-0 5-3			0-3 K		0-0 E5		0-0 F6		2	0	0	0	0	1	0
Junior Noboa, R (5, 5) OBP: 0.204, SLG: 0.157										2	0	0	0	0	0	0
Cory Snyder, R (1, 9) OBP: 0.278, SLG: 0.479	0-0 F9			0-0 4-3		0-0 F9			0-0 5-3	4	0	0	0	0	0	1
Chris Bando, S (1, 2) OBP: 0.261, SLG: 0.331			0-3 K	0-0 1B		0-0 F7		0-0 4-3		4	0	1	0	0	1	0
Tommy Hinzo, S (1, 4) OBP: 0.276, SLG: 0.294			0-3 K	0-0 F8		0-0 F9		0-0 F8		4	0	0	0	0	1	1

Inning Stats	R: 0	H: 1	E: 0	LOB: 1	K: 1	P: 6	R: 0	H: 0	E: 0	LOB: 0	K: 0	P: 3	R: 3	H: 4	E: 0	LOB: 1	K: 2	P: 11	R: 0	H: 1	E: 0	LOB: 1	K: 1	P: 6	R: 3	H: 1	E: 2	LOB: 1	K: 1	P: 12	R: 1	H: 1	E: 0	LOB: 1	K: 0	P: 8	R: 0	H: 0	E: 0	LOB: 0	K: 0	P: 3	R: 0	H: 0	E: 0	LOB: 0	K: 0	P: 3
	0	1	0	1	1	6	0	0	0	0	0	3	0	4	0	1	2	11	0	1	0	1	1	0	6	3	0	1	2	1	12	1	1	0	1	0	8	0	0	0	0	0	3	0	0	0	0	3


PITCHER	IP	WLS	BF	H	R	ER	SO	BB	IBB	HBP	BLK	WP	HR	S	P	ERA	WHIP	PITCHER	IP	WLS	BF	H	R	ER	SO	BB	IBB	HBP	BLK	WP	HR	S	P	ERA	WHIP											
Bob Stanley, R (1, 1) ERA: 4.96	8.0	L	36	8	7	4	5	2	0	0	0	1	2	44	52	4.50	1.250																													

BOTTOM

Boston Red Sox @ Cleveland Indians
Cleveland Municipal Stadium, Cleveland, OH


Sat Aug 29 1987, 3:33 AM EDT
Unknown

AB	34
R	7
H	8
RBI	7
BB	2
SO	5
LOB	8



WP: 1	PA: 36
PB: 0	
SB: 2	
CS: 0	

livebaseballscores.com

Batter	1	2	3	4	5	6	7	8	9	AB R H RBI BB SO LOB	TOP
Ellis Burks, R (1, 8) OBP: 0.328, SLG: 0.474	0-0 5-3		0-0 F7			0-0 1-3		0-3 K		4 0 0 0 0 1 0	
Marty Barrett, R (1, 4) OBP: 0.338, SLG: 0.321	0-0 F9		0-0 F7			0-0 4-3		0-0 6-3		4 0 0 0 0 0 0	
Wade Boggs, L (1, 5) OBP: 0.460, SLG: 0.591	4-0 BB		0-0 1-3			0-0 5-3		0-3 K		3 0 0 0 1 1 0	
Dwight Evans, R (1, 3) OBP: 0.420, SLG: 0.620	0-0 5-3			0-0 6-3		0-0 E4 1B FC4		0-0 1-3		4 1 0 0 0 0 1	
Mike Greenwell, L (1, 9) OBP: 0.397, SLG: 0.585		0-0 G4-6-3 BB 1B		0-0 4-3		0-0 4-3 FC4 1B		0-0 4-3		4 0 2 0 0 0 0	
Jim Rice, R (1, 7) OBP: 0.359, SLG: 0.409		4-0 G4-6-3 BB 1-2		0-0 4-3		0-3 K				2 0 0 0 1 1 2	
Sam Horn, L (1, 10) OBP: 0.382, SLG: 0.659 Don Baylor, R (7, PR) OBP: 0.356, SLG: 0.407		0-0 G4-6-3 1-2 2-3		0-0 F7		0-0 FC4 1-2 3-H		0-0 4-3		3 0 0 1 0 0 3 0 0 0 0 0 0 0	AB 29 R 1 H 2 RBI 1 BB 3 SO 5 LOB 10
Spike Owen, S (1, 6) OBP: 0.331, SLG: 0.339		4-0 S BB		0-3 K		0-0 4-3				2 0 0 0 1 1 2	
John Marzano, R (1, 2) OBP: 0.298, SLG: 0.519		0-3 K 1-2		0-0 6-3				0-0 L3		3 0 0 0 0 1 2	
Inning Stats	R: 0 E: 0 K: 0 S: 3 H: 0 LOB: 1 BB: 1 P: 7	R: 0 E: 0 K: 1 S: 5 H: 1 LOB: 2 BB: 2 P: 13	R: 0 E: 0 K: 0 S: 3 H: 0 LOB: 0 BB: 0 P: 3	R: 0 E: 0 K: 0 S: 3 H: 0 LOB: 0 BB: 0 P: 3	R: 0 E: 0 K: 1 S: 5 H: 0 LOB: 0 BB: 0 P: 5	R: 0 E: 0 K: 0 S: 3 H: 0 LOB: 0 BB: 0 P: 3	R: 1 E: 1 K: 1 S: 7 H: 1 LOB: 2 BB: 0 P: 7	R: 0 E: 0 K: 1 S: 5 H: 0 LOB: 0 BB: 0 P: 5	R: 0 E: 0 K: 1 S: 5 H: 0 LOB: 0 BB: 0 P: 5	1B: 2 SF: 0 2B: 0 SAC: 0 3B: 0 DP: 1 HR: 0 HBP: 0	WP: 0 PA: 32 PB: 0 SB: 1 CS: 0
PITCHER Rich Yett, R (1, 1) ERA: 4.11	IP 9.0 WLS W BF 32 H 2 R 1 ER 0 SO 5 BB 3 IBB 0 HBP 0 BLK 0 WP 0 HR 0 S 39 P 51 ERA 0.00 WHIP 0.556	PITCHER IP WLS BF H R ER SO BB IBB HBP BLK WP HR S P ERA WHIP									

Boston Red Sox @ Cleveland Indians
Cleveland Municipal Stadium, Cleveland, OH
Sat Aug 29 1987, 3:38 AM EDT
Att: 16,204 - Unknown

livebaseballscorecards.com

Batter	1	2	3	4	5	6	7	8	9	AB	R	H	RBI	BB	SO	LOB
Brett Butler, L OBP: 0.400, SLG: 0.409 (1, 8) X	0-0 L7 ①		0-3 K ①			4-0 BB ①		0-0 6-3 ①		3	0	0	0	1	1	0
Julio Franco, R OBP: 0.396, SLG: 0.435 (1, 6) X	0-0 6-3 ②		0-3 K ③			0-0 G6-4-3 ①②		0-0 1B 1B		4	0	1	0	0	1	2
Pat Tabler, R OBP: 0.383, SLG: 0.469 (1, 3) S S	0-3 K ③				0-0 F8 ①			0-0 1B 1B		3	0	1	0	1	1	0
Joe Carter, R OBP: 0.295, SLG: 0.471 (1, 7) X		0-0 6-3 ①		0-0 5-3 ②		0-0 5-3 ③		0-0 F9 ②		4	0	0	0	0	0	3
Brook Jacoby, R OBP: 0.377, SLG: 0.513 (1, 5) X		0-0 FC6-4 1B		0-0 1-3 ③				0-0 6-3 ①	0-0 4-3 ③	4	0	1	0	0	0	2
Carmen Castillo, R OBP: 0.298, SLG: 0.460 (1, 10) X		0-0 F7 ②			4-0 FC5-4 BB			0-0 6-3 ②	0-0 P3 ①	3	0	0	0	1	0	1
Cory Snyder, R OBP: 0.280, SLG: 0.487 (1, 9) X		0-0 FC6-4 ③			0-0 F9 ①			0-0 2B	0-0 HR	4	1	2	1	0	0	2
Andy Allanson, R OBP: 0.255, SLG: 0.326 (1, 2) S S			0-3 K ①		0-3 K ②			0-0 F7 ③		3	0	0	0	0	2	2
Tommy Hinzo, S OBP: 0.277, SLG: 0.314 (1, 4) X			0-0 F7 ②			0-0 FC5-4 ③		0-0 HR		3	1	1	1	0	0	1

Inning Stats	R: 0	H: 0	E: 0	K: 1	S: 5	R: 0	H: 1	E: 0	K: 0	S: 4	R: 0	H: 0	E: 0	K: 3	S: 10	R: 0	H: 0	E: 0	K: 0	S: 3	R: 0	H: 0	E: 0	K: 1	S: 5	R: 0	H: 0	E: 0	K: 0	S: 2	R: 0	H: 1	E: 0	K: 0	S: 4	R: 1	H: 3	E: 0	K: 0	S: 6	R: 1	H: 1	E: 0	K: 0	S: 2	1B: 3	SF: 0	2B: 1	SAC: 0	3B: 0	DP: 1	HR: 2	HBP: 0	WP: 1	PA: 34
--------------	------	------	------	------	------	------	------	------	------	------	------	------	------	------	-------	------	------	------	------	------	------	------	------	------	------	------	------	------	------	------	------	------	------	------	------	------	------	------	------	------	------	------	------	------	------	-------	-------	-------	--------	-------	-------	-------	--------	-------	--------

PITCHER	IP	WLS	BF	H	R	ER	SO	BB	IBB	HBP	BLK	WP	HR	S	P	ERA	WHIP	PITCHER	IP	WLS	BF	H	R	ER	SO	BB	IBB	HBP	BLK	WP	HR	S	P	ERA	WHIP													
Bruce Hurst, L ERA: 3.91 (1, 1)	8.1	L	34	6	2	2	5	3	0	0	0	1	2	41	53	2.16	1.080																															

BOTTOM


Boston Red Sox @ Cleveland Indians
Cleveland Municipal Stadium, Cleveland, OH

Sat Aug 29 1987, 3:38 AM EDT
Att. 16,204 - Unknown

livebaseballscorecards.com

AB	31
R	2
H	6
RBI	2
BB	3
SO	5
LOB	13



Batter	1	2	3	4	5	6	7	8	9	AB R H RBI BB SO LOB	TOP	
Ellis Burks, R (1, 8) OBP: 0.329, SLG: 0.473	0-0 F9	0-0 1B		0-0 1B		0-0 E4 CS			0-0 5-3	5 0 2 2 0 0 0		
Marty Barrett, R (1, 4) OBP: 0.337, SLG: 0.320	0-0 P3	0-0 L5		0-0 5-3		0-0 L7			0-0 FC6-4 1B	5 1 1 0 0 0 3		
Wade Boggs, L (1, 5) OBP: 0.461, SLG: 0.590	0-0 1B		0-0 F7		4-0 HR BB			0-0 F7	0-0 E1 FC6-4 1B	4 1 2 0 1 0 0		
Dwight Evans, R (1, 3) OBP: 0.422, SLG: 0.634	0-3 K		0-0 HR		0-0 HR			0-0 1B 1B	0-0 FC6-4	5 2 3 4 0 1 2		
Don Baylor, R (1, 10) OBP: 0.355, SLG: 0.404		0-3 K	0-0 F9		0-3 K			0-0 1B 1B	0-3 K	5 0 1 0 0 3 1		
Jim Rice, R (1, 7) OBP: 0.383, SLG: 0.421		0-0 HR			0-0 1B 1B			0-0 G1-4-3		4 1 3 1 0 0 2		
Todd Benzinger, S (9, 7) OBP: 0.325, SLG: 0.299								0-0 G1-4-3		0 0 0 0 0 0 0		
Dave Henderson, R (1, 9) OBP: 0.313, SLG: 0.418		0-0 2B 1B 1B	0-0 G3		0-0 1B 1B			0-0 F4		4 1 2 0 0 0 1	AB 40 R 7 H 15 RBI 7 BB 1 SO 4 LOB 12	
Spike Owen, S (1, 6) OBP: 0.327, SLG: 0.335		0-0 F8		0-0 F8	0-0 G6-4-3			0-0 F8		4 0 0 0 0 0 3		
John Marzano, R (1, 2) OBP: 0.295, SLG: 0.519		0-0 1B 2B		0-0 L6		0-0 6-3		0-0 5-3		4 1 1 0 0 0 0		
Inning Stats	R: 0 H: 1 E: 0 LOB: 1 K: 1 BB: 0 S: 6 P: 6	R: 3 H: 4 E: 0 LOB: 1 K: 1 BB: 0 S: 9 P: 9	R: 1 H: 2 E: 0 LOB: 1 K: 0 BB: 0 S: 5 P: 5	R: 0 H: 1 E: 0 LOB: 1 K: 0 BB: 0 S: 4 P: 4	R: 2 H: 3 E: 0 LOB: 1 K: 1 BB: 1 S: 7 P: 11	R: 0 H: 0 E: 1 LOB: 0 K: 0 BB: 0 S: 3 P: 3	R: 0 H: 2 E: 0 LOB: 1 K: 0 BB: 0 S: 4 P: 4	R: 0 H: 0 E: 0 LOB: 0 K: 0 BB: 0 S: 3 P: 3	R: 1 H: 2 E: 1 LOB: 1 K: 1 BB: 0 S: 7 P: 7	1B: 11 SF: 0 2B: 1 SAC: 0 3B: 0 DP: 2 HR: 3 HBP: 0	WP: 0 PA: 41 PB: 0 SB: 0 CS: 1	
PITCHER	IP WLS BF H R ER SO BB IBB HBP BLK WP HR S P ERA WHIP											
Scott Bailes, L (1, 1) ERA: 4.38	4.1 L 24 10 6 6 3 1 0 0 0 0 0 3 29 33 12.46 2.538											
Don Gordon, R (5, 1) ERA: 4.88	3.2 12 3 0 0 0 0 0 0 0 0 0 0 12 12 0.00 0.818											
Doug Jones, R (9, 1) ERA: 3.07	1.0 5 2 1 0 1 0 0 0 0 0 0 0 7 7 0.00 2.000											

Boston Red Sox @ Cleveland Indians
Cleveland Municipal Stadium, Cleveland, OH
 Sun Aug 30 1987, 3:33 AM EDT
 Att: 17,189 - Unknown

livebaseballscorecards.com

Batter	1	2	3	4	5	6	7	8	9	AB	R	H	RBI	BB	SO	LOB
Brett Butler, L (1, 8) OBP: 0.397, SLG: 0.407	0-0 F9		0-0 G4-3 1B	0-0 5-3		0-0 F9			0-0 P3	5	0	1	0	0	0	3
Tommy Hinzo, S (1, 4) OBP: 0.271, SLG: 0.306 Carmen Castillo, R (9, PH) OBP: 0.297, SLG: 0.458	0-3 K		0-0 G4-3 1-2f		0-3 K		0-3 K		0-0 F4	4	0	0	0	0	3	1
Julio Franco, R (1, 6) OBP: 0.394, SLG: 0.433	0-0 1B		0-0 6-3		0-3 K		0-0 6-3			4	0	1	0	0	1	0
Joe Carter, R (1, 3) OBP: 0.297, SLG: 0.478	0-0 L7			0-0 1B 1B	0-0 HR		0-3 K			4	2	2	1	0	1	1
Mel Hall, L (1, 7) OBP: 0.298, SLG: 0.404		0-0 1-3 2B		0-0 1B 1B				0-0 6-3		4	1	3	0	0	0	0
Pat Tabler, R (1, 10) OBP: 0.386, SLG: 0.469		4-0 1-3 BB		0-0 1B 1B		0-3 K		4-0 5-3 BB		2	0	1	1	2	1	1
Cory Snyder, R (1, 9) OBP: 0.278, SLG: 0.483		0-3 K		0-3 K		0-3 K		0-0 5-3		4	0	0	0	0	3	5
Andy Allanson, R (1, 2) OBP: 0.255, SLG: 0.333		0-0 1-3		0-3 K		0-0 6-3 2B		0-0 F8		4	0	1	0	0	1	5
Junior Noboa, R (1, 5) OBP: 0.207, SLG: 0.164		0-0 F9		0-0 1-2 3-H 1B		0-0 6-3		0-0 5-3		4	0	1	1	0	0	3

Inning Stats	R: 0	H: 1	E: 0	LOB: 1	K: 1	S: 6	R: 0	H: 1	E: 0	LOB: 2	K: 1	S: 6	R: 0	H: 1	E: 0	LOB: 0	K: 0	S: 3	R: 2	H: 4	E: 0	LOB: 2	K: 2	S: 11	R: 1	H: 2	E: 0	LOB: 1	K: 3	S: 11	R: 0	H: 1	E: 0	LOB: 1	K: 1	S: 6	R: 0	H: 0	E: 0	LOB: 0	K: 2	S: 7	R: 0	H: 0	E: 0	LOB: 1	K: 0	S: 3	R: 0	H: 0	E: 0	LOB: 0	K: 0	S: 3	R: 0	H: 0	E: 0	LOB: 0	K: 0	S: 3	1B: 7	SF: 0	2B: 2	SAC: 0	3B: 0	DP: 1	HR: 1	HBP: 0	WP: 0	PA: 38
--------------	------	------	------	--------	------	------	------	------	------	--------	------	------	------	------	------	--------	------	------	------	------	------	--------	------	-------	------	------	------	--------	------	-------	------	------	------	--------	------	------	------	------	------	--------	------	------	------	------	------	--------	------	------	------	------	------	--------	------	------	------	------	------	--------	------	------	-------	-------	-------	--------	-------	-------	-------	--------	-------	--------

PITCHER	IP	WLS	BF	H	R	ER	SO	BB	IBB	HBP	BLK	WP	HR	S	P	ERA	WHIP
Roger Clemens, R (1, 1) ERA: 3.36	6.0	W	28	10	3	3	8	1	0	0	0	0	1	43	47	4.50	1.833
Wes Gardner, R (7, 1) ERA: 5.02	3.0	S	10	0	0	0	2	1	0	0	0	0	0	13	17	0.00	0.333

BOTTOM

Boston Red Sox @ Cleveland Indians
Cleveland Municipal Stadium, Cleveland, OH

Sun Aug 30 1987, 3:33 AM EDT
Att. 17,189 - Unknown

livebaseballscorecards.com

AB	36
R	3
H	10
RBI	3
BB	2
SO	10
LOB	19



Batter	1	2	3	4	5	6	7	8	9	AB R H RBI BB SO LOB	TOP											
Ellis Burks, R (1, 8) OBP: 0.327, SLG: 0.468	0-3 K	0-0 F9		0-0 F3		0-3 K		0-0 2B 1B	0-0 F8	6 1 1 0 0 2 6	Boston Red Sox @ Minnesota Twins Hubert H. Humphrey Metrodome, Minneapolis, MN Tue Sep 01 1987, 8:05 PM EDT Att. 25,508 - Unknown livebaseballscorecards.com											
Marty Barrett, R (1, 4) OBP: 0.339, SLG: 0.325	0-0 6-3		0-0 HR 1B		0-0 S 1B 1B	0-0 SF7		0-0 1B 2B	0-0 F8	5 3 3 1 0 0 2												
Wade Boggs, L (1, 5) OBP: 0.464, SLG: 0.600	4-0 BB 1B BB		0-0 1-H HR		0-0 1B WP 1B	0-0 3-H		0-0 4-3		4 2 3 3 1 0 2												
Dwight Evans, R (1, 3) OBP: 0.423, SLG: 0.633	0-0 1-2 BB 1B		0-0 F3		0-0 1-3 2-H 1B 1B	4-0 2-H		0-3 K2-3		4 0 2 1 1 1 2												
Mike Greenwell, L (1, 7) OBP: 0.403, SLG: 0.597	4-0 1-2 2-3 BB		0-0 HR		0-0 1-2 3-H G5-4-3 1B	0-3 K		0-0 2-H 3-H FC5-4 1B		4 1 3 4 1 1 2												
Jim Rice, R (1, 10) OBP: 0.358, SLG: 0.416	0-0 F8		0-0 6-3		0-0 L8		0-0 F3	0-0 1-2f FC5-4		5 0 0 0 0 0 6												
Todd Benzinger, S (1, 9) OBP: 0.328, SLG: 0.304		0-0 3-1 1B		0-0 F7		0-0 1-2f G5-4-3		0-0 BB 1B	0-0 F2	5 0 2 0 0 0 2												
Spike Owen, S (1, 6) OBP: 0.333, SLG: 0.341		0-0 3-1		1-0 CS HBP		0-0 WP SF7 1B	4-0 BB BB BB BB	4-0 G6-4-3 BB	0-0 2B	3 1 2 0 1 0 1												
John Marzano, R (1, 2) OBP: 0.301, SLG: 0.506		0-0 F9		0-0 F9		0-0 WP 2B 1B	0-0 1-2f G6-4-3	0-0 BB	4-0 BB	4 1 1 0 1 0 4												
Inning Stats	R: 0 E: 0 K: 1 S: 6	H: 1 LOB: 3 BB: 2 P: 14	R: 0 E: 0 K: 0 S: 4	H: 1 LOB: 1 BB: 0 P: 4	R: 3 E: 0 K: 0 S: 6	H: 3 LOB: 0 BB: 0 P: 6	R: 0 E: 0 K: 0 S: 2	H: 0 LOB: 0 BB: 0 P: 3	R: 2 E: 0 K: 0 S: 6	H: 4 LOB: 1 BB: 0 P: 6	R: 2 E: 0 K: 2 S: 10	H: 3 LOB: 2 BB: 1 P: 14	R: 0 E: 0 K: 0 S: 3	H: 1 LOB: 1 BB: 1 P: 7	R: 2 E: 0 K: 1 S: 8	H: 3 LOB: 1 BB: 0 P: 8	R: 0 E: 0 K: 0 S: 4	H: 1 LOB: 2 BB: 1 P: 8	1B: 12 2B: 3 3B: 0 HR: 2	SF: 1 SAC: 0 DP: 2 HBP: 1	WP: 2 PB: 0 SB: 1 CS: 1	PA: 47
PITCHER	IP WLS BF H R ER SO BB IBB HBP BLK WP HR S P ERA WHIP																					
Joe Niekro, R (1, 1) ERA: 5.06	4.0 L 22 8 5 5 1 2 0 1 0 1 2 21 30 11.25 2.500																					
Dan Schatzeder, L (5, 1) ERA: 4.79	3.0 14 5 2 2 2 1 1 0 0 1 0 16 24 6.00 2.000																					
George Frazier, R (8, 1) ERA: 5.01	2.0 11 4 2 2 1 1 0 0 0 0 0 12 16 9.00 2.500																					



Batter	1	2	3	4	5	6	7	8	9	AB	R	H	RBI	BB	SO	LOB
Greg Gagne, R (1, 6) OBP: 0.303, SLG: 0.426	0-3 K (1)		0-0 6-3 (3)			0-0 F9 (2)		0-0 F4 (2)		4	0	0	0	0	1	1
Kirby Puckett, R (1, 8) OBP: 0.366, SLG: 0.522	0-0 CS 1B 1B			0-0 4-3 (1)		0-0 1B		0-0 FC6 (3)		4	0	2	0	0	0	1
Kent Hrbek, L (1, 3) OBP: 0.385, SLG: 0.553	0-0 1-2 1B			0-0 E3 F8-4		0-0 F9 (3)			0-0 4-3 (1)	4	0	1	0	0	0	1
Gary Gaetti, R (1, 5) OBP: 0.304, SLG: 0.501	0-3 K (2, 3)			0-0 F8-4 (2, 3)			0-0 6-3 (1)		0-0 F4 (2)	4	0	0	0	0	1	3
Tom Brunansky, R (1, 7) OBP: 0.352, SLG: 0.491		0-3 K (1)			0-0 F7 (1)		4-0 BB		0-0 1B	3	0	1	0	1	1	0
Randy Bush, L (1, 9) OBP: 0.326, SLG: 0.383		4-0 G6-4-3 BB			0-0 F9 (2)		0-3 K (2)		0-0 4-3 (3)	3	0	0	0	1	1	2
Roy Smalley, S (1, 10) OBP: 0.353, SLG: 0.428		0-0 G6-4-3 (2, 3)			0-0 1B		0-0 1-3			3	0	1	0	0	0	2
Steve Lombardozzi, R (1, 4) OBP: 0.300, SLG: 0.350			0-0 F9 (1)		0-3 K (3)			0-3 K (1)		3	0	0	0	0	2	1
Sal Butera, R (1, 2) OBP: 0.231, SLG: 0.278			0-3 K (2)			0-0 L5 (1)		0-0 E6 FC6		2	0	0	0	0	1	0
Gene Larkin, S (8, PH) OBP: 0.351, SLG: 0.404										1	0	0	0	0	0	0
Tim Laudner, R (9, 2) OBP: 0.259, SLG: 0.411										0	0	0	0	0	0	0

Inning Stats	R: 0	H: 2	R: 0	H: 0	R: 0	H: 0	R: 0	H: 1	R: 0	H: 0	R: 0	H: 0	R: 0	H: 1	R: 0	H: 1	1B: 5	SF: 0	WP: 0	PA: 33
E: 0	LOB: 2	E: 0	LOB: 0	E: 0	LOB: 0	E: 1	LOB: 0	E: 0	LOB: 1	E: 0	LOB: 1	E: 0	LOB: 1	E: 1	LOB: 1	E: 0	LOB: 1	2B: 2	SAC: 0	PB: 0
K: 2	BB: 0	K: 1	BB: 1	K: 1	BB: 0	K: 0	BB: 0	K: 1	BB: 0	K: 1	BB: 1	K: 1	BB: 0	K: 1	BB: 0	K: 0	BB: 0	3B: 0	DP: 3	SB: 0
S: 8	P: 8	S: 4	P: 8	S: 5	P: 5	S: 3	P: 3	S: 6	P: 6	S: 4	P: 4	S: 5	P: 9	S: 6	P: 6	S: 4	P: 4	HR: 0	HBP: 0	CS: 1

PITCHER	IP	WLS	BF	H	R	ER	SO	BB	IBB	HBP	BLK	WP	HR	S	P	ERA	WHIP	IP	WLS	BF	H	R	ER	SO	BB	IBB	HBP	BLK	WP	HR	S	P	ERA	WHIP		
Jeff Sellers, R (1, 1) ERA: 5.68	9.0	W	33	5	0	0	7	2	0	0	0	0	0	45	53	0.00	0.778																			

BOTTOM

Boston Red Sox @ Minnesota Twins
 Hubert H. Humphrey Metrodome, Minneapolis, MN

Tue Sep 01 1987, 8:05 PM EDT
 Att. 25,508 - Unknown

livebaseballscores.com

AB	31
R	0
H	5
RBI	0
BB	2
SO	7
LOB	11




Batter	1	2	3	4	5	6	7	8	9	AB R H RBI BB SO LOB	TOP											
Ellis Burks, R (1, 8) OBP: 0.323, SLG: 0.463	0-0 5-3		0-0 5-3		0-0 F7		0-3 K		0-0 F7	5 0 0 0 0 1 2												
Marty Barrett, R (1, 4) OBP: 0.342, SLG: 0.327	0-0 1-3		0-0 1B		0-0 FC4-6 1B			4-0 2B BB		3 1 2 0 1 0 0												
Wade Boggs, L (1, 5) OBP: 0.461, SLG: 0.595	0-0 F7		0-0 4-3		0-0 FC4-6 1-2f HR			0-0 F7		4 1 0 0 0 0 3												
Dwight Evans, R (1, 3) OBP: 0.422, SLG: 0.628		0-0 6-3		0-3 K		0-0 6-3		4-0 2B 1-2 BB		3 1 0 0 1 1 1												
Mike Greenwell, L (1, 7) OBP: 0.404, SLG: 0.609		0-0 F9		0-0 F7		0-0 HR		0-0 WP 1-3 2-H 2B		4 1 2 3 0 0 0												
Jim Rice, R (1, 10) Pat Dodson, L (4, PH)		1-0 BB HBP		0-0 G3		0-0 F9		0-0 SF8		0 0 0 0 0 0 0 2 0 0 1 0 0 0												
Todd Benzinger, S (1, 9) OBP: 0.341, SLG: 0.313		4-0 1-2 BB			0-0 G3 1B		0-0 PB 1B	0-0 F8		3 0 2 0 1 0 1												
Spike Owen, S (1, 6) OBP: 0.330, SLG: 0.337		0-0 4-3			0-0 G3		0-0 F7		0-0 F9	4 0 0 0 0 0 4												
John Marzano, R (1, 2) Sam Horn, L (9, PH) OBP: 0.292, SLG: 0.489 OBP: 0.379, SLG: 0.652			0-0 F4		0-0 L6		0-0 5-3		0-3 K	3 0 0 0 0 0 2 1 0 0 0 0 1 0												
Inning Stats	R: 0 E: 0 K: 0 S: 3	H: 0 LOB: 0 BB: 0 P: 3	R: 0 E: 0 K: 0 S: 3	H: 0 LOB: 2 BB: 1 P: 8	R: 0 E: 0 K: 0 S: 4	H: 1 LOB: 1 BB: 0 P: 4	R: 0 E: 0 K: 1 S: 5	H: 0 LOB: 0 BB: 0 P: 5	R: 0 E: 0 K: 1 S: 6	H: 1 LOB: 1 BB: 0 P: 6	R: 2 E: 0 K: 0 S: 5	H: 2 LOB: 0 BB: 0 P: 5	R: 0 E: 0 K: 1 S: 6	H: 1 LOB: 1 BB: 0 P: 6	R: 2 E: 0 K: 0 S: 4	H: 1 LOB: 1 BB: 2 P: 12	R: 0 E: 0 K: 1 S: 5	H: 0 LOB: 0 BB: 0 P: 5	1B: 4 2B: 1 3B: 0 HR: 1	SF: 1 SAC: 0 DP: 0 HBP: 1	WP: 2 PB: 1 SB: 0 CS: 0	PA: 37
PITCHER	IP WLS BF H R ER SO BB IBB HBP BLK WP HR S P ERA WHIP																					
Les Straker, R (1, 1) ERA: 4.47	6.0 W 24 4 2 2 1 1 0 1 0 1 1 24 29 3.00 0.833																					
Juan Berenguer, R (7, 1) ERA: 3.93	1.1 8 2 2 2 1 2 0 0 0 0 0 8 16 13.50 3.000																					
Jeff Reardon, R (8, 1) ERA: 5.07	1.2 S 5 0 0 0 1 0 0 0 0 1 0 7 7 0.00 0.000																					

Boston Red Sox @ Minnesota Twins
 Hubert H. Humphrey Metrodome, Minneapolis, MN
 Wed Sep 02 1987, 8:05 PM EDT
 Att. 19,565 - Unknown

AB	32
R	4
H	6
RBI	4
BB	3
SO	3
LOB	13



Batter	1	2	3	4	5	6	7	8	9	AB	R	H	RBI	BB	SO	LOB	BOTTOM								
Al Newman, S OBP: 0.300, SLG: 0.315 (1, 6) X	0-0 F9 X	0-0 E 1-3 2-H 1B X		0-0 L6 X		0-0 4-3 X				4	1	1	1	0	0	0	Boston Red Sox @ Minnesota Twins Hubert H. Humphrey Metrodome, Minneapolis, MN Wed Sep 02 1987, 8:05 PM EDT Att. 19,565 - Unknown AB 32 R 5 H 13 RBI 4 BB 3 SO 3 LOB 17 								
Randy Bush, L OBP: 0.328, SLG: 0.400 (1, 9) X	0-0 HR X	0-0 SF9 2-H 3-H 1B X		0-0 G6-4-3 1B X		0-0 F7 X				3	1	2	2	0	0	0									
Mark Davidson, R OBP: 0.336, SLG: 0.344 (9, 7) X				0-0 G6-4-3 1-2f 1B X		0-0 5-3 X				4	0	1	0	0	0	1									
Kirby Puckett, R OBP: 0.365, SLG: 0.520 (1, 8) X	0-0 F8 X	0-0 1B 1B X								2	1	2	0	2	0	0									
Kent Hrbek, L OBP: 0.390, SLG: 0.556 (1, 3) B B B	4-0 2B BB X	0-0 1-2 1B X			4-0 1B 1B BB X					4	0	2	0	0	0	3									
Gary Gaetti, R OBP: 0.306, SLG: 0.503 (1, 5) X	0-0 1-3 2B X	0-0 6-3 X			0-0 BB 1B 1B X					4	0	2	1	0	0	3									
Roy Smalley, S OBP: 0.354, SLG: 0.429 (1, 10) X	0-0 F7 X			0-0 FC5-4 1B 1B X		0-0 G5-3 BB 1B 1-2 3-H 1B X				4	0	2	1	0	0	3									
Tom Brunansky, R OBP: 0.354, SLG: 0.491 (1, 7) X		0-0 1B 1B X		0-0 FC5-4 1-2 1B 1B X		0-0 F8 X				4	1	2	0	0	1	2									
Steve Lombardozzi, R OBP: 0.302, SLG: 0.349 (1, 4) X		0-0 1B 1-2 SF9 1B X		0-0 FC5-4 1-2 2-3 1B X		4-0 1-2 2-3 BB X				3	1	1	0	1	0	2									
Sal Butera, R OBP: 0.225, SLG: 0.270 (1, 2) S S S		0-3 K X		0-0 F4 X		0-0 G5-3 2-3f X				3	0	0	0	0	1	6									
Gene Larkin, S OBP: 0.349, SLG: 0.402 (8, PH) S								0-3 K S S S		1	0	0	0	0	1	0									
Tim Laudner, R OBP: 0.259, SLG: 0.411 (9, 2) X								0-3 K X		0	0	0	0	0	0	0									
Inning Stats	R: 1 E: 0 K: 0 S: 5	H: 2 LOB: 2 BB: 1 P: 9	R: 3 E: 1 K: 1 S: 10	H: 5 LOB: 2 BB: 0 P: 10	R: 0 E: 0 K: 0 S: 4	H: 2 LOB: 1 BB: 0 P: 4	R: 0 E: 0 K: 0 S: 3	H: 1 LOB: 0 BB: 0 P: 3	R: 1 E: 0 K: 0 S: 4	H: 2 LOB: 2 BB: 2 P: 12	R: 0 E: 0 K: 0 S: 3	H: 0 LOB: 0 BB: 0 P: 3	R: 0 E: 0 K: 2 S: 7	H: 0 LOB: 0 BB: 0 P: 7	1B: 11 SF: 1 2B: 2 SAC: 0 3B: 0 DP: 4 HR: 1 HBP: 0 WP: 0 PA: 36 PB: 0 SB: 0 CS: 0										
PITCHER	IP	WLS	BF	H	R	ER	SO	BB	IBB	HBP	BLK	WP	HR	S	P	ERA	WHIP								
Al Nipper, R ERA: 5.62 (1, 1)	1.2	L	11	5	4	4	1	1	0	0	0	0	0	12	16	21.60	3.600								
Steve Crawford, R ERA: 5.32 (2, 1)	5.1		22	8	1	1	0	2	0	0	0	0	0	20	28	1.69	1.875								
Calvin Schiraldi, R ERA: 5.09 (8, 1)	1.0		3	0	0	0	2	0	0	0	0	0	0	7	7	0.00	0.000								

Batter	1	2	3	4	5	6	7	8	9	10	AB R H RBI BB SO LOB	TOP								
Ellis Burks, R OBP: 0.320, SLG: 0.458 (1, 8)	0-3 K		0-3 K		0-0 F7			0-3 K	0-0 FC5		5 0 0 0 0 3 3	Boston Red Sox @ Minnesota Twins Hubert H. Humphrey Metrodome, Minneapolis, MN Thu Sep 03 1987, 4:33 AM EDT Att. 20,009 - Unknown livebaseballscorecards.com								
Marty Barrett, R OBP: 0.343, SLG: 0.330 (1, 4)	0-0 4-3 2B		0-0 1B			0-0 F8		0-3 K		0-0 F9	5 0 2 0 0 1 0									
Wade Boggs, L OBP: 0.459, SLG: 0.590 (1, 5)	0-0 4-3 2-3		0-0 6-3			0-0 F8		4-0 BB		0-0 4-3	4 0 0 0 1 0 2									
Dwight Evans, R OBP: 0.424, SLG: 0.626 (1, 10)	4-0 BB			0-0 F8		4-0 1B BB		0-3 K		0-0 2B 1B	3 0 1 0 2 1 1									
Mike Greenwell, L OBP: 0.407, SLG: 0.612 (1, 7)	0-0 3-1			0-0 3-1		0-0 1-3 1B			0-0 WP SF9 1B	0-0 1-3 2B	5 1 3 0 0 0 2									
Todd Benzinger, S OBP: 0.328, SLG: 0.300 (1, 9)		0-3 K		0-3 K		0-3 K		0-3 K		0-0 4-3	5 0 0 0 0 4 5									
Pat Dodson, L OBP: 0.111, SLG: 0.125 (1, 3)		0-0 1-3			0-0 2B		0-0 4-3		4-0 FC5 1-3 1B BB		3 0 1 0 1 0 0									
Ed Romero, R OBP: 0.341, SLG: 0.303 (1, 6)		0-0 F9			0-3 K		0-0 F9		0-0 SF9		3 0 0 1 0 1 1									
John Marzano, R OBP: 0.290, SLG: 0.478 (1, 2)			0-0 6-3		0-0 F3		0-3 K		0-0 3-H 1-2 1B		4 0 1 0 0 1 1									
Inning Stats	R: 0 E: 0 K: 1 S: 6	H: 1 LOB: 2 BB: 1 P: 10	R: 0 E: 0 K: 1 S: 5	H: 0 LOB: 0 BB: 0 P: 5	R: 0 E: 0 K: 1 S: 6	H: 1 LOB: 1 BB: 0 P: 6	R: 0 E: 0 K: 1 S: 5	H: 0 LOB: 0 BB: 0 P: 5	R: 0 E: 0 K: 1 S: 6	H: 1 LOB: 2 BB: 1 P: 10	R: 0 E: 0 K: 1 S: 5		H: 0 LOB: 0 BB: 0 P: 5	R: 0 E: 0 K: 1 S: 5	H: 2 LOB: 2 BB: 1 P: 11	R: 0 E: 0 K: 0 S: 5	H: 2 LOB: 2 BB: 0 P: 5	1B: 5 2B: 3 3B: 0 HR: 0	SF: 1 SAC: 0 DP: 0 HBP: 0	WP: 1 PB: 0 SB: 1 CS: 0
PITCHER Bert Blyleven, R ERA: 4.27 Keith Atherton, R ERA: 4.19	IP 9.0	WLS 37	BF 6	H 1	R 1	ER 1	SO 11	BB 4	IBB 0	HBP 0	BLK 0	WP 1	HR 0	S 55	P 71	ERA 1.00	WHIP 1.111			
	IP 1.0	WLS 5	BF 2	H 0	R 0	ER 0	SO 0	BB 0	IBB 0	HBP 0	BLK 0	WP 0	HR 0	S 5	P 5	ERA 0.00	WHIP 2.000			



Batter	1	2	3	4	5	6	7	8	9	10	AB R H RBI BB SO LOB
Al Newman, S OBP: 0.305, SLG: 0.318 (1, 4) (10, 6)	0-0 E S 1B		0-0 CS 1B			0-3 K			0-3 K	4-0 BB 1-2 2-3 3-H	4 0 2 1 1 2 0
Greg Gagne, R OBP: 0.300, SLG: 0.422 (1, 6)	0-3 K		0-0 F4			0-3 K			0-0 F7		3 0 0 0 0 2 2
Kent Hrbek, L OBP: 0.389, SLG: 0.554 (9, PH)											1 0 0 0 0 0 0
Steve Lombardozzi, R OBP: 0.302, SLG: 0.349 (10, 4)											0 0 0 0 0 0 0
Kirby Puckett, R OBP: 0.364, SLG: 0.524 (1, 8)	0-3 K 1-2			0-0 P3		0-3 K			0-0 HR		4 1 1 1 0 2 1
Gary Gaetti, R OBP: 0.305, SLG: 0.501 (1, 5)	0-0 E1 2-3			0-0 F4			0-3 K		0-0 1B		4 0 1 0 0 1 1
Tom Brunansky, R OBP: 0.351, SLG: 0.487 (1, 7)	0-3 K			0-3 K			0-0 F9		0-3 K		4 0 0 0 0 3 3
Don Baylor, R OBP: 0.354, SLG: 0.402 (1, 10)		0-3 K			0-0 1B		0-0 F7			0-0 F9	4 0 1 0 0 1 0
Gene Larkin, S OBP: 0.347, SLG: 0.404 (1, 3)		0-0 F8			0-0 F5			0-0 F9		0-0 BB BB 2B	4 1 1 0 0 0 1
Randy Bush, L OBP: 0.327, SLG: 0.395 (1, 9)		0-0 F9			0-0 F7			0-0 F8		4-0 BB BB IBB	3 0 0 0 1 0 1
Tim Laudner, R OBP: 0.257, SLG: 0.406 (1, 2)			0-3 K			0-3 K			0-3 K	4-0 BB BB	3 0 0 0 0 3 1
Roy Smalley, S OBP: 0.356, SLG: 0.429 (10, PH)										1-2 2-3 BB	0 0 0 0 1 0 0
Mark Davidson, R OBP: 0.336, SLG: 0.344 (10, PR)											0 0 0 0 0 0 0

Inning Stats	R: 0 E: 1 K: 3 S: 11	H: 1 LOB: 2 BB: 0 P: 11	R: 0 E: 0 K: 1 S: 5	H: 0 LOB: 0 BB: 0 P: 5	R: 0 E: 0 K: 1 S: 5	H: 1 LOB: 0 BB: 0 P: 5	R: 0 E: 0 K: 1 S: 5	H: 0 LOB: 0 BB: 0 P: 5	R: 0 E: 0 K: 1 S: 6	H: 1 LOB: 1 BB: 0 P: 6	R: 0 E: 0 K: 3 S: 9	H: 0 LOB: 0 BB: 0 P: 9	R: 0 E: 0 K: 1 S: 5	H: 0 LOB: 0 BB: 0 P: 5	R: 0 E: 0 K: 1 S: 5	H: 0 LOB: 0 BB: 0 P: 5	R: 1 E: 0 K: 2 S: 9	H: 2 LOB: 1 BB: 0 P: 9	R: 1 E: 0 K: 0 S: 2	H: 1 LOB: 3 BB: 3 P: 14	1B: 4 2B: 1 3B: 0 HR: 1	SF: 0 SAC: 0 DP: 0 HBP: 0				
PITCHER	IP	WLS	BF	H	R	ER	SO	BB	IBB	HBP	BLK	WP	HR	S	P	ERA	WHIP									
Calvin Schiraldi, R ERA: 4.58 Wes Gardner, R ERA: 5.1	(1, 1) (8, 1)	7.0 2.1	L L	24 13	3 3	0 2	0 2	11 3	0 2	0 1	0 0	0 0	0 0	0 1	46 16	46 28	0.00 7.71	0.429 2.143								
PITCHER	IP	WLS	BF	H	R	ER	SO	BB	IBB	HBP	BLK	WP	HR	S	P	ERA	WHIP									


BOTTOM

Boston Red Sox @ Minnesota Twins
 Hubert H. Humphrey Metrodome, Minneapolis, MN

Thu Sep 03 1987, 4:33 AM EDT
 Att: 20,009 - Unknown

livebaseballscorecards.com

AB	34
R	2
H	6
RBI	2
BB	3
SO	14
LOB	10



WP: 0	PA: 37
PB: 0	
SB: 1	
CS: 1	

Batter	1	2	3	4	5	6	7	8	9	AB R H RBI BB SO LOB	TOP											
Brett Butler, L (1, 8) OBP: 0.392, SLG: 0.407	0-0 FC6-4 1B		0-0 FC4-6 1-2f		0-0 F7		0-0 1B 1B		4-0 WP 1B BB	4 0 2 0 1 0 3												
Tommy Hinzo, S (1, 4) OBP: 0.283, SLG: 0.331	0-3 K		0-3 K			0-0 FC6-4 1B	0-0 1B		0-0 WP 1B	4 0 2 0 0 2 2 1 0 1 0 0 0 0 0 0 0 0 0 0 0												
Brook Jacoby, R (9, PH) OBP: 0.379, SLG: 0.513																						
Junior Noboa, R (9, PR) OBP: 0.207, SLG: 0.164																						
Julio Franco, R (1, 6) OBP: 0.396, SLG: 0.435	0-0 FC6-4 1-2f			0-0 4-3		0-0 FC6-4 1B	0-0 3-1		0-0 P3	5 0 0 0 0 0 6												
Joe Carter, R (1, 3) OBP: 0.293, SLG: 0.473	0-0 FC6-4 1-2f			0-3 K		0-0 1B 1B		0-0 HR	0-0 F8	5 1 2 1 0 1 4												
Mel Hall, L (1, 7) OBP: 0.288, SLG: 0.396		0-3 K		0-0 1-3		0-0 F2		0-0 6-3		4 0 0 0 0 1 2												
Carmen Castillo, R (1, 10) OBP: 0.304, SLG: 0.480		0-3 K			0-0 F8	0-0 1B		0-0 HR		4 1 2 1 0 1 0												
Dave Clark, L (1, 9) OBP: 0.091, SLG: 0.091		0-3 K			0-0 E8 BB	0-3 K		0-0 F7		4 0 0 0 0 2 3												
Eddie Williams, R (1, 5) OBP: 0.263, SLG: 0.235			0-0 4-3		0-3 K		0-3 K	0-3 K		4 0 0 0 0 3 1												
Andy Allanson, R (1, 2) OBP: 0.289, SLG: 0.357			0-0 FC4-6 1B		4-0 BB		0-0 F9		0-0 4-3	2 0 1 0 1 0 0 1 0 0 0 0 0 0												
Pat Tabler, R (9, PH) OBP: 0.384, SLG: 0.461																						
Inning Stats	R: 0 E: 0 K: 1 S: 6	H: 1 LOB: 1 BB: 0 P: 6	R: 0 E: 0 K: 3 S: 9	H: 0 LOB: 0 BB: 0 P: 9	R: 0 E: 0 K: 1 S: 6	H: 1 LOB: 1 BB: 0 P: 6	R: 0 E: 0 K: 1 S: 5	H: 0 LOB: 0 BB: 0 P: 5	R: 0 E: 1 K: 1 S: 6	H: 0 LOB: 2 BB: 1 P: 10	R: 0 E: 0 K: 1 S: 8	H: 3 LOB: 3 BB: 0 P: 8	R: 0 E: 0 K: 1 S: 7	H: 2 LOB: 2 BB: 0 P: 7	R: 2 E: 0 K: 1 S: 7	H: 2 LOB: 0 BB: 0 P: 7	R: 0 E: 0 K: 0 S: 4	H: 1 LOB: 3 BB: 1 P: 8	1B: 8 2B: 0 3B: 0 HR: 2	SF: 0 SAC: 0 DP: 0 HBP: 0	WP: 1 PB: 0 SB: 0 CS: 0	PA: 40
PITCHER	IP WLS BF H R ER SO BB IBB HBP BLK WP HR S P ERA WHIP												PITCHER	IP WLS BF H R ER SO BB IBB HBP BLK WP HR S P ERA WHIP								
Roger Clemens, R (1, 1) ERA: 3.33	8.0 W 35 9 2 2 10 1 0 0 0 0 2 54 58 2.25 1.250																					
Wes Gardner, R (9, 1) ERA: 5.03	1.0 S 5 1 0 0 0 1 0 0 0 1 0 4 8 0.00 2.000																					

Cleveland Indians @ Boston Red Sox
Fenway Park, Boston, MA
 Fri Sep 04 1987, 7:05 PM EDT
 Att. 23,378 - Unknown

livebaseballscorecards.com

AB	38
R	2
H	10
RBI	2
BB	2
SO	10
LOB	21



Batter	1	2	3	4	5	6	7	8	9
Ellis Burks, R OBP: 0.322, SLG: 0.459 (1, 8)	0-0 SH1-3 1B 2B		0-0 5-3 1-2		0-0 F8		4-0 G5-4-3 BB		
Marty Barrett, R OBP: 0.343, SLG: 0.333 (1, 4)	0-0 SH1-3 2-3			0-0 PB 2B 2B	0-0 F8		0-0 G5-4-3 1-2f		
Wade Boggs, L OBP: 0.457, SLG: 0.587 (1, 5)	0-0 G4-3 1B			0-0 4-3 2-3		0-3 K		0-0 4-3	
Dwight Evans, R OBP: 0.424, SLG: 0.627 (1, 3)	0-0 G4-3 1-2f			0-0 BB SF8 2B	0-0 5-3			0-0 G1-4-3 1B	
Jim Rice, R OBP: 0.359, SLG: 0.412 (1, 10)		0-0 F7		4-0 BB 1B IBB	4-0 K			0-0 G1-4-3 1-2f	
Mike Greenwell, L OBP: 0.406, SLG: 0.608 (1, 7)		0-0 1-3		4-0 1B 1-2 2-3 BB			0-0 4-3		
Todd Benzinger, S OBP: 0.329, SLG: 0.311 (1, 9)		0-0 F9		0-0 SF8			0-0 HBP BB 2B		
Spike Owen, S OBP: 0.335, SLG: 0.341 (1, 6)			0-0 CS 1B	0-0 1-3 2-H 1B			4-0 BB HBP BB		
John Marzano, R OBP: 0.291, SLG: 0.468 (1, 2)			0-3 K		0-0 F9		1-0 BB HBP		

Inning Stats	R: 1	H: 2	E: 0	K: 0	S: 4	LOB: 0	BB: 0	P: 4	R: 0	H: 0	E: 0	K: 0	S: 3	LOB: 0	BB: 0	P: 3	R: 0	H: 1	E: 0	K: 1	S: 5	LOB: 0	BB: 0	P: 5	R: 3	H: 3	E: 0	K: 0	S: 5	LOB: 2	BB: 2	P: 13	R: 0	H: 0	E: 0	K: 0	S: 3	LOB: 0	BB: 0	P: 3	R: 0	H: 0	E: 0	K: 2	S: 7	LOB: 0	BB: 0	P: 7	R: 1	H: 1	E: 0	K: 0	S: 3	LOB: 2	BB: 2	P: 12	R: 0	H: 1	E: 0	K: 0	S: 3	LOB: 0	BB: 0	P: 3
--------------	------	------	------	------	------	--------	-------	------	------	------	------	------	------	--------	-------	------	------	------	------	------	------	--------	-------	------	------	------	------	------	------	--------	-------	-------	------	------	------	------	------	--------	-------	------	------	------	------	------	------	--------	-------	------	------	------	------	------	------	--------	-------	-------	------	------	------	------	------	--------	-------	------

PITCHER	IP	WLS	BF	H	R	ER	SO	BB	IBB	HBP	BLK	WP	HR	S	P	ERA	WHIP
Scott Bailes, L ERA: 4.54 (1, 1)	4.0	L	17	6	4	4	1	1	1	0	0	0	0	17	25	9.00	1.750
Ken Schrom, R ERA: 6.51 (5, 1)	3.0		12	1	1	1	2	2	0	1	0	0	0	13	22	3.00	1.000
Doug Jones, R ERA: 3.2 (8, 1)	1.0		3	1	0	0	0	0	0	0	0	0	0	3	3	0.00	1.000

BOTTOM

Cleveland Indians @ Boston Red Sox
 Fenway Park, Boston, MA
 Fri Sep 04 1987, 7:05 PM EDT
 Att. 23,378 - Unknown

AB	R	H	RBI	BB	SO	LOB
3	1	1	1	1	0	1
3	1	1	0	0	0	3
4	0	1	1	0	1	1
4	1	2	1	0	0	1
3	1	0	0	1	1	1
2	0	0	0	1	0	0
2	1	1	1	0	0	0
2	0	2	1	1	0	0
2	0	0	0	0	1	1

AB	25
R	5
H	8
RBI	5
BB	4
SO	3
LOB	8



WP	PA
0	32

WP	PA	ERA	WHIP
0	32		

Batter	1	2	3	4	5	6	7	8	9	AB R H RBI BB SO LOB	TOP										
Brett Butler, L (1, 8) OBP: 0.394, SLG: 0.407	0-0 1B 6-3 1B		0-3 K	4-0 1B PB BB	0-0 F9		0-0 3-1		0-0 1B 1B	5 3 2 1 1 1 1											
Tommy Hinzo, S (1, 4) OBP: 0.299, SLG: 0.353	0-0 1B 6-3 1B		0-0 1B G5-4-3	0-0 F9	0-0 2B 1-H		0-0 1B 1B		0-0 1B 2B 1B	6 1 5 1 0 0 3											
Julio Franco, R (1, 6) OBP: 0.396, SLG: 0.434 Jay Bell, R (7, 6) OBP: 0.284, SLG: 0.358	0-0 1B 6-3		0-0 1B G5-4-3	4-0 1B BB	0-3 K		0-0 1B		0-0 1B 2B 1B	4 1 1 1 1 1 3 1 1 1 1 0 0 0											
Joe Carter, R (1, 3) OBP: 0.297, SLG: 0.489	0-0 F4			0-0 HR		0-0 HR	0-0 5-3		0-0 1B 2B	6 4 4 5 0 0 3											
Mel Hall, L (1, 7) OBP: 0.293, SLG: 0.403	0-0 3-1			0-0 2B		0-0 F7		0-0 1B FC6-4	0-0 1B FC6-4	6 1 4 4 0 0 1											
Pat Tabler, R (1, 10) OBP: 0.383, SLG: 0.462		0-0 2B 4-3		0-0 1B		0-0 1B		0-0 1B FC6-4	0-0 1B FC6-4	6 0 2 0 0 0 4											
Dave Clark, L (1, 9) OBP: 0.115, SLG: 0.115 Cory Snyder, R (8, PH) OBP: 0.273, SLG: 0.470		0-0 2B 4-3		0-0 1B		0-3 K		0-3 K	4-0 1B BB G6-4-3	4 1 1 1 0 2 4 1 0 0 0 1 1 1											
Eddie Williams, R (1, 5) OBP: 0.280, SLG: 0.227		0-3 K		0-0 1B BB PB	0-0 5-3	0-0 F8		4-0 1B BB	0-0 1B G6-4-3	5 1 1 0 1 1 4											
Andy Allanson, R (1, 2) OBP: 0.294, SLG: 0.353		0-0 6-3		4-0 1B BB PB	0-0 2B 1B		0-0 F5	0-0 1-3		4 2 1 0 1 0 3											
Inning Stats	R: 1 E: 0 K: 0 S: 5	H: 2 LOB: 1 BB: 0 P: 5	R: 0 E: 0 K: 1 S: 6	H: 1 LOB: 1 BB: 0 P: 6	R: 0 E: 0 K: 1 S: 5	H: 1 LOB: 0 BB: 0 P: 5	R: 8 E: 1 K: 1 S: 12	H: 6 LOB: 2 BB: 3 P: 24	R: 1 E: 0 K: 1 S: 7	H: 2 LOB: 1 BB: 0 P: 7	R: 0 E: 0 K: 0 S: 5	H: 2 LOB: 2 BB: 0 P: 5	R: 0 E: 0 K: 1 S: 6	H: 1 LOB: 2 BB: 1 P: 10	R: 4 E: 0 K: 0 S: 7	H: 5 LOB: 1 BB: 1 P: 11	1B: 16 2B: 4 3B: 0 HR: 2	SF: 0 SAC: 0 DP: 2 HBP: 0	WP: 0 PB: 1 SB: 1 CS: 0	PA: 53	
PITCHER	IP WLS BF H R ER SO BB IBB HBP BLK WP HR S P ERA WHIP																			PITCHER	IP WLS BF H R ER SO BB IBB HBP BLK WP HR S P ERA WHIP
Bob Stanley, R (1, 1) ERA: 5.22	3.1 L 18 8 6 6 2 1 0 0 0 0 1 21 25 16.20 2.700																				
Tom Bolton, L (4, 1) ERA: 4.56	3.2 22 8 5 5 3 2 0 0 0 0 1 26 34 12.27 2.727																				
Joe Sambito, L (8, 1) ERA: 6.82	1.1 12 6 4 4 1 2 0 0 0 0 0 12 20 27.00 6.000																				
Steve Crawford, R (9, 1) ERA: 5.26	0.2 1 0 0 0 0 0 0 0 0 0 0 1 1 0.00 0.000																				

Cleveland Indians @ Boston Red Sox
Fenway Park, Boston, MA
 Sat Sep 05 1987, 3:33 AM EDT
 Att: 28,638 - Unknown

livebaseballscorecards.com

AB	48
R	15
H	22
RBI	14
BB	5
SO	6
LOB	27



Batter	1	2	3	4	5	6	7	8	9	AB R H RBI BB SO LOB
Ellis Burks, R OBP: 0.324, SLG: 0.459 (1, 8)	0-0 F7		0-0 6-3 1B	4-0 1-2 BB			0-3 K		0-0 1B	4 0 2 0 1 1 0
Marty Barrett, R OBP: 0.339, SLG: 0.329 (1, 4)	0-3 K		0-0 6-3 1-2	0-0 3-1			0-0 F9		0-0 P3	5 0 0 0 0 1 4
Wade Boggs, L OBP: 0.457, SLG: 0.585 (1, 5)	0-3 K		0-0 F6		0-0 1B		0-0 FC6-4 1B		0-0 F8	5 0 2 0 0 1 2
Dwight Evans, R OBP: 0.423, SLG: 0.623 (1, 10)		0-0 F4	4-0 BB	0-0 P3			0-0 FC6-4 1-2f			3 0 0 0 1 0 2
Mike Greenwell, L OBP: 0.407, SLG: 0.613 (1, 9)		0-0 1B 3B	0-0 F8		0-0 F7			0-0 G5-4-3 1B		4 1 2 0 0 0 3
Jim Rice, R OBP: 0.357, SLG: 0.410 (1, 7)		0-0 1B 1B		0-0 6-3	0-0 F8			0-0 G5-4-3 1-2f		4 0 1 1 0 0 2
Pat Dodson, L OBP: 0.182, SLG: 0.250 (1, 3)		0-0 F4		0-0 1B 2B		0-0 F8		0-0 1B		4 1 2 0 0 0 1
Spike Owen, S OBP: 0.334, SLG: 0.340 (1, 6)		0-0 1B		0-0 F7		0-0 F5		0-0 5-3		4 0 1 0 0 0 2
Marc Sullivan, R OBP: 0.208, SLG: 0.252 (1, 2)		0-0 P3		0-0 BB 1B		0-0 F5			0-0 4-3	4 0 1 1 0 0 2

Inning Stats	R: 0 E: 0 K: 2 S: 7	H: 0 LOB: 0 BB: 0 P: 7	R: 1 E: 0 K: 0 S: 6	H: 3 LOB: 2 BB: 0 P: 6	R: 0 E: 0 K: 0 S: 4	H: 1 LOB: 2 BB: 1 P: 8	R: 1 E: 0 K: 0 S: 5	H: 2 LOB: 2 BB: 1 P: 9	R: 0 E: 0 K: 0 S: 4	H: 1 LOB: 1 BB: 0 P: 4	R: 0 E: 0 K: 0 S: 3	H: 0 LOB: 0 BB: 0 P: 3	R: 0 E: 0 K: 1 S: 6	H: 1 LOB: 1 BB: 0 P: 6	R: 0 E: 0 K: 0 S: 4	H: 2 LOB: 1 BB: 0 P: 4	R: 0 E: 0 K: 0 S: 4	H: 1 LOB: 1 BB: 0 P: 4	1B: 9 2B: 1 3B: 1 HR: 0	SF: 0 SAC: 0 DP: 1 HBP: 0	WP: 0 PB: 0 SB: 0 CS: 0	PA: 39
--------------	------------------------------	---------------------------------	------------------------------	---------------------------------	------------------------------	---------------------------------	------------------------------	---------------------------------	------------------------------	---------------------------------	------------------------------	---------------------------------	------------------------------	---------------------------------	------------------------------	---------------------------------	------------------------------	---------------------------------	----------------------------------	------------------------------------	----------------------------------	--------

PITCHER	IP	WLS	BF	H	R	ER	SO	BB	IBB	HBP	BLK	WP	HR	S	P	ERA	WHIP
John Farrell, R ERA: 1.59 (1, 1)	7.0	W	31	8	2	2	3	2	0	0	0	0	0	35	43	2.57	1.429
Ed Vande Berg, L ERA: 5.49 (8, 1)	1.0		4	2	0	0	0	0	0	0	0	0	0	4	4	0.00	2.000
Don Gordon, R ERA: 4.58 (9, 1)	1.0		4	1	0	0	0	0	0	0	0	0	0	4	4	0.00	1.000

BOTTOM

Cleveland Indians @ Boston Red Sox
Fenway Park, Boston, MA
Sat Sep 05 1987, 3:33 AM EDT
Att. 28,638 - Unknown

livebaseballscorecards.com

AB	37
R	2
H	11
RBI	2
BB	2
SO	3
LOB	18



Batter	1	2	3	4	5	6	7	8	9	AB R H RBI BB SO LOB	TOP
Brett Butler, L (1, 8) OBP: 0.394, SLG: 0.408	0-0 SH5-3 2B		0-0 4-3		0-0 F6		4-0 1-2 BB		0-0 F5	4 0 1 0 1 0 1	Cleveland Indians @ Boston Red Sox Fenway Park, Boston, MA Sun Sep 06 1987, 3:33 AM EDT Att: 25,520 - Unknown
Tommy Hinzo, S (1, 4) OBP: 0.295, SLG: 0.347	0-0 SH5-3 2-3		0-0 1-3		0-0 G3		0-0 F7		0-0 F5	3 0 0 0 0 0 2	
Julio Franco, R (1, 6) OBP: 0.394, SLG: 0.432	0-3 K			0-0 F9		0-0 2B SF7 1B		0-0 F9		4 1 1 0 0 1 1	
Joe Carter, R (1, 3) OBP: 0.297, SLG: 0.489	0-3 K			0-0 L7		0-0 SF7 1-3 2B		0-3 K		4 0 1 0 0 2 1	
Mel Hall, L (1, 7) OBP: 0.293, SLG: 0.402		0-0 2-3		0-0 1B 1B		0-0 SF7 2-3 3-H		0-0 F8		3 0 1 1 0 0 0	
Pat Tabler, R (1, 10) OBP: 0.394, SLG: 0.462		0-0 4-3		0-0 1-3 1B		0-3 K		0-0 2B SF8 1B		4 1 2 0 0 1 1	
Cory Snyder, R (1, 9) OBP: 0.273, SLG: 0.474		0-0 HR		0-3 K		0-0 F4		0-0 F9		4 1 1 1 0 1 3	
Chris Bando, S (1, 2) OBP: 0.267, SLG: 0.337		0-0 5-3			4-0 L4-3 BB		0-0 BB 1B		0-0 SF8 1-3 2B	3 0 2 0 1 0 0	
Eddie Williams, R (1, 5) OBP: 0.241, SLG: 0.200			0-0 F7		0-0 L4-3 1-2		0-0 F8		0-0 SF8 2-3 3-H	3 0 0 1 0 0 2	
Inning Stats	R: 0 E: 0 K: 2 S: 8 H: 1 LOB: 1 BB: 0 P: 8	R: 1 E: 0 K: 0 S: 4 H: 1 LOB: 0 BB: 0 P: 4	R: 0 E: 0 K: 0 S: 3 H: 0 LOB: 0 BB: 0 P: 3	R: 0 E: 0 K: 1 S: 7 H: 2 LOB: 2 BB: 0 P: 7	R: 0 E: 0 K: 0 S: 2 H: 0 LOB: 0 BB: 1 P: 6	R: 1 E: 0 K: 1 S: 7 H: 2 LOB: 1 BB: 0 P: 7	R: 0 E: 0 K: 0 S: 4 H: 1 LOB: 2 BB: 1 P: 8	R: 0 E: 0 K: 1 S: 5 H: 0 LOB: 0 BB: 0 P: 5	R: 1 E: 0 K: 0 S: 5 H: 2 LOB: 1 BB: 0 P: 5	1B: 5 2B: 4 3B: 0 HR: 1 SF: 2 SAC: 1 DP: 1 HBP: 0	WP: 0 PB: 0 SB: 0 CS: 0 PA: 37
PITCHER Jeff Sellers, R (1, 1) ERA: 5.47	IP: 9.0 WLS: L BF: 37 H: 9 R: 3 ER: 3 SO: 5 BB: 2 IBB: 0 HBP: 0 BLK: 0 WP: 0 HR: 1 S: 45 P: 53 ERA: 3.00 WHIP: 1.222										

livebaseballscorecards.com

AB	32
R	3
H	9
RBI	3
BB	2
SO	5
LOB	11



Batter	1	2	3	4	5	6	7	8	9	AB R H RBI BB SO LOB
--------	---	---	---	---	---	---	---	---	---	----------------------

Ellis Burks, R (1, 8) <small>OBP: 0.326, SLG: 0.461</small> Kevin Romine, R (2, 8) <small>OBP: 0.333, SLG: 0.333</small>										1 0 1 0 0 0 0 3 0 1 0 0 1 3
Ed Romero, R (1, 4) <small>OBP: 0.339, SLG: 0.302</small>										4 0 1 1 0 0 3
Wade Boggs, L (1, 5) <small>OBP: 0.455, SLG: 0.583</small>										4 0 1 0 0 0 3
Dwight Evans, R (1, 9) <small>OBP: 0.424, SLG: 0.624</small>										3 0 1 0 1 2 1
Mike Greenwell, L (1, 7) <small>OBP: 0.408, SLG: 0.612</small>										4 0 2 0 0 0 2
Jim Rice, R (1, 10) <small>OBP: 0.356, SLG: 0.407</small>										3 0 0 0 1 0 3
Pat Dodson, L (1, 3) <small>OBP: 0.154, SLG: 0.208</small>										4 0 0 0 0 2 1
Spike Owen, S (1, 6) <small>OBP: 0.333, SLG: 0.339</small>										4 1 1 0 0 0 1
John Marzano, R (1, 2) <small>OBP: 0.290, SLG: 0.469</small>										4 0 1 0 0 1 2

Inning Stats	R: 0	H: 2	E: 0	LOB: 2	K: 0	BB: 1	S: 4	P: 8	R: 0	H: 0	E: 0	LOB: 1	K: 2	BB: 1	S: 7	P: 11	R: 0	H: 1	E: 0	LOB: 1	K: 1	BB: 0	S: 6	P: 6	R: 0	H: 1	E: 0	LOB: 0	K: 1	BB: 0	S: 5	P: 5	R: 0	H: 2	E: 0	LOB: 1	K: 0	BB: 0	S: 4	P: 4	R: 1	H: 3	E: 0	LOB: 2	K: 1	BB: 0	S: 8	P: 8	R: 0	H: 0	E: 0	LOB: 0	K: 1	BB: 0	S: 5	P: 5	R: 0	H: 0	E: 0	LOB: 0	K: 0	BB: 0	S: 3	P: 3	R: 0	H: 0	E: 0	LOB: 0	K: 0	BB: 0	S: 3	P: 3	1B: 7	SF: 0	2B: 3	SAC: 0	3B: 0	DP: 3	HR: 0	HBP: 0	WP: 0	PA: 36
--------------	------	------	------	--------	------	-------	------	------	------	------	------	--------	------	-------	------	-------	------	------	------	--------	------	-------	------	------	------	------	------	--------	------	-------	------	------	------	------	------	--------	------	-------	------	------	------	------	------	--------	------	-------	------	------	------	------	------	--------	------	-------	------	------	------	------	------	--------	------	-------	------	------	------	------	------	--------	------	-------	------	------	-------	-------	-------	--------	-------	-------	-------	--------	-------	--------

PITCHER	IP	WLS	BF	H	R	ER	SO	BB	IBB	HBP	BLK	WP	HR	S	P	ERA	WHIP
Darrel Akerfelds, R (1, 1) <small>ERA: 6.71</small>	6.1	W	26	7	1	1	4	2	0	0	0	0	0	32	40	1.42	1.421
Doug Jones, R (7, 1) <small>ERA: 3.08</small>	2.2	S	10	2	0	0	2	0	0	0	0	0	0	14	14	0.00	0.750

BOTTOM

Cleveland Indians @ Boston Red Sox
 Fenway Park, Boston, MA
 Sun Sep 06 1987, 3:33 AM EDT
 Att. 25,520 - Unknown

livebaseballscorecards.com

AB	34
R	1
H	9
RBI	1
BB	2
SO	6
LOB	19



Batter	1	2	3	4	5	6	7	8	9	AB	R	H	RBI	BB	SO	LOB	TOP											
Rickey Henderson, R OBP: 0.430, SLG: 0.496 Henry Cotto, R OBP: 0.282, SLG: 0.434	4-0 HR BB	0-0 F6		0-0 G6-4-3 1-2f		0-0 G4-6-3 1B		0-0 F9		4	1	1	0	1	0	3												
Willie Randolph, R OBP: 0.403, SLG: 0.413	0-0 HR 1-H	0-0 G5-4-3 1-2f		0-0 2B 1B		0-0 G4-6-3 1-2f		0-0 F9		5	2	2	2	0	0	3												
Don Mattingly, L OBP: 0.387, SLG: 0.566	0-0 1B FC5-4 2B		0-0 4-3	0-0 1B 2B		0-0 5-3		0-0 G3		5	2	2	1	0	0	0												
Dave Winfield, R OBP: 0.368, SLG: 0.475	0-0 FC5-4 1B 2-3		0-0 1B 2B	0-0 1B FC5-4 1B 2-H		0-0 L5		0-0 1B		5	1	4	1	0	0	0												
Gary Ward, R OBP: 0.282, SLG: 0.372	0-0 FC5-4 1-2f 3-H		0-0 2B 1B	0-0 FC5-4 1-2f		0-0 1-3		0-3 K		5	1	1	1	0	1	3												
Ron Kittle, R OBP: 0.314, SLG: 0.535 Mike Easler, L OBP: 0.329, SLG: 0.366	0-3 K		0-3 K		0-0 5-3		0-0 F7			3	0	0	0	0	2	3												
Mike Pagliarulo, L OBP: 0.313, SLG: 0.511	0-3 K		0-0 1B 2B 1-H 3-H		0-0 1B		0-0 HR 2B			4	1	3	2	0	1	1												
Rick Cerone, R OBP: 0.309, SLG: 0.332		0-0 BB 1B	0-0 1B 2-H		0-3 K		0-0 HR			4	1	3	2	0	1	0												
Wayne Tolleson, S OBP: 0.312, SLG: 0.246	4-0 BB		0-0 G5-4-3 BB	0-0 G6-4-3 1B		0-0 4-3		0-0 F7		3	0	1	0	1	0	0												
Inning Stats	R: 3 E: 0 K: 2 S: 10	H: 3 LOB: 1 BB: 1 P: 14	R: 0 E: 0 K: 0 S: 3	H: 1 LOB: 1 BB: 1 P: 7	R: 2 E: 0 K: 1 S: 8	H: 4 LOB: 2 BB: 0 P: 8	R: 2 E: 0 K: 0 S: 6	H: 4 LOB: 1 BB: 0 P: 6	R: 0 E: 0 K: 1 S: 5	H: 1 LOB: 0 BB: 0 P: 5	R: 0 E: 0 K: 0 S: 3	H: 1 LOB: 0 BB: 0 P: 3	R: 0 E: 0 K: 0 S: 3	H: 0 LOB: 0 BB: 0 P: 3	R: 2 E: 0 K: 0 S: 5	H: 2 LOB: 0 BB: 0 P: 5	R: 0 E: 0 K: 1 S: 6	H: 1 LOB: 1 BB: 0 P: 6	1B: 10 2B: 5 3B: 0 HR: 2	SF: 0 SAC: 0 DP: 3 HBP: 0	WP: 0 PB: 0 SB: 0 CS: 0	PA: 41						
PITCHER	IP	WLS	BF	H	R	ER	SO	BB	IBB	HBP	BLK	WP	HR	S	P	ERA	WHIP											
Bruce Hurst, L ERA: 4.14	(1, 1)	3.2	L	22	12	7	7	3	2	0	0	0	0	1	26	34	17.18	3.818										
Steve Crawford, R ERA: 5.19	(4, 1)	4.1		15	4	2	2	1	0	0	0	0	0	1	17	17	4.15	0.923										
Calvin Schiraldi, R ERA: 4.52	(9, 1)	1.0		4	1	0	0	1	0	0	0	0	0	0	6	6	0.00	1.000										

New York Yankees @ Boston Red Sox
Fenway Park, Boston, MA
 Mon Sep 07 1987, 7:05 PM EDT
 Att: 32,544 - Unknown

livebaseballscorecards.com

AB	39
R	9
H	17
RBI	9
BB	2
SO	5
LOB	13



Batter	1	2	3	4	5	6	7	8	9	AB	R	H	RBI	BB	SO	LOB
Ellis Burks, R OBP: 0.323, SLG: 0.457 (1, 8)	0-0 6-3		0-0 F8		0-0 1-3			0-0 5-3		4	0	0	0	0	0	0
Marty Barrett, R OBP: 0.341, SLG: 0.330 (1, 4)	0-0 F8		0-0 HR 1B		0-0 4-3			0-0 G3 1B		4	1	2	0	0	0	0
Wade Boggs, L OBP: 0.454, SLG: 0.586 (1, 5)	0-0 4-3		0-0 HR				0-0 G3	0-0 G3		4	1	1	2	0	0	1
Dwight Evans, R OBP: 0.422, SLG: 0.620 (1, 3)		4-0 E 1B BB	0-0 F7				0-0 G3	0-0 5-3		3	1	0	0	1	0	1
Mike Greenwell, L OBP: 0.407, SLG: 0.607 (1, 7)		0-0 E8 SF8 1B	0-0 F8				0-0 G3		0-0 P3	4	1	1	0	0	0	0
Jim Rice, R OBP: 0.358, SLG: 0.417 (1, 10)		0-0 SF8		0-0 F5			0-0 G6-4-3 1B		0-0 HR	3	1	2	2	0	0	0
Todd Benzinger, S OBP: 0.319, SLG: 0.302 (1, 9)		0-0 6-3		0-0 F9			0-0 G6-4-3		0-0 G3	4	0	0	0	0	0	1
Spike Owen, S OBP: 0.335, SLG: 0.343 (1, 6)		0-0 K 2B		0-3 K			0-0 K 1B		0-0 4-3	4	0	2	0	0	1	0
John Marzano, R OBP: 0.282, SLG: 0.455 (1, 2)		0-0 F8			0-0 5-3		0-0 F8			3	0	0	0	0	0	2

Inning Stats	R: 0	H: 0	E: 0	K: 0	S: 3	LOB: 0	BB: 0	P: 3	R: 2	H: 2	E: 1	K: 0	S: 5	LOB: 1	BB: 1	P: 9	R: 2	H: 2	E: 0	K: 0	S: 5	LOB: 0	BB: 0	P: 5	R: 0	H: 0	E: 0	K: 1	S: 5	LOB: 0	BB: 0	P: 5	R: 0	H: 0	E: 0	K: 0	S: 3	LOB: 0	BB: 0	P: 3	R: 0	H: 2	E: 0	K: 0	S: 4	LOB: 1	BB: 0	P: 4	R: 0	H: 1	E: 0	K: 0	S: 4	LOB: 1	BB: 0	P: 4	R: 1	H: 1	E: 0	K: 0	S: 4	LOB: 0	BB: 0	P: 4	1B: 5	SF: 1	2B: 1	3B: 0	HR: 2	SAC: 0	DP: 1	HBP: 0	WP: 0	PB: 0	SB: 0	CS: 0	PA: 35
--------------	------	------	------	------	------	--------	-------	------	------	------	------	------	------	--------	-------	------	------	------	------	------	------	--------	-------	------	------	------	------	------	------	--------	-------	------	------	------	------	------	------	--------	-------	------	------	------	------	------	------	--------	-------	------	------	------	------	------	------	--------	-------	------	------	------	------	------	------	--------	-------	------	-------	-------	-------	-------	-------	--------	-------	--------	-------	-------	-------	-------	--------

PITCHER	IP	WLS	BF	H	R	ER	SO	BB	IBB	HBP	BLK	WP	HR	S	P	ERA	WHIP
Rick Rhoden, R ERA: 3.75 (1, 1)	5.0	W	20	4	4	4	1	1	0	0	0	0	1	21	25	7.20	1.000
Pat Clements, L ERA: 4.43 (6, 1)	1.2		6	2	0	0	0	0	0	0	0	0	0	6	6	0.00	1.200
Tim Stoddard, R ERA: 3.33 (7, 1)	2.1	S	9	2	1	1	0	0	0	0	0	0	1	9	9	3.86	0.857

BOTTOM

New York Yankees @ Boston Red Sox
Fenway Park, Boston, MA
Mon Sep 07 1987, 7:05 PM EDT
Att. 32,544 - Unknown

livebaseballscorecards.com

AB	33
R	5
H	8
RBI	4
BB	1
SO	1
LOB	5



Batter	1	2	3	4	5	6	7	8	9	AB R H RBI BB SO LOB	TOP		
Rickey Henderson, R OBP: 0.429, SLG: 0.493 Dan Pasqua, L OBP: 0.314, SLG: 0.405 (1, 7) BB (7, PH) BB (7, 7)	4-0 BB		0-0 F7		0-0 F7		0-0 G3		0-0 HR	2 0 0 0 1 0 0 2 1 1 1 0 0 1			
Willie Randolph, R OBP: 0.402, SLG: 0.412 Bobby Meacham, S OBP: 0.327, SLG: 0.376 Claudell Washington, L OBP: 0.328, SLG: 0.412 (1, 4) X (7, 4) X (9, PH) X	0-0 5-3 1-2		0-0 1B		0-0 5-3		0-0 F7		0-0 HR	3 0 1 0 0 0 1 1 0 0 0 0 0 0 1 1 1 3 0 0 0			
Don Mattingly, L OBP: 0.389, SLG: 0.568 (1, 3) X	0-0 F9		0-0 F5		0-0 2B		0-0 FC4-6		0-0 BB	4 1 2 0 1 0 2			
Dave Winfield, R OBP: 0.366, SLG: 0.472 (1, 9) X	0-0 4-3		0-0 F7		0-0 L7		0-0 FC4-6		0-0 FC5-4	5 0 1 0 0 0 3			
Mike Easler, L OBP: 0.330, SLG: 0.364 (1, 10)		0-3 K	0-3 K		4-0 BB		0-0 FC4-6		0-0 FC4-6	4 0 1 0 1 2 1			
Mike Pagliarulo, L OBP: 0.312, SLG: 0.514 (1, 5)		0-0 F9	0-0 HR		0-3 K		0-0 FC4-6		0-0 F6	5 1 1 2 0 1 5			
Gary Ward, R OBP: 0.283, SLG: 0.374 (1, 8)		4-0 BB	0-0 F8		0-0 2B		0-0 FC4-6			3 0 1 0 1 0 2			
Rick Cerone, R OBP: 0.306, SLG: 0.329 Mark Salas, L OBP: 0.327, SLG: 0.416 (1, 2) X (7, PH) X (7, 2)		0-3 K	0-3 K		0-0 F7		0-0 E		4-0 BB	2 0 0 0 0 2 1 1 1 0 0 1 0 1			
Wayne Tolleson, S OBP: 0.308, SLG: 0.243 (1, 6) X		0-0 G3	0-0 4-3		0-0 5-3		0-0 E6		1-3 HR	4 1 0 0 0 0 2			
Inning Stats	R: 0 H: 0 E: 0 LOB: 1 K: 0 BB: 1 S: 3 P: 7	R: 0 H: 0 E: 0 LOB: 1 K: 2 BB: 1 S: 7 P: 11	R: 0 H: 1 E: 0 LOB: 1 K: 0 BB: 0 S: 4 P: 4	R: 1 H: 1 E: 0 LOB: 0 K: 1 BB: 0 S: 6 P: 6	R: 0 H: 0 E: 0 LOB: 0 K: 1 BB: 0 S: 5 P: 5	R: 0 H: 1 E: 0 LOB: 2 K: 1 BB: 1 S: 6 P: 10	R: 0 H: 1 E: 0 LOB: 1 K: 0 BB: 0 S: 4 P: 4	R: 1 H: 3 E: 0 LOB: 2 K: 0 BB: 0 S: 6 P: 6	R: 4 H: 2 E: 1 LOB: 1 K: 0 BB: 2 S: 6 P: 14	1B: 5 SF: 0 2B: 2 SAC: 0 3B: 0 DP: 0 HR: 2 HBP: 0	WP: 0 PA: 42 PB: 0 SB: 1 CS: 0		
PITCHER	IP WLS BF H R ER SO BB IBB HBP BLK WP HR S P ERA WHIP											PITCHER	IP WLS BF H R ER SO BB IBB HBP BLK WP HR S P ERA WHIP
Al Nipper, R ERA: 5.45 (1, 1)	6.0 W 24 3 1 1 5 3 0 0 0 0 1 31 43 1.50 1.000												
Wes Gardner, R ERA: 5.36 (7, 1)	2.0 14 6 5 4 0 1 0 0 0 0 1 13 17 18.00 3.500												
Calvin Schiraldi, R ERA: 4.46 (9, 1)	1.0 S 4 0 0 0 0 1 0 0 0 0 0 0 3 7 0.00 1.000												

New York Yankees @ Boston Red Sox
Fenway Park, Boston, MA
 Tue Sep 08 1987, 7:05 PM EDT
 Att: 29,468 - Unknown

livebaseballscorecards.com

AB	37
R	6
H	9
RBI	6
BB	5
SO	5
LOB	19



Batter	1	2	3	4	5	6	7	8	9	AB	R	H	RBI	BB	SO	LOB
Ellis Burks, R OBP: 0.324, SLG: 0.455 (1, 8)	F8		F8		SH1-3 2B	1B		5-3		4	1	1	0	1	0	1
Marty Barrett, R OBP: 0.344, SLG: 0.336 (1, 4)	L6-4 2B		5-3		SH1-3	1B		FC5-4 1B		4	0	3	0	0	0	1
Wade Boggs, L OBP: 0.452, SLG: 0.582 (1, 5)	L6-4				FC1-6 1B	F7		G3		5	0	1	0	0	0	5
Dwight Evans, R OBP: 0.425, SLG: 0.618 (1, 3)		CS BB			FC1-6 1-2f	2B 1B		1B G4-6-3		1	2	0	0	3	0	1
Mike Greenwell, L OBP: 0.408, SLG: 0.609 (1, 7)		F8			FC1-6 HR	1B 2B		G4-6-3 1B		4	2	2	1	0	0	2
Jim Rice, R OBP: 0.357, SLG: 0.415 (1, 10)		K			E5 HR	1B		G4-6-3		4	1	1	2	0	1	3
Todd Benzing, S OBP: 0.331, SLG: 0.338 (1, 9)					1B 1-2f	K		FC5-4 1B		4	2	3	3	0	1	1
Spike Owen, S OBP: 0.334, SLG: 0.341 (1, 6)					3-1 1B	6-3		FC5-4		3	0	0	0	1	0	2
John Marzano, R OBP: 0.281, SLG: 0.448 (1, 2)					F4 1B	K		K		4	0	1	1	0	2	1


Inning Stats	R: 0	H: 1	E: 0	K: 0	S: 3	LOB: 0	BB: 0	P: 3	R: 0	H: 0	E: 0	K: 1	S: 4	LOB: 1	BB: 1	P: 8	R: 1	H: 2	E: 0	K: 0	S: 5	LOB: 1	BB: 0	P: 5	R: 3	H: 2	E: 1	K: 0	S: 6	LOB: 1	BB: 1	P: 10	R: 3	H: 3	E: 0	K: 1	S: 8	LOB: 1	BB: 1	P: 12	R: 0	H: 1	E: 0	K: 1	S: 6	LOB: 2	BB: 1	P: 10	R: 1	H: 2	E: 0	K: 0	S: 4	LOB: 1	BB: 1	P: 8	R: 0	H: 1	E: 0	K: 1	S: 6	LOB: 1	BB: 0	P: 6
--------------	------	------	------	------	------	--------	-------	------	------	------	------	------	------	--------	-------	------	------	------	------	------	------	--------	-------	------	------	------	------	------	------	--------	-------	-------	------	------	------	------	------	--------	-------	-------	------	------	------	------	------	--------	-------	-------	------	------	------	------	------	--------	-------	------	------	------	------	------	------	--------	-------	------

PITCHER	IP	WLS	BF	H	R	ER	SO	BB	IBB	HBP	BLK	WP	HR	S	P	ERA	WHIP
Bill Gullickson, R ERA: 4.74 (1, 1)	3.0	L	12	4	2	1	1	1	0	0	0	0	0	13	17	3.00	1.667
Pete Filson, L ERA: 8.22 (4, 1)	1.2		11	3	5	3	0	1	1	0	0	0	1	9	17	16.20	2.400
Steve Trout, L ERA: 4.04 (5, 1)	3.1		16	5	1	1	3	2	0	0	0	0	0	20	28	2.70	2.100

BOTTOM

New York Yankees @ Boston Red Sox
 Fenway Park, Boston, MA
 Tue Sep 08 1987, 7:05 PM EDT
 Att. 29,468 - Unknown

AB	33
R	8
H	12
RBI	7
BB	5
SO	4
LOB	17



1B:	9	SF:	0	WP:	0	PA:	39
2B:	4	SAC:	1	PB:	0		
3B:	0	DP:	3	SB:	0		
HR:	1	HBP:	0	CS:	1		

Batter	1	2	3	4	5	6	7	8	9	AB R H RBI BB SO LOB	TOP																								
Rickey Henderson, R OBP: 0.427, SLG: 0.488 (1, 7)	0-3 K	4-0 CS BB			0-3 K			0-3 K		3 0 0 0 1 3 1																									
Willie Randolph, R OBP: 0.401, SLG: 0.410 (1, 4)	0-0 1B 1B	0-0 CS 1-2	0-0 F8		0-0 F9			0-3 K		4 1 1 0 0 1 1																									
Don Mattingly, L OBP: 0.389, SLG: 0.567 (1, 3)	0-0 1B 1B			0-0 6-3		0-0 F7			0-0 1B G3 1B	4 2 2 0 0 0 0																									
Dave Winfield, R OBP: 0.367, SLG: 0.473 (1, 9)	0-0 1B 1B			0-0 4-3		0-0 4-3			0-0 G3 1B	4 0 2 1 0 0 0																									
Mike Easler, L OBP: 0.329, SLG: 0.362 (1, 10)	0-0 1B			0-3 K		0-0 5-3			0-3 K	4 0 1 1 0 2 2																									
Mike Pagliarulo, L OBP: 0.310, SLG: 0.510 (1, 5)	0-3 K			0-0 6-3			0-0 4-3		0-0 G3	4 0 0 1 0 1 3																									
Claudell Washington, L OBP: 0.324, SLG: 0.406 (1, 8)	0-0 4-3			0-0 F7			0-3 K		0-3 K	4 0 0 0 0 2 3																									
Rick Cerone, R OBP: 0.307, SLG: 0.327 (1, 2)		0-3 K			4-0 SH5-4 BB			0-3 K		2 0 0 0 1 2 0																									
Wayne Tolleson, S OBP: 0.308, SLG: 0.242 (1, 6)		0-3 K2-3			0-0 SH5-4				0-0 F8	1 0 0 0 0 1 0																									
Dan Pasqua, L OBP: 0.313, SLG: 0.404 (8, PH)										1 0 0 0 0 0 0																									
Bobby Meacham, S OBP: 0.327, SLG: 0.376 (8, 6)										0 0 0 0 0 0 0																									
Inning Stats	R: 2 E: 0 K: 2 S: 11	H: 4 LOB: 2 BB: 0 P: 11	R: 0 E: 0 K: 2 S: 6	H: 0 LOB: 0 BB: 1 P: 10	R: 0 E: 0 K: 0 S: 3	H: 0 LOB: 0 BB: 0 P: 3	R: 0 E: 0 K: 1 S: 5	H: 0 LOB: 0 BB: 0 P: 5	R: 0 E: 0 K: 1 S: 5	H: 0 LOB: 1 BB: 1 P: 9	R: 0 E: 0 K: 0 S: 3	H: 0 LOB: 0 BB: 0 P: 3	R: 0 E: 0 K: 2 S: 7	H: 0 LOB: 0 BB: 0 P: 7	R: 0 E: 0 K: 2 S: 7	H: 0 LOB: 0 BB: 0 P: 7	R: 1 E: 0 K: 2 S: 9	H: 2 LOB: 1 BB: 0 P: 9	1B: 6 2B: 0 3B: 0 HR: 0	SF: 0 SAC: 1 DP: 0 HBP: 0	WP: 0 PB: 0 SB: 0 CS: 1	PA: 35													
PITCHER Roger Clemens, R ERA: 3.31 (1, 1)	IP 9.0	WLS W	BF 34	H 6	R 3	ER 3	SO 12	BB 2	IBB 0	HBP 0	BLK 0	WP 0	HR 0	S 56	P 64	ERA 3.00	WHIP 0.889	PITCHER	IP 9.0	WLS W	BF 34	H 6	R 3	ER 3	SO 12	BB 2	IBB 0	HBP 0	BLK 0	WP 0	HR 0	S 56	P 64	ERA 3.00	WHIP 0.889

New York Yankees @ Boston Red Sox
 Fenway Park, Boston, MA
 Wed Sep 09 1987, 7:05 PM EDT
 Att: 32,025 - Unknown

livebaseballscorecards.com

AB	31
R	3
H	6
RBI	3
BB	2
SO	12
LOB	10



Batter	1	2	3	4	5	6	7	8	9
Ellis Burks, R OBP: 0.323, SLG: 0.451 (1, 8)	0-0 F7		0-0 5-3		0-3 K	4-0 FC6-4 BB		0-3 K	
Marty Barrett, R OBP: 0.344, SLG: 0.337 (1, 4)	0-0 4-3 1B		0-0 F5		0-0 1B	0-0 FC6-4		0-0 5-3	
Wade Boggs, L OBP: 0.454, SLG: 0.585 (1, 5)	0-0 4-3		0-0 2B		0-0 1B		0-0 1B		
Mike Greenwell, L OBP: 0.409, SLG: 0.608 (1, 7)	0-0 1B		0-0 3-1		0-0 L7		0-0 1B		
Dwight Evans, R OBP: 0.422, SLG: 0.613 (1, 3)	0-0 F8			0-0 6-3	0-0 F9		0-0 F3		
Jim Rice, R OBP: 0.360, SLG: 0.425 (1, 10)		0-0 F8		0-0 HR		4-0 2B BB	0-0 1B		
Todd Benzing, S OBP: 0.342, SLG: 0.381 (1, 9)		0-0 4-3		0-0 HR		0-0 2B	0-0 1B		
Spike Owen, S OBP: 0.336, SLG: 0.341 (1, 6)		4-0 BB		0-0 1B		0-0 G3	0-0 G4-6-3		
John Marzano, R OBP: 0.271, SLG: 0.431 (1, 2)		0-0 F7		0-3 K		0-3 K		0-0 L7	

Inning Stats	R: 1	H: 2	E: 0	K: 0	S: 5	R: 0	H: 0	E: 0	K: 0	S: 3	R: 0	H: 1	E: 0	K: 0	S: 4	R: 2	H: 3	E: 0	K: 1	S: 7	R: 0	H: 2	E: 0	K: 1	S: 7	R: 2	H: 4	E: 0	K: 0	S: 6	R: 0	H: 0	E: 0	K: 1	S: 5
	LOB: 1	BB: 0	P: 5	LOB: 1	BB: 1	P: 7	LOB: 0	BB: 0	P: 4	LOB: 1	BB: 0	LOB: 0	BB: 0	P: 7	LOB: 3	BB: 2	P: 14	LOB: 1	BB: 0	P: 5															


PITCHER	IP	WLS	BF	H	R	ER	SO	BB	IBB	HBP	BLK	WP	HR	S	P	ERA	WHIP
Charles Hudson, R ERA: 3.97 (1, 1)	5.0	L	25	9	3	3	2	2	0	0	0	0	2	27	35	5.40	2.200
Tim Stoddard, R ERA: 3.49 (6, 1)	1.1		9	4	2	2	1	1	0	0	0	0	0	10	14	13.50	3.750
Neil Allen, R ERA: 6.19 (7, 1)	1.2		4	0	0	0	1	0	0	0	0	0	0	6	6	0.00	0.000

BOTTOM

New York Yankees @ Boston Red Sox
 Fenway Park, Boston, MA
 Wed Sep 09 1987, 7:05 PM EDT
 Att. 32,025 - Unknown

AB	R	H	RBI	BB	SO	LOB
4	0	0	0	1	2	0
5	1	2	0	0	0	3
4	1	3	0	0	0	1
4	1	2	1	0	0	3
4	0	0	0	0	0	5
3	1	2	2	1	0	0
4	1	3	2	0	0	0
3	0	1	0	1	0	4
4	0	0	0	0	2	4

AB	35
R	5
H	13
RBI	5
BB	3
SO	4
LOB	20



1B	SF	WP	PA
9	0	0	38
2B	0	PB	0
3B	0	SB	0
HR	2	CS	1

livebaseballscorecards.com

Batter	1	2	3	4	5	6	7	8	9	AB R H RBI BB SO LOB	TOP																										
Pete Stanicek, S (1, 10) OBP: 0.433, SLG: 0.429	0-0 3-1		0-0 6-3 1B		0-0 1B		0-0 FC5-4 1B		0-0 F8	5 0 3 0 0 0 0																											
Billy Ripken, R (1, 4) OBP: 0.368, SLG: 0.386	0-0 F9		0-0 6-3 1B		0-0 1B		0-0 FC5-4		0-0 5-3	5 0 1 1 0 0 2																											
Cal Ripken Jr., R (1, 6) OBP: 0.337, SLG: 0.436	4-0 FC6-4 BB		0-0 F3		4-0 BB			0-0 G3 BB 1B		2 1 1 0 2 0 1																											
Eddie Murray, S (1, 3) OBP: 0.345, SLG: 0.485	0-0 FC6-4			0-0 1B	0-0 4-3			4-0 1B BB		3 1 1 0 1 0 3																											
Fred Lynn, L (1, 8) OBP: 0.331, SLG: 0.503		0-0 F8		0-0 F9		0-0 F8		0-0 G3		4 0 0 0 0 0 3																											
Ray Knight, R (1, 5) OBP: 0.311, SLG: 0.382		0-0 1B		0-0 L7		0-0 G4-6-3 1B		0-0 1B		4 1 3 2 0 0 1																											
Larry Sheets, L (1, 7) OBP: 0.351, SLG: 0.574		0-0 F8		0-0 4-3		0-0 G4-6-3		0-0 5-3		4 0 0 0 0 0 4																											
Terry Kennedy, L (1, 2) OBP: 0.303, SLG: 0.383		0-0 L7			0-0 F8		0-0 L4	0-0 1B		4 0 1 1 0 0 1																											
Jim Dwyer, L (1, 9) OBP: 0.386, SLG: 0.518			4-0 1B BB		0-0 1B		0-3 K		0-3 K	3 1 1 0 1 2 0																											
Inning Stats	R: 0 E: 0 K: 0 S: 3	H: 0 LOB: 1 BB: 1 P: 7	R: 0 E: 0 K: 0 S: 4	H: 1 LOB: 1 BB: 0 P: 4	R: 0 E: 0 K: 0 S: 3	H: 1 LOB: 1 BB: 1 P: 7	R: 0 E: 0 K: 0 S: 4	H: 1 LOB: 1 BB: 0 P: 4	R: 1 E: 0 K: 0 S: 5	H: 3 LOB: 2 BB: 1 P: 9	R: 0 E: 0 K: 1 S: 6	H: 1 LOB: 1 BB: 0 P: 6	R: 0 E: 0 K: 1 S: 6	H: 1 LOB: 1 BB: 0 P: 6	R: 3 E: 0 K: 0 S: 5	H: 3 LOB: 1 BB: 1 P: 9	R: 0 E: 0 K: 1 S: 5	H: 0 LOB: 0 BB: 0 P: 5	1B: 11 2B: 0 3B: 0 HR: 0	SF: 0 SAC: 0 DP: 1 HBP: 0	WP: 0 PB: 0 SB: 0 CS: 0	PA: 38															
PITCHER	IP WLS BF H R ER SO BB IBB HBP BLK WP HR S P ERA WHIP																					PITCHER	IP WLS BF H R ER SO BB IBB HBP BLK WP HR S P ERA WHIP														
Bob Woodward, R (1, 1) ERA: 6.86	7.0		31	9	3	3	1	4	0	0	0	0	0	29	45	3.86	1.857																				
Joe Sambito, L (8, 1) ERA: 6.88	1.0	W	4	2	1	1	0	0	0	0	0	0	0	4	4	9.00	2.000																				
Wes Gardner, R (9, 1) ERA: 5.29	1.0	S	3	0	0	0	1	0	0	0	0	0	0	5	5	0.00	0.000																				

Baltimore Orioles @ Boston Red Sox
 Fenway Park, Boston, MA
 Thu Sep 10 1987, 7:05 PM EDT
 Att: 19,639 - Unknown

AB	34
R	4
H	11
RBI	4
BB	4
SO	2
LOB	15



Batter	1	2	3	4	5	6	7	8	9	AB R H RBI BB SO LOB	TOP									
Pete Stanicek, S (1, 10) OBP: 0.382, SLG: 0.375	0-0 F8		0-0 G6-4-3		0-0 FC3-6			0-0 F8		4 0 0 0 0 0 2										
Billy Ripken, R (1, 4) OBP: 0.366, SLG: 0.381	0-0 6-3			0-0 F2	0-0 F7			4-0 BB		3 0 0 0 1 0 1										
Larry Sheets, L (1, 9) OBP: 0.353, SLG: 0.576	0-0 L7			0-0 1B SF9 2B		0-0 G6-3 1B		0-0 1-4-3		4 1 2 0 0 0 1										
Eddie Murray, S (1, 3) OBP: 0.344, SLG: 0.483		0-0 F7		0-0 1B 1B	0-0 G6-3			0-0 4-3		4 1 1 0 0 0 1										
Cal Ripken Jr., R (1, 6) OBP: 0.334, SLG: 0.434		0-3 K		0-0 SF9	0-0 L9			0-0 L8		3 0 0 1 0 1 0										
Ray Knight, R (1, 5) OBP: 0.313, SLG: 0.382		0-0 F9		0-0 1B 1B		0-3 K		4-0 1B BB		3 0 1 0 1 1 0										
Terry Kennedy, L (1, 2) OBP: 0.307, SLG: 0.386			0-0 FC6-4 1B	0-0 1-3 2-H 1B		0-0 G3		0-0 1-2 1B		4 0 3 1 0 0 0										
Mike Young, S (1, 7) OBP: 0.331, SLG: 0.412			0-0 FC6-4 1B		0-0 F9		0-3 K	0-0 3-1		4 1 0 0 0 1 3										
Mike Hart, L (1, 8) OBP: 0.234, SLG: 0.455			0-0 G6-4-3 1B		0-0 FC3-6 1B			0-0 F4		3 0 2 1 0 0 0										
Inning Stats	R: 0 E: 0 K: 0 S: 3	H: 0 LOB: 0 BB: 0 P: 3	R: 0 E: 0 K: 1 S: 5	H: 0 LOB: 0 BB: 0 P: 5	R: 1 E: 0 K: 0 S: 4	H: 2 LOB: 0 BB: 0 P: 4	R: 2 E: 0 K: 0 S: 6	H: 4 LOB: 2 BB: 0 P: 6	R: 0 E: 1 K: 0 S: 4	H: 1 LOB: 1 BB: 0 P: 4	R: 0 E: 0 K: 2 S: 7	H: 0 LOB: 0 BB: 0 P: 7	R: 0 E: 0 K: 0 S: 3	H: 0 LOB: 1 BB: 1 P: 7	R: 0 E: 0 K: 0 S: 4	H: 1 LOB: 2 BB: 1 P: 8	1B: 8 2B: 1 3B: 0 HR: 0	SF: 1 SAC: 0 DP: 2 HBP: 0	WP: 0 PB: 0 SB: 1 CS: 0	PA: 35
PITCHER	IP WLS BF H R ER SO BB IBB HBP BLK WP HR S P ERA WHIP																			
Jeff Sellers, R (1, 1) ERA: 5.32	8.0 W 30 8 3 3 3 1 0 0 0 0 0 0 35 39 3.38 1.125																			
Calvin Schiraldi, R (9, 1) ERA: 4.4	1.0 5 1 0 0 0 1 0 0 0 0 0 0 4 8 0.00 2.000																			

Baltimore Orioles @ Boston Red Sox
Fenway Park, Boston, MA
 Fri Sep 11 1987, 7:05 PM EDT
 Att. 24,938 - Unknown

AB	32
R	3
H	9
RBI	3
BB	2
SO	3
LOB	8



Batter	1	2	3	4	5	6	7	8	9
Ellis Burks, R OBP: 0.322, SLG: 0.450 (1, 8)	0-0 F8 SH1-3 1B		0-0 F5	0-0 BB 1B SF8 1B		0-0 P3		0-0 SF9 2B	
Marty Barrett, R OBP: 0.348, SLG: 0.345 (1, 4)	0-0 SH1-3		0-0 1B 1B	0-0 SF8 BB 1B		0-0 G6-4-3 1B		0-0 SF9	
Wade Boggs, L OBP: 0.459, SLG: 0.590 (1, 5)	0-0 F8		0-0 1B 1B	4-0 FC5-4 BB		0-0 G6-4-3		4-0 2B IBB	
Ed Romero, R OBP: 0.339, SLG: 0.302 (8, PR) (9, 5)	2-3		1-2	1-2 2-3 3-H		1-2f			
Mike Greenwell, L OBP: 0.407, SLG: 0.605 (1, 7)	0-0 BB 1B		0-3 K	0-0 SF8		0-0 F7		0-0 WP 2B	
Dwight Evans, R OBP: 0.425, SLG: 0.613 (1, 3)	4-0 1B BB		4-0 1B	0-3 K		4-0 BB		4-0 2B BB	
Jim Rice, R OBP: 0.355, SLG: 0.416 (1, 10)	0-0 F9		0-0 F4	0-0 FC5-4		0-0 F2		0-3 K	
Todd Benzing, S OBP: 0.356, SLG: 0.411 (1, 9)		0-0 L3 1B		0-0 HR		0-0 L9			
Spike Owen, S OBP: 0.341, SLG: 0.352 (1, 6)		0-0 L3		0-0 1B HBP 1B		0-0 P3		0-0 2B SF9 1B	
John Marzano, R OBP: 0.270, SLG: 0.414 (1, 2)		0-0 G3		1-0 1B 1B BB HBP		0-3 K		0-3 K	

Inning Stats	R: 1 E: 0 K: 0 S: 5	H: 2 LOB: 2 BB: 1 P: 9	R: 0 E: 0 K: 0 S: 3	H: 1 LOB: 0 BB: 0 P: 3	R: 1 E: 0 K: 1 S: 8	H: 3 LOB: 2 BB: 0 P: 8	R: 4 E: 0 K: 1 S: 9	H: 4 LOB: 2 BB: 1 P: 14	R: 0 E: 0 K: 1 S: 5	H: 1 LOB: 1 BB: 0 P: 5	R: 0 E: 0 K: 0 S: 3	H: 0 LOB: 1 BB: 1 P: 7	R: 3 E: 0 K: 2 S: 10	H: 3 LOB: 2 BB: 2 P: 18
--------------	------------------------------	---------------------------------	------------------------------	---------------------------------	------------------------------	---------------------------------	------------------------------	----------------------------------	------------------------------	---------------------------------	------------------------------	---------------------------------	-------------------------------	----------------------------------


PITCHER	IP	WLS	BF	H	R	ER	SO	BB	IBB	HBP	BLK	WP	HR	S	P	ERA	WHIP
John Habyan, R ERA: 4.79 (1, 1)	3.0	L	20	10	6	6	1	1	0	0	0	0	1	20	25	18.00	3.667
Mike Kinnunen, L ERA: 3.0 (4, 1)	2.0		7	1	0	0	2	1	0	0	0	0	0	10	14	0.00	1.000
Luis DeLeon, R ERA: 7.2 (6, 1)	2.2		12	3	3	3	1	1	1	0	0	0	0	12	20	10.12	1.500
Jack O'Connor, L ERA: 5.08 (8, 1)	0.1		3	1	0	0	1	1	0	0	0	1	0	4	8	0.00	6.000

BOTTOM

Baltimore Orioles @ Boston Red Sox
Fenway Park, Boston, MA
Fri Sep 11 1987, 7:05 PM EDT
Att. 24,938 - Unknown

AB	R	H	RBI	BB	SO	LOB
5	3	3	0	0	0	0
3	1	3	2	0	0	0
3	0	1	1	2	0	2
0	1	0	0	0	0	0
4	0	2	4	0	1	2
2	0	1	1	3	1	2
5	0	0	0	0	1	9
4	1	3	1	0	0	1
4	2	2	0	0	0	2
3	1	0	0	0	2	2

AB	33
R	9
H	15
RBI	9
BB	5
SO	5
LOB	20



WP	PA
1	42
PB	0
SB	0
CS	1

PITCHER	IP	WLS	BF	H	R	ER	SO	BB	IBB	HBP	BLK	WP	HR	S	P	ERA	WHIP
---------	----	-----	----	---	---	----	----	----	-----	-----	-----	----	----	---	---	-----	------

Batter	1	2	3	4	5	6	7	8	9	AB R H RBI BB SO LOB	TOP											
Pete Stanicek, S (1, 10) OBP: 0.342, SLG: 0.333	0-3 K		0-0 5-3			0-3 K	0-0 G5-4-3			4 0 0 0 0 2 3	Baltimore Orioles @ Boston Red Sox Fenway Park, Boston, MA Sat Sep 12 1987, 3:33 AM EDT Att: 27,409 - Unknown											
Billy Ripken, R (1, 4) OBP: 0.360, SLG: 0.374	0-0 3-1			0-0 5-3		0-0 F9		0-0 F9		4 0 0 0 0 0 0												
Cal Ripken Jr., R (1, 6) OBP: 0.334, SLG: 0.431	0-0 F8			4-0 WP BB			0-0 4-3	0-0 F9		3 0 0 0 1 0 0												
Eddie Murray, S (1, 3) OBP: 0.344, SLG: 0.487		0-0 E5 1B		0-3 K		0-0 HR		0-3 K		4 1 1 1 0 2 1												
Lee Lacy, R (1, 9) OBP: 0.319, SLG: 0.387		0-0 F8		0-0 5-3 1-2		0-0 E 2B HBP 1B		0-0 6-3		4 1 1 0 0 0 2												
Larry Sheets, L (1, 7) Rene Gonzales, R (9, PR) OBP: 0.281, SLG: 0.333		0-0 G5-4-3 1B		0-3 K		1-0 E 2B HBP		0-0 1B		3 1 2 0 0 1 0 0 0 0 0 0 0 0												
Ron Washington, R (1, 5) OBP: 0.271, SLG: 0.397		0-0 G5-4-3 1-2		0-3 K		0-0 E5 2B		0-0 F6 1-2		4 0 0 0 0 1 5												
Mike Hart, L (1, 8) Mike Young, S (7, PH) OBP: 0.332, SLG: 0.416			0-0 F3		0-0 F9		0-0 2B 1-3 2-H 3-H		0-0 3-1			2 0 0 0 0 0 0 2 0 1 2 0 0 1										
Carl Nichols, R (1, 2) Ray Knight, R (7, PH) Floyd Rayford, R (7, 2) OBP: 0.245, SLG: 0.340			0-0 5-3			0-0 6-3		4-0 G5-4-3 IBB		2 0 0 0 0 0 0 0 0 0 0 1 0 0 0 0 0 0 0 0 0												
Inning Stats	R: 0 E: 0 K: 1 S: 5	H: 0 LOB: 0 BB: 0 P: 5	R: 0 E: 1 K: 0 S: 4	H: 1 LOB: 1 BB: 0 P: 4	R: 0 E: 0 K: 0 S: 3	H: 0 LOB: 0 BB: 0 P: 3	R: 0 E: 0 K: 1 S: 5	H: 0 LOB: 1 BB: 1 P: 9	R: 0 E: 0 K: 2 S: 7	H: 0 LOB: 0 BB: 0 P: 7		R: 0 E: 0 K: 1 S: 5	H: 0 LOB: 0 BB: 0 P: 5	R: 3 E: 1 K: 0 S: 6	H: 3 LOB: 2 BB: 1 P: 11	R: 0 E: 0 K: 1 S: 5	H: 0 LOB: 0 BB: 0 P: 5	R: 0 E: 0 K: 0 S: 4	H: 1 LOB: 1 BB: 0 P: 4	1B: 3 2B: 1 3B: 0 HR: 1	SF: 0 SAC: 0 DP: 2 HBP: 1	WP: 1 PB: 0 SB: 0 CS: 1
PITCHER Bruce Hurst, L (1, 1) ERA: 4.09	IP: 9.0 WLS: W BF: 35 H: 5 R: 3 ER: 3 SO: 6 BB: 1 IBB: 1 HBP: 1 BLK: 0 WP: 1 HR: 1 S: 44 P: 53 ERA: 3.00 WHIP: 0.667											PITCHER	IP: 9.0 WLS: W BF: 35 H: 5 R: 3 ER: 3 SO: 6 BB: 1 IBB: 1 HBP: 1 BLK: 0 WP: 1 HR: 1 S: 44 P: 53 ERA: 3.00 WHIP: 0.667									

livebaseballscorecards.com

AB	32
R	3
H	5
RBI	3
BB	2
SO	6
LOB	12



Batter	1	2	3	4	5	6	7	8	9	AB R H RBI BB SO LOB
Ellis Burks, R OBP: 0.321, SLG: 0.447 (1, 8)	0-0 FC4-6 1B E 1B		0-0 F6 1B	0-0 F2 1B			0-0 F8 1B		0-0 FC3-6 1B	5 2 1 0 0 0 2
Marty Barrett, R OBP: 0.351, SLG: 0.352 (1, 4)	0-0 FC4-6 1-2 1B		0-0 HR 1B		4-0 1B BB		0-0 5-3 1B		0-0 F4 1B	4 1 2 1 1 0 1
Wade Boggs, L OBP: 0.458, SLG: 0.590 (1, 5)	0-0 F7 1B		0-0 1B 2B		0-0 F7 1B		0-0 P4 1B		0-0 1B 1B	5 1 2 1 0 0 3
Mike Greenwell, L OBP: 0.411, SLG: 0.610 (1, 7)	0-0 FC4-6 E 1-2f 2-3 1B		0-0 2-H 1B		0-0 G6-4-3 1-3 1B			0-0 1B 2B		4 0 3 1 0 0 2
Dwight Evans, R OBP: 0.424, SLG: 0.609 (1, 3)	0-0 E4 1-2 3-H 1B		4-0 BB 1B		0-0 G6-4-3 1-2f 1B			0-3 K 1B		3 0 0 0 1 1 4
Jim Rice, R OBP: 0.354, SLG: 0.415 (1, 10)	0-0 6-3 1B		0-3 K 1B			0-0 F8 1B		0-0 2-3 1B		4 0 1 0 0 1 3
Todd Benzing, S OBP: 0.354, SLG: 0.414 (1, 9)		0-0 4-3 1B		0-0 3-1 1B		0-0 2B 1B		0-0 F7 1B		4 0 1 0 0 0 2
Spike Owen, S OBP: 0.341, SLG: 0.352 (1, 6)		0-0 4-3 1B		0-0 1B		0-0 F7 1B		0-0 F5 1B		3 0 1 0 0 0 1
Sam Horn, L OBP: 0.375, SLG: 0.645 (8, PH)										1 0 0 0 0 0 2
Ed Romero, R OBP: 0.339, SLG: 0.302 (9, 6)										0 0 0 0 0 0 0
John Marzano, R OBP: 0.271, SLG: 0.412 (1, 2)		0-3 K 1B		0-0 1B		0-0 6-3 1B			4-0 FC3-6 BB	3 0 1 0 0 0 1 1
Pat Dodson, L OBP: 0.161, SLG: 0.179 (9, PH)										0 0 0 0 0 1 0 0
Jody Reed, R (9, PR)										0 0 0 0 0 0 0

Inning Stats	R: 1	H: 2	E: 1	LOB: 2	K: 0	BB: 0	S: 6	P: 6	R: 0	H: 0	E: 0	LOB: 0	K: 1	BB: 0	S: 5	P: 5	R: 0	H: 3	E: 0	LOB: 1	K: 1	BB: 1	S: 7	P: 11	R: 0	H: 2	E: 0	LOB: 1	K: 0	BB: 0	S: 4	P: 4	R: 0	H: 1	E: 0	LOB: 1	K: 0	BB: 1	S: 3	P: 7	R: 0	H: 1	E: 0	LOB: 1	K: 0	BB: 0	S: 4	P: 4	R: 0	H: 0	E: 0	LOB: 0	K: 0	BB: 0	S: 3	P: 3	R: 0	H: 2	E: 0	LOB: 2	K: 1	BB: 0	S: 7	P: 7	R: 1	H: 1	E: 0	LOB: 1	K: 0	BB: 1	S: 3	P: 7	1B: 8	SF: 0	2B: 3	SAC: 0	3B: 0	DP: 1	HR: 1	HBP: 0	WP: 0	PA: 39
--------------	------	------	------	--------	------	-------	------	------	------	------	------	--------	------	-------	------	------	------	------	------	--------	------	-------	------	-------	------	------	------	--------	------	-------	------	------	------	------	------	--------	------	-------	------	------	------	------	------	--------	------	-------	------	------	------	------	------	--------	------	-------	------	------	------	------	------	--------	------	-------	------	------	------	------	------	--------	------	-------	------	------	-------	-------	-------	--------	-------	-------	-------	--------	-------	--------

PITCHER	IP	WLS	BF	H	R	ER	SO	BB	IBB	HBP	BLK	WP	HR	S	P	ERA	WHIP
Jeff Ballard, L ERA: 6.89 (1, 1)	7.0		31	10	3	2	2	2	0	0	0	0	1	33	41	2.57	1.714
Tom Niedenfuer, R ERA: 4.55 (8, 1)	1.2	L	8	2	1	1	1	1	0	0	0	0	0	9	13	5.40	1.800

BOTTOM

Baltimore Orioles @ Boston Red Sox
Fenway Park, Boston, MA
Sat Sep 12 1987, 3:33 AM EDT
Att. 27,409 - Unknown

livebaseballscorecards.com

AB	36
R	4
H	12
RBI	3
BB	3
SO	3
LOB	21



Batter	1	2	3	4	5	6	7	8	9	AB R H RBI BB SO LOB	TOP	
Ellis Burks, R (1, 8) OBP: 0.324, SLG: 0.451	0-0 1B		0-0 F8 S 1B	0-0 1-H 2B			0-0 F8		0-0 F8	5 0 3 0 0 0 2		
Marty Barrett, R (1, 4) OBP: 0.352, SLG: 0.353	0-0 BB 1-3 1B		0-0 F7 1-2		0-0 6-3		0-0 2-H 1B			4 0 2 0 0 0 1		
Wade Boggs, L (1, 5) OBP: 0.460, SLG: 0.589	4-0 BB 1-2 BB		4-0 BB BB		0-0 3-1			4-0 BB		1 0 0 0 3 0 0		
Mike Greenwell, L (1, 9) OBP: 0.406, SLG: 0.603	0-3 K		0-0 F8 2-3		0-0 1-3			0-0 F9		4 0 0 0 0 1 6		
Dwight Evans, R (1, 3) OBP: 0.423, SLG: 0.605	0-3 K		4-0 1-2 BB		0-0 F2			0-0 F7		3 0 0 0 1 1 4		
Jim Rice, R (1, 7) OBP: 0.353, SLG: 0.412	0-0 4-3		0-3 K		4-0 BB G4-6-3			0-0 F9		3 0 0 0 1 1 7		
Sam Horn, L (1, 10) OBP: 0.370, SLG: 0.629		0-0 FC3-6 1B		0-0 4-3		0-0 G4-6-3 1-2f			0-0 4-3	4 0 1 0 0 0 1		
Spike Owen, S (1, 6) OBP: 0.343, SLG: 0.353		0-0 FC3-6 CS 1-2f		0-0 2B 1B			0-0 SH5-4 1B 1B		0-0 F8	4 0 2 0 0 0 1		
John Marzano, R (1, 2) OBP: 0.267, SLG: 0.405 Todd Benzinger, S (9, PH) OBP: 0.358, SLG: 0.418		0-3 K 1-2		0-0 F7			0-0 SH5-4		0-0 1B	2 0 0 0 0 1 2 1 0 1 0 0 0 0		
Inning Stats	R: 0 H: 2 E: 0 LOB: 3 K: 2 BB: 1 S: 9 P: 13	R: 0 H: 1 E: 0 LOB: 0 K: 1 BB: 0 S: 5 P: 5	R: 0 H: 1 E: 0 LOB: 3 K: 1 BB: 2 S: 6 P: 14	R: 0 H: 2 E: 0 LOB: 2 K: 0 BB: 0 S: 4 P: 4	R: 0 H: 0 E: 0 LOB: 0 K: 0 BB: 0 S: 3 P: 3	R: 0 H: 0 E: 0 LOB: 0 K: 0 BB: 1 S: 2 P: 6	R: 0 H: 2 E: 0 LOB: 2 K: 0 BB: 0 S: 4 P: 4	R: 0 H: 0 E: 0 LOB: 1 K: 0 BB: 1 S: 3 P: 7	R: 0 H: 1 E: 0 LOB: 1 K: 0 BB: 0 S: 4 P: 4	1B: 8 SF: 0 2B: 1 SAC: 1 3B: 0 DP: 1 HR: 0 HBP: 0	WP: 0 PA: 37 PB: 0 SB: 1 CS: 1	
PITCHER Doyle Alexander, R (1, 1) ERA: 3.32 Mike Henneman, R (8, 1) ERA: 2.71	IP WLS BF H R ER SO BB IBB HBP BLK WP HR S P ERA WHIP											PITCHER IP WLS BF H R ER SO BB IBB HBP BLK WP HR S P ERA WHIP
	7.0 W 29 8 0 0 4 4 0 0 0 0 0 0 0 33 49 0.00 1.714											

Boston Red Sox @ Detroit Tigers
Tiger Stadium, Detroit, MI
 Mon Sep 14 1987, 7:05 PM EDT
 Att: 23,287 - Unknown

livebaseballscorecards.com

AB 31
R 0
H 9
RBI 0
BB 5
SO 4
LOB 24



Batter	1	2	3	4	5	6	7	8	9	AB	R	H	RBI	BB	SO	LOB
Lou Whitaker, L (1, 4) OBP: 0.341, SLG: 0.440	0-0 F7		0-0 5-3		0-0 1B		0-0 1B			4	0	2	0	0	0	0
Bill Madlock, R (1, 10) OBP: 0.353, SLG: 0.461 Jim Walewander, S (7, PR) OBP: 0.288, SLG: 0.340	0-3 K		0-0 6-3		4-0 1B		0-0 1B			3	0	0	1	1	1	1
Kirk Gibson, L (1, 7) OBP: 0.373, SLG: 0.481	0-0 F6		0-0 F7		0-0 SF8		4-0 1B			2	0	0	1	1	0	0
Alan Trammell, R (1, 6) OBP: 0.389, SLG: 0.537		0-0 1B		0-0 2B		0-0 F8		0-0 1B		4	0	3	1	0	0	2
Darrell Evans, L (1, 3) OBP: 0.376, SLG: 0.488		0-0 FC3-6		0-0 F8		0-0 F8		0-0 F8		4	0	0	0	0	0	4
Matt Nokes, L (1, 2) OBP: 0.348, SLG: 0.535		4-0 1B		0-0 F6		0-0 F8				3	0	0	0	1	1	1
Chet Lemon, R (1, 8) OBP: 0.388, SLG: 0.483		0-3 K		0-0 4-3		0-0 4-3				4	0	0	0	0	2	3
Scott Lusader, L (1, 9) OBP: 0.400, SLG: 0.538		4-0 1B			0-3 K		0-0 1B		0-0 F8	3	1	1	0	1	1	0
Tom Brookens, R (1, 5) OBP: 0.304, SLG: 0.391		0-3 K			0-0 1B		0-0 SH3			2	1	1	0	0	1	3

Inning Stats	R: 0	H: 0	E: 0	K: 1	S: 5	R: 0	H: 1	E: 0	K: 2	S: 8	R: 0	H: 0	E: 0	K: 0	S: 3	R: 0	H: 1	E: 0	K: 0	S: 4	R: 1	H: 2	E: 0	K: 1	S: 7	R: 0	H: 0	E: 0	K: 0	S: 3	R: 2	H: 3	E: 0	K: 0	S: 6	R: 0	H: 0	E: 0	K: 2	S: 7
	LOB: 0	BB: 0	P: 5	LOB: 3	BB: 2	P: 16	LOB: 0	BB: 0	P: 3	LOB: 1	BB: 0	P: 4	LOB: 2	BB: 1	P: 11	LOB: 0	BB: 0	P: 3	LOB: 0	BB: 0	LOB: 2	BB: 2	P: 10	LOB: 0	BB: 0	P: 7	LOB: 0	BB: 0	P: 7	LOB: 0	SAC: 1	DP: 0	HBP: 0	1B: 6	SF: 1	2B: 1	3B: 0	HR: 0		

PITCHER	IP	WLS	BF	H	R	ER	SO	BB	IBB	HBP	BLK	WP	HR	S	P	ERA	WHIP
Roger Clemens, R (1, 1) ERA: 3.33	6.2	L	31	7	3	3	4	4	0	0	0	0	0	35	51	4.05	1.650
Calvin Schiraldi, R (7, 1) ERA: 4.32	1.1		4	0	0	0	2	0	0	0	0	0	0	8	8	0.00	0.000


BOTTOM

Boston Red Sox @ Detroit Tigers

Tiger Stadium, Detroit, MI

Mon Sep 14 1987, 7:05 PM EDT
Att. 23,287 - Unknown

AB	29
R	3
H	7
RBI	3
BB	4
SO	6
LOB	14



WP	HR	S	P	ERA	WHIP
0	0	0	0	0.00	0.000

Batter	1	2	3	4	5	6	7	8	9	AB R H RBI BB SO LOB	TOP																
Ellis Burks, R (1, 8) OBP: 0.323, SLG: 0.448	0-0 1B SF8 1B	0-0 6-3		0-3 K		0-0 F7		0-0 5-3		5 1 1 0 0 1 1																	
Marty Barrett, R (1, 4) OBP: 0.351, SLG: 0.352	0-0 SF8 BB HR 1B	0-0 F8		0-0 F8			0-0 1-3	0-0 1-3		5 1 1 0 0 0 0																	
Wade Boggs, L (1, 5) OBP: 0.461, SLG: 0.587	4-0 BB HR BB		4-0 FC3-6 BB		4-0 BB BB		0-3 K		0-0 F7	2 1 0 0 3 1 0																	
Mike Greenwell, L (1, 7) OBP: 0.404, SLG: 0.597	0-0 F5		0-0 FC3-6 BB 1B		0-0 F8		0-0 BB 1B 1B		0-0 F8	5 2 1 0 0 0 5																	
Dwight Evans, R (1, 3) OBP: 0.424, SLG: 0.605	0-0 SF8		4-0 1B BB		4-0 G4-6-3 BB		0-0 1B BB 1B		0-3 K	2 1 1 1 2 1 0																	
Jim Rice, R (1, 10) OBP: 0.355, SLG: 0.410	4-0 HR BB		0-0 L7		0-0 G4-6-3		4-0 1B BB			2 1 0 0 2 0 4																	
Todd Benzinger, S (1, 9) OBP: 0.367, SLG: 0.447	0-0 HR		0-0 FC6-4 1B			0-0 F6		0-0 1B		4 1 3 7 0 0 0																	
Spike Owen, S (1, 6) OBP: 0.342, SLG: 0.352	0-3 K		0-0 FC6-4			0-0 1B		0-0 1-3		4 0 1 0 0 1 4																	
Marc Sullivan, R (1, 2) OBP: 0.204, SLG: 0.247		0-3 K		0-0 F4		0-0 P3		0-0 4-3		3 0 0 0 0 1 1																	
Sam Horn, L (8, PH) OBP: 0.367, SLG: 0.622										1 0 0 0 0 0 0																	
John Marzano, R (8, 2) OBP: 0.267, SLG: 0.405										0 0 0 0 0 0 0																	
Inning Stats	R: 5 E: 0 K: 1 S: 8	H: 3 LOB: 0 BB: 2 P: 16	R: 0 E: 0 K: 1 S: 5	H: 0 LOB: 0 BB: 0 P: 5	R: 1 E: 0 K: 0 S: 4	H: 1 LOB: 2 BB: 2 P: 12	R: 0 E: 0 K: 1 S: 5	H: 0 LOB: 0 BB: 0 P: 5	R: 0 E: 0 K: 0 S: 2	H: 0 LOB: 1 BB: 2 P: 10	R: 0 E: 0 K: 0 S: 4	H: 1 LOB: 1 BB: 0 P: 4	R: 2 E: 0 K: 1 S: 8	H: 3 LOB: 2 BB: 1 P: 12	R: 0 E: 0 K: 0 S: 3	H: 0 LOB: 0 BB: 0 P: 3	R: 0 E: 0 K: 1 S: 5	H: 0 LOB: 0 BB: 0 P: 5	1B: 7 2B: 0 3B: 0 HR: 1	SF: 1 SAC: 0 DP: 1 HBP: 0	WP: 0 PB: 0 SB: 0 CS: 0	PA: 41					
PITCHER	IP	WLS	BF	H	R	ER	SO	BB	IBB	HBP	BLK	WP	HR	S	P	ERA	WHIP										
Frank Tanana, L (1, 1) ERA: 4.35	0.2		7	3	5	5	0	2	0	0	0	0	1	5	13	67.50	7.500										
Dan Petry, R (1, 1) ERA: 5.46	4.2	W	19	2	1	1	3	4	0	0	0	0	0	21	37	1.93	1.286										
Eric King, R (6, 1) ERA: 4.84	1.1		8	3	2	2	1	1	0	0	0	0	0	9	13	13.50	3.000										
Mike Henneman, R (7, 1) ERA: 2.64	2.1	S	7	0	0	0	1	0	0	0	0	0	0	9	9	0.00	0.000										

Boston Red Sox @ Detroit Tigers
Tiger Stadium, Detroit, MI
 Tue Sep 15 1987, 7:05 PM EDT
 Att: 20,398 - Unknown

livebaseballscorecards.com

AB	33
R	8
H	8
RBI	8
BB	7
SO	5
LOB	15



Batter	1	2	3	4	5	6	7	8	9	AB	R	H	RBI	BB	SO	LOB
Lou Whitaker, L (1, 4) OBP: 0.343, SLG: 0.439	0-0 F8 BB FC6-4 1B	4-0 HR BB	0-0 4-3		0-0 4-3		4-0 BB			3	2	1	0	2	0	2
Darrell Evans, L (1, 10) OBP: 0.378, SLG: 0.494	4-0 FC6-4 BB	0-0 HR		0-0 G3		4-0 HR BB	0-0 F5			3	2	1	3	2	0	1
Kirk Gibson, L (1, 7) OBP: 0.373, SLG: 0.486	0-0 F8 2-3	0-0 F2		4-0 1B BB		0-0 HR 1-H	0-0 F7			4	2	1	2	1	0	3
Alan Trammell, R (1, 6) OBP: 0.389, SLG: 0.536	0-0 FC6-4 1B 1-2f 3-H		0-0 F8 1B 1B	0-0 1B 1B		0-0 L8		0-0 F8		5	1	2	1	0	0	1
Matt Nokes, L (1, 2) OBP: 0.349, SLG: 0.534	0-0 1B		0-0 1B 1B	0-0 F7		0-3 K		0-0 F9		5	1	2	0	0	1	2
Dave Bergman, L (1, 3) OBP: 0.399, SLG: 0.484	0-0 4-3		0-0 F8	0-0 FC6-4 1B 1-3 2-H		0-0 E3 1B		0-0 F4		5	0	1	1	0	0	4
Chet Lemon, R (1, 8) OBP: 0.391, SLG: 0.485		0-0 HR BB 1B	0-0 2B 1B 1-2 3-H	0-0 FC6-4 1B 1-2f		0-0 1B				4	1	3	1	0	0	2
Scott Lusader, L (1, 9) OBP: 0.368, SLG: 0.529		0-3 K	0-0 2B 1-3 2-H		0-0 4-3	0-0 G3				4	0	1	1	0	1	3
Tom Brookens, R (1, 5) OBP: 0.301, SLG: 0.387		0-0 F2	0-3 K		0-0 1-3		0-3 K			4	0	0	0	0	2	3

Inning Stats	R: 1	H: 2	E: 0	K: 0	S: 5	LOB: 2	BB: 1	P: 9	R: 3	H: 2	E: 0	K: 1	S: 7	LOB: 0	BB: 0	P: 11	R: 2	H: 4	E: 0	K: 1	S: 9	LOB: 2	BB: 0	P: 9	R: 1	H: 2	E: 0	K: 0	S: 5	LOB: 2	BB: 1	P: 9	R: 0	H: 0	E: 0	K: 0	S: 3	LOB: 0	BB: 0	P: 3	R: 2	H: 2	E: 1	K: 1	S: 8	LOB: 2	BB: 1	P: 12	R: 0	H: 0	E: 0	K: 1	S: 5	LOB: 1	BB: 1	P: 9	R: 0	H: 0	E: 0	K: 0	S: 3	LOB: 0	BB: 0	P: 3
--------------	------	------	------	------	------	--------	-------	------	------	------	------	------	------	--------	-------	-------	------	------	------	------	------	--------	-------	------	------	------	------	------	------	--------	-------	------	------	------	------	------	------	--------	-------	------	------	------	------	------	------	--------	-------	-------	------	------	------	------	------	--------	-------	------	------	------	------	------	------	--------	-------	------

PITCHER	IP	WLS	BF	H	R	ER	SO	BB	IBB	HBP	BLK	WP	HR	S	P	ERA	WHIP
Al Nipper, R (1, 1) ERA: 5.73	2.1		16	7	6	6	1	2	0	0	0	0	1	16	24	23.14	3.857
Steve Crawford, R (3, 1) ERA: 5.33	3.1	L	18	5	3	3	2	2	0	0	0	0	1	20	28	8.10	2.100
Bob Stanley, R (6, 1) ERA: 5.14	2.1		8	0	0	0	1	1	0	0	0	0	0	9	13	0.00	0.429

BOTTOM

Boston Red Sox @ Detroit Tigers
Tiger Stadium, Detroit, MI
Tue Sep 15 1987, 7:05 PM EDT
Att. 20,398 - Unknown

AB	37
R	9
H	12
RBI	9
BB	5
SO	4
LOB	21

livebaseballscorecards.com



WP	HR	S	P	ERA	WHIP
0	0	0	0	0	0

Batter	1	2	3	4	5	6	7	8	9	AB R H RBI BB SO LOB	TOP											
Ellis Burks, R (1, 8) OBP: 0.322, SLG: 0.447	0-0 5-3			0-0 5-3		0-0 1-2 1B			0-0 B1-3	4 0 1 0 0 0 0	Boston Red Sox @ Detroit Tigers Tiger Stadium, Detroit, MI Wed Sep 16 1987, 7:05 PM EDT Att: 22,341 - Unknown											
Marty Barrett, R (1, 4) OBP: 0.350, SLG: 0.350	0-0 6-3			4-0 E S SF8 BB		0-0 L6-4		0-0 F9	3 1 0 0 1 0 2													
Wade Boggs, L (1, 5) OBP: 0.460, SLG: 0.585	0-0 6-3			0-0 SF8 1-H			0-0 F9	4-0 BB	2 0 0 1 1 0 0													
Mike Greenwell, L (1, 7) OBP: 0.399, SLG: 0.590		0-0 F7		0-3 K			0-0 F6	0-0 3-1	4 0 0 0 0 1 1													
Dwight Evans, R (1, 3) OBP: 0.424, SLG: 0.603		0-0 6-3			0-3 K		0-0 1B		3 0 1 0 0 1 0													
Jim Rice, R (1, 10) OBP: 0.352, SLG: 0.406		0-0 5-3			0-0 6-3		0-0 5-3		3 0 0 0 0 0 1													
Todd Benzinger, S (1, 9) OBP: 0.360, SLG: 0.438			0-3 K		0-0 3-1			0-0 6-3	3 0 0 0 0 1 0													
Spike Owen, S (1, 6) OBP: 0.339, SLG: 0.349			0-0 F4			0-0 F7		0-0 F5	3 0 0 0 0 0 0													
John Marzano, R (1, 2) OBP: 0.269, SLG: 0.403			0-3 K			0-0 L6-4 1B		0-0 P3	3 0 1 0 0 1 0													
Inning Stats	R: 0 E: 0 K: 0 S: 3	H: 0 LOB: 0 BB: 0 P: 3	R: 0 E: 0 K: 0 S: 3	H: 0 LOB: 0 BB: 0 P: 3	R: 0 E: 0 K: 2 S: 7	H: 0 LOB: 0 BB: 0 P: 7	R: 1 E: 0 K: 1 S: 5	H: 0 LOB: 0 BB: 1 P: 9	R: 0 E: 0 K: 1 S: 5	H: 0 LOB: 0 BB: 0 P: 5		R: 0 E: 0 K: 0 S: 4	H: 2 LOB: 1 BB: 0 P: 4	R: 0 E: 0 K: 0 S: 4	H: 1 LOB: 1 BB: 0 P: 4	R: 0 E: 0 K: 0 S: 3	H: 0 LOB: 0 BB: 0 P: 3	R: 0 E: 0 K: 0 S: 3	H: 0 LOB: 1 BB: 1 P: 7	1B: 3 2B: 1 3B: 0 HR: 0	SF: 1 SAC: 0 DP: 1 HBP: 0	WP: 0 PB: 0 SB: 1 CS: 0
PITCHER Jack Morris, R (1, 1) ERA: 3.41	IP: 9.0 WLS: W BF: 31 H: 3 R: 1 ER: 0 SO: 4 BB: 2 IBB: 0 HBP: 0 BLK: 0 WP: 0 HR: 0 S: 37 P: 45 ERA: 0.00 WHIP: 0.556											PITCHER	IP: 9.0 WLS: W BF: 31 H: 3 R: 1 ER: 0 SO: 4 BB: 2 IBB: 0 HBP: 0 BLK: 0 WP: 0 HR: 0 S: 37 P: 45 ERA: 0.00 WHIP: 0.556									

livebaseballscorecards.com

AB	28
R	1
H	3
RBI	1
BB	2
SO	4
LOB	4



Batter	1	2	3	4	5	6	7	8	9	AB R H RBI BB SO LOB	TOP
Ellis Burks, R OBP: 0.321, SLG: 0.444 (1, 8) X	0-0 F8		0-0 S 1B	0-3 K			0-0 E9 1-3		0-3 K	5 0 1 0 0 2 3	
Ed Romero, R OBP: 0.335, SLG: 0.299 (1, 4) X	0-0 5-3		0-0 L8			0-0 L3 1B	0-0 1-3		0-0 6-3	5 0 1 0 0 0 3	
Wade Boggs, L OBP: 0.458, SLG: 0.583 (1, 5) S S S	0-3 K		4-0 BB 1-2			0-0 L3 1-2	0-0 SF7 3-H			2 0 0 1 1 1 1	
Mike Greenwell, L OBP: 0.401, SLG: 0.588 (1, 7) X		0-0 FC4-6 1B	0-0 F5			4-0 FC6-4 BB	0-0 F8			3 0 1 0 1 0 3	
Dwight Evans, R OBP: 0.421, SLG: 0.598 (1, 3) X		0-0 FC4-6 1-2f HR		0-0 F8		0-0 FC6-4 1-2f		0-0 F8		4 1 0 0 0 0 2	
Sam Horn, L OBP: 0.372, SLG: 0.657 (1, 10) X		0-0 1-H HR		0-0 K 1B 2B		0-3 K		0-3 K		4 2 2 2 0 2 0	
Todd Benzinger, S OBP: 0.364, SLG: 0.436 (1, 9) X		0-0 F8		4-0 BB 1B		0-0 3-1		0-0 FC6-4 1B		3 0 1 0 1 0 0	
Spike Owen, S OBP: 0.336, SLG: 0.346 (1, 6) X		0-0 F5		0-0 F4		0-0 3-1		0-0 FC6-4 1-2f		4 0 0 0 0 0 3	
John Marzano, R OBP: 0.275, SLG: 0.406 (1, 2) S S S			0-3 K	0-0 1-2 2-H 1B			0-0 E SF7 1B		0-0 F9	4 1 2 1 0 1 0	
Inning Stats	R: 0 H: 0 E: 0 LOB: 0 K: 1 BB: 0 S: 5 P: 5	R: 2 H: 2 E: 0 LOB: 0 K: 0 BB: 0 S: 5 P: 5	R: 0 H: 1 E: 0 LOB: 2 K: 1 BB: 1 S: 6 P: 10	R: 1 H: 2 E: 0 LOB: 2 K: 1 BB: 1 S: 7 P: 11	R: 0 H: 1 E: 0 LOB: 1 K: 0 BB: 1 S: 3 P: 7	R: 0 H: 0 E: 0 LOB: 0 K: 1 BB: 0 S: 5 P: 5	R: 1 H: 1 E: 1 LOB: 1 K: 0 BB: 0 S: 5 P: 5	R: 0 H: 1 E: 0 LOB: 1 K: 1 BB: 0 S: 6 P: 6	R: 0 H: 0 E: 0 LOB: 0 K: 1 BB: 0 S: 5 P: 5	1B: 6 SF: 1 2B: 2 SAC: 0 3B: 0 DP: 1 HR: 1 HBP: 0	WP: 0 PA: 38 PB: 0 SB: 1 CS: 0
PITCHER	IP WLS BF H R ER SO BB IBB HBP BLK WP HR S P ERA WHIP										
John Habyan, R ERA: 4.74 (1, 1)	6.2 W 30 7 4 3 4 3 0 0 0 0 1 35 47 4.05 1.500										
Jack O'Connor, L ERA: 4.71 (7, 1)	2.1 S 8 1 0 0 2 0 0 0 0 0 0 0 12 12 0.00 0.429										

Boston Red Sox @ Baltimore Orioles
Memorial Stadium, Baltimore, MD
 Fri Sep 18 1987, 7:05 PM EDT
 Unknown

livebaseballscorecards.com

AB	34
R	4
H	8
RBI	4
BB	3
SO	6
LOB	15



Batter	1	2	3	4	5	6	7	8	9
Pete Stanicek, S OBP: 0.286, SLG: 0.278 (1, 4)	0-0 4-3		0-0 5-3		0-0 SF9 2-H 1B	0-0 L7 1-3 2-3		0-0 E8 1-3 2-H 1B	
Rene Gonzales, R OBP: 0.306, SLG: 0.333 (1, 5)	0-0 G6-4-3 1B			0-3 K	4-0 SF9 1-2 BB	0-3 K		0-0 SH	
Cal Ripken Jr., R OBP: 0.335, SLG: 0.431 (1, 6)	0-0 G6-4-3 1-2f			0-0 6-3 1B	0-0 SF9 1-3 2-H		0-0 5-3	0-0 F9	
Eddie Murray, S OBP: 0.347, SLG: 0.487 (1, 3)		0-3 K		0-0 6-3 1-2	4-0 FC5-4 BB		0-0 CS BB 1B	4-0 BB	
Ray Knight, R OBP: 0.308, SLG: 0.375 (1, 10)		0-0 F9		0-0 F7	0-0 FC5-4 1-2f		4-0 BB 1-2	0-0 F4	
Lee Lacy, R OBP: 0.323, SLG: 0.394 (1, 9)		0-0 6-3			0-0 HR 2B	0-0 1B BB 1B	0-3 K 2-3		
Larry Sheets, L OBP: 0.365, SLG: 0.585 (1, 7)			4-0 BB		0-0 HR 2-H	4-0 1B BB		0-0 SH3-4 E 1B	
Mike Hart, L OBP: 0.233, SLG: 0.446 (1, 8)			0-0 L9		4-0 SH1-3 1B BB	0-0 CS 1B 1-2 2-3 1B		0-0 SH3-4	
Carl Nichols, R OBP: 0.400, SLG: 0.400 (1, 2)			0-3 K		0-0 SH1-3 1-2	0-0 E 1-2 2-H 3-H 1B		4-0 E SH IBB	

Inning Stats	R: 0	H: 1	E: 0	LOB: 0	K: 0	S: 3	P: 3	R: 0	H: 0	E: 0	LOB: 0	K: 1	S: 5	P: 5	R: 0	H: 0	E: 0	LOB: 1	K: 1	S: 5	P: 9	R: 0	H: 1	E: 0	LOB: 1	K: 1	S: 6	P: 6	R: 4	H: 3	E: 0	LOB: 2	K: 0	S: 6	P: 18	R: 2	H: 3	E: 1	LOB: 1	K: 1	S: 7	P: 11	R: 0	H: 1	E: 0	LOB: 2	K: 1	S: 5	P: 9	R: 3	H: 2	E: 2	LOB: 2	K: 0	S: 6	P: 14
	0	1	0	0	0	3	3	0	0	0	0	1	5	5	0	0	0	1	1	5	9	0	1	0	2	2	6	6	3	3	2	18	11	0	1	1	11	0	1	9	2	14	0	2	14											

PITCHER	IP	WLS	BF	H	R	ER	SO	BB	IBB	HBP	BLK	WP	HR	S	P	ERA	WHIP
Bruce Hurst, L ERA: 4.24 (1, 1)	5.0	L	27	8	6	6	3	5	0	0	0	0	1	28	48	10.80	2.600
Bob Stanley, R ERA: 5.09 (6, 1)	3.0		14	3	3	1	2	2	1	0	0	0	0	15	27	3.00	1.667

BOTTOM

Boston Red Sox @ Baltimore Orioles
Memorial Stadium, Baltimore, MD

Fri Sep 18 1987, 7:05 PM EDT
Unknown

AB	29
R	9
H	11
RBI	8
BB	8
SO	5
LOB	16



WP	PA	ERA	WHIP
0	41		

Batter	1	2	3	4	5	6	7	8	9	AB R H RBI BB SO LOB	TOP		
Jody Reed, R OBP: 0.500, SLG: 0.500 (1, 6) X	0-0 F2		0-0 L1		0-0 HR 1B	0-0 6-3	0-0 WP 1B		0-0 S 1B	6 1 3 2 0 0 0			
Marty Barrett, R OBP: 0.353, SLG: 0.353 (1, 4) X	0-0 BB 1B		0-0 BB 1B		0-0 HR 1B	0-3 K	0-0 WP 1B		0-3 K 1B	6 2 4 2 0 2 2			
Pat Dodson, L OBP: 0.270, SLG: 0.300 (1, 3) B B B	4-0 BB 1B BB		4-0 5-4 BB		0-0 HR 1B	4-0 FC6-4 BB	0-3 K 1B		4-0 IBB	2 1 1 3 4 1 2			
Dwight Evans, R OBP: 0.420, SLG: 0.594 (1, 10) X	0-0 BB 1B		0-0 5-4		4-0 1B SF7 BB	0-0 FC6-4		0-0 4-3	0-0 F7	5 1 1 1 1 0 6			
Jim Rice, R OBP: 0.357, SLG: 0.408 (1, 7) B B B	4-0 G4-3 BB			0-0 G6-4-3 1B	0-0 1B 1B		4-0 1B 2B BB	0-0 6-3		3 1 2 0 2 0 0			
Ellis Burks, R OBP: 0.321, SLG: 0.444 (9, 8) B B B	1-2 2-3			1-3 1B						0 0 0 0 0 0 0			
Todd Benzinger, S OBP: 0.359, SLG: 0.428 (1, 9) X	0-0 G4-3		0-0 G6-4-3	0-0 SF7	0-0 F4	0-0 FC3-6 BB		4-0 FC3-6		3 0 0 1 1 0 5			
Ed Romero, R OBP: 0.337, SLG: 0.302 (1, 5) X		0-0 4-3	0-0 F9	0-0 1B	0-0 1B 1B	0-0 1B 2B	0-0 FC3-6			5 1 2 0 0 0 1			
Kevin Romine, R OBP: 0.500, SLG: 0.750 (1, 8) (9, 7) X		0-0 4-3			0-0 L5	0-0 1B 2B			0-0 1B 2B	5 2 3 1 0 0 2			
Marc Sullivan, R OBP: 0.204, SLG: 0.245 (1, 2) X		0-0 F8			0-0 1B 1B	0-3 K			0-0 L3	5 1 1 0 0 2 5			
Inning Stats	R: 1 H: 2 E: 0 LOB: 2 K: 0 BB: 2 S: 4 P: 12	R: 0 H: 0 E: 0 LOB: 0 K: 0 BB: 0 P: 3	R: 0 H: 1 E: 0 LOB: 1 K: 0 BB: 1 P: 7	R: 0 H: 1 E: 0 LOB: 0 K: 0 BB: 0 P: 3	R: 6 H: 7 E: 0 LOB: 2 K: 1 BB: 1 P: 16	R: 0 H: 0 E: 0 LOB: 1 K: 1 BB: 1 P: 9	R: 3 H: 4 E: 0 LOB: 2 K: 2 BB: 1 P: 15	R: 0 H: 0 E: 0 LOB: 1 K: 0 BB: 1 P: 7	R: 0 H: 2 E: 0 LOB: 3 K: 1 BB: 1 P: 11	1B: 14 SF: 1 2B: 3 SAC: 0 3B: 0 DP: 3 HR: 1 HBP: 0	WP: 1 PA: 49 PB: 0 SB: 1 CS: 0		
PITCHER	IP WLS BF H R ER SO BB IBB HBP BLK WP HR S P ERA WHIP											PITCHER	IP WLS BF H R ER SO BB IBB HBP BLK WP HR S P ERA WHIP
Jeff Ballard, L ERA: 7.41 (1, 1)	4.0 L 21 9 6 6 0 3 0 0 0 0 0 1 18 30 13.50 3.000												
Mike Griffin, R ERA: 4.48 (5, 1)	2.2 16 5 4 4 3 3 0 0 0 0 0 0 19 31 13.50 3.000												
Mike Kinnunen, L ERA: 5.5 (7, 1)	1.1 7 2 0 0 0 1 1 0 0 0 1 0 8 12 0.00 2.250												
Tom Niedenfuer, R ERA: 4.48 (9, 1)	1.0 5 1 0 0 0 1 0 1 0 0 0 0 6 10 0.00 1.000												

Boston Red Sox @ Baltimore Orioles
Memorial Stadium, Baltimore, MD
 Fri Sep 18 1987, 7:05 PM EDT
 Att: 19,000 - Unknown

livebaseballscorecards.com

AB 40
R 10
H 17
RBI 10
BB 8
SO 5
LOB 23



Batter	1	2	3	4	5	6	7	8	9	AB	R	H	RBI	BB	SO	LOB
Pete Stanicek, S (1, 4) OBP: 0.311, SLG: 0.293	0-0 4-3 1B		0-3 K		1-0 G6-4-3 HBP		0-0 1-3 1B	0-0 F8		4	0	2	0	0	1	1
Ron Washington, R (1, 5) OBP: 0.232, SLG: 0.338 Jim Dwyer, L (9, PH) OBP: 0.384, SLG: 0.511	0-0 4-3 1-2f		0-0 5-3		0-0 G6-4-3 1-2f		0-0 F9		0-0 F9	4	0	0	0	0	0	5
Fred Lynn, L (1, 10) OBP: 0.329, SLG: 0.501	0-0 2B			0-0 4-3		0-0 4-3	0-0 L1		0-3 K	5	0	1	0	0	1	2
Eddie Murray, S (1, 3) OBP: 0.349, SLG: 0.488	0-0 L9			0-0 1B 1B 2B		4-0 2B PB BB		0-0 F9	4-0 BB	3	2	1	0	2	0	1
Cal Ripken Jr., R (1, 6) OBP: 0.337, SLG: 0.436		0-0 F7		0-0 1B 2-3 1B		0-0 PB 1B 2B		0-0 1B 2B	0-3 K	5	2	3	0	0	1	1
Larry Sheets, L (1, 9) OBP: 0.368, SLG: 0.587		0-0 4-3		0-0 G4-6-3 1-3 3-H 1B		0-0 G4-3 1B		0-0 2B 1B		4	1	3	3	0	0	0
Terry Kennedy, L (1, 2) OBP: 0.309, SLG: 0.393		0-0 HR		0-0 G4-6-3 1-2f		0-0 G4-3 1-2f		0-0 2B 6-3 1B		4	2	2	1	0	0	3
Mike Young, S (1, 7) OBP: 0.328, SLG: 0.411		0-0 F9			0-0 HBP 1B		0-3 K	0-0 6-3 2B		4	0	2	1	0	1	0
Mike Hart, L (1, 8) OBP: 0.234, SLG: 0.424			0-0 4-3		0-0 F7		4-0 1B BB	0-0 6-3		3	0	0	1	1	0	2

Inning Stats	R: 0	H: 2	E: 0	K: 0	S: 4	H: 1	LOB: 1	BB: 0	P: 4	R: 1	H: 1	E: 0	K: 0	S: 4	R: 0	H: 0	E: 0	K: 1	S: 5	R: 1	H: 3	E: 0	K: 0	S: 5	R: 0	H: 1	E: 0	K: 0	S: 3	R: 2	H: 2	E: 0	K: 0	S: 4	R: 0	H: 1	E: 0	K: 1	S: 6	R: 3	H: 4	E: 0	K: 0	S: 7	R: 0	H: 0	E: 0	K: 2	S: 7	1B: 8	2B: 6	3B: 0	HR: 1	SF: 0	SAC: 0	DP: 4	HBP: 1	WP: 0	PA: 41
--------------	------	------	------	------	------	------	--------	-------	------	------	------	------	------	------	------	------	------	------	------	------	------	------	------	------	------	------	------	------	------	------	------	------	------	------	------	------	------	------	------	------	------	------	------	------	------	------	------	------	------	-------	-------	-------	-------	-------	--------	-------	--------	-------	--------

PITCHER	IP	WLS	BF	H	R	ER	SO	BB	IBB	HBP	BLK	WP	HR	S	P	ERA	WHIP
Bob Woodward, R (1, 1) ERA: 6.48	5.1	W	24	9	4	3	1	1	0	0	0	0	1	24	29	5.06	1.875
Tom Bolton, L (6, 1) ERA: 4.88	2.0		10	4	3	3	1	1	0	0	0	0	0	11	15	13.50	2.500
Wes Gardner, R (8, 1) ERA: 5.18	1.2		7	1	0	0	2	1	0	0	0	0	0	10	14	0.00	1.200

BOTTOM

Boston Red Sox @ Baltimore Orioles
Memorial Stadium, Baltimore, MD
 Fri Sep 18 1987, 7:05 PM EDT
 Att. 19,000 - Unknown

livebaseballscorecards.com

AB	37
R	7
H	14
RBI	6
BB	3
SO	4
LOB	15



Batter	1	2	3	4	5	6	7	8	9	AB R H RBI BB SO LOB	TOP											
Ellis Burks, R (1, 8) OBP: 0.322, SLG: 0.446	0-0 FC5-4 2B	0-0 F7			0-0 F8		0-0 F8		0-0 1B	5 0 2 0 0 0 3												
Marty Barrett, R (1, 4) OBP: 0.354, SLG: 0.354	0-0 F7		0-0 F5		0-0 FC6-4			0-0 1B HR	0-0 1B	5 1 2 0 0 0 2												
Wade Boggs, L (1, 5) OBP: 0.458, SLG: 0.580	4-0 FC5-4 BB		0-3 K		0-0 FC6-4			0-0 1B HR	0-0 F7	4 1 1 0 1 1 3												
Mike Greenwell, L (1, 7) OBP: 0.397, SLG: 0.582	0-0 FC5-4 1-2f 2-3		0-0 F8			0-3 K		0-0 F9		4 0 0 0 0 1 4												
Dwight Evans, R (1, 3) OBP: 0.419, SLG: 0.597	0-3 K			0-0 F6		0-0 L8		0-0 1B HR		4 1 1 3 0 1 2												
Sam Horn, L (1, 10) OBP: 0.368, SLG: 0.670		0-0 HR		0-3 K		0-0 6-3		0-3 K		4 1 1 1 0 2 0												
Todd Benzinger, S (1, 9) OBP: 0.351, SLG: 0.417		0-0 F7		0-0 L3			0-0 F6	0-3 K		4 0 0 0 0 1 0												
Spike Owen, S (1, 6) OBP: 0.338, SLG: 0.346		4-0 BB			0-0 1B WP		0-0 F6		0-0 E6	3 1 1 0 1 0 0												
John Marzano, R (1, 2) OBP: 0.282, SLG: 0.417		0-0 F8			0-0 1B		0-0 2B		0-0 B3-6-4	4 0 2 1 0 0 2												
Inning Stats	R: 0 E: 0 K: 1 S: 6	H: 1 LOB: 2 BB: 1 P: 10	R: 1 E: 0 K: 0 S: 4	H: 1 LOB: 1 BB: 1 P: 8	R: 0 E: 0 K: 1 S: 5	H: 0 LOB: 0 BB: 0 P: 5	R: 0 E: 0 K: 1 S: 5	H: 0 LOB: 0 BB: 0 P: 5	R: 1 E: 0 K: 0 S: 5	H: 2 LOB: 1 BB: 0 P: 5	R: 0 E: 0 K: 0 S: 5	H: 0 LOB: 0 BB: 0 P: 5	R: 0 E: 0 K: 0 S: 4	H: 1 LOB: 1 BB: 0 P: 4	R: 3 E: 0 K: 2 S: 10	H: 3 LOB: 0 BB: 0 P: 10	R: 0 E: 1 K: 0 S: 5	H: 2 LOB: 2 BB: 0 P: 5	1B: 6 2B: 2 3B: 0 HR: 2	SF: 0 SAC: 0 DP: 1 HBP: 0	WP: 1 PB: 0 SB: 0 CS: 0	PA: 39
PITCHER	IP WLS BF H R ER SO BB IBB HBP BLK WP HR S P ERA WHIP																					
Jose Mesa, R (1, 1) ERA: 6.0	8.0 L 34 8 5 5 6 2 0 0 0 1 2 44 52 5.62 1.250																					
Mark Williamson, R (9, 1) ERA: 3.82	1.0 5 2 0 0 0 0 0 0 0 0 0 5 5 0.00 2.000																					

Boston Red Sox @ Baltimore Orioles
Memorial Stadium, Baltimore, MD
 Sun Sep 20 1987, 3:33 AM EDT
 Unknown

livebaseballscorecards.com

AB 37
R 5
H 10
RBI 5
BB 2
SO 6
LOB 16



Batter	1	2	3	4	5	6	7	8	9	AB R H RBI BB SO LOB
Pete Stanicek, S OBP: 0.292, SLG: 0.274 (1, 4)	0-0 G3		0-3 K			0-3 K		0-0 4-3		4 0 0 0 0 2 1
Lee Lacy, R OBP: 0.322, SLG: 0.396 (1, 9)	0-3 K			0-0 F9		0-0 F6		0-0 3-1 2B		4 0 1 0 0 1 0
Fred Lynn, L OBP: 0.326, SLG: 0.496 (1, 10)	0-3 K			0-3 K		0-0 4-3		0-0 F2		4 0 0 0 0 2 1
Eddie Murray, S OBP: 0.349, SLG: 0.486 (1, 3)		0-0 G3 1B		0-3 K		0-0 F6		0-0 3-1 2-3		4 0 1 0 0 1 1
Cal Ripken Jr., R OBP: 0.336, SLG: 0.435 (1, 6)		0-0 F9			0-0 E BB G3 1B	0-0 G3		0-0 4-3		4 1 1 0 0 0 2
Larry Sheets, L OBP: 0.370, SLG: 0.585 (1, 7)		0-0 G3			4-0 BB BB BB BB G3 E BB	4-0 G3				1 0 0 0 2 0 1
Ray Knight, R OBP: 0.307, SLG: 0.373 (1, 5)		0-3 K			0-3 K	0-3 K		0-3 K		3 0 0 0 0 3 4
Terry Kennedy, L OBP: 0.307, SLG: 0.390 (1, 2)			0-0 F4		0-0 G3	0-0 G3		0-0 6-3		3 0 0 1 0 0 1
Mike Hart, L OBP: 0.239, SLG: 0.410 (1, 8)			4-0 BB BB BB BB CS BB		0-0 F6	0-0 F6		0-0 F8		2 0 0 0 1 0 1

Inning Stats	R: 0	H: 0	E: 0	K: 2	S: 7	R: 0	H: 1	E: 0	K: 1	S: 6	R: 0	H: 0	E: 0	K: 1	S: 4	R: 0	H: 0	E: 0	K: 2	S: 7	R: 1	H: 1	E: 2	K: 1	S: 6	R: 0	H: 0	E: 0	K: 1	S: 5	R: 0	H: 0	E: 0	K: 1	S: 5	R: 0	H: 0	E: 0	K: 0	S: 3	R: 0	H: 1	E: 0	K: 0	S: 4	1B: 2	2B: 2	3B: 0	HR: 0	SF: 0	SAC: 0	DP: 1	HBP: 0	WP: 0	PA: 32
PITCHER Roger Clemens, R ERA: 3.22 (1, 1)	IP	WLS	BF	H	R	ER	SO	BB	IBB	HBP	BLK	WP	HR	S	P	ERA	WHIP													IP	WLS	BF	H	R	ER	SO	BB	IBB	HBP	BLK	WP	HR	S	P	ERA	WHIP									


BOTTOM

Boston Red Sox @ Baltimore Orioles
Memorial Stadium, Baltimore, MD

Sun Sep 20 1987, 3:33 AM EDT
Unknown

livebaseballscorecards.com

AB	29
R	1
H	3
RBI	1
BB	3
SO	9
LOB	12



Batter	1	2	3	4	5	6	7	8	9	AB R H RBI BB SO LOB	TOP																	
Ellis Burks, R (1, 8) OBP: 0.319, SLG: 0.441	0-0 P3			0-3 K		0-0 E3 1B		0-0 F9	0-0 FC5	5 1 0 0 0 1 1																		
Jody Reed, R (1, 6) OBP: 0.500, SLG: 0.375	0-0 3-1			4-0 BB		4-0 1B 1-2 1B BB		0-0 F5		2 1 0 0 2 0 0																		
Marty Barrett, R (1, 4) OBP: 0.353, SLG: 0.353	0-0 F9			0-0 F7		0-0 1B 1-3 FC6 2-H 1B		0-0 6-3		4 1 1 1 0 0 1																		
Dwight Evans, R (1, 10) OBP: 0.419, SLG: 0.596		0-3 K		0-3 K		0-0 FC6 1-3 1B 3-H			0-0 HR 1B	4 1 2 1 0 2 1																		
Todd Benzinger, S (1, 7) OBP: 0.349, SLG: 0.431		0-3 K			0-0 F6	0-0 FC6 1-2 3-H			0-0 HR 1-H	4 1 1 3 0 1 1																		
Ed Romero, R (1, 5) OBP: 0.335, SLG: 0.306		0-3 K			0-0 2B	0-0 F4			0-0 F8	4 0 1 0 0 1 1																		
Pat Dodson, L (1, 3) OBP: 0.268, SLG: 0.324			0-3 K		0-0 F8		0-0 3-1		0-0 1B 2B	4 1 1 0 0 1 1																		
Kevin Romine, R (1, 9) OBP: 0.333, SLG: 0.500			0-0 F9		0-3 K		0-3 K		0-3 K	4 0 0 0 0 3 2																		
Danny Sheaffer, R (1, 2) OBP: 0.115, SLG: 0.183			0-3 K			0-0 F8	0-0 F8		0-0 FC5 2-H 1B	4 0 1 1 0 1 0																		
Inning Stats	R: 0 E: 0 K: 0 S: 3	H: 0 LOB: 0 BB: 0 P: 3	R: 0 E: 0 K: 3 S: 9	H: 0 LOB: 0 BB: 0 P: 9	R: 0 E: 0 K: 2 S: 7	H: 0 LOB: 0 BB: 0 P: 7	R: 0 E: 0 K: 2 S: 7	H: 0 LOB: 1 BB: 1 P: 11	R: 0 E: 0 K: 1 S: 6	H: 1 LOB: 1 BB: 0 P: 6	R: 3 E: 1 K: 0 S: 6	H: 2 LOB: 1 BB: 1 P: 10	R: 0 E: 0 K: 1 S: 5	H: 0 LOB: 0 BB: 0 P: 5	R: 0 E: 0 K: 0 S: 3	H: 0 LOB: 0 BB: 0 P: 3	R: 3 E: 0 K: 1 S: 9	H: 4 LOB: 1 BB: 0 P: 9	1B: 4 2B: 2 3B: 0 HR: 1	SF: 0 SAC: 0 DP: 0 HBP: 0	WP: 0 PB: 0 SB: 1 CS: 0	PA: 37						
PITCHER	IP WLS BF H R ER SO BB IBB HBP BLK WP HR S P ERA WHIP																											
Eric Bell, L (1, 1) ERA: 5.39	5.1		21	2	3	1	8	2	0	0	0	0	0	0	35	43	1.69	0.750										
Luis DeLeon, R (6, 1) ERA: 5.28	2.2	L	10	2	1	1	1	0	0	0	0	0	0	12	12	3.38	0.750											
Tom Niedenfuer, R (9, 1) ERA: 4.69	1.0		6	3	2	2	1	0	0	0	0	0	1	8	8	18.00	3.000											

Boston Red Sox @ Baltimore Orioles
Memorial Stadium, Baltimore, MD
 Sun Sep 20 1987, 3:38 AM EDT
 Att. 20,647 - Unknown

livebaseballscorecards.com

AB	35
R	6
H	7
RBI	6
BB	2
SO	10
LOB	8



Batter	1	2	3	4	5	6	7	8	9	AB	R	H	RBI	BB	SO	LOB
Pete Stanicek, S OBP: 0.304, SLG: 0.277 (1, 4) BBB	4-0 S BB		0-0 1-3		0-0 1-2 CS 1B			0-3 K		3	1	1	0	1	1	0
Ron Washington, R OBP: 0.225, SLG: 0.329 (1, 5) Rene Gonzales, R OBP: 0.342, SLG: 0.371 (5, 5)	0-0 F3		0-0 5-3		0-0 1-H 2-3 1B			0-0 HR 1B		2	0	0	0	0	0	1
Fred Lynn, L OBP: 0.325, SLG: 0.501 (1, 10) SSS	0-3 1-2 K		0-0 4-3		0-0 F7			0-0 1-H HR		4	1	1	2	0	1	2
Eddie Murray, S OBP: 0.351, SLG: 0.487 (1, 3) X	0-0 G3			0-0 1B		4-0 BBB BB		0-0 1B		3	0	2	0	1	0	1
Cal Ripken Jr., R OBP: 0.336, SLG: 0.434 (1, 6) SSSS		0-3 K		0-0 1-3 1B		0-0 1-2f G6-4-3		0-3 K		4	0	1	0	0	2	2
Larry Sheets, L OBP: 0.369, SLG: 0.581 (1, 9) BBBB		4-0 BB BB		0-0 1-2 4-3		0-0 F7		0-0 4-3		3	0	0	0	1	0	2
Mike Young, S OBP: 0.327, SLG: 0.407 (1, 7) BBBB		4-0 1-2 BB		0-0 4-3			0-0 4-3		0-0 F7	3	0	0	0	1	0	1
Mike Hart, L OBP: 0.239, SLG: 0.400 (1, 8) X		0-0 F8			0-0 CS 1B 1B		0-3 K		0-0 F8	4	0	1	0	0	1	2
Carl Nichols, R OBP: 0.250, SLG: 0.250 (1, 2) Jim Dwyer, L OBP: 0.382, SLG: 0.509 (9, PH)		0-3 K			0-0 F3		0-0 F5		0-3 K	3	0	0	0	0	1	3
										1	0	0	0	0	1	0

Inning Stats	R: 0	H: 0	E: 0	K: 1	S: 5	LOB: 1	BB: 1	P: 9	R: 0	H: 0	E: 0	K: 2	S: 7	LOB: 2	BB: 2	P: 15	R: 0	H: 0	E: 0	K: 0	S: 3	LOB: 0	BB: 0	P: 3	R: 0	H: 2	E: 0	K: 0	S: 4	LOB: 1	BB: 0	P: 4	R: 1	H: 3	E: 0	K: 0	S: 5	LOB: 1	BB: 0	P: 5	R: 0	H: 0	E: 0	K: 0	S: 2	LOB: 0	BB: 1	P: 6	R: 0	H: 0	E: 0	K: 1	S: 5	LOB: 0	BB: 0	P: 5	R: 2	H: 3	E: 0	K: 2	S: 10	LOB: 1	BB: 0	P: 10	R: 0	H: 0	E: 0	K: 1	S: 5	LOB: 0	BB: 0	P: 5	R: 0	H: 0	E: 0	K: 1	S: 5	LOB: 0	BB: 0	P: 5
John Leister, R ERA: 9.74 (1, 1)	IP	WLS	BF	H	R	ER	SO	BB	IBB	HBP	BLK	WP	HR	S	P	ERA	WHIP																																																															
Wes Gardner, R ERA: 5.19 (8, 1)	1.2	W	7	2	1	1	2	0	0	0	0	0	0	1	11	5.40	1.200																																																															


BOTTOM

Boston Red Sox @ Baltimore Orioles
Memorial Stadium, Baltimore, MD

Sun Sep 20 1987, 3:38 AM EDT
Att. 20,647 - Unknown

AB 32
R 3
H 8
RBI 3
BB 4
SO 7
LOB 14

WP: 0 PA: 36
PB: 0
SB: 1
CS: 2



Batter	1	2	3	4	5	6	7	8	9	AB R H RBI BB SO LOB	TOP											
Lou Whitaker, L (1, 4) OBP: 0.347, SLG: 0.442	0-3 K		0-0 1B		4-0 FC5 BB		0-0 2B		0-0 5-3	4 0 2 0 1 1 0												
Bill Madlock, R (1, 10) OBP: 0.341, SLG: 0.442	0-0 5-3			0-3 K	0-0 FC5		0-0 B2		0-0 L5	5 0 0 0 0 1 3												
Kirk Gibson, L (1, 7) OBP: 0.374, SLG: 0.487	0-0 6-3			0-0 3-1		0-0 4-3		0-0 SF9 2B	0-0 1B 1B	5 1 2 0 0 0 0												
Alan Trammell, R (1, 6) OBP: 0.397, SLG: 0.552		0-0 6-3		0-0 HR		0-0 2B		0-0 5-3	0-0 FC6 1B	5 1 3 1 0 0 1												
Darrell Evans, L (1, 3) OBP: 0.379, SLG: 0.499		4-0 G5-3 E BB		4-0 BB		0-0 F9		4-0 E 1B BB	0-0 FC6	2 1 0 0 3 0 3												
Matt Nokes, L (1, 2) OBP: 0.350, SLG: 0.534		0-0 E3 1-2		0-0 F9		0-0 L8		0-0 E3 1B		4 0 0 0 0 0 5												
Chet Lemon, R (1, 8) OBP: 0.388, SLG: 0.489		0-0 G5-3			0-0 BB 1B		0-0 F7	0-0 SF9		3 0 1 1 0 0 2												
Pat Sheridan, L (1, 9) OBP: 0.328, SLG: 0.366			0-0 F8		0-3 K		0-0 L8	0-0 FC5-4 1B		4 0 1 1 0 1 1												
Tom Brookens, R (1, 5) OBP: 0.295, SLG: 0.385			0-0 5-3		0-0 F7		0-0 HR	0-0 FC5-4		3 1 1 1 0 0 1												
Dave Bergman, L (8, PH) OBP: 0.392, SLG: 0.473										1 0 0 0 0 0 2												
Jim Walewander, S (8, 5) OBP: 0.283, SLG: 0.333										0 0 0 0 0 0 0												
Inning Stats	R: 0 E: 0 K: 1 S: 5	H: 0 LOB: 0 BB: 0 P: 5	R: 0 E: 1 K: 0 S: 3	H: 0 LOB: 1 BB: 1 P: 7	R: 0 E: 0 K: 0 S: 3	H: 1 LOB: 1 BB: 0 P: 3	R: 1 E: 0 K: 1 S: 6	H: 1 LOB: 1 BB: 1 P: 10	R: 0 E: 0 K: 1 S: 6	H: 1 LOB: 2 BB: 1 P: 10	R: 0 E: 0 K: 0 S: 4	H: 1 LOB: 1 BB: 0 P: 4	R: 1 E: 0 K: 0 S: 5	H: 2 LOB: 1 BB: 0 P: 5	R: 2 E: 1 K: 0 S: 6	H: 2 LOB: 2 BB: 1 P: 10	R: 0 E: 0 K: 0 S: 5	H: 2 LOB: 2 BB: 0 P: 5	1B: 5 2B: 3 3B: 0 HR: 2	SF: 1 SAC: 0 DP: 1 HBP: 0	WP: 0 PB: 0 SB: 0 CS: 0	PA: 41
PITCHER	IP WLS BF H R ER SO BB IBB HBP BLK WP HR S P ERA WHIP																					
Al Nipper, R (1, 1) ERA: 5.56	7.2 W 35 8 4 2 3 4 0 0 0 0 2 37 53 2.35 1.565																					
Calvin Schiraldi, R (8, 1) ERA: 4.08	1.1 6 2 0 0 0 0 0 0 0 0 0 6 6 0.00 1.500																					

Detroit Tigers @ Boston Red Sox
Fenway Park, Boston, MA
Mon Sep 21 1987, 7:05 PM EDT
Att. 20,376 - Unknown

livebaseballscorecards.com

AB	36
R	4
H	10
RBI	4
BB	4
SO	3
LOB	18



Batter	1	2	3	4	5	6	7	8	9	AB	R	H	RBI	BB	SO	LOB
Ellis Burks, R OBP: 0.321, SLG: 0.445 (1, 8)	0-0 G6-4-3 1B	0-0 1-3 2B		0-0 E5 WP SH5-4 SF9		0-0 PB 2B 1B	0-0 F3			5	2	3	0	0	0	4
Marty Barrett, R OBP: 0.352, SLG: 0.351 (1, 4)	0-0 G6-4-3 1-2f	0-0 F5		0-0 SH5-4		4-0 2B BB	0-0 G4-6-3 1-2f			3	1	0	0	1	0	6
Wade Boggs, L OBP: 0.461, SLG: 0.582 (1, 5)	0-0 6-3	4-0 IBB		4-0 SF9 WP IBB		0-0 2B 1-H 2-H		0-0 BB BB 1B		3	0	2	2	2	0	0
Ed Romero, R OBP: 0.335, SLG: 0.306 (9, 5)										0	0	0	0	0	0	0
Mike Greenwell, L OBP: 0.399, SLG: 0.591 (1, 7)										3	1	2	2	1	0	3
Dwight Evans, R OBP: 0.417, SLG: 0.592 (1, 3)										4	0	0	0	1	0	3
Sam Horn, L OBP: 0.385, SLG: 0.679 (1, 10)										3	2	2	0	2	0	2
Todd Benzing, S OBP: 0.351, SLG: 0.442 (1, 9)										5	1	2	1	0	1	4
Spike Owen, S OBP: 0.341, SLG: 0.351 (1, 6)										5	1	3	2	0	0	4
John Marzano, R OBP: 0.295, SLG: 0.426 (1, 2)										4	1	3	0	0	0	1

Inning Stats	R: 0	H: 1	E: 0	LOB: 0	K: 0	S: 3	P: 3	R: 4	H: 6	E: 1	LOB: 3	K: 0	S: 9	P: 13	R: 0	H: 0	E: 0	LOB: 1	K: 0	S: 3	R: 2	H: 1	E: 1	LOB: 2	K: 0	S: 5	P: 13	R: 0	H: 1	E: 0	LOB: 0	K: 0	S: 3	R: 2	H: 3	E: 0	LOB: 0	K: 0	S: 4	R: 1	H: 4	E: 0	LOB: 2	K: 0	S: 6	R: 0	H: 1	E: 0	LOB: 3	K: 1	S: 6	P: 14
--------------	------	------	------	--------	------	------	------	------	------	------	--------	------	------	-------	------	------	------	--------	------	------	------	------	------	--------	------	------	-------	------	------	------	--------	------	------	------	------	------	--------	------	------	------	------	------	--------	------	------	------	------	------	--------	------	------	-------

PITCHER	IP	WLS	BF	H	R	ER	SO	BB	IBB	HBP	BLK	WP	HR	S	P	ERA	WHIP
Nate Snell, R ERA: 4.06 (1, 1)	1.1	L	8	5	4	4	0	0	0	0	0	0	1	8	8	27.00	3.750
Dan Petry, R ERA: 5.36 (2, 1)	2.1		15	3	2	0	0	2	2	0	0	1	0	11	27	0.00	2.143
Mark Thurmond, L ERA: 4.35 (4, 1)	2.1		12	7	3	3	0	1	0	0	0	0	0	11	15	11.57	3.429
Eric King, R ERA: 5.02 (7, 1)	2.0		9	2	0	0	1	2	0	0	0	0	0	9	17	0.00	2.000

BOTTOM

Detroit Tigers @ Boston Red Sox
Fenway Park, Boston, MA
 Mon Sep 21 1987, 7:05 PM EDT
 Att. 20,376 - Unknown


livebaseballscorecards.com

AB	35
R	9
H	17
RBI	7
BB	7
SO	1
LOB	27



1B: 11	SF: 1	WP: 1	PA: 44
2B: 4	SAC: 1	PB: 1	
3B: 1	DP: 4	SB: 0	
HR: 1	HBP: 0	CS: 0	

PITCHER	IP	WLS	BF	H	R	ER	SO	BB	IBB	HBP	BLK	WP	HR	S	P	ERA	WHIP
---------	----	-----	----	---	---	----	----	----	-----	-----	-----	----	----	---	---	-----	------

Batter	1	2	3	4	5	6	7	8	9	AB R H RBI BB SO LOB	TOP											
Lou Whitaker, L (1, 4) OBP: 0.344, SLG: 0.438	0-0 F7	0-0 4-3		0-0 4-3		0-0 FC4-6 2B		0-0 L7		5 1 0 2 0 0 4												
Bill Madlock, R (1, 10) OBP: 0.342, SLG: 0.444	0-0 1B 2B 1B	0-0 FC1-2			0-0 F6	0-0 2B 2B		0-0 FC6-4		5 2 2 1 0 0 2												
Kirk Gibson, L (1, 7) OBP: 0.378, SLG: 0.500	0-0 1-2 2B 1B		0-0 SF8 3B		0-0 2B 2B	0-0 2B 2B			0-0 F6	5 3 4 1 0 0 0												
Alan Trammell, R (1, 6) OBP: 0.395, SLG: 0.551	0-0 F7		0-0 L6		0-0 5-3	0-0 F7			0-0 WP 2B	5 0 1 0 0 0 5												
Darrell Evans, L (1, 3) OBP: 0.379, SLG: 0.503	0-0 1-H 2-H 2B		0-0 SF8		0-0 2B		0-0 F7		0-0 G3	4 0 2 4 0 0 1												
Matt Nokes, L (1, 2) OBP: 0.346, SLG: 0.528	0-3 K		0-0 4-3		0-0 6-3		0-0 G3		0-3 K	5 0 0 0 0 2 3												
Chet Lemon, R (1, 8) OBP: 0.389, SLG: 0.488		BB BB BB BB	4-0 SH3-4 4-3 BB BB		0-0 6-3	0-0 1B WP FC4-6 1B		0-0 3-1		3 2 1 0 1 0 0	AB 38 R 8 H 13 RBI 8 BB 2 SO 2 LOB 17											
Pat Sheridan, L (1, 9) OBP: 0.329, SLG: 0.365		BB BB BB BB	4-0 4-3 SH3-4 1-2 FC1-2 BB		0-0 F7	0-0 F7		0-0 FC6-4 1B		3 0 1 0 1 0 1												
Tom Brookens, R (1, 5) OBP: 0.298, SLG: 0.387		X	0-0 SH3-4		0-0 1B	0-0 FC4-6 1B		0-0 L5		3 0 2 0 0 0 1												
Inning Stats	R: 2 E: 0 K: 1 S: 8	H: 3 LOB: 1 BB: 0 P: 8	R: 1 E: 0 K: 0 S: 3	H: 0 LOB: 1 BB: 2 P: 11	R: 1 E: 0 K: 0 S: 4	H: 1 LOB: 0 BB: 0 P: 4	R: 0 E: 0 K: 0 S: 4	H: 1 LOB: 1 BB: 0 P: 4	R: 1 E: 0 K: 0 S: 5	H: 2 LOB: 1 BB: 0 P: 5	R: 3 E: 0 K: 0 S: 7	H: 4 LOB: 1 BB: 0 P: 7	R: 0 E: 0 K: 0 S: 3	H: 0 LOB: 0 BB: 0 P: 3	R: 0 E: 0 K: 0 S: 4	H: 1 LOB: 1 BB: 0 P: 4	R: 0 E: 0 K: 1 S: 6	H: 1 LOB: 1 BB: 0 P: 6	1B: 6 2B: 6 3B: 1 HR: 0	SF: 1 SAC: 1 DP: 0 HBP: 0	WP: 2 PB: 0 SB: 0 CS: 0	PA: 42
PITCHER	IP WLS BF H R ER SO BB IBB HBP BLK WP HR S P ERA WHIP																					
Bob Woodward, R (1, 1) ERA: 7.63	5.2 L 29 10 8 8 1 2 0 0 0 1 0 29 37 12.71 2.118																					
Bob Stanley, R (6, 1) ERA: 5.01	2.1 9 2 0 0 0 0 0 0 0 0 0 9 9 0.00 0.857																					
Joe Sambito, L (9, 1) ERA: 6.69	1.0 4 1 0 0 1 0 0 0 0 0 1 0 6 6 0.00 1.000																					

Detroit Tigers @ Boston Red Sox
 Fenway Park, Boston, MA
 Tue Sep 22 1987, 7:05 PM EDT
 Att: 20,189 - Unknown

livebaseballscorecards.com


Batter	1	2	3	4	5	6	7	8	9	AB	R	H	RBI	BB	SO	LOB
Ellis Burks, R (1, 8) OBP: 0.322, SLG: 0.450	0-0 HR		0-0 1B		0-0 B5-3	0-0 F8			0-0 FC4-6 BB 1B	5	1	2	1	0	0	3
Marty Barrett, R (1, 4) OBP: 0.353, SLG: 0.351	0-3 K		0-0 1B		0-3 K		0-0 6-3		0-0 BB 1B	5	0	2	0	0	2	0
Wade Boggs, L (1, 10) OBP: 0.462, SLG: 0.589 Kevin Romine, R (9, PR) OBP: 0.333, SLG: 0.500	0-0 4-3		0-0 F8		0-0 2B		0-0 HR		4-0 BB BB BB BB 1B BB	4	1	2	1	1	0	2
Mike Greenwell, L (1, 7) OBP: 0.397, SLG: 0.585	0-0 F9			0-0 HR 1B	0-3 K		0-0 F7		0-0 F4	5	1	1	0	0	1	4
Dwight Evans, R (1, 3) OBP: 0.417, SLG: 0.589		4-0 BB BB BB FC4-6 BB		0-0 F9		0-0 FC6-4 BB 1B		0-0 L3	0-0 1-3	4	1	1	0	1	0	4
Todd Benzinger, S (1, 9) OBP: 0.354, SLG: 0.457		0-0 FC4-6 G4-6-3 1-2f		0-0 HR		4-0 BB BB BB FC6-4 BB		0-3 K		3	1	1	2	1	1	1
Ed Romero, R (1, 5) OBP: 0.333, SLG: 0.305		0-0 G4-6-3 1-2f		0-0 1B		0-0 P3		0-0 F9		4	0	1	0	0	0	3
Spike Owen, S (1, 6) OBP: 0.336, SLG: 0.348			0-0 G3		0-0 F8		0-0 FC6-4 1B 1-2f 2-3		0-3 K	4	0	0	0	0	1	3
John Marzano, R (1, 2) OBP: 0.291, SLG: 0.420 Sam Horn, L (6, PH) OBP: 0.390, SLG: 0.682 Danny Sheaffer, R (7, 2) OBP: 0.115, SLG: 0.183 Pat Dodson, L (9, PH) OBP: 0.286, SLG: 0.324			0-0 F9		0-3 K		0-0 1B 1-2 3-H		4-0 FC4-6 BB	2	0	0	0	0	1	1
										1	0	1	1	0	0	0
										0	0	0	0	0	0	0
										0	0	0	0	1	0	0

Inning Stats	R: 1	H: 1	E: 0	K: 1	S: 6	LOB: 0	BB: 0	P: 6	R: 0	H: 0	E: 0	K: 0	S: 2	LOB: 0	BB: 1	P: 6	R: 0	H: 2	E: 0	K: 0	S: 5	LOB: 2	BB: 0	P: 5	R: 2	H: 3	E: 0	K: 1	S: 8	LOB: 1	BB: 0	P: 8	R: 0	H: 1	E: 0	K: 2	S: 8	LOB: 1	BB: 0	P: 8	R: 1	H: 2	E: 0	K: 0	S: 5	LOB: 2	BB: 1	P: 9	R: 1	H: 1	E: 0	K: 0	S: 4	LOB: 0	BB: 0	P: 4	R: 0	H: 0	E: 0	K: 2	S: 7	LOB: 0	BB: 0	P: 7	R: 0	H: 1	E: 0	K: 0	S: 4	LOB: 3	BB: 2	P: 12	1B: 7	SF: 0	2B: 1	SAC: 0	3B: 0	DP: 1	HR: 3	HBP: 0	WP: 0	PA: 41
--------------	------	------	------	------	------	--------	-------	------	------	------	------	------	------	--------	-------	------	------	------	------	------	------	--------	-------	------	------	------	------	------	------	--------	-------	------	------	------	------	------	------	--------	-------	------	------	------	------	------	------	--------	-------	------	------	------	------	------	------	--------	-------	------	------	------	------	------	------	--------	-------	------	------	------	------	------	------	--------	-------	-------	-------	-------	-------	--------	-------	-------	-------	--------	-------	--------

PITCHER	IP	WLS	BF	H	R	ER	SO	BB	IBB	HBP	BLK	WP	HR	S	P	ERA	WHIP
Walt Terrell, R (1, 1) ERA: 3.9	7.0	W	32	10	5	5	4	2	0	0	0	0	3	38	46	6.43	1.714
Mike Henneman, R (8, 1) ERA: 2.87	1.1		6	1	0	0	2	1	0	0	0	0	0	9	13	0.00	1.500
Willie Hernandez, L (9, 1) ERA: 3.49	0.1		2	0	0	0	0	1	0	0	0	0	0	1	5	0.00	3.000
Dickie Noles, R (9, 1) ERA: 3.48	0.1	S	1	0	0	0	0	0	0	0	0	0	0	1	1	0.00	0.000

DETROIT TIGERS @ BOSTON RED SOX
Fenway Park, Boston, MA
 Tue Sep 22 1987, 7:05 PM EDT
 Att. 20,189 - Unknown

AB	37
R	5
H	11
RBI	5
BB	4
SO	6
LOB	21



Batter	1	2	3	4	5	6	7	8	9	AB R H RBI BB SO LOB	TOP	
Lou Whitaker, L (1, 4) OBP: 0.344, SLG: 0.437 Jim Walewander, S (9, 4) OBP: 0.283, SLG: 0.333	0-3 K		0-0 F7		0-0 E8 2B 1B		0-0 G4-3			4 0 1 0 0 1 1 0 0 0 0 0 0 0		
Bill Madlock, R (1, 10) OBP: 0.341, SLG: 0.445	0-3 K		0-3 K		0-0 1-3 2B		0-0 5-3			4 0 1 0 0 2 0		
Larry Herndon, R (1, 9) OBP: 0.376, SLG: 0.521 Pat Sheridan, L (8, 9) OBP: 0.329, SLG: 0.365	0-0 L7		0-0 G3		0-0 5-3			0-0 L5		4 0 0 0 0 0 2 0 0 0 0 0 0 0		
Alan Trammell, R (1, 6) OBP: 0.396, SLG: 0.550		0-0 BB 2B 1B		0-0 4-3		0-0 L8		4-0 BB BB BB G6-4-3 BB		3 1 1 0 1 0 0		
Chet Lemon, R (1, 8) OBP: 0.388, SLG: 0.491		0-0 F4		0-0 6-3		0-0 1B 3B		0-0 G6-4-3 1-2f		4 1 1 0 0 0 2		
Jim Morrison, R (1, 7) OBP: 0.298, SLG: 0.399 Scott Lusader, L (8, 7) OBP: 0.323, SLG: 0.393		0-0 F2		0-0 F9		0-0 1B		0-0 F9		3 0 1 1 0 0 1 1 0 0 0 0 0 0		
Darrell Evans, L (1, 3) OBP: 0.379, SLG: 0.500 Dave Bergman, L (9, 3) OBP: 0.392, SLG: 0.473		4-0 BB BB BB BB 1-2 2B BB		0-0 F6		0-0 F8		0-0 F8		3 1 0 0 1 0 1 0 0 0 0 0 0 0		
Tom Brookens, R (1, 5) OBP: 0.302, SLG: 0.394		0-0 1-H 2-H 2B		4-0 1B E BB		0-3 K		0-0 2B		3 1 2 2 1 1 1		
Mike Heath, R (1, 2) OBP: 0.341, SLG: 0.430		0-0 P3		0-0 F8			0-0 G4-3 1B		0-0 F8	4 0 1 0 0 0 3		
Inning Stats	R: 0 H: 0 E: 0 LOB: 0 K: 2 BB: 0 S: 7 P: 7	R: 2 H: 2 E: 0 LOB: 1 K: 0 BB: 1 S: 5 P: 9	R: 0 H: 0 E: 0 LOB: 0 K: 1 BB: 0 S: 5 P: 5	R: 0 H: 0 E: 0 LOB: 0 K: 0 BB: 0 S: 3 P: 3	R: 1 H: 2 E: 1 LOB: 2 K: 0 BB: 1 S: 5 P: 9	R: 1 H: 2 E: 0 LOB: 1 K: 1 BB: 0 S: 7 P: 7	R: 0 H: 1 E: 0 LOB: 0 K: 0 BB: 0 S: 3 P: 3	R: 0 H: 0 E: 0 LOB: 0 K: 0 BB: 1 S: 2 P: 6	R: 0 H: 1 E: 0 LOB: 1 K: 0 BB: 0 S: 4 P: 4	1B: 4 SF: 0 2B: 3 SAC: 0 3B: 1 DP: 2 HR: 0 HBP: 0	WP: 0 PA: 36 PB: 0 SB: 0 CS: 0	
PITCHER Bruce Hurst, L (1, 1) ERA: 4.27 Wes Gardner, R (8, 1) ERA: 5.07	IP WLS BF H R ER SO BB IBB HBP BLK WP HR S P ERA WHIP	7.0 L 29 7 4 4 4 2 0 0 0 0 0 0 35 43 5.14 1.286	2.0 7 1 0 0 0 1 0 0 0 0 0 0 6 10 0.00 1.000	PITCHER IP WLS BF H R ER SO BB IBB HBP BLK WP HR S P ERA WHIP								

Detroit Tigers @ Boston Red Sox
Fenway Park, Boston, MA
 Wed Sep 23 1987, 7:05 PM EDT
 Att: 23,798 - Unknown

livebaseballscorecards.com

AB	33
R	4
H	8
RBI	3
BB	3
SO	4
LOB	11



Batter	1	2	3	4	5	6	7	8	9	AB R H RBI BB SO LOB	TOP																									
Jody Reed, R OBP: 0.333, SLG: 0.231 (1, 6) (9, 5)	0-0 F9	0-0 5-3			0-0 F4		0-0 FC4-6 BB 1B	0-0 E6		5 1 0 0 0 0 3																										
Marty Barrett, R OBP: 0.352, SLG: 0.351 (1, 4)	0-0 BB 1B BB 1B	0-0 F7			0-0 F9		0-0 1-2 3-H 1B BB	0-0 FC5		5 2 2 1 0 0 2																										
Todd Benzinger, S OBP: 0.345, SLG: 0.443 (1, 9)	0-0 BB BB 1-2 1B		0-0 F7		0-0 4-3		0-3 K		0-3 K	5 1 1 0 0 2 2																										
Dwight Evans, R OBP: 0.417, SLG: 0.583 (1, 3)	4-0 BB 1-2 2-3 1B BB		0-0 6-3		0-0 F8		4-0 E 1B 1-2 2-3 BB		4-0 1B BB	2 1 0 0 3 0 0																										
Mike Greenwell, L OBP: 0.399, SLG: 0.585 (1, 7)	4-0 1B 1-2 2-3 3-H BB		0-0 4-3		0-0 4-3 2B		0-0 E9 1-3 2-H 3-H 1B		0-0 1B	4 0 3 3 1 0 0																										
Sam Horn, L OBP: 0.371, SLG: 0.639 (1, 10)	0-3 K			0-0 FC5-4 1B		0-0 4-3 2-3	0-3 K		0-3 K	5 0 1 0 0 3 8																										
Ed Romero, R OBP: 0.327, SLG: 0.299 Wade Boggs, L OBP: 0.461, SLG: 0.588 Spike Owen, S OBP: 0.338, SLG: 0.346 (1, 5) (9, PH) (9, 6)	0-0 1B 1-2 2-H 3-H			0-0 FC5-4		0-0 F9		0-0 6-3	0-0 6-3	4 0 1 2 0 0 2 1 0 0 0 0 0 2 0 0 0 0 0 0 0																										
Kevin Romine, R OBP: 0.278, SLG: 0.389 (1, 8)	0-3 K			0-3 K			0-0 FC4-6 1B 1B		0-0 4-3	4 1 1 0 0 2 3																										
Marc Sullivan, R OBP: 0.201, SLG: 0.242 Pat Dodson, L OBP: 0.302, SLG: 0.343 John Marzano, R OBP: 0.289, SLG: 0.415 (1, 2) (7, PH) (7, 2)		0-0 F7		0-0 F7			0-0 FC4-6 1B	0-0 FC5 E 1B		2 0 0 0 0 0 1 1 0 1 0 0 0 0 1 0 1 0 0 0 0																										
Inning Stats	R: 3 E: 0 K: 2 S: 10	H: 3 LOB: 2 BB: 2 P: 18	R: 0 E: 0 K: 0 S: 3	H: 0 LOB: 0 BB: 0 P: 3	R: 0 E: 0 K: 1 S: 6	H: 1 LOB: 1 BB: 0 P: 6	R: 0 E: 0 K: 0 S: 3	H: 0 LOB: 0 BB: 0 P: 3	R: 0 E: 0 K: 0 S: 4	H: 1 LOB: 1 BB: 0 P: 4	R: 3 E: 1 K: 2 S: 11	H: 4 LOB: 2 BB: 1 P: 15	R: 0 E: 1 K: 0 S: 5	H: 1 LOB: 2 BB: 0 P: 5	R: 0 E: 0 K: 2 S: 8	H: 1 LOB: 2 BB: 1 P: 12	1B: 10 2B: 1 3B: 0 HR: 0	SF: 0 SAC: 0 DP: 0 HBP: 0	WP: 0 PB: 0 SB: 0 CS: 0	PA: 43																
PITCHER	IP WLS BF H R ER SO BB IBB HBP BLK WP HR S P ERA WHIP																																			
Chris Bosio, R ERA: 5.41 (1, 1)	6.2		31	8	6	6	4	3	0	0	0	0	0	36	48	8.10	1.650																			
Paul Mirabella, L ERA: 5.47 (7, 1)	2.0		11	3	0	0	3	1	0	0	0	0	0	16	20	0.00	2.000																			
Mark Clear, R ERA: 4.52 (9, 1)	0.1	W	1	0	0	0	0	0	0	0	0	0	0	1	1	0.00	0.000																			

Boston Red Sox @ Milwaukee Brewers
Milwaukee County Stadium, Milwaukee, WI
 Thu Sep 24 1987, 8:05 PM EDT
 Att. 7,745 - Unknown

livebaseballscorecards.com

AB	39
R	6
H	11
RBI	6
BB	4
SO	7
LOB	23



Batter	1	2	3	4	5	6	7	8	9	AB	R	H	RBI	BB	SO	LOB
Paul Molitor, R OBP: 0.439, SLG: 0.564 (1, 4)	0-0 2B SF7 1B		0-3 K	0-0 1B 1B		0-0 G4-6-3 1B		0-0 SH5-4 1B		5	1	4	1	0	1	0
Robin Yount, R OBP: 0.383, SLG: 0.477 (1, 8)	0-0 1-3 2B		0-0 F4	0-0 1B 1B		0-0 G4-6-3 1-2f 2-3		0-0 SH5-4 1-2 2-3		4	0	2	1	0	0	2
Glenn Braggs, R OBP: 0.333, SLG: 0.433 (1, 10)	0-0 SF7 3-H		0-0 G3	0-0 F7		0-3 K		0-3 K		4	0	0	1	0	2	5
Greg Brock, L OBP: 0.369, SLG: 0.433 (1, 3)	4-0 G4-6-3 BB			0-0 G3	0-0 4-3 2B		0-0 F7	0-0 6-3		4	1	1	0	1	0	2
B.J. Surhoff, L OBP: 0.350, SLG: 0.424 (1, 2)	0-0 G4-6-3 1-2f			0-0 F9	0-0 4-3		0-0 1B 1B		0-0 SH 1B 2B	5	1	2	0	0	0	3
Ernest Riles, L OBP: 0.334, SLG: 0.360 (1, 5)		0-0 FC4-6 1B		4-0 1B BB	4-0 4-3 BB		0-0 F7		0-0 SH 1B 2-3	2	1	1	0	2	0	1
Mike Felder, S OBP: 0.330, SLG: 0.340 (1, 7)		0-0 F9		0-0 1B 1B	0-0 4-3		0-0 1B 1-3		0-0 1B 1-2 3-H	5	1	3	2	0	0	2
Rick Manning, L OBP: 0.336, SLG: 0.350 (1, 9) Brad Komminsk, R (7, PH) (8, 9)		0-0 FC4-6 WP 1-2f		0-0 1B 1B 1-2 2-H	0-3 K		0-0 F8			3	1	1	1	0	1	2
Dale Sveum, S OBP: 0.304, SLG: 0.453 (1, 6)		0-0 F8 1-2		0-0 1B 1B 1-3 2-H		0-0 G4-6-3 1B 1B		0-0 SH5-4 1B 1B		1	0	0	0	0	0	2
										3	1	1	1	0	1	2
										1	0	0	0	0	0	2
										4	1	3	1	0	0	1

Inning Stats	R: 1	H: 2	E: 0	K: 0	S: 4	H: 2	LOB: 1	BB: 1	P: 8	R: 0	H: 1	E: 0	K: 0	S: 4	R: 0	H: 0	E: 0	K: 1	S: 5	R: 4	H: 5	E: 0	K: 0	S: 8	R: 1	H: 1	E: 0	K: 1	S: 6	R: 0	H: 2	E: 0	K: 1	S: 6	R: 0	H: 2	E: 0	K: 0	S: 5	R: 0	H: 2	E: 0	K: 1	S: 7	R: 1	H: 2	E: 0	K: 0	S: 3	1B: 14	2B: 3	3B: 0	HR: 0	SF: 1	SAC: 2	DP: 2	HBP: 0	WP: 1	PB: 0	SB: 0	CS: 0	PA: 43
--------------	------	------	------	------	------	------	--------	-------	------	------	------	------	------	------	------	------	------	------	------	------	------	------	------	------	------	------	------	------	------	------	------	------	------	------	------	------	------	------	------	------	------	------	------	------	------	------	------	------	------	--------	-------	-------	-------	-------	--------	-------	--------	-------	-------	-------	-------	--------

PITCHER	IP	WLS	BF	H	R	ER	SO	BB	IBB	HBP	BLK	WP	HR	S	P	ERA	WHIP
Jeff Sellers, R ERA: 5.53 (1, 1)	3.2		19	7	5	5	1	2	0	0	0	1	0	19	27	12.27	2.455
Bob Stanley, R ERA: 5.0 (4, 1)	2.1		11	4	1	1	2	1	0	0	0	0	0	14	18	3.86	2.143
Tom Bolton, L ERA: 4.82 (7, 1)	0.2		4	2	0	0	0	0	0	0	0	0	0	4	4	0.00	3.000
Wes Gardner, R ERA: 5.01 (7, 1)	1.0		5	2	0	0	1	0	0	0	0	0	0	7	7	0.00	2.000
Joe Sambito, L ERA: 6.87 (8, 1)	0.1	L	3	1	1	1	0	0	0	0	0	0	0	3	3	27.00	3.000

BOTTOM

Boston Red Sox @ Milwaukee Brewers
Milwaukee County Stadium, Milwaukee, WI

Thu Sep 24 1987, 8:05 PM EDT
Att. 7,745 - Unknown

livebaseballscorecards.com

AB 37
R 7
H 17
RBI 7
BB 3
SO 4
LOB 20



Batter	1	2	3	4	5	6	7	8	9	AB R H RBI BB SO LOB	TOP	
Ellis Burks, R (1, 8) OBP: 0.325, SLG: 0.451	0-0 1B		0-0 E8 1B 1B		0-0 F3		4-0 E BB		0-0 F2	4 1 2 0 1 0 1	Boston Red Sox @ Milwaukee Brewers Milwaukee County Stadium, Milwaukee, WI Fri Sep 25 1987, 8:05 PM EDT Att. 12,878 - Unknown livebaseballscorecards.com	
Marty Barrett, R (1, 4) OBP: 0.349, SLG: 0.348	0-0 F8		0-0 5-3		0-0 F9		0-0 1-3		0-0 E6 FC3-2	5 0 0 0 0 0 4		
Todd Benzinger, S (1, 9) OBP: 0.346, SLG: 0.441	0-3 K		0-0 FC6-4 1B 2-3		0-0 2B 1B		0-0 4-3		0-0 E3 E	5 2 2 1 0 1 3		
Dwight Evans, R (1, 3) OBP: 0.420, SLG: 0.586	0-0 G3		0-0 FC6-4 1B 1-2 3-H		0-0 2B		4-0 BB		4-0 E 1B IBB	3 1 2 2 2 0 1		
Mike Greenwell, L (1, 7) OBP: 0.394, SLG: 0.577		0-0 6-3	0-0 FC6-4 1B 1-2 2-3		0-3 K		0-3 K		0-0 FC3-2 1B HR	5 1 0 0 0 2 7		
Ed Romero, R (1, 5) OBP: 0.324, SLG: 0.296		0-3 K	0-0 F8			0-0 F6		0-0 4-3	0-0 HR 1B	5 1 1 1 0 1 2		
Sam Horn, L (1, 10) OBP: 0.380, SLG: 0.683		0-0 HR		0-3 K		4-0 BB		0-3 K	0-0 HR	4 2 2 4 1 2 0		
Spike Owen, S (1, 6) OBP: 0.338, SLG: 0.345		4-0 BB		0-0 1B		0-3 K		0-0 F8	0-3 K	4 0 1 0 1 2 1		
John Marzano, R (1, 2) OBP: 0.288, SLG: 0.418		0-3 K		0-0 6-3		0-0 F8			0-0 E 2B	4 1 1 0 0 1 2		
Inning Stats	R: 0 E: 0 K: 1 S: 6 H: 1 LOB: 1 BB: 0 P: 6	R: 1 E: 0 K: 2 S: 8 H: 1 LOB: 1 BB: 1 P: 12	R: 1 E: 1 K: 0 S: 6 H: 3 LOB: 2 BB: 0 P: 6	R: 0 E: 0 K: 1 S: 5 H: 1 LOB: 0 BB: 0 P: 5	R: 1 E: 0 K: 1 S: 7 H: 2 LOB: 1 BB: 0 P: 7	R: 0 E: 0 K: 1 S: 5 H: 0 LOB: 1 BB: 1 P: 9	R: 0 E: 1 K: 1 S: 5 H: 0 LOB: 2 BB: 2 P: 13	R: 0 E: 0 K: 1 S: 5 H: 0 LOB: 0 BB: 0 P: 5	R: 6 E: 3 K: 1 S: 10 H: 3 LOB: 0 BB: 1 P: 14	1B: 7 2B: 2 3B: 0 HR: 2 SF: 0 SAC: 0 DP: 0 HBP: 0	WP: 0 PB: 0 SB: 0 CS: 0 PA: 44	
PITCHER	IP WLS BF H R ER SO BB IBB HBP BLK WP HR S P ERA WHIP											
Juan Nieves, L (1, 1) ERA: 5.01	7.0 L 32 8 3 3 7 4 0 0 0 0 0 1 42 58 3.86 1.714											
Mark Knudson, R (8, 1) ERA: 5.46	2.0 12 3 6 0 2 0 1 0 0 0 1 15 19 0.00 1.500											

Boston Red Sox @ Milwaukee Brewers
Milwaukee County Stadium, Milwaukee, WI

Fri Sep 25 1987, 8:05 PM EDT
 Att. 12,878 - Unknown

AB	39
R	9
H	11
RBI	8
BB	5
SO	9
LOB	21



Batter	1	2	3	4	5	6	7	8	9	AB	R	H	RBI	BB	SO	LOB
Paul Molitor, R OBP: 0.440, SLG: 0.566 (1, 4) S S S	0-3 K			0-3 K		X 0-0 1B 2B		X 0-0 CS 1B		4	1	2	0	0	2	0
Robin Yount, R OBP: 0.382, SLG: 0.476 (1, 8) S S S	0-3 K			0-0 F9		X 0-0 2-H 1B 1B		X 0-0 F9		4	1	1	1	0	1	1
B.J. Surhoff, L OBP: 0.347, SLG: 0.419 (1, 2) X	0-0 4-3			0-0 F7		X 0-0 G3		X 0-0 CS		4	0	0	0	0	0	1
Greg Brock, L OBP: 0.371, SLG: 0.435 (1, 3) X		0-0 L3			B B B B 4-0 FC3-6 BB	X 0-0 2-H 1B		X 0-0 1B		3	0	2	1	1	0	0
Brad Komminsk, R (1, 10) S S S S		0-3 K			B B B B 4-0 1-2 FC3-6 BB	S S S S 0-3 K		S S S S 0-3 K		3	0	0	0	1	3	2
Ernest Riles, L OBP: 0.330, SLG: 0.354 (1, 5) X		0-0 1-4-3			X 0-0 F5		X 0-0 F7		S S S S 0-3 K	4	0	0	0	0	1	3
Mike Felder, S OBP: 0.326, SLG: 0.336 (1, 7) X			0-0 F4		X 0-0 FC3-6 S		X 0-0 F7			3	0	0	0	0	0	2
Rick Manning, L OBP: 0.328, SLG: 0.340 (1, 9) S S S S			0-3 K		S S S S 0-3 K		X 0-0 4-3			3	0	0	0	0	2	2
Dale Sveum, S OBP: 0.302, SLG: 0.450 (1, 6) X			0-0 4-3		S S S S 0-0 4-3		X 0-0 K		X 0-0 F7	3	0	0	0	0	1	0

Inning Stats	R: 0	H: 0	E: 0	K: 2	S: 7	LOB: 0	BB: 0	P: 7	R: 0	H: 0	E: 0	K: 1	S: 5	LOB: 0	BB: 0	P: 5	R: 0	H: 0	E: 0	K: 1	S: 5	LOB: 0	BB: 0	P: 5	R: 0	H: 0	E: 0	K: 1	S: 5	LOB: 2	BB: 2	P: 13	R: 2	H: 3	E: 0	K: 2	S: 10	LOB: 1	BB: 0	P: 10	R: 0	H: 0	E: 0	K: 0	S: 3	LOB: 0	BB: 0	P: 3	R: 0	H: 1	E: 0	K: 0	S: 3	LOB: 0	BB: 0	P: 3	R: 0	H: 1	E: 0	K: 2	S: 8	LOB: 1	BB: 0	P: 8	1B: 4	SF: 0	2B: 1	SAC: 0	3B: 0	DP: 0	HR: 0	HBP: 0	WP: 0	PA: 34
PITCHER Roger Clemens, R ERA: 3.17 (1, 1)	IP	WLS	BF	H	R	ER	SO	BB	IBB	HBP	BLK	WP	HR	S	P	ERA	WHIP	IP	WLS	BF	H	R	ER	SO	BB	IBB	HBP	BLK	WP	HR	S	P	ERA	WHIP	IP	WLS	BF	H	R	ER	SO	BB	IBB	HBP	BLK	WP	HR	S	P	ERA	WHIP																							

BOTTOM

Boston Red Sox @ Milwaukee Brewers
Milwaukee County Stadium, Milwaukee, WI

Fri Sep 25 1987, 8:05 PM EDT
Att. 12,878 - Unknown

AB	31
R	2
H	5
RBI	2
BB	2
SO	10
LOB	11



WP: 0	PA: 34
PB: 0	
SB: 1	
CS: 1	

livebaseballscorecards.com

Batter	1	2	3	4	5	6	7	8	9	AB R H RBI BB SO LOB	TOP										
Ellis Burks, R (1, 8) OBP: 0.324, SLG: 0.449	0-0 5-3	0-0 4-3			0-0 SH1-4 1B		0-0 6-3			4 0 1 0 0 0 2											
Jody Reed, R (1, 4) OBP: 0.333, SLG: 0.200	0-0 6-3		4-0 CS BB		0-0 SH1-4 1-2			0-0 F6		2 0 0 0 1 0 0											
Pat Dodson, L (1, 3) OBP: 0.298, SLG: 0.316	0-0 4-3		4-0 FC6-4 BB		0-0 F5			0-3 K		3 0 0 0 1 1 1											
Sam Horn, L (1, 10) OBP: 0.376, SLG: 0.667		4-0 HR BB	0-3 K		0-3 K			0-3 K		3 1 0 0 1 3 2											
Todd Benzinger, S (1, 7) OBP: 0.344, SLG: 0.453		0-0 HR	0-0 FC6-4		0-0 4-3			0-0 F7		4 1 1 2 0 0 1											
Ed Romero, R (1, 5) OBP: 0.318, SLG: 0.291		0-0 4-3		0-0 F8		0-0 5-3		0-0 5-3		4 0 0 0 0 0 0											
Spike Owen, S (1, 6) OBP: 0.342, SLG: 0.346		4-0 1B BB	4-0 BB	4-0 BB	0-0 5-3			0-0 1B		2 0 1 0 2 0 0											
John Marzano, R (1, 2) OBP: 0.283, SLG: 0.409		0-0 F9		0-0 F8			0-0 4-3	0-3 K		3 0 0 0 0 0 2											
Dwight Evans, R (9, PH) OBP: 0.419, SLG: 0.585										1 0 0 0 0 1 1											
Kevin Romine, R (1, 9) OBP: 0.286, SLG: 0.381		0-0 1-2 1B		0-0 5-3			0-0 4-3			3 0 1 0 0 0 1											
Inning Stats	R: 0 E: 0 K: 0 S: 3	H: 0 LOB: 0 BB: 0 P: 3	R: 2 E: 0 K: 0 S: 5	H: 2 LOB: 2 BB: 2 P: 13	R: 0 E: 0 K: 1 S: 4	H: 0 LOB: 1 BB: 2 P: 12	R: 0 E: 0 K: 0 S: 3	H: 0 LOB: 1 BB: 1 P: 7	R: 0 E: 0 K: 1 S: 6	H: 1 LOB: 1 BB: 0 P: 6	R: 0 E: 0 K: 0 S: 3	H: 0 LOB: 0 BB: 0 P: 3	R: 0 E: 0 K: 2 S: 7	H: 0 LOB: 0 BB: 0 P: 7	R: 0 E: 0 K: 1 S: 6	H: 1 LOB: 1 BB: 0 P: 6	1B: 3 2B: 0 3B: 0 HR: 1	SF: 0 SAC: 1 DP: 0 HBP: 0	WP: 0 PB: 0 SB: 0 CS: 1	PA: 35	
PITCHER	IP	WLS	BF	H	R	ER	SO	BB	IBB	HBP	BLK	WP	HR	S	P	ERA	WHIP				
Len Barker, R (1, 1) ERA: 5.36	2.1		12	2	2	2	0	4	0	0	0	0	1	8	24	7.71	2.571				
Dave Stapleton, L (3, 1) ERA: 1.84	6.2	W	23	2	0	0	5	1	0	0	0	0	0	32	36	0.00	0.450				

Boston Red Sox @ Milwaukee Brewers
Milwaukee County Stadium, Milwaukee, WI

AB	29
R	2
H	4
RBI	2
BB	5
SO	5
LOB	10



Sat Sep 26 1987, 4:33 AM EDT
Att: 19,206 - Unknown

livebaseballscorecards.com

Batter	1	2	3	4	5	6	7	8	9
Paul Molitor, R OBP: 0.436, SLG: 0.562 (1, 10)	0-0 6-3		0-0 SF8		0-0 6-3		0-3 K		
Mike Felder, S OBP: 0.329, SLG: 0.350 (1, 7)	0-3 K		0-0 HR			0-0 1B	0-0 F8		
Robin Yount, R OBP: 0.381, SLG: 0.474 (1, 8)	0-0 F9		0-0 5-3			0-0 1B		0-3 K	
Greg Brock, L OBP: 0.372, SLG: 0.435 (1, 3)		0-0 G4-3 1B		0-0 WP 4-3 1B		0-0 F7		0-0 F7	
Rob Deer, R OBP: 0.358, SLG: 0.449 (1, 9)		0-0 F7		0-3 K		0-3 K		0-3 K	
Ernest Riles, L OBP: 0.327, SLG: 0.350 (1, 5)		0-0 G4-3		0-0 4-3		0-0 1-3			
Bill Schroeder, R OBP: 0.378, SLG: 0.544 (1, 2)			0-0 SH1-4 SF8 1B	0-0 5-3			0-0 FC1-5 2B		
Dale Sveum, S OBP: 0.303, SLG: 0.450 (1, 6)			0-0 SF8 SH1-4 HR 1B		0-0 F7		0-0 FC1-5 1B		
Juan Castillo, S OBP: 0.296, SLG: 0.313 (1, 4)			0-0 SH1-4		0-0 4-3		0-0 S 1B		

Inning Stats	R: 0	H: 0	E: 0	K: 1	S: 5	R: 0	H: 1	E: 0	K: 0	S: 3	R: 3	H: 3	E: 0	K: 0	S: 6	R: 0	H: 1	E: 0	K: 1	S: 6	R: 0	H: 2	E: 0	K: 1	S: 7	R: 0	H: 2	E: 0	K: 1	S: 7	R: 0	H: 0	E: 0	K: 2	S: 7
	LOB: 0	BB: 0	P: 5			LOB: 0	BB: 0	P: 3			LOB: 1	BB: 0	P: 6			LOB: 2	BB: 0	P: 7			LOB: 2	BB: 0	P: 7			LOB: 0	BB: 0	P: 7			LOB: 0	BB: 0	P: 7		

PITCHER	IP	WLS	BF	H	R	ER	SO	BB	IBB	HBP	BLK	WP	HR	S	P	ERA	WHIP	IP	WLS	BF	H	R	ER	SO	BB	IBB	HBP	BLK	WP	HR	S	P	ERA	WHIP	
Al Nipper, R ERA: 5.45 (1, 1)	8.0	L	32	9	3	3	6	0	0	0	0	1	1	44	44	3.38	1.125																		

BOTTOM

Boston Red Sox @ Milwaukee Brewers
Milwaukee County Stadium, Milwaukee, WI

Sat Sep 26 1987, 4:33 AM EDT
Att. 19,206 - Unknown

AB	R	H	RBI	BB	SO	LOB
3	0	0	1	0	1	2
4	1	2	2	0	1	2
4	0	1	0	0	1	0
4	0	2	0	0	0	2
4	0	0	0	0	3	4
3	0	0	0	0	0	4
3	1	2	0	0	0	1
3	1	1	0	0	0	1
2	0	1	0	0	0	0

AB	30
R	3
H	9
RBI	3
BB	0
SO	6
LOB	16



1B: 7	SF: 1	WP: 1	PA: 32
2B: 1	SAC: 1	PB: 0	
3B: 0	DP: 1	SB: 1	
HR: 1	HBP: 0	CS: 0	

livebaseballscorecards.com

Boston Red Sox @ Milwaukee Brewers
 Milwaukee County Stadium, Milwaukee, WI

Sun Sep 27 1987, 4:33 AM EDT
 Att: 26,175 - Unknown

livebaseballscorecards.com



WP: 1 PA: 44
 PB: 0
 SB: 0
 CS: 1

Batter	1	2	3	4	5	6	7	8	9	AB R H RBI BB SO LOB	TOP																
Ellis Burks, R (1, 8) OBP: 0.326, SLG: 0.450	0-0 F4		0-0 SH3-4	0-0 1B		0-0 CS 1B		0-3 K		4 0 2 0 0 1 0																	
Jody Reed, R (1, 4) OBP: 0.435, SLG: 0.400	0-0 FC5-4 1B		0-0 1B	0-0 1B		0-0 F8		0-0 FC6-4 1B		5 1 4 3 0 0 1																	
Spike Owen, S (1, 6) OBP: 0.340, SLG: 0.343	0-0 FC5-4 1-2f		0-0 5-3	0-0 F7		4-0 BB		0-0 FC6-4 1-2f		4 0 0 0 1 0 5																	
Dwight Evans, R (1, 3) OBP: 0.419, SLG: 0.581	0-0 F9		4-0 1B BB		4-0 2B BB		0-0 6-3		0-0 F8	3 1 0 0 2 0 3																	
Todd Benzinger, S (1, 7) OBP: 0.345, SLG: 0.457		0-0 P3	0-0 1B		0-0 F9 FC1-6 2B		0-3 K		0-0 F9	5 1 2 2 0 1 0																	
Ed Romero, R (1, 5) OBP: 0.324, SLG: 0.298		0-3 K	0-0 F8		0-0 FC1-6 1B		0-0 BB 1B		0-0 1B	5 0 3 0 0 1 2																	
Sam Horn, L (1, 10) OBP: 0.363, SLG: 0.641		0-3 K		0-3 K		0-0 F9		0-0 F6		5 0 0 0 0 2 4	AB 38 R 6 H 13 RBI 6 BB 5 SO 7 LOB 21																
Kevin Romine, R (1, 9) OBP: 0.360, SLG: 0.391 Pat Dodson, L (9, PH) OBP: 0.292, SLG: 0.308			4-0 SH3-4 1B 2B BB	0-0 1B 1B		0-0 FC1-6 WP 1-2f 3-H		4-0 BB		0-3 K	2 2 1 1 2 0 1 1 0 0 0 0 1 1																
Danny Sheaffer, R (1, 2) OBP: 0.125, SLG: 0.190 Mike Greenwell, L (7, PH) OBP: 0.393, SLG: 0.576 John Marzano, R (7, 2) OBP: 0.283, SLG: 0.409			0-0 SH3-4 2B 1B	0-0 F3		0-0 6-3		0-3 K		0-3 K	3 1 1 0 0 0 2 1 0 0 0 0 1 2 0 0 0 0 0 0 0																
Inning Stats	R: 0 H: 1 E: 0 LOB: 1 K: 0 BB: 0 S: 4 P: 4	R: 0 H: 0 E: 0 LOB: 0 K: 2 BB: 0 P: 7	R: 3 H: 3 E: 0 LOB: 2 K: 2 BB: 2 S: 6 P: 14	R: 1 H: 3 E: 0 LOB: 2 K: 1 BB: 0 P: 8	R: 2 H: 2 E: 0 LOB: 1 K: 0 BB: 1 S: 5 P: 9	R: 0 H: 1 E: 0 LOB: 1 K: 0 BB: 1 S: 3 P: 7	R: 0 H: 1 E: 0 LOB: 2 K: 2 BB: 1 S: 8 P: 12	R: 0 H: 1 E: 0 LOB: 1 K: 1 BB: 0 P: 6	R: 0 H: 1 E: 0 LOB: 1 K: 1 BB: 0 P: 6	1B: 11 SF: 0 2B: 2 SAC: 1 3B: 0 DP: 0 HR: 0 HBP: 0	WP: 1 PA: 44 PB: 0 SB: 0 CS: 1																
PITCHER	IP WLS BF H R ER SO BB IBB HBP BLK WP HR S P ERA WHIP											PITCHER	IP WLS BF H R ER SO BB IBB HBP BLK WP HR S P ERA WHIP														
Teddy Higuera, L (1, 1) ERA: 3.92	4.0	W	23	8	6	6	3	3	0	0	0	0	0	26	38	13.50	2.750										
Ray Burris, R (5, 1) ERA: 5.87	2.0		8	2	0	0	0	1	0	0	0	1	0	7	11	0.00	1.500										
Chuck Crim, R (7, 1) ERA: 3.7	3.0	S	13	3	0	0	4	1	0	0	0	0	0	20	24	0.00	1.333										

Batter	1	2	3	4	5	6	7	8	9
Paul Molitor, R OBP: 0.438, SLG: 0.568 (1, 10)	0-0 F8		0-0 L4-6		0-0 HR	0-0 G3 1B		4-0 S 2B BB	
Mike Felder, S OBP: 0.327, SLG: 0.345 (1, 7)	0-0 4-3		0-0 G3		0-0 F2	0-0 G3		4-0 2B BB	
Robin Yount, R OBP: 0.383, SLG: 0.475 (1, 8)	0-0 1B			0-0 5-3	0-0 1B	0-0 1B		0-3 K	
Greg Brock, L OBP: 0.373, SLG: 0.437 (1, 3)	0-0 4-3			0-0 1B 1B	0-0 F7	0-0 4-3		0-0 2B	
B.J. Surhoff, L OBP: 0.348, SLG: 0.418 (1, 2)		0-0 G3		0-0 1B 1B	0-0 F8		4-0 9-3 BB	0-0 4-3	
Brad Komminsk, R OBP: 0.222, SLG: 0.125 (1, 9)		0-0 G3 S 1B		0-0 F3		0-0 6-3	0-0 9-3		
Ernest Riles, L OBP: 0.329, SLG: 0.350 (1, 5)		0-0 G3		0-0 1B		4-0 BB 1B BB	0-0 E5		
Dale Sveum, S OBP: 0.302, SLG: 0.447 (1, 6)		0-0 4-3		0-0 F7		4-0 1B BB G3 BB	0-0 F7		
Juan Castillo, S OBP: 0.301, SLG: 0.316 (1, 4)			0-0 L4-6 PB 1B		0-0 HR 1B	4-0 G3 1B BB		0-0 4-3	

Inning Stats	R: 0	H: 1	E: 0	LOB: 1	K: 0	BB: 0	S: 4	P: 4
	R: 0	H: 1	E: 0	LOB: 1	K: 0	BB: 0	S: 4	P: 4
	R: 1	H: 3	E: 0	LOB: 2	K: 0	BB: 0	S: 6	P: 6
	R: 2	H: 3	E: 0	LOB: 1	K: 0	BB: 0	S: 6	P: 6
	R: 4	H: 2	E: 0	LOB: 1	K: 0	BB: 3	S: 5	P: 17
	R: 0	H: 0	E: 1	LOB: 1	K: 0	BB: 1	S: 3	P: 7
	R: 2	H: 1	E: 0	LOB: 1	K: 1	BB: 2	S: 6	P: 14

PITCHER	IP	WLS	BF	H	R	ER	SO	BB	IBB	HBP	BLK	WP	HR	S	P	ERA	WHIP
John Leister, R ERA: 8.88 (1, 1)	5.0		23	9	3	3	0	0	0	0	0	0	1	23	23	5.40	1.800
Wes Gardner, R ERA: 5.3 (6, 1)	0.1		4	0	3	3	0	3	0	0	0	0	0	1	13	81.00	9.000
Bob Stanley, R ERA: 5.01 (6, 1)	1.1	L	7	2	1	1	0	1	0	0	0	0	0	6	10	6.75	2.250
Calvin Schiraldi, R ERA: 4.24 (7, 1)	1.1		7	1	2	2	1	2	0	0	0	0	0	7	15	13.50	2.250

AB R H RBI BB SO LOB

4	3	2	3	1	0	1
4	1	0	1	1	0	2
5	0	3	2	0	1	2
5	1	2	2	0	0	3
4	0	1	0	1	0	2
4	0	1	0	0	0	3
3	1	1	1	1	0	1
3	1	0	0	1	0	4
3	2	2	0	1	0	0

1B: 10	SF: 0	WP: 0	PA: 41
2B: 3	SAC: 0	PB: 1	
3B: 0	DP: 2	SB: 2	
HR: 1	HBP: 0	CS: 0	
WP: 0	PA: 41	ERA	WHIP

Boston Red Sox @ Milwaukee Brewers
Milwaukee County Stadium, Milwaukee, WI
 Sun Sep 27 1987, 4:33 AM EDT
 Att. 26,175 - Unknown

livebaseballscorecards.com

AB	35
R	9
H	12
RBI	9
BB	6
SO	1
LOB	18



Batter	1	2	3	4	5	6	7	8	9	AB R H RBI BB SO LOB	TOP																
Ellis Burks, R (1, 8) OBP: 0.325, SLG: 0.447	0-0 S 2B 1B	0-0 L6		0-0 6-3		0-0 F9		0-0 FC1-5 1-2 2-3f		5 1 1 0 0 0 3																	
Marty Barrett, R (1, 4) OBP: 0.348, SLG: 0.346	0-3 K 1-2	0-0 1B SF8 1B		0-0 F9		0-0 FC6-4 1-2f		0-0 F6		5 1 1 0 0 1 4																	
Sam Horn, L (1, 10) OBP: 0.371, SLG: 0.662	0-3 K	0-0 FC5-4 1-3 1B		0-0 HR			0-0 1B BB 1B	0-0 L4		5 1 3 1 0 1 3																	
Dwight Evans, R (1, 3) OBP: 0.419, SLG: 0.579	4-0 2B BB	0-0 SF8 3-H		0-3 K			4-0 1B 1-2 BB	0-0 6-3		2 1 0 1 2 1 0																	
Mike Greenwell, L (1, 7) OBP: 0.393, SLG: 0.576	0-0 BB 3B 2B 1-H 2-H	0-0 FC5-4 1-2f		0-0 F5			0-0 G5-4-3 1-2 2-3 1B	0-0 G3		5 1 2 2 0 0 1																	
Todd Benzinger, S (1, 9) OBP: 0.351, SLG: 0.463	1-0 BB 3B HBP		0-0 2B		0-0 F9		0-3 K	0-0 S 1B		4 1 2 0 0 1 3																	
Ed Romero, R (1, 5) OBP: 0.322, SLG: 0.292	4-0 1-2 2-3 3B BB		0-0 F9		0-0 4-3		0-0 G5-4-3 1-2f	0-0 6-3 1-2		4 1 0 0 1 0 5																	
Jody Reed, R (1, 6) OBP: 0.481, SLG: 0.522	0-0 1-H 2-H 3-H 3B		0-0 6-3		0-0 FC6-4 1B		4-0 FC1-5 BB BB			3 0 2 3 1 0 1																	
John Marzano, R (1, 2) OBP: 0.282, SLG: 0.401	0-0 F2		0-0 5-3		0-0 L9		4-0 FC1-5 BB			3 0 0 0 1 0 3																	
Inning Stats	R: 5 E: 0 K: 2 S: 10	H: 3 LOB: 1 BB: 2 P: 19	R: 1 E: 0 K: 0 S: 5	H: 2 LOB: 1 BB: 0 P: 5	R: 0 E: 0 K: 0 S: 4	H: 1 LOB: 1 BB: 0 P: 4	R: 1 E: 0 K: 1 S: 6	H: 1 LOB: 0 BB: 0 P: 6	R: 0 E: 0 K: 0 S: 3	H: 0 LOB: 0 BB: 0 P: 3	R: 0 E: 0 K: 0 S: 4	H: 1 LOB: 1 BB: 0 P: 4	R: 0 E: 0 K: 1 S: 6	H: 2 LOB: 2 BB: 1 P: 10	R: 0 E: 0 K: 0 S: 3	H: 0 LOB: 2 BB: 2 P: 11	R: 0 E: 0 K: 0 S: 4	H: 1 LOB: 1 BB: 0 P: 4	1B: 7 2B: 2 3B: 1 HR: 1	SF: 1 SAC: 0 DP: 1 HBP: 1	WP: 0 PB: 0 SB: 2 CS: 0	PA: 43					
PITCHER	IP WLS BF H R ER SO BB IBB HBP BLK WP HR S P ERA WHIP																										
Bill Gullickson, R (1, 1) ERA: 4.92	4.0		22	7	7	7	3	2	0	1	0	0	1	25	34	15.75	2.250										
Steve Trout, L (5, 1) ERA: 4.38	3.0		14	3	0	0	1	3	0	0	0	0	0	13	25	0.00	2.000										
Bill Fulton, R (8, 1) ERA: 11.57	2.0	W	7	1	0	0	0	0	0	0	0	0	0	7	7	0.00	0.500										

Boston Red Sox @ New York Yankees
 Yankee Stadium, Bronx, NY
 Mon Sep 28 1987, 7:05 PM EDT
 Att. 20,320 - Unknown

livebaseballscorecards.com

AB	36
R	7
H	11
RBI	7
BB	5
SO	4
LOB	23



BOTTOM

Boston Red Sox @ New York Yankees
Yankee Stadium, Bronx, NY
Mon Sep 28 1987, 7:05 PM EDT
Att. 20,320 - Unknown

livebaseballscorecards.com

AB	32
R	9
H	10
RBI	9
BB	8
SO	5
LOB	14



WP:	0	PA:	42
PB:	0		
SB:	0		
CS:	0		

AB R H RBI BB SO LOB

3	2	1	1	2	0	0
3	1	0	1	1	0	0
4	0	2	2	0	0	0
4	1	2	1	1	0	1
3	0	0	0	1	2	4
1	1	1	2	0	0	0
3	0	0	0	1	1	3
1	1	1	2	0	0	0
3	1	1	0	1	1	1
1	0	0	0	1	0	0
1	0	0	0	0	1	1
1	0	0	0	0	0	1
4	2	2	0	0	0	3

1B:	5	SF:	2
2B:	3	SAC:	0
3B:	0	DP:	1
HR:	2	HBP:	0

Batter	1	2	3	4	5	6	7	8	9
Rickey Henderson, R (1, 8) OBP: 0.425, SLG: 0.506	0-0 6-3			0-0 5-3		0-0 HR	4-0 1B BB		4-0 SF8 BB 2B BB
Willie Randolph, R (1, 4) OBP: 0.414, SLG: 0.412	0-0 5-3			0-0 F9		0-0 F7	0-0 SF8		4-0 2B BB 1-2 2-3 1B BB
Don Mattingly, L (1, 3) OBP: 0.382, SLG: 0.558	0-0 F5			0-0 L5		0-0 BB 1B	0-0 3-H 1-3 2-H BB 1B		0-0 SF8
Dave Winfield, R (1, 9) OBP: 0.365, SLG: 0.471		0-0 5-3			0-0 FC4-6 1B	0-0 L6	4-0 1-2 BB		0-0 1-3 3-H 1B 2B
Mike Pagliarulo, L (1, 5) OBP: 0.303, SLG: 0.478		0-3 K			0-0 FC4-6 BB BB	4-0 FC6-4 BB	0-3 K		0-0 2-H 3-H HR 1B
Jerry Royster, R (9, PH) OBP: 0.327, SLG: 0.425									
Gary Ward, R (1, 10) OBP: 0.285, SLG: 0.375		0-0 F4			0-3 K	0-0 FC6-4		4-0 G4-6-3 BB	0-0 1-H HR
Mike Easler, L (9, PH) OBP: 0.328, SLG: 0.371									
Dan Pasqua, L (1, 7) OBP: 0.317, SLG: 0.403			0-0 4-3		4-0 BB 1-2 BB		0-0 2B SF8 1B	0-3 K	
Rick Cerone, R (1, 2) OBP: 0.322, SLG: 0.333			0-0 6-3		4-0 BB 1-2 2-3 BB		0-3 K	0-0 G4-6-3	
Orestes Destrade, S (7, PH) OBP: 0.462, SLG: 0.300									
Mark Salas, L (8, 2) OBP: 0.318, SLG: 0.401									
Bobby Meacham, S (1, 6) OBP: 0.343, SLG: 0.411			0-0 F9		0-0 F6		0-0 1-3 1B 2B		0-0 BB SF8 2B

Inning Stats	R: 0	H: 0	E: 0	K: 0	S: 3	R: 0	H: 0	E: 0	K: 1	S: 5	R: 0	H: 0	E: 0	K: 0	S: 3	R: 0	H: 0	E: 0	K: 0	S: 3	R: 0	H: 1	E: 0	K: 1	S: 6	R: 1	H: 2	E: 0	K: 0	S: 5	R: 2	H: 3	E: 0	K: 2	S: 10	R: 0	H: 0	E: 0	K: 1	S: 4	R: 6	H: 4	E: 0	K: 0	S: 5	1B: 5	2B: 3	3B: 0	HR: 2	SF: 2	SAC: 0	DP: 1	HBP: 0	WP: 0	PA: 42
--------------	------	------	------	------	------	------	------	------	------	------	------	------	------	------	------	------	------	------	------	------	------	------	------	------	------	------	------	------	------	------	------	------	------	------	-------	------	------	------	------	------	------	------	------	------	------	-------	-------	-------	-------	-------	--------	-------	--------	-------	--------

PITCHER	IP	WLS	BF	H	R	ER	SO	BB	IBB	HBP	BLK	WP	HR	S	P	ERA	WHIP
Bob Woodward, R (1, 1) ERA: 7.05	6.1		27	5	3	3	3	3	0	0	0	0	1	30	42	4.26	1.263
Jeff Sellers, R (7, 1) ERA: 5.6	1.2		10	2	2	2	2	4	0	0	0	0	0	10	26	10.80	3.600
Wes Gardner, R (9, 1) ERA: 5.48	0.1		3	1	0	0	0	1	0	0	0	0	0	2	6	0.00	6.000
Joe Sambito, L (9, 1) ERA: 7.12	0.0	L	1	1	2	2	0	0	0	0	0	0	0	1	1	∞	∞
Calvin Schiraldi, R (9, 1) ERA: 4.35	0.0		1	1	2	2	0	0	0	0	0	0	1	1	1	∞	∞

Batter	1	2	3	4	5	6	7	8	9	AB R H RBI BB SO LOB	TOP																			
Ellis Burks, R (1, 8) OBP: 0.324, SLG: 0.446	0-0 5-3		0-0 3-1		0-0 F8			0-0 1B		4 0 1 0 0 0 1																				
Marty Barrett, R (1, 4) OBP: 0.349, SLG: 0.349	0-0 2B		0-0 1B			0-0 F9		0-0 4-3		4 0 2 0 0 0 1																				
Sam Horn, L (1, 10) OBP: 0.361, SLG: 0.643	0-0 F7		0-0 F7			0-0 F9			0-3 K	4 0 0 0 0 1 2																				
Dwight Evans, R (1, 3) OBP: 0.416, SLG: 0.575	0-0 F9			0-3 K		0-3 K			0-0 5-3	4 0 0 0 0 2 1																				
Mike Greenwell, L (1, 7) OBP: 0.392, SLG: 0.572		4-0 BB		0-0 F8			0-0 F8		0-0 F4	3 0 0 0 1 0 0																				
Todd Benzing, S (1, 9) OBP: 0.346, SLG: 0.456		0-0 F6		0-0 4-3			0-0 F7			3 0 0 0 0 0 1																				
Ed Romero, R (1, 5) OBP: 0.322, SLG: 0.293		0-0 L7			0-0 5-3 1B		0-0 F2			3 0 1 0 0 0 1																				
Jody Reed, R (1, 6) OBP: 0.433, SLG: 0.462		0-0 4-3			0-0 5-3			0-0 F8		3 0 0 0 0 0 2																				
John Marzano, R (1, 2) OBP: 0.277, SLG: 0.394			0-0 L8		0-0 6-3			0-0 F7		3 0 0 0 0 0 1																				
Inning Stats	R: 0 E: 0 K: 0 S: 4	H: 1 LOB: 1 BB: 0 P: 4	R: 0 E: 0 K: 0 S: 3	H: 0 LOB: 1 BB: 1 P: 7	R: 0 E: 0 K: 0 S: 4	H: 1 LOB: 1 BB: 0 P: 4	R: 0 E: 0 K: 1 S: 5	H: 0 LOB: 0 BB: 0 P: 5	R: 0 E: 0 K: 0 S: 3	H: 0 LOB: 0 BB: 0 P: 3	R: 0 E: 0 K: 0 S: 4	H: 1 LOB: 1 BB: 0 P: 4	R: 0 E: 0 K: 1 S: 5	H: 0 LOB: 0 BB: 0 P: 5	R: 0 E: 0 K: 0 S: 3	H: 1 LOB: 1 BB: 0 P: 4	R: 0 E: 0 K: 1 S: 5	H: 0 LOB: 0 BB: 0 P: 5	R: 0 E: 0 K: 1 S: 5	H: 0 LOB: 0 BB: 0 P: 5	1B: 3 2B: 1 3B: 0 HR: 0	SF: 0 SAC: 0 DP: 0 HBP: 0	WP: 0 PB: 0 SB: 0 CS: 0	PA: 32						
PITCHER Charles Hudson, R (1, 1) ERA: 3.58	IP 9.0	WLS W	BF 32	H 4	R 0	ER 0	SO 3	BB 1	IBB 0	HBP 0	BLK 0	WP 0	HR 0	S 37	P 41	ERA 0.00	WHIP 0.556													
PITCHER										IP	WLS	BF	H	R	ER	SO	BB	IBB	HBP	BLK	WP	HR	S	P	ERA	WHIP				

Boston Red Sox @ New York Yankees
 Yankee Stadium, Bronx, NY
 Tue Sep 29 1987, 7:05 PM EDT
 Att. 20,204 - Unknown

livebaseballscorecards.com

AB 31
R 0
H 4
RBI 0
BB 1
SO 3
LOB 10



Batter	1	2	3	4	5	6	7	8	9
Rickey Henderson, R OBP: 0.427, SLG: 0.507 (1, 10)	0-0 F9 1B		0-0 HR 1B	0-0 6-3 1B		0-0 CS 1B		0-0 E7 1B	
Willie Randolph, R OBP: 0.416, SLG: 0.412 (1, 4)	0-0 1B		4-0 HR BB	0-0 6-3		4-0 1B BB		0-0 SF7 3-H	
Don Mattingly, L OBP: 0.362, SLG: 0.562 (1, 3)	0-0 F9		0-0 HR	0-0 6-3		0-0 G6-4-3 1B		0-0 L5	
Dave Winfield, R OBP: 0.364, SLG: 0.468 (1, 9)	0-0 F9		4-0 BB G3 1B BB		0-3 K	0-0 G6-4-3 1-2f			
Gary Ward, R OBP: 0.286, SLG: 0.378 (1, 7)		0-0 CS 1B	0-0 G3 BB 1B		0-0 1B 1B		0-3 K		
Jerry Royster, R OBP: 0.335, SLG: 0.429 (1, 5)		0-0 P2	4-0 G3 BB		0-0 BB 1B		0-0 CS 1B		
Bobby Meacham, S OBP: 0.341, SLG: 0.404 (1, 6)		0-3 K 1-2	0-0 G3 1-2 2-3 3-H		4-0 BB 1B		0-3 K 1-2		
Joel Skinner, R OBP: 0.192, SLG: 0.237 (1, 2)			K		0-0 P3			0-0 E SF7 1B	
Roberto Kelly, R OBP: 0.340, SLG: 0.429 (1, 8)			0-0 S HR 1B 1B		0-3 K			0-3 K	

Inning Stats	R: 0	H: 1	E: 0	LOB: 1	K: 0	S: 4	P: 4	R: 0	H: 1	E: 0	LOB: 0	K: 1	S: 5	R: 5	H: 4	E: 0	LOB: 2	K: 1	S: 9	R: 0	H: 1	E: 0	LOB: 1	K: 1	S: 6	R: 0	H: 2	E: 0	LOB: 3	K: 1	S: 7	R: 0	H: 1	E: 0	LOB: 1	K: 2	S: 7	R: 1	H: 1	E: 1	LOB: 1	K: 1	S: 7			
	0	1	0	1	0	4	4	0	1	0	0	1	5	0	2	0	2	1	21	0	1	0	1	0	6	0	2	1	0	3	7	0	1	0	1	1	7	1	1	0	1	7	1	1	0	7

PITCHER	IP	WLS	BF	H	R	ER	SO	BB	IBB	HBP	BLK	WP	HR	S	P	ERA	WHIP
Bruce Hurst, L ERA: 4.41 (1, 1)	2.1	L	15	6	5	5	2	3	0	0	0	0	1	16	28	19.29	3.857
Tom Bolton, L ERA: 4.38 (3, 1)	5.2		24	7	1	0	5	2	0	0	0	0	0	32	40	0.00	1.588

BOTTOM

Boston Red Sox @ New York Yankees
Yankee Stadium, Bronx, NY

Tue Sep 29 1987, 7:05 PM EDT
Att. 20,204 - Unknown

AB	R	H	RBI	BB	SO	LOB
5	1	3	0	0	0	1
2	1	1	1	2	0	1
5	1	2	4	0	0	3
3	1	0	0	1	1	3
4	0	3	0	0	1	0
3	0	2	0	1	0	1
3	0	0	1	1	2	4
4	1	1	0	0	1	5
4	1	1	0	0	2	4

AB	33
R	6
H	13
RBI	6
BB	5
SO	7
LOB	22

WP: 0 PA: 39
PB: 0 SB: 2
CS: 3



1B	2B	3B	HR	SF	SAC	DP	HBP	WP	HR	S	P	ERA	WHIP
12	1	0	1	1	0	2	0	0	0	0	0	0.00	1.588

Batter	1	2	3	4	5	6	7	8	9	AB R H RBI BB SO LOB	TOP											
Ellis Burks, R (1, 8) OBP: 0.323, SLG: 0.443	0-0 F4		0-0 F9	0-0 E 1B		0-0 5-3			0-0 P3	5 1 1 2 0 0 0												
Marty Barrett, R (1, 4) OBP: 0.348, SLG: 0.347	0-0 L4		0-0 5-3	4-0 FC3-6 BB		0-0 F8			0-0 F9	4 0 0 0 1 0 0												
Sam Horn, L (1, 10) OBP: 0.350, SLG: 0.621	0-3 K		0-3 K	0-0 FC3-6					0-0 G3	5 0 0 1 0 3 1												
Dwight Evans, R (1, 3) OBP: 0.418, SLG: 0.577		0-0 1B 1B		0-0 1B 1B					0-0 4-3 2B	3 2 2 0 1 0 1												
Todd Benzinger, S (1, 9) OBP: 0.345, SLG: 0.449		0-0 L8		4-0 1B 1B BB BB		0-0 4-3			0-0 4-3	3 1 0 0 1 0 2												
Mike Greenwell, L (1, 7) OBP: 0.390, SLG: 0.569		0-0 1B 1B		0-3 K		0-0 1-3			0-3 K	4 0 1 0 0 2 3												
Ed Romero, R (1, 5) OBP: 0.325, SLG: 0.294		0-0 F3		0-0 BB 1B 1B		4-0 BB			0-0 F8	3 1 1 0 1 0 2												
Spike Owen, S (1, 6) OBP: 0.342, SLG: 0.344		0-0 1-3 1B		0-0 1B 1B		0-0 5-3			0-0 6-3	4 1 2 2 0 0 1												
John Marzano, R (1, 2) OBP: 0.276, SLG: 0.386		0-0 F4		4-0 BB 1B FC3-6 BB		0-0 6-3			0-0 F8	3 1 0 1 1 0 2												
Inning Stats	R: 0 E: 0 K: 1 S: 5	H: 0 LOB: 0 BB: 0 P: 5	R: 1 E: 0 K: 0 S: 6	H: 3 LOB: 2 BB: 0 P: 6	R: 0 E: 0 K: 1 S: 5	H: 0 LOB: 0 BB: 0 P: 5	R: 6 E: 1 K: 1 S: 8	H: 3 LOB: 1 BB: 4 P: 24	R: 0 E: 0 K: 0 S: 3	H: 0 LOB: 1 BB: 1 P: 7	R: 0 E: 0 K: 0 S: 3	H: 0 LOB: 0 BB: 0 P: 3	R: 0 E: 0 K: 2 S: 8	H: 1 LOB: 1 BB: 0 P: 8	R: 0 E: 0 K: 0 S: 3	H: 0 LOB: 0 BB: 0 P: 3	R: 0 E: 0 K: 0 S: 3	H: 0 LOB: 0 BB: 0 P: 3	1B: 6 2B: 1 3B: 0 HR: 0	SF: 0 SAC: 0 DP: 0 HBP: 0	WP: 1 PB: 0 SB: 0 CS: 0	PA: 39
PITCHER	IP WLS BF H R ER SO BB IBB HBP BLK WP HR S P ERA WHIP																					
Al Leiter, L (1, 1) ERA: 6.35	3.1 L 18 5 6 6 3 3 0 0 0 1 0 21 33 16.20 2.400																					
Neil Allen, R (4, 1) ERA: 5.93	5.2 21 2 1 0 2 2 0 0 0 0 0 23 31 0.00 0.706																					

Boston Red Sox @ New York Yankees
 Yankee Stadium, Bronx, NY
 Wed Sep 30 1987, 7:05 PM EDT
 Att: 20,280 - Unknown

livebaseballscorecards.com

AB	34
R	7
H	7
RBI	6
BB	5
SO	5
LOB	12



Batter	1	2	3	4	5	6	7	8	9	AB	R	H	RBI	BB	SO	LOB
Rickey Henderson, R OBP: 0.422, SLG: 0.500 (1, 10)	0-0 4-3 ①		0-3 K ③			0-3 K ①		0-0 F8 ①	0-0 6-3 ③	5	0	0	0	0	2	4
Willie Randolph, R OBP: 0.414, SLG: 0.411 (1, 4)	0-0 L8 ②			0-0 F4 ①		0-0 F8 ②		0-0 1B ②		4	0	1	0	0	0	0
Don Mattingly, L OBP: 0.380, SLG: 0.558 (1, 3)	0-0 F6 ③			0-0 F9 ②		0-0 4-3 ③		0-3 K ②		4	0	0	0	0	1	1
Dave Winfield, R OBP: 0.364, SLG: 0.467 (1, 9)		0-0 1B CS ①		0-3 K ③		0-0 F4 ①		0-3 K ③		4	0	1	0	0	2	1
Dan Pasqua, L OBP: 0.319, SLG: 0.405 (1, 7)		0-3 K 1-2 ②			0-0 1B ①		0-0 2B 1B ②		0-3 K ①	4	0	2	0	0	2	1
Gary Ward, R OBP: 0.290, SLG: 0.379 (1, 8)		0-3 K ③			0-0 1B 1-2 ①		0-3 K ②		0-0 1B 1B 1B ①	4	0	2	0	0	2	1
Mike Pagliarulo, L OBP: 0.303, SLG: 0.479 (1, 5)			0-0 F2 ①		0-3 K ①		0-0 2B 1-3 ①		0-0 F9 ②	4	0	1	0	0	1	3
Joel Skinner, R OBP: 0.190, SLG: 0.235 Mark Salas, L OBP: 0.324, SLG: 0.403 (5, PH) (6, 2)			0-3 K ②		0-3 K ②		4-0 BB ②		0-0 1B 1B 1-2 ①	1	0	0	0	0	1	0
Bobby Meacham, S OBP: 0.344, SLG: 0.411 (1, 6)			0-0 2B ③		0-0 F7 ③		0-3 K ③		0-0 1B 1-2 2-3 ①	2	0	1	1	1	2	

Inning Stats	R: 0	H: 0	E: 0	K: 0	S: 3	R: 0	H: 1	E: 0	K: 2	S: 7	R: 0	H: 1	E: 0	K: 2	S: 8	R: 0	H: 0	E: 0	K: 1	S: 5	R: 0	H: 2	E: 0	K: 2	S: 9	R: 0	H: 0	E: 0	K: 1	S: 5	R: 0	H: 2	E: 0	K: 2	S: 9	R: 0	H: 1	E: 0	K: 2	S: 8	R: 0	H: 3	E: 0	K: 1	S: 8	R: 0	H: 3	E: 0	K: 1	S: 8	1B: 8	2B: 3	3B: 0	HR: 0	SF: 0	SAC: 0	DP: 1	HBP: 0	WP: 0	PB: 0	SB: 1	CS: 1	PA: 37
PITCHER Roger Clemens, R ERA: 3.07 (1, 1)	IP	WLS	BF	H	R	ER	SO	BB	IBB	HBP	BLK	WP	HR	S	P	ERA	WHIP																			IP	WLS	BF	H	R	ER	SO	BB	IBB	HBP	BLK	WP	HR	S	P	ERA	WHIP											

BOTTOM

Boston Red Sox @ New York Yankees
 Yankee Stadium, Bronx, NY
 Wed Sep 30 1987, 7:05 PM EDT
 Att. 20,280 - Unknown

livebaseballscorecards.com

AB	36
R	0
H	10
RBI	0
BB	1
SO	13
LOB	18



TOP

Boston Red Sox @ New York Yankees
Yankee Stadium, Bronx, NY
Thu Oct 01 1987, 7:05 PM EDT
Att: 20,176 - Unknown

livebaseballscorecards.com

AB	39
R	7
H	13
RBI	6
BB	5
SO	4
LOB	20



WP:	0	PA:	46
PB:	0		
SB:	0		
CS:	0		

AB R H RBI BB SO LOB

6	3	3	1	0	0	1
4	0	3	2	1	0	0
3	0	1	1	1	0	2
2	0	1	1	2	0	1
5	0	0	0	0	0	9
5	1	2	1	0	0	2
5	1	1	0	0	1	3
4	1	0	0	1	1	0
5	1	2	0	0	2	2
1B:	9	SF:	1			
2B:	3	SAC:	0			
3B:	0	DP:	0			
HR:	1	HBP:	1			

Batter	1	2	3	4	5	6	7	8	9
Ellis Burks, R OBP: 0.325, SLG: 0.446 (1, 8) X	0-0 F8 ①		0-0 1-3 ③		0-0 1B 2B		0-0 HBP SF8 BB 1B	0-0 1-2 2-H E 1B	0-0 F7 ③
Marty Barrett, R OBP: 0.352, SLG: 0.350 (1, 4) X	0-0 1B			0-0 4-3 ① X	0-0 BB BB 1B		4-0 SF8 HBP BB 1-2 2-3	0-0 E1 1-1 2-H 1B	
Sam Horn, L OBP: 0.358, SLG: 0.615 (1, 10) X	0-0 F4 ②			0-0 1B 1B	4-0 BB 1-2 BB		1-0 HBP	0-0 F7 ②	
Dwight Evans, R OBP: 0.420, SLG: 0.577 (1, 3) X	0-0 F8 ③			0-0 1-2 1B 1B	4-0 1-2 2-3 BB		0-0 SF8 2-3 3-H	4-0 BB	
Todd Benzinger, S OBP: 0.338, SLG: 0.439 (1, 9) X		0-0 5-3 ①		0-0 F8 ② X	0-0 F5 ③		0-0 F5 ② X	0-0 L9 ③	
Mike Greenwell, L OBP: 0.391, SLG: 0.574 (1, 7) X		0-0 P3 ②		0-0 1-2 2-3 1B		0-0 1-3 ① X	0-0 F8 ③		0-0 HR
Ed Romero, R OBP: 0.322, SLG: 0.291 (1, 5) X		0-3 K ③		0-0 F7 ③		0-0 4-3 ②		0-0 BB 1B 1B	0-0 5-3 ①
Spike Owen, S OBP: 0.340, SLG: 0.341 (1, 6) X			0-0 F7 ①		0-0 L7 ① X	0-0 L7 ③		4-0 BB 1B 1B BB	0-3 K ②
John Marzano, R OBP: 0.280, SLG: 0.399 (1, 2) X			0-3 K ②		0-0 F4 ②		0-0 BB HBP 2B	0-3 K ① X	0-0 2B

Inning Stats	R: 0	H: 1	E: 0	K: 0	S: 4	P: 4	R: 0	H: 0	E: 0	K: 1	S: 5	P: 5	R: 0	H: 0	E: 0	K: 1	S: 5	P: 5	R: 0	H: 3	E: 0	K: 0	S: 6	P: 6	R: 1	H: 2	E: 0	K: 0	S: 5	P: 13	R: 0	H: 0	E: 0	K: 0	S: 3	P: 3	R: 2	H: 2	E: 0	K: 0	S: 5	P: 10	R: 3	H: 3	E: 1	K: 1	S: 8	P: 16	R: 1	H: 2	E: 0	K: 1	S: 7	P: 7	1B: 9	SF: 1	2B: 3	SAC: 0	3B: 0	DP: 0	HR: 1	HBP: 1	WP: 0	PA: 46
--------------	------	------	------	------	------	------	------	------	------	------	------	------	------	------	------	------	------	------	------	------	------	------	------	------	------	------	------	------	------	-------	------	------	------	------	------	------	------	------	------	------	------	-------	------	------	------	------	------	-------	------	------	------	------	------	------	-------	-------	-------	--------	-------	-------	-------	--------	-------	--------

PITCHER	IP	WLS	BF	H	R	ER	SO	BB	IBB	HBP	BLK	WP	HR	S	P	ERA	WHIP
Pete Filson, L ERA: 3.27 (1, 1)	5.0		23	6	1	1	2	2	0	0	0	0	0	25	33	1.80	1.600
Pat Clements, L ERA: 5.12 (6, 1)	1.0		7	2	2	2	0	1	0	1	0	0	0	5	10	18.00	3.000
Tim Stoddard, R ERA: 3.5 (7, 1)	0.2		2	0	0	0	0	0	0	0	0	0	0	2	2	0.00	0.000
Dave Righetti, L ERA: 3.51 (7, 1)	2.1	L	14	5	4	3	2	2	0	0	0	0	1	16	24	11.57	3.000

PITCHER	IP	WLS	BF	H	R	ER	SO	BB	IBB	HBP	BLK	WP	HR	S	P	ERA	WHIP
---------	----	-----	----	---	---	----	----	----	-----	-----	-----	----	----	---	---	-----	------

Batter	1	2	3	4	5	6	7	8	9	AB	R	H	RBI	BB	SO	LOB
Rickey Henderson, R OBP: 0.423, SLG: 0.497 (1, 10)	0-3 K		4-0 WP HR BB		4-0 S BB		0-0 6-3			2	1	0	0	2	1	0
Willie Randolph, R OBP: 0.413, SLG: 0.416 (1, 4)	0-0 F9		0-0 HR		0-0 F4		0-0 5-3			4	1	1	3	0	0	2
Don Mattingly, L OBP: 0.378, SLG: 0.556 Orestes Destrade, S OBP: 0.400, SLG: 0.250 (1, 3) (5, PH) (6, 3)	0-3 K		0-3 K		0-0 F7			0-0 F4		2	0	0	0	0	2	0
Dave Winfield, R OBP: 0.361, SLG: 0.464 (1, 9)		0-3 K		0-0 L9		0-3 K		0-0 6-3		4	0	0	0	0	2	0
Dan Pasqua, L OBP: 0.318, SLG: 0.412 (1, 7)		0-3 K		0-0 F7		0-0 HR		0-3 K		4	1	1	1	0	2	0
Gary Ward, R OBP: 0.290, SLG: 0.384 (1, 8)		0-0 6-3		0-0 HR		0-0 F7			0-0 4-3	4	1	1	1	0	0	0
Mike Pagliarulo, L OBP: 0.303, SLG: 0.477 (1, 5)			0-0 4-3	0-0 F8		0-0 1B			0-0 4-3	4	0	1	0	0	0	0
Joel Skinner, R OBP: 0.187, SLG: 0.230 Mike Easler, L OBP: 0.327, SLG: 0.370 (1, 2) (9, PH)			0-0 5-3		0-3 K	0-0 F3			0-0 5-3	3	0	0	0	0	1	1
Bobby Meacham, S OBP: 0.349, SLG: 0.412 (1, 6)			1-0 WP HR HBP		0-0 E S 1B		0-0 F8			1	0	0	0	0	0	0


Inning Stats	R: 0	H: 0	E: 0	K: 2	S: 7	R: 0	H: 0	E: 0	K: 2	S: 7	R: 3	H: 1	E: 0	K: 1	S: 6	R: 1	H: 1	E: 0	K: 0	S: 4	R: 0	H: 1	E: 0	K: 1	S: 6	R: 1	H: 2	E: 0	K: 1	S: 7	R: 0	H: 0	E: 0	K: 0	S: 3	R: 0	H: 0	E: 0	K: 1	S: 5	R: 0	H: 0	E: 0	K: 0	S: 3	R: 0	H: 0	E: 0	K: 0	S: 3	1B: 2	2B: 0	3B: 0	HR: 3	SF: 0	SAC: 0	DP: 0	HBP: 1	WP: 1	PB: 0	SB: 3	CS: 0	PA: 35
PITCHER Al Nipper, R ERA: 5.43 (1, 1)	IP	WLS	BF	H	R	ER	SO	BB	IBB	HBP	BLK	WP	HR	S	P	ERA	WHIP																																														

BOTTOM

Boston Red Sox @ New York Yankees
 Yankee Stadium, Bronx, NY

Thu Oct 01 1987, 7:05 PM EDT
 Att. 20,176 - Unknown


AB 32
 R 5
 H 5
 RBI 5
 BB 2
 SO 8
 LOB 5



Batter	1	2	3	4	5	6	7	8	9	10	11	12	AB	R	H	RBI	BB	SO	LOB	TOP						
Paul Molitor, R OBP: 0.436, SLG: 0.563 (1, 4)	F9		1B		F9		F9		K			F9	6	1	1	0	0	1	3	<p>Milwaukee Brewers @ Boston Red Sox Fenway Park, Boston, MA Fri Oct 02 1987, 7:05 PM EDT Att. 20,077 - Unknown</p>						
Robin Yount, R OBP: 0.386, SLG: 0.476 (1, 8)	4-3		1B		FC6-4			1B		6-3		F8	5	0	1	0	1	0	1							
B.J. Surhoff, L OBP: 0.354, SLG: 0.428 (1, 2)	1B		1B		F7			1B		4-3		FC6-4	5	0	3	1	1	0	1							
Greg Brock, L OBP: 0.369, SLG: 0.431 (1, 3)	K		F5					1B		F2		FC6-4	6	0	0	0	0	1	6							
Glenn Braggs, R OBP: 0.332, SLG: 0.430 (1, 10)		K						1-3		G6-4-3		3-1	4	0	0	0	1	1	2							
Ernest Riles, L OBP: 0.331, SLG: 0.349 (1, 5)	4-3				K			K		SH3-4		FC6	5	1	2	0	0	2	1							
Mike Felder, S OBP: 0.331, SLG: 0.349 (1, 7)	K				F6					SH3-4		FC6	4	0	2	0	0	1	1							
Rick Manning, L OBP: 0.309, SLG: 0.318 (1, 9)			3-1		F8			F7		K		FC6	5	0	0	0	0	1	5							
Dale Sveum, S OBP: 0.301, SLG: 0.451 (1, 6)			K					K				F8	5	0	2	1	0	2	3							
Inning Stats	R: 0 E: 0 K: 1 S: 6	H: 1 LOB: 1 BB: 0 P: 6	R: 0 E: 0 K: 2 S: 7	H: 0 LOB: 0 BB: 0 P: 7	R: 1 E: 0 K: 1 S: 8	H: 3 LOB: 2 BB: 0 P: 8	R: 0 E: 0 K: 1 S: 5	H: 0 LOB: 1 BB: 1 P: 9	R: 0 E: 0 K: 1 S: 4	H: 1 LOB: 1 BB: 0 P: 4	R: 0 E: 0 K: 1 S: 5	H: 1 LOB: 1 BB: 0 P: 6	R: 0 E: 0 K: 0 S: 3	H: 1 LOB: 1 BB: 1 P: 7	R: 1 E: 0 K: 2 S: 9	H: 2 LOB: 1 BB: 0 P: 9	R: 0 E: 0 K: 0 S: 3	H: 0 LOB: 0 BB: 0 P: 3	R: 0 E: 0 K: 0 S: 5	H: 2 LOB: 2 BB: 0 P: 5	R: 0 E: 0 K: 0 S: 3	H: 0 LOB: 1 BB: 1 P: 7	1B: 10 2B: 1 3B: 0 HR: 0	SF: 0 SAC: 1 DP: 1 HBP: 0	WP: 0 PB: 0 SB: 1 CS: 0	PA: 49
PITCHER	IP	WLS	BF	H	R	ER	SO	BB	IBB	HBP	BLK	WP	HR	S	P	ERA	WHIP									
Jeff Sellers, R ERA: 5.28 (1, 1)	11.0		45	11	2	2	9	2	0	0	0	0	0	61	69	1.64	1.182									
Wes Gardner, R ERA: 5.42 (12, 1)	1.0	W	4	0	0	0	0	1	0	0	0	0	0	3	7	0.00	1.000									

livebaseballscorecards.com

AB	45
R	2
H	11
RBI	2
BB	3
SO	9
LOB	23



Batter	1	2	3	4	5	6	7	8	9	10	11	12
Ellis Burks, R OBP: 0.324, SLG: 0.443 (1, 8)	0-3 K		0-3 K		0-0 G3			4-0 2B FC BB		0-3 K		
Marty Barrett, R OBP: 0.352, SLG: 0.352 (1, 4)	0-0 F7		0-0 1B				0-0 F8	0-0 FC 1-3 2B		0-0 F3		
Sam Horn, L OBP: 0.349, SLG: 0.599 Kevin Romine, R OBP: 0.346, SLG: 0.375 (8, PR)	0-3 K		0-3 K				0-3 K	0-0 FC FC1-5-2		0-0 4-3		
Dwight Evans, R OBP: 0.417, SLG: 0.571 (1, 3)		0-0 F9		0-0 6-3			0-0 5-3	0-0 FC1-5-2			0-0 F7	
Todd Benzinger, S OBP: 0.343, SLG: 0.437 (1, 9)		0-0 1B SF8 1B		4-0 S BB			0-3 K	4-0 IBB		0-0 F7		
Mike Greenwell, L OBP: 0.388, SLG: 0.569 (1, 7)		0-0 1B		0-0 F7 BB			0-0 F8	0-0 F7		0-0 F6		
Ed Romero, R OBP: 0.320, SLG: 0.291 (1, 5)		0-0 SF8		0-0 5-3 1-2			0-0 1B		0-0 F8		0-0 F7	
Spike Owen, S OBP: 0.339, SLG: 0.346 (1, 6)		0-3 K		0-3 K			0-0 4-3		0-0 1-3		0-0 HR	
Danny Sheaffer, R OBP: 0.119, SLG: 0.182 John Marzano, R OBP: 0.278, SLG: 0.396 (9, PH) (10, 2)			0-0 F2		0-0 4-3			0-0 F9		0-3 K		

AB	R	H	RBI	BB	SO	LOB
4	1	0	0	1	3	0
5	0	2	0	0	0	0
4	0	0	1	0	3	2
1	0	0	0	0	0	0
5	0	0	0	0	0	2
3	1	1	0	2	1	0
5	0	1	0	0	0	4
4	0	1	1	0	0	1
5	1	1	1	0	2	2
3	0	0	0	0	0	0
1	0	0	0	0	1	0

Milwaukee Brewers @ Boston Red Sox
 Fenway Park, Boston, MA
 Fri Oct 02 1987, 7:05 PM EDT
 Att: 20,077 - Unknown

AB	40
R	3
H	6
RBI	3
BB	3
SO	10
LOB	11



Inning Stats	R: 0	H: 0	E: 0	K: 2	S: 7	LOB: 0	BB: 0	P: 7
	R: 1	H: 2	E: 0	K: 1	S: 7	LOB: 1	BB: 0	P: 7
	R: 0	H: 1	E: 0	K: 2	S: 8	LOB: 1	BB: 0	P: 8
	R: 0	H: 0	E: 0	K: 0	S: 3	LOB: 1	BB: 1	P: 7
	R: 0	H: 0	E: 0	K: 1	S: 5	LOB: 0	BB: 0	P: 5
	R: 0	H: 1	E: 0	K: 1	S: 6	LOB: 1	BB: 0	P: 6
	R: 1	H: 1	E: 0	K: 0	S: 5	LOB: 3	BB: 2	P: 13
	R: 0	H: 0	E: 0	K: 1	S: 5	LOB: 0	BB: 0	P: 5
	R: 0	H: 0	E: 0	K: 1	S: 5	LOB: 0	BB: 0	P: 5
	R: 0	H: 0	E: 0	K: 0	S: 3	LOB: 0	BB: 0	P: 3
	R: 1	H: 1	E: 0	K: 0	S: 2	LOB: 0	BB: 0	P: 2
	1B: 4	2B: 1	3B: 0	HR: 1	SF: 1	SAC: 0	DP: 0	HBP: 0

PITCHER	IP	WLS	BF	H	R	ER	SO	BB	IBB	HBP	BLK	WP	HR	S	P	ERA	WHIP
Teddy Higuera, L ERA: 3.85	11.1	L	44	6	3	3	10	2	1	0	0	0	1	61	73	2.38	0.706

WP: 0	PA: 44
PB: 0	
SB: 1	
CS: 0	

Batter	1	2	3	4	5	6	7	8	9	AB R H RBI BB SO LOB	TOP							
Paul Molitor, R (1, 4) OBP: 0.441, SLG: 0.570	0-0 HR 1B	4-0 BB		0-0 2B		0-0 4-3 2B		4-0 2B SF7 BB		3 3 3 1 2 0 0	Milwaukee Brewers @ Boston Red Sox Fenway Park, Boston, MA Sat Oct 03 1987, 3:33 AM EDT Att. 21,962 - Unknown livebaseballscorecards.com							
Robin Yount, R (1, 8) OBP: 0.386, SLG: 0.482	0-0 1-H HR	0-0 4-3		0-0 5-3 2B		0-0 4-3 2B		0-0 1-3 2B		5 1 2 2 0 0 3								
B.J. Surhoff, L (1, 10) OBP: 0.352, SLG: 0.426	0-0 3-1		0-0 4-3 1B		0-0 F4	0-0 G3		0-0 3-H SF7		4 0 1 1 0 0 1								
Greg Brock, L (1, 3) OBP: 0.373, SLG: 0.440	0-0 1B SF7 2B		0-0 1-2 4-3 1B		0-0 CS 2B	0-0 3-H 2B		0-0 4-3		5 1 4 1 0 0 0								
Rob Deer, R (1, 9) OBP: 0.360, SLG: 0.456	0-0 2-3 1B		0-0 F8		0-0 2-3 1B	0-0 F8		0-0 4-3		4 0 2 0 0 0 3								
Rick Manning, L (8, 9) OBP: 0.306, SLG: 0.315										1 0 0 0 0 0 0								
Ernest Riles, L (1, 5) OBP: 0.332, SLG: 0.355	0-0 3-H SF7		0-0 1-2 2-3 4-3		0-0 F9		0-0 1B	0-0 2B		4 0 2 1 0 0 3								
Bill Schroeder, R (1, 2) OBP: 0.379, SLG: 0.548	0-0 G3		0-0 F9			0-0 HR	0-3 K	0-3 K		5 1 1 1 0 2 5								
Mike Felder, S (1, 7) OBP: 0.329, SLG: 0.350		0-0 F2		0-0 G3		0-0 2B	0-0 F8	0-0 F4		5 1 1 0 0 0 2								
Dale Sveum, S (1, 6) OBP: 0.303, SLG: 0.453		0-0 4-3		0-0 1B		0-0 2B	0-0 4-3			4 1 2 1 0 0 1								
Inning Stats	R: 3 E: 0 K: 0 S: 7	H: 4 LOB: 1 BB: 0 P: 7	R: 0 E: 0 K: 0 S: 3	H: 0 LOB: 1 BB: 1 P: 7	R: 0 E: 0 K: 0 S: 5	H: 2 LOB: 2 BB: 0 P: 5	R: 0 E: 0 K: 0 S: 4	H: 2 LOB: 1 BB: 0 P: 4	R: 0 E: 0 K: 1 S: 6	H: 1 LOB: 1 BB: 0 P: 6	R: 1 E: 0 K: 0 S: 3	H: 1 LOB: 0 BB: 1 P: 7	R: 0 E: 0 K: 1 S: 6	H: 1 LOB: 1 BB: 0 P: 6	1B: 7 2B: 9 3B: 0 HR: 2	SF: 2 SAC: 0 DP: 0 HBP: 0	WP: 0 PB: 0 SB: 0 CS: 1	PA: 44
PITCHER	IP WLS BF H R ER SO BB IBB HBP BLK WP HR S P ERA WHIP																	
John Leister, R (1, 1) ERA: 9.2	5.0 L 27 13 6 6 0 1 0 0 0 0 0 2 26 30 10.80 2.800																	
Calvin Schiraldi, R (6, 1) ERA: 4.41	3.0 13 4 2 2 1 1 0 0 0 0 0 0 14 18 6.00 1.667																	
Joe Sambito, L (9, 1) ERA: 6.93	1.0 4 1 0 0 0 1 0 0 0 0 0 0 6 6 0.00 1.000																	



Batter	1	2	3	4	5	6	7	8	9	AB R H RBI BB SO LOB
Ellis Burks, R (1, 8) OBP: 0.326, SLG: 0.444	0-0 1B		0-0 1B		0-0 1B SF7		0-0 6-3		0-0 4-3	5 1 3 0 0 0 0
Marty Barrett, R (1, 4) OBP: 0.351, SLG: 0.351	0-0 F8		0-0 F9		0-0 1B		0-0 F8			4 0 1 0 0 0 2
Pat Dodson, L (1, 3) OBP: 0.288, SLG: 0.381	0-0 F4			0-0 G3	0-0 SF7			0-0 HR		3 1 1 2 0 0 1
Mike Greenwell, L (1, 7) OBP: 0.387, SLG: 0.569	0-0 F9			0-0 2B	0-0 F9			0-0 G3		4 1 1 0 0 0 2
Todd Benzinger, S (1, 9) OBP: 0.350, SLG: 0.452		0-0 F8		0-0 1B		0-0 2B		0-0 1B		4 1 3 1 0 0 0
Sam Horn, L (1, 10) OBP: 0.353, SLG: 0.594		4-0 BB		0-0 1B		0-3 K		0-3 K		3 0 1 1 1 2 2
Ed Romero, R (1, 5) OBP: 0.315, SLG: 0.286		0-0 G6-4-3		0-0 F8		0-0 F8		0-0 F8		4 0 0 0 0 0 4
Jody Reed, R (1, 6) OBP: 0.382, SLG: 0.400			0-0 F7	0-0 F7		0-0 5-3		0-0 F8		4 0 0 0 0 0 2
Marc Sullivan, R (1, 2) OBP: 0.198, SLG: 0.238 Spike Owen, S (9, PH) OBP: 0.338, SLG: 0.346			0-3 K		0-0 F6		0-0 6-3		0-3 K	3 0 0 0 0 1 0 1 0 0 0 0 1 0

Inning Stats	R: 0	H: 1	E: 0	K: 0	S: 4	LOB: 1	BB: 0	P: 4	R: 0	H: 0	E: 0	K: 0	S: 2	LOB: 0	BB: 1	P: 6	R: 0	H: 1	E: 0	K: 1	S: 6	LOB: 1	BB: 0	P: 6	R: 2	H: 3	E: 0	K: 0	S: 6	LOB: 1	BB: 0	P: 6	R: 1	H: 2	E: 1	K: 0	S: 5	LOB: 1	BB: 0	P: 5	R: 0	H: 1	E: 0	K: 1	S: 6	LOB: 1	BB: 0	P: 6	R: 0	H: 0	E: 0	K: 0	S: 3	LOB: 0	BB: 0	P: 3	R: 1	H: 2	E: 0	K: 1	S: 7	LOB: 1	BB: 0	P: 7	R: 0	H: 0	E: 0	K: 1	S: 5	LOB: 0	BB: 0	P: 5	1B: 6	SF: 1	2B: 3	3B: 0	HR: 1	SAC: 0	DP: 1	HBP: 0	WP: 0	PB: 0	SB: 1	CS: 0	PA: 37
--------------	------	------	------	------	------	--------	-------	------	------	------	------	------	------	--------	-------	------	------	------	------	------	------	--------	-------	------	------	------	------	------	------	--------	-------	------	------	------	------	------	------	--------	-------	------	------	------	------	------	------	--------	-------	------	------	------	------	------	------	--------	-------	------	------	------	------	------	------	--------	-------	------	------	------	------	------	------	--------	-------	------	-------	-------	-------	-------	-------	--------	-------	--------	-------	-------	-------	-------	--------

PITCHER	IP	WLS	BF	H	R	ER	SO	BB	IBB	HBP	BLK	WP	HR	S	P	ERA	WHIP
Bill Wegman, R (1, 1) ERA: 4.24	5.0	W	23	8	3	3	1	1	0	0	0	0	0	24	28	5.40	1.800
Paul Mirabella, L (6, 1) ERA: 5.02	0.1		1	0	0	0	1	0	0	0	0	0	0	3	3	0.00	0.000
Chuck Crim, R (6, 1) ERA: 3.67	3.2	S	13	2	1	1	2	0	0	0	0	0	1	17	17	2.46	0.545

BOTTOM

Milwaukee Brewers @ Boston Red Sox
Fenway Park, Boston, MA
 Sat Oct 03 1987, 3:33 AM EDT
 Att. 21,962 - Unknown

livebaseballscorecards.com

AB	35
R	4
H	10
RBI	4
BB	1
SO	4
LOB	13



Batter	1	2	3	4	5	6	7	8	9	AB R H RBI BB SO LOB	TOP																			
Paul Molitor, R (1, 10) OBP: 0.438, SLG: 0.566	0-0 5-3		0-3 K			0-0 1-3			0-0 4-3	4 0 0 0 0 1 1																				
Robin Yount, R (1, 8) OBP: 0.384, SLG: 0.479	0-3 K			0-0 F6		0-0 G3		0-0 F9	4 0 0 0 0 1 0																					
B.J. Surhoff, L (1, 2) OBP: 0.350, SLG: 0.423	0-0 4-3			0-0 G3		0-0 6-3			3 0 0 0 0 0 0																					
Greg Brock, L (1, 3) OBP: 0.371, SLG: 0.438		0-3 K		0-0 4-3		0-0 F8			3 0 0 0 0 1 0																					
Dale Sveum, S (1, 6) OBP: 0.303, SLG: 0.454		0-3 K			0-3 K		0-0 PB 2B		3 0 1 0 0 2 0																					
Ernest Riles, L (1, 5) OBP: 0.329, SLG: 0.351		0-3 K			0-0 F7		0-3 K		3 0 0 0 0 2 1																					
Mike Felder, S (1, 7) OBP: 0.329, SLG: 0.353			0-0 2B		0-3 K		0-0 5-3		3 0 1 0 0 1 1																					
Rick Manning, L (1, 9) OBP: 0.299, SLG: 0.307			0-3 K			0-0 F4		0-0 4-3	3 0 0 0 0 1 2																					
Juan Castillo, S (1, 4) OBP: 0.302, SLG: 0.312			0-3 K			0-3 K		0-3 K	3 0 0 0 0 3 1																					
Inning Stats	R: 0 E: 0 K: 1 S: 5	H: 0 LOB: 0 BB: 0 P: 5	R: 0 E: 0 K: 3 S: 9	H: 0 LOB: 0 BB: 0 P: 9	R: 0 E: 0 K: 3 S: 10	H: 1 LOB: 1 BB: 0 P: 10	R: 0 E: 0 K: 2 S: 3	H: 0 LOB: 0 BB: 0 P: 3	R: 0 E: 0 K: 1 S: 5	H: 0 LOB: 0 BB: 0 P: 5	R: 0 E: 0 K: 0 S: 3	H: 0 LOB: 0 BB: 0 P: 3	R: 0 E: 0 K: 1 S: 6	H: 1 LOB: 1 BB: 0 P: 6	R: 0 E: 0 K: 1 S: 5	H: 0 LOB: 0 BB: 0 P: 5	1B: 0 2B: 2 3B: 0 HR: 0	SF: 0 SAC: 0 DP: 0 HBP: 0	WP: 0 PB: 1 SB: 0 CS: 0	PA: 29										
PITCHER Roger Clemens, R (1, 1) ERA: 2.97	IP 9.0	WLS W	BF 29	H 2	R 0	ER 0	SO 12	BB 0	IBB 0	HBP 0	BLK 0	WP 0	HR 0	S 53	P 53	ERA 0.00	WHIP 0.222													
											PITCHER	IP	WLS	BF	H	R	ER	SO	BB	IBB	HBP	BLK	WP	HR	S	P	ERA	WHIP		

Milwaukee Brewers @ Boston Red Sox
Fenway Park, Boston, MA
Sun Oct 04 1987, 3:33 AM EDT
Att: 25,454 - Unknown

AB	29
R	0
H	2
RBI	0
BB	0
SO	12
LOB	6




Batter	1	2	3	4	5	6	7	8	9	AB	R	H	RBI	BB	SO	LOB
Ellis Burks, R OBP: 0.324, SLG: 0.441 (1, 8)	F7		1-3	5-3			FC5-4			4	1	0	0	0	0	3
Marty Barrett, R OBP: 0.351, SLG: 0.351 (1, 4)	5-3		6-3		4-3		6-3 BB			4	0	1	0	0	0	0
Sam Horn, L OBP: 0.356, SLG: 0.589 (1, 10)	BB 1B			K	K		6-3 BB			3	0	1	0	1	2	0
Dwight Evans, R OBP: 0.417, SLG: 0.569 (1, 3)	1-2 BB			3B BB	K		6-3			2	1	0	1	2	1	2
Mike Greenwell, L OBP: 0.386, SLG: 0.570 (1, 7)	F7			1B 3B		3-1	G3			4	1	1	1	0	0	4
Todd Benzinger, S OBP: 0.344, SLG: 0.444 (1, 9)	F7	F7		L3		4-3		K		4	0	0	0	0	1	1
Ed Romero, R OBP: 0.322, SLG: 0.294 (1, 5)	F8			WP 1B		1B		FC6-4 1B		4	1	3	1	0	0	0
Spike Owen, S OBP: 0.337, SLG: 0.343 (1, 6)	6-3			3-H 1B		K		F9		3	0	0	0	1	1	2
John Marzano, R OBP: 0.283, SLG: 0.399 (1, 2)			K	1-2 BB			FC5-4 1B	FC6-4		4	0	2	1	0	1	1

Inning Stats		R: 0	H: 1	R: 0	H: 0	R: 0	H: 0	R: 3	H: 3	R: 0	H: 0	R: 0	H: 1	R: 1	H: 2	R: 0	H: 1
Chris Bosio, R (1, 1)		E: 0	LOB: 2	E: 0	LOB: 0	E: 0	LOB: 0	E: 0	LOB: 2	E: 0	LOB: 0	E: 0	LOB: 1	E: 0	LOB: 2	E: 0	LOB: 1
Paul Mirabella, L (7, 1)		K: 0	BB: 1	K: 0	BB: 0	K: 1	BB: 0	K: 1	BB: 2	K: 1	BB: 0	K: 1	BB: 0	K: 0	BB: 1	K: 1	BB: 0
Mark Knudson, R (8, 1)		S: 4	P: 8	S: 3	P: 3	S: 5	P: 5	S: 8	P: 16	S: 7	P: 7	S: 6	P: 6	S: 5	P: 9	S: 6	P: 6

BOTTOM		AB	R	H	RBI	BB	SO	LOB
Milwaukee Brewers @ Boston Red Sox		4	1	0	0	0	0	3
Fenway Park, Boston, MA		4	0	1	0	0	0	0
Sun Oct 04 1987, 3:33 AM EDT		3	0	1	0	1	2	0
Att. 25,454 - Unknown		2	1	0	1	2	1	2
		4	1	1	1	0	0	4
		4	0	0	0	0	1	1
		4	1	3	1	0	0	0
		3	0	0	0	1	1	2
		4	0	2	1	0	1	1

AB	32
R	4
H	8
RBI	4
BB	4
SO	6
LOB	13



WP	1	PA	36
PB	0		
SB	0		
CS	0		