



# Boston Red Sox - 1987

Batter	1	2	3	4	5	6	7	8	9	AB	R	H	RBI	BB	SO	LOB	TOP									
Wade Boggs, L OBP: 0.250, SLG: 0.250	0-0 1B		0-0 6-3		0-0 4-3			0-0 3-1		4	0	1	0	0	0	0	<b>Boston Red Sox @ Milwaukee Brewers</b> Milwaukee County Stadium, Milwaukee, WI Mon Apr 06 1987, 4:33 AM EDT Att: 52,585 - Unknown									
Marty Barrett, R (1, 4)	0-0 F4		0-0 L5			0-0 6-3		0-0 L1		4	0	0	0	0	0	1										
Bill Buckner, L OBP: 0.250, SLG: 0.250	0-0 F5			0-0 2B 1B		0-0 F5		0-0 1-3		4	0	1	0	0	0	1										
Jim Rice, R OBP: 0.250, SLG: 0.500	0-3 K			0-0 1H 2B		0-3 K			0-0 4-3	4	0	1	0	0	2	1										
Don Baylor, R OBP: 0.500, SLG: 0.333		0-0 P3		4-0 BB 2B			0-0 F7		0-0 BB 1B	3	1	1	0	1	0	0										
Dwight Evans, R OBP: 0.750, SLG: 1.000		0-0 2B		0-0 F8			0-0 3-1 BB 1B		4-0 FC5-4 BB	3	0	2	0	1	0	2										
Dave Henderson, R (1, 8)		0-0 F2		0-0 4-3			4-0 3-1 BB		0-0 FC5-4	3	0	0	0	1	0	4										
Marc Sullivan, R OBP: 0.250, SLG: 0.250		0-3 K			0-0 B3-4-6 1B		0-0 3-1		0-0 F8	4	0	1	0	0	1	4										
Spike Owen, S (1, 6)			0-0 6-3		0-0 B3-4-6 1-2		0-0 6-3			3	0	0	0	0	0	3										
<b>Inning Stats</b>	R: 0 E: 0 K: 1 S: 6	H: 1 LOB: 1 BB: 0 P: 6	R: 0 E: 0 K: 1 S: 6	H: 1 LOB: 1 BB: 0 P: 6	R: 0 E: 0 K: 0 S: 3	H: 0 LOB: 0 BB: 0 P: 3	R: 0 E: 0 K: 0 S: 4	H: 2 LOB: 2 BB: 1 P: 8	R: 0 E: 0 K: 0 S: 3	H: 1 LOB: 2 BB: 1 P: 3	R: 0 E: 0 K: 1 S: 5	H: 0 LOB: 0 BB: 0 P: 5	R: 0 E: 0 K: 0 S: 4	H: 1 LOB: 2 BB: 1 P: 8	R: 0 E: 0 K: 0 S: 3	H: 0 LOB: 0 BB: 0 P: 3	R: 1 E: 1 K: 0 S: 4	H: 1 LOB: 1 BB: 1 P: 8	1B: 5 2B: 3 3B: 0 HR: 0	SF: 0 SAC: 0 DP: 1 HBP: 0	WP: 0 PB: 0 SB: 0 CS: 0	PA: 35				
<b>PITCHER</b>	IP	WLS	BF	H	R	ER	SO	BB	IBB	HBP	BLK	WP	HR	S	P	ERA	WHIP									
Teddy Higuera, L ERA: 5.79	(1, 1)	7.0	W	27	6	0	0	3	2	0	0	0	0	0	31	39	0.00	1.143								
Mark Clear, R ERA: 5.4	(8, 1)	1.0		3	0	0	0	0	0	0	0	0	0	0	3	3	0.00	0.000								
Dan Plesac, L ERA: 5.4	(9, 1)	1.0		5	1	1	0	0	1	0	0	0	0	0	4	8	0.00	2.000								

Batter	1	2	3	4	5	6	7	8	9	AB	R	H	RBI	BB	SO	LOB	BOTTOM									
Paul Molitor, R OBP: 0.500, SLG: 1.250	0-0 1B 3B	0-0 FC6-4 1-2				0-0 F9 2H		0-0 2B		4	1	2	1	0	0	3	<b>Boston Red Sox @ Milwaukee Brewers</b> Milwaukee County Stadium, Milwaukee, WI Mon Apr 06 1987, 4:33 AM EDT Att: 52,585 - Unknown									
Robin Yount, R OBP: 0.500, SLG: 0.750	0-0 G4-6-3 3H 1B		0-0 F7		0-0 1B 2B		0-3 K			4	1	2	2	0	1	1										
Glenn Braggs, R OBP: 0.250, SLG: 0.250	0-0 G4-6-3 1-2		0-0 4-3		0-0 1B 2H		0-0 5-3			4	0	1	1	0	0	1										
Juan Castillo, S (8, 4)				0-0 4-3		0-0 1B		0-0 K		0	0	0	0	0	0	0										
Greg Brock, L OBP: 0.500, SLG: 0.333	4-0 FC4-6 BB		0-0 4-3		0-0 FC4-6 1B		0-3 K			3	0	1	0	1	1	0										
Billy Jo Robidoux, L (1, 10)	0-0 FC4-6 1-2			0-0 L6	0-0 FC4-6 1-2		0-3 K			4	0	0	0	0	1	3										
Rob Deer, R OBP: 0.250, SLG: 0.250		0-0 G6-4-3 1B		0-0 F9		0-3 K		0-3 K		4	0	1	0	0	2	0										
Bill Schroeder, R OBP: 0.250, SLG: 0.500		0-0 G6-4-3 1-2		0-0 6-3		0-0 1B 2B		0-0 L8		4	1	1	0	0	0	1										
Jim Gantner, L OBP: 1.000, SLG: 1.000		0-0 1B			0-0 4-3 2B		0-0 L4			3	2	3	1	0	0	0										
Rick Manning, L (8, 9)		0-0 1B			0-0 2B 1B		0-0 L4			1	0	0	0	0	0	0										
Dale Sveum, S OBP: 0.333, SLG: 0.333		0-0 FC6-4 1-3			0-0 4-3		0-3 K			3	0	1	0	0	1	2										
<b>Inning Stats</b>	R: 1 E: 0 K: 0 S: 4	H: 2 LOB: 1 BB: 1 P: 8	R: 0 E: 0 K: 0 S: 5	H: 3 LOB: 2 BB: 0 P: 5	R: 0 E: 0 K: 0 S: 3	H: 0 LOB: 0 BB: 0 P: 3	R: 0 E: 0 K: 0 S: 3	H: 0 LOB: 0 BB: 0 P: 3	R: 2 E: 0 K: 3 S: 12	H: 3 LOB: 1 BB: 0 P: 12	R: 0 E: 0 K: 2 S: 7	H: 0 LOB: 0 BB: 0 P: 7	R: 0 E: 0 K: 1 S: 5	H: 0 LOB: 0 BB: 0 P: 5	R: 0 E: 0 K: 1 S: 5	H: 0 LOB: 0 BB: 0 P: 5	R: 0 E: 0 K: 1 S: 5	H: 0 LOB: 0 BB: 0 P: 5	1B: 8 2B: 3 3B: 1 HR: 0	SF: 0 SAC: 0 DP: 2 HBP: 0	WP: 0 PB: 0 SB: 0 CS: 0	PA: 35				
<b>PITCHER</b>	IP	WLS	BF	H	R	ER	SO	BB	IBB	HBP	BLK	WP	HR	S	P	ERA	WHIP									
Bob Stanley, R ERA: 5.79	(1, 1)	4.2	L	22	9	3	3	0	1	0	0	0	0	0	21	25	5.79	2.143								
Steve Crawford, R ERA: 5.4	(5, 1)	3.1		13	3	2	2	6	0	0	0	0	0	25	25	5.40	0.900									




Batter	1	2	3	4	5	6	7	8	9	AB	R	H	RBI	BB	SO	LOB	TOP										
Wade Boggs, L (1,5) OBP: 0.250, SLG: 0.143	0-0 4-3		0-0 6-3		4-0 1B IBB			0-0 F7		3	0	0	0	1	0	0	<b>Boston Red Sox @ Milwaukee Brewers</b> Milwaukee County Stadium, Milwaukee, WI Wed Apr 08 1987, 8:05 PM EDT Att: 7,412 - Unknown  <b>AB 31</b> <b>R 2</b> <b>H 4</b> <b>RBI 2</b> <b>BB 2</b> <b>SO 3</b> <b>LOB 10</b> 										
Marty Barrett, R (1,4) OBP: 0.125, SLG: 0.125	0-0 F9		0-0 F9		1-3 2-H 1B			0-0 4-3		4	0	1	1	0	0	0											
Bill Buckner, L (1,3) OBP: 0.125, SLG: 0.125	0-0 F7			0-0 F7		0-0 F9		0-0 F7		4	0	0	0	0	0	2											
Jim Rice, R (1,7) OBP: 0.250, SLG: 0.375		0-0 BB 1B		0-3 K		0-3 K			0-0 6-3	4	0	1	0	0	2	0											
Don Baylor, R (1,10) OBP: 0.375, SLG: 0.167		4-0 1-2 BB		0-0 6-3		0-0 5-3			0-0 5-3	3	0	0	0	1	0	0											
Dwight Evans, R (1,9) OBP: 0.500, SLG: 0.571		0-0 F4			0-0 G1-4-3 2B 1B		0-0 5-3		0-0 F9	4	1	1	0	0	0	2											
Dave Henderson, R (1,8) OBP: 0.286, SLG: 0.429		0-0 F9			0-0 G1-4-3 1-2		0-0 6-3			3	0	0	0	0	0	3											
Marc Sullivan, R (1,2) OBP: 0.286, SLG: 0.429		0-0 F7			0-0 1B 2B		0-3 K			3	1	1	1	0	1	2											
Spike Owen, S (1,6) OBP: 0.250, SLG: 0.143			0-0 6-3		0-0 L6		0-0 4-3			3	0	0	0	0	0	1											
<b>Inning Stats</b>	R: 0 E: 0 K: 0 S: 3	H: 0 LOB: 0 BB: 0 P: 3	R: 0 E: 0 K: 0 S: 4	H: 1 LOB: 2 BB: 1 P: 8	R: 0 E: 0 K: 0 S: 3	H: 0 LOB: 0 BB: 0 P: 3	R: 0 E: 0 K: 1 S: 5	H: 0 LOB: 0 BB: 0 P: 5	R: 2 E: 0 K: 0 S: 6	H: 3 LOB: 2 BB: 1 P: 10	R: 0 E: 0 K: 1 S: 5	H: 0 LOB: 0 BB: 0 P: 5	R: 0 E: 0 K: 0 S: 3	H: 0 LOB: 0 BB: 0 P: 3	R: 0 E: 0 K: 0 S: 3	H: 0 LOB: 0 BB: 0 P: 3	1B: 3 2B: 1 3B: 0 HR: 0	SF: 0 SAC: 0 DP: 0 HBP: 0	WP: 0 PB: 0 SB: 0 CS: 0	PA: 33							
<b>PITCHER</b>	IP	WLS	BF	H	R	ER	SO	BB	IBB	HBP	BLK	WP	HR	S	P	ERA	WHIP										
Bill Wegman, R (1,1) ERA: 3.6	5.0		21	4	2	2	1	1	1	0	0	0	0	21	29	3.60	1.000										
Chuck Crim, R (6,1) ERA:	2.0	W	6	0	0	0	2	0	0	0	0	0	0	10	10	0.00	0.000										
Dan Plesac, L (8,1) ERA:	2.0	S	6	0	0	0	0	0	0	0	0	0	0	6	6	0.00	0.000										


Batter	1	2	3	4	5	6	7	8	9	AB	R	H	RBI	BB	SO	LOB	BOTTOM										
Paul Molitor, R (1,5) OBP: 0.556, SLG: 1.125	0-0 4-3 2B		0-0 E 2B		4-0 BB 3-1 BB	0-0 G6-4-3 1-2		0-0 6-3		4	1	2	0	1	0	2	<b>Boston Red Sox @ Milwaukee Brewers</b> Milwaukee County Stadium, Milwaukee, WI Wed Apr 08 1987, 8:05 PM EDT Att: 7,412 - Unknown  <b>AB 33</b> <b>R 3</b> <b>H 10</b> <b>RBI 3</b> <b>BB 3</b> <b>SO 7</b> <b>LOB 25</b> 										
Robin Yount, R (1,8) OBP: 0.375, SLG: 0.500	0-0 4-3		0-3 K		0-0 3-1 BB 1B		0-0 4-3			4	1	1	0	0	1	2											
Glenn Braggs, R (1,9) OBP: 0.500, SLG: 0.333	4-0 2-3 BB		0-3 K		4-0 3-1 3-1 BB		0-0 1B 1B			2	1	1	0	2	1	1											
Rick Manning, L (9,9) ERA:					1-2 2-3 BB		0-0 1B 1B			0	0	0	0	0	0	0											
Greg Brock, L (1,3) OBP: 0.375, SLG: 0.286	0-0 F5		0-0 E4		0-0 3-1		0-0 1B 1B			4	0	1	1	0	0	5											
Billy Jo Roidoux, L (1,10) OBP: 0.125, SLG: 0.125	0-0 1-3		0-3 K		0-0 3-1		0-0 1B 1B			4	0	1	2	0	1	5											
Rob Deer, R (1,7) OBP: 0.250, SLG: 0.143		0-0 F8		1-0 HBP	0-3 K		0-3 K			3	0	0	0	0	2	3											
B.J. Surhoff, L (1,2) OBP: 0.250, SLG: 0.250		0-0 1B 1B		0-0 F8		0-0 B1-3		0-0 F7		4	0	1	0	0	0	3											
Jim Gantner, L (1,4) OBP: 0.714, SLG: 0.714		0-0 G4-6-3 1B		0-0 F9		0-0 1B 1B		0-3 K		4	0	2	0	0	1	1											
Dale Sveum, S (1,6) OBP: 0.286, SLG: 0.286		0-0 G4-6-3 1-2		0-0 F7		0-0 G6-4-3 1B		0-3 K		4	0	1	0	0	1	3											
<b>Inning Stats</b>	R: 0 E: 0 K: 0 S: 4	H: 1 LOB: 2 BB: 1 P: 8	R: 0 E: 0 K: 0 S: 4	H: 2 LOB: 1 BB: 0 P: 4	R: 0 E: 1 K: 3 S: 11	H: 1 LOB: 2 BB: 0 P: 11	R: 0 E: 0 K: 0 S: 3	H: 0 LOB: 1 BB: 0 P: 4	R: 2 E: 0 K: 1 S: 6	H: 1 LOB: 1 BB: 2 P: 14	R: 0 E: 0 K: 0 S: 4	H: 2 LOB: 0 BB: 0 P: 4	R: 1 E: 0 K: 1 S: 8	H: 3 LOB: 2 BB: 0 P: 8	R: 0 E: 0 K: 2 S: 7	H: 0 LOB: 0 BB: 0 P: 7	1B: 8 2B: 2 3B: 0 HR: 0	SF: 0 SAC: 0 DP: 2 HBP: 1	WP: 0 PB: 0 SB: 0 CS: 0	PA: 37							
<b>PITCHER</b>	IP	WLS	BF	H	R	ER	SO	BB	IBB	HBP	BLK	WP	HR	S	P	ERA	WHIP										
Al Nipper, R (1,1) ERA: 3.38	5.1		27	7	2	2	4	3	0	1	0	0	0	31	44	3.38	1.875										
Wes Gardner, R (6,1) ERA: 6.75	1.1	L	6	3	1	1	1	0	0	0	0	0	0	8	8	6.75	2.250										
Joe Sambito, L (7,1) ERA:	1.0		3	0	0	0	2	0	0	0	0	0	0	7	7	0.00	0.000										
Calvin Schiraldi, R (8,1) ERA:	0.1		1	0	0	0	0	0	0	0	0	0	0	1	1	0.00	0.000										







Batter	1	2	3	4	5	6	7	8	9	AB	R	H	RBI	BB	SO	LOB	TOP					
Tony Fernandez, S OBP: 0.389, SLG: 0.647	5-3		FC6-4			FC5-4			6-3	4	0	1	0	0	0	1	<p><b>Toronto Blue Jays @ Boston Red Sox</b> Fenway Park, Boston, MA Fri Apr 10 1987, 3:33 AM EDT Att: 33,679 - Unknown</p> <p>livebaseballscores.com</p> <p>AB 28 R 0 H 2 RBI 0 BB 1 SO 6 LOB 5</p> 					
Kelly Gruber, R (1, 5)	F3		CS	6-3		FC5-4			L7	4	0	0	0	0	0	1						
Lloyd Moseby, L OBP: 0.313, SLG: 0.500	K			K			4-3			3	0	0	0	0	2	0						
George Bell, R OBP: 0.400, SLG: 0.643		K		F8			F7			3	0	0	0	0	1	0						
Jesse Barfield, R OBP: 0.400, SLG: 0.615		E6			6-3					3	0	0	0	0	1	0						
Willie Upshaw, L OBP: 0.333, SLG: 0.667		F7			4-3				G4-6-3 BB	2	0	0	0	1	0	1						
Matt Stark, R OBP: 0.125, SLG: 0.125		FC5-4			F9				G4-6-3	3	0	0	0	0	0	2						
Cecil Fielder, R (1, 10)			K			F4			F8	3	0	0	0	0	1	0						
Garth Iorg, R OBP: 0.400, SLG: 0.250				FC6-4 1B		6-3			K	3	0	1	0	0	1	0						
<b>Inning Stats</b>	R: 0 E: 0 X: 1 S: 5	H: 0 LOB: 0 BB: 0 P: 5	R: 0 E: 1 X: 1 S: 6	H: 0 LOB: 1 BB: 0 P: 6	R: 0 E: 0 X: 1 S: 5	H: 1 LOB: 0 BB: 0 P: 5	R: 0 E: 0 X: 1 S: 5	H: 0 LOB: 0 BB: 0 P: 5	R: 0 E: 0 X: 0 S: 3	H: 0 LOB: 0 BB: 0 P: 3	R: 0 E: 0 X: 1 S: 4	H: 1 LOB: 1 BB: 0 P: 4	R: 0 E: 0 X: 1 S: 5	H: 0 LOB: 0 BB: 0 P: 5	R: 0 E: 0 X: 0 S: 2	H: 0 LOB: 0 BB: 1 P: 6	R: 0 E: 0 X: 1 S: 5	H: 0 LOB: 0 BB: 0 P: 5	1B: 2 2B: 0 3B: 0 HR: 0	SF: 0 SAC: 0 DP: 1 HBP: 0	WP: 0 PB: 0 SB: 0 CS: 1	PA: 30
<b>PITCHER</b> Bruce Hurst, L ERA:	IP: 9.0	WLS: W	BF: 29	H: 2	R: 0	ER: 0	SO: 6	BB: 1	IBB: 0	HBP: 0	BLK: 0	WP: 0	HR: 0	S: 40	P: 44	ERA: 0.00	WHIP: 0.333					

Batter	1	2	3	4	5	6	7	8	9	AB	R	H	RBI	BB	SO	LOB	BOTTOM					
Wade Boggs, L OBP: 0.412, SLG: 0.571	4-3		6-3						F7	4	1	1	0	0	0	0	<p><b>Toronto Blue Jays @ Boston Red Sox</b> Fenway Park, Boston, MA Fri Apr 10 1987, 3:33 AM EDT Att: 33,679 - Unknown</p> <p>livebaseballscores.com</p> <p>AB 28 R 3 H 6 RBI 3 BB 2 SO 7 LOB 5</p> 					
Marty Barrett, R OBP: 0.294, SLG: 0.200	K								F9	2	0	0	0	1	1	0						
Bill Buckner, L OBP: 0.294, SLG: 0.353	4-3									4	0	2	1	0	0	1						
Pat Dodson, L (9, 3)			F7							0	0	0	0	0	0	0						
Jim Rice, R OBP: 0.235, SLG: 0.529		HR		4-3	K				L4	4	1	1	1	0	1	2						
Don Baylor, R OBP: 0.188, SLG: 0.071		K		6-3					G3	3	0	0	0	0	1	0						
Dwight Evans, R OBP: 0.583, SLG: 0.615		K							CS	2	0	1	0	1	1	0						
Dave Henderson, R OBP: 0.143, SLG: 0.308		F9		FC5-4 BB	FC5-4				K	3	0	0	0	0	1	2						
Marc Sullivan, R OBP: 0.300, SLG: 0.700									F9	3	1	1	1	0	1	0						
Spike Owen, S (1, 6)			HR	K					F6	3	0	0	0	0	1	0						
<b>Inning Stats</b>	R: 0 E: 0 X: 1 S: 5	H: 0 LOB: 0 BB: 0 P: 5	R: 1 E: 0 X: 2 S: 8	H: 1 LOB: 0 BB: 0 P: 8	R: 1 E: 0 X: 1 S: 6	H: 1 LOB: 1 BB: 1 P: 10	R: 0 E: 0 X: 0 S: 3	H: 0 LOB: 1 BB: 1 P: 7	R: 1 E: 0 X: 1 S: 7	H: 2 LOB: 2 BB: 0 P: 8	R: 0 E: 0 X: 1 S: 5	H: 1 LOB: 0 BB: 0 P: 5	R: 0 E: 0 X: 1 S: 5	H: 0 LOB: 0 BB: 0 P: 5	R: 0 E: 0 X: 0 S: 3	H: 1 LOB: 0 BB: 0 P: 3	R: 0 E: 0 X: 1 S: 3	H: 1 LOB: 0 BB: 0 P: 3	1B: 3 2B: 1 3B: 0 HR: 2	SF: 0 SAC: 0 DP: 0 HBP: 1	WP: 0 PB: 0 SB: 0 CS: 1	PA: 31
<b>PITCHER</b> Dave Stieb, R ERA: 3.86	IP: 7.0	WLS: L	BF: 28	H: 5	R: 3	ER: 3	SO: 7	BB: 2	IBB: 0	HBP: 1	BLK: 0	WP: 0	HR: 2	S: 39	P: 48	ERA: 3.86	WHIP: 1.000					
<b>PITCHER</b> Tom Henke, R ERA:	IP: 1.0	WLS: 3	BF: 1	H: 0	R: 0	ER: 0	SO: 0	BB: 0	IBB: 0	HBP: 0	BLK: 0	WP: 0	HR: 0	S: 3	P: 3	ERA: 0.00	WHIP: 1.000					



Batter	1	2	3	4	5	6	7	8	9	AB	R	H	RBI	BB	SO	LOB	TOP								
<b>Tony Fernandez, S</b> (1, 6) OBP: 0.333, SLG: 0.500	0-0 5-3		0-0 F7	0-0 4-3			0-0 1-3	4-0 FC4-6 BB	0-0 G3	5	0	0	0	1	0	6									
<b>Rance Mulliniks, L</b> (1, 5) OBP: 0.384, SLG: 0.300	0-0 G3			0-0 F7	0-0 F9		0-0 1B	0-0 L3		4	0	1	1	0	0	0									
<b>Garth Iorg, R</b> (7, PR) OBP: 0.333, SLG: 0.200							2-H 1B			1	1	0	0	0	0	2									
<b>Lloyd Moseby, L</b> (1, 8) OBP: 0.333, SLG: 0.450	0-0 3-1			4-0 1B S 1B BB	0-0 1-3		0-0 HR 1B	0-0 FC4-6		4	2	1	1	1	0	2									
<b>George Bell, R</b> (1, 7) OBP: 0.400, SLG: 0.556		0-3 K		0-0 1B HR 1B	0-0 L6		1-0 HR HBP		0-0 F8	4	2	1	0	0	1	0									
<b>Jesse Barfield, R</b> (1, 9) OBP: 0.450, SLG: 0.778	0-0 CS 1B			0-0 HR 1B		0-3 K	0-0 HR		0-0 F8	5	2	3	4	0	1	0									
<b>Willie Upshaw, L</b> (1, 3) OBP: 0.400, SLG: 0.824	0-3 K			1-2 3-H HR		0-3 K	0-0 1B		0-0 2B WP 1B	5	2	3	3	0	2	1									
<b>Fred McGriff, L</b> (1, 10) OBP: 0.417, SLG: 0.400			0-0 S 1B	0-3 K		0-0 3-1	0-3 K		0-0 WP 1B 2B	5	1	2	0	0	2	2									
<b>Ernie Whitt, L</b> (1, 2) OBP: 0.364, SLG: 0.400			0-0 F6	4-0 BB BB			0-0 1B 1-3 1B	0-0 F4	0-0 1B	4	1	2	1	1	0	1									
<b>Mike Sharperson, R</b> (1, 4) OBP: 0.375, SLG: 0.400			0-0 F8	4-0 BB			0-0 F8	0-0 BB 1B	0-0 1B	4	0	2	0	1	0	2									
<b>Inning Stats</b>	R: 0 E: 0 K: 0 S: 3	H: 0 LOB: 0 BB: 0 P: 3	R: 0 E: 0 K: 2 S: 7	H: 1 LOB: 1 BB: 0 P: 7	R: 0 E: 0 K: 0 S: 4	H: 1 LOB: 1 BB: 0 P: 4	R: 4 E: 0 K: 1 S: 8	H: 3 LOB: 2 BB: 3 P: 20	R: 0 E: 0 K: 0 S: 3	H: 0 LOB: 0 BB: 0 P: 3	R: 0 E: 0 K: 2 S: 7	H: 0 LOB: 0 BB: 0 P: 7	R: 5 E: 0 K: 1 S: 10	H: 5 LOB: 2 BB: 0 P: 11	R: 0 E: 0 K: 0 S: 4	H: 1 LOB: 2 BB: 0 P: 8	R: 2 E: 0 K: 0 S: 7	H: 4 LOB: 2 BB: 0 P: 7	1B: 12 2B: 2 3B: 0 HR: 2	SF: 0 SAC: 0 DP: 1 HBP: 1	WP: 1 PB: 0 SB: 2 CS: 1	PA: 46			
<b>PITCHER</b>	IP	WLS	BF	H	R	ER	SO	BB	IBB	HBP	BLK	WP	HR	S	P	ERA	WHIP								
<b>Roger Clemens, R</b> (1, 1) ERA: 9.0	4.0	L	19	5	4	4	3	3	0	0	0	0	1	22	34	9.00	2.000								
<b>Steve Crawford, R</b> (5, 1) ERA: 9.0	2.2		13	4	5	5	2	0	0	1	0	0	1	16	17	16.88	1.500								
<b>Joe Sambito, L</b> (7, 1) ERA:	0.2		5	2	0	0	1	1	0	0	0	0	0	6	10	0.00	4.500								
<b>Wes Gardner, R</b> (8, 1) ERA: 9.0	1.2		9	4	2	2	0	0	0	0	0	1	0	9	9	10.80	2.400								

Toronto Blue Jays @ Boston Red Sox  
Fenway Park, Boston, MA  
Sat Apr 11 1987, 3:33 AM EDT  
Att: 33,365 - Unknown

AB 41  
R 11  
H 15  
RBI 10  
BB 4  
SO 6  
LOB 16



Batter	1	2	3	4	5	6	7	8	9	AB	R	H	RBI	BB	SO	LOB	BOTTOM								
<b>Wade Boggs, L</b> (1, 5) OBP: 0.381, SLG: 0.556	0-0 4-3		0-0 F7		0-0 F8			0-0 2B		4	0	1	0	0	0	1									
<b>Ed Romero, R</b> (1, 4) OBP: 0.381, SLG: 0.556	0-0 6-3		0-0 F7			0-0 F7		0-0 F9		4	0	0	0	0	0	2									
<b>Bill Buckner, L</b> (1, 3) OBP: 0.286, SLG: 0.333	0-0 L6		0-0 1B			0-0 B3		0-0 G3		4	0	1	1	0	0	1									
<b>Pat Dodson, L</b> (9, 3) OBP: 0.286, SLG: 0.333			2-H 1B			0-3 K			0-3 K	4	0	1	0	0	2	1									
<b>Jim Rice, R</b> (1, 7) OBP: 0.238, SLG: 0.476		0-0 1B	0-0 F9			0-0 L6		0-0 F5	0-0 1-3	3	0	0	0	1	0	0									
<b>Don Baylor, R</b> (1, 10) OBP: 0.200, SLG: 0.059		4-0 FC2-6 BB		0-0 L6		0-0 F5		0-0 F7	4-0 1-3	3	0	0	0	1	0	0									
<b>Dwight Evans, R</b> (1, 9) OBP: 0.500, SLG: 0.500		0-0 FC2-6 BB		0-0 6-3		0-0 F7		0-0 F7	BB BB	3	0	0	0	1	0	1									
<b>Dave Henderson, R</b> (1, 8) OBP: 0.278, SLG: 0.333		4-0 FC4-6 BB		0-0 6-3		0-0 1B		0-0 1B	4-0 BB	2	0	1	0	2	0	0									
<b>Marc Sullivan, R</b> (1, 2) OBP: 0.231, SLG: 0.538		0-0 FC4-6		0-0 6-3		0-0 F7		0-0 F7	0-3 K	3	0	0	0	0	0	3									
<b>Mike Greenwell, L</b> (9, PH) OBP: 0.231, SLG: 0.538		1-2 FC4-6			0-0 5-3					1	0	0	0	0	1	2									
<b>Spike Owen, S</b> (1, 6) OBP: 0.188, SLG: 0.143			0-0 1B 2B							3	1	1	0	0	1	0									
<b>Inning Stats</b>	R: 0 E: 0 K: 0 S: 3	H: 0 LOB: 0 BB: 0 P: 3	R: 0 E: 0 K: 0 S: 3	H: 1 LOB: 2 BB: 2 P: 11	R: 1 E: 0 K: 0 S: 5	H: 2 LOB: 1 BB: 0 P: 5	R: 0 E: 0 K: 0 S: 3	H: 0 LOB: 0 BB: 0 P: 3	R: 0 E: 0 K: 1 S: 5	H: 0 LOB: 0 BB: 0 P: 5	R: 0 E: 0 K: 0 S: 4	H: 1 LOB: 1 BB: 0 P: 4	R: 0 E: 0 K: 1 S: 6	H: 1 LOB: 1 BB: 0 P: 6	R: 0 E: 0 K: 2 S: 7	H: 0 LOB: 2 BB: 2 P: 15	1B: 3 2B: 2 3B: 0 HR: 0	SF: 0 SAC: 0 DP: 0 HBP: 0	WP: 0 PB: 0 SB: 0 CS: 0	PA: 35					
<b>PITCHER</b>	IP	WLS	BF	H	R	ER	SO	BB	IBB	HBP	BLK	WP	HR	S	P	ERA	WHIP								
<b>Jimmy Key, L</b> (1, 1) ERA: 1.93	8.0	W	30	5	1	1	2	2	0	0	0	0	0	7	15	0.00	2.000								
<b>Mark Eichhorn, R</b> (9, 1) ERA: 1.69	1.0		5	0	0	0	2	2	0	0	0	0	0	7	15	0.00	2.000								

Toronto Blue Jays @ Boston Red Sox  
Fenway Park, Boston, MA  
Sat Apr 11 1987, 3:33 AM EDT  
Att: 33,365 - Unknown

AB 31  
R 1  
H 5  
RBI 1  
BB 4  
SO 4  
LOB 11





Batter	1	2	3	4	5	6	7	8	9	AB	R	H	RBI	BB	SO	LOB	TOP										
Tony Fernandez, S OBP: 0.276, SLG: 0.423	G3		SF7		G3		F6		K	4	0	0	1	0	1	3											
Rance Mulliniks, L OBP: 0.375, SLG: 0.429	4-3		1B		2B			G3	SF7	4	0	2	1	0	0	0											
Lloyd Moseby, L OBP: 0.308, SLG: 0.440	G3		1-3		F7			2B	FC5	5	0	1	0	0	0	4											
George Bell, R OBP: 0.333, SLG: 0.455		5-3		F8	5-3			F7		4	0	0	0	0	0	2											
Jesse Barfield, R OBP: 0.458, SLG: 0.714		5-3		2B	1B		G1			3	0	1	0	1	0	0											
Willie Upshaw, L OBP: 0.375, SLG: 0.762		4-3		1-3	2B		4-1		BB	4	0	1	0	0	0	2											
Fred McGriff, L OBP: 0.438, SLG: 0.385			2B	4-3	1B		F8		BB	3	2	1	0	1	0	2											
Ernie Whitt, L OBP: 0.467, SLG: 0.500			4-3	SF7	2B			G3	FC5	2	1	1	0	2	0	0											
Mike Sharperson, R OBP: 0.316, SLG: 0.333			4-3						BB	3	0	0	1	0	2	4											
Rick Leach, L (9, PH)			2-3	3-H					BB	0	0	0	0	1	0	0											
<b>Inning Stats</b>	R: 0 E: 0 K: 0 S: 3	H: 0 LOB: 0 BB: 0 P: 3	R: 0 E: 0 K: 0 S: 3	H: 0 LOB: 0 BB: 0 P: 3	R: 2 E: 0 K: 0 S: 6	H: 3 LOB: 1 BB: 0 P: 6	R: 0 E: 0 K: 1 S: 7	H: 2 LOB: 3 BB: 0 P: 11	R: 0 E: 0 K: 0 S: 4	H: 1 LOB: 1 BB: 0 P: 4	R: 0 E: 0 K: 1 S: 5	H: 0 LOB: 0 BB: 0 P: 5	R: 0 E: 0 K: 0 S: 4	H: 1 LOB: 2 BB: 1 P: 8	R: 1 E: 0 K: 1 S: 5	H: 0 LOB: 2 BB: 3 P: 17	1B: 3 2B: 4 3B: 0 HR: 0	SF: 2 SAC: 0 DP: 0 HBP: 0	WP: 0 PB: 0 SB: 0 CS: 0	PA: 39							
<b>PITCHER</b>	IP	WLS	BF	H	R	ER	SO	BB	IBB	HBP	BLK	WP	HR	S	P	ERA	WHIP										
Bob Stanley, R ERA: 3.85	(1, 1)	8.0	W	33	7	2	2	2	2	0	0	0	0	35	43	2.25	1.125										
Calvin Schiraldi, R ERA: 6.75	(9, 1)	1.0		6	0	1	1	1	3	0	0	0	0	5	17	9.00	3.000										

Toronto Blue Jays @ Boston Red Sox  
Fenway Park, Boston, MA  
Sun Apr 12 1987, 3:33 AM EDT  
Att: 27,521 - Unknown



AB 32  
R 3  
H 7  
RBI 3  
BB 5  
SO 3  
LOB 17

Batter	1	2	3	4	5	6	7	8	9	AB	R	H	RBI	BB	SO	LOB	BOTTOM											
Wade Boggs, L OBP: 0.346, SLG: 0.478	1-3		K	6-3		1-3		K		5	0	1	0	0	2	0												
Ed Romero, R OBP: 0.250, SLG: 0.250	F6		3B	1B	1B	K				4	1	2	0	0	1	1												
Bill Buckner, L OBP: 0.280, SLG: 0.400	1-3		HR	F8		F9				4	1	1	1	0	0	2												
Pat Dodson, L	1-2		1-H							0	0	0	0	0	0	0												
Jim Rice, R OBP: 0.280, SLG: 0.435	5-3		HR	BB	HR	BB	F9			2	2	0	0	2	0	1												
Don Baylor, R OBP: 0.292, SLG: 0.450		5-3	1-H	3-H	HR	HR	FC5-4	BB		3	2	2	5	1	0	0												
Dwight Evans, R OBP: 0.458, SLG: 0.421		HR	BB	F9	4-3	FC5-4	FC6-4			3	1	0	0	1	0	1												
Dave Henderson, R OBP: 0.364, SLG: 0.611		HR	BB	1-H	BB	FC6-4				3	1	2	2	1	0	1												
Marc Sullivan, R OBP: 0.176, SLG: 0.412	1-3		K		6-3			K		4	0	0	0	0	2	2												
Spike Owen, S OBP: 0.150, SLG: 0.111	4-3			4-3	F9			F8		4	0	0	0	0	0	1												
<b>Inning Stats</b>	R: 0 E: 0 K: 0 S: 4	H: 1 LOB: 1 BB: 0 P: 4	R: 2 E: 0 K: 0 S: 4	H: 1 LOB: 0 BB: 1 P: 8	R: 4 E: 0 K: 2 S: 10	H: 3 LOB: 1 BB: 2 P: 18	R: 0 E: 0 K: 0 S: 4	H: 1 LOB: 1 BB: 0 P: 4	R: 2 E: 0 K: 0 S: 5	H: 2 LOB: 1 BB: 1 P: 9	R: 0 E: 0 K: 1 S: 5	H: 0 LOB: 0 BB: 0 P: 5	R: 0 E: 0 K: 0 S: 3	H: 0 LOB: 1 BB: 1 P: 7	R: 0 E: 0 K: 2 S: 7	H: 0 LOB: 0 BB: 0 P: 7	1B: 3 2B: 1 3B: 1 HR: 3	SF: 0 SAC: 0 DP: 0 HBP: 0	WP: 0 PB: 0 SB: 0 CS: 0	PA: 37								
<b>PITCHER</b>	IP	WLS	BF	H	R	ER	SO	BB	IBB	HBP	BLK	WP	HR	S	P	ERA	WHIP											
Jim Clancy, R ERA: 7.27	(1, 1)	2.2	L	16	5	6	6	1	3	0	0	0	0	0	0	20.25	3.000											
Mark Eichhorn, R ERA: 3.52	(3, 1)	2.1		11	3	2	2	1	1	0	0	0	0	1	12	16	7.71	1.714										
Jeff Musselman, L ERA:	(6, 1)	1.0		3	0	0	0	1	0	0	0	0	0	5	5	0.00	0.000											
Duane Ward, R ERA:	(7, 1)	1.0		4	0	0	0	0	1	0	0	0	0	3	7	0.00	1.000											
Tom Henke, R ERA:	(8, 1)	1.0		3	0	0	0	2	0	0	0	0	0	7	7	0.00	0.000											

Toronto Blue Jays @ Boston Red Sox  
Fenway Park, Boston, MA  
Sun Apr 12 1987, 3:33 AM EDT  
Att: 27,521 - Unknown



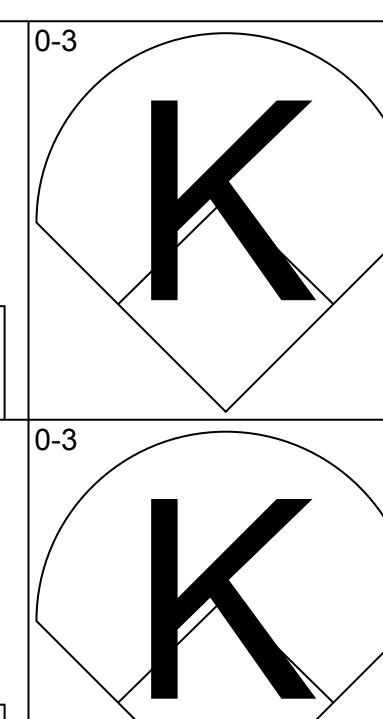
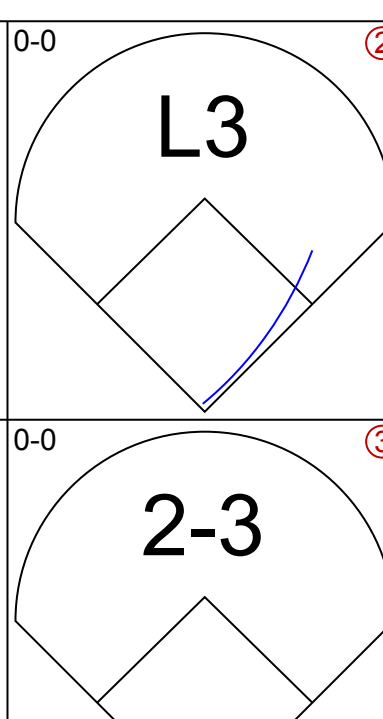
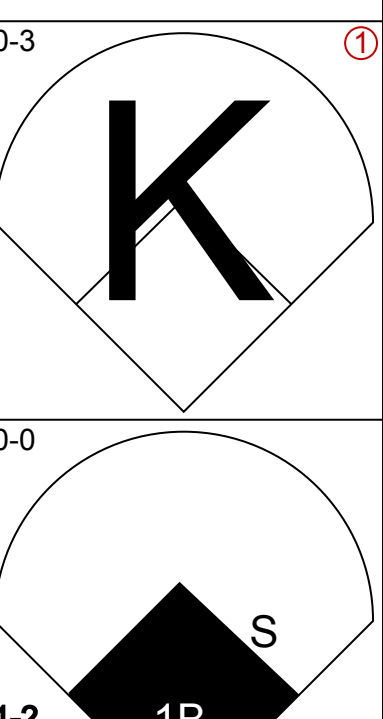
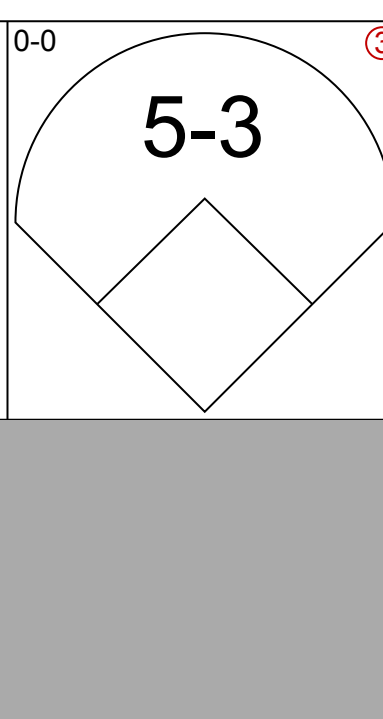
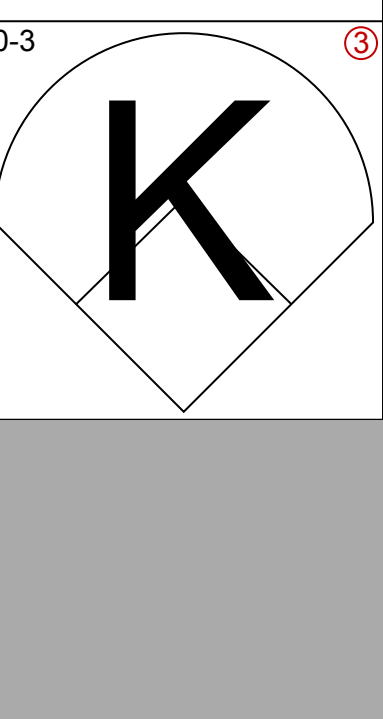
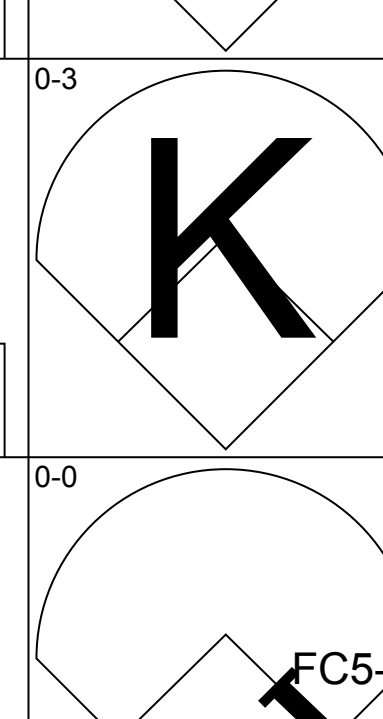
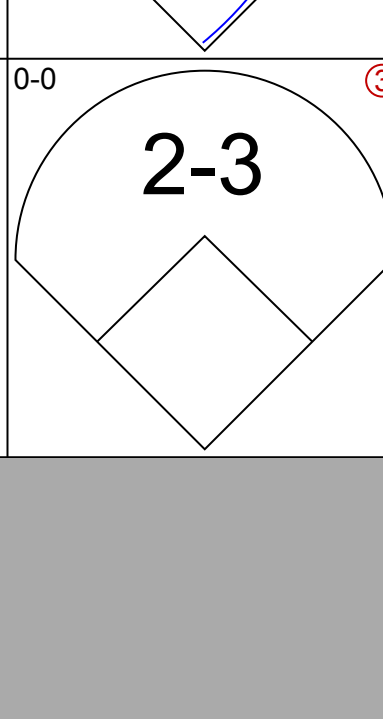
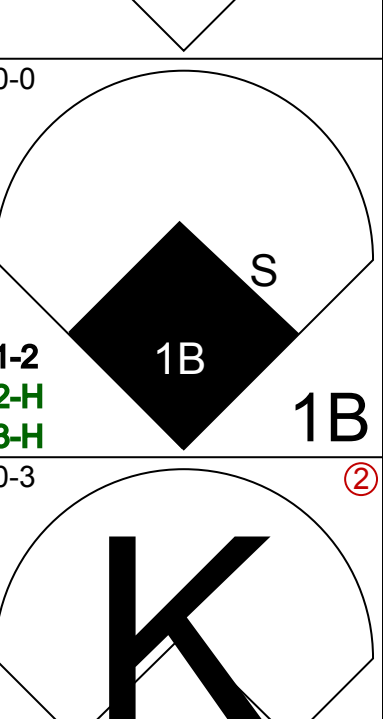
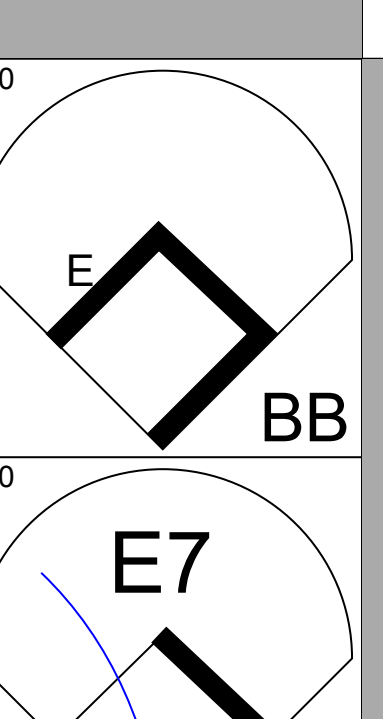
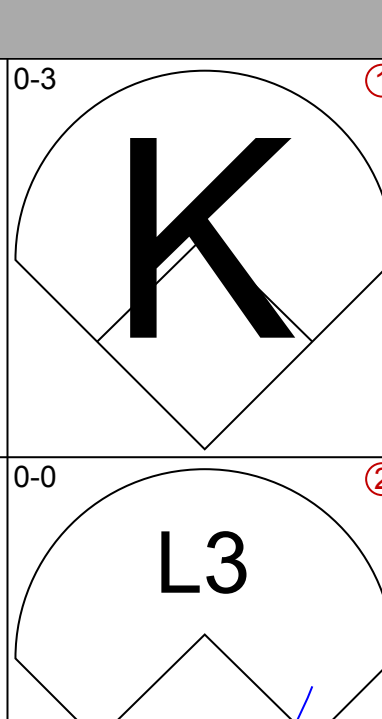
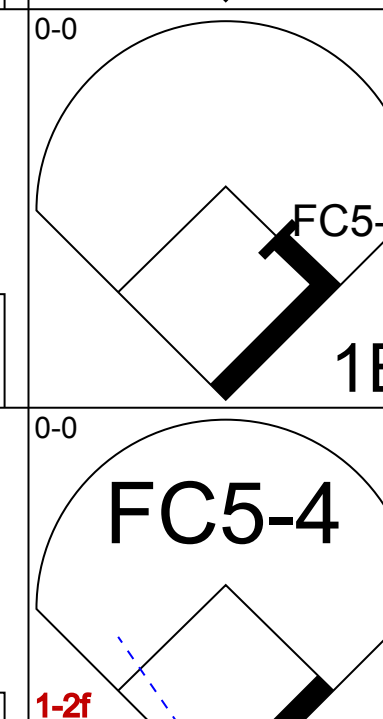
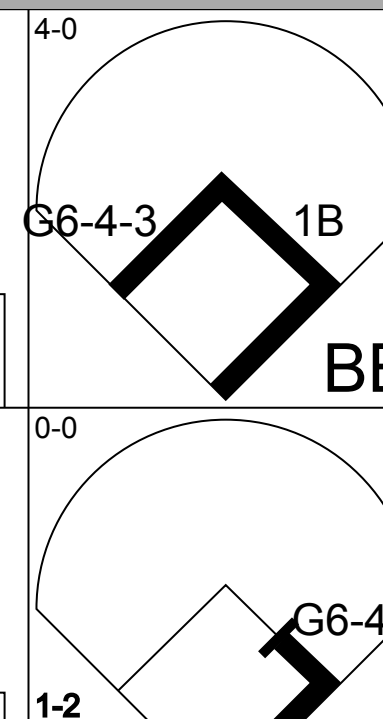
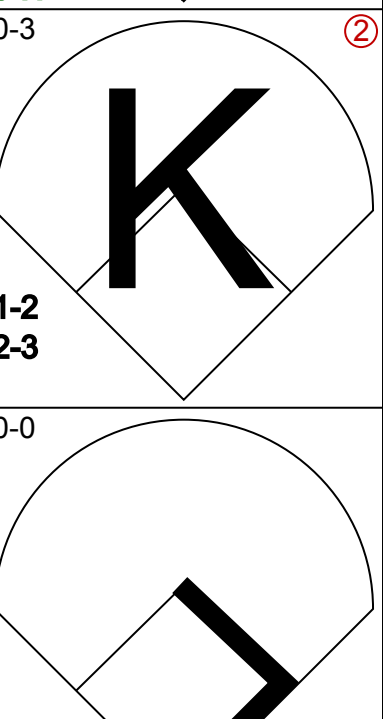
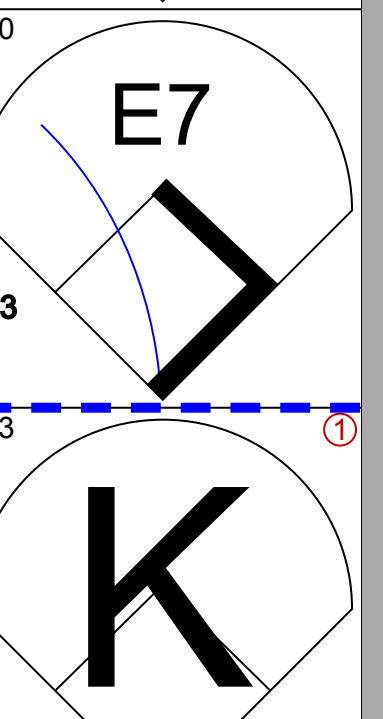
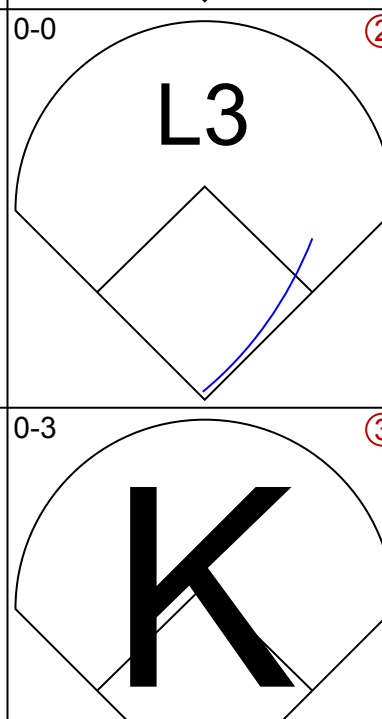
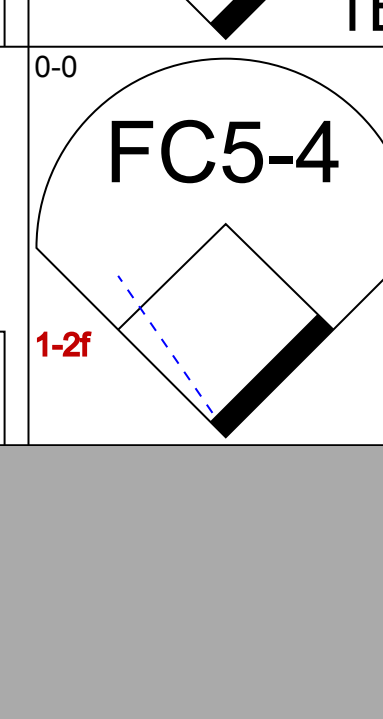
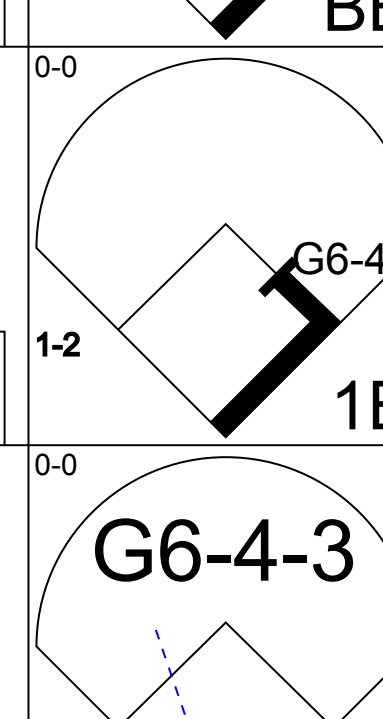
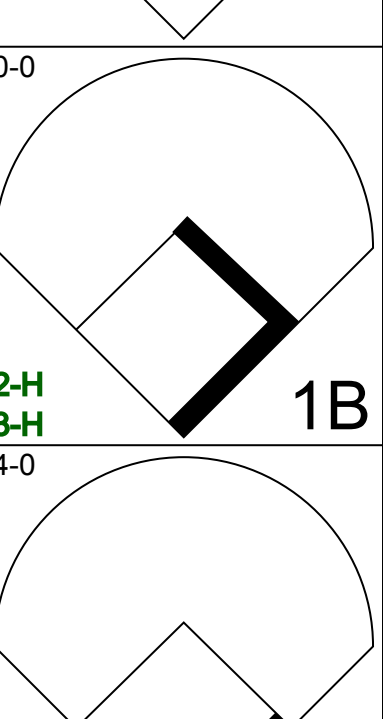
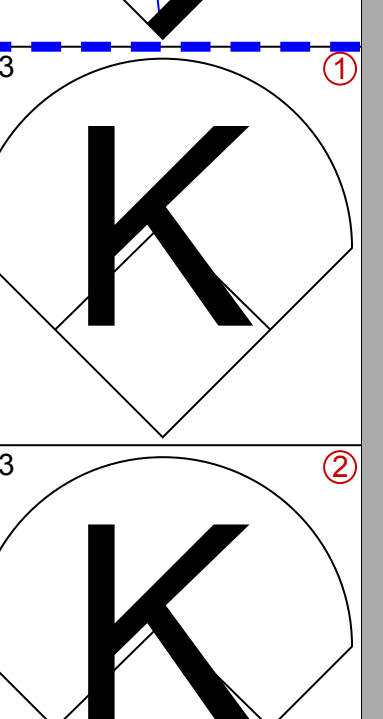

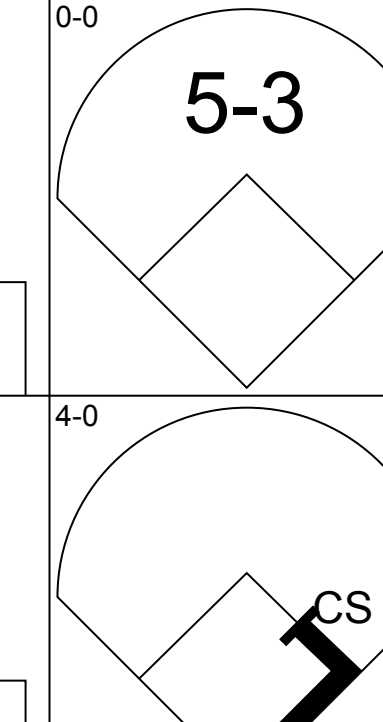
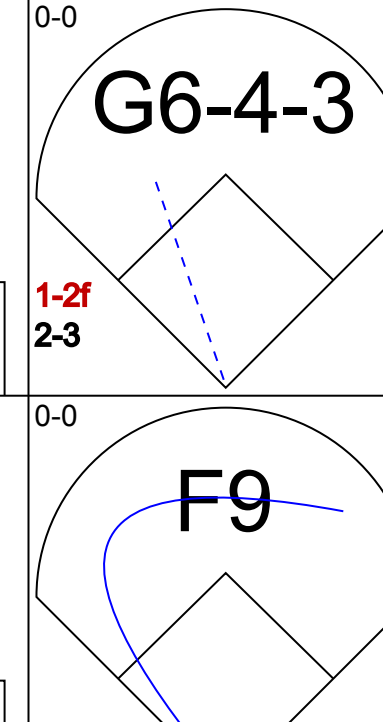
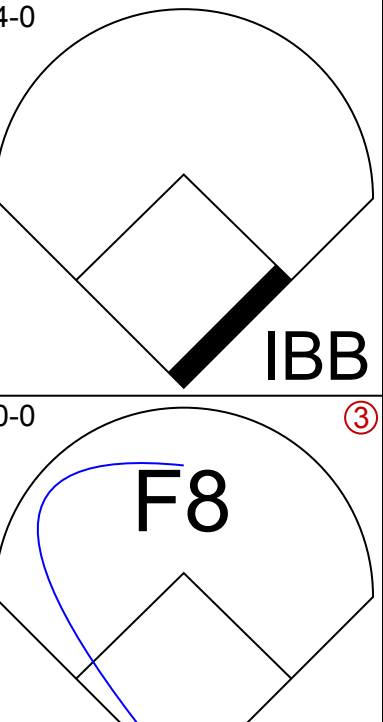
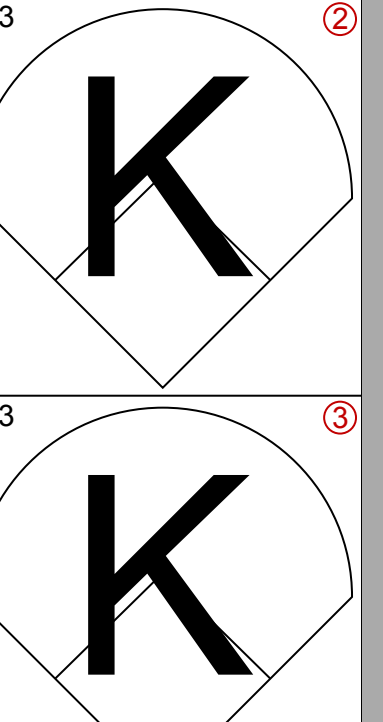
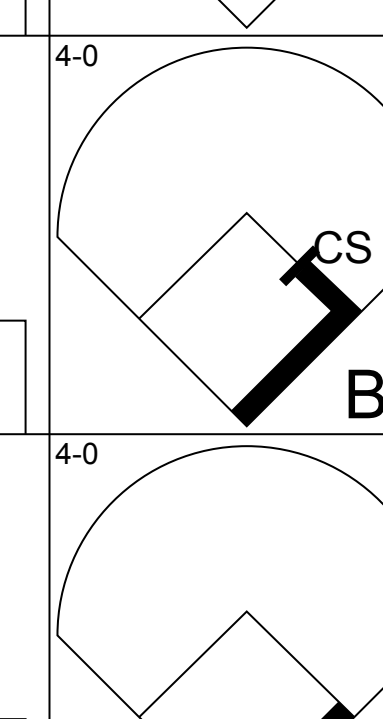
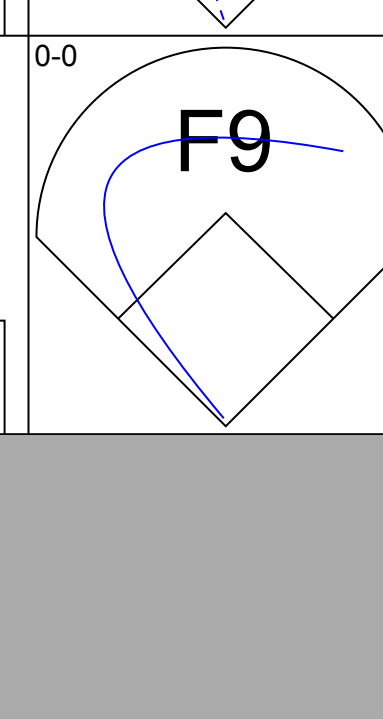
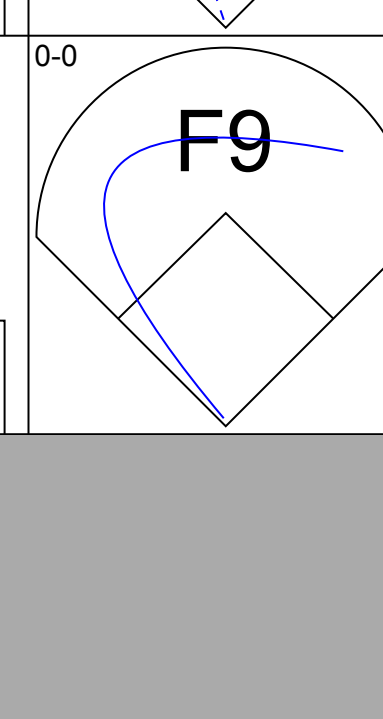


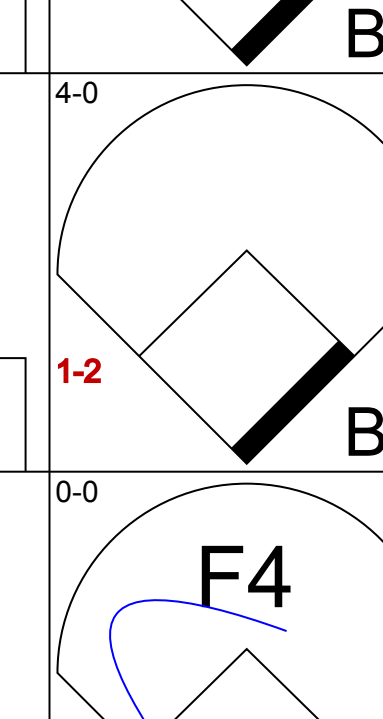
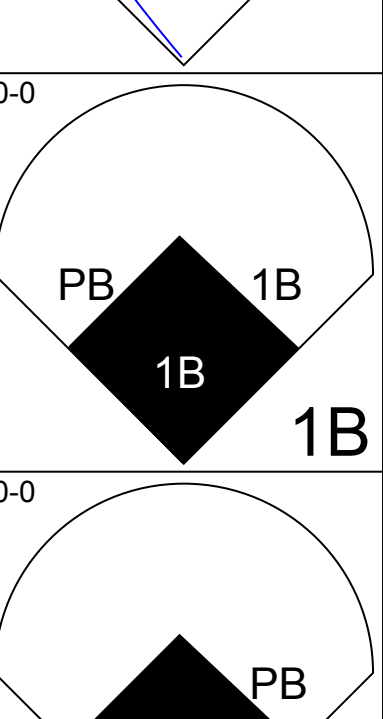
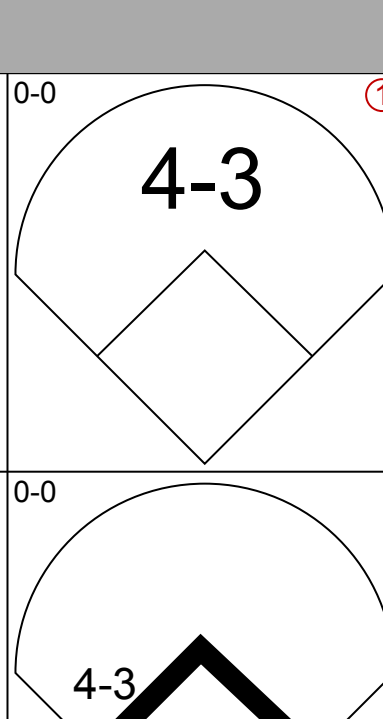
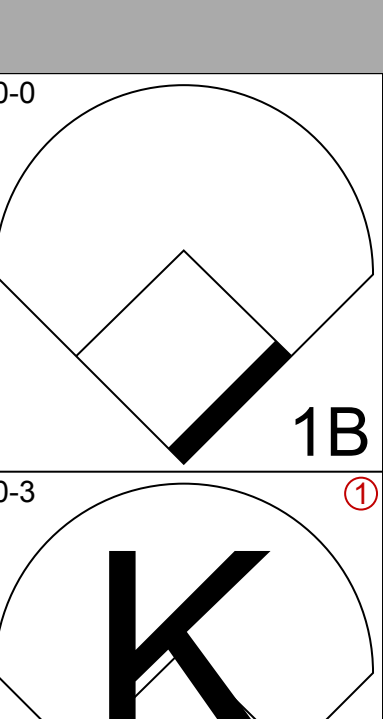
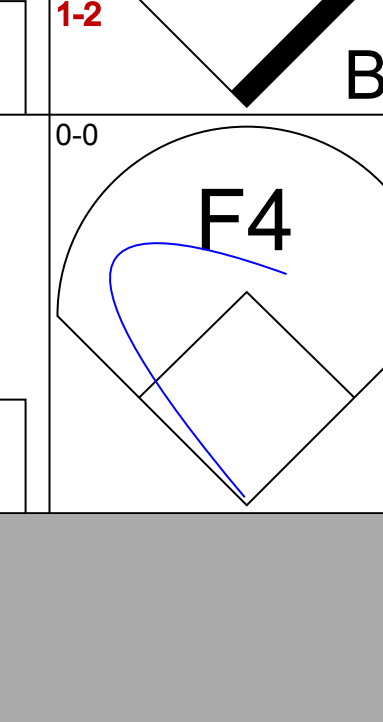

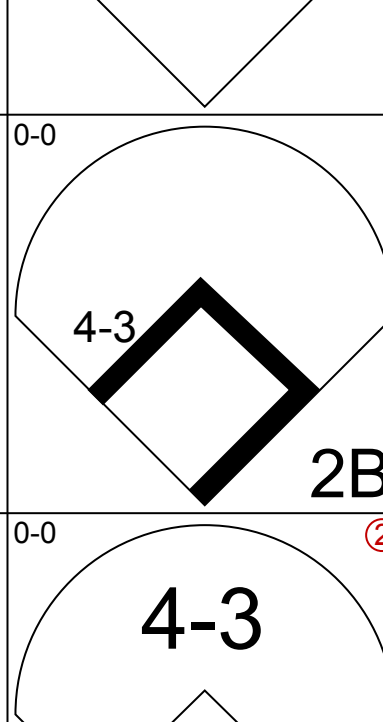


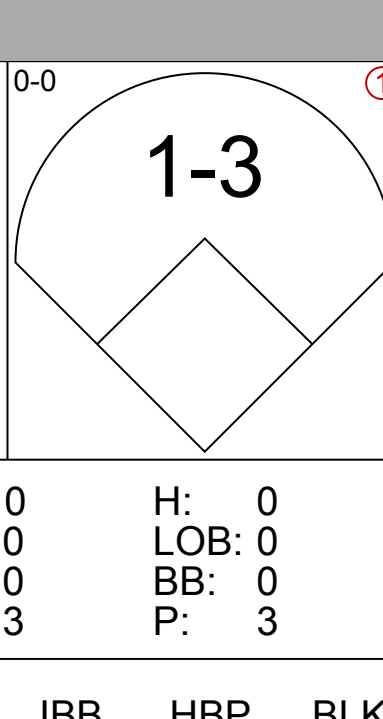
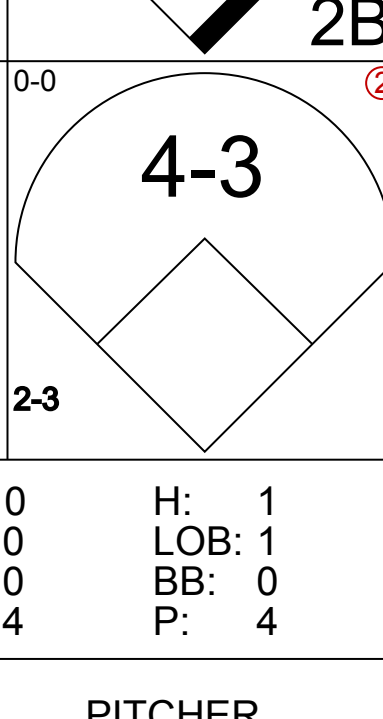
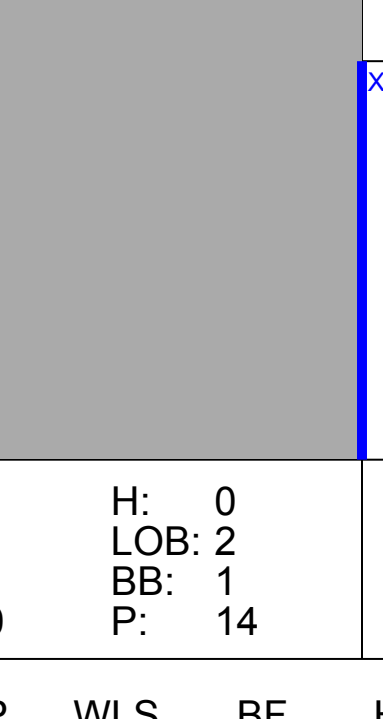
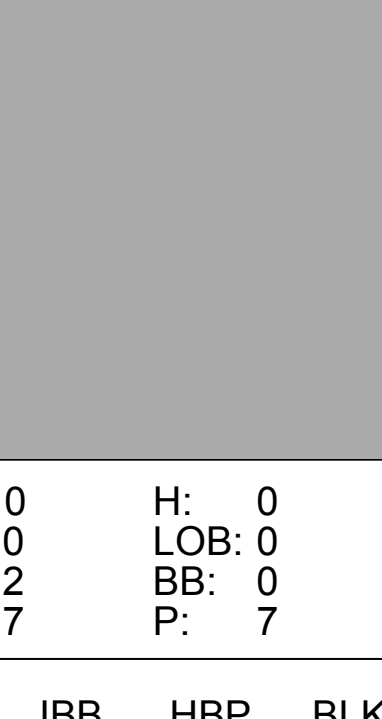
AB 32  
R 8  
H 8  
RBI 8  
BB 5  
SO 5  
LOB 9



Batter	1	2	3	4	5	6	7	8	9	AB	R	H	RBI	BB	SO	LOB	TOP			
<b>Oddibe McDowell, L</b> OBP: 0.375, SLG: 0.423 (1, 8)	F7	K			4-3		F7		BB	4	0	0	0	1	1	2	<b>Texas Rangers @ Boston Red Sox</b> Fenway Park, Boston, MA Tue Apr 14 1987, 3:33 AM EDT Att: 13,740 - Unknown <a href="http://livebaseballscorecards.com">livebaseballscorecards.com</a>			
<b>Scott Fletcher, R</b> OBP: 0.371, SLG: 0.441 (1, 6)	2B		FC6-4	1B	FC6-4	1B	F8		BB	5	0	3	0	0	0	2				
<b>Pete O'Brien, L</b> OBP: 0.179, SLG: 0.231 (1, 3)	F8		F8		F8			F4	K	5	0	0	0	0	1	5				
<b>Pete Incaviglia, R</b> OBP: 0.424, SLG: 0.690 (1, 7)	BB		FC6-4	1-2	FC6-4	1-2		HR		3	1	1	1	1	0	2				
<b>Ruben Sierra, S</b> OBP: 0.219, SLG: 0.241 (1, 9)	F8		G1		K			1B		4	0	1	0	0	1	3				
<b>Larry Parrish, R</b> OBP: 0.287, SLG: 0.400 (1, 10)		6-3		CS	1B	1B	6-3	K		4	0	2	0	0	1	1				
<b>Don Slaught, R</b> OBP: 0.320, SLG: 0.500 (1, 2)	2B		1-2	CS	1B	6-3	2-3	F5		4	0	2	0	0	0	2				
<b>Steve Buechele, R</b> OBP: 0.333, SLG: 0.583 (1, 5)	K		K	1-2	K	F8		BB	BB	3	0	0	0	1	2	4				
<b>Jerry Browne, S</b> OBP: 0.600, SLG: 0.727 <b>Darrell Porter, L</b> OBP: 0.250, SLG: 0.250 (9, PH)	BB		F7		F7	5-3		F9		2	0	0	0	1	0	1				
<b>Inning Stats</b>	R: 0 E: 0 K: 0 S: 4	H: 1 LOB: 2 BB: 1 P: 8	R: 0 E: 0 K: 2 S: 8	H: 1 LOB: 1 BB: 1 P: 12	R: 0 E: 0 K: 0 S: 4	H: 1 LOB: 1 BB: 0 P: 4	R: 0 E: 0 K: 1 S: 6	H: 2 LOB: 1 BB: 0 P: 6	R: 0 E: 0 K: 0 S: 4	H: 1 LOB: 1 BB: 0 P: 4	R: 0 E: 0 K: 1 S: 6	H: 0 LOB: 0 BB: 0 P: 3	R: 0 E: 0 K: 1 S: 7	H: 2 LOB: 1 BB: 0 P: 7	R: 0 E: 0 K: 1 S: 5	H: 0 LOB: 2 BB: 2 P: 13	1B: 5 2B: 4 3B: 0 HR: 1	SF: 0 SAC: 0 DP: 1 HBP: 0	WP: 0 PB: 0 SB: 0 CS: 2	PA: 39
<b>PITCHER</b>	IP	WLS	BF	H	R	ER	SO	BB	IBB	HBP	BLK	WP	HR	S	P	ERA	WHIP			
<b>Al Nipper, R</b> ERA: 2.05 (1, 1)	8.0	W	34	9	1	1	5	2	0	0	0	0	1	42	50	1.12	1.375			
<b>Calvin Schiraldi, R</b> ERA: 3.86 (9, 1)	1.0	S	5	0	0	0	1	2	0	0	0	0	0	5	13	0.00	2.000			

Batter	1	2	3	4	5	6	7	8	9	AB	R	H	RBI	BB	SO	LOB	BOTTOM			
<b>Wade Boggs, L</b> OBP: 0.300, SLG: 0.458 (1, 5)	HR	BB		FC6-4	BB	G4-6-3				1	1	0	0	3	0	1	<b>Texas Rangers @ Boston Red Sox</b> Fenway Park, Boston, MA Tue Apr 14 1987, 3:33 AM EDT Att: 13,740 - Unknown <a href="http://livebaseballscorecards.com">livebaseballscorecards.com</a>			
<b>Ed Romero, R</b> OBP: 0.250, SLG: 0.182 (1, 4)	K	F7		FC6-4	1-2		G6-3	BB		3	0	0	0	1	1	4				
<b>Bill Buckner, L</b> OBP: 0.276, SLG: 0.379 <b>Pat Dodson, L</b> (8, 3)	HR	1B		5-3		F9	F7			4	1	1	0	0	0	1				
<b>Jim Rice, R</b> OBP: 0.276, SLG: 0.444 (1, 7)	K			2B		F7	G6-3	1-2		4	0	1	0	0	1	3				
<b>Don Baylor, R</b> OBP: 0.357, SLG: 0.609 (1, 10)	HR			F5		FC5-4	1B		3-1	3	1	2	3	0	0	1				
<b>Dwight Evans, R</b> OBP: 0.429, SLG: 0.435 (1, 9)	WP	2B		F8		FC5-4	1-2		3-1	4	0	1	0	0	0	3				
<b>Dave Henderson, R</b> OBP: 0.385, SLG: 0.571 (1, 8)	K			SH1-4	BB	SH3-4	1B		K	3	1	1	0	1	2	2				
<b>Marc Sullivan, R</b> OBP: 0.158, SLG: 0.368 (1, 2)		4-3		SH1-4		SH3-4			1-3	2	0	0	0	0	0	1				
<b>Spike Owen, S</b> OBP: 0.174, SLG: 0.143 (1, 6)		4-3		K		G4-6-3	1B			3	0	1	1	0	1	1				
<b>Inning Stats</b>	R: 3 E: 0 K: 3 S: 12	H: 3 LOB: 1 BB: 1 P: 16	R: 0 E: 0 K: 0 S: 3	H: 0 LOB: 1 BB: 1 P: 7	R: 0 E: 0 K: 0 S: 4	H: 1 LOB: 0 BB: 0 P: 4	R: 0 E: 0 K: 1 S: 5	H: 0 LOB: 2 BB: 2 P: 13	R: 0 E: 0 K: 0 S: 4	H: 1 LOB: 1 BB: 0 P: 4	R: 1 E: 0 K: 0 S: 4	H: 2 LOB: 0 BB: 0 P: 4	R: 0 E: 0 K: 0 S: 2	H: 0 LOB: 0 BB: 1 P: 6	R: 0 E: 0 K: 1 S: 5	H: 0 LOB: 1 BB: 0 P: 6	1B: 4 2B: 2 3B: 0 HR: 1	SF: 0 SAC: 2 DP: 2 HBP: 1	WP: 1 PB: 0 SB: 0 CS: 0	PA: 35
<b>PITCHER</b>	IP	WLS	BF	H	R	ER	SO	BB	IBB	HBP	BLK	WP	HR	S	P	ERA	WHIP			
<b>Ed Correa, R</b> ERA: 6.3 (1, 1)	5.0	L	25	6	4	4	4	4	0	0	0	0	1	29	45	7.20	2.000			
<b>Dale Mohorcic, R</b> ERA: (6, 1)	3.0		10	1	0	0	1	1	0	1	0	0	0	10	15	0.00	0.667			

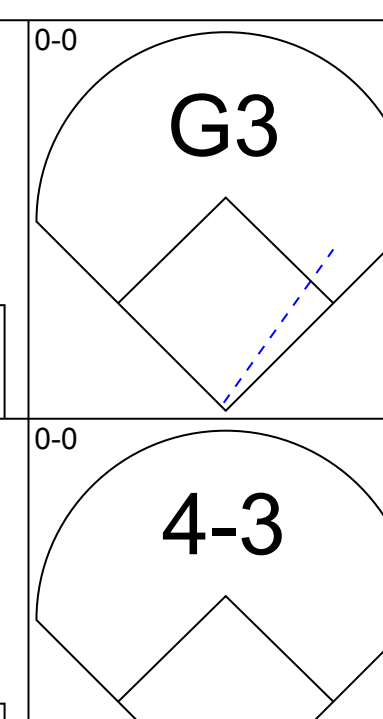
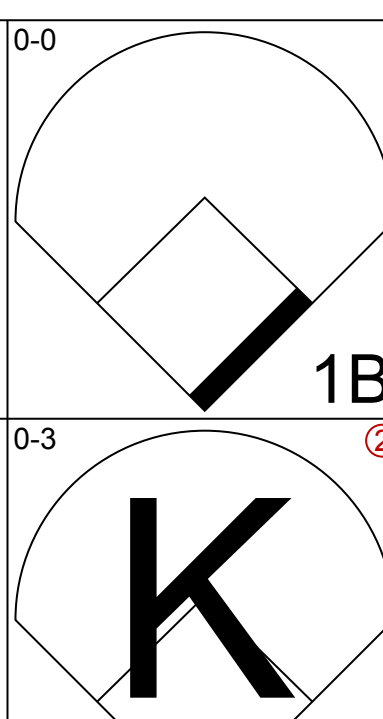
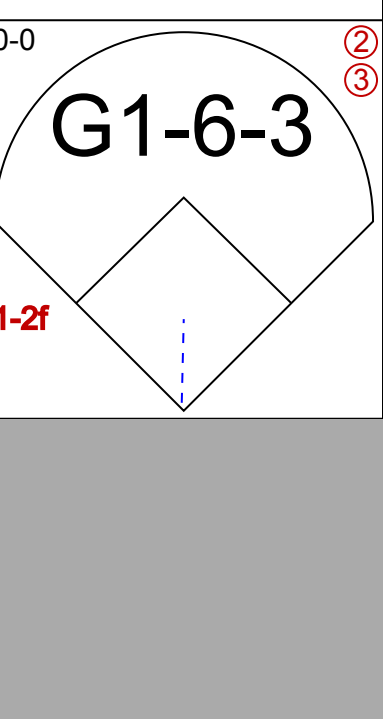
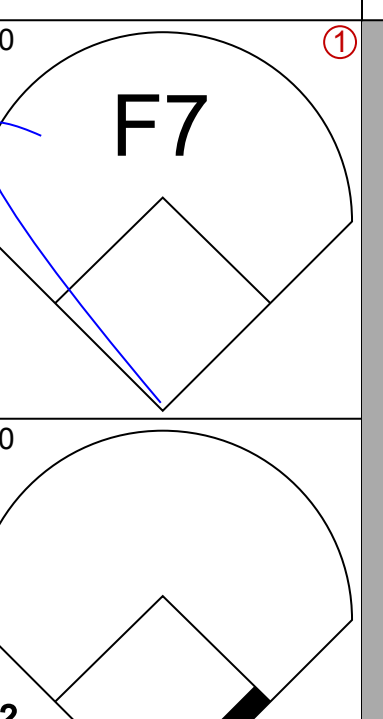
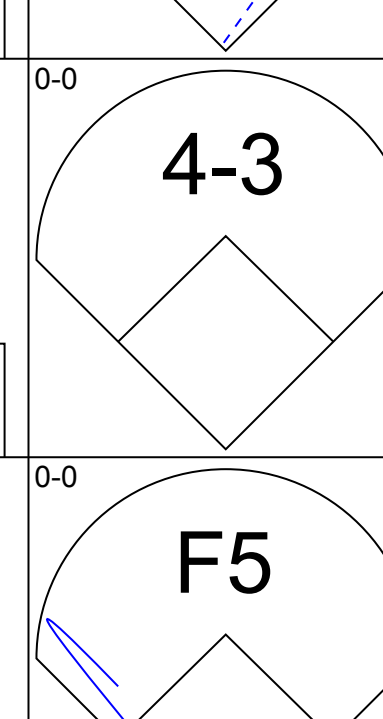
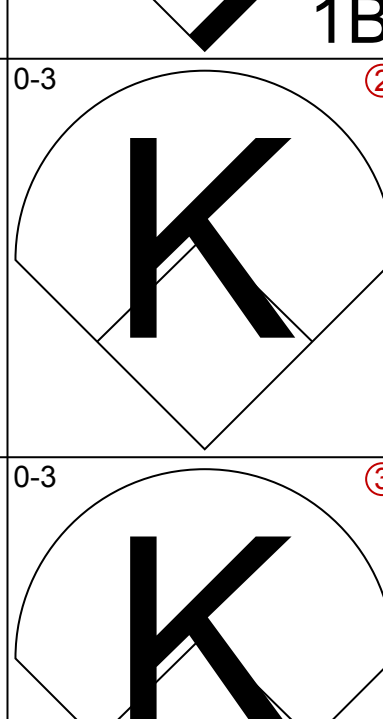
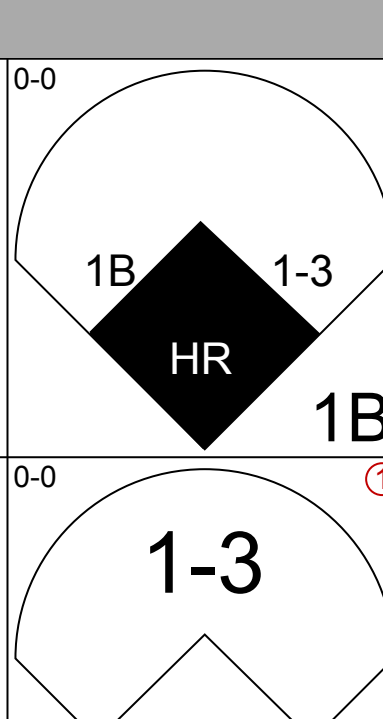
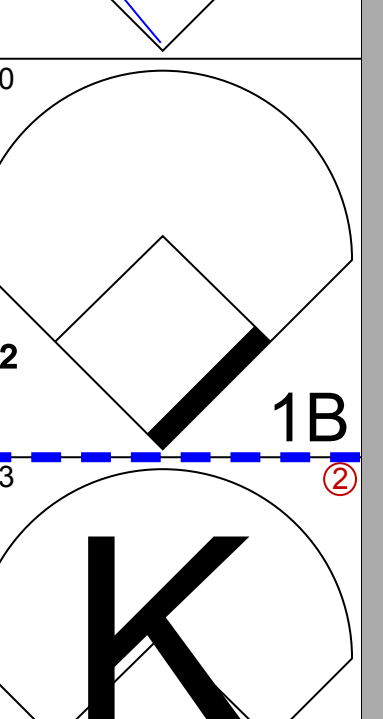

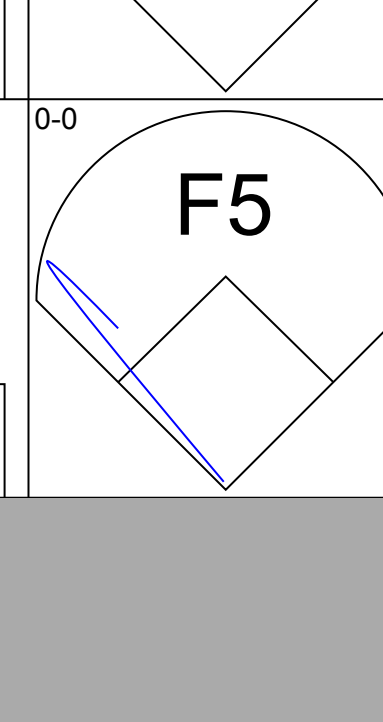
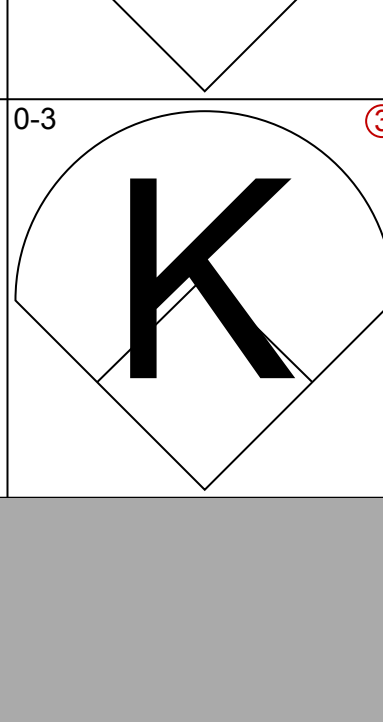
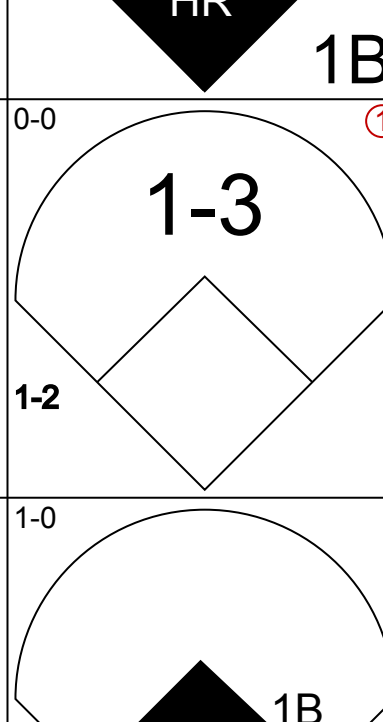
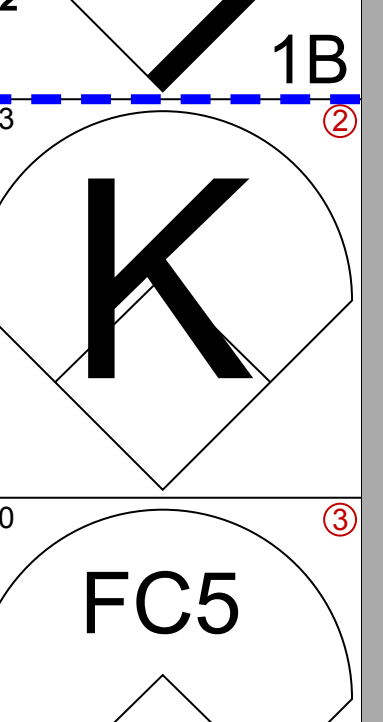
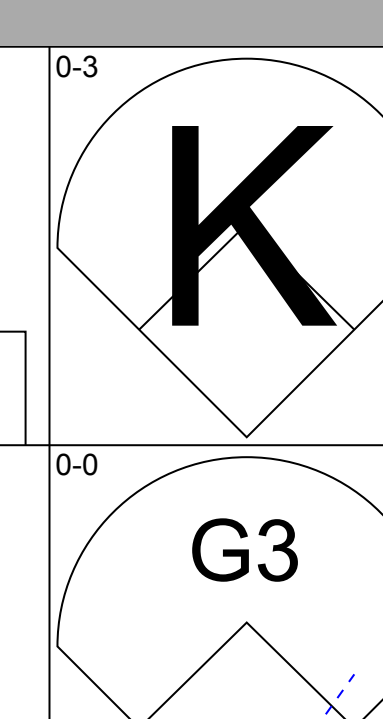
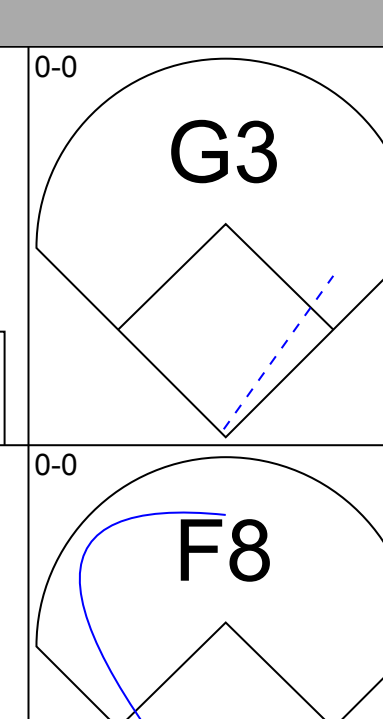
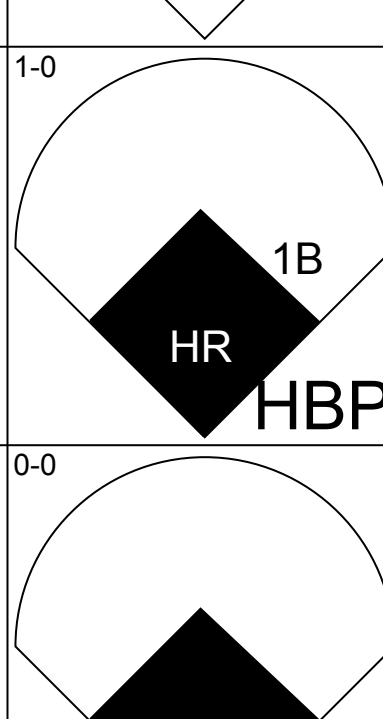
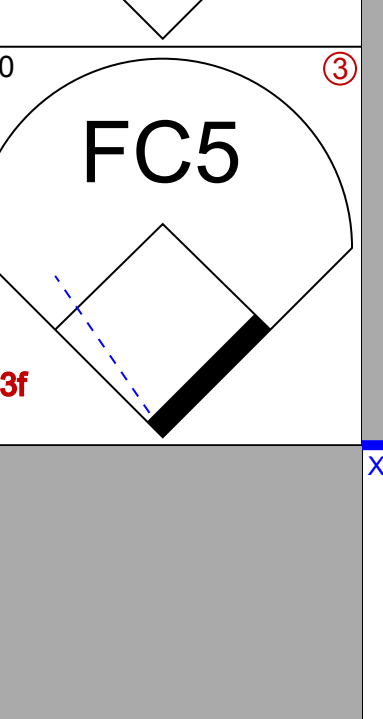
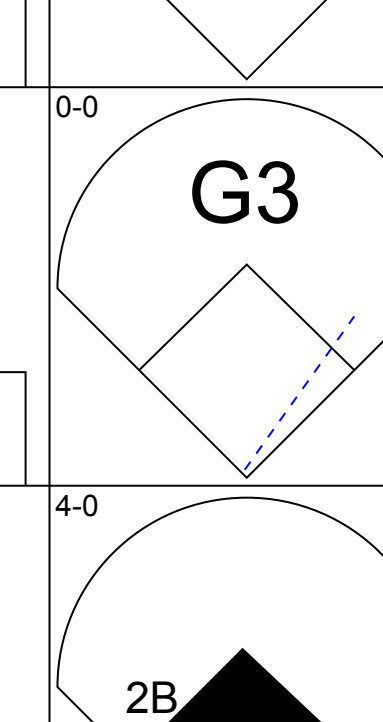
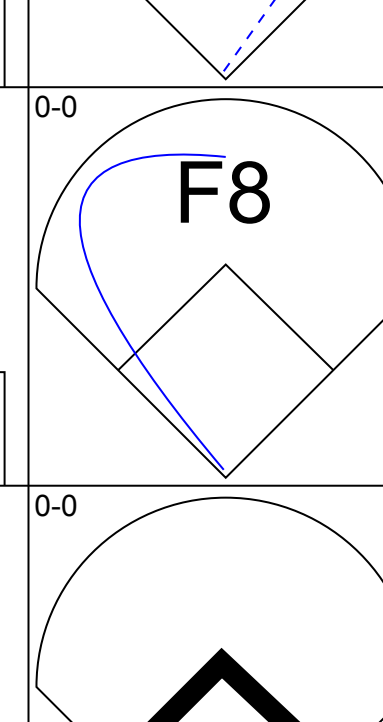
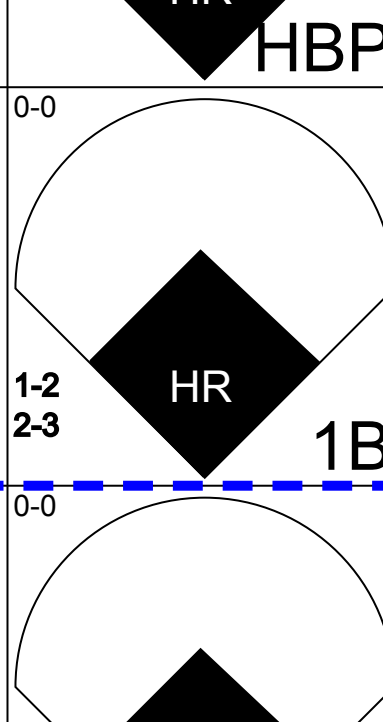

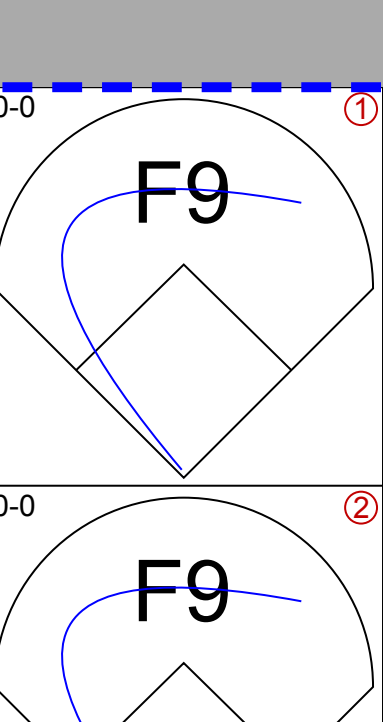
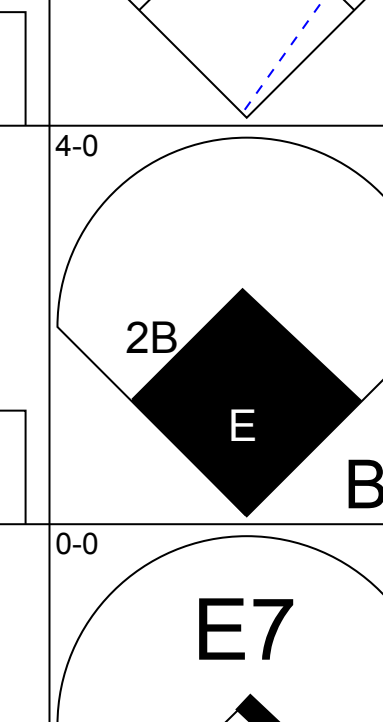
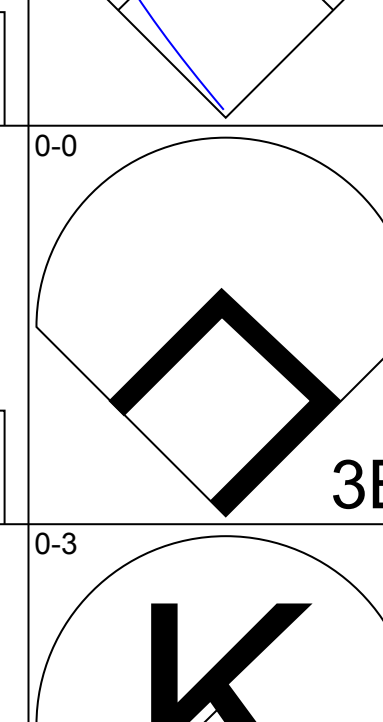
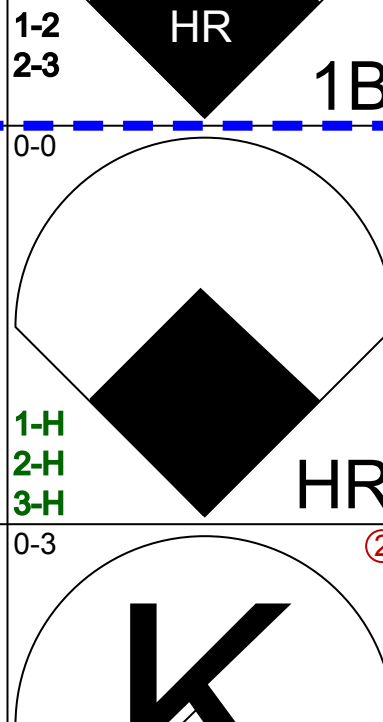
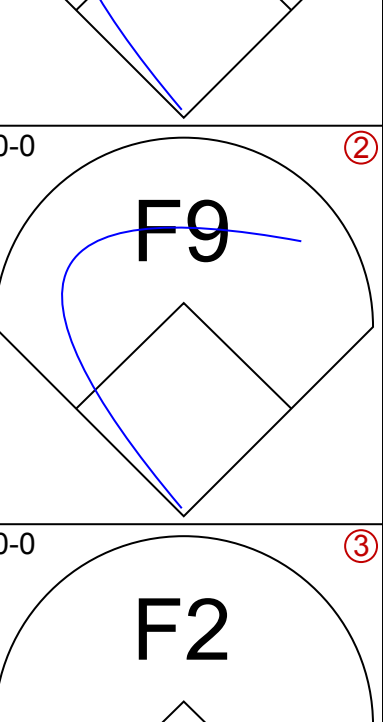
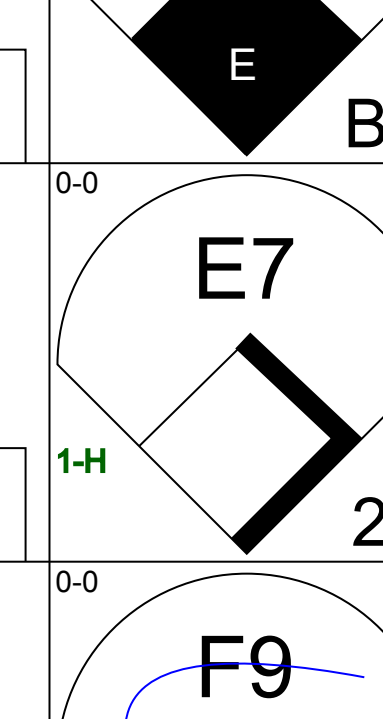
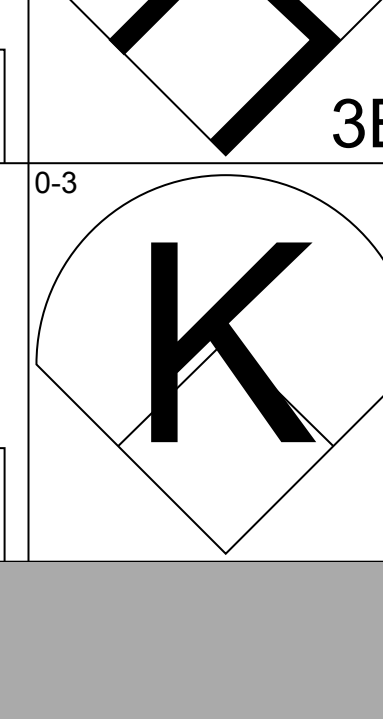
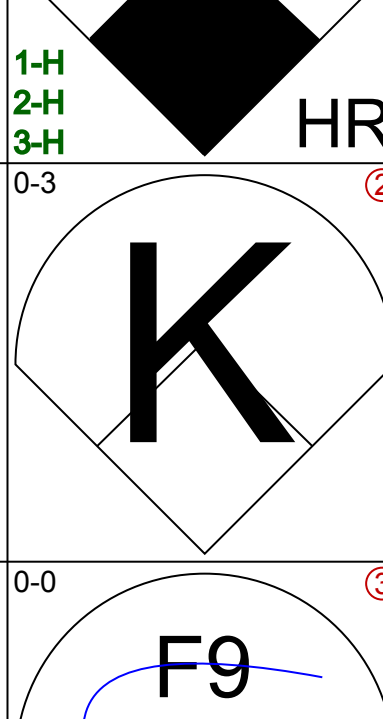
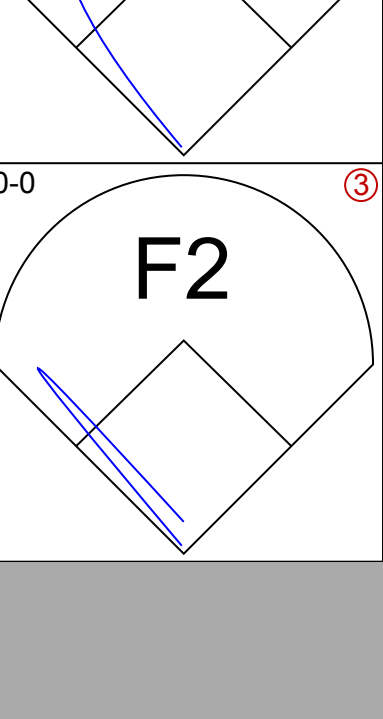
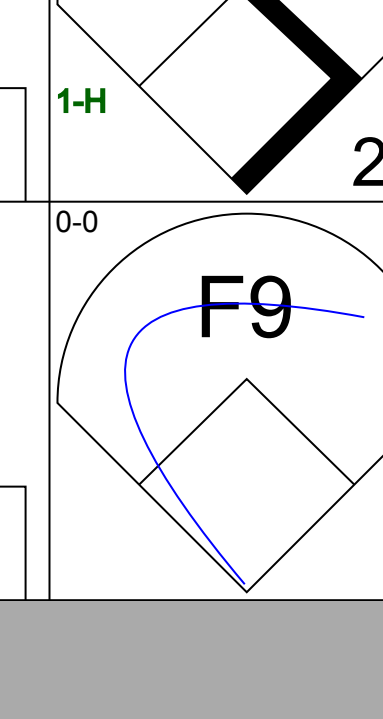
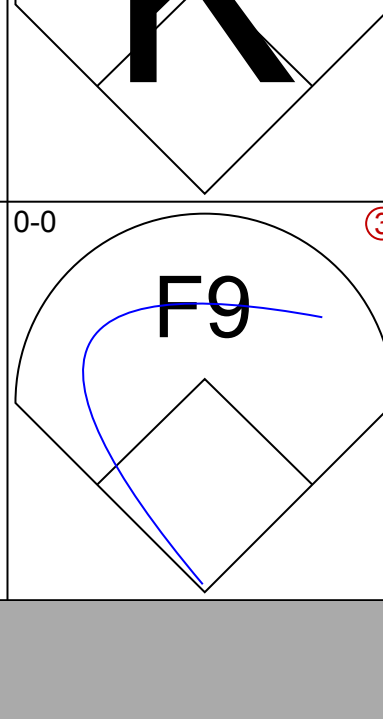
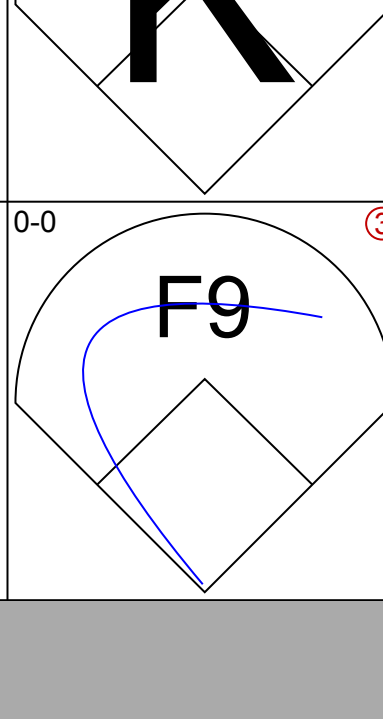
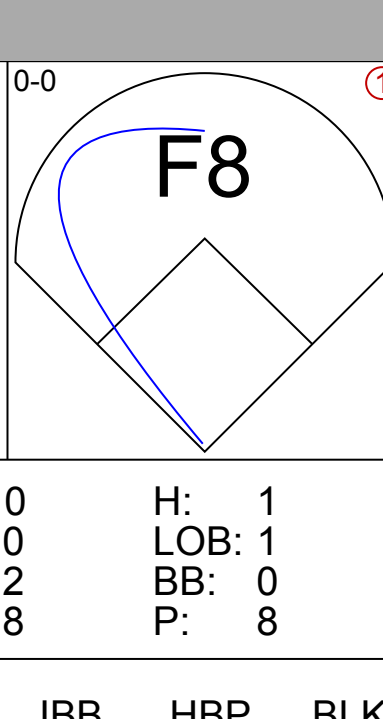
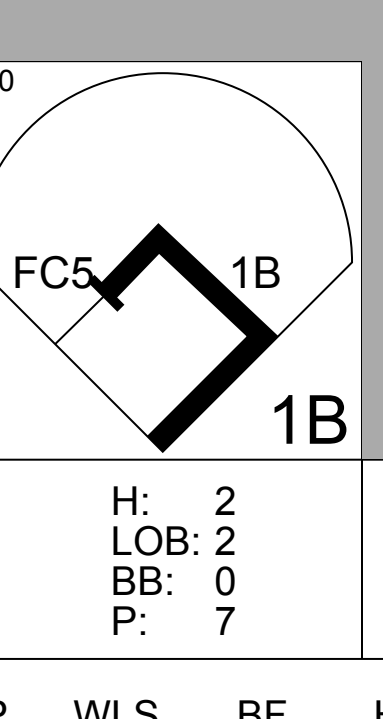


Batter	1	2	3	4	5	6	7	8	9	AB	R	H	RBI	BB	SO	LOB	TOP						
Ruben Sierra, S OBP: 0.189, SLG: 0.206 (1, 9)										5	0	0	0	0	3	5							
Scott Fletcher, R OBP: 0.375, SLG: 0.421 (1, 6)										4	1	1	2	1	2	0							
Pete O'Brien, L OBP: 0.212, SLG: 0.233 (1, 3)										4	0	1	0	1	1	3							
Pete Incaviglia, R OBP: 0.421, SLG: 0.647 (1, 7)										5	0	2	2	0	2	3							
Larry Parrish, R OBP: 0.265, SLG: 0.364 (1, 10)										3	0	0	0	1	1	4							
Don Slaught, R OBP: 0.310, SLG: 0.444 (1, 2)										3	0	0	0	1	1	5							
Bob Brower, R OBP: 0.592, SLG: 0.778 Oddibe McDowell, L OBP: 0.394, SLG: 0.444 (7, 8)										2	1	1	0	1	0	0							
Steve Buechele, R OBP: 0.355, SLG: 0.607 (1, 5)										4	1	2	0	0	1	2							
Jerry Browne, S OBP: 0.556, SLG: 0.615 Darrell Porter, L OBP: 0.200, SLG: 0.200 Curtis Wilkerson, S (8, 4)										2	1	0	0	1	0	1							
<b>Inning Stats</b>	R: 0 E: 0 K: 2 S: 8	H: 1 LOB: 1 BB: 0 P: 8	R: 0 E: 0 K: 0 S: 2	H: 0 LOB: 1 BB: 2 P: 10	R: 0 E: 0 K: 0 S: 3	H: 0 LOB: 0 BB: 0 P: 3	R: 0 E: 0 K: 0 S: 3	H: 1 LOB: 1 BB: 1 P: 7	R: 4 E: 0 K: 2 S: 11	H: 4 LOB: 2 BB: 2 P: 19	R: 0 E: 0 K: 0 S: 4	H: 1 LOB: 1 BB: 0 P: 4	R: 0 E: 1 K: 3 S: 10	H: 0 LOB: 2 BB: 1 P: 14	R: 0 E: 0 K: 2 S: 8	H: 1 LOB: 1 BB: 0 P: 8	R: 0 E: 0 K: 2 S: 7	H: 0 LOB: 0 BB: 0 P: 7	1B: 7 2B: 1 3B: 0 HR: 0	SF: 0 SAC: 0 DP: 1 HBP: 0	WP: 0 PB: 1 SB: 2 CS: 1	PA: 40	
<b>PITCHER</b>	IP WLS BF H R ER SO BB IBB HBP BLK WP HR S P ERA WHIP	6.0 W 30 7 4 4 4 5 1 0 0 0 0 0 32 56 6.00 2.000	3.0 S 10 1 0 0 7 0 0 0 0 0 0 0 24 24 0.00 0.333																				

Texas Rangers @ Boston Red Sox  
Fenway Park, Boston, MA  
Wed Apr 15 1987, 3:33 AM EDT  
Att: 16,870 - Unknown

AB	34
R	4
H	8
RBI	4
BB	6
SO	11
LOB	24



Batter	1	2	3	4	5	6	7	8	9	AB	R	H	RBI	BB	SO	LOB	BOTTOM					
Wade Boggs, L OBP: 0.382, SLG: 0.429 (1, 5)										4	0	1	0	0	0	2						
Ed Romero, R OBP: 0.313, SLG: 0.267 (1, 4)										4	1	2	0	0	1	1						
Pat Dodson, L (1, 3)										4	0	0	0	0	2	4						
Jim Rice, R OBP: 0.273, SLG: 0.400 (1, 7)										3	1	0	0	0	1	2						
Don Baylor, R OBP: 0.344, SLG: 0.556 (1, 10)										4	1	1	0	0	0	0						
Dwight Evans, R OBP: 0.489, SLG: 0.654 (1, 9)										3	2	2	4	1	0	0						
Dave Henderson, R OBP: 0.367, SLG: 0.560 (1, 8)										4	0	1	0	0	2	1						
Marc Sullivan, R OBP: 0.182, SLG: 0.364 (1, 2)										3	0	1	0	0	0	1						
Spike Owen, S OBP: 0.192, SLG: 0.167 (1, 6)										3	0	1	0	0	0	1						
<b>Inning Stats</b>	R: 0 E: 0 K: 0 S: 3	H: 0 LOB: 0 BB: 0 P: 3	R: 1 E: 1 K: 1 S: 6	H: 1 LOB: 1 BB: 1 P: 10	R: 0 E: 0 K: 2 S: 8	H: 1 LOB: 1 BB: 0 P: 8	R: 0 E: 0 K: 1 S: 6	H: 1 LOB: 0 BB: 0 P: 6	R: 0 E: 0 K: 1 S: 3	H: 1 LOB: 0 BB: 0 P: 3	R: 4 E: 0 K: 1 S: 8	H: 3 LOB: 0 BB: 0 P: 9	R: 0 E: 0 K: 1 S: 7	H: 2 LOB: 2 BB: 0 P: 7	R: 0 E: 0 K: 0 S: 3	H: 0 LOB: 0 BB: 0 P: 3	1B: 6 2B: 1 3B: 1 HR: 1	SF: 0 SAC: 0 DP: 1 HBP: 1	WP: 0 PB: 0 SB: 0 CS: 0	PA: 34		
<b>PITCHER</b>	IP WLS BF H R ER SO BB IBB HBP BLK WP HR S P ERA WHIP	5.1 L 6 3 1 1 1 0 0 0 0 0 0 1 8 9.00 3.000	0.2 10.8 3 0 0 0 0 0 0 0 0 0 0 0 4 4 0.00 0.000																			

Texas Rangers @ Boston Red Sox  
Fenway Park, Boston, MA  
Wed Apr 15 1987, 3:33 AM EDT  
Att: 16,870 - Unknown

AB	32
R	5
H	9
RBI	4
BB	1
SO	6
LOB	12





Batter	1	2	3	4	5	6	7	8	9	AB	R	H	RBI	BB	SO	LOB	TOP				
Wade Boggs, L (1, 5) OBP: 0.368, SLG: 0.406	6-3		6-3			L8		G4-6-3 1B		4	0	1	0	0	0	1					
Ed Romero, R (1, 4) OBP: 0.316, SLG: 0.235	P3			4-3				G4-6-3 1-2		2	0	0	0	1	0	0					
Mike Greenwell, L (8, PH) Glenn Hoffman, R (8, PH)						BB 1-2				0	0	0	0	0	0	0					
Pat Dodson, L (1, 3)	L5			K		K				1	0	0	0	0	0	1					
Jim Rice, R (1, 7) OBP: 0.324, SLG: 0.515		6-3			HR					4	0	0	0	0	2	2					
Don Baylor, R (1, 10) OBP: 0.333, SLG: 0.548		K			G3					3	1	2	1	1	0	0					
Dwight Evans, R (1, 9) OBP: 0.417, SLG: 0.567						F7				4	0	1	0	0	1	3					
Dave Henderson, R (1, 8) OBP: 0.353, SLG: 0.621						F9				4	0	0	0	0	0	2					
Marc Sullivan, R (1, 2) OBP: 0.160, SLG: 0.320				HR		F9				4	1	1	1	0	1	2					
Spike Owen, S (1, 6) OBP: 0.207, SLG: 0.154				L4		6-3				3	0	0	0	0	1	0					
Inning Stats	R: 0 E: 0 K: 0 S: 3	H: 0 LOB: 0 BB: 0 P: 3	R: 0 E: 0 K: 1 S: 5	H: 0 LOB: 0 BB: 0 P: 5	R: 1 E: 0 K: 0 S: 4	H: 1 LOB: 0 BB: 0 P: 4	R: 1 E: 0 K: 1 S: 6	H: 1 LOB: 0 BB: 0 P: 6	R: 0 E: 0 K: 0 S: 3	H: 0 LOB: 0 BB: 3 P: 3	R: 0 E: 0 K: 2 S: 7	H: 0 LOB: 0 BB: 0 P: 7	R: 0 E: 0 K: 0 S: 3	H: 1 LOB: 0 BB: 0 P: 3	R: 0 E: 0 K: 0 S: 5	H: 2 LOB: 2 BB: 0 P: 5	1B: 2 2B: 1 3B: 0 HR: 2	SF: 0 SAC: 0 DP: 1 HBP: 0	WP: 0 PB: 0 SB: 0 CS: 0	PA: 34	
PITCHER	IP	WLS	BF	H	R	ER	SO	BB	IBB	HBP	BLK	WP	HR	S	P	ERA	WHIP				
Jimmy Key, L (1, 1) ERA: 2.25	6.0	W	23	2	2	2	3	3	0	0	1	0	2	26	38	3.00	0.833				
Mark Eichhorn, R (7, 1) ERA: 2.7	1.1		5	1	0	0	2	0	0	0	0	0	0	9	9	0.00	0.750				
Jeff Musselman, L (8, 1) ERA:	0.2		1	0	0	0	0	0	0	0	0	0	0	1	1	0.00	0.000				
Tom Henke, R (9, 1) ERA:	1.0	S	5	2	0	0	0	0	0	0	0	0	0	5	5	0.00	2.000				

**Boston Red Sox @ Toronto Blue Jays**  
Exhibition Stadium, Toronto, ON  
Thu Apr 16 1987, 7:05 PM EDT  
Att: 22,065 - Unknown

AB 31  
R 2  
H 5  
RBI 2  
BB 3  
SO 5  
LOB 11



Batter	1	2	3	4	5	6	7	8	9	AB	R	H	RBI	BB	SO	LOB	BOTTOM				
Tony Fernandez, S (1, 6) OBP: 0.318, SLG: 0.368	S 1B		F9							3	0	1	0	0	1	0					
Rance Mulliniks, L (1, 5) OBP: 0.435, SLG: 0.619	F7			4-3 E						4	2	3	2	0	0	1					
Lloyd Moseby, L (1, 8) OBP: 0.275, SLG: 0.324	F7			1B 4-3						3	0	0	0	1	1	4					
George Bell, R (1, 7) OBP: 0.289, SLG: 0.371	1-3			F4						4	1	1	0	0	1	3					
Jesse Barfield, R (1, 9) OBP: 0.421, SLG: 0.563				E4						3	0	1	1	1	1	0					
Willie Upshaw, L (1, 3) OBP: 0.342, SLG: 0.545				2H 6-3						4	0	0	0	0	2	4					
Fred McGriff, L (1, 10) OBP: 0.391, SLG: 0.278										3	0	0	0	0	2	0					
Cecil Fielder, R (8, PH) OBP: 0.273, SLG: 0.600										0	0	0	0	0	0	0					
Rick Leach, L (8, PH) OBP: 0.833, SLG: 0.667										0	0	0	0	1	0	0					
Ernie Whitt, L (1, 2) OBP: 0.400, SLG: 0.368				K						4	0	0	0	0	1	3					
Mike Sharperson, R (1, 4) OBP: 0.226, SLG: 0.233				4-3						3	1	1	0	0	1	0					
Inning Stats	R: 0 E: 0 K: 0 S: 4	H: 1 LOB: 1 BB: 0 P: 4	R: 0 E: 0 K: 3 S: 9	H: 0 LOB: 0 BB: 0 P: 9	R: 0 E: 0 K: 1 S: 5	H: 0 LOB: 0 BB: 0 P: 5	R: 1 E: 1 K: 0 S: 5	H: 1 LOB: 1 BB: 0 P: 5	R: 1 E: 0 K: 1 S: 7	H: 2 LOB: 0 BB: 0 P: 6	R: 0 E: 0 K: 2 S: 7	H: 0 LOB: 0 BB: 0 P: 7	R: 1 E: 0 K: 2 S: 8	H: 1 LOB: 3 BB: 3 P: 20	1B: 5 2B: 1 3B: 0 HR: 1	SF: 0 SAC: 0 DP: 1 HBP: 1	WP: 0 PB: 0 SB: 3 CS: 0	PA: 35			
PITCHER	IP	WLS	BF	H	R	ER	SO	BB	IBB	HBP	BLK	WP	HR	S	P	ERA	WHIP				
Roger Clemens, R (1, 1) ERA: 5.56	7.1	L	32	7	4	3	9	1	1	0	0	0	1	47	56	3.68	1.091				
Joe Sambito, L (8, 1) ERA:	0.1		1	0	0	0	1	0	0	0	0	0	0	3	3	0.00	0.000				
Calvin Schiraldi, R (8, 1) ERA: 9.36	0.1		2	0	0	0	0	1	0	0	0	0	0	1	5	0.00	3.000				

**Boston Red Sox @ Toronto Blue Jays**  
Exhibition Stadium, Toronto, ON  
Thu Apr 16 1987, 7:05 PM EDT  
Att: 22,065 - Unknown

AB 31  
R 4  
H 7  
RBI 3  
BB 3  
SO 10  
LOB 15





Batter	1	2	3	4	5	6	7	8	9	AB	R	H	RBI	BB	SO	LOB	TOP										
Wade Boggs, L (1,5) OBP: 0.305, SLG: 0.429										3	0	2	1	1	0	0	<b>Boston Red Sox @ Toronto Blue Jays</b> Exhibition Stadium, Toronto, ON Fri Apr 17 1987, 3:33 AM EDT Att: 36,400 - Unknown										
Ed Romero, R (1,4) OBP: 0.304, SLG: 0.238										4	0	1	0	0	0	4											
Bill Buckner, L (1,3) OBP: 0.242, SLG: 0.333										4	0	0	0	0	1	3											
Jim Rice, R (1,7)										4	1	1	0	0	0	1											
Don Baylor, R (1,10) OBP: 0.375, SLG: 0.629										4	1	3	0	0	0	0											
Dwight Evans, R (1,9) OBP: 0.400, SLG: 0.559										4	1	1	2	0	1	3											
Dave Henderson, R (1,8) OBP: 0.342, SLG: 0.576										4	1	1	1	0	1	1											
Marc Sullivan, R (1,2) OBP: 0.185, SLG: 0.333										2	1	1	0	0	0	0											
Dave Sax, R (7,PH) (7,2)										2	0	0	0	0	1	0											
Spike Owen, S (1,6) OBP: 0.219, SLG: 0.143										2	0	0	0	1	0	0											
Mike Greenwell, L (9,PH)										1	0	0	0	0	0	0											
<b>Inning Stats</b>	R: 0 E: 0 K: 0 S: 2	H: 0 LOB: 0 BB: 1 P: 6	R: 5 E: 0 K: 1 S: 10	H: 6 LOB: 1 BB: 1 P: 14	R: 0 E: 0 K: 0 S: 3	H: 0 LOB: 0 BB: 0 P: 3	R: 0 E: 0 K: 0 S: 3	H: 1 LOB: 0 BB: 0 P: 3	R: 0 E: 0 K: 2 S: 8	H: 1 LOB: 0 BB: 0 P: 8	R: 0 E: 0 K: 1 S: 5	H: 0 LOB: 0 BB: 0 P: 5	R: 0 E: 0 K: 0 S: 3	H: 2 LOB: 2 BB: 0 P: 5	R: 0 E: 0 K: 0 S: 3	H: 0 LOB: 0 BB: 0 P: 3	1B: 7 2B: 3 3B: 0 HR: 0	SF: 0 SAC: 0 DP: 3 HBP: 0	WP: 0 PB: 0 SB: 0 CS: 0	PA: 36							
<b>PITCHER</b>	IP	WLS	BF	H	R	ER	SO	BB	IBB	HBP	BLK	WP	HR	S	P	ERA	WHIP										
Duane Ward, R (1,1) ERA: 15.0	1.0		8	5	5	5	0	1	0	0	0	0	0	7	11	45.00	6.000										
John Cerutti, L (2,1) ERA: 5.4	4.0	W	13	2	0	0	1	1	0	0	0	0	0	14	18	0.00	0.750										
Mark Eichhorn, R (6,1) ERA: 1.93	4.0	S	15	3	0	0	3	0	0	0	0	0	0	21	21	0.00	0.750										

Batter	1	2	3	4	5	6	7	8	9	AB	R	H	RBI	BB	SO	LOB	BOTTOM										
Tony Fernandez, S (1,6) OBP: 0.306, SLG: 0.349										5	0	1	1	0	0	2	<b>Boston Red Sox @ Toronto Blue Jays</b> Exhibition Stadium, Toronto, ON Fri Apr 17 1987, 3:33 AM EDT Att: 36,400 - Unknown										
Rance Mulliniks, L (1,5) OBP: 0.494, SLG: 0.654										5	1	3	0	0	1	3											
Lloyd Moseby, L (1,8) OBP: 0.267, SLG: 0.310										5	0	1	1	0	2	5											
George Bell, R (1,7) OBP: 0.302, SLG: 0.359										4	1	1	0	1	0	2											
Jesse Barfield, R (1,9) OBP: 0.465, SLG: 0.694										4	3	3	1	1	0	1											
Willie Upshaw, L (1,3) OBP: 0.372, SLG: 0.541										4	2	2	1	1	0	3											
Fred McGriff, L (1,10) OBP: 0.429, SLG: 0.500										4	2	2	3	1	0	1											
Ernie Whitt, L (1,2) OBP: 0.367, SLG: 0.333										5	1	1	0	0	0	4											
Mike Sharperson, R (1,4) OBP: 0.286, SLG: 0.324										4	0	3	2	0	0	0											
<b>Inning Stats</b>	R: 0 E: 1 K: 1 S: 6	H: 0 LOB: 1 BB: 0 P: 6	R: 2 E: 1 K: 0 S: 6	H: 3 LOB: 1 BB: 0 P: 6	R: 0 E: 0 K: 0 S: 4	H: 1 LOB: 1 BB: 0 P: 4	R: 1 E: 1 K: 0 S: 4	H: 2 LOB: 1 BB: 1 P: 8	R: 4 E: 0 K: 0 S: 6	H: 4 LOB: 0 BB: 1 P: 10	R: 1 E: 0 K: 2 S: 10	H: 2 LOB: 3 BB: 0 P: 10	R: 1 E: 0 K: 0 S: 5	H: 3 LOB: 1 BB: 0 P: 5	R: 1 E: 0 K: 0 S: 5	H: 2 LOB: 1 BB: 0 P: 5		1B: 11 2B: 4 3B: 0 HR: 2	SF: 0 SAC: 0 DP: 1 HBP: 0	WP: 1 PB: 1 SB: 1 CS: 0	PA: 44						
<b>PITCHER</b>	IP	WLS	BF	H	R	ER	SO	BB	IBB	HBP	BLK	WP	HR	S	P	ERA	WHIP										
Bob Stanley, R (1,1) ERA: 5.6	5.0	L	26	10	7	6	1	2	0	0	0	0	0	26	34	10.80	2.400										
Bob Woodward, R (6,1) ERA: 13.5	0.2		6	2	1	1	0	2	0	0	0	0	0	4	12	13.50	6.000										
Steve Crawford, R (6,1) ERA: 8.38	0.2		5	3	1	1	0	0	0	0	0	0	0	5	5	13.50	4.500										
Joe Sambito, L (7,1) ERA:	0.2		2	0	0	0	2	0	0	0	0	0	0	6	6	0.00	0.000										
Wes Gardner, R (8,1) ERA: 5.14	1.0		5	2	1	1	0	0	0	0	0	0	0	5	5	9.00	2.000										

AB	34
R	5
H	10
RBI	4
BB	2
SO	4
LOB	12



AB	40
R	10
H	17
RBI	9
BB	4
SO	3
LOB	21







Batter	1	2	3	4	5	6	7	8	9	AB	R	H	RBI	BB	SO	LOB	TOP					
Wade Boggs, L (1,5) OBP: 0.304, SLG: 0.410	L7		1B	FC5-4 IBB		K		F8		4	0	1	0	1	1	0	<b>Boston Red Sox @ Toronto Blue Jays</b> Exhibition Stadium, Toronto, ON Sat Apr 18 1987, 3:33 AM EDT Att: 39,107 - Unknown					
Ed Romero, R (1,4) OBP: 0.321, SLG: 0.269	E		1B	FC6-4 1-2		F8		K		5	1	2	0	0	1	3						
Bill Buckner, L (1,3) Pat Dodson, L (6,3)	F9		F8			6-3		G4-1		5	1	1	0	0	0	3						
Jim Rice, R (1,7) OBP: 0.283, SLG: 0.429	E8		FC6-4			E4 2B 4-3		6-3		5	1	0	0	0	1	3						
Don Baylor, R (1,10) OBP: 0.422, SLG: 0.658	5-3			1B 2B BB		4-3 1B 2B		BB 2B BB		3	3	2	1	2	0	1						
Dwight Evans, R (1,9) OBP: 0.378, SLG: 0.500		K		F6		4-3		2B 1-2 BB		4	0	0	1	1	2	2						
Dave Henderson, R (1,8) OBP: 0.357, SLG: 0.556		G4-6-3 BB		2B 1B 1-3		K		K		3	0	1	0	1	2	3						
Danny Sheaffer, R (1,2) OBP: 0.500, SLG: 1.000		G4-6-3		F7				1-3 2H 2B		4	0	2	2	0	0	3						
Spike Owen, S (1,6) OBP: 0.222, SLG: 0.188			3-1	1-3 3H 2B		5-3		K		4	0	1	1	0	1	3						
<b>Inning Stats</b>	R: 1 E: 1 K: 0 S: 5	H: 1 LOB: 1 BB: 0 P: 5	R: 0 E: 0 K: 1 S: 4	H: 0 LOB: 0 BB: 1 P: 8	R: 0 E: 0 K: 0 S: 5	H: 2 LOB: 2 BB: 0 P: 5	R: 1 E: 0 K: 0 S: 5	H: 2 LOB: 3 BB: 2 P: 13	R: 3 E: 1 K: 1 S: 9	H: 3 LOB: 1 BB: 0 P: 9	R: 0 E: 0 K: 1 S: 5	H: 0 LOB: 0 BB: 0 P: 5	R: 1 E: 0 K: 2 S: 8	H: 1 LOB: 2 BB: 2 P: 16	R: 0 E: 0 K: 1 S: 5	H: 0 LOB: 0 BB: 0 P: 5		R: 0 E: 0 K: 2 S: 7	H: 1 LOB: 0 BB: 0 P: 7	1B: 7 2B: 3 3B: 0 HR: 0	SF: 0 SAC: 0 DP: 1 HBP: 0	WP: 0 PB: 0 SB: 0 CS: 0
<b>PITCHER</b>	IP	WLS	BF	H	R	ER	SO	BB	IBB	HBP	BLK	WP	HR	S	P	ERA	WHIP					
Jim Clancy, R (1,1) ERA: 6.39	4.0	L	23	7	5	2	1	2	1	0	0	0	0	22	34	4.50	2.250					
Jeff Musselman, L (5,1) ERA: 1.0	4.0		16	2	1	1	5	2	0	0	0	0	0	24	32	2.25	1.000					
Tom Henke, R (9,1) ERA:	1.0		3	1	0	0	2	0	0	0	0	0	0	7	7	0.00	1.000					

Batter	1	2	3	4	5	6	7	8	9	AB	R	H	RBI	BB	SO	LOB	BOTTOM					
Tony Fernandez, S (1,6) OBP: 0.296, SLG: 0.333	1-3	F8		L6			6-3		1B 1B	5	0	1	0	0	0	2	<b>Boston Red Sox @ Toronto Blue Jays</b> Exhibition Stadium, Toronto, ON Sat Apr 18 1987, 3:33 AM EDT Att: 39,107 - Unknown					
Rance Mulliniks, L (1,5) Garth Iorg, R (7, PH) OBP: 0.333, SLG: 0.167	4-3		4-3		G3		FC6-4 BB		1-2 1B	3	0	0	0	0	0	0						
Lloyd Moseby, L (1,8) OBP: 0.260, SLG: 0.298	G1		G3 1B		4-3		FC6-4 1-2		K	5	0	1	0	0	1	3						
Rick Leach, L (1,7) George Bell, R (7, PH) OBP: 0.299, SLG: 0.341		HR 1B	G3		1B		F9		K	3	1	2	0	0	0	1						
Jesse Barfield, R (1,9) OBP: 0.426, SLG: 0.625		F6	K		K				K	4	0	0	0	0	2	3						
Willie Upshaw, L (1,3) OBP: 0.404, SLG: 0.650		HR		2B 2B		F7		1B BB		3	2	2	2	1	0	0						
Fred McGriff, L (1,10) OBP: 0.436, SLG: 0.538		HR 1B 2B		K		5-3		BLK 1B		4	1	2	0	0	1	1						
Ernie Whitt, L (1,2) OBP: 0.412, SLG: 0.407		CS 1B		2B 2B		2B BB		K		3	0	2	2	1	1	1						
Mike Sharperson, R (1,4) OBP: 0.308, SLG: 0.351		1-2 BB		5-3		1-2 2B		F9		3	0	1	0	1	0	1						
<b>Inning Stats</b>	R: 0 E: 0 K: 0 S: 3	H: 0 LOB: 0 BB: 0 P: 3	R: 3 E: 0 K: 0 S: 6	H: 4 LOB: 1 BB: 1 P: 10	R: 0 E: 0 K: 1 S: 6	H: 1 LOB: 1 BB: 0 P: 6	R: 1 E: 0 K: 1 S: 7	H: 2 LOB: 1 BB: 0 P: 7	R: 0 E: 0 K: 1 S: 6	H: 1 LOB: 1 BB: 0 P: 6	R: 0 E: 0 K: 0 S: 3	H: 1 LOB: 2 BB: 1 P: 7	R: 0 E: 0 K: 0 S: 3	H: 0 LOB: 1 BB: 1 P: 7	R: 0 E: 0 K: 1 S: 5	H: 1 LOB: 1 BB: 1 P: 9		R: 0 E: 0 K: 2 S: 9	H: 2 LOB: 2 BB: 0 P: 9	1B: 7 2B: 4 3B: 0 HR: 1	SF: 0 SAC: 0 DP: 0 HBP: 0	WP: 0 PB: 0 SB: 1 CS: 1
<b>PITCHER</b>	IP	WLS	BF	H	R	ER	SO	BB	IBB	HBP	BLK	WP	HR	S	P	ERA	WHIP					
Jeff Sellers, R (1,1) ERA: 9.72	6.0	W	27	9	4	4	3	2	0	0	0	0	1	31	39	6.00	1.833					
Joe Sambito, L (7,1) ERA:	0.2		3	0	0	0	0	1	0	0	0	0	0	2	6	0.00	1.500					
Calvin Schiraldi, R (7,1) ERA: 1.8	2.1	S	10	3	0	0	3	1	0	0	1	0	0	15	19	0.00	1.714					





Batter	1	2	3	4	5	6	7	8	9	AB	R	H	RBI	BB	SO	LOB	TOP										
Wade Boggs, L (1, 5) OBP: 0.304, SLG: 0.465	3-1		F8		CS	HR	G3		1B IBB	4	1	1	1	1	0	0	<b>Boston Red Sox @ Toronto Blue Jays</b> Exhibition Stadium, Toronto, ON Sun Apr 19 1987, 3:33 AM EDT Att: 28,140 - Unknown										
Ed Romero, R (1, 4) OBP: 0.333, SLG: 0.290	6-3		1B			K	F9		1B 1-3 2-H 3-H	5	0	2	2	0	1	0											
Bill Buckner, L (1, 3) Pat Dodson, L (8, 3)	6-3								K	4	1	2	0	0	0	0											
Jim Rice, R (1, 7) OBP: 0.280, SLG: 0.400		1-3							K	3	0	0	0	1	1	1											
Don Baylor, R (1, 10) OBP: 0.429, SLG: 0.634		WP BB							F7	3	0	1	0	1	1	1											
Dwight Evans, R (1, 9) OBP: 0.388, SLG: 0.488		BB							FC1-6 1B	3	0	1	0	1	0	3											
Dave Henderson, R (1, 8) OBP: 0.326, SLG: 0.500		F4							FC1-6 2B 1B 1-2	4	1	0	0	0	0	6											
Danny Sheaffer, R (1, 2) OBP: 0.333, SLG: 0.667		K							L6	4	0	0	0	0	2	6											
Spike Owen, S (1, 6) Mike Greenwell, L (9, PH) Glenn Hoffman, R (9, 6)			F8			CS 1B	B3		1B 2B 1-3	3	0	1	0	0	0	0											
<b>Inning Stats</b>	R: 0 E: 0 K: 0 S: 3	H: 0 LOB: 0 BB: 0 P: 3	R: 0 E: 0 K: 1 S: 5	H: 0 LOB: 2 BB: 2 P: 13	R: 0 E: 0 K: 0 S: 3	H: 1 LOB: 1 BB: 0 P: 3	R: 0 E: 0 K: 1 S: 6	H: 1 LOB: 1 BB: 0 P: 6	R: 0 E: 0 K: 0 S: 3	H: 1 LOB: 0 BB: 0 P: 3	R: 2 E: 1 K: 2 S: 11	H: 3 LOB: 3 BB: 1 P: 15	R: 0 E: 0 K: 0 S: 3	H: 0 LOB: 0 BB: 0 P: 3	R: 0 E: 0 K: 1 S: 5	H: 0 LOB: 0 BB: 0 P: 5	R: 2 E: 0 K: 1 S: 8	H: 3 LOB: 2 BB: 1 P: 12	1B: 6 2B: 2 3B: 0 HR: 1	SF: 0 SAC: 0 DP: 0 HBP: 0	WP: 1 PB: 0 SB: 0 CS: 1	PA: 40					
<b>PITCHER</b>	IP	WLS	BF	H	R	ER	SO	BB	IBB	HBP	BLK	WP	HR	S	P	ERA	WHIP										
Joe Johnson, R (1, 1) ERA: 5.51	5.1	L	22	5	2	1	3	3	0	0	0	1	1	25	37	1.69	1.500										
Mark Eichhorn, R (6, 1) ERA: 2.5	3.1		15	3	2	2	2	0	1	0	0	0	0	18	22	5.40	0.900										
Tom Henke, R (9, 1) ERA:	0.1		2	1	0	0	1	0	0	0	0	0	0	4	4	0.00	3.000										

Batter	1	2	3	4	5	6	7	8	9	AB	R	H	RBI	BB	SO	LOB	BOTTOM										
Tony Fernandez, S (1, 6) OBP: 0.276, SLG: 0.308	5-3		1-3					F9		4	0	0	0	0	0	0	<b>Boston Red Sox @ Toronto Blue Jays</b> Exhibition Stadium, Toronto, ON Sun Apr 19 1987, 3:33 AM EDT Att: 28,140 - Unknown										
Lloyd Moseby, L (1, 8) OBP: 0.276, SLG: 0.333	L9		1B					K		4	0	2	0	0	1	0											
Ernie Whitt, L (1, 2) Cecil Fielder, R (8, PH) Rance Mullins, L (8, PH) Jeffrey DeWitt, R (9, 2)	E6 1B		F7					L5		3	0	1	0	0	0	1											
George Bell, R (1, 7) OBP: 0.306, SLG: 0.422								F8		4	1	2	1	0	0	2											
Jesse Barfield, R (1, 9) OBP: 0.392, SLG: 0.568	F6							K		4	0	0	0	0	2	4											
Willie Upshaw, L (1, 3) OBP: 0.373, SLG: 0.591			1-3					G1		4	0	0	0	0	0	2											
Fred McGriff, L (1, 10) OBP: 0.400, SLG: 0.483			G1					F8		3	0	0	0	0	1	0											
Kelly Gruber, R (1, 5)			F7					F8		3	0	0	0	0	0	0											
Mike Sharperson, R (1, 4) OBP: 0.286, SLG: 0.325			1-3					K		3	0	0	0	0	1	0											
<b>Inning Stats</b>	R: 0 E: 1 K: 0 S: 5	H: 1 LOB: 2 BB: 0 P: 5	R: 0 E: 0 K: 0 S: 3	H: 0 LOB: 0 BB: 0 P: 3	R: 0 E: 0 K: 0 S: 4	H: 1 LOB: 1 BB: 0 P: 4	R: 1 E: 0 K: 1 S: 6	H: 1 LOB: 0 BB: 0 P: 6	R: 0 E: 0 K: 0 S: 3	H: 0 LOB: 0 BB: 0 P: 3	R: 0 E: 0 K: 1 S: 7	H: 2 LOB: 2 BB: 0 P: 7	R: 0 E: 0 K: 1 S: 5	H: 0 LOB: 0 BB: 0 P: 5	R: 0 E: 0 K: 1 S: 5	H: 0 LOB: 0 BB: 0 P: 5	R: 0 E: 0 K: 1 S: 5	H: 0 LOB: 0 BB: 0 P: 5	1B: 3 2B: 1 3B: 0 HR: 1	SF: 0 SAC: 0 DP: 0 HBP: 0	WP: 1 PB: 0 SB: 0 CS: 0	PA: 33					
<b>PITCHER</b>	IP	WLS	BF	H	R	ER	SO	BB	IBB	HBP	BLK	WP	HR	S	P	ERA	WHIP										
Al Nipper, R (1, 1) ERA: 1.77	7.0	W	27	5	1	1	3	0	0	0	0	1	1	33	33	1.29	0.714										
Joe Sambito, L (8, 1) ERA:	0.2		2	0	0	0	1	0	0	0	0	0	0	4	4	0.00	0.000										
Wes Gardner, R (8, 1) ERA: 4.32	1.1	S	4	0	0	0	1	0	0	0	0	0	0	6	6	0.00	0.000										







Batter	1	2	3	4	5	6	7	8	9	AB	R	H	RBI	BB	SO	LOB	TOP			
Willie Wilson, S (1, 8) OBP: 0.271, SLG: 0.281										3	0	0	0	0	0	0	<b>Kansas City Royals @ Boston Red Sox</b> Fenway Park, Boston, MA Tue Apr 21 1987, 7:05 PM EDT Att: 29,082 - Unknown <a href="http://livebaseballscorecards.com">livebaseballscorecards.com</a>			
Kevin Seitzer, R (1, 5) OBP: 0.492, SLG: 0.686										4	0	0	0	0	1	1				
Frank White, R (1, 4) OBP: 0.310, SLG: 0.294										4	0	2	0	0	0	1				
Danny Tartabull, R (1, 9) OBP: 0.333, SLG: 0.370										3	0	1	0	1	2	1				
Thad Bosley, L (1, 10)										4	0	0	0	0	0	5				
Bo Jackson, R (1, 7) OBP: 0.358, SLG: 0.569										3	0	0	0	0	2	2				
Steve Balboni, R (1, 3) OBP: 0.275, SLG: 0.348										3	0	0	0	0	1	2				
Jamie Quirk, L (1, 2) OBP: 0.333, SLG: 0.364										3	0	0	0	0	0	0				
Angel Salazar, R (1, 6) OBP: 0.357, SLG: 0.464										3	0	0	0	0	0	0				
<b>Inning Stats</b>	R: 0 E: 0 K: 1 S: 5	H: 0 LOB: 2 BB: 1 P: 10	R: 0 E: 0 K: 1 S: 5	H: 0 LOB: 0 BB: 0 P: 5	R: 0 E: 0 K: 0 S: 3	H: 0 LOB: 0 BB: 0 P: 3	R: 0 E: 0 K: 1 S: 5	H: 0 LOB: 0 BB: 0 P: 5	R: 0 E: 0 K: 0 S: 3	H: 0 LOB: 2 BB: 0 P: 3	R: 0 E: 0 K: 1 S: 7	H: 2 LOB: 2 BB: 0 P: 7	R: 0 E: 0 K: 0 S: 3	H: 0 LOB: 0 BB: 0 P: 3	R: 0 E: 0 K: 1 S: 6	H: 1 LOB: 1 BB: 0 P: 6	1B: 3 2B: 0 3B: 0 HR: 0	SF: 0 SAC: 0 DP: 0 HBP: 1	WP: 0 PB: 0 SB: 1 CS: 0	PA: 32
<b>PITCHER</b> Rogier Clemens, R (1, 1) ERA: 3.1	IP: 9.0 WLS: W BF: 32 H: 3 R: 0 ER: 0 SO: 6 BB: 1 IBB: 0 HBP: 1 BLK: 0 WP: 0 HR: 0 S: 42 P: 47 ERA: 0.00 WHIP: 0.444															<b>PITCHER</b>				

Batter	1	2	3	4	5	6	7	8	9	AB	R	H	RBI	BB	SO	LOB	BOTTOM			
Wade Boggs, L (1, 5) OBP: 0.410, SLG: 0.451										4	1	0	0	1	1	4	<b>Kansas City Royals @ Boston Red Sox</b> Fenway Park, Boston, MA Tue Apr 21 1987, 7:05 PM EDT Att: 29,082 - Unknown <a href="http://livebaseballscorecards.com">livebaseballscorecards.com</a>			
Ed Romero, R (1, 4) OBP: 0.310, SLG: 0.325										5	2	2	0	0	0	0				
Bill Buckner, L (1, 3) Pat Dodson, L (9, 3)										5	1	3	4	0	0	0				
Jim Rice, R (1, 7) OBP: 0.339, SLG: 0.442										4	2	3	0	1	0	1				
Don Baylor, R (1, 10) OBP: 0.431, SLG: 0.583										3	0	0	0	1	1	3				
Dwight Evans, R (1, 9) OBP: 0.404, SLG: 0.563										4	1	3	4	0	0	2				
Dave Henderson, R (1, 8) OBP: 0.315, SLG: 0.458										4	0	2	0	0	1	3				
Marc Sullivan, R (1, 2) OBP: 0.161, SLG: 0.290										4	0	0	0	0	2	5				
Glenn Hoffman, R (1, 6) OBP: 0.222, SLG: 0.222										4	1	2	0	0	0	3				
<b>Inning Stats</b>	R: 0 E: 0 K: 1 S: 5	H: 0 LOB: 0 BB: 0 P: 5	R: 1 E: 0 K: 0 S: 5	H: 2 LOB: 1 BB: 1 P: 9	R: 4 E: 0 K: 2 S: 9	H: 3 LOB: 1 BB: 2 P: 18	R: 2 E: 0 K: 1 S: 9	H: 4 LOB: 2 BB: 0 P: 9	R: 0 E: 0 K: 0 S: 4	H: 1 LOB: 1 BB: 0 P: 4	R: 0 E: 0 K: 0 S: 3	H: 1 LOB: 0 BB: 0 P: 3	R: 1 E: 0 K: 1 S: 8	H: 3 LOB: 2 BB: 0 P: 8	R: 0 E: 0 K: 0 S: 4	H: 1 LOB: 1 BB: 0 P: 4	1B: 10 2B: 4 3B: 0 HR: 1	SF: 0 SAC: 0 DP: 1 HBP: 1	WP: 0 PB: 0 SB: 0 CS: 0	PA: 41
<b>PITCHER</b> Rick Anderson, R (1, 1) ERA: 7.94 Steve Farr, R (3, 1) ERA: 9.64 Dave Gumpert, R (6, 1) ERA: 5.06	IP: 2.0 WLS: L BF: 13 H: 4 R: 5 ER: 5 SO: 1 BB: 3 IBB: 0 HBP: 0 BLK: 0 WP: 0 HR: 0 S: 12 P: 24 ERA: 22.50 WHIP: 3.500															<b>PITCHER</b>				



Batter	1	2	3	4	5	6	7	8	9	AB	R	H	RBI	BB	SO	LOB	TOP													
Willie Wilson, S OBP: 0.258, SLG: 0.267	L7			F8		F7			SH2-3	3	0	0	0	0	0	1														
Kevin Seitzer, R OBP: 0.460, SLG: 0.636	4-3			F8		FC6-4			6-3	4	0	0	0	0	0	2														
Frank White, R OBP: 0.306, SLG: 0.291	5-3			F9					F4	4	0	1	0	0	0	1														
Danny Tartabull, R OBP: 0.317, SLG: 0.351		4-3			6-3				G1-4-3	3	0	0	0	0	0	1														
Bo Jackson, R OBP: 0.357, SLG: 0.574		K							K	3	0	1	0	0	2	0														
Steve Balboni, R OBP: 0.299, SLG: 0.327		3-1			6-3				F8	3	0	0	0	0	0	1														
Angel Salazar, R OBP: 0.333, SLG: 0.433 Thad Bosley, L (8, PH)			K		5-3				4-3	2	0	0	0	0	1	1														
Buddy Biancalana, S OBP: 0.214, SLG: 0.385									4-3	1	0	0	0	0	0	0														
Jamie Quirk, L OBP: 0.278, SLG: 0.286			F8						4-3	3	0	0	0	0	0	0														
Bill Pecota, R OBP: 0.500, SLG: 0.500 Jorge Orta, L (9, PH)			K						4-3	2	0	1	0	0	1	0														
									SH2-3	1	0	1	0	0	0	0														
<b>Inning Stats</b>	R: 0 E: 0 K: 0 S: 3	H: 0 LOB: 0 BB: 0 P: 3	R: 0 E: 0 K: 1 S: 5	H: 0 LOB: 0 BB: 0 P: 5	R: 0 E: 0 K: 2 S: 7	H: 0 LOB: 0 BB: 0 P: 7	R: 0 E: 0 K: 0 S: 3	H: 0 LOB: 0 BB: 0 P: 3	R: 0 E: 0 K: 0 S: 4	H: 1 LOB: 1 BB: 0 P: 4	R: 0 E: 0 K: 0 S: 4	H: 1 LOB: 1 BB: 0 P: 4	R: 0 E: 0 K: 0 S: 5	H: 0 LOB: 0 BB: 0 P: 5	R: 0 E: 0 K: 0 S: 3	H: 0 LOB: 0 BB: 0 P: 3	R: 0 E: 0 K: 0 S: 4	H: 1 LOB: 1 BB: 0 P: 4	R: 0 E: 0 K: 0 S: 4	H: 1 LOB: 1 BB: 0 P: 4	R: 0 E: 0 K: 0 S: 3	H: 0 LOB: 0 BB: 0 P: 3	R: 0 E: 0 K: 0 S: 4	H: 1 LOB: 1 BB: 0 P: 4	R: 0 E: 0 K: 0 S: 4	H: 1 LOB: 1 BB: 0 P: 4	1B: 3 2B: 1 3B: 0 HR: 0	SF: 0 SAC: 1 DP: 1 HBP: 0	WP: 0 PB: 0 SB: 0 CS: 0	PA: 30
<b>PITCHER</b> Bob Stanley, R ERA: 3.71	IP: 9.0 WLS: W BF: 30 H: 4 R: 0 ER: 0 SO: 4 BB: 0 IBB: 0 HBP: 0 BLK: 0 WP: 0 HR: 0 S: 38 P: 38 ERA: 0.00 WHIP: 0.444															<b>PITCHER</b>	IP: 9.0 WLS: W BF: 30 H: 4 R: 0 ER: 0 SO: 4 BB: 0 IBB: 0 HBP: 0 BLK: 0 WP: 0 HR: 0 S: 38 P: 38 ERA: 0.00 WHIP: 0.444													

Kansas City Royals @ Boston Red Sox  
Fenway Park, Boston, MA  
Wed Apr 22 1987, 7:05 PM EDT  
Att: 24,589 - Unknown

AB 29  
R 0  
H 4  
RBI 0  
BB 0  
SO 4  
LOB 7



Batter	1	2	3	4	5	6	7	8	9	AB	R	H	RBI	BB	SO	LOB	BOTTOM					
Wade Boggs, L OBP: 0.315, SLG: 0.444	1-3									3	0	1	0	1	1	0						
Ed Romero, R OBP: 0.348, SLG: 0.333										2	0	1	0	2	0	1						
Bill Buckner, L OBP: 0.291, SLG: 0.364 Pat Dodson, L (8, 3)										4	0	1	0	0	0	5						
										0	0	0	0	0	0	0						
Jim Rice, R OBP: 0.349, SLG: 0.436										3	1	1	0	1	1	0						
Don Baylor, R OBP: 0.419, SLG: 0.558										4	0	1	0	0	1	2						
Dwight Evans, R OBP: 0.410, SLG: 0.549										3	0	1	1	1	0	0						
Dave Henderson, R OBP: 0.298, SLG: 0.431										3	0	0	0	0	0	2						
Marc Sullivan, R OBP: 0.206, SLG: 0.303										2	0	1	0	1	0	1						
Glenn Hoffman, R OBP: 0.167, SLG: 0.167										3	0	0	0	0	0	3						
<b>Inning Stats</b>	R: 0 E: 0 K: 0 S: 2	H: 1 LOB: 1 BB: 1 P: 6	R: 0 E: 0 K: 1 S: 5	H: 0 LOB: 0 BB: 0 P: 5	R: 0 E: 0 K: 0 S: 5	H: 2 LOB: 3 BB: 1 P: 9	R: 1 E: 0 K: 0 S: 4	H: 2 LOB: 2 BB: 2 P: 12	R: 0 E: 0 K: 2 S: 8	H: 1 LOB: 2 BB: 1 P: 12	R: 0 E: 0 K: 0 S: 2	H: 0 LOB: 0 BB: 1 P: 6	R: 0 E: 0 K: 0 S: 4	H: 1 LOB: 1 BB: 0 P: 4	R: 0 E: 0 K: 0 S: 3	H: 0 LOB: 0 BB: 0 P: 3	R: 0 E: 0 K: 0 S: 3	H: 0 LOB: 0 BB: 0 P: 3	1B: 7 2B: 0 3B: 0 HR: 0	SF: 0 SAC: 0 DP: 1 HBP: 0	WP: 0 PB: 0 SB: 0 CS: 1	PA: 33
<b>PITCHER</b> Danny Jackson, L ERA: 4.88	IP: 8.0 WLS: L BF: 33 H: 7 R: 1 ER: 1 SO: 3 BB: 6 IBB: 0 HBP: 0 BLK: 0 WP: 0 HR: 0 S: 33 P: 57 ERA: 1.12 WHIP: 1.625															<b>PITCHER</b>	IP: 8.0 WLS: L BF: 33 H: 7 R: 1 ER: 1 SO: 3 BB: 6 IBB: 0 HBP: 0 BLK: 0 WP: 0 HR: 0 S: 33 P: 57 ERA: 1.12 WHIP: 1.625					

Kansas City Royals @ Boston Red Sox  
Fenway Park, Boston, MA  
Wed Apr 22 1987, 7:05 PM EDT  
Att: 24,589 - Unknown

AB 27  
R 1  
H 7  
RBI 1  
BB 6  
SO 3  
LOB 14





Batter	1	2	3	4	5	6	7	8	9	10	AB	R	H	RBI	BB	SO	LOB	TOP						
Wade Boggs, L OBP: 0.437, SLG: 0.448 (1,5)	4-0 1B SF9 BB	4-0 BB BB BB	0-0 1B		0-0 BB 1B		0-0 L7		0-3 K		4	1	2	0	2	1	1	<b>Boston Red Sox @ Texas Rangers</b> Arlington Stadium, Arlington, TX Fri Apr 24 1987, 8:05 PM EDT Att: 26,982 - Unknown						
Ed Romero, R OBP: 0.365, SLG: 0.326 (1,4)	0-0 BB BB 1B	4-0 BB BB	0-0 5-3		4-0 BB 1B		0-3 K		0-0 F7		4	0	1	0	2	1	3							
Bill Buckner, L OBP: 0.300, SLG: 0.362 Pat Dodson, L (8, PR) (8, 3)	0-0 SF9	4-0 BB		0-0 6-3	0-0 1-3			0-0 1B HBP		0-0 L7	3	0	1	2	1	0	2							
Jim Rice, R OBP: 0.368, SLG: 0.421 Mike Greenwell, L (8, PR) (8, 7)	4-0 BB BB	4-0 K		4-0 BB BB G1-2-3		0-0 4-3		1-0 1B HBP		0-0 L4	2	0	0	0	2	1	3							
Don Baylor, R OBP: 0.412, SLG: 0.526 (1,10)	0-3 K	0-3 K		4-0 BB BB		0-0 P3		0-0 1B HBP		0-0 P4	5	0	1	0	1	2	5							
Dwight Evans, R OBP: 0.424, SLG: 0.528 (1,9)	4-0 BB		4-0 WP S 2B BB	4-0 BB		0-0 F8		0-0 F9			2	1	0	0	3	0	3							
Dave Henderson, R OBP: 0.274, SLG: 0.393 (1,8)	0-3 K		0-3 K	4-0 BB BB G1-2-3			0-0 6-3	0-3 K			5	0	0	0	0	3	10							
Marc Sullivan, R OBP: 0.189, SLG: 0.278 Danny Sheaffer, R (7, PH) (7, 2)		0-0 4-3	0-3 K		0-0 6-3		0-0 2B 1B	0-0 L7			3	0	0	0	0	1	1							
Glenn Hoffman, R OBP: 0.294, SLG: 0.412 (1,6)		0-0 BB BB 1B	0-0 1B 2B	0-0 5-3		0-0 5-3	0-0 1B 2B		0-3 K		5	1	3	2	0	1	0							
<b>Inning Stats</b>	R: 1 E: 0 K: 2 S: 8	H: 1 LOB: 3 BB: 3 P: 20	R: 1 E: 0 K: 2 S: 8	H: 1 LOB: 3 BB: 3 P: 20	R: 1 E: 0 K: 2 S: 9	H: 2 LOB: 2 BB: 1 P: 13	R: 0 E: 0 K: 0 S: 2	H: 0 LOB: 2 BB: 3 P: 14	R: 0 E: 0 K: 1 S: 7	H: 1 LOB: 2 BB: 1 P: 8	R: 0 E: 0 K: 0 S: 3	H: 0 LOB: 0 BB: 0 P: 3	R: 1 E: 0 K: 1 S: 7	H: 2 LOB: 1 BB: 0 P: 7	R: 0 E: 0 K: 1 S: 7	H: 2 LOB: 3 BB: 0 P: 8	R: 0 E: 0 K: 2 S: 7		H: 0 LOB: 0 BB: 0 P: 7	R: 0 E: 0 K: 0 S: 3	H: 0 LOB: 0 BB: 0 P: 3	1B: 7 2B: 2 3B: 0 HR: 0	SF: 1 SAC: 0 DP: 1 HBP: 1	WP: 1 PB: 0 SB: 1 CS: 0
<b>PITCHER</b>	IP WLS BF H R ER SO BB IBB HBP BLK WP HR S P ERA WHIP	3.1 13 23 4 3 3 6 9 0 0 1 1 0 26 62 8.10 3.900	4.1 3 13 3 1 1 0 2 0 0 0 0 0 11 19 3.00 1.667	7.1 0.2 4 1 0 0 1 0 0 1 0 0 5 6 0.00 1.500	8.1 3.0 W 10 1 0 0 3 0 0 0 0 0 16 16 0.00 0.333	<b>PITCHER</b>														IP WLS BF H R ER SO BB IBB HBP BLK WP HR S P ERA WHIP				
Bobby Witt, R ERA: 4.41 Scott Anderson, R ERA: 9.0 Mitch Williams, L ERA: 7.04 Greg Harris, R ERA: 4.97																								
Batter	1	2	3	4	5	6	7	8	9	10	AB	R	H	RBI	BB	SO	LOB	BOTTOM						
Jerry Browne, S OBP: 0.413, SLG: 0.378 (1,4)	4-0 1B SF8 BB	0-0 G6-4-3			0-3 K			0-0 SH3 1B	0-0 6-3		4	1	1	0	1	1	4	<b>Boston Red Sox @ Texas Rangers</b> Arlington Stadium, Arlington, TX Fri Apr 24 1987, 8:05 PM EDT Att: 26,982 - Unknown						
Scott Fletcher, R OBP: 0.409, SLG: 0.459 (1,6)	0-0 2B 1B		4-0 S HR BB		0-0 G3		0-0 SH3		0-0 F9		3	2	1	0	1	0	0							
Pete O'Brien, L OBP: 0.246, SLG: 0.291 (1,3) (10,9)	0-0 SF8		0-3 K		0-0 F8		0-0 F8		4-0 HR BB		2	1	0	1	2	1	1							
Pete Incaviglia, R OBP: 0.397, SLG: 0.703 (1,7)	0-0 F8		0-0 F8		0-3 K		0-0 F3		0-0 HR		5	1	1	2	0	1	4							
Ruben Sierra, S OBP: 0.241, SLG: 0.389 (1,9) (10,8)	0-0 1B 2B		0-0 HR		0-0 4-3		0-3 K		0-0 K		4	1	2	3	0	1	2							
Larry Parrish, R OBP: 0.262, SLG: 0.397 Darrell Porter, L OBP: 0.400, SLG: 0.250 Curtis Wilkerson, S OBP: 0.400, SLG: 0.400 (1,10) (9, PH) (9, PR)	0-3 K		0-0 6-3		0-3 K		0-3 K		4-0 SH1-4 BB		3	0	0	0	0	2	1							
Don Staught, R OBP: 0.308, SLG: 0.468 (1,2)		0-3 K		0-0 F8		0-0 G6-4-3 1B		0-0 SH1-4		0-0 SH1-4	3	0	1	0	0	1	0							
Steve Buechele, R OBP: 0.314, SLG: 0.435 (1,5)		0-0 S 1B		0-0 L9		0-0 G6-4-3 1-2		4-0 1B IBB		0-0 IBB	3	0	1	0	1	0	1							
Bob Brower, R OBP: 0.406, SLG: 0.407 Geno Petralli, L OBP: 0.600, SLG: 0.429 (1,8) (9, PH) (10, 3)		4-0 G6-4-3 BB		0-0 1-3		0-0 L9		0-3 K		0-3 K	2	0	0	0	1	0	0							
<b>Inning Stats</b>	R: 2 E: 0 K: 1 S: 7	H: 2 LOB: 1 BB: 1 P: 11	R: 0 E: 0 K: 1 S: 5	H: 1 LOB: 1 BB: 1 P: 9	R: 2 E: 0 K: 1 S: 6	H: 1 LOB: 0 BB: 1 P: 10	R: 0 E: 0 K: 0 S: 3	H: 0 LOB: 0 BB: 0 P: 3	R: 0 E: 0 K: 1 S: 5	H: 0 LOB: 0 BB: 0 P: 5	R: 0 E: 0 K: 2 S: 7	H: 0 LOB: 0 BB: 0 P: 7	R: 0 E: 0 K: 0 S: 3	H: 1 LOB: 0 BB: 0 P: 3	R: 0 E: 0 K: 1 S: 6	H: 1 LOB: 2 BB: 1 P: 10	R: 0 E: 0 K: 1 S: 5		H: 0 LOB: 2 BB: 1 P: 13	R: 2 E: 0 K: 0 S: 2	H: 1 LOB: 0 BB: 1 P: 6	1B: 4 2B: 1 3B: 0 HR: 2	SF: 1 SAC: 2 DP: 2 HBP: 0	WP: 0 PB: 0 SB: 2 CS: 0
<b>PITCHER</b>	IP WLS BF H R ER SO BB IBB HBP BLK WP HR S P ERA WHIP	7.1 L 10 1 2 2 2 2 1 0 0 0 1 11 23 9.00 1.500	<b>PITCHER</b>														IP WLS BF H R ER SO BB IBB HBP BLK WP HR S P ERA WHIP							
Al Nipper, R ERA: 2.8 Calvin Schradt, R ERA: 3.88																								



Batter	1	2	3	4	5	6	7	8	9	AB	R	H	RBI	BB	SO	LOB	TOP			
Wade Boggs, L (1, 5) OBP: 0.413, SLG: 0.419	L6	FC1-4			L8			G1-6-3		4	0	0	0	0	0	1				
Ed Romero, R (1, 4) OBP: 0.375, SLG: 0.340	FC5-4 1B		P3		FC6 1B			F9		4	0	2	0	0	0	0				
Bill Buckner, L (1, 3) OBP: 0.281, SLG: 0.339	FC5-4 E S 1-2		G3		FC6 1-2			4-3		4	0	0	0	0	0	2				
Don Baylor, R (1, 10) OBP: 0.417, SLG: 0.508	FC5-4 BB					F5			L8	2	0	0	0	2	0	0				
Dwight Evans, R (1, 9) OBP: 0.414, SLG: 0.526	FC5-4 1-2		F8			6-3			FC5-4 2B	4	0	1	0	0	0	3				
Mike Greenwell, L (1, 7) OBP: 0.100, SLG: 0.200		1-3			L9				F8	4	0	0	0	0	0	1				
Glenn Hoffman, R (1, 6) OBP: 0.286, SLG: 0.350		1B SF7 BB			4-3				6-3	3	1	0	0	1	1	1	AB 30 R 1 H 5 RBI 1 BB 3 SO 1 LOB 9			
Dave Henderson, R (1, 8) OBP: 0.292, SLG: 0.407					F9					3	0	2	0	0	0	0				
Danny Sheaffer, R (1, 2) OBP: 0.250, SLG: 0.474		SF7 3H							G6-4-3 1B	2	0	0	1	0	0	1				
<b>Inning Stats</b>	R: 0 E: 0 K: 0 S: 4	H: 1 LOB: 2 BB: 1 P: 8	R: 1 E: 0 K: 0 S: 4	H: 1 LOB: 1 BB: 1 P: 8	R: 0 E: 0 K: 0 S: 3	H: 0 LOB: 0 BB: 1 P: 7	R: 0 E: 0 K: 0 S: 3	H: 0 LOB: 0 BB: 0 P: 3	R: 0 E: 0 K: 1 S: 5	H: 1 LOB: 0 BB: 0 P: 5	R: 0 E: 0 K: 0 S: 3	H: 0 LOB: 0 BB: 0 P: 3	R: 0 E: 0 K: 0 S: 4	H: 1 LOB: 1 BB: 0 P: 4	R: 0 E: 0 K: 0 S: 4	H: 0 LOB: 0 BB: 0 P: 4	1B: 4 2B: 1 3B: 0 HR: 0	SF: 1 SAC: 0 DP: 1 HBP: 0	WP: 0 PB: 0 SB: 1 CS: 0	PA: 34
<b>PITCHER</b> Jose Guzman, R (1, 1) ERA: 5.5	IP: 9.0 WLS: W BF: 34 H: 5 R: 1 ER: 1 SO: 1 BB: 3 IBB: 0 HBP: 0 BLK: 0 WP: 0 HR: 0 S: 33 P: 45 ERA: 1.00 WHIP: 0.889																			

**Boston Red Sox @ Texas Rangers**  
Arlington Stadium, Arlington, TX  
Sat Apr 25 1987, 8:05 PM EDT  
Att: 34,643 - Unknown

AB 30  
R 1  
H 5  
RBI 1  
BB 3  
SO 1  
LOB 9



Batter	1	2	3	4	5	6	7	8	9	AB	R	H	RBI	BB	SO	LOB	BOTTOM			
Bob Brower, R (1, 8) OBP: 0.389, SLG: 0.387	F9		L7		FC5-4 CS 1-2					4	0	1	1	0	0	1				
Scott Fletcher, R (1, 6) OBP: 0.414, SLG: 0.492	4-3								FC5-4 3H 1B	4	0	2	0	0	0	1				
Pete Incaviglia, R (1, 7) OBP: 0.375, SLG: 0.662	K		5-3		F8					4	0	0	0	0	2	2				
Ruben Sierra, S (1, 9) OBP: 0.242, SLG: 0.379		5-3								4	1	1	0	0	0	0				
Larry Parrish, R (1, 10) OBP: 0.277, SLG: 0.393		1B 1B								3	0	1	0	1	1	0				
Don Slaught, R (1, 2) OBP: 0.309, SLG: 0.460										3	0	1	0	0	1	2				
Tom Paciorek, R (1, 3) OBP: 0.267, SLG: 0.231										2	0	0	1	0	0	2				
Pete O'Brien, L (8, 3) OBP: 0.246, SLG: 0.291										0	0	0	0	0	0	0	AB 30 R 2 H 7 RBI 2 BB 1 SO 5 LOB 11			
Steve Buechele, R (1, 5) OBP: 0.296, SLG: 0.408										3	0	0	0	0	1	3				
Jerry Browne, S (1, 4) OBP: 0.408, SLG: 0.425			L9							3	1	1	0	0	0	0				
<b>Inning Stats</b>	R: 0 E: 0 K: 1 S: 5	H: 0 LOB: 0 BB: 0 P: 5	R: 0 E: 0 K: 0 S: 5	H: 2 LOB: 2 BB: 0 P: 5	R: 0 E: 0 K: 0 S: 4	H: 1 LOB: 1 BB: 0 P: 4	R: 1 E: 0 K: 2 S: 8	H: 1 LOB: 1 BB: 1 P: 12	R: 0 E: 1 K: 0 S: 4	H: 1 LOB: 1 BB: 0 P: 4	R: 0 E: 0 K: 0 S: 3	H: 0 LOB: 0 BB: 0 P: 3	R: 1 E: 0 K: 0 S: 5	H: 2 LOB: 1 BB: 0 P: 5	R: 0 E: 0 K: 2 S: 7	H: 0 LOB: 0 BB: 0 P: 7	1B: 5 2B: 0 3B: 2 HR: 0	SF: 1 SAC: 0 DP: 0 HBP: 0	WP: 0 PB: 0 SB: 2 CS: 1	PA: 32
<b>PITCHER</b> Bruce Hurst, L (1, 1) ERA: 4.4	IP: 8.0 WLS: L BF: 32 H: 7 R: 2 ER: 2 SO: 5 BB: 1 IBB: 0 HBP: 0 BLK: 0 WP: 0 HR: 0 S: 41 P: 45 ERA: 2.25 WHIP: 1.000																			

**Boston Red Sox @ Texas Rangers**  
Arlington Stadium, Arlington, TX  
Sat Apr 25 1987, 8:05 PM EDT  
Att: 34,643 - Unknown

AB 30  
R 2  
H 7  
RBI 2  
BB 1  
SO 5  
LOB 11









Batter	1	2	3	4	5	6	7	8	9	AB	R	H	RBI	BB	SO	LOB	TOP			
Wade Boggs, L (1,5) OBP: 0.388, SLG: 0.386	0-0 6-3			0-0 L7		0-0 F7		0-0 G4-6-3		4	0	0	0	0	0	1				
Marty Barrett, R (1,4) OBP: 0.286, SLG: 0.211	0-0 5-3			0-0 HR 1B		0-0 L9			0-3 K	4	1	1	0	0	1	0				
Bill Buckner, L (1,3) OBP: 0.274, SLG: 0.324	0-0 6-3			0-0 F7		0-0 1B			0-0 4-3	4	0	1	0	0	0	1				
Jim Rice, R (1,7) OBP: 0.333, SLG: 0.418		0-0 F9		0-0 HR 1H		0-3 K			0-0 1-3	4	1	1	2	0	1	1				
Don Baylor, R (1,10) OBP: 0.420, SLG: 0.477		0-0 F8		0-0 L7			0-0 CS 1B			3	0	1	0	0	0	0				
Dwight Evans, R (1,9) OBP: 0.436, SLG: 0.540		0-0 CS 1B			0-0 FC5-4 1B		0-0 4-3			3	0	2	0	0	0	1				
Glenn Hoffman, R (1,6) OBP: 0.276, SLG: 0.321	0-0 CS		0-0 F8		0-0 L7		0-0 1-3			3	0	0	0	0	0	1				
Danny Sheaffer, R (1,2) OBP: 0.192, SLG: 0.360			0-3 K		0-3 K			0-0 5-3		3	0	0	0	0	2	1				
Dave Henderson, R (1,8) OBP: 0.306, SLG: 0.415			0-3 K		0-0 FC5-4			0-0 G4-6-3 1B		3	0	1	0	0	1	1				
<b>Inning Stats</b>	R: 0 E: 0 K: 0 S: 3	H: 0 LOB: 0 BB: 0 P: 3	R: 0 E: 0 K: 0 S: 3	H: 1 LOB: 0 BB: 0 P: 3	R: 0 E: 0 K: 2 S: 7	H: 0 LOB: 0 BB: 0 P: 7	R: 2 E: 0 K: 0 S: 5	H: 2 LOB: 0 BB: 0 P: 5	R: 0 E: 0 K: 1 S: 6	H: 1 LOB: 1 BB: 0 P: 6	R: 0 E: 0 K: 0 S: 3	H: 1 LOB: 0 BB: 0 P: 3	R: 0 E: 0 K: 0 S: 3	H: 1 LOB: 0 BB: 0 P: 3	R: 0 E: 0 K: 1 S: 5	H: 0 LOB: 0 BB: 0 P: 5	1B: 6 2B: 0 3B: 0 HR: 1	SF: 0 SAC: 0 DP: 1 HBP: 0	WP: 0 PB: 0 SB: 0 CS: 2	PA: 32
<b>PITCHER</b> Curt Young, L (1,1) ERA: 2.79	IP: 9.0 WLS: W BF: 31 H: 7 R: 2 ER: 2 SO: 5 BB: 0 IBB: 0 HBP: 0 BLK: 0 WP: 0 HR: 1 S: 41 P: 41 ERA: 2.00 WHIP: 0.778															<b>PITCHER</b>				

**Boston Red Sox @ Oakland Athletics**  
Oakland-Alameda County Coliseum, Oakland, CA  
Mon Apr 27 1987, 7:05 PM PDT  
Att: 25,109 - Unknown

AB 31  
R 2  
H 7  
RBI 2  
BB 0  
SO 5  
LOB 7



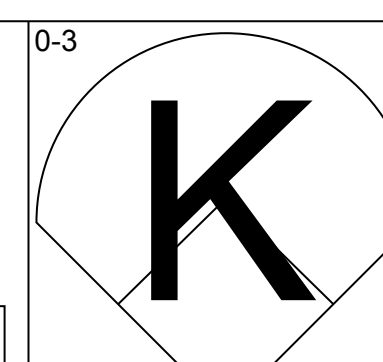
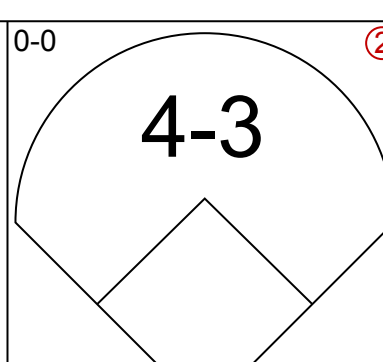
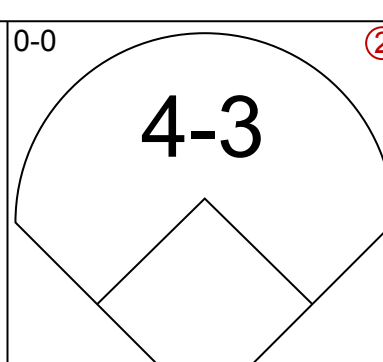
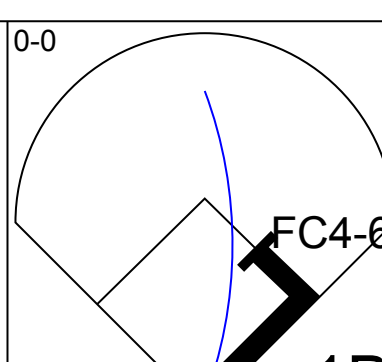
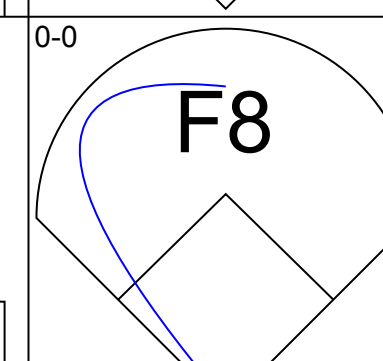
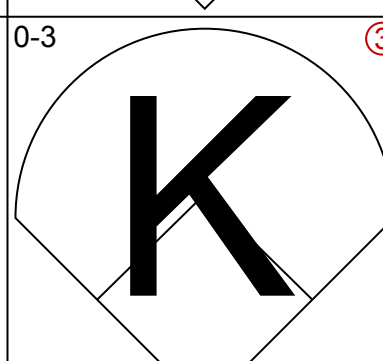
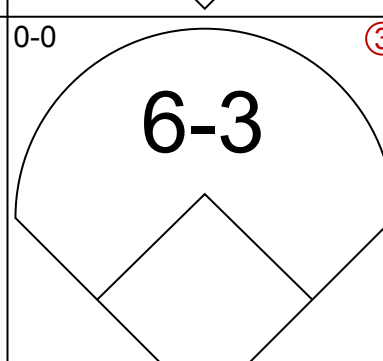
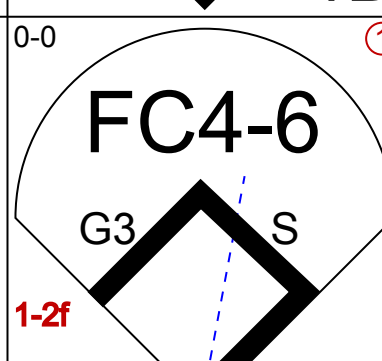
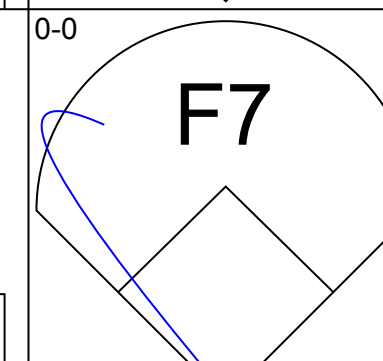
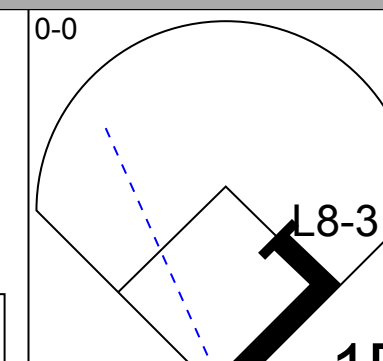
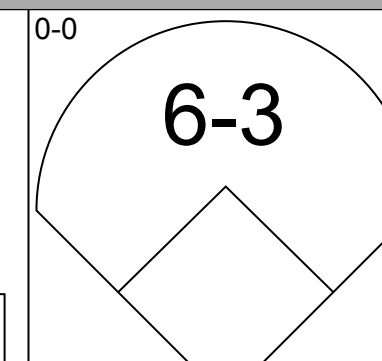
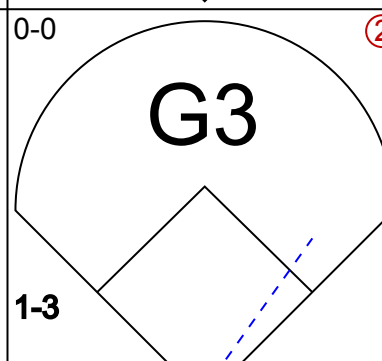
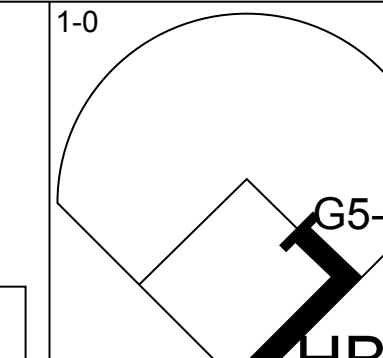
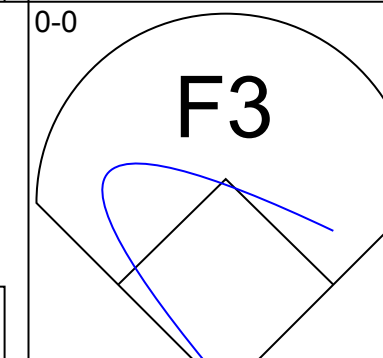
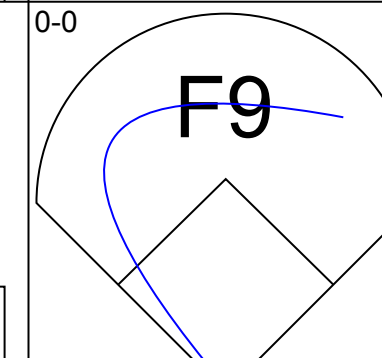
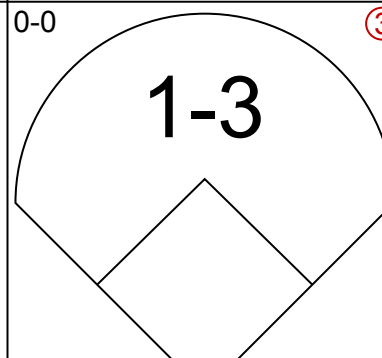
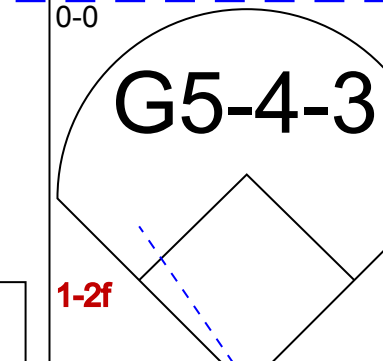
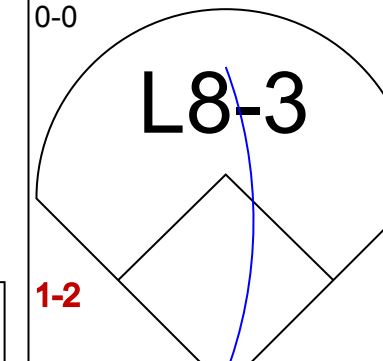
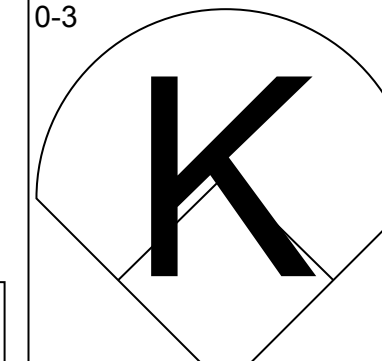
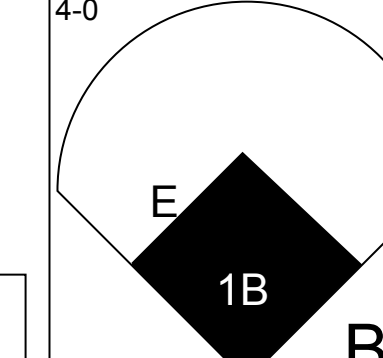
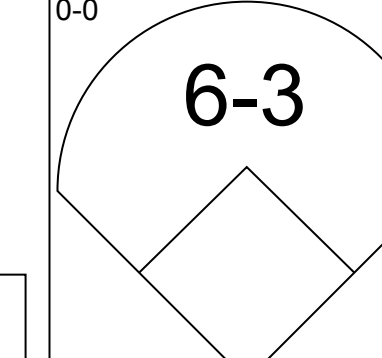
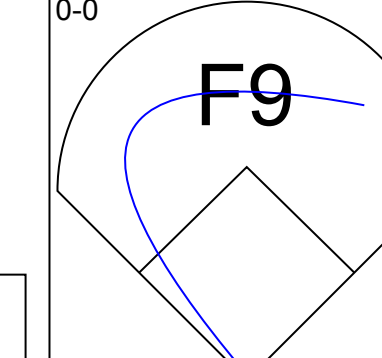
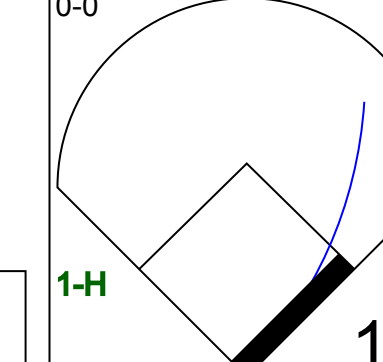
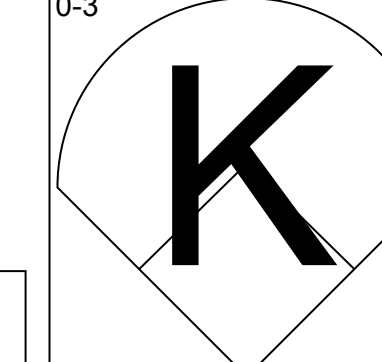
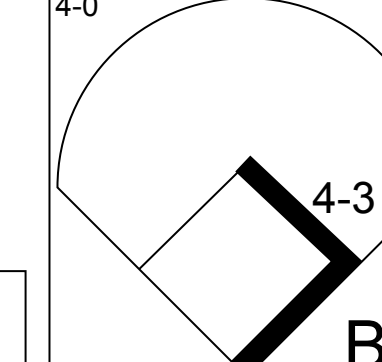
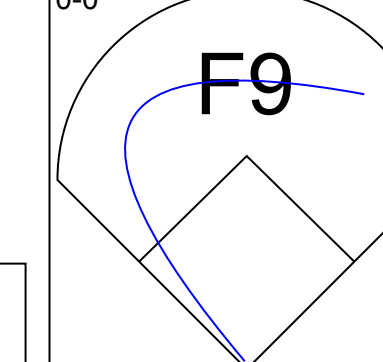
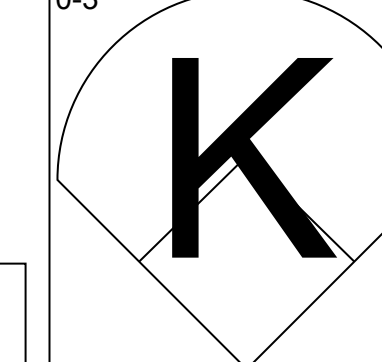
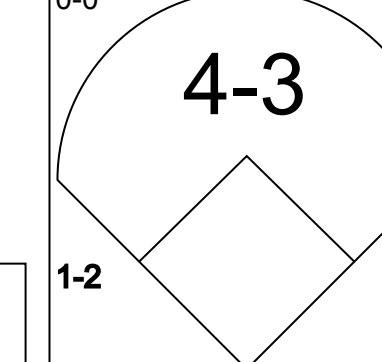
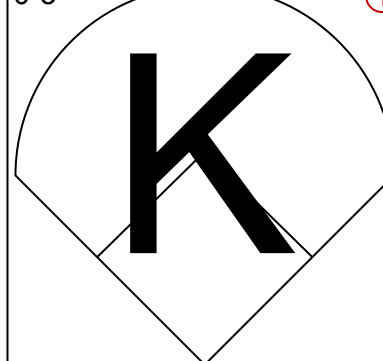
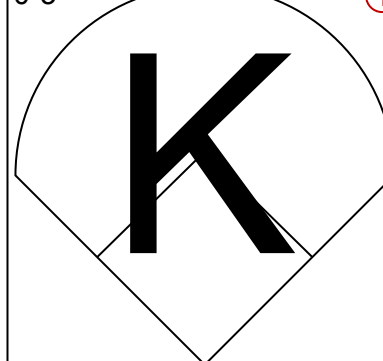
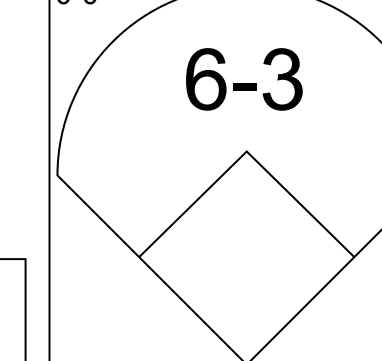
Batter	1	2	3	4	5	6	7	8	9	AB	R	H	RBI	BB	SO	LOB	BOTTOM			
Luis Polonia, L (1,7) OBP: 0.211, SLG: 0.167	0-0 1-3			0-3 K		0-0 F7		0-0 F7-6-3 1B		5	0	1	0	0	1	1				
Tony Phillips, S (1,4) OBP: 0.337, SLG: 0.357	0-3 K	0-0 F7			0-0 CS 1B		0-0 2B	0-0 F7-6-3		5	1	2	0	0	1	2				
Carney Lansford, R (1,5) OBP: 0.402, SLG: 0.452	4-0 1B BB		0-3 K		0-0 L8		0-0 F3			3	0	0	0	1	1	2				
Jose Canseco, R (1,10) OBP: 0.309, SLG: 0.426	0-0 1B		0-0 FC4-6 1B		0-0 BB 1B		0-0 4-3 2B	0-0 F7-6-3		4	1	4	1	0	0	0				
Reggie Jackson, L (1,9) OBP: 0.297, SLG: 0.379	0-0 G3		0-0 FC4-6 2B		4-0 BB 1B		0-0 4-3			3	1	0	0	1	0	4				
Mark McWire, R (1,3) OBP: 0.388, SLG: 0.537		0-0 6-3			0-0 FC5-4 BB		0-0 FC5-4			4	0	2	2	0	0	2				
Mike Gallego, R (7, PR) OBP: 0.500, SLG: 0.667			1-0 2B		0-0 FC5-4		0-0 FC5-4			0	0	0	0	0	0	0				
Stan Javier, S (1,8) OBP: 0.343, SLG: 0.387		0-0 3-1		0-3 K		0-0 FC6-4 1B		0-0 FC5-4 IBB		3	0	1	0	1	1	1				
Terry Steinbach, R (1,2) OBP: 0.313, SLG: 0.463		4-0 2B BB		0-0 6-3		0-0 FC6-4 1B		0-0 FC5-4		3	1	0	0	1	0	3				
Alfredo Griffin, S (1,6) OBP: 0.276, SLG: 0.373		0-0 E 2B		0-0 F6		0-0 F5		0-0 4-3		4	1	1	1	0	0	1				
<b>Inning Stats</b>	R: 0 E: 0 K: 1 S: 6	H: 1 LOB: 2 BB: 1 P: 10	R: 2 E: 1 K: 0 S: 5	H: 1 LOB: 1 BB: 1 P: 9	R: 1 E: 0 K: 2 S: 9	H: 2 LOB: 1 BB: 0 P: 9	R: 0 E: 0 K: 1 S: 5	H: 0 LOB: 0 BB: 0 P: 5	R: 0 E: 0 K: 0 S: 4	H: 2 LOB: 2 BB: 1 P: 8	R: 0 E: 0 K: 0 S: 4	H: 1 LOB: 0 BB: 0 P: 4	R: 2 E: 0 K: 0 S: 6	H: 3 LOB: 2 BB: 1 P: 10	R: 0 E: 0 K: 0 S: 3	H: 1 LOB: 0 BB: 0 P: 3	1B: 6 2B: 6 3B: 0 HR: 0	SF: 0 SAC: 0 DP: 1 HBP: 0	WP: 0 PB: 0 SB: 0 CS: 1	PA: 38
<b>PITCHER</b> Bob Stanley, R (1,1) ERA: 4.05 Steve Crawford, R (7,1) ERA: 6.91	IP: 6.2 WLS: L BF: 34 H: 10 R: 5 ER: 4 SO: 4 BB: 3 IBB: 1 HBP: 0 BLK: 0 WP: 0 HR: 0 S: 38 P: 54 ERA: 5.40 WHIP: 1.950															<b>PITCHER</b>				

**Boston Red Sox @ Oakland Athletics**  
Oakland-Alameda County Coliseum, Oakland, CA  
Mon Apr 27 1987, 7:05 PM PDT  
Att: 25,109 - Unknown

AB 34  
R 5  
H 11  
RBI 4  
BB 4  
SO 4  
LOB 16

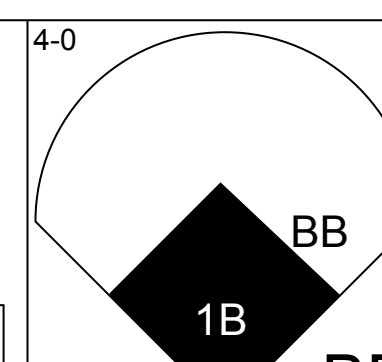
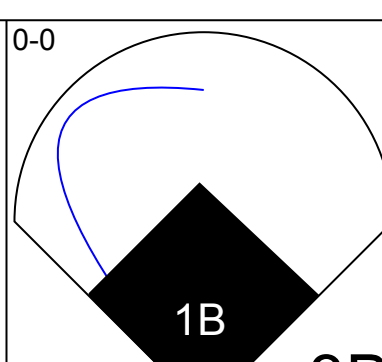
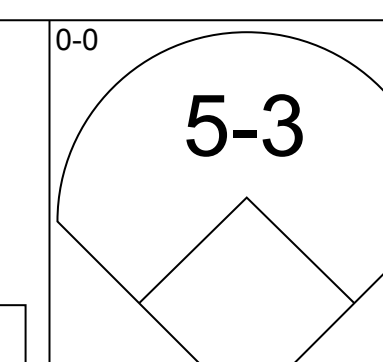
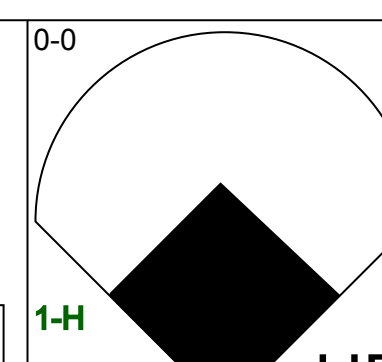
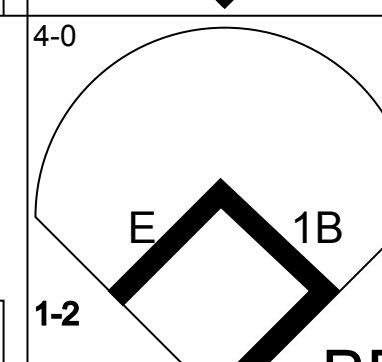
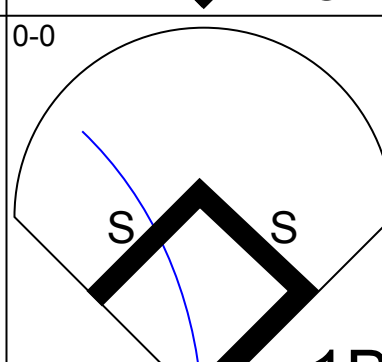
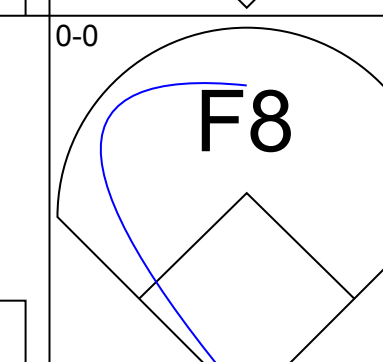
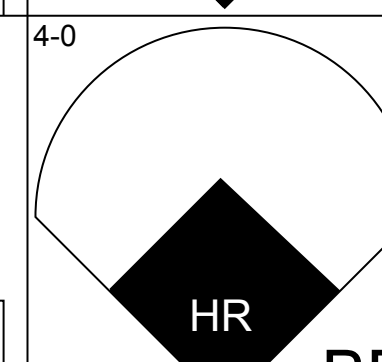
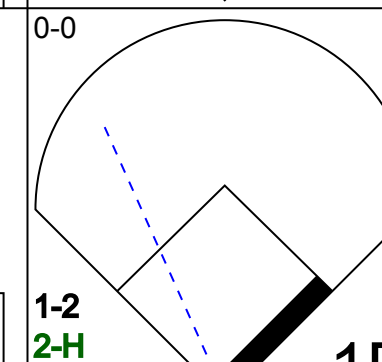
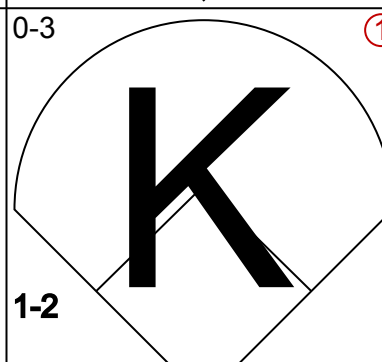
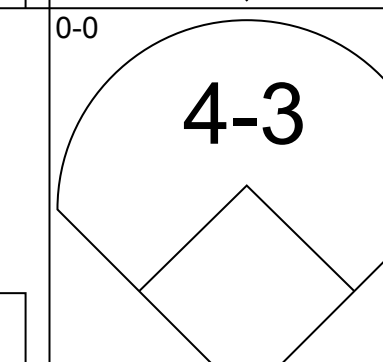
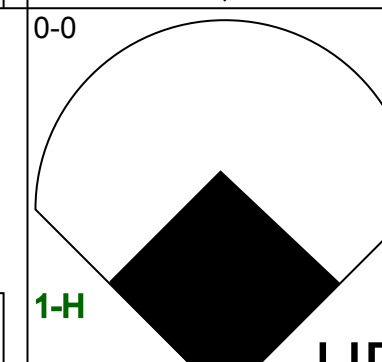
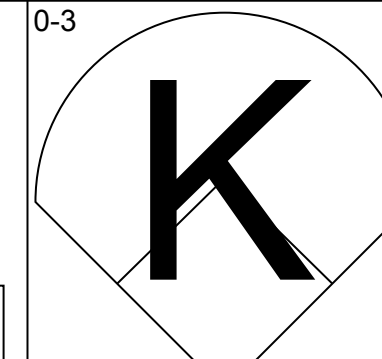
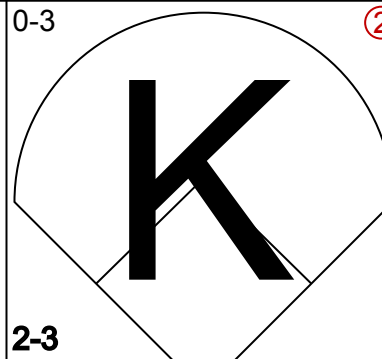
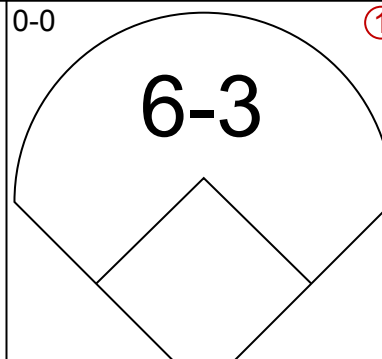
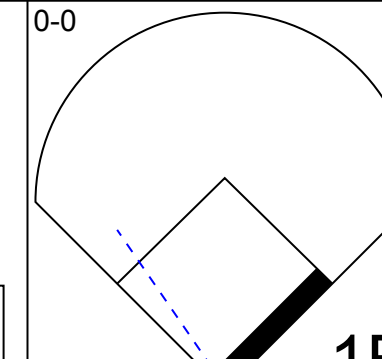
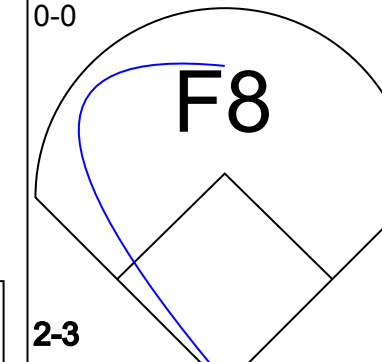
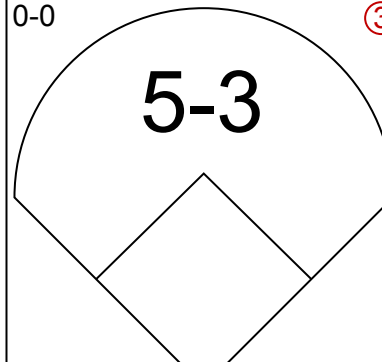
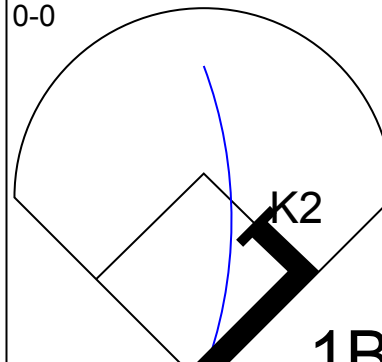
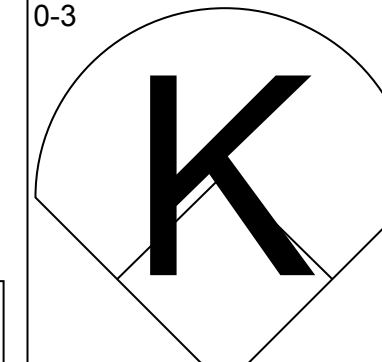
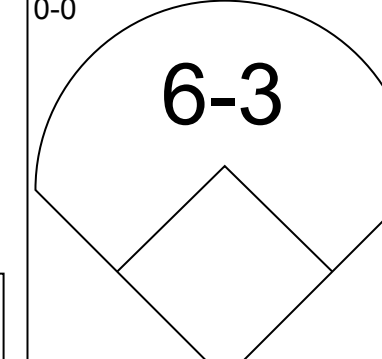
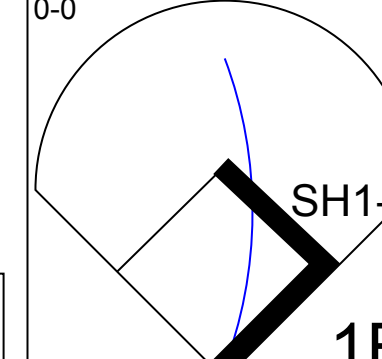
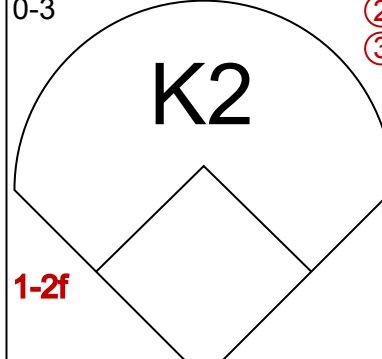
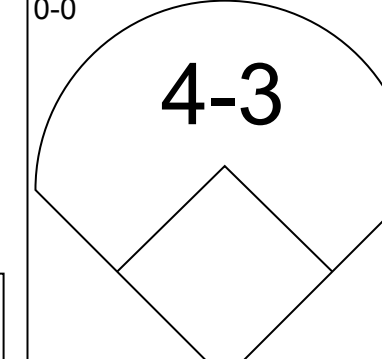
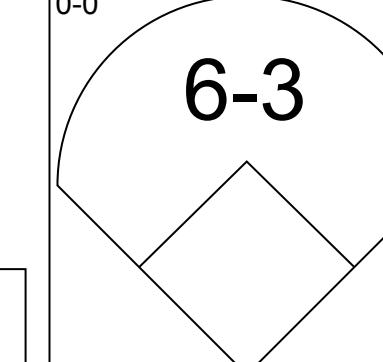
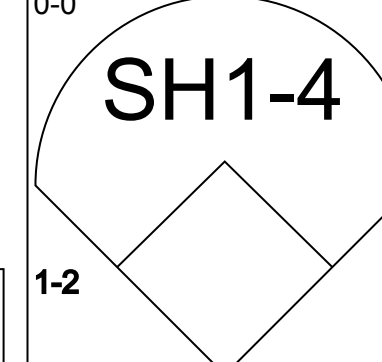
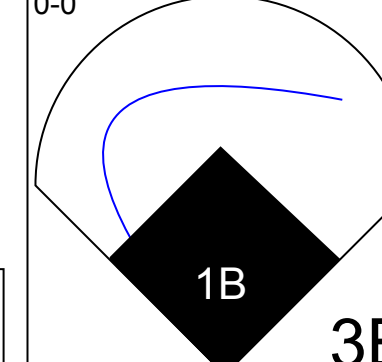
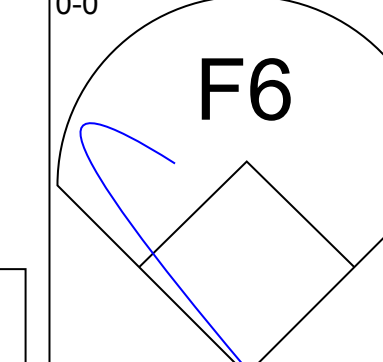
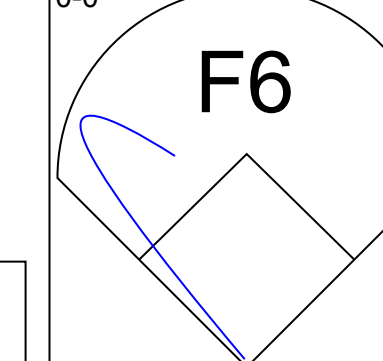
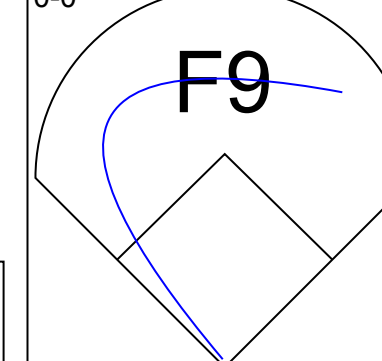
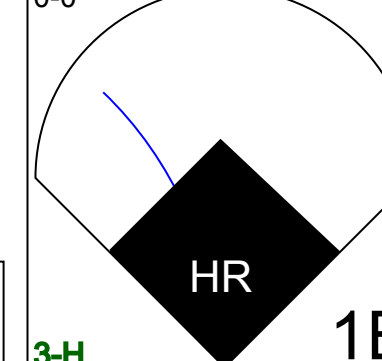
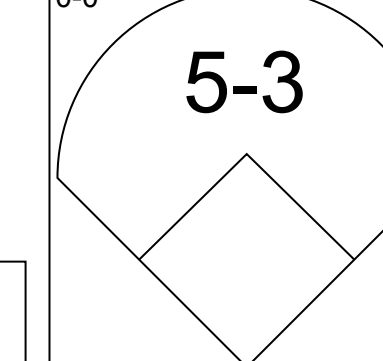
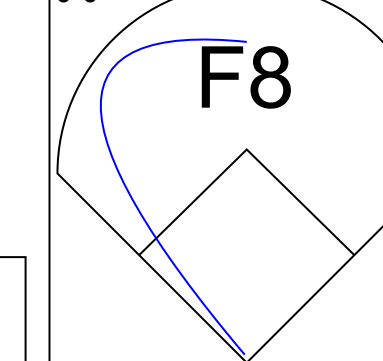
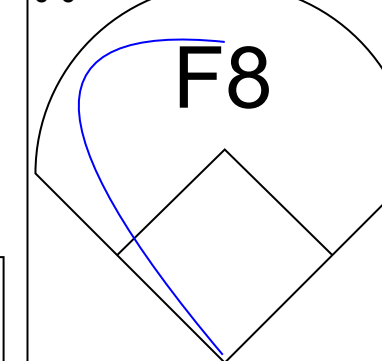
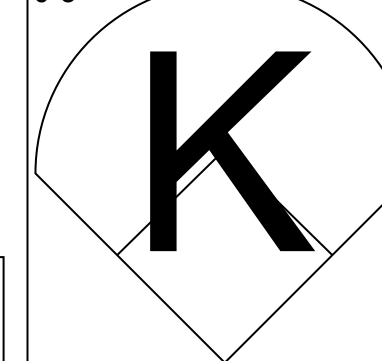
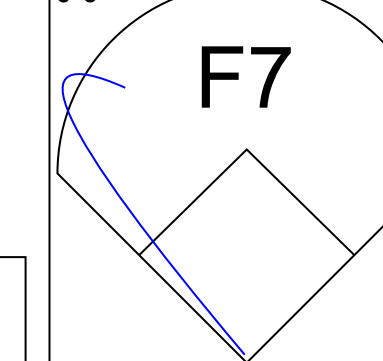




Batter	1	2	3	4	5	6	7	8	9	AB	R	H	RBI	BB	SO	LOB	TOP				
Wade Boggs, L OBP: 0.382, SLG: 0.378 (1, 5)										4	0	1	0	0	1	0	<b>Boston Red Sox @ Oakland Athletics</b> Oakland-Alameda County Coliseum, Oakland, CA Tue Apr 28 1987, 7:05 PM PDT Att: 14,148 - Unknown				
Marty Barrett, R OBP: 0.240, SLG: 0.174 (1, 4)										4	0	0	0	0	1	1					
Bill Buckner, L OBP: 0.273, SLG: 0.320 (1, 3)										4	0	1	0	0	0	1					
Jim Rice, R OBP: 0.329, SLG: 0.400 (1, 7)										3	0	0	0	0	2						
Don Baylor, R OBP: 0.405, SLG: 0.456 (1, 10)										3	0	0	0	0	1	2					
Dwight Evans, R OBP: 0.432, SLG: 0.523 (1, 9)										2	1	0	0	1	0	0					
Glenn Hoffman, R OBP: 0.313, SLG: 0.333 (1, 6)										2	0	1	1	1	1	0					
Danny Sheaffer, R OBP: 0.172, SLG: 0.321 (1, 2)										3	0	0	0	0	1	2					
Dave Henderson, R OBP: 0.293, SLG: 0.397 (1, 8)										3	0	0	0	0	2	1					
<b>Inning Stats</b>	R: 0 E: 0 K: 1 S: 5	H: 0 LOB: 0 BB: 0 P: 5	R: 1 E: 1 K: 0 S: 3	H: 1 LOB: 1 BB: 1 P: 8	R: 0 E: 0 K: 2 S: 7	H: 0 LOB: 0 BB: 0 P: 7	R: 0 E: 0 K: 0 S: 3	H: 1 LOB: 0 BB: 0 P: 3	R: 0 E: 0 K: 1 S: 5	H: 0 LOB: 0 BB: 0 P: 5	R: 0 E: 0 K: 1 S: 5	H: 0 LOB: 0 BB: 0 P: 5	R: 0 E: 0 K: 0 S: 3	H: 0 LOB: 1 BB: 1 P: 7	R: 0 E: 0 K: 0 S: 4	H: 1 LOB: 1 BB: 0 P: 4	1B: 3 2B: 1 3B: 0 HR: 0	SF: 0 SAC: 0 DP: 2 HBP: 1	WP: 0 PB: 0 SB: 1 CS: 0	PA: 31	
<b>PITCHER</b>	IP	WLS	BF	H	R	ER	SO	BB	IBB	HBP	BLK	WP	HR	S	P	ERA	WHIP				
Joaquin Andujar, R ERA: 1.0 (1, 1)	1.0		4	0	1	0	1	0	0	1	0	0	0	5	6	0.00	0.000				
Dennis Eckersley, R ERA: 2.81 (2, 1)	6.0	W	19	2	0	0	6	1	0	0	0	0	0	30	34	0.00	0.500				
Steve Ontiveros, R ERA: (8, 1)	2.0		8	1	0	0	0	1	0	0	0	0	0	7	11	0.00	1.000				

AB 28  
R 1  
H 3  
RBI 1  
BB 2  
SO 7  
LOB 9



Batter	1	2	3	4	5	6	7	8	9	AB	R	H	RBI	BB	SO	LOB	BOTTOM				
Luis Polonia, L OBP: 0.304, SLG: 0.476 (1, 7)										3	3	2	2	1	0	0	<b>Boston Red Sox @ Oakland Athletics</b> Oakland-Alameda County Coliseum, Oakland, CA Tue Apr 28 1987, 7:05 PM PDT Att: 14,148 - Unknown				
Tony Phillips, S OBP: 0.356, SLG: 0.361 (1, 4)										2	1	1	1	2	0	0					
Reggie Jackson, L OBP: 0.308, SLG: 0.429 (1, 9)										4	1	2	3	0	1	1					
Jose Canseco, R OBP: 0.306, SLG: 0.417 (1, 10)										4	0	1	0	0	2	3					
Mark McGwire, R OBP: 0.377, SLG: 0.511 (1, 3)										4	0	1	0	0	1	4					
Terry Steinbach, R OBP: 0.308, SLG: 0.444 (1, 2)										4	0	1	0	0	1	4					
Stan Javier, S OBP: 0.342, SLG: 0.441 (1, 8)										3	1	1	0	0	0	0					
Mike Gallego, R OBP: 0.429, SLG: 0.538 (1, 5)										4	1	1	1	0	0	1					
Alfredo Griffin, S OBP: 0.263, SLG: 0.354 (1, 6)										4	0	0	0	0	1	2					
<b>Inning Stats</b>	R: 1 E: 1 K: 1 S: 6	H: 1 LOB: 2 BB: 2 P: 14	R: 0 E: 0 K: 0 S: 3	H: 0 LOB: 0 BB: 0 P: 3	R: 1 E: 0 K: 2 S: 9	H: 2 LOB: 1 BB: 0 P: 9	R: 0 E: 0 K: 0 S: 4	H: 1 LOB: 1 BB: 0 P: 4	R: 0 E: 0 K: 0 S: 3	H: 0 LOB: 0 BB: 0 P: 3	R: 0 E: 0 K: 1 S: 5	H: 1 LOB: 0 BB: 0 P: 5	R: 5 E: 0 K: 2 S: 12	H: 5 LOB: 1 BB: 1 P: 16	R: 0 E: 0 K: 0 S: 3	H: 0 LOB: 0 BB: 0 P: 3	1B: 6 2B: 1 3B: 2 HR: 2	SF: 0 SAC: 1 DP: 1 HBP: 0	WP: 0 PB: 0 SB: 2 CS: 0	PA: 36	
<b>PITCHER</b>	IP	WLS	BF	H	R	ER	SO	BB	IBB	HBP	BLK	WP	HR	S	P	ERA	WHIP				
Jeff Sellers, R ERA: 8.16 (1, 1)	6.0	L	26	7	4	4	4	2	0	0	0	0	2	10	14	27.00	4.000				
Calvin Schiraldi, R ERA: 9.0 (7, 1)	1.0		7	3	3	3	2	1	0	0	0	0	0	3	3	0.00	0.000				
Joe Sambito, L ERA: (8, 1)	1.0		3	0	0	0	0	0	0	0	0	0	0	3	3	0.00	0.000				


AB 32  
R 7  
H 10  
RBI 7  
BB 3  
SO 6  
LOB 15










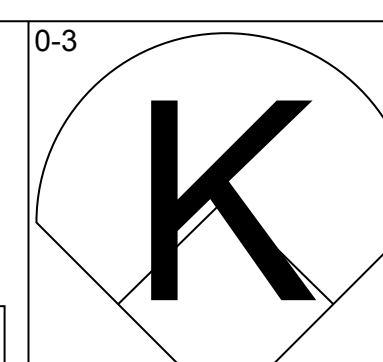
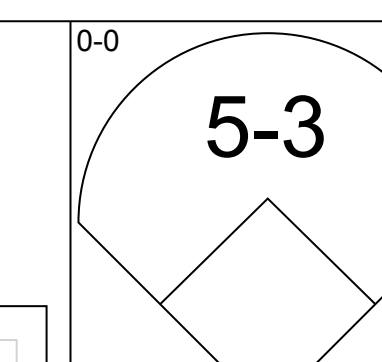
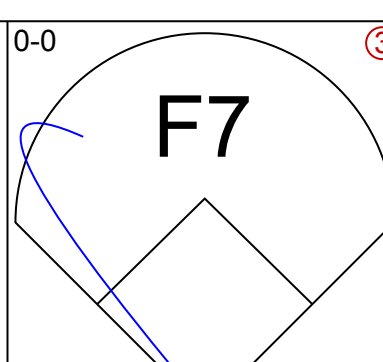
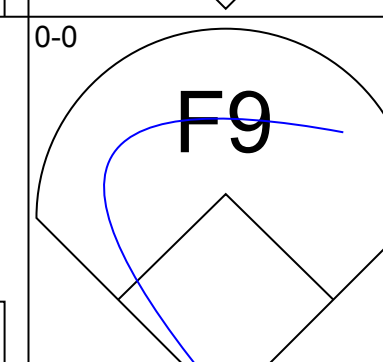

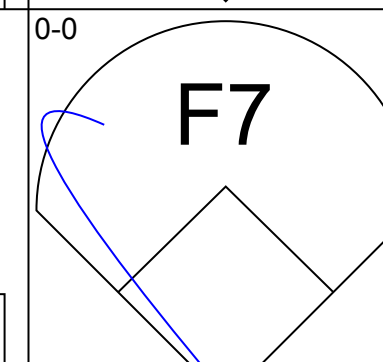

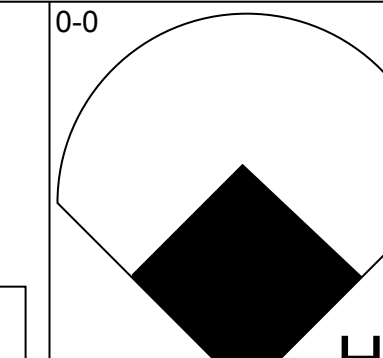








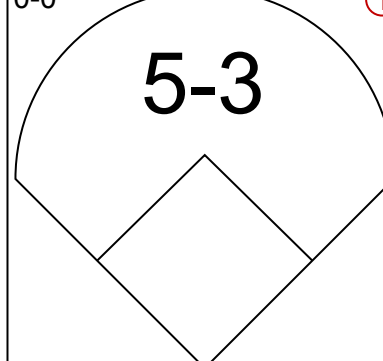
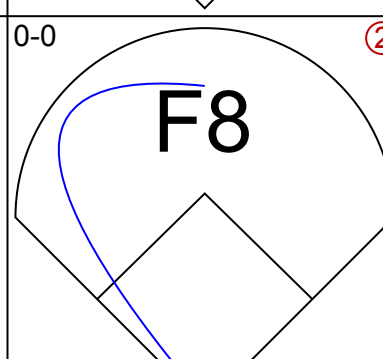
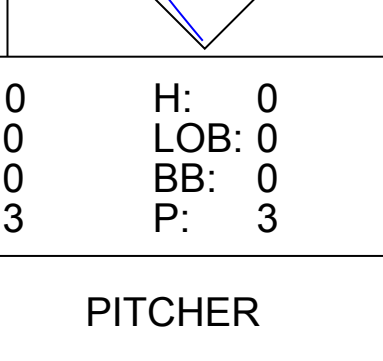
Batter	1	2	3	4	5	6	7	8	9	AB	R	H	RBI	BB	SO	LOB	TOP			
Wade Boggs, L (1, 5) OBP: 0.392, SLG: 0.375 Spike Owen, S (7, 6) OBP: 0.225, SLG: 0.194	0-0 FC1-6 1B		0-0 3-1			0-0 F7		0-3 K		3	0	1	0	0	0	0	<b>Boston Red Sox @ Seattle Mariners</b> The Kingdom, Seattle, WA Thu Apr 30 1987, 10:05 PM EDT Att: 9,985 - Unknown  livebaseballscores.com			
Marty Barrett, R (1, 4) OBP: 0.235, SLG: 0.188	0-0 FC1-6 1B		0-0 F9			0-0 4-3		0-0 L9		4	0	0	0	0	0	1				
Bill Buckner, L (1, 3) OBP: 0.267, SLG: 0.310	0-0 1-2 1B		0-0 F9			0-0 F7			0-0 4-3	4	0	1	0	0	0	0				
Don Baylor, R (1, 10) OBP: 0.376, SLG: 0.455	0-3 K			0-0 F7			0-0 F8		0-0 F9	4	0	0	0	0	1	2				
Dwight Evans, R (1, 9) OBP: 0.444, SLG: 0.592	0-3 K			0-0 P3			0-0 HR		4-0 4-3 BB	3	1	1	1	1	1	2				
Mike Greenwell, L (1, 7) OBP: 0.350, SLG: 0.737		0-0 HR		1-0 CS HBP			0-0 2B		0-0 4-3	3	1	2	1	0	0	1				
Glenn Hoffman, R (1, 6) (7, 5)	0-0 F4			0-0 CS	0-0 F6		0-0 F9			3	0	0	0	0	0	1				
Marc Sullivan, R (1, 2) OBP: 0.182, SLG: 0.256	0-3 K				0-3 K		0-3 K			3	0	0	0	0	3	1				
Ellis Burks, R (1, 8)	0-0 1-3				0-0 P3			0-3 K		3	0	0	0	0	1	0				
<b>Inning Stats</b>	R: 0 E: 0 K: 2 S: 9	H: 2 LOB: 2 BB: 0 P: 9	R: 1 E: 0 K: 1 S: 6	H: 1 LOB: 0 BB: 0 P: 6	R: 0 E: 0 K: 0 S: 3	H: 0 LOB: 0 BB: 0 P: 3	R: 0 E: 0 K: 1 S: 5	H: 0 LOB: 0 BB: 0 P: 5	R: 0 E: 0 K: 0 S: 3	H: 0 LOB: 0 BB: 0 P: 3	R: 1 E: 0 K: 1 S: 7	H: 2 LOB: 1 BB: 0 P: 7	R: 0 E: 0 K: 2 S: 7	H: 0 LOB: 0 BB: 0 P: 7	R: 0 E: 0 K: 0 S: 3	H: 0 LOB: 1 BB: 1 P: 7		1B: 2 2B: 1 3B: 0 HR: 2	SF: 0 SAC: 0 DP: 0 HBP: 1	WP: 0 PB: 0 SB: 0 CS: 1
<b>PITCHER</b> Scott Bankhead, R (1, 1) ERA: 2.94	IP: 9.0 WLS: W BF: 33	H: 5 R: 2 ER: 2 SO: 7	BB: 1 IBB: 0 HBP: 1 BLK: 0	WP: 0 HR: 2 S: 45 P: 50	ERA: 2.00 WHIP: 0.667	<b>PITCHER</b>	IP: 9.0 WLS: W BF: 33	H: 5 R: 2 ER: 2 SO: 7	BB: 1 IBB: 0 HBP: 1 BLK: 0	WP: 0 HR: 2 S: 45 P: 50	ERA: 2.00 WHIP: 0.667	<b>PITCHER</b>	IP: 9.0 WLS: W BF: 33	H: 5 R: 2 ER: 2 SO: 7	BB: 1 IBB: 0 HBP: 1 BLK: 0	WP: 0 HR: 2 S: 45 P: 50	ERA: 2.00 WHIP: 0.667			

Batter	1	2	3	4	5	6	7	8	9	AB	R	H	RBI	BB	SO	LOB	BOTTOM			
Donell Nixon, R (1, 10) OBP: 0.259, SLG: 0.152	0-3 K	0-0 F4		4-0 2B HR BB		0-0 6-3	4-0 1-2 BB			3	1	0	0	2	1	2	<b>Boston Red Sox @ Seattle Mariners</b> The Kingdom, Seattle, WA Thu Apr 30 1987, 10:05 PM EDT Att: 9,985 - Unknown  livebaseballscores.com			
Phil Bradley, R (1, 7) OBP: 0.374, SLG: 0.263	0-0 5-3		4-0 S BB	0-3 K		0-3 K	0-0 4-3			4	0	0	0	1	2	5				
John Christensen, R (1, 9) OBP: 0.369, SLG: 0.333	0-0 5-3		0-0 F9	0-0 HR		0-3 K		0-0 F6		5	1	1	2	0	1	1				
Jim Presley, R (1, 5) OBP: 0.309, SLG: 0.443		0-0 HR	0-0 F9	0-0 HR			1-0 HR HBP	0-3 K		4	3	2	4	0	1	1				
Alvin Davis, L (1, 3) OBP: 0.337, SLG: 0.382	0-3 K	0-3 K	0-3 K	1-3 1-2		0-3 K	0-3 K	0-0 2B		5	0	1	0	0	3	2				
John Moses, S (1, 8) OBP: 0.354, SLG: 0.427	0-0 S 1B			0-0 E5 S 1B	0-0 1B		0-0 HR	0-3 K		5	3	3	2	0	1	1				
Bob Kearney, R (1, 2) OBP: 0.306, SLG: 0.615	0-0 F9			0-0 FC6-4 1B	0-3 K		0-0 E 2B			4	1	2	1	0	1	2				
Rey Quinones, R (1, 6) OBP: 0.318, SLG: 0.407	0-0 1B			0-0 FC6-4 BB FC 2B	0-0 F9		0-0 F9			4	1	1	1	0	0	3				
Harold Reynolds, S (1, 4) OBP: 0.325, SLG: 0.387	0-0 1B			0-0 FC BB 2B	0-0 4-3		0-0 E8 BB			4	1	1	0	0	0	2				
<b>Inning Stats</b>	R: 0 E: 1 K: 1 S: 5	H: 0 LOB: 0 BB: 0 P: 5	R: 2 E: 0 K: 1 S: 9	H: 4 LOB: 2 BB: 0 P: 9	R: 0 E: 0 K: 1 S: 5	H: 0 LOB: 1 BB: 1 P: 9	R: 6 E: 1 K: 1 S: 10	H: 3 LOB: 0 BB: 1 P: 14	R: 0 E: 0 K: 1 S: 6	H: 1 LOB: 1 BB: 0 P: 6	R: 0 E: 0 K: 2 S: 7	H: 0 LOB: 0 BB: 0 P: 7	R: 3 E: 1 K: 1 S: 8	H: 2 LOB: 2 BB: 1 P: 13	R: 0 E: 0 K: 2 S: 8	H: 1 LOB: 1 BB: 0 P: 8		1B: 5 2B: 3 3B: 0 HR: 3	SF: 0 SAC: 0 DP: 0 HBP: 1	WP: 0 PB: 0 SB: 3 CS: 0
<b>PITCHER</b> Bruce Hurst, L (1, 1) ERA: 4.45 Steve Crawford, R (4, 1) ERA: 7.02 Bob Woodward, R (7, 1) ERA: 10.13	IP: 3.2 WLS: L BF: 21	H: 6 R: 7 ER: 3 SO: 4	BB: 2 IBB: 0 HBP: 0 BLK: 0	WP: 0 HR: 1 S: 27 P: 35	ERA: 7.36 WHIP: 2.182	<b>PITCHER</b>	IP: 2.1 WLS: 10 BF: 10	H: 2 R: 2 ER: 1 SO: 3	BB: 0 IBB: 0 HBP: 1 BLK: 0	WP: 0 HR: 1 S: 15 P: 16	ERA: 3.86 WHIP: 0.857	<b>PITCHER</b>	IP: 2.0 WLS: 11 BF: 3	H: 2 R: 2 ER: 1 SO: 3	BB: 1 IBB: 0 HBP: 0 BLK: 0	WP: 0 HR: 1 S: 16 P: 20	ERA: 4.50 WHIP: 2.000			





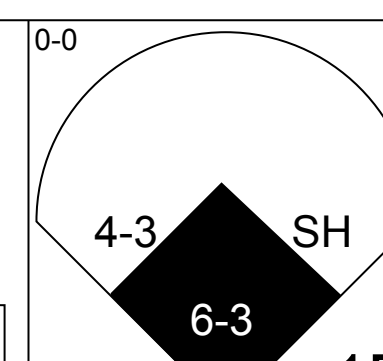
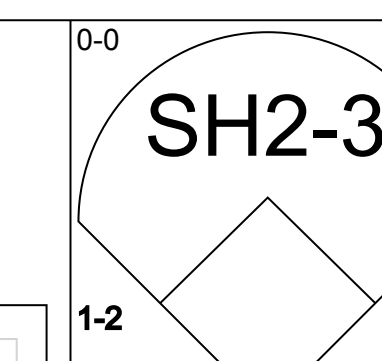

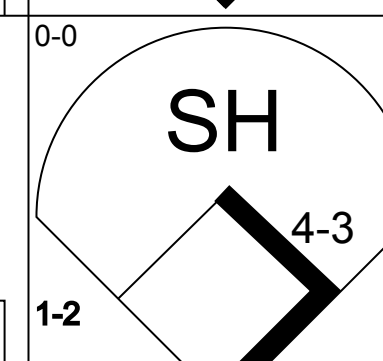
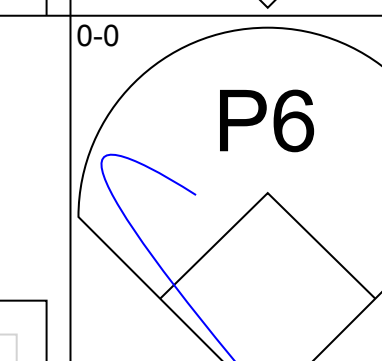

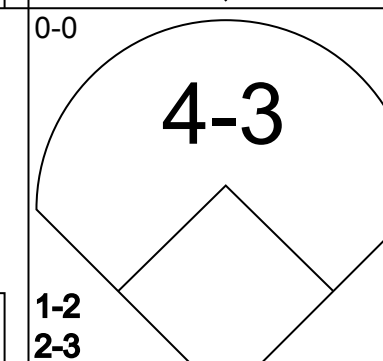
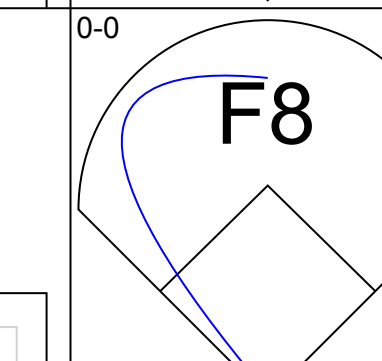
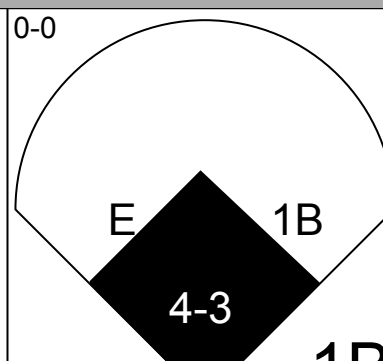
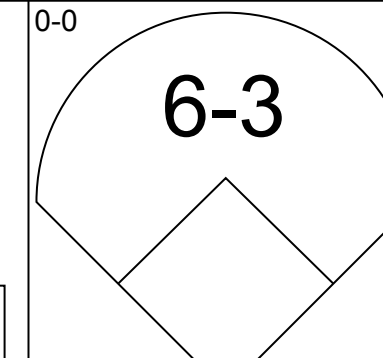
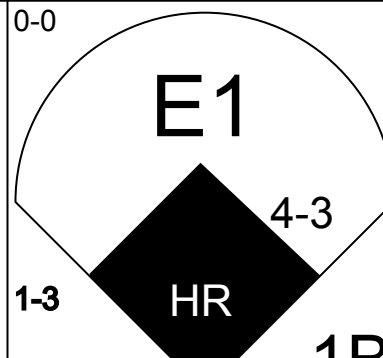
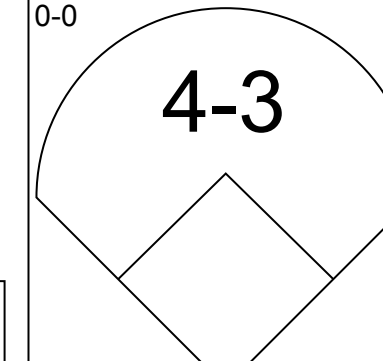
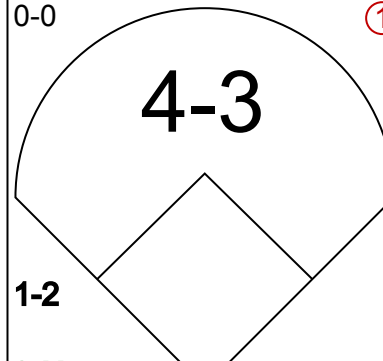

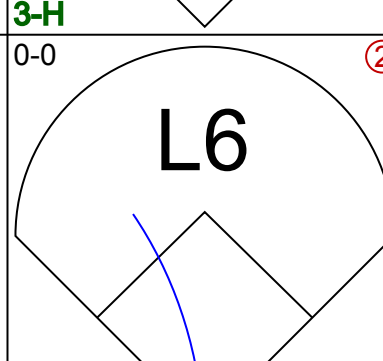
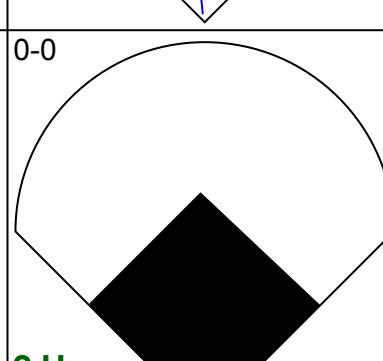
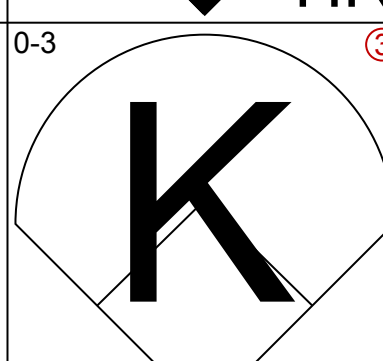
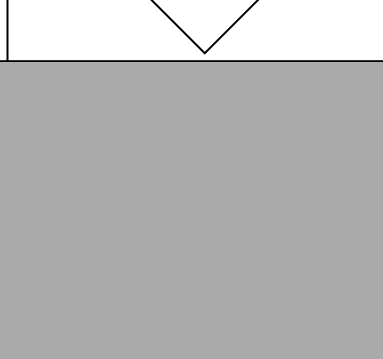
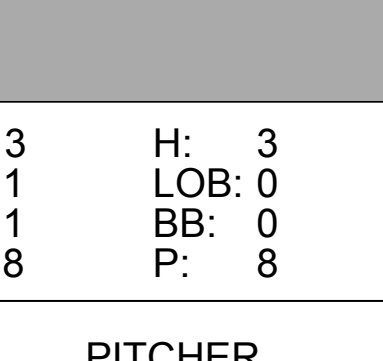


Batter	1	2	3	4	5	6	7	8	9	AB	R	H	RBI	BB	SO	LOB	TOP						
Wade Boggs, L (1, 5) OBP: 0.390, SLG: 0.443																	4 1 1 0 0 1 0						
Marty Barrett, R (1, 4) OBP: 0.233, SLG: 0.195																	4 0 2 0 0 1 0						
Bill Buckner, L (1, 3) OBP: 0.274, SLG: 0.304																	3 0 0 0 1 0 2						
Don Baylor, R (1, 10) OBP: 0.392, SLG: 0.482																	3 1 1 1 1 0 2						
Dwight Evans, R (1, 9) OBP: 0.444, SLG: 0.603																	3 0 0 0 1 1 3						
Mike Greenwell, L (1, 7) OBP: 0.357, SLG: 0.654																	3 0 0 1 1 1 3						
Dave Henderson, R (8, PR) OBP: 0.313, SLG: 0.403																	0 0 0 0 0 0 0						
Glenn Hoffman, R (1, 6) OBP: 0.245, SLG: 0.261																	4 0 0 0 0 0 3						
Danny Sheaffer, R (1, 2) OBP: 0.143, SLG: 0.265																	2 0 0 0 0 0 0						
Rich Gedman, L (8, PH) (8, 2)																	1 0 0 0 0 1 0						
Ellis Burks, R (1, 8) OBP: 0.400, SLG: 0.556																	3 0 0 0 0 0 0						
<b>Inning Stats</b>	R: 0 E: 0 K: 1 S: 5	H: 0 LOB: 0 BB: 0 P: 5	R: 1 E: 0 K: 0 S: 4	H: 1 LOB: 0 BB: 0 P: 4	R: 0 E: 0 K: 0 S: 3	H: 0 LOB: 0 BB: 0 P: 3	R: 0 E: 0 K: 1 S: 5	H: 0 LOB: 0 BB: 0 P: 5	R: 0 E: 0 K: 0 S: 3	H: 0 LOB: 0 BB: 0 P: 3	R: 0 E: 0 K: 0 S: 3	H: 1 LOB: 2 BB: 2 P: 11	R: 0 E: 0 K: 1 S: 5	H: 0 LOB: 0 BB: 0 P: 5	R: 1 E: 1 K: 1 S: 7	H: 2 LOB: 2 BB: 2 P: 15	1B: 3 2B: 0 3B: 0 HR: 1	SF: 0 SAC: 0 DP: 1 HBP: 0	WP: 0 PB: 0 SB: 0 CS: 0	PA: 34			
<b>PITCHER</b> Mike Witt, R (1, 1) ERA: 4.5	IP: 9.0 WLS: W BF: 34 H: 4 R: 2 ER: 2 SO: 5 BB: 4 IBB: 0 HBP: 0 BLK: 0 WP: 0 HR: 1 S: 40 P: 56 ERA: 2.00 WHIP: 0.889											<b>PITCHER</b>	IP: 9.0 WLS: W BF: 34 H: 4 R: 2 ER: 2 SO: 5 BB: 4 IBB: 0 HBP: 0 BLK: 0 WP: 0 HR: 1 S: 40 P: 56 ERA: 2.00 WHIP: 0.889										

**Boston Red Sox @ California Angels**  
Anaheim Stadium, Anaheim, CA  
Sat May 02 1987, 10:05 PM EDT  
Att: 43,726 - Unknown

AB 30  
R 2  
H 4  
RBI 2  
BB 4  
SO 5  
LOB 13



Batter	1	2	3	4	5	6	7	8	9	AB	R	H	RBI	BB	SO	LOB	BOTTOM						
Brian Downing, R (1, 10) OBP: 0.466, SLG: 0.723																	3 1 1 0 0 0 1						
Devon White, S (1, 8) OBP: 0.327, SLG: 0.564																	3 0 1 0 0 0 1						
Wally Joyner, L (1, 3) OBP: 0.369, SLG: 0.536																	3 1 1 0 1 0 3						
Doug DeCinces, R (1, 5) OBP: 0.422, SLG: 0.455																	4 1 1 1 0 1 3						
Mark Ryal, L (1, 9) OBP: 0.167, SLG: 0.222																	4 0 0 1 0 0 2						
Gary Pettis, S (9, 8) OBP: 0.316, SLG: 0.360																	0 0 0 0 0 0 0						
Jack Howell, L (1, 7) OBP: 0.372, SLG: 0.514																	4 0 1 0 0 1 1						
Dick Schofield, R (1, 6) OBP: 0.316, SLG: 0.378																	4 1 2 2 0 0 0						
Mark McLemore, S (1, 4) OBP: 0.358, SLG: 0.293																	3 0 0 0 0 1 2						
Darrell Miller, R (1, 2) OBP: 0.227, SLG: 0.268																	3 0 2 0 0 0 0						
<b>Inning Stats</b>	R: 1 E: 1 K: 0 S: 5	H: 1 LOB: 1 BB: 0 P: 5	R: 0 E: 0 K: 1 S: 5	H: 0 LOB: 0 BB: 0 P: 5	R: 0 E: 0 K: 0 S: 4	H: 1 LOB: 1 BB: 0 P: 4	R: 0 E: 0 K: 0 S: 5	H: 2 LOB: 2 BB: 0 P: 5	R: 0 E: 0 K: 0 S: 3	H: 1 LOB: 0 BB: 0 P: 3	R: 3 E: 1 K: 1 S: 8	H: 3 LOB: 0 BB: 0 P: 8	R: 0 E: 0 K: 1 S: 6	H: 1 LOB: 2 BB: 1 P: 10	R: 0 E: 0 K: 0 S: 3	H: 0 LOB: 0 BB: 0 P: 3	1B: 7 2B: 1 3B: 0 HR: 1	SF: 0 SAC: 2 DP: 1 HBP: 0	WP: 0 PB: 0 SB: 0 CS: 0	PA: 34			
<b>PITCHER</b> Bob Stanley, R (1, 1) ERA: 3.92	IP: 8.0 WLS: L BF: 34 H: 9 R: 4 ER: 3 SO: 3 BB: 0 IBB: 1 HBP: 0 BLK: 0 WP: 0 HR: 1 S: 39 P: 43 ERA: 3.38 WHIP: 1.125											<b>PITCHER</b>	IP: 8.0 WLS: L BF: 34 H: 9 R: 4 ER: 3 SO: 3 BB: 0 IBB: 1 HBP: 0 BLK: 0 WP: 0 HR: 1 S: 39 P: 43 ERA: 3.38 WHIP: 1.125										

**Boston Red Sox @ California Angels**  
Anaheim Stadium, Anaheim, CA  
Sat May 02 1987, 10:05 PM EDT  
Att: 43,726 - Unknown

AB 31  
R 4  
H 9  
RBI 4  
BB 1  
SO 3  
LOB 13





Batter	1	2	3	4	5	6	7	8	9	AB	R	H	RBI	BB	SO	LOB	TOP										
Wade Boggs, L (1,5) OBP: 0.385, SLG: 0.435	F8		1-3		F8			FC6-5 1B		4	0	1	0	0	0	1	<b>Boston Red Sox @ California Angels</b> Anaheim Stadium, Anaheim, CA Sun May 03 1987, 6:33 AM EDT Att: 40,018 - Unknown										
Marty Barrett, R (1,4) OBP: 0.277, SLG: 0.227	1B		BB		L5			FC6-5 1B		3	1	2	0	1	0	0											
Bill Buckner, L (1,3) OBP: 0.263, SLG: 0.292	F8		F5		3-1			FC6-5 1B		4	1	0	0	0	0	5											
Don Baylor, R (1,10) OBP: 0.387, SLG: 0.506	F9				1-3			HR		4	1	1	3	0	0	1											
Dwight Evans, R (1,9) OBP: 0.427, SLG: 0.573	K		3-1		F8			5-3		4	0	0	0	0	1	0											
Dave Henderson, R (1,7) OBP: 0.321, SLG: 0.440	F7		HR		PB 1B BB			K		3	1	1	1	1	1	0											
Ed Romero, R (1,6) OBP: 0.358, SLG: 0.328	6-3		5-3		PB 1B			K		4	0	1	0	0	1	0											
Marc Sullivan, R (1,2) OBP: 0.174, SLG: 0.244			F8		4-3			K2-3		2	0	0	0	0	0	0											
Glenn Hoffman, R (7,PH) OBP: 0.240, SLG: 0.255								5-3		1	0	0	0	0	0	2											
Rich Gedman, L (7,2)										1	0	0	0	0	1	0											
Ellis Burks, R (1,8) OBP: 0.357, SLG: 0.538			2B		K			5-3		4	0	1	0	0	2	2											
<b>Inning Stats</b>	R: 0 E: 0 K: 0 S: 4	H: 1 LOB: 1 BB: 0 P: 4	R: 0 E: 0 K: 1 S: 5	H: 0 LOB: 0 BB: 0 P: 5	R: 0 E: 0 K: 0 S: 4	H: 1 LOB: 2 BB: 1 P: 8	R: 1 E: 0 K: 0 S: 4	H: 1 LOB: 0 BB: 0 P: 4	R: 0 E: 0 K: 1 S: 5	H: 0 LOB: 0 BB: 0 P: 5	R: 0 E: 0 K: 0 S: 3	H: 0 LOB: 2 BB: 1 P: 3	R: 0 E: 0 K: 1 S: 6	H: 1 LOB: 2 BB: 1 P: 10	R: 3 E: 0 K: 1 S: 8	H: 3 LOB: 0 BB: 0 P: 8	R: 0 E: 0 K: 2 S: 7	H: 0 LOB: 0 BB: 0 P: 7	1B: 4 2B: 1 3B: 0 HR: 2	SF: 0 SAC: 0 DP: 0 HBP: 0	WP: 0 PB: 1 SB: 1 CS: 0	PA: 36					
<b>PITCHER</b>	IP	WLS	BF	H	R	ER	SO	BB	IBB	HBP	BLK	WP	HR	S	P	ERA	WHIP										
John Candelaria, L (1,1) ERA: 2.95	7.1	W	31	7	4	4	3	2	0	0	0	0	2	35	43	4.91	1.227										
DeWayne Buice, R (8,1) ERA: 2.53	1.2		5	0	0	0	3	0	0	0	0	0	0	11	11	0.00	0.000										

Batter	1	2	3	4	5	6	7	8	9	AB	R	H	RBI	BB	SO	LOB	BOTTOM										
Brian Downing, R (1,10) OBP: 0.479, SLG: 0.732	G4-6-3 BB		FC5		FC4-6 BB	F3 HR 1B		2B		3	1	2	2	2	0	1	<b>Boston Red Sox @ California Angels</b> Anaheim Stadium, Anaheim, CA Sun May 03 1987, 6:33 AM EDT Att: 40,018 - Unknown										
Devon White, S (1,9) OBP: 0.313, SLG: 0.538	G4-6-3 1-2		F3		FC4-6 HR	F3		6-3		5	1	0	0	0	0	7											
Wally Joyner, L (1,3) OBP: 0.371, SLG: 0.554	6-3		G3		HR	HR		K		4	2	1	2	1	1	3											
Doug DeCinces, R (1,5) OBP: 0.420, SLG: 0.493		1-3			E7 HR	1B		4-3		5	2	2	4	0	0	1											
Jack Howell, L (1,7) OBP: 0.367, SLG: 0.538		K			HR	K		K		4	1	1	2	0	3	1											
Gary Pettis, S (1,8) OBP: 0.314, SLG: 0.348		3-1			F8	1B 2B BB		P3		3	1	0	0	1	0	0											
Dick Schofield, R (1,6) OBP: 0.333, SLG: 0.398			SH3-4 FC5 2B		CS BB	B1		1B		3	1	2	0	1	0	1											
Mark McLemore, S (1,4) OBP: 0.364, SLG: 0.294			S SH3-4 BB		F8	2B 1B 1B		K		3	1	1	0	1	1	2											
Darrell Miller, R (1,2) OBP: 0.234, SLG: 0.295			SH3-4		5-3	1B HR 2B		5-3		3	1	1	1	0	0	1											
<b>Inning Stats</b>	R: 0 E: 0 K: 0 S: 2	H: 0 LOB: 0 BB: 1 P: 6	R: 0 E: 0 K: 1 S: 5	H: 0 LOB: 0 BB: 0 P: 5	R: 1 E: 0 K: 0 S: 5	H: 1 LOB: 1 BB: 1 P: 9	R: 2 E: 1 K: 0 S: 4	H: 1 LOB: 0 BB: 1 P: 8	R: 2 E: 0 K: 1 S: 7	H: 2 LOB: 1 BB: 1 P: 11	R: 6 E: 0 K: 1 S: 9	H: 4 LOB: 0 BB: 2 P: 17	R: 0 E: 0 K: 1 S: 6	H: 1 LOB: 1 BB: 0 P: 6	R: 0 E: 0 K: 1 S: 6	H: 1 LOB: 1 BB: 0 P: 6		1B: 4 2B: 3 3B: 0 HR: 3	SF: 0 SAC: 1 DP: 1 HBP: 0	WP: 0 PB: 0 SB: 2 CS: 1	PA: 40						
<b>PITCHER</b>	IP	WLS	BF	H	R	ER	SO	BB	IBB	HBP	BLK	WP	HR	S	P	ERA	WHIP										
Al Nipper, R (1,1) ERA: 3.43	4.2	L	21	3	5	4	1	4	0	0	0	0	2	19	35	7.71	1.500										
Jeff Sellers, R (5,1) ERA: 9.6	0.2		6	3	3	3	1	1	0	0	0	0	0	7	11	40.50	6.000										
Wes Gardner, R (6,1) ERA: 5.52	0.2		5	2	3	3	1	0	1	0	0	0	1	6	10	40.50	3.000										
Joe Sambito, L (7,1) ERA:	2.0		8	2	0	0	2	0	0	0	0	0	0	12	12	0.00	1.000										



Batter	1	2	3	4	5	6	7	8	9	AB	R	H	RBI	BB	SO	LOB	TOP					
Mike Davis, L OBP: 0.272, SLG: 0.500 (1, 9)										3	0	1	0	1	1	1	Oakland Athletics @ Boston Red Sox Fenway Park, Boston, MA Tue May 05 1987, 7:05 PM EDT Att: 16,444 - Unknown					
Tony Phillips, S OBP: 0.357, SLG: 0.347 (1, 4)										4	0	1	0	0	2	2						
Carney Lansford, R OBP: 0.382, SLG: 0.404 (1, 5)										4	0	2	0	0	1	3						
Jose Canseco, R OBP: 0.300, SLG: 0.406 (1, 7)										4	0	0	0	0	2	3						
Mark McGwire, R OBP: 0.350, SLG: 0.529 (1, 3)										4	0	1	0	0	1	0						
Ron Cey, R OBP: 0.387, SLG: 0.217 (1, 10)										4	0	0	0	0	4	2						
Terry Steinbach, R OBP: 0.328, SLG: 0.404 (1, 2)										3	0	0	0	0	2	2						
Stan Javier, S OBP: 0.377, SLG: 0.386 (1, 8)										2	0	0	0	1	0	0						
Alfredo Griffin, S OBP: 0.256, SLG: 0.348 Mike Gallego, R OBP: 0.286, SLG: 0.280 (8, 6)										3	0	0	0	0	1	1						
										0	0	0	0	0	0	0						
<b>Inning Stats</b>	R: 0 E: 0 K: 3 S: 10	H: 1 LOB: 1 BB: 0 P: 10	R: 0 E: 0 K: 3 S: 9	H: 0 LOB: 0 BB: 0 P: 9	R: 0 E: 0 K: 1 S: 5	H: 0 LOB: 0 BB: 0 P: 5	R: 0 E: 0 K: 0 S: 3	H: 1 LOB: 0 BB: 0 P: 3	R: 0 E: 0 K: 1 S: 5	H: 0 LOB: 1 BB: 0 P: 5	R: 0 E: 0 K: 2 S: 7	H: 0 LOB: 1 BB: 1 P: 11	R: 0 E: 0 K: 2 S: 9	H: 2 LOB: 2 BB: 0 P: 9	R: 0 E: 0 K: 0 S: 4	H: 1 LOB: 2 BB: 1 P: 8	R: 0 E: 0 K: 2 S: 7	H: 0 LOB: 0 BB: 0 P: 7	1B: 5 2B: 0 3B: 0 HR: 0	SF: 0 SAC: 0 DP: 1 HBP: 0	WP: 0 PB: 0 SB: 0 CS: 0	PA: 33
<b>PITCHER</b> Bruce Hurst, L ERA: 3.48 (1, 1)	IP: 9.0 WLS: W BF: 33 H: 5 R: 0 ER: 0 SO: 14 BB: 2 IBB: 0 HBP: 0 BLK: 0 WP: 0 HR: 0 S: 59 P: 67 ERA: 0.00 WHIP: 0.778															<b>PITCHER</b>						

Batter	1	2	3	4	5	6	7	8	9	AB	R	H	RBI	BB	SO	LOB	BOTTOM					
Ellis Burks, R OBP: 0.368, SLG: 0.500 (1, 8)										5	1	2	0	0	1	2	Oakland Athletics @ Boston Red Sox Fenway Park, Boston, MA Tue May 05 1987, 7:05 PM EDT Att: 16,444 - Unknown					
Marty Barrett, R OBP: 0.275, SLG: 0.213 (1, 4)										3	0	0	0	1	0	2						
Wade Boggs, L OBP: 0.398, SLG: 0.453 (8, 3)										3	2	2	0	1	0	1						
Mike Greenwell, L OBP: 0.406, SLG: 0.724 (1, 7)										3	1	2	2	1	0	1						
Don Baylor, R OBP: 0.391, SLG: 0.506 (1, 10)										2	1	1	1	0	0	0						
Dwight Evans, R OBP: 0.421, SLG: 0.570 (1, 9)										4	1	1	2	0	2	4						
Bill Buckner, L OBP: 0.262, SLG: 0.290 Glenn Hoffman, R OBP: 0.240, SLG: 0.255 (8, 5)										4	0	1	1	0	0	0						
Ed Romero, R OBP: 0.366, SLG: 0.328 (1, 6)										3	0	1	0	1	0	1						
Rich Gedman, L (1, 2)										4	0	0	0	0	1	3						
<b>Inning Stats</b>	R: 0 E: 0 K: 2 S: 7	H: 0 LOB: 2 BB: 2 P: 16	R: 0 E: 0 K: 1 S: 5	H: 0 LOB: 0 BB: 0 P: 5	R: 2 E: 0 K: 0 S: 5	H: 2 LOB: 1 BB: 1 P: 9	R: 0 E: 0 K: 0 S: 3	H: 0 LOB: 1 BB: 1 P: 7	R: 4 E: 0 K: 0 S: 8	H: 5 LOB: 1 BB: 0 P: 8	R: 0 E: 0 K: 0 S: 4	H: 2 LOB: 1 BB: 0 P: 4	R: 0 E: 0 K: 1 S: 5	H: 0 LOB: 0 BB: 0 P: 5	R: 0 E: 0 K: 0 S: 4	H: 1 LOB: 1 BB: 0 P: 4	R: 0 E: 0 K: 0 S: 4	H: 0 LOB: 0 BB: 0 P: 7	1B: 6 2B: 4 3B: 0 HR: 0	SF: 1 SAC: 1 DP: 1 HBP: 1	WP: 0 PB: 0 SB: 1 CS: 0	PA: 38
<b>PITCHER</b> Dave Stewart, R ERA: 5.03 Gene Nelson, R ERA: 5.0 Jose Rijo, R ERA: 5.09	IP: 4.1 WLS: L BF: 24 H: 6 R: 6 ER: 6 SO: 3 BB: 4 IBB: 0 HBP: 1 BLK: 0 WP: 0 HR: 0 S: 25 P: 42 ERA: 12.46 WHIP: 2.308															<b>PITCHER</b>						

AB 31  
R 0  
H 5  
RBI 0  
BB 2  
SO 14  
LOB 14

AB 31  
R 6  
H 10  
RBI 6  
BB 4  
SO 4  
LOB 14







Batter	1	2	3	4	5	6	7	8	9	AB	R	H	RBI	BB	SO	LOB	TOP								
Brian Downing, R (1, 10) OBP: 0.459, SLG: 0.731 Ruppert Jones, L (7, PR) OBP: 0.273, SLG: 0.400 Bob Boone, R (9, PH) OBP: 1.000, SLG: 1.000	F9		F9				FC5-4 1B		FC5 1B	4	1	1	2	0	0	2	<b>California Angels @ Boston Red Sox</b> Fenway Park, Boston, MA Fri May 08 1987, 7:05 PM EDT Att: 32,072 - Unknown								
Devon White, S (1, 9) OBP: 0.313, SLG: 0.508	4-3 BB		1B		4-3		FC6-4 1B		1B	4	0	3	1	1	0	0									
Wally Joyner, L (1, 3) OBP: 0.336, SLG: 0.496	4-3		L4		5-3		FC6-4 1B		FC5	5	0	0	0	0	0	6									
Doug DeCinces, R (1, 5) OBP: 0.384, SLG: 0.439	F6					1-3			5-3	4	0	0	0	0	1	1									
Jack Howell, L (1, 7) OBP: 0.386, SLG: 0.621		CS SH5-4 BB		2B		4-3			5-3	3	0	1	0	1	0	0									
Dick Schofield, R (1, 6) OBP: 0.321, SLG: 0.398		SH5-4		5-3		5-3			4-3	3	0	0	0	0	0	1									
Gary Pettis, S (1, 8) OBP: 0.327, SLG: 0.356				L7			FC5-4 1B		K	3	1	1	0	1	1	1									
Darrell Miller, R (1, 2) OBP: 0.222, SLG: 0.340		F8			5-3		K		HR	4	1	1	1	0	1	3									
Mark McLemore, S (1, 4) OBP: 0.345, SLG: 0.292			B2-3				E6 FC5-4 1B		4-3	4	1	1	0	0	0	1									
<b>Inning Stats</b>	R: 0 E: 0 K: 0 S: 3	H: 0 LOB: 1 BB: 1 P: 7	R: 0 E: 0 K: 0 S: 2	H: 0 LOB: 1 BB: 2 P: 10	R: 0 E: 0 K: 1 S: 4	H: 1 LOB: 1 BB: 0 P: 4	R: 0 E: 0 K: 1 S: 6	H: 1 LOB: 1 BB: 0 P: 6	R: 2 E: 0 K: 0 S: 5	H: 2 LOB: 0 BB: 0 P: 5	R: 0 E: 0 K: 0 S: 3	H: 0 LOB: 0 BB: 0 P: 3	R: 1 E: 1 K: 1 S: 8	H: 2 LOB: 2 BB: 0 P: 8	R: 0 E: 0 K: 0 S: 3	H: 0 LOB: 0 BB: 0 P: 3		R: 1 E: 0 K: 1 S: 8	H: 3 LOB: 2 BB: 0 P: 8	1B: 6 2B: 1 3B: 0 HR: 2	SF: 0 SAC: 1 DP: 0 HBP: 0	WP: 0 PB: 0 SB: 0 CS: 1	PA: 39		
<b>PITCHER</b>	IP	WLS	BF	H	R	ER	SO	BB	IBB	HBP	BLK	WP	HR	S	P	ERA	WHIP								
Bob Stanley, R (1, 1) ERA: 3.75 Joe Sambito, L (7, 1) ERA: 0.93	6.2		29	6	3	2	2	3	0	0	0	0	1	30	42	2.70	1.350								
	2.1	W	10	3	1	1	1	0	0	0	0	0	1	12	12	3.86	1.286								

AB 35  
R 4  
H 9  
RBI 4  
BB 3  
SO 3  
LOB 15



Batter	1	2	3	4	5	6	7	8	9	AB	R	H	RBI	BB	SO	LOB	BOTTOM								
Ellis Burks, R (1, 8) OBP: 0.333, SLG: 0.462	F7		L4		SH3-4		K			3	0	0	0	0	1	0	<b>California Angels @ Boston Red Sox</b> Fenway Park, Boston, MA Fri May 08 1987, 7:05 PM EDT Att: 32,072 - Unknown								
Marty Barrett, R (1, 4) OBP: 0.288, SLG: 0.255			4-3		E6 PB		F8			4	0	1	0	0	0	1									
Wade Boggs, L (1, 5) OBP: 0.397, SLG: 0.455			F7		SF8				6-3	3	0	0	1	0	1	1									
Jim Rice, R (1, 7) OBP: 0.326, SLG: 0.405	F9				F4		K		HR	4	1	1	0	0	1	2									
Don Baylor, R (1, 10) OBP: 0.390, SLG: 0.552					F8				HR	3	3	2	2	1	0	0									
Dwight Evans, R (1, 9) OBP: 0.417, SLG: 0.585					4-3 1B		1B		HR	4	1	3	3	0	0	0									
Bill Buckner, L (1, 3) OBP: 0.288, SLG: 0.315			4-3				4-3		BB	4	0	2	0	0	0	1									
Ed Romero, R (1, 6) OBP: 0.380, SLG: 0.338					F9		K		G6-4-3 BB	3	0	1	0	1	1	2									
Marc Sullivan, R (1, 2) OBP: 0.188, SLG: 0.255 Rich Gedman, L (7, PH) (8, 2)			F4				L3		G6-4-3	2	1	1	0	0	0	1									
<b>Inning Stats</b>	R: 0 E: 0 K: 1 S: 6	H: 1 LOB: 1 BB: 0 P: 6	R: 1 E: 0 K: 0 S: 5	H: 3 LOB: 0 BB: 0 P: 5	R: 0 E: 0 K: 0 S: 3	H: 0 LOB: 0 BB: 0 P: 3	R: 0 E: 0 K: 0 S: 5	H: 2 LOB: 2 BB: 0 P: 5	R: 1 E: 1 K: 1 S: 7	H: 1 LOB: 1 BB: 0 P: 7	R: 1 E: 0 K: 1 S: 6	H: 1 LOB: 0 BB: 0 P: 6	R: 0 E: 0 K: 1 S: 5	H: 0 LOB: 0 BB: 0 P: 5	R: 3 E: 0 K: 0 S: 5	H: 3 LOB: 1 BB: 2 P: 13		1B: 6 2B: 2 3B: 0 HR: 3	SF: 1 SAC: 1 DP: 1 HBP: 0	WP: 0 PB: 1 SB: 0 CS: 0	PA: 36				
<b>PITCHER</b>	IP	WLS	BF	H	R	ER	SO	BB	IBB	HBP	BLK	WP	HR	S	P	ERA	WHIP								
John Candelaria, L (1, 1) ERA: 2.82 DeWayne Buice, R (6, 1) ERA: 4.2 Chuck Finley, L (8, 1) ERA: 3.29	5.0		22	7	2	1	2	0	0	0	0	0	2	26	26	1.80	1.400								
	2.1	L	11	3	4	4	2	0	1	0	0	0	2	14	18	15.43	1.286								
	0.2		3	1	0	0	0	1	0	0	0	0	0	2	6	0.00	3.000								









Batter	1	2	3	4	5	6	7	8	9	AB	R	H	RBI	BB	SO	LOB	TOP			
Gary Pettis, S OBP: 0.320, SLG: 0.333	(1, 8) X F8		(2) X F8		(3) X K			(1) X 5-3		4	0	0	0	0	1	2	California Angels @ Boston Red Sox Fenway Park, Boston, MA Sun May 10 1987, 3:33 AM EDT Att: 32,121 - Unknown			
Dick Schofield, R OBP: 0.314, SLG: 0.378	(1, 6) X 6-3		(3) X F7			(2) X FC6-4 1B		(2) X F8		4	0	1	0	0	0	1				
Brian Downing, R OBP: 0.451, SLG: 0.696	(1, 10) X K			(1) X 5-3		(1) X F9		(3) X K		4	0	0	0	0	2	1				
Doug DeCinces, R OBP: 0.370, SLG: 0.429	(1, 3) X	(1) X 6-3		(2) X 1B		(2) X FC6-4 1-2		(1) X K		4	0	1	0	0	1	1				
Bob Boone, R OBP: 0.500, SLG: 0.750	(1, 2) X	(2) X FC6-4 1B		(2) X F8		(3) X F2		(2) X K		4	0	1	0	0	1	2				
Darrell Miller, R OBP: 0.207, SLG: 0.315	(1, 7) X	(2) X K		(3) X K			(1) X K		(3) X 6-3	4	0	0	0	0	3	2				
Gus Polidor, R OBP: 0.143, SLG: 0.143	(1, 5) X	(3) X FC6-4 1-2			(1) X FC4-6 1B		(2) X K			3	0	1	0	0	1	1				
Devon White, S OBP: 0.331, SLG: 0.536	(1, 9) X		(1) X SH1-3 1B		(1) X FC4-6 1-2		(4) X FC5-4 BB			2	0	1	0	1	0	1				
Mark McLemore, S OBP: 0.342, SLG: 0.284	(1, 4) X		(1) X SH1-3 1-2		(2) X FC5-4 1-2		(3) X FC5-4 1-2			2	0	0	0	0	0	2				
<b>Inning Stats</b>	R: 0 E: 0 K: 1 S: 5	H: 0 LOB: 0 BB: 0 P: 5	R: 0 E: 0 K: 1 S: 6	H: 1 LOB: 1 BB: 0 P: 6	R: 0 E: 0 K: 0 S: 4	H: 1 LOB: 1 BB: 0 P: 4	R: 0 E: 0 K: 1 S: 6	H: 1 LOB: 1 BB: 0 P: 6	R: 0 E: 0 K: 0 S: 4	H: 1 LOB: 1 BB: 0 P: 4	R: 0 E: 0 K: 2 S: 7	H: 0 LOB: 1 BB: 1 P: 11	R: 0 E: 0 K: 1 S: 5	H: 0 LOB: 0 BB: 0 P: 5	R: 0 E: 0 K: 2 S: 7	H: 0 LOB: 0 BB: 0 P: 7	1B: 5 2B: 0 3B: 0 HR: 0	SF: 0 SAC: 1 DP: 0 HBP: 0	WP: 0 PB: 0 SB: 0 CS: 0	PA: 33
<b>PITCHER</b> Bruce Hurst, L ERA: 2.86	(1, 1)	IP: 9.0 WLS: W BF: 33	H: 5 R: 0 ER: 0 SO: 9	BB: 1 IBB: 0 HBP: 0 BLK: 0	WP: 0 HR: 0 S: 50 P: 54	ERA: 0.00 WHIP: 0.667	<b>PITCHER</b>	IP: 9.0 WLS: W BF: 33	H: 5 R: 0 ER: 0 SO: 9	BB: 1 IBB: 0 HBP: 0 BLK: 0	WP: 0 HR: 0 S: 50 P: 54	ERA: 0.00 WHIP: 0.667	<b>PITCHER</b>	IP: 9.0 WLS: W BF: 33	H: 5 R: 0 ER: 0 SO: 9	BB: 1 IBB: 0 HBP: 0 BLK: 0	WP: 0 HR: 0 S: 50 P: 54	ERA: 0.00 WHIP: 0.667		

Batter	1	2	3	4	5	6	7	8	9	AB	R	H	RBI	BB	SO	LOB	BOTTOM			
Ellis Burks, R OBP: 0.314, SLG: 0.500	(1, 8) X F8 2B 1B		(3) X HR		(3) X 1-3		(2) X L8			4	2	2	1	0	0	1	California Angels @ Boston Red Sox Fenway Park, Boston, MA Sun May 10 1987, 3:33 AM EDT Att: 32,121 - Unknown			
Marty Barrett, R OBP: 0.289, SLG: 0.238	(1, 4) X F8 1-3		(1) X HR 1B		(1) X 6-3		(3) X K			4	1	1	0	0	1	2				
Wade Boggs, L OBP: 0.411, SLG: 0.481	(1, 5) X 3-H 2B		(2) X HR 1B		(2) X 4-3		(2) X WP E 1B			4	2	3	1	0	0	0				
Mike Greenwell, L OBP: 0.450, SLG: 0.861	(1, 7) X F7		(2) X HR 1B		(3) X F7		(1) X E8 1-H 1B 1B			4	2	2	4	0	0	1				
Don Baylor, R OBP: 0.381, SLG: 0.538	(1, 10) X 4-3		(1) X F8		(1) X F8		(1) X F7			4	0	0	0	0	0	2				
Dwight Evans, R OBP: 0.407, SLG: 0.559	(1, 9) X	(1) X K	(2) X F9		(2) X K		(1) X G6-4-3 1B			4	0	1	1	0	2	0				
Bill Buckner, L OBP: 0.271, SLG: 0.296	(1, 3) X	(2) X G3	(3) X F7		(3) X 6-3		(3) X G6-4-3 1-2			4	0	0	0	0	0	1				
Ed Romero, R OBP: 0.388, SLG: 0.342	(1, 6) X	(1) X 1B		(1) X P3		(4) X SH1-3 BB				2	0	1	0	1	0	0				
Rich Gedman, L (1, 2)	(3) X P4		(2) X F2		(1) X SH1-3					2	0	0	0	0	0	1				
<b>Inning Stats</b>	R: 1 E: 0 K: 0 S: 5	H: 2 LOB: 1 BB: 0 P: 5	R: 0 E: 0 K: 1 S: 6	H: 1 LOB: 1 BB: 0 P: 6	R: 4 E: 0 K: 0 S: 7	H: 4 LOB: 0 BB: 0 P: 7	R: 0 E: 0 K: 0 S: 3	H: 0 LOB: 0 BB: 0 P: 3	R: 0 E: 0 K: 1 S: 5	H: 0 LOB: 1 BB: 1 P: 5	R: 0 E: 0 K: 1 S: 5	H: 0 LOB: 1 BB: 1 P: 9	R: 2 E: 1 K: 0 S: 5	H: 3 LOB: 0 BB: 0 P: 5	R: 0 E: 0 K: 0 S: 5	H: 0 LOB: 0 BB: 0 P: 5	1B: 7 2B: 1 3B: 0 HR: 2	SF: 0 SAC: 1 DP: 1 HBP: 0	WP: 1 PB: 0 SB: 1 CS: 0	PA: 34
<b>PITCHER</b> Don Sutton, R ERA: 4.08 Mike Cook, R ERA: 5.93 Chuck Finley, L ERA: 3.68	(1, 1)	IP: 5.0 WLS: L BF: 22	H: 7 R: 5 ER: 5 SO: 1	BB: 0 IBB: 0 HBP: 0 BLK: 0	WP: 0 HR: 2 S: 24 P: 24	ERA: 9.00 WHIP: 1.400	<b>PITCHER</b>	IP: 8.1 WLS: L BF: 33	H: 10 R: 7 ER: 7 SO: 14	BB: 1 IBB: 0 HBP: 0 BLK: 0	WP: 1 HR: 0 S: 10 P: 14	ERA: 0.00 WHIP: 0.500	<b>PITCHER</b>	IP: 1.0 WLS: L BF: 5	H: 3 R: 2 ER: 2 SO: 3	BB: 1 IBB: 0 HBP: 0 BLK: 0	WP: 1 HR: 0 S: 5 P: 5	ERA: 9.00 WHIP: 3.000		



Batter	1	2	3	4	5	6	7	8	9	AB	R	H	RBI	BB	SO	LOB	TOP				
<b>John Moses, S</b> OBP: 0.306, SLG: 0.327 (1, 8)	0-3 K	0-0 CS 1B			0-0 4-3 1B		0-0 F7			4	0	2	0	0	1	1					
<b>Phil Bradley, R</b> OBP: 0.325, SLG: 0.225 (1, 7)	0-3 K	0-3 K			4-3 1-3			0-3 K		4	0	0	0	0	3	2					
<b>Scott Bradley, L</b> OBP: 0.413, SLG: 0.529 (1, 2)	0-0 1B 2B			0-0 5-3		1-0 L6-3 HBP		0-0 F6		3	1	1	0	0	0	0					
<b>Ken Phelps, L</b> OBP: 0.433, SLG: 0.709 (1, 10)	4-0 BB 1B 2B BB			0-3 K		0-0 L6-3 1-2		0-0 F7		3	1	0	0	1	1	2					
<b>Jim Prestley, R</b> OBP: 0.346, SLG: 0.475 (1, 5)	0-0 BB 1B			0-0 4-3		0-0 6-3			0-0 6-3	4	1	1	1	0	0	0					
<b>Alvin Davis, L</b> OBP: 0.349, SLG: 0.391 (1, 3)	4-0 2B 1-2 2-3 BB			0-0 1B SF9 1B		0-0 3-1			0-0 4-3	3	1	1	0	1	0	0					
<b>Mike Kingery, L</b> OBP: 0.300, SLG: 0.427 (1, 9)	0-0 1-3 2-H 3-H 2B			0-0 CS 1B		0-0 F7			0-0 F7	4	0	2	2	0	0	0					
<b>Rey Quinones, R</b> OBP: 0.336, SLG: 0.461 (1, 6)	0-0 F9			0-0 SF9 1-2 3-H 1B		0-0 FC5-6 1B				2	0	1	1	0	0	2					
<b>Harold Reynolds, S</b> OBP: 0.339, SLG: 0.393 (1, 4)		0-0 B1-3		0-0 F7		0-0 FC5-6 CS				3	0	0	0	0	0	1					
<b>Inning Stats</b>	R: 3 E: 0 K: 2 S: 10	H: 3 LOB: 2 BB: 2 P: 18	R: 0 E: 0 K: 1 S: 5	H: 1 LOB: 0 BB: 0 P: 5	R: 0 E: 0 K: 1 S: 5	H: 0 LOB: 0 BB: 0 P: 5	R: 1 E: 0 K: 0 S: 4	H: 2 LOB: 0 BB: 0 P: 4	R: 0 E: 0 K: 0 S: 3	H: 0 LOB: 0 BB: 0 P: 3	R: 0 E: 0 K: 1 S: 5	H: 1 LOB: 0 BB: 0 P: 5	R: 0 E: 0 K: 1 S: 5	H: 0 LOB: 0 BB: 0 P: 5	R: 0 E: 0 K: 0 S: 3	H: 0 LOB: 0 BB: 0 P: 3	1B: 6 2B: 3 3B: 0 HR: 0	SF: 1 SAC: 0 DP: 1 HBP: 1	WP: 0 PB: 0 SB: 1 CS: 3	PA: 34	
<b>PITCHER</b> <b>Roger Clemens, R</b> ERA: 3.18 (1, 1)	IP: 9.0 WLS: L BF: 34	H: 8 R: 4 ER: 4 SO: 5	BB: 2 IBB: 0 HBP: 1 BLK: 0	WP: 0 HR: 0 S: 41 P: 50	ERA: 4.00 WHIP: 1.111											<b>PITCHER</b>	IP: 9.0 WLS: L BF: 34	H: 8 R: 4 ER: 4 SO: 5	BB: 2 IBB: 0 HBP: 1 BLK: 0	WP: 0 HR: 0 S: 41 P: 50	ERA: 4.00 WHIP: 1.111

Seattle Mariners @ Boston Red Sox  
Fenway Park, Boston, MA  
Mon May 11 1987, 7:05 PM EDT  
Att: 21,410 - Unknown

AB	30
R	4
H	8
RBI	4
BB	2
SO	5
LOB	8



Batter	1	2	3	4	5	6	7	8	9	AB	R	H	RBI	BB	SO	LOB	BOTTOM					
<b>Ellis Burks, R</b> OBP: 0.300, SLG: 0.538 (1, 8)	0-0 HR		0-3 K		0-0 B2-3		0-0 E5		0-3 K	5	1	1	1	0	2	3						
<b>Marty Barrett, R</b> OBP: 0.284, SLG: 0.235 (1, 4)	0-0 F9		0-0 L5		0-0 E4 1B		0-0 F3		0-0 F4	5	1	1	0	0	0	4						
<b>Wade Boggs, L</b> OBP: 0.414, SLG: 0.491 (1, 5)	0-0 WP 2B		0-0 F8		0-0 2-H 1B			0-3 K		4	0	2	1	0	1	0						
<b>Mike Greenwell, L</b> OBP: 0.409, SLG: 0.775 (1, 7)	0-0 F3			0-0 4-3	0-0 G3			0-0 4-3		4	0	0	0	0	0	2						
<b>Don Baylor, R</b> OBP: 0.385, SLG: 0.533 (1, 10)	0-0 6-3 2-3			4-0 2B 4-3 BB		0-0 F6		0-0 1B		3	1	1	0	1	0	1						
<b>Dwight Evans, R</b> OBP: 0.402, SLG: 0.557 (1, 9)		0-0 L7		0-0 1-3 2B		0-0 L8			0-0 F4	4	0	1	0	0	0	0						
<b>Bill Buckner, L</b> OBP: 0.270, SLG: 0.288 <b>Spike Owen, S</b> OBP: 0.225, SLG: 0.194 (0, PR)		0-0 F8		0-0 4-3		0-0 F9			4-0 1B 1B BB	3	0	0	1	1	0	1						
<b>Ed Romero, R</b> OBP: 0.393, SLG: 0.342 (1, 6)		4-0 BB		3-H 0-0 F8			0-3 K		0-0 1B	3	0	1	0	1	1	1						
<b>Rich Gedman, L</b> OBP: 0.048, SLG: 0.048 (1, 2)		0-0 6-3			0-0 L4		0-0 3-1		0-0 1-2 2-3 1B	4	0	1	0	0	0	1						
<b>Inning Stats</b>	R: 1 E: 0 K: 0 S: 5	H: 2 LOB: 1 BB: 0 P: 5	R: 0 E: 0 K: 0 S: 3	H: 0 LOB: 1 BB: 1 P: 7	R: 0 E: 0 K: 1 S: 5	H: 0 LOB: 0 BB: 0 P: 5	R: 1 E: 0 K: 0 S: 4	H: 1 LOB: 1 BB: 1 P: 8	R: 1 E: 1 K: 0 S: 5	H: 2 LOB: 1 BB: 0 P: 5	R: 0 E: 0 K: 0 S: 3	H: 0 LOB: 0 BB: 0 P: 3	R: 0 E: 1 K: 1 S: 6	H: 0 LOB: 1 BB: 0 P: 6	R: 0 E: 0 K: 1 S: 5	H: 1 LOB: 1 BB: 0 P: 5	R: 0 E: 0 K: 1 S: 7	H: 2 LOB: 3 BB: 1 P: 11	1B: 5 2B: 2 3B: 0 HR: 1	SF: 0 SAC: 0 DP: 0 HBP: 0	WP: 1 PB: 0 SB: 0 CS: 0	PA: 38
<b>PITCHER</b> <b>Scott Bankhead, R</b> ERA: 3.94 <b>Bill Wilkinson, L</b> ERA: 3.0 <b>Ed Nunez, R</b> ERA: 3.86 (8, 1)	IP: 7.0 WLS: W BF: 29	H: 5 R: 3 ER: 2 SO: 2	BB: 2 IBB: 0 HBP: 0 BLK: 0	WP: 1 HR: 1 S: 31 P: 39	ERA: 2.57 WHIP: 1.000											<b>PITCHER</b>	IP: 0.2 WLS: S BF: 7	H: 0 R: 0 ER: 0 SO: 1	BB: 0 IBB: 0 HBP: 0 BLK: 0	WP: 0 HR: 0 S: 4 P: 4	ERA: 0.00 WHIP: 0.000	

Seattle Mariners @ Boston Red Sox  
Fenway Park, Boston, MA  
Mon May 11 1987, 7:05 PM EDT  
Att: 21,410 - Unknown

AB	35
R	3
H	8
RBI	3
BB	3
SO	4
LOB	13





Batter	1	2	3	4	5	6	7	8	9	AB	R	H	RBI	BB	SO	LOB	TOP										
<b>John Moses, S</b> OBP: 0.304, SLG: 0.325 (1, 8)										4	0	1	0	0	1	3	<b>Seattle Mariners @ Boston Red Sox</b> Fenway Park, Boston, MA Tue May 12 1987, 7:05 PM EDT Att: 19,193 - Unknown										
<b>Phil Bradley, R</b> OBP: 0.340, SLG: 0.254 (1, 7)										3	1	2	0	1	0	0											
<b>Scott Bradley, L</b> OBP: 0.405, SLG: 0.514 (1, 2)										4	0	1	1	0	0	4											
<b>Ken Phelps, L</b> OBP: 0.426, SLG: 0.683 (1, 10)										3	0	0	1	1	1	3											
<b>Jim Prestley, R</b> OBP: 0.336, SLG: 0.460 (1, 5)										4	0	0	0	0	3	2											
<b>Alvin Davis, L</b> OBP: 0.353, SLG: 0.395 (1, 3)											4	0	2	0	0	0											
<b>Mike Kingery, L</b> OBP: 0.310, SLG: 0.430 (1, 9)											4	0	2	0	0	2											
<b>Rey Quinones, R</b> OBP: 0.341, SLG: 0.462 (1, 6)											4	0	2	0	0	1											
<b>Harold Reynolds, S</b> OBP: 0.345, SLG: 0.400 (1, 4)											3	1	1	0	1	0	3										
<b>Inning Stats</b>	R: 0 E: 1 K: 1 S: 6	H: 1 LOB: 1 BB: 0 P: 6	R: 0 E: 0 K: 1 S: 5	H: 1 LOB: 0 BB: 0 P: 5	R: 1 E: 0 K: 1 S: 7	H: 2 LOB: 2 BB: 1 P: 11	R: 0 E: 0 K: 0 S: 3	H: 1 LOB: 0 BB: 0 P: 3	R: 0 E: 0 K: 0 S: 2	H: 0 LOB: 0 BB: 1 P: 6	R: 1 E: 0 K: 1 S: 6	H: 1 LOB: 0 BB: 0 P: 6	R: 0 E: 0 K: 0 S: 5	H: 2 LOB: 2 BB: 0 P: 5	R: 0 E: 0 K: 1 S: 5	H: 1 LOB: 2 BB: 1 P: 9	R: 0 E: 0 K: 1 S: 6	H: 2 LOB: 2 BB: 0 P: 6	R: 0 E: 0 K: 1 S: 6	H: 2 LOB: 2 BB: 0 P: 6	1B: 9 2B: 2 3B: 1 HR: 0	SF: 0 SAC: 0 DP: 2 HBP: 0	WP: 1 PB: 0 SB: 0 CS: 2	PA: 38			
<b>PITCHER</b>	IP	WLS	BF	H	R	ER	SO	BB	IBB	HBP	BLK	WP	HR	S	P	ERA	WHIP										
<b>Jeff Sellers, R</b> ERA: 7.59 (1, 1)	6.1	W	26	8	2	2	4	2	0	0	0	0	0	32	40	2.84	1.579										
<b>Joe Sambito, L</b> ERA: 0.94 (7, 1)	1.0		5	1	0	0	0	1	0	0	0	1	0	4	8	0.00	2.000										
<b>Wes Gardner, R</b> ERA: 4.96 (8, 1)	1.2	S	5	2	0	0	2	0	0	0	0	0	0	9	9	0.00	1.200										

Batter	1	2	3	4	5	6	7	8	9	AB	R	H	RBI	BB	SO	LOB	BOTTOM										
<b>Ellis Burks, R</b> OBP: 0.318, SLG: 0.558 (1, 8)										4	1	2	0	0	0	1	<b>Seattle Mariners @ Boston Red Sox</b> Fenway Park, Boston, MA Tue May 12 1987, 7:05 PM EDT Att: 19,193 - Unknown										
<b>Marty Barrett, R</b> OBP: 0.276, SLG: 0.239 (1, 4)										3	0	1	0	1	0	1											
<b>Wade Boggs, L</b> OBP: 0.409, SLG: 0.483 (1, 5)										4	0	1	1	0	1	2											
<b>Mike Greenwell, L</b> OBP: 0.375, SLG: 0.705 (1, 7)										4	0	0	0	0	0	3											
<b>Don Baylor, R</b> OBP: 0.381, SLG: 0.518 (1, 10)										3	1	0	0	1	0	1											
<b>Dwight Evans, R</b> OBP: 0.408, SLG: 0.556 (1, 9)										2	1	1	0	1	1	0											
<b>Bill Buckner, L</b> OBP: 0.280, SLG: 0.292 (1, 3)										2	0	1	1	1	0	1											
<b>Ed Romero, R</b> OBP: 0.391, SLG: 0.341 (1, 6)										3	0	1	0	0	0	1											
<b>Marc Sullivan, R</b> OBP: 0.176, SLG: 0.240 (1, 2)										3	0	0	0	0	0	3											
<b>Inning Stats</b>	R: 1 E: 0 K: 0 S: 4	H: 2 LOB: 0 BB: 0 P: 4	R: 2 E: 0 K: 0 S: 4	H: 1 LOB: 2 BB: 2 P: 12	R: 0 E: 0 K: 0 S: 3	H: 0 LOB: 1 BB: 1 P: 7	R: 0 E: 0 K: 1 S: 5	H: 1 LOB: 1 BB: 1 P: 9	R: 0 E: 0 K: 0 S: 4	H: 1 LOB: 0 BB: 0 P: 4	R: 0 E: 0 K: 0 S: 3	H: 1 LOB: 0 BB: 0 P: 3	R: 0 E: 0 K: 0 S: 4	H: 1 LOB: 1 BB: 0 P: 4	R: 0 E: 0 K: 1 S: 5	H: 0 LOB: 0 BB: 0 P: 5	1B: 6 2B: 1 3B: 0 HR: 0	SF: 0 SAC: 0 DP: 2 HBP: 0	WP: 1 PB: 0 SB: 1 CS: 1	PA: 32							
<b>PITCHER</b>	IP	WLS	BF	H	R	ER	SO	BB	IBB	HBP	BLK	WP	HR	S	P	ERA	WHIP										
<b>Mike Trujillo, R</b> ERA: 7.45 (1, 1)	2.0	L	11	3	3	3	0	3	0	0	0	1	0	8	20	13.50	3.000										
<b>Jerry Reed, R</b> ERA: 3.94 (3, 1)	5.0		18	4	0	0	1	1	0	0	0	0	0	19	23	0.00	1.000										
<b>Stan Clarke, L</b> ERA: (8, 1)	1.0		3	0	0	0	1	0	0	0	0	0	0	5	5	0.00	0.000										

AB	33
R	2
H	11
RBI	2
BB	3
SO	6
LOB	18



AB	28
R	3
H	7
RBI	2
BB	4
SO	2
LOB	13









Batter	1	2	3	4	5	6	7	8	9	AB	R	H	RBI	BB	SO	LOB	TOP			
Ellis Burks, R OBP: 0.321, SLG: 0.538 (1, 8)										4	0	0	0	0	2	0	<b>Boston Red Sox @ Minnesota Twins</b> Hubert H. Humphrey Metrodome, Minneapolis, MN Fri May 15 1987, 8:05 PM EDT Att: 13,878 - Unknown			
Marty Barrett, R OBP: 0.282, SLG: 0.218 (1, 4)										4	0	0	0	0	0	0				
Wade Boggs, L OBP: 0.404, SLG: 0.496 (1, 5)										4	1	1	1	0	0	0				
Mike Greenwell, L OBP: 0.365, SLG: 0.660 (1, 7)										3	0	0	0	1	1	0				
Don Baylor, R OBP: 0.380, SLG: 0.504 (1, 10)										0	0	0	0	0	0	0				
Dwight Evans, R OBP: 0.409, SLG: 0.553 (1, 9)										3	0	1	0	0	0	2				
Bill Buckner, L OBP: 0.265, SLG: 0.278 (1, 3)										3	0	0	0	0	1	2				
Ed Romero, R OBP: 0.384, SLG: 0.330 (1, 6)										3	0	0	0	0	0	0				
Rich Gedman, L OBP: 0.042, SLG: 0.042 (1, 2)										3	0	0	0	0	0	0				
<b>Inning Stats</b>	R: 0 E: 0 K: 1 S: 5	H: 0 LOB: 0 BB: 0 P: 5	R: 0 E: 0 K: 1 S: 6	H: 1 LOB: 1 BB: 0 P: 6	R: 0 E: 0 K: 1 S: 5	H: 0 LOB: 0 BB: 0 P: 5	R: 1 E: 0 K: 0 S: 5	H: 2 LOB: 1 BB: 0 P: 5	R: 0 E: 0 K: 0 S: 3	H: 0 LOB: 0 BB: 0 P: 3	R: 0 E: 0 K: 1 S: 5	H: 0 LOB: 1 BB: 1 P: 9	R: 0 E: 0 K: 0 S: 3	H: 0 LOB: 0 BB: 0 P: 3	R: 0 E: 0 K: 1 S: 5	H: 0 LOB: 0 BB: 0 P: 5	1B: 2 2B: 0 3B: 0 HR: 1	SF: 0 SAC: 0 DP: 0 HBP: 0	WP: 0 PB: 0 CS: 0	PA: 31
<b>PITCHER</b>	IP	WLS	BF	H	R	ER	SO	BB	IBB	HBP	BLK	WP	HR	S	P	ERA	WHIP			
Juan Berenguer, R ERA: 2.03 (1, 1)	8.0		28	3	1	1	4	1	0	0	0	0	1	35	39	1.12	0.500			
George Frazier, R ERA: 4.29 (9, 1)	1.0	W	3	0	0	0	1	0	0	0	0	0	0	5	5	0.00	0.000			

Batter	1	2	3	4	5	6	7	8	9	AB	R	H	RBI	BB	SO	LOB	BOTTOM			
Dan Gladden, R OBP: 0.318, SLG: 0.368 (1, 7)										4	1	1	0	0	1	1	<b>Boston Red Sox @ Minnesota Twins</b> Hubert H. Humphrey Metrodome, Minneapolis, MN Fri May 15 1987, 8:05 PM EDT Att: 13,878 - Unknown			
Steve Lombardozzi, R OBP: 0.392, SLG: 0.411 (1, 4)										4	1	2	0	0	0	2				
Kirby Puckett, R OBP: 0.373, SLG: 0.551 (1, 8)										3	1	2	2	1	0	0				
Gary Gaetti, R OBP: 0.278, SLG: 0.467 (1, 5)										2	0	0	1	0	1	2				
Tom Brunansky, R OBP: 0.346, SLG: 0.416 (1, 10)										3	0	1	0	0	0	1				
Tim Laudner, R OBP: 0.081, SLG: 0.139 (1, 3)										3	0	0	0	0	2	1				
Mark Davidson, R OBP: 0.265, SLG: 0.333 (1, 9)										3	0	0	0	0	1	1				
Tom Nieto, R OBP: 0.300, SLG: 0.387 (1, 2)										3	0	0	0	0	0	0				
Greg Gagne, R OBP: 0.263, SLG: 0.417 (1, 6)										3	0	1	0	0	0	0				
<b>Inning Stats</b>	R: 0 E: 0 K: 1 S: 5	H: 1 LOB: 0 BB: 0 P: 5	R: 0 E: 0 K: 1 S: 5	H: 0 LOB: 0 BB: 0 P: 5	R: 0 E: 0 K: 1 S: 5	H: 0 LOB: 0 BB: 0 P: 5	R: 1 E: 0 K: 0 S: 5	H: 2 LOB: 1 BB: 0 P: 5	R: 0 E: 1 K: 1 S: 6	H: 1 LOB: 2 BB: 1 P: 10	R: 0 E: 0 K: 1 S: 5	H: 1 LOB: 0 BB: 0 P: 5	R: 0 E: 0 K: 0 S: 3	H: 0 LOB: 0 BB: 0 P: 3	R: 0 E: 0 K: 0 S: 2	H: 0 LOB: 0 BB: 0 P: 2	1B: 5 2B: 1 3B: 0 HR: 1	SF: 1 SAC: 0 DP: 1 HBP: 0	WP: 0 PB: 0 CS: 0	PA: 30
<b>PITCHER</b>	IP	WLS	BF	H	R	ER	SO	BB	IBB	HBP	BLK	WP	HR	S	P	ERA	WHIP			
Bruce Hurst, L ERA: 2.93 (1, 1)	8.0	L	30	7	3	3	5	0	1	0	0	0	1	39	43	3.38	0.875			



Batter	1	2	3	4	5	6	7	8	9	AB	R	H	RBI	BB	SO	LOB	TOP		
<b>Ellis Burks, R</b> OBP: 0.333, SLG: 0.554 (1, 8)	0-0 1-3		0-0 1B			0-0 F2			0-0 2B	4	1	2	0	0	0	0			
<b>Ed Romero, R</b> OBP: 0.379, SLG: 0.326 <b>Marty Barrett, R</b> OBP: 0.262, SLG: 0.218 (9, 4)	0-0 HR		0-0 1B			0-0 6-3			0-0 6-3	4	1	1	0	0	0	2			
<b>Wade Boggs, L</b> OBP: 0.407, SLG: 0.516 (1, 5)	0-0 HR					0-0 6-3			4-0 2B	3	2	1	2	1	1	0			
<b>Don Baylor, R</b> OBP: 0.377, SLG: 0.504 (1, 10)	0-3 K					0-0 6-3			0-0 L8	0	1	0	0	0	0	0			
<b>Dwight Evans, R</b> OBP: 0.397, SLG: 0.534 (1, 9)	0-0 F7					0-0 5-3			0-0 K	4	0	0	0	0	1	2			
<b>Bill Buckner, L</b> OBP: 0.345, SLG: 0.300 (1, 3)						0-0 4-3			0-0 L8	4	1	1	3	0	0	0			
<b>Mike Greenwell, L</b> OBP: 0.326, SLG: 0.463 <b>Dave Henderson, R</b> OBP: 0.326, SLG: 0.463 (8, 7)						0-3 K			0-3 K	3	0	0	0	0	2	0			
<b>Spike Owen, S</b> OBP: 0.233, SLG: 0.184 (1, 6)						4-0 BB			0-3 K	2	0	0	0	1	1	0			
<b>Rich Gedman, L</b> OBP: 0.037, SLG: 0.037 (1, 2)						0-0 F7			0-3 K	3	0	0	0	0	1	1			
<b>Inning Stats</b>	R: 2 E: 0 K: 1 S: 7	H: 2 LOB: 0 BB: 0 P: 7	R: 0 E: 0 K: 0 S: 3	H: 0 LOB: 0 BB: 0 P: 3	R: 0 E: 0 K: 0 S: 3	H: 1 LOB: 0 BB: 0 P: 3	R: 0 E: 0 K: 1 S: 5	H: 0 LOB: 0 BB: 0 P: 5	R: 0 E: 0 K: 1 S: 5	H: 0 LOB: 1 BB: 1 P: 9	R: 0 E: 0 K: 0 S: 3	H: 0 LOB: 0 BB: 0 P: 3	R: 0 E: 0 K: 3 S: 9	H: 0 LOB: 0 BB: 0 P: 9	R: 4 E: 0 K: 1 S: 8	H: 3 LOB: 0 BB: 1 P: 12	1B: 2 2B: 2 3B: 0 HR: 2	SF: 0 SAC: 0 DP: 1 HBP: 0	WP: 1 PA: 34
<b>PITCHER</b>	IP	WLS	BF	H	R	ER	SO	BB	IBB	HBP	BLK	WP	HR	S	P	ERA	WHIP		
<b>Bert Blyleven, R</b> ERA: 4.52 <b>Jeff Reardon, R</b> ERA: 10.8 (9, 1)	8.1	L	31	5	5	5	6	1	1	0	0	1	1	41	49	5.40	0.720		
	0.2		3	1	1	1	1	0	0	0	0	0	1	5	5	13.50	1.500		

**Boston Red Sox @ Minnesota Twins**  
Hubert H. Humphrey Metrodome, Minneapolis, MN  
Sat May 16 1987, 8:05 PM EDT  
Att: 23,414 - Unknown

AB 28  
R 6  
H 5  
RBI 5  
BB 2  
SO 6  
LOB 5



Batter	1	2	3	4	5	6	7	8	9	AB	R	H	RBI	BB	SO	LOB	BOTTOM		
<b>Al Newman, S</b> OBP: 0.316, SLG: 0.364 (1, 6)	0-0 1-3		0-0 1B			0-0 B5			0-0 F7	4	0	1	0	0	0	1			
<b>Randy Bush, L</b> OBP: 0.333, SLG: 0.370 (1, 9)	0-0 F8		0-0 CS			0-0 F9			0-0 F8	4	0	1	0	0	0	1			
<b>Kirby Puckett, R</b> OBP: 0.377, SLG: 0.549 (1, 8)	0-3 K					0-0 1B			0-0 1B	4	1	2	0	0	1	1			
<b>Kent Hrbek, L</b> OBP: 0.336, SLG: 0.373 (1, 3)						0-0 K			0-0 G3	4	0	1	0	0	1	2			
<b>Gary Gaetti, R</b> OBP: 0.291, SLG: 0.471 (1, 5)						0-0 1B			0-0 1B	3	0	2	1	1	0	2			
<b>Roy Smalley, S</b> OBP: 0.319, SLG: 0.471 (1, 10)						0-0 BB			0-0 1B	4	0	1	0	0	1	3			
<b>Tom Brunansky, R</b> OBP: 0.344, SLG: 0.405 (1, 7)						0-3 K			4-0 BB	3	0	0	0	1	2	3			
<b>Steve Lombardozzi, R</b> OBP: 0.348, SLG: 0.398 (1, 4)						0-0 F3			0-0 G6-3	3	0	0	0	1	0	3			
<b>Tom Nieto, R</b> OBP: 0.293, SLG: 0.377 <b>Mark Salas, L</b> OBP: 0.346, SLG: 0.273 (8, PH) (9, 2)						0-3 K			0-0 F2	2	0	0	0	0	2	0			
<b>Inning Stats</b>	R: 0 E: 0 K: 1 S: 5	H: 0 LOB: 0 BB: 0 P: 5	R: 0 E: 0 K: 0 S: 4	H: 1 LOB: 1 BB: 0 P: 4	R: 0 E: 0 K: 1 S: 5	H: 1 LOB: 0 BB: 0 P: 5	R: 0 E: 0 K: 0 S: 4	H: 2 LOB: 1 BB: 0 P: 4	R: 0 E: 0 K: 1 S: 5	H: 0 LOB: 0 BB: 0 P: 5	R: 0 E: 0 K: 3 S: 10	H: 1 LOB: 2 BB: 1 P: 14	R: 0 E: 0 K: 0 S: 3	H: 0 LOB: 1 BB: 1 P: 7	R: 1 E: 0 K: 0 S: 5	H: 3 LOB: 2 BB: 1 P: 9	1B: 8 2B: 0 3B: 0 HR: 0	SF: 0 SAC: 0 DP: 2 HBP: 0	WP: 0 PA: 36
<b>PITCHER</b>	IP	WLS	BF	H	R	ER	SO	BB	IBB	HBP	BLK	WP	HR	S	P	ERA	WHIP		
<b>Roger Clemens, R</b> ERA: 2.85 (1, 1)	9.0	W	35	8	1	1	7	3	0	0	0	0	0	46	58	1.00	1.222		

**Boston Red Sox @ Minnesota Twins**  
Hubert H. Humphrey Metrodome, Minneapolis, MN  
Sat May 16 1987, 8:05 PM EDT  
Att: 23,414 - Unknown

AB 32  
R 1  
H 8  
RBI 1  
BB 3  
SO 7  
LOB 17









Batter	1	2	3	4	5	6	7	8	9	AB	R	H	RBI	BB	SO	LOB	TOP					
Ellis Burks, R OBP: 0.313, SLG: 0.515 (1, 8)										4	0	0	0	0	0	2	<b>Boston Red Sox @ Kansas City Royals</b> Royals Stadium, Kansas City, MO Mon May 18 1987, 8:05 PM EDT Att: 34,110 - Unknown					
Spike Owen, S OBP: 0.224, SLG: 0.205 (1, 6)										4	0	0	0	0	0	1						
Wade Boggs, L OBP: 0.315, SLG: 0.544 (1, 5)										4	1	3	1	0	0	0						
Don Baylor, R OBP: 0.368, SLG: 0.508 (1, 10)										4	1	1	1	0	0	2						
Dwight Evans, R OBP: 0.400, SLG: 0.544 (1, 9)										3	0	0	0	1	0	1						
Jim Rice, R OBP: 0.313, SLG: 0.357 (1, 7)										3	0	0	0	1	0	2						
Bill Buckner, L OBP: 0.269, SLG: 0.302 (1, 3)										4	0	2	0	0	1	1						
Dave Henderson, R OBP: 0.341, SLG: 0.512 (9, PR)										0	0	0	0	0	0	0						
Ed Romero, R OBP: 0.376, SLG: 0.320 (9, PH)										2	0	1	0	1	0	1						
Mike Greenwell, L OBP: 0.351, SLG: 0.615 (9, PH)										1	0	0	0	0	0	1						
Rich Gedman, L OBP: 0.032, SLG: 0.032 (1, 2)										3	0	0	0	0	0	2						
<b>Inning Stats</b>	R: 0 E: 0 K: 0 S: 4	H: 1 LOB: 1 BB: 0 P: 4	R: 0 E: 0 K: 0 S: 2	H: 0 LOB: 0 BB: 1 P: 6	R: 0 E: 0 K: 0 S: 3	H: 0 LOB: 1 BB: 1 P: 7	R: 2 E: 0 K: 0 S: 5	H: 3 LOB: 1 BB: 1 P: 9	R: 0 E: 0 K: 0 S: 3	H: 0 LOB: 0 BB: 0 P: 3	R: 0 E: 0 K: 0 S: 4	H: 1 LOB: 1 BB: 0 P: 4	R: 0 E: 0 K: 0 S: 6	H: 1 LOB: 1 BB: 0 P: 6	R: 0 E: 0 K: 0 S: 3	H: 0 LOB: 0 BB: 0 P: 3		R: 0 E: 0 K: 0 S: 4	H: 1 LOB: 1 BB: 0 P: 4	1B: 4 2B: 1 3B: 0 HR: 2	SF: 0 SAC: 0 DP: 2 HBP: 0	WP: 1 PB: 0 SB: 0 CS: 0
<b>PITCHER</b>	IP WLS BF H R ER SO BB IBB HBP BLK WP HR S P ERA WHIP																					
Mark Gubicza, R ERA: 3.71 (1, 1)	7.0 W 28 6 2 2 1 3 0 0 0 1 2 27 39 2.57 1.286																					
Jerry Don Gleaton, L ERA: (8, 1)	0.2 2 0 0 0 0 0 0 0 0 0 0 0 2 2 0.00 0.000																					
Dan Quisenberry, R ERA: 2.08 (8, 1)	1.1 S 5 1 0 0 0 0 0 0 0 0 0 0 5 5 0.00 0.750																					

Batter	1	2	3	4	5	6	7	8	9	AB	R	H	RBI	BB	SO	LOB	BOTTOM			
Willie Wilson, S OBP: 0.319, SLG: 0.366 (1, 8)										4	1	2	0	0	0	0	<b>Boston Red Sox @ Kansas City Royals</b> Royals Stadium, Kansas City, MO Mon May 18 1987, 8:05 PM EDT Att: 34,110 - Unknown			
Kevin Seitzer, R OBP: 0.430, SLG: 0.493 (1, 5)										4	0	0	0	0	0	2				
Juan Beniquez, R OBP: 0.344, SLG: 0.420 (1, 10)										2	1	0	1	1	0	0				
Danny Tartabull, R OBP: 0.333, SLG: 0.388 (1, 9)										3	2	1	2	1	1	0				
Frank White, R OBP: 0.291, SLG: 0.356 (1, 4)										2	0	0	0	1	0	0				
Bo Jackson, R OBP: 0.333, SLG: 0.484 (1, 7)										3	0	1	0	0	0	2				
Angel Salazar, R OBP: 0.255, SLG: 0.333 (1, 6)										2	0	0	1	0	0	1				
Steve Balboni, R OBP: 0.248, SLG: 0.283 (1, 3)										3	0	1	0	0	1	1				
Jamie Quirk, L OBP: 0.322, SLG: 0.234 (1, 2)										2	0	0	0	0	0	2				
Thad Bosley, L OBP: 0.326, SLG: 0.463 (7, PH)										1	0	0	0	0	1	1				
Larry Owen, R OBP: 0.289, SLG: 0.382 (8, 2)										0	0	0	0	0	0	0				
<b>Inning Stats</b>	R: 0 E: 0 K: 0 S: 3	H: 0 LOB: 0 BB: 0 P: 3	R: 1 E: 0 K: 0 S: 4	H: 1 LOB: 2 BB: 2 P: 12	R: 0 E: 0 K: 0 S: 3	H: 0 LOB: 0 BB: 0 P: 3	R: 0 E: 0 K: 1 S: 5	H: 0 LOB: 0 BB: 0 P: 5	R: 0 E: 0 K: 0 S: 3	H: 0 LOB: 0 BB: 0 P: 3	R: 2 E: 0 K: 0 S: 4	H: 2 LOB: 0 BB: 1 P: 8	R: 0 E: 0 K: 2 S: 8	H: 1 LOB: 1 BB: 0 P: 8	R: 1 E: 0 K: 0 S: 4	H: 1 LOB: 0 BB: 0 P: 4		1B: 2 2B: 1 3B: 1 HR: 1	SF: 1 SAC: 1 DP: 1 HBP: 0	WP: 0 PB: 0 SB: 0 CS: 0
<b>PITCHER</b>	IP WLS BF H R ER SO BB IBB HBP BLK WP HR S P ERA WHIP																			
Al Nipper, R ERA: 4.24 (1, 1)	8.0 L 31 5 4 4 3 3 0 0 0 0 0 1 34 46 4.50 1.000																			



Batter	1	2	3	4	5	6	7	8	9	AB	R	H	RBI	BB	SO	LOB	TOP			
Ellis Burks, R OBP: 0.310, SLG: 0.500 (1, 8)										4	0	1	0	0	0	1	<b>Boston Red Sox @ Kansas City Royals</b> Royals Stadium, Kansas City, MO Tue May 19 1987, 8:05 PM EDT Att: 25,340 - Unknown			
Ed Romero, R OBP: 0.372, SLG: 0.327 (1, 4)										4	0	1	0	0	0	2				
Wade Boggs, L OBP: 0.411, SLG: 0.532 (1, 5)										3	0	0	0	1	0	2				
Don Baylor, R OBP: 0.365, SLG: 0.496 (1, 10)										3	1	0	0	0	0	2				
Mike Greenwell, L OBP: 0.344, SLG: 0.589 (1, 9)										4	0	1	0	0	0	1				
Jim Rice, R OBP: 0.311, SLG: 0.352 (1, 7)										4	0	1	0	0	2	1				
Bill Buckner, L OBP: 0.270, SLG: 0.303 (1, 3)										3	0	1	1	0	0	0				
Rich Gedman, L OBP: 0.059, SLG: 0.059 (1, 2)										3	0	1	0	0	0	2				
Spike Owen, S OBP: 0.220, SLG: 0.200 (1, 6)										1	0	0	0	0	1	0				
Dave Henderson, R OBP: 0.337, SLG: 0.506 (8, PH)										1	0	0	0	0	1	0				
Glenn Hoffman, R OBP: 0.255, SLG: 0.271 (8, 6)										0	0	0	0	0	0	0				
<b>Inning Stats</b>	R: 0 E: 0 K: 0 S: 4	H: 1 LOB: 1 BB: 0 P: 4	R: 0 E: 0 K: 1 S: 5	H: 0 LOB: 0 BB: 0 P: 5	R: 0 E: 0 K: 0 S: 4	H: 1 LOB: 1 BB: 0 P: 4	R: 1 E: 0 K: 0 S: 5	H: 2 LOB: 2 BB: 0 P: 6	R: 0 E: 0 K: 1 S: 5	H: 0 LOB: 0 BB: 1 P: 5	R: 0 E: 0 K: 1 S: 5	H: 0 LOB: 0 BB: 0 P: 5	R: 0 E: 0 K: 1 S: 6	H: 1 LOB: 1 BB: 0 P: 6	R: 0 E: 0 K: 0 S: 3	H: 1 LOB: 0 BB: 0 P: 3	1B: 5 2B: 1 3B: 0 HR: 0	SF: 0 SAC: 1 DP: 2 HBP: 1	WP: 0 PB: 0 SB: 1 CS: 0	PA: 33
<b>PITCHER</b> Bret Saberhagen, R ERA: 1.75 (1, 1)	IP: 9.0 WLS: W BF: 33 H: 6 R: 1 ER: 1 SO: 4 BB: 1 IBB: 0 HBP: 1 BLK: 0 WP: 0 HR: 0 S: 39 P: 44 ERA: 1.00 WHIP: 0.778															<b>PITCHER</b>				

Batter	1	2	3	4	5	6	7	8	9	AB	R	H	RBI	BB	SO	LOB	BOTTOM			
Willie Wilson, S OBP: 0.317, SLG: 0.362 (1, 8)										4	1	1	0	0	0	3	<b>Boston Red Sox @ Kansas City Royals</b> Royals Stadium, Kansas City, MO Tue May 19 1987, 8:05 PM EDT Att: 25,340 - Unknown			
Kevin Seitzer, R OBP: 0.420, SLG: 0.478 (1, 5)										4	0	0	0	0	0	1				
Juan Beniquez, R OBP: 0.351, SLG: 0.429 (1, 10)										3	1	1	1	1	1	0				
Danny Tartabull, R OBP: 0.345, SLG: 0.400 (1, 9)										4	1	3	0	0	1	1				
Frank White, R OBP: 0.296, SLG: 0.360 (1, 4)										4	1	2	1	0	0	1				
Bo Jackson, R OBP: 0.331, SLG: 0.472 (1, 7)										3	0	0	0	1	2	4				
Angel Salazar, R OBP: 0.264, SLG: 0.339 (1, 6)										4	0	2	1	0	1	3				
Steve Balboni, R OBP: 0.248, SLG: 0.282 (1, 3)										4	0	1	1	0	0	4				
Jamie Quirk, L OBP: 0.323, SLG: 0.224 (1, 2)										2	0	0	0	1	0	2				
<b>Inning Stats</b>	R: 0 E: 0 K: 1 S: 5	H: 0 LOB: 0 BB: 0 P: 5	R: 0 E: 0 K: 2 S: 9	H: 2 LOB: 2 BB: 0 P: 9	R: 0 E: 0 K: 0 S: 2	H: 0 LOB: 0 BB: 1 P: 6	R: 3 E: 0 K: 1 S: 9	H: 4 LOB: 2 BB: 1 P: 13	R: 0 E: 0 K: 0 S: 4	H: 1 LOB: 1 BB: 0 P: 4	R: 0 E: 0 K: 0 S: 3	H: 1 LOB: 0 BB: 0 P: 3	R: 1 E: 0 K: 1 S: 7	H: 2 LOB: 1 BB: 0 P: 7	R: 0 E: 0 K: 0 S: 3	H: 0 LOB: 1 BB: 1 P: 7		1B: 9 2B: 1 3B: 0 HR: 0	SF: 0 SAC: 0 DP: 2 HBP: 0	WP: 0 PB: 0 SB: 0 CS: 0
<b>PITCHER</b> Bob Stanley, R ERA: 4.15 (1, 1)	IP: 6.2 WLS: L BF: 30 H: 10 R: 4 ER: 4 SO: 4 BB: 2 IBB: 0 HBP: 0 BLK: 0 WP: 0 HR: 0 S: 36 P: 44 ERA: 5.40 WHIP: 1.800															<b>PITCHER</b>				
Wes Gardner, R ERA: 5.03 (7, 1)	IP: 1.1 WLS: L BF: 5 H: 0 R: 0 ER: 0 SO: 1 BB: 1 IBB: 0 HBP: 0 BLK: 0 WP: 0 HR: 0 S: 6 P: 10 ERA: 0.00 WHIP: 0.750															<b>PITCHER</b>				

AB	30
R	1
H	6
RBI	1
BB	1
SO	4
LOB	11



AB	32
R	4
H	10
RBI	4
BB	3
SO	5
LOB	19





Batter	1	2	3	4	5	6	7	8	9	AB	R	H	RBI	BB	SO	LOB	TOP										
<b>Ellis Burks, R</b> OBP: 0.303, SLG: 0.480 (1, 8)	0-3 K		0-0 BB 1B	0-3 K		0-0 F8			0-0 F7	5	1	1	0	0	2	2	<b>Boston Red Sox @ Kansas City Royals</b> Royals Stadium, Kansas City, MO Wed May 20 1987, 8:05 PM EDT Att: 24,168 - Unknown <a href="http://livebaseballscorecards.com">livebaseballscorecards.com</a>										
<b>Marty Barrett, R</b> OBP: 0.250, SLG: 0.200 (1, 4)	0-0 5-3		4-0 1B BB		0-0 6-3	0-0 3-1			0-0 6-3	4	0	0	0	1	0	0											
<b>Wade Boggs, L</b> OBP: 0.423, SLG: 0.549 (1, 5)	0-0 1B		0-0 1B		0-0 BB SF9 1B	0-0 4-3			0-0 2B	5	1	4	2	0	0	0											
<b>Don Baylor, R</b> OBP: 0.360, SLG: 0.486 (1, 10)	0-3 K		0-0 G5-4-3		0-0 SF9 BB E 1B				0-0 F7	5	1	1	0	0	1	4											
<b>Dwight Evans, R</b> OBP: 0.409, SLG: 0.547 (1, 3)		0-0 CS 1B		0-0 HBP 1B	4-0 E 1B BB				0-0 4-3	3	2	2	0	1	0	0											
<b>Jim Rice, R</b> OBP: 0.299, SLG: 0.341 (1, 7)	0-3 K		0-3 K		0-0 SF9				0-0 6-3	3	0	0	1	0	2	2											
<b>Dave Henderson, R</b> OBP: 0.323, SLG: 0.483 (1, 9)	0-0 F8			0-0 F9	0-0 E7 1B				0-0 L8	4	1	0	0	0	0	2											
<b>Glenn Hoffman, R</b> OBP: 0.291, SLG: 0.280 (1, 6)			1-0 BB 1B HBP	1-0 1B HBP	0-0 2-3 3-H 1B			0-3 K		2	1	1	2	0	1	0											
<b>Rich Gedman, L</b> OBP: 0.079, SLG: 0.079 (1, 2)			0-3 K	0-0 1B	0-0 4-3			0-0 F8		4	0	1	1	0	1	2											
<b>Inning Stats</b>	R: 0 E: 0 K: 2 S: 8	H: 1 LOB: 1 BB: 0 P: 8	R: 0 E: 0 K: 1 S: 5	H: 1 LOB: 0 BB: 0 P: 5	R: 2 E: 0 K: 1 S: 6	H: 2 LOB: 1 BB: 1 P: 11	R: 1 E: 0 K: 2 S: 9	H: 2 LOB: 2 BB: 0 P: 10	R: 4 E: 1 K: 0 S: 7	H: 3 LOB: 1 BB: 1 P: 11	R: 0 E: 0 K: 0 S: 3	H: 0 LOB: 0 BB: 0 P: 3	R: 0 E: 0 K: 0 S: 3	H: 0 LOB: 0 BB: 0 P: 3	R: 0 E: 0 K: 1 S: 5	H: 0 LOB: 0 BB: 0 P: 5	R: 0 E: 0 K: 0 S: 4	H: 1 LOB: 1 BB: 0 P: 4	1B: 9 2B: 2 3B: 0 HR: 0	SF: 1 SAC: 0 DP: 2 HBP: 2	WP: 0 PB: 0 SB: 0 CS: 1	PA: 40					
<b>PITCHER</b>	IP	WLS	BF	H	R	ER	SO	BB	IBB	HBP	BLK	WP	HR	S	P	ERA	WHIP										
<b>Danny Jackson, L</b> ERA: 3.79 (1, 1)	4.1	L	22	8	5	4	6	1	0	2	0	0	0	31	37	8.31	2.077										
<b>Dave Gumpert, R</b> ERA: 4.3 (5, 1)	2.2		11	1	2	0	0	1	0	0	0	0	0	10	14	0.00	0.750										
<b>Steve Farr, R</b> ERA: 5.7 (8, 1)	2.0		7	1	0	0	1	0	0	0	0	0	0	9	9	0.00	0.500										

Batter	1	2	3	4	5	6	7	8	9	AB	R	H	RBI	BB	SO	LOB	BOTTOM										
<b>Willie Wilson, S</b> OBP: 0.315, SLG: 0.358 (1, 8)	0-0 5-3		0-0 5-3			0-0 6-3			0-0 G1-4-3 1B	4	0	1	0	0	0	0	<b>Boston Red Sox @ Kansas City Royals</b> Royals Stadium, Kansas City, MO Wed May 20 1987, 8:05 PM EDT Att: 24,168 - Unknown <a href="http://livebaseballscorecards.com">livebaseballscorecards.com</a>										
<b>Kevin Seitzer, R</b> OBP: 0.422, SLG: 0.475 (1, 5)	0-0 G6-4-3 1B			0-0 E1 G6-4-3		4-0 BB			0-0 G1-4-3 1B	3	0	1	0	1	0	1											
<b>Juan Beniquez, R</b> OBP: 0.337, SLG: 0.409 (1, 10)	0-0 G6-4-3			0-0 G6-4-3		0-0 6-3			0-0 6-3	4	0	0	0	0	0	3											
<b>Danny Tartabull, R</b> OBP: 0.345, SLG: 0.398 (1, 9)		0-0 G5-4-3 1B		0-0 F8		0-3 K			0-0 F9	3	0	1	0	0	1	0											
<b>Bo Jackson, R</b> OBP: 0.324, SLG: 0.461 (1, 7)		0-0 G5-4-3			0-3 K			0-0 F9		3	0	0	0	0	1	1											
<b>Steve Balboni, R</b> OBP: 0.250, SLG: 0.277 (1, 3)		4-0 BB			0-0 L5			0-3 K		2	0	0	0	1	1	0											
<b>Angel Salazar, R</b> OBP: 0.265, SLG: 0.366 (1, 6)		0-0 F7			0-0 HR			0-0 F6		3	1	1	1	0	0	1											
<b>Buddy Biancalana, S</b> OBP: 0.211, SLG: 0.333 (1, 4)			0-0 L8		0-0 1-3			0-0 F7		3	0	0	0	0	0	0											
<b>Larry Owen, R</b> OBP: 0.268, SLG: 0.351 (1, 2)			0-3 K			0-0 F9			0-0 L9	3	0	0	0	0	1	0											
<b>Inning Stats</b>	R: 0 E: 0 K: 0 S: 3	H: 1 LOB: 0 BB: 0 P: 3	R: 0 E: 0 K: 0 S: 3	H: 1 LOB: 1 BB: 1 P: 7	R: 0 E: 0 K: 1 S: 5	H: 0 LOB: 0 BB: 0 P: 5	R: 0 E: 1 K: 0 S: 3	H: 0 LOB: 0 BB: 0 P: 3	R: 1 E: 0 K: 1 S: 6	H: 1 LOB: 0 BB: 0 P: 6	R: 0 E: 0 K: 0 S: 3	H: 0 LOB: 1 BB: 1 P: 7	R: 0 E: 0 K: 2 S: 7	H: 0 LOB: 0 BB: 0 P: 7	R: 0 E: 0 K: 0 S: 3	H: 0 LOB: 0 BB: 0 P: 3	R: 0 E: 0 K: 0 S: 3	H: 1 LOB: 0 BB: 0 P: 3	1B: 3 2B: 0 3B: 0 HR: 1	SF: 0 SAC: 0 DP: 4 HBP: 0	WP: 0 PB: 0 SB: 0 CS: 0	PA: 30					
<b>PITCHER</b>	IP	WLS	BF	H	R	ER	SO	BB	IBB	HBP	BLK	WP	HR	S	P	ERA	WHIP										
<b>Bruce Hurst, L</b> ERA: 2.67 (1, 1)	9.0	W	30	4	1	1	4	2	0	0	0	0	1	36	44	1.00	0.667										



Batter	1	2	3	4	5	6	7	8	9	AB	R	H	RBI	BB	SO	LOB	TOP					
Daryl Boston, L OBP: 0.291, SLG: 0.365 (1, 8)										3	1	0	0	1	1	1	Chicago White Sox @ Boston Red Sox Fenway Park, Boston, MA Fri May 22 1987, 7:05 PM EDT Att: 31,894 - Unknown					
Gary Redus, R OBP: 0.357, SLG: 0.417 (1, 9)										3	1	1	0	1	1	2						
Harold Baines, L OBP: 0.367, SLG: 0.482 (1, 10)										4	1	2	2	0	0	2						
Greg Walker, L OBP: 0.268, SLG: 0.405 (1, 3)										3	0	0	1	0	2	0						
Ron Hassey, L OBP: 0.254, SLG: 0.266 (1, 2)										4	0	1	0	0	1	1						
Carlton Fisk, R OBP: 0.328, SLG: 0.356 Kenny Williams, R OBP: 0.250, SLG: 0.250 (9, 8)										3	1	1	1	0	1	1						
Donnie Hill, S OBP: 0.245, SLG: 0.278 (1, 4)										4	0	0	0	0	1	2						
Tim Hulett, R OBP: 0.248, SLG: 0.381 (1, 5)										4	0	0	0	0	2	1						
Ozzie Guillen, L OBP: 0.341, SLG: 0.347 (1, 6)										3	0	1	0	0	1	1						
<b>Inning Stats</b>	R: 2 E: 0 K: 2 S: 8	H: 1 LOB: 0 BB: 1 P: 12	R: 0 E: 0 K: 0 S: 3	H: 0 LOB: 1 BB: 0 P: 4	R: 1 E: 0 K: 1 S: 6	H: 1 LOB: 1 BB: 1 P: 10	R: 0 E: 0 K: 2 S: 7	H: 0 LOB: 0 BB: 0 P: 7	R: 0 E: 0 K: 1 S: 6	H: 1 LOB: 1 BB: 0 P: 6	R: 0 E: 0 K: 2 S: 8	H: 1 LOB: 1 BB: 0 P: 8	R: 0 E: 0 K: 2 S: 7	H: 0 LOB: 0 BB: 0 P: 7	R: 0 E: 0 K: 0 S: 3	H: 1 LOB: 0 BB: 0 P: 3		R: 1 E: 0 K: 0 S: 4	H: 1 LOB: 0 BB: 0 P: 4	1B: 4 2B: 0 3B: 0 HR: 2	SF: 1 SAC: 0 DP: 0 HBP: 1	WP: 0 PB: 0 SB: 1 CS: 1
<b>PITCHER</b> Rogier Clemens, R ERA: 3.0 (1, 1)	IP: 9.0 WLS: L BF: 35	H: 6 R: 4 ER: 4 SO: 10	BB: 2 IBB: 0 HBP: 1 BLK: 0	WP: 0 HR: 2 S: 52 P: 61	ERA: 4.00 WHIP: 0.889	<b>PITCHER</b> IP: WLS: BF: H: R: ER: SO: BB: IBB: HBP: BLK: WP: HR: S: P: ERA: WHIP																

Batter	1	2	3	4	5	6	7	8	9	AB	R	H	RBI	BB	SO	LOB	BOTTOM			
Ellis Burks, R OBP: 0.288, SLG: 0.456 (1, 8)										4	0	0	0	0	1	2	Chicago White Sox @ Boston Red Sox Fenway Park, Boston, MA Fri May 22 1987, 7:05 PM EDT Att: 31,894 - Unknown			
Marty Barrett, R OBP: 0.280, SLG: 0.195 (1, 4)										2	1	0	0	2	0	0				
Wade Boggs, L OBP: 0.419, SLG: 0.561 (1, 5)										4	1	1	2	0	2	2				
Don Baylor, R OBP: 0.357, SLG: 0.475 (1, 10)										3	0	0	0	0	0	0				
Mike Greenwell, L OBP: 0.323, SLG: 0.550 (1, 9)										4	0	0	0	0	0	3				
Jim Rice, R OBP: 0.306, SLG: 0.333 (1, 7)										2	1	0	0	2	1	0				
Bill Buckner, L OBP: 0.270, SLG: 0.301 (1, 3)										4	0	1	0	0	1	2				
Glenn Hoffman, R OBP: 0.276, SLG: 0.264 Dwight Evans, R OBP: 0.406, SLG: 0.543 (9, PH)										3	0	0	0	0	1	3				
Rich Gedman, L OBP: 0.122, SLG: 0.171 (1, 2)										3	0	2	1	0	0	0				
<b>Inning Stats</b>	R: 2 E: 0 K: 0 S: 4	H: 1 LOB: 1 BB: 1 P: 8	R: 1 E: 0 K: 2 S: 8	H: 1 LOB: 1 BB: 1 P: 12	R: 0 E: 0 K: 1 S: 5	H: 0 LOB: 0 BB: 1 P: 5	R: 0 E: 0 K: 0 S: 3	H: 0 LOB: 1 BB: 1 P: 7	R: 0 E: 0 K: 1 S: 5	H: 0 LOB: 0 BB: 0 P: 5	R: 0 E: 0 K: 2 S: 7	H: 1 LOB: 1 BB: 0 P: 7	R: 0 E: 0 K: 0 S: 4	H: 1 LOB: 3 BB: 1 P: 9	R: 0 E: 0 K: 1 S: 5	H: 0 LOB: 0 BB: 0 P: 5		1B: 1 2B: 3 3B: 0 HR: 1	SF: 0 SAC: 0 DP: 1 HBP: 1	WP: 0 PB: 0 SB: 0 CS: 1
<b>PITCHER</b> Richard Dotson, R ERA: 4.4 Ray Seavage, L ERA: 0.93 Jim Winn, R ERA: 5.01 Bob James, R ERA: 4.19	IP: 7.1 WLS: 1 BF: 29	H: 4 R: 3 ER: 3 SO: 6	BB: 4 IBB: 0 HBP: 0 BLK: 0	WP: 0 HR: 1 S: 37 P: 53	ERA: 3.68 WHIP: 1.091	<b>PITCHER</b> IP: WLS: BF: H: R: ER: SO: BB: IBB: HBP: BLK: WP: HR: S: P: ERA: WHIP														



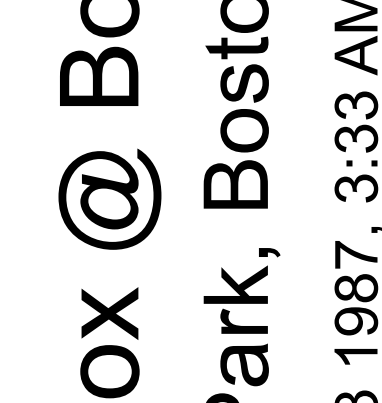
Batter	1	2	3	4	5	6	7	8	9	AB	R	H	RBI	BB	SO	LOB	TOP								
Daryl Boston, L OBP: 0.286, SLG: 0.364 (1, 8)	F7	1-3		K	F7			F7		6	1	1	0	0	1	5	<b>Chicago White Sox @ Boston Red Sox</b> Fenway Park, Boston, MA Sat May 23 1987, 3:33 AM EDT Att: 31,263 - Unknown <a href="http://livebaseballscorecards.com">livebaseballscorecards.com</a>								
Gary Redus, R OBP: 0.267, SLG: 0.430 (1, 9)	1B	F S		1B	FC3-6		K	F8		5	2	3	2	1	1	1									
Harold Baines, L OBP: 0.409, SLG: 0.492 (1, 10)	1B	3-H		1B	FC3-6		1B	K		3	0	2	1	3	1	0									
Greg Walker, L OBP: 0.271, SLG: 0.401 (1, 3)	F2	4-3		1B	FC3-6		BB	F7		6	1	2	2	0	0	6									
Ron Hassey, L OBP: 0.271, SLG: 0.250 (1, 2)	F9			F7	L6					4	0	0	0	1	1	6									
Carlton Fisk, R OBP: 0.331, SLG: 0.352 Kenny Williams, R OBP: 0.250, SLG: 0.250 (1, 7) (7, 8)		2B		K	K		2B	K		4	1	1	1	1	3	5									
Tim Lueft, R OBP: 0.253, SLG: 0.396 (1, 5)		6-3		F7			K	2B		5	1	2	1	0	2	0									
Fred Manrique, R OBP: 0.278, SLG: 0.314 (1, 4)		6-3		1B	6-3					5	1	3	1	0	0	3									
Ozzie Guillen, L OBP: 0.343, SLG: 0.357 (1, 6)	1-3	1B		2B	F7		6-3	F7		5	2	2	1	0	0	2									
<b>Inning Stats</b>	R: 0 E: 0 K: 0 S: 5	H: 2 LOB: 2 BB: 0 P: 5	R: 3 E: 0 K: 0 S: 6	H: 3 LOB: 2 BB: 2 P: 14	R: 0 E: 0 K: 2 S: 7	H: 0 LOB: 0 BB: 0 P: 7	R: 3 E: 0 K: 2 S: 12	H: 5 LOB: 2 BB: 0 P: 12	R: 0 E: 0 K: 1 S: 6	H: 1 LOB: 1 BB: 0 P: 6	R: 2 E: 0 K: 0 S: 5	H: 2 LOB: 2 BB: 2 P: 13	R: 1 E: 0 K: 2 S: 9	H: 2 LOB: 3 BB: 2 P: 17	R: 0 E: 0 K: 1 S: 6	H: 1 LOB: 1 BB: 0 P: 6		R: 0 E: 0 K: 1 S: 5	H: 0 LOB: 0 BB: 0 P: 5	1B: 10 2B: 6 3B: 0 HR: 0	SF: 0 SAC: 0 DP: 0 HBP: 0	WP: 0 PB: 0 SB: 2 CS: 0	PA: 49		
<b>PITCHER</b>	IP	WLS	BF	H	R	ER	SO	BB	IBB	HBP	BLK	WP	HR	S	P	ERA	WHIP								
Al Nipper, R ERA: 4.58 (1, 1)	1.2	L	11	5	3	3	0	1	0	0	0	0	0	10	14	16.20	3.600								
Tom Bolton, L ERA: 5.75 (2, 1)	2.0		12	5	3	3	3	1	0	0	0	0	0	17	21	13.50	3.000								
Jeff Sellers, R ERA: 7.57 (4, 1)	2.0		11	3	2	2	2	2	0	0	0	0	0	13	21	9.00	2.500								
Wes Gardner, R ERA: 4.91 (6, 1)	2.1		12	3	1	1	3	2	0	0	0	0	0	16	24	3.86	2.143								
Joe Sambito, L ERA: 1.54 (9, 1)	1.0		3	0	0	0	1	0	0	0	0	0	0	5	5	0.00	0.000								

Batter	1	2	3	4	5	6	7	8	9	AB	R	H	RBI	BB	SO	LOB	BOTTOM								
Ellis Burks, R OBP: 0.286, SLG: 0.482 (1, 8)	F8			K		F8			HR	4	1	1	1	0	1	1	<b>Chicago White Sox @ Boston Red Sox</b> Fenway Park, Boston, MA Sat May 23 1987, 3:33 AM EDT Att: 31,263 - Unknown <a href="http://livebaseballscorecards.com">livebaseballscorecards.com</a>								
Ed Romero, R OBP: 0.368, SLG: 0.317 (1, 6)	F2			F4		5-3		BB		3	0	0	0	1	0	0									
Wade Boggs, L OBP: 0.409, SLG: 0.546 (1, 5)	4-3			6-3		K			6-3	4	0	0	0	0	1	1									
Don Baylor, R OBP: 0.351, SLG: 0.465 (1, 10)			K		F7		5-3			3	0	0	0	0	1	0									
Jim Rice, R OBP: 0.298, SLG: 0.323 (1, 7)			F9		4-3				6-3	3	0	0	0	0	0	0									
Bill Buckner, L OBP: 0.285, SLG: 0.295 (1, 3)			K		K				F8	3	0	0	0	0	2	0									
Dave Henderson, R OBP: 0.313, SLG: 0.467 (1, 9)			K			F9			F6	3	0	0	0	0	1	0									
Marty Barrett, R OBP: 0.253, SLG: 0.189 (1, 4)			6-3			F7			F8	3	0	0	0	0	0	0									
Rich Gedman, L OBP: 0.136, SLG: 0.205 (1, 2)			L3						4-3	3	0	1	0	0	0	0									
<b>Inning Stats</b>	R: 0 E: 0 K: 0 S: 3	H: 0 LOB: 0 BB: 0 P: 3	R: 0 E: 0 K: 2 S: 7	H: 0 LOB: 0 BB: 0 P: 7	R: 0 E: 0 K: 1 S: 5	H: 0 LOB: 0 BB: 0 P: 5	R: 0 E: 0 K: 1 S: 5	H: 0 LOB: 0 BB: 0 P: 5	R: 0 E: 0 K: 0 S: 4	H: 1 LOB: 1 BB: 0 P: 4	R: 0 E: 0 K: 1 S: 5	H: 0 LOB: 0 BB: 0 P: 5	R: 0 E: 0 K: 0 S: 3	H: 0 LOB: 0 BB: 0 P: 3	R: 1 E: 0 K: 0 S: 4	H: 1 LOB: 1 BB: 1 P: 8		1B: 0 2B: 1 3B: 0 HR: 1	SF: 0 SAC: 0 DP: 0 HBP: 0	WP: 0 PB: 0 SB: 0 CS: 0	PA: 30				
<b>PITCHER</b>	IP	WLS	BF	H	R	ER	SO	BB	IBB	HBP	BLK	WP	HR	S	P	ERA	WHIP								
Floyd Bannister, L ERA: 3.61 (1, 1)	9.0	W	30	2	1	1	6	1	0	0	0	0	1	41	45	1.00	0.333								

AB 43  
R 9  
H 16  
RBI 9  
BB 6  
SO 9  
LOB 28



AB 29  
R 1  
H 2  
RBI 1  
BB 1  
SO 6  
LOB 2





Batter	1	2	3	4	5	6	7	8	9	10	AB	R	H	RBI	BB	SO	LOB	TOP	
Daryl Boston, L OBP: 0.304, SLG: 0.384 (1, 8)											4	2	3	0	1	0	0	Chicago White Sox @ Boston Red Sox Fenway Park, Boston, MA Sun May 24 1987, 3:33 AM EDT Att: 31,369 - Unknown	
Fred Manrique, R OBP: 0.276, SLG: 0.309 (1, 4)											4	0	1	0	0	0	2		
Harold Baines, L OBP: 0.408, SLG: 0.484 (1, 10)											5	0	2	3	0	0	0		
Greg Walker, L OBP: 0.269, SLG: 0.401 (1, 3)											5	0	1	0	0	0	3		
Carlton Fisk, R OBP: 0.321, SLG: 0.339 (1, 2)											4	0	0	0	0	0	2		
Jerry Hairston, S OBP: 0.308, SLG: 0.143 (1, 7)											4	0	0	0	0	2	1		
Gary Redus, R OBP: 0.367, SLG: 0.430 (10, 7)											0	0	0	0	0	0	0		
Tim Lulett, R OBP: 0.266, SLG: 0.405 (1, 5)											4	1	3	0	0	0	1		
Ozzie Guillen, L OBP: 0.336, SLG: 0.348 (1, 6)											3	0	0	0	0	0	2		
Kenny Williams, R OBP: 0.250, SLG: 0.333 (1, 9)											4	1	1	1	0	0	2		
<b>Inning Stats</b>	R: 0 E: 0 K: 0 S: 3	H: 1 LOB: 0 BB: 0 P: 6	R: 0 E: 0 K: 1 S: 6	H: 1 LOB: 1 BB: 0 P: 6	R: 0 E: 0 K: 0 S: 3	H: 0 LOB: 0 BB: 0 P: 3	R: 0 E: 0 K: 0 S: 4	H: 1 LOB: 1 BB: 0 P: 4	R: 1 E: 0 K: 0 S: 5	H: 2 LOB: 1 BB: 0 P: 5	R: 0 E: 0 K: 0 S: 3	H: 0 LOB: 0 BB: 0 P: 3	R: 0 E: 0 K: 1 S: 5	H: 0 LOB: 0 BB: 0 P: 5	R: 3 E: 0 K: 0 S: 6	H: 4 LOB: 1 BB: 1 P: 10	1B: 8 2B: 3 3B: 0 HR: 0	SF: 0 SAC: 2 DP: 2 HBP: 0	WP: 0 PA: 40 PB: 0 SB: 0 CS: 0
<b>PITCHER</b>	IP 9.1	WLS L	BF 38	H 10	R 4	ER 4	SO 2	BB 0	IBB 0	HBP 0	BLK 0	WP 0	HR 0	S 41	P 45	ERA 3.86	WHIP 1.071		
Bob Stanley, R ERA: 4.11 (1, 1)																			
Joe Sambito, L ERA: 1.46 (10, 1)	0.2	2	1	0	0	0	0	0	0	0	0	0	0	2	2	0.00	1.500		

AB	37
R	4
H	11
RBI	4
BB	1
SO	2
LOB	13



Batter	1	2	3	4	5	6	7	8	9	10	AB	R	H	RBI	BB	SO	LOB	BOTTOM			
Elis Burks, R OBP: 0.273, SLG: 0.460 (1, 8)											4	0	0	0	0	0	3	Chicago White Sox @ Boston Red Sox Fenway Park, Boston, MA Sun May 24 1987, 3:33 AM EDT Att: 31,369 - Unknown			
Marty Barrett, R OBP: 0.250, SLG: 0.189 (1, 4)											5	0	1	0	0	0	3				
Wade Boggs, L OBP: 0.414, SLG: 0.539 (1, 5)											2	1	0	0	3	0	1				
Don Baylor, R OBP: 0.343, SLG: 0.453 (1, 10)											4	0	0	0	0	2	5				
Mike Greenwell, L OBP: 0.333, SLG: 0.540 (1, 9)											3	0	1	0	1	0	0				
Jim Rice, R OBP: 0.297, SLG: 0.320 (1, 7)											4	0	1	1	0	0	1				
Bill Buckner, L OBP: 0.258, SLG: 0.288 (1, 3)											4	0	0	0	0	0	2				
Rich Gedman, L OBP: 0.146, SLG: 0.208 (1, 2)											4	0	1	0	0	0	2				
Spike Owen, S OBP: 0.259, SLG: 0.229 (1, 6)											3	0	2	0	1	0	0				
<b>Inning Stats</b>	R: 0 E: 0 K: 1 S: 6	H: 1 LOB: 1 BB: 0 P: 6	R: 0 E: 0 K: 0 S: 3	H: 0 LOB: 0 BB: 0 P: 3	R: 0 E: 0 K: 0 S: 4	H: 1 LOB: 1 BB: 0 P: 4	R: 1 E: 0 K: 1 S: 7	H: 2 LOB: 2 BB: 1 P: 11	R: 0 E: 0 K: 0 S: 4	H: 0 LOB: 0 BB: 0 P: 3	R: 0 E: 0 K: 0 S: 3	H: 1 LOB: 1 BB: 1 P: 7	R: 0 E: 0 K: 0 S: 2	H: 0 LOB: 1 BB: 2 P: 10	R: 0 E: 0 K: 0 S: 3	H: 0 LOB: 0 BB: 0 P: 3	R: 0 E: 0 K: 0 S: 3		H: 0 LOB: 0 BB: 0 P: 3	1B: 6 2B: 0 3B: 0 HR: 0	SF: 0 SAC: 1 DP: 2 HBP: 0
<b>PITCHER</b>	IP 7.0	WLS 3	BF 30	H 6	R 1	ER 1	SO 2	BB 4	IBB 0	HBP 0	BLK 0	WP 0	HR 0	S 30	P 46	ERA 1.29	WHIP 1.429				
Jose DeLeon, R ERA: 3.3 (8, 1)	1.0	3	0	0	0	0	0	1	0	0	0	0	0	2	6	0.00	1.000				
Ray Searage, L ERA: 0.89 (9, 1)	1.0	W	3	0	0	0	0	0	0	0	0	0	0	3	3	0.00	0.000				
Bob James, R ERA: 3.98 (10, 1)	1.0	S	3	0	0	0	0	0	0	0	0	0	0	3	3	0.00	0.000				

AB	33
R	1
H	6
RBI	1
BB	5
SO	2
LOB	17





Batter	1	2	3	4	5	6	7	8	9	AB	R	H	RBI	BB	SO	LOB	TOP										
<b>Brett Butler, L</b> OBP: 0.384, SLG: 0.370 (1, 8)	F7		FC4-6				F8			5	1	2	1	0	0	2	<b>Cleveland Indians @ Boston Red Sox</b> Fenway Park, Boston, MA Mon May 25 1987, 7:05 PM EDT Att: 19,858 - Unknown										
<b>Julio Franco, R</b> OBP: 0.414, SLG: 0.444 (1, 6)	K			1-3	2B				4-3	4	1	1	0	1	1												
<b>Pat Tabler, R</b> OBP: 0.358, SLG: 0.488 (1, 3)	K				HR		G5-4-3			4	1	2	2	0	1	2											
<b>Joe Carter, R</b> OBP: 0.267, SLG: 0.406 (1, 7)		K		G1	FC5-2				6-3	4	0	0	0	0	1	1											
<b>Carmen Castillo, R</b> OBP: 0.361, SLG: 0.636 <b>Mel Hall, L</b> OBP: 0.265, SLG: 0.386 (5, PH)	K			L9	4-3				6-3	2	0	0	0	0	1	0											
<b>Brook Jacoby, R</b> OBP: 0.347, SLG: 0.406 (1, 5)										4	1	2	0	0	0	0											
<b>Cory Snyder, R</b> OBP: 0.251, SLG: 0.441 (1, 9)			K							4	0	1	0	0	1	1											
<b>Tony Bernazard, S</b> OBP: 0.234, SLG: 0.327 <b>Dave Clark, L</b> OBP: 0.125, SLG: 0.125 (9, PH)			F9						K	3	1	0	0	0	0	2											
<b>Rick Dempsey, R</b> OBP: 0.348, SLG: 0.278 <b>Doug Frobel, L</b> OBP: 0.150, SLG: 0.278 (9, PH)									F8	1	1	1	1	2	0	0											
<b>Inning Stats</b>	R: 0 E: 0 K: 2 S: 7	H: 0 LOB: 0 BB: 0 P: 7	R: 0 E: 0 K: 2 S: 7	H: 0 LOB: 0 BB: 0 P: 7	R: 0 E: 0 K: 1 S: 5	H: 0 LOB: 1 BB: 1 P: 9	R: 1 E: 0 K: 0 S: 4	H: 1 LOB: 0 BB: 0 P: 4	R: 5 E: 0 K: 0 S: 8	H: 5 LOB: 1 BB: 1 P: 12	R: 0 E: 0 K: 0 S: 3	H: 0 LOB: 0 BB: 0 P: 3	R: 0 E: 0 K: 0 S: 3	H: 1 LOB: 1 BB: 1 P: 7	R: 0 E: 0 K: 0 S: 4	H: 1 LOB: 1 BB: 0 P: 4		R: 0 E: 0 K: 1 S: 6	H: 1 LOB: 1 BB: 0 P: 6	1B: 6 2B: 2 3B: 0 HR: 1	SF: 0 SAC: 0 DP: 1 HBP: 0	WP: 1 PB: 1 SB: 0 CS: 0	PA: 38				
<b>PITCHER</b>	IP	WLS	BF	H	R	ER	SO	BB	IBB	HBP	BLK	WP	HR	S	P	ERA	WHIP										
<b>Bruce Hurst, L</b> ERA: 3.27 (1, 1)	4.1		21	6	6	6	5	2	0	0	0	0	1	29	37	12.46	1.846										
<b>Steve Crawford, R</b> ERA: 5.54 (5, 1)	3.2	W	13	2	0	0	0	1	0	0	0	1	0	12	16	0.00	0.818										
<b>Calvin Schiraldi, R</b> ERA: 5.87 (9, 1)	1.0		4	1	0	0	1	0	0	0	0	0	0	6	6	0.00	1.000										

Batter	1	2	3	4	5	6	7	8	9	AB	R	H	RBI	BB	SO	LOB	BOTTOM										
<b>Ellis Burks, R</b> OBP: 0.280, SLG: 0.484 (1, 8)	1-3		5-3				F8			4	2	1	4	1	0	2	<b>Cleveland Indians @ Boston Red Sox</b> Fenway Park, Boston, MA Mon May 25 1987, 7:05 PM EDT Att: 19,858 - Unknown										
<b>Marty Barrett, R</b> OBP: 0.257, SLG: 0.230 (1, 4)				K	K				6-3	5	2	2	3	0	2	0											
<b>Wade Boggs, L</b> OBP: 0.419, SLG: 0.538 (1, 5)	F8									4	0	2	0	1	0	1											
<b>Don Baylor, R</b> OBP: 0.350, SLG: 0.447 (1, 10)				K						2	1	0	0	2	2	2											
<b>Mike Greenwell, L</b> OBP: 0.315, SLG: 0.507 <b>Dave Henderson, R</b> OBP: 0.310, SLG: 0.462 (8, 9)	E3		F8						K	4	1	0	0	0	0	5											
<b>Jim Rice, R</b> OBP: 0.309, SLG: 0.343 (1, 7)									F9	5	1	3	2	0	0	1											
<b>Bill Buckner, L</b> OBP: 0.252, SLG: 0.280 (1, 3)	1-3		G3							4	0	0	0	0	0	3											
<b>Rich Gedman, L</b> OBP: 0.173, SLG: 0.250 (1, 2)									F7	4	2	2	0	0	0	1											
<b>Spike Owen, S</b> OBP: 0.281, SLG: 0.224 (1, 6)										1	1	0	0	2	0	0											
<b>Inning Stats</b>	R: 3 E: 1 K: 0 S: 6	H: 2 LOB: 1 BB: 1 P: 10	R: 3 E: 0 K: 1 S: 8	H: 3 LOB: 1 BB: 1 P: 12	R: 0 E: 0 K: 0 S: 4	H: 1 LOB: 2 BB: 1 P: 8	R: 0 E: 0 K: 2 S: 8	H: 1 LOB: 1 BB: 0 P: 8	R: 4 E: 0 K: 1 S: 8	H: 3 LOB: 2 BB: 3 P: 20	R: 0 E: 0 K: 0 S: 3	H: 0 LOB: 0 BB: 0 P: 3	R: 0 E: 0 K: 0 S: 3	H: 0 LOB: 0 BB: 0 P: 3	R: 0 E: 0 K: 1 S: 5	H: 0 LOB: 1 BB: 0 P: 6		1B: 6 2B: 2 3B: 0 HR: 2	SF: 0 SAC: 1 DP: 0 HBP: 1	WP: 0 PB: 1 SB: 0 CS: 0	PA: 42						
<b>PITCHER</b>	IP	WLS	BF	H	R	ER	SO	BB	IBB	HBP	BLK	WP	HR	S	P	ERA	WHIP										
<b>Tom Candiotti, R</b> ERA: 5.9 (1, 1)	2.2		18	6	6	3	1	3	0	0	0	0	1	17	29	10.12	3.375										
<b>Mark Huisman, R</b> ERA: 5.57 (3, 1)	1.2	L	10	4	4	4	2	1	0	0	0	0	1	13	17	21.60	3.000										
<b>Rich Yett, R</b> ERA: 4.25 (5, 1)	3.2		14	0	0	0	2	2	0	1	0	0	0	15	24	0.00	0.545										



Batter	1	2	3	4	5	6	7	8	9	AB	R	H	RBI	BB	SO	LOB	TOP								
<b>Brett Butler, L</b> OBP: 0.376, SLG: 0.361 (1, 8)	0-0 3-1		0-0 6-3		0-0 F8		0-0 4-3		0-0 1B WP HR 1B	5	1	1	0	0	0	0									
<b>Julio Franco, R</b> OBP: 0.413, SLG: 0.443 (1, 6)	0-0 6-3		0-0 1B 1B		0-0 4-3		0-0 5-3		0-0 1-3 HR 1B	5	1	2	0	0	0	0									
<b>Pat Tabler, R</b> OBP: 0.369, SLG: 0.503 (1, 10)	0-0 1B		0-0 FC5-4 1B		0-0 1B 2B		0-0 G3		0-0 F9	3	0	3	0	0	0	0									
<b>Dave Clark, L</b> OBP: 0.111, SLG: 0.111 (8, PH)										1	0	0	0	0	0	0									
<b>Carmen Castillo, R</b> OBP: 0.351, SLG: 0.618 (8, PH)										1	0	0	0	0	0	2									
<b>Joe Carter, R</b> OBP: 0.276, SLG: 0.428 (1, 3)		0-0 F8	0-0 FC5-4 1-2		0-0 1B 2B		0-0 1B 1B		0-0 1B 1B HR	5	2	3	3	0	0	2									
<b>Mel Hall, L</b> OBP: 0.270, SLG: 0.386 (1, 7)		0-0 BB 1B		0-0 F8		0-0 FC3-2-5-3 FC5 1-3 3-H		0-0 1B 1B	0-0 6-3	5	0	2	0	0	0	2									
<b>Brook Jacoby, R</b> OBP: 0.344, SLG: 0.403 (1, 5)		0-0 F9		0-0 F4		0-0 FC5 FC6-4		0-0 1B 1B		4	0	1	1	0	0	3									
<b>Cory Snyder, R</b> OBP: 0.257, SLG: 0.439 (1, 9)		4-0 1-2 BB		0-0 1B		0-0 FC6-4 1-2		0-0 K K		3	0	1	0	1	1	4									
<b>Tony Bernazard, S</b> OBP: 0.235, SLG: 0.344 (1, 4)		0-0 F8		0-0 4-3				0-0 HR K		4	1	1	1	0	1	5									
<b>Rick Dempsey, R</b> OBP: 0.347, SLG: 0.293 (1, 2)			0-0 2B		0-0 F7			0-0 P6		3	0	1	0	0	0	0									
<b>Doug Frobel, L</b> OBP: 0.143, SLG: 0.263 (8, PH)								0-0 5-3		1	0	0	0	0	0	0									
<b>Inning Stats</b>	R: 0 E: 0 K: 0 S: 3	H: 1 LOB: 1 BB: 0 P: 3	R: 0 E: 0 K: 0 S: 4	H: 1 LOB: 2 BB: 1 P: 8	R: 0 E: 0 K: 0 S: 5	H: 3 LOB: 2 BB: 0 P: 5	R: 0 E: 0 K: 0 S: 4	H: 1 LOB: 1 BB: 0 P: 4	R: 0 E: 0 K: 0 S: 3	H: 0 LOB: 0 BB: 0 P: 3	R: 0 E: 0 K: 0 S: 5	H: 2 LOB: 2 BB: 0 P: 5	R: 1 E: 0 K: 0 S: 4	H: 1 LOB: 0 BB: 0 P: 4	R: 1 E: 0 K: 2 S: 10	H: 3 LOB: 2 BB: 0 P: 10	R: 3 E: 0 K: 0 S: 6	H: 3 LOB: 0 BB: 0 P: 6	1B: 11 2B: 2 3B: 0 HR: 2	SF: 0 SAC: 0 DP: 0 HBP: 0	WP: 1 PB: 0 SB: 0 CS: 0	PA: 41			
<b>PITCHER</b>	IP	WLS	BF	H	R	ER	SO	BB	IBB	HBP	BLK	WP	HR	S	P	ERA	WHIP								
<b>Al Nipper, R</b> ERA: 4.34 (1, 1)	7.1	W	32	11	2	2	0	1	0	0	0	0	1	31	35	2.46	1.636								
<b>Calvin Schiraldi, R</b> ERA: 6.88 (8, 1)	1.2		9	4	3	3	2	0	0	0	0	1	1	13	13	16.20	2.400								

**Cleveland Indians @ Boston Red Sox**  
Fenway Park, Boston, MA  
Tue May 26 1987, 7:05 PM EDT  
Att: 18,493 - Unknown

livebaseballscores.com

AB 40  
R 5  
H 15  
RBI 5  
BB 1  
SO 2  
LOB 18

**C**

Batter	1	2	3	4	5	6	7	8	9	AB	R	H	RBI	BB	SO	LOB	BOTTOM								
<b>Ellis Burks, R</b> OBP: 0.276, SLG: 0.463 (1, 8)	4-0 1B 2B BB	0-0 F6		0-3 K		0-3 K 1-2		0-0 5-3		4	1	0	0	1	2	2									
<b>Marty Barrett, R</b> OBP: 0.285, SLG: 0.240 (1, 4)	0-0 2B 1-2 1B	0-0 2-H 1B		0-3 K			0-0 F9			4	0	2	1	0	1	0									
<b>Wade Boggs, L</b> OBP: 0.426, SLG: 0.556 (1, 5)	0-0 1-3 2-H 2B	0-0 F8		0-0 2B			0-0 1B SF8 1B			4	1	3	1	0	0	1									
<b>Jim Rice, R</b> OBP: 0.323, SLG: 0.352 (1, 7)	4-0 BB		0-0 1B HR 1B	0-0 F9			0-0 SF8 1B			3	1	2	0	1	0	1									
<b>Don Baylor, R</b> OBP: 0.353, SLG: 0.444 (1, 10)	0-0 P3		0-0 F6		0-0 FC3-6 1B		4-0 IBB			3	0	1	0	1	0	4									
<b>Bill Buckner, L</b> OBP: 0.251, SLG: 0.281 (1, 3)	0-0 F6		0-0 HR 1B		0-0 FC3-6 1-2		0-0 SF8			3	1	1	1	0	0	4									
<b>Dave Henderson, R</b> OBP: 0.308, SLG: 0.484 (1, 9)	0-0 F8		0-0 1-H 2-H HR		0-0 8-3 1-2		0-0 F7			4	1	1	3	0	0	6									
<b>Marc Sullivan, R</b> OBP: 0.150, SLG: 0.203 (1, 2)		0-0 F7	0-3 K			0-3 K		0-3 K		4	0	0	0	0	3	0									
<b>Spike Owen, S</b> OBP: 0.295, SLG: 0.264 (1, 6)		0-0 1B 2B	0-0 F8			0-0 CS 1B		0-0 3-1		4	1	2	0	0	0	0									
<b>Inning Stats</b>	R: 1 E: 0 K: 0 S: 5	H: 2 LOB: 3 BB: 2 P: 13	R: 1 E: 0 K: 0 S: 5	H: 2 LOB: 1 BB: 0 P: 5	R: 3 E: 0 K: 1 S: 8	H: 3 LOB: 0 BB: 0 P: 8	R: 0 E: 0 K: 2 S: 8	H: 1 LOB: 1 BB: 0 P: 8	R: 0 E: 0 K: 2 S: 7	H: 1 LOB: 0 BB: 0 P: 7	R: 1 E: 0 K: 0 S: 5	H: 2 LOB: 2 BB: 1 P: 9	R: 0 E: 0 K: 1 S: 5	H: 0 LOB: 0 BB: 0 P: 5	1B: 8 2B: 4 3B: 0 HR: 1	SF: 1 SAC: 0 DP: 1 HBP: 0	WP: 0 PB: 0 SB: 0 CS: 1	PA: 37							
<b>PITCHER</b>	IP	WLS	BF	H	R	ER	SO	BB	IBB	HBP	BLK	WP	HR	S	P	ERA	WHIP								
<b>Greg Swindell, L</b> ERA: 4.21 (1, 1)	7.0	L	34	12	6	6	5	2	0	0	0	0	0	41	53	7.71	2.000								
<b>Ernie Camacho, R</b> ERA: 8.74 (8, 1)	1.0		3	0	0	0	1	0	0	0	0	0	0	5	5	0.00	0.000								

**Cleveland Indians @ Boston Red Sox**  
Fenway Park, Boston, MA  
Tue May 26 1987, 7:05 PM EDT  
Att: 18,493 - Unknown

livebaseballscores.com

AB 33  
R 6  
H 12  
RBI 6  
BB 3  
SO 6  
LOB 18

**Red Sox Logo**



Batter	1	2	3	4	5	6	7	8	9	AB	R	H	RBI	BB	SO	LOB	TOP			
<b>Brett Butler, L</b> (1, 8) OBP: 0.388, SLG: 0.396	0-0 4-3		0-0 F9 2B			0-0 SH3-4 1B		0-0 6-3 2B		4	0	3	0	0	0	0	<b>Cleveland Indians @ Boston Red Sox</b> Fenway Park, Boston, MA Wed May 27 1987, 7:05 PM EDT Att: 22,906 - Unknown <a href="http://livebaseballscorecards.com">livebaseballscorecards.com</a>			
<b>Julio Franco, R</b> (1, 4) OBP: 0.415, SLG: 0.444	0-0 2B 1B		0-0 F9 2-3			0-0 SH3-4 1B		0-0 6-3 2-3		4	0	2	0	0	0	2				
<b>Pat Tabler, R</b> (1, 10) OBP: 0.363, SLG: 0.494	0-0 P3		0-0 F8			0-0 SH3-4		0-0 5-3		3	0	0	0	0	0	3				
<b>Joe Carter, R</b> (1, 3) OBP: 0.276, SLG: 0.429	0-0 1-3 2B			0-0 1-3		0-0 P3			0-0 6-3	4	0	1	0	0	0	2				
<b>Mel Hall, L</b> (1, 7) OBP: 0.262, SLG: 0.375	0-3 K			0-0 F8		0-0 4-3			0-0 F6	4	0	0	0	0	1	4				
<b>Brook Jacoby, R</b> (1, 5) OBP: 0.339, SLG: 0.395 <b>Carmen Castillo, R</b> (9, PH) OBP: 0.342, SLG: 0.600		0-3 K		0-3 K					0-0 4-3	3	0	0	0	0	2	0				
<b>Doug Frobel, L</b> (1, 9) OBP: 0.125, SLG: 0.227		0-0 1-3			0-0 6-3				0-0 4-3	3	0	0	0	0	0	0				
<b>Cory Snyder, R</b> (1, 6) OBP: 0.253, SLG: 0.431		0-3 K			0-3 K				0-3 K	3	0	0	0	0	3	0				
<b>Chris Bando, S</b> (1, 2) OBP: 0.268, SLG: 0.294				0-0 4-3		0-3 K			0-3 K	3	0	0	0	0	2	0				
<b>Inning Stats</b>	R: 0 E: 0 K: 1 S: 7	H: 2 LOB: 2 BB: 0 P: 7	R: 0 E: 0 K: 2 S: 7	H: 0 LOB: 0 BB: 0 P: 7	R: 0 E: 0 K: 0 S: 4	H: 1 LOB: 1 BB: 0 P: 4	R: 0 E: 0 K: 1 S: 5	H: 0 LOB: 0 BB: 0 P: 5	R: 0 E: 0 K: 0 S: 5	H: 2 LOB: 2 BB: 0 P: 5	R: 0 E: 0 K: 1 S: 5	H: 0 LOB: 0 BB: 0 P: 5	R: 0 E: 0 K: 1 S: 6	H: 1 LOB: 1 BB: 0 P: 6	R: 0 E: 0 K: 0 S: 3	H: 0 LOB: 0 BB: 0 P: 3		1B: 3 2B: 3 3B: 0 HR: 0	SF: 0 SAC: 1 DP: 0 HBP: 0	WP: 0 PB: 0 SB: 0 CS: 0
<b>PITCHER</b> <b>Roger Clemens, R</b> (1, 1) ERA: 2.65	IP: 9.0 WLS: W BF: 33 H: 6 R: 0 ER: 0 SO: 8 BB: 0 IBB: 0 HBP: 0 BLK: 0 WP: 0 HR: 0 S: 49 P: 49 ERA: 0.00 WHIP: 0.667																			


Batter	1	2	3	4	5	6	7	8	9	AB	R	H	RBI	BB	SO	LOB	BOTTOM			
<b>Ellis Burks, R</b> (1, 8) OBP: 0.275, SLG: 0.449	0-0 6-3		0-0 CS 1-2	0-0 6-3		0-0 F7		4-0 S BB		3	0	0	0	1	0	0	<b>Cleveland Indians @ Boston Red Sox</b> Fenway Park, Boston, MA Wed May 27 1987, 7:05 PM EDT Att: 22,906 - Unknown <a href="http://livebaseballscorecards.com">livebaseballscorecards.com</a>			
<b>Marty Barrett, R</b> (1, 4) OBP: 0.274, SLG: 0.243	0-0 1-3			0-0 F2		0-0 FC6 1B		4-0 BB		3	0	1	0	1	0	0				
<b>Wade Boggs, L</b> (1, 5) OBP: 0.418, SLG: 0.542	0-0 F8			0-0 4-3		0-0 FC6 1-2		0-0 3-1		4	0	0	0	0	0	3				
<b>Jim Rice, R</b> (1, 7) OBP: 0.331, SLG: 0.360		0-0 CS 1B			0-0 FC4-6 SF8 WP 1B			0-0 F8		3	1	2	0	0	0	0				
<b>Don Baylor, R</b> (1, 10) OBP: 0.353, SLG: 0.439		0-3 K			4-0 FC4-6 BB			0-0 6-3		2	0	0	0	1	1	1				
<b>Mike Greenwell, L</b> (1, 9) OBP: 0.316, SLG: 0.514 <b>Dave Henderson, R</b> (7, FR) OBP: 0.308, SLG: 0.484		0-0 4-3			0-0 FC4-6 S			0-0 BB		3	0	1	0	0	0	2				
<b>Bill Buckner, L</b> (1, 3) OBP: 0.253, SLG: 0.280			4-0 CS BB		0-0 SF8			0-3 K		1	0	0	1	1	1	1				
<b>Rich Gedman, L</b> (1, 2) OBP: 0.164, SLG: 0.236			0-0 F9		0-0 F8			0-3 K		3	0	0	0	0	1	2				
<b>Spike Owen, S</b> (1, 6) OBP: 0.281, SLG: 0.250			0-0 F7			0-0 F5		0-0 F8		3	0	0	0	0	0	1				
<b>Inning Stats</b>	R: 0 E: 0 K: 0 S: 3	H: 0 LOB: 0 BB: 0 P: 3	R: 0 E: 0 K: 1 S: 5	H: 1 LOB: 0 BB: 0 P: 5	R: 0 E: 0 K: 0 S: 2	H: 0 LOB: 0 BB: 1 P: 6	R: 0 E: 0 K: 0 S: 3	H: 0 LOB: 0 BB: 0 P: 3	R: 1 E: 0 K: 0 S: 4	H: 1 LOB: 1 BB: 1 P: 8	R: 0 E: 0 K: 0 S: 4	H: 1 LOB: 1 BB: 0 P: 4	R: 0 E: 0 K: 1 S: 6	H: 1 LOB: 1 BB: 1 P: 6	R: 0 E: 0 K: 1 S: 5	H: 0 LOB: 2 BB: 2 P: 13		1B: 3 2B: 2 3B: 0 HR: 0	SF: 1 SAC: 0 DP: 1 HBP: 0	WP: 1 PB: 0 SB: 2 CS: 2
<b>PITCHER</b> <b>Phil Niekro, R</b> (1, 1) ERA: 6.06	IP: 8.0 WLS: L BF: 30 H: 4 R: 1 ER: 1 SO: 3 BB: 4 IBB: 0 HBP: 0 BLK: 0 WP: 1 HR: 0 S: 32 P: 48 ERA: 1.12 WHIP: 1.000																			



Batter	1	2	3	4	5	6	7	8	9	AB	R	H	RBI	BB	SO	LOB	TOP											
<b>Brett Butler, L</b> OBP: 0.381, SLG: 0.387 <b>Chris Bando, S</b> OBP: 0.268, SLG: 0.294	0-0 1B 1B	0-0 F5		0-0 F7		0-0 4-3		0-0 F8		5	1	1	0	0	0	2	<b>Cleveland Indians @ Boston Red Sox</b> Fenway Park, Boston, MA Thu May 28 1987, 7:05 PM EDT Att: 22,305 - Unknown											
<b>Julio Franco, R</b> OBP: 0.424, SLG: 0.460	0-0 1B HR	0-0 S HR		0-0 E 2B		0-0 FC5-2		0-0 1B		5	2	4	0	0	0	1												
<b>Pat Tabler, R</b> OBP: 0.364, SLG: 0.509	0-0 HR	0-0 HR		0-0 6-3		0-0 F5		0-0 4-3		5	2	2	3	0	0	4												
<b>Joe Carter, R</b> OBP: 0.289, SLG: 0.487	0-0 HR	0-3 K								5	3	4	5	0	1	0												
<b>Mel Hall, L</b> OBP: 0.260, SLG: 0.369	0-0 G3		0-3 K							5	0	1	0	0	1	1												
<b>Brook Jacoby, R</b> OBP: 0.340, SLG: 0.388	4-0 FC6-4 BB		4-0 2B BB							3	0	0	0	2	2	2												
<b>Dave Clark, L</b> OBP: 0.091, SLG: 0.091 <b>Carmen Castillo, R</b> OBP: 0.317, SLG: 0.553	0-0 L6		0-0 L5							2	0	0	0	0	0	2												
<b>Cory Snyder, R</b> OBP: 0.253, SLG: 0.433	0-0 FC6-4		0-0 2B							4	0	1	0	0	1	2												
<b>Rick Dempsey, R</b> OBP: 0.347, SLG: 0.308 <b>Doug Frobel, L</b> OBP: 0.160, SLG: 0.261		0-0 P3		0-0 F3		0-0 FC5-2 2B		0-0 1B		3	0	1	0	0	0	0												
<b>Inning Stats</b>	R: 4 E: 0 K: 0 S: 7	H: 4 LOB: 1 BB: 1 P: 11	R: 2 E: 0 K: 1 S: 7	H: 2 LOB: 0 BB: 0 P: 7	R: 0 E: 0 K: 1 S: 5	H: 1 LOB: 2 BB: 1 P: 9	R: 0 E: 1 K: 0 S: 4	H: 1 LOB: 1 BB: 0 P: 4	R: 1 E: 0 K: 2 S: 9	H: 2 LOB: 1 BB: 0 P: 9	R: 0 E: 0 K: 0 S: 4	H: 1 LOB: 1 BB: 0 P: 4	R: 0 E: 0 K: 0 S: 5	H: 2 LOB: 2 BB: 0 P: 5	R: 1 E: 0 K: 1 S: 6	H: 1 LOB: 0 BB: 0 P: 6	1B: 8 2B: 3 3B: 0 HR: 4	SF: 0 SAC: 0 DP: 0 HBP: 0	WP: 1 PB: 0 SB: 1 CS: 0	PA: 43								
<b>PITCHER</b>	IP	WLS	BF	H	R	ER	SO	BB	IBB	HBP	BLK	WP	HR	S	P	ERA	WHIP											
<b>John Leister, R</b> ERA: 27.0	(1, 1)	2.0	13	6	6	6	1	1	0	0	0	0	0	2	14	18	27.00	3.500										
<b>Tom Bolton, L</b> ERA: 5.69	(3, 1)	2.1	11	4	1	1	2	1	0	0	0	0	1	14	18	3.86	2.143											
<b>Steve Crawford, R</b> ERA: 5.02	(5, 1)	2.2	W	10	2	0	1	0	0	0	0	1	0	12	12	0.00	0.750											
<b>Wes Gardner, R</b> ERA: 4.88	(8, 1)	2.0	S	9	3	1	1	0	0	0	0	0	1	11	11	4.50	1.500											

Batter	1	2	3	4	5	6	7	8	9	AB	R	H	RBI	BB	SO	LOB	BOTTOM										
<b>Ellis Burks, R</b> OBP: 0.280, SLG: 0.441	0-0 BB 1B	0-0 6-3		4-0 G6-4-3 BB		0-3 K	0-0 4-3			4	1	1	0	1	1	3	<b>Cleveland Indians @ Boston Red Sox</b> Fenway Park, Boston, MA Thu May 28 1987, 7:05 PM EDT Att: 22,305 - Unknown										
<b>Marty Barrett, R</b> OBP: 0.287, SLG: 0.255	4-0 1B BB		0-0 1-3	0-0 G6-4-3		0-0 1B 2B	4-0 FC6-4 BB			3	1	1	0	2	0	2											
<b>Wade Boggs, L</b> OBP: 0.422, SLG: 0.538	0-3 K		0-0 G3 BB 1B		4-0 HR BB	4-0 1B 6-3 IBB	0-0 FC6-4			3	3	1	0	2	1	4											
<b>Jim Rice, R</b> OBP: 0.348, SLG: 0.374	0-0 1-2 2H 1B		4-0 1B BB		0-0 HR BB	0-0 1B 6-3	0-0 4-3			4	3	3	3	1	0	0											
<b>Don Baylor, R</b> OBP: 0.349, SLG: 0.428	0-3 K		0-0 G3		0-0 L7	0-0 6-3	0-0 2B HBP			4	1	0	1	0	1	7											
<b>Dwight Evans, R</b> OBP: 0.415, SLG: 0.571 <b>Dave Henderson, R</b> OBP: 0.305, SLG: 0.479	0-0 4-3		0-0 WP 1B		0-0 HR	0-0 1B	0-0 L7			4	1	3	6	0	0	2											
<b>Bill Buckner, L</b> OBP: 0.257, SLG: 0.289		0-0 FC5-4 1B		0-0 K		0-0 L8	0-0 4-3			5	1	2	1	0	1	2											
<b>Rich Gedman, L</b> OBP: 0.183, SLG: 0.250		0-0 F7		0-0 4-3		0-0 F8		0-0 4-3 SH3-4 1B		5	0	2	1	0	0	1											
<b>Spike Owen, S</b> OBP: 0.294, SLG: 0.267		0-0 FC5-4		0-0 BB 1B		0-0 2B 1B 1B	0-0 SH3-4	0-0 5-3		4	1	2	0	0	0	2											
<b>Inning Stats</b>	R: 1 E: 0 K: 2 S: 9	H: 2 LOB: 2 BB: 1 P: 13	R: 0 E: 1 K: 0 S: 4	H: 1 LOB: 1 BB: 0 P: 4	R: 2 E: 0 K: 1 S: 7	H: 2 LOB: 1 BB: 1 P: 11	R: 0 E: 0 K: 0 S: 3	H: 1 LOB: 1 BB: 1 P: 7	R: 3 E: 0 K: 1 S: 5	H: 2 LOB: 0 BB: 1 P: 9	R: 4 E: 0 K: 1 S: 9	H: 4 LOB: 2 BB: 1 P: 13	R: 0 E: 0 K: 0 S: 4	H: 1 LOB: 2 BB: 1 P: 8	R: 2 E: 0 K: 0 S: 5	H: 2 LOB: 1 BB: 0 P: 6	1B: 12 2B: 2 3B: 0 HR: 1	SF: 0 SAC: 1 DP: 1 HBP: 1	WP: 2 PB: 0 SB: 0 CS: 0	PA: 45							
<b>PITCHER</b>	IP	WLS	BF	H	R	ER	SO	BB	IBB	HBP	BLK	WP	HR	S	P	ERA	WHIP										
<b>Steve Carlton, L</b> ERA: 5.65	(1, 1)	4.1	24	8	6	6	3	4	0	0	0	0	0	2	2	12.46	2.769										
<b>Ed Vande Berg, L</b> ERA: 5.17	(5, 1)	0.2	2	0	0	0	0	0	0	0	0	0	0	2	2	0.00	0.000										
<b>Rich Yett, R</b> ERA: 5.1	(6, 1)	0.1	L	4	2	3	3	1	0	1	0	0	0	5	9	81.00	6.000										
<b>Ernie Camacho, R</b> ERA: 9.22	(6, 1)	2.1	13	4	3	3	0	1	0	1	0	1	0	11	16	11.57	2.143										
<b>Scott Bailes, L</b> ERA: 2.5	(8, 1)	0.1	2	1	0	0	0	0	0	0	0	0	0	2	2	0.00	3.000										

AB	41
R	8
H	15
RBI	8
BB	2
SO	5
LOB	16



AB	37
R	12
H	15
RBI	12
BB	6
SO	4
LOB	24





Batter	1	2	3	4	5	6	7	8	9	AB	R	H	RBI	BB	SO	LOB	TOP										
<b>Ellis Burks, R</b> OBP: 0.295, SLG: 0.472 (1, 8)										4	2	2	2	1	0	1	<b>Boston Red Sox @ Chicago White Sox</b> Comiskey Park, Chicago, IL Fri May 29 1987, 8:05 PM EDT Att: 18,805 - Unknown										
<b>Marty Barrett, R</b> OBP: 0.286, SLG: 0.254 (1, 4)										4	0	1	1	0	0	2											
<b>Wade Boggs, L</b> OBP: 0.322, SLG: 0.549 (1, 5)										4	1	1	2	1	0	3											
<b>Jim Rice, R</b> OBP: 0.350, SLG: 0.370 (1, 7)										4	0	1	0	1	1	3											
<b>Don Baylor, R</b> OBP: 0.350, SLG: 0.423 (1, 10)										4	0	1	0	1	0	2											
<b>Dwight Evans, R</b> OBP: 0.409, SLG: 0.558 (1, 9)										5	0	1	0	0	3	2											
<b>Bill Buckner, L</b> OBP: 0.261, SLG: 0.292 (1, 3)										5	1	2	0	0	0	3											
<b>Spike Owen, S</b> OBP: 0.292, SLG: 0.254 (1, 6)										3	1	0	0	1	0	5											
<b>Mike Greenwell, L</b> OBP: 0.312, SLG: 0.507 (9, PH)										1	0	0	0	0	1	1											
<b>Marc Sullivan, R</b> OBP: 0.175, SLG: 0.213 (1, 2)										2	1	1	0	0	0	0											
<b>Inning Stats</b>	R: 1 E: 1 K: 0 S: 5	H: 2 LOB: 1 BB: 0 P: 5	R: 1 E: 1 K: 1 S: 8	H: 2 LOB: 3 BB: 1 P: 12	R: 0 E: 0 K: 0 S: 4	H: 1 LOB: 2 BB: 1 P: 8	R: 0 E: 0 K: 0 S: 3	H: 0 LOB: 0 BB: 0 P: 3	R: 1 E: 0 K: 1 S: 7	H: 1 LOB: 3 BB: 2 P: 15	R: 0 E: 0 K: 1 S: 5	H: 1 LOB: 1 BB: 1 P: 9	R: 2 E: 0 K: 0 S: 4	H: 1 LOB: 0 BB: 0 P: 5	R: 0 E: 0 K: 2 S: 8	H: 1 LOB: 1 BB: 0 P: 8	1B: 8 2B: 0 3B: 0 HR: 2	SF: 0 SAC: 2 DP: 1 HBP: 1	WP: 0 PB: 0 SB: 1 CS: 0	PA: 44							
<b>PITCHER</b>	IP	WLS	BF	H	R	ER	SO	BB	IBB	HBP	BLK	WP	HR	S	P	ERA	WHIP										
<b>Floyd Bannister, L</b> ERA: 3.59 (1, 1)	5.1		28	7	4	2	1	3	0	0	0	0	1	27	39	3.38	1.875										
<b>Jim Winn, R</b> ERA: 4.59 (6, 1)	1.2	W	8	1	1	1	2	1	1	1	0	0	0	9	18	5.40	1.200										
<b>Ray Searage, L</b> ERA: 1.25 (8, 1)	0.2		3	1	1	1	0	0	0	0	0	0	1	3	3	13.50	1.500										
<b>Bob James, R</b> ERA: 3.88 (8, 1)	1.1	S	5	1	0	0	2	0	0	0	0	0	0	9	9	0.00	0.750										

Batter	1	2	3	4	5	6	7	8	9	AB	R	H	RBI	BB	SO	LOB	BOTTOM										
<b>Daryl Boston, L</b> OBP: 0.320, SLG: 0.419 (1, 7)										4	1	2	1	0	0	0	<b>Boston Red Sox @ Chicago White Sox</b> Comiskey Park, Chicago, IL Fri May 29 1987, 8:05 PM EDT Att: 18,805 - Unknown										
<b>Gary Redus, R</b> OBP: 0.344, SLG: 0.396 (1, 9)										4	0	1	0	0	0	2											
<b>Harold Baines, L</b> OBP: 0.391, SLG: 0.481 (1, 10)										4	1	1	0	0	2	1											
<b>Greg Walker, L</b> OBP: 0.278, SLG: 0.437 (1, 3)										4	1	2	1	0	2	0											
<b>Ron Hassey, L</b> OBP: 0.253, SLG: 0.268 (1, 2)										3	0	1	1	0	0	1											
<b>Ron Karkovice, R</b> OBP: 0.203, SLG: 0.127 (7, PR) (8, 2)										1	1	0	0	0	1	0											
<b>Jerry Royster, R</b> OBP: 0.324, SLG: 0.429 (1, 5) (8, 4)										3	1	1	0	0	0	1											
<b>Ozzie Guillen, L</b> OBP: 0.348, SLG: 0.392 (1, 6)										2	2	1	2	1	0	0											
<b>Donnie Hill, S</b> OBP: 0.243, SLG: 0.275 (1, 4)										1	0	0	0	0	0	0											
<b>Fred Manrique, R</b> OBP: 0.250, SLG: 0.277 (4, 4)										1	0	0	0	0	0	0											
<b>Jerry Hairston, S</b> OBP: 0.321, SLG: 0.304 (7, PH)										1	1	1	3	0	0	0											
<b>Tim Hulett, R</b> OBP: 0.259, SLG: 0.406 (8, 5)										0	0	0	0	0	0	0											
<b>Kenny Williams, R</b> OBP: 0.320, SLG: 0.500 (1, 8)										3	0	0	0	0	0	1											
<b>Inning Stats</b>	R: 0 E: 0 K: 1 S: 5	H: 1 LOB: 0 BB: 0 P: 5	R: 2 E: 0 K: 0 S: 5	H: 3 LOB: 0 BB: 0 P: 5	R: 0 E: 0 K: 0 S: 3	H: 0 LOB: 0 BB: 0 P: 3	R: 2 E: 0 K: 0 S: 5	H: 2 LOB: 0 BB: 0 P: 5	R: 0 E: 0 K: 1 S: 5	H: 1 LOB: 0 BB: 0 P: 5	R: 4 E: 0 K: 0 S: 6	H: 3 LOB: 1 BB: 1 P: 10	R: 0 E: 0 K: 3 S: 9	H: 0 LOB: 0 BB: 0 P: 9	R: 0 E: 0 K: 3 S: 9	H: 0 LOB: 0 BB: 0 P: 9	1B: 4 2B: 2 3B: 1 HR: 3	SF: 0 SAC: 0 DP: 2 HBP: 0	WP: 0 PB: 0 SB: 0 CS: 1	PA: 32							
<b>PITCHER</b>	IP	WLS	BF	H	R	ER	SO	BB	IBB	HBP	BLK	WP	HR	S	P	ERA	WHIP										
<b>Bob Stanley, R</b> ERA: 4.71 (1, 1)	7.0	L	29	10	8	8	2	0	1	0	0	0	3	32	36	10.29	1.429										
<b>Joe Sambito, L</b> ERA: 1.35 (8, 1)	1.0		3	0	0	0	3	0	0	0	0	0	0	9	9	0.00	0.000										



Batter	1	2	3	4	5	6	7	8	9	10	AB	R	H	RBI	BB	SO	LOB	TOP						
<b>Elis Burks, R</b> OBP: 0.282, SLG: 0.450 (1, 8)	6-3		F4		K			6-3		F8	5	0	0	0	0	1	2							
<b>Marty Barrett, R</b> OBP: 0.275, SLG: 0.244 (1, 4)	K			6-3		F7		F8		L9	5	0	0	0	0	1	2							
<b>Wade Boggs, L</b> OBP: 0.423, SLG: 0.545 (1, 5)	L7			BB 1B 1B					4-3		3	1	1	0	1	0	0							
<b>Jim Rice, R</b> OBP: 0.347, SLG: 0.366 (1, 7)		5-3		BB 1B 1B		F4			K		4	1	1	0	0	1	1							
<b>Dwight Evans, R</b> OBP: 0.417, SLG: 0.567 (1, 9)		6-3 2B		BB 1B 1B		L8					3	0	2	0	1	0	1							
<b>Mike Greenwell, L</b> OBP: 0.309, SLG: 0.493 (1, 10)	6-3			BB 1B 1B				F2		F9	4	0	1	2	0	0	2							
<b>Bill Buckner, L</b> OBP: 0.255, SLG: 0.286 (1, 3)	K			G6-3 1B		G3				4-3	4	0	0	0	0	1	3							
<b>Rich Gedman, L</b> OBP: 0.188, SLG: 0.238 (1, 2)			K		K			F8			3	0	0	0	1	2	0							
<b>Spike Owen, S</b> OBP: 0.280, SLG: 0.242 (1, 6)			G3								3	0	0	0	0	0	0							
<b>Don Baylor, R</b> OBP: 0.354, SLG: 0.427 (10, PH)					F7						1	0	1	0	0	0	0							
<b>Ed Romero, R</b> OBP: 0.368, SLG: 0.317 (10, 6)								P3			0	0	0	0	0	0	0							
<b>Inning Stats</b>	R: 0 E: 0 K: 1 S: 5	H: 0 LOB: 0 BB: 0 P: 5	R: 0 E: 0 K: 1 S: 6	H: 1 LOB: 1 BB: 0 P: 6	R: 0 E: 0 K: 1 S: 5	H: 0 LOB: 0 BB: 0 P: 5	R: 2 E: 0 K: 0 S: 5	H: 3 LOB: 1 BB: 1 P: 9	R: 0 E: 0 K: 2 S: 7	H: 0 LOB: 0 BB: 0 P: 7	R: 0 E: 0 K: 0 S: 3	H: 0 LOB: 0 BB: 0 P: 3	R: 0 E: 0 K: 0 S: 3	H: 0 LOB: 0 BB: 0 P: 3	R: 0 E: 0 K: 1 S: 6	H: 1 LOB: 1 BB: 0 P: 6	R: 0 E: 0 K: 0 S: 4	H: 1 LOB: 2 BB: 1 P: 8	1B: 5 2B: 1 3B: 0 HR: 0	SF: 0 SAC: 0 DP: 1 HBP: 0	WP: 0 PB: 0 SB: 0 CS: 0	PA: 38		
<b>PITCHER</b>	IP	WLS	BF	H	R	ER	SO	BB	IBB	HBP	BLK	WP	HR	S	P	ERA	WHIP							
<b>Jose DeLeon, R</b> ERA: 3.17	8.0		29	4	2	2	5	2	0	0	0	0	0	37	45	2.25	0.750							
<b>Ray Searage, L</b> ERA: 1.23	0.1		1	0	0	0	0	0	0	0	0	0	0	1	1	0.00	0.000							
<b>Bob James, R</b> ERA: 3.42	1.2	W	8	2	0	0	1	1	0	0	0	0	0	9	13	0.00	1.800							

**Boston Red Sox @ Chicago White Sox**  
Comiskey Park, Chicago, IL  
Sat May 30 1987, 4:33 AM EDT  
Att. 19,053 - Unknown

AB 35  
R 2  
H 6  
RBI 2  
BB 3  
SO 6  
LOB 11



Batter	1	2	3	4	5	6	7	8	9	10	AB	R	H	RBI	BB	SO	LOB	BOTTOM					
<b>Jerry Royster, R</b> OBP: 0.333, SLG: 0.500 (1, 7)	HR		6-3		K			F8		2B	4	2	1	1	1	1	1						
<b>Gary Redus, R</b> OBP: 0.340, SLG: 0.387 (1, 9)	K		F8		5-3					K	4	0	0	0	1	2	2						
<b>Harold Baines, L</b> OBP: 0.391, SLG: 0.482 (1, 10)			5-3			K		1-3		2B	4	0	1	1	1	1	1						
<b>Carlton Fisk, R</b> OBP: 0.308, SLG: 0.325 (1, 2) (10, 3)	K			K		F7			F8		4	0	0	0	0	2	1						
<b>Greg Walker, L</b> OBP: 0.278, SLG: 0.438 (1, 3)	1-3			3-1		F8				2B	4	0	1	0	0	0	1						
<b>Ron Karkovice, R</b> OBP: 0.203, SLG: 0.127 (9, PR) (10, 2)											0	0	0	0	0	0	0						
<b>Tim Lueft, R</b> OBP: 0.259, SLG: 0.399 (1, 5)		4-3		5-3		L8					3	0	0	0	1	0	0						
<b>Kenny Williams, R</b> OBP: 0.345, SLG: 0.500 (1, 8)		5-3			S SH3-4 2B 1B		G4-6-3 1B		F3		4	1	2	0	0	0	2						
<b>Ozzie Guillen, L</b> OBP: 0.348, SLG: 0.390 (1, 6)				SH3-4		G4-6-3 1B				K	3	0	1	0	0	1	3						
<b>Fred Manrique, R</b> OBP: 0.250, SLG: 0.290 (1, 4)		L9			2H 2B			K		F9	4	0	1	1	0	1	1						
<b>Inning Stats</b>	R: 1 E: 0 K: 2 S: 8	H: 1 LOB: 1 BB: 1 P: 12	R: 0 E: 0 K: 0 S: 4	H: 1 LOB: 1 BB: 0 P: 4	R: 0 E: 0 K: 0 S: 3	H: 0 LOB: 0 BB: 0 P: 3	R: 0 E: 0 K: 1 S: 5	H: 0 LOB: 0 BB: 0 P: 5	R: 1 E: 0 K: 1 S: 7	H: 2 LOB: 1 BB: 0 P: 7	R: 0 E: 0 K: 0 S: 5	H: 1 LOB: 0 BB: 0 P: 3	R: 0 E: 0 K: 1 S: 5	H: 0 LOB: 1 BB: 1 P: 9	R: 0 E: 0 K: 1 S: 6	H: 1 LOB: 2 BB: 1 P: 10	R: 1 E: 0 K: 1 S: 5	H: 1 LOB: 1 BB: 1 P: 9	1B: 3 2B: 3 3B: 0 HR: 1	SF: 0 SAC: 1 DP: 1 HBP: 0	WP: 0 PB: 0 SB: 1 CS: 0	PA: 39	
<b>PITCHER</b>	IP	WLS	BF	H	R	ER	SO	BB	IBB	HBP	BLK	WP	HR	S	P	ERA	WHIP						
<b>Bruce Hurst, L</b> ERA: 3.15	3.1		33	6	2	2	6	2	1	0	0	0	1	42	54	2.16	0.960						
<b>Calvin Schradt, R</b> ERA: 5.75	0.1		1	0	0	0	0	0	0	0	0	0	0	1	1	0.00	0.000						
<b>Joe Sambito, L</b> ERA: 1.32	0.1		1	0	0	0	1	0	0	0	0	0	0	3	3	0.00	0.000						
<b>Wes Gardner, R</b> ERA: 5.11	10.1	L	4	1	1	1	1	1	0	0	0	0	0	5	9	13.50	3.000						

**Boston Red Sox @ Chicago White Sox**  
Comiskey Park, Chicago, IL  
Sat May 30 1987, 4:33 AM EDT  
Att. 19,053 - Unknown

AB 34  
R 3  
H 7  
RBI 3  
BB 4  
SO 8  
LOB 12





Batter	1	2	3	4	5	6	7	8	9	AB	R	H	RBI	BB	SO	LOB	TOP								
<b>Ellis Burks, R</b> <small>OBP: 0.270, SLG: 0.431</small> <b>Mike Greenwell, L</b> <small>OBP: 0.317, SLG: 0.513</small> <b>Marc Sullivan, R</b> <small>OBP: 0.175, SLG: 0.213</small>	F8		6-3	K		K	6-3		 2B	5	0	0	0	0	2	4									
<b>Marty Barrett, R</b> <small>OBP: 0.270, SLG: 0.234</small>	G3		WP BB 1B		5-3	6-3		F6	P3	5	1	0	1	1	0	1									
<b>Wade Boggs, L</b> <small>OBP: 0.432, SLG: 0.545</small>	K		WP 1B BB		2B SF7 1B	BB 1B BB		FC6-4 BB		2	2	1	0	3	1	0									
<b>Jim Rice, R</b> <small>OBP: 0.362, SLG: 0.398</small>		1-3 HR 2B	G6-4-3 1B		1-3 2B	1-2 1B		L9		5	1	4	2	0	0	1									
<b>Don Baylor, R</b> <small>OBP: 0.350, SLG: 0.419</small>	F8		G6-4-3 1B		SF7	FC6-4 BB		FC6-4		3	0	0	1	1	0	3									
<b>Dwight Evans, R</b> <small>OBP: 0.410, SLG: 0.552</small>	1-3			1B BB	K	FC6-4 1-2		L6		4	0	0	0	1	1	5									
<b>Bill Buckner, L</b> <small>OBP: 0.265, SLG: 0.307</small>		HR		1B		1B 3B BB		F6		4	2	2	2	1	0	0									
<b>Rich Gedman, L</b> <small>OBP: 0.206, SLG: 0.254</small> <b>Dave Henderson, R</b> <small>OBP: 0.279, SLG: 0.479</small>				F6		3B 1B		E5	4-3 1B BB	4	1	2	0	0	0	2									
<b>Spike Owen, S</b> <small>OBP: 0.288, SLG: 0.282</small>	K			K		6-3 3B	1-2		2B 1B	5	2	2	2	0	2	4									
<b>Inning Stats</b>	R: 0 E: 0 K: 1 S: 5	H: 0 LOB: 0 BB: 0 P: 5	R: 2 E: 0 K: 1 S: 8	H: 3 LOB: 1 BB: 0 P: 8	R: 2 E: 0 K: 0 S: 3	H: 1 LOB: 0 BB: 2 P: 11	R: 0 E: 0 K: 2 S: 8	H: 1 LOB: 2 BB: 1 P: 12	R: 1 E: 0 K: 1 S: 7	H: 2 LOB: 1 BB: 0 P: 7	R: 3 E: 0 K: 1 S: 8	H: 3 LOB: 3 BB: 3 P: 20	R: 0 E: 1 K: 0 S: 4	H: 0 LOB: 1 BB: 0 P: 4	R: 0 E: 0 K: 0 S: 3	H: 0 LOB: 1 BB: 1 P: 7	R: 2 E: 0 K: 0 S: 5	H: 2 LOB: 1 BB: 1 P: 9	1B: 7 2B: 3 3B: 1 HR: 1	SF: 1 SAC: 0 DP: 1 HBP: 0	WP: 1 PB: 0 SB: 0 CS: 0	PA: 47			
<b>PITCHER</b>	IP	WLS	BF	H	R	ER	SO	BB	IBB	HBP	BLK	WP	HR	S	P	ERA	WHIP								
<b>Joel Davis, R</b> <small>ERA: 4.88</small> <b>Joel McKeon, L</b> <small>ERA: 7.47</small> <b>Jim Winn, R</b> <small>ERA: 4.35</small> <b>Ray Seavage, L</b> <small>ERA: 2.01</small> <b>Bob James, R</b> <small>ERA: 3.39</small>	3.0		15	4	4	4	2	3	0	0	0	1	1	16	28	12.00	2.333								

**Boston Red Sox @ Chicago White Sox**  
 Comiskey Park, Chicago, IL  
 Sun May 31 1987, 4:33 AM EDT  
 Att: 21,138 - Unknown

AB 38  
 R 10  
 H 12  
 RBI 10  
 BB 8  
 SO 6  
 LOB 20



Batter	1	2	3	4	5	6	7	8	9	AB	R	H	RBI	BB	SO	LOB	BOTTOM								
<b>Daryl Boston, L</b> <small>OBP: 0.333, SLG: 0.433</small>	K		K		FC5-4 1B		2B		BB BB	5	1	3	0	1	2	2									
<b>Jerry Royster, R</b> <small>OBP: 0.345, SLG: 0.486</small> <b>Fred Manrique, R</b> <small>OBP: 0.247, SLG: 0.286</small>	SH G3 2B	S E 5-3 1B	K		FC5-4 1-2		IBB		K	3	2	1	0	1	1	1									
<b>Harold Baines, L</b> <small>OBP: 0.378, SLG: 0.455</small>	G3	5-3				K	K		K	5	0	0	1	1	3	6									
<b>Greg Walker, L</b> <small>OBP: 0.290, SLG: 0.446</small>	HR 2B	HR BB	K			BB 1B	F6		BB BB	4	2	2	1	2	1	4									
<b>Ron Hassey, L</b> <small>OBP: 0.259, SLG: 0.263</small>	HR	HR		4-3		L7		F7	L7	5	2	1	0	1	0	3									
<b>Ivan Calderon, R</b> <small>OBP: 0.396, SLG: 0.560</small>	HR	HR		G5-4-3 1B		BB BB			2B	4	2	4	6	1	0	0									
<b>Tim Lulett, R</b> <small>OBP: 0.251, SLG: 0.387</small>	L5	4-3		G5-4-3 1-2		K		K		5	0	0	0	0	2	4									
<b>Ozzie Guillen, L</b> <small>OBP: 0.362, SLG: 0.400</small>	HBP				5-3			FC1-8 1B	IBB	4	0	3	0	1	0	0									
<b>Kenny Williams, R</b> <small>OBP: 0.324, SLG: 0.438</small>	HBP	F9			K	FC1-6 2B		K		4	0	0	0	0	2	4									
<b>Inning Stats</b>	R: 5 E: 0 K: 1 S: 10	H: 4 LOB: 1 BB: 1 P: 15	R: 4 E: 0 K: 0 S: 7	H: 4 LOB: 1 BB: 1 P: 11	R: 0 E: 0 K: 3 S: 9	H: 0 LOB: 1 BB: 1 P: 13	R: 0 E: 0 K: 0 S: 3	H: 1 LOB: 0 BB: 0 P: 3	R: 0 E: 0 K: 1 S: 6	H: 1 LOB: 1 BB: 0 P: 6	R: 0 E: 0 K: 2 S: 8	H: 1 LOB: 2 BB: 1 P: 12	R: 0 E: 0 K: 2 S: 8	H: 1 LOB: 2 BB: 1 P: 11	R: 0 E: 0 K: 2 S: 7	H: 0 LOB: 2 BB: 2 P: 15	1B: 9 2B: 3 3B: 0 HR: 2	SF: 0 SAC: 1 DP: 1 HBP: 1	WP: 0 PB: 0 SB: 2 CS: 0	PA: 50					
<b>PITCHER</b>	IP	WLS	BF	H	R	ER	SO	BB	IBB	HBP	BLK	WP	HR	S	P	ERA	WHIP								
<b>Al Nipper, R</b> <small>ERA: 5.45</small> <b>Tom Bolton, L</b> <small>ERA: 3.38</small> <b>Steve Crawford, R</b> <small>ERA: 4.91</small> <b>Joe Sambito, L</b> <small>ERA: 1.23</small> <b>Calvin Schiraldi, R</b> <small>ERA: 6.16</small>	1.1		15	7	9	9	1	2	0	1	0	0	0	26	30	0.00	1.154								

**Boston Red Sox @ Chicago White Sox**  
 Comiskey Park, Chicago, IL  
 Sun May 31 1987, 4:33 AM EDT  
 Att: 21,138 - Unknown

AB 40  
 R 9  
 H 14  
 RBI 8  
 BB 8  
 SO 12  
 LOB 25





Batter	1	2	3	4	5	6	7	8	9	AB	R	H	RBI	BB	SO	LOB	TOP					
Dan Gladden, R OBP: 0.316, SLG: 0.363 (1, 7)										5	2	2	1	0	1	0	<b>Minnesota Twins @ Boston Red Sox</b> Fenway Park, Boston, MA Mon Jun 01 1987, 7:05 PM EDT Att: 20,221 - Unknown					
Greg Gagne, R OBP: 0.270, SLG: 0.362 (1, 6)										4	1	0	0	1	3	0						
Kirby Puckett, R OBP: 0.367, SLG: 0.530 Mark Davidson, R OBP: 0.283, SLG: 0.333 (1, 8) (9, 8)										5	1	1	0	0	1	2						
Kent Hrbek, L OBP: 0.371, SLG: 0.467 (1, 3)										3	1	1	1	2	0	0						
Gary Gaetti, R OBP: 0.313, SLG: 0.526 (1, 5)										5	1	1	2	0	1	5						
Roy Smalley, S OBP: 0.347, SLG: 0.451 (1, 10)										4	1	2	2	0	0	0						
Tom Brunansky, R OBP: 0.365, SLG: 0.530 (1, 9)										4	2	2	3	0	1	2						
Mark Salas, L OBP: 0.419, SLG: 0.568 (1, 2)										4	0	1	0	0	0	0						
Sieve Lombardozzi, R OBP: 0.344, SLG: 0.373 (1, 4)										4	0	0	0	0	2	1						
<b>Inning Stats</b>	R: 2 E: 0 K: 1 S: 7	H: 2 LOB: 2 BB: 2 P: 15	R: 0 E: 0 K: 1 S: 5	H: 0 LOB: 0 BB: 0 P: 5	R: 0 E: 0 K: 2 S: 7	H: 0 LOB: 0 BB: 0 P: 7	R: 1 E: 0 K: 1 S: 7	H: 2 LOB: 1 BB: 0 P: 7	R: 0 E: 1 K: 1 S: 6	H: 0 LOB: 2 BB: 1 P: 10	R: 0 E: 0 K: 0 S: 3	H: 0 LOB: 0 BB: 0 P: 3	R: 6 E: 1 K: 1 S: 11	H: 6 LOB: 0 BB: 0 P: 11	R: 0 E: 0 K: 1 S: 5	H: 0 LOB: 0 BB: 0 P: 5	R: 0 E: 0 K: 1 S: 5	H: 0 LOB: 0 BB: 0 P: 5	1B: 4 2B: 1 3B: 1 HR: 4	SF: 0 SAC: 0 DP: 0 HBP: 0	WP: 0 PB: 0 SB: 0 CS: 0	PA: 41
<b>PITCHER</b>	IP WLS BF H R ER SO BB IBB HBP BLK WP HR S P ERA WHIP																					
Roger Clemens, R ERA: 3.19 Wes Gardner, R ERA: 5.33 (1, 1) (7, 1)	6.2 L 32 8 7 7 7 3 0 0 0 0 0 3 43 55 9.45 1.650																					

AB 38  
R 9  
H 10  
RBI 9  
BB 3  
SO 9  
LOB 10



Batter	1	2	3	4	5	6	7	8	9	AB	R	H	RBI	BB	SO	LOB	BOTTOM					
Ellis Burks, R OBP: 0.262, SLG: 0.417 (1, 8)										4	0	0	0	0	2	1	<b>Minnesota Twins @ Boston Red Sox</b> Fenway Park, Boston, MA Mon Jun 01 1987, 7:05 PM EDT Att: 20,221 - Unknown					
Marty Barrett, R OBP: 0.282, SLG: 0.227 (1, 4)										4	0	0	0	0	0	0						
Wade Boggs, L OBP: 0.433, SLG: 0.544 (1, 5)										4	0	2	0	0	0	0						
Jim Rice, R OBP: 0.353, SLG: 0.386 (1, 7)										4	0	0	0	0	0	2						
Don Baylor, R OBP: 0.348, SLG: 0.415 (1, 10)										4	0	1	0	0	1	1						
Dwight Evans, R OBP: 0.412, SLG: 0.577 (1, 9)										4	2	2	1	0	1	0						
Bill Buckner, L OBP: 0.269, SLG: 0.311 (1, 3)										4	1	2	2	0	0	0						
Spike Owen, S OBP: 0.289, SLG: 0.284 Mike Greenwell, L OBP: 0.325, SLG: 0.558 (1, 6) (9, PH)										3	0	1	0	0	0	1						
Rich Gedman, L OBP: 0.194, SLG: 0.239 (1, 2)										4	0	0	0	0	1	2						
<b>Inning Stats</b>	R: 0 E: 0 K: 0 S: 3	H: 0 LOB: 0 BB: 0 P: 3	R: 1 E: 0 K: 0 S: 4	H: 1 LOB: 0 BB: 0 P: 4	R: 0 E: 0 K: 1 S: 5	H: 0 LOB: 0 BB: 0 P: 5	R: 0 E: 0 K: 0 S: 3	H: 0 LOB: 0 BB: 0 P: 3	R: 2 E: 0 K: 0 S: 6	H: 3 LOB: 1 BB: 0 P: 6	R: 0 E: 0 K: 1 S: 6	H: 1 LOB: 1 BB: 0 P: 6	R: 0 E: 0 K: 1 S: 6	H: 1 LOB: 1 BB: 0 P: 6	R: 0 E: 0 K: 1 S: 6	H: 1 LOB: 1 BB: 0 P: 6	R: 2 E: 0 K: 1 S: 7	H: 2 LOB: 0 BB: 0 P: 7	1B: 6 2B: 1 3B: 0 HR: 2	SF: 0 SAC: 0 DP: 0 HBP: 0	WP: 0 PB: 0 SB: 0 CS: 0	PA: 36
<b>PITCHER</b>	IP WLS BF H R ER SO BB IBB HBP BLK WP HR S P ERA WHIP																					
Frank Viola, L ERA: 4.02 Keith Atherton, R ERA: 4.73 (1, 1) (8, 1)	7.0 W 27 6 3 3 3 0 0 0 0 0 1 33 33 3.86 0.857																					

AB 36  
R 4  
H 9  
RBI 5  
BB 0  
SO 5  
LOB 7





Batter	1	2	3	4	5	6	7	8	9	AB	R	H	RBI	BB	SO	LOB	TOP								
Dan Gladden, R OBP: 0.326, SLG: 0.367										4	1	2	0	1	1	1	<b>Minnesota Twins @ Boston Red Sox</b> Fenway Park, Boston, MA Tue Jun 02 1987, 7:05 PM EDT Att: 16,910 - Unknown								
Greg Gagne, R OBP: 0.283, SLG: 0.376										4	1	2	0	1	1	2									
Kirby Puckett, R OBP: 0.361, SLG: 0.519										4	1	0	0	0	2	4									
Kent Hrbek, L OBP: 0.374, SLG: 0.485										4	1	2	3	0	1	1									
Gary Gaetti, R OBP: 0.307, SLG: 0.515										4	0	0	0	0	1	2									
Gene Larkin, S OBP: 0.258, SLG: 0.400										4	0	0	0	0	0	1									
Tom Brunansky, R OBP: 0.368, SLG: 0.544										3	1	1	1	1	0	2									
Steve Lombardozzi, R OBP: 0.335, SLG: 0.363										4	0	0	0	0	0	1									
Tim Laudner, R OBP: 0.213, SLG: 0.333										3	0	0	0	1	1	0									
<b>Inning Stats</b>	R: 0 E: 0 K: 2 S: 8	H: 1 LOB: 1 BB: 0 P: 8	R: 0 E: 0 K: 0 S: 3	H: 0 LOB: 0 BB: 0 P: 3	R: 0 E: 0 K: 1 S: 6	H: 1 LOB: 1 BB: 0 P: 6	R: 0 E: 1 K: 1 S: 5	H: 0 LOB: 0 BB: 0 P: 5	R: 1 E: 0 K: 0 S: 4	H: 1 LOB: 0 BB: 0 P: 4	R: 3 E: 0 K: 1 S: 7	H: 2 LOB: 1 BB: 2 P: 11	R: 0 E: 0 K: 0 S: 2	H: 0 LOB: 1 BB: 2 P: 10	R: 1 E: 1 K: 1 S: 7	H: 1 LOB: 2 BB: 0 P: 11	R: 0 E: 0 K: 1 S: 6	H: 1 LOB: 1 BB: 0 P: 6	1B: 4 2B: 1 3B: 0 HR: 2	SF: 0 SAC: 0 DP: 1 HBP: 0	WP: 1 PB: 0 SB: 1 CS: 1	PA: 38			
<b>PITCHER</b>	IP	WLS	BF	H	R	ER	SO	BB	IBB	HBP	BLK	WP	HR	S	P	ERA	WHIP								
John Leister, R ERA: 12.27	(1, 1)	5.1	22	5	4	4	5	1	0	0	0	0	2	31	35	6.75	1.125								
Steve Crawford, R ERA: 4.88	(6, 1)	2.0	8	0	1	1	0	3	0	0	0	0	0	5	17	4.50	1.500								
Joe Sambito, L ERA: 1.23	(8, 1)	0.0	1	1	0	0	0	0	0	0	0	0	0	1	1	∞	∞								
Calvin Schiraldi, R ERA: 5.66	(8, 1)	1.2	W	7	1	0	0	2	0	0	0	1	0	11	11	0.00	0.600								

Batter	1	2	3	4	5	6	7	8	9	AB	R	H	RBI	BB	SO	LOB	BOTTOM								
Dave Henderson, R OBP: 0.315, SLG: 0.465										3	2	0	0	2	1	2	<b>Minnesota Twins @ Boston Red Sox</b> Fenway Park, Boston, MA Tue Jun 02 1987, 7:05 PM EDT Att: 16,910 - Unknown								
Marty Barrett, R OBP: 0.284, SLG: 0.229										3	1	1	0	0	0	1									
Don Baylor, R OBP: 0.346, SLG: 0.413										1	0	0	0	0	1	0									
Ed Romero, R OBP: 0.368, SLG: 0.317										0	0	0	0	0	0	0									
Wade Boggs, L OBP: 0.441, SLG: 0.551										3	1	2	1	2	1	0									
Jim Rice, R OBP: 0.354, SLG: 0.378										3	0	0	0	2	3	5									
Mike Greenwell, L OBP: 0.330, SLG: 0.556										4	0	1	1	1	0	4									
Ellis Burks, R OBP: 0.262, SLG: 0.417										0	1	0	0	0	0	0									
Dwight Evans, R OBP: 0.412, SLG: 0.566										3	0	0	1	2	1	5									
Bill Buckner, L OBP: 0.276, SLG: 0.312										3	0	1	3	2	0	4									
Rich Gedman, L OBP: 0.184, SLG: 0.227										4	0	0	0	0	1	4									
Spike Owen, S OBP: 0.299, SLG: 0.299										3	1	1	0	1	0	2									
<b>Inning Stats</b>	R: 2 E: 1 K: 2 S: 8	H: 1 LOB: 3 BB: 4 P: 24	R: 1 E: 0 K: 2 S: 9	H: 2 LOB: 1 BB: 0 P: 9	R: 0 E: 0 K: 1 S: 6	H: 0 LOB: 2 BB: 1 P: 10	R: 1 E: 0 K: 0 S: 3	H: 0 LOB: 3 BB: 4 P: 19	R: 0 E: 0 K: 0 S: 2	H: 0 LOB: 0 BB: 1 P: 6	R: 0 E: 0 K: 1 S: 5	H: 0 LOB: 1 BB: 1 P: 9	R: 0 E: 0 K: 0 S: 2	H: 0 LOB: 0 BB: 1 P: 6	R: 1 E: 1 K: 1 S: 7	H: 3 LOB: 3 BB: 0 P: 7	R: 2 E: 0 K: 1 S: 7	H: 3 LOB: 2 BB: 0 P: 7	1B: 3 2B: 3 3B: 0 HR: 0	SF: 0 SAC: 1 DP: 1 HBP: 0	WP: 1 PB: 0 SB: 0 CS: 0	PA: 43			
<b>PITCHER</b>	IP	WLS	BF	H	R	ER	SO	BB	IBB	HBP	BLK	WP	HR	S	P	ERA	WHIP								
Juan Berenguer, R ERA: 2.77	(1, 1)	3.2	24	3	4	4	5	7	2	0	0	0	0	25	61	9.82	2.727								
Mark Portugal, R ERA: 8.91	(4, 1)	3.1	11	0	0	0	1	3	0	0	0	0	0	10	22	0.00	0.900								
Jeff Reardon, R ERA: 7.56	(8, 1)	1.2	L	8	3	2	2	2	0	0	0	0	0	12	12	10.80	1.800								







Batter	1	2	3	4	5	6	7	8	9	AB	R	H	RBI	BB	SO	LOB	TOP
Lou Whitaker L (1.4) OBP: 0.332, SLG: 0.435	F8	K			4-3		1B		F9	5	0	1	0	0	1	3	<b>Detroit Tigers @ Boston Red Sox</b> Fenway Park, Boston, MA Thu Jun 04 1987, 7:05 PM EDT Att: 24,660 - Unknown
Mike Heath R (1.2) OBP: 0.392, SLG: 0.534	F9		4-3		5-3		K		E4	5	0	0	0	0	1	3	
Kirk Gibson L (1.7) OBP: 0.370, SLG: 0.500	FC5-4 BB								K	4	0	1	0	1	1	3	
Alan Trammell R (1.6) OBP: 0.388, SLG: 0.491	FC5-4 1-2		F8			HR 1B				4	2	2	1	0	0	2	
Bill Madlock R (1.3) OBP: 0.292, SLG: 0.415		HR 1B	F7			HR 1B				4	2	3	2	0	0	1	
Larry Hemdon R (1.10) OBP: 0.375, SLG: 0.488		HR 1B		K		HR 1B			G6-4-3	4	1	1	2	0	1	1	
Chet Lemon R (1.8) OBP: 0.373, SLG: 0.439		P3		F8						4	0	0	0	0	0	0	
Terry Harper R (1.9) OBP: 0.298, SLG: 0.380				4-3			F7		E 1B	4	0	2	0	0	0	0	
Tom Brookens R (1.5) OBP: 0.338, SLG: 0.452		K			K		F7		E 1B	4	0	1	0	0	2	1	
<b>Inning Stats</b>	R: 0 E: 0 K: 0 S: 3	H: 0 LOB: 1 BB: 1 P: 7	R: 2 E: 0 K: 2 S: 10	H: 3 LOB: 1 BB: 0 P: 10	R: 0 E: 0 K: 0 S: 4	H: 1 LOB: 1 BB: 0 P: 4	R: 0 E: 0 K: 1 S: 5	H: 0 LOB: 0 BB: 0 P: 5	R: 0 E: 0 K: 1 S: 6	H: 1 LOB: 1 BB: 0 P: 6	R: 1 E: 0 K: 0 S: 4	H: 2 LOB: 0 BB: 0 P: 4	R: 0 E: 1 K: 1 S: 8	H: 2 LOB: 3 BB: 0 P: 8	1B: 7 2B: 1 3B: 0 HR: 3	SF: 0 SAC: 0 DP: 1 HBP: 0	WP: 0 PA: 39
<b>PITCHER</b> Bruce Hurst L (1.1) ERA: 3.34	IP: 9.0 WLS: W BF: 39 H: 11 R: 5 ER: 5 SO: 6 BB: 1 IBB: 0 HBP: 0 BLK: 0 WP: 0 HR: 3 S: 50 P: 54 ERA: 5.00 WHIP: 1.333																

Batter	1	2	3	4	5	6	7	8	9	AB	R	H	RBI	BB	SO	LOB	BOTTOM		
Dave Henderson R (1.8) OBP: 0.317, SLG: 0.434	1B 1B BB	5-3		4-3	F9	E BB		F8		4	1	0	0	2	0	4	<b>Detroit Tigers @ Boston Red Sox</b> Fenway Park, Boston, MA Thu Jun 04 1987, 7:05 PM EDT Att: 24,660 - Unknown		
Marty Barrett R (1.4) OBP: 0.282, SLG: 0.248	BB 1B			4-3		E3 1B		FC6-4		5	1	2	0	1	0	3			
Wade Boggs L (1.5) OBP: 0.446, SLG: 0.559	BB 1B					BB 3B	F7			5	1	3	2	0	1	5			
Jim Rice R (1.7) OBP: 0.357, SLG: 0.399	K		K	F9		G3 SF9 2B	5-3			5	1	1	1	0	2	3			
Mike Greenwell L (1.10) OBP: 0.357, SLG: 0.596						G3	F8			4	2	2	0	1	0	1			
Dwight Evans R (1.9) OBP: 0.417, SLG: 0.563	BB			F8	E9 2B	S 1B IBB	BB			3	1	1	1	2	1	4			
Bill Buckner L (1.3) OBP: 0.274, SLG: 0.308	F6			1B 1B	G3	SF9	4-3			4	0	1	2	0	0	5			
Rich Gedman L (1.2) OBP: 0.209, SLG: 0.238		F6			P3	1B E 1B	FC6-4 1B			5	1	3	1	0	0	1			
Spike Owen S (1.6) OBP: 0.316, SLG: 0.293		E6		F8		E BB 1B	F8			4	0	1	0	1	0	3			
<b>Inning Stats</b>	R: 1 E: 0 K: 2 S: 9	H: 2 LOB: 3 BB: 2 P: 17	R: 0 E: 1 K: 1 S: 6	H: 0 LOB: 2 BB: 1 P: 10	R: 1 E: 0 K: 1 S: 8	H: 3 LOB: 0 BB: 0 P: 8	R: 0 E: 0 K: 0 S: 4	H: 1 LOB: 1 BB: 0 P: 4	R: 1 E: 1 K: 0 S: 5	H: 2 LOB: 2 BB: 1 P: 9	R: 5 E: 1 K: 0 S: 9	H: 5 LOB: 3 BB: 2 P: 17	R: 0 E: 0 K: 0 S: 3	H: 0 LOB: 1 BB: 1 P: 7	R: 0 E: 0 K: 0 S: 4	H: 1 LOB: 1 BB: 0 P: 4	1B: 10 2B: 3 3B: 1 HR: 0	SF: 1 SAC: 0 DP: 0 HBP: 0	WP: 1 PA: 47
<b>PITCHER</b> Walt Terrell R (1.1) ERA: 3.7 Willie Hernandez L (6.1) ERA: 9.45 Mike Henneman R (6.1) ERA: 1.08 Mark Thurmond L (7.1) ERA: 3.05	IP: 5.0 WLS: L BF: 31 H: 11 R: 6 ER: 6 SO: 4 BB: 4 IBB: 0 HBP: 0 BLK: 0 WP: 0 HR: 0 S: 35 P: 51 ERA: 10.80 WHIP: 3.000																		








Batter	1	2	3	4	5	6	7	8	9	10	11	12	13	14	AB	R	H	RBI	BB	SO	LOB	TOP
<b>Lou Whitaker</b> , L OBP: 0.329, SLG: 0.422 (1, 4)	4-3		6-3		K			4-3	K			K			7	1	1	0	0	3	2	
<b>Bill Madlock</b> , R OBP: 0.293, SLG: 0.405 (1, 5) (7, 3)	4-3			K					1B	F5					5	1	2	0	1	1	0	
<b>Kirk Gibson</b> , L OBP: 0.362, SLG: 0.468 (1, 7)	K			G3				K		E	S	L5			5	1	1	0	2	2	2	
<b>Alan Trammell</b> , R OBP: 0.402, SLG: 0.500 (1, 9)		G3	1B			F8									5	1	3	0	2	0	3	
<b>Matt Nokes</b> , L OBP: 0.366, SLG: 0.519 <b>Mike Heath</b> , R OBP: 0.394, SLG: 0.534 (12, PH) (12, 2)		G3			L4										4	0	1	1	1	0	4	
<b>Pat Sheridan</b> , L OBP: 0.342, SLG: 0.400 (8, 9)						B3									6	0	1	0	1	0	6	
<b>Darrell Evans</b> , L OBP: 0.395, SLG: 0.404 <b>Jim Watwood</b> , S OBP: 0.300, SLG: 0.333 <b>Larry Herndon</b> , R OBP: 0.371, SLG: 0.481 (14, PH)															5	1	1	0	1	1	2	
<b>Dave Bergman</b> , L OBP: 0.292, SLG: 0.151 <b>Tom Brookens</b> , R OBP: 0.323, SLG: 0.430 (7, PR) (7, 5)			P3												2	0	0	0	1	0	1	
<b>Johnny Grubb</b> , L OBP: 0.369, SLG: 0.425 <b>Chet Lemon</b> , R OBP: 0.369, SLG: 0.425 (8, 8)			3-1												3	0	0	1	0	1	2	
<b>Inning Stats</b>	R: 0 E: 0 K: 1 S: 5	H: 0 LOB: 0 BB: 0 P: 5	R: 1 E: 0 K: 1 S: 5	H: 1 LOB: 0 BB: 1 P: 9	R: 0 E: 0 K: 0 S: 3	H: 0 LOB: 0 BB: 0 P: 3	R: 0 E: 0 K: 1 S: 6	H: 1 LOB: 1 BB: 0 P: 6	R: 1 E: 0 K: 1 S: 7	H: 2 LOB: 2 BB: 1 P: 11	R: 0 E: 0 K: 1 S: 5	H: 0 LOB: 1 BB: 1 P: 9	R: 0 E: 0 K: 1 S: 6	H: 1 LOB: 2 BB: 0 P: 5	R: 0 E: 0 K: 0 S: 4	H: 1 LOB: 1 BB: 0 P: 4	R: 0 E: 0 K: 0 S: 6	H: 3 LOB: 2 BB: 1 P: 10	1B: 10 2B: 1 3B: 0 HR: 0	SF: 0 SAC: 1 DP: 1 HBP: 0	WP: 1 PB: 2 SB: 2 CS: 1	PA: 61
<b>PITCHER</b>	IP	WLS	BF	H	R	ER	SO	BB	IBB	HBP	BLK	WP	HR	S	P	ERA	WHIP					
<b>Roger Clemens</b> , R ERA: 3.07	(11, 1)	9.0	37	5	3	2	7	6	1	0	0	0	0	44	72	2.00	1.222					
<b>Calvin Schiraldi</b> , R ERA: 4.39	(10, 1)	2.0	8	1	0	0	1	1	0	0	0	0	0	9	13	0.00	1.000					
<b>Joe Sambito</b> , L ERA: 1.17	(12, 1)	0.2	4	1	0	0	1	0	1	0	0	0	0	5	9	0.00	1.500					
<b>Wes Gardner</b> , R ERA: 5.11	(12, 1)	2.1	L	12	4	2	2	0	0	1	0	0	0	11	15	7.71	1.714					

**Detroit Tigers @ Boston Red Sox**  
Fenway Park, Boston, MA  
Sat Jun 06 1987, 3:33 AM EDT  
Att: 33,902 - Unknown


AB: 50  
R: 5  
H: 11  
RBI: 4  
BB: 10  
SO: 9  
LOB: 28



Batter	1	2	3	4	5	6	7	8	9	10	11	12	13	14	AB	R	H	RBI	BB	SO	LOB	BOTTOM
<b>Dave Henderson</b> , R OBP: 0.319, SLG: 0.436 (1, 8)			FC5-4						F8					L3	7	1	2	0	0	1	2	
<b>Marty Barrett</b> , R OBP: 0.287, SLG: 0.262 (1, 4)	SH1								4-3						4	0	2	0	0	0	0	
<b>Wade Boggs</b> , L OBP: 0.442, SLG: 0.562 (1, 5)															5	1	1	2	0	0	3	
<b>Jim Rice</b> , R OBP: 0.365, SLG: 0.393 (1, 7)	K														5	1	1	0	1	2	3	
<b>Don Baylor</b> , R OBP: 0.343, SLG: 0.399 (1, 10)	F6														5	0	0	0	0	0	3	
<b>Dwight Evans</b> , R OBP: 0.406, SLG: 0.541 (1, 9)															6	0	1	1	0	2	3	
<b>Bill Buckner</b> , L OBP: 0.271, SLG: 0.302 (1, 3)															6	0	2	0	0	2	1	
<b>Spike Owen</b> , S OBP: 0.308, SLG: 0.278 ERA: 6.09 (1, 6)															5	0	0	0	1	2	3	
<b>Rich Gedman</b> , L OBP: 0.207, SLG: 0.225 <b>Ed Romero</b> , R OBP: 0.370, SLG: 0.314 <b>Mike Greenwell</b> , L OBP: 0.340, SLG: 0.564 <b>Marc Sullivan</b> , R OBP: 0.169, SLG: 0.206 (10, 2)															2	0	0	0	1	1	2	
<b>Inning Stats</b>	R: 2 E: 0 K: 1 S: 7	H: 2 LOB: 0 BB: 0 P: 7	R: 0 E: 0 K: 2 S: 7	H: 0 LOB: 0 BB: 0 P: 7	R: 0 E: 0 K: 0 S: 4	H: 1 LOB: 2 BB: 1 P: 8	R: 0 E: 0 K: 1 S: 6	H: 1 LOB: 1 BB: 0 P: 5	R: 0 E: 0 K: 1 S: 5	H: 0 LOB: 0 BB: 0 P: 6	R: 0 E: 0 K: 1 S: 5	H: 0 LOB: 1 BB: 1 P: 3	R: 0 E: 0 K: 2 S: 7	H: 0 LOB: 0 BB: 0 P: 3	R: 0 E: 0 K: 0 S: 3	H: 0 LOB: 0 BB: 0 P: 3	R: 0 E: 0 K: 1 S: 5	H: 0 LOB: 0 BB: 0 P: 5	1B: 7 2B: 1 3B: 0 HR: 1	SF: 0 SAC: 3 DP: 0 HBP: 1	WP: 1 PB: 0 SB: 0 CS: 0	PA: 55
<b>PITCHER</b>	IP	WLS	BF	H	R	ER	SO	BB	IBB	HBP	BLK	WP	HR	S	P	ERA	WHIP					
<b>Frank Tanana</b> , L ERA: 3.77	(8, 1)	7.1	31	7	3	3	6	1	0	1	0	0	0	41	46	3.68	1.091					
<b>Mike Henneman</b> , R ERA: 1.06	(8, 1)	0.1	2	1	0	0	0	0	0	0	0	0	0	2	2	0.00	3.000					
<b>Willie Hernandez</b> , L ERA: 6.09	(8, 1)	0.2	2	0	0	0	0	0	0	0	0	0	0	2	2	0.00	0.000					
<b>Eric King</b> , R ERA: 3.66	(8, 1)	5.2	W	20	1	0	0	4	1	1	0	0	0	26	34	0.00	0.353					

**Detroit Tigers @ Boston Red Sox**  
Fenway Park, Boston, MA  
Sat Jun 06 1987, 3:33 AM EDT  
Att: 33,902 - Unknown

AB: 48  
R: 3  
H: 9  
RBI: 3  
BB: 3  
SO: 10  
LOB: 21










Batter	1	2	3	4	5	6	7	8	9	AB	R	H	RBI	BB	SO	LOB	TOP										
<b>Ellis Burks, R</b> OBP: 0.267, SLG: 0.432 (1, 8)	0-0 5-3		0-0 2B	0-0 F8		0-0 2B		0-0 F8	0-0 F8	5	1	2	1	0	0	0											
<b>Spike Owen, S</b> OBP: 0.327, SLG: 0.343 (1, 6)	0-0 5-3		0-0 1B		0-0 SH1	0-0 1-3		0-0 5-3	0-0 5-3	5	1	3	2	0	0	1											
<b>Marty Barrett, R</b> OBP: 0.289, SLG: 0.268 (1, 4)	0-0 F4		0-0 1B		0-0 SH1	0-0 5-3		0-0 5-3	0-0 5-3	3	0	0	0	1	0	2											
<b>Jim Rice, R</b> OBP: 0.355, SLG: 0.381 (1, 7)		0-0 F9	0-0 F8		0-0 6-3		0-0 4-3		0-0 F9	5	0	0	1	0	0	3											
<b>Don Baylor, R</b> OBP: 0.351, SLG: 0.422 (1, 10)		0-0 2B	0-0 F9		0-0 1B		0-3 K			4	1	2	0	0	1	2											
<b>Dwight Evans, R</b> OBP: 0.408, SLG: 0.539 (1, 9)		0-0 G3	0-0 1B		0-0 L8		0-0 F9			4	0	2	0	0	0	1											
<b>Bill Buckner, L</b> OBP: 0.276, SLG: 0.311 (1, 3)		0-0 G3	0-0 P1		0-0 E5		0-0 G1			2	0	0	1	0	0	4											
<b>Glenn Hoffman, R</b> OBP: 0.267, SLG: 0.255 (5, 5)		0-0 2B	0-0 1B		0-0 L5		0-0 L5			3	1	1	1	1	0	1											
<b>Ed Romero, R</b> OBP: 0.376, SLG: 0.318 (1, 5)		0-0 5-3		0-0 G6-4-3		0-0 2B	0-0 1B		0-0 L5																		
<b>Marc Sullivan, R</b> OBP: 0.174, SLG: 0.224 (1, 2)			0-0 2B	0-0 G6-4-3		0-0 5-3	0-3 K2-3			4	1	1	0	0	1	2											
<b>Inning Stats</b>	R: 0 E: 0 K: 0 S: 3	H: 0 LOB: 0 BB: 0 P: 3	R: 1 E: 0 K: 0 S: 5	H: 2 LOB: 1 BB: 0 P: 5	R: 2 E: 0 K: 0 S: 7	H: 4 LOB: 3 BB: 1 P: 11	R: 0 E: 0 K: 0 S: 2	H: 0 LOB: 0 BB: 1 P: 6	R: 1 E: 0 K: 0 S: 5	H: 2 LOB: 1 BB: 0 P: 5	R: 0 E: 0 K: 1 S: 5	H: 0 LOB: 0 BB: 0 P: 5	R: 0 E: 0 K: 1 S: 5	H: 0 LOB: 0 BB: 0 P: 5	R: 0 E: 0 K: 0 S: 4	H: 1 LOB: 1 BB: 0 P: 4	1B: 5 2B: 6 3B: 0 HR: 0	SF: 0 SAC: 1 DP: 1 HBP: 0	WP: 0 PB: 0 SB: 0 CS: 0	PA: 40							
<b>PITCHER</b>	IP	WLS	BF	H	R	ER	SO	BB	IBB	HBP	BLK	WP	HR	S	P	ERA	WHIP										
<b>Jeff Ballard, L</b> ERA: 6.21 (1, 1)	2.0	L	12	5	3	3	0	1	0	0	0	0	0	11	15	13.50	3.000										
<b>Mark Williamson, R</b> ERA: 4.02 (3, 1)	5.0		21	5	3	2	1	1	0	0	0	0	0	22	26	3.60	1.200										
<b>Scott McGregor, L</b> ERA: 5.8 (8, 1)	1.0		3	0	0	0	1	0	0	0	0	0	0	5	5	0.00	0.000										
<b>Tom Niedenfuer, R</b> ERA: 4.13 (9, 1)	1.0		4	1	0	0	0	0	0	0	0	0	0	4	4	0.00	1.000										

**Boston Red Sox @ Baltimore Orioles**  
Memorial Stadium, Baltimore, MD  
Mon Jun 08 1987, 7:05 PM EDT  
Att: 32,039 - Unknown


**AB 37**  
**R 6**  
**H 11**  
**RBI 6**  
**BB 2**  
**SO 2**  
**LOB 16**



Batter	1	2	3	4	5	6	7	8	9	AB	R	H	RBI	BB	SO	LOB	BOTTOM										
<b>Mike Young, S</b> OBP: 0.324, SLG: 0.446 (1, 10)	0-0 F7		0-3 K		0-3 K		0-0 F7		0-0 2B	5	0	1	0	0	2	1											
<b>Jim Dwyer, L</b> OBP: 0.385, SLG: 0.557 (1, 9)	0-0 1B		0-0 BB		0-0 G3		0-0 F6		0-3 K	4	0	1	0	1	1	1											
<b>Cal Ripken Jr., R</b> OBP: 0.359, SLG: 0.541 (1, 6)	0-0 G6-4-3		0-0 L8		0-0 1B		0-0 1B		0-0 L5	5	0	3	0	0	0	3											
<b>Eddie Murray, S</b> OBP: 0.336, SLG: 0.500 (1, 3)	0-0 G6-4-3		0-0 4-3		0-3 K		0-0 K		0-0 1B	4	0	1	0	0	1	5											
<b>Fred Lynn, L</b> OBP: 0.337, SLG: 0.425 (1, 8)		0-0 F8		0-0 F7		0-0 2B	0-3 K			4	0	1	0	0	1	2											
<b>Ray Knight, R</b> OBP: 0.358, SLG: 0.426 (1, 5)		0-3 K		0-0 HR		0-0 F9		0-0 L8		4	1	1	0	0	1	1											
<b>Terry Kennedy, L</b> ERA: 4.75 (1, 2)		0-0 1B		0-0 HR		0-0 2B		0-3 K		3	1	3	2	0	0	0											
<b>Dave Vangorder, R</b> OBP: 0.222, SLG: 0.500 (8, 2)		0-0 1B		0-0 HR		0-0 2B		0-0 K		1	0	0	0	0	1	0											
<b>Larry Sheets, L</b> OBP: 0.386, SLG: 0.667 (1, 7)	0-0 F8		0-0 F8		0-0 F8		0-3 K		0-0 4-3	4	0	0	0	0	1	3											
<b>Rick Burleson, R</b> OBP: 0.284, SLG: 0.320 (1, 4)			0-0 2B	0-0 L5		0-0 6-3		0-0 F8		4	0	1	0	0	0	2											
<b>Inning Stats</b>	R: 0 E: 0 K: 0 S: 4	H: 2 LOB: 1 BB: 0 P: 4	R: 0 E: 0 K: 1 S: 6	H: 1 LOB: 0 BB: 0 P: 6	R: 0 E: 0 K: 1 S: 6	H: 1 LOB: 2 BB: 1 P: 10	R: 2 E: 0 K: 0 S: 5	H: 2 LOB: 0 BB: 0 P: 5	R: 0 E: 0 K: 2 S: 8	H: 1 LOB: 1 BB: 0 P: 8	R: 0 E: 0 K: 1 S: 7	H: 2 LOB: 2 BB: 0 P: 7	R: 0 E: 0 K: 1 S: 7	H: 2 LOB: 2 BB: 0 P: 7	R: 0 E: 0 K: 1 S: 5	H: 0 LOB: 0 BB: 0 P: 5	R: 0 E: 0 K: 1 S: 6	H: 1 LOB: 1 BB: 0 P: 6	1B: 8 2B: 3 3B: 0 HR: 1	SF: 0 SAC: 0 DP: 1 HBP: 0	WP: 0 PB: 0 SB: 0 CS: 0	PA: 39					
<b>PITCHER</b>	IP	WLS	BF	H	R	ER	SO	BB	IBB	HBP	BLK	WP	HR	S	P	ERA	WHIP										
<b>Bob Stanley, R</b> ERA: 4.75 (1, 1)	6.2	W	30	10	2	2	5	1	0	0	0	0	0	39	43	2.70	1.650										
<b>Tom Bolton, L</b> ERA: 4.6 (7, 1)	1.1		5	1	0	0	2	0	0	0	0	0	0	9	9	0.00	0.750										
<b>Calvin Schiraldi, R</b> ERA: 4.23 (9, 1)	1.0		4	1	0	0	1	0	0	0	0	0	0	6	6	0.00	1.000										

**Boston Red Sox @ Baltimore Orioles**  
Memorial Stadium, Baltimore, MD  
Mon Jun 08 1987, 7:05 PM EDT  
Att: 32,039 - Unknown

**AB 38**  
**R 2**  
**H 12**  
**RBI 2**  
**BB 1**  
**SO 8**  
**LOB 18**





Batter	1	2	3	4	5	6	7	8	9	AB	R	H	RBI	BB	SO	LOB	TOP										
<b>Ellis Burks, R</b> OBP: 0.272, SLG: 0.431 (1, 8)	5-3	FC5															5 0 2 1 0 1 3										
<b>Marty Barrett, R</b> OBP: 0.236, SLG: 0.273 (1, 4)	BB																4 1 2 0 1 2 4										
<b>Wade Boggs, L</b> OBP: 0.440, SLG: 0.562 (1, 5)	L8																4 0 1 0 1 0 4										
<b>Jim Rice, R</b> OBP: 0.351, SLG: 0.375 (1, 7)	K																5 0 1 1 1 0 2 5										
<b>Don Baylor, R</b> OBP: 0.348, SLG: 0.414 (1, 10)																	4 0 0 0 1 1 3										
<b>Dwight Evans, R</b> OBP: 0.412, SLG: 0.541 (1, 3) (8, 9)																	4 0 0 0 1 1 3										
<b>Mike Greenwell, L</b> OBP: 0.330, SLG: 0.534 (1, 9)																	5 1 3 0 0 0 2										
<b>Ed Romero, R</b> OBP: 0.376, SLG: 0.318 (8, 3)																	4 0 1 0 0 1 2										
<b>Spike Owen, S</b> OBP: 0.325, SLG: 0.340 (1, 6)																	0 0 0 0 0 0 0										
<b>Rich Gedman, L</b> OBP: 0.228, SLG: 0.221 (1, 2)																	4 0 1 0 0 1 2										
<b>Inning Stats</b>	R: 0 E: 0 K: 1 S: 5	H: 0 LOB: 1 BB: 1 P: 9	R: 0 E: 0 K: 2 S: 10	H: 3 LOB: 3 BB: 0 P: 10	R: 0 E: 0 K: 1 S: 6	H: 1 LOB: 1 BB: 0 P: 6	R: 0 E: 0 K: 0 S: 3	H: 0 LOB: 0 BB: 0 P: 3	R: 0 E: 0 K: 1 S: 7	H: 2 LOB: 2 BB: 0 P: 7	R: 0 E: 0 K: 1 S: 6	H: 1 LOB: 1 BB: 0 P: 6	R: 1 E: 0 K: 1 S: 7	H: 2 LOB: 2 BB: 1 P: 11	R: 1 E: 0 K: 2 S: 9	H: 2 LOB: 2 BB: 1 P: 13	R: 0 E: 0 K: 0 S: 3	H: 1 LOB: 1 BB: 1 P: 7	1B: 11 2B: 1 3B: 0 HR: 0	SF: 0 SAC: 0 DP: 1 HBP: 0	WP: 2 PB: 0 SB: 2 CS: 0	PA: 42					
<b>PITCHER</b>	IP	WLS	BF	H	R	ER	SO	BB	IBB	HBP	BLK	WP	HR	S	P	ERA	WHIP										
<b>Dave Schmidt, R</b> ERA: 2.52 (1, 1)	6.0		26	7	0	0	6	1	0	0	0	0	0	37	41	0.00	1.333										
<b>Ken Dixon, R</b> ERA: 6.23 (7, 1)	2.0	L	12	4	2	2	3	1	1	0	0	2	0	16	24	9.00	2.500										
<b>Tom Niedenfuer, R</b> ERA: 3.96 (9, 1)	1.0		4	1	0	0	0	0	1	0	0	0	0	3	7	0.00	1.000										

**Boston Red Sox @ Baltimore Orioles**  
Memorial Stadium, Baltimore, MD  
Tue Jun 09 1987, 7:05 PM EDT  
Att: 17,548 - Unknown

AB	38
R	2
H	12
RBI	2
BB	4
SO	9
LOB	28



Batter	1	2	3	4	5	6	7	8	9	AB	R	H	RBI	BB	SO	LOB	BOTTOM										
<b>Lee Lacy, R</b> OBP: 0.349, SLG: 0.385 (1, 9)	6-3																4 0 2 0 0 0 0										
<b>Rick Burleson, R</b> OBP: 0.277, SLG: 0.312 (1, 4)	6-3																4 0 0 0 0 1 2										
<b>Cal Ripken Jr., R</b> OBP: 0.361, SLG: 0.552 (1, 6)	HR																3 1 1 1 1 0 0										
<b>Eddie Murray, S</b> OBP: 0.331, SLG: 0.491 (1, 3)	5-3																4 0 0 0 0 1 1										
<b>Ray Knight, R</b> OBP: 0.360, SLG: 0.428 (1, 5)																	4 0 2 0 0 0 0										
<b>Larry Sheets, L</b> OBP: 0.376, SLG: 0.647 (1, 7)	5-3																4 0 0 0 0 1 2										
<b>Ken Gerhart, R</b> OBP: 0.278, SLG: 0.422 (1, 8)																	3 0 0 0 0 3 1										
<b>Mike Young, S</b> OBP: 0.351, SLG: 0.455 (1, 10)																	1 0 1 0 2 0 0										
<b>Dave Vangorder, R</b> OBP: 0.167, SLG: 0.364 (1, 2)																	3 0 0 0 0 0 4										
<b>Inning Stats</b>	R: 1 E: 0 K: 0 S: 4	H: 1 LOB: 0 BB: 0 P: 4	R: 0 E: 0 K: 1 S: 6	H: 1 LOB: 2 BB: 1 P: 10	R: 0 E: 0 K: 0 S: 3	H: 1 LOB: 1 BB: 1 P: 7	R: 0 E: 0 K: 1 S: 5	H: 0 LOB: 0 BB: 0 P: 5	R: 0 E: 0 K: 0 S: 4	H: 2 LOB: 1 BB: 0 P: 4	R: 0 E: 0 K: 1 S: 6	H: 1 LOB: 1 BB: 0 P: 6	R: 0 E: 0 K: 1 S: 4	H: 0 LOB: 0 BB: 1 P: 8	R: 0 E: 0 K: 1 S: 5	H: 0 LOB: 0 BB: 0 P: 5	R: 0 E: 0 K: 1 S: 5	H: 0 LOB: 0 BB: 0 P: 5	1B: 5 2B: 0 3B: 0 HR: 1	SF: 0 SAC: 0 DP: 2 HBP: 0	WP: 0 PB: 0 SB: 0 CS: 1	PA: 33					
<b>PITCHER</b>	IP	WLS	BF	H	R	ER	SO	BB	IBB	HBP	BLK	WP	HR	S	P	ERA	WHIP										
<b>Bruce Hurst, L</b> ERA: 3.12 (1, 1)	9.0	W	33	6	1	1	6	3	0	0	0	0	1	42	54	1.00	1.000										

**Boston Red Sox @ Baltimore Orioles**  
Memorial Stadium, Baltimore, MD  
Tue Jun 09 1987, 7:05 PM EDT  
Att: 17,548 - Unknown

AB	30
R	1
H	6
RBI	1
BB	3
SO	6
LOB	10









Batter	1	2	3	4	5	6	7	8	9	AB	R	H	RBI	BB	SO	LOB	TOP					
<b>Ellis Burks, R</b> OBP: 0.293, SLG: 0.482 (1, 8)										5	1	1	0	0	2	4	<b>Boston Red Sox @ Detroit Tigers</b> Tiger Stadium, Detroit, MI Fri Jun 12 1987, 7:05 PM EDT Att: 32,341 - Unknown					
<b>Marty Barrett, R</b> OBP: 0.317, SLG: 0.302 (1, 4)										3	1	0	0	2	0	1						
<b>Wade Boggs, L</b> OBP: 0.344, SLG: 0.575 (1, 5)										3	1	1	0	1	0	5						
<b>Jim Rice, R</b> OBP: 0.362, SLG: 0.388 (1, 7)										5	0	2	2	0	0	2						
<b>Don Baylor, R</b> OBP: 0.342, SLG: 0.399 (1, 10)										3	0	0	1	0	0	2						
<b>Dwight Evans, R</b> OBP: 0.404, SLG: 0.521 (1, 3)										4	0	0	0	0	0	3						
<b>Dave Henderson, R</b> OBP: 0.313, SLG: 0.424 (1, 9)										4	0	1	0	0	1	0						
<b>Spike Owen, S</b> OBP: 0.365, SLG: 0.389 (1, 6)										2	1	1	0	2	0	0						
<b>Rich Gedman, L</b> OBP: 0.224, SLG: 0.218 (1, 2)										4	0	1	1	0	2	3						
<b>Inning Stats</b>	R: 2 E: 0 K: 0 S: 5	H: 2 LOB: 1 BB: 1 P: 9	R: 1 E: 0 K: 1 S: 7	H: 2 LOB: 1 BB: 0 P: 7	R: 0 E: 0 K: 0 S: 3	H: 0 LOB: 1 BB: 1 P: 7	R: 0 E: 0 K: 1 S: 6	H: 1 LOB: 3 BB: 2 P: 14	R: 0 E: 0 K: 0 S: 3	H: 0 LOB: 0 BB: 0 P: 3	R: 0 E: 0 K: 2 S: 7	H: 0 LOB: 1 BB: 1 P: 11	R: 1 E: 0 K: 0 S: 5	H: 2 LOB: 1 BB: 0 P: 5	R: 0 E: 0 K: 1 S: 5	H: 0 LOB: 1 BB: 0 P: 5	R: 0 E: 0 K: 0 S: 3	H: 0 LOB: 1 BB: 4 P: 4	1B: 4 2B: 1 3B: 2 HR: 0	SF: 1 SAC: 0 DP: 0 HBP: 1	WP: 0 PB: 0 SB: 2 CS: 0	PA: 40
<b>PITCHER</b> <b>Frank Tanana, L</b> ERA: 3.79 (1, 1)	IP: 9.0 WLS: W BF: 40	H: 7 R: 4 ER: 4 SO: 5	BB: 5 IBB: 0 HBP: 1 BLK: 0	WP: 0 HR: 0 S: 44 P: 65	ERA: 4.00 WHIP: 1.333	<b>PITCHER</b>										IP: WLS: BF: H: R: ER: SO: BB: IBB: HBP: BLK: WP: HR: S: P: ERA: WHIP						

AB	33
R	4
H	7
RBI	4
BB	5
SO	5
LOB	20



Batter	1	2	3	4	5	6	7	8	9	AB	R	H	RBI	BB	SO	LOB	BOTTOM			
<b>Lou Whitaker, L</b> OBP: 0.339, SLG: 0.443 (1, 4)										4	3	3	1	0	0	0	<b>Boston Red Sox @ Detroit Tigers</b> Tiger Stadium, Detroit, MI Fri Jun 12 1987, 7:05 PM EDT Att: 32,341 - Unknown			
<b>Bill Madlock, R</b> OBP: 0.343, SLG: 0.435 (1, 10)										3	2	1	0	0	0	2				
<b>Kirk Gibson, L</b> OBP: 0.365, SLG: 0.489 (1, 7)										4	2	1	3	1	0	2				
<b>Alan Trammell, R</b> OBP: 0.400, SLG: 0.513 (1, 6)										5	2	2	3	0	0	1				
<b>Matt Nokes, L</b> OBP: 0.377, SLG: 0.541 (1, 2)										4	0	1	1	0	2	1				
<b>Pat Sheridan, L</b> OBP: 0.342, SLG: 0.389 (1, 9) (3, 8)										4	0	1	1	0	2	1				
<b>Darrell Evans, L</b> OBP: 0.378, SLG: 0.434 (1, 3)										3	1	1	0	1	0	0				
<b>Chet Lemon, R</b> OBP: 0.393, SLG: 0.493 <b>Larry Hemdon, R</b> OBP: 0.371, SLG: 0.506 (2, PR) (3, 9)										0	0	0	0	0	0	0				
<b>Tom Brookens, R</b> OBP: 0.320, SLG: 0.453 (1, 5)										3	1	1	1	0	1	3				
<b>Inning Stats</b>	R: 2 E: 0 K: 1 S: 8	H: 3 LOB: 1 BB: 0 P: 8	R: 1 E: 0 K: 0 S: 4	H: 1 LOB: 2 BB: 0 P: 5	R: 0 E: 0 K: 1 S: 5	H: 0 LOB: 0 BB: 0 P: 5	R: 0 E: 0 K: 0 S: 3	H: 0 LOB: 0 BB: 0 P: 3	R: 0 E: 0 K: 0 S: 3	H: 0 LOB: 0 BB: 0 P: 3	R: 1 E: 0 K: 2 S: 9	H: 2 LOB: 3 BB: 1 P: 14	R: 3 E: 0 K: 2 S: 9	H: 2 LOB: 0 BB: 1 P: 13	R: 4 E: 1 K: 0 S: 7	H: 3 LOB: 1 BB: 0 P: 8	1B: 6 2B: 2 3B: 0 HR: 3	SF: 1 SAC: 2 DP: 0 HBP: 3	WP: 1 PB: 0 SB: 1 CS: 0	PA: 41
<b>PITCHER</b> <b>Roger Clemens, R</b> ERA: 3.51 <b>Tom Bolton, L</b> ERA: 4.32 <b>Wes Gardner, R</b> ERA: 6.53 <b>Joe Sambito, L</b> ERA: 3.06	IP: 6.1 WLS: L BF: 31	H: 8 R: 7 ER: 7 SO: 4	BB: 2 IBB: 2 HBP: 0 BLK: 0	WP: 1 HR: 1 S: 35 P: 45	ERA: 9.95 WHIP: 1.263	<b>PITCHER</b>										IP: WLS: BF: H: R: ER: SO: BB: IBB: HBP: BLK: WP: HR: S: P: ERA: WHIP				

AB	33
R	11
H	11
RBI	10
BB	2
SO	6
LOB	13





Batter	1	2	3	4	5	6	7	8	9	AB	R	H	RBI	BB	SO	LOB	TOP					
<b>Ellis Burks, R</b> OBP: 0.289, SLG: 0.493 (1, 8)										5	1	1	1	0	0	2	<b>Boston Red Sox @ Detroit Tigers</b> Tiger Stadium, Detroit, MI Sat Jun 13 1987, 3:33 AM EDT Att: 40,427 - Unknown					
<b>Marty Barrett, R</b> OBP: 0.320, SLG: 0.305 (1, 4)										5	0	2	0	0	1	0						
<b>Wade Boggs, L</b> OBP: 0.442, SLG: 0.570 (1, 5)										4	1	1	0	0	0	2						
<b>Jim Rice, R</b> OBP: 0.365, SLG: 0.391 (1, 7)										4	0	2	0	0	2	0						
<b>Don Baylor, R</b> OBP: 0.348, SLG: 0.405 (1, 10)										2	1	1	0	0	0	0						
<b>Dwight Evans, R</b> OBP: 0.406, SLG: 0.516 (1, 3)										2	1	0	2	2	0	2						
<b>Mike Greenwell, L</b> OBP: 0.328, SLG: 0.523 (1, 9)										4	0	1	0	0	3	3						
<b>Spike Owen, S</b> OBP: 0.354, SLG: 0.375 (1, 6)										4	0	0	0	0	1	1						
<b>Rich Gedman, L</b> OBP: 0.227, SLG: 0.214 (1, 2)										2	0	0	0	1	0	0						
<b>Ed Romero, R</b> OBP: 0.369, SLG: 0.313 (9, PH)										1	0	0	0	0	0	0						
<b>Inning Stats</b>	R: 1 E: 1 K: 1 S: 7	H: 2 LOB: 2 BB: 0 P: 8	R: 0 E: 0 K: 1 S: 5	H: 0 LOB: 0 BB: 0 P: 5	R: 1 E: 0 K: 1 S: 7	H: 2 LOB: 3 BB: 1 P: 12	R: 0 E: 0 K: 1 S: 5	H: 0 LOB: 0 BB: 0 P: 5	R: 0 E: 0 K: 1 S: 5	H: 1 LOB: 0 BB: 0 P: 5	R: 1 E: 0 K: 0 S: 4	H: 1 LOB: 2 BB: 2 P: 12	R: 0 E: 0 K: 1 S: 5	H: 1 LOB: 0 BB: 0 P: 5	R: 1 E: 0 K: 1 S: 6	H: 1 LOB: 0 BB: 0 P: 6	R: 0 E: 0 K: 0 S: 3	H: 0 LOB: 0 BB: 0 P: 3	1B: 6 2B: 1 3B: 0 HR: 1	SF: 0 SAC: 0 DP: 2 HBP: 2	WP: 3 PB: 0 SB: 0 CS: 0	PA: 38
<b>PITCHER</b>	IP WLS BF H R ER SO BB IBB HBP BLK WP HR S P ERA WHIP																					
<b>Dan Petry, R</b> ERA: 5.7 (1, 1)	7.0 W 31 7 3 3 6 2 1 2 0 2 1 38 52 3.86 1.286																					
<b>Mike Henneman, R</b> ERA: 2.14 (8, 1)	0.1 2 1 1 1 0 0 0 0 0 1 0 2 2 27.00 3.000																					
<b>Willie Hernandez, L</b> ERA: 5.4 (8, 1)	1.2 S 5 0 0 0 1 0 0 0 0 0 0 7 7 0.00 0.000																					

Batter	1	2	3	4	5	6	7	8	9	AB	R	H	RBI	BB	SO	LOB	BOTTOM			
<b>Lou Whitaker, L</b> OBP: 0.333, SLG: 0.435 (1, 4)										4	0	0	0	0	1	1	<b>Boston Red Sox @ Detroit Tigers</b> Tiger Stadium, Detroit, MI Sat Jun 13 1987, 3:33 AM EDT Att: 40,427 - Unknown			
<b>Bill Madlock, R</b> OBP: 0.340, SLG: 0.421 (1, 10)										3	0	0	0	1	0	0				
<b>Kirk Gibson, L</b> OBP: 0.356, SLG: 0.475 (1, 7)										4	0	0	0	0	1	1				
<b>Alan Trammell, R</b> OBP: 0.406, SLG: 0.527 (1, 6)										2	2	1	1	2	0	1				
<b>Matt Nokes, L</b> OBP: 0.374, SLG: 0.534 (1, 2)										4	1	1	0	0	2	2				
<b>Pat Sheridan, L</b> OBP: 0.350, SLG: 0.394 (1, 8)										3	1	2	0	1	1	0				
<b>Darrell Evans, L</b> OBP: 0.380, SLG: 0.458 (1, 3)										4	2	2	3	0	1	2				
<b>Larry Herndon, R</b> OBP: 0.376, SLG: 0.516 (1, 9)										4	0	2	2	0	0	1				
<b>Tom Brookens, R</b> OBP: 0.315, SLG: 0.445 (1, 5)										3	0	0	0	0	0	3				
<b>Inning Stats</b>	R: 0 E: 0 K: 1 S: 5	H: 0 LOB: 1 BB: 1 P: 9	R: 1 E: 0 K: 0 S: 5	H: 2 LOB: 1 BB: 0 P: 5	R: 0 E: 0 K: 0 S: 3	H: 0 LOB: 0 BB: 0 P: 3	R: 2 E: 0 K: 0 S: 5	H: 3 LOB: 1 BB: 1 P: 9	R: 0 E: 0 K: 1 S: 5	H: 0 LOB: 0 BB: 0 P: 5	R: 3 E: 0 K: 1 S: 8	H: 3 LOB: 1 BB: 1 P: 12	R: 0 E: 0 K: 1 S: 5	H: 0 LOB: 1 BB: 1 P: 9	R: 0 E: 0 K: 2 S: 7	H: 0 LOB: 0 BB: 0 P: 7	1B: 4 2B: 2 3B: 0 HR: 2	SF: 0 SAC: 0 DP: 0 HBP: 0	WP: 0 PB: 0 SB: 0 CS: 0	PA: 35
<b>PITCHER</b>	IP WLS BF H R ER SO BB IBB HBP BLK WP HR S P ERA WHIP																			
<b>Bob Stanley, R</b> ERA: 4.74 (1, 1)	2.0 9 2 1 1 1 1 1 0 0 0 0 14 4.50 1.500																			
<b>Steve Crawford, R</b> ERA: 6.75 (3, 1)	3.1 L 17 6 5 5 2 2 0 0 0 0 0 2 19 27 13.50 2.400																			
<b>John Lester, R</b> ERA: 12.0 (6, 1)	1.1 5 0 0 0 0 0 1 0 0 0 0 0 4 8 0.00 0.750																			
<b>Tom Bolton, L</b> ERA: 4.08 (7, 1)	1.0 3 0 0 0 0 3 0 0 0 0 0 0 9 9 0.00 0.000																			
<b>Calvin Schiraldi, R</b> ERA: 4.18 (8, 1)	0.1 1 0 0 0 0 0 0 0 0 0 0 0 1 1 0.00 0.000																			



Batter	1	2	3	4	5	6	7	8	9	AB	R	H	RBI	BB	SO	LOB	TOP				
<b>Ellis Burks, R</b> OBP: 0.288, SLG: 0.483 (1, 8)	4-0 CS BB		0-3 K				0-0 F4		0-3 K								3 0 0 0 1 2 1				
<b>Marty Barrett, R</b> OBP: 0.318, SLG: 0.299 (1, 4)	0-0 F9		0-0 F9				0-0 6-3		4-0 CS BB								3 0 0 0 1 0 2				
<b>Wade Boggs, L</b> OBP: 0.439, SLG: 0.573 (1, 5)	0-0 3B		0-0 F9				0-0 4-3		0-3 K								4 0 1 0 0 1 2				
<b>Jim Rice, R</b> OBP: 0.357, SLG: 0.382 (1, 7)	0-3 K						0-0 F8		0-0 F8								4 0 0 0 0 1 1				
<b>Don Baylor, R</b> OBP: 0.351, SLG: 0.407 (1, 10)							0-0 4-3 1B		0-3 K								4 0 2 0 0 2 0				
<b>Dwight Evans, R</b> OBP: 0.403, SLG: 0.510 (1, 3)							0-0 FC5-4 1B										4 0 1 0 0 2 1				
<b>Mike Greenwell, L</b> OBP: 0.328, SLG: 0.545 (1, 9)							0-3 K										3 1 1 1 0 1 3				
<b>Spike Owen, S</b> OBP: 0.346, SLG: 0.365 (1, 6)							0-3 K										3 0 0 0 0 1 3				
<b>Rich Gedman, L</b> OBP: 0.230, SLG: 0.226 (1, 2)							0-0 2B										3 0 1 0 0 0 0				
<b>Inning Stats</b>	R: 0 E: 0 K: 1 S: 5	H: 1 LOB: 1 BB: 1 P: 9	R: 0 E: 0 K: 2 S: 8	H: 1 LOB: 1 BB: 0 P: 8	R: 0 E: 0 K: 1 S: 6	H: 1 LOB: 0 BB: 0 P: 6	R: 0 E: 0 K: 0 S: 5	H: 2 LOB: 2 BB: 0 P: 5	R: 0 E: 0 K: 0 S: 3	H: 0 LOB: 0 BB: 0 P: 3	R: 1 E: 0 K: 1 S: 6	H: 1 LOB: 0 BB: 0 P: 6	R: 0 E: 0 K: 2 S: 6	H: 0 LOB: 0 BB: 0 P: 10	R: 0 E: 0 K: 2 S: 7	H: 0 LOB: 0 BB: 0 P: 7	1B: 3 2B: 1 3B: 1 HR: 1	SF: 0 SAC: 0 DP: 0 HBP: 0	WP: 0 PB: 0 SB: 1 CS: 2	PA: 33	
<b>PITCHER</b> <b>Jack Morris, R</b> ERA: 3.81 (1, 1)	IP: 9.0 WLS: W BF: 33 H: 6 R: 1 ER: 1 SO: 10 BB: 2 IBB: 0 HBP: 0 BLK: 0 WP: 0 HR: 1 S: 51 P: 59 ERA: 1.00 WHIP: 0.889																				

**Boston Red Sox @ Detroit Tigers**  
Tiger Stadium, Detroit, MI  
Sun Jun 14 1987, 3:33 AM EDT  
Att: 28,203 - Unknown

AB 31  
R 1  
H 6  
RBI 1  
BB 2  
SO 10  
LOB 13



Batter	1	2	3	4	5	6	7	8	9	AB	R	H	RBI	BB	SO	LOB	BOTTOM				
<b>Lou Whitaker, L</b> OBP: 0.332, SLG: 0.432 (1, 4)	0-3 K		0-0 F8 1B				0-0 B1-3		0-0 F8								4 0 1 0 0 1 3				
<b>Bill Madlock, R</b> OBP: 0.327, SLG: 0.404 <b>Darrell Evans, L</b> OBP: 0.380, SLG: 0.458 (1, 3) (9, 3)	0-0 5-3		0-0 F8				0-0 F4		0-0 F9								4 0 0 0 0 0 1 0 0 0 0 0 0 0				
<b>Kirk Gibson, L</b> OBP: 0.348, SLG: 0.462 (1, 10)	0-0 G3						0-0 4-3		0-0 G4-1								4 0 0 0 0 1 0				
<b>Alan Trammell, R</b> OBP: 0.408, SLG: 0.525 (1, 6)							0-3 K										3 2 1 0 1 1 0				
<b>Larry Herndon, R</b> OBP: 0.389, SLG: 0.521 (1, 7)							0-0 F8										3 0 2 0 1 0 0				
<b>Mike Heath, R</b> OBP: 0.385, SLG: 0.512 (1, 2)							0-0 L8										3 0 2 2 0 0 0				
<b>Chet Lemon, R</b> OBP: 0.395, SLG: 0.496 (1, 8)							0-0 5-3										3 0 1 0 1 0 2				
<b>Terry Harper, R</b> OBP: 0.306, SLG: 0.358 <b>Pat Sheridan, L</b> OBP: 0.350, SLG: 0.394 (1, 9) (8, 9)	0-0 P3						4-0 BB										2 0 0 0 1 0 4 0 0 0 0 0 0 0				
<b>Tom Brookens, R</b> OBP: 0.315, SLG: 0.440 (1, 5)							0-0 F8										2 0 0 0 1 0 1				
<b>Inning Stats</b>	R: 0 E: 0 K: 1 S: 5	H: 0 LOB: 0 BB: 0 P: 5	R: 0 E: 0 K: 0 S: 3	H: 1 LOB: 2 BB: 2 P: 11	R: 0 E: 0 K: 0 S: 3	H: 1 LOB: 0 BB: 0 P: 3	R: 0 E: 0 K: 2 S: 7	H: 0 LOB: 0 BB: 0 P: 7	R: 0 E: 0 K: 0 S: 3	H: 0 LOB: 1 BB: 1 P: 7	R: 0 E: 0 K: 0 S: 3	H: 0 LOB: 0 BB: 0 P: 3	R: 1 E: 0 K: 0 S: 6	H: 3 LOB: 3 BB: 1 P: 10	R: 1 E: 0 K: 0 S: 5	H: 2 LOB: 2 BB: 1 P: 9	1B: 6 2B: 1 3B: 0 HR: 0	SF: 1 SAC: 0 DP: 0 HBP: 0	WP: 0 PB: 0 SB: 0 CS: 1	PA: 34	
<b>PITCHER</b> <b>Bruce Hurst, L</b> ERA: 3.07 <b>Calvin Schiraldi, R</b> ERA: 4.13 (1, 1) (8, 1)	IP: 7.2 WLS: L BF: 33 H: 7 R: 2 ER: 2 SO: 3 BB: 4 IBB: 1 HBP: 0 BLK: 0 WP: 0 HR: 0 S: 34 P: 54 ERA: 2.35 WHIP: 1.435																				

**Boston Red Sox @ Detroit Tigers**  
Tiger Stadium, Detroit, MI  
Sun Jun 14 1987, 3:33 AM EDT  
Att: 28,203 - Unknown


AB 28  
R 2  
H 7  
RBI 2  
BB 5  
SO 3  
LOB 11






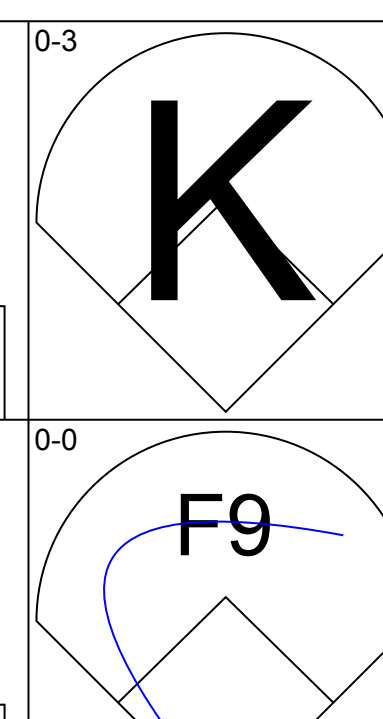
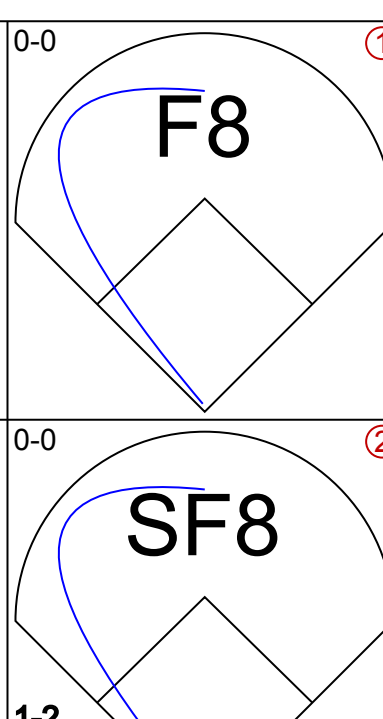
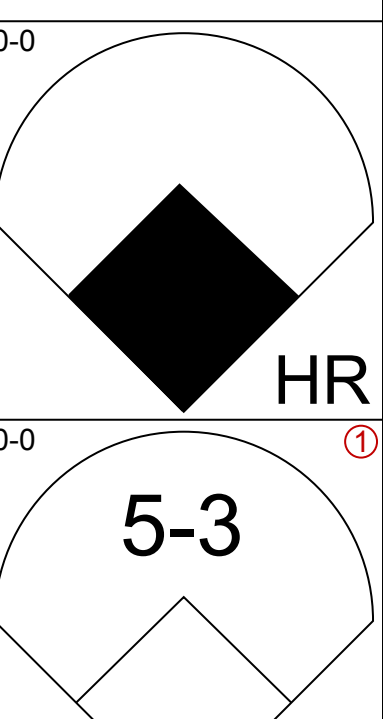
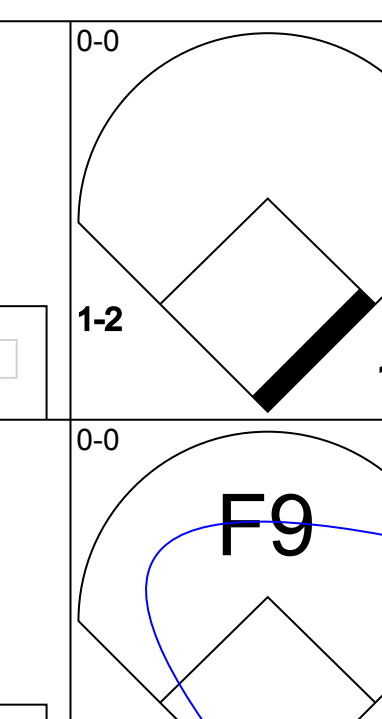
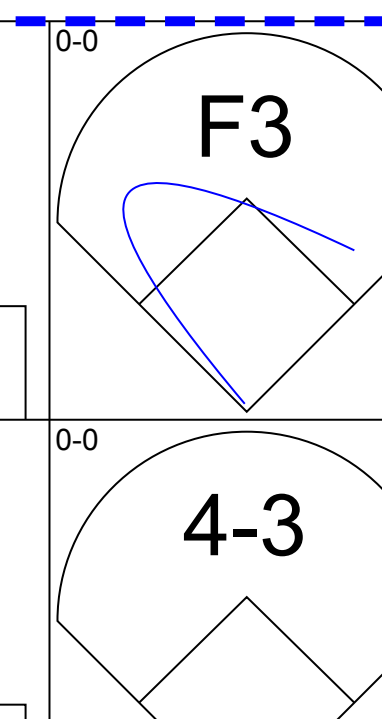
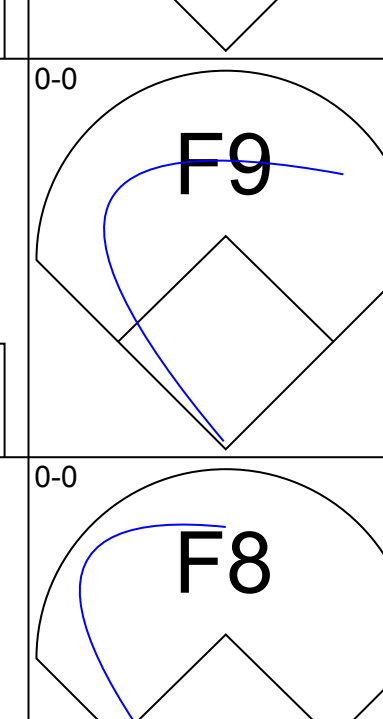
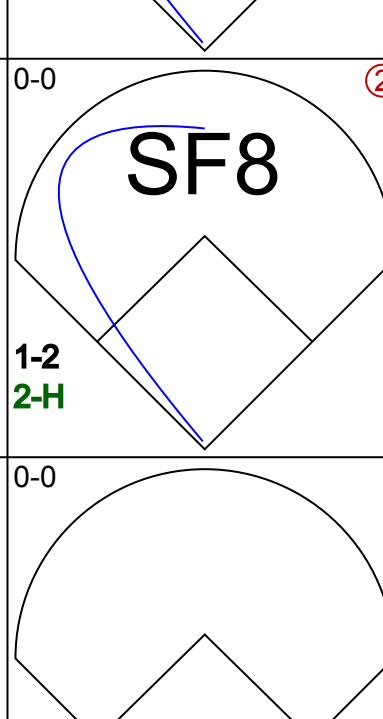
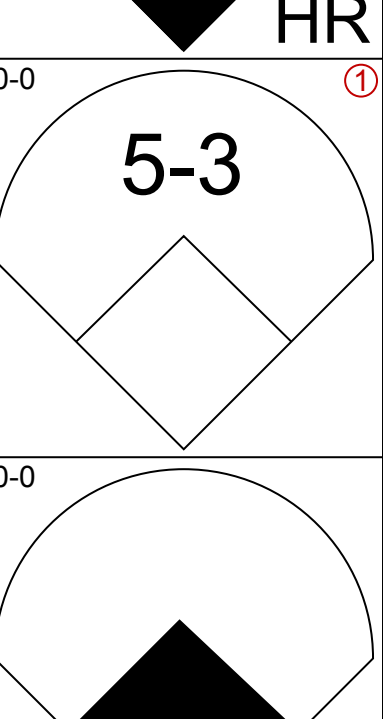
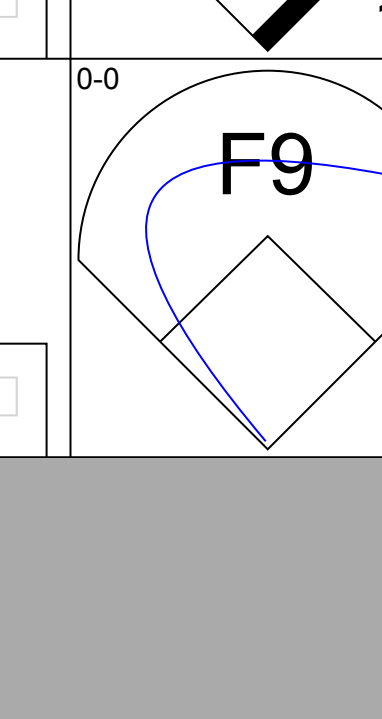
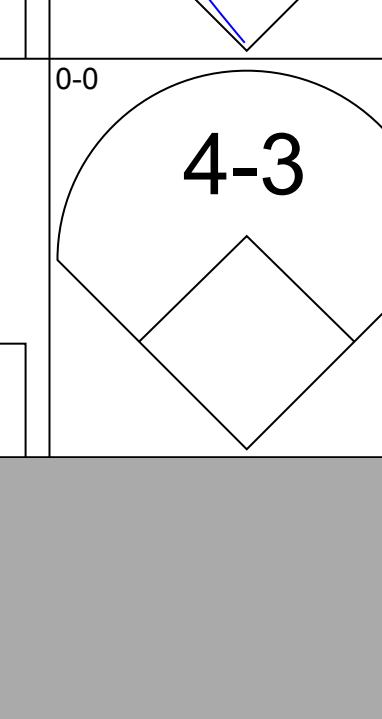
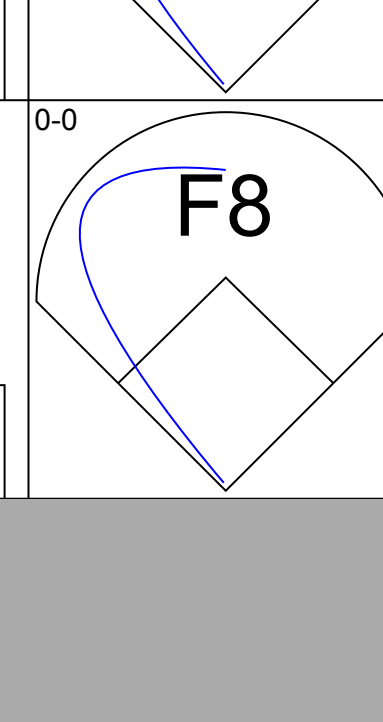
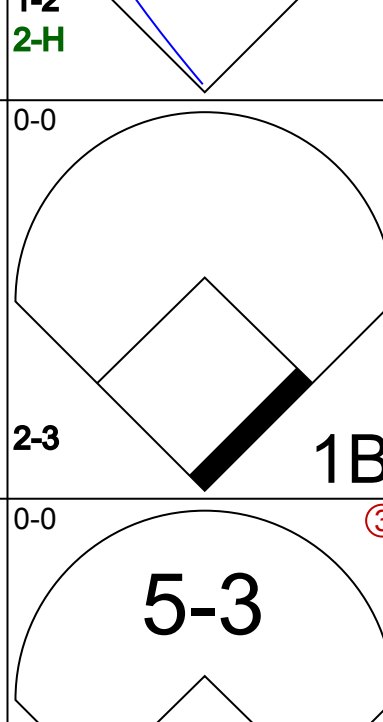
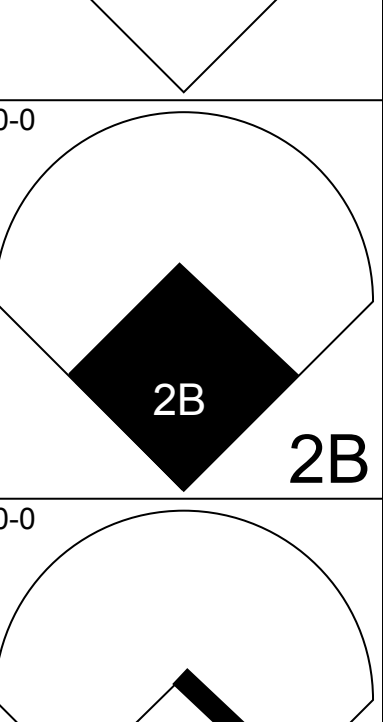

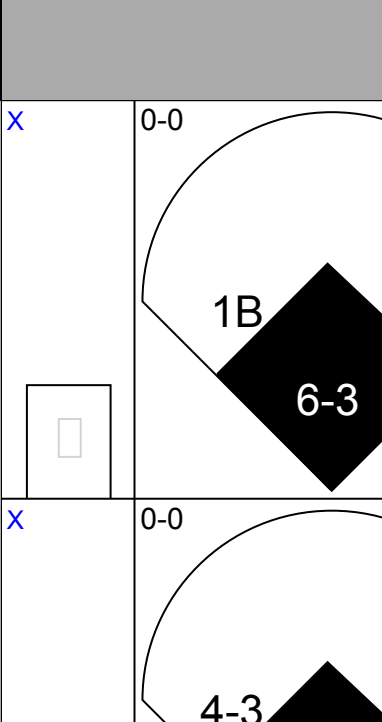
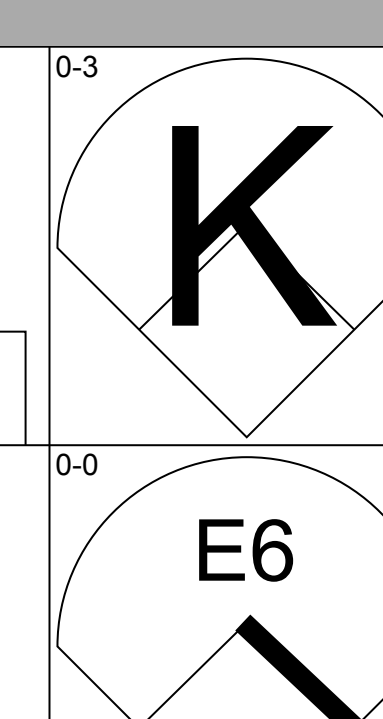
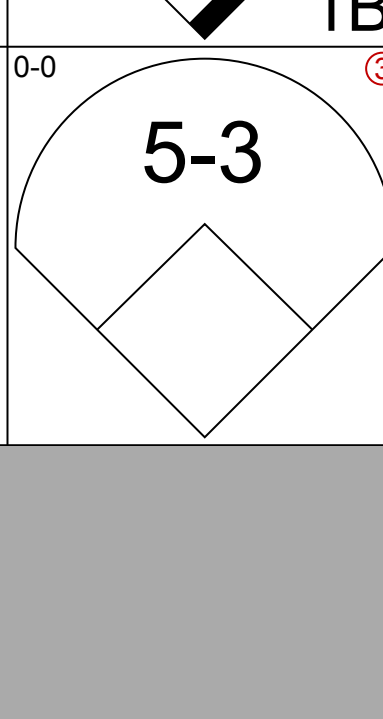
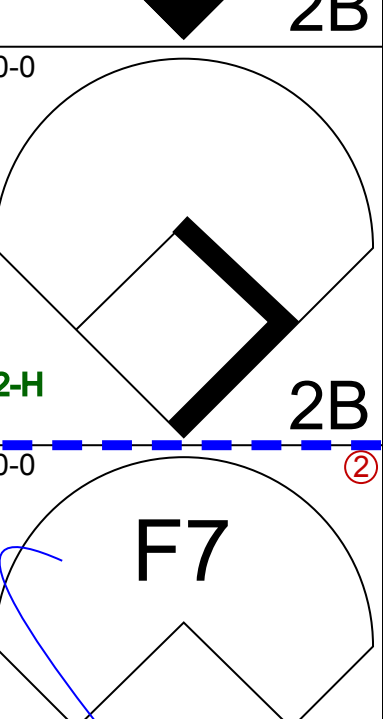

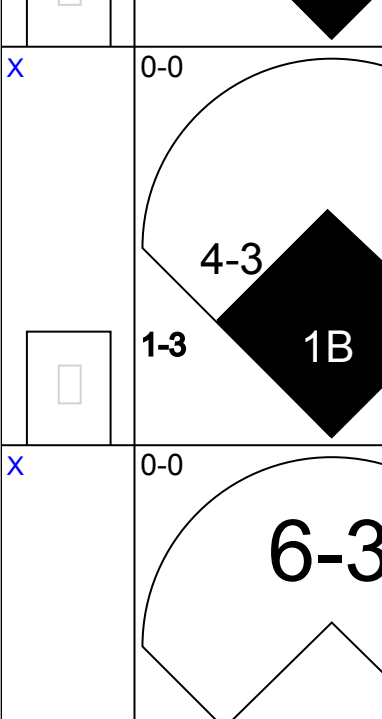
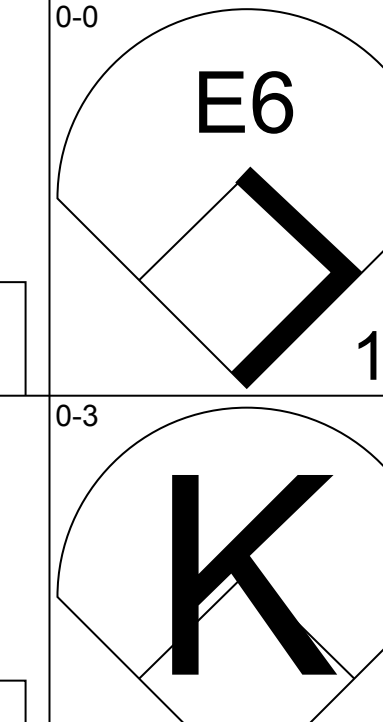
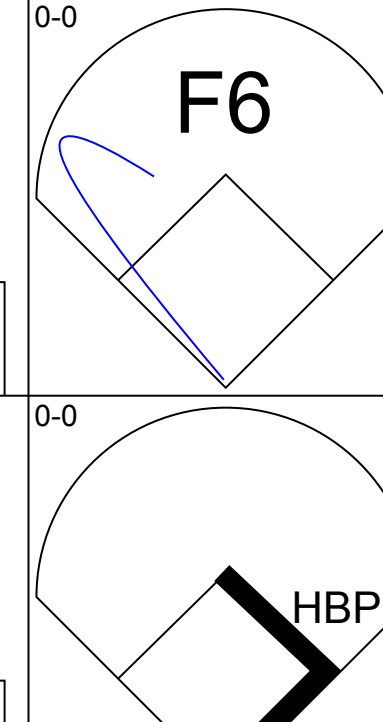
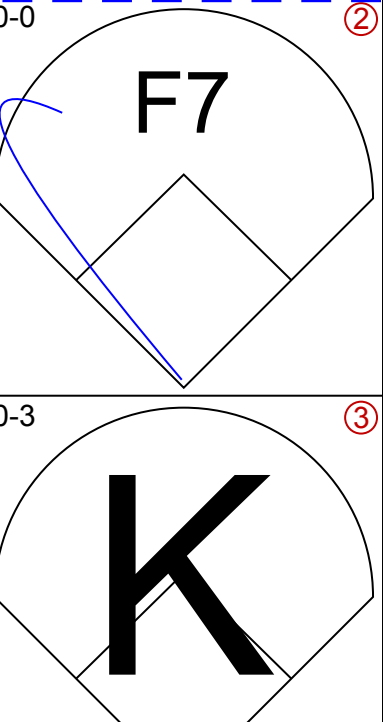

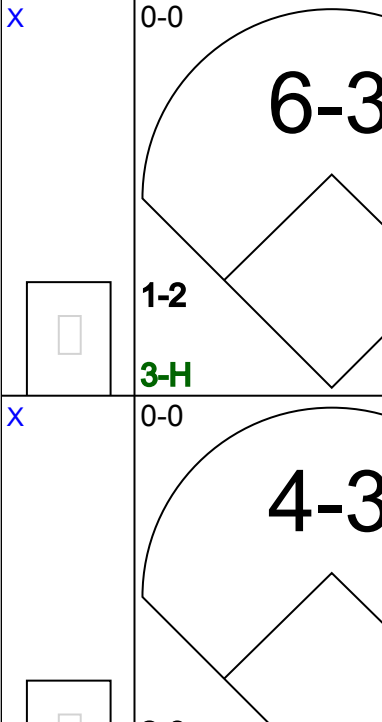
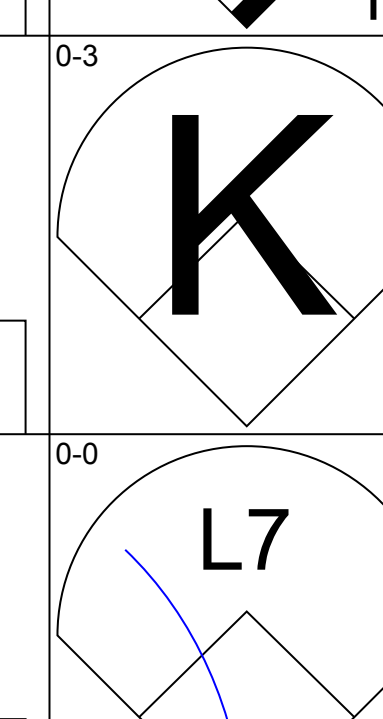
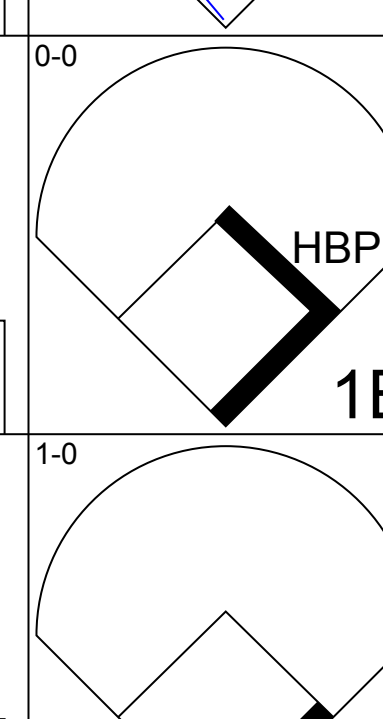
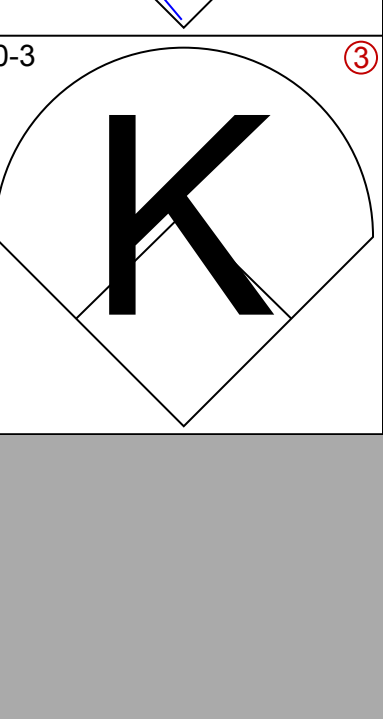
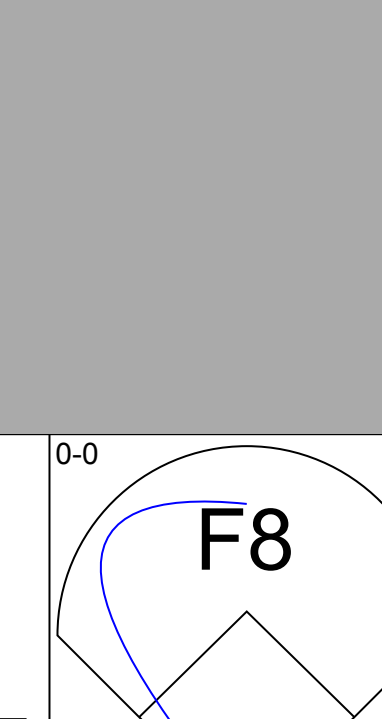
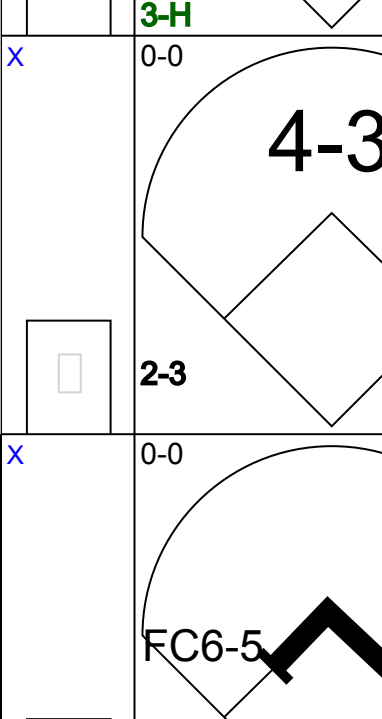
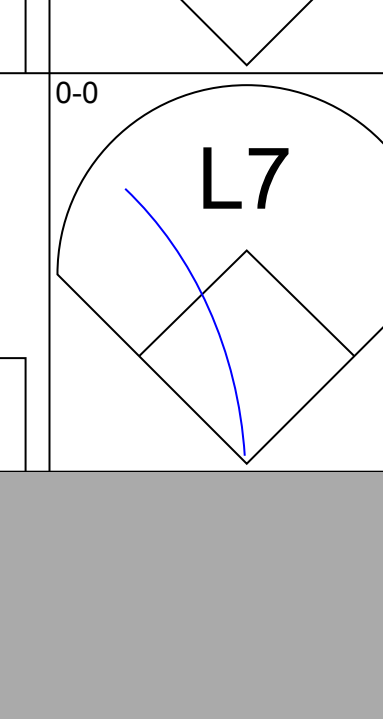
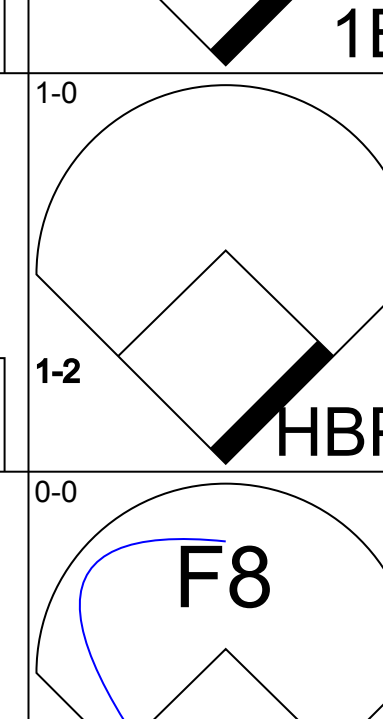
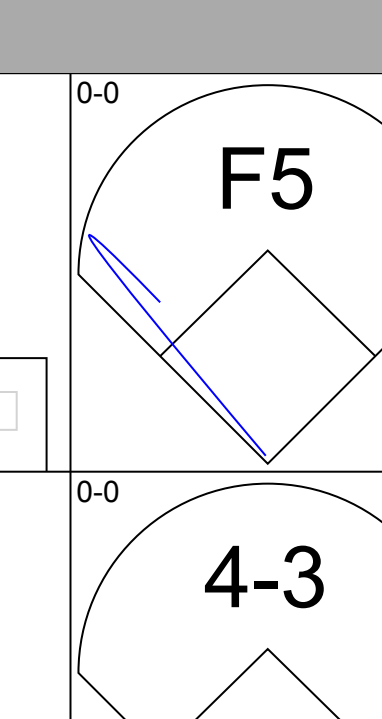
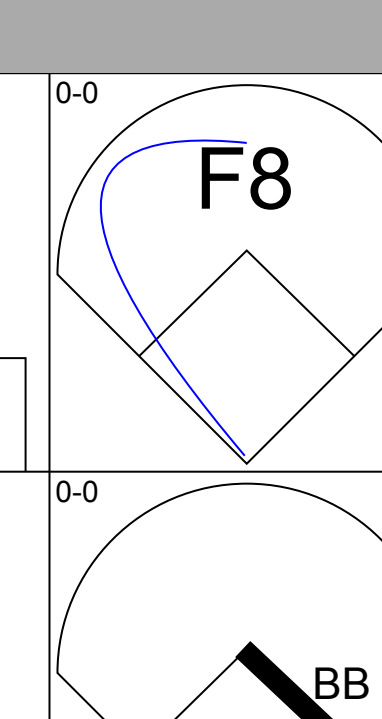
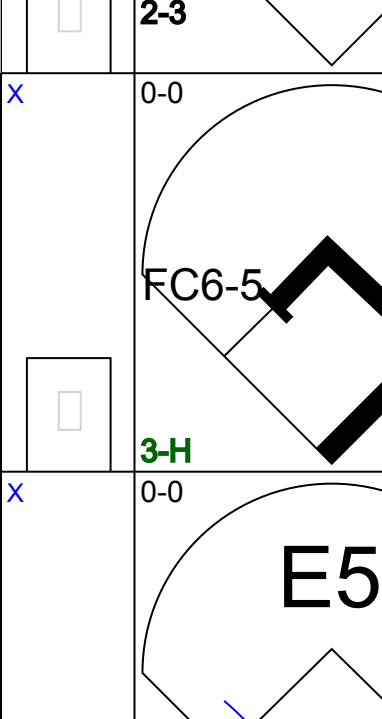
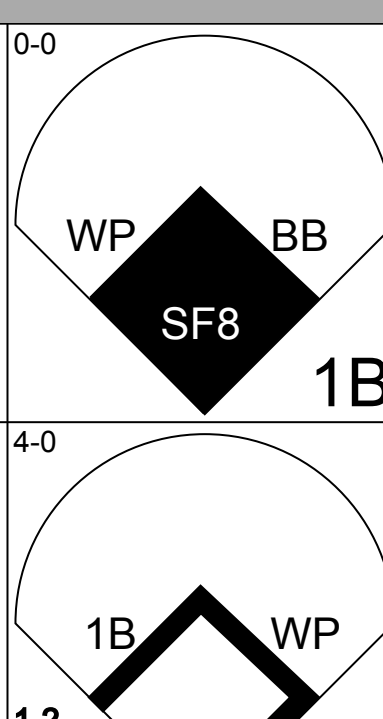
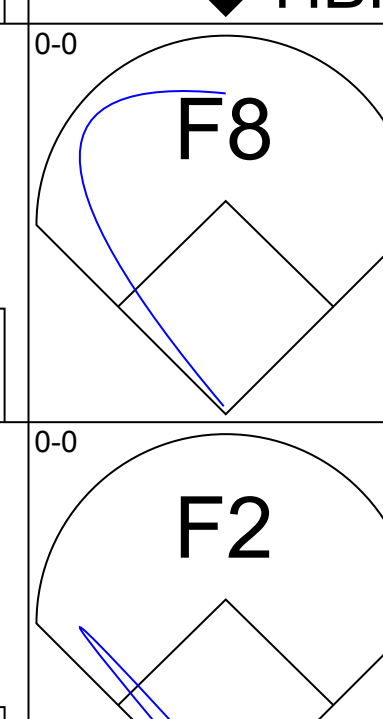
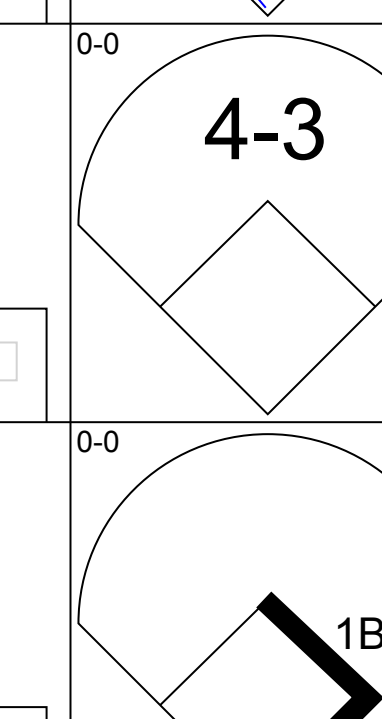
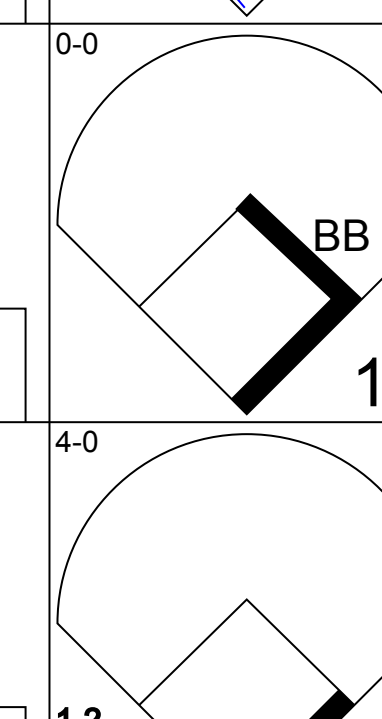
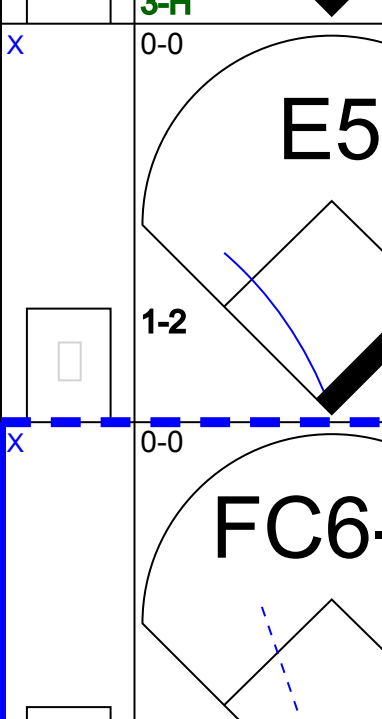
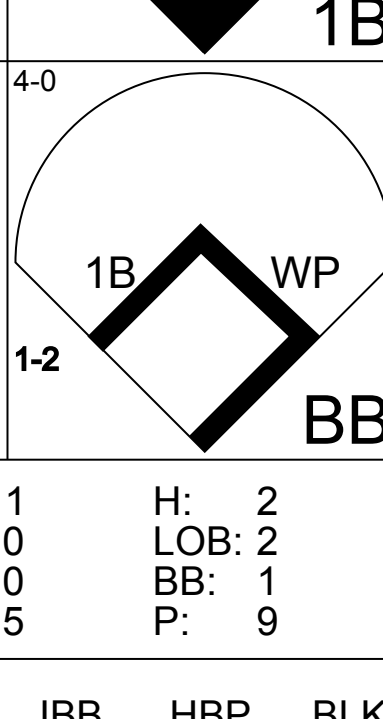
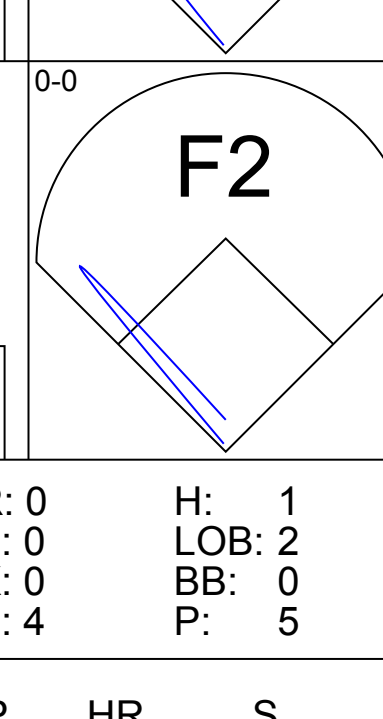
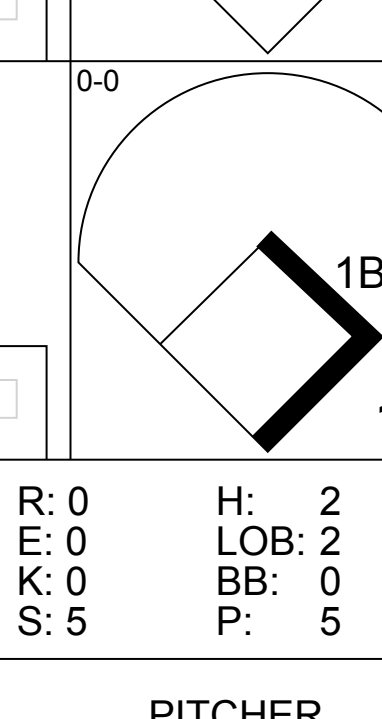
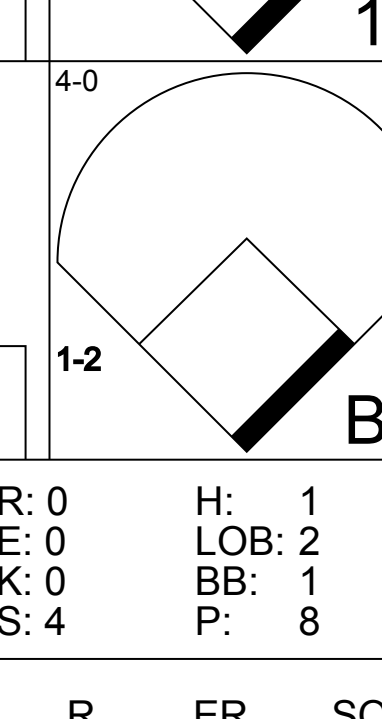
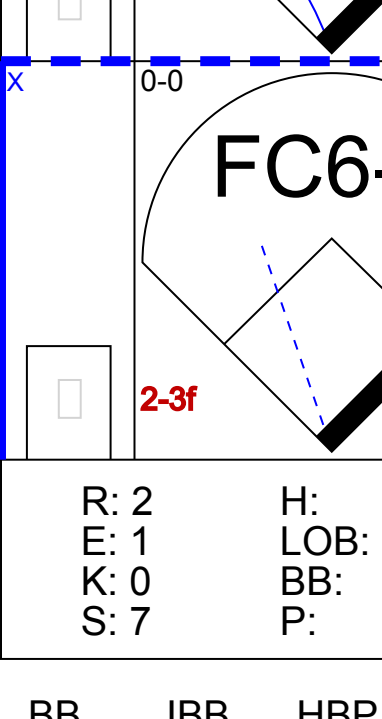


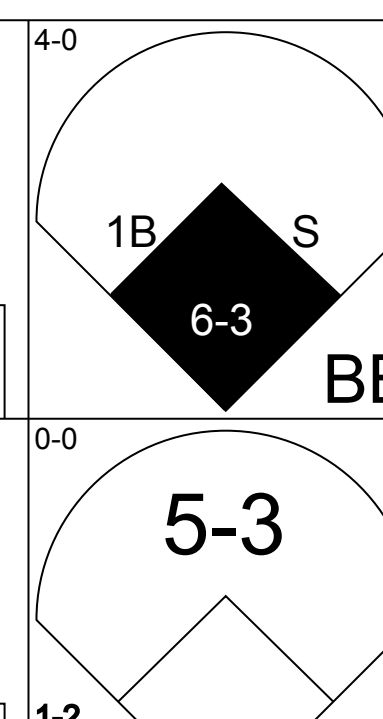
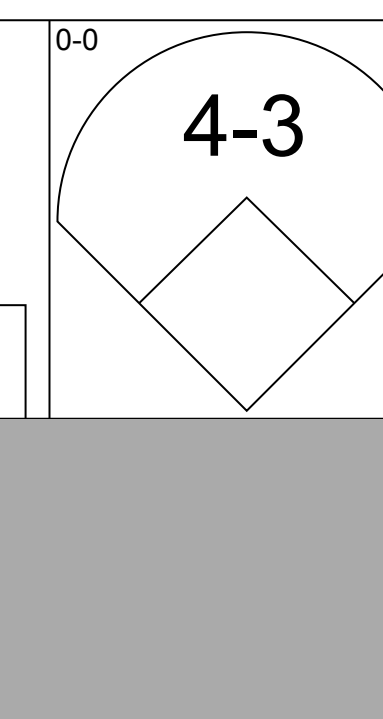
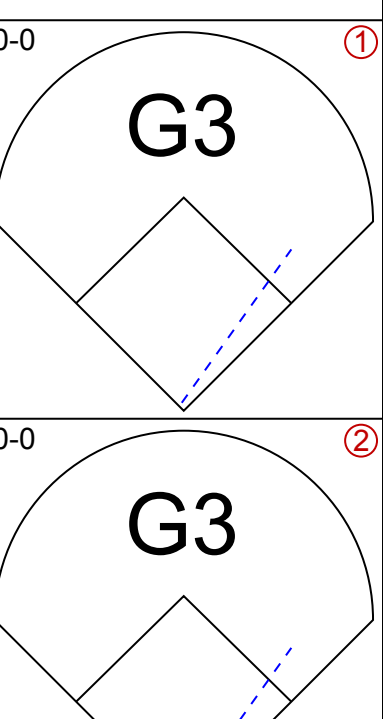
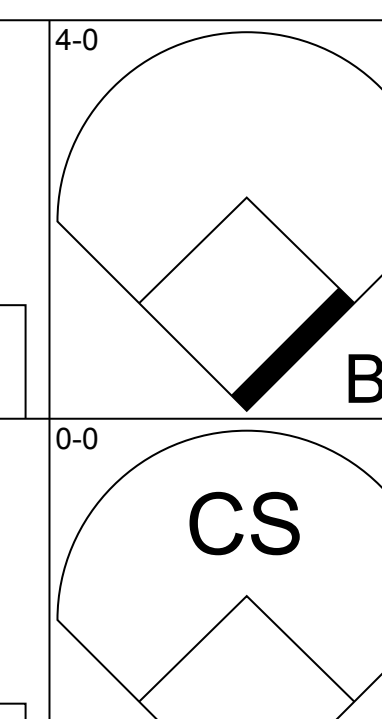

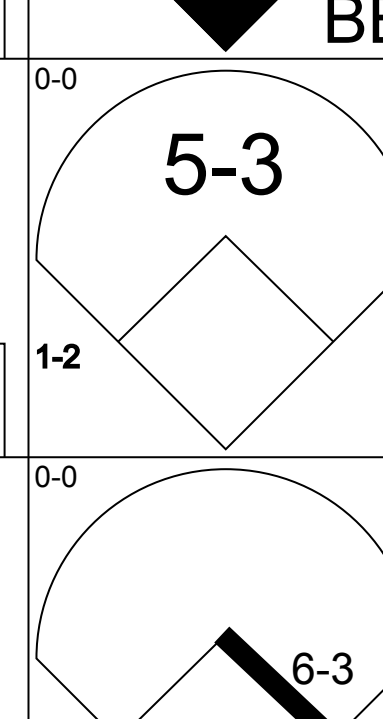
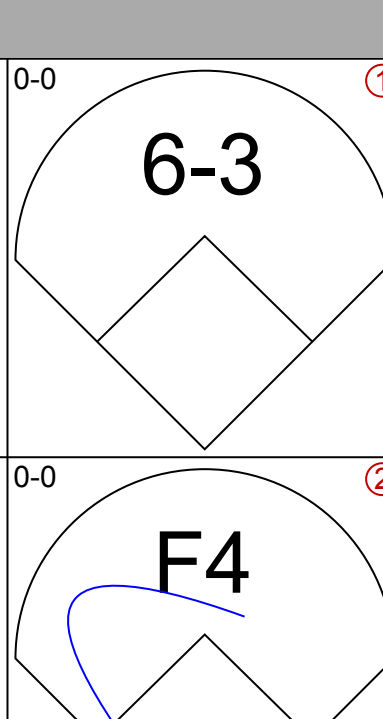
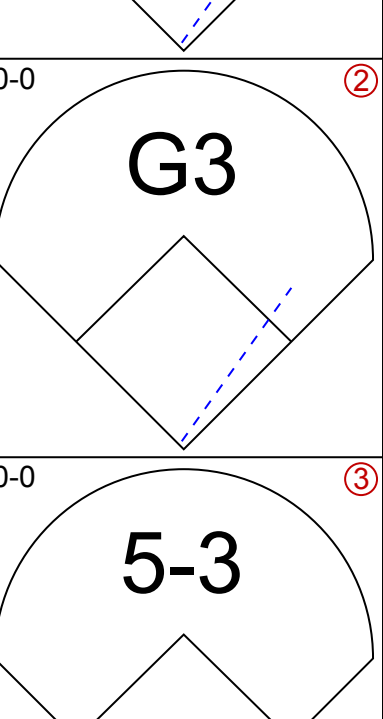
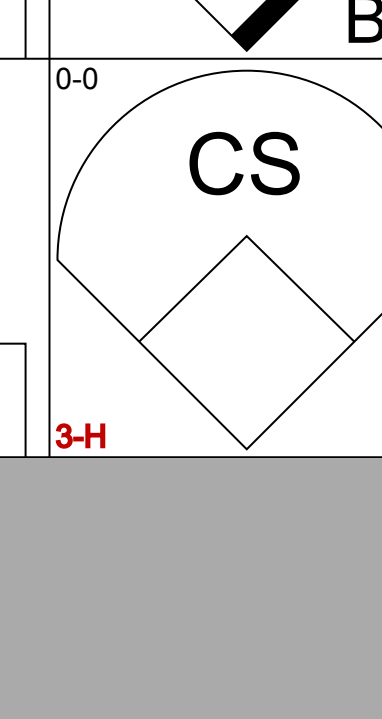

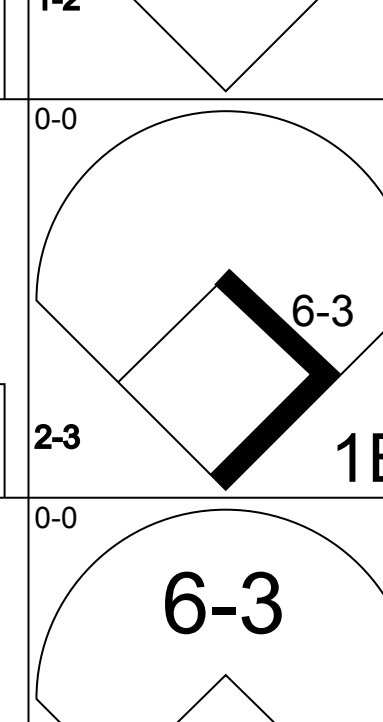
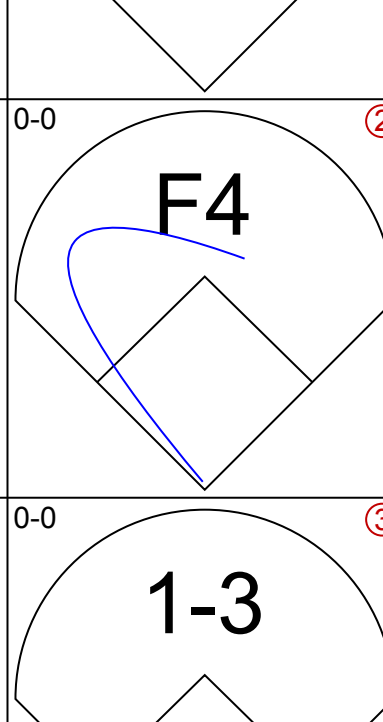
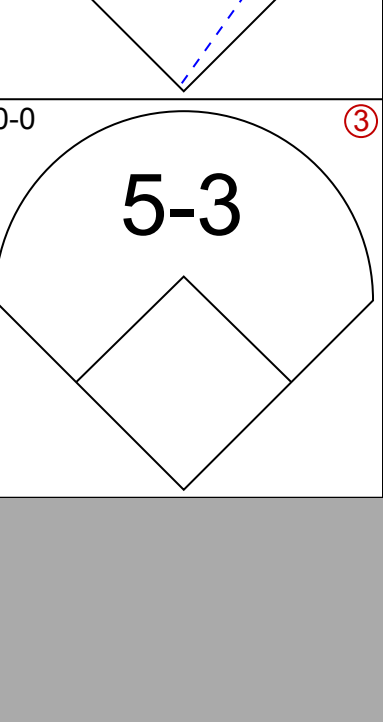


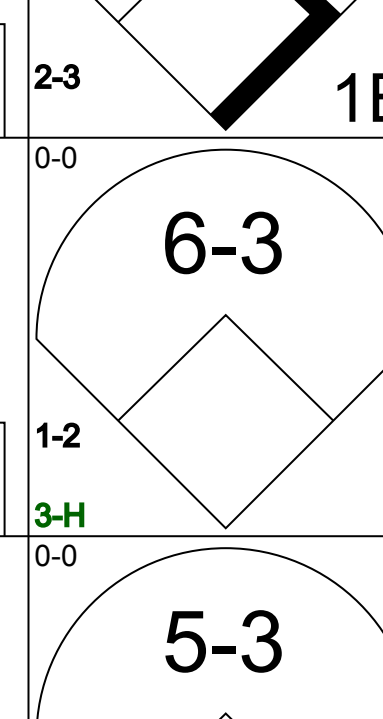
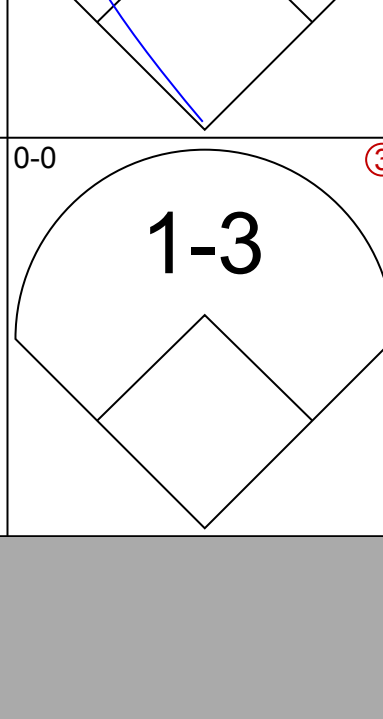
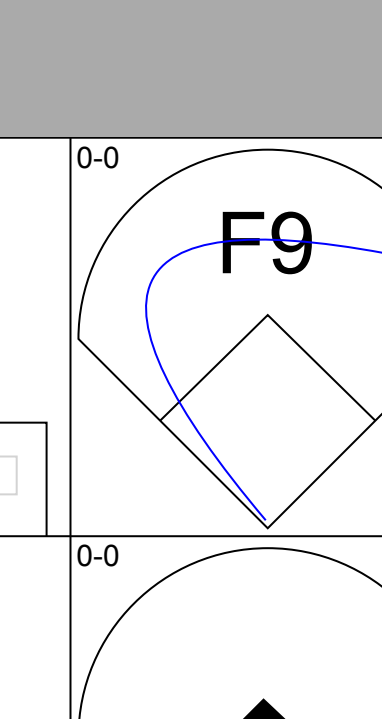

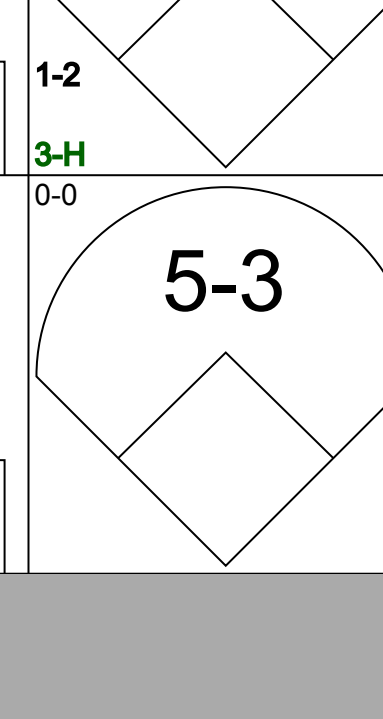
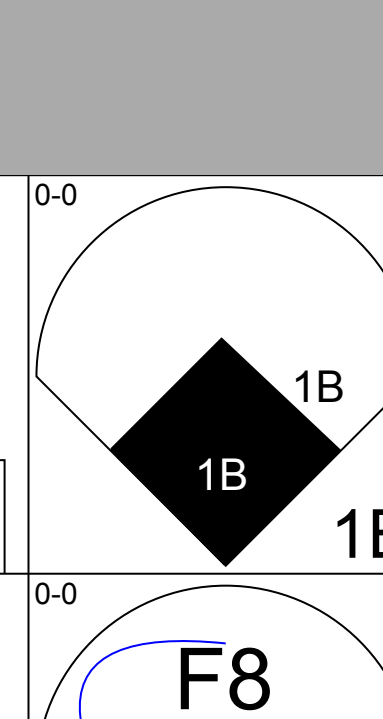



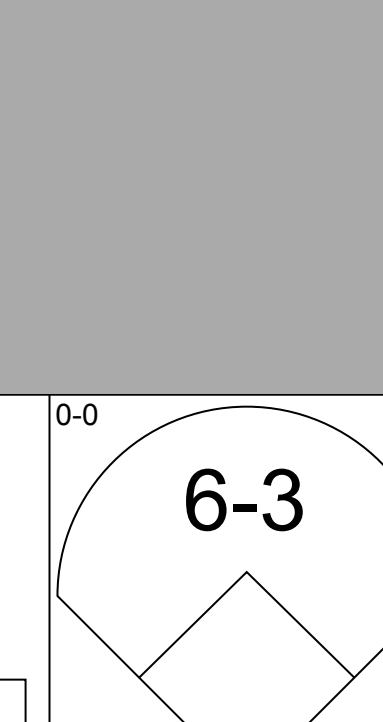
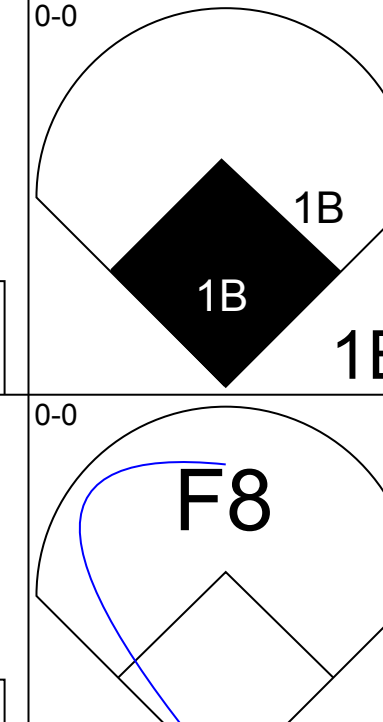
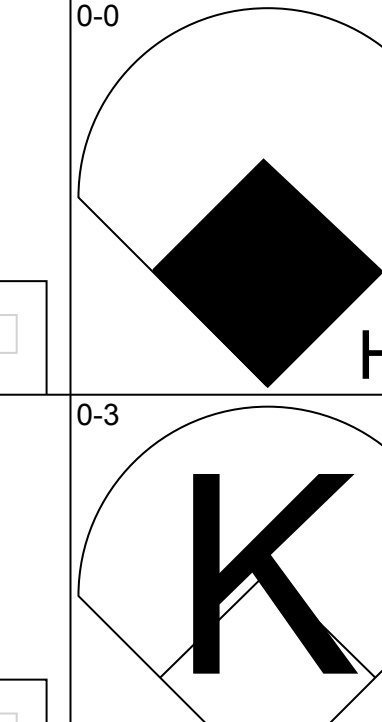
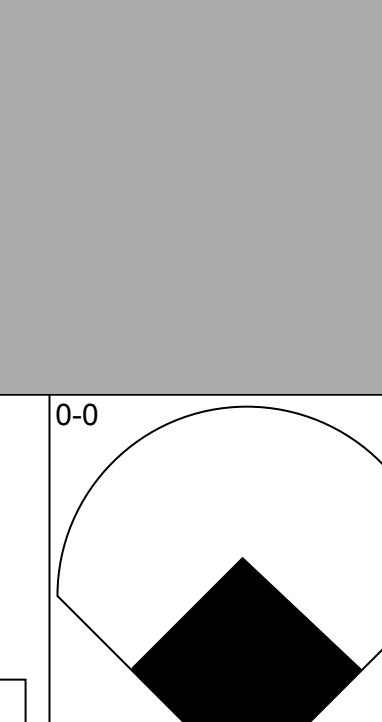
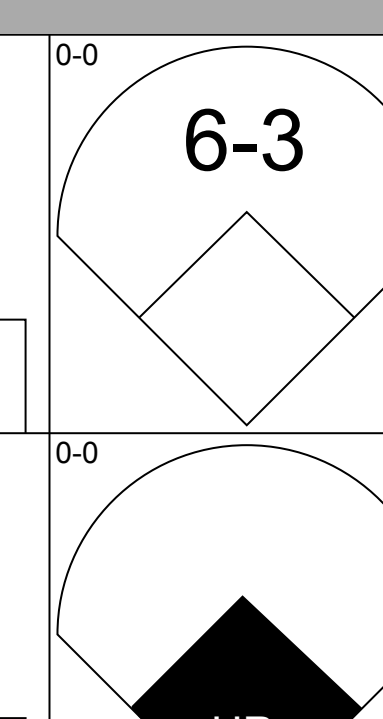
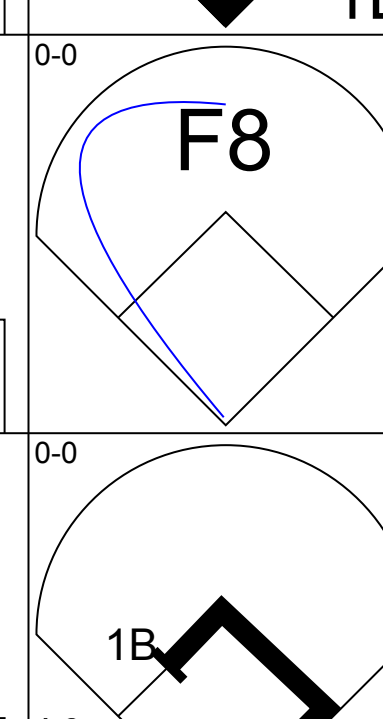

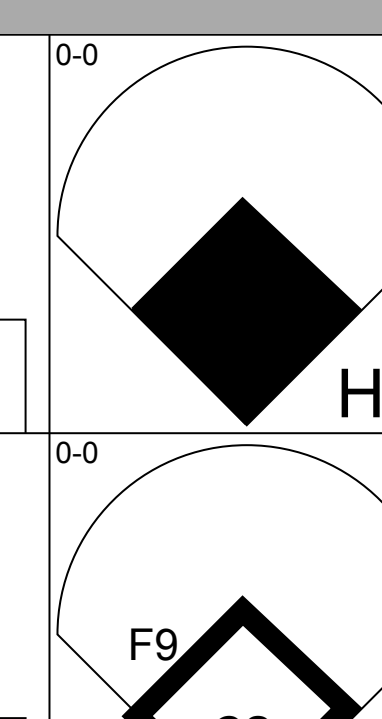

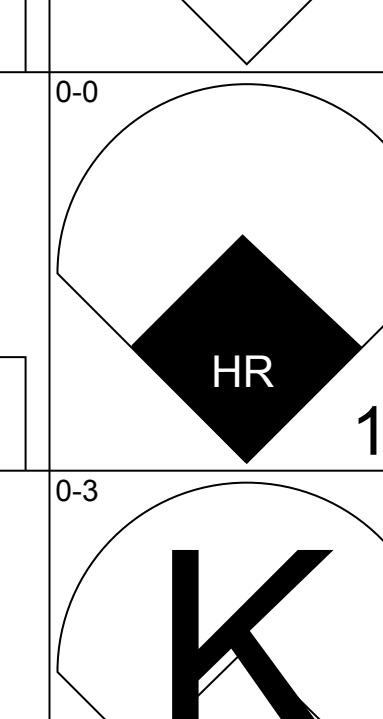
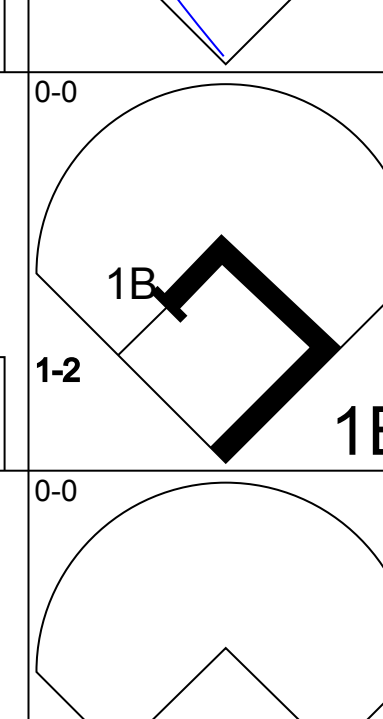

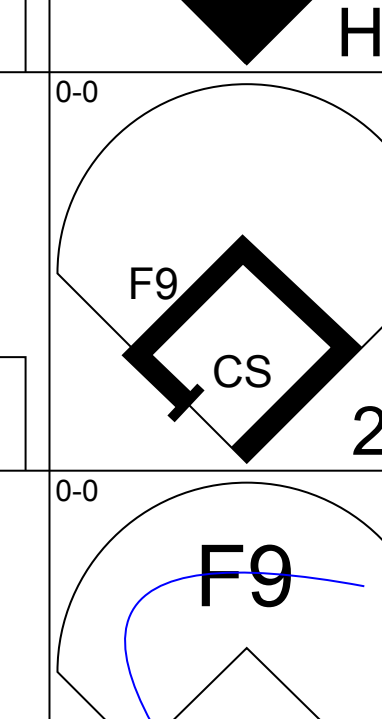

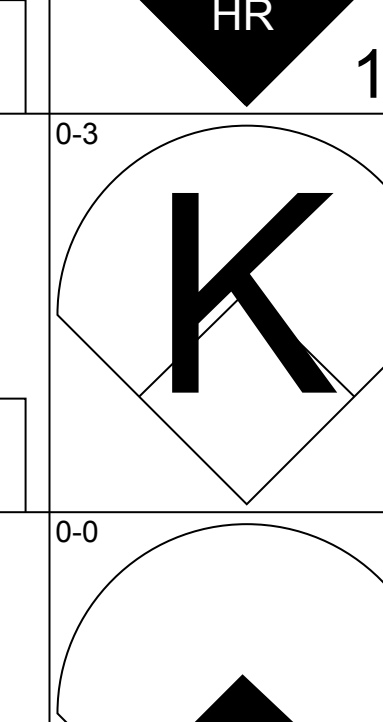
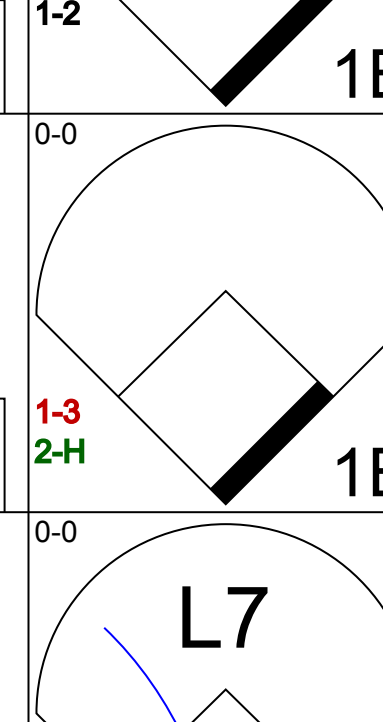
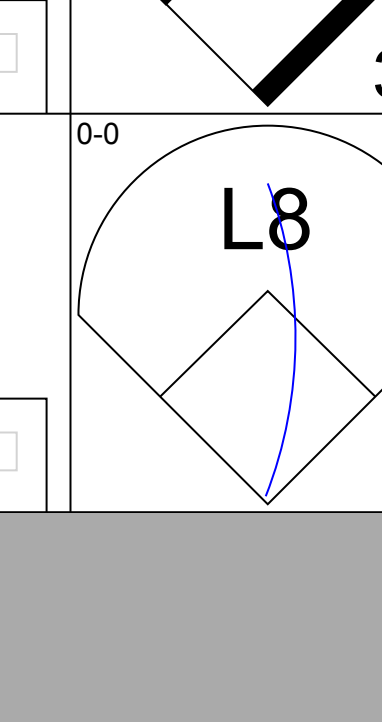
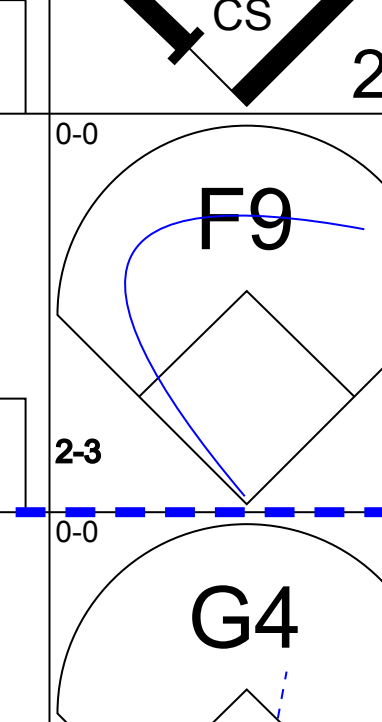


Batter	1	2	3	4	5	6	7	8	9	AB	R	H	RBI	BB	SO	LOB	TOP										
<b>Ellis Burks, R</b> OBP: 0.277, SLG: 0.478 (1, 8)	0-0 5-3	0-3 K			0-3 K		0-0 L7		0-0 4-3	5	0	0	0	0	2	4	<b>Boston Red Sox @ Cleveland Indians</b> Cleveland Municipal Stadium, Cleveland, OH Wed Jun 17 1987, 7:05 PM EDT Att: 12,910 - Unknown  <b>AB</b> 31 <b>R</b> 4 <b>H</b> 6 <b>RBI</b> 4 <b>BB</b> 6 <b>SO</b> 4 <b>LOB</b> 15 										
<b>Marty Barrett, R</b> OBP: 0.327, SLG: 0.312 (1, 4)	0-0 6-3		0-0 6-3			0-0 P3	0-0 F5		0-0 FC6-4 1B	5	0	1	0	0	0	2											
<b>Wade Boggs, L</b> OBP: 0.448, SLG: 0.574 (1, 5)	0-0 FC5-4 1B		0-0 F8			4-0 WP BB		0-0 F8	0-0 FC6-4 1-2	4	0	1	0	1	0	1											
<b>Jim Rice, R</b> OBP: 0.347, SLG: 0.369 (1, 7)	0-0 FC5-4 1-2		0-0 5-3			0-0 F8 1-2		0-0 WP HR 1B		4	1	1	0	0	0	2											
<b>Don Baylor, R</b> OBP: 0.355, SLG: 0.433 (1, 10)		4-0 2B 4-3 BB		0-0 5-3		4-0 S BB		0-0 F9		2	1	0	0	2	0	1											
<b>Dwight Evans, R</b> OBP: 0.402, SLG: 0.507 (1, 3) (8, 9)		0-0 4-3 1-3 2B		4-0 CS BB		0-3 K 1-2		1-0 HR HBP		2	1	1	0	1	1	2											
<b>Mike Greenwell, L</b> OBP: 0.339, SLG: 0.576 (1, 9) <b>Ed Romero, R</b> OBP: 0.366, SLG: 0.310 (8, 3)		0-0 4-3		0-0 F2			0-0 SH1-4 1B	0-0 1-H 2-H HR		4	1	2	4	0	0	2											
<b>Spike Owen, S</b> OBP: 0.336, SLG: 0.352 (1, 6)		0-0 2-3 3-H F5		0-0 CS 1-2	0-0 4-3		0-0 SH1-4 1-2	0-0 6-3		3	0	0	0	0	0	1											
<b>Rich Gedman, L</b> OBP: 0.233, SLG: 0.216 (1, 2)		4-0 BB		0-0 F7			4-0 BB		0-3 K	2	0	0	0	2	1	0											
<b>Inning Stats</b>	R: 0 E: 0 K: 0 S: 4	H: 1 LOB: 1 BB: 0 P: 4	R: 1 E: 0 K: 1 S: 6	H: 1 LOB: 2 BB: 2 P: 14	R: 0 E: 0 K: 0 S: 3	H: 0 LOB: 0 BB: 0 P: 3	R: 0 E: 0 K: 0 S: 2	H: 0 LOB: 0 BB: 1 P: 6	R: 0 E: 0 K: 1 S: 5	H: 0 LOB: 0 BB: 0 P: 5	R: 0 E: 0 K: 0 S: 5	H: 0 LOB: 2 BB: 2 P: 13	R: 0 E: 0 K: 0 S: 4	H: 1 LOB: 2 BB: 1 P: 8	R: 3 E: 0 K: 0 S: 5	H: 2 LOB: 0 BB: 0 P: 6	R: 0 E: 0 K: 1 S: 6	H: 1 LOB: 1 BB: 0 P: 6	1B: 4 2B: 1 3B: 0 HR: 1	SF: 0 SAC: 1 DP: 0 HBP: 1	WP: 3 PB: 0 SB: 1 CS: 1	PA: 40					
<b>PITCHER</b>	IP	WLS	BF	H	R	ER	SO	BB	IBB	HBP	BLK	WP	HR	S	P	ERA	WHIP										
<b>Tom Candiotti, R</b> ERA: 5.55 (1, 1)	8.0	L	35	5	4	4	3	6	0	1	0	3	1	34	59	4.50	1.375										
<b>Ed Vande Berg, L</b> ERA: 4.5 (9, 1)	1.0		4	1	0	0	1	0	0	0	0	0	0	6	6	0.00	1.000										

Batter	1	2	3	4	5	6	7	8	9	AB	R	H	RBI	BB	SO	LOB	BOTTOM										
<b>Brett Butler, L</b> OBP: 0.408, SLG: 0.384 (1, 8)	0-3 K		0-0 F8 S 1B		0-0 FC1-6 1-2			0-0 G3		4	0	1	0	0	1	1	<b>Boston Red Sox @ Cleveland Indians</b> Cleveland Municipal Stadium, Cleveland, OH Wed Jun 17 1987, 7:05 PM EDT Att: 12,910 - Unknown  <b>AB</b> 30 <b>R</b> 0 <b>H</b> 4 <b>RBI</b> 0 <b>BB</b> 2 <b>SO</b> 12 <b>LOB</b> 9 										
<b>Julio Franco, R</b> OBP: 0.396, SLG: 0.434 (1, 6)	0-0 F9		0-0 F8 1-3			0-0 4-3		0-0 F9		4	0	0	0	0	0	1											
<b>Pat Tabler, R</b> OBP: 0.373, SLG: 0.500 (1, 10)	4-0 BB		0-0 4-3			0-3 K		0-0 1B		3	0	1	0	1	1	1											
<b>Joe Carter, R</b> OBP: 0.282, SLG: 0.475 (1, 3)	0-3 K			0-3 K		0-3 K		0-3 K		4	0	0	0	0	4	2											
<b>Mel Hall, L</b> OBP: 0.263, SLG: 0.385 (1, 7)		0-0 F7		0-0 4-3			0-0 4-3		0-3 K	4	0	0	0	0	1	1											
<b>Carmen Castillo, R</b> OBP: 0.321, SLG: 0.566 (1, 9)		0-0 F8		0-3 K			0-0 L4-3 1B			3	0	1	0	0	1	0											
<b>Tony Bernazard, S</b> OBP: 0.281, SLG: 0.373 (1, 4)		4-0 BB			0-0 F7		0-0 L4-3 1-2			2	0	0	0	1	0	1											
<b>Brook Jacoby, R</b> OBP: 0.328, SLG: 0.431 (1, 5)		0-3 K			0-0 FC1-6 1B			0-3 K		3	0	1	0	0	2	1											
<b>Chris Bando, S</b> OBP: 0.230, SLG: 0.235 (1, 2) <b>Doug Frobel, L</b> OBP: 0.143, SLG: 0.231 (8, PH) <b>Rick Dempsey, R</b> OBP: 0.333, SLG: 0.289 (9, 2)			0-3 K		0-0 F4			0-3 K		2	0	0	0	0	1	1											
<b>Inning Stats</b>	R: 0 E: 0 K: 2 S: 7	H: 0 LOB: 1 BB: 1 P: 11	R: 0 E: 0 K: 1 S: 5	H: 0 LOB: 1 BB: 1 P: 9	R: 0 E: 0 K: 1 S: 6	H: 1 LOB: 0 BB: 0 P: 6	R: 0 E: 0 K: 2 S: 7	H: 0 LOB: 0 BB: 0 P: 7	R: 0 E: 0 K: 0 S: 3	H: 1 LOB: 0 BB: 0 P: 3	R: 0 E: 0 K: 2 S: 7	H: 0 LOB: 0 BB: 0 P: 7	R: 0 E: 0 K: 2 S: 3	H: 1 LOB: 0 BB: 0 P: 7	R: 0 E: 0 K: 2 S: 8	H: 1 LOB: 1 BB: 0 P: 8	1B: 4 2B: 1 3B: 0 HR: 0	SF: 0 SAC: 0 DP: 1 HBP: 0	WP: 0 PB: 0 SB: 1 CS: 0	PA: 32							
<b>PITCHER</b>	IP	WLS	BF	H	R	ER	SO	BB	IBB	HBP	BLK	WP	HR	S	P	ERA	WHIP										
<b>Roger Clemens, R</b> ERA: 3.22 (1, 1)	9.0	W	32	4	0	0	12	2	0	0	0	0	0	54	62	0.00	0.667										



Batter	1	2	3	4	5	6	7	8	9	AB	R	H	RBI	BB	SO	LOB	TOP							
<b>Ellis Burks, R</b> OBP: 0.281, SLG: 0.494 (1, 8)										5	1	2	1	0	1	4	<b>Boston Red Sox @ Cleveland Indians</b> Cleveland Municipal Stadium, Cleveland, OH Thu Jun 18 1987, 7:05 PM EDT Att: 11,000 - Unknown							
<b>Marty Barrett, R</b> OBP: 0.319, SLG: 0.305 (1, 4)										4	0	0	1	0	0	4								
<b>Wade Boggs, L</b> OBP: 0.454, SLG: 0.582 (1, 5)										4	2	3	0	1	0	0								
<b>Jim Rice, R</b> OBP: 0.348, SLG: 0.375 (1, 7)										5	1	2	1	0	2	3								
<b>Don Baylor, R</b> OBP: 0.352, SLG: 0.428 (1, 10)										5	0	1	1	0	0	3								
<b>Dwight Evans, R</b> OBP: 0.398, SLG: 0.500 (1, 3)										5	0	1	0	0	2	4								
<b>Mike Greenwell, L</b> OBP: 0.341, SLG: 0.566 (1, 9)										4	0	1	1	0	0	1								
<b>Spike Owen, S</b> OBP: 0.338, SLG: 0.354 (1, 6)										5	1	2	0	0	0	3								
<b>Marc Sullivan, R</b> OBP: 0.211, SLG: 0.236 <b>Dave Henderson, R</b> OBP: 0.310, SLG: 0.421 (9, PH)										2	0	1	0	2	0	2								
<b>Inning Stats</b>	R: 0 E: 0 K: 1 S: 5	H: 0 LOB: 0 BB: 0 P: 5	R: 0 E: 1 K: 2 S: 8	H: 1 LOB: 1 BB: 0 P: 8	R: 1 E: 0 K: 0 S: 5	H: 2 LOB: 2 BB: 1 P: 9	R: 0 E: 0 K: 0 S: 4	H: 1 LOB: 2 BB: 0 P: 5	R: 2 E: 0 K: 1 S: 8	H: 3 LOB: 1 BB: 0 P: 8	R: 0 E: 0 K: 1 S: 5	H: 2 LOB: 2 BB: 0 P: 5	R: 0 E: 0 K: 1 S: 5	H: 0 LOB: 1 BB: 1 P: 9	R: 0 E: 0 K: 0 S: 4	H: 1 LOB: 2 BB: 0 P: 8	R: 2 E: 1 K: 0 S: 7	H: 3 LOB: 2 BB: 0 P: 7	1B: 10 2B: 2 3B: 0 HR: 1	SF: 1 SAC: 0 DP: 0 HBP: 1	WP: 1 PB: 1 SB: 0 CS: 0	PA: 45		
<b>PITCHER</b>	IP	WLS	BF	H	R	ER	SO	BB	IBB	HBP	BLK	WP	HR	S	P	ERA	WHIP							
<b>Rich Yett, R</b> ERA: 5.67 (1, 1)	4.1		22	7	3	3	3	1	0	1	0	1	1	26	31	6.23	1.846							
<b>Mike Armstrong, R</b> ERA: 4.75 (5, 1)	3.0	W	14	3	0	0	2	2	0	0	0	0	0	16	24	0.00	1.667							
<b>Scott Bailes, L</b> ERA: 3.04 (8, 1)	1.1		8	3	2	2	0	0	0	0	0	0	0	8	8	13.50	2.250							
<b>Mark Huisman, R</b> ERA: 4.29 (9, 1)	0.1	S	1	0	0	0	0	0	0	0	0	0	0	1	1	0.00	0.000							

Batter	1	2	3	4	5	6	7	8	9	AB	R	H	RBI	BB	SO	LOB	BOTTOM							
<b>Brett Butler, L</b> OBP: 0.413, SLG: 0.389 (1, 8)										3	2	1	0	2	0	0	<b>Boston Red Sox @ Cleveland Indians</b> Cleveland Municipal Stadium, Cleveland, OH Thu Jun 18 1987, 7:05 PM EDT Att: 11,000 - Unknown							
<b>Julio Franco, R</b> OBP: 0.394, SLG: 0.429 (1, 6)										3	0	0	0	1	0	1								
<b>Pat Tabler, R</b> OBP: 0.371, SLG: 0.496 (1, 10)										4	0	1	1	0	0	1								
<b>Joe Carter, R</b> OBP: 0.278, SLG: 0.467 (1, 3)										4	0	0	1	0	0	3								
<b>Mel Hall, L</b> OBP: 0.265, SLG: 0.387 <b>Carmen Castillo, R</b> OBP: 0.328, SLG: 0.618 <b>Doug Frobel, L</b> OBP: 0.143, SLG: 0.231 (1, 7)										2	1	1	0	0	0	1								
<b>Cory Snyder, R</b> OBP: 0.276, SLG: 0.456 (5, 7)										4	1	1	1	0	1	1								
<b>Tony Bernazard, S</b> OBP: 0.294, SLG: 0.399 (1, 4)										4	1	4	0	0	0	0								
<b>Brook Jacoby, R</b> OBP: 0.327, SLG: 0.428 (1, 5)										4	0	1	1	0	1	3								
<b>Chris Bando, S</b> OBP: 0.231, SLG: 0.271 (1, 2)										4	1	1	2	0	1	2								
<b>Inning Stats</b>	R: 1 E: 0 K: 0 S: 4	H: 1 LOB: 1 BB: 1 P: 8	R: 2 E: 0 K: 1 S: 7	H: 2 LOB: 0 BB: 0 P: 7	R: 0 E: 0 K: 0 S: 3	H: 0 LOB: 0 BB: 0 P: 3	R: 1 E: 0 K: 0 S: 5	H: 3 LOB: 1 BB: 0 P: 5	R: 0 E: 0 K: 0 S: 3	H: 0 LOB: 0 BB: 0 P: 3	R: 1 E: 0 K: 1 S: 7	H: 2 LOB: 1 BB: 0 P: 7	R: 1 E: 1 K: 1 S: 7	H: 1 LOB: 2 BB: 1 P: 11	R: 1 E: 0 K: 0 S: 4	H: 2 LOB: 1 BB: 1 P: 8	1B: 5 2B: 2 3B: 1 HR: 3	SF: 0 SAC: 0 DP: 0 HBP: 0	WP: 0 PB: 1 SB: 1 CS: 1	PA: 38				
<b>PITCHER</b>	IP	WLS	BF	H	R	ER	SO	BB	IBB	HBP	BLK	WP	HR	S	P	ERA	WHIP							
<b>Bob Stanley, R</b> ERA: 4.92 (1, 1)	6.0	L	26	8	5	5	2	1	0	0	0	0	0	4	4	0.00	3.000							
<b>Tom Bolton, L</b> ERA: 3.49 (7, 1)	0.1		2	1	1	0	1	0	0	0	0	0	0	4	4	0.00	3.000							
<b>Wes Gardner, R</b> ERA: 6.47 (7, 1)	1.0		7	2	1	1	0	1	0	0	0	0	1	6	10	9.00	3.000							
<b>Joe Sambito, L</b> ERA: 2.95 (8, 1)	0.2		2	0	0	0	0	1	0	0	0	0	0	1	5	0.00	1.500							

AB 40  
R 5  
H 13  
RBI 5  
BB 3  
SO 5  
LOB 26



AB 34  
R 7  
H 11  
RBI 7  
BB 3  
SO 3  
LOB 14





Batter	1	2	3	4	5	6	7	8	9	10	11	12	13	AB	R	H	RBI	BB	SO	LOB	TOP				
<b>Willie Randolph, R</b> OBP: 0.426, SLG: 0.441 (1, 10)														5	3	4	0	2	0	1					
<b>Henry Cotto, R</b> OBP: 0.250, SLG: 0.519 <b>Dan Pasqua, L</b> OBP: 0.337, SLG: 0.385 (8, PH) (9, 3)														4	1	1	0	0	1	2					
<b>Gary Ward, R</b> OBP: 0.317, SLG: 0.443 (1, 3) (9, 8)														7	1	2	3	0	4	3					
<b>Dave Winfield, R</b> OBP: 0.393, SLG: 0.529 (1, 9)														5	0	2	1	2	2	2					
<b>Ron Kittle, R</b> OBP: 0.359, SLG: 0.568 <b>Mike Eassey, L</b> OBP: 0.338, SLG: 0.348 (8, PH) (8, 7)														3	0	1	1	0	0	1					
<b>Lenn Sakata, R</b> OBP: 0.289, SLG: 0.381 <b>Mike Pagliarulo, L</b> OBP: 0.324, SLG: 0.426 (8, PH) (8, 5)														3	0	2	0	0	1	0					
<b>Rick Cerone, R</b> OBP: 0.291, SLG: 0.285 <b>Mark Salas, L</b> OBP: 0.352, SLG: 0.531 (8, PH) (8, 2)														3	0	1	0	0	1	3					
<b>Bobby Meacham, S</b> OBP: 0.278, SLG: 0.294 (1, 4)														6	1	2	0	0	2	3					
<b>Wayne Tolleson, S</b> OBP: 0.335, SLG: 0.276 (1, 6)														5	1	0	0	1	0	2					
<b>Inning Stats</b>	R: 0 E: 0 K: 3 S: 10	H: 1 LOB: 1 BB: 0 P: 10	R: 0 E: 0 K: 1 S: 5	H: 1 LOB: 0 BB: 0 P: 5	R: 0 E: 0 K: 1 S: 6	H: 1 LOB: 1 BB: 0 P: 6	R: 2 E: 1 K: 0 S: 6	H: 3 LOB: 2 BB: 1 P: 10	R: 0 E: 0 K: 0 S: 4	H: 1 LOB: 1 BB: 0 P: 4	R: 1 E: 0 K: 1 S: 6	H: 1 LOB: 2 BB: 2 P: 14	R: 2 E: 0 K: 1 S: 7	H: 3 LOB: 1 BB: 0 P: 7	R: 0 E: 0 K: 1 S: 5	H: 0 LOB: 0 BB: 0 P: 5	R: 0 E: 0 K: 2 S: 7	H: 0 LOB: 0 BB: 0 P: 7	R: 5 E: 0 K: 1 S: 10	H: 5 LOB: 3 BB: 3 P: 22	1B: 14 2B: 2 3B: 0 HR: 3	SF: 0 SAC: 0 DP: 1 HBP: 0	WP: 1 PB: 1 SB: 0 CS: 1	PA: 61	
<b>PITCHER</b>	IP	WLS	BF	H	R	ER	SO	BB	IBB	HBP	BLK	WP	HR	S	P	ERA	WHIP								
<b>Bruce Hurst, L</b> ERA: 3.12 (8, 1)	7.0	31	10	3	3	6	2	0	0	0	0	0	1	41	49	3.86	1.714								
<b>Calvin Schiraldi, R</b> ERA: 4.31 (10, 1)	2.0	9	3	2	2	2	1	0	0	0	0	0	1	12	16	9.00	2.000								
<b>Joe Santillo, L</b> ERA: 3.74 (13, 1)	3.1	L	14	3	3	3	5	1	0	0	0	1	1	23	27	8.10	1.200								
<b>Wes Gardner, R</b> ERA: 6.75 (13, 1)	0.0		1	0	0	0	0	1	0	0	0	0	0	0	4	=	=								
<b>Tom Bolton, L</b> ERA: 3.8 (13, 1)	0.2		6	3	2	2	1	1	0	0	0	0	0	7	11	27.00	6.000								

**New York Yankees @ Boston Red Sox**  
Fenway Park, Boston, MA  
Fri Jun 19 1987, 7:05 PM EDT  
Att. 33,835 - Unknown

**AB 55**  
**R 10**  
**H 19**  
**RBI 10**  
**BB 6**  
**SO 14**  
**LOB 27**



Batter	1	2	3	4	5	6	7	8	9	10	11	12	13	AB	R	H	RBI	BB	SO	LOB	BOTTOM					
<b>Ellis Burks, R</b> OBP: 0.269, SLG: 0.500 (1, 8)														6	0	3	2	0	0	0						
<b>Marty Barrett, R</b> OBP: 0.317, SLG: 0.299 (1, 4)														4	0	0	0	1	0	2						
<b>Wade Boggs, L</b> OBP: 0.469, SLG: 0.582 (1, 5)														5	0	3	0	1	0	0						
<b>Jim Rice, R</b> OBP: 0.348, SLG: 0.371 (1, 7)														5	1	1	0	1	0	3						
<b>Don Baylor, R</b> OBP: 0.352, SLG: 0.425 (1, 10)														6	1	2	0	0	1	7						
<b>Dwight Evans, R</b> OBP: 0.393, SLG: 0.491 (1, 3) (9, 9)														6	0	1	1	0	2	6						
<b>Dave Henderson, R</b> OBP: 0.313, SLG: 0.422 <b>Mike Greenwell, L</b> OBP: 0.338, SLG: 0.556 (8, PH) (7, 9)														2	0	1	0	0	1	0						
<b>Rich Gedman, L</b> OBP: 0.230, SLG: 0.212 (8, 2)														2	0	0	0	0	0	0						
<b>Spike Owen, S</b> OBP: 0.344, SLG: 0.356 (1, 6)														5	2	2	0	1	0	0						
<b>Marc Sullivan, R</b> OBP: 0.205, SLG: 0.230 <b>Ed Romero, R</b> OBP: 0.366, SLG: 0.311 (8, PH) (9, 3)														2	0	0	0	0	2	1						
<b>Inning Stats</b>	R: 0 E: 0 K: 1 S: 6	H: 1 LOB: 3 BB: 2 P: 14	R: 1 E: 0 K: 2 S: 9	H: 2 LOB: 1 BB: 0 P: 9	R: 0 E: 0 K: 0 S: 3	H: 1 LOB: 0 BB: 0 P: 3	R: 0 E: 0 K: 1 S: 5	H: 0 LOB: 0 BB: 0 P: 5	R: 0 E: 0 K: 1 S: 7	H: 2 LOB: 2 BB: 0 P: 7	R: 1 E: 1 K: 0 S: 4	H: 2 LOB: 0 BB: 0 P: 4	R: 3 E: 0 K: 0 S: 6	H: 4 LOB: 2 BB: 1 P: 10	R: 0 E: 0 K: 0 S: 3	H: 1 LOB: 2 BB: 1 P: 8	R: 0 E: 0 K: 0 S: 5	H: 0 LOB: 0 BB: 0 P: 3	R: 0 E: 0 K: 0 S: 6	H: 1 LOB: 1 BB: 0 P: 6	R: 0 E: 0 K: 0 S: 3	H: 0 LOB: 0 BB: 0 P: 3	1B: 13 2B: 2 3B: 0 HR: 0	SF: 0 SAC: 2 DP: 1 HBP: 0	WP: 0 PB: 1 SB: 2 CS: 0	PA: 54
<b>PITCHER</b>	IP	WLS	BF	H	R	ER	SO	BB	IBB	HBP	BLK	WP	HR	S	P	ERA	WHIP									
<b>Ron Guidry, L</b> ERA: 3.22 (6, 1)	5.0		21	5	1	1	4	2	0	0	0	0	0	5	5	0.00	1.500									
<b>Tim Lincecum, R</b> ERA: 3.93 (6, 1)	0.2		3	1	0	0	1	0	0	0	0	0	0	0	1	0.00	0.000									
<b>Pat Clements, L</b> ERA: 2.79 (7, 1)	0.1		1	0	0	0	0	0	0	0	0	0	0	0	1	0.00	0.000									
<b>Rich Bordi, R</b> ERA: 4.26 (8, 1)	1.0		4	2	1	1	0	0	0	0	0	0	0	4	4	9.00	2.000									
<b>Dave Righetti, L</b> ERA: 4.95 (8, 1)	3.0		15	5	3	3	0	2	0	0	0	0	0	13	21	9.00	2.333									
<b>PITCHER</b>	IP	WLS	BF	H	R	ER	SO	BB	IBB	HBP	BLK	WP	HR	S	P	ERA	WHIP									
<b>Charles Hudson, R</b> ERA: 3.62 (11, 1)	3.0		10	1	0	0	1	0	0	0	0	0	0	12	12	0.00	0.333									

**New York Yankees @ Boston Red Sox**  
Fenway Park, Boston, MA  
Fri Jun 19 1987, 7:05 PM EDT  
Att. 33,835 - Unknown

**AB 48**  
**R 5**  
**H 14**  
**RBI 5**  
**BB 4**  
**SO 6**  
**LOB 23**





Batter	1	2	3	4	5	6	7	8	9	AB	R	H	RBI	BB	SO	LOB	TOP				
<b>Claudell Washington, L</b> OBP: 0.336, SLG: 0.443	4-0 2B 6-3 BB	0-0 5-3		4-0 F8			0-3 K2-3		0-0 F9	4	1	0	0	1	1	1					
<b>Willie Randolph, R</b> OBP: 0.423, SLG: 0.442	0-0 BB 1B 2B	0-0 L4				0-3 K			0-0 F9	4	1	1	0	0	1	0					
<b>Mike Easler, L</b> OBP: 0.329, SLG: 0.338	0-0 6-3		0-0 5-3			0-0 G3			0-0 F7	4	0	0	1	0	0	1					
<b>Dave Winfield, R</b> OBP: 0.398, SLG: 0.533	4-0 1B SF8 BB		4-0 4-3 2B			4-0 BB			0-0 F8	2	1	1	0	2	0	0					
<b>Dan Pasqua, L</b> OBP: 0.335, SLG: 0.377	4-0 SF8 1B BB		0-0 4-3			0-0 G3			0-3 K	3	0	0	0	1	1	2					
<b>Gary Ward, R</b> OBP: 0.320, SLG: 0.442	0-0 1-2 2-3 3-H 1B		4-0 BB			0-3 K			0-0 F8	3	0	1	1	1	1	0					
<b>Mike Pagliarulo, L</b> OBP: 0.322, SLG: 0.442	0-0 SF8		0-0 5-3			0-0 F9			0-0 HR	3	1	1	2	0	0	2					
<b>Mark Salas, L</b> OBP: 0.385, SLG: 0.515	0-0 P6			0-3 K		0-0 G3			0-0 FC4-6 1B	4	0	1	0	0	1	2					
<b>Wayne Tolleson, S</b> OBP: 0.329, SLG: 0.271		0-0 6-3		0-0 1-3					0-0 FC4-6 1-2	4	0	0	0	0	0	1					
<b>Inning Stats</b>	R: 3 E: 0 K: 0 S: 5	H: 2 LOB: 2 BB: 3 P: 17	R: 0 E: 0 K: 0 S: 3	H: 0 LOB: 0 BB: 0 P: 3	R: 0 E: 0 K: 0 S: 4	H: 1 LOB: 2 BB: 1 P: 8	R: 0 E: 0 K: 1 S: 5	H: 0 LOB: 0 BB: 0 P: 5	R: 0 E: 0 K: 1 S: 5	H: 0 LOB: 1 BB: 1 P: 9	R: 0 E: 0 K: 1 S: 5	H: 0 LOB: 0 BB: 0 P: 5	R: 0 E: 0 K: 1 S: 5	H: 0 LOB: 0 BB: 0 P: 5	R: 0 E: 0 K: 0 S: 5	H: 0 LOB: 0 BB: 0 P: 5	R: 1 E: 0 K: 0 S: 5	H: 2 LOB: 1 BB: 0 P: 5	1B: 2 2B: 2 3B: 0 HR: 1	SF: 1 SAC: 0 DP: 0 HBP: 0	WP: 0 PA: 37 CS: 0
<b>PITCHER</b> <b>Al Nipper, R</b> ERA: 5.29	IP: 9.0 WLS: W BF: 37 H: 5 R: 4 ER: 4 SO: 5 BB: 5 IBB: 0 HBP: 0 BLK: 0 WP: 0 HR: 1 S: 42 P: 62 ERA: 4.00 WHIP: 1.111																				

**New York Yankees @ Boston Red Sox**  
Fenway Park, Boston, MA  
Sat Jun 20 1987, 3:33 AM EDT  
Att: 33,134 - Unknown

AB	31
R	4
H	5
RBI	4
BB	5
SO	5
LOB	9



Batter	1	2	3	4	5	6	7	8	9	AB	R	H	RBI	BB	SO	LOB	BOTTOM		
<b>Ellis Burks, R</b> OBP: 0.291, SLG: 0.497	0-0 F9		0-0 5-3			0-0 1B 2B 1B		0-3 K		5	2	2	0	0	1	0			
<b>Marty Barrett, R</b> OBP: 0.323, SLG: 0.312	0-0 6-3		0-0 S 1B			0-0 2B 1B 1B		0-0 4-3		5	2	3	1	0	0	0			
<b>Wade Boggs, L</b> OBP: 0.358, SLG: 0.582	0-0 4-3		0-0 1-H 1B			0-0 1B 2B		0-0 5-3		5	1	2	2	0	0	1			
<b>Jim Rice, R</b> OBP: 0.351, SLG: 0.373		0-0 FC1-4 1B	0-0 L9			0-0 2-H 3-H 1B 1B		0-3 K		4	1	2	2	0	1	1			
<b>Don Baylor, R</b> OBP: 0.358, SLG: 0.431		0-0 FC1-4 1B		0-0 G6-4-3 1B		0-0 2-H 1B		0-0 HR 1B		4	2	3	1	0	0	1			
<b>Dwight Evans, R</b> OBP: 0.398, SLG: 0.509		0-0 FC4 1B		0-0 G6-4-3 1-2		0-0 1-2 1B		0-0 HR		4	1	3	3	0	0	1			
<b>Dave Henderson, R</b> OBP: 0.305, SLG: 0.409		0-0 FC4 1-2		0-3 K		0-0 F7		0-0 F8		4	0	0	0	0	1	3			
<b>Spike Owen, S</b> OBP: 0.342, SLG: 0.353		0-0 1-3				0-0 F8		0-0 4-3		4	0	1	0	0	0	1			
<b>Marc Sullivan, R</b> OBP: 0.195, SLG: 0.218			0-0 F9			0-0 F9		0-3 K		4	0	0	0	0	1	1			
<b>Inning Stats</b>	R: 0 E: 0 K: 0 S: 3	H: 0 LOB: 0 BB: 0 P: 3	R: 1 E: 1 K: 0 S: 5	H: 2 LOB: 1 BB: 0 P: 5	R: 1 E: 0 K: 0 S: 5	H: 2 LOB: 1 BB: 0 P: 5	R: 0 E: 0 K: 1 S: 5	H: 1 LOB: 0 BB: 0 P: 5	R: 4 E: 0 K: 0 S: 9	H: 6 LOB: 2 BB: 0 P: 9	R: 1 E: 0 K: 0 S: 5	H: 2 LOB: 1 BB: 0 P: 5	R: 2 E: 0 K: 2 S: 10	H: 3 LOB: 1 BB: 0 P: 10	R: 0 E: 0 K: 1 S: 5	H: 0 LOB: 0 BB: 0 P: 5	1B: 13 2B: 2 3B: 0 HR: 1	SF: 0 SAC: 0 DP: 1 HBP: 0	WP: 0 PA: 39 CS: 0
<b>PITCHER</b> <b>Tommy John, L</b> ERA: 3.75	IP: 4.2 WLS: L BF: 23 H: 10 R: 6 ER: 6 SO: 10 BB: 0 IBB: 0 HBP: 0 BLK: 0 WP: 0 HR: 0 S: 25 P: 25 ERA: 11.57 WHIP: 2.143																		
<b>Rich Bordi, R</b> ERA: 4.64	IP: 3.1 WLS: L BF: 16 H: 6 R: 3 ER: 3 SO: 3 BB: 0 IBB: 0 HBP: 0 BLK: 0 WP: 0 HR: 1 S: 22 P: 22 ERA: 8.10 WHIP: 1.800																		

**New York Yankees @ Boston Red Sox**  
Fenway Park, Boston, MA  
Sat Jun 20 1987, 3:33 AM EDT  
Att: 33,134 - Unknown

AB	39
R	9
H	16
RBI	9
BB	0
SO	4
LOB	9





Batter	1	2	3	4	5	6	7	8	9	AB	R	H	RBI	BB	SO	LOB	TOP			
Willie Randolph, R (1.4) OBP: 0.418, SLG: 0.435	4-3		G5-4-3		6-3		F9			4	0	0	0	0	0	5	<b>New York Yankees @ Boston Red Sox</b> Fenway Park, Boston, MA Sun Jun 21 1987, 3:33 AM EDT Att: 33,012 - Unknown			
Gary Ward, R (1.7) OBP: 0.319, SLG: 0.437	K			2B BB		6-3		K		3	1	0	0	1	2	0				
Dave Winfield, R (1.9) OBP: 0.396, SLG: 0.533	F8			G3 1-H 2B		6-3		6-3		4	0	1	1	0	0	0				
Mike Easter, L (1.10) OBP: 0.327, SLG: 0.336		6-3		K		L7				4	0	1	0	0	1	1				
Mike Pagliarulo, L (1.5) OBP: 0.317, SLG: 0.434	K		G3				G3		F8	4	0	0	0	0	1	1				
Dan Pasqua, L (1.3) OBP: 0.333, SLG: 0.370	4-3						4-3 1B BB		K	3	1	0	0	1	1	1				
Mark Salas, L (1.2) OBP: 0.378, SLG: 0.500			4-3		1-3		4-3 1-2			4	0	1	0	0	0	1				
Henry Cotto, R (1.8) OBP: 0.283, SLG: 0.544			1B S 1B				1B BB		1-3	3	0	2	0	1	0	1				
Bobby Meacham, S (1.6) OBP: 0.300, SLG: 0.316										2	0	1	0	0	0	1				
Claudell Washington, L (7, PH) OBP: 0.342, SLG: 0.449										1	0	1	1	0	0	0				
Wayne Tolleson, S (7, PR) OBP: 0.329, SLG: 0.271			G5-4-3 1B				F8			0	0	0	0	0	0	0				
<b>Inning Stats</b>	R: 0 E: 0 K: 1 S: 5	H: 0 LOB: 0 BB: 0 P: 5	R: 0 E: 0 K: 1 S: 5	H: 0 LOB: 0 BB: 0 P: 5	R: 0 E: 0 K: 0 S: 4	H: 2 LOB: 1 BB: 0 P: 4	R: 1 E: 0 K: 1 S: 6	H: 1 LOB: 1 BB: 1 P: 10	R: 0 E: 0 K: 0 S: 3	H: 0 LOB: 0 BB: 0 P: 3	R: 1 E: 0 K: 0 S: 4	H: 1 LOB: 2 BB: 2 P: 12	R: 0 E: 0 K: 1 S: 5	H: 1 LOB: 1 BB: 0 P: 5	R: 0 E: 0 K: 1 S: 6	H: 1 LOB: 1 BB: 0 P: 6	1B: 5 2B: 2 3B: 0 HR: 0	SF: 0 SAC: 0 DP: 1 HBP: 0	WP: 0 PB: 0 SB: 1 CS: 0	PA: 35
<b>PITCHER</b> Rogier Clemens, R (1.1) ERA: 3.13	IP: 9.0 WLS: W BF: 35 H: 7 R: 2 ER: 2 SO: 5 BB: 3 IBB: 0 HBP: 0 BLK: 0 WP: 0 HR: 0 S: 42 P: 54 ERA: 2.00 WHIP: 1.111															<b>PITCHER</b>				

Batter	1	2	3	4	5	6	7	8	9	AB	R	H	RBI	BB	SO	LOB	BOTTOM	
Ellis Burks, R (1.8) OBP: 0.290, SLG: 0.508	5-3		P4			P2		HR		4	1	1	2	0	0	0	<b>New York Yankees @ Boston Red Sox</b> Fenway Park, Boston, MA Sun Jun 21 1987, 3:33 AM EDT Att: 33,012 - Unknown	
Marty Barrett, R (1.4) OBP: 0.317, SLG: 0.305	6-3				F8	4-3		F9		4	0	0	0	0	0	0		
Wade Boggs, L (1.5) OBP: 0.462, SLG: 0.589	F8				2B		HR 1B	FC5-4 1B		4	1	3	0	0	0	0		
Jim Rice, R (1.7) OBP: 0.345, SLG: 0.366		F9			L1		L6	FC5-4		4	0	0	0	0	0	3		
Don Baylor, R (1.10) OBP: 0.354, SLG: 0.425		F8			L5		K			3	0	0	0	0	1	2		
Dwight Evans, R (1.3) OBP: 0.402, SLG: 0.530 (9.9)						F9		HR		3	1	2	2	0	0	0		
Mike Greenwell, L (1.9) OBP: 0.328, SLG: 0.543										3	0	0	0	0	0	1		
Ed Romero, R (9.3) OBP: 0.366, SLG: 0.311	4-3				5-3		G3			0	0	0	0	0	0	0		
Spike Owen, S (1.6) OBP: 0.335, SLG: 0.345			F8				F7		F8	3	0	0	0	0	0	0		
Marc Sullivan, R (1.2) OBP: 0.190, SLG: 0.213										2	0	0	0	0	0	0		
Todd Benzinger, S (8, PH)										0	1	0	0	1	0	0		
Rich Gedman, L (9.2) OBP: 0.230, SLG: 0.212								HR BB		0	0	0	0	0	0	0		
<b>Inning Stats</b>	R: 0 E: 0 K: 0 S: 3	H: 0 LOB: 0 BB: 0 P: 3	R: 0 E: 0 K: 0 S: 4	H: 1 LOB: 1 BB: 0 P: 4	R: 0 E: 0 K: 0 S: 3	H: 0 LOB: 0 BB: 0 P: 3	R: 0 E: 0 K: 0 S: 4	H: 1 LOB: 1 BB: 0 P: 4	R: 0 E: 0 K: 0 S: 3	H: 0 LOB: 0 BB: 0 P: 3	R: 2 E: 0 K: 1 S: 7	H: 2 LOB: 0 BB: 0 P: 7	R: 2 E: 0 K: 0 S: 5	H: 2 LOB: 1 BB: 1 P: 9	1B: 2 2B: 2 3B: 0 HR: 2	SF: 0 SAC: 0 DP: 0 HBP: 0	WP: 0 PB: 0 SB: 0 CS: 0	PA: 31
<b>PITCHER</b> Bob Tewksbury, R (1.1) ERA: 8.62	IP: 7.2 WLS: L BF: 30 H: 6 R: 4 ER: 4 SO: 1 BB: 1 IBB: 0 HBP: 0 BLK: 0 WP: 0 HR: 2 S: 31 P: 35 ERA: 4.70 WHIP: 0.913															<b>PITCHER</b>		
Tim Stoddard, R (8.1) ERA: 3.89	IP: 0.1 WLS: L BF: 1 H: 0 R: 0 ER: 0 SO: 0 BB: 0 IBB: 0 HBP: 0 BLK: 0 WP: 0 HR: 0 S: 1 P: 1 ERA: 0.00 WHIP: 0.000															<b>PITCHER</b>		













Batter	1	2	3	4	5	6	7	8	9	AB	R	H	RBI	BB	SO	LOB	TOP									
Mike Felder, S OBP: 0.262, SLG: 0.333 (1, 7)										5	0	2	1	0	1	2	<b>Milwaukee Brewers @ Boston Red Sox</b> Fenway Park, Boston, MA Wed Jun 24 1987, 7:05 PM EDT Att: 34,376 - Unknown									
Juan Castillo, S OBP: 0.364, SLG: 0.429 B.J. Surhoff, L OBP: 0.327, SLG: 0.432 (8, PH) (8, 5)										3	0	0	0	0	1	0										
Robin Yount, R OBP: 0.365, SLG: 0.455 (1, 8)										5	1	1	0	0	0	2										
Cecil Cooper, L OBP: 0.278, SLG: 0.368 (1, 10)										2	1	1	1	2	0	0										
Rob Deer, R OBP: 0.371, SLG: 0.562 (1, 9)										3	1	1	0	1	1	3										
Jim Pacionek, R OBP: 0.329, SLG: 0.347 (1, 3)										3	0	0	2	0	0	2										
Bill Schroeder, R OBP: 0.361, SLG: 0.525 (1, 2)										4	1	3	1	0	0	1										
Jim Gantner, L OBP: 0.329, SLG: 0.378 (8, 4)										4	1	3	0	0	0	1										
Dale Sveum, S OBP: 0.269, SLG: 0.364 (1, 6)										4	1	1	2	0	2	3										
<b>Inning Stats</b>	R: 0 E: 0 K: 1 S: 5	H: 0 LOB: 0 BB: 0 P: 5	R: 0 E: 0 K: 0 S: 2	H: 0 LOB: 0 BB: 1 P: 6	R: 0 E: 0 K: 1 S: 6	H: 2 LOB: 1 BB: 0 P: 6	R: 0 E: 0 K: 1 S: 5	H: 0 LOB: 1 BB: 1 P: 9	R: 0 E: 0 K: 0 S: 3	H: 1 LOB: 0 BB: 0 P: 3	R: 0 E: 0 K: 2 S: 7	H: 0 LOB: 0 BB: 0 P: 7	R: 5 E: 0 K: 0 S: 7	H: 5 LOB: 0 BB: 1 P: 11	R: 2 E: 0 K: 0 S: 6	H: 3 LOB: 1 BB: 0 P: 6	R: 0 E: 0 K: 0 S: 5	H: 3 LOB: 2 BB: 0 P: 5	1B: 11 2B: 3 3B: 0 HR: 0	SF: 1 SAC: 0 DP: 3 HBP: 0	WP: 0 PB: 0 SB: 1 CS: 2	PA: 40				
<b>PITCHER</b>	IP	WLS	BF	H	R	ER	SO	BB	IBB	HBP	BLK	WP	HR	S	P	ERA	WHIP									
Bruce Hurst, L ERA: 3.32 Bob Stanley, R ERA: 5.0 Joe Sambito, L ERA: 3.74 Calvin Schiraldi, R ERA: 3.97	(1, 1) (7, 1) (9, 1) (9, 1)	6.2 2.0 0.0 0.1	W 10 1 S	27 6 1 1	7 2 1 0	5 2 0 0	5 2 0 0	5 0 0 0	3 0 0 0	0 0 0 0	0 0 0 0	0 0 0 0	0 0 0 0	0 10 1 1	34 10 1 1	46 10 1 1	6.75 9.00 ∞ 0.00	1.500 3.000 ∞ 0.000								

Batter	1	2	3	4	5	6	7	8	9	AB	R	H	RBI	BB	SO	LOB	BOTTOM								
Ellis Burks, R OBP: 0.305, SLG: 0.513 (1, 8)										4	0	0	0	1	1	3	<b>Milwaukee Brewers @ Boston Red Sox</b> Fenway Park, Boston, MA Wed Jun 24 1987, 7:05 PM EDT Att: 34,376 - Unknown								
Marty Barrett, R OBP: 0.308, SLG: 0.301 (1, 4)										5	0	0	0	0	1	4									
Wade Boggs, L OBP: 0.473, SLG: 0.599 (1, 5)										4	1	2	1	1	0	0									
Jim Rice, R OBP: 0.353, SLG: 0.369 (1, 7)										4	3	2	0	1	0	2									
Don Baylor, R OBP: 0.358, SLG: 0.446 (1, 10)										5	2	2	0	0	1	2									
Dwight Evans, R OBP: 0.410, SLG: 0.537 (1, 3)										2	1	1	0	2	1	1									
Todd Benzinger, S OBP: 0.615, SLG: 0.444 (1, 9)										3	1	2	4	1	0	1									
Spike Owen, S OBP: 0.329, SLG: 0.336 Ed Romero, R OBP: 0.366, SLG: 0.311 (8, 6)										4	0	2	2	0	0	1									
Marc Sullivan, R OBP: 0.204, SLG: 0.227 (1, 2)										3	0	1	0	0	1	3									
<b>Inning Stats</b>	R: 0 E: 0 K: 1 S: 6	H: 1 LOB: 1 BB: 0 P: 6	R: 0 E: 0 K: 0 S: 2	H: 0 LOB: 0 BB: 1 P: 6	R: 0 E: 0 K: 1 S: 6	H: 1 LOB: 1 BB: 0 P: 6	R: 3 E: 0 K: 1 S: 9	H: 4 LOB: 3 BB: 2 P: 17	R: 3 E: 0 K: 0 S: 7	H: 5 LOB: 1 BB: 0 P: 7	R: 0 E: 0 K: 0 S: 3	H: 0 LOB: 0 BB: 0 P: 3	R: 2 E: 1 K: 2 S: 8	H: 1 LOB: 2 BB: 2 P: 17	R: 0 E: 0 K: 0 S: 3	H: 0 LOB: 1 BB: 1 P: 7	1B: 10 2B: 1 3B: 0 HR: 1	SF: 0 SAC: 0 DP: 0 HBP: 1	WP: 0 PB: 0 SB: 3 CS: 1	PA: 42					
<b>PITCHER</b>	IP	WLS	BF	H	R	ER	SO	BB	IBB	HBP	BLK	WP	HR	S	P	ERA	WHIP								
Teddy Higuera, L ERA: 5.38 Chuck Cmm, R ERA: 4.34 Mark Clear, R ERA: 4.14 Dan Plesac, L ERA: 1.43	(1, 1) (5, 1) (7, 1) (8, 1)	4.0 2.0 1.0 1.0	L	22 9 6 4	8 3 1 0	5 2 1 0	3 0 2 0	3 1 0 0	0 0 1 0	0 0 1 0	0 0 0 0	0 0 0 0	0 0 0 0	8 8 8 3	12 13 7	9.00 0.00 0.00	2.000 1.000 1.000								





Batter	1	2	3	4	5	6	7	8	9	10	AB	R	H	RBI	BB	SO	LOB	TOP				
<b>Ellis Burks, R</b> OBP: 0.301, SLG: 0.500 (1, 8)	5-3	FC4 HR	K				K			F9	5	1	0	0	1	2	2	<b>Boston Red Sox @ New York Yankees</b> Yankee Stadium, Bronx, NY Fri Jun 26 1987, 7:05 PM EDT Att: 45,123 - Unknown  <b>AB 44</b> <b>R 11</b> <b>H 15</b> <b>RBI 11</b> <b>BB 5</b> <b>SO 6</b> <b>LOB 15</b>				
<b>Marty Barrett, R</b> OBP: 0.309, SLG: 0.301 <b>Ed Romero, R</b> OBP: 0.372, SLG: 0.320 (4, 4)	F8	E5 HR	F7		F5					BLK 1B	3	1	1	0	0	0	1					
<b>Wade Boggs, L</b> OBP: 0.473, SLG: 0.592 (1, 5)	1B BB	HR			F8			G6-3 1B		1B	3	2	0	0	3	0	2					
<b>Jim Rice, R</b> OBP: 0.353, SLG: 0.381 (1, 7)	1B HR				F8			1-3		K	6	2	2	4	0	1	3					
<b>Don Baylor, R</b> OBP: 0.302, SLG: 0.447 (1, 10)	HR 1B				2B 1B			F7		5-3	4	2	2	1	1	0	0					
<b>Dwight Evans, R</b> OBP: 0.409, SLG: 0.551 (1, 3)	HR 1B				1B			K		4-3	5	2	2	3	0	2	1					
<b>Todd Benzinger, S</b> OBP: 0.556, SLG: 0.429 (1, 9)	L6	6-3			1B			4-3		FC6-4 1B	5	0	2	2	0	0	1					
<b>Spike Owen, S</b> OBP: 0.337, SLG: 0.357 (1, 6)		1B 2B			1-3 1B			F8		FC6-4 1-2f	5	1	3	0	0	0	1					
<b>Rich Gedman, L</b> OBP: 0.236, SLG: 0.229 <b>Dave Henderson, R</b> OBP: 0.303, SLG: 0.406 <b>Marc Sullivan, R</b> OBP: 0.204, SLG: 0.227 (10, 2)		FC4 1B	F7		K			F4		F9	4	0	1	1	0	1	3					
<b>Inning Stats</b>	R: 4 E: 0 K: 0 S: 6	H: 3 LOB: 0 BB: 1 P: 10	R: 5 E: 1 K: 1 S: 9	H: 4 LOB: 1 BB: 2 P: 17	R: 0 E: 0 K: 1 S: 6	H: 1 LOB: 1 BB: 0 P: 6	R: 2 E: 0 K: 1 S: 9	H: 4 LOB: 2 BB: 0 P: 9	R: 0 E: 0 K: 0 S: 3	H: 0 LOB: 1 BB: 1 P: 7	R: 0 E: 0 K: 1 S: 5	H: 0 LOB: 0 BB: 0 P: 5	R: 0 E: 0 K: 0 S: 3	H: 1 LOB: 0 BB: 0 P: 3	R: 0 E: 0 K: 0 S: 4	H: 1 LOB: 1 BB: 0 P: 4	R: 0 E: 0 K: 1 S: 6		H: 1 LOB: 2 BB: 1 P: 10	1B: 10 2B: 3 3B: 0 HR: 2	SF: 0 SAC: 0 DP: 1 HBP: 0	WP: 0 PB: 0 SB: 1 CS: 0
<b>PITCHER</b>	IP	WLS	BF	H	R	ER	SO	BB	IBB	HBP	BLK	WP	HR	S	P	ERA	WHIP					
<b>Tommy John, L</b> ERA: 4.64	(1, 1)	1.1	12	6	8	8	0	1	0	0	0	0	1	10	18	54.00	5.250					
<b>Rich Bordi, R</b> ERA: 5.47	(2, 1)	2.1	14	6	3	3	2	1	0	0	0	0	0	17	21	11.57	3.000					
<b>Cecilio Guante, R</b> ERA: 4.58	(4, 1)	3.1	12	1	0	0	3	1	0	0	0	0	0	17	21	0.00	0.600					
<b>Pat Clements, L</b> ERA: 2.48	(8, 1)	2.2	10	2	0	0	0	0	1	0	1	0	0	9	13	0.00	0.750					
<b>Tim Stoddard, R</b> ERA: 3.65	(10, 1)	0.1	W	1	0	0	0	1	0	0	0	0	0	3	3	0.00	0.000					

Batter	1	2	3	4	5	6	7	8	9	10	AB	R	H	RBI	BB	SO	LOB	BOTTOM						
<b>Willie Randolph, R</b> OBP: 0.424, SLG: 0.442 (1, 4)	1B S 1B		1B HR	FC5-4 FC6-4				G1-4-3 BB			4	2	3	0	2	0	2	<b>Boston Red Sox @ New York Yankees</b> Yankee Stadium, Bronx, NY Fri Jun 26 1987, 7:05 PM EDT Att: 45,123 - Unknown  <b>AB 43</b> <b>R 12</b> <b>H 18</b> <b>RBI 11</b> <b>BB 9</b> <b>SO 7</b> <b>LOB 31</b>						
<b>Gary Ward, R</b> OBP: 0.312, SLG: 0.431 (6, 7)	K		F9	FC6-4			F8	G1-4-3		BB	6	0	1	2	0	1	8							
<b>Don Mattingly, L</b> OBP: 0.392, SLG: 0.488 (1, 3)			HR 1B					F8		K	6	2	4	1	0	1	3							
<b>Dave Winfield, R</b> OBP: 0.393, SLG: 0.531 (1, 9)	F4		HR				5-3 1B			5-3	6	2	2	4	0	0	3							
<b>Claudell Washington, L</b> OBP: 0.360, SLG: 0.470 <b>Ron Kittle, R</b> OBP: 0.352, SLG: 0.550 (5, PH)	F8		HR 1B				F8			1-3 1B	1	1	0	0	2	0	2							
<b>Mike Easter, L</b> OBP: 0.321, SLG: 0.342 <b>Henry Cotto, R</b> OBP: 0.288, SLG: 0.493 (6, 8)		C3 2B	HR 2B				CI			1-3	3	1	2	0	0	0	1							
<b>Mike Pagliarulo, L</b> OBP: 0.312, SLG: 0.415 (1, 5)		K	HR 1B	FC5-4 1B			K			1B IBB	4	2	2	1	2	2	3							
<b>Mark Salas, L</b> OBP: 0.368, SLG: 0.458 <b>Rick Cerone, R</b> OBP: 0.300, SLG: 0.269 (5, 2)		G3	HR 1B				CI			2-3	1	1	0	0	1	0	1							
<b>Wayne Tolleson, S</b> OBP: 0.329, SLG: 0.272 (1, 6)	K		HR 1B				F7			S1-4-3 BB	5	1	2	3	1	2	4							
<b>Inning Stats</b>	R: 0 E: 0 K: 1 S: 7	H: 2 LOB: 2 BB: 0 P: 7	R: 0 E: 0 K: 2 S: 8	H: 1 LOB: 1 BB: 0 P: 8	R: 11 E: 1 K: 0 S: 11	H: 9 LOB: 1 BB: 4 P: 27	R: 0 E: 0 K: 0 S: 5	H: 2 LOB: 2 BB: 0 P: 5	R: 0 E: 1 K: 1 S: 7	H: 1 LOB: 2 BB: 1 P: 7	R: 0 E: 0 K: 0 S: 6	H: 1 LOB: 2 BB: 1 P: 10	R: 0 E: 0 K: 1 S: 4	H: 1 LOB: 2 BB: 1 P: 8	R: 0 E: 0 K: 1 S: 4	H: 0 LOB: 1 BB: 2 P: 12	R: 0 E: 0 K: 0 S: 5		H: 0 LOB: 0 BB: 0 P: 5	R: 1 E: 0 K: 0 S: 2	H: 1 LOB: 1 BB: 1 P: 6	1B: 14 2B: 3 3B: 0 HR: 1	SF: 0 SAC: 1 DP: 1 HBP: 0	WP: 1 PB: 1 SB: 1 CS: 0
<b>PITCHER</b>	IP	WLS	BF	H	R	ER	SO	BB	IBB	HBP	BLK	WP	HR	S	P	ERA	WHIP							
<b>Roger Clemens, R</b> ERA: 3.66	(1, 1)	2.1	18	9	8	8	3	2	0	0	0	0	0	22	30	30.86	4.714							
<b>Steve Crawford, R</b> ERA: 6.87	(3, 1)	0.1	4	3	2	2	0	1	0	0	0	0	0	3	7	54.00	12.000							
<b>Tom Bolton, L</b> ERA: 3.28	(3, 1)	2.1	12	3	1	0	1	1	0	0	0	1	0	13	17	0.00	1.714							
<b>Bob Stanley, R</b> ERA: 4.87	(6, 1)	2.2	13	2	0	0	1	3	1	0	0	0	0	11	27	0.00	1.875							
<b>Joe Sambito, L</b> ERA: 3.69	(8, 1)	0.1	1	0	0	0	1	0	0	0	0	0	0	3	3	0.00	0.000							





Batter	1	2	3	4	5	6	7	8	9	AB	R	H	RBI	BB	SO	LOB	TOP										
<b>Ellis Burks, R</b> OBP: 0.294, SLG: 0.487 (1, 8)	 FC6-4	 FC6-4			 6-3		 5-3		 K	5	0	0	0	0	2	2											
<b>Marty Barrett, R</b> OBP: 0.310, SLG: 0.304 (1, 4)	 1B		 6-3		 F4			 1B	 6-3	5	1	2	0	0	0	1											
<b>Wade Boggs, L</b> OBP: 0.374, SLG: 0.590 (1, 5)	 F7		 G5-4-3		 4-3			 1B		3	0	1	0	1	0	1											
<b>Jim Rice, R</b> OBP: 0.351, SLG: 0.379 (1, 7)	 1B		 G5-4-3		 K			 F7		4	0	1	0	0	1	3											
<b>Don Baylor, R</b> OBP: 0.367, SLG: 0.449 (1, 10)	 FC5-4			 F8		 1B		 1B		3	0	2	1	0	0	0											
<b>Dwight Evans, R</b> OBP: 0.411, SLG: 0.549 (1, 3)	 FC5-4		 4-3		 1B			 K		3	0	1	0	1	1	5											
<b>Todd Benzinger, S</b> OBP: 0.455, SLG: 0.333 (1, 9)		 K		 4-3		 1-3		 F8		4	0	0	0	0	1	6											
<b>Spike Owen, S</b> OBP: 0.335, SLG: 0.350 (1, 6)		 G3		 6-3			 3-1		 BB	3	0	0	0	1	0	1											
<b>Rich Gedman, L</b> OBP: 0.238, SLG: 0.231 <b>Dave Henderson, R</b> OBP: 0.301, SLG: 0.403 (9, PH)		 FC6-4		 4-3			 1-3		 F9	3	0	1	0	0	0	0											
<b>Inning Stats</b>	R: 1 E: 0 K: 1 S: 8	H: 3 LOB: 2 BB: 0 P: 8	R: 0 E: 0 K: 1 S: 6	H: 1 LOB: 1 BB: 0 P: 6	R: 0 E: 0 K: 0 S: 3	H: 1 LOB: 0 BB: 1 P: 3	R: 0 E: 0 K: 0 S: 3	H: 0 LOB: 1 BB: 0 P: 7	R: 0 E: 0 K: 1 S: 6	H: 1 LOB: 2 BB: 0 P: 7	R: 0 E: 0 K: 0 S: 3	H: 0 LOB: 0 BB: 0 P: 3	R: 0 E: 0 K: 1 S: 7	H: 2 LOB: 3 BB: 1 P: 11	R: 0 E: 0 K: 1 S: 5	H: 0 LOB: 1 BB: 1 P: 9	1B: 8 2B: 0 3B: 0 HR: 0	SF: 0 SAC: 0 DP: 1 HBP: 1	WP: 0 PB: 0 SB: 0 CS: 0	PA: 38							
<b>PITCHER</b>	IP	WLS	BF	H	R	ER	SO	BB	IBB	HBP	BLK	WP	HR	S	P	ERA	WHIP										
<b>Bob Tewksbury, R</b> ERA: 6.35 (1, 1)	7.0	W	28	6	1	1	3	1	0	1	0	0	0	32	37	1.29	1.000										
<b>Tim Stoddard, R</b> ERA: 3.55 (8, 1)	1.0		6	2	0	0	1	1	0	0	0	0	0	7	11	0.00	3.000										
<b>Dave Righetti, L</b> ERA: 4.63 (9, 1)	1.0		4	0	0	0	1	1	0	0	0	0	0	5	9	0.00	1.000										

**Boston Red Sox @ New York Yankees**  
Yankee Stadium, Bronx, NY  
Sat Jun 27 1987, 7:05 PM EDT  
Att: 47,829 - Unknown

AB 34  
R 1  
H 8  
RBI 1  
BB 3  
SO 5  
LOB 20



Batter	1	2	3	4	5	6	7	8	9	AB	R	H	RBI	BB	SO	LOB	BOTTOM											
<b>Willie Randolph, R</b> OBP: 0.425, SLG: 0.439 <b>Lenn Sakata, R</b> OBP: 0.283, SLG: 0.372 (7, 4)	 SH	 F7	 6-3			 FC6-4	 K			2	1	0	0	2	0	1												
<b>Gary Ward, R</b> OBP: 0.308, SLG: 0.425 (6, 7)	 SH	 K		 5-3		 FC6-4	 F9			4	1	0	0	0	1	4												
<b>Don Mattingly, L</b> OBP: 0.392, SLG: 0.500 (1, 3)	 HR	 1B		 F7		 9-2-6		 F8		5	2	2	3	0	0	2												
<b>Dave Winfield, R</b> OBP: 0.394, SLG: 0.528 (1, 9)	 2B	 1B		 6-3		 G3	 G3			5	1	2	0	0	0	0												
<b>Claudell Washington, L</b> OBP: 0.369, SLG: 0.471 (1, 10)	 2B	 1B		 F7		 1B	 F5			4	1	2	1	1	0	0												
<b>Mike Easter, L</b> OBP: 0.316, SLG: 0.335 <b>Henry Cotto, R</b> OBP: 0.297, SLG: 0.500 (6, 8)	 F8	 F7		 4-3		 2B	 1B			3	0	0	0	0	0	4												
<b>Mike Pagliarulo, L</b> OBP: 0.315, SLG: 0.433 (1, 5)	 K		 F8		 HR	 1B	 2B			4	2	2	2	0	1	2												
<b>Mark Salas, L</b> OBP: 0.374, SLG: 0.471 (1, 2)	 2B		 G4-1		 K	 1B	 1B			4	0	2	2	0	1	0												
<b>Wayne Tolleson, S</b> OBP: 0.336, SLG: 0.280 <b>Bobby Meacham, S</b> OBP: 0.300, SLG: 0.316 (8, 6)	 K		 BLK		 FC6-4	 1B	 1B			4	0	3	1	0	1	2												
<b>Inning Stats</b>	R: 4 E: 1 K: 2 S: 11	H: 3 LOB: 2 BB: 2 P: 19	R: 1 E: 0 K: 1 S: 8	H: 3 LOB: 2 BB: 0 P: 8	R: 0 E: 0 K: 0 S: 4	H: 1 LOB: 1 BB: 0 P: 4	R: 0 E: 0 K: 0 S: 3	H: 0 LOB: 0 BB: 0 P: 3	R: 1 E: 0 K: 1 S: 6	H: 1 LOB: 1 BB: 1 P: 7	R: 3 E: 0 K: 1 S: 10	H: 5 LOB: 2 BB: 0 P: 10	R: 0 E: 0 K: 0 S: 3	H: 0 LOB: 0 BB: 0 P: 3	1B: 10 2B: 3 3B: 0 HR: 2	SF: 0 SAC: 1 DP: 1 HBP: 0	WP: 0 PB: 0 SB: 0 CS: 0	PA: 41										
<b>PITCHER</b>	IP	WLS	BF	H	R	ER	SO	BB	IBB	HBP	BLK	WP	HR	S	P	ERA	WHIP											
<b>Oil Can Boyd, R</b> ERA: 4.5 (1, 1)	5.0	L	28	9	6	4	4	3	0	0	0	0	0	2	33	45	7.20	2.400										
<b>Tom Bolton, L</b> ERA: 4.15 (6, 1)	1.1		7	4	3	3	0	0	0	0	0	0	0	7	7	20.25	3.000											
<b>Bob Stanley, R</b> ERA: 4.83 (7, 1)	0.2		3	1	0	0	1	0	0	0	0	0	0	5	5	0.00	1.500											
<b>Joe Sambito, L</b> ERA: 3.52 (8, 1)	1.0		3	0	0	0	0	0	0	0	0	0	0	3	3	0.00	0.000											

**Boston Red Sox @ New York Yankees**  
Yankee Stadium, Bronx, NY  
Sat Jun 27 1987, 7:05 PM EDT  
Att: 47,829 - Unknown

AB 37  
R 9  
H 14  
RBI 9  
BB 3  
SO 5  
LOB 17





Batter	1	2	3	4	5	6	7	8	9	AB	R	H	RBI	BB	SO	LOB	TOP			
Marty Barrett, R (1,4) OBP: 0.308, SLG: 0.298	F9			1-3	K		5-3		CS BB	4	0	0	0	1	1	0	<b>Boston Red Sox @ New York Yankees</b> Yankee Stadium, Bronx, NY Sun Jun 28 1987, 3:33 AM EDT Att: 54,172 - Unknown			
Todd Benzinger, S (1,8) OBP: 0.482, SLG: 0.381 Ellis Burks, R (7,8) OBP: 0.294, SLG: 0.487	G3			1B 2B	CS BB		G3		CS	3	1	1	0	1	0	0				
Wade Boggs, L (1,5) OBP: 0.477, SLG: 0.590	F7			BB 1B SF8 BB	CS				1-2	3	2	2	0	1	0	0				
Jim Rice, R (1,7) OBP: 0.354, SLG: 0.385				1-2 2H 1B	BB 1B		WP E 1H		F7	4	2	2	2	0	1	1				
Don Baylor, R (1,10) OBP: 0.369, SLG: 0.446	F7			1-2 2-3 BB	1B BB		E WP FC3-6 HBP		F8	2	1	0	0	1	0	0				
Dwight Evans, R (1,9) OBP: 0.495, SLG: 0.542	6-3			SF8			5-3		K	3	0	0	1	0	1	2				
Bill Buckner, L (1,3) OBP: 0.279, SLG: 0.315				3H E4 FC3-6 1B	1-2 2H 1B		1-2 2-3 E4 FC3-6		F4	4	0	2	1	0	0	1				
Spike Owen, S (1,6) OBP: 0.328, SLG: 0.342				FC3-6 1-2 G3-6-3 1B	3-1		FC3-6 1-2 WP		K	4	0	0	1	0	1	4				
Rich Gedman, L (1,2) OBP: 0.231, SLG: 0.224				G3-6-3 1-2	4-3		K 1-2		K	4	0	0	0	0	2	2				
<b>Inning Stats</b>	R: 0 E: 0 K: 0 S: 3	H: 0 LOB: 0 BB: 0 P: 3	R: 0 E: 0 K: 1 S: 5	H: 0 LOB: 0 BB: 0 P: 5	R: 0 E: 0 K: 0 S: 3	H: 1 LOB: 0 BB: 0 P: 3	R: 3 E: 0 K: 0 S: 6	H: 3 LOB: 2 BB: 2 P: 14	R: 0 E: 0 K: 1 S: 4	H: 0 LOB: 0 BB: 1 P: 8	R: 3 E: 1 K: 0 S: 8	H: 2 LOB: 1 BB: 0 P: 9	R: 0 E: 0 K: 1 S: 5	H: 0 LOB: 0 BB: 0 P: 5	R: 0 E: 0 K: 2 S: 6	H: 0 LOB: 0 BB: 1 P: 10	1B: 5 2B: 2 3B: 0 HR: 0	SF: 1 SAC: 0 DP: 1 HBP: 1	WP: 2 PB: 0 SB: 0 CS: 2	PA: 39
<b>PITCHER</b>	IP WLS BF H R ER SO	IP WLS BF H R ER SO	IP WLS BF H R ER SO	IP WLS BF H R ER SO	IP WLS BF H R ER SO	IP WLS BF H R ER SO	IP WLS BF H R ER SO	IP WLS BF H R ER SO	IP WLS BF H R ER SO	IP WLS BF H R ER SO	IP WLS BF H R ER SO	IP WLS BF H R ER SO	IP WLS BF H R ER SO	IP WLS BF H R ER SO	IP WLS BF H R ER SO	IP WLS BF H R ER SO	ERA WHIP	ERA WHIP		
Rick Rhoden, R (1,1) ERA: 3.79	5.1 L	24 6 6 4 2	3 0 0 1	0 0 0 0	0 0 0 0	1 0 0 0	1 0 5 5	0.00 0.000												
Pat Clements, L (6,1) ERA: 2.43	0.2	3 0 0 0	1 0 0 3	1 0 0 0	0 0 0 0	0 0 0 0	0 0 15 19	0.00 0.667												
Rich Bordi, R (7,1) ERA: 4.88	3.0	10 1 0 0 3	1 0 0 3	1 0 0 0	0 0 0 0	0 0 15 19	0.00 0.667													


AB	31
R	6
H	7
RBI	5
BB	4
SO	6
LOB	10




Batter	1	2	3	4	5	6	7	8	9	AB	R	H	RBI	BB	SO	LOB	BOTTOM			
Henry Cotto, R (1,8) OBP: 0.295, SLG: 0.500	K			2H 2B	K		P4			4	0	1	1	0	2	2	<b>Boston Red Sox @ New York Yankees</b> Yankee Stadium, Bronx, NY Sun Jun 28 1987, 3:33 AM EDT Att: 54,172 - Unknown			
Claudell Washington, L (1,10) OBP: 0.358, SLG: 0.455	K			F8	G3		G3			4	0	0	0	0	1	3				
Don Mattingly, L (1,3) OBP: 0.390, SLG: 0.493	F9			K2-3			F7		BB	3	0	0	0	1	1	1				
Dave Winfield, R (1,9) OBP: 0.392, SLG: 0.522				6-3			4-0 1B BB		P4	3	0	0	0	1	0	1				
Mike Easter, L (1,7) OBP: 0.320, SLG: 0.340	3-1			1B			1-2 1B		K	4	0	2	0	0	1	1				
Mike Pagliarulo, L (1,5) OBP: 0.310, SLG: 0.426	K			F9			F6		F9	4	0	0	0	0	1	4				
Mark Salas, L (1,2) OBP: 0.359, SLG: 0.451				G3	K		F8		F8	4	0	0	0	0	1	3				
Lenn Sakata, R (1,4) OBP: 0.313, SLG: 0.444 Bobby Meacham, S (5, PR) OBP: 0.318, SLG: 0.300				E 3B			SH5-4 1B		K	2	1	2	0	0	0	0				
Wayne Tolleson, S (1,6) OBP: 0.332, SLG: 0.277				E3 2B			SH5-4 1-2		F8	3	1	0	1	0	0	1				
<b>Inning Stats</b>	R: 0 E: 0 K: 2 S: 7	H: 0 LOB: 0 BB: 0 P: 7	R: 0 E: 0 K: 1 S: 5	H: 0 LOB: 0 BB: 0 P: 5	R: 2 E: 1 K: 1 S: 8	H: 2 LOB: 1 BB: 0 P: 8	R: 0 E: 0 K: 1 S: 6	H: 1 LOB: 1 BB: 0 P: 6	R: 0 E: 0 K: 0 S: 4	H: 1 LOB: 2 BB: 1 P: 8	R: 0 E: 0 K: 0 S: 3	H: 0 LOB: 1 BB: 0 P: 4	R: 0 E: 0 K: 1 S: 5	H: 0 LOB: 1 BB: 1 P: 9	R: 0 E: 0 K: 1 S: 5	H: 0 LOB: 0 BB: 0 P: 5	1B: 3 2B: 1 3B: 1 HR: 0	SF: 0 SAC: 1 DP: 0 HBP: 1	WP: 0 PB: 0 SB: 0 CS: 0	PA: 36
<b>PITCHER</b>	IP WLS BF H R ER SO	IP WLS BF H R ER SO	IP WLS BF H R ER SO	IP WLS BF H R ER SO	IP WLS BF H R ER SO	IP WLS BF H R ER SO	IP WLS BF H R ER SO	IP WLS BF H R ER SO	IP WLS BF H R ER SO	IP WLS BF H R ER SO	IP WLS BF H R ER SO	IP WLS BF H R ER SO	IP WLS BF H R ER SO	IP WLS BF H R ER SO	IP WLS BF H R ER SO	IP WLS BF H R ER SO	ERA WHIP	ERA WHIP		
Al Nipper, R (1,1) ERA: 4.92	9.0 W	36 5 2 1 8	2 0 1 0	2 0 1 0	0 0 49 58	1.00 0.778														





Batter	1	2	3	4	5	6	7	8	9	AB	R	H	RBI	BB	SO	LOB	TOP			
Alan Wiggins, S OBP: 0.307, SLG: 0.304	5-3		F4		B1-3			5-3	FC6-4	5	0	0	0	0	0	3	<p><b>Baltimore Orioles @ Boston Red Sox</b> Fenway Park, Boston, MA Mon Jun 29 1987, 7:05 PM EDT Att: 31,139 - Unknown</p> <p>AB 37 R 3 H 10 RBI 3 BB 0 SO 7 LOB 13</p> 			
Lee Lacy, R OBP: 0.333, SLG: 0.384	5-3		FC6-4 2H 1B		F8			1B 2B		4	1	2	1	0	0	0				
Cal Ripken Jr., R OBP: 0.353, SLG: 0.510	2B		FC6-4 1-2					1B		4	0	3	1	0	0	1				
Eddie Murray, S OBP: 0.330, SLG: 0.480	K			F4		F8		F9		4	0	0	0	0	1	3				
Fred Lynn, L OBP: 0.335, SLG: 0.448		4-3		E8 1B 2B		F4		F2		4	1	1	0	0	0	2				
Ray Knight, R OBP: 0.333, SLG: 0.415	K			K		F8			F9	4	0	0	0	0	2	2				
Terry Kennedy, L OBP: 0.308, SLG: 0.442		F5		1B			F9		K	4	0	1	1	0	1	0				
Ken Gerhart, R OBP: 0.284, SLG: 0.446			1B 2B	4-3			K		1B	4	1	2	0	0	1	1				
Mike Young, S OBP: 0.364, SLG: 0.457			K		4-3		K		FC6-4 1B	4	0	1	0	0	2	1				
<b>Inning Stats</b>	R: 0 E: 0 K: 1 S: 6	H: 1 LOB: 1 BB: 0 P: 6	R: 0 E: 0 K: 1 S: 5	H: 0 LOB: 0 BB: 0 P: 5	R: 1 E: 0 K: 1 S: 7	H: 2 LOB: 1 BB: 0 P: 7	R: 1 E: 1 K: 1 S: 7	H: 2 LOB: 1 BB: 0 P: 7	R: 0 E: 0 K: 0 S: 4	H: 0 LOB: 0 BB: 0 P: 3	R: 0 E: 0 K: 2 S: 7	H: 0 LOB: 0 BB: 0 P: 7	R: 1 E: 0 K: 0 S: 5	H: 2 LOB: 1 BB: 0 P: 5	R: 0 E: 0 K: 1 S: 7	H: 2 LOB: 2 BB: 0 P: 7	1B: 6 2B: 4 3B: 0 HR: 0	SF: 0 SAC: 0 DP: 0 HBP: 0	WP: 0 PB: 0 SB: 0 CS: 0	PA: 37
<b>PITCHER</b> Bruce Hurst, L ERA: 3.3	IP: 9.0 WLS: W BF: 37 H: 10 R: 3 ER: 3 SO: 7 BB: 0 IBB: 0 HBP: 0 BLK: 0 WP: 0 HR: 0 S: 51 P: 51 ERA: 3.00 WHIP: 1.111															<b>PITCHER</b>				

Batter	1	2	3	4	5	6	7	8	9	AB	R	H	RBI	BB	SO	LOB	BOTTOM			
Marty Barrett, R OBP: 0.315, SLG: 0.303	1B 1B	F4		SH1-3		1B BB				3	2	2	0	1	0	0	<p><b>Baltimore Orioles @ Boston Red Sox</b> Fenway Park, Boston, MA Mon Jun 29 1987, 7:05 PM EDT Att: 31,139 - Unknown</p> <p>AB 36 R 14 H 15 RBI 14 BB 5 SO 1 LOB 13</p> 			
Todd Benzinger, S OBP: 0.516, SLG: 0.417	1B 1-3	S 2B 1B		3B BB		FC6-4 BB				3	4	2	0	2	0	3				
Wade Boggs, L OBP: 0.479, SLG: 0.609	G5-4-3 1B	F7		SF8 3B		HR		F6		5	3	3	7	0	0	1				
Ed Romero, R OBP: 0.372, SLG: 0.320	G5-4-3 1B			SF8 3B		HR		F6		0	0	0	0	0	0	0				
Jim Rice, R OBP: 0.354, SLG: 0.385	G5-4-3 1B			SF8 3B		HR		F6		0	0	0	0	0	0	0				
Mike Greenwell, L OBP: 0.343, SLG: 0.565	G5-4-3 1B	1-3 2B		SF8 3B		HR		F6		3	1	2	3	0	0	0				
Don Baylor, R OBP: 0.366, SLG: 0.439	G5-4-3 1-2 2-3	L5		5-3		1B HBP		1-3		4	1	0	0	1	0	3				
Dwight Evans, R OBP: 0.406, SLG: 0.539	1B 2B BB			5-3		1B BB		1-3		3	1	1	1	1	0	0				
Dave Henderson, R OBP: 0.299, SLG: 0.400	1B 2B BB			F8		F9		K		1	0	0	0	0	1	0				
Bill Buckner, L OBP: 0.282, SLG: 0.317	2B 1B			F8		F9		F8		5	0	2	2	0	0	0				
Spike Owen, S OBP: 0.324, SLG: 0.343	2B			6-3		P3		F5		5	0	1	1	0	0	2				
Rich Gedman, L OBP: 0.239, SLG: 0.240	4-3			SH1-3 3B 2B		1B F8				4	2	2	0	0	0	4				
<b>Inning Stats</b>	R: 4 E: 0 K: 0 S: 8	H: 6 LOB: 2 BB: 1 P: 12	R: 1 E: 0 K: 0 S: 5	H: 2 LOB: 0 BB: 0 P: 5	R: 0 E: 0 K: 0 S: 3	H: 0 LOB: 0 BB: 0 P: 3	R: 3 E: 0 K: 0 S: 5	H: 2 LOB: 1 BB: 1 P: 9	R: 0 E: 0 K: 0 S: 3	H: 0 LOB: 0 BB: 0 P: 3	R: 6 E: 0 K: 0 S: 8	H: 5 LOB: 3 BB: 3 P: 21	R: 0 E: 0 K: 0 S: 3	H: 0 LOB: 0 BB: 0 P: 3	R: 0 E: 0 K: 1 S: 5	H: 0 LOB: 0 BB: 0 P: 5	1B: 10 2B: 3 3B: 1 HR: 1	SF: 1 SAC: 1 DP: 1 HBP: 1	WP: 0 PB: 0 SB: 1 CS: 0	PA: 44
<b>PITCHER</b> Dave Schmidt, R ERA: 2.71	IP: 0.2 WLS: L BF: 8 H: 6 R: 4 ER: 4 SO: 0 BB: 1 IBB: 0 HBP: 0 BLK: 0 WP: 0 HR: 0 S: 14 P: 18 ERA: 10.80 WHIP: 1.500															<b>PITCHER</b>				
Tony Arnold, R ERA: 5.22	IP: 3.1 WLS: L BF: 15 H: 4 R: 4 ER: 4 SO: 0 BB: 1 IBB: 0 HBP: 0 BLK: 0 WP: 0 HR: 0 S: 14 P: 18 ERA: 10.80 WHIP: 1.500															<b>PITCHER</b>				
Scott McGregor, L ERA: 6.69	IP: 1.0 WLS: L BF: 9 H: 3 R: 6 ER: 6 SO: 0 BB: 2 IBB: 0 HBP: 1 BLK: 0 WP: 0 HR: 1 S: 6 P: 15 ERA: 54.00 WHIP: 5.000															<b>PITCHER</b>				
Doug Corbett, R ERA: 13.5	IP: 1.0 WLS: L BF: 6 H: 2 R: 0 ER: 0 SO: 0 BB: 1 IBB: 0 HBP: 0 BLK: 0 WP: 0 HR: 0 S: 5 P: 9 ERA: 0.00 WHIP: 3.000															<b>PITCHER</b>				
Eric Bell, L ERA: 5.76	IP: 2.0 WLS: L BF: 6 H: 0 R: 0 ER: 0 SO: 1 BB: 0 IBB: 0 HBP: 0 BLK: 0 WP: 0 HR: 0 S: 8 P: 8 ERA: 0.00 WHIP: 0.000															<b>PITCHER</b>				







Batter	1	2	3	4	5	6	7	8	9	AB	R	H	RBI	BB	SO	LOB	TOP			
Mike Young, S OBP: 0.366, SLG: 0.449 (1, 10)	F8			F7		6-3		F9		4	0	0	0	0	0	0	<b>Baltimore Orioles @ Boston Red Sox</b> Fenway Park, Boston, MA Wed Jul 01 1987, 7:05 PM EDT Att: 33,075 - Unknown			
Lee Lacy, R OBP: 0.337, SLG: 0.383 (1, 9)	6-3			BB		6-3			1B BB 1B	3	1	1	0	1	0	0				
Cal Ripken Jr., R OBP: 0.351, SLG: 0.505 (1, 6)	6-3			F9		F8			F8	4	0	0	0	0	0	2				
Eddie Murray, S OBP: 0.329, SLG: 0.472 (1, 3)		3-1		F9			G3		1B 1B BB	3	1	0	0	1	0	1				
Fred Lynn, L OBP: 0.335, SLG: 0.448 (1, 8)	F9				F5		2B		F7	4	0	1	0	0	0	2				
Ray Knight, R OBP: 0.320, SLG: 0.409 (1, 5)	F8				F8		F3		1B	4	0	1	0	0	0	1				
Terry Kennedy, L OBP: 0.315, SLG: 0.444 (1, 2)			F7		2B 1B		F8		1B	4	0	2	2	0	0	1				
Larry Sheets, L OBP: 0.364, SLG: 0.586 (1, 7)			F7		1-3 2B			G3	1-2 2-3 3-H 1B	4	0	1	0	0	0	2				
Rick Burleson, R OBP: 0.288, SLG: 0.323 (1, 4)			6-3		6-3			5-3		3	0	0	0	0	0	2				
<b>Inning Stats</b>	R: 0 E: 0 K: 0 S: 3	H: 0 LOB: 0 BB: 0 P: 3	R: 0 E: 0 K: 0 S: 3	H: 0 LOB: 0 BB: 0 P: 3	R: 0 E: 0 K: 0 S: 3	H: 0 LOB: 1 BB: 1 P: 7	R: 0 E: 0 K: 0 S: 5	H: 2 LOB: 2 BB: 0 P: 5	R: 0 E: 0 K: 0 S: 3	H: 0 LOB: 0 BB: 0 P: 3	R: 0 E: 0 K: 0 S: 4	H: 1 LOB: 1 BB: 0 P: 4	R: 0 E: 0 K: 0 S: 3	H: 0 LOB: 0 BB: 1 P: 3	R: 2 E: 0 K: 0 S: 6	H: 3 LOB: 2 BB: 1 P: 10	1B: 4 2B: 2 3B: 0 HR: 0	SF: 0 SAC: 0 DP: 0 HBP: 0	WP: 0 PB: 0 SB: 0 CS: 0	PA: 35
<b>PITCHER</b> Rogier Clemens, R ERA: 3.55 (1, 1)	IP: 9.0 WLS: W BF: 35 H: 6 R: 2 ER: 2 SO: 0 BB: 2 IBB: 0 HBP: 0 BLK: 0 WP: 0 HR: 0 S: 33 P: 41 ERA: 2.00 WHIP: 0.889																			

Batter	1	2	3	4	5	6	7	8	9	AB	R	H	RBI	BB	SO	LOB	BOTTOM			
Marty Barrett, R OBP: 0.325, SLG: 0.315 (1, 4)			K	4-3		G3 1B 2B				5	1	3	0	0	1	1	<b>Baltimore Orioles @ Boston Red Sox</b> Fenway Park, Boston, MA Wed Jul 01 1987, 7:05 PM EDT Att: 33,075 - Unknown			
Todd Benzinger, S OBP: 0.476, SLG: 0.485 (1, 8) (9, 7)	F6		3-1 1B 2B	2-H HR		1B G3 BB		F7		4	2	2	2	1	0	2				
Wade Boggs, L OBP: 0.480, SLG: 0.613 (1, 5)	F7		3-1	3-1		G3		E1		5	0	0	0	0	0	4				
Mike Greenwell, L OBP: 0.359, SLG: 0.590 Ellis Burks, R OBP: 0.294, SLG: 0.487 (1, 7) (9, 8)	4-3		2-3 1B BB		WP SF8 2B	1B IBB		F8		3	1	1	0	2	0	2				
Don Baylor, R OBP: 0.367, SLG: 0.437 (1, 10)		5-3	1-3 3-H 1B		SF8	K		F8		4	0	1	2	0	1	4				
Dwight Evans, R OBP: 0.407, SLG: 0.544 (1, 9)	K		F8		2-H BB	FC3-6 1B		F8		4	0	1	1	1	1	3				
Bill Buckner, L OBP: 0.292, SLG: 0.326 (1, 3)	1B 1B			SH1-3 1B		F8	FC3-6 1B			4	1	2	0	0	0	4				
Spike Owen, S OBP: 0.328, SLG: 0.355 (1, 6)				SH1-3				4-3		2	0	1	0	1	0	0				
Rich Gedman, L OBP: 0.252, SLG: 0.248 (1, 2)	F6			2-H HR 1B		F8		4-3		4	1	1	1	0	0	4				
<b>Inning Stats</b>	R: 0 E: 0 K: 0 S: 4	H: 1 LOB: 1 BB: 0 P: 4	R: 0 E: 0 K: 1 S: 7	H: 2 LOB: 2 BB: 0 P: 7	R: 1 E: 0 K: 1 S: 7	H: 2 LOB: 2 BB: 1 P: 11	R: 3 E: 0 K: 0 S: 6	H: 3 LOB: 0 BB: 0 P: 6	R: 1 E: 0 K: 0 S: 4	H: 1 LOB: 2 BB: 2 P: 12	R: 1 E: 0 K: 1 S: 7	H: 2 LOB: 3 BB: 2 P: 15	R: 0 E: 0 K: 0 S: 4	H: 1 LOB: 1 BB: 0 P: 4	R: 0 E: 1 K: 0 S: 4	H: 0 LOB: 1 BB: 0 P: 4	1B: 8 2B: 3 3B: 0 HR: 1	SF: 1 SAC: 1 DP: 0 HBP: 0	WP: 1 PB: 0 SB: 0 CS: 0	PA: 42
<b>PITCHER</b> Mike Griffin, R ERA: 6.97 Doug Corbett, R ERA: 11.97 Tony Arnold, R ERA: 5.05 Tom Niedenfuer, R ERA: 4.42	IP: 4.1 WLS: L BF: 24 H: 9 R: 5 ER: 5 SO: 2 BB: 2 IBB: 0 HBP: 0 BLK: 0 WP: 0 HR: 1 S: 26 P: 34 ERA: 10.38 WHIP: 2.538																			



Batter	1	2	3	4	5	6	7	8	9	AB	R	H	RBI	BB	SO	LOB	TOP					
Marty Barrett, R OBP: 0.324, SLG: 0.314 (1, 4)	F8		S 1B		F8			F9		4	0	1	0	0	0	0	<b>Boston Red Sox @ Oakland Athletics</b> Oakland-Alameda County Coliseum, Oakland, CA Thu Jul 02 1987, 7:05 PM PDT Att: 16,134 - Unknown					
Todd Benzinger, S OBP: 0.435, SLG: 0.432 (1, 8)	F8		K 1-2			K		K		4	0	0	0	0	3	1						
Wade Boggs, L OBP: 0.477, SLG: 0.606 (1, 5)	BB				F9	K			6-3	3	0	0	0	1	1	0						
Mike Greenwell, L OBP: 0.363, SLG: 0.608 (1, 7)	G3			G6-4-3 1B		F8			HR	4	1	2	1	0	0	1						
Don Baylor, R OBP: 0.366, SLG: 0.432 (1, 10)		F8		G6-4-3 1B			FC4-6 BB		F6	3	0	0	0	1	0	1						
Dwight Evans, R OBP: 0.405, SLG: 0.539 (1, 9)		K			F4		FC4-6 1B		F8	4	0	1	0	0	1	0						
Bill Buckner, L OBP: 0.293, SLG: 0.326 (1, 3)		F8				HR 1B	FC4-6 1B			3	1	1	0	0	0	2						
Spike Owen, S OBP: 0.323, SLG: 0.349 (1, 6)			F7		F5		G3-6-3 1-2			3	0	0	0	0	0	3						
Marc Sullivan, R OBP: 0.208, SLG: 0.264 (1, 2)			K					F9		3	1	1	2	0	1	0						
<b>Inning Stats</b>	R: 0 E: 0 K: 0 S: 3	H: 0 LOB: 1 BB: 1 P: 7	R: 0 E: 0 K: 1 S: 5	H: 0 LOB: 0 BB: 0 P: 5	R: 0 E: 0 K: 2 S: 8	H: 1 LOB: 1 BB: 0 P: 8	R: 0 E: 0 K: 0 S: 3	H: 1 LOB: 0 BB: 0 P: 3	R: 2 E: 0 K: 0 S: 5	H: 2 LOB: 0 BB: 0 P: 5	R: 0 E: 0 K: 2 S: 7	H: 0 LOB: 0 BB: 0 P: 7	R: 0 E: 0 K: 0 S: 3	H: 1 LOB: 1 BB: 1 P: 7	R: 0 E: 0 K: 1 S: 5	H: 0 LOB: 0 BB: 0 P: 5	R: 1 E: 0 K: 0 S: 4	H: 1 LOB: 0 BB: 0 P: 4	1B: 4 2B: 0 3B: 0 HR: 2	SF: 0 SAC: 0 DP: 2 HBP: 0	WP: 0 PB: 0 SB: 1 CS: 0	PA: 33
<b>PITCHER</b> Joaquin Andujar, R ERA: 4.26 (1, 1)	IP: 9.0 WLS: W BF: 33 H: 6 R: 3 ER: 3 SO: 6 BB: 2 IBB: 0 HBP: 0 BLK: 0 WP: 0 HR: 2 S: 43 P: 51 ERA: 3.00 WHIP: 0.889															<b>PITCHER</b>						

AB 31  
R 3  
H 6  
RBI 3  
BB 2  
SO 6  
LOB 8





Batter	1	2	3	4	5	6	7	8	9	AB	R	H	RBI	BB	SO	LOB	BOTTOM			
Luis Polonia, L OBP: 0.384, SLG: 0.462 (1, 7)	F8		1B	G1			6-3			4	0	1	1	0	0	2	<b>Boston Red Sox @ Oakland Athletics</b> Oakland-Alameda County Coliseum, Oakland, CA Thu Jul 02 1987, 7:05 PM PDT Att: 16,134 - Unknown			
Mike Davis, L OBP: 0.356, SLG: 0.564 (1, 9)	F5		3-H 1B		3-1		K			4	0	1	0	0	1	0				
Jose Canseco, R OBP: 0.311, SLG: 0.468 (1, 10)			F5		K			HR		4	1	2	1	0	1	2				
Mark McGwire, R OBP: 0.379, SLG: 0.684 (1, 3)	5-3		K					1B WP 1B		4	1	2	0	0	1	3				
Carney Lansford, R OBP: 0.367, SLG: 0.418 (1, 5)		L5		F6	F9			WP 1B 1B		4	1	1	0	0	0	1				
Dwayne Murphy, L OBP: 0.386, SLG: 0.389 (1, 8)		G1-4-3 1B		2B BB		4-3		F5		3	1	1	0	1	0	2				
Terry Steinbach, R OBP: 0.349, SLG: 0.448 (1, 2)		G1-4-3 1-2		1-H 2B		F8		K		4	0	1	1	0	1	2				
Tony Phillips, S OBP: 0.358, SLG: 0.397 (1, 4)			E6 SH1-3 1B		F7			1B		4	1	2	1	0	1	1				
Alfredo Griffin, S OBP: 0.312, SLG: 0.339 (1, 6)			SH1-3 2-3				5-3	K		2	0	0	0	1	1	1				
<b>Inning Stats</b>	R: 0 E: 0 K: 0 S: 4	H: 1 LOB: 1 BB: 0 P: 4	R: 0 E: 0 K: 0 S: 3	H: 1 LOB: 0 BB: 0 P: 3	R: 1 E: 1 K: 1 S: 8	H: 3 LOB: 2 BB: 0 P: 8	R: 1 E: 0 K: 0 S: 4	H: 1 LOB: 2 BB: 2 P: 12	R: 0 E: 0 K: 1 S: 6	H: 1 LOB: 1 BB: 0 P: 6	R: 0 E: 0 K: 1 S: 5	H: 0 LOB: 0 BB: 0 P: 5	R: 0 E: 0 K: 1 S: 5	H: 0 LOB: 0 BB: 0 P: 5	R: 3 E: 0 K: 2 S: 11	H: 4 LOB: 1 BB: 0 P: 11	1B: 7 2B: 3 3B: 0 HR: 1	SF: 0 SAC: 1 DP: 1 HBP: 0	WP: 1 PB: 0 SB: 0 CS: 0	PA: 36
<b>PITCHER</b> Al Nipper, R ERA: 5.07 Calvin Schiraldi, R ERA: 3.96 (1, 1) (8, 1)	IP: 7.0 WLS: L BF: 32 H: 10 R: 5 ER: 5 SO: 4 BB: 2 IBB: 0 HBP: 0 BLK: 0 WP: 1 HR: 1 S: 38 P: 46 ERA: 6.43 WHIP: 1.714															<b>PITCHER</b>				

AB 33  
R 5  
H 11  
RBI 4  
BB 2  
SO 6  
LOB 14





Batter	1	2	3	4	5	6	7	8	9	AB	R	H	RBI	BB	SO	LOB	TOP			
Ellis Burks, R OBP: 0.296, SLG: 0.485 (1, 8)	0-0 6-3		0-0 1B		0-0 FC6-4		0-0 1B BB		0-3 K	5	1	2	1	0	1	2	<b>Boston Red Sox @ Oakland Athletics</b> Oakland-Alameda County Coliseum, Oakland, CA Fri Jul 03 1987, 7:05 PM PDT Att: 43,050 - Unknown  <b>AB 34</b> <b>R 2</b> <b>H 9</b> <b>RBI 2</b> <b>BB 3</b> <b>SO 2</b> <b>LOB 16</b> 			
Marty Barrett, R OBP: 0.324, SLG: 0.315 (1, 4)	0-0 F5		0-0 1-3			0-0 G3 1B	0-0 1B		0-0 F3	3	0	1	0	0	0	1				
Ed Romero, R OBP: 0.374, SLG: 0.323 (6, FR) (6, 4)							1-3 2-H			2	0	1	0	0	0	0				
Wade Boggs, L OBP: 0.480, SLG: 0.607 (1, 5)	0-0 6-3				0-0 FC4-6		1-2 1B	1-0 BB		3	0	2	0	0	0	0				
Mike Greenwell, L OBP: 0.360, SLG: 0.596 (1, 7)		0-0 4-3			0-0 FC4-6		0-0 G3	4-0 HBP		3	0	0	1	1	0	3				
Dave Henderson, R OBP: 0.297, SLG: 0.397 (9, 7)					1-2 G6-4-3		1-2 2-3	3-1 3-H	0-0 BB	0	0	0	0	0	0	0				
Don Baylor, R OBP: 0.361, SLG: 0.425 (1, 10)		0-0 3-1			0-0 G6-4-3		0-0 F7	0-0 F3		4	0	0	0	0	0	6				
Dwight Evans, R OBP: 0.403, SLG: 0.533 (1, 9)		0-0 4-3				0-0 F8	4-0 BB		0-0 5-3	3	0	0	0	1	0	0				
Bill Buckner, L OBP: 0.288, SLG: 0.321 (1, 3)			0-0 F4			0-0 G3	0-0 F6		0-0 F9	4	0	0	0	0	0	3				
Spike Owen, S OBP: 0.327, SLG: 0.348 (1, 6)			0-0 1B			4-0 1B		0-0 F8	0-0 F7	3	1	1	0	1	0	0				
Marc Sullivan, R OBP: 0.220, SLG: 0.274 (1, 2)			0-0 6-3			0-0 FC6-4		0-0 1B	0-3 K	4	0	2	0	0	1	1				
<b>Inning Stats</b>	R: 0 E: 0 K: 0 S: 3	H: 0 LOB: 0 BB: 0 P: 3	R: 0 E: 0 K: 0 S: 3	H: 0 LOB: 0 BB: 0 P: 3	R: 1 E: 0 K: 0 S: 5	H: 2 LOB: 1 BB: 0 P: 5	R: 0 E: 0 K: 0 S: 3	H: 1 LOB: 2 BB: 1 P: 3	R: 0 E: 0 K: 0 S: 4	H: 2 LOB: 3 BB: 1 P: 9	R: 1 E: 0 K: 0 S: 5	H: 3 LOB: 3 BB: 1 P: 10	R: 0 E: 0 K: 0 S: 3	H: 0 LOB: 0 BB: 0 P: 3	R: 0 E: 0 K: 2 S: 7	H: 0 LOB: 0 BB: 0 P: 7	1B: 9 2B: 0 3B: 0 HR: 0	SF: 0 SAC: 0 DP: 1 HBP: 1	WP: 0 PB: 0 SB: 0 CS: 0	PA: 38
<b>PITCHER</b>	IP WLS BF H R ER SO BB IBB HBP BLK WP HR S P ERA WHIP	IP WLS BF H R ER SO BB IBB HBP BLK WP HR S P ERA WHIP																		
Steve Ontiveros, R ERA: 2.51 (1, 1)	6.2 L 31 9 2 2 0	2.1 7 0 0 0 2																		
Gene Nelson, R ERA: 3.19 (7, 1)	2.1 7 0 0 0 2																			

Batter	1	2	3	4	5	6	7	8	9	AB	R	H	RBI	BB	SO	LOB	BOTTOM			
Luis Polonia, L OBP: 0.376, SLG: 0.452 (1, 8)	0-0 F7		0-3 K			0-0 4-3		0-0 F7		4	0	0	0	0	1	1	<b>Boston Red Sox @ Oakland Athletics</b> Oakland-Alameda County Coliseum, Oakland, CA Fri Jul 03 1987, 7:05 PM PDT Att: 43,050 - Unknown  <b>AB 32</b> <b>R 0</b> <b>H 6</b> <b>RBI 0</b> <b>BB 2</b> <b>SO 8</b> <b>LOB 10</b> 			
Mike Davis, L OBP: 0.355, SLG: 0.557 (1, 9)	0-3 K				0-3 K		0-0 F2	4-0 1B		3	0	0	0	1	2	0				
Jose Canseco, R OBP: 0.313, SLG: 0.468 (1, 7)					0-0 4-3		0-3 K		0-0 1B	4	0	2	0	0	1	0				
Mark McGwire, R OBP: 0.377, SLG: 0.677 (1, 3)			0-0 F8		0-0 2B		0-3 K	0-3 K		4	0	1	0	0	2	4				
Reggie Jackson, L OBP: 0.293, SLG: 0.417 (1, 10)		0-3 K			0-0 1B		0-0 K		0-0 4-3	4	0	2	0	0	1	0				
Carney Lansford, R OBP: 0.365, SLG: 0.415 (1, 5)		0-0 F4			0-3 K		0-0 5-3		0-0 1B	4	0	1	0	0	1	3				
Terry Steinbach, R OBP: 0.342, SLG: 0.438 (1, 2)		0-0 F8			0-0 6-3		0-0 F8		0-0 G5-4-3	4	0	0	0	0	0	2				
Tony Phillips, S OBP: 0.355, SLG: 0.393 (1, 4)			0-0 F7		0-0 F7			0-0 4-3		3	0	0	0	0	0	0				
Alfredo Griffin, S OBP: 0.313, SLG: 0.336 (1, 6)			0-0 F7		0-0 B3			4-0 1B		2	0	0	0	1	0	0				
<b>Inning Stats</b>	R: 0 E: 0 K: 1 S: 6	H: 1 LOB: 1 BB: 0 P: 6	R: 0 E: 0 K: 1 S: 5	H: 0 LOB: 0 BB: 0 P: 5	R: 0 E: 0 K: 1 S: 5	H: 0 LOB: 0 BB: 0 P: 5	R: 0 E: 0 K: 2 S: 9	H: 2 LOB: 2 BB: 0 P: 9	R: 0 E: 0 K: 0 S: 3	H: 0 LOB: 0 BB: 0 P: 3	R: 0 E: 0 K: 1 S: 5	H: 1 LOB: 1 BB: 0 P: 6	R: 0 E: 0 K: 1 S: 6	H: 1 LOB: 3 BB: 2 P: 14	R: 0 E: 0 K: 0 S: 3	H: 1 LOB: 0 BB: 0 P: 3	1B: 4 2B: 2 3B: 0 HR: 0	SF: 0 SAC: 0 DP: 1 HBP: 0	WP: 0 PB: 0 SB: 0 CS: 0	PA: 34
<b>PITCHER</b>	IP WLS BF H R ER SO BB IBB HBP BLK WP HR S P ERA WHIP	IP WLS BF H R ER SO BB IBB HBP BLK WP HR S P ERA WHIP																		
Jeff Sellers, R ERA: 6.86 (1, 1)	9.0 W 34 6 0 0 8																			





Batter	1	2	3	4	5	6	7	8	9	AB	R	H	RBI	BB	SO	LOB	TOP								
Ellis Burks, R OBP: 0.294, SLG: 0.478 (1, 8)										5	0	1	0	0	3	3	<b>Boston Red Sox @ Oakland Athletics</b> Oakland-Alameda County Coliseum, Oakland, CA Sat Jul 04 1987, 3:33 AM PDT Att: 24,298 - Unknown <a href="http://livebaseballscorecards.com">livebaseballscorecards.com</a>								
Marty Barrett, R OBP: 0.318, SLG: 0.308 (1, 4)										5	0	0	0	0	1	1									
Wade Boggs, L OBP: 0.479, SLG: 0.607 (1, 5)										5	1	2	0	0	0	0									
Mike Greenwell, L OBP: 0.364, SLG: 0.593 (1, 7)										4	1	2	0	0	1	1									
Don Baylor, R OBP: 0.360, SLG: 0.423 (1, 10)										4	1	1	1	0	0	1									
Dwight Evans, R OBP: 0.408, SLG: 0.535 (1, 9)										3	2	2	0	1	0	0									
Bill Buckner, L OBP: 0.287, SLG: 0.320 (1, 3)										4	0	1	1	0	0	3									
Spike Owen, S OBP: 0.327, SLG: 0.348 (8, PH)										3	0	1	1	0	0	2									
Jim Rice, R OBP: 0.356, SLG: 0.388 (8, PH)										1	0	1	1	0	0	0									
Ed Romero, R OBP: 0.374, SLG: 0.323 (8, 6)										0	0	0	0	0	0	0									
Marc Sullivan, R OBP: 0.223, SLG: 0.276 (8, PH)										3	0	1	1	0	0	1									
Todd Benzinger, S OBP: 0.426, SLG: 0.421 (8, 2)										1	0	0	0	0	1	2									
Rich Gedman, L OBP: 0.252, SLG: 0.248 (8, 2)										0	0	0	0	0	0	0									
<b>Inning Stats</b>	R: 0 E: 0 K: 1 S: 6	H: 2 LOB: 1 BB: 0 P: 6	R: 0 E: 0 K: 0 S: 3	H: 0 LOB: 0 BB: 0 P: 3	R: 0 E: 0 K: 1 S: 5	H: 0 LOB: 0 BB: 0 P: 5	R: 0 E: 0 K: 1 S: 5	H: 0 LOB: 0 BB: 0 P: 5	R: 1 E: 0 K: 1 S: 8	H: 3 LOB: 2 BB: 0 P: 8	R: 0 E: 0 K: 0 S: 4	H: 1 LOB: 1 BB: 0 P: 4	R: 1 E: 0 K: 0 S: 5	H: 2 LOB: 1 BB: 0 P: 5	R: 3 E: 0 K: 1 S: 9	H: 4 LOB: 2 BB: 1 P: 13	R: 0 E: 0 K: 1 S: 5	H: 0 LOB: 0 BB: 0 P: 5	1B: 11 2B: 2 3B: 0 HR: 0	SF: 0 SAC: 0 DP: 1 HBP: 0	WP: 1 PB: 0 SB: 0 CS: 0	PA: 39			
<b>PITCHER</b>	IP WLS BF H R ER SO BB IBB HBP BLK WP HR S P ERA WHIP	IP WLS BF H R ER SO BB IBB HBP BLK WP HR S P ERA WHIP	IP WLS BF H R ER SO BB IBB HBP BLK WP HR S P ERA WHIP	IP WLS BF H R ER SO BB IBB HBP BLK WP HR S P ERA WHIP	IP WLS BF H R ER SO BB IBB HBP BLK WP HR S P ERA WHIP	IP WLS BF H R ER SO BB IBB HBP BLK WP HR S P ERA WHIP	IP WLS BF H R ER SO BB IBB HBP BLK WP HR S P ERA WHIP	IP WLS BF H R ER SO BB IBB HBP BLK WP HR S P ERA WHIP	IP WLS BF H R ER SO BB IBB HBP BLK WP HR S P ERA WHIP	IP WLS BF H R ER SO BB IBB HBP BLK WP HR S P ERA WHIP	IP WLS BF H R ER SO BB IBB HBP BLK WP HR S P ERA WHIP	IP WLS BF H R ER SO BB IBB HBP BLK WP HR S P ERA WHIP	IP WLS BF H R ER SO BB IBB HBP BLK WP HR S P ERA WHIP	IP WLS BF H R ER SO BB IBB HBP BLK WP HR S P ERA WHIP	IP WLS BF H R ER SO BB IBB HBP BLK WP HR S P ERA WHIP	IP WLS BF H R ER SO BB IBB HBP BLK WP HR S P ERA WHIP	IP WLS BF H R ER SO BB IBB HBP BLK WP HR S P ERA WHIP	IP WLS BF H R ER SO BB IBB HBP BLK WP HR S P ERA WHIP	IP WLS BF H R ER SO BB IBB HBP BLK WP HR S P ERA WHIP	IP WLS BF H R ER SO BB IBB HBP BLK WP HR S P ERA WHIP	IP WLS BF H R ER SO BB IBB HBP BLK WP HR S P ERA WHIP	IP WLS BF H R ER SO BB IBB HBP BLK WP HR S P ERA WHIP	IP WLS BF H R ER SO BB IBB HBP BLK WP HR S P ERA WHIP	IP WLS BF H R ER SO BB IBB HBP BLK WP HR S P ERA WHIP	IP WLS BF H R ER SO BB IBB HBP BLK WP HR S P ERA WHIP

Batter	1	2	3	4	5	6	7	8	9	AB	R	H	RBI	BB	SO	LOB	BOTTOM									
Luis Polonia, L OBP: 0.377, SLG: 0.455 (1, 7)										5	1	2	0	0	0	2	<b>Boston Red Sox @ Oakland Athletics</b> Oakland-Alameda County Coliseum, Oakland, CA Sat Jul 04 1987, 3:33 AM PDT Att: 24,298 - Unknown <a href="http://livebaseballscorecards.com">livebaseballscorecards.com</a>									
Carney Lansford, R OBP: 0.369, SLG: 0.417 (1, 5)										4	2	2	0	1	0	1										
Mike Davis, L OBP: 0.356, SLG: 0.556 (1, 9)										4	1	1	1	1	2	4										
Mark McGwire, R OBP: 0.374, SLG: 0.679 (1, 3)										5	1	1	2	0	3	7										
Jose Canseco, R OBP: 0.315, SLG: 0.482 (1, 10)										4	2	2	4	0	1	0										
Dwayne Murphy, L OBP: 0.380, SLG: 0.397 (1, 8)										4	0	1	1	0	2	0										
Tony Phillips, S OBP: 0.353, SLG: 0.391 (1, 4)										4	0	1	0	0	1	0										
Mickey Tettleton, S OBP: 0.266, SLG: 0.287 (1, 2)										4	1	2	1	0	2	2										
Alfredo Griffin, S OBP: 0.315, SLG: 0.339 (1, 6)										4	1	2	0	0	1	3										
<b>Inning Stats</b>	R: 4 E: 0 K: 3 S: 14	H: 5 LOB: 2 BB: 1 P: 18	R: 0 E: 0 K: 1 S: 5	H: 0 LOB: 0 BB: 0 P: 5	R: 0 E: 0 K: 2 S: 7	H: 0 LOB: 0 BB: 0 P: 7	R: 0 E: 0 K: 2 S: 8	H: 1 LOB: 1 BB: 0 P: 8	R: 3 E: 0 K: 1 S: 8	H: 3 LOB: 0 BB: 0 P: 8	R: 0 E: 0 K: 2 S: 9	H: 2 LOB: 3 BB: 1 P: 13	R: 0 E: 0 K: 0 S: 3	H: 0 LOB: 0 BB: 0 P: 3	R: 2 E: 0 K: 1 S: 8	H: 3 LOB: 1 BB: 0 P: 8		R: 0 E: 0 K: 1 S: 5	H: 0 LOB: 0 BB: 0 P: 5	1B: 7 2B: 4 3B: 0 HR: 3	SF: 0 SAC: 0 DP: 0 HBP: 0	WP: 0 PB: 0 SB: 1 CS: 0	PA: 40			
<b>PITCHER</b>	IP WLS BF H R ER SO BB IBB HBP BLK WP HR S P ERA WHIP	IP WLS BF H R ER SO BB IBB HBP BLK WP HR S P ERA WHIP	IP WLS BF H R ER SO BB IBB HBP BLK WP HR S P ERA WHIP	IP WLS BF H R ER SO BB IBB HBP BLK WP HR S P ERA WHIP	IP WLS BF H R ER SO BB IBB HBP BLK WP HR S P ERA WHIP	IP WLS BF H R ER SO BB IBB HBP BLK WP HR S P ERA WHIP	IP WLS BF H R ER SO BB IBB HBP BLK WP HR S P ERA WHIP	IP WLS BF H R ER SO BB IBB HBP BLK WP HR S P ERA WHIP	IP WLS BF H R ER SO BB IBB HBP BLK WP HR S P ERA WHIP	IP WLS BF H R ER SO BB IBB HBP BLK WP HR S P ERA WHIP	IP WLS BF H R ER SO BB IBB HBP BLK WP HR S P ERA WHIP	IP WLS BF H R ER SO BB IBB HBP BLK WP HR S P ERA WHIP	IP WLS BF H R ER SO BB IBB HBP BLK WP HR S P ERA WHIP	IP WLS BF H R ER SO BB IBB HBP BLK WP HR S P ERA WHIP	IP WLS BF H R ER SO BB IBB HBP BLK WP HR S P ERA WHIP	IP WLS BF H R ER SO BB IBB HBP BLK WP HR S P ERA WHIP		IP WLS BF H R ER SO BB IBB HBP BLK WP HR S P ERA WHIP	IP WLS BF H R ER SO BB IBB HBP BLK WP HR S P ERA WHIP	IP WLS BF H R ER SO BB IBB HBP BLK WP HR S P ERA WHIP	IP WLS BF H R ER SO BB IBB HBP BLK WP HR S P ERA WHIP	IP WLS BF H R ER SO BB IBB HBP BLK WP HR S P ERA WHIP	IP WLS BF H R ER SO BB IBB HBP BLK WP HR S P ERA WHIP	IP WLS BF H R ER SO BB IBB HBP BLK WP HR S P ERA WHIP	IP WLS BF H R ER SO BB IBB HBP BLK WP HR S P ERA WHIP	IP WLS BF H R ER SO BB IBB HBP BLK WP HR S P ERA WHIP





Batter	1	2	3	4	5	6	7	8	9	AB	R	H	RBI	BB	SO	LOB	TOP										
<b>Ellis Burks, R</b> OBP: 0.292, SLG: 0.472 (1, 8)	6-3		F7		5-3			BB 1B	6-3	5	1	1	1	0	0	2	<b>Boston Red Sox @ Oakland Athletics</b> Oakland-Alameda County Coliseum, Oakland, CA Sun Jul 05 1987, 3:33 AM PDT Att: 32,655 - Unknown  <b>AB 36</b> <b>R 3</b> <b>H 10</b> <b>RBI 3</b> <b>BB 4</b> <b>SO 7</b> <b>LOB 25</b> 										
<b>Marty Barrett, R</b> OBP: 0.323, SLG: 0.314 (1, 4)	K		K			G4-3 1B		BB BB		5	0	3	0	0	2	0											
<b>Wade Boggs, L</b> OBP: 0.378, SLG: 0.602 (1, 5)	F6		6-3					BB	F9	4	0	1	1	1	0	2											
<b>Mike Greenwell, L</b> OBP: 0.363, SLG: 0.595 (8, PH)										3	0	1	0	0	0	2											
<b>Todd Benzing, S</b> OBP: 0.417, SLG: 0.410 (8, 7)										1	0	0	0	0	1	3											
<b>Jim Rice, R</b> OBP: 0.355, SLG: 0.386 (9, PH)										1	0	0	0	0	1	2											
<b>Don Baylor, R</b> OBP: 0.355, SLG: 0.417 (1, 10)										4	0	0	0	0	0	5											
<b>Dwight Evans, R</b> OBP: 0.406, SLG: 0.529 (1, 9)										3	0	0	1	1	1	1											
<b>Bill Buckner, L</b> OBP: 0.291, SLG: 0.320 (1, 3)										3	0	1	0	1	1	3											
<b>Spike Owen, S</b> OBP: 0.330, SLG: 0.351 (1, 6)										4	1	2	0	0	0	1											
<b>Marc Sullivan, R</b> OBP: 0.226, SLG: 0.270 (9, PH)										2	1	0	0	1	1	4											
<b>Rich Gedman, L</b> OBP: 0.257, SLG: 0.254 (9, PH)										1	0	1	0	0	0	0											
<b>Inning Stats</b>	R: 0 E: 0 K: 1 S: 5	H: 0 LOB: 0 BB: 0 P: 5	R: 0 E: 0 K: 2 S: 9	H: 2 LOB: 3 BB: 1 P: 13	R: 0 E: 0 K: 1 S: 5	H: 0 LOB: 0 BB: 0 P: 5	R: 0 E: 0 K: 0 S: 3	H: 0 LOB: 0 BB: 0 P: 3	R: 0 E: 0 K: 0 S: 4	H: 1 LOB: 1 BB: 0 P: 4	R: 0 E: 0 K: 0 S: 4	H: 2 LOB: 1 BB: 0 P: 4	R: 0 E: 0 K: 0 S: 3	H: 0 LOB: 0 BB: 0 P: 3	R: 2 E: 0 K: 2 S: 9	H: 2 LOB: 3 BB: 3 P: 21	R: 1 E: 0 K: 1 S: 8	H: 3 LOB: 2 BB: 0 P: 8	1B: 9 2B: 1 3B: 0 HR: 0	SF: 0 SAC: 0 DP: 1 HBP: 0	WP: 1 PB: 0 SB: 0 CS: 0	PA: 40					
<b>PITCHER</b>	IP	WLS	BF	H	R	ER	SO	BB	IBB	HBP	BLK	WP	HR	S	P	ERA	WHIP										
<b>Dave Stewart, R</b> ERA: 3.74 (1, 1)	7.0	W	29	7	2	2	4	1	1	0	0	0	0	35	43	2.57	1.143										
<b>Greg Cadaret, L</b> ERA: (8, 1)	0.0		1	0	0	0	0	1	0	0	0	0	0	0	4	=	=										
<b>Gene Nelson, R</b> ERA: 3.27 (8, 1)	1.1		8	3	1	1	2	1	0	0	0	1	0	11	15	6.75	3.000										
<b>Dave Leiper, L</b> ERA: 2.53 (9, 1)	0.1		1	0	0	0	0	0	0	0	0	0	0	1	1	0.00	0.000										
<b>Dennis Eckersley, R</b> ERA: 2.34 (9, 1)	0.1	S	1	0	0	0	1	0	0	0	0	0	0	3	3	0.00	0.000										


Batter	1	2	3	4	5	6	7	8	9	AB	R	H	RBI	BB	SO	LOB	BOTTOM										
<b>Luis Polonia, L</b> OBP: 0.370, SLG: 0.446 (1, 8)	4-3		FC4		F8					4	0	0	1	0	1	2	<b>Boston Red Sox @ Oakland Athletics</b> Oakland-Alameda County Coliseum, Oakland, CA Sun Jul 05 1987, 3:33 AM PDT Att: 32,655 - Unknown  <b>AB 32</b> <b>R 6</b> <b>H 8</b> <b>RBI 6</b> <b>BB 1</b> <b>SO 4</b> <b>LOB 12</b> 										
<b>Mike Davis, L</b> OBP: 0.351, SLG: 0.548 (1, 9)	1-3		G3		4-3					4	0	0	0	0	0	2											
<b>Jose Canseco, R</b> OBP: 0.317, SLG: 0.502 (1, 7)	5-3									4	2	2	2	0	0	0											
<b>Dwayne Murphy, L</b> OBP: 0.380, SLG: 0.397 (9, 8)										0	0	0	0	0	0	0											
<b>Mark McGwire, R</b> OBP: 0.379, SLG: 0.689 (1, 3)										2	2	1	1	0	0	0											
<b>Carney Lansford, R</b> OBP: 0.368, SLG: 0.414 (1, 5)										4	1	1	0	0	0	1											
<b>Reggie Jackson, L</b> OBP: 0.289, SLG: 0.409 (1, 10)										4	0	0	1	0	1	3											
<b>Tony Phillips, S</b> OBP: 0.355, SLG: 0.394 (1, 4)										3	0	1	1	1	2	0											
<b>Mickey Tettleton, S</b> OBP: 0.273, SLG: 0.294 (1, 2)										4	1	2	0	0	0	3											
<b>Alfredo Griffin, S</b> OBP: 0.315, SLG: 0.338 (1, 6)										3	0	1	0	0	0	1											
<b>Inning Stats</b>	R: 0 E: 0 K: 0 S: 3	H: 0 LOB: 0 BB: 0 P: 3	R: 0 E: 0 K: 0 S: 3	H: 0 LOB: 0 BB: 0 P: 3	R: 1 E: 0 K: 1 S: 7	H: 2 LOB: 1 BB: 0 P: 7	R: 2 E: 0 K: 1 S: 7	H: 2 LOB: 0 BB: 0 P: 7	R: 0 E: 0 K: 0 S: 4	H: 1 LOB: 1 BB: 0 P: 4	R: 3 E: 1 K: 0 S: 5	H: 2 LOB: 0 BB: 0 P: 6	R: 0 E: 0 K: 1 S: 5	H: 0 LOB: 0 BB: 0 P: 5	R: 0 E: 0 K: 1 S: 6	H: 1 LOB: 3 BB: 1 P: 11	R: 0 E: 0 K: 1 S: 6	H: 1 LOB: 2 BB: 1 P: 11	1B: 4 2B: 1 3B: 0 HR: 3	SF: 0 SAC: 0 DP: 0 HBP: 2	WP: 0 PB: 0 SB: 1 CS: 0	PA: 35					
<b>PITCHER</b>	IP	WLS	BF	H	R	ER	SO	BB	IBB	HBP	BLK	WP	HR	S	P	ERA	WHIP										
<b>Oil Can Boyd, R</b> ERA: 5.0 (1, 1)	6.0	L	26	7	6	4	2	0	0	0	0	0	0	5	5	6.00	1.167										
<b>Tom Bolton, L</b> ERA: 4.3 (7, 1)	1.0		3	0	0	0	1	0	0	0	0	0	0	5	5	0.00	0.000										
<b>Wes Gardner, R</b> ERA: 6.68 (8, 1)	0.1		3	1	0	0	0	0	0	1	0	0	0	2	3	0.00	3.000										
<b>Joe Sambito, L</b> ERA: 4.01 (8, 1)	0.2		3	0	0	0	1	1	0	0	0	0	0	4	8	0.00	1.500										



Batter	1	2	3	4	5	6	7	8	9	10	11	12	AB	R	H	RBI	BB	SO	LOB	TOP					
Ellis Burks, R OBP: 0.289, SLG: 0.461 (1.8)													5	1	0	0	1	0	3						
Marty Barrett, R OBP: 0.326, SLG: 0.316 (1.4)													5	1	2	0	1	0	1						
Wade Boggs, L OBP: 0.475, SLG: 0.597 (1.5)													6	1	2	0	0	0	4						
Jim Rice, R OBP: 0.354, SLG: 0.397 (1.7)													6	1	2	3	0	0	0						
Don Baylor, R OBP: 0.349, SLG: 0.408 (1.10)													6	1	0	0	0	1	2						
Dwight Evans, R OBP: 0.411, SLG: 0.552 (1.3)													5	2	3	2	1	0	1						
Todd Benzinger, S OBP: 0.426, SLG: 0.422 (1.9)													6	0	3	1	0	0	4						
Spike Owen, S OBP: 0.324, SLG: 0.344 (1.8)													4	0	0	0	0	0	3						
Bill Buckner, L OBP: 0.290, SLG: 0.318 (11, PH)													1	0	0	0	0	0	0						
Ed Romero, R OBP: 0.374, SLG: 0.323 (11, 0)													0	0	0	0	0	0	0						
Marc Sullivan, R OBP: 0.236, SLG: 0.279 (1.2)													4	0	2	0	0	0	0						
Mike Greenwell, L OBP: 0.361, SLG: 0.591 (11, PH)													1	0	0	0	0	0	0						
Rich Gedman, L OBP: 0.257, SLG: 0.254 (11, 2)													0	0	0	0	0	0	0						
<b>Inning Stats</b>	R: 5 E: 1 K: 0 S: 7	H: 5 LOB: 0 BB: 1 P: 11	R: 0 E: 0 K: 0 S: 4	H: 1 LOB: 1 BB: 0 P: 4	R: 1 E: 1 K: 0 S: 5	H: 1 LOB: 1 BB: 0 P: 5	R: 0 E: 0 K: 0 S: 3	H: 0 LOB: 0 BB: 1 P: 3	R: 0 E: 0 K: 1 S: 5	H: 0 LOB: 0 BB: 0 P: 5	R: 0 E: 0 K: 0 S: 3	H: 1 LOB: 1 BB: 0 P: 4	R: 0 E: 0 K: 0 S: 3	H: 2 LOB: 3 BB: 1 P: 9	R: 0 E: 0 K: 0 S: 5	H: 2 LOB: 0 BB: 0 P: 3	1B: 11 2B: 0 3B: 0 HR: 3	SF: 0 SAC: 0 DP: 2 HBP: 0	WP: 0 PB: 0 SB: 0 CS: 0	PA: 52					
<b>PITCHER</b>	IP WLS BF H R ER SO BB IBB HBP BLK WP HR S P ERA WHIP																								
Jerry Reuss, L ERA: 5.74 (1.1)	5.1	27	11	7	6	0	1	1	0	0	0	0	0	0	13	17	0.00	0.273							
Gary Lucas, L ERA: 5.2 (6.1)	3.2	12	0	0	0	1	1	0	0	0	0	0	0	0	13	17	0.00	0.273							
Greg Minton, R ERA: 2.85 (10.1)	3.0	W	13	3	0	0	0	1	0	0	0	0	0	0	12	16	0.00	1.333							

Boston Red Sox @ California Angels  
Anaheim Stadium, Anaheim, CA  
Mon Jul 06 1987, 10:05 PM EDT  
Alt. 28.963 - Unknown


AB	49
R	7
H	14
RBI	6
BB	3
SO	1
LOB	18



Batter	1	2	3	4	5	6	7	8	9	10	11	12	AB	R	H	RBI	BB	SO	LOB	BOTTOM								
Brian Downing, R OBP: 0.415, SLG: 0.528 (1.10)													3	2	3	0	3	0	0									
Devon White, S OBP: 0.326, SLG: 0.513 (7.8)													7	1	0	0	0	0	8									
Wally Joyner, L OBP: 0.384, SLG: 0.533 (1.3)													6	1	3	3	1	0	3									
Doug DeCinces, R OBP: 0.348, SLG: 0.393 (1.5)													6	2	1	2	1	2	7									
Jack Howell, L OBP: 0.348, SLG: 0.494 (7.4)													5	1	1	3	2	0	2									
Bob Boone, R OBP: 0.337, SLG: 0.327 (1.2)													6	0	1	0	0	0	2									
Dick Schofield, R OBP: 0.279, SLG: 0.338 (1.6)													5	1	2	0	1	0	1									
Gary Pettis, S OBP: 0.314, SLG: 0.280 (7.1)													1	0	0	0	1	1	2									
Ruppert Jones, L OBP: 0.326, SLG: 0.494 (7.7)													3	1	1	0	1	1	1									
Mark McLemore, S OBP: 0.304, SLG: 0.287 (1.4)													2	0	0	0	0	1	4									
Mark Ryal, L OBP: 0.246, SLG: 0.463 (7.9)													4	1	1	2	0	1	3									
<b>Inning Stats</b>	R: 0 E: 0 K: 0 S: 4	H: 1 LOB: 1 BB: 0 P: 4	R: 0 E: 0 K: 2 S: 8	H: 1 LOB: 2 BB: 1 P: 12	R: 0 E: 0 K: 1 S: 5	H: 0 LOB: 1 BB: 0 P: 6	R: 0 E: 0 K: 0 S: 4	H: 1 LOB: 2 BB: 1 P: 8	R: 0 E: 0 K: 1 S: 6	H: 1 LOB: 1 BB: 0 P: 6	R: 0 E: 0 K: 0 S: 3	H: 0 LOB: 0 BB: 0 P: 3	R: 4 E: 0 K: 1 S: 6	H: 3 LOB: 1 BB: 2 P: 16	R: 3 E: 0 K: 0 S: 5	H: 2 LOB: 2 BB: 3 P: 17	R: 0 E: 0 K: 1 S: 5	H: 0 LOB: 0 BB: 0 P: 5	R: 0 E: 0 K: 0 S: 4	H: 1 LOB: 2 BB: 1 P: 8	R: 0 E: 0 K: 0 S: 4	H: 1 LOB: 2 BB: 1 P: 8	R: 3 E: 0 K: 0 S: 4	H: 2 LOB: 0 BB: 1 P: 8	1B: 6 2B: 3 3B: 1 HR: 3	SF: 0 SAC: 0 DP: 0 HBP: 1	WP: 1 PB: 1 SB: 1 CS: 0	PA: 59
<b>PITCHER</b>	IP WLS BF H R ER SO BB IBB HBP BLK WP HR S P ERA WHIP																											
Roger Clemens, R ERA: 3.54 (1.1)	6.2	32	7	4	4	5	4	0	1	0	1	1	37	54	5.40	1.650												
Calvin Schiraldi, R ERA: 4.3 (7.1)	0.2	5	1	3	3	0	2	0	0	0	0	1	3	11	40.50	4.500												
Joe Santillo, L ERA: 3.91 (8.1)	0.2	4	1	0	0	0	0	1	0	0	0	0	3	7	0.00	1.500												
Wes Gardner, R ERA: 6.75 (8.1)	3.2	L	18	4	3	3	1	1	2	0	0	0	1	17	29	7.36	1.364											

Boston Red Sox @ California Angels  
Anaheim Stadium, Anaheim, CA  
Mon Jul 06 1987, 10:05 PM EDT  
Alt. 28.963 - Unknown

AB	48
R	10
H	13
RBI	10
BB	10
SO	6
LOB	33





Batter	1	2	3	4	5	6	7	8	9	AB	R	H	RBI	BB	SO	LOB	TOP			
Ellis Burks, R OBP: 0.287, SLG: 0.455 (1, 8)										5	0	1	0	0	3	0	<b>Boston Red Sox @ California Angels</b> Anaheim Stadium, Anaheim, CA Tue Jul 07 1987, 10:05 PM EDT Att: 31,526 - Unknown			
Marty Barrett, R OBP: 0.329, SLG: 0.318 (1, 4)										4	1	2	0	0	0	0				
Wade Boggs, L OBP: 0.476, SLG: 0.605 (1, 5)										4	2	2	2	0	1	2				
Jim Rice, R OBP: 0.360, SLG: 0.407 (1, 7)										4	1	3	0	0	0	1				
Mike Greenwell, L OBP: 0.364, SLG: 0.589 (1, 10)										4	0	2	2	0	0	1				
Dwight Evans, R OBP: 0.409, SLG: 0.546 (1, 9)										3	0	0	0	1	0	1				
Bill Buckner, L OBP: 0.289, SLG: 0.317 (1, 3)										4	0	1	0	0	0	4				
Spike Owen, S OBP: 0.319, SLG: 0.339 (8, PH)										3	0	0	0	0	1	1				
Don Baylor, R OBP: 0.348, SLG: 0.406 (8, PH)										1	0	0	0	0	0	3				
Ed Romero, R OBP: 0.374, SLG: 0.323 (8, 6)										0	0	0	0	0	0	0				
Marc Sullivan, R OBP: 0.230, SLG: 0.271 (1, 2)										3	0	0	0	0	0	0				
Todd Benzinger, S OBP: 0.418, SLG: 0.413 (8, PH)										1	0	0	0	0	1	0				
<b>Inning Stats</b>	R: 0 E: 0 K: 0 S: 4	H: 1 LOB: 1 BB: 0 P: 4	R: 0 E: 0 K: 1 S: 6	H: 1 LOB: 1 BB: 0 P: 6	R: 0 E: 0 K: 2 S: 8	H: 1 LOB: 0 BB: 0 P: 8	R: 0 E: 0 K: 0 S: 3	H: 0 LOB: 0 BB: 0 P: 3	R: 3 E: 0 K: 1 S: 9	H: 4 LOB: 1 BB: 0 P: 9	R: 0 E: 0 K: 0 S: 3	H: 0 LOB: 0 BB: 0 P: 3	R: 1 E: 0 K: 0 S: 6	H: 3 LOB: 3 BB: 1 P: 10	R: 0 E: 0 K: 2 S: 7	H: 0 LOB: 0 BB: 0 P: 7	1B: 9 2B: 1 3B: 0 HR: 1	SF: 0 SAC: 1 DP: 1 HBP: 0	WP: 0 PB: 0 SB: 0 CS: 0	PA: 38
<b>PITCHER</b>	IP WLS BF H R ER SO BB IBB HBP BLK WP HR S P ERA WHIP																			
Mike Witt, R ERA: 3.35 (1, 1)	7.1 W 33 11 4 4 4 4 1 0 0 0 0 0 1 40 44 4.91 1.636																			
DeWayne Buice, R ERA: 2.67 (8, 1)	1.2 S 5 0 0 0 2 0 0 0 0 0 0 0 0 9 9 0.00 0.000																			

AB 36  
R 4  
H 11  
RBI 4  
BB 1  
SO 6  
LOB 13





Batter	1	2	3	4	5	6	7	8	9	AB	R	H	RBI	BB	SO	LOB	BOTTOM			
Brian Downing, R OBP: 0.412, SLG: 0.521 (1, 10)										4	1	0	0	1	1	1	<b>Boston Red Sox @ California Angels</b> Anaheim Stadium, Anaheim, CA Tue Jul 07 1987, 10:05 PM EDT Att: 31,526 - Unknown			
Devon White, S OBP: 0.325, SLG: 0.510 (1, 9)										4	1	1	1	0	2	0				
Wally Joyner, L OBP: 0.365, SLG: 0.530 (1, 3)										2	2	0	0	2	0	0				
Jack Howell, L OBP: 0.350, SLG: 0.500 (1, 7)										3	1	1	3	1	0	1				
Doug DeCinces, R OBP: 0.353, SLG: 0.408 (1, 5)										3	2	2	1	1	1	1				
Bob Boone, R OBP: 0.335, SLG: 0.333 (1, 2)										3	0	1	3	0	1	2				
Dick Schofield, R OBP: 0.279, SLG: 0.337 (1, 6)										4	0	1	0	0	0	1				
Gary Pettis, S OBP: 0.313, SLG: 0.279 (1, 8)										4	1	1	0	0	0	1				
Mark McLemore, S OBP: 0.303, SLG: 0.284 (1, 4)										3	1	0	0	1	0	1				
<b>Inning Stats</b>	R: 0 E: 0 K: 2 S: 7	H: 0 LOB: 0 BB: 0 P: 7	R: 1 E: 0 K: 0 S: 4	H: 1 LOB: 0 BB: 0 P: 4	R: 0 E: 0 K: 0 S: 3	H: 0 LOB: 0 BB: 0 P: 3	R: 2 E: 0 K: 1 S: 6	H: 1 LOB: 1 BB: 1 P: 10	R: 6 E: 0 K: 0 S: 6	H: 3 LOB: 1 BB: 4 P: 22	R: 0 E: 0 K: 0 S: 3	H: 0 LOB: 0 BB: 0 P: 3	R: 0 E: 0 K: 2 S: 8	H: 1 LOB: 2 BB: 1 P: 12	R: 0 E: 0 K: 0 S: 4	H: 1 LOB: 1 BB: 0 P: 4		1B: 4 2B: 1 3B: 1 HR: 1	SF: 1 SAC: 0 DP: 0 HBP: 0	WP: 1 PB: 2 SB: 2 CS: 0
<b>PITCHER</b>	IP WLS BF H R ER SO BB IBB HBP BLK WP HR S P ERA WHIP																			
Al Nipper, R ERA: 5.21 (1, 1)	4.1 L 20 4 7 5 3 3 0 0 0 0 0 0 14 26 6.75 1.500																			
Tom Bolton, L ERA: 4.5 (5, 1)	2.2 13 2 2 2 2 2 1 0 0 0 0 0 4 4 0.00 1.000																			
Joe Sambito, L ERA: 3.76 (8, 1)	1.0 4 1 0 0 0 0 0 0 0 0 0 0 4 4 0.00 1.000																			

AB 30  
R 9  
H 7  
RBI 8  
BB 6  
SO 5  
LOB 8





Batter	1	2	3	4	5	6	7	8	9	AB	R	H	RBI	BB	SO	LOB	TOP								
<b>Ellis Burks, R</b> OBP: 0.285, SLG: 0.454 (1, 8)	0-0 1-3		0-0 G3 2B		0-0 5-3		0-3 K		0-0 F7	5	0	1	0	0	1	1	<b>Boston Red Sox @ California Angels</b> Anaheim Stadium, Anaheim, CA Wed Jul 08 1987, 10:05 PM EDT Att: 32,576 - Unknown  <b>AB 35</b> <b>R 3</b> <b>H 9</b> <b>RBI 3</b> <b>BB 4</b> <b>SO 6</b> <b>LOB 15</b> 								
<b>Marty Barrett, R</b> OBP: 0.327, SLG: 0.316 (1, 4)	0-3 K		0-0 6-3		0-0 4-3		0-0 1B 1B 1B		0-0 L4	5	0	1	0	0	1	1									
<b>Wade Boggs, L</b> OBP: 0.477, SLG: 0.613 (1, 5)	4-0 BB BB		0-0 G3 2-3		0-0 HR		0-0 1B 1B		0-0 4-3	4	1	2	2	1	0	1									
<b>Jim Rice, R</b> OBP: 0.362, SLG: 0.407 (1, 7)	4-0 FC4-6 BB		0-3 K		0-0 F8		0-0 1B 1B		0-0 1B	3	0	1	0	1	1	1									
<b>Mike Greenwell, L</b> OBP: 0.362, SLG: 0.578 (1, 10)	0-0 FC4-6 1-2		0-0 4-3		0-0 BB BB		0-3 K		0-0 F5	3	0	0	0	1	1	5									
<b>Dwight Evans, R</b> OBP: 0.410, SLG: 0.555 (1, 9)		0-3 K		0-0 HR		0-0 BB BB		0-0 F5	3	1	1	1	1	1	1	0									
<b>Bill Buckner, L</b> OBP: 0.288, SLG: 0.316 (1, 3)		0-0 1B		0-0 F9		0-0 G6-4-3 1-2		0-0 G3	4	0	1	0	0	0	2										
<b>Spike Owen, S</b> OBP: 0.323, SLG: 0.342 (1, 6)		0-0 F5		0-0 G3		0-0 1B 1B		0-0 1B	4	1	2	0	0	0	1										
<b>Marc Sullivan, R</b> OBP: 0.224, SLG: 0.264 (1, 2)		0-0 F7		0-0 6-3		0-3 K		0-0 L8	3	0	0	0	0	1	2										
<b>Don Baylor, R</b> OBP: 0.347, SLG: 0.405 (8, PH)									1	0	0	0	0	0	1										
<b>Danny Sheaffer, R</b> OBP: 0.143, SLG: 0.265 (8, 2)									0	0	0	0	0	0	0										
<b>Inning Stats</b>	R: 0 E: 0 K: 1 S: 5	H: 0 LOB: 2 BB: 2 P: 13	R: 0 E: 0 K: 1 S: 6	H: 1 LOB: 1 BB: 0 P: 6	R: 0 E: 0 K: 1 S: 6	H: 1 LOB: 1 BB: 0 P: 6	R: 1 E: 0 K: 0 S: 4	H: 1 LOB: 2 BB: 0 P: 4	R: 0 E: 0 K: 0 S: 3	H: 0 LOB: 0 BB: 0 P: 3	R: 1 E: 0 K: 0 S: 3	H: 1 LOB: 3 BB: 2 P: 11	R: 1 E: 0 K: 3 S: 13	H: 4 LOB: 3 BB: 0 P: 13	R: 0 E: 0 K: 0 S: 4	H: 1 LOB: 1 BB: 0 P: 4	R: 0 E: 0 K: 0 S: 3	H: 0 LOB: 0 BB: 0 P: 3	1B: 6 2B: 1 3B: 0 HR: 2	SF: 0 SAC: 0 DP: 1 HBP: 0	WP: 0 PB: 0 SB: 0 CS: 0	PA: 39			
<b>PITCHER</b>	IP	WLS	BF	H	R	ER	SO	BB	IBB	HBP	BLK	WP	HR	S	P	ERA	WHIP								
<b>Willie Fraser, R</b> ERA: 3.72 (1, 1)	5.1	W	23	4	2	2	3	3	0	0	0	0	2	26	38	3.38	1.312								
<b>Donnie Moore, R</b> ERA: 2.94 (6, 1)	1.2		9	4	1	1	3	1	0	0	0	0	0	14	18	5.40	3.000								
<b>DeWayne Buice, R</b> ERA: 2.59 (8, 1)	2.0	S	7	1	0	0	0	0	0	0	0	0	0	7	7	0.00	0.500								

Batter	1	2	3	4	5	6	7	8	9	AB	R	H	RBI	BB	SO	LOB	BOTTOM								
<b>Brian Downing, R</b> OBP: 0.409, SLG: 0.516 (1, 10)	0-0 5-3	0-0 1-3		0-0 L8		0-0 FC4 1B		0-3 K		5	0	1	0	0	1	4	<b>Boston Red Sox @ California Angels</b> Anaheim Stadium, Anaheim, CA Wed Jul 08 1987, 10:05 PM EDT Att: 32,576 - Unknown  <b>AB 33</b> <b>R 5</b> <b>H 8</b> <b>RBI 5</b> <b>BB 4</b> <b>SO 3</b> <b>LOB 19</b> 								
<b>Devon White, S</b> OBP: 0.324, SLG: 0.507 (1, 9)	0-0 L7	0-3 K		0-0 1B 1-3 2-H		0-0 FC4 G4-1 1-2		0-0 G4-1		4	0	1	1	0	1	3									
<b>Wally Joyner, L</b> OBP: 0.364, SLG: 0.524 (1, 3)	4-0 BB	0-0 4-3		0-0 F7		0-0 G4-1 1-3		0-0 4-3		3	0	0	0	1	0	5									
<b>Jack Howell, L</b> OBP: 0.349, SLG: 0.508 (1, 7)	0-0 G3		0-0 F8		0-0 HR		0-0 4-3		0-0 L5	4	1	1	1	0	0	2									
<b>Doug DeCinces, R</b> OBP: 0.351, SLG: 0.403 (1, 5)		4-0 1B 1B BB	0-3 K		0-0 5-3		0-0 L5		0-0 F4	3	1	0	0	1	1	0									
<b>Butch Wynegar, S</b> OBP: 0.290, SLG: 0.247 (1, 2)		0-0 BB 1B 2B 1B	0-0 4-3		0-0 F4		0-0 4-3		0-0 6-3	4	1	1	0	0	0	0									
<b>Dick Schofield, R</b> OBP: 0.284, SLG: 0.342 (1, 6)		0-0 BB 2B 1B		0-0 FC5-6 1B		0-0 E 1B		0-0 6-3		4	1	3	1	0	0	0									
<b>Gary Pettis, S</b> OBP: 0.315, SLG: 0.277 (1, 8)		4-0 2B BB		4-0 FC5-6 1B BB		0-0 E4		0-0 6-3		2	1	0	0	2	0	1									
<b>Mark McLemore, S</b> OBP: 0.303, SLG: 0.287 (1, 4)		0-0 1-3 2-H 3-H		0-0 FC5-6 1B		0-0 4-3		0-0 F8		4	0	1	2	0	0	4									
<b>Inning Stats</b>	R: 0 E: 0 K: 0 S: 3	H: 0 LOB: 1 BB: 1 P: 7	R: 3 E: 0 K: 1 S: 8	H: 3 LOB: 2 BB: 2 P: 16	R: 0 E: 0 K: 1 S: 5	H: 0 LOB: 0 BB: 0 P: 5	R: 1 E: 0 K: 0 S: 5	H: 2 LOB: 2 BB: 1 P: 9	R: 1 E: 0 K: 0 S: 6	H: 2 LOB: 2 BB: 0 P: 6	R: 0 E: 0 K: 0 S: 4	H: 1 LOB: 1 BB: 0 P: 4	R: 0 E: 0 K: 0 S: 3	H: 0 LOB: 0 BB: 0 P: 3	R: 0 E: 0 K: 1 S: 5	H: 0 LOB: 0 BB: 0 P: 5	1B: 6 2B: 1 3B: 0 HR: 1	SF: 0 SAC: 0 DP: 0 HBP: 0	WP: 0 PB: 0 SB: 2 CS: 0	PA: 37					
<b>PITCHER</b>	IP	WLS	BF	H	R	ER	SO	BB	IBB	HBP	BLK	WP	HR	S	P	ERA	WHIP								
<b>Jeff Sellers, R</b> ERA: 7.09 (1, 1)	3.2	L	20	5	4	4	2	4	0	0	0	0	0	20	36	9.82	2.455								
<b>Steve Crawford, R</b> ERA: 5.63 (4, 1)	4.1		17	3	1	1	1	0	0	0	0	0	1	19	19	2.08	0.692								



Batter	1	2	3	4	5	6	7	8	9	AB	R	H	RBI	BB	SO	LOB	TOP										
<b>Ellis Burks, R</b> OBP: 0.283, SLG: 0.453 (1, 8)	G3	K				6-3		F7		5	0	1	0	0	1	6											
<b>Marty Barrett, R</b> OBP: 0.321, SLG: 0.310 (1, 4)	4-3		F4	5-3			F9		4-3	5	0	0	0	0	0	1											
<b>Wade Boggs, L</b> OBP: 0.476, SLG: 0.613 (1, 5)	F8		K						4-3	5	0	2	0	0	1	0											
<b>Jim Rice, R</b> OBP: 0.363, SLG: 0.416 (1, 7)									F9	4	2	1	1	1	0	2											
<b>Don Baylor, R</b> OBP: 0.349, SLG: 0.402 (1, 10)									F4	2	2	0	0	1	0	1											
<b>Dwight Evans, R</b> OBP: 0.411, SLG: 0.563 (1, 9)									4-3	3	1	1	3	1	1	1											
<b>Bill Buckner, L</b> OBP: 0.292, SLG: 0.319 (1, 3)									4-3	4	0	2	0	0	0	0											
<b>Spike Owen, S</b> OBP: 0.330, SLG: 0.345 (1, 6)										1	0	1	1	2	0	0											
<b>Marc Sullivan, R</b> OBP: 0.218, SLG: 0.257 (1, 2)										3	0	0	0	0	1	4											
<b>Mike Greenwell, L</b> OBP: 0.362, SLG: 0.578 (8, PH)										0	0	0	0	0	0	0											
<b>Dave Henderson, R</b> OBP: 0.295, SLG: 0.394 (8, PH)										1	0	0	0	0	1	2											
<b>Danny Sheaffer, R</b> OBP: 0.143, SLG: 0.265 (8, 2)										0	0	0	0	0	0	0											
<b>Inning Stats</b>	R: 0 E: 0 K: 0 S: 3	H: 0 LOB: 0 BB: 0 P: 3	R: 2 E: 0 K: 2 S: 9	H: 2 LOB: 2 BB: 1 P: 14	R: 3 E: 0 K: 1 S: 6	H: 1 LOB: 0 BB: 2 P: 14	R: 0 E: 0 K: 0 S: 4	H: 2 LOB: 1 BB: 0 P: 4	R: 0 E: 0 K: 1 S: 6	H: 1 LOB: 1 BB: 0 P: 6	R: 0 E: 0 K: 0 S: 3	H: 0 LOB: 1 BB: 1 P: 7	R: 0 E: 0 K: 0 S: 3	H: 1 LOB: 0 BB: 0 P: 3	R: 0 E: 0 K: 1 S: 7	H: 1 LOB: 3 BB: 1 P: 11	R: 0 E: 0 K: 0 S: 3	H: 0 LOB: 0 BB: 0 P: 3	1B: 4 2B: 2 3B: 0 HR: 2	SF: 1 SAC: 0 DP: 2 HBP: 1	WP: 1 PB: 0 SB: 1 CS: 0	PA: 40					
<b>PITCHER</b>	IP	WLS	BF	H	R	ER	SO	BB	IBB	HBP	BLK	WP	HR	S	P	ERA	WHIP										
<b>Mike Campbell, R</b> ERA: 18.56 (1, 1)	3.0		16	3	5	5	3	3	0	1	0	0	2	18	31	15.00	2.000										
<b>Roy Thomas, R</b> ERA: 2.03 (4, 1)	4.2	W	19	5	0	0	1	2	0	0	0	0	0	19	27	0.00	1.500										
<b>Stan Clarke, L</b> ERA: 3.14 (8, 1)	1.1		5	0	0	0	1	0	0	0	0	1	0	7	7	0.00	0.000										

**Boston Red Sox @ Seattle Mariners**  
The Kingdome, Seattle, WA  
Thu Jul 09 1987, 10:05 PM EDT  
Att: 12,344 - Unknown

AB	33
R	5
H	8
RBI	5
BB	5
SO	5
LOB	17



Batter	1	2	3	4	5	6	7	8	9	AB	R	H	RBI	BB	SO	LOB	BOTTOM										
<b>John Moses, S</b> OBP: 0.298, SLG: 0.324 (1, 8)		4-3								5	2	3	1	0	1	2											
<b>Phil Bradley, R</b> OBP: 0.351, SLG: 0.478 (1, 7)										3	2	3	3	2	0	0											
<b>Dave Valle, R</b> OBP: 0.344, SLG: 0.603 (1, 2)										5	1	1	0	0	0	4											
<b>Jim Presley, R</b> OBP: 0.293, SLG: 0.443 (1, 5)										5	0	1	0	0	1	2											
<b>Alvin Davis, L</b> OBP: 0.371, SLG: 0.452 (1, 3)										5	2	2	3	0	2	1											
<b>Mickey Brantley, R</b> OBP: 0.310, SLG: 0.409 (1, 9)										4	1	1	0	1	0	0											
<b>John Christensen, R</b> OBP: 0.325, SLG: 0.374 (1, 10)										4	2	2	1	1	1	1											
<b>Rey Quinones, R</b> OBP: 0.330, SLG: 0.440 (1, 6)										4	1	2	1	0	1	2											
<b>Harold Reynolds, S</b> OBP: 0.327, SLG: 0.363 (1, 4)										3	0	1	1	0	1	2											
<b>Inning Stats</b>	R: 1 E: 0 K: 1 S: 7	H: 3 LOB: 1 BB: 0 P: 7	R: 0 E: 0 K: 1 S: 6	H: 1 LOB: 2 BB: 1 P: 10	R: 1 E: 0 K: 1 S: 6	H: 1 LOB: 0 BB: 0 P: 6	R: 0 E: 0 K: 1 S: 5	H: 0 LOB: 1 BB: 1 P: 9	R: 0 E: 0 K: 2 S: 7	H: 0 LOB: 1 BB: 1 P: 11	R: 1 E: 0 K: 0 S: 5	H: 2 LOB: 1 BB: 0 P: 5	R: 0 E: 0 K: 0 S: 11	H: 8 LOB: 2 BB: 1 P: 15	R: 1 E: 0 K: 1 S: 6	H: 1 LOB: 0 BB: 0 P: 6	1B: 8 2B: 3 3B: 0 HR: 5	SF: 0 SAC: 1 DP: 1 HBP: 0	WP: 0 PB: 1 SB: 2 CS: 0	PA: 43							
<b>PITCHER</b>	IP	WLS	BF	H	R	ER	SO	BB	IBB	HBP	BLK	WP	HR	S	P	ERA	WHIP										
<b>Bruce Hurst, L</b> ERA: 3.81 (1, 1)	6.0		29	9	5	5	6	3	0	0	0	0	3	38	50	7.50	2.000										
<b>Wes Gardner, R</b> ERA: 7.53 (7, 1)	0.1	L	6	5	3	3	0	0	0	0	0	0	1	6	6	81.00	15.000										
<b>Tom Bolton, L</b> ERA: 4.54 (7, 1)	1.2		8	2	3	3	1	1	0	0	0	0	1	9	13	16.20	1.800										

**Boston Red Sox @ Seattle Mariners**  
The Kingdome, Seattle, WA  
Thu Jul 09 1987, 10:05 PM EDT  
Att: 12,344 - Unknown

AB	38
R	11
H	16
RBI	10
BB	4
SO	7
LOB	14










Batter	1	2	3	4	5	6	7	8	9	AB	R	H	RBI	BB	SO	LOB	TOP										
<b>Ellis Burks, R</b> OBP: 0.298, SLG: 0.477 (1, 8)	0-0 SH3 2B	1-0 HBP	4-0 FC6-4 BB		0-0 HR	0-0 6-3			0-0 BB 1B	4	2	3	1	1	0	3											
<b>Marty Barrett, R</b> OBP: 0.327, SLG: 0.317 (1, 4)	0-0 SH3	0-0 SF9	0-0 SF8		0-0 5-3		0-0 5-3		4-0 BB 1B	2	0	0	2	1	0	0											
<b>Wade Boggs, L</b> OBP: 0.471, SLG: 0.623 (1, 5)	0-0 4-3 WP 2B	0-0 F8	0-0 FC6-4			0-0 HR	0-0 4-3		0-3 K	6	2	2	2	0	1	6											
<b>Jim Rice, R</b> OBP: 0.362, SLG: 0.413 (1, 7)	0-0 4-3		0-0 1B 1B	0-0 FC6-4 1B		0-0 1B 1B	0-3 K			5	2	3	0	0	1	1											
<b>Mike Greenwell, L</b> OBP: 0.368, SLG: 0.576 (1, 10)	4-0 BB		0-0 1B 1B	0-0 FC6-4 1B		0-0 1B 1B		0-0 4-3		4	1	2	0	1	0	1											
<b>Dwight Evans, R</b> OBP: 0.418, SLG: 0.575 (1, 9)	0-0 F8		0-0 1B 2B	0-0 G4-6-3 1B		0-0 1B	0-0 4-3		0-0 4-3	5	1	3	2	0	0	1											
<b>Bill Buckner, L</b> OBP: 0.293, SLG: 0.324 (1, 3)		0-0 1B 2B	0-0 2B SF8 1B	0-0 G4-6-3		0-3 K		0-0 F8		5	1	2	1	0	1	4											
<b>Ed Romero, R</b> OBP: 0.374, SLG: 0.323 (8, 3)			1-2 2H	1-2						0	0	0	0	0	0	0											
<b>Spike Owen, S</b> OBP: 0.335, SLG: 0.354 (1, 6)		0-0 SF9 1B	0-0 1-3 2H		0-0 F8	0-0 F9		0-0 L7		5	1	2	1	0	0	2											
<b>Danny Sheaffer, R</b> OBP: 0.136, SLG: 0.233 (1, 2)		0-0 FC5-2-6 HBP	0-0 F6		0-0 F9	0-0		0-0 4-3		5	0	1	0	0	0	4											
<b>Inning Stats</b>	R: 2 E: 0 K: 0 S: 5	H: 2 LOB: 1 BB: 1 P: 9	R: 1 E: 0 K: 0 S: 5	H: 2 LOB: 2 BB: 0 P: 6	R: 4 E: 0 K: 0 S: 8	H: 5 LOB: 1 BB: 1 P: 12	R: 0 E: 0 K: 0 S: 4	H: 2 LOB: 1 BB: 0 P: 4	R: 1 E: 0 K: 1 S: 4	H: 1 LOB: 0 BB: 0 P: 4	R: 2 E: 0 K: 1 S: 10	H: 5 LOB: 3 BB: 0 P: 10	R: 0 E: 0 K: 0 S: 3	H: 0 LOB: 0 BB: 0 P: 3	R: 0 E: 0 K: 1 S: 6	H: 1 LOB: 2 BB: 1 P: 10	1B: 13 2B: 3 3B: 0 HR: 2	SF: 2 SAC: 1 DP: 1 HBP: 1	WP: 1 PB: 0 SB: 1 CS: 0	PA: 48							
<b>PITCHER</b>	IP	WLS	BF	H	R	ER	SO	BB	IBB	HBP	BLK	WP	HR	S	P	ERA	WHIP										
<b>Mike Morgan, R</b> ERA: 4.56 (1, 1)	2.0	L	15	7	6	6	0	1	0	1	0	1	0	13	18	27.00	4.000										
<b>Stan Clarke, L</b> ERA: 4.57 (3, 1)	3.0		18	9	4	4	0	1	0	0	0	0	2	17	21	12.00	3.333										
<b>Bill Wilkinson, L</b> ERA: 4.14 (6, 1)	3.0		10	1	0	0	2	0	0	0	0	0	0	14	14	0.00	0.333										
<b>Ed Nunez, R</b> ERA: 2.81 (9, 1)	1.0		5	1	0	0	1	1	0	0	0	0	0	6	10	0.00	2.000										

**Boston Red Sox @ Seattle Mariners**  
The Kingdom, Seattle, WA  
Sat Jul 11, 1987, 10:05 PM EDT  
Att: 33,315 - Unknown

livebaseballscores.com

AB 41  
R 10  
H 18  
RBI 9  
BB 3  
SO 3  
LOB 22




Batter	1	2	3	4	5	6	7	8	9	AB	R	H	RBI	BB	SO	LOB	BOTTOM										
<b>John Moses, S</b> OBP: 0.296, SLG: 0.322 (1, 8)	0-3 K		0-0 2B 1B		0-0 6-3		0-0 F8			4	1	1	0	0	1	1											
<b>Phil Bradley, R</b> OBP: 0.383, SLG: 0.486 (1, 7)	0-0 S 1B		0-0 F9		0-0			0-0 HR 2B		4	1	3	0	0	0	2											
<b>Scott Bradley, L</b> OBP: 0.317, SLG: 0.368 (1, 2)	0-3 K		0-0 F5		0-0 5-3			0-0 F7		4	0	0	0	0	1	5											
<b>Alvin Davis, L</b> OBP: 0.382, SLG: 0.479 (1, 3)	4-0 BB		0-0 1-3 2H	0-0 2B		0-0 G4-3-6 1B		0-0 2H HR		3	1	3	4	1	0	0											
<b>Jim Prestey, R</b> OBP: 0.287, SLG: 0.433 (1, 5)	0-3 K		0-3 K		0-0 G4-3-6		0-0 4-3		0-0 4-3	4	0	0	0	0	2	4											
<b>Ken Phelps, L</b> OBP: 0.374, SLG: 0.472 (1, 10)		0-3 K		0-3 K		0-0 F6		0-0 F9		4	0	0	0	0	2	0											
<b>Mike Kingery, L</b> OBP: 0.306, SLG: 0.421 (1, 9)		0-3 K		0-0 F5			0-3 K		0-0 F6	4	0	0	0	0	2	0											
<b>Domingo Ramos, R</b> OBP: 0.299, SLG: 0.391 (1, 6)		0-3 K		0-0 F8			0-0 6-3		0-0 1-3	4	0	0	0	0	1	0											
<b>Harold Reynolds, S</b> OBP: 0.325, SLG: 0.355 (1, 4)			0-0 F9 2B HBP		0-0 F5		4-0 BB		0-0 3-1	2	1	0	0	1	0	0											
<b>Inning Stats</b>	R: 0 E: 0 K: 3 S: 10	H: 1 LOB: 2 BB: 1 P: 14	R: 0 E: 0 K: 3 S: 9	H: 0 LOB: 0 BB: 0 P: 9	R: 2 E: 0 K: 1 S: 7	H: 2 LOB: 1 BB: 0 P: 8	R: 0 E: 0 K: 1 S: 5	H: 0 LOB: 0 BB: 0 P: 5	R: 0 E: 0 K: 0 S: 4	H: 1 LOB: 1 BB: 0 P: 4	R: 0 E: 0 K: 0 S: 3	H: 1 LOB: 0 BB: 0 P: 3	R: 0 E: 0 K: 1 S: 5	H: 2 LOB: 0 BB: 0 P: 5	R: 0 E: 0 K: 0 S: 3	H: 0 LOB: 0 BB: 0 P: 3	1B: 3 2B: 2 3B: 1 HR: 1	SF: 0 SAC: 0 DP: 1 HBP: 1	WP: 0 PB: 0 SB: 1 CS: 0	PA: 36							
<b>PITCHER</b>	IP	WLS	BF	H	R	ER	SO	BB	IBB	HBP	BLK	WP	HR	S	P	ERA	WHIP										
<b>Roger Clemens, R</b> ERA: 3.66 (1, 1)	9.0	W	36	7	4	4	9	2	0	1	0	0	1	51	60	4.00	1.000										


**Boston Red Sox @ Seattle Mariners**  
The Kingdom, Seattle, WA  
Sat Jul 11, 1987, 10:05 PM EDT  
Att: 33,315 - Unknown


livebaseballscores.com

AB 33  
R 4  
H 7  
RBI 4  
BB 2  
SO 9  
LOB 12





Batter	1	2	3	4	5	6	7	8	9	AB	R	H	RBI	BB	SO	LOB	TOP			
Ellis Burks, R OBP: 0.300, SLG: 0.476 (1,8)	0-0 6-3		0-0 F9		0-0 CS 1B		0-3 K		0-0 1B 1B	5	0	2	0	0	1	0	<b>Boston Red Sox @ Seattle Mariners</b> The Kingdome, Seattle, WA Sun Jul 12 1987, 6:33 AM EDT Att: 13,391 - Unknown  <a href="http://livebaseballscorecards.com">livebaseballscorecards.com</a>  <b>AB 34</b> <b>R 1</b> <b>H 8</b> <b>RBI 1</b> <b>BB 6</b> <b>SO 5</b> <b>LOB 25</b> 			
Marty Barrett, R OBP: 0.334, SLG: 0.318 (1,4)	0-0 5-3		4-0 F S BB		4-0 1-2 BB		4-0 BB BB		0-0 1-2 1B	2	0	1	0	3	0	0				
Wade Boggs, L OBP: 0.467, SLG: 0.616 (1,5)	0-0 F7		0-0 F7		0-0 F7		4-0 1-2 BB		0-0 F8	4	0	0	0	1	0	4				
Jim Rice, R OBP: 0.356, SLG: 0.405 (1,7)		0-0 F9	0-0 F8		0-0 F9		0-3 K		0-3 K	5	0	0	0	0	2	6				
Don Baylor, R OBP: 0.349, SLG: 0.401 (1,10)		0-0 FC5 BB 1B		0-0 F9		0-0 1B 1B		0-0 5-3		4	0	2	0	0	0	2				
Dwight Evans, R OBP: 0.422, SLG: 0.580 (1,3) (8,9)		4-0 BB FC5 BB		0-0 2B		0-0 1-2 1B		0-3 K		3	1	2	0	1	1	0				
Todd Benzinger, S OBP: 0.393, SLG: 0.404 (1,9) Bill Buckner, L OBP: 0.292, SLG: 0.323 (8,PH) (8,3)		0-0 FC5 BB		0-0 F9 2B		0-0 L3		0-0 G3		3	0	1	1	0	0	4				
Spike Owen, S OBP: 0.333, SLG: 0.349 (1,6)		4-0 1-2 2-3 BB		0-0 F9 2B		0-3 K		0-0 F4		3	0	0	0	1	1	3				
Danny Sheaffer, R OBP: 0.128, SLG: 0.217 (1,2) Mike Greenwell, L OBP: 0.366, SLG: 0.572 (8,PH)		0-0 F9		0-0 1-3		0-0 F7		0-0 3-1		3	0	0	0	0	0	6				
<b>Inning Stats</b>	R: 0 E: 0 K: 0 S: 3	H: 0 LOB: 0 BB: 0 P: 3	R: 0 E: 0 K: 0 S: 4	H: 1 LOB: 3 BB: 2 P: 12	R: 0 E: 0 K: 0 S: 3	H: 0 LOB: 1 BB: 1 P: 7	R: 1 E: 0 K: 0 S: 5	H: 2 LOB: 1 BB: 0 P: 5	R: 0 E: 0 K: 1 S: 7	H: 2 LOB: 2 BB: 2 P: 7	R: 0 E: 0 K: 2 S: 7	H: 0 LOB: 0 BB: 2 P: 15	R: 0 E: 0 K: 1 S: 5	H: 0 LOB: 0 BB: 0 P: 5	R: 0 E: 0 K: 1 S: 7	H: 2 LOB: 2 BB: 0 P: 7		1B: 6 2B: 2 3B: 0 HR: 0	SF: 0 SAC: 0 DP: 0 HBP: 0	WP: 0 PB: 0 SB: 1 CS: 1
<b>PITCHER</b>	IP WLS BF H R ER SO BB IBB HBP BLK WP HR S P ERA WHIP	IP WLS BF H R ER SO BB IBB HBP BLK WP HR S P ERA WHIP																		
Lee Guetterman, L ERA: 3.36 (1,1)	6.0 W 27 6 1 1 1 4 0 0 0 0 0 0 25 41 1.50 1.667	3.0 S 13 2 0 0 4 2 0 0 0 0 0 0 19 27 0.00 1.333																		
Jerry Reed, R ERA: 3.23 (7,1)																				

Batter	1	2	3	4	5	6	7	8	9	AB	R	H	RBI	BB	SO	LOB	BOTTOM			
Mike Kingery, L OBP: 0.310, SLG: 0.429 (1,9)	0-0 L4-6 2B		0-0 G3 BB 1B	0-0 4-3			0-3 K			4	1	2	1	0	1	0	<b>Boston Red Sox @ Seattle Mariners</b> The Kingdome, Seattle, WA Sun Jul 12 1987, 6:33 AM EDT Att: 13,391 - Unknown  <a href="http://livebaseballscorecards.com">livebaseballscorecards.com</a>  <b>AB 30</b> <b>R 6</b> <b>H 9</b> <b>RBI 6</b> <b>BB 4</b> <b>SO 1</b> <b>LOB 11</b> 			
Phil Bradley, R OBP: 0.394, SLG: 0.494 (1,7)	0-0 L4-6		4-0 1-2 BB G3		0-0 1-4-3		0-0 HR			3	2	1	1	1	0	1				
Scott Bradley, L OBP: 0.316, SLG: 0.366 (1,5)	0-0 F5		0-0 G3		0-0 G1-6-3 BB 1B		0-0 F5			4	0	1	0	0	0	2				
Alvin Davis, L OBP: 0.384, SLG: 0.476 (1,3)		0-0 4-3	1-0 BB 1B HBP		4-0 1-2 BB		0-0 F5			2	0	0	0	1	0	0				
Gary Matthews, R OBP: 0.340, SLG: 0.413 (1,10)		0-0 HR	0-0 1-2 2-H 2-H 3-H 1B		0-0 G1-6-3		0-0 F3			4	1	2	3	0	0	2				
Dave Valle, R OBP: 0.345, SLG: 0.613 (1,2)		0-0 5-3	4-0 1-2 2-3 BB G5-4-3		0-0 F7		0-0 HR			3	1	1	1	1	0	0				
Mickey Brantley, R OBP: 0.333, SLG: 0.449 (1,8)		4-0 FC4-6 BB	0-0 G5-4-3		0-0 2B		0-0 1-3			3	0	1	0	1	0	3				
Rey Quinones, R OBP: 0.327, SLG: 0.434 (1,6)		0-0 FC4-6		0-0 6-3		0-0 F9		0-0 F9		4	0	0	0	0	0	2				
Harold Reynolds, S OBP: 0.325, SLG: 0.355 (1,4)			0-0 E S 1B 1B		0-0 F7		0-0 F8			3	1	1	0	0	0	1				
<b>Inning Stats</b>	R: 0 E: 0 K: 0 S: 3	H: 1 LOB: 0 BB: 0 P: 3	R: 1 E: 0 K: 0 S: 4	H: 1 LOB: 1 BB: 1 P: 8	R: 3 E: 0 K: 0 S: 5	H: 3 LOB: 2 BB: 2 P: 14	R: 0 E: 0 K: 0 S: 3	H: 0 LOB: 0 BB: 0 P: 3	R: 0 E: 0 K: 0 S: 4	H: 1 LOB: 1 BB: 0 P: 4	R: 1 E: 0 K: 1 S: 6	H: 1 LOB: 0 BB: 0 P: 6	R: 1 E: 0 K: 0 S: 4	H: 1 LOB: 0 BB: 0 P: 4	R: 1 E: 0 K: 0 S: 4	H: 1 LOB: 0 BB: 0 P: 4		1B: 4 2B: 3 3B: 0 HR: 3	SF: 0 SAC: 0 DP: 3 HBP: 1	WP: 0 PB: 0 SB: 1 CS: 0
<b>PITCHER</b>	IP WLS BF H R ER SO BB IBB HBP BLK WP HR S P ERA WHIP	IP WLS BF H R ER SO BB IBB HBP BLK WP HR S P ERA WHIP																		
Al Nipper, R ERA: 5.42 (1,1)	2.1 L 14 5 4 4 0 2 0 0 0 0 0 0 11 20 15.43 3.000	3.2 13 2 0 0 0 2 0 0 0 0 0 0 1 19 0.00 1.091																		
Steve Crawford, R ERA: 5.4 (3,1)																				
Joe Sambito, L ERA: 3.9 (7,1)																				
Calvin Schiraldi, R ERA: 4.43 (8,1)																				



Batter	1	2	3	4	5	6	7	8	9	AB	R	H	RBI	BB	SO	LOB	TOP						
Luis Polonia, L OBP: 0.368, SLG: 0.454 (1, 8)										5	2	2	1	0	0	3							
Mike Davis, L OBP: 0.351, SLG: 0.573 Dwayne Murphy, L OBP: 0.360, SLG: 0.366 (1, 9)										4	0	1	1	0	2	2							
Jose Canseco, R OBP: 0.313, SLG: 0.487 (1, 7)										5	0	1	1	0	0	3							
Mark McGwire, R OBP: 0.381, SLG: 0.683 (1, 3)										4	0	0	0	1	2	3							
Reggie Jackson, L OBP: 0.278, SLG: 0.385 (1, 10)										5	0	1	0	0	1	4							
Carney Lansford, R OBP: 0.376, SLG: 0.435 (1, 5)										4	1	1	0	0	0	1							
Tony Bernazard, S OBP: 0.296, SLG: 0.394 (1, 4)										4	0	0	0	0	0	2							
Mickey Tettleton, S OBP: 0.293, SLG: 0.323 (1, 2)										3	2	1	1	1	1	2							
Alfredo Griffin, S OBP: 0.311, SLG: 0.330 (1, 6)										4	1	3	1	0	0	0							
<b>Inning Stats</b>	R: 0 E: 0 K: 2 S: 8	H: 1 LOB: 2 BB: 1 P: 12	R: 1 E: 0 K: 0 S: 5	H: 2 LOB: 1 BB: 0 P: 5	R: 0 E: 0 K: 2 S: 7	H: 0 LOB: 0 BB: 0 P: 7	R: 0 E: 0 K: 1 S: 6	H: 1 LOB: 1 BB: 0 P: 6	R: 1 E: 0 K: 0 S: 5	H: 2 LOB: 1 BB: 0 P: 5	R: 0 E: 0 K: 0 S: 3	H: 0 LOB: 0 BB: 0 P: 3	R: 3 E: 1 K: 1 S: 8	H: 2 LOB: 1 BB: 1 P: 12	R: 1 E: 0 K: 0 S: 5	H: 2 LOB: 1 BB: 0 P: 5	R: 0 E: 0 K: 0 S: 4	H: 1 LOB: 1 BB: 0 P: 4	1B: 7 2B: 3 3B: 0 HR: 1	SF: 0 SAC: 0 DP: 0 HBP: 0	WP: 0 PB: 0 SB: 5 CS: 0	PA: 41	
<b>PITCHER</b>	IP WLS BF ERA WHIP	H R ER SO BB IBB HBP BLK WP HR S P ERA WHIP											IP WLS BF ERA WHIP	H R ER SO BB IBB HBP BLK WP HR S P ERA WHIP									
Roger Clemens, R ERA: 3.76 Bob Stanley, R ERA: 4.79 (1, 1)	8.0 L 37	10 6 5 6	2 0 0 0	0 0 0 0	0 0 0 0	0 0 0 0	0 0 4 4	55 1 47 55	5.62 1.500														
(9, 1)	1.0 4	1 0 0 0	0 0 0 0	0 0 0 0	0 0 0 0	0 0 4 4	0.00 1.000																

Oakland Athletics @ Boston Red Sox  
Fenway Park, Boston, MA  
Thu Jul 16 1987, 7:05 PM EDT  
Att: 34,861 - Unknown

livebaseballscores.com

AB 39  
R 6  
H 11  
RBI 5  
BB 2  
SO 6  
LOB 20

Batter	1	2	3	4	5	6	7	8	9	AB	R	H	RBI	BB	SO	LOB	BOTTOM						
Ellis Burks, R OBP: 0.306, SLG: 0.480 (1, 8)										4	1	2	0	1	1	1							
Marty Barrett, R OBP: 0.335, SLG: 0.317 (1, 4)										4	0	1	0	1	0	4							
Wade Boggs, L OBP: 0.470, SLG: 0.622 (1, 5)										3	1	2	1	1	0	2							
Jim Rice, R OBP: 0.351, SLG: 0.399 (1, 7)										4	0	0	0	0	1	6							
Mike Greenwell, L OBP: 0.358, SLG: 0.559 (1, 10)										4	0	0	0	0	1	4							
Dwight Evans, R OBP: 0.422, SLG: 0.582 (1, 9)										4	1	2	1	0	1	0							
Bill Buckner, L OBP: 0.288, SLG: 0.318 (1, 3)										4	0	0	0	0	0	2							
Spike Owen, S OBP: 0.332, SLG: 0.346 (1, 6)										2	0	0	1	1	0	0							
Danny Sheaffer, R OBP: 0.120, SLG: 0.204 Don Baylor, R OBP: 0.351, SLG: 0.407 (9, PH)										3	0	0	0	0	1	1							
<b>Inning Stats</b>	R: 1 E: 1 K: 0 S: 5	H: 2 LOB: 1 BB: 0 P: 5	R: 1 E: 0 K: 1 S: 6	H: 1 LOB: 0 BB: 0 P: 6	R: 0 E: 0 K: 0 S: 4	H: 1 LOB: 2 BB: 1 P: 8	R: 0 E: 0 K: 0 S: 3	H: 0 LOB: 0 BB: 0 P: 3	R: 0 E: 0 K: 1 S: 6	H: 1 LOB: 2 BB: 1 P: 10	R: 0 E: 0 K: 2 S: 7	H: 0 LOB: 0 BB: 0 P: 7	R: 0 E: 0 K: 0 S: 2	H: 0 LOB: 1 BB: 2 P: 10	R: 1 E: 0 K: 0 S: 5	H: 2 LOB: 1 BB: 0 P: 5	R: 0 E: 0 K: 1 S: 6	H: 1 LOB: 1 BB: 0 P: 6	1B: 3 2B: 5 3B: 0 HR: 0	SF: 1 SAC: 0 DP: 1 HBP: 0	WP: 0 PB: 0 SB: 0 CS: 0	PA: 38	
<b>PITCHER</b>	IP WLS BF ERA WHIP	H R ER SO BB IBB HBP BLK WP HR S P ERA WHIP											IP WLS BF ERA WHIP	H R ER SO BB IBB HBP BLK WP HR S P ERA WHIP									
Dave Stewart, R ERA: 3.67 Dennis Eckerlesley, R ERA: 2.77 (1, 1)	6.1 W 28	3 1 1 1	4 0 0 0	0 0 0 0	0 0 0 0	0 0 12 12	3.38 1.125																
(7, 1)	2.2 S 10	3 1 1 1	0 0 0 0	0 0 0 0	0 0 12 12	3.38 1.125																	

Oakland Athletics @ Boston Red Sox  
Fenway Park, Boston, MA  
Thu Jul 16 1987, 7:05 PM EDT  
Att: 34,861 - Unknown

livebaseballscores.com

AB 33  
R 3  
H 8  
RBI 3  
BB 4  
SO 5  
LOB 20



Batter	1	2	3	4	5	6	7	8	9	10	AB	R	H	RBI	BB	SO	LOB	TOP						
Luis Polonia, L OBP: 0.367, SLG: 0.451 (2, 8)	K		F9			BLK 1B	F8			K	6	2	2	1	0	2	2							
Tony Bernazard, S OBP: 0.295, SLG: 0.389 (1, 4)	F9			3-1		1B 3B		K		K	4	1	0	0	1	2	1							
Jose Canseco, R OBP: 0.314, SLG: 0.484 (1, 10)	F8			F8		2-3 3B		6-3		HR BB	4	2	1	1	1	0	0							
Mark McGwire, R OBP: 0.378, SLG: 0.685 (1, 3)		5-3		5-3		2-3		F6		HR	5	1	1	3	0	0	2							
Carney Lansford, R OBP: 0.361, SLG: 0.455 (1, 5)					6-3			6-3		HR	5	1	3	3	0	0	0							
Reggie Jackson, L OBP: 0.280, SLG: 0.387 (1, 9)					G3	4-3		K		WP 1B BB	4	1	1	0	1	1	1							
Dwayne Murphy, L OBP: 0.360, SLG: 0.366 Steve Henderson, R OBP: 0.400, SLG: 0.600 (2, PH) (2, 7)		5-3				FC6-4 1B		K		K	0	0	0	0	0	0	0							
Terry Steinbach, R OBP: 0.341, SLG: 0.453 (1, 2)						CS 1B		SH1-3 2B			4	1	3	1	0	0	1							
Alfredo Griffin, S OBP: 0.310, SLG: 0.330 (1, 6)								F8		SH	3	1	1	1	0	1	1							
<b>Inning Stats</b>	R: 0 E: 0 K: 1 S: 5	H: 0 LOB: 0 BB: 0 P: 5	R: 0 E: 0 K: 0 S: 4	H: 2 LOB: 1 BB: 0 P: 4	R: 0 E: 0 K: 1 S: 5	H: 1 LOB: 0 BB: 0 P: 5	R: 0 E: 0 K: 0 S: 3	H: 0 LOB: 0 BB: 0 P: 3	R: 0 E: 0 K: 0 S: 3	H: 1 LOB: 1 BB: 0 P: 4	R: 3 E: 0 K: 0 S: 6	H: 3 LOB: 1 BB: 1 P: 10	R: 1 E: 0 K: 0 S: 4	H: 1 LOB: 0 BB: 0 P: 4	R: 0 E: 0 K: 2 S: 5	H: 0 LOB: 0 BB: 0 P: 5	R: 0 E: 0 K: 2 S: 7	H: 0 LOB: 0 BB: 0 P: 7	R: 7 E: 1 K: 3 S: 16	H: 6 LOB: 2 BB: 2 P: 24	1B: 8 2B: 4 3B: 1 HR: 2	SF: 1 SAC: 2 DP: 1 HBP: 0	WP: 1 PB: 0 SB: 2 CS: 2	PA: 46
<b>PITCHER</b>	IP WLS BF H R ER SO BB IBB HBP BLK WP HR S P ERA WHIP	IP WLS BF H R ER SO BB IBB HBP BLK WP HR S P ERA WHIP															IP WLS BF H R ER SO BB IBB HBP BLK WP HR S P ERA WHIP							
Oil Can Boyd, R ERA: 5.08 (1, 1)	7.0	0	28	8	4	4	2	3	0	0	0	0	0	0	0	14	14	9.00	0.500					
Bob Stanley, R ERA: 4.76 (8, 1)	2.0	L	8	1	2	2	3	0	0	0	0	0	0	0	0	14	14	9.00	0.500					
Bob Stanley, R ERA: 4.76 (10, 1)	2.0	L	8	1	2	2	3	0	0	0	0	0	0	0	0	14	14	9.00	0.500					
Joe Sambito, L ERA: 4.18 (10, 1)	0.1		2	1	0	0	1	0	0	0	0	0	0	0	4	4	0.00	3.000						
Calvin Schiraldi, R ERA: 5.27 (10, 1)	0.0		4	2	4	3	0	2	0	0	0	0	0	2	2	10	∞	∞						

Oakland Athletics @ Boston Red Sox  
Fenway Park, Boston, MA  
Fri Jul 17 1987, 7:05 PM EDT  
Att: 34,543 - Unknown

livebaseballscorecards.com

AB 40  
R 11  
H 14  
RBI 10  
BB 3  
SO 8  
LOB 10




Batter	1	2	3	4	5	6	7	8	9	10	AB	R	H	RBI	BB	SO	LOB	BOTTOM		
Ellis Burks, R OBP: 0.307, SLG: 0.488 (1, 8)	1-3		6-3					F5		K	6	0	2	2	0	1	4			
Marty Barrett, R OBP: 0.338, SLG: 0.322 (1, 4)								F9		FC6-4	5	0	2	0	1	1	4			
Wade Boggs, L OBP: 0.469, SLG: 0.621 (1, 5)								F7		FC4-6	4	1	1	0	1	0	5			
Jim Rice, R OBP: 0.352, SLG: 0.397 (1, 7)								G6-4-3		1B BB	4	1	1	1	1	0	5			
Mike Greenwell, L OBP: 0.365, SLG: 0.555 (10, 2)								G6-4-3		1B BB	3	2	1	0	2	0	1			
Dwight Evans, R OBP: 0.422, SLG: 0.582 (1, 9)								F8		G3 1B	5	1	2	1	0	0	2			
Bill Buckner, L OBP: 0.290, SLG: 0.321 (1, 3)								1-3		1B G3	4	1	1	0	1	0	2			
Spike Owen, S ERA: 3.27 Don Baylor, R OBP: 0.290, SLG: 0.407 Bob Stanley, R ERA: 4.76 Joe Sambito, L ERA: 4.18 Calvin Schiraldi, R ERA: 5.27 Wes Gardner, R ERA: 4.26 Dave Henderson, R OBP: 0.396, SLG: 0.395 (10, PH)								F8		1B	3	0	0	0	0	0	0			
Marc Sullivan, R OBP: 0.215, SLG: 0.252 (1, 2)								F8		1B	2	0	0	0	0	0	0			
Todd Benzinger, S ERA: 3.27 Danny Sheaffer, R OBP: 0.120, SLG: 0.204 Ed Romero, R OBP: 0.376, SLG: 0.325 (10, 6)								F8		1B	0	0	0	0	0	0	0			
<b>Inning Stats</b>	R: 0 E: 0 K: 0 S: 4	H: 1 LOB: 1 BB: 0 P: 4	R: 0 E: 0 K: 0 S: 2	H: 0 LOB: 0 BB: 1 P: 6	R: 0 E: 0 K: 0 S: 3	H: 0 LOB: 0 BB: 0 P: 3	R: 1 E: 0 K: 1 S: 7	H: 2 LOB: 1 BB: 0 P: 7	R: 0 E: 0 K: 0 S: 3	H: 1 LOB: 1 BB: 0 P: 7	R: 0 E: 0 K: 0 S: 4	H: 1 LOB: 2 BB: 1 P: 8	R: 3 E: 0 K: 1 S: 7	H: 2 LOB: 2 BB: 3 P: 19	R: 2 E: 0 K: 1 S: 9	H: 4 LOB: 3 BB: 1 P: 13	1B: 6 2B: 5 3B: 1 HR: 0	SF: 1 SAC: 0 DP: 1 HBP: 0	WP: 0 PB: 0 SB: 0 CS: 1	PA: 47
<b>PITCHER</b>	IP WLS BF H R ER SO BB IBB HBP BLK WP HR S P ERA WHIP	IP WLS BF H R ER SO BB IBB HBP BLK WP HR S P ERA WHIP															IP WLS BF H R ER SO BB IBB HBP BLK WP HR S P ERA WHIP			
Joquin Andujar, R ERA: 4.47 (8, 1)	0.1		2	1	0	0	0	0	0	0	0	0	0	2	2	0	0	3.000		
Dave Leipert, L ERA: 2.28 (8, 1)	0.1		1	0	0	0	0	0	0	0	0	0	0	1	1	0	0	0.000		
Jay Howell, R ERA: 5.5 (8, 1)	1.0		8	2	3	3	1	3	0	0	0	0	0	7	19	27.00	5.000			
Greg Cadaret, L ERA: 5.4 (9, 1)	0.2	W	5	2	2	2	0	1	0	0	0	0	0	4	8	27.00	4.500			

Oakland Athletics @ Boston Red Sox  
Fenway Park, Boston, MA  
Fri Jul 17 1987, 7:05 PM EDT  
Att: 34,543 - Unknown

livebaseballscorecards.com

AB 39  
R 6  
H 12  
RBI 6  
BB 7  
SO 3  
LOB 26





Batter	1	2	3	4	5	6	7	8	9	10	AB	R	H	RBI	BB	SO	LOB	TOP
Luis Polonia, L OBP: 0.359, SLG: 0.441 (1, 8)	5-3		L6		K		4-3			K	5	0	0	0	0	2	2	
Carney Lansford, R OBP: 0.376, SLG: 0.449 (1, 5)	F8		F8		6-3			F7			4	0	0	0	0	0	1	
Jose Canseco, R OBP: 0.313, SLG: 0.490 (1, 7)	HR		FC6-4			K		K			4	1	1	1	0	2	1	
Mark McGwire, R OBP: 0.376, SLG: 0.679 (1, 3)	CS 1B			5-3		G3		F6			4	0	1	0	0	0	0	
Steve Henderson, R OBP: 0.657, SLG: 0.776 (1, 9)	CS	2B 1B		6-3 1B					G6-4-3 1B		4	1	4	0	0	0	0	
Terry Steinbach, R OBP: 0.344, SLG: 0.464 (1, 10)		1B 2B		1-3 2B		K			G6-4-3		4	1	2	0	0	1	2	
Mickey Tettleton, S OBP: 0.298, SLG: 0.323 (1, 2)		1B 2B		6-3			SH1-3 BB		F7		3	0	1	2	1	0	1	
Tony Bernazard, S OBP: 0.292, SLG: 0.385 (1, 4)		G6-4-3		5-3			SH1-3			B1-3	3	0	0	0	0	0	2	
Alfredo Griffin, S OBP: 0.309, SLG: 0.327 (1, 6)			FC6-4 BB		F7		6-3			K	3	0	0	0	1	1	1	
<b>Inning Stats</b>	R: 1 E: 0 K: 0 S: 4	H: 2 LOB: 0 BB: 0 P: 4	R: 1 E: 0 K: 0 S: 4	H: 3 LOB: 0 BB: 0 P: 4	R: 0 E: 0 K: 0 S: 3	H: 0 LOB: 1 BB: 1 P: 7	R: 0 E: 0 K: 1 S: 5	H: 1 LOB: 1 BB: 0 P: 8	R: 0 E: 0 K: 0 S: 3	H: 0 LOB: 1 BB: 0 P: 5	R: 0 E: 0 K: 0 S: 3	H: 1 LOB: 0 BB: 0 P: 3	R: 0 E: 0 K: 2 S: 7	H: 0 LOB: 0 BB: 0 P: 7	1B: 6 2B: 2 3B: 0 HR: 1	SF: 0 SAC: 1 DP: 2 HBP: 0	WP: 0 PB: 0 SB: 0 CS: 1	PA: 38
<b>PITCHER</b> Bruce Hurst, L ERA: 3.74 (1, 1)	IP 10.0	WLS W 37	H 9	R 3	ER 3	SO 6	BB 2	IBB 0	HBP 0	BLK 0	WP 0	HR 1	S 47	P 55	ERA 2.70	WHIP 1.100		
<b>PITCHER</b>	IP	WLS	BF	H	R	ER	SO	BB	IBB	HBP	BLK	WP	HR	S	P	ERA	WHIP	

Oakland Athletics @ Boston Red Sox  
Fenway Park, Boston, MA  
Sat Jul 18 1987, 3:33 AM EDT  
Att: 34,720 - Unknown

AB	34
R	3
H	9
RBI	3
BB	2
SO	6
LOB	10



Batter	1	2	3	4	5	6	7	8	9	10	AB	R	H	RBI	BB	SO	LOB	BOTTOM				
Elis Burks, R OBP: 0.312, SLG: 0.488 (1, 8)	F7		BLK 1B		FC5-4 1B		PB BB	K			4	0	2	0	1	1	2					
Marty Barrett, R OBP: 0.333, SLG: 0.317 (1, 4)	P3		E5 BB		FC5-4		F9		F8		5	0	0	0	0	0	3					
Wade Boggs, L OBP: 0.468, SLG: 0.615 (1, 5)	5-3		3-H BB		K				F8		3	0	0	0	2	1	1					
Jim Rice, R OBP: 0.353, SLG: 0.408 (1, 7)		4-1	K			FC4-6 HBP 1B	K			HR	5	1	2	1	0	2	5					
Mike Greenwell, L OBP: 0.365, SLG: 0.554 (1, 10)	4-3			L7		FC4-6 HBP		WP SF7 2B	F5		4	1	1	0	0	0	0					
Dwight Evans, R OBP: 0.422, SLG: 0.579 (1, 9) (9, 3)	K			FC6-4 1B		F8	F8	F4		HR 1B	5	1	2	0	0	1	3					
Bill Buckner, L OBP: 0.293, SLG: 0.321 Dave Henderson, R OBP: 0.304, SLG: 0.424 (8, PR) (9, 9)			FC4-6 1B	FC6-4	FC4-6	FC4-6	FC4-6	1B BB		HR	3	0	1	0	1	0	3					
Spike Owen, S OBP: 0.324, SLG: 0.336 Don Baylor, R OBP: 0.349, SLG: 0.407 Ed Romero, R OBP: 0.376, SLG: 0.325 (8, PH) (9, 6)			F6	FC4-6	FC4-6	4-3		SF7			3	0	0	0	0	0	4					
Danny Sheaffer, R OBP: 0.113, SLG: 0.192 Todd Benzing, S OBP: 0.413, SLG: 0.415 Marc Sullivan, R OBP: 0.215, SLG: 0.252 (1, 2) (8, PH) (9, 2)		FC4-6 1B BLK		6-3			6-3				3	1	0	0	0	0	1					
<b>Inning Stats</b>	R: 0 E: 0 K: 0 S: 3	H: 0 LOB: 0 BB: 0 P: 3	R: 0 E: 0 K: 1 S: 5	H: 0 LOB: 0 BB: 0 P: 5	R: 1 E: 1 K: 1 S: 8	H: 2 LOB: 3 BB: 1 P: 12	R: 0 E: 0 K: 0 S: 4	H: 1 LOB: 1 BB: 0 P: 4	R: 0 E: 0 K: 1 S: 6	H: 1 LOB: 2 BB: 0 P: 5	R: 0 E: 0 K: 1 S: 5	H: 0 LOB: 0 BB: 2 P: 13	R: 1 E: 0 K: 0 S: 7	H: 2 LOB: 2 BB: 1 P: 11	R: 1 E: 0 K: 0 S: 4	H: 1 LOB: 0 BB: 0 P: 4	R: 2 E: 0 K: 0 S: 2	H: 2 LOB: 0 BB: 0 P: 2	1B: 7 2B: 1 3B: 0 HR: 2	SF: 1 SAC: 0 DP: 0 HBP: 1	WP: 1 PB: 1 SB: 0 CS: 0	PA: 43
<b>PITCHER</b> Jose Rijo, R ERA: 5.5 Greg Cadaret, L ERA: 5.4 Dennis Eckerley, R ERA: 2.95 Gene Nelson, R ERA: 3.41 (1, 1) (8, 1) (8, 1) (10, 1)	IP	WLS	BF	H	R	ER	SO	BB	IBB	HBP	BLK	WP	HR	S	P	ERA	WHIP					

Oakland Athletics @ Boston Red Sox  
Fenway Park, Boston, MA  
Sat Jul 18 1987, 3:33 AM EDT  
Att: 34,720 - Unknown

AB	37
R	5
H	10
RBI	4
BB	4
SO	5
LOB	22









Batter	1	2	3	4	5	6	7	8	9	AB	R	H	RBI	BB	SO	LOB	TOP								
<b>Brian Downing, R</b> OBP: 0.401, SLG: 0.514 (1, 10)	0-0 WP BB 1B		0-0 G3 1B		4-0 1-2 2B BB			0-0 SH1-4 1B 1B	0-3 K 2-3	4	2	3	0	1	1	1	<b>California Angels @ Boston Red Sox</b> Fenway Park, Boston, MA Mon Jul 20 1987, 7:05 PM EDT Att: 27,322 - Unknown <a href="http://livebaseballscorecards.com">livebaseballscorecards.com</a>								
<b>Ruppert Jones, L</b> OBP: 0.330, SLG: 0.511 (1, 8) (8, 7)	4-0 WP BB 1-2		0-0 G3 1-2		0-0 1-2 2B 1-H 2-H			0-0 SH1-4 1-2		2	0	1	2	1	0	1									
<b>Devon White, S</b> OBP: 0.320, SLG: 0.494 (1, 9)	0-3 K 1-2 2-3		0-3 K 2-3		0-0 4-1			0-0 1B 2-H 1B		4	0	1	1	0	2	4									
<b>Jack Howell, L</b> OBP: 0.345, SLG: 0.494 (1, 7)	0-3 K 2-3			0-3 K 2-3		0-0 4-3		0-0 1-3 1B		4	0	1	0	0	2	2									
<b>Gary Pettis, S</b> OBP: 0.314, SLG: 0.277 (8, 8)										0	0	0	0	0	0	0									
<b>Doug DeCinces, R</b> OBP: 0.349, SLG: 0.395 (1, 5)	0-0 1-3			0-0 F3		0-0 6-3		0-0 F5 1B		4	0	0	0	0	0	4									
<b>Butch Wynegar, S</b> OBP: 0.278, SLG: 0.236 (1, 2)		0-0 F9		0-0 L3		0-0 3-1		0-0 F5		3	0	0	0	0	0	0									
<b>Mark Ryal, L</b> OBP: 0.240, SLG: 0.431 (8, PH)										1	0	0	0	0	0	2									
<b>Bob Boone, R</b> OBP: 0.341, SLG: 0.351 (8, 2)										0	0	0	0	0	0	0									
<b>George Hendrick, R</b> OBP: 0.309, SLG: 0.488 (1, 3)		0-0 5-3			0-0 F6		0-0 5-3		0-0 WP SH1-3 1B	4	0	1	0	0	0	0									
<b>Mark McLemore, S</b> OBP: 0.301, SLG: 0.285 (1, 4)		0-0 6-3			0-3 K		0-0 F8		0-0 SH1-3 1-2	3	0	0	0	0	1	0									
<b>Gus Polidor, R</b> OBP: 0.132, SLG: 0.158 (1, 6)			0-0 6-3		0-0 BB 2B 1B		0-0 L8		0-0 F2	4	1	1	0	0	0	1									
<b>Inning Stats</b>	R: 0 E: 0 K: 2 S: 8	H: 1 LOB: 2 BB: 1 P: 12	R: 0 E: 0 K: 0 S: 3	H: 0 LOB: 0 BB: 0 P: 3	R: 0 E: 0 K: 1 S: 6	H: 1 LOB: 1 BB: 0 P: 6	R: 0 E: 0 K: 1 S: 5	H: 0 LOB: 0 BB: 0 P: 5	R: 2 E: 0 K: 1 S: 7	H: 2 LOB: 1 BB: 1 P: 11	R: 0 E: 0 K: 0 S: 3	H: 0 LOB: 0 BB: 0 P: 3	R: 0 E: 0 K: 0 S: 3	H: 0 LOB: 0 BB: 0 P: 3	R: 1 E: 0 K: 0 S: 6	H: 3 LOB: 2 BB: 0 P: 6	R: 0 E: 0 K: 1 S: 6	H: 1 LOB: 1 BB: 0 P: 6	1B: 7 2B: 1 3B: 0 HR: 0	SF: 0 SAC: 2 DP: 0 HBP: 0	WP: 2 PB: 2 SB: 0 CS: 0	PA: 37			
<b>PITCHER</b>	IP	WLS	BF	H	R	ER	SO	BB	IBB	HBP	BLK	WP	HR	S	P	ERA	WHIP								
<b>Jeff Sellers, R</b> ERA: 6.62 (1, 1)	7.1	L	31	7	3	3	5	2	0	0	0	1	0	39	47	3.68	1.227								
<b>Calvin Schiraldi, R</b> ERA: 5.04 (8, 1)	1.2		6	1	0	0	1	0	0	0	0	1	0	8	8	0.00	0.600								

Batter	1	2	3	4	5	6	7	8	9	AB	R	H	RBI	BB	SO	LOB	BOTTOM								
<b>Ellis Burks, R</b> OBP: 0.311, SLG: 0.478 (1, 8)	0-3 K 2-3		0-0 5-3			0-0 FC5-4 1B		0-3 K		4	0	1	0	0	2	0	<b>California Angels @ Boston Red Sox</b> Fenway Park, Boston, MA Mon Jul 20 1987, 7:05 PM EDT Att: 27,322 - Unknown <a href="http://livebaseballscorecards.com">livebaseballscorecards.com</a>								
<b>Ed Romero, R</b> OBP: 0.371, SLG: 0.324 (1, 4)	0-3 K			0-0 L7		0-0 FC5-4 3B		0-0 L5		4	1	0	1	0	1	1									
<b>Wade Boggs, L</b> OBP: 0.362, SLG: 0.612 (1, 5)	0-0 2B			0-0 1-5-3		0-0 1-H 3B		0-0 F8		4	0	2	1	0	0	0									
<b>Jim Rice, R</b> OBP: 0.355, SLG: 0.407 (1, 7)	0-0 F9			0-0 5-3		0-0 1-3		0-0 1B		4	0	1	0	0	0	2									
<b>Todd Benzinger, S</b> OBP: 0.406, SLG: 0.407 (9, PR)										0	0	0	0	0	0	0									
<b>Mike Greenwell, L</b> OBP: 0.363, SLG: 0.549 (1, 10)		0-3 K			0-0 F4		0-0 G6-4-3 1B		0-3 K	4	0	1	0	0	2	1									
<b>Dwight Evans, R</b> OBP: 0.415, SLG: 0.577 (1, 9)		0-0 F8			0-0 4-3		0-0 G6-4-3 1-2			3	0	0	0	0	0	1									
<b>Bill Buckner, L</b> OBP: 0.296, SLG: 0.321 (1, 3)		0-0 L9			0-3 K		0-0 6-3			3	0	0	0	0	1	0									
<b>Spike Owen, S</b> OBP: 0.324, SLG: 0.333 (1, 6)			0-0 F8			0-0 1B SH1-3 FC5-4 1B		0-0 F8		3	1	1	0	0	0	0									
<b>Danny Sheaffer, R</b> OBP: 0.105, SLG: 0.179 (1, 2)										1	0	0	0	0	0	0									
<b>Don Baylor, R</b> OBP: 0.349, SLG: 0.404 (8, PH)										1	0	0	0	0	1	0									
<b>Marc Sullivan, R</b> OBP: 0.213, SLG: 0.250 (9, 2)										0	0	0	0	0	0	0									
<b>Inning Stats</b>	R: 0 E: 0 K: 2 S: 8	H: 1 LOB: 1 BB: 0 P: 8	R: 0 E: 0 K: 1 S: 5	H: 0 LOB: 0 BB: 0 P: 5	R: 0 E: 0 K: 0 S: 3	H: 0 LOB: 0 BB: 0 P: 3	R: 0 E: 0 K: 0 S: 3	H: 0 LOB: 0 BB: 0 P: 3	R: 2 E: 0 K: 0 S: 6	H: 3 LOB: 1 BB: 0 P: 6	R: 0 E: 0 K: 0 S: 3	H: 1 LOB: 0 BB: 0 P: 3	R: 0 E: 0 K: 2 S: 7	H: 0 LOB: 0 BB: 0 P: 7	R: 0 E: 0 K: 1 S: 6	H: 1 LOB: 1 BB: 0 P: 6	1B: 4 2B: 1 3B: 1 HR: 0	SF: 0 SAC: 1 DP: 1 HBP: 0	WP: 0 PB: 0 SB: 0 CS: 0	PA: 32					
<b>PITCHER</b>	IP	WLS	BF	H	R	ER	SO	BB	IBB	HBP	BLK	WP	HR	S	P	ERA	WHIP								
<b>Willie Fraser, R</b> ERA: 3.6 (1, 1)	3.2		12	1	0	0	3	1	0	0	0	0	0	18	18	0.00	0.273								
<b>Gary Lucas, L</b> ERA: 4.74 (4, 1)	2.0	9	3	2	2	2	1	0	0	0	0	0	0	11	11	9.00	1.500								
<b>Greg Minton, R</b> ERA: 2.59 (6, 1)	1.1	W	4	1	0	0	0	0	0	0	0	0	0	4	4	0.00	0.750								
<b>DeWayne Buice, R</b> ERA: 2.89 (8, 1)	2.0	S	7	1	0	0	3	0	0	0	0	0	0	13	13	0.00	0.500								



Batter	1	2	3	4	5	6	7	8	9	AB	R	H	RBI	BB	SO	LOB	TOP			
Brian Downing, R OBP: 0.398, SLG: 0.509 (1, 10)	6-3		F9		F4			6-3		4	0	0	0	0	0	0				
Ruppert Jones, L OBP: 0.327, SLG: 0.511 (1, 8) (8, 7)	4-3 2B		1-3				4-3	G3		4	0	1	0	0	0	0				
Devon White, S OBP: 0.319, SLG: 0.491 (1, 9)	4-3 2-3		F8					F9		4	0	1	0	0	0	1				
Jack Howell, L OBP: 0.341, SLG: 0.487 (1, 7) (8, 4)	4-3			F8			F8	F8		4	0	0	0	0	0	2				
Doug DeCinces, R OBP: 0.347, SLG: 0.393 (1, 5)		1B		F4			F5	F8		4	0	1	0	0	0	1				
George Hendrick, R OBP: 0.310, SLG: 0.462 (1, 3)		F2						5-3		3	0	1	0	0	0	1				
Bob Boone, R OBP: 0.336, SLG: 0.345 (1, 2)		F9		F3				6-3		3	0	0	0	0	0	2				
Mark McLemore, S OBP: 0.302, SLG: 0.285 (1, 4) (8, 6)								G3		3	0	1	0	0	0	0				
Gus Polidor, R OBP: 0.125, SLG: 0.150 (1, 6) Mark Ryal, L OBP: 0.237, SLG: 0.425 (8, PH) Gary Pettis, S OBP: 0.314, SLG: 0.277 (8, 8)	F9						1-3	5-3		2	0	0	0	0	0	2				
										1	0	0	0	0	0	0				
										0	0	0	0	0	0	0				
<b>Inning Stats</b>	R: 0 E: 0 K: 0 S: 4	H: 1 LOB: 1 BB: 0 P: 4	R: 0 E: 0 K: 0 S: 5	H: 2 LOB: 2 BB: 0 P: 5	R: 0 E: 0 K: 0 S: 3	H: 0 LOB: 0 BB: 0 P: 3	R: 0 E: 0 K: 0 S: 4	H: 1 LOB: 1 BB: 0 P: 4	R: 0 E: 0 K: 0 S: 3	H: 0 LOB: 0 BB: 0 P: 3	R: 0 E: 0 K: 0 S: 3	H: 0 LOB: 0 BB: 0 P: 3	R: 0 E: 0 K: 0 S: 3	H: 0 LOB: 0 BB: 0 P: 3	R: 0 E: 0 K: 0 S: 3	H: 0 LOB: 0 BB: 0 P: 3	1B: 4 2B: 1 3B: 0 HR: 0	SF: 0 SAC: 0 DP: 0 HBP: 0	WP: 0 PB: 0 SB: 0 CS: 0	PA: 32
<b>PITCHER</b> Rogier Clemens, R ERA: 3.56 (1, 1)	IP: 9.0 WLS: W BF: 32 H: 5 R: 0 ER: 0 SO: 0 BB: 0 IBB: 0 HBP: 0 BLK: 0 WP: 0 HR: 0 S: 32 P: 32 ERA: 0.00 WHIP: 0.556																			

California Angels @ Boston Red Sox  
Fenway Park, Boston, MA  
Tue Jul 21 1987, 7:05 PM EDT  
Att: 30,301 - Unknown

AB	32
R	0
H	5
RBI	0
BB	0
SO	0
LOB	9




Batter	1	2	3	4	5	6	7	8	9	AB	R	H	RBI	BB	SO	LOB	BOTTOM			
Ellis Burks, R OBP: 0.311, SLG: 0.474 (1, 8)	CS 1B		L4		K		K			4	0	1	0	0	2	1				
Ed Romero, R OBP: 0.368, SLG: 0.321 (1, 4)	F3		6-3		5-3		G4-6-3 1B			4	0	1	0	0	0	2				
Wade Boggs, L OBP: 0.462, SLG: 0.613 (1, 5)	1-2 2B			HR 1B		L8	G4-6-3 1-2 1B			4	1	2	0	0	0	1				
Jim Rice, R OBP: 0.357, SLG: 0.422 (1, 7)	F9			HR 1B		1B 2B		F9		4	2	2	2	0	0	1				
Dwight Evans, R OBP: 0.416, SLG: 0.574 (1, 9)		F4		BB BB		1B BB		F9		2	0	0	0	2	0	0				
Mike Greenwell, L OBP: 0.365, SLG: 0.548 (1, 10)			G4-3 1B		F7		1-2 2-3 1B		1-3	4	0	2	0	0	0	1				
Bill Buckner, L OBP: 0.300, SLG: 0.323 (1, 3)		G4-3 1-2		G4-3 BB		1-2 2-3 1B				2	0	1	1	1	0	1				
Spike Owen, S OBP: 0.320, SLG: 0.329 (1, 6)			E4 SH1		G4-3 1-2		F8			3	0	0	0	0	0	5				
Marc Sullivan, R OBP: 0.210, SLG: 0.246 (1, 2)			SH1		F7		K			2	0	0	0	0	1	3				
<b>Inning Stats</b>	R: 0 E: 0 K: 0 S: 4	H: 2 LOB: 1 BB: 0 P: 4	R: 0 E: 0 K: 0 S: 3	H: 1 LOB: 0 BB: 0 P: 3	R: 0 E: 1 K: 0 S: 4	H: 0 LOB: 1 BB: 0 P: 4	R: 2 E: 0 K: 0 S: 4	H: 2 LOB: 1 BB: 2 P: 12	R: 0 E: 0 K: 1 S: 5	H: 0 LOB: 0 BB: 0 P: 5	R: 1 E: 0 K: 1 S: 8	H: 3 LOB: 3 BB: 1 P: 12	R: 0 E: 0 K: 1 S: 5	H: 1 LOB: 0 BB: 0 P: 5	R: 0 E: 0 K: 0 S: 3	H: 0 LOB: 0 BB: 0 P: 3	1B: 6 2B: 2 3B: 0 HR: 1	SF: 0 SAC: 1 DP: 3 HBP: 0	WP: 0 PB: 0 SB: 0 CS: 1	PA: 33
<b>PITCHER</b> Kirk McCaskill, R ERA: 4.6 Jack Lazorko, R ERA: 4.52 Chuck Finley, L ERA: 4.97	IP: 3.0 WLS: L BF: 14 H: 5 R: 2 ER: 2 SO: 0 BB: 1 IBB: 0 HBP: 0 BLK: 0 WP: 0 HR: 1 S: 13 P: 17 ERA: 6.00 WHIP: 2.000	IP: 4.1 WLS: L BF: 15 H: 4 R: 1 ER: 1 SO: 3 BB: 2 IBB: 0 HBP: 0 BLK: 0 WP: 0 HR: 0 S: 19 P: 27 ERA: 2.70 WHIP: 1.800	IP: 7.1 WLS: L BF: 4 H: 0 R: 0 ER: 0 SO: 0 BB: 0 IBB: 0 HBP: 0 BLK: 0 WP: 0 HR: 0 S: 4 P: 4 ERA: 0.00 WHIP: 0.000																	

California Angels @ Boston Red Sox  
Fenway Park, Boston, MA  
Tue Jul 21 1987, 7:05 PM EDT  
Att: 30,301 - Unknown

AB	29
R	3
H	9
RBI	3
BB	3
SO	3
LOB	15






Batter	1	2	3	4	5	6	7	8	9	AB	R	H	RBI	BB	SO	LOB	TOP								
Gary Pettis, S OBP: 0.315, SLG: 0.275	4-0 FC6-4 1B E BB	0-3 K		0-3 K		0-3 K			4-0 SH1-3 1B BB	3	2	0	0	2	3	0									
Devon White, S OBP: 0.321, SLG: 0.491	0-0 FC6-4 1-2 1B	0-3 K		0-3 K			0-0 G5-4-3 1B 1B		0-0 SH1-3 1-2	4	0	2	0	0	2	0									
Doug DeCinces, R OBP: 0.351, SLG: 0.397	0-0 FC6-4 E 2B 1-2 2-3	4-0 BB			0-0 4-3 2B 2B		0-0 G5-4-3 1-2 1B		0-0 P3	4	2	2	0	1	0	3									
Brian Downing, R OBP: 0.395, SLG: 0.504	0-0 E3 2B FC6-4 1-3 3-H	0-0 6-3			0-0 4-3 2B		0-0 G5-4-3 1-2 2-3		0-0 1B 2-H	5	1	1	2	0	0	5									
George Hendrick, R OBP: 0.329, SLG: 0.493	0-0 FC6-4 1-3 3-H 2B			4-0 BB	0-0 6-3 2B		0-0 F7		0-0 F8	4	1	2	2	1	0	2									
Jack Howell, L OBP: 0.340, SLG: 0.482	4-0 FC6-4 IBB			0-0 F7	0-0 6-3				0-0 4-3	3	0	0	0	1	0	2									
Bob Boone, R OBP: 0.330, SLG: 0.338	0-0 FC6-4 WP 1B 1-2 2-3 3-H			0-0 F6	0-0 F9				0-0 E4 FC4	4	0	0	1	0	0	4	AB 35 R 6 H 8 RBI 6 BB 5 SO 5 LOB 21								
Gus Polidor, R OBP: 0.136, SLG: 0.159	0-0 WP 1B 1-2 3-H			0-0 F6			0-0 F9		0-0 F9	4	0	1	1	0	0	2									
Mark McLemore, S OBP: 0.298, SLG: 0.282	0-0 5-3 1-2 2-3			0-0 F7			0-0 6-3		0-0 FC4 1-2	4	0	0	0	0	0	3									
<b>Inning Stats</b>	R: 4 E: 1 K: 0 S: 7	H: 3 LOB: 2 BB: 2 P: 15	R: 0 E: 0 K: 2 S: 7	H: 0 LOB: 1 BB: 1 P: 11	R: 0 E: 0 K: 2 S: 3	H: 0 LOB: 1 BB: 1 P: 7	R: 0 E: 0 K: 2 S: 7	H: 0 LOB: 0 BB: 0 P: 7	R: 1 E: 0 K: 0 S: 5	H: 2 LOB: 1 BB: 0 P: 5	R: 0 E: 0 K: 1 S: 5	H: 0 LOB: 0 BB: 0 P: 5	R: 0 E: 0 K: 0 S: 4	H: 2 LOB: 1 BB: 0 P: 4	R: 0 E: 1 K: 0 S: 4	H: 0 LOB: 1 BB: 0 P: 4	R: 1 E: 0 K: 0 S: 4	H: 1 LOB: 1 BB: 1 P: 8	1B: 5 2B: 3 3B: 0 HR: 0	SF: 0 SAC: 1 DP: 1 HBP: 0	WP: 1 PB: 0 SB: 0 CS: 0	PA: 41			
<b>PITCHER</b>	IP WLS BF H R ER SO BB IBB HBP BLK WP HR S P ERA WHIP	0.2 L 8 3 4 2 0 1 1 0 0 0 0 6 14 27.00 6.000	1.1 8.1 33 5 2 2 5 3 0 0 0 1 0 40 52 2.16 0.960																						

California Angels @ Boston Red Sox  
Fenway Park, Boston, MA  
Wed Jul 22 1987, 7:05 PM EDT  
Att: 31,729 - Unknown

livebaseballscores.com

Batter	1	2	3	4	5	6	7	8	9	AB	R	H	RBI	BB	SO	LOB	BOTTOM							
Ellis Burks, R OBP: 0.312, SLG: 0.473	0-0 1B 1B	0-0 F9			0-0 6-3				0-0 F8	5	1	2	1	0	0	2								
Ed Romero, R OBP: 0.369, SLG: 0.331	0-3 K		0-3 K		0-0 5-3		0-0 2H 1B 1B		0-0 1B 2B	5	2	2	0	0	2	1								
Wade Boggs, L OBP: 0.399, SLG: 0.607	0-0 F7		4-0 1B BB		0-0 4-3		0-0 F5		0-0 F8	4	0	0	0	1	0	4								
Jim Rice, R OBP: 0.364, SLG: 0.439	0-0 FC4 1B		0-3 K				0-0 2B 1B 1B		0-0 BB 1B	5	1	4	3	0	1	1								
Todd Benzinger, S OBP: 0.406, SLG: 0.407	1-2 1B						1-2 2H 1B		2-H 1B	0	0	0	0	0	0	0								
Dwight Evans, R OBP: 0.419, SLG: 0.576	0-0 FC4 1-2		0-0 1B			0-3 K	0-0 K		4-0 1B BB	4	0	2	1	1	1	2								
Mike Greenwell, L OBP: 0.357, SLG: 0.534		0-0 G3		0-0 F9		0-3 K	0-0 4-3		0-0 F5	5	0	0	0	0	1	6								
Bill Buckner, L OBP: 0.299, SLG: 0.322		0-0 1B 1B			0-0 F9		0-0 F9		0-0 6-3	4	0	1	0	0	0	0	AB 40 R 5 H 13 RBI 5 BB 2 SO 5 LOB 18							
Spike Owen, S OBP: 0.319, SLG: 0.328		0-0 1B		0-0 F8			0-0 3-1		0-0 G3	4	0	1	0	0	0	0								
Rich Gedman, L OBP: 0.257, SLG: 0.261		0-0 F7		0-0 F7			0-0 1B 2B		0-0 4-3	4	1	1	0	0	0	2								
<b>Inning Stats</b>	R: 0 E: 1 K: 1 S: 7	H: 2 LOB: 0 BB: 0 P: 7	R: 0 E: 0 K: 0 S: 5	H: 2 LOB: 2 BB: 0 P: 5	R: 0 E: 0 K: 2 S: 8	H: 1 LOB: 2 BB: 1 P: 12	R: 0 E: 0 K: 0 S: 3	H: 0 LOB: 0 BB: 0 P: 3	R: 0 E: 0 K: 2 S: 8	H: 1 LOB: 0 BB: 0 P: 8	R: 3 E: 0 K: 0 S: 8	H: 5 LOB: 2 BB: 0 P: 8	R: 0 E: 0 K: 0 S: 3	H: 0 LOB: 0 BB: 0 P: 3	R: 1 E: 0 K: 0 S: 5	H: 2 LOB: 2 BB: 1 P: 9	1B: 9 2B: 3 3B: 0 HR: 1	SF: 0 SAC: 0 DP: 0 HBP: 0	WP: 0 PB: 0 SB: 0 CS: 0	PA: 42				
<b>PITCHER</b>	IP WLS BF H R ER SO BB IBB HBP BLK WP HR S P ERA WHIP	6.1 W 29 9 4 1 0 0 0 0 0 0 0 9 9 4.50 1.579	7.1 2.0 9 3 1 1 0 0 0 0 0 0 0 0 9 9 4.50 1.500	9.1 0.1 1 0 0 0 0 0 0 0 0 0 0 1 1 0.00 0.000	9.1 0.1 S 3 1 0 0 0 1 0 0 0 0 0 2 6 0.00 6.000																			

California Angels @ Boston Red Sox  
Fenway Park, Boston, MA  
Wed Jul 22 1987, 7:05 PM EDT  
Att: 31,729 - Unknown



Batter	1	2	3	4	5	6	7	8	9	AB	R	H	RBI	BB	SO	LOB	TOP	
Donell Nixon, R OBP: 0.269, SLG: 0.254 (1, 8)	0-0 1-3		0-0 HR			0-0 1-3		0-3 K		4	1	1	3	0	1	0	<b>Seattle Mariners @ Boston Red Sox</b> Fenway Park, Boston, MA Fri Jul 24, 1987, 7:05 PM EDT Att: 29,999 - Unknown	
Phil Bradley, R OBP: 0.363, SLG: 0.485 (1, 7)	0-0 5-3		0-0 F9			0-0 2B		0-0 F6		4	1	1	0	0	0	0		
John Christensen, R OBP: 0.319, SLG: 0.388 Mickey Brantley, R OBP: 0.322, SLG: 0.420 (1, 9)	0-3 K		0-0 F8			0-0 1B		0-0 6-3		3	0	1	1	0	1	0		
Gary Matthews, R OBP: 0.371, SLG: 0.439 John Moses, S OBP: 0.299, SLG: 0.338 (9, PR)		0-0 5-3		0-3 K		0-0 F8		0-0 1B		4	0	1	0	0	1	1		
Jim Prestley, R OBP: 0.284, SLG: 0.427 (1, 5)		0-0 F9		0-0 F9		0-0 1B		0-0 F9		4	0	1	0	0	0	1		
Alvin Davis, L OBP: 0.378, SLG: 0.472 (1, 3)		0-3 K		0-0 3-1				0-0 1B		4	0	1	0	0	2	0		
Dave Valle, R OBP: 0.319, SLG: 0.562 (1, 2)			0-0 FC5-6		0-0 5-3		0-0 F8		0-0 F7	4	0	1	0	0	0	2		
Rey Quinones, R OBP: 0.326, SLG: 0.437 (1, 6)			4-0 HR		0-0 1-3		0-3 K			2	1	0	0	1	1	0		
Harold Reynolds, S OBP: 0.322, SLG: 0.352 (1, 4)			0-0 FC5-6		0-0 5-3			0-3 K		3	1	0	0	0	1	2		
<b>Inning Stats</b>	R: 0 E: 0 K: 1 S: 5	H: 0 LOB: 0 BB: 0 P: 5	R: 0 E: 0 K: 1 S: 5	H: 0 LOB: 0 BB: 0 P: 5	R: 3 E: 0 K: 0 S: 5	H: 2 LOB: 0 BB: 1 P: 9	R: 0 E: 0 K: 1 S: 5	H: 0 LOB: 0 BB: 0 P: 5	R: 0 E: 0 K: 2 S: 7	H: 0 LOB: 0 BB: 0 P: 7	R: 0 E: 0 K: 2 S: 7	H: 0 LOB: 0 BB: 0 P: 7	R: 0 E: 0 K: 0 S: 5	H: 2 LOB: 2 BB: 0 P: 5	1B: 4 2B: 2 3B: 0 HR: 1	SF: 0 SAC: 0 DP: 0 HBP: 0		WP: 0 PA: 34 PB: 0 CS: 0
<b>PITCHER</b> Bruce Hurst, L ERA: 3.75 (1, 1)	IP: 9.0 WLS: W BF: 34 H: 7 R: 4 ER: 4 SO: 7	IP: 9.0 WLS: W BF: 34 H: 7 R: 4 ER: 4 SO: 7	IP: 9.0 WLS: W BF: 34 H: 7 R: 4 ER: 4 SO: 7	IP: 9.0 WLS: W BF: 34 H: 7 R: 4 ER: 4 SO: 7	IP: 9.0 WLS: W BF: 34 H: 7 R: 4 ER: 4 SO: 7	IP: 9.0 WLS: W BF: 34 H: 7 R: 4 ER: 4 SO: 7	IP: 9.0 WLS: W BF: 34 H: 7 R: 4 ER: 4 SO: 7	IP: 9.0 WLS: W BF: 34 H: 7 R: 4 ER: 4 SO: 7	IP: 9.0 WLS: W BF: 34 H: 7 R: 4 ER: 4 SO: 7	IP: 9.0 WLS: W BF: 34 H: 7 R: 4 ER: 4 SO: 7	IP: 9.0 WLS: W BF: 34 H: 7 R: 4 ER: 4 SO: 7	IP: 9.0 WLS: W BF: 34 H: 7 R: 4 ER: 4 SO: 7	IP: 9.0 WLS: W BF: 34 H: 7 R: 4 ER: 4 SO: 7	IP: 9.0 WLS: W BF: 34 H: 7 R: 4 ER: 4 SO: 7	IP: 9.0 WLS: W BF: 34 H: 7 R: 4 ER: 4 SO: 7	IP: 9.0 WLS: W BF: 34 H: 7 R: 4 ER: 4 SO: 7	IP: 9.0 WLS: W BF: 34 H: 7 R: 4 ER: 4 SO: 7	ERA: 4.00 WHIP: 0.889



Batter	1	2	3	4	5	6	7	8	9	AB	R	H	RBI	BB	SO	LOB	BOTTOM	
Ellis Burks, R OBP: 0.311, SLG: 0.470 (1, 8)	0-0 6-3		0-0 F3			0-0 1B		0-0 F2		4	1	1	0	0	0	1	<b>Seattle Mariners @ Boston Red Sox</b> Fenway Park, Boston, MA Fri Jul 24, 1987, 7:05 PM EDT Att: 29,999 - Unknown	
Marty Barrett, R OBP: 0.335, SLG: 0.319 (1, 4)	0-0 E4		0-0 1B			0-0 E		0-0 F7		4	1	2	1	0	0	1		
Wade Boggs, L OBP: 0.462, SLG: 0.610 (1, 5)	0-0 1B		0-0 4-3			0-0 E7		4-0 BB		3	1	2	2	1	0	0		
Jim Rice, R OBP: 0.362, SLG: 0.436 (1, 7)	0-0 1B			0-3 K		0-0 F9		0-0 F8		4	0	1	0	0	1	3		
Don Baylor, R OBP: 0.351, SLG: 0.413 (1, 10)	4-0 1B			0-0 5-3		0-0 HR		0-0 F8		3	1	1	1	1	0	0		
Dwight Evans, R OBP: 0.417, SLG: 0.572 (1, 9)	0-0 1B			0-0 F9		0-0 6-3		0-0 F8		4	0	1	1	0	0	0		
Todd Benzinger, S OBP: 0.397, SLG: 0.397 (1, 3)		0-3 K			0-3 K2-3		0-0 F9		0-0 PB	4	0	1	0	0	2	0		
Spike Owen, S OBP: 0.322, SLG: 0.330 (1, 6)		0-0 1B			0-0 1B		0-0 G3		0-0 F2	4	1	2	0	0	0	1		
Marc Sullivan, R OBP: 0.213, SLG: 0.248 (1, 2)		0-0 G4-6-3			0-0 F2			0-0 BB		3	0	1	0	0	0	2		
<b>Inning Stats</b>	R: 1 E: 1 K: 0 S: 5	H: 3 LOB: 2 BB: 1 P: 9	R: 0 E: 0 K: 1 S: 5	H: 1 LOB: 0 BB: 0 P: 5	R: 0 E: 0 K: 1 S: 5	H: 0 LOB: 0 BB: 0 P: 5	R: 3 E: 1 K: 1 S: 9	H: 4 LOB: 1 BB: 0 P: 9	R: 1 E: 0 K: 0 S: 4	H: 1 LOB: 2 BB: 1 P: 8	R: 0 E: 0 K: 0 S: 4	H: 1 LOB: 1 BB: 0 P: 4	R: 0 E: 0 K: 0 S: 4	H: 1 LOB: 1 BB: 0 P: 4	1B: 10 2B: 1 3B: 0 HR: 1	SF: 0 SAC: 0 DP: 1 HBP: 0		WP: 0 PA: 35 PB: 1 CS: 0
<b>PITCHER</b> Lee Guetterman, L ERA: 4.27 Jerry Reed, R ERA: 3.65 (6, 1)	IP: 5.0 WLS: L BF: 23 H: 10 R: 5 ER: 5 SO: 3	IP: 5.0 WLS: L BF: 23 H: 10 R: 5 ER: 5 SO: 3	IP: 5.0 WLS: L BF: 23 H: 10 R: 5 ER: 5 SO: 3	IP: 5.0 WLS: L BF: 23 H: 10 R: 5 ER: 5 SO: 3	IP: 5.0 WLS: L BF: 23 H: 10 R: 5 ER: 5 SO: 3	IP: 5.0 WLS: L BF: 23 H: 10 R: 5 ER: 5 SO: 3	IP: 5.0 WLS: L BF: 23 H: 10 R: 5 ER: 5 SO: 3	IP: 5.0 WLS: L BF: 23 H: 10 R: 5 ER: 5 SO: 3	IP: 5.0 WLS: L BF: 23 H: 10 R: 5 ER: 5 SO: 3	IP: 5.0 WLS: L BF: 23 H: 10 R: 5 ER: 5 SO: 3	IP: 5.0 WLS: L BF: 23 H: 10 R: 5 ER: 5 SO: 3	IP: 5.0 WLS: L BF: 23 H: 10 R: 5 ER: 5 SO: 3	IP: 5.0 WLS: L BF: 23 H: 10 R: 5 ER: 5 SO: 3	IP: 5.0 WLS: L BF: 23 H: 10 R: 5 ER: 5 SO: 3	IP: 5.0 WLS: L BF: 23 H: 10 R: 5 ER: 5 SO: 3	IP: 5.0 WLS: L BF: 23 H: 10 R: 5 ER: 5 SO: 3	IP: 5.0 WLS: L BF: 23 H: 10 R: 5 ER: 5 SO: 3	ERA: 9.00 WHIP: 2.200





Batter	1	2	3	4	5	6	7	8	9	AB	R	H	RBI	BB	SO	LOB	TOP										
<b>Donell Nixon, R</b> OBP: 0.268, SLG: 0.242										3	1	0	1	1	0	2											
<b>Phil Bradley, R</b> OBP: 0.376, SLG: 0.484										5	0	2	1	0	0	2											
<b>Scott Bradley, L</b> OBP: 0.302, SLG: 0.352										4	0	1	0	0	0	1											
<b>Avin Davis, L</b> OBP: 0.376, SLG: 0.472										4	0	1	0	0	0	2											
<b>Jim Prestley, R</b> OBP: 0.286, SLG: 0.428										4	0	2	0	0	0	2											
<b>Ken Phelps, L</b> OBP: 0.385, SLG: 0.495										3	1	1	0	0	0	2											
<b>Gary Matthews, R</b> OBP: 0.366, SLG: 0.433										1	0	0	0	0	0	1											
<b>Mike Kingery, L</b> OBP: 0.317, SLG: 0.419										1	2	1	0	1	0	0											
<b>Dave Valle, R</b> OBP: 0.317, SLG: 0.559										1	0	0	0	0	0	1											
<b>Rey Quinones, R</b> OBP: 0.325, SLG: 0.434										4	0	1	1	0	0	2											
<b>Harold Reynolds, S</b> OBP: 0.324, SLG: 0.361										3	1	2	2	0	0	1											
<b>Inning Stats</b>	R: 1 E: 0 K: 0 S: 4	H: 2 LOB: 1 BB: 1 P: 8	R: 2 E: 1 K: 0 S: 6	H: 2 LOB: 1 BB: 0 P: 6	R: 0 E: 0 K: 0 S: 4	H: 1 LOB: 1 BB: 0 P: 4	R: 2 E: 0 K: 0 S: 5	H: 2 LOB: 1 BB: 1 P: 9	R: 0 E: 0 K: 0 S: 3	H: 1 LOB: 0 BB: 0 P: 3	R: 0 E: 0 K: 0 S: 3	H: 0 LOB: 0 BB: 0 P: 3	R: 0 E: 0 K: 0 S: 4	H: 1 LOB: 1 BB: 0 P: 4	R: 0 E: 0 K: 0 S: 4	H: 1 LOB: 1 BB: 0 P: 4	1B: 9 2B: 1 3B: 1 HR: 0	SF: 1 SAC: 1 DP: 3 HBP: 0	WP: 0 PB: 0 SB: 2 CS: 0	PA: 38							
<b>PITCHER</b>	IP	WLS	BF	H	R	ER	SO	BB	IBB	HBP	BLK	WP	HR	S	P	ERA	WHIP										
<b>Oil Can Boyd, R</b> ERA: 5.89	(1, 1)	4.0	21	7	5	4	0	2	0	0	0	0	0	19	27	9.00	2.250										
<b>Tom Bolton, L</b> ERA: 3.96	(5, 1)	5.0	W	17	4	0	0	0	0	0	0	0	0	17	17	0.00	0.800										

Seattle Mariners @ Boston Red Sox  
Fenway Park, Boston, MA  
Sat Jul 25 1987, 3:33 AM EDT  
Att: 32,040 - Unknown

AB	33
R	5
H	11
RBI	5
BB	2
SO	0
LOB	16



Batter	1	2	3	4	5	6	7	8	9	AB	R	H	RBI	BB	SO	LOB	BOTTOM										
<b>Ellis Burks, R</b> OBP: 0.316, SLG: 0.486										5	2	3	1	0	0	1											
<b>Marty Barrett, R</b> OBP: 0.337, SLG: 0.321										4	0	2	0	0	0	1											
<b>Wade Boggs, L</b> OBP: 0.359, SLG: 0.604										5	0	1	1	0	1	3											
<b>Jim Rice, R</b> OBP: 0.366, SLG: 0.439										5	1	3	0	0	0	1											
<b>Sam Horn, L</b> OBP: 0.400, SLG: 1.000										4	2	1	2	1	1	3											
<b>Dwight Evans, R</b> OBP: 0.420, SLG: 0.574										4	2	3	0	0	0	0											
<b>Mike Greenwell, L</b> OBP: 0.359, SLG: 0.538										4	2	2	1	0	0	1											
<b>Dave Henderson, R</b> OBP: 0.302, SLG: 0.421										0	0	0	0	0	0	0											
<b>Spike Owen, S</b> OBP: 0.328, SLG: 0.346										4	1	3	3	0	0	0											
<b>Rich Gedman, L</b> OBP: 0.256, SLG: 0.285										2	1	1	3	0	0	1											
<b>Inning Stats</b>	R: 1 E: 0 K: 1 S: 7	H: 2 LOB: 1 BB: 0 P: 7	R: 2 E: 0 K: 0 S: 6	H: 3 LOB: 1 BB: 0 P: 6	R: 0 E: 0 K: 0 S: 3	H: 1 LOB: 0 BB: 0 P: 3	R: 2 E: 0 K: 0 S: 7	H: 4 LOB: 2 BB: 0 P: 7	R: 2 E: 0 K: 0 S: 5	H: 2 LOB: 0 BB: 0 P: 5	R: 1 E: 0 K: 1 S: 6	H: 1 LOB: 0 BB: 0 P: 6	R: 2 E: 0 K: 0 S: 5	H: 3 LOB: 1 BB: 1 P: 9	R: 1 E: 0 K: 0 S: 5	H: 3 LOB: 1 BB: 0 P: 5	1B: 13 2B: 2 3B: 1 HR: 3	SF: 2 SAC: 1 DP: 2 HBP: 0	WP: 0 PB: 0 SB: 1 CS: 0	PA: 41							
<b>PITCHER</b>	IP	WLS	BF	H	R	ER	SO	BB	IBB	HBP	BLK	WP	HR	S	P	ERA	WHIP										
<b>Scott Bankhead, R</b> ERA: 5.11	(1, 1)	3.1	L	17	5	3	3	0	0	0	0	0	2	10	10	16.20	3.000										
<b>Stan Clarke, L</b> ERA: 5.09	(4, 1)	1.2	L	10	5	3	3	0	0	0	0	0	2	10	10	16.20	3.000										
<b>Roy Thomas, R</b> ERA: 4.58	(6, 1)	2.0		9	3	2	2	1	1	0	0	0	0	10	14	9.00	2.000										
<b>Mike Morgan, R</b> ERA: 4.78	(8, 1)	1.0		5	3	1	1	0	0	0	0	0	1	5	5	9.00	3.000										

Seattle Mariners @ Boston Red Sox  
Fenway Park, Boston, MA  
Sat Jul 25 1987, 3:33 AM EDT  
Att: 32,040 - Unknown

AB	37
R	11
H	19
RBI	11
BB	1
SO	2
LOB	11





Batter	1	2	3	4	5	6	7	8	9	AB	R	H	RBI	BB	SO	LOB	TOP			
Donell Nixon, R OBP: 0.267, SLG: 0.242 (1, 8)										4	0	1	0	0	2	2				
Phil Bradley, R OBP: 0.375, SLG: 0.479 (1, 7)										4	0	0	0	0	1	2				
Scott Bradley, L OBP: 0.298, SLG: 0.346 (1, 2)										4	0	0	0	0	1	1				
Avin Davis, L OBP: 0.380, SLG: 0.481 (1, 3)										4	1	3	0	0	0	0				
Ken Phelps, L OBP: 0.387, SLG: 0.493 (1, 10)										3	0	1	0	1	2	2				
Jim Prestley, R OBP: 0.384, SLG: 0.423 (1, 5)										4	0	0	0	0	4	5				
Mike Kingery, L OBP: 0.311, SLG: 0.413 (1, 9)										3	0	0	0	1	2	2				
Rey Quinones, R OBP: 0.324, SLG: 0.432 (1, 6)										4	0	1	0	0	1	4				
Harold Reynolds, S OBP: 0.326, SLG: 0.365 Domingo Ramos, R OBP: 0.309, SLG: 0.400 (5, 4)										2	0	1	0	0	1	2				
<b>Inning Stats</b>	R: 0 E: 0 K: 1 S: 5	H: 0 LOB: 0 BB: 0 P: 5	R: 1 E: 1 K: 3 S: 12	H: 2 LOB: 2 BB: 0 P: 12	R: 0 E: 0 K: 1 S: 5	H: 1 LOB: 0 BB: 0 P: 5	R: 0 E: 0 K: 1 S: 5	H: 1 LOB: 1 BB: 0 P: 13	R: 0 E: 0 K: 3 S: 10	H: 1 LOB: 1 BB: 0 P: 10	R: 0 E: 0 K: 0 S: 3	H: 1 LOB: 0 BB: 0 P: 3	R: 0 E: 0 K: 0 S: 3	H: 0 LOB: 0 BB: 0 P: 3	R: 0 E: 0 K: 3 S: 10	H: 1 LOB: 1 BB: 0 P: 10	1B: 5 2B: 4 3B: 0 HR: 0	SF: 0 SAC: 0 DP: 3 HBP: 0	WP: 0 PB: 0 CS: 0	PA: 35
<b>PITCHER</b> Rogier Clemens, R ERA: 3.37 (1, 1)	IP: 9.0 WLS: W BF: 35 H: 8 R: 1 ER: 0 SO: 14 BB: 2 IBB: 0 HBP: 0 BLK: 0 WP: 0 HR: 0 S: 61 P: 69 ERA: 0.00 WHIP: 1.111															<b>PITCHER</b>				

Seattle Mariners @ Boston Red Sox  
Fenway Park, Boston, MA  
Sun Jul 26 1987, 3:33 AM EDT  
Att: 31,974 - Unknown

AB	33
R	1
H	8
RBI	0
BB	2
SO	14
LOB	20



Batter	1	2	3	4	5	6	7	8	9	AB	R	H	RBI	BB	SO	LOB	BOTTOM			
Ellis Burks, R OBP: 0.317, SLG: 0.485 (1, 8)										5	2	2	0	0	1	3				
Marty Barrett, R OBP: 0.333, SLG: 0.317 (1, 4)										4	1	0	0	0	0	1				
Wade Boggs, L OBP: 0.365, SLG: 0.617 (1, 5)										4	2	4	1	1	0	0				
Jim Rice, R OBP: 0.366, SLG: 0.438 (1, 7)										5	1	2	2	0	1	2				
Sam Horn, L OBP: 0.500, SLG: 1.111 (1, 10)										5	2	3	3	0	1	2				
Dwight Evans, R OBP: 0.423, SLG: 0.581 (1, 3)										3	1	1	1	2	1	2				
Mike Greenwell, L OBP: 0.360, SLG: 0.545 (1, 9)										5	1	2	0	0	0	5				
Spike Owen, S OBP: 0.331, SLG: 0.357 (1, 6)										4	1	2	3	0	0	2				
Rich Gedman, L OBP: 0.250, SLG: 0.279 (1, 2)										3	0	0	1	0	0	2				
<b>Inning Stats</b>	R: 1 E: 0 K: 0 S: 5	H: 3 LOB: 1 BB: 0 P: 5	R: 3 E: 0 K: 0 S: 6	H: 3 LOB: 0 BB: 0 P: 6	R: 1 E: 0 K: 0 S: 5	H: 3 LOB: 1 BB: 1 P: 9	R: 5 E: 2 K: 0 S: 9	H: 4 LOB: 3 BB: 2 P: 17	R: 1 E: 0 K: 1 S: 6	H: 1 LOB: 0 BB: 0 P: 6	R: 0 E: 0 K: 1 S: 5	H: 0 LOB: 0 BB: 0 P: 5	R: 0 E: 0 K: 1 S: 5	H: 0 LOB: 0 BB: 0 P: 5	R: 0 E: 0 K: 1 S: 7	H: 2 LOB: 2 BB: 0 P: 7	1B: 10 2B: 3 3B: 1 HR: 3	SF: 1 SAC: 1 DP: 2 HBP: 0	WP: 0 PB: 0 CS: 0	PA: 43
<b>PITCHER</b> Mike Moore, R ERA: 5.44 Stan Clarke, L ERA: 5.48 Steve Shields, R ERA: 5.91 Ed Nunez, R ERA: 2.43 (8, 1)	IP: 3.1 WLS: L BF: 22 H: 11 R: 9 ER: 8 SO: 0 BB: 1 IBB: 0 HBP: 0 BLK: 0 WP: 0 HR: 2 S: 20 P: 28 ERA: 21.60 WHIP: 3.600															<b>PITCHER</b>				

Seattle Mariners @ Boston Red Sox  
Fenway Park, Boston, MA  
Sun Jul 26 1987, 3:33 AM EDT  
Att: 31,974 - Unknown

AB	38
R	11
H	16
RBI	11
BB	3
SO	4
LOB	19









Batter	1	2	3	4	5	6	7	8	9	AB	R	H	RBI	BB	SO	LOB	TOP								
<b>Ellis Burks, R</b> OBP: 0.317, SLG: 0.488 (1, 8)										5	1	1	0	0	2	0	<b>Boston Red Sox @ Toronto Blue Jays</b> Exhibition Stadium, Toronto, ON Tue Jul 28 1987, 7:05 PM EDT Att: 36,122 - Unknown								
<b>Marty Barrett, R</b> OBP: 0.332, SLG: 0.317 (1, 4)										5	0	2	0	0	0	0									
<b>Wade Boggs, L</b> OBP: 0.462, SLG: 0.615 (1, 5)										4	0	1	1	0	0	1									
<b>Jim Rice, R</b> OBP: 0.371, SLG: 0.438 (1, 7)										3	1	2	0	1	0	2									
<b>Sam Horn, L</b> OBP: 0.438, SLG: 0.857 <b>Don Baylor, R</b> OBP: 0.349, SLG: 0.411 (8, PH)										3	1	1	0	0	1	3									
<b>Dwight Evans, R</b> OBP: 0.422, SLG: 0.575 (1, 3)										1	0	0	0	0	0	1									
<b>Mike Greenwell, L</b> OBP: 0.367, SLG: 0.565 (1, 9)										4	0	3	1	0	0	2									
<b>Ed Romero, R</b> OBP: 0.360, SLG: 0.322 (1, 6)										4	0	0	0	0	0	6									
<b>Marc Sullivan, R</b> OBP: 0.206, SLG: 0.240 (1, 2)										4	0	0	0	0	1	1									
<b>Inning Stats</b>	R: 0 E: 0 K: 1 S: 5	H: 0 LOB: 0 BB: 0 P: 5	R: 3 E: 1 K: 0 S: 6	H: 4 LOB: 0 BB: 0 P: 6	R: 1 E: 0 K: 0 S: 5	H: 3 LOB: 1 BB: 0 P: 5	R: 0 E: 0 K: 0 S: 4	H: 1 LOB: 1 BB: 0 P: 4	R: 0 E: 0 K: 1 S: 5	H: 0 LOB: 0 BB: 0 P: 5	R: 0 E: 0 K: 1 S: 6	H: 1 LOB: 2 BB: 1 P: 10	R: 0 E: 0 K: 1 S: 6	H: 1 LOB: 1 BB: 0 P: 6	R: 0 E: 0 K: 0 S: 4	H: 1 LOB: 2 BB: 1 P: 8		R: 0 E: 0 K: 0 S: 3	H: 0 LOB: 0 BB: 0 P: 3	1B: 9 2B: 3 3B: 0 HR: 0	SF: 0 SAC: 0 DP: 1 HBP: 0	WP: 0 PB: 0 SB: 0 CS: 1	PA: 39		
<b>PITCHER</b>	IP	WLS	BF	H	R	ER	SO	BB	IBB	HBP	BLK	WP	HR	S	P	ERA	WHIP								
<b>Dave Stieb, R</b> ERA: 4.0 (1, 1)	5.1		23	8	4	4	3	1	0	0	0	0	0	28	32	6.75	1.688								
<b>Mark Eichhorn, R</b> ERA: 3.39 (6, 1)	1.1		6	2	0	0	1	0	0	0	0	0	0	8	8	0.00	1.500								
<b>Jeff Musselman, L</b> ERA: 3.77 (7, 1)	1.1	W	6	1	0	0	0	0	1	0	0	0	0	5	9	0.00	0.750								
<b>Tom Henke, R</b> ERA: 2.7 (9, 1)	1.0	S	3	0	0	0	0	0	0	0	0	0	0	3	3	0.00	0.000								

Batter	1	2	3	4	5	6	7	8	9	AB	R	H	RBI	BB	SO	LOB	BOTTOM								
<b>Tony Fernandez, S</b> OBP: 0.383, SLG: 0.435 (1, 6)										4	1	1	0	0	1	0	<b>Boston Red Sox @ Toronto Blue Jays</b> Exhibition Stadium, Toronto, ON Tue Jul 28 1987, 7:05 PM EDT Att: 36,122 - Unknown								
<b>Lloyd Moseby, L</b> OBP: 0.348, SLG: 0.431 (1, 8)										2	2	0	0	2	1	0									
<b>Ernie Whitt, L</b> OBP: 0.323, SLG: 0.408 <b>Charlie Moore, R</b> OBP: 0.290, SLG: 0.361 (8, PH)										3	0	1	0	0	0	2									
<b>George Bell, R</b> OBP: 0.333, SLG: 0.596 (1, 7)										3	1	2	2	1	1	1									
<b>Fred McGriff, L</b> OBP: 0.387, SLG: 0.517 <b>Juan Beniquez, R</b> OBP: 0.284, SLG: 0.335 <b>Willie Upshaw, L</b> OBP: 0.328, SLG: 0.431 (8, PH)										2	1	1	2	1	1	1									
<b>Jesse Barfield, R</b> OBP: 0.350, SLG: 0.488 (1, 9)										1	0	0	0	0	1	2									
<b>Rance Mulliniks, L</b> OBP: 0.332, SLG: 0.440 <b>Kelly Gruber, R</b> OBP: 0.298, SLG: 0.421 (8, PH)										0	0	0	0	0	0	0									
<b>Jesse Barfield, R</b> OBP: 0.350, SLG: 0.488 (1, 9)										4	0	1	1	0	1	1									
<b>Rance Mulliniks, L</b> OBP: 0.332, SLG: 0.440 <b>Kelly Gruber, R</b> OBP: 0.298, SLG: 0.421 (8, PH)										4	0	0	0	0	0	2									
<b>Rick Leach, L</b> OBP: 0.395, SLG: 0.414 (1, 10)										2	0	0	0	1	1	0									
<b>Garth Iorg, R</b> OBP: 0.286, SLG: 0.308 (1, 4)										3	0	0	0	0	0	1									
<b>Inning Stats</b>	R: 0 E: 0 K: 2 S: 7	H: 0 LOB: 0 BB: 0 P: 7	R: 2 E: 0 K: 2 S: 9	H: 2 LOB: 0 BB: 0 P: 9	R: 2 E: 0 K: 1 S: 7	H: 2 LOB: 1 BB: 1 P: 11	R: 0 E: 0 K: 0 S: 3	H: 0 LOB: 1 BB: 1 P: 7	R: 0 E: 0 K: 1 S: 6	H: 1 LOB: 0 BB: 0 P: 6	R: 0 E: 0 K: 0 S: 2	H: 0 LOB: 0 BB: 1 P: 6	R: 0 E: 0 K: 0 S: 3	H: 0 LOB: 0 BB: 0 P: 3	R: 1 E: 0 K: 1 S: 6	H: 1 LOB: 2 BB: 2 P: 14	R: 0 E: 0 K: 0 S: 3	H: 0 LOB: 0 BB: 0 P: 3	1B: 3 2B: 2 3B: 0 HR: 1	SF: 0 SAC: 1 DP: 1 HBP: 0	WP: 0 PB: 0 SB: 0 CS: 0	PA: 34			
<b>PITCHER</b>	IP	WLS	BF	H	R	ER	SO	BB	IBB	HBP	BLK	WP	HR	S	P	ERA	WHIP								
<b>Wes Gardner, R</b> ERA: 6.0 (1, 1)	7.0		28	5	4	4	6	3	0	0	0	0	1	37	49	5.14	1.143								
<b>Joe Sambito, L</b> ERA: 4.34 (8, 1)	0.1	L	3	0	1	1	0	1	1	0	0	0	0	1	9	27.00	3.000								
<b>Bob Stanley, R</b> ERA: 5.04 (8, 1)	0.2		3	1	0	0	1	0	0	0	0	0	0	5	5	0.00	1.500								

AB	36
R	4
H	11
RBI	3
BB	2
SO	4
LOB	17



AB	28
R	5
H	6
RBI	5
BB	5
SO	7
LOB	10





Batter	1	2	3	4	5	6	7	8	9	AB	R	H	RBI	BB	SO	LOB	TOP										
Ellis Burks, R OBP: 0.313, SLG: 0.482	F8		SH4-3	5-3		6-3		F7		4	0	0	0	0	0	4	<b>Boston Red Sox @ Toronto Blue Jays</b> Exhibition Stadium, Toronto, ON Wed Jul 29 1987, 7:05 PM EDT Att: 35,052 - Unknown										
Marty Barrett, R OBP: 0.333, SLG: 0.314	F7		1B WP 1B BB			F7		F7		3	1	0	1	2	0	0											
Wade Boggs, L OBP: 0.462, SLG: 0.618	1B		SF7			HR		F8		3	2	1	1	1	0	3											
Jim Rice, R OBP: 0.374, SLG: 0.441	1B		1B			L9		K		5	0	3	1	0	1	1											
Sam Horn, L OBP: 0.450, SLG: 0.944 Don Baylor, R OBP: 0.348, SLG: 0.409	1B		1B			HR		G3		4	1	2	3	0	1	0											
Dwight Evans, R OBP: 0.419, SLG: 0.568	K		K			1B		F4		4	0	0	0	1	2	3											
Mike Greenwell, L OBP: 0.371, SLG: 0.566 Dave Henderson, R OBP: 0.304, SLG: 0.423	1B		1B			1B		FC5 1B BB		3	0	2	0	0	0	0											
Ed Romero, R OBP: 0.363, SLG: 0.322	F8					L9		BB		3	0	1	0	1	0	3											
Marc Sullivan, R OBP: 0.207, SLG: 0.248			SH4-3 SF7			4-3		FC5		4	1	1	0	0	1	3											
<b>Inning Stats</b>	R: 1 E: 0 K: 0 S: 4	H: 2 LOB: 1 BB: 0 P: 4	R: 0 E: 0 K: 2 S: 8	H: 1 LOB: 1 BB: 0 P: 8	R: 2 E: 0 K: 1 S: 8	H: 3 LOB: 2 BB: 1 P: 12	R: 0 E: 0 K: 1 S: 5	H: 0 LOB: 1 BB: 1 P: 9	R: 2 E: 0 K: 0 S: 5	H: 2 LOB: 2 BB: 2 P: 13	R: 0 E: 0 K: 1 S: 5	H: 0 LOB: 0 BB: 0 P: 5	R: 0 E: 0 K: 1 S: 5	H: 0 LOB: 0 BB: 0 P: 5	R: 1 E: 0 K: 0 S: 6	H: 2 LOB: 3 BB: 1 P: 10		R: 0 E: 0 K: 1 S: 6	H: 1 LOB: 1 BB: 0 P: 6	1B: 8 2B: 1 3B: 1 HR: 1	SF: 1 SAC: 1 DP: 0 HBP: 0	WP: 1 PB: 0 SB: 0 CS: 0	PA: 43				
<b>PITCHER</b>	IP	WLS	BF	H	R	ER	SO	BB	IBB	HBP	BLK	WP	HR	S	P	ERA	WHIP										
Jose Antonio Nunez, R ERA: 4.98	4.2		23	7	5	5	4	3	0	0	0	1	1	28	40	9.64	2.143										
Don Gordon, R ERA: 4.15	2.2		10	1	0	0	1	1	0	0	0	0	0	11	15	0.00	0.750										
Gary Lavelle, L ERA: 4.87	0.0	L	1	1	0	0	0	0	0	0	0	0	0	1	1	∞	∞										
Mark Eichhorn, R ERA: 3.38	0.1		4	1	1	1	0	1	0	0	0	0	0	3	7	27.00	6.000										
John Cerutti, L ERA: 4.76	1.1		5	1	0	0	1	0	0	0	1	0	0	7	7	0.00	0.750										

Batter	1	2	3	4	5	6	7	8	9	AB	R	H	RBI	BB	SO	LOB	BOTTOM										
Tony Fernandez, S OBP: 0.381, SLG: 0.432	5-3		E5			F9		L5		5	1	1	0	0	0	0	<b>Boston Red Sox @ Toronto Blue Jays</b> Exhibition Stadium, Toronto, ON Wed Jul 29 1987, 7:05 PM EDT Att: 35,052 - Unknown										
Lloyd Moseby, L OBP: 0.351, SLG: 0.443	K		2B			1B		3-1		4	1	2	2	1	1	0											
Jesse Barfield, R OBP: 0.348, SLG: 0.484	1-3		F7			F8		G3		5	1	1	0	0	0	3											
George Bell, R OBP: 0.335, SLG: 0.611			F6			L7				4	2	2	2	0	0	3											
Cecil Fielder, R OBP: 0.360, SLG: 0.593 Rick Leach, L OBP: 0.400, SLG: 0.420	F8		L9			FC4		CS		2	0	0	0	1	0	2											
Juan Beniquez, R OBP: 0.284, SLG: 0.340 Fred McGriff, L OBP: 0.385, SLG: 0.514	WP		2B			F8		K		3	0	1	0	0	1	1											
Kelly Gruber, R OBP: 0.295, SLG: 0.416 Rance Mulliniks, L OBP: 0.330, SLG: 0.437	K		4-3			FC4		K		3	0	0	0	0	1	0											
Garth Iorg, R OBP: 0.290, SLG: 0.308			K			1B		K		3	0	1	0	1	2	0											
Charlie Moore, R OBP: 0.278, SLG: 0.344 Ernie Whitt, L OBP: 0.322, SLG: 0.406	F8					K		F7		3	0	0	0	0	1	4											
<b>Inning Stats</b>	R: 0 E: 0 K: 1 S: 5	H: 0 LOB: 0 BB: 0 P: 5	R: 1 E: 0 K: 1 S: 7	H: 2 LOB: 2 BB: 1 P: 11	R: 0 E: 0 K: 2 S: 7	H: 0 LOB: 0 BB: 0 P: 7	R: 0 E: 0 K: 1 S: 5	H: 0 LOB: 1 BB: 1 P: 9	R: 1 E: 0 K: 0 S: 5	H: 2 LOB: 2 BB: 1 P: 9	R: 3 E: 0 K: 1 S: 8	H: 4 LOB: 1 BB: 0 P: 8	R: 0 E: 0 K: 3 S: 9	H: 0 LOB: 0 BB: 0 P: 9	R: 0 E: 0 K: 0 S: 3	H: 0 LOB: 0 BB: 0 P: 3		1B: 4 2B: 3 3B: 0 HR: 3	SF: 0 SAC: 0 DP: 1 HBP: 0	WP: 1 PB: 0 SB: 0 CS: 1	PA: 39						
<b>PITCHER</b>	IP	WLS	BF	H	R	ER	SO	BB	IBB	HBP	BLK	WP	HR	S	P	ERA	WHIP										
Bruce Hurst, L ERA: 3.88	6.0		30	8	5	5	5	3	0	0	0	1	3	37	49	7.50	1.833										
Calvin Schiraldi, R ERA: 4.99	3.0	W	9	1	0	0	4	0	0	0	1	0	0	17	17	0.00	0.333										







Batter	1	2	3	4	5	6	7	8	9	AB	R	H	RBI	BB	SO	LOB	TOP					
<b>Ellis Burks, R</b> OBP: 0.317, SLG: 0.497 (1, 8)	0-0 HR		0-0 1B		0-0 G3		0-0 F8		0-0 2B	5	2	3	1	0	0	1	<b>Boston Red Sox @ Kansas City Royals</b> Royals Stadium, Kansas City, MO Fri Jul 31 1987, 8:05 PM EDT Att: 40,149 - Unknown					
<b>Marty Barrett, R</b> OBP: 0.337, SLG: 0.319 (1, 4)	0-0 F9		0-0 F4		0-0 1B 2B		0-0 1-2 1B		4-0 BB	4	0	2	0	1	0	1						
<b>Wade Boggs, L</b> OBP: 0.461, SLG: 0.615 (1, 5)	0-0 6-3		0-0 1B		0-0 1B		0-0 K		0-0 4-3	5	0	2	0	0	1	4						
<b>Jim Rice, R</b> OBP: 0.370, SLG: 0.435 (1, 7)	0-0 6-3		0-0 G4-6-3 1B		0-0 1B		0-0 6-3		0-0 6-3	4	0	0	0	0	0	1						
<b>Sam Horn, L</b> OBP: 0.458, SLG: 1.000 (1, 10)		0-3 K		0-0 HR		0-0 G6-4-3 1B		0-3 K		4	1	2	1	0	2	0						
<b>Dwight Evans, R</b> OBP: 0.420, SLG: 0.569 (1, 3)		0-0 2B		0-0 6-3		0-0 G6-4-3 1B		4-0 BB		3	0	1	0	1	0	1						
<b>Mike Greenwell, L</b> <b>Dave Henderson, R</b> OBP: 0.304, SLG: 0.423 (8, 9)	0-0 F7		0-0 F9		0-0 F9		0-0 HR		0-0 4-3	4	1	1	1	0	0	2						
<b>John Marzano, R</b> OBP: 0.329, SLG: 0.353 (1, 6)	4-0 BB		0-0 4-3		0-0 4-3		0-0 1B 1B		0-0 4-3	0	0	0	0	0	0	0						
<b>Spike Owen, S</b> OBP: 0.329, SLG: 0.353 (1, 6)	0-0 4-3		0-0 4-3		0-0 4-3		0-0 1B 1B		0-0 4-3	4	0	1	0	0	0	2						
<b>Inning Stats</b>	R: 1 E: 0 K: 0 S: 4	H: 1 LOB: 0 BB: 0 P: 4	R: 0 E: 0 K: 1 S: 6	H: 1 LOB: 2 BB: 1 P: 10	R: 1 E: 0 K: 0 S: 4	H: 2 LOB: 0 BB: 0 P: 4	R: 1 E: 0 K: 1 S: 6	H: 1 LOB: 0 BB: 0 P: 6	R: 0 E: 0 K: 0 S: 4	H: 2 LOB: 2 BB: 0 P: 4	R: 0 E: 0 K: 0 S: 3	H: 1 LOB: 0 BB: 0 P: 3	R: 1 E: 0 K: 1 S: 8	H: 3 LOB: 2 BB: 0 P: 8	R: 0 E: 0 K: 1 S: 5	H: 0 LOB: 1 BB: 1 P: 9		R: 0 E: 0 K: 1 S: 6	H: 1 LOB: 2 BB: 1 P: 10	1B: 6 2B: 3 3B: 0 HR: 3	SF: 0 SAC: 0 DP: 2 HBP: 0	WP: 0 PB: 0 SB: 1 CS: 0
<b>PITCHER</b> <b>Bret Saberhagen, R</b> ERA: 2.95 <b>John Davis, R</b> ERA: 4.91	IP: 6.2 WLS: L BF: 29 H: 11 R: 4 ER: 4 SO: 2 BB: 1 IBB: 0 HBP: 0 BLK: 0 WP: 0 HR: 3 S: 32 P: 36 ERA: 5.40 WHIP: 1.800	IP: 2.1 WLS: 10 BF: 1 H: 0 R: 0 ER: 0 SO: 3 BB: 2 IBB: 0 HBP: 0 BLK: 0 WP: 0 HR: 0 S: 14 P: 22 ERA: 0.00 WHIP: 1.286																				

Batter	1	2	3	4	5	6	7	8	9	AB	R	H	RBI	BB	SO	LOB	BOTTOM					
<b>Willie Wilson, S</b> OBP: 0.313, SLG: 0.392 (1, 8)	0-0 1B		0-0 4-3		0-0 F7		0-0 F5		0-0 F9	4	0	1	0	0	0	1	<b>Boston Red Sox @ Kansas City Royals</b> Royals Stadium, Kansas City, MO Fri Jul 31 1987, 8:05 PM EDT Att: 40,149 - Unknown					
<b>Kevin Seitzer, R</b> OBP: 0.389, SLG: 0.450 (1, 5)	4-0 1-2 BB		0-0 6-3		0-0 2B		0-0 F9		0-0 F9	3	0	1	0	1	0	0						
<b>George Brett, L</b> OBP: 0.388, SLG: 0.452 (1, 3)	0-0 F7		0-0 1-3		0-0 F5		0-0 FC6-4 1B		0-0 F8	4	0	1	0	0	0	2						
<b>Thad Bosley, L</b> OBP: 0.311, SLG: 0.374 (1, 9)	0-0 F9		0-3 K		0-0 2B		0-0 F8		0-0 FC6-4 1B	4	0	1	0	0	1	3						
<b>Jim Eisenreich, L</b> OBP: 0.253, SLG: 0.452 (1, 10)	0-3 K		0-0 3B		0-0 F8		0-0 FC6-4 1B		0-0 F8	4	0	1	0	0	1	4						
<b>Bo Jackson, R</b> OBP: 0.319, SLG: 0.495 (1, 7)	0-0 4-3		0-0 1-3		0-0 6-3		0-0 2B		0-0 2B	4	0	1	0	0	0	2						
<b>Frank White, R</b> OBP: 0.305, SLG: 0.357 (1, 4)	0-0 F9		0-0 BB		0-3 K		0-0 5-3		0-0 5-3	3	0	0	0	1	1	0						
<b>Ross Jones, R</b> OBP: 0.500, SLG: 0.750 (1, 6)	0-0 1B		0-0 F9		0-0 2B		0-0 6-3		0-0 6-3	4	0	2	0	0	0	2						
<b>Mike Macfarlane, R</b> <b>Danny Tartabull, R</b> <b>Larry Owen, R</b> OBP: 0.279, SLG: 0.328 (7, PH) (8, 2)	0-0 F8		0-3 K		0-0 F8		0-0 F8		0-0 F8	2	0	0	0	0	1	1						
<b>Inning Stats</b>	R: 0 E: 0 K: 1 S: 6	H: 1 LOB: 2 BB: 1 P: 10	R: 0 E: 0 K: 0 S: 4	H: 1 LOB: 0 BB: 0 P: 4	R: 0 E: 0 K: 1 S: 3	H: 0 LOB: 0 BB: 0 P: 3	R: 0 E: 0 K: 1 S: 6	H: 1 LOB: 2 BB: 1 P: 10	R: 0 E: 0 K: 1 S: 5	H: 1 LOB: 1 BB: 0 P: 5	R: 0 E: 0 K: 0 S: 4	H: 1 LOB: 1 BB: 0 P: 4	R: 0 E: 0 K: 1 S: 6	H: 1 LOB: 1 BB: 0 P: 6	R: 0 E: 0 K: 0 S: 4	H: 1 LOB: 1 BB: 0 P: 4		R: 0 E: 0 K: 0 S: 3	H: 1 LOB: 0 BB: 0 P: 3	1B: 3 2B: 4 3B: 1 HR: 0	SF: 0 SAC: 0 DP: 0 HBP: 0	WP: 0 PB: 0 SB: 1 CS: 0
<b>PITCHER</b> <b>Roger Clemens, R</b> ERA: 3.2	IP: 9.0 WLS: W BF: 35 H: 8 R: 0 ER: 0 SO: 4 BB: 2 IBB: 0 HBP: 0 BLK: 0 WP: 0 HR: 0 S: 41 P: 49 ERA: 0.00 WHIP: 1.111																					



Batter	1	2	3	4	5	6	7	8	9	AB	R	H	RBI	BB	SO	LOB	TOP			
Ellis Burks, R OBP: 0.316, SLG: 0.494	0-0 WP S 1B		0-0 1-2 1-3			0-0 4-3		0-3 K		4	0	1	0	0	1	1	<p><b>Boston Red Sox @ Kansas City Royals</b> Royals Stadium, Kansas City, MO</p> <p>Sat Aug 01 1987, 8:05 PM EDT Att: 40,111 - Unknown</p> <p>livebaseballscores.com</p> <p>AB 31 R 0 H 6 RBI 0 BB 1 SO 4 LOB 10</p> 			
Marty Barrett, R OBP: 0.336, SLG: 0.318	0-0 F7		0-0 1B			0-0 5-3			0-0 F3	4	0	1	0	0	0	1				
Wade Boggs, L OBP: 0.399, SLG: 0.612	0-3 K		0-0 4-3			0-0 F5			0-0 FC3-6 1B	4	0	1	0	0	1	2				
Jim Rice, R OBP: 0.369, SLG: 0.431	4-0 2-3 BB			0-0 5-3					0-0 FC3-6 1-2	3	0	0	0	1	0	1				
Don Baylor, R OBP: 0.344, SLG: 0.404	0-0 4-3			0-0 F6					0-0 6-3	4	0	0	0	0	0	3				
Dwight Evans, R OBP: 0.419, SLG: 0.567		0-3 K		0-0 1-3					0-0 FC5-4 1B	3	0	1	0	0	1	0				
Todd Benzinger, S OBP: 0.389, SLG: 0.403		0-0 4-3			0-0 L1-4 2B				0-0 FC5-4 1-2	3	0	1	0	0	0	1				
John Marzano, R (1, 2)		0-0 5-3			0-0 L1-4				0-0 F8	3	0	0	0	0	0	1				
Spike Owen, S OBP: 0.329, SLG: 0.353			0-0 CS 1B		0-3 K				0-0 F7	3	0	1	0	0	1	0				
<b>Inning Stats</b>	R: 0 E: 0 K: 1 S: 6	H: 1 LOB: 2 BB: 1 P: 10	R: 0 E: 0 K: 1 S: 5	H: 0 LOB: 0 BB: 0 P: 5	R: 0 E: 0 K: 0 S: 4	H: 2 LOB: 1 BB: 0 P: 4	R: 0 E: 0 K: 0 S: 3	H: 0 LOB: 0 BB: 0 P: 3	R: 0 E: 0 K: 1 S: 5	H: 1 LOB: 0 BB: 0 P: 5	R: 0 E: 0 K: 0 S: 3	H: 0 LOB: 1 BB: 0 P: 4	R: 0 E: 0 K: 1 S: 5	H: 0 LOB: 0 BB: 0 P: 5	R: 0 E: 0 K: 0 S: 4	H: 1 LOB: 1 BB: 0 P: 4	1B: 5 2B: 2 3B: 0 HR: 0	SF: 0 SAC: 0 DP: 1 HBP: 0	WP: 1 PB: 0 SB: 1 CS: 1	PA: 32
<b>PITCHER</b> Charlie Leibrandt, L ERA: 2.62	IP: 9.0 WLS: W BF: 32 H: 6 R: 0 ER: 0 SO: 4 BB: 1 IBB: 0 HBP: 0 BLK: 0 WP: 1 HR: 0 S: 39 P: 43 ERA: 0.00 WHIP: 0.778															<b>PITCHER</b>				

Batter	1	2	3	4	5	6	7	8	9	AB	R	H	RBI	BB	SO	LOB	BOTTOM			
Lonnie Smith, R OBP: 0.317, SLG: 0.342	0-0 L9	0-0 6-3			0-0 1-3				0-0 L5-3 1B	4	0	1	0	0	0	1	<p><b>Boston Red Sox @ Kansas City Royals</b> Royals Stadium, Kansas City, MO</p> <p>Sat Aug 01 1987, 8:05 PM EDT Att: 40,111 - Unknown</p> <p>livebaseballscores.com</p> <p>AB 30 R 4 H 10 RBI 4 BB 3 SO 4 LOB 14</p> 			
Kevin Seitzer, R OBP: 0.388, SLG: 0.450	0-3 K		0-0 L8			0-0 HR 2B	0-0 L5-3 1-2			4	1	1	0	0	1	1				
George Brett, L OBP: 0.390, SLG: 0.464	4-0 1B BB		0-0 L4			0-0 HR 2H		0-0 F7		3	1	1	2	1	0	0				
Danny Tartabull, R OBP: 0.366, SLG: 0.458	0-0 FC6-4 1B		0-0 F3			0-0 2B		0-0 1B		4	0	3	0	0	0	0				
Bo Jackson, R OBP: 0.321, SLG: 0.495	0-0 FC6-4 1-2			0-0 CS 1B		0-3 K		0-0 1B		4	0	2	0	0	1	3				
Frank White, R OBP: 0.304, SLG: 0.354		4-0 2B SF7 BB		0-0 F8		0-0 1-3		0-3 K		3	1	0	0	1	1	4				
Steve Balboni, R OBP: 0.273, SLG: 0.385		0-0 1-3 2B		0-0 F5		0-0 5-3		0-3 K		4	0	1	0	0	1	4				
Ross Jones, R OBP: 0.429, SLG: 0.600		0-0 SF7		0-0 CS	0-0 6-3			4-0 2B BB		1	1	0	1	1	0	0				
Mike Macfarlane, R OBP: 0.278, SLG: 0.250		0-0 3-H 6-3			0-0 F6			0-0 1-H 2B		3	0	1	1	0	0	1				
<b>Inning Stats</b>	R: 0 E: 0 K: 1 S: 6	H: 1 LOB: 2 BB: 1 P: 10	R: 1 E: 0 K: 0 S: 4	H: 1 LOB: 1 BB: 1 P: 8	R: 0 E: 0 K: 0 S: 3	H: 0 LOB: 0 BB: 0 P: 3	R: 0 E: 0 K: 0 S: 3	H: 1 LOB: 0 BB: 0 P: 3	R: 0 E: 0 K: 0 S: 3	H: 0 LOB: 0 BB: 0 P: 3	R: 2 E: 0 K: 1 S: 8	H: 3 LOB: 1 BB: 0 P: 8	R: 1 E: 0 K: 0 S: 3	H: 2 LOB: 0 BB: 1 P: 7	R: 0 E: 0 K: 2 S: 9	H: 2 LOB: 2 BB: 0 P: 9	1B: 5 2B: 5 3B: 0 HR: 1	SF: 1 SAC: 0 DP: 1 HBP: 0	WP: 0 PB: 0 SB: 0 CS: 1	PA: 35
<b>PITCHER</b> Jeff Sellers, R ERA: 6.58 Wes Gardner, R ERA: 5.63	IP: 6.1 WLS: L BF: 28 H: 8 R: 4 ER: 4 SO: 2 BB: 3 IBB: 0 HBP: 0 BLK: 0 WP: 0 HR: 1 S: 29 P: 41 ERA: 5.68 WHIP: 1.737															<b>PITCHER</b>				



Batter	1	2	3	4	5	6	7	8	9	AB	R	H	RBI	BB	SO	LOB	TOP									
<b>Ellis Burks, R</b> OBP: 0.315, SLG: 0.487 (1, 8)										4	0	0	0	1	0	1	<b>Boston Red Sox @ Kansas City Royals</b> Royals Stadium, Kansas City, MO Sun Aug 02 1987, 4:33 AM EDT Att: 29,154 - Unknown									
<b>Marty Barrett, R</b> OBP: 0.338, SLG: 0.320 (1, 4)										4	0	2	0	0	0	2										
<b>Wade Boggs, L</b> OBP: 0.462, SLG: 0.611 (1, 5)										2	0	1	0	2	0	1										
<b>Jim Rice, R</b> OBP: 0.365, SLG: 0.426 (1, 7)										4	0	0	0	0	0	4										
<b>Sam Horn, L</b> OBP: 0.429, SLG: 0.880 (1, 10)										3	1	0	0	1	1	0										
<b>Dwight Evans, R</b> OBP: 0.420, SLG: 0.583 (1, 3)										4	2	2	3	0	0	0										
<b>Mike Greenwell, L</b> OBP: 0.371, SLG: 0.582 (1, 9)										4	2	2	0	0	0	0										
<b>Spike Owen, S</b> OBP: 0.331, SLG: 0.355 (1, 6)										4	0	2	1	0	1	0										
<b>Marc Sullivan, R</b> OBP: 0.203, SLG: 0.244 <b>Todd Benzinger, S</b> OBP: 0.384, SLG: 0.397 (9, PH)										2	0	0	1	0	0	0										
<b>Inning Stats</b>	R: 0 E: 0 K: 0 S: 3	H: 1 LOB: 0 BB: 0 P: 3	R: 2 E: 0 K: 0 S: 4	H: 1 LOB: 0 BB: 1 P: 8	R: 0 E: 0 K: 0 S: 3	H: 0 LOB: 0 BB: 0 P: 3	R: 0 E: 0 K: 0 S: 2	H: 0 LOB: 0 BB: 1 P: 6	R: 0 E: 0 K: 0 S: 5	H: 2 LOB: 2 BB: 1 P: 9	R: 0 E: 0 K: 0 S: 2	H: 0 LOB: 0 BB: 1 P: 6	R: 0 E: 0 K: 1 S: 5	H: 0 LOB: 0 BB: 0 P: 5	R: 0 E: 0 K: 0 S: 5	H: 2 LOB: 2 BB: 0 P: 5	R: 2 E: 0 K: 1 S: 8	H: 3 LOB: 1 BB: 0 P: 8	1B: 6 2B: 0 3B: 1 HR: 2	SF: 1 SAC: 0 DP: 3 HBP: 0	WP: 0 PB: 1 SB: 0 CS: 0	PA: 37				
<b>PITCHER</b>	IP	WLS	BF	H	R	ER	SO	BB	IBB	HBP	BLK	WP	HR	S	P	ERA	WHIP									
<b>Mark Gubicza, R</b> ERA: 3.88 <b>Jerry Don Gleaton, L</b> ERA: 4.6	(1, 1)	8.1	W	34	8	5	5	2	4	0	0	0	0	2	34	50	5.40	1.440								
<b>PITCHER</b>	IP	WLS	BF	H	R	ER	SO	BB	IBB	HBP	BLK	WP	HR	S	P	ERA	WHIP									

Batter	1	2	3	4	5	6	7	8	9	AB	R	H	RBI	BB	SO	LOB	BOTTOM									
<b>Lonnie Smith, R</b> OBP: 0.340, SLG: 0.386 (1, 7)										6	3	3	0	0	0	2	<b>Boston Red Sox @ Kansas City Royals</b> Royals Stadium, Kansas City, MO Sun Aug 02 1987, 4:33 AM EDT Att: 29,154 - Unknown									
<b>Kevin Seitzer, R</b> OBP: 0.396, SLG: 0.475 (1, 5)										6	4	6	7	0	0	0										
<b>George Brett, L</b> OBP: 0.392, SLG: 0.481 (1, 10)										5	1	2	2	1	0	3										
<b>Danny Tartabull, R</b> OBP: 0.368, SLG: 0.458 (1, 9)										5	0	2	2	1	1	2										
<b>Bo Jackson, R</b> OBP: 0.320, SLG: 0.491 (1, 8)										5	0	1	0	0	3	5										
<b>Bill Peotta, R</b> OBP: 0.439, SLG: 0.553 (1, 4)										4	2	2	0	1	1	0										
<b>Steve Balboni, R</b> OBP: 0.283, SLG: 0.394 (1, 3)										4	1	3	2	1	0	3										
<b>Ross Jones, R</b> OBP: 0.500, SLG: 0.500 (1, 6)										3	2	1	0	1	1	2										
<b>Larry Owen, R</b> OBP: 0.271, SLG: 0.317 (1, 2)										4	0	0	0	0	1	6										
<b>Inning Stats</b>	R: 1 E: 0 K: 1 S: 7	H: 2 LOB: 1 BB: 0 P: 7	R: 0 E: 0 K: 0 S: 3	H: 0 LOB: 2 BB: 1 P: 8	R: 1 E: 0 K: 0 S: 6	H: 4 LOB: 2 BB: 0 P: 6	R: 2 E: 0 K: 1 S: 9	H: 4 LOB: 0 BB: 0 P: 9	R: 4 E: 0 K: 0 S: 6	H: 3 LOB: 1 BB: 2 P: 14	R: 0 E: 1 K: 2 S: 8	H: 1 LOB: 2 BB: 1 P: 12	R: 0 E: 0 K: 0 S: 4	H: 1 LOB: 2 BB: 1 P: 8	R: 5 E: 0 K: 3 S: 14	H: 5 LOB: 0 BB: 0 P: 14	1B: 13 2B: 4 3B: 0 HR: 3	SF: 0 SAC: 1 DP: 1 HBP: 1	WP: 0 PB: 0 SB: 1 CS: 0	PA: 49						
<b>PITCHER</b>	IP	WLS	BF	H	R	ER	SO	BB	IBB	HBP	BLK	WP	HR	S	P	ERA	WHIP									
<b>Bob Stanley, R</b> ERA: 5.2 <b>Steve Crawford, R</b> ERA: 6.0 <b>Tom Bolton, L</b> ERA: 3.75 <b>Calvin Schiraldi, R</b> ERA: 5.8	(1, 1)	3.2	L	22	10	4	4	1	1	0	0	0	0	1	8	16	9.82	3.000								
<b>PITCHER</b>	IP	WLS	BF	H	R	ER	SO	BB	IBB	HBP	BLK	WP	HR	S	P	ERA	WHIP									



Batter	1	2	3	4	5	6	7	8	9	AB	R	H	RBI	BB	SO	LOB	TOP										
Ellis Burks, R OBP: 0.312, SLG: 0.481	0-0 SH1-3 SF7 1B	0-0 F7	0-0 FC5	0-0 P4			0-3 K		0-0 5-3	6	1	1	0	0	1	6											
Marty Barrett, R OBP: 0.339, SLG: 0.324	0-0 SH1-3	4-0		0-0 1B	0-0 F3		0-0 F8			3	1	1	0	1	0	1											
Wade Boggs, L OBP: 0.459, SLG: 0.608	0-0 SF7	0-0 L8		0-0 1B	0-0 3-1		0-0 3-1			4	1	1	1	0	0	3											
Jim Rice, R OBP: 0.364, SLG: 0.424	0-0 F4		0-0 6-3	0-0 1B	0-0 6-3			0-0 P6		4	1	1	1	0	0	0											
Todd Benzinger, S OBP: 0.376, SLG: 0.391				1-2 3-H 1B						1	0	0	0	0	0	0											
Sam Horn, L OBP: 0.485, SLG: 1.000		0-0 HR	0-0	0-0 1B	0-0 1B	0-0 E		0-0 F7		5	3	4	1	0	0	0											
Dwight Evans, R OBP: 0.420, SLG: 0.589		0-0 6-3	0-0 4-3	0-0 1B	0-0 SF7	0-3 K		0-0		5	2	2	2	0	1	2											
Mike Greenwell, L OBP: 0.377, SLG: 0.581		4-0	4-0	0-0	1-2 2-3 3-H 1B		0-0 F8		0-3 K	2	1	1	2	2	0	1											
Dave Henderson, R OBP: 0.302, SLG: 0.420		HR	BB	BB	1-3 2-H 3-H 1B					1	0	0	0	0	1	0											
John Marzano, R OBP: 0.250, SLG: 0.500		0-0	0-0	0-0 SF7	0-0 E6				0-0 6-3	4	1	2	4	0	0	1											
Spike Owen, S OBP: 0.336, SLG: 0.355	4-0	4-0	4-0	0-0 G3	1-2 2-3 BB		0-0		0-0 F8	3	0	1	0	2	0	1											
<b>Inning Stats</b>	R: 1 E: 0 K: 0 S: 4	H: 1 LOB: 0 BB: 0 P: 4	R: 3 E: 0 K: 0 S: 5	H: 2 LOB: 2 BB: 3 P: 17	R: 1 E: 0 K: 0 S: 5	H: 2 LOB: 3 BB: 2 P: 13	R: 5 E: 0 K: 0 S: 9	H: 6 LOB: 1 BB: 0 P: 9	R: 0 E: 0 K: 1 S: 3	H: 1 LOB: 2 BB: 0 P: 6	R: 0 E: 0 K: 1 S: 6	H: 1 LOB: 1 BB: 0 P: 6	R: 1 E: 0 K: 0 S: 6	H: 1 LOB: 0 BB: 0 P: 6	R: 0 E: 0 K: 0 S: 3	H: 0 LOB: 0 BB: 0 P: 3	1B: 9 2B: 2 3B: 0 HR: 3	SF: 2 SAC: 1 DP: 0 HBP: 0	WP: 0 PB: 0 SB: 1 CS: 0	PA: 46							
<b>PITCHER</b>	IP	WLS	BF	H	R	ER	SO	BB	IBB	HBP	BLK	WP	HR	S	P	ERA	WHIP										
Jose Guzman, R ERA: 5.44	1.2	L	11	3	4	4	0	3	0	0	0	0	1	8	20	21.60	3.600										
Keith Creel, R ERA: 4.99	1.0		7	2	1	1	0	2	0	0	0	0	1	5	13	9.00	4.000										
Mike Loynd, R ERA: 5.45	4.1		21	8	5	5	2	0	0	0	0	0	0	25	25	10.38	1.846										
Mitch Williams, L ERA: 3.43	1.0		4	1	1	1	1	0	0	0	0	0	1	6	6	9.00	1.000										
Dale Mohorovic, R ERA: 2.7	1.0		3	0	0	0	0	0	0	0	0	0	0	3	3	0.00	0.000										

**Boston Red Sox @ Texas Rangers**  
Arlington Stadium, Arlington, TX  
Mon Aug 03 1987, 8:05 PM EDT  
Att: 21,928 - Unknown

AB 38  
R 11  
H 14  
RBI 11  
BB 5  
SO 3  
LOB 15



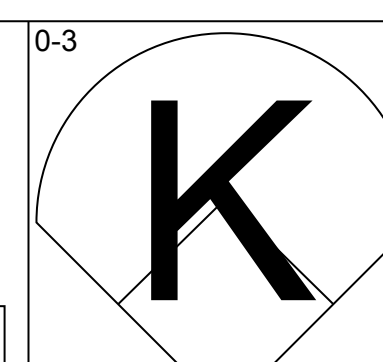
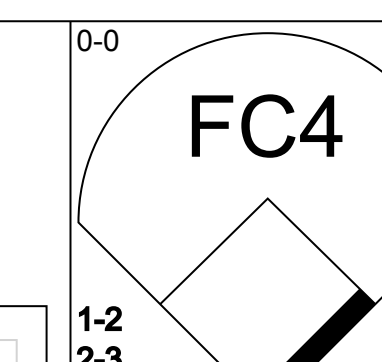
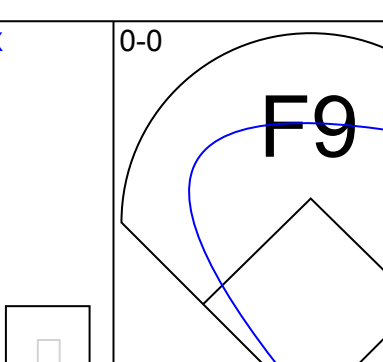
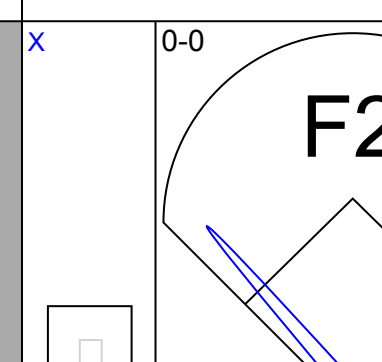
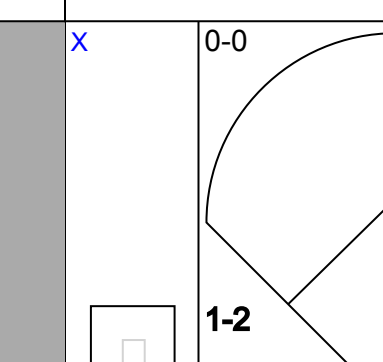
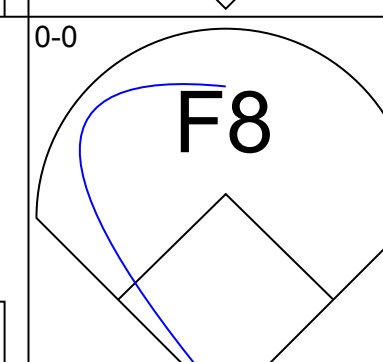
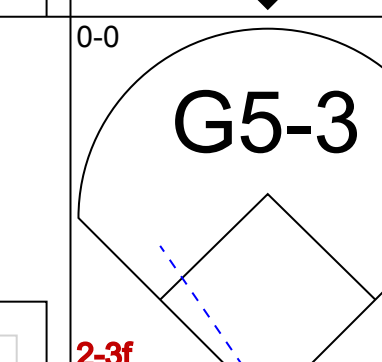
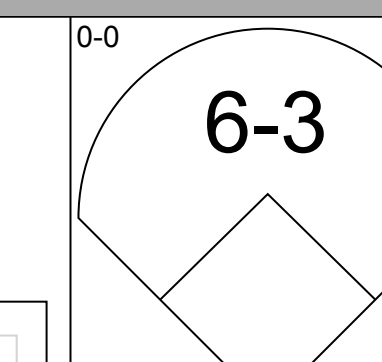
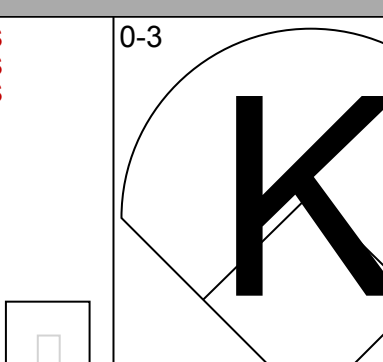
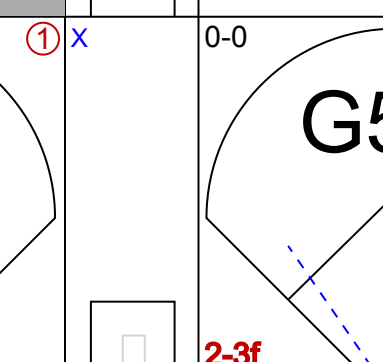
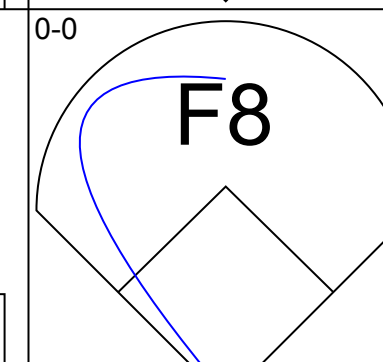
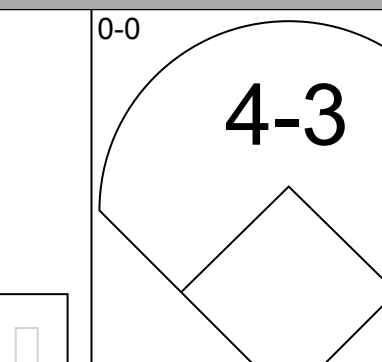
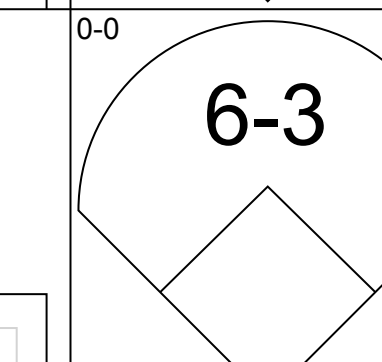
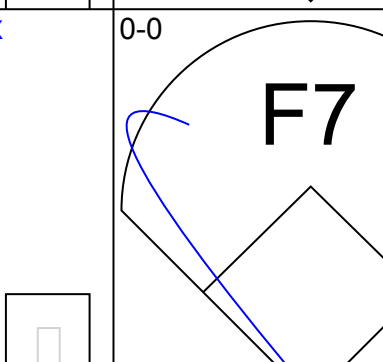
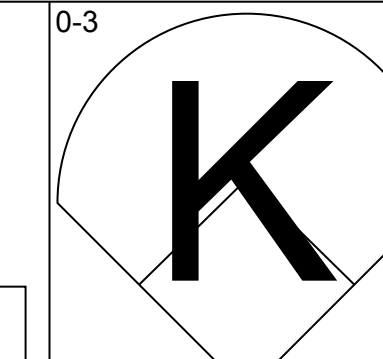
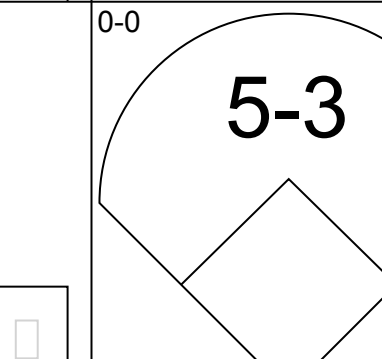
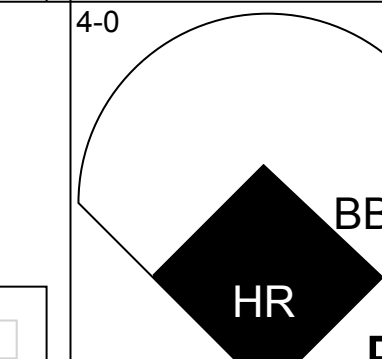
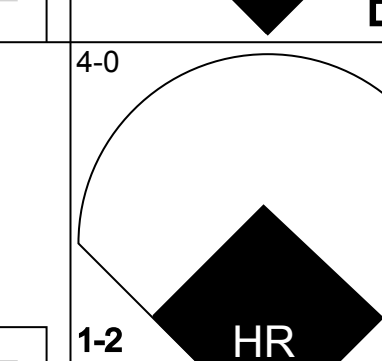
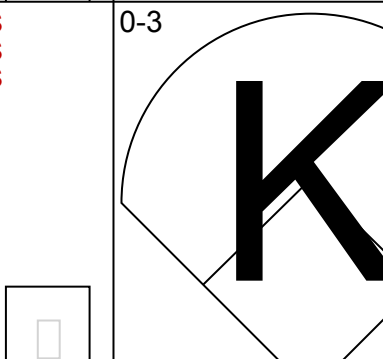
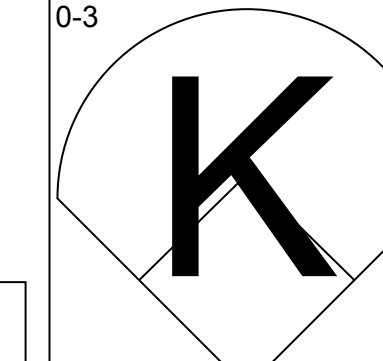
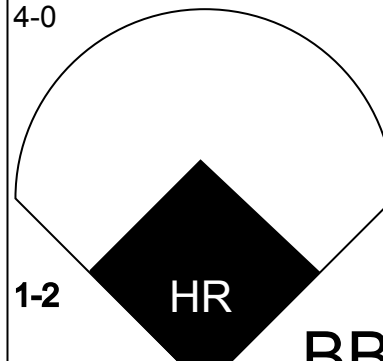
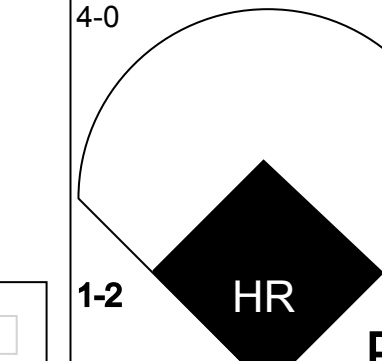
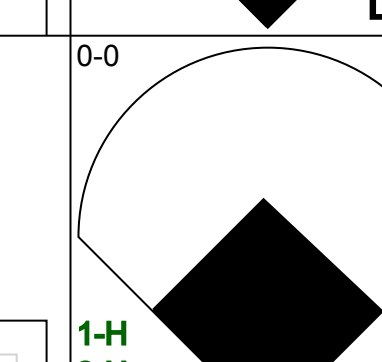
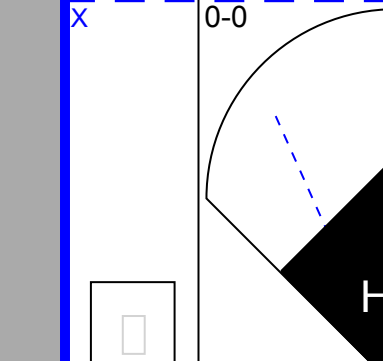
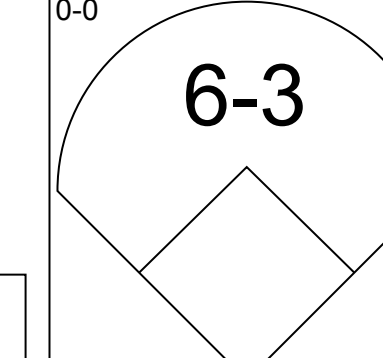
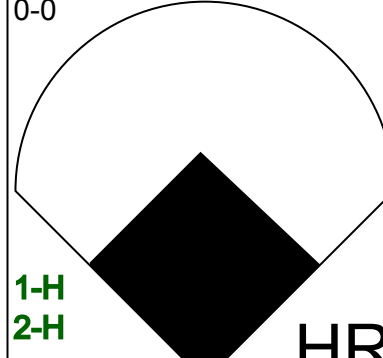
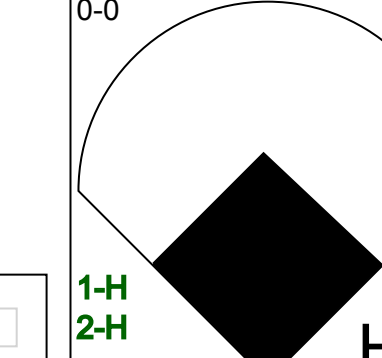
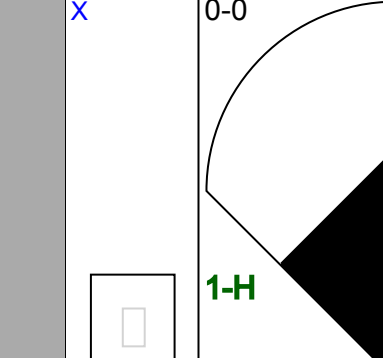
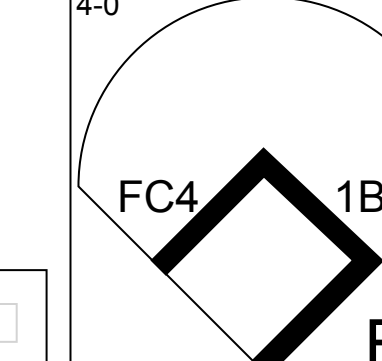
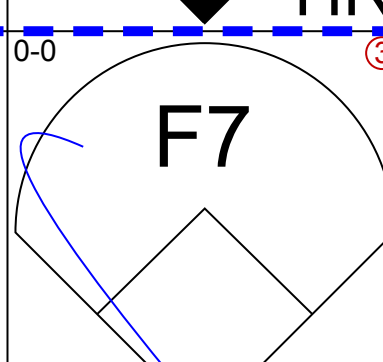
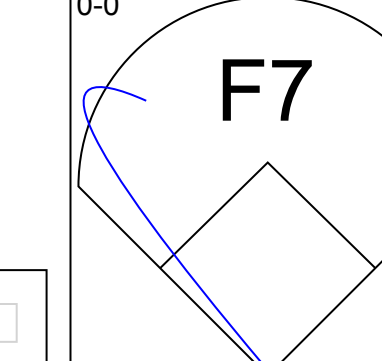
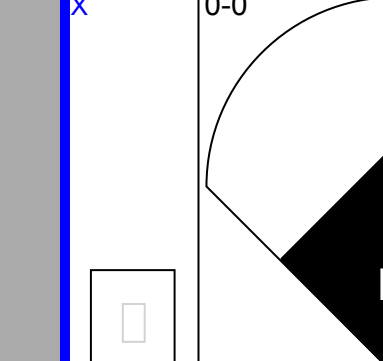
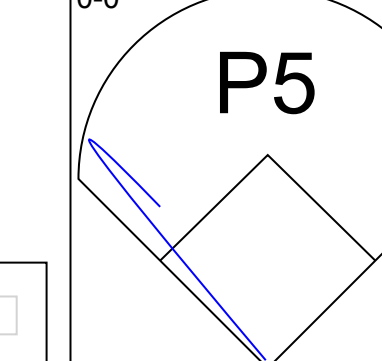
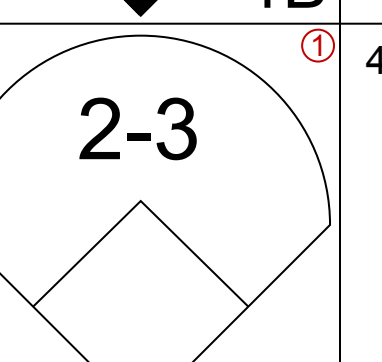

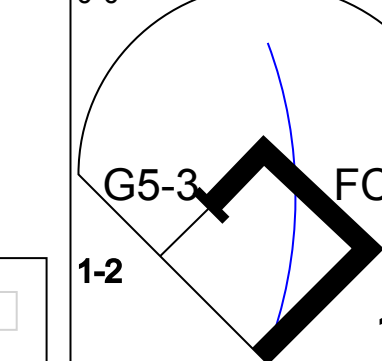
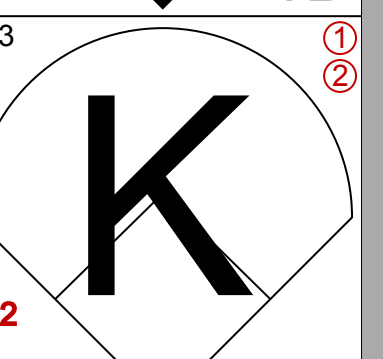
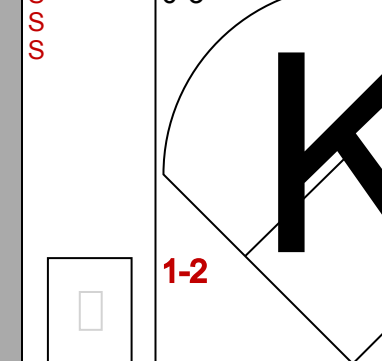
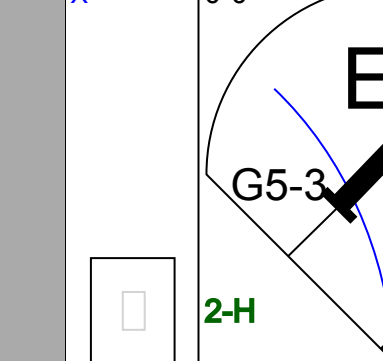
Batter	1	2	3	4	5	6	7	8	9	AB	R	H	RBI	BB	SO	LOB	BOTTOM										
Bob Brower, R OBP: 0.365, SLG: 0.482	0-0 L6		4-0 FC6-4 BB		0-0 6-3		0-0 6-3			3	0	0	0	1	0	1											
Scott Fletcher, R OBP: 0.371, SLG: 0.413	0-0 B5-3		0-3 K		0-0			0-3 K2-3		3	0	1	0	0	1	1											
Geno Petralli, L OBP: 0.394, SLG: 0.469					0-0 1B					1	0	0	0	0	1	0											
Ruben Sierra, S OBP: 0.316, SLG: 0.485	0-3 K		0-0 FC6-4	1-2	0-0 4-3			0-3 K		4	0	0	0	0	2	2											
Larry Parrish, R OBP: 0.332, SLG: 0.510		4-0 HR	0-0 F7		0-0 F8			0-3 K		3	1	0	0	1	1	1											
Pete Incaviglia, R OBP: 0.345, SLG: 0.521		0-0 1-H HR		0-0 5-3		0-0 F9			0-0 5-3	4	1	1	2	0	0	0											
Pete O'Brien, L OBP: 0.343, SLG: 0.495		0-0 G3		0-0 E3		0-0 F8			0-0 4-3	3	0	0	0	0	0	0											
Curtis Wilkerson, S OBP: 0.291, SLG: 0.417				0-0 FC6-4						1	0	0	0	0	0	0											
Mike Stanley, R OBP: 0.399, SLG: 0.428		0-0 FC6-4 1B		0-3 K			4-0 5-3 BB		0-3 K	3	0	1	0	1	2	1											
Steve Buechele, R OBP: 0.288, SLG: 0.398		0-3 K		0-0 FC6-4	1-2					3	0	0	0	0	1	3											
Jerry Browne, S OBP: 0.361, SLG: 0.337		0-0 FC6-4			0-0 F8				0-0 F9	3	0	0	0	0	0	2											
<b>Inning Stats</b>	R: 0 E: 0 K: 1 S: 5	H: 0 LOB: 0 BB: 0 P: 5	R: 2 E: 0 K: 1 S: 7	H: 2 LOB: 1 BB: 1 P: 11	R: 0 E: 0 K: 1 S: 5	H: 0 LOB: 1 BB: 1 P: 9	R: 0 E: 0 K: 1 S: 6	H: 0 LOB: 1 BB: 0 P: 6	R: 0 E: 0 K: 0 S: 4	H: 1 LOB: 0 BB: 0 P: 4	R: 0 E: 0 K: 0 S: 3	H: 0 LOB: 0 BB: 0 P: 3	R: 0 E: 0 K: 0 S: 3	H: 0 LOB: 1 BB: 1 P: 7	R: 0 E: 0 K: 3 S: 9	H: 0 LOB: 0 BB: 0 P: 9	R: 0 E: 0 K: 1 S: 5	H: 0 LOB: 0 BB: 0 P: 5	1B: 2 2B: 0 3B: 0 HR: 1	SF: 0 SAC: 0 DP: 0 HBP: 0	WP: 0 PB: 0 SB: 0 CS: 0	PA: 34					
<b>PITCHER</b>	IP	WLS	BF	H	R	ER	SO	BB	IBB	HBP	BLK	WP	HR	S	P	ERA	WHIP										
Bruce Hurst, L ERA: 3.79	9.0	W	34	3	2	2	8	3	0	0	0	0	1	47	59	2.00	0.667										

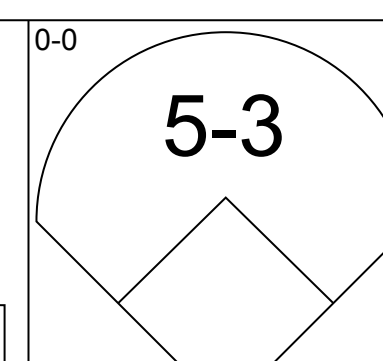
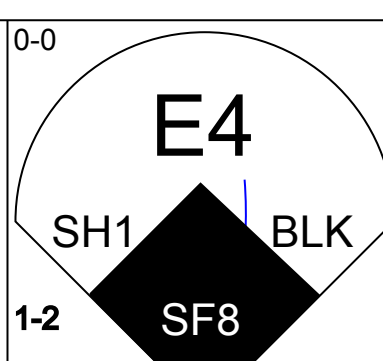
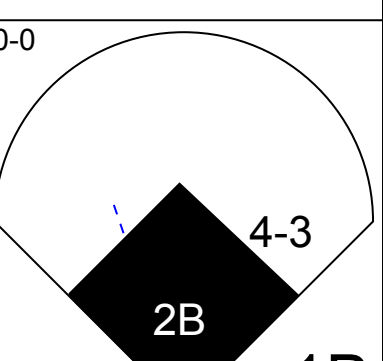
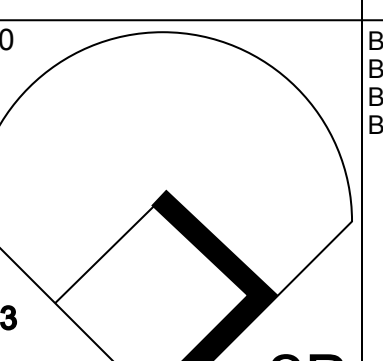
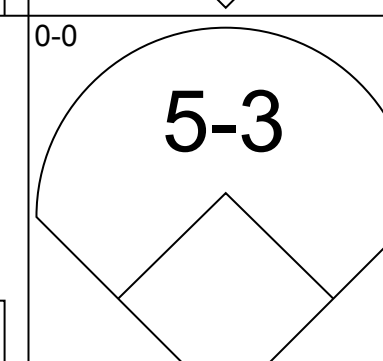
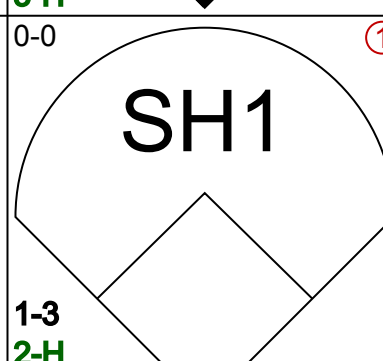
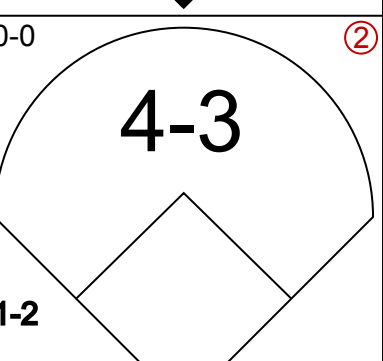
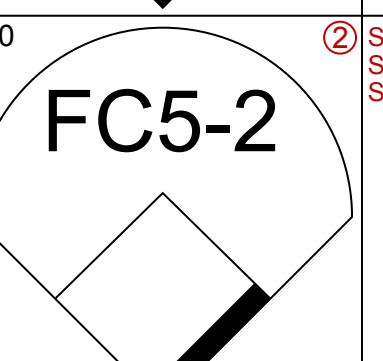
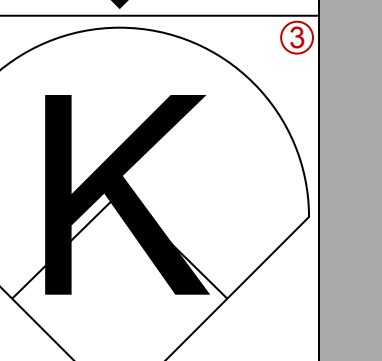
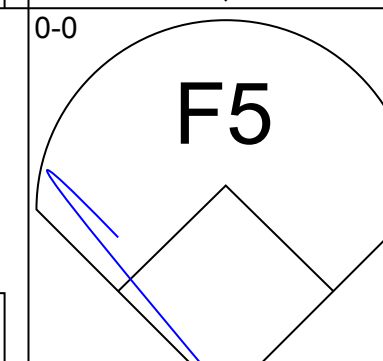
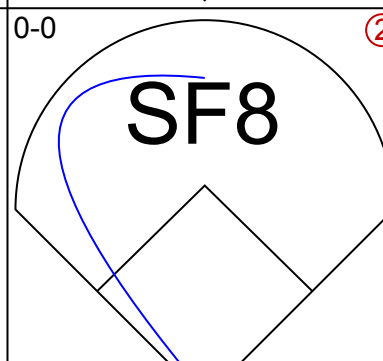
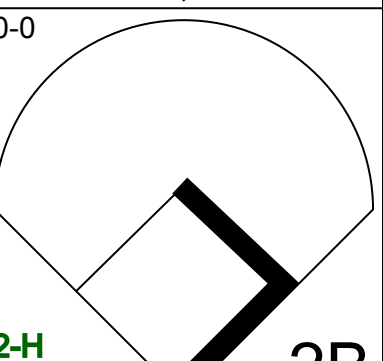
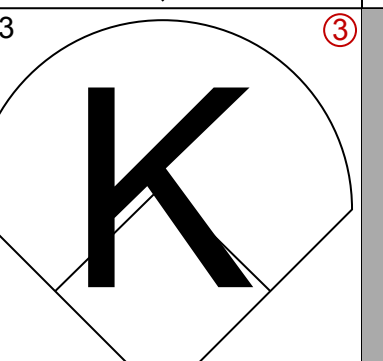
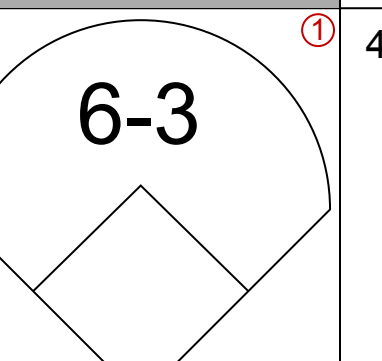
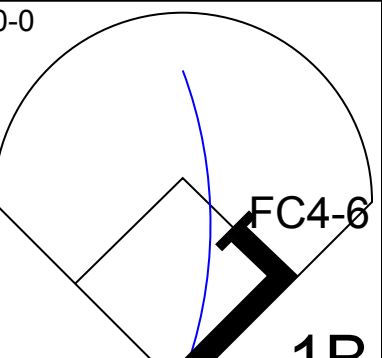
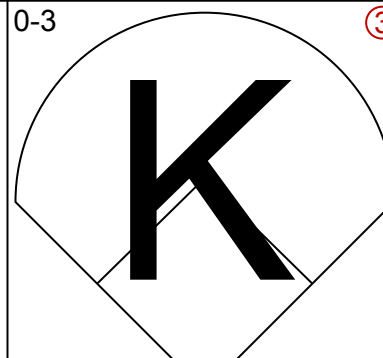
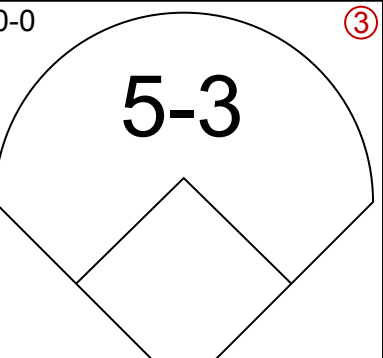
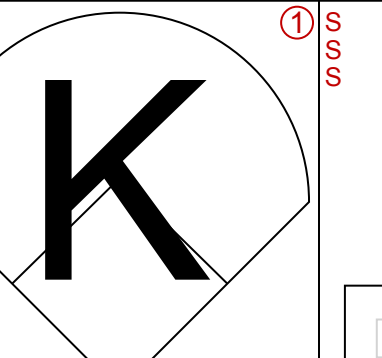
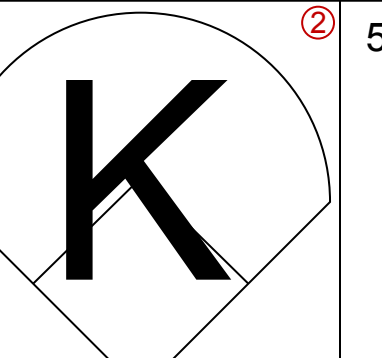
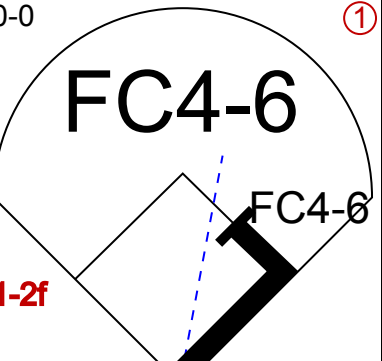
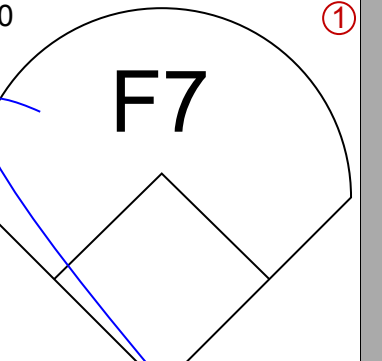
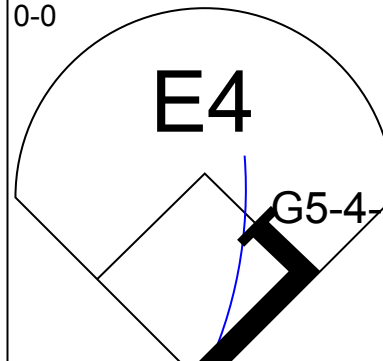
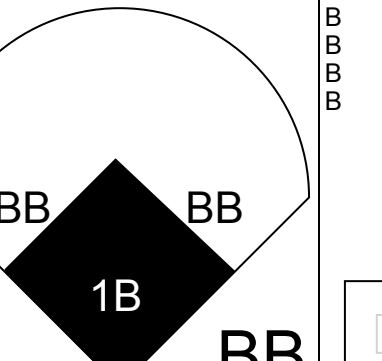
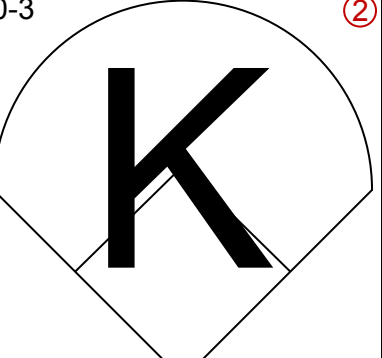
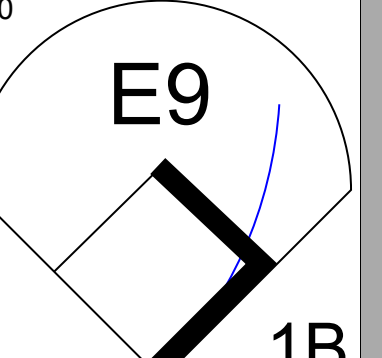
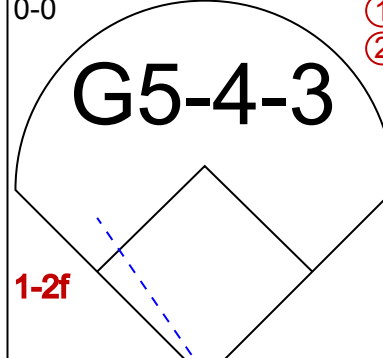
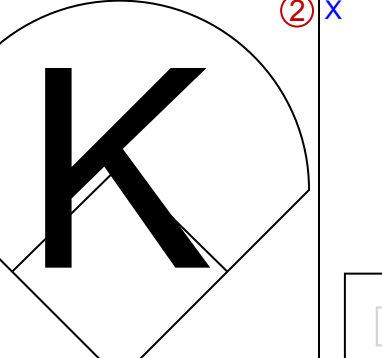
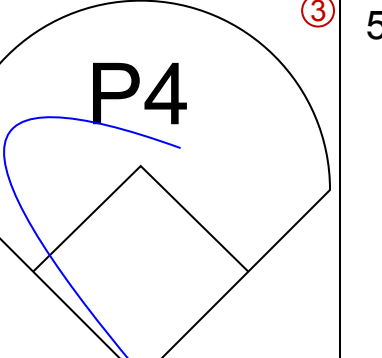
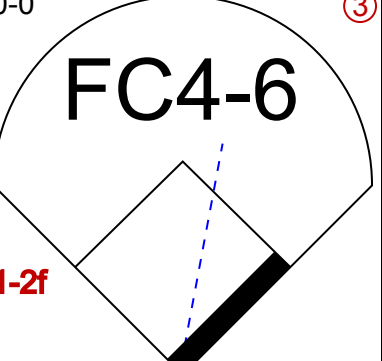

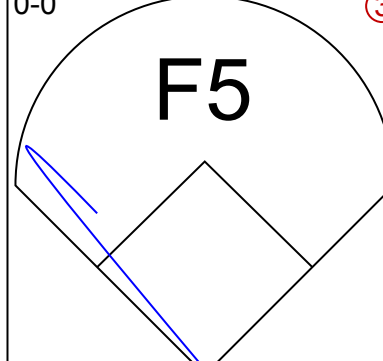
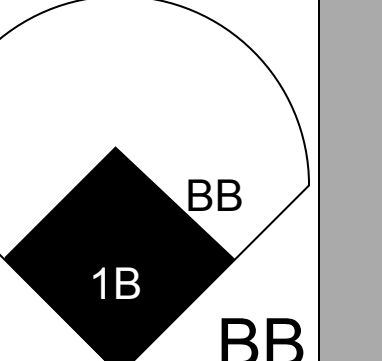
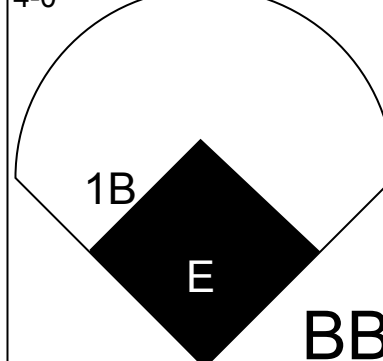
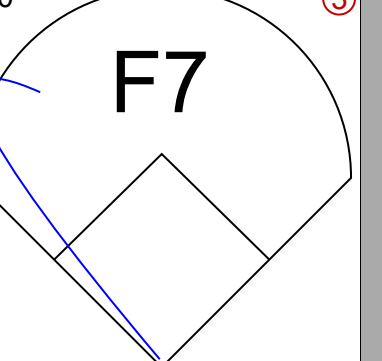
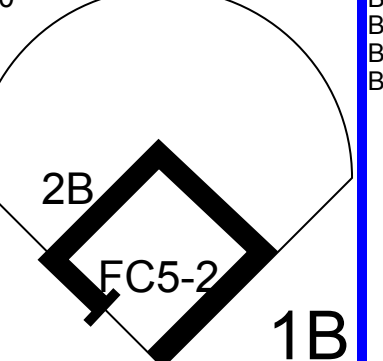
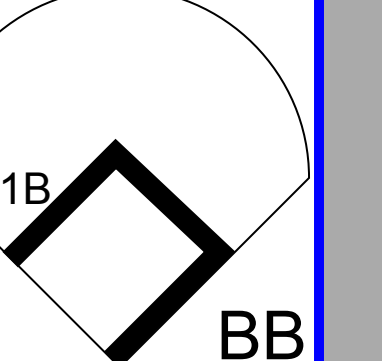
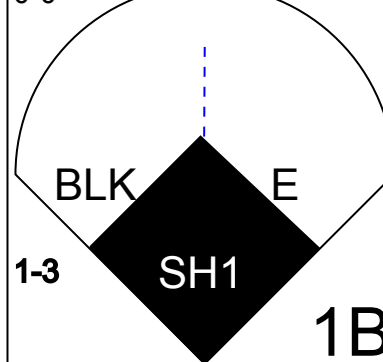

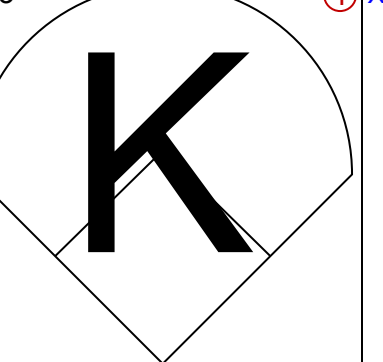
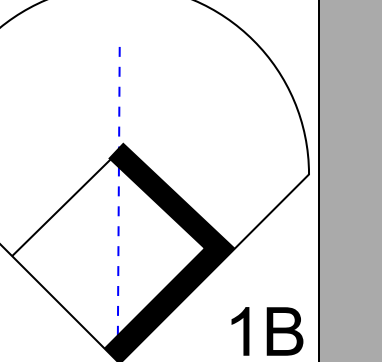
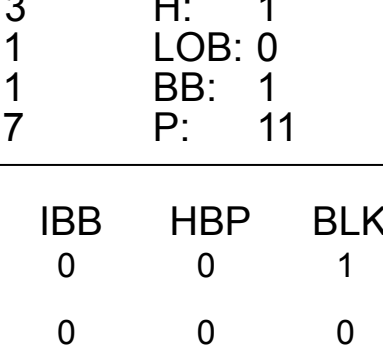
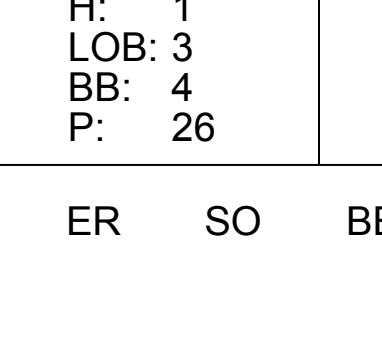
**Boston Red Sox @ Texas Rangers**  
Arlington Stadium, Arlington, TX  
Mon Aug 03 1987, 8:05 PM EDT  
Att: 21,928 - Unknown

AB 31  
R 2  
H 3  
RBI 2  
BB 3  
SO 8  
LOB 11





Batter	1	2	3	4	5	6	7	8	9	AB	R	H	RBI	BB	SO	LOB	TOP									
<b>Ellis Burks, R</b> OBP: 0.311, SLG: 0.477 (1, 8)										5	0	1	0	0	1	2	<b>Boston Red Sox @ Texas Rangers</b> Arlington Stadium, Arlington, TX Tue Aug 04 1987, 8:05 PM EDT Att: 17,377 - Unknown									
<b>Ed Romero, R</b> OBP: 0.353, SLG: 0.312 (1, 4)										5	0	0	0	0	1	5										
<b>Wade Boggs, L</b> OBP: 0.395, SLG: 0.601 (1, 5)										4	0	0	0	0	0	0										
<b>Jim Rice, R</b> OBP: 0.362, SLG: 0.420 (1, 7)										3	1	0	0	1	2	0										
<b>Dave Henderson, R</b> OBP: 0.302, SLG: 0.420 (8, 9)										0	0	0	0	0	0	0										
<b>Sam Horn, L</b> OBP: 0.472, SLG: 0.938 (1, 10)										2	1	0	0	1	2	0										
<b>Don Baylor, R</b> OBP: 0.346, SLG: 0.406 (9, PH)										1	1	1	0	0	0	0										
<b>Dwight Evans, R</b> OBP: 0.423, SLG: 0.607 (1, 3)										3	3	2	5	1	0	0										
<b>Mike Greenwell, L</b> OBP: 0.381, SLG: 0.594 (1, 9)										2	1	1	2	1	0	0										
<b>Todd Benzinger, S</b> OBP: 0.387, SLG: 0.400 (8, 7)										4	0	1	0	0	1	2										
<b>John Marzano, R</b> OBP: 0.250, SLG: 0.429 (1, 2)										4	0	1	0	0	1	1										
<b>Spike Owen, S</b> OBP: 0.334, SLG: 0.354 (1, 6)																										
<b>Inning Stats</b>	R: 0 E: 0 K: 1 S: 5	H: 0 LOB: 0 BB: 0 P: 5	R: 0 E: 0 K: 2 S: 7	H: 0 LOB: 0 BB: 0 P: 7	R: 0 E: 0 K: 0 S: 4	H: 1 LOB: 2 BB: 1 P: 8	R: 0 E: 0 K: 1 S: 5	H: 0 LOB: 0 BB: 0 P: 5	R: 2 E: 0 K: 1 S: 6	H: 1 LOB: 0 BB: 1 P: 10	R: 3 E: 0 K: 0 S: 4	H: 1 LOB: 0 BB: 2 P: 12	R: 0 E: 0 K: 1 S: 5	H: 1 LOB: 0 BB: 0 P: 5	R: 0 E: 0 K: 2 S: 7	H: 0 LOB: 0 BB: 0 P: 7		R: 3 E: 1 K: 0 S: 7	H: 4 LOB: 1 BB: 0 P: 7	1B: 5 2B: 0 3B: 0 HR: 3	SF: 0 SAC: 0 DP: 2 HBP: 0	WP: 0 PB: 0 SB: 0 CS: 1	PA: 38			
<b>PITCHER</b>	IP	WLS	BF	H	R	ER	SO	BB	IBB	HBP	BLK	WP	HR	S	P	ERA	WHIP									
<b>Greg Harris, R</b> ERA: 4.77 (1, 1)	5.2		24	3	5	5	5	4	0	0	0	0	0	2	30	46	7.94	1.235								
<b>Mitch Williams, L</b> ERA: 3.31 (6, 1)	2.1		7	1	0	0	3	0	0	0	0	0	0	0	13	13	0.00	0.429								
<b>Dale Mohorcic, R</b> ERA: 2.9 (9, 1)	0.1	L	4	3	3	2	0	0	0	0	0	0	0	1	4	4	54.00	9.000								
<b>Jeff Russell, R</b> ERA: 3.21 (9, 1)	0.2		3	1	0	0	0	0	0	0	0	0	0	0	3	3	0.00	1.500								

Batter	1	2	3	4	5	6	7	8	9	AB	R	H	RBI	BB	SO	LOB	BOTTOM								
<b>Jerry Browne, S</b> OBP: 0.364, SLG: 0.342 (1, 4)										4	2	2	1	1	0	1	<b>Boston Red Sox @ Texas Rangers</b> Arlington Stadium, Arlington, TX Tue Aug 04 1987, 8:05 PM EDT Att: 17,377 - Unknown								
<b>Scott Fletcher, R</b> OBP: 0.368, SLG: 0.409 (1, 6)										4	0	0	1	0	1	7									
<b>Ruben Sierra, S</b> OBP: 0.315, SLG: 0.485 (1, 9)										4	0	1	2	0	1	2									
<b>Pete Incaviglia, R</b> OBP: 0.344, SLG: 0.517 (1, 7)										5	0	1	0	0	3	1									
<b>Pete O'Brien, L</b> OBP: 0.344, SLG: 0.491 (1, 3)										3	1	0	0	2	0	1									
<b>Larry Parrish, R</b> OBP: 0.330, SLG: 0.506 (1, 10)										5	0	1	0	0	2	4									
<b>Oddibe McDowell, L</b> OBP: 0.349, SLG: 0.477 (1, 8)										3	1	0	0	1	1	2									
<b>Mike Stanley, R</b> OBP: 0.404, SLG: 0.429 (1, 2)										2	1	1	0	1	0	1									
<b>Curts Wilkerson, S</b> OBP: 0.291, SLG: 0.417 (7, PR)										0	0	0	0	0	0	0									
<b>Darrell Porter, L</b> OBP: 0.349, SLG: 0.353 (8, PH)										0	0	0	0	1	0	0									
<b>Don Slaught, R</b> OBP: 0.280, SLG: 0.382 (9, 2)										0	0	0	0	0	0	0									
<b>Steve Buechele, R</b> OBP: 0.289, SLG: 0.399 (1, 5)										2	1	1	0	0	0	0									
<b>Geno Petralli, L</b> OBP: 0.396, SLG: 0.470 (8, 2)										2	0	1	2	0	1	1									
<b>Inning Stats</b>	R: 0 E: 0 K: 0 S: 3	H: 0 LOB: 0 BB: 0 P: 3	R: 0 E: 0 K: 1 S: 6	H: 1 LOB: 1 BB: 0 P: 6	R: 3 E: 1 K: 1 S: 7	H: 1 LOB: 0 BB: 1 P: 11	R: 0 E: 1 K: 1 S: 6	H: 1 LOB: 1 BB: 0 P: 6	R: 1 E: 0 K: 0 S: 5	H: 2 LOB: 1 BB: 0 P: 5	R: 0 E: 0 K: 0 S: 3	H: 0 LOB: 0 BB: 0 P: 3	R: 0 E: 0 K: 2 S: 9	H: 2 LOB: 2 BB: 0 P: 9	R: 2 E: 0 K: 3 S: 10	H: 1 LOB: 3 BB: 4 P: 26	R: 0 E: 0 K: 1 S: 5	H: 0 LOB: 1 BB: 1 P: 9	1B: 6 2B: 2 3B: 0 HR: 0	SF: 1 SAC: 1 DP: 1 HBP: 0	WP: 0 PB: 0 SB: 0 CS: 0	PA: 42			
<b>PITCHER</b>	IP	WLS	BF	H	R	ER	SO	BB	IBB	HBP	BLK	WP	HR	S	P	ERA	WHIP								
<b>Bob Woodward, R</b> ERA: 7.15 (1, 1)	6.0		26	4	3	3	3	1	0	0	0	0	0	31	35	4.50	1.167								
<b>Wes Gardner, R</b> ERA: 5.97 (7, 1)	1.2		9	1	2	2	4	3	0	0	0	0	0	14	26	10.80	2.400								
<b>Calvin Schiraldi, R</b> ERA: 5.66 (8, 1)	1.1	W	7	1	0	0	2	2	0	0	0	0	0	9	17	0.00	2.250								



Batter	1	2	3	4	5	6	7	8	9	AB	R	H	RBI	BB	SO	LOB	TOP					
Ellis Burks, R OBP: 0.312, SLG: 0.474 (1, 8)	0-0 5-3		0-0 5-3		0-0 F7	4-0 FC6-4 BB		0-0 BB S 1B		4	0	1	0	1	0	0						
Marty Barrett, R OBP: 0.338, SLG: 0.320 (1, 4)	0-0 G3		0-0 F8		0-0 F8	0-0 FC6-4		4-0 G5-3 BB 1-2 BB		4	0	0	0	1	0	3						
Wade Boggs, L OBP: 0.355, SLG: 0.605 (1, 5)	0-3 K			0-0 HR		0-0 4-3		4-0 L4		4	1	1	1	1	1	0						
Dwight Evans, R OBP: 0.423, SLG: 0.606 (1, 3)		0-3 K		0-0 PB 4-3 2B		4-0 BB BB BB		0-3 K	0-0 G5-3		4	2	1	0	1	2	3					
Sam Horn, L OBP: 0.463, SLG: 0.889 (1, 10)		0-0 4-3		0-3 K		4-0 BB BB BB		0-0 2B		4	2	1	0	1	2	1						
Todd Benzinger, S OBP: 0.388, SLG: 0.382 (1, 9) (6, 7)		0-3 K		0-0 4-3		4-0 BB BB FC6-4 BB		4-0 2B		3	1	0	1	2	1	0						
Mike Greenwell, L OBP: 0.382, SLG: 0.593 Dave Henderson, R OBP: 0.309, SLG: 0.428 (6, PH) (6, 9)			0-0 FC5-4 1B	0-0 E4		4-0 FC6-4 BB 1-2 2-3 2-H		0-0 1-3 2-H 2B	0-3 K2-3	2	0	1	0	0	0	0						
John Marzano, R OBP: 0.250, SLG: 0.353 (1, 2)			0-0 FC5-4 E 1-2	0-3 K		4-0 FC6-4 BB 1-2 2-3 3-H		0-0 1-3		3	1	0	1	1	1	4						
Spike Owen, S OBP: 0.333, SLG: 0.352 (1, 6)			0-0 E9 1-H 1B		0-0 F7	0-0 FC6-4 BB 1-2 2-3 3-H		0-0 6-3		4	1	1	1	0	0	2						
<b>Inning Stats</b>	R: 0 E: 0 K: 1 S: 5	H: 0 LOB: 0 BB: 0 P: 5	R: 0 E: 0 K: 2 S: 7	H: 0 LOB: 0 BB: 0 P: 7	R: 2 E: 1 K: 0 S: 5	H: 2 LOB: 0 BB: 0 P: 5	R: 2 E: 1 K: 2 S: 10	H: 2 LOB: 1 BB: 0 P: 10	R: 0 E: 0 K: 0 S: 3	H: 0 LOB: 3 BB: 0 P: 27	R: 1 E: 0 K: 1 S: 7	H: 2 LOB: 2 BB: 1 P: 11	R: 0 E: 0 K: 0 S: 3	H: 1 LOB: 2 BB: 2 P: 11	R: 0 E: 0 K: 2 S: 7	H: 0 LOB: 0 BB: 0 P: 7	1B: 3 2B: 3 3B: 0 HR: 1	SF: 0 SAC: 0 DP: 1 HBP: 0	WP: 0 PB: 1 SB: 2 CS: 0	PA: 43		
<b>PITCHER</b>	IP WLS BF H R ER SO BB IBB HBP BLK WP HR S P ERA WHIP	IP WLS BF H R ER SO BB IBB HBP BLK WP HR S P ERA WHIP	IP WLS BF H R ER SO BB IBB HBP BLK WP HR S P ERA WHIP	IP WLS BF H R ER SO BB IBB HBP BLK WP HR S P ERA WHIP	IP WLS BF H R ER SO BB IBB HBP BLK WP HR S P ERA WHIP	IP WLS BF H R ER SO BB IBB HBP BLK WP HR S P ERA WHIP	IP WLS BF H R ER SO BB IBB HBP BLK WP HR S P ERA WHIP	IP WLS BF H R ER SO BB IBB HBP BLK WP HR S P ERA WHIP	IP WLS BF H R ER SO BB IBB HBP BLK WP HR S P ERA WHIP	IP WLS BF H R ER SO BB IBB HBP BLK WP HR S P ERA WHIP	IP WLS BF H R ER SO BB IBB HBP BLK WP HR S P ERA WHIP	IP WLS BF H R ER SO BB IBB HBP BLK WP HR S P ERA WHIP	IP WLS BF H R ER SO BB IBB HBP BLK WP HR S P ERA WHIP	IP WLS BF H R ER SO BB IBB HBP BLK WP HR S P ERA WHIP	IP WLS BF H R ER SO BB IBB HBP BLK WP HR S P ERA WHIP	IP WLS BF H R ER SO BB IBB HBP BLK WP HR S P ERA WHIP	IP WLS BF H R ER SO BB IBB HBP BLK WP HR S P ERA WHIP	IP WLS BF H R ER SO BB IBB HBP BLK WP HR S P ERA WHIP	IP WLS BF H R ER SO BB IBB HBP BLK WP HR S P ERA WHIP	IP WLS BF H R ER SO BB IBB HBP BLK WP HR S P ERA WHIP	IP WLS BF H R ER SO BB IBB HBP BLK WP HR S P ERA WHIP	
Charlie Hough, R ERA: 4.25 Mitch Williams, L ERA: 3.31 Jeff Russell, R ERA: 3.26 Jose Guzman, R ERA: 5.37	(1, 1) (6, 1) (6, 1) (8, 1)	5.1 0.0 2.0 1.2	WLS 24 2 4	BF 4 0 0	H 7 3 0	R 4 0 0	ER 0 1 0	SO 5 4 2	BB 3 2 0	IBB 0 0 0	HBP 0 0 0	BLK 0 0 0	WP 0 0 0	HR 1 0 0	S 31 0 11	P 43 8 27	ERA 6.75 ∞ 4.50 0.00	WHIP 1.312 ∞ 3.500 0.000				

**Boston Red Sox @ Texas Rangers**  
Arlington Stadium, Arlington, TX  
Wed Aug 05 1987, 8:05 PM EDT  
Att: 19,843 - Unknown

AB 34  
R 8  
H 7  
RBI 6  
BB 9  
SO 8  
LOB 13



Batter	1	2	3	4	5	6	7	8	9	AB	R	H	RBI	BB	SO	LOB	BOTTOM					
Jerry Browne, S OBP: 0.362, SLG: 0.340 (1, 4)	0-0 S 1B	0-0 FC5-6		0-3 K			0-0 4-3	0-0 P4		5	1	1	0	0	1	3						
Scott Fletcher, R OBP: 0.370, SLG: 0.408 (1, 6)	4-0 BB 1B BLK BB	4-0 G5-3			0-0 PB 1B		0-0 G3		4-0 HR BB	3	2	1	0	2	0	3						
Ruben Sierra, S OBP: 0.318, SLG: 0.492 (1, 9)	0-0 F7		4-0 1B BB		0-0 F8		0-0 1B		0-0 1-H HR	4	2	2	2	1	0	3						
Pete O'Brien, L OBP: 0.349, SLG: 0.493 (1, 3)	0-0 BLK BB 1-2 2-H 1B		0-0 CS 1B		0-0 F5		0-0 1-3 3-H 1B		4-0 SH1-4 BB 1B	4	1	3	2	1	0	1						
Darrell Porter, L OBP: 0.345, SLG: 0.348 Larry Parrish, R OBP: 0.332, SLG: 0.506 (9, PH)	0-0 F7		4-3 CS 1B		0-0 F8		0-3 K		4-0 1B SH1-4 BB	4	0	1	1	0	1	5						
Geno Petralli, L OBP: 0.394, SLG: 0.462 Mike Stanley, R OBP: 0.401, SLG: 0.426 (8, PH) (9, 2)	4-0 BLK BB 1-2 2-3		0-0 4-3		0-0 F8		0-3 K		0-0 6-3	2	0	0	0	1	1	2						
Oddibe McDowell, L OBP: 0.346, SLG: 0.471 Steve Buechele, R OBP: 0.294, SLG: 0.399 (8, PH) (9, 5)	0-3 K		0-0 F7		0-3 K		0-0 K		4-0 HR BB	3	0	0	0	0	2	3						
Tom O'Malley, L OBP: 0.333, SLG: 0.667 Pete Incaviglia, R OBP: 0.342, SLG: 0.514 (8, PH) (9, 7)		0-0 FC5-6 2B		0-0 F8		0-0 3-1		0-3 K	0-3 K	3	0	1	0	0	0	0						
Bob Brower, R OBP: 0.376, SLG: 0.506 (9, 8)		4-0 G5-3 FC5-6 BB		0-3 K			0-0 1B 4-3 1B		0-0 1-H HR	4	2	3	3	1	1	0						
<b>Inning Stats</b>	R: 2 E: 0 K: 1 S: 7	H: 2 LOB: 2 BB: 2 P: 15	R: 0 E: 0 K: 0 S: 3	H: 1 LOB: 1 BB: 1 P: 7	R: 1 E: 0 K: 0 S: 4	H: 2 LOB: 1 BB: 1 P: 8	R: 0 E: 0 K: 2 S: 7	H: 0 LOB: 0 BB: 0 P: 7	R: 0 E: 0 K: 2 S: 7	H: 0 LOB: 0 BB: 0 P: 7	R: 1 E: 0 K: 1 S: 8	H: 3 LOB: 2 BB: 0 P: 8	R: 2 E: 0 K: 1 S: 6	H: 1 LOB: 0 BB: 1 P: 10	R: 3 E: 0 K: 1 S: 6	H: 2 LOB: 3 BB: 4 P: 22	1B: 9 2B: 1 3B: 0 HR: 2	SF: 0 SAC: 1 DP: 1 HBP: 0	WP: 0 PB: 1 SB: 1 CS: 2	PA: 45		
<b>PITCHER</b>	IP WLS BF H R ER SO BB IBB HBP BLK WP HR S P ERA WHIP	IP WLS BF H R ER SO BB IBB HBP BLK WP HR S P ERA WHIP	IP WLS BF H R ER SO BB IBB HBP BLK WP HR S P ERA WHIP	IP WLS BF H R ER SO BB IBB HBP BLK WP HR S P ERA WHIP	IP WLS BF H R ER SO BB IBB HBP BLK WP HR S P ERA WHIP	IP WLS BF H R ER SO BB IBB HBP BLK WP HR S P ERA WHIP	IP WLS BF H R ER SO BB IBB HBP BLK WP HR S P ERA WHIP	IP WLS BF H R ER SO BB IBB HBP BLK WP HR S P ERA WHIP	IP WLS BF H R ER SO BB IBB HBP BLK WP HR S P ERA WHIP	IP WLS BF H R ER SO BB IBB HBP BLK WP HR S P ERA WHIP	IP WLS BF H R ER SO BB IBB HBP BLK WP HR S P ERA WHIP	IP WLS BF H R ER SO BB IBB HBP BLK WP HR S P ERA WHIP	IP WLS BF H R ER SO BB IBB HBP BLK WP HR S P ERA WHIP	IP WLS BF H R ER SO BB IBB HBP BLK WP HR S P ERA WHIP	IP WLS BF H R ER SO BB IBB HBP BLK WP HR S P ERA WHIP	IP WLS BF H R ER SO BB IBB HBP BLK WP HR S P ERA WHIP	IP WLS BF H R ER SO BB IBB HBP BLK WP HR S P ERA WHIP	IP WLS BF H R ER SO BB IBB HBP BLK WP HR S P ERA WHIP	IP WLS BF H R ER SO BB IBB HBP BLK WP HR S P ERA WHIP	IP WLS BF H R ER SO BB IBB HBP BLK WP HR S P ERA WHIP	IP WLS BF H R ER SO BB IBB HBP BLK WP HR S P ERA WHIP	
Roger Clemens, R ERA: 3.27 Joe Sambito, L ERA: 5.7 Calvin Schiraldi, R ERA: 5.57	(1, 1) (8, 1) (9, 1)	7.0 1.0 0.2	WLS L 5	BF 8 1	H 2 5	R 4 5	ER 4 5	SO 6 1	BB 4 3	IBB 0 0	HBP 0 0	BLK 0 0	WP 0 2	HR 0 7	S 40 19	P 56 13	ERA 5.14 45.00 0.00	WHIP 1.857 5.000 3.000				

**Boston Red Sox @ Texas Rangers**  
Arlington Stadium, Arlington, TX  
Wed Aug 05 1987, 8:05 PM EDT  
Att: 19,843 - Unknown

AB 35  
R 9  
H 12  
RBI 8  
BB 9  
SO 8  
LOB 24





Batter	1	2	3	4	5	6	7	8	9	AB	R	H	RBI	BB	SO	LOB	TOP				
Willie Wilson, S (1, 8) OBP: 0.308, SLG: 0.384	0-3 K		0-0 4-3		0-0 G3		0-0 F8		0-0 F7	5	0	0	0	0	1	3	<b>Kansas City Royals @ Boston Red Sox</b> Fenway Park, Boston, MA Fri Aug 07 1987, 7:05 PM EDT Att: 34,946 - Unknown  <b>AB 34</b> <b>R 3</b> <b>H 7</b> <b>RBI 3</b> <b>BB 2</b> <b>SO 7</b> <b>LOB 8</b>				
Kevin Seitzer, R (1, 5) OBP: 0.396, SLG: 0.473	0-0 5-3		1-0 HBP			0-0 F9		0-0 4-3		3	0	0	0	0	0	0					
George Brett, L (1, 3) OBP: 0.396, SLG: 0.485	0-0 L8		0-0 4-3			0-0 F7		0-0 1B		4	0	1	0	0	0	1					
Danny Tartabull, R (1, 9) OBP: 0.369, SLG: 0.458		0-3 K		0-0 F9		0-0 F6		0-0 F9		4	0	0	0	0	1	1					
Bo Jackson, R (1, 7) OBP: 0.316, SLG: 0.477		0-3 K		0-3 K			0-0 5-3	0-3 K		4	0	0	0	0	3	1					
Frank White, R (1, 4) OBP: 0.304, SLG: 0.367		0-0 HR		0-0 2B			0-0 F9		0-3 K	4	1	2	1	0	1	0					
Steve Balboni, R (1, 10) OBP: 0.289, SLG: 0.426 Lonnie Smith, R (7, PR) OBP: 0.306, SLG: 0.390		4-0 BB		0-3 K			0-0 BB 2B	0-0 BB 1B	0-0 F4	2	0	1	0	1	1	1					
Ross Jones, R (1, 6) OBP: 0.292, SLG: 0.263 Jim Eisenreich, L (7, PH) OBP: 0.259, SLG: 0.446 Angel Salazar, R (7, 6) OBP: 0.222, SLG: 0.249		0-0 F6				0-0 6-3		4-0 BB 2B	0-0 1B	2	0	0	0	0	0	1					
Jamie Quirk, L (1, 2) OBP: 0.304, SLG: 0.337			0-0 6-3		0-0 L3		0-0 2B	0-0 1B	0-0 1B	4	0	2	2	0	0	0					
<b>Inning Stats</b>	R: 0 E: 0 K: 1 S: 5	H: 0 LOB: 0 BB: 0 P: 5	R: 1 E: 0 K: 2 S: 8	H: 1 LOB: 1 BB: 1 P: 12	R: 0 E: 0 K: 0 S: 3	H: 0 LOB: 1 BB: 0 P: 4	R: 0 E: 0 K: 2 S: 8	H: 1 LOB: 1 BB: 0 P: 8	R: 0 E: 0 K: 0 S: 3	H: 0 LOB: 0 BB: 0 P: 3	R: 2 E: 0 K: 0 S: 5	H: 2 LOB: 1 BB: 1 P: 9	R: 0 E: 0 K: 1 S: 6	H: 1 LOB: 1 BB: 0 P: 6	R: 0 E: 0 K: 1 S: 7	H: 2 LOB: 2 BB: 0 P: 7		1B: 4 2B: 2 3B: 0 HR: 1	SF: 0 SAC: 0 DP: 0 HBP: 1	WP: 0 PB: 0 SB: 0 CS: 0	PA: 37
<b>PITCHER</b> Jeff Sellers, R (1, 1) ERA: 6.14	IP: 9.0 WLS: W BF: 37 H: 7 R: 3 ER: 3 SO: 7 BB: 2 IBB: 0 HBP: 1 BLK: 0 WP: 0 HR: 1 S: 48 P: 57 ERA: 3.00 WHIP: 1.000															<b>PITCHER</b>					


Batter	1	2	3	4	5	6	7	8	9	AB	R	H	RBI	BB	SO	LOB	BOTTOM				
Ellis Burks, R (1, 8) OBP: 0.311, SLG: 0.472 Mike Greenwell, L (9, PH) OBP: 0.384, SLG: 0.593	0-0 PB S 1B		0-3 K		0-3 K			0-0 L8	4-0 BB 1B	4	0	1	0	0	2	2	<b>Kansas City Royals @ Boston Red Sox</b> Fenway Park, Boston, MA Fri Aug 07 1987, 7:05 PM EDT Att: 34,946 - Unknown  <b>AB 29</b> <b>R 4</b> <b>H 6</b> <b>RBI 4</b> <b>BB 7</b> <b>SO 5</b> <b>LOB 13</b>				
Marty Barrett, R (1, 4) OBP: 0.336, SLG: 0.316	0-0 F7		0-0 6-3		0-0 F8			0-0 1-3	4-0 BB BB	4	0	0	2	1	0	2					
Wade Boggs, L (1, 5) OBP: 0.495, SLG: 0.602	4-0 SAFE BB	1-3 CS BB	2-3 3-H 0-0 F5			0-0 3-1		4-0 FC6-4 BB		2	0	0	0	2	0	1					
Jim Rice, R (1, 7) OBP: 0.361, SLG: 0.416	0-3 1-2 K			4-0 2B SF9 BB		0-0 F8		0-0 FC6-4	0-0 1-2 BB	3	1	0	0	1	1	3					
Don Baylor, R (1, 10) OBP: 0.348, SLG: 0.405		0-0 6-3		0-0 F3		0-0 S 1B		4-0 2B SF9 BB		3	1	1	0	1	0	1					
Dwight Evans, R (1, 3) OBP: 0.423, SLG: 0.610		0-3 K		0-0 SF9 2B		0-0 F8		0-0 BB 2B	0-0 1-3 BB	4	1	2	0	0	1	1					
Todd Benzinger, S (1, 9) OBP: 0.369, SLG: 0.366		0-0 6-3		0-0 SF9			0-0 4-3		0-0 6-3	3	0	0	1	0	0	2					
John Marzano, R (1, 2) OBP: 0.250, SLG: 0.350			0-0 2B 6-3 1B		0-0 K		0-0 1-3		0-0 SF9	3	1	1	1	0	1	1					
Spike Owen, S (1, 6) OBP: 0.336, SLG: 0.356			0-0 6-3 1-3 2B		0-0 L7		0-0 1-3		3-H 4-0 BB BB IBB	3	0	1	0	1	0	0					
<b>Inning Stats</b>	R: 0 E: 0 K: 1 S: 5	H: 1 LOB: 2 BB: 1 P: 9	R: 0 E: 0 K: 1 S: 5	H: 0 LOB: 0 BB: 0 P: 5	R: 1 E: 0 K: 1 S: 7	H: 2 LOB: 1 BB: 0 P: 7	R: 1 E: 0 K: 1 S: 6	H: 1 LOB: 1 BB: 1 P: 10	R: 0 E: 0 K: 0 S: 5	H: 0 LOB: 0 BB: 0 P: 5	R: 0 E: 0 K: 0 S: 4	H: 1 LOB: 1 BB: 0 P: 4	R: 0 E: 0 K: 0 S: 3	H: 0 LOB: 1 BB: 1 P: 7	R: 2 E: 0 K: 0 S: 3	H: 1 LOB: 3 BB: 4 P: 19		1B: 3 2B: 4 3B: 0 HR: 0	SF: 2 SAC: 0 DP: 1 HBP: 0	WP: 0 PB: 1 SB: 2 CS: 1	PA: 38
<b>PITCHER</b> Charlie Leibrandt, L (1, 1) ERA: 2.69 John Davis, R (9, 1) ERA: 3.6	IP: 8.2 WLS: L BF: 36 H: 6 R: 4 ER: 4 SO: 5 BB: 4 IBB: 0 HBP: 0 BLK: 0 WP: 0 HR: 0 S: 41 P: 61 ERA: 4.15 WHIP: 1.154															<b>PITCHER</b>					



Batter	1	2	3	4	5	6	7	8	9	AB	R	H	RBI	BB	SO	LOB	TOP			
Willie Wilson, S (1, 8) OBP: 0.307, SLG: 0.382										5	0	1	0	0	1	0				
Lonnie Smith, R (1, 7) OBP: 0.328, SLG: 0.387										3	1	1	0	1	0	1				
Kevin Seitzer, R (1, 5) OBP: 0.398, SLG: 0.476										4	1	2	0	1	2	1				
George Brett, L (1, 3) OBP: 0.397, SLG: 0.483										3	0	1	0	1	1	3				
Danny Tartabull, R (1, 9) OBP: 0.370, SLG: 0.458										4	1	2	2	0	1	1				
Frank White, R (1, 4) OBP: 0.305, SLG: 0.371										4	0	2	1	0	1	1				
Steve Balboni, R (1, 10) OBP: 0.288, SLG: 0.422										3	0	0	0	1	3	3				
Ross Jones, R (1, 6) OBP: 0.296, SLG: 0.273 (8, PH)										3	0	1	0	0	0	3				
Jim Eisenreich, L (8, PH) OBP: 0.256, SLG: 0.440										1	0	0	0	0	1	2				
Bill Pecota, R (8, 6) OBP: 0.439, SLG: 0.553										0	0	0	0	0	0	0				
Larry Owen, R (1, 2) OBP: 0.257, SLG: 0.299										3	0	0	0	0	0	2				
Thad Bosley, L (8, PH) OBP: 0.303, SLG: 0.363										1	0	0	0	0	0	0				
<b>Inning Stats</b>	R: 0 E: 0 K: 0 S: 4	H: 2 LOB: 1 BB: 0 P: 4	R: 0 E: 0 K: 2 S: 7	H: 0 LOB: 0 BB: 0 P: 7	R: 0 E: 0 K: 0 S: 3	H: 1 LOB: 0 BB: 0 P: 3	R: 2 E: 0 K: 1 S: 6	H: 2 LOB: 2 BB: 3 P: 18	R: 0 E: 0 K: 2 S: 9	H: 2 LOB: 1 BB: 0 P: 9	R: 0 E: 0 K: 1 S: 5	H: 0 LOB: 0 BB: 0 P: 5	R: 0 E: 0 K: 2 S: 8	H: 1 LOB: 2 BB: 1 P: 12	R: 0 E: 0 K: 1 S: 5	H: 0 LOB: 1 BB: 0 P: 6	1B: 8 2B: 2 3B: 0 HR: 0	SF: 0 SAC: 0 DP: 2 HBP: 1	WP: 0 PB: 0 SB: 0 CS: 0	PA: 39
<b>PITCHER</b>	IP	WLS	BF	H	R	ER	SO	BB	IBB	HBP	BLK	WP	HR	S	P	ERA	WHIP			
Bruce Hurst, L (1, 1) ERA: 3.79	7.0	W	30	9	3	3	7	3	0	0	0	0	0	41	53	3.86	1.714			
Calvin Schiraldi, R (8, 1) ERA: 5.37	2.0		9	1	0	0	3	1	0	1	0	0	0	13	18	0.00	1.000			

Kansas City Royals @ Boston Red Sox  
Fenway Park, Boston, MA  
Sat Aug 08 1987, 3:33 AM EDT  
Att: 34,622 - Unknown


AB	34
R	3
H	10
RBI	3
BB	4
SO	10
LOB	17



Batter	1	2	3	4	5	6	7	8	9	AB	R	H	RBI	BB	SO	LOB	BOTTOM			
Ellis Burks, R (1, 8) OBP: 0.321, SLG: 0.491										3	2	3	2	1	0	0				
Marty Barrett, R (1, 4) OBP: 0.338, SLG: 0.321										4	1	2	1	0	0	2				
Wade Boggs, L (1, 5) OBP: 0.358, SLG: 0.601										1	1	0	0	4	0	1				
Jim Rice, R (1, 7) OBP: 0.362, SLG: 0.416										0	0	0	1	0	0	0				
Todd Benzinger, S (3, 9) OBP: 0.356, SLG: 0.351										3	0	0	0	0	4					
Sam Horn, L (1, 10) OBP: 0.413, SLG: 0.780										5	0	0	0	0	3	7				
Dwight Evans, R (1, 3) OBP: 0.425, SLG: 0.617										4	2	2	0	1	1	3				
Mike Greenwell, L (1, 9) OBP: 0.384, SLG: 0.589 (3, 7)										5	0	2	2	0	0	2				
John Marzano, R (1, 2) OBP: 0.276, SLG: 0.400										5	1	2	1	0	0	4				
Spike Owen, S (1, 6) OBP: 0.334, SLG: 0.352										3	1	0	0	1	0	2				
<b>Inning Stats</b>	R: 3 E: 1 K: 2 S: 10	H: 3 LOB: 2 BB: 1 P: 15	R: 1 E: 0 K: 1 S: 5	H: 0 LOB: 2 BB: 2 P: 14	R: 3 E: 0 K: 0 S: 7	H: 4 LOB: 1 BB: 0 P: 7	R: 0 E: 0 K: 1 S: 6	H: 1 LOB: 2 BB: 1 P: 10	R: 0 E: 0 K: 0 S: 4	H: 1 LOB: 1 BB: 1 P: 8	R: 1 E: 0 K: 0 S: 5	H: 2 LOB: 1 BB: 0 P: 5	R: 0 E: 0 K: 0 S: 3	H: 0 LOB: 2 BB: 2 P: 11	R: 0 E: 0 K: 0 S: 3	H: 0 LOB: 0 BB: 0 P: 3	1B: 4 2B: 5 3B: 1 HR: 1	SF: 1 SAC: 1 DP: 0 HBP: 2	WP: 0 PB: 1 SB: 1 CS: 0	PA: 44
<b>PITCHER</b>	IP	WLS	BF	H	R	ER	SO	BB	IBB	HBP	BLK	WP	HR	S	P	ERA	WHIP			
Mark Gubicza, R (1, 1) ERA: 4.21	2.2	L	20	7	7	7	3	2	2	0	0	0	1	21	35	23.62	3.375			
Bob Stoddard, R (3, 1) ERA: 4.33	3.1		16	4	1	1	1	2	0	0	0	0	0	16	24	2.70	1.800			
Dan Quisenberry, R (7, 1) ERA: 2.01	2.0		8	0	0	0	0	2	0	0	0	0	0	6	14	0.00	1.000			

Kansas City Royals @ Boston Red Sox  
Fenway Park, Boston, MA  
Sat Aug 08 1987, 3:33 AM EDT  
Att: 34,622 - Unknown

AB	33
R	8
H	11
RBI	7
BB	7
SO	4
LOB	25





Batter	1	2	3	4	5	6	7	8	9	AB	R	H	RBI	BB	SO	LOB	TOP										
Willie Wilson, S (1, 8) OBP: 0.307, SLG: 0.383	0-0 WP 1B	0-0 4-3 2B		0-0 F7 1B	0-3 K 2		0-0 4-3 2		0-3 K 3	6	1	2	1	0	2	1											
Kevin Seitzer, R (1, 5) OBP: 0.402, SLG: 0.485	4-0 1B 1-2 BB	0-0 4-3		0-0 1B 1B	0-0 1B		0-0 HR			4	2	3	2	1	0	1											
George Brett, L (1, 3) OBP: 0.401, SLG: 0.483	0-0 FC6-4 1-2 2-H 1B	0-0 FC6-4 2-3 3-H 4-0 BB		0-0 1B 1-3 E 1B	0-0 L6		0-0 F8			4	1	2	1	1	0	1											
Danny Tartabull, R (1, 9) OBP: 0.368, SLG: 0.455	0-0 L6	0-0 FC6-4 1-2		0-0 1-2 3-H 2B 1B		0-0 L4		0-0 L7		5	1	1	1	0	0	4											
Lonnie Smith, R (1, 7) OBP: 0.319, SLG: 0.373	0-3 K		0-0 L4	0-0 F9		0-0 1B 1B		0-0 F9		5	0	1	0	0	1	4											
Frank White, R (1, 4) OBP: 0.307, SLG: 0.371	0-0 FC6-4 1-2		0-0 6-3	0-0 E2 1-3 2-H 2B 1B		0-0 1-2 1B		0-0 4-3		5	1	2	0	0	0	2											
Steve Balboni, R (1, 10) OBP: 0.293, SLG: 0.429		0-0 1B 2B 1B	0-0 PB 1B	0-0 2-3 3-H 2B		0-0 F9		0-0 F9		5	1	3	2	0	0	2											
Jamie Quirk, L (1, 2) OBP: 0.307, SLG: 0.335		0-0 2B 1-2 4-3 1B	4-0 1-2 BB	0-0 4-3		0-3 K		0-0 4-3		4	1	1	0	1	1	3											
Ross Jones, R (1, 6) OBP: 0.313, SLG: 0.296		0-1 F8	0-3 K		0-0 5-3		0-0 1B		0-0 1B	5	0	2	0	0	1	4											
<b>Inning Stats</b>	R: 1 E: 0 K: 1 S: 7	H: 2 LOB: 2 BB: 1 P: 11	R: 2 E: 0 K: 0 S: 7	H: 3 LOB: 2 BB: 1 P: 11	R: 0 E: 0 K: 1 S: 6	H: 1 LOB: 2 BB: 1 P: 10	R: 4 E: 1 K: 0 S: 8	H: 5 LOB: 1 BB: 0 P: 8	R: 0 E: 0 K: 1 S: 6	H: 2 LOB: 2 BB: 0 P: 7	R: 1 E: 0 K: 0 S: 4	H: 2 LOB: 0 BB: 0 P: 4	R: 0 E: 0 K: 0 S: 3	H: 0 LOB: 0 BB: 0 P: 3	R: 0 E: 0 K: 1 S: 6	H: 1 LOB: 1 BB: 0 P: 6	1B: 14 2B: 2 3B: 0 HR: 1	SF: 0 SAC: 0 DP: 0 HBP: 0	WP: 1 PB: 1 CS: 0	PA: 46							
<b>PITCHER</b>	IP	WLS	BF	H	R	ER	SO	BB	IBB	HBP	BLK	WP	HR	S	P	ERA	WHIP										
Bob Woodward, R (1, 1) ERA: 8.53	1.1		10	5	3	3	1	1	0	0	0	1	0	12	16	20.25	4.500										
Steve Crawford, R (2, 1) ERA: 5.91	2.1	L	15	6	4	1	1	2	0	0	0	0	0	15	23	3.86	3.429										
Tom Bolton, L (4, 1) ERA: 3.5	5.1		21	6	1	1	3	0	0	0	0	0	1	27	27	1.69	1.125										

Kansas City Royals @ Boston Red Sox  
Fenway Park, Boston, MA  
Sun Aug 09 1987, 3:33 AM EDT  
Att: 34,009 - Unknown

AB 43  
R 8  
H 17  
RBI 7  
BB 3  
SO 5  
LOB 22



Batter	1	2	3	4	5	6	7	8	9	AB	R	H	RBI	BB	SO	LOB	BOTTOM										
Ellis Burks, R (1, 8) OBP: 0.322, SLG: 0.488	4-0 4-3 S BB		0-0 1B 1-2 2-H HBP 1B	0-0 F8		0-3 K			0-0 B1-3	4	1	1	1	1	1	3											
Marty Barrett, R (1, 4) OBP: 0.337, SLG: 0.318	0-0 L8		4-0 HBP 1-2 2-3 BB	0-0 5-3		0-0 F9				3	0	0	0	1	0	3											
Todd Benzinger, S (1, 7) OBP: 0.352, SLG: 0.346	0-0 4-3 1-3		0-0 G5-3 1-2 2-3 3-H HBP 1B		0-0 4-3		0-0 G3			4	0	1	1	0	0	1											
Dwight Evans, R (1, 3) OBP: 0.421, SLG: 0.610	0-0 6-3		0-0 F2		0-3 K		0-0 5-3			4	0	0	0	0	1	4											
Don Baylor, R (1, 10) OBP: 0.349, SLG: 0.403		0-0 5-3	1-0 1-2 2-3 3-H HBP		1-0 HBP		0-3 K		0-3 K	2	0	0	1	0	1	0											
Dave Henderson, R (1, 9) OBP: 0.308, SLG: 0.423		0-0 L8	0-0 G5-3 2-3		0-0 F6		0-0 G4-6-3 1B			4	0	1	0	0	0	4											
Ed Romero, R (1, 5) OBP: 0.350, SLG: 0.311		0-0 L4		0-0 1B 1B		0-0 L8		0-0 G4-6-3 1-2		4	0	1	0	0	0	1											
Spike Owen, S (1, 6) OBP: 0.337, SLG: 0.354			0-0 1B HBP 1B	0-0 1-2 1B		0-0 G3		0-3 K		4	1	2	0	0	1	0											
John Marzano, R (1, 2) OBP: 0.313, SLG: 0.444			1-0 BB 1B HBP	0-0 F6		0-0 2B			0-0 F9	2	1	1	0	0	0	2											
Sam Horn, L (9, PH) OBP: 0.404, SLG: 0.762										1	0	0	0	0	0	0											
<b>Inning Stats</b>	R: 0 E: 0 K: 0 S: 3	H: 0 LOB: 1 BB: 1 P: 7	R: 0 E: 0 K: 0 S: 3	H: 0 LOB: 0 BB: 0 P: 3	R: 3 E: 0 K: 0 S: 5	H: 3 LOB: 2 BB: 1 P: 11	R: 0 E: 0 K: 0 S: 5	H: 2 LOB: 2 BB: 0 P: 5	R: 0 E: 0 K: 1 S: 5	H: 0 LOB: 1 BB: 0 P: 6	R: 0 E: 0 K: 1 S: 6	H: 1 LOB: 1 BB: 0 P: 6	R: 0 E: 0 K: 0 S: 3	H: 0 LOB: 0 BB: 0 P: 3	R: 0 E: 0 K: 1 S: 5	H: 1 LOB: 0 BB: 0 P: 5	R: 0 E: 0 K: 1 S: 5	H: 0 LOB: 0 BB: 0 P: 5	1B: 6 2B: 1 3B: 0 HR: 0	SF: 0 SAC: 0 DP: 2 HBP: 3	WP: 0 PB: 0 CS: 0	PA: 37					
<b>PITCHER</b>	IP	WLS	BF	H	R	ER	SO	BB	IBB	HBP	BLK	WP	HR	S	P	ERA	WHIP										
Bud Black, L (1, 1) ERA: 3.35	2.1		14	3	3	3	0	2	0	2	0	0	0	10	20	11.57	2.143										
John Davis, R (3, 1) ERA: 1.54	6.2	W	23	4	0	0	4	0	0	1	0	0	0	30	31	0.00	0.600										

Kansas City Royals @ Boston Red Sox  
Fenway Park, Boston, MA  
Sun Aug 09 1987, 3:33 AM EDT  
Att: 34,009 - Unknown

AB 32  
R 3  
H 7  
RBI 3  
BB 2  
SO 4  
LOB 18





Batter	1	2	3	4	5	6	7	8	9	AB	R	H	RBI	BB	SO	LOB	TOP					
<b>Tony Fernandez, S</b> (1, 6) OBP: 0.381, SLG: 0.429 <b>Kelly Gruber, R</b> (3, PR) OBP: 0.294, SLG: 0.419	G3		1B		K		1B			2	0	1	0	0	0	0	<b>Toronto Blue Jays @ Boston Red Sox</b> Fenway Park, Boston, MA Mon Aug 10 1987, 7:05 PM EDT Att: 30,606 - Unknown					
<b>Lloyd Moseby, L</b> (1, 8) OBP: 0.351, SLG: 0.455	3-1		1B		K		L6			4	0	1	0	0	1	1						
<b>Rance Mulliniks, L</b> (1, 5) OBP: 0.358, SLG: 0.462	K		K		K		2B	FC6-4 1B		4	0	2	0	0	2	2						
<b>George Bell, R</b> (1, 7) OBP: 0.345, SLG: 0.621		2B	4-3		F7			F7		4	0	1	0	0	0	5						
<b>Fred McGriff, L</b> (1, 10) OBP: 0.381, SLG: 0.529	K				K		K	F7		4	0	0	0	0	3	2						
<b>Jesse Barfield, R</b> (1, 9) OBP: 0.338, SLG: 0.469	E9				1-3		4-3	FC6-4		4	0	0	0	0	0	2						
<b>Willie Upshaw, L</b> (1, 3) OBP: 0.322, SLG: 0.415	F5				1B		4-3			4	0	1	0	0	0	2						
<b>Ernie Whitt, L</b> (1, 2) OBP: 0.327, SLG: 0.421	F9				G3			F3		4	0	0	0	0	0	3						
<b>Garth Iorg, R</b> (1, 4) OBP: 0.294, SLG: 0.323 <b>Rick Leach, L</b> (9, PH) OBP: 0.393, SLG: 0.393			6-3					F8		3	1	1	1	0	0	0						
<b>Inning Stats</b>	R: 0 E: 0 K: 1 S: 5	H: 0 LOB: 0 BB: 0 P: 5	R: 0 E: 1 K: 1 S: 7	H: 1 LOB: 2 BB: 0 P: 7	R: 0 E: 0 K: 1 S: 7	H: 2 LOB: 3 BB: 0 P: 7	R: 0 E: 0 K: 1 S: 6	H: 1 LOB: 1 BB: 0 P: 6	R: 1 E: 0 K: 2 S: 9	H: 2 LOB: 1 BB: 0 P: 9	R: 0 E: 0 K: 1 S: 5	H: 0 LOB: 0 BB: 0 P: 5	R: 0 E: 0 K: 0 S: 4	H: 1 LOB: 1 BB: 0 P: 4	R: 0 E: 0 K: 0 S: 4	H: 1 LOB: 1 BB: 0 P: 4	R: 0 E: 0 K: 1 S: 5	H: 0 LOB: 0 BB: 0 P: 5	1B: 5 2B: 2 3B: 0 HR: 1	SF: 0 SAC: 0 DP: 0 HBP: 0	WP: 0 PB: 0 SB: 2 CS: 0	PA: 36
<b>PITCHER</b> <b>Roger Clemens, R</b> (1, 1) ERA: 3.17	IP: 9.0 WLS: W BF: 36 H: 8 R: 1 ER: 1 SO: 8 BB: 0 IBB: 0 HBP: 0 BLK: 0 WP: 0 HR: 1 S: 52 P: 52 ERA: 1.00 WHIP: 0.889															<b>PITCHER</b>						

AB	36
R	1
H	8
RBI	1
BB	0
SO	8
LOB	17



Batter	1	2	3	4	5	6	7	8	9	AB	R	H	RBI	BB	SO	LOB	BOTTOM			
<b>Ellis Burks, R</b> (1, 8) OBP: 0.323, SLG: 0.486	1B 2B	BB			K	K		F6		4	1	1	0	1	2	2	<b>Toronto Blue Jays @ Boston Red Sox</b> Fenway Park, Boston, MA Mon Aug 10 1987, 7:05 PM EDT Att: 30,606 - Unknown			
<b>Marty Barrett, R</b> (1, 4) OBP: 0.335, SLG: 0.317	F9	4-3			F6		4-3	5-3 BB HR 1B		5	1	1	0	0	0	3				
<b>Wade Boggs, L</b> (1, 5) OBP: 0.364, SLG: 0.606	1B				1B			E 2B	5-3 HR BB	3	2	3	0	2	0	0				
<b>Dwight Evans, R</b> (1, 3) OBP: 0.419, SLG: 0.607	1B 2B				F2		5-3	5-3		5	1	1	1	0	1	5				
<b>Mike Greenwell, L</b> (1, 7) OBP: 0.390, SLG: 0.591 <b>Dave Henderson, R</b> (7, PR) OBP: 0.312, SLG: 0.423	2H 1B				F6		2B WP 1B	E8 2B HR BB		4	1	3	2	0	0	1				
<b>Sam Horn, L</b> (1, 10) OBP: 0.423, SLG: 0.851	K				F9		WP 2B	BB 2B HR		0	2	0	0	1	0	0				
<b>Todd Benzinger, S</b> (1, 9) OBP: 0.354, SLG: 0.333		3-1			4-3		WP IBB 2B	BB 2B HR		3	0	0	0	2	1	0				
<b>John Marzano, R</b> (1, 2) OBP: 0.306, SLG: 0.400		5-3			K		K	1-2 2-3 BB		3	0	0	0	1	2	3				
<b>Spike Owen, S</b> (1, 6) OBP: 0.335, SLG: 0.352		BB 1B			K		L7	K		4	0	1	0	0	2	6				
<b>Inning Stats</b>	R: 2 E: 0 K: 1 S: 8	H: 4 LOB: 1 BB: 0 P: 8	R: 0 E: 0 K: 0 S: 4	H: 1 LOB: 1 BB: 1 P: 8	R: 0 E: 0 K: 0 S: 4	H: 1 LOB: 1 BB: 0 P: 4	R: 0 E: 0 K: 2 S: 7	H: 0 LOB: 0 BB: 0 P: 7	R: 0 E: 0 K: 2 S: 9	H: 0 LOB: 1 BB: 1 P: 11	R: 1 E: 0 K: 2 S: 9	H: 2 LOB: 2 BB: 1 P: 13	R: 2 E: 1 K: 1 S: 8	H: 3 LOB: 3 BB: 2 P: 16	R: 4 E: 0 K: 1 S: 7	H: 2 LOB: 0 BB: 2 P: 15	1B: 8 2B: 4 3B: 0 HR: 1	SF: 0 SAC: 0 DP: 0 HBP: 0	WP: 1 PB: 0 SB: 0 CS: 0	PA: 43
<b>PITCHER</b> <b>Jim Clancy, R</b> (1, 1) ERA: 3.64 <b>Gary Lavelle, L</b> (7, 1) ERA: 6.29 <b>Jose Antonio Nunez, R</b> (7, 1) ERA: 5.37	IP: 6.2 WLS: L BF: 32 H: 10 R: 5 ER: 5 SO: 7 BB: 2 IBB: 0 HBP: 0 BLK: 0 WP: 0 HR: 0 S: 43 P: 55 ERA: 6.75 WHIP: 1.800															<b>PITCHER</b>				





Batter	1	2	3	4	5	6	7	8	9	AB	R	H	RBI	BB	SO	LOB	TOP										
Willie Upshaw, L OBP: 0.320, SLG: 0.410	4-3		E3		K				F8	4	0	0	0	1	1	2											
Lloyd Moseby, L OBP: 0.351, SLG: 0.454	F6		4-3		1B		FC7-3-4		1B	5	2	2	2	0	0	2											
Ernie Whitt, L OBP: 0.328, SLG: 0.421	G3			4-3	1B				F7	5	1	2	0	0	0	1											
George Bell, R OBP: 0.343, SLG: 0.617		F5		P3	FC5-4		SF9		1B	4	0	1	1	0	0	2											
Fred McGriff, L OBP: 0.387, SLG: 0.535									1B	3	0	2	1	1	1	0											
Cecil Fielder, R OBP: 0.356, SLG: 0.585							K		1B	0	0	0	0	0	0	0											
Rick Leach, L OBP: 0.397, SLG: 0.398									1B	1	0	1	1	0	0	0											
Jesse Barfield, R OBP: 0.337, SLG: 0.473	G6-4-3			F8			4-3		F8	5	1	1	1	0	0	5											
Rance Mulliniks, L OBP: 0.364, SLG: 0.465										3	2	2	0	1	1	0											
Garth Iorg, R OBP: 0.295, SLG: 0.323										3	1	1	0	0	2	1											
Kelly Gruber, R OBP: 0.297, SLG: 0.431										4	1	2	2	0	0	2											
<b>Inning Stats</b>	R: 0 E: 0 K: 0 S: 3	H: 0 LOB: 0 BB: 0 P: 3	R: 0 E: 0 K: 0 S: 2	H: 0 LOB: 0 BB: 1 P: 6	R: 1 E: 0 K: 0 S: 5	H: 2 LOB: 1 BB: 0 P: 5	R: 0 E: 0 K: 0 S: 4	H: 1 LOB: 1 BB: 0 P: 4	R: 2 E: 0 K: 1 S: 9	H: 4 LOB: 2 BB: 0 P: 9	R: 1 E: 0 K: 2 S: 7	H: 1 LOB: 0 BB: 1 P: 11	R: 3 E: 0 K: 0 S: 6	H: 3 LOB: 1 BB: 1 P: 10	R: 0 E: 0 K: 2 S: 7	H: 0 LOB: 0 BB: 0 P: 7	R: 1 E: 0 K: 0 S: 6	H: 3 LOB: 2 BB: 0 P: 6	1B: 11 2B: 1 3B: 0 HR: 2	SF: 1 SAC: 1 DP: 1 HBP: 0	WP: 0 PB: 0 SB: 0 CS: 1	PA: 42					
<b>PITCHER</b>	IP	WLS	BF	H	R	ER	SO	BB	IBB	HBP	BLK	WP	HR	S	P	ERA	WHIP										
Bob Stanley, R ERA: 5.24	(1, 1)	6.0	L	26	8	4	3	2	0	0	0	0	1	30	38	6.00	1.667										
Tom Bolton, L ERA: 4.05	(7, 1)	0.1		4	2	3	3	0	0	0	0	0	1	3	7	81.00	9.000										
Wes Gardner, R ERA: 5.81	(7, 1)	1.2		6	1	0	0	2	0	0	0	0	0	10	10	0.00	0.600										
Joe Sambito, L ERA: 5.87	(9, 1)	0.2		4	2	1	1	0	0	0	0	0	0	4	4	13.50	3.000										
Calvin Schiraldi, R ERA: 5.33	(9, 1)	0.1		2	1	0	0	0	0	0	0	0	0	2	2	0.00	3.000										

Toronto Blue Jays @ Boston Red Sox  
Fenway Park, Boston, MA  
Tue Aug 11 1987, 7:05 PM EDT  
Att: 32,555 - Unknown

AB	37
R	8
H	14
RBI	8
BB	3
SO	5
LOB	15



Batter	1	2	3	4	5	6	7	8	9	AB	R	H	RBI	BB	SO	LOB	BOTTOM										
Ellis Burks, R OBP: 0.318, SLG: 0.479	5-3			5-3		F2			F7	5	0	0	1	0	1	3											
Marty Barrett, R OBP: 0.337, SLG: 0.317	6-3						L7			3	1	1	0	1	0	0											
Wade Boggs, L OBP: 0.364, SLG: 0.605										4	0	2	0	0	0	2											
Dwight Evans, R OBP: 0.420, SLG: 0.609	FC6-4								F6	4	0	2	1	0	0	1											
Don Baylor, R OBP: 0.351, SLG: 0.404										4	1	2	0	0	0	3											
Dave Henderson, R OBP: 0.310, SLG: 0.418										4	0	1	0	0	1	2											
Todd Benzinger, S OBP: 0.350, SLG: 0.329										4	1	1	0	0	1	3											
Spike Owen, S OBP: 0.334, SLG: 0.354										4	0	1	0	0	0	2											
Marc Sullivan, R OBP: 0.206, SLG: 0.254										3	0	1	1	0	0	2											
Ed Romero, R OBP: 0.348, SLG: 0.309										1	0	0	0	0	0	0											
<b>Inning Stats</b>	R: 0 E: 0 K: 0 S: 4	H: 1 LOB: 1 BB: 0 P: 4	R: 1 E: 0 K: 1 S: 8	H: 3 LOB: 0 BB: 0 P: 8	R: 1 E: 0 K: 1 S: 7	H: 3 LOB: 1 BB: 0 P: 7	R: 1 E: 0 K: 0 S: 5	H: 2 LOB: 2 BB: 1 P: 9	R: 0 E: 0 K: 0 S: 4	H: 1 LOB: 1 BB: 0 P: 4	R: 0 E: 0 K: 0 S: 3	H: 0 LOB: 0 BB: 0 P: 3	R: 0 E: 0 K: 1 S: 5	H: 1 LOB: 0 BB: 0 P: 5	R: 0 E: 0 K: 0 S: 3	H: 0 LOB: 0 BB: 0 P: 3	1B: 8 2B: 3 3B: 0 HR: 0	SF: 0 SAC: 0 DP: 1 HBP: 0	WP: 0 PB: 0 SB: 0 CS: 0	PA: 37							
<b>PITCHER</b>	IP	WLS	BF	H	R	ER	SO	BB	IBB	HBP	BLK	WP	HR	S	P	ERA	WHIP										
Jimmy Key, L ERA: 2.87	(1, 1)	9.0	W	37	11	3	3	1	0	0	0	0	0	42	46	3.00	1.333										

Toronto Blue Jays @ Boston Red Sox  
Fenway Park, Boston, MA  
Tue Aug 11 1987, 7:05 PM EDT  
Att: 32,555 - Unknown

AB	36
R	3
H	11
RBI	3
BB	1
SO	3
LOB	18









Batter	1	2	3	4	5	6	7	8	9	AB	R	H	RBI	BB	SO	LOB	TOP					
<b>Bob Brower, R</b> OBP: 0.360, SLG: 0.492 (1, 8)	0-0 5-3		4-0 S BB		0-3 K		0-0 SF9		0-0 L7	3	0	0	1	1	1	0	<b>Texas Rangers @ Boston Red Sox</b> Fenway Park, Boston, MA Fri Aug 14 1987, 7:05 PM EDT Unknown					
<b>Scott Fletcher, R</b> OBP: 0.367, SLG: 0.399 (1, 6)	0-0 5-3		0-3 K		0-0 1B		0-0 3-1			4	0	1	0	0	1	3						
<b>Ruben Sierra, S</b> OBP: 0.312, SLG: 0.492 (1, 9)	0-0 P3		0-3 K		0-0 F6				0-0 F8	4	0	0	0	0	1	3						
<b>Pete Incaviglia, R</b> OBP: 0.341, SLG: 0.511 (1, 7)		0-3 K		0-0 FC6-4 1B		4-0 FC5-4 BB		0-0 3-1 1B		3	0	2	0	1	1	0						
<b>Pete O'Brien, L</b> OBP: 0.344, SLG: 0.484 (1, 3)	0-0 1B		0-0 FC6-4 2B SF8		0-0 L7		0-0 1B		0-0 3-1 1B	4	1	2	0	0	0	2						
<b>Larry Parrish, R</b> OBP: 0.326, SLG: 0.495 (1, 5)	0-3 K		0-0 1B		0-0 FC5-4 1B		0-0 3-1		0-0 3-1	4	1	1	0	0	1	4						
<b>Mike Stanley, R</b> OBP: 0.395, SLG: 0.428 (1, 2)	0-0 F9		0-0 SF8		0-3 K		0-0 F8			3	0	0	1	0	1	4						
<b>Don Slaught, R</b> OBP: 0.294, SLG: 0.384 <b>Curtis Wilkerson, S</b> OBP: 0.305, SLG: 0.424 (1, 10) (7, PR)		0-3 K		0-0 2H 1B		0-0 SH3 SF9		0-0 5-3		3	0	2	1	0	1	0						
<b>Steve Buechele, R</b> OBP: 0.294, SLG: 0.399 (1, 4)	0-0 S PB 1B		0-0 K		0-3 K		0-0 SH3		0-0 6-3	3	0	1	0	0	1	0						
<b>Inning Stats</b>	R: 0 E: 0 K: 0 S: 3	H: 0 LOB: 0 BB: 0 P: 3	R: 0 E: 0 K: 2 S: 8	H: 1 LOB: 1 BB: 0 P: 8	R: 0 E: 0 K: 3 S: 10	H: 1 LOB: 2 BB: 1 P: 14	R: 2 E: 0 K: 0 S: 5	H: 3 LOB: 1 BB: 0 P: 5	R: 0 E: 0 K: 2 S: 8	H: 1 LOB: 1 BB: 0 P: 8	R: 0 E: 1 K: 1 S: 5	H: 0 LOB: 1 BB: 1 P: 9	R: 1 E: 0 K: 0 S: 4	H: 1 LOB: 0 BB: 0 P: 4	R: 0 E: 0 K: 0 S: 5	H: 2 LOB: 2 BB: 0 P: 5		R: 0 E: 0 K: 0 S: 3	H: 0 LOB: 0 BB: 0 P: 3	1B: 7 2B: 2 3B: 0 HR: 0	SF: 2 SAC: 1 DP: 0 HBP: 0	WP: 0 PB: 1 SB: 2 CS: 0
<b>PITCHER</b> <b>Bruce Hurst, L</b> ERA: 3.76 (1, 1)	IP: 9.0 WLS: W BF: 37 H: 9 R: 3 ER: 3 SO: 8 BB: 2 IBB: 0 HBP: 0 BLK: 0 WP: 0 HR: 0 S: 51 P: 59 ERA: 3.00 WHIP: 1.222															<b>PITCHER</b>						

AB 32  
R 3  
H 9  
RBI 3  
BB 2  
SO 8  
LOB 16



Batter	1	2	3	4	5	6	7	8	9	AB	R	H	RBI	BB	SO	LOB	BOTTOM	
<b>Ellis Burks, R</b> OBP: 0.318, SLG: 0.474 (1, 8)	4-0 SH3 1B BB		0-3 K		0-0 F8		0-0 F9		4-0 BB	3	1	0	0	2	1	3	<b>Texas Rangers @ Boston Red Sox</b> Fenway Park, Boston, MA Fri Aug 14 1987, 7:05 PM EDT Unknown	
<b>Marty Barrett, R</b> OBP: 0.339, SLG: 0.316 (1, 4)	0-0 SH3		0-3 K		0-0 1B		0-0 BB		0-0 BB	2	1	1	1	2	1	2		
<b>Wade Boggs, L</b> OBP: 0.464, SLG: 0.604 (1, 5)	4-0 1B BB		4-0 1B SF8 BB		0-0 F7		0-0 K		0-0 K	3	2	1	0	2	1	5		
<b>Jim Rice, R</b> OBP: 0.360, SLG: 0.413 <b>Todd Benzinger, S</b> OBP: 0.337, SLG: 0.315 (1, 7) (8, 7)	0-0 1B		0-3 K		0-3 K		0-3 6-3		0-0 F8	5	0	1	2	0	2	5		
<b>Mike Greenwell, L</b> OBP: 0.401, SLG: 0.600 <b>Dave Henderson, R</b> OBP: 0.309, SLG: 0.416 (1, 9) (8, 9)	0-3 K		0-0 S 1B		0-0 K		0-0 1B 3B		0-3 K	3	1	2	1	1	1	2		
<b>Dwight Evans, R</b> OBP: 0.420, SLG: 0.624 (1, 3)	0-0 F2		0-0 SF8		0-0 6-3		0-0 1B BLK IBB		0-0 HR	3	2	1	2	1	0	3		
<b>Sam Horn, L</b> OBP: 0.407, SLG: 0.769 <b>Don Baylor, R</b> OBP: 0.352, SLG: 0.404 (1, 10) (7, PH)		4-0 BB BB	0-0 F7		0-3 K		0-0 BLK 2B 1B		0-3 K	2	0	0	0	1	1	2		
<b>Spike Owen, S</b> OBP: 0.340, SLG: 0.352 (1, 6)	4-0 1B BB		4-0 1B S BB		0-3 K		0-0 2B BB		0-0 6-3	2	1	0	0	3	1	0		
<b>John Marzano, R</b> OBP: 0.295, SLG: 0.395 (1, 2)	0-3 K		0-3 K		0-3 K		0-3 BB 2B			4	0	1	1	0	3	3		
<b>Inning Stats</b>	R: 1 E: 0 K: 1 S: 6	H: 1 LOB: 2 BB: 2 P: 14	R: 0 E: 0 K: 3 S: 9	H: 0 LOB: 2 BB: 2 P: 17	R: 1 E: 0 K: 1 S: 6	H: 1 LOB: 1 BB: 1 P: 10	R: 0 E: 0 K: 1 S: 6	H: 1 LOB: 2 BB: 1 P: 10	R: 0 E: 0 K: 2 S: 7	H: 0 LOB: 0 BB: 0 P: 7	R: 6 E: 0 K: 1 S: 9	H: 4 LOB: 3 BB: 5 P: 29	R: 1 E: 0 K: 2 S: 8	H: 1 LOB: 0 BB: 0 P: 8	1B: 4 2B: 2 3B: 1 HR: 1	SF: 1 SAC: 1 DP: 0 HBP: 0		WP: 0 PB: 0 SB: 3 CS: 0
<b>PITCHER</b> <b>Bobby Witt, R</b> ERA: 3.98 <b>Steve Howe, L</b> ERA: 8.44 <b>Jeff Russell, R</b> ERA: 3.68 <b>Mitch Williams, L</b> ERA: 3.3 <b>Mike Loynd, R</b> ERA: 5.1 (1, 1) (7, 1) (7, 1) (7, 1) (8, 1)	IP: 6.0 WLS: L BF: 29 H: 3 R: 3 ER: 3 SO: 10 BB: 8 IBB: 0 HBP: 0 BLK: 0 WP: 0 HR: 0 S: 41 P: 73 ERA: 4.50 WHIP: 1.833															<b>PITCHER</b>		

AB 30  
R 9  
H 8  
RBI 8  
BB 12  
SO 13  
LOB 25





Batter	1	2	3	4	5	6	7	8	9	AB	R	H	RBI	BB	SO	LOB	TOP																			
Jerry Browne, S OBP: 0.352, SLG: 0.330 (1, 4)	F8	E1		1B		L3		CS	K	5	1	1	0	0	1	0																				
Tom O'Malley, L OBP: 0.407, SLG: 0.600 Curtis Wilkerson, S OBP: 0.303, SLG: 0.424 Steve Buechele, R OBP: 0.294, SLG: 0.399 (1, 5) (9, PR) (9, 5)	FC4-6	4-3		1B		G3			1B	5	1	3	1	0	0	1																				
Ruben Sierra, S OBP: 0.313, SLG: 0.491 (1, 9)	FC4-6	4-3		1B		F9			E	5	1	2	1	0	0	2																				
Pete O'Brien, L OBP: 0.346, SLG: 0.488 (1, 3)	1-2			1B		F8			E2	5	1	3	2	0	0	2																				
Pete Incaviglia, R OBP: 0.338, SLG: 0.506 Bob Brower, R OBP: 0.358, SLG: 0.489 (1, 7) (7, 7)	F9	CS	1-3		F4		F7		L4	4	0	0	0	0	0	2																				
Larry Parrish, R OBP: 0.329, SLG: 0.499 (1, 10)		2B	K		1B			G4-6-3	K	5	1	3	0	0	2	1																				
Oddibe McDowell, L OBP: 0.342, SLG: 0.473 (1, 8)		2B	S		L9			1-2		3	1	1	0	1	0	2																				
Geno Petralli, L OBP: 0.407, SLG: 0.500 (1, 2)		SF9	G3		F7				HR	4	2	2	2	0	0	2																				
Scott Fletcher, R OBP: 0.366, SLG: 0.398 (1, 6)	SF9			K		6-3			CS	3	0	1	1	0	1	0																				
<b>Inning Stats</b>	R: 0 E: 0 K: 0 S: 5	H: 2 LOB: 2 BB: 0 P: 5	R: 5 E: 1 K: 0 S: 7	H: 4 LOB: 0 BB: 1 P: 11	R: 0 E: 0 K: 1 S: 6	H: 1 LOB: 1 BB: 0 P: 6	R: 0 E: 0 K: 1 S: 7	H: 2 LOB: 2 BB: 0 P: 7	R: 0 E: 0 K: 0 S: 4	H: 0 LOB: 0 BB: 0 P: 3	R: 0 E: 0 K: 0 S: 3	H: 0 LOB: 0 BB: 0 P: 3	R: 1 E: 0 K: 0 S: 4	H: 3 LOB: 0 BB: 0 P: 4	R: 3 E: 1 K: 2 S: 10	H: 3 LOB: 1 BB: 0 P: 10	1B: 11 2B: 4 3B: 0 HR: 1	SF: 1 SAC: 0 DP: 1 HBP: 0	WP: 0 PA: 44 PB: 0 SB: 1 CS: 2																	
<b>PITCHER</b>	IP	WLS	BF	H	R	ER	SO	BB	IBB	HBP	BLK	WP	HR	S	P	ERA	WHIP	<b>PITCHER</b>		IP	WLS	BF	H	R	ER	SO	BB	IBB	HBP	BLK	WP	HR	S	P	ERA	WHIP
Al Nipper, R ERA: 5.33 (1, 1)	7.2	L	36	13	6	3	2	1	0	0	0	0	1	39	43	3.52	1.826																			
Calvin Schiraldi, R ERA: 5.53 (8, 1)	1.1		6	3	3	2	2	0	0	0	0	0	0	10	10	13.50	2.250																			

Texas Rangers @ Boston Red Sox  
Fenway Park, Boston, MA  
Fri Aug 14 1987, 7:05 PM EDT  
Att: 33,840 - Unknown

AB	40
R	9
H	16
RBI	7
BB	1
SO	4
LOB	13



Batter	1	2	3	4	5	6	7	8	9	AB	R	H	RBI	BB	SO	LOB	BOTTOM																			
Ellis Burks, R OBP: 0.317, SLG: 0.471 (1, 8)	F8		F8		F7			CS		4	0	1	0	0	0	1																				
Marty Barrett, R OBP: 0.336, SLG: 0.313 (1, 4)	F5		5-3			F7		4-3		4	0	0	0	0	0	1																				
Wade Boggs, L OBP: 0.462, SLG: 0.607 (1, 5)	3-1			F8		HR		4-3		4	1	1	1	0	0	0																				
Mike Greenwell, L OBP: 0.399, SLG: 0.593 (1, 7)		PB	1-3	1-3		G3		F9		3	1	0	0	1	0	0																				
Dwight Evans, R OBP: 0.416, SLG: 0.617 (1, 3)		1-3		K		F2		6-3		4	0	0	0	0	1	1																				
Sam Horn, L OBP: 0.397, SLG: 0.786 (1, 10)		K			E7		HR	F8		4	2	1	1	0	1	1																				
Todd Benzinger, S OBP: 0.336, SLG: 0.315 (1, 9)					K					3	0	1	1	0	2	1																				
Spike Owen, S OBP: 0.337, SLG: 0.348 (1, 6)		3H			F6			L4		3	0	0	0	0	0	2																				
Marc Sullivan, R OBP: 0.208, SLG: 0.255 (1, 2)			5-3		1B			K		3	0	1	1	0	1	0																				
<b>Inning Stats</b>	R: 0 E: 0 K: 0 S: 3	H: 0 LOB: 0 BB: 0 P: 3	R: 1 E: 0 K: 1 S: 6	H: 1 LOB: 1 BB: 1 P: 10	R: 0 E: 0 K: 1 S: 3	H: 0 LOB: 0 BB: 0 P: 3	R: 0 E: 0 K: 1 S: 5	H: 0 LOB: 0 BB: 0 P: 5	R: 1 E: 1 K: 1 S: 7	H: 1 LOB: 1 BB: 0 P: 7	R: 1 E: 0 K: 0 S: 4	H: 1 LOB: 0 BB: 0 P: 4	R: 1 E: 0 K: 2 S: 8	H: 1 LOB: 0 BB: 0 P: 8	R: 0 E: 0 K: 0 S: 3	H: 1 LOB: 0 BB: 0 P: 3	R: 0 E: 0 K: 0 S: 3	H: 0 LOB: 0 BB: 0 P: 3	1B: 3 2B: 0 3B: 0 HR: 2	SF: 0 SAC: 0 DP: 0 HBP: 0	WP: 0 PA: 33 PB: 1 SB: 0 CS: 1															
<b>PITCHER</b>	IP	WLS	BF	H	R	ER	SO	BB	IBB	HBP	BLK	WP	HR	S	P	ERA	WHIP	<b>PITCHER</b>		IP	WLS	BF	H	R	ER	SO	BB	IBB	HBP	BLK	WP	HR	S	P	ERA	WHIP
Charlie Hough, R ERA: 4.19 (1, 1)	9.0	W	33	5	4	3	5	1	0	0	0	0	2	42	46	3.00	0.667																			

Texas Rangers @ Boston Red Sox  
Fenway Park, Boston, MA  
Fri Aug 14 1987, 7:05 PM EDT  
Att: 33,840 - Unknown

AB	32
R	4
H	5
RBI	4
BB	1
SO	5
LOB	7





Batter	1	2	3	4	5	6	7	8	9	AB	R	H	RBI	BB	SO	LOB	TOP										
Jerry Browne, S OBP: 0.355, SLG: 0.335 (1, 4)	L7		L8														4 1 2 0 1 0 0										
Tom O'Malley, L OBP: 0.406, SLG: 0.586 (1, 5)	G4-6-3 BB			L1-6 2B		4-3 2B	5-3 BB		L9								4 0 1 0 1 0 3										
Ruben Sierra, S OBP: 0.312, SLG: 0.490 (1, 9)	G4-6-3 1-2			K					F9								5 1 1 1 0 1 4										
Pete O'Brien, L OBP: 0.351, SLG: 0.489 (1, 3)				L1-6 2-3													3 1 2 1 2 0 1										
Darrell Porter, L OBP: 0.368, SLG: 0.411 Larry Parrish, R OBP: 0.329, SLG: 0.497 (7, PH)	F9																2 2 1 0 0 0 1 1 0 0 0 0 0 2										
Geno Petralli, L OBP: 0.403, SLG: 0.492 (1, 2)																	4 0 1 0 0 2 4										
Oddibe McDowell, L OBP: 0.344, SLG: 0.474 (1, 8)																	4 1 2 1 0 2 2										
Curtis Wilkerson, S OBP: 0.313, SLG: 0.448 (1, 6)																	4 0 2 3 0 0 2										
Bob Brower, R OBP: 0.352, SLG: 0.479 (1, 7)																	4 0 0 0 0 2 4										
<b>Inning Stats</b>	R: 0 E: 0 K: 0 S: 2	H: 0 LOB: 0 BB: 1 P: 6	R: 0 E: 0 K: 2 S: 8	H: 1 LOB: 1 BB: 0 P: 8	R: 0 E: 0 K: 1 S: 5	H: 1 LOB: 0 BB: 0 P: 5	R: 0 E: 0 K: 1 S: 5	H: 1 LOB: 0 BB: 0 P: 5	R: 1 E: 0 K: 1 S: 7	H: 2 LOB: 1 BB: 0 P: 7	R: 5 E: 0 K: 1 S: 10	H: 5 LOB: 1 BB: 0 P: 11	R: 0 E: 0 K: 0 S: 3	H: 0 LOB: 2 BB: 2 P: 11	R: 0 E: 0 K: 1 S: 6	H: 1 LOB: 1 BB: 0 P: 6	R: 0 E: 0 K: 0 S: 3	H: 1 LOB: 1 BB: 1 P: 7	1B: 8 2B: 4 3B: 1 HR: 0	SF: 0 SAC: 0 DP: 2 HBP: 1	WP: 0 PB: 1 SB: 1 CS: 1	PA: 41					
<b>PITCHER</b>	IP	WLS	BF	H	R	ER	SO	BB	IBB	HBP	BLK	WP	HR	S	P	ERA	WHIP										
Roger Clemens, R ERA: 3.29 (1, 1)	6.1		29	10	6	5	6	2	0	1	0	0	0	38	47	7.11	1.895										
Tom Bolton, L ERA: 4.02 (7, 1)	0.1		2	0	0	0	0	1	0	0	0	0	0	1	5	0.00	3.000										
Wes Gardner, R ERA: 5.43 (7, 1)	2.1	W	9	2	0	0	1	1	0	0	0	0	0	10	14	0.00	1.286										

Texas Rangers @ Boston Red Sox  
Fenway Park, Boston, MA  
Sat Aug 15 1987, 3:33 AM EDT  
Att: 31,189 - Unknown

AB	35
R	6
H	12
RBI	6
BB	4
SO	7
LOB	23



Batter	1	2	3	4	5	6	7	8	9	AB	R	H	RBI	BB	SO	LOB	BOTTOM										
Ellis Burks, R OBP: 0.323, SLG: 0.473 (1, 8)	G3 1B	2B BB		L9													3 2 2 0 2 0 0										
Marty Barrett, R OBP: 0.336, SLG: 0.315 (1, 4)	G3 1-2																4 0 1 0 1 1 2										
Wade Boggs, L OBP: 0.462, SLG: 0.604 (1, 5)	WP 1B	F6															4 1 1 2 1 0 3										
Mike Greenwell, L OBP: 0.395, SLG: 0.597 (1, 7)	K 1-2			4-3													5 1 1 2 0 2 4										
Dwight Evans, R OBP: 0.417, SLG: 0.618 (1, 3)	1B BB			6-3													3 0 1 0 1 0 0										
Sam Horn, L OBP: 0.418, SLG: 0.780 Dave Henderson, R OBP: 0.309, SLG: 0.416 (8, FR)	1-2 1B			G3													3 0 2 1 1 0 0 0 1 0 0 0 0 0										
Todd Benzinger, S OBP: 0.327, SLG: 0.305 (1, 9)	L9																3 0 0 0 0 2 4										
Spike Owen, S OBP: 0.336, SLG: 0.347 (1, 6)																	4 0 1 1 0 0 2										
John Marzano, R OBP: 0.313, SLG: 0.476 (1, 2)																	4 2 2 1 0 0 2										
<b>Inning Stats</b>	R: 2 E: 0 K: 1 S: 8	H: 3 LOB: 2 BB: 1 P: 12	R: 0 E: 0 K: 0 S: 4	H: 1 LOB: 2 BB: 1 P: 8	R: 0 E: 0 K: 0 S: 3	H: 0 LOB: 0 BB: 0 P: 3	R: 1 E: 0 K: 1 S: 6	H: 1 LOB: 0 BB: 0 P: 6	R: 0 E: 0 K: 1 S: 5	H: 0 LOB: 0 BB: 0 P: 5	R: 0 E: 0 K: 1 S: 6	H: 1 LOB: 2 BB: 1 P: 10	R: 2 E: 0 K: 0 S: 5	H: 2 LOB: 0 BB: 0 P: 5	R: 2 E: 0 K: 1 S: 7	H: 3 LOB: 3 BB: 3 P: 19	R: 2 E: 0 K: 1 S: 7	H: 3 LOB: 3 BB: 3 P: 19	1B: 7 2B: 2 3B: 0 HR: 2	SF: 0 SAC: 1 DP: 0 HBP: 0	WP: 2 PB: 0 SB: 1 CS: 0	PA: 40					
<b>PITCHER</b>	IP	WLS	BF	H	R	ER	SO	BB	IBB	HBP	BLK	WP	HR	S	P	ERA	WHIP										
Jose Guzman, R ERA: 5.24 (1, 1)	5.0		24	6	3	3	3	3	0	0	0	1	1	11	11	13.50	1.500										
Jeff Russell, R ERA: 3.97 (6, 1)	2.0		9	3	3	3	1	0	0	0	0	1	1	11	11	13.50	1.500										
Steve Howe, L ERA: 9.0 (8, 1)	0.2	L	3	2	0	0	0	0	0	0	1	0	0	3	3	0.00	3.000										
Mitch Williams, L ERA: 3.28 (8, 1)	0.1		4	0	1	1	1	3	0	0	0	0	0	3	15	27.00	9.000										

Texas Rangers @ Boston Red Sox  
Fenway Park, Boston, MA  
Sat Aug 15 1987, 3:33 AM EDT  
Att: 31,189 - Unknown

AB	33
R	7
H	11
RBI	7
BB	6
SO	5
LOB	17





Batter	1	2	3	4	5	6	7	8	9	AB	R	H	RBI	BB	SO	LOB	TOP
Jerry Browne, S OBP: 0.354, SLG: 0.334	0-0 4-3 1B		0-3 K		0-0 F8			0-0 3-1		4	0	1	0	0	1	1	<b>Texas Rangers @ Boston Red Sox</b> Fenway Park, Boston, MA Sun Aug 16 1987, 3:33 AM EDT Att: 31,438 - Unknown
Scott Fletcher, R OBP: 0.365, SLG: 0.397	0-0 4-3 1-2		0-0 G1-6-3 1B		0-0 F8			0-0 6-3		4	0	1	0	0	0	2	
Ruben Sierra, S OBP: 0.313, SLG: 0.493	0-0 F9		0-0 G1-6-3 1-2			0-0 G4-6-3 1B		0-0 3-1 1B 2B		4	1	2	0	0	0	2	
Pete O'Brien, L OBP: 0.353, SLG: 0.488	4-0 BB			0-0 G5-4-3 1B		0-0 G4-6-3 1-2		0-0 3-1 2-3		3	0	1	0	1	0	2	
Pete Incaviglia, R OBP: 0.337, SLG: 0.504	0-0 6-3			0-0 G5-4-3 1-2		0-0 F8		0-0 FC6-4 1B		4	0	1	1	0	0	3	
Larry Parrish, R OBP: 0.326, SLG: 0.492		0-0 4-3		0-3 K			0-0 L3	0-0 FC6-4 1-2		4	0	0	0	0	1	1	
Oddibe McDowell, L OBP: 0.342, SLG: 0.474		0-0 F7			0-0 1B SF9 2B		0-0 B1-3	0-0 F9		4	1	1	0	0	0	1	
Tom O'Malley, L OBP: 0.429, SLG: 0.594		0-0 1B			0-0 2-3 1B		0-0 L3			3	0	2	0	0	0	0	
Mike Stanley, R OBP: 0.379, SLG: 0.422		0-3 K			0-0 3-H SF9			0-0 4-3		2	0	0	1	0	1	1	
<b>Inning Stats</b>	R: 0 E: 0 K: 0 S: 4	H: 1 LOB: 2 BB: 1 P: 8	R: 0 E: 0 K: 1 S: 6	H: 1 LOB: 0 BB: 0 P: 6	R: 0 E: 0 K: 1 S: 5	H: 1 LOB: 0 BB: 0 P: 5	R: 0 E: 0 K: 1 S: 5	H: 2 LOB: 1 BB: 0 P: 5	R: 0 E: 0 K: 0 S: 3	H: 0 LOB: 0 BB: 0 P: 3	R: 0 E: 0 K: 0 S: 3	H: 0 LOB: 0 BB: 0 P: 3	R: 1 E: 0 K: 0 S: 5	H: 2 LOB: 1 BB: 0 P: 5	1B: 7 2B: 2 3B: 0 HR: 0	SF: 1 SAC: 0 DP: 3 HBP: 0	WP: 0 PA: 34 PB: 0 SB: 0 CS: 0
<b>PITCHER</b> Bob Stanley, R ERA: 5.01	IP: 9.0 WLS: W BF: 34	H: 9 R: 2 ER: 2 SO: 3	BB: 1 IBB: 0 HBP: 0 BLK: 0	WP: 0 HR: 0 S: 39 P: 43	ERA: 2.00 WHIP: 1.111	<b>PITCHER</b>											

Batter	1	2	3	4	5	6	7	8	9	AB	R	H	RBI	BB	SO	LOB	BOTTOM		
Ellis Burks, R OBP: 0.324, SLG: 0.478	0-0 F9	4-0 BB		0-0 G3		0-3 K	0-0 2-H HR			4	1	1	2	1	1	2	<b>Texas Rangers @ Boston Red Sox</b> Fenway Park, Boston, MA Sun Aug 16 1987, 3:33 AM EDT Att: 31,438 - Unknown		
Marty Barrett, R OBP: 0.335, SLG: 0.313	0-0 L4	0-0 F3			0-3 K	0-0 2B 1B	0-0 5-3			5	1	1	0	0	1	1			
Wade Boggs, L OBP: 0.465, SLG: 0.609	0-0 L7		0-0 FC4-6 1B		0-0 BB 1B	0-0 1-H 2B	0-0 2B 1B			5	1	4	1	0	0	0			
Ed Romero, R OBP: 0.348, SLG: 0.309			0-0 FC4-6 1B		0-3 K 1B	0-0 1-H 2B	0-0 2B 1B			0	0	0	0	0	0	0			
Mike Greenwell, L OBP: 0.399, SLG: 0.603		0-0 PB 1B 2B	0-0 FC4-6 1-2 G5-4-3		0-3 K 1B	4-0 BB 2B	0-0 1-H 2B			4	1	2	1	1	1	2			
Dwight Evans, R OBP: 0.417, SLG: 0.613		4-0 1B PB SF8 BB	0-0 G5-4-3 1-2		4-0 1-2 BB	0-3 K 3	0-0 5-3			3	1	0	0	2	1	4			
Sam Horn, L OBP: 0.417, SLG: 0.746		0-0 1-3 2-H HR 1B		0-0 4-3	0-3 K		4-0 HR BB	0-0 F8		4	2	1	1	1	1	2			
Todd Benzinger, S OBP: 0.322, SLG: 0.300		0-3 K		0-0 E4		0-0 4-3	0-0 F8	0-0 1B		5	0	1	0	0	1	3			
Spike Owen, S OBP: 0.337, SLG: 0.359		0-0 SF8		0-0 1-3		0-0 HR 1B	0-0 1-H HR	0-0 F8		4	2	2	3	0	0	2			
John Marzano, R OBP: 0.358, SLG: 0.652		3-H HR		4-0 BB		0-0 1-H HR	0-0 HR 2B	0-0 5-3		4	3	3	4	1	0	1			
<b>Inning Stats</b>	R: 0 E: 0 K: 0 S: 3	H: 0 LOB: 0 BB: 0 P: 3	R: 4 E: 0 K: 1 S: 8	H: 3 LOB: 1 BB: 2 P: 16	R: 0 E: 0 K: 0 S: 3	H: 1 LOB: 0 BB: 0 P: 3	R: 0 E: 1 K: 0 S: 4	H: 0 LOB: 2 BB: 1 P: 8	R: 0 E: 0 K: 3 S: 10	H: 1 LOB: 2 BB: 1 P: 14	R: 3 E: 0 K: 2 S: 11	H: 4 LOB: 2 BB: 1 P: 15	R: 5 E: 0 K: 0 S: 8	H: 5 LOB: 1 BB: 1 P: 12	R: 0 E: 0 K: 0 S: 4	H: 1 LOB: 1 BB: 0 P: 4	1B: 7 2B: 4 3B: 0 HR: 4	SF: 1 SAC: 0 DP: 1 HBP: 0	WP: 0 PA: 45 PB: 1 SB: 1 CS: 0
<b>PITCHER</b> Greg Harris, R ERA: 4.88	IP: 5.2 WLS: L BF: 29	H: 8 R: 7 ER: 7 SO: 5	BB: 4 IBB: 0 HBP: 0 BLK: 0	WP: 0 HR: 2 S: 35 P: 51	ERA: 11.12 WHIP: 2.118	<b>PITCHER</b>													
Mitch Williams, L ERA: 3.5	IP: 0.2 WLS: L BF: 6	H: 2 R: 2 ER: 2 SO: 1	BB: 2 IBB: 0 HBP: 0 BLK: 0	WP: 0 HR: 1 S: 6 P: 14	ERA: 27.00 WHIP: 6.000	<b>PITCHER</b>													
Mike Loynd, R ERA: 5.77	IP: 1.2 WLS: L BF: 10	H: 5 R: 3 ER: 3 SO: 0	BB: 0 IBB: 0 HBP: 0 BLK: 0	WP: 0 HR: 1 S: 10 P: 10	ERA: 16.20 WHIP: 3.000	<b>PITCHER</b>													



Batter	1	2	3	4	5	6	7	8	9	AB	R	H	RBI	BB	SO	LOB	TOP					
Ellis Burks, R OBP: 0.326, SLG: 0.479 (1,8)	B1-3		1B		F7			6-3 1B		4	0	2	0	0	0	1	<b>Boston Red Sox @ Chicago White Sox</b> Comiskey Park, Chicago, IL Mon Aug 17 1987, 8:05 PM EDT Att: 16,362 - Unknown					
Marty Barrett, R OBP: 0.336, SLG: 0.318 (1,4)	L4		1B			L5-4 2B		K		4	0	2	0	0	1	1						
Wade Boggs, L OBP: 0.461, SLG: 0.603 (1,5)	K		4-3			L5-4 2-3		6-3 1-2		4	0	0	0	0	1	4						
Don Baylor, R OBP: 0.353, SLG: 0.402 (1,10)		HBP			F9			BB		2	0	0	0	1	0	0						
Dwight Evans, R OBP: 0.416, SLG: 0.609 (1,3)	L9				5-3			F8		4	1	1	0	0	0	3						
Mike Greenwell, L OBP: 0.400, SLG: 0.604 (1,7)	BB				F7			K		3	0	1	0	1	1	0						
Todd Benzinger, S OBP: 0.322, SLG: 0.301 (1,9)	K					FC2-6 1B		K		3	0	1	1	0	1	3						
Sam Horn, L OBP: 0.411, SLG: 0.734 (9, PH)						FC6-4 1-2		K		1	0	0	0	0	1	0						
Spike Owen, S OBP: 0.333, SLG: 0.354 (1,6)			5-3		FC2-6 FC6-4 1-2			6-3		4	0	0	0	0	1	2						
John Marzano, R OBP: 0.339, SLG: 0.612 (1,2)			K		FC6-4 1-2			P3		3	0	0	0	0	1	2						
<b>Inning Stats</b>	R: 0 E: 0 K: 1 S: 5	H: 0 LOB: 0 BB: 0 P: 5	R: 0 E: 0 K: 1 S: 4	H: 0 LOB: 2 BB: 1 P: 9	R: 0 E: 0 K: 1 S: 7	H: 2 LOB: 2 BB: 0 P: 7	R: 0 E: 0 K: 0 S: 3	H: 0 LOB: 0 BB: 0 P: 3	R: 0 E: 0 K: 0 S: 4	H: 1 LOB: 1 BB: 0 P: 4	R: 0 E: 0 K: 0 S: 3	H: 1 LOB: 1 BB: 0 P: 3	R: 1 E: 0 K: 1 S: 7	H: 2 LOB: 1 BB: 0 P: 7	R: 0 E: 0 K: 1 S: 6	H: 1 LOB: 2 BB: 1 P: 10	R: 0 E: 0 K: 2 S: 7	H: 0 LOB: 0 BB: 0 P: 7	1B: 5 2B: 4 3B: 0 HR: 0	SF: 0 SAC: 0 DP: 2 HBP: 1	WP: 0 PB: 0 SB: 1 CS: 1	PA: 35
<b>PITCHER</b>	IP WLS BF H R ER SO BB IBB HBP BLK WP HR S P ERA WHIP																					
Dave LaPoint, L ERA: 4.2 (1,1)	7.0 W 27 6 1 1 4 1 0 1 0 0 0 33 38 1.29 1.000																					
Bobby Thigpen, R ERA: 3.18 (8,1)	2.0 S 8 1 0 0 3 1 0 0 0 0 0 0 13 17 0.00 1.000																					

Batter	1	2	3	4	5	6	7	8	9	AB	R	H	RBI	BB	SO	LOB	BOTTOM					
Ozzie Guillen, L OBP: 0.316, SLG: 0.359 (1,6)	6-3		K			SH1-4 1-3 2B		L5		4	1	1	0	0	1	0	<b>Boston Red Sox @ Chicago White Sox</b> Comiskey Park, Chicago, IL Mon Aug 17 1987, 8:05 PM EDT Att: 16,362 - Unknown					
Gary Redus, R OBP: 0.318, SLG: 0.370 (1,7)	4-3				6-3	SH1-4 2-3		5-3		3	0	0	0	0	0	0						
Harold Baines, L OBP: 0.355, SLG: 0.496 (1,9)	K					1B SF8				3	1	2	0	1	1	0						
Kenny Williams, R OBP: 0.323, SLG: 0.436 (9,9)						1B SF8		1B		0	0	0	0	0	0	0						
Ron Hassey, L OBP: 0.304, SLG: 0.330 (1,10)		PB 2B				1-3 BB		K		4	0	2	1	0	1	2						
Greg Walker, L OBP: 0.332, SLG: 0.456 (1,3)	F6				SF8	1-2 3-H		4-3		2	0	0	1	0	0	2						
Carlton Fisk, R OBP: 0.307, SLG: 0.410 (1,2)	F7				K			SH1-4 L9-2 1B		3	0	1	0	0	1	2						
Donnie Hill, S OBP: 0.252, SLG: 0.336 (1,5)	6-3					F4		SH1-4 1-2 1B		3	0	1	0	0	0	1						
Steve Lyons, L OBP: 0.319, SLG: 0.356 (1,8)			F6			F6		SH1-4 1-2 2-3		2	0	0	0	0	0	0						
Fred Manrique, R OBP: 0.308, SLG: 0.401 (1,4)	K					5-3		L9-2		3	0	0	0	0	1	2						
<b>Inning Stats</b>	R: 0 E: 0 K: 1 S: 5	H: 0 LOB: 0 BB: 0 P: 5	R: 0 E: 0 K: 0 S: 4	H: 1 LOB: 1 BB: 0 P: 4	R: 0 E: 0 K: 2 S: 7	H: 0 LOB: 0 BB: 0 P: 7	R: 1 E: 0 K: 1 S: 7	H: 2 LOB: 1 BB: 0 P: 7	R: 0 E: 0 K: 0 S: 3	H: 0 LOB: 0 BB: 0 P: 3	R: 1 E: 0 K: 0 S: 4	H: 1 LOB: 1 BB: 1 P: 8	R: 0 E: 0 K: 0 S: 4	H: 2 LOB: 1 BB: 0 P: 4	R: 0 E: 0 K: 1 S: 6	H: 1 LOB: 1 BB: 0 P: 6	R: 0 E: 0 K: 1 S: 6	H: 0 LOB: 0 BB: 0 P: 7	1B: 5 2B: 3 3B: 0 HR: 0	SF: 1 SAC: 2 DP: 1 HBP: 0	WP: 0 PB: 1 SB: 0 CS: 0	PA: 31
<b>PITCHER</b>	IP WLS BF H R ER SO BB IBB HBP BLK WP HR S P ERA WHIP																					
Jeff Sellers, R ERA: 6.35 (1,1)	7.2 L 30 7 2 2 4 1 0 0 0 0 0 0 37 41 2.35 1.043																					
Joe Sambito, L ERA: 5.81 (8,1)	0.1 1 0 0 0 1 0 0 0 0 0 0 0 3 3 0.00 0.000																					







Batter	1	2	3	4	5	6	7	8	9	AB	R	H	RBI	BB	SO	LOB	TOP				
Ellis Burks, R OBP: 0.332, SLG: 0.486 (1, 8)	5-3		G3 1B		E5 L7-4 S		E1 1B		1B G6-4-3 1B	5	1	3	0	0	0	0	<b>Boston Red Sox @ Chicago White Sox</b> Comiskey Park, Chicago, IL Wed Aug 19 1987, 8:05 PM EDT Att: 14,275 - Unknown				
Marty Barrett, R OBP: 0.344, SLG: 0.326 (1, 4)	F3		F8		L7-4 1-3		5-3		G6-4-3 1B	5	0	1	0	0	0	3					
Wade Boggs, L OBP: 0.354, SLG: 0.591 (1, 5)	F7		G3 1-2			F7	F9		G6-4-3 1-2 3-H	5	0	0	0	0	0	3					
Mike Greenwell, L OBP: 0.402, SLG: 0.593 (1, 7)		K	F9			BB HBP SF8 BB		F7	1B	4	1	1	0	1	1	1					
Dwight Evans, R OBP: 0.425, SLG: 0.620 (1, 3)		1B BB				SF8 BB 1-2 HBP		1B BB	1B K	3	1	3	0	1	0	0					
Sam Horn, L OBP: 0.410, SLG: 0.706 (1, 10)		1B 1B				FC6-4 BB		F7	K	4	0	1	0	1	2	4					
Dave Henderson, R OBP: 0.307, SLG: 0.410 (1, 9)		F4				SF8		1B BB		2	0	0	1	1	1	3					
Spike Owen, S OBP: 0.343, SLG: 0.364 (1, 6)						2-3 3-H				4	0	2	1	0	0	3					
John Marzano, R OBP: 0.333, SLG: 0.571 (8, PH)						FC6-4				3	0	0	0	0	2	2					
Don Baylor, R OBP: 0.349, SLG: 0.396 (8, 2)						1-2 2-3				1	0	0	0	0	0	3					
Marc Sullivan, R OBP: 0.208, SLG: 0.255 (8, 2)						1-2 2-3				0	0	0	0	0	0	0					
<b>Inning Stats</b>	R: 0 E: 0 K: 0 S: 3	H: 0 LOB: 0 BB: 0 P: 3	R: 1 E: 0 K: 2 S: 9	H: 2 LOB: 2 BB: 1 P: 13	R: 0 E: 0 K: 0 S: 4	H: 1 LOB: 1 BB: 0 P: 4	R: 0 E: 0 K: 2 S: 8	H: 1 LOB: 1 BB: 0 P: 8	R: 0 E: 1 K: 0 S: 5	H: 0 LOB: 2 BB: 2 P: 12	R: 0 E: 1 K: 0 S: 4	H: 1 LOB: 1 BB: 0 P: 4	R: 0 E: 0 K: 0 S: 5	H: 2 LOB: 3 BB: 1 P: 9	R: 1 E: 0 K: 1 S: 8	H: 4 LOB: 2 BB: 0 P: 8	1B: 11 2B: 1 3B: 0 HR: 0	SF: 1 SAC: 0 DP: 2 HBP: 1	WP: 0 PB: 0 SB: 1 CS: 0	PA: 42	
<b>PITCHER</b>	IP WLS BF H R ER SO BB IBB HBP BLK WP HR S P ERA WHIP	IP WLS BF H R ER SO BB IBB HBP BLK WP HR S P ERA WHIP	IP WLS BF H R ER SO BB IBB HBP BLK WP HR S P ERA WHIP	IP WLS BF H R ER SO BB IBB HBP BLK WP HR S P ERA WHIP	IP WLS BF H R ER SO BB IBB HBP BLK WP HR S P ERA WHIP	IP WLS BF H R ER SO BB IBB HBP BLK WP HR S P ERA WHIP	IP WLS BF H R ER SO BB IBB HBP BLK WP HR S P ERA WHIP	IP WLS BF H R ER SO BB IBB HBP BLK WP HR S P ERA WHIP	IP WLS BF H R ER SO BB IBB HBP BLK WP HR S P ERA WHIP	IP WLS BF H R ER SO BB IBB HBP BLK WP HR S P ERA WHIP	IP WLS BF H R ER SO BB IBB HBP BLK WP HR S P ERA WHIP	IP WLS BF H R ER SO BB IBB HBP BLK WP HR S P ERA WHIP	IP WLS BF H R ER SO BB IBB HBP BLK WP HR S P ERA WHIP	IP WLS BF H R ER SO BB IBB HBP BLK WP HR S P ERA WHIP	IP WLS BF H R ER SO BB IBB HBP BLK WP HR S P ERA WHIP	IP WLS BF H R ER SO BB IBB HBP BLK WP HR S P ERA WHIP	IP WLS BF H R ER SO BB IBB HBP BLK WP HR S P ERA WHIP	IP WLS BF H R ER SO BB IBB HBP BLK WP HR S P ERA WHIP	IP WLS BF H R ER SO BB IBB HBP BLK WP HR S P ERA WHIP	IP WLS BF H R ER SO BB IBB HBP BLK WP HR S P ERA WHIP	IP WLS BF H R ER SO BB IBB HBP BLK WP HR S P ERA WHIP

AB	36
R	3
H	11
RBI	2
BB	4
SO	6
LOB	22



Batter	1	2	3	4	5	6	7	8	9	AB	R	H	RBI	BB	SO	LOB	BOTTOM				
Jerry Royster, R OBP: 0.329, SLG: 0.459 (1, 5)	K		6-3		6-3		5-3	L6-4		5	0	0	1	0	1	3	<b>Boston Red Sox @ Chicago White Sox</b> Comiskey Park, Chicago, IL Wed Aug 19 1987, 8:05 PM EDT Att: 14,275 - Unknown				
Kenny Williams, R OBP: 0.331, SLG: 0.448 (1, 8)	F8		4-3		K		2B			4	0	1	0	0	1	1					
Harold Baines, L OBP: 0.355, SLG: 0.493 (1, 10)					4-3		F9			3	0	1	1	1	0	1					
Ivan Calderon, R OBP: 0.359, SLG: 0.522 (1, 9)					HR		F9			4	2	2	2	0	1	2					
Carlton Fisk, R OBP: 0.306, SLG: 0.411 (1, 2)					6-3		F8			4	1	1	0	0	1	0					
Greg Walker, L OBP: 0.330, SLG: 0.459 (1, 3)					G3		F9			4	0	0	0	0	1	1					
Donnie Hill, S OBP: 0.282, SLG: 0.349 (1, 4)							6-3			4	2	3	1	0	0	0					
Fred Manrique, R OBP: 0.315, SLG: 0.421 (1, 6)							2B 6-3 1B			4	2	3	1	0	0	1					
Steve Lyons, L OBP: 0.328, SLG: 0.372 (1, 7)					K		2B 6-3 1B			4	1	2	2	0	1	0					
<b>Inning Stats</b>	R: 0 E: 0 K: 2 S: 7	H: 0 LOB: 1 BB: 1 P: 11	R: 0 E: 0 K: 1 S: 6	H: 1 LOB: 0 BB: 0 P: 6	R: 0 E: 0 K: 1 S: 5	H: 0 LOB: 0 BB: 0 P: 5	R: 1 E: 0 K: 0 S: 4	H: 1 LOB: 0 BB: 0 P: 4	R: 3 E: 0 K: 1 S: 9	H: 4 LOB: 1 BB: 0 P: 9	R: 0 E: 0 K: 0 S: 3	H: 0 LOB: 0 BB: 0 P: 3	R: 1 E: 0 K: 0 S: 5	H: 2 LOB: 1 BB: 0 P: 5	R: 3 E: 0 K: 1 S: 9	H: 5 LOB: 1 BB: 0 P: 9		1B: 6 2B: 5 3B: 0 HR: 3	SF: 0 SAC: 0 DP: 1 HBP: 0	WP: 0 PB: 0 SB: 0 CS: 0	PA: 37
<b>PITCHER</b>	IP WLS BF H R ER SO BB IBB HBP BLK WP HR S P ERA WHIP	IP WLS BF H R ER SO BB IBB HBP BLK WP HR S P ERA WHIP	IP WLS BF H R ER SO BB IBB HBP BLK WP HR S P ERA WHIP	IP WLS BF H R ER SO BB IBB HBP BLK WP HR S P ERA WHIP	IP WLS BF H R ER SO BB IBB HBP BLK WP HR S P ERA WHIP	IP WLS BF H R ER SO BB IBB HBP BLK WP HR S P ERA WHIP	IP WLS BF H R ER SO BB IBB HBP BLK WP HR S P ERA WHIP	IP WLS BF H R ER SO BB IBB HBP BLK WP HR S P ERA WHIP	IP WLS BF H R ER SO BB IBB HBP BLK WP HR S P ERA WHIP	IP WLS BF H R ER SO BB IBB HBP BLK WP HR S P ERA WHIP	IP WLS BF H R ER SO BB IBB HBP BLK WP HR S P ERA WHIP	IP WLS BF H R ER SO BB IBB HBP BLK WP HR S P ERA WHIP	IP WLS BF H R ER SO BB IBB HBP BLK WP HR S P ERA WHIP	IP WLS BF H R ER SO BB IBB HBP BLK WP HR S P ERA WHIP	IP WLS BF H R ER SO BB IBB HBP BLK WP HR S P ERA WHIP	IP WLS BF H R ER SO BB IBB HBP BLK WP HR S P ERA WHIP	IP WLS BF H R ER SO BB IBB HBP BLK WP HR S P ERA WHIP	IP WLS BF H R ER SO BB IBB HBP BLK WP HR S P ERA WHIP	IP WLS BF H R ER SO BB IBB HBP BLK WP HR S P ERA WHIP	IP WLS BF H R ER SO BB IBB HBP BLK WP HR S P ERA WHIP	IP WLS BF H R ER SO BB IBB HBP BLK WP HR S P ERA WHIP

AB	36
R	8
H	13
RBI	8
BB	1
SO	6
LOB	9











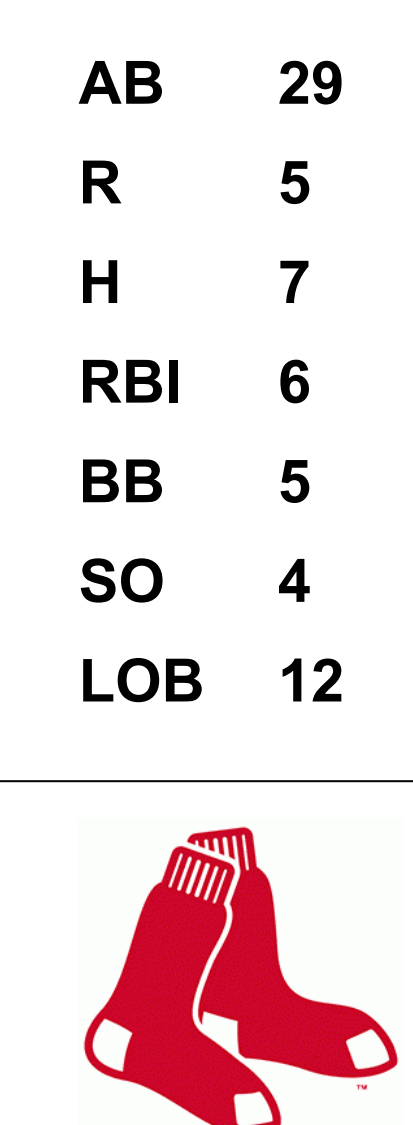


Batter	1	2	3	4	5	6	7	8	9	AB	R	H	RBI	BB	SO	LOB	TOP					
Dan Gladden, R OBP: 0.314, SLG: 0.344 (1, 7)			4-3							4	0	0	0	0	3	0	<b>Minnesota Twins @ Boston Red Sox</b> Fenway Park, Boston, MA Sun Aug 23 1987, 3:33 AM EDT Att: 32,956 - Unknown					
Greg Gagne, R OBP: 0.309, SLG: 0.432 (1, 6)	6-3				K2-3					4	1	1	0	0	2	0						
Kirby Puckett, R OBP: 0.353, SLG: 0.484 (1, 8)										4	0	2	0	0	2	1						
Kent Hrbek, L OBP: 0.374, SLG: 0.549 (1, 3)							4-3			4	1	1	2	0	0	2						
Gary Gaetti, R OBP: 0.305, SLG: 0.507 (1, 5)			G1				F2			4	1	1	1	0	0	0						
Roy Smalley, S OBP: 0.382, SLG: 0.445 (1, 10)					F7			4-3		3	1	1	1	1	0	0						
Tom Brunansky, R OBP: 0.351, SLG: 0.498 (1, 9)										3	0	1	0	1	1	1						
Steve Lombardozzi, R OBP: 0.296, SLG: 0.348 (1, 4)	1-3				F9					3	0	0	0	0	1	2						
Sal Butera, R OBP: 0.234, SLG: 0.284 (7, PH)										2	0	0	0	0	1	0						
Randy Bush, L OBP: 0.331, SLG: 0.383 (7, 2)										1	0	0	0	0	1	1						
Tim Laudner, R OBP: 0.261, SLG: 0.434 (7, 2)										0	0	0	0	0	0	0						
<b>Inning Stats</b>	R: 0 E: 0 K: 1 S: 6	H: 1 LOB: 1 BB: 0 P: 6	R: 2 E: 0 K: 1 S: 7	H: 2 LOB: 0 BB: 0 P: 7	R: 2 E: 0 K: 1 S: 7	H: 2 LOB: 0 BB: 0 P: 7	R: 0 E: 0 K: 0 S: 3	H: 1 LOB: 0 BB: 0 P: 3	R: 0 E: 0 K: 3 S: 9	H: 0 LOB: 0 BB: 0 P: 9	R: 0 E: 0 K: 1 S: 5	H: 0 LOB: 1 BB: 1 P: 5	R: 0 E: 0 K: 2 S: 7	H: 0 LOB: 1 BB: 1 P: 11	R: 0 E: 0 K: 2 S: 8	H: 1 LOB: 1 BB: 0 P: 8	R: 0 E: 0 K: 0 S: 2	H: 0 LOB: 0 BB: 1 P: 6	1B: 2 2B: 2 3B: 0 HR: 3	SF: 0 SAC: 0 DP: 1 HBP: 0	WP: 0 PB: 1 SB: 0 CS: 1	PA: 34
<b>PITCHER</b>	IP WLS BF H R ER SO BB IBB HBP BLK WP HR S P ERA WHIP																					
Jeff Sellers, R ERA: 6.24 (1, 1)	7.1 W 28 6 4 4 10 1 0 0 0 0 3 47 51 4.91 0.955																					
Wes Gardner, R ERA: 5.37 (8, 1)	1.2 S 6 1 0 0 1 1 0 0 0 0 0 7 11 0.00 1.200																					

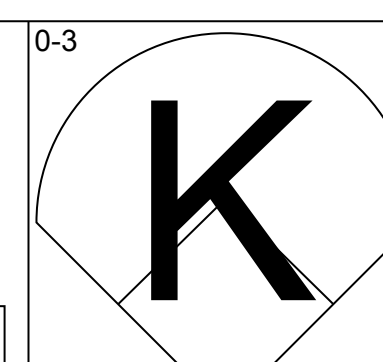
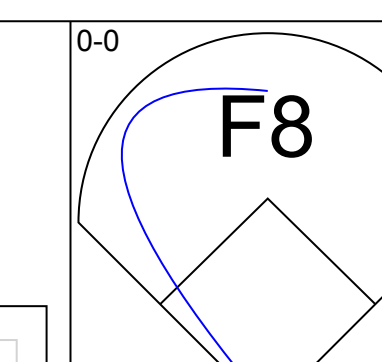
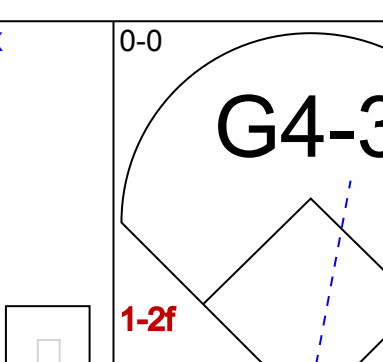
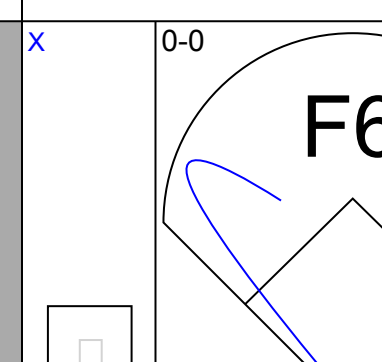
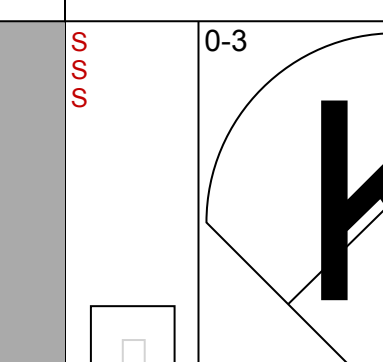
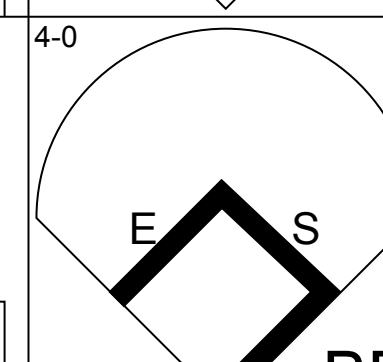
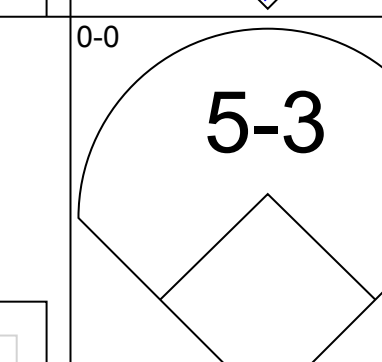
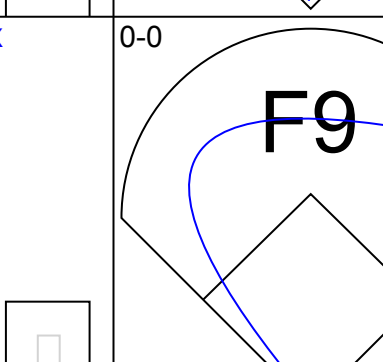
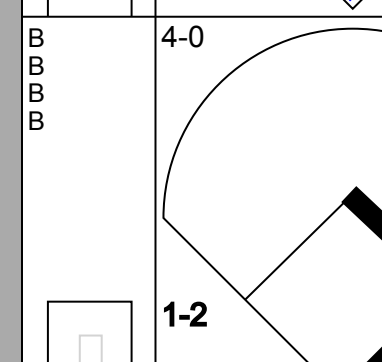
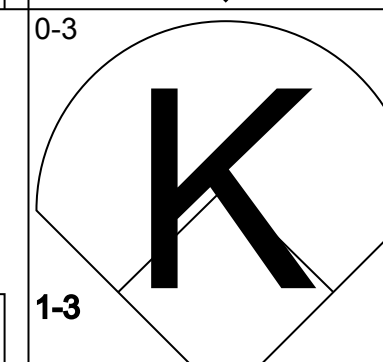
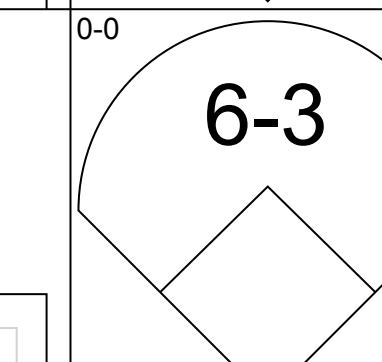
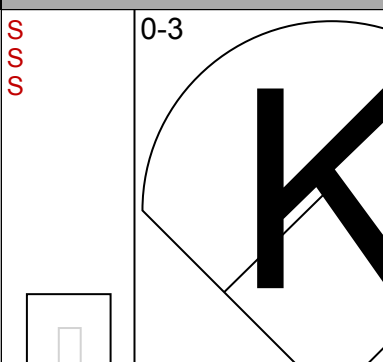
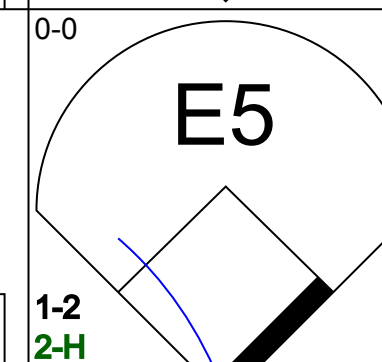
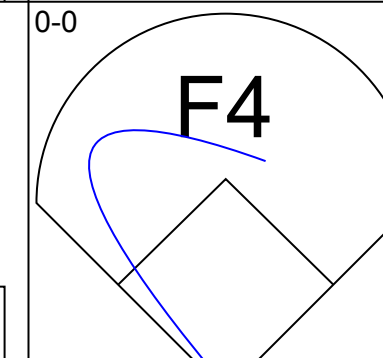
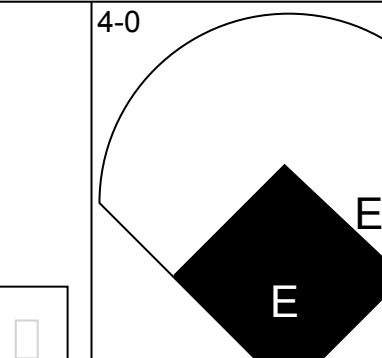
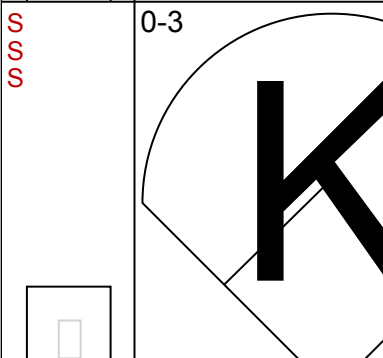
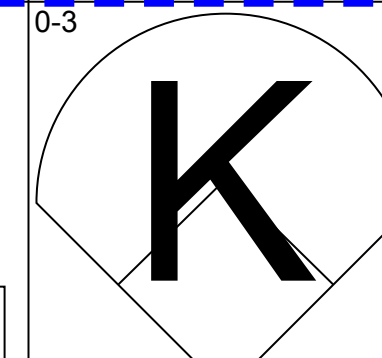
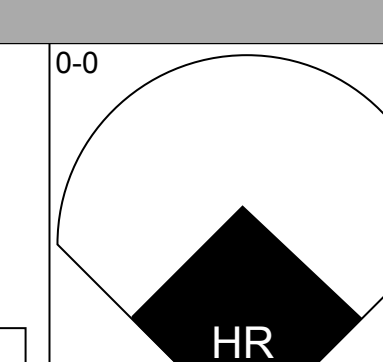
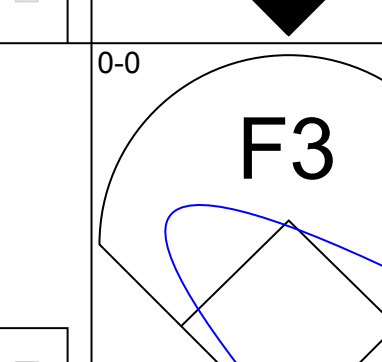
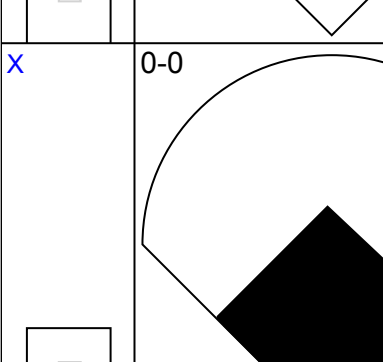
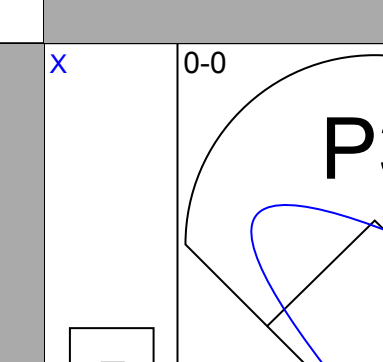
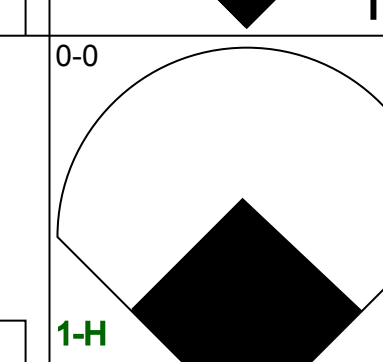
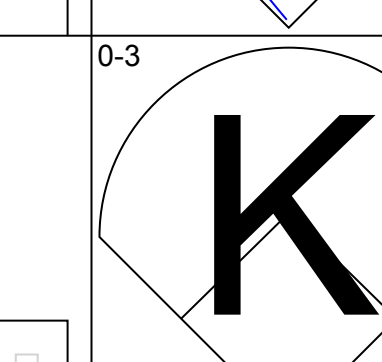
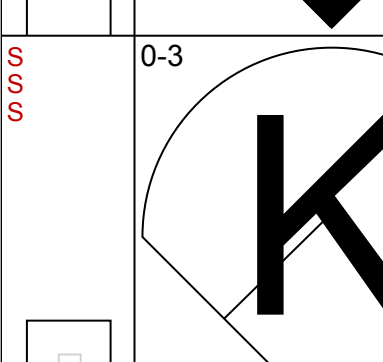
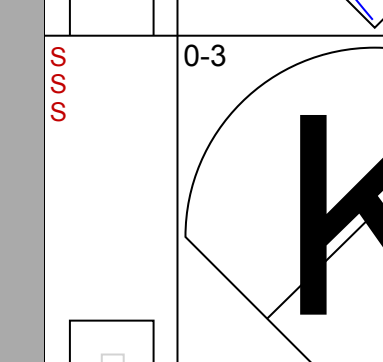
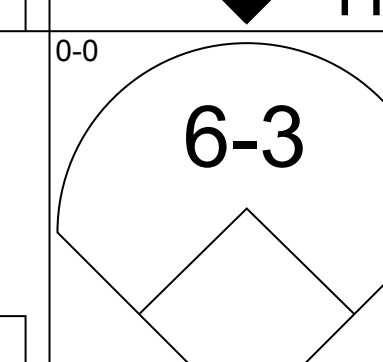
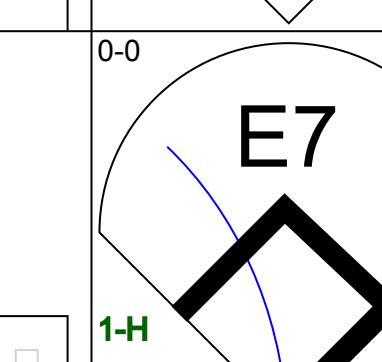
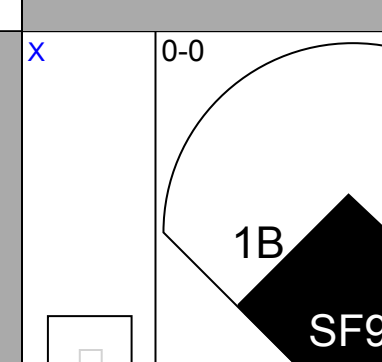
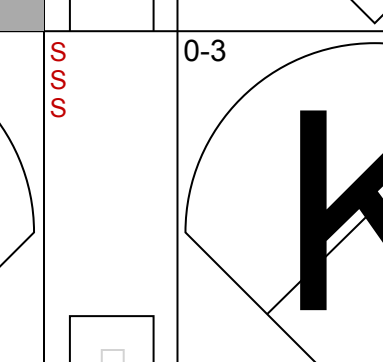
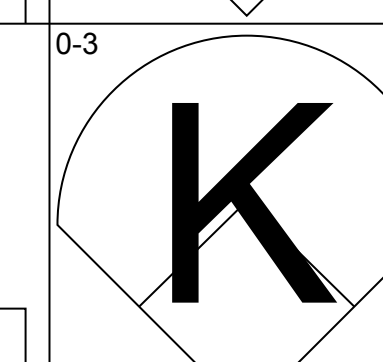
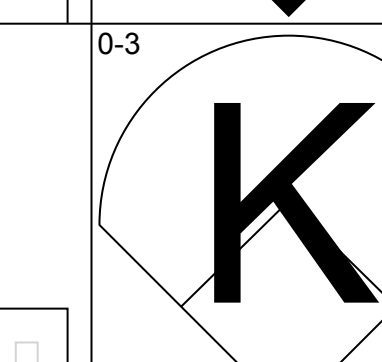
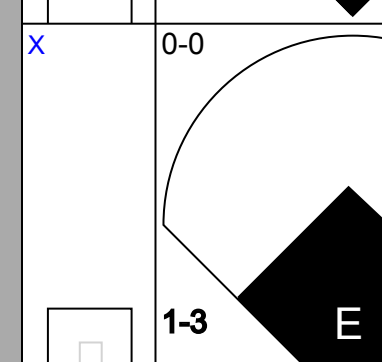
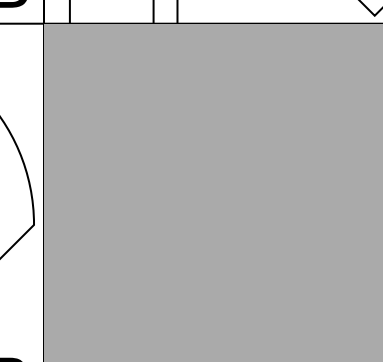

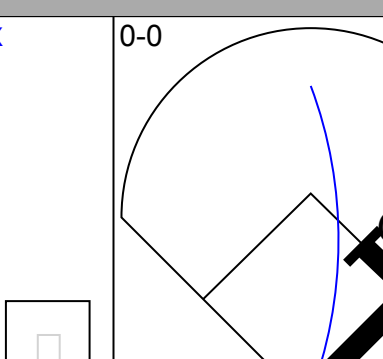
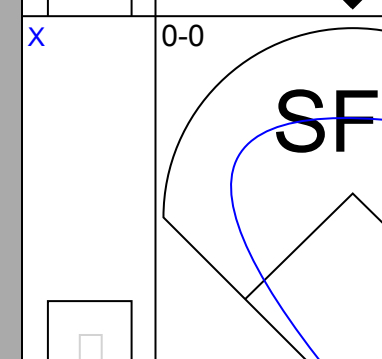
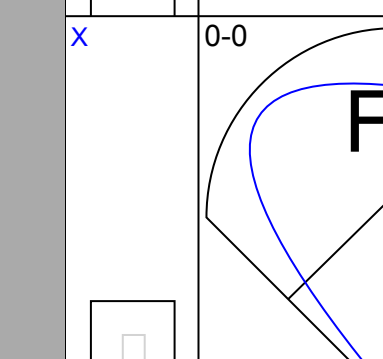
AB	32
R	4
H	7
RBI	4
BB	2
SO	11
LOB	7



Batter	1	2	3	4	5	6	7	8	9	AB	R	H	RBI	BB	SO	LOB	BOTTOM			
Ellis Burks, R OBP: 0.333, SLG: 0.489 (1, 8)	6-3									3	1	1	0	1	1	1	<b>Minnesota Twins @ Boston Red Sox</b> Fenway Park, Boston, MA Sun Aug 23 1987, 3:33 AM EDT Att: 32,956 - Unknown			
Marty Barrett, R OBP: 0.341, SLG: 0.323 (1, 4)			L9							4	1	1	0	0	0	2				
Wade Boggs, L OBP: 0.356, SLG: 0.593 (1, 5)	B1-3									3	2	1	0	1	0	0				
Don Baylor, R OBP: 0.356, SLG: 0.407 (1, 10)								L7		3	0	2	4	0	0	0				
Dwight Evans, R OBP: 0.426, SLG: 0.622 (1, 3)	6-3							L7		4	1	1	1	0	1	3				
Mike Greenwell, L OBP: 0.408, SLG: 0.613 (1, 7)	G3							4-3		2	0	0	0	2	0	1				
Dave Henderson, R OBP: 0.309, SLG: 0.419 (1, 9)	6-3							L6-3		3	0	0	1	1	1	2				
Spike Owen, S OBP: 0.337, SLG: 0.355 (1, 6)					G6-4-3			L7		4	0	0	0	0	0	3				
Marc Sullivan, R OBP: 0.211, SLG: 0.257 (1, 2)								6-3		3	0	1	0	0	1	0				
<b>Inning Stats</b>	R: 0 E: 0 K: 0 S: 3	H: 0 LOB: 0 BB: 0 P: 3	R: 0 E: 0 K: 0 S: 3	H: 0 LOB: 1 BB: 0 P: 4	R: 0 E: 0 K: 1 S: 6	H: 1 LOB: 1 BB: 0 P: 6	R: 1 E: 0 K: 1 S: 6	H: 2 LOB: 2 BB: 2 P: 14	R: 5 E: 0 K: 0 S: 6	H: 4 LOB: 0 BB: 2 P: 14	R: 0 E: 0 K: 1 S: 5	H: 0 LOB: 1 BB: 1 P: 9	R: 0 E: 0 K: 0 S: 3	H: 0 LOB: 0 BB: 0 P: 3	R: 0 E: 0 K: 1 S: 5	H: 0 LOB: 0 BB: 0 P: 5		1B: 5 2B: 1 3B: 0 HR: 2	SF: 0 SAC: 0 DP: 2 HBP: 1	WP: 0 PB: 0 SB: 0 CS: 0
<b>PITCHER</b>	IP WLS BF H R ER SO BB IBB HBP BLK WP HR S P ERA WHIP																			
Steve Carlton, L ERA: 6.06 (1, 1)	4.1 L 22 6 5 5 2 3 0 0 0 0 1 22 35 10.38 2.077																			
Juan Berenguer, R ERA: 3.53 (5, 1)	3.1 12 1 1 1 2 2 0 0 0 0 1 14 22 2.70 0.900																			
Jeff Reardon, R ERA: 4.8 (8, 1)	0.1 1 0 0 0 0 0 0 0 0 0 0 1 1 0.00 0.000																			

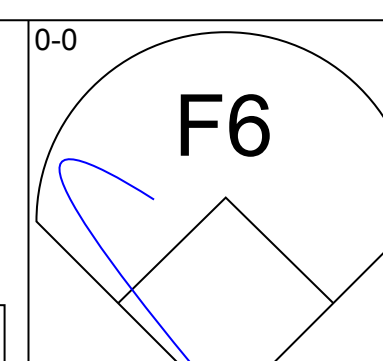
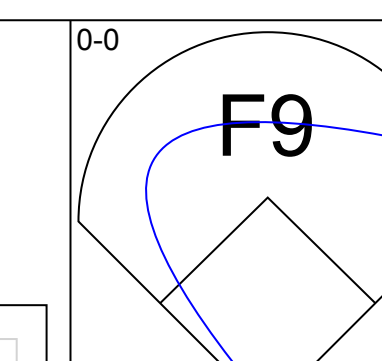
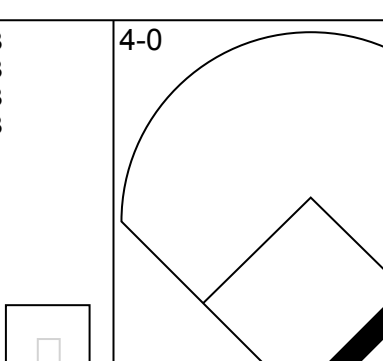
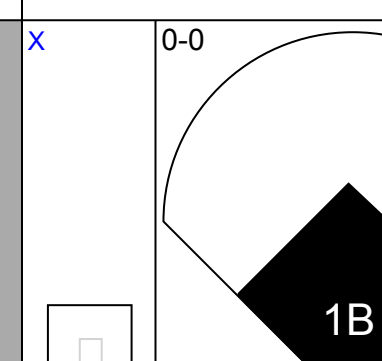
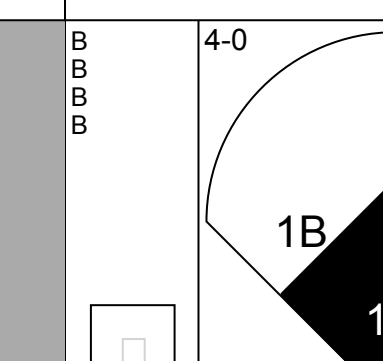
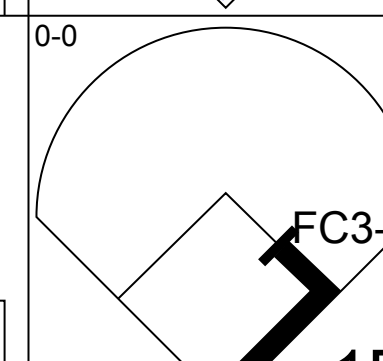
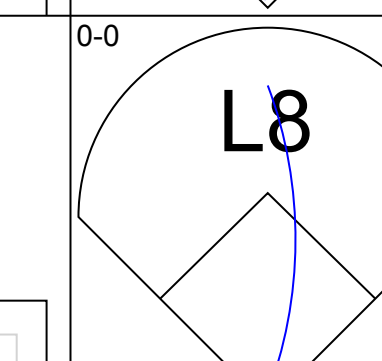
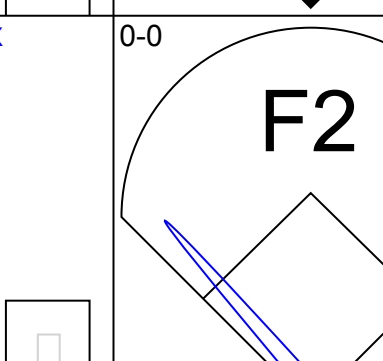
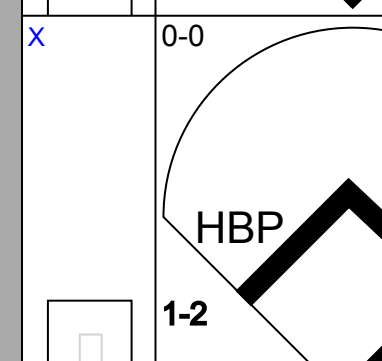
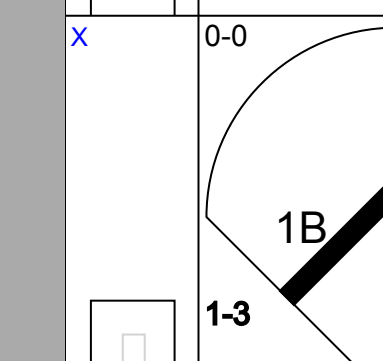
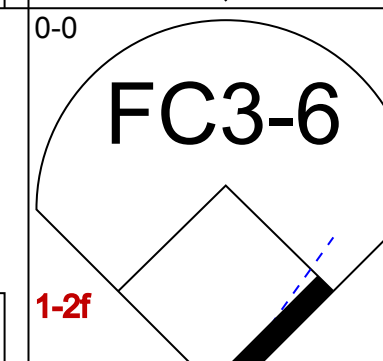
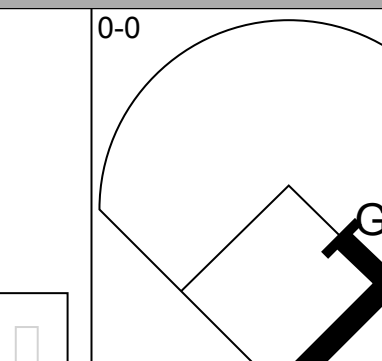
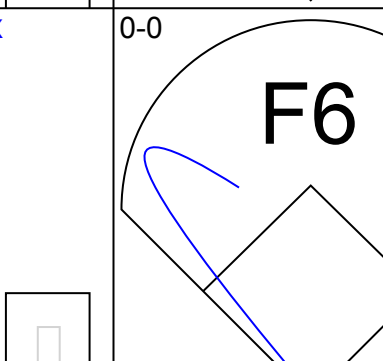
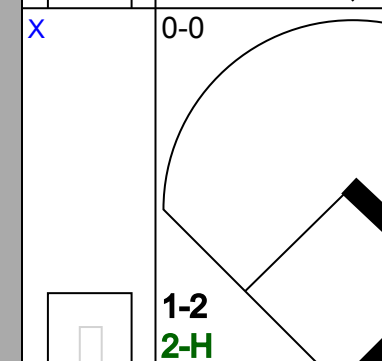
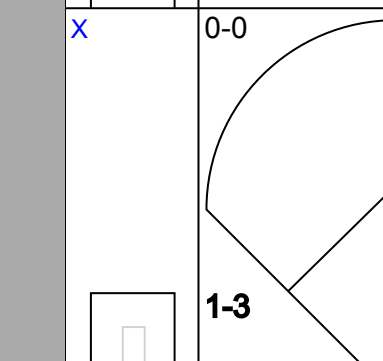
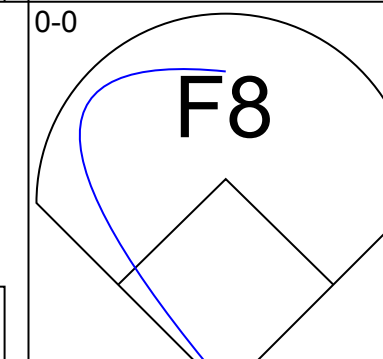
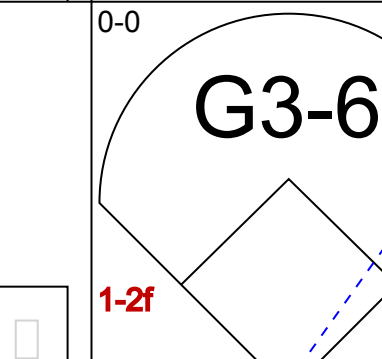
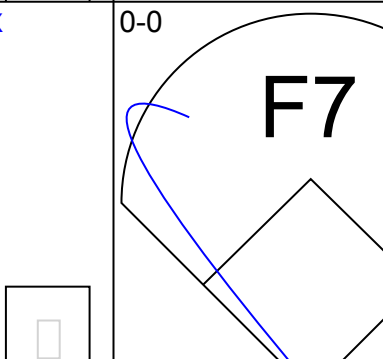
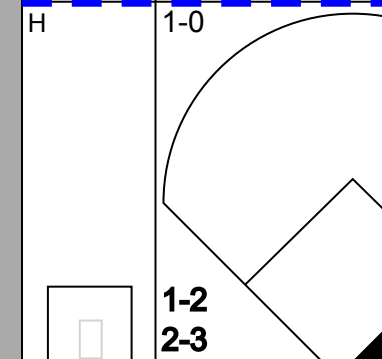
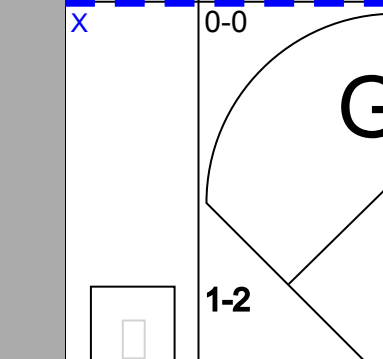
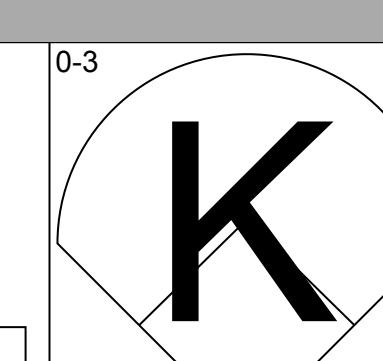
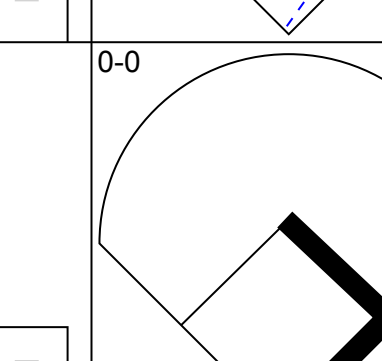
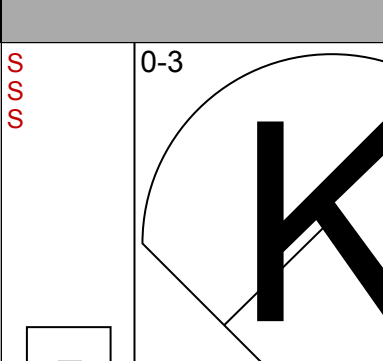
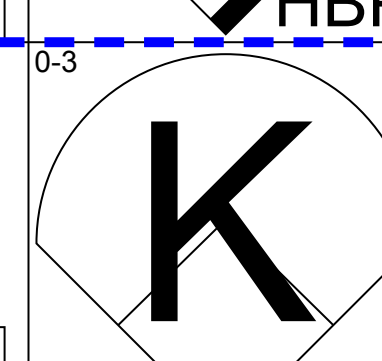
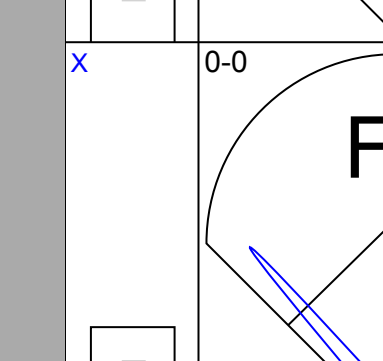
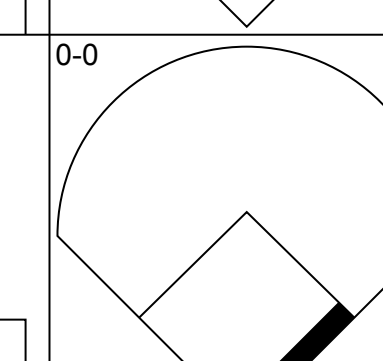
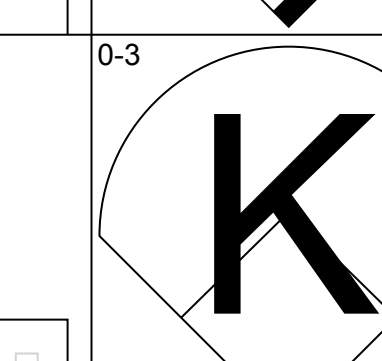
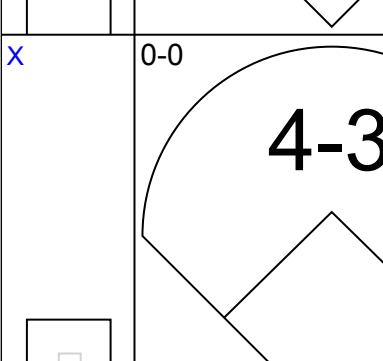
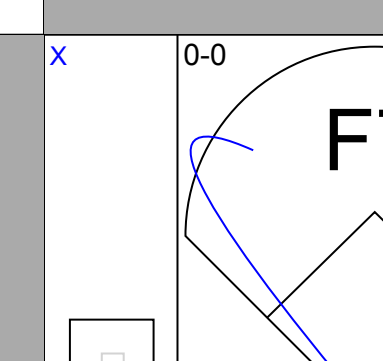
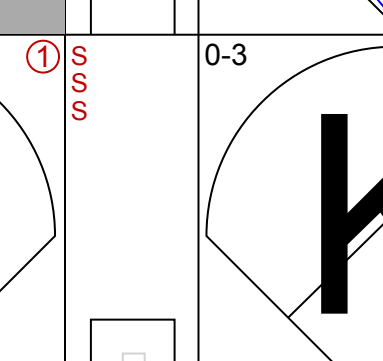
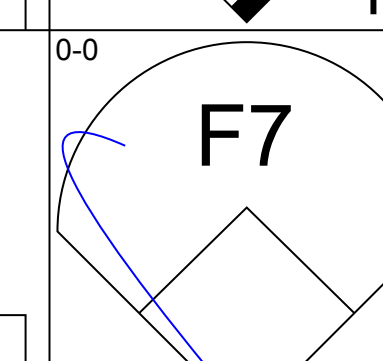
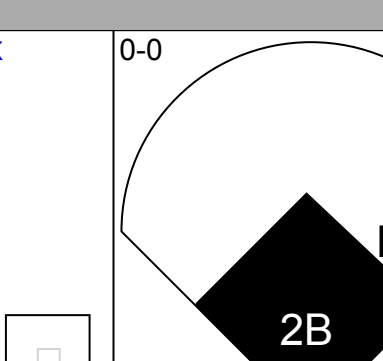
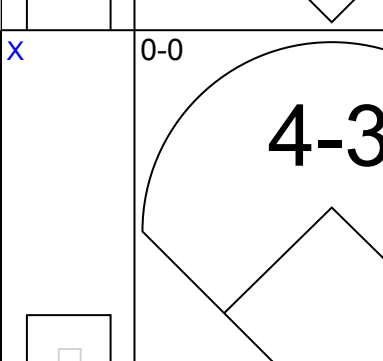
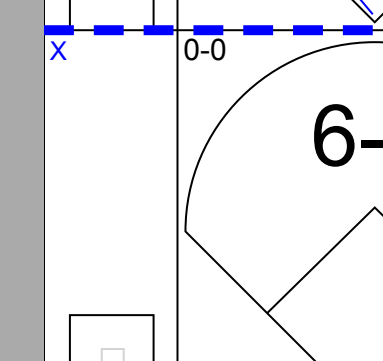
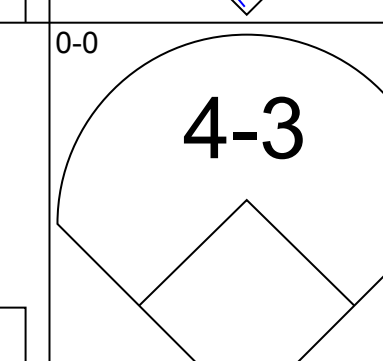
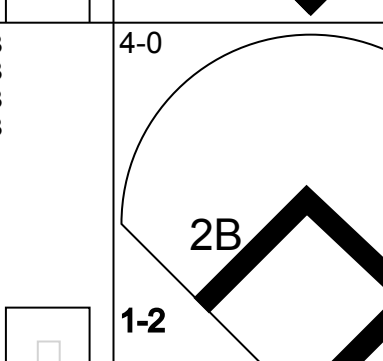
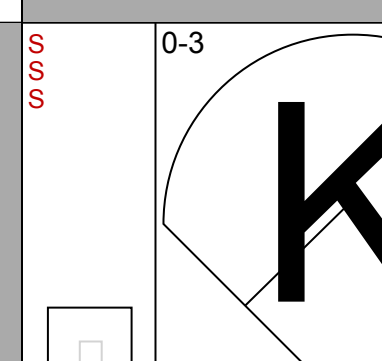
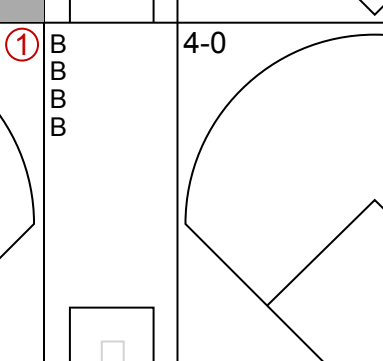
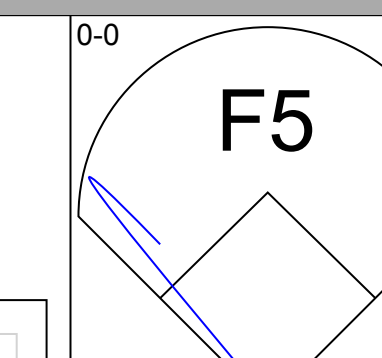
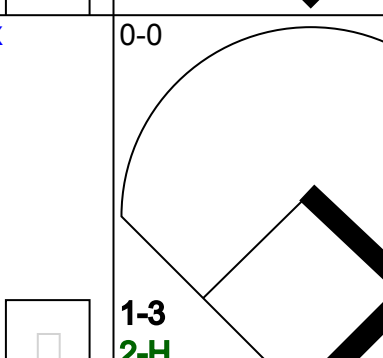
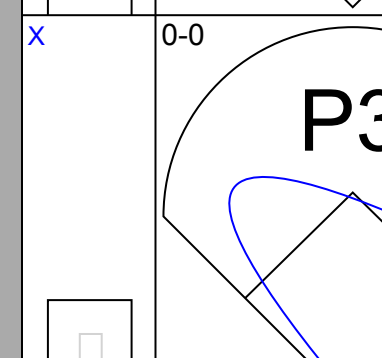
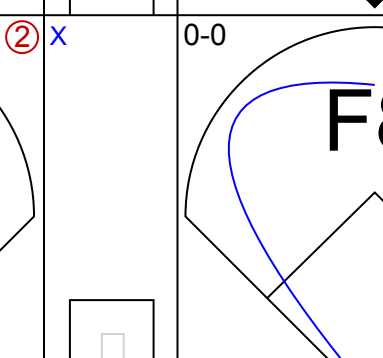




Batter	1	2	3	4	5	6	7	8	9	AB	R	H	RBI	BB	SO	LOB	TOP							
Jerry Royster, R OBP: 0.324, SLG: 0.448 (1, 5)										5	0	0	0	0	2	2	<b>Chicago White Sox @ Boston Red Sox</b> Fenway Park, Boston, MA Mon Aug 24 1987, 7:05 PM EDT Att: 25,136 - Unknown							
Gary Redus, R OBP: 0.323, SLG: 0.375 (1, 7)										2	0	0	0	2	0	0								
Jerry Hairston, S OBP: 0.339, SLG: 0.484 (1, 10)										4	0	0	0	0	2	2								
Ivan Calderon, R OBP: 0.359, SLG: 0.515 (1, 9)										3	1	0	0	1	2	3								
Carlton Fisk, R OBP: 0.305, SLG: 0.414 (1, 2)										4	2	1	0	0	1									
Greg Walker, L OBP: 0.337, SLG: 0.472 (1, 3)										4	1	1	2	0	3	1								
Kenny Williams, R OBP: 0.332, SLG: 0.456 (1, 8)										4	1	2	0	0	1	0								
Fred Manrique, R OBP: 0.315, SLG: 0.405 (1, 4)										4	1	1	0	0	3	1								
Ozzie Guillen, L OBP: 0.313, SLG: 0.358 (1, 6)										3	0	1	1	0	0	0								
<b>Inning Stats</b>	R: 0 E: 1 K: 2 S: 7	H: 0 LOB: 1 BB: 1 P: 11	R: 2 E: 0 K: 1 S: 7	H: 2 LOB: 0 BB: 0 P: 7	R: 0 E: 0 K: 0 S: 3	H: 0 LOB: 0 BB: 0 P: 3	R: 1 E: 1 K: 2 S: 8	H: 1 LOB: 1 BB: 1 P: 12	R: 0 E: 0 K: 0 S: 3	H: 1 LOB: 0 BB: 0 P: 3	R: 1 E: 0 K: 3 S: 10	H: 1 LOB: 0 BB: 0 P: 10	R: 2 E: 1 K: 1 S: 8	H: 2 LOB: 2 BB: 1 P: 12	R: 0 E: 0 K: 2 S: 7	H: 0 LOB: 0 BB: 0 P: 7		R: 0 E: 0 K: 2 S: 7	H: 0 LOB: 0 BB: 0 P: 7	1B: 5 2B: 0 3B: 0 HR: 2	SF: 1 SAC: 0 DP: 1 HBP: 0	WP: 0 PB: 0 SB: 1 CS: 0	PA: 37	
<b>PITCHER</b>	IP WLS BF H R ER SO BB IBB HBP BLK WP HR S P ERA WHIP	IP WLS BF H R ER SO BB IBB HBP BLK WP HR S P ERA WHIP	IP WLS BF H R ER SO BB IBB HBP BLK WP HR S P ERA WHIP	IP WLS BF H R ER SO BB IBB HBP BLK WP HR S P ERA WHIP	IP WLS BF H R ER SO BB IBB HBP BLK WP HR S P ERA WHIP	IP WLS BF H R ER SO BB IBB HBP BLK WP HR S P ERA WHIP	IP WLS BF H R ER SO BB IBB HBP BLK WP HR S P ERA WHIP	IP WLS BF H R ER SO BB IBB HBP BLK WP HR S P ERA WHIP	IP WLS BF H R ER SO BB IBB HBP BLK WP HR S P ERA WHIP	IP WLS BF H R ER SO BB IBB HBP BLK WP HR S P ERA WHIP	IP WLS BF H R ER SO BB IBB HBP BLK WP HR S P ERA WHIP	IP WLS BF H R ER SO BB IBB HBP BLK WP HR S P ERA WHIP	IP WLS BF H R ER SO BB IBB HBP BLK WP HR S P ERA WHIP	IP WLS BF H R ER SO BB IBB HBP BLK WP HR S P ERA WHIP	IP WLS BF H R ER SO BB IBB HBP BLK WP HR S P ERA WHIP	IP WLS BF H R ER SO BB IBB HBP BLK WP HR S P ERA WHIP	IP WLS BF H R ER SO BB IBB HBP BLK WP HR S P ERA WHIP	IP WLS BF H R ER SO BB IBB HBP BLK WP HR S P ERA WHIP	IP WLS BF H R ER SO BB IBB HBP BLK WP HR S P ERA WHIP	IP WLS BF H R ER SO BB IBB HBP BLK WP HR S P ERA WHIP	IP WLS BF H R ER SO BB IBB HBP BLK WP HR S P ERA WHIP	IP WLS BF H R ER SO BB IBB HBP BLK WP HR S P ERA WHIP	IP WLS BF H R ER SO BB IBB HBP BLK WP HR S P ERA WHIP	IP WLS BF H R ER SO BB IBB HBP BLK WP HR S P ERA WHIP

AB	33
R	6
H	7
RBI	4
BB	3
SO	13
LOB	10



Batter	1	2	3	4	5	6	7	8	9	AB	R	H	RBI	BB	SO	LOB	BOTTOM						
Ellis Burks, R OBP: 0.336, SLG: 0.488 (1, 8)										3	2	1	0	2	0	0	<b>Chicago White Sox @ Boston Red Sox</b> Fenway Park, Boston, MA Mon Aug 24 1987, 7:05 PM EDT Att: 25,136 - Unknown						
Marty Barrett, R OBP: 0.343, SLG: 0.326 (1, 4)										5	0	3	0	0	0	3							
Wade Boggs, L OBP: 0.397, SLG: 0.593 (1, 5)										5	0	3	2	0	0	4							
Mike Greenwell, L OBP: 0.404, SLG: 0.604 (1, 7)										4	0	0	0	0	0	7							
Dwight Evans, R OBP: 0.423, SLG: 0.620 (1, 3)										5	0	1	0	0	3	5							
Sam Horn, L OBP: 0.402, SLG: 0.662 (1, 10)										5	0	1	0	0	2	3							
Dave Henderson, R OBP: 0.308, SLG: 0.415 (1, 9)										4	1	1	0	0	0	1							
Spike Owen, S OBP: 0.339, SLG: 0.353 (1, 6)										2	0	0	0	2	1	1							
John Marzano, R OBP: 0.297, SLG: 0.507 (1, 2)										4	0	1	1	0	0	1							
<b>Inning Stats</b>	R: 0 E: 0 K: 0 S: 4	H: 1 LOB: 1 BB: 0 P: 4	R: 0 E: 0 K: 1 S: 6	H: 1 LOB: 0 BB: 0 P: 6	R: 0 E: 0 K: 1 S: 3	H: 0 LOB: 0 BB: 0 P: 3	R: 0 E: 0 K: 1 S: 6	H: 2 LOB: 1 BB: 0 P: 6	R: 1 E: 0 K: 0 S: 5	H: 2 LOB: 3 BB: 2 P: 13	R: 0 E: 0 K: 1 S: 5	H: 0 LOB: 0 BB: 0 P: 5	R: 1 E: 0 K: 2 S: 10	H: 3 LOB: 3 BB: 0 P: 11	R: 0 E: 0 K: 0 S: 3	H: 0 LOB: 1 BB: 1 P: 7		R: 1 E: 0 K: 1 S: 7	H: 2 LOB: 2 BB: 1 P: 11	1B: 9 2B: 2 3B: 0 HR: 0	SF: 0 SAC: 0 DP: 1 HBP: 1	WP: 0 PB: 0 SB: 0 CS: 0	PA: 42
<b>PITCHER</b>	IP WLS BF H R ER SO BB IBB HBP BLK WP HR S P ERA WHIP	IP WLS BF H R ER SO BB IBB HBP BLK WP HR S P ERA WHIP	IP WLS BF H R ER SO BB IBB HBP BLK WP HR S P ERA WHIP	IP WLS BF H R ER SO BB IBB HBP BLK WP HR S P ERA WHIP	IP WLS BF H R ER SO BB IBB HBP BLK WP HR S P ERA WHIP	IP WLS BF H R ER SO BB IBB HBP BLK WP HR S P ERA WHIP	IP WLS BF H R ER SO BB IBB HBP BLK WP HR S P ERA WHIP	IP WLS BF H R ER SO BB IBB HBP BLK WP HR S P ERA WHIP	IP WLS BF H R ER SO BB IBB HBP BLK WP HR S P ERA WHIP	IP WLS BF H R ER SO BB IBB HBP BLK WP HR S P ERA WHIP	IP WLS BF H R ER SO BB IBB HBP BLK WP HR S P ERA WHIP	IP WLS BF H R ER SO BB IBB HBP BLK WP HR S P ERA WHIP	IP WLS BF H R ER SO BB IBB HBP BLK WP HR S P ERA WHIP	IP WLS BF H R ER SO BB IBB HBP BLK WP HR S P ERA WHIP	IP WLS BF H R ER SO BB IBB HBP BLK WP HR S P ERA WHIP	IP WLS BF H R ER SO BB IBB HBP BLK WP HR S P ERA WHIP	IP WLS BF H R ER SO BB IBB HBP BLK WP HR S P ERA WHIP	IP WLS BF H R ER SO BB IBB HBP BLK WP HR S P ERA WHIP	IP WLS BF H R ER SO BB IBB HBP BLK WP HR S P ERA WHIP	IP WLS BF H R ER SO BB IBB HBP BLK WP HR S P ERA WHIP	IP WLS BF H R ER SO BB IBB HBP BLK WP HR S P ERA WHIP	IP WLS BF H R ER SO BB IBB HBP BLK WP HR S P ERA WHIP	IP WLS BF H R ER SO BB IBB HBP BLK WP HR S P ERA WHIP

AB	37
R	3
H	11
RBI	3
BB	4
SO	6
LOB	25





Batter	1	2	3	4	5	6	7	8	9	AB	R	H	RBI	BB	SO	LOB	TOP								
<b>Ozzie Guillen, L</b> OBP: 0.315, SLG: 0.361 (1, 6)	0-0 4-3		0-0 2B		0-0 1B		0-0 4-3			4	0	2	0	0	0	0	<b>Chicago White Sox @ Boston Red Sox</b> Fenway Park, Boston, MA Tue Aug 25 1987, 7:05 PM EDT Att: 27,345 - Unknown								
<b>Gary Redus, R</b> OBP: 0.323, SLG: 0.373 (1, 7)	0-0 4-3		0-0 6-3		0-0 1B		0-0 F4			4	0	1	0	0	0	1									
<b>Harold Baines, L</b> OBP: 0.353, SLG: 0.478 (1, 10)	0-3 K			0-0 G3	4-0 1B			0-0 1B		3	0	1	1	1	1	0									
<b>Ivan Calderon, R</b> OBP: 0.358, SLG: 0.512 (1, 9)		0-3 K		0-3 K	0-0 G5-4-3			0-0 1B		4	0	1	0	0	2	3									
<b>Ron Hassey, L</b> OBP: 0.295, SLG: 0.339 (1, 2)		0-0 HR		1-0 HBP			0-0 4-3		0-0 L6	3	1	1	1	0	0	2									
<b>Greg Walker, L</b> OBP: 0.338, SLG: 0.474 (1, 3)		0-0 1B		0-0 G3			0-0 2B		0-0 G5-3	4	0	2	0	0	0	3									
<b>Donnie Hill, S</b> OBP: 0.270, SLG: 0.364 (1, 5)		0-3 K			0-0 1B	4-0 BB			0-0 F8	3	1	1	0	1	1	1									
<b>Kenny Williams, R</b> OBP: 0.328, SLG: 0.449 (1, 8)			0-0 F8		0-0 1B	0-0 BB			0-0 4-3	4	0	0	0	0	0	3									
<b>Fred Manrique, R</b> OBP: 0.316, SLG: 0.404 (1, 4)			0-0 F9							3	1	1	1	0	0	0									
<b>Jerry Hairston, S</b> OBP: 0.336, SLG: 0.479 (9, PH)					1-0 1B	0-0 BB			0-3 K	1	0	0	0	0	1	0									
<b>Inning Stats</b>	R: 0 E: 0 K: 1 S: 5	H: 0 LOB: 0 BB: 0 P: 5	R: 1 E: 0 K: 2 S: 8	H: 2 LOB: 1 BB: 0 P: 8	R: 0 E: 0 K: 0 S: 4	H: 1 LOB: 1 BB: 0 P: 4	R: 0 E: 0 K: 1 S: 5	H: 0 LOB: 1 BB: 0 P: 6	R: 2 E: 0 K: 0 S: 6	H: 4 LOB: 2 BB: 1 P: 10	R: 0 E: 0 K: 0 S: 3	H: 1 LOB: 1 BB: 1 P: 7	R: 0 E: 0 K: 0 S: 3	H: 0 LOB: 0 BB: 0 P: 3	R: 0 E: 0 K: 0 S: 4	H: 2 LOB: 1 BB: 0 P: 4	R: 0 E: 0 K: 1 S: 5	H: 0 LOB: 0 BB: 0 P: 5	1B: 7 2B: 3 3B: 0 HR: 1	SF: 0 SAC: 0 DP: 4 HBP: 1	WP: 0 PB: 0 SB: 0 CS: 1	PA: 36			
<b>PITCHER</b>	IP	WLS	BF	H	R	ER	SO	BB	IBB	HBP	BLK	WP	HR	S	P	ERA	WHIP								
<b>Al Nipper, R</b> ERA: 5.43 (1, 1)	4.1		21	7	3	3	4	1	0	1	0	0	1	27	32	6.23	1.846								
<b>Steve Crawford, R</b> ERA: 5.64 (5, 1)	2.2	W	10	3	0	0	0	1	0	0	0	0	0	9	13	0.00	1.500								
<b>Wes Gardner, R</b> ERA: 5.23 (8, 1)	2.0	S	5	0	0	0	1	0	0	0	0	0	0	7	7	0.00	0.000								

Batter	1	2	3	4	5	6	7	8	9	AB	R	H	RBI	BB	SO	LOB	BOTTOM								
<b>Ellis Burks, R</b> OBP: 0.337, SLG: 0.488 (1, 8)	0-0 F7		0-0 1B	4-0 BB		0-0 F8		0-3 K		4	1	1	0	1	1	2	<b>Chicago White Sox @ Boston Red Sox</b> Fenway Park, Boston, MA Tue Aug 25 1987, 7:05 PM EDT Att: 27,345 - Unknown								
<b>Marty Barrett, R</b> OBP: 0.343, SLG: 0.325 (1, 4)	0-0 1-3		0-0 1B	0-0 F8		0-0 F4				4	1	1	2	0	0	2									
<b>Wade Boggs, L</b> OBP: 0.356, SLG: 0.589 (1, 5)	0-0 5-3		0-0 1B		0-0 F8		0-0 F7			3	1	0	0	1	0	0									
<b>Mike Greenwell, L</b> OBP: 0.403, SLG: 0.599 (1, 7)		0-0 E3	0-0 G3		0-0 1B		0-0 F7			4	0	1	0	0	0	2									
<b>Dwight Evans, R</b> OBP: 0.422, SLG: 0.616 (1, 3)		0-0 F9	0-0 1B		0-0 F9		0-0 F9			4	0	1	2	0	0	2									
<b>Sam Horn, L</b> OBP: 0.418, SLG: 0.741 (1, 10)		0-0 HR	0-0 K		0-0 1B			0-0 HR		4	2	3	2	0	1	1									
<b>Dave Henderson, R</b> OBP: 0.307, SLG: 0.417 (1, 9)		0-0 6-3		0-0 4-3	0-0 L6			0-0 HR		4	0	1	0	0	0	2									
<b>Spike Owen, S</b> OBP: 0.338, SLG: 0.350 (1, 6)			0-0 5-3	0-0 2-3		4-0 BB		0-0 L3		3	0	0	0	1	0	1									
<b>John Marzano, R</b> OBP: 0.308, SLG: 0.549 (1, 2)			0-0 1B	0-0 HR		0-0 FC1-6		0-3 K		4	2	2	1	0	1	2									
<b>Inning Stats</b>	R: 0 E: 0 K: 0 S: 3	H: 0 LOB: 0 BB: 0 P: 3	R: 1 E: 1 K: 0 S: 4	H: 1 LOB: 0 BB: 0 P: 4	R: 4 E: 0 K: 1 S: 9	H: 4 LOB: 1 BB: 1 P: 13	R: 1 E: 0 K: 0 S: 4	H: 1 LOB: 1 BB: 1 P: 8	R: 0 E: 0 K: 0 S: 5	H: 2 LOB: 2 BB: 0 P: 5	R: 0 E: 0 K: 0 S: 3	H: 0 LOB: 0 BB: 0 P: 3	R: 1 E: 0 K: 2 S: 9	H: 2 LOB: 1 BB: 0 P: 9	1B: 5 2B: 2 3B: 0 HR: 3	SF: 0 SAC: 0 DP: 0 HBP: 0	WP: 1 PB: 0 SB: 0 CS: 1	PA: 37							
<b>PITCHER</b>	IP	WLS	BF	H	R	ER	SO	BB	IBB	HBP	BLK	WP	HR	S	P	ERA	WHIP								
<b>Richard Dotson, R</b> ERA: 3.99 (1, 1)	6.0	L	29	8	6	6	1	3	0	0	0	0	2	28	40	9.00	1.833								
<b>Ray Searge, L</b> ERA: 4.01 (7, 1)	1.1		6	2	1	1	0	0	0	0	0	0	1	6	6	6.75	1.500								
<b>Jim Winn, R</b> ERA: 4.83 (8, 1)	0.2		2	0	0	0	2	0	0	0	0	1	0	6	6	0.00	0.000								



Batter	1	2	3	4	5	6	7	8	9	AB	R	H	RBI	BB	SO	LOB	TOP								
Ozzie Guillen, L OBP: 0.312, SLG: 0.358 (1, 6)	4-3		F7		K		L5			4	0	0	0	0	1	2									
Jerry Hairston, S OBP: 0.325, SLG: 0.459 Kenny Williams, R OBP: 0.328, SLG: 0.449 (1, 7) (8, 8)	F8		F9			4-3		K		4	0	0	0	0	1	1									
Harold Baines, L OBP: 0.352, SLG: 0.475 (1, 10)	K			HR		4-3		F7		4	1	1	0	0	1	0									
Ivan Calderon, R OBP: 0.357, SLG: 0.508 (1, 9)		K			F9		F9		BB	3	0	0	0	1	1	1									
Greg Walker, L OBP: 0.337, SLG: 0.475 (1, 3)	4-3		F8					2B		4	1	1	0	0	0	2									
Carlton Fisk, R OBP: 0.309, SLG: 0.433 (1, 2)	HR		HR			2B	FC6-5	BB		3	3	2	3	1	0	0									
Donnie Hill, S OBP: 0.269, SLG: 0.366 (1, 5)	6-3		F9			FC6-5	1-3 2-H	2B		4	0	1	1	0	0	0									
Steve Lyons, L OBP: 0.336, SLG: 0.367 (1, 8) (8, 7)			PB	S	BB		F7		L4	2	0	0	0	2	0	2									
Fred Manrique, R OBP: 0.310, SLG: 0.396 (1, 4)			K				K		FC6-5	4	0	0	1	0	3	3									
<b>Inning Stats</b>	R: 0 E: 0 K: 1 S: 5	H: 0 LOB: 0 BB: 0 P: 5	R: 1 E: 0 K: 1 S: 6	H: 1 LOB: 0 BB: 0 P: 6	R: 0 E: 0 K: 1 S: 5	H: 0 LOB: 1 BB: 1 P: 9	R: 2 E: 0 K: 0 S: 5	H: 2 LOB: 0 BB: 0 P: 5	R: 0 E: 0 K: 2 S: 7	H: 0 LOB: 0 BB: 0 P: 7	R: 0 E: 0 K: 0 S: 3	H: 0 LOB: 0 BB: 0 P: 3	R: 2 E: 0 K: 0 S: 5	H: 2 LOB: 1 BB: 1 P: 9	R: 0 E: 0 K: 1 S: 5	H: 0 LOB: 1 BB: 1 P: 9	R: 0 E: 0 K: 1 S: 5	H: 0 LOB: 1 BB: 1 P: 9	1B: 1 2B: 2 3B: 0 HR: 2	SF: 0 SAC: 0 DP: 0 HBP: 0	WP: 0 PB: 1 SB: 1 CS: 0	PA: 36			
<b>PITCHER</b>	IP	WLS	BF	H	R	ER	SO	BB	IBB	HBP	BLK	WP	HR	S	P	ERA	WHIP								
Roger Clemens, R ERA: 3.33 (1, 1)	7.0	L	28	5	5	5	5	2	0	0	0	0	2	36	44	6.43	1.000								
Calvin Schiraldi, R ERA: 5.17 (8, 1)	2.0		8	0	0	0	2	2	0	0	0	0	0	10	18	0.00	1.000								

Chicago White Sox @ Boston Red Sox  
Fenway Park, Boston, MA  
Wed Aug 26 1987, 7:05 PM EDT  
Att: 29,947 - Unknown

livebaseballscores.com

AB 32  
R 5  
H 5  
RBI 5  
BB 4  
SO 7  
LOB 11



Batter	1	2	3	4	5	6	7	8	9	AB	R	H	RBI	BB	SO	LOB	BOTTOM								
Ellis Burks, R OBP: 0.334, SLG: 0.483 (1, 8)	L4		K			6-3	F6			4	0	0	0	0	1	2									
Marty Barrett, R OBP: 0.342, SLG: 0.325 (1, 4)	6-3			G3	1B	6-3		K		4	0	1	0	0	1	0									
Wade Boggs, L OBP: 0.358, SLG: 0.593 (1, 5)				F8			HR	1B	2B	4	1	3	0	0	0	1									
Mike Greenwell, L OBP: 0.401, SLG: 0.594 (1, 7)	F8			G3			HR	1B	L4	4	1	1	0	0	0	3									
Dwight Evans, R OBP: 0.421, SLG: 0.620 (1, 3)		K		F9			HR	1B	5-3	4	1	1	3	0	1	2									
Sam Horn, L OBP: 0.400, SLG: 0.706 (1, 10)	4-3				K		6-3		6-3	4	0	0	0	0	1	0									
Dave Henderson, R OBP: 0.310, SLG: 0.419 (1, 9)	5-3				1-3			1B	1B	4	0	2	0	0	0	0									
Spike Owen, S OBP: 0.334, SLG: 0.345 (1, 6)			F8		3-1		F7		G4-6-3	4	0	0	0	0	0	2									
John Marzano, R OBP: 0.309, SLG: 0.541 (1, 2)			P3			1-3		1B		3	0	1	0	0	0	0									
<b>Inning Stats</b>	R: 0 E: 0 K: 0 S: 4	H: 1 LOB: 1 BB: 0 P: 4	R: 0 E: 0 K: 1 S: 5	H: 0 LOB: 0 BB: 0 P: 5	R: 0 E: 0 K: 0 S: 4	H: 1 LOB: 0 BB: 0 P: 4	R: 0 E: 0 K: 1 S: 5	H: 0 LOB: 0 BB: 0 P: 5	R: 0 E: 0 K: 0 S: 3	H: 0 LOB: 0 BB: 0 P: 3	R: 3 E: 0 K: 0 S: 8	H: 5 LOB: 2 BB: 0 P: 8	R: 0 E: 0 K: 1 S: 6	H: 1 LOB: 1 BB: 0 P: 6	R: 0 E: 0 K: 0 S: 3	H: 1 LOB: 0 BB: 0 P: 3	1B: 7 2B: 1 3B: 0 HR: 1	SF: 0 SAC: 0 DP: 1 HBP: 0	WP: 0 PB: 0 SB: 0 CS: 0	PA: 35					
<b>PITCHER</b>	IP	WLS	BF	H	R	ER	SO	BB	IBB	HBP	BLK	WP	HR	S	P	ERA	WHIP								
Bill Long, R ERA: 3.73 (1, 1)	7.1	W	30	8	3	3	4	0	0	0	0	0	0	38	38	3.68	1.091								
Ray Seagar, L ERA: 3.97 (8, 1)	0.1		1	0	0	0	0	0	0	0	0	0	0	1	1	0.00	0.000								
Scott Nielsen, R ERA: 5.75 (8, 1)	1.1	S	4	1	0	0	0	0	0	0	0	0	0	4	4	0.00	0.750								

Chicago White Sox @ Boston Red Sox  
Fenway Park, Boston, MA  
Wed Aug 26 1987, 7:05 PM EDT  
Att: 29,947 - Unknown

livebaseballscores.com

AB 35  
R 3  
H 9  
RBI 3  
BB 0  
SO 4  
LOB 10





Batter	1	2	3	4	5	6	7	8	9	AB	R	H	RBI	BB	SO	LOB	TOP					
<b>Ellis Burks, R</b> OBP: 0.331, SLG: 0.478 (1, 8)	0-0 5-3		0-0 5-3		0-3 K		0-0 6-3			4	0	0	0	0	1	0	<b>Boston Red Sox @ Cleveland Indians</b> Cleveland Municipal Stadium, Cleveland, OH Sat Aug 29 1987, 3:33 AM EDT Unknown <a href="http://livebaseballscorecards.com">livebaseballscorecards.com</a>					
<b>Marty Barrett, R</b> OBP: 0.341, SLG: 0.324 (1, 4)	0-0 F4		0-0 BB 1B		0-0 G3			0-0 F9		4	0	1	0	0	0	0						
<b>Wade Boggs, L</b> OBP: 0.461, SLG: 0.595 (1, 5)	4-0 BB		4-0 BB		0-0 G3 1B			0-0 BB 1B		2	1	2	0	2	0	0						
<b>Mike Greenwell, L</b> OBP: 0.396, SLG: 0.586 (1, 9)	0-0 F8		0-0 F5		0-0 G3			0-0 F5		4	0	0	0	0	5							
<b>Dwight Evans, R</b> OBP: 0.423, SLG: 0.626 (1, 3)		0-0 6-3		0-0 HR		4-0 1B BB		4-0 BB		2	1	1	1	2	0	0						
<b>Jim Rice, R</b> OBP: 0.359, SLG: 0.411 (1, 7)		0-3 K		0-0 F5		0-0 G6-4-3 1B		0-0 L6		4	0	1	1	0	1	2						
<b>Sam Horn, L</b> OBP: 0.394, SLG: 0.682 (1, 10)		4-0 BB		0-0 3-1		0-0 G6-4-3 1B			0-0 F8	3	0	0	0	1	0	2						
<b>Spike Owen, S</b> OBP: 0.331, SLG: 0.341 (1, 6)		0-0 F8		0-0 1-3			0-0 4-3		0-0 P3	4	0	0	0	0	0	1						
<b>Marc Sullivan, R</b> OBP: 0.207, SLG: 0.252 <b>Dave Henderson, R</b> (9, PH) OBP: 0.309, SLG: 0.417			0-0 6-3		0-0 5-3		0-0 F9		0-3 K	3	0	0	0	0	0	0						
<b>Inning Stats</b>	R: 0 E: 0 K: 0 S: 3	H: 0 LOB: 1 BB: 1 P: 7	R: 0 E: 0 K: 1 S: 5	H: 0 LOB: 1 BB: 1 P: 9	R: 0 E: 0 K: 0 S: 4	H: 1 LOB: 2 BB: 1 P: 8	R: 1 E: 0 K: 0 S: 4	H: 1 LOB: 0 BB: 0 P: 4	R: 0 E: 0 K: 1 S: 5	H: 0 LOB: 0 BB: 0 P: 5	R: 1 E: 0 K: 0 S: 4	H: 2 LOB: 1 BB: 1 P: 8	R: 0 E: 0 K: 0 S: 3	H: 0 LOB: 0 BB: 0 P: 3	R: 0 E: 0 K: 0 S: 4	H: 1 LOB: 2 BB: 1 P: 8	R: 0 E: 0 K: 1 S: 5	H: 0 LOB: 0 BB: 0 P: 5	1B: 4 2B: 0 3B: 0 HR: 1	SF: 0 SAC: 0 DP: 1 HBP: 0	WP: 0 PB: 0 SB: 0 CS: 0	PA: 36
<b>PITCHER</b> <b>Tom Candiotti, R</b> ERA: 4.65 (1, 1)	IP: 9.0 WLS: W BF: 36 H: 5 R: 2 ER: 2 SO: 3 BB: 5 IBB: 0 HBP: 0 BLK: 0 WP: 0 HR: 1 S: 37 P: 57 ERA: 2.00 WHIP: 1.111															<b>PITCHER</b> IP: WLS: BF: H: R: ER: SO: BB: IBB: HBP: BLK: WP: HR: S: P: ERA: WHIP:						

AB 31  
R 2  
H 5  
RBI 2  
BB 5  
SO 3  
LOB 10



Batter	1	2	3	4	5	6	7	8	9	AB	R	H	RBI	BB	SO	LOB	BOTTOM			
<b>Brett Butler, L</b> OBP: 0.401, SLG: 0.413 (1, 8)	0-0 4-3		0-0 1B HR 1B		0-0 4-3	4-0 S 1B BB				3	2	1	0	1	0	0	<b>Boston Red Sox @ Cleveland Indians</b> Cleveland Municipal Stadium, Cleveland, OH Sat Aug 29 1987, 3:33 AM EDT Unknown <a href="http://livebaseballscorecards.com">livebaseballscorecards.com</a>			
<b>Julio Franco, R</b> OBP: 0.397, SLG: 0.437 (1, 6)	0-3 K		0-0 1-3 HR 1B		4-0 HR BB	1-1 HR 1B				3	2	2	1	1	1	0				
<b>Pat Tabler, R</b> OBP: 0.382, SLG: 0.470 (1, 10)	0-0 S 1B		0-0 1-1 HR		0-0 E5 HR	0-0 F7				4	2	2	3	0	0	2				
<b>Joe Carter, R</b> OBP: 0.297, SLG: 0.475 (1, 3)	0-0 2-3		0-0 WP 1B		0-3 K		0-0 F8			4	0	1	0	0	1	3				
<b>Mel Hall, L</b> OBP: 0.293, SLG: 0.397 (1, 7)		0-0 F9	0-0 3-1		0-0 HR		0-0 F8			4	1	1	3	0	0	1				
<b>Brook Jacoby, R</b> OBP: 0.378, SLG: 0.516 <b>Junior Noboa, R</b> OBP: 0.204, SLG: 0.157 (5, 5)		0-0 5-3		0-3 K		0-0 E5		0-0 F6		2	0	0	0	0	1	0				
<b>Cory Snyder, R</b> OBP: 0.278, SLG: 0.479 (1, 9)		0-0 F9		0-0 4-3		0-0 F9		0-0 5-3		4	0	0	0	0	0	1				
<b>Chris Bando, S</b> OBP: 0.261, SLG: 0.331 (1, 2)			0-3 K		0-0 1B		0-0 F7		0-0 4-3	4	0	1	0	0	1	0				
<b>Tommy Hinzo, S</b> OBP: 0.276, SLG: 0.294 (1, 4)			0-3 K		0-0 F8		0-0 F9		0-0 F8	4	0	0	0	0	1	1				
<b>Inning Stats</b>	R: 0 E: 0 K: 1 S: 6	H: 1 LOB: 0 BB: 0 P: 6	R: 0 E: 0 K: 0 S: 3	H: 0 LOB: 0 BB: 0 P: 3	R: 3 E: 0 K: 2 S: 11	H: 4 LOB: 1 BB: 0 P: 11	R: 0 E: 0 K: 1 S: 6	H: 1 LOB: 1 BB: 0 P: 6	R: 3 E: 2 K: 1 S: 8	H: 1 LOB: 1 BB: 1 P: 12	R: 1 E: 0 K: 0 S: 4	H: 1 LOB: 1 BB: 1 P: 8	R: 0 E: 0 K: 0 S: 3	H: 0 LOB: 0 BB: 0 P: 3	R: 0 E: 0 K: 0 S: 3	H: 0 LOB: 0 BB: 0 P: 3	1B: 6 2B: 0 3B: 0 HR: 2	SF: 0 SAC: 0 DP: 0 HBP: 0	WP: 1 PB: 0 SB: 2 CS: 0	PA: 36
<b>PITCHER</b> <b>Bob Stanley, R</b> ERA: 4.96 (1, 1)	IP: 8.0 WLS: L BF: 36 H: 8 R: 7 ER: 4 SO: 5 BB: 2 IBB: 0 HBP: 0 BLK: 0 WP: 1 HR: 2 S: 44 P: 52 ERA: 4.50 WHIP: 1.250															<b>PITCHER</b> IP: WLS: BF: H: R: ER: SO: BB: IBB: HBP: BLK: WP: HR: S: P: ERA: WHIP:				





Batter	1	2	3	4	5	6	7	8	9	AB	R	H	RBI	BB	SO	LOB	TOP			
<b>Ellis Burks, R</b> OBP: 0.328, SLG: 0.474 (1, 8)	0-0 5-3		0-0 F7			0-0 1-3		0-3 K		4	0	0	0	0	1	0				
<b>Marty Barrett, R</b> OBP: 0.338, SLG: 0.321 (1, 4)	0-0 F9		0-0 F7			0-0 4-3		0-0 6-3		4	0	0	0	0	0	0				
<b>Wade Boggs, L</b> OBP: 0.460, SLG: 0.591 (1, 5)	4-0 BB		0-0 1-3			0-0 5-3		0-3 K	0-3 K	3	0	0	0	1	1	0				
<b>Dwight Evans, R</b> OBP: 0.420, SLG: 0.620 (1, 3)	0-0 5-3			0-0 6-3			0-0 E4 1B FC4		0-0 1-3	4	1	0	0	0	0	1				
<b>Mike Greenwell, L</b> OBP: 0.397, SLG: 0.585 (1, 9)		0-0 G4-6-3 BB 1B		0-0 4-3			0-0 4-3 FC4 1B		0-0 4-3	4	0	2	0	0	0	0				
<b>Jim Rice, R</b> OBP: 0.359, SLG: 0.409 (1, 7)		4-0 G4-6-3 BB		0-0 4-3			0-3 K			2	0	0	0	1	1	2				
<b>Sam Horn, L</b> OBP: 0.382, SLG: 0.659 (1, 10)		0-0 G4-6-3			0-0 F7		0-0 FC4			3	0	0	1	0	0	3				
<b>Don Baylor, R</b> OBP: 0.356, SLG: 0.407 (7, PR)		1-2 2-3					1-2 3-H			0	0	0	0	0	0	0				
<b>Spike Owen, S</b> OBP: 0.331, SLG: 0.339 (1, 6)		4-0 S BB			0-3 K		0-0 4-3			2	0	0	0	1	1	2				
<b>John Marzano, R</b> OBP: 0.298, SLG: 0.519 (1, 2)		0-3 K			0-0 6-3			0-0 L3		3	0	0	0	0	1	2				
<b>Inning Stats</b>	R: 0 E: 0 K: 0 S: 3	H: 0 LOB: 1 BB: 1 P: 7	R: 0 E: 0 K: 1 S: 5	H: 1 LOB: 2 BB: 2 P: 13	R: 0 E: 0 K: 0 S: 3	H: 0 LOB: 0 BB: 0 P: 3	R: 0 E: 0 K: 0 S: 5	H: 0 LOB: 0 BB: 0 P: 5	R: 0 E: 0 K: 1 S: 5	H: 0 LOB: 0 BB: 0 P: 5	R: 0 E: 0 K: 1 S: 5	H: 0 LOB: 0 BB: 0 P: 5	R: 0 E: 0 K: 1 S: 5	H: 0 LOB: 0 BB: 0 P: 5	R: 0 E: 0 K: 1 S: 5	H: 0 LOB: 0 BB: 0 P: 5	1B: 2 2B: 0 3B: 0 HR: 0	SF: 0 SAC: 0 DP: 1 HBP: 0	WP: 0 PB: 0 SB: 1 CS: 0	PA: 32
<b>PITCHER</b> <b>Rich Yett, R</b> ERA: 4.11 (1, 1)	IP: 9.0 WLS: W BF: 32	H: 2 R: 1 ER: 0 SO: 5	BB: 3 IBB: 0 HBP: 0 BLK: 0	WP: 0 HR: 0 S: 39 P: 51	ERA: 0.00 WHIP: 0.556											<b>PITCHER</b> IP: WLS: BF: H: R: ER: SO: BB: IBB: HBP: BLK: WP: HR: S: P: ERA: WHIP				

**Boston Red Sox @ Cleveland Indians**  
Cleveland Municipal Stadium, Cleveland, OH  
Sat Aug 29 1987, 3:38 AM EDT  
Att: 16,204 - Unknown

AB 29  
R 1  
H 2  
RBI 1  
BB 3  
SO 5  
LOB 10



Batter	1	2	3	4	5	6	7	8	9	AB	R	H	RBI	BB	SO	LOB	BOTTOM			
<b>Brett Butler, L</b> OBP: 0.400, SLG: 0.409 (1, 8)	0-0 L7		0-3 K			4-0 G6-4-3 BB		0-0 6-3		3	0	0	0	1	1	0				
<b>Julio Franco, R</b> OBP: 0.398, SLG: 0.435 (1, 6)	0-0 6-3		0-3 K			0-0 G6-4-3		0-0 1B 1B		4	0	1	0	0	1	2				
<b>Pat Tabler, R</b> OBP: 0.383, SLG: 0.469 (1, 3)	0-3 K			0-0 F8		4-0 BB		0-0 1B 1B		3	0	1	0	1	1	0				
<b>Joe Carter, R</b> OBP: 0.295, SLG: 0.471 (1, 7)		0-0 6-3		0-0 5-3		0-0 5-3		0-0 F9		4	0	0	0	0	0	3				
<b>Brook Jacoby, R</b> OBP: 0.377, SLG: 0.513 (1, 5)		0-0 FC6-4 1B		0-0 1-3			0-0 6-3	0-0 4-3		4	0	1	0	0	0	2				
<b>Carmen Castillo, R</b> OBP: 0.298, SLG: 0.460 (1, 10)		0-0 F7			4-0 FC5-4 BB		0-0 6-3		0-0 P3	3	0	0	0	1	0	1				
<b>Cory Snyder, R</b> OBP: 0.280, SLG: 0.487 (1, 9)		0-0 FC6-4			0-0 F9		0-0 2B		0-0 HR	4	1	2	1	0	0	2				
<b>Andy Allanson, R</b> OBP: 0.255, SLG: 0.326 (1, 2)			0-3 K		0-3 K		0-0 F7			3	0	0	0	0	2	2				
<b>Tommy Hinzo, S</b> OBP: 0.277, SLG: 0.314 (1, 4)			0-0 F7		0-0 FC5-4			0-0 HR		3	1	1	1	0	0	1				
<b>Inning Stats</b>	R: 0 E: 0 K: 1 S: 5	H: 0 LOB: 0 BB: 0 P: 5	R: 0 E: 0 K: 3 S: 10	H: 1 LOB: 1 BB: 0 P: 4	R: 0 E: 0 K: 0 S: 3	H: 0 LOB: 0 BB: 0 P: 3	R: 0 E: 0 K: 1 S: 5	H: 0 LOB: 1 BB: 1 P: 9	R: 0 E: 0 K: 0 S: 2	H: 0 LOB: 2 BB: 2 P: 10	R: 0 E: 0 K: 0 S: 4	H: 1 LOB: 1 BB: 0 P: 4	R: 1 E: 0 K: 0 S: 6	H: 3 LOB: 2 BB: 0 P: 6	R: 1 E: 0 K: 0 S: 2	H: 1 LOB: 0 BB: 0 P: 2	1B: 3 2B: 1 3B: 0 HR: 2	SF: 0 SAC: 0 DP: 1 HBP: 0	WP: 1 PB: 0 SB: 0 CS: 0	PA: 34
<b>PITCHER</b> <b>Bruce Hurst, L</b> ERA: 3.91 (1, 1)	IP: 8.1 WLS: L BF: 34	H: 6 R: 2 ER: 2 SO: 5	BB: 3 IBB: 0 HBP: 0 BLK: 0	WP: 1 HR: 2 S: 41 P: 53	ERA: 2.16 WHIP: 1.080											<b>PITCHER</b> IP: WLS: BF: H: R: ER: SO: BB: IBB: HBP: BLK: WP: HR: S: P: ERA: WHIP				

**Boston Red Sox @ Cleveland Indians**  
Cleveland Municipal Stadium, Cleveland, OH  
Sat Aug 29 1987, 3:38 AM EDT  
Att: 16,204 - Unknown

AB 31  
R 2  
H 6  
RBI 2  
BB 3  
SO 5  
LOB 13





Batter	1	2	3	4	5	6	7	8	9	AB	R	H	RBI	BB	SO	LOB	TOP										
<b>Ellis Burks, R</b> OBP: 0.329, SLG: 0.473 (1, 8)										5	0	2	2	0	0	0											
<b>Marty Barrett, R</b> OBP: 0.337, SLG: 0.320 (1, 4)										5	1	1	0	0	0	3											
<b>Wade Boggs, L</b> OBP: 0.461, SLG: 0.590 (1, 5)										4	1	2	0	1	0	0											
<b>Dwight Evans, R</b> OBP: 0.422, SLG: 0.634 (1, 3)										5	2	3	4	0	1	2											
<b>Don Baylor, R</b> OBP: 0.355, SLG: 0.404 (1, 10)										5	0	1	0	0	3	1											
<b>Jim Rice, R</b> OBP: 0.363, SLG: 0.421 (1, 7)										4	1	3	1	0	0	2											
<b>Todd Benzinger, S</b> OBP: 0.325, SLG: 0.299 (9, 7)										0	0	0	0	0	0	0											
<b>Dave Henderson, R</b> OBP: 0.313, SLG: 0.418 (1, 9)										4	1	2	0	0	0	1											
<b>Spike Owen, S</b> OBP: 0.327, SLG: 0.335 (1, 6)										4	0	0	0	0	0	3											
<b>John Marzano, R</b> OBP: 0.295, SLG: 0.519 (1, 2)										4	1	1	0	0	0	0											
<b>Inning Stats</b>	R: 0 E: 0 K: 1 S: 6	H: 1 LOB: 1 BB: 0 P: 6	R: 3 E: 0 K: 1 S: 9	H: 4 LOB: 1 BB: 0 P: 9	R: 1 E: 0 K: 0 S: 5	H: 2 LOB: 1 BB: 0 P: 5	R: 0 E: 0 K: 0 S: 4	H: 1 LOB: 1 BB: 0 P: 4	R: 2 E: 0 K: 1 S: 7	H: 3 LOB: 1 BB: 1 P: 11	R: 0 E: 1 K: 0 S: 3	H: 0 LOB: 0 BB: 0 P: 3	R: 0 E: 0 K: 0 S: 4	H: 2 LOB: 1 BB: 0 P: 4	R: 0 E: 0 K: 0 S: 3	H: 0 LOB: 0 BB: 0 P: 3	R: 1 E: 1 K: 1 S: 7	H: 2 LOB: 1 BB: 0 P: 7	1B: 11 2B: 1 3B: 0 HR: 3	SF: 0 SAC: 0 DP: 2 HBP: 0	WP: 0 PB: 0 SB: 0 CS: 1	PA: 41					
<b>PITCHER</b>	IP	WLS	BF	H	R	ER	SO	BB	IBB	HBP	BLK	WP	HR	S	P	ERA	WHIP										
<b>Scott Bailes, L</b> ERA: 4.38 (1, 1)	4.1	L	24	10	6	6	3	1	0	0	0	0	3	29	33	12.46	2.538										
<b>Don Gordon, R</b> ERA: 4.89 (5, 1)	3.2		12	3	0	0	0	0	0	0	0	0	0	12	12	0.00	0.818										
<b>Doug Jones, R</b> ERA: 3.07 (9, 1)	1.0		5	2	1	0	1	0	0	0	0	0	0	7	7	0.00	2.000										

**Boston Red Sox @ Cleveland Indians**  
Cleveland Municipal Stadium, Cleveland, OH

Sun Aug 30 1987, 3:33 AM EDT  
Att: 17,189 - Unknown

AB 40  
R 7  
H 15  
RBI 7  
BB 1  
SO 4  
LOB 12



Batter	1	2	3	4	5	6	7	8	9	AB	R	H	RBI	BB	SO	LOB	BOTTOM										
<b>Brett Butler, L</b> OBP: 0.397, SLG: 0.407 (1, 8)										5	0	1	0	0	0	3											
<b>Tommy Hinzo, S</b> OBP: 0.271, SLG: 0.306 (1, 4)										4	0	0	0	0	3	1											
<b>Carmen Castillo, R</b> OBP: 0.297, SLG: 0.458 (9, FH)										1	0	0	0	0	0	0											
<b>Julio Franco, R</b> OBP: 0.394, SLG: 0.433 (1, 6)										4	0	1	0	0	1	0											
<b>Joe Carter, R</b> OBP: 0.297, SLG: 0.478 (1, 3)										4	2	2	1	0	1	1											
<b>Mel Hall, L</b> OBP: 0.298, SLG: 0.404 (1, 7)										4	1	3	0	0	0	0											
<b>Pat Tabler, R</b> OBP: 0.386, SLG: 0.469 (1, 10)										2	0	1	1	2	1	1											
<b>Cory Snyder, R</b> OBP: 0.276, SLG: 0.483 (1, 9)										4	0	0	0	0	3	5											
<b>Andy Allanson, R</b> OBP: 0.255, SLG: 0.333 (1, 2)										4	0	1	0	0	1	5											
<b>Junior Noboa, R</b> OBP: 0.207, SLG: 0.164 (1, 5)										4	0	1	1	0	0	3											
<b>Inning Stats</b>	R: 0 E: 0 K: 1 S: 6	H: 1 LOB: 1 BB: 0 P: 6	R: 0 E: 0 K: 1 S: 6	H: 1 LOB: 2 BB: 1 P: 10	R: 0 E: 0 K: 0 S: 3	H: 1 LOB: 0 BB: 0 P: 3	R: 2 E: 0 K: 2 S: 11	H: 4 LOB: 2 BB: 0 P: 11	R: 1 E: 0 K: 3 S: 11	H: 2 LOB: 1 BB: 0 P: 11	R: 0 E: 0 K: 1 S: 6	H: 1 LOB: 0 BB: 0 P: 6	R: 0 E: 0 K: 2 S: 7	H: 0 LOB: 0 BB: 0 P: 7	R: 0 E: 0 K: 0 S: 3	H: 0 LOB: 1 BB: 1 P: 7	R: 0 E: 0 K: 0 S: 3	H: 0 LOB: 0 BB: 0 P: 3	1B: 7 2B: 2 3B: 0 HR: 1	SF: 0 SAC: 0 DP: 1 HBP: 0	WP: 0 PB: 0 SB: 0 CS: 0	PA: 38					
<b>PITCHER</b>	IP	WLS	BF	H	R	ER	SO	BB	IBB	HBP	BLK	WP	HR	S	P	ERA	WHIP										
<b>Roger Clemens, R</b> ERA: 3.36 (1, 1)	6.0	W	28	10	3	3	8	1	0	0	0	0	1	43	47	4.50	1.833										
<b>Wes Gardner, R</b> ERA: 5.02 (7, 1)	3.0	S	10	0	0	0	2	1	0	0	0	0	0	13	17	0.00	0.333										

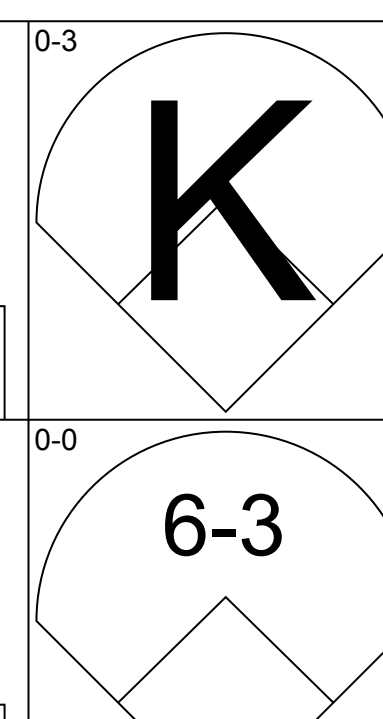
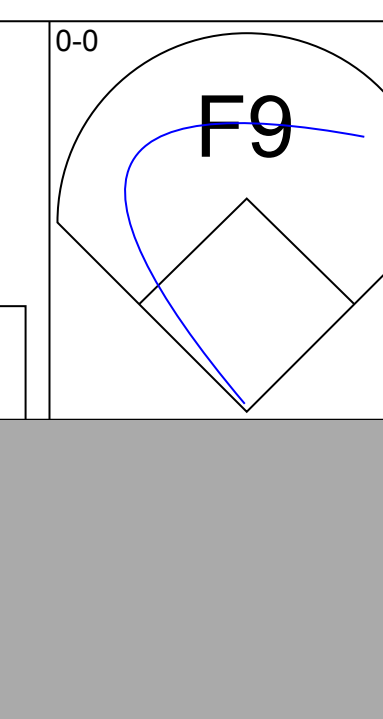
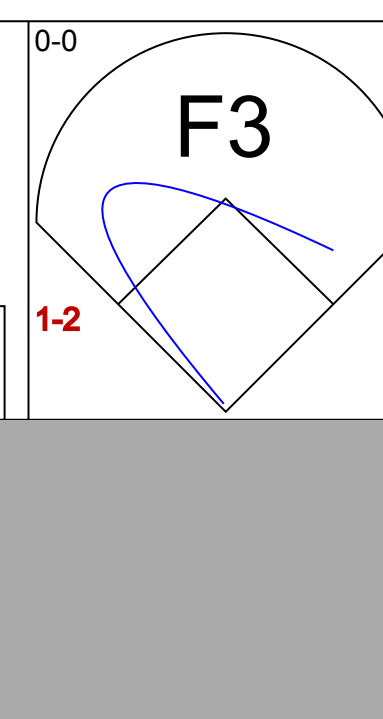
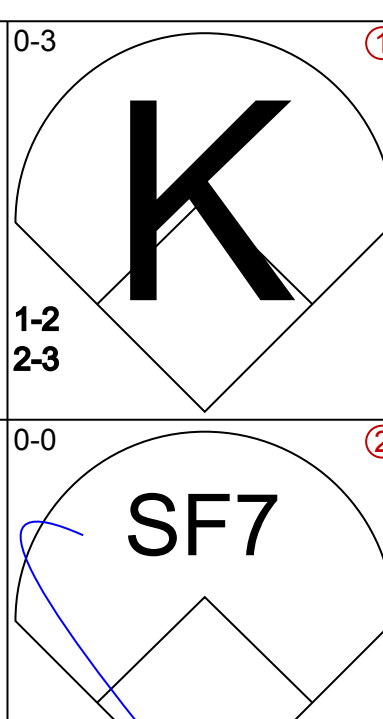
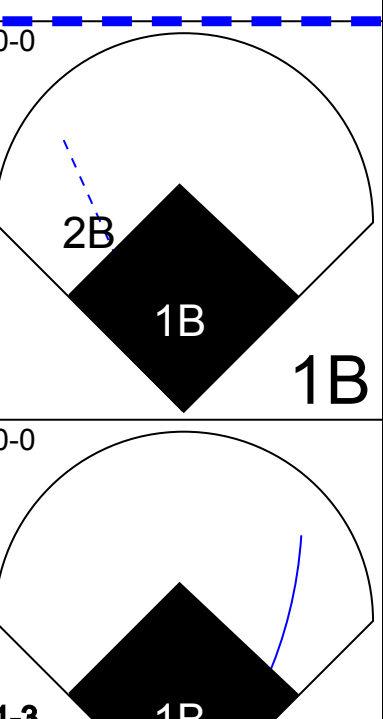
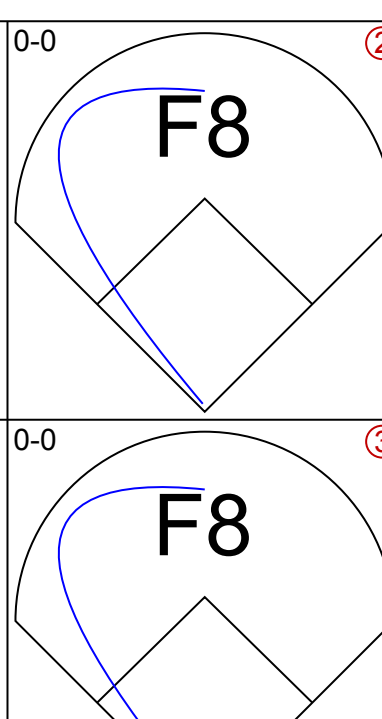
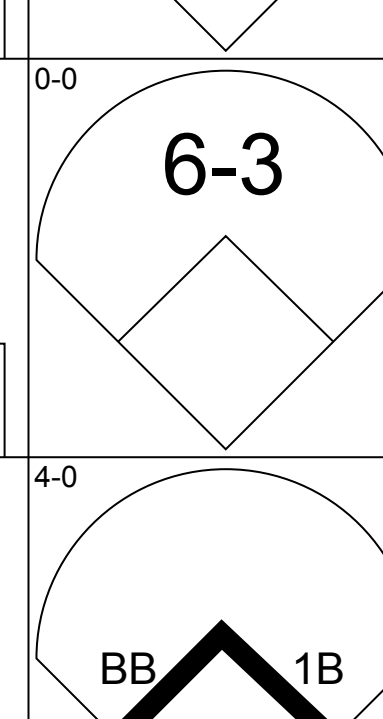
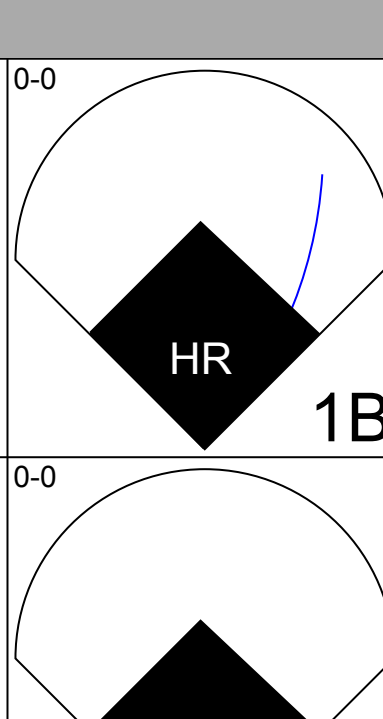
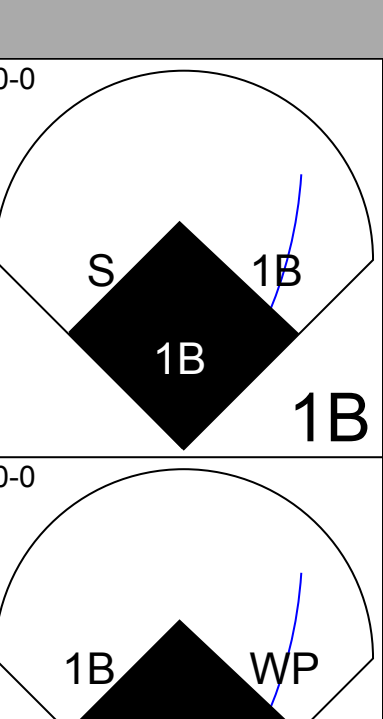
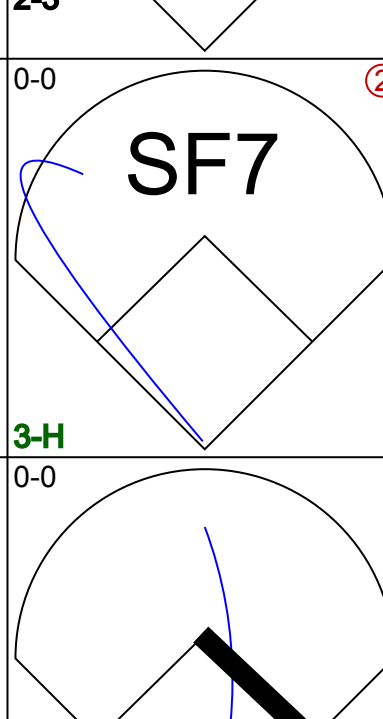
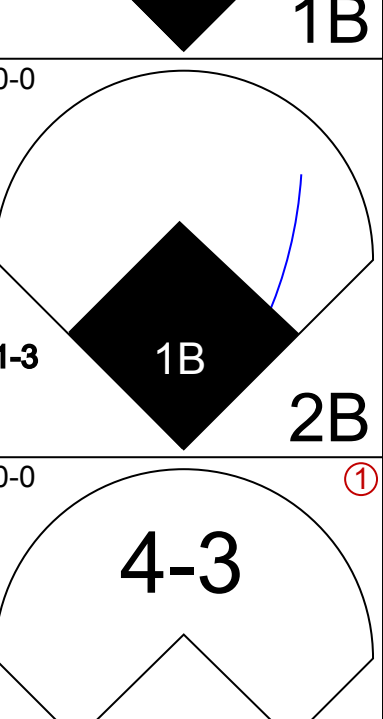
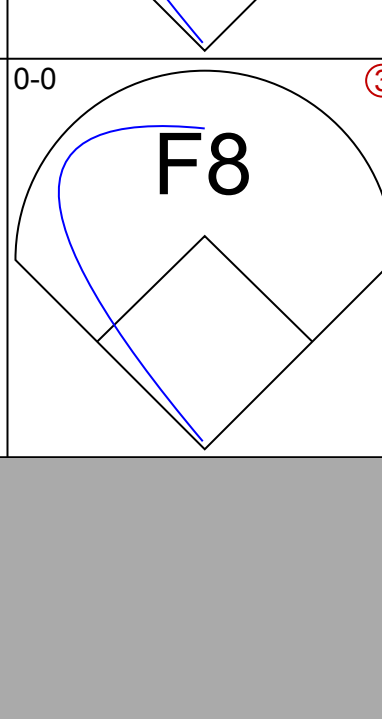
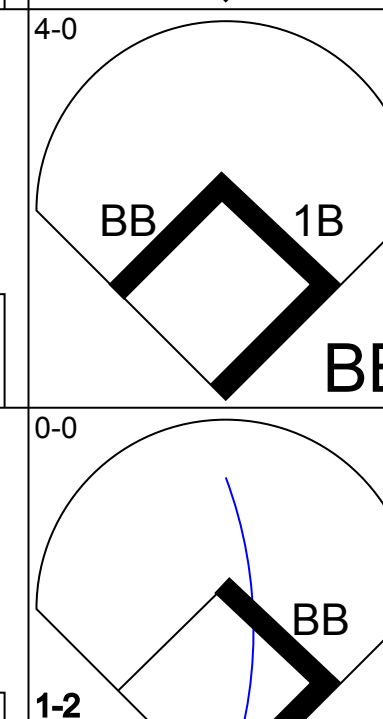
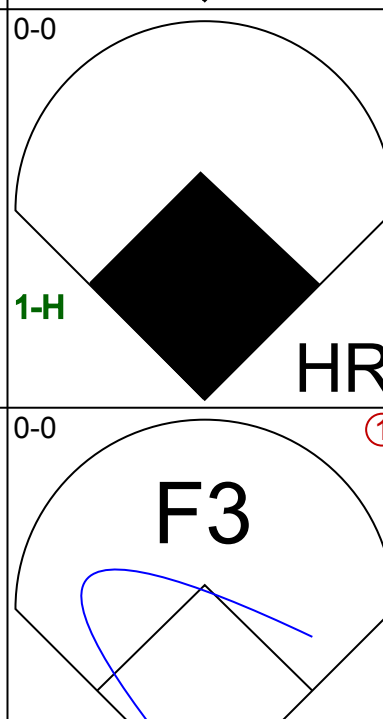
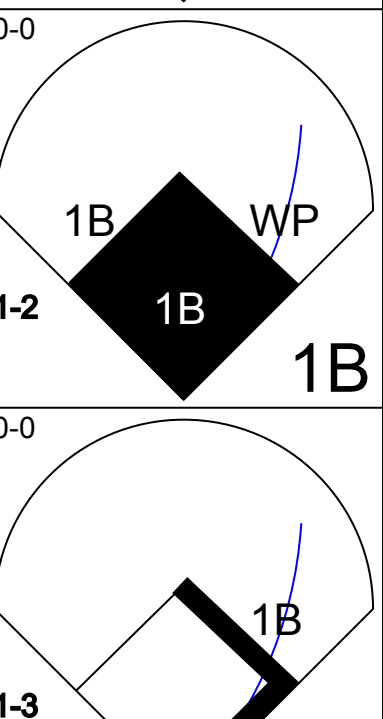
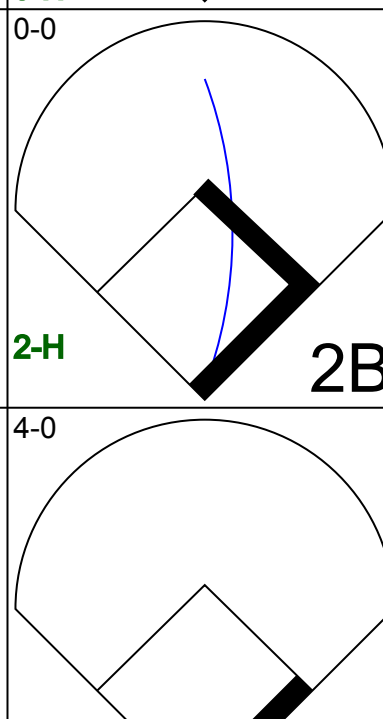
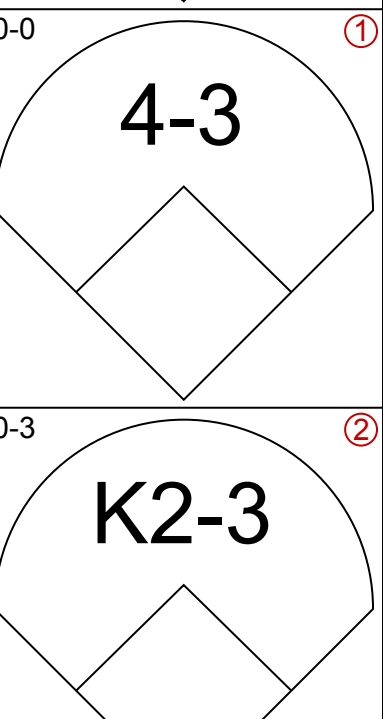
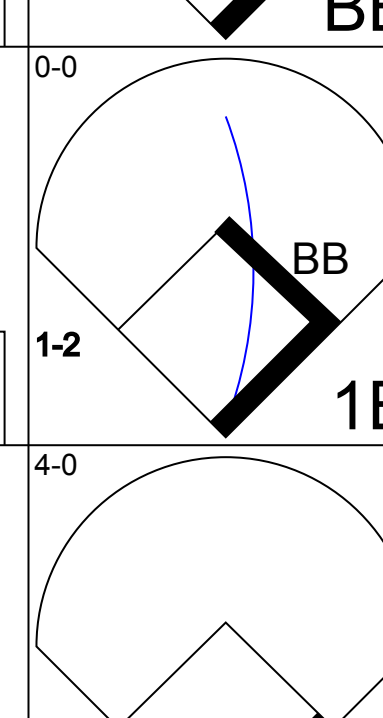
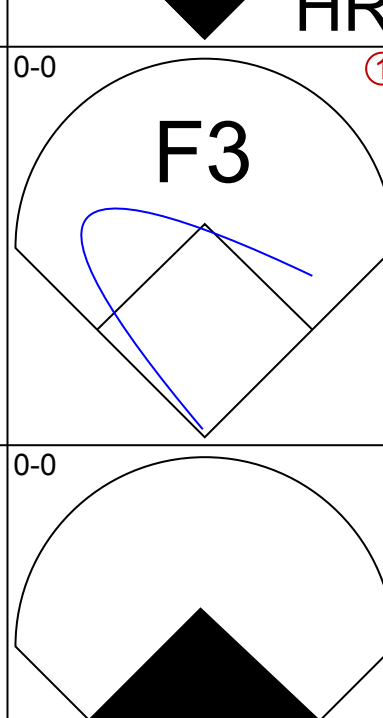
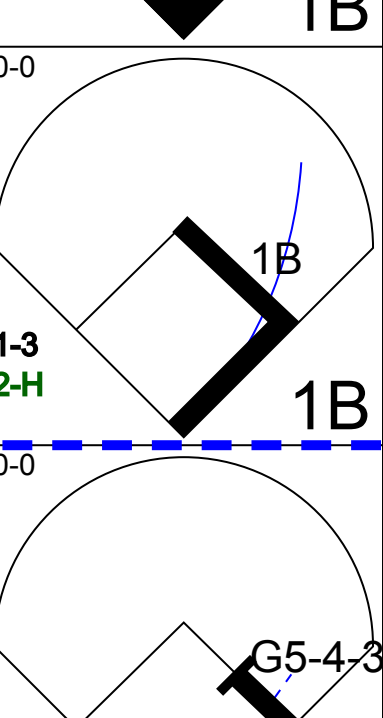
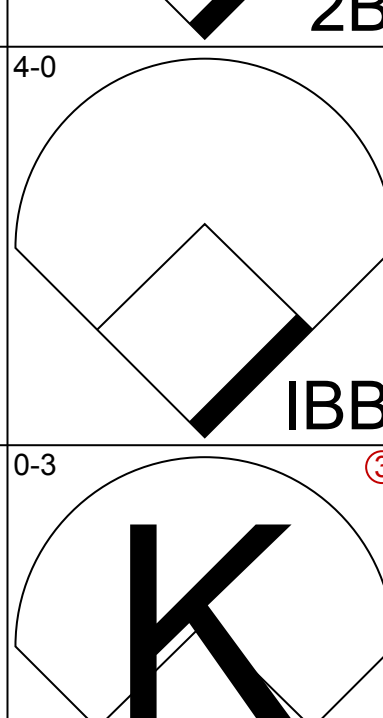
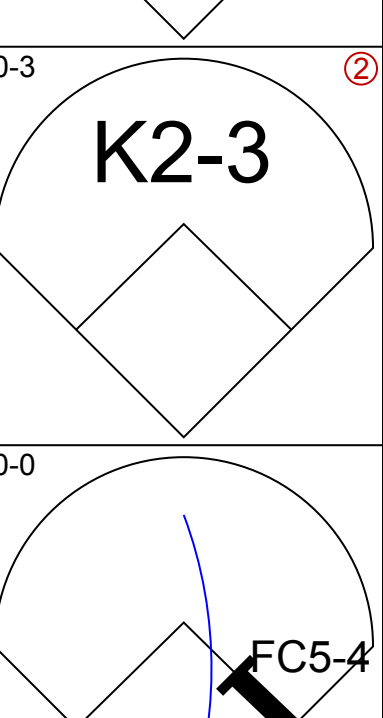
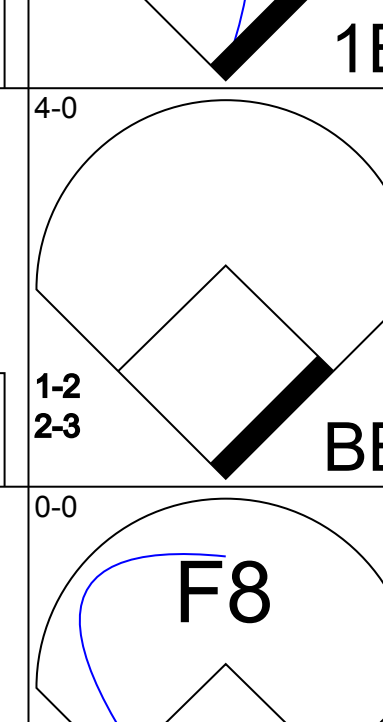
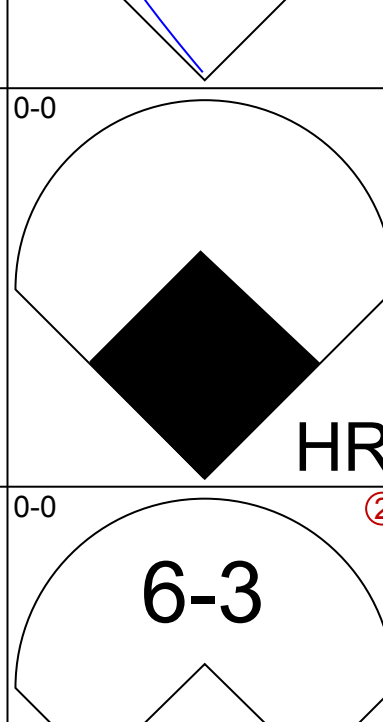
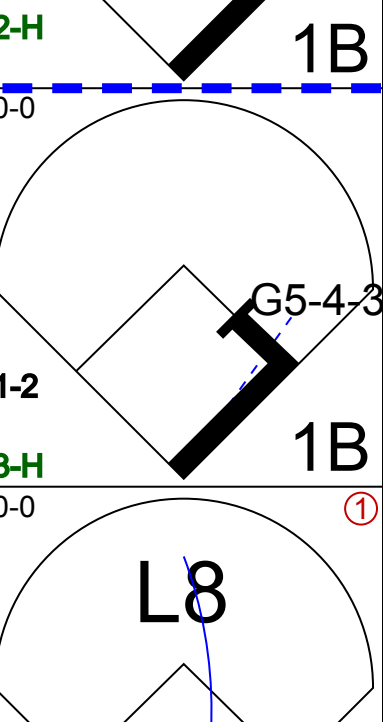
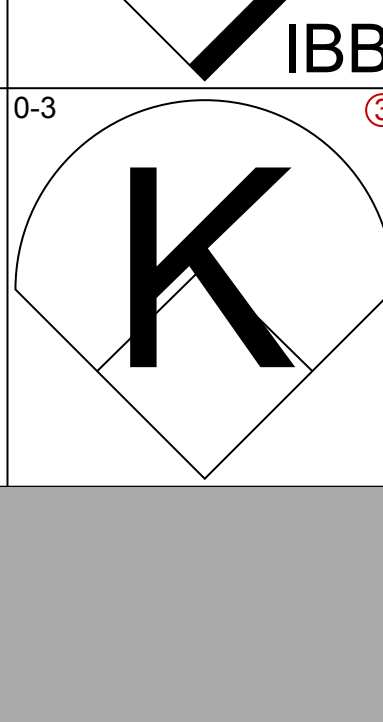
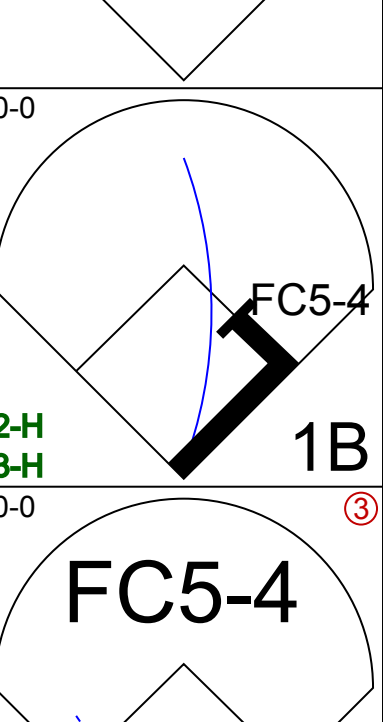
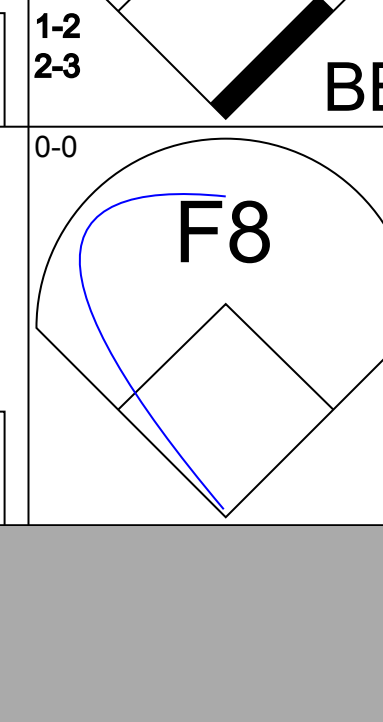
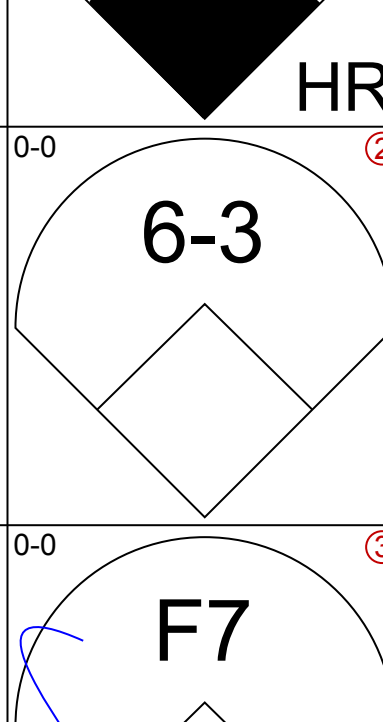
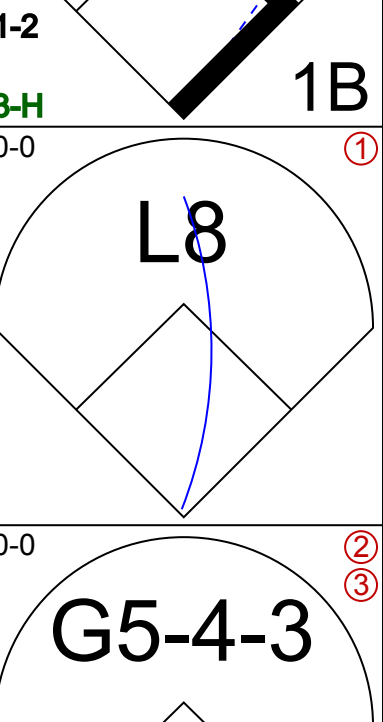

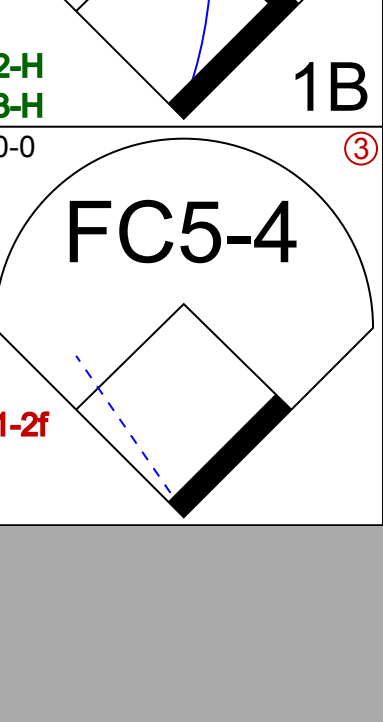
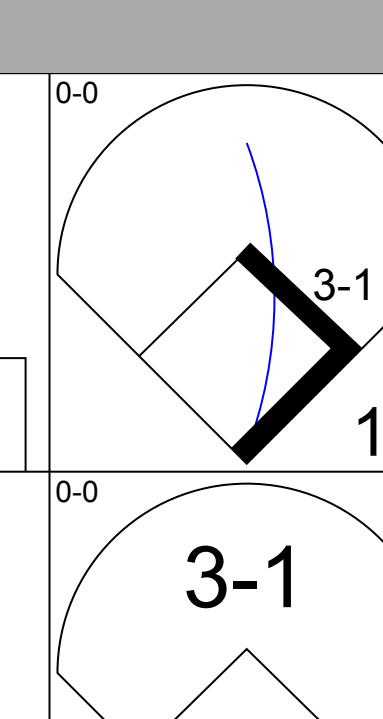
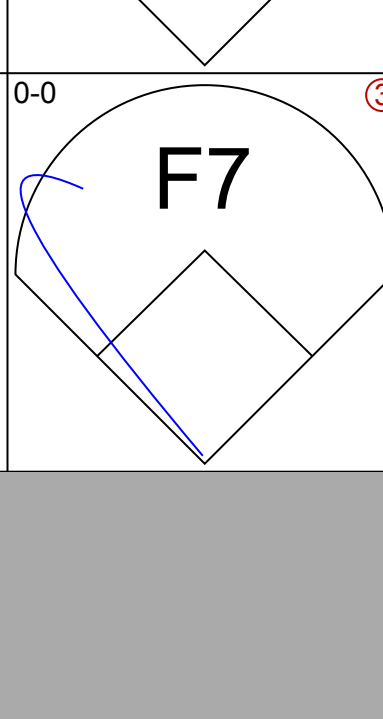
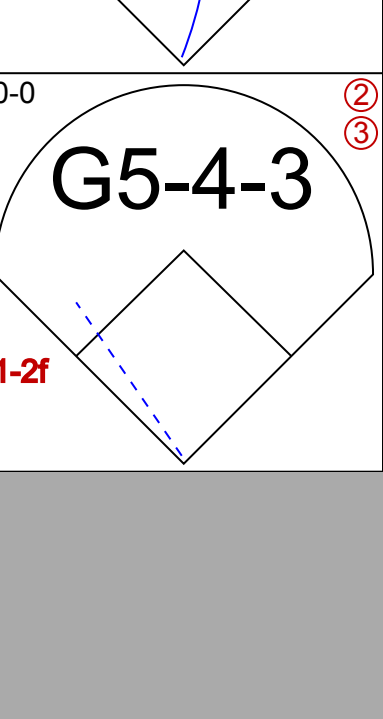
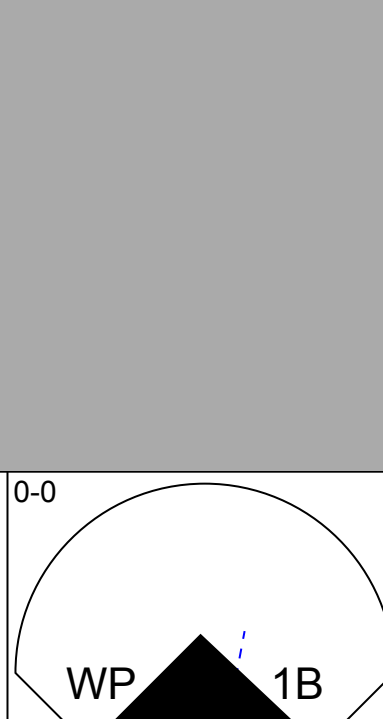
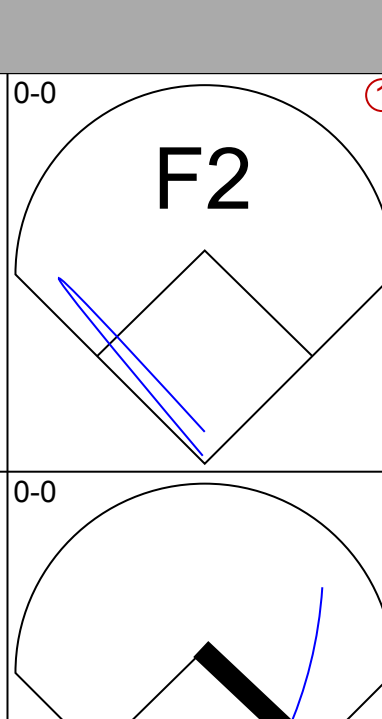
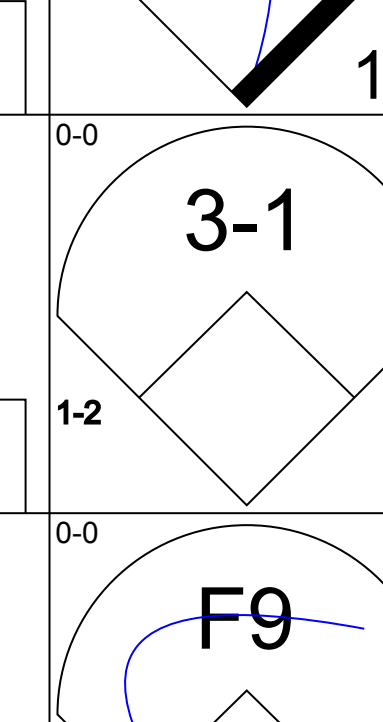
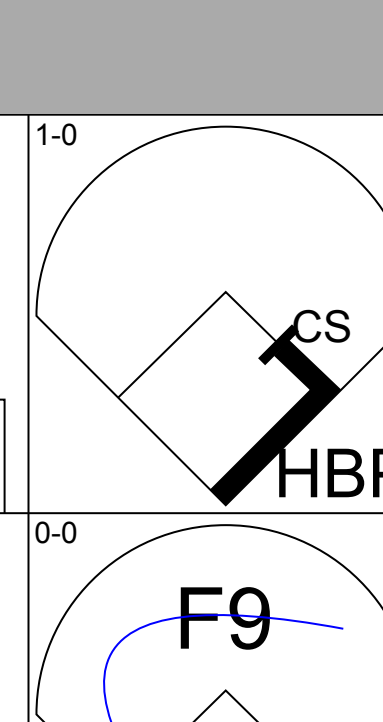
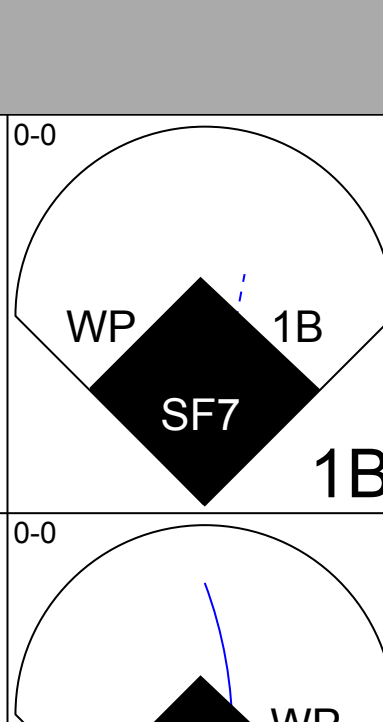
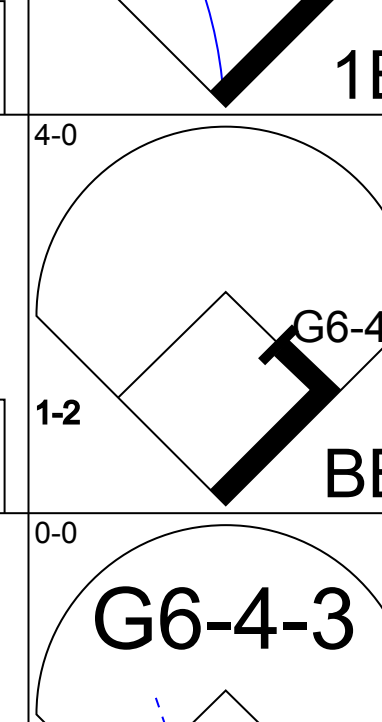
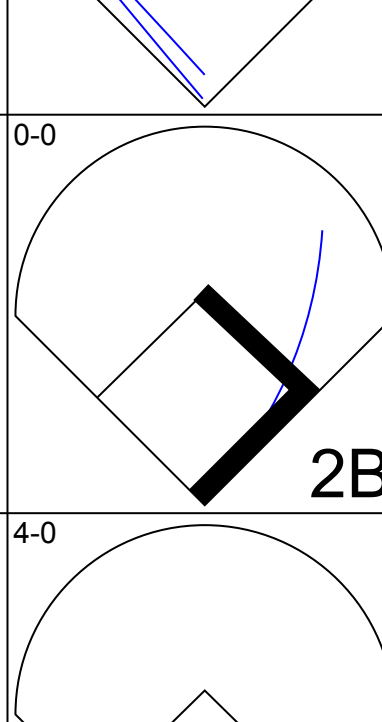
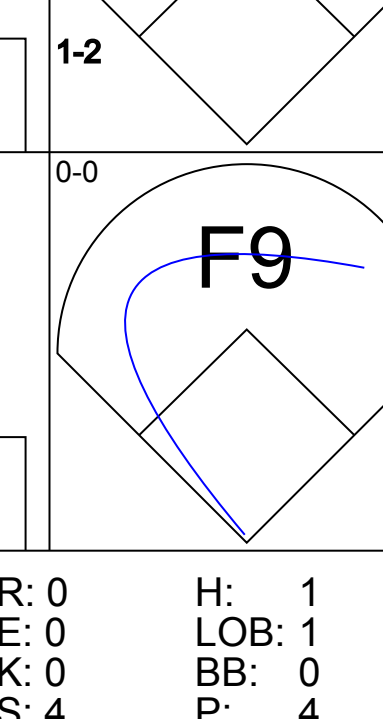
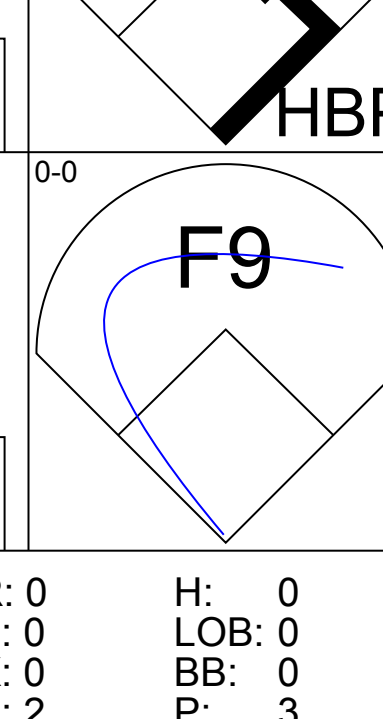
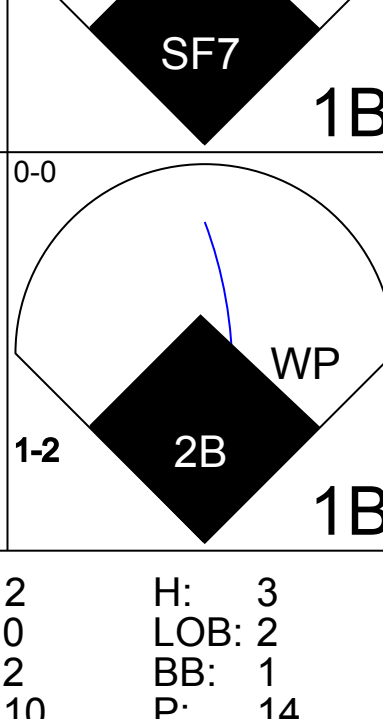
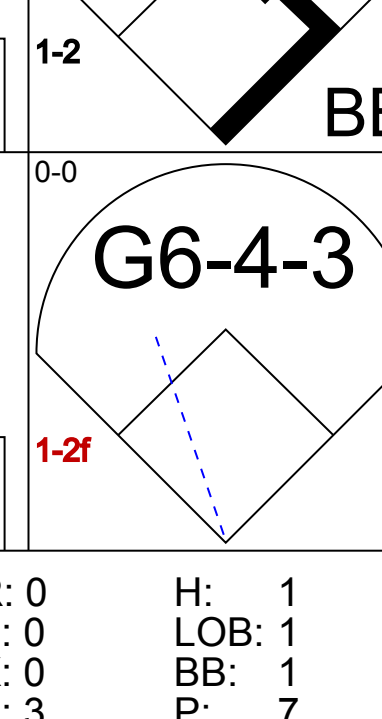
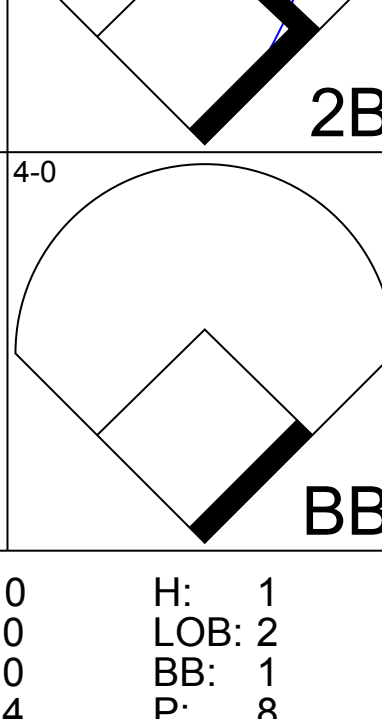
**Boston Red Sox @ Cleveland Indians**  
Cleveland Municipal Stadium, Cleveland, OH

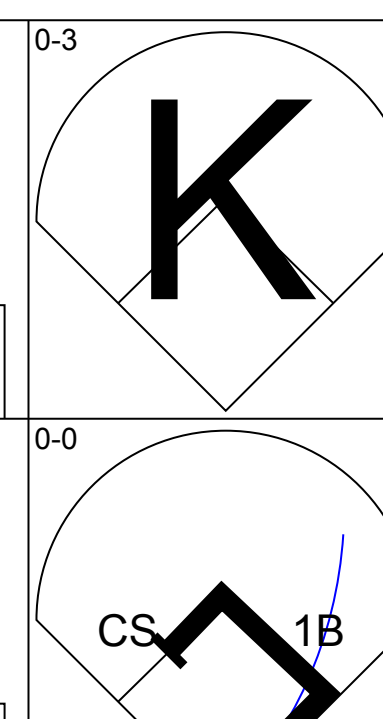
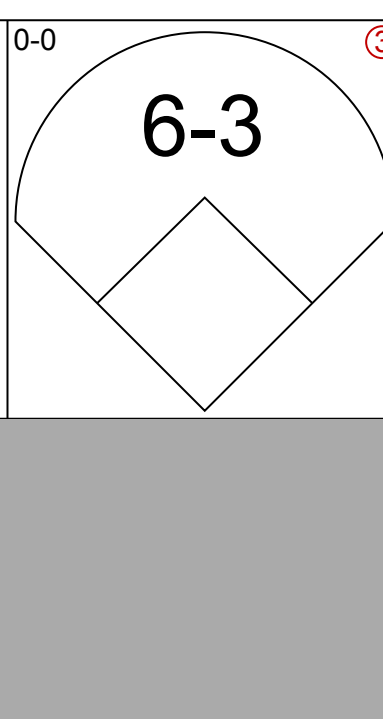
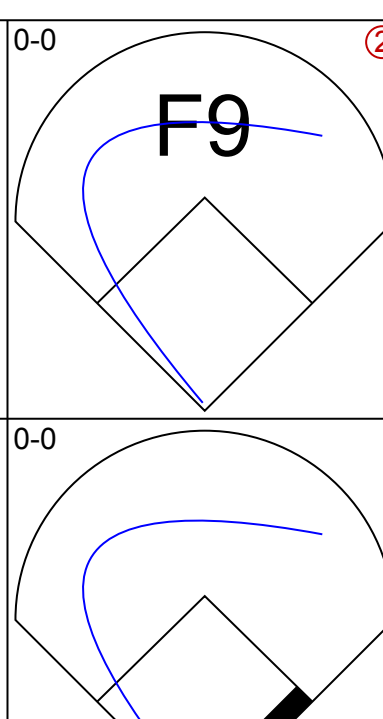
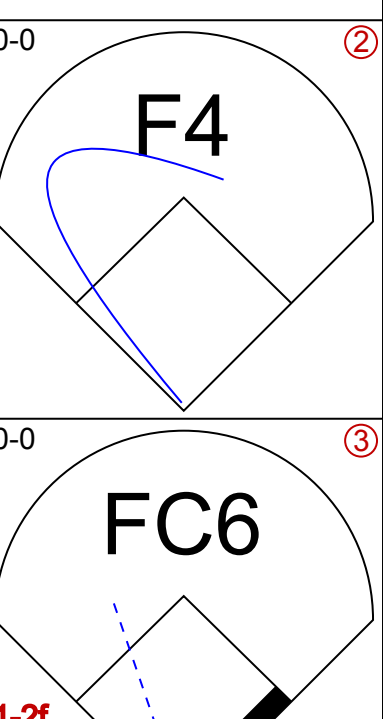
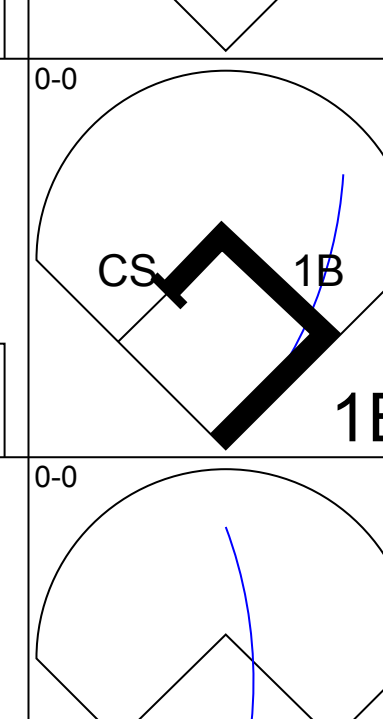
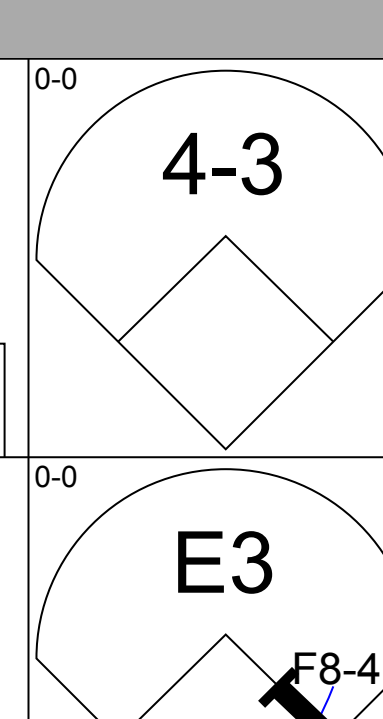
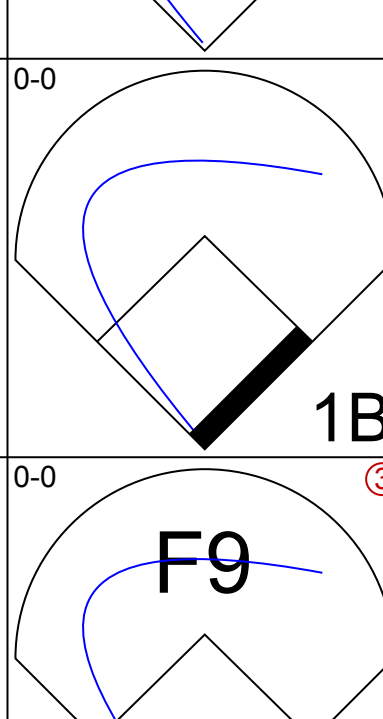
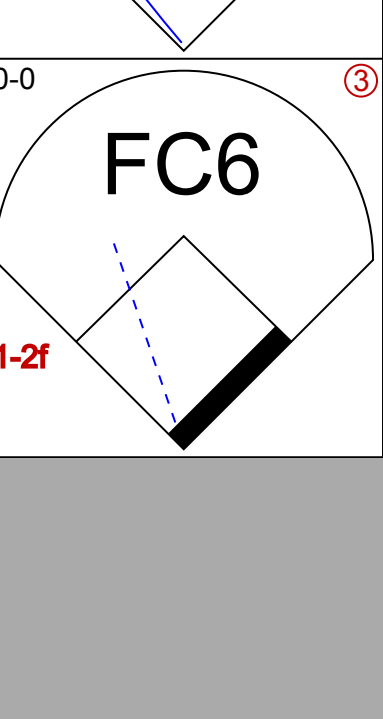
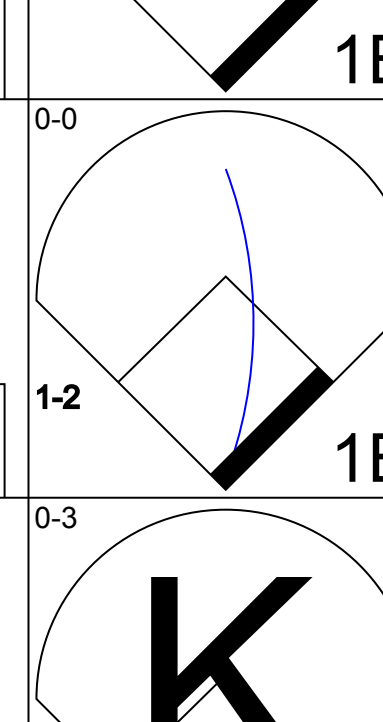
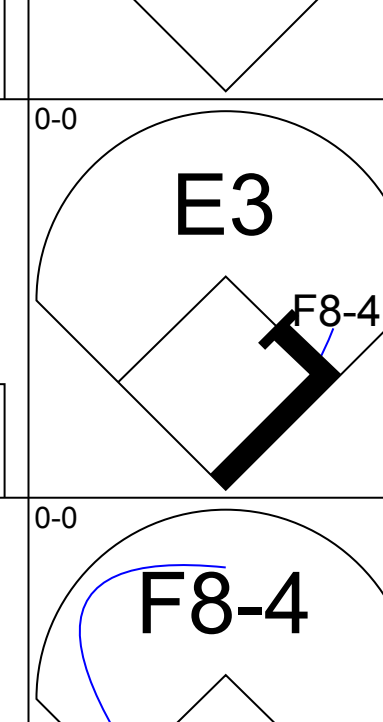
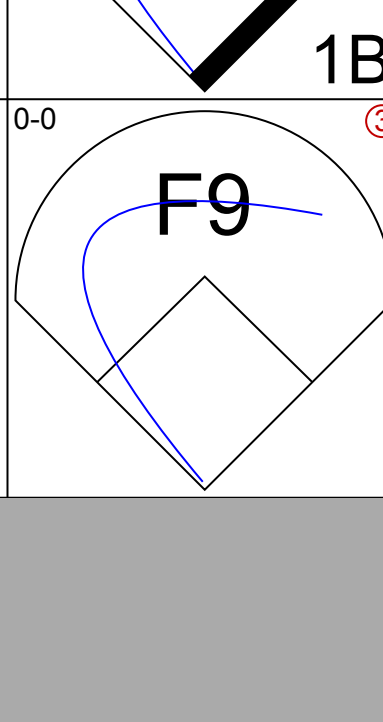
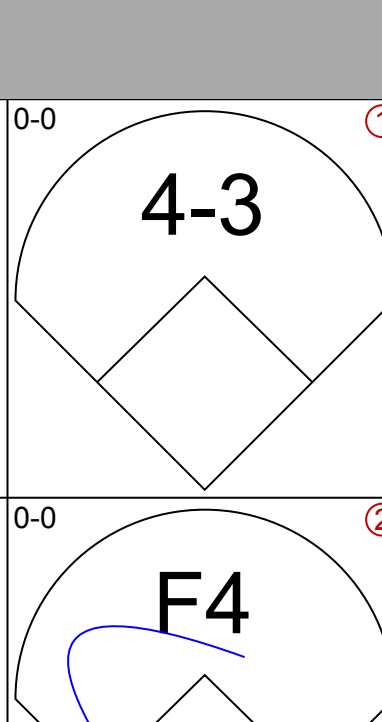
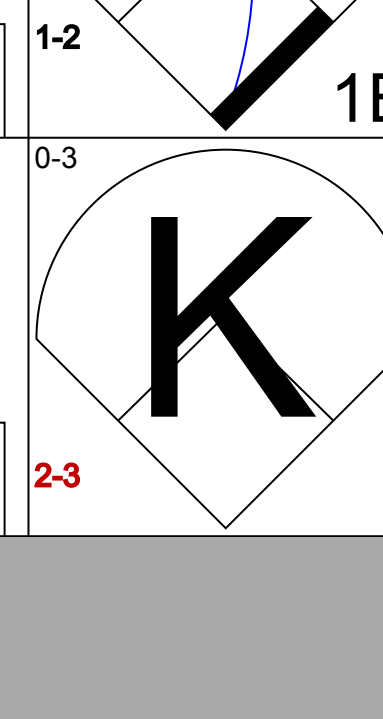
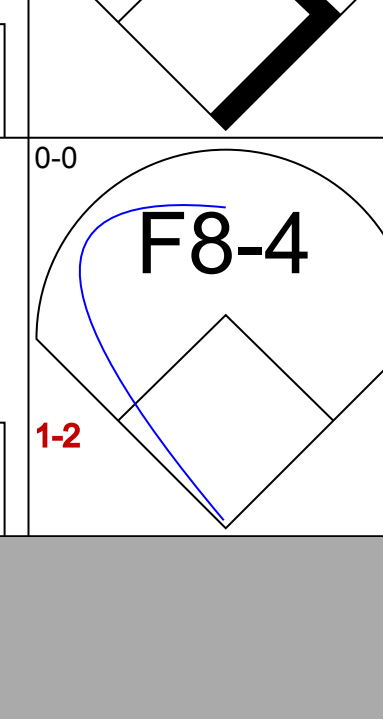
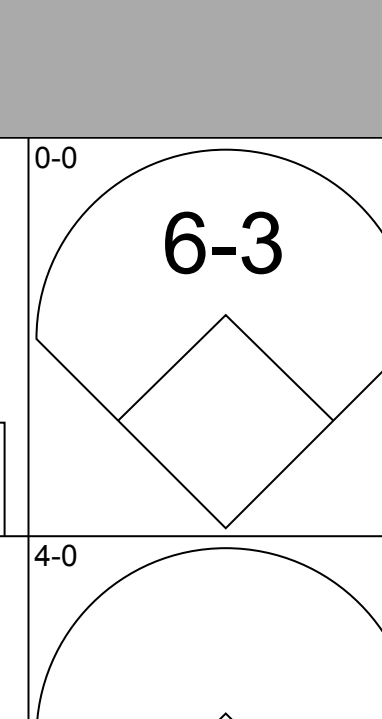
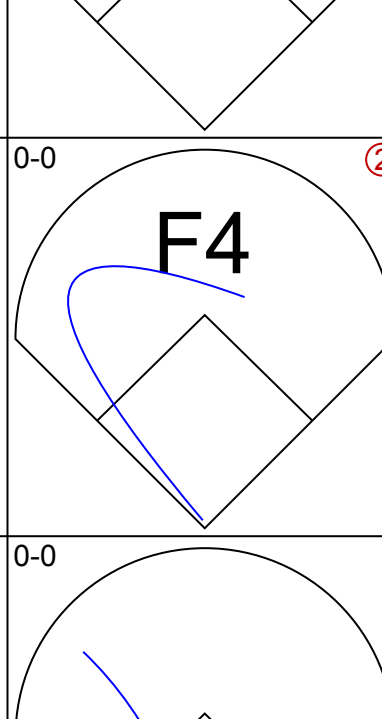
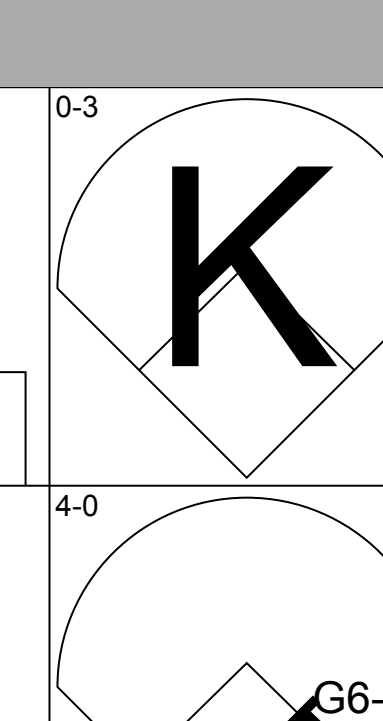
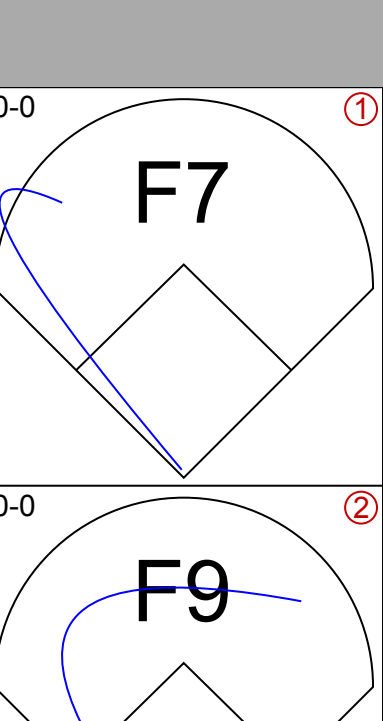
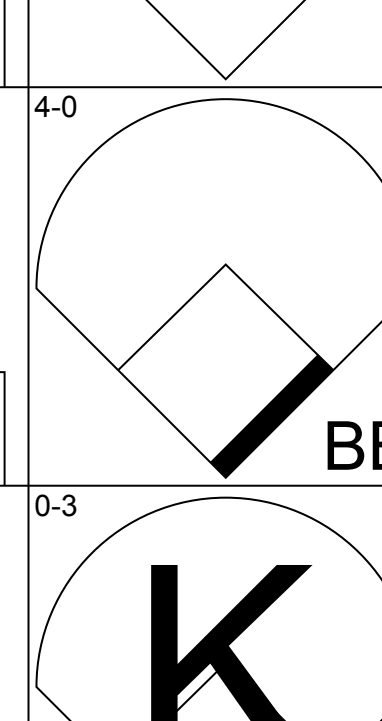
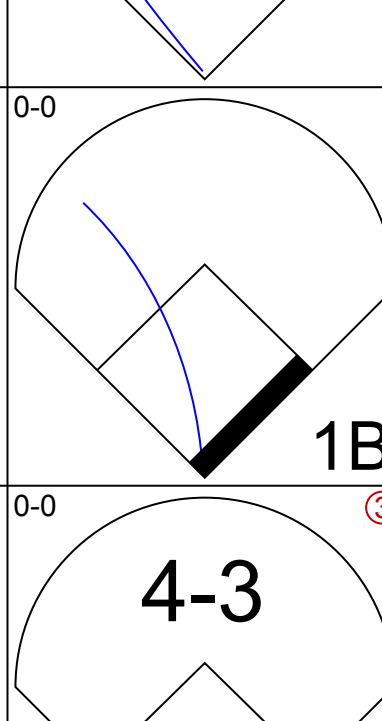
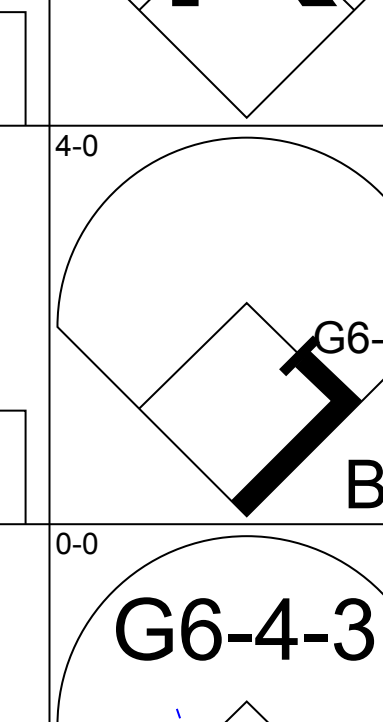
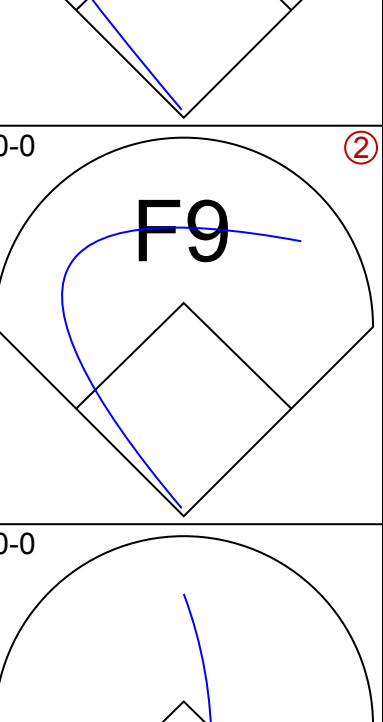
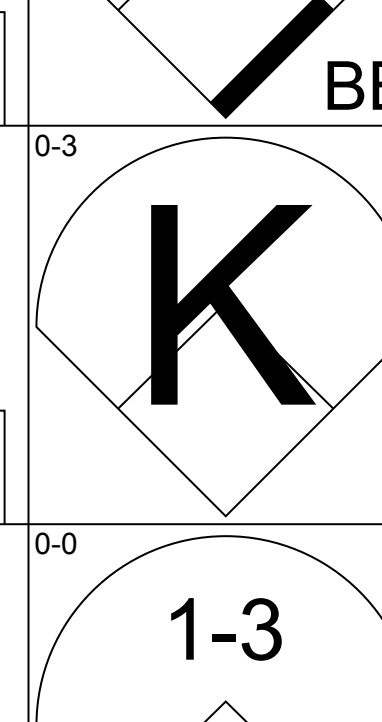
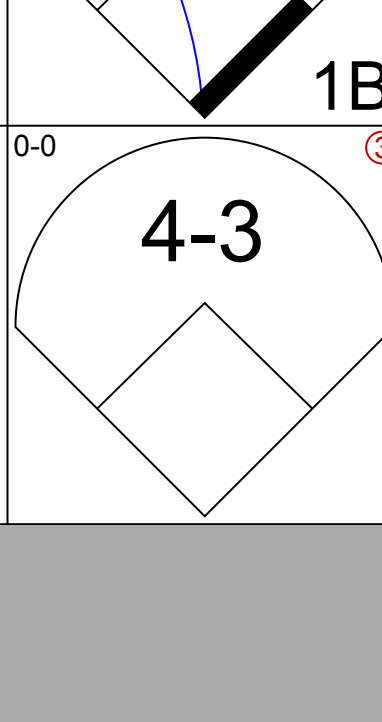
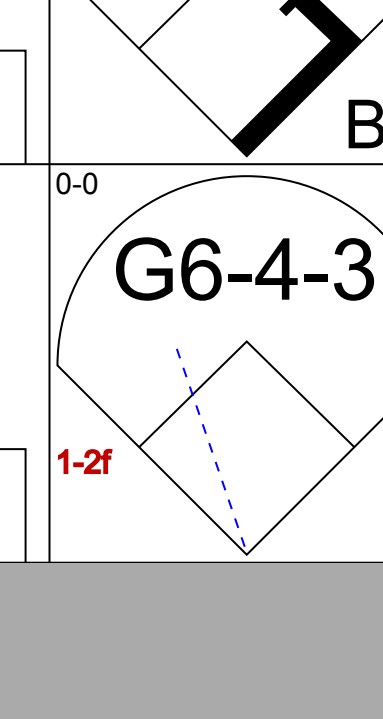
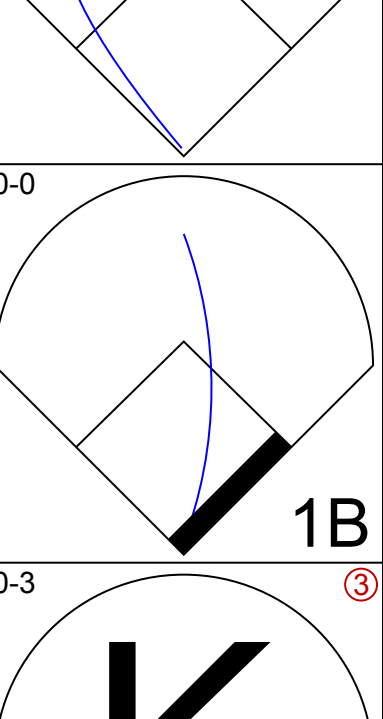
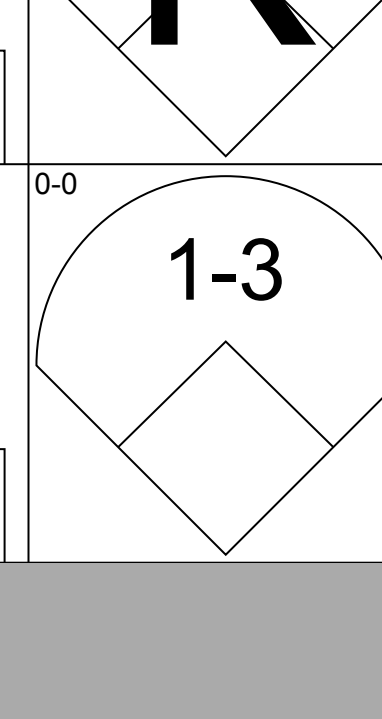
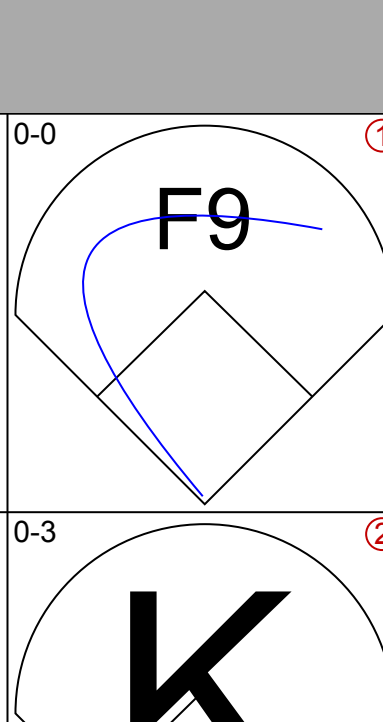
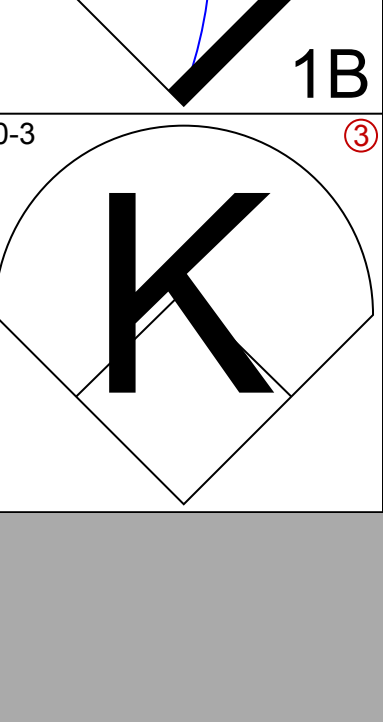
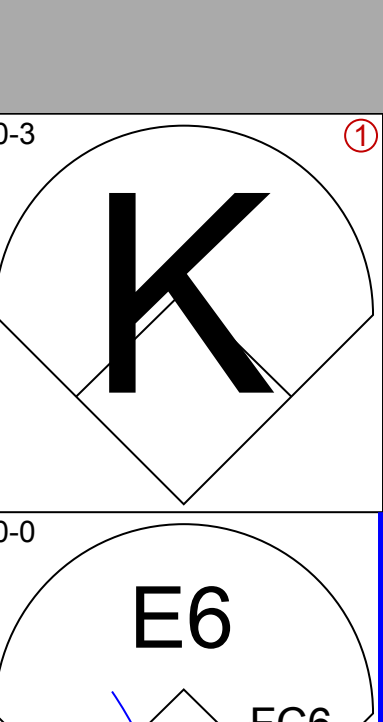
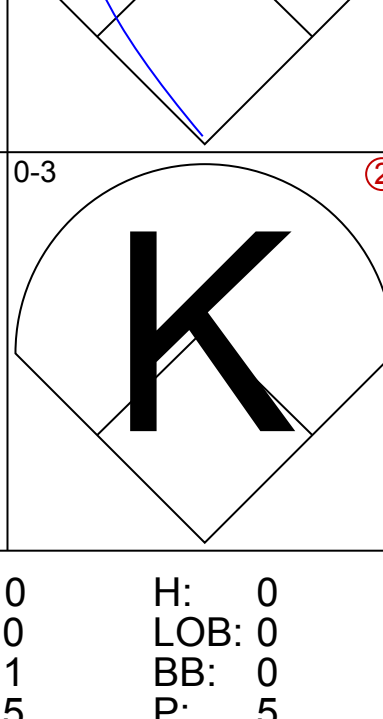
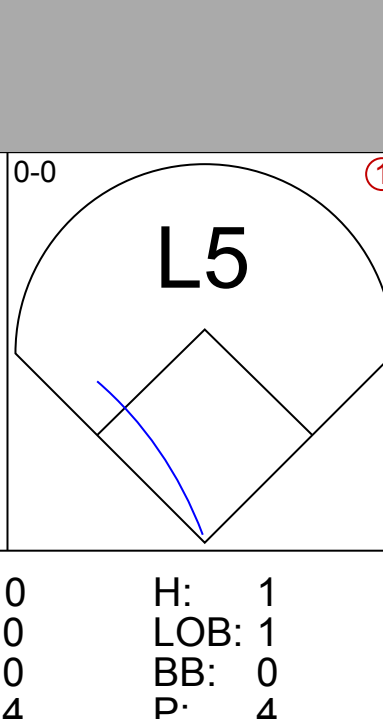
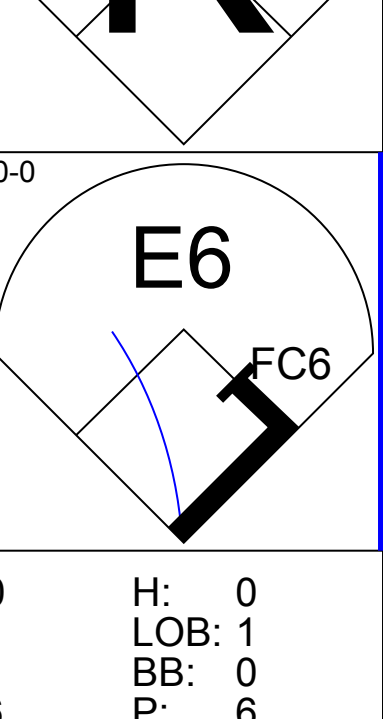
Sun Aug 30 1987, 3:33 AM EDT  
Att: 17,189 - Unknown


AB 36  
R 3  
H 10  
RBI 3  
BB 2  
SO 10  
LOB 19





Batter	1	2	3	4	5	6	7	8	9	AB	R	H	RBI	BB	SO	LOB	TOP																			
<b>Ellis Burks, R</b> OBP: 0.327, SLG: 0.468 (1, 8)										6	1	1	0	0	2	6	<b>Boston Red Sox @ Minnesota Twins</b> Hubert H. Humphrey Metrodome, Minneapolis, MN Tue Sep 01 1987, 8:05 PM EDT Att: 25,508 - Unknown <a href="http://livebaseballscorecards.com">livebaseballscorecards.com</a>																			
<b>Marty Barrett, R</b> OBP: 0.339, SLG: 0.325 (1, 4)										5	3	3	1	0	0	2																				
<b>Wade Boggs, L</b> OBP: 0.464, SLG: 0.600 (1, 5)										4	2	3	3	1	0	2																				
<b>Dwight Evans, R</b> OBP: 0.423, SLG: 0.633 (1, 3)										4	0	2	1	1	1	2																				
<b>Mike Greenwell, L</b> OBP: 0.403, SLG: 0.597 (1, 7)										4	1	3	4	1	1	2																				
<b>Jim Rice, R</b> OBP: 0.358, SLG: 0.416 (1, 10)										5	0	0	0	0	0	6																				
<b>Todd Benzinger, S</b> OBP: 0.328, SLG: 0.304 (1, 9)										5	0	2	0	0	0	2																				
<b>Spike Owen, S</b> OBP: 0.333, SLG: 0.341 (1, 6)										3	1	2	0	1	0	1																				
<b>John Marzano, R</b> OBP: 0.301, SLG: 0.506 (1, 2)										4	1	1	0	1	0	4																				
<b>Inning Stats</b>	R: 0 E: 0 K: 1 S: 6	H: 1 LOB: 3 BB: 2 P: 14	R: 0 E: 0 K: 0 S: 4	H: 1 LOB: 1 BB: 0 P: 4	R: 3 E: 0 K: 0 S: 6	H: 3 LOB: 0 BB: 0 P: 6	R: 0 E: 0 K: 0 S: 2	H: 0 LOB: 0 BB: 0 P: 3	R: 2 E: 0 K: 2 S: 10	H: 3 LOB: 1 BB: 1 P: 14	R: 0 E: 0 K: 0 S: 3	H: 1 LOB: 1 BB: 1 P: 7	R: 2 E: 0 K: 1 S: 8	H: 3 LOB: 1 BB: 0 P: 8	R: 0 E: 0 K: 0 S: 4	H: 1 LOB: 2 BB: 1 P: 8	1B: 12 2B: 3 3B: 0 HR: 2	SF: 1 SAC: 0 DP: 2 HBP: 1	WP: 2 PA: 47 PB: 0 SB: 1 CS: 1																	
<b>PITCHER</b>	IP	WLS	BF	H	R	ER	SO	BB	IBB	HBP	BLK	WP	HR	S	P	ERA	WHIP	<b>PITCHER</b>		IP	WLS	BF	H	R	ER	SO	BB	IBB	HBP	BLK	WP	HR	S	P	ERA	WHIP
<b>Joe Niekro, R</b> ERA: 5.06 (1, 1)	4.0	L	22	8	5	5	1	2	0	1	0	1	2	21	30	11.25	2.500																			
<b>Dan Schatzeder, L</b> ERA: 4.79 (5, 1)	3.0		14	5	2	2	2	1	1	0	0	1	0	16	24	6.00	2.000																			
<b>George Frazier, R</b> ERA: 5.01 (8, 1)	2.0		11	4	2	2	1	1	0	0	0	0	0	12	16	9.00	2.500																			

Batter	1	2	3	4	5	6	7	8	9	AB	R	H	RBI	BB	SO	LOB	BOTTOM																			
<b>Greg Gagne, R</b> OBP: 0.303, SLG: 0.426 (1, 6)										4	0	0	0	0	1	1	<b>Boston Red Sox @ Minnesota Twins</b> Hubert H. Humphrey Metrodome, Minneapolis, MN Tue Sep 01 1987, 8:05 PM EDT Att: 25,508 - Unknown <a href="http://livebaseballscorecards.com">livebaseballscorecards.com</a>																			
<b>Kirby Puckett, R</b> OBP: 0.366, SLG: 0.522 (1, 8)										4	0	2	0	0	0	1																				
<b>Kent Hrbek, L</b> OBP: 0.385, SLG: 0.553 (1, 3)										4	0	1	0	0	0	1																				
<b>Gary Gaetti, R</b> OBP: 0.304, SLG: 0.501 (1, 5)										4	0	0	0	0	1	3																				
<b>Tom Brunansky, R</b> OBP: 0.352, SLG: 0.491 (1, 7)										3	0	1	0	1	1	0																				
<b>Randy Bush, L</b> OBP: 0.326, SLG: 0.383 (1, 9)										3	0	0	0	1	1	2																				
<b>Roy Smalley, S</b> OBP: 0.353, SLG: 0.428 (1, 10)										3	0	1	0	0	0	2																				
<b>Steve Lombardozzi, R</b> OBP: 0.300, SLG: 0.350 (1, 4)										3	0	0	0	0	2	1																				
<b>Sal Butera, R</b> OBP: 0.231, SLG: 0.278 (1, 2)										2	0	0	0	0	1	0																				
<b>Gene Larkin, S</b> OBP: 0.351, SLG: 0.404 (8, PH)										1	0	0	0	0	0	0																				
<b>Tim Laudner, R</b> OBP: 0.259, SLG: 0.411 (9, 2)										0	0	0	0	0	0	0																				
<b>Inning Stats</b>	R: 0 E: 0 K: 2 S: 8	H: 2 LOB: 2 BB: 0 P: 8	R: 0 E: 0 K: 1 S: 4	H: 0 LOB: 0 BB: 1 P: 8	R: 0 E: 0 K: 1 S: 5	H: 0 LOB: 0 BB: 0 P: 5	R: 0 E: 1 K: 0 S: 3	H: 0 LOB: 0 BB: 0 P: 3	R: 0 E: 0 K: 0 S: 6	H: 1 LOB: 1 BB: 0 P: 6	R: 0 E: 0 K: 0 S: 5	H: 0 LOB: 1 BB: 1 P: 9	R: 0 E: 1 K: 1 S: 6	H: 0 LOB: 1 BB: 0 P: 6	R: 0 E: 0 K: 0 S: 4	H: 1 LOB: 1 BB: 0 P: 4	1B: 5 2B: 2 3B: 0 HR: 0	SF: 0 SAC: 0 DP: 3 HBP: 0	WP: 0 PA: 33 PB: 0 SB: 0 CS: 1																	
<b>PITCHER</b>	IP	WLS	BF	H	R	ER	SO	BB	IBB	HBP	BLK	WP	HR	S	P	ERA	WHIP	<b>PITCHER</b>		IP	WLS	BF	H	R	ER	SO	BB	IBB	HBP	BLK	WP	HR	S	P	ERA	WHIP
<b>Jeff Sellers, R</b> ERA: 5.68 (1, 1)	9.0	W	33	5	0	0	7	2	0	0	0	0	0	45	53	0.00	0.778																			





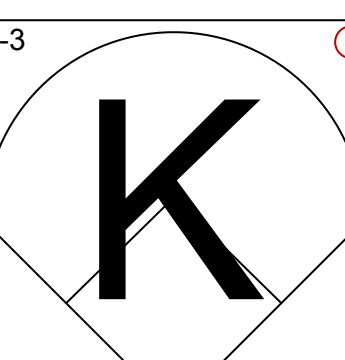
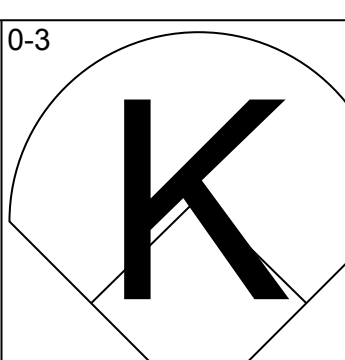
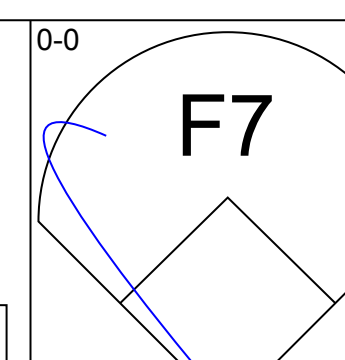
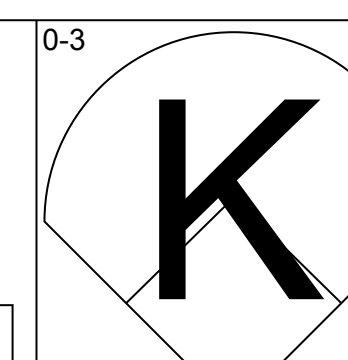
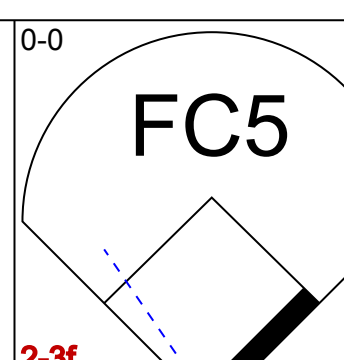
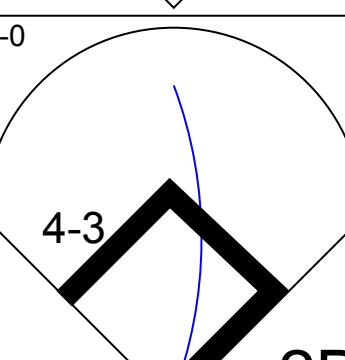
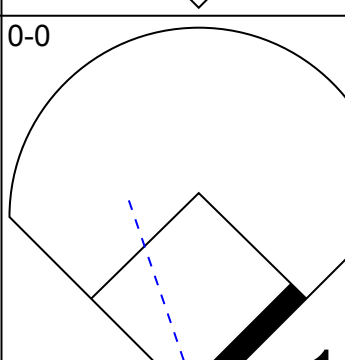
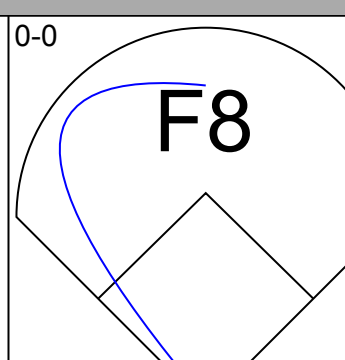
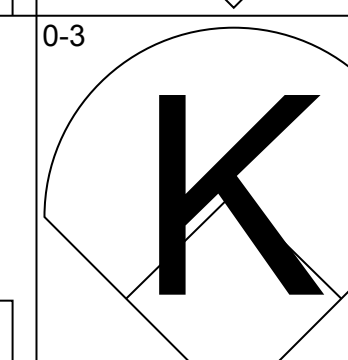
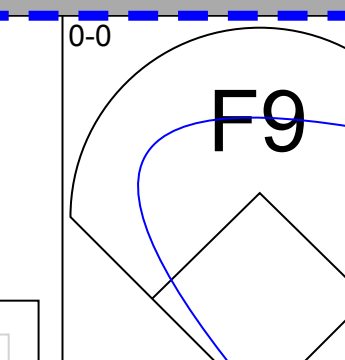
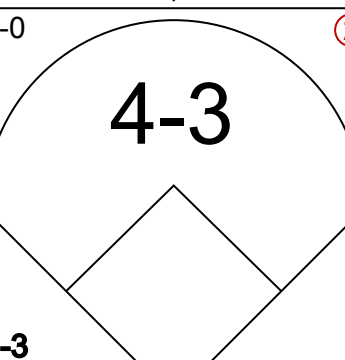
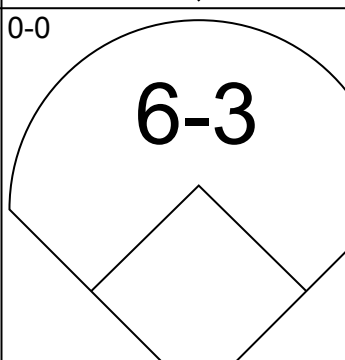
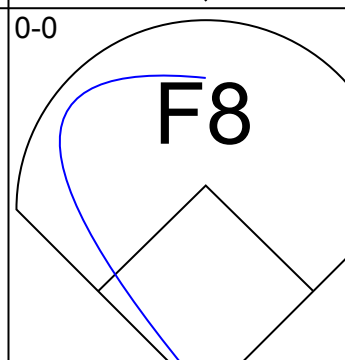
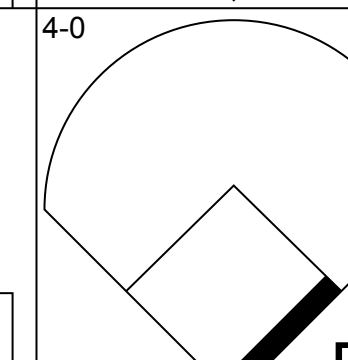
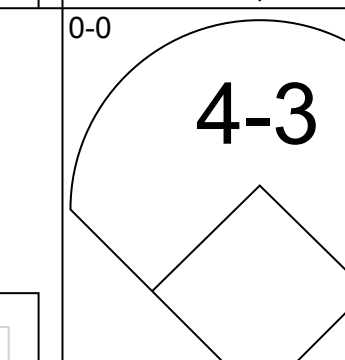
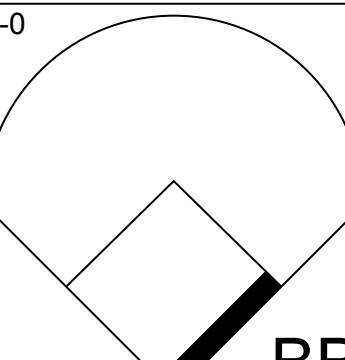
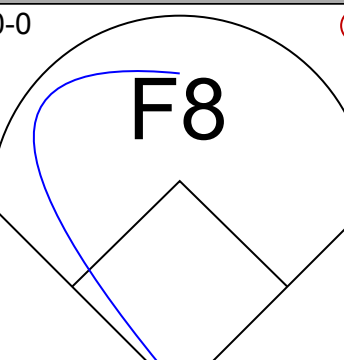
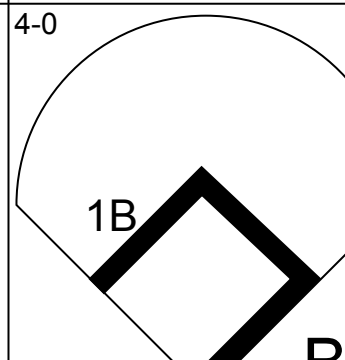
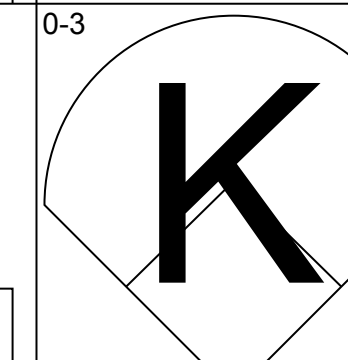
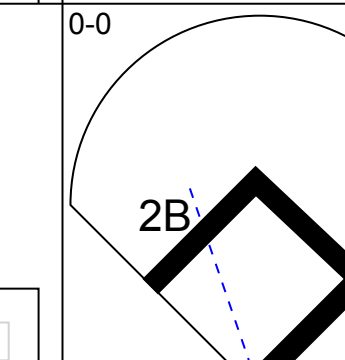
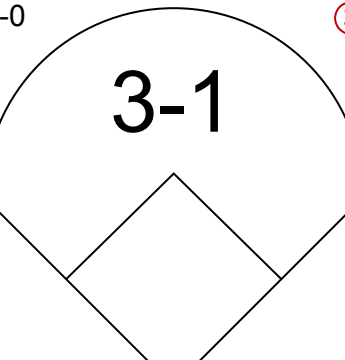
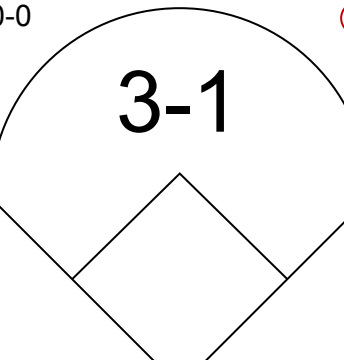
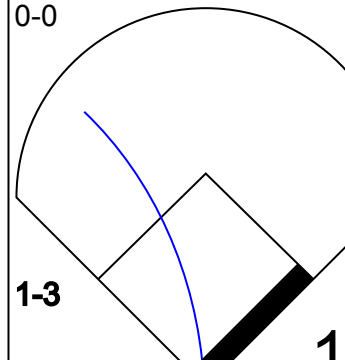
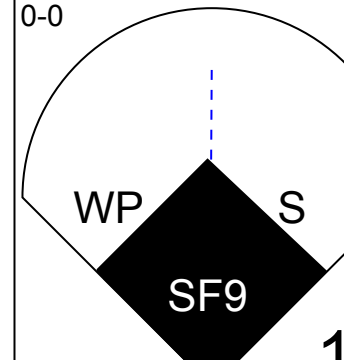
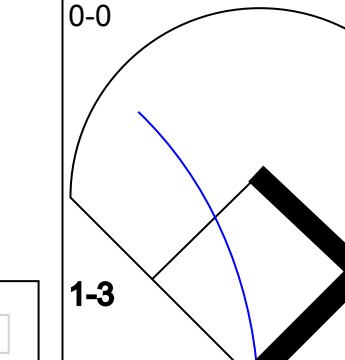
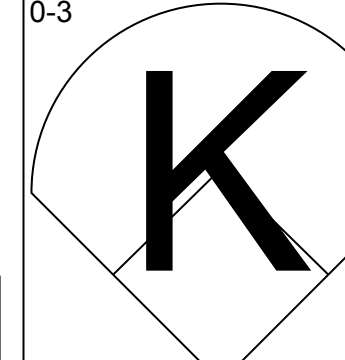
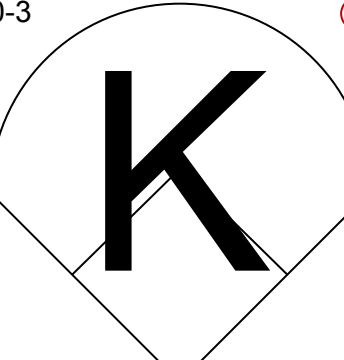
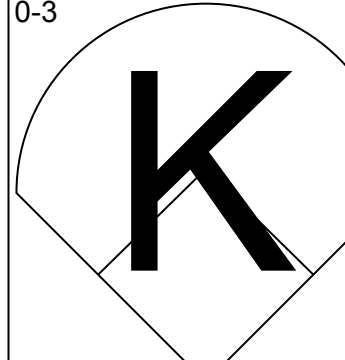
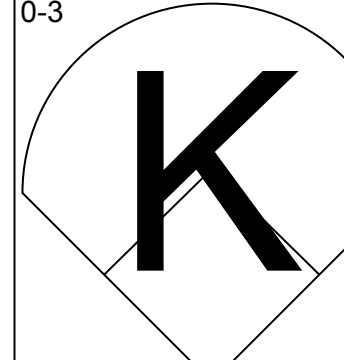
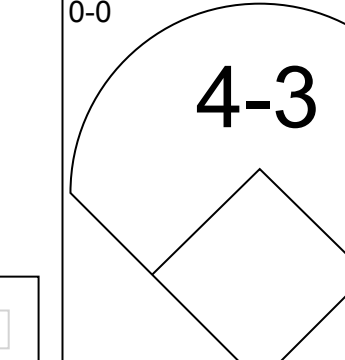
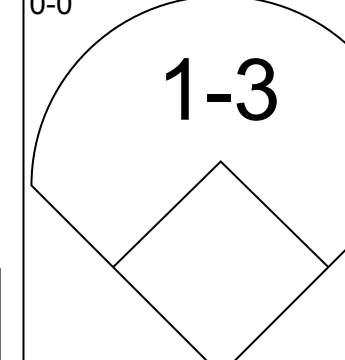
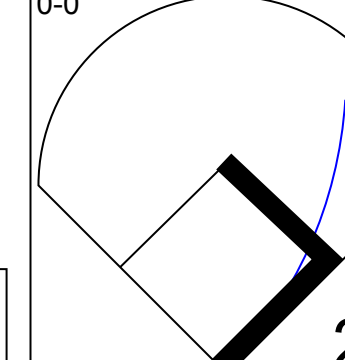
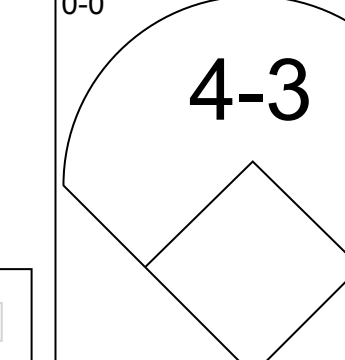
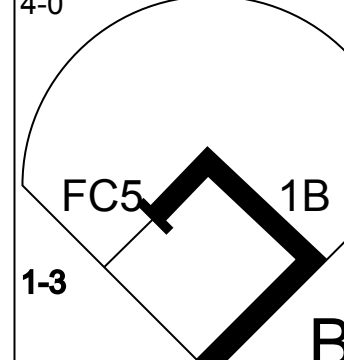
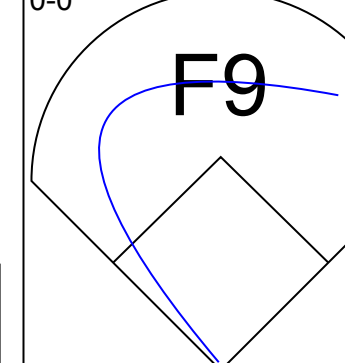
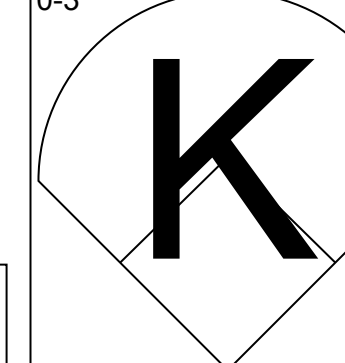
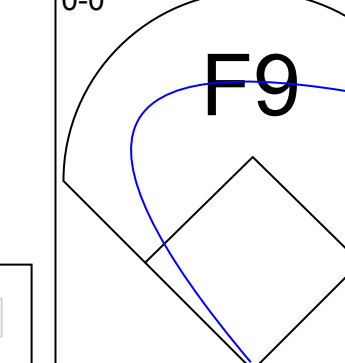
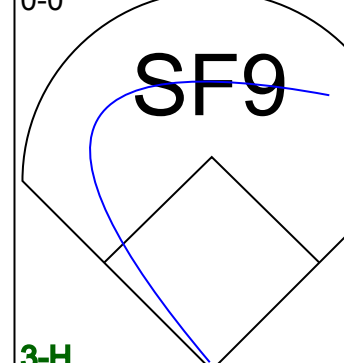
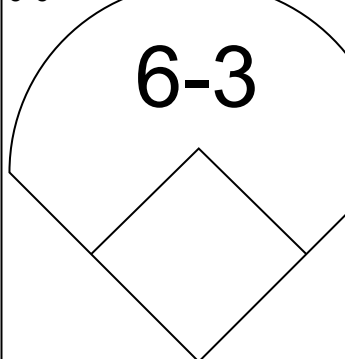
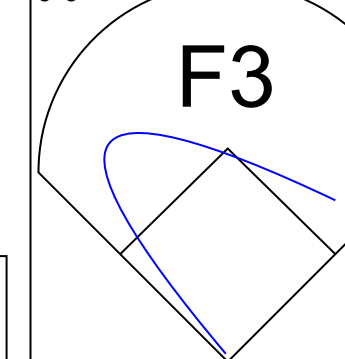
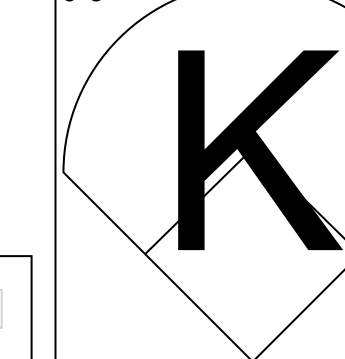
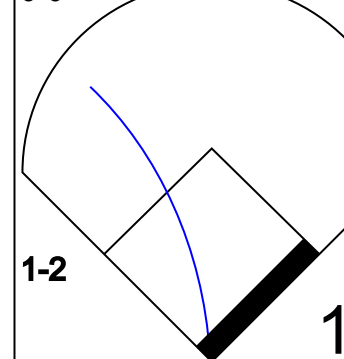
Batter	1	2	3	4	5	6	7	8	9	AB	R	H	RBI	BB	SO	LOB	TOP																			
Ellis Burks, R OBP: 0.323, SLG: 0.463 (1,8)	0-0 5-3		0-0 5-3		0-0 F7		0-3 K		0-0 F7	5	0	0	0	0	1	2	<b>Boston Red Sox @ Minnesota Twins</b> Hubert H. Humphrey Metrodome, Minneapolis, MN Wed Sep 02 1987, 8:05 PM EDT Att: 19,565 - Unknown <a href="http://livebaseballscorecards.com">livebaseballscorecards.com</a>																			
Marty Barrett, R OBP: 0.342, SLG: 0.327 (1,4)	0-0 1-3		0-0 1B		0-0 FC4-6 1B		4-0 2B BB			3	1	2	0	1	0	0																				
Wade Boggs, L OBP: 0.461, SLG: 0.595 (1,5)	0-0 F7		0-0 4-3		0-0 FC4-6 WP HR		0-0 F7			4	1	0	0	0	0	3																				
Dwight Evans, R OBP: 0.422, SLG: 0.628 (1,3)		0-0 6-3		0-3 K		0-0 6-3		4-0 2B SF8 BB		3	1	0	0	1	1	1																				
Mike Greenwell, L OBP: 0.404, SLG: 0.609 (1,7)		0-0 F9		0-0 F7		0-0 HR		0-0 WP 2B		4	1	2	3	0	0	0																				
Jim Rice, R OBP: 0.360, SLG: 0.416 (1,10) Pat Dodson, L (4,PH)		1-0 BB HBP		0-0 G3		0-0 F9		0-0 SF8		0	0	0	0	0	0	0																				
Todd Benzinger, S OBP: 0.341, SLG: 0.313 (1,9)		4-0 1-2 BB		0-0 G3 1B		0-0 PB 1B		0-0 F8		3	0	2	0	1	0	1																				
Spike Owen, S OBP: 0.330, SLG: 0.337 (1,6)		0-0 4-3		0-0 G3		0-0 F7		0-0 F9		4	0	0	0	0	0	4																				
John Marzano, R OBP: 0.292, SLG: 0.489 (1,2) Sam Horn, L (9,PH)			0-0 F4		0-0 L6		0-0 5-3		0-3 K	3	0	0	0	0	0	2																				
Inning Stats	R: 0 E: 0 K: 0 S: 3	H: 0 LOB: 0 BB: 0 P: 3	R: 0 E: 0 K: 0 S: 3	H: 0 LOB: 2 BB: 1 P: 8	R: 0 E: 0 K: 0 S: 4	H: 1 LOB: 1 BB: 0 P: 4	R: 0 E: 0 K: 1 S: 5	H: 0 LOB: 0 BB: 0 P: 5	R: 0 E: 0 K: 1 S: 6	H: 1 LOB: 1 BB: 0 P: 6	R: 2 E: 0 K: 0 S: 4	H: 1 LOB: 1 BB: 2 P: 12	R: 0 E: 0 K: 1 S: 5	H: 0 LOB: 0 BB: 0 P: 5	1B: 4 2B: 1 3B: 0 HR: 1	SF: 1 SAC: 0 DP: 0 HBP: 1		WP: 2 PB: 1 SB: 0 CS: 0	PA: 37																	
PITCHER	IP	WLS	BF	H	R	ER	SO	BB	IBB	HBP	BLK	WP	HR	S	P	ERA	WHIP	PITCHER		IP	WLS	BF	H	R	ER	SO	BB	IBB	HBP	BLK	WP	HR	S	P	ERA	WHIP
Les Straker, R ERA: 4.47 (1,1)	6.0	W	24	4	2	2	1	1	0	1	0	1	1	24	29	3.00	0.833																			
Juan Berenguer, R ERA: 3.93 (7,1)	1.1		8	2	2	2	1	2	0	0	0	0	0	8	16	13.50	3.000																			
Jeff Reardon, R ERA: 5.07 (8,1)	1.2	S	5	0	0	0	1	0	0	0	0	1	0	7	7	0.00	0.000																			



Batter	1	2	3	4	5	6	7	8	9	AB	R	H	RBI	BB	SO	LOB	BOTTOM																			
Al Newman, S OBP: 0.300, SLG: 0.315 (1,6)	0-0 F9	0-0 E 1B		0-0 L6		0-0 4-3				4	1	1	1	0	0	0	<b>Boston Red Sox @ Minnesota Twins</b> Hubert H. Humphrey Metrodome, Minneapolis, MN Wed Sep 02 1987, 8:05 PM EDT Att: 19,565 - Unknown <a href="http://livebaseballscorecards.com">livebaseballscorecards.com</a>																			
Randy Bush, L OBP: 0.328, SLG: 0.400 (1,9) Mark Davidson, R OBP: 0.336, SLG: 0.344 (9,7)	0-0 HR	0-0 SF9		0-0 G6-4-3 1B		0-0 F7				3	1	2	2	0	0	0																				
Kirby Puckett, R OBP: 0.365, SLG: 0.520 (1,8)	0-0 F8	0-0 1B 1B		0-0 G6-4-3 1B		0-0 5-3				4	0	1	0	0	0	1																				
Kent Hrbek, L OBP: 0.390, SLG: 0.556 (1,3)	4-0 2B BB	0-0 1-2 1B		4-0 1B BB		0-0 FC6-4 1B				2	1	2	0	2	0	0																				
Gary Gaetti, R OBP: 0.306, SLG: 0.503 (1,5)	0-0 1-3 2B	0-0 6-3		0-0 BB 1B		0-0 FC6-4 G4-6-3 1B				4	0	2	0	0	0	3																				
Roy Smalley, S OBP: 0.354, SLG: 0.429 (1,10)	0-0 F7		0-0 FC5-4 1B		0-0 G5-3 BB 1B		0-0 G4-6-3			4	0	2	1	0	0	3																				
Tom Brunansky, R OBP: 0.354, SLG: 0.491 (1,7) (9,9)		0-0 1B 1B		0-0 FC5-4 1B		0-0 F8		0-3 K		4	1	2	0	0	1	2																				
Steve Lombardozzi, R OBP: 0.302, SLG: 0.349 (1,4)		0-0 1B SF9 1B		0-0 FC5-4 1-2 2-3		4-0 1-2 2-3 BB		0-0 F5		3	1	1	0	1	0	2																				
Sal Butera, R OBP: 0.225, SLG: 0.270 (1,2) Gene Larkin, S OBP: 0.349, SLG: 0.402 (8,PH) Tim Laudner, R OBP: 0.259, SLG: 0.411 (9,2)		0-3 K		0-0 F4		0-0 G5-3		0-3 K		3	0	0	0	0	1	6																				
Inning Stats	R: 1 E: 0 K: 0 S: 5	H: 2 LOB: 2 BB: 1 P: 9	R: 3 E: 1 K: 1 S: 10	H: 5 LOB: 0 BB: 0 P: 10	R: 0 E: 0 K: 0 S: 4	H: 2 LOB: 1 BB: 0 P: 4	R: 0 E: 0 K: 0 S: 3	H: 1 LOB: 0 BB: 0 P: 3	R: 1 E: 0 K: 0 S: 4	H: 2 LOB: 2 BB: 2 P: 12	R: 0 E: 0 K: 0 S: 3	H: 0 LOB: 0 BB: 0 P: 3	R: 0 E: 0 K: 2 S: 7	H: 0 LOB: 0 BB: 0 P: 7	1B: 11 2B: 2 3B: 0 HR: 1	SF: 1 SAC: 0 DP: 4 HBP: 0		WP: 0 PB: 0 SB: 0 CS: 0	PA: 36																	
PITCHER	IP	WLS	BF	H	R	ER	SO	BB	IBB	HBP	BLK	WP	HR	S	P	ERA	WHIP	PITCHER		IP	WLS	BF	H	R	ER	SO	BB	IBB	HBP	BLK	WP	HR	S	P	ERA	WHIP
Al Nipper, R ERA: 5.62 (1,1)	1.2	L	11	5	4	4	1	1	0	0	0	0	0	12	16	21.60	3.600																			
Steve Crawford, R ERA: 5.32 (2,1)	5.1		22	8	1	1	0	2	0	0	0	0	0	20	28	1.69	1.875																			
Calvin Schiraldi, R ERA: 5.06 (8,1)	1.0		3	0	0	0	2	0	0	0	0	0	0	7	7	0.00	0.000																			



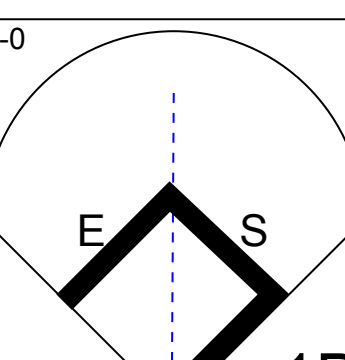
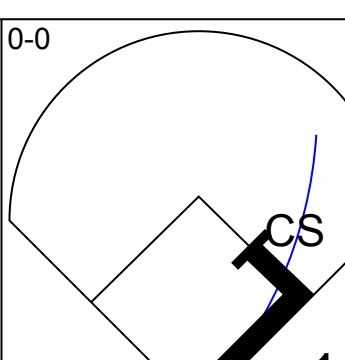
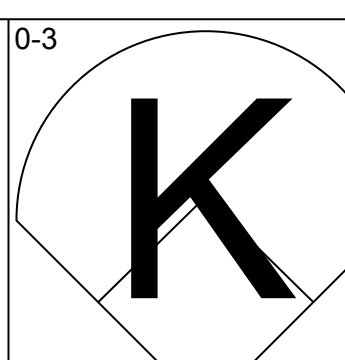
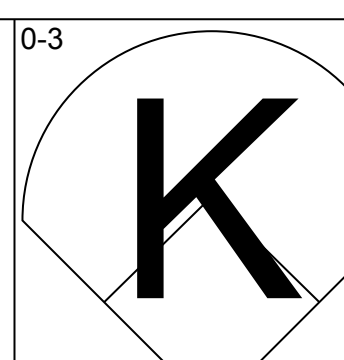
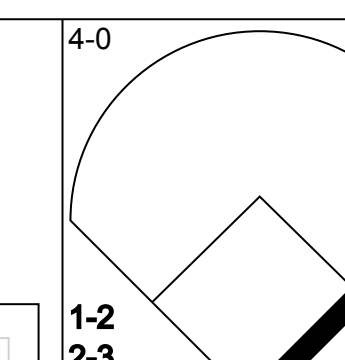
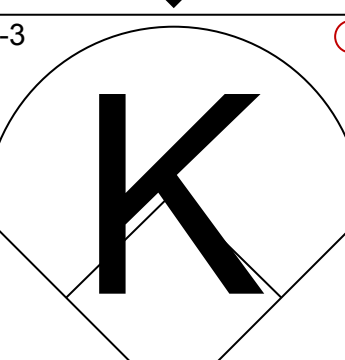
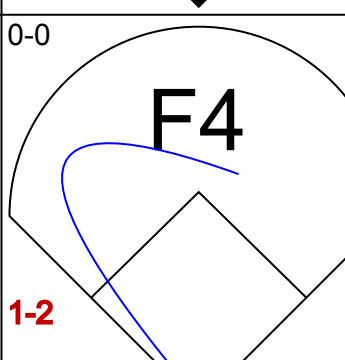
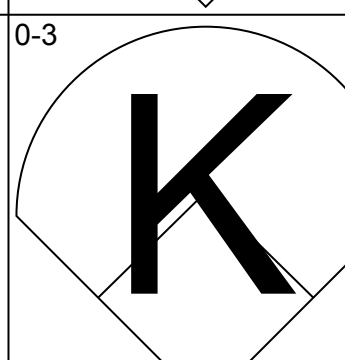
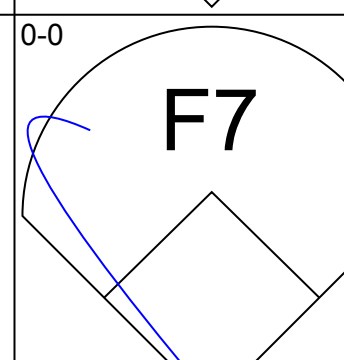
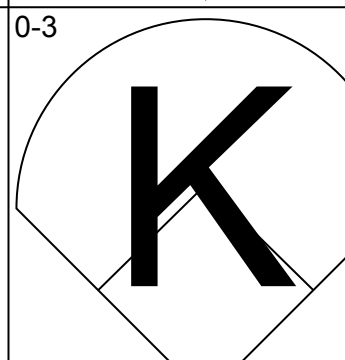

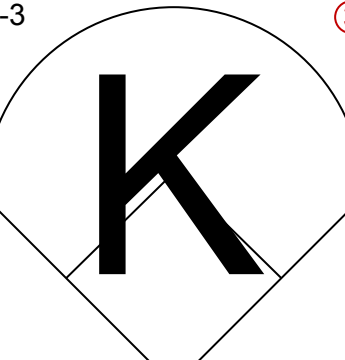
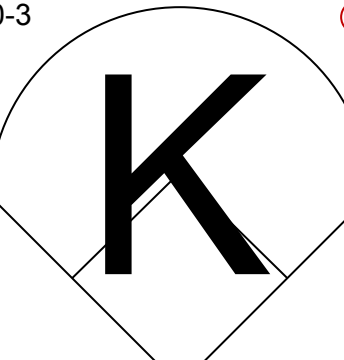
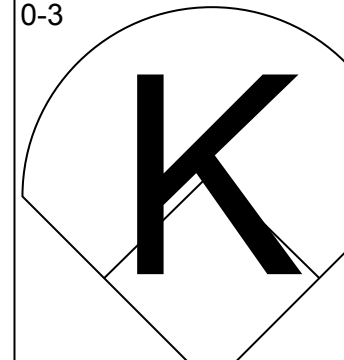


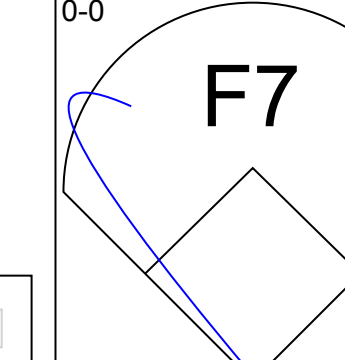





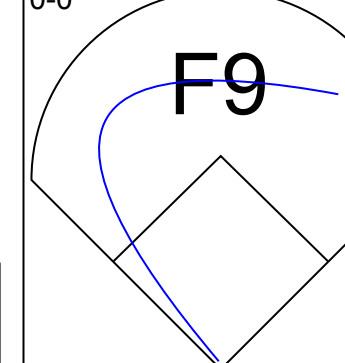
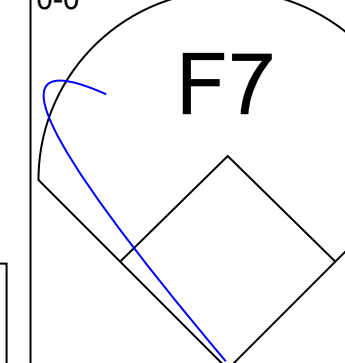

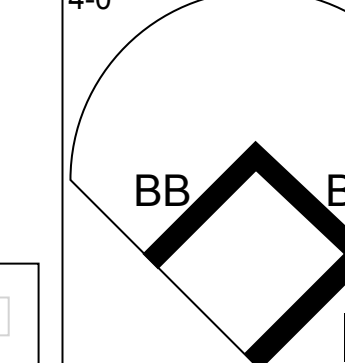

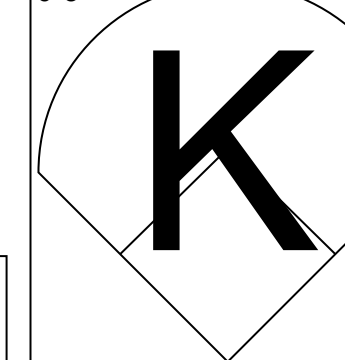
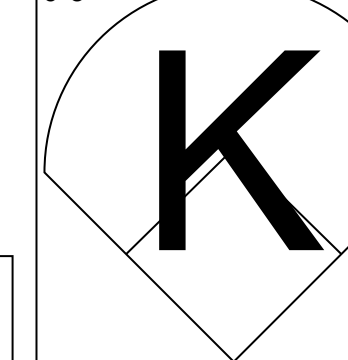
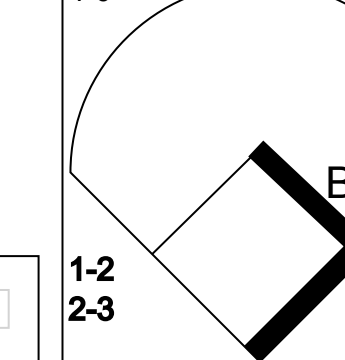
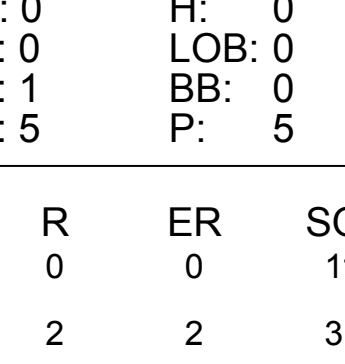
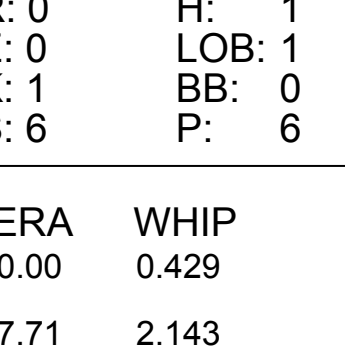
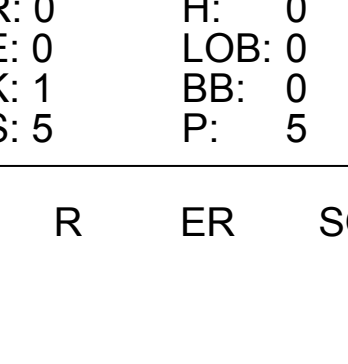
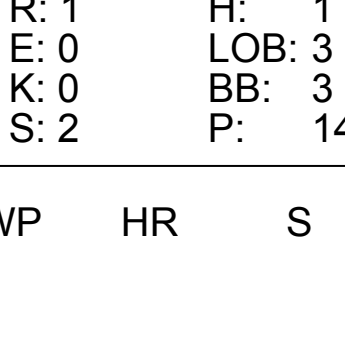






Batter	1	2	3	4	5	6	7	8	9	10	AB	R	H	RBI	BB	SO	LOB	TOP	
<b>Elis Burks, R</b> OBP: 0.320, SLG: 0.458 (1, 8)											5	0	0	0	0	3	3		
<b>Marty Barrett, R</b> OBP: 0.343, SLG: 0.330 (1, 4)												5	0	2	0	0	1	0	
<b>Wade Boggs, L</b> OBP: 0.459, SLG: 0.590 (1, 5)												4	0	0	0	1	0	2	
<b>Dwight Evans, R</b> OBP: 0.424, SLG: 0.626 (1, 10)												3	0	1	0	2	1	1	
<b>Mike Greenwell, L</b> OBP: 0.407, SLG: 0.612 (1, 7)												5	1	3	0	0	0	2	
<b>Todd Benzinger, S</b> OBP: 0.328, SLG: 0.300 (1, 9)													5	0	0	0	0	4	5
<b>Pat Dodson, L</b> OBP: 0.111, SLG: 0.125 (1, 3)													3	0	1	0	1	0	0
<b>Ed Romero, R</b> OBP: 0.341, SLG: 0.303 (1, 6)													3	0	0	1	0	1	1
<b>John Marzano, R</b> OBP: 0.290, SLG: 0.478 (1, 2)												4	0	1	0	0	1	1	
<b>Inning Stats</b>	R: 0 E: 0 K: 1 S: 6	H: 1 LOB: 2 BB: 1 P: 10	R: 0 E: 0 K: 1 S: 5	H: 0 LOB: 0 BB: 0 P: 5	R: 0 E: 0 K: 1 S: 6	H: 1 LOB: 1 BB: 0 P: 6	R: 0 E: 0 K: 1 S: 6	H: 1 LOB: 2 BB: 1 P: 10	R: 0 E: 0 K: 1 S: 5	H: 0 LOB: 0 BB: 0 P: 5	R: 0 E: 0 K: 3 S: 9	H: 0 LOB: 1 BB: 1 P: 13	R: 1 E: 0 K: 1 S: 7	H: 2 LOB: 2 BB: 2 P: 11	R: 0 E: 0 K: 0 S: 5	H: 2 LOB: 0 BB: 0 P: 5	1B: 5 2B: 3 3B: 0 HR: 0	SF: 1 SAC: 0 DP: 0 HBP: 0	WP: 1 PA: 42
<b>PITCHER</b>	IP 9.0	WLS 37	BF 6	H 1	R 1	ER 1	SO 11	BB 4	IBB 0	HBP 0	BLK 0	WP 1	HR 0	S 55	P 71	ERA 1.00	WHIP 1.111		
<b>Bert Blyleven, R</b> ERA: 4.27 (1, 1)																			
<b>Keith Atherton, R</b> ERA: 4.19 (10, 1)																			

**Boston Red Sox @ Minnesota Twins**  
Hubert H. Humphrey Metrodome, Minneapolis, MN  
Thu Sep 03 1987, 4:33 AM EDT  
Att: 20,009 - Unknown

AB 37  
R 1  
H 8  
RBI 1  
BB 4  
SO 11  
LOB 15



Batter	1	2	3	4	5	6	7	8	9	10	AB	R	H	RBI	BB	SO	LOB	BOTTOM	
<b>Al Newman, S</b> OBP: 0.305, SLG: 0.318 (1, 4) (10, 6)											4	0	2	1	1	2	0		
<b>Greg Gagne, R</b> OBP: 0.300, SLG: 0.422 (1, 6)											3	0	0	0	0	2	2		
<b>Kent Hrbek, L</b> OBP: 0.389, SLG: 0.554 (9, PH)											1	0	0	0	0	0	0		
<b>Steve Lombardozzi, R</b> OBP: 0.302, SLG: 0.349 (10, 4)											0	0	0	0	0	0	0		
<b>Kirby Puckett, R</b> OBP: 0.364, SLG: 0.524 (1, 8)											4	1	1	1	0	2	1		
<b>Gary Gaetti, R</b> OBP: 0.305, SLG: 0.501 (1, 5)											4	0	1	0	0	1	1		
<b>Tom Brunansky, R</b> OBP: 0.351, SLG: 0.487 (1, 7)											4	0	0	0	0	3	3		
<b>Don Baylor, R</b> OBP: 0.354, SLG: 0.402 (1, 10)												4	0	1	0	0	1	0	
<b>Gene Larkin, S</b> OBP: 0.347, SLG: 0.404 (1, 3)												4	1	1	0	0	0	1	
<b>Randy Bush, L</b> OBP: 0.327, SLG: 0.395 (1, 9)												3	0	0	0	1	0	1	
<b>Tim Laudner, R</b> OBP: 0.257, SLG: 0.406 (1, 2)												3	0	0	0	0	3	1	
<b>Roy Smalley, S</b> OBP: 0.356, SLG: 0.429 (10, PH)											0	0	0	0	1	0	0		
<b>Mark Davidson, R</b> OBP: 0.336, SLG: 0.344 (10, PR)											0	0	0	0	0	0	0		
<b>Inning Stats</b>	R: 0 E: 1 K: 3 S: 11	H: 1 LOB: 2 BB: 0 P: 11	R: 0 E: 0 K: 1 S: 5	H: 0 LOB: 0 BB: 0 P: 5	R: 0 E: 0 K: 1 S: 5	H: 0 LOB: 0 BB: 0 P: 5	R: 0 E: 0 K: 1 S: 6	H: 1 LOB: 1 BB: 0 P: 6	R: 0 E: 0 K: 3 S: 9	H: 0 LOB: 0 BB: 0 P: 9	R: 0 E: 0 K: 1 S: 5	H: 0 LOB: 0 BB: 0 P: 5	R: 1 E: 0 K: 2 S: 9	H: 2 LOB: 1 BB: 3 P: 9	R: 1 E: 0 K: 0 S: 2	H: 1 LOB: 3 BB: 3 P: 14	1B: 4 2B: 1 3B: 0 HR: 1	SF: 0 SAC: 0 DP: 0 HBP: 0	WP: 0 PA: 37
<b>PITCHER</b>	IP 7.0	WLS 24	BF 24	H 3	R 0	ER 2	SO 11	BB 2	IBB 0	HBP 0	BLK 0	WP 0	HR 1	S 46	P 46	ERA 0.00	WHIP 0.429		
<b>Calvin Schiraldi, R</b> ERA: 4.58 (1, 1)																			
<b>Wes Gardner, R</b> ERA: 5.1 (8, 1)																			

**Boston Red Sox @ Minnesota Twins**  
Hubert H. Humphrey Metrodome, Minneapolis, MN  
Thu Sep 03 1987, 4:33 AM EDT  
Att: 20,009 - Unknown

AB 34  
R 2  
H 6  
RBI 2  
BB 3  
SO 14  
LOB 10






Batter	1	2	3	4	5	6	7	8	9	AB	R	H	RBI	BB	SO	LOB	TOP								
<b>Brett Butler, L</b> OBP: 0.392, SLG: 0.407 (1, 8)	FC6-4 1B		FC4-6 1-2		F7		1B		WP 1B BB	4	0	2	0	1	0	3									
<b>Tommy Hinzo, S</b> OBP: 0.283, SLG: 0.331 (1, 4)										4	0	2	0	0	2	2									
<b>Brook Jacoby, R</b> OBP: 0.379, SLG: 0.513 (9, PH)	K									1	0	1	0	0	0	0									
<b>Junior Noboa, R</b> OBP: 0.207, SLG: 0.164 (9, PR)			K							0	0	0	0	0	0	0									
<b>Julio Franco, R</b> OBP: 0.396, SLG: 0.435 (1, 6)	FC6-4 1-2			4-3		FC6-4 1B	3-1		P3	5	0	0	0	0	0	6									
<b>Joe Carter, R</b> OBP: 0.293, SLG: 0.473 (1, 3)	FC6-4 1-2			K		1B			F8	5	1	2	1	0	1	4									
<b>Mel Hall, L</b> OBP: 0.288, SLG: 0.396 (1, 7)		K		1-3		F2			6-3	4	0	0	0	0	1	2									
<b>Carmen Castillo, R</b> OBP: 0.304, SLG: 0.480 (1, 10)		K				F8				4	1	2	1	0	1	0									
<b>Dave Clark, L</b> OBP: 0.091, SLG: 0.091 (1, 9)		K				E8 BB	K		F7	4	0	0	0	0	2	3									
<b>Eddie Williams, R</b> OBP: 0.263, SLG: 0.235 (1, 5)			4-3		K		K		K	4	0	0	0	0	3	1									
<b>Andy Allanson, R</b> OBP: 0.289, SLG: 0.357 (1, 2)										2	0	1	0	1	0	0									
<b>Pat Tabler, R</b> OBP: 0.304, SLG: 0.461 (9, PH)							F9		4-3	1	0	0	0	0	0	0									
<b>Inning Stats</b>	R: 0 E: 0 K: 1 S: 6	H: 1 LOB: 1 BB: 0 P: 6	R: 0 E: 0 K: 3 S: 9	H: 0 LOB: 0 BB: 0 P: 9	R: 0 E: 0 K: 1 S: 6	H: 1 LOB: 1 BB: 0 P: 6	R: 0 E: 0 K: 1 S: 5	H: 0 LOB: 0 BB: 0 P: 5	R: 0 E: 1 K: 1 S: 6	H: 0 LOB: 2 BB: 1 P: 10	R: 0 E: 0 K: 1 S: 8	H: 3 LOB: 3 BB: 0 P: 8	R: 0 E: 0 K: 1 S: 7	H: 2 LOB: 2 BB: 0 P: 7	R: 2 E: 0 K: 1 S: 7	H: 2 LOB: 0 BB: 0 P: 7	R: 0 E: 0 K: 0 S: 4	H: 1 LOB: 3 BB: 1 P: 8	1B: 8 2B: 0 3B: 0 HR: 2	SF: 0 SAC: 0 DP: 0 HBP: 0	WP: 1 PB: 0 SB: 0 CS: 0	PA: 40			
<b>PITCHER</b>	IP	WLS	BF	H	R	ER	SO	BB	IBB	HBP	BLK	WP	HR	S	P	ERA	WHIP								
<b>Roger Clemens, R</b> ERA: 3.33 (1, 1)	8.0	W	35	9	2	2	10	1	0	0	0	0	2	54	58	2.25	1.250								
<b>Wes Gardner, R</b> ERA: 5.03 (9, 1)	1.0	S	5	1	0	0	0	1	0	0	0	1	0	4	8	0.00	2.000								

**Cleveland Indians @ Boston Red Sox**  
Fenway Park, Boston, MA  
Fri Sep 04 1987, 7:05 PM EDT  
Att: 23,378 - Unknown

livebaseballscores.com

AB 38  
R 2  
H 10  
RBI 2  
BB 2  
SO 10  
LOB 21



Batter	1	2	3	4	5	6	7	8	9	AB	R	H	RBI	BB	SO	LOB	BOTTOM								
<b>Ellis Burks, R</b> OBP: 0.322, SLG: 0.459 (1, 8)	SH1-3 1B 2B		5-3 1-2		F8		G5-4-3 BB			3	1	1	1	1	0	1									
<b>Marty Barrett, R</b> OBP: 0.343, SLG: 0.333 (1, 4)	SH1-3 2-3			PB 2B	F8		G5-4-3 1-2			3	1	1	0	0	0	3									
<b>Wade Boggs, L</b> OBP: 0.397, SLG: 0.587 (1, 5)	G4-3 3-H 1B			4-3 2-3		K		4-3		4	0	1	1	0	1	1									
<b>Dwight Evans, R</b> OBP: 0.424, SLG: 0.627 (1, 3)	G4-3 1-2			BB SF8 2B	5-3		G1-4-3 1B			4	1	2	1	0	0	1									
<b>Jim Rice, R</b> OBP: 0.399, SLG: 0.412 (1, 10)		F7		BB 1B IBB	K		G1-4-3 1-2			3	1	0	0	1	1	1									
<b>Mike Greenwell, L</b> OBP: 0.406, SLG: 0.608 (1, 7)		1-3		1B BB	4-3					2	0	0	0	1	0	0									
<b>Todd Benzinger, S</b> OBP: 0.329, SLG: 0.311 (1, 9)		F9		SF8		HBP BB 2B				2	1	1	1	0	0	0									
<b>Spike Owen, S</b> OBP: 0.335, SLG: 0.341 (1, 6)				CS 1B	1-3 2-H 1B		BB HBP BB			2	0	2	1	1	0	0									
<b>John Marzano, R</b> OBP: 0.291, SLG: 0.468 (1, 2)			K		F9		BB HBP			2	0	0	0	0	1	1									
<b>Inning Stats</b>	R: 1 E: 0 K: 0 S: 4	H: 2 LOB: 0 BB: 0 P: 4	R: 0 E: 0 K: 0 S: 3	H: 0 LOB: 0 BB: 0 P: 3	R: 0 E: 0 K: 1 S: 5	H: 1 LOB: 0 BB: 0 P: 5	R: 3 E: 0 K: 0 S: 5	H: 3 LOB: 2 BB: 2 P: 13	R: 0 E: 0 K: 0 S: 3	H: 0 LOB: 0 BB: 0 P: 3	R: 0 E: 0 K: 2 S: 7	H: 0 LOB: 0 BB: 0 P: 7	R: 1 E: 0 K: 0 S: 3	H: 1 LOB: 2 BB: 2 P: 12	R: 0 E: 0 K: 0 S: 3	H: 1 LOB: 0 BB: 0 P: 3	1B: 4 2B: 4 3B: 0 HR: 0	SF: 1 SAC: 1 DP: 3 HBP: 1	WP: 0 PB: 1 SB: 0 CS: 1	PA: 32					
<b>PITCHER</b>	IP	WLS	BF	H	R	ER	SO	BB	IBB	HBP	BLK	WP	HR	S	P	ERA	WHIP								
<b>Scott Bailes, L</b> ERA: 4.54 (1, 1)	4.0	L	17	6	4	4	1	1	0	0	0	0	0	17	25	9.00	1.750								
<b>Ken Schrom, R</b> ERA: 6.51 (5, 1)	3.0		12	1	1	1	2	2	0	1	0	0	0	13	22	3.00	1.000								
<b>Doug Jones, R</b> ERA: 3.2 (8, 1)	1.0		3	1	0	0	0	0	0	0	0	0	0	3	3	0.00	1.000								

**Cleveland Indians @ Boston Red Sox**  
Fenway Park, Boston, MA  
Fri Sep 04 1987, 7:05 PM EDT  
Att: 23,378 - Unknown

livebaseballscores.com

AB 25  
R 5  
H 8  
RBI 5  
BB 4  
SO 3  
LOB 8





Batter	1	2	3	4	5	6	7	8	9	AB	R	H	RBI	BB	SO	LOB	TOP				
<b>Brett Butler, L</b> (1, 8) OBP: 0.394, SLG: 0.407	0-0 1B 6-3 1B		0-3 K	4-0 PB 1B BB	0-0 F9		0-0 3-1		0-0 1B 1B	5	3	2	1	1	1	1					
<b>Tommy Hinzo, S</b> (1, 4) OBP: 0.299, SLG: 0.353	0-0 6-3 1B		0-0 G5-4-3 1B	0-0 F9	0-0 1B 2B		0-0 1B		0-0 1B 1B	6	1	5	1	0	0	3					
<b>Julio Franco, R</b> (1, 6) OBP: 0.396, SLG: 0.434	0-0 6-3		0-0 G5-4-3	4-0 1B BB	0-3 K		0-0 1B		0-0 2B 1B	4	1	1	1	1	1	3					
<b>Jay Bell, P</b> (7, 6) OBP: 0.284, SLG: 0.358	1-2 3-H		1-2	1-2 2-3 3-H	1-2 2-3 3-H		1-2 1B		1-2 1B	1	1	1	1	0	0	0					
<b>Joe Carter, R</b> (1, 3) OBP: 0.297, SLG: 0.489	0-0 F4			HR			0-0 5-3		0-0 1B 2B	6	4	4	5	0	0	3					
<b>Mel Hall, L</b> (1, 7) OBP: 0.293, SLG: 0.403	0-0 3-1			HR			0-0 F7		0-0 FC6-4 1B	6	1	4	4	0	0	1					
<b>Pat Tabler, R</b> (1, 10) OBP: 0.383, SLG: 0.462		0-0 4-3 2B		4-3 E4			0-0 1B		0-0 FC6-4 BB	6	0	2	0	0	0	4					
<b>Dave Clark, L</b> (1, 9) OBP: 0.115, SLG: 0.115		0-0 4-3		HR			0-3 K		0-3 K	4	1	1	1	0	2	4					
<b>Cory Snyder, R</b> (8, PH) OBP: 0.273, SLG: 0.470		2-3		HR			0-0 K		4-0 G6-4-3 BB	1	0	0	0	1	1	1					
<b>Eddie Williams, R</b> (1, 5) OBP: 0.280, SLG: 0.227		0-3 K		0-0 BB PB 1B	0-0 5-3		0-0 F8		0-0 G6-4-3	5	1	1	0	1	1	4					
<b>Andy Allanson, R</b> (1, 2) OBP: 0.294, SLG: 0.353		0-0 6-3		4-0 PB 1B BB	0-0 2B 1B		0-0 F5		0-0 1-3	4	2	1	0	1	0	3					
<b>Inning Stats</b>	R: 1 E: 0 K: 0 S: 5	H: 2 LOB: 1 BB: 0 P: 5	R: 0 E: 0 K: 1 S: 6	H: 1 LOB: 1 BB: 0 P: 6	R: 0 E: 0 K: 1 S: 5	H: 1 LOB: 0 BB: 0 P: 5	R: 3 E: 1 K: 1 S: 12	H: 6 LOB: 2 BB: 3 P: 24	R: 1 E: 0 K: 1 S: 7	H: 2 LOB: 1 BB: 0 P: 7	R: 0 E: 0 K: 1 S: 5	H: 2 LOB: 2 BB: 1 P: 10	R: 0 E: 0 K: 1 S: 6	H: 1 LOB: 2 BB: 1 P: 11	R: 4 E: 0 K: 0 S: 7	H: 5 LOB: 1 BB: 1 P: 11	1B: 16 2B: 4 3B: 0 HR: 2	SF: 0 SAC: 0 DP: 2 HBP: 0	WP: 0 PB: 1 SB: 1 CS: 0	PA: 53	
<b>PITCHER</b>	IP	WLS	BF	H	R	ER	SO	BB	IBB	HBP	BLK	WP	HR	S	P	ERA	WHIP				
<b>Bob Stanley, R</b> (1, 1) ERA: 5.22	3.1	L	18	8	6	6	2	1	0	0	0	0	1	21	25	16.20	2.700				
<b>Tom Bolton, L</b> (4, 1) ERA: 4.59	3.2		22	8	5	5	3	2	0	0	0	0	1	26	34	12.27	2.727				
<b>Joe Sambito, L</b> (8, 1) ERA: 6.82	1.1		12	6	4	4	1	2	0	0	0	0	0	12	20	27.00	6.000				
<b>Steve Crawford, R</b> (9, 1) ERA: 5.26	0.2		1	0	0	0	0	0	0	0	0	0	0	1	1	0.00	0.000				

Cleveland Indians @ Boston Red Sox  
Fenway Park, Boston, MA  
Sat Sep 05 1987, 3:33 AM EDT  
Att: 28,638 - Unknown

AB 48  
R 15  
H 22  
RBI 14  
BB 5  
SO 6  
LOB 27



Batter	1	2	3	4	5	6	7	8	9	AB	R	H	RBI	BB	SO	LOB	BOTTOM				
<b>Ellis Burks, R</b> (1, 8) OBP: 0.324, SLG: 0.459	0-0 F7		0-0 6-3 1B	4-0 1-2 BB			0-3 K		0-0 1B	4	0	2	0	1	1	0					
<b>Marty Barrett, R</b> (1, 4) OBP: 0.339, SLG: 0.329	0-3 K		0-0 6-3 1-2	0-0 3-1			0-0 F9		0-0 P3	5	0	0	0	0	1	4					
<b>Wade Boggs, L</b> (1, 5) OBP: 0.397, SLG: 0.585	0-3 K		0-0 F6				0-0 FC6-4 1B		0-0 F8	5	0	2	0	0	1	2					
<b>Dwight Evans, R</b> (1, 10) OBP: 0.423, SLG: 0.623		0-0 F4	4-0 BB		0-0 P3		0-0 FC6-4			3	0	0	0	1	0	2					
<b>Mike Greenwell, L</b> (1, 9) OBP: 0.407, SLG: 0.613		0-0 1B 3B	0-0 F8		0-0 F7				0-0 G5-4-3 1B	4	1	2	0	0	0	3					
<b>Jim Rice, R</b> (1, 7) OBP: 0.357, SLG: 0.410		0-0 1B		0-0 6-3	0-0 F8				0-0 G5-4-3	4	0	1	1	0	0	2					
<b>Pat Dodson, L</b> (1, 3) OBP: 0.182, SLG: 0.250		0-0 F4		0-0 1B 2B			0-0 F8		0-0 1B	4	1	2	0	0	0	1					
<b>Spike Owen, S</b> (1, 6) OBP: 0.334, SLG: 0.340		0-0 1-2 1B		0-0 F7			0-0 F5		0-0 5-3	4	0	1	0	0	0	2					
<b>Marc Sullivan, R</b> (1, 2) OBP: 0.208, SLG: 0.252		0-0 P3		0-0 BB 1B			0-0 F5		0-0 4-3	4	0	1	1	0	0	2					
<b>Inning Stats</b>	R: 0 E: 0 K: 2 S: 7	H: 0 LOB: 0 BB: 0 P: 7	R: 1 E: 0 K: 0 S: 6	H: 3 LOB: 2 BB: 0 P: 6	R: 0 E: 0 K: 0 S: 4	H: 1 LOB: 1 BB: 1 P: 8	R: 1 E: 0 K: 0 S: 5	H: 2 LOB: 2 BB: 1 P: 9	R: 0 E: 0 K: 0 S: 4	H: 1 LOB: 1 BB: 0 P: 4	R: 0 E: 0 K: 1 S: 6	H: 2 LOB: 1 BB: 0 P: 6	R: 0 E: 0 K: 0 S: 4	H: 2 LOB: 1 BB: 0 P: 4	R: 0 E: 0 K: 0 S: 4	H: 1 LOB: 1 BB: 0 P: 4	1B: 9 2B: 1 3B: 1 HR: 0	SF: 0 SAC: 0 DP: 1 HBP: 0	WP: 0 PB: 0 SB: 0 CS: 0	PA: 39	
<b>PITCHER</b>	IP	WLS	BF	H	R	ER	SO	BB	IBB	HBP	BLK	WP	HR	S	P	ERA	WHIP				
<b>John Farrell, R</b> (1, 1) ERA: 1.59	7.0	W	31	8	2	2	3	2	0	0	0	0	0	35	43	2.57	1.429				
<b>Ed Yande Berg, L</b> (8, 1) ERA: 5.49	1.0		4	2	0	0	0	0	0	0	0	0	0	4	4	0.00	2.000				
<b>Don Gordon, R</b> (9, 1) ERA: 4.58	1.0		4	1	0	0	0	0	0	0	0	0	0	4	4	0.00	1.000				

Cleveland Indians @ Boston Red Sox  
Fenway Park, Boston, MA  
Sat Sep 05 1987, 3:33 AM EDT  
Att: 28,638 - Unknown

AB 37  
R 2  
H 11  
RBI 2  
BB 2  
SO 3  
LOB 18





Batter	1	2	3	4	5	6	7	8	9	AB R H RBI BB SO LOB	TOP														
<b>Brett Butler, L</b> OBP: 0.394, SLG: 0.408 (1, 8)	0-0 SH5-3 2B		0-0 4-3		0-0 F6		4-0 BB 1-2		0-0 F5	4 0 1 0 1 0 1	<b>Cleveland Indians @ Boston Red Sox</b> Fenway Park, Boston, MA Sun Sep 06 1987, 3:33 AM EDT Att: 25,520 - Unknown														
<b>Tommy Hinzo, S</b> OBP: 0.295, SLG: 0.347 (1, 4)	0-0 SH5-3 2-3		0-0 1-3			0-0 G3	0-0 F7			3 0 0 0 0 0 2															
<b>Julio Franco, R</b> OBP: 0.394, SLG: 0.432 (1, 6)	0-3 K			0-0 F9		0-0 2B SF7 1B		0-0 F9		4 1 1 0 0 1 1															
<b>Joe Carter, R</b> OBP: 0.297, SLG: 0.489 (1, 3)	0-3 K			0-0 L7		0-0 SF7 1-3 2B		0-3 K		4 0 1 0 0 2 1															
<b>Mel Hall, L</b> OBP: 0.293, SLG: 0.402 (1, 7)		0-0 2-3		0-0 1B		0-0 SF7 2-3 3-H 0-3		0-0 F8		3 0 1 1 0 0 0															
<b>Pat Tabler, R</b> OBP: 0.384, SLG: 0.462 (1, 10)		0-0 4-3		0-0 1B					0-0 2B SF8 1B	4 1 2 0 0 1 1															
<b>Cory Snyder, R</b> OBP: 0.273, SLG: 0.474 (1, 9)				0-3 K				0-0 F4	0-0 F9	4 1 1 1 0 1 3															
<b>Chris Bando, S</b> OBP: 0.267, SLG: 0.337 (1, 2)		0-0 5-3			4-0 L4-3 BB		0-0 BB 1B		0-0 SF8 1-3 2B	3 0 2 0 1 0 0															
<b>Eddie Williams, R</b> OBP: 0.241, SLG: 0.200 (1, 5)			0-0 F7		0-0 L4-3 1-2		0-0 F8		0-0 SF8 2-3 3-H	3 0 0 1 0 0 2															
<b>Inning Stats</b>	R: 0 E: 0 K: 2 S: 8	H: 1 LOB: 1 BB: 0 P: 8	R: 1 E: 0 K: 0 S: 4	H: 1 LOB: 0 BB: 0 P: 4	R: 0 E: 0 K: 0 S: 3	H: 0 LOB: 0 BB: 0 P: 3	R: 0 E: 0 K: 1 S: 7	H: 2 LOB: 2 BB: 0 P: 7	R: 0 E: 0 K: 0 S: 2	H: 0 LOB: 0 BB: 1 P: 6	R: 1 E: 0 K: 0 S: 7	H: 2 LOB: 1 BB: 0 P: 7	R: 0 E: 0 K: 0 S: 4	H: 1 LOB: 2 BB: 1 P: 8	R: 0 E: 0 K: 1 S: 5	H: 0 LOB: 0 BB: 0 P: 5	R: 1 E: 0 K: 0 S: 5	H: 2 LOB: 1 BB: 0 P: 5	R: 0 E: 0 K: 0 S: 5	H: 2 LOB: 1 BB: 0 P: 5	1B: 5 2B: 4 3B: 0 HR: 1	SF: 2 SAC: 1 DP: 1 HBP: 0	WP: 0 PB: 0 SB: 0 CS: 0	PA: 37	
<b>PITCHER</b> <b>Jeff Sellers, R</b> ERA: 5.47 (1, 1)	IP: 9.0 WLS: L BF: 37	H: 9 R: 3 ER: 3 SO: 5	BB: 2 IBB: 0 HBP: 0 BLK: 0	WP: 0 HR: 1 S: 45 P: 53	ERA: 3.00 WHIP: 1.222	<b>PITCHER</b>					IP: 9.0 WLS: L BF: 37	H: 9 R: 3 ER: 3 SO: 5	BB: 2 IBB: 0 HBP: 0 BLK: 0	WP: 0 HR: 1 S: 45 P: 53	ERA: 3.00 WHIP: 1.222	<b>PITCHER</b>					IP: 9.0 WLS: L BF: 37	H: 9 R: 3 ER: 3 SO: 5	BB: 2 IBB: 0 HBP: 0 BLK: 0	WP: 0 HR: 1 S: 45 P: 53	ERA: 3.00 WHIP: 1.222

AB	32
R	3
H	9
RBI	3
BB	2
SO	5
LOB	11



Batter	1	2	3	4	5	6	7	8	9	AB R H RBI BB SO LOB	BOTTOM														
<b>Ellis Burks, R</b> OBP: 0.326, SLG: 0.461 (1, 8)	0-0 F9-3 1B		0-0 FC5-4 1B		0-0 P3		0-3 K			1 0 1 0 0 0 0	<b>Cleveland Indians @ Boston Red Sox</b> Fenway Park, Boston, MA Sun Sep 06 1987, 3:33 AM EDT Att: 25,520 - Unknown														
<b>Kevin Romine, R</b> OBP: 0.333, SLG: 0.333 (2, 8)										3 0 1 0 0 1 3															
<b>Ed Romero, R</b> OBP: 0.333, SLG: 0.302 (1, 4)	0-0 F9-3 1-2		0-0 FC5-4 1-2		0-0 5-3 1-2		0-0 BB 1B			4 0 1 1 0 0 3															
<b>Wade Boggs, L</b> OBP: 0.395, SLG: 0.583 (1, 5)	0-0 BB 1B		0-0 F8		0-0 4-3		0-0 4-3			4 0 1 0 0 0 3															
<b>Dwight Evans, R</b> OBP: 0.424, SLG: 0.624 (1, 9)	4-0 BB 1-2 BB		0-3 K		0-0 1B 2B			0-3 K		3 0 1 0 1 2 1															
<b>Mike Greenwell, L</b> OBP: 0.408, SLG: 0.612 (1, 7)	0-0 F8			0-0 G4-6-3 1B		0-0 G1-4-3 1B		0-0 3-1		4 0 2 0 0 0 2															
<b>Jim Rice, R</b> OBP: 0.356, SLG: 0.407 (1, 10)		4-0 FC4-6 BB		0-0 G4-6-3 1-2		0-0 G1-4-3 1-2		0-0 4-3		3 0 0 0 1 0 3															
<b>Pat Dodson, L</b> OBP: 0.154, SLG: 0.208 (1, 3)		0-3 K		0-3 K				0-0 F6		4 0 0 0 0 2 1															
<b>Spike Owen, S</b> OBP: 0.333, SLG: 0.339 (1, 6)		0-0 FC4-6 1-2			0-0 E6		0-0 2B 1B		0-0 3-1	4 1 1 0 0 0 1															
<b>John Marzano, R</b> OBP: 0.290, SLG: 0.469 (1, 2)		0-3 K			0-0 F7		0-0 1B 1-3 2B		0-0 4-3	4 0 1 0 0 1 2															
<b>Inning Stats</b>	R: 0 E: 0 K: 0 S: 4	H: 2 LOB: 2 BB: 1 P: 8	R: 0 E: 0 K: 2 S: 7	H: 0 LOB: 1 BB: 1 P: 11	R: 0 E: 0 K: 1 S: 6	H: 1 LOB: 1 BB: 0 P: 6	R: 0 E: 0 K: 1 S: 5	H: 1 LOB: 0 BB: 0 P: 5	R: 0 E: 0 K: 0 S: 4	H: 0 LOB: 1 BB: 0 P: 4	R: 0 E: 0 K: 0 S: 4	H: 2 LOB: 1 BB: 0 P: 4	R: 1 E: 0 K: 1 S: 8	H: 3 LOB: 2 BB: 0 P: 8	R: 0 E: 0 K: 1 S: 5	H: 0 LOB: 0 BB: 0 P: 5	R: 0 E: 0 K: 0 S: 3	H: 0 LOB: 0 BB: 0 P: 3	1B: 7 2B: 3 3B: 0 HR: 0	SF: 0 SAC: 0 DP: 3 HBP: 0	WP: 0 PB: 0 SB: 2 CS: 0	PA: 36			
<b>PITCHER</b> <b>Darrel Akerfelds, R</b> ERA: 6.71 (1, 1)	IP: 6.1 WLS: W BF: 26	H: 7 R: 1 ER: 1 SO: 4	BB: 2 IBB: 0 HBP: 0 BLK: 0	WP: 0 HR: 0 S: 32 P: 40	ERA: 1.42 WHIP: 1.421	<b>PITCHER</b>					IP: 6.1 WLS: S BF: 10	H: 2 R: 0 ER: 0 SO: 2	BB: 1 IBB: 0 HBP: 0 BLK: 0	WP: 0 HR: 0 S: 14 P: 14	ERA: 0.00 WHIP: 0.750	<b>PITCHER</b>					IP: 6.1 WLS: S BF: 10	H: 2 R: 0 ER: 0 SO: 2	BB: 1 IBB: 0 HBP: 0 BLK: 0	WP: 0 HR: 0 S: 14 P: 14	ERA: 0.00 WHIP: 0.750

AB	34
R	1
H	9
RBI	1
BB	2
SO	6
LOB	19










Batter	1	2	3	4	5	6	7	8	9	AB	R	H	RBI	BB	SO	LOB	TOP										
Rickey Henderson, R OBP: 0.429, SLG: 0.493 Dan Pasqua, L OBP: 0.314, SLG: 0.405	4-0 BB		F7		F7		G3		HR	2	0	0	0	1	0	0											
Willie Randolph, R OBP: 0.462, SLG: 0.412 Bobby Meacham, S OBP: 0.337, SLG: 0.376 Claudell Washington, L OBP: 0.328, SLG: 0.412	5-3		1B		5-3		F7		HR	3	0	1	0	0	0	1											
Don Mattingly, L OBP: 0.389, SLG: 0.568	F9		F5		2B		1B	FC4-6	BB	4	1	2	0	1	0	2											
Dave Winfield, R OBP: 0.366, SLG: 0.472	4-3		F7		L7		FC4-6	FC5-4	BB	5	0	1	0	0	0	3											
Mike Easter, L OBP: 0.330, SLG: 0.364		K		K		BB		FC4-6	FC4-6	4	0	1	0	1	2	1											
Mike Pagliarulo, L OBP: 0.312, SLG: 0.514	F9		HR		K		FC4-6	F6		5	1	1	2	0	1	5											
Gary Ward, R OBP: 0.283, SLG: 0.374			F8				FC4-6			3	0	1	0	1	0	2											
Rick Cerone, R OBP: 0.306, SLG: 0.329 Mark Salas, L OBP: 0.327, SLG: 0.416		K			K		F7		BB	2	0	0	0	0	2	1											
Wayne Tolleson, S OBP: 0.308, SLG: 0.243			G3		4-3		5-3		E6	4	1	0	0	0	0	2											
<b>Inning Stats</b>	R: 0 E: 0 K: 0 S: 3	H: 0 LOB: 1 BB: 1 P: 7	R: 0 E: 0 K: 2 S: 7	H: 0 LOB: 1 BB: 1 P: 11	R: 0 E: 0 K: 0 S: 4	H: 1 LOB: 1 BB: 0 P: 4	R: 1 E: 0 K: 1 S: 6	H: 1 LOB: 0 BB: 0 P: 6	R: 0 E: 0 K: 1 S: 5	H: 0 LOB: 2 BB: 1 P: 10	R: 0 E: 0 K: 0 S: 4	H: 1 LOB: 1 BB: 0 P: 4	R: 1 E: 0 K: 0 S: 6	H: 3 LOB: 2 BB: 0 P: 6	R: 4 E: 1 K: 0 S: 6	H: 2 LOB: 1 BB: 2 P: 14	1B: 5 2B: 2 3B: 0 HR: 2	SF: 0 SAC: 0 DP: 0 HBP: 0	WP: 0 PB: 0 SB: 1 CS: 0	PA: 42							
<b>PITCHER</b>	IP	WLS	BF	H	R	ER	SO	BB	IBB	HBP	BLK	WP	HR	S	P	ERA	WHIP										
Al Nipper, R ERA: 5.45 Wes Gardner, R ERA: 5.36 Calvin Schiraldi, R ERA: 4.46	6.0	W	24	3	1	1	5	3	0	0	0	0	1	31	43	1.50	1.000										
																		<b>AB</b>	<b>R</b>	<b>H</b>	<b>RBI</b>	<b>BB</b>	<b>SO</b>	<b>LOB</b>	<b>WP</b>	<b>PA</b>	
																		37	6	9	6	5	5	19	0	42	

New York Yankees @ Boston Red Sox  
Fenway Park, Boston, MA  
Tue Sep 08 1987, 7:05 PM EDT  
Att: 29,468 - Unknown


AB 37  
R 6  
H 9  
RBI 6  
BB 5  
SO 5  
LOB 19



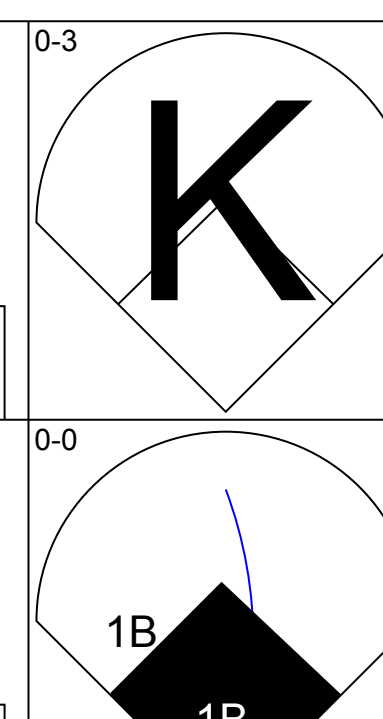
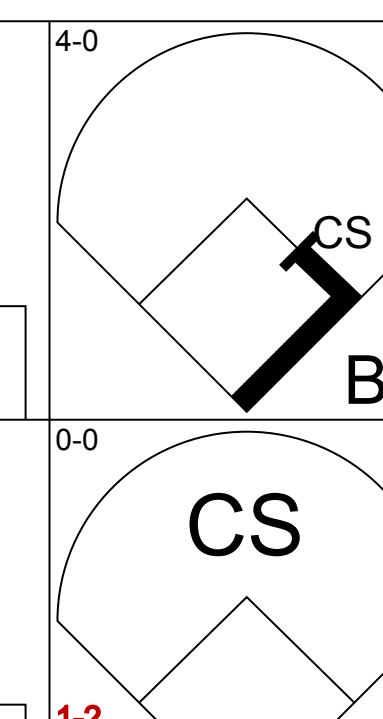
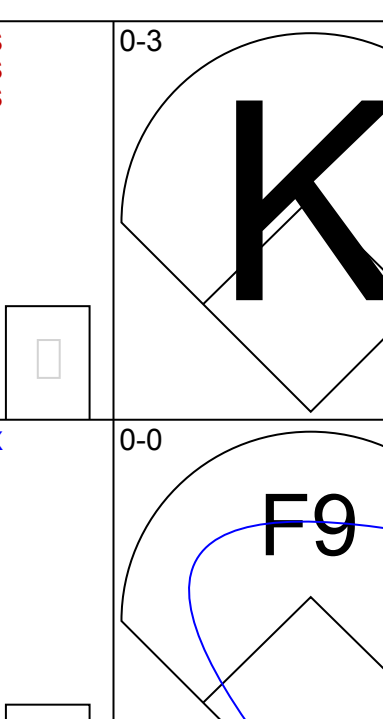
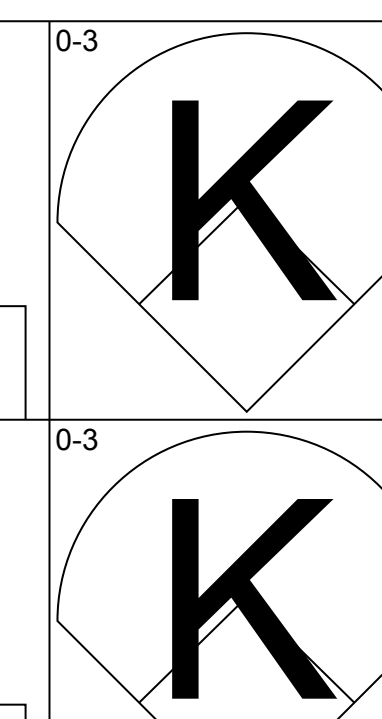
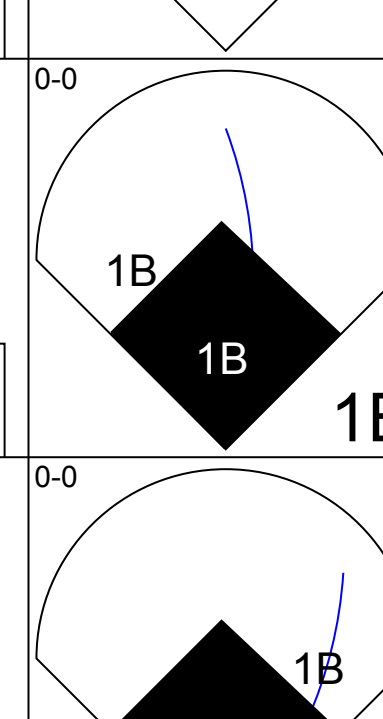
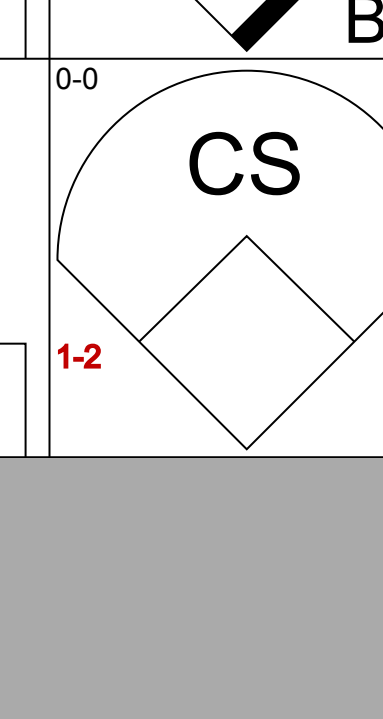
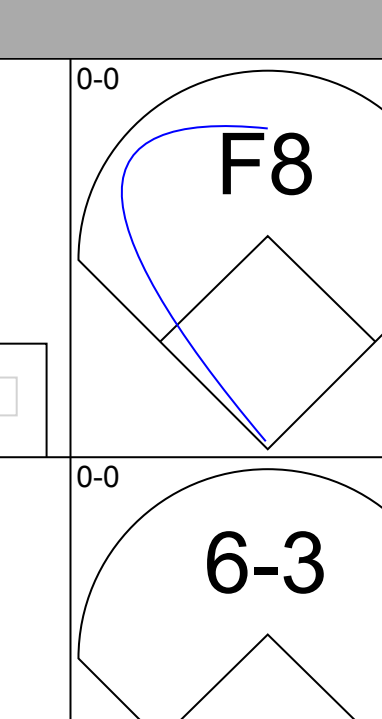
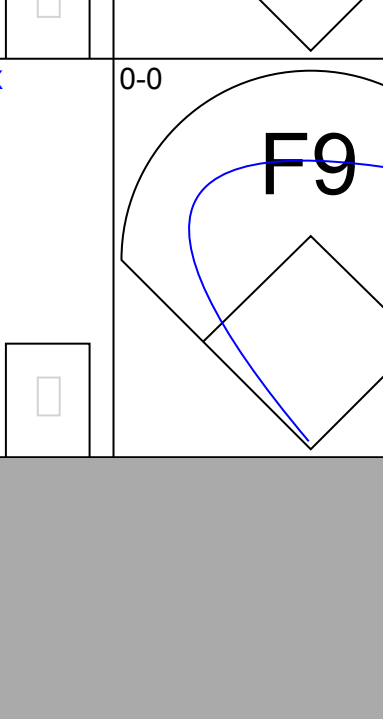
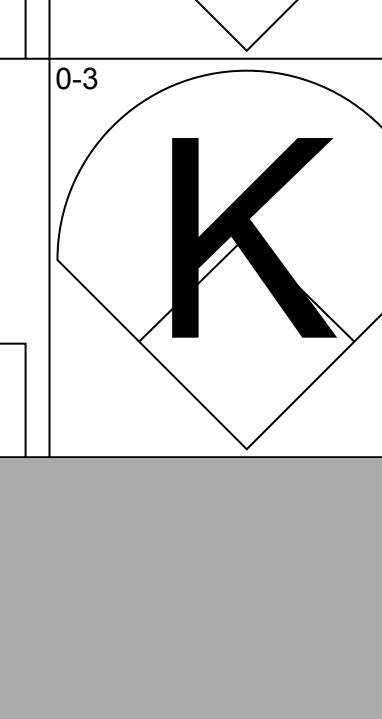
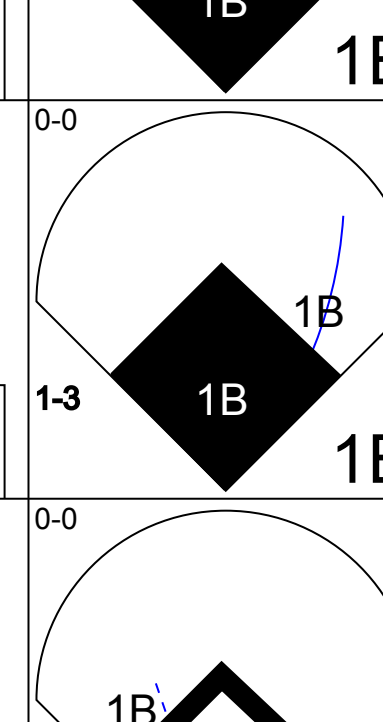
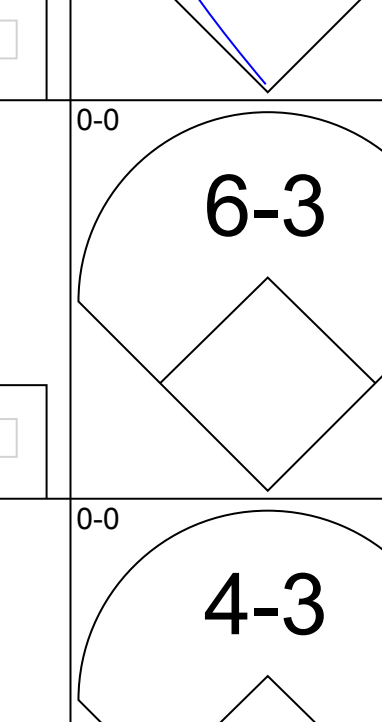
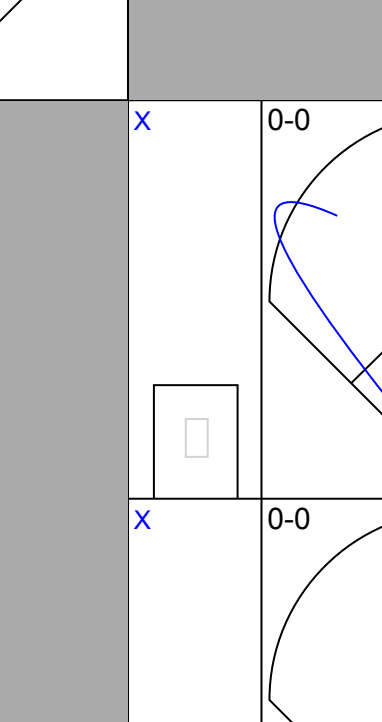
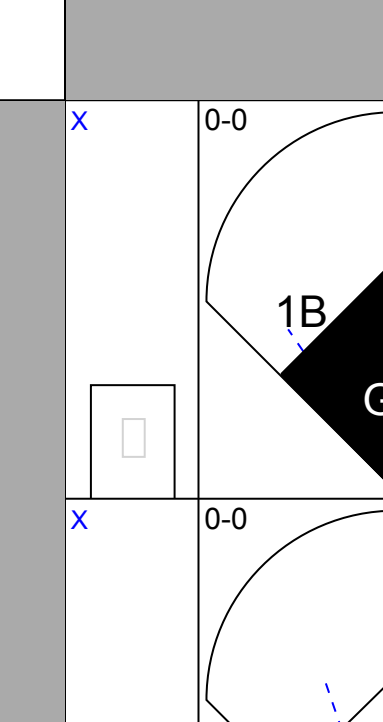
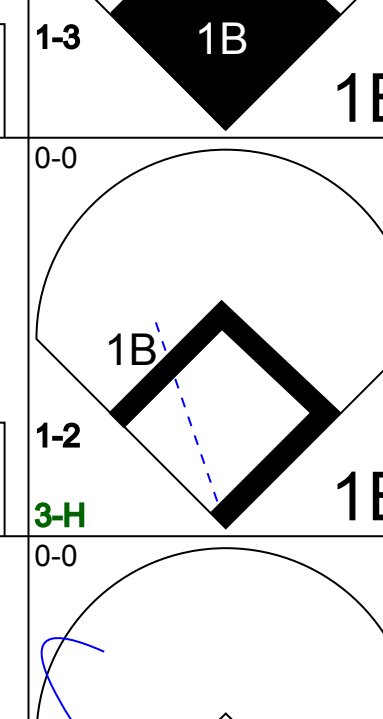
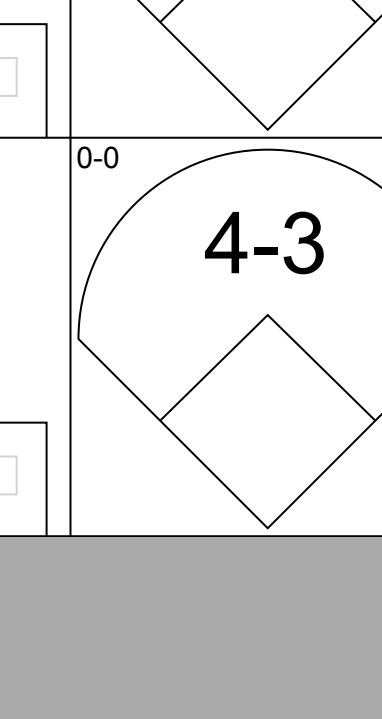
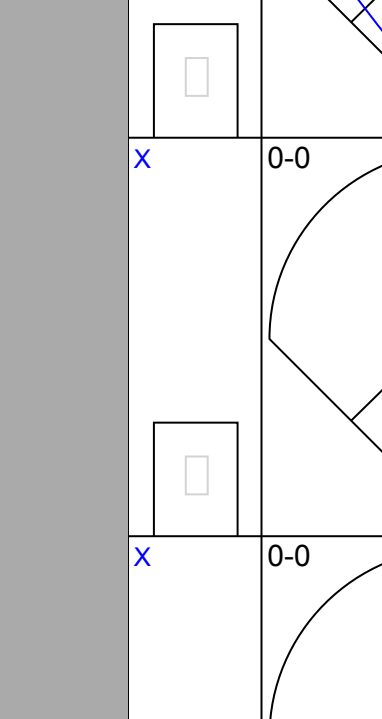
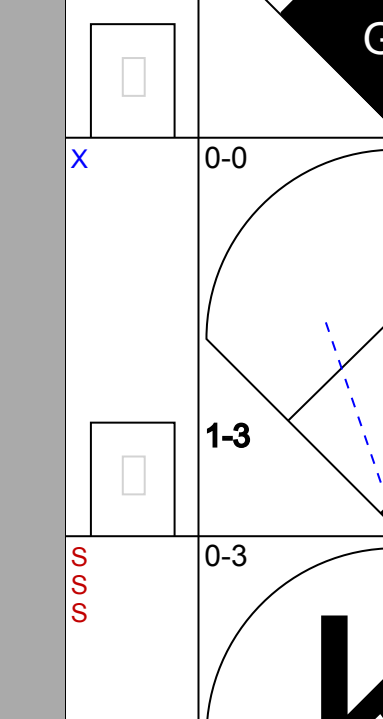
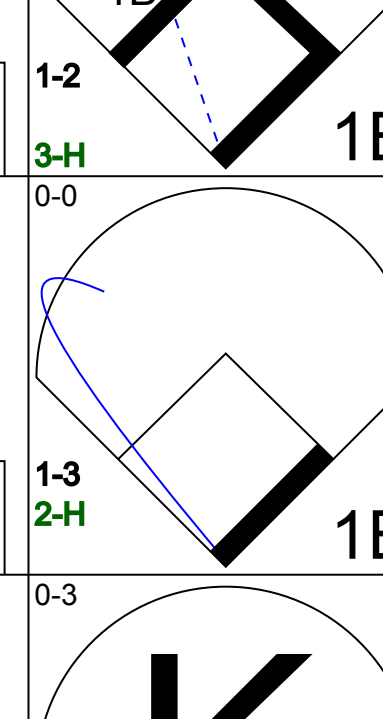
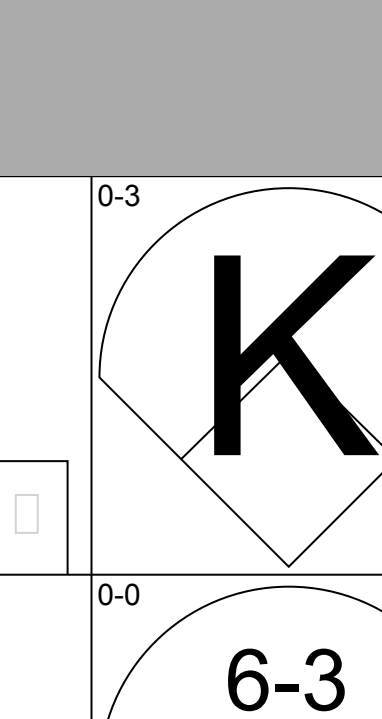
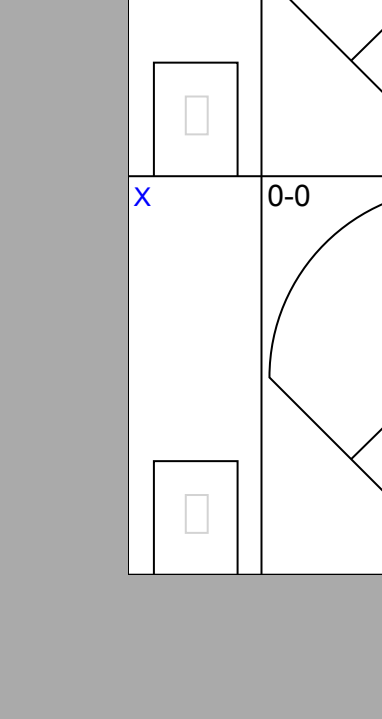
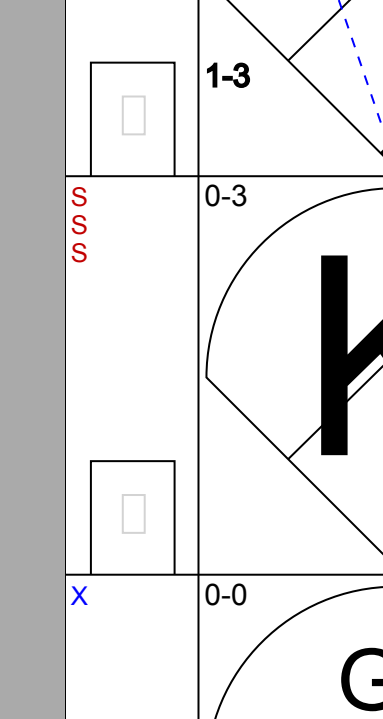
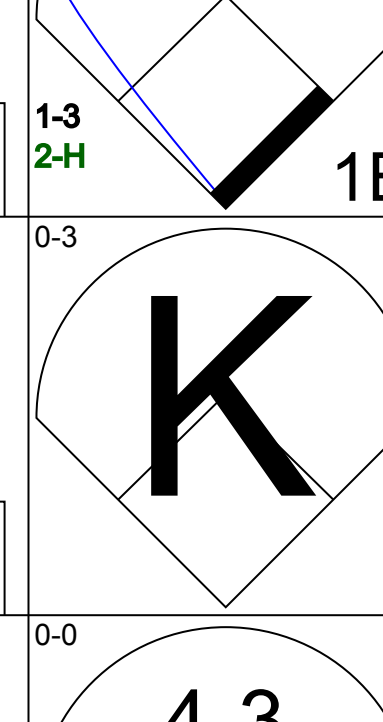
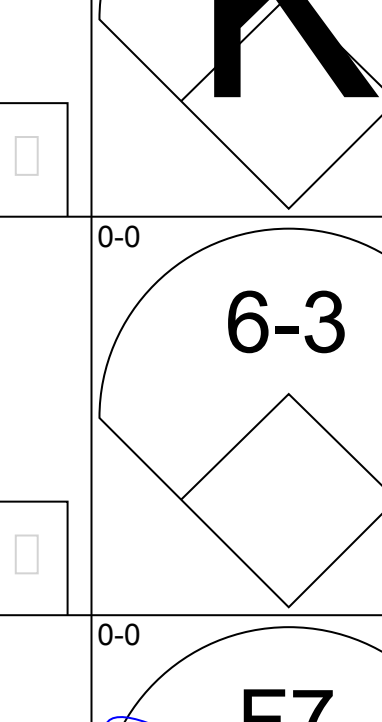
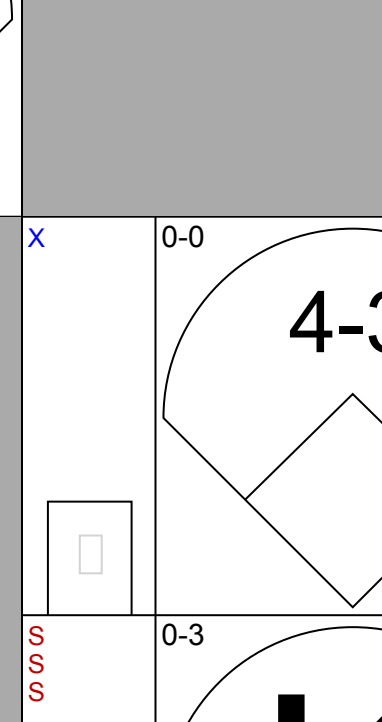
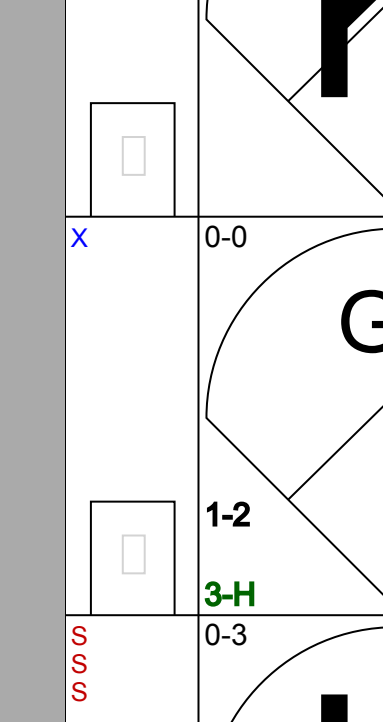
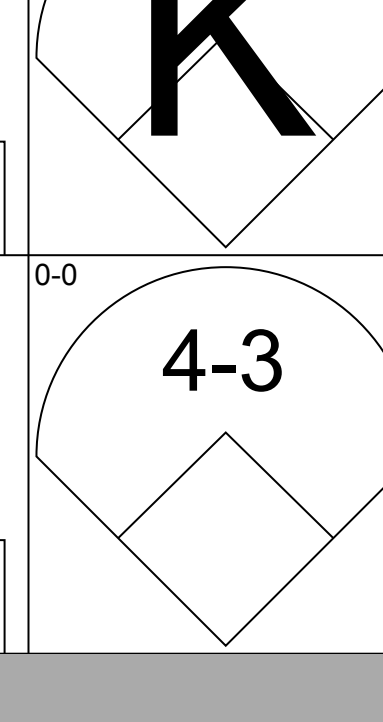
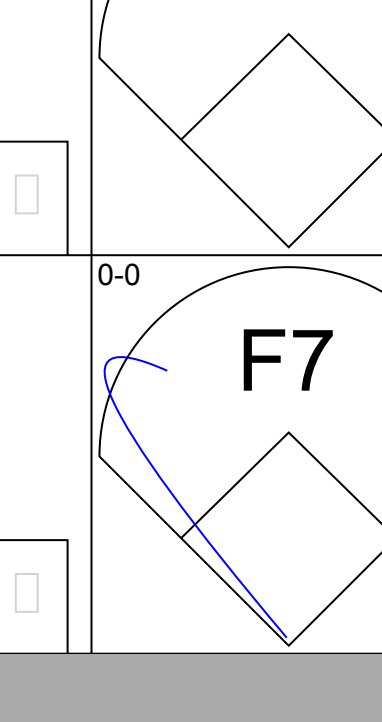
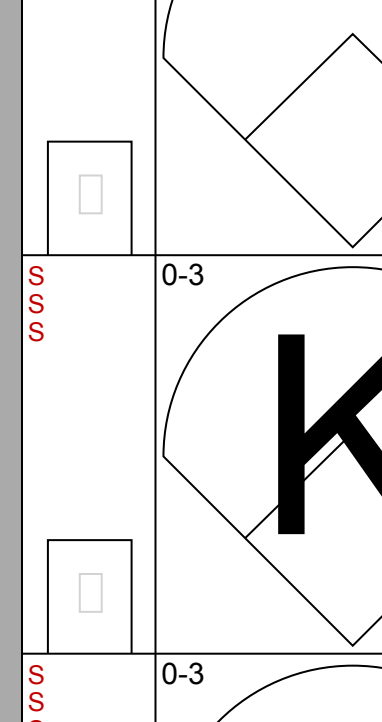
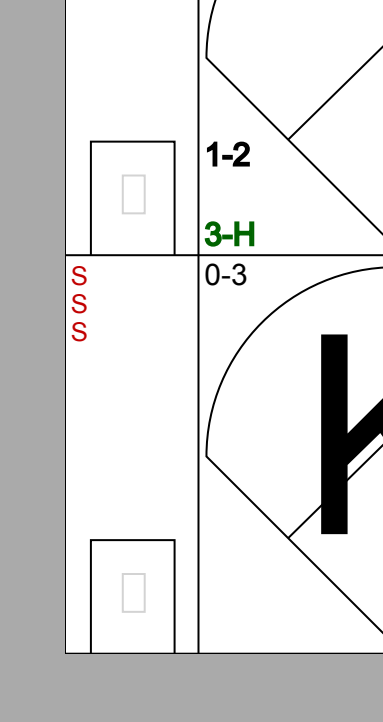
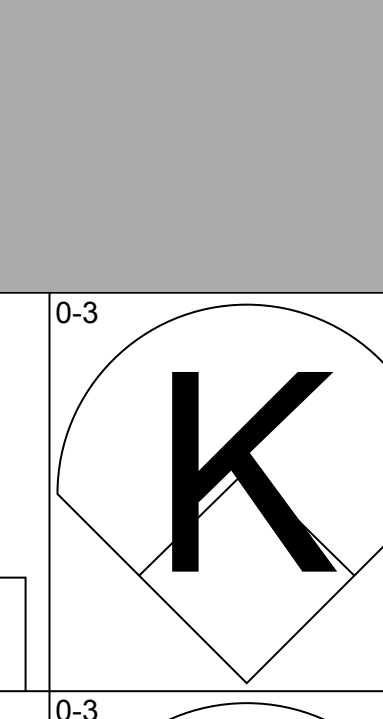
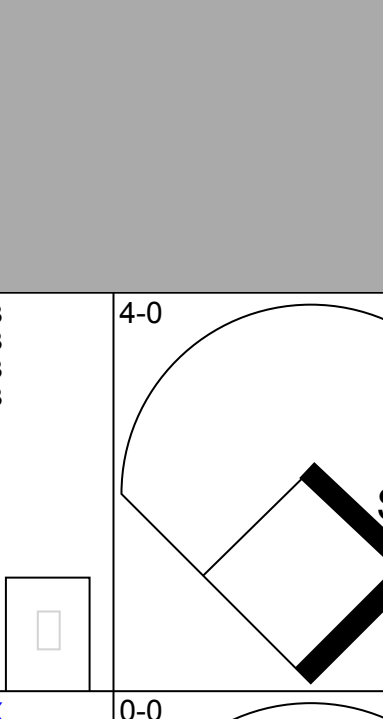
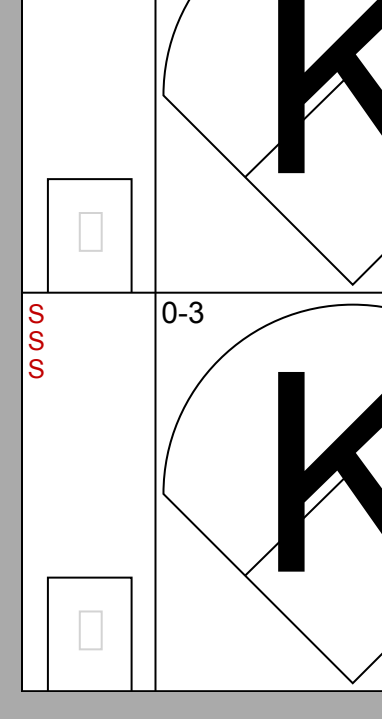
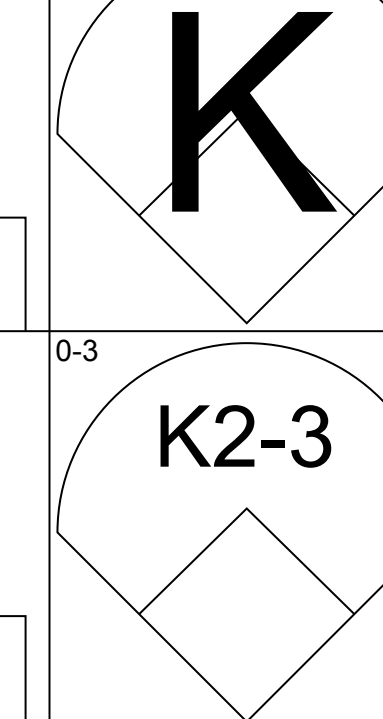
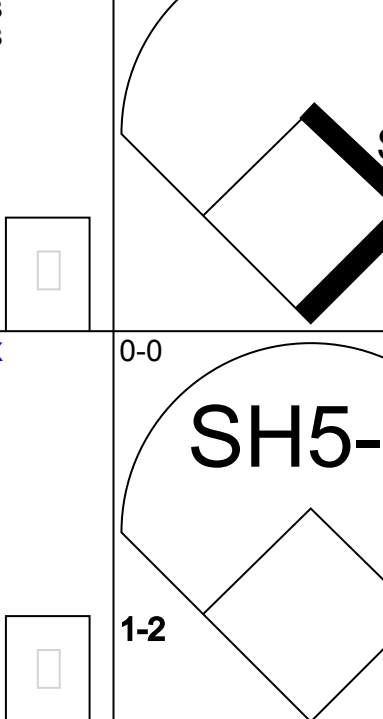
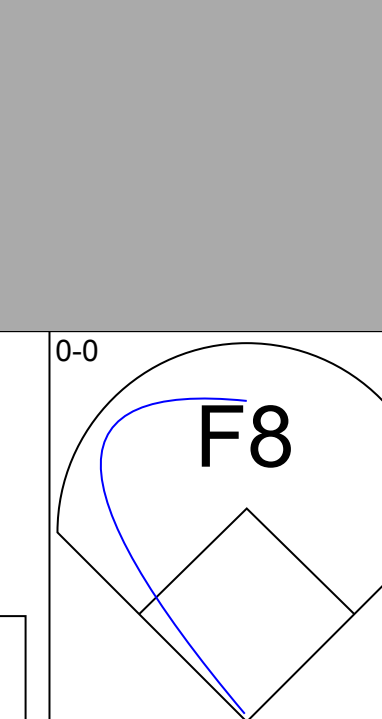
Batter	1	2	3	4	5	6	7	8	9	AB	R	H	RBI	BB	SO	LOB	BOTTOM											
Ellis Burks, R OBP: 0.324, SLG: 0.455	F8		F8		SH1-3	1B		5-3		4	1	1	0	1	0	1												
Marty Barrett, R OBP: 0.344, SLG: 0.336	L6-4		5-3		SH1-3	1B		FC5-4		4	0	3	0	0	0	1												
Wade Boggs, L OBP: 0.492, SLG: 0.582	L6-4				F7	G3		FC5-4		5	0	1	0	0	0	5												
Dwight Evans, R OBP: 0.425, SLG: 0.618			FC1-6		FC1-6	2B		1B	BB	1	2	0	0	3	0	1												
Mike Greenwell, L OBP: 0.408, SLG: 0.609	F8		FC1-6		FC1-6	1B		G4-6-3	BB	4	2	2	1	0	0	2												
Jim Rice, R OBP: 0.357, SLG: 0.415	K		E5		E5	1B		G4-6-3		4	1	1	2	0	1	3												
Todd Benzinger, S OBP: 0.331, SLG: 0.338			1B		HR	K		FC5-4		4	2	3	3	0	1	1												
Spike Owen, S OBP: 0.334, SLG: 0.341			3-1		HR			FC5-4		3	0	0	0	1	0	2												
John Marzano, R OBP: 0.281, SLG: 0.448			1B		F4			K		4	0	1	1	0	2	1												
<b>Inning Stats</b>	R: 0 E: 0 K: 0 S: 3	H: 1 LOB: 0 BB: 0 P: 3	R: 0 E: 0 K: 1 S: 4	H: 0 LOB: 1 BB: 1 P: 8	R: 1 E: 0 K: 0 S: 5	H: 2 LOB: 1 BB: 0 P: 5	R: 3 E: 1 K: 0 S: 6	H: 2 LOB: 1 BB: 1 P: 10	R: 3 E: 0 K: 1 S: 8	H: 3 LOB: 1 BB: 1 P: 12	R: 0 E: 0 K: 1 S: 6	H: 1 LOB: 2 BB: 1 P: 10	R: 1 E: 0 K: 0 S: 4	H: 2 LOB: 1 BB: 1 P: 8	R: 0 E: 0 K: 1 S: 6	H: 1 LOB: 1 BB: 0 P: 6	1B: 9 2B: 4 3B: 0 HR: 1	SF: 0 SAC: 1 DP: 3 HBP: 0	WP: 0 PB: 0 SB: 0 CS: 1	PA: 39								
<b>PITCHER</b>	IP	WLS	BF	H	R	ER	SO	BB	IBB	HBP	BLK	WP	HR	S	P	ERA	WHIP											
Bill Gullickson, R ERA: 4.74 Pete Filson, L ERA: 8.22 Steve Trout, L ERA: 4.04	3.0	L	12	4	2	1	1	1	0	0	0	0	0	1	9	17	16.20	2.400										
																		<b>AB</b>	<b>R</b>	<b>H</b>	<b>RBI</b>	<b>BB</b>	<b>SO</b>	<b>LOB</b>	<b>WP</b>	<b>PA</b>		
																		33	8	12	7	5	4	17	0	39		

New York Yankees @ Boston Red Sox  
Fenway Park, Boston, MA  
Tue Sep 08 1987, 7:05 PM EDT  
Att: 29,468 - Unknown

AB 33  
R 8  
H 12  
RBI 7  
BB 5  
SO 4  
LOB 17

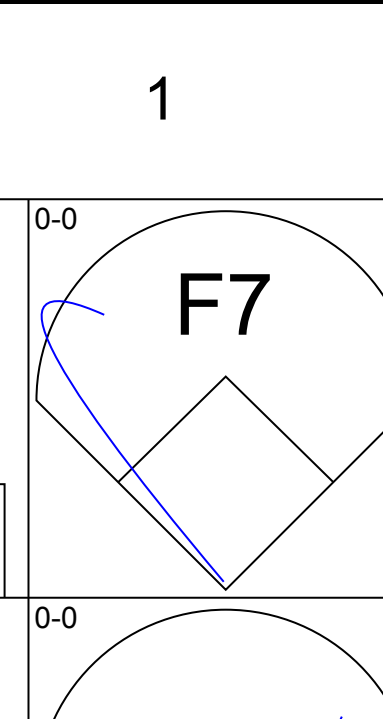
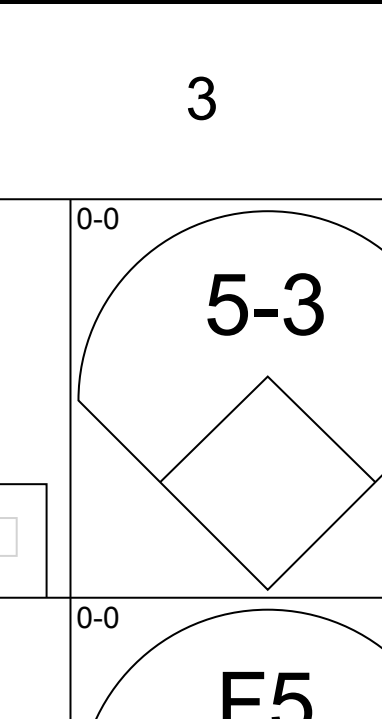
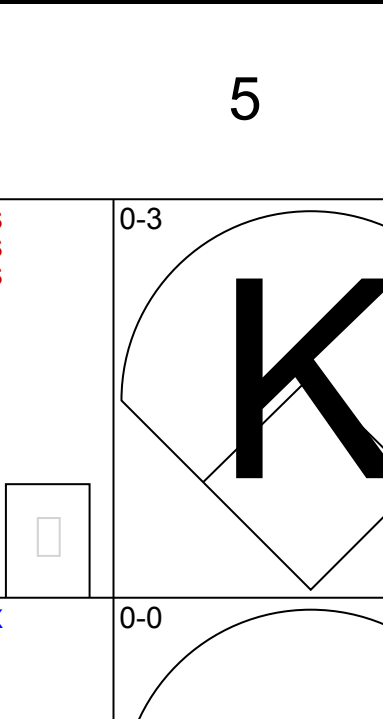
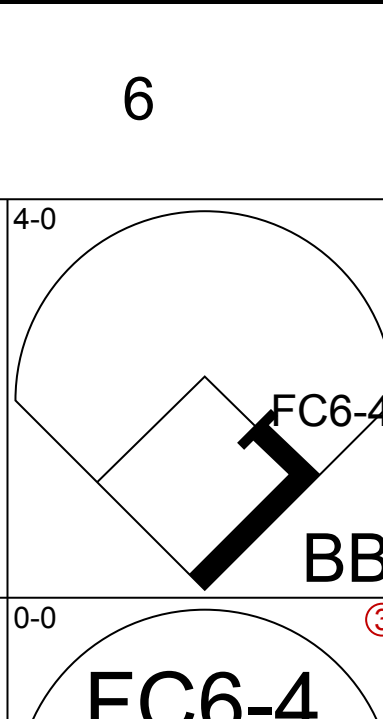
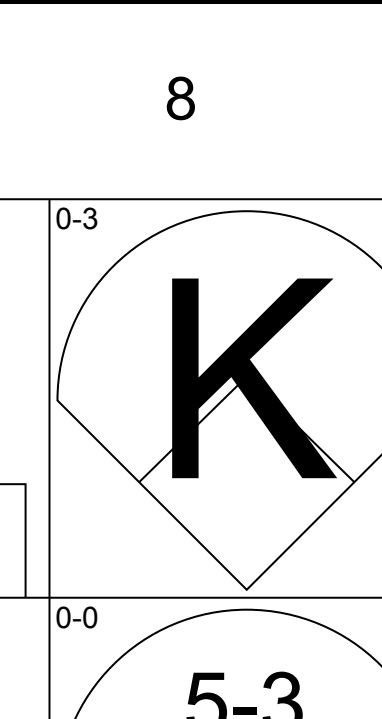
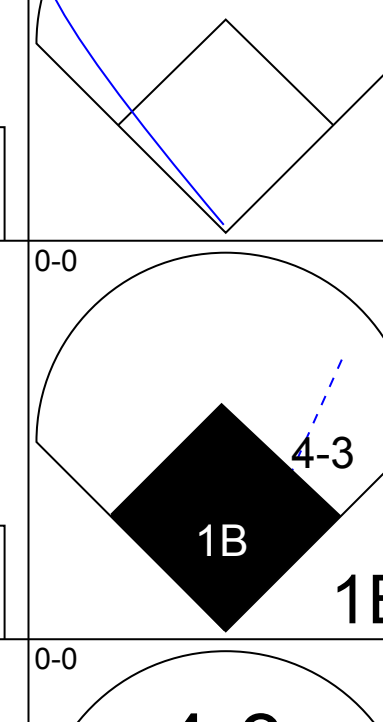
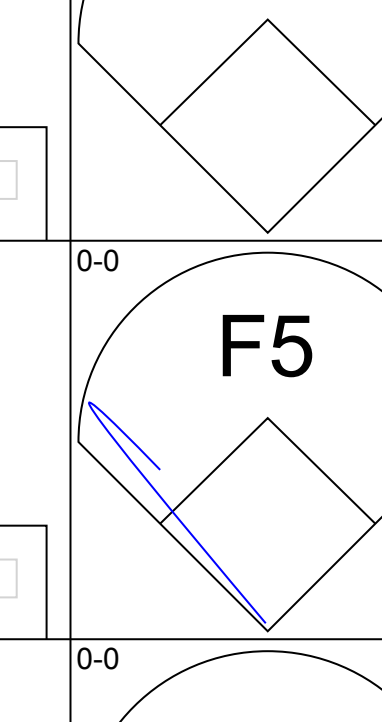
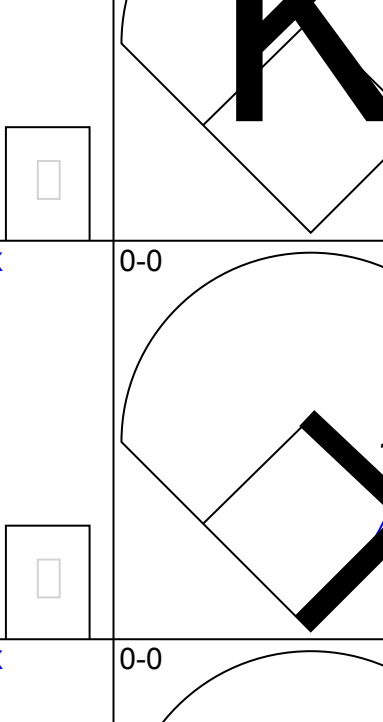
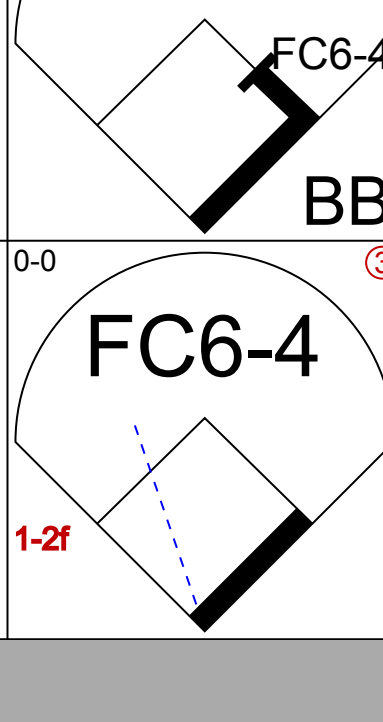
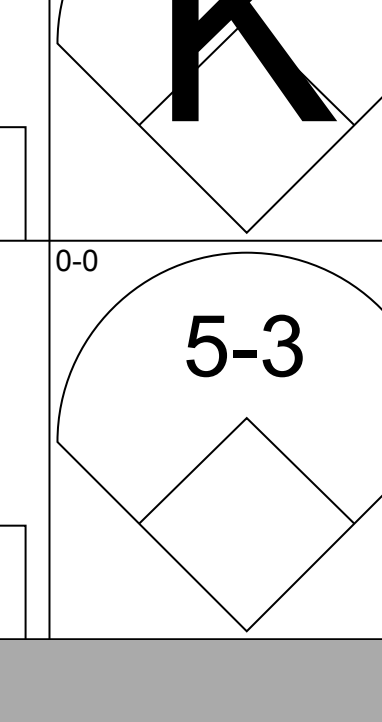
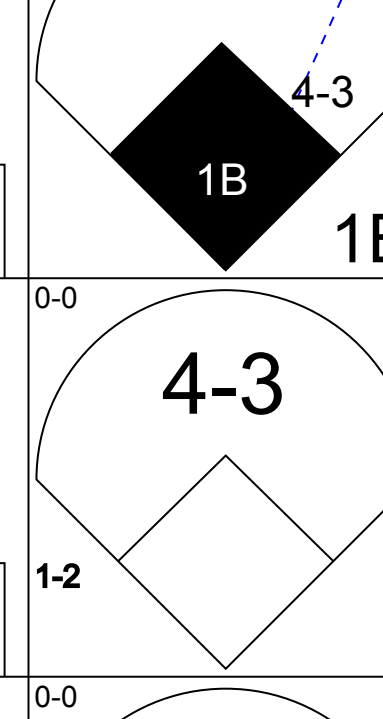
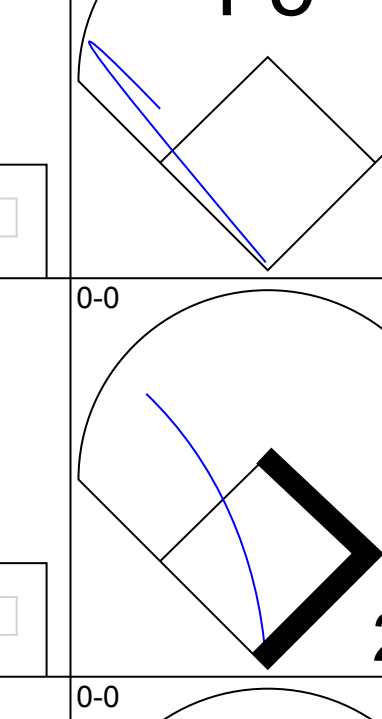
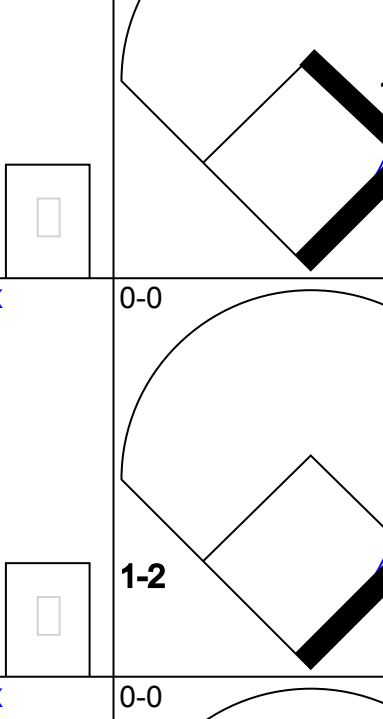
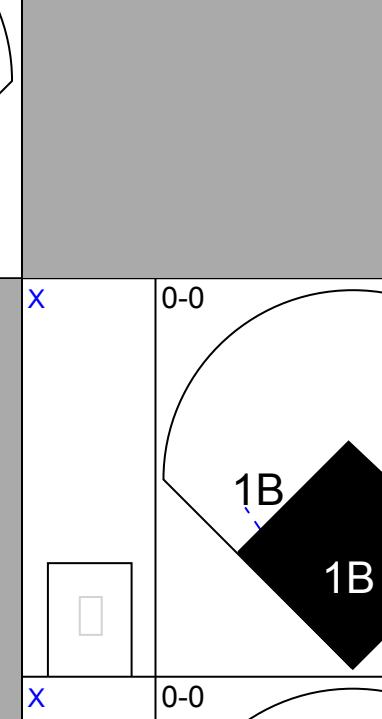

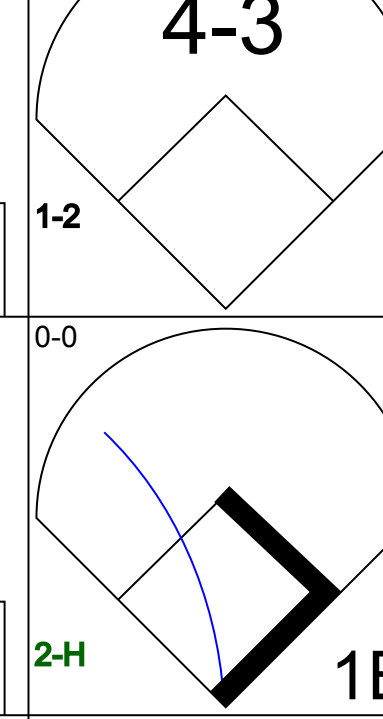
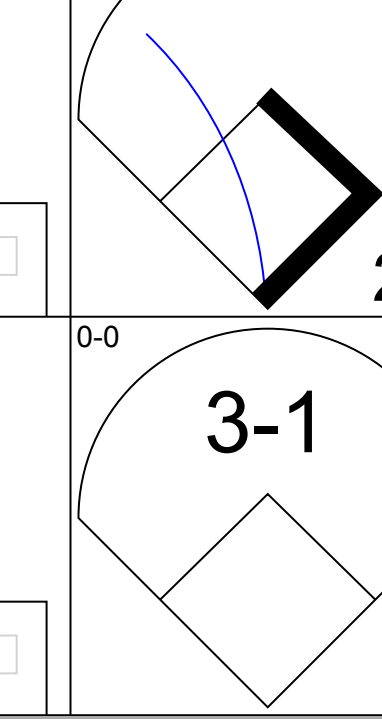
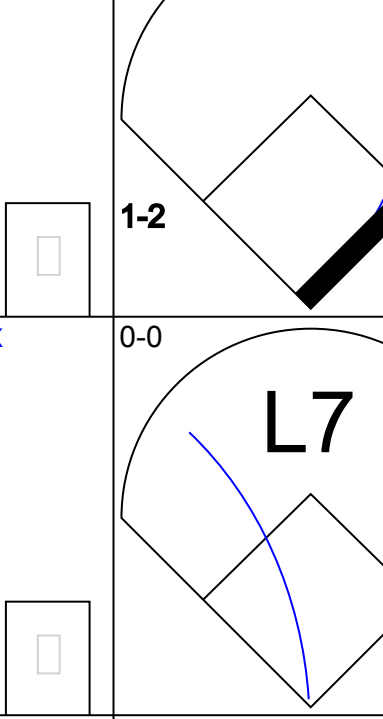
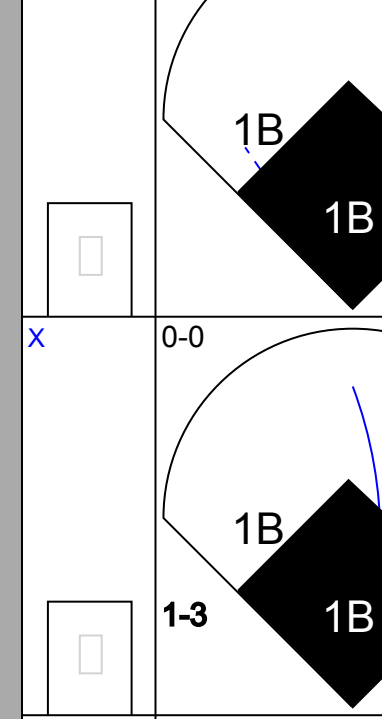

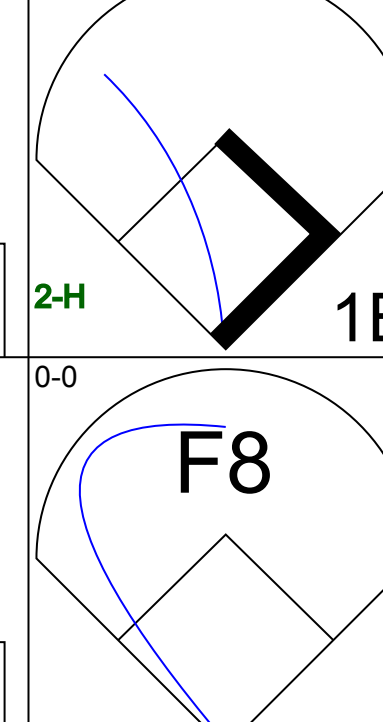
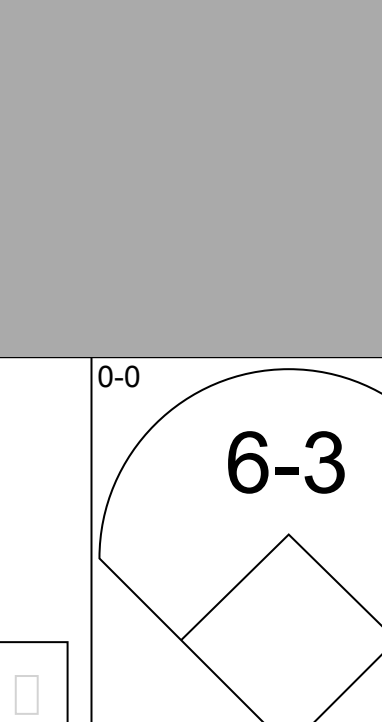
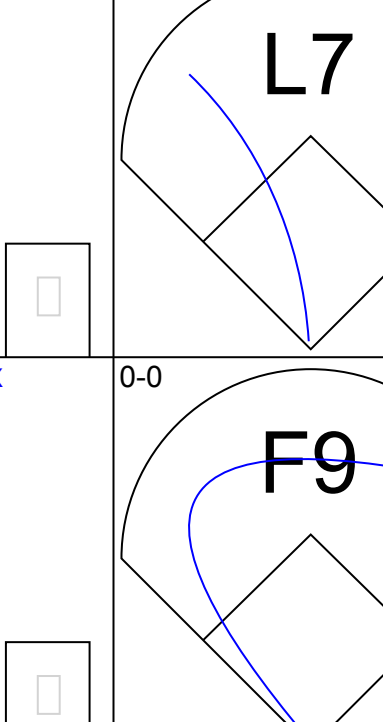
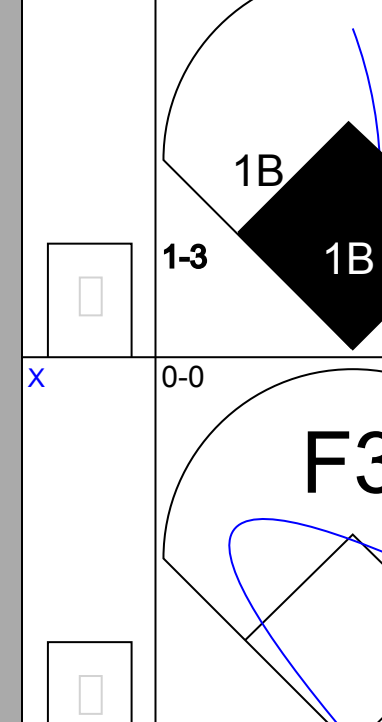
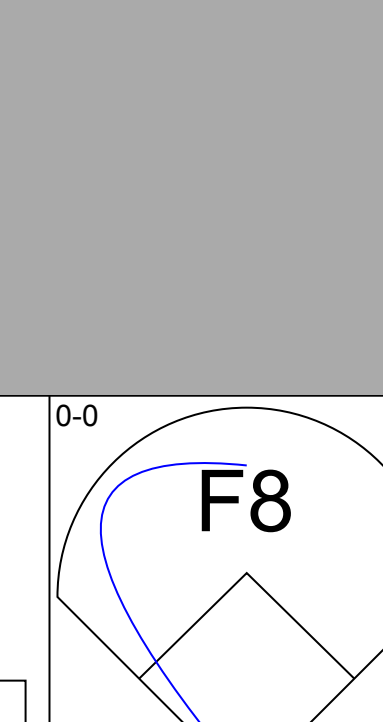
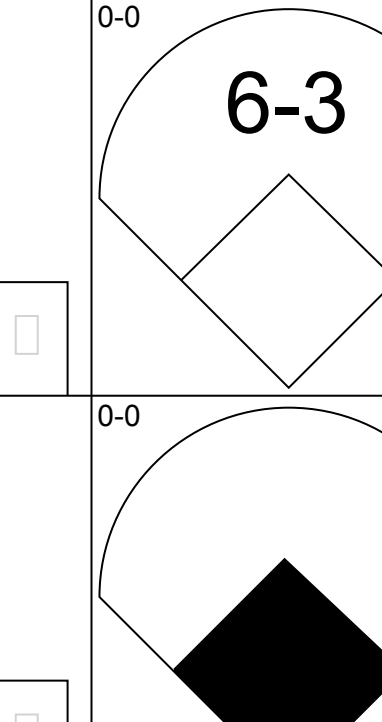
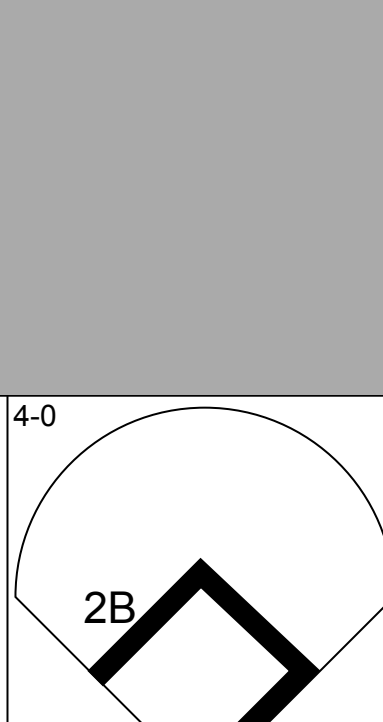
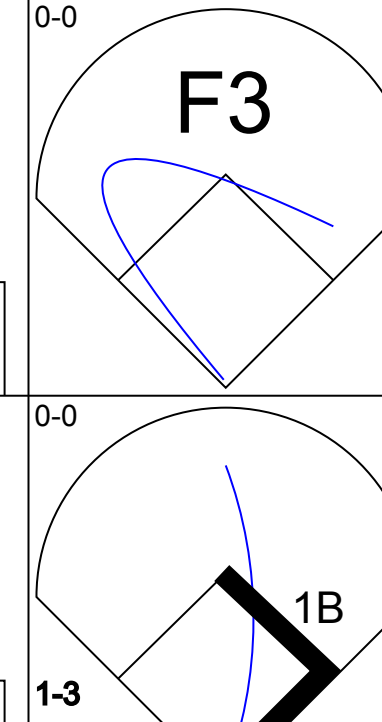
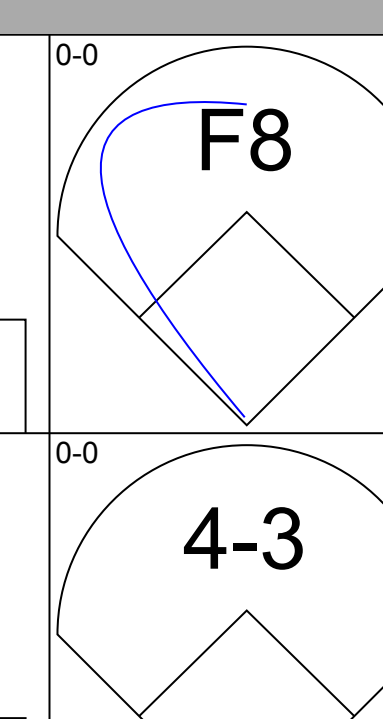
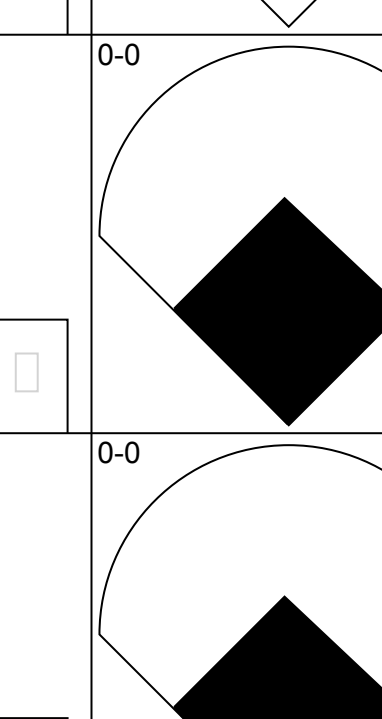
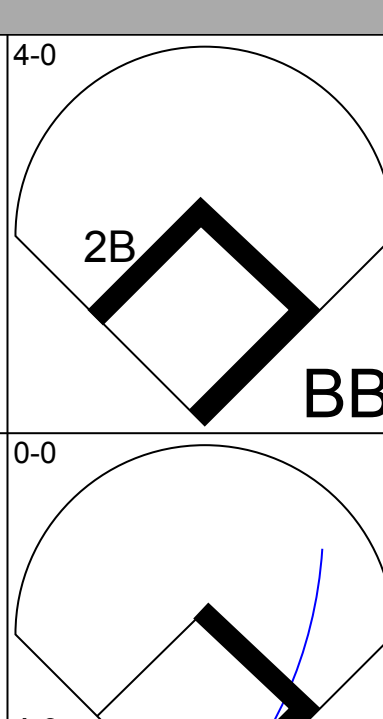
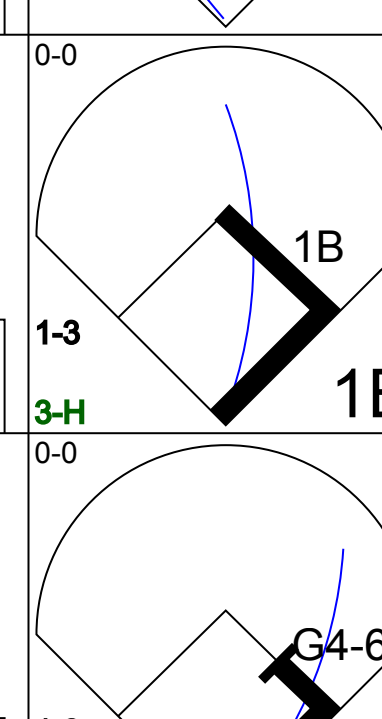
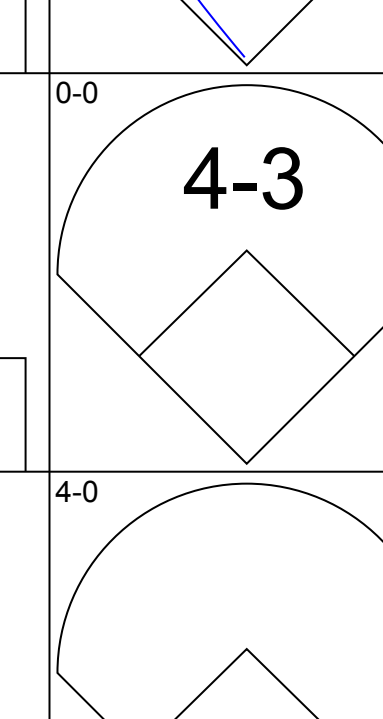
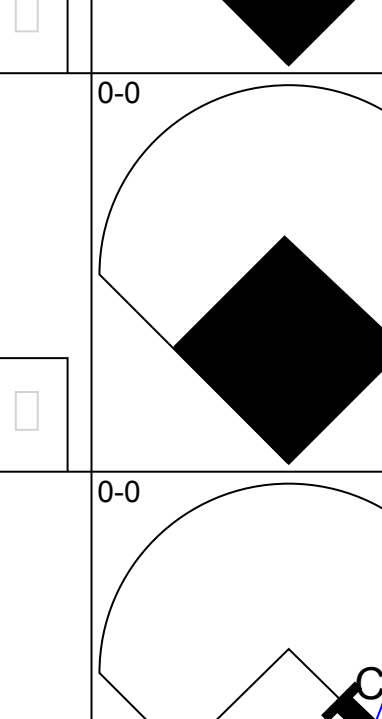
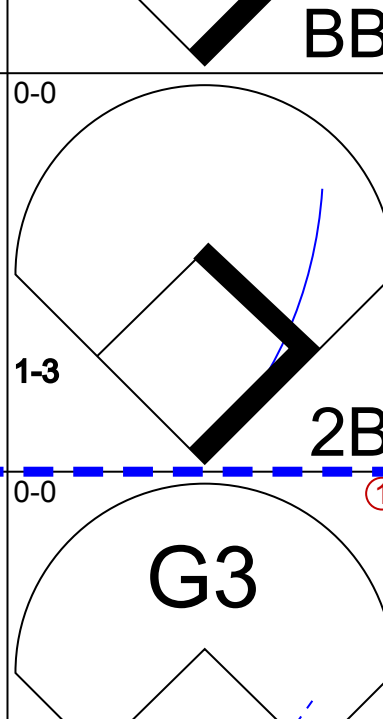
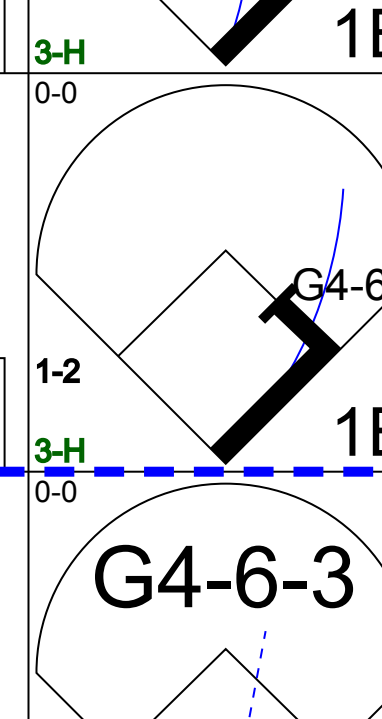

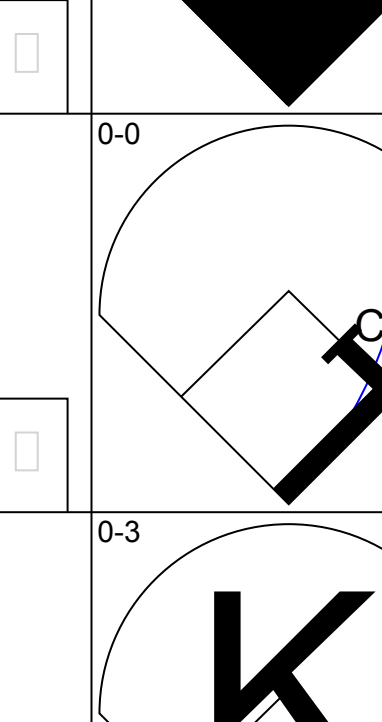
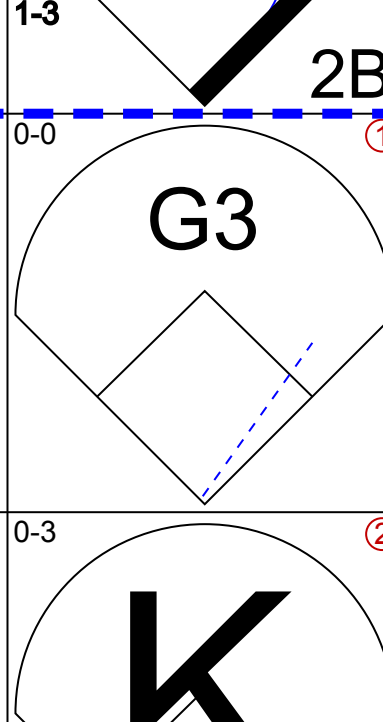
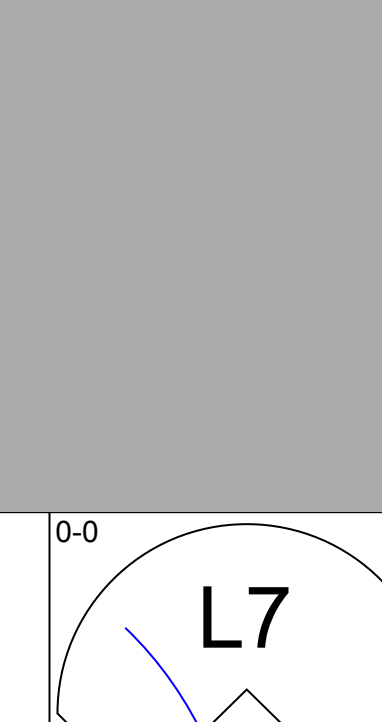




Batter	1	2	3	4	5	6	7	8	9	AB	R	H	RBI	BB	SO	LOB	TOP					
Rickey Henderson, R OBP: 0.427, SLG: 0.488 (1, 7)										3	0	0	0	1	3	1	<b>New York Yankees @ Boston Red Sox</b> Fenway Park, Boston, MA Wed Sep 09 1987, 7:05 PM EDT Att: 32,025 - Unknown					
Willie Randolph, R OBP: 0.401, SLG: 0.410 (1, 4)										4	1	1	0	0	1	1						
Don Mattingly, L OBP: 0.389, SLG: 0.567 (1, 3)										4	2	2	0	0	0	0						
Dave Winfield, R OBP: 0.367, SLG: 0.473 (1, 9)										4	0	2	1	0	0	0						
Mike Easter, L OBP: 0.329, SLG: 0.362 (1, 10)										4	0	1	1	0	2	2						
Mike Pagliaro, L OBP: 0.310, SLG: 0.510 (1, 5)										4	0	0	1	0	1	3						
Claudell Washington, L OBP: 0.324, SLG: 0.496 (1, 8)										4	0	0	0	0	2	3						
Rick Cerone, R OBP: 0.307, SLG: 0.327 (1, 2)										2	0	0	0	1	2	0						
Wayne Tolleson, S OBP: 0.308, SLG: 0.242 (8, PH)										1	0	0	0	0	1	0						
Dan Pasqua, L OBP: 0.313, SLG: 0.494 (8, 6)										1	0	0	0	0	0	0						
Bobby Meacham, S OBP: 0.327, SLG: 0.376 (8, 6)										0	0	0	0	0	0	0						
<b>Inning Stats</b>	R: 2 E: 0 K: 2 S: 11	H: 4 LOB: 2 BB: 0 P: 11	R: 0 E: 0 K: 2 S: 6	H: 0 LOB: 0 BB: 1 P: 10	R: 0 E: 0 K: 0 S: 3	H: 0 LOB: 0 BB: 0 P: 3	R: 0 E: 0 K: 1 S: 5	H: 0 LOB: 0 BB: 0 P: 5	R: 0 E: 0 K: 1 S: 5	H: 0 LOB: 1 BB: 1 P: 9	R: 0 E: 0 K: 0 S: 3	H: 0 LOB: 0 BB: 0 P: 3	R: 0 E: 0 K: 2 S: 7	H: 0 LOB: 0 BB: 0 P: 7	R: 0 E: 0 K: 2 S: 7	H: 0 LOB: 1 BB: 0 P: 7	R: 1 E: 0 K: 2 S: 9	H: 2 LOB: 1 BB: 0 P: 9	1B: 6 2B: 0 3B: 0 HR: 0	SF: 0 SAC: 1 DP: 0 HBP: 0	WP: 0 PB: 0 SB: 0 CS: 1	PA: 35
<b>PITCHER</b> Rogier Clemens, R ERA: 3.31 (1, 1)	IP: 9.0 WLS: W BF: 34 H: 6 R: 3 ER: 3 SO: 12 BB: 2 IBB: 0 HBP: 0 BLK: 0 WP: 0 HR: 0 S: 56 P: 64 ERA: 3.00 WHIP: 0.889															<b>PITCHER</b>						

AB 31  
R 3  
H 6  
RBI 3  
BB 2  
SO 12  
LOB 10



Batter	1	2	3	4	5	6	7	8	9	AB	R	H	RBI	BB	SO	LOB	BOTTOM			
Ellis Burks, R OBP: 0.323, SLG: 0.451 (1, 8)										4	0	0	0	1	2	0	<b>New York Yankees @ Boston Red Sox</b> Fenway Park, Boston, MA Wed Sep 09 1987, 7:05 PM EDT Att: 32,025 - Unknown			
Marty Barrett, R OBP: 0.344, SLG: 0.337 (1, 4)										5	1	2	0	0	0	3				
Wade Boggs, L OBP: 0.354, SLG: 0.585 (1, 5)										4	1	3	0	0	0	1				
Mike Greenwell, L OBP: 0.409, SLG: 0.608 (1, 7)										4	1	2	1	0	0	3				
Dwight Evans, R OBP: 0.422, SLG: 0.613 (1, 3)										4	0	0	0	0	0	5				
Jim Rice, R OBP: 0.380, SLG: 0.425 (1, 10)										3	1	2	2	1	0	0				
Todd Benzinger, S OBP: 0.342, SLG: 0.381 (1, 9)										4	1	3	2	0	0	0				
Spike Owen, S OBP: 0.336, SLG: 0.341 (1, 6)										3	0	1	0	1	0	4				
John Marzano, R OBP: 0.271, SLG: 0.431 (1, 2)										4	0	0	0	0	2	4				
<b>Inning Stats</b>	R: 1 E: 0 K: 0 S: 5	H: 2 LOB: 1 BB: 0 P: 5	R: 0 E: 0 K: 0 S: 3	H: 0 LOB: 1 BB: 1 P: 7	R: 0 E: 0 K: 0 S: 4	H: 1 LOB: 1 BB: 0 P: 4	R: 2 E: 0 K: 1 S: 7	H: 3 LOB: 0 BB: 0 P: 7	R: 0 E: 0 K: 1 S: 7	H: 2 LOB: 2 BB: 0 P: 7	R: 0 E: 0 K: 1 S: 6	H: 1 LOB: 3 BB: 2 P: 14	R: 2 E: 0 K: 0 S: 6	H: 4 LOB: 1 BB: 0 P: 6	R: 0 E: 0 K: 1 S: 5	H: 0 LOB: 0 BB: 0 P: 5		1B: 9 2B: 2 3B: 0 HR: 2	SF: 0 SAC: 0 DP: 1 HBP: 0	WP: 0 PB: 0 SB: 0 CS: 1
<b>PITCHER</b> Charles Hudson, R ERA: 3.97 (6, 1)	IP: 5.0 WLS: L BF: 25 H: 9 R: 3 ER: 3 SO: 3 BB: 2 IBB: 0 HBP: 0 BLK: 0 WP: 0 HR: 2 S: 27 P: 35 ERA: 5.40 WHIP: 2.200															<b>PITCHER</b>				
Tim Stoddard, R ERA: 3.49 (7, 1)	IP: 1.1 WLS: 0 BF: 9 H: 4 R: 2 ER: 2 SO: 1 BB: 1 IBB: 0 HBP: 0 BLK: 0 WP: 0 HR: 0 S: 10 P: 14 ERA: 13.50 WHIP: 3.750															<b>PITCHER</b>				
Neil Allen, R ERA: 6.19 (7, 1)	IP: 1.2 WLS: 0 BF: 4 H: 0 R: 0 ER: 0 SO: 1 BB: 0 IBB: 0 HBP: 0 BLK: 0 WP: 0 HR: 0 S: 6 P: 6 ERA: 0.00 WHIP: 0.000															<b>PITCHER</b>				

AB 35  
R 5  
H 13  
RBI 5  
BB 3  
SO 4  
LOB 20





Batter	1	2	3	4	5	6	7	8	9	AB	R	H	RBI	BB	SO	LOB	TOP				
<b>Pete Stanicsek, S</b> OBP: 0.433, SLG: 0.429 (1, 10)	0-0 3-1		0-0 6-3 1B		0-0 1B		0-0 FC5-4 1B		0-0 F8	5	0	3	0	0	0	0					
<b>Billy Ripken, R</b> OBP: 0.368, SLG: 0.386 (1, 4)	0-0 F9		0-0 6-3		0-0 1B		0-0 FC5-4 1B		0-0 5-3	5	0	1	1	0	0	2					
<b>Cal Ripken Jr., R</b> OBP: 0.337, SLG: 0.436 (1, 6)	4-0 FC6-4 BB		0-0 F3						0-0 G3 BB 1B	2	1	1	0	2	0	1					
<b>Eddie Murray, S</b> OBP: 0.345, SLG: 0.485 (1, 3)	0-0 FC6-4 1-2				0-0 1B				4-0 G3 1B BB	3	1	1	0	1	0	3					
<b>Fred Lynn, L</b> OBP: 0.331, SLG: 0.503 (1, 8)		0-0 F8			0-0 F9				0-0 G3	4	0	0	0	0	0	3					
<b>Ray Knight, R</b> OBP: 0.311, SLG: 0.382 (1, 5)		0-0 1B			0-0 L7				0-0 G4-6-3 1B	4	1	3	2	0	0	1					
<b>Larry Sheets, L</b> OBP: 0.351, SLG: 0.574 (1, 7)		0-0 F8			0-0 4-3				0-0 G4-6-3 1B	4	0	0	0	0	0	4					
<b>Terry Kennedy, L</b> OBP: 0.303, SLG: 0.383 (1, 2)		0-0 L7							0-0 F8	4	0	1	1	0	0	1					
<b>Jim Dwyer, L</b> OBP: 0.386, SLG: 0.518 (1, 9)			4-0 1B BB						0-0 1B 1B	3	1	1	0	1	2	0					
<b>Inning Stats</b>	R: 0 E: 0 K: 0 S: 3	H: 0 LOB: 1 BB: 1 P: 7	R: 0 E: 0 K: 0 S: 4	H: 1 LOB: 1 BB: 0 P: 4	R: 0 E: 0 K: 0 S: 3	H: 1 LOB: 1 BB: 1 P: 7	R: 0 E: 0 K: 0 S: 4	H: 1 LOB: 1 BB: 0 P: 4	R: 1 E: 0 K: 0 S: 5	H: 3 LOB: 2 BB: 1 P: 9	R: 0 E: 0 K: 1 S: 6	H: 1 LOB: 0 BB: 0 P: 6	R: 3 E: 0 K: 0 S: 5	H: 3 LOB: 1 BB: 1 P: 9	R: 0 E: 0 K: 1 S: 5	H: 0 LOB: 0 BB: 0 P: 5	1B: 11 2B: 0 3B: 0 HR: 0	SF: 0 SAC: 0 DP: 1 HBP: 0	WP: 0 PB: 0 SB: 0 CS: 0	PA: 38	
<b>PITCHER</b>	IP	WLS	BF	H	R	ER	SO	BB	IBB	HBP	BLK	WP	HR	S	P	ERA	WHIP				
<b>Bob Woodward, R</b> ERA: 6.86 (1, 1)	7.0		31	9	3	3	1	4	0	0	0	0	0	29	45	3.86	1.857				
<b>Joe Sambito, L</b> ERA: 6.89 (8, 1)	1.0	W	4	2	1	1	0	0	0	0	0	0	0	4	4	9.00	2.000				
<b>Wes Gardner, R</b> ERA: 5.29 (9, 1)	1.0	S	3	0	0	0	1	0	0	0	0	0	0	5	5	0.00	0.000				

**Baltimore Orioles @ Boston Red Sox**  
Fenway Park, Boston, MA  
Thu Sep 10 1987, 7:05 PM EDT  
Att: 19,639 - Unknown

AB 34  
R 4  
H 11  
RBI 4  
BB 4  
SO 2  
LOB 15



Batter	1	2	3	4	5	6	7	8	9	AB	R	H	RBI	BB	SO	LOB	BOTTOM				
<b>Ellis Burks, R</b> OBP: 0.319, SLG: 0.446 (1, 8)	0-0 F4		0-0 F4		0-0 F6		0-0 L6	0-0 F9		5	0	0	0	0	0	2					
<b>Marty Barrett, R</b> OBP: 0.345, SLG: 0.340 (1, 4)	0-0 6-3		0-0 4-3		0-0 2B		0-0 1B			4	1	2	0	0	0	1					
<b>Wade Boggs, L</b> OBP: 0.457, SLG: 0.592 (1, 5)	4-0 FC6-4 BB			0-0 1B FC3-2 2B	0-0 2B		0-0 1B			3	0	3	1	1	0	0					
<b>Ed Romero, R</b> OBP: 0.339, SLG: 0.302 (7, PR)					0-0 2B		0-0 1B			0	0	0	0	0	0	0					
<b>Mike Greenwell, L</b> OBP: 0.407, SLG: 0.604 (1, 7)	0-0 FC6-4 1-2			0-0 FC3-2 BB 1B	0-0 F7		0-0 F9			4	1	1	0	0	0	4					
<b>Jim Rice, R</b> OBP: 0.359, SLG: 0.422 (1, 10)		0-3 K		4-0 FC3-2 1B BB	0-0 6-3		0-0 4-3			3	1	0	0	1	1	1					
<b>Todd Benzinger, S</b> OBP: 0.346, SLG: 0.380 (1, 9)		0-0 CS 1B		0-0 FC3-2 1B			0-0 L3	4-0 3B BB		3	1	1	0	1	0	3					
<b>Pat Dodson, L</b> OBP: 0.133, SLG: 0.179 (1, 3)		0-0 F7		0-3 K			0-0 4-3	0-0 F4		4	0	0	0	0	1	5					
<b>Spike Owen, S</b> OBP: 0.340, SLG: 0.350 (1, 6)	0-0 CS 1-2	0-0 CS	0-0 1B	0-0 1B	0-0 1B		0-0 G3	0-0 1B 3B		4	1	3	3	0	0	0					
<b>John Marzano, R</b> OBP: 0.270, SLG: 0.425 (1, 2)			0-3 K	0-3 K			0-0 F8	0-0 1B		4	0	1	1	0	2	3					
<b>Inning Stats</b>	R: 0 E: 0 K: 0 S: 3	H: 0 LOB: 1 BB: 1 P: 7	R: 0 E: 0 K: 1 S: 5	H: 1 LOB: 0 BB: 0 P: 5	R: 0 E: 0 K: 1 S: 6	H: 1 LOB: 1 BB: 0 P: 6	R: 2 E: 0 K: 2 S: 10	H: 3 LOB: 2 BB: 1 P: 14	R: 1 E: 0 K: 0 S: 5	H: 2 LOB: 1 BB: 0 P: 5	R: 0 E: 0 K: 0 S: 3	H: 0 LOB: 0 BB: 0 P: 3	R: 0 E: 0 K: 0 S: 5	H: 2 LOB: 2 BB: 0 P: 5	R: 2 E: 0 K: 0 S: 5	H: 2 LOB: 1 BB: 1 P: 9	1B: 7 2B: 3 3B: 1 HR: 0	SF: 0 SAC: 0 DP: 0 HBP: 0	WP: 0 PB: 0 SB: 0 CS: 1	PA: 38	
<b>PITCHER</b>	IP	WLS	BF	H	R	ER	SO	BB	IBB	HBP	BLK	WP	HR	S	P	ERA	WHIP				
<b>Jose Mesa, R</b> ERA: 4.5 (1, 1)	6.0		26	7	3	3	4	2	0	0	0	0	0	32	40	4.50	1.500				
<b>Mark Williamson, R</b> ERA: 3.99 (7, 1)	1.1		7	2	1	1	0	1	0	0	0	0	0	6	10	6.75	2.250				
<b>Tom Niedenfuer, R</b> ERA: 4.53 (8, 1)	0.2	L	4	2	1	1	0	0	0	0	0	0	0	4	4	13.50	3.000				

**Baltimore Orioles @ Boston Red Sox**  
Fenway Park, Boston, MA  
Thu Sep 10 1987, 7:05 PM EDT  
Att: 19,639 - Unknown

AB 34  
R 5  
H 11  
RBI 5  
BB 3  
SO 4  
LOB 19



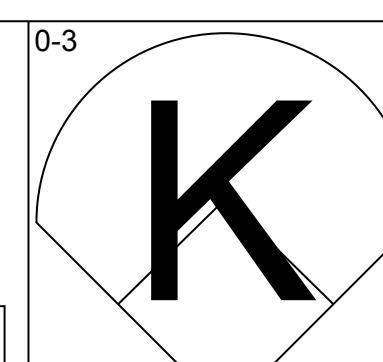
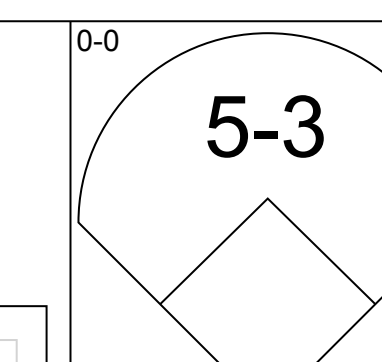
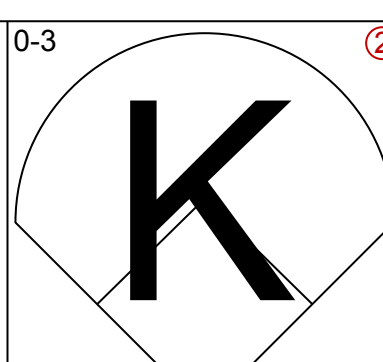
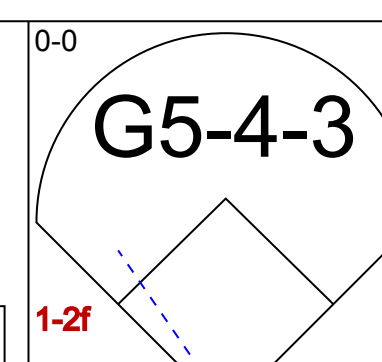
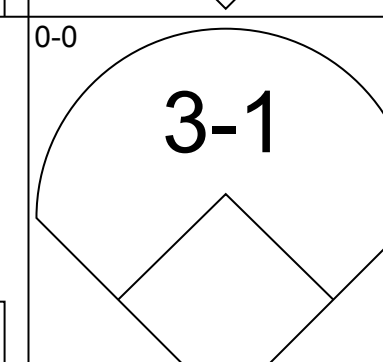
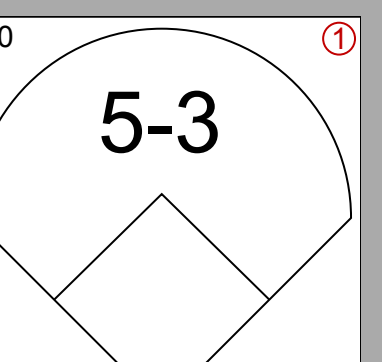
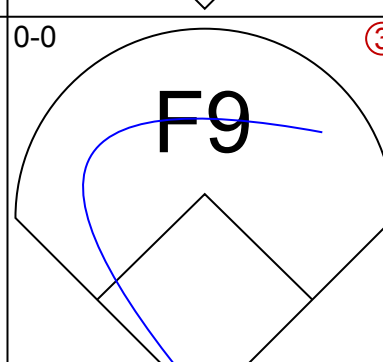
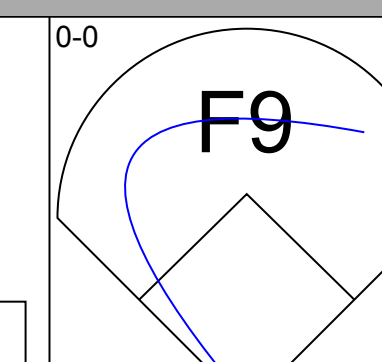
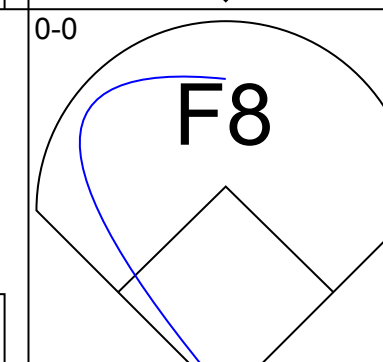
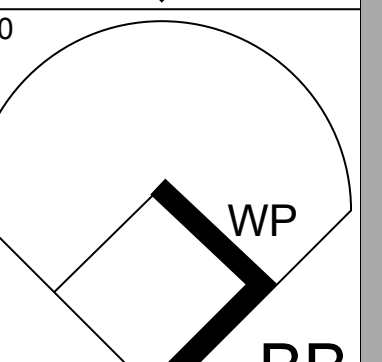
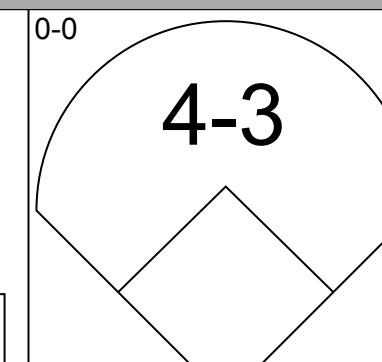
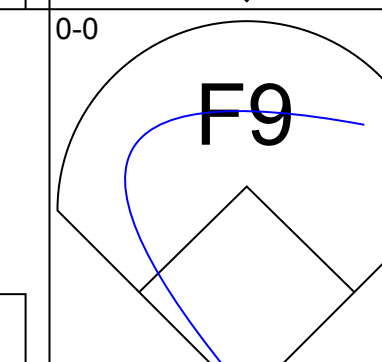
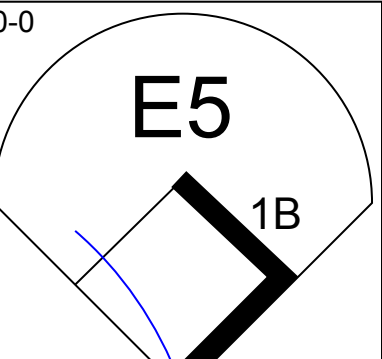

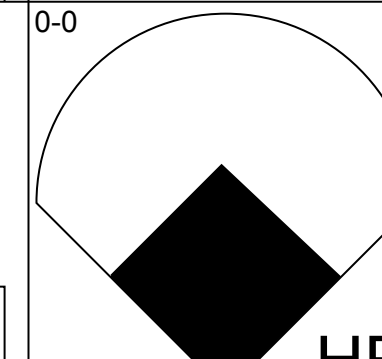
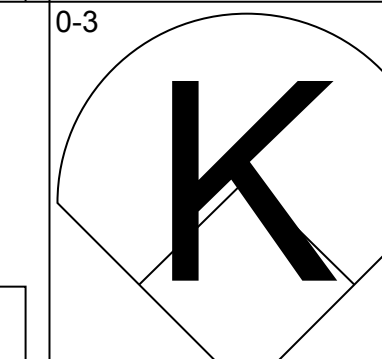

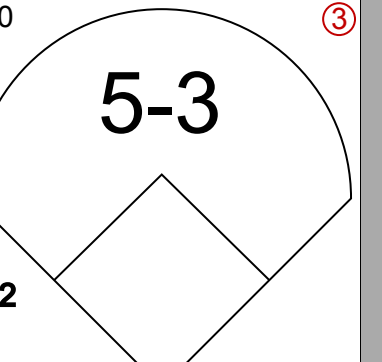
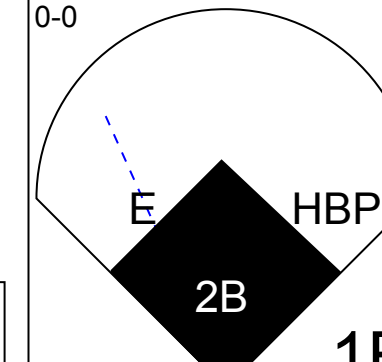
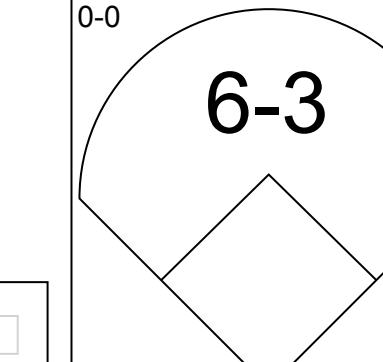
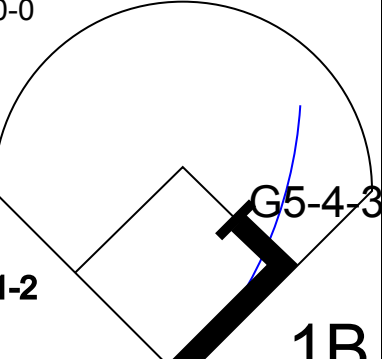
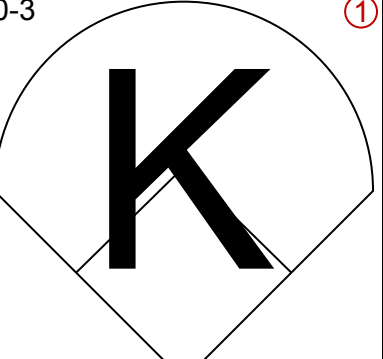
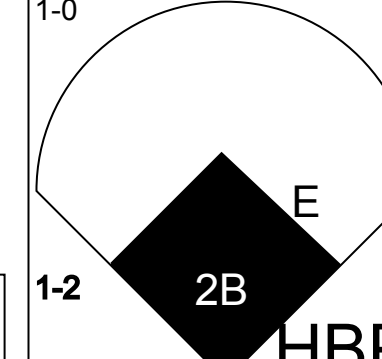
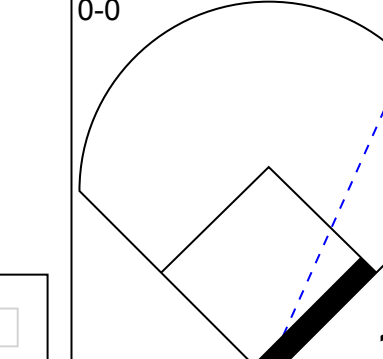
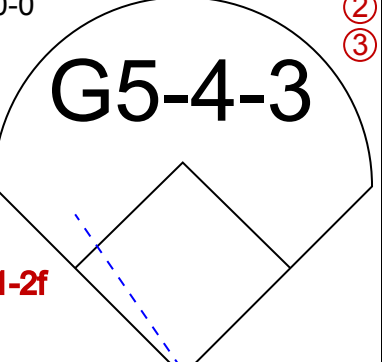
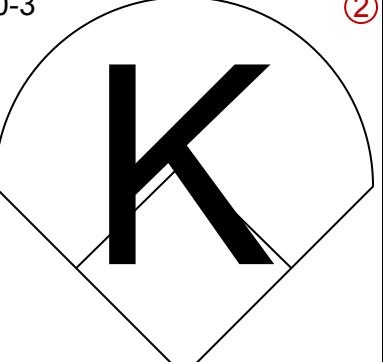
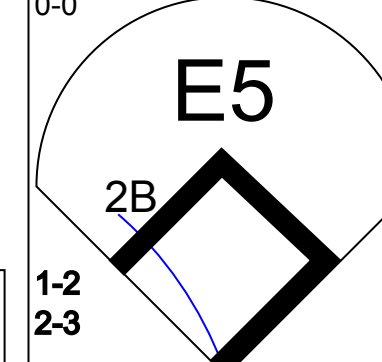
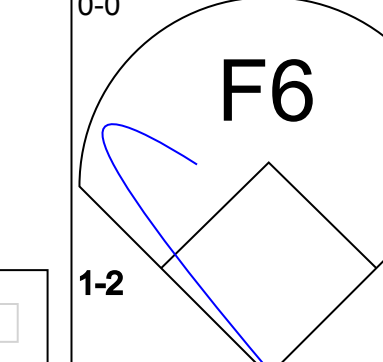
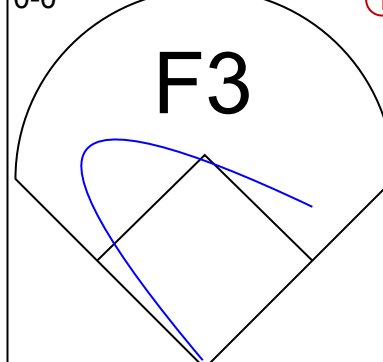
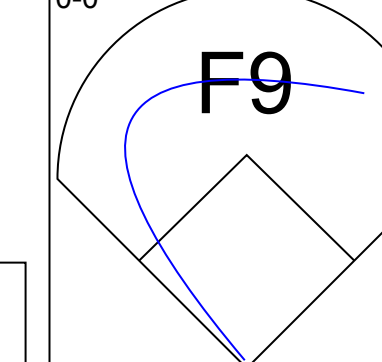
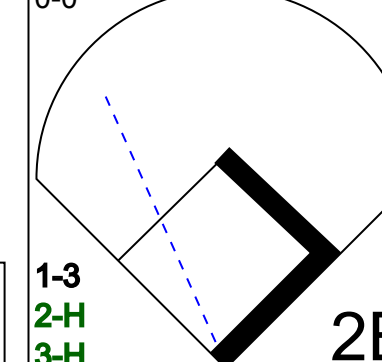
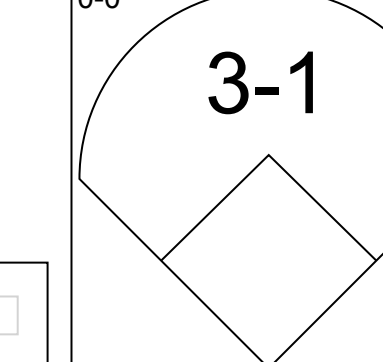
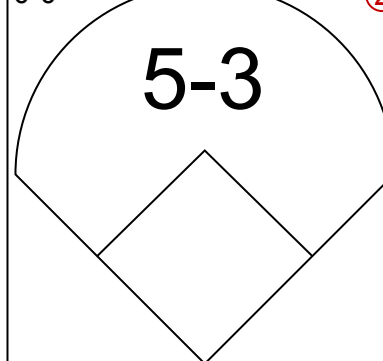
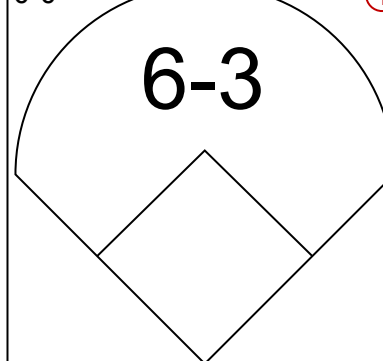
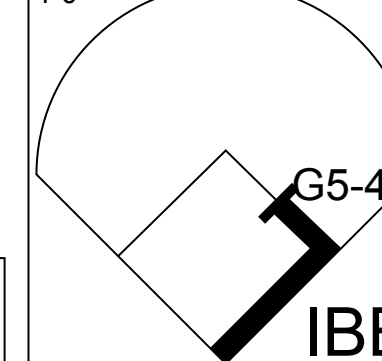
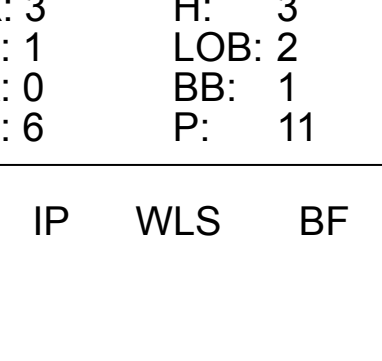


Batter	1	2	3	4	5	6	7	8	9	AB	R	H	RBI	BB	SO	LOB	TOP				
<b>Pete Stanicek, S</b> (1, 10) OBP: 0.382, SLG: 0.375	F8		G6-4-3		FC3-6			F8		4	0	0	0	0	0	2	<b>Baltimore Orioles @ Boston Red Sox</b> Fenway Park, Boston, MA Fri Sep 11 1987, 7:05 PM EDT Att: 24,938 - Unknown				
<b>Billy Ripken, R</b> (1, 4) OBP: 0.366, SLG: 0.381	6-3			F2	F7			BB		3	0	0	0	1	0	1					
<b>Larry Sheets, L</b> (1, 9) OBP: 0.353, SLG: 0.576	L7			1B SF9	2B			1-4-3		4	1	2	0	0	0	1					
<b>Eddie Murray, S</b> (1, 3)		F7		1B 1B	1B			G6-3		4	1	1	0	0	0	1					
<b>Cal Ripken Jr., R</b> (1, 6) OBP: 0.334, SLG: 0.434	K			SF9				L9		3	0	0	1	0	1	0					
<b>Ray Knight, R</b> (1, 5) OBP: 0.313, SLG: 0.382	F9			1B 1-2	1B			BB		3	0	1	0	1	1	0					
<b>Terry Kennedy, L</b> (1, 2) OBP: 0.307, SLG: 0.386			FC6-4 1B	1-3 2-H	1B			1-2 1B		4	0	3	1	0	0	0					
<b>Mike Young, S</b> (1, 7) OBP: 0.331, SLG: 0.412			FC6-4 1B		F9			3-1		4	1	0	0	0	1	3					
<b>Mike Hart, L</b> (1, 8) OBP: 0.234, SLG: 0.455			G6-4-3 1B		FC3-6 1B			F4		3	0	2	1	0	0	0					
<b>Inning Stats</b>	R: 0 E: 0 K: 0 S: 3	H: 0 LOB: 0 BB: 0 P: 3	R: 0 E: 0 K: 1 S: 5	H: 0 LOB: 0 BB: 0 P: 5	R: 1 E: 0 K: 0 S: 4	H: 2 LOB: 0 BB: 0 P: 4	R: 2 E: 0 K: 0 S: 6	H: 4 LOB: 2 BB: 0 P: 6	R: 0 E: 1 K: 0 S: 4	H: 1 LOB: 1 BB: 0 P: 4	R: 0 E: 0 K: 2 S: 7	H: 0 LOB: 0 BB: 0 P: 7	R: 0 E: 0 K: 0 S: 3	H: 0 LOB: 1 BB: 1 P: 7	R: 0 E: 0 K: 0 S: 4	H: 1 LOB: 2 BB: 1 P: 8	1B: 8 2B: 1 3B: 0 HR: 0	SF: 1 SAC: 0 DP: 2 HBP: 0	WP: 0 PB: 0 SB: 1 CS: 0	PA: 35	
<b>PITCHER</b>	IP	WLS	BF	H	R	ER	SO	BB	IBB	HBP	BLK	WP	HR	S	P	ERA	WHIP				
<b>Jeff Sellers, R</b> (1, 1) ERA: 5.32	8.0	W	30	8	3	3	3	1	0	0	0	0	0	35	39	3.38	1.125				
<b>Calvin Schiraldi, R</b> (9, 1) ERA: 4.4	1.0		5	1	0	0	0	1	0	0	0	0	0	4	8	0.00	2.000				

Batter	1	2	3	4	5	6	7	8	9	AB	R	H	RBI	BB	SO	LOB	BOTTOM				
<b>Ellis Burks, R</b> (1, 8) OBP: 0.322, SLG: 0.450	F8 SH1-3 1B		F5	BB SF8 1B		P3		SF9 2B 2B		5	3	3	0	0	0	0	<b>Baltimore Orioles @ Boston Red Sox</b> Fenway Park, Boston, MA Fri Sep 11 1987, 7:05 PM EDT Att: 24,938 - Unknown				
<b>Marty Barrett, R</b> (1, 4) OBP: 0.348, SLG: 0.345	SH1-3		1B	SF8 BB 1B		G6-4-3 1B		SF9		3	1	3	2	0	0	0					
<b>Wade Boggs, L</b> (1, 5) OBP: 0.459, SLG: 0.590			1B	1-2 2-3 3-H				2-3 3-H 4-0		3	0	1	1	2	0	2					
<b>Ed Romero, R</b> (6, PR) OBP: 0.339, SLG: 0.302	F8		1B	FC5-4 BB		G6-4-3		2B IBB		0	1	0	0	0	0	0					
<b>Mike Greenwell, L</b> (1, 7) OBP: 0.407, SLG: 0.605	BB		K	SF8				WP		4	0	2	4	0	1	2					
<b>Dwight Evans, R</b> (1, 3) OBP: 0.425, SLG: 0.613	BB		1-2 2-H	1B				1-H 3-H		2	0	1	1	3	1	2					
<b>Jim Rice, R</b> (1, 10) OBP: 0.355, SLG: 0.416	F9		F4	FC5-4				BB		5	0	0	0	0	1	9					
<b>Todd Benzinger, S</b> (1, 9) OBP: 0.356, SLG: 0.411			L3 1B	HR				L9		4	1	3	1	0	0	1					
<b>Spike Owen, S</b> (1, 6) OBP: 0.341, SLG: 0.352	L3		1-2	1B HBP	1B			P3		4	2	2	0	0	0	2					
<b>John Marzano, R</b> (1, 2) OBP: 0.270, SLG: 0.414	G3		G3	1B BB HBP				K		3	1	0	0	0	2	2					
<b>Inning Stats</b>	R: 1 E: 0 K: 0 S: 5	H: 2 LOB: 2 BB: 1 P: 9	R: 0 E: 0 K: 0 S: 3	H: 1 LOB: 0 BB: 0 P: 3	R: 1 E: 0 K: 1 S: 8	H: 3 LOB: 2 BB: 0 P: 8	R: 4 E: 0 K: 1 S: 9	H: 4 LOB: 2 BB: 1 P: 14	R: 0 E: 0 K: 1 S: 5	H: 1 LOB: 1 BB: 0 P: 5	R: 0 E: 0 K: 0 S: 3	H: 1 LOB: 0 BB: 0 P: 3	R: 0 E: 0 K: 0 S: 3	H: 0 LOB: 1 BB: 1 P: 7	R: 3 E: 0 K: 2 S: 10	H: 3 LOB: 2 BB: 2 P: 18	1B: 12 2B: 4 3B: 0 HR: 1	SF: 2 SAC: 1 DP: 3 HBP: 1	WP: 1 PB: 0 SB: 0 CS: 1	PA: 42	
<b>PITCHER</b>	IP	WLS	BF	H	R	ER	SO	BB	IBB	HBP	BLK	WP	HR	S	P	ERA	WHIP				
<b>John Habyan, R</b> (1, 1) ERA: 4.79	3.0	L	20	10	6	6	1	0	1	0	0	0	0	10	14	0.00	1.000				
<b>Mike Kinnunen, L</b> (4, 1) ERA: 3.0	2.0		7	1	0	0	2	1	0	0	0	0	0	10	14	0.00	1.000				
<b>Luis DeLeon, R</b> (6, 1) ERA: 7.2	2.2		12	3	3	3	1	1	1	0	0	0	0	12	20	10.12	1.500				
<b>Jack O'Connor, L</b> (8, 1) ERA: 5.08	0.1		3	1	0	0	1	1	0	0	0	1	0	4	8	0.00	6.000				

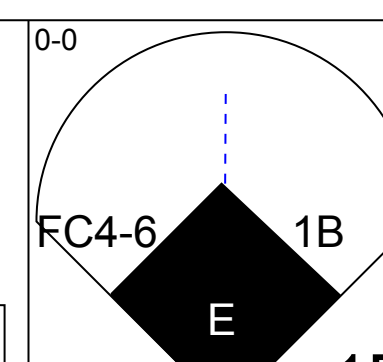
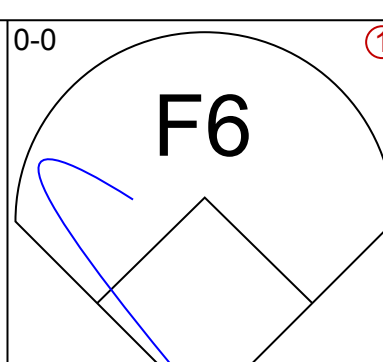
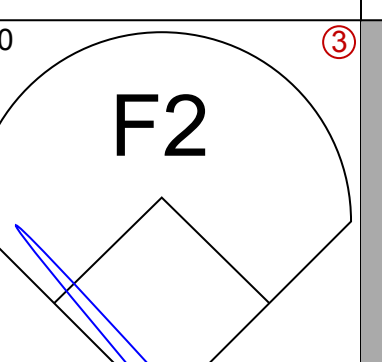
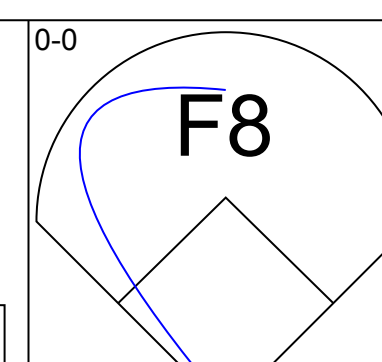
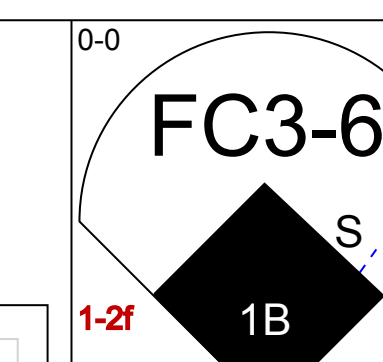
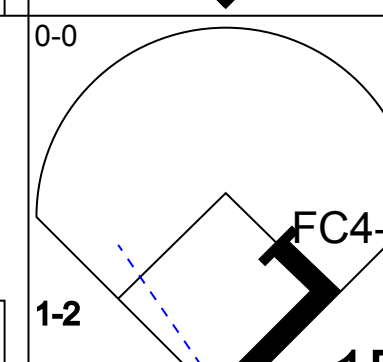
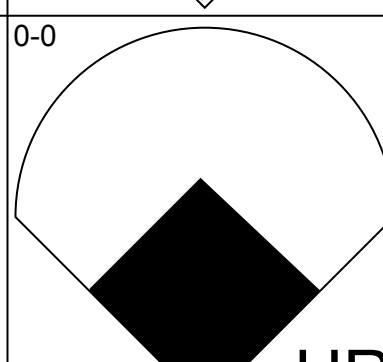
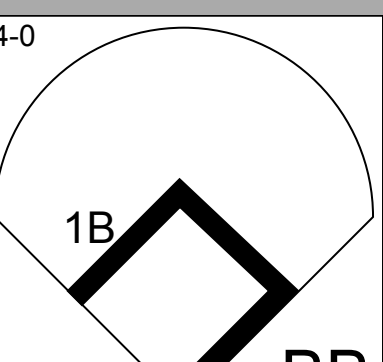
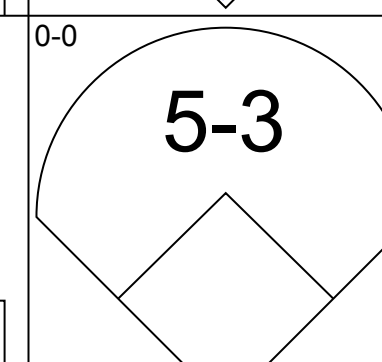
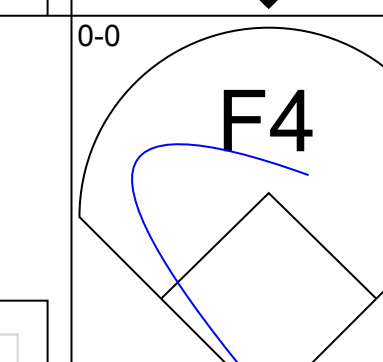
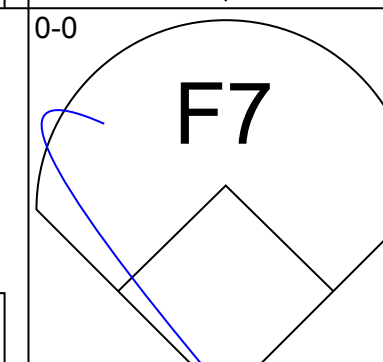
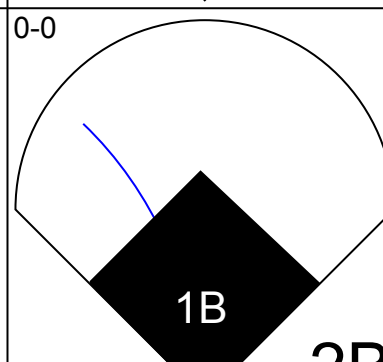
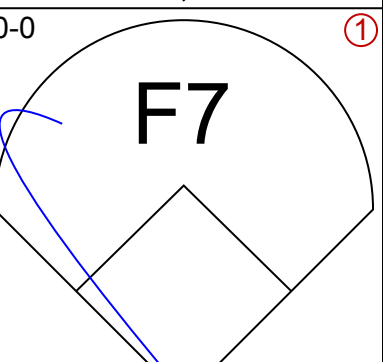
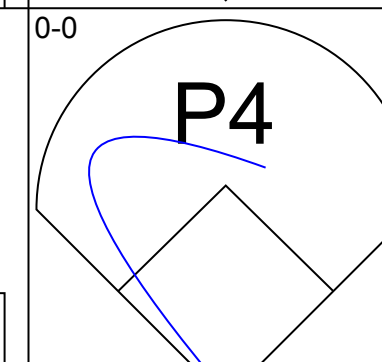
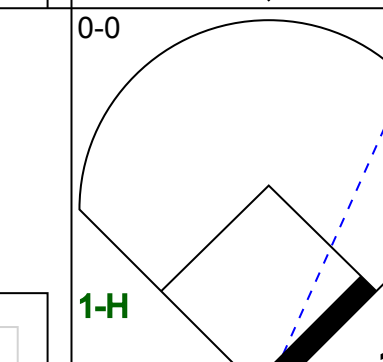
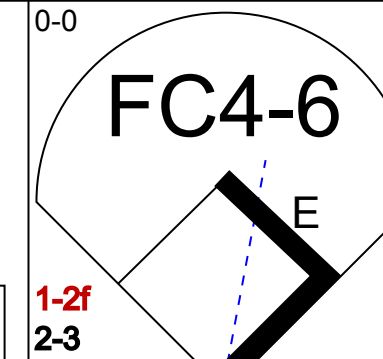
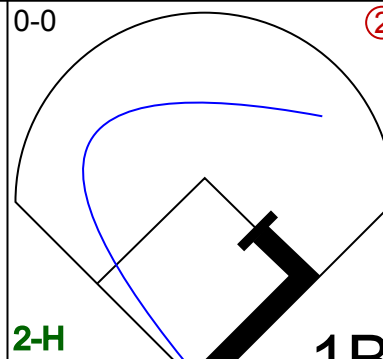
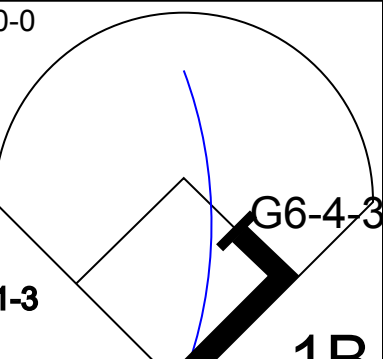
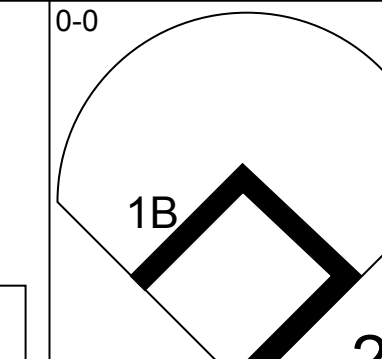
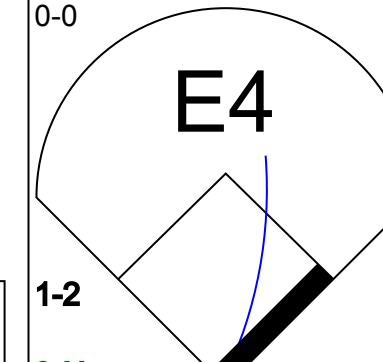
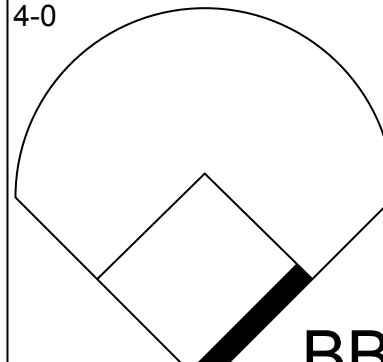
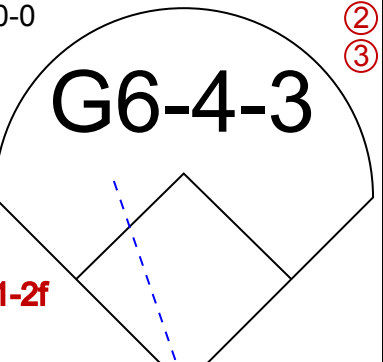
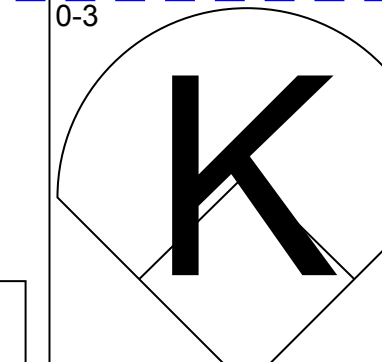
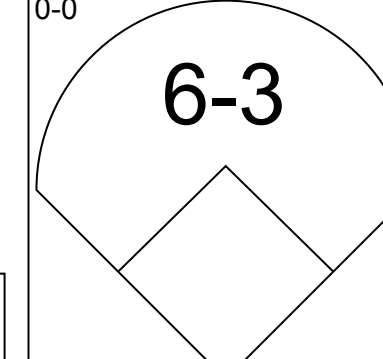
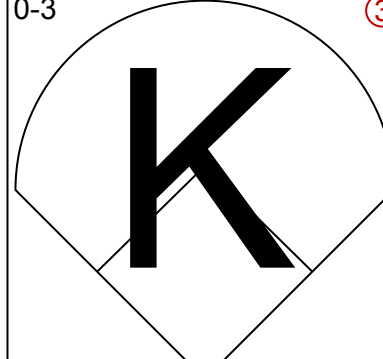
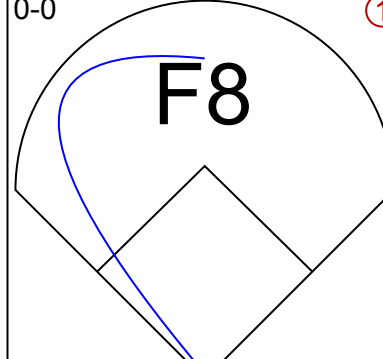
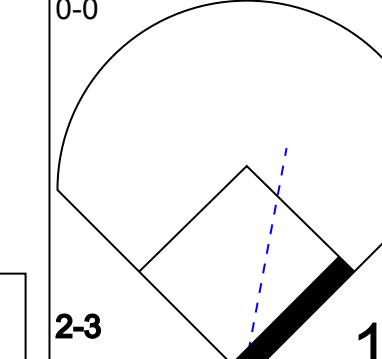
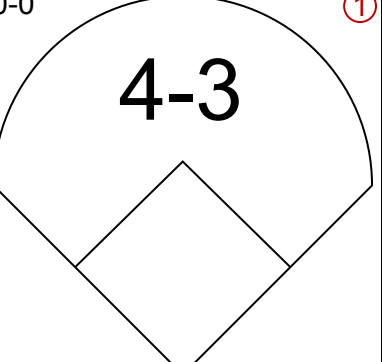
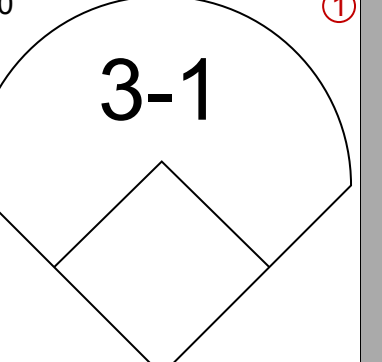
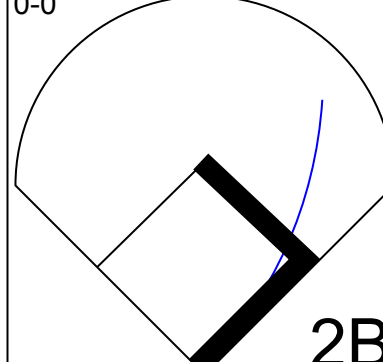
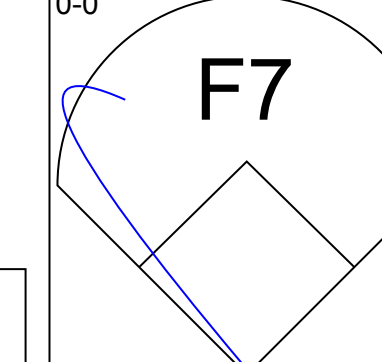
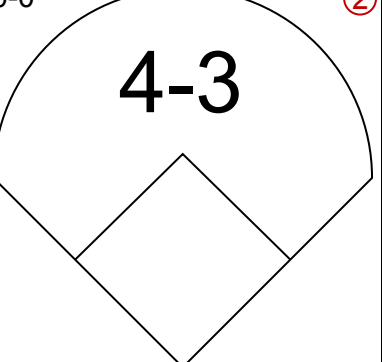
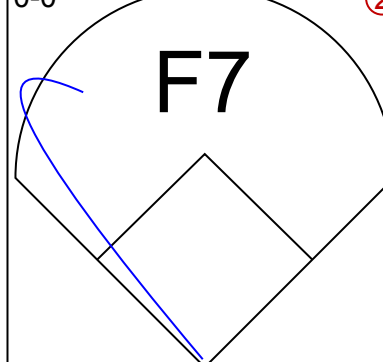
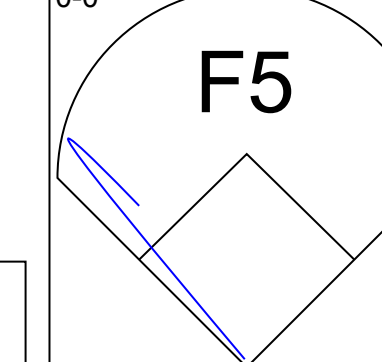
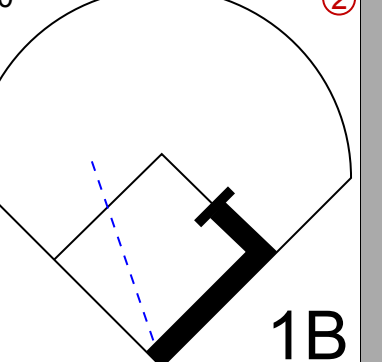
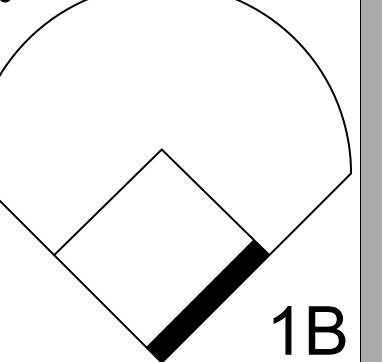
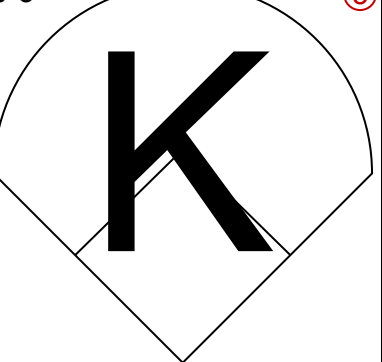
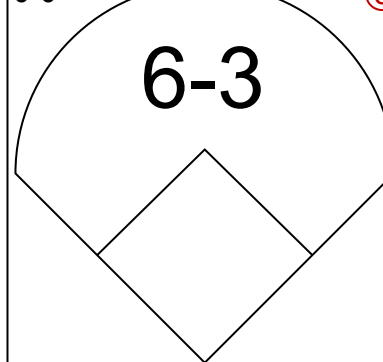
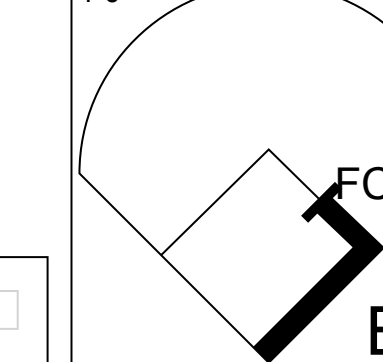




Batter	1	2	3	4	5	6	7	8	9	AB	R	H	RBI	BB	SO	LOB	TOP					
<b>Pete Stanicek, S</b> (1, 10) OBP: 0.342, SLG: 0.333										4	0	0	0	0	2	3	<b>Baltimore Orioles @ Boston Red Sox</b> Fenway Park, Boston, MA Sat Sep 12 1987, 3:33 AM EDT Att: 27,409 - Unknown					
<b>Billy Ripken, R</b> (1, 4) OBP: 0.360, SLG: 0.374										4	0	0	0	0	0	0						
<b>Cal Ripken Jr., R</b> (1, 6) OBP: 0.334, SLG: 0.431										3	0	0	0	1	0	0						
<b>Eddie Murray, S</b> (1, 3) OBP: 0.344, SLG: 0.487										4	1	1	1	0	2	1						
<b>Lee Lacy, R</b> (1, 9) OBP: 0.319, SLG: 0.387										4	1	1	0	0	0	2						
<b>Larry Sheets, L</b> (1, 7) OBP: 0.356, SLG: 0.576										3	1	2	0	0	1	0						
<b>Rene Gonzales, R</b> (9, PR) OBP: 0.281, SLG: 0.333										0	0	0	0	0	0	0						
<b>Ron Washington, R</b> (1, 5) OBP: 0.271, SLG: 0.397										4	0	0	0	0	1	5						
<b>Mike Hart, L</b> (1, 8) OBP: 0.224, SLG: 0.435										2	0	0	0	0	0	0						
<b>Mike Young, S</b> (7, PH) OBP: 0.332, SLG: 0.416										2	0	1	2	0	0	1						
<b>Carl Nichols, R</b> (1, 2) OBP: 0.314, SLG: 0.382										2	0	0	0	0	0	0						
<b>Ray Knight, R</b> (7, PH) OBP: 0.245, SLG: 0.340										0	0	0	0	1	0	0						
<b>Floyd Rayford, R</b> (7, 2) OBP: 0.245, SLG: 0.340										0	0	0	0	0	0	0						
<b>Inning Stats</b>	R: 0 E: 0 K: 1 S: 5	H: 0 LOB: 0 BB: 0 P: 5	R: 0 E: 1 K: 0 S: 4	H: 1 LOB: 1 BB: 0 P: 4	R: 0 E: 0 K: 0 S: 3	H: 0 LOB: 0 BB: 0 P: 3	R: 0 E: 0 K: 1 S: 5	H: 0 LOB: 1 BB: 1 P: 9	R: 0 E: 0 K: 2 S: 7	H: 0 LOB: 0 BB: 0 P: 7	R: 0 E: 0 K: 1 S: 5	H: 0 LOB: 0 BB: 0 P: 5	R: 3 E: 1 K: 0 S: 6	H: 3 LOB: 2 BB: 1 P: 11	R: 0 E: 0 K: 1 S: 5	H: 0 LOB: 0 BB: 0 P: 5		R: 0 E: 0 K: 0 S: 4	H: 1 LOB: 1 BB: 0 P: 4	1B: 3 2B: 1 3B: 0 HR: 1	SF: 0 SAC: 0 DP: 2 HBP: 1	WP: 1 PB: 0 SB: 0 CS: 1
<b>PITCHER</b> <b>Bruce Hurst, L</b> (1, 1) ERA: 4.09	IP: 9.0 WLS: W BF: 35 H: 5 R: 3 ER: 3 SO: 6 BB: 1 IBB: 1 HBP: 1 BLK: 0 WP: 1 HR: 1 S: 44 P: 53 ERA: 3.00 WHIP: 0.667															<b>PITCHER</b>						

AB 32  
R 3  
H 5  
RBI 3  
BB 2  
SO 6  
LOB 12



Batter	1	2	3	4	5	6	7	8	9	AB	R	H	RBI	BB	SO	LOB	BOTTOM					
<b>Ellis Burks, R</b> (1, 8) OBP: 0.321, SLG: 0.447										5	2	1	0	0	0	2	<b>Baltimore Orioles @ Boston Red Sox</b> Fenway Park, Boston, MA Sat Sep 12 1987, 3:33 AM EDT Att: 27,409 - Unknown					
<b>Marty Barrett, R</b> (1, 4) OBP: 0.351, SLG: 0.352										4	1	2	1	1	0	1						
<b>Wade Boggs, L</b> (1, 5) OBP: 0.358, SLG: 0.590										5	1	2	1	0	0	3						
<b>Mike Greenwell, L</b> (1, 7) OBP: 0.411, SLG: 0.610										4	0	3	1	0	0	2						
<b>Dwight Evans, R</b> (1, 3) OBP: 0.424, SLG: 0.609										3	0	0	0	1	1	4						
<b>Jim Rice, R</b> (1, 10) OBP: 0.354, SLG: 0.415										4	0	1	0	0	1	3						
<b>Todd Benzinger, S</b> (1, 9) OBP: 0.354, SLG: 0.414										4	0	1	0	0	0	2						
<b>Spike Owen, S</b> (1, 6) OBP: 0.341, SLG: 0.352										3	0	1	0	0	0	1						
<b>Sam Horn, L</b> (9, PH) OBP: 0.375, SLG: 0.645										1	0	0	0	0	0	2						
<b>Ed Romero, R</b> (9, 6) OBP: 0.339, SLG: 0.302										0	0	0	0	0	0	0						
<b>John Marzano, R</b> (1, 2) OBP: 0.271, SLG: 0.412										3	0	1	0	0	1	1						
<b>Pat Dodson, L</b> (9, PH) OBP: 0.161, SLG: 0.179										0	0	0	0	1	0	0						
<b>Jody Reed, R</b> (9, PR) OBP: 0.161, SLG: 0.179										0	0	0	0	0	0	0						
<b>Inning Stats</b>	R: 1 E: 1 K: 0 S: 6	H: 2 LOB: 2 BB: 0 P: 6	R: 0 E: 0 K: 1 S: 5	H: 0 LOB: 0 BB: 0 P: 5	R: 2 E: 0 K: 1 S: 7	H: 3 LOB: 1 BB: 1 P: 11	R: 0 E: 0 K: 0 S: 4	H: 2 LOB: 1 BB: 0 P: 4	R: 0 E: 0 K: 0 S: 3	H: 1 LOB: 1 BB: 1 P: 7	R: 0 E: 0 K: 0 S: 4	H: 1 LOB: 0 BB: 0 P: 4	R: 0 E: 0 K: 1 S: 7	H: 2 LOB: 2 BB: 0 P: 7	R: 0 E: 0 K: 0 S: 3	H: 0 LOB: 0 BB: 0 P: 3		R: 0 E: 0 K: 1 S: 7	H: 1 LOB: 1 BB: 1 P: 7	1B: 8 2B: 3 3B: 0 HR: 1	SF: 0 SAC: 0 DP: 1 HBP: 0	WP: 0 PB: 0 SB: 1 CS: 0
<b>PITCHER</b> <b>Jeff Ballard, L</b> (1, 1) ERA: 6.89	IP: 7.0 WLS: L BF: 31 H: 10 R: 3 ER: 2 SO: 2 BB: 2 IBB: 0 HBP: 0 BLK: 0 WP: 0 HR: 1 S: 33 P: 41 ERA: 2.57 WHIP: 1.714															<b>PITCHER</b>						
<b>Tom Niedenfuer, R</b> (8, 1) ERA: 4.55	IP: 1.2 WLS: L BF: 8 H: 2 R: 1 ER: 1 SO: 1 BB: 0 IBB: 0 HBP: 0 BLK: 0 WP: 0 HR: 0 S: 9 P: 13 ERA: 5.40 WHIP: 1.800															<b>PITCHER</b>						

AB 36  
R 4  
H 12  
RBI 3  
BB 3  
SO 3  
LOB 21





Batter	1	2	3	4	5	6	7	8	9	AB	R	H	RBI	BB	SO	LOB	TOP					
<b>Ellis Burks, R</b> OBP: 0.324, SLG: 0.451 (1, 8)										5	0	3	0	0	0	2	<b>Boston Red Sox @ Detroit Tigers</b> Tiger Stadium, Detroit, MI Mon Sep 14 1987, 7:05 PM EDT Att: 23,287 - Unknown					
<b>Marty Barrett, R</b> OBP: 0.352, SLG: 0.353 (1, 4)										4	0	2	0	0	0	1						
<b>Wade Boggs, L</b> OBP: 0.460, SLG: 0.589 (1, 5)										1	0	0	0	3	0	0						
<b>Mike Greenwell, L</b> OBP: 0.406, SLG: 0.603 (1, 9)										4	0	0	0	0	1	6						
<b>Dwight Evans, R</b> OBP: 0.423, SLG: 0.605 (1, 3)										3	0	0	0	1	1	4						
<b>Jim Rice, R</b> OBP: 0.353, SLG: 0.412 (1, 7)										3	0	0	0	1	1	7						
<b>Sam Horn, L</b> OBP: 0.370, SLG: 0.629 (1, 10)										4	0	1	0	0	0	1						
<b>Spike Owen, S</b> OBP: 0.343, SLG: 0.353 (1, 6)										4	0	2	0	0	0	1						
<b>John Marzano, R</b> OBP: 0.267, SLG: 0.405 (1, 2)										2	0	0	0	0	1	2						
<b>Todd Benzinger, S</b> OBP: 0.358, SLG: 0.418 (9, PH)										1	0	1	0	0	0	0						
<b>Inning Stats</b>	R: 0 E: 0 K: 2 S: 9	H: 2 LOB: 3 BB: 1 P: 13	R: 0 E: 0 K: 1 S: 5	H: 1 LOB: 0 BB: 0 P: 5	R: 0 E: 0 K: 1 S: 6	H: 1 LOB: 3 BB: 2 P: 14	R: 0 E: 0 K: 0 S: 4	H: 2 LOB: 2 BB: 0 P: 4	R: 0 E: 0 K: 0 S: 3	H: 0 LOB: 0 BB: 0 P: 3	R: 0 E: 0 K: 0 S: 2	H: 0 LOB: 0 BB: 1 P: 6	R: 0 E: 0 K: 0 S: 4	H: 2 LOB: 2 BB: 0 P: 4	R: 0 E: 0 K: 0 S: 3	H: 0 LOB: 1 BB: 0 P: 7	R: 0 E: 0 K: 0 S: 4	H: 1 LOB: 1 BB: 0 P: 4	1B: 8 2B: 1 3B: 0 HR: 0	SF: 0 SAC: 1 DP: 1 HBP: 0	WP: 0 PB: 0 SB: 1 CS: 1	PA: 37
<b>PITCHER</b>	IP WLS BF H R ER SO BB IBB HBP BLK WP HR S P ERA WHIP																					
<b>Doyle Alexander, R</b> ERA: 3.32 (1, 1)	7.0 W 29 8 0 0 4 4 0 0 0 0 0 0 0 0 33 49 0.00 1.714																					
<b>Mike Henneman, R</b> ERA: 2.71 (8, 1)	2.0 S 8 1 0 0 0 1 0 0 0 0 0 0 0 0 7 11 0.00 1.000																					

Batter	1	2	3	4	5	6	7	8	9	AB	R	H	RBI	BB	SO	LOB	BOTTOM			
<b>Lou Whitaker, L</b> OBP: 0.341, SLG: 0.440 (1, 4)										4	0	2	0	0	0	0	<b>Boston Red Sox @ Detroit Tigers</b> Tiger Stadium, Detroit, MI Mon Sep 14 1987, 7:05 PM EDT Att: 23,287 - Unknown			
<b>Bill Madlock, R</b> OBP: 0.353, SLG: 0.461 (1, 10)										3	0	0	1	1	1	1				
<b>Jim Walewander, S</b> OBP: 0.288, SLG: 0.340 (7, FR)										0	1	0	0	0	0	0				
<b>Kirk Gibson, L</b> OBP: 0.373, SLG: 0.481 (1, 7)										2	0	0	1	1	0	0				
<b>Alan Trammell, R</b> OBP: 0.389, SLG: 0.537 (1, 6)										4	0	3	1	0	0	2				
<b>Darrell Evans, L</b> OBP: 0.376, SLG: 0.488 (1, 3)										4	0	0	0	0	0	4				
<b>Matt Nokes, L</b> OBP: 0.348, SLG: 0.535 (1, 2)										3	0	0	0	1	1	1				
<b>Chet Lemon, R</b> OBP: 0.388, SLG: 0.483 (1, 8)										4	0	0	0	0	2	3				
<b>Scott Lusader, L</b> OBP: 0.400, SLG: 0.538 (1, 9)										3	1	1	0	1	1	0				
<b>Tom Brookens, R</b> OBP: 0.304, SLG: 0.391 (1, 5)										2	1	1	0	0	1	3				
<b>Inning Stats</b>	R: 0 E: 0 K: 1 S: 5	H: 0 LOB: 0 BB: 0 P: 5	R: 0 E: 0 K: 2 S: 8	H: 1 LOB: 3 BB: 2 P: 16	R: 0 E: 0 K: 0 S: 3	H: 0 LOB: 0 BB: 0 P: 3	R: 0 E: 0 K: 0 S: 4	H: 1 LOB: 1 BB: 0 P: 4	R: 1 E: 0 K: 1 S: 7	H: 2 LOB: 2 BB: 1 P: 11	R: 0 E: 0 K: 0 S: 3	H: 0 LOB: 0 BB: 0 P: 3	R: 2 E: 0 K: 0 S: 6	H: 3 LOB: 2 BB: 1 P: 10	R: 0 E: 0 K: 2 S: 7	H: 0 LOB: 0 BB: 0 P: 7	1B: 6 2B: 1 3B: 0 HR: 0	SF: 1 SAC: 1 DP: 0 HBP: 0	WP: 0 PB: 0 SB: 0 CS: 0	PA: 35
<b>PITCHER</b>	IP WLS BF H R ER SO BB IBB HBP BLK WP HR S P ERA WHIP																			
<b>Roger Clemens, R</b> ERA: 3.35 (1, 1)	6.2 L 31 7 3 3 4 4 0 0 0 0 0 0 0 0 35 51 4.05 1.650																			
<b>Calvin Schiraldi, R</b> ERA: 4.32 (7, 1)	1.1 4 0 0 0 2 0 0 0 0 0 0 0 0 8 8 0.00 0.000																			







Batter	1	2	3	4	5	6	7	8	9	AB	R	H	RBI	BB	SO	LOB	TOP					
<b>Ellis Burks, R</b> OBP: 0.322, SLG: 0.447 (1, 8)	0-0 5-3			0-0 5-3		0-0 1-2 1B		0-0 B1-3	4 0 1 0 0 0 0								<b>Boston Red Sox @ Detroit Tigers</b> Tiger Stadium, Detroit, MI Wed Sep 16 1987, 7:05 PM EDT Att: 22,341 - Unknown					
<b>Marty Barrett, R</b> OBP: 0.350, SLG: 0.350 (1, 4)	0-0 6-3			4-0 F S SF8 BB		0-0 L6-4		0-0 F9	3 1 0 0 1 0 2													
<b>Wade Boggs, L</b> OBP: 0.460, SLG: 0.585 (1, 5)	0-0 6-3			0-0 SF8 1-H				0-0 F9	2 0 0 1 1 0 0													
<b>Mike Greenwell, L</b> OBP: 0.399, SLG: 0.590 (1, 7)		0-0 F7		0-3 K				0-0 F6	4 0 0 0 0 1 1													
<b>Dwight Evans, R</b> OBP: 0.424, SLG: 0.603 (1, 3)	0-0 6-3			0-3 K				0-0 1B	3 0 1 0 0 1 0													
<b>Jim Rice, R</b> OBP: 0.352, SLG: 0.406 (1, 10)	0-0 5-3			0-0 6-3				0-0 5-3	3 0 0 0 0 0 1													
<b>Todd Benzinger, S</b> OBP: 0.360, SLG: 0.438 (1, 9)			0-3 K		0-0 3-1			0-0 6-3	3 0 0 0 0 1 0													
<b>Spike Owen, S</b> OBP: 0.339, SLG: 0.349 (1, 6)		0-0 F4		0-0 F7				0-0 F5	3 0 0 0 0 0 0													
<b>John Marzano, R</b> OBP: 0.269, SLG: 0.403 (1, 2)			0-3 K		0-0 L6-4 1B			0-0 P3	3 0 1 0 0 1 0													
<b>Inning Stats</b>	R: 0 E: 0 K: 0 S: 3	H: 0 LOB: 0 BB: 0 P: 3	R: 0 E: 0 K: 0 S: 3	H: 0 LOB: 0 BB: 0 P: 3	R: 0 E: 0 K: 2 S: 7	H: 0 LOB: 0 BB: 0 P: 7	R: 1 E: 0 K: 1 S: 5	H: 0 LOB: 0 BB: 1 P: 9	R: 0 E: 0 K: 1 S: 5	H: 0 LOB: 0 BB: 0 P: 5	R: 0 E: 0 K: 0 S: 4	H: 2 LOB: 1 BB: 0 P: 4	R: 0 E: 0 K: 0 S: 4	H: 1 LOB: 1 BB: 0 P: 4	R: 0 E: 0 K: 0 S: 3	H: 0 LOB: 0 BB: 0 P: 3	R: 0 E: 0 K: 0 S: 3	H: 0 LOB: 1 BB: 1 P: 7	1B: 3 2B: 1 3B: 0 HR: 0	SF: 1 SAC: 0 DP: 1 HBP: 0	WP: 0 PB: 0 SB: 1 CS: 0	PA: 31
<b>PITCHER</b> <b>Jack Morris, R</b> ERA: 3.41 (1, 1)	IP: 9.0 WLS: W BF: 31 H: 3 R: 1 ER: 0 SO: 4 BB: 2 IBB: 0 HBP: 0 BLK: 0 WP: 0 HR: 0 S: 37 P: 45 ERA: 0.00 WHIP: 0.556															<b>PITCHER</b>						

Batter	1	2	3	4	5	6	7	8	9	AB	R	H	RBI	BB	SO	LOB	BOTTOM			
<b>Lou Whitaker, L</b> OBP: 0.345, SLG: 0.442 (1, 4)	0-3 K	0-0 1-3 2-H 2B			4-0 L4-3 BB	4-0 IBB			2 0 1 1 2 1 0								<b>Boston Red Sox @ Detroit Tigers</b> Tiger Stadium, Detroit, MI Wed Sep 16 1987, 7:05 PM EDT Att: 22,341 - Unknown			
<b>Bill Madlock, R</b> OBP: 0.349, SLG: 0.455 (1, 10)	0-3 K		0-0 F8		0-0 L4-3 1-2	0-0 F7		4 0 0 0 0 1 4												
<b>Kirk Gibson, L</b> OBP: 0.374, SLG: 0.486 (1, 7)	0-0 S 2B 1B		0-0 4-3		0-0 1B		0-3 K	4 1 2 0 0 1 0												
<b>Alan Trammell, R</b> OBP: 0.390, SLG: 0.543 (1, 6)	0-0 1-H 2B		0-0 HR		0-0 F8		0-0 1-3	4 1 2 2 0 0 1												
<b>Darrell Evans, L</b> OBP: 0.375, SLG: 0.490 (1, 3)	0-0 F8		0-0 F9		0-0 E3 1B 1B		0-3 K	4 1 0 0 0 1 1												
<b>Matt Nokes, L</b> OBP: 0.352, SLG: 0.536 (1, 2)		0-0 BB 2B 1B		0-0 3-1		0-0 SH5-3 1-3 1B		0-0 FC6-4 1B	4 1 3 0 0 0 0											
<b>Chet Lemon, R</b> OBP: 0.392, SLG: 0.484 (1, 8)		4-0 2B 1-2 BB		0-0 6-3		0-0 SH5-3 1-2 3-H 1B		0-0 F2	3 0 1 1 1 0 1											
<b>Scott Lusader, L</b> OBP: 0.364, SLG: 0.474 (1, 9)		0-3 K		4-0 BB		0-0 SH5-3 1-2 2-3		0-0 FC6-4 S	2 0 0 0 1 1 3											
<b>Tom Brookens, R</b> OBP: 0.298, SLG: 0.383 (1, 5)	0-0 F7		0-0 F9		0-0 6-3		0-3 K	4 0 0 0 0 1 6												
<b>Inning Stats</b>	R: 1 E: 0 K: 2 S: 9	H: 2 LOB: 1 BB: 0 P: 9	R: 1 E: 0 K: 1 S: 6	H: 2 LOB: 1 BB: 1 P: 10	R: 1 E: 0 K: 0 S: 4	H: 1 LOB: 0 BB: 0 P: 4	R: 0 E: 0 K: 0 S: 3	H: 0 LOB: 1 BB: 1 P: 7	R: 0 E: 0 K: 0 S: 6	H: 1 LOB: 3 BB: 1 P: 10	R: 0 E: 0 K: 2 S: 7	H: 0 LOB: 0 BB: 0 P: 7	R: 0 E: 0 K: 1 S: 6	H: 1 LOB: 1 BB: 0 P: 6	R: 0 E: 0 K: 1 S: 6	H: 1 LOB: 0 BB: 0 P: 6	1B: 6 2B: 3 3B: 0 HR: 1	SF: 0 SAC: 1 DP: 1 HBP: 0	WP: 0 PB: 0 SB: 2 CS: 0	PA: 36
<b>PITCHER</b> <b>Jeff Sellers, R</b> ERA: 5.33 (1, 1)	IP: 5.0 WLS: L BF: 24 H: 7 R: 4 ER: 3 SO: 3 BB: 3 IBB: 0 HBP: 0 BLK: 0 WP: 0 HR: 1 S: 27 P: 39 ERA: 5.40 WHIP: 2.000															<b>PITCHER</b>				
<b>Calvin Schiraldi, R</b> ERA: 4.15 (6, 1)	IP: 3.0 WLS: L BF: 12 H: 2 R: 0 ER: 0 SO: 3 BB: 0 IBB: 1 HBP: 0 BLK: 0 WP: 0 HR: 0 S: 17 P: 21 ERA: 0.00 WHIP: 0.667															<b>PITCHER</b>				



Batter	1	2	3	4	5	6	7	8	9	AB	R	H	RBI	BB	SO	LOB	TOP				
<b>Ellis Burks, R</b> OBP: 0.321, SLG: 0.444 (1, 8)										5	0	1	0	0	2	3	<b>Boston Red Sox @ Baltimore Orioles</b> Memorial Stadium, Baltimore, MD Fri Sep 18 1987, 7:05 PM EDT Unknown <a href="http://livebaseballscorecards.com">livebaseballscorecards.com</a>				
<b>Ed Romero, R</b> OBP: 0.335, SLG: 0.299 (1, 4)										5	0	1	0	0	0	3					
<b>Wade Boggs, L</b> OBP: 0.358, SLG: 0.583 (1, 5)										2	0	0	1	1	1	1					
<b>Mike Greenwell, L</b> OBP: 0.401, SLG: 0.588 (1, 7)										3	0	1	0	1	0	3					
<b>Dwight Evans, R</b> OBP: 0.421, SLG: 0.598 (1, 3)										4	1	0	0	0	0	2					
<b>Sam Horn, L</b> OBP: 0.372, SLG: 0.657 (1, 10)										4	2	2	2	0	2	0					
<b>Todd Benzinger, S</b> OBP: 0.364, SLG: 0.436 (1, 9)										3	0	1	0	1	0	0					
<b>Spike Owen, S</b> OBP: 0.336, SLG: 0.346 (1, 6)										4	0	0	0	0	0	3					
<b>John Marzano, R</b> OBP: 0.275, SLG: 0.406 (1, 2)										4	1	2	1	0	1	0					
<b>Inning Stats</b>	R: 0 E: 0 K: 1 S: 5	H: 0 LOB: 0 BB: 0 P: 5	R: 2 E: 0 K: 0 S: 5	H: 2 LOB: 0 BB: 0 P: 5	R: 0 E: 0 K: 1 S: 6	H: 1 LOB: 2 BB: 1 P: 10	R: 1 E: 0 K: 1 S: 7	H: 2 LOB: 1 BB: 1 P: 11	R: 0 E: 0 K: 1 S: 3	H: 0 LOB: 0 BB: 0 P: 5	R: 1 E: 1 K: 0 S: 5	H: 1 LOB: 1 BB: 0 P: 5	R: 0 E: 0 K: 1 S: 6	H: 1 LOB: 1 BB: 0 P: 6	R: 0 E: 0 K: 1 S: 5	H: 0 LOB: 0 BB: 0 P: 5	1B: 6 2B: 2 3B: 0 HR: 1	SF: 1 SAC: 0 DP: 1 HBP: 0	WP: 0 PB: 0 SB: 1 CS: 0	PA: 38	
<b>PITCHER</b>	IP	WLS	BF	H	R	ER	SO	BB	IBB	HBP	BLK	WP	HR	S	P	ERA	WHIP				
<b>John Habyan, R</b> ERA: 4.74 (1, 1)	6.2	W	30	7	4	3	4	3	0	0	0	0	1	35	47	4.05	1.500				
<b>Jack O'Connor, L</b> ERA: 4.71 (7, 1)	2.1	S	8	1	0	0	2	0	0	0	0	0	0	12	12	0.00	0.429				

Batter	1	2	3	4	5	6	7	8	9	AB	R	H	RBI	BB	SO	LOB	BOTTOM				
<b>Pete Stanicek, S</b> OBP: 0.286, SLG: 0.278 (1, 4)										5	2	2	2	0	0	3	<b>Boston Red Sox @ Baltimore Orioles</b> Memorial Stadium, Baltimore, MD Fri Sep 18 1987, 7:05 PM EDT Unknown <a href="http://livebaseballscorecards.com">livebaseballscorecards.com</a>				
<b>Rene Gonzales, R</b> OBP: 0.306, SLG: 0.333 (1, 5)										3	0	1	1	1	2	1					
<b>Cal Ripken Jr., R</b> OBP: 0.335, SLG: 0.431 (1, 6)										4	0	1	1	0	0	2					
<b>Eddie Murray, S</b> OBP: 0.347, SLG: 0.487 (1, 3)										3	0	1	0	2	1	1					
<b>Ray Knight, R</b> OBP: 0.308, SLG: 0.375 (1, 10)										4	0	0	0	1	0	5					
<b>Lee Lacy, R</b> OBP: 0.323, SLG: 0.394 (1, 9)										4	2	2	0	0	1	2					
<b>Larry Sheets, L</b> OBP: 0.365, SLG: 0.585 (1, 7)										2	3	2	2	2	0	0					
<b>Mike Hart, L</b> OBP: 0.233, SLG: 0.446 (1, 8)										2	1	1	0	1	0	1					
<b>Carl Nichols, R</b> OBP: 0.400, SLG: 0.400 (1, 2)										2	0	1	2	0	1	1					
<b>Jim Dwyer, L</b> OBP: 0.385, SLG: 0.514 (8, PH)										0	1	0	0	1	0	0					
<b>Terry Kennedy, L</b> OBP: 0.307, SLG: 0.386 (9, 2)										0	0	0	0	0	0	0					
<b>Inning Stats</b>	R: 0 E: 0 K: 0 S: 3	H: 1 LOB: 0 BB: 0 P: 3	R: 0 E: 0 K: 1 S: 5	H: 0 LOB: 0 BB: 0 P: 5	R: 0 E: 0 K: 1 S: 5	H: 0 LOB: 1 BB: 1 P: 9	R: 0 E: 0 K: 1 S: 6	H: 1 LOB: 1 BB: 0 P: 6	R: 4 E: 0 K: 0 S: 6	H: 3 LOB: 2 BB: 3 P: 18	R: 2 E: 1 K: 1 S: 7	H: 3 LOB: 1 BB: 1 P: 11	R: 0 E: 0 K: 1 S: 5	H: 1 LOB: 2 BB: 1 P: 9	R: 3 E: 2 K: 0 S: 6	H: 2 LOB: 2 BB: 2 P: 14	1B: 9 2B: 2 3B: 0 HR: 1	SF: 1 SAC: 3 DP: 2 HBP: 0	WP: 0 PB: 0 SB: 3 CS: 2	PA: 41	
<b>PITCHER</b>	IP	WLS	BF	H	R	ER	SO	BB	IBB	HBP	BLK	WP	HR	S	P	ERA	WHIP				
<b>Bruce Hurst, L</b> ERA: 4.24 (1, 1)	5.0	L	27	8	6	6	3	5	0	0	0	0	1	28	48	10.80	2.600				
<b>Bob Stanley, R</b> ERA: 5.09 (6, 1)	3.0		14	3	3	1	2	2	1	0	0	0	0	15	27	3.00	1.667				









Batter	1	2	3	4	5	6	7	8	9	AB	R	H	RBI	BB	SO	LOB	TOP										
<b>Ellis Burks, R</b> OBP: 0.322, SLG: 0.446 (1, 8)										5	0	2	0	0	0	3	<b>Boston Red Sox @ Baltimore Orioles</b> Memorial Stadium, Baltimore, MD Sun Sep 20 1987, 3:33 AM EDT Unknown										
<b>Marty Barrett, R</b> OBP: 0.354, SLG: 0.354 (1, 4)										5	1	2	0	0	2												
<b>Wade Boggs, L</b> OBP: 0.358, SLG: 0.580 (1, 5)										4	1	1	0	1	3												
<b>Mike Greenwell, L</b> OBP: 0.397, SLG: 0.582 (1, 7)										4	0	0	0	0	14												
<b>Dwight Evans, R</b> OBP: 0.419, SLG: 0.597 (1, 3)										4	1	1	3	0	12												
<b>Sam Horn, L</b> OBP: 0.388, SLG: 0.670 (1, 10)										4	1	1	1	0	20												
<b>Todd Benzinger, S</b> OBP: 0.351, SLG: 0.417 (1, 9)										4	0	0	0	0	10												
<b>Spike Owen, S</b> OBP: 0.338, SLG: 0.346 (1, 6)										3	1	1	0	1	00												
<b>John Marzano, R</b> OBP: 0.282, SLG: 0.417 (1, 2)										4	0	2	1	0	2												
<b>Inning Stats</b>	R: 0 E: 0 K: 1 S: 6	H: 1 LOB: 2 BB: 1 P: 10	R: 1 E: 0 K: 0 S: 4	H: 1 LOB: 1 BB: 1 P: 8	R: 0 E: 0 K: 1 S: 5	H: 0 LOB: 0 BB: 0 P: 5	R: 0 E: 0 K: 1 S: 5	H: 0 LOB: 0 BB: 0 P: 5	R: 1 E: 0 K: 0 S: 5	H: 2 LOB: 1 BB: 0 P: 5	R: 0 E: 0 K: 1 S: 5	H: 0 LOB: 0 BB: 0 P: 5	R: 0 E: 0 K: 0 S: 4	H: 1 LOB: 1 BB: 0 P: 4	R: 3 E: 0 K: 2 S: 10	H: 3 LOB: 0 BB: 0 P: 10	R: 0 E: 1 K: 0 S: 5	H: 2 LOB: 2 BB: 0 P: 5	1B: 6 2B: 2 3B: 0 HR: 2	SF: 0 SAC: 0 DP: 1 HBP: 0	WP: 1 PB: 0 SB: 0 CS: 0	PA: 39					
<b>PITCHER</b>	IP	WLS	BF	H	R	ER	SO	BB	IBB	HBP	BLK	WP	HR	S	P	ERA	WHIP										
<b>Jose Mesa, R</b> ERA: 6.0 (1, 1)	8.0	L	34	8	5	5	6	2	0	0	0	1	2	44	52	5.62	1.250										
<b>Mark Williamson, R</b> ERA: 3.82 (9, 1)	1.0		5	2	0	0	0	0	0	0	0	0	0	5	5	0.00	2.000										

AB	37
R	5
H	10
RBI	5
BB	2
SO	6
LOB	16



Batter	1	2	3	4	5	6	7	8	9	AB	R	H	RBI	BB	SO	LOB	BOTTOM										
<b>Pete Stanicek, S</b> OBP: 0.292, SLG: 0.274 (1, 4)										4	0	0	0	0	2	1	<b>Boston Red Sox @ Baltimore Orioles</b> Memorial Stadium, Baltimore, MD Sun Sep 20 1987, 3:33 AM EDT Unknown										
<b>Lee Lacy, R</b> OBP: 0.322, SLG: 0.396 (1, 9)										4	0	1	0	0	10												
<b>Fred Lynn, L</b> OBP: 0.326, SLG: 0.496 (1, 10)										4	0	0	0	0	21												
<b>Eddie Murray, S</b> OBP: 0.349, SLG: 0.486 (1, 3)										4	0	1	0	0	11												
<b>Cal Ripken Jr., R</b> OBP: 0.336, SLG: 0.435 (1, 6)										4	1	1	0	0	2												
<b>Larry Sheets, L</b> OBP: 0.370, SLG: 0.585 (1, 7)										1	0	0	0	2	01												
<b>Ray Knight, R</b> OBP: 0.307, SLG: 0.373 (1, 5)										3	0	0	0	0	34												
<b>Terry Kennedy, L</b> OBP: 0.307, SLG: 0.390 (1, 2)										3	0	0	1	0	01												
<b>Mike Hart, L</b> OBP: 0.239, SLG: 0.410 (1, 8)										2	0	0	0	1	01												
<b>Inning Stats</b>	R: 0 E: 0 K: 2 S: 7	H: 0 LOB: 0 BB: 0 P: 7	R: 0 E: 0 K: 1 S: 6	H: 1 LOB: 1 BB: 0 P: 6	R: 0 E: 0 K: 1 S: 4	H: 0 LOB: 1 BB: 1 P: 8	R: 0 E: 0 K: 2 S: 7	H: 0 LOB: 0 BB: 0 P: 7	R: 1 E: 2 K: 1 S: 6	H: 1 LOB: 1 BB: 1 P: 10	R: 0 E: 0 K: 1 S: 5	H: 0 LOB: 0 BB: 0 P: 5	R: 0 E: 0 K: 1 S: 5	H: 0 LOB: 1 BB: 1 P: 9	R: 0 E: 0 K: 0 S: 3	H: 0 LOB: 0 BB: 0 P: 3	R: 0 E: 0 K: 0 S: 4	H: 1 LOB: 1 BB: 0 P: 4	1B: 2 2B: 2 3B: 0 HR: 0	SF: 0 SAC: 0 DP: 1 HBP: 0	WP: 0 PB: 0 SB: 0 CS: 1	PA: 32					
<b>PITCHER</b>	IP	WLS	BF	H	R	ER	SO	BB	IBB	HBP	BLK	WP	HR	S	P	ERA	WHIP										
<b>Roger Clemens, R</b> ERA: 3.22 (1, 1)	9.0	W	32	3	1	0	9	3	0	0	0	0	0	47	59	0.00	0.667										

AB	29
R	1
H	3
RBI	1
BB	3
SO	9
LOB	12





Batter	1	2	3	4	5	6	7	8	9	AB	R	H	RBI	BB	SO	LOB	TOP											
Ellis Burks, R OBP: 0.319, SLG: 0.441										5	1	0	0	0	1	1	<b>Boston Red Sox @ Baltimore Orioles</b> Memorial Stadium, Baltimore, MD Sun Sep 20 1987, 3:38 AM EDT Att: 20,647 - Unknown											
Jody Reed, R OBP: 0.500, SLG: 0.375										2	1	0	0	2	0													
Marty Barrett, R OBP: 0.353, SLG: 0.353										4	1	1	1	0	0	1												
Dwight Evans, R OBP: 0.419, SLG: 0.596										4	1	2	1	0	2	1												
Todd Benzinger, S OBP: 0.349, SLG: 0.431										4	1	1	3	0	1	1												
Ed Romero, R OBP: 0.335, SLG: 0.306										4	0	1	0	0	1	1												
Pat Dodson, L OBP: 0.268, SLG: 0.324										4	1	1	0	0	1	1												
Kevin Romine, R OBP: 0.333, SLG: 0.500										4	0	0	0	0	3	2												
Danny Sheaffer, R OBP: 0.115, SLG: 0.183										4	0	1	1	0	1	0												
<b>Inning Stats</b>	R: 0 E: 0 K: 0 S: 3	H: 0 LOB: 0 BB: 0 P: 3	R: 0 E: 0 K: 3 S: 9	H: 0 LOB: 0 BB: 0 P: 9	R: 0 E: 0 K: 2 S: 7	H: 0 LOB: 0 BB: 0 P: 7	R: 0 E: 0 K: 2 S: 7	H: 0 LOB: 1 BB: 1 P: 11	R: 0 E: 0 K: 1 S: 6	H: 1 LOB: 1 BB: 0 P: 6	R: 3 E: 1 K: 0 S: 6	H: 2 LOB: 1 BB: 1 P: 10	R: 0 E: 0 K: 1 S: 5	H: 0 LOB: 0 BB: 0 P: 5	R: 0 E: 0 K: 0 S: 3	H: 0 LOB: 0 BB: 0 P: 3		R: 3 E: 0 K: 1 S: 9	H: 4 LOB: 1 BB: 0 P: 9	1B: 4 2B: 2 3B: 0 HR: 1	SF: 0 SAC: 0 DP: 0 HBP: 0	WP: 0 PB: 0 SB: 1 CS: 0	PA: 37					
<b>PITCHER</b>	IP	WLS	BF	H	R	ER	SO	BB	IBB	HBP	BLK	WP	HR	S	P	ERA	WHIP											
Eric Bell, L ERA: 5.39	(1, 1)	5.1		21	2	3	1	8	2	0	0	0	0	35	43	1.69	0.750											
Luis Delson, R ERA: 5.29	(6, 1)	2.2	L	10	2	1	1	1	0	0	0	0	0	12	12	3.38	0.750											
Tom Niedenfuer, R ERA: 4.69	(9, 1)	1.0		6	3	2	2	1	0	0	0	0	0	1	8	8	18.00	3.000										

Batter	1	2	3	4	5	6	7	8	9	AB	R	H	RBI	BB	SO	LOB	BOTTOM											
Pete Stanicek, S OBP: 0.304, SLG: 0.277										3	1	1	0	1	1	0	<b>Boston Red Sox @ Baltimore Orioles</b> Memorial Stadium, Baltimore, MD Sun Sep 20 1987, 3:38 AM EDT Att: 20,647 - Unknown											
Ron Washington, R OBP: 0.225, SLG: 0.329										2	0	0	0	0	0	1												
Rene Gonzales, R OBP: 0.342, SLG: 0.371										2	1	2	1	0	0	0												
Fred Lynn, L OBP: 0.325, SLG: 0.501										4	1	1	2	0	1	2												
Eddie Murray, S OBP: 0.351, SLG: 0.487										3	0	2	0	1	0	1												
Cal Ripken Jr., R OBP: 0.336, SLG: 0.434										4	0	1	0	0	2	2												
Larry Sheets, L OBP: 0.369, SLG: 0.581										3	0	0	0	1	0	2												
Mike Young, S OBP: 0.327, SLG: 0.407										3	0	0	0	1	0	1												
Mike Hart, L OBP: 0.239, SLG: 0.400										4	0	1	0	0	1	2												
Carl Nichols, R OBP: 0.250, SLG: 0.250										3	0	0	0	0	1	3												
Jim Dwyer, L OBP: 0.382, SLG: 0.509										1	0	0	0	0	1	0												
<b>Inning Stats</b>	R: 0 E: 0 K: 1 S: 5	H: 0 LOB: 1 BB: 1 P: 9	R: 0 E: 0 K: 2 S: 7	H: 0 LOB: 2 BB: 2 P: 15	R: 0 E: 0 K: 0 S: 3	H: 0 LOB: 0 BB: 0 P: 3	R: 0 E: 0 K: 0 S: 4	H: 2 LOB: 1 BB: 0 P: 4	R: 1 E: 0 K: 0 S: 5	H: 3 LOB: 1 BB: 0 P: 5	R: 0 E: 0 K: 0 S: 2	H: 0 LOB: 0 BB: 1 P: 6	R: 0 E: 0 K: 1 S: 5	H: 0 LOB: 0 BB: 0 P: 5	R: 2 E: 0 K: 2 S: 10	H: 3 LOB: 1 BB: 0 P: 10	R: 0 E: 0 K: 1 S: 5	H: 0 LOB: 0 BB: 0 P: 5	1B: 7 2B: 0 3B: 0 HR: 1	SF: 0 SAC: 0 DP: 1 HBP: 0	WP: 0 PB: 0 SB: 1 CS: 2	PA: 36						
<b>PITCHER</b>	IP	WLS	BF	H	R	ER	SO	BB	IBB	HBP	BLK	WP	HR	S	P	ERA	WHIP											
John Leister, R ERA: 9.74	(1, 1)	7.1		29	6	2	2	5	4	0	0	0	0	35	51	2.46	1.364											
Wes Gardner, R ERA: 5.19	(8, 1)	1.2	W	7	2	1	1	2	0	0	0	0	0	1	11	11	5.40	1.200										







Batter	1	2	3	4	5	6	7	8	9	AB	R	H	RBI	BB	SO	LOB	TOP										
Lou Whitaker, L (1, 4) OBP: 0.344, SLG: 0.438	F7	4-3		4-3		FC4-6 2B		L7		5	1	0	2	0	0	4	<b>Detroit Tigers @ Boston Red Sox</b> Fenway Park, Boston, MA Tue Sep 22 1987, 7:05 PM EDT Att: 20,189 - Unknown										
Bill Madlock, R (1, 10) OBP: 0.342, SLG: 0.444	1B 2B	FC1-2			F6	2B		FC6-4		5	2	2	1	0	0	2											
Kirk Gibson, L (1, 7) OBP: 0.378, SLG: 0.500	2B 1B			SF8 3B	2B	2B		F6		5	3	4	1	0	0	0											
Alan Trammell, R (1, 6) OBP: 0.395, SLG: 0.551	F7			L6	5-3	F7		WP 2B		5	0	1	0	0	0	5											
Darrell Evans, L (1, 3) OBP: 0.379, SLG: 0.503	2B			SF8	2B			F7		4	0	2	4	0	0	1											
Matt Nokes, L (1, 2) OBP: 0.346, SLG: 0.528	K			4-3	6-3			G3		5	0	0	0	0	2	3											
Chet Lemon, R (1, 8) OBP: 0.389, SLG: 0.488				6-3		1B FC4-6 1B		3-1		3	2	1	0	1	0	0											
Pat Sheridan, L (1, 9) OBP: 0.329, SLG: 0.365				F7		F7		FC6-4 1B		3	0	1	0	1	0	1											
Tom Brookens, R (1, 5) OBP: 0.298, SLG: 0.387		SH3-4				FC4-6 1B		L5		3	0	2	0	0	0	1											
<b>Inning Stats</b>	R: 2 E: 0 K: 1 S: 8	H: 3 LOB: 1 BB: 0 P: 8	R: 1 E: 0 K: 0 S: 3	H: 0 LOB: 1 BB: 2 P: 11	R: 1 E: 0 K: 0 S: 4	H: 1 LOB: 0 BB: 0 P: 4	R: 0 E: 0 K: 0 S: 4	H: 1 LOB: 1 BB: 0 P: 4	R: 1 E: 0 K: 0 S: 5	H: 2 LOB: 1 BB: 0 P: 5	R: 3 E: 0 K: 0 S: 7	H: 4 LOB: 1 BB: 0 P: 7	R: 0 E: 0 K: 0 S: 3	H: 0 LOB: 0 BB: 0 P: 3	R: 0 E: 0 K: 1 S: 4	H: 1 LOB: 1 BB: 0 P: 4	R: 0 E: 0 K: 1 S: 6	H: 1 LOB: 1 BB: 0 P: 6	1B: 6 2B: 6 3B: 1 HR: 0	SF: 1 SAC: 1 DP: 0 HBP: 0	WP: 2 PA: 42 PB: 0 SB: 0 CS: 0						
<b>PITCHER</b>	IP	WLS	BF	H	R	ER	SO	BB	IBB	HBP	BLK	WP	HR	S	P	ERA	WHIP	<b>PITCHER</b>									
Bob Woodward, R (1, 1) ERA: 7.63	5.2	L	29	10	8	8	1	2	0	0	0	1	0	29	37	12.71	2.118										
Bob Stanley, R (6, 1) ERA: 5.01	2.1		9	2	0	0	0	0	0	0	0	0	0	9	9	0.00	0.857										
Joe Sambito, L (9, 1) ERA: 6.69	1.0		4	1	0	0	1	0	0	0	0	1	0	6	6	0.00	1.000										

Batter	1	2	3	4	5	6	7	8	9	AB	R	H	RBI	BB	SO	LOB	BOTTOM											
Ellis Burks, R (1, 8) OBP: 0.322, SLG: 0.450	HR		1B		B5-3	F8		FC4-6 BB 1B		5	1	2	1	0	0	3	<b>Detroit Tigers @ Boston Red Sox</b> Fenway Park, Boston, MA Tue Sep 22 1987, 7:05 PM EDT Att: 20,189 - Unknown											
Marty Barrett, R (1, 4) OBP: 0.353, SLG: 0.351	K		1B		K		6-3	BB 1B		5	0	2	0	0	2	0												
Wade Boggs, L (1, 10) OBP: 0.390, SLG: 0.589	4-3		1B		F8			BB BB		4	1	2	1	1	0	2												
Kevin Romine, R (9, PR) OBP: 0.333, SLG: 0.500						2B		HR		0	0	0	0	0	0	0												
Mike Greenwell, L (1, 7) OBP: 0.397, SLG: 0.585	F9			HR 1B	K		F7	F4		5	1	1	0	0	1	4												
Dwight Evans, R (1, 3) OBP: 0.417, SLG: 0.589				F9 1B		FC6-4 BB 1B		L3		4	1	1	0	1	0	4												
Todd Benzinger, S (1, 9) OBP: 0.354, SLG: 0.457				HR		FC6-4 BB		K		3	1	1	2	1	1	1												
Ed Romero, R (1, 5) OBP: 0.333, SLG: 0.305						P3		F9		4	0	1	0	0	0	3												
Spike Owen, S (1, 6) OBP: 0.338, SLG: 0.348					G3	F8		K		4	0	0	0	0	1	3												
John Marzano, R (1, 2) OBP: 0.291, SLG: 0.420					F9			FC4-6 BB		2	0	0	0	0	1	1												
Sam Horn, L (6, PH) OBP: 0.390, SLG: 0.682										1	0	1	1	0	0	0												
Danny Sheaffer, R (7, 2) OBP: 0.115, SLG: 0.183										0	0	0	0	0	0	0												
Pat Dodson, L (9, PH) OBP: 0.286, SLG: 0.324										0	0	0	0	1	0	0												
<b>Inning Stats</b>	R: 1 E: 0 K: 1 S: 6	H: 1 LOB: 0 BB: 0 P: 6	R: 0 E: 0 K: 0 S: 2	H: 0 LOB: 0 BB: 1 P: 6	R: 0 E: 0 K: 0 S: 5	H: 2 LOB: 2 BB: 0 P: 5	R: 2 E: 0 K: 1 S: 8	H: 3 LOB: 1 BB: 0 P: 8	R: 0 E: 0 K: 2 S: 8	H: 1 LOB: 1 BB: 0 P: 8	R: 0 E: 0 K: 0 S: 5	H: 2 LOB: 2 BB: 1 P: 9	R: 1 E: 0 K: 0 S: 4	H: 1 LOB: 0 BB: 0 P: 4	R: 0 E: 0 K: 2 S: 7	H: 0 LOB: 0 BB: 0 P: 7	R: 0 E: 0 K: 0 S: 4	H: 1 LOB: 3 BB: 2 P: 12	1B: 7 2B: 1 3B: 0 HR: 3	SF: 0 SAC: 0 DP: 1 HBP: 0	WP: 0 PA: 41 PB: 0 SB: 0 CS: 0							
<b>PITCHER</b>	IP	WLS	BF	H	R	ER	SO	BB	IBB	HBP	BLK	WP	HR	S	P	ERA	WHIP	<b>PITCHER</b>										
Walt Terrell, R (1, 1) ERA: 3.9	7.0	W	32	10	5	5	4	2	0	0	0	0	0	3	38	46	6.43	1.714										
Mike Henneman, R (8, 1) ERA: 2.87	1.1		6	1	0	0	2	1	0	0	0	0	0	9	13	0.00	1.500											
Willie Hernandez, L (9, 1) ERA: 3.49	0.1		2	0	0	0	0	1	0	0	0	0	0	1	5	0.00	3.000											
Dickie Nokes, R (9, 1) ERA: 3.48	0.1	S	1	0	0	0	0	0	0	0	0	0	0	1	1	0.00	0.000											










Batter	1	2	3	4	5	6	7	8	9	AB	R	H	RBI	BB	SO	LOB	TOP								
Jody Reed, R OBP: 0.333, SLG: 0.231 (1, 6)										5	1	0	0	0	0	3	<b>Boston Red Sox @ Milwaukee Brewers</b> Milwaukee County Stadium, Milwaukee, WI Thu Sep 24 1987, 8:05 PM EDT Att: 7,745 - Unknown <a href="http://livebaseballscorecards.com">livebaseballscorecards.com</a>								
Marty Barrett, R OBP: 0.352, SLG: 0.351 (1, 4)										5	2	2	1	0	0	2									
Todd Benzinger, S OBP: 0.345, SLG: 0.443 (1, 9)										5	1	1	0	0	2	2									
Dwight Evans, R OBP: 0.417, SLG: 0.583 (1, 3)										2	1	0	0	3	0	0									
Mike Greenwell, L OBP: 0.399, SLG: 0.585 (1, 7)										4	0	3	3	1	0	0									
Sam Horn, L OBP: 0.371, SLG: 0.639 (1, 10)										5	0	1	0	0	3	8									
Ed Romero, R OBP: 0.327, SLG: 0.299 (9, PH)										4	0	1	2	0	0	2									
Wade Boggs, L OBP: 0.461, SLG: 0.588 (9, PH)										1	0	0	0	0	0	2									
Spike Owen, S OBP: 0.338, SLG: 0.346 (9, 6)										0	0	0	0	0	0	0									
Kevin Romine, R OBP: 0.278, SLG: 0.389 (1, 8)										4	1	1	0	0	2	3									
Marc Sullivan, R OBP: 0.201, SLG: 0.242 (7, PH)										2	0	0	0	0	0	1									
Pat Dodson, L OBP: 0.302, SLG: 0.343 (7, 2)										1	0	1	0	0	0	0									
John Marzano, R OBP: 0.289, SLG: 0.415 (7, 2)										1	0	1	0	0	0	0									
<b>Inning Stats</b>	R: 3 E: 0 K: 2 S: 10	H: 3 LOB: 2 BB: 2 P: 18	R: 0 E: 0 K: 0 S: 3	H: 0 LOB: 0 BB: 0 P: 3	R: 0 E: 0 K: 0 S: 3	H: 0 LOB: 0 BB: 0 P: 3	R: 0 E: 0 K: 1 S: 6	H: 1 LOB: 1 BB: 0 P: 6	R: 0 E: 0 K: 0 S: 3	H: 0 LOB: 0 BB: 0 P: 3	R: 0 E: 0 K: 0 S: 4	H: 1 LOB: 1 BB: 0 P: 4	R: 3 E: 1 K: 2 S: 11	H: 4 LOB: 2 BB: 1 P: 15	R: 0 E: 1 K: 0 S: 5	H: 1 LOB: 2 BB: 0 P: 5		R: 0 E: 0 K: 2 S: 8	H: 1 LOB: 2 BB: 1 P: 12	1B: 10 2B: 1 3B: 0 HR: 0	SF: 0 SAC: 0 DP: 0 HBP: 0	WP: 0 PB: 0 SB: 0 CS: 0	PA: 43		
<b>PITCHER</b>	IP	WLS	BF	H	R	ER	SO	BB	IBB	HBP	BLK	WP	HR	S	P	ERA		WHIP							
Chris Bosio, R ERA: 5.41 (1, 1)	6.2		31	8	6	6	4	3	0	0	0	0	0	36	48	8.10	1.650								
Paul Mirabella, L ERA: 5.47 (7, 1)	2.0		11	3	0	0	3	1	0	0	0	0	0	16	20	0.00	2.000								
Mark Clear, R ERA: 4.52 (9, 1)	0.1	W	1	0	0	0	0	0	0	0	0	0	0	1	1	0.00	0.000								


Batter	1	2	3	4	5	6	7	8	9	AB	R	H	RBI	BB	SO	LOB	BOTTOM									
Paul Molitor, R OBP: 0.439, SLG: 0.564 (1, 4)										5	1	4	1	0	1	0	<b>Boston Red Sox @ Milwaukee Brewers</b> Milwaukee County Stadium, Milwaukee, WI Thu Sep 24 1987, 8:05 PM EDT Att: 7,745 - Unknown <a href="http://livebaseballscorecards.com">livebaseballscorecards.com</a>									
Robin Yount, R OBP: 0.383, SLG: 0.477 (1, 8)										4	0	2	1	0	0	2										
Glenn Braggs, R OBP: 0.335, SLG: 0.433 (1, 10)										4	0	0	1	0	2	5										
Greg Brock, L OBP: 0.369, SLG: 0.433 (1, 3)										4	1	1	0	1	0	2										
B.J. Surhoff, L OBP: 0.350, SLG: 0.424 (1, 2)										5	1	2	0	0	0	3										
Ernest Riles, L OBP: 0.334, SLG: 0.360 (1, 5)										2	1	1	0	2	0	1										
Mike Felder, S OBP: 0.330, SLG: 0.340 (1, 7)										5	1	3	2	0	0	2										
Rick Manning, L OBP: 0.336, SLG: 0.350 (7, PH)										3	1	1	1	0	1	2										
Brad Komminsk, R (8, 9)										1	0	0	0	0	0	2										
Dale Sveum, S OBP: 0.304, SLG: 0.453 (1, 6)										4	1	3	1	0	0	1										
<b>Inning Stats</b>	R: 1 E: 0 K: 0 S: 4	H: 2 LOB: 1 BB: 1 P: 8	R: 0 E: 0 K: 0 S: 4	H: 1 LOB: 1 BB: 0 P: 4	R: 0 E: 0 K: 1 S: 5	H: 0 LOB: 0 BB: 0 P: 5	R: 4 E: 0 K: 0 S: 8	H: 5 LOB: 2 BB: 1 P: 12	R: 1 E: 0 K: 1 S: 6	H: 1 LOB: 1 BB: 1 P: 10	R: 0 E: 0 K: 1 S: 6	H: 2 LOB: 1 BB: 0 P: 6	R: 0 E: 0 K: 0 S: 5	H: 2 LOB: 2 BB: 0 P: 5	R: 0 E: 0 K: 1 S: 7	H: 2 LOB: 2 BB: 0 P: 7		R: 1 E: 0 K: 0 S: 3	H: 2 LOB: 2 BB: 0 P: 3	1B: 14 2B: 3 3B: 0 HR: 0	SF: 1 SAC: 2 DP: 2 HBP: 0	WP: 1 PB: 0 SB: 0 CS: 0	PA: 43			
<b>PITCHER</b>	IP	WLS	BF	H	R	ER	SO	BB	IBB	HBP	BLK	WP	HR	S	P	ERA		WHIP								
Jeff Sellers, R ERA: 5.53 (1, 1)	3.2		19	7	5	5	1	2	0	0	0	0	0	19	27	12.27		2.455								
Bob Stanley, R ERA: 5.0 (4, 1)	2.1		11	4	1	1	2	1	0	0	0	0	0	14	18	3.86		2.143								
Tom Bolton, L ERA: 4.82 (7, 1)	0.2		4	2	0	0	0	0	0	0	0	0	0	4	4	0.00		3.000								
Wes Gardner, R ERA: 5.01 (7, 1)	1.0		5	2	0	0	1	0	0	0	0	0	0	7	7	0.00	2.000									
Joe Sambito, L ERA: 6.97 (8, 1)	0.1	L	3	1	1	1	0	0	0	0	0	0	0	3	3	27.00	3.000									



Batter	1	2	3	4	5	6	7	8	9	AB	R	H	RBI	BB	SO	LOB	TOP					
Ellis Burks, R OBP: 0.325, SLG: 0.451 (1, 8)										4	1	2	0	1	0	1	<b>Boston Red Sox @ Milwaukee Brewers</b> Milwaukee County Stadium, Milwaukee, WI Fri Sep 25 1987, 8:05 PM EDT Att: 12,878 - Unknown					
Marty Barrett, R OBP: 0.349, SLG: 0.348 (1, 4)										5	0	0	0	0	0	4						
Todd Benzinger, S OBP: 0.346, SLG: 0.441 (1, 9)										5	2	2	1	0	1	3						
Dwight Evans, R OBP: 0.420, SLG: 0.586 (1, 3)										3	1	2	2	2	0	1						
Mike Greenwell, L OBP: 0.394, SLG: 0.577 (1, 7)										5	1	0	0	0	2	7						
Ed Romero, R OBP: 0.324, SLG: 0.296 (1, 5)										5	1	1	1	0	1	2						
Sam Horn, L OBP: 0.380, SLG: 0.683 (1, 10)										4	2	2	4	1	2	0						
Spike Owen, S OBP: 0.338, SLG: 0.345 (1, 6)										4	0	1	0	1	2	1						
John Marzano, R OBP: 0.288, SLG: 0.418 (1, 2)										4	1	1	0	0	1	2						
<b>Inning Stats</b>	R: 0 E: 0 K: 1 S: 6	H: 1 LOB: 1 BB: 0 P: 6	R: 1 E: 0 K: 2 S: 8	H: 1 LOB: 1 BB: 1 P: 12	R: 1 E: 1 K: 0 S: 6	H: 3 LOB: 2 BB: 0 P: 6	R: 0 E: 0 K: 1 S: 5	H: 1 LOB: 0 BB: 0 P: 5	R: 1 E: 0 K: 1 S: 7	H: 2 LOB: 1 BB: 0 P: 7	R: 0 E: 0 K: 1 S: 5	H: 0 LOB: 1 BB: 1 P: 9	R: 0 E: 1 K: 1 S: 5	H: 0 LOB: 2 BB: 2 P: 13	R: 0 E: 0 K: 1 S: 5	H: 0 LOB: 0 BB: 0 P: 5	R: 6 E: 3 K: 1 S: 10	H: 3 LOB: 0 BB: 1 P: 14	1B: 7 2B: 2 3B: 0 HR: 2	SF: 0 SAC: 0 DP: 0 HBP: 0	WP: 0 PB: 0 SB: 0 CS: 0	PA: 44
<b>PITCHER</b>	IP WLS BF H R ER SO BB IBB HBP BLK WP HR S P ERA WHIP																					
Juan Nieves, L ERA: 5.01 (1, 1)	7.0 L 32 8 3 3 7 4 0 0 0 0 0 1 42 58 3.86 1.714																					
Mark Knudson, R ERA: 5.46 (8, 1)	2.0 12 3 6 0 2 0 1 0 0 0 0 1 15 19 0.00 1.500																					
Batter	1	2	3	4	5	6	7	8	9	AB	R	H	RBI	BB	SO	LOB	BOTTOM					
Paul Moltor, R OBP: 0.440, SLG: 0.566 (1, 4)										4	1	2	0	0	2	0	<b>Boston Red Sox @ Milwaukee Brewers</b> Milwaukee County Stadium, Milwaukee, WI Fri Sep 25 1987, 8:05 PM EDT Att: 12,878 - Unknown					
Robin Yount, R OBP: 0.382, SLG: 0.476 (1, 8)										4	1	1	1	0	1	1						
B.J. Surhoff, L OBP: 0.347, SLG: 0.419 (1, 2)										4	0	0	0	0	0	1						
Greg Brock, L OBP: 0.371, SLG: 0.435 (1, 3)										3	0	2	1	1	0	0						
Brad Komminsk, R (1, 10)										3	0	0	0	1	3	2						
Ernest Riles, L OBP: 0.330, SLG: 0.354 (1, 5)										4	0	0	0	0	1	3						
Mike Felder, S OBP: 0.326, SLG: 0.336 (1, 7)										3	0	0	0	0	2							
Rick Manning, L OBP: 0.328, SLG: 0.340 (1, 9)										3	0	0	0	0	2	2						
Dale Sveum, S OBP: 0.302, SLG: 0.450 (1, 6)										3	0	0	0	0	1	0						
<b>Inning Stats</b>	R: 0 E: 0 K: 2 S: 7	H: 0 LOB: 0 BB: 0 P: 7	R: 0 E: 0 K: 1 S: 5	H: 0 LOB: 0 BB: 0 P: 5	R: 0 E: 0 K: 1 S: 5	H: 0 LOB: 0 BB: 0 P: 5	R: 0 E: 0 K: 1 S: 5	H: 0 LOB: 2 BB: 2 P: 13	R: 2 E: 0 K: 2 S: 10	H: 3 LOB: 1 BB: 0 P: 10	R: 0 E: 0 K: 0 S: 3	H: 0 LOB: 0 BB: 0 P: 3	R: 0 E: 0 K: 0 S: 3	H: 1 LOB: 0 BB: 0 P: 3	R: 0 E: 0 K: 2 S: 8	H: 1 LOB: 1 BB: 0 P: 8	1B: 4 2B: 1 3B: 0 HR: 0	SF: 0 SAC: 0 DP: 0 HBP: 0	WP: 0 PB: 0 SB: 1 CS: 1	PA: 34		
<b>PITCHER</b>	IP WLS BF H R ER SO BB IBB HBP BLK WP HR S P ERA WHIP																					
Roger Clemens, R ERA: 3.17 (1, 1)	9.0 W 33 5 2 2 10 2 0 0 0 0 0 0 51 59 2.00 0.778																					



Batter	1	2	3	4	5	6	7	8	9	AB	R	H	RBI	BB	SO	LOB	TOP		
<b>Ellis Burks, R</b> OBP: 0.324, SLG: 0.449 (1, 8)	5-3	4-3			SH1-4 1B		6-3			4	0	1	0	0	0	2	<b>Boston Red Sox @ Milwaukee Brewers</b> Milwaukee County Stadium, Milwaukee, WI Sat Sep 26 1987, 4:33 AM EDT Att: 19,206 - Unknown  <b>AB 29</b> <b>R 2</b> <b>H 4</b> <b>RBI 2</b> <b>BB 5</b> <b>SO 5</b> <b>LOB 10</b> 		
<b>Jody Read, R</b> OBP: 0.333, SLG: 0.200 (1, 4)	6-3		CS BB		SH1-4 1-2			F6		2	0	0	0	1	0				
<b>Pat Dodson, L</b> OBP: 0.298, SLG: 0.316 (1, 3)	4-3		FC6-4 BB		F5			K		3	0	0	0	1	1				
<b>Sam Horn, L</b> OBP: 0.376, SLG: 0.667 (1, 10)		HR BB	K		K			K		3	1	0	0	1	3	2			
<b>Todd Benzinger, S</b> OBP: 0.344, SLG: 0.453 (1, 7)		HR	FC6-4		4-3			F7		4	1	1	2	0	0	1			
<b>Ed Romero, R</b> OBP: 0.318, SLG: 0.291 (1, 5)	4-3				F8		5-3	5-3		4	0	0	0	0	0	0			
<b>Spike Owen, S</b> OBP: 0.342, SLG: 0.346 (1, 6)		1B BB			5-3			1B		2	0	1	0	2	0	0			
<b>John Marzano, R</b> OBP: 0.283, SLG: 0.409 (9, PH) <b>Dwight Evans, R</b> OBP: 0.419, SLG: 0.585	F9				F8		4-3	K		3	0	0	0	0	0	2			
<b>Kevin Romine, R</b> OBP: 0.286, SLG: 0.381 (1, 9)					5-3		4-3			3	0	1	0	0	0	1			
<b>Inning Stats</b>	R: 0 E: 0 K: 0 S: 3	H: 0 LOB: 0 BB: 0 P: 3	R: 2 E: 0 K: 0 S: 5	H: 2 LOB: 2 BB: 2 P: 13	R: 0 E: 0 K: 1 S: 4	H: 0 LOB: 1 BB: 2 P: 12	R: 0 E: 0 K: 0 S: 3	H: 0 LOB: 1 BB: 1 P: 7	R: 0 E: 0 K: 1 S: 6	H: 1 LOB: 1 BB: 0 P: 6	R: 0 E: 0 K: 0 S: 3	H: 0 LOB: 0 BB: 0 P: 3	R: 0 E: 0 K: 2 S: 7	H: 0 LOB: 0 BB: 0 P: 3	R: 0 E: 0 K: 1 S: 6	H: 1 LOB: 1 BB: 0 P: 6	1B: 3 2B: 0 3B: 0 HR: 1	SF: 0 SAC: 1 DP: 0 HBP: 0	WP: 0 PA: 35 CS: 1
<b>PITCHER</b>	IP	WLS	BF	H	R	ER	SO	BB	IBB	HBP	BLK	WP	HR	S	P	ERA	WHIP		
<b>Len Barker, R</b> ERA: 5.36 (1, 1)	2.1		12	2	2	2	0	4	0	0	0	0	1	8	24	7.71	2.571		
<b>Dave Stapleton, L</b> ERA: 1.84 (3, 1)	6.2	W	23	2	0	0	5	1	0	0	0	0	0	32	36	0.00	0.450		

Batter	1	2	3	4	5	6	7	8	9	AB	R	H	RBI	BB	SO	LOB	BOTTOM		
<b>Paul Moltitor, R</b> OBP: 0.436, SLG: 0.562 (1, 10)	6-3		SF8		6-3		K			3	0	0	1	0	1	2	<b>Boston Red Sox @ Milwaukee Brewers</b> Milwaukee County Stadium, Milwaukee, WI Sat Sep 26 1987, 4:33 AM EDT Att: 19,206 - Unknown  <b>AB 30</b> <b>R 3</b> <b>H 9</b> <b>RBI 3</b> <b>BB 0</b> <b>SO 6</b> <b>LOB 16</b> 		
<b>Mike Felder, S</b> OBP: 0.329, SLG: 0.350 (1, 7)	K		HR			1B 1B	F8			4	1	2	2	0	1	2			
<b>Robin Yount, R</b> OBP: 0.381, SLG: 0.474 (1, 8)	F9		5-3			1B 1B		K		4	0	1	0	0	1	0			
<b>Greg Brock, L</b> OBP: 0.372, SLG: 0.435 (1, 3)		G4-3 1B			WP 4-3 1B	F7		F7		4	0	2	0	0	0	2			
<b>Rob Deer, R</b> OBP: 0.358, SLG: 0.449 (1, 9)	F7				K	K		K		4	0	0	0	0	3	4			
<b>Ernest Riles, L</b> OBP: 0.327, SLG: 0.350 (1, 5)	G4-3				4-3	1-3				3	0	0	0	0	0	4			
<b>Bill Schroeder, R</b> OBP: 0.378, SLG: 0.544 (1, 2)			SH1-4 1B SF8 1B		5-3		FC1-5 2B			3	1	2	0	0	0	1			
<b>Dale Sveum, S</b> OBP: 0.303, SLG: 0.450 (1, 6)			SF8 SH1-4 HR 1B			F7	FC1-5 1B			3	1	1	0	0	0	1			
<b>Juan Castillo, S</b> OBP: 0.296, SLG: 0.313 (1, 4)			SH1-4			4-3	S 1B			2	0	1	0	0	0	0			
<b>Inning Stats</b>	R: 0 E: 0 K: 1 S: 5	H: 1 LOB: 0 BB: 0 P: 5	R: 3 E: 0 K: 0 S: 6	H: 3 LOB: 0 BB: 0 P: 6	R: 0 E: 0 K: 1 S: 6	H: 1 LOB: 1 BB: 0 P: 6	R: 0 E: 0 K: 1 S: 7	H: 2 LOB: 2 BB: 0 P: 7	R: 0 E: 0 K: 1 S: 7	H: 2 LOB: 2 BB: 0 P: 7	R: 0 E: 0 K: 2 S: 7	H: 0 LOB: 0 BB: 0 P: 7	R: 0 E: 0 K: 2 S: 7	H: 0 LOB: 0 BB: 0 P: 7	1B: 7 2B: 1 3B: 0 HR: 1	SF: 1 SAC: 1 DP: 1 HBP: 0	WP: 1 PA: 32 CS: 0		
<b>PITCHER</b>	IP	WLS	BF	H	R	ER	SO	BB	IBB	HBP	BLK	WP	HR	S	P	ERA	WHIP		
<b>Al Nipper, R</b> ERA: 5.45 (1, 1)	8.0	L	32	9	3	3	6	0	0	0	0	1	1	44	44	3.38	1.125		



Batter	1	2	3	4	5	6	7	8	9	AB	R	H	RBI	BB	SO	LOB	TOP			
Ellis Burks, R OBP: 0.326, SLG: 0.450 (1, 8)	F4		SH3-4	1B		CS		K		4	0	2	0	0	1	0	<b>Boston Red Sox @ Milwaukee Brewers</b> Milwaukee County Stadium, Milwaukee, WI Sun Sep 27 1987, 4:33 AM EDT Att: 26,175 - Unknown			
Jody Reed, R OBP: 0.435, SLG: 0.400 (1, 4)	FC5-4		1B	1B		F8		FC6-4		5	1	4	3	0	0	1				
Spike Owen, S OBP: 0.340, SLG: 0.343 (1, 6)	FC5-4		5-3	F7				FC6-4		4	0	0	0	1	0	5				
Dwight Evans, R OBP: 0.419, SLG: 0.581 (1, 3)	F9		1B			6-3		F8		3	1	0	0	2	0	3				
Todd Benzinger, S OBP: 0.345, SLG: 0.457 (1, 7)		P3							F9	5	1	2	2	0	1	0				
Ed Romero, R OBP: 0.324, SLG: 0.298 (1, 5)	K		F8							5	0	3	0	0	1	2				
Sam Horn, L OBP: 0.383, SLG: 0.641 (1, 10)	K			K		F9		F6		5	0	0	0	0	2	4				
Kevin Romine, R OBP: 0.360, SLG: 0.391 Pat Dodson, L OBP: 0.392, SLG: 0.308 (9, PH)			SH3-4	1B		FC1-6			K	2	2	1	1	2	0	1				
Danny Sheaffer, R OBP: 0.125, SLG: 0.190 Mike Greenwell, L OBP: 0.393, SLG: 0.576 John Marzano, R OBP: 0.283, SLG: 0.409 (7, PH)			SH3-4	2B		FC1-6				1	0	0	0	0	1	1				
			SH3-4	2B		6-3		K		3	1	1	0	0	0	2				
			2B							1	0	0	0	0	1	2				
										0	0	0	0	0	0	0				
<b>Inning Stats</b>	R: 0 E: 0 K: 0 S: 4	H: 1 LOB: 1 BB: 0 P: 4	R: 0 E: 0 K: 2 S: 7	H: 0 LOB: 0 BB: 0 P: 7	R: 3 E: 0 K: 0 S: 6	H: 3 LOB: 2 BB: 2 P: 14	R: 1 E: 0 K: 1 S: 8	H: 3 LOB: 2 BB: 0 P: 8	R: 2 E: 0 K: 0 S: 5	H: 2 LOB: 1 BB: 1 P: 9	R: 0 E: 0 K: 2 S: 3	H: 1 LOB: 2 BB: 1 P: 7	R: 0 E: 0 K: 1 S: 6	H: 1 LOB: 1 BB: 0 P: 6	R: 0 E: 0 K: 1 S: 6	H: 1 LOB: 1 BB: 0 P: 6	1B: 11 2B: 2 3B: 0 HR: 0	SF: 0 SAC: 1 DP: 0 HBP: 0	WP: 1 PB: 0 SB: 0 CS: 1	PA: 44
<b>PITCHER</b>	IP WLS BF H R ER SO	IP WLS BF H R ER SO	IP WLS BF H R ER SO	IP WLS BF H R ER SO	IP WLS BF H R ER SO	IP WLS BF H R ER SO	IP WLS BF H R ER SO	IP WLS BF H R ER SO	IP WLS BF H R ER SO	IP WLS BF H R ER SO	IP WLS BF H R ER SO	IP WLS BF H R ER SO	IP WLS BF H R ER SO	IP WLS BF H R ER SO	IP WLS BF H R ER SO	IP WLS BF H R ER SO	ERA WHIP	ERA WHIP		
Teddy Higuera, L ERA: 3.92 (1, 1)	4.0	2.0	3.0	4.0	4.0	4.0	4.0	4.0	4.0	13.50	2.750									
Ray Burns, R ERA: 5.87 (5, 1)	2.0	3.0	3.0	3.0	3.0	3.0	3.0	3.0	3.0	0.00	1.500									
Chuck Crim, R ERA: 3.7 (7, 1)	3.0	3.0	3.0	3.0	3.0	3.0	3.0	3.0	3.0	0.00	1.333									

Batter	1	2	3	4	5	6	7	8	9	AB	R	H	RBI	BB	SO	LOB	BOTTOM	
Paul Moltzer, R OBP: 0.438, SLG: 0.568 (1, 10)	F8		L4-6			G3		S		4	3	2	3	1	0	1	<b>Boston Red Sox @ Milwaukee Brewers</b> Milwaukee County Stadium, Milwaukee, WI Sun Sep 27 1987, 4:33 AM EDT Att: 26,175 - Unknown	
Mike Felder, S OBP: 0.327, SLG: 0.345 (1, 7)	4-3		G3		F2	G3		2B		4	1	0	1	1	0	2		
Robin Yount, R OBP: 0.383, SLG: 0.475 (1, 8)				5-3				K		5	0	3	2	0	1	2		
Greg Brock, L OBP: 0.373, SLG: 0.437 (1, 3)	4-3			1B		F7		4-3		5	1	2	2	0	0	3		
B.J. Surhoff, L OBP: 0.348, SLG: 0.418 (1, 2)		G3						4-3		4	0	1	0	1	0	2		
Brad Komminsk, R OBP: 0.222, SLG: 0.125 (1, 9)					F3					4	0	1	0	0	0	3		
Ernest Riles, L OBP: 0.329, SLG: 0.350 (1, 5)		G3								3	1	1	1	1	0	1		
Dale Sveum, S OBP: 0.302, SLG: 0.447 (1, 6)										3	1	0	0	1	0	4		
Juan Castillo, S OBP: 0.301, SLG: 0.316 (1, 4)										3	2	2	0	1	0	0		
										1B: 10 2B: 3 3B: 0 HR: 1	SF: 0 SAC: 0 DP: 2 HBP: 0	WP: 0 PB: 1 SB: 2 CS: 0	PA: 41					
<b>PITCHER</b>	IP WLS BF H R ER SO	IP WLS BF H R ER SO	IP WLS BF H R ER SO	IP WLS BF H R ER SO	IP WLS BF H R ER SO	IP WLS BF H R ER SO	IP WLS BF H R ER SO	IP WLS BF H R ER SO	IP WLS BF H R ER SO	IP WLS BF H R ER SO	IP WLS BF H R ER SO	IP WLS BF H R ER SO	IP WLS BF H R ER SO	IP WLS BF H R ER SO	IP WLS BF H R ER SO	IP WLS BF H R ER SO	ERA WHIP	ERA WHIP
John Lester, R ERA: 8.88 (1, 1)	5.0	0.1	1.1	1.1	1.1	1.1	1.1	1.1	1.1	81.00	9.000							
Wes Gardner, R ERA: 5.3 (6, 1)	0.1	1.1	1.1	1.1	1.1	1.1	1.1	1.1	1.1	6.75	2.250							
Bob Stanley, R ERA: 5.01 (6, 1)	1.1	1.1	1.1	1.1	1.1	1.1	1.1	1.1	1.1	13.50	2.250							
Calvin Schiraldi, R ERA: 4.24 (7, 1)	1.1	1.1	1.1	1.1	1.1	1.1	1.1	1.1	1.1	13.50	2.250							



Batter	1	2	3	4	5	6	7	8	9	AB	R	H	RBI	BB	SO	LOB	TOP																
Ellis Burks, R OBP: 0.325, SLG: 0.447 (1, 8)										5	1	1	0	0	0	3	<b>Boston Red Sox @ New York Yankees</b> Yankee Stadium, Bronx, NY Mon Sep 28 1987, 7:05 PM EDT Att: 20,320 - Unknown																
Marty Barrett, R OBP: 0.348, SLG: 0.346 (1, 4)										5	1	1	0	0	1	4																	
Sam Horn, L OBP: 0.371, SLG: 0.662 (1, 10)										5	1	3	1	0	1	3																	
Dwight Evans, R OBP: 0.419, SLG: 0.579 (1, 3)										2	1	0	1	2	1	0																	
Mike Greenwell, L OBP: 0.393, SLG: 0.576 (1, 7)										5	1	2	2	0	0	1																	
Todd Benzinger, S OBP: 0.351, SLG: 0.463 (1, 9)										4	1	2	0	0	1	3																	
Ed Romero, R OBP: 0.322, SLG: 0.292 (1, 5)										4	1	0	0	1	0	5																	
Jody Reed, R OBP: 0.481, SLG: 0.522 (1, 6)									3	0	2	3	1	0	1																		
John Marzano, R OBP: 0.282, SLG: 0.401 (1, 2)									3	0	0	0	1	0	3																		
<b>Inning Stats</b>	R: 5 E: 0 K: 2 S: 10	H: 3 LOB: 1 BB: 2 P: 19	R: 1 E: 0 K: 0 S: 5	H: 2 LOB: 1 BB: 0 P: 5	R: 0 E: 0 K: 0 S: 4	H: 1 LOB: 1 BB: 0 P: 4	R: 1 E: 0 K: 1 S: 6	H: 1 LOB: 0 BB: 0 P: 6	R: 0 E: 0 K: 0 S: 3	H: 0 LOB: 0 BB: 0 P: 3	R: 0 E: 0 K: 0 S: 4	H: 1 LOB: 1 BB: 0 P: 4	R: 0 E: 0 K: 1 S: 6	H: 2 LOB: 2 BB: 1 P: 10	R: 0 E: 0 K: 0 S: 3	H: 0 LOB: 2 BB: 2 P: 11	R: 0 E: 0 K: 0 S: 4	H: 1 LOB: 1 BB: 0 P: 4	1B: 7 2B: 2 3B: 1 HR: 1	SF: 1 SAC: 0 DP: 1 HBP: 1	WP: 0 PB: 0 SB: 2 CS: 0	PA: 43											
<b>PITCHER</b>	IP WLS BF H R ER SO BB IBB HBP BLK WP HR S P ERA WHIP	IP WLS BF H R ER SO BB IBB HBP BLK WP HR S P ERA WHIP																															
Bill Gullickson, R ERA: 4.92 (1, 1)	4.0	22	7	7	7	3	2	0	1	0	0	0	1	25	34	15.75	2.250																
Steve Trout, L ERA: 4.38 (5, 1)	3.0	14	3	0	0	1	3	0	0	0	0	0	0	13	25	0.00	2.000																
Bill Fulton, R ERA: 11.57 (8, 1)	2.0	W	7	1	0	0	0	0	0	0	0	0	0	7	7	0.00	0.500																

Batter	1	2	3	4	5	6	7	8	9	AB	R	H	RBI	BB	SO	LOB	BOTTOM																
Rickey Henderson, R OBP: 0.425, SLG: 0.506 (1, 8)										3	2	1	1	2	0	0	<b>Boston Red Sox @ New York Yankees</b> Yankee Stadium, Bronx, NY Mon Sep 28 1987, 7:05 PM EDT Att: 20,320 - Unknown																
Willie Randolph, R OBP: 0.414, SLG: 0.412 (1, 4)										3	1	0	1	1	0	0																	
Don Mattingly, L OBP: 0.382, SLG: 0.558 (1, 3)										4	0	2	2	0	0	0																	
Dave Winfield, R OBP: 0.365, SLG: 0.471 (1, 9)										4	1	2	1	1	0	1																	
Mike Pagliarulo, L OBP: 0.303, SLG: 0.478 (1, 5)										3	0	0	0	1	2	4																	
Jerry Royster, R OBP: 0.327, SLG: 0.425 (9, PH)										1	1	1	2	0	0	0																	
Gary Ward, R OBP: 0.285, SLG: 0.375 (1, 10)										3	0	0	0	1	1	3																	
Mike Easter, L OBP: 0.328, SLG: 0.371 (9, PH)										1	1	1	2	0	0	0																	
Dan Pasqua, L OBP: 0.317, SLG: 0.403 (1, 7)										3	1	1	0	1	1	1																	
Rick Cerone, R OBP: 0.322, SLG: 0.333 ERA: 7.05 (1, 2)	6.1	27	5	3	3	3	3	0	0	0	0	0	0	10	26	10.80	3.600																
Orestes Destrade, S OBP: 0.462, SLG: 0.300 (7, PH)	0.1	3	1	0	0	0	1	0	0	0	0	0	0	2	6	0.00	6.000																
Mark Salas, L OBP: 0.316, SLG: 0.401 (8, 2)	0.0	L	1	1	2	2	0	0	0	0	0	0	0	1	1	0	0																
Calvin Schiraldi, R ERA: 7.12 OBP: 0.343, SLG: 0.411 (9, 1)	0.0	1	1	2	2	0	0	0	0	0	0	0	0	1	1	0	0																
<b>Inning Stats</b>	R: 0 E: 0 K: 0 S: 3	H: 0 LOB: 0 BB: 0 P: 3	R: 0 E: 0 K: 1 S: 5	H: 0 LOB: 0 BB: 0 P: 5	R: 0 E: 0 K: 0 S: 3	H: 0 LOB: 0 BB: 0 P: 3	R: 0 E: 0 K: 0 S: 3	H: 0 LOB: 0 BB: 0 P: 3	R: 0 E: 0 K: 1 S: 6	H: 1 LOB: 2 BB: 2 P: 14	R: 1 E: 0 K: 0 S: 5	H: 2 LOB: 3 BB: 1 P: 9	R: 2 E: 0 K: 2 S: 10	H: 3 LOB: 3 BB: 2 P: 18	R: 0 E: 0 K: 1 S: 4	H: 0 LOB: 0 BB: 1 P: 8	R: 6 E: 0 K: 0 S: 5	H: 4 LOB: 0 BB: 2 P: 13	1B: 5 2B: 3 3B: 0 HR: 2	SF: 2 SAC: 0 DP: 1 HBP: 0	WP: 0 PB: 0 SB: 0 CS: 0	PA: 42											
<b>PITCHER</b>	IP WLS BF H R ER SO BB IBB HBP BLK WP HR S P ERA WHIP	IP WLS BF H R ER SO BB IBB HBP BLK WP HR S P ERA WHIP																															
Bob Woodward, R ERA: 5.6 (7, 1)	1.2	10	2	2	2	2	4	0	0	0	0	0	0	10	26	10.80	3.600																
Wes Gardner, R ERA: 5.48 (9, 1)	0.1	3	1	0	0	0	1	0	0	0	0	0	0	2	6	0.00	6.000																
Joe Sambito, L ERA: 7.12 (9, 1)	0.0	L	1	1	2	2	0	0	0	0	0	0	0	1	1	0	0																
Calvin Schiraldi, R ERA: 7.12 OBP: 0.343, SLG: 0.411 (9, 1)	0.0	1	1	2	2	0	0	0	0	0	0	0	0	1	1	0	0																



Batter	1	2	3	4	5	6	7	8	9	AB	R	H	RBI	BB	SO	LOB	TOP			
Ellis Burks, R OBP: 0.324, SLG: 0.446 (1, 8)	0-0 5-3		0-0 3-1		0-0 F8			0-0 1B		4	0	1	0	0	0	1	<b>Boston Red Sox @ New York Yankees</b> Yankee Stadium, Bronx, NY Tue Sep 29 1987, 7:05 PM EDT Att: 20,204 - Unknown <a href="http://livebaseballscorecards.com">livebaseballscorecards.com</a>			
Marty Barrett, R OBP: 0.349, SLG: 0.349 (1, 4)	0-0 2B		0-0 1B		0-0 F9			0-0 4-3		4	0	2	0	0	0	1				
Sam Horn, L OBP: 0.361, SLG: 0.643 (1, 10)	0-0 F7		0-0 F7		0-0 F9			0-3 K	0-3 K	4	0	0	0	0	1	2				
Dwight Evans, R OBP: 0.416, SLG: 0.575 (1, 3)	0-0 F9			0-3 K	0-3 K			0-0 5-3	0-0 5-3	4	0	0	0	0	2	1				
Mike Greenwell, L OBP: 0.392, SLG: 0.572 (1, 7)		4-0 BB		0-0 F8				0-0 F8	0-0 F4	3	0	0	0	1	0	0				
Todd Benzinger, S OBP: 0.346, SLG: 0.456 (1, 9)		0-0 F6		0-0 4-3				0-0 F7		3	0	0	0	0	0	1				
Ed Romero, R OBP: 0.322, SLG: 0.293 (1, 5)		0-0 L7			0-0 5-3 1B			0-0 F2		3	0	1	0	0	0	1				
Jody Reed, R OBP: 0.433, SLG: 0.462 (1, 6)		0-0 4-3			0-0 5-3			0-0 F8		3	0	0	0	0	0	2				
John Marzano, R OBP: 0.277, SLG: 0.394 (1, 2)			0-0 L8		0-0 6-3			0-0 F7		3	0	0	0	0	0	1				
<b>Inning Stats</b>	R: 0 E: 0 K: 0 S: 4	H: 1 LOB: 1 BB: 0 P: 4	R: 0 E: 0 K: 0 S: 3	H: 0 LOB: 1 BB: 1 P: 7	R: 0 E: 0 K: 0 S: 4	H: 1 LOB: 1 BB: 0 P: 4	R: 0 E: 0 K: 1 S: 5	H: 0 LOB: 0 BB: 0 P: 5	R: 0 E: 0 K: 0 S: 4	H: 1 LOB: 1 BB: 0 P: 4	R: 0 E: 0 K: 1 S: 5	H: 0 LOB: 0 BB: 0 P: 5	R: 0 E: 0 K: 1 S: 5	H: 0 LOB: 0 BB: 0 P: 5	R: 0 E: 0 K: 1 S: 5	H: 0 LOB: 0 BB: 0 P: 5	1B: 3 2B: 1 3B: 0 HR: 0	SF: 0 SAC: 0 DP: 0 HBP: 0	WP: 0 PB: 0 SB: 0 CS: 0	PA: 32
<b>PITCHER</b> Charles Hudson, R ERA: 3.58 (1, 1)	IP: 9.0 WLS: W BF: 32 H: 4 R: 0 ER: 0 SO: 3 BB: 1 IBB: 0 HBP: 0 BLK: 0 WP: 0 HR: 0 S: 37 P: 41 ERA: 0.00 WHIP: 0.556																			

Batter	1	2	3	4	5	6	7	8	9	AB	R	H	RBI	BB	SO	LOB	BOTTOM			
Rickey Henderson, R OBP: 0.427, SLG: 0.507 (1, 10)	0-0 F9		0-0 S HR 1B	0-0 6-3 1B		0-0 CS 1B		0-0 E7		5	1	3	0	0	0	1	<b>Boston Red Sox @ New York Yankees</b> Yankee Stadium, Bronx, NY Tue Sep 29 1987, 7:05 PM EDT Att: 20,204 - Unknown <a href="http://livebaseballscorecards.com">livebaseballscorecards.com</a>			
Willie Randolph, R OBP: 0.416, SLG: 0.412 (1, 4)	0-0 1B		4-0 HR BB	0-0 6-3		4-0 1B BB		0-0 SF7		2	1	1	1	2	0	1				
Don Mattingly, L OBP: 0.382, SLG: 0.562 (1, 3)	0-0 F9		0-0 HR	0-0 6-3		0-0 G6-4-3 1B		0-0 L5		5	1	2	4	0	0	3				
Dave Winfield, R OBP: 0.364, SLG: 0.468 (1, 9)	0-0 F9		4-0 BB G3 BB		0-3 K	0-0 G6-4-3 1B				3	1	0	0	1	1	3				
Gary Ward, R OBP: 0.288, SLG: 0.378 (1, 7)		0-0 CS 1B	0-0 G3 BB 1B		0-0 1B			0-3 K		4	0	3	0	0	1	0				
Jerry Royster, R OBP: 0.335, SLG: 0.429 (1, 5)		0-0 P2	4-0 G3 BB		0-0 BB 1B			0-0 CS 1B		3	0	2	0	1	0	1				
Bobby Meacham, S OBP: 0.341, SLG: 0.404 (1, 6)	0-3 K		0-0 G3		4-0 BB 1B			0-3 K		3	0	0	1	1	2	4				
Joel Skinner, R OBP: 0.192, SLG: 0.237 (1, 2)			0-0 K		0-0 P3			0-0 E SF7 1B		4	1	1	0	0	1	5				
Roberto Kelly, R OBP: 0.340, SLG: 0.429 (1, 8)			0-0 S HR 1B	0-3 K	0-0 4-3			0-3 K		4	1	1	0	0	2	4				
<b>Inning Stats</b>	R: 0 E: 0 K: 0 S: 4	H: 1 LOB: 0 BB: 0 P: 4	R: 0 E: 0 K: 1 S: 5	H: 1 LOB: 0 BB: 0 P: 5	R: 5 E: 0 K: 1 S: 9	H: 4 LOB: 3 BB: 3 P: 21	R: 0 E: 0 K: 1 S: 6	H: 1 LOB: 1 BB: 0 P: 6	R: 0 E: 0 K: 1 S: 7	H: 2 LOB: 3 BB: 1 P: 11	R: 0 E: 0 K: 0 S: 3	H: 2 LOB: 1 BB: 1 P: 7	R: 0 E: 0 K: 2 S: 7	H: 1 LOB: 1 BB: 0 P: 7	R: 1 E: 1 K: 1 S: 7	H: 1 LOB: 1 BB: 0 P: 7		1B: 12 2B: 1 3B: 0 HR: 1	SF: 1 SAC: 0 DP: 2 HBP: 0	WP: 0 PB: 0 SB: 0 CS: 3
<b>PITCHER</b> Bruce Hurst, L ERA: 4.41 (1, 1) Tom Bolton, L ERA: 4.39 (3, 1)	IP: 2.1 WLS: L BF: 15 H: 6 R: 5 ER: 5 SO: 2 BB: 3 IBB: 0 HBP: 0 BLK: 0 WP: 0 HR: 1 S: 16 P: 28 ERA: 19.29 WHIP: 3.857																			



Batter	1	2	3	4	5	6	7	8	9	AB	R	H	RBI	BB	SO	LOB	TOP			
Ellis Burks, R OBP: 0.323, SLG: 0.443 (1, 8)	F4		F9	F9		5-3			P3	5	1	1	2	0	0	0	<b>Boston Red Sox @ New York Yankees</b> Yankee Stadium, Bronx, NY Wed Sep 30 1987, 7:05 PM EDT Att: 20,280 - Unknown			
Marty Barrett, R OBP: 0.348, SLG: 0.347 (1, 4)	L4		5-3	5-3		F8			F9	4	0	0	0	1	0	0				
Sam Horn, L OBP: 0.350, SLG: 0.621 (1, 10)	K		K	K					G3	5	0	0	1	0	3	1				
Dwight Evans, R OBP: 0.418, SLG: 0.577 (1, 3)										3	2	2	0	1	0	1				
Todd Benzinger, S OBP: 0.345, SLG: 0.449 (1, 9)										3	1	0	0	1	0	2				
Mike Greenwell, L OBP: 0.390, SLG: 0.569 (1, 7)										4	0	1	0	0	2	3				
Ed Romero, R OBP: 0.325, SLG: 0.294 (1, 5)										3	1	1	0	1	0	2				
Spike Owen, S OBP: 0.342, SLG: 0.344 (1, 6)										4	1	2	2	0	0	1				
John Marzano, R OBP: 0.276, SLG: 0.386 (1, 2)										3	1	0	1	1	0	2				
<b>Inning Stats</b>	R: 0 E: 0 K: 1 S: 5	H: 0 LOB: 0 BB: 0 P: 5	R: 1 E: 0 K: 0 S: 6	H: 3 LOB: 2 BB: 0 P: 6	R: 0 E: 0 K: 1 S: 5	H: 0 LOB: 0 BB: 0 P: 5	R: 6 E: 1 K: 1 S: 8	H: 3 LOB: 1 BB: 4 P: 24	R: 0 E: 0 K: 0 S: 3	H: 0 LOB: 1 BB: 1 P: 7	R: 0 E: 0 K: 0 S: 3	H: 1 LOB: 1 BB: 0 P: 8	R: 0 E: 0 K: 0 S: 3	H: 0 LOB: 0 BB: 0 P: 3	R: 0 E: 0 K: 0 S: 3	H: 0 LOB: 0 BB: 0 P: 3	1B: 6 2B: 1 3B: 0 HR: 0	SF: 0 SAC: 0 DP: 0 HBP: 0	WP: 1 PB: 0 SB: 0 CS: 0	PA: 39
<b>PITCHER</b>	IP WLS BF H R ER SO BB IBB HBP BLK WP HR S P ERA WHIP																			
Al Leiter, L ERA: 6.35 (1, 1)	3.1 L 18 5 6 6 3 3 0 0 0 0 1 0 21 33 16.20 2.400																			
Neil Allen, R ERA: 5.93 (4, 1)	5.2 21 2 1 0 2 2 0 0 0 0 0 0 23 31 0.00 0.706																			

AB	34
R	7
H	7
RBI	6
BB	5
SO	5
LOB	12



Batter	1	2	3	4	5	6	7	8	9	AB	R	H	RBI	BB	SO	LOB	BOTTOM			
Rickey Henderson, R OBP: 0.422, SLG: 0.500 (1, 10)	4-3		K			K		F8	6-3	5	0	0	0	0	2	4	<b>Boston Red Sox @ New York Yankees</b> Yankee Stadium, Bronx, NY Wed Sep 30 1987, 7:05 PM EDT Att: 20,280 - Unknown			
Willie Randolph, R OBP: 0.414, SLG: 0.411 (1, 4)	L8			F4		F8				4	0	1	0	0	0	0				
Don Mattingly, L OBP: 0.380, SLG: 0.558 (1, 3)	F6			F9		4-3				4	0	0	0	0	1	1				
Dave Winfield, R OBP: 0.364, SLG: 0.467 (1, 9)				K				F4	K	4	0	1	0	0	2	1				
Dan Pasqua, L OBP: 0.319, SLG: 0.405 (1, 7)										4	0	2	0	0	2	1				
Gary Ward, R OBP: 0.290, SLG: 0.379 (1, 8)										4	0	2	0	0	2	1				
Mike Pagliarulo, L OBP: 0.303, SLG: 0.479 (1, 5)										4	0	1	0	0	1	3				
Joel Skinner, R OBP: 0.190, SLG: 0.235 (1, 2)										1	0	0	0	0	1	0				
Mark Salas, L OBP: 0.324, SLG: 0.403 (5, PH) (6, 2)										2	0	1	0	1	1	2				
Bobby Meacham, S OBP: 0.344, SLG: 0.411 (1, 6)										4	0	2	0	0	1	5				
<b>Inning Stats</b>	R: 0 E: 0 K: 0 S: 3	H: 1 LOB: 0 BB: 0 P: 7	R: 0 E: 0 K: 2 S: 8	H: 1 LOB: 1 BB: 0 P: 8	R: 0 E: 0 K: 1 S: 5	H: 0 LOB: 0 BB: 0 P: 5	R: 0 E: 0 K: 2 S: 9	H: 2 LOB: 2 BB: 0 P: 9	R: 0 E: 0 K: 1 S: 5	H: 0 LOB: 0 BB: 0 P: 5	R: 0 E: 0 K: 2 S: 9	H: 2 LOB: 3 BB: 1 P: 13	R: 0 E: 0 K: 2 S: 8	H: 1 LOB: 1 BB: 0 P: 8	R: 0 E: 0 K: 1 S: 8	H: 3 LOB: 3 BB: 0 P: 8	1B: 8 2B: 3 3B: 0 HR: 0	SF: 0 SAC: 0 DP: 1 HBP: 0	WP: 0 PB: 0 SB: 1 CS: 1	PA: 37
<b>PITCHER</b>	IP WLS BF H R ER SO BB IBB HBP BLK WP HR S P ERA WHIP																			
Roger Clemens, R ERA: 3.07 (1, 1)	9.0 W 37 10 0 0 13 1 0 0 0 0 0 0 62 66 0.00 1.222																			





Batter	1	2	3	4	5	6	7	8	9	AB	R	H	RBI	BB	SO	LOB	TOP								
<b>Ellis Burks, R</b> OBP: 0.325, SLG: 0.446 (1, 8)	F8		1-3		1B 2B		HBP BB SF8 1B	1-2 2-H E 1B	F7	6	3	3	1	0	0	1									
<b>Marty Barrett, R</b> OBP: 0.352, SLG: 0.350 (1, 4)	1B			4-3	BB BB 2-H 1B		SF8 HBP BB	E1 1B		4	0	3	2	1	0	0									
<b>Sam Horn, L</b> OBP: 0.358, SLG: 0.615 (1, 10)	F4			1B 1B 1B	BB 1-2 BB		1-2 2-3 HBP	F7		3	0	1	1	1	0	2									
<b>Dwight Evans, R</b> OBP: 0.420, SLG: 0.577 (1, 3)	F8			1B 1B	1-2 2-3 BB		SF8			2	0	1	1	2	0	1									
<b>Todd Benzinger, S</b> OBP: 0.338, SLG: 0.439 (1, 9)		5-3		F8	F5		F5	L9		5	0	0	0	0	0	9									
<b>Mike Greenwell, L</b> OBP: 0.391, SLG: 0.574 (1, 7)	P3			1-2 2-3 1B			1-3	F8		5	1	2	1	0	0	2									
<b>Ed Romero, R</b> OBP: 0.322, SLG: 0.291 (1, 5)	K			F7			4-3		BB 1B	5	1	1	0	0	1	3									
<b>Spike Owen, S</b> OBP: 0.340, SLG: 0.341 (1, 6)			F7		L7	L7			BB 1B BB	4	1	0	0	1	1	0									
<b>John Marzano, R</b> OBP: 0.280, SLG: 0.399 (1, 2)			K		F4		BB HBP 2B	K		5	1	2	0	0	2	2									
<b>Inning Stats</b>	R: 0 E: 0 K: 0 S: 4	H: 1 LOB: 1 BB: 0 P: 4	R: 0 E: 0 K: 1 S: 5	H: 0 LOB: 0 BB: 0 P: 5	R: 0 E: 0 K: 1 S: 5	H: 0 LOB: 0 BB: 0 P: 5	R: 0 E: 0 K: 0 S: 6	H: 3 LOB: 3 BB: 0 P: 6	R: 1 E: 0 K: 0 S: 5	H: 2 LOB: 1 BB: 2 P: 13	R: 0 E: 0 K: 0 S: 3	H: 0 LOB: 0 BB: 0 P: 3	R: 2 E: 0 K: 0 S: 5	H: 2 LOB: 2 BB: 1 P: 10	R: 3 E: 1 K: 1 S: 8	H: 3 LOB: 2 BB: 2 P: 16	R: 1 E: 0 K: 1 S: 7	H: 2 LOB: 1 BB: 0 P: 7	1B: 9 2B: 3 HR: 1	SF: 1 SAC: 0 DP: 0 HBP: 1	WP: 0 PB: 0 SB: 0 CS: 0	PA: 46			
<b>PITCHER</b>	IP	WLS	BF	H	R	ER	SO	BB	IBB	HBP	BLK	WP	HR	S	P	ERA	WHIP								
<b>Pete Filson, L</b> ERA: 3.27 (1, 1)	5.0		23	6	1	1	2	2	0	0	0	0	0	25	33	1.80	1.600								
<b>Pat Clements, L</b> ERA: 5.12 (6, 1)	1.0		7	2	2	2	0	1	0	1	0	0	0	5	10	18.00	3.000								
<b>Tim Stoddard, R</b> ERA: 3.5 (7, 1)	0.2		2	0	0	0	0	0	0	0	0	0	0	2	2	0.00	0.000								
<b>Dave Righetti, L</b> ERA: 3.51 (7, 1)	2.1	L	14	5	4	3	2	2	0	0	0	0	1	16	24	11.57	3.000								

**Boston Red Sox @ New York Yankees**  
Yankee Stadium, Bronx, NY  
Thu Oct 01 1987, 7:05 PM EDT  
Att: 20,176 - Unknown

AB 39  
R 7  
H 13  
RBI 6  
BB 5  
SO 4  
LOB 20



Batter	1	2	3	4	5	6	7	8	9	AB	R	H	RBI	BB	SO	LOB	BOTTOM								
<b>Rickey Henderson, R</b> OBP: 0.423, SLG: 0.497 (1, 10)	K		WP HR BB		S BB		6-3			2	1	0	0	2	1	0									
<b>Willie Randolph, R</b> OBP: 0.413, SLG: 0.416 (1, 4)	F9		1-H 2-H HR		F4		5-3			4	1	1	3	0	0	2									
<b>Don Mattingly, L</b> OBP: 0.378, SLG: 0.556 (1, 3)	K		K		F7			F4		2	0	0	0	0	2	0									
<b>Orestes Destrade, S</b> OBP: 0.400, SLG: 0.250 (5, PH) (6, 3)	K		K							2	0	0	0	0	0	2									
<b>Dave Winfield, R</b> OBP: 0.361, SLG: 0.464 (1, 9)	K		K		L9		K			4	0	0	0	0	2	0									
<b>Dan Pasqua, L</b> OBP: 0.318, SLG: 0.412 (1, 7)	K		K		F7		HR			4	1	1	1	0	2	0									
<b>Gary Ward, R</b> OBP: 0.290, SLG: 0.384 (1, 8)	6-3				HR		F7			4	1	1	1	0	0	0									
<b>Mike Pagliarulo, L</b> OBP: 0.303, SLG: 0.477 (1, 5)			4-3		F8					4	0	1	0	0	0	0									
<b>Joel Skinner, R</b> OBP: 0.187, SLG: 0.230 (1, 2)			5-3				K			3	0	0	0	0	1	1									
<b>Mike Easter, L</b> OBP: 0.327, SLG: 0.370 (9, PH)							F3			1	0	0	0	0	0	0									
<b>Bobby Meacham, S</b> OBP: 0.349, SLG: 0.412 (1, 6)			WP HR HBP		E S 1B			F8		2	1	1	0	0	0	0									
<b>Inning Stats</b>	R: 0 E: 0 K: 2 S: 7	H: 0 LOB: 0 BB: 0 P: 7	R: 0 E: 0 K: 2 S: 7	H: 0 LOB: 0 BB: 0 P: 7	R: 3 E: 0 K: 1 S: 6	H: 1 LOB: 0 BB: 1 P: 11	R: 1 E: 0 K: 0 S: 4	H: 1 LOB: 0 BB: 0 P: 4	R: 0 E: 0 K: 1 S: 6	H: 1 LOB: 1 BB: 1 P: 10	R: 1 E: 0 K: 1 S: 7	H: 2 LOB: 1 BB: 0 P: 7	R: 0 E: 0 K: 0 S: 3	H: 0 LOB: 0 BB: 0 P: 3	R: 0 E: 0 K: 1 S: 5	H: 0 LOB: 0 BB: 0 P: 5	R: 0 E: 0 K: 0 S: 3	H: 0 LOB: 0 BB: 0 P: 3	1B: 2 2B: 0 HR: 3	SF: 0 SAC: 0 DP: 0 HBP: 1	WP: 1 PB: 0 SB: 0 CS: 0	PA: 35			
<b>PITCHER</b>	IP	WLS	BF	H	R	ER	SO	BB	IBB	HBP	BLK	WP	HR	S	P	ERA	WHIP								
<b>Al Nipper, R</b> ERA: 5.43 (1, 1)	9.0	W	35	5	5	5	8	2	0	1	0	1	3	48	57	5.00	0.778								

**Boston Red Sox @ New York Yankees**  
Yankee Stadium, Bronx, NY  
Thu Oct 01 1987, 7:05 PM EDT  
Att: 20,176 - Unknown

AB 32  
R 5  
H 5  
RBI 5  
BB 2  
SO 8  
LOB 5





Batter	1	2	3	4	5	6	7	8	9	10	11	12	AB	R	H	RBI	BB	SO	LOB								
<b>Paul Molitor, R</b> OBP: 0.436, SLG: 0.563 (1.4)													6	1	1	0	0	1	3								
<b>Robin Yount, R</b> OBP: 0.386, SLG: 0.476 (1.8)													5	0	1	0	1	0	1								
<b>B.J. Surhoff, L</b> OBP: 0.354, SLG: 0.428 (1.2)													5	0	3	1	1	0	1								
<b>Greg Brock, L</b> OBP: 0.369, SLG: 0.431 (1.3)													6	0	0	0	0	1	6								
<b>Glenn Braggs, R</b> OBP: 0.332, SLG: 0.430 (1.10)													4	0	0	0	1	1	2								
<b>Ernest Riles, L</b> OBP: 0.331, SLG: 0.349 (1.5)													5	1	2	0	0	2	1								
<b>Mike Felder, S</b> OBP: 0.331, SLG: 0.349 (1.7)													4	0	2	0	0	1	1								
<b>Rick Manning, L</b> OBP: 0.309, SLG: 0.318 (1.9)													5	0	0	0	0	1	5								
<b>Dale Sveum, S</b> OBP: 0.301, SLG: 0.451 (1.6)													5	0	2	1	0	2	3								
<b>Inning Stats</b>	R: 0 E: 0 K: 1 S: 6	H: 1 LOB: 1 BB: 0 P: 6	R: 0 E: 0 K: 2 S: 7	H: 0 LOB: 0 BB: 0 P: 7	R: 1 E: 0 K: 1 S: 8	H: 3 LOB: 2 BB: 0 P: 8	R: 0 E: 0 K: 1 S: 5	H: 0 LOB: 1 BB: 1 P: 9	R: 0 E: 0 K: 1 S: 5	H: 1 LOB: 1 BB: 0 P: 4	R: 0 E: 0 K: 1 S: 5	H: 0 LOB: 0 BB: 0 P: 5	R: 0 E: 0 K: 1 S: 5	H: 0 LOB: 0 BB: 0 P: 5	R: 0 E: 0 K: 1 S: 5	H: 1 LOB: 1 BB: 0 P: 7	R: 0 E: 0 K: 2 S: 3	H: 2 LOB: 2 BB: 0 P: 5	R: 0 E: 0 K: 0 S: 3	H: 0 LOB: 1 BB: 1 P: 7	1B: 10 2B: 1 3B: 0 HR: 0	SF: 0 SAC: 1 DP: 1 HBP: 0	WP: 0 PB: 0 SB: 1 CS: 0	PA: 49			
<b>PITCHER</b>	IP	WLS	BF	H	R	ER	SO	BB	IBB	HBP	BLK	WP	HR	S	P	ERA	WHIP										
<b>Jeff Sellers, R</b> ERA: 5.28 (1.1)	11.0		45	11	2	9	9	2	0	0	0	0	0	3	7	0.00	1.000										
<b>Wes Gardner, R</b> ERA: 5.42 (12.1)	1.0	W	4	0	0	0	0	1	0	0	0	0	0	3	7	0.00	1.000										

**Milwaukee Brewers @ Boston Red Sox**  
Fenway Park, Boston, MA  
Fri Oct.02 1987, 7:05 PM EDT  
Att. 20,077 - Unknown

AB 45  
R 2  
H 11  
RBI 2  
BB 3  
SO 9  
LOB 23

Batter	1	2	3	4	5	6	7	8	9	10	11	12	AB	R	H	RBI	BB	SO	LOB								
<b>Elis Burks, R</b> OBP: 0.324, SLG: 0.443 (1.8)													4	1	0	0	1	3	0								
<b>Marty Barrett, R</b> OBP: 0.352, SLG: 0.352 (1.4)													5	0	2	0	0	0	0								
<b>Sam Horn, L</b> OBP: 0.349, SLG: 0.599 (1.10)													4	0	0	1	0	3	2								
<b>Kevin Romine, R</b> OBP: 0.346, SLG: 0.375 (8, PR)													1	0	0	0	0	0	0								
<b>Dwight Evans, R</b> OBP: 0.417, SLG: 0.571 (1.3)														5	0	0	0	0	2								
<b>Todd Benzinger, S</b> OBP: 0.343, SLG: 0.437 (1.9)													3	1	1	0	2	1	0								
<b>Mike Greenwell, L</b> OBP: 0.388, SLG: 0.569 (1.7)													5	0	1	0	0	0	4								
<b>Ed Romero, R</b> OBP: 0.320, SLG: 0.291 (1.5)													4	0	1	1	0	0	1								
<b>Spike Owen, S</b> OBP: 0.339, SLG: 0.346 (1.6)													5	1	1	1	0	2	2								
<b>Danny Sheaffer, R</b> OBP: 0.119, SLG: 0.182 (1.2)													3	0	0	0	0	0	0								
<b>John Marzano, R</b> OBP: 0.278, SLG: 0.396 (9, PH)													1	0	0	0	0	1	0								
<b>Inning Stats</b>	R: 0 E: 0 K: 2 S: 7	H: 0 LOB: 0 BB: 0 P: 7	R: 1 E: 0 K: 1 S: 7	H: 2 LOB: 1 BB: 0 P: 7	R: 0 E: 0 K: 2 S: 8	H: 1 LOB: 1 BB: 0 P: 8	R: 0 E: 0 K: 0 S: 3	H: 0 LOB: 1 BB: 1 P: 7	R: 0 E: 0 K: 1 S: 5	H: 0 LOB: 0 BB: 0 P: 5	R: 0 E: 0 K: 1 S: 5	H: 1 LOB: 3 BB: 2 P: 13	R: 0 E: 0 K: 1 S: 5	H: 0 LOB: 0 BB: 0 P: 5	R: 0 E: 0 K: 1 S: 5	H: 0 LOB: 0 BB: 0 P: 5	R: 0 E: 0 K: 0 S: 3	H: 0 LOB: 0 BB: 0 P: 3	R: 0 E: 0 K: 0 S: 2	H: 1 LOB: 0 BB: 0 P: 2	1B: 4 2B: 1 3B: 0 HR: 1	SF: 1 SAC: 0 DP: 0 HBP: 0	WP: 0 PB: 0 SB: 1 CS: 0	PA: 44			
<b>PITCHER</b>	IP	WLS	BF	H	R	ER	SO	BB	IBB	HBP	BLK	WP	HR	S	P	ERA	WHIP										
<b>Teddy Figueroa, L</b> ERA: 3.85 (1.1)	11.1	L	44	6	3	3	10	2	1	0	0	0	1	61	73	2.38	0.706										

**Milwaukee Brewers @ Boston Red Sox**  
Fenway Park, Boston, MA  
Fri Oct.02 1987, 7:05 PM EDT  
Att. 20,077 - Unknown

AB 40  
R 3  
H 6  
RBI 3  
BB 3  
SO 10  
LOB 11




Batter	1	2	3	4	5	6	7	8	9	AB	R	H	RBI	BB	SO	LOB	TOP	
Paul Moltor, R OBP: 0.441, SLG: 0.570 (1, 4)	0-0 HR 1B	4-0 BB		0-0 2B		0-0 4-3 2B 2B		4-0 2B SF7 BB		3	3	1	2	0	0		<b>Milwaukee Brewers @ Boston Red Sox</b> Fenway Park, Boston, MA Sat Oct 03 1987, 3:33 AM EDT Att: 21,962 - Unknown	
Robin Yount, R OBP: 0.386, SLG: 0.482 (1, 8)	0-0 HR 1H	4-3		0-0 5-3		0-0 4-3		0-0 2B 1-3		5	1	2	2	0	0	3		
B.J. Surhoff, L OBP: 0.352, SLG: 0.426 (1, 10)	0-0 3-1		0-0 4-3 1B		0-0 F4	0-0 G3		0-0 SF7		4	0	1	1	0	0	1		
Greg Brock, L OBP: 0.373, SLG: 0.440 (1, 3)	0-0 1B SF7 2B		0-0 4-3 1B		0-0 CS 2B	0-0 2B		0-0 4-3		5	1	4	1	0	0	0		
Rob Deer, R OBP: 0.360, SLG: 0.456 Rick Manning, L OBP: 0.306, SLG: 0.315 (1, 9) (8, 9)	0-0 2-3 1B		0-0 F8		0-0 2-3 1B	0-0 F8			0-0 4-3	4	0	2	0	0	0	3		
Ernest Riles, L OBP: 0.332, SLG: 0.355 (1, 5)	0-0 SF7		0-0 4-3		0-0 F9				0-0 2B	4	0	2	1	0	0	3		
Bill Schroeder, R OBP: 0.379, SLG: 0.548 (1, 2)	0-0 3H G3		0-0 F9			0-0 HR	0-3 K		0-3 K	5	1	1	1	0	2	5		
Mike Felder, S OBP: 0.329, SLG: 0.350 (1, 7)		0-0 F2		0-0 G3		0-0 2B 2B	0-0 F8		0-0 F4	5	1	1	0	0	0	2		
Dale Sveum, S OBP: 0.303, SLG: 0.453 (1, 6)		0-0 4-3			0-0 1B	0-0 2B 2B	0-0 4-3			4	1	2	1	0	0	1		
<b>Inning Stats</b>	R: 3 E: 0 K: 0 S: 7	H: 4 LOB: 1 BB: 0 P: 7	R: 0 E: 0 K: 0 S: 3	H: 0 LOB: 1 BB: 1 P: 7	R: 0 E: 0 K: 0 S: 5	H: 2 LOB: 2 BB: 0 P: 5	R: 0 E: 0 K: 0 S: 4	H: 2 LOB: 1 BB: 0 P: 4	R: 0 E: 0 K: 1 S: 6	H: 1 LOB: 0 BB: 1 P: 6	R: 1 E: 0 K: 0 S: 3	H: 1 LOB: 0 BB: 1 P: 7	R: 0 E: 0 K: 1 S: 6	H: 1 LOB: 1 BB: 0 P: 6	1B: 7 2B: 9 3B: 0 HR: 2	SF: 2 SAC: 0 DP: 0 HBP: 0		WP: 0 PB: 0 SB: 0 CS: 1
<b>PITCHER</b>	IP WLS BF H R ER SO BB IBB HBP BLK WP HR S P ERA WHIP	IP WLS BF H R ER SO BB IBB HBP BLK WP HR S P ERA WHIP	IP WLS BF H R ER SO BB IBB HBP BLK WP HR S P ERA WHIP	IP WLS BF H R ER SO BB IBB HBP BLK WP HR S P ERA WHIP	IP WLS BF H R ER SO BB IBB HBP BLK WP HR S P ERA WHIP	IP WLS BF H R ER SO BB IBB HBP BLK WP HR S P ERA WHIP	IP WLS BF H R ER SO BB IBB HBP BLK WP HR S P ERA WHIP	IP WLS BF H R ER SO BB IBB HBP BLK WP HR S P ERA WHIP	IP WLS BF H R ER SO BB IBB HBP BLK WP HR S P ERA WHIP	IP WLS BF H R ER SO BB IBB HBP BLK WP HR S P ERA WHIP	IP WLS BF H R ER SO BB IBB HBP BLK WP HR S P ERA WHIP	IP WLS BF H R ER SO BB IBB HBP BLK WP HR S P ERA WHIP	IP WLS BF H R ER SO BB IBB HBP BLK WP HR S P ERA WHIP	IP WLS BF H R ER SO BB IBB HBP BLK WP HR S P ERA WHIP	IP WLS BF H R ER SO BB IBB HBP BLK WP HR S P ERA WHIP	IP WLS BF H R ER SO BB IBB HBP BLK WP HR S P ERA WHIP	IP WLS BF H R ER SO BB IBB HBP BLK WP HR S P ERA WHIP	
John Leister, R ERA: 9.2 Calvin Schiraldi, R ERA: 4.1 Joe Sambitto, L ERA: 6.93 (1, 1) (6, 1) (9, 1)	5.0 L 27 13 6 6 0 0 1 0 0 0 0 2 26 30 10.80 2.800	3.0 13 4 2 2 1 1 0 0 0 0 0 0 14 18 6.00 1.667	1.0 4 1 0 0 1 0 0 0 0 0 0 0 6 6 0.00 1.000															

AB	40
R	8
H	18
RBI	8
BB	2
SO	2
LOB	18



Batter	1	2	3	4	5	6	7	8	9	AB	R	H	RBI	BB	SO	LOB	BOTTOM					
Ellis Burks, R OBP: 0.326, SLG: 0.444 (1, 8)	0-0 S 1B		0-0 1B		0-0 1B SF7 1B		0-0 6-3		0-0 4-3	5	1	3	0	0	0	0	<b>Milwaukee Brewers @ Boston Red Sox</b> Fenway Park, Boston, MA Sat Oct 03 1987, 3:33 AM EDT Att: 21,962 - Unknown					
Marty Barrett, R OBP: 0.351, SLG: 0.351 (1, 4)	0-0 F8		0-0 F9		0-0 E 1-3 1B		0-0 F8			4	0	1	0	0	0	2						
Pat Dodson, L OBP: 0.288, SLG: 0.381 (1, 3)	0-0 F4 1-2			0-0 G3	0-0 SF7			0-0 HR		3	1	1	2	0	0	1						
Mike Greenwell, L OBP: 0.387, SLG: 0.569 (1, 7)	0-0 F9			0-0 2B	0-0 F9			0-0 G3		4	1	1	0	0	0	2						
Todd Benzinger, S OBP: 0.350, SLG: 0.452 (1, 9)		0-0 F8		0-0 1B 2B		0-0 2B		0-0 1B		4	1	3	1	0	0	0						
Sam Horn, L OBP: 0.353, SLG: 0.594 (1, 10)		4-0 G6-4-3 BB		0-0 2H 1B		0-3 K		0-3 K		3	0	1	1	1	2	2						
Ed Romero, R OBP: 0.315, SLG: 0.286 (1, 5)		0-0 G6-4-3		0-0 F8		0-0 F8		0-0 F8		4	0	0	0	0	0	4						
Jody Reed, R OBP: 0.382, SLG: 0.400 (1, 6)			0-0 F7	0-0 F7		0-0 5-3		0-0 F8		4	0	0	0	0	0	2						
Marc Sullivan, R OBP: 0.198, SLG: 0.238 Spike Owen, S OBP: 0.338, SLG: 0.346 (1, 2) (9, PH)			0-3 K		0-0 F6		0-0 6-3		0-3 K	3	0	0	0	0	1	0						
<b>Inning Stats</b>	R: 0 E: 0 K: 0 S: 4	H: 1 LOB: 1 BB: 0 P: 4	R: 0 E: 0 K: 0 S: 2	H: 0 LOB: 0 BB: 1 P: 6	R: 0 E: 0 K: 1 S: 6	H: 1 LOB: 1 BB: 0 P: 6	R: 2 E: 0 K: 0 S: 6	H: 3 LOB: 1 BB: 0 P: 6	R: 1 E: 0 K: 0 S: 5	H: 2 LOB: 1 BB: 0 P: 5	R: 0 E: 0 K: 1 S: 6	H: 1 LOB: 1 BB: 0 P: 6	R: 0 E: 0 K: 0 S: 3	H: 0 LOB: 0 BB: 0 P: 3	R: 1 E: 0 K: 1 S: 7	H: 2 LOB: 1 BB: 0 P: 7		R: 0 E: 0 K: 1 S: 5	H: 0 LOB: 0 BB: 0 P: 5	1B: 6 2B: 3 3B: 0 HR: 1	SF: 1 SAC: 0 DP: 1 HBP: 0	WP: 0 PB: 0 SB: 1 CS: 0
<b>PITCHER</b>	IP WLS BF H R ER SO BB IBB HBP BLK WP HR S P ERA WHIP	IP WLS BF H R ER SO BB IBB HBP BLK WP HR S P ERA WHIP	IP WLS BF H R ER SO BB IBB HBP BLK WP HR S P ERA WHIP	IP WLS BF H R ER SO BB IBB HBP BLK WP HR S P ERA WHIP	IP WLS BF H R ER SO BB IBB HBP BLK WP HR S P ERA WHIP	IP WLS BF H R ER SO BB IBB HBP BLK WP HR S P ERA WHIP	IP WLS BF H R ER SO BB IBB HBP BLK WP HR S P ERA WHIP	IP WLS BF H R ER SO BB IBB HBP BLK WP HR S P ERA WHIP	IP WLS BF H R ER SO BB IBB HBP BLK WP HR S P ERA WHIP	IP WLS BF H R ER SO BB IBB HBP BLK WP HR S P ERA WHIP	IP WLS BF H R ER SO BB IBB HBP BLK WP HR S P ERA WHIP	IP WLS BF H R ER SO BB IBB HBP BLK WP HR S P ERA WHIP	IP WLS BF H R ER SO BB IBB HBP BLK WP HR S P ERA WHIP	IP WLS BF H R ER SO BB IBB HBP BLK WP HR S P ERA WHIP	IP WLS BF H R ER SO BB IBB HBP BLK WP HR S P ERA WHIP	IP WLS BF H R ER SO BB IBB HBP BLK WP HR S P ERA WHIP						
Bill Wegman, R ERA: 4.24 Paul Mirabella, L ERA: 5.02 Chuck Crim, R ERA: 3.67 (1, 1) (6, 1) (6, 1)	5.0 W 23 8 3 3 1 0 0 0 0 0 0 3 3 0.00 0.000	0.1 1 0 0 0 1 0 0 0 0 0 0 0 3 3 0.00 0.000	3.2 S 13 2 1 1 2 0 0 0 0 0 1 17 17 2.46 0.545																			





Batter	1	2	3	4	5	6	7	8	9	AB	R	H	RBI	BB	SO	LOB	TOP			
Paul Moltzer, R OBP: 0.438, SLG: 0.566 (1, 10)	5-3		K			1-3			4-3	4	0	0	0	0	1	1	<b>Milwaukee Brewers @ Boston Red Sox</b> Fenway Park, Boston, MA Sun Oct 04 1987, 3:33 AM EDT Att: 25,454 - Unknown <a href="http://livebaseballscorecards.com">livebaseballscorecards.com</a>			
Robin Yount, R OBP: 0.384, SLG: 0.479 (1, 8)	K			F6		G3			F9	4	0	0	0	0	1	0				
B.J. Surhoff, L OBP: 0.350, SLG: 0.423 (1, 2)	4-3			G3		6-3				3	0	0	0	0	0	0				
Greg Brock, L OBP: 0.371, SLG: 0.438 (1, 3)		K		4-3		F8				3	0	0	0	0	1	0				
Dale Sveum, S OBP: 0.303, SLG: 0.454 (1, 6)		K			K			PB 2B		3	0	1	0	0	2	0				
Ernest Riles, L OBP: 0.329, SLG: 0.351 (1, 5)		K			F7			K		3	0	0	0	0	2	1				
Mike Felder, S OBP: 0.329, SLG: 0.353 (1, 7)					K			5-3		3	0	1	0	0	1	1				
Rick Manning, L OBP: 0.299, SLG: 0.307 (1, 9)				K		F4		4-3		3	0	0	0	0	1	2				
Juan Castillo, S OBP: 0.302, SLG: 0.312 (1, 4)				K		K			K	3	0	0	0	0	3	1				
<b>Inning Stats</b>	R: 0 E: 0 K: 1 S: 5	H: 0 LOB: 0 BB: 0 P: 5	R: 0 E: 0 K: 3 S: 9	H: 0 LOB: 0 BB: 0 P: 9	R: 0 E: 0 K: 3 S: 10	H: 1 LOB: 1 BB: 0 P: 10	R: 0 E: 0 K: 0 S: 3	H: 0 LOB: 0 BB: 0 P: 3	R: 0 E: 0 K: 2 S: 7	H: 0 LOB: 0 BB: 0 P: 7	R: 0 E: 0 K: 0 S: 3	H: 0 LOB: 0 BB: 0 P: 3	R: 0 E: 0 K: 1 S: 6	H: 1 LOB: 1 BB: 0 P: 6	R: 0 E: 0 K: 1 S: 5	H: 0 LOB: 0 BB: 0 P: 5	1B: 0 2B: 2 3B: 0 HR: 0	SF: 0 SAC: 0 DP: 0 HBP: 0	WP: 0 PB: 1 SB: 0 CS: 0	PA: 29
<b>PITCHER</b> Rogier Clemens, R ERA: 2.97 (1, 1)	IP: 9.0 WLS: W BF: 29 H: 2 R: 0 ER: 0 SO: 12 BB: 0 IBB: 0 HBP: 0 BLK: 0 WP: 0 HR: 0 S: 53 P: 53 ERA: 0.00 WHIP: 0.222															<b>PITCHER</b> IP: 9.0 WLS: W BF: 29 H: 2 R: 0 ER: 0 SO: 12 BB: 0 IBB: 0 HBP: 0 BLK: 0 WP: 0 HR: 0 S: 53 P: 53 ERA: 0.00 WHIP: 0.222				

Batter	1	2	3	4	5	6	7	8	9	AB	R	H	RBI	BB	SO	LOB	BOTTOM			
Ellis Burks, R OBP: 0.324, SLG: 0.441 (1, 8)	F7		1-3	5-3			FC5-4 1B 6-3			4	1	0	0	0	0	3	<b>Milwaukee Brewers @ Boston Red Sox</b> Fenway Park, Boston, MA Sun Oct 04 1987, 3:33 AM EDT Att: 25,454 - Unknown <a href="http://livebaseballscorecards.com">livebaseballscorecards.com</a>			
Marty Barrett, R OBP: 0.351, SLG: 0.351 (1, 4)	5-3		6-3		4-3		6-3 BB 1B			4	0	1	0	0	0	0				
Sam Horn, L OBP: 0.356, SLG: 0.589 (1, 10)		BB 1B		K	K		6-3 BB			3	0	1	0	1	2	0				
Dwight Evans, R OBP: 0.417, SLG: 0.569 (1, 3)				3B BB	K		6-3			2	1	0	1	2	1	2				
Mike Greenwell, L OBP: 0.386, SLG: 0.570 (1, 7)	F7			1B 3B		3-1	G3			4	1	1	1	0	0	4				
Todd Benzinger, S OBP: 0.344, SLG: 0.444 (1, 9)		F7		L3		4-3		K		4	0	0	0	0	1	1				
Ed Romero, R OBP: 0.322, SLG: 0.294 (1, 5)		F8		WP 1B			FC6-4 1B			4	1	3	1	0	0	0				
Spike Owen, S OBP: 0.337, SLG: 0.343 (1, 6)		6-3		3B BB		K	F9			3	0	0	0	1	1	2				
John Marzano, R OBP: 0.283, SLG: 0.399 (1, 2)			K				FC6-4 1B		FC6-4	4	0	2	1	0	1	1				
<b>Inning Stats</b>	R: 0 E: 0 K: 0 S: 4	H: 1 LOB: 2 BB: 1 P: 8	R: 0 E: 0 K: 0 S: 3	H: 0 LOB: 0 BB: 0 P: 3	R: 0 E: 0 K: 1 S: 5	H: 0 LOB: 0 BB: 0 P: 5	R: 3 E: 0 K: 1 S: 8	H: 3 LOB: 2 BB: 2 P: 16	R: 0 E: 0 K: 2 S: 7	H: 0 LOB: 0 BB: 0 P: 7	R: 0 E: 0 K: 1 S: 6	H: 1 LOB: 1 BB: 0 P: 6	R: 1 E: 0 K: 0 S: 5	H: 2 LOB: 2 BB: 1 P: 9	R: 0 E: 0 K: 1 S: 6	H: 1 LOB: 1 BB: 0 P: 6	1B: 7 2B: 0 3B: 1 HR: 0	SF: 0 SAC: 0 DP: 0 HBP: 0	WP: 1 PB: 0 SB: 0 CS: 0	PA: 36
<b>PITCHER</b> Chris Bosio, R ERA: 5.29 Paul Mirabella, L ERA: 4.91 Mark Knudson, R ERA: 5.37 (1, 1) (7, 1) (8, 1)	IP: 6.1 WLS: L BF: 29 H: 7 R: 4 ER: 4 SO: 5 BB: 3 IBB: 0 HBP: 0 BLK: 0 WP: 1 HR: 0 S: 36 P: 48 ERA: 5.68 WHIP: 1.579															<b>PITCHER</b> IP: 6.1 WLS: L BF: 29 H: 7 R: 4 ER: 4 SO: 5 BB: 3 IBB: 0 HBP: 0 BLK: 0 WP: 1 HR: 0 S: 36 P: 48 ERA: 5.68 WHIP: 1.579				