

Boston Red Sox - 1988

Batter	1	2	3	4	5	6	7	8	9	10	AB R H RBI BB SO LOB	TOP											
Gary Pettis, S (1, 8) X	0-0 P6		0-1 F7		0-0 FC1-6		1-0 SH5-4			2-1 E6	4 1 0 0 0 0 2												
Lou Whitaker, L (1, 4) B B B B	4-0 BB		0-2 BLK 1B		4-1 BLK BB		1-3 K			1-0 SH1-4	2 0 1 1 2 1 1												
Darrell Evans, L (1, 3) C B B B	2-3 K		0-1 G4-3		0-3 K		0-0 G3			0-0 F9	5 0 0 0 0 2 5												
Alan Trammell, R (1, 6) B B B B X	3-1 P4			2-2 F9		0-1 F9		0-1 G4-3		2-1 HR	5 1 1 2 0 0 1												
Matt Nokes, L (1, 10) C C C C		1-3 K2-3		0-1 G3		0-0 HR		0-0 F7		1-1 F9	5 1 1 1 0 1 0												
Pat Sheridan, L (1, 7) C C C C		0-3 K		4-1 3B BB		2-3 K		2-3 K			3 1 0 0 1 3 0												
Chet Lemon, R (1, 9) C C C C B B		2-3 K		1-2 3B		3-2 1B			2-2 G3-1		4 0 2 1 0 1 0												
Mike Heath, R (1, 2) C C C C B B			1-3 K	3-2 F9		1-3 K			0-0 G4-3		4 0 0 0 0 2 2												
Tom Brookens, R (1, 5) B B B B B B			4-2 BLK 1B BB		2-2 FC1-6 1B		1-2 SH5-4 2B		0-3 K		3 1 2 0 1 1 0												
<b>Inning Stats</b>	R: 0 H: 0 E: 0 K: 1 S: 6	H: 0 LOB: 1 BB: 1 P: 15	R: 0 H: 0 E: 0 K: 3 S: 9	H: 0 LOB: 0 BB: 0 P: 12	R: 1 H: 1 E: 0 K: 1 S: 14	H: 1 LOB: 1 BB: 1 P: 19	R: 1 H: 1 E: 0 K: 0 S: 14	H: 1 LOB: 1 BB: 1 P: 24	R: 0 H: 1 E: 0 K: 1 S: 8	H: 2 LOB: 1 BB: 0 P: 14	R: 1 H: 2 E: 0 K: 2 S: 14	H: 1 LOB: 1 BB: 0 P: 20	R: 0 H: 1 E: 0 K: 1 S: 10	H: 1 LOB: 1 BB: 0 P: 13	R: 0 H: 0 E: 0 K: 1 S: 7	H: 0 LOB: 0 BB: 0 P: 9	R: 0 H: 0 E: 0 K: 1 S: 7	H: 0 LOB: 0 BB: 0 P: 9	R: 2 H: 1 E: 1 K: 0 S: 8	H: 1 LOB: 0 BB: 0 P: 14	1B: 3 2B: 1 3B: 1 HR: 2	SF: 0 SAC: 2 DP: 0 HBP: 0	WP: 0 PA: 41
<b>PITCHER</b>	IP WLS BF H R ER SO BB IBB HBP BLK WP HR S P ERA WHIP												IP WLS BF H R ER SO BB IBB HBP BLK WP HR S P ERA WHIP										
Roger Clemens, R (1, 1) ERA: 3.0	9.0	36	6	3	3	11	4	0	0	0	0	0	0	1	89	135	3.00	1.111					
Lee Smith, R (10, 1) ERA:	1.0	5	1	2	0	0	0	0	0	0	0	0	1	8	14	0.00	1.000						

**Detroit Tigers @ Boston Red Sox**  
 Fenway Park, Boston, MA  
 Mon Apr 04 1988, 3:33 AM EDT  
 Att: 34,781 - Overcast - 65 F

livebaseballscorecards.com

**AB 35**  
**R 5**  
**H 7**  
**RBI 5**  
**BB 4**  
**SO 11**  
**LOB 11**



Batter	1	2	3	4	5	6	7	8	9	10	AB	R	H	RBI	BB	SO	LOB
Brady Anderson, L OBP: 0.600, SLG: 0.600 (1, 8)	K		E4 1B		G1-3 1B		F7 1B			L6	5	0	3	0	0	1	0
Marty Barrett, R (1, 4)	G6-3		P4		G1-3		F7			E4 FC6-4	5	0	0	0	0	0	3
Wade Boggs, L OBP: 0.400, SLG: 0.800 (1, 5)	2B			2B 2B	K				G6-3	FC6-4	5	1	2	0	0	1	1
Jim Rice, R (1, 7)	K			P2					F8		4	0	0	0	0	2	2
Mike Greenwell, L OBP: 0.750, SLG: 0.667 (1, 9)		CS BB		2B 1B					P6		3	1	2	0	1	0	0
Dwight Evans, R OBP: 0.250, SLG: 0.500 (1, 3)		SAFE SAFE	K	1B 2B			F8		K		4	1	1	1	0	2	2
Sam Horn, L OBP: 0.250, SLG: 0.250 (1, 10)			G4-3	1B			F7		K		4	0	1	2	0	1	1
Rich Gedman, L (1, 2)			G5-3	K			G6-3		K		4	0	0	0	0	2	1
Spike Owen, S (1, 6)			G4-3	F9			G4-3			F9	4	0	0	0	0	0	1

Inning Stats	R: 0	H: 1	R: 0	H: 0	R: 0	H: 1	R: 3	H: 4	R: 0	H: 1	R: 0	H: 1	R: 0	H: 0	R: 0	H: 0	R: 0	H: 0	R: 0	H: 0	R: 0	H: 0	1B: 6	SF: 0	WP: 0	PA: 39
E: 0	LOB: 1	E: 0	LOB: 0	E: 1	LOB: 1	E: 0	LOB: 1	E: 0	LOB: 0	E: 0	LOB: 1	E: 0	LOB: 0	E: 1	LOB: 1	E: 0	LOB: 0	E: 0	LOB: 0	E: 0	LOB: 0	E: 0	LOB: 0	2B: 4	SAC: 0	PB: 0
K: 2	BB: 0	K: 1	BB: 1	K: 0	BB: 0	K: 1	BB: 0	K: 1	BB: 0	K: 0	BB: 0	K: 0	BB: 0	K: 0	BB: 0	K: 3	BB: 0	K: 0	BB: 0	K: 0	BB: 0	K: 0	BB: 0	3B: 0	DP: 1	SB: 0
S: 13	P: 19	S: 6	P: 10	S: 10	P: 13	S: 12	P: 21	S: 7	P: 9	S: 9	P: 18	S: 6	P: 9	S: 5	P: 6	S: 9	P: 15	S: 11	P: 14	S: 11	P: 14	S: 11	P: 14	HR: 0	HBP: 0	CS: 1

PITCHER	IP	WLS	BF	H	R	ER	SO	BB	IBB	HBP	BLK	WP	HR	S	P	ERA	WHIP
Jack Morris, R ERA: 3.0 (1, 1)	9.0	W	35	9	3	3	9	1	0	0	0	0	0	77	120	3.00	1.111
Mike Henneman, R ERA: (10, 1)	1.0	S	4	0	0	0	0	0	0	0	0	0	0	11	14	0.00	0.000

PITCHER	IP	WLS	BF	H	R	ER	SO	BB	IBB	HBP	BLK	WP	HR	S	P	ERA	WHIP

BOTTOM

Detroit Tigers @ Boston Red Sox  
Fenway Park, Boston, MA  
Mon Apr 04 1988, 3:33 AM EDT  
Att. 34,781 - Overcast - 65 F

livebaseballscorecards.com

AB	38
R	3
H	9
RBI	3
BB	1
SO	9
LOB	11



Batter	1	2	3	4	5	6	7	8	9	AB R H RBI BB SO LOB	TOP																
Gary Pettis, S (1, 8) OBP: 0.125, SLG: 0.125	0-3 K		0-0 F3		2-2 F8 SH5-3 1B		2-1 L8			4 0 1 0 0 1 2																	
Lou Whitaker, L (1, 4) OBP: 0.857, SLG: 0.750	1-1 G5-4-3 1B		4-2 1-2 2B BB		0-1 SH5-3		1-1 G5-4-3 1B			2 1 2 0 1 0 0																	
Luis Salazar, R (1, 7) OBP: 0.333, SLG: 0.667 Pat Sheridan, L (7, PH) (7, 7)	2-2 G5-4-3 1-2f		1-1 L8 1B 2B 1-H 2-H 3-H		0-2 F8		0-1 G5-4-3 1-2f			3 1 1 3 0 0 2 1 0 0 0 0 0 1																	
Alan Trammell, R (1, 6) OBP: 0.222, SLG: 0.500		4-1 BB	3-2 L8		3-3 K			0-3 K		3 0 0 0 1 2 2																	
Larry Herndon, R (1, 10) OBP: 0.333, SLG: 0.333 Matt Nokes, L (8, PH) OBP: 0.167, SLG: 0.667		2-3 K	0-1 FC4-6 1B 3-H		3-1 5-3			0-2 G3		3 0 1 1 0 1 1 1 0 0 0 0 0 0																	
Ray Knight, R (1, 3) OBP: 0.250, SLG: 0.250		0-1 F9	2-2 FC4-6 1-2f		2-1 1B FC5-4 1B			1-3 K		4 1 1 0 0 1 2																	
Chet Lemon, R (1, 9) OBP: 0.500, SLG: 0.750		0-2 1-4-3		0-0 G6-4-3 1B		0-1 FC5-4 1B 1-3			2-3 K	4 0 2 0 0 1 1																	
Tom Brookens, R (1, 5) OBP: 0.571, SLG: 0.600 Dave Bergman, L (9, PH)			4-2 1B 2B BB		2-1 FC5-4 FC5-4 1-2f 3-H			2-3 K		2 1 0 1 1 0 2 1 0 0 0 0 1 0																	
Mike Heath, R (1, 2) OBP: 0.143, SLG: 0.143 Darrell Evans, L (9, PH)			0-0 2B BB 1-3		1-1 G6-4-3 1-2f		0-0 FC5-4 1-2f		2-0 6-3	3 1 1 0 0 0 2 1 0 0 0 0 0 0																	
<b>Inning Stats</b>	R: 0 E: 0 K: 1 S: 11	H: 1 LOB: 0 BB: 0 P: 14	R: 0 E: 0 K: 1 S: 10	H: 0 LOB: 1 BB: 1 P: 16	R: 4 E: 0 K: 0 S: 20	H: 3 LOB: 1 BB: 2 P: 34	R: 0 E: 0 K: 0 S: 7	H: 1 LOB: 0 BB: 0 P: 8	R: 0 E: 0 K: 1 S: 11	H: 1 LOB: 1 BB: 0 P: 16	R: 1 E: 0 K: 0 S: 9	H: 2 LOB: 1 BB: 0 P: 16	R: 0 E: 0 K: 0 S: 6	H: 1 LOB: 0 BB: 0 P: 9	R: 0 E: 0 K: 2 S: 9	H: 0 LOB: 0 BB: 0 P: 10	R: 0 E: 0 K: 2 S: 7	H: 0 LOB: 0 BB: 0 P: 13	1B: 8 2B: 1 3B: 0 HR: 0	SF: 0 SAC: 1 DP: 3 HBP: 0	WP: 0 PB: 0 SB: 0 CS: 0	PA: 36					
<b>PITCHER</b>	IP WLS BF H R ER SO BB IBB HBP BLK WP HR S P ERA WHIP																										
Bruce Hurst, L (1, 1) ERA: 7.5	6.0		27	8	5	5	3	3	0	0	0	0	0	68	104	7.50	1.833										
Dennis Lamp, R (7, 1) ERA:	2.0	W	6	1	0	0	2	0	0	0	0	0	0	15	19	0.00	0.500										
Lee Smith, R (9, 1) ERA:	1.0	S	3	0	0	0	2	0	0	0	0	0	0	7	13	0.00	0.000										

**Detroit Tigers @ Boston Red Sox**  
**Fenway Park, Boston, MA**  
 Wed Apr 06 1988, 3:33 AM EDT  
 Att. 16,965 - Overcast - 50 F

[livebaseballscorecards.com](http://livebaseballscorecards.com)

<b>AB</b>	<b>32</b>
<b>R</b>	<b>5</b>
<b>H</b>	<b>9</b>
<b>RBI</b>	<b>5</b>
<b>BB</b>	<b>3</b>
<b>SO</b>	<b>7</b>
<b>LOB</b>	<b>15</b>





Batter	1	2	3	4	5	6	7	8	9	AB R H RBI BB SO LOB	TOP												
<b>Gary Pettis, S</b> (1, 8) OBP: 0.214, SLG: 0.154	2-1 3-1 1B	4-2 BB	1-3 K		1-2 F7	2-0 F9		0-0 L8		5 0 1 0 1 1 5													
<b>Lou Whitaker, L</b> (1, 4) OBP: 0.615, SLG: 0.444 <b>Jim Walewander, S</b> (9, 4)	1-1 3-1	2-1 F8	2-2 F9		2-0 1B		4-0 FC3-6 BB	1-0 5-3		5 0 1 0 1 0 7 0 0 0 0 0 0 0													
<b>Darrell Evans, L</b> (1, 3) OBP: 0.083, SLG: 0.083	1-1 F7		1-1 1B HR		1-0 F9	1-1 F8		3-1 FC3-6 1B	1-0 4-3	6 1 1 0 0 0 3													
<b>Alan Trammell, R</b> (1, 6) OBP: 0.400, SLG: 0.538	0-3 K		1-1 1B HR		4-1 PB 1B BB		0-1 BLK 1B	0-0 G3-6-3 1B	0-2 6-3	5 3 3 0 1 1 1													
<b>Matt Nokes, L</b> (1, 2) OBP: 0.333, SLG: 1.083		0-0 HR	1-2 1B HR		3-2 P6	0-1 2B 1B		1-1 G3-6-3	3-2 L4	6 3 3 5 0 0 3													
<b>Pat Sheridan, L</b> (1, 7) OBP: 0.500, SLG: 0.667		0-0 1B 3B	3-2 1B 1B		0-1 1B	1-1 F7		0-1 2B 1B		5 3 4 1 0 0 1													
<b>Jim Morrison, R</b> (1, 10) OBP: 0.600, SLG: 1.000		0-0 CS 1B	0-0 F8		2-2 E5	0-1 1B 2B		2-2 1B 2B		5 1 3 1 0 0 2													
<b>Chet Lemon, R</b> (1, 9) OBP: 0.385, SLG: 0.538		2-3 K	0-2 E 1B 1B		1-0 F7	0-0 4-3		0-0 6-3		5 0 1 0 0 1 7													
<b>Tom Brookens, R</b> (1, 5) OBP: 0.667, SLG: 0.800		1-2 2B	2-1 E7 1B			0-1 6-3		2-0 1B		5 0 4 4 0 0 0													
<b>Inning Stats</b>	R: 0 E: 0 K: 1 S: 9	H: 1 LOB: 1 BB: 0 P: 13	R: 2 E: 0 K: 1 S: 15	H: 4 LOB: 2 BB: 1 P: 24	R: 4 E: 1 K: 1 S: 25	H: 6 LOB: 2 BB: 0 P: 36	R: 1 E: 1 K: 0 S: 15	H: 1 LOB: 2 BB: 1 P: 26	R: 0 E: 0 K: 0 S: 10	H: 1 LOB: 1 BB: 0 P: 14	R: 3 E: 0 K: 0 S: 12	H: 4 LOB: 1 BB: 0 P: 16	R: 0 E: 0 K: 0 S: 5	H: 1 LOB: 1 BB: 1 P: 13	R: 1 E: 0 K: 0 S: 9	H: 3 LOB: 2 BB: 0 P: 14	R: 0 E: 0 K: 0 S: 8	H: 0 LOB: 0 BB: 0 P: 12	1B: 15 2B: 3 3B: 1 HR: 2	SF: 0 SAC: 0 DP: 1 HBP: 0	WP: 0 PB: 1 SB: 1 CS: 1	PA: 50	
<b>PITCHER</b>	IP WLS BF H R ER SO BB IBB HBP BLK WP HR S P ERA WHIP																					<b>PITCHER</b>	IP WLS BF H R ER SO BB IBB HBP BLK WP HR S P ERA WHIP
<b>Steve Ellsworth, R</b> (1, 1) ERA: 22.5	2.0 L 14 8 5 5 2 1 0 0 0 0 2 32 48 22.50 4.500																						
<b>Mike Smithson, R</b> (3, 1) ERA: 10.8	3.1 20 8 5 4 1 1 0 0 1 0 0 50 74 10.80 2.700																						
<b>John Trautwein, R</b> (6, 1) ERA: 3.38	2.2 13 5 1 1 0 1 0 0 0 0 0 18 34 3.38 2.250																						
<b>Wes Gardner, R</b> (9, 1) ERA:	1.0 3 0 0 0 0 0 0 0 0 0 0 8 12 0.00 0.000																						

**Detroit Tigers @ Boston Red Sox**  
**Fenway Park, Boston, MA**  
 Thu Apr 07 1988, 3:33 AM EDT  
 Att. 13,807 - Overcast - 40 F

AB	47
R	11
H	21
RBI	11
BB	3
SO	3
LOB	29




livebaseballscorecards.com

Batter	1	2	3	4	5	6	7	8	9	AB R H RBI BB SO LOB
<b>Spike Owen, S</b> OBP: 0.250, SLG: 0.545 (1, 6)	3-2 HR		3-1 2B		2-1 L8		1-2 F8		0-3 K	5 2 2 1 0 1 1
<b>Marty Barrett, R</b> OBP: 0.200, SLG: 0.267 (1, 4)	1-1 1B		3-2 2B		1-0 L9		2-1 1B		0-3 K	5 1 3 3 0 1 0
<b>Wade Boggs, L</b> OBP: 0.500, SLG: 0.692 (1, 5)	3-2 G1-4-3 1-2f		1-0 6-3		0-0 1B		3-3 K			4 0 1 0 0 1 3
<b>Jim Rice, R</b> OBP: 0.154, SLG: 0.231 (1, 10)	1-0 P4		0-0 5-3		2-2 P4		0-0 L7			4 0 0 1 0 0 1
<b>Dwight Evans, R</b> OBP: 0.417, SLG: 0.583 (1, 3)		0-1 1B	0-0 F7		0-0 P2		1-0 2B 4-3 1B			4 1 2 0 0 0 0
<b>Mike Greenwell, L</b> OBP: 0.583, SLG: 0.700 (1, 7)		0-1 F8		3-1 2B		1-3 K		1-1 4-3 1-3 2B		4 0 2 0 0 1 1
<b>Todd Benzinger, S</b> OBP: 0.200, SLG: 0.200 (1, 9)		0-1 P9		1-1 6-3		0-0 P9		0-0 4-3 2-3 3-H		4 0 0 1 0 0 3
<b>John Marzano, R</b> (1, 2)		0-0 P4		2-3 K			0-1 F8		0-0 F9	4 0 0 0 0 1 3
<b>Kevin Romine, R</b> OBP: 0.500, SLG: 0.750 (1, 8)			1-1 2B 2B 1B		1-2 P4		1-1 1B 2B		0-1 6-3	4 2 2 0 0 0 1

Inning Stats	R: 1	H: 2	E: 0	K: 0	S: 11	R: 0	H: 1	E: 0	K: 0	S: 7	R: 3	H: 3	E: 0	K: 0	S: 11	R: 0	H: 1	E: 0	K: 1	S: 11	R: 0	H: 1	E: 0	K: 0	S: 7	R: 0	H: 0	E: 0	K: 1	S: 5	R: 1	H: 2	E: 0	K: 1	S: 14	R: 1	H: 2	E: 0	K: 0	S: 6	R: 0	H: 0	E: 0	K: 2	S: 8	1B: 6	2B: 5	3B: 0	HR: 1	SF: 0	SAC: 0	DP: 1	HBP: 0	WP: 0	HR: 1	S: 6	P: 102	ERA: 6.43	WHIP: 1.429
<b>Frank Tanana, L</b> ERA: 6.43 (1, 1)	IP	WLS	BF	H	R	ER	SO	BB	IBB	HBP	BLK	WP	HR	S	P	ERA	WHIP																																										
<b>Don Heinkel, R</b> ERA: 4.5 (8, 1)	2.0		8	2	1	1	2	0	0	0	0	0	0	14	16	4.50	1.000																																										

**DETROIT TIGERS @ BOSTON RED SOX**  
**Fenway Park, Boston, MA**  
 Thu Apr 07 1988, 3:33 AM EDT  
 Att. 13,807 - Overcast - 40 F

<b>AB</b>	<b>38</b>
<b>R</b>	<b>6</b>
<b>H</b>	<b>12</b>
<b>RBI</b>	<b>6</b>
<b>BB</b>	<b>0</b>
<b>SO</b>	<b>5</b>
<b>LOB</b>	<b>13</b>



<b>WP: 0</b>	<b>PA: 38</b>
<b>PB: 0</b>	
<b>SB: 1</b>	
<b>CS: 0</b>	

livebaseballscores.com

Batter	1	2	3	4	5	6	7	8	9	AB R H RBI BB SO LOB	TOP		
<b>Brady Anderson, L</b> OBP: 0.467, SLG: 0.385 (1, 8) B X	1-0 1B 1B	0-1 1-2 1B		0-3 K		1-3 K		3-2 F2		5 1 2 0 0 2 0			
<b>Marty Barrett, R</b> OBP: 0.250, SLG: 0.300 (1, 4) B C C X	1-2 F9 1-3 1B	1-1 L9		2-2 L8			1-2 F9		1-1 F9 BLK SF8 1B	5 1 2 0 0 0 2			
<b>Wade Boggs, L</b> OBP: 0.632, SLG: 0.813 (1, 5) C F X	0-2 1-2 3-H 1B		4-2 G6-4-3 1B BB		2-2 F7 1B 1B		2-1 L8 1B 2B		4-1 1-2 BB	3 2 3 1 2 0 0			
<b>Jim Rice, R</b> OBP: 0.167, SLG: 0.222 (1, 10) B B B C F F F X	3-2 L8		1-0 1-2 G6-4-3 1B		2-1 F8		0-1 L8		1-2 F9	5 0 1 0 0 0 6			
<b>Dwight Evans, R</b> OBP: 0.412, SLG: 0.563 (1, 3) B X <b>Ed Romero, R</b> (9, 3)	2-0 F9 2-3		0-0 G6-4-3 1-2 2-3 1B		3-2 F7 1B		0-2 1B 1B		0-1 SF8 3-H	4 0 2 2 0 0 4 0 0 0 0 0 0 0			
<b>Mike Greenwell, L</b> OBP: 0.529, SLG: 0.571 (1, 7) C X	0-1 G1-3		3-1 1B HBP		0-0 F7		1-0 1-3 1B		1-0 3-3 K	4 0 1 0 0 1 5			
<b>Todd Benzinger, S</b> OBP: 0.333, SLG: 0.333 (1, 9) <b>Kevin Romine, R</b> OBP: 0.500, SLG: 0.750 (7, 9)		0-0 G3-6-3 1B	0-1 1-2 3-H 1B		0-1 F8		1-1 F8			4 0 2 1 0 0 4 0 0 0 0 0 0 0			
<b>Rich Gedman, L</b> (1, 2) C B X		1-1 G3-6-3 1-2 G3	0-1 G3			2-2 L5-3 HBP		1-3 K		3 0 0 0 0 1 3			
<b>Spike Owen, S</b> OBP: 0.250, SLG: 0.429 (1, 6) B B C B		4-1 1B BB		0-2 G6-3		0-2 L5-3		1-0 P5		3 0 0 0 1 0 1			
<b>Inning Stats</b>	R: 1 H: 3 E: 0 LOB: 2 K: 0 BB: 0 S: 15 P: 22	R: 0 H: 2 E: 0 LOB: 2 K: 0 BB: 1 S: 8 P: 14	R: 1 H: 2 E: 0 LOB: 2 K: 0 BB: 1 S: 10 P: 18	R: 0 H: 0 E: 0 LOB: 0 K: 1 BB: 0 S: 11 P: 13	R: 0 H: 2 E: 0 LOB: 2 K: 0 BB: 0 S: 12 P: 19	R: 0 H: 0 E: 0 LOB: 0 K: 1 BB: 0 S: 8 P: 11	R: 1 H: 3 E: 0 LOB: 2 K: 0 BB: 0 S: 15 P: 20	R: 0 H: 0 E: 0 LOB: 0 K: 1 BB: 0 S: 8 P: 13	R: 1 H: 1 E: 0 LOB: 1 K: 1 BB: 1 S: 11 P: 20	1B: 12 SF: 1 2B: 2 SAC: 0 3B: 0 DP: 3 HR: 0 HBP: 2	WP: 0 PA: 42 PB: 0 SB: 0 CS: 0		
<b>PITCHER</b>	IP WLS BF H R ER SO BB IBB HBP BLK WP HR S P ERA WHIP											<b>PITCHER</b>	IP WLS BF H R ER SO BB IBB HBP BLK WP HR S P ERA WHIP
<b>Mike Jeffcoat, L</b> ERA: 4.26 (1, 1)	6.1 L 30 10 3 3 2 2 2 0 2 0 0 0 70 106 4.26 1.895												
<b>Jeff Russell, R</b> ERA: (7, 1)	0.1 2 1 0 0 0 0 0 0 0 0 0 0 6 6 0.00 3.000												
<b>Guy Hoffman, L</b> ERA: (7, 1)	1.1 5 1 0 0 1 0 0 0 0 0 0 0 11 18 0.00 0.750												
<b>Mitch Williams, L</b> ERA: (9, 1)	0.2 4 1 1 1 0 1 0 0 0 1 0 0 8 14 13.50 3.000												
<b>Jose Cecena, R</b> ERA: (9, 1)	0.1 1 0 0 0 1 0 0 0 0 0 0 0 3 6 0.00 0.000												

**Boston Red Sox @ Texas Rangers**  
Arlington Stadium, Arlington, TX

Fri Apr 08 1988, 8:05 PM EDT  
Att. 18,470 - Unknown - 78 F

**AB 36**  
**R 4**  
**H 13**  
**RBI 4**  
**BB 3**  
**SO 4**  
**LOB 25**



livebaseballscorecards.com



Batter	1	2	3	4	5	6	7	8	9	AB R H RBI BB SO LOB
<b>Oddibe McDowell, L</b> OBP: 0.294, SLG: 0.500 (1, 8)	2-2 F7		2-1 1B		1-1 F7		2-2 F8		3-3 K	5 0 1 0 0 1 5
<b>Scott Fletcher, R</b> OBP: 0.118, SLG: 0.118 (1, 6)	1-1 G1-3		0-2 G6-3		0-0 F8		3-2 F7		2-1 FC4-6	5 0 0 0 0 0 6
<b>Ruben Sierra, S</b> OBP: 0.188, SLG: 0.200 (1, 9)	0-0 2B			2-3 K		0-0 P4		3-2 F8		4 0 1 0 0 1 0
<b>Larry Parrish, R</b> OBP: 0.188, SLG: 0.133 (1, 10)	2-2 P6			0-2 1B 1B		2-1 G5-3		1-3 K		4 0 1 0 0 1 1
<b>Pete O'Brien, L</b> OBP: 0.750, SLG: 1.267 (1, 3)		1-2 G6-4-3 1B		1-0 L7		0-1 2B		1-2 1B		4 0 3 0 0 0 1
<b>Steve Kemp, L</b> OBP: 0.250, SLG: 0.250 (1, 7)		1-1 F8		0-1 1B		3-1 P5		0-3 K		4 0 1 0 0 1 3
<b>Mike Stanley, R</b> OBP: 0.273, SLG: 0.111 (1, 2)		2-2 G6-4-3		0-3 K			4-2 F8 1B BB		4-2 BB BB	2 0 0 0 2 1 3
<b>Steve Buechele, R</b> OBP: 0.571, SLG: 0.500 <b>Geno Petrali, L</b> OBP: 0.167, SLG: 0.167 (9, PH)			3-2 F7		2-2 F4		2-2 1B		0-0 F8	3 0 1 0 0 0 0 1 0 0 0 0 0 1
<b>Jerry Browne, S</b> OBP: 0.467, SLG: 0.333 (1, 4)			2-2 G5-3		0-0 1B		1-2 F8		4-2 FC4-6 BB	3 0 1 0 1 0 2

Inning Stats	R: 0 E: 0 K: 0 S: 9	H: 1 LOB: 1 BB: 0 P: 14	R: 0 E: 0 K: 0 S: 10	H: 1 LOB: 0 BB: 0 P: 14	R: 0 E: 0 K: 0 S: 11	H: 1 LOB: 1 BB: 0 P: 18	R: 0 E: 0 K: 2 S: 13	H: 2 LOB: 2 BB: 0 P: 16	R: 0 E: 0 K: 0 S: 7	H: 1 LOB: 1 BB: 0 P: 10	R: 0 E: 0 K: 0 S: 7	H: 1 LOB: 1 BB: 0 P: 12	R: 0 E: 0 K: 0 S: 16	H: 1 LOB: 2 BB: 1 P: 28	R: 0 E: 0 K: 2 S: 12	H: 1 LOB: 1 BB: 0 P: 17	R: 0 E: 0 K: 1 S: 12	H: 0 LOB: 2 BB: 2 P: 25	1B: 7 2B: 2 3B: 0 HR: 0	SF: 0 SAC: 0 DP: 1 HBP: 0
--------------	------------------------------	----------------------------------	-------------------------------	----------------------------------	-------------------------------	----------------------------------	-------------------------------	----------------------------------	------------------------------	----------------------------------	------------------------------	----------------------------------	-------------------------------	----------------------------------	-------------------------------	----------------------------------	-------------------------------	----------------------------------	----------------------------------	------------------------------------

**BOTTOM**

**Boston Red Sox @ Texas Rangers**  
Arlington Stadium, Arlington, TX


Fri Apr 08 1988, 8:05 PM EDT  
Att: 18,470 - Unknown - 78 F

livebaseballscorecards.com

<b>AB</b>	<b>35</b>
<b>R</b>	<b>0</b>
<b>H</b>	<b>9</b>
<b>RBI</b>	<b>0</b>
<b>BB</b>	<b>3</b>
<b>SO</b>	<b>5</b>
<b>LOB</b>	<b>22</b>



PITCHER	IP	WLS	BF	H	R	ER	SO	BB	IBB	HBP	BLK	WP	HR	S	P	ERA	WHIP
<b>Oil Can Boyd, R</b> ERA:	(1, 1)	6.0	26	8	0	0	2	1	0	0	0	0	0	64	97	0.00	1.500
<b>Wes Gardner, R</b> ERA:	(7, 1)	2.0	7	1	0	0	2	0	0	0	0	0	0	21	32	0.00	0.500
<b>Lee Smith, R</b> ERA:	(9, 1)	1.0	5	0	0	0	1	2	0	0	0	0	0	12	25	0.00	2.000

Batter	1	2	3	4	5	6	7	8	9	AB R H RBI BB SO LOB	TOP														
Brady Anderson, L (1, 8) OBP: 0.368, SLG: 0.294 Kevin Romine, R (8, 8) OBP: 0.500, SLG: 0.750	0-3 K		1-1 4-3		1-3 K			1-2 G3-6-1		4 0 0 0 0 2 1 0 0 0 0 0 0 0	<p><b>Boston Red Sox @ Texas Rangers</b> Arlington Stadium, Arlington, TX</p> <p>Sat Apr 09 1988, 8:05 PM EDT Att. 27,527 - Cloudy - 62 F</p> <p>livebaseballscorecards.com</p> <table border="1"> <tr><td>AB</td><td>28</td></tr> <tr><td>R</td><td>2</td></tr> <tr><td>H</td><td>3</td></tr> <tr><td>RBI</td><td>2</td></tr> <tr><td>BB</td><td>6</td></tr> <tr><td>SO</td><td>6</td></tr> <tr><td>LOB</td><td>13</td></tr> </table> 	AB	28	R	2	H	3	RBI	2	BB	6	SO	6	LOB	13
AB	28																								
R	2																								
H	3																								
RBI	2																								
BB	6																								
SO	6																								
LOB	13																								
Marty Barrett, R (1, 4) OBP: 0.208, SLG: 0.250	0-1 5-3		2-3 K		3-2 5-3			0-0 F8		4 0 0 0 0 1 0															
Wade Boggs, L (1, 5) OBP: 0.652, SLG: 0.789	4-1 BB			2-1 FC6-4 1B		2-0 F7		3-2 BB SF7 1B		3 1 2 0 1 0 0															
Jim Rice, R (1, 7) OBP: 0.136, SLG: 0.182 Todd Benzing, S (9, 9) OBP: 0.333, SLG: 0.333	0-2 F7			2-0 FC6-4 BLK		1-1 F7		0-1 5-3		4 0 0 0 0 0 3 0 0 0 0 0 0 0															
Mike Greenwell, L (1, 9) OBP: 0.571, SLG: 0.533		4-0 6-3 BB		4-0 1-2 BB		2-2 F6		4-0 BB IBB		1 0 0 0 3 0 0															
Dwight Evans, R (1, 3) OBP: 0.381, SLG: 0.474		3-0 F9		0-0 F7		3-3 K		4-1 1-2 2-3 BB		3 0 0 0 1 1 3															
Sam Horn, L (1, 10) OBP: 0.250, SLG: 0.273		1-1 6-3		2-2 3-1		0-0 F2		2-1 SF7		3 0 0 1 0 0 3															
Rich Gedman, L (1, 2) OBP: 0.125, SLG: 0.286		0-3 K		0-3 K				0-1 HR		4 1 1 1 0 2 3															
Spike Owen, S (1, 6) OBP: 0.263, SLG: 0.375			0-1 4-3		0-0 4-3			4-1 G3-6-1 BB		2 0 0 0 1 0 0															
<b>Inning Stats</b>	R: 0 H: 0 E: 0 LOB: 1 K: 1 BB: 1 S: 9 P: 13	R: 0 H: 0 E: 0 LOB: 1 K: 1 BB: 1 S: 6 P: 14	R: 0 H: 0 E: 0 LOB: 0 K: 1 BB: 0 S: 9 P: 12	R: 0 H: 1 E: 0 LOB: 2 K: 0 BB: 1 S: 7 P: 17	R: 0 H: 0 E: 0 LOB: 0 K: 2 BB: 0 S: 7 P: 8	R: 0 H: 0 E: 0 LOB: 0 K: 0 BB: 0 S: 7 P: 13	R: 0 H: 0 E: 0 LOB: 0 K: 1 BB: 0 S: 8 P: 13	R: 1 H: 1 E: 0 LOB: 0 K: 0 BB: 1 S: 8 P: 13	R: 1 H: 1 E: 0 LOB: 2 K: 0 BB: 2 S: 10 P: 23	1B: 2 SF: 1 2B: 0 SAC: 0 3B: 0 DP: 1 HR: 1 HBP: 0	WP: 0 PA: 35 PB: 0 SB: 0 CS: 0														
<b>PITCHER</b>	IP WLS BF H R ER SO BB IBB HBP BLK WP HR S P ERA WHIP											<b>PITCHER</b>	IP WLS BF H R ER SO BB IBB HBP BLK WP HR S P ERA WHIP												
Charlie Hough, R (1, 1) ERA: 2.7	8.2 L 34 3 2 2 6 5 1 0 1 0 0 1 70 125 2.08 0.923																								
Mitch Williams, L (9, 1) ERA: 4.5	0.1 1 0 0 0 0 0 0 0 0 0 0 0 1 1 0.00 0.000																								

Batter	1	2	3	4	5	6	7	8	9	AB R H RBI BB SO LOB
Oddibe McDowell, L (1, 8) OBP: 0.238, SLG: 0.400	3-1 F7		2-3 K		3-3 K		1-1 6-3			4 0 0 0 0 2 1
Curtis Wilkerson, S (1, 6) OBP: 0.125, SLG: 0.125	1-2 5-3		1-2 4-3		0-1 4-3			1-2 4-3		4 0 0 0 0 0 1
Ruben Sierra, S (1, 9) OBP: 0.250, SLG: 0.333	2-2 3B		1-3 K		4-2 BB			0-2 6-3		3 0 1 0 1 1 1
Steve Kemp, L (1, 10) OBP: 0.125, SLG: 0.125	1-2 1-3			0-0 5-3	1-2 F8			2-0 4-3		4 0 0 0 0 0 2
Pete O'Brien, L (1, 3) OBP: 0.700, SLG: 1.105		2-2 FC3-6 1B		3-2 E 1B		3-2 F5		3-1 L3		4 1 2 0 0 0 0
Geno Petrali, L (1, 2) OBP: 0.200, SLG: 0.200 Scott Fletcher, R (9, PR) OBP: 0.118, SLG: 0.118		1-3 K		1-3 K		3-2 L8		0-0 L3 1B		4 0 1 0 0 2 2 0 0 0 0 0 0 0
Cecil Espy, S (1, 7) OBP: 0.500, SLG: 0.500		3-1 FC3-6 S 1-2f		0-0 E 1B		0-1 CS 1B		0-1 L3 1-2		4 0 2 0 0 0 2
Steve Buechele, R (1, 5) OBP: 0.471, SLG: 0.400		1-3 K		2-2 E5 S		2-1 CS 1-2	1-3 K			3 0 0 0 0 2 2
Jerry Browne, S (1, 4) OBP: 0.444, SLG: 0.286			4-2 BLK BB		3-3 K		1-3 K			2 0 0 0 1 2 2

Inning Stats	R: 0	H: 1	E: 0	LOB: 1	K: 0	S: 12	R: 0	H: 1	E: 0	LOB: 1	K: 2	S: 15	R: 0	H: 0	E: 0	LOB: 1	K: 2	S: 13	R: 1	H: 2	E: 1	LOB: 2	K: 2	S: 22	R: 0	H: 0	E: 0	LOB: 1	K: 1	S: 10	R: 0	H: 1	E: 0	LOB: 0	K: 0	S: 11	R: 0	H: 0	E: 0	LOB: 0	K: 2	S: 8	R: 0	H: 0	E: 0	LOB: 0	K: 0	S: 8	R: 0	H: 1	E: 0	LOB: 1	K: 0	S: 5	1B: 5	SF: 0	2B: 1	SAC: 0	3B: 1	DP: 1	HR: 0	HBP: 0	WP: 0	PA: 35
--------------	------	------	------	--------	------	-------	------	------	------	--------	------	-------	------	------	------	--------	------	-------	------	------	------	--------	------	-------	------	------	------	--------	------	-------	------	------	------	--------	------	-------	------	------	------	--------	------	------	------	------	------	--------	------	------	------	------	------	--------	------	------	-------	-------	-------	--------	-------	-------	-------	--------	-------	--------

PITCHER	IP	WLS	BF	H	R	ER	SO	BB	IBB	HBP	BLK	WP	HR	S	P	ERA	WHIP
Roger Clemens, R (1, 1) ERA: 1.59	8.0	W	31	5	1	0	9	2	0	0	1	0	0	99	152	0.00	0.875
Lee Smith, R (9, 1) ERA:	1.0	S	3	1	0	0	0	0	0	0	0	0	0	5	8	0.00	1.000


BOTTOM

Boston Red Sox @ Texas Rangers  
Arlington Stadium, Arlington, TX  
Sat Apr 09 1988, 8:05 PM EDT  
Att: 27,527 - Cloudy - 62 F

livebaseballscorecards.com

AB	32
R	1
H	6
RBI	0
BB	2
SO	9
LOB	13



Batter	1	2	3	4	5	6	7	8	9	AB R H RBI BB SO LOB	TOP												
<b>Spike Owen, S</b> OBP: 0.250, SLG: 0.300 (1, 6) B X	1-0 F8		2-2 L7		1-1 E4			4-1 FC4-8 BB	0-1 FC6-4 1-2f	4 0 0 0 1 0 1													
<b>Marty Barrett, R</b> OBP: 0.214, SLG: 0.250 (1, 4) B X	1-0 FC5-4 1B		1-2 F7		2-1 1-3			2-2 FC4-6 BB 1B 1-2f		4 0 1 0 0 0 2													
<b>Wade Boggs, L</b> OBP: 0.556, SLG: 0.652 (1, 5) C B 1 C B X	2-2 L7		2-0 F8			3-1 1-3		3-3 H		4 0 0 0 0 1 2													
<b>Jim Rice, R</b> OBP: 0.192, SLG: 0.231 (1, 10) X	0-0 FC5-4 1-2f			2-1 G6-4-3 1B		0-1 F9		1-2 BB 1B		4 0 2 0 0 0 1													
<b>Dwight Evans, R</b> OBP: 0.440, SLG: 0.476 (1, 3) B B C C X		2-2 SH1-3 G3-1 1B		2-1 G6-4-3 1-2f		4-0 WP BB		4-1 BB 1-2 2-3		2 1 1 0 2 0 1													
<b>Mike Greenwell, L</b> OBP: 0.560, SLG: 0.500 (1, 7) B X		1-0 G3-1 SH1-3 1-2 1B		H E HBP		2-0 F9 1-2		0-3 K		3 0 1 0 0 1 4													
<b>Todd Benzinger, S</b> OBP: 0.250, SLG: 0.250 (1, 9) X		0-0 SH1-3		1 SAFE 1 SAFE B 1 SAFE B F X	1-1 G2-3				3-3 H	3 0 0 0 0 1 1													
<b>Rich Gedman, L</b> OBP: 0.118, SLG: 0.267 (1, 2) <b>John Marzano, R</b> (2, 2) B B X		1-1 G3-1			1-0 F3		1-1 F8		4-0 FC6-4 BB	1 0 0 1 0 0 1 2 0 0 0 1 0 0	AB 31 R 1 H 5 RBI 1 BB 4 SO 3 LOB 15												
<b>Kevin Romine, R</b> OBP: 0.250, SLG: 0.375 (1, 8) B B F X		1-1 5-3			2-0 6-3		0-2 F7		2-1 L8	4 0 0 0 0 0 2													
<b>Inning Stats</b>	R: 0 E: 0 K: 0 S: 6	H: 1 LOB: 1 BB: 0 P: 10	R: 1 E: 0 K: 0 S: 9	H: 2 LOB: 1 BB: 0 P: 14	R: 0 E: 0 K: 0 S: 7	H: 0 LOB: 0 BB: 0 P: 12	R: 0 E: 1 K: 0 S: 6	H: 1 LOB: 1 BB: 0 P: 12	R: 0 E: 1 K: 0 S: 6	H: 0 LOB: 1 BB: 0 P: 12	R: 0 E: 0 K: 0 S: 5	H: 0 LOB: 1 BB: 1 P: 14	R: 0 E: 0 K: 0 S: 6	H: 0 LOB: 0 BB: 0 P: 7	R: 0 E: 0 K: 1 S: 7	H: 1 LOB: 3 BB: 2 P: 28	R: 0 E: 0 K: 1 S: 7	H: 0 LOB: 1 BB: 1 P: 16	1B: 5 2B: 0 3B: 0 HR: 0	SF: 0 SAC: 1 DP: 1 HBP: 1	WP: 1 PB: 0 SB: 0 CS: 0	PA: 37	
<b>PITCHER</b> <b>Paul Kilgus, L</b> ERA: 1.29 (1, 1) <b>Mitch Williams, L</b> ERA: 2.25 (8, 1)	IP 7.0 2.0	WLS W S	BF 28 9	H 4 1	R 1 0	ER 1 0	SO 0 3	BB 2 2	IBB 0 0	HBP 1 0	BLK 0 0	WP 1 0	HR 0 0	S 46 20	P 86 39	ERA 1.29 0.00	WHIP 0.857 1.500						<b>PITCHER</b> IP WLS BF H R ER SO BB IBB HBP BLK WP HR S P ERA WHIP

**Boston Red Sox @ Texas Rangers**  
Arlington Stadium, Arlington, TX

Sun Apr 10 1988, 4:33 AM EDT  
Att. 14,024 - Sunny - 54 F

[livebaseballscorecards.com](http://livebaseballscorecards.com)

Batter	1	2	3	4	5	6	7	8	9	AB R H RBI BB SO LOB
<b>Oddibe McDowell, L</b> (1, 8) OBP: 0.280, SLG: 0.364	4-2 4-3 6-3 BB		2-3 1-2 SAFE	1-3 K			4-1 S BB			2 0 0 0 2 2 4
<b>Scott Fletcher, R</b> (1, 6) OBP: 0.190, SLG: 0.150	0-2 6-3 1-2			0-0 BLK 1B BB 1B	2-1 F7		4-1 S BB 1-2 BB			3 1 1 0 1 0 1
<b>Ruben Sierra, S</b> (1, 9) OBP: 0.250, SLG: 0.318	1-0 4-3 2-3			1-0 BB BLK E 1B 1-2	0-0 G3		1-1 4-3			4 1 1 0 0 0 3
<b>Larry Parrish, R</b> (1, 10) OBP: 0.150, SLG: 0.105	1-3 K			3-3 K 1-2 2-3	2-1 F4		1-2 L9			4 0 0 0 0 2 3
<b>Pete O'Brien, L</b> (1, 3) OBP: 0.667, SLG: 1.000		2-2 F8		4-0 E BB BB IBB	0-1 F7		1-2 BLK 1B 1B			3 2 1 0 1 0 0
<b>Pete Incaviglia, R</b> (1, 7) <b>Cecil Espy, S</b> (9, 7) OBP: 0.500, SLG: 0.500		1-3 K		4-1 BB E BB 1-2 2-3 3-H	2-2 F9		0-3 K 1-2			3 0 0 1 1 2 1 0 0 0 0 0 0 0
<b>Mike Stanley, R</b> (1, 2) OBP: 0.267, SLG: 0.154		0-1 F9		2-3 K	2-2 5-3		1-0 1B 2-H			4 0 1 1 0 1 3
<b>Steve Buechele, R</b> (1, 5) OBP: 0.381, SLG: 0.316			0-0 F4	1-2 E3 BB 1-2 2-3 3-H		2-1 6-3	0-0 G3			4 0 0 0 0 0 3
<b>Jerry Browne, S</b> (1, 4) OBP: 0.476, SLG: 0.313			2-2 CS 1B	4-2 BB		3-2 1-3				2 0 1 1 1 0 0
<b>Inning Stats</b>	R: 0 H: 0 E: 0 LOB: 1 K: 1 BB: 1 S: 11 P: 17	R: 0 H: 0 E: 0 LOB: 0 K: 1 BB: 0 S: 8 P: 11	R: 0 H: 1 E: 0 LOB: 0 K: 1 BB: 0 S: 8 P: 12	R: 3 H: 2 E: 1 LOB: 3 K: 3 BB: 3 S: 20 P: 40	R: 0 H: 0 E: 0 LOB: 0 K: 0 BB: 0 S: 5 P: 9	R: 0 H: 0 E: 0 LOB: 0 K: 0 BB: 0 S: 9 P: 13	R: 0 H: 0 E: 0 LOB: 2 K: 0 BB: 2 S: 9 P: 23	R: 1 H: 2 E: 0 LOB: 1 K: 1 BB: 0 S: 11 P: 14		

BOTTOM

**Boston Red Sox @ Texas Rangers**  
Arlington Stadium, Arlington, TX  
Sun Apr 10 1988, 4:33 AM EDT  
Att. 14,024 - Sunny - 54 F

livebaseballscorecards.com

AB	29
R	4
H	5
RBI	3
BB	6
SO	7
LOB	18



WP: 0	PA: 35
PB: 0	
SB: 1	
CS: 1	

PITCHER	IP	WLS	BF	H	R	ER	SO	BB	IBB	HBP	BLK	WP	HR	S	P	ERA	WHIP
<b>Jeff Sellers, R</b> (1, 1) ERA: 2.25	8.0	L	35	5	4	2	7	5	1	0	2	0	0	81	139	2.25	1.250

Batter	1	2	3	4	5	6	7	8	9	AB R H RBI BB SO LOB	TOP													
Paul Molitor, R OBP: 0.519, SLG: 0.524 (1, 10) X	0-0 L7		2-2 4-3		1-1 2B			4-0 2B BB		3 1 1 0 1 0 0														
Robin Yount, R OBP: 0.333, SLG: 0.500 (1, 8) BB BB	4-1 BB BB		0-1 5-3		0-2 F8			3-3 1-2 K		3 0 0 0 1 1 2														
Glenn Braggs, R OBP: 0.360, SLG: 0.391 (1, 9) BB BB BB	4-2 1-2 BB		1-3 K		0-0 L4			0-0 2-H 2B		3 0 1 1 1 1 0														
Rob Deer, R OBP: 0.185, SLG: 0.481 (1, 7) F C C X	0-2 F8			0-3 K		2-3 K		3-3 K		4 0 0 0 0 3 3														
B.J. Surhoff, L OBP: 0.273, SLG: 0.333 (1, 2) BB BB	2-3 K			0-0 1B		2-2 4-3		1-0 F8		4 0 1 0 0 1 3														
Dale Sveum, S OBP: 0.240, SLG: 0.458 (1, 6) C C C C C		4-2 BB		0-3 K		2-2 F9		2-3 K		3 0 0 0 1 2 1														
Greg Brock, L OBP: 0.455, SLG: 0.375 (1, 3) C C C		1-3 K		3-1 F9		0-0 1B 2B		2-1 L6		4 0 1 0 0 1 2														
Steve Kiefer, R OBP: 0.500, SLG: 0.778 (1, 4) (7, 5) C C C C C		2-3 K		3-2 5-3		1-0 G6-4-3 1B		4-2 BB		3 0 1 0 1 1 1														
Ernest Riles, L OBP: 0.389, SLG: 0.375 Joey Meyer, R (7, PH) Jim Gantner, L OBP: 0.200, SLG: 0.143 (7, 4) C C C C C		3-3 K		2-3 K		0-2 G6-4-3 1-2f		0-2 4-3		2 0 0 0 0 2 1 1 0 0 0 0 0 2 1 0 0 0 0 0 1														
<b>Inning Stats</b>	R: 0 E: 0 K: 1 S: 10	H: 0 LOB: 2 BB: 2 P: 20	R: 0 E: 0 K: 3 S: 12	H: 0 LOB: 1 BB: 1 P: 22	R: 0 E: 0 K: 1 S: 8	H: 0 LOB: 0 BB: 0 P: 11	R: 0 E: 0 K: 2 S: 9	H: 1 LOB: 1 BB: 0 P: 12	R: 0 E: 0 K: 1 S: 13	H: 1 LOB: 1 BB: 0 P: 19	R: 0 E: 0 K: 1 S: 7	H: 0 LOB: 0 BB: 0 P: 11	R: 0 E: 0 K: 0 S: 8	H: 2 LOB: 1 BB: 0 P: 11	R: 1 E: 0 K: 2 S: 8	H: 1 LOB: 1 BB: 1 P: 19	R: 0 E: 0 K: 1 S: 10	H: 0 LOB: 1 BB: 1 P: 18	1B: 2 2B: 3 3B: 0 HR: 0	SF: 0 SAC: 0 DP: 1 HBP: 0	WP: 0 PB: 0 SB: 1 CS: 0	PA: 36		
<b>PITCHER</b> Bruce Hurst, L ERA: 4.15 Lee Smith, R ERA:	IP 7.0 2.0	WLS W S	BF 28 8	H 4 1	R 1 0	ER 1 0	SO 9 3	BB 4 1	IBB 0 0	HBP 0 0	BLK 0 0	WP 0 0	HR 0 0	S 67 18	P 110 33	ERA 1.29 0.00	WHIP 1.143 1.000							

Milwaukee Brewers @ Boston Red Sox  
Fenway Park, Boston, MA  
Tue Apr 12 1988, 3:33 AM EDT  
Att. 12,045 - Sunny - 40 F


livebaseballscorecards.com

AB 31  
R 1  
H 5  
RBI 1  
BB 5  
SO 12  
LOB 16



Batter	1	2	3	4	5	6	7	8	9
Ellis Burks, R OBP: 0.500, SLG: 0.500 (1, 8)	0-1 5-3		3-2 FC4-6 1B		2-1 2B 1B		2-3 K		
Marty Barrett, R OBP: 0.250, SLG: 0.313 (1, 4)	1-1 FC6-4 1B		2-1 FC4-6 2B SF8 1-2f		2-2 2B 1-H		3-2 6-3		
Wade Boggs, L OBP: 0.516, SLG: 0.630 (1, 5)	2-2 FC6-4 1B 1-2f		2-2 SF8 1-3 2B		0-2 F7		2-2 F7		
Jim Rice, R OBP: 0.200, SLG: 0.241 (1, 7)	1-0 1B		0-1 SF8		2-1 L9		2-0 L9		
Todd Benzinger, S OBP: 0.250, SLG: 0.250 (9, 9)	1-2 1B		2-3 3-H 2-1						
Mike Greenwell, L OBP: 0.586, SLG: 0.571 (1, 9)	3-2 FC6-4 1B 1-3 2-H		4-3		1-2 F8 2B		2-1 FC4-6 HBP		
Dwight Evans, R OBP: 0.379, SLG: 0.400 (1, 3)	1-2 FC6-4 1-2f		1-3 K		0-0 FC1		2-0 FC4-6 1-2f		
Sam Horn, L OBP: 0.188, SLG: 0.200 (1, 10)		0-3 K	1-2 4-3		1-3 K		0-0 1-3		
John Marzano, R (1, 2)		2-2 F9	1-3 K		1-1 F8 2-3				
Spike Owen, S (1, 6)		1-2 4-3			0-0 F7		1-1 4-3		

AB	R	H	RBI	BB	SO	LOB
4	1	2	0	0	1	0
4	1	2	1	0	0	1
4	1	1	0	0	0	2
3	0	1	1	0	0	1
0	0	0	0	0	0	0
3	0	2	1	0	0	1
4	0	0	0	0	1	4
4	0	0	0	0	2	3
3	0	0	0	0	1	2
3	0	0	0	0	0	2

BOTTOM	
<b>Milwaukee Brewers @ Boston Red Sox</b> Fenway Park, Boston, MA Tue Apr 12 1988, 3:33 AM EDT Att. 12,045 - Sunny - 40 F	
<b>AB</b> 32 <b>R</b> 3 <b>H</b> 8 <b>RBI</b> 3 <b>BB</b> 0 <b>SO</b> 5 <b>LOB</b> 16	

Inning Stats		PITCHER															
R: 1	H: 3	R: 0	H: 0	R: 1	H: 2	R: 0	H: 0	R: 1	H: 2	R: 0	H: 1	R: 0	H: 0	R: 0	H: 0	R: 0	H: 0
E: 0	LOB: 2	E: 0	LOB: 0	E: 0	LOB: 1	E: 0	LOB: 0	E: 0	LOB: 1	E: 0	LOB: 2	E: 0	LOB: 0	E: 0	LOB: 1	E: 0	LOB: 0
K: 0	BB: 0	K: 1	BB: 0	K: 0	BB: 0	K: 2	BB: 0	K: 0	BB: 0	K: 1	BB: 0	K: 1	BB: 0	K: 0	BB: 0	K: 0	BB: 0
S: 14	P: 22	S: 9	P: 12	S: 14	P: 23	S: 9	P: 12	S: 12	P: 18	S: 11	P: 15	S: 11	P: 18	S: 4	P: 10	S: 4	P: 10

PITCHER		PITCHER															
Chris Bosio, R (1, 1)	IP 8.0	WLS L	BF 34	H 8	R 3	ER 3	SO 5	BB 0	IBB 0	HBP 1	BLK 0	WP 0	HR 0	S 84	P 130	ERA 3.38	WHIP 1.000

WP	HR	S	P	ERA	WHIP
0	0	0	0	0	0

Batter	1	2	3	4	5	6	7	8	9	AB R H RBI BB SO LOB	TOP		
<b>Paul Molitor, R</b> (1, 10) OBP: 0.452, SLG: 0.440	2-0 6-3		1-0 6-3		3-2 L5		1-0 F9			4 0 0 0 0 0 3			
<b>Robin Yount, R</b> (1, 8) OBP: 0.355, SLG: 0.481	1-0 CS 1B			0-0 P6		2-2 L5		4-2 BB		3 0 1 0 1 0 0			
<b>Glenn Braggs, R</b> (1, 9) OBP: 0.345, SLG: 0.346	4-2 1-2 BB			1-0 F9		1-0 5-3		0-3 K		3 0 0 0 1 1 1			
<b>Greg Brock, L</b> (1, 3) OBP: 0.385, SLG: 0.300	1-3 K			1-1 P4		0-1 6-3		0-3 K		4 0 0 0 0 2 2			
<b>Rob Deer, R</b> (1, 7) OBP: 0.194, SLG: 0.548					0-2 HR		0-1 P4	0-1 F8		4 1 1 1 0 1 1			
<b>Ernest Riles, L</b> (1, 5) OBP: 0.364, SLG: 0.350					0-0 1B 1B		3-3 K	2-3 K		4 0 1 0 0 2 0			
<b>Bill Schroeder, R</b> (1, 2) OBP: 0.222, SLG: 0.125				1-1 F7		0-0 B3	4-2 1B 1B BB	1-3 K		3 1 0 0 1 1 1			
<b>Jim Gantner, L</b> (1, 4) OBP: 0.263, SLG: 0.222				1-1 4-3		0-0 1B 1B	1-1 1B WP 1B	1-3 K		4 1 2 0 0 1 0			
<b>Dale Sveum, S</b> (1, 6) OBP: 0.250, SLG: 0.444				3-3 K		3-2 L7	1-0 WP 1B			3 0 1 1 0 1 2			
<b>Inning Stats</b>	R: 0 E: 0 K: 1 S: 7 H: 1 LOB: 1 BB: 1 P: 15	R: 0 E: 0 K: 1 S: 11 H: 0 LOB: 0 BB: 0 P: 18	R: 0 E: 0 K: 1 S: 7 H: 0 LOB: 0 BB: 0 P: 12	R: 0 E: 0 K: 0 S: 4 H: 0 LOB: 0 BB: 0 P: 6	R: 1 E: 0 K: 0 S: 13 H: 3 LOB: 2 BB: 0 P: 19	R: 0 E: 0 K: 0 S: 6 H: 0 LOB: 0 BB: 0 P: 9	R: 2 E: 0 K: 1 S: 11 H: 2 LOB: 1 BB: 1 P: 21	R: 0 E: 0 K: 2 S: 12 H: 0 LOB: 1 BB: 1 P: 16	R: 0 E: 0 K: 3 S: 9 H: 0 LOB: 0 BB: 0 P: 13	1B: 5 2B: 0 3B: 0 HR: 1 SF: 0 SAC: 0 DP: 0 HBP: 0	WP: 1 PB: 0 SB: 0 CS: 1 PA: 35		
<b>PITCHER</b>	IP WLS BF H R ER SO BB IBB HBP BLK WP HR S P ERA WHIP											<b>PITCHER</b>	IP WLS BF H R ER SO BB IBB HBP BLK WP HR S P ERA WHIP
<b>Oil Can Boyd, R</b> (1, 1) ERA: 2.13	6.2 W 26 5 3 3 4 2 0 0 0 0 1 57 96 4.05 1.050												
<b>Wes Gardner, R</b> (7, 1) ERA:	1.1 6 1 0 0 2 1 0 0 0 1 0 14 20 0.00 1.500												
<b>Lee Smith, R</b> (9, 1) ERA:	1.0 S 3 0 0 0 3 0 0 0 0 0 0 9 13 0.00 0.000												

**Milwaukee Brewers @ Boston Red Sox**  
**Fenway Park, Boston, MA**  
 Wed Apr 13 1988, 3:33 AM EDT  
 Att. 14,114 - Cloudy - 40 F

AB	32
R	3
H	6
RBI	2
BB	3
SO	9
LOB	10





Batter	1	2	3	4	5	6	7	8	9
Ellis Burks, R OBP: 0.556, SLG: 0.889 (1, 8)	1-2 1B S 1B	1-3 K			0-0 1B BB 2-3	3-3 K		1-2 1-H HR	
Marty Barrett, R OBP: 0.270, SLG: 0.324 (1, 4)	1-1 F8		1-3 K		1-2 BB BB HBP 1-3 3-H 1B	1-2 1B		1-2 L9	
Wade Boggs, L OBP: 0.500, SLG: 0.581 (1, 5)	2-3 K 1-2		3-3 K		4-2 HBP BB 1-2 1B BB	2-3 K		1-1 WP 1B	
Jim Rice, R OBP: 0.229, SLG: 0.242 (1, 10)	0-0 1B		0-0 F7		4-2 1B HBP FC3-2 1-2 2-3 3-H BB		0-1 G3	2-3 K	
Mike Greenwell, L OBP: 0.576, SLG: 0.522 (1, 7)	0-2 1-3			1-1 F7	FC3-2 1B 1-2 2-3 3-H HBP		4-2 1B BB		
Dwight Evans, R OBP: 0.424, SLG: 0.429 (1, 3)				1-2 P2	1-2 FC3-2 1B 1-2 2-3 3-H		1-0 G4-6-3 1B		
Todd Benzinger, S OBP: 0.250, SLG: 0.250 (1, 9)				0-1 4-3	1-2 FC3-2 1-2 2-3 3-H		0-1 G4-6-3		
John Marzano, R OBP: 0.143, SLG: 0.154 (1, 2)								0-0 F8	
Spike Owen, S OBP: 0.226, SLG: 0.259 (1, 6)								1-0 P5	

Inning Stats	R: 0 E: 0 K: 14 S: 18	H: 2 LOB: 2 BB: 0 P: 18	R: 0 E: 0 K: 9 S: 15	H: 1 LOB: 2 BB: 1 P: 15	R: 0 E: 0 K: 8 S: 12	H: 0 LOB: 0 BB: 0 P: 12	R: 0 E: 0 K: 0 S: 7	H: 0 LOB: 0 BB: 0 P: 9	R: 4 E: 0 K: 0 S: 23	H: 4 LOB: 3 BB: 2 P: 40	R: 0 E: 0 K: 2 S: 12	H: 1 LOB: 1 BB: 0 P: 20	R: 0 E: 0 K: 0 S: 7	H: 1 LOB: 1 BB: 1 P: 12	R: 2 E: 0 K: 1 S: 18	H: 3 LOB: 1 BB: 0 P: 24
--------------	--------------------------------	----------------------------------	-------------------------------	----------------------------------	-------------------------------	----------------------------------	------------------------------	---------------------------------	-------------------------------	----------------------------------	-------------------------------	----------------------------------	------------------------------	----------------------------------	-------------------------------	----------------------------------

PITCHER	IP	WLS	BF	H	R	ER	SO	BB	IBB	HBP	BLK	WP	HR	S	P	ERA	WHIP
Juan Nieves, L ERA: 9.72 (1, 1)	4.1	L	22	6	4	4	4	3	0	0	0	0	0	50	78	8.31	2.077
Dave Stapleton, L ERA: (5, 1)	1.2		8	2	0	0	2	0	0	1	0	0	0	23	36	0.00	1.200
Chuck Crim, R ERA: 15.43 (7, 1)	1.0		4	1	0	0	0	1	0	0	0	0	0	7	12	0.00	2.000
Dan Plesac, L ERA: 6.75 (8, 1)	1.0		6	3	2	2	1	0	0	0	1	1	1	18	24	18.00	3.000

**BOTTOM**

**Milwaukee Brewers @ Boston Red Sox**  
 Fenway Park, Boston, MA  
 Wed Apr 13 1988, 3:33 AM EDT  
 Att: 14,114 - Cloudy - 40 F

AB	R	H	RBI	BB	SO	LOB
5	2	3	2	0	2	2
5	1	2	1	0	1	1
4	1	1	0	1	3	2
4	0	1	1	1	1	1
2	0	0	1	1	0	2
3	0	2	1	1	0	0
4	0	1	0	0	0	5
4	1	1	0	0	0	5
4	1	1	0	0	0	3

AB	35
R	6
H	12
RBI	6
BB	4
SO	7
LOB	21

livebaseballscorecards.com



1B	SF	WP	PA
10	0	1	40
0	0	0	
0	1	0	
1	1	0	

Batter	1	2	3	4	5	6	7	8	9	AB R H RBI BB SO LOB	TOP	
Paul Molitor, R (1, 10) OBP: 0.457, SLG: 0.448	1-0 1B		1-2 6-3			3-2 F6		2-2 BLK 1B		4 0 2 0 0 0 0		
Robin Yount, R (1, 8) OBP: 0.314, SLG: 0.419	0-0 F8			1-3 K		0-0 2-3		2-3 K 1-2		4 0 0 0 0 2 2		
B.J. Surhoff, L (1, 2) OBP: 0.269, SLG: 0.320	1-3 K			2-3 K		0-2 1B		2-2 4-3		4 0 1 0 0 2 2		
Greg Brock, L (1, 3) OBP: 0.367, SLG: 0.292	0-0 P6			1-2 1B		2-3 K			1-3 K	4 0 1 0 0 2 2		
Rob Deer, R (1, 7) OBP: 0.171, SLG: 0.486		1-2 1-3		0-0 P2			1-3 K		2-3 K	4 0 0 0 0 2 1		
Glenn Braggs, R (1, 9) OBP: 0.303, SLG: 0.300		1-2 3-1			3-3 K		0-0 5-3		0-0 F9	4 0 0 0 0 1 0		
Ernest Riles, L (1, 5) OBP: 0.400, SLG: 0.391		2-3 K			1-2 BLK 1B		3-2 1B			3 0 2 0 0 1 0		
Jim Gantner, L (1, 4) OBP: 0.227, SLG: 0.190			1-1 F7		1-3 K		0-0 G3			3 0 0 0 0 1 2		
Dale Sveum, S (1, 6) OBP: 0.226, SLG: 0.400			1-1 6-3		1-3 K 1-2			1-3 K		3 0 0 0 0 2 1		
<b>Inning Stats</b>	R: 0 E: 0 K: 1 S: 6 H: 1 LOB: 1 BB: 0 P: 8	R: 0 E: 0 K: 1 S: 11 H: 0 LOB: 0 BB: 0 P: 15	R: 0 E: 0 K: 0 S: 8 H: 0 LOB: 0 BB: 0 P: 11	R: 0 E: 0 K: 2 S: 10 H: 1 LOB: 1 BB: 0 P: 14	R: 0 E: 0 K: 3 S: 13 H: 1 LOB: 1 BB: 0 P: 19	R: 0 E: 0 K: 1 S: 14 H: 1 LOB: 1 BB: 0 P: 19	R: 0 E: 0 K: 1 S: 10 H: 1 LOB: 1 BB: 0 P: 14	R: 0 E: 0 K: 2 S: 14 H: 1 LOB: 1 BB: 0 P: 21	R: 0 E: 0 K: 2 S: 9 H: 0 LOB: 0 BB: 0 P: 12	1B: 6 2B: 0 3B: 0 HR: 0 SF: 0 SAC: 0 DP: 0 HBP: 0	WP: 0 PB: 0 SB: 0 CS: 0 PA: 33	
<b>PITCHER</b> Roger Clemens, R (1, 1) ERA: 1.04	IP: 9.0 WLS: W BF: 33 H: 6 R: 0 ER: 0 SO: 13 BB: 0 IBB: 0 HBP: 0 BLK: 2 WP: 0 HR: 0 S: 95 P: 133 ERA: 0.00 WHIP: 0.667											<b>PITCHER</b> IP: WLS: BF: H: R: ER: SO: BB: IBB: HBP: BLK: WP: HR: S: P: ERA: WHIP

Milwaukee Brewers @ Boston Red Sox  
 Fenway Park, Boston, MA  
 Thu Apr 14 1988, 3:33 AM EDT  
 Att. 15,693 - Cloudy - 44 F

livebaseballscorecards.com

AB	33
R	0
H	6
RBI	0
BB	0
SO	13
LOB	10



Batter	1	2	3	4	5	6	7	8	9
Ellis Burks, R OBP: 0.538, SLG: 0.750 (1, 8)	1-3 K		0-1 E9 1B		2-0 L5			4-2 FC6-4 BB	
Jody Reed, R (1, 6)	2-3 K		1-0 F7		3-2 L7			2-2 L5	
Wade Boggs, L OBP: 0.475, SLG: 0.543 (1, 5)	2-2 P6		0-1 1B 1B					1-2 FC6-4 1-2f	
Jim Rice, R OBP: 0.289, SLG: 0.286 (1, 10)		4-2 BB	1-1 1B				1-2 G3-6-1 1B		
Mike Greenwell, L OBP: 0.528, SLG: 0.462 (1, 7)		3-2 F8	0-1 3-1			2-1 G3-6-1 1-2f			
Dwight Evans, R OBP: 0.389, SLG: 0.387 (1, 3)		1-3 K		1-1 L7			0-0 5-3		
Marty Barrett, R OBP: 0.250, SLG: 0.300 (1, 4)		1-1 F7		0-1 L9			1-1 P5		
John Marzano, R OBP: 0.118, SLG: 0.125 (1, 2)			0-0 E4 F8 PB E	1-1 F9			0-2 P3		
Brady Anderson, L OBP: 0.318, SLG: 0.250 (1, 9)			2-2 F8 1-3		2-1 F8			1-2 L8	

Inning Stats	R: 0	H: 0	E: 0	LOB: 0	K: 2	BB: 0	S: 10	P: 15
	R: 0	H: 0	E: 0	LOB: 1	K: 1	BB: 1	S: 14	P: 23
	R: 2	H: 3	E: 2	LOB: 2	K: 0	BB: 0	S: 13	P: 17
	R: 0	H: 0	E: 0	LOB: 0	K: 0	BB: 0	S: 6	P: 8
	R: 0	H: 0	E: 0	LOB: 0	K: 0	BB: 0	S: 8	P: 15
	R: 0	H: 1	E: 0	LOB: 0	K: 0	BB: 0	S: 10	P: 15
	R: 0	H: 0	E: 0	LOB: 0	K: 0	BB: 0	S: 6	P: 7
	R: 0	H: 0	E: 0	LOB: 1	K: 0	BB: 1	S: 13	P: 21

PITCHER	IP	WLS	BF	H	R	ER	SO	BB	IBB	HBP	BLK	WP	HR	S	P	ERA	WHIP
Bill Wegman, R ERA: 1.69 (1, 1)	8.0	L	30	4	2	0	3	2	0	0	0	0	0	80	121	0.00	0.750

AB R H RBI BB SO LOB

3	1	1	1	1	1	0
4	0	0	0	0	1	2
4	0	1	1	0	0	1
2	0	2	0	1	0	0
3	0	0	0	0	0	4
3	0	0	0	0	1	1
3	0	0	0	0	0	1
3	1	0	0	0	0	0
3	0	0	0	0	0	1

AB	R	H	RBI	BB	SO	LOB
28	2	4	2	2	3	10



Milwaukee Brewers @ Boston Red Sox  
 Fenway Park, Boston, MA  
 Thu Apr 14 1988, 3:33 AM EDT  
 Atf: 15,693 - Cloudy - 44 F

livebaseballscorecards.com

AB	R	H	RBI	BB	SO	LOB
28	2	4	2	2	3	10

WP	PA
0	30

WP	HR	S	P	ERA	WHIP
0	0	1	0	0.00	0.750

Batter	1	2	3	4	5	6	7	8	9	10	AB R H RBI BB SO LOB	TOP												
Cecil Espy, S OBP: 0.333, SLG: 0.333 (1, 8)	1-1 6-3		2-2 6-3			1-0 S 1B		0-0 FC1-6 1-2f		1-3 K	5 1 1 0 0 1 1													
Scott Fletcher, R OBP: 0.286, SLG: 0.219 (1, 6)	1-3 K			1-1 F8		1-0 1-H 1B		1-0 L6		2-1 E6 1B	5 0 2 1 0 1 1													
Ruben Sierra, S OBP: 0.237, SLG: 0.286 (1, 9)	1-3 K			0-0 4-3		1-1 F8		0-1 F7		4-0 IBB	4 0 0 0 1 1 2													
Pete Incaviglia, R OBP: 0.233, SLG: 0.080 (1, 7)		3-3 K		1-3 K			2-3 K		4-2 S BB	1-2 F9	4 0 0 0 1 3 2													
Pete O'Brien, L OBP: 0.583, SLG: 0.781 (1, 3)		1-1 FC5-4 1B		2-2 F7		1-0 P4		2-0 F9			4 0 1 0 0 0 1													
Larry See, R OBP: 0.333, SLG: 0.333 Oddibe McDowell, L (7, PR) OBP: 0.206, SLG: 0.258 (1, 10)		3-3 K		2-2 P2		1-0 1B		1-3 K			3 0 1 0 0 1 1 1 0 0 0 0 1 1													
Geno Petralli, L OBP: 0.125, SLG: 0.125 (1, 2)		0-2 FC5-4 1-2f		3-1 F8		0-0 F9		0-1 F6			4 0 0 0 0 0 3													
Steve Buechele, R OBP: 0.375, SLG: 0.567 (1, 5)		0-3 K		3-1 6-3				3-1 HR		0-0 HR	4 2 2 2 0 1 0													
Jerry Browne, S OBP: 0.438, SLG: 0.280 (1, 4)		3-1 P4		2-3 K				4-0 FC1-6 BB		2-3 K	3 0 0 0 1 2 0													
<b>Inning Stats</b>	R: 0 E: 0 K: 2 S: 8	H: 0 LOB: 0 BB: 0 P: 11	R: 0 E: 0 K: 2 S: 11	H: 1 LOB: 1 BB: 0 P: 18	R: 0 E: 0 K: 1 S: 8	H: 0 LOB: 0 BB: 0 P: 13	R: 0 E: 0 K: 1 S: 6	H: 0 LOB: 0 BB: 0 P: 8	R: 0 E: 0 K: 0 S: 8	H: 0 LOB: 0 BB: 0 P: 15	R: 1 E: 0 K: 1 S: 9	H: 2 LOB: 1 BB: 0 P: 17	R: 0 E: 0 K: 1 S: 6	H: 1 LOB: 1 BB: 0 P: 10	R: 1 E: 0 K: 0 S: 6	H: 1 LOB: 1 BB: 1 P: 14	R: 0 E: 0 K: 1 S: 8	H: 0 LOB: 1 BB: 1 P: 15	R: 1 E: 1 K: 2 S: 12	H: 2 LOB: 2 BB: 1 P: 22	1B: 5 2B: 0 3B: 0 HR: 2	SF: 0 SAC: 0 DP: 0 HBP: 0	WP: 0 PB: 0 SB: 2 CS: 0	PA: 40
<b>PITCHER</b>	IP WLS BF H R ER SO BB IBB HBP BLK WP HR S P ERA WHIP																							
Jeff Sellers, R ERA: 2.4 (1, 1)	7.0	27	5	2	2	8	1	0	0	0	0	1	58	101	2.57	0.857								
Wes Gardner, R ERA: 1.23 (8, 1)	3.0	L 13	2	1	1	3	1	1	0	0	0	1	24	42	3.00	1.000								

Texas Rangers @ Boston Red Sox  
Fenway Park, Boston, MA

Fri Apr 15 1988, 3:33 AM EDT  
Att: 12,369 - Overcast - 44 F

livebaseballscorecards.com

AB	37
R	3
H	7
RBI	3
BB	3
SO	11
LOB	12



Batter	1	2	3	4	5	6	7	8	9	10	AB R H RBI BB SO LOB
Ellis Burks, R OBP: 0.556, SLG: 0.750 (1, 8)	4-2 BB 1B BB	3-1 2B			1-1 6-3			0-3 K		2 SAFE 1-1 1-2 2-H 1B	4 1 2 0 1 1 0
Jody Reed, R OBP: 0.250, SLG: 0.143 (1, 6)	2-1 BB 1B WP	3-2 6-3			4-2 CS BB			0-0 5-3			3 1 1 0 1 0 1
Wade Boggs, L OBP: 0.455, SLG: 0.500 (1, 5)	4-0 WP BB BB				0-0 CS	2-2 6-3			0-2 6-3		3 0 0 0 1 0 0
Jim Rice, R OBP: 0.286, SLG: 0.263 (1, 10)	4-0 WP BB				2-0 6-3		0-1 P3		0-3 K		3 0 0 1 1 1 0
Mike Greenwell, L OBP: 0.475, SLG: 0.400 (1, 7)	1-2 2-3 3-H P5				1-1 3-1		3-2 F9		0-0 G3		4 0 0 0 0 0 3
Dwight Evans, R OBP: 0.350, SLG: 0.343 (1, 3)	1-3 K				1-3 K			1-3 K		3-2 P4	4 0 0 0 0 3 2
Marty Barrett, R OBP: 0.250, SLG: 0.279 (1, 4)	0-3 K				0-2 4-3			3-2 F9		4-2 BB 1B BB	3 0 0 0 1 1 2
John Marzano, R OBP: 0.100, SLG: 0.105 (1, 2)		0-0 F7			0-1 5-3			1-2 5-3		1 SAFE 4-1 1 SAFE 1-2 1B BB	3 0 0 0 0 0 0 0 0 0 0 1 0 0 0 0 0 0 0 0 0
Sam Horn, L OBP: 0.235, SLG: 0.200 (10, PH)											
Spike Owen, S OBP: 0.226, SLG: 0.259 (10, PR)											
Brady Anderson, L OBP: 0.269, SLG: 0.208 (1, 9)		1-3 K			1-2 F8			1-2 G3		2-3 K	4 0 0 0 0 2 2


Inning Stats	R: 2	H: 1	E: 0	K: 2	S: 14	H: 1	LOB: 2	BB: 3	P: 30	R: 0	H: 1	E: 0	K: 1	S: 9	H: 1	LOB: 1	BB: 0	P: 16	R: 0	H: 0	E: 0	K: 0	S: 5	H: 0	LOB: 0	BB: 0	P: 8	R: 0	H: 0	E: 0	K: 1	S: 10	H: 0	LOB: 0	BB: 0	P: 11	R: 0	H: 0	E: 0	K: 0	S: 7	H: 0	LOB: 0	BB: 1	P: 13	R: 0	H: 0	E: 0	K: 0	S: 9	H: 0	LOB: 0	BB: 0	P: 14	R: 0	H: 0	E: 0	K: 1	S: 9	H: 0	LOB: 0	BB: 0	P: 14	R: 0	H: 0	E: 0	K: 1	S: 7	H: 0	LOB: 0	BB: 0	P: 8	R: 0	H: 0	E: 0	K: 1	S: 10	H: 1	LOB: 2	BB: 2	P: 25	R: 0	H: 0	E: 0	K: 1	S: 11	H: 0	LOB: 0	BB: 0	P: 10	R: 0	H: 0	E: 0	K: 1	S: 10	H: 0	LOB: 0	BB: 0	P: 10	R: 0	H: 1	E: 0	K: 1	S: 11	H: 1	LOB: 2	BB: 2	P: 25	1B: 2	SF: 0	2B: 1	SAC: 0	3B: 0	DP: 0	HR: 0	HBP: 0	WP: 1	PA: 38
--------------	------	------	------	------	-------	------	--------	-------	-------	------	------	------	------	------	------	--------	-------	-------	------	------	------	------	------	------	--------	-------	------	------	------	------	------	-------	------	--------	-------	-------	------	------	------	------	------	------	--------	-------	-------	------	------	------	------	------	------	--------	-------	-------	------	------	------	------	------	------	--------	-------	-------	------	------	------	------	------	------	--------	-------	------	------	------	------	------	-------	------	--------	-------	-------	------	------	------	------	-------	------	--------	-------	-------	------	------	------	------	-------	------	--------	-------	-------	------	------	------	------	-------	------	--------	-------	-------	-------	-------	-------	--------	-------	-------	-------	--------	-------	--------

PITCHER	IP	WLS	BF	H	R	ER	SO	BB	IBB	HBP	BLK	WP	HR	S	P	ERA	WHIP
Charlie Hough, R ERA: 2.36 (1, 1)	10.0	W	37	3	2	2	8	6	0	0	0	1	0	91	149	1.80	0.900

**TEXAS RANGERS @ BOSTON RED SOX**  
**Fenway Park, Boston, MA**  
 Fri Apr 15 1988, 3:33 AM EDT  
 Att. 12,369 - Overcast - 44 F

livebaseballscorecards.com

AB	31
R	2
H	3
RBI	1
BB	6
SO	8
LOB	10



Batter	1	2	3	4	5	6	7	8	9	AB R H RBI BB SO LOB	TOP	
<b>Oddibe McDowell, L</b> (1, 8) OBP: 0.237, SLG: 0.265	2-1 P5		4-1 G1-3 BB		2-2 S 1B			2-3 K		3 0 1 0 1 1 0		
<b>Scott Fletcher, R</b> (1, 6) OBP: 0.256, SLG: 0.194	2-1 G1-3		1-1 G1-3		1-2 G6-3			0-1 G6-3		4 0 0 0 0 0 3		
<b>Ruben Sierra, S</b> (1, 9) OBP: 0.238, SLG: 0.263	1-3 K		4-2 BB			0-0 G3-1		1-3 K		3 0 0 0 1 2 0		
<b>Pete Incaviglia, R</b> (1, 7) OBP: 0.235, SLG: 0.103 <b>Cecil Espy, S</b> (9, PR) OBP: 0.333, SLG: 0.333 (9, 7)		2-1 F9	2-3 K			1-3 K			0-0 BB 1B SF8	4 0 1 0 0 2 3 0 1 0 0 0 0 0		
<b>Pete O'Brien, L</b> (1, 3) OBP: 0.550, SLG: 0.722		1-0 F9		3-2 F9		1-0 F7			1-2 SF8 BB 1B	4 0 1 0 0 0 0		
<b>Larry Parrish, R</b> (1, 10) OBP: 0.194, SLG: 0.214		0-0 HR		1-0 P8			1-0 P5		4-1 PC1-5-2-6-5 BB	3 1 1 1 1 0 0		
<b>Mike Stanley, R</b> (1, 2) OBP: 0.333, SLG: 0.167		0-0 F9		2-1 G5-3			4-2 G4-3-4-3 1B BB		2-0 SF8	2 0 0 1 1 0 0		
<b>Steve Buechele, R</b> (1, 5) OBP: 0.389, SLG: 0.559			1-1 G1-3 G3 1B		1-3 K		1-2 K 1B		1-2 FC1-5-2-6-5	4 0 2 0 0 1 2		
<b>Jerry Browne, S</b> (1, 4) OBP: 0.389, SLG: 0.241			0-1 G3		2-3 K		1-1 G4-3-4-3		0-0 F8	4 0 0 0 0 1 6		
<b>Inning Stats</b>	R: 0 E: 0 K: 1 S: 8 H: 0 LOB: 0 BB: 0 P: 13	R: 1 E: 0 K: 0 S: 5 H: 1 LOB: 0 BB: 0 P: 8	R: 0 E: 0 K: 1 S: 13 H: 1 LOB: 3 BB: 2 P: 25	R: 0 E: 0 K: 0 S: 6 H: 0 LOB: 0 BB: 0 P: 12	R: 0 E: 0 K: 2 S: 14 H: 1 LOB: 1 BB: 0 P: 20	R: 0 E: 0 K: 1 S: 5 H: 0 LOB: 0 BB: 0 P: 7	R: 0 E: 0 K: 0 S: 12 H: 1 LOB: 1 BB: 1 P: 20	R: 0 E: 0 K: 2 S: 9 H: 0 LOB: 0 BB: 0 P: 12	R: 1 E: 0 K: 0 S: 10 H: 2 LOB: 3 BB: 1 P: 18	1B: 5 2B: 0 3B: 0 HR: 1 SF: 1 SAC: 0 DP: 1 HBP: 0	WP: 0 PB: 0 SB: 1 CS: 0 PA: 36	
<b>PITCHER</b> <b>Steve Ellsworth, R</b> (1, 1) ERA: 6.0 <b>Dennis Lamp, R</b> (8, 1) ERA: 2.25	IP 7.0 WLS L BF 27 H 4 R 1 ER 1 SO 5 BB 3 IBB 0 HBP 0 BLK 0 WP 0 HR 1 S 63 P 105 ERA 1.29 WHIP 1.000	IP 2.0 WLS L BF 9 H 2 R 1 ER 1 SO 2 BB 1 IBB 0 HBP 0 BLK 0 WP 0 HR 0 S 19 P 30 ERA 4.50 WHIP 1.500	<b>PITCHER</b> IP WLS BF H R ER SO BB IBB HBP BLK WP HR S P ERA WHIP									

**Texas Rangers @ Boston Red Sox**  
**Fenway Park, Boston, MA**  
 Sat Apr 16 1988, 3:33 AM EDT  
 Att. 25,936 - Overcast - 40 F

[livebaseballscorecards.com](http://livebaseballscorecards.com)

**AB 31**  
**R 2**  
**H 6**  
**RBI 2**  
**BB 4**  
**SO 7**  
**LOB 14**




Batter	1	2	3	4	5	6	7	8	9	AB	R	H	RBI	BB	SO	LOB
Ellis Burks, R OBP: 0.500, SLG: 0.632 (1, 8)	3-1 L9		2-3 K			2-1 F8		4-1 BB		3	0	0	0	1	1	0
Marty Barrett, R OBP: 0.229, SLG: 0.255 (1, 4)	0-0 G6-3			1-0 G4-3		1-1 G6-3		1-2 L3		4	0	0	0	0	0	1
Wade Boggs, L OBP: 0.438, SLG: 0.463 (1, 5)	2-1 L4			2-1 FC3-6 1B HBP		3-2 L7		3-3 K		3	0	0	0	0	1	1
Jim Rice, R OBP: 0.283, SLG: 0.262 (1, 10)		2-1 G5-3		3-2 FC3-6 1B		0-0 P4		2-1 F8		4	0	1	0	0	0	0
Mike Greenwell, L OBP: 0.455, SLG: 0.382 (1, 7)		1-0 G3		1-0 FC3-6 FC6-4		0-1 FC6-4 1B		0-0 F9		4	0	1	0	0	0	2
Dwight Evans, R OBP: 0.386, SLG: 0.351 (1, 3)		4-0 BB		0-1 FC6-4		0-0 FC6-4 1B		4-1 DI BB		2	0	1	0	2	0	2
Todd Benzinger, S OBP: 0.200, SLG: 0.200 (1, 9)		0-1 L5		2-0 G5-3		0-1 P7		0-2 F9		4	0	0	0	0	0	4
John Marzano, R OBP: 0.091, SLG: 0.095 Ed Romero, R (7, PH) Rick Cerone, R (8, 2)			1-1 F8		2-1 G6-3		1-0 FC6-4			2	0	0	0	0	0	0
Jody Reed, R OBP: 0.182, SLG: 0.100 (1, 6)			1-1 G1-3		2-1 L9		2-2 G6-3			1	0	0	0	0	0	0

Inning Stats	R: 0	H: 0	E: 0	K: 0	S: 5	R: 0	H: 0	E: 0	K: 0	S: 5	R: 0	H: 1	E: 0	K: 1	S: 7	R: 0	H: 0	E: 0	K: 0	S: 5	R: 0	H: 0	E: 0	K: 0	S: 7	R: 0	H: 2	E: 0	K: 0	S: 7	R: 0	H: 0	E: 0	K: 1	S: 11	R: 0	H: 0	E: 0	K: 0	S: 7	R: 0	H: 0	E: 0	K: 0	S: 7	R: 0	H: 0	E: 0	K: 0	S: 7	1B: 3	2B: 0	3B: 0	HR: 0	SF: 0	SAC: 0	DP: 0	HBP: 1	WP: 0	PB: 0	SB: 0	CS: 0	PA: 34
PITCHER	IP	WLS	BF	H	R	ER	SO	BB	IBB	HBP	BLK	WP	HR	S	P	ERA	WHIP																																														
Paul Kilgus, L ERA: 0.57 Mitch Williams, L ERA: 1.69	(1, 1)	8.2	W	33	3	0	2	3	0	1	0	0	0	59	111	0.00	0.692																																														
	(9, 1)	0.1	S	1	0	0	0	0	0	0	0	0	0	3	3	0.00	0.000																																														

**TEXAS RANGERS @ BOSTON RED SOX**  
**Fenway Park, Boston, MA**  
 Sat Apr 16 1988, 3:33 AM EDT  
 Att. 25,936 - Overcast - 40 F

AB	30
R	0
H	3
RBI	0
BB	3
SO	2
LOB	12



WP	HR	S	P	ERA	WHIP
0	0	0	0	0.00	0.000

Batter	1	2	3	4	5	6	7	8	9	AB R H RBI BB SO LOB	TOP											
<b>Oddibe McDowell, L</b> (1, 8) OBP: 0.214, SLG: 0.237	2-1 1-3		2-2 6-3		1-2 L4-3		1-1 FC4-6			4 0 0 0 0 0 3												
<b>Scott Fletcher, R</b> (1, 6) OBP: 0.233, SLG: 0.175	1-2 E5 FC5-4		1-2 5-3			1-1 F9		0-1 P4		4 0 0 0 0 0 0												
<b>Ruben Sierra, S</b> (1, 9) OBP: 0.233, SLG: 0.256	1-1 FC5-4			3-1 5-3		0-1 1B 2B		0-1 5-3		1 0 0 0 0 0 1												
<b>Cecil Espy, S</b> (3, 9) OBP: 0.333, SLG: 0.417	1-2f									3 1 1 0 0 0 0												
<b>Pete Incaviglia, R</b> (1, 7) OBP: 0.237, SLG: 0.121	1-3 K			2-3 K		0-1 WP 1B		1-3 K		4 0 1 1 0 3 1												
<b>Pete O'Brien, L</b> (1, 3) OBP: 0.500, SLG: 0.650					0-1 P5					4 0 0 0 0 2 1												
<b>Larry Parrish, R</b> (1, 10) OBP: 0.200, SLG: 0.194										3 0 0 0 1 3 1												
<b>Mike Stanley, R</b> (1, 2) OBP: 0.370, SLG: 0.200										2 1 1 0 1 0 0												
<b>Larry See, R</b> (7, 2) OBP: 0.250, SLG: 0.250										1 0 0 0 0 0 1												
<b>Steve Buechele, R</b> (1, 5) OBP: 0.375, SLG: 0.514										3 0 0 0 1 0 2												
<b>Jerry Browne, S</b> (1, 4) OBP: 0.395, SLG: 0.258										2 0 1 1 0 0 0												
<b>Curtis Wilkerson, S</b> (7, PH) (7, 4)										1 0 0 0 0 0 1												
<b>Inning Stats</b>	R: 0 E: 1 K: 1 S: 10	H: 0 LOB: 1 BB: 0 P: 15	R: 0 E: 0 K: 2 S: 9	H: 0 LOB: 1 BB: 1 P: 18	R: 0 E: 0 K: 0 S: 8	H: 0 LOB: 0 BB: 0 P: 11	R: 0 E: 0 K: 1 S: 7	H: 0 LOB: 0 BB: 0 P: 12	R: 1 E: 0 K: 1 S: 12	H: 2 LOB: 1 BB: 1 P: 20	R: 1 E: 0 K: 2 S: 12	H: 2 LOB: 1 BB: 0 P: 17	R: 0 E: 1 K: 0 S: 7	H: 0 LOB: 1 BB: 0 P: 10	R: 0 E: 0 K: 1 S: 7	H: 0 LOB: 0 BB: 0 P: 8	R: 0 E: 0 K: 0 S: 9	H: 0 LOB: 1 BB: 1 P: 15	1B: 3 2B: 2 3B: 0 HR: 0	SF: 0 SAC: 0 DP: 1 HBP: 0	WP: 1 PB: 0 SB: 0 CS: 0	PA: 35
<b>PITCHER</b> <b>Bruce Hurst, L</b> (1, 1) ERA: 3.27	IP: 9.0 WLS: W BF: 35 H: 4 R: 2 ER: 2 SO: 8 BB: 3 IBB: 0 HBP: 0 BLK: 0 WP: 1 HR: 0 S: 81 P: 126 ERA: 2.00 WHIP: 0.778																				<b>PITCHER</b> IP: WLS: BF: H: R: ER: SO: BB: IBB: HBP: BLK: WP: HR: S: P: ERA: WHIP:	

**Texas Rangers @ Boston Red Sox**  
**Fenway Park, Boston, MA**  
 Sun Apr 17 1988, 3:33 AM EDT  
 Att. 32,243 - Sunny - 58 F

[livebaseballscorecards.com](http://livebaseballscorecards.com)

**AB 32**  
**R 2**  
**H 4**  
**RBI 2**  
**BB 3**  
**SO 8**  
**LOB 11**





Batter	1	2	3	4	5	6	7	8	9
<b>Ellis Burks, R</b> OBP: 0.536, SLG: 0.652 (1, 8) BBB FC5-4 BB	4-1 FC5-4 BB	1-1 2B 1B	4-2 1B BB		1-1 G3 1B 2B	2-2 G1-6-3 1-2f		1-1 1-3	
<b>Marty Barrett, R</b> OBP: 0.264, SLG: 0.308 (1, 4) B FC5-4 1B 1-2f	1-0 FC5-4 1B 1-2f	0-0 2B 1B	0-1 G6-4-3 1B		1-1 G3 2-3		2-1 WP FC4-6 2B		
<b>Wade Boggs, L</b> OBP: 0.472, SLG: 0.500 (1, 5) C B SAFE 1B 1-3	1-1 SAFE 1B 1-3	2-2 1B HR 2B	1-2 G6-4-3 1-2f		4-0 1B IBB		4-2 FC4-6 BB		
<b>Jim Rice, R</b> OBP: 0.314, SLG: 0.298 (1, 10) C F F B X 1B 1-2 3-H	0-2 1B 3B 1B 1-2 3-H	0-2 HR 1B		0-0 F8 WP 1B 1B	3-3 K		1-3 K		
<b>Mike Greenwell, L</b> OBP: 0.469, SLG: 0.487 (1, 7) B X SAFE 1-3 2-H	1-0 SAFE 3B 1B 1-3 2-H	3-2 HR		0-1 F8	2-1 1B		1-2 FC4-6 1-2 3-H		
<b>Dwight Evans, R</b> OBP: 0.367, SLG: 0.381 (1, 3) B B C X 1-H 3-H	3-1 F7-2 3B	1-1 L8		3-2 F8 1-3	1-0 F8		0-1 P5		
<b>Todd Benzing, S</b> OBP: 0.280, SLG: 0.375 (1, 9) C B B X 3-H	2-2 F7-2 3B 3-H	2-3 K		1-0 FC6-4 1B 3-H		4-2 BB BB		1-2 HR	
<b>Rick Cerone, R</b> OBP: 0.800, SLG: 1.000 (1, 2) B B F X 1B SH1-4		1-2 1B SH1-4 1B	3-1 1B 2B	1-2 FC6-4 1B		1-1 P3		2-1 G5-4-3 1B	
<b>Jody Reed, R</b> OBP: 0.200, SLG: 0.077 (1, 6) C B B X SH1-4		1-1 SH1-4	3-2 F7	0-1 FC6-4 1-2f 2-3		4-1 G1-6-3 BB		2-0 G5-4-3 1-2f	

Inning Stats	R: 4 E: 0 K: 0 S: 15	H: 4 LOB: 0 BB: 1 P: 27	R: 6 E: 0 K: 1 S: 33	H: 6 LOB: 0 BB: 0 P: 44	R: 1 E: 0 K: 0 S: 16	H: 2 LOB: 1 BB: 1 P: 27	R: 1 E: 0 K: 0 S: 13	H: 3 LOB: 2 BB: 0 P: 18	R: 1 E: 0 K: 1 S: 10	H: 2 LOB: 2 BB: 1 P: 22	R: 0 E: 0 K: 0 S: 11	H: 0 LOB: 1 BB: 2 P: 22	R: 1 E: 0 K: 1 S: 17	H: 1 LOB: 1 BB: 1 P: 25	R: 1 E: 0 K: 0 S: 8	H: 2 LOB: 0 BB: 0 P: 14
--------------	-------------------------------	----------------------------------	-------------------------------	----------------------------------	-------------------------------	----------------------------------	-------------------------------	----------------------------------	-------------------------------	----------------------------------	-------------------------------	----------------------------------	-------------------------------	----------------------------------	------------------------------	----------------------------------

AB R H RBI BB SO LOB

4	2	2	0	2	0	2
5	3	3	2	0	0	2
3	2	2	1	2	0	2
5	3	3	2	0	2	4
5	2	3	6	0	0	2
5	0	1	2	0	0	4
4	1	2	2	1	1	1
5	2	4	0	0	0	1
3	0	0	0	1	0	4

1B: 13	SF: 0	WP: 2	PA: 46
2B: 5	SAC: 1	PB: 0	
3B: 1	DP: 4	SB: 0	
HR: 2	HBP: 0	CS: 0	

PITCHER	IP	WLS	BF	H	R	ER	SO	BB	IBB	HBP	BLK	WP	HR	S	P	ERA	WHIP
<b>Mike Jeffcoat, L</b> ERA: 10.57 (1, 1)	1.1	L	10	6	6	6	0	0	1	0	0	0	0	23	38	40.50	5.250
<b>De Wayne Vaughn, R</b> ERA: 20.25 (2, 1)	2.2		17	9	6	6	1	1	0	0	0	1	1	54	78	20.25	3.750
<b>Jeff Russell, R</b> ERA: 2.25 (5, 1)	2.0		10	2	1	1	1	2	1	0	0	0	0	21	44	4.50	2.000
<b>Jose Cecena, R</b> ERA: 3.86 (7, 1)	1.0		5	1	1	1	1	1	0	0	0	1	0	17	25	9.00	2.000
<b>Guy Hoffman, L</b> ERA: 3.86 (8, 1)	1.0		4	2	1	1	0	0	0	0	0	0	1	8	14	9.00	2.000

**Texas Rangers @ Boston Red Sox**  
Fenway Park, Boston, MA  
Sun Apr 17 1988, 3:33 AM EDT  
Att: 32,243 - Sunny - 58 F

livebaseballscorecards.com

AB	39
R	15
H	20
RBI	15
BB	6
SO	3
LOB	22



Batter	1	2	3	4	5	6	7	8	9	AB R H RBI BB SO LOB	TOP
<b>Cecil Espy, S</b> OBP: 0.250, SLG: 0.313 (1, 9) F B S B X (8, 4)	3-2 P5 ①		2-2 F8 ②			0-2 G4-3 ②		1-2 FC6-4 ③ 1-2f		4 0 0 0 0 0 2	
<b>Scott Fletcher, R</b> OBP: 0.234, SLG: 0.163 (1, 6) B X	1-0 L7 ②		1-1 F9 ③			1-1 P5 ③			4-1 1B PB BB	3 1 0 0 1 0 1	
<b>Oddibe McDowell, L</b> OBP: 0.196, SLG: 0.214 (1, 8) X	0-0 P6 ③			0-0 F9 ①			0-1 F8 ①		0-0 L8 ①	4 0 0 0 0 0 1	
<b>Steve Kemp, L</b> OBP: 0.231, SLG: 0.231 (1, 7) (8, 9) S T C X		0-3 K ①		0-2 1B ②		0-1 G4-3 ②		0-1 G4-3 ②	2-2 S 1B ②	4 0 2 0 0 1 0	
<b>Pete O'Brien, L</b> OBP: 0.500, SLG: 0.773 (1, 3) B C X		1-1 HR ②		1-0 F8 ③		0-2 HR ③		0-2 HR ③	1-3 K ②	4 2 2 2 0 1 2	
<b>Larry Parrish, R</b> OBP: 0.179, SLG: 0.171 (1, 10) S T C X		0-2 F8 ②			1-3 K ①		0-0 G5-3 ③		2-3 K ③ 1-3 3-H	4 0 0 0 0 2 1	
<b>Geno Petralli, L</b> OBP: 0.105, SLG: 0.105 (1, 2) S T C X		1-2 F8 ③			0-0 L9 ②			3-2 G3 ①		3 0 0 0 0 0 0	
<b>Steve Buechele, R</b> OBP: 0.395, SLG: 0.513 (1, 5) B C C B B			4-2 BB ①		1-2 G5-3 ③			1-1 FC6-4 1B ②		2 0 1 0 1 0 0	
<b>Jerry Browne, S</b> OBP: 0.375, SLG: 0.242 (1, 4) C T C			0-3 K ①			1-0 F7 ①		3-3 K ②		2 0 0 0 0 1 1	
<b>Ruben Sierra, S</b> OBP: 0.227, SLG: 0.250 (8, PH) B X										1 0 0 0 0 1 1	
<b>Pete Incaviglia, R</b> OBP: 0.237, SLG: 0.121 (8, 7) S T C X										0 0 0 0 0 0 0	
<b>Inning Stats</b>	R: 0 E: 0 K: 0 S: 5 H: 0 LOB: 0 BB: 0 P: 9	R: 1 E: 0 K: 1 S: 11 H: 1 LOB: 0 BB: 0 P: 13	R: 0 E: 0 K: 1 S: 10 H: 0 LOB: 1 BB: 1 P: 17	R: 0 E: 0 K: 0 S: 5 H: 1 LOB: 0 BB: 0 P: 6	R: 0 E: 0 K: 1 S: 7 H: 0 LOB: 0 BB: 0 P: 9	R: 0 E: 0 K: 0 S: 6 H: 0 LOB: 0 BB: 0 P: 8	R: 1 E: 0 K: 0 S: 8 H: 1 LOB: 0 BB: 0 P: 8	R: 0 E: 0 K: 1 S: 13 H: 1 LOB: 1 BB: 0 P: 21	R: 1 E: 0 K: 2 S: 13 H: 1 LOB: 1 BB: 1 P: 22	1B: 3 2B: 0 3B: 0 HR: 2 SF: 0 SAC: 0 DP: 0 HBP: 0	WP: 0 PB: 1 SB: 2 CS: 0 PA: 33
<b>PITCHER</b> <b>Oil Can Boyd, R</b> ERA: 2.29 (1, 1)	IP: 7.0 WLS: 24 BF: 3 H: 2 R: 2 ER: 2 SO: 3 BB: 1 IBB: 0 HBP: 0 BLK: 0 WP: 0 HR: 2 S: 52 P: 70 ERA: 2.57 WHIP: 0.571						<b>PITCHER</b> <b>Lee Smith, R</b> ERA: (8, 1)	IP: 2.0 WLS: 9 BF: 2 H: 1 R: 1 ER: 0 SO: 3 BB: 1 IBB: 0 HBP: 0 BLK: 0 WP: 0 HR: 0 S: 26 P: 43 ERA: 0.00 WHIP: 1.500			

**Texas Rangers @ Boston Red Sox**  
Fenway Park, Boston, MA  
Mon Apr 18 1988, 3:33 AM EDT  
Att. 33,976 - Overcast - 48 F

livebaseballscorecards.com

**AB 31**  
**R 3**  
**H 5**  
**RBI 2**  
**BB 2**  
**SO 6**  
**LOB 9**



Batter	1	2	3	4	5	6	7	8	9	AB R H RBI BB SO LOB
Ellis Burks, R OBP: 0.545, SLG: 0.741 (1, 8)	1-2 HR	3-3		4-2 1B BB		0-3		1-0 1B		4 1 2 1 1 2 0
Marty Barrett, R OBP: 0.293, SLG: 0.339 (1, 4)	0-0 1B 2B	2-3		0-0 FC4-6 1B		4-1 G6-4-3 BB		2-2 F7 1-2		4 1 2 0 1 1 1
Wade Boggs, L OBP: 0.466, SLG: 0.468 (1, 5)	4-2 1B BB		2-3	1-2 FC4-6		3-1 G6-4-3		4-2 2B SF8 BB		3 2 0 0 2 1 4
Jim Rice, R OBP: 0.339, SLG: 0.333 (1, 10)	3-2 1B 1B		1-0		4-1		0-2 G6-3		3-1 2B	4 0 2 0 1 0 0
Mike Greenwell, L OBP: 0.444, SLG: 0.465 (1, 7)	2-0 F7		2-2		1-0		1-0 F7		1-2 SF8	4 0 1 1 0 0 3
Dwight Evans, R OBP: 0.377, SLG: 0.413 (1, 3)	0-3		1-3		0-0		1-1 2B			4 0 2 0 0 2 3
Rick Cerone, R OBP: 0.778, SLG: 0.857 (1, 2)	2-1 1B			4-2 1B WP BB		4-1 BB BB		0-1 G5-3		2 0 1 1 2 0 1
Brady Anderson, L OBP: 0.267, SLG: 0.185 (1, 9)	0-1 F9			0-3		4-1		2-3 K		3 0 0 0 1 2 3
Jody Reed, R OBP: 0.158, SLG: 0.059 (1, 6)		2-3		2-1 G1-3		0-1 G4-3		3-1 G6-3		4 0 0 0 0 1 4


Inning Stats	R: 3	H: 4	E: 0	K: 1	S: 19	LOB: 2	BB: 1	P: 31	R: 0	H: 0	E: 0	K: 3	S: 10	LOB: 0	BB: 0	P: 17	R: 0	H: 1	E: 0	K: 2	S: 14	LOB: 1	BB: 0	P: 20	R: 0	H: 1	E: 0	K: 1	S: 15	LOB: 3	BB: 2	P: 26	R: 0	H: 1	E: 1	K: 0	S: 7	LOB: 0	BB: 1	P: 14	R: 0	H: 1	E: 0	K: 0	S: 8	LOB: 1	BB: 0	P: 10	R: 0	H: 1	E: 0	K: 1	S: 9	LOB: 1	BB: 0	P: 17	R: 1	H: 1	E: 0	K: 0	S: 10	LOB: 1	BB: 1	P: 18	1B: 6	SF: 1	2B: 3	SAC: 0	3B: 0	DP: 1	HR: 1	HBP: 0	WP: 1	PA: 41
PITCHER	IP	WLS	BF	H	R	ER	SO	BB	IBB	HBP	BLK	WP	HR	S	P	ERA	WHIP																																																									
Bobby Witt, R ERA: 4.87 (1, 1)	6.0		30	7	3	3	8	7	0	0	0	1	1	72	128	4.50	2.333																																																									
Jeff Russell, R ERA: 1.5 (7, 1)	2.0		8	2	0	0	1	0	0	0	0	0	0	17	27	0.00	1.000																																																									
Mitch Williams, L ERA: 3.18 (9, 1)	0.1	L	3	1	1	1	0	1	0	0	0	0	0	10	18	27.00	6.000																																																									

**BOTTOM**

**Texas Rangers @ Boston Red Sox**  
 Fenway Park, Boston, MA  
 Mon Apr 18 1988, 3:33 AM EDT  
 Att. 33,976 - Overcast - 48 F

livebaseballscorecards.com

AB	32
R	4
H	10
RBI	3
BB	8
SO	9
LOB	19



Batter	1	2	3	4	5	6	7	8	9	AB R H RBI BB SO LOB	TOP											
Ellis Burks, R (1, 8) OBP: 0.500, SLG: 0.688	2-3 K	0-3 K		2-0 1B 2B	1-0 L6		2-1 6-3			5 1 1 0 0 2 4												
Marty Barrett, R (1, 4) OBP: 0.317, SLG: 0.377	3-2 1B 1B	2-3 K		0-0 BLK 1B 6-3 1B		3-2 BLK SF7 2B	3-1 F9			5 3 3 2 0 1 3												
Wade Boggs, L (1, 5) OBP: 0.460, SLG: 0.460	2-0 L8			2-1 BLK 1B		1-0 SF7 2B	2-2 1-3			3 1 1 1 1 0 2												
Jim Rice, R (1, 10) OBP: 0.344, SLG: 0.327	4-0 WP 1B BB			1-1 6-3		2-1 E5 1B		2-3 K		4 1 1 1 1 1 2												
Mike Greenwell, L (1, 7) OBP: 0.458, SLG: 0.457	0-1 WP 1B			4-0 FC6-4 IBB		4-0 1B IBB		2-0 L8		3 0 1 1 2 0 1												
Dwight Evans, R (1, 3) OBP: 0.379, SLG: 0.412	3-3 K			1-1 FC6-4		0-0 FC6-4 1B		2-1 F9		5 0 2 2 0 1 4												
Rick Cerone, R (1, 2) OBP: 0.643, SLG: 0.667				1-3 K		0-1 FC3-6 1B		1-2 4-3		5 0 2 0 0 1 3												
Spike Owen, S (1, 6) OBP: 0.278, SLG: 0.267				2-2 2B 1B		1-0 FC3-6 FC6-4		4-0 G4-6-3 BB		3 1 1 0 2 0 3												
Brady Anderson, L (1, 9) OBP: 0.265, SLG: 0.167				2-1 F7		0-0 FC6-4		1-2 G4-6-3		3 0 0 0 1 0 3												
<b>Inning Stats</b>	R: 1 E: 0 K: 2 S: 16	H: 2 LOB: 2 BB: 1 P: 30	R: 0 E: 0 K: 2 S: 9	H: 1 LOB: 2 BB: 1 P: 16	R: 1 E: 0 K: 1 S: 13	H: 1 LOB: 1 BB: 1 P: 18	R: 3 E: 0 K: 0 S: 13	H: 4 LOB: 2 BB: 1 P: 27	R: 0 E: 0 K: 0 S: 5	H: 1 LOB: 1 BB: 0 P: 7	R: 2 E: 1 K: 0 S: 12	H: 3 LOB: 2 BB: 1 P: 25	R: 0 E: 0 K: 0 S: 12	H: 0 LOB: 1 BB: 1 P: 23	R: 0 E: 0 K: 1 S: 7	H: 0 LOB: 0 BB: 0 P: 13	R: 0 E: 0 K: 0 S: 6	H: 0 LOB: 0 BB: 1 P: 12	1B: 10 2B: 2 3B: 0 HR: 0	SF: 1 SAC: 1 DP: 1 HBP: 0	WP: 1 PB: 0 SB: 0 CS: 0	PA: 45
<b>PITCHER</b>	IP WLS BF H R ER SO BB IBB HBP BLK WP HR S P ERA WHIP																					
Jack Morris, R (1, 1) ERA: 4.6	5.1 L 33 12 7 7 5 3 2 0 2 1 0 64 116 11.81 2.812																					
Paul Gibson, L (6, 1) ERA:	2.2 9 0 0 0 1 1 0 0 0 0 0 23 43 0.00 0.375																					
Willie Hernandez, L (9, 1) ERA: 11.57	1.0 3 0 0 0 0 1 0 0 0 0 0 6 12 0.00 1.000																					

**Boston Red Sox @ Detroit Tigers**  
**Tiger Stadium, Detroit, MI**  
 Tue Apr 19 1988, 7:05 PM EDT  
 Att. 11,920 - Unknown - 43 F

livebaseballscorecards.com

**AB 36**  
**R 7**  
**H 12**  
**RBI 7**  
**BB 7**  
**SO 6**  
**LOB 25**



Batter	1	2	3	4	5	6	7	8	9	AB R H RBI BB SO LOB
<b>Gary Pettis, S</b> OBP: 0.278, SLG: 0.188 (1, 8)	1-2 HR 1B		1-0 4-3		3-3 K			2-3 K	0-1 L8	5 1 1 0 0 2 1
<b>Lou Whitaker, L</b> OBP: 0.477, SLG: 0.471 (1, 4)	0-0 HR		4-1 BB			0-0 F7		2-2 1B 1B		3 2 2 2 1 0 0
<b>Darrell Evans, L</b> OBP: 0.222, SLG: 0.125 (1, 3)	1-2 1-3		2-3 K			4-2 BB		1-0 1B 1B		3 0 1 0 1 1 1
<b>Alan Trammell, R</b> OBP: 0.365, SLG: 0.533 (1, 6)	0-1 F8			3-2 L7		1-1 F4		0-0 F6		4 0 0 0 0 0 3
<b>Matt Nokes, L</b> OBP: 0.281, SLG: 0.548 (1, 2)	2-1 G3			1-0 F5		1-0 4-3		0-1 1B		4 0 1 1 0 0 1
<b>Jim Morrison, R</b> OBP: 0.400, SLG: 0.520 (1, 10)		0-3 K		1-2 1B			3-3 K	0-1 F3		4 0 1 0 0 2 2
<b>Pat Sheridan, L</b> OBP: 0.393, SLG: 0.375 (1, 7)		3-3 K		1-3 K			1-1 1B		4-1 L9-3 BB	3 0 1 0 1 2 1
<b>Chet Lemon, R</b> OBP: 0.362, SLG: 0.422 (1, 9)		2-3 K			0-0 5-3		1-3 K		0-2 L9-3	4 0 0 0 0 2 2
<b>Tom Brookens, R</b> OBP: 0.488, SLG: 0.556 <b>Dave Bergman, L</b> (9, PH)			1-1 4-3		2-3 K		1-3 K		4-2 BB	3 0 0 0 0 2 1 0 0 0 0 1 0 0

Inning Stats	R: 2	H: 2	E: 0	K: 0	S: 11	LOB: 0	BB: 0	P: 15	R: 0	H: 0	E: 0	K: 3	S: 10	LOB: 0	BB: 0	P: 15	R: 0	H: 0	E: 0	K: 1	S: 7	LOB: 1	BB: 1	P: 15	R: 0	H: 1	E: 0	K: 1	S: 10	LOB: 1	BB: 0	P: 16	R: 0	H: 0	E: 0	K: 2	S: 7	LOB: 0	BB: 0	P: 12	R: 0	H: 0	E: 0	K: 3	S: 11	LOB: 1	BB: 0	P: 17	R: 1	H: 3	E: 0	K: 1	S: 12	LOB: 2	BB: 0	P: 17	R: 0	H: 0	E: 0	K: 0	S: 9	LOB: 1	BB: 2	P: 17	1B: 6	SF: 0	2B: 1	SAC: 0	3B: 0	DP: 1	HR: 1	HBP: 0	WP: 0	PA: 37
--------------	------	------	------	------	-------	--------	-------	-------	------	------	------	------	-------	--------	-------	-------	------	------	------	------	------	--------	-------	-------	------	------	------	------	-------	--------	-------	-------	------	------	------	------	------	--------	-------	-------	------	------	------	------	-------	--------	-------	-------	------	------	------	------	-------	--------	-------	-------	------	------	------	------	------	--------	-------	-------	-------	-------	-------	--------	-------	-------	-------	--------	-------	--------

PITCHER	IP	WLS	BF	H	R	ER	SO	BB	IBB	HBP	BLK	WP	HR	S	P	ERA	WHIP
<b>Roger Clemens, R</b> ERA: 1.59 (1, 1)	8.0	W	33	7	3	3	11	2	0	0	0	0	1	74	119	3.38	1.125
<b>Wes Gardner, R</b> ERA: 1.08 (9, 1)	1.0		4	0	0	0	0	2	0	0	0	0	0	9	17	0.00	2.000

**BOTTOM**

**Boston Red Sox @ Detroit Tigers**  
Tiger Stadium, Detroit, MI  
Tue Apr 19 1988, 7:05 PM EDT  
Att. 11,920 - Unknown - 43 F

<b>AB</b>	<b>33</b>
<b>R</b>	<b>3</b>
<b>H</b>	<b>7</b>
<b>RBI</b>	<b>3</b>
<b>BB</b>	<b>4</b>
<b>SO</b>	<b>11</b>
<b>LOB</b>	<b>12</b>



PITCHER	IP	WLS	BF	H	R	ER	SO	BB	IBB	HBP	BLK	WP	HR	S	P	ERA	WHIP
---------	----	-----	----	---	---	----	----	----	-----	-----	-----	----	----	---	---	-----	------

Batter	1	2	3	4	5	6	7	8	9	AB R H RBI BB SO LOB	TOP											
Ellis Burks, R OBP: 0.523, SLG: 0.737 (1, 8)	1-2 FC4-6 BB SF9 1B	2-3 K 1B	0-0 PB 3B			2-2 F4 1B	3-2 E8 1B		1-2 1B 1B	6 3 4 4 0 1 2												
Marty Barrett, R OBP: 0.333, SLG: 0.369 (1, 4)	4-1 FC4-6 BB 1B	0-0 1B	2-2 F7 3B			4-0 BB BB	2-3 K 3B		3-2 F7 1B	4 0 1 1 2 1 2												
Wade Boggs, L OBP: 0.435, SLG: 0.429 (1, 5)	0-1 FC4-6 2B WP 1-2f 2-3	2-2 L8 1B			3-1 F3 1B	1-2 F6 1B		2-2 F7 1B	1-1 1B 1B	6 1 1 0 0 0 5												
Jim Rice, R OBP: 0.343, SLG: 0.322 (1, 10)	1-0 SF9 3-H	0-0 F9 3B			0-0 F3 1B	4-2 BB 1B		0-0 L8 1B	2-1 1B 1B	4 0 1 2 1 0 2												
Mike Greenwell, L OBP: 0.462, SLG: 0.500 (1, 7)	0-0 WP 1-3 2B		0-2 4-3 1B		2-1 2B 1B	2-2 4-3 1B		0-1 1B 1B	2-1 F9 1B	6 0 3 0 0 0 4												
Dwight Evans, R OBP: 0.381, SLG: 0.400 (1, 3)	4-0 IBB 2-3 3-H		1-0 BB 3B 1B		0-0 F7 1B		0-1 5-3 1B	0-2 F4 1B		4 1 1 0 1 0 2												
Rick Cerone, R OBP: 0.632, SLG: 0.625 (1, 2)	0-0 L5 1B		4-1 BB 3B BB			0-1 L9 1B	1-1 1B 1B		1-2 HR 1B	4 3 2 0 1 0 2												
Spike Owen, S OBP: 0.317, SLG: 0.364 (1, 6)		4-0 1B 1B BB	4-0 3B BB			2-2 F2 1B	3-3 K 1B		0-1 HR 1B	3 3 1 2 2 1 1												
Brady Anderson, L OBP: 0.282, SLG: 0.200 (1, 9)		1-1 1B 1B	1-3 K 1B			2-0 L8 1B	0-1 E 1B		1-1 3-1 1B	5 1 2 0 0 1 3												
<b>Inning Stats</b>	R: 2 E: 0 K: 0 S: 10	H: 2 LOB: 2 BB: 2 P: 20	R: 1 E: 0 K: 1 S: 10	H: 2 LOB: 2 BB: 1 P: 19	R: 4 E: 0 K: 1 S: 13	H: 2 LOB: 0 BB: 2 P: 25	R: 0 E: 0 K: 0 S: 6	H: 1 LOB: 1 BB: 0 P: 11	R: 0 E: 0 K: 0 S: 6	H: 0 LOB: 0 BB: 0 P: 10	R: 0 E: 0 K: 0 S: 11	H: 0 LOB: 2 BB: 2 P: 24	R: 2 E: 1 K: 2 S: 20	H: 3 LOB: 1 BB: 0 P: 29	R: 0 E: 0 K: 0 S: 9	H: 1 LOB: 1 BB: 0 P: 11	R: 3 E: 0 K: 0 S: 19	H: 5 LOB: 2 BB: 0 P: 30	1B: 12 2B: 2 3B: 1 HR: 1	SF: 1 SAC: 0 DP: 0 HBP: 0	WP: 1 PB: 1 SB: 0 CS: 0	PA: 50
<b>PITCHER</b>	IP WLS BF H R ER SO BB IBB HBP BLK WP HR S P ERA WHIP																					
Jeff Robinson, R ERA: 6.75 (1, 1)	2.2 L 19 6 7 6 2 4 1 0 0 1 0 30 59 20.25 3.750																					
Willie Hernandez, L ERA: 4.76 (3, 1)	3.1 13 1 0 0 0 2 0 0 0 0 0 26 50 0.00 0.900																					
Paul Gibson, L ERA: 5.14 (7, 1)	3.0 18 9 5 4 2 0 0 0 0 0 1 48 70 12.00 3.000																					

**Boston Red Sox @ Detroit Tigers**  
**Tiger Stadium, Detroit, MI**  
 Thu Apr 21 1988, 3:33 AM EDT  
 Att. 13,862 - Cloudy - 46 F

[livebaseballscorecards.com](http://livebaseballscorecards.com)

**AB 42**  
**R 12**  
**H 16**  
**RBI 9**  
**BB 7**  
**SO 4**  
**LOB 23**



BOTTOM

Boston Red Sox @ Detroit Tigers  
Tiger Stadium, Detroit, MI  
Thu Apr 21 1988, 3:33 AM EDT  
Att. 13,862 - Cloudy - 46 F

livebaseballscorecards.com

AB 33  
R 3  
H 8  
RBI 3  
BB 4  
SO 2  
LOB 19



WP: 0 PA: 37  
PB: 0  
SB: 1  
CS: 0

AB R H RBI BB SO LOB

4 1 0 0 1 1 2

3 0 0 0 1 0 1

3 0 2 1 1 0 0

3 0 0 0 1 0 2

4 1 1 1 0 0 4

4 0 0 0 0 1 3

4 1 3 1 0 0 1

4 0 2 0 0 0 1

4 0 0 0 0 0 5

1B: 5 SF: 0  
2B: 1 SAC: 0  
3B: 0 DP: 3  
HR: 2 HBP: 0

Batter	1	2	3	4	5	6	7	8	9
Gary Pettis, S OBP: 0.271, SLG: 0.173 (1, 8)	4-0 S 2B BB		1-0 F9		0-0 F7			0-1 4-3	0-3 K
Lou Whitaker, L OBP: 0.458, SLG: 0.432 (1, 4)	0-1 F6		0-1 4-3			1-1 F2		4-2 BB BB BB	
Darrell Evans, L OBP: 0.275, SLG: 0.200 (1, 3)	0-1 F9 1-H 2B		0-0 F9			2-2 G5-4-3 1B		4-2 BB BB 1-2	
Alan Trammell, R OBP: 0.357, SLG: 0.500 (1, 6)	1-2 F4			1-0 F7		0-1 G5-4-3 1-2f		4-0 BB BB 1-2 2-3 BB	
Matt Nokes, L OBP: 0.278, SLG: 0.600 (1, 2)	0-2 F8			0-0 4-3			1-0 HR	0-0 F7	
Jim Morrison, R OBP: 0.345, SLG: 0.448 (1, 10)		1-1 F8		2-2 6-3			2-1 E5 4-3	3-3 K	
Pat Sheridan, L OBP: 0.438, SLG: 0.536 (1, 7)		2-2 HR			1-1 G6-4-3 1B 1B		0-0 4-3		1-1 G6-4-3 1B 1B
Chet Lemon, R OBP: 0.373, SLG: 0.429 (1, 9)		0-0 F8			1-1 G6-4-3 1B 1-2		1-0 F5	0-1 G6-4-3 1B	
Tom Brookens, R OBP: 0.444, SLG: 0.500 (1, 5)		1-0 5-3			2-2 G6-4-3 1-2f 2-3		1-2 L8	0-1 G6-4-3 1-2f 2-3	

Inning Stats	R: 1	H: 1	E: 0	LOB: 1	K: 0	S: 13	R: 1	H: 1	E: 0	LOB: 0	K: 0	S: 8	R: 0	H: 0	E: 0	LOB: 0	K: 0	S: 4	R: 0	H: 0	E: 0	LOB: 0	K: 0	S: 6	R: 0	H: 2	E: 0	LOB: 1	K: 0	S: 8	R: 0	H: 1	E: 0	LOB: 0	K: 0	S: 7	R: 1	H: 1	E: 1	LOB: 1	K: 0	S: 8	R: 0	H: 0	E: 0	LOB: 3	K: 1	S: 10	R: 0	H: 2	E: 0	LOB: 1	K: 1	S: 9	1B: 5	SF: 0	2B: 1	SAC: 0	3B: 0	DP: 3	HR: 2	HBP: 0	WP: 0	PA: 37
--------------	------	------	------	--------	------	-------	------	------	------	--------	------	------	------	------	------	--------	------	------	------	------	------	--------	------	------	------	------	------	--------	------	------	------	------	------	--------	------	------	------	------	------	--------	------	------	------	------	------	--------	------	-------	------	------	------	--------	------	------	-------	-------	-------	--------	-------	-------	-------	--------	-------	--------

PITCHER	IP	WLS	BF	H	R	ER	SO	BB	IBB	HBP	BLK	WP	HR	S	P	ERA	WHIP
Steve Ellsworth, R ERA: 5.06 (1, 1)	7.0		27	6	3	3	0	1	0	0	0	0	2	54	79	3.86	1.000
Mike Smithson, R ERA: 9.82 (8, 1)	0.1		4	0	0	0	0	3	0	0	0	0	0	6	18	0.00	9.000
Dennis Lamp, R ERA: 1.59 (8, 1)	1.2		6	2	0	0	2	0	0	0	0	0	0	13	17	0.00	1.200

Batter	1	2	3	4	5	6	7	8	9	AB R H RBI BB SO LOB	TOP
Ellis Burks, R OBP: 0.521, SLG: 0.732 (1, 8) X	0-0 F4		2-3 K			4-2 CS BB			1-2 1B 2B	3 1 1 0 1 1 0	
Marty Barrett, R OBP: 0.342, SLG: 0.377 (1, 4) CBBBX	3-1 F5		1-2 CS 1B			1-2 1-3 1-2			1-0 4-3 1B 2-H	4 1 2 1 0 0 1	
Wade Boggs, L OBP: 0.411, SLG: 0.400 (1, 5) CFFBC	2-3 K		0-0 F7			3-2 6-3			0-0 4-3 2-3	4 0 0 0 0 1 2	
Jim Rice, R OBP: 0.338, SLG: 0.317 (1, 10) X		0-0 BB HBP SF8 1B	1-1 CS 1-2		1-0 F7				3-3 K 2	4 1 1 0 0 1 1	
Mike Greenwell, L OBP: 0.464, SLG: 0.491 (1, 7) CFC		1-2 SF8 BB SF9 HBP			3-2 P6				0-1 F9 3-H	3 1 1 1 0 0 0	
Dwight Evans, R OBP: 0.373, SLG: 0.379 (1, 3) BFC		4-2 S BB			0-0 F3				2-3 K SAFE	3 0 0 0 1 1 1	
Todd Benzinger, S OBP: 0.250, SLG: 0.346 (1, 9) CFC		1-2 SF8 2-3 3-H			1-0 F6				0-3 K	2 0 0 1 0 1 0	
Rick Cerone, R OBP: 0.545, SLG: 0.556 (1, 2) BFX		1-0 SF9 3-H			3-3 K				3-2 P3	2 0 0 1 0 1 0	
Spike Owen, S OBP: 0.295, SLG: 0.333 (1, 6) BFC		3-3 K 1-2			0-0 F8				2-1 F3	3 0 0 0 0 1 1	
<b>Inning Stats</b>	R: 0 E: 0 K: 1 S: 6 H: 0 LOB: 0 BB: 0 P: 11	R: 2 E: 0 K: 1 S: 18 H: 1 LOB: 1 BB: 1 P: 28	R: 0 E: 0 K: 1 S: 11 H: 1 LOB: 0 BB: 0 P: 15	R: 0 E: 0 K: 0 S: 5 H: 0 LOB: 0 BB: 0 P: 9	R: 0 E: 0 K: 1 S: 6 H: 0 LOB: 0 BB: 0 P: 10	R: 0 E: 0 K: 0 S: 9 H: 0 LOB: 0 BB: 1 P: 17	R: 0 E: 0 K: 1 S: 7 H: 0 LOB: 0 BB: 0 P: 9	R: 0 E: 0 K: 1 S: 8 H: 0 LOB: 0 BB: 0 P: 13	R: 2 E: 0 K: 1 S: 13 H: 3 LOB: 1 BB: 0 P: 19	1B: 4 2B: 1 3B: 0 HR: 0 SF: 2 SAC: 0 DP: 0 HBP: 1	WP: 0 PB: 0 SB: 1 CS: 2 PA: 34
<b>PITCHER</b> Teddy Higuera, L ERA: 2.67 (1, 1)	IP 9.0 WLS L BF 33 H 5 R 4 ER 4 SO 7 BB 2 IBB 0 HBP 1 BLK 0 WP 0 HR 0 S 83 P 131 ERA 4.00 WHIP 0.778	<b>PITCHER</b> IP WLS BF H R ER SO BB IBB HBP BLK WP HR S P ERA WHIP									

**Boston Red Sox @ Milwaukee Brewers**  
Milwaukee County Stadium, Milwaukee, WI

Sun Apr 24 1988, 4:33 AM EDT  
Att. 16,379 - Unknown - 50 F

<b>AB</b>	28
<b>R</b>	4
<b>H</b>	5
<b>RBI</b>	4
<b>BB</b>	2
<b>SO</b>	7
<b>LOB</b>	6



livebaseballscorecards.com



Batter	1	2	3	4	5	6	7	8	9	AB R H RBI BB SO LOB
Paul Molitor, R OBP: 0.424, SLG: 0.475 (1, 10)	0-1 F9		2-3 K			2-2 F9			1-0 E6 FC5-4	4 0 0 0 0 1 0
Robin Yount, R OBP: 0.338, SLG: 0.542 (1, 8)	0-0 6-3			2-0 F9			0-1 F9		0-1 FC5-4 1-2f	4 0 0 0 0 0 1
B.J. Surhoff, L OBP: 0.271, SLG: 0.267 (1, 2)	1-1 1B			0-1 4-3			0-1 F8		1-0 6-3	4 0 1 0 0 0 1
Greg Brock, L OBP: 0.418, SLG: 0.422 (1, 3)	1-2 5-3			1-2 4-3			2-2 F8			3 0 0 0 0 0 1
Rob Deer, R OBP: 0.286, SLG: 0.517 (1, 7)		1-1 6-3			0-0 P5			0-2 F2		3 0 0 0 0 0 0
Glenn Braggs, R OBP: 0.311, SLG: 0.382 (1, 9)		2-1 1B CS			1-0 F8			2-3 K		3 0 1 0 0 1 0
Ernest Riles, L OBP: 0.347, SLG: 0.311 (1, 5)		3-3 1 SAFE 1 SAFE 1 SAFE 1 SAFE 1 SAFE 1-2 K			1-1 6-3			0-0 1B		3 0 1 0 0 1 1
Jim Gantner, L OBP: 0.222, SLG: 0.209 (1, 4)			2-1 6-3			2-1 6-3		0-3 K		3 0 0 0 0 1 1
Dale Sveum, S OBP: 0.263, SLG: 0.382 (1, 6)			0-0 6-3			0-0 6-3		0-3 K		3 0 0 0 0 1 0


Inning Stats	R: 0 E: 0 K: 0 S: 8	H: 1 LOB: 1 BB: 0 P: 10	R: 0 E: 0 K: 1 S: 8	H: 1 LOB: 1 BB: 0 P: 14	R: 0 E: 0 K: 1 S: 6	H: 0 LOB: 0 BB: 0 P: 10	R: 0 E: 0 K: 0 S: 10	H: 0 LOB: 0 BB: 0 P: 13	R: 0 E: 0 K: 0 S: 4	H: 0 LOB: 0 BB: 0 P: 6	R: 0 E: 0 K: 0 S: 6	H: 0 LOB: 0 BB: 0 P: 10	R: 0 E: 0 K: 2 S: 10	H: 1 LOB: 1 BB: 0 P: 12	R: 0 E: 2 K: 1 S: 8	H: 0 LOB: 1 BB: 0 P: 10	1B: 3 2B: 1 3B: 0 HR: 0	SF: 0 SAC: 0 DP: 1 HBP: 0
--------------	------------------------------	----------------------------------	------------------------------	----------------------------------	------------------------------	----------------------------------	-------------------------------	----------------------------------	------------------------------	---------------------------------	------------------------------	----------------------------------	-------------------------------	----------------------------------	------------------------------	----------------------------------	----------------------------------	------------------------------------

PITCHER	IP	WLS	BF	H	R	ER	SO	BB	IBB	HBP	BLK	WP	HR	S	P	ERA	WHIP
Roger Clemens, R ERA: 1.26 (1, 1)	9.0	W	30	3	0	0	5	0	0	0	0	0	0	67	94	0.00	0.333

**BOTTOM**

**Boston Red Sox @ Milwaukee Brewers**  
**Milwaukee County Stadium, Milwaukee, WI**  
 Sun Apr 24 1988, 4:33 AM EDT  
 Att. 16,379 - Unknown - 50 F

AB	30
R	0
H	3
RBI	0
BB	0
SO	5
LOB	5



WP: 0	PA: 30
PB: 0	
SB: 0	
CS: 1	
ERA	WHIP

Batter	1	2	3	4	5	6	7	8	9	AB R H RBI BB SO LOB	TOP	
Ellis Burks, R (1, 8) OBP: 0.509, SLG: 0.689	1-0 F8		4-1 1B BB		1-1 E3 1B		0-1 L4-3 2-H 1B		1-0 FC4-2 BB	4 0 1 1 1 0 4		
Marty Barrett, R (1, 4) OBP: 0.346, SLG: 0.384	2-1 4-3		0-1 1-2 1B		3-2 L4-3 1-3 2-H 1B		2-1 L4-3 1-2		0-2 SF8	4 0 2 2 0 0 1		
Wade Boggs, L (1, 5) OBP: 0.397, SLG: 0.375	1-2 F7		0-1 1-3		1-1 F8			1-2 1-3	4-1 BB	4 0 0 0 1 0 3		
Jim Rice, R (1, 10) OBP: 0.316, SLG: 0.294		1-1 F8		2-0 6-3		0-0 F7		0-0 5-3	0-3 BB	5 0 0 0 0 1 3		
Mike Greenwell, L (1, 7) OBP: 0.466, SLG: 0.474		1-2 F8		4-2 CS S BB		4-2 BLK BB		0-2 1-3		2 0 0 0 2 0 0		
Dwight Evans, R (1, 3) OBP: 0.352, SLG: 0.355		1-2 5-3		1-1 F8		1-1 F9			3-1 E5 1B BB BB	4 1 0 0 0 0 2		
Rick Cerone, R (1, 2) OBP: 0.577, SLG: 0.600			1-0 F9 SF7 2B	4-0 1-2 BB		0-1 1-3			4-0 BB 1B FC4-2 BB	2 1 1 0 2 0 1		
Spike Owen, S (1, 6) OBP: 0.292, SLG: 0.325			0-0 F9 2-3	2-1 CS 2-3	1-2 F7		1-0 4-3		0-1 FC4-2 BB SF8 1B	4 1 1 0 0 0 1		
Brady Anderson, L (1, 9) OBP: 0.326, SLG: 0.270			2-0 SF7 3-H		1-1 E 1B		0-1 1B 2B		4-0 BB FC4-2 BB	2 2 2 2 1 0 0		
<b>Inning Stats</b>	R: 0 E: 0 K: 0 S: 6 H: 0 LOB: 0 BB: 0 P: 10	R: 0 E: 0 K: 0 S: 9 H: 0 LOB: 0 BB: 0 P: 12	R: 1 E: 0 K: 0 S: 8 H: 2 LOB: 2 BB: 1 P: 15	R: 0 E: 0 K: 0 S: 6 H: 0 LOB: 1 BB: 2 P: 19	R: 1 E: 1 K: 0 S: 14 H: 2 LOB: 1 BB: 0 P: 21	R: 0 E: 0 K: 0 S: 7 H: 0 LOB: 1 BB: 1 P: 12	R: 1 E: 0 K: 0 S: 7 H: 2 LOB: 0 BB: 0 P: 10	R: 0 E: 0 K: 0 S: 8 H: 0 LOB: 0 BB: 0 P: 9	R: 2 E: 1 K: 1 S: 12 H: 1 LOB: 3 BB: 3 P: 28	1B: 5 2B: 3 3B: 0 HR: 0 SF: 2 SAC: 0 DP: 1 HBP: 0	WP: 0 PB: 0 SB: 1 CS: 1 PA: 41	
<b>PITCHER</b>	IP WLS BF H R ER SO BB IBB HBP BLK WP HR S P ERA WHIP											
Bill Wegman, R (1, 1) ERA: 3.62	6.1 L 28 6 3 3 0 4 0 0 0 1 0 0 55 95 4.26 1.579											
Chuck Crim, R (7, 1) ERA: 5.0	0.2 1 0 0 0 0 0 0 0 0 0 0 0 2 4 0.00 0.000											
Odell Jones, R (8, 1) ERA:	1.0 3 0 0 0 0 0 0 0 0 0 0 0 8 9 0.00 0.000											
Mark Clear, R (9, 1) ERA: 2.45	0.2 7 1 2 0 0 3 0 0 0 0 0 0 9 25 0.00 6.000											
Dan Plesac, L (9, 1) ERA: 2.84	0.1 1 0 0 0 0 1 0 0 0 0 0 0 3 3 0.00 0.000											

**Boston Red Sox @ Milwaukee Brewers**  
Milwaukee County Stadium, Milwaukee, WI

Mon Apr 25 1988, 8:05 PM EDT  
Att. 11,109 - Sunny - 65 F

AB	31
R	5
H	7
RBI	5
BB	7
SO	1
LOB	15



Batter	1	2	3	4	5	6	7	8	9	AB	R	H	RBI	BB	SO	LOB
Paul Molitor, R OBP: 0.400, SLG: 0.444 (1, 5)	0-0 B2-3		3-2 F8		3-2 5-3			1-0 L3		4	0	0	0	0	0	1
Robin Yount, R OBP: 0.333, SLG: 0.524 (1, 8)	0-0 G3			1-2 1B		0-1 5-3			0-1 5-3	4	0	1	0	0	0	0
Glenn Braggs, R OBP: 0.323, SLG: 0.390 (1, 9)	0-1 FC6-4 1B			3-2 F8		2-2 P4			1-1 2B 1B	4	1	2	0	0	0	1
Rob Deer, R OBP: 0.269, SLG: 0.484 (1, 7)	1-2 FC6-4 1-2f			1-3 SAFE K		1-1 F8			0-0 P6	4	0	0	0	0	1	3
Greg Brock, L OBP: 0.424, SLG: 0.449 (1, 3)		0-2 F7		1-0 SAFE 1-3 1B		2-1 F8			2-1 1-H 2B	4	0	2	1	0	0	0
Joey Meyer, R OBP: 0.188, SLG: 0.438 (1, 10)		3-3 K		1 SAFE 0-3 K		1-3 K			0-3 K	4	0	0	0	0	4	3
Bill Schroeder, R OBP: 0.261, SLG: 0.350 (1, 2)		1-3 K			2-3 K				3-1 F8	3	0	0	0	0	2	0
Dale Sveum, S OBP: 0.250, SLG: 0.362 (1, 6)			1-0 4-3		2-3 K			1-1 F7		3	0	0	0	0	1	0
Jim Gantner, L OBP: 0.229, SLG: 0.217 (1, 4)			0-0 P5		0-0 1B			0-0 F8		3	0	1	0	0	0	0

Inning Stats	R: 0	H: 1	E: 0	LOB: 1	K: 0	BB: 0	S: 7	P: 8	R: 0	H: 0	E: 0	LOB: 0	K: 2	BB: 0	S: 10	P: 14	R: 0	H: 0	E: 0	LOB: 0	K: 0	BB: 0	S: 5	P: 9	R: 0	H: 2	E: 0	LOB: 2	K: 2	BB: 0	S: 16	P: 22	R: 0	H: 1	E: 0	LOB: 1	K: 2	BB: 0	S: 10	P: 17	R: 0	H: 0	E: 0	LOB: 0	K: 0	BB: 0	S: 7	P: 10	R: 0	H: 0	E: 0	LOB: 0	K: 1	BB: 0	S: 7	P: 13	R: 0	H: 0	E: 0	LOB: 0	K: 0	BB: 0	S: 4	P: 6	R: 1	H: 2	E: 0	LOB: 1	K: 1	BB: 0	S: 10	P: 13	1B: 5	SF: 0	2B: 1	SAC: 0	3B: 0	DP: 0	HR: 0	HBP: 0	WP: 0	PA: 33
PITCHER Bruce Hurst, L ERA: 2.61 (1, 1)	IP	WLS	BF	H	R	ER	SO	BB	IBB	HBP	BLK	WP	HR	S	P	ERA	WHIP	IP	WLS	BF	H	R	ER	SO	BB	IBB	HBP	BLK	WP	HR	S	P	ERA	WHIP	IP	WLS	BF	H	R	ER	SO	BB	IBB	HBP	BLK	WP	HR	S	P	ERA	WHIP																															

BOTTOM

Boston Red Sox @ Milwaukee Brewers  
Milwaukee County Stadium, Milwaukee, WI

Mon Apr 25 1988, 8:05 PM EDT  
Att: 11,109 - Sunny - 65 F

livebaseballscorecards.com

AB	33
R	1
H	6
RBI	1
BB	0
SO	8
LOB	8



Batter	1	2	3	4	5	6	7	8	9	AB R H RBI BB SO LOB	TOP																	
Ellis Burks, R (1, 8) OBP: 0.491, SLG: 0.646	3-2 F9		4-2 FC6-4 BB		2-0 F8 1-3		1-0 5-3			3 0 0 0 1 0 2																		
Marty Barrett, R (1, 4) OBP: 0.329, SLG: 0.364	2-1 5-3		1-1 FC6-4 1-2f		2-1 F7			0-0 F7		4 0 0 0 0 0 2																		
Wade Boggs, L (1, 5) OBP: 0.390, SLG: 0.368	2-2 E5 1B			0-0 4-3		1-1 F8		2-1 5-3		4 0 1 0 0 0 0																		
Jim Rice, R (1, 10) OBP: 0.313, SLG: 0.292	3-3 K			3-2 6-3		0-0 FC4 1B		3-2 5-3		4 0 1 0 0 1 1																		
Mike Greenwell, L (1, 7) OBP: 0.455, SLG: 0.475		1-2 P4		1-0 FC 2B		0-2 P3			2-3 K2-3	4 0 1 0 0 1 1																		
Dwight Evans, R (1, 3) OBP: 0.333, SLG: 0.333		1-2 4-3		0-1 FC 2-3		2-0 FC4 1-2f			0-1 F8	4 0 0 0 0 0 2																		
Rick Cerone, R (1, 2) OBP: 0.500, SLG: 0.500		2-1 5-3		0-0 F9			1-1 5-3		1-2 6-3	4 0 0 0 0 0 2																		
Spike Owen, S (1, 6) OBP: 0.275, SLG: 0.302			0-1 P6		0-1 L5		0-0 F3			3 0 0 0 0 0 0																		
Brady Anderson, L (1, 9) OBP: 0.348, SLG: 0.333			0-0 L7		4-1 F8 BLK BB		2-2 FC 3B			2 0 1 0 1 0 0																		
Inning Stats	R: 0 E: 1 K: 1 S: 12	H: 1 LOB: 1 BB: 0 P: 22	R: 0 E: 0 K: 0 S: 9	H: 0 LOB: 0 BB: 0 P: 13	R: 0 E: 0 K: 0 S: 8	H: 0 LOB: 1 BB: 1 P: 13	R: 0 E: 0 K: 0 S: 9	H: 1 LOB: 2 BB: 0 P: 13	R: 0 E: 0 K: 0 S: 6	H: 0 LOB: 1 BB: 1 P: 14	R: 0 E: 0 K: 0 S: 7	H: 1 LOB: 1 BB: 0 P: 10	R: 0 E: 0 K: 0 S: 7	H: 1 LOB: 1 BB: 0 P: 11	R: 0 E: 0 K: 0 S: 7	H: 0 LOB: 0 BB: 0 P: 12	R: 0 E: 0 K: 1 S: 9	H: 0 LOB: 0 BB: 0 P: 12	1B: 2 2B: 1 3B: 1 HR: 0	SF: 0 SAC: 0 DP: 0 HBP: 0	WP: 0 PB: 0 SB: 0 CS: 0	PA: 34						
PITCHER Dave LaPoint, L (1, 1) ERA: 0.94	IP 9.0	WLS W	BF 34	H 4	R 0	ER 0	SO 2	BB 2	IBB 0	HBP 0	BLK 1	WP 0	HR 0	S 74	P 120	ERA 0.00	WHIP 0.667											
												PITCHER																

**Boston Red Sox @ Chicago White Sox**  
 Comiskey Park, Chicago, IL  
 Thu Apr 28 1988, 8:05 PM EDT  
 Att: 8,204 - Unknown - 52 F

[livebaseballscorecards.com](http://livebaseballscorecards.com)

**AB 32**  
**R 0**  
**H 4**  
**RBI 0**  
**BB 2**  
**SO 2**  
**LOB 10**



Batter	1	2	3	4	5	6	7	8	9
Lance Johnson, L OBP: 0.206, SLG: 0.231 (1, 8)	1-1 1-3	1-2 G4-6-3			1-0 FC	0-0 4-3		4-2 BB	
Ozzie Guillen, L OBP: 0.195, SLG: 0.200 (1, 6)	1-2 F7		1-1 L7		2-2 FC5-2		3-2 5-3	2-2 FC5	
Harold Baines, L OBP: 0.357, SLG: 0.397 (1, 10)	0-0 1B		0-0 3-1		1-0 E5		1-1 6-3		
Ivan Calderon, R OBP: 0.333, SLG: 0.455 (1, 9)	1-3 K		1-1 P4		1-1 FC5-4		2-3 K		
Greg Walker, L OBP: 0.294, SLG: 0.359 (1, 3)		1-1 P4		0-0 F9		1-2 P6		4-2 1B HBP SF9 BB	
Carlton Fisk, R OBP: 0.383, SLG: 0.642 (1, 2)		2-2 1B HR 1B		4-1 BB		4-1 E SF7 BB		1-0 BB 1B HBP	
Dan Pasqua, L OBP: 0.338, SLG: 0.386 (1, 7)		2-1 HR 1B		1-3 K		3-1 E8 1B		2-2 FC5 BB 1-2 2-3 1B	
Kenny Williams, R OBP: 0.286, SLG: 0.442 (1, 5) Steve Lyons, L (9, 5)		1-2 HR		2-0 P4		1-1 HBP		0-3 K	
Donnie Hill, S OBP: 0.305, SLG: 0.220 (1, 4) Fred Manrique, R OBP: 0.444, SLG: 0.533 (9, 4)		2-1 HR			1-2 FC 1B	0-1 SF7		2-2 SF9	

Inning Stats	R: 0	H: 1	E: 0	K: 1	S: 10	R: 3	H: 4	E: 0	K: 0	S: 16	R: 0	H: 0	E: 0	K: 0	S: 5	R: 0	H: 0	E: 0	K: 1	S: 6	R: 1	H: 1	E: 2	K: 0	S: 10	R: 1	H: 1	E: 1	K: 0	S: 10	R: 0	H: 0	E: 0	K: 1	S: 9	R: 1	H: 1	E: 0	K: 1	S: 22
	LOB: 1	BB: 0	P: 13	LOB: 0	BB: 0	P: 25	LOB: 1	BB: 1	P: 13	LOB: 1	BB: 0	P: 16	LOB: 2	BB: 1	P: 19	LOB: 0	BB: 0	P: 15	LOB: 3	BB: 2	P: 37																			


AB	R	H	RBI	BB	SO	LOB
4	0	0	0	1	0	4
5	1	0	0	0	0	4
4	0	1	0	0	0	0
4	0	0	0	0	2	2
3	1	0	0	1	0	0
1	2	1	0	2	0	0
4	1	3	0	0	1	1
3	1	1	3	0	1	4
0	0	0	0	0	0	0
2	0	2	2	0	0	0
0	0	0	0	0	0	0

PITCHER	IP	WLS	BF	H	R	ER	SO	BB	IBB	HBP	BLK	WP	HR	S	P	ERA	WHIP
Oil Can Boyd, R ERA: 3.16 (1, 1)	6.0	L	28	7	5	4	2	2	0	1	0	0	1	57	93	6.00	1.500
Dennis Lamp, R ERA: 1.35 (7, 1)	1.0		3	0	0	0	1	0	0	0	0	0	0	9	15	0.00	0.000
Wes Gardner, R ERA: 1.93 (8, 1)	1.0		7	1	1	1	1	2	0	1	0	0	0	22	37	9.00	3.000

WP	PA	ERA	WHIP
0	38		
0			
1			
0			

**Boston Red Sox @ Chicago White Sox**  
 Comiskey Park, Chicago, IL  
 Thu Apr 28 1988, 8:05 PM EDT  
 Att. 8,204 - Unknown - 52 F

AB	30
R	6
H	8
RBI	5
BB	4
SO	4
LOB	15



Batter	1	2	3	4	5	6	7	8	9	10	AB R H RBI BB SO LOB	TOP														
Dan Gladden, R OBP: 0.345, SLG: 0.455 (1, 7)				G6-3		G4-3		G6-3	L4		5 0 0 0 0 1 3															
Tom Herr, S OBP: 0.360, SLG: 0.299 (1, 4)				P5		WP 1B			1B HR	E G3 1B	5 1 3 0 0 1 0															
Kirby Puckett, R OBP: 0.310, SLG: 0.402 (1, 8)				2B		K			F9	G3	5 1 1 0 0 2 3															
Kent Hrbek, L OBP: 0.364, SLG: 0.565 Mark Davidson, R OBP: 0.308, SLG: 0.462 (1, 3) (9, PR) (9, 9)		F8		2B		L5			HR 1B	E3	4 0 2 1 0 0 0 1 1 0 0 0 0 1															
Gary Gaetti, R OBP: 0.293, SLG: 0.459 (1, 5)		K		F9		HR			HR	K	5 2 2 4 0 2 3															
Gene Larkin, S OBP: 0.400, SLG: 0.490 John Moses, S OBP: 0.500, SLG: 0.400 (1, 10) (9, PR)		F6		K		P5			BB 2B	K	4 0 1 0 0 1 0 1 0 0 0 0 1 2															
Randy Bush, L OBP: 0.500, SLG: 0.622 (1, 9) (9, 3)		F8		K		K			BB IBB		3 0 0 0 1 2 0															
Greg Gagne, R OBP: 0.293, SLG: 0.348 (1, 6)		K		K		K		K	K		4 0 0 0 0 4 2															
Tim Laudner, R OBP: 0.380, SLG: 0.609 (1, 2)		F8		G1-3				F8	BB		3 0 0 0 1 0 0															
<b>Inning Stats</b>	R: 0 E: 0 K: 3 S: 10	H: 0 LOB: 0 BB: 0 P: 15	R: 0 E: 0 K: 1 S: 6	H: 0 LOB: 0 BB: 0 P: 7	R: 0 E: 0 K: 1 S: 10	H: 0 LOB: 0 BB: 0 P: 13	R: 1 E: 0 K: 0 S: 14	H: 2 LOB: 1 BB: 0 P: 19	R: 0 E: 0 K: 3 S: 9	H: 0 LOB: 0 BB: 0 P: 12	R: 0 E: 0 K: 1 S: 13	H: 1 LOB: 1 BB: 0 P: 18	R: 1 E: 0 K: 1 S: 6	H: 1 LOB: 0 BB: 0 P: 11	R: 0 E: 0 K: 1 S: 7	H: 0 LOB: 0 BB: 0 P: 10	R: 3 E: 0 K: 1 S: 26	H: 4 LOB: 3 BB: 2 P: 43	R: 0 E: 1 K: 2 S: 18	H: 1 LOB: 2 BB: 0 P: 23	1B: 4 2B: 3 3B: 0 HR: 2	SF: 0 SAC: 0 DP: 0 HBP: 0	WP: 1 PB: 0 SB: 0 CS: 0	PA: 42		
<b>PITCHER</b> Roger Clemens, R ERA: 1.75 Lee Smith, R ERA: 0.84	IP 8.1	WLS 31	BF 6	H 4	R 4	ER 4	SO 11	BB 0	IBB 0	HBP 0	BLK 0	WP 1	HR 1	S 85	P 118	ERA 4.32	WHIP 0.720									
	IP 1.2	WLS 11	BF 3	H 1	R 1	ER 1	SO 3	BB 1	IBB 1	HBP 0	BLK 0	WP 0	HR 1	S 34	P 53	ERA 5.40	WHIP 2.400									

Minnesota Twins @ Boston Red Sox  
 Fenway Park, Boston, MA  
 Fri Apr 29 1988, 7:05 PM EDT  
 Att: 32,022 - Unknown - 50 F

livebaseballscorecards.com



AB	40
R	5
H	9
RBI	5
BB	2
SO	14
LOB	14

Minnesota Twins @ Boston Red Sox  
 Fenway Park, Boston, MA  
 Fri Apr 29 1988, 7:05 PM EDT  
 Att. 32,022 - Unknown - 50 F

livebaseballscorecards.com

AB	38
R	6
H	10
RBI	5
BB	12
SO	8
LOB	28



WP	2	PA	51
PB	1		
SB	3		
CS	0		

Batter	1	2	3	4	5	6	7	8	9	10	AB	R	H	RBI	BB	SO	LOB
Ellis Burks, R OBP: 0.492, SLG: 0.635 (1, 8)	E5 1B S		E 1B BB	1B 1B 2B	G6-3		1-2 2-3 BB		F9		4	2	1	0	2	0	1
Marty Barrett, R OBP: 0.330, SLG: 0.354 (1, 4)	K		F7	1B 1B	K		L8			FC6-4 BB	5	1	1	0	1	2	6
Wade Boggs, L OBP: 0.398, SLG: 0.378 (1, 5)	L3-1-3 1B		E9 WP 1B	1B 1B		F7		G6-3		FC6-4 1B SF	6	2	3	2	0	0	1
Jim Rice, R OBP: 0.326, SLG: 0.299 (1, 10)	L3-1-3		1B BB FC9-3-5	1B BB	F9	G5-3		F8 BB 1B		SF IBB 1B	5	1	2	0	1	0	3
Mike Greenwell, L OBP: 0.470, SLG: 0.460 (1, 7)		PB S BB	FC9-3-5 1B BB	K		K		1-2 BB		SF IBB	2	0	0	0	4	2	1
Dwight Evans, R OBP: 0.333, SLG: 0.329 (1, 3)	G6-3		BB FC9-3-5 1B	1-2 2-3 3-H BB			K	F8		SF	4	0	1	2	1	1	3
Rick Cerone, R OBP: 0.457, SLG: 0.448 (1, 2)	K		FC9-3-5 BB	F9			BB G5-3 1B	L7			5	0	1	1	0	1	7
Spike Owen, S OBP: 0.291, SLG: 0.289 (1, 6)					P5		G5-3		G3-1		2	0	0	0	2	0	1
Sam Horn, L OBP: 0.222, SLG: 0.188 (9, PH)											1	0	0	0	0	0	0
Jody Reed, R OBP: 0.158, SLG: 0.059 (10, 6)											0	0	0	0	0	0	0
Brady Anderson, L OBP: 0.353, SLG: 0.349 (1, 9)	K		G6-3		G6-3 2B		BB BB		K		4	0	1	0	1	2	5

Inning Stats	R: 0	H: 1	E: 1	K: 1	S: 11	WLS	BF	H	R	ER	SO	BB	IBB	HBP	BLK	WP	HR	S	P	ERA	WHIP
	0	1	1	1	11		21	6	5	5	3	6	0	0	0	1	0	44	82	15.00	4.000
	0	0	0	0	0		16	2	0	0	4	3	0	0	0	0	0	27	54	0.00	1.364
	0	0	0	0	0		9	1	0	0	1	1	0	0	0	0	0	18	32	0.00	0.857
	0	1	1	1	0		5	1	1	1	0	1	1	0	0	0	0	9	17	27.00	6.000

PITCHER	IP	WLS	BF	H	R	ER	SO	BB	IBB	HBP	BLK	WP	HR	S	P	ERA	WHIP
Joe Niekro, R ERA: 10.03 (1, 1)	3.0		21	6	5	5	3	6	0	0	0	1	0	44	82	15.00	4.000
Mike Mason, L ERA: 5.4 (4, 1)	3.2		16	2	0	0	4	3	0	0	0	0	0	27	54	0.00	1.364
Keith Atherton, R ERA: 1.23 (7, 1)	2.1		9	1	0	0	1	1	0	0	0	0	0	18	32	0.00	0.857
Juan Berenguer, R ERA: 5.89 (10, 1)	0.1	L	5	1	1	1	0	1	1	0	0	0	0	9	17	27.00	6.000

PITCHER	IP	WLS	BF	H	R	ER	SO	BB	IBB	HBP	BLK	WP	HR	S	P	ERA	WHIP
Joe Niekro, R ERA: 10.03 (1, 1)	3.0		21	6	5	5	3	6	0	0	0	1	0	44	82	15.00	4.000
Mike Mason, L ERA: 5.4 (4, 1)	3.2		16	2	0	0	4	3	0	0	0	0	0	27	54	0.00	1.364
Keith Atherton, R ERA: 1.23 (7, 1)	2.1		9	1	0	0	1	1	0	0	0	0	0	18	32	0.00	0.857
Juan Berenguer, R ERA: 5.89 (10, 1)	0.1	L	5	1	1	1	0	1	1	0	0	0	0	9	17	27.00	6.000

Batter	1	2	3	4	5	6	7	8	9	AB R H RBI BB SO LOB	TOP											
<b>Dan Gladden, R</b> (1, 7) OBP: 0.348, SLG: 0.476	1-2 CS 2B	3-2 L5			1-2 F9		1-2 2B	0-2 5-3		5 1 2 0 0 0 1												
<b>Tom Herr, S</b> (1, 4) (8, 6) OBP: 0.351, SLG: 0.305	0-0 5-3		0-3		0-1 F3		2-1 1B 2B		3-2 F8	5 1 1 1 0 1 1												
<b>Kirby Puckett, R</b> (1, 8) OBP: 0.326, SLG: 0.414	1-2 BB 1B		0-2 4-3		1-1 1B		0-1 G3 1B		0-0 6-3	5 1 3 0 0 0 0												
<b>Gary Gaetti, R</b> (1, 5) OBP: 0.299, SLG: 0.449	4-0 1B BB		2-2 F4		2-3 K		2-2 G3 1B		2-2 F3	4 0 1 1 1 1 1												
<b>Gene Larkin, S</b> (1, 3) OBP: 0.391, SLG: 0.473	2-2 1-2 2-H 1B			0-0 F8		3-1 F9		0-0 G3		4 0 1 1 0 0 2												
<b>Kent Hrbek, L</b> (1, 10) OBP: 0.370, SLG: 0.575	2-3 K			1-1 2B 1B		2-1 E 2B		2-2 F5		4 0 2 0 0 1 4												
<b>Tim Laudner, R</b> (1, 2) OBP: 0.370, SLG: 0.600		2-1 4-3 2B		1 SAFE 0-3 K		3-1 E9		1-3 K		4 0 1 0 0 2 4												
<b>Mark Davidson, R</b> (1, 9) OBP: 0.313, SLG: 0.500		0-1 4-3			0-1 K		1-3 K		3-2 F7	3 0 1 0 0 1 3												
<b>John Moses, S</b> (8, PH) OBP: 0.444, SLG: 0.333		2-3			1-3 2B					1 0 0 0 0 0 0												
<b>Steve Lombardozzi, R</b> (8, 4) OBP: 0.194, SLG: 0.188										0 0 0 0 0 0 0												
<b>Al Newman, S</b> (1, 6) OBP: 0.286, SLG: 0.211		1-3 K			2-0 F9		1-3 K		3-2 L9	2 0 0 0 0 1 3												
<b>Greg Gagne, R</b> (6, PH) OBP: 0.289, SLG: 0.343										1 0 0 0 0 1 2												
<b>Randy Bush, L</b> (8, PH) OBP: 0.489, SLG: 0.605										1 0 0 0 0 0 0												
<b>Inning Stats</b>	R: 1 E: 0 K: 1 S: 13	H: 3 LOB: 2 BB: 1 P: 23	R: 0 E: 0 K: 1 S: 12	H: 1 LOB: 1 BB: 0 P: 18	R: 0 E: 0 K: 1 S: 9	H: 0 LOB: 0 BB: 0 P: 11	R: 0 E: 0 K: 1 S: 9	H: 2 LOB: 2 BB: 0 P: 12	R: 0 E: 0 K: 1 S: 10	H: 1 LOB: 1 BB: 0 P: 14	R: 0 E: 1 K: 2 S: 13	H: 1 LOB: 2 BB: 0 P: 23	R: 2 E: 0 K: 1 S: 17	H: 4 LOB: 2 BB: 0 P: 25	R: 0 E: 0 K: 0 S: 9	H: 0 LOB: 0 BB: 0 P: 15	R: 0 E: 0 K: 0 S: 9	H: 0 LOB: 0 BB: 0 P: 14	1B: 6 2B: 6 3B: 0 HR: 0	SF: 0 SAC: 0 DP: 0 HBP: 0	WP: 0 PB: 0 SB: 0 CS: 1	PA: 40
<b>PITCHER</b>	IP WLS BF H R ER SO BB IBB HBP BLK WP HR S P ERA WHIP												<b>PITCHER</b>	IP WLS BF H R ER SO BB IBB HBP BLK WP HR S P ERA WHIP								
<b>Bruce Hurst, L</b> (1, 1) ERA: 2.92	6.0 W 31 12 3 3 7 1 0 0 0 0 0 0 76 116 4.50 2.167																					
<b>Wes Gardner, R</b> (7, 1) ERA: 1.46	3.0 S 9 0 0 0 1 0 0 0 0 0 0 0 25 39 0.00 0.000																					

**Minnesota Twins @ Boston Red Sox**  
**Fenway Park, Boston, MA**  
 Sat Apr 30 1988, 3:33 AM EDT  
 Att. 32,708 - Cloudy - 55 F

[livebaseballscorecards.com](http://livebaseballscorecards.com)

<b>AB</b>	<b>39</b>
<b>R</b>	<b>3</b>
<b>H</b>	<b>12</b>
<b>RBI</b>	<b>3</b>
<b>BB</b>	<b>1</b>
<b>SO</b>	<b>8</b>
<b>LOB</b>	<b>21</b>





Batter	1	2	3	4	5	6	7	8	9
Brady Anderson, L (1, 8) OBP: 0.375, SLG: 0.362	1-3 K	2-3 K		0-0 BLK 1-2 1B		0-2 FC4-6 2-H 1B		4-1 SF9 BB	
Marty Barrett, R (1, 4) OBP: 0.323, SLG: 0.349	2-1 6-3		0-3 K	2-2 G4-6-3 1-H 2-H 1B		1-1 F5		0-0 SF9 1-2 2-3 3-H	
Wade Boggs, L (1, 5) OBP: 0.409, SLG: 0.377	0-0 FC5-4 1B		4-0 1B BB	3-1 G4-6-3 1-2f		1-2 FC4-6 1-2f		4-0 IBB	
Jim Rice, R (1, 7) OBP: 0.322, SLG: 0.296	0-1 FC5-4 1-2f		3-2 1B		1-1 6-3		0-3 K	2-3 K	
Todd Benzinger, S (8, 9) OBP: 0.241, SLG: 0.333			1-3 1B						
Mike Greenwell, L (1, 9) OBP: 0.483, SLG: 0.485 (8, 7)		0-0 F8 1B 2B	1-0 SAFE 1B	1-2 3-H 1B	4-1 FC5-4 BB		0-0 F5		
Dwight Evans, R (1, 3) OBP: 0.318, SLG: 0.311		0-2 F8 2-3	1-2 L7	1-2	0-0 FC5-4 1-2f		3-1 F7		
Sam Horn, L (1, 10) OBP: 0.227, SLG: 0.200		1-2 HR 1B	1-0 F6		2-0 G3			2-3 K	
Rick Cerone, R (1, 2) OBP: 0.487, SLG: 0.576		3-2 HR 1-H		1-3 K		0-2 SH1 1B		0-0 2B SF9 1B	
Spike Owen, S (1, 6) OBP: 0.293, SLG: 0.313		2-3 K		2-2 E4 BLK 1B		1-1 SH1		1-0 SF9 1-3 2B	

Inning Stats	R: 0	H: 1	E: 0	K: 1	S: 9	LOB: 1	BB: 0	P: 12	R: 3	H: 3	E: 0	K: 2	S: 18	LOB: 0	BB: 0	P: 26	R: 1	H: 2	E: 0	K: 1	S: 12	LOB: 2	BB: 1	P: 22	R: 2	H: 2	E: 1	K: 1	S: 12	LOB: 0	BB: 0	P: 20	R: 0	H: 0	E: 0	K: 0	S: 5	LOB: 1	BB: 1	P: 12	R: 1	H: 2	E: 0	K: 0	S: 13	LOB: 1	BB: 0	P: 16	R: 0	H: 0	E: 0	K: 1	S: 7	LOB: 0	BB: 0	P: 10	R: 1	H: 2	E: 0	K: 2	S: 10	LOB: 3	BB: 2	P: 23
PITCHER	IP	WLS	BF	H	R	ER	SO	BB	IBB	HBP	BLK	WP	HR	S	P	ERA	WHIP																																															
Charlie Lea, R (1, 1) ERA: 8.15	3.1	L	20	8	6	5	5	1	0	0	1	0	0	49	75	13.50	2.700																																															
Mark Portugal, R (4, 1) ERA: 1.93	2.0		8	2	1	1	0	1	0	0	0	0	0	15	26	4.50	1.500																																															
Juan Berenguer, R (6, 1) ERA: 5.57	2.2		12	2	1	1	3	1	1	0	0	0	0	22	40	3.38	1.125																																															
	1B: 9	SF: 1	2B: 2	SAC: 1	3B: 0	DP: 1	HR: 1	HBP: 0	WP: 0	PA: 40	PB: 0	SB: 0	CS: 0																																																			

BOTTOM

Minnesota Twins @ Boston Red Sox  
Fenway Park, Boston, MA  
Sat Apr 30 1988, 3:33 AM EDT  
Att: 32,708 - Cloudy - 55 F

livebaseballscorecards.com

AB	34
R	8
H	12
RBI	8
BB	4
SO	8
LOB	14



Batter	1	2	3	4	5	6	7	8	9	AB R H RBI BB SO LOB	TOP	
<b>Dan Gladden, R</b> OBP: 0.333, SLG: 0.453 (1, 7)	1-0 G4-3		2-0 P6		1-0 F9		1-0 F7			4 0 0 0 0 0 0		
<b>Tom Herr, S</b> OBP: 0.378, SLG: 0.313 (1, 4)	4-2 FC5-4 1B BB		4-1 BB		4-1 F9 S BB		0-1 FC6 1B			1 0 1 0 3 0 0		
<b>Kirby Puckett, R</b> OBP: 0.323, SLG: 0.407 (1, 8)	3-1 FC5-4 1B		3-1 L9		2-1 F9 1-3		1-0 FC6 1-2f			4 0 1 0 0 0 3		
<b>Kent Hrbek, L</b> OBP: 0.353, SLG: 0.545 (1, 3)	3-2 P5		1-0 P6		2-1 G4-3			2-2 G3		4 0 0 0 0 0 4		
<b>Gary Gaetti, R</b> OBP: 0.308, SLG: 0.488 (1, 5)	1-2 FC5-4 1-2f 2-3			2-1 HR		1-1 G6-3		1-2 CS 1B		4 1 2 1 0 0 2		
<b>Gene Larkin, S</b> OBP: 0.397, SLG: 0.466 (1, 10)		0-1 1B G6-4-3 1B		2-3 K		4-0 WP BB		2-2 F9		3 1 1 0 1 1 1		
<b>Randy Bush, L</b> OBP: 0.490, SLG: 0.585 (1, 9)		1-0 G6-4-3 1B		2-1 G6-3		4-2 G6-4-3 BB		0-1 CS 1-2		3 0 1 0 1 0 0		
<b>John Moses, S</b> OBP: 0.444, SLG: 0.333 (9, 9)		1-3 G6-4-3 1B							0-2 G4-3	0 0 0 0 0 0 0	AB 30	
<b>Tim Laudner, R</b> OBP: 0.362, SLG: 0.566 (1, 2)		3-1 G6-4-3 1-2f 3-H		4-2 BB		1-2 G6-4-3 1-2f			1-0 G6-3	3 0 0 0 1 0 3	R 2	
<b>Greg Gagne, R</b> OBP: 0.275, SLG: 0.324 (1, 6)		2-3 K		2-0 F8		1-3 K			0-3 K	4 0 0 0 0 3 1	H 6	
<b>Inning Stats</b>	R: 0 H: 1 E: 0 LOB: 2 K: 0 BB: 1 S: 14 P: 26	R: 1 H: 2 E: 0 LOB: 0 K: 1 BB: 0 S: 8 P: 14	R: 0 H: 0 E: 0 LOB: 1 K: 0 BB: 1 S: 5 P: 15	R: 1 H: 1 E: 0 LOB: 1 K: 1 BB: 1 S: 10 P: 22	R: 0 H: 0 E: 0 LOB: 1 K: 0 BB: 1 S: 6 P: 15	R: 0 H: 0 E: 0 LOB: 1 K: 0 BB: 2 S: 8 P: 18	R: 0 H: 1 E: 0 LOB: 1 K: 1 BB: 0 S: 8 P: 11	R: 0 H: 1 E: 0 LOB: 0 K: 0 BB: 0 S: 11 P: 16	R: 0 H: 0 E: 0 LOB: 0 K: 1 BB: 0 S: 8 P: 9	1B: 5 SF: 0 2B: 0 SAC: 0 3B: 0 DP: 2 HR: 1 HBP: 0	WP: 1 PA: 37 PB: 0 SB: 1 CS: 1	
<b>PITCHER</b>	IP WLS BF H R ER SO BB IBB HBP BLK WP HR S P ERA WHIP											
<b>Jeff Sellers, R</b> ERA: 2.35 (1, 1)	8.0 L 33 6 2 2 3 6 0 0 0 1 1 70 137 2.25 1.500											
<b>Mike Smithson, R</b> ERA: 7.71 (9, 1)	1.0 3 0 0 0 1 0 0 0 0 0 0 8 9 0.00 0.000											

**Minnesota Twins @ Boston Red Sox**  
**Fenway Park, Boston, MA**  
 Sun May 01 1988, 3:33 AM EDT  
 Att. 31,124 - Cloudy - 58 F

livebaseballscorecards.com



Batter	1	2	3	4	5	6	7	8	9	AB R H RBI BB SO LOB
<b>Spike Owen, S</b> OBP: 0.290, SLG: 0.308 (1, 6) CFS	0-3 <b>K</b>		0-1 <b>P6</b>			1-1 <b>G6-3</b>		1-2 <b>1B</b>		4 0 1 0 0 1 1
<b>Marty Barrett, R</b> OBP: 0.320, SLG: 0.344 (1, 4) FBX	1-1 <b>F9</b>			1-3 <b>K</b>		0-1 <b>FC6-4</b> <b>1B</b>		2-2 <b>F9</b>		4 0 1 0 0 1 1
<b>Ed Romero, R</b> (1, 5) CX	0-1 <b>P4</b>			0-2 <b>G5-3</b>		2-2 <b>FC6-4</b> <b>1-2f</b>			1-1 <b>F7</b>	4 0 0 0 0 0 1
<b>Jim Rice, R</b> OBP: 0.330, SLG: 0.306 (1, 10) FBX		1-1 <b>F9</b>		2-0 <b>1B</b>		1-0 <b>1B</b>		0-1 <b>G1-3</b>		4 0 2 0 0 0 0
<b>Mike Greenwell, L</b> OBP: 0.473, SLG: 0.464 (1, 7) CB		4-2 <b>CS</b> <b>BB</b>		1-0 <b>F9</b>		1-1 <b>F9</b>		2-2 <b>L1</b>		3 0 0 0 1 0 2
<b>Dwight Evans, R</b> OBP: 0.307, SLG: 0.299 (1, 3) CB		1-3 <b>K</b>		1-1 <b>L8</b>		1-3 <b>K</b>				3 0 0 0 0 2 2
<b>Rick Cerone, R</b> OBP: 0.476, SLG: 0.583 (1, 2) CB		2-2 <b>CS</b> <b>1-2</b>	0-0 <b>G6-3</b> <b>2B</b>		0-1 <b>P4</b>		2-1 <b>F7</b>			3 0 1 0 0 0 1
<b>Todd Benzinger, S</b> OBP: 0.219, SLG: 0.300 (1, 9) BFBX			2-1 <b>G6-3</b>		1-3 <b>K</b>			0-2 <b>L9</b>		3 0 0 0 0 1 1
<b>Brady Anderson, L</b> OBP: 0.356, SLG: 0.340 (1, 8) BFFS			1-3 <b>K</b>			1-2 <b>L5</b>		0-1 <b>P6</b>		3 0 0 0 0 1 1

Inning Stats	R: 0	H: 0	E: 0	K: 1	S: 7	R: 0	H: 0	E: 0	K: 1	S: 11	R: 0	H: 1	E: 0	K: 1	S: 8	R: 0	H: 1	E: 0	K: 1	S: 10	R: 0	H: 0	E: 0	K: 1	S: 7	R: 0	H: 1	E: 0	K: 0	S: 12	R: 0	H: 1	E: 0	K: 1	S: 8	R: 0	H: 1	E: 0	K: 0	S: 11	R: 0	H: 0	E: 0	K: 0	S: 8	1B: 4	SF: 0	2B: 1	SAC: 0	3B: 0	DP: 0	HR: 0	HBP: 0	WP: 0	PA: 33
	0	0	0	1	7	0	0	0	1	11	0	1	0	1	8	0	1	0	1	10	0	0	0	0	1	7	0	1	0	0	12	0	1	0	0	8	0	1	0	0	11	4	0	1	0	0	0	0	0	0	33				


PITCHER	IP	WLS	BF	H	R	ER	SO	BB	IBB	HBP	BLK	WP	HR	S	P	ERA	WHIP
<b>Frank Viola, L</b> ERA: 3.16 (1, 1)	9.0	W	32	5	0	0	6	1	0	0	0	0	0	82	115	0.00	0.667


**BOTTOM**

**Minnesota Twins @ Boston Red Sox**  
Fenway Park, Boston, MA  
Sun May 01 1988, 3:33 AM EDT  
Att: 31,124 - Cloudy - 58 F

livebaseballscorecards.com

<b>AB</b>	<b>31</b>
<b>R</b>	<b>0</b>
<b>H</b>	<b>5</b>
<b>RBI</b>	<b>0</b>
<b>BB</b>	<b>1</b>
<b>SO</b>	<b>6</b>
<b>LOB</b>	<b>10</b>



Batter	1	2	3	4	5	6	7	8	9	AB R H RBI BB SO LOB	TOP											
Willie Wilson, S OBP: 0.303, SLG: 0.372 (1, 8)	2-1 G4-3	0-2 FC3-6 1-2f		0-1 F9			1-1 F9		0-0 G1-3	5 0 0 0 0 0 3	<b>Kansas City Royals @ Boston Red Sox</b> Fenway Park, Boston, MA Mon May 02 1988, 7:05 PM EDT Att. 20,400 - Unknown - 42 F  <a href="http://livebaseballscorecards.com">livebaseballscorecards.com</a>  <b>AB 35</b> <b>R 2</b> <b>H 7</b> <b>RBI 2</b> <b>BB 4</b> <b>SO 0</b> <b>LOB 22</b>  											
Bill Pecota, R (1, 5)	4-2 1B E BB	2-1 F8		3-1 FC6-5 1-3 2-3			2-2 G6-3		2-0 P5	4 1 0 0 1 0 3												
George Brett, L OBP: 0.390, SLG: 0.551 (1, 3)	0-1 E 2B 1B			0-2 P5		0-1 2B	2-1 2B		0-0 L8	5 1 3 0 0 0 0												
Danny Tartabull, R OBP: 0.383, SLG: 0.549 (1, 9)	0-0 E5 2B FC5 1-2 3-H			2-2 G5-3		4-2 P4-3-4 BB	4-0 BB			2 0 0 1 2 0 1												
Jim Eisenreich, L OBP: 0.239, SLG: 0.284 (1, 10)	1-0 FC5 2B 1-3 2-H			0-0 E6 FC6-4		0-0 P5	3-2 G3			4 0 1 1 0 0 4												
Frank White, R OBP: 0.231, SLG: 0.299 (1, 4)	1-1 FC5 FC6-4 2-3 3-H			0-0 FC6-4 1-2f		0-0 P4-3-4 1-2f		0-0 G4-3		4 0 0 0 0 0 5												
Bo Jackson, R OBP: 0.298, SLG: 0.488 (1, 7)	0-0 FC6-4 1-2f			0-0 PB 1B 1B		2-2 G5-3		3-2 F9		4 0 1 0 0 0 2												
Mike Macfarlane, R OBP: 0.480, SLG: 0.500 (1, 2)		1-1 FC3-6 1B		1-2 FC6-5 PB 1B 1B		2-2 F9		4-2 BB		3 0 2 0 1 0 0												
Kurt Stillwell, S OBP: 0.318, SLG: 0.456 (1, 6)		2-1 F8		0-1 P5		2-1 F7		1-1 F7		4 0 0 0 0 0 4												
<b>Inning Stats</b>	R: 2 E: 1 K: 0 S: 12	H: 2 LOB: 2 BB: 1 P: 20	R: 0 E: 0 K: 0 S: 9	H: 1 LOB: 1 BB: 0 P: 14	R: 0 E: 1 K: 0 S: 8	H: 0 LOB: 1 BB: 0 P: 10	R: 0 E: 0 K: 0 S: 12	H: 2 LOB: 2 BB: 0 P: 15	R: 0 E: 0 K: 0 S: 7	H: 1 LOB: 1 BB: 1 P: 11	R: 0 E: 0 K: 0 S: 9	H: 0 LOB: 0 BB: 0 P: 15	R: 0 E: 0 K: 0 S: 10	H: 1 LOB: 2 BB: 1 P: 22	R: 0 E: 0 K: 0 S: 8	H: 0 LOB: 1 BB: 1 P: 16	R: 0 E: 0 K: 0 S: 3	H: 0 LOB: 0 BB: 0 P: 5	1B: 4 2B: 4 3B: 0 HR: 0	SF: 0 SAC: 0 DP: 1 HBP: 0	WP: 0 PB: 1 SB: 0 CS: 0	PA: 39
<b>PITCHER</b> Steve Ellsworth, R ERA: 3.97 Wes Gardner, R ERA: 1.23	IP 6.2 2.1	WLS L	BF 31 8	H 7 0	R 2 0	ER 1 0	SO 0 0	BB 3 1	IBB 0 0	HBP 0 0	BLK 0 0	WP 0 0	HR 0 0	S 64 14	P 101 27	ERA 1.35 0.00	WHIP 1.500 0.429					

Batter	1	2	3	4	5	6	7	8	9	AB R H RBI BB SO LOB
Spike Owen, S (1, 6) OBP: 0.288, SLG: 0.291 Sam Horn, L (9, PH) OBP: 0.261, SLG: 0.200 Jody Reed, R (9, PR) OBP: 0.158, SLG: 0.059	1-1 F9 ①		4-1 BB ①		0-0 B2 ①		2-3 K ①		4-2 SH5-4 BB ①	3 0 0 0 1 1 2 0 0 0 0 1 0 0 0 0 0 0 0 0 0
Marty Barrett, R (1, 4) OBP: 0.307, SLG: 0.330	0-0 F9 ②		3-2 P3 ②		0-0 F8 ②		0-0 G6-3 ②		0-1 SH5-4 ①	4 0 0 0 0 0 4
Wade Boggs, L (1, 5) OBP: 0.418, SLG: 0.395	0-0 2B		1-0 G4-3 ③		2-2 FC6 ③		3-2 1B		4-0 IBB	4 0 2 0 1 0 4
Jim Rice, R (1, 10) OBP: 0.313, SLG: 0.289	0-0 F9 ③			1-0 G6-3 ①		0-2 L4 ①	1-0 L8 ③		1-3 K ②	5 0 0 0 0 1 5
Mike Greenwell, L (1, 7) OBP: 0.458, SLG: 0.446		1-0 F8 ①		1-2 E1 ①		0-0 G4-3 ②		0-3 K ①	1-3 K ③	5 0 1 0 0 2 3
Dwight Evans, R (1, 3) OBP: 0.315, SLG: 0.313		0-1 L7 ②		2-2 G5-3 ②		4-1 2B BB		2-2 2B		3 0 1 0 1 0 1
Rick Cerone, R (1, 2) OBP: 0.478, SLG: 0.600		0-0 1B ③		1-1 F9 ③		2-1 FC5 ③		3-3 K ②		4 0 2 0 0 1 2
Todd Benzinger, S (1, 9) OBP: 0.278, SLG: 0.364			2-2 2B		1-1 BB ①	4-2 FC5 BB		1-3 K ③		3 0 2 0 1 1 1
Brady Anderson, L (1, 8) OBP: 0.365, SLG: 0.327			2-2 L3 ①		4-2 FC6 BB ①	1-2 FC5 ③		4-0 SH5-4 BB BB		2 0 0 0 2 0 4

Inning Stats	R: 0 E: 0 K: 5	H: 1 LOB: 1 BB: 0 P: 6	R: 0 E: 0 K: 4	H: 1 LOB: 1 BB: 0 P: 5	R: 0 E: 0 K: 12	H: 1 LOB: 2 BB: 1 P: 24	R: 0 E: 1 K: 9	H: 1 LOB: 1 BB: 0 P: 14	R: 0 E: 0 K: 11	H: 1 LOB: 2 BB: 1 P: 18	R: 0 E: 0 K: 15	H: 1 LOB: 3 BB: 2 P: 26	R: 0 E: 0 K: 12	H: 1 LOB: 1 BB: 0 P: 18	R: 0 E: 0 K: 13	H: 1 LOB: 1 BB: 0 P: 19	R: 0 E: 0 K: 13	H: 0 LOB: 3 BB: 3 P: 27	1B: 4 2B: 4 3B: 0 HR: 0	SF: 0 SAC: 1 DP: 0 HBP: 0
--------------	----------------------	---------------------------------	----------------------	---------------------------------	-----------------------	----------------------------------	----------------------	----------------------------------	-----------------------	----------------------------------	-----------------------	----------------------------------	-----------------------	----------------------------------	-----------------------	----------------------------------	-----------------------	----------------------------------	----------------------------------	------------------------------------

**BOTTOM**

**Kansas City Royals @ Boston Red Sox**  
Fenway Park, Boston, MA

Mon May 02 1988, 7:05 PM EDT  
Att: 20,400 - Unknown - 42 F

AB	33
R	0
H	8
RBI	0
BB	7
SO	6
LOB	26



PITCHER	IP	WLS	BF	H	R	ER	SO	BB	IBB	HBP	BLK	WP	HR	S	P	ERA	WHIP
Floyd Bannister, L (1, 1) ERA: 3.11	5.2	W	25	6	0	0	0	3	0	0	0	0	0	48	80	0.00	1.588
Steve Farr, R (6, 1) ERA: 4.8	2.1		11	2	0	0	4	2	0	0	0	0	0	33	54	0.00	1.714
Bud Black, L (9, 1) ERA: 4.38	0.1	S	3	0	0	0	0	1	1	0	0	0	0	6	14	0.00	3.000
Gene Garber, R (9, 1) ERA: 1.04	0.2		2	0	0	0	2	0	0	0	0	0	0	7	9	0.00	0.000

Batter	1	2	3	4	5	6	7	8	9	AB R H RBI BB SO LOB
Willie Wilson, S OBP: 0.298, SLG: 0.364 (1, 8)	1-0 6-3		1-3 K		0-0 6-3 2B 1B	1-3 K		2-3 K		5 1 1 0 0 3 1
Bill Pecota, R OBP: 0.286, SLG: 0.417 (1, 5)	4-2 S BB		0-0 BLK 1B 2-H 1B		1-1 6-3	2-1 L6		1-0 HR		4 2 2 3 1 0 1
George Brett, L OBP: 0.400, SLG: 0.574 (1, 3)	3-2 P6 1-2		1-0 1-H 1B		0-0 E 1B 2B 3-H		1-1 WP BLK 2B		1-2 4-3	5 2 3 2 0 0 1
Jim Eisenreich, L OBP: 0.224, SLG: 0.264 (1, 9)	2-0 F7		0-1 F8		1-2 E3 1B S FC6-4 2-3		1-3 K 2-3		2-1 E1	5 1 0 0 0 1 4
Frank White, R OBP: 0.229, SLG: 0.293 (1, 4)		1-3 K 1 SAFE	2-0 5-3		2-2 FC6-4 1B 3-H		3-2 P4		0-0 F7	5 0 1 1 0 1 2
Thad Bosley, L OBP: 0.250, SLG: 0.190 (1, 10)		1-3 K		1-2 P6	0-0 FC6-4 1B 1-2f 3-H		0-1 F8		0-1 P6	5 0 0 1 0 1 2
Bo Jackson, R OBP: 0.307, SLG: 0.482 (1, 7)		4-0 S BB		1-2 4-3	2-2 1 SAFE 1 SAFE 1B 1-3			0-3 K		3 0 1 0 1 1 0
Jamie Quirk, L OBP: 0.205, SLG: 0.381 (1, 2)		1 SAFE 2-1 4-3 1-2		1-3 K	1-1 1 SAFE 1 SAFE G3			2-2 HR		4 1 1 1 0 1 3
Kurt Stillwell, S OBP: 0.326, SLG: 0.463 (1, 6)			0-0 1B 2B		4-2 1B 6-3 BB		0-0 6-3		0-2 4-3	3 2 1 0 1 0 0

TOP	
AB	39
R	9
H	10
RBI	8
BB	3
SO	8
LOB	14
	

**Kansas City Royals @ Boston Red Sox**  
 Fenway Park, Boston, MA  
 Tue May 03 1988, 7:05 PM EDT  
 Att. 21,602 - Unknown - 58 F

Inning Stats	R: 0	H: 0	E: 0	K: 0	S: 9	P: 19	R: 0	H: 0	E: 0	K: 2	S: 12	P: 18	R: 2	H: 3	E: 0	K: 1	S: 11	P: 15	R: 0	H: 0	E: 0	K: 1	S: 11	P: 14	R: 4	H: 4	E: 1	K: 0	S: 20	P: 31	R: 0	H: 0	E: 0	K: 1	S: 9	P: 12	R: 1	H: 1	E: 0	K: 1	S: 11	P: 16	R: 1	H: 1	E: 0	K: 2	S: 18	P: 22	R: 1	H: 1	E: 1	K: 0	S: 9	P: 13	1B: 5	2B: 3	3B: 0	HR: 2	SF: 0	SAC: 0	DP: 0	HBP: 0	WP: 1	PB: 0	SB: 4	CS: 0	PA: 42
--------------	------	------	------	------	------	-------	------	------	------	------	-------	-------	------	------	------	------	-------	-------	------	------	------	------	-------	-------	------	------	------	------	-------	-------	------	------	------	------	------	-------	------	------	------	------	-------	-------	------	------	------	------	-------	-------	------	------	------	------	------	-------	-------	-------	-------	-------	-------	--------	-------	--------	-------	-------	-------	-------	--------

PITCHER	IP	WLS	BF	H	R	ER	SO	BB	IBB	HBP	BLK	WP	HR	S	P	ERA	WHIP
Oil Can Boyd, R ERA: 4.2 (1, 1)	4.1	L	22	5	6	5	4	3	0	0	1	0	0	53	82	10.38	1.846
Dennis Lamp, R ERA: 2.08 (5, 1)	2.0		9	3	1	1	2	0	0	0	0	1	0	24	34	4.50	1.500
Mike Smithson, R ERA: 7.36 (7, 1)	2.2		11	2	2	2	2	0	0	0	1	0	2	33	44	6.75	0.750

PITCHER	IP	WLS	BF	H	R	ER	SO	BB	IBB	HBP	BLK	WP	HR	S	P	ERA	WHIP
---------	----	-----	----	---	---	----	----	----	-----	-----	-----	----	----	---	---	-----	------

Batter	1	2	3	4	5	6	7	8	9	AB	R	H	RBI	BB	SO	LOB
Brady Anderson, L OBP: 0.368, SLG: 0.333 (1, 8)	1-3 K		1-2 1-3		0-2 SF9 1B	2-1 FC6-4			2-2 FC1-6	5	0	2	1	0	1	2
Marty Barrett, R OBP: 0.292, SLG: 0.313 (1, 4)	1-2 F7		1-2 L3		0-0 F9			2-1 6-3	0-1 FC1-6	5	0	0	0	0	0	4
Wade Boggs, L OBP: 0.431, SLG: 0.412 (1, 5)	0-1 1B		1-2 FC5-4		0-2 BB			0-1 F8		4	0	3	1	0	0	0
Dwight Evans, R OBP: 0.302, SLG: 0.301 (1, 3)	0-0 F8		2-2 FC5-4		0-1 SF9			2-3 K		3	0	0	1	0	1	2
Mike Greenwell, L OBP: 0.470, SLG: 0.447 (1, 9)		4-2 1B		2-2 4-3		4-1 FC6-4		1-0 G1-4-3		2	0	1	0	2	0	0
Jim Rice, R OBP: 0.311, SLG: 0.287 (1, 7)		0-1 G4-6-3		1-1 F8		0-0 FC6-4		1-0 G1-4-3		4	0	1	0	0	0	4
Sam Horn, L OBP: 0.222, SLG: 0.167 (1, 10)		0-0 F7		2-3 K		0-3 K2-3		1-3 K		4	0	0	0	0	3	2
Rick Cerone, R OBP: 0.460, SLG: 0.558 (1, 2)		0-0 G4-6-3			4-2 1B			1-0 F8		3	1	0	0	1	0	2
Jody Reed, R OBP: 0.261, SLG: 0.150 (1, 6)			4-2 1B		0-0 1B			2-1 FC6-4		3	2	2	0	1	0	0

Inning Stats	R: 0	H: 1	E: 0	K: 1	S: 11	R: 0	H: 1	E: 0	K: 0	S: 6	R: 1	H: 1	E: 0	K: 0	S: 18	R: 0	H: 0	E: 0	K: 1	S: 9	R: 2	H: 3	E: 0	K: 0	S: 16	R: 0	H: 1	E: 0	K: 1	S: 8	R: 0	H: 0	E: 0	K: 1	S: 7	R: 0	H: 1	E: 0	K: 1	S: 5	R: 0	H: 1	E: 0	K: 0	S: 7	R: 0	H: 1	E: 0	K: 0	S: 9	1B: 9	SF: 1	2B: 0	SAC: 0	3B: 0	DP: 2	HR: 0	HBP: 0	WP: 0	PA: 38
--------------	------	------	------	------	-------	------	------	------	------	------	------	------	------	------	-------	------	------	------	------	------	------	------	------	------	-------	------	------	------	------	------	------	------	------	------	------	------	------	------	------	------	------	------	------	------	------	------	------	------	------	------	-------	-------	-------	--------	-------	-------	-------	--------	-------	--------


PITCHER	IP	WLS	BF	H	R	ER	SO	BB	IBB	HBP	BLK	WP	HR	S	P	ERA	WHIP
Bret Saberhagen, R ERA: 3.75 (1, 1)	7.0	W	31	7	3	3	4	4	0	0	0	0	0	75	112	3.86	1.571
Dan Quisenberry, R ERA: 2.7 (8, 1)	2.0		7	2	0	0	1	0	0	0	0	0	0	12	17	0.00	1.000

**BOTTOM**

**Kansas City Royals @ Boston Red Sox**  
 Fenway Park, Boston, MA  
 Tue May 03 1988, 7:05 PM EDT  
 Att: 21,602 - Unknown - 58 F

livebaseballscorecards.com

AB	33
R	3
H	9
RBI	3
BB	4
SO	5
LOB	16



Batter	1	2	3	4	5	6	7	8	9	AB R H RBI BB SO LOB	TOP											
Lance Johnson, L (1, 8) OBP: 0.229, SLG: 0.244	0-1 L6		1-1 G3		0-0 F9		1-0 BB 1B		4-1 BB 1B	4 0 1 0 1 0 0												
Ozzie Guillen, L (1, 6) OBP: 0.229, SLG: 0.229	3-2 P5			1-1 G4-3		1-2 G4-3	1-0 SAFE 1B SAFE 1B	1-2 BB 1B	0-0 1B	5 0 2 0 0 0 0												
Harold Baines, L (1, 10) OBP: 0.384, SLG: 0.427	1-2 G6-3			0-0 HR 1B		1-2 HR 1B	4-2 BB	1-2 2-3	1-1 G3	4 2 2 0 1 0 2												
Ivan Calderon, R (1, 9) OBP: 0.318, SLG: 0.495		3-3 K		0-2 E9 HR		0-0 HR	0-0 P2			4 2 1 2 0 1 4												
Greg Walker, L (1, 3) OBP: 0.284, SLG: 0.376		2-2 F7		1-2 HR		2-3 K		1-2 F8		4 1 1 3 0 1 0												
Carlton Fisk, R (1, 2) OBP: 0.363, SLG: 0.549		4-2 BB		3-3 K		1-3 K		3-2 G5-3		3 0 0 0 1 2 0												
Dan Pasqua, L (1, 7) OBP: 0.307, SLG: 0.359		2-3 K		0-1 G4-3			1-1 SH 2B	2-1 F7		4 1 1 0 0 1 1												
Kenny Williams, R (1, 5) Steve Lyons, L (7, 5)			2-3 K		3-3 K		0-1 SH CS	3-2 L8		2 0 0 0 0 2 0 1 0 0 0 0 0 0												
Donnie Hill, S (1, 4) Fred Manrique, R (7, 4) OBP: 0.333, SLG: 0.381			3-2 P6		2-1 G1-3		0-1 4-3	0-0 G4-3		3 0 0 0 0 0 1 1 0 0 0 0 0 0												
<b>Inning Stats</b>	R: 0 E: 0 K: 0 S: 11	H: 0 LOB: 0 BB: 0 P: 15	R: 0 E: 0 K: 2 S: 11	H: 0 LOB: 1 BB: 1 P: 22	R: 0 E: 0 K: 1 S: 10	H: 0 LOB: 0 BB: 0 P: 16	R: 3 E: 1 K: 1 S: 14	H: 2 LOB: 0 BB: 0 P: 19	R: 0 E: 0 K: 1 S: 7	H: 0 LOB: 0 BB: 0 P: 12	R: 2 E: 0 K: 2 S: 14	H: 2 LOB: 0 BB: 0 P: 19	R: 1 E: 1 K: 0 S: 13	H: 3 LOB: 3 BB: 1 P: 19	R: 0 E: 0 K: 0 S: 8	H: 0 LOB: 0 BB: 0 P: 14	R: 0 E: 0 K: 0 S: 8	H: 1 LOB: 2 BB: 1 P: 16	1B: 5 2B: 1 3B: 0 HR: 2	SF: 0 SAC: 1 DP: 0 HBP: 0	WP: 0 PB: 0 SB: 0 CS: 1	PA: 39
<b>PITCHER</b>	IP WLS BF H R ER SO BB IBB HBP BLK WP HR S P ERA WHIP																					
Roger Clemens, R (1, 1) ERA: 2.33	6.2 L 30 7 6 5 7 2 0 0 0 0 0 2 79 121 6.75 1.350																					
John Trautwein, R (7, 1) ERA: 2.25	1.1 4 0 0 0 0 0 0 0 0 0 0 9 15 0.00 0.000																					
Lee Smith, R (9, 1) ERA: 0.77	1.0 5 1 0 0 0 0 1 0 0 0 0 8 16 0.00 2.000																					

Chicago White Sox @ Boston Red Sox  
Fenway Park, Boston, MA  
Wed May 04 1988, 7:05 PM EDT  
Att. 21,191 - Unknown - 70 F

livebaseballscorecards.com

AB	35
R	6
H	8
RBI	5
BB	3
SO	7
LOB	8





Batter	1	2	3	4	5	6	7	8	9	AB	R	H	RBI	BB	SO	LOB
Brady Anderson, L (1, 8) OBP: 0.347, SLG: 0.311	3-3 K		3-2 F7			2-2 P6		2-0 L8		4	0	0	0	0	1	1
Marty Barrett, R (1, 4) OBP: 0.282, SLG: 0.301	0-1 G5-3		1-2 L9			3-2 G5-3			1-1 L9	4	0	0	0	0	0	0
Wade Boggs, L (1, 5) OBP: 0.443, SLG: 0.443	3-2 2B			4-1 1B BB		2-2 G4-3			2-1 1B 2B	3	1	2	0	1	0	0
Dwight Evans, R (1, 3) OBP: 0.310, SLG: 0.310	0-1 L8			2-1 SAFE 1-2 1B		1-2 G6-4-3 1B		1-2 F8	3-1 1B	4	0	2	1	0	0	1
Mike Greenwell, L (1, 9) OBP: 0.462, SLG: 0.475		0-1 HR		1-0 L7		1-0 P5			3-1 F7	4	1	1	1	0	0	3
Jim Rice, R (1, 7) OBP: 0.299, SLG: 0.276		0-1 F8		0-0 G6-4-3 1-2f		2-1 G5-3			1-3 K	4	0	0	0	0	1	3
Sam Horn, L (1, 10) OBP: 0.233, SLG: 0.185		1-3 K		1-1 L9		0-0 FC5-4 1B				3	0	1	0	0	1	0
Rick Cerone, R (1, 2) OBP: 0.453, SLG: 0.533		1-0 F9		4-0 G6-3 BB		0-2 FC5-4 1-2f				2	0	0	0	1	0	1
Jody Reed, R (1, 6) OBP: 0.240, SLG: 0.136			0-1 G6-3		3-2 G6-3 1-2f			1-3 K		2	0	0	0	0	0	1
Todd Benzinger, S (8, PH) OBP: 0.270, SLG: 0.353										1	0	0	0	0	1	1
Spike Owen, S (9, 6) OBP: 0.288, SLG: 0.291										0	0	0	0	0	0	0


Inning Stats	R: 0	H: 1	R: 1	H: 1	R: 0	H: 0	R: 0	H: 1	R: 0	H: 0	R: 0	H: 0	R: 0	H: 1	R: 1	H: 2	1B: 3	SF: 0
	E: 0	LOB: 1	E: 0	LOB: 0	E: 0	LOB: 1	E: 0	LOB: 0	E: 0	LOB: 0	E: 0	LOB: 0	E: 0	LOB: 1	E: 0	LOB: 1	2B: 2	SAC: 0
	K: 1	BB: 0	K: 1	BB: 0	K: 0	BB: 0	K: 0	BB: 1	K: 0	BB: 0	K: 1	BB: 0	K: 0	BB: 0	K: 1	BB: 0	3B: 0	DP: 2
	S: 11	P: 17	S: 8	P: 10	S: 11	P: 15	S: 5	P: 12	S: 5	P: 13	S: 11	P: 18	S: 6	P: 10	S: 8	P: 11	HR: 1	HBP: 0

PITCHER	IP	WLS	BF	H	R	ER	SO	BB	IBB	HBP	BLK	WP	HR	S	P	ERA	WHIP
Jack McDowell, R (1, 1) ERA: 4.98	7.0	W	24	3	1	1	2	2	0	0	0	0	1	57	95	1.29	0.714
Bill Long, R (8, 1) ERA: 3.24	2.0		9	3	1	1	2	0	0	0	0	0	0	20	33	4.50	1.500

**BOTTOM**

**Chicago White Sox @ Boston Red Sox**  
 Fenway Park, Boston, MA  
 Wed May 04 1988, 7:05 PM EDT  
 Att: 21,191 - Unknown - 70 F

AB	31
R	2
H	6
RBI	2
BB	2
SO	4
LOB	11



WP: 0	PA: 33
PB: 0	
SB: 0	
CS: 0	

Batter	1	2	3	4	5	6	7	8	9	AB R H RBI BB SO LOB	TOP
<b>Gary Redus, R</b> OBP: 0.457, SLG: 0.448 (1, 8) S B F B X (7, 9)	2-2 5-3 ①			0-3 K ①		1-2 L3-4-3 1B ①		1-1 1B ①		4 0 2 1 0 1 0	
<b>Ozzie Guillen, L</b> OBP: 0.232, SLG: 0.231 (1, 6) M B X <b>Donnie Hill, S</b> OBP: 0.260, SLG: 0.179 (7, 4)	1-1 G6-3 1B ①			2-2 4-3 ②		1-2 L3-4-3 ②		0-2 F7 ③		3 0 1 0 0 0 1 1 0 0 0 0 0 1	
<b>Harold Baines, L</b> OBP: 0.379, SLG: 0.420 (1, 10) X	0-0 G6-3 1-2f ②			2-0 4-3 ③		3-3 K ③			0-0 BB 1B ③	4 0 1 0 0 1 1	
<b>Ivan Calderon, R</b> OBP: 0.309, SLG: 0.479 (1, 9) <b>Daryl Boston, L</b> OBP: 0.150, SLG: 0.250 (7, 8)			1-1 F8 ①		2-1 1-3 ①		0-1 F8 ①		1-2 L9 ①	3 0 0 0 0 0 0 1 0 0 0 0 0 1	
<b>Greg Walker, L</b> OBP: 0.286, SLG: 0.375 (1, 3) <b>Steve Lyons, L</b> (7, 3)			2-3 K ②		0-0 HR 1B ②		2-3 K ②		4-1 BB 1-2 BB ②	3 1 1 0 0 2 0 0 0 0 0 1 0 0	
<b>Carlton Fisk, R</b> OBP: 0.361, SLG: 0.581 (1, 2) <b>Mark Salas, L</b> OBP: 0.240, SLG: 0.400 (7, 2)			3-3 K ③		1-2 HR 1-H HR ③		1-0 L7 ③		1-1 F5 ②	3 1 1 2 0 1 0 1 0 0 0 0 0 2	
<b>Kenny Williams, R</b> OBP: 0.264, SLG: 0.400 (1, 5)				1-0 3-1 ①		0-0 F4 ②		0-1 1-6-3 ①	0-2 4-3 ③	4 0 0 0 0 0 2	
<b>Dan Pasqua, L</b> OBP: 0.319, SLG: 0.363 (1, 7)				3-3 K ②		4-2 BB ②		0-1 4-3 BLK 1B 1B ②		2 1 1 0 1 1 0	
<b>Fred Manrique, R</b> OBP: 0.296, SLG: 0.333 (1, 4) (7, 6)				1-2 1-3 ③		1-1 6-3 ③		1-2 4-3 ②		3 0 0 0 0 0 2	
<b>Inning Stats</b>	R: 0 E: 0 K: 0 S: 7 H: 1 LOB: 0 BB: 0 P: 10	R: 0 E: 0 K: 0 S: 9 H: 0 LOB: 0 BB: 0 P: 15	R: 0 E: 0 K: 1 S: 8 H: 0 LOB: 0 BB: 0 P: 13	R: 0 E: 0 K: 1 S: 7 H: 0 LOB: 0 BB: 0 P: 11	R: 2 E: 0 K: 0 S: 12 H: 2 LOB: 1 BB: 1 P: 20	R: 0 E: 0 K: 1 S: 14 H: 1 LOB: 0 BB: 0 P: 19	R: 0 E: 0 K: 1 S: 6 H: 0 LOB: 0 BB: 0 P: 9	R: 1 E: 0 K: 0 S: 12 H: 2 LOB: 1 BB: 0 P: 14	R: 0 E: 0 K: 0 S: 11 H: 1 LOB: 2 BB: 1 P: 17	1B: 6 2B: 1 3B: 0 HR: 1 SF: 0 SAC: 0 DP: 2 HBP: 0	WP: 0 PB: 0 SB: 0 CS: 0 PA: 34
<b>PITCHER</b> <b>Bruce Hurst, L</b> ERA: 2.86 (1, 1) <b>Dennis Lamp, R</b> ERA: 2.79 (8, 1) <b>Wes Gardner, R</b> ERA: 1.15 (9, 1)	IP 7.0 WLS W BF 24 H 4 R 2 ER 2 SO 6 BB 1 IBB 0 HBP 0 BLK 0 WP 0 HR 1 S 63 P 97 ERA 2.57 WHIP 0.714	IP 1.0 WLS 5 BF 2 H 1 R 1 ER 1 SO 0 BB 0 IBB 0 HBP 0 BLK 1 WP 0 HR 0 S 12 P 14 ERA 9.00 WHIP 2.000	IP 1.0 WLS 5 BF 1 H 0 R 0 ER 0 SO 0 BB 1 IBB 0 HBP 0 BLK 0 WP 0 HR 0 S 11 P 17 ERA 0.00 WHIP 2.000	<b>PITCHER</b> IP WLS BF H R ER SO BB IBB HBP BLK WP HR S P ERA WHIP							

**Chicago White Sox @ Boston Red Sox**  
Fenway Park, Boston, MA  
Thu May 05 1988, 7:05 PM EDT  
Att. 24,135 - Unknown - 62 F

livebaseballscorecards.com

AB	32
R	3
H	7
RBI	3
BB	2
SO	6
LOB	10



Batter	1	2	3	4	5	6	7	8	9
Marty Barrett, R OBP: 0.302, SLG: 0.330 (1, 4)	0-0 1-3 1B 2B	1-0 2-3 2B 1B	1-0 WP 2B 1B		2-1 6-3	2-1 1-3 1B		0-0 F7	
Jody Reed, R OBP: 0.290, SLG: 0.192 (1, 6)	4-2 1-3 1B BB	0-0 1-3 2B 2B	4-2 2-3 2B BB		0-0 5-3	2-1 L6		1-2 6-3	
Wade Boggs, L OBP: 0.450, SLG: 0.451 (1, 5) Ed Romero, R (8, 5)	2-1 1-3 1-2 2-3	0-0 2-H 3-H 2B	4-1 2B BB			4-2 BB 1B FC6-4 BB		1-0 L7	
Dwight Evans, R OBP: 0.333, SLG: 0.359 (1, 3)	0-0 F9 1B 1B	1-3 K	0-1 1-3 2B			2-1 FC6-4 2B 1B		1-0 HR 2B	
Mike Greenwell, L OBP: 0.468, SLG: 0.470 (1, 7)	0-1 FC6-4 1B	1-0 1-3	0-1 F8			4-0 FC6-4 1-2 2-3 BB		4-2 HR BB	
Jim Rice, R OBP: 0.286, SLG: 0.262 (1, 10)	1-0 F9 2-3		2-1 6-3	0-1 6-3		1-1 FC6-4 2B 1B		1-0 F8	
Todd Benzinger, S OBP: 0.333, SLG: 0.513 (1, 9)	2-0 FC6-4 1-2f		3-2 WP 1B 1B	1-2 G5-4-3 1B		1-1 1-3 3-H 2B		0-1 1-H 2-H HR	
John Marzano, R OBP: 0.148, SLG: 0.154 (1, 2)		0-0 1B SH1-3 2B 1B	1-1 1-H FC3-6 1B	1-0 G5-4-3 1-2f		2-3 K		0-0 6-3	
Brady Anderson, L OBP: 0.342, SLG: 0.308 (1, 8)		0-0 SH1-3 1-2	0-0 FC3-6 E 1B WP		2-2 1-3	0-0 1B 2-H 3-H 1B		1-0 F7	

Inning Stats	R: 2 E: 0 K: 10 S: 10	H: 3 LOB: 2 BB: 1 P: 19	R: 3 E: 0 K: 1 S: 9	H: 4 LOB: 1 BB: 0 P: 12	R: 4 E: 1 K: 0 S: 16	H: 4 LOB: 2 BB: 2 P: 31	R: 0 E: 0 K: 0 S: 7	H: 1 LOB: 0 BB: 0 P: 9	R: 0 E: 0 K: 0 S: 6	H: 0 LOB: 0 BB: 0 P: 10	R: 4 E: 0 K: 1 S: 17	H: 4 LOB: 2 BB: 2 P: 35	R: 3 E: 0 K: 0 S: 9	H: 2 LOB: 0 BB: 1 P: 16	R: 0 E: 0 K: 0 S: 5	H: 0 LOB: 0 BB: 0 P: 7
--------------	--------------------------------	----------------------------------	------------------------------	----------------------------------	-------------------------------	----------------------------------	------------------------------	---------------------------------	------------------------------	----------------------------------	-------------------------------	----------------------------------	------------------------------	----------------------------------	------------------------------	---------------------------------

PITCHER	IP	WLS	BF	H	R	ER	SO	BB	IBB	HBP	BLK	WP	HR	S	P	ERA	WHIP
Ricky Horton, L ERA: 4.3 (1, 1)	1.1	L	12	7	5	5	0	1	0	0	0	0	0	15	25	33.75	6.000
Jose Segura, R ERA: 18.0 (2, 1)	3.2		20	6	7	7	1	4	0	0	0	2	0	38	71	17.18	2.727
John Pawlowski, R ERA: 5.56 (6, 1)	2.0		12	5	4	4	1	1	0	0	0	0	1	21	36	18.00	3.000
Bobby Thigpen, R ERA: 3.79 (8, 1)	1.0		3	0	0	0	0	0	0	0	0	0	0	5	7	0.00	0.000


**BOTTOM**

**Chicago White Sox @ Boston Red Sox**  
Fenway Park, Boston, MA

Thu May 05 1988, 7:05 PM EDT  
Att: 24,135 - Unknown - 62 F

AB	R	H	RBI	BB	SO	LOB
6	3	4	0	0	0	0
4	3	1	1	2	0	2
3	1	1	2	2	0	2
0	0	0	0	0	0	0
5	2	4	4	0	1	1
3	1	1	0	2	0	3
5	1	0	1	0	0	6
5	3	4	4	0	0	2
5	1	2	1	0	1	3
4	1	1	2	0	0	1

AB	40
R	16
H	18
RBI	15
BB	6
SO	2
LOB	20



1B	2B	3B	HR	SF	SAC	DP	HBP	WP	PB	SB	CS	PA
11	6	0	1	0	1	0	0	2	0	0	0	47

WP	HR	S	P	ERA	WHIP
2	0	0	0		

Batter	1	2	3	4	5	6	7	8	9	AB R H RBI BB SO LOB	TOP	
Marty Barrett, R (1, 4) OBP: 0.292, SLG: 0.319	1-1 G5-3		1-2 F7		1-1 P3			1-0 F7		4 0 0 0 0 0 3		
Jody Reed, R (1, 6) OBP: 0.257, SLG: 0.167	2-2 F7		3-3 K			2-3 K		2-3 K		4 0 0 0 0 3 1		
Wade Boggs, L (1, 5) OBP: 0.443, SLG: 0.442	1-1 FC6-4 1B			3-2 G1-3		1-0 L3			0-0 F7	4 0 1 0 0 0 0		
Dwight Evans, R (1, 3) OBP: 0.330, SLG: 0.354	1-2 FC6-4			0-3 K		3-2 F8			2-2 1B 1B	4 0 1 0 0 1 1		
Mike Greenwell, L (1, 7) OBP: 0.460, SLG: 0.460			1-1 F7		0-0 F8		2-0 F8		1-2 1B	4 0 1 0 0 0 0		
Jim Rice, R (1, 10) OBP: 0.284, SLG: 0.262			3-3 K		0-1 G4-3		0-0 1B		0-3 K	4 0 1 0 0 2 2		
Todd Benzinger, S (1, 9) OBP: 0.304, SLG: 0.465			0-1 G5-3		0-1 F8		1-1 P4		3-2 F9	4 0 0 0 0 0 3		
John Marzano, R (1, 2) OBP: 0.167, SLG: 0.172			0-1 F7		0-0 1B 1B		0-0 G4-3			3 0 1 0 0 0 1		
Brady Anderson, L (1, 8) OBP: 0.354, SLG: 0.324			0-1 1B		3-1 1B			1-0 F8		3 0 2 0 0 0 0		
<b>Inning Stats</b>	R: 0 H: 1 E: 0 LOB: 1 K: 0 BB: 0 S: 10 P: 15	R: 0 H: 0 E: 0 LOB: 0 K: 1 BB: 0 S: 8 P: 12	R: 0 H: 1 E: 0 LOB: 1 K: 1 BB: 0 S: 10 P: 14	R: 0 H: 0 E: 0 LOB: 0 K: 1 BB: 0 S: 8 P: 11	R: 0 H: 2 E: 0 LOB: 2 K: 0 BB: 0 S: 9 P: 13	R: 0 H: 0 E: 0 LOB: 0 K: 1 BB: 0 S: 8 P: 14	R: 0 H: 1 E: 0 LOB: 1 K: 0 BB: 0 S: 5 P: 8	R: 0 H: 0 E: 0 LOB: 0 K: 1 BB: 0 S: 5 P: 9	R: 0 H: 2 E: 0 LOB: 2 K: 1 BB: 0 S: 17 P: 23	1B: 7 SF: 0 2B: 0 SAC: 0 3B: 0 DP: 0 HR: 0 HBP: 0	WP: 0 PA: 34 PB: 0 SB: 1 CS: 0	
<b>PITCHER</b> Frank Viola, L (1, 1) ERA: 2.61	IP WLS BF H R ER SO BB IBB HBP BLK WP HR S P ERA WHIP											
	9.0 W 34 7 0 0 6 0 0 0 0 0 0 0 80 119 0.00 0.778											

**Boston Red Sox @ Minnesota Twins**  
 Hubert H. Humphrey Metrodome, Minneapolis, MN

AB	34
R	0
H	7
RBI	0
BB	0
SO	6
LOB	11



Fri May 06 1988, 8:05 PM EDT  
 Att. 29,767 - Dome

[livebaseballscorecards.com](http://livebaseballscorecards.com)

Batter	1	2	3	4	5	6	7	8	9	AB R H RBI BB SO LOB
Dan Gladden, R OBP: 0.340, SLG: 0.433 (1, 7)	1-3 K		1-3 K		1-0 G6-3		1-2 SH3-4 1B			4 1 1 0 0 2 0
Tom Herr, S OBP: 0.377, SLG: 0.316 (1, 4)	1-0 G6-3			4-2 BLK S 1B BB	1-1 1B		0-0 SH3-4 1-2 2-3			2 1 1 0 1 0 0
Kirby Puckett, R OBP: 0.301, SLG: 0.370 (1, 8)	3-3 K			0-0 L8 1 SAFE	0-0 P6		1-1 1B 2-H 3-H			4 0 1 2 0 1 2
Kent Hrbek, L OBP: 0.370, SLG: 0.562 (1, 3)		2-2 BLK 1B		4-2 1B BLK 1-2 BLK BB		4-0 1B WP FC4-6 BB	2-2 1B			2 2 2 0 2 0 0
Gary Gaetti, R OBP: 0.333, SLG: 0.542 (1, 5)		2-3 K		1-1 BLK 1-3 2-H 1B		3-2 FC4-6 1B	3-3 K			4 0 2 1 0 2 3
Gene Larkin, S OBP: 0.329, SLG: 0.378 (1, 10)		1-0 F8		3-0 F9 1-2 3-H		0-3 K	1-1 G3			4 0 0 0 0 1 6
Randy Bush, L OBP: 0.443, SLG: 0.490 Mark Davidson, R OBP: 0.238, SLG: 0.381 (9, 9)		1-2 G4-3 1-2		4-0 IBB		0-2 FC4-6 1-2f 3-H		0-0 F7		3 0 0 1 1 0 2 0 0 0 0 0 0 0
Greg Gagne, R OBP: 0.272, SLG: 0.349 (1, 6)			1-3 K	1-3 K		3-2 G5-3		2-2 F7		4 0 0 0 0 2 3
Tim Laudner, R OBP: 0.315, SLG: 0.455 (1, 2)			3-1 F9		2-3 K		4-2 SH3-4 1B BB	1-1 P6		3 1 0 0 1 1 0

Inning Stats	R: 0	H: 0	E: 0	K: 2	S: 9	LOB: 0	BB: 0	P: 14
	R: 0	H: 1	E: 0	K: 1	S: 12	LOB: 1	BB: 0	P: 18
	R: 0	H: 0	E: 0	K: 2	S: 8	LOB: 0	BB: 0	P: 13
	R: 2	H: 1	E: 0	K: 1	S: 11	LOB: 2	BB: 3	P: 28
	R: 0	H: 1	E: 0	K: 1	S: 7	LOB: 1	BB: 0	P: 11
	R: 1	H: 1	E: 0	K: 1	S: 16	LOB: 1	BB: 1	P: 26
	R: 2	H: 3	E: 0	K: 1	S: 19	LOB: 2	BB: 1	P: 30
	R: 0	H: 0	E: 0	K: 0	S: 6	LOB: 0	BB: 0	P: 9

PITCHER	IP	WLS	BF	H	R	ER	SO	BB	IBB	HBP	BLK	WP	HR	S	P	ERA	WHIP
Jeff Sellers, R ERA: 3.41 (1, 1)	6.0	L	28	5	5	5	8	4	1	0	3	1	0	69	120	7.50	1.500
Dennis Lamp, R ERA: 2.31 (7, 1)	2.0		8	2	0	0	1	0	0	0	0	0	0	19	29	0.00	1.000

**BOTTOM**


**Boston Red Sox @ Minnesota Twins**  
 Hubert H. Humphrey Metrodome, Minneapolis, MN  
 Fri May 06 1988, 8:05 PM EDT  
 Att. 29,767 - Dome

[livebaseballscorecards.com](http://livebaseballscorecards.com)

<b>AB</b>	<b>30</b>
<b>R</b>	<b>5</b>
<b>H</b>	<b>7</b>
<b>RBI</b>	<b>4</b>
<b>BB</b>	<b>5</b>
<b>SO</b>	<b>9</b>
<b>LOB</b>	<b>16</b>



1B: 7	SF: 0	WP: 1	PA: 36
2B: 0	SAC: 1	PB: 0	
3B: 0	DP: 0	SB: 1	
HR: 0	HBP: 0	CS: 0	

Batter	1	2	3	4	5	6	7	8	9	AB R H RBI BB SO LOB	TOP
Brady Anderson, L (1, 8) OBP: 0.337, SLG: 0.306	1-0 L7		2-3 K	1-0 F8			3-1 F8			4 0 0 0 0 1 4	
Marty Barrett, R (1, 4) OBP: 0.315, SLG: 0.336	0-0 G4-6-3 1B		1-2 FC4-6 1B		1-1 1B		1-0 CS HBP			3 0 3 1 0 0 0	
Wade Boggs, L (1, 5) OBP: 0.429, SLG: 0.424	1-2 G4-6-3 1-2f		0-0 FC4-6 1-2f		0-2 F8		1-0 F7 1-2			4 0 0 0 0 0 4	
Dwight Evans, R (1, 3) OBP: 0.327, SLG: 0.350		0-0 P2		0-0 BB 1B		0-0 P6		2-1 P5		4 1 1 0 0 0 1	
Mike Greenwell, L (1, 7) OBP: 0.462, SLG: 0.449		4-2 BB		4-1 BB 1B 1-2 BB		0-1 L8		0-0 G4-3		2 0 0 0 2 0 1	
Sam Horn, L (1, 10) OBP: 0.206, SLG: 0.161		3-2 F8		1-3 K		0-2 G5-3		0-3 K		4 0 0 0 0 2 3	
Todd Benzinger, S (1, 9) OBP: 0.300, SLG: 0.447		1-0 G4-3		1-1 BB 1B 1-2 2-H		0-0 G4-3			2-3 K	4 0 1 1 0 1 1	AB 32 R 2 H 7 RBI 2 BB 3 SO 6 LOB 17
Rick Cerone, R (1, 2) OBP: 0.439, SLG: 0.510			1-2 G5-3	2-3 K		0-1 1B		0-3 K		4 0 1 0 0 2 2	
Jody Reed, R (1, 6) OBP: 0.289, SLG: 0.250			1-1 BB 1B 3B	4-0 BB		2-1 L6		1-2 G6-3		2 1 1 0 1 0 1 1 0 0 0 0 0 0	
Jim Rice, R (9, PH) OBP: 0.282, SLG: 0.259				1-2 2-3 BB							
<b>Inning Stats</b>	R: 0 H: 1 E: 0 LOB: 0 K: 0 BB: 0 S: 8 P: 10	R: 0 H: 0 E: 0 LOB: 1 K: 0 BB: 1 S: 7 P: 15	R: 1 H: 2 E: 0 LOB: 1 K: 1 BB: 0 S: 12 P: 17	R: 1 H: 2 E: 0 LOB: 3 K: 2 BB: 2 S: 11 P: 24	R: 0 H: 1 E: 0 LOB: 1 K: 0 BB: 0 S: 8 P: 9	R: 0 H: 1 E: 0 LOB: 1 K: 0 BB: 0 S: 8 P: 10	R: 0 H: 0 E: 0 LOB: 0 K: 0 BB: 0 S: 3 P: 8	R: 0 H: 0 E: 0 LOB: 0 K: 1 BB: 0 S: 6 P: 8	R: 0 H: 0 E: 0 LOB: 0 K: 2 BB: 0 S: 10 P: 13	1B: 6 SF: 0 2B: 0 SAC: 0 3B: 1 DP: 1 HR: 0 HBP: 1	WP: 0 PA: 36 PB: 0 SB: 0 CS: 1
<b>PITCHER</b> Bert Blyleven, R (1, 1) ERA: 5.36	IP WLS BF H R ER SO BB IBB HBP BLK WP HR S P ERA WHIP										
											<b>PITCHER</b> IP WLS BF H R ER SO BB IBB HBP BLK WP HR S P ERA WHIP

**Boston Red Sox @ Minnesota Twins**  
Hubert H. Humphrey Metrodome, Minneapolis, MN  
Sat May 07 1988, 4:33 AM EDT  
Att: 33,416 - Dome - 70 F

[livebaseballscorecards.com](http://livebaseballscorecards.com)

Batter	1	2	3	4	5	6	7	8	9	AB	R	H	RBI	BB	SO	LOB
Dan Gladden, R OBP: 0.345, SLG: 0.455 (1, 7)	0-0 HR 2B		1-3 K		0-0 F8	1-0 2B				4	1	2	2	0	1	0
Tom Herr, S OBP: 0.381, SLG: 0.317 (1, 4)	1-1 F9		1-2 E S 1B		4-0 1B BB	1-2 L7				3	0	1	0	1	0	2
Kirby Puckett, R OBP: 0.299, SLG: 0.366 (1, 8)	0-3 K		2-1 P4		0-0 1B					4	0	1	0	0	2	2
Kent Hrbek, L OBP: 0.375, SLG: 0.587 (1, 10)	0-0 2-H HR			4-2 WP BB	0-1 G6-3					3	1	1	2	1	0	2
Gary Gaetti, R OBP: 0.321, SLG: 0.520 (1, 5)	1-3 K		1-3	2-0 P3		0-0 G5-3				4	0	0	0	0	2	1
Gene Larkin, S OBP: 0.326, SLG: 0.385 (1, 3)		0-2 G3-1		3-2 F7		0-0 2B 2B				4	1	1	0	0	0	1
Randy Bush, L OBP: 0.462, SLG: 0.519 (1, 9)		3-2 P3		4-0 IBB		0-0 F9 2B 2B				3	1	2	1	1	0	0
Mark Davidson, R OBP: 0.238, SLG: 0.381 (8, PR)						2-H 2B 1B				0	0	0	0	0	0	0
Greg Gagne, R OBP: 0.271, SLG: 0.337 (1, 6)		1-3 K		0-0 G6-3		4-2 2B BB				3	1	0	0	1	1	3
Tom Nieto, R OBP: 0.080, SLG: 0.042 (1, 2)			1-3 K		1-0 G3-1	0-0 F9				3	0	0	0	0	1	2

Inning Stats	R: 2	H: 2	E: 0	K: 2	S: 12	LOB: 0	BB: 0	P: 14	R: 0	H: 0	E: 0	K: 1	S: 9	LOB: 0	BB: 0	P: 13	R: 0	H: 1	E: 0	K: 2	S: 12	LOB: 1	BB: 0	P: 17	R: 0	H: 0	E: 0	K: 0	S: 8	LOB: 2	BB: 2	P: 21	R: 0	H: 1	E: 0	K: 0	S: 5	LOB: 2	BB: 1	P: 10	R: 3	H: 3	E: 0	K: 2	S: 10	LOB: 1	BB: 1	P: 16	R: 0	H: 0	E: 0	K: 2	S: 8	LOB: 0	BB: 0	P: 15	R: 0	H: 1	E: 0	K: 0	S: 11	LOB: 1	BB: 0	P: 18
--------------	------	------	------	------	-------	--------	-------	-------	------	------	------	------	------	--------	-------	-------	------	------	------	------	-------	--------	-------	-------	------	------	------	------	------	--------	-------	-------	------	------	------	------	------	--------	-------	-------	------	------	------	------	-------	--------	-------	-------	------	------	------	------	------	--------	-------	-------	------	------	------	------	-------	--------	-------	-------

PITCHER	IP	WLS	BF	H	R	ER	SO	BB	IBB	HBP	BLK	WP	HR	S	P	ERA	WHIP
Steve Ellsworth, R ERA: 4.76 (1, 1)	5.2	L	28	7	5	5	5	3	1	0	0	1	1	53	87	7.94	1.765
Mike Smithson, R ERA: 5.59 (6, 1)	2.1		7	1	0	0	2	0	0	0	0	0	0	22	37	0.00	0.429

**BOTTOM**

**Boston Red Sox @ Minnesota Twins**  
Hubert H. Humphrey Metrodome, Minneapolis, MN


Sat May 07 1988, 4:33 AM EDT  
Att: 33,416 - Dome - 70 F

livebaseballscorecards.com

AB	31
R	5
H	8
RBI	5
BB	4
SO	7
LOB	13



1B:	3	SF:	0	WP:	1	PA:	35
2B:	4	SAC:	0	PB:	0		
3B:	0	DP:	0	SB:	2		
HR:	1	HBP:	0	CS:	0		

Batter	1	2	3	4	5	6	7	8	9	AB R H RBI BB SO LOB	TOP																									
Ellis Burks, R (1, 8) OBP: 0.500, SLG: 0.684	1-1 S 1B 1B	2-2 P4		0-0 E 1B 1B		1-2 1-H HR		1-2 F8		5 3 3 3 0 0 2																										
Marty Barrett, R (1, 4) OBP: 0.326, SLG: 0.342	1-1 P3		0-0 1B 1B	2-1 1-H 2-H 1B		4-1 3B BB		2-2 G1-3		4 1 2 2 1 0 1																										
Wade Boggs, L (1, 5) OBP: 0.435, SLG: 0.452	2-2 S 1B 1B		0-1 G4-6-3 1B	2-2 F7		2-2 1-H SF8 3B		3-2 G3		5 2 3 1 0 0 1																										
Dwight Evans, R (1, 3) OBP: 0.331, SLG: 0.385	3-2 G4-6-3 1-H 2-H 1B		0-1 L8		3-0 HR	1-1 SF8			3-3 K	4 1 2 4 0 1 2																										
Mike Greenwell, L (1, 7) OBP: 0.443, SLG: 0.426	0-1 G4-6-3 1-2f		0-0 G4-6-3 1-2f		0-1 G3	1-1 L4			0-0 F7	5 0 0 0 0 0 3																										
Jim Rice, R (1, 10) OBP: 0.279, SLG: 0.250		0-0 L7		0-1 G4-3	4-1 E9 BB	1-3 K			3-2 G6-3	4 0 0 0 1 1 0																										
Rick Cerone, R (1, 2) OBP: 0.443, SLG: 0.500		1-1 G5-3 HBP		0-1 FC6-4 1B 1B	1-1 E9 1-3		2-3 K			3 1 1 0 0 1 1	AB 37 R 10 H 13 RBI 10 BB 3 SO 3 LOB 14																									
Jody Reed, R (1, 6) OBP: 0.286, SLG: 0.250		0-2 G5-3		3-2 FC6-4 1B	3-1 F7		3-2 F9			4 0 1 0 0 0 2																										
Brady Anderson, L (1, 9) OBP: 0.345, SLG: 0.307		4-0 BB		1-2 FC6-4 E 1B 1-2f 2-3		0-1 HR 1B	1-0 P3			3 2 1 0 1 0 2																										
Inning Stats	R: 2 E: 0 K: 0 S: 17	H: 3 LOB: 0 BB: 0 P: 23	R: 0 E: 0 K: 0 S: 9	H: 0 LOB: 2 BB: 1 P: 16	R: 0 E: 0 K: 0 S: 6	H: 2 LOB: 1 BB: 0 P: 6	R: 3 E: 1 K: 0 S: 18	H: 4 LOB: 1 BB: 0 P: 26	R: 1 E: 1 K: 0 S: 8	H: 1 LOB: 1 BB: 1 P: 19	R: 4 E: 0 K: 1 S: 18	H: 3 LOB: 0 BB: 1 P: 28	R: 0 E: 0 K: 1 S: 8	H: 0 LOB: 0 BB: 0 P: 14	R: 0 E: 0 K: 0 S: 9	H: 0 LOB: 0 BB: 0 P: 15	R: 0 E: 0 K: 1 S: 11	H: 0 LOB: 0 BB: 0 P: 17	1B: 10 2B: 0 3B: 1 HR: 2	SF: 1 SAC: 0 DP: 2 HBP: 1	WP: 0 PB: 0 SB: 2 CS: 0	PA: 42														
PITCHER	IP WLS BF H R ER SO BB IBB HBP BLK WP HR S P ERA WHIP																																			
Allan Anderson, L (1, 1) ERA: 3.0	3.2		18	7	4	4	0	1	0	1	0	0	0	43	60	9.82	2.182																			
Mark Portugal, R (4, 1) ERA: 3.0	1.1		8	3	2	1	0	1	0	0	0	0	1	15	30	6.75	3.000																			
Mike Mason, L (6, 1) ERA: 10.8	0.0	L	4	3	4	4	0	1	0	0	0	0	1	10	17	∞	∞																			
Keith Atherton, R (6, 1) ERA: 1.4	4.0		12	0	0	0	3	0	0	0	0	0	0	36	57	0.00	0.000																			

**Boston Red Sox @ Minnesota Twins**  
 Hubert H. Humphrey Metrodome, Minneapolis, MN  
 Sun May 08 1988, 4:33 AM EDT  
 Att. 28,896 - Dome - 70 F

[livebaseballscorecards.com](http://livebaseballscorecards.com)



Batter	1	2	3	4	5	6	7	8	9	AB	R	H	RBI	BB	SO	LOB
Dan Gladden, R OBP: 0.330, SLG: 0.434 (1, 7)	1-1 E6 G5-3 1B	1-0 G4-3		2-2 G3-1		1-3 K		1-2 F9		5	1	0	0	0	1	2
Tom Herr, S OBP: 0.382, SLG: 0.308 (1, 4)	0-0 L8	4-2 BB		0-0 G4-3		4-0 BB			3-2 G4-3	3	0	0	0	2	0	1
Kirby Puckett, R OBP: 0.303, SLG: 0.393 (1, 8)	0-0 G5-3	0-0 F9			0-0 HR	2-0 F8			0-0 1B	5	1	2	1	0	0	4
Kent Hrbek, L OBP: 0.385, SLG: 0.615 (1, 3)	4-2 1B BB		1-0 HR 1B		0-0 HR		0-0 G1-3		3-2 F7	4	3	2	1	1	0	1
Gary Gaetti, R OBP: 0.325, SLG: 0.510 (1, 5)	2-2 BLK 1B		1-1 L7		1-1 F7	4-2 G4-6-3 BB			1-2 P4	4	0	1	1	1	0	2
Gene Larkin, S OBP: 0.323, SLG: 0.378 (1, 10)	0-1 BLK 1B		2-1 F7		3-2 L9	2-2 G4-6-3				4	0	1	1	0	0	2
Randy Bush, L OBP: 0.464, SLG: 0.564 (1, 9)	4-0 1-2 2-3 IBB		0-1 1-H HR		2-2 G4-3		1-1 G5-3			3	1	1	2	1	0	0
Tim Laudner, R OBP: 0.325, SLG: 0.471 (1, 2)	1-0 F7		2-2 P6			1-0 BB 1B	0-2 2B			4	0	2	0	0	0	3
Greg Gagne, R OBP: 0.263, SLG: 0.326 (1, 6)		2-2 P3		2-3 K		1-3 K		0-3 K		3	0	0	0	0	2	1
Al Newman, S OBP: 0.250, SLG: 0.182 (8, PH) (9, 6)										1	0	0	0	0	1	1

Inning Stats	R: 2	H: 2	E: 1	K: 0	S: 13	LOB: 3	BB: 2	P: 25	R: 0	H: 0	E: 0	K: 0	S: 10	LOB: 1	BB: 1	P: 17	R: 2	H: 2	E: 0	K: 0	S: 11	LOB: 0	BB: 0	P: 17	R: 0	H: 0	E: 0	K: 1	S: 8	LOB: 0	BB: 0	P: 12	R: 2	H: 2	E: 0	K: 0	S: 11	LOB: 0	BB: 0	P: 17	R: 0	H: 1	E: 0	K: 2	S: 8	LOB: 2	BB: 1	P: 17	R: 0	H: 0	E: 0	K: 0	S: 7	LOB: 0	BB: 1	P: 13	R: 0	H: 1	E: 0	K: 1	S: 11	LOB: 1	BB: 0	P: 13	R: 0	H: 1	E: 0	K: 0	S: 11	LOB: 1	BB: 0	P: 18	1B: 5	SF: 0	2B: 1	SAC: 0	3B: 0	DP: 1	HR: 3	HBP: 0	WP: 0	PA: 41
PITCHER	IP	WLS	BF	H	R	ER	SO	BB	IBB	HBP	BLK	WP	HR	S	P	ERA	WHIP																																																																	
Oil Can Boyd, R ERA: 4.63 (1, 1)	5.0		25	6	6	4	1	2	1	0	1	0	0	53	88	7.20	1.600																																																																	
Wes Gardner, R ERA: 0.96 (6, 1)	3.0		12	2	0	0	3	2	0	0	0	0	0	26	43	0.00	1.333																																																																	
Lee Smith, R ERA: 0.71 (9, 1)	1.0		4	1	0	0	0	0	0	0	0	0	0	11	18	0.00	1.000																																																																	

BOTTOM

Boston Red Sox @ Minnesota Twins  
 Hubert H. Humphrey Metrodome, Minneapolis, MN  
 Sun May 08 1988, 4:33 AM EDT  
 Att. 28,896 - Dome - 70 F

livebaseballscorecards.com

AB	36
R	6
H	9
RBI	6
BB	5
SO	4
LOB	17



Batter	1	2	3	4	5	6	7	8	9	AB R H RBI BB SO LOB	TOP	
Ellis Burks, R (1, 8) OBP: 0.466, SLG: 0.629	1-2 F9		2-3 K		0-0 5-3		3-2 3-1		1-2 F7	5 0 0 0 0 1 6		
Marty Barrett, R (1, 4) OBP: 0.328, SLG: 0.347	1-3 K		1-1 F8			1-1 E3 3B		2-2 G3 2B	1-1 HBP	4 1 1 1 0 1 1		
Wade Boggs, L (1, 5) OBP: 0.419, SLG: 0.431	2-0 G4-3		2-2 6-3			0-0 L8		2-2 F7	1-1 F8	5 0 0 0 0 0 6		
Dwight Evans, R (1, 3) OBP: 0.320, SLG: 0.370		2-2 L6			0-0 5-3	1-1 F9		1-0 G3		4 0 0 0 0 0 2		
Mike Greenwell, L (1, 7) OBP: 0.437, SLG: 0.439		1-0 F7			2-2 G3	1-1 F9 3B		3-2 F9		4 0 1 1 0 0 1		
Sam Horn, L (1, 10) OBP: 0.211, SLG: 0.147		4-1 PB 1B BB			0-0 1-3	0-2 4-3			1-0 L3	3 0 0 0 1 0 1		
Rick Cerone, R (1, 2) OBP: 0.446, SLG: 0.491		1-1 PB 1B			0-0 G5-3		0-0 L4		4-2 1B HBP 1B BB	3 1 1 0 1 0 0		
Jody Reed, R (1, 6) OBP: 0.326, SLG: 0.300		1-1 6-3			2-0 4-3 PB 1B		2-2 WP S 1B		1-2 HBP 1B 1B	4 0 3 0 0 0 2		
Brady Anderson, L (1, 9) OBP: 0.352, SLG: 0.308			4-1 S BB		1-2 4-3		2-3 K		2-1 HBP 1B	3 0 1 0 1 1 2		
<b>Inning Stats</b>	R: 0 E: 0 K: 1 S: 7 H: 0 LOB: 0 BB: 0 P: 11	R: 0 E: 0 K: 0 S: 12 H: 1 LOB: 2 BB: 1 P: 21	R: 0 E: 0 K: 1 S: 9 H: 0 LOB: 1 BB: 1 P: 18	R: 0 E: 0 K: 0 S: 5 H: 0 LOB: 0 BB: 0 P: 7	R: 0 E: 0 K: 0 S: 6 H: 1 LOB: 1 BB: 0 P: 9	R: 1 E: 1 K: 0 S: 9 H: 1 LOB: 1 BB: 0 P: 14	R: 0 E: 0 K: 1 S: 11 H: 1 LOB: 1 BB: 0 P: 17	R: 0 E: 0 K: 0 S: 11 H: 1 LOB: 1 BB: 0 P: 19	R: 1 E: 0 K: 0 S: 17 H: 2 LOB: 3 BB: 1 P: 28	1B: 5 2B: 1 3B: 1 HR: 0 SF: 0 SAC: 0 DP: 0 HBP: 1	WP: 1 PB: 2 SB: 2 CS: 0 PA: 39	
<b>PITCHER</b>	IP WLS BF H R ER SO BB IBB HBP BLK WP HR S P ERA WHIP											
Mark Gubicza, R (1, 1) ERA: 3.31	8.1 L 36 7 2 1 3 3 0 0 0 1 0 81 135 1.08 1.200											
Gene Garber, R (9, 1) ERA: 1.69	0.2 3 0 0 0 0 0 0 0 1 0 0 0 6 9 0.00 0.000											

**Boston Red Sox @ Kansas City Royals**  
**Royals Stadium, Kansas City, MO**  
 Mon May 09 1988, 8:05 PM EDT  
 Att. 24,806 - Unknown - 70 F

[livebaseballscorecards.com](http://livebaseballscorecards.com)

AB	35
R	2
H	7
RBI	2
BB	3
SO	3
LOB	21



Batter	1	2	3	4	5	6	7	8	9	AB R H RBI BB SO LOB
Willie Wilson, S OBP: 0.287, SLG: 0.341 (1, 8)	3-3 K		2-2 F7			0-0 B5-3			1-2 S 1B	4 0 1 0 0 1 0
Kevin Seitzer, R OBP: 0.383, SLG: 0.400 (1, 5)	3-2 F9 1B		3-3 K			0-2 4-3			2-3 K	4 0 1 0 0 2 1
George Brett, L OBP: 0.415, SLG: 0.574 (1, 10)	1-1 SAFE 1-2 1B				1-1 G4-3				4-2 BB 1-2	3 0 1 0 1 1 0
Danny Tartabull, R OBP: 0.400, SLG: 0.516 (1, 9)	0-1 F9				0-3 K				0-1 L9	4 0 0 0 0 1 4
Mike Macfarlane, R OBP: 0.373, SLG: 0.362 (1, 2)	1-3 K				2-2 P3				2-3 K	3 0 0 0 0 2 2
Bo Jackson, R OBP: 0.291, SLG: 0.476 (1, 7)		2-3 K				3-2 4-3			0-3 K	3 0 0 0 0 2 0
Frank White, R OBP: 0.209, SLG: 0.261 (1, 4)		2-3 K				0-0 4-3			0-3 K	3 0 0 0 0 2 0
Steve Balboni, R OBP: 0.140, SLG: 0.214 (1, 3)		0-3 K				0-3 K			1-3 K	3 0 0 0 0 3 0
Kurt Stillwell, S OBP: 0.294, SLG: 0.412 (1, 6)			3-3 K			0-0 P5			1-3 K	3 0 0 0 0 2 0

Inning Stats	R: 0	H: 2	E: 0	K: 2	S: 15	LOB: 2	BB: 0	P: 23	R: 0	H: 0	E: 0	K: 3	S: 9	LOB: 0	BB: 0	P: 13	R: 0	H: 0	E: 0	K: 2	S: 12	LOB: 0	BB: 0	P: 20	R: 0	H: 0	E: 0	K: 1	S: 8	LOB: 0	BB: 0	P: 11	R: 0	H: 0	E: 0	K: 1	S: 8	LOB: 0	BB: 0	P: 11	R: 0	H: 0	E: 0	K: 0	S: 5	LOB: 0	BB: 0	P: 5	R: 0	H: 0	E: 0	K: 2	S: 8	LOB: 0	BB: 0	P: 13	R: 0	H: 0	E: 0	K: 3	S: 9	LOB: 0	BB: 0	P: 10	R: 0	H: 1	E: 0	K: 2	S: 18	LOB: 2	BB: 1	P: 26	1B: 3	2B: 0	3B: 0	HR: 0	SF: 0	SAC: 0	DP: 0	HBP: 0
--------------	------	------	------	------	-------	--------	-------	-------	------	------	------	------	------	--------	-------	-------	------	------	------	------	-------	--------	-------	-------	------	------	------	------	------	--------	-------	-------	------	------	------	------	------	--------	-------	-------	------	------	------	------	------	--------	-------	------	------	------	------	------	------	--------	-------	-------	------	------	------	------	------	--------	-------	-------	------	------	------	------	-------	--------	-------	-------	-------	-------	-------	-------	-------	--------	-------	--------

PITCHER	IP	WLS	BF	H	R	ER	SO	BB	IBB	HBP	BLK	WP	HR	S	P	ERA	WHIP
Roger Clemens, R ERA: 2.01 (1, 1)	9.0	W	31	3	0	0	16	1	0	0	0	0	0	92	132	0.00	0.444

**BOTTOM**

**Boston Red Sox @ Kansas City Royals**  
**Royals Stadium, Kansas City, MO**

Mon May 09 1988, 8:05 PM EDT  
 Att: 24,806 - Unknown - 70 F

livebaseballscorecards.com

AB	30
R	0
H	3
RBI	0
BB	1
SO	16
LOB	7



PITCHER	IP	WLS	BF	H	R	ER	SO	BB	IBB	HBP	BLK	WP	HR	S	P	ERA	WHIP
---------	----	-----	----	---	---	----	----	----	-----	-----	-----	----	----	---	---	-----	------

Batter	1	2	3	4	5	6	7	8	9	AB R H RBI BB SO LOB	TOP
Ellis Burks, R (1, 8) OBP: 0.468, SLG: 0.631	2-1 SH3 6-3 2B	2-3 K			1-0 F9		4-1 1B BB			3 1 1 0 1 1 1	<b>Boston Red Sox @ Kansas City Royals</b> Royals Stadium, Kansas City, MO Tue May 10 1988, 8:05 PM EDT Att. 21,645 - Unknown - 73 F <a href="http://livebaseballscorecards.com">livebaseballscorecards.com</a>
Marty Barrett, R (1, 4) OBP: 0.336, SLG: 0.354	0-0 SH3				1-2 F7		0-1 1B			3 0 2 0 0 0 0	
Wade Boggs, L (1, 5) OBP: 0.406, SLG: 0.416	1-2 6-3				1-0 F9		2-0 P6			4 0 0 1 0 0 3	
Dwight Evans, R (1, 3) OBP: 0.325, SLG: 0.369	3-H 4-2 BB				0-0 F7		1-1 1B 1B			3 0 1 0 1 0 1	
Mike Greenwell, L (1, 7) OBP: 0.431, SLG: 0.431	2-2 1-3				0-0 P5		0-3 K			4 0 1 0 0 1 3	
Jim Rice, R (1, 10) OBP: 0.286, SLG: 0.267					2-0 F9 2B		2-0 1B			4 1 2 0 0 0 1	
Rick Cerone, R (1, 2) OBP: 0.420, SLG: 0.458					2-2 P2		2-3 K			4 0 0 0 0 1 3	
Jody Reed, R (1, 6) OBP: 0.327, SLG: 0.326					1-0 F8		0-2 F8			3 0 1 1 0 0 0	
Sam Horn, L (9, PH) OBP: 0.205, SLG: 0.143					2-H 2B					1 0 0 0 0 1 0	
Brady Anderson, L (1, 9) OBP: 0.337, SLG: 0.293					2-3 K		2-3 K			4 0 0 0 0 3 1	
<b>Inning Stats</b>	R: 1 H: 1 E: 0 LOB: 1 K: 0 BB: 1 S: 12 P: 21	R: 1 H: 2 E: 0 LOB: 1 K: 2 BB: 0 S: 12 P: 19	R: 0 H: 1 E: 0 LOB: 1 K: 0 BB: 0 S: 5 P: 7	R: 0 H: 0 E: 0 LOB: 0 K: 0 BB: 0 S: 5 P: 10	R: 0 H: 0 E: 0 LOB: 0 K: 0 BB: 0 S: 6 P: 10	R: 0 H: 2 E: 0 LOB: 2 K: 2 BB: 0 S: 12 P: 17	R: 0 H: 1 E: 0 LOB: 2 K: 1 BB: 1 S: 11 P: 19	R: 0 H: 1 E: 0 LOB: 0 K: 0 BB: 0 S: 4 P: 5	R: 0 H: 0 E: 0 LOB: 0 K: 2 BB: 0 S: 8 P: 10	1B: 5 SF: 0 2B: 3 SAC: 1 3B: 0 DP: 1 HR: 0 HBP: 0	WP: 0 PA: 36 PB: 0 SB: 0 CS: 0
<b>PITCHER</b>	IP WLS BF H R ER SO BB IBB HBP BLK WP HR S P ERA WHIP										
Floyd Bannister, L (1, 1) ERA: 3.08	7.0 W 30 7 2 2 5 2 0 0 0 0 0 0 63 103 2.57 1.286										
Steve Farr, R (8, 1) ERA: 3.93	2.0 6 1 0 0 2 0 0 0 0 0 0 0 12 15 0.00 0.500										

**Boston Red Sox @ Kansas City Royals**  
 Royals Stadium, Kansas City, MO  
 Tue May 10 1988, 8:05 PM EDT  
 Att. 21,645 - Unknown - 73 F

**AB 33**  
**R 2**  
**H 8**  
**RBI 2**  
**BB 2**  
**SO 7**  
**LOB 13**



Batter	1	2	3	4	5	6	7	8	9	AB	R	H	RBI	BB	SO	LOB
Willie Wilson, S OBP: 0.299, SLG: 0.359 Thad Bosley, L OBP: 0.250, SLG: 0.190	0-1 1-6-3 1B	3-2 6-3		0-1 FC6-5		0-1 G4-6-3 1B	1-2 1B			5	1	3	0	0	0	3
Kevin Seitzer, R OBP: 0.376, SLG: 0.391	1-3 K		0-0 4-3		2-2 E BB 1B	2-0 G4-6-3	1-2 F9			5	1	1	0	0	1	3
George Brett, L OBP: 0.414, SLG: 0.563	1-1 1-6-3		2-0 F9		4-1 1B E BB 1B	0-1 1B		3-2 4-3		4	1	1	0	1	0	1
Danny Tartabull, R OBP: 0.400, SLG: 0.520	2-2 2B		1-3 K		0-1 E5 1B	1-2 P4		1-1 1B		5	0	2	1	0	1	3
Frank White, R OBP: 0.217, SLG: 0.276	0-0 1-3 2B			3-1 P3	0-0 1B		2-1 4-3	0-2 6-3		5	0	2	1	0	0	1
Bo Jackson, R OBP: 0.313, SLG: 0.491	2-2 5-3			2-2 1B 2B 1B	2-1 1B		0-0 2B 1B	0-2 2B 1B		5	2	4	1	0	0	2
Mike Macfarlane, R OBP: 0.375, SLG: 0.381		2-2 6-3		1-0 2B 1B	1-1 P5		2-2 1H HR 2B	0-1 F7		5	1	2	1	0	0	5
Steve Balboni, R OBP: 0.191, SLG: 0.348		3-2 1B		0-2 FC6-5 2B	0-3 K		0-0 HR			4	1	3	3	0	1	3
Kurt Stillwell, S OBP: 0.283, SLG: 0.396		0-1 L8		3-2 G3	2-0 6-3		0-1 4-3			4	0	0	0	0	0	6

Inning Stats	R: 1	H: 3	E: 0	K: 1	S: 14	H: 3	LOB: 2	BB: 0	P: 20	R: 0	H: 1	E: 0	K: 0	S: 14	H: 0	LOB: 0	BB: 0	P: 9	R: 0	H: 3	E: 1	K: 1	S: 15	H: 2	LOB: 1	BB: 0	P: 11	R: 3	H: 4	E: 0	K: 0	S: 19	H: 2	LOB: 2	BB: 0	P: 19	

PITCHER	IP	WLS	BF	H	R	ER	SO	BB	IBB	HBP	BLK	WP	HR	S	P	ERA	WHIP
Bruce Hurst, L ERA: 3.4	(1, 1)	6.1	34	14	6	5	3	1	0	0	0	0	0	82	123	7.11	2.368
Wes Gardner, R ERA: 1.4	(7, 1)	0.2	4	2	1	1	0	0	0	0	0	0	1	11	13	13.50	3.000
Lee Smith, R ERA: 0.66	(8, 1)	1.0	5	2	0	0	0	0	0	0	0	0	0	15	19	0.00	2.000


**BOTTOM**

**Boston Red Sox @ Kansas City Royals**  
**Royals Stadium, Kansas City, MO**

Tue May 10 1988, 8:05 PM EDT  
 Att: 21,645 - Unknown - 73 F

AB	42
R	7
H	18
RBI	7
BB	1
SO	3
LOB	27

livebaseballscorecards.com



WP	PA	ERA	WHIP
0	43		

Batter	1	2	3	4	5	6	7	8	9	AB R H RBI BB SO LOB	TOP	
Mike Kingery, L (1, 9) OBP: 0.354, SLG: 0.328	3-3 K		1-2 6-3		0-2 HR		0-0 F7		4-1 BB	4 1 1 1 1 1 2		
Mickey Brantley, R (1, 7) OBP: 0.297, SLG: 0.524	2-1 1-3			0-1 1B G6-4-3	2-1 HR		1-1 F8		0-1 F7	5 2 2 2 0 0 2		
Henry Cotto, R (1, 8) OBP: 0.402, SLG: 0.473	3-1 F8			1-1 1B G6-4-3	0-0 F2			0-0 F3		4 0 1 0 0 0 0		
Alvin Davis, L (1, 3) OBP: 0.447, SLG: 0.609		2-0 1B FC1-6		0-0 1-2f 3-H G6-4-3		1-0 F9		2-1 HR		4 1 2 1 0 0 1		
Ken Phelps, L (1, 10) OBP: 0.421, SLG: 0.620		1-2 1B FC1-6		2-0 HR		2-1 5-3		3-2 F8		4 1 1 1 0 0 1		
Jim Presley, R (1, 5) OBP: 0.265, SLG: 0.378		1-0 1B		1-1 F7		1-2 HR		0-1 5-3		4 1 2 1 0 0 0		
Dave Valle, R (1, 2) OBP: 0.243, SLG: 0.344		1-2 F9			1-0 G6-3	3-1 1-3			0-1 HR	4 1 1 1 0 0 1		
Rey Quinones, R (1, 6) OBP: 0.322, SLG: 0.440			1-1 3B 6-3		2-0 1B 2B		1-1 6-3		0-2 1-3	4 1 2 0 0 0 0		
Harold Reynolds, S (1, 4) OBP: 0.275, SLG: 0.384			0-0 1-3		1-3 K		2-2 E3		1-2 6-3	4 0 0 0 0 1 2		
<b>Inning Stats</b>	R: 0 E: 0 K: 1 S: 7 H: 0 LOB: 0 BB: 0 P: 15	R: 0 E: 0 K: 0 S: 8 H: 2 LOB: 1 BB: 0 P: 13	R: 0 E: 0 K: 0 S: 6 H: 1 LOB: 0 BB: 0 P: 8	R: 2 E: 0 K: 0 S: 8 H: 3 LOB: 0 BB: 0 P: 12	R: 3 E: 0 K: 1 S: 12 H: 3 LOB: 0 BB: 0 P: 18	R: 1 E: 0 K: 0 S: 8 H: 1 LOB: 0 BB: 0 P: 15	R: 0 E: 1 K: 0 S: 8 H: 0 LOB: 1 BB: 0 P: 12	R: 1 E: 0 K: 0 S: 11 H: 1 LOB: 0 BB: 0 P: 16	R: 1 E: 0 K: 0 S: 12 H: 1 LOB: 1 BB: 1 P: 17	1B: 4 2B: 2 3B: 1 HR: 5 SF: 0 SAC: 0 DP: 1 HBP: 0	WP: 0 PB: 0 SB: 0 CS: 0 PA: 38	
<b>PITCHER</b> Oil Can Boyd, R (1, 1) ERA: 5.27 Wes Gardner, R (7, 1) ERA: 2.01	IP WLS BF H R ER SO BB IBB HBP BLK WP HR S P ERA WHIP	6.0 W 25 10 6 6 2 0 0 0 0 0 3 49 81 9.00 1.667	3.0 S 13 2 2 2 0 1 0 0 0 0 0 2 31 45 6.00 1.000	<b>PITCHER</b> IP WLS BF H R ER SO BB IBB HBP BLK WP HR S P ERA WHIP								

Seattle Mariners @ Boston Red Sox  
Fenway Park, Boston, MA

Fri May 13 1988, 7:05 PM EDT  
Att. 29,582 - Unknown - 60 F

livebaseballscorecards.com

AB	37
R	8
H	12
RBI	7
BB	1
SO	2
LOB	9



Batter	1	2	3	4	5	6	7	8	9
Ellis Burks, R OBP: 0.451, SLG: 0.609 (1, 8)	F8		K	1B	K	SF7			
Marty Barrett, R OBP: 0.338, SLG: 0.359 (1, 4)	P6		1B	SF8	1B	F9			
Wade Boggs, L OBP: 0.428, SLG: 0.436 (1, 5)	FC6-4		1B	HR	1B	BLK		FC5-4	
Dwight Evans, R OBP: 0.336, SLG: 0.379 (1, 3)	FC6-4		HR	HR	HR	1B		F8	
Mike Greenwell, L OBP: 0.430, SLG: 0.486 (1, 7)		HR	HR	F8	L8			FC5-4	
Sam Horn, L OBP: 0.205, SLG: 0.225 (1, 10)		P5	P4	HR		K		4-3	
Rick Cerone, R OBP: 0.432, SLG: 0.516 (1, 2)		HR	G6-3	1B		1B		L7	
Jody Reed, R OBP: 0.333, SLG: 0.304 (1, 6)		G5-3		BB		SF7		P6	
Brady Anderson, L OBP: 0.340, SLG: 0.310 (1, 9)		P4		SF8	2B	1B		P6	

Inning Stats	R: 0	H: 1	E: 0	K: 0	S: 8	R: 2	H: 2	E: 0	K: 0	S: 9	R: 4	H: 4	E: 0	K: 1	S: 16	R: 6	H: 6	E: 0	K: 1	S: 18	R: 1	H: 3	E: 0	K: 1	S: 17	R: 1	H: 2	E: 0	K: 0	S: 9	R: 0	H: 0	E: 0	K: 0	S: 6	R: 0	H: 0	E: 0	K: 0	S: 6	R: 5	H: 1	E: 0	K: 0	S: 5				
1B: 13	SF: 2	3B: 0	SAC: 0	HR: 4	DP: 0	HR: 4	HBP: 0	WP: 0	PA: 45	WP: 0	PA: 45	WP: 0	PA: 45	WP: 0	PA: 45	WP: 0	PA: 45	WP: 0	PA: 45	WP: 0	PA: 45	WP: 0	PA: 45	WP: 0	PA: 45	WP: 0	PA: 45	WP: 0	PA: 45	WP: 0	PA: 45	WP: 0	PA: 45	WP: 0	PA: 45	WP: 0	PA: 45	WP: 0	PA: 45	WP: 0	PA: 45	WP: 0	PA: 45	WP: 0	PA: 45	WP: 0	PA: 45	WP: 0	PA: 45

PITCHER	IP	WLS	BF	H	R	ER	SO	BB	IBB	HBP	BLK	WP	HR	S	P	ERA	WHIP
Mike Campbell, R ERA: 6.12 (1, 1)	3.0	L	17	7	7	7	1	1	0	0	0	0	3	33	56	21.00	2.667
Jerry Reed, R ERA: 5.48 (4, 1)	2.0		15	9	6	6	2	0	0	0	1	0	1	35	50	27.00	4.500
Dennis Powell, L ERA: 6.14 (6, 1)	2.0		10	2	1	1	1	2	0	0	0	0	0	20	34	4.50	2.000
Julio Solano, R ERA: 2.08 (8, 1)	1.0		3	0	0	0	0	0	0	0	0	0	0	6	8	0.00	0.000

BOTTOM

Seattle Mariners @ Boston Red Sox  
Fenway Park, Boston, MA  
Fri May 13 1988, 7:05 PM EDT  
Att: 29,582 - Unknown - 60 F

livebaseballscores.com

AB	40
R	14
H	18
RBI	13
BB	3
SO	4
LOB	11



Batter	1	2	3	4	5	6	7	8	9	AB R H RBI BB SO LOB	TOP											
Harold Reynolds, S (1, 4) OBP: 0.281, SLG: 0.395	2-3 K		2-1 SAFE 2-1 SAFE 1-3 2B			2-1 SAFE B5-6-4 1-2f			1-1 BB 1B	4 0 2 0 0 1 1												
Mickey Brantley, R (1, 7) OBP: 0.303, SLG: 0.516	1-3 K		1-1 F7			4-2 FC5-4 BB			4-1 BB 1-2 BB	2 0 0 0 2 1 2												
Alvin Davis, L (1, 3) OBP: 0.434, SLG: 0.588	2-1 L7			1-0 F7		2-2 FC5-4 1-2f			1-2 F7	4 0 0 0 0 0 3												
Ken Phelps, L (1, 10) OBP: 0.424, SLG: 0.605		4-0 L4-3 BB		4-0 G6-4-3 BB			2-3 K		0-3 K	2 0 0 0 2 2 2												
Jim Presley, R (1, 5) OBP: 0.277, SLG: 0.366		2-3 SAFE K		0-2 G6-4-3 1-2f			1-2 F4		1-1 P6	4 0 0 0 0 1 4												
Dave Valle, R (1, 2) OBP: 0.236, SLG: 0.333		0-1 SAFE L4-3 1-2			0-1 4-3		0-0 F7			3 0 0 0 0 0 1												
Glenn Wilson, R (1, 9) OBP: 0.258, SLG: 0.268			0-3 K		2-3 K			3-3 K		3 0 0 0 0 3 0	AB 27											
Rey Quinones, R (1, 6) OBP: 0.315, SLG: 0.429			3-2 P4		1-3 K			2-3 K		3 0 0 0 0 2 0	R 0											
Mike Kingery, L (1, 8) OBP: 0.366, SLG: 0.333			4-2 2B BB			3-2 B5-6-4 1B		3-2 F7		2 0 1 0 1 0 0	H 3											
<b>Inning Stats</b>	R: 0 E: 0 K: 2 S: 10	H: 0 LOB: 0 BB: 0 P: 15	R: 0 E: 0 K: 1 S: 7	H: 0 LOB: 0 BB: 1 P: 13	R: 0 E: 0 K: 1 S: 15	H: 1 LOB: 2 BB: 1 P: 25	R: 0 E: 0 K: 0 S: 4	H: 0 LOB: 0 BB: 1 P: 9	R: 0 E: 0 K: 2 S: 9	H: 0 LOB: 0 BB: 0 P: 12	R: 0 E: 0 K: 0 S: 11	H: 1 LOB: 1 BB: 1 P: 22	R: 0 E: 0 K: 1 S: 8	H: 0 LOB: 0 BB: 0 P: 11	R: 0 E: 0 K: 2 S: 10	H: 0 LOB: 0 BB: 0 P: 18	R: 0 E: 0 K: 1 S: 13	H: 1 LOB: 2 BB: 1 P: 20	1B: 2 2B: 2 3B: 0 HR: 0	SF: 0 SAC: 0 DP: 3 HBP: 0	WP: 0 PB: 0 SB: 0 CS: 0	PA: 32
<b>PITCHER</b> Roger Clemens, R (1, 1) ERA: 1.78	IP 9.0 WLS W BF 32 H 3 R 0 ER 0 SO 10 BB 5 IBB 0 HBP 0 BLK 0 WP 0 HR 0 S 87 P 145 ERA 0.00 WHIP 0.889											<b>PITCHER</b>	IP WLS BF H R ER SO BB IBB HBP BLK WP HR S P ERA WHIP									

Seattle Mariners @ Boston Red Sox  
Fenway Park, Boston, MA  
Sat May 14 1988, 3:33 AM EDT  
Att. 33,846 - Sunny - 60 F

livebaseballscorecards.com







Batter	1	2	3	4	5	6	7	8	9	AB R H RBI BB SO LOB	TOP																
Harold Reynolds, S (1, 4) OBP: 0.279, SLG: 0.388	1-0 4-3		2-1 5-3		1-0 1B	1-0 F8			1-3 K	5 1 1 0 0 1 1																	
Henry Cotto, R (1, 8) OBP: 0.394, SLG: 0.462	3-1 4-3		0-0 5-3		0-3 K			2-2 G1 BLK 1B	1-3 K	5 1 1 0 0 2 1																	
Alvin Davis, L (1, 3) OBP: 0.440, SLG: 0.593 Mike Kingery, L (9, PR) OBP: 0.366, SLG: 0.333	3-3 K			2-0 1B G6-4-3 2B	0-2 1B			1-2 G1	4-0 1B 1B BB	4 1 2 1 1 1 1 0 1 0 0 0 0 0																	
Mickey Brantley, R (1, 7) OBP: 0.314, SLG: 0.515		0-1 G3		4-2 1B HR BB	1-2 L9			2-1 S 1B	0-2 1B 1B 3B	4 2 2 0 1 0 1																	
Jim Presley, R (1, 5) OBP: 0.281, SLG: 0.368		2-2 6-3		1-2 1B		3-3 K		0-1 F8	0-0 3B 1B	5 1 2 1 0 1 1																	
Dave Valle, R (1, 10) OBP: 0.252, SLG: 0.365		2-1 1B		1-0 1B	1-2 1B	1-1 1B		2-3 K	0-2 1B 3B	5 2 3 2 0 1 3																	
Glenn Wilson, R (1, 9) OBP: 0.280, SLG: 0.310		4-2 1B		0-0 HR		2-2 1B			1-0 1-3	4 2 3 3 1 0 0	AB 41 R 11 H 15 RBI 9 BB 3 SO 9 LOB 13																
Rey Quinones, R (1, 6) OBP: 0.302, SLG: 0.411		1-3 K		2-3 K		0-0 6-3		1-3 K	0-0 L6	5 0 0 0 0 3 5																	
Scott Bradley, L (1, 2) OBP: 0.299, SLG: 0.381			3-2 L7		1-0 4-3	2-0 2B		0-0 L9		4 0 1 2 0 0 0																	
Inning Stats	R: 0 E: 0 K: 1 S: 7	H: 0 LOB: 0 BB: 0 P: 14	R: 0 E: 0 K: 1 S: 13	H: 1 LOB: 2 BB: 1 P: 22	R: 0 E: 0 K: 0 S: 6	H: 0 LOB: 0 BB: 0 P: 11	R: 3 E: 0 K: 1 S: 12	H: 3 LOB: 0 BB: 1 P: 22	R: 1 E: 0 K: 1 S: 11	H: 2 LOB: 1 BB: 0 P: 14	R: 2 E: 0 K: 1 S: 11	H: 3 LOB: 1 BB: 0 P: 20	R: 1 E: 0 K: 1 S: 14	H: 2 LOB: 1 BB: 0 P: 20	R: 0 E: 0 K: 1 S: 7	H: 0 LOB: 0 BB: 0 P: 9	R: 4 E: 0 K: 2 S: 21	H: 4 LOB: 1 BB: 1 P: 30	1B: 11 2B: 2 3B: 1 HR: 1	SF: 0 SAC: 0 DP: 1 HBP: 0	WP: 0 PB: 0 SB: 3 CS: 0	PA: 44					
PITCHER	IP WLS BF H R ER SO BB IBB HBP BLK WP HR S P ERA WHIP																										
Bruce Hurst, L (1, 1) ERA: 3.99	6.0		28	9	6	6	5	2	0	0	0	0	1	60	103	9.00	1.833										
Dennis Lamp, R (7, 1) ERA: 2.63	2.0		8	2	1	1	2	0	0	0	1	0	0	21	29	4.50	1.000										
Lee Smith, R (9, 1) ERA: 3.14	0.2	L	7	4	4	4	2	1	0	0	0	0	0	15	21	54.00	7.500										
Bob Stanley, R (9, 1) ERA:	0.1		1	0	0	0	0	0	0	0	0	0	0	6	9	0.00	0.000										

Seattle Mariners @ Boston Red Sox  
Fenway Park, Boston, MA  
Sun May 15 1988, 3:33 AM EDT  
Att. 33,109 - Sunny - 72 F

livebaseballscorecards.com



Batter	1	2	3	4	5	6	7	8	9	AB	R	H	RBI	BB	SO	LOB	BOTTOM																				
Ellis Burks, R OBP: 0.429, SLG: 0.558 (1, 8)	2-2 F8	2-2 G6-4-3 HBP		1-2 5-3		0-0 5-3		1-1 E7		4	0	1	1	0	0	0																					
Marty Barrett, R OBP: 0.340, SLG: 0.355 (1, 4)	1-0 P4	0-0 G6-4-3		0-1 S 1B		4-1 G1-6-3 BB		0-0 SH1-3		3	0	1	0	1	0	1																					
Wade Boggs, L OBP: 0.435, SLG: 0.421 (1, 5)	4-2 BB 1B BB	3-2 F8		4-0 FC6-4 BB		2-2 G1-6-3		1-0 HBP		2	1	0	0	2	0	1																					
Dwight Evans, R OBP: 0.336, SLG: 0.376 (1, 3)	1-1 BB 1B		0-1 F7	1-0 FC6-4			1-3 K	3-2 F3		5	1	1	0	0	1	4																					
Mike Greenwell, L OBP: 0.438, SLG: 0.504 (1, 7)	4-2 BB 1B BB		0-0 BB 1B		3-2 4-3		3-1 F9	3-1 L7		4	1	1	0	1	0	2																					
Jim Rice, R OBP: 0.282, SLG: 0.258 (1, 10)	4-0 BB 1B		3-2 F9		2-1 6-3		3-2 L4		1-3 K	4	0	0	1	1	1	1																					
Todd Benzing, S OBP: 0.345, SLG: 0.490 (1, 9)	0-1 BB 1B		4-0 BB 1B		0-0 2B 1B			1-0 BB 1B 2B	0-2 F7	4	1	3	2	1	0	0																					
Rick Cerone, R OBP: 0.410, SLG: 0.493 (1, 2)	3-2 P4		2-3 K		3-2 BB 1B 2B		0-1 BB 1B E 1B	0-2 F6		5	1	2	0	0	1	4																					
Spike Owen, S OBP: 0.290, SLG: 0.293 (1, 6)		1-1 E G6-4-3 1B		2-0 P4		1-1 5-3		4-2 BB 1B E BB		3	1	1	0	0	0	2																					
Sam Horn, L OBP: 0.265, SLG: 0.310 (8, PH)										0	0	0	0	1	0	0																					
Jody Reed, R OBP: 0.310, SLG: 0.280 (8, PR)										0	1	0	0	0	0	0																					
										0	0	0	0	0	0	0																					
<b>Inning Stats</b>	R: 3 H: 2 E: 0 K: 0 S: 22	H: 2 LOB: 2 BB: 3 P: 41	R: 1 E: 1 K: 0 S: 10	H: 1 LOB: 0 BB: 0 P: 16	R: 0 E: 0 K: 1 S: 13	H: 1 LOB: 2 BB: 1 P: 22	R: 0 E: 0 K: 0 S: 7	H: 2 LOB: 2 BB: 0 P: 22	R: 0 E: 0 K: 1 S: 5	H: 0 LOB: 0 BB: 1 P: 11	R: 0 E: 0 K: 1 S: 8	H: 0 LOB: 0 BB: 0 P: 15	R: 3 E: 1 K: 0 S: 17	H: 3 LOB: 2 BB: 1 P: 30	R: 0 E: 0 K: 1 S: 9	H: 0 LOB: 0 BB: 0 P: 10	1B: 8 2B: 2 3B: 0 HR: 0	SF: 0 SAC: 1 DP: 2 HBP: 2	WP: 0 PB: 0 SB: 1 CS: 0	PA: 44																	
<b>PITCHER</b>	IP WLS BF H R ER SO BB IBB HBP BLK WP HR S P ERA WHIP																																				
Mark Langston, L ERA: 3.97 (1, 1)	6.0		7	4	3	1	6	0	1	0	0	0	0	0	0	127	4.50	2.167																			
Julio Solano, R ERA: 3.14 (7, 1)	1.1	8	3	3	2	1	1	0	0	0	0	0	0	0	16	29	13.50	3.000																			
Dennis Powell, L ERA: 6.14 (8, 1)	0.0	1	0	0	0	0	0	0	1	0	0	0	0	0	1	∞	∞																				
Michael Jackson, R ERA: 3.16 (8, 1)	1.2	W	5	0	0	0	0	0	0	0	0	0	0	0	18	25	0.00	0.000																			

Seattle Mariners @ Boston Red Sox  
Fenway Park, Boston, MA  
Sun May 15 1988, 3:33 AM EDT  
Att. 33,109 - Sunny - 72 F

AB 34  
R 7  
H 10  
RBI 4  
BB 7  
SO 3  
LOB 15



livebaseballscores.com

Batter	1	2	3	4	5	6	7	8	9	AB R H RBI BB SO LOB	TOP		
<b>Carney Lansford, R</b> (1, 5) OBP: 0.423, SLG: 0.523	0-1 FC6-4 1B	0-0 1-H 2-H 2B			1-2 1-2 1-3		3-1 1B		1-1 1-2 1B	5 0 4 1 0 0 1			
<b>Dave Parker, L</b> (1, 7) OBP: 0.319, SLG: 0.398 <b>Stan Javier, S</b> (7, 7) OBP: 0.343, SLG: 0.389	0-0 FC6-4 BB 1-2f		3-2 4-3		0-0 2-H HR		2-2 F8		3-3 K	4 1 1 2 0 0 2 1 0 0 0 0 1 2			
<b>Jose Canseco, R</b> (1, 9) OBP: 0.430, SLG: 0.560	4-2 BB 1-2		1-3 K		1-1 FC5-4 HBP			3-1 6-3 S 1B		2 0 1 0 1 1 0			
<b>Mark McGwire, R</b> (1, 3) OBP: 0.388, SLG: 0.561	0-3 K		3-1 F8		3-1 FC5-4 1-2f			0-3 K		4 0 0 0 0 2 4			
<b>Dave Henderson, R</b> (1, 8) OBP: 0.337, SLG: 0.514	1-1 F4			1-3 K		1-1 F9		1-2 6-3 1-3		4 0 0 0 0 1 3			
<b>Ron Hassey, L</b> (1, 2) OBP: 0.330, SLG: 0.468		4-0 1B 2B BB		4-2 G6-4-3 BB		3-1 4-3		1-2 4-3		2 1 0 0 2 0 1			
<b>Don Baylor, R</b> (1, 10) OBP: 0.311, SLG: 0.290		1-2 F8		0-2 G6-4-3 1-2f		1-0 F8		1-3 K		4 0 0 0 0 1 2			
<b>Glenn Hubbard, R</b> (1, 4) OBP: 0.347, SLG: 0.283		1-1 F7		1-3 K		1-2 5-3		0-3 K		4 0 0 0 0 2 1			
<b>Walt Weiss, S</b> (1, 6) OBP: 0.293, SLG: 0.263		0-1 2B 1B		4-1 HR BB		2-2 F7		4-2 1B BB		2 1 1 0 2 0 0			
<b>Inning Stats</b>	R: 0 E: 0 K: 1 S: 12 H: 1 LOB: 2 BB: 1 P: 17	R: 1 E: 0 K: 0 S: 8 H: 2 LOB: 2 BB: 1 P: 14	R: 0 E: 0 K: 1 S: 8 H: 0 LOB: 0 BB: 0 P: 15	R: 0 E: 0 K: 1 S: 10 H: 0 LOB: 0 BB: 1 P: 15	R: 2 E: 0 K: 1 S: 11 H: 1 LOB: 1 BB: 1 P: 21	R: 0 E: 0 K: 0 S: 5 H: 0 LOB: 0 BB: 0 P: 10	R: 0 E: 0 K: 0 S: 12 H: 1 LOB: 1 BB: 0 P: 20	R: 0 E: 0 K: 1 S: 12 H: 1 LOB: 1 BB: 0 P: 17	R: 0 E: 0 K: 3 S: 15 H: 1 LOB: 2 BB: 1 P: 23	1B: 5 2B: 1 3B: 0 HR: 1 SF: 0 SAC: 0 DP: 1 HBP: 1	WP: 0 PB: 0 SB: 1 CS: 0 PA: 38		
<b>PITCHER</b>	IP WLS BF H R ER SO BB IBB HBP BLK WP HR S P ERA WHIP											<b>PITCHER</b>	IP WLS BF H R ER SO BB IBB HBP BLK WP HR S P ERA WHIP
<b>Jeff Sellers, R</b> (1, 1) ERA: 3.35	8.2 L 37 7 3 3 7 5 0 1 0 0 1 90 146 3.12 1.385												
<b>Wes Gardner, R</b> (9, 1) ERA: 1.99	0.1 1 0 0 0 1 0 0 0 0 0 0 3 6 0.00 0.000												

**Oakland Athletics @ Boston Red Sox**  
**Fenway Park, Boston, MA**  
 Mon May 16 1988, 7:05 PM EDT  
 Att. 24,642 - Unknown - 65 F

[livebaseballscorecards.com](http://livebaseballscorecards.com)

<b>AB</b>	32
<b>R</b>	3
<b>H</b>	7
<b>RBI</b>	3
<b>BB</b>	5
<b>SO</b>	8
<b>LOB</b>	16



Batter	1	2	3	4	5	6	7	8	9	AB	R	H	RBI	BB	SO	LOB
Jody Reed, R OBP: 0.306, SLG: 0.278 Jim Rice, R OBP: 0.288, SLG: 0.258 Spike Owen, S OBP: 0.290, SLG: 0.293 (9, 6)	1-2 5-3	2-1 F8		2-1 1B		2-3 K		4-2 BB		4	0	1	0	0	1	4
Marty Barrett, R OBP: 0.335, SLG: 0.357 (1, 4)	1-2 F7		0-0 2B	2-1 F9		2-2 F9		1-1 F8		5	0	1	0	0	0	6
Wade Boggs, L OBP: 0.441, SLG: 0.415 (1, 5)	4-2 BB		2-2 L9		4-2 FC7-4 BB		4-0 FC1-6 BB		0-1 6-3	2	0	0	0	3	0	1
Dwight Evans, R OBP: 0.324, SLG: 0.362 (1, 3)	0-3 K		0-1 5-3		0-2 FC7-4 F8 1B 1-2f		1-3 K		0-3 K	5	0	0	0	0	3	4
Mike Greenwell, L OBP: 0.430, SLG: 0.492 (1, 7)		2-1 F7	1-1 F9		1-1 1B		0-2 FC1-6 1-2f		0-0 F6	5	0	1	0	0	0	2
Sam Horn, L OBP: 0.264, SLG: 0.304 (1, 10)		2-3 K		3-2 1B WP 1B	1-0 F8		1-0 F6			4	0	1	0	0	1	3
Todd Benzing, S OBP: 0.339, SLG: 0.473 (1, 9)		1-1 WP WP 1B		0-1 F8	1-3 K			0-2 F9		4	0	1	0	0	1	3
Rick Cerone, R OBP: 0.402, SLG: 0.474 (1, 2)		4-1 WP BB		3-3 K 1-2		3-1 F3		0-0 6-3		3	0	0	0	1	1	1
Brady Anderson, L OBP: 0.355, SLG: 0.315 (1, 8)		4-2 BB		4-1 1B BB		3-1 1B		2-1 BB 1B		2	0	2	0	2	0	0

Inning Stats	R: 0	H: 0	E: 0	K: 1	S: 11	H: 0	LOB: 1	BB: 1	P: 17	R: 0	H: 1	E: 0	K: 1	S: 12	H: 1	LOB: 3	BB: 2	P: 27	R: 0	H: 1	E: 0	K: 0	S: 10	H: 1	LOB: 1	BB: 0	P: 13	R: 0	H: 2	E: 0	K: 1	S: 14	H: 1	LOB: 3	BB: 1	P: 28	R: 0	H: 1	E: 0	K: 1	S: 11	H: 1	LOB: 2	BB: 1	P: 18	R: 0	H: 1	E: 0	K: 1	S: 10	H: 1	LOB: 1	BB: 0	P: 20	R: 0	H: 0	E: 0	K: 1	S: 8	H: 0	LOB: 1	BB: 1	P: 14	R: 0	H: 1	E: 0	K: 0	S: 10	H: 1	LOB: 2	BB: 1	P: 17	R: 0	H: 0	E: 0	K: 1	S: 6	H: 0	LOB: 0	BB: 0	P: 6	1B: 6	SF: 0	2B: 1	SAC: 0	3B: 0	DP: 0	HR: 0	HBP: 0	WP: 3	PA: 41
--------------	------	------	------	------	-------	------	--------	-------	-------	------	------	------	------	-------	------	--------	-------	-------	------	------	------	------	-------	------	--------	-------	-------	------	------	------	------	-------	------	--------	-------	-------	------	------	------	------	-------	------	--------	-------	-------	------	------	------	------	-------	------	--------	-------	-------	------	------	------	------	------	------	--------	-------	-------	------	------	------	------	-------	------	--------	-------	-------	------	------	------	------	------	------	--------	-------	------	-------	-------	-------	--------	-------	-------	-------	--------	-------	--------

PITCHER	IP	WLS	BF	H	R	ER	SO	BB	IBB	HBP	BLK	WP	HR	S	P	ERA	WHIP
Storm Davis, R ERA: 3.0 (1, 1)	6.0	W	29	6	0	0	5	5	0	0	0	3	0	68	123	0.00	1.833
Greg Cadaret, L ERA: 2.87 (7, 1)	1.2		7	1	0	0	1	1	0	0	0	0	0	14	22	0.00	1.200
Eric Plunk, R ERA: 2.66 (8, 1)	0.1		2	0	0	0	0	1	0	0	0	0	0	4	9	0.00	3.000
Dennis Eckersley, R ERA: 2.29 (9, 1)	1.0	S	3	0	0	0	1	0	0	0	0	0	0	6	6	0.00	0.000

BOTTOM

Oakland Athletics @ Boston Red Sox  
Fenway Park, Boston, MA  
Mon May 16 1988, 7:05 PM EDT  
Att. 24,642 - Unknown - 65 F

AB	34
R	0
H	7
RBI	0
BB	7
SO	7
LOB	24



WP: 3	PA: 41
PB: 0	SB: 0
CS: 0	

Batter	1	2	3	4	5	6	7	8	9	AB R H RBI BB SO LOB	TOP											
<b>Carney Lansford, R</b> (1, 5) <small>OBP: 0.428, SLG: 0.531</small> <b>Glenn Hubbard, R</b> (9, PH) <small>OBP: 0.342, SLG: 0.279</small> (9, 4)	2-0 1B 2B	0-1 2B 1B	0-0 FC5-4 1-2f 3-H		1-0 1B FC6-4 1B	1-1 L7			1-2 F9	5 3 3 1 0 0 3 1 0 0 0 0 0 0												
<b>Dave Parker, L</b> (1, 10) <small>OBP: 0.321, SLG: 0.406</small>	0-0 F7	1-0 1B 2B	1-0 F6		0-1 1B FC6-4 1B			1-0 F5		5 1 2 2 0 0 2												
<b>Jose Canseco, R</b> (1, 9) <small>OBP: 0.429, SLG: 0.552</small> <b>Doug Jennings, L</b> (7, 7) <small>OBP: 0.395, SLG: 0.448</small>	1-1 1B 2-3	1-0 L8		4-2 HR BB	3-1 FC6-4 1-2f 3-H			2-2 L6		4 2 1 1 1 0 2 0 0 0 0 0 0 0												
<b>Mark McGwire, R</b> (1, 3) <small>OBP: 0.394, SLG: 0.577</small>	4-0 1B 1-2 BB	4-0 1B BB		3-1 HR 1-H	1-3 K			1-3 K		3 2 1 2 2 2 1												
<b>Ron Hassey, L</b> (1, 2) <small>OBP: 0.344, SLG: 0.482</small> <b>Orlando Mercado, R</b> (8, 2) <small>OBP: 0.273, SLG: 0.500</small>	2-1 1B 1-2 2-H 3-H	4-1 1B 2-3 BB		0-0 3B 2B	2-1 F8			2-0 G3		4 1 2 2 1 0 1 0 0 0 0 0 0 0												
<b>Dave Henderson, R</b> (1, 8) <small>OBP: 0.330, SLG: 0.494</small>	3-3 K	3-2 1B 1-3 2-H 3-H		0-3 K				3-2 4-3		5 0 1 2 0 3 3												
<b>Stan Javier, S</b> (1, 7) <small>OBP: 0.336, SLG: 0.400</small> (7, 9)	0-2 4-3		2-3 K	1-2 SF7 3B 2-H	0-0 L7			1-3 K		5 1 1 1 0 2 2												
<b>Tony Phillips, S</b> (1, 4) <small>OBP: 0.320, SLG: 0.256</small> <b>Mike Gallego, R</b> (5, 4) <small>OBP: 0.306, SLG: 0.226</small> (9, 5)		0-3 K	2-2 1B FC5-4 1B	1-0 SF7	2-2 1B 1B			3-3 K		2 1 1 1 0 1 0 2 0 1 0 0 1 0												
<b>Walt Weiss, S</b> (1, 6) <small>OBP: 0.309, SLG: 0.284</small>		0-1 1B 2B 1B	3-2 1B FC5-4 1B	0-3 K	0-0 1B			0-1 L8		5 1 3 0 0 1 0												
<b>Inning Stats</b>	R: 2 E: 0 K: 1 S: 14	H: 3 LOB: 2 BB: 1 P: 26	R: 4 E: 0 K: 1 S: 13	H: 4 LOB: 2 BB: 2 P: 26	R: 1 E: 0 K: 1 S: 11	H: 2 LOB: 1 BB: 0 P: 19	R: 4 E: 0 K: 2 S: 17	H: 3 LOB: 0 BB: 1 P: 26	R: 1 E: 0 K: 1 S: 12	H: 2 LOB: 1 BB: 0 P: 19	R: 0 E: 0 K: 0 S: 10	H: 2 LOB: 2 BB: 0 P: 16	R: 0 E: 0 K: 1 S: 9	H: 0 LOB: 0 BB: 0 P: 13	R: 0 E: 0 K: 1 S: 7	H: 0 LOB: 0 BB: 0 P: 10	R: 0 E: 0 K: 1 S: 8	H: 0 LOB: 0 BB: 0 P: 12	1B: 11 2B: 3 3B: 1 HR: 1	SF: 1 SAC: 0 DP: 0 HBP: 0	WP: 0 PB: 0 SB: 1 CS: 0	PA: 46
<b>PITCHER</b>	IP WLS BF H R ER SO BB IBB HBP BLK WP HR S P ERA WHIP																					
<b>Steve Ellsworth, R</b> (1, 1) <small>ERA: 6.3</small>	1.2 L 13 6 6 6 2 2 0 0 0 0 0 0 23 41 32.40 4.800																					
<b>John Trautwein, R</b> (2, 1) <small>ERA: 9.53</small>	1.2 12 6 5 5 2 2 0 0 0 0 0 1 28 51 27.00 4.800																					
<b>Bob Stanley, R</b> (4, 1) <small>ERA: 1.5</small>	5.2 21 4 1 1 6 0 0 0 0 0 0 0 50 75 1.59 0.706																					

**Oakland Athletics @ Boston Red Sox**  
 Fenway Park, Boston, MA  
 Tue May 17 1988, 7:05 PM EDT  
 Att. 28,407 - Unknown - 62 F

[livebaseballscorecards.com](http://livebaseballscorecards.com)

<b>AB</b>	41
<b>R</b>	12
<b>H</b>	16
<b>RBI</b>	12
<b>BB</b>	4
<b>SO</b>	10
<b>LOB</b>	14



Batter	1	2	3	4	5	6	7	8	9	AB	R	H	RBI	BB	SO	LOB	
Brady Anderson, L OBP: 0.357, SLG: 0.333 (1, 8)	1-0 6-3		1-3 K	0-0 E4		0-2 1-H 3-H 3B		2-2 BLK HBP		4	0	1	3	0	1	2	
Marty Barrett, R OBP: 0.325, SLG: 0.345 (1, 4)	2-1 P4		1-2 F8	0-0 L6		2-0 F7		2-1 5-3		5	0	0	0	0	0	6	
Wade Boggs, L OBP: 0.446, SLG: 0.422 (1, 5)	1-2 1B		2-2 1B		2-0 L7		1-0 F7		1-2 2B 1B	5	2	3	0	0	0	0	
Dwight Evans, R OBP: 0.333, SLG: 0.378 (1, 3)	1-1 1B		2-1 1B		1-1 F9		0-2 4-3		2-2 1B 2B	5	1	3	1	0	0	0	
Mike Greenwell, L OBP: 0.429, SLG: 0.484 (1, 7)	2-1 L7		0-2 1B		1-3 K		1-0 HBP		2-0 6-3	4	0	1	1	0	1	4	
Sam Horn, L OBP: 0.259, SLG: 0.294 (1, 10)		1-0 1B				2-2 3-1		0-3 K		0-3 K	5	0	1	0	0	3	5
Todd Benzinger, S OBP: 0.344, SLG: 0.483 (1, 9)		0-0 G4-6-3 1B			0-3 K		0-0 1B 3B 2B		1-2 4-3	5	1	2	2	0	1	1	
Ed Romero, R OBP: 0.200, SLG: 0.200 (1, 6)		1-2 6-3			2-1 1B E 1B		1-1 L9		1-1 BLK G3 1B	5	1	2	0	0	1	2	
Rick Cerone, R OBP: 0.418, SLG: 0.488 (1, 2)			1-2 1B 1B		0-1 L6 E 1B		0-0 3B 1B		1-0 G3	4	2	3	0	0	0	1	

Inning Stats	R: 0	H: 2	R: 0	H: 1	R: 2	H: 4	R: 1	H: 2	R: 0	H: 0	R: 2	H: 3	R: 0	H: 1	R: 2	H: 3	1B: 13	SF: 0	WP: 0	PA: 44
	E: 0	LOB: 2	E: 0	LOB: 0	E: 0	LOB: 2	E: 1	LOB: 1	E: 0	LOB: 0	E: 0	LOB: 1	E: 0	LOB: 2	E: 0	LOB: 1	2B: 3 <td>SAC: 0 <td>PB: 0 <td></td> </td></td>	SAC: 0 <td>PB: 0 <td></td> </td>	PB: 0 <td></td>	
	K: 0	BB: 0	K: 0	BB: 0	K: 2	BB: 0	K: 1	BB: 0	K: 1	BB: 0	K: 1	BB: 0	K: 1	BB: 0	K: 2	BB: 0	3B: 1 <td>DP: 2 <td>SB: 0 <td></td> </td></td>	DP: 2 <td>SB: 0 <td></td> </td>	SB: 0 <td></td>	
	S: 10	P: 17	S: 6	P: 8	S: 22	P: 31	S: 9	P: 11	S: 6	P: 10	S: 11	P: 16	S: 7	P: 9	S: 15	P: 21	HR: 0	HBP: 2 <td>CS: 0</td> <td></td>	CS: 0	

PITCHER	IP	WLS	BF	H	R	ER	SO	BB	IBB	HBP	BLK	WP	HR	S	P	ERA	WHIP
Steve Ontiveros, R ERA: 6.23 (1, 1)	6.0	W	29	12	5	5	4	0	0	0	0	0	0	64	93	7.50	2.000
Rick Honeycutt, L ERA: 3.27 (7, 1)	3.0	S	15	4	2	2	3	0	0	2	1	0	0	32	47	6.00	1.333

BOTTOM

Oakland Athletics @ Boston Red Sox  
 Fenway Park, Boston, MA  
 Tue May 17 1988, 7:05 PM EDT  
 Att: 28,407 - Unknown - 62 F

livebaseballscorecards.com

AB	42
R	7
H	16
RBI	7
BB	0
SO	7
LOB	21







Batter	1	2	3	4	5	6	7	8	9	AB	R	H	RBI	BB	SO	LOB
<b>Brady Anderson, L</b> OBP: 0.359, SLG: 0.347 (1, 8)	1-3 K		0-0 B3	2-1 F7		2-1 2B	1-1 1B			5	0	2	0	0	1	3
<b>Marty Barrett, R</b> OBP: 0.321, SLG: 0.346 (1, 4)	1-1 F8		0-1 2B	2-2 FC6-4		0-0 F6	0-1 F8			5	0	1	1	0	0	6
<b>Wade Boggs, L</b> OBP: 0.457, SLG: 0.419 (1, 5)	4-1 BB		4-2 BB		4-2 1B	4-1 IBB		2-2 F8		1	0	0	0	4	0	0
<b>Dwight Evans, R</b> OBP: 0.335, SLG: 0.374 (1, 3)	4-0 BB		1-0 L9		2-1 1B	0-1 F6		2-2 L7		4	0	1	0	1	0	5
<b>Mike Greenwell, L</b> OBP: 0.421, SLG: 0.469 (1, 7)	2-2 3-1		4-2 BB		2-1 F7		1-2 SH	2-0 F8		4	1	0	0	1	0	4
<b>Sam Horn, L</b> OBP: 0.258, SLG: 0.278 (1, 10)		0-3 K	2-2 F5		0-1 F8		4-0 SH			3	0	0	0	1	1	5
<b>Ellis Burks, R</b> OBP: 0.429, SLG: 0.558 (7, PR)										0	1	0	0	0	0	0
<b>Todd Benzinger, S</b> OBP: 0.328, SLG: 0.460 (1, 9)		1-3 K		0-0 F8	1-0 F8		0-1 SH			3	1	0	0	0	1	2
<b>Ed Romero, R</b> OBP: 0.286, SLG: 0.286 (1, 6)																
<b>Jody Reed, R</b> OBP: 0.306, SLG: 0.278 (7, PR)		1-1 F2		0-1 BLK		1-1 F8	2-2 1B			4	0	2	1	0	0	0
<b>Rick Cerone, R</b> OBP: 0.432, SLG: 0.488 (1, 2)				1-1 2B	4-2 FC6-4	4-1 2B	0-1 F3			0	0	0	0	0	0	0

Inning Stats	R: 0	H: 0	E: 0	K: 1	S: 9	R: 0	H: 0	E: 0	K: 2	S: 8	R: 1	H: 2	E: 0	K: 0	S: 16	R: 0	H: 1	E: 0	K: 0	S: 10	R: 0	H: 1	E: 0	K: 0	S: 13	R: 0	H: 1	E: 0	K: 0	S: 9	R: 3	H: 2	E: 2	K: 0	S: 14	R: 0	H: 0	E: 0	K: 0	S: 7	
	LOB: 2	BB: 2	LOB: 0	BB: 2		LOB: 3	BB: 2	LOB: 2	BB: 1		LOB: 3	BB: 2	LOB: 2	BB: 1		LOB: 2	BB: 1	LOB: 2	BB: 1		LOB: 3	BB: 2	LOB: 2	BB: 1	LOB: 2	BB: 1	LOB: 0	BB: 0	LOB: 0	BB: 0	LOB: 0	BB: 0	LOB: 0	BB: 0	LOB: 0	BB: 0	LOB: 0	BB: 0	LOB: 0	BB: 0	LOB: 0

PITCHER	IP	WLS	BF	H	R	ER	SO	BB	IBB	HBP	BLK	WP	HR	S	P	ERA	WHIP
<b>Dave Stewart, R</b> ERA: 2.68 (1, 1)	6.0	L	35	6	4	2	3	8	1	0	1	0	0	73	134	3.00	2.333
<b>Gene Nelson, R</b> ERA: 4.05 (7, 1)	2.0		6	1	0	0	0	0	0	0	0	0	0	13	20	0.00	0.500

**BOTTOM**

**Oakland Athletics @ Boston Red Sox**  
Fenway Park, Boston, MA  
Wed May 18 1988, 7:05 PM EDT  
Att: 24,683 - Unknown - 50 F

AB	R	H	RBI	BB	SO	LOB
31	4	7	2	9	3	27

WP: 0 PA: 41  
PB: 0 SB: 0  
CS: 0



livebaseballscorecards.com

Batter	1	2	3	4	5	6	7	8	9	10	AB R H RBI BB SO LOB	TOP													
Brian Downing, R OBP: 0.429, SLG: 0.466 (1, 10) F S B X	1-2 2B	2-0 6-3			4-2 L6-3 BB			1-1 6-3		1-1 E6 1B	4 0 1 0 1 0 3														
Mark McLemore, S OBP: 0.324, SLG: 0.340 (1, 4) C L B C	1-3 K		1-3 K		1-0 L6-3			1-2 F7		1-1 1B	5 0 1 1 0 2 2														
Wally Joyner, L OBP: 0.371, SLG: 0.413 (1, 3) F B X	1-2 F6		1-0 2B				1-0 F7		2-2 FC1-2 2B	0-0 F7	5 0 2 0 0 0 3														
Johnny Ray, S OBP: 0.354, SLG: 0.454 (1, 7) C B F X	2-2 F6		1-2 5-3				0-1 F8		1-0 4-3	3-1 F7	5 0 0 0 0 0 5														
Chili Davis, S OBP: 0.291, SLG: 0.385 Tony Armas, R OBP: 0.289, SLG: 0.377 (10, 9) F S B X		1-2 1B 5-3 2B	1-3 K				0-3 K		2-1 FC1-2		4 1 1 0 0 2 2 0 0 0 0 0 0 0														
Jack Howell, L OBP: 0.340, SLG: 0.396 (1, 5) S B T X		1-2 5-3 3B 1B		1-3 K			1-2 4-3		1 SAFE 1-3 K		4 1 1 0 0 2 1														
Chico Walker, S OBP: 0.207, SLG: 0.148 (1, 8) S T C X		0-3 K		3-2 F7			1-1 4-3			4-1 2B BB	3 1 0 0 1 1 2	AB 38 R 4 H 8 RBI 4 BB 2 SO 9 LOB 20													
Butch Wynegar, S OBP: 0.351, SLG: 0.469 Junior Noboa, R OBP: 0.274, SLG: 0.270 (10, 2) F B C X		2-2 5-3		1-0 F9			2-3 K			0-1 G3 1B 2B	4 0 1 2 0 1 1 0 1 0 0 0 0 0 0 0 0 0 0 0 0														
Dick Schofield, R OBP: 0.271, SLG: 0.311 (1, 6) X		1-2 3-H 0-0 3B			1-1 F4			2-3 K		1-2 G3	4 0 1 1 0 1 1														
<b>Inning Stats</b>	R: 0 E: 0 K: 1 S: 12	H: 1 LOB: 1 BB: 0 P: 17	R: 2 E: 0 K: 1 S: 15	H: 3 LOB: 1 BB: 0 P: 21	R: 0 E: 0 K: 2 S: 10	H: 1 LOB: 1 BB: 0 P: 14	R: 0 E: 0 K: 1 S: 9	H: 0 LOB: 0 BB: 0 P: 14	R: 0 E: 0 K: 0 S: 5	H: 0 LOB: 0 BB: 1 P: 11	R: 0 E: 0 K: 1 S: 6	H: 0 LOB: 0 BB: 0 P: 7	R: 0 E: 0 K: 1 S: 8	H: 0 LOB: 0 BB: 0 P: 12	R: 0 E: 0 K: 1 S: 8	H: 0 LOB: 0 BB: 0 P: 12	R: 0 E: 0 K: 1 S: 12	H: 1 LOB: 1 BB: 0 P: 18	R: 2 E: 1 K: 0 S: 14	H: 2 LOB: 2 BB: 1 P: 24	1B: 2 2B: 6 3B: 1 HR: 0	SF: 0 SAC: 0 DP: 1 HBP: 0	WP: 0 PB: 0 SB: 0 CS: 0	PA: 40	
<b>PITCHER</b> Roger Clemens, R ERA: 1.99 (1, 1)	IP 10.0	WLS L	BF 40	H 8	R 4	ER 4	SO 9	BB 2	IBB 0	HBP 0	BLK 0	WP 0	HR 0	S 99	P 150	ERA 3.60	WHIP 1.000								

California Angels @ Boston Red Sox  
Fenway Park, Boston, MA  
Fri May 20 1988, 7:05 PM EDT  
Att. 31,032 - Unknown - 55 F

livebaseballscorecards.com



BOTTOM

California Angels @ Boston Red Sox  
Fenway Park, Boston, MA  
Fri May 20 1988, 7:05 PM EDT  
Att. 31,032 - Unknown - 55 F

livebaseballscorecards.com

AB 34  
R 2  
H 8  
RBI 0  
BB 6  
SO 6  
LOB 22



WP: 1 PA: 42  
PB: 0  
SB: 0  
CS: 0

AB R H RBI BB SO LOB

3 1 1 0 2 0 1  
4 0 1 0 1 0 6  
0 0 0 0 0 0 0

3 0 0 0 2 1 3

4 1 1 0 1 0 1

5 0 1 0 0 1 4

4 0 0 0 0 2 5  
1 0 0 0 0 1 0

4 0 0 0 0 1 2

4 0 3 0 0 0 0  
0 0 0 0 0 0 0

2 0 1 0 0 0 0

1B: 7 SF: 0  
2B: 2 SAC: 1  
3B: 0 DP: 4  
HR: 0 HBP: 1

Batter	1	2	3	4	5	6	7	8	9	10
Marty Barrett, R OBP: 0.329, SLG: 0.353 (1, 4)	1-1 E 2B	4-1 L4-6 BB			0-1 F7		3-2 SAFE F3		4-0 IBB	
Ed Romero, R OBP: 0.316, SLG: 0.278 Rich Gedman, L OBP: 0.118, SLG: 0.267 (1, 6) (10, 2)	1-0 E9 BB 2-H 1B	2-1 L4-6 1-2			4-0 BB		2-1 F8		2-2 F7	
Wade Boggs, L OBP: 0.455, SLG: 0.409 (1, 5)	4-2 BB BB				2-2 4-3			2-3 K	1-1 F8	
Dwight Evans, R OBP: 0.338, SLG: 0.371 (1, 3)	4-1 G5-4-3 BB 1-2 2-3				3-2 SAFE G4-6-3 BB 1-2f		1-1 1B 1B		0-2 E6 4-3 WP	1-2 F9
Mike Greenwell, L OBP: 0.415, SLG: 0.459 (1, 7)	3-1 F9				2-1 4-3		0-2 1B 1-3 G5-4-3 1B		0-1 4-3	0-3 K
Jim Rice, R OBP: 0.279, SLG: 0.250 Ellis Burks, R OBP: 0.424, SLG: 0.551 (1, 10) (8, PR)	2-1 G5-4-3 1-2f				1-3 K		1-0 G5-4-3 1-2f		2-3 K	1-3 K
Todd Benzinger, S OBP: 0.310, SLG: 0.433 (1, 9)					1-2 F9		0-3 K		0-0 4-3	
Rick Cerone, R OBP: 0.444, SLG: 0.500 Jody Reed, R OBP: 0.306, SLG: 0.278 (1, 2) (9, PR) (10, 6)					1-0 1B				2-2 F4	0-0 SH3-4 1B
Brady Anderson, L OBP: 0.367, SLG: 0.350 (1, 8)					1-2 5-3		2-2 HBP		0-1 SH3-4	1-2

Inning Stats	R: 1	H: 2	E: 1	K: 0	S: 11	H: 2	LOB: 2	BB: 2	P: 26	R: 0	H: 2	E: 0	K: 0	S: 11	H: 2	LOB: 2	BB: 1	P: 21	R: 0	H: 0	E: 0	K: 0	S: 9	H: 0	LOB: 0	BB: 1	P: 18	R: 0	H: 1	E: 0	K: 1	S: 7	H: 1	LOB: 1	BB: 0	P: 10	R: 0	H: 0	E: 0	K: 0	S: 8	H: 0	LOB: 1	BB: 1	P: 15	R: 0	H: 2	E: 0	K: 1	S: 9	H: 2	LOB: 1	BB: 0	P: 11	R: 0	H: 0	E: 0	K: 0	S: 11	H: 0	LOB: 1	BB: 0	P: 20	R: 1	H: 0	E: 1	K: 2	S: 13	H: 0	LOB: 1	BB: 0	P: 17	R: 0	H: 1	E: 0	K: 0	S: 8	H: 1	LOB: 2	BB: 1	P: 15	R: 0	H: 0	E: 0	K: 2	S: 10	H: 0	LOB: 0	BB: 0	P: 12	1B: 7	SF: 0	2B: 2	SAC: 1	3B: 0	DP: 4	HR: 0	HBP: 1
--------------	------	------	------	------	-------	------	--------	-------	-------	------	------	------	------	-------	------	--------	-------	-------	------	------	------	------	------	------	--------	-------	-------	------	------	------	------	------	------	--------	-------	-------	------	------	------	------	------	------	--------	-------	-------	------	------	------	------	------	------	--------	-------	-------	------	------	------	------	-------	------	--------	-------	-------	------	------	------	------	-------	------	--------	-------	-------	------	------	------	------	------	------	--------	-------	-------	------	------	------	------	-------	------	--------	-------	-------	-------	-------	-------	--------	-------	-------	-------	--------

PITCHER	IP	WLS	BF	H	R	ER	SO	BB	IBB	HBP	BLK	WP	HR	S	P	ERA	WHIP
Chuck Finley, L ERA: 4.13 (1, 1)	7.0		29	7	1	1	2	5	0	1	0	0	0	66	121	1.29	1.714
DeWayne Buice, R ERA: 4.7 (8, 1)	2.0	W	10	1	1	0	2	0	1	0	0	1	0	21	32	0.00	0.500
Bryan Harvey, R ERA: 0.42 (10, 1)	1.0	S	3	0	0	0	2	0	0	0	0	0	0	10	12	0.00	0.000



Batter	1	2	3	4	5	6	7	8	9	AB	R	H	RBI	BB	SO	LOB
<b>Brady Anderson, L</b> OBP: 0.360, SLG: 0.343 (1, 8) (9, 9)	1-1 G3	0-0 FC3-6 CS		0-1 1B	2-2 P6			0-0 F8		5	0	1	0	0	0	3
<b>Marty Barrett, R</b> OBP: 0.331, SLG: 0.350 (1, 4)	1-0 1B	1-0 CS	1-0 BB HR HBP	0-1 F8		1-2 E4 1B		1-3 K		4	2	1	0	0	1	1
<b>Wade Boggs, L</b> OBP: 0.471, SLG: 0.418 (1, 5)	2-2 1B		4-1 HR BB		4-2 1B BB	3-2 1B		4-2 BB BB		2	3	2	0	3	0	0
<b>Dwight Evans, R</b> OBP: 0.339, SLG: 0.367 (1, 3)	0-1 WP 1B		3-3 K		0-0 F8	1-2 F7		4-0 BB BB		4	0	1	1	1	1	5
<b>Mike Greenwell, L</b> OBP: 0.426, SLG: 0.489 (1, 7)	0-1 FC6-4 1B		0-0 HR		0-2 1B 1B	1-2 F8		4-0 BB BB		4	2	3	4	1	0	2
<b>Todd Benzinger, S</b> OBP: 0.289, SLG: 0.403 <b>Ellis Burks, R</b> OBP: 0.424, SLG: 0.551 (1, 9) (9, 8)	2-3 K		1-3 K		2-3 K	2-1 4-3		0-3 K		5	0	0	0	0	4	9
<b>Rick Cerone, R</b> OBP: 0.447, SLG: 0.500 (1, 10)	1-2 FC6-4 1B		1-0 F8		2-2 1B 1B		2-0 G6-4-3 1B			4	1	2	1	0	0	2
<b>Rich Gedman, L</b> OBP: 0.143, SLG: 0.263 (1, 2)		1-2 4-3		0-2 4-3	0-1 1B 1B		1-2 L6			4	0	1	1	0	0	1
<b>Ed Romero, R</b> OBP: 0.348, SLG: 0.286 <b>Jody Reed, R</b> OBP: 0.306, SLG: 0.278 (1, 6) (8, 6)		2-2 FC3-6 HBP		0-2 P4	0-1 1B		0-0 G6-4-3			3	0	1	1	0	0	1


Inning Stats	R: 2	H: 4	E: 0	LOB: 2	K: 1	S: 16	R: 0	H: 0	E: 0	LOB: 0	K: 0	S: 6	R: 3	H: 1	E: 0	LOB: 1	K: 2	S: 11	R: 3	H: 4	E: 1	LOB: 2	K: 0	S: 19	R: 0	H: 1	E: 0	LOB: 0	K: 2	S: 9	R: 0	H: 0	E: 0	LOB: 3	K: 2	S: 9
	11	11	0	3	2	22	0	0	0	0	0	10	0	0	0	1	0	19	0	0	0	2	0	27	0	0	0	0	0	0	0	0	0	0	0	22

PITCHER	IP	WLS	BF	H	R	ER	SO	BB	IBB	HBP	BLK	WP	HR	S	P	ERA	WHIP
<b>Ray Krawczyk, R</b> ERA: 5.01 (1, 1)	4.2	L	26	9	8	8	4	2	0	2	0	1	1	63	92	15.43	2.357
<b>Stu Cliburn, R</b> ERA: 4.12 (5, 1)	3.1		16	3	0	0	2	3	0	0	0	0	0	39	65	0.00	1.800

**BOTTOM**

**California Angels @ Boston Red Sox**  
Fenway Park, Boston, MA  
Sat May 21 1988, 3:33 AM EDT  
Att. 32,180 - Overcast - 61 F

AB	35
R	8
H	12
RBI	8
BB	5
SO	6
LOB	24



1B:	11	SF:	0	WP:	1	PA:	43
2B:	0	SAC:	0	PB:	0		
3B:	0	DP:	1	SB:	0		
HR:	1	HBP:	2	CS:	1		

livebaseballscorecards.com

Batter	1	2	3	4	5	6	7	8	9	AB R H RBI BB SO LOB	TOP																	
<b>Brian Downing, R</b> (1, 10) OBP: 0.410, SLG: 0.480	1-1 F2		2-2 HR	3-2 4-3 1-3 2B		1-2 4-3			1-1 F7	5 1 2 1 0 0 1																		
<b>Chico Walker, S</b> (1, 8) OBP: 0.235, SLG: 0.161	4-0 G4-6-3 BB		0-0 1B FC6-4 1B	0-1 4-3			0-0 4-3		0-3 K	4 1 1 1 1 1 1																		
<b>Wally Joyner, L</b> (1, 3) OBP: 0.358, SLG: 0.396	1-2 G4-6-3 1-2f		1-0 FC6-4 1B	3-0 P4			0-2 G3			4 0 1 0 0 0 2																		
<b>Johnny Ray, S</b> (1, 7) OBP: 0.353, SLG: 0.453		3-3 K	0-0 FC6-4 1B 1-2f 3-H		2-2 L9		2-2 1B			4 1 1 1 0 1 1																		
<b>Chili Davis, S</b> (1, 9) OBP: 0.300, SLG: 0.417		4-2 E BB	1-2 1B 1B		0-1 F8		0-3 K			3 0 1 0 1 1 1																		
<b>Jack Howell, L</b> (1, 5) OBP: 0.335, SLG: 0.389		1-2 E1 BB	0-0 G4-6-3 1B		1-1 F7			0-3 K		4 0 1 1 0 1 1																		
<b>Butch Wynegar, S</b> (1, 2) OBP: 0.328, SLG: 0.434		1-1 L6	3-1 G4-6-3 1-2f			3-2 F7		0-1 3-1		4 0 0 0 0 0 4																		
<b>Dick Schofield, R</b> (1, 6) OBP: 0.280, SLG: 0.309		4-0 SAFE		2-2 2B 4-3 1B		1-0 6-3		1-3 K		2 1 1 0 1 0 0																		
<b>Gus Polidor, R</b> (8, PH) OBP: 0.286, SLG: 0.211										1 0 0 0 0 1 0																		
<b>Junior Noboa, R</b> (1, 4) OBP: 0.125, SLG: 0.125		2-1 F9		0-0 F8		0-2 1B			0-0 5-3	4 0 1 0 0 0 4																		
<b>Inning Stats</b>	R: 0 E: 0 K: 0 S: 5	H: 0 LOB: 0 BB: 1 P: 11	R: 0 E: 1 K: 1 S: 12	H: 0 LOB: 3 BB: 2 P: 27	R: 3 E: 0 K: 0 S: 14	H: 5 LOB: 1 BB: 0 P: 20	R: 1 E: 0 K: 0 S: 12	H: 2 LOB: 1 BB: 0 P: 20	R: 0 E: 0 K: 0 S: 7	H: 0 LOB: 0 BB: 0 P: 10	R: 0 E: 0 K: 1 S: 11	H: 1 LOB: 1 BB: 0 P: 13	R: 0 E: 0 K: 2 S: 8	H: 0 LOB: 0 BB: 0 P: 9	R: 0 E: 0 K: 1 S: 8	H: 0 LOB: 0 BB: 0 P: 9	1B: 7 2B: 1 3B: 0 HR: 1	SF: 0 SAC: 0 DP: 2 HBP: 0	WP: 0 PB: 0 SB: 0 CS: 0	PA: 38								
<b>PITCHER</b>	IP WLS BF H R ER SO BB IBB HBP BLK WP HR S P ERA WHIP																											
<b>Jeff Sellers, R</b> (1, 1) ERA: 3.95	3.1		19	7	4	4	1	3	0	0	0	0	1	40	72	10.80	3.000											
<b>Bob Stanley, R</b> (4, 1) ERA: 0.77	5.2	W	19	2	0	0	4	0	0	0	0	0	0	49	64	0.00	0.353											

**California Angels @ Boston Red Sox**  
**Fenway Park, Boston, MA**  
 Sun May 22 1988, 3:33 AM EDT  
 Att. 32,678 - Overcast - 73 F

[livebaseballscorecards.com](http://livebaseballscorecards.com)

<b>AB</b>	<b>35</b>
<b>R</b>	<b>4</b>
<b>H</b>	<b>9</b>
<b>RBI</b>	<b>4</b>
<b>BB</b>	<b>3</b>
<b>SO</b>	<b>5</b>
<b>LOB</b>	<b>15</b>



Batter	1	2	3	4	5	6	7	8	9	AB	R	H	RBI	BB	SO	LOB
Ellis Burks, R OBP: 0.412, SLG: 0.530 (1, 8)	1-2 6-3		2-1 FC6 1B	0-0 1B		3-3 K	0-0 FC5-4			5	1	1	0	0	1	3
Marty Barrett, R OBP: 0.333, SLG: 0.358 (1, 4)	1-1 5-3		2-2 1B	0-1 6-4-3		1-1 3-1		3-2 HR 2B		5	2	2	0	0	0	2
Wade Boggs, L OBP: 0.475, SLG: 0.446 (1, 5)	2-2 6-3		1-2 HR 1B		3-2 G3		0-2 G4-6-3 2B 1B	1-0 HR		5	3	3	2	0	0	0
Dwight Evans, R OBP: 0.347, SLG: 0.382 (1, 3)		0-0 4-3	1-2 HR 1B		1-1 1B 2B		3-2 G4-6-3 1B	0-1 5-3		5	2	3	2	0	0	0
Mike Greenwell, L OBP: 0.431, SLG: 0.507 (1, 7)		4-2 BB	1-1 HR		4-0 1B IBB		0-1 G4-6-3 1B	0-3 K		3	2	1	3	2	1	2
Rick Cerone, R OBP: 0.435, SLG: 0.495 (1, 2)		3-3 K	1-1 F8		1-0 F7		3-1 1B 2B	1-2 F9		5	1	1	1	0	1	3
Rich Gedman, L OBP: 0.200, SLG: 0.273 (1, 10)		1-0 4-3			1-2 E8 1B		4-0 1B IBB			3	1	1	1	1	0	1
Ed Romero, R OBP: 0.370, SLG: 0.320 (1, 6)			1-0 FC6 1B		1-1 4-3		0-1 1B			4	0	2	1	0	0	1
Jody Reed, R OBP: 0.306, SLG: 0.278 (7, PR) (8, 6)					2-1 F9		1-3 2-H 1B			0	0	0	0	0	0	0
Brady Anderson, L OBP: 0.364, SLG: 0.348 (1, 9)			2-0 F3		0-0 1B		0-1 4-3			4	0	2	1	0	0	1


Inning Stats	R: 0	H: 0	E: 0	K: 0	S: 9	LOB: 0	BB: 0	P: 13	R: 0	H: 0	E: 0	K: 1	S: 10	LOB: 1	BB: 1	P: 17	R: 5	H: 5	E: 0	K: 0	S: 17	LOB: 0	BB: 0	P: 28	R: 0	H: 2	E: 0	K: 0	S: 9	LOB: 2	BB: 2	P: 11	R: 2	H: 2	E: 1	K: 0	S: 17	LOB: 1	BB: 1	P: 29	R: 0	H: 0	E: 0	K: 1	S: 8	LOB: 0	BB: 0	P: 12	R: 3	H: 5	E: 0	K: 0	S: 14	LOB: 2	BB: 1	P: 24	R: 2	H: 2	E: 0	K: 1	S: 15	LOB: 0	BB: 0	P: 20
--------------	------	------	------	------	------	--------	-------	-------	------	------	------	------	-------	--------	-------	-------	------	------	------	------	-------	--------	-------	-------	------	------	------	------	------	--------	-------	-------	------	------	------	------	-------	--------	-------	-------	------	------	------	------	------	--------	-------	-------	------	------	------	------	-------	--------	-------	-------	------	------	------	------	-------	--------	-------	-------

PITCHER	IP	WLS	BF	H	R	ER	SO	BB	IBB	HBP	BLK	WP	HR	S	P	ERA	WHIP
Willie Fraser, R ERA: 6.23 (1, 1)	5.0	L	26	9	7	6	1	1	1	0	0	0	1	62	98	10.80	2.000
Greg Minton, R ERA: 6.75 (6, 1)	2.0		11	5	3	3	1	0	1	0	0	0	0	22	36	13.50	2.500
DeWayne Buice, R ERA: 5.25 (8, 1)	1.0		5	2	2	2	1	0	0	0	0	0	1	15	20	18.00	2.000

**BOTTOM**

**California Angels @ Boston Red Sox**  
 Fenway Park, Boston, MA  
 Sun May 22 1988, 3:33 AM EDT  
 Att. 32,678 - Overcast - 73 F

AB	39
R	12
H	16
RBI	11
BB	3
SO	3
LOB	13



WP	HR	S	P	ERA	WHIP
0	1	0	0	0	0

Batter	1	2	3	4	5	6	7	8	9	AB R H RBI BB SO LOB	TOP
Ellis Burks, R OBP: 0.402, SLG: 0.511 (1, 8) X	0-0 1B G3 1B		1-3 K		0-1 FC6-4 2B 1-2f		0-0 6-3		1-2 4-3	5 1 1 0 0 1 1	
Marty Barrett, R OBP: 0.332, SLG: 0.355 (1, 4) SAFE X	2-2 G3 1-3 1B		1-3 K		0-0 F2		0-0 4-3			4 0 1 0 0 1 1	
Wade Boggs, L OBP: 0.475, SLG: 0.455 (1, 5) C F B B B X	3-2 1-3 1-2 2-3			1-2 E9 6-3 1B	3-2 2B			2-2 4-3		4 1 2 0 0 0 2	
Dwight Evans, R OBP: 0.351, SLG: 0.387 (1, 3) X	0-0 G3 2-3 3-H			1-0 6-3 3-H	4-0 BB		0-1 2B			3 0 1 2 1 0 1	
Mike Greenwell, L OBP: 0.427, SLG: 0.500 (1, 7) B X	1-0 1-3			2-1 1B 1B	2-0 F8		0-0 F7			4 1 1 0 0 0 5	
Jim Rice, R OBP: 0.286, SLG: 0.252 (1, 10) C F B T B B X		2-2 6-3		0-1 1B 1-3 1B		1-1 5-3		1-1 HBP		3 0 1 0 0 0 0	
Rick Cerone, R OBP: 0.429, SLG: 0.485 (1, 2) X		0-0 1-3		0-0 G6-4-3 1-3 3-H 1B		2-2 4-3		0-0 F3		4 0 1 1 0 0 2	
Ed Romero, R OBP: 0.323, SLG: 0.276 (1, 6) C X		0-1 1-3		0-0 G6-4-3 1-2f		1-1 1-3				4 0 0 0 0 0 2	
Brady Anderson, L OBP: 0.361, SLG: 0.339 (1, 9) B X			1-0 1-3		4-0 FC6-4 BB		1-1 F5		0-0 3-1	3 0 0 0 1 0 0	
<b>Inning Stats</b>	R: 1 H: 2 E: 0 LOB: 1 K: 0 BB: 0 S: 9 P: 15	R: 0 H: 0 E: 0 LOB: 0 K: 0 BB: 0 S: 6 P: 8	R: 0 H: 0 E: 0 LOB: 0 K: 2 BB: 0 S: 8 P: 11	R: 2 H: 4 E: 1 LOB: 1 K: 0 BB: 0 S: 10 P: 14	R: 0 H: 1 E: 0 LOB: 3 K: 0 BB: 2 S: 8 P: 21	R: 0 H: 0 E: 0 LOB: 0 K: 0 BB: 0 S: 7 P: 11	R: 0 H: 0 E: 0 LOB: 0 K: 0 BB: 0 S: 4 P: 5	R: 0 H: 1 E: 0 LOB: 2 K: 0 BB: 0 S: 8 P: 11	R: 0 H: 0 E: 0 LOB: 0 K: 0 BB: 0 S: 5 P: 7	1B: 6 SF: 0 2B: 2 SAC: 0 3B: 0 DP: 1 HR: 0 HBP: 1	WP: 0 PA: 37 PB: 0 SB: 0 CS: 0
<b>PITCHER</b> Bill Swift, R ERA: 3.88 (1, 1)	IP WLS BF H R ER SO BB IBB HBP BLK WP HR S P ERA WHIP										

**Boston Red Sox @ Seattle Mariners**  
The Kingdom, Seattle, WA  
Mon May 23 1988, 10:05 PM EDT  
Att. 15,511 - Dome

[livebaseballscorecards.com](http://livebaseballscorecards.com)

**AB 34**  
**R 3**  
**H 8**  
**RBI 3**  
**BB 2**  
**SO 2**  
**LOB 14**





Batter	1	2	3	4	5	6	7	8	9
Henry Cotto, R OBP: 0.374, SLG: 0.449 (1, 8)	1-3 K	0-0 HR		3-3 K	0-1 L1	4-0 PB BB		2-1 F3	
Scott Bradley, L OBP: 0.318, SLG: 0.405 (1, 2)	1-2 BLK 1B	4-0 BB		0-2 HR 1B	1-1 F8	1-1 F5			
Alvin Davis, L OBP: 0.422, SLG: 0.582 (1, 3)	2-1 F8	1-0 L7		1-0 HR 1-H					
Mike Kingery, L OBP: 0.360, SLG: 0.319 (8, 3)									
Ken Phelps, L OBP: 0.424, SLG: 0.615 (1, 10)	0-2 G3	1-2 F7		4-2 2B BB		4-0 1B 2B BB	1-0 F8		
Mickey Brantley, R OBP: 0.315, SLG: 0.535 (1, 7)				0-0 2B		0-0 2B 1B	0-1 1-3		
Glenn Wilson, R OBP: 0.306, SLG: 0.338 (1, 9)		0-1 HR 1B	0-1 G6-4-3 1B	0-0 F3		0-0 F9	2-3 K		
Jim Presley, R OBP: 0.269, SLG: 0.369 (1, 5)		1-1 HR 1-H	0-0 G6-4-3		1-1 1B 1B	1-0 WP 1B 2B		2-1 F8	
Rey Quinones, R OBP: 0.300, SLG: 0.407 (1, 6)		2-1 3B 1B	1-0 F9		1-0 F9	1-2 BB 1B PB 1B	0-3 K		
Harold Reynolds, S OBP: 0.292, SLG: 0.400 (1, 4)		3-2 HR 3B		1-1 F8	0-0 1B	1-0 PB BB 1B	2-2 1B		

Inning Stats	R: 0 E: 0 K: 1 S: 11	H: 1 LOB: 1 BB: 0 P: 15	R: 6 E: 0 K: 20 S: 20	H: 6 LOB: 1 BB: 1 P: 33	R: 0 E: 0 K: 0 S: 4	H: 1 LOB: 0 BB: 0 P: 5	R: 3 E: 0 K: 1 S: 14	H: 3 LOB: 1 BB: 1 P: 23	R: 0 E: 0 K: 0 S: 8	H: 2 LOB: 2 BB: 0 P: 11	R: 5 E: 0 K: 0 S: 17	H: 4 LOB: 2 BB: 3 P: 36	R: 0 E: 0 K: 1 S: 7	H: 0 LOB: 0 BB: 0 P: 10	R: 0 E: 0 K: 1 S: 10	H: 1 LOB: 1 BB: 0 P: 16
--------------	-------------------------------	----------------------------------	--------------------------------	----------------------------------	------------------------------	---------------------------------	-------------------------------	----------------------------------	------------------------------	----------------------------------	-------------------------------	----------------------------------	------------------------------	----------------------------------	-------------------------------	----------------------------------

PITCHER	IP	WLS	BF	H	R	ER	SO	BB	IBB	HBP	BLK	WP	HR	S	P	ERA	WHIP
Oil Can Boyd, R ERA: 5.58 (1, 1)	1.0	L	11	7	6	6	1	1	0	0	1	0	3	25	40	54.00	8.000
John Trautwein, R ERA: 11.7 (2, 1)	4.1		24	9	8	7	1	3	0	0	0	1	1	41	66	14.54	2.769
Dennis Lamp, R ERA: 2.2 (6, 1)	2.2		11	2	0	0	2	1	0	0	0	0	0	25	43	0.00	1.125

**BOTTOM**

**Boston Red Sox @ Seattle Mariners**  
The Kingdom, Seattle, WA

Mon May 23 1988, 10:05 PM EDT  
Att. 15,511 - Dome

AB	R	H	RBI	BB	SO	LOB
5	1	1	2	1	2	3
4	1	2	0	1	0	5
4	2	1	2	1	0	4
0	0	0	0	0	0	0
3	2	0	0	2	0	2
5	2	3	2	0	0	1
5	1	2	0	0	1	4
5	2	3	5	0	0	1
5	2	2	1	0	1	1
5	1	4	1	0	0	0

AB	41
R	14
H	18
RBI	13
BB	5
SO	4
LOB	21

WP: 1 PA: 46  
PB: 1  
SB: 0  
CS: 0



1B	2B	3B	HR	SF	SAC	DP	HBP
11	2	1	4	0	0	1	0

Batter	1	2	3	4	5	6	7	8	9	AB R H RBI BB SO LOB	TOP
Ellis Burks, R (1, 8) OBP: 0.396, SLG: 0.511	2-3 K2-3	1-2 6-3			1-1 2B			2-0 F8		4 0 1 0 0 1 1	
Marty Barrett, R (1, 4) OBP: 0.324, SLG: 0.347	0-0 P6		1-1 5-3		2-1 F7			2-2 1-3		4 0 0 0 0 0 1	
Wade Boggs, L (1, 5) OBP: 0.476, SLG: 0.469	3-2 1B		3-2 L7		2-2 L7			3-1 3B		4 1 2 0 0 0 1	
Dwight Evans, R (1, 3) OBP: 0.348, SLG: 0.384	1-0 1B		1-2 F9		1-0 P7			1-2 L6		4 0 1 0 0 0 1	
Mike Greenwell, L (1, 7) OBP: 0.429, SLG: 0.500	1-1 1B			1-2 1B		2-1 G3			0-0 P6	4 0 2 1 0 0 0	
Jim Rice, R (1, 10) OBP: 0.280, SLG: 0.246	1-2 5-3		1-3 K		2-3 K			1-1 F3		3 0 0 0 0 2 3	
Spike Owen, S (9, PH) OBP: 0.286, SLG: 0.288	1-2									1 0 0 0 0 0 0	
Rich Gedman, L (1, 2) OBP: 0.172, SLG: 0.231			2-3 K		0-1 4-3			3-1 F8		4 0 0 0 0 2 1	
Ed Romero, R (1, 6) OBP: 0.324, SLG: 0.281			1-1		1-0 F9			0-2 6-3		3 0 1 0 0 0 1	
Brady Anderson, L (1, 9) OBP: 0.353, SLG: 0.331			1-3 K		3-2 F9			1-3 K		3 0 0 0 0 2 1	
<b>Inning Stats</b>	R: 1 H: 3 E: 0 LOB: 2 K: 1 BB: 0 S: 14 P: 22	R: 0 H: 1 E: 0 LOB: 1 K: 2 BB: 0 S: 12 P: 17	R: 0 H: 0 E: 0 LOB: 0 K: 0 BB: 0 S: 8 P: 13	R: 0 H: 1 E: 0 LOB: 1 K: 1 BB: 0 S: 10 P: 13	R: 0 H: 1 E: 0 LOB: 1 K: 0 BB: 0 S: 12 P: 20	R: 0 H: 0 E: 0 LOB: 0 K: 1 BB: 0 S: 8 P: 13	R: 0 H: 0 E: 0 LOB: 0 K: 1 BB: 0 S: 8 P: 12	R: 0 H: 1 E: 0 LOB: 1 K: 0 BB: 0 S: 9 P: 17	R: 0 H: 0 E: 0 LOB: 0 K: 1 BB: 0 S: 6 P: 8	1B: 5 SF: 0 2B: 1 SAC: 0 3B: 1 DP: 0 HR: 0 HBP: 0	WP: 0 PA: 34 PB: 0 SB: 1 CS: 0
<b>PITCHER</b>	IP WLS BF H R ER SO BB IBB HBP BLK WP HR S P ERA WHIP										
Mike Campbell, R (1, 1) ERA: 5.43	8.0 W 31 7 1 1 6 0 0 0 0 0 0 0 81 127 1.12 0.875										
Rod Scurrey, L (9, 1) ERA:	1.0 3 0 0 0 1 0 0 0 0 0 0 0 6 8 0.00 0.000										

**Boston Red Sox @ Seattle Mariners**  
The Kingdom, Seattle, WA  
Tue May 24 1988, 10:05 PM EDT  
Att. 9,473 - Dome

[livebaseballscorecards.com](http://livebaseballscorecards.com)

**AB 34**  
**R 1**  
**H 7**  
**RBI 1**  
**BB 0**  
**SO 7**  
**LOB 10**



Batter	1	2	3	4	5	6	7	8	9
Henry Cotto, R OBP: 0.373, SLG: 0.440 (1, 8)	2-1 6-3		0-1 1B		1-1 P3		1-2 4-3	0-1 F3	
Glenn Wilson, R OBP: 0.303, SLG: 0.355 (1, 9)	2-2 F6		0-0 F9		2-3 K		1-1 HR		
Alvin Davis, L OBP: 0.424, SLG: 0.573 (1, 3) Mike Kingery, L OBP: 0.368, SLG: 0.329 (6, PR) (7, 3)	2-0 4-3		4-0 1B 1B 1-2 1B BB	1-0 F7		4-2 2B BB	2-2 HR 1B		
Ken Phelps, L OBP: 0.431, SLG: 0.640 (1, 10)		2-1 F7	2-0 1B 1B 1-2 2-H	1-3 K		4-1 2B BB 1-2 G5-4-3	1-0 HR		
Mickey Brantley, R OBP: 0.331, SLG: 0.569 (1, 7) Dave Hengel, R OBP: 0.227, SLG: 0.190 (6, PR) (7, 7)		1-0 HR	1-2 1B 1B 1-2 2-3	3-2 FC6-4 HBP		2-0 G5-4-3 1-3 2-H 2B	0-2 F8		
Jim Presley, R OBP: 0.279, SLG: 0.379 (1, 5)		3-3 K	0-1 1B 1B 1-2 2-3 3-H	0-2 FC6-4		4-0 G5-4-3 BB	0-0 2B		
Dave Valle, R OBP: 0.252, SLG: 0.342 (1, 2)		4-1 BB	1-3 K		3-2 1-3	0-2 G5-4-3	3-2 HBP		
Rey Quinones, R OBP: 0.303, SLG: 0.403 (1, 6)		0-0 F8	0-2 WP 1B 1-3 2-H 3-H 1B		4-2 HR BB	0-0 6-3	2-3 K		
Harold Reynolds, S OBP: 0.301, SLG: 0.425 (1, 4)			E1 1B 1B		0-0 HR		0-2 L3	1-3 K	

Inning Stats	R: 0 E: 0 K: 0 S: 7	H: 0 LOB: 0 BB: 0 P: 13	R: 1 E: 0 K: 1 S: 8	H: 1 LOB: 1 BB: 1 P: 18	R: 6 E: 1 K: 2 S: 26	H: 7 LOB: 3 BB: 2 P: 43	R: 0 E: 0 K: 1 S: 9	H: 0 LOB: 1 BB: 0 P: 14	R: 2 E: 0 K: 1 S: 11	H: 1 LOB: 0 BB: 1 P: 21	R: 2 E: 0 K: 0 S: 10	H: 1 LOB: 3 BB: 3 P: 24	R: 3 E: 0 K: 0 S: 15	H: 3 LOB: 0 BB: 0 P: 20	R: 0 E: 0 K: 2 S: 12	H: 1 LOB: 2 BB: 0 P: 18
--------------	------------------------------	----------------------------------	------------------------------	----------------------------------	-------------------------------	----------------------------------	------------------------------	----------------------------------	-------------------------------	----------------------------------	-------------------------------	----------------------------------	-------------------------------	----------------------------------	-------------------------------	----------------------------------

PITCHER	IP	WLS	BF	H	R	ER	SO	BB	IBB	HBP	BLK	WP	HR	S	P	ERA	WHIP
Mike Smithson, R ERA: 9.75 (1, 1)	2.1	L	15	6	7	7	1	2	0	0	0	0	1	28	53	27.00	3.429
Jeff Sellers, R ERA: 4.53 (3, 1)	2.2		16	3	4	4	4	4	0	1	0	1	1	37	68	13.50	2.625
Bob Stanley, R ERA: 2.63 (6, 1)	2.0		10	4	3	3	0	1	0	0	0	0	2	21	32	13.50	2.500
Wes Gardner, R ERA: 1.9 (8, 1)	1.0		5	1	0	0	2	0	0	1	0	0	0	12	18	0.00	1.000

**BOTTOM**

**Boston Red Sox @ Seattle Mariners**  
The Kingdom, Seattle, WA  
Tue May 24 1988, 10:05 PM EDT  
Att: 9,473 - Dome

AB	R	H	RBI	BB	SO	LOB
5	1	1	1	1	0	2
5	1	1	1	0	2	4
2	1	0	0	2	0	0
1	2	1	0	0	0	0
4	3	2	3	1	1	0
3	2	3	2	0	0	0
1	0	0	0	0	0	0
4	1	2	1	1	1	1
3	0	0	0	1	1	5
4	1	1	2	1	1	6
5	2	3	3	0	1	2

AB	37
R	14
H	14
RBI	13
BB	7
SO	7
LOB	20

livebaseballscorecards.com



1B:	8	SF:	0	WP:	1	PA:	46
2B:	2	SAC:	0	PB:	0		
3B:	0	DP:	1	SB:	1		
HR:	4	HBP:	2	CS:	0		

Batter	1	2	3	4	5	6	7	8	9	AB R H RBI BB SO LOB	TOP											
Ellis Burks, R OBP: 0.405, SLG: 0.505 (1, 8)	4-2 CS BB		2-3 K		3-3 K		3-2 1B		4-2 E S BB	3 0 1 0 2 2 2												
Marty Barrett, R OBP: 0.321, SLG: 0.343 (1, 4)	1-2 1B 1-2		2-1 F8		1-0 F9		1-2 F3		2-2 F9 1-3 2-H	5 0 1 0 0 0 4												
Wade Boggs, L OBP: 0.479, SLG: 0.470 (1, 5)	3-1 1B 1-2			3-2 F7		3-1 G6-4-3 1B		4-2 HR BB	1-3 K	4 1 2 0 1 1 1												
Dwight Evans, R OBP: 0.355, SLG: 0.405 (1, 3)	3-2 F9			1-1 1B		3-1 G6-4-3 1-2f		0-1 HR 1-H	4-0 IBB	4 1 2 2 1 0 3												
Mike Greenwell, L OBP: 0.422, SLG: 0.490 (1, 7)	0-0 F7			3-3 K		1-0 FC6-4 1B		1-2 F7	2-0 F3	5 0 1 0 0 1 5												
Todd Benzinger, S OBP: 0.288, SLG: 0.408 (1, 10)		2-3 K		0-0 F9		0-1 FC6-4 1-2f		0-0 2B		4 0 1 0 0 1 2												
Rick Cerone, R OBP: 0.422, SLG: 0.471 (1, 2)		3-3 K			4-0 SH3-4 1B BB		0-0 1-3	0-2 F8		3 0 0 0 1 1 1												
Spike Owen, S OBP: 0.297, SLG: 0.349 (1, 6)		2-2 F2			1-0 SH3-4 1B		2-2 HR	1-1 G3		4 1 2 1 0 0 1												
Brady Anderson, L OBP: 0.353, SLG: 0.339 (1, 9)			1-1 1-3		0-0 SH3-4 1-2 2-3		0-2 1-3		0-0 S 2B	3 1 1 0 0 0 0												
<b>Inning Stats</b>	R: 0 E: 0 K: 0 S: 11	H: 2 LOB: 2 BB: 1 P: 22	R: 0 E: 0 K: 2 S: 11	H: 0 LOB: 0 BB: 0 P: 18	R: 0 E: 0 K: 1 S: 10	H: 0 LOB: 0 BB: 0 P: 15	R: 0 E: 0 K: 1 S: 13	H: 1 LOB: 1 BB: 0 P: 20	R: 0 E: 0 K: 1 S: 8	H: 1 LOB: 2 BB: 1 P: 17	R: 0 E: 0 K: 0 S: 7	H: 2 LOB: 1 BB: 0 P: 14	R: 1 E: 0 K: 0 S: 16	H: 2 LOB: 1 BB: 0 P: 22	R: 2 E: 0 K: 0 S: 15	H: 2 LOB: 1 BB: 1 P: 21	R: 1 E: 0 K: 1 S: 11	H: 1 LOB: 2 BB: 2 P: 24	1B: 7 2B: 2 3B: 0 HR: 2	SF: 0 SAC: 1 DP: 1 HBP: 0	WP: 0 PB: 0 SB: 3 CS: 1	PA: 41
<b>PITCHER</b>	IP WLS BF H R ER SO BB IBB HBP BLK WP HR S P ERA WHIP																					
Mark Langston, L ERA: 3.83 (1, 1)	7.1 L 33 10 3 3 5 3 0 0 0 0 0 2 85 142 3.68 1.773																					
Michael Jackson, R ERA: 2.79 (8, 1)	1.0 5 1 1 0 0 1 0 0 0 0 0 0 13 20 0.00 2.000																					
Rod Scurry, L ERA: (9, 1)	0.2 3 0 0 0 1 0 1 0 0 0 0 0 4 11 0.00 0.000																					

**Boston Red Sox @ Seattle Mariners**  
The Kingdom, Seattle, WA  
Wed May 25 1988, 10:05 PM EDT  
Att. 17,968 - Dome

[livebaseballscorecards.com](http://livebaseballscorecards.com)

**AB 35**  
**R 4**  
**H 11**  
**RBI 3**  
**BB 5**  
**SO 6**  
**LOB 19**



Batter	1	2	3	4	5	6	7	8	9	AB	R	H	RBI	BB	SO	LOB
Henry Cotto, R OBP: 0.365, SLG: 0.431 Mike Kingery, L OBP: 0.364, SLG: 0.324 (1, 8) (8, PH) (9, 8)	0-2 F9		0-0 F8			0-0 F7		0-3 K		3	0	0	0	0	0	0
Scott Bradley, L OBP: 0.326, SLG: 0.410 (1, 2)	1-2 G6-4-3 1B		0-0 1B			0-0 F7		0-0 4-3		4	0	2	0	0	0	0
Alvin Davis, L OBP: 0.420, SLG: 0.562 (1, 3)	1-0 G6-4-3 1-2f		0-0 F7			4-0 BB		2-2 F7		3	0	0	0	1	0	2
Ken Phelps, L OBP: 0.417, SLG: 0.615 (1, 10)		1-3 K		0-0 L4		0-0 4-3		3-2 F7		4	0	0	0	0	1	1
Mickey Brantley, R OBP: 0.335, SLG: 0.567 (1, 7)		2-0 S 1B		1-2 F9		1-2 S 1B		2-1 F8		4	0	2	0	0	0	0
Jim Presley, R OBP: 0.280, SLG: 0.374 (1, 5)		4-2 1-2 BB		1-2 F9		1-3 K		1-3 K		2	0	0	0	1	1	1
Glenn Wilson, R OBP: 0.297, SLG: 0.347 (1, 9)		3-2 F9		1-2 6-3		1-3 K		1-2 K		3	0	0	0	0	1	3
Rey Quinones, R OBP: 0.297, SLG: 0.395 (1, 6)		2-2 F9		1-0 F6		3-3 K		3-3 K		3	0	0	0	0	1	3
Harold Reynolds, S OBP: 0.296, SLG: 0.417 (1, 4)		2-2 F7		1-0 F7		0-1 L7				3	0	0	0	0	0	0

<b>Inning Stats</b>	R: 0 E: 0 K: 0 S: 7	H: 1 LOB: 0 BB: 0 P: 9	R: 0 E: 0 K: 1 S: 14	H: 1 LOB: 2 BB: 1 P: 26	R: 0 E: 0 K: 0 S: 6	H: 1 LOB: 1 BB: 0 P: 8	R: 0 E: 0 K: 0 S: 7	H: 0 LOB: 0 BB: 0 P: 9	R: 0 E: 0 K: 0 S: 6	H: 0 LOB: 0 BB: 0 P: 9	R: 0 E: 0 K: 0 S: 3	H: 0 LOB: 1 BB: 1 P: 7	R: 0 E: 0 K: 3 S: 13	H: 1 LOB: 1 BB: 0 P: 19	R: 0 E: 0 K: 1 S: 6	H: 0 LOB: 0 BB: 0 P: 6	R: 0 E: 0 K: 0 S: 8	H: 0 LOB: 0 BB: 0 P: 15	1B: 4 2B: 0 3B: 0 HR: 0	SF: 0 SAC: 0 DP: 1 HBP: 0	WP: 0 PB: 0 SB: 2 CS: 0	PA: 32												
<b>PITCHER</b> Roger Clemens, R ERA: 1.8 (1, 1)	IP 9.0	WLS W	BF 32	H 4	R 0	ER 0	SO 5	BB 2	IBB 0	HBP 0	BLK 0	WP 0	HR 0	S 70	P 108	ERA 0.00	WHIP 0.667																	
																	<b>PITCHER</b>	IP	WLS	BF	H	R	ER	SO	BB	IBB	HBP	BLK	WP	HR	S	P	ERA	WHIP

**BOTTOM**

**Boston Red Sox @ Seattle Mariners**  
The Kingdom, Seattle, WA  
Wed May 25 1988, 10:05 PM EDT  
Att. 17,968 - Dome

livebaseballscorecards.com

<b>AB</b>	<b>30</b>
<b>R</b>	<b>0</b>
<b>H</b>	<b>4</b>
<b>RBI</b>	<b>0</b>
<b>BB</b>	<b>2</b>
<b>SO</b>	<b>5</b>
<b>LOB</b>	<b>10</b>



Batter	1	2	3	4	5	6	7	8	9	AB R H RBI BB SO LOB	TOP											
Ellis Burks, R OBP: 0.400, SLG: 0.495 (1, 8)	2-0 G4-3		2-2 FC5 S 1B		0-0 G3		0-2 G4-3			4 0 1 0 0 0 1	<p><b>Boston Red Sox @ Oakland Athletics</b> Oakland-Alameda County Coliseum, Oakland, CA</p> <p>Fri May 27 1988, 7:05 PM PDT Att. 32,723 - Unknown - 62 F</p> <p>livebaseballscorecards.com</p>											
Marty Barrett, R OBP: 0.320, SLG: 0.341 (1, 4)	2-2 L8		1-2 SAFE F9		0-1 G5-3		0-1 1B			4 0 1 1 0 0 1												
Wade Boggs, L OBP: 0.479, SLG: 0.468 (1, 5)	3-1 BB 1B		4-2 BB		0-0 B1-3		3-H 3-3 K			3 0 1 0 1 1 1												
Dwight Evans, R OBP: 0.358, SLG: 0.404 (1, 3)	4-2 BB 1B		0-0 FC5		0-0 1B 1B		1-3 K			3 0 1 0 1 1 2												
Mike Greenwell, L OBP: 0.419, SLG: 0.484 (1, 7)	2-3 K		1-1 G3-1		0-0 G6-4-3 1B		0-2 G5-3			4 0 1 0 0 1 2												
Jim Rice, R OBP: 0.286, SLG: 0.254 (1, 10)		0-0 G6-4-3 1B	1-0 1B FC5-4 1B		1-2 K		2-3 K			4 1 2 0 0 2 2												
Rick Cerone, R OBP: 0.417, SLG: 0.462 (1, 2)		0-1 G6-4-3	2-1 FC5-4 1B		1-0 G6-4-3		1-1 G6-3			4 0 1 0 0 0 3												
Spike Owen, S OBP: 0.299, SLG: 0.338 (1, 6)		2-2 L1	0-0 FC5-4		4-1 G4-3 G4-3 1B BB		1-3 K			2 1 0 1 1 0 1 1 0 0 0 0 1 0												
Sam Horn, L OBP: 0.254, SLG: 0.273 (9, PH)			1-2 G4-3		2-1 L5		0-1 G4-3			4 0 0 0 0 0 2												
Brady Anderson, L OBP: 0.343, SLG: 0.328 (1, 9)																						
<b>Inning Stats</b>	R: 0 E: 0 K: 1 S: 14	H: 1 LOB: 2 BB: 1 P: 27	R: 0 E: 0 K: 0 S: 6	H: 1 LOB: 0 BB: 0 P: 8	R: 0 E: 0 K: 0 S: 12	H: 1 LOB: 2 BB: 1 P: 20	R: 1 E: 0 K: 0 S: 8	H: 2 LOB: 1 BB: 0 P: 14	R: 0 E: 0 K: 0 S: 4	H: 0 LOB: 0 BB: 0 P: 4	R: 0 E: 0 K: 1 S: 7	H: 2 LOB: 1 BB: 0 P: 11	R: 1 E: 0 K: 1 S: 11	H: 1 LOB: 1 BB: 1 P: 18	R: 0 E: 0 K: 2 S: 9	H: 0 LOB: 0 BB: 0 P: 12	R: 0 E: 0 K: 1 S: 6	H: 0 LOB: 0 BB: 0 P: 8	1B: 8 2B: 0 3B: 0 HR: 0	SF: 0 SAC: 0 DP: 2 HBP: 0	WP: 0 PB: 0 SB: 1 CS: 0	PA: 36
<b>PITCHER</b>	IP WLS BF H R ER SO BB IBB HBP BLK WP HR S P ERA WHIP																					
Curt Young, L ERA: 3.55 (1, 1)	5.0 W 23 7 1 1 1 2 0 0 0 0 0 0 46 75 1.80 1.800																					
Eric Plunk, R ERA: 2.74 (6, 1)	1.2 6 1 1 1 1 1 0 0 0 0 0 0 13 21 5.40 1.200																					
Greg Cadaret, L ERA: 2.5 (7, 1)	0.1 1 0 0 0 1 0 0 0 0 0 0 0 3 6 0.00 0.000																					
Dennis Eckersley, R ERA: 2.05 (8, 1)	2.0 S 6 0 0 0 3 0 0 0 0 0 0 0 15 20 0.00 0.000																					

**Boston Red Sox @ Oakland Athletics**  
Oakland-Alameda County Coliseum, Oakland, CA

Fri May 27 1988, 7:05 PM PDT  
Att. 32,723 - Unknown - 62 F

AB	33
R	2
H	8
RBI	2
BB	3
SO	6
LOB	15





Batter	1	2	3	4	5	6	7	8	9	AB R H RBI BB SO LOB	TOP																								
Wade Boggs, L (1, 5) OBP: 0.482, SLG: 0.471	0-2 6-3	4-1 BB			1-0 1B	0-0 SF8		0-1 1B		3 1 2 1 1 0 0																									
Marty Barrett, R (1, 4) OBP: 0.322, SLG: 0.342	1-2 BB 1B	1-0 F7			1-1 F7	1-2 2B 1B		0-0 L7		5 1 2 0 0 0 4																									
Ellis Burks, R (1, 8) OBP: 0.408, SLG: 0.505	0-0 BB BB				4-2 F8 1B	0-1 2B		1-1 5-3		4 1 2 0 1 0 0																									
Dwight Evans, R (1, 3) OBP: 0.359, SLG: 0.400	4-2 BB BB				0-0 1B			0-2 4-3		4 0 1 1 1 0 0																									
Mike Greenwell, L (1, 7) OBP: 0.423, SLG: 0.481	4-2 BB				0-0 F8			0-0 1B		3 0 1 1 2 0 2																									
Jim Rice, R (1, 10) OBP: 0.289, SLG: 0.259	1-0 G5-4-3				0-1 1B			0-1 1B		5 0 2 1 0 1 4																									
Jody Reed, R (9, PR) OBP: 0.306, SLG: 0.278	1-2f				1-2 1B			1-3		0 0 0 0 0 0 0																									
Rich Gedman, L (1, 2) OBP: 0.188, SLG: 0.214					0-0 4-3			0-0 6-3		2 0 0 0 1 0 2																									
Rick Cerone, R (8, PH) OBP: 0.410, SLG: 0.454					0-1 4-3			0-2 F7		2 0 0 0 0 0 2	AB 36																								
Spike Owen, S (1, 6) OBP: 0.296, SLG: 0.333	0-2 FC4				1-1 6-3			2-1 1B		4 1 1 0 0 0 1	R 5																								
Brady Anderson, L (1, 9) OBP: 0.347, SLG: 0.349	3-1 CS				2-1 F8			0-3 K		4 1 2 1 0 1 1	H 13																								
											RBI 5																								
											BB 6																								
											SO 2																								
											LOB 16																								
<b>Inning Stats</b>	R: 1 H: 2 E: 0 K: 0 S: 12	H: 2 LOB: 2 BB: 2 P: 22	R: 1 H: 1 E: 0 K: 0 S: 8	H: 1 LOB: 1 BB: 2 P: 20	R: 0 H: 0 E: 0 K: 0 S: 7	H: 0 LOB: 1 BB: 1 P: 12	R: 0 H: 0 E: 0 K: 0 S: 5	H: 0 LOB: 0 BB: 0 P: 8	R: 2 H: 3 E: 0 K: 0 S: 12	H: 3 LOB: 2 BB: 1 P: 18	R: 1 H: 3 E: 0 K: 0 S: 9	H: 3 LOB: 2 BB: 0 P: 11	R: 0 H: 0 E: 0 K: 1 S: 6	H: 0 LOB: 0 BB: 0 P: 8	R: 0 H: 2 E: 0 K: 1 S: 9	H: 2 LOB: 2 BB: 0 P: 11	R: 0 H: 2 E: 0 K: 0 S: 11	H: 2 LOB: 2 BB: 0 P: 12	1B: 11 SF: 1 2B: 1 SAC: 0 3B: 1 DP: 1 HR: 0 HBP: 0	WP: 1 PA: 43 PB: 0 SB: 0 CS: 1															
<b>PITCHER</b>	IP WLS BF H R ER SO BB IBB HBP BLK WP HR S P ERA WHIP																																		
Dave Stewart, R (1, 1) ERA: 3.44	5.1	27	7	5	5	0	6	0	0	0	1	0	46	83	8.44	2.438																			
Rick Honeycutt, L (6, 1) ERA: 2.77	2.1	W	10	4	0	0	2	0	0	0	0	0	21	26	0.00	1.714																			
Dennis Eckersley, R (8, 1) ERA: 1.93	1.1	S	6	2	0	0	0	0	0	0	0	0	12	13	0.00	1.500																			

**Boston Red Sox @ Oakland Athletics**  
Oakland-Alameda County Coliseum, Oakland, CA

Sat May 28 1988, 3:33 AM PDT  
Att. 43,177 - Overcast - 62 F

AB	36
R	5
H	13
RBI	5
BB	6
SO	2
LOB	16



livebaseballscorecards.com



Batter	1	2	3	4	5	6	7	8	9	AB	R	H	RBI	BB	SO	LOB
--------	---	---	---	---	---	---	---	---	---	----	---	---	-----	----	----	-----

<b>Carney Lansford, R</b> <small>OBP: 0.437, SLG: 0.540</small> (1, 5)										5	2	2	0	0	0	3
<b>Stan Javier, S</b> <small>OBP: 0.323, SLG: 0.372</small> (1, 7)										3	0	1	1	1	0	0
<b>Jose Canseco, R</b> <small>OBP: 0.394, SLG: 0.511</small> (1, 9)										4	2	3	1	1	0	2
<b>Dave Parker, L</b> <small>OBP: 0.331, SLG: 0.451</small> (1, 10)										5	1	2	0	0	2	4
<b>Mark McGwire, R</b> <small>OBP: 0.365, SLG: 0.511</small> (1, 3)										5	1	1	1	0	2	4
<b>Dave Henderson, R</b> <small>OBP: 0.363, SLG: 0.540</small> (1, 8)										3	1	2	2	1	1	0
<b>Mike Gallego, R</b> <small>OBP: 0.302, SLG: 0.267</small> <b>Doug Jennings, L</b> <small>OBP: 0.429, SLG: 0.433</small> <b>Glenn Hubbard, R</b> <small>OBP: 0.348, SLG: 0.280</small> (1, 4) (7, PH) (7, PR) (8, 4)										3	0	0	0	0	0	3
<b>Orlando Mercado, R</b> <small>OBP: 0.250, SLG: 0.357</small> <b>Ron Hassey, L</b> <small>OBP: 0.336, SLG: 0.444</small> (1, 2) (6, PH) (7, 2)										1	0	0	0	1	0	0
<b>Walt Weiss, S</b> <small>OBP: 0.302, SLG: 0.269</small> (1, 6)										3	0	0	1	0	2	1

Inning Stats	R	H	ER	SO	BB	IBB	HBP	BLK	WP	HR	S	P	ERA	WHIP	1B	SF	2B	SAC	3B	DP	HR	HBP	WP	PA
	3	4	0	0	0	0	0	0	0	0	36	58	12.27	2.727	7	2	3	0	1	0	0	0	0	41

PITCHER	IP	WLS	BF	H	R	ER	SO	BB	IBB	HBP	BLK	WP	HR	S	P	ERA	WHIP
<b>Oil Can Boyd, R</b> <small>ERA: 6.04</small>	(1, 1)	3.2	21	8	5	5	4	2	0	0	0	0	0	27	51	6.75	1.500
<b>Dennis Lamp, R</b> <small>ERA: 2.84</small>	(4, 1)	2.2	L 12	3	2	2	2	1	0	0	0	0	0	1	9	∞	∞
<b>Wes Gardner, R</b> <small>ERA: 1.9</small>	(7, 1)	0.0	2	0	0	0	0	2	0	0	0	0	0	11	17	0.00	0.600
<b>Bob Stanley, R</b> <small>ERA: 2.35</small>	(7, 1)	1.2	6	0	0	0	2	1	0	0	0	0	0	11	17	0.00	0.600

**BOTTOM**

**Boston Red Sox @ Oakland Athletics**  
 Oakland-Alameda County Coliseum, Oakland, CA

livebaseballscorecards.com

<b>AB</b>	<b>33</b>
<b>R</b>	<b>7</b>
<b>H</b>	<b>11</b>
<b>RBI</b>	<b>7</b>
<b>BB</b>	<b>6</b>
<b>SO</b>	<b>8</b>
<b>LOB</b>	<b>17</b>



<b>WP</b> : 0	<b>PA</b> : 41
<b>PB</b> : 0	
<b>SB</b> : 1	
<b>CS</b> : 0	

Sat May 28 1988, 3:33 AM PDT  
 Att. 43,177 - Overcast - 62 F

Batter	1	2	3	4	5	6	7	8	9	AB R H RBI BB SO LOB
<b>Brady Anderson, L</b> (1, 9) OBP: 0.336, SLG: 0.336	3-2 F7	0-1 3-1		1-3 K		2-0 F4		1-1 L8		5 0 0 0 0 1 5
<b>Marty Barrett, R</b> (1, 4) OBP: 0.319, SLG: 0.339	1-2 4-3		1-1 F9	1-2 L9			0-3 K		1-1 4-3 1B	5 0 1 0 0 1 2
<b>Wade Boggs, L</b> (1, 5) OBP: 0.480, SLG: 0.463	4-2 BB E BB		1-2 L6	3-1 L8			4-1 1B BB		1-1 4-3 1-2	3 1 0 0 2 0 3
<b>Dwight Evans, R</b> (1, 3) OBP: 0.360, SLG: 0.397	4-1 1-2 E6 BB		0-0 L8		3-3 K		2-0 1-2 1B		2-1 F3	4 0 1 0 1 1 1
<b>Ellis Burks, R</b> (1, 8) OBP: 0.400, SLG: 0.491	2-2 E6 1-H 2-H			2-2 1B BLK 1B 1B	2-0 6-3		1-3 K		1-0 F9	5 1 1 0 0 1 4
<b>Sam Horn, L</b> (1, 10) OBP: 0.273, SLG: 0.268		0-0 L3		4-2 1B 1B 2B BB	4-1 FC6-4 BB		0-3 K			1 1 0 0 2 0 0 1 0 0 0 0 1 2
<b>Ed Romero, R</b> (7, PH) OBP: 0.314, SLG: 0.273										
<b>Jim Rice, R</b> (1, 7) OBP: 0.288, SLG: 0.259		3-1 6-3		0-0 1-2 2-3 2B 1B	1-2 FC6-4			1-1 E6 1-3		4 1 1 0 0 0 1
<b>Rich Gedman, L</b> (1, 2) OBP: 0.222, SLG: 0.250		3-2 1B 1B		3-2 2B 1-2 2-3 3-H 1B		0-2 F5		1-3 K		4 0 2 1 0 1 1
<b>Spike Owen, S</b> (1, 6) OBP: 0.306, SLG: 0.356		2-1 1-2 1B		3-2 1-3 2-H 3-H 2B		1-1 B4		1-2 1-3		4 0 2 2 0 0 1

Inning Stats	R: 1 E: 1 K: 0 S: 12	H: 0 LOB: 1 BB: 2 P: 26	R: 0 E: 0 K: 0 S: 10	H: 2 LOB: 2 BB: 0 P: 18	R: 0 E: 0 K: 0 S: 6	H: 0 LOB: 0 BB: 0 P: 8	R: 3 E: 0 K: 1 S: 24	H: 4 LOB: 2 BB: 1 P: 41	R: 0 E: 0 K: 1 S: 9	H: 0 LOB: 1 BB: 1 P: 19	R: 0 E: 0 K: 0 S: 6	H: 0 LOB: 0 BB: 0 P: 9	R: 0 E: 0 K: 3 S: 14	H: 1 LOB: 2 BB: 1 P: 21	R: 0 E: 1 K: 1 S: 10	H: 0 LOB: 1 BB: 0 P: 14	R: 0 E: 0 K: 0 S: 7	H: 1 LOB: 1 BB: 0 P: 12	1B: 7 2B: 1 3B: 0 HR: 0	SF: 0 SAC: 0 DP: 0 HBP: 0	WP: 0 PB: 0 SB: 0 CS: 0	PA: 41
--------------	-------------------------------	----------------------------------	-------------------------------	----------------------------------	------------------------------	---------------------------------	-------------------------------	----------------------------------	------------------------------	----------------------------------	------------------------------	---------------------------------	-------------------------------	----------------------------------	-------------------------------	----------------------------------	------------------------------	----------------------------------	----------------------------------	------------------------------------	----------------------------------	--------

PITCHER	IP	WLS	BF	H	R	ER	SO	BB	IBB	HBP	BLK	WP	HR	S	P	ERA	WHIP
<b>Storm Davis, R</b> (1, 1) ERA: 3.2	3.0		18	6	4	3	0	3	0	0	1	0	0	43	79	9.00	3.000
<b>Gene Nelson, R</b> (4, 1) ERA: 3.56	3.2	W	14	1	0	0	4	2	0	0	0	0	0	35	60	0.00	0.818
<b>Greg Cadaret, L</b> (7, 1) ERA: 2.29	1.2		7	1	0	0	2	0	0	0	0	0	0	17	23	0.00	0.600
<b>Eric Plunk, R</b> (9, 1) ERA: 2.66	0.2	S	2	0	0	0	0	0	0	0	0	0	0	3	6	0.00	0.000

**TOP**

**Boston Red Sox @ Oakland Athletics**  
Oakland-Alameda County Coliseum, Oakland, CA

Sun May 29 1988, 3:33 AM PDT  
Att. 43,427 - Sunny - 68 F

[livebaseballscorecards.com](http://livebaseballscorecards.com)

<b>AB</b>	<b>36</b>
<b>R</b>	<b>4</b>
<b>H</b>	<b>8</b>
<b>RBI</b>	<b>3</b>
<b>BB</b>	<b>5</b>
<b>SO</b>	<b>6</b>
<b>LOB</b>	<b>20</b>



Batter	1	2	3	4	5	6	7	8	9	AB R H RBI BB SO LOB
<b>Carney Lansford, R</b> OBP: 0.440, SLG: 0.545 (1, 5)	2-0 1B 2B 1B	2-2 4-3 E 2B		0-0 G6-4-3 1-2f		0-0 F8		4-2 1-3 S BB		4 2 2 0 1 0 1
<b>Stan Javier, S</b> OBP: 0.333, SLG: 0.381 (1, 8) (8, 7)	0-1 2B 1-3 1B	0-0 4-3 2-3		3-2 1B		1-0 FC4-1 1B		2-1 1-3		5 1 3 0 0 0 2
<b>Jose Canseco, R</b> OBP: 0.394, SLG: 0.514 (1, 9)	3-2 1B 1-3 2B	1-2 E7 1B		3-3 K		1-1 FC4-1 S 1-2f		1-3 K		5 1 2 2 0 2 3
<b>Dave Parker, L</b> OBP: 0.335, SLG: 0.452 (1, 10)	1-1 WP 1-4-3 1B	1-2 F8			0-0 2B 4-3 1B		1-2 1-3			4 1 2 1 0 0 2
<b>Ron Hassey, L</b> OBP: 0.325, SLG: 0.429 (1, 2)	0-2 1-4-3 1-2 3-H		1-0 4-3		2-3 K		0-0 F7			4 0 0 1 0 1 2
<b>Mark McGwire, R</b> OBP: 0.367, SLG: 0.514 (1, 3)	3-3 K		4-2 FC1-5 WP BB		1-0 4-3 1-3 2B		0-1 F9			3 0 1 0 1 1 1
<b>Doug Jennings, L</b> OBP: 0.435, SLG: 0.406 <b>Dave Henderson, R</b> OBP: 0.363, SLG: 0.540 (1, 7) (8, 8)	4-2 2-3 BB		3-2 FC1-5 1-3		0-2 4-3		4-1 BB			2 0 0 1 2 0 2 0 0 0 0 0 0 0
<b>Mike Gallego, R</b> OBP: 0.300, SLG: 0.256 (1, 4)	2-1 F6		0-0 F8		4-1 BB		1-1 L7			3 0 0 0 1 0 4
<b>Walt Weiss, S</b> OBP: 0.301, SLG: 0.268 (1, 6)		2-2 4-3		0-0 G6-4-3 1B		2-3 K		2-1 G3		4 0 1 0 0 1 2

Inning Stats	R: 3	H: 4	E: 0	LOB: 2	K: 1	P: 34	R: 1	H: 2	E: 1	LOB: 1	K: 0	P: 23	R: 0	H: 0	E: 0	LOB: 1	K: 0	P: 15	R: 0	H: 2	E: 0	LOB: 1	K: 1	P: 9	R: 1	H: 2	E: 0	LOB: 2	K: 2	P: 24	R: 0	H: 1	E: 0	LOB: 1	K: 0	P: 10	R: 0	H: 0	E: 0	LOB: 1	K: 0	P: 11	R: 0	H: 0	E: 0	LOB: 1	K: 1	P: 18
	S: 19		S: 17		S: 7		S: 9		S: 15		S: 6		S: 9		S: 15		S: 7		S: 10		S: 6		S: 9		S: 9		S: 9		S: 18		S: 10		S: 11		S: 18		S: 9		S: 18		S: 9		S: 18		S: 9		S: 18	

PITCHER	IP	WLS	BF	H	R	ER	SO	BB	IBB	HBP	BLK	WP	HR	S	P	ERA	WHIP
<b>Jeff Sellers, R</b> ERA: 4.8 (1, 1)	7.0	L	35	11	5	5	4	4	0	0	0	2	0	80	132	6.43	2.143
<b>Lee Smith, R</b> ERA: 2.55 (8, 1)	1.0		4	0	0	0	1	1	0	0	0	0	0	9	18	0.00	1.000

**BOTTOM**

**Boston Red Sox @ Oakland Athletics**  
Oakland-Alameda County Coliseum, Oakland, CA

Sun May 29 1988, 3:33 AM PDT  
Att: 43,427 - Sunny - 68 F

livebaseballscorecards.com

<b>AB</b>	<b>34</b>
<b>R</b>	<b>5</b>
<b>H</b>	<b>11</b>
<b>RBI</b>	<b>5</b>
<b>BB</b>	<b>5</b>
<b>SO</b>	<b>5</b>
<b>LOB</b>	<b>19</b>

**OAKLAND ATHLETICS**

1B: 8	SF: 0	WP: 2	PA: 39
2B: 3	SAC: 0	PB: 0	
3B: 0	DP: 1	SB: 2	
HR: 0	HBP: 0	CS: 0	

Batter	1	2	3	4	5	6	7	8	9	AB	R	H	RBI	BB	SO	LOB	TOP				
Brady Anderson, L (1, 9) OBP: 0.325, SLG: 0.324	0-1 5-3		0-1 G3	1-2 F7		1 SAFE 0-2 F9		0-1 FC3-6 PB S 1B		5	1	0	0	0	0	4	<b>Boston Red Sox @ California Angels</b> Anaheim Stadium, Anaheim, CA Mon May 30 1988, 10:05 PM EDT Att. 46,598 - Sunny				
Marty Barrett, R (1, 4) OBP: 0.325, SLG: 0.345	1-1 1B SF7 1B		0-1 1-5-3	3-2 F4		1 SAFE 0-1 1B		2-1 2B SF8 1B		5	2	3	1	0	0	2					
Wade Boggs, L (1, 5) OBP: 0.488, SLG: 0.476	3-1 1B 1-3		4-1 HR BB		0-2 SH1-3 1B	1-3 K		0-1 2B		4	1	3	0	1	1	2					
Dwight Evans, R (1, 3) OBP: 0.371, SLG: 0.420	1-2 SF7		0-1 HR		0-1 SH1-3 1B		4-1 E BB FC3-2-6 BB	4-0 IBB		2	1	2	3	2	0	0					
Ellis Burks, R (1, 8) OBP: 0.403, SLG: 0.500	3-2 L5		1-1 2B		0-0 SH1-3		4-1 E BB	3-1 SF8		2	0	1	1	1	0	1					
Sam Horn, L (1, 10) OBP: 0.288, SLG: 0.250		1-0 E5 1B	3-1 G3		4-0 G4-6-3 IBB		3-2 E9 FC3-2-6	0-3 K		4	0	0	0	1	1	5					
Jim Rice, R (1, 7) OBP: 0.292, SLG: 0.264		1-0 L4-3 1B		1-0 1B	0-0 G4-6-3		1-3 K		0-0 F9	5	0	2	0	0	1	6					
Rich Gedman, L (1, 2) OBP: 0.220, SLG: 0.243		0-0 L4-3		0-0 P6		1-1 FC3-6 1B	1-1 FC3-2-6	0-3 K		5	0	1	0	0	1	6					
Spike Owen, S (1, 6) OBP: 0.311, SLG: 0.351		1-0 F8		1-2 1B		2-1 FC3-6 1B		4-1 FC3-6 BB	0-1 L7	4	0	1	0	1	0	2					
<b>Inning Stats</b>	R: 1 E: 0 K: 0 S: 13	H: 2 LOB: 1 BB: 0 P: 21	R: 0 E: 1 K: 0 S: 4	H: 1 LOB: 1 BB: 0 P: 7	R: 2 E: 0 K: 0 S: 11	H: 2 LOB: 2 BB: 0 P: 17	R: 0 E: 0 K: 0 S: 7	H: 2 LOB: 2 BB: 1 P: 11	R: 0 E: 0 K: 1 S: 12	H: 2 LOB: 2 BB: 0 P: 16	R: 0 E: 1 K: 1 S: 13	H: 0 LOB: 2 BB: 2 P: 26	R: 2 E: 0 K: 1 S: 13	H: 2 LOB: 2 BB: 2 P: 25	R: 0 E: 0 K: 1 S: 6	H: 0 LOB: 0 BB: 0 P: 6	1B: 10 2B: 3 3B: 0 HR: 1	SF: 2 SAC: 1 DP: 3 HBP: 0	WP: 0 PB: 1 SB: 1 CS: 0	PA: 45	
<b>PITCHER</b>	IP WLS BF H R ER SO BB IBB HBP BLK WP HR S P ERA WHIP	IP WLS BF H R ER SO BB IBB HBP BLK WP HR S P ERA WHIP	IP WLS BF H R ER SO BB IBB HBP BLK WP HR S P ERA WHIP	IP WLS BF H R ER SO BB IBB HBP BLK WP HR S P ERA WHIP	IP WLS BF H R ER SO BB IBB HBP BLK WP HR S P ERA WHIP	IP WLS BF H R ER SO BB IBB HBP BLK WP HR S P ERA WHIP	IP WLS BF H R ER SO BB IBB HBP BLK WP HR S P ERA WHIP	IP WLS BF H R ER SO BB IBB HBP BLK WP HR S P ERA WHIP	IP WLS BF H R ER SO BB IBB HBP BLK WP HR S P ERA WHIP	IP WLS BF H R ER SO BB IBB HBP BLK WP HR S P ERA WHIP	IP WLS BF H R ER SO BB IBB HBP BLK WP HR S P ERA WHIP	IP WLS BF H R ER SO BB IBB HBP BLK WP HR S P ERA WHIP	IP WLS BF H R ER SO BB IBB HBP BLK WP HR S P ERA WHIP	IP WLS BF H R ER SO BB IBB HBP BLK WP HR S P ERA WHIP	IP WLS BF H R ER SO BB IBB HBP BLK WP HR S P ERA WHIP	IP WLS BF H R ER SO BB IBB HBP BLK WP HR S P ERA WHIP	IP WLS BF H R ER SO BB IBB HBP BLK WP HR S P ERA WHIP	IP WLS BF H R ER SO BB IBB HBP BLK WP HR S P ERA WHIP	IP WLS BF H R ER SO BB IBB HBP BLK WP HR S P ERA WHIP	IP WLS BF H R ER SO BB IBB HBP BLK WP HR S P ERA WHIP	IP WLS BF H R ER SO BB IBB HBP BLK WP HR S P ERA WHIP
Dan Petry, R (1, 1) ERA: 5.0	4.0 L	22 9 3 3 0	11 2 0 0 1	7 2 2 1 1	19 1 0 0 0	17 1 0 0 0	16 2 0 0 0	16 2 0 0 0	16 2 0 0 0	6.75 2.500	5.0	2.000	13.50 2.250	0.00 0.000	0.00 0.000	0.00 0.000					
Stu Cliburn, R (5, 1) ERA: 3.74	2.0	11 2 0 0 1	7 2 2 1 1	11 1 0 0 0	17 1 0 0 0	16 2 0 0 0	16 2 0 0 0	16 2 0 0 0	16 2 0 0 0												
Greg Minton, R (7, 1) ERA: 5.59	1.1	7 2 2 1 1	11 2 0 0 1	7 2 2 1 1	11 1 0 0 0	16 2 0 0 0	16 2 0 0 0	16 2 0 0 0	16 2 0 0 0												
Bryan Harvey, R (8, 1) ERA: 0.36	1.2	5 0 0 0 2	7 2 2 1 1	11 1 0 0 0	16 2 0 0 0	16 2 0 0 0	16 2 0 0 0	16 2 0 0 0	16 2 0 0 0												

livebaseballscorecards.com

AB	36
R	5
H	13
RBI	5
BB	6
SO	4
LOB	28



Batter	1	2	3	4	5	6	7	8	9	AB R H RBI BB SO LOB
<b>Brian Downing, R</b> OBP: 0.395, SLG: 0.520 (1, 10)	1-2 P3		0-1 HR		1-3 K			3-3 K		4 1 1 1 0 2 1
<b>Johnny Ray, S</b> OBP: 0.345, SLG: 0.440 (1, 4)	1-1 F9		2-3 K			1-2 4-3		0-0 F7		4 0 0 0 0 1 0
<b>Wally Joyner, L</b> OBP: 0.349, SLG: 0.386 (1, 3)	3-2 F8			1-2 G3		0-0 4-3		0-0 F8		4 0 0 0 0 0 0
<b>Chili Davis, S</b> OBP: 0.303, SLG: 0.428 (1, 9)		2-2 1B		0-0 HR		1-3 K		0-0 L7		4 1 2 1 0 1 0
<b>George Hendrick, R</b> OBP: 0.239, SLG: 0.268 (1, 7)		1-2 F4		0-0 F9			3-2 2B 1B	0-1 F9		4 0 1 0 0 0 1
<b>Jack Howell, L</b> OBP: 0.348, SLG: 0.400 (1, 5)		1-3 K		1-1 6-3			3-2 2B	0-1 1-3		4 0 1 0 0 1 1
<b>Tony Armas, R</b> OBP: 0.270, SLG: 0.333 (1, 8)		1-1 F8			2-1 4-3 S 1B		2-3 K		1 0 0 0 0 0 1	
<b>Chico Walker, S</b> OBP: 0.275, SLG: 0.194 (5, 8)									2 0 1 0 0 1 1	
<b>Dick Schofield, R</b> OBP: 0.273, SLG: 0.315 (1, 6)			0-3 K		2-3 K		4-2 BB		2 0 0 0 0 2 1	
<b>Junior Noboa, R</b> OBP: 0.071, SLG: 0.071 (6, 6)					1-2 K				0 0 0 0 0 0 0	
<b>Jim Eppard, L</b> (7, PH)									0 0 0 0 1 0 0	
<b>Gus Polidor, R</b> OBP: 0.273, SLG: 0.200 (8, 6)									0 0 0 0 0 0 0	
<b>Bob Boone, R</b> OBP: 0.248, SLG: 0.236 (1, 2)			3-2 F8		1-1 4-3		3-3 K		2 0 0 0 0 0 1	
<b>Darrell Miller, R</b> (8, 2)					2-3				1 0 0 0 0 1 2	

BOTTOM	
<b>Boston Red Sox @ California Angels</b> Anaheim Stadium, Anaheim, CA	
Mon May 30 1988, 10:05 PM EDT Att. 46,598 - Sunny	
AB 32	
R 2	
H 6	
RBI 2	
BB 1	
SO 9	
LOB 9	
WP: 0 PA: 33	
PB: 0	
SB: 1	
CS: 0	
	

Inning Stats	R: 0	H: 0	E: 0	K: 0	S: 10	R: 0	H: 1	E: 0	K: 1	S: 12	R: 1	H: 1	E: 0	K: 2	S: 12	R: 0	H: 1	E: 0	K: 2	S: 12	R: 0	H: 0	E: 0	K: 1	S: 7	R: 0	H: 2	E: 0	K: 2	S: 21	R: 0	H: 0	E: 0	K: 1	S: 5	R: 0	H: 0	E: 0	K: 0	S: 5	R: 0	H: 0	E: 0	K: 0	S: 5	1B: 3	SF: 0	2B: 1	SAC: 0	3B: 0	DP: 0	HR: 2	HBP: 0
<b>PITCHER</b> <b>Roger Clemens, R</b> ERA: 1.82 (1, 1)	IP	WLS	BF	H	R	ER	SO	BB	IBB	HBP	BLK	WP	HR	S	P	ERA	WHIP																																				
	9.0	W	33	6	2	2	9	1	0	0	0	0	2	91	134	2.00	0.778																																				
<b>PITCHER</b>	IP	WLS	BF	H	R	ER	SO	BB	IBB	HBP	BLK	WP	HR	S	P	ERA	WHIP																																				

Batter	1	2	3	4	5	6	7	8	9	AB R H RBI BB SO LOB	TOP											
<b>Brady Anderson, L</b> (1, 9) OBP: 0.321, SLG: 0.315	4-2 F B 1B G6-4-3 BB		2-2 P5	0-1 F6			0-0 L9		2-3 SAFE K	4 1 0 0 1 1 4												
<b>Marty Barrett, R</b> (1, 4) OBP: 0.333, SLG: 0.358	0-0 G6-4-3 1-3 1B		0-1 G4-6-3 1B		2-2 G3		1-0 2-H 2B			4 0 3 1 0 0 0												
<b>Wade Boggs, L</b> (1, 5) OBP: 0.484, SLG: 0.467	3-1 SAFE G6-4-3 1-2f 3-H		1-2 G4-6-3 1-2f		4-1 G1-4-3 BB		1-1 P5			3 0 0 0 1 0 3												
<b>Dwight Evans, R</b> (1, 3) OBP: 0.374, SLG: 0.425	3-2 2B			4-2 1B 2B BB		0-0 G1-4-3 1-2f		1-0 P3		3 1 1 0 1 0 1												
<b>Ellis Burks, R</b> (1, 8) OBP: 0.398, SLG: 0.491	0-0 6-3			0-1 SAFE SAFE 2B SF7 1B		1-0 F7		1-3 K		4 1 1 0 0 1 1												
<b>Todd Benzinger, S</b> (1, 7) OBP: 0.286, SLG: 0.413		0-1 4-3		0-0 1-3 3-H 2B		1-1 4-3		0-3 K		4 0 1 1 0 1 0												
<b>Jim Rice, R</b> (1, 10) OBP: 0.291, SLG: 0.258		4-2 BB		2-3 K		1-3 K		2-2 P3		3 0 0 0 1 2 2												
<b>Rich Gedman, L</b> (1, 2) OBP: 0.222, SLG: 0.225		1-1 F9		4-0 IBB		0-3 K SH1-4 2B		1-3 K		3 1 0 0 1 2 1												
<b>Spike Owen, S</b> (1, 6) OBP: 0.312, SLG: 0.354		2-2 1-3		0-0 SF7 3-H		2-1 SAFE SH1-4		3-2 1B		2 0 1 1 0 0 1												
<b>Inning Stats</b>	R: 1 E: 0 K: 0 S: 15	H: 2 LOB: 1 BB: 1 P: 25	R: 0 E: 0 K: 0 S: 10	H: 0 LOB: 1 BB: 1 P: 17	R: 0 E: 0 K: 0 S: 10	H: 1 LOB: 0 BB: 2 P: 13	R: 2 E: 0 K: 1 S: 14	H: 2 LOB: 2 BB: 2 P: 24	R: 0 E: 0 K: 0 S: 6	H: 0 LOB: 0 BB: 1 P: 12	R: 0 E: 0 K: 1 S: 7	H: 0 LOB: 0 BB: 0 P: 10	R: 1 E: 0 K: 1 S: 9	H: 1 LOB: 1 BB: 0 P: 13	R: 0 E: 0 K: 2 S: 8	H: 0 LOB: 0 BB: 0 P: 10	R: 0 E: 0 K: 2 S: 12	H: 1 LOB: 1 BB: 0 P: 20	1B: 4 2B: 3 3B: 0 HR: 0	SF: 1 SAC: 1 DP: 3 HBP: 0	WP: 1 PB: 0 SB: 0 CS: 0	PA: 37
<b>PITCHER</b>	IP WLS BF H R ER SO BB IBB HBP BLK WP HR S P ERA WHIP																					
<b>Willie Fraser, R</b> (1, 1) ERA: 6.12	6.2 L 29 6 4 4 3 4 1 0 0 1 0 69 111 5.40 1.500																					
<b>DeWayne Buice, R</b> (7, 1) ERA: 4.7	2.0 7 1 0 0 3 0 0 0 0 0 0 19 28 0.00 0.500																					
<b>Sherman Corbett, L</b> (9, 1) ERA:	0.1 1 0 0 0 1 0 0 0 0 0 0 3 5 0.00 0.000																					

**Boston Red Sox @ California Angels**  
Anaheim Stadium, Anaheim, CA

Tue May 31 1988, 10:05 PM EDT  
Att. 24,005 - Unknown - 65 F

livebaseballscorecards.com

AB	30
R	4
H	7
RBI	3
BB	5
SO	7
LOB	13



Batter	1	2	3	4	5	6	7	8	9	AB R H RBI BB SO LOB
Dick Schofield, R (1, 6) OBP: 0.278, SLG: 0.315 Jim Eppard, L (9, PH)	1-1 B3		1-1 FC3-6 1-2 HBP			0-1 5-3		0-1 1B 1B	1-2 4-3	3 1 1 0 0 0 0 1 0 0 0 0 0 1
Johnny Ray, S (1, 4) OBP: 0.342, SLG: 0.433	2-2 6-3		1-2 FC3-6 1-2f 2-3			1-0 F7		1-1 1B 1-3 E 1B	1-0 F9	5 1 1 0 0 0 3
Wally Joyner, L (1, 3) OBP: 0.352, SLG: 0.389	2-2 F7		2-1 G3			0-1 1B		1-1 SH1-3 1-3 SF8 3-H 1B		4 1 2 1 0 0 2
Brian Downing, R (1, 10) OBP: 0.391, SLG: 0.519					1-1 5-3			3-2 E6 1-2 SF8 3-H SH1-3		4 0 1 1 0 1 2
Chili Davis, S (1, 9) OBP: 0.299, SLG: 0.421					1-1 L7			0-0 SH1-3		3 0 0 0 0 1 1
Jack Howell, L (1, 5) OBP: 0.340, SLG: 0.393					2-3 K			1-2 L7 2-3 SF8 3-H		3 0 0 1 0 1 1
George Hendrick, R (1, 7) OBP: 0.240, SLG: 0.267					0-1 P5			0-0 1B 1B		4 0 1 0 0 0 2
Tony Armas, R (1, 8) OBP: 0.272, SLG: 0.333 Chico Walker, S (9, PH)					1-0 L8			0-1 FC5-4 1-3 1B		3 0 1 0 0 0 0 0 0 0 0 1 0 0
Darrell Miller, R (1, 2) OBP: 0.250, SLG: 0.250					1-0 F8			1-2 FC5-4 1-2f		3 0 1 0 0 0 2

Inning Stats	R: 0 E: 0 K: 10 S: 10	H: 0 LOB: 0 BB: 0 P: 15	R: 0 E: 0 K: 1 S: 16	H: 1 LOB: 1 BB: 0 P: 26	R: 0 E: 0 K: 0 S: 11	H: 1 LOB: 2 BB: 0 P: 15	R: 0 E: 0 K: 1 S: 9	H: 0 LOB: 0 BB: 0 P: 13	R: 0 E: 0 K: 0 S: 4	H: 0 LOB: 0 BB: 0 P: 6	R: 0 E: 0 K: 1 S: 13	H: 1 LOB: 1 BB: 0 P: 16	R: 0 E: 0 K: 0 S: 12	H: 2 LOB: 2 BB: 0 P: 15	R: 3 E: 1 K: 0 S: 17	H: 3 LOB: 1 BB: 0 P: 23	R: 0 E: 0 K: 0 S: 8	H: 0 LOB: 1 BB: 1 P: 16	1B: 7 2B: 1 3B: 0 HR: 0	SF: 1 SAC: 2 DP: 0 HBP: 1
--------------	--------------------------------	----------------------------------	-------------------------------	----------------------------------	-------------------------------	----------------------------------	------------------------------	----------------------------------	------------------------------	---------------------------------	-------------------------------	----------------------------------	-------------------------------	----------------------------------	-------------------------------	----------------------------------	------------------------------	----------------------------------	----------------------------------	------------------------------------

PITCHER	IP	WLS	BF	H	R	ER	SO	BB	IBB	HBP	BLK	WP	HR	S	P	ERA	WHIP
Mike Smithson, R (1, 1) ERA: 6.16	7.0	W	27	5	0	0	3	0	0	1	0	0	0	75	106	0.00	0.714
Lee Smith, R (8, 1) ERA: 3.2	2.0		11	3	3	2	0	1	0	0	0	0	0	25	39	9.00	2.000

**BOTTOM**

**Boston Red Sox @ California Angels**  
**Anaheim Stadium, Anaheim, CA**  
 Tue May 31 1988, 10:05 PM EDT  
 Att: 24,005 - Unknown - 65 F

[livebaseballscorecards.com](http://livebaseballscorecards.com)

<b>AB</b>	<b>33</b>
<b>R</b>	<b>3</b>
<b>H</b>	<b>8</b>
<b>RBI</b>	<b>3</b>
<b>BB</b>	<b>1</b>
<b>SO</b>	<b>3</b>
<b>LOB</b>	<b>14</b>



WP	PA	ERA	WHIP
0	38		

Batter	1	2	3	4	5	6	7	8	9	AB R H RBI BB SO LOB	TOP
Tony Fernandez, S (1, 6) OBP: 0.304, SLG: 0.341	2-3 K		2-3 K		0-0 6-3		0-2 FC6-4		0-0 6-3	5 0 0 0 0 2 1	
Lloyd Moseby, L (1, 8) OBP: 0.366, SLG: 0.411	2-3 K		3-2 FC6-4 1B			2-1 BLK HR 1B		2-1 F7		4 1 2 0 0 1 0	
Jesse Barfield, R (1, 9) OBP: 0.259, SLG: 0.341	3-3 K		0-0 FC6-4 1B			1 SAFE 2-2 1 SAFE F4		1-2 5-3		4 0 1 0 0 1 1	
George Bell, R (1, 7) OBP: 0.350, SLG: 0.524		1-3 K	1-2 FC6-4			1 SAFE 1-2 1 SAFE HR		1-2 F3		4 1 1 2 0 1 2	
Fred McGriff, L (1, 3) OBP: 0.443, SLG: 0.618		3-2 1B		3-3 K		2-3 K		4-2 SH1-4 HR BB		3 1 1 0 1 2 0	
Kelly Gruber, R (1, 5) OBP: 0.349, SLG: 0.478		0-0 1B		0-0 F5		2-0 L1		0-0 SH1-4		3 0 1 0 0 0 0	
Cecil Fielder, R (1, 10) OBP: 0.258, SLG: 0.411		0-3 K		1-2 F9			0-1 FC6-4 1B		1-0 HR	4 1 2 2 0 1 2	
Pat Borders, R (1, 2) OBP: 0.271, SLG: 0.505		1-3 K			0-2 5-3		1-3 K		2-0 HR	4 1 1 1 0 2 3	
Nelson Liriano, S (1, 4) OBP: 0.215, SLG: 0.231			0-2 6-3		1-2 1-3		1-3 K		3-2 G3	4 0 0 0 0 1 1	
<b>Inning Stats</b>	R: 0 H: 0 E: 0 LOB: 0 K: 3 BB: 0 S: 14 P: 21	R: 0 H: 2 E: 0 LOB: 2 K: 3 BB: 0 S: 13 P: 18	R: 0 H: 2 E: 0 LOB: 2 K: 1 BB: 0 S: 18 P: 24	R: 0 H: 0 E: 0 LOB: 0 K: 1 BB: 0 S: 9 P: 13	R: 0 H: 0 E: 0 LOB: 0 K: 0 BB: 0 S: 7 P: 8	R: 2 H: 2 E: 0 LOB: 0 K: 1 BB: 0 S: 13 P: 22	R: 0 H: 1 E: 0 LOB: 1 K: 2 BB: 0 S: 13 P: 15	R: 0 H: 0 E: 0 LOB: 0 K: 0 BB: 0 S: 8 P: 12	R: 3 H: 2 E: 0 LOB: 0 K: 0 BB: 1 S: 10 P: 20	1B: 6 SF: 0 2B: 0 SAC: 1 3B: 0 DP: 0 HR: 3 HBP: 0	WP: 0 PA: 37 PB: 0 SB: 0 CS: 0
<b>PITCHER</b>	IP WLS BF H R ER SO BB IBB HBP BLK WP HR S P ERA WHIP										
Bruce Hurst, L (1, 1) ERA: 3.92	8.1 L 35 9 5 5 11 1 0 0 1 0 3 100 145 5.40 1.200										
Bob Stanley, R (9, 1) ERA: 2.25	0.2 2 0 0 0 0 0 0 0 0 0 0 5 8 0.00 0.000										

Toronto Blue Jays @ Boston Red Sox  
 Fenway Park, Boston, MA  
 Thu Jun 02 1988, 7:05 PM EDT  
 Att. 32,144 - Unknown - 60 F

livebaseballscorecards.com

AB 35  
 R 5  
 H 9  
 RBI 5  
 BB 1  
 SO 11  
 LOB 10







Batter	1	2	3	4	5	6	7	8	9	AB R H RBI BB SO LOB	TOP											
Tony Fernandez, S (1, 6) OBP: 0.303, SLG: 0.336	0-1 B6-3		0-0 L8		4-0 CS BB		2-2 F8			3 0 0 0 1 0 0												
Lloyd Moseby, L (1, 8) OBP: 0.364, SLG: 0.408	0-1 G3		1-1 CS 1B		0-0 P2		3-1 G3-1			4 0 1 0 0 0 1												
Rance Mulliniks, L (1, 10) OBP: 0.386, SLG: 0.517	3-1 2B		1-1 CS 1-2	1-1 G4-3	1-1 CS 1-2	4-0 3B BB		1-2 F8		3 1 1 0 1 0 0												
George Bell, R (1, 7) OBP: 0.348, SLG: 0.517	1-2 P4			4-2 1B 2B BB		0-2 F7		0-0 G4-3		3 1 0 0 1 0 2												
Fred McGriff, L (1, 3) OBP: 0.449, SLG: 0.641		3-1 G4-3 SF9 2B		0-0 2B BLK 1B		2-2 2B 3B		1-3 K		4 3 3 1 0 1 0												
Kelly Gruber, R (1, 5) OBP: 0.352, SLG: 0.489		0-1 G4-3		0-0 BLK 1B 2B		2-2 G4-3 2B		1-1 G6-3		4 1 2 2 0 0 1												
Ernie Whitt, L (1, 2) OBP: 0.301, SLG: 0.277		0-1 SF9		1-1 G6-4-3 1B		2-2 G4-3		0-1 G1-3		3 0 1 2 0 0 1												
Jesse Barfield, R (1, 9) OBP: 0.252, SLG: 0.331		2-1 L1		3-2 G6-4-3		2-2 L8		2-3 K		4 0 0 0 0 1 2												
Nelson Liriano, S (1, 4) OBP: 0.210, SLG: 0.226			1-3 K		0-0 F8		2-1 G4-3			3 0 0 0 0 1 0												
<b>Inning Stats</b>	R: 0 E: 0 K: 0 S: 10	H: 1 LOB: 1 BB: 0 P: 14	R: 1 E: 0 K: 0 S: 8	H: 1 LOB: 0 BB: 0 P: 13	R: 0 E: 0 K: 1 S: 10	H: 1 LOB: 0 BB: 0 P: 13	R: 3 E: 0 K: 0 S: 11	H: 3 LOB: 0 BB: 1 P: 20	R: 0 E: 0 K: 0 S: 4	H: 0 LOB: 0 BB: 1 P: 8	R: 2 E: 0 K: 0 S: 16	H: 2 LOB: 1 BB: 1 P: 28	R: 0 E: 0 K: 0 S: 7	H: 0 LOB: 0 BB: 0 P: 14	R: 0 E: 0 K: 1 S: 7	H: 0 LOB: 0 BB: 0 P: 9	R: 0 E: 0 K: 1 S: 7	H: 0 LOB: 0 BB: 0 P: 10	1B: 3 2B: 4 3B: 1 HR: 0	SF: 1 SAC: 0 DP: 1 HBP: 0	WP: 0 PB: 0 SB: 0 CS: 2	PA: 37
<b>PITCHER</b>	IP WLS BF H R ER SO BB IBB HBP BLK WP HR S P ERA WHIP																					
Oil Can Boyd, R (1, 1) ERA: 6.41	5.1 L 23 7 6 6 1 3 0 0 0 0 0 0 50 81 10.12 1.875																					
Dennis Lamp, R (6, 1) ERA: 2.38	3.2 12 1 0 0 2 0 0 0 0 0 0 30 48 0.00 0.273																					

Toronto Blue Jays @ Boston Red Sox  
 Fenway Park, Boston, MA  
 Fri Jun 03 1988, 7:05 PM EDT  
 Att. 32,292 - Unknown - 52 F

livebaseballscorecards.com

AB	31
R	6
H	8
RBI	5
BB	3
SO	3
LOB	7



Batter	1	2	3	4	5	6	7	8	9	AB R H RBI BB SO LOB
Ellis Burks, R OBP: 0.399, SLG: 0.492 (1, 8)	1-0 S 1B		2-1 BLK 1B	0-1 P3			1-0 G3-1		2-2 FC6-4 1-2f	5 2 2 0 0 0 3
Marty Barrett, R OBP: 0.329, SLG: 0.354 (1, 4)	1-2 F8		3-1 L9	0-0 F7			2-1 G6-3			4 0 0 0 0 0 4
Wade Boggs, L OBP: 0.482, SLG: 0.460 (1, 5)	1-1 L7		1-0 F7		2-1 G6-4-3 1B			4-0 BB		3 0 1 0 1 0 2
Dwight Evans, R OBP: 0.381, SLG: 0.425 (1, 3)	4-1 1B BB		1-1 1B		1-0 G6-4-3 1-2f		2-2 P6			3 0 1 1 1 0 2
Mike Greenwell, L OBP: 0.415, SLG: 0.467 (1, 10)	0-1 1-3 2-H 1B		2-1 F9		3-2 G6-3		1-2 F7			4 0 1 1 0 0 2
Jim Rice, R OBP: 0.294, SLG: 0.263 (1, 7)	1-1 P6			0-0 E7 1B 1B			1-2 P4		1-2 F8	4 1 1 0 0 0 3
Rick Cerone, R OBP: 0.408, SLG: 0.448 (1, 2)		0-1 G4-3		1-1 1B 1B			3-1 G4-6-3 1B		2-3 K	4 0 2 0 0 1 0
Spike Owen, S OBP: 0.317, SLG: 0.368 (1, 6)		1-2 F7		1-0 1B			3-2 G4-6-3 1-2f		1-2 G6-3	4 0 1 1 0 0 1
Brady Anderson, L OBP: 0.315, SLG: 0.304 (1, 9)		1-1 B1-3		0-0 B3			1-3 K		4-1 FC6-4 BB	3 0 0 0 0 0 1 2 0 0 0 0 1 0 0 0 0 0 0 0 0 0

Inning Stats	R: 1 E: 0 K: 0 S: 12	H: 2 LOB: 2 BB: 1 P: 20	R: 0 E: 0 K: 0 S: 7	H: 0 LOB: 0 BB: 0 P: 9	R: 1 E: 0 K: 0 S: 9	H: 2 LOB: 1 BB: 0 P: 18	R: 1 E: 1 K: 0 S: 8	H: 3 LOB: 2 BB: 0 P: 10	R: 0 E: 0 K: 0 S: 6	H: 1 LOB: 0 BB: 0 P: 12	R: 0 E: 0 K: 0 S: 9	H: 1 LOB: 0 BB: 0 P: 16	R: 0 E: 0 K: 1 S: 6	H: 0 LOB: 0 BB: 0 P: 10	R: 0 E: 0 K: 0 S: 11	H: 0 LOB: 1 BB: 1 P: 19	R: 0 E: 0 K: 1 S: 10	H: 0 LOB: 1 BB: 1 P: 19	1B: 9 2B: 0 3B: 0 HR: 0	SF: 0 SAC: 0 DP: 2 HBP: 0	WP: 0 PB: 0 SB: 1 CS: 0	PA: 37
--------------	-------------------------------	----------------------------------	------------------------------	---------------------------------	------------------------------	----------------------------------	------------------------------	----------------------------------	------------------------------	----------------------------------	------------------------------	----------------------------------	------------------------------	----------------------------------	-------------------------------	----------------------------------	-------------------------------	----------------------------------	----------------------------------	------------------------------------	----------------------------------	--------

PITCHER	IP	WLS	BF	H	R	ER	SO	BB	IBB	HBP	BLK	WP	HR	S	P	ERA	WHIP
John Cerutti, L ERA: 3.4 (1, 1)	3.0		16	6	3	2	0	1	0	0	1	0	0	31	51	6.00	2.333
Todd Stottliemyre, R ERA: 5.29 (4, 1)	5.0	W	17	3	0	0	1	1	0	0	0	0	0	37	63	0.00	0.800
Tom Henke, R ERA: 2.84 (9, 1)	1.0	S	4	0	0	0	1	1	0	0	0	0	0	10	19	0.00	1.000

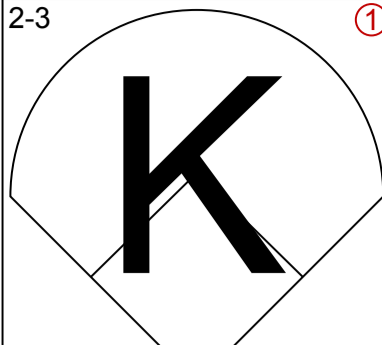
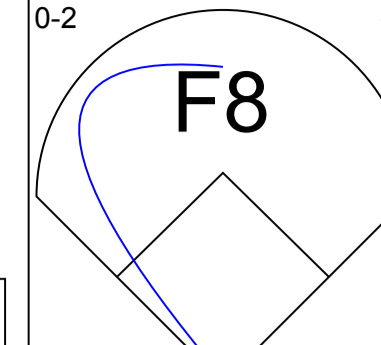
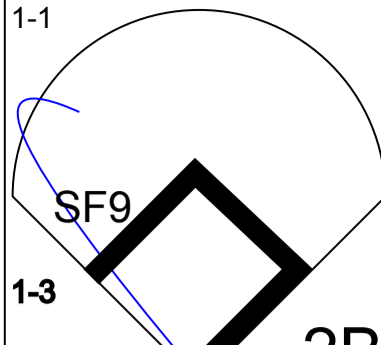
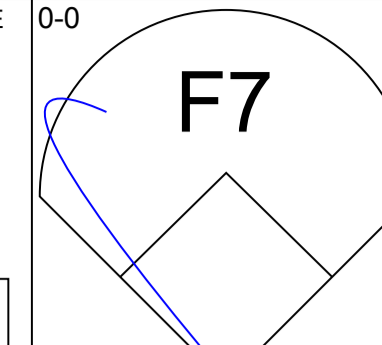
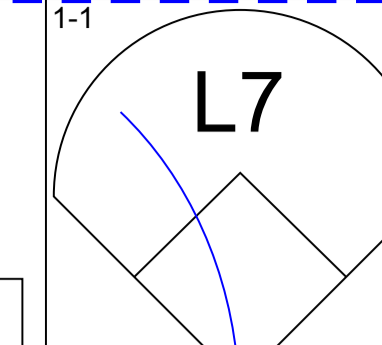
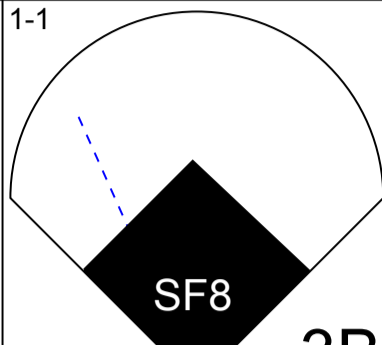
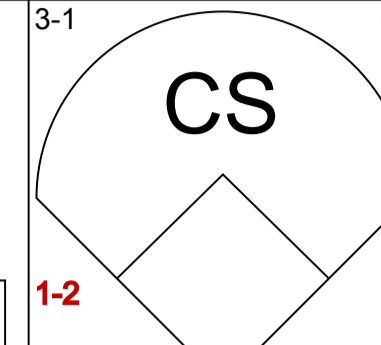
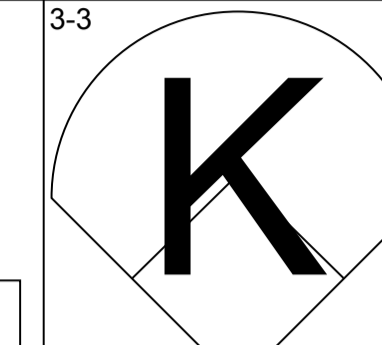
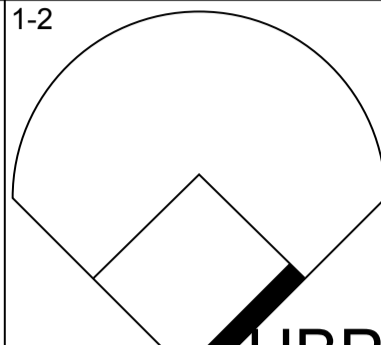
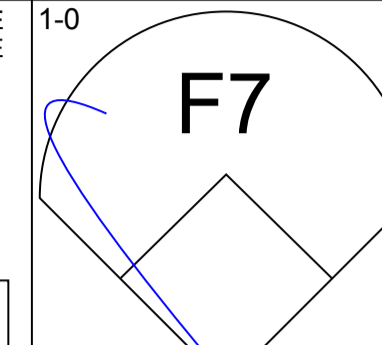
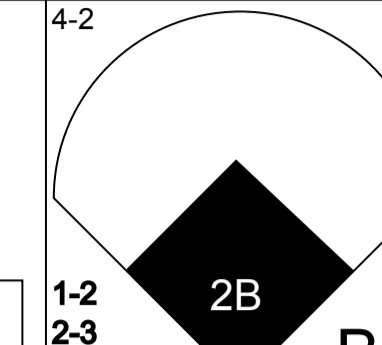
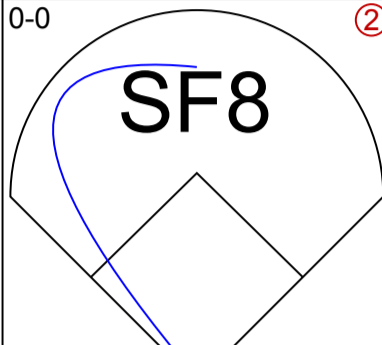
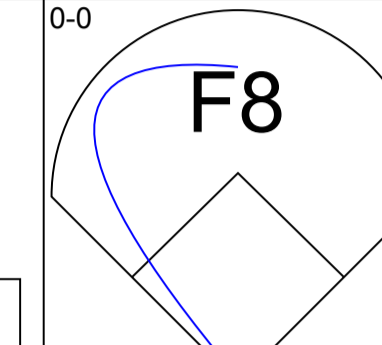
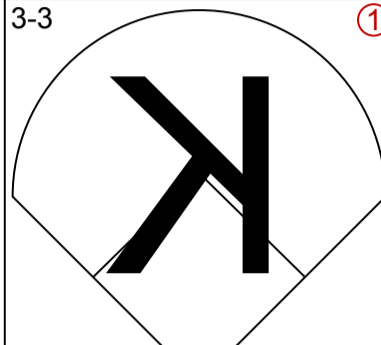
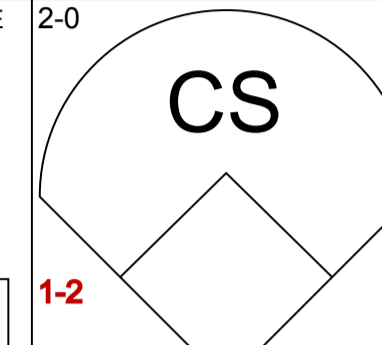
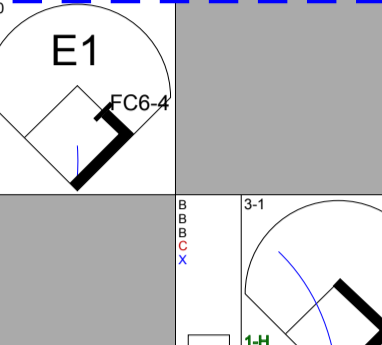
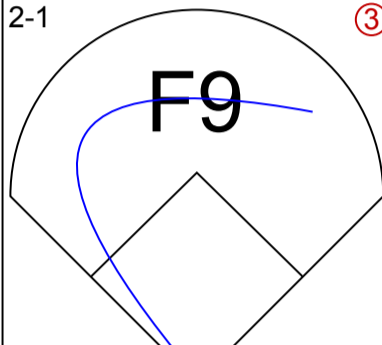
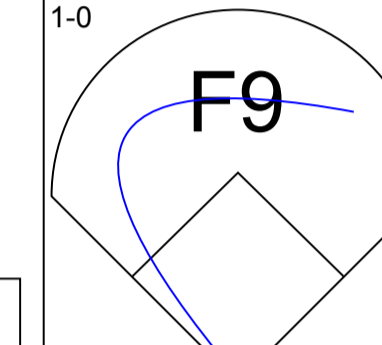
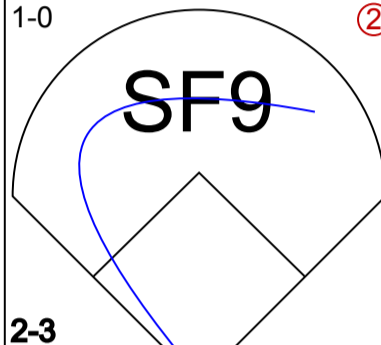
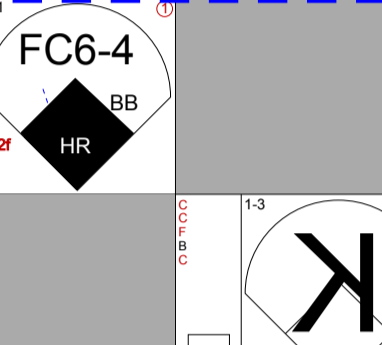
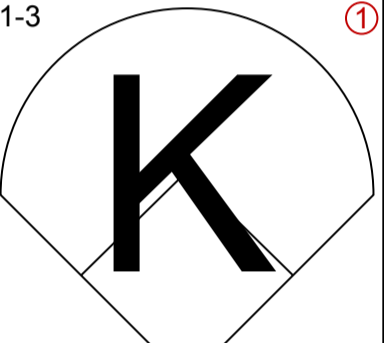
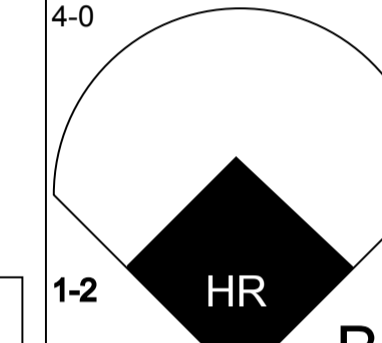
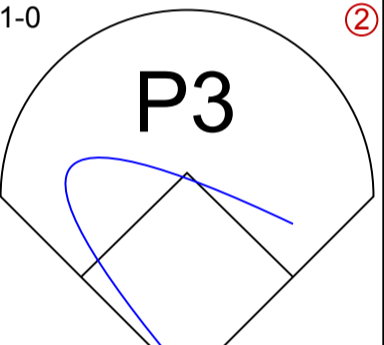
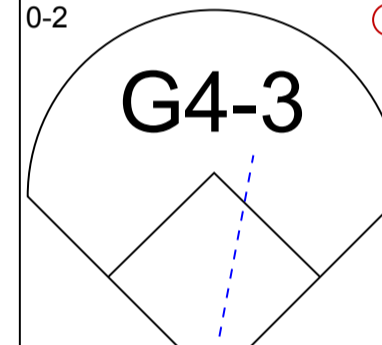
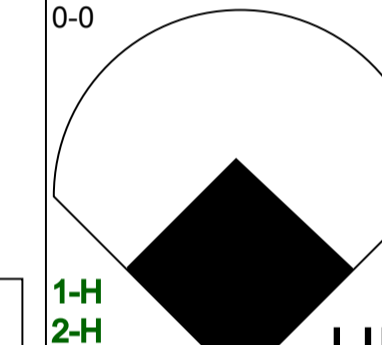
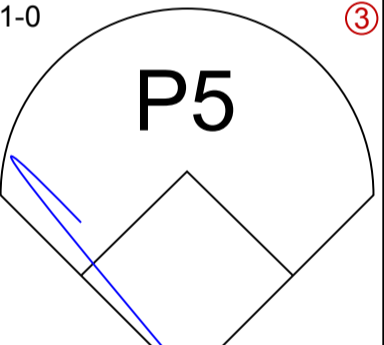
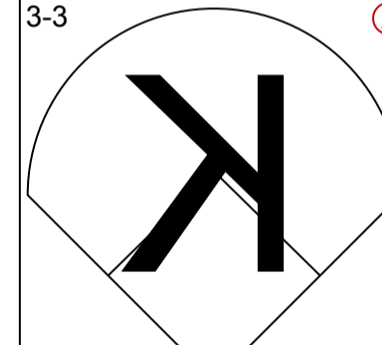
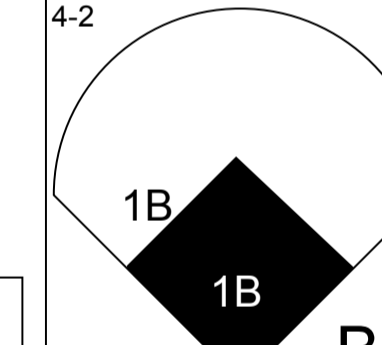
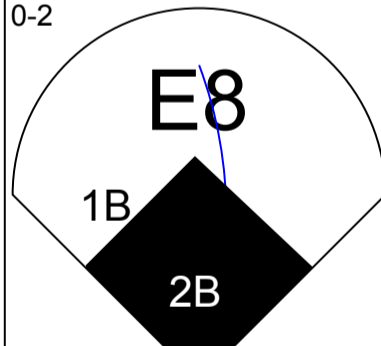
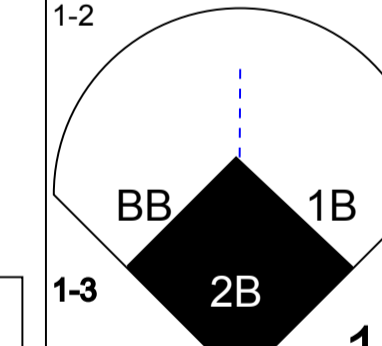
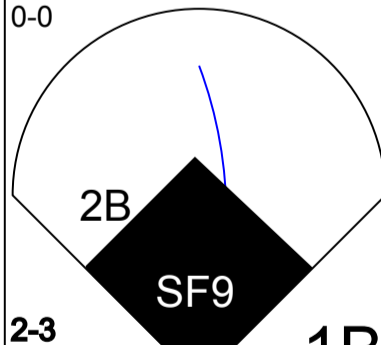
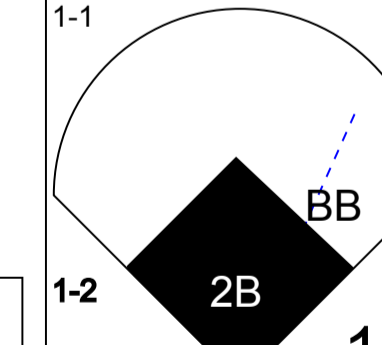
BOTTOM

Toronto Blue Jays @ Boston Red Sox  
Fenway Park, Boston, MA  
Fri Jun 03 1988, 7:05 PM EDT  
Att: 32,292 - Unknown - 52 F

livebaseballscorecards.com

AB	34
R	3
H	9
RBI	3
BB	3
SO	2
LOB	19



Batter	1	2	3	4	5	6	7	8	9	AB R H RBI BB SO LOB	TOP																
<b>Tony Fernandez, S</b> (1, 6) OBP: 0.300, SLG: 0.338	2-3 		0-2 			1-1 		0-0 	1-1 	5 0 1 1 0 1 4																	
<b>Lloyd Moseby, L</b> (1, 8) OBP: 0.369, SLG: 0.417	1-1 		3-1 	3-3 		1-2 		1-0 	4-2 	3 2 1 0 1 1 1																	
<b>Rance Mulliniks, L</b> (1, 10) OBP: 0.371, SLG: 0.500 <b>Sil Campusano, R</b> (9, PR) OBP: 0.263, SLG: 0.366	0-0 			0-0 		3-3 		2-0 		3 0 0 1 0 1 3 1 0 1 3 0 0 0																	
<b>George Bell, R</b> (1, 7) OBP: 0.341, SLG: 0.507	2-1 			1-0 		1-0 				4 1 0 1 0 1 3																	
<b>Fred McGriff, L</b> (1, 3) OBP: 0.445, SLG: 0.629						1-3 			4-0 	3 1 0 0 1 2 2																	
<b>Kelly Gruber, R</b> (1, 5) OBP: 0.350, SLG: 0.500						1-0 		0-2 	0-0 	4 1 1 3 0 1 0																	
<b>Ernie Whitt, L</b> (1, 2) OBP: 0.300, SLG: 0.270						1-0 		3-3 	4-2 	3 1 0 0 1 1 0																	
<b>Jesse Barfield, R</b> (1, 9) OBP: 0.252, SLG: 0.329								0-2 	1-2 	4 2 1 0 0 2 0																	
<b>Nelson Liriano, S</b> (1, 4) OBP: 0.232, SLG: 0.248								0-0 	1-1 	4 2 4 1 0 0 0																	
<b>Inning Stats</b>	R: 1 E: 0 K: 1 S: 8	H: 1 LOB: 0 BB: 0 P: 13	R: 0 E: 0 K: 2 S: 11	H: 0 LOB: 0 BB: 0 P: 16	R: 0 E: 0 K: 1 S: 12	H: 1 LOB: 0 BB: 0 P: 16	R: 0 E: 0 K: 1 S: 8	H: 0 LOB: 0 BB: 0 P: 12	R: 0 E: 0 K: 1 S: 5	H: 0 LOB: 0 BB: 0 P: 8	R: 2 E: 1 K: 1 S: 14	H: 2 LOB: 2 BB: 0 P: 21	R: 0 E: 0 K: 2 S: 14	H: 0 LOB: 0 BB: 0 P: 20	R: 0 E: 0 K: 0 S: 4	H: 1 LOB: 0 BB: 0 P: 7	R: 7 E: 1 K: 1 S: 21	H: 4 LOB: 2 BB: 3 P: 42	1B: 5 2B: 2 3B: 1 HR: 1	SF: 2 SAC: 0 DP: 0 HBP: 1	WP: 0 PB: 0 SB: 0 CS: 2	PA: 42					
<b>PITCHER</b>	IP	WLS	BF	H	R	ER	SO	BB	IBB	HBP	BLK	WP	HR	S	P	ERA	WHIP										
<b>Roger Clemens, R</b> (1, 1) ERA: 1.78	7.0	L	26	4	3	1	9	0	0	1	0	0	0	72	106	1.29	0.571										
<b>Bob Stanley, R</b> (8, 1) ERA: 2.12	1.0		3	1	0	0	0	0	0	0	0	0	0	4	7	0.00	1.000										
<b>Lee Smith, R</b> (9, 1) ERA: 4.5	0.1		7	3	6	4	0	2	0	0	0	0	1	11	23	108.00	15.000										
<b>Zach Crouch, L</b> (9, 1) ERA: 27.0	0.1		3	1	1	0	0	1	0	0	0	0	0	6	14	0.00	6.000										
<b>John Trautwein, R</b> (9, 1) ERA: 11.32	0.1		1	0	0	0	1	0	0	0	0	0	0	4	5	0.00	0.000										

**Toronto Blue Jays @ Boston Red Sox**  
**Fenway Park, Boston, MA**  
 Sat Jun 04 1988, 3:33 AM EDT  
 Att. 33,067 - Overcast - 60 F

[livebaseballscorecards.com](http://livebaseballscorecards.com)

<b>AB</b>	34
<b>R</b>	10
<b>H</b>	9
<b>RBI</b>	10
<b>BB</b>	3
<b>SO</b>	10
<b>LOB</b>	13



Batter	1	2	3	4	5	6	7	8	9	AB	R	H	RBI	BB	SO	LOB
Wade Boggs, L (1, 5) OBP: 0.480, SLG: 0.455	0-2 G4-3		2-2 L7		4-1 1B BB			2-0 G5-4-3 1B	2-1 G6-3	4	0	1	0	1	0	0
Marty Barrett, R (1, 4) OBP: 0.336, SLG: 0.358	0-0 1B			4-0 WP G5-3 BB	0-1 1-2 2-H 1B			0-2 G5-4-3 1-2f		3	0	2	0	1	0	1
Ellis Burks, R (1, 8) OBP: 0.401, SLG: 0.516	0-1 F9			1-2 SAFE G5-3		3-2 1B		1-0 HR		4	1	2	1	0	0	2
Dwight Evans, R (1, 9) OBP: 0.379, SLG: 0.437	2-2 G1-3			1-0 G5-3		0-1 P6		1-2 HR		4	1	1	1	0	0	3
Mike Greenwell, L (1, 10) OBP: 0.416, SLG: 0.462		3-2 F7		4-2 BB		1-2 F7		4-0 1B BB		2	0	0	0	2	0	1
Jim Rice, R (1, 7) OBP: 0.293, SLG: 0.263		1-0 G6-3		0-0 F8		1-1 SAFE SAFE P2		0-2 1-2 1B		4	0	1	0	0	0	3
Pat Dodson, L (1, 3) OBP: 0.293, SLG: 0.263		0-1 G3-1			2-2 P4			3-2 F7		4	0	0	0	0	0	2
Rich Gedman, L (1, 2) OBP: 0.224, SLG: 0.227			0-0 G1-3		1-2 P6		1-0 G3		3-1 G5-4-3 1B	4	0	1	0	0	0	0
Spike Owen, S (1, 6) OBP: 0.317, SLG: 0.378			3-1 G6-3		2-1 1B 2B		2-1 G6-3		1-2 G5-4-3	3	0	1	0	0	0	0
Sam Horn, L (9, PH) OBP: 0.274, SLG: 0.246									1-2f	1	0	0	0	0	0	1

Inning Stats	R: 0	H: 1	E: 0	LOB: 1	K: 0	S: 11	R: 0	H: 0	E: 0	LOB: 0	K: 0	S: 7	R: 0	H: 0	E: 0	LOB: 0	K: 0	S: 7	R: 0	H: 0	E: 0	LOB: 2	K: 0	S: 7	R: 0	H: 2	E: 0	LOB: 2	K: 0	S: 11	R: 0	H: 1	E: 0	LOB: 1	K: 0	S: 13	R: 0	H: 0	E: 0	LOB: 0	K: 0	S: 4	R: 2	H: 4	E: 0	LOB: 2	K: 0	S: 15	R: 0	H: 1	E: 0	LOB: 0	K: 0	S: 7	1B: 6	SF: 0	3B: 0	HR: 2
--------------	------	------	------	--------	------	-------	------	------	------	--------	------	------	------	------	------	--------	------	------	------	------	------	--------	------	------	------	------	------	--------	------	-------	------	------	------	--------	------	-------	------	------	------	--------	------	------	------	------	------	--------	------	-------	------	------	------	--------	------	------	-------	-------	-------	-------

PITCHER	IP	WLS	BF	H	R	ER	SO	BB	IBB	HBP	BLK	WP	HR	S	P	ERA	WHIP
Jim Clancy, R (1, 1) ERA: 4.72	7.2	W	31	7	2	2	0	3	0	0	0	1	2	68	110	2.35	1.304
Duane Ward, R (8, 1) ERA: 2.37	1.1	S	6	2	0	0	0	1	0	0	0	0	0	14	27	0.00	2.250

**BOTTOM**

**Toronto Blue Jays @ Boston Red Sox**  
 Fenway Park, Boston, MA  
 Sat Jun 04 1988, 3:33 AM EDT  
 Att. 33,067 - Overcast - 60 F

[livebaseballscorecards.com](http://livebaseballscorecards.com)

<b>AB</b>	<b>33</b>
<b>R</b>	<b>2</b>
<b>H</b>	<b>9</b>
<b>RBI</b>	<b>2</b>
<b>BB</b>	<b>4</b>
<b>SO</b>	<b>0</b>
<b>LOB</b>	<b>13</b>



<b>WP: 1</b>	<b>PA: 37</b>
<b>PB: 0</b>	
<b>SB: 0</b>	
<b>CS: 0</b>	

Batter	1	2	3	4	5	6	7	8	9	AB R H RBI BB SO LOB	TOP										
<b>Tony Fernandez, S</b> (1, 6) OBP: 0.305, SLG: 0.344 <b>Manuel Lee, S</b> (9, 6) OBP: 0.242, SLG: 0.258	1-2 6-3	4-0 BB BB BB	1-0 F7		0-0 F8		2-1 FC1-6 1B		2-2 1B 2B	5 1 2 0 1 0 3 0 0 0 0 0 0 0											
<b>Lloyd Moseby, L</b> (1, 8) OBP: 0.377, SLG: 0.435 <b>Sil Campusano, R</b> (9, 8) OBP: 0.263, SLG: 0.366	3-1 1B	4-1 BB BB		3-3 K	3-2 HR		1-1 FC1-6 1B		4-1 1B BB	4 3 2 3 2 1 1 0 0 0 0 0 0 0											
<b>Rance Mulliniks, L</b> (1, 10) OBP: 0.400, SLG: 0.516 <b>Cecil Fielder, R</b> (9, PH) OBP: 0.270, SLG: 0.421	3-1 1B	4-1 BB BB		1-1 2B	4-2 BB		3-0 1B		0-0 1B 1B	3 1 3 2 2 0 0 1 0 1 2 0 0 0											
<b>George Bell, R</b> (1, 7) OBP: 0.336, SLG: 0.498	1-2 P4	1-0 FC6-4		0-3 K	1-1 F7		0-2 6-3		2-1 1B 1B	6 0 1 1 0 1 8											
<b>Fred McGriff, L</b> (1, 3) OBP: 0.452, SLG: 0.640	0-3 K		4-2 2B 1B BB		0-0 1B 2B	2-0 2B	1-0 F7		2-1 1B	5 3 3 1 1 1 3											
<b>Kelly Gruber, R</b> (1, 5) OBP: 0.354, SLG: 0.510		2-0 P4	1-2 1B 2B	3-0 S 1B		1-1 L8 2B		0-2 4-3	0-0 FC6-2-5	6 0 3 2 0 0 3											
<b>Ernie Whitt, L</b> (1, 2) OBP: 0.301, SLG: 0.268		4-2 6-3 1B BB BB	0-2 1B	1 SAFE 2-0 P6		1-1 L8		1-2 4-3	2-2 F7	5 1 1 1 1 0 4											
<b>Jesse Barfield, R</b> (1, 9) OBP: 0.250, SLG: 0.324		0-1 BB 6-3 1B	0-3 K		2-2 L9	0-0 P4		1-3 K		5 1 1 0 0 2 3											
<b>Nelson Liriano, S</b> (1, 4) OBP: 0.238, SLG: 0.254		1-2 6-3	0-0 P5		1-2 HR 1B	1-1 3-1			0-2 2B 1B 1B	5 2 2 0 0 0 5											
<b>Inning Stats</b>	R: 0 E: 0 K: 1 S: 14	H: 2 LOB: 2 BB: 0 P: 21	R: 2 E: 0 K: 0 S: 11	H: 1 LOB: 3 BB: 4 P: 31	R: 1 E: 0 K: 1 S: 13	H: 2 LOB: 2 BB: 1 P: 19	R: 2 E: 0 K: 2 S: 12	H: 3 LOB: 1 BB: 0 P: 21	R: 2 E: 0 K: 0 S: 17	H: 2 LOB: 1 BB: 1 P: 28	R: 1 E: 0 K: 0 S: 8	H: 2 LOB: 1 BB: 0 P: 13	R: 1 E: 0 K: 0 S: 9	H: 2 LOB: 1 BB: 0 P: 16	R: 0 E: 0 K: 1 S: 9	H: 0 LOB: 0 BB: 0 P: 11	R: 3 E: 0 K: 0 S: 17	H: 5 LOB: 2 BB: 1 P: 29	1B: 13 2B: 5 3B: 0 HR: 1	SF: 0 SAC: 0 DP: 1 HBP: 0	WP: 0 PA: 52 PB: 0 SB: 3 CS: 0
<b>PITCHER</b>	IP WLS BF H R ER SO BB IBB HBP BLK WP HR S P ERA WHIP												<b>PITCHER</b>	IP WLS BF H R ER SO BB IBB HBP BLK WP HR S P ERA WHIP							
<b>Jeff Sellers, R</b> (1, 1) ERA: 4.99	1.2		12 3 2 2 1 4 0 0 0 0 0 0 24 50 10.80 4.200																		
<b>Mike Smithson, R</b> (2, 1) ERA: 7.36	3.0	L	17 7 5 5 3 1 0 0 0 0 0 1 39 61 15.00 2.667																		
<b>Bob Stanley, R</b> (5, 1) ERA: 2.45	1.1		7 2 1 1 0 1 0 0 0 0 0 0 12 22 6.75 2.250																		
<b>Dennis Lamp, R</b> (7, 1) ERA: 3.65	2.0		11 4 4 4 1 1 0 0 0 0 0 0 26 41 18.00 2.500																		
<b>Zach Crouch, L</b> (9, 1) ERA: 6.75	1.0		5 3 0 0 0 0 0 0 0 0 0 0 9 15 0.00 3.000																		

Toronto Blue Jays @ Boston Red Sox  
Fenway Park, Boston, MA  
Sun Jun 05 1988, 3:33 AM EDT  
Att. 33,756 - Sunny - 79 F

livebaseballscorecards.com

AB	45
R	12
H	19
RBI	12
BB	7
SO	5
LOB	30



Batter	1	2	3	4	5	6	7	8	9	AB	R	H	RBI	BB	SO	LOB
Wade Boggs, L OBP: 0.478, SLG: 0.451 (1, 5)	0-0 WP 1B	2-2 1-3		1-0 L3-4-3 1-2		1-3 K		4-2 G6-4-3 BB		4	1	1	0	1	1	2
Marty Barrett, R OBP: 0.338, SLG: 0.364 (1, 4)	3-2 WP 1-3 2B		3-3 K	2-1 1B 2B		1-0 HBP 1B 1B		2-2 G6-4-3 1-2f		2	0	1	0	0	1	0
Ed Romero, R OBP: 0.342, SLG: 0.333 (4, 4)										3	1	2	0	0	0	1
Ellis Burks, R OBP: 0.408, SLG: 0.515 (1, 8)	1-3 K		4-1 FC5-4 BB	1-1 1B 1B		2-0 HBP 1B 1B		1-0 5-3		4	0	2	1	1	1	1
Dwight Evans, R OBP: 0.375, SLG: 0.431 (1, 9)	0-3 K		1-1 FC5-4 2B	1-1 1B 1B		0-2 P2			2-2 F9	5	1	1	0	0	1	4
(8, 3)																
Mike Greenwell, L OBP: 0.425, SLG: 0.477 (1, 10)	4-0 S BB		2-0 3B 2B	2-2 P3		2-1 FC6-4 HBP			1-1 WP 2B	3	1	2	1	1	0	2
Jim Rice, R OBP: 0.296, SLG: 0.274 (1, 7)	1-2 6-3 1-2		1-0 3B		0-3 K	2-1 FC6-4			4-1 2B BB	4	0	1	1	1	1	5
Rich Gedman, L OBP: 0.250, SLG: 0.239 (1, 2)		0-0 F9	4-0 BB		3-1 1B 1B		0-1 G5-4-3 1B		1-2 L7	2	0	1	0	1	0	0
Rick Cerone, R OBP: 0.409, SLG: 0.449 (7, PH)										2	0	1	0	0	0	2
(8, 2)																
Pat Dodson, L OBP: 0.143, SLG: 0.143 (1, 3)		1-3 K	0-0 L4		0-1 L3-1-3 1B		0-3 K		0-0 L4	3	0	1	0	0	1	2
Kevin Romine, R OBP: 0.200, SLG: 0.300 (7, PH)										2	0	0	0	0	1	3
(8, 9)																
Spike Owen, S OBP: 0.324, SLG: 0.383 (1, 6)		2-1 1B		1-0 L3-4-3 1B		1-0 L3-1-3		1-1 G5-4-3		4	0	2	0	0	0	3

Inning Stats	R: 1	H: 2	E: 0	K: 2	S: 13	R: 0	H: 1	E: 0	K: 1	S: 9	R: 0	H: 2	E: 0	K: 1	S: 10	R: 1	H: 4	E: 0	K: 0	S: 11	R: 0	H: 2	E: 0	K: 1	S: 8	R: 0	H: 1	E: 0	K: 1	S: 7	R: 0	H: 0	E: 0	K: 0	S: 6	R: 0	H: 1	E: 0	K: 0	S: 12	1B: 10	2B: 6	3B: 1	HR: 0	SF: 0	SAC: 0	DP: 4	HBP: 1	WP: 2	PB: 0	SB: 1	CS: 0	PA: 44
--------------	------	------	------	------	-------	------	------	------	------	------	------	------	------	------	-------	------	------	------	------	-------	------	------	------	------	------	------	------	------	------	------	------	------	------	------	------	------	------	------	------	-------	--------	-------	-------	-------	-------	--------	-------	--------	-------	-------	-------	-------	--------

PITCHER	IP	WLS	BF	H	R	ER	SO	BB	IBB	HBP	BLK	WP	HR	S	P	ERA	WHIP
Dave Stieb, R ERA: 2.96 (1, 1)	3.2		21	8	4	4	4	3	0	0	0	1	0	38	72	9.82	3.000
Mark Eichhorn, R ERA: 4.29 (4, 1)	0.2		5	3	0	0	1	0	0	0	0	0	0	12	18	0.00	4.500
David Wells, L ERA: 3.38 (5, 1)	2.2		11	3	0	0	2	1	0	1	0	0	0	21	35	0.00	1.500
Duane Ward, R ERA: 2.23 (8, 1)	2.0	W	7	1	0	0	0	1	0	0	0	1	0	16	27	0.00	1.000

BOTTOM

Toronto Blue Jays @ Boston Red Sox  
Fenway Park, Boston, MA  
Sun Jun 05 1988, 3:33 AM EDT  
Att. 33,756 - Sunny - 79 F

livebaseballscorecards.com

AB	38
R	4
H	15
RBI	3
BB	5
SO	7
LOB	25



Batter	1	2	3	4	5	6	7	8	9	AB R H RBI BB SO LOB	TOP											
Wade Boggs, L (1, 5) OBP: 0.481, SLG: 0.452	3-2 E 1B	0-1 L4		3-1 1-3 1B			3-2 4-3		4-0 FC5-4 BB	4 0 2 0 1 0 2	<p><b>Boston Red Sox @ New York Yankees</b>  <b>Yankee Stadium, Bronx, NY</b>            Mon Jun 06 1988, 7:05 PM EDT            Att. 37,244 - Unknown - 76 F</p>											
Marty Barrett, R (1, 4) OBP: 0.339, SLG: 0.370	1-1 F7		1-2 2B 1B	3-2 F7			1-1 2B	1-2 FC5-4 1-2f	5 1 2 0 0 0 3													
Ellis Burks, R (1, 8) OBP: 0.404, SLG: 0.515	1-1 F9		0-0 2B 1-3		2-0 L4		1-3 K		4 1 1 0 0 1 2													
Dwight Evans, R (1, 9) OBP: 0.368, SLG: 0.422	3-2 E6 1-2		1-1 F4		1-0 F8		0-2 6-3		4 0 0 0 0 0 4													
Mike Greenwell, L (1, 10) OBP: 0.427, SLG: 0.500	1-1 P5		2-2 G3 2B 2-H 3-H		2-1 HR		2-1 F7		4 1 2 3 0 0 2													
Jim Rice, R (1, 7) OBP: 0.290, SLG: 0.268		1-3 K	0-2 G3		2-0 5-3		1-0 P5		4 0 0 0 0 1 1													
Kevin Romine, R (8, 7) OBP: 0.200, SLG: 0.300			2-3 G3						0 0 0 0 0 0 0													
Rich Gedman, L (1, 2) OBP: 0.250, SLG: 0.224		1-0 G3	2-1 F2			4-2 G5-4-3 BB		0-2 F9	3 0 0 0 1 0 1													
Pat Dodson, L (1, 3) OBP: 0.182, SLG: 0.182		0-1 BB 1B		2-2 G3		0-3 K		0-0 3-1	4 0 1 0 0 1 1													
Spike Owen, S (1, 6) OBP: 0.330, SLG: 0.381		4-1 BB		0-2 1B 1B		2-2 G5-4-3 1-2f		2-2 F9	3 0 1 0 1 0 1													
<b>Inning Stats</b>	R: 0 E: 1 K: 0 S: 13	H: 1 LOB: 2 BB: 0 P: 22	R: 0 E: 0 K: 1 S: 9	H: 1 LOB: 2 BB: 1 P: 15	R: 2 E: 0 K: 0 S: 15	H: 3 LOB: 1 BB: 0 P: 21	R: 0 E: 0 K: 0 S: 11	H: 2 LOB: 1 BB: 0 P: 19	R: 1 E: 0 K: 0 S: 5	H: 1 LOB: 0 BB: 0 P: 12	R: 0 E: 0 K: 1 S: 8	H: 0 LOB: 0 BB: 1 P: 14	R: 0 E: 0 K: 1 S: 11	H: 1 LOB: 1 BB: 0 P: 16	R: 0 E: 0 K: 0 S: 6	H: 0 LOB: 0 BB: 0 P: 9	R: 0 E: 0 K: 0 S: 9	H: 0 LOB: 1 BB: 1 P: 16	1B: 5 2B: 3 3B: 0 HR: 1	SF: 0 SAC: 0 DP: 1 HBP: 0	WP: 0 PB: 0 SB: 0 CS: 0	PA: 38
<b>PITCHER</b>	IP WLS BF H R ER SO BB IBB HBP BLK WP HR S P ERA WHIP																					
Neil Allen, R (1, 1) ERA: 2.2	5.0 L 24 8 3 3 1 1 0 0 0 0 0 1 53 89 5.40 1.800																					
Hipolito Pena, L (6, 1) ERA:	1.1 5 1 0 0 1 1 0 0 0 0 0 0 13 23 0.00 1.500																					
Cecilio Guante, R (7, 1) ERA: 2.4	1.2 5 0 0 0 1 0 0 0 0 0 0 0 12 16 0.00 0.000																					
Dave Righetti, L (9, 1) ERA: 2.22	1.0 4 0 0 0 0 1 0 0 0 0 0 0 9 16 0.00 1.000																					

livebaseballscorecards.com

<b>AB</b>	<b>35</b>
<b>R</b>	<b>3</b>
<b>H</b>	<b>9</b>
<b>RBI</b>	<b>3</b>
<b>BB</b>	<b>3</b>
<b>SO</b>	<b>3</b>
<b>LOB</b>	<b>17</b>





Batter	1	2	3	4	5	6	7	8	9	AB	R	H	RBI	BB	SO	LOB
--------	---	---	---	---	---	---	---	---	---	----	---	---	-----	----	----	-----

Rickey Henderson, R OBP: 0.406, SLG: 0.443 (1, 7) B C B F B B	4-2 1B 1B BB		2-2 F8		1 SAFE B B C X 2-1 FC6 1-2f			2-1 F8		3	1	0	0	1	0	1
Willie Randolph, R OBP: 0.288, SLG: 0.274 (1, 4) C SAFE X	0-1 1B 1B		1-3 K			1-1 5-3		0-2 6-3		4	1	1	0	0	1	0
Jay Buhner, R OBP: 0.250, SLG: 0.389 (1, 8) X	0-0 G6-4-3 1B 1B		1-3 K			3-1 5-3		2-0 6-3		4	0	1	1	0	1	0
Jack Clark, R OBP: 0.407, SLG: 0.490 (1, 10) B B B C X	2-1 G6-4-3 1B		2-3 K			4-1 1B BB		4-1 F8 1B BB		2	0	1	1	2	1	0
Dave Winfield, R OBP: 0.455, SLG: 0.627 (1, 9) B C X	2-1 G6-4-3 1-2f 2-3		3-1 F8			1 SAFE SAFE C F X 0-2 1B		0-1 FC6-4 1B		4	0	2	0	0	0	2
Gary Ward, R OBP: 0.294, SLG: 0.244 Claudell Washington, L OBP: 0.316, SLG: 0.417 (1, 3) (9, PH) B S B F B F S	3-3 K		1-0 6-3			F X 0-1 5-3		1-3 K		3	0	0	0	0	1	3
Mike Pagliarulo, L OBP: 0.276, SLG: 0.386 (1, 5) C C C X		0-2 4-3				F C B X 1-2 F7		1-3 K		4	0	0	0	0	1	2
Rafael Santana, R OBP: 0.285, SLG: 0.268 Jose Cruz, L OBP: 0.216, SLG: 0.176 (1, 6) (9, PH) B B X		0-1 F8				B B X 2-0 FC4-6 1B		0-1 6-3		3	0	1	0	0	0	0
Joel Skinner, R OBP: 0.232, SLG: 0.319 (1, 2) B C S C C		1-3 K				B X 1-0 FC4-6 FC6 1-2f		0-1 6-3		1	0	0	0	0	0	2

Inning Stats	R: 2	H: 3	E: 0	LOB: 1	K: 1	S: 15	R: 0	H: 0	E: 0	LOB: 0	K: 1	S: 8	R: 0	H: 0	E: 0	LOB: 0	K: 2	S: 9	R: 0	H: 0	E: 0	LOB: 0	K: 1	S: 7	R: 0	H: 1	E: 0	LOB: 1	K: 0	S: 7	R: 0	H: 1	E: 0	LOB: 2	K: 1	S: 10	R: 0	H: 0	E: 0	LOB: 0	K: 1	S: 9	R: 0	H: 0	E: 0	LOB: 0	K: 0	S: 6	R: 0	H: 1	E: 0	LOB: 2	K: 1	S: 13	R: 0	H: 0	E: 0	LOB: 0	K: 1	S: 13	R: 0	H: 1	E: 0	LOB: 2	K: 1	S: 20	1B: 6	2B: 0	3B: 0	HR: 0	SF: 0	SAC: 0	DP: 1	HBP: 0	WP: 0	PB: 0	SB: 0	CS: 0	PA: 35
--------------	------	------	------	--------	------	-------	------	------	------	--------	------	------	------	------	------	--------	------	------	------	------	------	--------	------	------	------	------	------	--------	------	------	------	------	------	--------	------	-------	------	------	------	--------	------	------	------	------	------	--------	------	------	------	------	------	--------	------	-------	------	------	------	--------	------	-------	------	------	------	--------	------	-------	-------	-------	-------	-------	-------	--------	-------	--------	-------	-------	-------	-------	--------

PITCHER	IP	WLS	BF	H	R	ER	SO	BB	IBB	HBP	BLK	WP	HR	S	P	ERA	WHIP
Bruce Hurst, L ERA: 3.77 (1, 1)	8.0	W	30	5	2	2	6	2	0	0	0	0	0	71	112	2.25	0.875
Lee Smith, R ERA: 4.29 (9, 1)	1.0	S	5	1	0	0	1	1	0	0	0	0	0	13	20	0.00	2.000

**BOTTOM**

**Boston Red Sox @ New York Yankees**  
 Yankee Stadium, Bronx, NY  
 Mon Jun 06 1988, 7:05 PM EDT  
 Att: 37,244 - Unknown - 76 F

livebaseballscorecards.com

AB	32
R	2
H	6
RBI	2
BB	3
SO	7
LOB	13



Batter	1	2	3	4	5	6	7	8	9	AB	R	H	RBI	BB	SO	LOB	TOP					
Wade Boggs, L OBP: 0.485, SLG: 0.463 (1, 5) C X	0-1 SH3 BB E 1B	3-2 2B		1-1 F7			1-1 1B			4	1	3	0	0	0	0						
Marty Barrett, R OBP: 0.338, SLG: 0.365 (1, 4) B B B	4-0 SH3 E 1-2 BB	1-2 5-3			0-1 F9		0-1 F7			3	1	0	0	1	0	2						
Ellis Burks, R OBP: 0.403, SLG: 0.525 (1, 8) B L X	1-1 SH3 1-2 2-3		2-2 5-3		1-3 K			1-0 F7-2 3B		3	0	1	0	0	1	0						
Dwight Evans, R OBP: 0.371, SLG: 0.424 (1, 9) C X	0-1 E8 2B 1B 2-H 3-H		3-2 1B 1B		0-0 F7			1-1 P5		4	1	2	2	0	0	1						
Mike Greenwell, L OBP: 0.423, SLG: 0.492 (1, 10) B C B X	2-1 F7		0-1 F7			1-2 G1-6-3 HBP		1-2 F7-2 3-H		3	0	0	0	0	0	3						
Jim Rice, R OBP: 0.294, SLG: 0.279 (1, 7) C B B X	2-1 1B 2B 2-H		2-1 FC5-4 1B		1-0 G1-6-3 1-2f			0-2 F3		4	0	2	1	0	0	1						
Rich Gedman, L OBP: 0.233, SLG: 0.208 (1, 2) C C C F B S	1-3 K		0-2 FC5-4 1-2f		0-3 K2-3				3-2 P6	4	0	0	0	0	2	3						
Pat Dodson, L OBP: 0.133, SLG: 0.133 (1, 3) F B B C S		2-3 K		2-2 3-1			1-3 K		2-3 K	4	0	0	0	0	3	0						
Spike Owen, S OBP: 0.322, SLG: 0.370 (1, 6) B B C X		2-2 3-1		3-2 F8			1-1 F8			3	0	0	0	0	0	0						
<b>Inning Stats</b>	R: 3 E: 1 K: 1 S: 14	H: 3 LOB: 1 BB: 1 P: 24	R: 0 E: 0 K: 1 S: 12	H: 1 LOB: 1 BB: 0 P: 20	R: 0 E: 0 K: 0 S: 13	H: 2 LOB: 2 BB: 0 P: 20	R: 0 E: 0 K: 0 S: 8	H: 0 LOB: 0 BB: 0 P: 14	R: 0 E: 0 K: 1 S: 6	H: 0 LOB: 0 BB: 0 P: 7	R: 0 E: 0 K: 1 S: 7	H: 0 LOB: 0 BB: 0 P: 9	R: 0 E: 0 K: 1 S: 9	H: 1 LOB: 1 BB: 0 P: 12	R: 0 E: 0 K: 0 S: 6	H: 1 LOB: 0 BB: 0 P: 9	R: 0 E: 0 K: 1 S: 12	H: 0 LOB: 0 BB: 0 P: 17	1B: 5 2B: 3 3B: 1 HR: 0	SF: 0 SAC: 1 DP: 2 HBP: 1	WP: 0 PB: 0 SB: 0 CS: 0	PA: 35
<b>PITCHER</b> Charles Hudson, R ERA: 3.72 Cecilio Guante, R ERA: 2.28	IP 7.0 2.0	WLS W S	BF 30 5	H 8 0	R 3 0	ER 3 0	SO 5 1	BB 1 0	IBB 0 0	HBP 1 0	BLK 0 0	WP 0 0	HR 0 0	S 70 17	P 108 24	ERA 3.86 0.00	WHIP 1.286 0.000					

**Boston Red Sox @ New York Yankees**  
 Yankee Stadium, Bronx, NY  
 Tue Jun 07 1988, 7:05 PM EDT  
 Att: 37,081 - Unknown

livebaseballscorecards.com

AB	32
R	3
H	8
RBI	3
BB	1
SO	6
LOB	10



Batter	1	2	3	4	5	6	7	8	9
Rickey Henderson, R (1, 7) OBP: 0.407, SLG: 0.442	0-1 F8	1-1 FC5-4 2-H 1B			2-2 4-3		3-1 BB		
Willie Randolph, R (1, 4) OBP: 0.287, SLG: 0.269	4-2 G4-6-3 BB	2-0 FC5-4 1-2f			1-1 6-3		1-1 F7		
Claudel Washington, L (1, 8) OBP: 0.315, SLG: 0.413	0-0 G4-6-3 1-2f		3-1 F2		1-0 CS 1B		0-0 F5		
Jack Clark, R (1, 3) OBP: 0.404, SLG: 0.484		2-1 1B FC3-6 1B	1-1 F9		1-3 K 1-2		2-3 K		
Mike Pagliarulo, L (1, 5) OBP: 0.276, SLG: 0.383		1-0 FC3-6 1B	0-0 4-3		0-1 3-1		1-2 F8		
Dave Winfield, R (1, 9) OBP: 0.449, SLG: 0.617		0-1 F3		2-2 4-3		0-3 K			
Jose Cruz, L (1, 10) OBP: 0.200, SLG: 0.162		0-0 FC3-6 1B 2B 1-2f 3-H		1-2 6-3		1-0 P4			
Rafael Santana, R (1, 6) OBP: 0.292, SLG: 0.276		0-1 2B 1B		0-2 5-3		1-0 2B 1B			
Joel Skinner, R (1, 2) OBP: 0.245, SLG: 0.351		0-0 BLK 1B 2B 1-H 2-H		2-3 K		2-2 SAFE 2B			

Inning Stats	R: 0	H: 0	E: 0	K: 0	S: 7	R: 4	H: 5	E: 0	K: 0	S: 13	R: 0	H: 0	E: 0	K: 0	S: 5	R: 0	H: 0	E: 0	K: 1	S: 8	R: 0	H: 1	E: 0	K: 1	S: 7	R: 0	H: 2	E: 0	K: 1	S: 12	R: 0	H: 0	E: 0	K: 1	S: 7
	LOB: 0	BB: 1	LOB: 0	BB: 1		LOB: 1	BB: 0	LOB: 0	BB: 0		LOB: 0	BB: 0	LOB: 0	BB: 0		LOB: 0	BB: 0	LOB: 0	BB: 0		LOB: 3	BB: 1	LOB: 0	BB: 0		LOB: 0	BB: 0	LOB: 0	BB: 0		LOB: 0	BB: 0	LOB: 0	BB: 0	

PITCHER	IP	WLS	BF	H	R	ER	SO	BB	IBB	HBP	BLK	WP	HR	S	P	ERA	WHIP
Oil Can Boyd, R (1, 1) ERA: 6.18	8.0	L	32	8	4	4	4	2	0	0	1	0	0	72	106	4.50	1.250

AB R H RBI BB SO LOB

3	0	1	1	1	0	0
3	0	0	0	1	0	4
4	0	1	0	0	0	1
4	1	1	0	0	2	1
4	0	1	0	0	0	0
3	0	0	0	0	1	2
3	1	0	1	0	0	1
3	1	2	0	0	0	0
3	1	2	2	0	1	0

AB	R	H	RBI	BB	SO	LOB
30	4	8	4	2	4	9



**Boston Red Sox @ New York Yankees**  
 Yankee Stadium, Bronx, NY  
 Tue Jun 07 1988, 7:05 PM EDT  
 Att. 37,081 - Unknown

livebaseballscorecards.com

WP: 0	PA: 32
PB: 0	SB: 0
CS: 1	

Batter	1	2	3	4	5	6	7	8	9	AB	R	H	RBI	BB	SO	LOB	TOP										
Wade Boggs, L OBP: 0.484, SLG: 0.459 (1, 5) C B X	1-1 SH1-3 1B	4-0 FC6 IBB		2-2 4-3			2-2 6-3		3-1 5-3	4	1	1	0	1	0	0											
Marty Barrett, R OBP: 0.333, SLG: 0.360 (1, 4) L X	0-1 SH1-3	2-1 FC6		2-1 5-3			0-2 L5			3	0	0	0	0	0	2											
Ellis Burks, R OBP: 0.393, SLG: 0.510 (1, 8) B B F X	2-1 1-3		0-1 4-3	0-3 K			0-1 5-3			4	0	0	0	0	1	1											
Dwight Evans, R OBP: 0.377, SLG: 0.430 (1, 3) (8, 9) B C C B X	3-2 2-H 1B		1-1 1B 1B		1-1 G4-6-3 1B			2-2 5-3		4	1	3	1	0	0	0											
Mike Greenwell, L OBP: 0.425, SLG: 0.489 (1, 10) B B X	2-0 G3		1-2 SAFE 1B 1B	1-0 G4-6-3			4-0 FC5-4 BB			3	1	1	0	1	0	2											
Jim Rice, R OBP: 0.298, SLG: 0.280 (1, 7) Pat Dodson, L OBP: 0.133, SLG: 0.133 (8, 3)		4-2 1B 1B G6-4-3 BB	3-1 1B 1-2 3-H	0-0 5-3			0-2 F8			3	1	1	1	1	0	1											
Rick Cerone, R OBP: 0.412, SLG: 0.451 (1, 2)		2-1 G6-4-3 1B 1-2 1B	2-1 1-2 2-H 1B	0-0 3-1		X	2-1 FC5-4			4	0	2	1	0	0	1											
Kevin Romine, R OBP: 0.214, SLG: 0.286 (1, 9) (8, 7)		1-1 G6-4-3 1B 1-2 2-3 1B	0-1 F7	0-0 6-3		X			1-3 K	4	0	1	0	0	1	2											
Spike Owen, S OBP: 0.311, SLG: 0.356 (1, 6)		1-2 G6-4-3 1-2f 2-3 3-H	1-3 K	0-1 4-3		X			0-0 5-3	4	0	0	0	0	1	4											
Inning Stats	R: 1 E: 0 K: 0 S: 10	H: 2 LOB: 1 BB: 0 P: 18	R: 1 E: 0 K: 0 S: 11	H: 2 LOB: 2 BB: 2 P: 25	R: 2 E: 0 K: 1 S: 16	H: 4 LOB: 2 BB: 0 P: 24	R: 0 E: 0 K: 1 S: 8	H: 0 LOB: 0 BB: 0 P: 12	R: 0 E: 0 K: 0 S: 4	H: 1 LOB: 0 BB: 0 P: 6	R: 0 E: 0 K: 0 S: 4	H: 0 LOB: 0 BB: 0 P: 4	R: 0 E: 0 K: 0 S: 9	H: 0 LOB: 0 BB: 0 P: 11	R: 0 E: 0 K: 0 S: 11	H: 0 LOB: 1 BB: 1 P: 19	R: 0 E: 0 K: 1 S: 6	H: 0 LOB: 0 BB: 0 P: 10	1B: 9 2B: 0 3B: 0 HR: 0	SF: 0 SAC: 1 DP: 2 HBP: 0	WP: 0 PB: 0 SB: 0 CS: 0	PA: 37					
PITCHER	IP	WLS	BF	H	R	ER	SO	BB	IBB	HBP	BLK	WP	HR	S	P	ERA	WHIP	PITCHER									
Tommy John, L ERA: 3.94 (1, 1)	2.1	L	16	8	4	4	0	1	1	0	0	0	0	32	61	15.43	3.857										
Steve Shields, R ERA: 4.22 (3, 1)	5.2		18	1	0	0	2	1	0	0	0	0	0	41	58	0.00	0.353										
Dave Righetti, L ERA: 2.15 (9, 1)	1.0		3	0	0	0	1	0	0	0	0	0	0	6	10	0.00	0.000										

**Boston Red Sox @ New York Yankees**  
 Yankee Stadium, Bronx, NY  
 Wed Jun 08 1988, 7:05 PM EDT  
 Att. 42,804 - Unknown - 69 F

[livebaseballscorecards.com](http://livebaseballscorecards.com)

**AB** 33  
**R** 4  
**H** 9  
**RBI** 3  
**BB** 3  
**SO** 3  
**LOB** 13



Batter	1	2	3	4	5	6	7	8	9	AB	R	H	RBI	BB	SO	LOB
--------	---	---	---	---	---	---	---	---	---	----	---	---	-----	----	----	-----

<p><b>Rickey Henderson, R</b> (1, 7) OBP: 0.408, SLG: 0.442</p> <p><b>Jay Buhner, R</b> (4, PR) OBP: 0.261, SLG: 0.381</p> <p>(5, 7)</p>				<p>3-2</p>	<p>3-3</p>		<p>1-3</p>		<p>1-2</p>	2	0	1	0	0	0	0
<p><b>Willie Randolph, R</b> (1, 4) OBP: 0.290, SLG: 0.273</p> <p>(5, 7)</p>				<p>1-2</p>	<p>2-1</p>			<p>1-2</p>	<p>2-2</p>	5	0	2	1	0	0	1
<p><b>Claudell Washington, L</b> (1, 8) OBP: 0.311, SLG: 0.406</p> <p>(5, 7)</p>				<p>0-1</p>	<p>2-3</p>			<p>2-1</p>	<p>2-2</p>	5	0	1	0	0	2	3
<p><b>Jack Clark, R</b> (1, 3) OBP: 0.401, SLG: 0.475</p> <p>(5, 7)</p>			<p>3-3</p>	<p>1-2</p>		<p>1-1</p>		<p>4-2</p>		3	0	0	0	1	1	2
<p><b>Mike Pagliarulo, L</b> (1, 5) OBP: 0.280, SLG: 0.390</p> <p>(5, 7)</p>			<p>0-3</p>	<p>1-2</p>		<p>2-3</p>		<p>1-2</p>		4	0	2	1	0	2	0
<p><b>Dave Winfield, R</b> (1, 9) OBP: 0.450, SLG: 0.613</p> <p>(5, 7)</p>			<p>0-1</p>	<p>1-3</p>		<p>0-1</p>		<p>4-0</p>		3	0	1	0	1	1	2
<p><b>Jose Cruz, L</b> (1, 10) OBP: 0.205, SLG: 0.171</p> <p>(5, 7)</p>			<p>2-2</p>		<p>0-0</p>	<p>1-0</p>		<p>2-2</p>		4	1	1	0	0	0	4
<p><b>Rafael Santana, R</b> (1, 6) OBP: 0.287, SLG: 0.270</p> <p><b>Gary Ward, R</b> (9, PH) OBP: 0.291, SLG: 0.242</p> <p>(5, 7)</p>			<p>2-2</p>		<p>2-1</p>		<p>1-2</p>		<p>2-2</p>	3	0	0	0	0	0	1
<p><b>Joel Skinner, R</b> (1, 2) OBP: 0.245, SLG: 0.347</p> <p>(5, 7)</p>			<p>1-3</p>		<p>2-2</p>		<p>1-3</p>		<p>1-3</p>	1	0	0	0	3	0	

Inning Stats	R: 0	H: 0	E: 0	K: 1	S: 8	LOB: 0	BB: 0	P: 11	R: 0	H: 0	E: 0	K: 2	S: 10	LOB: 0	BB: 0	P: 13	R: 0	H: 0	E: 0	K: 1	S: 14	LOB: 0	BB: 0	P: 19	R: 1	H: 3	E: 0	K: 1	S: 17	LOB: 2	BB: 0	P: 24	R: 2	H: 3	E: 1	K: 2	S: 16	LOB: 1	BB: 0	P: 27	R: 0	H: 1	E: 0	K: 1	S: 9	LOB: 1	BB: 0	P: 13	R: 0	H: 0	E: 0	K: 2	S: 11	LOB: 0	BB: 0	P: 14	R: 0	H: 1	E: 0	K: 0	S: 17	LOB: 3	BB: 2	P: 31	R: 0	H: 2	E: 0	K: 1	S: 19	LOB: 2	BB: 0	P: 27	1B: 9	SF: 0	2B: 1	SAC: 0	3B: 0	DP: 0	HR: 0	HBP: 0	WP: 0	PA: 39
--------------	------	------	------	------	------	--------	-------	-------	------	------	------	------	-------	--------	-------	-------	------	------	------	------	-------	--------	-------	-------	------	------	------	------	-------	--------	-------	-------	------	------	------	------	-------	--------	-------	-------	------	------	------	------	------	--------	-------	-------	------	------	------	------	-------	--------	-------	-------	------	------	------	------	-------	--------	-------	-------	------	------	------	------	-------	--------	-------	-------	-------	-------	-------	--------	-------	-------	-------	--------	-------	--------

PITCHER	IP	WLS	BF	H	R	ER	SO	BB	IBB	HBP	BLK	WP	HR	S	P	ERA	WHIP
<b>Roger Clemens, R</b> (1, 1) ERA: 1.82	7.2	W	32	8	3	2	10	1	0	0	0	0	0	97	141	2.35	1.174
<b>Lee Smith, R</b> (8, 1) ERA: 4.03	1.1	S	7	2	0	0	1	1	0	0	0	0	0	24	38	0.00	2.250

**BOTTOM**

**Boston Red Sox @ New York Yankees**  
 Yankee Stadium, Bronx, NY  
 Wed Jun 08 1988, 7:05 PM EDT  
 Att: 42,804 - Unknown - 69 F

[livebaseballscorecards.com](http://livebaseballscorecards.com)

<b>AB</b>	<b>37</b>
<b>R</b>	<b>3</b>
<b>H</b>	<b>10</b>
<b>RBI</b>	<b>2</b>
<b>BB</b>	<b>2</b>
<b>SO</b>	<b>11</b>
<b>LOB</b>	<b>15</b>




Batter	1	2	3	4	5	6	7	8	9	AB R H RBI BB SO LOB	TOP									
Wade Boggs, L (1, 5) OBP: 0.482, SLG: 0.452	2-1 F8		4-0 G5-4-3 BB		2-2 4-3		4-2 BB		1-1 F7	3 0 0 0 2 0 2										
Marty Barrett, R (1, 4) OBP: 0.335, SLG: 0.358	1-1 6-3		1-1 G5-4-3			4-0 BB	3-3 K		1-0 FC5-4 1B	4 0 1 0 1 1 4										
Ellis Burks, R (1, 8) OBP: 0.387, SLG: 0.500	0-1 1B		0-3 K			0-2 G6-4-3		2-1 5-3	2-0 FC5-4	5 0 1 0 0 1 3										
Dwight Evans, R (1, 9) OBP: 0.375, SLG: 0.424	2-3 K			0-0 6-3		4-1 BB		1-2 F7		3 0 0 0 1 1 1										
Mike Greenwell, L (1, 10) OBP: 0.426, SLG: 0.489				0-0 1B		1-2 F5		1-0 BB 1B		4 0 2 0 0 0 1										
Jim Rice, R (1, 7) OBP: 0.303, SLG: 0.277				3-3 K			0-1 F7	4-2 BB		2 0 0 0 2 1 1										
Pat Dodson, L (1, 3) OBP: 0.167, SLG: 0.278			2-3 K		3-1 F7		3-1 3B	1-2 G3		3 0 1 0 0 1 1										
Kevin Romine, R (8, PH) OBP: 0.214, SLG: 0.286										0 0 0 0 0 0 0										
Rich Gedman, L (8, PH) OBP: 0.230, SLG: 0.204										1 0 0 0 0 0 2										
Randy Kutcher, R (8, 9)										0 0 0 0 0 0 0										
Rick Cerone, R (1, 2) OBP: 0.414, SLG: 0.444			2-1 HBP		0-0 L5		1-0 BB HBP		1-2 5-3	2 0 0 0 0 0 0										
Spike Owen, S (1, 6) OBP: 0.317, SLG: 0.361			3-1 4-3		2-2 CS 1B		0-0 F7		1-2 1B	4 0 2 0 0 0 4										
<b>Inning Stats</b>	R: 0 E: 0 K: 1 S: 9	H: 1 LOB: 1 BB: 0 P: 14	R: 0 E: 0 K: 1 S: 9	H: 0 LOB: 2 BB: 1 P: 20	R: 0 E: 0 K: 1 S: 5	H: 0 LOB: 0 BB: 1 P: 10	R: 0 E: 0 K: 1 S: 5	H: 1 LOB: 1 BB: 0 P: 8	R: 0 E: 0 K: 0 S: 7	H: 0 LOB: 1 BB: 2 P: 16	R: 0 E: 0 K: 1 S: 13	H: 1 LOB: 3 BB: 1 P: 24	R: 0 E: 0 K: 0 S: 16	H: 1 LOB: 2 BB: 1 P: 25	R: 0 E: 0 K: 0 S: 10	H: 2 LOB: 2 BB: 0 P: 16	1B: 6 2B: 1 3B: 1 HR: 0	SF: 0 SAC: 0 DP: 3 HBP: 2	WP: 0 PB: 0 SB: 0 CS: 2	PA: 39
<b>PITCHER</b>	IP WLS BF H R ER SO BB IBB HBP BLK WP HR S P ERA WHIP																			
Dave Stieb, R (1, 1) ERA: 2.73	6.2 W 27 4 0 0 4 4 0 2 0 0 0 0 49 93 0.00 1.200																			
David Wells, L (7, 1) ERA: 3.63	1.0 6 1 0 0 1 2 0 0 0 0 0 0 19 34 0.00 3.000																			
Tom Henke, R (8, 1) ERA: 2.7	1.1 S 6 2 0 0 0 0 0 0 0 0 0 0 15 22 0.00 1.500																			

**Boston Red Sox @ Toronto Blue Jays**  
 Exhibition Stadium, Toronto, ON  
 Fri Jun 10 1988, 7:05 PM EDT  
 Att. 35,201 - Unknown - 64 F

AB	31
R	0
H	7
RBI	0
BB	6
SO	5
LOB	19





Batter	1	2	3	4	5	6	7	8	9	10	AB R H RBI BB SO LOB	TOP										
Wade Boggs, L OBP: 0.488, SLG: 0.463 (1, 5)	0-1 FC6-4 1B 1B	1-0 6-3 2B		0-0 F8		4-0 1-2 BB			2-2 G4-6-3 1B		4 1 3 0 1 0 0	<p><b>Boston Red Sox @ Toronto Blue Jays</b> Exhibition Stadium, Toronto, ON</p> <p>Sat Jun 11 1988, 3:33 AM EDT Att. 40,461 - Sunny - 75 F</p> <p></p>										
Marty Barrett, R OBP: 0.336, SLG: 0.356 (1, 4)	0-0 FC6-4 1B	3-1 6-3		4-0 FC5-4 BB		1-2 F7			1-2 G4-6-3 1-2f		4 0 1 0 1 0 4											
Ellis Burks, R OBP: 0.376, SLG: 0.484 (1, 8)	0-2 FC6-4 1B 1-2f 2-3	2-0 5-3		1-0 FC5-4 1-2f						1-3 K	5 1 0 0 0 1 4											
Dwight Evans, R OBP: 0.371, SLG: 0.416 (1, 3) (8, 9)	1-3 K			2-1 L9		4-0 CS BB				3-2 4-3	4 0 0 0 1 2 2											
Rick Cerone, R OBP: 0.414, SLG: 0.438 (1, 2)	2-2 1B 1-3 3-H 1B			2-1 5-3		4-2 G4-6-3 1-2 BB				2-0 6-3	4 0 1 1 1 1 0											
Mike Greenwell, L OBP: 0.427, SLG: 0.487 (1, 10)	0-0 FC4-6 1B			4-2 1B BB		1-2 G4-6-3 1-2f			1-2 L9		3 0 1 1 1 0 1											
Jim Rice, R OBP: 0.307, SLG: 0.278 Pat Dodson, L OBP: 0.167, SLG: 0.278 (1, 7) (8, PR) (8, 3)	1-0 FC4-6 1-2f			2-2 SAFE 1B		3-2 6-3			4-2 G6-4-3 BB		3 0 1 0 1 0 2 0 0 0 0 0 0 0											
Kevin Romine, R OBP: 0.222, SLG: 0.235 (1, 9) (8, 7)		1-0 F7		0-3 K		4-1 BB BB			0-0 G6-4-3 1-2f		3 0 0 0 1 1 3											
Spike Owen, S OBP: 0.315, SLG: 0.384 (1, 6)		1-0 HR		3-2 F8		1-3 K			2-2 4-3		4 1 1 1 0 1 1											
<b>Inning Stats</b>	R: 2 E: 0 K: 1 S: 17	H: 4 LOB: 2 BB: 0 P: 21	R: 1 E: 0 K: 0 S: 6	H: 2 LOB: 1 BB: 0 P: 14	R: 0 E: 0 K: 1 S: 13	H: 1 LOB: 2 BB: 1 P: 23	R: 0 E: 0 K: 0 S: 5	H: 0 LOB: 0 BB: 2 P: 17	R: 0 E: 0 K: 1 S: 10	H: 0 LOB: 2 BB: 2 P: 23	R: 0 E: 0 K: 2 S: 8		H: 0 LOB: 0 BB: 0 P: 11	R: 0 E: 0 K: 0 S: 7	H: 0 LOB: 1 BB: 1 P: 12	R: 0 E: 0 K: 0 S: 13	H: 1 LOB: 0 BB: 0 P: 18	R: 0 E: 0 K: 1 S: 7	H: 0 LOB: 0 BB: 0 P: 13	1B: 6 2B: 1 3B: 0 HR: 1	SF: 0 SAC: 0 DP: 3 HBP: 0	WP: 0 PB: 0 SB: 0 CS: 1
<b>PITCHER</b>	IP WLS BF H R ER SO BB IBB HBP BLK WP HR S P ERA WHIP																					
Mike Flanagan, L ERA: 4.84 (1, 1)	5.2	28	7	3	3	3	6	0	0	0	0	0	0	0	107	4.76	2.294					
Todd Stottemyre, R ERA: 4.98 (6, 1)	1.1	4	0	0	0	2	0	0	0	0	0	0	0	11	15	0.00	0.000					
Duane Ward, R ERA: 1.96 (8, 1)	3.0	W 9	1	0	0	1	1	0	0	0	0	0	0	27	43	0.00	0.667					

livebaseballscorecards.com



**BOTTOM**

**Boston Red Sox @ Toronto Blue Jays**  
Exhibition Stadium, Toronto, ON

Sat Jun 11 1988, 3:33 AM EDT  
Att. 40,461 - Sunny - 75 F

[livebaseballscorecards.com](http://livebaseballscorecards.com)

<b>AB</b>	<b>40</b>
<b>R</b>	<b>4</b>
<b>H</b>	<b>12</b>
<b>RBI</b>	<b>3</b>
<b>BB</b>	<b>4</b>
<b>SO</b>	<b>5</b>
<b>LOB</b>	<b>20</b>



AB	R	H	RBI	BB	SO	LOB
4	1	3	0	1	0	0
4	0	1	0	1	1	2
4	0	0	0	1	2	6
5	0	0	0	0	1	3
5	0	2	0	0	0	1
5	2	2	0	0	1	3
3	0	1	0	0	0	1
1	0	1	1	0	0	0
1	0	0	0	0	0	1
3	0	0	0	0	0	1
0	0	0	0	1	0	0
1	0	1	1	0	0	0
3	1	1	1	0	0	0
1	0	0	0	0	0	2

Batter	1	2	3	4	5	6	7	8	9	10
<b>Tony Fernandez, S</b> OBP: 0.308, SLG: 0.336 (1, 6)	3-1 WP E 1B	0-0 1B		2-1 L9			2-0 2B		4-2 S BB	
<b>Lloyd Moseby, L</b> OBP: 0.371, SLG: 0.416 (1, 8)	4-2 FC4-6 BB 1-2	2-0 FC5-4 1B 1-2			3-3 K		1-1 P7		0-1 F2	
<b>Cecil Fielder, R</b> OBP: 0.278, SLG: 0.400 (1, 10)	1-3 K	0-1 FC5-4 1-2f			4-0 4-3 WP BB		1-1 6-3		2-3 K	
<b>George Bell, R</b> OBP: 0.321, SLG: 0.468 (1, 7)	1-0 FC4-6 1B 1-2f 2-H		0-0 6-3		1-0 4-3 1-3		1-3 K		1-1 4-3	
<b>Fred McGriff, L</b> OBP: 0.436, SLG: 0.612 (1, 3)	2-0 1-3 1B		3-1 1-3		2-2 6-3		1-0 3-1		2-0 FC1-6 1B	
<b>Kelly Gruber, R</b> OBP: 0.357, SLG: 0.509 (1, 5)	2-3 K		1-2 S 1B		1-0 6-3		0-0 2B 1B		0-0 FC1-6 1B 1-2f	
<b>Pat Borders, R</b> OBP: 0.272, SLG: 0.490 (1, 2)		3-1 F9	3-2 F9		1-0 F8 1B		1-2 2B		2-1 6-3	
<b>Rance Mulliniks, L</b> OBP: 0.430, SLG: 0.558 (8, PH)									1-2 1B	
<b>Nelson Liriano, S</b> OBP: 0.262, SLG: 0.281 (9, 4)										
<b>Jesse Barfield, R</b> OBP: 0.234, SLG: 0.301 (1, 9)		2-0 6-3		2-2 5-3		0-2 F8 1-2		4-0 IBB		0-1 1B 2-H
<b>Rick Leach, L</b> OBP: 0.323, SLG: 0.322 (8, PH)										
<b>Sil Campusano, R</b> OBP: 0.284, SLG: 0.365 (9, 9)										
<b>Manuel Lee, S</b> OBP: 0.257, SLG: 0.314 (1, 4)		2-2 HR		0-2 F9			1-2 6-3		2-2 P6	
<b>Ernie Whitt, L</b> OBP: 0.304, SLG: 0.268 (8, PH)										

Inning Stats	R: 1	H: 2	E: 1	K: 2	S: 16	H: 2	LOB: 2	BB: 1	P: 29	R: 1	H: 3	E: 0	K: 0	S: 12	H: 3	LOB: 2	BB: 0	P: 21	R: 0	H: 1	E: 0	K: 0	S: 10	H: 1	LOB: 1	BB: 0	P: 17	R: 0	H: 0	E: 0	K: 0	S: 8	H: 0	LOB: 0	BB: 0	P: 12	R: 0	H: 0	E: 0	K: 1	S: 8	H: 1	LOB: 1	BB: 1	P: 18	R: 0	H: 1	E: 0	K: 0	S: 5	H: 1	LOB: 0	BB: 0	P: 7	R: 0	H: 1	E: 0	K: 0	S: 8	H: 1	LOB: 1	BB: 0	P: 13	R: 1	H: 2	E: 0	K: 1	S: 12	H: 2	LOB: 2	BB: 1	P: 21	R: 0	H: 0	E: 0	K: 10	S: 10	H: 0	LOB: 1	BB: 1	P: 17	R: 1	H: 2	E: 0	K: 0	S: 6	H: 1	LOB: 1	BB: 0	P: 10	1B: 9	SF: 0	2B: 2	SAC: 0	3B: 0	DP: 0	HR: 1	HBP: 0	WP: 2	PA: 44
--------------	------	------	------	------	-------	------	--------	-------	-------	------	------	------	------	-------	------	--------	-------	-------	------	------	------	------	-------	------	--------	-------	-------	------	------	------	------	------	------	--------	-------	-------	------	------	------	------	------	------	--------	-------	-------	------	------	------	------	------	------	--------	-------	------	------	------	------	------	------	------	--------	-------	-------	------	------	------	------	-------	------	--------	-------	-------	------	------	------	-------	-------	------	--------	-------	-------	------	------	------	------	------	------	--------	-------	-------	-------	-------	-------	--------	-------	-------	-------	--------	-------	--------

PITCHER	IP	WLS	BF	H	R	ER	SO	BB	IBB	HBP	BLK	WP	HR	S	P	ERA	WHIP
<b>Bruce Hurst, L</b> ERA: 3.68 (1, 1)	7.0		30	8	2	2	3	2	0	0	0	2	1	67	117	2.57	1.429
<b>Lee Smith, R</b> ERA: 4.07 (8, 1)	2.0		10	2	1	1	2	1	1	0	0	0	0	22	38	4.50	1.500
<b>Dennis Lamp, R</b> ERA: 3.91 (10, 1)	0.2	L	4	2	1	1	0	0	0	0	0	0	0	6	10	13.50	3.000

Batter	1	2	3	4	5	6	7	8	9	AB R H RBI BB SO LOB	TOP														
<b>Spike Owen, S</b> OBP: 0.311, SLG: 0.376 (1, 6)										5 0 1 0 0 0 2															
<b>Marty Barrett, R</b> OBP: 0.337, SLG: 0.361 (1, 4)										5 2 2 0 0 0 1															
<b>Wade Boggs, L</b> OBP: 0.487, SLG: 0.463 (1, 5)										4 1 1 1 1 0 0															
<b>Dwight Evans, R</b> OBP: 0.372, SLG: 0.413 (1, 3) (8, 9)										4 2 1 1 1 0 1															
<b>Mike Greenwell, L</b> OBP: 0.427, SLG: 0.497 (1, 10)										4 2 1 3 1 0 0															
<b>Ellis Burks, R</b> OBP: 0.379, SLG: 0.484 (1, 8)										4 1 2 1 0 0 2															
<b>Kevin Romine, R</b> OBP: 0.182, SLG: 0.190 (1, 9) (8, 7)										4 0 0 0 0 3 4															
<b>Rich Gedman, L</b> OBP: 0.215, SLG: 0.190 (1, 2)										4 0 0 1 0 0 1															
<b>Randy Kutcher, R</b> (1, 7)										3 0 0 0 0 0 2															
<b>Pat Dodson, L</b> OBP: 0.158, SLG: 0.263 (8, PH) (8, 3)										1 0 0 0 0 0 0															
<b>Inning Stats</b>	R: 5 E: 1 K: 0 S: 22	H: 4 LOB: 2 BB: 1 P: 39	R: 2 E: 1 K: 1 S: 13	H: 1 LOB: 1 BB: 1 P: 22	R: 0 E: 0 K: 0 S: 8	H: 0 LOB: 0 BB: 0 P: 15	R: 0 E: 0 K: 0 S: 6	H: 0 LOB: 0 BB: 0 P: 12	R: 0 E: 0 K: 1 S: 5	H: 0 LOB: 0 BB: 0 P: 9	R: 0 E: 0 K: 0 S: 7	H: 0 LOB: 0 BB: 0 P: 10	R: 1 E: 0 K: 1 S: 11	H: 2 LOB: 2 BB: 1 P: 21	R: 0 E: 0 K: 0 S: 7	H: 1 LOB: 1 BB: 0 P: 9	R: 0 E: 0 K: 0 S: 7	H: 0 LOB: 0 BB: 0 P: 13	1B: 5 2B: 2 3B: 0 HR: 1	SF: 0 SAC: 0 DP: 0 HBP: 0	WP: 0 PA: 41 PB: 0 SB: 2 CS: 0				
<b>PITCHER</b>	IP	WLS	BF	H	R	ER	SO	BB	IBB	HBP	BLK	WP	HR	S	P	ERA	WHIP								
<b>John Cerutti, L</b> ERA: 4.02 (1, 1)	0.1	L	8	4	5	4	0	1	0	0	0	0	1	20	36	108.00	15.000								
<b>Mark Ross, R</b> ERA: 1.5 (1, 1)	6.0		24	3	3	1	2	1	1	0	0	0	0	47	84	1.50	0.667								
<b>Mark Eichhorn, R</b> ERA: 3.95 (7, 1)	2.2		9	1	0	0	1	0	0	0	0	0	0	19	30	0.00	0.375								

**Boston Red Sox @ Toronto Blue Jays**  
Exhibition Stadium, Toronto, ON  
Sun Jun 12 1988, 3:33 AM EDT  
Att. 40,123 - Sunny

AB	38
R	8
H	8
RBI	7
BB	3
SO	3
LOB	13



**BOTTOM**

**Boston Red Sox @ Toronto Blue Jays**  
 Exhibition Stadium, Toronto, ON

Sun Jun 12 1988, 3:33 AM EDT  
 Att. 40,123 - Sunny

[livebaseballscorecards.com](http://livebaseballscorecards.com)

<b>AB</b>	<b>32</b>
<b>R</b>	<b>2</b>
<b>H</b>	<b>8</b>
<b>RBI</b>	<b>2</b>
<b>BB</b>	<b>2</b>
<b>SO</b>	<b>2</b>
<b>LOB</b>	<b>10</b>



AB R H RBI BB SO LOB

4 1 2 0 0 0 3

4 0 1 2 0 1 1

4 0 2 0 0 0 1

4 0 0 0 0 0 3

4 0 1 0 0 1 0

4 0 0 0 0 0 2

4 0 1 0 0 0 0

2 0 0 0 1 0 0

2 1 1 0 1 0 0

1B: 6 SF: 0  
 2B: 2 SAC: 0  
 3B: 0 DP: 2  
 HR: 0 HBP: 0

WP: 0 PA: 35  
 PB: 0  
 SB: 0  
 CS: 1

Batter	1	2	3	4	5	6	7	8	9
Tony Fernandez, S OBP: 0.311, SLG: 0.343 (1, 6)	1-1 F8		0-0 1B 2B		2-1 G4-6-3			1-0 4-1 1B	
Lloyd Moseby, L OBP: 0.369, SLG: 0.413 (1, 8)	3-2 6-3		0-2 CS 1B			1-1 1-3		3-3 K	
Rance Mulliniks, L OBP: 0.432, SLG: 0.556 (1, 10)	1-0 F8		1 SAFE 3-1 CS 1B	0-0 G6-4-3 1B		1-1 1B 1B		0-0 4-1	
George Bell, R OBP: 0.316, SLG: 0.460 (1, 7)		3-1 5-3		1-0 G6-4-3		1-2 F4		0-0 F8	
Fred McGriff, L OBP: 0.432, SLG: 0.604 (1, 3)		2-3 K		0-0 4-3		0-0 1B		0-0 6-3	
Kelly Gruber, R OBP: 0.350, SLG: 0.500 (1, 5)		1-2 5-3			2-1 5-3	1-0 1-3		0-0 6-3	
Ernie Whitt, L OBP: 0.302, SLG: 0.275 (1, 2)			3-2 F6		2-1 BB 2B		0-0 F3	0-2 6-3	
Sil Campusano, R OBP: 0.286, SLG: 0.355 (1, 9)			0-1 F7		4-1 BB BB		2-1 F8		
Nelson Liriano, S OBP: 0.259, SLG: 0.284 (1, 4)			0-0 2B 1B		4-0 G4-6-3 BB		2-2 F7		

Inning Stats	R: 0	H: 0	E: 0	LOB: 0	K: 0	S: 9	P: 14	R: 0	H: 0	E: 0	LOB: 0	K: 1	S: 10	P: 16	R: 2	H: 3	E: 0	LOB: 0	K: 0	S: 13	P: 19	R: 0	H: 1	E: 0	LOB: 0	K: 0	S: 3	P: 4	R: 0	H: 1	E: 0	LOB: 2	K: 0	S: 7	P: 21	R: 0	H: 2	E: 0	LOB: 2	K: 0	S: 9	P: 13	R: 0	H: 0	E: 0	LOB: 0	K: 0	S: 7	P: 11	R: 0	H: 1	E: 0	LOB: 1	K: 1	S: 6	P: 10	R: 0	H: 0	E: 0	LOB: 0	K: 0	S: 5	P: 5
--------------	------	------	------	--------	------	------	-------	------	------	------	--------	------	-------	-------	------	------	------	--------	------	-------	-------	------	------	------	--------	------	------	------	------	------	------	--------	------	------	-------	------	------	------	--------	------	------	-------	------	------	------	--------	------	------	-------	------	------	------	--------	------	------	-------	------	------	------	--------	------	------	------

PITCHER	IP	WLS	BF	H	R	ER	SO	BB	IBB	HBP	BLK	WP	HR	S	P	ERA	WHIP
Oil Can Boyd, R ERA: 5.76 (1, 1)	8.0	W	31	8	2	2	2	2	0	0	0	0	0	64	108	2.25	1.250
Bob Stanley, R ERA: 2.21 (9, 1)	1.0		3	0	0	0	0	0	0	0	0	0	0	5	5	0.00	0.000


PITCHER	IP	WLS	BF	H	R	ER	SO	BB	IBB	HBP	BLK	WP	HR	S	P	ERA	WHIP
---------	----	-----	----	---	---	----	----	----	-----	-----	-----	----	----	---	---	-----	------

Batter	1	2	3	4	5	6	7	8	9	AB R H RBI BB SO LOB
<b>Jose Cruz, L</b> (1, 10) OBP: 0.306, SLG: 0.268	2-1 FC5-4 1B		1-1 G6-4-3		0-1 FC3-6 HR 1B	1-0 1B		1-0 4-3	4-0 BB	5 1 3 0 1 0 1
<b>Bobby Meacham, S</b> (1, 4) OBP: 0.300, SLG: 0.299	1-1 FC5-4 4-3 1-2f			4-1 1B BB	2-2 FC3-6 HBP	2-1 F9		2-1 5-3	1-3 K	4 1 0 0 1 1 4
<b>Claudell Washington, L</b> (1, 7) OBP: 0.320, SLG: 0.408	1-2 4-3 1-2			2-1 1B 1B	2-0 FC3-6 HR		1-1 1B 2B 1B	0-0 1B		5 3 3 1 0 0 3
<b>Jack Clark, R</b> (1, 3) OBP: 0.402, SLG: 0.471	0-0 F9			2-1 P5	0-0 HR		0-3 K	3-1 F7		5 1 1 3 0 1 5
<b>Mike Pagliano, L</b> (1, 5) OBP: 0.281, SLG: 0.380				1-2 1B 1B	1-0 P5		1-2 2B 1B	1-0 F8		5 1 2 1 0 0 0
<b>Dave Winfield, R</b> (1, 9) OBP: 0.456, SLG: 0.624				0-1 FC6 1B	3-3 K		0-1 F8 1B 2B	1-1 1B HR HBP		4 2 3 3 0 1 0
<b>Jay Buhner, R</b> (1, 8) OBP: 0.300, SLG: 0.432				0-0 F3			1-1 F8	0-2 1B HR		5 1 1 0 0 2 3
<b>Rafael Santana, R</b> (1, 6) OBP: 0.289, SLG: 0.293				0-1 FC4-6 1B	0-0 FC6 1-2f		2-0 1B 1B	0-1 HR		5 1 4 4 0 0 2
<b>Joel Skinner, R</b> (1, 2) OBP: 0.254, SLG: 0.350				0-0 FC4-6 G6-4-3			1-0 HBP FC3-6 1B	0-1 5-3		5 1 1 0 0 1 3

TOP													
<p><b>New York Yankees @ Boston Red Sox</b>  <b>Fenway Park, Boston, MA</b>            Mon Jun 13 1988, 7:05 PM EDT            Att. 34,288 - Unknown - 88 F</p>													
AB	43	R	12	H	18	RBI	12	BB	2	SO	6	LOB	21
WP	0	PA	47	PB	0	SB	0	CS	0	1B	14	SF	0
										2B	2	SAC	0
										3B	0	DP	1
										HR	2	HBP	2

Inning Stats		R: 0	H: 1	R: 0	H: 1	R: 0	H: 1	R: 2	H: 3	R: 4	H: 3	R: 0	H: 2	R: 3	H: 4	R: 0	H: 1	R: 3	H: 2
E: 0	LOB: 1	E: 0	LOB: 0	E: 0	LOB: 0	E: 0	LOB: 2	E: 0	LOB: 0	E: 0	LOB: 2	E: 0	LOB: 1	E: 0	LOB: 1	E: 0	LOB: 1	E: 0	LOB: 1
K: 0	BB: 0	K: 1	BB: 0	K: 0	BB: 1	K: 1	BB: 0	K: 0	BB: 1	K: 1	BB: 0	K: 1	BB: 0	K: 1	BB: 0	K: 0	BB: 0	K: 1	BB: 1
S: 8	P: 12	S: 8	P: 14	S: 5	P: 6	S: 12	P: 21	S: 13	P: 22	S: 11	P: 19	S: 17	P: 20	S: 12	P: 19	S: 6	P: 12	S: 12	P: 19

PITCHER																		
IP	WLS	BF	H	R	ER	SO	BB	IBB	HBP	BLK	WP	HR	S	P	ERA	WHIP		
6.2	L	35	15	9	9	5	1	0	1	0	0	1	71	111	12.15	2.400		
2.1		12	3	3	3	1	1	0	1	0	0	1	21	34	11.57	1.714		



Batter	1	2	3	4	5	6	7	8	9	AB R H RBI BB SO LOB
Ellis Burks, R OBP: 0.374, SLG: 0.481 (1, 8)	3-1 F4		0-1 4-3		2-1 6-3		1-1 FC6-4-5 1-3 2B		2-3 K	5 0 1 0 0 1 0
Marty Barrett, R OBP: 0.338, SLG: 0.364 (1, 4)	1-2 1-3		4-0 E BB		0-0 1B 2B		0-0 FC6-4-5 2-3 3-H		1-0 P6	4 1 1 1 1 0 1
Wade Boggs, L OBP: 0.483, SLG: 0.459 (1, 5)	2-2 5-3		0-1 E6 G6-4-3 1-2		0-0 2-H 1B		3-3 K			4 0 1 1 0 1 2
Dwight Evans, R OBP: 0.366, SLG: 0.405 (1, 9)		1-3 K	2-2 G6-4-3 1-2f		3-3 K		2-2 P4			4 0 0 0 0 2 4
Mike Greenwell, L OBP: 0.428, SLG: 0.497 (1, 7)		1-1 F9		1-2 5-3 HR 1B		3-2 6-3		2-1 1B		4 1 2 0 0 0 0
Rick Cerone, R OBP: 0.409, SLG: 0.427 (1, 2)		4-1 HR BB		1-0 5-3 1-2		1-1 5-3		1-1 F9		3 1 0 0 1 0 2
Jim Rice, R OBP: 0.315, SLG: 0.317 (1, 10)		0-0 1-H HR		2-0 2-H HR		4-2 BB		0-3 K		3 2 2 4 1 1 1
Pat Dodson, L OBP: 0.174, SLG: 0.304 (1, 3)		2-2 2B		1-2 6-3		1-2 G3		1-3 K		4 0 1 0 0 1 2
Spike Owen, S OBP: 0.309, SLG: 0.372 (1, 6)		1-1 4-3		1-1 F8		1-2 2B FC6-4-5 1B		2-2 4-3		4 1 1 0 0 0 1


Inning Stats	R: 0	H: 0	E: 0	K: 0	S: 8	LOB: 0	BB: 0	P: 14	R: 2	H: 2	E: 0	K: 1	S: 12	LOB: 1	BB: 1	P: 21	R: 0	H: 0	E: 1	K: 0	S: 7	LOB: 1	BB: 1	P: 13	R: 2	H: 2	E: 0	K: 0	S: 11	LOB: 0	BB: 0	P: 17	R: 1	H: 2	E: 0	K: 1	S: 8	LOB: 1	BB: 0	P: 13	R: 0	H: 0	E: 0	K: 0	S: 10	LOB: 1	BB: 1	P: 19	R: 1	H: 2	E: 0	K: 1	S: 13	LOB: 1	BB: 0	P: 20	R: 0	H: 1	E: 0	K: 2	S: 10	LOB: 1	BB: 0	P: 14	R: 0	H: 0	E: 0	K: 1	S: 7	LOB: 0	BB: 0	P: 12	1B: 4	SF: 0	2B: 4	SAC: 0	3B: 0	DP: 2	HR: 2	HBP: 0	WP: 0	PA: 38
--------------	------	------	------	------	------	--------	-------	-------	------	------	------	------	-------	--------	-------	-------	------	------	------	------	------	--------	-------	-------	------	------	------	------	-------	--------	-------	-------	------	------	------	------	------	--------	-------	-------	------	------	------	------	-------	--------	-------	-------	------	------	------	------	-------	--------	-------	-------	------	------	------	------	-------	--------	-------	-------	------	------	------	------	------	--------	-------	-------	-------	-------	-------	--------	-------	-------	-------	--------	-------	--------

PITCHER	IP	WLS	BF	H	R	ER	SO	BB	IBB	HBP	BLK	WP	HR	S	P	ERA	WHIP
Richard Dotson, R ERA: 3.24 (1, 1)	6.0	W	26	6	5	5	2	3	0	0	0	0	2	56	97	7.50	1.500
Cecilio Guante, R ERA: 2.42 (7, 1)	3.0	S	12	3	1	1	4	0	0	0	0	0	0	30	46	3.00	1.000

**BOTTOM**

**New York Yankees @ Boston Red Sox**  
 Fenway Park, Boston, MA  
 Mon Jun 13 1988, 7:05 PM EDT  
 Att: 34,288 - Unknown - 88 F

<b>AB</b>	<b>35</b>
<b>R</b>	<b>6</b>
<b>H</b>	<b>9</b>
<b>RBI</b>	<b>6</b>
<b>BB</b>	<b>3</b>
<b>SO</b>	<b>6</b>
<b>LOB</b>	<b>13</b>



Batter	1	2	3	4	5	6	7	8	9	AB R H RBI BB SO LOB	TOP											
Wayne Tolleson, S (1, 4) OBP: 0.263, SLG: 0.316	0-0 F7	3-2 G4-3		2-3 K		1-2 G6-4-3			0-0 P5	5 0 0 0 0 1 5												
Don Mattingly, L (1, 3) OBP: 0.395, SLG: 0.494	2-1 2B		0-0 G6-3		1-0 WP 2B		1-1 1B		1-3 K	5 0 3 0 0 1 1												
Jack Clark, R (1, 10) OBP: 0.399, SLG: 0.462	1-2 G5-3		4-0 G3 BB		0-2 G5-3		1-1 G6-4-3			3 0 0 0 1 0 3												
Mike Pagliarulo, L (1, 5) OBP: 0.277, SLG: 0.373	0-0 G4-3		1-2 G3		1-3 K		3-2 G4-3			4 0 0 0 0 1 3												
Dave Winfield, R (1, 9) OBP: 0.452, SLG: 0.616		1-1 P3	3-1 F8		4-0 WP BB			2-2 G4-3		3 0 0 0 1 0 1												
Claudell Washington, L (1, 7) OBP: 0.324, SLG: 0.410		2-2 1B 1B		1-2 HR 1B		2-2 G4-3		1-3 K		4 2 2 0 0 1 2												
Jay Buhner, R (1, 8) OBP: 0.341, SLG: 0.525		2-0 1B 1B		0-0 HR		4-1 FC1-5 1B BB		0-1 F8		3 1 2 2 1 0 0												
Rafael Santana, R (1, 6) OBP: 0.290, SLG: 0.293		0-1 L7		2-2 G5-3		0-2 FC1-5 1B		2-2 1B		3 0 1 0 0 0 2												
Jose Cruz, L (9, PH) OBP: 0.317, SLG: 0.281										1 0 1 0 0 0 0												
Joel Skinner, R (1, 2) OBP: 0.256, SLG: 0.350		0-0 1B		0-1 G5-3		0-2 FC1-5		1-2 F8		3 0 1 1 0 0 2												
Gary Ward, R (9, PH) OBP: 0.284, SLG: 0.237		1-3 2-H				1-2 2-3f				1 0 0 0 0 0 1												
<b>Inning Stats</b>	R: 0 E: 0 K: 0 S: 7	H: 1 LOB: 1 BB: 0 P: 10	R: 1 E: 0 K: 0 S: 12	H: 3 LOB: 2 BB: 0 P: 20	R: 0 E: 0 K: 0 S: 8	H: 0 LOB: 1 BB: 1 P: 16	R: 2 E: 0 K: 1 S: 12	H: 2 LOB: 0 BB: 0 P: 17	R: 0 E: 0 K: 1 S: 10	H: 1 LOB: 2 BB: 1 P: 18	R: 0 E: 0 K: 0 S: 10	H: 1 LOB: 1 BB: 1 P: 15	R: 0 E: 0 K: 0 S: 7	H: 1 LOB: 0 BB: 0 P: 12	R: 0 E: 0 K: 1 S: 9	H: 0 LOB: 0 BB: 0 P: 12	R: 0 E: 0 K: 1 S: 12	H: 1 LOB: 1 BB: 0 P: 16	1B: 7 2B: 2 3B: 0 HR: 1	SF: 0 SAC: 0 DP: 2 HBP: 0	WP: 1 PB: 0 SB: 0 CS: 0	PA: 38
<b>PITCHER</b>	IP WLS BF H R ER SO BB IBB HBP BLK WP HR S P ERA WHIP																					
Mike Smithson, R (1, 1) ERA: 6.53	7.0 W 31 9 3 3 2 3 0 0 0 1 1 66 108 3.86 1.714																					
Lee Smith, R (8, 1) ERA: 3.76	2.0 S 7 1 0 0 2 0 0 0 0 0 0 0 21 28 0.00 0.500																					

**New York Yankees @ Boston Red Sox**  
 Fenway Park, Boston, MA  
 Tue Jun 14 1988, 7:05 PM EDT  
 Att. 33,367 - Unknown - 85 F

AB	35
R	3
H	10
RBI	3
BB	3
SO	4
LOB	20



Batter	1	2	3	4	5	6	7	8	9
Ellis Burks, R OBP: 0.380, SLG: 0.497 (1, 8)	0-3 K		0-1 SF9 1B 2B		0-3 K	0-0 G4-3 2B		3-1 G3-1 SH3-4 1B	
Marty Barrett, R OBP: 0.333, SLG: 0.359 (1, 4)	1-2 F7		0-0 SF9		1-2 E3 2B	1-2 G4-3		1-1 SH3-4	
Wade Boggs, L OBP: 0.489, SLG: 0.469 (1, 5)	1-0 E8 1B		3-2 3-H 1B		2-1 1B 2B	4-0 FC5-4 IBB		1-2 G3-1	
Dwight Evans, R OBP: 0.383, SLG: 0.401 (1, 9)	2-0 F8		1-3 K		2-2 F8	1-1 FC5-4		2-1 1B 1B	
Mike Greenwell, L OBP: 0.435, SLG: 0.515 (1, 7)			0-3 K		2-2 BB 1B		2-1 G6-3 2B	3-2 1B 1B	
Jim Rice, R OBP: 0.322, SLG: 0.317 (1, 10)		1-2 5-3		4-0 G4-3 SH5-3 BB	4-0 BB	1-2 BB	2-2 G6-3	2-2 1B	
Rick Cerone, R OBP: 0.399, SLG: 0.415 (1, 2)		0-2 6-3		0-0 SH5-3	1-1 P4		0-0 G3	0-0 P6	
Pat Dodson, L OBP: 0.185, SLG: 0.333 (1, 3)		2-3 K		2-0 G4-3		0-0 SH5-4 2B 2B	0-3 K		
Spike Owen, S OBP: 0.317, SLG: 0.382 (1, 6)			4-1 2B SF9 BB	2-2 F8		0-0 SH5-4		3-2 BLK 1B 2B	

Inning Stats	R: 0 E: 1 K: 1 S: 8	H: 1 LOB: 1 BB: 0 P: 12	R: 0 E: 0 K: 1 S: 12	H: 1 LOB: 1 BB: 0 P: 15	R: 2 E: 0 K: 2 S: 15	H: 2 LOB: 1 BB: 1 P: 23	R: 0 E: 0 K: 0 S: 5	H: 0 LOB: 1 BB: 1 P: 13	R: 1 E: 1 K: 1 S: 16	H: 2 LOB: 3 BB: 1 P: 28	R: 1 E: 0 K: 0 S: 8	H: 2 LOB: 2 BB: 1 P: 14	R: 0 E: 0 K: 1 S: 9	H: 1 LOB: 1 BB: 0 P: 13	R: 3 E: 0 K: 0 S: 22	H: 5 LOB: 2 BB: 0 P: 37
--------------	------------------------------	----------------------------------	-------------------------------	----------------------------------	-------------------------------	----------------------------------	------------------------------	----------------------------------	-------------------------------	----------------------------------	------------------------------	----------------------------------	------------------------------	----------------------------------	-------------------------------	----------------------------------

PITCHER	IP	WLS	BF	H	R	ER	SO	BB	IBB	HBP	BLK	WP	HR	S	P	ERA	WHIP
Neil Allen, R ERA: 2.65 (1, 1)	5.1	L	28	8	4	3	5	3	0	0	0	0	0	59	94	5.06	2.062
Charles Hudson, R ERA: 3.71 (6, 1)	1.1		6	1	0	0	0	0	1	0	0	0	0	11	21	0.00	0.750
Dave Righetti, L ERA: 3.09 (7, 1)	1.1		9	5	3	3	1	0	0	0	1	0	0	25	40	20.25	3.750

**BOTTOM**


**New York Yankees @ Boston Red Sox**  
Fenway Park, Boston, MA

Tue Jun 14 1988, 7:05 PM EDT  
Att: 33,367 - Unknown - 85 F

AB	R	H	RBI	BB	SO	LOB
5	2	3	2	0	2	0
3	1	0	1	0	0	1
4	0	3	2	1	0	1
5	1	1	1	0	1	5
5	0	4	0	0	1	1
3	0	1	1	2	0	2
4	0	0	0	0	0	7
4	1	1	0	0	2	3
2	2	1	0	1	0	1

AB	35
R	7
H	14
RBI	7
BB	4
SO	6
LOB	21

WP: 0 PA: 43  
PB: 0  
SB: 0  
CS: 0



WP	HR	S	P	ERA	WHIP
0	0	0	0	0.00	0.750
0	0	0	0	20.25	3.750

Batter	1	2	3	4	5	6	7	8	9	AB R H RBI BB SO LOB	TOP
Rickey Henderson, R OBP: 0.408, SLG: 0.439 (1, 10) S C B B B X	3-2 L4 ①		3-2 G4-3 ①		1-1 1B 3-H	4-2 FC6-4 BB 1-2 2-3 3-H			1-3 K ①	4 0 1 2 1 1 0	<b>New York Yankees @ Boston Red Sox</b> Fenway Park, Boston, MA Wed Jun 15 1988, 7:05 PM EDT Att. 33,870 - Unknown - 85 F
Wayne Tolleson, S OBP: 0.333, SLG: 0.348 (1, 5) (8, 4) B C B B	4-1 1B BB		1-1 1B		0-2 F7 ②	0-1 FC6-4 ③			2-1 1B	4 0 2 0 1 0 4	
Jay Buhner, R OBP: 0.306, SLG: 0.467 (1, 8) 1 SAFE C S 1 SAFE S	0-3 K ②		1-0 F8 ②		1-3 K ③			1-3 K ①	0-0 P3 ②	5 0 0 0 0 3 4	
Jack Clark, R OBP: 0.399, SLG: 0.458 (1, 3) B 1 SAFE C 1 SAFE B 1 SAFE C X	2-2 FC5-4 1B 1-3		0-3 K ③			1-2 L7 ①			4-1 BLK 1B BB	4 0 1 0 1 1 2	
Dave Winfield, R OBP: 0.449, SLG: 0.623 (1, 9) C C B B X	2-2 FC5-4 ③ 1-2f			2-1 G6-3 ①		2-1 HR			1-3 K ②	4 1 1 1 0 1 3	
Gary Ward, R OBP: 0.295, SLG: 0.242 (1, 7)		2-0		1-1 G5-3 ②		4-1 1B BB BB			1-1 1B ③	2 1 1 0 1 0 0 1 0 1 0 0 0 0	
Claudell Washington, L OBP: 0.328, SLG: 0.413 (7, PH) (7, 7) L SAFE B B B X				2-1 F8 ③		1-3 K ②			3-1 F8 ①	3 0 0 0 0 1 2 1 0 0 0 0 0 0	
Bobby Meacham, S OBP: 0.291, SLG: 0.289 (1, 4)		2-2 F9 ②									
Mike Pagliarulo, L OBP: 0.276, SLG: 0.372 (8, PH) (8, 5) L SAFE B B B X											
Rafael Santana, R OBP: 0.299, SLG: 0.310 (1, 6) X T C X B B B X		0-2 FC6-4 1B			0-0 L8 1B 2B	0-1 BB BB 1B			2-3 K ②	4 1 3 0 0 1 0	
Joel Skinner, R OBP: 0.256, SLG: 0.341 (1, 2) B B B X F B B X		2-2 FC6-4 ③ 1-2f			2-0 L8 ① 2-3	4-1 BB SAFE BB			1-3 K ③	3 0 0 0 1 1 2	
<b>Inning Stats</b>	R: 0 E: 0 K: 1 S: 13 H: 1 LOB: 2 BB: 1 P: 24	R: 0 E: 0 K: 0 S: 10 H: 2 LOB: 1 BB: 0 P: 16	R: 0 E: 0 K: 1 S: 9 H: 1 LOB: 1 BB: 0 P: 14	R: 0 E: 0 K: 0 S: 6 H: 0 LOB: 0 BB: 0 P: 11	R: 1 E: 0 K: 1 S: 10 H: 2 LOB: 1 BB: 0 P: 14	R: 2 E: 0 K: 1 S: 16 H: 2 LOB: 3 BB: 3 P: 32	R: 0 E: 0 K: 2 S: 11 H: 1 LOB: 2 BB: 1 P: 18	R: 0 E: 0 K: 2 S: 11 H: 0 LOB: 0 BB: 0 P: 17	R: 0 E: 0 K: 1 S: 8 H: 1 LOB: 1 BB: 0 P: 11	1B: 8 2B: 1 3B: 0 HR: 1 SF: 0 SAC: 0 DP: 0 HBP: 0	WP: 0 PB: 0 SB: 0 CS: 0 PA: 40
<b>PITCHER</b> Bruce Hurst, L ERA: 3.74 Dennis Lamp, R ERA: 3.71 Lee Smith, R ERA: 3.49	IP 5.2 WLS W BF 27 H 8 R 3 ER 3 SO 4 BB 3 IBB 0 HBP 0 BLK 0 WP 0 HR 1 S 60 P 103 ERA 4.76 WHIP 1.941	IP 1.1 WLS W BF 6 H 1 R 0 ER 0 SO 2 BB 2 IBB 0 HBP 0 BLK 1 WP 0 HR 0 S 15 P 26 ERA 0.00 WHIP 2.250	IP 2.0 WLS W BF 7 H 1 R 0 ER 0 SO 3 BB 0 IBB 0 HBP 0 BLK 0 WP 0 HR 0 S 19 P 28 ERA 0.00 WHIP 0.500	<b>PITCHER</b> IP WLS BF H R ER SO BB IBB HBP BLK WP HR S P ERA WHIP							

livebaseballscorecards.com

AB	35
R	3
H	10
RBI	3
BB	5
SO	9
LOB	17





Batter	1	2	3	4	5	6	7	8	9	AB	R	H	RBI	BB	SO	LOB	BOTTOM			
<b>Ellis Burks, R</b> <small>OBP: 0.391, SLG: 0.523</small> (1, 8) <small>B B B B B X</small>	3-2  <small>C S</small> <small>1 B</small>	2-2  <small>1-H</small> <small>2-H</small> <small>3-H</small> <small>HR</small>		1-0  <small>G 1-6-3</small> <small>1 B</small>		3-2  <small>1 B</small>		1-0  <small>G 5-3</small>		5	1	4	4	0	0	0	<b>New York Yankees @ Boston Red Sox</b> Fenway Park, Boston, MA Wed Jun 15 1988, 7:05 PM EDT Att: 33,870 - Unknown - 85 F			
<b>Marty Barrett, R</b> <small>OBP: 0.335, SLG: 0.357</small> (1, 4) <small>C B B X</small>	1-1  <small>F 8</small>	0-1  <small>P 3</small>		1-1  <small>G 1-6-3</small> <small>1-2f</small>		1-0  <small>1 B</small>		4-2  <small>1 B</small> <small>BB</small>		4	1	1	0	1	0	2				
<b>Wade Boggs, L</b> <small>OBP: 0.487, SLG: 0.465</small> (1, 5) <small>C B B B B</small>	4-1  <small>BB</small> <small>1-2</small>	0-0  <small>F 8</small>		1-2  <small>G 5-3</small>		0-0  <small>G 4-3</small>		1-0  <small>1 B</small> <small>1-2</small>		4	0	1	0	1	0	2				
<b>Dwight Evans, R</b> <small>OBP: 0.360, SLG: 0.397</small> (1, 3) <small>B B B B X</small> (8, 9)	3-2  <small>P 4</small>		2-1  <small>F 8</small>		2-1  <small>F 8</small>		3-3  <small>K</small>	0-2  <small>1 B</small> <small>1-2</small> <small>2-H</small>		5	0	1	1	0	1	1				
<b>Mike Greenwell, L</b> <small>OBP: 0.435, SLG: 0.514</small> (1, 7)		1-0  <small>L 8</small>	4-0  <small>S</small> <small>BB</small>		1-0  <small>F 8</small>		3-0  <small>1 B</small> <small>2 B</small>	0-1  <small>L 8</small>		4	1	1	0	1	0	2				
<b>Jim Rice, R</b> <small>OBP: 0.325, SLG: 0.317</small> (1, 10)		4-0  <small>1 B</small> <small>BB</small>	1-3  <small>K</small>		2-1  <small>1 B</small>		0-0  <small>L 8</small>			3	1	1	0	1	1	2				
<b>Rick Cerone, R</b> <small>OBP: 0.408, SLG: 0.420</small> (1, 2)		1-1  <small>1 B</small> <small>HR</small> <small>1 B</small>	4-2  <small>FC 6-4</small> <small>BB</small>		0-0  <small>F 9</small>		0-1  <small>2-H</small> <small>1 B</small>			3	1	2	1	1	0	1				
<b>Kevin Romine, R</b> <small>OBP: 0.200, SLG: 0.208</small> <b>Pat Dodson, L</b> <small>OBP: 0.179, SLG: 0.321</small> (7, PH) (8, 3)		2-1  <small>1 B</small> <small>HR</small> <small>1 B</small>	1-1  <small>FC 6-4</small> <small>1-2f</small>			1-0  <small>F 9</small>	1-2  <small>P 3</small>			3	1	1	1	0	0	2				
<b>Spike Owen, S</b> <small>OBP: 0.322, SLG: 0.409</small> (1, 6)		0-1  <small>HR</small> <small>1 B</small>		1-0  <small>HR</small>		2-1  <small>F 9</small>		2-1  <small>G 4-3</small>		4	2	2	1	0	0	0				
<b>Inning Stats</b>	R: 0 E: 0 K: 0 S: 9	H: 1 LOB: 1 BB: 1 P: 20	R: 5 E: 0 K: 0 S: 14	H: 4 LOB: 0 BB: 1 P: 24	R: 0 E: 0 K: 1 S: 10	H: 0 LOB: 2 BB: 2 P: 22	R: 1 E: 0 K: 0 S: 7	H: 2 LOB: 0 BB: 0 P: 11	R: 0 E: 0 K: 0 S: 6	H: 1 LOB: 1 BB: 0 P: 11	R: 0 E: 0 K: 0 S: 9	H: 2 LOB: 2 BB: 0 P: 15	R: 1 E: 0 K: 1 S: 10	H: 2 LOB: 1 BB: 0 P: 17	R: 1 E: 0 K: 0 S: 11	H: 2 LOB: 2 BB: 1 P: 19		1B: 11 2B: 1 3B: 0 HR: 2	SF: 0 SAC: 0 DP: 1 HBP: 0	WP: 0 PB: 0 SB: 1 CS: 1
<b>PITCHER</b> <small>ERA: 4.3</small> <b>Al Leiter, L</b> <small>ERA: 4.3</small> (1, 1) <b>Tim Stoddard, R</b> <small>ERA: 6.67</small> (3, 1) <b>Tommy John, L</b> <small>ERA: 3.74</small> (8, 1)	IP WLS L	BF H R ER SO	BB IBB HBP BLK	WP HR S P	ERA WHIP	<b>PITCHER</b> IP WLS BF H R ER SO BB IBB HBP BLK WP HR S P ERA WHIP														

livebaseballscorecards.com

AB	36
R	8
H	14
RBI	8
BB	5
SO	2
LOB	13



Batter	1	2	3	4	5	6	7	8	9	AB R H RBI BB SO LOB	TOP	
Ellis Burks, R (1, 8) OBP: 0.388, SLG: 0.517	0-1 G6-3		1-1 L9		2-0 G5-3			3-2 FC6-4 2-H 1B		4 0 1 1 0 0 1		
Marty Barrett, R (1, 4) OBP: 0.333, SLG: 0.356	1-0 F8			0-2 G5-4-3 S 1B		2-3 K		2-0 FC6-4 1-2f		4 1 1 0 0 1 1		
Wade Boggs, L (1, 5) OBP: 0.484, SLG: 0.462	0-2 G6-3			0-1 G5-4-3 1-2 1B		0-0 F7		1-2 F8		4 0 1 0 0 0 1		
Dwight Evans, R (1, 3) OBP: 0.354, SLG: 0.390		1-1 G5-3		1-2 G5-4-3 1-2f 2-3		1-2 P3		2-3 K		4 0 0 0 0 1 3		
Mike Greenwell, L (1, 7) OBP: 0.436, SLG: 0.524		1-2 G4-3		3-1 G5-4-3 3-H 2B		1-0 F8 G6-3 2B		1-0 G4-3		4 2 2 0 0 0 0		
Jim Rice, R (1, 10) OBP: 0.324, SLG: 0.316		0-0 P3		2-0 FC5-4 2-H 1B		3-2 F8 2-3		3-3 K		4 0 1 1 0 1 1		
Rick Cerone, R (1, 2) OBP: 0.398, SLG: 0.408			0-1 G4-3	2-2 FC5-4 1-2f		2-2 G6-3 3-H		2-2 G3-1		4 0 0 1 0 0 1		
Kevin Romine, R (1, 9) OBP: 0.179, SLG: 0.185			1-0 G1-3		2-1 G5-3		1-0 F8			3 0 0 0 0 0 0		
Spike Owen, S (1, 6) OBP: 0.329, SLG: 0.423			2-1 1B		1-0 F7		3-2 WP 1B 2B			3 1 2 0 0 0 0		
<b>Inning Stats</b>	R: 0 E: 0 K: 0 S: 6 H: 0 LOB: 0 BB: 0 P: 7	R: 0 E: 0 K: 0 S: 7 H: 0 LOB: 0 BB: 0 P: 9	R: 0 E: 0 K: 0 S: 7 H: 1 LOB: 1 BB: 0 P: 11	R: 2 E: 0 K: 0 S: 15 H: 4 LOB: 1 BB: 0 P: 23	R: 0 E: 0 K: 0 S: 4 H: 0 LOB: 0 BB: 0 P: 9	R: 0 E: 0 K: 1 S: 8 H: 0 LOB: 0 BB: 0 P: 11	R: 1 E: 0 K: 0 S: 10 H: 1 LOB: 0 BB: 0 P: 17	R: 1 E: 0 K: 1 S: 16 H: 2 LOB: 1 BB: 0 P: 26	R: 0 E: 0 K: 1 S: 9 H: 0 LOB: 0 BB: 0 P: 15	1B: 5 2B: 3 3B: 0 HR: 0 SF: 0 SAC: 0 DP: 1 HBP: 0	WP: 1 PB: 0 SB: 1 CS: 0 PA: 34	
<b>PITCHER</b>	IP WLS BF H R ER SO BB IBB HBP BLK WP HR S P ERA WHIP											
Jeff Ballard, L (1, 1) ERA: 4.54	7.0 W 27 7 4 4 1 0 0 0 0 0 0 60 93 5.14 1.000											
Mark Williamson, R (8, 1) ERA: 4.65	2.0 S 7 1 0 0 2 0 0 0 0 0 1 0 22 35 0.00 0.500											

**Boston Red Sox @ Baltimore Orioles**  
**Memorial Stadium, Baltimore, MD**

Thu Jun 16 1988, 7:05 PM EDT  
 Att. 24,499 - Unknown - 85 F

AB	34
R	4
H	8
RBI	3
BB	0
SO	3
LOB	8





Batter	1	2	3	4	5	6	7	8	9	10	11	AB R H RBI BB SO LOB	TOP																								
Ellis Burks, R OBP: 0.383, SLG: 0.508 (1, 8)	2-2 5-3 ①		1-0 SF7 1B E		3-3 K ②			0-0 5-3 ②			3-2 5-3 ①	5 1 1 0 0 1 0	<p><b>Boston Red Sox @ Baltimore Orioles</b>  <b>Memorial Stadium, Baltimore, MD</b>            Fri Jun 17 1988, 7:05 PM EDT            Att: 34,340 - Unknown - 79 F</p>																								
Marty Barrett, R OBP: 0.335, SLG: 0.352 (1, 4)	3-2 F6 ②		1-1 E2 F8 1-3 2-H		1-2 F8 ③			4-2 FC6-4 BB			4-1 G5-4-3 BB	3 0 0 0 2 0 1																									
Wade Boggs, L OBP: 0.479, SLG: 0.462 (1, 5)	2-2 2B		1-2 SF7 ① 3-H		2-2 F8 ①			1-2 FC6-4 ③ 1-2f			0-2 G5-4-3 ② ③ 1-2f	4 0 1 1 0 0 2																									
Dwight Evans, R OBP: 0.349, SLG: 0.383 (1, 9)	3-2 5-3 ③		2-0 F8 ② 2-3		2-0 F7 ②			2-0 F5 ①				4 0 0 0 0 0 2																									
Mike Greenwell, L OBP: 0.433, SLG: 0.519 (1, 7)			1-1 BB 1B		1-2 F8 ③			1-0 4-3 ②				4 0 1 0 0 1 1																									
Jim Rice, R OBP: 0.323, SLG: 0.311 (1, 10)			4-0 G6-4-3 BB 1-2		1-1 5-3 ①			0-0 5-3 ③				3 0 0 0 1 0 0																									
Rich Gedman, L OBP: 0.203, SLG: 0.177 (1, 2)			1-3 K ①		1-3 K ②			2-1 1-3 ②			0-1 G3 ①	4 0 0 0 0 2 2																									
Spike Owen, S OBP: 0.320, SLG: 0.410 (1, 6)			2-2 G6-4-3 ② ③ 1-2f		2-1 6-3 ③			1-0 G3 ③			3-2 F9 ②	4 0 0 0 0 0 2																									
Pat Dodson, L OBP: 0.188, SLG: 0.290 (1, 3)			4-2 1B BB E		3-3 K ①			1-2 3-1 ①			0-3 K ③	3 1 0 0 1 2 0																									
<b>Inning Stats</b>	R: 0 E: 0 K: 0 S: 12	H: 1 LOB: 1 BB: 0 P: 22	R: 0 E: 0 K: 1 S: 8	H: 1 LOB: 1 BB: 1 P: 16	R: 2 E: 1 K: 1 S: 13	H: 1 LOB: 1 BB: 1 P: 23	R: 0 E: 0 K: 1 S: 7	H: 0 LOB: 0 BB: 0 P: 11	R: 0 E: 0 K: 2 S: 14	H: 0 LOB: 0 BB: 0 P: 21	R: 0 E: 0 K: 0 S: 9	H: 0 LOB: 1 BB: 1 P: 15		R: 0 E: 0 K: 0 S: 3	H: 0 LOB: 0 BB: 0 P: 6	R: 0 E: 0 K: 1 S: 10	H: 0 LOB: 0 BB: 0 P: 13	R: 0 E: 0 K: 0 S: 11	H: 0 LOB: 0 BB: 1 P: 18	1B: 2 2B: 1 3B: 0 HR: 0	SF: 1 SAC: 0 DP: 2 HBP: 0	WP: 0 PB: 0 SB: 0 CS: 0	PA: 39														
<b>PITCHER</b>	IP WLS BF H R ER SO BB IBB HBP BLK WP HR S P ERA WHIP																				<b>PITCHER</b>	IP WLS BF H R ER SO BB IBB HBP BLK WP HR S P ERA WHIP															
Jay Tibbs, R ERA: 4.88 (1, 1)	9.0	33	3	2	0	5	3	0	0	0	0	0	0	0	80	137	0.00	0.667																			
Dave Schmidt, R ERA: 3.75 (10, 1)	2.0	6	0	0	0	1	1	0	0	0	0	0	0	0	21	31	0.00	0.500																			

livebaseballscores.com

AB	34
R	2
H	3
RBI	1
BB	4
SO	6
LOB	10



Batter	1	2	3	4	5	6	7	8	9	10	11	AB	R	H	RBI	BB	SO	LOB	BOTTOM
<b>Joe Orsulak, L</b> (1, 7) OBP: 0.317, SLG: 0.321 (10, 9)	2-2 F7 ①		1-1 4-3 ①		2-2 1B ②		X 0-0 4-3 ②			C 2-2 6-3 ②		5	0	1	0	0	0	0	
<b>Billy Ripken, R</b> (1, 4) OBP: 0.251, SLG: 0.248	1-2 F5 ②		1-1 5-3 ②		1 SAFE 0-1 L6 ②		B 1-1 5-3 ③			B 1-0 6-3 ③		5	0	0	0	0	0	0	1
<b>Cal Ripken Jr., R</b> (1, 6) OBP: 0.382, SLG: 0.430	4-2 FC1-6-4 BB ①		2-1 L7 ③		B 2-1 F5 ③			C 4-2 L3 BB ①			C 2-1 F8 ①	3	0	0	0	2	0	1	
<b>Eddie Murray, S</b> (1, 10) OBP: 0.337, SLG: 0.391	1-2 FC1-6-4 BB ①-2f			X 0-0 1B 1B ①		B 3-3 K ①		B 3-2 L3 ②			B 4-0 E S BB 1B	4	1	1	0	1	1	2	
<b>Jim Traber, L</b> (1, 3) OBP: 0.339, SLG: 0.412		B 4-0 1B BB ①		B 2-2 F8 ①		S 0-1 HR 1B		C 2-1 F8 ③			B 1-2 1B 1-H	4	1	2	1	1	0	1	
<b>Fred Lynn, L</b> (1, 8) OBP: 0.309, SLG: 0.441		C 0-1 1B 1-2		B 1-3 K ②		X 0-0 HR 1-H				B 1-1 4-3 ①		4	1	2	2	0	1	1	
<b>Larry Sheets, L</b> (1, 9) OBP: 0.299, SLG: 0.292		F 2-3 K 1-2		X 0-0 1B 1-2		C 2-2 F8 ②				B 4-1 CS BB		3	0	1	0	1	1	2	
<b>Ken Gerhart, R</b> (9, PR) OBP: 0.253, SLG: 0.364 (10, 7)		F 1-0 K ②		B 2-3 1B ③		F 0-2 G3 ③				1 SAFE 3-3 K ②		0	0	0	0	0	0	0	
<b>Mickey Tettleton, S</b> (1, 2) OBP: 0.283, SLG: 0.465		B 1-0 F5 ②		S 2-3 K ③						1-2 K ②		4	0	0	0	0	2	5	
<b>Rene Gonzales, R</b> (1, 5) OBP: 0.284, SLG: 0.320		B 1-1 F8 ③		C 0-3 K ①		F 0-3 K ①				C 2-3 K ①		4	0	0	0	0	3	2	

Inning Stats	R:	H:	E:	LOB:	K:	S:	P:	R:	H:	E:	LOB:	K:	S:	P:	R:	H:	E:	LOB:	K:	S:	P:	R:	H:	E:	LOB:	K:	S:	P:	R:	H:	E:	LOB:	K:	S:	P:	1B:	2B:	3B:	HR:	SF:	SAC:	DP:	HBP:	WP:	PA:
	0	0	0	1	0	16	24	0	1	0	2	0	16	8	0	1	0	2	0	1	10	2	2	0	18	13	12	16	2	0	2	0	0	25	7	8	0	0	0	1	0	0	0	0	41
	0	0	0	1	0	16	24	0	1	0	2	0	16	8	0	1	0	2	0	1	10	2	2	0	18	13	12	16	2	0	2	0	0	25	7	8	0	0	1	0	0	0	0	0	41

PITCHER	IP	WLS	BF	H	R	ER	SO	BB	IBB	HBP	BLK	WP	HR	S	P	ERA	WHIP
<b>Oil Can Boyd, R</b> (1, 1) ERA: 5.42	8.0		32	6	2	2	6	3	0	0	0	0	1	89	133	2.25	1.125
<b>Lee Smith, R</b> (9, 1) ERA: 3.38	1.0		3	0	0	0	1	1	0	0	0	0	0	7	15	0.00	1.000
<b>Dennis Lamp, R</b> (10, 1) ERA: 3.86	1.1	L	6	1	1	1	1	1	0	0	0	0	0	15	27	6.75	1.500

**Boston Red Sox @ Baltimore Orioles**  
**Memorial Stadium, Baltimore, MD**  
 Fri Jun 17 1988, 7:05 PM EDT  
 Att: 34,340 - Unknown - 79 F

AB	36
R	3
H	7
RBI	3
BB	5
SO	8
LOB	15



Batter	1	2	3	4	5	6	7	8	9	AB R H RBI BB SO LOB	TOP											
Wade Boggs, L (1, 5) OBP: 0.478, SLG: 0.459	4-2 6-3 2B BB	1-2 3-H 1B			1-0 P7		2-1 3-1		2-1 P6	4 1 1 1 1 0 3												
Marty Barrett, R (1, 4) OBP: 0.332, SLG: 0.349	1-0 6-3 1-2	0-2 P4			0-2 5-3		0-2 5-3		0-0 1-2 2-H 1B	5 0 1 1 0 0 3												
Dwight Evans, R (1, 9) OBP: 0.350, SLG: 0.388	2-1 2-H 1B 2B				0-0 1B			3-3 K	1-1 P3	5 1 2 2 0 1 2												
Mike Greenwell, L (1, 7) OBP: 0.434, SLG: 0.516	1-1 2-H 1B				4-0 IBB			1-0 P5		3 0 1 1 1 0 0												
Ellis Burks, R (1, 8) OBP: 0.380, SLG: 0.503	1-0 P6				1-1 F8			1-0 1B		4 0 1 0 0 0 3												
Jim Rice, R (1, 10) OBP: 0.317, SLG: 0.305	0-2 L5				0-0 L5			0-1 L6		4 0 0 0 0 0 2												
Rich Gedman, L (1, 2) OBP: 0.205, SLG: 0.197		3-2 6-3			2-2 F8		0-0 4-3		1-0 1B 2B	4 1 1 0 0 0 0												
Pat Dodson, L (1, 3) OBP: 0.222, SLG: 0.324		2-2 G3 1B 2B			0-3 K		2-2 4-3		4-0 1B BB	3 1 1 0 1 1 0												
Spike Owen, S (1, 6) OBP: 0.318, SLG: 0.413		1-1 G3			0-2 1B 2B		2-2 F9		2-2 P4	4 1 1 0 0 0 3												
<b>Inning Stats</b>	R: 2 E: 0 K: 0 S: 11	H: 2 LOB: 1 BB: 1 P: 20	R: 1 E: 0 K: 0 S: 15	H: 2 LOB: 1 BB: 0 P: 22	R: 0 E: 0 K: 0 S: 8	H: 0 LOB: 0 BB: 0 P: 12	R: 0 E: 0 K: 1 S: 7	H: 0 LOB: 0 BB: 0 P: 9	R: 1 E: 0 K: 0 S: 11	H: 2 LOB: 2 BB: 1 P: 17	R: 0 E: 0 K: 0 S: 7	H: 0 LOB: 0 BB: 0 P: 10	R: 0 E: 0 K: 0 S: 8	H: 0 LOB: 0 BB: 0 P: 12	R: 0 E: 0 K: 1 S: 7	H: 1 LOB: 1 BB: 0 P: 12	R: 1 E: 0 K: 0 S: 9	H: 2 LOB: 2 BB: 1 P: 19	1B: 5 2B: 4 3B: 0 HR: 0	SF: 0 SAC: 0 DP: 0 HBP: 0	WP: 0 PB: 0 SB: 1 CS: 0	PA: 39
<b>PITCHER</b>	IP WLS BF H R ER SO BB IBB HBP BLK WP HR S P ERA WHIP																					
Jose Bautista, R (1, 1) ERA: 5.2	4.2 L 22 6 4 4 1 1 1 0 0 0 0 0 50 77 7.71 1.500																					
Doug Sisk, R (5, 1) ERA: 2.58	3.1 11 1 0 0 1 0 0 0 0 0 0 0 24 37 0.00 0.300																					
Tom Niedenfuer, R (9, 1) ERA: 4.09	1.0 6 2 1 1 0 1 0 0 0 0 0 0 9 19 9.00 3.000																					

**Boston Red Sox @ Baltimore Orioles**  
**Memorial Stadium, Baltimore, MD**  
 Sat Jun 18 1988, 3:33 AM EDT  
 Att. 32,175 - Sunny - 83 F

[livebaseballscorecards.com](http://livebaseballscorecards.com)

<b>AB</b>	<b>36</b>
<b>R</b>	<b>5</b>
<b>H</b>	<b>9</b>
<b>RBI</b>	<b>5</b>
<b>BB</b>	<b>3</b>
<b>SO</b>	<b>2</b>
<b>LOB</b>	<b>16</b>



Batter	1	2	3	4	5	6	7	8	9	AB R H RBI BB SO LOB
--------	---	---	---	---	---	---	---	---	---	----------------------

<b>Joe Orsulak, L</b> <small>OBP: 0.314, SLG: 0.317</small> <small>(1, 8)</small> 			<b>G3</b> <small>(2)</small> 			<b>FC6-4</b> <b>1B</b> <small>(1)</small> 		<b>P8</b> <small>(1)</small> 	<b>1-3</b> <small>(3)</small> 	5 0 1 0 0 0 2
<b>Billy Ripken, R</b> <small>OBP: 0.251, SLG: 0.248</small> <small>(1, 4)</small> 			<b>F7</b> <small>(3)</small> 			<b>FC6-4</b> <b>3-1</b> <b>1-2f</b> <small>(1)</small> 		<b>FC4-6</b> <b>1B</b> 		4 0 1 0 0 0 1
<b>Cal Ripken Jr., R</b> <small>OBP: 0.380, SLG: 0.427</small> <small>(1, 6)</small> 					<b>K</b> <small>(1)</small> 	<b>3-1</b> <small>(2)</small> 		<b>FC4-6</b> <b>1B</b> 		4 0 1 0 0 2 1
<b>Eddie Murray, S</b> <small>OBP: 0.332, SLG: 0.385</small> <small>(1, 10)</small> 					<b>3-1</b> <small>(2)</small> 	<b>P4</b> <small>(3)</small> 		<b>FC4-6</b> <b>1-2f</b> <b>2-3</b> <small>(2)</small> 		4 0 0 0 0 1 3
<b>Jim Traber, L</b> <small>OBP: 0.333, SLG: 0.400</small> <small>(1, 3)</small> 					<b>K</b> <small>(3)</small> 		<b>3-1</b> <small>(1)</small> 	<b>1-3</b> <small>(3)</small> 		4 0 1 0 0 1 2
<b>Larry Sheets, L</b> <small>OBP: 0.298, SLG: 0.296</small> <small>(1, 9)</small> 					<b>K</b> <small>(1)</small> 		<b>2B</b> <small>(1)</small> 		<b>L9</b> <small>(1)</small> 	4 0 1 0 0 1 1
<b>Terry Kennedy, L</b> <small>OBP: 0.240, SLG: 0.246</small> <small>(1, 2)</small> 					<b>K</b> <small>(2)</small> 		<b>1B</b> <small>(1)</small> 		<b>1B</b> 	4 0 3 0 0 1 0
<b>Ken Gerhart, R</b> <small>OBP: 0.264, SLG: 0.363</small> <small>(1, 7)</small> 					<b>BB</b> <small>(1)</small> 		<b>K</b> <small>(2)</small> 		<b>1B</b> 	3 0 1 0 1 1 4
<b>Rene Gonzales, R</b> <small>OBP: 0.279, SLG: 0.314</small> <small>(1, 5)</small> <b>Jim Dwyer, L</b> <small>(7, PH)</small> <small>OBP: 0.340, SLG: 0.214</small> <b>Wade Rowdon, R</b> <small>(8, 5)</small> <small>OBP: 0.103, SLG: 0.103</small>			<b>K</b> <small>(1)</small> 			<b>P4</b> <small>(3)</small> 		<b>P9</b> <small>(2)</small> 		2 0 0 0 0 1 1 1 0 0 0 0 1 2 1 0 0 0 0 0 2

**BOTTOM**

<b>Boston Red Sox @ Baltimore Orioles</b> Memorial Stadium, Baltimore, MD Sat Jun 18 1988, 3:33 AM EDT Att. 32,175 - Sunny - 83 F		<b>AB</b> 36 <b>R</b> 0 <b>H</b> 9 <b>RBI</b> 0 <b>BB</b> 1 <b>SO</b> 9 <b>LOB</b> 19
		WP: 0 PA: 37 PB: 0 SB: 0 CS: 0
		ERA: 0.00 WHIP: 1.111
		ERA: 2.21

<b>Inning Stats</b> R: 0 H: 0 E: 0 LOB: 0 K: 1 BB: 0 S: 9 P: 13	R: 0 H: 2 E: 0 LOB: 2 K: 1 BB: 0 S: 13 P: 17	R: 0 H: 0 E: 0 LOB: 0 K: 1 BB: 0 S: 14 P: 18	R: 0 H: 0 E: 0 LOB: 0 K: 2 BB: 0 S: 11 P: 17	R: 0 H: 0 E: 0 LOB: 1 K: 2 BB: 1 S: 10 P: 21	R: 0 H: 1 E: 0 LOB: 1 K: 0 BB: 0 S: 11 P: 15	R: 0 H: 2 E: 0 LOB: 2 K: 2 BB: 0 S: 11 P: 13	R: 0 H: 2 E: 0 LOB: 2 K: 0 BB: 0 S: 14 P: 19	R: 0 H: 2 E: 0 LOB: 2 K: 0 BB: 0 S: 10 P: 15	1B: 8 SF: 0 2B: 1 SAC: 0 3B: 0 DP: 0 HR: 0 HBP: 0
<b>PITCHER</b> <b>Roger Clemens, R</b> <small>(1, 1)</small> <small>ERA: 2.21</small>	IP: 9.0 WLS: W BF: 37 H: 9 R: 0 ER: 0 SO: 9 BB: 1 IBB: 0 HBP: 0 BLK: 0 WP: 0 HR: 0 S: 103 P: 148 ERA: 0.00 WHIP: 1.111	<b>PITCHER</b> IP: 9.0 WLS: W BF: 37 H: 9 R: 0 ER: 0 SO: 9 BB: 1 IBB: 0 HBP: 0 BLK: 0 WP: 0 HR: 0 S: 103 P: 148 ERA: 0.00 WHIP: 1.111	ERA: 2.21	ERA: 0.00 WHIP: 1.111	ERA: 2.21	ERA: 0.00 WHIP: 1.111	ERA: 2.21	ERA: 0.00 WHIP: 1.111	ERA: 2.21

Batter	1	2	3	4	5	6	7	8	9	AB	R	H	RBI	BB	SO	LOB	TOP
<b>Wade Boggs, L</b> (1, 5) <small>OBP: 0.478, SLG: 0.464</small> <b>Jody Reed, R</b> (8, 5) <small>OBP: 0.306, SLG: 0.278</small>										6	2	3	2	0	1	2	
<b>Marty Barrett, R</b> (1, 4) <small>OBP: 0.339, SLG: 0.356</small>										6	2	4	3	0	0	0	
<b>Dwight Evans, R</b> (1, 9) <small>OBP: 0.353, SLG: 0.394</small>										6	2	3	1	0	0	4	
<b>Mike Greenwell, L</b> (1, 7) <small>OBP: 0.435, SLG: 0.533</small>										6	2	3	5	0	0	2	
<b>Ellis Burks, R</b> (1, 8) <small>OBP: 0.384, SLG: 0.518</small>										6	1	3	2	0	0	2	
<b>Jim Rice, R</b> (1, 10) <small>OBP: 0.322, SLG: 0.307</small>										5	1	2	0	1	0	1	
<b>Rich Gedman, L</b> (1, 2) <small>OBP: 0.218, SLG: 0.211</small>										5	1	2	0	0	0	3	
<b>Pat Dodson, L</b> (1, 3) <small>OBP: 0.244, SLG: 0.395</small>										4	2	1	1	1	1	4	
<b>Spike Owen, S</b> (1, 6) <small>OBP: 0.321, SLG: 0.420</small>										5	2	2	1	0	0	2	
<b>Inning Stats</b>	R: 0 H: 1 E: 1 LOB: 1 K: 0 BB: 0 S: 8 P: 16	R: 6 H: 7 E: 0 LOB: 1 K: 0 BB: 0 S: 23 P: 38	R: 2 H: 3 E: 0 LOB: 2 K: 0 BB: 1 S: 18 P: 28	R: 0 H: 2 E: 0 LOB: 1 K: 0 BB: 0 S: 9 P: 14	R: 0 H: 0 E: 0 LOB: 0 K: 2 BB: 0 S: 12 P: 19	R: 2 H: 3 E: 0 LOB: 1 K: 0 BB: 0 S: 13 P: 22	R: 3 H: 4 E: 0 LOB: 1 K: 0 BB: 0 S: 16 P: 27	R: 0 H: 1 E: 0 LOB: 2 K: 0 BB: 1 S: 7 P: 13	R: 2 H: 2 E: 0 LOB: 0 K: 0 BB: 0 S: 6 P: 11	1B: 16 SF: 0 2B: 4 SAC: 0 3B: 0 DP: 1 HR: 3 HBP: 0	WP: 0 PA: 51 PB: 0 SB: 0 CS: 0						
<b>PITCHER</b> <b>Dickie Noles, R</b> (1, 1) <small>ERA: 24.3</small> <b>Mark Williamson, R</b> (2, 1) <small>ERA: 5.07</small> <b>Doug Sisk, R</b> (7, 1) <small>ERA: 3.04</small> <b>Dave Schmidt, R</b> (9, 1) <small>ERA: 4.03</small>	IP WLS BF H R ER SO BB IBB HBP BLK WP HR S P ERA WHIP															<b>PITCHER</b> IP WLS BF H R ER SO BB IBB HBP BLK WP HR S P ERA WHIP	

**Boston Red Sox @ Baltimore Orioles**  
**Memorial Stadium, Baltimore, MD**  
Sun Jun 19 1988, 3:33 AM EDT  
Att. 31,046 - Sunny - 86 F

[livebaseballscorecards.com](http://livebaseballscorecards.com)

<b>AB</b>	<b>49</b>
<b>R</b>	<b>15</b>
<b>H</b>	<b>23</b>
<b>RBI</b>	<b>15</b>
<b>BB</b>	<b>2</b>
<b>SO</b>	<b>2</b>
<b>LOB</b>	<b>20</b>





BOTTOM

Boston Red Sox @ Baltimore Orioles  
Memorial Stadium, Baltimore, MD

Sun Jun 19 1988, 3:33 AM EDT  
Att. 31,046 - Sunny - 86 F

livebaseballscorecards.com

AB	41
R	7
H	14
RBI	7
BB	0
SO	8
LOB	16



WP:	1	PA:	42
PB:	0		
SB:	0		
CS:	0		

AB R H RBI BB SO LOB

5	1	1	0	0	1	3
5	1	2	1	0	1	1
4	0	1	1	0	1	0
1	0	0	0	0	1	1
4	2	3	1	0	1	2
1	0	1	0	0	0	0
5	0	1	1	0	1	4
5	1	2	2	0	1	2
4	1	1	0	0	0	1
3	0	0	0	0	1	1
4	1	2	1	0	0	1

Batter	1	2	3	4	5	6	7	8	9
Ken Gerhart, R OBP: 0.260, SLG: 0.353 (1, 7)	0-0 F7		1-3 K	2-2 L6			0-2 F9		1-2 1B
Fred Lynn, L OBP: 0.311, SLG: 0.455 (1, 8)	1-1 HR		2-1 P5		3-3 K		2-2 1B		2-2 F7
Cal Ripken Jr., R OBP: 0.378, SLG: 0.424 Wade Rowdon, R OBP: 0.100, SLG: 0.100 (1, 6) (8, 5)	1-1 F8			2-1 5-3	2-3 K		0-0 1B		0-3 K
Eddie Murray, S OBP: 0.338, SLG: 0.402 Jim Dwyer, L OBP: 0.353, SLG: 0.233 (1, 10) (9, PH)	2-2 HR			3-1 BLK HR 1B	1-0 1B		2-3 K		3-2 1B
Jim Traber, L OBP: 0.323, SLG: 0.383 (1, 3)	0-0 F8			0-0 F7	3-2 F5		3-3 K		0-0 1B
Larry Sheets, L OBP: 0.300, SLG: 0.311 (1, 9)		2-2 F7		0-0 HR		1-3 K		0-0 FC3-6 1B	3-2 P4
Terry Kennedy, L OBP: 0.241, SLG: 0.246 (1, 2)		0-0 L7		3-2 E9 1B		1-1 3-1		1-0 FC3-6 FC5-4 1-2f	
Rene Gonzales, R OBP: 0.278, SLG: 0.305 (1, 5) (8, 6)		2-2 6-3		1-0 WP 1B HBP		0-0 6-3		2-3 K	
Billy Ripken, R OBP: 0.255, SLG: 0.252 (1, 4)			2-1 F2	1-2 1B			2-2 1B		0-2 FC5-4 1-2f

Inning Stats	R: 2 H: 2 E: 0 K: 0 S: 9	H: 2 LOB: 0 BB: 0 P: 13	R: 0 H: 0 E: 0 K: 0 S: 11	H: 0 LOB: 0 BB: 0 P: 15	R: 0 H: 0 E: 0 K: 1 S: 8	H: 0 LOB: 0 BB: 0 P: 13	R: 3 H: 4 E: 1 K: 0 S: 17	H: 4 LOB: 2 BB: 0 P: 29	R: 0 H: 1 E: 0 K: 2 S: 11	H: 1 LOB: 1 BB: 0 P: 20	R: 0 H: 0 E: 0 K: 1 S: 7	H: 0 LOB: 0 BB: 0 P: 9	R: 1 H: 3 E: 0 K: 2 S: 17	H: 3 LOB: 2 BB: 0 P: 26	R: 0 H: 1 E: 0 K: 1 S: 8	H: 1 LOB: 1 BB: 0 P: 11	R: 1 H: 3 E: 0 K: 1 S: 19	H: 3 LOB: 2 BB: 0 P: 28	1B: 11 2B: 0 3B: 0 HR: 3	SF: 0 SAC: 0 DP: 0 HBP: 1
--------------	--------------------------	-------------------------	---------------------------	-------------------------	--------------------------	-------------------------	---------------------------	-------------------------	---------------------------	-------------------------	--------------------------	------------------------	---------------------------	-------------------------	--------------------------	-------------------------	---------------------------	-------------------------	--------------------------	---------------------------

PITCHER	IP	WLS	BF	H	R	ER	SO	BB	IBB	HBP	BLK	WP	HR	S	P	ERA	WHIP
Mike Smithson, R ERA: 7.15 (1, 1)	3.2		18	6	5	5	1	0	0	1	1	0	3	40	63	12.27	1.636
Wes Gardner, R ERA: 1.93 (4, 1)	4.1	W	18	5	1	1	6	0	0	0	0	1	0	48	73	2.08	1.154
Bob Stanley, R ERA: 4.38 (9, 1)	1.0		6	3	1	1	1	0	0	0	0	0	0	19	28	9.00	3.000

Batter	1	2	3	4	5	6	7	8	9	AB	R	H	RBI	BB	SO	LOB	TOP										
<b>Spike Owen, S</b> OBP: 0.333, SLG: 0.426 (1, 6)	2-1 1B		0-0 SH5-3 1B	4-1 SH5-3 BB	2-3 K	3-2 L7		0-0 2B 1B		5	2	3	0	1	1	5											
<b>Marty Barrett, R</b> OBP: 0.338, SLG: 0.354 (1, 4)	0-0 F9		0-0 SH5-3	2-0 SH5-3		3-1 HR 1B	0-1 L5	2-1 F9		4	1	1	0	0	0	3											
<b>Dwight Evans, R</b> OBP: 0.356, SLG: 0.401 (1, 3) (6, 9)	0-3 K		0-0 1B	3-1 G5-3		1-3 K	2-2 HR 1B	3-2 1B 2B		6	2	3	4	0	2	4											
<b>Mike Greenwell, L</b> OBP: 0.440, SLG: 0.561 (1, 7)	2-0 G3		0-0 HR	4-2 BB		2-0 HR	0-1 P2	1-2 1B		5	2	3	4	1	0	2											
<b>Ellis Burks, R</b> OBP: 0.387, SLG: 0.531 (1, 8)			0-2 F9	1-1 E7 1B	0-1 G6-3	4-2 G5-3 2B BB	2-0 HR	1-0 P4		5	3	2	2	1	0	4											
<b>Jim Rice, R</b> OBP: 0.326, SLG: 0.327 (1, 10)			0-3 K	2-1 3B 1B		1-1 G4-3 1B	2-2 G5-3	2-2 HR	2-1 P3	6	2	3	2	0	1	1											
<b>Rick Cerone, R</b> OBP: 0.401, SLG: 0.432 (1, 2)			0-0 1B	0-1 3B		0-0 G4-3	3-2 1B 2B	0-0 F9	0-0 P5	6	0	3	2	0	0	1											
<b>Kevin Romine, R</b> OBP: 0.188, SLG: 0.194 <b>Pat Dodson, L</b> OBP: 0.233, SLG: 0.375 (1, 9) (6, 3)			0-3 K	1-1 G5-3		1-3 K	0-0 BB 1B		2-3 K	4	0	1	0	0	2	3											
<b>Jody Reed, R</b> OBP: 0.358, SLG: 0.304 (1, 5)			0-1 SH5-3 1B 1B	4-1 SH5-3 BB BB	4-2 BB	4-1 BB	1-2 BB	1-2 2B 1B		2	2	2	0	3	0	0											
<b>Inning Stats</b>	R: 0 E: 0 K: 1 S: 8	H: 1 LOB: 1 BB: 0 P: 12	R: 0 E: 0 K: 2 S: 12	H: 1 LOB: 1 BB: 0 P: 12	R: 5 E: 1 K: 0 S: 14	H: 7 LOB: 1 BB: 0 P: 18	R: 0 E: 0 K: 0 S: 10	H: 0 LOB: 3 BB: 3 P: 27	R: 0 E: 0 K: 2 S: 12	H: 1 LOB: 2 BB: 1 P: 20	R: 3 E: 0 K: 1 S: 22	H: 4 LOB: 3 BB: 2 P: 44	R: 3 E: 0 K: 0 S: 13	H: 3 LOB: 0 BB: 0 P: 19	R: 3 E: 0 K: 1 S: 19	H: 4 LOB: 1 BB: 0 P: 29	R: 0 E: 0 K: 1 S: 7	H: 0 LOB: 0 BB: 0 P: 11	1B: 14 2B: 2 3B: 1 HR: 4	SF: 0 SAC: 2 DP: 0 HBP: 0	WP: 0 PB: 0 SB: 0 CS: 0	PA: 53					
<b>PITCHER</b>	IP	WLS	BF	H	R	ER	SO	BB	IBB	HBP	BLK	WP	HR	S	P	ERA	WHIP										
<b>Greg Swindell, L</b> ERA: 3.17 (1, 1)	2.2	L	16	9	5	5	3	0	0	0	0	0	1	32	39	16.88	3.375										
<b>Jeff Dedmon, R</b> ERA: 4.88 (3, 1)	3.0		20	5	3	3	3	6	0	0	0	0	1	43	88	9.00	3.667										
<b>Dan Schatzeder, L</b> ERA: 9.56 (6, 1)	3.1		17	7	6	6	2	0	0	0	0	0	2	42	65	16.20	2.100										

**Boston Red Sox @ Cleveland Indians**  
**Cleveland Municipal Stadium, Cleveland, OH**  
 Mon Jun 20 1988, 7:05 PM EDT  
 Att. 19,870 - Unknown - 75 F

[livebaseballscorecards.com](http://livebaseballscorecards.com)

**AB 45**  
**R 14**  
**H 21**  
**RBI 14**  
**BB 6**  
**SO 8**  
**LOB 23**



Batter	1	2	3	4	5	6	7	8	9	AB	R	H	RBI	BB	SO	LOB
Julio Franco, R OBP: 0.336, SLG: 0.401 Domingo Ramos, R OBP: 0.211, SLG: 0.211	4-0 BB S		2-2 SAFE 1B BB		0-2 G3		2-2 HR 1B	0-0 1B		4	1	3	0	1	0	0
Willie Upshaw, L OBP: 0.316, SLG: 0.399	2-2 P5		2-1 G5-3 3-H		3-2 P6		1-1 G3 1-2 2-3	2-1 G5-3		5	0	0	1	0	0	5
Joe Carter, R OBP: 0.335, SLG: 0.517	1-2 F9		4-2 BB		1-2 G4-3		0-1 P6		2-2 FC4-6 1B HBP	3	0	0	0	1	0	3
Ron Kittle, R OBP: 0.363, SLG: 0.636	1-1 L4 1-2		0-1 G4-3		0-0 1B 1B		1-1 HR 2-H 3-H		1-0 L9	5	1	2	3	0	0	4
Brook Jacoby, R OBP: 0.330, SLG: 0.404		0-1 FC5-4 1B		0-0 P9		1-2 P4	0-1 WP 2B 1B		1-0 FC4-6 1B	5	1	3	0	0	0	1
Cory Snyder, R OBP: 0.312, SLG: 0.500		0-0 FC5-4 L5-3 1-2f		0-0 HR		0-0 L7	3-2 BLK WP 2B 1-H		2-2 FC4-6 FC6-4 1-2f 2-3	5	2	2	2	0	0	4
Carmen Castillo, R OBP: 0.333, SLG: 0.343		1-1 L5-3 1-2		2-1 G5-3		2-2 1B	1-2 F2 2-H		0-1 FC6-4 1-2f	5	0	1	0	0	0	3
Andy Allanson, R OBP: 0.298, SLG: 0.348		2-1 F8		1-0 1B		0-0 G6-3		1-1 G6-3		4	0	1	0	0	0	2
Jay Bell, R OBP: 0.290, SLG: 0.243		4-2 2B G5-3 BB		1-3 K		0-0 G3 1B HR 1B		0-1 G4-3		3	2	1	0	1	1	1

Inning Stats	R: 0	H: 0	E: 0	K: 0	S: 11	R: 0	H: 1	E: 0	K: 0	S: 5	R: 1	H: 1	E: 0	K: 0	S: 14	R: 1	H: 2	E: 0	K: 1	S: 9	R: 0	H: 0	E: 0	K: 0	S: 10	R: 0	H: 2	E: 0	K: 0	S: 9	R: 5	H: 5	E: 0	K: 0	S: 18	R: 0	H: 1	E: 0	K: 0	S: 7	R: 0	H: 1	E: 0	K: 0	S: 11	1B: 9	SF: 0	2B: 3	SAC: 0	3B: 0	DP: 1	HR: 2	HBP: 1	WP: 2	PA: 43
	0	0	0	0	11	0	1	0	0	5	1	1	0	0	14	1	2	0	1	9	0	0	0	0	0	10	0	2	0	0	9	5	0	0	18	0	1	0	7	0	1	0	11	9	0	3	0	1	2	43					

PITCHER	IP	WLS	BF	H	R	ER	SO	BB	IBB	HBP	BLK	WP	HR	S	P	ERA	WHIP
Bruce Hurst, L ERA: 4.1	(1, 1)	6.2	33	11	7	7	1	3	0	0	0	1	2	73	114	9.45	2.100
Dennis Lamp, R ERA: 3.56	(7, 1)	2.1	10	2	0	0	0	3	0	1	1	1	0	21	31	0.00	0.857

**BOTTOM**

**Boston Red Sox @ Cleveland Indians**  
Cleveland Municipal Stadium, Cleveland, OH

Mon Jun 20 1988, 7:05 PM EDT  
Att: 19,870 - Unknown - 75 F

AB	39
R	7
H	13
RBI	6
BB	3
SO	1
LOB	23



Batter	1	2	3	4	5	6	7	8	9	AB R H RBI BB SO LOB												
<b>Spike Owen, S</b> OBP: 0.327, SLG: 0.412 (1, 6)	1-0 G3-1	4-2 BB		1-0 G4-3	2-3 K		2-1 F7	3-2 F8		5 0 0 0 1 1 2												
<b>Marty Barrett, R</b> OBP: 0.338, SLG: 0.351 (1, 4)	1-2 3B 1B	0-2 P4		4-0 WP 1B BB	0-1 FC6-4		1-1 F9		1-0 G1-3	5 2 1 0 1 0 4												
<b>Dwight Evans, R</b> OBP: 0.359, SLG: 0.411 (1, 9)	1-1 2B 3B	1-1 L4		0-0 F8		3-1 HR 1B	2-1 BB 1B 1B		1-1 F8	6 3 3 1 0 0 3												
<b>Mike Greenwell, L</b> OBP: 0.449, SLG: 0.579 (1, 7)	4-1 2B BB	3-2 P5		1-2 S 1B		0-0 HR	0-0 BB 1B		0-2 1B	5 3 4 3 1 0 2												
<b>Ellis Burks, R</b> OBP: 0.390, SLG: 0.530 (1, 8)	0-1 2B 2B		X	4-2 BB	0-0 F8	1-1 F9	4-1 WP 1B BB		2-1 G4-3	4 1 1 1 2 0 1												
<b>Jim Rice, R</b> OBP: 0.332, SLG: 0.338 (1, 10)	1-1 2B		X	2-2 G1-3	0-0 SF7 1B	3-2 G6-3	0-1 WP 1B			5 1 3 4 0 0 2												
<b>Rich Gedman, L</b> OBP: 0.217, SLG: 0.211 (1, 2)	0-3 K		F	1-1 E3		0-0 G3-1	1-2 BB 1B		1-3 K	5 0 1 0 0 2 4												
<b>Jody Reed, R</b> OBP: 0.361, SLG: 0.305 (1, 5)	1-2 G6-3		F	1-2 SF7		0-1 BB 1B	4-1 BB		0-1 F9	3 0 1 1 1 0 1												
<b>Pat Dodson, L</b> OBP: 0.250, SLG: 0.364 (1, 3)		1-0 BB 1B	F	3-2 G6-3		4-2 FC6-4 BB	2-3 K		2-0 P6	4 0 1 0 1 1 3												
<b>Inning Stats</b>	R: 4 E: 0 K: 1 S: 20	H: 4 LOB: 1 BB: 1 P: 29	R: 0 E: 0 K: 0 S: 11	H: 1 LOB: 2 BB: 1 P: 20	R: 1 E: 1 K: 0 S: 10	H: 1 LOB: 1 BB: 0 P: 15	R: 1 E: 0 K: 0 S: 12	H: 1 LOB: 2 BB: 2 P: 24	R: 0 E: 0 K: 1 S: 14	H: 1 LOB: 2 BB: 1 P: 20	R: 2 E: 0 K: 1 S: 16	H: 3 LOB: 2 BB: 1 P: 30	R: 2 E: 0 K: 1 S: 13	H: 3 LOB: 2 BB: 1 P: 23	R: 0 E: 0 K: 0 S: 8	H: 0 LOB: 0 BB: 0 P: 13	R: 0 E: 0 K: 0 S: 9	H: 1 LOB: 1 BB: 0 P: 13	1B: 11 2B: 2 3B: 1 HR: 1	SF: 1 SAC: 0 DP: 0 HBP: 0	WP: 2 PB: 0 SB: 1 CS: 0	PA: 50
<b>PITCHER</b>	IP WLS BF H R ER SO BB IBB HBP BLK WP HR S P ERA WHIP																					
<b>Rick Rodriguez, R</b> ERA: 12.27 (1, 1)	3.2 L 22 7 6 5 1 3 0 0 0 1 0 46 75 12.27 2.727																					
<b>Bud Black, L</b> ERA: 6.21 (4, 1)	3.0 19 6 4 4 2 4 0 0 0 0 1 45 80 12.00 3.333																					
<b>Jon Perlman, R</b> ERA: 0.75 (7, 1)	2.1 9 2 0 0 1 0 0 0 0 1 0 22 32 0.00 0.857																					

**Boston Red Sox @ Cleveland Indians**  
**Cleveland Municipal Stadium, Cleveland, OH**  
 Tue Jun 21 1988, 7:05 PM EDT  
 Att. 26,681 - Unknown - 93 F

AB	42
R	10
H	15
RBI	10
BB	7
SO	4
LOB	22



WP: 2	PA: 50
PB: 0	
SB: 1	
CS: 0	

ERA	WHIP

Batter	1	2	3	4	5	6	7	8	9	AB	R	H	RBI	BB	SO	LOB
Julio Franco, R OBP: 0.340, SLG: 0.402 (1, 4)	2-1 F9	4-1 1B BB		0-1 L9			3-1 1B	2-0 FC8-4 1B		4	1	2	0	1	0	1
Willie Upshaw, L OBP: 0.318, SLG: 0.396 (1, 3)	3-1 HR 1B	4-0 1B BB		1-0 G4-3			0-1 F8	1-1 FC8-4 BB		4	1	1	0	1	0	4
Joe Carter, R OBP: 0.339, SLG: 0.528 (1, 8)	0-2 HR 1-H	1-2 PO 1B				0-2 P4	1-0 P5	4-0 BB		4	1	2	3	1	0	1
Ron Kittle, R OBP: 0.364, SLG: 0.620 (1, 10)	0-3 K	2-1 PO SAFE	1-1 G5-3		4-2 G4-6-3 BB		2-2 E 1B	1-3 K		4	1	1	0	1	2	3
Cory Snyder, R OBP: 0.314, SLG: 0.498 (1, 9)	0-3 K		1-1 WP 1B		1-2 G4-6-3		0-1 E7 1B		0-0 F7	5	0	2	1	0	1	1
Mel Hall, L OBP: 0.311, SLG: 0.343 (1, 7)		1-2 BLK 2B 1B	3-1 P3		1-0 F8		0-0 1B		1-2 P4	5	1	2	1	0	0	1
Brook Jacoby, R OBP: 0.324, SLG: 0.396 (1, 5)		3-3 K	2-2 F9		0-0 L9		2-3 K		1-3 K	5	0	0	0	0	3	4
Ron Washington, R OBP: 0.341, SLG: 0.357 (1, 6)		2-3 K		0-0 FC5-4 1B		3-2 FC5-4 HBP		1-1 FC8-4 1B		3	0	2	0	0	1	1
Andy Allanson, R OBP: 0.297, SLG: 0.351 (1, 2)		1-0 BB 1B 2B		1-2 FC5-4		0-1 FC5-4		1-3 K		4	1	1	1	0	1	3

Inning Stats	R: 2	H: 2	E: 0	K: 13	S: 18	R: 2	H: 3	E: 0	K: 2	S: 17	R: 0	H: 1	E: 0	K: 0	S: 10	R: 0	H: 1	E: 0	K: 0	S: 7	R: 0	H: 0	E: 0	K: 8	S: 13	R: 0	H: 0	E: 0	K: 0	S: 8	R: 2	H: 4	E: 1	K: 15	R: 0	H: 2	E: 0	K: 2	S: 11	R: 0	H: 0	E: 0	K: 1	S: 9	1B: 11	2B: 1	3B: 0	HR: 1	SF: 0	SAC: 0	DP: 1	HBP: 1	WP: 1	PB: 0	SB: 0	CS: 0
--------------	------	------	------	-------	-------	------	------	------	------	-------	------	------	------	------	-------	------	------	------	------	------	------	------	------	------	-------	------	------	------	------	------	------	------	------	-------	------	------	------	------	-------	------	------	------	------	------	--------	-------	-------	-------	-------	--------	-------	--------	-------	-------	-------	-------

PITCHER	IP	WLS	BF	H	R	ER	SO	BB	IBB	HBP	BLK	WP	HR	S	P	ERA	WHIP
Jeff Sellers, R ERA: 5.14 (1, 1)	1.2		12	5	4	4	4	2	0	0	1	0	1	29	50	21.60	4.200
Bob Stanley, R ERA: 4.25 (2, 1)	5.0	W	21	6	2	2	0	1	0	1	0	1	0	46	72	3.60	1.400
Lee Smith, R ERA: 3.13 (7, 1)	2.1	S	10	2	0	0	4	1	0	0	0	0	0	23	37	0.00	1.286

BOTTOM

Boston Red Sox @ Cleveland Indians  
Cleveland Municipal Stadium, Cleveland, OH

Tue Jun 21 1988, 7:05 PM EDT  
Att: 26,681 - Unknown - 93 F

livebaseballscorecards.com

AB	38
R	6
H	13
RBI	6
BB	4
SO	8
LOB	19



WP: 1	PA: 44
PB: 0	
SB: 0	
CS: 0	

Batter	1	2	3	4	5	6	7	8	9	AB R H RBI BB SO LOB	TOP		
Wade Boggs, L (1, 5) OBP: 0.475, SLG: 0.464	1-2 L5		1-3 K		0-0 2B		1-3 K			4 0 1 0 0 2 1			
Jody Reed, R (1, 4) OBP: 0.355, SLG: 0.290	0-1 F7		2-2 5-3		0-1 F8			4-0 FC6-4 BB		3 0 0 0 1 0 3			
Dwight Evans, R (1, 9) OBP: 0.358, SLG: 0.406	2-2 6-3			4-2 FC6-4 BB		2-0 P5		1-1 FC6-4 1B 1-2f		3 0 0 0 1 0 1			
Mike Greenwell, L (1, 7) OBP: 0.449, SLG: 0.577		1-0 P4		1-3 K		0-0 FC4-6 1B		1-1 1B 1-3		4 0 2 0 0 1 1			
Ellis Burks, R (1, 8) OBP: 0.383, SLG: 0.520		3-2 5-3		1-3 K		0-1 FC4-6 1-2f		2-1 1-3		4 0 0 0 0 1 3			
Jim Rice, R (1, 10) OBP: 0.331, SLG: 0.333		4-1 BB		2-0 FC6-4 1-2f		0-0 F8			1-2 3-1	3 0 0 0 1 0 2			
Rich Gedman, L (1, 2) OBP: 0.230, SLG: 0.263 Kevin Romine, R (9, PR) OBP: 0.188, SLG: 0.194		0-1 6-3			3-1 G3		0-0 HR		1-1 1B	4 1 2 1 0 0 1 0 0 0 0 0 0 0	AB 31 R 1 H 5 RBI 1 BB 5 SO 8 LOB 14		
Spike Owen, S (1, 6) OBP: 0.320, SLG: 0.401			0-0 B4-3		0-3 K		1-2 F8		1-3 K	4 0 0 0 0 2 1			
Pat Dodson, L (1, 3) OBP: 0.275, SLG: 0.356 Todd Benzing, S (9, PH) OBP: 0.292, SLG: 0.398			4-2 WP BB		4-2 2B BB		0-3 K		0-3 K	1 0 0 0 2 1 0 1 0 0 0 0 1 1			
Inning Stats	R: 0 E: 0 K: 0 S: 8 H: 0 LOB: 0 BB: 0 P: 11	R: 0 E: 0 K: 0 S: 7 H: 0 LOB: 1 BB: 1 P: 15	R: 0 E: 0 K: 1 S: 10 H: 0 LOB: 1 BB: 1 P: 17	R: 0 E: 0 K: 2 S: 10 H: 0 LOB: 1 BB: 1 P: 18	R: 0 E: 0 K: 1 S: 11 H: 1 LOB: 2 BB: 1 P: 18	R: 0 E: 0 K: 0 S: 5 H: 1 LOB: 1 BB: 0 P: 7	R: 1 E: 0 K: 2 S: 11 H: 1 LOB: 0 BB: 0 P: 13	R: 0 E: 0 K: 0 S: 7 H: 1 LOB: 1 BB: 1 P: 14	R: 0 E: 0 K: 2 S: 11 H: 1 LOB: 1 BB: 0 P: 14	1B: 3 2B: 1 3B: 0 HR: 1 SF: 0 SAC: 0 DP: 0 HBP: 0	WP: 1 PB: 0 SB: 0 CS: 0 PA: 36		
PITCHER	IP WLS BF H R ER SO BB IBB HBP BLK WP HR S P ERA WHIP											PITCHER	IP WLS BF H R ER SO BB IBB HBP BLK WP HR S P ERA WHIP
John Farrell, R (1, 1) ERA: 3.12	8.0 W 32 4 1 1 6 5 0 0 0 1 1 69 113 1.12 1.125												
Doug Jones, R (9, 1) ERA: 1.87	1.0 S 4 1 0 0 2 0 0 0 0 0 0 0 11 14 0.00 1.000												


Boston Red Sox @ Cleveland Indians  
Cleveland Municipal Stadium, Cleveland, OH

Wed Jun 22 1988, 7:05 PM EDT  
Att. 18,843 - Unknown - 92 F

livebaseballscorecards.com





Batter	1	2	3	4	5	6	7	8	9	AB R H RBI BB SO LOB	TOP														
Ken Gerhart, R (1, 7) OBP: 0.252, SLG: 0.384	1-3 K		1-3 K	0-0 SH5-3		4-2 BB		1-3 K		3 0 0 0 1 3 0	<p><b>Baltimore Orioles @ Boston Red Sox</b> Fenway Park, Boston, MA</p> <p>Fri Jun 24 1988, 7:05 PM EDT Att. 35,333 - Unknown - 68 F</p> <p>livebaseballscorecards.com</p> <table border="1"> <tr><td>AB</td><td>33</td></tr> <tr><td>R</td><td>6</td></tr> <tr><td>H</td><td>10</td></tr> <tr><td>RBI</td><td>6</td></tr> <tr><td>BB</td><td>5</td></tr> <tr><td>SO</td><td>10</td></tr> <tr><td>LOB</td><td>11</td></tr> </table> 	AB	33	R	6	H	10	RBI	6	BB	5	SO	10	LOB	11
AB	33																								
R	6																								
H	10																								
RBI	6																								
BB	5																								
SO	10																								
LOB	11																								
Fred Lynn, L (1, 8) OBP: 0.314, SLG: 0.459	2-3 K		1-0 1B 2B	2-3 K		4-1 BB		1-3 K	4 1 1 0 1 3 1																
Cal Ripken Jr., R (1, 6) OBP: 0.385, SLG: 0.447	4-0 2B BB		4-0 1B 2B	0-2 6-3		1-3 K		1-1 F8	3 2 0 0 2 1 3																
Eddie Murray, S (1, 3) OBP: 0.331, SLG: 0.395	1-0 1B 2B		2-2 2B 1B		4-2 1B BB		0-0 3-1	1-0 F7	4 1 2 1 1 0 2																
Jim Traber, L (1, 9) OBP: 0.282, SLG: 0.338	1-1 1B		0-2 2B 2B		0-0 1B 1B		1-1 4-3		4 1 3 2 0 0 0																
Larry Sheets, L (1, 10) OBP: 0.300, SLG: 0.313		1-3 K	0-2 2B SF7		1-1 F6		1-1 L7		4 1 1 2 0 1 2																
Terry Kennedy, L (1, 2) OBP: 0.243, SLG: 0.252		2-2 3-1	1-2 SF7		0-0 1B		2-1 G3		3 0 1 1 0 0 0																
Rick Schu, R (1, 5) OBP: 0.306, SLG: 0.348		0-1 1B	1-3 K		0-2 3-1		2-0 6-3		4 0 1 0 0 1 2																
Billy Ripken, R (1, 4) OBP: 0.253, SLG: 0.247		3-2 6-3		1-2 SH5-3 1B		2-3 K		1-0 F8	4 0 1 0 0 1 1																
<b>Inning Stats</b>	R: 1 H: 2 E: 0 LOB: 2 K: 2 BB: 1 S: 9 P: 18	R: 0 H: 1 E: 0 LOB: 1 K: 1 BB: 0 S: 13 P: 19	R: 5 H: 4 E: 0 LOB: 0 K: 2 BB: 1 S: 20 P: 30	R: 0 H: 1 E: 0 LOB: 1 K: 1 BB: 0 S: 12 P: 15	R: 0 H: 2 E: 0 LOB: 2 K: 0 BB: 1 S: 10 P: 15	R: 0 H: 0 E: 0 LOB: 2 K: 2 BB: 2 S: 11 P: 22	R: 0 H: 0 E: 0 LOB: 0 K: 0 BB: 0 S: 6 P: 10	R: 0 H: 0 E: 0 LOB: 0 K: 1 BB: 0 S: 5 P: 9	R: 0 H: 0 E: 0 LOB: 0 K: 1 BB: 0 S: 7 P: 10	1B: 6 SF: 1 2B: 4 SAC: 1 3B: 0 DP: 0 HR: 0 HBP: 0	WP: 0 PA: 40 PB: 1 SB: 0 CS: 0														
<b>PITCHER</b> Roger Clemens, R (1, 1) ERA: 2.5 Wes Gardner, R (3, 1) ERA: 1.53	IP WLS BF H R ER SO BB IBB HBP BLK WP HR S P ERA WHIP	2.1 L 15 7 6 5 4 2 0 0 0 0 0 0 36 59 19.29 3.857	6.2 25 3 0 0 6 3 0 0 0 0 0 0 57 89 0.00 0.900	<b>PITCHER</b> IP WLS BF H R ER SO BB IBB HBP BLK WP HR S P ERA WHIP																					



Batter	1	2	3	4	5	6	7	8	9	AB	R	H	RBI	BB	SO	LOB
Wade Boggs, L (1, 5) OBP: 0.469, SLG: 0.457	2-2 F7		1-2 G4-3		3-2 L3			1-1 L7		4	0	0	0	0	0	1
Marty Barrett, R (1, 4) OBP: 0.343, SLG: 0.357	0-2 G6-4-3 1B			1-0 HR 1B		0-0 F9		0-0 FC4-6 1B		4	1	3	0	0	0	0
Dwight Evans, R (1, 9) OBP: 0.353, SLG: 0.400	1-0 G6-4-3 1-2f			1-0 L4		1-3 K		2-2 FC4-6 1-2f		4	0	0	0	0	1	3
Mike Greenwell, L (1, 7) OBP: 0.447, SLG: 0.584		1-0 F8		1 SAFE 2-0 HR		1-0 F7		1-0 L8		4	1	1	2	0	0	1
Ellis Burks, R (1, 8) OBP: 0.390, SLG: 0.527		2-0 L5		1-1 2B			4-1 S BB		1-2 1B	3	0	2	0	1	0	0
Jim Rice, R (1, 10) OBP: 0.329, SLG: 0.329		0-0 F8		1-0 5-3			4-0 BB		0-1 F9	3	0	0	0	1	0	2
Todd Benzing, S (1, 3) OBP: 0.280, SLG: 0.379			0-3 K	0-0 F7			0-3 K		1-0 L8	4	0	0	0	0	2	4
Rich Gedman, L (1, 2) OBP: 0.220, SLG: 0.250		2-2 P5			3-2 F9		3-2 L7		0-1 G3	4	0	0	0	0	0	3
Spike Owen, S (1, 6) OBP: 0.320, SLG: 0.406			1-2 2B		1-0 F3		0-2 F5			3	0	1	0	0	0	2

Inning Stats	R: 0	H: 1	E: 0	K: 0	S: 7	R: 0	H: 0	E: 0	K: 0	S: 3	R: 0	H: 1	E: 0	K: 1	S: 12	R: 2	H: 3	E: 0	K: 0	S: 7	R: 0	H: 0	E: 0	K: 0	S: 9	R: 0	H: 0	E: 0	K: 1	S: 5	R: 0	H: 0	E: 0	K: 1	S: 10	R: 0	H: 1	E: 0	K: 0	S: 7	R: 0	H: 1	E: 0	K: 0	S: 9	1B: 4	SF: 0	2B: 2	SAC: 0	3B: 0	DP: 1	HR: 1	HBP: 0	WP: 0	PA: 35
--------------	------	------	------	------	------	------	------	------	------	------	------	------	------	------	-------	------	------	------	------	------	------	------	------	------	------	------	------	------	------	------	------	------	------	------	-------	------	------	------	------	------	------	------	------	------	------	-------	-------	-------	--------	-------	-------	-------	--------	-------	--------


PITCHER	IP	WLS	BF	H	R	ER	SO	BB	IBB	HBP	BLK	WP	HR	S	P	ERA	WHIP
Jose Bautista, R (1, 1) ERA: 5.01	6.0	W	24	5	2	2	2	2	2	0	0	0	0	44	77	3.00	1.167
Dave Schmidt, R (7, 1) ERA: 3.88	2.0		7	1	0	0	1	0	0	0	0	0	0	16	23	0.00	0.500
Tom Niedenfuer, R (9, 1) ERA: 3.65	1.0		4	1	0	0	0	0	0	0	0	0	0	9	11	0.00	1.000

**BOTTOM**

**Baltimore Orioles @ Boston Red Sox**  
 Fenway Park, Boston, MA  
 Fri Jun 24 1988, 7:05 PM EDT  
 Att: 35,333 - Unknown - 68 F

livebaseballscorecards.com

<b>AB</b>	<b>33</b>
<b>R</b>	<b>2</b>
<b>H</b>	<b>7</b>
<b>RBI</b>	<b>2</b>
<b>BB</b>	<b>2</b>
<b>SO</b>	<b>3</b>
<b>LOB</b>	<b>16</b>



Batter	1	2	3	4	5	6	7	8	9	AB R H RBI BB SO LOB	TOP											
<b>Pete Stanicek, S</b> OBP: 0.351, SLG: 0.408 (1, 7) C F B B X	2-2 S HR 1B		0-0 FC1-4 G1-3 1-2f		2-0 1-2 1B		4-1 SAFE BB BB		1-2 F8	4 1 2 0 1 0 1												
<b>Billy Ripken, R</b> OBP: 0.253, SLG: 0.244 (1, 4) X	0-0 F9		2-2 SAFE SAFE G1-3 1-2		0-1 2-3f G5-3		4-0 BB BB BB		1-2 2-3 BB	3 0 0 0 1 0 4												
<b>Cal Ripken Jr., R</b> OBP: 0.386, SLG: 0.459 (1, 6) 1 SAFE SAFE SAFE 1 BB BB BB X	3-1 1-H HR		2-3 K				2-2 BB BB 1B		1-2 G6-3	4 1 2 2 0 1 4												
<b>Eddie Murray, S</b> OBP: 0.333, SLG: 0.405 (1, 10) B B F C B X	3-2 G5-3			1-2 HR			4-1 BB BB BB 1B		1-0 L4	3 1 1 1 1 0 0												
<b>Mickey Tettleton, S</b> OBP: 0.305, SLG: 0.454 (1, 2) C C B S	1-3 K			3-3 K			2-3 K		2-2 1B	4 0 1 0 0 3 2												
<b>Jim Traber, L</b> OBP: 0.281, SLG: 0.333 (1, 3) C B B X		2-1 FC6-4 1B		0-0 F9			2-0 1-2f G4-6-3		0-1 F7	4 0 1 0 0 0 3												
<b>Ken Gerhart, R</b> OBP: 0.243, SLG: 0.369 (1, 8) 1 SAFE SAFE SAFE C C X		0-2 FC6-4 CS 1-2f		1-1 P5			1-1 L8		1-0 P3	4 0 0 0 0 0 2												
<b>Larry Sheets, L</b> OBP: 0.300, SLG: 0.311 (1, 9) 1 SAFE SAFE SAFE 1 SAFE SAFE 1 SAFE 1 SAFE B S		3-3 B F C K 1-2					1-0 P4		2-2 BB BB 1B	4 0 1 0 0 2 1												
<b>Rick Schu, R</b> OBP: 0.313, SLG: 0.353 (1, 5) C X			0-1 FC1-4 1B				1-0 G5-3 1B		1-2 F8	4 0 2 0 0 1 1												
<b>Inning Stats</b>	R: 2 E: 0 K: 1 S: 12	H: 2 LOB: 0 BB: 0 P: 21	R: 0 E: 0 K: 1 S: 8	H: 1 LOB: 1 BB: 0 P: 13	R: 0 E: 0 K: 1 S: 10	H: 1 LOB: 1 BB: 0 P: 14	R: 1 E: 0 K: 1 S: 10	H: 1 LOB: 0 BB: 0 P: 15	R: 0 E: 0 K: 0 S: 5	H: 2 LOB: 1 BB: 0 P: 9	R: 0 E: 0 K: 1 S: 9	H: 1 LOB: 1 BB: 1 P: 19	R: 0 E: 0 K: 0 S: 13	H: 1 LOB: 3 BB: 2 P: 26	R: 0 E: 0 K: 0 S: 7	H: 1 LOB: 1 BB: 0 P: 11	R: 0 E: 0 K: 2 S: 9	H: 0 LOB: 0 BB: 0 P: 15	1B: 8 2B: 1 3B: 0 HR: 2	SF: 0 SAC: 0 DP: 3 HBP: 0	WP: 0 PB: 0 SB: 1 CS: 1	PA: 37
<b>PITCHER</b>	IP WLS BF H R ER SO BB IBB HBP BLK WP HR S P ERA WHIP																					
<b>Bruce Hurst, L</b> ERA: 4.09 (1, 1)	6.2 29 9 3 3 5 3 0 0 0 0 2 63 112 4.05 1.800																					
<b>Bob Stanley, R</b> ERA: 3.94 (7, 1)	2.1 8 1 0 0 2 0 0 0 0 0 0 20 31 0.00 0.429																					

**Baltimore Orioles @ Boston Red Sox**  
**Fenway Park, Boston, MA**  
 Sat Jun 25 1988, 3:33 AM EDT  
 Att. 34,573 - Cloudy - 75 F

[livebaseballscorecards.com](http://livebaseballscorecards.com)

AB	34
R	3
H	10
RBI	3
BB	3
SO	7
LOB	18





Batter	1	2	3	4	5	6	7	8	9	AB R H RBI BB SO LOB	TOP
Joe Orsulak, L (1, 9) OBP: 0.315, SLG: 0.314	1-3 		1-1 G6-3 		1-1 FC5 BB 1B 		2-1 F7 			4 0 1 0 0 1 0	
Fred Lynn, L (1, 8) OBP: 0.317, SLG: 0.471	3-2 		0-0 G6-3 		4-0 BB SAFE 1B BB 			1-1 F8 		3 1 1 1 1 0 0	
Cal Ripken Jr., R (1, 6) OBP: 0.381, SLG: 0.452	2-3 			1-1 G5-3 	2-2 FC5 			3-2 P6 		4 0 0 0 0 1 2	
Eddie Murray, S (1, 10) OBP: 0.339, SLG: 0.409	4-0 			4-1 1B BB 		1-1 F9 2B 		3-1 P4 		2 0 1 0 2 0 0	
Jim Traber, L (1, 3) OBP: 0.280, SLG: 0.330	2-0 F8 			0-0 1B 		2-1 F9 		0-0 G4-3 		4 0 1 0 0 0 2	
Larry Sheets, L (1, 7) OBP: 0.295, SLG: 0.306		0-0 G3 		0-0 L9 		1-3 K 		0-1 G4-3 		4 0 0 0 0 1 3	
Terry Kennedy, L (1, 2) OBP: 0.243, SLG: 0.246		3-3 K 		2-3 K 		0-1 F8 		4-1 FC5-4 BB 		3 0 0 0 1 2 3	
Rick Schu, R (1, 5) OBP: 0.311, SLG: 0.345		4-2 CS BB 			2-1 L5 		2-1 P4 		2-0 FC5-4 1-2f 	3 0 0 0 1 0 1	
Billy Ripken, R (1, 4) OBP: 0.250, SLG: 0.241		2-2 CS SAFE SAFE 1B 	3-3 K 		0-1 L5 		0-1 G5-3 			3 0 0 0 0 1 0	
<b>Inning Stats</b>	R: 1 E: 0 K: 2 S: 10 H: 1 LOB: 1 BB: 1 P: 22	R: 0 E: 0 K: 1 S: 12 H: 0 LOB: 0 BB: 1 P: 21	R: 0 E: 0 K: 1 S: 7 H: 0 LOB: 0 BB: 0 P: 11	R: 0 E: 0 K: 1 S: 8 H: 1 LOB: 2 BB: 1 P: 15	R: 0 E: 0 K: 0 S: 9 H: 1 LOB: 2 BB: 1 P: 18	R: 0 E: 0 K: 1 S: 9 H: 1 LOB: 1 BB: 0 P: 13	R: 0 E: 0 K: 0 S: 6 H: 0 LOB: 0 BB: 0 P: 10	R: 0 E: 0 K: 0 S: 8 H: 0 LOB: 0 BB: 0 P: 15	R: 0 E: 0 K: 0 S: 5 H: 0 LOB: 1 BB: 1 P: 11	1B: 2 2B: 1 3B: 0 HR: 1 SF: 0 SAC: 0 DP: 0 HBP: 0	WP: 0 PB: 0 SB: 0 CS: 1 PA: 36
<b>PITCHER</b> Mike Smithson, R (1, 1) ERA: 5.86	IP 9.0 WLS W BF 35 H 4 R 1 ER 1 SO 6 BB 5 IBB 0 HBP 0 BLK 0 WP 0 HR 1 S 74 P 136 ERA 1.00 WHIP 1.000										

**Baltimore Orioles @ Boston Red Sox**  
**Fenway Park, Boston, MA**  
 Sun Jun 26 1988, 3:33 AM EDT  
 Att. 34,374 - Cloudy - 85 F

[livebaseballscorecards.com](http://livebaseballscorecards.com)

<b>AB</b>	30
<b>R</b>	1
<b>H</b>	4
<b>RBI</b>	1
<b>BB</b>	5
<b>SO</b>	6
<b>LOB</b>	11



Batter	1	2	3	4	5	6	7	8	9	AB	R	H	RBI	BB	SO	LOB	BOTTOM																	
<b>Wade Boggs, L</b> (1, 5) OBP: 0.466, SLG: 0.456	1-1 SH1-3 FC5-2 2B	1-1 G1 2-3	1-1 F8			4-0 G5-3 IBB				4	0	1	0	1	0	5																		
<b>Marty Barrett, R</b> (1, 4) OBP: 0.346, SLG: 0.358	1-0 SH1-3 2-3	4-0 2B BB								3	1	0	1	1	1	2																		
<b>Dwight Evans, R</b> (1, 9) OBP: 0.358, SLG: 0.409 <b>Kevin Romine, R</b> (8, 9) OBP: 0.188, SLG: 0.194	1-2 FC5-2 HR	2-1 PB 1B 2B								4	2	2	2	1	0	1																		
<b>Mike Greenwell, L</b> (1, 7) OBP: 0.445, SLG: 0.590	2-1 HR 1-H	4-2 1B PB BB								4	1	1	2	1	0	4																		
<b>Ellis Burks, R</b> (1, 8) OBP: 0.390, SLG: 0.523	3-1 HR 2B	3-2 PB 1B								5	1	2	1	0	0	1																		
<b>Jim Rice, R</b> (1, 10) OBP: 0.341, SLG: 0.349	1-1 HR 2-H	1-1 L8								3	2	2	2	2	0	2																		
<b>Todd Benzinger, S</b> (1, 3) OBP: 0.294, SLG: 0.400	3-3 K									4	1	2	0	1	2	1																		
<b>Rick Cerone, R</b> (1, 2) OBP: 0.395, SLG: 0.431										5	2	1	1	0	1	4																		
<b>Spike Owen, S</b> (1, 6) OBP: 0.324, SLG: 0.406 <b>Jody Reed, R</b> (6, PR) OBP: 0.351, SLG: 0.286 (7, 6)										2	0	1	1	0	0	1																		
<b>Inning Stats</b>	R: 4 E: 0 K: 1 S: 16	H: 4 LOB: 0 BB: 0 P: 28	R: 3 E: 1 K: 0 S: 16	H: 2 LOB: 2 BB: 2 P: 31	R: 0 E: 0 K: 1 S: 7	H: 0 LOB: 1 BB: 1 P: 14	R: 0 E: 0 K: 1 S: 7	H: 0 LOB: 0 BB: 0 P: 11	R: 3 E: 0 K: 0 S: 18	H: 3 LOB: 3 BB: 3 P: 37	R: 0 E: 0 K: 0 S: 12	H: 2 LOB: 3 BB: 0 P: 17	R: 0 E: 0 K: 0 S: 9	H: 1 LOB: 1 BB: 0 P: 12	R: 0 E: 0 K: 1 S: 10	H: 0 LOB: 1 BB: 1 P: 17	1B: 3 2B: 7 3B: 0 HR: 2	SF: 0 SAC: 2 DP: 0 HBP: 1	WP: 0 PB: 2 SB: 0 CS: 0	PA: 45														
<b>PITCHER</b> <b>Oswaldo Peraza, R</b> (1, 1) ERA: 6.65 <b>Mark Williamson, R</b> (2, 1) ERA: 5.54 <b>Doug Sisk, R</b> (6, 1) ERA: 3.22 <b>Don Aase, R</b> (8, 1) ERA: 5.06	IP 1.2 3.1 2.0 1.0	WLS L 3 10 4	BF 13 18 10 4	H 5 4 3 0	R 7 3 0 0	ER 4 3 0 0	SO 1 2 0 1	BB 2 3 0 1	IBB 0 1 0 0	HBP 0 0 1 0	BLK 0 0 0 0	WP 0 0 0 0	HR 2 0 0 0	S 26 38 21 10	P 49 72 29 17	ERA 21.60 8.10 0.00 0.00	WHIP 4.200 2.100 1.500 1.000	<b>PITCHER</b> IP 21.60 8.10 0.00 0.00	WLS L 3 10 4	BF 13 18 10 4	H 5 4 3 0	R 7 3 0 0	ER 4 3 0 0	SO 1 2 0 1	BB 2 3 0 1	IBB 0 1 0 0	HBP 0 0 1 0	BLK 0 0 0 0	WP 0 0 0 0	HR 2 0 0 0	S 26 38 21 10	P 49 72 29 17	ERA 21.60 8.10 0.00 0.00	WHIP 4.200 2.100 1.500 1.000

# Baltimore Orioles @ Boston Red Sox

Fenway Park, Boston, MA

Sun Jun 26 1988, 3:33 AM EDT

Att: 34,374 - Cloudy - 85 F

livebaseballscorecards.com

AB	35
R	10
H	12
RBI	10
BB	7
SO	4
LOB	22



Batter	1	2	3	4	5	6	7	8	9	AB R H RBI BB SO LOB	TOP													
<b>Julio Franco, R</b> (1, 4) <small>CBP: 0.348, SLG: 0.433</small>	0-1 4-3	2-0 FC6-4		0-3 K		0-0 HR		1-2 6-3		5 1 1 1 0 1 5														
<b>Mel Hall, L</b> (1, 7) <small>CBP: 0.327, SLG: 0.371</small>	0-1 1B		0-0 1B	1-0 1B		0-2 6-3		1-1 G6-4-3 1B		5 0 4 1 0 0 0														
<b>Joe Carter, R</b> (1, 8) <small>CBP: 0.320, SLG: 0.495</small>	2-1 F9		1-3 K	0-0 L8		0-2 2B		0-0 G6-4-3		5 0 1 0 0 1 5														
<b>Ron Kittle, R</b> (1, 10) <small>CBP: 0.349, SLG: 0.586</small>	1-1 F9		2-3 K		1-1 F7	0-0 6-3		0-0 1B		5 0 1 0 0 1 3														
<b>Brook Jacoby, R</b> (1, 5) <small>CBP: 0.326, SLG: 0.398</small>		4-2 E BB BB	3-2 F8		3-2 1B 2B 1B	0-0 6-3		1-2 P3		4 1 1 0 1 0 3														
<b>Cory Snyder, R</b> (1, 9) <small>CBP: 0.317, SLG: 0.494</small>		4-1 E BB		0-1 6-3	0-0 2B G3 1B		1-3 K	1-3 K		4 1 1 0 1 2 1														
<b>Willie Upshaw, L</b> (1, 3) <small>CBP: 0.320, SLG: 0.390</small>		0-1 P4		0-0 2B 1B 1B	0-0 G3 2B		3-2 1B	1-0 P2		5 1 3 1 0 0 3														
<b>Ron Washington, R</b> (1, 6) <small>CBP: 0.321, SLG: 0.371</small>		1-1 E1 FC6-4		3-2 1B 2B	1-1 G3		3-1 F8			4 1 1 1 0 0 4														
<b>Andy Allanson, R</b> (1, 2) <small>CBP: 0.299, SLG: 0.341</small>		0-2 P4		0-0 1B	0-0 L6		1-0 P4			4 0 1 1 0 0 5														
<b>Inning Stats</b>	R: 0 E: 0 K: 0 S: 8	H: 1 LOB: 1 BB: 0 P: 11	R: 0 E: 1 K: 0 S: 11	H: 0 LOB: 3 BB: 2 P: 22	R: 0 E: 0 K: 2 S: 11	H: 1 LOB: 1 BB: 0 P: 17	R: 2 E: 0 K: 1 S: 12	H: 4 LOB: 2 BB: 0 P: 16	R: 2 E: 0 K: 0 S: 10	H: 3 LOB: 1 BB: 0 P: 15	R: 1 E: 0 K: 0 S: 10	H: 2 LOB: 1 BB: 0 P: 10	R: 0 E: 0 K: 1 S: 12	H: 1 LOB: 1 BB: 0 P: 20	R: 0 E: 0 K: 0 S: 7	H: 1 LOB: 0 BB: 0 P: 9	R: 0 E: 0 K: 1 S: 8	H: 1 LOB: 1 BB: 0 P: 11	1B: 10 2B: 3 3B: 0 HR: 1	SF: 0 SAC: 0 DP: 1 HBP: 0	WP: 0 PB: 0 SB: 0 CS: 0	PA: 43		
<b>PITCHER</b>	IP WLS BF H R ER SO BB IBB HBP BLK WP HR S P ERA WHIP																							
<b>Oil Can Boyd, R</b> (1, 1) <small>ERA: 5.46</small>	5.1		30	11	5	5	3	2	0	0	0	0	1	60	89	8.44	2.438							
<b>Dennis Lamp, R</b> (6, 1) <small>ERA: 3.27</small>	2.2	W	9	2	0	0	1	0	0	0	0	0	0	21	31	0.00	0.750							
<b>Lee Smith, R</b> (9, 1) <small>ERA: 3.03</small>	1.0		4	1	0	0	1	0	0	0	0	0	0	8	11	0.00	1.000							

**Cleveland Indians @ Boston Red Sox**  
 Fenway Park, Boston, MA  
 Mon Jun 27 1988, 7:05 PM EDT  
 Att. 33,318 - Unknown - 68 F

[livebaseballscorecards.com](http://livebaseballscorecards.com)

<b>AB</b>	41
<b>R</b>	5
<b>H</b>	14
<b>RBI</b>	5
<b>BB</b>	2
<b>SO</b>	5
<b>LOB</b>	29



Batter	1	2	3	4	5	6	7	8	9	AB R H RBI BB SO LOB
Wade Boggs, L OBP: 0.469, SLG: 0.455 (1, 5)	3-2 HBP 2B 1B	3-2 G4-6-3 1-2f		4-2 BB		4-2 1B BB	0-1 L7			3 2 1 0 2 0 2
Marty Barrett, R OBP: 0.350, SLG: 0.360 (1, 4)	2-1 2B SF9 HBP 1-2		0-0 2B 4-3 1B	1-0 L6		0-0 1B 1B 1-2		1-2 F9		4 3 2 0 0 0 1
Dwight Evans, R OBP: 0.362, SLG: 0.419 (1, 9)	3-0 2B 1-3 2-H		1-1 4-3 1B 2B 1-3		3-1 5-3	1-3 K		2-1 1B		5 1 3 1 0 1 2
Mike Greenwell, L OBP: 0.444, SLG: 0.594 (1, 7)	0-1 L3		2-1 4-3		1-1 3B	2-2 1B 2B 1B 1-3 2-H		1-1 F8		5 1 2 2 0 0 4
Ellis Burks, R OBP: 0.390, SLG: 0.523 (1, 8)	2-2 SF9 3-H		2-1 6-3 1B 3-H		0-3 K	1-2 2B 1B 1-2		2-1 F8		4 0 2 3 0 1 2
Jim Rice, R OBP: 0.340, SLG: 0.352 (1, 10)	3-2 P4		3-2 6-3 1-2		3-2 6-3	1-0 2B 1-3 2-H				4 0 1 1 0 0 3
Todd Benzing, S OBP: 0.292, SLG: 0.394 (1, 3)		0-0 4-3	1-1 F7			SH3-4 1B F7				4 1 1 0 0 0 3
Rich Gedman, L OBP: 0.245, SLG: 0.250 (1, 2)		1-1 BB HBP		0-0 F8		0-1 SH3-4 1-2	0-3 K			2 0 0 0 0 1 0
Jody Reed, R OBP: 0.358, SLG: 0.333 (1, 6)		4-0 G4-6-3 BB 1-2		1-3 K		3-1 HR 2-H	2-1 5-3			3 1 1 2 1 1 0

Inning Stats	R: 2	H: 2	E: 0	K: 0	S: 15	LOB: 1	BB: 0	P: 28	R: 0	H: 0	E: 0	K: 0	S: 7	LOB: 1	BB: 1	P: 15	R: 2	H: 3	E: 0	K: 0	S: 14	LOB: 1	BB: 0	P: 22	R: 0	H: 0	E: 0	K: 1	S: 8	LOB: 1	BB: 1	P: 14	R: 0	H: 1	E: 0	K: 1	S: 10	LOB: 1	BB: 0	P: 17	R: 5	H: 6	E: 0	K: 1	S: 21	LOB: 2	BB: 1	P: 35	R: 0	H: 0	E: 0	K: 1	S: 7	LOB: 0	BB: 0	P: 9	R: 0	H: 1	E: 0	K: 0	S: 9	LOB: 1	BB: 0	P: 15
1B: 8	SF: 1	2B: 3	SAC: 1	3B: 1	DP: 1	HR: 1	HBP: 2	WP: 0	PA: 41	PB: 0	SB: 0	CS: 0																																																				

PITCHER	IP	WLS	BF	H	R	ER	SO	BB	IBB	HBP	BLK	WP	HR	S	P	ERA	WHIP
John Farrell, R ERA: 3.43 (1, 1)	5.1	L	27	8	6	6	2	2	0	0	0	0	1	59	104	10.12	1.875
Jon Perlman, R ERA: 3.24 (6, 1)	0.1		5	3	2	2	1	1	0	0	0	0	0	12	20	54.00	12.000
Don Gordon, R ERA: (6, 1)	2.1		9	2	1	1	1	0	0	0	0	0	0	20	31	3.86	0.857

BOTTOM

Cleveland Indians @ Boston Red Sox  
Fenway Park, Boston, MA  
Mon Jun 27 1988, 7:05 PM EDT  
Att: 33,318 - Unknown - 68 F

livebaseballscorecards.com

AB	34
R	9
H	13
RBI	9
BB	3
SO	4
LOB	17



Batter	1	2	3	4	5	6	7	8	9	AB R H RBI BB SO LOB	TOP
Julio Franco, R OBP: 0.343, SLG: 0.427 (1, 4) F X	0-1 F9			1-3 K		0-0 6-3		1-1 3-1		4 0 0 0 0 1 0	
Mel Hall, L OBP: 0.326, SLG: 0.373 (1, 7) X (7, 8)	0-0 F9			2-1 2B		1-0 F3		0-2 6-3		4 0 1 0 0 0 0	
Joe Carter, R OBP: 0.317, SLG: 0.490 Dave Clark, L OBP: 0.323, SLG: 0.298 (1, 8) X (7, 7)	0-0 6-3			2-0 F8		2-1 F8		1-2 BB 1B		3 0 0 0 0 0 1 1 0 1 0 0 0 0	
Ron Kittle, R OBP: 0.338, SLG: 0.565 (1, 10)		2-3 K		1-2 F9		1-0 F3		0-0 F8		4 0 0 0 0 1 2	
Cory Snyder, R OBP: 0.323, SLG: 0.511 (1, 9)		0-0 F9			2-2 HR		1-1 2B		4-2 BB	3 1 2 1 1 0 0	
Brook Jacoby, R OBP: 0.325, SLG: 0.394 (1, 5)		0-0 F9			0-1 6-3		4-1 PO BB		1-3 K	3 0 0 0 1 1 2	
Willie Upshaw, L OBP: 0.321, SLG: 0.387 (1, 3)			1-0 L4		4-2 BB		2-2 F9			2 0 0 0 1 0 2	
Ron Washington, R OBP: 0.313, SLG: 0.361 (1, 6)			2-3 K		0-3 K		0-2 PO	3-2 6-3		3 0 0 0 0 2 1	
Andy Allanson, R OBP: 0.295, SLG: 0.336 (1, 2)			2-2 F8		0-0 5-3			1-1 5-3		3 0 0 0 0 0 1	
<b>Inning Stats</b>	R: 0 E: 0 K: 0 S: 4 H: 0 LOB: 0 BB: 0 P: 4	R: 0 E: 0 K: 1 S: 6 H: 0 LOB: 0 BB: 0 P: 8	R: 0 E: 0 K: 1 S: 8 H: 0 LOB: 0 BB: 0 P: 13	R: 0 E: 0 K: 1 S: 9 H: 1 LOB: 1 BB: 0 P: 15	R: 1 E: 0 K: 1 S: 11 H: 1 LOB: 1 BB: 1 P: 17	R: 0 E: 0 K: 0 S: 4 H: 0 LOB: 0 BB: 0 P: 7	R: 0 E: 0 K: 0 S: 9 H: 1 LOB: 1 BB: 1 P: 17	R: 0 E: 0 K: 0 S: 8 H: 0 LOB: 0 BB: 0 P: 13	R: 0 E: 0 K: 1 S: 14 H: 1 LOB: 2 BB: 1 P: 20	1B: 1 2B: 2 3B: 0 HR: 1 SF: 0 SAC: 0 DP: 0 HBP: 0	WP: 0 PB: 0 SB: 0 CS: 0 PA: 34
<b>PITCHER</b> Wes Gardner, R ERA: 1.49 Lee Smith, R ERA: 2.86	IP WLS BF H R ER SO BB IBB HBP BLK WP HR S P ERA WHIP	IP WLS BF H R ER SO BB IBB HBP BLK WP HR S P ERA WHIP	IP WLS BF H R ER SO BB IBB HBP BLK WP HR S P ERA WHIP	IP WLS BF H R ER SO BB IBB HBP BLK WP HR S P ERA WHIP	IP WLS BF H R ER SO BB IBB HBP BLK WP HR S P ERA WHIP	IP WLS BF H R ER SO BB IBB HBP BLK WP HR S P ERA WHIP	IP WLS BF H R ER SO BB IBB HBP BLK WP HR S P ERA WHIP	IP WLS BF H R ER SO BB IBB HBP BLK WP HR S P ERA WHIP	IP WLS BF H R ER SO BB IBB HBP BLK WP HR S P ERA WHIP	ERA WHIP	

Cleveland Indians @ Boston Red Sox  
 Fenway Park, Boston, MA  
 Tue Jun 28 1988, 7:05 PM EDT  
 Att. 34,661 - Unknown - 76 F

livebaseballscorecards.com

AB 30  
 R 1  
 H 4  
 RBI 1  
 BB 3  
 SO 5  
 LOB 9





Batter	1	2	3	4	5	6	7	8	9	AB	R	H	RBI	BB	SO	LOB	BOTTOM
<b>Wade Boggs, L</b> <small>(1, 5)</small> <small>OBP: 0.467, SLG: 0.454</small>	2-2 <b>L1</b> 	1-1 <b>E3</b> <b>3B</b> <small>3-H</small>		2-0 <b>F5</b> 		0-0 <b>1B</b> 		0-2 <b>G5-4-3</b> <b>1B</b> <small>1-2f</small>		5	1	2	0	0	0	2	Cleveland Indians @ Boston Red Sox Fenway Park, Boston, MA Tue Jun 28 1988, 7:05 PM EDT Att: 34,661 - Unknown - 76 F
<b>Marty Barrett, R</b> <small>(1, 4)</small> <small>OBP: 0.351, SLG: 0.367</small>	0-0 <b>FC6-4</b> <b>BB</b> <b>1B</b>	1-2 <b>HR</b> <b>3B</b> <small>1-H</small> <small>2-H</small>		1-2 <b>5-3</b> 		2-3 <b>K</b> 		1-0 <b>G5-4-3</b> 		5	1	2	2	0	1	3	
<b>Dwight Evans, R</b> <small>(1, 9)</small> <small>OBP: 0.363, SLG: 0.429</small>	4-2 <b>FC6-4</b> <b>BB</b> <b>1B</b>	0-1 <b>HR</b> <b>3B</b> <small>3-H</small>			2-2 <b>F9</b> 		2-2 <b>3-1</b> 			3	1	1	2	1	0	0	
<b>Mike Greenwell, L</b> <small>(1, 7)</small> <small>OBP: 0.445, SLG: 0.596</small>	3-1 <b>FC6-4</b> <small>1-2f</small> <small>2-3</small>	1-1 <b>F9</b> 			1-1 <b>FC5-4</b> <b>1B</b> 		1-1 <b>FC6-4</b> <b>2B</b> 			4	0	2	0	0	0	2	
<b>Ellis Burks, R</b> <small>(1, 8)</small> <small>OBP: 0.388, SLG: 0.516</small>	3-1 <b>L7</b> 			2-2 <b>L6</b> 		1-0 <b>FC5-4</b> <b>2B</b> <small>1-2f</small>		4-2 <b>FC6-4</b> <b>BB</b> 		3	1	0	0	1	0	3	
<b>Jim Rice, R</b> <small>(1, 10)</small> <small>OBP: 0.342, SLG: 0.359</small>		1-1 <b>FC1-4-6</b> <b>1B</b> 		0-0 <b>5-3</b> 		1-0 <b>2B</b> <small>1-H</small>		0-0 <b>FC6-4</b> <b>FC5</b> <b>BB</b> <small>1-2f</small> <small>2-3</small>		4	0	2	1	0	0	2	
<b>Todd Benzinger, S</b> <small>(1, 3)</small> <small>OBP: 0.291, SLG: 0.382</small>		1-0 <b>FC1-4-6</b> <b>E</b> 		0-1 <b>L8</b> 		1-1 <b>P4</b> 		4-2 <b>BB</b> 		3	1	0	0	1	0	2	
<b>Rick Cerone, R</b> <small>(1, 2)</small> <small>OBP: 0.392, SLG: 0.427</small>		1-2 <b>E6</b> <b>3B</b> <small>1-3</small>			1-0 <b>FC2-6</b> <b>1B</b> 		0-0 <b>F9</b> 		0-2 <b>FC5</b> <small>2-3f</small>		4	1	1	0	0	4	
<b>Jody Reed, R</b> <small>(1, 6)</small> <small>OBP: 0.341, SLG: 0.314</small>		0-3 <b>K</b> 			1-1 <b>FC2-6</b> <small>1-2f</small>		1-1 <b>5-3</b> 		2-1 <b>6-3</b> 		4	0	0	0	0	1	
<b>Inning Stats</b>	R: 0 E: 0 K: 0 S: 14 H: 1 LOB: 2 BB: 1 P: 26	R: 5 E: 2 K: 1 S: 20 H: 3 LOB: 0 BB: 0 P: 26	R: 0 E: 0 K: 0 S: 6 H: 0 LOB: 0 BB: 0 P: 8	R: 0 E: 0 K: 0 S: 9 H: 1 LOB: 1 BB: 0 P: 13	R: 1 E: 0 K: 0 S: 9 H: 2 LOB: 1 BB: 0 P: 15	R: 0 E: 0 K: 1 S: 8 H: 1 LOB: 1 BB: 0 P: 11	R: 0 E: 0 K: 0 S: 16 H: 1 LOB: 3 BB: 2 P: 27	R: 0 E: 0 K: 0 S: 10 H: 1 LOB: 0 BB: 0 P: 12	1B: 6 2B: 2 3B: 1 HR: 1 SF: 0 SAC: 0 DP: 1 HBP: 0	WP: 0 PB: 0 SB: 0 CS: 0 PA: 38							
<b>Scott Bailes, L</b> <small>(1, 1)</small> <small>ERA: 4.36</small>	IP: 6.1 WLS: L BF: 32 H: 9 R: 6 ER: 1 SO: 2 BB: 2 IBB: 0 HBP: 0 BLK: 0 WP: 0 HR: 1 S: 74 P: 114 ERA: 1.42 WHIP: 1.737	<b>Don Gordon, R</b> <small>(7, 1)</small> <small>ERA:</small>	IP: 1.2 WLS: BF: 6 H: 1 R: 0 ER: 0 SO: 0 BB: 1 IBB: 0 HBP: 0 BLK: 0 WP: 0 HR: 0 S: 18 P: 24 ERA: 0.00 WHIP: 1.200														

<b>AB</b>	<b>35</b>
<b>R</b>	<b>6</b>
<b>H</b>	<b>10</b>
<b>RBI</b>	<b>5</b>
<b>BB</b>	<b>3</b>
<b>SO</b>	<b>2</b>
<b>LOB</b>	<b>21</b>



Batter	1	2	3	4	5	6	7	8	9	AB R H RBI BB SO LOB	TOP	
Julio Franco, R (1, 4) OBP: 0.342, SLG: 0.423	4-1 BB 1B		2-2 L9			1-2 F9		0-2 E4		3 1 0 0 1 0 0		
Mel Hall, L (1, 8) OBP: 0.328, SLG: 0.376	0-2 6-3		0-0 F8			1-2 1B		1-2 FC6-4 1B		4 0 2 0 0 0 1		
Carmen Castillo, R (1, 7) OBP: 0.333, SLG: 0.342	1-2 E S 2-H 1B			1-0 F9 1B		2-3 K		1-2 FC6-4		4 0 2 1 0 1 3		
Ron Kittle, R (1, 10) OBP: 0.328, SLG: 0.546	2-3 K			0-1 F9		2-3 K			2-3 K	4 0 0 0 0 3 3		
Willie Upshaw, L (1, 3) OBP: 0.316, SLG: 0.381	2-3 K			1-2 F7			3-2 6-3		3-2 4-3	4 0 0 0 0 1 2		
Brook Jacoby, R (1, 5) OBP: 0.321, SLG: 0.389		2-2 4-3		3-3 K			3-3 K		1-0 5-3	4 0 0 0 0 2 1		
Cory Snyder, R (1, 9) OBP: 0.320, SLG: 0.506		0-0 F9			0-0 F7		1-3 K			3 0 0 0 0 1 0		
Andy Allanson, R (1, 2) OBP: 0.291, SLG: 0.332		3-3 K			0-3 K			1-1 4-3		3 0 0 0 0 2 0		
Jay Bell, R (1, 6) OBP: 0.287, SLG: 0.242			1-3 K		3-2 F4			2-3 K		3 0 0 0 0 2 0		
<b>Inning Stats</b>	R: 1 H: 1 E: 1 LOB: 1 K: 2 BB: 1 S: 15 P: 24	R: 0 H: 0 E: 0 LOB: 0 K: 1 BB: 0 S: 10 P: 15	R: 0 H: 0 E: 0 LOB: 0 K: 1 BB: 0 S: 8 P: 11	R: 0 H: 1 E: 0 LOB: 1 K: 1 BB: 0 S: 10 P: 15	R: 0 H: 0 E: 0 LOB: 0 K: 1 BB: 0 S: 7 P: 10	R: 0 H: 1 E: 0 LOB: 1 K: 2 BB: 0 S: 14 P: 20	R: 0 H: 0 E: 0 LOB: 0 K: 2 BB: 0 S: 9 P: 16	R: 0 H: 1 E: 1 LOB: 2 K: 1 BB: 0 S: 14 P: 19	R: 0 H: 0 E: 0 LOB: 0 K: 1 BB: 0 S: 7 P: 13	1B: 4 SF: 0 2B: 0 SAC: 0 3B: 0 DP: 0 HR: 0 HBP: 0	WP: 0 PA: 33 PB: 0 SB: 1 CS: 0	
<b>PITCHER</b> Roger Clemens, R (1, 1) ERA: 2.44 Lee Smith, R (8, 1) ERA: 2.7	IP WLS BF H R ER SO BB IBB HBP BLK WP HR S P ERA WHIP	7.0 W 25 3 1 1 10 1 0 0 0 0 0 0 73 111 1.29 0.571	2.0 S 8 1 0 0 2 0 0 0 0 0 0 0 0 21 32 0.00 0.500									

Cleveland Indians @ Boston Red Sox  
 Fenway Park, Boston, MA  
 Wed Jun 29 1988, 7:05 PM EDT  
 Att: 35,035 - Unknown

AB	32
R	1
H	4
RBI	1
BB	1
SO	12
LOB	10



Batter	1	2	3	4	5	6	7	8	9	AB	R	H	RBI	BB	SO	LOB
Wade Boggs, L (1, 5) OBP: 0.465, SLG: 0.451	1-2 FC3-6 1B	2-1 FC6 1-2f		3-2 G3		0-1 G6-4-3 1-2f				4	0	1	0	0	0	5
Marty Barrett, R (1, 4) OBP: 0.356, SLG: 0.372	1-2 FC3-6 1B		2-1 3-1 HR 1B	3-2 1B			0-0 F4			4	1	3	1	0	0	0
Dwight Evans, R (1, 9) OBP: 0.365, SLG: 0.430	2-2 F6		1-0 1-2 HR 1B	3-1 F2			0-1 1B			4	1	2	0	0	0	3
Mike Greenwell, L (1, 7) OBP: 0.439, SLG: 0.587	3-0 FC3-6 1-2f 2-3		1-0 1-2 2-3		1-2 F2		0-0 F9			4	0	0	0	0	0	5
Ellis Burks, R (1, 8) OBP: 0.386, SLG: 0.524	3-2 F6 1-2		2-1 2-H 3-H HR		3-2 F8		1-3 K			4	1	1	3	0	1	3
Jim Rice, R (1, 10) OBP: 0.344, SLG: 0.365		2-2 G3 2B	2-2 F9		3-2 4-3			1-1 SH1-3 2B 1B		4	0	2	0	0	0	0
Kevin Romine, R (8, PR) OBP: 0.188, SLG: 0.194										0	1	0	0	0	0	0
Todd Benzinger, S (1, 3) OBP: 0.283, SLG: 0.371		2-1 6-3	1-2 F9			2-2 F6		0-0 SH1-3		3	0	0	0	0	0	1
Rich Gedman, L (1, 2) OBP: 0.265, SLG: 0.293		2-0 G3		2-2 SH5-3 1B 2B		0-0 1B 1B		2-2 6-3 2B		4	1	3	1	0	0	1
Spike Owen, S (1, 6) OBP: 0.330, SLG: 0.407		4-1 FC6 BB		0-1 SH5-3 2-3		1-1 G6-4-3 1B		2-1 6-3		2	0	1	0	1	0	2

Inning Stats	R: 0	H: 2	E: 0	K: 0	S: 17	R: 0	H: 1	E: 0	K: 0	S: 9	R: 3	H: 3	E: 0	K: 0	S: 12	R: 1	H: 2	E: 0	K: 0	S: 16	R: 0	H: 0	E: 0	K: 0	S: 11	R: 0	H: 2	E: 0	K: 0	S: 8	R: 0	H: 1	E: 0	K: 1	S: 7	R: 1	H: 2	E: 0	K: 0	S: 9	1B: 9	2B: 3	3B: 0	HR: 1	SF: 0	SAC: 2	DP: 1	HBP: 0	WP: 0	PB: 0	SB: 1	CS: 0	PA: 36
--------------	------	------	------	------	-------	------	------	------	------	------	------	------	------	------	-------	------	------	------	------	-------	------	------	------	------	-------	------	------	------	------	------	------	------	------	------	------	------	------	------	------	------	-------	-------	-------	-------	-------	--------	-------	--------	-------	-------	-------	-------	--------


PITCHER	IP	WLS	BF	H	R	ER	SO	BB	IBB	HBP	BLK	WP	HR	S	P	ERA	WHIP
Tom Candiotti, R (1, 1) ERA: 3.51	4.0	L	21	8	4	4	0	1	0	0	0	0	1	54	93	9.00	2.250
Brad Havens, L (5, 1) ERA: 3.12	2.2		10	3	0	0	0	0	0	0	0	0	0	23	33	0.00	1.125
Jon Perlman, R (7, 1) ERA: 3.5	1.1		5	2	1	1	1	0	0	0	0	0	0	12	18	6.75	1.500

**BOTTOM**

**Cleveland Indians @ Boston Red Sox**  
 Fenway Park, Boston, MA  
 Wed Jun 29 1988, 7:05 PM EDT  
 Att. 35,035 - Unknown

livebaseballscorecards.com

AB	33
R	5
H	13
RBI	5
BB	1
SO	1
LOB	20



Batter	1	2	3	4	5	6	7	8	9	AB R H RBI BB SO LOB	TOP																									
Wade Boggs, L (1, 5) OBP: 0.464, SLG: 0.448	2-2 6-3		0-3 K		0-0 SH3-4 FC4-6 1B	1-2 L5		4-0 FC6 IBB		4 1 1 0 1 1 3																										
Marty Barrett, R (1, 4) OBP: 0.354, SLG: 0.370	3-2 L7		2-1 E7 3B 1B		0-1 SH3-4		0-2 4-3	3-1 FC6		4 1 1 1 0 0 2																										
Dwight Evans, R (1, 9) OBP: 0.372, SLG: 0.446	1-1 WP 2B		0-0 SF8 3B		1-1 FC4-6 1B		2-2 WP 1B		0-1 F8	5 1 4 3 0 0 0																										
Mike Greenwell, L (1, 7) OBP: 0.436, SLG: 0.581	3-3 K		1-1 SF8		0-2 FC4-6 3B		0-3 K		4-2 FC4-6 BB	3 1 0 2 1 2 3																										
Ellis Burks, R (1, 8) OBP: 0.386, SLG: 0.528		2-3 K	2-2 6-3		1-0 3B		4-0 BB		0-2 FC4-6	4 0 1 1 1 1 1																										
Jim Rice, R (1, 10) OBP: 0.338, SLG: 0.358		1-0 L3		0-0 P3	0-2 5-3		1-1 6-3		2-1 F8	5 0 0 0 0 0 4																										
Todd Benzinger, S (1, 3) OBP: 0.291, SLG: 0.376		0-3 K		1-3 K		0-0 SH3 1B		0-0 G4-6-3 1B		4 0 2 0 0 2 0																										
Rich Gedman, L (1, 2) OBP: 0.267, SLG: 0.295			1-2 1B 1B	1-0 P5		1 SAFE SH3		1-2 G4-6-3		3 1 1 0 0 0 1																										
Spike Owen, S (1, 6) OBP: 0.339, SLG: 0.412			1-1 E 3B 1B		4-2 SH3-4 1B BB	0-0 6-3		1-1 E4 1B		3 2 2 0 1 0 1																										
<b>Inning Stats</b>	R: 0 E: 0 K: 1 S: 18	H: 1 LOB: 1 BB: 0 P: 27	R: 0 E: 0 K: 2 S: 7	H: 0 LOB: 0 BB: 0 P: 10	R: 4 E: 1 K: 1 S: 16	H: 4 LOB: 0 BB: 0 P: 23	R: 0 E: 0 K: 1 S: 7	H: 0 LOB: 0 BB: 0 P: 9	R: 3 E: 0 K: 0 S: 16	H: 3 LOB: 1 BB: 1 P: 21	R: 0 E: 0 K: 0 S: 6	H: 1 LOB: 1 BB: 0 P: 7	R: 0 E: 0 K: 1 S: 12	H: 1 LOB: 2 BB: 1 P: 19	R: 0 E: 1 K: 0 S: 10	H: 2 LOB: 2 BB: 1 P: 19	R: 0 E: 0 K: 0 S: 10	H: 0 LOB: 1 BB: 1 P: 16	1B: 9 2B: 1 3B: 2 HR: 0	SF: 1 SAC: 2 DP: 1 HBP: 0	WP: 2 PB: 0 SB: 0 CS: 0	PA: 42														
<b>PITCHER</b>	IP WLS BF H R ER SO BB IBB HBP BLK WP HR S P ERA WHIP																																			
Bret Saberhagen, R (1, 1) ERA: 3.68	5.0		24	8	7	7	5	1	0	0	0	1	0	64	90	12.60	1.800																			
Jeff Montgomery, R (6, 1) ERA: 4.96	1.1	W	6	2	0	0	0	0	0	0	0	0	0	12	15	0.00	1.500																			
Jerry Don Gleaton, L (7, 1) ERA: 2.84	0.1		2	0	0	0	1	1	0	0	0	1	0	4	8	0.00	3.000																			
Gene Garber, R (7, 1) ERA: 3.58	1.0		5	2	0	0	0	0	1	0	0	0	0	10	17	0.00	2.000																			
Steve Farr, R (8, 1) ERA: 2.14	1.1	S	5	0	0	0	0	1	0	0	0	0	0	12	21	0.00	0.750																			

**Boston Red Sox @ Kansas City Royals**  
 Royals Stadium, Kansas City, MO

livebaseballscorecards.com

<b>AB</b>	<b>35</b>
<b>R</b>	<b>7</b>
<b>H</b>	<b>12</b>
<b>RBI</b>	<b>7</b>
<b>BB</b>	<b>4</b>
<b>SO</b>	<b>6</b>
<b>LOB</b>	<b>15</b>



Fri Jul 01 1988, 8:05 PM EDT  
 Att. 25,970 - Unknown - 62 F

BOTTOM

Boston Red Sox @ Kansas City Royals  
Royals Stadium, Kansas City, MO

Fri Jul 01 1988, 8:05 PM EDT  
Att: 25,970 - Unknown - 62 F

livebaseballscorecards.com

AB	33
R	8
H	12
RBI	7
BB	1
SO	4
LOB	10



WP	1	PA	36
PB	0		
SB	1		
CS	1		

AB	R	H	RBI	BB	SO	LOB
3	2	2	1	1	0	1
4	2	2	1	0	0	1
4	0	2	1	0	0	2
4	1	1	2	0	1	2
4	0	0	0	0	1	2
3	1	2	1	0	0	0
1	1	0	0	0	0	0
4	1	2	0	0	1	0
3	0	0	0	0	1	1
2	0	1	0	0	0	0
1	0	0	1	0	0	1
1B	8	SF	0			
2B	4	SAC	1			
3B	0	DP	1			
HR	0	HBP	0			

Batter	1	2	3	4	5	6	7	8	9
<b>Kurt Stillwell, S</b> OBP: 0.344, SLG: 0.445 (1, 6)	4-2 F8 1B 2B BB	1-2 E8 1B 2B		1 SAFE 2-2 P6		X 0-0 WP 2B			
<b>Willie Wilson, S</b> OBP: 0.302, SLG: 0.368 (1, 8)	0-1 2B 1B	1-2 S BLK 1B 1B		0-0 CS 1-2	1-0 F8	1-1 G3 2-3			
<b>George Brett, L</b> OBP: 0.409, SLG: 0.568 (1, 3)	1-1 F8 2-3	1-1 G5-4-3 1B 1-H			3-1 2B		3-1 4-3		
<b>Danny Tartabull, R</b> OBP: 0.389, SLG: 0.535 (1, 10)	3-2 1B 2B	3-0 G5-4-3 1-2f			3-3 K		1-2 F9		
<b>Kevin Seitzer, R</b> OBP: 0.382, SLG: 0.420 (1, 5)	3-3 K		2-1 F8		0-1 F8		1-2 F8		
<b>Frank White, R</b> OBP: 0.283, SLG: 0.375 <b>Brad Wellman, R</b> OBP: 0.313, SLG: 0.289 (6, PR) (7, 4)	2-2 E 1B 2B 1B		3-2 P4			1-2 SH3 1B 4-3 1B		1-1 4-3	
<b>Pat Tabler, R</b> OBP: 0.315, SLG: 0.301 (1, 9)	3-2 E8 1B 1-H		3-2 L9			1-2 4-3 SH3 2B 1B		1-3 K	
<b>Mike Macfarlane, R</b> OBP: 0.340, SLG: 0.367 (1, 2)	1-3 K			2-2 F9		0-0 SH3 1-2 2-3		0-0 P4	
<b>Gary Thurman, R</b> OBP: 0.182, SLG: 0.129 <b>Jim Eisenreich, L</b> OBP: 0.212, SLG: 0.252 (6, PH) (7, 7)		2-0 6-3		3-2 CS 1B		1-0 4-3 2-3 3-H			

Inning Stats	R	H	E	K	S	R	H	E	K	S	R	H	E	K	S	R	H	E	K	S	R	H	E	K	S
	4	4	1	2	39	2	3	0	0	20	0	0	0	0	17	0	1	0	0	13	0	3	0	0	18
	1	0	0	0	0	0	0	0	0	0	0	0	0	0	0	0	0	0	0	0	0	0	0	0	0
	2	2	0	1	3	0	0	0	0	0	0	0	0	0	0	0	0	0	0	0	0	0	0	0	0

PITCHER	IP	WLS	BF	H	R	ER	SO	BB	IBB	HBP	BLK	WP	HR	S	P	ERA	WHIP
<b>Bruce Hurst, L</b> ERA: 4.44 (1, 1)	1.1		12	7	6	5	2	1	0	0	1	0	0	33	55	33.75	6.000
<b>Steve Ellsworth, R</b> ERA: 6.03 (2, 1)	4.1	L	16	5	2	2	1	0	0	0	0	0	0	40	66	4.15	1.154
<b>Dennis Lamp, R</b> ERA: 3.06 (6, 1)	2.1		7	0	0	0	1	0	0	0	0	1	0	18	26	0.00	0.000

Batter	1	2	3	4	5	6	7	8	9	AB R H RBI BB SO LOB	TOP											
Wade Boggs, L (1, 5) OBP: 0.467, SLG: 0.463	0-0 F7		3-2 1B		2-1 IHR		1-0 FC6-4 1B			4 1 3 1 0 0 0												
Marty Barrett, R (1, 4) OBP: 0.353, SLG: 0.369	1-2 5-3		0-0 G5-3 1B		0-1 L3		1-1 FC6-4 1-2f			4 0 1 0 0 0 1												
Dwight Evans, R (1, 9) OBP: 0.370, SLG: 0.443	2-1 FC5 1B		3-3 K		0-0 6-3			0-0 5-3		4 0 1 0 0 1 2												
Mike Greenwell, L (1, 7) OBP: 0.437, SLG: 0.579	1-1 1-2 1B		0-1 1-2 2-3 1B		1-0 G1-4-3			0-0 4-3		4 0 2 0 0 0 0												
Ellis Burks, R (1, 8) OBP: 0.384, SLG: 0.523	2-1 FC5 2-3f		0-1 G5-3 2-3f		0-2 4-3			1-2 1B		4 0 1 0 0 0 5												
Jim Rice, R (1, 10) OBP: 0.341, SLG: 0.368		3-3 K		1-2 G5-4-3 1B		0-0 3B		0-1 F7		4 0 2 0 0 1 1												
Todd Benzinger, S (1, 3) OBP: 0.281, SLG: 0.363		0-0 5-3		2-2 G5-4-3 1-2f		1-3 K		0-0 F8		4 0 0 0 0 1 2												
Rick Cerone, R (1, 2) OBP: 0.389, SLG: 0.422		2-2 1B		3-2 F8			0-0 5-3		1-1 F8	4 0 1 0 0 0 0												
Spike Owen, S (1, 6) OBP: 0.332, SLG: 0.402		3-2 6-3		2-2 F7			0-1 P3		0-1 G3	4 0 0 0 0 0 1												
<b>Inning Stats</b>	R: 0 E: 0 K: 0 S: 10	H: 2 LOB: 2 BB: 0 P: 16	R: 0 E: 0 K: 1 S: 12	H: 1 LOB: 1 BB: 0 P: 20	R: 0 E: 0 K: 1 S: 11	H: 3 LOB: 2 BB: 0 P: 17	R: 0 E: 0 K: 0 S: 9	H: 1 LOB: 0 BB: 0 P: 15	R: 1 E: 0 K: 0 S: 9	H: 1 LOB: 0 BB: 0 P: 13	R: 0 E: 0 K: 1 S: 8	H: 1 LOB: 1 BB: 0 P: 10	R: 0 E: 0 K: 0 S: 6	H: 1 LOB: 1 BB: 0 P: 8	R: 0 E: 0 K: 0 S: 7	H: 1 LOB: 1 BB: 0 P: 8	R: 0 E: 0 K: 0 S: 5	H: 0 LOB: 0 BB: 0 P: 6	1B: 9 2B: 0 3B: 1 HR: 1	SF: 0 SAC: 0 DP: 2 HBP: 0	WP: 0 PB: 0 SB: 0 CS: 0	PA: 36
<b>PITCHER</b>	IP WLS BF H R ER SO BB IBB HBP BLK WP HR S P ERA WHIP																					
Charlie Leibrandt, L (1, 1) ERA: 3.86	7.2 W 32 11 1 1 3 0 0 0 0 0 0 70 105 1.17 1.435																					
Jeff Montgomery, R (8, 1) ERA: 4.86	0.1 1 0 0 0 0 0 0 0 0 0 0 2 2 0.00 0.000																					
Steve Farr, R (9, 1) ERA: 2.09	1.0 S 3 0 0 0 0 0 0 0 0 0 0 5 6 0.00 0.000																					

**Boston Red Sox @ Kansas City Royals**  
 Royals Stadium, Kansas City, MO  
 Sat Jul 02 1988, 8:05 PM EDT  
 Att. 37,098 - Unknown - 75 F

[livebaseballscorecards.com](http://livebaseballscorecards.com)

<b>AB</b>	36
<b>R</b>	1
<b>H</b>	11
<b>RBI</b>	1
<b>BB</b>	0
<b>SO</b>	3
<b>LOB</b>	12



Batter	1	2	3	4	5	6	7	8	9	AB	R	H	RBI	BB	SO	LOB
<b>Kurt Stillwell, S</b> OBP: 0.343, SLG: 0.442 (1, 6)	1-1 6-3		2-2 P6		3-2 P2			0-0 SF9 SH1-4 1-2 1B		4	0	1	0	0	0	1
<b>Willie Wilson, S</b> OBP: 0.299, SLG: 0.364 (1, 8)	0-3 K		1-0 P5			2-1 L7		0-0 SH1-4 1-2 2-3		3	0	0	0	0	1	0
<b>George Brett, L</b> OBP: 0.407, SLG: 0.563 (1, 3)	1-1 F8			3-2 L7		1-1 4-3		4-0 SF9 IBB		3	0	0	0	1	0	0
<b>Danny Tartabull, R</b> OBP: 0.390, SLG: 0.535 (1, 9)		2-3 K		1-2 G6-4-3 1B		4-1 BB		3-2 SF9 1-2 2-3 3-H		2	0	1	1	1	1	0
<b>Kevin Seitzer, R</b> OBP: 0.380, SLG: 0.415 (1, 5)		1-1 G1-4-3		1-1 G6-4-3 1-2f		2-1 P4		4-1 IBB		3	0	0	0	1	0	2
<b>Frank White, R</b> OBP: 0.286, SLG: 0.385 (1, 4)		0-0 2B 2B			0-1 F9 2B 2B		1-1 F8	0-0 1-3		4	2	2	0	0	0	3
<b>Bo Jackson, R</b> OBP: 0.344, SLG: 0.522 (1, 10)		2-1 2-H 2B			0-2 F9 2-3		0-1 5-3			3	0	1	1	0	0	1
<b>Pat Tabler, R</b> OBP: 0.315, SLG: 0.306 (1, 7)		0-3 K			1-1 2B 3-H		0-0 1-3			3	0	1	1	0	1	1
<b>Jim Eisenreich, L</b> OBP: 0.212, SLG: 0.252 (8, 7)										0	0	0	0	0	0	0
<b>Mike Macfarlane, R</b> OBP: 0.340, SLG: 0.367 (1, 2)			2-0 6-3		0-0 P6			0-0 SH1-4 SF9 1B 1B		3	1	1	0	0	0	1

Inning Stats	R: 0	H: 0	E: 0	K: 1	S: 7	R: 1	H: 2	E: 0	K: 2	S: 12	R: 0	H: 0	E: 0	K: 0	S: 5	R: 0	H: 1	E: 0	K: 0	S: 8	R: 1	H: 2	E: 0	K: 0	S: 11	R: 0	H: 0	E: 0	K: 0	S: 7	R: 0	H: 0	E: 0	K: 0	S: 5	R: 1	H: 2	E: 0	K: 0	S: 8	R: 0	H: 0	E: 0	K: 0	S: 7	R: 0	H: 2	E: 0	K: 0	S: 19
<b>Oil Can Boyd, R</b> ERA: 5.33 (1, 1)	IP	WLS	BF	H	R	ER	SO	BB	IBB	HBP	BLK	WP	HR	S	P	ERA	WHIP																																	
<b>Bob Stanley, R</b> ERA: 3.86 (8, 1)	0.2	L	3	0	0	0	0	0	1	0	0	0	0	5	12	0.00	0.000																																	


**BOTTOM**

**Boston Red Sox @ Kansas City Royals**  
Royals Stadium, Kansas City, MO

Sat Jul 02 1988, 8:05 PM EDT  
Att: 37,098 - Unknown - 75 F

AB	28
R	3
H	7
RBI	3
BB	3
SO	3
LOB	9

livebaseballscorecards.com



WP: 0	PA: 33
PB: 0	
SB: 0	
CS: 0	

Batter	1	2	3	4	5	6	7	8	9	AB R H RBI BB SO LOB	TOP																									
Wade Boggs, L (1, 5) OBP: 0.465, SLG: 0.460	2-1 1B		2-1 6-3		1-0 4-3		0-1 FC6-4			4 0 1 0 0 0 2	<b>Boston Red Sox @ Kansas City Royals</b> Royals Stadium, Kansas City, MO Sun Jul 03 1988, 4:33 AM EDT Att. 36,220 - Sunny - 82 F																									
Marty Barrett, R (1, 4) OBP: 0.349, SLG: 0.364	0-0 6-3		2-3 K			0-0 6-3		1-1 P4		4 0 0 0 0 1 1																										
Dwight Evans, R (1, 9) OBP: 0.369, SLG: 0.439	3-3 K			4-2 1B BB		1-1 6-3		2-3 K		3 0 0 0 1 2 0																										
Kevin Romine, R (8, 9) OBP: 0.188, SLG: 0.194										0 0 0 0 0 0 0																										
Mike Greenwell, L (1, 7) OBP: 0.434, SLG: 0.578		0-0 2B		2-3 K		1-0 P6		0-0 G3		4 0 1 0 0 1 1																										
Ellis Burks, R (1, 8) OBP: 0.386, SLG: 0.521		1-0 P4		1-3 K			4-0 HR BB		0-0 G3 1B	3 1 1 0 1 1 2																										
Jim Rice, R (1, 10) OBP: 0.339, SLG: 0.366		0-0 5-3		0-0 1B			1-3 K		1-0 F8	4 0 1 0 0 1 3																										
Todd Benzinger, S (1, 3) OBP: 0.280, SLG: 0.385		0-1 L7		1-0 4-3			3-1 HR		3-2 G3	4 1 1 2 0 0 4																										
Rich Gedman, L (1, 2) OBP: 0.257, SLG: 0.283			2-1 4-1		0-0 F8		3-2 F7		2-0 F7	4 0 0 0 0 0 1																										
Spike Owen, S (1, 6) OBP: 0.337, SLG: 0.407			1-1 6-3 1B		2-1 4-3		1-2 FC6-4 1B			3 0 2 0 0 0 0																										
<b>Inning Stats</b>	R: 0 E: 0 K: 1 S: 6	H: 1 LOB: 0 BB: 0 P: 11	R: 0 E: 0 K: 0 S: 5	H: 1 LOB: 1 BB: 0 P: 6	R: 0 E: 0 K: 1 S: 9	H: 1 LOB: 1 BB: 0 P: 16	R: 0 E: 0 K: 2 S: 13	H: 1 LOB: 2 BB: 1 P: 21	R: 0 E: 0 K: 0 S: 4	H: 0 LOB: 0 BB: 0 P: 6	R: 2 E: 0 K: 1 S: 13	H: 2 LOB: 1 BB: 1 P: 25	R: 0 E: 0 K: 1 S: 6	H: 0 LOB: 0 BB: 0 P: 9	R: 0 E: 0 K: 0 S: 7	H: 1 LOB: 1 BB: 0 P: 12	1B: 5 2B: 1 3B: 0 HR: 1	SF: 0 SAC: 0 DP: 0 HBP: 0	WP: 0 PB: 0 SB: 1 CS: 0	PA: 35																
<b>PITCHER</b>	IP WLS BF H R ER SO BB IBB HBP BLK WP HR S P ERA WHIP																																			
Mark Gubicza, R (1, 1) ERA: 2.76	7.0	28	6	2	2	5	2	0	0	0	0	0	1	54	92	2.57	1.143																			
Jeff Montgomery, R (8, 1) ERA: 4.58	1.0	W	3	0	0	0	1	0	0	0	0	0	0	6	9	0.00	0.000																			
Steve Farr, R (9, 1) ERA: 2.05	1.0	S	4	1	0	0	0	0	0	0	0	0	0	7	12	0.00	1.000																			

livebaseballscorecards.com

<b>AB</b>	<b>33</b>
<b>R</b>	<b>2</b>
<b>H</b>	<b>7</b>
<b>RBI</b>	<b>2</b>
<b>BB</b>	<b>2</b>
<b>SO</b>	<b>6</b>
<b>LOB</b>	<b>14</b>





Batter	1	2	3	4	5	6	7	8	9	AB	R	H	RBI	BB	SO	LOB
<b>Kurt Stillwell, S</b> OBP: 0.341, SLG: 0.438 (1, 6)	F8 2-2		F8 0-0		P7 2-2	F7 1-1		1B 2-1		5	0	1	0	0	0	1
<b>Willie Wilson, S</b> OBP: 0.301, SLG: 0.365 (1, 8)	BB 1B 1-2		K 2-3		5-3 0-2		F8 2-1	1B 2-1		5	0	2	1	0	1	1
<b>George Brett, L</b> OBP: 0.410, SLG: 0.565 (1, 10)	F8 0-0		WP 1B 1-2		BB S BB 4-2		2B 0-0	F8 3-1		4	1	2	0	1	0	4
<b>Danny Tartabull, R</b> OBP: 0.392, SLG: 0.530 (1, 9)	FC1-6-4 BB 1-2		K 1-3		BB HBP 1-2		5-3 1-2			2	0	0	0	1	1	3
<b>Jim Eisenreich, L</b> OBP: 0.212, SLG: 0.252 (9, 9)	SAFE									0	0	0	0	0	0	0
<b>Kevin Seitzer, R</b> OBP: 0.385, SLG: 0.425 (1, 5)	FC1-6-4 1-2				1B 2B FC5-2 1-2	BB 2-3		2B 2-1		3	0	2	1	1	0	2
<b>Frank White, R</b> OBP: 0.286, SLG: 0.383 (1, 4)		4-3 1-0			4-3 1B FC5-2 2-3	F7 1-0		P6 0-2		4	0	1	0	0	0	4
<b>Bo Jackson, R</b> OBP: 0.342, SLG: 0.533 (1, 7)		5-3 2-2			FC5-2 1B 4-3 1-2	HR 2-2		K 1-3		4	1	1	1	0	1	2
<b>Bill Buckner, L</b> OBP: 0.266, SLG: 0.323 (1, 3)		4-3 2-1			4-3 1-2	F7 1-2		F7 0-0		4	0	0	0	0	0	2
<b>Jamie Quirk, L</b> OBP: 0.293, SLG: 0.364 (1, 2)					K 3-3			1B 4-2		3	0	1	0	1	1	2
<b>Bill Pecota, R</b> OBP: 0.216, SLG: 0.257 (8, PR)								1B BB		0	1	0	0	0	0	0
<b>Mike Macfarlane, R</b> OBP: 0.340, SLG: 0.367 (9, 2)										0	0	0	0	0	0	0

Inning Stats	R: 0	H: 1	E: 0	K: 0	S: 14	H: 0	LOB: 2	BB: 1	P: 23	R: 0	H: 0	E: 0	K: 0	S: 6	R: 0	H: 2	E: 0	K: 2	S: 11	R: 0	H: 2	E: 0	K: 1	S: 11	R: 0	H: 0	E: 0	K: 0	S: 12	R: 1	H: 1	E: 0	K: 0	S: 12	R: 1	H: 2	E: 0	K: 0	S: 11	R: 1	H: 2	E: 0	K: 1	S: 17	H: 2	LOB: 3	BB: 1	P: 29	1B: 6	SF: 0	2B: 3	SAC: 0	3B: 0	DP: 0	HR: 1	HBP: 1	WP: 1	PA: 39
--------------	------	------	------	------	-------	------	--------	-------	-------	------	------	------	------	------	------	------	------	------	-------	------	------	------	------	-------	------	------	------	------	-------	------	------	------	------	-------	------	------	------	------	-------	------	------	------	------	-------	------	--------	-------	-------	-------	-------	-------	--------	-------	-------	-------	--------	-------	--------


PITCHER	IP	WLS	BF	H	R	ER	SO	BB	IBB	HBP	BLK	WP	HR	S	P	ERA	WHIP
<b>Mike Smithson, R</b> ERA: 5.47 (1, 1)	6.1		30	7	2	2	3	3	0	1	0	1	1	69	115	2.84	1.579
<b>Lee Smith, R</b> ERA: 2.82 (7, 1)	1.2	L	9	3	1	1	1	1	0	0	0	0	0	25	39	5.40	2.400

**BOTTOM**

**Boston Red Sox @ Kansas City Royals**  
Royals Stadium, Kansas City, MO

Sun Jul 03 1988, 4:33 AM EDT  
Att: 36,220 - Sunny - 82 F

<b>AB</b>	<b>34</b>
<b>R</b>	<b>3</b>
<b>H</b>	<b>10</b>
<b>RBI</b>	<b>3</b>
<b>BB</b>	<b>4</b>
<b>SO</b>	<b>4</b>
<b>LOB</b>	<b>21</b>



Batter	1	2	3	4	5	6	7	8	9	AB R H RBI BB SO LOB	TOP											
Wade Boggs, L OBP: 0.471, SLG: 0.473 (1, 5)	3-2 SH1-3 IHR 2B	0-0 1B 1B 2B 2-H 3-H	4-0 IBB			3-2 4-3 3B 1B	2-2 G3 1B 1-2 2-H		2-1 L7-3 1-2	5 3 4 3 1 0 1												
Marty Barrett, R OBP: 0.345, SLG: 0.360 (1, 4)	1-0 SH1-3 2-3	2-2 F7	1-1 P4			3-1 4-3 1-3	2-1 G3 1-2 2-3			4 0 0 0 0 0 7												
Dwight Evans, R OBP: 0.375, SLG: 0.459 Kevin Romine, R OBP: 0.188, SLG: 0.194 (1, 9) (7, 9)	2-0 IHR	2-0 1B 1B 2-3			4-2 1B 1B BB	2-0 G6-3 3B 3-H	2-1 F9			4 3 3 3 1 0 2 0 0 0 0 0 0 0												
Mike Greenwell, L OBP: 0.440, SLG: 0.584 (1, 7)	2-3 IHR	3-2 1B 1-3 3-H			2-2 G8-4-3 1B 1B 1-3	4-0 G6-3 IBB	1-1 2B			4 0 3 1 1 1 0												
Ellis Burks, R OBP: 0.386, SLG: 0.527 (1, 8)	1-1 3B	0-1 1-3			1-0 G8-4-3 1B 1-2 3-H	3-2 G6-3 1-2	1-0 5-3			5 0 2 2 0 0 4												
Jim Rice, R OBP: 0.337, SLG: 0.367 (1, 10)	0-2 L8		1-2 1B FC3-5 2B		1-1 G8-4-3 1-2 2-3 1-2f 2-3f	2-3 IHR	2-3 IHR			5 0 1 0 0 2 5												
Todd Benzinger, S OBP: 0.285, SLG: 0.380 (1, 3)		4-2 SH1-4 1B 2B BB	2-2 FC3-5 1B 2-3		1-0 F8		0-0 5-3	2-0 F9		4 1 1 0 1 0 1												
Rich Gedman, L OBP: 0.263, SLG: 0.288 (1, 2)		1-2 SH1-4 2B 1B	3-2 FC3-5 1-3 3-H		0-0 F8		0-2 BB 1B		0-0 G3	5 2 2 0 0 0 2												
Spike Owen, S OBP: 0.340, SLG: 0.406 (1, 6)		0-0 SH1-4 1-2 2-3	2-2 G6-3		3-1 F8		4-0 G3 1B BB		0-2 L7-3 1B	3 0 1 0 1 0 2												
<b>Inning Stats</b>	R: 2 E: 0 K: 1 S: 15	H: 3 LOB: 1 BB: 0 P: 24	R: 3 E: 0 K: 0 S: 22	H: 4 LOB: 2 BB: 1 P: 34	R: 0 E: 0 K: 0 S: 19	H: 2 LOB: 3 BB: 1 P: 32	R: 1 E: 0 K: 0 S: 8	H: 2 LOB: 0 BB: 1 P: 16	R: 0 E: 0 K: 0 S: 4	H: 0 LOB: 0 BB: 0 P: 8	R: 2 E: 0 K: 1 S: 14	H: 2 LOB: 1 BB: 1 P: 31	R: 1 E: 0 K: 0 S: 11	H: 2 LOB: 2 BB: 1 P: 21	R: 0 E: 0 K: 1 S: 7	H: 1 LOB: 1 BB: 0 P: 13	R: 0 E: 0 K: 0 S: 6	H: 1 LOB: 0 BB: 0 P: 8	1B: 10 2B: 5 3B: 3 HR: 1	SF: 0 SAC: 2 DP: 1 HBP: 0	WP: 0 PB: 0 SB: 1 CS: 0	PA: 46
<b>PITCHER</b>	IP WLS BF H R ER SO BB IBB HBP BLK WP HR S P ERA WHIP											<b>PITCHER</b>	IP WLS BF H R ER SO BB IBB HBP BLK WP HR S P ERA WHIP									
Ted Power, R ERA: 4.91 (1, 1)	2.0 L 14 7 5 5 1 1 0 0 0 0 0 37 58 22.50 4.000																					
Rick Anderson, R ERA: 5.19 (3, 1)	4.0 19 6 3 3 1 1 2 0 0 0 0 45 87 6.75 1.750																					
Jerry Don Gleaton, L ERA: 2.87 (7, 1)	3.0 13 4 1 1 1 1 0 0 0 0 0 24 42 3.00 1.667																					

**Boston Red Sox @ Kansas City Royals**  
**Royals Stadium, Kansas City, MO**  
 Mon Jul 04 1988, 8:05 PM EDT  
 Att. 40,804 - Unknown - 85 F

AB	39
R	9
H	17
RBI	9
BB	5
SO	3
LOB	24



livebaseballscorecards.com

Batter	1	2	3	4	5	6	7	8	9	AB	R	H	RBI	BB	SO	LOB
<b>Kurt Stillwell, S</b> OBP: 0.342, SLG: 0.435 (1, 6)	2-3 K		1-1 1B 1-2 HBP		0-1 F8		1-0 L6		0-0 G4-6-3 1B	4	0	1	0	0	1	2
<b>Willie Wilson, S</b> OBP: 0.297, SLG: 0.360 <b>Nick Capra, R</b> (8, 8)	2-3 K		1-3 K		2-2 P4		2-3 K		0-1 G4-6-3 1-2f	4	0	0	0	0	3	5
<b>George Brett, L</b> OBP: 0.411, SLG: 0.564 (1, 3)	2-2 G4-3		2-2 1B 1-3 2-H 3-H			0-1 P5		1-2 1B 1B		4	0	2	2	0	0	0
<b>Danny Tartabull, R</b> OBP: 0.387, SLG: 0.522 <b>Pat Tabler, R</b> OBP: 0.315, SLG: 0.306 (1, 9) (9, 9)		0-2 1-3	3-3 K			1-2 6-3		0-0 F9		4	0	0	0	0	1	3
<b>Kevin Seitzer, R</b> OBP: 0.386, SLG: 0.426 (1, 5)		1-2 F8		2-1 4-3		1-1 1B		2-2 1B 1-2 1B		4	0	2	0	0	0	0
<b>Frank White, R</b> OBP: 0.285, SLG: 0.381 <b>Brad Wellman, R</b> OBP: 0.313, SLG: 0.289 (1, 4) (9, 4)		2-1 P4		1-1 1B		0-0 4-3		2-3 K		4	0	1	0	0	1	3
<b>Bo Jackson, R</b> OBP: 0.335, SLG: 0.522 (1, 7)			2-3 K		1-2 F8		0-1 4-3		1-3 K	4	0	0	0	0	2	3
<b>Bill Buckner, L</b> OBP: 0.271, SLG: 0.327 (1, 10)			1-2 1B 1B		0-1 L7		0-0 1B 1B		2-1 F9	4	1	2	0	0	0	1
<b>Mike Macfarlane, R</b> OBP: 0.349, SLG: 0.376 (1, 2)			1-2 1B HBP		2-2 P3		1-1 1B		1-2 1B	4	1	3	0	0	0	0

Inning Stats	R: 0	H: 0	E: 0	K: 2	S: 10	LOB: 0	BB: 0	P: 16
<b>Roger Clemens, R</b> ERA: 2.43 (1, 1)	8.0	9	2	0	0	2	0	8
<b>Bob Stanley, R</b> ERA: 3.74 (9, 1)	1.0	2	0	0	0	0	0	0


**BOTTOM**

**Boston Red Sox @ Kansas City Royals**  
Royals Stadium, Kansas City, MO

Mon Jul 04 1988, 8:05 PM EDT  
Att: 40,804 - Unknown - 85 F

<b>AB</b>	<b>37</b>
<b>R</b>	<b>2</b>
<b>H</b>	<b>11</b>
<b>RBI</b>	<b>2</b>
<b>BB</b>	<b>0</b>
<b>SO</b>	<b>8</b>
<b>LOB</b>	<b>19</b>

livebaseballscorecards.com



<b>WP: 0</b>	<b>PA: 38</b>
<b>PB: 0</b>	
<b>SB: 0</b>	
<b>CS: 0</b>	

Batter	1	2	3	4	5	6	7	8	9	AB R H RBI BB SO LOB	TOP					
Wade Boggs, L (1, 5) OBP: 0.469, SLG: 0.470	1-2 F7		1-2 G4-3		3-3 K			0-1 SF8 1B		4 1 1 0 0 1 1	<b>Boston Red Sox @ Minnesota Twins</b> Hubert H. Humphrey Metrodome, Minneapolis, MN Tue Jul 05 1988, 8:05 PM EDT Att: 44,091 - Dome - 99 F					
Marty Barrett, R (1, 4) OBP: 0.347, SLG: 0.361	0-0 1B			0-1 G6-3	1-1 F9			2-0 BB 1B	4 0 2 0 0 0 0							
Dwight Evans, R (1, 9) OBP: 0.376, SLG: 0.458	1-3 K			1-2 2B 1B		2-3 K		4-2 BB	3 1 1 0 1 2 1							
Mike Greenwell, L (1, 7) OBP: 0.438, SLG: 0.580	1-2 F8			1-2 F7		4-2 BB		1-1 SF8	2 0 0 1 1 0 2							
Ellis Burks, R (1, 8) OBP: 0.388, SLG: 0.530		3-2 CS 1B		3-1 1B 2B		1-3 K		0-0 F9	4 1 2 0 0 1 3							
Jim Rice, R (1, 10) OBP: 0.336, SLG: 0.363		3-3 K 1-2		4-2 1B WP BB		0-3 K		1-2 P3	3 1 0 0 1 2 1							
Todd Benzinger, S (1, 3) OBP: 0.284, SLG: 0.376		2-0 F8		2-2 WP 1B		0-0 P6		0-3 K	4 0 1 2 0 1 0							
Rich Gedman, L (1, 2) OBP: 0.263, SLG: 0.287			1-2 G4-3 1B	3-2 4-3		0-0 G3		1-3 K	4 0 1 0 0 1 1							
Spike Owen, S (1, 6) OBP: 0.335, SLG: 0.399			1-1 P7		1-2 F8			3-2 F9	3 0 0 0 0 0 1							
<b>Inning Stats</b>	R: 0 H: 1 E: 0 LOB: 1 K: 1 BB: 0 S: 12 P: 15	R: 0 H: 1 E: 0 LOB: 0 K: 1 BB: 0 S: 8 P: 15	R: 0 H: 1 E: 0 LOB: 0 K: 0 BB: 0 S: 9 P: 12	R: 3 H: 3 E: 0 LOB: 1 K: 0 BB: 1 S: 20 P: 34	R: 0 H: 0 E: 0 LOB: 0 K: 1 BB: 0 S: 8 P: 13	R: 0 H: 0 E: 0 LOB: 0 K: 2 BB: 1 S: 9 P: 16	R: 0 H: 0 E: 0 LOB: 0 K: 1 BB: 0 S: 5 P: 5	R: 1 H: 2 E: 0 LOB: 2 K: 0 BB: 1 S: 12 P: 22	R: 0 H: 0 E: 0 LOB: 0 K: 2 BB: 0 S: 11 P: 13	1B: 7 SF: 1 2B: 1 SAC: 0 3B: 0 DP: 1 HR: 0 HBP: 0	WP: 1 PA: 35 PB: 0 SB: 0 CS: 1					
<b>PITCHER</b>	IP WLS BF H R ER SO BB IBB HBP BLK WP HR S P ERA WHIP															
Freddie Toliver, R (1, 1) ERA: 7.53	6.0	23	6	3	3	5	2	0	0	0	1	0	66	105	4.50	1.333
Juan Berenguer, R (7, 1) ERA: 3.1	2.0	W	9	2	1	1	1	0	0	0	0	0	17	27	4.50	1.500
Jeff Reardon, R (9, 1) ERA: 2.35	1.0	S	3	0	0	0	2	0	0	0	0	0	11	13	0.00	0.000

livebaseballscorecards.com

<b>AB</b>	<b>31</b>
<b>R</b>	<b>4</b>
<b>H</b>	<b>8</b>
<b>RBI</b>	<b>3</b>
<b>BB</b>	<b>3</b>
<b>SO</b>	<b>8</b>
<b>LOB</b>	<b>10</b>





Batter	1	2	3	4	5	6	7	8	9	AB R H RBI BB SO LOB	TOP	
Wade Boggs, L OBP: 0.463, SLG: 0.464 (1, 5)	2-2 L5		1-1 L7		0-1 F8			2-1 4-3		4 0 0 0 0 0 2		
Marty Barrett, R OBP: 0.346, SLG: 0.360 (1, 4)	0-1 1B		3-2 P3			1-0 L7			2-2 6-3	4 0 1 0 0 0 1		
Dwight Evans, R OBP: 0.375, SLG: 0.465 (1, 9)	2-2 P4			0-0 HR		2-2 6-3			0-0 P7	4 1 1 1 0 0 1		
Mike Greenwell, L OBP: 0.432, SLG: 0.572 (1, 7)	1-2 5-3			0-0 6-3		0-0 L8			0-0 P6	4 0 0 0 0 0 1		
Ellis Burks, R OBP: 0.384, SLG: 0.524 (1, 8)		3-3 K		1-2 P6			1-2 5-3			3 0 0 0 0 0 1 0		
Jim Rice, R OBP: 0.332, SLG: 0.358 (1, 10)		0-0 F9		1-3 K			1-0 P4			3 0 0 0 0 0 1 0		
Todd Benzinger, S OBP: 0.277, SLG: 0.367 (1, 3)		1-3 K			2-0 F9		0-1 F9			3 0 0 0 0 0 1 0		
Rick Cerone, R OBP: 0.388, SLG: 0.427 (1, 2)			0-0 2B		1-1 F7			0-0 P6		3 0 1 0 0 0 0 0		
Spike Owen, S OBP: 0.335, SLG: 0.395 (1, 6)			0-3 K		4-1 BB			2-3 K		2 0 0 0 1 2 1		
<b>Inning Stats</b>	R: 0 H: 1 E: 0 LOB: 1 K: 0 BB: 0 S: 13 P: 18	R: 0 H: 0 E: 0 LOB: 0 K: 2 BB: 0 S: 7 P: 11	R: 0 H: 1 E: 0 LOB: 1 K: 1 BB: 0 S: 10 P: 14	R: 1 H: 1 E: 0 LOB: 0 K: 1 BB: 0 S: 8 P: 10	R: 0 H: 0 E: 0 LOB: 1 K: 0 BB: 1 S: 6 P: 13	R: 0 H: 0 E: 0 LOB: 0 K: 0 BB: 0 S: 5 P: 8	R: 0 H: 0 E: 0 LOB: 0 K: 0 BB: 0 S: 6 P: 8	R: 0 H: 0 E: 0 LOB: 0 K: 1 BB: 0 S: 7 P: 11	R: 0 H: 0 E: 0 LOB: 0 K: 0 BB: 0 S: 5 P: 7	1B: 1 SF: 0 2B: 1 SAC: 0 3B: 0 DP: 0 HR: 1 HBP: 0	WP: 0 PA: 31 PB: 0 SB: 0 CS: 0	
<b>PITCHER</b> Frank Viola, L (1, 1) ERA: 2.24	IP WLS BF H R ER SO BB IBB HBP BLK WP HR S P ERA WHIP	9.0 W 31 3 1 1 5 1 0 0 0 0 1 67 100 1.00 0.444										

**Boston Red Sox @ Minnesota Twins**  
 Hubert H. Humphrey Metrodome, Minneapolis, MN

Wed Jul 06 1988, 8:05 PM EDT  
 Att. 41,027 - Dome - 100 F

[livebaseballscorecards.com](http://livebaseballscorecards.com)

AB	30
R	1
H	3
RBI	1
BB	1
SO	5
LOB	6



Batter	1	2	3	4	5	6	7	8	9	AB	R	H	RBI	BB	SO	LOB
Dan Gladden, R OBP: 0.304, SLG: 0.404 (1, 7)	2-0 G3	1-2 FC 2B	2-1 F9			1-0 6-3	0-0 G4-3			5	1	0	0	0	0	1
Mark Davidson, R OBP: 0.352, SLG: 0.462 (1, 9)	3-2 S 1B	3-1 P3			0-1 L5	2-2 2B 1B		0-0 E3 1B G3		5	2	2	0	0	0	2
Kirby Puckett, R OBP: 0.369, SLG: 0.523 (1, 8)	0-0	2-1			0-1 G6-3	1-0 1B		0-0		5	1	4	2	0	0	0
John Moses, S OBP: 0.382, SLG: 0.463 (8, PR) (9, 8)	1-2 S 1B	1-H 3-H 2B				1-3 1B 2B		1-3 G3 1B		0	0	0	0	0	0	0
Gary Gaetti, R OBP: 0.358, SLG: 0.543 (1, 5)	3-3 K	4-0			0-0 P8	4-0 1B IBB		2-1 F9		2	0	0	0	2	1	2
Al Newman, S OBP: 0.265, SLG: 0.222 (6, PR) (7, 5)	1-2 2-3 IBB							1-2 F9		1	0	0	0	0	0	2
Gene Larkin, S OBP: 0.359, SLG: 0.376 (1, 3)	4-0 BB	0-0 G3				1-1 4-3 HBP		0-0 G3		3	0	1	3	1	0	3
Kent Hrbek, L OBP: 0.398, SLG: 0.550 (1, 10)	1-1 F7		2-2 2B			0-0 4-3		1-3 2-H 3-H 1B		3	1	1	0	2	0	4
Tim Laudner, R OBP: 0.338, SLG: 0.472 (1, 2)		2-2 HR	1-0 6-3			1-2 4-3		4-1 BB		3	1	1	0	2	0	4
Greg Gagne, R OBP: 0.304, SLG: 0.430 (1, 6)		0-2 FC S 2B	3-2 S 6-3 2B			2-3 K		2-2 F8		5	1	1	1	0	1	7
Steve Lombardozi, R OBP: 0.329, SLG: 0.295 (1, 4)		1-3 K 1B	1-1 6-3			1-1 F9		0-0 6-3		4	2	2	1	0	0	1
		1-3 K 2B	1-1 6-3					0-1 F9		4	0	0	1	0	1	1

Inning Stats	R: 0	H: 2	E: 0	K: 1	S: 10	R: 3	H: 3	E: 0	K: 1	S: 18	R: 2	H: 2	E: 0	K: 0	S: 12	R: 0	H: 0	E: 0	K: 1	S: 5	R: 0	H: 0	E: 0	K: 1	S: 7	R: 2	H: 3	E: 0	K: 0	S: 13	R: 0	H: 0	E: 0	K: 0	S: 4	R: 1	H: 1	E: 1	K: 0	S: 9
	LOB: 3	BB: 1	P: 23	LOB: 2	BB: 1	P: 31	LOB: 0	BB: 0	P: 21	LOB: 0	BB: 0	P: 11	LOB: 1	BB: 0	P: 11	LOB: 3	BB: 2	P: 28	LOB: 0	BB: 0	P: 4	LOB: 2	BB: 1	P: 15	LOB: 0	BB: 0	P: 15	LOB: 0	BB: 0	P: 15	LOB: 0	BB: 0	P: 15	LOB: 0	BB: 0	P: 15	LOB: 0	BB: 0	P: 15	

PITCHER	IP	WLS	BF	H	R	ER	SO	BB	IBB	HBP	BLK	WP	HR	S	P	ERA	WHIP
Bruce Hurst, L ERA: 4.6 (1, 1)	1.2	L	13	5	3	3	2	1	1	0	0	0	1	27	53	16.20	3.600
Dennis Lamp, R ERA: 3.66 (2, 1)	4.0		19	5	4	4	1	0	1	1	0	0	0	33	55	9.00	1.250
Tom Bolton, L ERA: (6, 1)	2.1		11	1	1	0	0	2	0	0	0	0	0	18	30	0.00	1.286

**BOTTOM**

**Boston Red Sox @ Minnesota Twins**  
 Hubert H. Humphrey Metrodome, Minneapolis, MN


Wed Jul 06 1988, 8:05 PM EDT  
 Att. 41,027 - Dome - 100 F

AB	37
R	8
H	11
RBI	8
BB	5
SO	3
LOB	23

livebaseballscorecards.com



WP	HR	S	P	ERA	WHIP
0	1	15	15	0.00	1.286

Batter	1	2	3	4	5	6	7	8	9	AB R H RBI BB SO LOB	TOP											
Wade Boggs, L (1, 5) OBP: 0.462, SLG: 0.461	0-2 G4-3		4-2 2B BB	1-0 1-3 2-H 1B		2-2 G4-3			1-0 G6-3	4 0 1 1 1 0 0												
Marty Barrett, R (1, 4) OBP: 0.344, SLG: 0.361	0-3 K		0-2 P3	0-0 F7			1-2 P4		0-0 BB 2B	5 0 1 0 0 1 3												
Dwight Evans, R (1, 3) OBP: 0.375, SLG: 0.470 Kevin Romine, R (9, 9) OBP: 0.188, SLG: 0.194	1-3 K		2-2 1-3 2B		0-3 K		0-0 2B		0-1 L3	5 0 2 0 0 2 1 0 0 0 0 0 0 0												
Mike Greenwell, L (1, 7) OBP: 0.435, SLG: 0.580		2-0 HR	0-2 P6		3-2 L9		4-0 IBB		4-0 BB IBB	3 1 1 1 2 0 2												
Ellis Burks, R (1, 8) OBP: 0.384, SLG: 0.524		0-1 2B	1-0 P4		1-3 K		1-1 F8		4-0 1-2 2-3 BB	4 0 1 0 1 1 4												
Jim Rice, R (1, 10) OBP: 0.333, SLG: 0.357		4-2 BB		1-0 P3		1-2 SH1-4 1B WP 1B		0-1 F9	1-1 F9	4 1 1 0 1 0 5												
Todd Benzinger, S (1, 9) OBP: 0.277, SLG: 0.364		0-3 K		2-1 G3		3-2 WP SH1-4 1-2 SH1-3 1B		0-0 G4-3		4 1 1 0 0 1 2	AB 34 R 4 H 9 RBI 3 BB 5 SO 6 LOB 21											
Rich Gedman, L (1, 2) OBP: 0.264, SLG: 0.288		2-3 K		2-2 HBP 1B 1B		0-0 SH1-4 1-2 2-3		2-2 L9		3 1 1 0 0 1 2												
Spike Owen, S (1, 6) OBP: 0.336, SLG: 0.392 Jody Reed, R (4, PR) OBP: 0.337, SLG: 0.310		0-0 G3		3-0 1B HBP		2-1 SH1-3 2-H 3-H		1-1 P3		1 0 0 0 0 0 2 1 0 0 1 0 0 0												
Inning Stats	R: 0 E: 0 K: 2 S: 9	H: 0 LOB: 0 BB: 0 P: 10	R: 1 E: 0 K: 2 S: 14	H: 2 LOB: 2 BB: 1 P: 22	R: 0 E: 0 K: 0 S: 17	H: 1 LOB: 2 BB: 1 P: 24	R: 1 E: 0 K: 0 S: 9	H: 2 LOB: 2 BB: 0 P: 18	R: 0 E: 0 K: 2 S: 9	H: 0 LOB: 0 BB: 0 P: 13	R: 2 E: 0 K: 0 S: 13	H: 2 LOB: 0 BB: 0 P: 21	R: 0 E: 0 K: 0 S: 11	H: 1 LOB: 2 BB: 1 P: 17	R: 0 E: 0 K: 0 S: 6	H: 0 LOB: 0 BB: 0 P: 9	R: 0 E: 0 K: 0 S: 6	H: 1 LOB: 3 BB: 2 P: 16	1B: 4 2B: 4 3B: 0 HR: 1	SF: 0 SAC: 2 DP: 0 HBP: 1	WP: 1 PB: 0 SB: 0 CS: 0	PA: 42
PITCHER	IP WLS BF H R ER SO BB IBB HBP BLK WP HR S P ERA WHIP												PITCHER	IP WLS BF H R ER SO BB IBB HBP BLK WP HR S P ERA WHIP								
Charlie Lea, R (1, 1) ERA: 4.56	6.0 L 28 7 4 4 6 2 0 1 0 1 1 71 108 6.00 1.500																					
Keith Atherton, R (7, 1) ERA: 3.28	2.2 13 2 0 0 0 1 2 0 0 0 0 21 39 0.00 1.125																					
Mark Portugal, R (9, 1) ERA: 4.96	0.1 1 0 0 0 0 0 0 0 0 0 0 2 3 0.00 0.000																					

**Boston Red Sox @ Minnesota Twins**  
 Hubert H. Humphrey Metrodome, Minneapolis, MN

Thu Jul 07 1988, 8:05 PM EDT  
 Att. 32,724 - Dome - 71 F

livebaseballscorecards.com



Batter	1	2	3	4	5	6	7	8	9	AB R H RBI BB SO LOB
<b>John Moses, S</b> OBP: 0.372, SLG: 0.448 (1, 7)	1-0 G3	0-0 G3			0-2 G3		1-0 F7		3-1 F7	5 0 1 0 0 0 2
<b>Randy Bush, L</b> OBP: 0.373, SLG: 0.475 (1, 9)	3-3 K		3-2 HR		1-0 G3-1		1-1 G3-1		0-2 G5-3	5 1 1 1 0 1 1
<b>Kirby Puckett, R</b> OBP: 0.372, SLG: 0.530 (1, 8)	0-0 S 1B		1-0 G4-3		1-1 3B		0-1 BB 1B		1-0 G5-3	5 0 3 0 0 0 0
<b>Kent Hrbek, L</b> OBP: 0.399, SLG: 0.551 (1, 10)	0-3 K 1-2		0-1 2B		0-0 G3		4-1 BB			3 0 1 0 1 1 2
<b>Gary Gaetti, R</b> OBP: 0.356, SLG: 0.549 (1, 5) (9, 6)		3-1 HR	2-1 P6		0-1 G6-3		1-0 F8			4 1 1 1 0 0 3
<b>Gene Larkin, S</b> OBP: 0.361, SLG: 0.381 (1, 3)		0-3 K	1-3 K		0-0 E8 1B 2B			0-1 SH3-4 1B		4 1 2 0 0 2 1
<b>Brian Harper, R</b> OBP: 0.436, SLG: 0.553 (1, 2) (9, 5)		0-1 2B		1-2 G5-3		0-1 FC6-4 1B		0-0 SH3-4		3 0 2 1 0 0 0
<b>Greg Gagne, R</b> OBP: 0.301, SLG: 0.425 (1, 6)		1-3 K		0-0 G4-3		0-0 P3		2-3 K		3 0 0 0 0 1 2
<b>Kelvin Torve, L</b> OBP: 0.308, SLG: 0.500 (8, PH)										1 0 0 0 0 1 1
<b>Al Newman, S</b> OBP: 0.265, SLG: 0.222 (9, 4)										0 0 0 0 0 0 0
<b>Steve Lombardozzi, R</b> OBP: 0.329, SLG: 0.291 (1, 4)		4-2 BB		0-3 K		2-0 FC6-4		2-3 K		2 0 0 0 1 1 1
<b>Tim Laudner, R</b> OBP: 0.336, SLG: 0.470 (8, PH) (9, 2)										1 0 0 0 0 1 1

Inning Stats	R: 0	H: 1	E: 0	K: 2	S: 8	R: 1	H: 2	E: 0	K: 2	S: 14	R: 1	H: 2	E: 0	K: 1	S: 12	R: 0	H: 0	E: 0	K: 1	S: 7	R: 0	H: 2	E: 0	K: 0	S: 7	R: 1	H: 2	E: 1	K: 0	S: 7	R: 0	H: 1	E: 0	K: 0	S: 7	R: 0	H: 1	E: 0	K: 2	S: 9	R: 0	H: 0	E: 0	K: 0	S: 6	1B: 5	2B: 3	3B: 1	HR: 2	SF: 0	SAC: 1	DP: 0	HBP: 0	WP: 0	PB: 0	SB: 1	CS: 1	PA: 39
--------------	------	------	------	------	------	------	------	------	------	-------	------	------	------	------	-------	------	------	------	------	------	------	------	------	------	------	------	------	------	------	------	------	------	------	------	------	------	------	------	------	------	------	------	------	------	------	-------	-------	-------	-------	-------	--------	-------	--------	-------	-------	-------	-------	--------

PITCHER	IP	WLS	BF	H	R	ER	SO	BB	IBB	HBP	BLK	WP	HR	S	P	ERA	WHIP
<b>Oil Can Boyd, R</b> ERA: 5.2 (1, 1)	6.0	W	27	9	3	2	6	1	0	0	0	0	2	55	79	3.00	1.667
<b>Bob Stanley, R</b> ERA: 3.41 (7, 1)	3.0	S	12	2	0	0	2	1	0	0	0	0	0	22	37	0.00	1.000

**BOTTOM**

**Boston Red Sox @ Minnesota Twins**  
**Hubert H. Humphrey Metrodome, Minneapolis, MN**

Thu Jul 07 1988, 8:05 PM EDT  
 Att: 32,724 - Dome - 71 F

livebaseballscorecards.com

<b>AB</b>	<b>36</b>
<b>R</b>	<b>3</b>
<b>H</b>	<b>11</b>
<b>RBI</b>	<b>3</b>
<b>BB</b>	<b>2</b>
<b>SO</b>	<b>8</b>
<b>LOB</b>	<b>14</b>



Batter	1	2	3	4	5	6	7	8	9	AB R H RBI BB SO LOB	TOP																
Jody Reed, R (1, 6) OBP: 0.344, SLG: 0.333	0-0 F7		0-0 FC3-6 1B 1B		0-0 SH1-3		0-0 PB 6-3 2B		0-0 F8	4 2 2 0 0 0 2																	
Marty Barrett, R (1, 4) OBP: 0.344, SLG: 0.359	0-0 F8		0-0 FC3-6 1B		4-0 G6-3 BB		0-0 F4		0-0 F4	4 0 1 0 1 0 3																	
Dwight Evans, R (1, 3) OBP: 0.370, SLG: 0.463	0-0 F8		0-0 FC3-6 1B		0-0 G6-3		0-0 6-3		0-0 FC5-4	5 0 0 1 0 0 6																	
Mike Greenwell, L (1, 7) OBP: 0.438, SLG: 0.582		0-0 BB 1B	0-0 1-2 3-H 1B		0-0 E 1B 1B		0-0 F7			4 1 3 1 0 0 0																	
Ellis Burks, R (1, 8) OBP: 0.385, SLG: 0.521		4-0 BB 1B	0-3 K		0-0 E 1B 1B		0-0 F6			3 1 1 0 1 1 2																	
Jim Rice, R (1, 10) OBP: 0.332, SLG: 0.353		0-3 K		4-0 G5-4-3 BB		0-0 E5 E 1B G4-6-3		0-3 K		3 1 0 0 1 2 4																	
Rick Cerone, R (1, 2) OBP: 0.385, SLG: 0.423		0-0 F8		0-3 K		0-0 E8 G4-6-3 1B		0-0 F8		4 0 1 2 0 1 3																	
Todd Benzinger, S (1, 9) OBP: 0.276, SLG: 0.360		0-0 6-3		0-0 G5-4-3		0-0 G4-6-3			0-0 1B 1B	4 0 1 0 0 0 4																	
Randy Kutcher, R (1, 5) OBP: 0.167, SLG: 0.167			0-0 1-3		0-0 SH1-3 1B		0-0 F8		0-0 FC5-4 1B	3 0 1 0 0 0 0																	
Wade Boggs, L (9, PH) OBP: 0.464, SLG: 0.463									1-2 FC5-4 1B	1 0 1 0 0 0 0																	
<b>Inning Stats</b>	R: 0 E: 0 K: 0 S: 3	H: 0 LOB: 0 BB: 0 P: 3	R: 0 E: 0 K: 1 S: 6	H: 1 LOB: 2 BB: 1 P: 10	R: 1 E: 0 K: 1 S: 8	H: 3 LOB: 2 BB: 0 P: 8	R: 0 E: 0 K: 1 S: 4	H: 0 LOB: 0 BB: 1 P: 8	R: 0 E: 0 K: 0 S: 3	H: 1 LOB: 1 BB: 1 P: 7	R: 3 E: 2 K: 0 S: 6	H: 3 LOB: 0 BB: 0 P: 6	R: 1 E: 0 K: 0 S: 4	H: 1 LOB: 0 BB: 0 P: 4	R: 0 E: 0 K: 1 S: 5	H: 0 LOB: 0 BB: 0 P: 5	R: 0 E: 0 K: 0 S: 5	H: 2 LOB: 2 BB: 0 P: 5	1B: 10 2B: 1 3B: 0 HR: 0	SF: 0 SAC: 1 DP: 3 HBP: 0	WP: 0 PB: 1 SB: 0 CS: 0	PA: 39					
<b>PITCHER</b>	IP WLS BF H R ER SO BB IBB HBP BLK WP HR S P ERA WHIP																										
Jerry Reuss, L (1, 1) ERA: 3.21	5.0		23	7	3	3	3	3	0	0	0	0	0	26	38	5.40	2.000										
John Davis, R (6, 1) ERA: 5.45	2.0	W	8	2	2	0	0	0	0	0	0	0	0	8	8	0.00	1.000										
Bobby Thigpen, R (8, 1) ERA: 3.55	2.0	S	8	2	0	0	1	0	0	0	0	0	0	10	10	0.00	1.000										

**Boston Red Sox @ Chicago White Sox**  
Comiskey Park, Chicago, IL  
Fri Jul 08 1988, 4:33 AM EDT  
Unknown

[livebaseballscorecards.com](http://livebaseballscorecards.com)

AB	35
R	5
H	11
RBI	4
BB	3
SO	4
LOB	24



Batter	1	2	3	4	5	6	7	8	9	AB	R	H	RBI	BB	SO	LOB	BOTTOM
Gary Redus, R OBP: 0.330, SLG: 0.416 (1, 7)	0-0 5-3		0-0 F4		0-0 F8		0-0 6-3 1B 2B			4	1	1	0	0	0	1	<p><b>Boston Red Sox @ Chicago White Sox</b> Comiskey Park, Chicago, IL Fri Jul 08 1988, 4:33 AM EDT Unknown</p>
Steve Lyons, L OBP: 0.341, SLG: 0.364 (1, 5)	0-0 2B 1B		0-3 K		0-0 2B 1B		0-0 6-3 2-3			4	2	2	0	0	1	1	
Harold Baines, L OBP: 0.335, SLG: 0.404 (1, 10)	0-0 1-H E 2B		0-3 K		0-0 1-H 2B		0-0 3-H 1B			4	1	3	3	0	1	0	
Dan Pasqua, L OBP: 0.319, SLG: 0.442 (1, 9)	0-3 K			0-3 K2-3		0-3 K				4	0	0	0	0	4	4	
Kenny Williams, R OBP: 0.247, SLG: 0.346 (9, 9)										0	0	0	0	0	0	0	
Daryl Boston, L OBP: 0.237, SLG: 0.430 (1, 8)	0-0 E9 2-H 1B			0-0 G3		0-0 3-1				3	0	1	0	0	0	0	
Dave Gallagher, R OBP: 0.305, SLG: 0.402 (8, PH) (9, 8)										1	0	0	0	0	0	0	
Greg Walker, L OBP: 0.294, SLG: 0.354 (1, 3)	0-3 K			0-3 K		0-3 K				4	0	1	0	0	3	1	
Mark Salas, L OBP: 0.320, SLG: 0.376 (1, 2)		0-0 F8			0-0 4-3		0-0 1B			4	0	1	0	0	1	1	
Ozzie Guillen, L OBP: 0.289, SLG: 0.302 (1, 6)		0-0 F8			1-0 HR HBP		0-0 F8			1	0	0	0	0	0	0	
Mike Woodard, L OBP: 0.216, SLG: 0.229 (5, PR) (6, 4)										2	1	0	0	0	1	2	
Fred Manrique, R OBP: 0.266, SLG: 0.384 (1, 4) (6, 6)		0-3 K			0-0 1-H HR		0-0 F7			3	1	1	2	0	1	0	
<b>Inning Stats</b>	R: 2 H: 3 E: 1 LOB: 1 K: 2 BB: 0 S: 10 P: 10	R: 0 H: 0 E: 0 LOB: 0 K: 1 BB: 0 S: 5 P: 5	R: 0 H: 0 E: 0 LOB: 0 K: 2 BB: 0 S: 7 P: 7	R: 0 H: 0 E: 0 LOB: 0 K: 2 BB: 0 S: 7 P: 7	R: 3 H: 3 E: 0 LOB: 2 K: 1 BB: 0 S: 8 P: 9	R: 0 H: 1 E: 0 LOB: 1 K: 1 BB: 0 S: 6 P: 6	R: 1 H: 2 E: 0 LOB: 1 K: 1 BB: 0 S: 7 P: 7	R: 0 H: 1 E: 0 LOB: 1 K: 2 BB: 0 S: 8 P: 8		1B: 6 SF: 0 2B: 3 SAC: 0 3B: 0 DP: 0 HR: 1 HBP: 1	WP: 0 PA: 35 PB: 0 SB: 0 CS: 0						
<b>PITCHER</b>	IP WLS BF H R ER SO BB IBB HBP BLK WP HR S P ERA WHIP																
Mike Smithson, R ERA: 5.66 (1, 1)	6.1 L 28 8 6 5 9 0 0 1 0 0 0 1 45 46 7.11 1.263																
Tom Bolton, L ERA: (7, 1)	1.2 7 2 0 0 3 0 0 0 0 0 0 0 13 13 0.00 1.200																

livebaseballscorecards.com

AB	34
R	6
H	10
RBI	5
BB	0
SO	12
LOB	10



Batter	1	2	3	4	5	6	7	8	9	AB R H RBI BB SO LOB	TOP											
Jody Reed, R (1, 6) OBP: 0.337, SLG: 0.325	0-3 K		0-0 F7		0-0 F6		0-0 F8			5 0 1 1 0 1 1												
Marty Barrett, R (1, 4) OBP: 0.342, SLG: 0.357	0-0 F9		0-0 6-3		0-0 1B		0-0 5-3			5 1 1 0 0 0 3												
Wade Boggs, L (1, 5) OBP: 0.463, SLG: 0.462	0-0 6-3		0-0 1B		0-0 F7			0-0 6-3		5 1 2 0 0 0 2												
Mike Greenwell, L (1, 7) OBP: 0.441, SLG: 0.589		0-0 HR 3B	0-0 F8		0-0 E9 HR 1B	0-0 F2		0-0 WP 1B		5 2 3 1 0 0 1												
Ellis Burks, R (1, 8) OBP: 0.389, SLG: 0.544		0-0 HR		0-0 E5 SF9	0-0 HR 1B	4-0 FC6-4 BB		0-0 5-3		4 3 2 4 1 0 1												
Jim Rice, R (1, 10) OBP: 0.330, SLG: 0.351		0-0 F9		0-0 SF9	0-0 2B 1B	0-3 K		0-3 K		4 1 1 1 0 2 2												
Todd Benzinger, S (1, 3) OBP: 0.287, SLG: 0.376		0-0 FC6-4 1B		0-0 FC4-6 1B	0-0 1B 2B	0-0 FC6-4		0-0 F8		5 1 3 0 0 0 1												
Rich Gedman, L (1, 2) OBP: 0.270, SLG: 0.302		0-0 F8		0-0 F9	0-0 1B 1B		0-0 2B		0-0 F4	5 1 2 1 0 0 2												
Kevin Romine, R (1, 9) OBP: 0.189, SLG: 0.194		0-0 FC6-4		0-0 FC4-6	0-0 1B 1B		0-0 F8		0-0 5-3	5 0 1 1 0 0 3												
<b>Inning Stats</b>	R: 0 E: 0 K: 1 S: 5	H: 0 LOB: 0 BB: 0 P: 5	R: 2 E: 0 K: 0 S: 6	H: 3 LOB: 1 BB: 0 P: 6	R: 0 E: 0 K: 0 S: 4	H: 1 LOB: 1 BB: 0 P: 4	R: 1 E: 1 K: 0 S: 5	H: 1 LOB: 1 BB: 0 P: 5	R: 7 E: 1 K: 0 S: 12	H: 9 LOB: 2 BB: 0 P: 12	R: 0 E: 0 K: 1 S: 5	H: 0 LOB: 1 BB: 1 P: 9	R: 0 E: 0 K: 0 S: 4	H: 1 LOB: 1 BB: 0 P: 4	R: 0 E: 0 K: 1 S: 6	H: 1 LOB: 1 BB: 0 P: 6	R: 0 E: 0 K: 0 S: 3	H: 0 LOB: 0 BB: 0 P: 3	1B: 11 2B: 2 3B: 1 HR: 2	SF: 1 SAC: 0 DP: 0 HBP: 0	WP: 1 PB: 0 SB: 0 CS: 0	PA: 45
<b>PITCHER</b>	IP WLS BF H R ER SO BB IBB HBP BLK WP HR S P ERA WHIP																					
Bill Long, R (1, 1) ERA: 4.58	4.1 L 23 9 7 6 1 0 0 0 0 0 0 2 25 25 12.46 2.077																					
Steve Rosenberg, L (5, 1) ERA: 6.32	0.0 4 4 2 2 0 0 0 0 0 0 0 0 4 4 ∞ ∞																					
Ken Patterson, L (5, 1) ERA:	3.2 15 3 1 1 2 1 0 0 0 1 0 18 22 2.46 1.091																					
Ricky Horton, L (9, 1) ERA: 5.56	1.0 3 0 0 0 0 0 0 0 0 0 0 0 3 3 0.00 0.000																					

**Boston Red Sox @ Chicago White Sox**  
Comiskey Park, Chicago, IL  
Fri Jul 08 1988, 8:05 PM EDT  
Att. 18,963 - Unknown

livebaseballscorecards.com

<b>AB</b>	43
<b>R</b>	10
<b>H</b>	16
<b>RBI</b>	9
<b>BB</b>	1
<b>SO</b>	3
<b>LOB</b>	16



Batter	1	2	3	4	5	6	7	8	9	AB R H RBI BB SO LOB
<b>Gary Redus, R</b> OBP: 0.332, SLG: 0.421 (1, 7)	0-0 1B 1B	0-0 F3		0-0 BLK 2B			0-0 G4-6-3 1-2f		0-3 K	5 1 2 0 0 1 1
<b>Steve Lyons, L</b> OBP: 0.340, SLG: 0.362 (1, 5)	0-0 1B 1B 1-3 E	0-0 F9		0-3 K 2-3			0-0 4-3			4 1 1 0 0 1 1
<b>Harold Baines, L</b> OBP: 0.337, SLG: 0.403 (1, 10)	0-0 E HBP 1B 1-2 3-H	4-0 BB			0-0 F8			0-0 F8		3 1 1 1 1 0 0
<b>Dan Pasqua, L</b> OBP: 0.314, SLG: 0.434 (1, 9)	0-0 E4 HBP BB SF8 1-3 2-H	0-0 F9			0-0 F6			0-0 4-3		4 1 0 0 0 0 2
<b>Greg Walker, L</b> OBP: 0.293, SLG: 0.350 (1, 3)	4-0 SF8 HBP BB 1-2		0-3 K		0-3 K			0-0 4-3		3 0 0 0 1 2 0
<b>Kenny Williams, R</b> OBP: 0.247, SLG: 0.338 (1, 8)	1-0 CS HBP 1-2 2-3 3-H		0-3 K		0-0 F8			0-3 K		3 0 0 1 0 2 0
<b>Ozzie Guillen, L</b> OBP: 0.289, SLG: 0.303 (1, 6)	0-0 SF8 2-3 3-H		0-0 6-3		0-0 F8			0-0 HR 1B		3 1 1 1 0 0 0
<b>Fred Manrique, R</b> OBP: 0.259, SLG: 0.373 (1, 4)	0-3 K 1-2			0-0 4-3		0-0 5-3		0-0 F3		4 0 0 0 0 1 3
<b>Ron Karkovice, R</b> OBP: 0.245, SLG: 0.333 (1, 2)		0-0 HR		0-0 6-3		0-0 G4-6-3 1B		0-0 HR		3 1 2 1 0 0 0
<b>Daryl Boston, L</b> OBP: 0.243, SLG: 0.457 (9, PH)										1 1 1 2 0 0 0

Inning Stats	R: 4 E: 1 K: 1 S: 8	H: 3 LOB: 2 BB: 1 P: 13	R: 1 E: 0 K: 0 S: 4	H: 1 LOB: 1 BB: 1 P: 8	R: 0 E: 0 K: 2 S: 7	H: 0 LOB: 0 BB: 0 P: 7	R: 0 E: 0 K: 1 S: 6	H: 1 LOB: 1 BB: 0 P: 6	R: 0 E: 0 K: 1 S: 5	H: 0 LOB: 0 BB: 0 P: 5	R: 0 E: 0 K: 0 S: 3	H: 0 LOB: 0 BB: 0 P: 3	R: 0 E: 0 K: 0 S: 3	H: 0 LOB: 0 BB: 0 P: 3	R: 0 E: 0 K: 2 S: 9	H: 2 LOB: 0 BB: 0 P: 9	1B: 5 2B: 2 3B: 0 HR: 2	SF: 1 SAC: 0 DP: 2 HBP: 1	WP: 0 PB: 0 SB: 0 CS: 1	PA: 37
--------------	------------------------------	----------------------------------	------------------------------	---------------------------------	------------------------------	---------------------------------	------------------------------	---------------------------------	------------------------------	---------------------------------	------------------------------	---------------------------------	------------------------------	---------------------------------	------------------------------	---------------------------------	----------------------------------	------------------------------------	----------------------------------	--------

PITCHER	IP	WLS	BF	H	R	ER	SO	BB	IBB	HBP	BLK	WP	HR	S	P	ERA	WHIP
<b>Steve Ellsworth, R</b> ERA: 6.75 (1, 1)	1.2		12	4	5	4	1	2	0	1	0	0	1	11	20	21.60	3.600
<b>Dennis Lamp, R</b> ERA: 3.15 (2, 1)	6.1	W	20	2	0	0	4	0	0	0	1	0	0	28	28	0.00	0.316
<b>Lee Smith, R</b> ERA: 3.79 (9, 1)	1.0		5	2	2	2	2	0	0	0	0	0	1	9	9	18.00	2.000

**BOTTOM**

**Boston Red Sox @ Chicago White Sox**  
Comiskey Park, Chicago, IL

Fri Jul 08 1988, 8:05 PM EDT  
Att. 18,963 - Unknown

livebaseballscorecards.com

<b>AB</b>	<b>33</b>
<b>R</b>	<b>7</b>
<b>H</b>	<b>8</b>
<b>RBI</b>	<b>6</b>
<b>BB</b>	<b>2</b>
<b>SO</b>	<b>7</b>
<b>LOB</b>	<b>7</b>



Batter	1	2	3	4	5	6	7	8	9	AB R H RBI BB SO LOB	TOP	
Wade Boggs, L (1, 5) OBP: 0.462, SLG: 0.461	3-2 WP 1B		0-0 P6	1-1 6-3			2-2 G4-6-3 1-2f		3-1 FC6-4 1B	5 0 2 0 0 0 3		
Marty Barrett, R (1, 4) OBP: 0.343, SLG: 0.363	1-0 F8		2-2 1B 1-H		2-1 1B SF9		1-2 L7		0-0 F7	5 2 2 1 0 0 3		
Dwight Evans, R (1, 3) OBP: 0.373, SLG: 0.465 Kevin Romine, R (9, PR) OBP: 0.189, SLG: 0.194	1-3 K		0-1 2-H 1B		0-0 G4-6-3 1B			1-1 1B 1B	1-2 FC6-4 1-2f 2-3	5 1 3 1 0 1 3 0 0 0 0 0 0 0		
Mike Greenwell, L (1, 7) OBP: 0.437, SLG: 0.585	2-3 K		1-1 F8		0-0 SF9			2-2 1B G6-3	0-0 4-3	4 1 1 1 0 1 4		
Ellis Burks, R (1, 8) OBP: 0.391, SLG: 0.555		3-1 HR	1-1 L8		2-1 G4-6-3 1-2f			1-0 1B S		4 1 2 2 0 0 2		
Jim Rice, R (1, 10) OBP: 0.326, SLG: 0.346		3-2 L8		1-0 F8		0-3 K		1-1 G6-3		4 0 0 1 0 1 1		
Todd Benzinger, S (1, 9) OBP: 0.286, SLG: 0.368		1-2 L3		4-2 E BB		0-0 G3		1-2 G6-3		3 1 0 0 1 0 1		
Rich Gedman, L (1, 2) OBP: 0.262, SLG: 0.292		0-0 F7		1-0 F7		2-2 L7		0-0 F7		4 0 0 0 0 0 2		
Jody Reed, R (1, 6) OBP: 0.364, SLG: 0.369			1-0 2B 1B	3-2 E6 1-H			1-0 G4-6-3 1B		1-1 FC6-4 1B	4 1 4 1 0 0 0		
<b>Inning Stats</b>	R: 0 H: 1 E: 0 LOB: 1 K: 2 BB: 0 S: 10 P: 17	R: 1 H: 1 E: 0 LOB: 0 K: 0 BB: 0 S: 11 P: 18	R: 2 H: 3 E: 0 LOB: 1 K: 0 BB: 0 S: 11 P: 16	R: 1 H: 1 E: 1 LOB: 1 K: 0 BB: 1 S: 10 P: 20	R: 1 H: 2 E: 0 LOB: 0 K: 0 BB: 0 S: 6 P: 10	R: 0 H: 0 E: 0 LOB: 0 K: 1 BB: 0 S: 7 P: 9	R: 0 H: 1 E: 0 LOB: 0 K: 0 BB: 0 S: 7 P: 11	R: 2 H: 3 E: 0 LOB: 1 K: 0 BB: 0 S: 12 P: 18	R: 0 H: 2 E: 0 LOB: 2 K: 0 BB: 0 S: 9 P: 14	1B: 10 SF: 1 2B: 3 SAC: 0 3B: 0 DP: 2 HR: 1 HBP: 0	WP: 1 PA: 40 PB: 0 SB: 1 CS: 0	
<b>PITCHER</b>	IP WLS BF H R ER SO BB IBB HBP BLK WP HR S P ERA WHIP											
Melido Perez, R (1, 1) ERA: 4.01	6.0 W 26 8 5 5 3 1 0 0 0 0 1 1 55 90 7.50 1.500											
Ricky Horton, L (7, 1) ERA: 5.71	1.0 5 3 2 2 0 0 0 0 0 0 0 0 12 19 18.00 3.000											
Bobby Thigpen, R (8, 1) ERA: 3.42	2.0 S 9 3 0 0 0 0 0 0 0 0 0 0 16 24 0.00 1.500											

**Boston Red Sox @ Chicago White Sox**  
Comiskey Park, Chicago, IL  
Sat Jul 09 1988, 4:33 AM EDT  
Sunny - 92 F

[livebaseballscorecards.com](http://livebaseballscorecards.com)

<b>AB</b>	<b>38</b>
<b>R</b>	<b>7</b>
<b>H</b>	<b>14</b>
<b>RBI</b>	<b>7</b>
<b>BB</b>	<b>1</b>
<b>SO</b>	<b>3</b>
<b>LOB</b>	<b>19</b>



Batter	1	2	3	4	5	6	7	8	9
<b>Gary Redus, R</b> OBP: 0.333, SLG: 0.422 (1, 7)	0-2 G5-3 1B		2-0 G6-3		0-2 F8 PB 1B	2-1 SF8		1-3 K	
<b>Steve Lyons, L</b> OBP: 0.338, SLG: 0.370 (1, 5)	1-1 F8		2-0 F9		3-2 F8 1-3	1-0 CS 1-2		1-0 2B 3B	
<b>Harold Baines, L</b> OBP: 0.339, SLG: 0.406 (1, 10)	0-1 G5-3 1-2			4-2 HR BB	1-2 L7 3-H		1-2 2B 3-H		
<b>Dan Pasqua, L</b> OBP: 0.317, SLG: 0.448 (1, 9)	2-2 F8			3-1 HR 1-H	2-1 S 3B 1B		0-0 F7		
<b>Greg Walker, L</b> OBP: 0.302, SLG: 0.376 (1, 3)		0-1 G3-1 2B		1-1 HR	3-1 3B 1-H		4-1 G4-6-3 IBB		
<b>Daryl Boston, L</b> OBP: 0.243, SLG: 0.474 (1, 8)		3-3 K		2-2 HR	3-2 G6-3		0-1 G4-6-3 1-2f		
<b>Ozzie Guillen, L</b> OBP: 0.288, SLG: 0.302 (1, 6)		0-0 G3-1		2-1 G3		1-0 L8		2-3 K	
<b>Mike Woodard, L</b> OBP: 0.200, SLG: 0.211 (4, 4)		2-3							
<b>Fred Manrique, R</b> OBP: 0.265, SLG: 0.368 (1, 4) (4, 6)		2-2 F8		2-2 L1-3		4-1 1B SF8 BB		4-2 SH1-3 BB	
<b>Ron Karkovice, R</b> OBP: 0.247, SLG: 0.333 (1, 2)			2-3 K	1-2 F8		0-0 CS 1B		0-0 SH1-3	

Inning Stats	R: 0 E: 0 K: 10 S: 10	H: 1 LOB: 1 BB: 0 P: 13	R: 0 E: 0 K: 1 S: 10	H: 1 LOB: 1 BB: 0 P: 15	R: 0 E: 0 K: 1 S: 5	H: 0 LOB: 0 BB: 0 P: 11	R: 4 E: 0 K: 0 S: 18	H: 3 LOB: 0 BB: 1 P: 33	R: 2 E: 0 K: 0 S: 21	H: 3 LOB: 1 BB: 0 P: 32	R: 1 E: 0 K: 0 S: 5	H: 1 LOB: 0 BB: 1 P: 13	R: 1 E: 0 K: 0 S: 8	H: 2 LOB: 1 BB: 1 P: 14	R: 0 E: 0 K: 2 S: 10	H: 0 LOB: 1 BB: 1 P: 17
--------------	--------------------------------	----------------------------------	-------------------------------	----------------------------------	------------------------------	----------------------------------	-------------------------------	----------------------------------	-------------------------------	----------------------------------	------------------------------	----------------------------------	------------------------------	----------------------------------	-------------------------------	----------------------------------

PITCHER	IP	WLS	BF	H	R	ER	SO	BB	IBB	HBP	BLK	WP	HR	S	P	ERA	WHIP
<b>Wes Gardner, R</b> ERA: 2.44 (1, 1)	3.0		15	5	4	4	2	1	0	0	0	0	0	35	59	12.00	2.000
<b>Tom Bolton, L</b> ERA: 2.0 (4, 1)	2.0	L	9	3	2	2	0	0	0	0	0	0	0	29	45	9.00	1.500
<b>Bob Stanley, R</b> ERA: 3.6 (6, 1)	3.0		13	3	2	2	2	2	1	0	0	0	0	23	44	6.00	1.667

**BOTTOM**

**Boston Red Sox @ Chicago White Sox**  
Comiskey Park, Chicago, IL  
Sat Jul 09 1988, 4:33 AM EDT  
Sunny - 92 F

AB	R	H	RBI	BB	SO	LOB
4	1	2	1	0	1	1
4	1	1	0	0	0	2
3	1	1	1	1	0	1
4	2	2	2	0	0	2
3	1	3	2	1	0	0
4	1	1	1	0	1	4
1	0	0	0	0	0	1
3	0	0	0	0	1	0
2	1	0	0	2	0	1
3	0	1	0	0	1	0

AB	31
R	8
H	11
RBI	7
BB	4
SO	4
LOB	12

livebaseballscorecards.com



WP	PA
0	38

Batter	1	2	3	4	5	6	7	8	9	10	AB	R	H	RBI	BB	SO	LOB	TOP							
Wade Boggs, L OBP: 0.463, SLG: 0.460 (1, 5)	L7		4-3			SH1-4 1B	K					5	1	2	0	1	1	0							
Jody Reed, R OBP: 0.346, SLG: 0.348 (1, 4) (9, 6)	G3			F8		SH1-4 1-2		F7		FC6-4 1B		5	1	0	0	0	0	3							
Dwight Evans, R OBP: 0.376, SLG: 0.467 Kevin Romine, R OBP: 0.189, SLG: 0.194 (10, PR) (10, 9)	K			F7		BB 1B		1B		1-1 1-2 E 1B		5	0	3	0	0	1	0							
Mike Greenwell, L OBP: 0.434, SLG: 0.578 (1, 7)		G3-1		4-3		0-2 1-2 3-H 1B		P4		1-2 2-3 BB E		5	1	1	1	0	0	3							
Ellis Burks, R OBP: 0.387, SLG: 0.548 (1, 8)		P4			G6-3	K		K		1-1 BB BB		5	1	1	1	0	2	3							
Jim Rice, R OBP: 0.333, SLG: 0.353 (1, 10)		1B			2B	BB BB		BB		1-2 2-3 BB BB		3	1	2	0	2	0	0							
Todd Benzinger, S OBP: 0.289, SLG: 0.385 (10, 3)		K			P6	G3				4-0 2B BB		4	2	1	2	1	1	5							
Rick Cerone, R OBP: 0.385, SLG: 0.424 (1, 2)			L4		BB			5-3		0-2 1-3 2-H 3-H 2B		4	0	1	2	1	0	0							
Spike Owen, S OBP: 0.332, SLG: 0.386 Marty Barrett, R OBP: 0.341, SLG: 0.362 (9, PH) (9, 4)			K		F9			F2		1-2 3-H		3	0	0	0	0	1	2							
<b>Inning Stats</b>	R: 0 E: 0 K: 1 S: 7	H: 0 LOB: 0 BB: 0 P: 10	R: 0 E: 0 K: 1 S: 11	H: 1 LOB: 1 BB: 0 P: 15	R: 0 E: 0 K: 1 S: 7	H: 0 LOB: 0 BB: 0 P: 11	R: 0 E: 0 K: 0 S: 5	H: 0 LOB: 0 BB: 0 P: 7	R: 0 E: 0 K: 0 S: 7	H: 1 LOB: 2 BB: 1 P: 15	R: 1 E: 0 K: 1 S: 18	H: 3 LOB: 3 BB: 1 P: 25	R: 0 E: 0 K: 1 S: 14	H: 0 LOB: 0 BB: 0 P: 21	R: 0 E: 0 K: 1 S: 13	H: 1 LOB: 1 BB: 0 P: 22	R: 1 E: 2 K: 0 S: 22	H: 1 LOB: 0 BB: 0 P: 12	R: 6 E: 2 K: 0 S: 22	H: 4 LOB: 2 BB: 3 P: 44	1B: 8 2B: 2 3B: 0 HR: 1	SF: 1 SAC: 1 DP: 0 HBP: 0	WP: 0 PB: 0 SB: 0 CS: 0	PA: 47	
<b>PITCHER</b>	IP	WLS	BF	H	R	ER	SO	BB	IBB	HBP	BLK	WP	HR	S	P	ERA	WHIP								
Jeff Bittiger, R ERA: 3.43 (1, 1)	6.0		25	5	1	1	4	2	0	0	0	0	0	55	83	1.50	1.167								
John Davis, R ERA: 5.27 (7, 1)	3.0		11	2	1	1	2	0	0	0	0	0	1	34	55	3.00	0.667								
Ricky Horton, L ERA: 6.02 (10, 1)	0.1	L	5	3	4	4	0	0	0	0	0	0	0	11	17	108.00	9.000								
Ken Patterson, L ERA: 4.91 (10, 1)	0.0		3	1	1	0	0	2	0	0	0	0	0	3	11	∞	∞								
Steve Rosenberg, L ERA: 6.06 (10, 1)	0.2		3	0	1	1	0	1	0	0	0	0	0	8	16	13.50	1.500								

**Boston Red Sox @ Chicago White Sox**  
Comiskey Park, Chicago, IL  
Sat Jul 09 1988, 8:05 PM EDT  
Att. 23,699 - Unknown - 91 F

livebaseballscorecards.com

AB 40  
R 8  
H 11  
RBI 7  
BB 5  
SO 6  
LOB 16





Batter	1	2	3	4	5	6	7	8	9	10	AB R H RBI BB SO LOB
<b>Gary Redus, R</b> OBP: 0.335, SLG: 0.419 (1, 7) X	0-0 G6-3		1-2 6-3			1-2 1B		0-1 F8		4-1 BB	4 1 1 0 1 0 0
<b>Steve Lyons, L</b> OBP: 0.335, SLG: 0.362 (1, 5) S H	1-1 BB HBP		0-3 K			0-3 K		1-3 K		1-2 F9	4 0 0 0 0 3 2
<b>Harold Baines, L</b> OBP: 0.338, SLG: 0.402 (1, 10) S F B B B B	4-2 1-2 BB		3-2 P5			2-3 K			2-2 6-3		3 0 0 0 1 1 1
<b>Dan Pasqua, L</b> OBP: 0.320, SLG: 0.454 (1, 9) S S S	1-3 K			1-3 K		1-1 2-H 1B			3-2 2B		4 0 2 1 0 2 2
<b>Greg Walker, L</b> OBP: 0.301, SLG: 0.372 (1, 3) S F S C	0-3 K			0-3 K		0-0 F2			4-0 IBB		3 0 0 0 1 2 3
<b>Daryl Boston, L</b> OBP: 0.243, SLG: 0.489 (1, 8) S C B X		1-1 HR		2-3 K			2-3 K		0-0 F7		4 1 1 1 0 2 2
<b>Mark Salas, L</b> OBP: 0.310, SLG: 0.364 (1, 2) B B B C C S X		2-3 K			0-1 F8		0-0 P4		1-1 L8		4 0 0 0 0 1 2
<b>Mike Woodard, L</b> OBP: 0.182, SLG: 0.190 (1, 4) B C S X C		1-1 4-3			1-3 K		0-2 G5-3			1-1 F7	4 0 0 0 0 1 0
<b>Fred Manrique, R</b> OBP: 0.259, SLG: 0.359 (1, 6) S S S C		1-3 K			2-3 K			1-3 K		2-3 K	4 0 0 0 0 4 0

Inning Stats	R: 0 E: 0 K: 2 S: 11	H: 0 LOB: 2 BB: 1 P: 17	R: 1 E: 0 K: 2 S: 10	H: 1 LOB: 0 BB: 0 P: 15	R: 0 E: 0 K: 1 S: 10	H: 0 LOB: 0 BB: 0 P: 14	R: 0 E: 0 K: 3 S: 9	H: 0 LOB: 0 BB: 0 P: 12	R: 0 E: 0 K: 2 S: 9	H: 0 LOB: 0 BB: 0 P: 12	R: 1 E: 0 K: 2 S: 14	H: 2 LOB: 1 BB: 0 P: 18	R: 0 E: 0 K: 1 S: 8	H: 0 LOB: 0 BB: 0 P: 10	R: 0 E: 0 K: 2 S: 12	H: 0 LOB: 0 BB: 0 P: 14	R: 0 E: 0 K: 0 S: 11	H: 1 LOB: 2 BB: 1 P: 21	R: 0 E: 0 K: 1 S: 9	H: 0 LOB: 1 BB: 1 P: 17	1B: 2 2B: 1 3B: 0 HR: 1	SF: 0 SAC: 0 DP: 0 HBP: 1	WP: 0 PB: 0 SB: 1 CS: 0	PA: 38
--------------	-------------------------------	----------------------------------	-------------------------------	----------------------------------	-------------------------------	----------------------------------	------------------------------	----------------------------------	------------------------------	----------------------------------	-------------------------------	----------------------------------	------------------------------	----------------------------------	-------------------------------	----------------------------------	-------------------------------	----------------------------------	------------------------------	----------------------------------	----------------------------------	------------------------------------	----------------------------------	--------

PITCHER	IP	WLS	BF	H	R	ER	SO	BB	IBB	HBP	BLK	WP	HR	S	P	ERA	WHIP
<b>Roger Clemens, R</b> ERA: 2.42 (1, 1)	8.0		29	3	2	2	15	1	0	1	0	0	1	83	112	2.25	0.500
<b>Lee Smith, R</b> ERA: 3.61 (9, 1)	2.0	W	9	1	0	0	1	1	1	0	0	0	0	20	38	0.00	1.000

PITCHER	IP	WLS	BF	H	R	ER	SO	BB	IBB	HBP	BLK	WP	HR	S	P	ERA	WHIP


**BOTTOM**


**Boston Red Sox @ Chicago White Sox**  
Comiskey Park, Chicago, IL

Sat Jul 09 1988 8:05 PM EDT  
Att. 23,699 - Unknown - 91 F

livebaseballscorecards.com

<b>AB</b>	34
<b>R</b>	2
<b>H</b>	4
<b>RBI</b>	2
<b>BB</b>	3
<b>SO</b>	16
<b>LOB</b>	12



Batter	1	2	3	4	5	6	7	8	9	AB R H RBI BB SO LOB	TOP		
Wade Boggs, L (1, 5) OBP: 0.461, SLG: 0.460	0-2 1-4-3		1-0 4-3 2B		1-1 SAFE G3			2-1 L7		4 0 1 0 0 0 1			
Jody Reed, R (1, 4) OBP: 0.333, SLG: 0.333	1-0 F8		0-1 4-3			1-0 F9		0-0 E5 1B		4 1 0 0 0 0 1			
Dwight Evans, R (1, 3) OBP: 0.375, SLG: 0.463	2-2 F7		1-3 K			0-0 4-3		4-0 4-3 1B BB		3 0 0 0 1 1 1			
Mike Greenwell, L (1, 7)		0-0 5-3 BB 1B		0-0 L9		1-2 E6		1-0 1-2 2-H 4-3 1B		4 0 2 1 0 0 0			
Ellis Burks, R (1, 8) OBP: 0.386, SLG: 0.542		4-0 1-2 5-3 BB		0-0 5-3		2-1 5-3		1-2 1-2 2-3 4-3		3 0 0 0 1 0 3			
Jim Rice, R (1, 10) OBP: 0.329, SLG: 0.348		1-3 K		0-1 L8			0-1 F7	1-3 K		4 0 0 0 0 2 4			
Rick Cerone, R (1, 2) OBP: 0.378, SLG: 0.415		0-0 1-2 2-3 5-3			2-2 P4		3-2 F9		0-0 P5	4 0 0 0 0 0 2	AB 33 R 1 H 4 RBI 1 BB 3 SO 6 LOB 15		
Todd Benzing, S (1, 9) OBP: 0.288, SLG: 0.377		0-1 F8		0-1 5-3		1-0 5-3		4-1 BB	3-3 K	3 0 0 0 1 1 2			
Spike Owen, S (1, 6) OBP: 0.330, SLG: 0.394			2-3 K		2-1 3B		3-1 P5		1-3 K	4 0 1 0 0 2 1			
Inning Stats	R: 0 E: 0 K: 0 S: 7 H: 0 LOB: 0 BB: 0 P: 10	R: 0 E: 0 K: 1 S: 7 H: 1 LOB: 2 BB: 1 P: 12	R: 0 E: 0 K: 2 S: 11 H: 1 LOB: 1 BB: 0 P: 15	R: 0 E: 0 K: 0 S: 4 H: 0 LOB: 0 BB: 0 P: 4	R: 0 E: 0 K: 0 S: 8 H: 1 LOB: 1 BB: 0 P: 14	R: 0 E: 1 K: 0 S: 8 H: 0 LOB: 1 BB: 0 P: 12	R: 0 E: 0 K: 0 S: 8 H: 0 LOB: 1 BB: 1 P: 18	R: 1 E: 1 K: 1 S: 14 H: 1 LOB: 2 BB: 1 P: 23	R: 0 E: 0 K: 2 S: 7 H: 0 LOB: 0 BB: 0 P: 11	1B: 2 2B: 1 3B: 1 HR: 0 SF: 0 SAC: 0 DP: 0 HBP: 0	WP: 0 PB: 0 SB: 0 CS: 0 PA: 36		
PITCHER	IP WLS BF H R ER SO BB IBB HBP BLK WP HR S P ERA WHIP											PITCHER	IP WLS BF H R ER SO BB IBB HBP BLK WP HR S P ERA WHIP
Dave LaPoint, L (1, 1) ERA: 2.87	7.0 W 27 3 0 0 3 2 0 0 0 0 0 0 53 85 0.00 0.714												
Ricky Horton, L (8, 1) ERA: 6.0	0.1 4 1 1 0 0 1 0 0 0 0 0 0 4 11 0.00 6.000												
Bobby Thigpen, R (8, 1) ERA: 3.31	1.2 S 5 0 0 0 3 0 0 0 0 0 0 0 17 23 0.00 0.000												

**Boston Red Sox @ Chicago White Sox**  
 Comiskey Park, Chicago, IL  
 Sun Jul 10 1988, 4:33 AM EDT  
 Att. 15,163 - Overcast - 80 F

[livebaseballscorecards.com](http://livebaseballscorecards.com)

Batter	1	2	3	4	5	6	7	8	9	AB	R	H	RBI	BB	SO	LOB	BOTTOM											
<b>Gary Redus, R</b> OBP: 0.345, SLG: 0.420 (1, 7)	4-2 G3 2B BB	4-2 BB		4-2 SF7 WP BB		3-1 WP SH1-3 2B 1B		0-0 4-3		2	2	1	0	3	0	0	<b>Boston Red Sox @ Chicago White Sox</b> Comiskey Park, Chicago, IL Sun Jul 10 1988, 4:33 AM EDT Att. 15,163 - Overcast - 80 F											
<b>Steve Lyons, L</b> OBP: 0.333, SLG: 0.359 (1, 5)	2-1 G3 1-2	4-0 SAFE SAFE BB		1-1 SF7 1-3 2-H		0-0 SH1-3 1-2		0-1 4-3		2	0	0	1	1	0	1												
<b>Harold Baines, L</b> OBP: 0.337, SLG: 0.403 (1, 10)	0-3 BB	3-2 4-3		0-0 F8		1-1 2-H 2B				4	0	1	1	0	1	4												
<b>Dan Pasqua, L</b> OBP: 0.319, SLG: 0.448 (1, 9)	4-0 2B BB		1-0 4-3		0-0 G3	1-3 K				3	1	0	0	1	1	1												
<b>Greg Walker, L</b> OBP: 0.303, SLG: 0.375 (1, 3)	3-2 1B 2B 1-H 2-H		1-0 F8		4-2 1B BB	0-1 5-3				3	0	1	2	1	0	1												
<b>Daryl Boston, L</b> OBP: 0.257, SLG: 0.493 (1, 8)	3-2 S 1B 2-3		4-1 BB		3-2 1-3 1B		1-2 1-3 1B			3	0	2	0	1	0	0												
<b>Mark Salas, L</b> OBP: 0.308, SLG: 0.355 (1, 2)	3-3 K 1-2		2-0 F8		4-1 1-2 IBB		2-3 K			3	0	0	0	1	2	3												
<b>Fred Manrique, R</b> OBP: 0.256, SLG: 0.356 (1, 6)		1-0 F9		0-0 WP SH1-3 SF7 1B		1-2 F2		3-1 P6		4	1	1	0	0	0	3												
<b>Mike Woodard, L</b> OBP: 0.170, SLG: 0.178 (1, 4)		1-1 4-3		0-0 SH1-3 1-2		3-2 3-1		0-3 K		3	0	0	0	0	1	3												
<b>Inning Stats</b>	R: 2 E: 0 K: 2 S: 17	H: 2 LOB: 2 BB: 2 P: 36	R: 0 E: 0 K: 0 S: 9	H: 0 LOB: 2 BB: 2 P: 21	R: 0 E: 0 K: 0 S: 4	H: 0 LOB: 1 BB: 1 P: 12	R: 1 E: 0 K: 0 S: 8	H: 1 LOB: 3 BB: 2 P: 29	R: 1 E: 0 K: 1 S: 10	H: 2 LOB: 1 BB: 0 P: 15	R: 0 E: 0 K: 1 S: 8	H: 0 LOB: 0 BB: 0 P: 14	R: 0 E: 0 K: 1 S: 6	H: 0 LOB: 0 BB: 0 P: 6			1B: 4 2B: 2 3B: 0 HR: 0	SF: 1 SAC: 2 DP: 0 HBP: 0	WP: 2 PB: 0 SB: 2 CS: 0	PA: 38								
<b>PITCHER</b> <b>Steve Curry, R</b> (1, 1) ERA: 6.23 <b>Mike Smithson, R</b> (5, 1) ERA: 5.75 <b>Tom Bolton, L</b> (6, 1) ERA: 1.5	IP 4.1	WLS L	BF 24	H 4	R 3	ER 3	SO 2	BB 7	IBB 0	HBP 0	BLK 0	WP 1	HR 0	S 45	P 96	ERA 6.23	WHIP 2.538											

**AB 27**  
**R 4**  
**H 6**  
**RBI 4**  
**BB 8**  
**SO 5**  
**LOB 16**



Batter	1	2	3	4	5	6	7	8	9	AB R H RBI BB SO LOB	TOP											
Willie Wilson, S (1, 8) OBP: 0.295, SLG: 0.354	2-3 K		0-3 K			2-3 K		0-1 6-3		4 0 0 0 0 3 1	<b>Kansas City Royals @ Boston Red Sox</b> Fenway Park, Boston, MA Fri Jul 15 1988, 7:05 PM EDT Sunny - 77 F											
Kurt Stillwell, S (1, 6) OBP: 0.333, SLG: 0.422 Bill Pecota, R (8, 6) OBP: 0.213, SLG: 0.244	0-3 K		1-3 K			0-2 E3 1B		0-3 K		4 1 0 0 0 3 1 0 0 0 0 0 0 0												
Kevin Seitzer, R (1, 5) OBP: 0.384, SLG: 0.426	2-3 K			0-0 L4		3-2 1B 1-2 1B		1-3 K		4 0 1 0 0 2 0												
George Brett, L (1, 10) OBP: 0.409, SLG: 0.544		2-1 3-1		2-2 1-3		1-2 F8		2-2 1B		4 0 1 0 0 0 2												
Danny Tartabull, R (1, 9) OBP: 0.375, SLG: 0.504		3-3 K		0-1 G6-3		2-2 1B 1-2 2-H 1B		1-3 K		4 0 1 1 0 2 1												
Frank White, R (1, 4) OBP: 0.296, SLG: 0.386		0-1 1B		2-2 1-3		1-3 K		0-3 K		4 0 1 0 0 2 3												
Bo Jackson, R (1, 7) OBP: 0.316, SLG: 0.488		3-3 K		0-1 F2		1-3 K		0-3 K		4 0 0 0 0 3 2												
Bill Buckner, L (1, 3) OBP: 0.273, SLG: 0.328			4-1 BB		1-2 1B		0-0 P5			2 0 1 0 1 0 0												
Mike Macfarlane, R (1, 2) OBP: 0.338, SLG: 0.374			0-3 K		0-0 F7		0-1 6-3			3 0 0 0 0 1 2												
<b>Inning Stats</b>	R: 0 E: 0 K: 3 S: 10	H: 0 LOB: 0 BB: 0 P: 14	R: 0 E: 0 K: 2 S: 11	H: 1 LOB: 1 BB: 0 P: 19	R: 0 E: 0 K: 3 S: 13	H: 0 LOB: 1 BB: 1 P: 17	R: 0 E: 0 K: 0 S: 6	H: 0 LOB: 0 BB: 0 P: 8	R: 0 E: 0 K: 0 S: 9	H: 1 LOB: 1 BB: 0 P: 12	R: 1 E: 1 K: 2 S: 21	H: 2 LOB: 2 BB: 0 P: 30	R: 0 E: 0 K: 1 S: 6	H: 0 LOB: 0 BB: 0 P: 7	R: 0 E: 0 K: 2 S: 8	H: 0 LOB: 0 BB: 0 P: 9	R: 0 E: 0 K: 3 S: 14	H: 1 LOB: 1 BB: 0 P: 17	1B: 5 2B: 0 3B: 0 HR: 0	SF: 0 SAC: 0 DP: 0 HBP: 0	WP: 0 PB: 0 SB: 0 CS: 0	PA: 34
PITCHER Roger Clemens, R (1, 1) ERA: 2.29	IP 9.0 WLS W BF 34 H 5 R 1 ER 0 SO 16 BB 1 IBB 0 HBP 0 BLK 0 WP 0 HR 0 S 98 P 133 ERA 0.00 WHIP 0.667											PITCHER	IP WLS BF H R ER SO BB IBB HBP BLK WP HR S P ERA WHIP									

livebaseballscorecards.com

AB	33
R	1
H	5
RBI	1
BB	1
SO	16
LOB	12



Batter	1	2	3	4	5	6	7	8	9
Wade Boggs, L OBP: 0.464, SLG: 0.462 (1, 5)	2-2 HR 1B	0-1 1-2 1B		4-2 1-2 BB			1-3 K		
Marty Barrett, R OBP: 0.338, SLG: 0.358 (1, 4)	2-1 L4	3-2 4-3		0-2 3-1			2-1 F7		
Dwight Evans, R OBP: 0.374, SLG: 0.469 (1, 9)	1-1 1-H HR		2-1 5-3		0-0 F4		2-3 K		
Mike Greenwell, L OBP: 0.433, SLG: 0.573 (1, 7)	0-0 1B		1-0 4-3		0-3 K		0-0 F8		
Ellis Burks, R OBP: 0.381, SLG: 0.534 (1, 8)	1-3 K		0-3 K		2-2 P4		1-1 P4		
Todd Benzinger, S OBP: 0.281, SLG: 0.368 (1, 3)	0-3 K			2-1 4-3		1-2 4-3	1-2 G3		
Jim Rice, R OBP: 0.332, SLG: 0.352 (1, 10)		1-2 1-3		0-1 FC5-4 1B		0-0 1B			
Jody Reed, R OBP: 0.333, SLG: 0.333 (1, 6)		3-2 CS 1B		1-0 FC5-4 1B		1-3 K			
Rich Gedman, L OBP: 0.271, SLG: 0.301 (1, 2)		1-2 1B		1-2 BB 1B		0-3 K			

Inning Stats	R: 2	H: 3	E: 0	LOB: 1	K: 2	S: 18	P: 24	R: 0	H: 3	E: 0	LOB: 2	K: 0	S: 14	P: 22	R: 0	H: 0	E: 0	LOB: 0	K: 1	S: 6	P: 9	R: 1	H: 2	E: 1	LOB: 2	K: 0	S: 15	P: 23	R: 0	H: 0	E: 0	LOB: 0	K: 1	S: 8	P: 10	R: 0	H: 1	E: 0	LOB: 1	K: 2	S: 11	P: 13	R: 0	H: 0	E: 0	LOB: 0	K: 2	S: 8	P: 13	R: 0	H: 0	E: 0	LOB: 0	K: 0	S: 7	P: 9
--------------	------	------	------	--------	------	-------	-------	------	------	------	--------	------	-------	-------	------	------	------	--------	------	------	------	------	------	------	--------	------	-------	-------	------	------	------	--------	------	------	-------	------	------	------	--------	------	-------	-------	------	------	------	--------	------	------	-------	------	------	------	--------	------	------	------

PITCHER	IP	WLS	BF	H	R	ER	SO	BB	IBB	HBP	BLK	WP	HR	S	P	ERA	WHIP
Bret Saberhagen, R ERA: 3.7 (1, 1)	6.0	L	27	9	3	2	6	1	0	0	0	0	1	72	101	3.00	1.667
Jerry Don Gleaton, L ERA: 2.5 (7, 1)	2.0		6	0	0	0	2	0	0	0	0	0	0	15	22	0.00	0.000

**BOTTOM**

**Kansas City Royals @ Boston Red Sox**  
 Fenway Park, Boston, MA  
 Fri Jul 15 1988, 7:05 PM EDT  
 Sunny - 77 F

AB	R	H	RBI	BB	SO	LOB
3	1	2	0	1	1	0
4	0	0	0	0	0	5
4	1	1	2	0	1	0
4	0	1	0	0	1	0
4	0	0	0	0	2	1
4	0	0	0	0	1	1
3	0	2	0	0	0	0
3	1	1	0	0	1	2
3	0	2	1	0	1	1

AB	32
R	3
H	9
RBI	3
BB	1
SO	8
LOB	10



WP	PA
0	33

WP	PA	ERA	WHIP
0	33	0	0

Batter	1	2	3	4	5	6	7	8	9	AB R H RBI BB SO LOB	TOP		
Nick Capra, R (1, 8) OBP: 0.200, SLG: 0.111 Willie Wilson, S (9, PH) OBP: 0.297, SLG: 0.356	3-2 L9		3-1 G4-6-3		2-0 F9		1-2 4-3		2-1 G4-6-3 1B	4 0 0 0 0 0 3 1 0 1 0 0 0 0			
Bill Pecota, R (1, 6) OBP: 0.216, SLG: 0.265 Bill Buckner, L (9, PH) OBP: 0.277, SLG: 0.331 Brad Wellman, R (9, PR) OBP: 0.306, SLG: 0.283	1-2 1B 2B		1-3 K		0-0 F8		1-1 E6 1B 2B		2-2 G4-6-3 1B	4 2 1 0 0 1 2 1 0 1 0 0 0 0 0 0 0 0 0 0 0			
Kevin Seitzer, R (1, 5) OBP: 0.387, SLG: 0.429	3-1 1B			2-2 4-3		1-1 HR 1B	2-0 2B 1B		2-2 G4-6-3	5 1 3 1 0 0 2			
George Brett, L (1, 3) OBP: 0.409, SLG: 0.545	2-2 E3			2-2 FC6-4 1B		1-1 L7	1-2 2B		1-3 K	5 0 2 1 0 1 3			
Danny Tartabull, R (1, 9) OBP: 0.374, SLG: 0.511	0-3 K			0-1 P6		0-0 HR	0-0 F9			4 1 1 2 0 1 4			
Frank White, R (1, 4) OBP: 0.299, SLG: 0.388		1-2 FC6-4 1B		3-1 FC6-4		0-0 FC5-4 1B	1-1 P6			4 0 2 0 0 0 3			
Bo Jackson, R (1, 7) OBP: 0.314, SLG: 0.481		0-1 FC6-4			4-2 1B BB	0-0 FC5-4 1B		0-0 F8		3 0 0 0 1 0 2			
Pat Tabler, R (1, 10) OBP: 0.323, SLG: 0.324		1-1 6-3			0-0 1B	1-1 1B		1-0 5-3		4 0 2 0 0 0 1			
Jamie Quirk, L (1, 2) OBP: 0.284, SLG: 0.340			1-1 G4-6-3 1B		1-2 F7	0-0 F8		0-1 F8		4 0 1 0 0 0 4			
<b>Inning Stats</b>	R: 1 H: 2 E: 1 LOB: 1 K: 1 BB: 0 S: 15 P: 24	R: 0 H: 1 E: 0 LOB: 0 K: 0 BB: 0 S: 7 P: 9	R: 0 H: 1 E: 0 LOB: 0 K: 1 BB: 0 S: 7 P: 12	R: 0 H: 1 E: 0 LOB: 1 K: 0 BB: 0 S: 10 P: 17	R: 0 H: 1 E: 0 LOB: 2 K: 0 BB: 1 S: 9 P: 16	R: 2 H: 4 E: 0 LOB: 2 K: 0 BB: 0 S: 10 P: 13	R: 1 H: 2 E: 1 LOB: 2 K: 0 BB: 0 S: 12 P: 18	R: 0 H: 0 E: 0 LOB: 0 K: 0 BB: 0 S: 4 P: 5	R: 0 H: 2 E: 0 LOB: 2 K: 1 BB: 0 S: 13 P: 20	1B: 11 SF: 0 2B: 2 SAC: 0 3B: 0 DP: 2 HR: 1 HBP: 0	WP: 0 PA: 40 PB: 0 SB: 1 CS: 0		
<b>PITCHER</b>	IP WLS BF H R ER SO BB IBB HBP BLK WP HR S P ERA WHIP											<b>PITCHER</b>	IP WLS BF H R ER SO BB IBB HBP BLK WP HR S P ERA WHIP
Mike Smithson, R (1, 1) ERA: 5.69	5.1 W 23 8 3 3 2 1 0 0 0 0 0 1 53 85 5.06 1.688												
Dennis Lamp, R (6, 1) ERA: 3.09	1.0 7 3 1 0 0 0 0 0 0 0 0 0 11 16 0.00 3.000												
Tom Bolton, L (7, 1) ERA: 1.5	0.0 1 1 0 0 0 0 0 0 0 0 0 0 3 4 ∞ ∞												
Bob Stanley, R (7, 1) ERA: 3.46	1.2 7 2 0 0 0 0 0 0 0 0 0 0 13 19 0.00 1.200												
Lee Smith, R (9, 1) ERA: 3.53	1.0 S 2 0 0 0 1 0 0 0 0 0 0 0 7 10 0.00 0.000												

**Kansas City Royals @ Boston Red Sox**  
 Fenway Park, Boston, MA  
 Fri Jul 15 1988, 7:05 PM EDT  
 Att. 35,412 - Unknown - 76 F

[livebaseballscorecards.com](http://livebaseballscorecards.com)

AB	39
R	4
H	14
RBI	4
BB	1
SO	3
LOB	24



Batter	1	2	3	4	5	6	7	8	9	AB	R	H	RBI	BB	SO	LOB
Wade Boggs, L (1, 5) OBP: 0.463, SLG: 0.474	0-1 G3	2-2 HR		2-2 4-3	1-2 FC6-4			2-2 SH1-4 2B		5	1	2	1	0	0	2
Marty Barrett, R (1, 4) OBP: 0.334, SLG: 0.354	1-0 F9	1-0 P6		0-0 5-3		0-1 5-3		1-1 SH1-4		4	0	0	0	0	0	0
Dwight Evans, R (1, 3) OBP: 0.378, SLG: 0.469 Todd Benzinger, S (7, 3) OBP: 0.280, SLG: 0.365	4-0 E BB		3-2 1B 1B	3-3 K		4-2 1B SF9 BB		3-3 K		2	3	1	0	2	1	0
Mike Greenwell, L (1, 7) OBP: 0.432, SLG: 0.574	2-1 E5 2B		0-0 L9		1-0 F9	1-1 CS 1B		0-0 F7		5	1	2	1	0	0	2
Ellis Burks, R (1, 8) OBP: 0.382, SLG: 0.539	3-2 2B		1 SAFE 1 SAFE 0-1 1B 1B		1-1 P4	0-1 SF9				3	0	2	2	0	0	0
Jim Rice, R (1, 10) OBP: 0.340, SLG: 0.362 Randy Kutcher, R (7, PR) OBP: 0.167, SLG: 0.167	4-2 BB		2-0 1B 1B		0-0 HR 1B	3-2 CS	2-0 FC1-5-6 2B			3	1	3	1	1	0	0
Rick Cerone, R (1, 2) OBP: 0.380, SLG: 0.433	0-0 L4		0-1 FC5-4 1B		3-1 HR		3-2 FC1-5-6 2B			4	1	2	2	0	0	3
Spike Owen, S (1, 6) OBP: 0.329, SLG: 0.391		0-1 F9	1-3 K		1-2 BB 1B		0-1 F8			4	0	1	0	0	1	4
Kevin Romine, R (1, 9) OBP: 0.195, SLG: 0.179		2-3 K	1-0 FC5-4		4-2 FC6-4 BB		2-3 K			3	0	0	0	1	2	4

Inning Stats	R: 2 E: 1 K: 0 S: 13	H: 2 LOB: 2 BB: 2 P: 27	R: 1 E: 0 K: 1 S: 9	H: 1 LOB: 0 BB: 0 P: 14	R: 1 E: 0 K: 1 S: 14	H: 4 LOB: 3 BB: 0 P: 21	R: 0 E: 0 K: 1 S: 9	H: 0 LOB: 0 BB: 0 P: 14	R: 2 E: 0 K: 0 S: 18	H: 3 LOB: 2 BB: 1 P: 29	R: 1 E: 0 K: 0 S: 11	H: 1 LOB: 0 BB: 1 P: 19	R: 0 E: 0 K: 1 S: 9	H: 1 LOB: 1 BB: 0 P: 16	R: 0 E: 0 K: 1 S: 10	H: 1 LOB: 1 BB: 0 P: 16
--------------	-------------------------------	----------------------------------	------------------------------	----------------------------------	-------------------------------	----------------------------------	------------------------------	----------------------------------	-------------------------------	----------------------------------	-------------------------------	----------------------------------	------------------------------	----------------------------------	-------------------------------	----------------------------------

PITCHER	IP	WLS	BF	H	R	ER	SO	BB	IBB	HBP	BLK	WP	HR	S	P	ERA	WHIP
Charlie Leibrandt, L (1, 1) ERA: 4.0	4.2	L	26	10	6	6	3	2	0	0	0	0	2	55	92	11.57	2.571
Jeff Montgomery, R (5, 1) ERA: 3.8	2.1		10	2	1	1	1	2	0	0	0	0	0	28	48	3.86	1.714
Steve Farr, R (8, 1) ERA: 1.92	1.0		4	1	0	0	1	0	0	0	0	0	0	10	16	0.00	1.000

**BOTTOM**

**Kansas City Royals @ Boston Red Sox**  
Fenway Park, Boston, MA  
Fri Jul 15 1988, 7:05 PM EDT  
Att: 35,412 - Unknown - 76 F

AB	34
R	7
H	13
RBI	7
BB	4
SO	5
LOB	16



WP	HR	S	P	ERA	WHIP
0	0	0	0	0	0

Batter	1	2	3	4	5	6	7	8	9	AB R H RBI BB SO LOB	TOP																
Willie Wilson, S OBP: 0.299, SLG: 0.360 (1, 8)	2-1 F9 SF8 2B	1-2 PB S 1B		1-3 K		2-3 K		2-3 K		5 1 2 0 0 3 1																	
Bill Pecota, R OBP: 0.196, SLG: 0.241 (1, 6)	2-1 F9 2-3	2-1 G3-1 1-3			0-1 F9	0-0 E5 FC6		2-3 K	2-3 K	5 0 0 0 0 1 3																	
Kevin Seitzer, R OBP: 0.390, SLG: 0.433 (1, 5)	4-1 2B BB			0-0 1B 2B		1-2 2B 1B		2-2 FC6 1-2f	2-1 G6-3	4 3 2 0 1 0 2																	
George Brett, L OBP: 0.409, SLG: 0.547 (1, 3)	0-1 SF8			0-0 FC6-4 1B 2-H		2-2 1B 2B		0-1 P5	2-3 K	4 1 2 2 0 1 0																	
Danny Tartabull, R OBP: 0.375, SLG: 0.514 (1, 9)	2-1 1-H 2B			0-0 FC6-4 1B 1-2		3-2 G3		0-1 G5-3		4 0 2 1 0 0 2																	
Pat Tabler, R OBP: 0.325, SLG: 0.327 (1, 10)	0-1 P6			0-1 FC6-4 G6-4-3 1-2f 2-3		2-0 1B		1-2 FC6-4 1B		4 0 2 2 0 0 3																	
Bo Jackson, R OBP: 0.313, SLG: 0.491 (1, 7)				0-0 G6-4-3 1-2f HR		3-2 G4-3		2-1 FC6-4 1-2f		4 1 1 1 0 0 4																	
Mike Macfarlane, R OBP: 0.332, SLG: 0.366 (1, 2)				0-1 G5-3				0-0 G1-5-3	2-2 G1-3	4 0 0 0 0 1 0																	
Brad Wellman, R OBP: 0.302, SLG: 0.280 (1, 4)				0-0 F9				1-1 E 1B	0-1 G6-3	4 0 1 0 0 1 0																	
<b>Inning Stats</b>	R: 2 E: 0 K: 0 S: 12	H: 2 LOB: 1 BB: 1 P: 21	R: 1 E: 0 K: 2 S: 14	H: 2 LOB: 1 BB: 0 P: 20	R: 1 E: 0 K: 0 S: 6	H: 3 LOB: 1 BB: 0 P: 6	R: 0 E: 0 K: 1 S: 7	H: 0 LOB: 0 BB: 0 P: 8	R: 2 E: 0 K: 0 S: 19	H: 3 LOB: 1 BB: 0 P: 30	R: 0 E: 1 K: 1 S: 10	H: 1 LOB: 2 BB: 0 P: 15	R: 0 E: 0 K: 0 S: 9	H: 1 LOB: 1 BB: 0 P: 12	R: 0 E: 0 K: 1 S: 9	H: 0 LOB: 0 BB: 0 P: 13	R: 0 E: 0 K: 2 S: 10	H: 0 LOB: 0 BB: 0 P: 16	1B: 7 2B: 4 3B: 0 HR: 1	SF: 1 SAC: 0 DP: 1 HBP: 0	WP: 0 PB: 1 SB: 1 CS: 0	PA: 40					
<b>PITCHER</b>	IP WLS BF H R ER SO BB IBB HBP BLK WP HR S P ERA WHIP																										
Oil Can Boyd, R ERA: 5.43 (1, 1)	2.0		14	7	4	4	2	1	0	0	0	0	1	29	44	18.00	4.000										
Dennis Lamp, R ERA: 3.26 (3, 1)	3.0		11	3	2	2	1	0	0	0	0	0	0	29	41	6.00	1.000										
Tom Bolton, L ERA: 1.32 (6, 1)	1.2		8	2	0	0	1	0	0	0	0	0	0	17	23	0.00	1.200										
Bob Stanley, R ERA: 3.35 (7, 1)	1.1		4	0	0	0	1	0	0	0	0	0	0	11	17	0.00	0.000										
Lee Smith, R ERA: 3.45 (9, 1)	1.0	W	3	0	0	0	2	0	0	0	0	0	0	10	16	0.00	0.000										

**Kansas City Royals @ Boston Red Sox**  
**Fenway Park, Boston, MA**  
 Sat Jul 16 1988, 3:33 AM EDT  
 Att. 34,466 - Cloudy - 80 F

AB	38
R	6
H	12
RBI	6
BB	1
SO	7
LOB	15





Batter	1	2	3	4	5	6	7	8	9	AB	R	H	RBI	BB	SO	LOB
<b>Jody Reed, R</b> OBP: 0.328, SLG: 0.327 (1, 6)	1-1 F8		0-0 G1-3		2-0 F8	0-1 P5		3-2 1B		5	0	1	0	0	0	4
<b>Marty Barrett, R</b> OBP: 0.338, SLG: 0.358 (1, 4)	2-2 L7		1-1 1B			3-2 1B	2-2 G4-3	2-1 1B		5	1	3	0	0	0	0
<b>Wade Boggs, L</b> OBP: 0.464, SLG: 0.472 (1, 5)	4-1 BB		1-0 G3			2-2 1B	4-2 BB	2-2 G4-6-3		3	1	1	0	2	0	4
<b>Mike Greenwell, L</b> OBP: 0.432, SLG: 0.571 <b>Kevin Romine, R</b> OBP: 0.233, SLG: 0.275 (1, 7) (6, PR) (7, 9)	2-2 F7			0-0 G3-1		2-2 1B	4-1 BB	2-2 1B	0-1 HR	3	0	1	1	0	0	1
<b>Ellis Burks, R</b> OBP: 0.377, SLG: 0.532 (1, 8)		1-0 F7		2-0 F7		0-2 P4	1-0 FC6-4			4	0	0	0	0	0	4
<b>Jim Rice, R</b> OBP: 0.342, SLG: 0.359 (1, 10)		4-2 BB		0-0 F8		4-1 1B	1-1 F9			2	1	0	0	2	0	2
<b>Todd Benzinger, S</b> OBP: 0.279, SLG: 0.363 (1, 3) (7, 7)		2-1 G6-4-3			2-2 WP	0-1 P5		1-0 F9		4	0	1	0	0	0	4
<b>Rich Gedman, L</b> OBP: 0.279, SLG: 0.310 <b>Rick Cerone, R</b> OBP: 0.383, SLG: 0.433 (1, 2) (8, PH) (9, 2)			1-0 1B		3-2 L8	0-0 PB		4-2 HR		3	0	2	2	0	0	1
<b>Randy Kutcher, R</b> OBP: 0.125, SLG: 0.125 <b>Dwight Evans, R</b> OBP: 0.381, SLG: 0.480 (1, 9) (6, PH) (7, 3)			0-0 G5-3		1-2 K	2-3 BB		1-1 HR		2	0	0	0	0	1	2

Inning Stats	R: 0	H: 0	E: 0	K: 0	S: 11	R: 0	H: 0	E: 0	K: 0	S: 5	R: 0	H: 2	E: 0	K: 0	S: 6	R: 0	H: 0	E: 0	K: 0	S: 3	R: 0	H: 1	E: 0	K: 1	S: 13	R: 4	H: 4	E: 0	K: 0	S: 19	R: 0	H: 0	E: 0	K: 0	S: 12	R: 2	H: 3	E: 0	K: 0	S: 15	R: 1	H: 1	E: 0	K: 0	S: 2	1B: 9	SF: 0	2B: 0	SAC: 0	3B: 0	DP: 2	HR: 2	HBP: 0	WP: 2	PA: 40
--------------	------	------	------	------	-------	------	------	------	------	------	------	------	------	------	------	------	------	------	------	------	------	------	------	------	-------	------	------	------	------	-------	------	------	------	------	-------	------	------	------	------	-------	------	------	------	------	------	-------	-------	-------	--------	-------	-------	-------	--------	-------	--------

PITCHER	IP	WLS	BF	H	R	ER	SO	BB	IBB	HBP	BLK	WP	HR	S	P	ERA	WHIP
<b>Mark Gubicza, R</b> ERA: 2.67 (1, 1)	5.2		27	7	4	3	1	4	0	0	0	2	0	55	100	4.76	1.941
<b>Jeff Montgomery, R</b> ERA: 3.6 (6, 1)	1.1		6	0	0	0	0	2	0	0	0	0	0	14	26	0.00	1.500
<b>Jerry Don Gleaton, L</b> ERA: 2.95 (8, 1)	0.1		2	0	1	1	0	1	0	0	0	0	0	4	9	27.00	3.000
<b>Steve Farr, R</b> ERA: 2.24 (8, 1)	0.2	L	5	4	2	2	0	0	0	0	0	0	2	13	21	27.00	6.000

BOTTOM

# Kansas City Royals @ Boston Red Sox

Fenway Park, Boston, MA

Sat Jul 16 1988, 3:33 AM EDT

Att: 34,466 - Cloudy - 80 F

livebaseballscores.com

<b>AB</b>	<b>33</b>
<b>R</b>	<b>7</b>
<b>H</b>	<b>11</b>
<b>RBI</b>	<b>6</b>
<b>BB</b>	<b>7</b>
<b>SO</b>	<b>1</b>
<b>LOB</b>	<b>22</b>



Batter	1	2	3	4	5	6	7	8	9	AB R H RBI BB SO LOB	TOP											
Willie Wilson, S (1, 8) OBP: 0.295, SLG: 0.355	1-3 K		1-0 L8		2-2 E6 4-1 S		1-2 F7	2-1 FC4-6 1-2f HR		5 1 0 0 0 1 2	<b>Kansas City Royals @ Boston Red Sox</b> Fenway Park, Boston, MA Sun Jul 17 1988, 3:33 AM EDT Att. 34,181 - Overcast - 99 F											
Kurt Stillwell, S (1, 6) OBP: 0.334, SLG: 0.432	0-1 B3		0-3 K		2-3 K 1-2		0-2 E9 2B 1-3 1B	0-0 HR 1-H		5 2 2 2 0 2 1												
Kevin Seitzer, R (1, 5) OBP: 0.390, SLG: 0.434	4-2 BB			3-1 5-3	2-1 4-1		0-0 1B 1-3 2B	3-2 6-3		4 1 1 1 1 0 1												
George Brett, L (1, 3) OBP: 0.406, SLG: 0.542	3-3 K			0-0 2B 6-3 1B	0-0 3-1		1-2 F7 3-H		1-2 F7	5 1 1 0 0 1 4												
Danny Tartabull, R (1, 9) OBP: 0.380, SLG: 0.519		1-1 1B		0-0 WP 1-3 2B		1-3 K	3-2 1B HBP		3-3 K	3 0 2 0 0 1 0												
Nick Capra, R (7, PR) OBP: 0.200, SLG: 0.111										0 0 0 0 0 0 0												
Bill Buckner, L (9, PH) OBP: 0.276, SLG: 0.330										1 0 0 0 0 1 0												
Frank White, R (1, 4) OBP: 0.304, SLG: 0.389		0-2 G6-4-3 1B		1-2 6-3		4-1 FC5-4 BB	1-1 1B		0-0 F8	4 0 2 3 1 0 1												
Bo Jackson, R (1, 7) OBP: 0.308, SLG: 0.482		1-3 K		2-3 K 2-3		2-2 FC5-4 1-2f	1-1 P4			4 0 0 0 0 2 6												
Pat Tabler, R (1, 10) OBP: 0.328, SLG: 0.330		2-2 G6-4-3 1-2f			0-0 HR 1B	0-2 FC5-4 1-2f		0-1 FC4-6 1B		4 1 2 0 0 0 3												
Mike Macfarlane, R (1, 2) OBP: 0.335, SLG: 0.381			0-0 F7		3-1 HR		4-2 E 1B 2B BB	0-0 P3		3 2 1 2 1 0 1												
<b>Inning Stats</b>	R: 0 E: 0 K: 2 S: 11	H: 0 LOB: 1 BB: 1 P: 19	R: 0 E: 0 K: 1 S: 11	H: 2 LOB: 1 BB: 0 P: 15	R: 0 E: 0 K: 1 S: 6	H: 0 LOB: 0 BB: 0 P: 7	R: 1 E: 0 K: 1 S: 10	H: 2 LOB: 1 BB: 0 P: 16	R: 2 E: 1 K: 1 S: 12	H: 2 LOB: 1 BB: 0 P: 21	R: 0 E: 0 K: 1 S: 12	H: 0 LOB: 1 BB: 1 P: 19	R: 3 E: 1 K: 0 S: 19	H: 3 LOB: 2 BB: 1 P: 30	R: 2 E: 0 K: 0 S: 9	H: 2 LOB: 0 BB: 0 P: 14	R: 0 E: 0 K: 1 S: 7	H: 0 LOB: 0 BB: 0 P: 11	1B: 7 2B: 2 3B: 0 HR: 2	SF: 0 SAC: 0 DP: 1 HBP: 1	WP: 1 PB: 0 SB: 1 CS: 0	PA: 42
<b>PITCHER</b>	IP WLS BF H R ER SO BB IBB HBP BLK WP HR S P ERA WHIP																					
Wes Gardner, R (1, 1) ERA: 3.1	6.1 W 30 8 6 6 7 3 0 0 0 1 1 72 112 8.53 1.737																					
Mike Smithson, R (7, 1) ERA: 5.74	1.0 6 2 1 1 0 0 0 0 1 0 0 0 12 18 9.00 2.000																					
Lee Smith, R (8, 1) ERA: 3.52	1.2 6 1 1 1 1 0 0 0 0 0 0 1 13 22 5.40 0.600																					

livebaseballscorecards.com

AB	38
R	8
H	11
RBI	8
BB	3
SO	8
LOB	19



Batter	1	2	3	4	5	6	7	8	9	AB	R	H	RBI	BB	SO	LOB
Jody Reed, R OBP: 0.339, SLG: 0.346 (1, 6)	4-0 BB 1B FC3-6 BB	1-0 SAFE SF9 3B 2B	1-0 2-3 1B		1-1 SAFE SF8 1-H		1-0 6-3			3	2	2	1	1	0	0
Marty Barrett, R OBP: 0.336, SLG: 0.356 (1, 4)	1-2 SAFE FC3-6 BB HR 1B	0-1 SF9	3-1 5-3		1-2 6-3		1-0 5-3			4	1	1	1	0	0	2
Wade Boggs, L OBP: 0.469, SLG: 0.482 (1, 5)	4-2 FC3-6 BB 1-2 2-3	4-0 3B IBB		2-2 6-3		1-0 HR		4-2 BB BB		2	2	1	1	3	0	0
Mike Greenwell, L OBP: 0.431, SLG: 0.566 (1, 7)	1-2 FC3-6 HR 1-2 2-3 3-H	3-2 F7		4-1 2B SF8 BB		1-0 G3		4-2 SAFE BB 1-2 BB		3	2	0	1	2	0	4
Ellis Burks, R OBP: 0.381, SLG: 0.554 (1, 8)	1-0 HR 1-H 3-H	1-1 3B		1-2 SF8 2B		0-1 L8		1-3 K		5	1	3	5	0	1	2
Jim Rice, R OBP: 0.340, SLG: 0.358 (1, 10)	0-3 K	0-0 P4		1-1 SF8		3-1 1B 1B		1-0 L8		4	0	1	1	0	1	3
Todd Benzing, S OBP: 0.288, SLG: 0.370 (1, 3)	2-2 1B		1-1 1B S 1B		1-2 L7		0-1 1B 1B		1-0 F9		5	0	3	0	0	3
Rich Gedman, L OBP: 0.271, SLG: 0.300 (1, 2)	1-2 4-3		3-3 K		0-1 G3		1-3 K			4	0	0	0	0	2	4
Kevin Romine, R OBP: 0.255, SLG: 0.295 (1, 9)		0-0 2B SF9 1B	0-0 F9		2-2 E S SF8 1B		1-2 5-3			4	2	2	0	0	0	1

Inning Stats	R: 4	H: 3	LOB: 3	E: 0	K: 1	S: 20	R: 3	H: 3	LOB: 1	E: 0	K: 0	S: 12	R: 0	H: 2	LOB: 2	E: 0	K: 1	S: 9	R: 1	H: 1	LOB: 1	E: 0	K: 0	S: 14	R: 1	H: 1	LOB: 0	E: 0	K: 0	S: 11	R: 1	H: 3	LOB: 2	E: 0	K: 1	S: 11	R: 0	H: 0	LOB: 0	E: 0	K: 0	S: 5	R: 0	H: 0	LOB: 2	E: 0	K: 1	S: 12	1B: 8	SF: 3	2B: 2	SAC: 0	3B: 1	DP: 0	HR: 2	HBP: 0	WP: 0	PA: 43
--------------	------	------	--------	------	------	-------	------	------	--------	------	------	-------	------	------	--------	------	------	------	------	------	--------	------	------	-------	------	------	--------	------	------	-------	------	------	--------	------	------	-------	------	------	--------	------	------	------	------	------	--------	------	------	-------	-------	-------	-------	--------	-------	-------	-------	--------	-------	--------

PITCHER	IP	WLS	BF	H	R	ER	SO	BB	IBB	HBP	BLK	WP	HR	S	P	ERA	WHIP
Ted Power, R ERA: 6.3 (1, 1)	1.1	L	12	5	7	7	1	2	1	0	0	0	1	24	42	47.25	5.250
Rick Anderson, R ERA: 4.26 (2, 1)	4.1		22	8	3	2	1	1	0	0	0	0	1	50	80	4.15	2.077
Israel Sanchez, L ERA: 2.7 (6, 1)	2.1		9	0	0	0	2	2	0	0	0	0	0	20	35	0.00	0.857

**BOTTOM**

**Kansas City Royals @ Boston Red Sox**  
**Fenway Park, Boston, MA**  
 Sun Jul 17 1988, 3:33 AM EDT  
 Att. 34,181 - Overcast - 99 F

AB	34
R	10
H	13
RBI	10
BB	6
SO	4
LOB	19



WP: 0	PA: 43
PB: 0	SB: 2
CS: 0	

livebaseballscorecards.com

Batter	1	2	3	4	5	6	7	8	9	AB R H RBI BB SO LOB	TOP																									
<b>Dan Gladden, R</b> (1, 7) OBP: 0.319, SLG: 0.418	4-2 G3 1B BB	1-0 2B			2-2 1B SF8	2-2 1B		0-3 1B		4 2 3 1 1 1 1																										
<b>Randy Bush, L</b> (1, 9) OBP: 0.366, SLG: 0.457	2-1 G4-3 1-2	2-0 F9			0-0 F8 1B 1-3	2-1 G3		3-1 F7-6-3 1-2		5 0 1 0 0 0 4																										
<b>Kirby Puckett, R</b> (1, 8) OBP: 0.367, SLG: 0.538	1-2 G3 2-3		1-0 L8		1-2 SF8 3-H		0-1 5-3		0-0 1B 2B	4 1 1 1 0 0 1																										
<b>Kent Hrbek, L</b> (1, 3) OBP: 0.393, SLG: 0.541 <b>Mark Davidson, R</b> (9, PR) OBP: 0.361, SLG: 0.432	1-2 2B 1B 3-H		0-0 F7		0-0 1B 1-2		2-2 HR		0-2 2B 1B	5 1 4 2 0 0 0 0 0 0 0 0 0 0																										
<b>Gary Gaetti, R</b> (1, 5) OBP: 0.359, SLG: 0.561	1-2 2B 1-3		4-2 BB		3-1 F8 2-3		0-0 FC4-6 2B		1-3 K	4 0 2 0 1 1 4																										
<b>Gene Larkin, S</b> (1, 10) OBP: 0.364, SLG: 0.386	4-0 IBB		1-1 L8		0-1 L4		4-2 FC4-6 BB		2-2 F8	3 0 0 0 2 0 5																										
<b>Tim Laudner, R</b> (1, 2) OBP: 0.321, SLG: 0.444	0-2 G1-3		1-1 F9		0-0 6-3		1-1 FC4-6 FC6-4 1-2f 2-3		0-2 2B 1-3 2-H	5 0 1 1 0 0 5																										
<b>Greg Gagne, R</b> (1, 6) OBP: 0.310, SLG: 0.445		3-2 G4-3		0-0 2B	0-1 1B 2B		1-2 FC6-4 1-2f		0-2 F8	5 1 2 0 0 0 5																										
<b>Steve Lombardozzi, R</b> (1, 4) OBP: 0.314, SLG: 0.289 <b>John Moses, S</b> (8, PH) OBP: 0.369, SLG: 0.437 <b>Al Newman, S</b> (8, 4) OBP: 0.286, SLG: 0.234		2-0 P8		2-0 F8	2-1 P6		1-1 F7-6-3 1B			3 0 0 0 0 0 1 1 0 1 0 0 0 0 0 0 0 0 0 0 0																										
<b>Inning Stats</b>	R: 1 E: 0 K: 0 S: 17	H: 2 LOB: 3 BB: 2 P: 30	R: 0 E: 0 K: 0 S: 6	H: 1 LOB: 1 BB: 0 P: 14	R: 0 E: 0 K: 0 S: 8	H: 0 LOB: 1 BB: 1 P: 14	R: 0 E: 0 K: 0 S: 4	H: 1 LOB: 0 BB: 0 P: 7	R: 1 E: 0 K: 0 S: 12	H: 3 LOB: 2 BB: 0 P: 18	R: 1 E: 0 K: 0 S: 10	H: 2 LOB: 1 BB: 0 P: 16	R: 1 E: 0 K: 0 S: 17	H: 2 LOB: 2 BB: 1 P: 25	R: 0 E: 0 K: 1 S: 7	H: 1 LOB: 0 BB: 0 P: 11	R: 1 E: 0 K: 1 S: 17	H: 3 LOB: 3 BB: 0 P: 20	1B: 8 2B: 7 3B: 0 HR: 1	SF: 1 SAC: 0 DP: 1 HBP: 0	WP: 0 PB: 0 SB: 0 CS: 0	PA: 44														
<b>PITCHER</b>	IP WLS BF H R ER SO BB IBB HBP BLK WP HR S P ERA WHIP																																			
<b>Steve Curry, R</b> (1, 1) ERA: 5.19	4.1		22	7	2	2	0	2	1	0	0	0	0	43	76	4.15	2.077																			
<b>Dennis Lamp, R</b> (5, 1) ERA: 3.48	2.0	W	10	4	2	2	0	0	0	0	0	0	1	22	33	9.00	2.000																			
<b>Bob Stanley, R</b> (7, 1) ERA: 3.22	1.2		6	1	0	0	1	1	0	0	0	0	0	16	26	0.00	1.200																			
<b>Lee Smith, R</b> (9, 1) ERA: 3.64	1.0	S	6	3	1	1	1	0	0	0	0	0	0	17	20	9.00	3.000																			

**Minnesota Twins @ Boston Red Sox**  
**Fenway Park, Boston, MA**  
 Mon Jul 18 1988, 7:05 PM EDT  
 Att. 33,397 - Unknown - 86 F

[livebaseballscorecards.com](http://livebaseballscorecards.com)

<b>AB</b>	<b>39</b>
<b>R</b>	<b>5</b>
<b>H</b>	<b>15</b>
<b>RBI</b>	<b>5</b>
<b>BB</b>	<b>4</b>
<b>SO</b>	<b>2</b>
<b>LOB</b>	<b>26</b>



Batter	1	2	3	4	5	6	7	8	9
<b>Jody Reed, R</b> OBP: 0.341, SLG: 0.349 (1, 6)	1-0 4-3		2-1 P5		1-0 HR 1B	2-1 E 1B		0-1 G1-3	
<b>Marty Barrett, R</b> OBP: 0.335, SLG: 0.363 (1, 4)	0-1 G6-3		2-2 F9		1-1 HR 1-H	3-2 E8 2-H			
<b>Wade Boggs, L</b> OBP: 0.467, SLG: 0.482 (1, 5)	1-1 1B 2B			1-2 G1-3	0-0 E6 1B	1-0 L8			
<b>Mike Greenwell, L</b> OBP: 0.434, SLG: 0.571 (1, 7)	1-2 1B 2-H			2-2 F7 2B	1-0 FC5-4 1B		0-0 P5		
<b>Ellis Burks, R</b> OBP: 0.376, SLG: 0.546 (1, 8)	2-1 G4-3			2-2 F7 2-3	1-2 FC5-4 1-2f		3-3 K		
<b>Jim Rice, R</b> OBP: 0.342, SLG: 0.358 (1, 10)		2-2 F9		4-2 BB		2-1 WP SH1-3 SF9 1B		0-0 F9	
<b>Todd Benzinger, S</b> OBP: 0.294, SLG: 0.381 (7, 3)		1-0 G6-4-3 1B		1-1 F9		1-0 SH1-3 1-2		0-0 2B	
<b>Larry Parrish, R</b> OBP: 0.250, SLG: 0.316 <b>Kevin Romine, R</b> OBP: 0.250, SLG: 0.289 (7, 9)		0-2 G6-4-3 1-2f			0-1 G6-3	2-0 SF9 2-H		3-3 K	
<b>Rich Gedman, L</b> OBP: 0.271, SLG: 0.306 (1, 2)			0-1 G3-1		0-2 F9	0-0 1B 2B		0-1 F8	

Inning Stats	R: 1	H: 2	E: 0	K: 0	S: 12	LOB: 1	BB: 0	P: 17	R: 0	H: 1	E: 0	K: 0	S: 11	LOB: 0	BB: 0	P: 14	R: 0	H: 0	E: 0	K: 0	S: 9	LOB: 0	BB: 0	P: 13	R: 0	H: 1	E: 0	K: 0	S: 18	LOB: 2	BB: 1	P: 28	R: 2	H: 3	E: 1	K: 0	S: 14	LOB: 2	BB: 0	P: 18	R: 3	H: 3	E: 1	K: 0	S: 14	LOB: 1	BB: 0	P: 25	R: 0	H: 0	E: 0	K: 1	S: 5	LOB: 0	BB: 0	P: 8	R: 0	H: 1	E: 0	K: 1	S: 8	LOB: 1	BB: 0	P: 11
1B: 6	SF: 1	2B: 4	SAC: 1	3B: 0	DP: 1	HR: 1	HBP: 0	WP: 1	PA: 37	PB: 0	SB: 0	CS: 0																																																				

PITCHER	IP	WLS	BF	H	R	ER	SO	BB	IBB	HBP	BLK	WP	HR	S	P	ERA	WHIP
<b>Bert Blyleven, R</b> ERA: 4.89 (1, 1)	5.2	L	28	10	6	5	0	1	0	0	0	1	1	71	104	7.94	1.941
<b>Juan Berenguer, R</b> ERA: 3.02 (6, 1)	2.1		9	1	0	0	2	0	0	0	0	0	0	20	30	0.00	0.429

**BOTTOM**

**Minnesota Twins @ Boston Red Sox**  
Fenway Park, Boston, MA  
Mon Jul 18 1988, 7:05 PM EDT  
Att: 33,397 - Unknown - 86 F

AB	34
R	6
H	11
RBI	5
BB	1
SO	2
LOB	11



Batter	1	2	3	4	5	6	7	8	9	AB R H RBI BB SO LOB	TOP									
John Moses, S (1, 9) OBP: 0.357, SLG: 0.421	0-2 F7		1-0 P4			0-1 F7		1-1 G3		4 0 0 0 0 0 2										
Randy Bush, L (1, 7) OBP: 0.361, SLG: 0.449	2-1 F8			1-1 F9			1-0 F8		2-1 6-3	4 0 0 0 0 0 0										
Kirby Puckett, R (1, 8) OBP: 0.365, SLG: 0.535	0-1 6-3			1-0 6-3			1-2 BLK 1B		0-0 4-3	4 0 1 0 0 0 0										
Kent Hrbek, L (1, 3) OBP: 0.392, SLG: 0.537		1-1 3-1		2-2 F9			1-0 F9		0-0 1B	4 0 1 0 0 0 1										
Gary Gaetti, R (1, 5) OBP: 0.358, SLG: 0.556		4-2 FC3-6 BB			0-2 P3		3-3 K		0-2 F7	3 0 0 0 1 1 2										
Gene Larkin, S (1, 10) OBP: 0.363, SLG: 0.385		0-1 FC3-6 FC6-4 1-2f			0-0 1-3				1-0 5-3 BB 1B	3 0 1 0 0 0 1										
Brian Harper, R (1, 2) OBP: 0.397, SLG: 0.508		0-1 FC6-4 1-2f			2-2 4-3				1-2 F8	3 0 0 0 0 0 2										
Greg Gagne, R (1, 6) OBP: 0.310, SLG: 0.442			2-2 6-3			1-0 5-3		4-0 5-3 BB		2 0 0 0 1 0 0										
Al Newman, S (1, 4) OBP: 0.279, SLG: 0.228			0-0 F7			3-1 4-3		1-0 5-3		2 0 0 0 0 0 0										
Kelvin Torve, L (8, PH) OBP: 0.250, SLG: 0.400								1-2 2-3		1 0 0 0 0 0 2										
Steve Lombardozzi, R (8, 4) OBP: 0.314, SLG: 0.299										0 0 0 0 0 0 0										
<b>Inning Stats</b>	R: 0 E: 0 K: 0 S: 7	H: 0 LOB: 0 BB: 0 P: 9	R: 0 E: 0 K: 0 S: 8	H: 0 LOB: 1 BB: 1 P: 13	R: 0 E: 0 K: 0 S: 5	H: 0 LOB: 0 BB: 0 P: 8	R: 0 E: 0 K: 0 S: 6	H: 0 LOB: 0 BB: 0 P: 10	R: 0 E: 0 K: 0 S: 7	H: 0 LOB: 0 BB: 0 P: 9	R: 0 E: 0 K: 1 S: 8	H: 1 LOB: 1 BB: 0 P: 14	R: 0 E: 0 K: 0 S: 9	H: 1 LOB: 2 BB: 1 P: 17	R: 0 E: 0 K: 0 S: 7	H: 1 LOB: 1 BB: 0 P: 9	1B: 3 2B: 0 3B: 0 HR: 0	SF: 0 SAC: 0 DP: 0 HBP: 0	WP: 0 PB: 0 SB: 0 CS: 0	PA: 32
<b>PITCHER</b>	IP WLS BF H R ER SO BB IBB HBP BLK WP HR S P ERA WHIP																			
Mike Smithson, R (1, 1) ERA: 5.14	7.1 W 26 2 0 0 1 2 0 0 0 0 0 0 52 84 0.00 0.545																			
Bob Stanley, R (8, 1) ERA: 3.11	1.2 6 1 0 0 0 0 0 0 0 0 0 0 10 14 0.00 0.600																			

Minnesota Twins @ Boston Red Sox  
 Fenway Park, Boston, MA  
 Tue Jul 19 1988, 7:05 PM EDT  
 Att. 32,036 - Unknown

livebaseballscorecards.com

AB	30
R	0
H	3
RBI	0
BB	2
SO	1
LOB	10



Batter	1	2	3	4	5	6	7	8	9	AB	R	H	RBI	BB	SO	LOB
Wade Boggs, L OBP: 0.464, SLG: 0.480 (1, 5)	1-0 BLK 1B	2-2 SF8		2-0 P2		0-3 K				3	1	1	1	0	1	2
Marty Barrett, R OBP: 0.337, SLG: 0.363 (1, 4)	1-2 BLK 1B	3-2 F8		4-1 BB		0-0 F8				3	0	1	0	1	0	2
Dwight Evans, R OBP: 0.377, SLG: 0.474 (1, 9)	2-1 F7		1-1 6-3	1-2 5-3				0-0 6-3		4	0	0	0	0	0	5
Mike Greenwell, L OBP: 0.435, SLG: 0.574 (1, 7)	2-0 FC5-2-5 BLK 1B		0-0 F9		2-1 WP G4-6-3 2B			2-1 G3		4	1	2	0	0	0	0
Ellis Burks, R OBP: 0.378, SLG: 0.549 (1, 8)	2-2 FC5-2-5 PO		3-3 K		2-0 G4-6-3 1B			2-1 2B		4	0	2	0	0	1	2
Jim Rice, R OBP: 0.344, SLG: 0.369 (1, 10)	1 SAFE 0-0 PO	2-0 1B SF8 2B		0-0 1B 3B	1 SAFE 1 SAFE SAFE G4-6-3			1-3 K		4	2	2	0	0	1	2
Jody Reed, R OBP: 0.346, SLG: 0.348 (1, 6)		4-2 SF8 1B BB		2-2 BB 1B	1-1 6-3			1-1 6-3		3	0	1	1	1	0	0
Larry Parrish, R OBP: 0.258, SLG: 0.336 Todd Benzinger, S OBP: 0.293, SLG: 0.379 (1, 3) (7, 3)		2-2 1B		1-0 BB 1B		0-2 HR		2-2 1-4-3		3	1	3	1	0	0	0
Rick Cerone, R OBP: 0.376, SLG: 0.424 (1, 2)		0-0 F8		2-2 L4		1-2 5-3		2-1 5-3		1	0	0	0	0	0	5

Inning Stats	R: 1	H: 3	E: 0	LOB: 1	K: 0	P: 18	R: 1	H: 2	E: 0	LOB: 2	K: 0	P: 27	R: 0	H: 0	E: 0	LOB: 0	K: 1	P: 11	R: 1	H: 3	E: 0	LOB: 3	K: 0	P: 30	R: 1	H: 2	E: 0	LOB: 0	K: 0	P: 11	R: 1	H: 1	E: 0	LOB: 0	K: 1	P: 11	R: 0	H: 1	E: 0	LOB: 1	K: 1	P: 13	R: 0	H: 0	E: 0	LOB: 0	K: 0	P: 12							
	10	18	7	18	10	18	14	27	7	11	1	11	6	11	6	11	10	11	8	13	7	12																																	
PITCHER	IP	WLS	BF	H	R	ER	SO	BB	IBB	HBP	BLK	WP	HR	S	P	ERA	WHIP																			IP	WLS	BF	H	R	ER	SO	BB	IBB	HBP	BLK	WP	HR	S	P	ERA	WHIP			
Allan Anderson, L ERA: 2.98 Jim Winn, R ERA: 5.79	(1, 1) (4, 1)	3.2 4.1	L	19 17	8 4	3 2	3 2	1 2	1 1	0 0	0 0	0 1	0 1	44 36	76 57	7.36 4.15	2.455 1.154																																						

**BOTTOM**

**Minnesota Twins @ Boston Red Sox**  
Fenway Park, Boston, MA  
Tue Jul 19 1988, 7:05 PM EDT  
Att. 32,036 - Unknown

AB	33
R	5
H	12
RBI	3
BB	2
SO	3
LOB	18



1B: 7	SF: 1	WP: 1	PA: 37
2B: 3	SAC: 0	PB: 0	
3B: 1	DP: 1	SB: 0	
HR: 1	HBP: 0	CS: 0	

Batter	1	2	3	4	5	6	7	8	9	10	AB R H RBI BB SO LOB	TOP													
Dan Gladden, R OBP: 0.327, SLG: 0.424 (1, 7)	P4 1-2		1B 0-0			1B 2B 0-1	1B 1-1		1B 0-2	FC6-4 1B 1-2	5 1 4 0 1 0 0														
Randy Bush, L OBP: 0.360, SLG: 0.448 Juan Berenguer, R (10, 1) Keith Atherton, R (10, 1)	K 1-3		P5 0-0			G5-3 1B 1-2	G5-4-3 1B 1-3		F9 2-3	SF8 1-0	5 1 2 1 0 1 3 0 0 0 0 0 0 0 0 0 0 0 0 0 0														
Kirby Puckett, R OBP: 0.363, SLG: 0.530 (1, 8)	G1-3 0-2					K 1-3	G5-4-3 1-2f		SF9 3-H	FC6-4 1-2f	5 0 1 1 0 1 6														
Kent Hrbek, L OBP: 0.394, SLG: 0.540 (1, 3)						P4 0-0			L7 0-0		4 1 2 1 1 0 1														
Gary Gaetti, R OBP: 0.356, SLG: 0.559 (1, 5)						F7 1-2	G5-3 3-H		HR 2-1		5 1 1 2 0 1 5														
Gene Larkin, S OBP: 0.364, SLG: 0.384 Mark Davidson, R (10, PR) OBP: 0.361, SLG: 0.432 (10, 9)			F7 0-0			F7 1-1	1B 0-1		G4-3 1-2		4 0 1 1 0 0 2 0 1 0 0 0 0 0														
Brian Harper, R OBP: 0.403, SLG: 0.507 John Moses, S (8, PR) OBP: 0.357, SLG: 0.421 Tim Laudner, R (8, 2) OBP: 0.320, SLG: 0.442			P4 0-1			P3 1-2	FC6-4 1B 1-2		1B 2-2		4 0 2 0 0 0 1 0 0 0 0 0 0 0 1 0 0 0 0 1 1														
Steve Lombardozzi, R OBP: 0.311, SLG: 0.295 Kelvin Torve, L OBP: 0.235, SLG: 0.375 Greg Gagne, R (6, 6) OBP: 0.312, SLG: 0.441			P4 3-2			P9 3-2	FC6-4 1-2f		P3 1-0		2 0 0 0 0 0 0 1 0 0 0 0 0 2 1 1 0 0 1 0 1														
Al Newman, S OBP: 0.286, SLG: 0.241 (1, 6) (6, 4)			G4-3 3-2			G3 0-0			K 2-3		4 1 1 1 1 1 0														
<b>Inning Stats</b>	R: 0 E: 0 K: 1 S: 10	H: 0 LOB: 0 BB: 0 P: 12	R: 0 E: 0 K: 0 S: 6	H: 0 LOB: 1 BB: 1 P: 11	R: 0 E: 0 K: 0 S: 12	H: 1 LOB: 1 BB: 0 P: 18	R: 0 E: 0 K: 0 S: 10	H: 1 LOB: 1 BB: 0 P: 13	R: 0 E: 0 K: 0 S: 8	H: 0 LOB: 0 BB: 0 P: 12	R: 3 E: 0 K: 1 S: 18	H: 5 LOB: 2 BB: 0 P: 22	R: 0 E: 0 K: 1 S: 9	H: 2 LOB: 1 BB: 0 P: 15	R: 1 E: 0 K: 0 S: 11	H: 2 LOB: 1 BB: 0 P: 18	R: 1 E: 0 K: 1 S: 12	H: 2 LOB: 2 BB: 1 P: 20	R: 2 E: 0 K: 1 S: 14	H: 1 LOB: 2 BB: 2 P: 27	1B: 11 2B: 2 3B: 0 HR: 1	SF: 2 SAC: 0 DP: 1 HBP: 1	WP: 1 PB: 0 SB: 1 CS: 0	PA: 48	
<b>PITCHER</b>	IP WLS BF H R ER SO BB IBB HBP BLK WP HR S P ERA WHIP																								
Roger Clemens, R ERA: 2.37 (1, 1)	6.1	29	9	3	3	3	1	0	0	0	0	0	0	1	11	19	6.75	1.579							
Dennis Lamp, R ERA: 3.57 (7, 1)	1.1	5	2	1	1	0	0	0	0	0	0	0	0	1	0	25	46	16.20	3.000						
Lee Smith, R ERA: 4.07 (8, 1)	1.2	12	3	3	3	2	2	1	1	0	1	0	2	3	0	0	0	0	0						
Tom Bolton, L ERA: 1.26 (10, 1)	0.2	W	2	0	0	0	0	0	0	0	0	0	0	2	3	0.00	0.000								

Minnesota Twins @ Boston Red Sox  
Fenway Park, Boston, MA  
Wed Jul 20 1988, 7:05 PM EDT  
Att. 35,313 - Unknown - 73 F

livebaseballscorecards.com

AB 41  
R 7  
H 14  
RBI 7  
BB 4  
SO 5  
LOB 22





BOTTOM

Minnesota Twins @ Boston Red Sox  
Fenway Park, Boston, MA  
Wed Jul 20 1988, 7:05 PM EDT  
Att. 35,313 - Unknown - 73 F

livebaseballscorecards.com

AB 38  
R 9  
H 12  
RBI 9  
BB 4  
SO 1  
LOB 13



WP: 0 PA: 44  
PB: 0  
SB: 0  
CS: 0

AB R H RBI BB SO LOB

5 1 3 1 0 0 0

4 0 1 0 0 0 2

5 0 0 1 0 1 2

4 1 0 0 1 0 2

4 1 1 0 1 0 3

3 0 1 0 0 0 0

0 1 0 0 1 0 0

5 2 3 2 0 0 1

3 2 2 2 0 0 0

1 1 1 3 1 0 0

4 0 0 0 0 0 3

1B: 7 SF: 0  
2B: 3 SAC: 2  
3B: 0 DP: 0  
HR: 2 HBP: 0

Batter	1	2	3	4	5	6	7	8	9	10
Wade Boggs, L OBP: 0.466, SLG: 0.488 (1, 5)	SH1-3 G4-3 2B		1-2 1B 1B	1-0 1-3 3-H 2B		2-1 G6-3			1-0 F9	
Marty Barrett, R OBP: 0.336, SLG: 0.362 (1, 4)	SH1-3 2-3		0-2 1-2 1B	1-2 F8			0-2 P8		0-0 G4-3	
Dwight Evans, R OBP: 0.372, SLG: 0.467 (1, 9)	2-1 G4-3		0-1 P3		1-1 G4-3		2-1 G6-3		3-3 K	
Mike Greenwell, L OBP: 0.432, SLG: 0.567 (1, 7)	3-H F7		2-1 F7		2-1 G3		3-2 G3-1			4-0 BB 2B BB
Ellis Burks, R OBP: 0.378, SLG: 0.545 (1, 8)		0-0 G6-3	3-2 F9		2-0 1B 1B			4-0 SH1-3 BB		3-2 P4
Jim Rice, R OBP: 0.344, SLG: 0.369 (1, 10)		1-2 G5-3		1-1 F8	1-1 1B 1B			1-1 SH1-3		4-2 2B 1-2 HR BB
Spike Owen, S OBP: 0.332, SLG: 0.391 (8, PH)										
Jody Reed, R OBP: 0.356, SLG: 0.368 (1, 6)		2-0 HR 1B		2-2 G1-3	2-1 1-3 2-H 1B			2-2 L8		2-2 1-3 2-H HR 2B
Larry Parrish, R OBP: 0.262, SLG: 0.352 (1, 3)		1-0 HR		1-0 E 2B 1B		0-0 G6-3		4-0 BB		2-2 2-H 3-H HR
Todd Benzinger, S OBP: 0.301, SLG: 0.400 (7, 3)										
Rick Cerone, R OBP: 0.368, SLG: 0.415 (1, 2)		0-0 G4-3		1-2 E4 2B 1-3		1-0 F8		1-0 P8		

Inning Stats	R: 1	H: 1	E: 0	K: 0	S: 8	R: 2	H: 2	E: 0	K: 0	S: 7	R: 0	H: 2	E: 0	K: 0	S: 13	R: 1	H: 2	E: 1	K: 0	S: 13	R: 0	H: 0	E: 0	K: 0	S: 4	R: 0	H: 0	E: 0	K: 0	S: 9	R: 0	H: 0	E: 0	K: 0	S: 9	R: 0	H: 0	E: 0	K: 0	S: 7	R: 0	H: 0	E: 0	K: 1	S: 5	R: 4	H: 2	E: 0	K: 0	S: 13	R: 0	H: 2	E: 0	K: 0	S: 11	1B: 7	2B: 3	3B: 0	HR: 2	SF: 0	SAC: 2	DP: 0	HBP: 0	WP: 0	PA: 44
--------------	------	------	------	------	------	------	------	------	------	------	------	------	------	------	-------	------	------	------	------	-------	------	------	------	------	------	------	------	------	------	------	------	------	------	------	------	------	------	------	------	------	------	------	------	------	------	------	------	------	------	-------	------	------	------	------	-------	-------	-------	-------	-------	-------	--------	-------	--------	-------	--------

PITCHER	IP	WLS	BF	H	R	ER	SO	BB	IBB	HBP	BLK	WP	HR	S	P	ERA	WHIP
Charlie Lea, R ERA: 4.53 (1, 1)	4.0		20	7	4	3	0	0	0	0	0	0	1	41	62	6.75	1.750
Freddie Toliver, R ERA: 5.02 (5, 1)	1.0		5	3	1	1	0	0	0	0	0	0	0	9	17	9.00	3.000
Mark Portugal, R ERA: 4.19 (6, 1)	2.0		6	0	0	0	0	0	0	0	0	0	0	13	21	0.00	0.000
Jeff Reardon, R ERA: 2.68 (8, 1)	2.0		8	0	0	0	1	2	0	0	0	0	0	12	28	0.00	1.000
Juan Berenguer, R ERA: 3.27 (10, 1)	0.1		3	0	2	2	0	2	0	0	0	0	0	6	17	54.00	6.000
PITCHER	IP	WLS	BF	H	R	ER	SO	BB	IBB	HBP	BLK	WP	HR	S	P	ERA	WHIP
Keith Atherton, R ERA: 3.83 (10, 1)	0.0		2	2	2	2	0	0	0	0	0	0	0	7	11	∞	∞

Batter	1	2	3	4	5	6	7	8	9	AB R H RBI BB SO LOB	TOP									
<b>Gary Redus, R</b> (1, 7) <small>OBP: 0.341, SLG: 0.429</small> <b>Kenny Williams, R</b> (2, 8) <small>OBP: 0.247, SLG: 0.325</small>	0-1 6-3			1-3 K			2-3 K	1-3 K		1 0 0 0 0 0 3 0 0 0 0 3 2										
<b>Steve Lyons, L</b> (1, 5) <small>OBP: 0.332, SLG: 0.383</small>	0-1 B1			2-1 F9			0-1 1B		0-0 4-3	4 0 1 0 0 0 0										
<b>Harold Baines, L</b> (1, 10) <small>OBP: 0.344, SLG: 0.422</small>	1-2 L9			1-2 4-3			3-3 K		0-0 F7	4 0 0 0 0 1 1										
<b>Dan Pasqua, L</b> (1, 9) <small>OBP: 0.307, SLG: 0.426</small>							0-0 F9		4-1 1B BB	3 0 0 0 1 0 1										
<b>Greg Walker, L</b> (1, 3) <small>OBP: 0.306, SLG: 0.384</small>							2-2 6-3		2-1 K	4 0 1 0 0 2 0										
<b>Daryl Boston, L</b> (1, 8) <small>OBP: 0.263, SLG: 0.503</small> <b>Dave Gallagher, R</b> (8, PH) <small>OBP: 0.300, SLG: 0.392</small>							0-1 F8		3-2 1B 1B	2 0 0 0 0 0 0 2 1 1 0 0 0 2										
<b>Mark Salas, L</b> (1, 2) <small>OBP: 0.312, SLG: 0.351</small> <b>Donnie Hill, S</b> (8, PH) <small>OBP: 0.295, SLG: 0.219</small>							0-1 F7			2 0 0 0 0 0 0 1 0 1 0 0 0 0										
<b>Ozzie Guillen, L</b> (1, 6) <small>OBP: 0.284, SLG: 0.294</small>							0-3 K		0-0 FC3-6 1B 1-2 2-H 1B	3 0 1 1 0 1 0										
<b>Fred Manrique, R</b> (1, 4) <small>OBP: 0.264, SLG: 0.368</small> <b>Ron Karkovice, R</b> (8, 2) <small>OBP: 0.245, SLG: 0.314</small>							3-3 K		0-1 FC3-6 1-2f 2-3	3 0 0 0 0 1 2 0 0 0 0 0 0 0										
<b>Inning Stats</b>	R: 0 E: 0 K: 0 S: 7	H: 0 LOB: 0 BB: 0 P: 8	R: 0 E: 0 K: 1 S: 8	H: 0 LOB: 0 BB: 0 P: 13	R: 0 E: 0 K: 0 S: 6	H: 0 LOB: 0 BB: 0 P: 9	R: 0 E: 0 K: 1 S: 8	H: 0 LOB: 0 BB: 0 P: 12	R: 0 E: 0 K: 0 S: 8	H: 0 LOB: 0 BB: 0 P: 12	R: 0 E: 0 K: 2 S: 9	H: 1 LOB: 1 BB: 0 P: 14	R: 1 E: 0 K: 2 S: 15	H: 3 LOB: 2 BB: 0 P: 20	R: 0 E: 0 K: 0 S: 9	H: 1 LOB: 2 BB: 1 P: 18	1B: 5 2B: 0 3B: 0 HR: 0	SF: 0 SAC: 0 DP: 0 HBP: 0	WP: 0 PB: 0 SB: 0 CS: 0	PA: 33
<b>PITCHER</b>	IP WLS BF H R ER SO BB IBB HBP BLK WP HR S P ERA WHIP																			
<b>Oil Can Boyd, R</b> (1, 1) <small>ERA: 5.11</small> <b>Tom Bolton, L</b> (8, 1) <small>ERA: 1.84</small> <b>Bob Stanley, R</b> (8, 1) <small>ERA: 3.0</small>	7.0 W 22 1 0 0 6 0 0 0 0 0 0 0 55 80 0.00 0.143																			
	0.1 4 3 1 1 1 0 0 0 0 0 0 0 10 14 27.00 9.000																			
	1.2 S 7 1 0 0 1 1 0 0 0 0 0 0 14 24 0.00 1.200																			

**Chicago White Sox @ Boston Red Sox**  
 Fenway Park, Boston, MA  
 Thu Jul 21 1988, 7:05 PM EDT  
 Att. 32,049 - Overcast - 72 F

<b>AB</b>	<b>32</b>
<b>R</b>	<b>1</b>
<b>H</b>	<b>5</b>
<b>RBI</b>	<b>1</b>
<b>BB</b>	<b>1</b>
<b>SO</b>	<b>8</b>
<b>LOB</b>	<b>8</b>



Batter	1	2	3	4	5	6	7	8	9
Wade Boggs, L OBP: 0.463, SLG: 0.490 (1, 5)	0-1 E4 E 1B FC4-6	3-2 E5 1-3		1-0 L7			1-1 F7	1-0 1B 3B	
Marty Barrett, R OBP: 0.339, SLG: 0.365 (1, 4)	1-0 E8 FC4-6 1B		0-0 5-3		0-1 6-3		1-2 WP 1B	3-2 WP 1B	
Dwight Evans, R OBP: 0.368, SLG: 0.461 (1, 10)	0-1 L7		0-1 5-3		2-0 5-3		0-0 F3	2-0 F7	
Mike Greenwell, L OBP: 0.432, SLG: 0.563 (1, 7)	3-0 FC4-6 2B		1-0 1B 1B		0-0 3-1		4-0 1B IBB	1-2 4-3	
Ellis Burks, R OBP: 0.379, SLG: 0.548 (1, 8)	1-2 1-H 2B		1-1 1 SAFE 1 SAFE 1B		3-1 F9		1-3 K		
Todd Benzinger, S OBP: 0.305, SLG: 0.402 (1, 9) (7, 3)	2-2 L7		0-3 K		0-1 1B 1B		3-2 1B E 1B		
Jody Reed, R OBP: 0.367, SLG: 0.388 (1, 6)		0-1 6-3		0-0 G3 2B		2-1 1B 1B	0-0 E WP 3B 1B		
Larry Parrish, R OBP: 0.260, SLG: 0.347 Kevin Romine, R OBP: 0.245, SLG: 0.283 (1, 3) (7, 9)		0-1 F8		0-1 G3		1-2 F3	2-1 FC6 3B		
Rich Gedman, L OBP: 0.272, SLG: 0.307 Rick Cerone, R OBP: 0.367, SLG: 0.413 (1, 2) (8, PH) (9, 2)		0-0 E5 E 1B		0-0 G3		0-1 1-3	0-3 K		

Inning Stats	R: 2 E: 2 K: 0 S: 14	H: 2 LOB: 1 BB: 0 P: 21	R: 0 E: 1 K: 0 S: 8	H: 1 LOB: 2 BB: 0 P: 11	R: 0 E: 0 K: 1 S: 9	H: 2 LOB: 2 BB: 0 P: 11	R: 0 E: 0 K: 0 S: 5	H: 1 LOB: 1 BB: 0 P: 6	R: 0 E: 0 K: 0 S: 4	H: 0 LOB: 0 BB: 0 P: 6	R: 0 E: 0 K: 0 S: 11	H: 2 LOB: 2 BB: 0 P: 17	R: 0 E: 0 K: 1 S: 10	H: 1 LOB: 2 BB: 1 P: 17	R: 4 E: 1 K: 1 S: 21	H: 4 LOB: 1 BB: 0 P: 33
--------------	-------------------------------	----------------------------------	------------------------------	----------------------------------	------------------------------	----------------------------------	------------------------------	---------------------------------	------------------------------	---------------------------------	-------------------------------	----------------------------------	-------------------------------	----------------------------------	-------------------------------	----------------------------------


PITCHER	IP	WLS	BF	H	R	ER	SO	BB	IBB	HBP	BLK	WP	HR	S	P	ERA	WHIP
Jack McDowell, R ERA: 4.12 (1, 1)	7.0	L	35	11	5	2	2	0	1	0	0	2	0	67	100	2.57	1.571
Ricky Horton, L ERA: 5.96 (8, 1)	0.1		2	1	0	0	1	0	0	0	0	0	0	4	5	0.00	3.000
John Davis, R ERA: 5.04 (8, 1)	0.2		3	1	1	1	0	0	0	0	0	1	0	11	17	13.50	1.500

**BOTTOM**

**Chicago White Sox @ Boston Red Sox**  
**Fenway Park, Boston, MA**  
 Thu Jul 21 1988, 7:05 PM EDT  
 Att. 32,049 - Overcast - 72 F

AB	R	H	RBI	BB	SO	LOB
5	2	1	2	0	0	2
5	0	3	1	0	0	0
5	0	0	0	0	0	4
4	1	1	1	1	0	2
4	0	2	1	0	1	2
4	1	2	0	0	1	3
4	1	3	0	0	0	0
3	0	0	0	0	0	3
1	1	0	0	0	0	1
3	0	1	0	0	0	3
1	0	0	0	0	1	2

AB	39
R	6
H	13
RBI	5
BB	1
SO	3
LOB	22



1B	2B	3B	SF	SAC	DP	HBP	WP	PB	SB	CS	PA
10	2	1	0	0	0	0	3	0	0	0	40

livebaseballscorecards.com

Batter	1	2	3	4	5	6	7	8	9	AB R H RBI BB SO LOB	TOP											
Daryl Boston, L (1, 7) OBP: 0.268, SLG: 0.500	0-2 SF7 1B	2-1 F7			4-2 E BB		3-2 P5			3 2 1 0 1 0 0												
Steve Lyons, L (1, 5) OBP: 0.335, SLG: 0.394	0-2 G3-1 1B		1-1 F8		0-0 E5 2B			0-1 G3-1		4 1 2 1 0 0 0												
Harold Baines, L (1, 10) OBP: 0.344, SLG: 0.420	1-1 SF7		0-3 K		4-2 BB			2-2 L7		2 0 0 1 1 1 0												
Dan Pasqua, L (1, 9) OBP: 0.303, SLG: 0.419	0-0 G3-1		0-0 F8		2-3 K			1-0 G1-3		4 0 0 0 0 1 3												
Greg Walker, L (1, 3) OBP: 0.305, SLG: 0.383	0-0 1B			0-1 L3		2-2 P5			1-3 K	4 0 1 1 0 1 0												
Donnie Hill, S (1, 4) OBP: 0.300, SLG: 0.227	1-2 S 1B		1-0 G5-3		0-0 G3			0-0 1B		4 0 2 0 0 0 0 0 0 0 0 0 0 0												
Fred Manrique, R (9, PR) OBP: 0.264, SLG: 0.368																						
Kenny Williams, R (1, 8) OBP: 0.243, SLG: 0.319	2-3 K		2-1 F9		3-1 F8				3-3 K	3 0 0 0 0 1 2 1 0 0 0 0 1 1												
Ivan Calderon, R (9, PH) OBP: 0.298, SLG: 0.434	1-2																					
Ozzie Guillen, L (1, 6) OBP: 0.280, SLG: 0.291		2-2 G3-1			1-2 F8		0-0 G1-3		1-2 G3	4 0 0 0 0 0 1												
Ron Karkovics, R (1, 2) OBP: 0.239, SLG: 0.305		0-1 F7			3-3 K		3-2 G6-3			3 0 0 0 0 1 0												
<b>Inning Stats</b>	R: 2 E: 0 K: 1 S: 16	H: 4 LOB: 2 BB: 0 P: 20	R: 0 E: 0 K: 0 S: 8	H: 0 LOB: 0 BB: 0 P: 12	R: 0 E: 0 K: 1 S: 6	H: 0 LOB: 0 BB: 0 P: 7	R: 0 E: 0 K: 0 S: 5	H: 0 LOB: 0 BB: 0 P: 8	R: 1 E: 1 K: 2 S: 15	H: 1 LOB: 2 BB: 2 P: 29	R: 0 E: 0 K: 0 S: 6	H: 0 LOB: 0 BB: 0 P: 11	R: 0 E: 0 K: 0 S: 7	H: 0 LOB: 0 BB: 0 P: 13	R: 0 E: 0 K: 0 S: 6	H: 0 LOB: 0 BB: 0 P: 9	R: 0 E: 0 K: 2 S: 12	H: 1 LOB: 1 BB: 0 P: 17	1B: 4 2B: 2 3B: 0 HR: 0	SF: 1 SAC: 0 DP: 0 HBP: 0	WP: 0 PB: 0 SB: 1 CS: 0	PA: 35
<b>PITCHER</b>	IP WLS BF H R ER SO BB IBB HBP BLK WP HR S P ERA WHIP																					
Wes Gardner, R (1, 1) ERA: 3.17	7.1 W 29 5 3 3 4 2 0 0 0 0 0 0 65 102 3.68 0.955																					
Tom Bolton, L (8, 1) ERA: 1.72	1.0 3 0 0 0 1 0 0 0 0 0 0 0 7 11 0.00 0.000																					
Lee Smith, R (9, 1) ERA: 4.01	0.2 S 3 1 0 0 1 0 0 0 0 0 0 0 9 13 0.00 1.500																					

Chicago White Sox @ Boston Red Sox  
 Fenway Park, Boston, MA  
 Fri Jul 22 1988, 7:05 PM EDT  
 Att. 33,477 - Cloudy - 70 F

livebaseballscorecards.com

AB	32
R	3
H	6
RBI	3
BB	2
SO	6
LOB	7



Batter	1	2	3	4	5	6	7	8	9	AB R H RBI BB SO LOB
Wade Boggs, L OBP: 0.461, SLG: 0.486 (1, 5)	2-2 G6-3		0-1 L9		2-2 F7		4-1 G4-6-3 BB			3 1 0 0 1 0 0
Marty Barrett, R OBP: 0.336, SLG: 0.361 (1, 4)	2-1 F7		0-0 P3		2-1 F8		3-1 E4 G4-6-3			4 0 0 0 0 0 1
Dwight Evans, R OBP: 0.369, SLG: 0.463 (1, 10)	2-1 1B 2B		4-0 BB BB		1-0 F9		1-0 G4-6-3 1-2f 3-H			3 1 1 0 1 0 1
Mike Greenwell, L OBP: 0.435, SLG: 0.564 (1, 7)	1-0 BB 1B 2-H		4-2 FC5-4 BB		1-0 L9		2-1 1B			3 0 2 1 1 0 0
Ellis Burks, R OBP: 0.378, SLG: 0.542 (1, 8)	4-2 BB		2-1 FC5-4 1-2f		3-3 K		1-3 K			3 0 0 0 1 2 3
Todd Benzinger, S OBP: 0.304, SLG: 0.404 (1, 9) (8, 3)	1-3 K			3-1 L9		0-1 2B 2B		1-1 G4-3		4 1 1 0 0 1 2
Jody Reed, R OBP: 0.371, SLG: 0.387 (1, 6)		1-2 G5-3		2-1 1B		4-2 2B BB		2-2 G5-3		3 1 1 0 1 0 0
Larry Parrish, R OBP: 0.260, SLG: 0.351 Kevin Romine, R OBP: 0.240, SLG: 0.277 (1, 3) (8, 9)		3-1 F9		0-3 K		1-2 2B 1-H 2-H		1-2 G4-3		3 0 1 2 0 1 1 1 0 0 0 0 0 0
Rich Gedman, L OBP: 0.267, SLG: 0.300 (1, 2)		3-3 K		1-1 P6		2-1 L8				3 0 0 0 0 1 2

Inning Stats	R: 1	H: 2	E: 0	K: 1	S: 15	LOB: 2	BB: 1	P: 27	R: 0	H: 0	E: 0	K: 1	S: 10	LOB: 0	BB: 0	P: 17	R: 0	H: 0	E: 0	K: 0	S: 9	LOB: 2	BB: 2	P: 19	R: 0	H: 1	E: 0	K: 1	S: 9	LOB: 1	BB: 0	P: 15	R: 0	H: 0	E: 0	K: 0	S: 6	LOB: 0	BB: 0	P: 11	R: 2	H: 2	E: 0	K: 1	S: 13	LOB: 1	BB: 1	P: 24	R: 1	H: 1	E: 1	K: 1	S: 9	LOB: 1	BB: 1	P: 20	R: 0	H: 0	E: 0	K: 0	S: 9	LOB: 0	BB: 0	P: 13
--------------	------	------	------	------	-------	--------	-------	-------	------	------	------	------	-------	--------	-------	-------	------	------	------	------	------	--------	-------	-------	------	------	------	------	------	--------	-------	-------	------	------	------	------	------	--------	-------	-------	------	------	------	------	-------	--------	-------	-------	------	------	------	------	------	--------	-------	-------	------	------	------	------	------	--------	-------	-------


PITCHER	IP	WLS	BF	H	R	ER	SO	BB	IBB	HBP	BLK	WP	HR	S	P	ERA	WHIP
Melido Perez, R ERA: 4.14 (1, 1)	6.0		27	5	3	3	4	4	0	0	0	0	0	62	113	4.50	1.500
John Davis, R ERA: 5.02 (7, 1)	2.0	L	8	1	1	1	1	1	0	0	0	0	0	18	33	4.50	1.000

**BOTTOM**

**Chicago White Sox @ Boston Red Sox**  
**Fenway Park, Boston, MA**  
 Fri Jul 22 1988, 7:05 PM EDT  
 Att: 33,477 - Cloudy - 70 F

livebaseballscorecards.com

<b>AB</b>	<b>30</b>
<b>R</b>	<b>4</b>
<b>H</b>	<b>6</b>
<b>RBI</b>	<b>3</b>
<b>BB</b>	<b>5</b>
<b>SO</b>	<b>5</b>
<b>LOB</b>	<b>10</b>



WP: 0	PA: 35
PB: 0	SB: 0
CS: 0	

Batter	1	2	3	4	5	6	7	8	9	AB R H RBI BB SO LOB	TOP		
<b>Dave Gallagher, R</b> OBP: 0.307, SLG: 0.396 (1, 8) X	0-0 CS 1B		1-1 WP BB 1B	2-3			2-1 F8			4 1 2 0 0 1 0			
<b>Steve Lyons, L</b> OBP: 0.333, SLG: 0.391 (1, 5) F SAFE	1-3 K		1-0 BB WP SF9 1B			1-0 F9	0-2 G3			4 1 1 1 0 1 1			
<b>Harold Baines, L</b> OBP: 0.343, SLG: 0.416 (1, 10) 1 SAFE	1-1 F7		4-0 SF9 BB 1B IBB			1-2 L6	1-0 G4-3			3 1 0 0 1 0 1			
<b>Ivan Calderon, R</b> OBP: 0.301, SLG: 0.431 (1, 9) B B B B		4-0 CS BB	4-2 1B BB			3-2 F9	1-2 F9			2 0 0 1 2 0 0			
<b>Greg Walker, L</b> OBP: 0.302, SLG: 0.380 (1, 3) C B B B SAFE	3-3 K		1-1 SF9			0-1 L9	0-0 G5-3			3 0 0 1 0 1 1			
<b>Dan Pasqua, L</b> OBP: 0.302, SLG: 0.416 (1, 7) B B B B X	2-0 G4-3		1-1 1B			0-3 K				4 0 1 1 0 2 0			
<b>Mark Salas, L</b> OBP: 0.303, SLG: 0.341 (1, 2) S B B B			1-0 F9			0-0 E8				4 0 0 0 0 1 2			
<b>Ozzie Guillen, L</b> OBP: 0.280, SLG: 0.288 (1, 6) B B B B C B			4-1 BLK 2B BB			0-0 F7				3 1 0 0 1 1 1			
<b>Fred Manrique, R</b> OBP: 0.265, SLG: 0.373 (1, 4) B F 2 SAFE X			1-1 1B 1B 2B			1-2 G5-3	0-1 G4-3			3 1 1 1 0 0 0			
<b>Inning Stats</b>	R: 0 E: 0 K: 1 S: 6 H: 1 LOB: 0 BB: 0 P: 8	R: 0 E: 0 K: 1 S: 5 H: 0 LOB: 0 BB: 1 P: 14	R: 5 E: 0 K: 0 S: 15 H: 4 LOB: 2 BB: 3 P: 33	R: 0 E: 0 K: 1 S: 7 H: 0 LOB: 0 BB: 0 P: 10	R: 0 E: 0 K: 0 S: 7 H: 0 LOB: 0 BB: 0 P: 12	R: 0 E: 1 K: 1 S: 7 H: 0 LOB: 1 BB: 0 P: 7	R: 0 E: 0 K: 0 S: 7 H: 0 LOB: 0 BB: 0 P: 9	R: 0 E: 0 K: 0 S: 5 H: 0 LOB: 0 BB: 0 P: 7	R: 0 E: 0 K: 3 S: 9 H: 0 LOB: 0 BB: 0 P: 14	1B: 4 2B: 1 3B: 0 HR: 0 SF: 1 SAC: 0 DP: 0 HBP: 0	WP: 1 PB: 0 SB: 0 CS: 2 PA: 35		
<b>PITCHER</b>	IP WLS BF H R ER SO BB IBB HBP BLK WP HR S P ERA WHIP											<b>PITCHER</b>	IP WLS BF H R ER SO BB IBB HBP BLK WP HR S P ERA WHIP
<b>Steve Curry, R</b> ERA: 8.18 (1, 1)	2.1 13 4 5 5 2 3 1 0 1 1 0 20 47 19.29 3.000												
<b>Mike Smithson, R</b> ERA: 4.7 (3, 1)	6.2 22 1 0 0 5 0 0 0 0 0 0 48 67 0.00 0.150												

**Chicago White Sox @ Boston Red Sox**  
**Fenway Park, Boston, MA**  
 Sat Jul 23 1988, 3:33 AM EDT  
 Att. 35,129 - Overcast - 70 F

[livebaseballscorecards.com](http://livebaseballscorecards.com)

AB	30
R	5
H	5
RBI	5
BB	4
SO	7
LOB	6





Batter	1	2	3	4	5	6	7	8	9	AB R H RBI BB SO LOB	TOP											
<b>Dave Gallagher, R</b> OBP: 0.319, SLG: 0.405 (1, 8) (8, 9)	2-2 G5-3		1-2 1B	2-1 1B		0-1 FC6-4			1-1 1B	5 0 3 1 0 0 2												
<b>Steve Lyons, L</b> OBP: 0.327, SLG: 0.383 (1, 5)	1-2 G3		1-0 P5	0-0 L6		1-1 G4-3			0-3 K	5 0 0 0 0 1 7												
<b>Harold Baines, L</b> OBP: 0.348, SLG: 0.421 <b>Donnie Hill, S</b> OBP: 0.300, SLG: 0.227 (1, 10) (9, PR)	2-3 K		2-1 HBP 1B		2-2 1B		1-2 G6-4-3 1B		3-2 1B	5 0 4 1 0 1 0 0 0 0 0 0 0 0												
<b>Ivan Calderon, R</b> OBP: 0.296, SLG: 0.422 (1, 7)	0-0 FC6-4		1-3 K		1-3 K		0-0 G6-4-3		0-3 K	5 0 0 0 0 3 7												
<b>Greg Walker, L</b> OBP: 0.301, SLG: 0.375 (1, 3)		0-0 G4-3	2-2 HBP		2-3 K		0-0 G4-3		2-3 K	4 0 0 0 0 2 3												
<b>Kenny Williams, R</b> OBP: 0.239, SLG: 0.313 <b>Daryl Boston, L</b> OBP: 0.273, SLG: 0.500 (1, 9) (8, PH) (8, 8)		3-3 K	1-1 F7		0-1 F8			4-0 SH1-4 BB		3 0 0 0 0 1 4 0 0 0 0 1 0 0												
<b>Fred Manrique, R</b> OBP: 0.276, SLG: 0.388 (1, 4)		3-2 1B		0-0 1B 2B		1-0 FC1-5 1B		0-0 SH1-4		3 1 3 0 0 0 0												
<b>Ozzie Guillen, L</b> OBP: 0.283, SLG: 0.291 (1, 6)	1-1 P6		0-1 L6 1B		1-1 FC6-4 FC1-5 1B		0-0 F8			4 0 2 0 0 0 2												
<b>Ron Karkovics, R</b> OBP: 0.241, SLG: 0.306 <b>Dan Pasqua, L</b> OBP: 0.301, SLG: 0.414 <b>Mark Salas, L</b> OBP: 0.303, SLG: 0.341 (1, 2) (8, PH) (8, 2)			1-1 1B 1B		1-3 K		0-1 FC1-5		2-3 K	3 1 1 0 0 1 4 1 0 0 0 0 1 1 0 0 0 0 0 0 0												
<b>Inning Stats</b>	R: 0 E: 0 K: 1 S: 13	H: 0 LOB: 1 BB: 0 P: 18	R: 0 E: 0 K: 1 S: 11	H: 1 LOB: 1 BB: 0 P: 18	R: 1 E: 0 K: 1 S: 15	H: 3 LOB: 3 BB: 0 P: 24	R: 1 E: 0 K: 1 S: 11	H: 3 LOB: 1 BB: 0 P: 14	R: 0 E: 0 K: 2 S: 11	H: 1 LOB: 1 BB: 0 P: 16	R: 0 E: 0 K: 0 S: 9	H: 2 LOB: 2 BB: 0 P: 12	R: 0 E: 0 K: 0 S: 5	H: 1 LOB: 0 BB: 0 P: 6	R: 0 E: 0 K: 1 S: 5	H: 0 LOB: 1 BB: 1 P: 11	R: 0 E: 0 K: 3 S: 17	H: 2 LOB: 2 BB: 0 P: 23	1B: 12 2B: 2 3B: 0 HR: 0	SF: 0 SAC: 1 DP: 2 HBP: 1	WP: 1 PB: 0 SB: 0 CS: 0	PA: 41
<b>PITCHER</b>	IP WLS BF H R ER SO BB IBB HBP BLK WP HR S P ERA WHIP																					
<b>Bruce Hurst, L</b> ERA: 4.56 (1, 1)	5.0 W 26 10 2 2 6 0 0 1 0 0 1 0 64 95 3.60 2.000																					
<b>Dennis Lamp, R</b> ERA: 3.42 (6, 1)	2.1 8 1 0 0 0 1 0 0 0 0 0 0 12 18 0.00 0.857																					
<b>Lee Smith, R</b> ERA: 3.88 (8, 1)	1.2 S 7 2 0 0 4 0 0 0 0 0 0 0 21 29 0.00 1.200																					

**Chicago White Sox @ Boston Red Sox**  
Fenway Park, Boston, MA  
Sun Jul 24 1988, 3:33 AM EDT  
Att. 33,394 - Overcast - 80 F

[livebaseballscorecards.com](http://livebaseballscorecards.com)

**AB 38**  
**R 2**  
**H 13**  
**RBI 2**  
**BB 1**  
**SO 10**  
**LOB 30**







Batter	1	2	3	4	5	6	7	8	9	AB R H RBI BB SO LOB	TOP											
Wade Boggs, L (1, 5) OBP: 0.464, SLG: 0.494	1-2 F7		1-2 4-3			2-2 G3		2-0 SF8		3 0 0 1 0 0 0												
Marty Barrett, R (1, 4) OBP: 0.339, SLG: 0.359	2-0 L5			4-2 G4-6-3 BB			4-1 BB BB	3-1 G4-6-3		2 0 0 0 2 0 1												
Dwight Evans, R (1, 9) OBP: 0.371, SLG: 0.460	3-2 F2			1-1 G4-6-3 1-2f			0-1 BB 1B		0-2 4-3	4 1 1 0 0 0 1												
Mike Greenwell, L (1, 7) OBP: 0.435, SLG: 0.563		4-2 1B BB		3-2 F4			4-2 1B BB		4-2 S BB	1 0 0 0 3 0 0												
Ellis Burks, R (1, 8) OBP: 0.380, SLG: 0.538		1-3 K			0-1 F3		0-0 F4		2-3 K	4 0 0 0 0 2 4												
Jody Reed, R (1, 6) OBP: 0.389, SLG: 0.409		2-2 G6-4-3 1B			4-0 L5-3 BB		1-1 FC6-4 1B		0-2 F9	3 0 2 1 1 0 1												
Jim Rice, R (1, 10) OBP: 0.341, SLG: 0.365		1-0 G6-4-3 1-2f			0-0 L5-3 1-2		1-0 FC6-4 1-2f			3 0 0 0 0 0 5												
Todd Benzing, S (1, 3) OBP: 0.307, SLG: 0.413			0-3 K			3-1 4-3		2-1 E SF8 1B		3 1 1 0 0 1 0												
Rich Gedman, L (1, 2) OBP: 0.261, SLG: 0.294			1-1 4-1			2-2 4-3		1-1 E4 G4-6-3		3 0 0 0 0 0 1												
<b>Inning Stats</b>	R: 0 E: 0 K: 0 S: 8	H: 0 LOB: 0 BB: 0 P: 14	R: 0 E: 0 K: 1 S: 11	H: 1 LOB: 1 BB: 1 P: 18	R: 0 E: 0 K: 1 S: 8	H: 0 LOB: 0 BB: 0 P: 10	R: 0 E: 0 K: 0 S: 7	H: 0 LOB: 0 BB: 1 P: 15	R: 0 E: 0 K: 0 S: 3	H: 0 LOB: 0 BB: 1 P: 7	R: 1 E: 0 K: 0 S: 9	H: 0 LOB: 0 BB: 0 P: 16	R: 1 E: 0 K: 0 S: 10	H: 2 LOB: 2 BB: 2 P: 20	R: 1 E: 1 K: 0 S: 7	H: 1 LOB: 0 BB: 0 P: 15	R: 0 E: 0 K: 1 S: 12	H: 0 LOB: 1 BB: 1 P: 18	1B: 4 2B: 1 3B: 0 HR: 0	SF: 1 SAC: 0 DP: 4 HBP: 0	WP: 0 PB: 0 SB: 1 CS: 0	PA: 33
<b>PITCHER</b> Charlie Hough, R (1, 1) ERA: 3.21	IP: 9.0 WLS: L BF: 33 H: 4 R: 2 ER: 1 SO: 3 BB: 6 IBB: 0 HBP: 0 BLK: 0 WP: 0 HR: 0 S: 75 P: 133 ERA: 1.00 WHIP: 1.111											<b>PITCHER</b>	IP: 9.0 WLS: L BF: 33 H: 4 R: 2 ER: 1 SO: 3 BB: 6 IBB: 0 HBP: 0 BLK: 0 WP: 0 HR: 0 S: 75 P: 133 ERA: 1.00 WHIP: 1.111									

**Boston Red Sox @ Texas Rangers**  
Arlington Stadium, Arlington, TX

Mon Jul 25 1988, 8:05 PM EDT  
Att: 34,175 - Unknown - 100 F

livebaseballscorecards.com

**AB 26**  
**R 2**  
**H 4**  
**RBI 2**  
**BB 6**  
**SO 3**  
**LOB 13**



Batter	1	2	3	4	5	6	7	8	9	AB	R	H	RBI	BB	SO	LOB	BOTTOM						
<b>Oddibe McDowell, L</b> (1, 8) OBP: 0.303, SLG: 0.339	3-3 K		1-1 B1			4-2 CS BB		0-3 K		3	0	0	0	1	2	1							
<b>Cecil Espy, S</b> (1, 7) OBP: 0.284, SLG: 0.364	2-3 K2-3		2-2 F6			2-3 SAFE SAFE SAFE SAFE SAFE SAFE 1-2		1-1 F8		4	0	0	0	0	2	2							
<b>Pete O'Brien, L</b> (1, 3) OBP: 0.367, SLG: 0.432	2-1 F7				2-2 4-3			2-1 WP 2B		4	0	2	0	0	0	0							
<b>Ruben Sierra, S</b> (1, 9) OBP: 0.283, SLG: 0.405					1-3 K			1-2 F7		4	0	0	0	0	2	2							
<b>Pete Incaviglia, R</b> (1, 10) OBP: 0.325, SLG: 0.506					1-3 K			0-3 K		4	0	0	0	0	4	2							
<b>Geno Petralli, L</b> (1, 2) OBP: 0.389, SLG: 0.431					2-2 BB 1B			3-3 K		3	0	1	0	1	1	1							
<b>Steve Buechele, R</b> (1, 5) OBP: 0.348, SLG: 0.419					4-2 SAFE SAFE SAFE SAFE SAFE SAFE SAFE 1-2 BB			4-2 BB		2	0	0	0	1	1	2							
<b>Jeff Kunkel, R</b> (1, 6) <b>Scott Fletcher, R</b> (8, 6) OBP: 0.239, SLG: 0.414 OBP: 0.357, SLG: 0.330					3-3 K			2-2 F5		2	0	0	0	0	2	2							
<b>Curtis Wilkerson, S</b> (1, 4) OBP: 0.397, SLG: 0.416					3-3 K			3-2 F7		1	0	0	0	0	0	0							
<b>Curtis Wilkerson, S</b> (1, 4) OBP: 0.397, SLG: 0.416					2-1 F7			4-0 BB		2	0	0	0	1	0	0							
<b>Inning Stats</b>	R: 0 E: 0 K: 2 S: 9	H: 0 LOB: 0 BB: 0 P: 16	R: 0 E: 0 K: 2 S: 14	H: 1 LOB: 2 BB: 1 P: 24	R: 0 E: 0 K: 0 S: 7	H: 0 LOB: 0 BB: 0 P: 12	R: 0 E: 0 K: 2 S: 10	H: 0 LOB: 0 BB: 0 P: 14	R: 0 E: 0 K: 2 S: 11	H: 0 LOB: 0 BB: 0 P: 17	R: 0 E: 0 K: 1 S: 13	H: 0 LOB: 0 BB: 1 P: 22	R: 0 E: 0 K: 2 S: 12	H: 1 LOB: 2 BB: 1 P: 23	R: 0 E: 0 K: 1 S: 8	H: 0 LOB: 1 BB: 1 P: 15	R: 0 E: 0 K: 2 S: 14	H: 1 LOB: 1 BB: 0 P: 19	1B: 1 2B: 2 3B: 0 HR: 0	SF: 0 SAC: 0 DP: 0 HBP: 0	WP: 1 PB: 0 SB: 0 CS: 1	PA: 33	
<b>PITCHER</b> <b>Roger Clemens, R</b> (1, 1) ERA: 2.25	IP 9.0	WLS W	BF 33	H 3	R 0	ER 0	SO 14	BB 4	IBB 0	HBP 0	BLK 0	WP 1	HR 0	S 98	P 162	ERA 0.00	WHIP 0.778						
<b>PITCHER</b>	IP	WLS	BF	H	R	ER	SO	BB	IBB	HBP	BLK	WP	HR	S	P	ERA	WHIP						

**Boston Red Sox @ Texas Rangers**  
Arlington Stadium, Arlington, TX  
Mon Jul 25 1988, 8:05 PM EDT  
Att. 34,175 - Unknown - 100 F

livebaseballscorecards.com

AB	29
R	0
H	3
RBI	0
BB	4
SO	14
LOB	12



Batter	1	2	3	4	5	6	7	8	9	AB R H RBI BB SO LOB	TOP													
Jody Reed, R OBP: 0.377, SLG: 0.394 (1, 6)	2-1 F8	1-1 F7		0-2 G3		3-1 L5		0-0 4-3		5 0 0 0 0 0 2														
Marty Barrett, R OBP: 0.337, SLG: 0.357 (1, 4)	0-1 1B		2-2 6-3		1-1 L4	2-2 4-3		1-1 F9		5 0 1 0 0 0 0														
Wade Boggs, L OBP: 0.464, SLG: 0.496 (1, 5)	1-1 L8		2-1 F7		2-2 HR		3-2 2B		3-2 F7	5 2 2 0 0 0 1														
Mike Greenwell, L OBP: 0.434, SLG: 0.569 (1, 7)	0-1 1B		3-1 6-3		0-0 HR		3-3 2-3		2-1 F2	5 1 2 2 0 1 1														
Ellis Burks, R OBP: 0.383, SLG: 0.540 (1, 8)	4-0 1-2 BB			1-2 2B	2-2 F8		1-2 5-3		0-1 2B	4 1 2 0 1 0 1														
Todd Benzinger, S OBP: 0.309, SLG: 0.433 (1, 9) (7, 3)	0-3 K		2-3 K	1-2 HR	1-0 HR		2-1 HR		2-2 L7	5 2 2 2 0 2 5														
Jim Rice, R OBP: 0.346, SLG: 0.383 (1, 10)			0-3 K	0-0 1B	1-1 1B		0-0 HR			4 2 3 3 0 1 0														
Larry Parrish, R OBP: 0.264, SLG: 0.349 Kevin Romine, R OBP: 0.245, SLG: 0.265 (1, 3) (7, 9)			4-1 BB	0-1 1B	1-1 F5		0-3 K			3 0 1 0 1 1 1 0 0 0 0 0 0 0														
Rich Gedman, L OBP: 0.255, SLG: 0.288 (1, 2)			0-0 F3	0-1 SF7		0-1 L9		2-1 L8		3 0 0 1 0 0 1														
<b>Inning Stats</b>	R: 0 E: 0 K: 1 S: 11	H: 2 LOB: 3 BB: 1 P: 18	R: 0 E: 0 K: 1 S: 7	H: 0 LOB: 1 BB: 1 P: 12	R: 0 E: 0 K: 0 S: 8	H: 0 LOB: 0 BB: 0 P: 15	R: 2 E: 0 K: 1 S: 14	H: 3 LOB: 1 BB: 0 P: 17	R: 3 E: 0 K: 0 S: 18	H: 4 LOB: 1 BB: 0 P: 26	R: 0 E: 0 K: 0 S: 7	H: 0 LOB: 0 BB: 0 P: 12	R: 3 E: 1 K: 2 S: 18	H: 3 LOB: 0 BB: 0 P: 27	R: 0 E: 0 K: 0 S: 5	H: 0 LOB: 0 BB: 0 P: 8	R: 0 E: 0 K: 0 S: 11	H: 1 LOB: 1 BB: 0 P: 18	1B: 6 2B: 4 3B: 0 HR: 3	SF: 1 SAC: 0 DP: 0 HBP: 0	WP: 0 PB: 0 SB: 1 CS: 0	PA: 42		
<b>PITCHER</b>	IP WLS BF H R ER SO BB IBB HBP BLK WP HR S P ERA WHIP																							
Jose Guzman, R ERA: 3.62 (1, 1)	4.2		25	9	5	5	3	2	0	0	0	0	2	56	85	9.64	2.357							
Craig McMurtry, R ERA: 2.7 (5, 1)	3.1	W	13	3	3	3	2	0	0	0	0	0	1	32	50	8.10	0.900							
Mitch Williams, L ERA: 4.11 (9, 1)	1.0	S	4	1	0	0	0	0	0	0	0	0	0	11	18	0.00	1.000							

**Boston Red Sox @ Texas Rangers**  
Arlington Stadium, Arlington, TX

Tue Jul 26 1988, 8:05 PM EDT  
Att: 20,456 - Unknown - 104 F

AB	39
R	8
H	13
RBI	8
BB	2
SO	5
LOB	12



Batter	1	2	3	4	5	6	7	8	9	AB	R	H	RBI	BB	SO	LOB
<b>Oddibe McDowell, L</b> OBP: 0.302, SLG: 0.335 (1, 8)	4-2 1B SF9 BB		1-0 F5	2-1 4-3			2-1 4-3			3	1	0	0	1	0	1
<b>Scott Fletcher, R</b> OBP: 0.358, SLG: 0.332 (1, 6)	0-2 G4-3 1B		0-0 5-3			2-1 6-3	1-2 HR 1B			4	1	2	0	0	0	0
<b>Pete O'Brien, L</b> OBP: 0.366, SLG: 0.440 (1, 3)	0-1 SF9			3-2 HR		2-3 K	2-0 F8			3	1	1	2	0	1	1
<b>Ruben Sierra, S</b> OBP: 0.285, SLG: 0.413 (1, 9)	1-1 G4-3			4-2 BB 2B BB		3-2 G3	2-1 HR			3	2	1	2	1	0	1
<b>Geno Petrali, L</b> OBP: 0.395, SLG: 0.435 (1, 10)		1-3 K		4-0 2B 1B BB		0-1 FC4-6 1B	3-1 1B			3	1	2	0	1	1	0
<b>Steve Buechele, R</b> OBP: 0.350, SLG: 0.433 (1, 5)		2-1 HR		2-2 1B 2B		1-1 FC4-6 1B BLK 1B	2-2 L3			4	3	2	2	0	0	2
<b>Cecil Espy, S</b> OBP: 0.289, SLG: 0.367 (1, 7)		3-3 K		1-1 6-3 1B		3-2 1B CS	3-2 1-3			4	0	2	2	0	1	0
<b>Jim Sundberg, R</b> OBP: 0.338, SLG: 0.385 (1, 2)		3-3 K		1-0 6-3		0-1 FC6-4 1B	1-1 F7			4	0	1	1	0	1	1
<b>Curtis Wilkerson, S</b> OBP: 0.389, SLG: 0.407 (1, 4)			0-1 F6	1-3 K		1-1 FC6-4	1-2 1-3			4	0	0	0	0	1	2

Inning Stats	R: 1	H: 1	E: 0	K: 0	S: 10	R: 1	H: 1	E: 0	K: 3	S: 12	R: 0	H: 0	E: 0	K: 0	S: 4	R: 4	H: 3	E: 0	K: 1	S: 20	R: 0	H: 0	E: 0	K: 1	S: 9	R: 1	H: 3	E: 0	K: 0	S: 13	R: 2	H: 3	E: 0	K: 0	S: 13	R: 0	H: 0	E: 0	K: 0	S: 9	1B: 7	SF: 1	2B: 1	3B: 0	HR: 3	SAC: 0	DP: 1	HBP: 0	WP: 0	PB: 0	SB: 0	CS: 1	PA: 36				

PITCHER	IP	WLS	BF	H	R	ER	SO	BB	IBB	HBP	BLK	WP	HR	S	P	ERA	WHIP
<b>Oil Can Boyd, R</b> ERA: 5.36 (1, 1)	3.0		14	3	5	5	3	3	0	0	0	0	2	34	59	15.00	2.000
<b>Dennis Lamp, R</b> ERA: 3.57 (4, 1)	2.2		12	5	2	2	2	0	0	0	1	0	0	32	49	6.75	1.875
<b>Tom Bolton, L</b> ERA: 2.7 (6, 1)	1.0	L	6	3	2	2	0	0	0	0	0	0	1	12	23	18.00	3.000
<b>Bob Stanley, R</b> ERA: 2.92 (7, 1)	1.1		4	0	0	0	0	0	0	0	0	0	0	12	19	0.00	0.000

**BOTTOM**

**Boston Red Sox @ Texas Rangers**  
Arlington Stadium, Arlington, TX

Tue Jul 26 1988, 8:05 PM EDT  
Att. 20,456 - Unknown - 104 F

livebaseballscorecards.com

<b>AB</b>	<b>32</b>
<b>R</b>	<b>9</b>
<b>H</b>	<b>11</b>
<b>RBI</b>	<b>9</b>
<b>BB</b>	<b>3</b>
<b>SO</b>	<b>5</b>
<b>LOB</b>	<b>8</b>



Batter	1	2	3	4	5	6	7	8	9	AB R H RBI BB SO LOB	TOP																
Jody Reed, R OBP: 0.377, SLG: 0.386 (1, 6) B X	1-0 F7		2-2 5-3			4-0 1B G3 HR BB	2-2 5-3		4-0 SH3-4 1B BB	3 1 0 0 2 0 0																	
Ed Romero, R OBP: 0.310, SLG: 0.300 (1, 4) B X	1-0 G3		0-1 1-3			1-1 G3	3-1 6-3		0-0 SH3-4	4 0 0 0 0 0 1																	
Wade Boggs, L OBP: 0.463, SLG: 0.493 (1, 5) B B X	2-0 6-3			2-1 4-3		4-0 1B HR BB		1-1 L5	2-1 BB BB 1B 1B	4 2 1 0 1 0 0																	
Mike Greenwell, L OBP: 0.439, SLG: 0.569 (1, 7) B B B B		4-1 2B BB		4-0 FC6-4 BB		1-0 HR 1B		0-2 4-3	4-1 BB BB 1B BB	2 3 1 0 3 0 0																	
Ellis Burks, R OBP: 0.386, SLG: 0.549 (1, 8) X	0-0 F8		0-2 FC6-4 E 1-2f		1-1 HR		1-1 2B 1B	1-1 2B 1B	4-1 1B BB BB	4 2 2 4 1 0 2																	
Todd Benzinger, S OBP: 0.311, SLG: 0.437 (1, 9) (6, 3) 1 SAFE B C X	1-1 F9		3-3 K 1-2		1-1 F6		0-1 2B 2B	0-1 2B 2B	0-1 1B 1B	5 1 2 3 0 1 2																	
Jim Rice, R OBP: 0.349, SLG: 0.393 (1, 10) C 1 SAFE X	0-1 1-H 2B			0-1 6-3		2-2 1B		3-2 1B 2B	1-2 F8	5 1 3 2 0 0 2																	
Larry Parrish, R OBP: 0.262, SLG: 0.345 Kevin Romine, R OBP: 0.259, SLG: 0.280 (1, 3) (6, 9) B B X	2-0 4-3				0-0 1-6-3	0-3 K		0-0 2-H 1B		3 0 0 0 0 1 2 1 0 1 1 0 0 0																	
Rick Cerone, R OBP: 0.360, SLG: 0.408 (1, 2) F F X			0-2 4-3		1-2 4-3		1-1 5-3	0-1 5-3		4 0 0 0 0 0 1																	
Inning Stats	R: 0 E: 0 K: 0 S: 3	H: 0 LOB: 0 BB: 0 P: 7	R: 1 E: 0 K: 0 S: 7	H: 1 LOB: 1 BB: 1 P: 14	R: 0 E: 0 K: 0 S: 8	H: 0 LOB: 0 BB: 0 P: 10	R: 0 E: 1 K: 1 S: 8	H: 0 LOB: 1 BB: 1 P: 17	R: 0 E: 0 K: 0 S: 6	H: 0 LOB: 0 BB: 0 P: 7	R: 4 E: 0 K: 1 S: 14	H: 3 LOB: 1 BB: 2 P: 28	R: 0 E: 0 K: 0 S: 9	H: 0 LOB: 0 BB: 0 P: 15	R: 3 E: 0 K: 0 S: 16	H: 4 LOB: 1 BB: 0 P: 21	R: 2 E: 0 K: 0 S: 11	H: 2 LOB: 2 BB: 3 P: 26	1B: 6 2B: 3 3B: 0 HR: 1	SF: 0 SAC: 1 DP: 0 HBP: 0	WP: 0 PB: 0 SB: 0 CS: 0	PA: 43					
PITCHER	IP	WLS	BF	H	R	ER	SO	BB	IBB	HBP	BLK	WP	HR	S	P	ERA	WHIP										
Jeff Russell, R ERA: 3.39 (1, 1)	7.0		29	4	5	5	2	4	0	0	0	0	1	55	98	6.43	1.143										
Ed Vande Berg, L ERA: 1.54 (8, 1)	0.2		4	2	2	2	0	0	0	0	0	0	0	9	11	27.00	3.000										
Mitch Williams, L ERA: 4.6 (8, 1)	1.0	L	6	3	2	2	0	1	0	0	0	0	0	10	19	18.00	4.000										
Guy Hoffman, L ERA: 1.17 (9, 1)	0.0		1	0	0	0	0	1	0	0	0	0	0	1	5	∞	∞										
Craig McMurtry, R ERA: 2.67 (9, 1)	0.1		3	1	1	1	0	1	0	0	0	0	0	7	12	27.00	6.000										

**Boston Red Sox @ Texas Rangers**  
Arlington Stadium, Arlington, TX

Wed Jul 27 1988, 8:05 PM EDT  
Att. 17,639 - Unknown - 95 F

AB	35
R	10
H	10
RBI	10
BB	7
SO	2
LOB	10



Batter	1	2	3	4	5	6	7	8	9	AB R H RBI BB SO LOB
<b>Oddibe McDowell, L</b> OBP: 0.304, SLG: 0.333 (1, 8)	4-0 SH3 S G3 BB	3-2 F8			1-0 F9		0-0 E8 S SH3 1B		2-2 4-3	4 2 1 1 1 0 1
<b>Scott Fletcher, R</b> OBP: 0.361, SLG: 0.331 (1, 6)	0-1 SH3 1-3		4-0 CS BB			4-1 FC4-6 BB	3-1 SH3 2-H		3-3 K	1 0 0 1 2 1 0
<b>Pete O'Brien, L</b> OBP: 0.362, SLG: 0.435 (1, 3)	1-1 G3 3-H		2-3 K 1-2			0-0 FC4-6 1-2f	3-1 6-3			4 0 0 1 0 1 2
<b>Ruben Sierra, S</b> OBP: 0.283, SLG: 0.408 (1, 9)	1-2 4-3		2-0 L4			0-0 F9		0-3 K		4 0 0 0 0 1 1
<b>Pete Incaviglia, R</b> OBP: 0.327, SLG: 0.508 (1, 7)		4-1 S 1B BB		2-3 K		0-0 F8		1-1 2B		3 1 1 0 1 1 1
<b>Geno Petrali, L</b> OBP: 0.393, SLG: 0.431 (1, 10)		1-3 K		0-3 K			1-0 1B 1B	0-3 K		4 1 1 0 0 3 2
<b>Steve Buechele, R</b> OBP: 0.354, SLG: 0.433 (1, 5)		4-0 1B SF9 BB		0-0 F8			0-1 1B 1B 1B	4-1 BB		2 2 1 0 2 0 0
<b>Jim Sundberg, R</b> OBP: 0.333, SLG: 0.377 (1, 2)		1-1 1B			1-0 6-3		2-3 K	3-2 F3		4 0 1 1 0 1 4
<b>Curtis Wilkerson, S</b> OBP: 0.387, SLG: 0.406 (1, 4)		2-1 SF9			3-1 F8		3-2 1B E 1B		2-2 F7	3 1 1 2 0 0 0

Inning Stats	R: 1	H: 0	E: 0	K: 0	S: 7	LOB: 0	BB: 1	P: 13	R: 2	H: 1	E: 0	K: 1	S: 12	LOB: 1	BB: 2	P: 26	R: 0	H: 0	E: 0	K: 1	S: 4	LOB: 0	BB: 1	P: 12	R: 0	H: 0	E: 0	K: 2	S: 9	LOB: 0	BB: 0	P: 11	R: 0	H: 0	E: 0	K: 0	S: 4	LOB: 1	BB: 1	P: 8	R: 4	H: 4	E: 1	K: 1	S: 15	LOB: 0	BB: 0	P: 27	R: 0	H: 1	E: 0	K: 2	S: 12	LOB: 2	BB: 1	P: 20	R: 0	H: 0	E: 0	K: 1	S: 11	LOB: 0	BB: 0	P: 18	1B: 5	SF: 1	2B: 2	SAC: 2	3B: 0	DP: 1	HR: 0	HBP: 0	WP: 0	PA: 38
--------------	------	------	------	------	------	--------	-------	-------	------	------	------	------	-------	--------	-------	-------	------	------	------	------	------	--------	-------	-------	------	------	------	------	------	--------	-------	-------	------	------	------	------	------	--------	-------	------	------	------	------	------	-------	--------	-------	-------	------	------	------	------	-------	--------	-------	-------	------	------	------	------	-------	--------	-------	-------	-------	-------	-------	--------	-------	-------	-------	--------	-------	--------

PITCHER	IP	WLS	BF	H	R	ER	SO	BB	IBB	HBP	BLK	WP	HR	S	P	ERA	WHIP
<b>Wes Gardner, R</b> ERA: 3.41 (1, 1)	6.0		24	2	4	4	4	5	0	0	0	0	0	41	81	6.00	1.167
<b>Bob Stanley, R</b> ERA: 3.22 (7, 1)	1.0	W	6	3	3	2	1	0	0	0	0	0	0	14	25	18.00	3.000
<b>Dennis Lamp, R</b> ERA: 3.53 (8, 1)	0.2		4	1	0	0	2	1	0	0	0	0	0	9	14	0.00	3.000
<b>Lee Smith, R</b> ERA: 3.78 (8, 1)	1.1	S	4	0	0	0	1	0	0	0	0	0	0	14	24	0.00	0.000

**BOTTOM**

**Boston Red Sox @ Texas Rangers**  
Arlington Stadium, Arlington, TX  
Wed Jul 27 1988, 8:05 PM EDT  
Att: 17,639 - Unknown - 95 F

livebaseballscores.com

<b>AB</b>	<b>29</b>
<b>R</b>	<b>7</b>
<b>H</b>	<b>6</b>
<b>RBI</b>	<b>6</b>
<b>BB</b>	<b>6</b>
<b>SO</b>	<b>8</b>
<b>LOB</b>	<b>11</b>



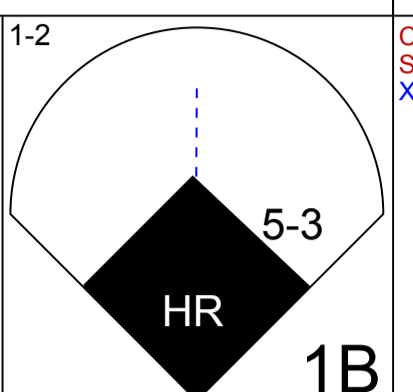
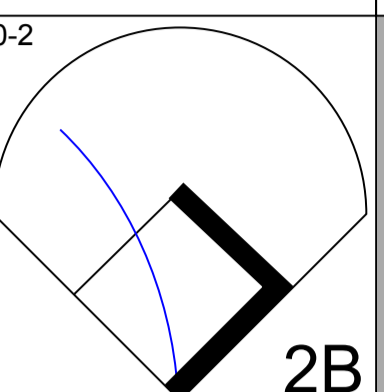
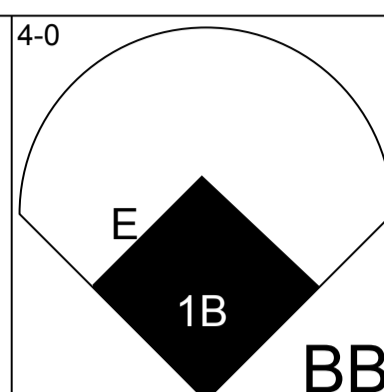
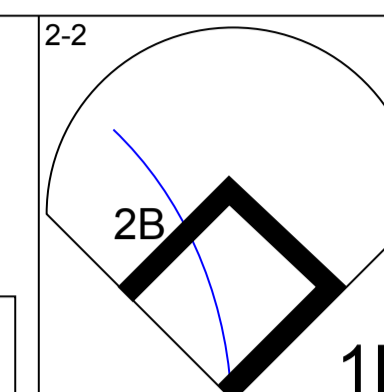
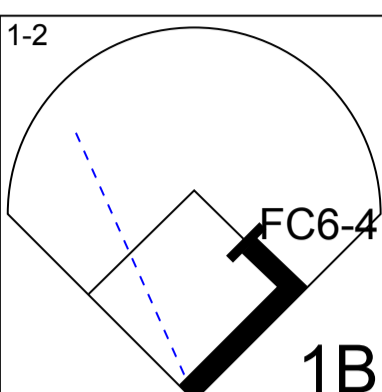
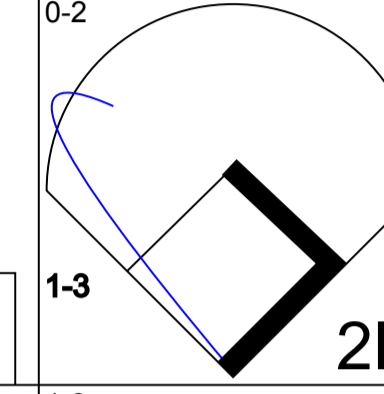

Batter	1	2	3	4	5	6	7	8	9	AB R H RBI BB SO LOB	TOP											
Paul Molitor, R (1, 5) OBP: 0.379, SLG: 0.428	0-1 6-3		3-2 2-H 3-H 2B			1-1 5-3	2-1 1-3			4 0 1 2 0 0 1												
Jim Gantner, L (1, 4) OBP: 0.322, SLG: 0.338	0-2 6-3		0-3 K			2-1 1-3		3-1 1B		4 0 1 0 0 1 1												
Robin Yount, R (1, 8) OBP: 0.376, SLG: 0.474	2-2 4-3		0-1 6-3			4-1 BB		2-3 K		3 0 0 0 1 1 2												
Jeffrey Leonard, R (1, 7) OBP: 0.279, SLG: 0.364		0-2 FC6-4 1B		4-2 G6-4-3 BB		1-3 K		1-2 F9		3 0 1 0 1 1 2												
Rob Deer, R (1, 9) OBP: 0.301, SLG: 0.399		1-2 FC6-4 1-2f		3-2 G6-4-3 1-2f			4-2 2B 6-3 BB	3-3 K		3 1 0 0 1 1 3												
Greg Brock, L (1, 3) OBP: 0.363, SLG: 0.372		0-1 G4-6-3 1-2f		0-0 F9			1-0 E 2B	2-3 K		4 1 1 0 0 1 1												
Joey Meyer, R (1, 10) OBP: 0.274, SLG: 0.406			1-2 L8		1-1 L6		1-2 6-3	2-3 K		4 0 0 1 0 1 1												
Dale Sveum, S (1, 6) OBP: 0.259, SLG: 0.355			4-1 2B 2B BB		0-3 K		3-1 L6	3-3 K		3 1 0 0 1 2 1												
Charlie O'Brien, R (1, 2) OBP: 0.246, SLG: 0.339			3-2 2B 2B		1-1 F8		0-1 E1			2 1 1 0 0 0 0												
B.J. Surhoff, L (7, PH) OBP: 0.279, SLG: 0.299										1 0 0 0 0 0 0												
<b>Inning Stats</b>	R: 0 E: 0 K: 0 S: 9	H: 0 LOB: 0 BB: 0 P: 11	R: 0 E: 0 K: 0 S: 8	H: 1 LOB: 0 BB: 0 P: 9	R: 2 E: 0 K: 1 S: 19	H: 2 LOB: 1 BB: 1 P: 30	R: 0 E: 0 K: 0 S: 6	H: 0 LOB: 0 BB: 1 P: 13	R: 0 E: 0 K: 1 S: 7	H: 0 LOB: 0 BB: 0 P: 9	R: 0 E: 0 K: 1 S: 8	H: 0 LOB: 1 BB: 1 P: 16	R: 2 E: 1 K: 0 S: 12	H: 1 LOB: 1 BB: 1 P: 21	R: 0 E: 0 K: 2 S: 15	H: 1 LOB: 1 BB: 0 P: 24	R: 0 E: 0 K: 3 S: 11	H: 0 LOB: 0 BB: 0 P: 18	1B: 2 2B: 3 3B: 0 HR: 0	SF: 0 SAC: 0 DP: 2 HBP: 0	WP: 0 PB: 0 SB: 0 CS: 0	PA: 35
<b>PITCHER</b>	IP WLS BF H R ER SO BB IBB HBP BLK WP HR S P ERA WHIP																					
Bruce Hurst, L (1, 1) ERA: 4.56	6.0 W 24 4 4 3 3 4 0 0 0 0 0 0 61 97 4.50 1.333																					
Bob Stanley, R (7, 1) ERA: 3.1	2.0 8 1 0 0 2 0 0 0 0 0 0 0 23 36 0.00 0.500																					
Lee Smith, R (9, 1) ERA: 3.71	1.0 S 3 0 0 0 3 0 0 0 0 0 0 0 11 18 0.00 0.000																					

Milwaukee Brewers @ Boston Red Sox  
 Fenway Park, Boston, MA  
 Fri Jul 29 1988, 7:05 PM EDT  
 Sunny - 87 F

AB	31
R	4
H	5
RBI	3
BB	4
SO	8
LOB	12





Batter	1	2	3	4	5	6	7	8	9	AB	R	H	RBI	BB	SO	LOB	BOTTOM			
<b>Jody Reed, R</b> OBP: 0.395, SLG: 0.409 (1, 6)	1-2  5-3 HR 1B	0-2  2B		4-0  E 1B BB		2-2  2B 1B		1-2  FC6-4 1B		4	2	4	0	1	0	0	<b>Milwaukee Brewers @ Boston Red Sox</b> Fenway Park, Boston, MA Fri Jul 29 1988, 7:05 PM EDT Sunny - 87 F			
<b>Marty Barrett, R</b> OBP: 0.336, SLG: 0.357 (1, 4)	1-1 SAFE 1-1 SAFE 1-1 SAFE 1-1 SAFE 1-1 SAFE 1-1 SAFE 1-1 SAFE 1-1 SAFE 1-1 SAFE 1-1 SAFE 1-2	2-1 1-1 SAFE 5-3		2-2 1-1 SAFE 1-1 SAFE 1-1 SAFE 1-1 SAFE 1-1 SAFE 1-1 SAFE 1-1 SAFE 1-1 SAFE 1-1 SAFE 1-3		0-2 1-3  2B		0-0 F9		5	1	1	0	0	0	4				
<b>Wade Boggs, L</b> OBP: 0.460, SLG: 0.489 (1, 5)	0-2 F7		0-1 L7	1-0 1B 1-2 1B 3-H		1-3 K		0-2 FC6-4 1-2f		5	1	1	1	0	1	4				
<b>Mike Greenwell, L</b> OBP: 0.440, SLG: 0.577 (1, 7)	0-1 2-H HR		4-0 2B BB	0-0 E 1B 1-3 1B 2-H		1-2 E5 FC5-4		2-2 4-3		4	1	2	3	1	0	3				
<b>Ellis Burks, R</b> OBP: 0.390, SLG: 0.553 (1, 8)	4-2 2B BB		2-2 1-3 2B	1-2 E3 FC5-4 1-3 1B 3-H		1-0 F7				3	1	2	1	1	0	3				
<b>Todd Benzinger, S</b> OBP: 0.315, SLG: 0.441 (1, 9) (8, 3)	0-2 1-H 2B		4-0 G6-4-3 IBB	0-1 FC5-4 1-2f		1-0 FC5-4 1-2f				3	0	1	1	1	0	5				
<b>Jim Rice, R</b> OBP: 0.345, SLG: 0.388 (1, 10)	1-3 K		2-0 G6-4-3 1-2f		2-3 K		0-2 L4			4	0	0	0	0	2	4				
<b>Larry Parrish, R</b> OBP: 0.258, SLG: 0.341 <b>Kevin Romine, R</b> OBP: 0.259, SLG: 0.280 (1, 3) (8, 9)		0-1 P6		1-3 K	0-1 P6		0-2 4-3			4	0	0	0	0	1	0				
<b>Rich Gedman, L</b> OBP: 0.248, SLG: 0.280 (1, 2)		1-2 P4		1-1 L9	1-2 P5		1-1 1-3			0	0	0	0	0	0	0				
<b>Inning Stats</b>	R: 3 E: 0 K: 1 S: 20	H: 3 LOB: 1 BB: 1 P: 28	R: 0 E: 0 K: 0 S: 11	H: 1 LOB: 1 BB: 0 P: 15	R: 0 E: 0 K: 0 S: 6	H: 1 LOB: 2 BB: 2 P: 18	R: 3 E: 2 K: 1 S: 23	H: 3 LOB: 2 BB: 1 P: 32	R: 0 E: 0 K: 1 S: 11	H: 0 LOB: 0 BB: 0 P: 14	R: 0 E: 1 K: 1 S: 14	H: 2 LOB: 3 BB: 0 P: 20	R: 0 E: 0 K: 0 S: 9	H: 0 LOB: 0 BB: 0 P: 10	R: 0 E: 0 K: 0 S: 11	H: 1 LOB: 1 BB: 0 P: 14	1B: 6 2B: 4 3B: 0 HR: 1	SF: 0 SAC: 0 DP: 1 HBP: 0	WP: 0 PB: 0 SB: 0 CS: 0	PA: 40
<b>PITCHER</b> <b>Bill Wegman, R</b> ERA: 3.42 <b>Juan Nieves, L</b> ERA: 5.26	IP WLS BF H R ER SO BB IBB HBP BLK WP HR S P ERA WHIP (1, 1) 3.2 L 22 7 6 3 2 3 0 0 0 0 0 1 55 87 7.36 2.727 (4, 1) 4.1 18 4 0 0 2 0 0 0 0 0 0 0 50 64 0.00 0.923	IP WLS BF H R ER SO BB IBB HBP BLK WP HR S P ERA WHIP (1, 1) 3.2 L 22 7 6 3 2 3 0 0 0 0 0 1 55 87 7.36 2.727 (4, 1) 4.1 18 4 0 0 2 0 0 0 0 0 0 0 50 64 0.00 0.923	IP WLS BF H R ER SO BB IBB HBP BLK WP HR S P ERA WHIP (1, 1) 3.2 L 22 7 6 3 2 3 0 0 0 0 0 1 55 87 7.36 2.727 (4, 1) 4.1 18 4 0 0 2 0 0 0 0 0 0 0 50 64 0.00 0.923	IP WLS BF H R ER SO BB IBB HBP BLK WP HR S P ERA WHIP (1, 1) 3.2 L 22 7 6 3 2 3 0 0 0 0 0 1 55 87 7.36 2.727 (4, 1) 4.1 18 4 0 0 2 0 0 0 0 0 0 0 50 64 0.00 0.923	IP WLS BF H R ER SO BB IBB HBP BLK WP HR S P ERA WHIP (1, 1) 3.2 L 22 7 6 3 2 3 0 0 0 0 0 1 55 87 7.36 2.727 (4, 1) 4.1 18 4 0 0 2 0 0 0 0 0 0 0 50 64 0.00 0.923	IP WLS BF H R ER SO BB IBB HBP BLK WP HR S P ERA WHIP (1, 1) 3.2 L 22 7 6 3 2 3 0 0 0 0 0 1 55 87 7.36 2.727 (4, 1) 4.1 18 4 0 0 2 0 0 0 0 0 0 0 50 64 0.00 0.923	IP WLS BF H R ER SO BB IBB HBP BLK WP HR S P ERA WHIP (1, 1) 3.2 L 22 7 6 3 2 3 0 0 0 0 0 1 55 87 7.36 2.727 (4, 1) 4.1 18 4 0 0 2 0 0 0 0 0 0 0 50 64 0.00 0.923	IP WLS BF H R ER SO BB IBB HBP BLK WP HR S P ERA WHIP (1, 1) 3.2 L 22 7 6 3 2 3 0 0 0 0 0 1 55 87 7.36 2.727 (4, 1) 4.1 18 4 0 0 2 0 0 0 0 0 0 0 50 64 0.00 0.923	IP WLS BF H R ER SO BB IBB HBP BLK WP HR S P ERA WHIP (1, 1) 3.2 L 22 7 6 3 2 3 0 0 0 0 0 1 55 87 7.36 2.727 (4, 1) 4.1 18 4 0 0 2 0 0 0 0 0 0 0 50 64 0.00 0.923											
<b>AB</b>	<b>R</b>	<b>H</b>	<b>RBI</b>	<b>BB</b>	<b>SO</b>	<b>LOB</b>														
<b>36</b>	<b>6</b>	<b>11</b>	<b>6</b>	<b>4</b>	<b>4</b>	<b>23</b>														
																				

livebaseballscorecards.com

Batter	1	2	3	4	5	6	7	8	9	AB R H RBI BB SO LOB	TOP																
Paul Molitor, R OBP: 0.382, SLG: 0.439 (1, 5)	0-0 HR	3-2 1B		0-1 SH1-3		0-2 G1-3		0-0 1B		4 1 3 1 0 0 0																	
Jim Gantner, L OBP: 0.322, SLG: 0.339 Juan Castillo, S OBP: 0.265, SLG: 0.242 (1, 4) (2, 4)	1-1 1B	0-3 1B		0-1 G6-3		1-3 K		0-0 F8		2 1 1 0 0 1 2 3 0 1 1 0 1 2																	
Robin Yount, R OBP: 0.374, SLG: 0.474 (1, 8)	1-1 F9	0-0 G5-4-3		2-2 G6-3			2-1 G3	3-3 K		5 0 1 0 0 1 6																	
Greg Brock, L OBP: 0.355, SLG: 0.362 (1, 3)	0-1 F8		1-0 F7	0-0 G1-3			0-0 G3	2-1 G4-3		5 0 0 0 0 0 3																	
Rob Deer, R OBP: 0.299, SLG: 0.395 (1, 9)	0-0 1B		1-0 G5-3		2-1 L5		1-3 K	1-1 G1-3		5 1 1 0 0 1 1																	
B.J. Surhoff, L OBP: 0.290, SLG: 0.308 (1, 2)	2-0 1B		1-1 1B		1-0 1B		4-0 1B	1-0 1B		4 0 4 1 1 0 0																	
Joey Meyer, R OBP: 0.277, SLG: 0.406 (1, 10)	1-2 1B		2-1 1B		0-3 K		3-1 F9	0-0 F9		5 0 2 1 0 1 4																	
Darryl Hamilton, L OBP: 0.273, SLG: 0.258 (1, 7)	0-3 K		1-0 L8		0-1 G4-3			1-1 B1		4 0 0 0 0 1 5																	
Dale Sveum, S OBP: 0.264, SLG: 0.360 (1, 6)		4-2 1B		2-0 SH1-3		1-2 G4-3		1-0 1B		3 1 2 0 1 0 0																	
<b>Inning Stats</b>	R: 3 E: 0 K: 1 S: 15	H: 5 LOB: 2 BB: 0 P: 20	R: 0 E: 0 K: 1 S: 10	H: 1 LOB: 1 BB: 1 P: 17	R: 0 E: 0 K: 0 S: 7	H: 2 LOB: 2 BB: 0 P: 13	R: 1 E: 0 K: 0 S: 10	H: 2 LOB: 1 BB: 0 P: 13	R: 0 E: 0 K: 1 S: 8	H: 1 LOB: 1 BB: 0 P: 11	R: 0 E: 0 K: 1 S: 10	H: 0 LOB: 0 BB: 0 P: 12	R: 0 E: 0 K: 1 S: 8	H: 1 LOB: 2 BB: 1 P: 18	R: 0 E: 0 K: 1 S: 8	H: 2 LOB: 2 BB: 0 P: 13	R: 0 E: 0 K: 0 S: 6	H: 1 LOB: 1 BB: 0 P: 10	1B: 12 2B: 2 3B: 0 HR: 1	SF: 0 SAC: 1 DP: 1 HBP: 0	WP: 0 PB: 0 SB: 2 CS: 0	PA: 43					
<b>PITCHER</b>	IP WLS BF H R ER SO BB IBB HBP BLK WP HR S P ERA WHIP																										
Mike Smithson, R ERA: 4.89 (1, 1)	4.1	W	24	11	4	4	2	1	0	0	0	0	1	45	69	8.31	2.769										
Dennis Lamp, R ERA: 3.32 (5, 1)	3.2	W	15	3	0	0	4	0	1	0	0	0	0	31	48	0.00	0.818										
Bob Stanley, R ERA: 3.04 (9, 1)	1.0	S	4	1	0	0	0	0	0	0	0	0	0	6	10	0.00	1.000										

Milwaukee Brewers @ Boston Red Sox  
Fenway Park, Boston, MA  
Fri Jul 29 1988, 7:05 PM EDT  
Att. 35,169 - Unknown - 78 F

AB	40
R	4
H	15
RBI	4
BB	2
SO	6
LOB	23



Batter	1	2	3	4	5	6	7	8	9
Jody Reed, R OBP: 0.401, SLG: 0.422 (1, 4)	G3-1 SF9 2B		K	FC5-4 1B		F6		E5 1B	
Todd Benzinger, S OBP: 0.317, SLG: 0.454 (1, 9) (7, 3)	G3-1 2-3		HR	FC5-4 1-2f 2-3			G5-3	1B	
Wade Boggs, L OBP: 0.459, SLG: 0.489 (1, 5)	SF9 3-H		G3-1		1B 1B		FC4-6 1B	L8	
Mike Greenwell, L OBP: 0.439, SLG: 0.572 (1, 7)	K		E S BB		P6		FC4-6 1-2f		
Ellis Burks, R OBP: 0.391, SLG: 0.551 (1, 8)		G5-3	G5-3		1B 1B		E BB		
Jim Rice, R OBP: 0.344, SLG: 0.386 (1, 10)		K		G6-4-3 1B 1B	P4		E5 1-2 2-3		
Rick Cerone, R OBP: 0.363, SLG: 0.410 (1, 2)		1B		G6-4-3 1B	G3-1		P3		
Larry Parrish, R OBP: 0.256, SLG: 0.337 (1, 3) Kevin Romine, R OBP: 0.273, SLG: 0.280 (7, 9)		K		G6-4-3 1-2f 2-3		G4-3	G1-6-3 BB		
Spike Owen, S OBP: 0.335, SLG: 0.390 (1, 6)		HR		FC5-4 1B BB		L5	G1-6-3		

Inning Stats	R: 1 E: 0 K: 1 S: 9	H: 1 LOB: 0 BB: 0 P: 16	R: 0 E: 0 K: 2 S: 9	H: 1 LOB: 1 BB: 0 P: 17	R: 2 E: 0 K: 1 S: 13	H: 2 LOB: 1 BB: 1 P: 23	R: 1 E: 0 K: 0 S: 10	H: 3 LOB: 2 BB: 1 P: 14	R: 0 E: 0 K: 0 S: 13	H: 2 LOB: 2 BB: 0 P: 20	R: 0 E: 0 K: 0 S: 4	H: 0 LOB: 0 BB: 0 P: 7	R: 0 E: 1 K: 0 S: 10	H: 1 LOB: 3 BB: 1 P: 21	R: 1 E: 1 K: 0 S: 11	H: 2 LOB: 1 BB: 1 P: 19
--------------	------------------------------	----------------------------------	------------------------------	----------------------------------	-------------------------------	----------------------------------	-------------------------------	----------------------------------	-------------------------------	----------------------------------	------------------------------	---------------------------------	-------------------------------	----------------------------------	-------------------------------	----------------------------------


PITCHER	IP	WLS	BF	H	R	ER	SO	BB	IBB	HBP	BLK	WP	HR	S	P	ERA	WHIP
Tom Filer, R ERA: 3.86 (1, 1)	3.2		19	7	4	4	4	2	0	0	0	0	1	39	68	9.82	2.455
Paul Mirabella, L ERA: 1.86 (4, 1)	3.0		14	3	0	0	0	1	0	0	0	0	0	28	49	0.00	1.333
Chris Bosio, R ERA: 3.74 (7, 1)	1.1	L	6	2	1	0	0	1	0	0	0	0	0	12	20	0.00	2.250

**BOTTOM**

**Milwaukee Brewers @ Boston Red Sox**  
Fenway Park, Boston, MA  
Fri Jul 29 1988, 7:05 PM EDT  
Att: 35,169 - Unknown - 78 F

AB	R	H	RBI	BB	SO	LOB
5	2	3	1	0	1	1
5	1	2	3	0	0	3
4	0	2	1	0	0	1
3	0	0	0	1	1	2
3	0	1	0	1	0	1
4	1	1	0	0	1	4
4	0	2	0	0	0	5
3	0	0	0	0	1	3
0	0	0	0	1	0	0
3	1	1	0	1	0	1

AB	34
R	5
H	12
RBI	5
BB	4
SO	4
LOB	21



1B	2B	3B	HR	SF	SAC	DP	HBP
10	1	0	1	1	0	2	0

WP	PA
0	39

Batter	1	2	3	4	5	6	7	8	9	AB R H RBI BB SO LOB	TOP											
Paul Molitor, R (1, 10) OBP: 0.383, SLG: 0.440	1-3 K		0-0 F9		3-2 1B			2-2 SH3-4 1B		4 0 2 0 0 1 1												
Jim Gantner, L (1, 4) OBP: 0.320, SLG: 0.336	2-2 G4-3			0-2 F8	2-1 F7			0-0 SH3-4		3 0 0 0 0 0 1												
Robin Yount, R (1, 8) OBP: 0.371, SLG: 0.469	1-3 K			1-1 L3		2-2 E8		2-2 FC6-2-5-6 CS		4 0 0 0 0 1 1												
Greg Brock, L (1, 3) OBP: 0.358, SLG: 0.366		1-0 F7		1-2 2B		1-3 K		4-0 IBB		3 0 1 0 1 1 1												
Jeffrey Leonard, R (1, 7) OBP: 0.276, SLG: 0.359		3-3 K		1-3 K		1-3 K		3-2 CS	3-3 K	4 0 0 0 0 4 2												
Rob Deer, R (1, 9) OBP: 0.298, SLG: 0.397		1-3 K			0-0 HR 2B	1-2 F7			1-0 P4	4 1 1 0 0 1 1												
B.J. Surhoff, L (1, 5) OBP: 0.289, SLG: 0.317			1-2 G6-3		1-2 HR		3-1 L8		1-3 K	4 1 1 2 0 1 0												
Charlie O'Brien, R (1, 2) OBP: 0.250, SLG: 0.338			0-3 K		1-1 1B		2-3 K			3 0 1 0 0 2 0												
Dale Sveum, S (1, 6) OBP: 0.265, SLG: 0.360			3-2 1B		1-3 K		3-3 K			3 0 1 0 0 2 0												
<b>Inning Stats</b>	R: 0 E: 0 K: 2 S: 10	H: 0 LOB: 0 BB: 0 P: 14	R: 0 E: 0 K: 2 S: 8	H: 0 LOB: 0 BB: 0 P: 13	R: 0 E: 0 K: 1 S: 11	H: 1 LOB: 1 BB: 0 P: 15	R: 0 E: 0 K: 1 S: 11	H: 1 LOB: 1 BB: 0 P: 14	R: 2 E: 0 K: 1 S: 16	H: 4 LOB: 1 BB: 0 P: 23	R: 0 E: 1 K: 2 S: 15	H: 0 LOB: 1 BB: 0 P: 20	R: 0 E: 0 K: 2 S: 11	H: 0 LOB: 0 BB: 0 P: 19	R: 0 E: 0 K: 0 S: 9	H: 1 LOB: 1 BB: 1 P: 20	R: 0 E: 0 K: 2 S: 11	H: 0 LOB: 0 BB: 0 P: 16	1B: 4 2B: 2 3B: 0 HR: 1	SF: 0 SAC: 1 DP: 0 HBP: 0	WP: 0 PB: 0 SB: 1 CS: 1	PA: 35
<b>PITCHER</b> Roger Clemens, R (1, 1) ERA: 2.24	IP: 9.0 WLS: W BF: 34 H: 7 R: 2 ER: 2 SO: 13 BB: 0 IBB: 1 HBP: 0 BLK: 0 WP: 0 HR: 1 S: 102 P: 154 ERA: 2.00 WHIP: 0.778											<b>PITCHER</b>	IP: WLS: BF: H: R: ER: SO: BB: IBB: HBP: BLK: WP: HR: S: P: ERA: WHIP:									

Milwaukee Brewers @ Boston Red Sox  
 Fenway Park, Boston, MA  
 Sat Jul 30 1988, 3:33 AM EDT  
 Att. 33,964 - Sunny - 94 F

livebaseballscorecards.com

AB 32  
 R 2  
 H 7  
 RBI 2  
 BB 1  
 SO 13  
 LOB 7



Batter	1	2	3	4	5	6	7	8	9	AB	R	H	RBI	BB	SO	LOB	BOTTOM
--------	---	---	---	---	---	---	---	---	---	----	---	---	-----	----	----	-----	--------

<b>Jody Reed, R</b> <small>OBP: 0.401, SLG: 0.414</small> (1, 6)	1-0 <b>G6-3</b> 		2-1 <b>F9</b> 			4-0 <b>SF8</b> <b>BB</b> 	1-1 <b>L8</b> 		4-0 <b>1B</b> <b>IBB</b> 	3	1	0	0	2	0	2	<b>Milwaukee Brewers @ Boston Red Sox</b> <b>Fenway Park, Boston, MA</b> Sat Jul 30 1988, 3:33 AM EDT Att. 33,964 - Sunny - 94 F
--	------------------------	--	----------------------	--	--	------------------------------------	----------------------	--	------------------------------------	---	---	---	---	---	---	---	---

<b>Marty Barrett, R</b> <small>OBP: 0.336, SLG: 0.358</small> (1, 4)	1-0 <b>P6</b> 		2-2 <b>F9</b> 			0-3 <b>K</b> 		0-1 <b>SH1-4</b> <b>1B</b> 	0-0 <b>1B</b> 	5	0	2	1	0	1	1
--	----------------------	--	----------------------	--	--	---------------------	--	--------------------------------------	----------------------	---	---	---	---	---	---	---

<b>Todd Benzinger, S</b> <small>OBP: 0.321, SLG: 0.462</small> (1, 9) (8, 3)	0-1 <b>1B</b> 			0-2 <b>F8</b> 		0-1 <b>2B</b> 		1-0 <b>SH1-4</b> 		3	0	2	0	0	0	0
---	----------------------	--	--	----------------------	--	----------------------	--	-------------------------	--	---	---	---	---	---	---	---

<b>Mike Greenwell, L</b> <small>OBP: 0.437, SLG: 0.573</small> (1, 7)	3-3 <b>K</b> 			0-1 <b>G4-3</b> 		1-0 <b>SF8</b> 		0-1 <b>2B</b> 		3	0	1	1	0	1	1
---	---------------------	--	--	------------------------	--	-----------------------	--	----------------------	--	---	---	---	---	---	---	---

<b>Ellis Burks, R</b> <small>OBP: 0.389, SLG: 0.546</small> (1, 8)		1-0 <b>P4</b> 		2-2 <b>G6-3</b> 		1-2 <b>L5</b> 		4-0 <b>IBB</b> 		3	0	0	0	1	0	1
--	--	----------------------	--	------------------------	--	----------------------	--	-----------------------	--	---	---	---	---	---	---	---

<b>Jim Rice, R</b> <small>OBP: 0.343, SLG: 0.393</small> (1, 10)		1-0 <b>HR</b> 			1-3 <b>K</b> 		0-3 <b>K</b> 	1-2 <b>L9-3-2</b> 		4	1	1	1	0	2	3
--	--	----------------------	--	--	---------------------	--	---------------------	--------------------------	--	---	---	---	---	---	---	---

<b>Rick Cerone, R</b> <small>OBP: 0.362, SLG: 0.409</small> <b>Kevin Romine, R</b> <small>OBP: 0.286, SLG: 0.314</small> (7, PR) (8, 9)		1-1 <b>G5-3</b> 		1-1 <b>G5-3</b> 		1-2 <b>1B</b> <b>1B</b> 			0-1 <b>SH</b> <b>1B</b> <b>2B</b> 	3	0	1	0	0	0	0
--	--	------------------------	--	------------------------	--	-----------------------------------	--	--	--	---	---	---	---	---	---	---

<b>Larry Parrish, R</b> <small>OBP: 0.256, SLG: 0.337</small> <b>Rich Gedman, L</b> <small>OBP: 0.248, SLG: 0.280</small> (1, 3) (8, 2)		1-3 <b>K</b> 		0-0 <b>FC4-6</b> <b>1B</b> 		0-3 <b>K</b> 		0-0 <b>SH</b> <b>1B</b> <b>IBB</b> 	0-0 <b>0 0 0 0 0 0 0</b>	3	0	1	0	0	2	1
--	--	---------------------	--	--------------------------------------	--	---------------------	--	---	-----------------------------	---	---	---	---	---	---	---

<b>Ed Romero, R</b> <small>OBP: 0.304, SLG: 0.295</small> (1, 5)		2-1 <b>P3</b> 		1-1 <b>FC4-6</b> 		0-1 <b>1B</b> 		1-2 <b>F9</b> 	1-2 <b>4 0 1 0 0 0 3</b>	4	0	1	0	0	0	3
--	--	----------------------	--	-------------------------	--	----------------------	--	----------------------	-----------------------------	---	---	---	---	---	---	---

<b>Inning Stats</b>	R: 0 H: 1 E: 0 LOB: 1 K: 1 BB: 0 S: 7 P: 12	R: 1 H: 1 E: 0 LOB: 0 K: 1 BB: 0 S: 7 P: 11	R: 0 H: 0 E: 0 LOB: 0 K: 0 BB: 0 S: 7 P: 13	R: 0 H: 0 E: 0 LOB: 0 K: 0 BB: 0 S: 8 P: 10	R: 0 H: 1 E: 0 LOB: 1 K: 1 BB: 0 S: 8 P: 11	R: 1 H: 1 E: 0 LOB: 1 K: 1 BB: 1 S: 10 P: 16	R: 0 H: 2 E: 0 LOB: 2 K: 2 BB: 0 S: 15 P: 17	R: 0 H: 2 E: 0 LOB: 2 K: 0 BB: 1 S: 8 P: 14	R: 1 H: 2 E: 0 LOB: 3 K: 0 BB: 1 S: 7 P: 12	1B: 6 SF: 1 2B: 4 SAC: 2 3B: 0 DP: 1 HR: 1 HBP: 0	WP: 0 PA: 38 PB: 0 SB: 0 CS: 0
---------------------	--	--	--	--	--	---	---	--	--	--	---

<b>PITCHER</b> <b>Teddy Higuera, L</b> <small>ERA: 2.49</small> (1, 1)	IP 8.1	WLS L	BF 38	H 10	R 3	ER 3	SO 6	BB 1	IBB 2	HBP 0	BLK 0	WP 0	HR 1	S 77	P 116	ERA 3.24	WHIP 1.320	<b>PITCHER</b>	IP 8.1	WLS L	BF 38	H 10	R 3	ER 3	SO 6	BB 1	IBB 2	HBP 0	BLK 0	WP 0	HR 1	S 77	P 116	ERA 3.24	WHIP 1.320
---	-----------	----------	----------	---------	--------	---------	---------	---------	----------	----------	----------	---------	---------	---------	----------	-------------	---------------	----------------	-----------	----------	----------	---------	--------	---------	---------	---------	----------	----------	----------	---------	---------	---------	----------	-------------	---------------

<b>AB</b>	32
<b>R</b>	3
<b>H</b>	10
<b>RBI</b>	3
<b>BB</b>	3
<b>SO</b>	6
<b>LOB</b>	12



Batter	1	2	3	4	5	6	7	8	9	AB R H RBI BB SO LOB	TOP											
Paul Molitor, R (1, 10) OBP: 0.382, SLG: 0.438	2-3 K		2-1 G6-3			0-0 G4-3		0-1 1B		4 0 1 0 0 1 1												
Jim Gantner, L (1, 4) OBP: 0.322, SLG: 0.338	0-0 G4-3 1B				0-1 G4-3	2-2 1B 1B		1-1 F8		4 0 2 0 0 0 2												
Robin Yount, R (1, 8) OBP: 0.370, SLG: 0.467	1-1 G4-3 1-2				2-3 K	1-2 1B		2-3 K		4 0 1 0 0 2 3												
Greg Brock, L (1, 3) OBP: 0.352, SLG: 0.359	2-2 F8				3-2 G4-1	2-1 G6-3			1-3 K	4 0 0 0 0 1 3												
Jeffrey Leonard, R (1, 7) OBP: 0.273, SLG: 0.355					2-3 K			2-3 K	2-1 G6-3	4 0 0 0 0 2 0												
Rob Deer, R (1, 9) OBP: 0.301, SLG: 0.396					1-0 G6-3			0-0 G5-4-3 1B	2-2 G5-3	3 0 1 0 1 0 0												
B.J. Surhoff, L (1, 5) OBP: 0.290, SLG: 0.317					0-1 1B			2-1 G5-4-3		3 0 1 0 0 0 2												
Charlie O'Brien, R (1, 2) OBP: 0.268, SLG: 0.353					0-0 CS 1B				2-1 1B 1B	3 0 2 0 0 1 1												
Dale Sveum, S (1, 6) OBP: 0.263, SLG: 0.357					1-3 K			1-2 F8		3 0 0 0 0 1 2												
<b>Inning Stats</b>	R: 0 E: 0 K: 1 S: 11	H: 1 LOB: 1 BB: 0 P: 16	R: 0 E: 0 K: 0 S: 4	H: 0 LOB: 0 BB: 1 P: 12	R: 0 E: 0 K: 1 S: 6	H: 1 LOB: 0 BB: 0 P: 9	R: 0 E: 0 K: 1 S: 8	H: 0 LOB: 0 BB: 0 P: 13	R: 0 E: 0 K: 2 S: 11	H: 1 LOB: 1 BB: 0 P: 17	R: 0 E: 0 K: 0 S: 16	H: 2 LOB: 2 BB: 0 P: 23	R: 0 E: 0 K: 1 S: 6	H: 1 LOB: 0 BB: 0 P: 10	R: 0 E: 0 K: 1 S: 12	H: 2 LOB: 2 BB: 0 P: 18	R: 0 E: 0 K: 1 S: 8	H: 0 LOB: 0 BB: 0 P: 13	1B: 8 2B: 0 3B: 0 HR: 0	SF: 0 SAC: 0 DP: 1 HBP: 0	WP: 0 PB: 0 SB: 0 CS: 2	PA: 33
<b>PITCHER</b>	IP WLS BF H R ER SO BB IBB HBP BLK WP HR S P ERA WHIP																					
Mike Boddicker, R (1, 1) ERA: 3.67	7.1 W 28 8 0 0 6 1 0 0 0 0 0 0 69 110 0.00 1.227																					
Bob Stanley, R (8, 1) ERA: 2.95	1.2 5 0 0 0 2 0 0 0 0 0 0 0 13 21 0.00 0.000																					

Milwaukee Brewers @ Boston Red Sox  
Fenway Park, Boston, MA  
Sun Jul 31 1988, 3:33 AM EDT  
Att. 33,527 - Cloudy - 85 F

livebaseballscorecards.com

AB	32
R	0
H	8
RBI	0
BB	1
SO	8
LOB	14



Batter	1	2	3	4	5	6	7	8	9	AB	R	H	RBI	BB	SO	LOB
Jody Reed, R OBP: 0.398, SLG: 0.406 (1, 6)	2-2 5-3		3-3 K		1-1 P2		4-2 G5-4-3 BB			3	0	0	0	1	1	0
Marty Barrett, R OBP: 0.336, SLG: 0.357 (1, 4)	2-0 P4		1-2 P4		1-0 FC5-4 1B		2-1 G5-4-3 1-2f			4	0	1	0	0	0	1
Wade Boggs, L OBP: 0.458, SLG: 0.487 (1, 5)	2-1 L8			1-2 BB 1B	2-2 FC5-4 1-2f			1-2 G4-3		4	1	1	0	0	0	1
Mike Greenwell, L OBP: 0.435, SLG: 0.568 (1, 7)		0-0 P6		4-0 1B 1-2 SF8 BB		0-0 G5-3		1-2 G1-3		3	1	0	0	1	0	0
Todd Benzinger, S OBP: 0.325, SLG: 0.460 (1, 9) (7, 3)		4-0 1B 1B BB		0-1 F7		3-2 F9		1-1 WP 1B		3	1	1	0	1	0	2
Jim Rice, R OBP: 0.342, SLG: 0.392 (1, 10)		1-1 F9		2-1 1-3 2-H 1B		3-2 E4 HR		3-2 G5-3 1-2		4	1	1	1	0	0	2
Rich Gedman, L OBP: 0.256, SLG: 0.309 (1, 2)		2-1 1B 1-2 1B		0-0 SF8		2-2 1-H HR				2	1	2	3	0	0	0
Larry Parrish, R OBP: 0.257, SLG: 0.337 Ellis Burks, R OBP: 0.389, SLG: 0.546 (1, 3) (7, 8)		0-0 1-3 2-H 1B		1-2 P4		2-3 K				3	0	1	1	0	1	1
Kevin Romine, R OBP: 0.271, SLG: 0.296 (1, 8) (7, 9)			2-1 G4-3		1-0 F8		3-1 G5-3			0	0	0	0	0	0	0

Inning Stats	R: 0	H: 0	E: 0	K: 0	S: 7	R: 1	H: 2	E: 0	K: 0	S: 6	R: 0	H: 0	E: 0	K: 1	S: 8	R: 2	H: 2	E: 0	K: 0	S: 11	R: 0	H: 1	E: 0	K: 0	S: 7	R: 2	H: 1	E: 1	K: 1	S: 18	R: 0	H: 0	E: 0	K: 0	S: 6	R: 0	H: 1	E: 0	K: 0	S: 16
	LOB: 0	BB: 0	P: 13	LOB: 2	BB: 1	P: 13	LOB: 0	BB: 0	P: 14	LOB: 1	BB: 1	P: 19	LOB: 0	BB: 0	P: 12	LOB: 0	BB: 0	P: 28	LOB: 0	BB: 1	P: 15	LOB: 1	BB: 0	P: 22	LOB: 0	BB: 0	DP: 1	HBP: 0	WP: 1	PA: 33	CS: 0									

PITCHER	IP	WLS	BF	H	R	ER	SO	BB	IBB	HBP	BLK	WP	HR	S	P	ERA	WHIP
Don August, R ERA: 2.77 (1, 1)	7.0	L	29	6	5	3	2	3	0	0	0	0	1	63	114	3.86	1.286
Dan Plesac, L ERA: 2.4 (8, 1)	1.0		4	1	0	0	0	0	0	0	0	1	0	16	22	0.00	1.000

**BOTTOM**

**Milwaukee Brewers @ Boston Red Sox**  
Fenway Park, Boston, MA  
Sun Jul 31 1988, 3:33 AM EDT  
Att: 33,527 - Cloudy - 85 F

AB	29
R	5
H	7
RBI	5
BB	3
SO	2
LOB	7



Batter	1	2	3	4	5	6	7	8	9	AB R H RBI BB SO LOB	TOP											
<b>Oddibe McDowell, L</b> (1, 8) OBP: 0.297, SLG: 0.324	1-3 		2-0 		0-0 			0-1 		4 0 1 0 0 1 1												
<b>Scott Fletcher, R</b> (1, 6) OBP: 0.358, SLG: 0.326	4-1 			2-1 		2-1 		3-2 		3 0 0 0 1 0 1												
<b>Pete O'Brien, L</b> (1, 3) OBP: 0.359, SLG: 0.429	0-0 			0-2 		1-1 		2-0 		4 0 1 0 0 0 2												
<b>Ruben Sierra, S</b> (1, 9) OBP: 0.286, SLG: 0.414		4-0 		3-1 		3-2 			1-0 	3 1 2 0 1 0 0												
<b>Pete Incaviglia, R</b> (1, 7) OBP: 0.322, SLG: 0.495		2-1 		2-3 			4-2 		0-0 	3 0 0 0 1 1 4												
<b>Geno Petralli, L</b> (1, 10) OBP: 0.385, SLG: 0.420		0-0 		1-1 			2-1 		1-0 	4 0 1 0 0 0 4												
<b>Steve Buechele, R</b> (1, 5) OBP: 0.355, SLG: 0.435			3-1 		1-1 		0-1 		3-2 	4 1 2 1 0 0 1												
<b>Jim Sundberg, R</b> (1, 2) OBP: 0.318, SLG: 0.346			2-3 		2-2 		2-0 		0-3 	3 0 0 0 0 1 1												
<b>Jim Steels, L</b> (9, PH) OBP: 0.189, SLG: 0.212										1 0 0 0 0 1 2												
<b>Curtis Wilkerson, S</b> (1, 4) OBP: 0.372, SLG: 0.390			3-3 		4-2 			0-3 	1-1 	3 0 0 0 1 2 2												
<b>Inning Stats</b>	R: 0 E: 0 K: 1 S: 5	H: 0 LOB: 0 BB: 1 P: 10	R: 0 E: 0 K: 0 S: 3	H: 0 LOB: 0 BB: 1 P: 9	R: 1 E: 0 K: 2 S: 11	H: 1 LOB: 0 BB: 0 P: 21	R: 0 E: 0 K: 1 S: 12	H: 2 LOB: 2 BB: 0 P: 20	R: 0 E: 0 K: 0 S: 10	H: 0 LOB: 1 BB: 1 P: 17	R: 0 E: 0 K: 0 S: 7	H: 0 LOB: 0 BB: 0 P: 13	R: 0 E: 0 K: 0 S: 7	H: 0 LOB: 1 BB: 1 P: 15	R: 0 E: 0 K: 1 S: 9	H: 1 LOB: 1 BB: 0 P: 14	R: 1 E: 1 K: 1 S: 12	H: 3 LOB: 2 BB: 0 P: 18	1B: 5 2B: 1 3B: 0 HR: 1	SF: 0 SAC: 0 DP: 2 HBP: 0	WP: 0 PB: 0 SB: 0 CS: 0	PA: 36
<b>PITCHER</b>	IP WLS BF H R ER SO BB IBB HBP BLK WP HR S P ERA WHIP																					
<b>Wes Gardner, R</b> (1, 1) ERA: 3.22	7.0 W 26 3 1 1 4 4 0 0 0 0 0 1 55 105 1.29 1.000																					
<b>Dennis Lamp, R</b> (8, 1) ERA: 3.36	2.0 10 4 1 1 2 0 0 0 0 0 0 0 21 32 4.50 2.000																					

**Texas Rangers @ Boston Red Sox**  
**Fenway Park, Boston, MA**  
 Tue Aug 02 1988, 7:05 PM EDT  
 Att. 35,462 - Unknown - 87 F

[livebaseballscorecards.com](http://livebaseballscorecards.com)

<b>AB</b>	32
<b>R</b>	2
<b>H</b>	7
<b>RBI</b>	1
<b>BB</b>	4
<b>SO</b>	6
<b>LOB</b>	18





Batter	1	2	3	4	5	6	7	8	9
Wade Boggs, L OBP: 0.459, SLG: 0.487 (1, 5)	2-2 BB 1B HR 1B	0-3 K	0-1 1-3 2-H 3-H 1B			0-1 L4		4-0 G6-4-3 IBB	
Marty Barrett, R OBP: 0.334, SLG: 0.355 (1, 4)	0-1 BB HR 1B	1-2 F9	1-1 F5			1-0 F6		0-2 G6-4-3 1-2f	
Dwight Evans, R OBP: 0.374, SLG: 0.464 Kevin Romine, R OBP: 0.271, SLG: 0.296 (1, 9) (7, 9)	4-2 HR BB	1-1 FC4-6 1B			3-1 2B	0-0 5-3			
Mike Greenwell, L OBP: 0.434, SLG: 0.573 (1, 7)	1-0 HR	2-1 FC4-6			1-0 3-1		2-1 F7		
Ellis Burks, R OBP: 0.388, SLG: 0.543 (1, 8)	0-0 F9		1-1 F8		1-1 L5		2-2 FC3-6 1B		
Todd Benzinger, S OBP: 0.319, SLG: 0.452 (1, 3)	1-1 F8		1-2 F7		3-2 6-3		0-1 FC3-6 1-2f		
Jim Rice, R OBP: 0.341, SLG: 0.390 (1, 10)	1-1 6-3		1-0 1B 1B 1B		1-1 4-3		1-0 5-3		
Jody Reed, R OBP: 0.405, SLG: 0.421 (1, 6)		1-2 F9 1B 1B	2-2 1B 1B		2-0 F5		0-1 2B		
Rich Gedman, L OBP: 0.262, SLG: 0.314 (1, 2)		0-2 SAFE 1B 1B	1-0 1B 1B		1-3 K		1-2 1-3		

Inning Stats	R: 4	H: 3	E: 0	K: 0	S: 16	R: 1	H: 3	E: 0	K: 1	S: 16	R: 2	H: 4	E: 0	K: 0	S: 14	R: 0	H: 1	E: 0	K: 1	S: 8	R: 0	H: 0	E: 0	K: 1	S: 6	R: 0	H: 0	E: 0	K: 0	S: 4	R: 0	H: 1	E: 0	K: 0	S: 10	R: 0	H: 1	E: 0	K: 0	S: 8
	LOB: 0	BB: 1	P: 25	LOB: 2	BB: 2	P: 21	LOB: 2	BB: 0	P: 21	LOB: 1	BB: 0	P: 16	LOB: 0	BB: 0	P: 10	LOB: 0	BB: 0	P: 5	LOB: 1	BB: 0	P: 15	LOB: 1	BB: 1	P: 13	1B: 10	2B: 2	3B: 0	HR: 1	SF: 0	SAC: 0	DP: 1	HBP: 0	WP: 0	PA: 38	PB: 0	SB: 0	CS: 0			

PITCHER	IP	WLS	BF	H	R	ER	SO	BB	IBB	HBP	BLK	WP	HR	S	P	ERA	WHIP
Jeff Russell, R ERA: 3.86 (1, 1)	2.2	L	18	9	7	7	1	1	0	0	0	0	1	42	62	23.62	3.750
Guy Hoffman, L ERA: 0.77 (3, 1)	4.0		15	3	0	0	1	0	0	0	0	0	0	31	49	0.00	0.750
Dale Mohoric, R ERA: 4.03 (7, 1)	1.1		5	1	0	0	0	0	1	0	0	0	0	9	15	0.00	0.750

AB R H RBI BB SO LOB

4	1	2	2	1	1	2
5	1	1	0	0	0	6
3	1	2	1	1	0	0
0	0	0	0	0	0	0
4	1	1	4	0	0	3
4	0	1	0	0	0	1
4	0	0	0	0	0	2
4	1	1	0	0	0	1
4	2	3	0	0	0	0
4	0	2	0	0	1	1

AB	36
R	7
H	13
RBI	7
BB	2
SO	2
LOB	16



Texas Rangers @ Boston Red Sox  
Fenway Park, Boston, MA  
Tue Aug 02 1988, 7:05 PM EDT  
Att: 35,462 - Unknown - 87 F

livebaseballscorecards.com

Batter	1	2	3	4	5	6	7	8	9	AB	R	H	RBI	BB	SO	LOB	TOP										
Oddibe McDowell, L (1, 8) OBP: 0.299, SLG: 0.322	0-1 G3		2-1 F7		4-0 BB		1-1 E 1B	2-0 F7		4	1	1	0	1	0	1											
Scott Fletcher, R (1, 6) OBP: 0.356, SLG: 0.322	0-0 6-3		1-1 L4		0-0 P8		2-2 E 1B	0-0 F4		4	1	0	0	0	0	2											
Ruben Sierra, S (1, 9) OBP: 0.282, SLG: 0.409	1-1 5-3			0-0 F6		2-3 K	3-2 E1 BB 1B		1-1 F8	5	0	0	0	0	1	1											
Pete Incaviglia, R (1, 7) OBP: 0.326, SLG: 0.496		0-0 E S 2B 1B		4-2 1B BB		2-3 H	0-1 BB 1B		0-2 F2	4	1	2	1	1	1	0											
Pete O'Brien, L (1, 3) OBP: 0.362, SLG: 0.432		2-0 E 1-H 2B		3-1 FC6-4 1B		4-0 BB BB	1-3 BB H		3-3 K	4	0	2	1	1	2	2											
Steve Buechele, R (1, 5) OBP: 0.357, SLG: 0.433		1-0 5-3		0-0 L5		1-2 BB	4-0 BB FC5-4		1-2 BB	2	0	0	0	2	0	3											
Bob Brower, R (1, 10) OBP: 0.297, SLG: 0.287		1-1 E3 CS		0-1 FC6-4		1-1 F8	2-2 FC5-4			3	0	0	0	0	0	5											
Geno Petralli, L (7, PH) OBP: 0.383, SLG: 0.417		2-3		1-2f			1-2f			1	0	0	0	0	0	3											
Jim Sundberg, R (1, 2) OBP: 0.315, SLG: 0.341		1 SAFE 2-1 F3			2-0 L5		2-3 K	0-1 SH1-4 1B		4	0	1	0	0	1	2											
Jeff Kunkel, R (1, 4) OBP: 0.256, SLG: 0.416			0-2 F9		1-2 F8		2-2 E 1B	0-1 SH1-4		3	1	1	0	0	0	0											
Curtis Wilkerson, S (7, 4) OBP: 0.372, SLG: 0.390								1-2		0	0	0	0	0	0	0											
<b>Inning Stats</b>	R: 0 E: 0 K: 0 S: 5	H: 0 LOB: 0 BB: 0 P: 6	R: 1 E: 1 K: 0 S: 7	H: 2 LOB: 1 BB: 0 P: 13	R: 0 E: 0 K: 0 S: 8	H: 0 LOB: 0 BB: 0 P: 11	R: 0 E: 0 K: 0 S: 8	H: 1 LOB: 2 BB: 1 P: 15	R: 0 E: 0 K: 0 S: 5	H: 0 LOB: 1 BB: 1 P: 12	R: 0 E: 0 K: 2 S: 12	H: 0 LOB: 2 BB: 2 P: 25	R: 3 E: 1 K: 2 S: 23	H: 3 LOB: 3 BB: 1 P: 39	R: 0 E: 0 K: 0 S: 6	H: 1 LOB: 1 BB: 0 P: 8	R: 0 E: 0 K: 1 S: 8	H: 0 LOB: 0 BB: 0 P: 12	1B: 6 2B: 1 3B: 0 HR: 0	SF: 0 SAC: 1 DP: 0 HBP: 1	WP: 0 PB: 0 SB: 1 CS: 1	PA: 41					
<b>PITCHER</b>	IP	WLS	BF	H	R	ER	SO	BB	IBB	HBP	BLK	WP	HR	S	P	ERA	WHIP										
Bruce Hurst, L (1, 1) ERA: 4.48	6.1		28	5	3	2	3	4	0	0	0	0	0	54	96	2.84	1.421										
Bob Stanley, R (7, 1) ERA: 2.95	0.0		3	1	1	0	0	0	0	1	0	0	0	8	12	∞	∞										
Tom Bolton, L (7, 1) ERA: 2.65	0.1		1	0	0	0	1	0	0	0	0	0	0	3	4	0.00	0.000										
Dennis Lamp, R (7, 1) ERA: 3.29	1.1	W	6	1	0	0	0	1	0	0	0	0	0	9	17	0.00	1.500										
Lee Smith, R (9, 1) ERA: 3.64	1.0	S	3	0	0	0	1	0	0	0	0	0	0	8	12	0.00	0.000										

**Texas Rangers @ Boston Red Sox**  
Fenway Park, Boston, MA  
Wed Aug 03 1988, 7:05 PM EDT  
Att. 34,380 - Unknown - 92 F

[livebaseballscorecards.com](http://livebaseballscorecards.com)

<b>AB</b>	34
<b>R</b>	4
<b>H</b>	7
<b>RBI</b>	2
<b>BB</b>	5
<b>SO</b>	5
<b>LOB</b>	19



Batter	1	2	3	4	5	6	7	8	9	AB	R	H	RBI	BB	SO	LOB					
Wade Boggs, L OBP: 0.462, SLG: 0.497 (1, 5)	1-0 PB BB 1B		3-3 2		1-1 SH1-3 1B 2B		1-1 4-3 3B			4	2	3	0	0	1	0					
Marty Barrett, R OBP: 0.334, SLG: 0.355 (1, 4)	1-0 F8		0-0 1B		2-1 SH1-3 2-3		1-0 4-3 3-H			3	0	1	1	0	0	1					
Dwight Evans, R OBP: 0.373, SLG: 0.462 (1, 9)	2-3 SAFE K		2-3 SAFE K		0-0 BB 1B		0-2 5-3			4	0	1	1	0	2	2					
Mike Greenwell, L OBP: 0.436, SLG: 0.571 (1, 7)	4-2 PB 1-2 BB			4-0 FC6-4 BB	4-1 G6-4-3 BB			1-0 4-3		1	0	0	0	3	0	0					
Ellis Burks, R OBP: 0.387, SLG: 0.538 (1, 8)	2-3 K 1-2 2-3			0-1 FC6-4 4-3 1-2f HR	0-0 G6-4-3 1-2f			4-0 S 1B BB		3	2	0	0	1	1	5					
Todd Benzinger, S OBP: 0.314, SLG: 0.443 (1, 3)		0-2 5-3		1-2 4-3 1-2		2-1 F8		0-3 K		4	0	0	0	0	1	2					
Jim Rice, R OBP: 0.343, SLG: 0.398 (1, 10)		2-2 6-3		2-0 HR		3-1 F9		4-1 1B IBB		3	1	1	2	1	0	0					
Spike Owen, S OBP: 0.335, SLG: 0.390 (8, PR)										0	0	0	0	0	0	0					
Jody Reed, R OBP: 0.407, SLG: 0.419 (1, 6)		1-0 F5		4-2 BB		1-0 F7		3-2 1-2 2-H 1B		3	0	1	1	1	0	0					
Rich Gedman, L OBP: 0.256, SLG: 0.306 (1, 2)			2-1 4-3	1-2 4-3			0-0 G3	1-3 K		4	0	0	0	0	1	3					
<b>Inning Stats</b>	R: 0 E: 0 K: 2 S: 11	H: 1 LOB: 2 BB: 1 P: 21	R: 0 E: 0 K: 0 S: 7	H: 0 LOB: 0 BB: 0 P: 10	R: 0 E: 0 K: 2 S: 9	H: 1 LOB: 1 BB: 0 P: 16	R: 2 E: 0 K: 0 S: 11	H: 1 LOB: 1 BB: 2 P: 23	R: 1 E: 0 K: 0 S: 7	H: 2 LOB: 1 BB: 1 P: 14	R: 0 E: 0 K: 0 S: 5	H: 0 LOB: 0 BB: 0 P: 11	R: 1 E: 0 K: 0 S: 7	H: 1 LOB: 0 BB: 0 P: 9	R: 1 E: 0 K: 2 S: 12	H: 1 LOB: 2 BB: 2 P: 24	1B: 4 2B: 1 3B: 1 HR: 1	SF: 0 SAC: 1 DP: 1 HBP: 0	WP: 0 PB: 1 SB: 1 CS: 0	PA: 36	
<b>PITCHER</b> Bobby Witt, R ERA: 4.65 (1, 1)	IP 8.0	WLS L	BF 36	H 7	R 5	ER 5	SO 6	BB 5	IBB 1	HBP 0	BLK 0	WP 0	HR 1	S 69	P 128	ERA 5.62	WHIP 1.500				
<b>PITCHER</b>	IP	WLS	BF	H	R	ER	SO	BB	IBB	HBP	BLK	WP	HR	S	P	ERA	WHIP				

**BOTTOM**

**Texas Rangers @ Boston Red Sox**  
**Fenway Park, Boston, MA**  
 Wed Aug 03 1988, 7:05 PM EDT  
 Att: 34,380 - Unknown - 92 F

[livebaseballscorecards.com](http://livebaseballscorecards.com)

<b>AB</b>	<b>29</b>
<b>R</b>	<b>5</b>
<b>H</b>	<b>7</b>
<b>RBI</b>	<b>5</b>
<b>BB</b>	<b>6</b>
<b>SO</b>	<b>6</b>
<b>LOB</b>	<b>13</b>



Batter	1	2	3	4	5	6	7	8	9	AB R H RBI BB SO LOB	TOP											
Wade Boggs, L (1, 5) OBP: 0.459, SLG: 0.494	0-1 G3 HR 1B	2-1 G4-3		1-2 G3-6-1 1-2f			2-0 F8		0-0 F8	5 1 1 0 0 0 3												
Marty Barrett, R (1, 4) OBP: 0.333, SLG: 0.353	2-1 G3 1-2		1-0 FC3-6 FC5-4 1B			1-0 G5-3	0-0 F9		3-1 F9	5 1 1 0 0 0 2												
Dwight Evans, R (1, 9) OBP: 0.374, SLG: 0.470	2-1 HR 2-H		2-1 FC3-6 1B 1-2			0-1 B1-3	1-0 F7			4 1 2 2 0 0 0												
Mike Greenwell, L (1, 7) OBP: 0.435, SLG: 0.567	1-2 G1-3		1-0 FC3-6 FC5-4 1-2f 2-3			4-1 BB		1-2 P5		3 0 0 0 1 0 2												
Ellis Burks, R (1, 8) OBP: 0.383, SLG: 0.532	0-1 G4-3		2-0 FC5-4 1B 1-2f 3-H			1-1 G1-3		1-0 G1-3		4 0 0 1 0 0 2												
Todd Benzing, S (1, 3) OBP: 0.321, SLG: 0.476		0-0 F7	1-2 FC6-4 1B 1-3			0-0 HR		1-0 HR		4 2 3 2 0 0 0												
Jim Rice, R (1, 10) OBP: 0.342, SLG: 0.405		2-2 HR	0-0 FC6-4 1-2f			1-0 G6-3		1-0 F8		4 1 1 1 0 0 2												
Jody Reed, R (1, 6) OBP: 0.404, SLG: 0.415		2-1 E6 FC6-4		1-3 K		2-0 L3 1B		1-2 G6-3		4 0 1 0 0 1 0												
Rich Gedman, L (1, 2) OBP: 0.261, SLG: 0.307		0-1 FC6-4 1-2f		4-0 G3-6-1 BB		0-1 L3 1-2		2-2 1B		3 0 1 0 1 0 2												
<b>Inning Stats</b>	R: 2 E: 0 K: 0 S: 11	H: 2 LOB: 0 BB: 0 P: 16	R: 1 E: 1 K: 0 S: 11	H: 1 LOB: 1 BB: 0 P: 17	R: 1 E: 0 K: 0 S: 10	H: 3 LOB: 2 BB: 0 P: 16	R: 0 E: 0 K: 1 S: 6	H: 0 LOB: 0 BB: 1 P: 12	R: 0 E: 0 K: 0 S: 6	H: 0 LOB: 1 BB: 1 P: 12	R: 1 E: 0 K: 0 S: 5	H: 2 LOB: 0 BB: 0 P: 8	R: 0 E: 0 K: 0 S: 3	H: 0 LOB: 0 BB: 0 P: 6	R: 1 E: 0 K: 0 S: 7	H: 1 LOB: 0 BB: 0 P: 11	R: 0 E: 0 K: 0 S: 9	H: 1 LOB: 1 BB: 0 P: 15	1B: 6 2B: 1 3B: 0 HR: 4	SF: 0 SAC: 0 DP: 2 HBP: 0	WP: 0 PB: 0 SB: 0 CS: 0	PA: 38
<b>PITCHER</b>	IP WLS BF H R ER SO BB IBB HBP BLK WP HR S P ERA WHIP																					
Walt Terrell, R (1, 1) ERA: 4.3	8.1 W 36 10 6 6 1 2 0 0 0 0 0 4 65 107 6.48 1.440																					
Willie Hernandez, L (9, 1) ERA: 2.0	0.2 2 0 0 0 0 0 0 0 0 0 0 0 3 6 0.00 0.000																					

**Boston Red Sox @ Detroit Tigers**  
**Tiger Stadium, Detroit, MI**  
 Thu Aug 04 1988, 7:05 PM EDT  
 Att. 40,980 - Unknown - 90 F

[livebaseballscorecards.com](http://livebaseballscorecards.com)

**AB 36**  
**R 6**  
**H 10**  
**RBI 6**  
**BB 2**  
**SO 1**  
**LOB 13**



BOTTOM

Boston Red Sox @ Detroit Tigers  
Tiger Stadium, Detroit, MI  
Thu Aug 04 1988, 7:05 PM EDT  
Att: 40,980 - Unknown - 90 F

livebaseballscorecards.com

AB	31
R	11
H	11
RBI	11
BB	9
SO	4
LOB	17



WP:	0	PA:	43
PB:	0	SB:	0
CS:	0		

AB	R	H	RBI	BB	SO	LOB
1	0	0	0	0	0	0
1	1	0	0	1	1	1
1	1	1	1	0	0	0

3	2	1	2	1	0	3
---	---	---	---	---	---	---

4	0	2	5	1	0	1
---	---	---	---	---	---	---

3	0	1	1	0	0	1
2	0	0	0	0	1	3

3	0	1	0	2	0	2
---	---	---	---	---	---	---

4	2	1	0	1	0	4
---	---	---	---	---	---	---

4	0	0	0	1	2	1
---	---	---	---	---	---	---

3	2	3	2	0	0	0
---	---	---	---	---	---	---

2	3	1	0	2	0	1
---	---	---	---	---	---	---

1B:	7	SF:	0
2B:	3	SAC:	2
3B:	0	DP:	1
HR:	1	HBP:	1

Batter	1	2	3	4	5	6	7	8	9
Lou Whitaker, L OBP: 0.371, SLG: 0.398 Jim Walewander, S OBP: 0.250, SLG: 0.260 Luis Salazar, R OBP: 0.315, SLG: 0.421	2-2 G3	4-2 HBP 2B BB	1-3 K			0-1 SH3-4	2-0 FC5-2 E 1B		
Pat Sheridan, L OBP: 0.353, SLG: 0.462	4-2 1B BB	3-2 2B G6-3 HBP		2-2 G4-3		3-1 G1-3 BB 1B	0-0 FC5-2 E		
Alan Trammell, R OBP: 0.379, SLG: 0.480	1-2 F9	3-2 1B 2B		0-0 F7		1-1 SAFE SAFE SAFE G1-3 BB	0-0 E6 2B		
Dave Bergman, L OBP: 0.415, SLG: 0.438 Ray Knight, R OBP: 0.291, SLG: 0.312	0-0 BB 1B	0-0 G6-3		3-2 G4-3		1-1 G1-3	0-3 K		
Dwayne Murphy, L OBP: 0.524, SLG: 0.471	4-1 BB	2-2 1B		2-0 G4-3		2-2 G1-3	4-2 G6-4-3 BB		
Chet Lemon, R OBP: 0.346, SLG: 0.432	1-1 F9		1-2 2B 1B		0-1 G4-3		4-1 SH1-4 BB BB	0-1 G6-4-3	
Darrell Evans, L OBP: 0.321, SLG: 0.348		1-3 K	3-2 P6		1-3 K		4-2 1B SH1-4 BB	1-1 F8	
Matt Nokes, L OBP: 0.294, SLG: 0.408		2-0 HR	0-1 2B			3-2 SH3-4 1B 1B	0-1 SH1-4		
Tom Brookens, R OBP: 0.359, SLG: 0.415		4-0 HBP 2B BB	1-1 F9			2-1 SH3-4 1B 1B	4-0 FC5-2 1B E IBB		

Inning Stats	R	H	E	K	S	R	H	E	K	S	R	H	E	K	S	R	H	E	K	S	R	H	E	K	S	R	H	E	K	S	R	H	E	K	S	R	H	E	K	S					
	0	1	0	14	26	4	3	0	1	18	1	2	0	1	22	0	0	0	9	14	0	0	0	6	9	2	3	0	16	31	4	2	1	15	29	0	0	0	8	13					

PITCHER	IP	WLS	BF	H	R	ER	SO	BB	IBB	HBP	BLK	WP	HR	S	P	ERA	WHIP
Roger Clemens, R ERA: 2.5	(1, 1)	5.1	L	29	9	7	7	3	4	0	0	0	1	73	126	11.81	2.438
Tom Bolton, L ERA: 4.42	(6, 1)	1.1		9	1	4	4	0	3	1	0	0	0	17	38	27.00	3.000
John Trautwein, R ERA: 11.37	(7, 1)	1.1		5	1	0	0	1	1	0	0	0	0	12	17	0.00	1.500

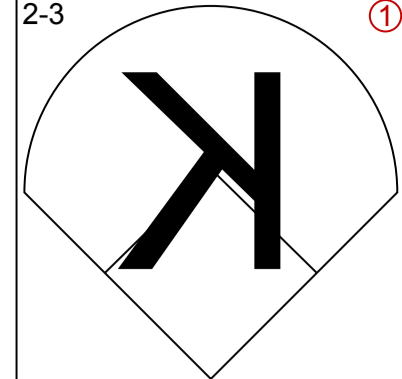
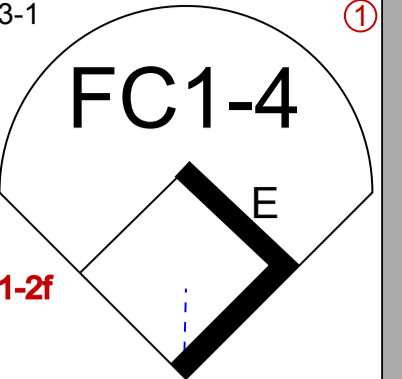
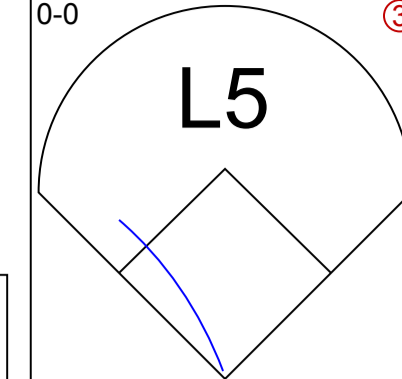
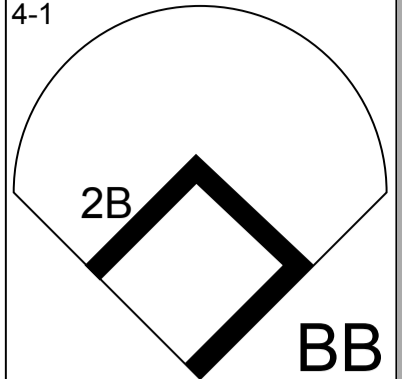
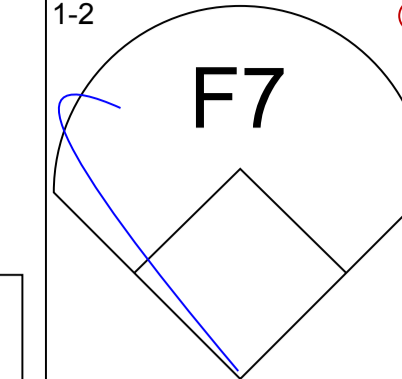
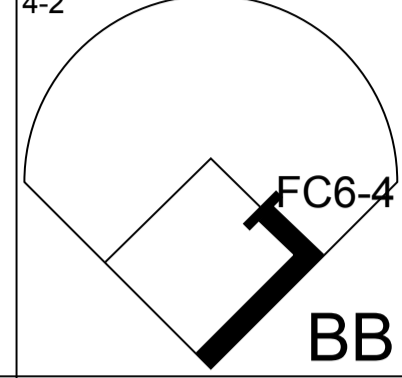
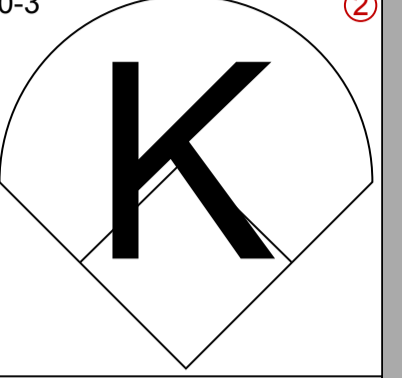
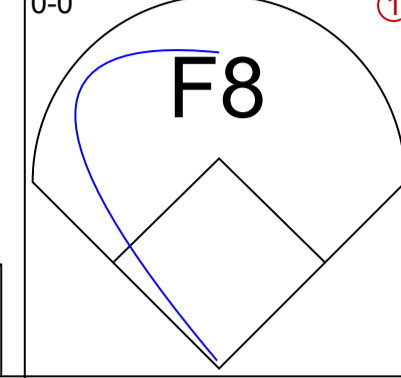

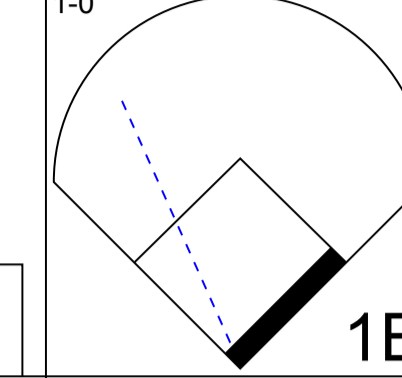
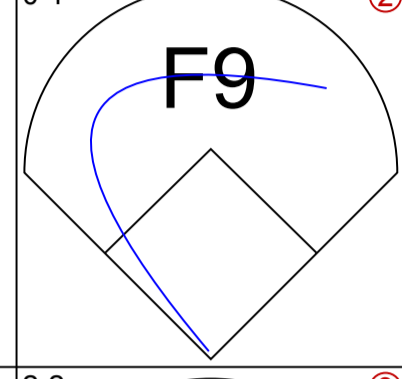
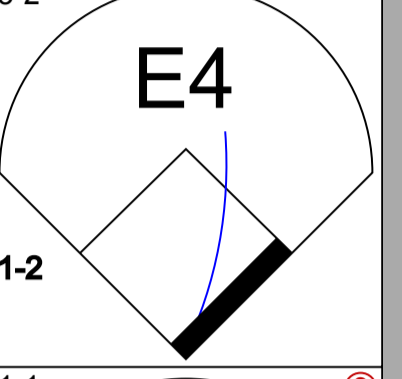
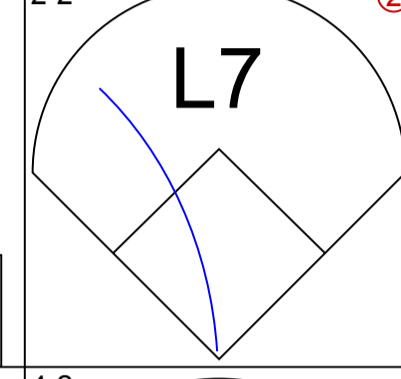
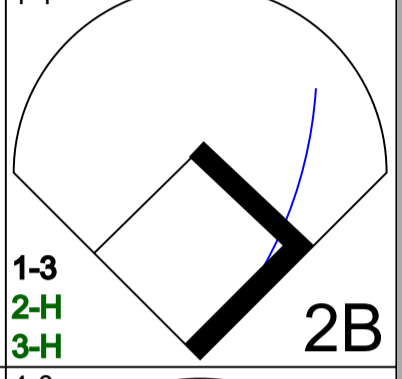
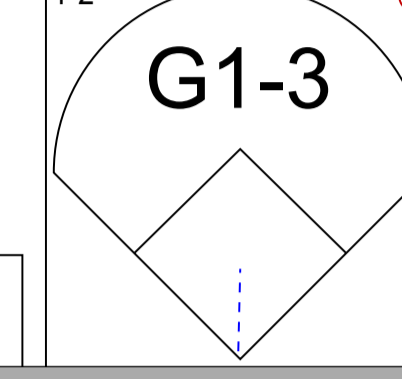
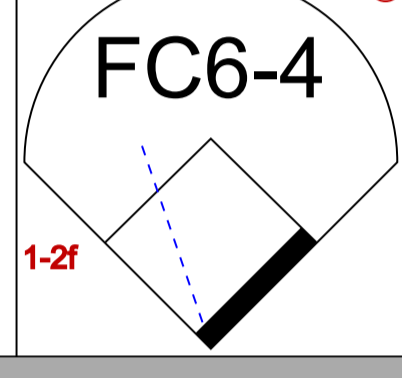
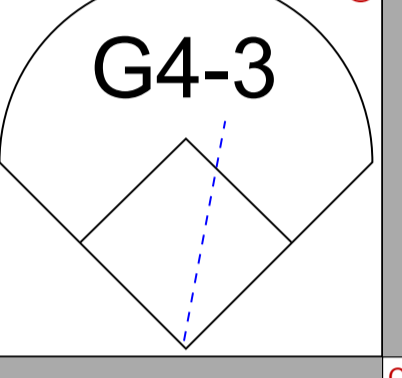
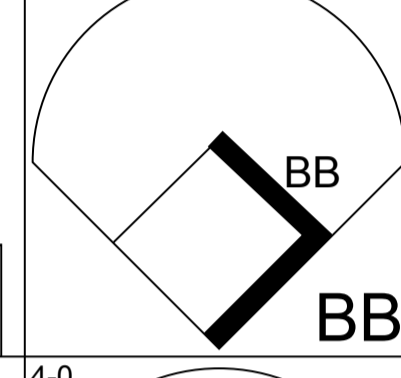
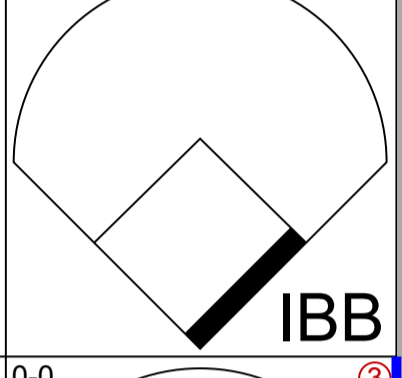
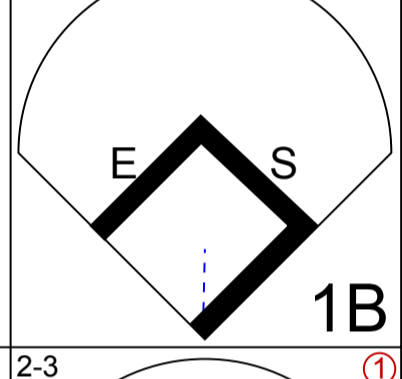
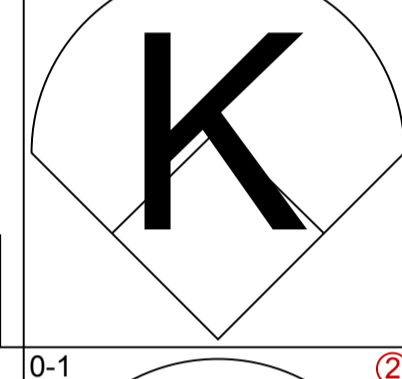
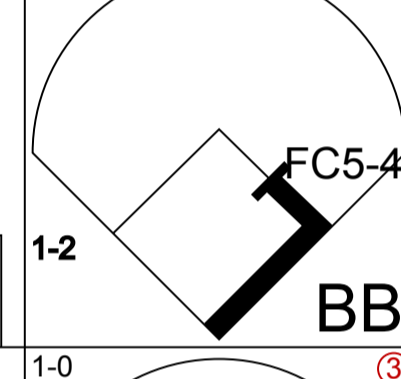
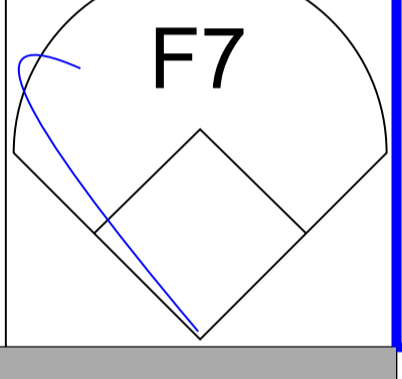
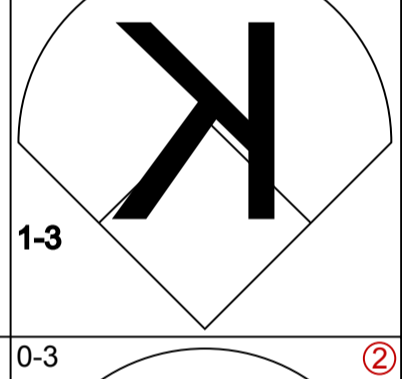
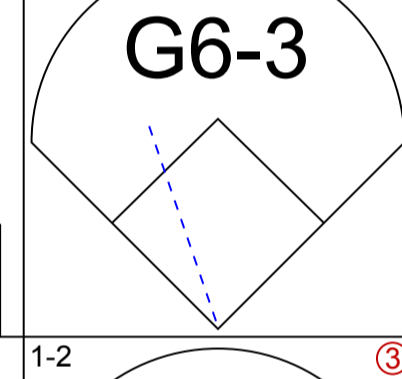
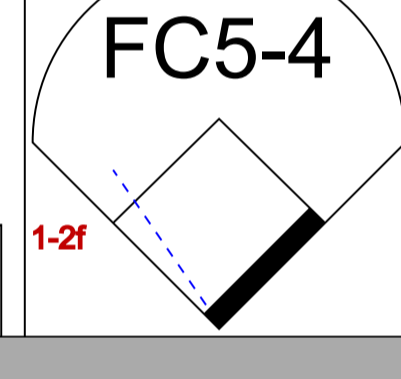
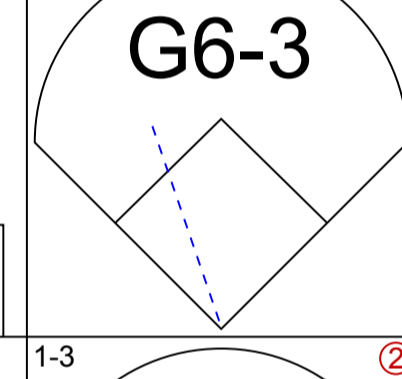
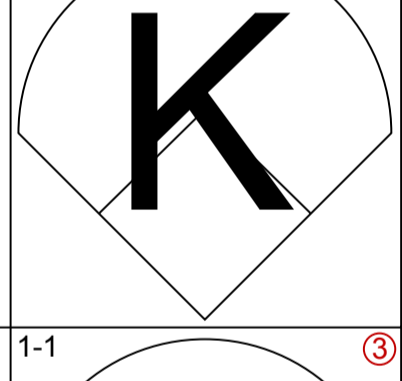
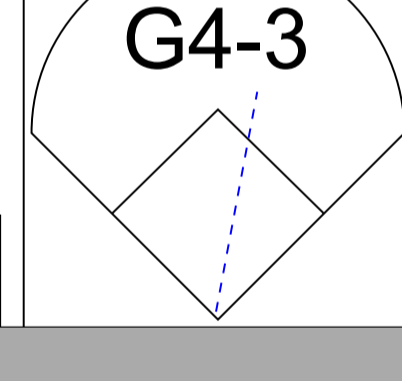
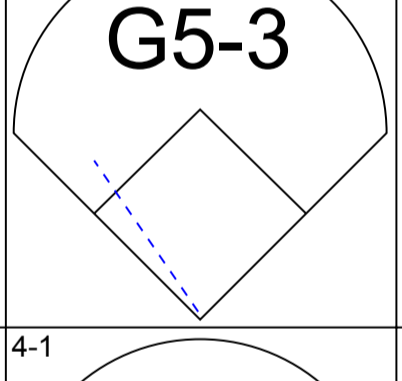
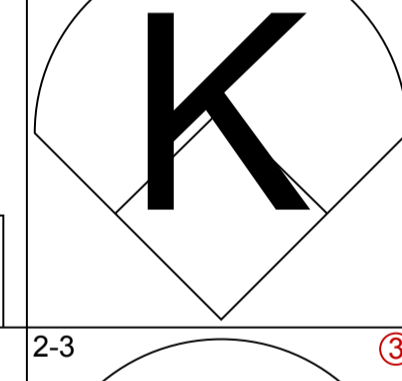
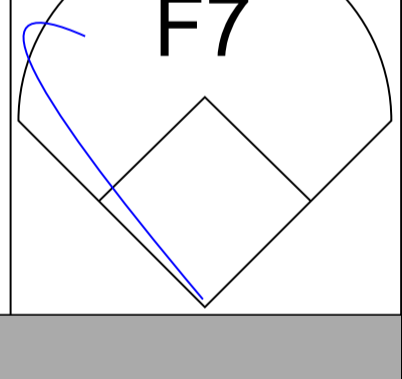
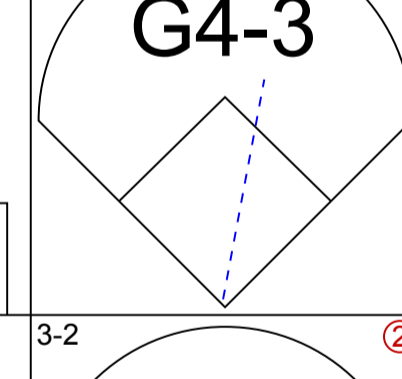
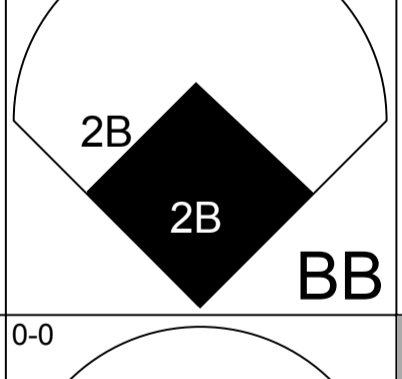
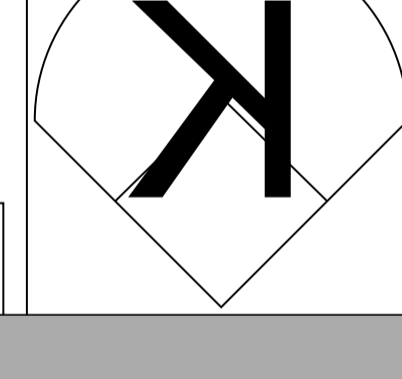
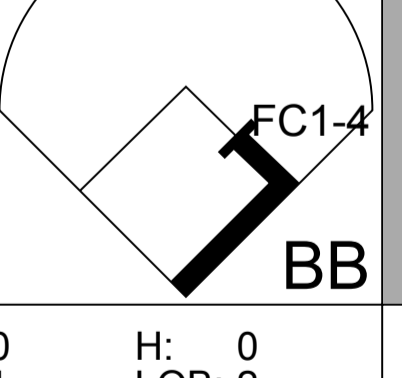
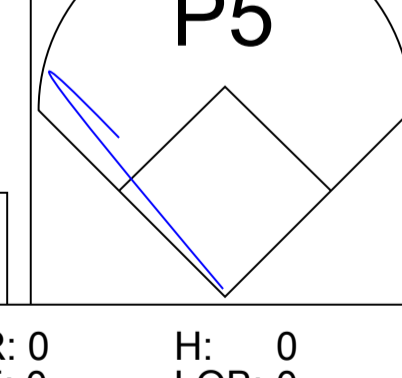
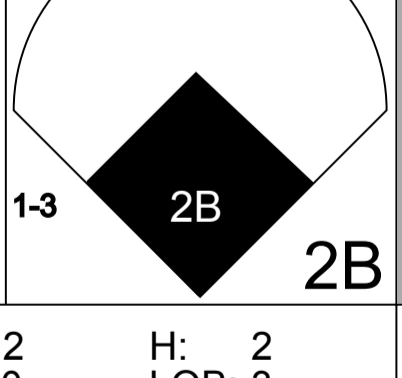
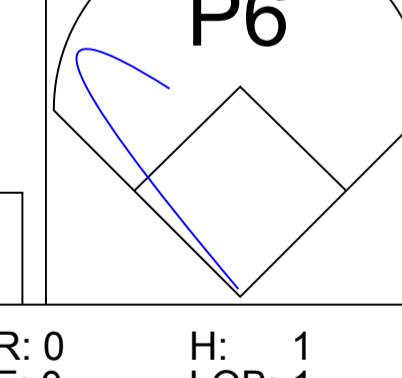
Batter	1	2	3	4	5	6	7	8	9	AB R H RBI BB SO LOB	TOP	
Wade Boggs, L (1, 5) OBP: 0.489, SLG: 0.491	1-0 F8		4-2 G5-3 BB		4-2 FC6-4 BB			1-1 L9		2 0 0 0 2 0 0	<p><b>Boston Red Sox @ Detroit Tigers</b>  <b>Tiger Stadium, Detroit, MI</b>            Fri Aug 05 1988, 7:05 PM EDT            Overcast - 92 F</p>	
Marty Barrett, R (1, 4) OBP: 0.332, SLG: 0.352	0-0 P5		2-3 K		1-2 FC6-4 1-2f			3-2 FC5-4 1B		4 0 1 0 0 1 2		
Dwight Evans, R (1, 9) OBP: 0.376, SLG: 0.473	1-1 WP PB 2B		3-1 G5-3 1-2		0-0 FC7-4 1B			1-0 FC5-4 WP 1-2f		4 1 2 0 0 0 2		
Mike Greenwell, L (1, 7) OBP: 0.433, SLG: 0.562	4-1 PB WP IBB		0-1 P5		1-1 FC7-4 1-2f			2-1 F8 1-2		3 0 0 0 1 0 3		
Ellis Burks, R (1, 8) OBP: 0.381, SLG: 0.528	2-2 G1-3 1-3 2-H			1-1 G4-6-3 1B		1-0 F7		3-2 G5-3		4 0 1 0 0 0 2		
Todd Benzing, S (1, 3) OBP: 0.316, SLG: 0.467			K	1-3 SAFE SAFE SAFE SAFE SAFE SAFE SAFE	K	0-0 G6-3		1-0 G3		4 0 0 0 0 2 2		
Jim Rice, R (1, 10) OBP: 0.341, SLG: 0.403			G4-3 1B	1-2 SAFE SAFE SAFE SAFE SAFE	G4-6-3 1-2f		2-0 L6		4 0 1 0 0 1 1			
Jody Reed, R (1, 6) OBP: 0.403, SLG: 0.414			G4-3 1-2		2-2 CS 1B		1-1 P4		3 0 1 0 0 0 1			
Rich Gedman, L (1, 2) OBP: 0.257, SLG: 0.301			K		1-1 F7 1-2		2-3 K		3 0 0 0 0 2 2			
<b>Inning Stats</b>	R: 1 H: 1 E: 0 LOB: 1 K: 0 BB: 1 S: 8 P: 16	R: 0 H: 1 E: 0 LOB: 1 K: 2 BB: 0 S: 12 P: 20	R: 0 H: 0 E: 0 LOB: 1 K: 1 BB: 1 S: 11 P: 20	R: 0 H: 1 E: 0 LOB: 0 K: 1 BB: 0 S: 9 P: 12	R: 0 H: 1 E: 0 LOB: 1 K: 0 BB: 1 S: 10 P: 18	R: 0 H: 1 E: 0 LOB: 1 K: 0 BB: 0 S: 5 P: 7	R: 0 H: 0 E: 0 LOB: 0 K: 1 BB: 0 S: 6 P: 11	R: 0 H: 1 E: 0 LOB: 1 K: 0 BB: 0 S: 8 P: 15	R: 0 H: 0 E: 0 LOB: 0 K: 1 BB: 0 S: 7 P: 12	1B: 5 SF: 0 2B: 1 SAC: 0 3B: 0 DP: 1 HR: 0 HBP: 0	WP: 2 PA: 34 PB: 1 SB: 0 CS: 1	
<b>PITCHER</b> Jack Morris, R (1, 1) ERA: 4.57 Mike Henneman, R (8, 1) ERA: 2.04	IP WLS BF H R ER SO BB IBB HBP BLK WP HR S P ERA WHIP	7.0 W 27 5 1 0 5 2 1 0 0 1 0 61 104 0.00 1.000	2.0 S 7 1 0 0 1 0 0 0 0 0 1 0 15 27 0.00 0.500	<b>PITCHER</b>								IP WLS BF H R ER SO BB IBB HBP BLK WP HR S P ERA WHIP

livebaseballscorecards.com

<b>AB</b>	<b>31</b>
<b>R</b>	<b>1</b>
<b>H</b>	<b>6</b>
<b>RBI</b>	<b>0</b>
<b>BB</b>	<b>3</b>
<b>SO</b>	<b>6</b>
<b>LOB</b>	<b>15</b>





Batter	1	2	3	4	5	6	7	8	9	AB R H RBI BB SO LOB	TOP		
Wade Boggs, L (1, 5) OBP: 0.456, SLG: 0.486	2-3 		3-1 FC1-4 		0-0 L5 		4-1 2B 		1-2 F7 	4 0 0 0 1 1 1			
Ed Romero, R (1, 4) OBP: 0.306, SLG: 0.283 Dwight Evans, R (7, PH) OBP: 0.376, SLG: 0.473	4-2 FC6-4 BB 		0-3 K 			0-0 F8 	0-3 K 		1-0 	2 0 0 0 1 1 1 2 0 1 0 0 1 3			
Todd Benzinger, S (1, 9) OBP: 0.313, SLG: 0.466	0-1 F9 		3-2 E4 			2-2 L7 	1-1 		1-2 G1-3 	5 0 1 2 0 0 3			
Mike Greenwell, L (1, 7) OBP: 0.434, SLG: 0.559	2-2 FC6-4 		1-1 G4-3 			4-2 BB BB 	4-0 IBB 			2 0 0 0 2 0 3			
Ellis Burks, R (1, 8) OBP: 0.383, SLG: 0.527 Marty Barrett, R (7, 4) OBP: 0.332, SLG: 0.352		2-2 E S 1B 		3-3 K 		4-0 FC5-4 BB 	0-0 F7 			3 0 1 0 1 1 3 0 0 0 0 0 0 0			
Jim Rice, R (1, 10) OBP: 0.338, SLG: 0.399		2-3 SAFE K 		0-1 G6-3 		1-0 FC5-4 		1-2 G6-3 		4 0 0 0 0 1 3			
Larry Parrish, R (1, 3) OBP: 0.254, SLG: 0.332		0-3 K 		1-2 G4-3 			1-1 G5-3 	1-3 K 		4 0 0 0 0 2 1			
Spike Owen, S (1, 6) OBP: 0.333, SLG: 0.384 Jody Reed, R (8, 6) OBP: 0.403, SLG: 0.414		1-1 F7 			1-1 G4-3 		4-1 2B BB 	2-3 K 		3 1 0 0 1 1 1 0 0 0 0 0 0 0			
Rick Cerone, R (1, 2) OBP: 0.365, SLG: 0.412			4-2 FC1-4 BB 		3-2 P5 		0-0 2B BB 		0-1 P6 	3 1 1 0 1 0 0			
<b>Inning Stats</b>	R: 0 H: 0 E: 0 LOB: 1 K: 1 BB: 1 S: 10 P: 18	R: 0 H: 1 E: 0 LOB: 1 K: 2 BB: 0 S: 14 P: 19	R: 0 H: 0 E: 1 LOB: 2 K: 1 BB: 1 S: 13 P: 24	R: 0 H: 0 E: 0 LOB: 0 K: 1 BB: 0 S: 10 P: 14	R: 0 H: 0 E: 0 LOB: 0 K: 0 BB: 0 S: 6 P: 10	R: 0 H: 0 E: 0 LOB: 2 K: 0 BB: 2 S: 8 P: 19	R: 2 H: 2 E: 0 LOB: 3 K: 1 BB: 3 S: 11 P: 25	R: 0 H: 0 E: 0 LOB: 0 K: 2 BB: 0 S: 11 P: 15	R: 0 H: 1 E: 0 LOB: 1 K: 0 BB: 0 S: 10 P: 13	1B: 2 SF: 0 2B: 2 SAC: 0 3B: 0 DP: 0 HR: 0 HBP: 0	WP: 0 PA: 39 PB: 0 SB: 1 CS: 0		
<b>PITCHER</b>	IP WLS BF H R ER SO BB IBB HBP BLK WP HR S P ERA WHIP											<b>PITCHER</b>	IP WLS BF H R ER SO BB IBB HBP BLK WP HR S P ERA WHIP
Eric King, R (1, 1) ERA: 3.07	6.1 W 28 2 2 2 5 6 0 0 0 0 0 0 66 118 2.84 1.263												
Don Heinkel, R (7, 1) ERA: 2.77	0.2 4 1 0 0 1 0 1 0 0 0 0 0 6 11 0.00 1.500												
Mike Henneman, R (8, 1) ERA: 1.96	2.0 S 7 1 0 0 2 0 0 0 0 0 0 0 21 28 0.00 0.500												

**Boston Red Sox @ Detroit Tigers**  
Tiger Stadium, Detroit, MI  
Fri Aug 05 1988, 7:05 PM EDT  
Att. 44,334 - Unknown - 73 F

[livebaseballscorecards.com](http://livebaseballscorecards.com)

AB	32
R	2
H	4
RBI	2
BB	7
SO	8
LOB	19





**BOTTOM**

**Boston Red Sox @ Detroit Tigers**  
 Tiger Stadium, Detroit, MI  
 Fri Aug 05 1988, 7:05 PM EDT  
 Att: 44,334 - Unknown - 73 F

livebaseballscorecards.com

<b>AB</b>	<b>31</b>
<b>R</b>	<b>3</b>
<b>H</b>	<b>9</b>
<b>RBI</b>	<b>3</b>
<b>BB</b>	<b>1</b>
<b>SO</b>	<b>7</b>
<b>LOB</b>	<b>10</b>



WP: 0	PA: 34
PB: 0	
SB: 3	
CS: 0	

AB R H RBI BB SO LOB

4	1	1	0	0	2	0
4	1	3	0	0	0	0
3	0	1	1	0	0	2
3	0	1	1	0	1	2
4	0	1	0	0	1	1
4	0	1	0	0	0	0
3	1	1	1	1	1	3
3	0	0	0	0	1	1
3	0	0	0	0	1	1

1B: 7	SF: 2
2B: 1	SAC: 0
3B: 0	DP: 0
HR: 1	HBP: 0

Batter	1	2	3	4	5	6	7	8	9
<b>Jim Walewander, S</b> (1, 4) OBP: 0.250, SLG: 0.259	0-0 S 1B SF7 1B		3-3 K 1	1-3 K 3			2-2 G4-3 2		
<b>Pat Sheridan, L</b> (1, 7) OBP: 0.353, SLG: 0.463	0-1 S 1B 1-2		1-0 S SF9 2B			1-2 G3-1 1	3-1 1B 1B		
<b>Alan Trammell, R</b> (1, 6) OBP: 0.379, SLG: 0.479	1-0 P6 1		2-1 SF9 2-H 2			3-1 G4-3 2	0-1 1-2 1B		
<b>Dave Bergman, L</b> (1, 3) OBP: 0.413, SLG: 0.438	1-1 SF7 1-2 2-H 2		0-1 1B 1B 1B			1-1 G5-3 3	0-3 K 3		
<b>Dwayne Murphy, L</b> (1, 8) OBP: 0.448, SLG: 0.375	3-2 G4-3 3		1-1 1B 1-2 1B			1-0 F8 1	3-3 K 1		
<b>Chet Lemon, R</b> (1, 9) OBP: 0.346, SLG: 0.434		1-0 G4-3 1	0-1 1-2 2-3 1B			1-2 G6-3 2	3-1 P5 2		
<b>Darrell Evans, L</b> (1, 10) OBP: 0.328, SLG: 0.364		4-2 G1-3 BB	1-3 K 3			0-2 HR	1-2 G3-1 3		
<b>Tom Brookens, R</b> (1, 5) OBP: 0.352, SLG: 0.406		0-2 G1-3 1-2		0-3 K 1		3-2 G3-1 3			
<b>Mike Heath, R</b> (1, 2) OBP: 0.333, SLG: 0.406		1-3 K 3		0-2 F7 2			0-1 G6-3 1		

Inning Stats	R	H	E	K	S	R	H	E	K	S	R	H	E	K	S	R	H	E	K	S	R	H	E	K	S	R	H	E	K	S	R	H	E	K	S	R	H	E	K	S										
	1	2	0	0	9	0	0	0	1	9	1	4	0	2	15	0	0	0	2	9	0	1	0	0	12	0	0	0	0	7	1	1	0	0	17	0	2	0	1	18	0	0	0	1	10	0	0	0	0	17

PITCHER	IP	WLS	BF	H	R	ER	SO	BB	IBB	HBP	BLK	WP	HR	S	P	ERA	WHIP
<b>Mike Boddicker, R</b> (1, 1) ERA: 3.69	6.2	L	30	9	3	3	5	1	0	0	0	0	1	71	106	4.05	1.500
<b>Lee Smith, R</b> (7, 1) ERA: 3.56	1.1		4	0	0	0	2	0	0	0	0	0	0	13	20	0.00	0.000

WP	HR	S	P	ERA	WHIP
0	0	0	0	0.00	0.000

Batter	1	2	3	4	5	6	7	8	9	AB R H RBI BB SO LOB	TOP											
Wade Boggs, L (1, 5) OBP: 0.457, SLG: 0.486	0-2 2B 1B		1-2 G4-6-3 1-2f			0-1 FC5-4 1B		1-2 F8		4 0 2 0 0 0 1												
Marty Barrett, R (1, 4) OBP: 0.329, SLG: 0.349	1-2 F8		1-2 P3			1-2 FC5-4 1-2f		1-3 K		4 0 0 0 0 1 2												
Dwight Evans, R (1, 9) OBP: 0.373, SLG: 0.468	1-0 F9					1-1 FC6-4 1-2f			0-3 K	4 0 0 0 0 2 2												
Mike Greenwell, L (1, 7) OBP: 0.434, SLG: 0.566	1-1 1-3 2B						1-0 HR 3B		3-2 F9	4 1 2 0 0 0 0												
Ellis Burks, R (1, 8) OBP: 0.379, SLG: 0.521	1-2 5-3						3-3 K		2-2 F8	4 0 0 0 0 1 3												
Todd Benzing, S (1, 3) OBP: 0.317, SLG: 0.481		2-1 CS 1B				0-2 F8				3 1 2 2 0 0 0												
Jim Rice, R (1, 10) OBP: 0.335, SLG: 0.396		1-3 K 1-2				0-0 6-3		3-H 2-3 K		3 0 0 0 0 2 1												
Jody Reed, R (1, 6) OBP: 0.397, SLG: 0.407		0-0 F7				1-2 L6		1-1 F9		3 0 0 0 0 0 0												
Rick Cerone, R (1, 2) OBP: 0.364, SLG: 0.411			1-1 G4-6-3 1B			2-1 F3		1-1 P4		3 0 1 0 0 0 0												
<b>Inning Stats</b>	R: 0 E: 0 K: 0 S: 12	H: 2 LOB: 2 BB: 0 P: 16	R: 0 E: 0 K: 1 S: 6	H: 1 LOB: 0 BB: 0 P: 9	R: 0 E: 0 K: 0 S: 8	H: 1 LOB: 0 BB: 0 P: 11	R: 0 E: 0 K: 1 S: 10	H: 0 LOB: 0 BB: 0 P: 14	R: 0 E: 0 K: 0 S: 7	H: 0 LOB: 0 BB: 0 P: 8	R: 0 E: 0 K: 0 S: 9	H: 1 LOB: 1 BB: 0 P: 13	R: 2 E: 0 K: 2 S: 10	H: 2 LOB: 0 BB: 0 P: 17	R: 0 E: 0 K: 1 S: 10	H: 0 LOB: 0 BB: 0 P: 13	R: 0 E: 0 K: 1 S: 9	H: 0 LOB: 0 BB: 0 P: 14	1B: 4 2B: 2 3B: 1 HR: 1	SF: 0 SAC: 0 DP: 2 HBP: 0	WP: 0 PB: 0 SB: 0 CS: 1	PA: 32
PITCHER Doyle Alexander, R (1, 1) ERA: 3.61	IP: 9.0 WLS: W BF: 32 H: 7 R: 2 ER: 2 SO: 6 BB: 0 IBB: 0 HBP: 0 BLK: 0 WP: 0 HR: 1 S: 81 P: 115 ERA: 2.00 WHIP: 0.778											PITCHER	IP: 9.0 WLS: W BF: 32 H: 7 R: 2 ER: 2 SO: 6 BB: 0 IBB: 0 HBP: 0 BLK: 0 WP: 0 HR: 1 S: 81 P: 115 ERA: 2.00 WHIP: 0.778									

**Boston Red Sox @ Detroit Tigers**

Tiger Stadium, Detroit, MI


Sat Aug 06 1988, 3:33 AM EDT  
Att. 44,838 - Sunny - 86 F

[livebaseballscorecards.com](http://livebaseballscorecards.com)

AB	32
R	2
H	7
RBI	2
BB	0
SO	6
LOB	9





Batter	1	2	3	4	5	6	7	8	9	10	AB R H RBI BB SO LOB	TOP										
Wade Boggs, L (1, 5) OBP: 0.454, SLG: 0.481	1-2 G6-3		1-2 F7			1-1 F7			1-0 L6	4-0 IBB	4 0 0 0 1 0 2											
Marty Barrett, R (1, 4) OBP: 0.326, SLG: 0.345	1-0 L7			1-3 K		0-2 G5-3			1-1 F3	2-3 K	5 0 0 0 0 2 4											
Dwight Evans, R (1, 9) OBP: 0.369, SLG: 0.462	0-1 F8			0-0 G5-3			0-0 P6		2-1 F7	0-0 F7	5 0 0 0 0 0 3											
Mike Greenwell, L (1, 7)		4-1 PO BB		3-1 F8			1-0 G3-1			2-1 1B 2B	3 1 1 0 1 0 0											
Ellis Burks, R (1, 8) OBP: 0.377, SLG: 0.518		1-0 F8			2-2 G5-3		2-3 K		2-0 1B SH 1B	2-3 1B	4 1 1 0 0 1 1											
Todd Benzinger, S (1, 3) OBP: 0.316, SLG: 0.477		1-3 K			2-2 G1-3			0-1 P6	3-2 2B SH 1B	1-3 1B	4 1 1 1 0 1 1											
Jim Rice, R (1, 10) OBP: 0.337, SLG: 0.398 Spike Owen, S (8, PR) OBP: 0.332, SLG: 0.382		1-0 PO	1-0 CS 1B		2-2 P4			1-0 G4-3 1B	2-1 P5	3-H	3 0 2 0 0 0 0 1 0 0 0 0 0 2	AB 34 R 3 H 7 RBI 3 BB 3 SO 6 LOB 16										
Jody Reed, R (1, 6) OBP: 0.401, SLG: 0.408			4-1 BB			2-2 SH3 1B		3-1 G4-3	2-0 SH 2B	1-2 3-H	2 0 1 1 1 0 1											
Rich Gedman, L (1, 2) OBP: 0.258, SLG: 0.308			2-3 K			1-1 SH3		0-3 K	1-1 2B	1-3 2-H	3 0 1 1 0 2 2											
<b>Inning Stats</b>	R: 0 E: 0 K: 0 S: 6	H: 0 LOB: 0 BB: 0 P: 8	R: 0 E: 0 K: 1 S: 5	H: 0 LOB: 0 BB: 1 P: 12	R: 0 E: 0 K: 1 S: 10	H: 1 LOB: 1 BB: 1 P: 17	R: 0 E: 0 K: 1 S: 7	H: 0 LOB: 0 BB: 0 P: 11	R: 0 E: 0 K: 0 S: 10	H: 0 LOB: 0 BB: 0 P: 16	R: 0 E: 0 K: 1 S: 5	H: 1 LOB: 1 BB: 0 P: 8	R: 0 E: 0 K: 1 S: 5	H: 1 LOB: 1 BB: 0 P: 12	R: 0 E: 0 K: 0 S: 5	H: 0 LOB: 0 BB: 0 P: 9	R: 3 E: 0 K: 1 S: 18	H: 4 LOB: 3 BB: 1 P: 35	1B: 5 2B: 2 3B: 0 HR: 0	SF: 0 SAC: 2 DP: 0 HBP: 0	WP: 0 PB: 0 SB: 0 CS: 1	PA: 40
<b>PITCHER</b>	IP WLS BF H R ER SO BB IBB HBP BLK WP HR S P ERA WHIP																					
Jeff Robinson, R (1, 1) ERA: 2.65	9.0 L 32 5 2 2 5 2 0 0 0 0 0 0 71 116 2.00 0.778																					
Willie Hernández, L (10, 1) ERA: 2.15	1.0 7 2 1 1 1 0 1 0 0 0 0 0 15 28 9.00 2.000																					

**Boston Red Sox @ Detroit Tigers**  
**Tiger Stadium, Detroit, MI**  
 Sun Aug 07 1988, 3:33 AM EDT  
 Att: 41,623 - Sunny - 85 F

livebaseballscorecards.com

Batter	1	2	3	4	5	6	7	8	9	10	AB R H RBI BB SO LOB	BOTTOM
<b>Jim Walewander, S</b> OBP: 0.239, SLG: 0.247 (1, 4)	G5-3			E6 1B		P6		F7			4 0 0 0 0 0 1	<b>Boston Red Sox @ Detroit Tigers</b> Tiger Stadium, Detroit, MI Sun Aug 07 1988, 3:33 AM EDT Att. 41,623 - Sunny - 85 F  livebaseballscorecards.com
<b>Tom Brookens, R</b> OBP: 0.351, SLG: 0.404 (1, 5)	K			L4-3 2-3 1B		K		K			4 0 1 0 0 3 0	
<b>Alan Trammell, R</b> OBP: 0.373, SLG: 0.471 (1, 6)	K			F7		F7		G5-3			4 0 0 0 0 1 2	
<b>Chet Lemon, R</b> OBP: 0.344, SLG: 0.429 (1, 9)		G5-3		L4-3 1-2		G4-3		FC6-4 1B			4 0 1 0 0 0 2	
<b>Luis Salazar, R</b> OBP: 0.316, SLG: 0.422 (1, 7)		L3 1B		L3		G5-3		FC6-4 1-2f			4 0 1 0 0 0 1	
<b>Larry Herndon, R</b> OBP: 0.311, SLG: 0.336 (1, 10)		L3 1-2		FC1-6 1B		F9		P4			4 0 1 0 0 0 1	
<b>Ray Knight, R</b> OBP: 0.291, SLG: 0.311 (1, 3)				P6		FC1-6 1-2 1B		K			4 0 1 0 0 1 0	
<b>Dwayne Murphy, L</b> OBP: 0.432, SLG: 0.387 (1, 8)				G4-3		FC1-6 1-2f 2-3		G5-3			4 0 1 0 0 0 2	
<b>Mike Heath, R</b> OBP: 0.327, SLG: 0.397 (1, 2)				G3		G1-3		F9			3 0 0 0 0 0 3	

Inning Stats	R: 0 E: 0 K: 2 S: 12	H: 0 LOB: 0 BB: 0 P: 18	R: 0 E: 0 K: 0 S: 8	H: 1 LOB: 0 BB: 0 P: 12	R: 0 E: 0 K: 0 S: 9	H: 0 LOB: 0 BB: 0 P: 15	R: 0 E: 1 K: 0 S: 10	H: 1 LOB: 1 BB: 0 P: 13	R: 0 E: 0 K: 0 S: 15	H: 2 LOB: 2 BB: 0 P: 24	R: 0 E: 0 K: 1 S: 9	H: 0 LOB: 0 BB: 0 P: 13	R: 0 E: 0 K: 0 S: 6	H: 0 LOB: 0 BB: 0 P: 11	R: 0 E: 0 K: 1 S: 8	H: 1 LOB: 1 BB: 0 P: 11	R: 0 E: 0 K: 1 S: 7	H: 1 LOB: 1 BB: 0 P: 11	R: 0 E: 0 K: 0 S: 7	H: 0 LOB: 0 BB: 0 P: 11	R: 0 E: 0 K: 0 S: 7	H: 0 LOB: 0 BB: 0 P: 11	1B: 5 2B: 3 3B: 0 HR: 0	SF: 0 SAC: 0 DP: 2 HBP: 0	WP: 0 PB: 0 SB: 0 CS: 0	PA: 35
<b>PITCHER</b> <b>Bruce Hurst, L</b> ERA: 4.17 (1, 1)	IP	WLS	BF	H	R	ER	SO	BB	IBB	HBP	BLK	WP	HR	S	P	ERA	WHIP									



Batter	1	2	3	4	5	6	7	8	9	AB R H RBI BB SO LOB	TOP																									
Wade Boggs, L (1, 5) OBP: 0.453, SLG: 0.479	2-3 K		1-2 4-3		0-0 1B			2-3 K		4 0 1 0 0 2 0	<b>Boston Red Sox @ Milwaukee Brewers</b> <b>Milwaukee County Stadium, Milwaukee, WI</b> Tue Aug 09 1988, 8:05 PM EDT Cloudy - 75 F																									
Marty Barrett, R (1, 4) OBP: 0.323, SLG: 0.342	1-0 F7			1-2 5-3	3-2 F2			0-0 F8		4 0 0 0 0 0 1																										
Todd Benzinger, S (1, 9) (7, 3) OBP: 0.319, SLG: 0.478	2-2 F3			0-1 FC6-4 1B		0-1 5-3			2-0 FC3-6 1B	4 0 2 0 0 0 0																										
Mike Greenwell, L (1, 7) OBP: 0.431, SLG: 0.561		0-0 F7		0-0 F9		3-2 F8			0-0 FC3-6 WP 1-3 1-2f	4 0 0 0 0 0 2																										
Ellis Burks, R (1, 8) OBP: 0.374, SLG: 0.512		2-2 E5		1-0 FC6-4 1-2f		1-2 F2			3-2 1-3 1-2	4 0 0 0 0 0 2																										
Jim Rice, R (1, 10) OBP: 0.337, SLG: 0.396		2-3 K			1-2 2B 1B		0-1 F7		2-2 4-3 2-3	4 1 1 0 0 1 2																										
Jody Reed, R (1, 6) OBP: 0.400, SLG: 0.412		2-2 G3			1-0 1B 1-3 FC6-4 2B		3-2 F8			3 1 1 0 0 0 1																										
Larry Parrish, R (1, 3) Kevin Romine, R (7, 9) OBP: 0.255, SLG: 0.332 OBP: 0.271, SLG: 0.296			1-3 K		0-0 FC6-4 1B		2-3 K			3 0 1 1 0 2 0 0 0 0 0 0 0 0																										
Rick Cerone, R (1, 2) OBP: 0.360, SLG: 0.406		0-2 F7		1-1 FC6-4 1B			0-0 6-3			3 0 0 1 0 0 1																										
<b>Inning Stats</b>	R: 0 E: 0 K: 1 S: 9	H: 0 LOB: 0 BB: 0 P: 14	R: 0 E: 1 K: 1 S: 13	H: 0 LOB: 1 BB: 0 P: 19	R: 0 E: 0 K: 1 S: 11	H: 0 LOB: 0 BB: 0 P: 13	R: 0 E: 0 K: 0 S: 7	H: 1 LOB: 1 BB: 0 P: 9	R: 2 E: 0 K: 0 S: 14	H: 4 LOB: 1 BB: 0 P: 20	R: 0 E: 0 K: 0 S: 8	H: 0 LOB: 0 BB: 0 P: 12	R: 0 E: 0 K: 1 S: 9	H: 0 LOB: 0 BB: 0 P: 14	R: 0 E: 0 K: 1 S: 5	H: 0 LOB: 0 BB: 0 P: 7	R: 0 E: 0 K: 0 S: 8	H: 1 LOB: 1 BB: 0 P: 15	1B: 5 2B: 1 3B: 0 HR: 0	SF: 0 SAC: 0 DP: 0 HBP: 0	WP: 1 PB: 0 SB: 1 CS: 0	PA: 33														
<b>PITCHER</b>	IP WLS BF H R ER SO BB IBB HBP BLK WP HR S P ERA WHIP																																			
Juan Nieves, L (1, 1) ERA: 4.94	8.1	31	6	2	2	5	0	0	0	0	0	0	0	78	112	2.16	0.720																			
Chuck Crim, R (9, 1) ERA: 2.71	0.2	W	2	0	0	0	0	0	0	0	0	1	0	6	11	0.00	0.000																			

livebaseballscorecards.com

<b>AB</b>	<b>33</b>
<b>R</b>	<b>2</b>
<b>H</b>	<b>6</b>
<b>RBI</b>	<b>2</b>
<b>BB</b>	<b>0</b>
<b>SO</b>	<b>5</b>
<b>LOB</b>	<b>9</b>



Batter	1	2	3	4	5	6	7	8	9	AB	R	H	RBI	BB	SO	LOB
<b>Paul Molitor, R</b> OBP: 0.384, SLG: 0.446 (1, 5) B B F F C X	2-3 K		0-1 F7 SAFE		0-0 1B			4-2 S 1B BB		3	1	1	1	1	1	1
<b>Jeffrey Leonard, R</b> OBP: 0.270, SLG: 0.344 (1, 7) F B X	1-1 E3		0-0 F9		1-1 7-5-2			1-1 F7		4	0	0	0	0	0	4
<b>Robin Yount, R</b> OBP: 0.370, SLG: 0.464 (1, 8) 1 SAFE 1 SAFE B S 1 SAFE X	1-1 F9			1-3 K		1-0 F3		1-2 S 1B 1-H		4	0	1	1	0	1	2
<b>Greg Brock, L</b> OBP: 0.355, SLG: 0.355 (1, 3) B 1 SAFE F F B X	2-2 4-3			0-0 1-3		0-1 G3		4-0 1-2 IBB		3	0	0	0	1	0	1
<b>Rob Deer, R</b> OBP: 0.299, SLG: 0.403 (1, 9) X		0-0 F7		2-2 2B		1-1 F4		1-0 F8		4	0	1	0	0	0	2
<b>B.J. Surhoff, L</b> OBP: 0.290, SLG: 0.312 (1, 2) C B T C X		1-2 4-3		4-0 IBB		2-1 G3		1-0 F7		3	0	0	0	1	0	2
<b>Joey Meyer, R</b> OBP: 0.269, SLG: 0.397 (1, 10) C T C X		0-2 5-3		1-3 K			2-3 K		0-0 HR	4	1	1	1	0	2	2
<b>Jim Gantner, L</b> OBP: 0.326, SLG: 0.345 (1, 4) X			0-0 1B		0-1 BB 1B		1-1 G3			3	1	2	0	0	0	0
<b>Dale Sveum, S</b> OBP: 0.261, SLG: 0.346 (1, 6) C C C X			0-3 K		4-0 1B 7-5-2 BB		1-3 K			2	0	0	0	1	2	1

Inning Stats	R: 0	H: 0	E: 1	K: 1	S: 11	LOB: 1	BB: 0	P: 17	R: 0	H: 0	E: 0	K: 0	S: 9	LOB: 0	BB: 0	P: 10	R: 0	H: 1	E: 0	K: 1	S: 7	LOB: 1	BB: 0	P: 7	R: 0	H: 1	E: 0	K: 2	S: 12	LOB: 2	BB: 1	P: 20	R: 1	H: 2	E: 0	K: 0	S: 7	LOB: 1	BB: 1	P: 12	R: 0	H: 0	E: 0	K: 0	S: 6	LOB: 0	BB: 0	P: 9	R: 0	H: 0	E: 0	K: 2	S: 9	LOB: 0	BB: 0	P: 13	R: 1	H: 1	E: 0	K: 0	S: 9	LOB: 2	BB: 2	P: 21	R: 1	H: 1	E: 0	K: 0	S: 1	LOB: 0	BB: 0	P: 1	1B: 4	SF: 0	2B: 2	SAC: 0	3B: 0	DP: 1	HR: 1	HBP: 0	WP: 0	PA: 34
<b>PITCHER</b> <b>Roger Clemens, R</b> ERA: 2.53 (1, 1)	IP	WLS	BF	H	R	ER	SO	BB	IBB	HBP	BLK	WP	HR	S	P	ERA	WHIP																																																																	
	8.0	L	34	6	3	3	6	2	2	0	0	0	1	71	110	3.38	1.000																																																																	
																			<b>PITCHER</b>	IP	WLS	BF	H	R	ER	SO	BB	IBB	HBP	BLK	WP	HR	S	P	ERA	WHIP																																														

**BOTTOM**

**Boston Red Sox @ Milwaukee Brewers**  
Milwaukee County Stadium, Milwaukee, WI

Tue Aug 09 1988, 8:05 PM EDT  
Cloudy - 75 F

[livebaseballscorecards.com](http://livebaseballscorecards.com)

<b>AB</b>	<b>30</b>
<b>R</b>	<b>3</b>
<b>H</b>	<b>6</b>
<b>RBI</b>	<b>3</b>
<b>BB</b>	<b>4</b>
<b>SO</b>	<b>6</b>
<b>LOB</b>	<b>15</b>



Batter	1	2	3	4	5	6	7	8	9	AB R H RBI BB SO LOB	TOP
Wade Boggs, L (1, 5) OBP: 0.452, SLG: 0.478	2-1 5-3 1B		1-2 F2	0-2 FC6-4 1-2f		1-1 5-3		2-1 1B		5 0 2 0 0 0 2	
Jody Reed, R (1, 6) OBP: 0.391, SLG: 0.401	1-2 5-3 1-2		1-2 4-1		1-2 F4	0-1 4-3		3-2 4-3		5 0 0 0 0 0 4	
Dwight Evans, R (1, 9) OBP: 0.367, SLG: 0.458	0-0 6-3			4-1 SH 1B 1B BB	2-3 K		1-3 K		1-2 F4	4 1 0 0 1 2 1	
Mike Greenwell, L (1, 7) OBP: 0.435, SLG: 0.563	4-0 FC4-6 IBB			1-1 1B SH 1-2 SF8 1B	2-1 1B		3-2 S 1B		1-2 G3	4 1 3 0 1 0 0	
Ellis Burks, R (1, 8) OBP: 0.375, SLG: 0.512	2-2 FC4-6 1-2f			2-1 SH 1B SF8 1B 1-2 2-3	0-0 1B		2-3 K		1-1 S 1B	4 1 2 0 0 1 3	
Todd Benzing, S (1, 3) OBP: 0.317, SLG: 0.472		1-2 4-3		2-2 1B SH 1-2 SF9 1B 1-2 2-3 3-H	0-3 K		2-2 G3		3-3 K	5 1 1 1 0 2 4	
Jim Rice, R (1, 10) OBP: 0.336, SLG: 0.396		2-1 G5-4-3 1B		1-2 SF8		1-0 F8		1-1 L6		3 0 1 1 0 0 0	
Rich Gedman, L (1, 2) OBP: 0.269, SLG: 0.331		0-2 G5-4-3 1-2f		2-2 SF8 FC6-4 1-3 1B 3-H		3-2 HR		4-2 1B BB		3 1 2 2 1 0 1	
Ed Romero, R (1, 4) OBP: 0.302, SLG: 0.306			2-0 F9	0-0 SF9 3-H		3-1 2B		1-2 F9		3 0 1 1 0 0 1	
<b>Inning Stats</b>	R: 0 H: 1 E: 0 LOB: 2 K: 0 BB: 1 S: 9 P: 18	R: 0 H: 1 E: 0 LOB: 0 K: 0 BB: 0 S: 8 P: 11	R: 0 H: 0 E: 0 LOB: 0 K: 0 BB: 0 S: 7 P: 11	R: 4 H: 3 E: 1 LOB: 1 K: 0 BB: 1 S: 18 P: 30	R: 0 H: 2 E: 0 LOB: 2 K: 2 BB: 0 S: 13 P: 18	R: 1 H: 2 E: 0 LOB: 1 K: 0 BB: 0 S: 11 P: 19	R: 0 H: 1 E: 0 LOB: 1 K: 2 BB: 0 S: 14 P: 21	R: 0 H: 1 E: 0 LOB: 2 K: 0 BB: 1 S: 18 P: 29	R: 0 H: 1 E: 0 LOB: 1 K: 1 BB: 0 S: 12 P: 17	1B: 10 SF: 2 2B: 1 SAC: 1 3B: 0 DP: 1 HR: 1 HBP: 0	WP: 0 PA: 42 PB: 0 SB: 2 CS: 0
<b>PITCHER</b>	IP WLS BF H R ER SO BB IBB HBP BLK WP HR S P ERA WHIP										
Bill Wegman, R (1, 1) ERA: 3.58	6.0 L 29 9 5 3 2 1 1 0 0 0 0 1 66 107 4.50 1.667										
Odell Jones, R (7, 1) ERA: 3.55	2.0 9 2 0 0 2 1 0 0 0 0 0 0 32 50 0.00 1.500										
Paul Mirabella, L (9, 1) ERA: 2.18	1.0 4 1 0 0 1 0 0 0 0 0 0 0 12 17 0.00 1.000										

**Boston Red Sox @ Milwaukee Brewers**  
Milwaukee County Stadium, Milwaukee, WI

Tue Aug 09 1988, 8:05 PM EDT  
Att. 20,816 - Unknown - 70 F

AB	36
R	5
H	12
RBI	5
BB	3
SO	5
LOB	16





Batter	1	2	3	4	5	6	7	8	9	AB R H RBI BB SO LOB
Paul Molitor, R OBP: 0.382, SLG: 0.442 (1, 5)	0-0 F8		4-1 FC1-8 BB		2-1 F7		2-2 4-3		1-3 K	4 0 0 0 1 1 0
Mike Felder, S OBP: 0.190, SLG: 0.193 (1, 7)	0-1 F8		2-1 FC1-6 5-3		0-0 1-3		2-1 6-3		2-2 6-3	5 0 0 0 0 0 1
Robin Yount, R OBP: 0.369, SLG: 0.462 (1, 8)	2-0 F9		0-0 5-3		2-3 K		2-2 1B			4 0 1 0 0 1 1
Greg Brock, L OBP: 0.357, SLG: 0.354 (1, 3)		4-2 1B BB BB	1-1 4-3		0-2 1B 1B		0-0 F8			3 1 1 0 1 0 2
Rob Deer, R OBP: 0.304, SLG: 0.408 (1, 9)		0-3 K		4-2 2B BB		3-2 1B 1B		1-1 WP 2B		3 0 2 0 1 1 1
Charlie O'Brien, R OBP: 0.253, SLG: 0.329 (1, 2)		0-3 K		1-0 1-3 2B		0-1 F5		1-2 F3		4 0 1 0 0 1 4
Joey Meyer, R OBP: 0.274, SLG: 0.396 (1, 10)		4-1 1B BB		2-3 K		1-0 1-3 2-H 1B		1-3 K		3 0 1 1 1 2 3
Jim Gantner, L OBP: 0.325, SLG: 0.344 (1, 4)		1-2 1-2 2-3 1B		2-1 5-3		1-2 F7		1-1 F7		4 0 1 0 0 0 5
Juan Castillo, S OBP: 0.250, SLG: 0.221 (1, 6)		3-2 5-3		3-2 6-3		2-1 F7			0-1 F7	2 0 0 0 0 0 5
B.J. Surhoff, L OBP: 0.289, SLG: 0.310 (6, PH) (7, 6)										2 0 0 0 0 0 2

Inning Stats	R: 0	H: 0	E: 0	K: 0	S: 4	H: 0	LOB: 0	BB: 0	P: 6	R: 0	H: 1	E: 0	K: 2	S: 18	H: 0	LOB: 3	BB: 2	P: 30	R: 0	H: 0	E: 0	K: 0	S: 8	H: 0	LOB: 1	BB: 1	P: 13	R: 0	H: 1	E: 0	K: 1	S: 13	H: 0	LOB: 2	BB: 1	P: 25	R: 0	H: 0	E: 0	K: 1	S: 6	H: 3	LOB: 2	BB: 0	P: 21	R: 0	H: 1	E: 0	K: 0	S: 10	H: 1	LOB: 1	BB: 0	P: 16	R: 0	H: 1	E: 0	K: 1	S: 10	H: 1	LOB: 1	BB: 0	P: 14	R: 0	H: 0	E: 0	K: 1	S: 11	H: 0	LOB: 0	BB: 0	P: 14	1B: 5	SF: 0	2B: 2	SAC: 0	3B: 0	DP: 0	HR: 0	HBP: 0	WP: 1	PA: 38
--------------	------	------	------	------	------	------	--------	-------	------	------	------	------	------	-------	------	--------	-------	-------	------	------	------	------	------	------	--------	-------	-------	------	------	------	------	-------	------	--------	-------	-------	------	------	------	------	------	------	--------	-------	-------	------	------	------	------	-------	------	--------	-------	-------	------	------	------	------	-------	------	--------	-------	-------	------	------	------	------	-------	------	--------	-------	-------	-------	-------	-------	--------	-------	-------	-------	--------	-------	--------

PITCHER	IP	WLS	BF	H	R	ER	SO	BB	IBB	HBP	BLK	WP	HR	S	P	ERA	WHIP
Mike Boddicker, R ERA: 3.63 (1, 1)	5.1	W	25	5	1	1	4	4	0	0	0	0	0	58	97	1.69	1.688
Bob Stanley, R ERA: 2.95 (6, 1)	3.2	S	13	2	0	0	2	0	0	0	0	1	0	36	52	0.00	0.545

**BOTTOM**

**Boston Red Sox @ Milwaukee Brewers**  
**Milwaukee County Stadium, Milwaukee, WI**

Tue Aug 09 1988, 8:05 PM EDT  
Att: 20,816 - Unknown - 70 F

livebaseballscorecards.com

<b>AB</b>	<b>34</b>
<b>R</b>	<b>1</b>
<b>H</b>	<b>7</b>
<b>RBI</b>	<b>1</b>
<b>BB</b>	<b>4</b>
<b>SO</b>	<b>6</b>
<b>LOB</b>	<b>24</b>



Batter	1	2	3	4	5	6	7	8	9	AB R H RBI BB SO LOB	TOP		
Wade Boggs, L (1, 5) OBP: 0.455, SLG: 0.481	4-2 BB		2-1 FC6-4 1B	1-0 1-2 1B		2-0 FC6-4 1B			0-1 6-3	4 0 3 1 1 0 0	<b>Boston Red Sox @ Milwaukee Brewers</b> <b>Milwaukee County Stadium, Milwaukee, WI</b> Wed Aug 10 1988, 8:05 PM EDT Att. 19,739 - Unknown - 82 F		
Marty Barrett, R (1, 4) OBP: 0.322, SLG: 0.340	3-1 F9		1-1 FC6-4 1B	0-1 P8		3-1 FC6-4			1-0 G3	5 0 1 0 0 0 4			
Dwight Evans, R (1, 9) OBP: 0.363, SLG: 0.453	1-3 K		0-3 K		3-3 K				0-1 L7	4 0 0 0 0 3 3			
Mike Greenwell, L (1, 7) OBP: 0.431, SLG: 0.558	3-2 F8		1-1 FC6-4		0-1 F9				1-2 P5	4 0 0 0 0 0 3			
Ellis Burks, R (1, 8) OBP: 0.376, SLG: 0.512		0-0 2B	0-1 5-3		3-2 1B				1-2 6-3	4 1 2 0 0 0 2			
Todd Benzinger, S (1, 3) OBP: 0.320, SLG: 0.476		1 SAFE 1 SAFE 1 SAFE 2B		0-2 F9	0-2 1B			3-1 F5		4 1 2 1 0 0 0			
Jim Rice, R (1, 10) OBP: 0.335, SLG: 0.397		0-0 G3		1-3 K	2-2 4-3			0-2 6-3		4 0 1 1 0 1 2			
Spike Owen, S (1, 6) OBP: 0.331, SLG: 0.380		2-0 G3		0-0 1B		2-3 K		1-0 G3		4 1 1 0 0 1 1			
Rick Cerone, R (1, 2) OBP: 0.358, SLG: 0.403		1-3 K2-3		1-2 1B		1-0 L9			1-1 6-3	4 0 1 0 0 1 1			
<b>Inning Stats</b>	R: 0 H: 0 E: 0 LOB: 1 K: 1 BB: 1 S: 11 P: 22	R: 2 H: 3 E: 0 LOB: 1 K: 1 BB: 0 S: 10 P: 14	R: 0 H: 2 E: 0 LOB: 2 K: 1 BB: 0 S: 11 P: 15	R: 1 H: 3 E: 0 LOB: 2 K: 1 BB: 0 S: 13 P: 16	R: 0 H: 2 E: 0 LOB: 2 K: 1 BB: 0 S: 14 P: 22	R: 0 H: 1 E: 0 LOB: 1 K: 1 BB: 0 S: 7 P: 15	R: 0 H: 0 E: 0 LOB: 0 K: 0 BB: 0 S: 10 P: 12	R: 0 H: 0 E: 0 LOB: 0 K: 0 BB: 0 S: 7 P: 11	R: 0 H: 0 E: 0 LOB: 0 K: 0 BB: 0 S: 5 P: 7	1B: 9 SF: 0 2B: 2 SAC: 0 3B: 0 DP: 0 HR: 0 HBP: 0	WP: 0 PA: 38 PB: 0 SB: 0 CS: 0		
<b>PITCHER</b>	IP WLS BF H R ER SO BB IBB HBP BLK WP HR S P ERA WHIP											<b>PITCHER</b>	IP WLS BF H R ER SO BB IBB HBP BLK WP HR S P ERA WHIP
Teddy Higuera, L (1, 1) ERA: 2.68	7.0 W 32 11 3 3 6 1 0 0 0 0 0 0 76 116 3.86 1.714												
Chuck Crim, R (8, 1) ERA: 2.64	2.0 6 0 0 0 0 0 0 0 0 0 0 0 12 18 0.00 0.000												

livebaseballscorecards.com

AB	37
R	3
H	11
RBI	3
BB	1
SO	6
LOB	16



Batter	1	2	3	4	5	6	7	8	9	AB R H RBI BB SO LOB
<b>Paul Molitor, R</b> OBP: 0.385, SLG: 0.458 (1, 10) X	0-0 F7			3-1 HR	1-0 HR		4-0 HR BB			3 3 2 4 1 0 0
<b>Jeffrey Leonard, R</b> OBP: 0.272, SLG: 0.354 (1, 7) X	0-0 P4			6-3 1B	0-1 L1		1-0 HR			4 1 2 2 0 0 0
<b>Robin Yount, R</b> OBP: 0.366, SLG: 0.458 (1, 8) B C F F B B X	3-2 F8			0-0 F7	0-1 6-3		2-0 6-3			4 0 0 0 0 0 1
<b>Greg Brock, L</b> OBP: 0.355, SLG: 0.350 (1, 3) B B T B B X			3-1 F8	3-2 6-3		4-1 SH1-4 HBP SH2-3 BB	1-1 5-3			3 1 0 0 1 0 1
<b>Rob Deer, R</b> OBP: 0.304, SLG: 0.406 (1, 9) C B B X			2-1 6-3	2-3 K		H 1-0 SH2-3 SH1-4 HBP		1-0 6-3		2 0 0 0 0 1 1
<b>Jim Adduci, L</b> OBP: 0.226, SLG: 0.283 (8, 9) S B B B S										1 0 0 0 0 0 0
<b>B.J. Surhoff, L</b> OBP: 0.286, SLG: 0.307 (1, 5) S B B C B			2-3 K			1-0 SH1-4		1-3 K		3 0 0 0 0 2 0
<b>Charlie O'Brien, R</b> OBP: 0.267, SLG: 0.333 (1, 2) B B B B			4-1 FC6-4 BB			3-1 E 1B 1B		0-1 F9		2 1 1 1 1 0 0
<b>Jim Gantner, L</b> OBP: 0.323, SLG: 0.341 (1, 4) C 1 SAFE X			0-1 FC6-4 CS			0-0 E3 1B HR		0-2 4-3		3 1 0 0 0 0 3
<b>Dale Sveum, S</b> OBP: 0.261, SLG: 0.346 (1, 6) S S S			0-3 K			0-0 HR 1B		2-0 1-3		3 1 1 1 0 1 1

Inning Stats		R: 0	H: 0	E: 0	LOB: 0	K: 0	S: 6	R: 0	H: 0	E: 0	LOB: 0	K: 1	S: 7	R: 0	H: 0	E: 0	LOB: 0	K: 1	S: 6	R: 1	H: 2	E: 0	LOB: 1	K: 1	S: 11	R: 4	H: 3	E: 1	LOB: 0	K: 0	S: 13	R: 1	H: 0	E: 0	LOB: 1	K: 0	S: 8	R: 2	H: 1	E: 0	LOB: 0	K: 0	S: 5	R: 0	H: 0	E: 0	LOB: 0	K: 1	S: 6	1B: 3	SF: 0	2B: 0	SAC: 2	3B: 0	DP: 0	HR: 3	HBP: 1	WP: 0	PA: 34
PITCHER	IP	WLS	BF	H	R	ER	SO	BB	IBB	HBP	BLK	WP	HR	S	P	ERA	WHIP	PITCHER		IP	WLS	BF	H	R	ER	SO	BB	IBB	HBP	BLK	WP	HR	S	P	ERA	WHIP																							
<b>Mike Smithson, R</b> ERA: 5.12 (1, 1)	6.1	L	29	6	8	7	3	3	0	1	0	0	0	53	97	9.95	1.421	<b>Jeff Sellers, R</b> ERA: 5.01 (7, 1)		1.2		5	0	0	0	1	0	0	0	0	0	9	14	0.00	0.000																								


## BOTTOM

### Boston Red Sox @ Milwaukee Brewers

#### Milwaukee County Stadium, Milwaukee, WI

Wed Aug 10 1988, 8:05 PM EDT  
Att: 19,739 - Unknown - 82 F

<b>AB</b>	<b>28</b>
<b>R</b>	<b>8</b>
<b>H</b>	<b>6</b>
<b>RBI</b>	<b>8</b>
<b>BB</b>	<b>3</b>
<b>SO</b>	<b>4</b>
<b>LOB</b>	<b>7</b>



[livebaseballscorecards.com](http://livebaseballscorecards.com)

Batter	1	2	3	4	5	6	7	8	9	AB R H RBI BB SO LOB	TOP											
Wade Boggs, L (1, 5) OBP: 0.458, SLG: 0.482	4-1 CS BB		1-1 4-3			1-2 G6-4-3 1B			1-1 1B	3 0 2 0 1 0 0	<b>Boston Red Sox @ Milwaukee Brewers</b> <b>Milwaukee County Stadium, Milwaukee, WI</b> Thu Aug 11 1988, 4:33 AM EDT Att. 32,351 - Sunny - 89 F											
Marty Barrett, R (1, 4) OBP: 0.319, SLG: 0.337	0-3 K		2-0 F7			0-0 G6-4-3 1-2f			3-1 F8	4 0 0 0 0 1 3												
Dwight Evans, R (1, 9) OBP: 0.360, SLG: 0.449	3-2 L7 1-2		3-2 4-3			2-1 5-3			1-3 K	4 0 0 0 0 1 2												
Mike Greenwell, L (1, 10) OBP: 0.430, SLG: 0.555		1-1 1B 1B 1B			0-1 1-3			0-0 P5	3-1 4-3	4 0 1 0 0 0 1												
Ellis Burks, R (1, 8) OBP: 0.376, SLG: 0.511		2-1 1-2 1B 1B			1-0 2-3			1-3 K		3 0 1 0 0 1 0												
Todd Benzinger, S (1, 3) OBP: 0.316, SLG: 0.471		1-3 K			1-1 F8			1-0 F9		3 0 0 0 0 1 2												
Jim Rice, R (1, 7) OBP: 0.337, SLG: 0.399		0-0 1-2 2-3 FC1-4-6 1B			2-2 G5-4-3 1B			0-0 F8		3 0 2 0 0 0 0												
Jody Reed, R (1, 6) OBP: 0.385, SLG: 0.395		1-1 F3			2-0 G5-4-3 1-2f			1-0 1-3		3 0 0 0 0 0 4												
Rich Gedman, L (1, 2) OBP: 0.265, SLG: 0.326		1-2 FC1-4-6 1-2f			0-0 3-1			0-0 3-1		3 0 0 0 0 0 3												
<b>Inning Stats</b>	R: 0 E: 0 K: 1 S: 11	H: 0 LOB: 0 BB: 1 P: 18	R: 0 E: 0 K: 1 S: 13	H: 3 LOB: 3 BB: 0 P: 19	R: 0 E: 0 K: 0 S: 6	H: 0 LOB: 0 BB: 0 P: 12	R: 0 E: 0 K: 0 S: 5	H: 0 LOB: 0 BB: 0 P: 7	R: 0 E: 0 K: 0 S: 6	H: 1 LOB: 0 BB: 0 P: 10	R: 0 E: 0 K: 1 S: 7	H: 1 LOB: 0 BB: 0 P: 10	R: 0 E: 0 K: 1 S: 9	H: 0 LOB: 0 BB: 0 P: 11	R: 0 E: 0 K: 0 S: 3	H: 0 LOB: 0 BB: 0 P: 4	R: 0 E: 0 K: 1 S: 9	H: 1 LOB: 1 BB: 0 P: 17	1B: 6 2B: 0 3B: 0 HR: 0	SF: 0 SAC: 0 DP: 2 HBP: 0	WP: 0 PB: 0 SB: 0 CS: 1	PA: 31
PITCHER Don August, R (1, 1) ERA: 2.44	IP 9.0 WLS W BF 31 H 6 R 0 ER 0 SO 4 BB 1 IBB 0 HBP 0 BLK 0 WP 0 HR 0 S 69 P 108 ERA 0.00 WHIP 0.778											PITCHER	IP WLS BF H R ER SO BB IBB HBP BLK WP HR S P ERA WHIP									

livebaseballscorecards.com

<b>AB</b>	<b>30</b>
<b>R</b>	<b>0</b>
<b>H</b>	<b>6</b>
<b>RBI</b>	<b>0</b>
<b>BB</b>	<b>1</b>
<b>SO</b>	<b>4</b>
<b>LOB</b>	<b>15</b>



Batter	1	2	3	4	5	6	7	8	9	AB R H RBI BB SO LOB
<b>Paul Molitor, R</b> OBP: 0.386, SLG: 0.459 (1, 5) BB BB BB	4-0 S BB		0-1 6-3 1B 2B	0-2 1-3			0-0 L8			3 1 1 0 1 0 1
<b>Jeffrey Leonard, R</b> OBP: 0.269, SLG: 0.350 (1, 7) SAFE SAFE BB BB C BB X	3-1 F3		0-0 6-3			3-3 S K	2-3 K			4 0 0 1 0 2 2
<b>Robin Yount, R</b> OBP: 0.365, SLG: 0.456 (1, 8) SAFE SAFE BB BB C C C C X	3-2 6-3 1-2		3-2 3-2 3-H 1B			2-2 L3	3-2 F8			4 0 1 1 0 0 1
<b>Greg Brock, L</b> OBP: 0.354, SLG: 0.345 (1, 3) F X	0-1 F7		0-1 G3			2-1 6-3	4-2 BB BB			3 0 0 0 1 0 2
<b>Rob Deer, R</b> OBP: 0.306, SLG: 0.414 (1, 9) BB BB C BB C BB X		3-1 6-3				0-0 1-3	4-2 BB 1-2 BB			3 1 1 1 1 0 0
<b>B.J. Surhoff, L</b> OBP: 0.286, SLG: 0.305 (1, 2) C X		0-1 F7		3-1 1-3		4-2 S BB	1-3 K			3 0 0 0 1 1 2
<b>Joey Meyer, R</b> OBP: 0.274, SLG: 0.408 (1, 10) BB BB C BB C BB C BB X		3-3 K		0-2 HR		1-0 SAFE P4 1-2	2-3 K			4 1 1 1 0 2 3
<b>Jim Gantner, L</b> OBP: 0.323, SLG: 0.344 (1, 4) C BB BB C BB BB X			3-2 4-3	1-1 2B		1-0 L4				3 0 1 0 0 0 1
<b>Dale Sveum, S</b> OBP: 0.262, SLG: 0.344 (1, 6) BB BB C BB BB C BB BB X			4-1 2B 6-3 BB	3-3 K		2-0 F7				2 1 0 0 1 1 1

Inning Stats	R: 0	H: 0	E: 0	K: 0	S: 7	LOB: 1	BB: 1	P: 17	R: 0	H: 0	E: 0	K: 1	S: 8	LOB: 0	BB: 0	P: 14	R: 2	H: 2	E: 0	K: 0	S: 12	LOB: 1	BB: 1	P: 22	R: 2	H: 3	E: 0	K: 1	S: 15	LOB: 0	BB: 0	P: 19	R: 0	H: 0	E: 0	K: 0	S: 6	LOB: 1	BB: 1	P: 12	R: 0	H: 0	E: 0	K: 1	S: 7	LOB: 0	BB: 0	P: 11	R: 0	H: 0	E: 0	K: 2	S: 18	LOB: 2	BB: 2	P: 32
<b>Wes Gardner, R</b> ERA: 3.52 (1, 1)	IP	WLS	BF	H	R	ER	SO	BB	IBB	HBP	BLK	WP	HR	S	P	ERA	WHIP																																							
<b>Lee Smith, R</b> ERA: 3.49 (8, 1)	1.0	5	0	0	0	2	2	0	0	0	0	0	0	18	32	0.00	2.000																																							

**BOTTOM**

**Boston Red Sox @ Milwaukee Brewers**  
Milwaukee County Stadium, Milwaukee, WI

Thu Aug 11 1988, 4:33 AM EDT  
Att. 32,351 - Sunny - 89 F

AB 29  
R 4  
H 5  
RBI 4  
BB 5  
SO 6  
LOB 13

WP: 0 PA: 34  
PB: 0  
SB: 2  
CS: 0



Batter	1	2	3	4	5	6	7	8	9	AB R H RBI BB SO LOB	TOP											
Lou Whitaker, L (1, 4) OBP: 0.372, SLG: 0.391	1-1 L8		0-0 SH5-4		0-1 FC2-6 1B	2-1 F5			4-2 HBP BB	3 1 0 0 1 0 2												
Tom Brookens, R (1, 5) Pat Sheridan, L (9, PH) OBP: 0.347, SLG: 0.397 OBP: 0.351, SLG: 0.461	2-3 K		1-0 1B		2-3 K		3-2 5-3	0-1 L7	0-1 L7	4 0 1 1 0 2 1 1 0 0 0 0 0 1												
Alan Trammell, R (1, 6) OBP: 0.378, SLG: 0.475	4-1 BB		0-1 SF9		1-0 1B 1-2 1B		0-1 P5	1-2 HBP	1-2 HBP	2 1 1 1 1 0 0												
Chet Lemon, R (1, 9) OBP: 0.347, SLG: 0.422	2-2 F7		0-1 4-3		2-2 1B 1-2 2-3 1B		1-1 6-3	2-1 F3	2-1 F3	5 0 1 0 0 0 4												
Luis Salazar, R (1, 7) OBP: 0.313, SLG: 0.416		2-2 F3		0-1 1-3	2-1 FC6-4 1B			0-0 5-3		4 0 1 2 0 0 0												
Larry Herndon, R (1, 10) Darrell Evans, L (8, PH) OBP: 0.310, SLG: 0.328 OBP: 0.331, SLG: 0.367		2-3 K		1-1 1B	1-0 FC6-4 1-2f			4-2 FC6-4 BB		3 0 1 0 0 1 2 0 0 0 0 1 0 0												
Ray Knight, R (1, 3) Dave Bergman, L (8, PH) OBP: 0.286, SLG: 0.303 OBP: 0.408, SLG: 0.439		2-2 F7		0-0 F9		1-1 F8		0-1 L4		3 0 0 0 0 0 1 1 0 0 0 0 0 1												
Mike Heath, R (1, 2) OBP: 0.329, SLG: 0.396			0-0 SH5-4 1B	0-0 F9		1-2 6-3 1B		3-1 FC6-4 1-2f		4 1 2 0 0 0 2												
Dwayne Murphy, L (1, 8) OBP: 0.353, SLG: 0.279			1-1 SH 1B SH5-4 SF9		4-2 FC2-6 BB	2-2 6-3		1-2 G3		2 1 0 0 1 0 1												
<b>Inning Stats</b>	R: 0 E: 0 K: 1 S: 9	H: 0 LOB: 1 BB: 1 P: 18	R: 0 E: 0 K: 1 S: 10	H: 0 LOB: 0 BB: 0 P: 16	R: 2 E: 0 K: 0 S: 9	H: 2 LOB: 1 BB: 0 P: 11	R: 0 E: 0 K: 0 S: 6	H: 1 LOB: 1 BB: 0 P: 7	R: 2 E: 0 K: 1 S: 16	H: 3 LOB: 2 BB: 1 P: 28	R: 0 E: 0 K: 0 S: 10	H: 1 LOB: 1 BB: 0 P: 16	R: 0 E: 0 K: 0 S: 7	H: 0 LOB: 0 BB: 0 P: 11	R: 0 E: 0 K: 0 S: 7	H: 0 LOB: 1 BB: 1 P: 14	R: 0 E: 0 K: 0 S: 13	H: 0 LOB: 2 BB: 1 P: 21	1B: 7 2B: 0 3B: 0 HR: 0	SF: 1 SAC: 2 DP: 0 HBP: 1	WP: 0 PB: 0 SB: 0 CS: 0	PA: 40
<b>PITCHER</b>	IP WLS BF H R ER SO BB IBB HBP BLK WP HR S P ERA WHIP																					
Bruce Hurst, L (1, 1) ERA: 4.24	6.0 W 28 7 4 4 3 2 0 0 0 0 0 0 60 96 6.00 1.500																					
Bob Stanley, R (7, 1) ERA: 2.81	3.0 S 12 0 0 0 0 2 0 1 0 0 0 0 27 46 0.00 0.667																					

**Detroit Tigers @ Boston Red Sox**  
 Fenway Park, Boston, MA  
 Fri Aug 12 1988, 7:05 PM EDT  
 Att. 34,732 - Unknown - 87 F

[livebaseballscorecards.com](http://livebaseballscorecards.com)

AB	32
R	4
H	7
RBI	4
BB	4
SO	3
LOB	15




Batter	1	2	3	4	5	6	7	8	9	AB	R	H	RBI	BB	SO	LOB
<b>Wade Boggs, L</b> OBP: 0.455, SLG: 0.481 (1, 5)	2-2 4-3		2-0 WP 1B 2B	3-2 F8		1-0 6-3		3-1 1-3		5	1	1	1	0	0	0
<b>Spike Owen, S</b> OBP: 0.332, SLG: 0.380 (1, 6)	2-3 K		3-2 1B 1B		2-0 2B 1B	1-1 F7		2-1 P6		5	2	2	1	0	1	0
<b>Dwight Evans, R</b> OBP: 0.364, SLG: 0.457 (1, 9)	2-1 5-3		2-2 1B FC3-6 1B		1-2 1B SF8 2B		1-2 2B			4	3	3	1	0	0	0
<b>Mike Greenwell, L</b> OBP: 0.431, SLG: 0.557 (1, 7)		2-2 3-1	1-2 1B FC3-6 1B		0-0 F8		1-0 2B			4	0	2	2	0	0	1
<b>Todd Benzinger, S</b> OBP: 0.315, SLG: 0.465 (1, 3)		1-2 G3	1-0 FC3-6 HR		4-0 1B IBB		2-2 6-3			3	1	0	1	1	0	2
<b>Jim Rice, R</b> OBP: 0.344, SLG: 0.410 (1, 10)		4-2 BB	2-0 HR		1-1 1B		4-0 FC6-4 IBB			2	1	2	2	2	0	0
<b>Ellis Burks, R</b> OBP: 0.372, SLG: 0.507 (1, 8)		2-3 K	2-2 6-3		1-0 SF8		0-2 P4			3	0	0	1	0	1	3
<b>Jody Reed, R</b> OBP: 0.383, SLG: 0.392 (1, 4)			2-2 2B 1B		0-1 F8		2-2 FC6-4			4	1	1	0	0	0	4
<b>Rich Gedman, L</b> OBP: 0.259, SLG: 0.318 (1, 2)			1 SAFE 3-1 P6		3-1 F8		2-1 P3		0-0 3-1	4	0	0	0	0	0	1

Inning Stats	R: 0	H: 0	E: 0	K: 1	S: 11	LOB: 0	BB: 0	P: 17	R: 0	H: 0	E: 0	K: 1	S: 13	LOB: 1	BB: 1	P: 22	R: 6	H: 6	E: 1	K: 0	S: 23	LOB: 0	BB: 0	P: 41	R: 0	H: 0	E: 0	K: 0	S: 8	LOB: 0	BB: 0	P: 14	R: 2	H: 3	E: 0	K: 0	S: 9	LOB: 2	BB: 1	P: 18	R: 0	H: 0	E: 0	K: 0	S: 5	LOB: 0	BB: 0	P: 9	R: 1	H: 2	E: 0	K: 0	S: 16	LOB: 2	BB: 1	P: 26	R: 0	H: 0	E: 0	K: 0	S: 5	LOB: 0	BB: 0	P: 10
1B: 6	SF: 1	2B: 4	SAC: 0	3B: 0	DP: 0	HR: 1	HBP: 0	WP: 1	PA: 38																																																							

PITCHER	IP	WLS	BF	H	R	ER	SO	BB	IBB	HBP	BLK	WP	HR	S	P	ERA	WHIP
<b>Doyle Alexander, R</b> ERA: 3.87 (1, 1)	2.2	L	15	6	6	6	2	1	0	0	0	1	1	43	74	20.25	2.625
<b>Don Heinkel, R</b> ERA: 3.29 (3, 1)	1.1		6	2	2	2	0	0	0	0	0	0	0	16	27	13.50	1.500
<b>Paul Gibson, L</b> ERA: 2.41 (5, 1)	4.0		17	3	1	1	0	0	2	0	0	0	0	31	56	2.25	0.750

**DETROIT TIGERS @ BOSTON RED SOX**  
**Fenway Park, Boston, MA**  
 Fri Aug 12 1988, 7:05 PM EDT  
 Att: 34,732 - Unknown - 87 F

AB	34
R	9
H	11
RBI	9
BB	3
SO	2
LOB	11



Batter	1	2	3	4	5	6	7	8	9	AB R H RBI BB SO LOB	TOP
Lou Whitaker, L (1, 4) OBP: 0.368, SLG: 0.387	1-1 F8		1-3 K			2-3 SAFE K		2-1 5-3		4 0 0 0 0 2 1	
Pat Sheridan, L (1, 7) OBP: 0.350, SLG: 0.457	0-2 G3		1-1 4-3			1-1 1-2 HR 1B		2-0 F7		4 1 1 0 0 0 0	
Alan Trammell, R (1, 6) OBP: 0.377, SLG: 0.482 Luis Salazar, R (9, PH) OBP: 0.315, SLG: 0.418	1-0 F8			3-2 6-3		0-0 1-H 2-H HR		2-2 G5-4-3 1B		3 1 1 3 0 0 0 1 0 1 0 0 0 0	
Dave Bergman, L (1, 3) OBP: 0.412, SLG: 0.440 Ray Knight, R (9, PH) OBP: 0.285, SLG: 0.302		4-2 1B E BB		0-1 G6-4-3 1B		2-0 L8		1-1 G5-4-3 1-2f		2 1 1 0 1 0 0 1 0 0 0 0 0 1	
Chet Lemon, R (1, 9) OBP: 0.346, SLG: 0.420		0-0 FC3-6 1B		1-2 G6-4-3 1-2f		1-3 K		2-2 4-3		4 0 1 0 0 1 1	
Matt Nokes, L (1, 2) OBP: 0.285, SLG: 0.404 Mike Heath, R (7, PH) OBP: 0.327, SLG: 0.393 (7, 2)		2-1 FC3-6 1-2f 2-H			2-0 G4-6-3 1B		0-2 1-3			2 0 1 0 0 0 1 1 0 0 0 0 0 0	
Darrell Evans, L (1, 10) OBP: 0.329, SLG: 0.364		1-3 K		1-0 G4-6-3 1-2f		1-0 F8				3 0 0 0 0 1 2	
Dwayne Murphy, L (1, 8) OBP: 0.333, SLG: 0.261		3-2 P2		1-2 G3		1-3 K				3 0 0 0 0 1 1	
Tom Brookens, R (1, 5) OBP: 0.347, SLG: 0.397			0-2 5-3			1-1 HR 1B		3-2 P5		3 1 1 0 0 0 0	
<b>Inning Stats</b>	R: 0 H: 0 E: 0 LOB: 0 K: 0 BB: 0 S: 6 P: 8	R: 1 H: 1 E: 1 LOB: 1 K: 1 BB: 1 S: 13 P: 23	R: 0 H: 0 E: 0 LOB: 0 K: 1 BB: 0 S: 8 P: 10	R: 0 H: 1 E: 0 LOB: 0 K: 0 BB: 0 S: 9 P: 13	R: 0 H: 1 E: 0 LOB: 0 K: 0 BB: 0 S: 5 P: 9	R: 3 H: 3 E: 0 LOB: 0 K: 2 BB: 0 S: 14 P: 21	R: 0 H: 0 E: 0 LOB: 0 K: 1 BB: 0 S: 7 P: 9	R: 0 H: 0 E: 0 LOB: 0 K: 0 BB: 0 S: 6 P: 13	R: 0 H: 1 E: 0 LOB: 0 K: 0 BB: 0 S: 11 P: 16	1B: 6 SF: 0 2B: 0 SAC: 0 3B: 0 DP: 3 HR: 1 HBP: 0	WP: 0 PA: 32 PB: 0 SB: 0 CS: 0
<b>PITCHER</b>	IP WLS BF H R ER SO BB IBB HBP BLK WP HR S P ERA WHIP										
Mike Boddicker, R (1, 1) ERA: 3.66	6.0 W 23 6 4 3 4 1 0 0 0 0 0 1 55 84 4.50 1.167										
Tom Bolton, L (7, 1) ERA: 3.57	3.0 S 9 1 0 0 1 0 0 0 0 0 0 0 24 38 0.00 0.333										

**Detroit Tigers @ Boston Red Sox**  
**Fenway Park, Boston, MA**  
 Sat Aug 13 1988, 3:33 AM EDT  
 Att. 33,601 - Sunny - 90 F

[livebaseballscorecards.com](http://livebaseballscorecards.com)

**AB 31**  
**R 4**  
**H 7**  
**RBI 3**  
**BB 1**  
**SO 5**  
**LOB 7**





Batter	1	2	3	4	5	6	7	8	9
<b>Wade Boggs, L</b> (1, 5) <small>OBP: 0.458, SLG: 0.480</small> <b>Ed Romero, R</b> (9, 5) <small>OBP: 0.302, SLG: 0.306</small>	0-2 G1-3	4-0 FC6-4 BB		2-3 K		4-1 HR BB	4-0 2B BB	3-2 BB 3B 1B	
<b>Spike Owen, S</b> (1, 6) <small>OBP: 0.336, SLG: 0.385</small>	2-2 HR 1B	1-2 FC6-4		0-0 F8		1-3 K	1-2 1-H 2-H 2B	4-1 3B BB	
<b>Dwight Evans, R</b> (1, 9) <small>OBP: 0.370, SLG: 0.480</small>	2-2 1-H HR		0-0 F9		0-0 1B SF8 1B	3-2 1-H HR	4-1 BB	1-1 1-H 2-H 3-H 3B	
<b>Mike Greenwell, L</b> (1, 7) <small>OBP: 0.433, SLG: 0.568</small>	0-0 F7		2-1 WP 2B		0-1 FC5 E 1B	2-1 HR	2-0 L5	2-0 FC8-4-6 1B	
<b>Todd Benzinger, S</b> (1, 3) <small>OBP: 0.309, SLG: 0.457</small>	3-3 K		2-3 K G6-4-3		0-1 SF8	2-3 K	1-3 K	1-2 FC8-4-6 2B 1-2f	
<b>Jim Rice, R</b> (1, 10) <small>OBP: 0.344, SLG: 0.411</small> <b>Kevin Romine, R</b> (8, PR) <small>OBP: 0.267, SLG: 0.291</small>		4-2 FC6-4 BB BB	1-1 G6-4-3		1-2 E5 FC5	1-3 K		1-2 1B 2B F8	
<b>Ellis Burks, R</b> (1, 8) <small>OBP: 0.374, SLG: 0.509</small>		1-3 K		0-0 CS 1B	1-0 FC5		1-0 P6	0-1 2B 1B 2B	
<b>Jody Reed, R</b> (1, 4) <small>OBP: 0.390, SLG: 0.394</small>		4-0 FC6-4 BB		1-2 1-2 BB 1B	1-0 L5		4-2 2B BB	0-1 2B 1B G6-3	
<b>Rich Gedman, L</b> (1, 2) <small>OBP: 0.268, SLG: 0.333</small>		0-1 FC6-4 BB 1-2f 2-3		4-2 BB 1-2 BB		1-3 K	2-0 1-H 2B 2B	2-2 1-H 2-H 3B 2B	

AB	R	H	RBI	BB	SO	LOB
3	3	1	0	3	1	2
0	0	0	0	0	0	0
5	2	2	2	1	1	6
5	4	4	7	1	0	0
6	1	4	2	0	0	2
5	0	0	1	0	4	5
4	0	1	0	1	1	4
1	1	0	0	0	0	2
6	1	3	0	0	1	3
4	2	2	1	2	0	4
4	2	2	3	1	1	2

**BOTTOM**

**Detroit Tigers @ Boston Red Sox**  
**Fenway Park, Boston, MA**  
 Sat Aug 13 1988, 3:33 AM EDT  
 Att: 33,601 - Sunny - 90 F

AB	43
R	16
H	19
RBI	16
BB	9
SO	9
LOB	30



1B:	9	SF:	1
2B:	6	SAC:	0
3B:	1	DP:	1
HR:	3	HBP:	0

WP:	2	PA:	53
PB:	0		
SB:	0		
CS:	1		

Inning Stats	R	H	E	K	S	R	H	E	K	S	R	H	E	K	S	R	H	E	K	S	R	H	E	K	S
	2	2	0	15	22	0	0	0	1	10	0	0	0	8	13	0	1	0	0	8	19	0	1	0	10
	0	0	0	1	2	0	0	0	1	10	0	0	0	8	13	0	1	0	0	8	19	0	1	0	10
	0	0	0	1	2	0	0	0	1	10	0	0	0	8	13	0	1	0	0	8	19	0	1	0	10
	0	0	0	1	2	0	0	0	1	10	0	0	0	8	13	0	1	0	0	8	19	0	1	0	10
	0	0	0	1	2	0	0	0	1	10	0	0	0	8	13	0	1	0	0	8	19	0	1	0	10

PITCHER	IP	WLS	BF	H	R	ER	SO	BB	IBB	HBP	BLK	WP	HR	S	P	ERA	WHIP
<b>Jeff Robinson, R</b> (1, 1) <small>ERA: 2.84</small>	5.2	L	30	8	5	5	6	5	0	0	0	1	2	69	113	7.94	2.294
<b>Willie Hernandez, L</b> (6, 1) <small>ERA: 2.83</small>	0.2		8	3	4	4	2	2	0	0	0	1	1	16	33	54.00	7.500
<b>Don Heinkel, R</b> (7, 1) <small>ERA: 4.18</small>	0.2		6	3	3	3	1	1	0	0	0	0	0	11	20	40.50	6.000
<b>Paul Gibson, L</b> (8, 1) <small>ERA: 2.98</small>	0.2		8	5	4	4	0	1	0	0	0	0	0	20	36	54.00	9.000
<b>Mike Henneman, R</b> (8, 1) <small>ERA: 1.85</small>	0.1		1	0	0	0	0	0	0	0	0	0	0	3	4	0.00	0.000

Batter	1	2	3	4	5	6	7	8	9	AB	R	H	RBI	BB	SO	LOB	TOP										
Lou Whitaker, L (1, 4) OBP: 0.370, SLG: 0.388 Jim Walewander, S (4, 4) OBP: 0.224, SLG: 0.232	G3	1B 1B 1B	FC3-8 1B	L7		G6-3		L8		4	1	2	0	0	0	0											
Pat Sheridan, L (1, 7) OBP: 0.349, SLG: 0.455	2B SF7 1B	K	FC3-6 FC6-4 1-2f	G5-4-3 1B			F9	K		6	1	2	0	0	2	5											
Alan Trammell, R (1, 6) OBP: 0.378, SLG: 0.485 Tom Brookens, R (6, 5) OBP: 0.351, SLG: 0.397	WP HR 1-3	1B SF8 1B	FC6-4 BB 1B	G5-4-3 1-2f			1B WP 2B BB			4	3	2	2	0	0	2											
Dave Bergman, L (1, 3) OBP: 0.417, SLG: 0.447 Ray Knight, R (7, 3) OBP: 0.284, SLG: 0.301	SF7	1B 1B 1B	BB 1B 1B			G6-3	2B 1B 1B	G1-3		4	3	3	2	0	0	0											
Matt Nokes, L (1, 2) OBP: 0.289, SLG: 0.406	HR BB	SF8	1B 2B BB			P5	1B 2B	F7		3	3	1	2	2	0	0											
Chet Lemon, R (1, 9) OBP: 0.349, SLG: 0.431 Mike Heath, R (7, 9) OBP: 0.331, SLG: 0.393	HR	1B 1B	2B 1B			G6-3	P3	G6-3 BB		5	2	3	5	0	0	2											
Darrell Evans, L (1, 10) OBP: 0.332, SLG: 0.369	P5	BB 1B	2B 2B				F9	G6-3		6	1	3	5	0	0	1											
Dwayne Murphy, L (1, 8) OBP: 0.356, SLG: 0.286			2B				F7	F7		3	1	1	1	2	0	1											
Luis Salazar, R (1, 5) OBP: 0.319, SLG: 0.427			F8				HR	BB 1B		4	2	2	1	1	0	4											
<b>Inning Stats</b>	R: 4 E: 0 K: 0 S: 13	H: 3 LOB: 0 BB: 1 P: 26	R: 5 E: 0 K: 1 S: 23	H: 5 LOB: 3 BB: 3 P: 45	R: 5 E: 0 K: 0 S: 21	H: 5 LOB: 1 BB: 1 P: 30	R: 0 E: 0 K: 0 S: 6	H: 1 LOB: 0 BB: 0 P: 12	R: 0 E: 0 K: 0 S: 6	H: 0 LOB: 0 BB: 0 P: 9	R: 1 E: 0 K: 0 S: 9	H: 1 LOB: 0 BB: 0 P: 14	R: 3 E: 0 K: 0 S: 11	H: 3 LOB: 1 BB: 1 P: 18	R: 0 E: 0 K: 1 S: 10	H: 1 LOB: 2 BB: 1 P: 17	R: 0 E: 0 K: 0 S: 5	H: 0 LOB: 0 BB: 1 P: 14	1B: 13 2B: 4 3B: 0 HR: 2	SF: 2 SAC: 0 DP: 2 HBP: 0	WP: 2 PB: 0 SB: 0 CS: 0	PA: 52					
<b>PITCHER</b>	IP	WLS	BF	H	R	ER	SO	BB	IBB	HBP	BLK	WP	HR	S	P	ERA	WHIP										
Roger Clemens, R (1, 1) ERA: 2.86	1.1	L	12	5	8	8	1	3	0	0	0	1	1	22	46	54.00	6.000										
Mike Smithson, R (2, 1) ERA: 5.54	1.1		12	6	5	5	0	2	0	0	0	0	0	28	45	33.75	6.000										
Jeff Sellers, R (3, 1) ERA: 5.35	4.1		20	7	5	5	0	1	0	0	0	1	1	39	63	10.38	1.846										
John Trautwein, R (8, 1) ERA: 9.82	2.0		8	1	0	0	1	2	0	0	0	0	0	15	31	0.00	1.500										

**Detroit Tigers @ Boston Red Sox**  
**Fenway Park, Boston, MA**  
 Sun Aug 14 1988, 3:33 AM EDT  
 Att. 33,757 - Cloudy - 90 F

[livebaseballscorecards.com](http://livebaseballscorecards.com)

**AB 42**  
**R 18**  
**H 19**  
**RBI 18**  
**BB 8**  
**SO 2**  
**LOB 18**



Batter	1	2	3	4	5	6	7	8	9	AB	R	H	RBI	BB	SO	LOB	BOTTOM	
<b>Wade Boggs, L</b> (1, 5) <small>OBP: 0.457, SLG: 0.478</small> <b>Ed Romero, R</b> (6, 5) <small>OBP: 0.291, SLG: 0.294</small>	4-2 		3-1 <b>L7</b>		0-1 <b>G6-3</b>		0-1 <b>L3</b>		2-2 <b>L4</b>	2	0	0	0	1	0	0	<b>Detroit Tigers @ Boston Red Sox</b> Fenway Park, Boston, MA Sun Aug 14 1988, 3:33 AM EDT Att: 33,757 - Cloudy - 90 F	
<b>Spike Owen, S</b> (1, 6) <small>OBP: 0.337, SLG: 0.390</small>	1-2 <b>G6-3</b> 1-2f		3-2 <b>2B</b> <b>1B</b>		2-2 <b>G4-3</b>		0-3 <b>K</b>		2-1 <b>1B</b> <b>2B</b>	5	1	2	0	0	1	1		
<b>Dwight Evans, R</b> (1, 9) <small>OBP: 0.373, SLG: 0.486</small> <b>Ellis Burks, R</b> (8, PR) <small>OBP: 0.376, SLG: 0.510</small> (9, 8)	3-1 <b>F9</b>		2-2 <b>2B</b>		4-0 <b>BB</b>			2-2 <b>1B</b> <b>HR</b> <b>2B</b>	1-2 <b>1B</b> <b>2-H</b> <b>1B</b>	3	0	2	0	1	0	0		
<b>Mike Greenwell, L</b> (1, 7) <small>OBP: 0.433, SLG: 0.566</small> <b>Larry Parrish, R</b> (3, PH) <small>OBP: 0.261, SLG: 0.336</small> (4, 3)		2-2 <b>G5-3</b>	4-2 <b>BB</b>		0-1 <b>L8</b>			2-0 <b>HR</b> <b>1B</b>	2-2 <b>1B</b> <b>1B</b>	1	0	0	0	0	0	0		
<b>Todd Benzinger, S</b> (1, 3) <small>OBP: 0.310, SLG: 0.467</small> (4, 7)		1-3 <b>K</b>	1-1 <b>P6</b>			1-1 <b>HBP</b> <b>1B</b>		0-0 <b>HR</b>	0-0 <b>P6</b>	5	1	2	3	0	1	5		
<b>Jim Rice, R</b> (1, 10) <small>OBP: 0.343, SLG: 0.409</small>		0-2 <b>G5-3</b>		2-1 <b>FC6-4</b> <b>1B</b>		0-2 <b>F9</b>		1-1 <b>E5</b> <b>G6-4-3</b>		4	0	1	0	0	0	2		
<b>Jody Reed, R</b> (1, 4) <small>OBP: 0.392, SLG: 0.390</small>			4-1 <b>HR</b> <b>BB</b>		2-2 <b>FC6-4</b> <b>1-2f</b>		1-1 <b>G4-6-3</b> <b>HBP</b>	2-2 <b>G6-4-3</b> <b>1-2f</b>		2	1	0	0	1	0	3		
<b>Kevin Romine, R</b> (1, 8) <small>OBP: 0.250, SLG: 0.271</small> (9, 9)			0-3 <b>K</b>		2-2 <b>L7</b>		1-2 <b>G4-6-3</b> <b>1-2f</b>	0-0 <b>F9</b>		4	0	0	0	0	1	5		
<b>Rich Gedman, L</b> (1, 2) <small>OBP: 0.270, SLG: 0.351</small> <b>Rick Cerone, R</b> (7, 2) <small>OBP: 0.355, SLG: 0.399</small>			1-1 <b>HR</b>		2-1 <b>F9</b>			2-2 <b>G6-3</b>		2	1	1	2	0	0	1		
<b>Inning Stats</b>	R: 0 H: 0 E: 0 LOB: 0 K: 0 BB: 1 S: 8 P: 16	R: 0 H: 0 E: 0 LOB: 0 K: 1 BB: 0 S: 11 P: 14	R: 2 H: 3 E: 0 LOB: 3 K: 1 BB: 2 S: 20 P: 38	R: 0 H: 1 E: 1 LOB: 1 K: 0 BB: 0 S: 11 P: 19	R: 0 H: 0 E: 0 LOB: 1 K: 0 BB: 1 S: 7 P: 13	R: 0 H: 1 E: 0 LOB: 1 K: 0 BB: 0 S: 10 P: 13	R: 0 H: 0 E: 0 LOB: 0 K: 1 BB: 0 S: 8 P: 10	R: 3 H: 3 E: 1 LOB: 1 K: 0 BB: 0 S: 12 P: 19	R: 1 H: 3 E: 0 LOB: 2 K: 0 BB: 0 S: 18 P: 26	1B: 6 SF: 0 2B: 3 SAC: 0 3B: 0 DP: 3 HR: 2 HBP: 1	WP: 0 PA: 41 PB: 0 SB: 0 CS: 0							
<b>PITCHER</b> <b>Eric King, R</b> (1, 1) <small>ERA: 3.49</small> <b>Paul Gibson, L</b> (9, 1) <small>ERA: 3.08</small>	IP WLS BF H R ER SO BB IBB HBP BLK WP HR S P ERA WHIP 8.0 W 35 8 5 5 3 4 0 0 0 0 0 0 18 26 9.00 3.000	<b>PITCHER</b> IP WLS BF H R ER SO BB IBB HBP BLK WP HR S P ERA WHIP																

livebaseballscorecards.com

**AB** 36  
**R** 6  
**H** 11  
**RBI** 6  
**BB** 4  
**SO** 3  
**LOB** 18



Batter	1	2	3	4	5	6	7	8	9	AB R H RBI BB SO LOB	TOP									
Henry Cotto, R OBP: 0.308, SLG: 0.365 (1, 8)	0-3 		0-0 				2-2 	2-0 		5 0 2 1 0 1 0										
Harold Reynolds, S OBP: 0.339, SLG: 0.379 (1, 4)	2-2 		3-2 				1-1 	4-0 		3 0 0 0 2 0 1										
Mickey Brantley, R OBP: 0.295, SLG: 0.436 (1, 7)	2-2 						1-1 	1-2 		5 0 2 0 0 0 3										
Alvin Davis, L OBP: 0.404, SLG: 0.487 (1, 3)	3-2 						4-0 	4-2 		3 1 2 0 2 0 0										
Steve Balboni, R OBP: 0.268, SLG: 0.455 (1, 10)	1-2 						1-2 	0-2 		5 0 0 0 0 1 8										
Scott Bradley, L OBP: 0.292, SLG: 0.321 (1, 2)										4 2 4 0 1 0 0										
Jay Buhner, R OBP: 0.285, SLG: 0.359 (1, 9)										4 2 2 1 1 1 2										
Jim Presley, R OBP: 0.265, SLG: 0.358 (1, 5)										3 1 0 1 1 2 3										
Rey Quinones, R OBP: 0.296, SLG: 0.413 (1, 6)										5 1 1 3 0 1 4										
<b>Inning Stats</b>	R: 0 E: 0 K: 1 S: 17	H: 2 LOB: 2 BB: 0 P: 24	R: 0 E: 0 K: 1 S: 9	H: 0 LOB: 0 BB: 1 P: 15	R: 0 E: 0 K: 1 S: 8	H: 0 LOB: 0 BB: 0 P: 11	R: 0 E: 0 K: 1 S: 8	H: 0 LOB: 0 BB: 0 P: 12	R: 2 E: 0 K: 0 S: 14	H: 3 LOB: 1 BB: 0 P: 22	R: 0 E: 0 K: 0 S: 10	H: 1 LOB: 2 BB: 1 P: 19	R: 3 E: 0 K: 0 S: 18	H: 4 LOB: 3 BB: 2 P: 35	R: 0 E: 0 K: 2 S: 13	H: 1 LOB: 1 BB: 0 P: 18	1B: 12 2B: 0 3B: 0 HR: 1	SF: 1 SAC: 0 DP: 2 HBP: 0	WP: 0 PB: 1 SB: 1 CS: 0	PA: 45
<b>PITCHER</b>	IP WLS BF H R ER SO BB IBB HBP BLK WP HR S P ERA WHIP																			
Wes Gardner, R ERA: 3.61 (1, 1)	5.1 L 25 7 4 3 4 4 0 0 0 0 0 69 110 5.06 2.062																			
Bob Stanley, R ERA: 3.14 (6, 1)	2.0 11 4 3 3 0 0 1 0 0 0 1 23 40 13.50 2.000																			
Tom Bolton, L ERA: 3.52 (8, 1)	0.1 4 1 0 0 0 2 0 0 0 0 0 7 18 0.00 9.000																			
John Trautwein, R ERA: 9.0 (8, 1)	1.1 5 1 0 0 2 0 0 0 0 0 0 16 21 0.00 0.750																			

**Seattle Mariners @ Boston Red Sox**  
**Fenway Park, Boston, MA**  
 Tue Aug 16 1988, 7:05 PM EDT  
 Att. 33,924 - Unknown - 75 F

AB	37
R	7
H	13
RBI	6
BB	7
SO	6
LOB	21



Batter	1	2	3	4	5	6	7	8	9	AB	R	H	RBI	BB	SO	LOB
Wade Boggs, L (1, 5) OBP: 0.459, SLG: 0.485	1-0 2B		1-2 1B		3-2 2B			0-1 F7		4	0	3	0	0	0	0
Marty Barrett, R (1, 4) OBP: 0.320, SLG: 0.341	0-2 L7		0-0 1B		1-2 F4			1-2 2B		4	0	2	0	0	0	2
Dwight Evans, R (1, 9) OBP: 0.370, SLG: 0.481	2-3 K		3-3 K				2-3 K	0-0 F9		4	0	0	0	0	3	4
Mike Greenwell, L (1, 7) OBP: 0.431, SLG: 0.566	2-1 F8			2-2 2B			0-0 F2	3-2 L8		4	0	1	0	0	0	2
Ellis Burks, R (1, 8) OBP: 0.374, SLG: 0.508		1-1 5-3		1-1 5-3			1-3 K		0-1 FC6 1B	4	0	1	0	0	1	1
Todd Benzinger, S (1, 3) OBP: 0.313, SLG: 0.471		2-2 CS 1B		1-0 4-3				0-0 2B	0-1 FC6 1-2f	4	0	2	0	0	0	2
Jim Rice, R (1, 10) OBP: 0.340, SLG: 0.405		1-3 K 1-2		3-3 K				0-0 F9	0-0 L9	4	0	0	0	0	2	4
Jody Reed, R (1, 6) OBP: 0.386, SLG: 0.382			1-0 F4		2-1 F9			2-1 F5	1-3 K	4	0	0	0	0	1	2
Rich Gedman, L (1, 2) OBP: 0.266, SLG: 0.346			1-1 F7		0-0 F9			1-3 K		3	0	0	0	0	1	1


Inning Stats	R: 0	H: 1	E: 0	LOB: 1	K: 1	S: 9	R: 0	H: 1	E: 0	LOB: 0	K: 1	S: 8	R: 0	H: 2	E: 0	LOB: 2	K: 1	S: 11	R: 0	H: 1	E: 0	LOB: 1	K: 1	S: 9	R: 0	H: 1	E: 0	LOB: 0	K: 2	S: 7	R: 0	H: 1	E: 0	LOB: 1	K: 1	S: 7	R: 0	H: 1	E: 0	LOB: 1	K: 0	S: 10	R: 0	H: 0	E: 0	LOB: 0	K: 0	S: 10	R: 0	H: 1	E: 0	LOB: 1	K: 1	S: 7	R: 0	H: 1	E: 1	LOB: 1	K: 1	S: 8	R: 0	H: 1	E: 0	LOB: 1	K: 1	S: 9	1B: 4	2B: 5	3B: 0	HR: 0	SF: 0	SAC: 0	DP: 0	HBP: 0	WP: 0	PB: 0	SB: 0	CS: 1	PA: 35
--------------	------	------	------	--------	------	------	------	------	------	--------	------	------	------	------	------	--------	------	-------	------	------	------	--------	------	------	------	------	------	--------	------	------	------	------	------	--------	------	------	------	------	------	--------	------	-------	------	------	------	--------	------	-------	------	------	------	--------	------	------	------	------	------	--------	------	------	------	------	------	--------	------	------	-------	-------	-------	-------	-------	--------	-------	--------	-------	-------	-------	-------	--------

PITCHER	IP	WLS	BF	H	R	ER	SO	BB	IBB	HBP	BLK	WP	HR	S	P	ERA	WHIP
Scott Bankhead, R (1, 1) ERA: 2.84	9.0	W	35	9	0	0	8	0	0	0	0	0	0	79	118	0.00	1.000

**BOTTOM**

**Seattle Mariners @ Boston Red Sox**  
 Fenway Park, Boston, MA  
 Tue Aug 16 1988, 7:05 PM EDT  
 Att: 33,924 - Unknown - 75 F

AB	35
R	0
H	9
RBI	0
BB	0
SO	8
LOB	18



Batter	1	2	3	4	5	6	7	8	9	AB R H RBI BB SO LOB	TOP		
Henry Cotto, R (1, 8) OBP: 0.305, SLG: 0.362 Bruce Fields, L (6, PH) OBP: 0.333, SLG: 0.433 (6, 7)	0-0 B3		3-3 K		1-2 F9	3-2 3-1			0-3 K	3 0 0 0 0 1 0 2 0 0 0 0 1 2			
Harold Reynolds, S (1, 4) OBP: 0.338, SLG: 0.377	1-2 F3		0-1 1B		1-3 K		2-1 L5		1-3 K	5 0 1 0 0 2 0			
Mickey Brantley, R (1, 7) OBP: 0.297, SLG: 0.436 (6, 8)	0-2 1B		0-1 F8		2-1 HR 1B		0-0 5-3			4 1 2 0 0 0 1			
Steve Balboni, R (1, 10) OBP: 0.271, SLG: 0.470	2-1 F3		0-1 F8		0-2 HR 1-H		1-1 2B			4 1 2 2 0 0 2			
Alvin Davis, L (1, 3) OBP: 0.402, SLG: 0.484		2-2 L6-4 1B 1B		1-0 F7	4-3		1-3 K			4 0 1 0 0 1 1			
Jay Buhner, R (1, 9) OBP: 0.296, SLG: 0.365		1 SAFE 2-2 E 1B 1-2 1B		2-2 BB 1B		4-1 2B BB		0-3 K		3 0 2 0 1 1 0			
Jim Presley, R (1, 5) OBP: 0.265, SLG: 0.355		3-1 L6-4 2-3		4-2 1-2 BB		0-1 F3		0-3 K		3 0 0 0 1 1 3			
Rey Quinones, R (1, 6) OBP: 0.296, SLG: 0.414		1-2 E5 1-2		1-1 F8		2-0 1-3 2B		1-0 6-3		4 0 1 0 0 0 3			
Scott Bradley, L (1, 2) OBP: 0.287, SLG: 0.316		1-1 F8		0-0 4-3		0-2 6-3		1-3 K		4 0 0 0 0 1 6			
<b>Inning Stats</b>	R: 0 H: 1 E: 0 LOB: 1 K: 0 BB: 0 S: 9 P: 12	R: 0 H: 2 E: 1 LOB: 2 K: 0 BB: 0 S: 14 P: 23	R: 0 H: 1 E: 0 LOB: 1 K: 1 BB: 0 S: 11 P: 14	R: 0 H: 1 E: 0 LOB: 2 K: 0 BB: 1 S: 10 P: 18	R: 2 H: 2 E: 0 LOB: 0 K: 1 BB: 0 S: 15 P: 19	R: 0 H: 1 E: 0 LOB: 2 K: 0 BB: 1 S: 10 P: 19	R: 0 H: 1 E: 0 LOB: 1 K: 1 BB: 0 S: 8 P: 12	R: 0 H: 0 E: 0 LOB: 0 K: 2 BB: 0 S: 8 P: 9	R: 0 H: 0 E: 0 LOB: 0 K: 3 BB: 0 S: 9 P: 11	1B: 6 SF: 0 2B: 3 SAC: 0 3B: 0 DP: 1 HR: 1 HBP: 0	WP: 0 PA: 38 PB: 0 SB: 0 CS: 0		
<b>PITCHER</b>	IP WLS BF H R ER SO BB IBB HBP BLK WP HR S P ERA WHIP											<b>PITCHER</b>	IP WLS BF H R ER SO BB IBB HBP BLK WP HR S P ERA WHIP
Bruce Hurst, L (1, 1) ERA: 4.21	5.1 W 26 8 2 2 2 2 2 0 0 0 0 1 63 96 3.38 1.875												
Bob Stanley, R (6, 1) ERA: 3.01	2.2 9 1 0 0 3 0 0 0 0 0 0 0 22 30 0.00 0.375												
Lee Smith, R (9, 1) ERA: 3.43	1.0 3 0 0 0 3 0 0 0 0 0 0 0 9 11 0.00 0.000												

**Seattle Mariners @ Boston Red Sox**  
**Fenway Park, Boston, MA**  
 Wed Aug 17 1988, 7:05 PM EDT  
 Att. 31,548 - Unknown - 82 F

livebaseballscorecards.com

<b>AB</b>	36
<b>R</b>	2
<b>H</b>	9
<b>RBI</b>	2
<b>BB</b>	2
<b>SO</b>	8
<b>LOB</b>	18



Batter	1	2	3	4	5	6	7	8	9	AB	R	H	RBI	BB	SO	LOB
Wade Boggs, L OBP: 0.457, SLG: 0.482 (1, 5)	3-2 BB 1B 1B	2-2 FC1-4 1B	3-2 4-3		1-0 G3		1-2 G1-6-3			5	2	1	0	0	0	5
Marty Barrett, R OBP: 0.323, SLG: 0.342 (1, 4)	1-1 1B BB 1B	3-2 1B 1B		1-1 F8	4-1 BB			0-1 F8		4	1	2	1	1	0	0
Dwight Evans, R OBP: 0.372, SLG: 0.484 (1, 9)	4-0 G6-4-3 1B	3-2 1B BB		2-2 G3 2B	0-3 K			2-3 K		4	0	2	1	1	2	3
Mike Greenwell, L OBP: 0.433, SLG: 0.565 (1, 7)	0-1 1B BB	4-1 FC6-4 BB		3-1 G3		1-1 F5		0-0 1B		4	0	2	1	1	0	1
Ellis Burks, R OBP: 0.375, SLG: 0.513 (1, 8)	1-2 G6-4-3 1B	0-1 FC6-4 BB		4-2 FC6 BB		1-1 HR		0-0 4-3		4	1	1	1	1	0	6
Todd Benzing, S OBP: 0.308, SLG: 0.464 (1, 3)	1-2 4-3		1-0 F7	0-1 FC6		3-2 F7				4	0	0	0	0	0	3
Jim Rice, R OBP: 0.337, SLG: 0.401 (1, 10)		3-1 F9	3-3 K		3-3 K	2-3 K				4	0	0	0	0	3	0
Jody Reed, R OBP: 0.392, SLG: 0.386 (1, 6)		4-1 FC1-4 1B BB	2-1 HR 1B		2-1 G3 BB 1B		2-1 4-3			3	2	2	0	1	0	0
Rich Gedman, L OBP: 0.280, SLG: 0.368 (1, 2)		1-2 FC1-4 1B	1-2 HR		4-0 G3 BB		4-1 G1-6-3 BB			2	1	2	2	2	0	0

Inning Stats	R: 2	H: 3	E: 0	K: 0	S: 12	LOB: 1	BB: 1	P: 22	R: 2	H: 3	E: 0	K: 0	S: 18	LOB: 3	BB: 2	P: 38	R: 2	H: 2	E: 0	K: 1	S: 14	LOB: 0	BB: 0	P: 24	R: 0	H: 1	E: 0	K: 0	S: 14	LOB: 2	BB: 1	P: 24	R: 0	H: 1	E: 0	K: 2	S: 10	LOB: 3	BB: 2	P: 24	R: 1	H: 1	E: 0	K: 1	S: 10	LOB: 0	BB: 0	P: 17	R: 0	H: 0	E: 0	K: 0	S: 6	LOB: 0	BB: 1	P: 13	R: 0	H: 1	E: 0	K: 1	S: 9	LOB: 1	BB: 0	P: 11
1B: 9	SF: 0	2B: 1	SAC: 0	3B: 0	DP: 2	HR: 2	HBP: 0	WP: 0	PA: 41																																																							


PITCHER	IP	WLS	BF	H	R	ER	SO	BB	IBB	HBP	BLK	WP	HR	S	P	ERA	WHIP
Bill Swift, R ERA: 4.87 (1, 1)	1.2		13	6	4	4	0	3	0	0	0	0	0	28	58	21.60	5.400
Jerry Reed, R ERA: 4.12 (2, 1)	2.0		10	3	2	2	1	1	0	0	0	0	1	28	48	9.00	2.000
Rod Scurry, L ERA: 4.62 (4, 1)	1.0		5	1	0	0	1	1	0	0	0	0	0	8	18	0.00	2.000
Michael Jackson, R ERA: 2.78 (5, 1)	1.1		6	1	1	1	2	1	0	0	0	0	1	14	25	6.75	1.500
Bill Wilkinson, L ERA: 5.56 (7, 1)	1.0		3	0	0	0	0	1	0	0	0	0	0	6	13	0.00	1.000

**BOTTOM**

**Seattle Mariners @ Boston Red Sox**  
 Fenway Park, Boston, MA  
 Wed Aug 17 1988, 7:05 PM EDT  
 Att: 31,548 - Unknown - 82 F

livebaseballscorecards.com

AB	34
R	7
H	12
RBI	6
BB	7
SO	5
LOB	18



Batter 1 2 3 4 5 6 7 8 9 AB R H RBI BB SO LOB TOP

<b>Harold Reynolds, S</b> (1, 4) <small>OBP: 0.338, SLG: 0.384</small>	3-1 		1-0 		0-0 	1-1 		3-2 		5 1 2 1 0 0 3
<b>Bruce Fields, L</b> (1, 7) <small>OBP: 0.342, SLG: 0.457</small>	1-1 		2-3 		0-0 	1-1 		1-1 		5 0 2 1 0 1 2
<b>Henry Cotto, R</b> (8, 8) <small>OBP: 0.305, SLG: 0.362</small>	3-H 				1-2 					0 0 0 0 0 0 0
<b>Mickey Brantley, R</b> (1, 8) <small>OBP: 0.298, SLG: 0.436</small>	0-0 		0-1 		2-3 			0-1 		5 0 2 0 0 1 4
<b>Alvin Davis, L</b> (1, 3) <small>OBP: 0.402, SLG: 0.481</small>	0-0 		1-1 		0-0 	4-1 		3-3 		4 1 1 0 1 1 2
<b>Steve Balboni, R</b> (1, 10) <small>OBP: 0.273, SLG: 0.467</small>	2-1 				2-2 	2-2 		4-2 		4 0 1 0 1 0 3
<b>Scott Bradley, L</b> (1, 2) <small>OBP: 0.286, SLG: 0.314</small>			3-1 		2-2 	0-1 		2-0 		5 1 1 0 0 0 2
<b>Jay Buhner, R</b> (1, 9) <small>OBP: 0.306, SLG: 0.397</small>			3-1 			4-0 		1-1 		3 2 2 1 1 0 0
<b>Jim Presley, R</b> (1, 5) <small>OBP: 0.271, SLG: 0.359</small>			1-0 			2-2 		4-1 		1 1 1 3 1 0 0
<b>Rey Quinones, R</b> (1, 6) <small>OBP: 0.293, SLG: 0.410</small>			0-2 		0-3 	1-0 		0-0 		4 0 0 0 0 1 5

<b>Inning Stats</b>	R: 1 H: 2 E: 0 LOB: 1 K: 0 BB: 0 S: 8 P: 14	R: 0 H: 0 E: 0 LOB: 1 K: 0 BB: 0 S: 7 P: 14	R: 0 H: 1 E: 0 LOB: 0 K: 1 BB: 0 S: 7 P: 11	R: 0 H: 1 E: 0 LOB: 0 K: 0 BB: 0 S: 8 P: 12	R: 0 H: 2 E: 0 LOB: 3 K: 2 BB: 0 S: 16 P: 23	R: 4 H: 3 E: 0 LOB: 1 K: 0 BB: 2 S: 16 P: 28	R: 0 H: 0 E: 0 LOB: 1 K: 1 BB: 1 S: 8 P: 17	R: 1 H: 1 E: 0 LOB: 1 K: 0 BB: 1 S: 10 P: 19	R: 0 H: 2 E: 0 LOB: 1 K: 0 BB: 0 S: 6 P: 8	1B: 6 SF: 0 2B: 4 SAC: 0 3B: 1 DP: 2 HR: 1 HBP: 2	WP: 1 PA: 43 PB: 1 SB: 0 CS: 1
---------------------	--	--	--	--	---	---	--	---	---	--	---

<b>PITCHER</b> <b>Mike Boddicker, R</b> (1, 1) <small>ERA: 3.8</small>	<b>IP</b> 5.1 <b>WLS</b> L <b>BF</b> 26 <b>H</b> 8 <b>R</b> 5 <b>ER</b> 5 <b>SO</b> 3 <b>BB</b> 1 <b>IBB</b> 1 <b>HBP</b> 2 <b>BLK</b> 0 <b>WP</b> 1 <b>HR</b> 0 <b>S</b> 57 <b>P</b> 94 <b>ERA</b> 8.44 <b>WHIP</b> 1.688	<b>PITCHER</b> <b>Jeff Sellers, R</b> (6, 1) <small>ERA: 5.2</small>	<b>IP</b> 3.2 <b>WLS</b> <b>BF</b> 16 <b>H</b> 4 <b>R</b> 1 <b>ER</b> 1 <b>SO</b> 1 <b>BB</b> 2 <b>IBB</b> 0 <b>HBP</b> 0 <b>BLK</b> 0 <b>WP</b> 0 <b>HR</b> 1 <b>S</b> 29 <b>P</b> 52 <b>ERA</b> 2.46 <b>WHIP</b> 1.636
--	--	--	--

Seattle Mariners @ Boston Red Sox  
 Fenway Park, Boston, MA  
 Thu Aug 18 1988, 7:05 PM EDT  
 Att. 33,944 - Unknown - 72 F

<b>AB</b>	36
<b>R</b>	6
<b>H</b>	12
<b>RBI</b>	6
<b>BB</b>	4
<b>SO</b>	4
<b>LOB</b>	21





Batter	1	2	3	4	5	6	7	8	9	AB	R	H	RBI	BB	SO	LOB				
Wade Boggs, L (1, 5) OBP: 0.457, SLG: 0.480	4-1 BB 1B BB		0-0 G3		3-1 G3			4-2 1B BB		2	1	0	0	2	0	0				
Marty Barrett, R (1, 4) OBP: 0.323, SLG: 0.341	0-1 F7		1-0 4-3		1-2 P3			2-2 1B 1B		4	0	1	0	0	0	1				
Dwight Evans, R (1, 9) OBP: 0.373, SLG: 0.483	2-2 F9		4-1 S BB				0-0 1-3	3-2 1B 1B		3	0	1	1	1	0	1				
Mike Greenwell, L (1, 7) OBP: 0.433, SLG: 0.567	1-0 BB 1-2 1B		3-2 G3				0-0 2B	1-0 F7		4	0	2	0	0	0	3				
Jim Rice, R (1, 10) OBP: 0.336, SLG: 0.398	4-1 BB 1-2 2-3 BB			2-1 P4			2-3 K	0-0 F8		3	0	0	0	1	1	3				
Jody Reed, R (1, 6) OBP: 0.385, SLG: 0.379	2-3 K			0-2 6-3			2-3 K	3-2 6-3		4	0	0	0	0	2	6				
Larry Parrish, R (1, 3) OBP: 0.264, SLG: 0.336		1-2 G6-4-3 1B		4-2 BB			2-0 6-3		1-0 4-3	3	0	1	0	1	0	0				
Kevin Romine, R (1, 8) OBP: 0.239, SLG: 0.258		0-0 F8		1-0 5-3			1-0 F8		1-0 F8	3	0	0	0	0	0	2				
Todd Benzinger, S (9, PH) OBP: 0.307, SLG: 0.462										1	0	0	0	0	0	0				
Rick Cerone, R (1, 2) OBP: 0.349, SLG: 0.392		0-0 G6-4-3			3-1 P6		3-2 L9		1-0 P5	4	0	0	0	0	0	1				
<b>Inning Stats</b>	R: 0 E: 0 K: 1 S: 11	H: 1 LOB: 3 BB: 2 P: 24	R: 0 E: 0 K: 0 S: 5	H: 1 LOB: 0 BB: 0 P: 6	R: 0 E: 0 K: 0 S: 6	H: 0 LOB: 1 BB: 1 P: 14	R: 0 E: 0 K: 0 S: 10	H: 0 LOB: 1 BB: 1 P: 17	R: 0 E: 0 K: 2 S: 8	H: 1 LOB: 1 BB: 0 P: 12	R: 0 E: 0 K: 0 S: 5	H: 0 LOB: 0 BB: 0 P: 11	R: 1 E: 0 K: 0 S: 16	H: 2 LOB: 2 BB: 1 P: 29	R: 0 E: 0 K: 0 S: 3	H: 0 LOB: 0 BB: 0 P: 6	1B: 4 2B: 1 3B: 0 HR: 0	SF: 0 SAC: 0 DP: 1 HBP: 0	WP: 0 PB: 0 SB: 1 CS: 0	PA: 36
<b>PITCHER</b>	IP WLS W	BF 31	H 5	R 1	ER 1	SO 3	BB 5	IBB 0	HBP 0	BLK 0	WP 0	HR 0	S 64	P 120	ERA 1.23	WHIP 1.364				
Mark Langston, L (1, 1) ERA: 4.12																				
Michael Jackson, R (8, 1) ERA: 2.72																				

**BOTTOM**

**Seattle Mariners @ Boston Red Sox**  
**Fenway Park, Boston, MA**  
 Thu Aug 18 1988, 7:05 PM EDT  
 Att: 33,944 - Unknown - 72 F

livebaseballscorecards.com

<b>AB</b>	<b>31</b>
<b>R</b>	<b>1</b>
<b>H</b>	<b>5</b>
<b>RBI</b>	<b>1</b>
<b>BB</b>	<b>5</b>
<b>SO</b>	<b>3</b>
<b>LOB</b>	<b>17</b>



Batter	1	2	3	4	5	6	7	8	9	AB R H RBI BB SO LOB	TOP											
Luis Polonia, L OBP: 0.348, SLG: 0.406 (1, 7)	0-0 F7		2-2 2-H 2B		0-0 SF8 3B		3-2 HR		2-3 K	5 2 3 2 0 1 0												
Dave Henderson, R OBP: 0.357, SLG: 0.546 (1, 8)	3-2 F7		1-3 K		1-2 SF8		2-2 HR		2-3 K	4 1 1 2 0 2 1												
Jose Canseco, R OBP: 0.383, SLG: 0.539 (1, 9)	2-0 1B		0-1 F9		0-1 G6-3		0-0 F9		3-0 HBP	4 0 1 0 0 0 1												
Mark McGwire, R OBP: 0.337, SLG: 0.462 (1, 3)	1-3 K			1-1 HR 1B		0-3 K		3-1 5-3	1-3 K	5 1 1 0 0 3 2												
Terry Steinbach, R OBP: 0.321, SLG: 0.374 Matt Sinatro, R OBP: 0.333, SLG: 0.625 (8, 2)		1-2 6-3		2-2 F4		0-0 P4		1-2 E BB 1B		4 0 1 0 0 0 1 0 0 0 0 0 0 0												
Don Baylor, R OBP: 0.323, SLG: 0.335 (1, 10)		2-2 5-3		0-0 1-H HR		1-0 G4-6-3 1B		0-3 K		4 1 2 2 0 1 1												
Tony Phillips, S OBP: 0.299, SLG: 0.257 Ron Hassey, L OBP: 0.313, SLG: 0.375 Mike Gallego, R OBP: 0.298, SLG: 0.260 (8, 6)		2-3 K		2-2 4-3		1-1 G4-6-3 1-2f		4-2 E BB		3 0 0 0 0 1 1 0 0 0 0 1 0 0 0 0 0 0 0 0 0												
Glenn Hubbard, R OBP: 0.324, SLG: 0.321 (1, 4)			2-3 K	3-2 1B			0-1 L5	3-2 E6 FC5-4		4 0 1 0 0 1 2												
Walt Weiss, S OBP: 0.293, SLG: 0.306 Carney Lansford, R OBP: 0.334, SLG: 0.372 (8, 5)			0-0 2B 2B	1-3 K			2-1 1-3	1-1 FC5-4		3 1 1 0 0 1 1 1 0 0 0 0 0 3												
Inning Stats	R: 0 E: 0 K: 1 S: 9	H: 1 LOB: 1 BB: 0 P: 15	R: 0 E: 0 K: 1 S: 10	H: 0 LOB: 0 BB: 0 P: 15	R: 1 E: 0 K: 2 S: 13	H: 2 LOB: 1 BB: 0 P: 18	R: 2 E: 0 K: 1 S: 16	H: 3 LOB: 1 BB: 0 P: 25	R: 1 E: 0 K: 1 S: 10	H: 1 LOB: 0 BB: 0 P: 11	R: 0 E: 0 K: 0 S: 4	H: 1 LOB: 0 BB: 0 P: 6	R: 2 E: 0 K: 0 S: 13	H: 2 LOB: 0 BB: 0 P: 20	R: 0 E: 1 K: 1 S: 18	H: 1 LOB: 3 BB: 1 P: 30	R: 0 E: 0 K: 3 S: 13	H: 0 LOB: 1 BB: 0 P: 21	1B: 5 2B: 2 3B: 1 HR: 3	SF: 1 SAC: 0 DP: 1 HBP: 1	WP: 0 PB: 0 SB: 0 CS: 0	PA: 40
PITCHER	IP WLS BF H R ER SO BB IBB HBP BLK WP HR S P ERA WHIP																					
Mike Smithson, R ERA: 5.71 Bob Stanley, R ERA: 2.92	(1, 1) 6.2 29 10 6 6 6 0 0 0 0 0 3 74 109 8.10 1.500																					
(7, 1) 2.1 11 1 0 0 4 1 0 1 0 0 0 32 52 0.00 0.857																						

Oakland Athletics @ Boston Red Sox  
Fenway Park, Boston, MA  
Fri Aug 19 1988, 7:05 PM EDT  
Att. 33,993 - Unknown - 76 F

livebaseballscorecards.com

AB 37  
R 6  
H 11  
RBI 6  
BB 1  
SO 10  
LOB 13



Batter	1	2	3	4	5	6	7	8	9	AB	R	H	RBI	BB	SO	LOB
Wade Boggs, L OBP: 0.458, SLG: 0.479 (1, 5)	4-0 BB BB		1-2 E2 2B 1B		4-2 BB 1B BB	3-2 G5-3		1-0 L7		3	2	1	0	2	0	1
Marty Barrett, R OBP: 0.325, SLG: 0.348 (1, 4)	2-3 K		0-1 2B 2-H		2-0 BB 1B 1B		1-2 SH3 1B 2B	2-3 K		5	2	3	2	0	2	1
Dwight Evans, R OBP: 0.377, SLG: 0.483 (1, 9)	4-2 BB 1-2		4-0 L7-4-3 BB		4-0 1B E BB		0-0 SH3			0	1	0	0	3	0	0
Mike Greenwell, L OBP: 0.434, SLG: 0.566 (1, 7)	0-0 F9		3-2 L7-4-3 1-2		0-1 E2 6-3 1B		0-0 PB S 1B			4	1	2	3	0	0	4
Ellis Burks, R OBP: 0.374, SLG: 0.509 (1, 8)	0-1 G3-1			1-1 F9		0-0 6-3		4-1 G3 BB		3	0	0	1	1	0	2
Todd Benzinger, S OBP: 0.303, SLG: 0.456 (1, 3)		2-1 L4		1-1 4-3		2-0 G3-1		0-0 G3		4	0	0	0	0	0	2
Jim Rice, R OBP: 0.336, SLG: 0.395 (1, 10)		0-3 K		1-2 G5-3		0-3 K		4-2 BB		3	0	0	0	1	2	0
Jody Reed, R OBP: 0.383, SLG: 0.374 (1, 6)		2-1 F8			0-1 F8	4-1 FC4-6 BB		2-1 F8		3	0	0	0	1	0	3
Rich Gedman, L OBP: 0.280, SLG: 0.366 (1, 2)			0-0 4-3		1-2 BB 1B 1B	1-0 FC4-6		3-1 F5		4	1	1	0	0	0	1

Inning Stats	R: 0	H: 0	E: 0	LOB: 2	K: 1	S: 9	P: 19	R: 0	H: 0	E: 0	LOB: 0	K: 1	S: 7	P: 11	R: 1	H: 2	E: 1	LOB: 1	K: 0	S: 14	R: 0	H: 0	E: 0	LOB: 0	K: 0	S: 7	P: 10	R: 5	H: 3	E: 1	LOB: 0	K: 0	S: 12	P: 25	R: 0	H: 0	E: 0	LOB: 1	K: 1	S: 8	P: 16	R: 1	H: 2	E: 0	LOB: 3	K: 0	S: 11	P: 22	R: 0	H: 0	E: 0	LOB: 0	K: 1	S: 7	P: 13
1B: 5	SF: 0	2B: 3	SAC: 1	3B: 0	DP: 1	HR: 0	HBP: 0	1B: 5	SF: 0	2B: 3	SAC: 1	3B: 0	DP: 1	HR: 0	HBP: 0	WP: 0	PA: 38																																						


PITCHER	IP	WLS	BF	H	R	ER	SO	BB	IBB	HBP	BLK	WP	HR	S	P	ERA	WHIP
Dave Stewart, R ERA: 3.3 (1, 1)	6.0	L	29	6	7	6	3	6	0	0	0	0	0	60	107	9.00	2.000
Gene Nelson, R ERA: 3.26 (7, 1)	1.0		6	1	0	0	0	2	0	0	0	0	0	8	18	0.00	3.000
Greg Cadaret, L ERA: 2.59 (8, 1)	1.0		3	0	0	0	1	0	0	0	0	0	0	7	13	0.00	0.000

**BOTTOM**

**Oakland Athletics @ Boston Red Sox**  
 Fenway Park, Boston, MA  
 Fri Aug 19 1988, 7:05 PM EDT  
 Att: 33,993 - Unknown - 76 F

livebaseballscorecards.com

AB	29
R	7
H	7
RBI	6
BB	8
SO	4
LOB	14



Batter	1	2	3	4	5	6	7	8	9	AB R H RBI BB SO LOB	TOP																
Luis Polonia, L OBP: 0.344, SLG: 0.396 (1, 7)	4-2 5-3 2B BB	0-0 FC4-6 CS		3-2 6-3 1-2		0-0 F7		1-2 F7		4 1 0 1 1 0 4																	
Dave Henderson, R OBP: 0.355, SLG: 0.541 (1, 8)	3-2 5-3 1-2	1-1 F8 1-2		0-3 K		3-2 1-2 2-3 1B		3-3 K		5 0 1 0 0 2 3																	
Jose Canseco, R OBP: 0.381, SLG: 0.536 (1, 9)	1-3 K		3-2 L8		3-1 1B 1B	0-0 1-3		0-3 K		5 0 1 0 0 2 4																	
Mark McGwire, R OBP: 0.335, SLG: 0.462 (1, 3)	1-2 2B		2-3 K		1-2 F8		2-1 F9		3-3 K	5 0 1 1 0 2 1																	
Don Baylor, R OBP: 0.328, SLG: 0.332 (1, 10)	2-1 F5		1-0 HBP		4-1 BB		4-0 FC6-4 BB		3-2 F7	2 0 0 0 2 0 1																	
Carney Lansford, R OBP: 0.335, SLG: 0.378 (1, 5)		0-0 HR	4-1 BB		3-3 K		1-1 FC6-4 1B			3 2 1 1 1 1 2																	
Ron Hassey, L OBP: 0.315, SLG: 0.388 (1, 2)		2-2 HR	1-1 6-3		0-1 G6-3		2-1 1B			4 1 2 2 0 0 2																	
Glenn Hubbard, R OBP: 0.327, SLG: 0.324 (1, 4)		3-1 1B FC4-6 1B		0-3 K		0-0 1B 1B		3-2 P4		4 1 2 0 0 1 1																	
Walt Weiss, S OBP: 0.298, SLG: 0.309 (1, 6)		0-0 FC4-6 1B		4-1 6-3 BB		0-0 1B		2-1 G3		3 0 2 0 1 0 0																	
<b>Inning Stats</b>	R: 1 E: 0 K: 1 S: 15	H: 1 LOB: 1 BB: 1 P: 26	R: 3 E: 0 K: 0 S: 11	H: 4 LOB: 0 BB: 0 P: 16	R: 0 E: 0 K: 1 S: 10	H: 0 LOB: 2 BB: 1 P: 21	R: 0 E: 0 K: 2 S: 16	H: 0 LOB: 1 BB: 1 P: 23	R: 0 E: 0 K: 1 S: 10	H: 1 LOB: 1 BB: 1 P: 21	R: 0 E: 0 K: 0 S: 9	H: 3 LOB: 3 BB: 0 P: 12	R: 1 E: 0 K: 0 S: 10	H: 1 LOB: 1 BB: 1 P: 22	R: 0 E: 0 K: 1 S: 8	H: 0 LOB: 0 BB: 0 P: 14	R: 0 E: 0 K: 2 S: 11	H: 0 LOB: 0 BB: 0 P: 17	1B: 7 2B: 1 3B: 0 HR: 2	SF: 0 SAC: 0 DP: 0 HBP: 1	WP: 0 PB: 0 SB: 1 CS: 1	PA: 41					
<b>PITCHER</b>	IP WLS BF H R ER SO BB IBB HBP BLK WP HR S P ERA WHIP																										
Oil Can Boyd, R ERA: 5.53 (1, 1)	2.2		15	5	4	4	2	2	0	1	0	0	2	34	60	13.50	2.625										
Jeff Sellers, R ERA: 5.0 (3, 1)	3.0	W	14	4	0	0	3	2	0	0	0	0	0	36	58	0.00	2.000										
Mike Boddicker, R ERA: 3.83 (6, 1)	1.0		5	1	1	1	0	1	0	0	0	0	0	7	16	9.00	2.000										
Lee Smith, R ERA: 3.3 (7, 1)	2.1	S	7	0	0	0	3	0	0	0	0	0	0	23	38	0.00	0.000										

Oakland Athletics @ Boston Red Sox  
Fenway Park, Boston, MA  
Sat Aug 20 1988, 3:33 AM EDT  
Att. 34,372 - Cloudy - 73 F

[livebaseballscorecards.com](http://livebaseballscorecards.com)

AB 35  
R 5  
H 10  
RBI 5  
BB 5  
SO 8  
LOB 18



Batter	1	2	3	4	5	6	7	8	9	AB R H RBI BB SO LOB	BOTTOM														
<b>Wade Boggs, L</b> <small>(1, 5) OBP: 0.460, SLG: 0.482</small>										5 1 3 0 0 0 2	<p style="text-align: center;"><b>Oakland Athletics @ Boston Red Sox</b>  Fenway Park, Boston, MA  Sat Aug 20 1988, 3:33 AM EDT  Att: 34,372 - Cloudy - 73 F</p> <p style="text-align: right;"><small>livebaseballscorecards.com</small></p> <table border="0"> <tr><td><b>AB</b></td><td><b>35</b></td></tr> <tr><td><b>R</b></td><td><b>7</b></td></tr> <tr><td><b>H</b></td><td><b>11</b></td></tr> <tr><td><b>RBI</b></td><td><b>7</b></td></tr> <tr><td><b>BB</b></td><td><b>3</b></td></tr> <tr><td><b>SO</b></td><td><b>5</b></td></tr> <tr><td><b>LOB</b></td><td><b>17</b></td></tr> </table>	<b>AB</b>	<b>35</b>	<b>R</b>	<b>7</b>	<b>H</b>	<b>11</b>	<b>RBI</b>	<b>7</b>	<b>BB</b>	<b>3</b>	<b>SO</b>	<b>5</b>	<b>LOB</b>	<b>17</b>
<b>AB</b>	<b>35</b>																								
<b>R</b>	<b>7</b>																								
<b>H</b>	<b>11</b>																								
<b>RBI</b>	<b>7</b>																								
<b>BB</b>	<b>3</b>																								
<b>SO</b>	<b>5</b>																								
<b>LOB</b>	<b>17</b>																								
<b>Marty Barrett, R</b> <small>(1, 4) OBP: 0.328, SLG: 0.350</small>										4 2 2 1 1 1 1															
<b>Dwight Evans, R</b> <small>(1, 9) OBP: 0.376, SLG: 0.485</small>										4 1 1 1 0 1 4															
<b>Mike Greenwell, L</b> <small>(1, 7) OBP: 0.434, SLG: 0.567</small>										3 1 1 1 1 1 2															
<b>Ellis Burks, R</b> <small>(1, 8) OBP: 0.375, SLG: 0.514</small>										4 1 2 2 0 0 1															
<b>Todd Benzinger, S</b> <small>(1, 3) OBP: 0.303, SLG: 0.456</small>										4 0 1 2 0 0 2															
<b>Larry Parrish, R</b> <small>(1, 10) OBP: 0.260, SLG: 0.331</small>										4 0 0 0 0 1 2															
<b>Spike Owen, S</b> <small>(1, 6) OBP: 0.336, SLG: 0.388</small>										4 0 1 0 0 0 2															
<b>Rich Gedman, L</b> <small>(1, 2) OBP: 0.279, SLG: 0.360</small>										3 1 0 0 1 1 1															
<b>Inning Stats</b>	R: 4 H: 3 E: 0 LOB: 1 K: 1 BB: 2 S: 13 P: 28	R: 3 H: 3 E: 0 LOB: 1 K: 0 BB: 1 S: 22 P: 30	R: 0 H: 1 E: 0 LOB: 1 K: 0 BB: 0 S: 8 P: 15	R: 0 H: 0 E: 0 LOB: 0 K: 0 BB: 0 S: 5 P: 7	R: 0 H: 1 E: 0 LOB: 1 K: 0 BB: 0 S: 6 P: 8	R: 0 H: 2 E: 0 LOB: 2 K: 2 BB: 0 S: 12 P: 23	R: 0 H: 0 E: 0 LOB: 0 K: 0 BB: 0 S: 7 P: 11	R: 0 H: 1 E: 0 LOB: 1 K: 2 BB: 0 S: 10 P: 16	1B: 5 SF: 0 2B: 5 SAC: 0 3B: 1 DP: 0 HR: 0 HBP: 0	WP: 0 PA: 38 PB: 0 SB: 0 CS: 0															
<b>PITCHER</b> <b>Todd Burns, R</b> (1, 1) <small>ERA: 3.42</small> <b>Eric Plunk, R</b> (5, 1) <small>ERA: 2.81</small>	IP WLS BF H R ER SO 4.0 L 23 8 7 7 1	IP WLS BF H R ER SO 4.0 15 3 0 0 4	IP WLS BF H R ER SO 4.0 34 0 0 0 0	IP WLS BF H R ER SO 4.0 49 0 0 0 0	IP WLS BF H R ER SO 4.0 57 0 0 0 0	<b>PITCHER</b> <small>ERA: 0.00, WHIP: 0.750</small>	IP WLS BF H R ER SO 4.0 81 0 0 0 0	IP WLS BF H R ER SO 4.0 81 0 0 0 0	WP: 0 PA: 38 PB: 0 SB: 0 CS: 0	<b>ERA</b> <b>WHIP</b>															

Batter	1	2	3	4	5	6	7	8	9	AB R H RBI BB SO LOB	TOP																									
Luis Polonia, L (1, 7) OBP: 0.351, SLG: 0.399	4-1 1B G5-4-3 BB		1-1 G5-3	1-2 P6			3-2 WP 1B	2-2 1-3 2-H 1B		4 1 2 1 1 0 3																										
Dave Henderson, R (1, 8) OBP: 0.353, SLG: 0.537	2-2 1-3 1B		0-0 F3		0-0 L8		0-0 F8	0-2 F9		5 0 1 0 0 0 4																										
Jose Canseco, R (1, 9) OBP: 0.380, SLG: 0.532	1-1 G5-4-3 1-2f 3-H		0-1 1B		3-2 F9		3-2 6-3 1-2 3-H		1-2 L9	5 0 1 1 0 0 2																										
Dave Parker, L (1, 10) OBP: 0.314, SLG: 0.415	4-1 BB		1-3 K		1-2 L7		1-0 F5		0-0 P5	4 0 0 0 1 1 2																										
Mark McGwire, R (1, 3) OBP: 0.334, SLG: 0.465	3-2 F8			0-0 F9		2-0 5-3		3-2 HR	3-3 K	5 1 1 1 0 1 1																										
Carney Lansford, R (1, 5) OBP: 0.339, SLG: 0.382		0-1 PB G3 2B		1-0 BB BB HBP		2-3 K		0-1 SH3 1B		3 2 2 0 0 1 0																										
Ron Hassey, L (1, 2) OBP: 0.319, SLG: 0.387		3-2 G3		4-2 BB BB		4-2 FC6-4 BB		1-1 SH3		1 0 0 1 2 0 0																										
Glenn Hubbard, R (1, 4) OBP: 0.322, SLG: 0.319		2-2 F8		1-1 P3		0-0 FC6-4		0-2 F8		4 0 0 0 0 0 4																										
Walt Weiss, S (1, 6) OBP: 0.301, SLG: 0.308		1-3 K		4-0 BB			4-1 F8 1B 6-3 BB	3-2 1B HBP		1 1 0 0 2 1 0																										
Don Baylor, R (8, PH) OBP: 0.331, SLG: 0.332										0 0 0 0 0 0 0																										
Mike Gallego, R (8, PR) OBP: 0.298, SLG: 0.260										0 0 0 0 0 0 0																										
Inning Stats	R: 1 E: 0 K: 0 S: 13	H: 1 LOB: 1 BB: 2 P: 26	R: 1 E: 0 K: 1 S: 14	H: 1 LOB: 0 BB: 0 P: 20	R: 0 E: 0 K: 1 S: 8	H: 1 LOB: 1 BB: 0 P: 10	R: 0 E: 0 K: 0 S: 9	H: 0 LOB: 3 BB: 2 P: 20	R: 0 E: 0 K: 0 S: 7	H: 0 LOB: 0 BB: 0 P: 11	R: 0 E: 0 K: 1 S: 7	H: 0 LOB: 1 BB: 1 P: 15	R: 1 E: 0 K: 0 S: 10	H: 1 LOB: 1 BB: 1 P: 21	R: 2 E: 0 K: 0 S: 22	H: 3 LOB: 2 BB: 0 P: 30	R: 0 E: 0 K: 1 S: 8	H: 0 LOB: 0 BB: 0 P: 12	1B: 5 2B: 1 3B: 0 HR: 1	SF: 0 SAC: 1 DP: 1 HBP: 2	WP: 1 PB: 1 SB: 0 CS: 0	PA: 41														
PITCHER	IP WLS BF H R ER SO BB IBB HBP BLK WP HR S P ERA WHIP																																			
Wes Gardner, R (1, 1) ERA: 3.66	6.0		3	3	3	3	6	0	1	0	0	0	59	107	4.50	1.500																				
Bob Stanley, R (7, 1) ERA: 3.1	1.2	L	9	3	2	2	0	0	0	1	0	1	1	23	36	10.80	1.800																			
Lee Smith, R (8, 1) ERA: 3.23	1.1		5	1	0	0	1	0	0	0	0	0	0	16	22	0.00	0.750																			

Oakland Athletics @ Boston Red Sox

Fenway Park, Boston, MA

Sun Aug 21 1988, 3:33 AM EDT  
Att. 33,282 - Cloudy - 82 F

livebaseballscorecards.com

AB	32
R	5
H	7
RBI	4
BB	6
SO	4
LOB	16



Batter	1	2	3	4	5	6	7	8	9	AB R H RBI BB SO LOB
Wade Boggs, L OBP: 0.457, SLG: 0.478 (1, 5)	3-2 4-3		4-0 F9 BB WP BB	0-2 L6		1-0 G4-3			2-2 4-3	4 1 0 0 1 0 3
Marty Barrett, R OBP: 0.331, SLG: 0.351 (1, 4)	1-2 BB 1B		4-1 WP BB 1B BB	0-0 F9			1-2 L1		0-2 3-1 BB 1B	4 1 2 0 1 0 0
Dwight Evans, R OBP: 0.378, SLG: 0.484 (1, 10)	2-3 K		1-3 K		3-2 S 1B		4-1 BB		4-2 3-1 BB	3 0 1 0 2 2 3
Mike Greenwell, L OBP: 0.432, SLG: 0.562 (1, 7) (9, 9)	4-2 1-2 BB		1-0 F9		3-2 P6		0-3 K		0-0 3-1	4 0 0 0 1 1 6
Ellis Burks, R OBP: 0.373, SLG: 0.509 (1, 8)	2-1 F7		4-1 WP 1B BB		0-0 F9		1-3 K		0-3 K	4 1 0 0 1 2 6
Todd Benzinger, S OBP: 0.299, SLG: 0.450 (1, 9) (7, 3)		1-3 K	2-3 K 1B 2B		1-3 K			0-1 F8		4 1 0 0 0 3 3
Larry Parrish, R OBP: 0.267, SLG: 0.339 (6, PR) Kevin Romine, R OBP: 0.239, SLG: 0.258 (7, 9)		4-1 BB	1-0 2B 1B		1-2 SH5-4 2B			3-2 4-3		2 0 2 2 1 0 0 0 0 0 0 0 0 0
Spike Owen, S OBP: 0.335, SLG: 0.386 Jim Rice, R OBP: 0.336, SLG: 0.395 (8, PH) (9, 7)		1-2 2-H 3-H	1-2 2B 1B		1-1 SH5-4			1-2 1B		1 0 0 0 0 0 0 0 0 0 0 0 0 0
Jody Reed, R OBP: 0.386, SLG: 0.382 (1, 6)		3-2 F7	0-0 2B		2-3 SH5-4			1-2 1B		3 0 2 1 0 0 1
Rick Cerone, R OBP: 0.349, SLG: 0.389 Rich Gedman, L OBP: 0.278, SLG: 0.359 (8, PH) (9, 2)		3-1 G6-3		3-2 L8		4-1 G4-3 BB		1-3 K		2 0 0 0 1 0 1 1 0 0 0 0 1 1

Inning Stats	R: 0 E: 0 K: 1 S: 13	H: 1 LOB: 2 BB: 1 P: 25	R: 0 E: 0 K: 1 S: 10	H: 0 LOB: 1 BB: 1 P: 21	R: 4 E: 0 K: 2 S: 13	H: 2 LOB: 2 BB: 3 P: 30	R: 0 E: 0 K: 0 S: 8	H: 0 LOB: 0 BB: 0 P: 11	R: 0 E: 0 K: 1 S: 13	H: 1 LOB: 1 BB: 0 P: 20	R: 0 E: 0 K: 0 S: 7	H: 1 LOB: 2 BB: 1 P: 14	R: 0 E: 0 K: 2 S: 10	H: 0 LOB: 1 BB: 1 P: 16	R: 0 E: 0 K: 1 S: 16	H: 1 LOB: 1 BB: 0 P: 21	R: 0 E: 0 K: 1 S: 16	H: 1 LOB: 2 BB: 1 P: 22	1B: 5 2B: 2 3B: 0 HR: 0	SF: 0 SAC: 1 DP: 1 HBP: 0
--------------	-------------------------------	----------------------------------	-------------------------------	----------------------------------	-------------------------------	----------------------------------	------------------------------	----------------------------------	-------------------------------	----------------------------------	------------------------------	----------------------------------	-------------------------------	----------------------------------	-------------------------------	----------------------------------	-------------------------------	----------------------------------	----------------------------------	------------------------------------

PITCHER	IP	WLS	BF	H	R	ER	SO	BB	IBB	HBP	BLK	WP	HR	S	P	ERA	WHIP
Storm Davis, R ERA: 3.22 (1, 1)	5.1		27	5	4	4	5	6	0	0	0	1	0	63	119	6.75	2.062
Rick Honeycutt, L ERA: 3.66 (6, 1)	1.2	W	5	0	0	0	2	1	0	0	0	0	0	11	18	0.00	0.600
Dennis Eckersley, R ERA: 1.91 (8, 1)	2.0	S	9	2	0	0	2	1	0	0	0	0	0	32	43	0.00	1.500

**BOTTOM**

**Oakland Athletics @ Boston Red Sox**  
**Fenway Park, Boston, MA**  
 Sun Aug 21 1988, 3:33 AM EDT  
 Att: 33,282 - Cloudy - 82 F

AB	32
R	4
H	7
RBI	3
BB	8
SO	9
LOB	24



WP	PA	ERA	WHIP
1	41		
0			
1			
0			

Batter	1	2	3	4	5	6	7	8	9	AB R H RBI BB SO LOB	TOP											
<b>Devon White, S</b> (1, 8) OBP: 0.298, SLG: 0.385	1-0 5-3		2-2 FC3-6 BB 1-2f		1-3 K			1-2 3-1		4 0 0 0 0 1 1												
<b>Johnny Ray, S</b> (1, 4) OBP: 0.337, SLG: 0.413	0-1 F8		4-1 1 SAFE 1 SAFE 1 SAFE BB		1-1 5-3			2-2 F7		3 0 0 0 1 0 0												
<b>Brian Downing, R</b> (1, 10) OBP: 0.367, SLG: 0.460	2-1 F7		1-1 F9			2-2 5-3			1-0 2B 1B	4 1 1 0 0 0 2												
<b>Chili Davis, S</b> (1, 9) OBP: 0.325, SLG: 0.458		1-0 5-3		0-3 K		2-2 F9			1-3 K	4 0 0 0 0 2 1												
<b>Tony Armas, R</b> (1, 7) OBP: 0.304, SLG: 0.425		0-2		1-1 HR		1-3 K			1-0 F7	3 1 2 1 0 1 0												
<b>Jim Eppard, L</b> (9, PH) OBP: 0.351, SLG: 0.352										1 0 0 0 0 0 1												
<b>George Hendrick, R</b> (1, 3) OBP: 0.267, SLG: 0.309		1 SAFE 2-3 1B		3-3 K			1-0 P7		0-2 1-H 2B	3 0 0 0 0 2 1												
<b>Wally Joyner, L</b> (9, PH) OBP: 0.353, SLG: 0.418										1 0 1 1 0 0 0												
<b>Dick Schofield, R</b> (1, 6) OBP: 0.309, SLG: 0.333		0-2 P4		2-1 2B			0-1 L7		2-1 F9	3 0 1 0 0 0 1												
<b>Mark McLemore, S</b> (9, PH) OBP: 0.332, SLG: 0.367										1 0 0 0 0 0 1												
<b>Bob Boone, R</b> (1, 2) OBP: 0.347, SLG: 0.387			0-0 6-3		1-2 5-3			1-2 P3		2 0 0 0 0 0 1												
<b>Darrell Miller, R</b> (4, 2) OBP: 0.307, SLG: 0.314										1 0 0 0 0 0 0												
<b>Jack Howell, L</b> (1, 5) OBP: 0.323, SLG: 0.409			0-0 FC3-6 1B			1-0 F2			2-3 K	3 0 1 0 0 1 0												
<b>Inning Stats</b>	R: 0 E: 0 K: 0 S: 5	H: 0 LOB: 0 BB: 0 P: 8	R: 0 E: 0 K: 1 S: 11	H: 1 LOB: 1 BB: 0 P: 14	R: 0 E: 0 K: 0 S: 8	H: 1 LOB: 2 BB: 1 P: 15	R: 1 E: 0 K: 2 S: 13	H: 2 LOB: 1 BB: 0 P: 20	R: 0 E: 0 K: 1 S: 6	H: 0 LOB: 0 BB: 0 P: 9	R: 0 E: 0 K: 1 S: 9	H: 0 LOB: 0 BB: 0 P: 14	R: 0 E: 0 K: 0 S: 6	H: 0 LOB: 0 BB: 0 P: 8	R: 0 E: 0 K: 1 S: 11	H: 0 LOB: 0 BB: 0 P: 16	R: 1 E: 0 K: 1 S: 10	H: 2 LOB: 1 BB: 0 P: 15	1B: 3 2B: 2 3B: 0 HR: 1	SF: 0 SAC: 0 DP: 0 HBP: 0	WP: 0 PB: 0 SB: 0 CS: 0	PA: 34
<b>PITCHER</b>	IP WLS BF H R ER SO BB IBB HBP BLK WP HR S P ERA WHIP																					
<b>Bruce Hurst, L</b> (1, 1) ERA: 4.09	7.0 W 26 4 1 1 5 1 0 0 0 0 0 1 58 88 1.29 0.714																					
<b>Mike Smithson, R</b> (8, 1) ERA: 5.68	2.0 8 2 1 1 2 0 0 0 0 0 0 0 21 31 4.50 1.000																					

California Angels @ Boston Red Sox  
 Fenway Park, Boston, MA  
 Mon Aug 22 1988, 7:05 PM EDT  
 Att. 33,828 - Unknown - 66 F

AB	33
R	2
H	6
RBI	2
BB	1
SO	7
LOB	9







Batter	1	2	3	4	5	6	7	8	9	AB R H RBI BB SO LOB	TOP	
Devon White, S OBP: 0.298, SLG: 0.383 (1, 8) X	0-0 6-3		0-1 E 1B		1 SAFE 1 SAFE 2-0 CS 1-2	3-2 5-3		1-2 F8		4 1 1 0 0 0 0		
Brian Downing, R OBP: 0.365, SLG: 0.456 (1, 10) C X	1-1 4-3		2-2 E4 G4-6-3 1-H			0-2 5-3		4-1 G4-6-3 BB		3 0 0 0 1 0 0		
Wally Joyner, L OBP: 0.353, SLG: 0.416 (1, 3) S C B X	1-2 1-3		1-1 G4-6-3 1-2f			1-2 BB BB 1B		3-1 G4-6-3 1-2f		4 0 1 0 0 0 2		
Chili Davis, S OBP: 0.326, SLG: 0.459 (1, 9) C B B B B B B B B B X		3-2 3B 2B		0-3 K		4-1 BB BB		0-1 6-3		3 1 1 0 1 1 0		
Jack Howell, L OBP: 0.327, SLG: 0.419 (1, 5) B B B B X		2-0 3B 2-H		1-3 K		4-0 FC6 BB		0-1 2B		3 0 2 1 1 1 0		
Tony Armas, R OBP: 0.302, SLG: 0.422 (1, 7) B		1-3 K		1-3 K		0-2 FC6		2-1 6-3		2 0 0 0 0 2 1		
Thad Bosley, L OBP: 0.289, SLG: 0.302 (6, PH) C B B B B B B B B B X										1 0 0 0 0 0 3		
George Hendrick, R OBP: 0.264, SLG: 0.306 (9, PH) C B B B B B B B B B X										1 0 0 0 0 0 1		
Mark McLemore, S OBP: 0.330, SLG: 0.365 (1, 4) C B B B B B B B B B X		3-1 5-3		0-0 CS 1B		0-0 6-3		1-1 5-3		4 0 1 0 0 0 2		
Darrell Miller, R OBP: 0.299, SLG: 0.305 (1, 2) C B B B B B B B B B X		3-3 K		1 SAFE 1 SAFE 2-3 K		1-2 6-3				3 0 0 0 0 2 2		
Dick Schofield, R OBP: 0.309, SLG: 0.333 (1, 6) C B B B B B B B B B X			2-3 K	1 SAFE 2-3 CS 1B 1-2		0-1 4-3				3 0 1 0 0 1 0		
<b>Inning Stats</b>	R: 0 E: 0 K: 0 S: 6 H: 0 LOB: 0 BB: 0 P: 8	R: 1 E: 0 K: 2 S: 14 H: 2 LOB: 1 BB: 0 P: 26	R: 1 E: 1 K: 1 S: 11 H: 1 LOB: 0 BB: 0 P: 16	R: 0 E: 0 K: 3 S: 10 H: 0 LOB: 0 BB: 0 P: 12	R: 0 E: 0 K: 1 S: 9 H: 2 LOB: 0 BB: 0 P: 14	R: 0 E: 0 K: 0 S: 14 H: 1 LOB: 3 BB: 2 P: 26	R: 0 E: 0 K: 0 S: 6 H: 0 LOB: 0 BB: 0 P: 7	R: 0 E: 0 K: 0 S: 8 H: 0 LOB: 0 BB: 1 P: 14	R: 0 E: 0 K: 0 S: 8 H: 1 LOB: 1 BB: 0 P: 11	1B: 4 2B: 2 3B: 1 HR: 0 SF: 0 SAC: 0 DP: 2 HBP: 0	WP: 0 PB: 0 SB: 1 CS: 2	PA: 35
<b>PITCHER</b>	IP WLS BF H R ER SO BB IBB HBP BLK WP HR S P ERA WHIP	IP WLS BF H R ER SO BB IBB HBP BLK WP HR S P ERA WHIP										
Mike Boddicker, R ERA: 3.73 (1, 1)	7.1 W 29 6 2 1 7 3 0 0 0 0 0 74 118 1.23 1.227											
Tom Bolton, L ERA: 3.28 (8, 1)	1.2 5 1 0 0 0 0 0 0 0 0 0 0 10 16 0.00 0.600											

California Angels @ Boston Red Sox  
Fenway Park, Boston, MA  
Tue Aug 23 1988, 3:33 AM EDT  
Att. 34,313 - Unknown - 65 F

AB	31
R	2
H	7
RBI	1
BB	3
SO	7
LOB	11



Batter	1	2	3	4	5	6	7	8	9
Wade Boggs, L (1, 5) OBP: 0.462, SLG: 0.483 Ed Romero, R (8, 5) OBP: 0.291, SLG: 0.294	0-1 4-3		4-1 BB		2-1 4-3 1B 2B	2-2 E7 4-3 PB 1B	2-0 1B		
Marty Barrett, R (1, 4) OBP: 0.329, SLG: 0.347	1-1 5-3		3-2 F8		2-2 4-3 2-3	2-2 4-3 2-3	2-1 L7		
Dwight Evans, R (1, 9) OBP: 0.377, SLG: 0.478	1-2 F8			2-2 6-3	4-1 1B BB	3-3 K BB	3-2 6-3		
Mike Greenwell, L (1, 7) OBP: 0.436, SLG: 0.567		3-2 G4-3 1B		1-1 S 1B	1-1 BB 1B	4-2 FC6-4 BB		0-1 G3	
Ellis Burks, R (1, 8) OBP: 0.372, SLG: 0.505		3-2 G4-3 1-2f		1-3 K 1-2	4-0 BB	1-0 FC6-4 1-2f		2-0 L7	
Larry Parrish, R (1, 3) OBP: 0.273, SLG: 0.342 Todd Benzing, S (6, 3) OBP: 0.303, SLG: 0.468		4-2 BB		1-0 P3	1-1 P4		0-1 SH5-4 HR 2B	2-1 HR	
Jim Rice, R (1, 10) OBP: 0.338, SLG: 0.402		3-3 K			3-2 HR	4-2 1B SH E BB	4-2 SH5-4 HR BB	0-0 1-3	
Jody Reed, R (1, 6) OBP: 0.385, SLG: 0.376			2-0 L7		4-0 SH1-3 2B BB	0-0 SH E	0-0 SH5-4		
Rich Gedman, L (1, 2) OBP: 0.274, SLG: 0.366			0-1 1-3		2-2 SH1-3 1-2	0-0 P2	0-0 HR		

Inning Stats	R: 0 E: 0 K: 0 S: 7	H: 0 LOB: 0 BB: 0 P: 9	R: 0 E: 0 K: 1 S: 14	H: 1 LOB: 1 BB: 1 P: 27	R: 0 E: 0 K: 0 S: 7	H: 0 LOB: 1 BB: 1 P: 16	R: 0 E: 0 K: 1 S: 10	H: 1 LOB: 1 BB: 0 P: 15	R: 3 E: 0 K: 0 S: 17	H: 3 LOB: 3 BB: 3 P: 40	R: 3 E: 1 K: 1 S: 16	H: 1 LOB: 2 BB: 2 P: 32	R: 3 E: 0 K: 0 S: 15	H: 3 LOB: 1 BB: 1 P: 26	R: 1 E: 0 K: 0 S: 6	H: 1 LOB: 0 BB: 0 P: 10
1B: 5 2B: 2 3B: 0 HR: 3	SF: 0 SAC: 3 DP: 1 HBP: 0	WP: 0 PB: 1 SB: 1 CS: 0	PA: 43	ERA WHIP	ERA WHIP	ERA WHIP	ERA WHIP	ERA WHIP	ERA WHIP	ERA WHIP	ERA WHIP	ERA WHIP	ERA WHIP	ERA WHIP	ERA WHIP	

PITCHER	IP	WLS	BF	H	R	ER	SO	BB	IBB	HBP	BLK	WP	HR	S	P	ERA	WHIP
Chuck Finley, L (1, 1) ERA: 4.5	4.2	L	22	5	3	3	2	4	0	0	0	0	1	53	100	5.79	1.929
Greg Minton, R (5, 1) ERA: 2.68	1.1		10	1	3	1	1	3	0	0	0	0	0	18	39	6.75	3.000
Stu Cliburn, R (7, 1) ERA: 4.22	2.0		11	4	4	4	0	1	0	0	0	0	2	21	36	18.00	2.500

BOTTOM

California Angels @ Boston Red Sox  
Fenway Park, Boston, MA  
Tue Aug 23 1988, 3:33 AM EDT  
Att: 34,313 - Unknown - 65 F

livebaseballscorecards.com

AB	32
R	10
H	10
RBI	7
BB	8
SO	3
LOB	16



Batter	1	2	3	4	5	6	7	8	9	AB R H RBI BB SO LOB	TOP	
Devon White, S (1, 8) OBP: 0.296, SLG: 0.381	1-1 3-1		1-1 S BB 1B		0-3 K		1-3 K		1-2 F8	5 1 1 0 0 2 0		
Johnny Ray, S (1, 4) OBP: 0.337, SLG: 0.411	0-1 F8		4-1 SAFE 1 SAFE 1 SAFE 1 SAFE 1 SAFE 1-2 1B S BB		1-2 3-1			0-1 5-3		3 0 0 0 1 0 0		
Wally Joyner, L (1, 3) OBP: 0.356, SLG: 0.418	2-2 F7		3-1 1-3 2-H 1B		3-1 1B			4-1 1B BB		3 1 2 1 1 0 0		
Chili Davis, S (1, 9) OBP: 0.326, SLG: 0.457		0-0 4-3	2-3 K		1-1 5-3			2-1 1B 1-3 1B		4 0 1 0 0 1 3		
Brian Downing, R (1, 10) OBP: 0.364, SLG: 0.454		1-0 6-3	2-3 K		1-2 3-1			1-2 1B 1-2 3-H 0-3 1B		4 0 1 1 0 1 2		
Jack Howell, L (1, 5) OBP: 0.327, SLG: 0.420		0-2 HR 2B		1-3 K		0-0 F4		0-0 K		4 1 1 0 0 2 2		
Tony Armas, R (1, 7) OBP: 0.302, SLG: 0.430		1-2 HR		1-1 6-3		1-0 F2		0-0 5-3		4 1 1 2 0 0 2		
Dick Schofield, R (1, 6) OBP: 0.308, SLG: 0.331		2-3 K		4-1 BB		2-2 4-3			1-1 F9	3 0 0 0 1 1 0		
Darrell Miller, R (1, 2) OBP: 0.289, SLG: 0.294			3-2 F8	1-3 K		0-1 6-3			1-3 K	4 0 0 0 0 2 1		
<b>Inning Stats</b>	R: 0 E: 0 K: 0 S: 8 H: 0 LOB: 0 BB: 0 P: 11	R: 2 E: 0 K: 1 S: 13 H: 2 LOB: 0 BB: 0 P: 17	R: 1 E: 0 K: 2 S: 16 H: 2 LOB: 2 BB: 1 P: 30	R: 0 E: 0 K: 2 S: 9 H: 0 LOB: 1 BB: 1 P: 16	R: 0 E: 0 K: 1 S: 11 H: 1 LOB: 1 BB: 0 P: 16	R: 0 E: 0 K: 0 S: 6 H: 0 LOB: 0 BB: 0 P: 8	R: 0 E: 0 K: 1 S: 8 H: 0 LOB: 0 BB: 0 P: 11	R: 1 E: 0 K: 1 S: 13 H: 2 LOB: 2 BB: 1 P: 20	R: 0 E: 0 K: 1 S: 11 H: 0 LOB: 0 BB: 0 P: 14	1B: 5 2B: 1 3B: 0 HR: 1 SF: 0 SAC: 0 DP: 0 HBP: 0	WP: 0 PB: 0 SB: 2 CS: 0 PA: 37	
<b>PITCHER</b>	IP WLS BF H R ER SO BB IBB HBP BLK WP HR S P ERA WHIP											
Roger Clemens, R (1, 1) ERA: 2.91	6.0 L 25 5 3 3 6 2 0 0 0 0 1 63 98 4.50 1.167											
Bob Stanley, R (7, 1) ERA: 3.16	1.1 7 2 1 1 1 1 0 0 0 0 0 0 17 27 6.75 2.250											
Tom Bolton, L (8, 1) ERA: 3.24	0.1 1 0 0 0 1 0 0 0 0 0 0 0 3 3 0.00 0.000											
Lee Smith, R (8, 1) ERA: 3.16	1.1 4 0 0 0 1 0 0 0 0 0 0 0 12 15 0.00 0.000											

California Angels @ Boston Red Sox  
 Fenway Park, Boston, MA  
 Wed Aug 24 1988, 7:05 PM EDT  
 Att. 32,522 - Unknown - 63 F

livebaseballscorecards.com

AB	34
R	4
H	7
RBI	4
BB	3
SO	9
LOB	10



Batter	1	2	3	4	5	6	7	8	9	AB	R	H	RBI	BB	SO	LOB
Jody Reed, R OBP: 0.378, SLG: 0.367 (1, 6)	1-0 F5		2-0 F4			1-2 F9		1-1 F5	3-2 6-3	5	0	0	0	0	0	3
Marty Barrett, R OBP: 0.326, SLG: 0.344 (1, 4)	0-1 1-3			0-0 4-3		0-0 F9		2-1 L3		4	0	0	0	0	0	0
Wade Boggs, L OBP: 0.462, SLG: 0.482 (1, 5)	3-2 1-3			4-2 BB BB		0-1 1B		0-1 4-3		3	0	1	0	1	0	0
Mike Greenwell, L OBP: 0.435, SLG: 0.567 (1, 7)		2-0 4-3		3-2 SAFE F7		3-2 F8			0-0 2B 2B	4	1	1	0	0	0	2
Ellis Burks, R OBP: 0.375, SLG: 0.511 (1, 8)		0-0 6-3		4-2 1-2 BB			0-0 1B 2B		1-1 F9 2B 2B	3	2	2	1	1	0	0
Todd Benzinger, S OBP: 0.299, SLG: 0.462 (1, 9)		1-1 3-1		1-1 L6			1-3 K		0-0 F9 2B 2B	4	0	0	0	0	1	4
Jim Rice, R OBP: 0.340, SLG: 0.403 (1, 10)			1-3 K		1-0 F9		1-2 BLK 1B		3-2 1B 1B	4	0	2	2	0	1	0
Spike Owen, S OBP: 0.335, SLG: 0.386 (9, PR)										0	0	0	0	0	0	0
Larry Parrish, R OBP: 0.270, SLG: 0.338 (1, 3)			1-3 K		3-2 4-3		3-2 F8		0-0 F7	4	0	0	0	0	1	2
Rich Gedman, L OBP: 0.278, SLG: 0.373 (1, 2)			2-2 2B		1-1 3-1		0-0 F7		2-2 SAFE 1B	4	0	2	0	0	0	1
Kevin Romine, R OBP: 0.239, SLG: 0.258 (9, PR)										0	0	0	0	0	0	0

Inning Stats	R: 0	H: 0	E: 0	K: 0	S: 10	R: 0	H: 0	E: 0	K: 0	S: 4	R: 0	H: 1	E: 0	K: 2	S: 13	R: 0	H: 0	E: 0	K: 0	S: 13	R: 0	H: 0	E: 0	K: 0	S: 6	R: 1	H: 2	E: 0	K: 1	S: 14	R: 0	H: 0	E: 0	K: 0	S: 6	R: 2	H: 4	E: 0	K: 0	S: 15	1B: 4	SF: 0	2B: 4	SAC: 0	3B: 0	DP: 0	HR: 0	HBP: 0	WP: 0	PA: 37
PITCHER	IP	WLS	BF	H	R	ER	SO	BB	IBB	HBP	BLK	WP	HR	S	P	ERA	WHIP																																	
Mike Witt, R ERA: 4.26 (1, 1)	8.0	W	32	6	3	3	3	2	0	0	1	0	0	81	124	3.38	1.000																																	
Bryan Harvey, R ERA: 2.22 (9, 1)	1.0	S	5	2	0	0	0	0	0	0	0	0	0	12	20	0.00	2.000																																	

**BOTTOM**

**California Angels @ Boston Red Sox**  
**Fenway Park, Boston, MA**  
 Wed Aug 24 1988, 7:05 PM EDT  
 Att: 32,522 - Unknown - 63 F

livebaseballscorecards.com

<b>AB</b>	<b>35</b>
<b>R</b>	<b>3</b>
<b>H</b>	<b>8</b>
<b>RBI</b>	<b>3</b>
<b>BB</b>	<b>2</b>
<b>SO</b>	<b>3</b>
<b>LOB</b>	<b>12</b>



Batter	1	2	3	4	5	6	7	8	9	AB R H RBI BB SO LOB	TOP									
Wade Boggs, L (1, 5) OBP: 0.461, SLG: 0.487	1-2 G3		2-1 1B 3B		2-1 G6-4-3 1-2f		1-0 SF8 2B		1-1 G6-4-3 1-2f	5 1 2 2 0 0 2										
Marty Barrett, R (1, 4) OBP: 0.326, SLG: 0.344	0-1 6-3		1-0 1B 1B		1-1 5-3		2-2 SF8			3 0 1 2 0 0 0										
Dwight Evans, R (1, 9) OBP: 0.376, SLG: 0.474	2-2 P6		1-1 F7			2-2 F2	4-2 FC6 BB			3 0 0 0 1 0 1										
Mike Greenwell, L (1, 7) OBP: 0.433, SLG: 0.564		3-3 K	1-2 1B			2-3 K	1-2 FC6 1-2f			4 0 1 0 0 2 2										
Ellis Burks, R (1, 8) OBP: 0.372, SLG: 0.506		1-0 F7	1-1 F7			0-0 6-3		1-0 4-3		4 0 0 0 0 0 2										
Todd Benzing, S (1, 3) OBP: 0.301, SLG: 0.470		1-0 HR		1-3 K			3-3 K	4-0 G1-6-3 BB		3 1 1 1 1 2 0										
Jim Rice, R (1, 10) OBP: 0.341, SLG: 0.404		2-1 1B		1-1 F8			1-0 2B 1B	0-0 G1-6-3 1-2f		4 1 2 0 0 0 1										
Jody Reed, R (1, 6) OBP: 0.376, SLG: 0.370		0-3 K		2-0 F9			2-1 2B 2B		3-1 5-3	4 1 1 0 0 1 1										
Rich Gedman, L (1, 2) OBP: 0.281, SLG: 0.373			3-3 K		2-1 E4 G6-4-3		4-2 2B SF8 BB		1-0 G6-4-3 1B	3 1 1 0 1 1 0										
<b>Inning Stats</b>	R: 0 E: 0 K: 0 S: 10	H: 0 LOB: 0 BB: 0 P: 13	R: 1 E: 0 K: 2 S: 11	H: 2 LOB: 1 BB: 0 P: 18	R: 1 E: 0 K: 1 S: 14	H: 3 LOB: 2 BB: 0 P: 23	R: 0 E: 0 K: 1 S: 7	H: 0 LOB: 0 BB: 0 P: 11	R: 0 E: 1 K: 0 S: 6	H: 0 LOB: 0 BB: 0 P: 11	R: 3 E: 0 K: 1 S: 18	H: 3 LOB: 2 BB: 2 P: 36	R: 0 E: 0 K: 0 S: 2	H: 0 LOB: 0 BB: 1 P: 7	R: 0 E: 0 K: 0 S: 5	H: 1 LOB: 0 BB: 0 P: 10	1B: 5 2B: 2 3B: 1 HR: 1	SF: 1 SAC: 0 DP: 3 HBP: 0	WP: 0 PB: 0 SB: 0 CS: 0	PA: 37
<b>PITCHER</b>	IP WLS BF H R ER SO BB IBB HBP BLK WP HR S P ERA WHIP																			
Scott Bankhead, R (1, 1) ERA: 2.96	6.1 L 28 8 5 5 6 1 0 0 0 0 0 1 65 108 7.11 1.421																			
Michael Jackson, R (7, 1) ERA: 2.74	0.1 2 0 0 0 0 1 0 0 0 0 0 0 5 11 0.00 3.000																			
Bill Wilkinson, L (7, 1) ERA: 4.32	0.1 1 0 0 0 0 0 0 0 0 0 0 0 3 4 0.00 0.000																			
Bill Swift, R (8, 1) ERA: 4.88	2.0 6 1 0 0 0 1 0 0 0 0 0 0 7 17 0.00 1.000																			

**Boston Red Sox @ Seattle Mariners**  
The Kingdom, Seattle, WA  
Fri Aug 26 1988, 10:05 PM EDT  
Att. 16,109 - Dome

[livebaseballscorecards.com](http://livebaseballscorecards.com)

**AB 33**  
**R 5**  
**H 9**  
**RBI 5**  
**BB 3**  
**SO 6**  
**LOB 9**



Batter	1	2	3	4	5	6	7	8	9	AB	R	H	RBI	BB	SO	LOB
Henry Cotto, R OBP: 0.307, SLG: 0.375 Bruce Fields, L OBP: 0.340, SLG: 0.432 (1, 8)	2-2 6-3		0-0 L5			2-2 1-3			1-0 4-3	3	0	0	0	0	0	0
Harold Reynolds, S OBP: 0.338, SLG: 0.384 (1, 4)	1-1 F7		0-2 F7			1-2 F5			4-1 1B 2B BB	3	1	0	0	1	0	0
Darnell Coles, R OBP: 0.304, SLG: 0.391 (1, 10)	3-1 5-3				0-0 P6				1-1 1-3 2B 1B	4	1	1	0	0	0	0
Alvin Davis, L OBP: 0.410, SLG: 0.485 (1, 3)		2-0 F7			0-0 P6			2-0 G3	1-0 1-H 2B	4	0	1	2	0	0	0
Mickey Brantley, R OBP: 0.297, SLG: 0.429 (1, 7)		2-1 P4			1-1 P3			0-2 4-3	0-2 3-H 4-3	4	0	0	0	0	0	1
Scott Bradley, L OBP: 0.288, SLG: 0.314 (1, 2)		1-1 1B			0-2 F8			0-1 G3		3	0	1	0	0	0	0
Jay Buhner, R OBP: 0.327, SLG: 0.429 (1, 9)		0-1 F9			1-3 K			2-2 F8		3	0	0	0	0	1	1
Jim Presley, R OBP: 0.271, SLG: 0.350 (1, 5)			2-2 F8		1-0 P9			2-1 F9		3	0	0	0	0	0	0
Rey Quinones, R OBP: 0.295, SLG: 0.418 (1, 6)			1-1 HR			1-1 F3			0-0 5-3	3	1	1	1	0	0	0

Inning Stats	R: 0	H: 0	E: 0	K: 8	S: 8	LOB: 0	BB: 0	P: 14	R: 0	H: 1	E: 0	K: 0	S: 7	LOB: 1	BB: 0	P: 12	R: 1	H: 1	E: 0	K: 0	S: 9	LOB: 0	BB: 0	P: 12	R: 0	H: 0	E: 0	K: 10	S: 10	LOB: 0	BB: 0	P: 12	R: 0	H: 0	E: 0	K: 8	S: 8	LOB: 0	BB: 0	P: 12	R: 0	H: 0	E: 0	K: 0	S: 7	LOB: 0	BB: 0	P: 11	R: 2	H: 2	E: 0	K: 0	S: 9	LOB: 1	BB: 1	P: 16	1B: 2	2B: 1	3B: 0	HR: 1	SF: 0	SAC: 0	DP: 0	HBP: 0	WP: 0	PB: 0	SB: 0	CS: 0	PA: 32
--------------	------	------	------	------	------	--------	-------	-------	------	------	------	------	------	--------	-------	-------	------	------	------	------	------	--------	-------	-------	------	------	------	-------	-------	--------	-------	-------	------	------	------	------	------	--------	-------	-------	------	------	------	------	------	--------	-------	-------	------	------	------	------	------	--------	-------	-------	-------	-------	-------	-------	-------	--------	-------	--------	-------	-------	-------	-------	--------

PITCHER	IP	WLS	BF	H	R	ER	SO	BB	IBB	HBP	BLK	WP	HR	S	P	ERA	WHIP
Oil Can Boyd, R ERA: 5.34 (1, 1)	6.0	W	20	2	1	1	1	0	0	0	0	0	1	46	67	1.50	0.333
Bob Stanley, R ERA: 3.29 (7, 1)	2.2		10	1	2	2	0	1	0	0	0	0	0	17	29	6.75	0.750
Tom Bolton, L ERA: 3.24 (9, 1)	0.0		1	1	0	0	0	0	0	0	0	0	0	1	2	∞	∞
Lee Smith, R ERA: 3.14 (9, 1)	0.1	S	1	0	0	0	0	0	0	0	0	0	0	3	3	0.00	0.000

BOTTOM

Boston Red Sox @ Seattle Mariners  
The Kingdom, Seattle, WA  
Fri Aug 26 1988, 10:05 PM EDT  
Att. 16,109 - Dome

livebaseballscorecards.com

AB	31
R	3
H	4
RBI	3
BB	1
SO	1
LOB	2



# Boston Red Sox @ Seattle Mariners

The Kingdom, Seattle, WA

Sat Aug 27 1988, 10:05 PM EDT  
Att. 19,706 - Dome

[livebaseballscorecards.com](http://livebaseballscorecards.com)



AB	33
R	6
H	9
RBI	6
BB	6
SO	5
LOB	13

WP	0	PA	40
PB	0		
SB	0		
CS	0		

Batter	1	2	3	4	5	6	7	8	9	AB	R	H	RBI	BB	SO	LOB
<b>Wade Boggs, L</b> OBP: 0.464, SLG: 0.492 (1, 5)	G6-4-3 1B		SH3-4 BB	FC5-4 1B		0-1 1-3 2-H 2B		F7		4	1	3	1	1	0	0
<b>Marty Barrett, R</b> OBP: 0.325, SLG: 0.341 (1, 4)	G6-4-3 1-2f		BB SH3-4 2B	P4		2-1 F9		5-3		4	1	0	0	1	0	4
<b>Dwight Evans, R</b> OBP: 0.375, SLG: 0.471 (1, 9)	1B BB		SH3-4	FC5-4 1-2f		2-2 6-3		K		3	1	0	0	1	1	3
<b>Mike Greenwell, L</b> OBP: 0.435, SLG: 0.563 (1, 7)	1B 1B		BB 2B	IBB		1-1 G5-4-3 1B		1-2-3		4	1	2	0	1	0	0
<b>Ellis Burks, R</b> OBP: 0.373, SLG: 0.505 (1, 8)	1B 1-2 2-H		BB 2B	BB		1-0 G5-4-3 1-2f		F7		3	1	1	2	1	0	1
<b>Todd Benzinger, S</b> OBP: 0.304, SLG: 0.472 (1, 3)	P9		BB 2B	BB		2-2 G6-3		BB		3	0	1	3	1	0	2
<b>Jim Rice, R</b> OBP: 0.336, SLG: 0.400 (1, 10)			K	K		2-3 K		P3		4	0	0	0	0	3	2
<b>Jody Reed, R</b> OBP: 0.375, SLG: 0.368 (1, 6)			L8	F8		0-0 1B 2B 1B		K		1	0	0	0	0	0	0
<b>Spike Owen, S</b> OBP: 0.335, SLG: 0.385 (3, PH) (3, 6)										3	1	1	0	0	1	1
<b>Rich Gedman, L</b> OBP: 0.281, SLG: 0.370 (1, 2)			4-3	F7		1-1 2B 1B		P4		4	0	1	0	0	0	0

Inning Stats	R	H	E	K	S	R	H	E	K	S	R	H	E	K	S	R	H	E	K	S	R	H	E	K	S	R	H	E	K	S		
1	1	3	0	0	17	0	0	0	1	10	4	1	0	1	12	0	0	0	0	0	14	0	1	0	1	0	0	0	0	1	1	17
2	0	0	0	0	10	0	0	0	0	10	0	0	0	0	10	0	0	0	0	0	14	0	1	0	0	0	0	0	0	0	14	
3	4	1	0	4	12	0	1	0	4	12	0	1	0	4	12	0	1	0	4	12	0	1	0	4	12	0	1	0	4	12		
4	0	1	0	0	14	0	1	0	0	14	0	1	0	0	14	0	1	0	0	14	0	1	0	0	0	0	0	0	0	14		
5	0	1	0	0	7	0	1	0	0	7	0	1	0	0	7	0	1	0	0	7	0	1	0	0	0	0	0	0	0	7		
6	1	3	0	1	17	0	3	0	1	17	0	3	0	1	17	0	3	0	1	17	0	3	0	1	0	0	0	0	0	17		
7	0	0	0	0	10	0	0	0	0	10	0	0	0	0	10	0	0	0	0	10	0	0	0	0	0	0	0	0	0	10		
8	0	0	0	0	5	0	0	0	0	5	0	0	0	0	5	0	0	0	0	5	0	0	0	0	0	0	0	0	0	5		
9	0	0	0	0	11	0	0	0	0	11	0	0	0	0	11	0	0	0	0	11	0	0	0	0	0	0	0	0	0	11		

PITCHER	IP	WLS	BF	H	R	ER	SO	BB	IBB	HBP	BLK	WP	HR	S	P	ERA	WHIP
<b>Terry Taylor, R</b> ERA: 6.52 (1, 1)	2.1		15	4	5	5	1	4	1	0	0	0	0	35	69	19.29	3.429
<b>Jerry Reed, R</b> ERA: 3.92 (3, 1)	3.1		14	5	1	1	2	0	0	0	0	0	0	39	56	2.70	1.500
<b>Bill Swift, R</b> ERA: 4.86 (6, 1)	0.2		2	0	0	0	0	0	0	0	0	0	0	4	6	0.00	0.000
<b>Michael Jackson, R</b> ERA: 2.72 (7, 1)	0.2		3	0	0	0	0	1	0	0	0	0	0	9	15	0.00	1.500
<b>Bill Wilkinson, L</b> ERA: 4.08 (8, 1)	1.0	W	3	0	0	0	1	0	0	0	0	0	0	5	11	0.00	0.000

PITCHER	IP	WLS	BF	H	R	ER	SO	BB	IBB	HBP	BLK	WP	HR	S	P	ERA	WHIP
<b>Mike Schooler, R</b> ERA: 3.19 (9, 1)	1.0		3	0	0	0	1	0	0	0	0	0	0	11	16	0.00	0.000



Batter	1	2	3	4	5	6	7	8	9
Mickey Brantley, R OBP: 0.299, SLG: 0.429 (1, 8) C B B X (9, 7)	2-2 1-3 ①		F B X 1-1 E7 1-2 2-H 1B ②		B X 1-0 L7 ①		F X 0-1 FC4-6 1B ②		
Harold Reynolds, S OBP: 0.336, SLG: 0.380 (1, 4) B B C C X C X	3-2 4-3 ②		C X 0-1 F9 ②		B X 1-0 4-3 ②		C SAFE X 0-1 FC4-6 CS 1-2f 3-H ③		
Darnell Coles, R OBP: 0.303, SLG: 0.387 Henry Cotto, R OBP: 0.307, SLG: 0.375 (1, 7) (8, PR) X (9, 8)	0-0 L8 ③		B C C F T B X 1-3 K ③		X 0-0 F9 ③		B 1-0 CS 1-2 ③	4-2 1B HR BB	
Alvin Davis, L OBP: 0.411, SLG: 0.485 (1, 3)		B B C C B B X 3-2 L6 ①		B B C C T B X 3-2 E 1B ①		B B C C T B X 2-3 K ①		B C X 1-1 HR 1B ①	
Steve Balboni, R OBP: 0.268, SLG: 0.446 (1, 10)		C C T X 0-2 P4 ②		F B B B X 3-1 F7 ①		B C X 1-1 L5 ②		B X 0-1 F9 ①	
Scott Bradley, L OBP: 0.287, SLG: 0.324 (1, 2)		C C T X 3-2 G3 ③		B C X 1-1 F8 ②		B B C X 2-1 F7 ③		X 0-0 HR 1-H 3-H ③	
Jay Buhner, R OBP: 0.330, SLG: 0.453 (1, 9)		F B S 1-3 K ①		C B B B X 3-2 E6 1-H 1B ①		X 0-0 HR ③		X 0-0 2B ②	
Jim Presley, R OBP: 0.275, SLG: 0.356 (1, 5)		B B F X 2-1 1B BB E 1B ②		B B S X 1-2 1B 2-H 1B ②		B B X 2-0 FC4-6 2B ②		B C X 1-1 P3 ②	
Rey Quinones, R OBP: 0.294, SLG: 0.414 (1, 6)		B B B 4-0 E BB 1-2 BB ③		S B B X 2-1 F7 ③		F C X 0-2 4-3 ①		B X 1-0 L9 ③	

Inning Stats	R: 0	H: 0	E: 0	LOB: 0	K: 0	S: 7	P: 12	R: 0	H: 0	E: 0	LOB: 0	K: 0	S: 12	P: 18	R: 1	H: 2	E: 1	LOB: 2	K: 2	S: 12	P: 21	R: 2	H: 2	E: 1	LOB: 1	K: 0	S: 16	P: 29	R: 0	H: 0	E: 0	LOB: 0	K: 0	S: 3	P: 5	R: 0	H: 0	E: 0	LOB: 0	K: 1	S: 8	P: 13	R: 2	H: 3	E: 0	LOB: 0	K: 0	S: 9	P: 12	R: 3	H: 3	E: 0	LOB: 2	K: 0	S: 12	P: 19
1B: 6	SF: 0	WP: 0	PA: 37																																																					
2B: 2	SAC: 0	PB: 0																																																						
3B: 0	DP: 0	SB: 0																																																						
HR: 2	HBP: 0	CS: 1																																																						

PITCHER	IP	WLS	BF	H	R	ER	SO	BB	IBB	HBP	BLK	WP	HR	S	P	ERA	WHIP
Wes Gardner, R ERA: 3.62 (1, 1)	6.0		25	5	4	2	3	1	0	0	0	0	1	59	99	3.00	1.000
Bob Stanley, R ERA: 3.48 (7, 1)	1.0		5	2	2	2	0	1	0	0	0	0	0	11	18	18.00	3.000
Tom Bolton, L ERA: 3.6 (8, 1)	0.0	L	1	1	0	0	0	0	0	0	0	0	0	2	3	∞	∞
Lee Smith, R ERA: 3.23 (8, 1)	1.0		5	2	2	2	0	0	0	0	0	0	1	7	9	18.00	2.000

**BOTTOM**

**Boston Red Sox @ Seattle Mariners**  
The Kingdom, Seattle, WA  
Sat Aug 27 1988, 10:05 PM EDT  
Att. 19,706 - Dome

[livebaseballscorecards.com](http://livebaseballscorecards.com)

<b>AB</b>	<b>34</b>
<b>R</b>	<b>8</b>
<b>H</b>	<b>10</b>
<b>RBI</b>	<b>6</b>
<b>BB</b>	<b>2</b>
<b>SO</b>	<b>3</b>
<b>LOB</b>	<b>15</b>



Batter 1 2 3 4 5 6 7 8 9 AB R H RBI BB SO LOB TOP

**Wade Boggs, L** (1, 5)  
OBP: 0.465, SLG: 0.491

**Marty Barrett, R** (1, 4)  
OBP: 0.326, SLG: 0.343

**Dwight Evans, R** (1, 9)  
OBP: 0.375, SLG: 0.476

**Mike Greenwell, L** (1, 7)  
OBP: 0.433, SLG: 0.563

**Ellis Burks, R** (1, 8)  
OBP: 0.372, SLG: 0.502

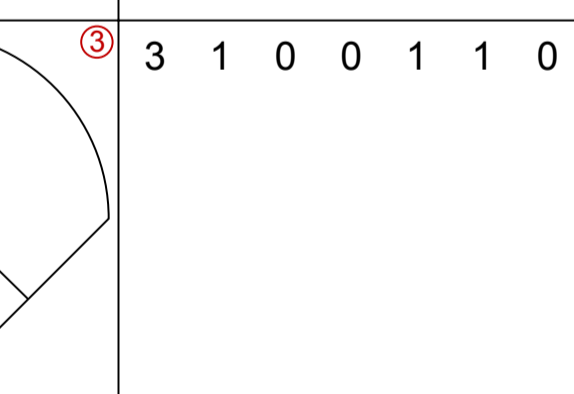
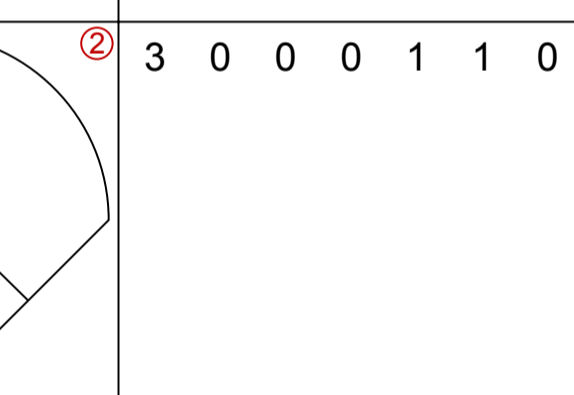
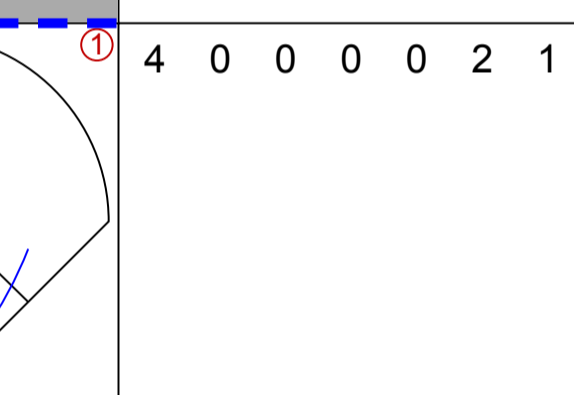


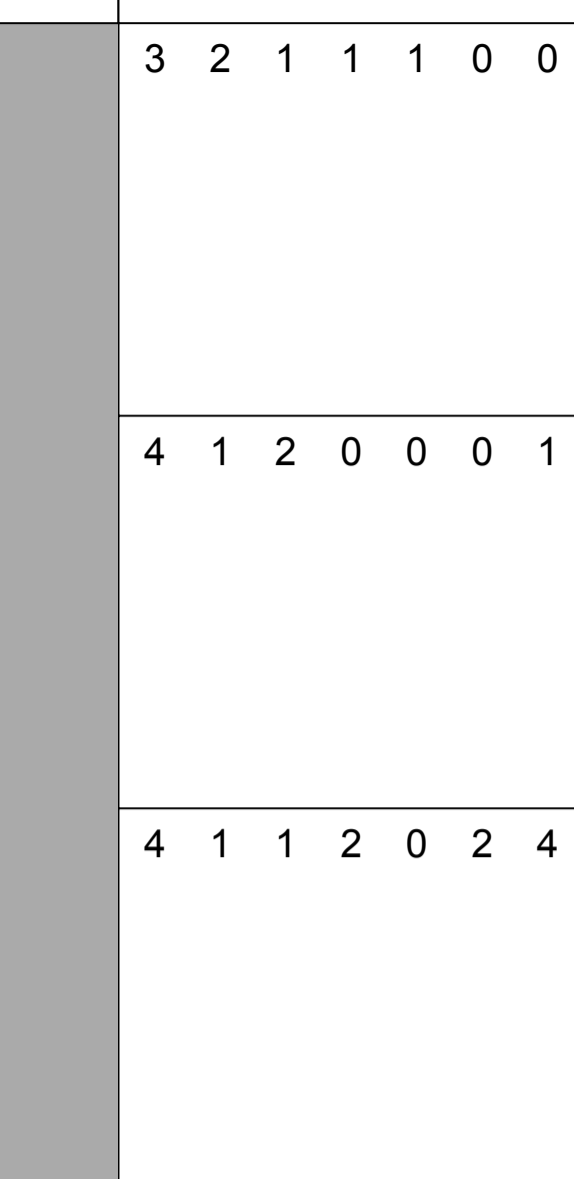
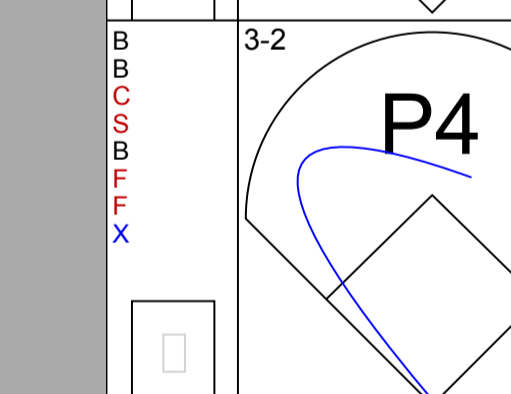
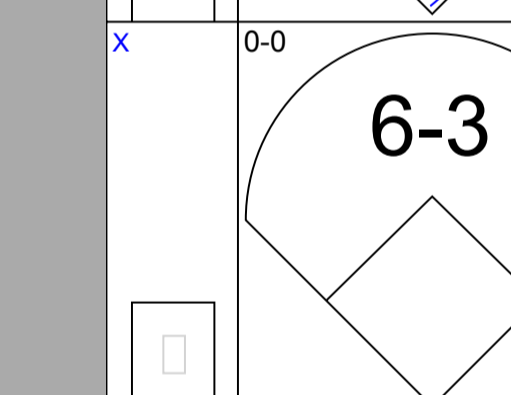
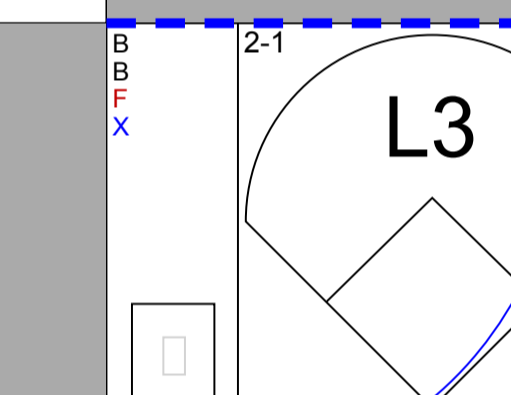
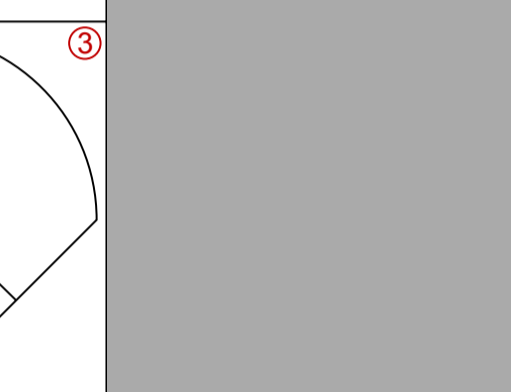
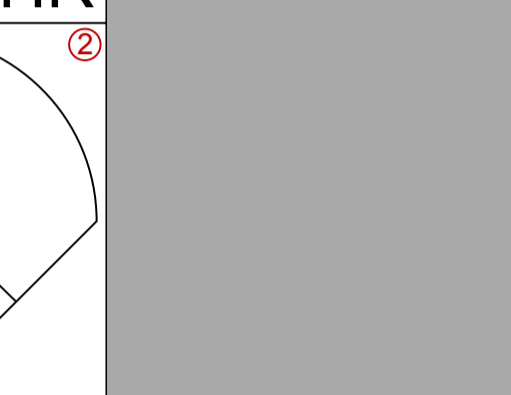
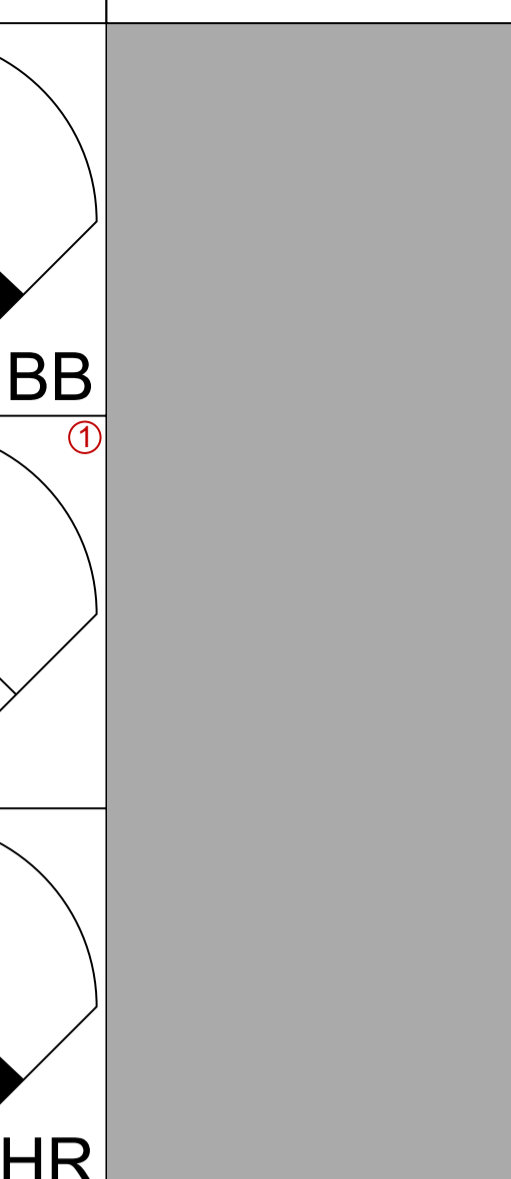
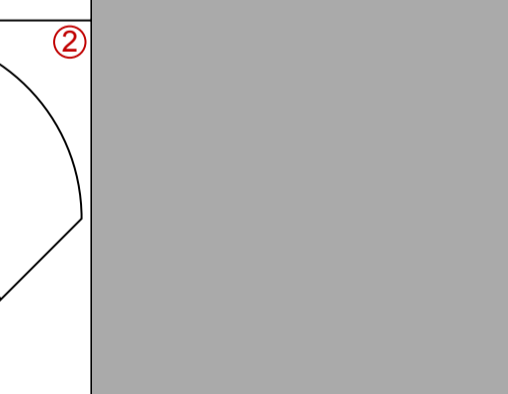
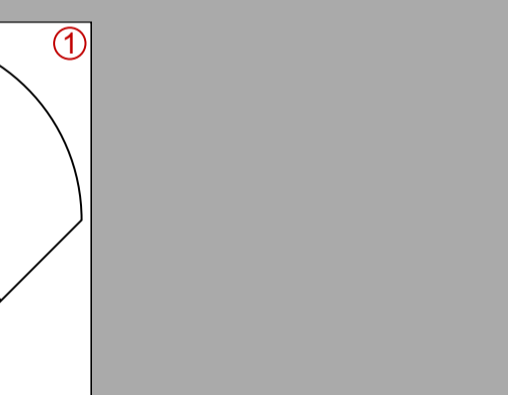
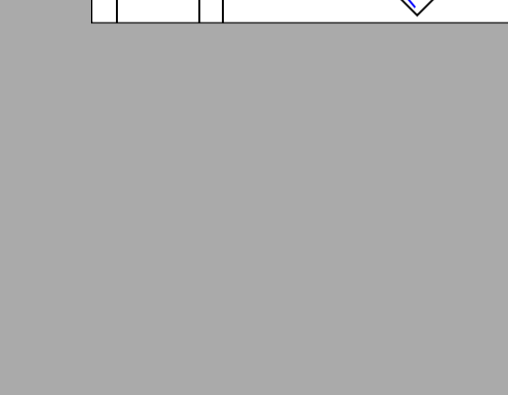
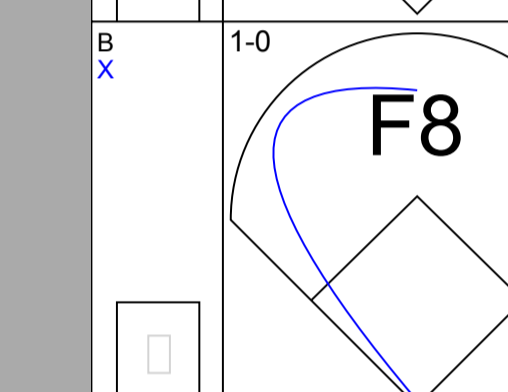
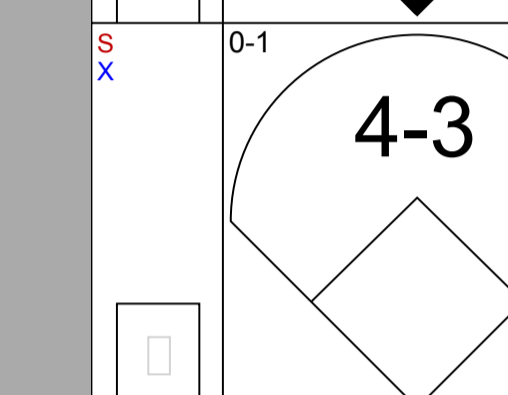
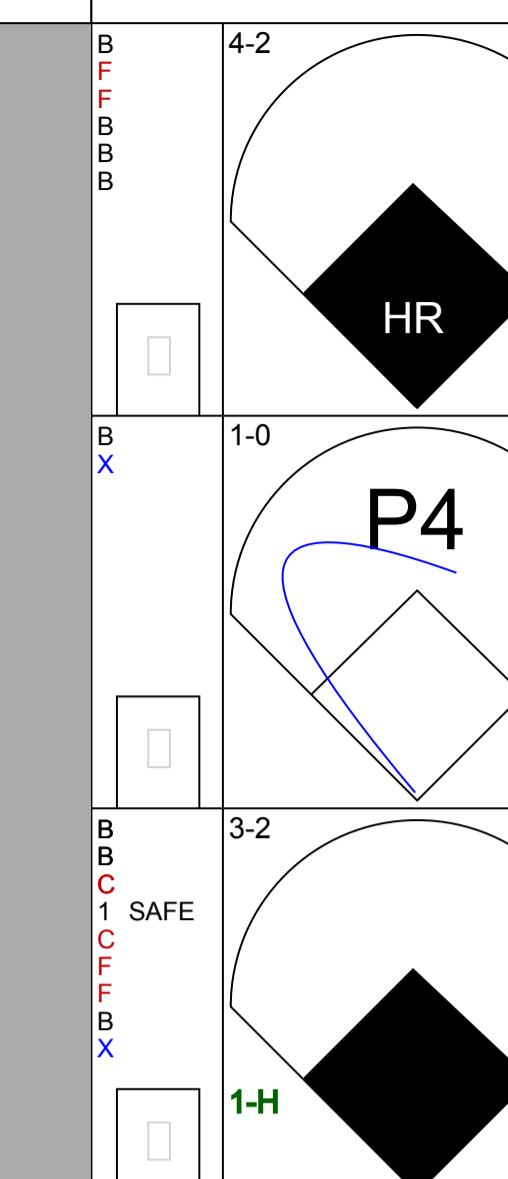
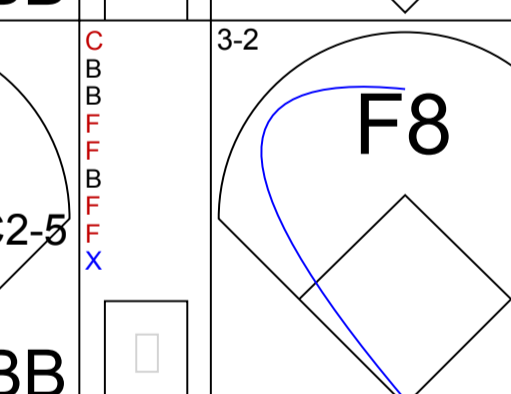
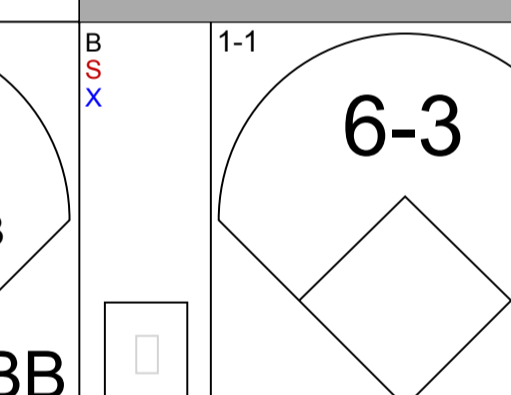


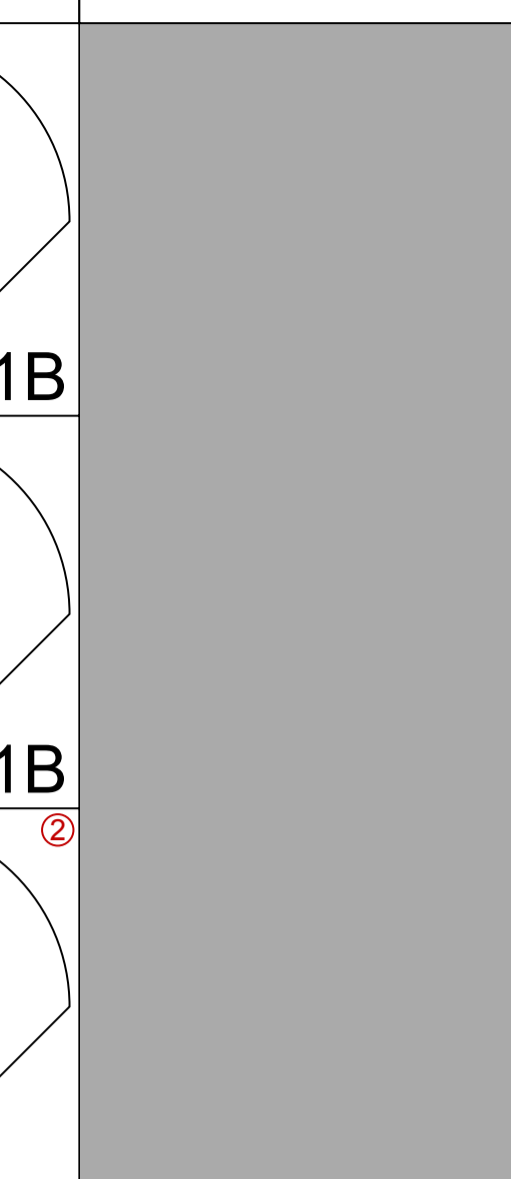
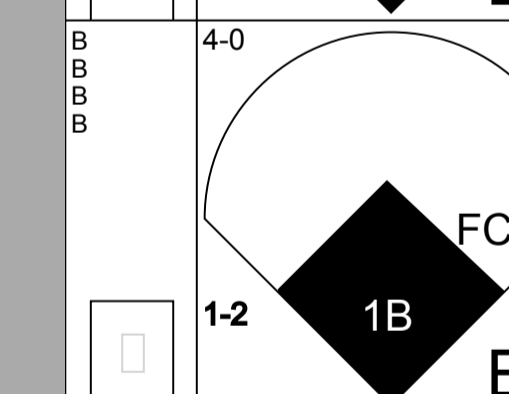
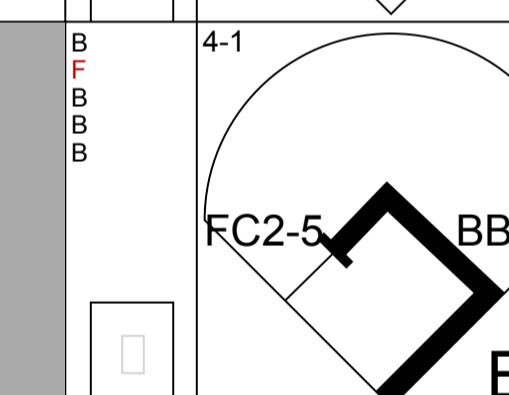
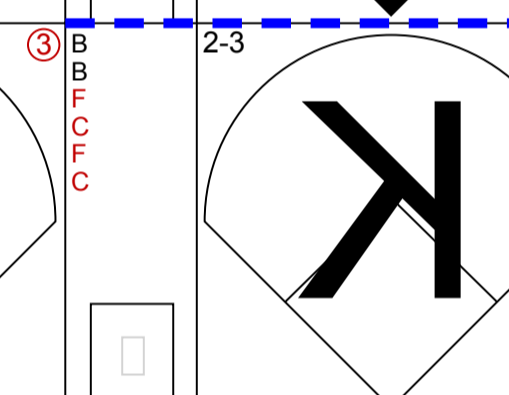
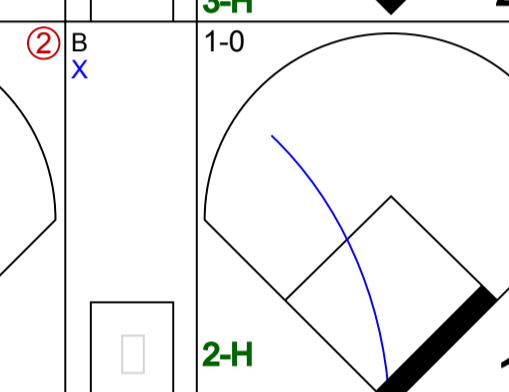
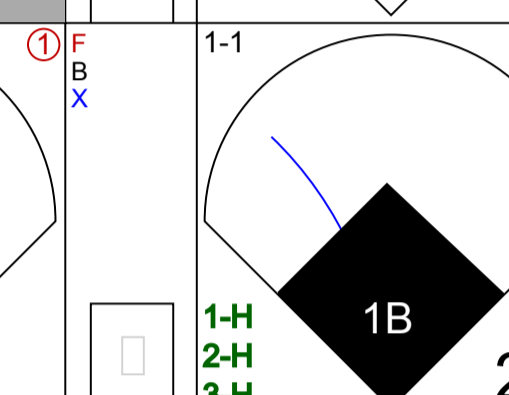
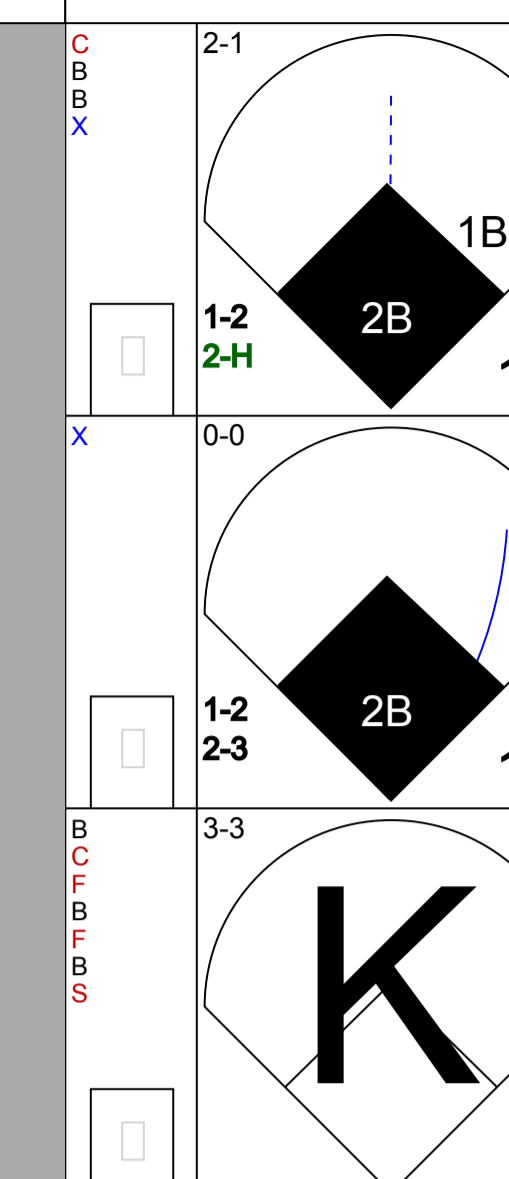

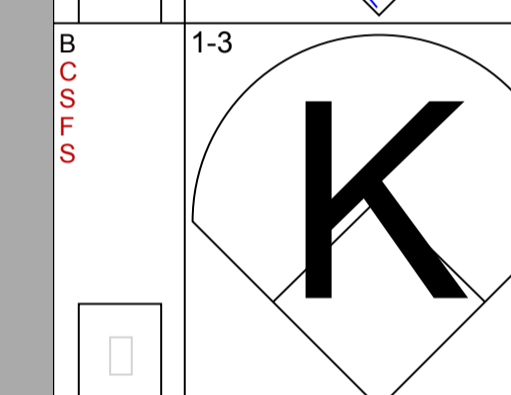
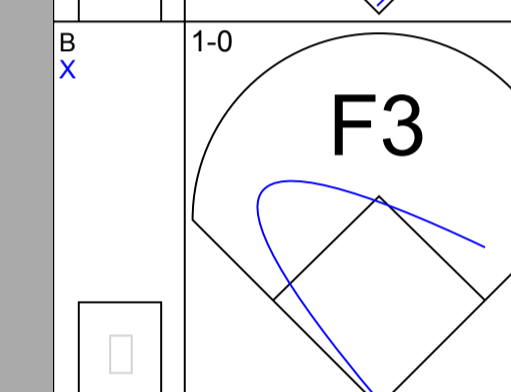
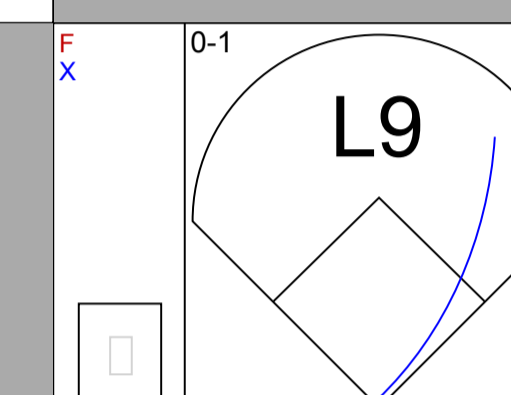
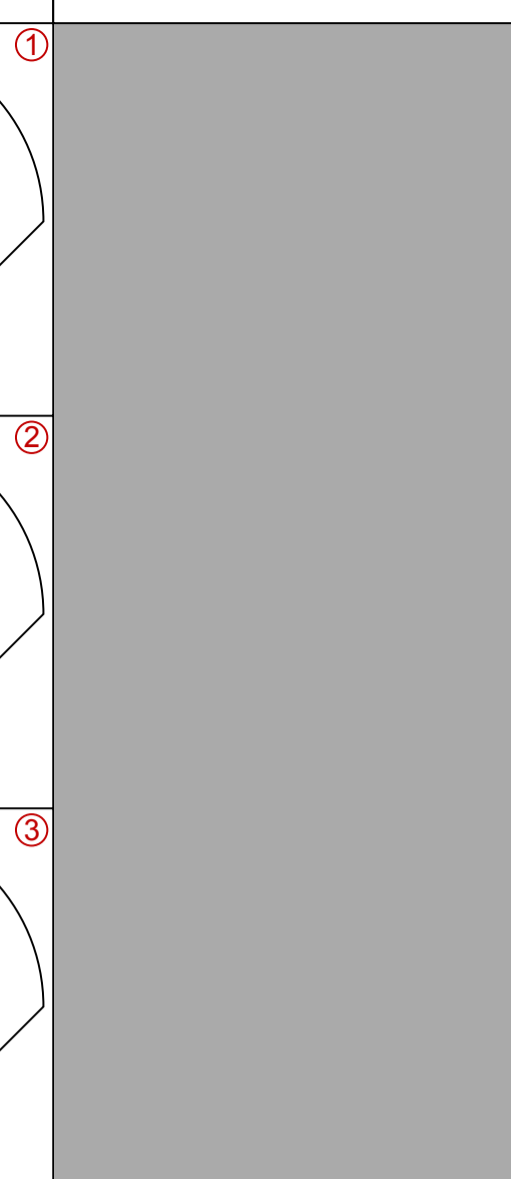

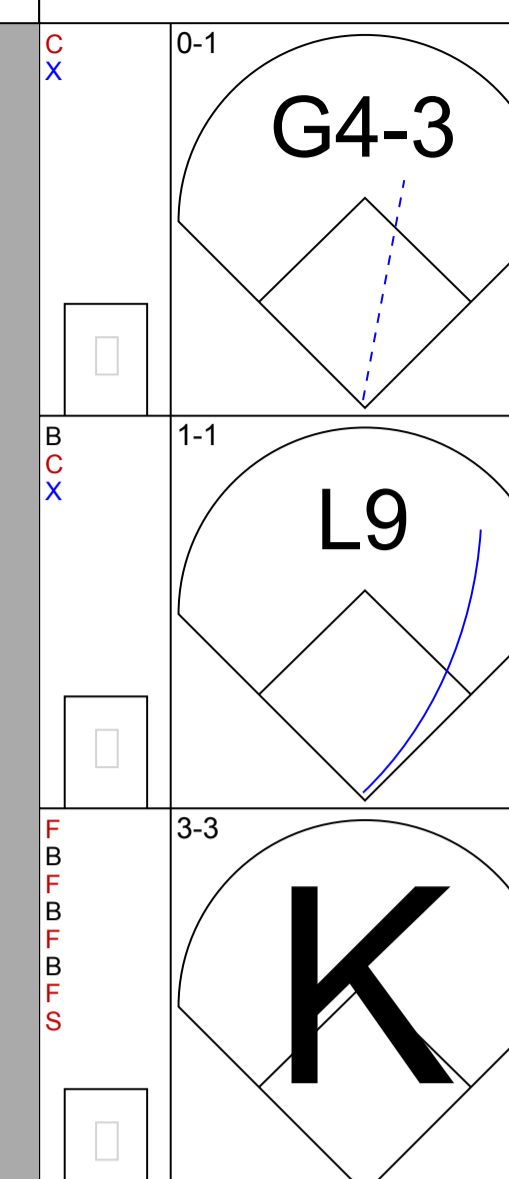
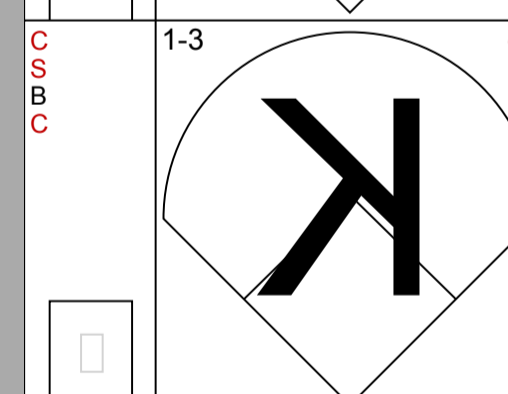
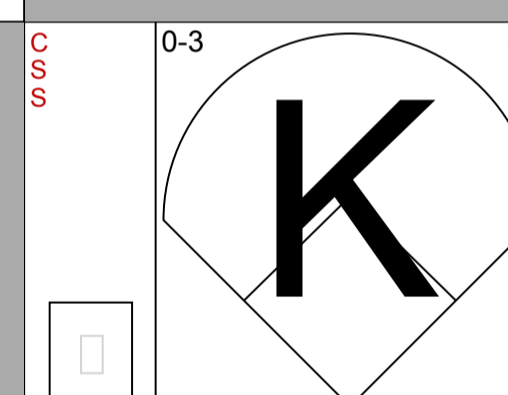

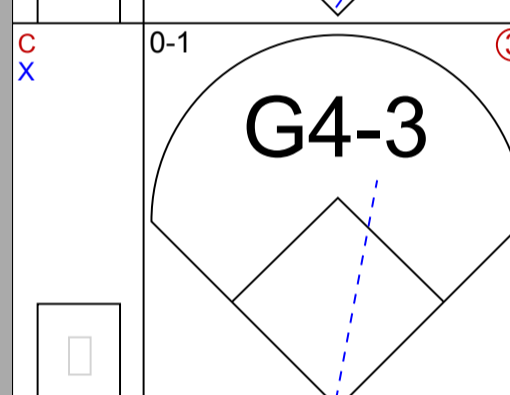
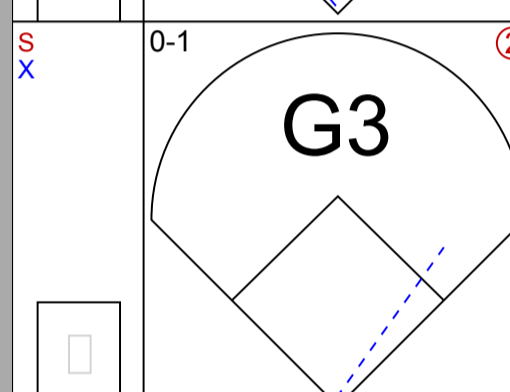
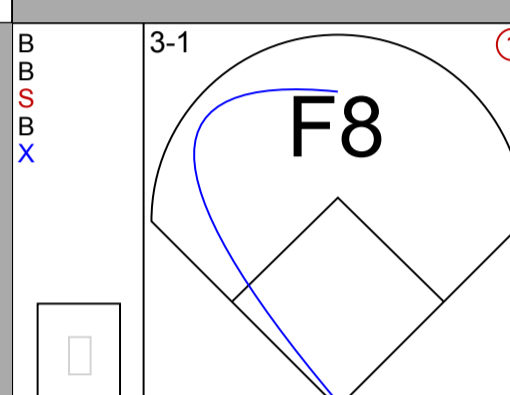

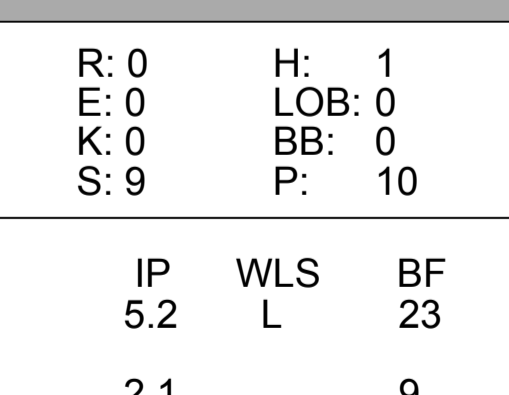

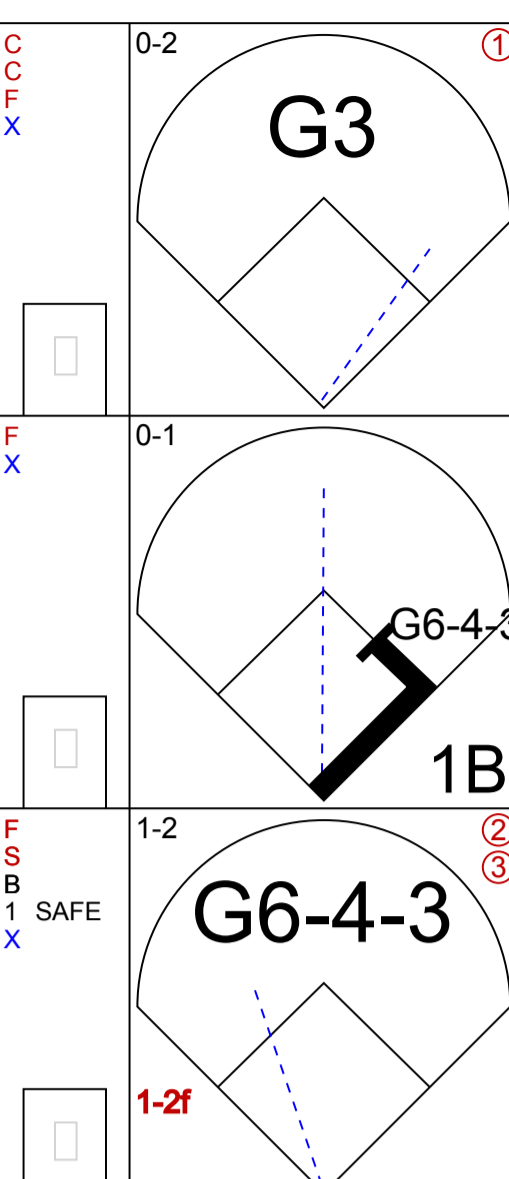
**Todd Benzing, S** (1, 3)  
OBP: 0.300, SLG: 0.466

**Jim Rice, R** (1, 10)  
OBP: 0.336, SLG: 0.397

**Spike Owen, S** (1, 6)  
OBP: 0.333, SLG: 0.380

**Rich Gedman, L** (1, 2)  
OBP: 0.277, SLG: 0.365

**Inning Stats**



3 2 1 1 1 0 0

4 1 2 0 0 0 1

4 1 1 2 0 2 4

4 1 1 3 0 0 0

4 0 1 1 0 0 0

4 0 0 0 0 2 1

3 0 0 0 1 1 0

3 1 0 0 1 1 0

3 1 0 0 0 1 2

1B: 4 SF: 0  
2B: 1 SAC: 0  
3B: 0 DP: 1  
HR: 1 HBP: 0

WP: 0 PA: 35  
PB: 0  
SB: 0  
CS: 0

**Boston Red Sox @ Seattle Mariners**  
The Kingdome, Seattle, WA  
Sun Aug 28 1988, 6:33 AM EDT  
Att. 17,047 - Dome

AB 32  
R 7  
H 6  
RBI 7  
BB 3  
SO 7  
LOB 8



PITCHER IP WLS BF H R ER SO BB IBB HBP BLK WP HR S P ERA WHIP

**Mike Moore, R** (1, 1) ERA: 4.11  
**Bill Wilkinon, L** (6, 1) ERA: 4.5  
**Rod Scurry, L** (9, 1) ERA: 4.67

Batter	1	2	3	4	5	6	7	8	9	AB R H RBI BB SO LOB
Mickey Brantley, R OBP: 0.296, SLG: 0.426 (1, 8)	1-3 K		1-0 L8			0-3 K		0-2 6-3		4 0 0 0 0 2 0
Harold Reynolds, S OBP: 0.339, SLG: 0.384 (1, 4)	1-0 HR 1B		1-2 6-3			1-1 1B		1-0 1B		4 1 3 0 0 0 0
Darnell Coles, R OBP: 0.303, SLG: 0.395 (1, 7)	1-1 HR			1-2 F7		2-1 F3		0-0 5-3		4 1 1 2 0 0 2
Steve Balboni, R OBP: 0.264, SLG: 0.440 (1, 10)	1-3 K			1-1 F9		0-0 P4			1-1 F7	4 0 0 0 0 1 1
Alvin Davis, L OBP: 0.410, SLG: 0.481 (1, 3)	1-3 K			4-2 BB			2-3 K		1-1 L9	3 0 0 0 1 2 0
Jay Buhner, R OBP: 0.324, SLG: 0.443 (1, 9)			1-3 K		1-3 K		0-3 K		1-3 K	4 0 0 0 0 4 1
Jim Presley, R OBP: 0.276, SLG: 0.356 (1, 5)				2-1 G5-3		0-3 K		2-1 1B		3 0 1 0 0 1 0
Rey Quinones, R OBP: 0.292, SLG: 0.411 (1, 6)				0-0 G5-3		2-2 6-3		2-3 K		3 0 0 0 0 1 1
Scott Bradley, L OBP: 0.285, SLG: 0.322 Henry Cotto, R OBP: 0.307, SLG: 0.374 Bill McGuire, R OBP: 0.294, SLG: 0.143 (1, 2) (8, PH) (9, 2)				2-2 L5		2-1 G3		1-1 F9		2 0 0 0 0 0 0 1 0 0 0 0 0 0 0 0 0 0 0 0 0


Inning Stats	R: 2	H: 2	E: 0	LOB: 0	K: 3	BB: 0	S: 13	P: 18	R: 0	H: 0	E: 0	LOB: 0	K: 1	BB: 0	S: 6	P: 9	R: 0	H: 0	E: 0	LOB: 1	K: 1	BB: 1	S: 11	P: 18	R: 0	H: 0	E: 0	LOB: 0	K: 1	BB: 0	S: 9	P: 13	R: 0	H: 1	E: 0	LOB: 1	K: 1	BB: 0	S: 8	P: 11	R: 0	H: 1	E: 0	LOB: 1	K: 3	BB: 0	S: 15	P: 21	R: 0	H: 1	E: 0	LOB: 1	K: 0	BB: 0	S: 7	P: 9	R: 0	H: 0	E: 0	LOB: 0	K: 1	BB: 0	S: 7	P: 10	1B: 4	2B: 0	3B: 0	HR: 1	SF: 0	SAC: 0	DP: 0	HBP: 0	WP: 0	PA: 33
PITCHER Bruce Hurst, L ERA: 3.98 (1, 1)	IP	WLS	BF	H	R	ER	SO	BB	IBB	HBP	BLK	WP	HR	S	P	ERA	WHIP	IP	WLS	BF	H	R	ER	SO	BB	IBB	HBP	BLK	WP	HR	S	P	ERA	WHIP	IP	WLS	BF	H	R	ER	SO	BB	IBB	HBP	BLK	WP	HR	S	P	ERA	WHIP																							

**BOTTOM**

**Boston Red Sox @ Seattle Mariners**  
The Kingdom, Seattle, WA  
Sun Aug 28 1988, 6:33 AM EDT  
Att. 17,047 - Dome

livebaseballscores.com

AB	32
R	2
H	5
RBI	2
BB	1
SO	11
LOB	5



Batter	1	2	3	4	5	6	7	8	9	AB R H RBI BB SO LOB	TOP											
Wade Boggs, L (1, 5) OBP: 0.461, SLG: 0.486	2-2 5-3		2-2 1-3		3-1 L8			3-2 L7		4 0 0 0 0 0 2	<b>Boston Red Sox @ Oakland Athletics</b> <b>Oakland-Alameda County Coliseum, Oakland, CA</b> Mon Aug 29 1988, 7:05 PM PDT Att. 40,423 - Unknown - 64 F											
Marty Barrett, R (1, 4) OBP: 0.327, SLG: 0.343	1-2 5-3		4-0 BB			1-2 1B		0-2 F8		3 0 1 0 1 0 0												
Dwight Evans, R (1, 9) OBP: 0.372, SLG: 0.472	3-3 K		0-3 K			1-1 F3		0-1 L4		4 0 0 0 0 2 3												
Mike Greenwell, L (1, 7) OBP: 0.432, SLG: 0.560		2-2 1-3		1-1 4-3		3-1 F9		0-1 DI 1B		4 0 1 0 0 0 1												
Ellis Burks, R (1, 8) OBP: 0.371, SLG: 0.507		1-0 HR		1-3 K		1-2 F8		2-2 F8		4 1 1 1 0 1 2												
Todd Benzinger, S (1, 3) OBP: 0.296, SLG: 0.460		2-3 K		1-1 6-3			0-1 F7		3-2 L9	4 0 0 0 0 1 1												
Jim Rice, R (1, 10) OBP: 0.337, SLG: 0.396		2-3 K		2-3 K		0-1 FC6-4 1B		2-2 F4		4 0 1 0 0 2 1												
Ed Romero, R (1, 6) OBP: 0.293, SLG: 0.296			0-0 F9		2-2 1B		0-3 K			3 0 1 0 0 1 1												
Rich Gedman, L (1, 2) OBP: 0.278, SLG: 0.365			0-2 1-3 1B		1-1 F6		2-2 FC6-4			3 0 1 0 0 0 2												
<b>Inning Stats</b>	R: 0 E: 0 K: 1 S: 12	H: 0 LOB: 0 BB: 0 P: 18	R: 1 E: 0 K: 2 S: 10	H: 1 LOB: 0 BB: 0 P: 17	R: 0 E: 0 K: 1 S: 10	H: 1 LOB: 2 BB: 1 P: 16	R: 0 E: 0 K: 1 S: 7	H: 0 LOB: 0 BB: 0 P: 10	R: 0 E: 0 K: 1 S: 11	H: 1 LOB: 1 BB: 0 P: 19	R: 0 E: 0 K: 0 S: 12	H: 1 LOB: 1 BB: 0 P: 18	R: 0 E: 0 K: 1 S: 10	H: 1 LOB: 1 BB: 0 P: 12	R: 0 E: 0 K: 0 S: 13	H: 0 LOB: 0 BB: 0 P: 16	R: 0 E: 0 K: 0 S: 11	H: 1 LOB: 1 BB: 0 P: 18	1B: 5 2B: 0 3B: 0 HR: 1	SF: 0 SAC: 0 DP: 0 HBP: 0	WP: 0 PB: 0 SB: 0 CS: 0	PA: 34
<b>PITCHER</b>	IP WLS BF H R ER SO BB IBB HBP BLK WP HR S P ERA WHIP																					
Bob Welch, R (1, 1) ERA: 3.53	8.2 W 33 6 1 1 7 1 0 0 0 0 1 93 139 1.04 0.808																					
Dennis Eckersley, R (9, 1) ERA: 2.75	0.1 S 1 0 0 0 0 0 0 0 0 0 0 0 3 5 0.00 0.000																					

livebaseballscorecards.com

<b>AB</b>	<b>33</b>
<b>R</b>	<b>1</b>
<b>H</b>	<b>6</b>
<b>RBI</b>	<b>1</b>
<b>BB</b>	<b>1</b>
<b>SO</b>	<b>7</b>
<b>LOB</b>	<b>13</b>



Batter	1	2	3	4	5	6	7	8	9
<b>Carney Lansford, R</b> OBP: 0.340, SLG: 0.381 (1, 5)	3-1 L7		1-0 F8		2-2 L5		1-0 1-2 1B		
<b>Dave Henderson, R</b> OBP: 0.355, SLG: 0.533 (1, 8)	1-3 K			4-2 1B BB	2-2 6-3		0-0 1-2 2-3 1-3		
<b>Jose Canseco, R</b> OBP: 0.378, SLG: 0.541 (1, 9)	2-2 1B			0-2 BB 1B 1-3 1B		3-2 5-3	0-2 F9		
<b>Dave Parker, L</b> OBP: 0.319, SLG: 0.405 (1, 10)	1-2 F8			0-0 BB 1-2 1B 3-H	4-2 1B	2-1 HR 1B		4-2 FC3-6 BB	
<b>Mark McGwire, R</b> OBP: 0.339, SLG: 0.459 (1, 3)		0-1 F9		4-2 SAFE BB 1-2 2-3 BB	1-1 HR		0-0 F9		
<b>Ron Hassey, L</b> OBP: 0.315, SLG: 0.375 (1, 2)		1-0 F8		2-1 F7	0-0 4-3		2-2 FC3-6 BB 1-2f		
<b>Luis Polonia, L</b> OBP: 0.338, SLG: 0.371 (1, 7)		0-0 4-3		0-1 1-3	2-2 1-6-3		4-0 BB 1-2		
<b>Glenn Hubbard, R</b> OBP: 0.344, SLG: 0.347 (1, 4)			0-0 B1-3		4-1 WP SH3-4 BB		2-1 FC1-6 2B	0-1 F4	
<b>Walt Weiss, S</b> OBP: 0.295, SLG: 0.305 (1, 6)			2-3 K		1-0 SH3-4		0-0 FC1-6 1-3 1B 2-3		

Inning Stats	R: 0	H: 1	E: 0	K: 1	S: 11	LOB: 1	BB: 0	P: 18
	R: 0	H: 0	E: 0	K: 0	S: 4	LOB: 0	BB: 0	P: 5
	R: 0	H: 0	E: 0	K: 1	S: 5	LOB: 0	BB: 0	P: 8
	R: 1	H: 2	E: 0	K: 0	S: 13	LOB: 2	BB: 2	P: 23
	R: 0	H: 0	E: 0	K: 0	S: 11	LOB: 1	BB: 1	P: 20
	R: 2	H: 2	E: 0	K: 0	S: 15	LOB: 0	BB: 0	P: 23
	R: 0	H: 2	E: 0	K: 0	S: 9	LOB: 2	BB: 0	P: 12
	R: 0	H: 0	E: 0	K: 0	S: 10	LOB: 2	BB: 2	P: 20

PITCHER	IP	WLS	BF	H	R	ER	SO	BB	IBB	HBP	BLK	WP	HR	S	P	ERA	WHIP
<b>Mike Boddicker, R</b> ERA: 3.74 (1, 1)	6.1	L	28	7	3	3	2	3	0	0	0	1	1	63	104	4.26	1.579
<b>Dennis Lamp, R</b> ERA: 3.13 (7, 1)	1.2		7	0	0	0	0	2	0	0	0	0	0	15	25	0.00	1.200

**BOTTOM**

**Boston Red Sox @ Oakland Athletics**  
Oakland-Alameda County Coliseum, Oakland, CA

Mon Aug 29 1988, 7:05 PM PDT  
Att: 40,423 - Unknown - 64 F


AB	R	H	RBI	BB	SO	LOB
4	0	1	0	0	0	1
3	1	0	0	1	1	3
4	0	2	0	0	0	2
3	1	2	1	1	0	1
3	1	1	2	1	0	1
4	0	0	0	0	0	3
3	0	0	0	1	0	2
3	0	1	0	1	0	2
2	0	0	0	0	1	1

AB	29
R	3
H	7
RBI	3
BB	5
SO	2
LOB	16

WP: 1 PA: 35  
PB: 0  
SB: 0  
CS: 0



1B	SF	WP	PA
5	0	1	35
2B	0	0	
3B	0	0	
HR	1	0	

Batter	1	2	3	4	5	6	7	8	9	AB R H RBI BB SO LOB	TOP											
Wade Boggs, L (1, 5) OBP: 0.462, SLG: 0.484	F7		BB		BB		1-3			2 0 0 0 2 0 2												
Marty Barrett, R (1, 4) OBP: 0.327, SLG: 0.341	HBP		L7		6-3			F9		3 0 0 0 0 0 3												
Dwight Evans, R (1, 9) OBP: 0.371, SLG: 0.470	K			5-3		G3 1B		F3		4 0 1 0 0 1 1												
Mike Greenwell, L (1, 7) OBP: 0.433, SLG: 0.560	CS	FC5-4 1B		1-0 1B		G3 1-2f		F8		4 0 2 0 0 0 1												
Ellis Burks, R (1, 8) OBP: 0.370, SLG: 0.503		FC5-4	FC5-4	F6		S BB		K		3 0 0 0 1 1 2												
Todd Benzinger, S (1, 3) OBP: 0.293, SLG: 0.455		F9		K		K 1-2		K		4 0 0 0 0 3 3												
Larry Parrish, R (1, 10) OBP: 0.271, SLG: 0.338 Spike Owen, S (7, PR) OBP: 0.333, SLG: 0.380 Jim Rice, R (9, PH) OBP: 0.336, SLG: 0.395		FC5-4		K		K SH1 1B		K		3 0 1 0 0 1 1 0 0 0 0 0 0 0 1 0 0 0 0 1 0	AB 29 R 0 H 5 RBI 0 BB 3 SO 8 LOB 16											
Jody Reed, R (1, 6) OBP: 0.375, SLG: 0.373			F8		2B			SH1		2 0 1 0 0 0 0												
Rich Gedman, L (1, 2) OBP: 0.275, SLG: 0.360			K		4-3			L7		3 0 0 0 0 1 3												
Inning Stats	R: 0 E: 0 K: 1 S: 14	H: 0 LOB: 0 BB: 0 P: 20	R: 0 E: 0 K: 0 S: 10	H: 1 LOB: 1 BB: 0 P: 13	R: 0 E: 0 K: 1 S: 8	H: 0 LOB: 1 BB: 1 P: 16	R: 0 E: 0 K: 1 S: 7	H: 1 LOB: 1 BB: 0 P: 11	R: 0 E: 0 K: 1 S: 11	H: 1 LOB: 2 BB: 1 P: 20	R: 0 E: 0 K: 0 S: 10	H: 1 LOB: 2 BB: 1 P: 17	R: 0 E: 0 K: 0 S: 13	H: 1 LOB: 2 BB: 0 P: 16	R: 0 E: 0 K: 3 S: 6	H: 0 LOB: 0 BB: 0 P: 8	R: 0 E: 0 K: 3 S: 12	H: 0 LOB: 0 BB: 0 P: 15	1B: 4 2B: 1 3B: 0 HR: 0	SF: 0 SAC: 1 DP: 1 HBP: 1	WP: 0 PB: 0 SB: 1 CS: 1	PA: 35
PITCHER Dave Stewart, R (1, 1) ERA: 3.12	IP 9.0 WLS W BF 34 H 5 R 0 ER 0 SO 8 BB 3 IBB 0 HBP 1 BLK 0 WP 0 HR 0 S 91 P 136 ERA 0.00 WHIP 0.889											PITCHER	IP WLS BF H R ER SO BB IBB HBP BLK WP HR S P ERA WHIP									

Boston Red Sox @ Oakland Athletics  
Oakland-Alameda County Coliseum, Oakland, CA

Tue Aug 30 1988, 7:05 PM PDT  
Att. 35,220 - Unknown - 62 F

livebaseballscorecards.com

Batter	1	2	3	4	5	6	7	8	9	AB R H RBI BB SO LOB
--------	---	---	---	---	---	---	---	---	---	----------------------

<b>Luis Polonia, L</b> OBP: 0.332, SLG: 0.364 (1, 7)	1-3 K	0-3 K		3-2 4-3		1-2 L5				4 0 0 0 0 2 4
<b>Dave Henderson, R</b> OBP: 0.356, SLG: 0.532 (1, 8)	1-2 1B		1-2 E 1B HBP	0-0 F5			1-1 F6			3 0 1 0 0 0 1
<b>Jose Canseco, R</b> OBP: 0.378, SLG: 0.541 (1, 9)	0-2 1B		1-1 F9		1-3 K		2-1 1B			4 0 2 0 0 1 1
<b>Dave Parker, L</b> OBP: 0.324, SLG: 0.408 (1, 10)	3-3 K		1-1 E 1B	1-2 1B	1-1 G6-4-3 1B		4-1 1B	1-2 BB		3 0 2 0 1 1 2
<b>Mark McGwire, R</b> OBP: 0.339, SLG: 0.458 (1, 3)	3-3 K		1-3 K		2-1 G6-4-3 1-2f		0-2 G5-4-3 1B	1-2 2-3		4 0 1 0 0 2 5
<b>Carney Lansford, R</b> OBP: 0.339, SLG: 0.380 (1, 5)		1-2 L9	1-2 E3	1-2 2-3		0-0 WP SH3 1B		0-0 G5-4-3 1-2f		4 1 1 0 0 0 5
<b>Terry Steinbach, R</b> OBP: 0.318, SLG: 0.367 (1, 2)		4-2 2B BB	0-1 F9			3-3 K		1-3 K		3 0 0 0 1 2 4
<b>Glenn Hubbard, R</b> OBP: 0.340, SLG: 0.343 (1, 4)		1-3 K		1-3 K		1-1 SH3		2-3 K		3 0 0 1 0 3 1
<b>Walt Weiss, S</b> OBP: 0.300, SLG: 0.313 (1, 6)		0-0 2B		2-2 4-3 1B		3-H 1-1 1B		0-2 F8		4 0 3 0 0 0 0

Inning Stats	R: 0 E: 0 K: 3 S: 15	H: 2 LOB: 2 BB: 0 P: 23	R: 0 E: 0 K: 2 S: 12	H: 1 LOB: 2 BB: 1 P: 18	R: 0 E: 1 K: 1 S: 16	H: 1 LOB: 3 BB: 0 P: 21	R: 0 E: 0 K: 1 S: 13	H: 1 LOB: 1 BB: 0 P: 19	R: 0 E: 0 K: 1 S: 7	H: 1 LOB: 0 BB: 0 P: 11	R: 1 E: 0 K: 1 S: 13	H: 2 LOB: 1 BB: 0 P: 17	R: 0 E: 0 K: 0 S: 9	H: 2 LOB: 2 BB: 1 P: 16	R: 0 E: 0 K: 2 S: 10	H: 0 LOB: 0 BB: 0 P: 13	1B: 9 2B: 1 3B: 0 HR: 0	SF: 0 SAC: 1 DP: 2 HBP: 1	WP: 1 PB: 0 SB: 3 CS: 0	PA: 36
--------------	-------------------------------	----------------------------------	-------------------------------	----------------------------------	-------------------------------	----------------------------------	-------------------------------	----------------------------------	------------------------------	----------------------------------	-------------------------------	----------------------------------	------------------------------	----------------------------------	-------------------------------	----------------------------------	----------------------------------	------------------------------------	----------------------------------	--------

PITCHER	IP	WLS	BF	H	R	ER	SO	BB	IBB	HBP	BLK	WP	HR	S	P	ERA	WHIP	PITCHER	IP	WLS	BF	H	R	ER	SO	BB	IBB	HBP	BLK	WP	HR	S	P	ERA	WHIP
<b>Roger Clemens, R</b> ERA: 2.86 (1, 1)	6.1	L	31	9	1	1	9	2	0	1	0	1	0	81	121	1.42	1.737	<b>Bob Stanley, R</b> ERA: 3.4 (7, 1)	1.2		5	1	0	0	2	0	0	0	0	0	14	17	0.00	0.600	

**BOTTOM**

**Boston Red Sox @ Oakland Athletics**  
Oakland-Alameda County Coliseum, Oakland, CA

Tue Aug 30 1988, 7:05 PM PDT  
Att: 35,220 - Unknown - 62 F

livebaseballscores.com

<b>AB</b>	<b>32</b>
<b>R</b>	<b>1</b>
<b>H</b>	<b>10</b>
<b>RBI</b>	<b>1</b>
<b>BB</b>	<b>2</b>
<b>SO</b>	<b>11</b>
<b>LOB</b>	<b>23</b>



Batter	1	2	3	4	5	6	7	8	9	AB R H RBI BB SO LOB	TOP											
Wade Boggs, L (1, 5) OBP: 0.459, SLG: 0.480	1-1 6-3		2-1 F7		2-2 1-3		4-2 BB		0-1 L7	4 0 0 0 1 0 0												
Jody Reed, R (1, 4) OBP: 0.377, SLG: 0.376	3-2 L4-3 1B		2-2 F3			3-2 FC4-6 1B	1-3 K			4 0 2 0 0 1 2												
Dwight Evans, R (1, 9) OBP: 0.370, SLG: 0.468	1-2 L4-3 1-2			1-1 BB 1B		1-2 FC4-6 FC6-4 2B	2-3 K			4 1 1 0 0 1 4												
Mike Greenwell, L (1, 7) OBP: 0.433, SLG: 0.557		4-1 1B BB		3-1 F5		4-1 FC6-4 BB	1-1 4-3			2 0 0 0 2 0 3												
Ellis Burks, R (1, 8) OBP: 0.369, SLG: 0.500		1-1 F8		4-2 BB		1-2 FC6-4 2B	1-1 F7			3 1 0 0 1 0 3												
Todd Benzinger, S (1, 3) OBP: 0.295, SLG: 0.458		1-0 1-2 1B		0-2 L8		1-0 1-H 2B	0-3 K			4 0 2 2 0 1 2												
Larry Parrish, R (1, 10) OBP: 0.270, SLG: 0.334		3-1 L4		1-0 L8		4-0 BB	2-2 5-3			3 0 0 0 1 0 4												
Spike Owen, S (1, 6) OBP: 0.332, SLG: 0.378		1-0 4-3			3-2 F8	2-2 F7		2-1 G4-6-3 1B		4 0 1 0 0 0 4												
Rick Cerone, R (1, 2) OBP: 0.348, SLG: 0.386			2-3 K		2-3 K		0-1 BB 1B	2-1 G4-6-3		4 0 1 0 0 2 1												
<b>Inning Stats</b>	R: 0 E: 0 K: 0 S: 8	H: 1 LOB: 0 BB: 0 P: 13	R: 0 E: 0 K: 0 S: 7	H: 1 LOB: 2 BB: 1 P: 17	R: 0 E: 0 K: 1 S: 9	H: 0 LOB: 0 BB: 0 P: 15	R: 0 E: 0 K: 0 S: 11	H: 1 LOB: 2 BB: 1 P: 20	R: 0 E: 0 K: 1 S: 14	H: 0 LOB: 0 BB: 0 P: 21	R: 2 E: 0 K: 0 S: 15	H: 2 LOB: 2 BB: 2 P: 31	R: 0 E: 0 K: 2 S: 12	H: 1 LOB: 2 BB: 1 P: 20	R: 0 E: 0 K: 1 S: 8	H: 0 LOB: 0 BB: 0 P: 11	R: 0 E: 0 K: 0 S: 6	H: 1 LOB: 0 BB: 0 P: 10	1B: 6 2B: 2 3B: 0 HR: 0	SF: 0 SAC: 0 DP: 2 HBP: 0	WP: 0 PB: 0 SB: 0 CS: 0	PA: 37
<b>PITCHER</b>	IP WLS BF H R ER SO BB IBB HBP BLK WP HR S P ERA WHIP																					
Storm Davis, R (1, 1) ERA: 3.31	5.2 W 24 5 2 2 2 3 0 0 0 0 0 0 61 108 3.18 1.412																					
Eric Plunk, R (6, 1) ERA: 2.66	1.0 6 1 0 0 2 2 0 0 0 0 0 0 13 26 0.00 3.000																					
Rick Honeycutt, L (7, 1) ERA: 3.69	0.1 1 0 0 0 0 0 0 0 0 0 0 0 2 3 0.00 0.000																					
Gene Nelson, R (8, 1) ERA: 3.26	1.0 3 0 0 0 1 0 0 0 0 0 0 0 8 11 0.00 0.000																					
Greg Cadaret, L (9, 1) ERA: 2.51	1.0 3 1 0 0 0 0 0 0 0 0 0 0 6 10 0.00 1.000																					

**Boston Red Sox @ Oakland Athletics**  
Oakland-Alameda County Coliseum, Oakland, CA

Wed Aug 31 1988, 3:33 AM PDT  
Att. 37,151 - Sunny - 68 F

livebaseballscorecards.com

AB	32
R	2
H	7
RBI	2
BB	5
SO	5
LOB	23







**Boston Red Sox @ California Angels**  
 Anaheim Stadium, Anaheim, CA

Thu Sep 01 1988, 10:05 PM EDT  
 Att. 27,771 - Unknown - 73 F

AB	37
R	4
H	13
RBI	4
BB	2
SO	3
LOB	19



WP:	0	PA:	39
PB:	0		
SB:	2		
CS:	1		

AB	R	H	RBI	BB	SO	LOB
5	0	3	0	0	0	1
5	0	0	0	0	1	5
5	1	1	0	0	0	1
4	0	1	0	0	1	2
4	0	2	0	0	0	2
4	1	2	1	0	0	2
4	1	1	2	0	0	2
2	1	2	0	2	0	0
4	0	1	1	0	1	4

Batter	1	2	3	4	5	6	7	8	9
<b>Wade Boggs, L</b> (1, 5) OBP: 0.461, SLG: 0.482	0-1 G6-4-3 1B		3-2 6-3 2-3		2-1 1-2 1B		1-0 1B		2-2 1-3
<b>Marty Barrett, R</b> (1, 4) OBP: 0.324, SLG: 0.337	0-1 G6-4-3 1-2f		0-0 F9		1-3 K		1-2 F9		2-1 4-3
<b>Dwight Evans, R</b> (1, 9) OBP: 0.368, SLG: 0.465	2-1 1-3			3-2 6-3		0-2 G1-6-3 1B 1B	1-1 L5		1-1 4-3
<b>Mike Greenwell, L</b> (1, 7) OBP: 0.432, SLG: 0.555		0-2 FC5-4 1B		0-1 F7		2-0 G3 1-2	2-3 K		
<b>Ellis Burks, R</b> (1, 8) OBP: 0.370, SLG: 0.500		0-2 FC5-4 CS 1-2f		1-0 1B		3-1 G1-6-3 2-3		3-2 FC6-5 S 1B	
<b>Todd Benzinger, S</b> (1, 3) OBP: 0.298, SLG: 0.462		1 SAFE 1 SAFE 1 SAFE 2-2 1-2 2B		0-0 F9		0-1 HR 1B		2-2 FC6-5 S 1-3	
<b>Larry Parrish, R</b> (1, 10) OBP: 0.270, SLG: 0.343		0-1 5-3			0-0 5-3	0-2 HR 1-H		0-0 F7	
<b>Jody Reed, R</b> (1, 6) OBP: 0.386, SLG: 0.385			2-1 6-3 2B		1-2 1B 1B	4-2 2B BB		4-2 BB	
<b>Rich Gedman, L</b> (1, 2) OBP: 0.274, SLG: 0.362			1-2 F3		0-2 F7	1-1 2B		0-3 K	

Inning	R	H	E	K	S	P	R	H	E	K	S	P	R	H	E	K	S	P	R	H	E	K	S	P	R	H	E	K	S	P	
1	0	1	0	0	6	8	0	2	0	0	12	14	0	1	0	0	9	15	0	1	0	0	7	11	4	4	0	1	0	15	25
2	0	0	0	0	0	0	0	0	0	0	0	0	0	0	0	0	0	0	0	0	0	0	0	0	0	0	0	0	0	0	
3	0	0	0	0	0	0	0	0	0	0	0	0	0	0	0	0	0	0	0	0	0	0	0	0	0	0	0	0	0	0	
4	0	0	0	0	0	0	0	0	0	0	0	0	0	0	0	0	0	0	0	0	0	0	0	0	0	0	0	0	0	0	
5	0	0	0	0	0	0	0	0	0	0	0	0	0	0	0	0	0	0	0	0	0	0	0	0	0	0	0	0	0	0	
6	4	4	0	0	15	25	0	4	0	0	15	25	0	4	0	0	15	25	0	1	0	13	18	0	1	0	0	14	22		
7	0	1	0	1	13	18	0	1	0	0	13	18	0	1	0	0	13	18	0	0	0	0	0	0	0	0	0	0	0	0	
8	0	1	0	1	14	22	0	1	0	0	14	22	0	1	0	0	14	22	0	0	0	0	0	0	0	0	0	0	0	0	
9	0	0	0	0	7	12	0	0	0	0	7	12	0	0	0	0	7	12	0	0	0	0	0	0	0	0	0	0	0	0	

PITCHER	IP	WLS	BF	H	R	ER	SO	BB	IBB	HBP	BLK	WP	HR	S	P	ERA	WHIP
<b>Terry Clark, R</b> (1, 1) ERA: 4.52	6.2	L	30	12	4	4	1	1	0	0	0	0	1	69	100	5.40	1.950
<b>Sherman Corbett, L</b> (7, 1) ERA: 3.92	0.1		1	0	0	0	1	0	0	0	0	0	0	5	7	0.00	0.000
<b>Greg Minton, R</b> (8, 1) ERA: 2.39	2.0		8	1	0	0	1	1	0	0	0	0	0	21	34	0.00	1.000

Batter	1	2	3	4	5	6	7	8	9	AB R H RBI BB SO LOB
<b>Brian Downing, R</b> (1, 10) OBP: 0.363, SLG: 0.442	1-1 F8		2-2 1B		4-1 SH1-3 HR BB		2-2 L8			3 1 1 0 1 0 0
<b>Johnny Ray, S</b> (1, 4) OBP: 0.335, SLG: 0.416	4-1 BB		0-1 L5		0-0 SH1-3		1-2 4-3			2 0 0 0 1 0 1
<b>Wally Joyner, L</b> (1, 3) OBP: 0.365, SLG: 0.446	0-0 L9		1-0 F8		1-1 HR		1-2 6-3			4 1 1 2 0 0 2
<b>Chili Davis, S</b> (1, 9) OBP: 0.326, SLG: 0.462	0-0 L7			1-1 1B 2B	0-3 K		2-3 K			4 0 1 0 0 2 1
<b>Tony Armas, R</b> (1, 8) OBP: 0.307, SLG: 0.452		1-1 5-3		1-2 5-3	2-3 K		0-3 K			4 0 0 0 0 2 1
<b>Jack Howell, L</b> (1, 5) OBP: 0.334, SLG: 0.433		3-3 K		4-0 1B BB		1-0 G6-4-3 1B		2-3 K		3 0 1 0 1 2 0
<b>Mike Brown, R</b> (1, 7) OBP: 0.667, SLG: 1.000		0-2 2B		2-2 1B		1-0 G6-4-3		1-3 K		3 0 2 0 0 0 1
<b>Mark McLemore, S</b> (9, PH) OBP: 0.323, SLG: 0.351				1-2 2-3 1B		1-2 1-2f				1 0 0 0 0 1 0
<b>Bob Boone, R</b> (1, 2) OBP: 0.345, SLG: 0.394		3-1 F8		0-2 F7		1-0 6-3		0-2 6-3		3 0 0 0 0 0 4
<b>Jim Eppard, L</b> (9, PH) OBP: 0.369, SLG: 0.372										1 0 0 0 0 0 0
<b>Dick Schofield, R</b> (1, 6) OBP: 0.309, SLG: 0.336			3-2 F7		0-2 F8		1-1 F9			3 0 0 0 0 0 3

Inning Stats	R: 0	H: 0	E: 0	K: 5	S: 5	R: 0	H: 1	E: 0	K: 1	S: 11	R: 0	H: 1	E: 0	K: 0	S: 10	R: 0	H: 2	E: 0	K: 0	S: 15	R: 2	H: 1	E: 0	K: 2	S: 10	R: 0	H: 1	E: 0	K: 0	S: 3	R: 0	H: 0	E: 0	K: 0	S: 8	R: 0	H: 0	E: 0	K: 2	S: 11	R: 0	H: 0	E: 0	K: 2	S: 9	1B: 3	2B: 2	3B: 0	HR: 1	SF: 0	SAC: 1	DP: 1	HBP: 0	WP: 0	PB: 0	SB: 0	CS: 0	PA: 35
<b>Wes Gardner, R</b> (1, 1) ERA: 3.62	IP	WLS	BF	H	R	ER	SO	BB	IBB	HBP	BLK	WP	HR	S	P	ERA	WHIP																																									
<b>Bob Stanley, R</b> (6, 1) ERA: 3.32	2.0	5	0	0	0	0	0	0	0	0	0	0	0	10	16	0.00	0.000																																									
<b>Lee Smith, R</b> (8, 1) ERA: 3.14	2.0	S	6	0	0	0	4	0	0	0	0	0	0	20	26	0.00	0.000																																									

BOTTOM

**Boston Red Sox @ California Angels**  
Anaheim Stadium, Anaheim, CA

livebaseballscorecards.com

<b>AB</b>	<b>31</b>
<b>R</b>	<b>2</b>
<b>H</b>	<b>6</b>
<b>RBI</b>	<b>2</b>
<b>BB</b>	<b>3</b>
<b>SO</b>	<b>7</b>
<b>LOB</b>	<b>13</b>



PITCHER	IP	WLS	BF	H	R	ER	SO	BB	IBB	HBP	BLK	WP	HR	S	P	ERA	WHIP
<b>Wes Gardner, R</b> (1, 1) ERA: 3.62	5.0	W	24	6	2	2	3	3	0	0	0	0	1	52	86	3.60	1.800
<b>Bob Stanley, R</b> (6, 1) ERA: 3.32	2.0		5	0	0	0	0	0	0	0	0	0	0	10	16	0.00	0.000
<b>Lee Smith, R</b> (8, 1) ERA: 3.14	2.0	S	6	0	0	0	4	0	0	0	0	0	0	20	26	0.00	0.000

Thu Sep 01 1988, 10:05 PM EDT  
Att: 27,771 - Unknown - 73 F

**Boston Red Sox @ California Angels**  
 Anaheim Stadium, Anaheim, CA

Fri Sep 02 1988, 10:05 PM EDT  
 Att. 29,325 - Unknown

[livebaseballscorecards.com](http://livebaseballscorecards.com)



<b>AB</b>	<b>34</b>
<b>R</b>	<b>2</b>
<b>H</b>	<b>9</b>
<b>RBI</b>	<b>2</b>
<b>BB</b>	<b>4</b>
<b>SO</b>	<b>1</b>
<b>LOB</b>	<b>18</b>

AB R H RBI BB SO LOB

5	0	2	0	0	0	2	
5	1	2	0	0	0	3	
1	0	0	0	3	0	1	
4	0	1	1	0	0	7	
4	0	1	0	0	0	0	
4	0	1	0	0	1	1	
4	1	1	1	0	0	2	
3	0	0	0	0	0	1	
1	0	1	0	0	0	0	
2	0	0	0	1	0	0	
1	0	0	0	0	0	1	
1B: 8	SF: 0	2B: 0	SAC: 0	3B: 0	DP: 1	HR: 1	HBP: 0

Batter 1 2 3 4 5 6 7 8 9

<p><b>Wade Boggs, L</b> (1, 5)                  OBP: 0.460, SLG: 0.481</p> <p>1-1                  5-3</p>			<p>2-2                  FC5-4                  1B                  1-2f</p>		<p>0-0                  BB                  1B</p>		<p>3-2                  BB                  1B</p>		<p>0-2                  F7</p>
<p><b>Marty Barrett, R</b> (1, 4)                  OBP: 0.324, SLG: 0.338</p> <p>0-1                  6-3                  1B</p>			<p>1-1                  BB                  1B                  1-3</p>		<p>1-1                  F8</p>		<p>1-1                  F7</p>		<p>0-0                  F9</p>
<p><b>Dwight Evans, R</b> (1, 9)                  OBP: 0.371, SLG: 0.464</p> <p>3-2                  6-3                  1-2</p>			<p>4-1                  BB                  1B                  1-2</p>		<p>4-0                  BB                  1-2</p>		<p>4-2                  BB</p>		
<p><b>Mike Greenwell, L</b> (1, 7)                  OBP: 0.431, SLG: 0.552</p> <p>0-1                  4-3                  1B                  2-H</p>			<p>1-1                  4-3</p>		<p>0-0                  G3</p>		<p>2-2                  5-3</p>		
<p><b>Ellis Burks, R</b> (1, 8)                  OBP: 0.369, SLG: 0.498</p>		<p>1-2                  F8</p>		<p>3-1                  F7</p>		<p>0-0                  F8</p>		<p>2-1                  G6-4-3                  1B</p>	
<p><b>Larry Parrish, R</b> (1, 3)                  OBP: 0.270, SLG: 0.341</p>		<p>0-1                  5-3</p>		<p>1-0                  F7</p>		<p>3-1                  BB                  1B</p>		<p>1-3                  K</p>	
<p><b>Jim Rice, R</b> (1, 10)                  OBP: 0.335, SLG: 0.400</p>		<p>0-0                  F9</p>		<p>2-2                  HR</p>		<p>0-1                  P3</p>		<p>0-0                  G6-4-3                  1-2f</p>	
<p><b>Jody Reed, R</b> (1, 6)                  OBP: 0.382, SLG: 0.380</p> <p><b>Todd Benzinger, S</b> (9, PH)                  OBP: 0.300, SLG: 0.463</p>			<p>2-1                  F8</p>	<p>2-1                  6-3</p>		<p>0-1                  3-1</p>		<p>3-2                  BB                  1B</p>	
<p><b>Rick Cerone, R</b> (1, 2)                  OBP: 0.347, SLG: 0.383</p> <p><b>Rich Gedman, L</b> (9, PH)                  OBP: 0.273, SLG: 0.361</p>			<p>4-2                  FC5-4                  BB</p>		<p>1-1                  F9</p>		<p>1-0                  F8</p>		<p>3-1                  F8</p>

Inning Stats	R: 1	H: 2	E: 0	K: 0	S: 9	R: 0	H: 0	E: 0	K: 0	S: 6	R: 0	H: 1	E: 0	K: 0	S: 13	R: 1	H: 1	E: 0	K: 0	S: 10	R: 0	H: 1	E: 0	K: 0	S: 6	R: 0	H: 1	E: 0	K: 0	S: 7	R: 0	H: 1	E: 0	K: 0	S: 16	R: 0	H: 1	E: 0	K: 1	S: 6	R: 0	H: 1	E: 0	K: 0	S: 11
--------------	------	------	------	------	------	------	------	------	------	------	------	------	------	------	-------	------	------	------	------	-------	------	------	------	------	------	------	------	------	------	------	------	------	------	------	-------	------	------	------	------	------	------	------	------	------	-------

PITCHER	IP	WLS	BF	H	R	ER	SO	BB	IBB	HBP	BLK	WP	HR	S	P	ERA	WHIP
<b>Chuck Finley, L</b> (1, 1) ERA: 4.26	7.0	W	31	7	2	2	0	4	0	0	0	0	1	67	114	2.57	1.571
<b>Bryan Harvey, R</b> (8, 1) ERA: 2.04	2.0	S	7	2	0	0	1	0	0	0	0	0	0	17	26	0.00	1.000

PITCHER	IP	WLS	BF	H	R	ER	SO	BB	IBB	HBP	BLK	WP	HR	S	P	ERA	WHIP
---------	----	-----	----	---	---	----	----	----	-----	-----	-----	----	----	---	---	-----	------

BOTTOM

Boston Red Sox @ California Angels  
Anaheim Stadium, Anaheim, CA

Fri Sep 02 1988, 10:05 PM EDT  
Att. 29,325 - Unknown

livebaseballscorecards.com

AB	29
R	3
H	6
RBI	3
BB	4
SO	2
LOB	14



WP:	0	PA:	34
PB:	0	SB:	1
CS:	0		

AB	R	H	RBI	BB	SO	LOB
4	0	1	0	0	1	1
4	0	0	0	0	0	1
4	0	1	0	0	0	1
0	0	0	0	0	0	0
3	1	0	0	1	0	1
3	1	1	1	1	0	2
2	0	0	0	0	0	1
0	0	0	0	1	0	0
4	1	2	0	0	0	3
2	0	1	2	1	0	2
3	0	0	0	0	1	2
1B:	5	SF:	0			
2B:	1	SAC:	1			
3B:	0	DP:	1			
HR:	0	HBP:	0			

Batter	1	2	3	4	5	6	7	8	9
Dick Schofield, R OBP: 0.309, SLG: 0.335 (1, 6)	1-3 K		2-2 6-3			2-1 1B	2-1 F4		
Brian Downing, R OBP: 0.360, SLG: 0.438 (1, 10)	0-1 6-3		0-1 F9			3-1 F9		2-2 F9	
Johnny Ray, S OBP: 0.335, SLG: 0.416 Mark McLemore, S OBP: 0.323, SLG: 0.351 (8, PR) (9, 4)	0-1 5-3			0-0 F8		0-0 L7		0-0 2B	
Chili Davis, S OBP: 0.326, SLG: 0.460 (1, 9)		2-1 E6 1B		2-1 4-3		0-1 F8		4-0 IBB	
Tony Armas, R OBP: 0.309, SLG: 0.451 (1, 8)		0-2 1B 2-H 1B		1-2 1-3		4-0 1B SH3 E BB		1-2 F4	
George Hendrick, R OBP: 0.263, SLG: 0.302 Wally Joyner, L OBP: 0.367, SLG: 0.446 (1, 3) (8, 3)		1-1 F8		0-2 L9		0-0 SH3		4-1 BB	
Mike Brown, R OBP: 0.571, SLG: 0.714 (1, 7)		1-1 G6-4-3 1B		2-1 L8		0-0 E 1B		0-0 F3	
Bob Boone, R OBP: 0.348, SLG: 0.395 (1, 2)		1-0 G6-4-3		4-0 S BB		0-1 E8 1B			
Jack Howell, L OBP: 0.332, SLG: 0.430 (1, 5)			1-3 K		2-2 4-3		1-0 F9		

Inning	R	H	E	K	S	P	BB	IBB	HBP	BLK	WP	HR	S	P	ERA	WHIP
1	0	0	0	1	7	8	0	0	0	0	0	0	51	81	1.35	1.050
2	1	2	1	0	8	15	1	0	0	0	0	0	9	18	0.00	1.000
3	0	0	0	1	0	0	0	0	0	0	0	0	1	5	∞	∞
4	0	0	0	0	0	0	0	0	0	0	0	0	1	1	0.00	0.000
5	0	0	0	0	0	0	0	0	0	0	0	0	0	0	0.00	0.000
6	0	1	0	0	7	12	0	0	0	0	0	0	0	0	0.00	0.000
7	2	2	1	0	7	14	2	0	0	0	0	0	0	0	0.00	0.000
8	0	1	0	0	9	20	0	0	0	0	0	0	0	0	0.00	0.000
9	0	0	0	0	0	0	0	0	0	0	0	0	0	0	0.00	0.000

PITCHER	IP	WLS	BF	H	R	ER	SO	BB	IBB	HBP	BLK	WP	HR	S	P	ERA	WHIP
Bruce Hurst, L ERA: 3.88 (1, 1)	6.2	L	27	5	3	1	2	2	0	0	0	0	0	51	81	1.35	1.050
Bob Stanley, R ERA: 3.28 (7, 1)	1.0		5	1	0	0	0	0	1	0	0	0	0	9	18	0.00	1.000
Tom Bolton, L ERA: 3.6 (8, 1)	0.0		1	0	0	0	0	1	0	0	0	0	0	1	5	∞	∞
Dennis Lamp, R ERA: 3.15 (8, 1)	0.1		1	0	0	0	0	0	0	0	0	0	0	1	1	0.00	0.000

Batter	1	2	3	4	5	6	7	8	9	AB R H RBI BB SO LOB	TOP
--------	---	---	---	---	---	---	---	---	---	----------------------	-----


<b>Wade Boggs, L</b> <small>OBP: 0.460, SLG: 0.480</small> (1, 5) 										3 0 1 0 1 1 2	
<b>Marty Barrett, R</b> <small>OBP: 0.324, SLG: 0.337</small> (1, 4) 										4 0 1 0 0 0 2	
<b>Ellis Burks, R</b> <small>OBP: 0.368, SLG: 0.496</small> (1, 8) 										4 0 1 0 0 1 1	
<b>Mike Greenwell, L</b> <small>OBP: 0.429, SLG: 0.550</small> (1, 7) 										4 0 1 0 0 0 1	
<b>Todd Benzinger, S</b> <small>OBP: 0.302, SLG: 0.462</small> (1, 9) (8, 3) 										3 0 1 0 1 0 2	
<b>Jim Rice, R</b> <small>OBP: 0.335, SLG: 0.399</small> (1, 10) 										4 0 1 0 0 2 3	
<b>Larry Parrish, R</b> <small>OBP: 0.273, SLG: 0.353</small> (1, 3) <b>Dwight Evans, R</b> <small>OBP: 0.370, SLG: 0.463</small> (8, 9) 										3 1 2 1 0 0 0 1 0 0 0 0 1 0	<b>AB</b> 34 <b>R</b> 1 <b>H</b> 8 <b>RBI</b> 1 <b>BB</b> 2 <b>SO</b> 6 <b>LOB</b> 15
<b>Jody Reed, R</b> <small>OBP: 0.377, SLG: 0.374</small> (1, 6) 										4 0 0 0 0 0 2	
<b>Rich Gedman, L</b> <small>OBP: 0.269, SLG: 0.355</small> (1, 2) 										4 0 0 0 0 1 2	

<b>Inning Stats</b>	R: 0 E: 0 K: 0 S: 17	H: 1 LOB: 2 BB: 1 P: 29	R: 0 E: 0 K: 0 S: 12	H: 2 LOB: 2 BB: 0 P: 16	R: 0 E: 0 K: 0 S: 6	H: 1 LOB: 0 BB: 0 P: 9	R: 0 E: 0 K: 1 S: 7	H: 0 LOB: 0 BB: 0 P: 10	R: 0 E: 0 K: 1 S: 8	H: 1 LOB: 1 BB: 0 P: 13	R: 0 E: 0 K: 2 S: 10	H: 1 LOB: 1 BB: 0 P: 17	R: 1 E: 0 K: 1 S: 7	H: 1 LOB: 0 BB: 0 P: 11	R: 0 E: 0 K: 0 S: 6	H: 1 LOB: 2 BB: 1 P: 14	R: 0 E: 0 K: 1 S: 9	H: 0 LOB: 0 BB: 0 P: 13	1B: 7 2B: 0 3B: 0 HR: 1	SF: 0 SAC: 0 DP: 0 HBP: 0	WP: 0 PB: 0 SB: 1 CS: 0	PA: 36
---------------------	-------------------------------	----------------------------------	-------------------------------	----------------------------------	------------------------------	---------------------------------	------------------------------	----------------------------------	------------------------------	----------------------------------	-------------------------------	----------------------------------	------------------------------	----------------------------------	------------------------------	----------------------------------	------------------------------	----------------------------------	----------------------------------	------------------------------------	----------------------------------	--------

<b>PITCHER</b>	IP	WLS	BF	H	R	ER	SO	BB	IBB	HBP	BLK	WP	HR	S	P	ERA	WHIP																	
<b>Mike Witt, R</b> <small>ERA: 4.03</small> (1, 1)	9.0	W	36	8	1	1	6	1	1	0	0	0	1	82	132	1.00	1.000																	
<b>PITCHER</b>																		IP	WLS	BF	H	R	ER	SO	BB	IBB	HBP	BLK	WP	HR	S	P	ERA	WHIP

**Boston Red Sox @ California Angels**  
 Anaheim Stadium, Anaheim, CA  
 Sat Sep 03 1988, 10:05 PM EDT  
 Att. 33,376 - Unknown - 92 F

<b>AB</b>	34
<b>R</b>	1
<b>H</b>	8
<b>RBI</b>	1
<b>BB</b>	2
<b>SO</b>	6
<b>LOB</b>	15



Batter	1	2	3	4	5	6	7	8	9	AB	R	H	RBI	BB	SO	LOB	BOTTOM
<b>Mark McLemore, S</b> OBP: 0.321, SLG: 0.348 (1, 4) B B C X	2-1 1-3 ①		1-1 1-3 ①			X 0-0 4-3 ①		B X 1-0 1B		4	1	1	0	0	0	0	<b>Boston Red Sox @ California Angels</b> Anaheim Stadium, Anaheim, CA Sat Sep 03 1988, 10:05 PM EDT Att: 33,376 - Unknown - 92 F
<b>Johnny Ray, S</b> OBP: 0.336, SLG: 0.416 (1, 10) C F F B X	1-2 G4-6-3 1B		2-3 K ②			F B F X 2-2 G3 ②		1 SAFE 1 SAFE 1 SAFE 1 SAFE P 1 B B F X 4-2 S B 1B 1-2 BB		3	0	1	0	1	1	0	
<b>Wally Joyner, L</b> OBP: 0.366, SLG: 0.444 (1, 3) 1 SAFE C F F 1 SAFE X	0-2 G4-6-3 ② ③ 1-2f		3-0 F7 ③			X 0-0 F8 ③		C C B B X 1-2 1B 1-3 2-H 1B ③		4	0	1	1	0	0	1	
<b>Chili Davis, S</b> OBP: 0.325, SLG: 0.458 (1, 9) (3, 8) B X		1-0 1B S 1B		B B X 2-1 5-3 ①		B B X 2-0 L4 ①		F B F X 1-3 K ③		4	1	1	0	0	1	2	
<b>Jack Howell, L</b> OBP: 0.332, SLG: 0.428 (1, 5) B B S SAFE X		2-1 F8 ①		C C C B B B B B B X 4-2 CS BB		B X 1-1 4-3 ②				2	0	0	0	1	0	1	
<b>Tony Armas, R</b> OBP: 0.311, SLG: 0.451 <b>George Hendrick, R</b> OBP: 0.267, SLG: 0.306 (1, 8) (3, 9) B B B B B B B B B B X		4-2 1B BB 1-2		B B B B B B B B X 3-1 L8 ②		X 0-0 1B				0	0	0	0	1	0	0	
<b>Mike Brown, R</b> OBP: 0.400, SLG: 0.500 (1, 7) B F B B X		3-2 F9 ②		C C C B B B B X 3-2 CS 1-2		C C C B B X 3-2 4-3 ①		C C B B X 1-3 K ③		3	0	0	0	0	1	3	
<b>Bob Boone, R</b> OBP: 0.352, SLG: 0.399 <b>Brian Downing, R</b> OBP: 0.360, SLG: 0.436 <b>Darrell Miller, R</b> OBP: 0.282, SLG: 0.286 (1, 2) (8, PH) (9, 2) B B C B X		3-1 1B 1-3 2-H 1B ③		C B X 1-1 G4-6-3 1B		C X 0-1 F9 ①				2	0	2	1	0	0	0	
<b>Dick Schofield, R</b> OBP: 0.307, SLG: 0.333 (1, 6) C X		0-1 F9 ③		B B X 2-0 G4-6-3 1-2f		X 0-0 5-3 ②				1	0	0	0	0	0	0	
<b>Inning Stats</b>	R: 0 E: 0 K: 0 S: 9	H: 1 LOB: 0 BB: 0 P: 12	R: 1 E: 0 K: 0 S: 15	H: 2 LOB: 2 BB: 1 P: 28	R: 0 E: 0 K: 1 S: 7	H: 0 LOB: 0 BB: 0 P: 13	R: 0 E: 0 K: 0 S: 9	H: 1 LOB: 0 BB: 0 P: 15	R: 0 E: 0 K: 1 S: 5	H: 0 LOB: 0 BB: 0 P: 7	R: 0 E: 0 K: 1 S: 7	H: 1 LOB: 1 BB: 0 P: 11	R: 1 E: 0 K: 1 S: 13	H: 2 LOB: 2 BB: 1 P: 19			
<b>PITCHER</b>	IP WLS BF H R ER SO				BB IBB HBP BLK	WP HR S	P ERA WHIP		<b>PITCHER</b>	IP WLS BF H R ER SO					BB IBB HBP BLK	WP HR S P	ERA WHIP
<b>Mike Boddicker, R</b> ERA: 3.66 (1, 1)	7.0				2	0	107	1.29	1.000								
<b>Dennis Lamp, R</b> ERA: 3.25 (8, 1)	0.2	L	4	1	1	0	1	0	0	0	0	0	7	11	13.50	3.000	
<b>Mike Rochford, L</b> ERA: (8, 1)	0.0		1	1	0	0	0	0	0	0	0	0	3	4	∞	∞	
<b>Lee Smith, R</b> ERA: 3.12 (8, 1)	0.1		1	0	0	0	1	0	0	0	0	0	3	4	0.00	0.000	

<b>AB</b>	<b>28</b>
<b>R</b>	<b>2</b>
<b>H</b>	<b>7</b>
<b>RBI</b>	<b>2</b>
<b>BB</b>	<b>3</b>
<b>SO</b>	<b>3</b>
<b>LOB</b>	<b>11</b>



WP: 0	PA: 32
PB: 0	
SB: 2	
CS: 1	

1B: 7	SF: 0
2B: 0	SAC: 0
3B: 0	DP: 2
HR: 0	HBP: 0

**Boston Red Sox @ California Angels**  
**Anaheim Stadium, Anaheim, CA**

Sun Sep 04 1988, 6:33 AM EDT  
 Att. 30,224 - Sunny - 106 F

livebaseballscorecards.com

**AB 40**  
**R 6**  
**H 10**  
**RBI 5**  
**BB 7**  
**SO 5**  
**LOB 29**



WP: 0 PA: 49  
 PB: 0  
 SB: 1  
 CS: 1

AB R H RBI BB SO LOB

4	2	2	1	2	0	1
4	1	0	0	1	1	3
5	0	1	0	1	0	3
4	1	0	0	2	0	7
4	0	1	2	0	0	3
4	0	0	0	1	1	4
5	1	2	2	0	2	2
5	0	2	0	0	0	3
2	1	1	0	0	0	1
3	0	1	0	0	1	2

TOP

Batter	1	2	3	4	5	6	7	8	9	10
Wade Boggs, L (1, 5) OBP: 0.462, SLG: 0.480	0-0 1B		1-0 E7 1B	2-0 FC4			4-2 F8 SH3 E BB	2-2 L7		4-2 BB BB
Marty Barrett, R (1, 4) OBP: 0.323, SLG: 0.335	0-0 P6		4-2 E 1B BB		1-3 K		1-1 SH3	0-0 P6		1-2 F9
Dwight Evans, R (1, 9) OBP: 0.370, SLG: 0.460	3-2 S 1B		2-1 L7		1-1 L9		2-2 F8		1-1 6-3	4-1 BB
Mike Greenwell, L (1, 7) OBP: 0.428, SLG: 0.545	0-1 F7		0-1 E9 1B		1-2 G3		4-0 E FC5 IBB		4-1 L1-6 HBP BB	1-1 L9
Ellis Burks, R (1, 8) OBP: 0.369, SLG: 0.493	2-2 L4		0-2 CS 1B		3-1 F9		0-1 E5 FC5		1-0 HBP	
Todd Benzinger, S (1, 3) OBP: 0.301, SLG: 0.457		0-0 3-1	2-3 K		2-0 F7		4-0 FC5 IBB		2-2 L1-6	
Larry Parrish, R (1, 10) OBP: 0.275, SLG: 0.363		0-3 K		0-3 K		1-1 1B	1-0 FC5			1-2 HR
Jody Reed, R (1, 6) OBP: 0.377, SLG: 0.375		0-2 F8		0-0 FC4 1B		2-1 1B	2-2 5-3			1-0 P6
Rick Cerone, R (1, 2) OBP: 0.349, SLG: 0.388			1-1 E 2B		1-0 F7					1-0 BB BB 1B
Rich Gedman, L (5, 2) OBP: 0.270, SLG: 0.354										

Inning Stats	R: 0 E: 0 K: 10 S: 10	H: 2 LOB: 2 BB: 0 P: 15	R: 0 E: 0 K: 1 S: 7	H: 0 LOB: 0 BB: 0 P: 7	R: 3 E: 2 K: 1 S: 17	H: 3 LOB: 1 BB: 1 P: 27	R: 0 E: 0 K: 1 S: 6	H: 1 LOB: 1 BB: 0 P: 9	R: 0 E: 0 K: 1 S: 9	H: 0 LOB: 0 BB: 0 P: 12	R: 0 E: 0 K: 0 S: 13	H: 2 LOB: 2 BB: 0 P: 24	R: 2 E: 1 K: 0 S: 16	H: 0 LOB: 3 BB: 3 P: 33	R: 0 E: 0 K: 1 S: 7	H: 0 LOB: 0 BB: 0 P: 9	R: 0 E: 0 K: 0 S: 9	H: 0 LOB: 1 BB: 1 P: 17	R: 1 E: 0 K: 0 S: 16	H: 2 LOB: 3 BB: 2 P: 29	1B: 8 2B: 2 3B: 0 HR: 1	SF: 0 SAC: 1 DP: 1 HBP: 1
--------------	--------------------------------	----------------------------------	------------------------------	---------------------------------	-------------------------------	----------------------------------	------------------------------	---------------------------------	------------------------------	----------------------------------	-------------------------------	----------------------------------	-------------------------------	----------------------------------	------------------------------	---------------------------------	------------------------------	----------------------------------	-------------------------------	----------------------------------	----------------------------------	------------------------------------

PITCHER	IP	WLS	BF	H	R	ER	SO	BB	IBB	HBP	BLK	WP	HR	S	P	ERA	WHIP
Dan Petry, R (1, 1) ERA: 4.17	5.2		26	8	3	2	4	1	0	0	0	0	0	56	85	3.18	1.588
Sherman Corbett, L (6, 1) ERA: 3.89	0.1		2	0	1	0	0	1	0	0	0	0	0	10	17	0.00	3.000
Greg Minton, R (7, 1) ERA: 2.28	3.0		14	0	1	0	1	1	2	1	0	0	0	28	51	0.00	0.333
Bryan Harvey, R (10, 1) ERA: 2.13	1.0	L	7	2	1	1	0	2	0	0	0	0	1	16	29	9.00	4.000



Batter	1	2	3	4	5	6	7	8	9	10	AB R H RBI BB SO LOB
<b>Brian Downing, R</b> OBP: 0.358, SLG: 0.441 (1, 10)	F8	HR		F5			K		6-3		5 1 1 2 0 1 2
<b>Johnny Ray, S</b> OBP: 0.340, SLG: 0.426 (1, 4)	E7	3B			G4-6-3		2B			G1-5-3	5 0 4 1 0 0 0
<b>Wally Joyner, L</b> OBP: 0.366, SLG: 0.443 (1, 3)	K	F9			G4-6-3		IBB				4 0 1 0 1 1 3
<b>Chili Davis, S</b> OBP: 0.322, SLG: 0.453 (1, 8) (8, 9)	G3				4-3		K				5 0 0 0 0 3 4
<b>Jack Howell, L</b> OBP: 0.333, SLG: 0.428 (1, 5)		BLK							P5		5 1 2 0 0 1 1
<b>Mike Brown, R</b> OBP: 0.286, SLG: 0.357 (1, 9) (8, 7)		K			K		K		K		4 0 0 0 0 4 2
<b>Darrell Miller, R</b> OBP: 0.283, SLG: 0.287 (1, 7) <b>Devon White, S</b> OBP: 0.300, SLG: 0.387 (8, 8)		1B			L9		F7		K		3 1 1 1 0 0 1 1 0 0 0 0 1 0
<b>Brian Dorsett, R</b> (1, 2) <b>Thad Bosley, L</b> OBP: 0.306, SLG: 0.313 (7, PR) <b>Bob Boone, R</b> OBP: 0.351, SLG: 0.398 (8, 2)		P4			K		BLK		6-3		2 0 0 0 1 1 1 0 1 0 0 0 0 0 1 0 0 0 0 0 0
<b>Dick Schofield, R</b> OBP: 0.307, SLG: 0.333 (1, 6)		HR			G3		SH5-4		4-3		3 1 1 1 0 0 0

Inning Stats	R: 0	H: 1	E: 1	K: 1	S: 9	P: 14	R: 4	H: 5	E: 0	K: 1	S: 19	P: 32	R: 0	H: 1	E: 0	K: 2	S: 13	P: 20	R: 0	H: 0	E: 0	K: 1	S: 9	P: 14	R: 0	H: 1	E: 0	K: 0	S: 7	P: 11	R: 0	H: 0	E: 0	K: 1	S: 7	P: 8	R: 1	H: 1	E: 0	K: 2	S: 17	P: 34	R: 0	H: 0	E: 0	K: 2	S: 8	P: 8	R: 0	H: 0	E: 0	K: 0	S: 7	P: 8	R: 0	H: 1	E: 0	K: 2	S: 10	P: 17	1B: 7	2B: 1	3B: 1	HR: 1	SF: 0	SAC: 1	DP: 1	HBP: 0	WP: 0	PA: 41
--------------	------	------	------	------	------	-------	------	------	------	------	-------	-------	------	------	------	------	-------	-------	------	------	------	------	------	-------	------	------	------	------	------	-------	------	------	------	------	------	------	------	------	------	------	-------	-------	------	------	------	------	------	------	------	------	------	------	------	------	------	------	------	------	-------	-------	-------	-------	-------	-------	-------	--------	-------	--------	-------	--------

PITCHER	IP	WLS	BF	H	R	ER	SO	BB	IBB	HBP	BLK	WP	HR	S	P	ERA	WHIP
<b>Roger Clemens, R</b> ERA: 2.98 (1, 1)	6.2		28	8	5	5	7	1	0	0	1	0	1	71	114	6.75	1.350
<b>Bob Stanley, R</b> ERA: 3.19 (7, 1)	2.1	W	9	1	0	0	3	0	1	0	1	0	0	25	35	0.00	0.429
<b>Lee Smith, R</b> ERA: 3.07 (10, 1)	1.0	S	4	1	0	0	2	0	0	0	0	0	0	10	17	0.00	1.000

**BOTTOM**

**Boston Red Sox @ California Angels**  
Anaheim Stadium, Anaheim, CA

Sun Sep 04 1988, 6:33 AM EDT  
Att. 30,224 - Sunny - 106 F

livebaseballscorecards.com

<b>AB</b>	<b>38</b>
<b>R</b>	<b>5</b>
<b>H</b>	<b>10</b>
<b>RBI</b>	<b>5</b>
<b>BB</b>	<b>2</b>
<b>SO</b>	<b>12</b>
<b>LOB</b>	<b>14</b>



Batter	1	2	3	4	5	6	7	8	9	AB R H RBI BB SO LOB	TOP
--------	---	---	---	---	---	---	---	---	---	----------------------	-----


<b>Wade Boggs, L</b> (1, 5) <small>OBP: 0.462, SLG: 0.479</small>	1-2 		1-2 		1-1 		2-1 	3-3 		5 1 2 0 0 1 3	
<b>Marty Barrett, R</b> (1, 4) <small>OBP: 0.324, SLG: 0.335</small>	3-1 		0-1 		0-1 		4-2 		0-0 	3 1 1 0 1 0 2	
<b>Dwight Evans, R</b> (1, 9) <small>OBP: 0.372, SLG: 0.468</small>	1-1 		1-1 		2-2 		1-1 		2-0 	5 1 3 3 0 0 2	
<b>Mike Greenwell, L</b> (1, 7) <small>OBP: 0.430, SLG: 0.545</small>	0-2 		0-1 		4-0 		2-1 		2-2 	4 0 2 0 1 0 2	
<b>Ellis Burks, R</b> (1, 8) <small>OBP: 0.367, SLG: 0.489</small>	2-0 			4-2 	2-3 			1-3 	1-2 	4 0 0 0 1 2 4	
<b>Todd Benzinger, S</b> (1, 3) <small>OBP: 0.299, SLG: 0.451</small>		0-1 		0-0 		1-3 		4-2 	1-1 	4 0 0 0 1 1 1	
<b>Larry Parrish, R</b> (1, 10) <small>OBP: 0.275, SLG: 0.370</small>		0-1 		3-3 		0-3 		0-1 		4 1 1 1 0 2 2	
<b>Jody Reed, R</b> (1, 6) <small>OBP: 0.386, SLG: 0.383</small>		0-1 		4-2 		2-0 		4-0 	1-2 	2 0 2 0 2 0 0	
<b>Rich Gedman, L</b> (1, 2) <small>OBP: 0.269, SLG: 0.350</small>		1-2 		0-0 		0-0 		4-2 	1-2 	3 0 0 0 1 0 4	

Inning Stats	R: 1	H: 3	E: 0	K: 0	S: 15	R: 1	H: 2	E: 0	K: 0	S: 9	R: 0	H: 1	E: 1	K: 0	S: 11	R: 0	H: 0	E: 0	K: 1	S: 9	R: 0	H: 1	E: 0	K: 1	S: 12	R: 0	H: 1	E: 0	K: 2	S: 8	R: 0	H: 0	E: 0	K: 0	S: 8	R: 0	H: 0	E: 0	K: 2	S: 13	R: 2	H: 3	E: 0	K: 0	S: 11	1B: 8	2B: 1	3B: 0	HR: 2	SF: 0	SAC: 1	DP: 2	HBP: 0	WP: 0	PA: 42
--------------	------	------	------	------	-------	------	------	------	------	------	------	------	------	------	-------	------	------	------	------	------	------	------	------	------	-------	------	------	------	------	------	------	------	------	------	------	------	------	------	------	-------	------	------	------	------	-------	-------	-------	-------	-------	-------	--------	-------	--------	-------	--------

Batter	IP	WLS	BF	H	R	ER	SO	BB	IBB	HBP	BLK	WP	HR	S	P	ERA	WHIP	PITCHER		IP	WLS	BF	H	R	ER	SO	BB	IBB	HBP	BLK	WP	HR	S	P	ERA	WHIP															
<b>Dave Schmidt, R</b> (1, 1) <small>ERA: 3.25</small>	7.0	L	31	8	2	2	4	4	0	0	0	0	1	72	113	2.57	1.714	PITCHER																																	
<b>Gregg Olson, R</b> (8, 1) <small>ERA: 3.38</small>	0.2		5	0	0	0	1	3	0	0	0	0	0	10	23	0.00	4.500	PITCHER																																	
<b>Mark Thurmond, L</b> (8, 1) <small>ERA: 4.71</small>	0.1		1	0	0	0	1	0	0	0	0	0	0	3	6	0.00	0.000	PITCHER																																	
<b>Mark Williamson, R</b> (9, 1) <small>ERA: 5.4</small>	1.0		5	3	2	2	0	0	0	0	0	0	1	11	17	18.00	3.000	PITCHER																																	

**Boston Red Sox @ Baltimore Orioles**  
**Memorial Stadium, Baltimore, MD**  
 Mon Sep 05 1988, 7:05 PM EDT  
 Att. 19,614 - Unknown - 74 F

<b>AB</b>	<b>34</b>
<b>R</b>	<b>4</b>
<b>H</b>	<b>11</b>
<b>RBI</b>	<b>4</b>
<b>BB</b>	<b>7</b>
<b>SO</b>	<b>6</b>
<b>LOB</b>	<b>20</b>



Batter	1	2	3	4	5	6	7	8	9	AB R H RBI BB SO LOB
Joe Orsulak, L (1, 9) OBP: 0.342, SLG: 0.435	3-2 SH3-4 1B		2-3 K		0-0 F7		1-0 4-3		0-0 5-3	5 0 1 0 0 1 3
Brady Anderson, L (1, 8) OBP: 0.280, SLG: 0.274	0-0 SH3-4 1-2		1-2 L8		2-2 2B 1-3 2-H			1-3 K		3 0 1 1 0 1 0
Cal Ripken Jr., R (1, 6) OBP: 0.378, SLG: 0.459	4-1 BB		2-1 F9		3-2 L7			2-2 3-1		3 0 0 0 1 0 1
Eddie Murray, S (1, 10) OBP: 0.359, SLG: 0.470	1-0 F6			0-2 1B 1B		0-1 F9		4-2 1B BB		3 0 1 0 1 0 2
Terry Kennedy, L (1, 2) OBP: 0.285, SLG: 0.320	2-3 K		1-3 K		0-0 F7		0-0 F7	3-1 1B		4 0 1 0 0 2 3
Larry Sheets, L (1, 7) OBP: 0.301, SLG: 0.334		1-0 FC1-5 1B 1B		0-1 G4-6-3 1B		4-0 BLK BB		2-3 K		3 0 2 0 1 1 2
Jim Traber, L (1, 3) OBP: 0.260, SLG: 0.327		1-2 F7 FC1-5 1B		1-1 G4-6-3 1-2f		3-2 G3			2-1 F7	4 0 1 0 0 0 3
Rene Gonzales, R (1, 5) OBP: 0.254, SLG: 0.263 Pete Stanicek, S (9, PH) OBP: 0.317, SLG: 0.312		0-0 FC1-5 1-2 2-3f			1-1 1B 2B 1B		3-3 K2-3	1-1 1B		3 1 1 0 0 1 2 1 0 1 0 0 0 0
Billy Ripken, R (1, 4) OBP: 0.262, SLG: 0.261 Mickey Tettleton, S (9, PH) OBP: 0.316, SLG: 0.436		3-2 F7 2-3			2-2 2B 1-2 1B		1-3 K	2-3 K		3 0 1 0 0 1 2 1 0 0 0 0 1 1

Inning Stats	R: 0	H: 1	E: 0	K: 1	S: 12	LOB: 2	BB: 1	P: 22	R: 0	H: 2	E: 0	K: 0	S: 8	LOB: 2	BB: 0	P: 13	R: 0	H: 0	E: 0	K: 1	S: 8	LOB: 0	BB: 0	P: 13	R: 0	H: 2	E: 0	K: 1	S: 10	LOB: 1	BB: 0	P: 12	R: 1	H: 3	E: 0	K: 0	S: 16	LOB: 1	BB: 0	P: 24	R: 0	H: 0	E: 0	K: 0	S: 7	LOB: 1	BB: 1	P: 14	R: 0	H: 0	E: 0	K: 2	S: 7	LOB: 0	BB: 0	P: 12	R: 0	H: 1	E: 0	K: 2	S: 13	LOB: 2	BB: 1	P: 25	R: 0	H: 1	E: 0	K: 1	S: 8	LOB: 1	BB: 0	P: 13	1B: 9	SF: 0	2B: 1	SAC: 1	3B: 0	DP: 1	HR: 0	HBP: 0	WP: 0	PA: 37
PITCHER	IP	WLS	BF	H	R	ER	SO	BB	IBB	HBP	BLK	WP	HR	S	P	ERA	WHIP																																																																	
Mike Smithson, R (1, 1) ERA: 5.64	6.0	W	25	8	1	1	3	2	0	0	1	0	0	61	98	1.50	1.667																																																																	
Dennis Lamp, R (7, 1) ERA: 3.21	1.0		3	0	0	0	2	0	0	0	0	0	0	7	12	0.00	0.000																																																																	
Lee Smith, R (8, 1) ERA: 2.99	2.0	S	9	2	0	0	3	1	0	0	0	0	0	21	38	0.00	1.500																																																																	

BOTTOM

Boston Red Sox @ Baltimore Orioles  
Memorial Stadium, Baltimore, MD  
Mon Sep 05 1988, 7:05 PM EDT  
Att: 19,614 - Unknown - 74 F

livebaseballscorecards.com

AB	33
R	1
H	10
RBI	1
BB	3
SO	8
LOB	19



Batter	1	2	3	4	5	6	7	8	9	AB	R	H	RBI	BB	SO	LOB	TOP					
Wade Boggs, L (1, 5) OBP: 0.461, SLG: 0.478	2-2 4-3	0-2 E6 G4-6-3		3-2 F7		1-2 1B BB		4-0 1B BB		4	1	1	0	1	0	2	<p><b>Boston Red Sox @ Baltimore Orioles</b> Memorial Stadium, Baltimore, MD</p> <p>Tue Sep 06 1988, 7:05 PM EDT Att. 19,124 - Unknown - 65 F</p>					
Marty Barrett, R (1, 4) OBP: 0.326, SLG: 0.336	3-1 1B S	3-2 SF7		0-1 F8		4-2 1B BB		2-2 1B		3	1	2	1	1	0	0						
Dwight Evans, R (1, 9) OBP: 0.372, SLG: 0.467	3-3 K	0-2 G4-6-3			3-1 HR 1B	2-1 1-2 2-H 1B		2-1 F7		5	1	2	1	0	1	5						
Mike Greenwell, L (1, 7) OBP: 0.431, SLG: 0.552	2-2 1B 2-H 1B		1-0 F5		3-1 HR 1-H	1-0 4-3		2-0 E8 1B		5	2	3	3	0	0	2						
Ellis Burks, R (1, 8) OBP: 0.369, SLG: 0.488	1-1 1B 1-3 1B		4-2 1B BLK BB		1-1 P4		4-2 G4-6-3 BB		0-0 6-3	3	0	1	0	2	0	1						
Todd Benzing, S (1, 3) OBP: 0.298, SLG: 0.448	3-1 FC4-6 1B		1-2 F7		3-3 K		0-1 G4-6-3 1-2f		0-0 F7	5	0	1	1	0	1	3						
Larry Parrish, R (1, 10) OBP: 0.276, SLG: 0.369	0-0 FC4-6		1-2 1B		3-1 F8		1-1 6-3		4-2 FC6-4 BB	4	0	1	0	1	0	2						
Randy Kutcher, R (9, PR) OBP: 0.125, SLG: 0.125	1-2f 1B		2-3 1B							0	0	0	0	0	0	0						
Jody Reed, R (1, 6) OBP: 0.383, SLG: 0.380		2-2 E SF7 1B		1-2 F7		2-1 L5		3-2 5-3	2-2 FC6-4	5	1	1	0	0	0	4						
Rich Gedman, L (1, 2) OBP: 0.269, SLG: 0.348		1-0 E 1B		2-2 3-1		0-0 4-3		1-0 3-1		4	0	1	0	0	0	0						
<b>Inning Stats</b>	R: 2 E: 0 K: 1 S: 16	H: 4 LOB: 2 BB: 0 P: 30	R: 1 E: 1 K: 0 S: 14	H: 2 LOB: 1 BB: 0 P: 20	R: 0 E: 0 K: 0 S: 13	H: 1 LOB: 2 BB: 1 P: 21	R: 0 E: 0 K: 0 S: 11	H: 0 LOB: 0 BB: 0 P: 16	R: 2 E: 0 K: 1 S: 11	H: 2 LOB: 0 BB: 0 P: 24	R: 1 E: 0 K: 0 S: 12	H: 2 LOB: 2 BB: 1 P: 22	R: 0 E: 0 K: 0 S: 7	H: 0 LOB: 0 BB: 1 P: 12	R: 0 E: 0 K: 0 S: 11	H: 1 LOB: 2 BB: 1 P: 23	R: 0 E: 1 K: 0 S: 10	H: 1 LOB: 2 BB: 1 P: 18	1B: 12 2B: 0 3B: 0 HR: 1	SF: 1 SAC: 0 DP: 2 HBP: 0	WP: 0 PB: 0 SB: 1 CS: 0	PA: 44
<b>PITCHER</b>	IP WLS BF H R ER SO BB IBB HBP BLK WP HR S P ERA WHIP	IP WLS BF H R ER SO BB IBB HBP BLK WP HR S P ERA WHIP														IP WLS BF H R ER SO BB IBB HBP BLK WP HR S P ERA WHIP						
Jay Tibbs, R (1, 1) ERA: 5.35	5.0 L 25 9 5 5 2 1 0 0 1 0 1 65 111 9.00 2.000																					
Doug Sisk, R (6, 1) ERA: 3.73	4.0 19 4 1 1 0 4 0 0 0 0 0 0 40 75 2.25 2.000																					

livebaseballscores.com

AB 38  
R 6  
H 13  
RBI 6  
BB 5  
SO 2  
LOB 19



Batter	1	2	3	4	5	6	7	8	9	AB	R	H	RBI	BB	SO	LOB
Joe Orsulak, L (1, 9) OBP: 0.344, SLG: 0.439	0-0 CS 1B			0-1 1B SF8 2B		1-0 P5		0-1 F5		4	1	2	0	0	0	0
Brady Anderson, L (1, 8) OBP: 0.279, SLG: 0.274	1-1 F3			0-2 BB 1B		3-2 F7			2-3 K	4	0	1	0	0	1	1
Cal Ripken Jr., R (1, 6) OBP: 0.377, SLG: 0.457	2-0 F8			3-1 SF8		4-2 BB			3-1 P6	2	0	0	1	1	0	1
Eddie Murray, S (1, 10) OBP: 0.360, SLG: 0.471	2-2 CS 1-2	1-0 F9		3-H 4-2 BB G5-4-3 1-2		2-2 F8			3-2 2B	3	0	1	0	1	0	1
Terry Kennedy, L (1, 2)		2-2 F5		0-1 G5-4-3 1-2		0-0 4-3			0-0 3-1	4	0	0	0	0	0	3
Larry Sheets, L (1, 7)		1-3 K			0-0 L8		3-1 F7			3	0	0	0	0	1	0
Jim Traber, L (1, 3)			3-2 3-1		1-2 FC3-6 1B		0-0 4-1			3	0	1	0	0	0	0
Rene Gonzales, R (1, 5)			3-2 5-3		0-1 FC3-6 1-2			1-1 4-3		3	0	0	0	0	0	1
Billy Ripken, R (1, 4)			3-2 L7		0-0 B1			2-2 F9		3	0	0	0	0	0	1

BOTTOM																	
Boston Red Sox @ Baltimore Orioles Memorial Stadium, Baltimore, MD Tue Sep 06 1988, 7:05 PM EDT Att. 19,124 - Unknown - 65 F																WP: 0	PA: 33
																AB: 29	R: 1
Inning Stats R: 0 H: 1 E: 0 LOB: 0 K: 0 BB: 0 S: 7 P: 12 R: 0 H: 0 E: 0 LOB: 0 K: 1 BB: 0 S: 8 P: 12 R: 0 H: 0 E: 0 LOB: 0 K: 0 BB: 0 S: 13 P: 22 R: 1 H: 2 E: 0 LOB: 1 K: 0 BB: 1 S: 11 P: 18 R: 0 H: 1 E: 0 LOB: 1 K: 0 BB: 0 S: 7 P: 8 R: 0 H: 0 E: 0 LOB: 1 K: 0 BB: 1 S: 14 P: 24 R: 0 H: 0 E: 0 LOB: 0 K: 0 BB: 0 S: 4 P: 7 R: 0 H: 0 E: 0 LOB: 0 K: 1 BB: 0 S: 7 P: 10 R: 0 H: 1 E: 0 LOB: 1 K: 1 BB: 0 S: 9 P: 17																	
PITCHER																	
Wes Gardner, R (1, 1) IP: 9.0 WLS: 1 W: 32 BF: 5 H: 1 R: 1 ER: 1 SO: 2 BB: 2 IBB: 0 HBP: 0 BLK: 0 WP: 0 HR: 0 S: 80 P: 130 ERA: 1.00 WHIP: 0.778 IP: 9.0 WLS: 1 W: 32 BF: 5 H: 1 R: 1 ER: 1 SO: 2 BB: 2 IBB: 0 HBP: 0 BLK: 0 WP: 0 HR: 0 S: 80 P: 130 ERA: 1.00 WHIP: 0.778																	

AB	29
R	1
H	5
RBI	1
BB	2
SO	2
LOB	8



# Boston Red Sox @ Baltimore Orioles

## Memorial Stadium, Baltimore, MD

Wed Sep 07 1988, 7:05 PM EDT  
Att. 35,569 - Unknown - 65 F

[livebaseballscorecards.com](http://livebaseballscorecards.com)



AB	31
R	3
H	7
RBI	3
BB	6
SO	2
LOB	15

WP:	0	PA:	38
PB:	0		
SB:	1		
CS:	0		

Batter	1	2	3	4	5	6	7	8	9	AB	R	H	RBI	BB	SO	LOB
Wade Boggs, L OBP: 0.463, SLG: 0.477 (1, 5)	G6-3 1-2		P4-6 BB 4-0		E3 BB 1B 1-0	F7 0-0			G5-4-3 BB 4-2	3	1	1	0	2	0	2
Marty Barrett, R OBP: 0.327, SLG: 0.336 (1, 4)	1B 3-1		P4-6 1-2f		BB 2B 1-2	F9 0-0			G5-4-3 1-2f	4	0	1	0	1	0	3
Dwight Evans, R OBP: 0.373, SLG: 0.469 (1, 9)	F7 1-1			G4-3 2B 1-3 2-H 3-H		BB BB BB 4-0		S BB 4-0		3	0	1	2	1	0	1
Mike Greenwell, L OBP: 0.430, SLG: 0.548 (1, 7)	L4 3-1			F8 3-1		IBB 4-0		L9 0-0		3	0	0	0	1	0	2
Ellis Burks, R OBP: 0.368, SLG: 0.492 (1, 8)				HR 2-1		G5-3 0-2		G6-3 1-1		4	1	1	1	0	0	4
Todd Benzinger, S OBP: 0.297, SLG: 0.451 (1, 3)				G4-3 1-2		P5 3-1		B1-5 3B 3-1		4	0	1	0	0	1	0
Larry Parrish, R OBP: 0.273, SLG: 0.365 (1, 10)				G5-3 0-0		F8 1-2		G5-3 1-1		4	0	0	0	0	0	1
Jody Reed, R OBP: 0.384, SLG: 0.377 (1, 6)				F7 3-1		E 1B 2B HBP 1-2		1B BB 4-0		2	1	0	0	1	0	1
Rich Gedman, L OBP: 0.272, SLG: 0.355 (1, 2)				2B 2-2		K 0-3		1B 1-3		4	0	2	0	0	1	1

Inning Stats	1	2	3	4	5	6	7	8	9								
R: 0 E: 0 K: 0 S: 9	H: 1 LOB: 1 BB: 0 P: 17	R: 0 E: 0 K: 1 S: 6	H: 0 LOB: 0 BB: 0 P: 8	R: 0 E: 0 K: 0 S: 10	H: 1 LOB: 1 BB: 1 P: 22	R: 1 E: 0 K: 0 S: 9	H: 1 LOB: 0 BB: 0 P: 16	R: 2 E: 1 K: 1 S: 20	H: 2 LOB: 3 BB: 2 P: 33	R: 0 E: 0 K: 0 S: 8	H: 1 LOB: 2 BB: 1 P: 16	R: 0 E: 0 K: 0 S: 4	H: 0 LOB: 1 BB: 1 P: 9	R: 0 E: 0 K: 0 S: 6	H: 1 LOB: 0 BB: 0 P: 9	R: 0 E: 0 K: 0 S: 6	H: 0 LOB: 0 BB: 1 P: 10

1B: 3	SF: 0	WP: 0	PA: 38
2B: 4	SAC: 0	PB: 0	
3B: 1	DP: 3	SB: 1	
HR: 1	HBP: 1	CS: 0	

PITCHER	IP	WLS	BF	H	R	ER	SO	BB	IBB	HBP	BLK	WP	HR	S	P	ERA	WHIP
Curt Schilling, R ERA: 3.86 (1, 1)	7.0		32	6	3	3	2	4	1	1	0	0	1	66	121	3.86	1.429
Don Aase, R ERA: 4.46 (8, 1)	1.0		3	1	0	0	0	0	0	0	0	0	0	6	9	0.00	1.000
Mark Thurmond, L ERA: 4.64 (9, 1)	1.0	W	3	0	0	0	0	1	0	0	0	0	0	6	10	0.00	1.000

Batter	1	2	3	4	5	6	7	8	9	AB	R	H	RBI	BB	SO	LOB
<b>Pete Stanicek, S</b> OBP: 0.319, SLG: 0.307 (1, 7) C B F X	1-2 P4 ①		4-2 B2-6-4 BB B B F B			2-2 L7 ① C B F X		1-1 G4-3 ① B B B B	4-0 FC6-4 1B BB 1-2 2-3	3	0	0	0	2	0	0
<b>Billy Ripken, R</b> OBP: 0.262, SLG: 0.261 (1, 4) B C X	1-1 G6-3 ②		0-0 B2-6-4 ② 1-2 2-3f			0-1 F8 ② C X		0-0 1B 1B X	0-1 FC6-4 1B 1-2 2-3 3-H	5	0	2	1	0	0	2
<b>Cal Ripken Jr., R</b> OBP: 0.376, SLG: 0.455 (1, 6) C B B B B X	3-2 G6-3 ③		2-2 G5-3 ③ B C B B X			2-3 K ③ C B F B C		2-2 BB 1B B C B F X	0-1 FC6-4 ② 1-2f 2-3 3-H	5	0	1	1	0	1	3
<b>Eddie Murray, S</b> OBP: 0.357, SLG: 0.467 (1, 10) C C C X		0-2 G4-3 ① C C C X		2-0 L4 ① B B X		1-0 L9 ① B X		0-3 K ② B B B B		4	0	0	0	0	1	2
<b>Mickey Tettleton, S</b> OBP: 0.319, SLG: 0.432 (1, 2) B B C B C B		4-1 2B SF7 BB B B C B C B		2-3 K ② B B B B C F T B B C		3-1 P3 ② B B B B C B X		4-1 BB 1-2 B B B B		2	1	0	0	2	1	0
<b>Butch Davis, R</b> OBP: 0.500, SLG: 0.667 (1, 9) <b>Joe Orsulak, L</b> OBP: 0.343, SLG: 0.437 (8, PH) (9, 9) B B X		0-0 1-3 2B X		1-0 G4-3 ③ B X		1-1 BB 1B B B F X		1-1 F7 ③ B B B B		3	1	2	0	0	0	0
<b>Ken Gerhart, R</b> OBP: 0.249, SLG: 0.336 (1, 8) <b>Brady Anderson, L</b> OBP: 0.278, SLG: 0.273 (9, PH) B B C X		1-1 SF7 ② 3-H B B C X		3-2 G5-3 ① B C B S B B F T B B C X		4-2 1B BB 1-2 B B B B C F T B B C X		2-3 K ① B B B B C F T B B C X		1	0	0	1	1	0	0
<b>Jim Traber, L</b> OBP: 0.263, SLG: 0.329 (1, 3) <b>Rick Schu, R</b> OBP: 0.306, SLG: 0.356 (9, PR) B B B B X		3-2 G4-3 ③ B B B B X		2-1 G6-3 ② B C B B X		0-1 1-3 2-H 1B B B B B C F T B B C X		1-0 BB BB 1B B B B B		4	0	2	1	0	0	1
<b>Rene Gonzales, R</b> OBP: 0.252, SLG: 0.265 (1, 5) <b>Larry Sheets, L</b> OBP: 0.301, SLG: 0.332 (9, PH) B C X			1-1 B2-6-4 2B B C X		2-1 G5-3 ③ B B F B X		0-3 K ③ B B B B		4-1 1B BB FC6-4 BB B B B B	3	0	1	0	0	1	2

Inning Stats	R: 0	H: 0	E: 0	K: 0	S: 9	H: 0	LOB: 0	BB: 0	P: 14	R: 1	H: 1	E: 0	K: 0	S: 11	H: 1	LOB: 1	BB: 1	P: 19	R: 0	H: 1	E: 0	K: 0	S: 8	H: 0	LOB: 0	BB: 0	P: 15	R: 0	H: 0	E: 0	K: 1	S: 5	H: 0	LOB: 0	BB: 0	P: 10	R: 0	H: 0	E: 0	K: 0	S: 9	H: 0	LOB: 0	BB: 0	P: 16	R: 0	H: 0	E: 0	K: 1	S: 8	H: 0	LOB: 0	BB: 0	P: 12	R: 1	H: 2	E: 0	K: 1	S: 13	H: 2	LOB: 2	BB: 1	P: 22	R: 0	H: 2	E: 0	K: 1	S: 12	H: 2	LOB: 3	BB: 1	P: 20	R: 2	H: 2	E: 0	K: 1	S: 9	H: 2	LOB: 3	BB: 2	P: 20	1B: 6	SF: 1	2B: 2	SAC: 0	3B: 0	DP: 1	HR: 0	HBP: 0	WP: 0	PA: 39
--------------	------	------	------	------	------	------	--------	-------	-------	------	------	------	------	-------	------	--------	-------	-------	------	------	------	------	------	------	--------	-------	-------	------	------	------	------	------	------	--------	-------	-------	------	------	------	------	------	------	--------	-------	-------	------	------	------	------	------	------	--------	-------	-------	------	------	------	------	-------	------	--------	-------	-------	------	------	------	------	-------	------	--------	-------	-------	------	------	------	------	------	------	--------	-------	-------	-------	-------	-------	--------	-------	-------	-------	--------	-------	--------

PITCHER	IP	WLS	BF	H	R	ER	SO	BB	IBB	HBP	BLK	WP	HR	S	P	ERA	WHIP
<b>Bruce Hurst, L</b> ERA: 3.82 (1, 1)	7.1		29	5	2	2	3	3	0	0	0	0	0	66	112	2.46	1.091
<b>Lee Smith, R</b> ERA: 3.07 (8, 1)	1.0		6	2	1	1	2	1	0	0	0	0	0	13	23	9.00	3.000
<b>Bob Stanley, R</b> ERA: 3.28 (9, 1)	0.1	L	4	1	1	1	0	2	0	0	0	0	0	5	13	27.00	9.000

**BOTTOM**

**Boston Red Sox @ Baltimore Orioles**  
Memorial Stadium, Baltimore, MD

Wed Sep 07 1988, 7:05 PM EDT  
Att: 35,569 - Unknown - 65 F

AB	32
R	4
H	8
RBI	4
BB	6
SO	5
LOB	13



WP	HR	S	P	ERA	WHIP
0	0	0	0	0	0

Batter	1	2	3	4	5	6	7	8	9	AB R H RBI BB SO LOB	TOP											
Julio Franco, R (1, 4) OBP: 0.363, SLG: 0.416	0-0 4-3		0-2 1-3		4-0 BB 1-2 2-3 BB		2-1 BB 1-2 2-H 1B		2-1 6-3	4 1 1 1 1 0 0												
Terry Francona, L (1, 10) OBP: 0.333, SLG: 0.372	1-0 F3		1-1 1B		1-2 G4-6-3		0-1 4-3		0-1 6-3	5 0 1 0 0 0 4												
Joe Carter, R (1, 8) OBP: 0.324, SLG: 0.490	0-1 2B		1-1 F8		4-1 BB		1-2 2-H 3-H 1B		0-0 F7	4 0 2 2 1 0 1												
Mel Hall, L (1, 7) OBP: 0.322, SLG: 0.409	1-0 F8			0-2 F3	0-3 K		0-1 SAFE F9			4 0 0 0 0 1 4												
Dave Clark, L (1, 9) OBP: 0.345, SLG: 0.377		2-2 F9		1-0 2B		2-3 K	1-1 F3			4 0 1 0 0 1 1												
Brook Jacoby, R (1, 5) OBP: 0.307, SLG: 0.341		3-2 1B		0-0 F8		1-1 F9		0-0 1B		4 0 2 0 0 0 1												
Willie Upshaw, L (1, 3) OBP: 0.340, SLG: 0.383		3-3 K		0-1 5-3		0-1 4-1		1-0 F7		4 0 0 0 0 1 3												
Andy Allanson, R (1, 2) OBP: 0.289, SLG: 0.307		3-1 1-3			2-0 BB G4-6-3 1B		1-0 1B 1B	1-1 F9		4 2 2 0 0 0 2												
Jay Bell, R (1, 6) OBP: 0.281, SLG: 0.241			1-3 K		1-0 G4-6-3 BB 1B		0-2 SAFE 4-3 1B	3-3 K		3 1 2 0 0 1 0												
Ron Kittle, R (8, PH) OBP: 0.317, SLG: 0.542										1 0 0 0 0 1 1												
Paul Zuvella, R (8, 6) OBP: 0.293, SLG: 0.284										0 0 0 0 0 0 0												
<b>Inning Stats</b>	R: 0 E: 0 K: 0 S: 5	H: 1 LOB: 1 BB: 0 P: 7	R: 0 E: 0 K: 1 S: 12	H: 1 LOB: 1 BB: 0 P: 23	R: 0 E: 0 K: 1 S: 12	H: 1 LOB: 1 BB: 0 P: 15	R: 0 E: 0 K: 0 S: 8	H: 1 LOB: 1 BB: 0 P: 9	R: 1 E: 0 K: 1 S: 9	H: 2 LOB: 2 BB: 2 P: 21	R: 0 E: 0 K: 1 S: 8	H: 0 LOB: 0 BB: 0 P: 11	R: 3 E: 0 K: 0 S: 15	H: 4 LOB: 1 BB: 0 P: 20	R: 0 E: 0 K: 1 S: 7	H: 1 LOB: 1 BB: 0 P: 12	R: 0 E: 0 K: 0 S: 5	H: 0 LOB: 0 BB: 0 P: 7	1B: 9 2B: 2 3B: 0 HR: 0	SF: 0 SAC: 0 DP: 1 HBP: 0	WP: 0 PB: 0 SB: 1 CS: 0	PA: 39
<b>PITCHER</b>	IP WLS BF H R ER SO BB IBB HBP BLK WP HR S P ERA WHIP																					
Mike Boddicker, R (1, 1) ERA: 3.68	6.0 W 27 8 3 3 4 2 0 0 0 0 0 0 58 91 4.50 1.667																					
Dennis Lamp, R (7, 1) ERA: 3.31	0.1 3 2 1 1 0 0 0 0 0 0 0 0 7 10 27.00 6.000																					
Bob Stanley, R (7, 1) ERA: 3.26	0.2 3 1 0 0 0 0 0 0 0 0 0 0 5 6 0.00 1.500																					
Lee Smith, R (8, 1) ERA: 2.99	2.0 S 6 0 0 0 1 0 0 0 0 0 0 0 11 18 0.00 0.000																					

Cleveland Indians @ Boston Red Sox  
 Fenway Park, Boston, MA  
 Fri Sep 09 1988, 7:05 PM EDT  
 Att. 33,349 - Unknown - 71 F

livebaseballscorecards.com

AB	37
R	4
H	11
RBI	3
BB	2
SO	5
LOB	17





Batter	1	2	3	4	5	6	7	8	9
Wade Boggs, L OBP: 0.465, SLG: 0.486 (1, 5)	4-2 1B E BB		0-1 HR	3-1 BB 1-3 2B		4-2 CS BB		1-3 K	
Marty Barrett, R OBP: 0.326, SLG: 0.334 (1, 4)	0-0 F6		0-1 6-3	4-0 BB BB		3-3 K 1-2			
Dwight Evans, R OBP: 0.378, SLG: 0.477 (1, 9)	2-1 E 1B		4-1 BB	4-2 BB 1-2 2-3 3-H		1-1 HR			
Mike Greenwell, L OBP: 0.429, SLG: 0.550 (1, 7)	2-1 E6 3B 1-H 2-H		2-2 F6	1-0 F7		2-1 F3			
Ellis Burks, R OBP: 0.367, SLG: 0.489 (1, 8)	1-1 F2		1-1 5-3		4-1 BB 4-3		1-1 4-3		
Todd Benzinger, S OBP: 0.297, SLG: 0.449 (1, 3)	2-2 F7		0-1 F3	1-0 F8		2-1 1B			
Larry Parrish, R OBP: 0.271, SLG: 0.361 (1, 10)		0-1 F7	0-0 F8	1-0 4-3		0-0 F6			
Jody Reed, R OBP: 0.382, SLG: 0.379 (1, 6)		2-0 F7	1-0 1B 2B	2-0 F8		0-0 5-3			
Rich Gedman, L OBP: 0.272, SLG: 0.353 (1, 2)		2-1 3-1	1-0 2B BB 1B 2-H		1-3 K		1-2 4-3		

Inning Stats	R: 3	H: 2	E: 1	K: 0	S: 14	LOB: 0	BB: 1	P: 25	R: 0	H: 0	E: 0	K: 0	S: 5	LOB: 0	BB: 0	P: 9	R: 1	H: 1	E: 0	K: 0	S: 10	LOB: 1	BB: 1	P: 17	R: 2	H: 3	E: 0	K: 0	S: 10	LOB: 3	BB: 2	P: 24	R: 0	H: 0	E: 0	K: 2	S: 12	LOB: 1	BB: 1	P: 20	R: 1	H: 2	E: 0	K: 0	S: 9	LOB: 1	BB: 0	P: 15	R: 0	H: 0	E: 0	K: 1	S: 9	LOB: 0	BB: 0	P: 11
1B: 3	2B: 3	3B: 1	HR: 2	SF: 0	SAC: 0	DP: 1	HBP: 0	WP: 0	PB: 0	SB: 0	CS: 1	PA: 37																																												

PITCHER	IP	WLS	BF	H	R	ER	SO	BB	IBB	HBP	BLK	WP	HR	S	P	ERA	WHIP	
Rich Yett, R ERA: 4.57 (1, 1)	3.2	L	19	6	6	5	0	2	4	0	0	0	0	1	36	63	12.27	2.182
Mike Walker, R ERA: (4, 1)	2.1		10	0	0	0	2	4	0	0	0	0	0	19	44	0.00	1.714	
Don Gordon, R ERA: 4.07 (7, 1)	1.0		5	2	1	1	0	0	0	0	0	0	1	9	15	9.00	2.000	
Scott Bailes, L ERA: 4.92 (8, 1)	1.0		3	0	0	0	1	0	0	0	0	0	0	9	11	0.00	0.000	

**BOTTOM**


**Cleveland Indians @ Boston Red Sox**  
Fenway Park, Boston, MA

Fri Sep 09 1988, 7:05 PM EDT  
Att: 33,349 - Unknown - 71 F

livebaseballscorecards.com

AB	31
R	7
H	8
RBI	6
BB	6
SO	3
LOB	11



Batter	1	2	3	4	5	6	7	8	9	AB R H RBI BB SO LOB	TOP											
Julio Franco, R (1, 4) OBP: 0.361, SLG: 0.413	0-1 6-3			1-1 F9		2-3 K			0-0 F9	4 0 0 0 0 1 0	<b>Cleveland Indians @ Boston Red Sox</b> Fenway Park, Boston, MA Sat Sep 10 1988, 3:33 AM EDT Att. 34,099 - Sunny  livebaseballscorecards.com  <b>AB 28</b> <b>R 0</b> <b>H 1</b> <b>RBI 0</b> <b>BB 1</b> <b>SO 5</b> <b>LOB 3</b>  											
Willie Upshaw, L (1, 3) OBP: 0.337, SLG: 0.380	1-0 3-1			2-3 K			1-1 4-3		0-2 4-3	4 0 0 0 0 1 0												
Joe Carter, R (1, 8) OBP: 0.322, SLG: 0.487	1-0 F4			0-1 F6			1-0 2-3			3 0 0 0 0 0 0												
Mel Hall, L (1, 7) OBP: 0.320, SLG: 0.406		1-1 1-3			0-0 4-3		3-2 4-3			3 0 0 0 0 0 0												
Carmen Castillo, R (1, 10) OBP: 0.283, SLG: 0.338		0-0 F2			1-0 6-3			1-2 F8		3 0 0 0 0 0 0												
Dave Clark, L (1, 9) OBP: 0.352, SLG: 0.380		0-1 6-3			4-1 BB			0-0 1B		2 0 1 0 1 0 0												
Brook Jacoby, R (1, 5) OBP: 0.305, SLG: 0.339			1-2 6-3		1-3 K			1-3 K		3 0 0 0 0 2 2												
Ron Tingley, R (1, 2) OBP: 0.273, SLG: 0.350			1-0 F8			3-1 F9		0-3 K		2 0 0 0 0 0 0												
Terry Francona, L (8, PH) OBP: 0.332, SLG: 0.370										1 0 0 0 0 1 1												
Tom Lampkin, L (8, 2)										0 0 0 0 0 0 0												
Paul Zuvella, R (1, 6) OBP: 0.288, SLG: 0.279			1-0 F8			2-0 F4			0-0 F8	2 0 0 0 0 0 0												
Rod Allen, R (9, PH)										1 0 0 0 0 0 0												
<b>Inning Stats</b>	R: 0 E: 0 K: 0 S: 4	H: 0 LOB: 0 BB: 0 P: 6	R: 0 E: 0 K: 0 S: 5	H: 0 LOB: 0 BB: 0 P: 6	R: 0 E: 0 K: 0 S: 5	H: 0 LOB: 0 BB: 0 P: 8	R: 0 E: 0 K: 1 S: 7	H: 0 LOB: 0 BB: 0 P: 10	R: 0 E: 0 K: 1 S: 6	H: 0 LOB: 1 BB: 1 P: 12	R: 0 E: 0 K: 1 S: 6	H: 0 LOB: 0 BB: 0 P: 13	R: 0 E: 0 K: 0 S: 6	H: 0 LOB: 0 BB: 0 P: 11	R: 0 E: 0 K: 2 S: 11	H: 1 LOB: 1 BB: 0 P: 13	R: 0 E: 0 K: 0 S: 7	H: 0 LOB: 0 BB: 0 P: 7	1B: 1 2B: 0 3B: 0 HR: 0	SF: 0 SAC: 0 DP: 0 HBP: 0	WP: 0 PB: 0 SB: 0 CS: 0	PA: 29
<b>PITCHER</b> Roger Clemens, R (1, 1) ERA: 2.86	IP: 9.0 WLS: W BF: 29 H: 1 R: 0 ER: 0 SO: 5 BB: 1 IBB: 0 HBP: 0 BLK: 0 WP: 0 HR: 0 S: 57 P: 86 ERA: 0.00 WHIP: 0.222											<b>PITCHER</b>	IP: WLS: BF: H: R: ER: SO: BB: IBB: HBP: BLK: WP: HR: S: P: ERA: WHIP:									

Batter	1	2	3	4	5	6	7	8	9
Wade Boggs, L OBP: 0.466, SLG: 0.486 (1, 5)	F7	FC6-4 HBP		SH5-4 E 1B	5-3			SH1-3 3B 1B	
Marty Barrett, R OBP: 0.325, SLG: 0.332 (1, 4)	F9	FC6-4		SH5-4		F9		SH1-3	
Dwight Evans, R OBP: 0.383, SLG: 0.487 (1, 9)	BB			E7 WP 1B		1B		2B 3B	
Mike Greenwell, L OBP: 0.425, SLG: 0.545 (1, 7)	4-3			6-3		F8		F5	
Ellis Burks, R OBP: 0.370, SLG: 0.492 (1, 8)		1-3		WP 1B		F8		2B	
Jim Rice, R OBP: 0.333, SLG: 0.397 (1, 10)		BLK 1B		F8		F9		F9	
Larry Parrish, R OBP: 0.271, SLG: 0.360 (1, 3)		K		WP 1B		1-3		F9	
Todd Benzinger, S OBP: 0.296, SLG: 0.448 (6, 3)		K		3-H 1B		1-3			
Jody Reed, R OBP: 0.387, SLG: 0.388 (1, 6)		E 1B		5-3		2B		1B	
Rick Cerone, R OBP: 0.347, SLG: 0.386 (1, 2)		E9 1B		E6 SH5-4 1B		F4		1-3	

Inning Stats	R: 0	H: 0	E: 0	K: 5	S: 5	R: 1	H: 3	E: 1	K: 1	S: 14	R: 1	H: 3	E: 0	K: 2	S: 15	R: 2	H: 2	E: 2	K: 0	S: 12	R: 0	H: 1	E: 0	K: 0	S: 6	R: 0	H: 1	E: 0	K: 0	S: 8	R: 0	H: 1	E: 0	K: 0	S: 12	R: 2	H: 3	E: 0	K: 0	S: 9
	0	0	0	10	10	1	3	1	1	14	1	3	0	2	26	2	2	2	0	12	0	1	0	0	6	0	1	1	0	13	0	1	0	12	2	3	0	0	14	

PITCHER	IP	WLS	BF	H	R	ER	SO	BB	IBB	HBP	BLK	WP	HR	S	P	ERA	WHIP
Bud Black, L ERA: 5.14 (1, 1)	4.0	L	24	8	4	3	3	2	0	1	1	3	0	46	82	6.75	2.500
Don Gordon, R ERA: 4.15 (5, 1)	3.1		15	5	2	2	0	0	0	0	0	0	0	32	53	5.40	1.500
Brad Havens, L ERA: 3.42 (8, 1)	0.2		3	1	0	0	0	0	0	0	0	0	0	3	4	0.00	1.500

AB R H RBI BB SO LOB

4	2	2	0	0	0	1
3	0	0	0	0	0	3
4	2	4	2	1	0	0
5	0	0	0	0	1	5
4	0	2	1	1	0	1
5	1	1	0	0	1	5
3	0	1	1	0	1	1
1	0	0	0	0	0	0
4	0	3	1	0	0	2
4	1	1	0	0	0	2

AB	37
R	6
H	14
RBI	5
BB	2
SO	3
LOB	20



WP	HR	S	P	ERA	WHIP
3	0	0	42		

**Cleveland Indians @ Boston Red Sox**  
 Fenway Park, Boston, MA  
 Sat Sep 10 1988, 3:33 AM EDT  
 Att. 34,099 - Sunny

livebaseballscorecards.com

Batter	1	2	3	4	5	6	7	8	9	AB R H RBI BB SO LOB	TOP																
Willie Upshaw, L (1, 3) OBP: 0.338, SLG: 0.381	1-3 K			0-0 F2		1-2 1B		1-0 CS 1B		4 0 2 1 0 1 0																	
Andy Allanson, R (1, 2) OBP: 0.286, SLG: 0.304	3-2 F3			0-3 K		2-2 F9		3-3 K		4 0 0 0 0 2 2																	
Joe Carter, R (1, 8) OBP: 0.323, SLG: 0.496	2-2 F3			2-0 F8			0-1 HR		3-0 1B 3B	4 2 2 1 0 0 0																	
Mel Hall, L (1, 7) OBP: 0.321, SLG: 0.407 Reggie Williams, R (9, PR) OBP: 0.167, SLG: 0.167 (9, 7)		1-1 6-3		0-0 4-3			2-1 FC4-6 1B		1-2 FC5-4 1B	4 0 2 1 0 0 0 0 0 0 0 0 0 0																	
Ron Kittle, R (1, 10) OBP: 0.312, SLG: 0.532		1-1 F9		1-3 K			1-3 K		1-3 K	4 0 0 0 0 3 2																	
Dave Clark, L (1, 9) OBP: 0.349, SLG: 0.402		0-0 4-3		2-1 HR			3-1 FC4-6 1-2f		2-2 FC5-4 1B	4 1 1 1 0 0 2																	
Eddie Williams, R (1, 5) OBP: 0.250, SLG: 0.250			1-2 F9		0-2 F5		1 SAFE 0-0 F4		0-2 1B	4 0 1 0 0 0 1																	
Jay Bell, R (1, 6) OBP: 0.278, SLG: 0.238 Terry Francona, L (8, PH) OBP: 0.335, SLG: 0.374 Paul Zuvella, R (8, PR) OBP: 0.286, SLG: 0.277 (8, 6)			1-2 F8			1-0 F7		2-2 SH3-4 1B	0-1 F2	2 0 0 0 0 0 0 1 0 1 0 0 0 0 1 1 0 0 0 0 2																	
Houston Jimenez, R (1, 4) OBP: 0.048, SLG: 0.048			1-2 3-1			0-0 6-3		1-1 SH3-4		2 0 0 0 0 0 0																	
<b>Inning Stats</b>	R: 0 E: 0 K: 1 S: 13	H: 0 LOB: 0 BB: 0 P: 19	R: 0 E: 0 K: 0 S: 5	H: 0 LOB: 0 BB: 0 P: 7	R: 0 E: 0 K: 0 S: 12	H: 0 LOB: 0 BB: 0 P: 15	R: 0 E: 0 K: 1 S: 5	H: 0 LOB: 0 BB: 0 P: 7	R: 1 E: 0 K: 1 S: 10	H: 1 LOB: 0 BB: 0 P: 13	R: 0 E: 0 K: 0 S: 11	H: 1 LOB: 1 BB: 0 P: 14	R: 1 E: 0 K: 1 S: 11	H: 2 LOB: 1 BB: 0 P: 16	R: 1 E: 0 K: 1 S: 12	H: 2 LOB: 1 BB: 0 P: 19	R: 1 E: 0 K: 1 S: 19	H: 3 LOB: 2 BB: 0 P: 26	1B: 6 2B: 1 3B: 1 HR: 2	SF: 0 SAC: 1 DP: 1 HBP: 0	WP: 0 PB: 0 SB: 0 CS: 1	PA: 35					
<b>PITCHER</b>	IP WLS BF H R ER SO BB IBB HBP BLK WP HR S P ERA WHIP																										
Wes Gardner, R (1, 1) ERA: 3.41	6.0		22	4	2	2	3	0	0	0	0	0	2	60	81	3.00	0.667										
Bob Stanley, R (7, 1) ERA: 3.31	1.1	L	5	1	1	1	1	0	0	0	0	0	0	14	20	6.75	0.750										
Lee Smith, R (8, 1) ERA: 3.04	1.2		8	4	1	1	2	0	0	0	0	0	0	24	35	5.40	2.400										

Cleveland Indians @ Boston Red Sox  
 Fenway Park, Boston, MA  
 Sun Sep 11 1988, 3:33 AM EDT  
 Att. 33,154 - Cloudy - 74 F

AB	34
R	4
H	9
RBI	4
BB	0
SO	6
LOB	9



livebaseballscorecards.com

BOTTOM

Cleveland Indians @ Boston Red Sox  
Fenway Park, Boston, MA  
Sun Sep 11 1988, 3:33 AM EDT  
Att: 33,154 - Cloudy - 74 F

livebaseballscorecards.com

AB 33  
R 2  
H 8  
RBI 2  
BB 1  
SO 2  
LOB 11



WP: 0 PA: 35  
PB: 0  
SB: 0  
CS: 1

AB R H RBI BB SO LOB

4 0 0 0 0 0 1

4 0 0 0 0 0 1

4 0 1 0 0 0 0

3 1 3 0 1 0 0

4 0 0 0 0 1 5

4 0 1 0 0 1 1

4 0 1 1 0 0 2

3 0 0 0 0 0 1

3 1 2 1 0 0 0

0 0 0 0 0 0 0

0 0 0 0 0 0 0

1B: 6 SF: 0  
2B: 1 SAC: 0  
3B: 0 DP: 0  
HR: 1 HBP: 0

Batter	1	2	3	4	5	6	7	8	9
Wade Boggs, L OBP: 0.463, SLG: 0.482 (1, 5) C B C B B X	3-2 4-3 ①		1-2 F7 ②			2-0 F4 ①		2-2 F8 ① ② 1-2	
Spike Owen, S OBP: 0.327, SLG: 0.372 (1, 6) C C C B B X	2-2 F3 ②		0-2 4-3 ③			0-1 F3 ②		1-2 F9 ③	
Dwight Evans, R OBP: 0.382, SLG: 0.485 (1, 9) B X	1-0 F8 ③			2-1 6-3 ①		0-1 BB 1B		1-1 F9 ①	
Mike Greenwell, L OBP: 0.429, SLG: 0.549 (1, 7) X		0-0 4-3 1B 2B		1-0 FC5-4 1B		4-0 1-2 BB		1-0 1B 1B	
Ellis Burks, R OBP: 0.367, SLG: 0.487 (1, 8) X B B F X		2-1 F4 ①		0-2 FC5-4 PO 1-2f		2-2 F7 ③		3-3 K ②	
Todd Benzinger, S OBP: 0.296, SLG: 0.445 (1, 3) X B F X		1-1 4-3 ②		1-1 PO ③ 1-2		1-1 F7 ①		2-3 K ①	
Larry Parrish, R OBP: 0.271, SLG: 0.359 (1, 10) X C B F X		1-2 FC4-6 1B 3-H		1-2 4-3 ②		1-2 4-3 ②		0-0 5-3 ②	
Jody Reed, R OBP: 0.383, SLG: 0.384 (1, 4) X T B B X		1-2 FC4-6 ③ 1-2f		0-1 5-3 ③		0-1 5-3 ③		2-1 F5 ③	
Rich Gedman, L OBP: 0.276, SLG: 0.369 Randy Kutcher, R OBP: 0.125, SLG: 0.125 Rick Cerone, R OBP: 0.347, SLG: 0.386 (1, 2) (8, PR) (9, 2) B B X			2-0 F9 ①			3-1 HR		1-1 CS 1B	

Inning Stats	R: 0	H: 0	E: 0	K: 0	S: 7	LOB: 0	BB: 0	P: 13
	R: 1	H: 2	E: 0	K: 0	S: 12	LOB: 1	BB: 0	P: 17
	R: 0	H: 0	E: 0	K: 0	S: 7	LOB: 0	BB: 0	P: 10
	R: 0	H: 1	E: 0	K: 0	S: 8	LOB: 0	BB: 0	P: 11
	R: 0	H: 0	E: 0	K: 0	S: 8	LOB: 0	BB: 0	P: 10
	R: 1	H: 2	E: 0	K: 10	S: 10	LOB: 2	BB: 1	P: 21
	R: 0	H: 0	E: 0	K: 1	S: 7	LOB: 0	BB: 0	P: 11
	R: 0	H: 1	E: 0	K: 10	S: 10	LOB: 1	BB: 0	P: 14
	R: 0	H: 2	E: 0	K: 1	S: 9	LOB: 2	BB: 0	P: 16

PITCHER	IP	WLS	BF	H	R	ER	SO	BB	IBB	HBP	BLK	WP	HR	S	P	ERA	WHIP
Tom Candiotti, R ERA: 3.36 (1, 1)	7.0	W	26	5	2	2	1	1	0	0	0	0	1	59	93	2.57	0.857
Doug Jones, R ERA: 2.3 (8, 1)	2.0	S	8	3	0	0	1	0	0	0	0	0	0	19	30	0.00	1.500

WP	PA	ERA	WHIP
0	35		

Batter	1	2	3	4	5	6	7	8	9	AB R H RBI BB SO LOB	TOP
<b>Pete Stanicek, S</b> OBP: 0.326, SLG: 0.308 (1, 7) (7, 4)	2-1 F7		3-2 F8		1-2 G4-6-3		4-1 WP 1B BB		3-2 G4-6-3	4 0 0 0 1 0 4	
<b>Billy Ripken, R</b> OBP: 0.263, SLG: 0.262 <b>Larry Sheets, L</b> OBP: 0.300, SLG: 0.330 (1, 4) (7, PH) (7, 7)	0-1 F9			0-3 K2-3		2-0 1B PB 1B	3-2 WP 1B			3 0 1 0 0 1 0 1 0 1 0 0 0 0	
<b>Cal Ripken Jr., R</b> OBP: 0.374, SLG: 0.447 (1, 6)	2-2 6-3			0-0 F8		2-2 1B	3-2 F4			4 0 1 0 0 0 2	
<b>Eddie Murray, S</b> OBP: 0.363, SLG: 0.474 (1, 3)		1-2 1B		1-0 1B		2-3 K		1-0 1B		4 0 3 0 0 1 2	
<b>Butch Davis, R</b> OBP: 0.357, SLG: 0.429 <b>Brady Anderson, L</b> OBP: 0.274, SLG: 0.268 (1, 9) (8, PH) (8, 8)		1-3 K		0-0 1B		0-3 K		0-1 F5		3 0 1 0 0 2 2 1 0 0 0 0 0 1	
<b>Jim Traber, L</b> OBP: 0.266, SLG: 0.328 (1, 10)		1-3 K		1-0 F5		1-2 F7		1-1 G4-3 1B		4 0 1 0 0 1 4	
<b>Mickey Tettleton, S</b> OBP: 0.325, SLG: 0.429 (1, 2)			2-3 K		0-1 FC1-6 1B		2-2 1B BB WP 1B	1-0 G4-3		4 1 2 0 0 1 2	
<b>Ken Gerhart, R</b> OBP: 0.238, SLG: 0.322 <b>Joe Orsulak, L</b> OBP: 0.346, SLG: 0.451 (1, 8) (8, 9)			1-3 K		1-2 FC1-6 1B		1-1 F8		1-3 K	3 0 0 0 0 1 2 1 0 0 0 0 1 0	
<b>Rick Schu, R</b> OBP: 0.314, SLG: 0.359 (1, 5)			0-1 1B		0-1 G4-6-3 1B		1-1 F6		0-1 G4-6-3 1B	4 0 3 0 0 0 1	
<b>Inning Stats</b>	R: 0 E: 0 K: 0 S: 7 H: 0 LOB: 0 BB: 0 P: 11	R: 0 E: 0 K: 2 S: 10 H: 1 LOB: 0 BB: 0 P: 13	R: 0 E: 0 K: 2 S: 13 H: 1 LOB: 1 BB: 0 P: 19	R: 0 E: 0 K: 1 S: 7 H: 2 LOB: 2 BB: 0 P: 9	R: 0 E: 0 K: 0 S: 11 H: 2 LOB: 1 BB: 0 P: 13	R: 0 E: 0 K: 2 S: 14 H: 2 LOB: 2 BB: 0 P: 21	R: 1 E: 0 K: 0 S: 16 H: 2 LOB: 2 BB: 1 P: 30	R: 0 E: 0 K: 0 S: 6 H: 2 LOB: 1 BB: 0 P: 9	R: 0 E: 0 K: 1 S: 9 H: 1 LOB: 0 BB: 0 P: 13	1B: 13 2B: 0 3B: 0 HR: 0 SF: 0 SAC: 0 DP: 3 HBP: 0	WP: 1 PB: 1 SB: 0 CS: 0 PA: 37
<b>PITCHER</b> <b>Bruce Hurst, L</b> ERA: 3.74 <b>Dennis Lamp, R</b> ERA: 3.21 (1, 1) (7, 1)	IP 6.2 WLS W BF 28 H 9 R 1 ER 1 SO 7 BB 1 IBB 0 HBP 0 BLK 0 WP 0 HR 0 S 71 P 103 ERA 1.35 WHIP 1.500										
<b>PITCHER</b>	IP 2.1 WLS W BF 9 H 4 R 0 ER 0 SO 1 BB 0 IBB 0 HBP 0 BLK 0 WP 1 HR 0 S 22 P 35 ERA 0.00 WHIP 1.714										

**Baltimore Orioles @ Boston Red Sox**  
Fenway Park, Boston, MA  
Mon Sep 12 1988, 7:05 PM EDT  
Att. 32,619 - Unknown - 71 F

livebaseballscorecards.com

AB	36
R	1
H	13
RBI	0
BB	1
SO	8
LOB	20



Batter	1	2	3	4	5	6	7	8	9
<b>Wade Boggs, L</b> (1, 5) OBP: 0.465, SLG: 0.482	4-0 	1-1 		4-1 		3-1 			
<b>Marty Barrett, R</b> (1, 4) OBP: 0.326, SLG: 0.333	1-1 	2-1 		2-2 			0-0 		
<b>Dwight Evans, R</b> (1, 9) OBP: 0.381, SLG: 0.482	4-0 	2-1 			1-1 		3-1 		
<b>Mike Greenwell, L</b> (1, 7) OBP: 0.429, SLG: 0.547	2-1 		0-1 		4-0 		4-0 		
<b>Ellis Burks, R</b> (1, 8) OBP: 0.370, SLG: 0.490	2-0 		2-1 		1-1 		0-1 	0-1 	
<b>Todd Benzinger, S</b> (1, 3) OBP: 0.298, SLG: 0.449	2-3 		0-1 		0-2 			2-2 	
<b>Larry Parrish, R</b> (1, 10) OBP: 0.268, SLG: 0.355		2-2 	2-1 		1-0 			2-2 	
<b>Jody Reed, R</b> (1, 6) OBP: 0.385, SLG: 0.389		0-0 	2-1 			1-2 		0-1 	
<b>Rich Gedman, L</b> (1, 2) OBP: 0.272, SLG: 0.363		0-0 		1-0 		0-2 		1-2 	

AB	R	H	RBI	BB	SO	LOB
2	1	1	1	2	0	0
4	1	2	0	0	0	1
3	0	0	0	1	0	2
2	0	0	0	2	0	2
4	3	3	1	0	0	1
4	0	2	1	0	1	1
4	0	0	0	0	0	4
4	1	2	1	0	0	1
4	0	0	0	0	0	2

**BOTTOM**


**Baltimore Orioles @ Boston Red Sox**  
 Fenway Park, Boston, MA  
 Mon Sep 12 1988, 7:05 PM EDT  
 Att: 32,619 - Unknown - 71 F

AB	31
R	6
H	10
RBI	4
BB	5
SO	1
LOB	14



1B: 8	SF: 0	WP: 1	PA: 37
2B: 2	SAC: 0	PB: 1	
3B: 0	DP: 2	SB: 0	
HR: 0	HBP: 0	CS: 1	

Inning Stats		PITCHER																			
R	H	E	K	S	IP	WLS	BF	H	R	ER	SO	BB	IBB	HBP	BLK	WP	HR	S	P	ERA	WHIP
3	2	1	8	23	1.2		11	5	4	3	1	2	0	0	0	1	0	20	40	16.20	4.200
1	3	0	2	2	4.1		17	3	1	1	0	2	0	0	0	0	0	34	60	2.08	1.154
1	3	0	1	1	2.0		8	2	1	0	0	1	0	0	0	0	0	20	32	0.00	1.500

Batter	1	2	3	4	5	6	7	8	9	AB R H RBI BB SO LOB	TOP											
Joe Orsulak, L (1, 9) OBP: 0.344, SLG: 0.450	1-3 K		0-0 3-1		2-2 6-3			1-0 G3 2B 2B	0-0 F7	5 1 1 0 0 1 1												
Brady Anderson, L (1, 8) OBP: 0.270, SLG: 0.264	2-3 K			0-0 F8		0-1 F8		2-0 1-3		4 0 0 0 0 1 1												
Cal Ripken Jr., R (1, 6) OBP: 0.372, SLG: 0.443	0-1 6-3			1-2 4-3		1-1 F9		0-2 G3		4 0 0 0 0 0 1												
Eddie Murray, S (1, 3) OBP: 0.367, SLG: 0.480		4-2 L4-6 1B BB		2-1 BB 2B 1B		0-0 2B		2-2 2B 2B		3 2 3 1 1 0 0												
Larry Sheets, L (1, 7) OBP: 0.304, SLG: 0.335		0-2 SAFE 1B		4-2 2B BB		1-1 3-1		0-0 2B		3 1 2 1 1 0 1												
Butch Davis, R (8, PR) OBP: 0.357, SLG: 0.429		1-2 1B		1-2 2B BB				2-2 2B		0 0 0 0 0 0 0												
Mickey Tettleton, S (1, 2) OBP: 0.324, SLG: 0.430		2-2 L4-6 2-3		3-2 1-H 2-H 2B			3-3 K	2-2 4-3		4 0 1 2 0 1 3												
Jim Traber, L (1, 10) OBP: 0.266, SLG: 0.325		2-2 F5		3-2 F3			0-0 5-3		4-1 BB	3 0 0 0 1 0 2	AB 34 R 4 H 8 RBI 4 BB 3 SO 5 LOB 12											
Rick Schu, R (1, 5) OBP: 0.313, SLG: 0.357			1-2 6-3		0-0 5-3		0-1 1B		1-1 F4	4 0 1 0 0 0 1												
Billy Ripken, R (1, 4) OBP: 0.262, SLG: 0.261			0-2 5-3		1-1 F3				1-3 K	2 0 0 0 0 0 0												
Keith Hughes, L (7, PH) OBP: 0.308, SLG: 0.323										1 0 0 0 0 1 1												
Rene Gonzales, R (7, 4) OBP: 0.249, SLG: 0.261										0 0 0 0 0 0 0												
Pete Stanicek, S (9, PH) OBP: 0.325, SLG: 0.307										1 0 0 0 0 1 1												
Inning Stats	R: 0 E: 0 K: 2 S: 11	H: 0 LOB: 0 BB: 0 P: 14	R: 0 E: 0 K: 0 S: 11	H: 1 LOB: 1 BB: 1 P: 19	R: 0 E: 0 K: 0 S: 8	H: 0 LOB: 0 BB: 0 P: 9	R: 2 E: 0 K: 0 S: 16	H: 2 LOB: 1 BB: 1 P: 29	R: 0 E: 0 K: 0 S: 7	H: 0 LOB: 0 BB: 0 P: 10	R: 0 E: 0 K: 0 S: 7	H: 1 LOB: 1 BB: 0 P: 9	R: 0 E: 0 K: 2 S: 9	H: 1 LOB: 1 BB: 0 P: 13	R: 2 E: 0 K: 0 S: 13	H: 3 LOB: 1 BB: 0 P: 20	R: 0 E: 0 K: 1 S: 7	H: 0 LOB: 1 BB: 1 P: 13	1B: 3 2B: 6 3B: 0 HR: 0	SF: 0 SAC: 0 DP: 1 HBP: 0	WP: 0 PB: 0 SB: 0 CS: 0	PA: 37
PITCHER	IP WLS BF H R ER SO BB IBB HBP BLK WP HR S P ERA WHIP																					
Mike Smithson, R (1, 1) ERA: 5.52	5.2 W 22 4 2 2 2 2 2 0 0 0 0 0 0 58 87 3.18 1.059																					
Bob Stanley, R (6, 1) ERA: 3.44	2.0 10 4 2 2 2 0 0 0 0 0 0 0 21 31 9.00 2.000																					
Lee Smith, R (8, 1) ERA: 2.99	1.1 S 5 0 0 0 1 1 0 0 0 0 0 0 10 18 0.00 0.750																					

Baltimore Orioles @ Boston Red Sox  
Fenway Park, Boston, MA  
Tue Sep 13 1988, 7:05 PM EDT  
Att. 32,842 - Unknown - 71 F

livebaseballscorecards.com



Batter	1	2	3	4	5	6	7	8	9
Wade Boggs, L (1, 5) OBP: 0.467, SLG: 0.487	4-2 BB		0-2 SH1-3 HR 2B	3-2 F6			1-0 WP 2B		
Marty Barrett, R (1, 4) OBP: 0.324, SLG: 0.332	2-2 F8		0-0 SH1-3 2-3		0-0 F7		1-0 L5		
Dwight Evans, R (1, 9) OBP: 0.379, SLG: 0.478	1-3 K		2-0 F9		1-2 3-1		1-3 K		
Mike Greenwell, L (1, 7) OBP: 0.428, SLG: 0.544	1-1 F4		4-1 HR BB BB		1-0 G3		1-0 4-3		
Ellis Burks, R (1, 8) OBP: 0.371, SLG: 0.488		0-1 6-3	4-2 HR BB		2-0 F5		4-1 F8 1B BB		
Jim Rice, R (1, 10) OBP: 0.335, SLG: 0.405		0-3 K	2-2 HR		1-0 F9		0-1 1B		
Randy Kutcher, R (8, PR) OBP: 0.125, SLG: 0.125			1-H 2-H 3-H HR				1-2 1B		
Larry Parrish, R (1, 3) OBP: 0.269, SLG: 0.355		1-0 1B	1-3 K		1-3 K		1-2 F8		
Todd Benzinger, S (7, 3) OBP: 0.297, SLG: 0.448							2-3 1B		
Jody Reed, R (1, 6) OBP: 0.389, SLG: 0.398		0-2 1B		0-1 3-1		3-2 SH3 2B	2-1 FC6-4 1B		
Rich Gedman, L (1, 2) OBP: 0.270, SLG: 0.360		1-2 4-3		0-2 F3		0-1 SH3	1-0 FC6-4		
Kevin Romine, R (8, PH) OBP: 0.235, SLG: 0.254							1-2f		
Rick Cerone, R (9, 2) OBP: 0.347, SLG: 0.386									

Inning Stats	R: 0 E: 0 K: 1 S: 11	H: 0 LOB: 1 BB: 1 P: 19	R: 0 E: 0 K: 1 S: 12	H: 2 LOB: 2 BB: 0 P: 14	R: 4 E: 0 K: 1 S: 23	H: 2 LOB: 0 BB: 2 P: 36	R: 0 E: 0 K: 0 S: 9	H: 0 LOB: 0 BB: 0 P: 12	R: 0 E: 0 K: 0 S: 5	H: 0 LOB: 0 BB: 0 P: 7	R: 0 E: 0 K: 1 S: 8	H: 0 LOB: 0 BB: 0 P: 12	R: 1 E: 0 K: 1 S: 10	H: 2 LOB: 1 BB: 0 P: 16	R: 1 E: 0 K: 0 S: 15	H: 2 LOB: 2 BB: 1 P: 24
1B: 4 2B: 3 3B: 0 HR: 1	SF: 0 SAC: 2 DP: 0 HBP: 0	WP: 1 PB: 0 SB: 0 CS: 0	PA: 36													

PITCHER	IP	WLS	BF	H	R	ER	SO	BB	IBB	HBP	BLK	WP	HR	S	P	ERA	WHIP
Pete Harnisch, R (1, 1) ERA: 6.43	7.0	L	30	6	5	5	5	3	0	0	0	1	1	78	116	6.43	1.286
Mark Williamson, R (8, 1) ERA: 5.33	0.2		5	2	1	1	0	1	0	0	0	0	0	14	22	13.50	4.500
Mark Thurmond, L (8, 1) ERA: 4.46	0.1		1	0	0	0	0	0	0	0	0	0	0	1	2	0.00	0.000

BOTTOM

Baltimore Orioles @ Boston Red Sox  
 Fenway Park, Boston, MA  
 Tue Sep 13 1988, 7:05 PM EDT  
 Att: 32,842 - Unknown - 71 F

livebaseballscorecards.com

AB	30
R	6
H	8
RBI	6
BB	4
SO	5
LOB	12



Batter	1	2	3	4	5	6	7	8	9	AB R H RBI BB SO LOB	TOP											
Joe Orsulak, L (1, 9) OBP: 0.340, SLG: 0.443	2-1 4-3	1-0 4-1			2-1 F7		0-2 6-3		2-2 5-3	5 0 0 0 0 0 3												
Brady Anderson, L (1, 8) OBP: 0.270, SLG: 0.267	0-2 F2		2-2 F7		0-0 SF9 2B		3-1 F5			4 1 1 0 0 0 0												
Cal Ripken Jr., R (1, 6) OBP: 0.371, SLG: 0.442	1-3 K		0-1 4-3		0-1 E4		1-1 G4-6-3 1B			4 0 1 0 0 1 1												
Eddie Murray, S (1, 3) OBP: 0.366, SLG: 0.480		0-2 6-3	0-1 FC6-4 1B		0-0 SF9		1-1 G4-6-3 1-2f			3 0 1 1 0 0 1												
Larry Sheets, L (1, 7) OBP: 0.305, SLG: 0.335		4-2 1B BB 1B BB	0-1 FC6-4 1-2f		3-2 F7		1-0 1B			3 1 1 0 1 0 2												
Ken Gerhart, R (8, PR) OBP: 0.238, SLG: 0.322										0 0 0 0 0 0 0												
Mickey Tettleton, S (1, 2) OBP: 0.323, SLG: 0.425		4-0 1B 1-2 1B BB			2-2 6-3		1-3 K		1-3 K	3 1 0 0 1 2 1												
Jim Traber, L (1, 10) OBP: 0.272, SLG: 0.330		0-2 1B 1-2 2-3 1B			0-0 1B		3-1 CS 1B		1-1 F6	4 0 3 0 0 0 0												
Rick Schu, R (1, 5) OBP: 0.313, SLG: 0.357		0-1 1B			2-3 K		2-1 6-3 1-2		2-3 K	3 0 1 2 0 1 2												
Pete Stanicek, S (9, PH) OBP: 0.323, SLG: 0.305		1-2 2-H 3-H 1B								1 0 0 0 0 1 0												
Billy Ripken, R (1, 4) OBP: 0.261, SLG: 0.259		1-3 K			0-1 4-3		1-3 K		3-2 1B	3 0 0 0 0 2 3												
Terry Kennedy, L (9, PH) OBP: 0.282, SLG: 0.315										1 0 1 0 0 0 0												
Butch Davis, R (9, PR) OBP: 0.357, SLG: 0.429										0 0 0 0 0 0 0												
<b>Inning Stats</b>	R: 0 E: 0 K: 1 S: 8	H: 0 LOB: 0 BB: 0 P: 11	R: 2 E: 0 K: 1 S: 14	H: 2 LOB: 2 BB: 2 P: 24	R: 0 E: 0 K: 0 S: 9	H: 1 LOB: 1 BB: 0 P: 11	R: 0 E: 0 K: 1 S: 9	H: 1 LOB: 1 BB: 0 P: 13	R: 1 E: 1 K: 0 S: 10	H: 1 LOB: 1 BB: 0 P: 15	R: 0 E: 0 K: 1 S: 7	H: 1 LOB: 0 BB: 0 P: 13	R: 0 E: 0 K: 1 S: 8	H: 0 LOB: 0 BB: 0 P: 12	R: 0 E: 0 K: 1 S: 9	H: 2 LOB: 1 BB: 0 P: 12	R: 0 E: 0 K: 1 S: 12	H: 1 LOB: 1 BB: 0 P: 20	1B: 8 2B: 1 3B: 0 HR: 0	SF: 1 SAC: 0 DP: 1 HBP: 0	WP: 0 PB: 0 SB: 0 CS: 1	PA: 37
<b>PITCHER</b>	IP WLS BF H R ER SO BB IBB HBP BLK WP HR S P ERA WHIP																					
Mike Boddicker, R (1, 1) ERA: 3.65	0.0 W 0																					
Dennis Lamp, R (8, 1) ERA: 3.17	1.0 4 2 0 0 1 0 0 0 0 0 0 0 9 12 0.00 2.000																					
Lee Smith, R (9, 1) ERA: 2.95	1.0 S 4 1 0 0 1 0 0 0 0 0 0 0 12 20 0.00 1.000																					

Baltimore Orioles @ Boston Red Sox  
Fenway Park, Boston, MA  
Wed Sep 14 1988, 7:05 PM EDT  
Att. 32,745 - Unknown - 78 F

livebaseballscorecards.com

AB	34
R	3
H	9
RBI	3
BB	2
SO	7
LOB	13



Batter	1	2	3	4	5	6	7	8	9	AB R H RBI BB SO LOB	BOTTOM									
Wade Boggs, L OBP: 0.466, SLG: 0.484 (1, 5)	1-0 4-3 		4-2 BB 		0-1 F7 		0-0 G6-4-3 			3 0 0 0 1 0 1	<b>Baltimore Orioles @ Boston Red Sox</b> Fenway Park, Boston, MA Wed Sep 14 1988, 7:05 PM EDT Att: 32,745 - Unknown - 78 F									
Marty Barrett, R OBP: 0.324, SLG: 0.331 (1, 4)	1-1 6-3 		0-0 F9 		2-0 F7 		2-0 FC5-4 1B 			4 0 1 0 0 0 1										
Dwight Evans, R OBP: 0.376, SLG: 0.475 (1, 9)	0-1 F8 			1-3 K 		2-0 6-3 		1-1 FC5-4 		4 0 0 0 0 1 1										
Mike Greenwell, L OBP: 0.432, SLG: 0.559 (1, 7)		0-0 HR 		1-0 1B SF8 2B 		1-0 SF8 3B 		1-2 1B 		4 3 4 1 0 0 0										
Ellis Burks, R OBP: 0.372, SLG: 0.488 (1, 8)		1-1 G4-3 HBP 		3-2 S 1B 		1-2 SF8 		1-2 F8 		2 1 1 1 0 0 1										
Jim Rice, R OBP: 0.332, SLG: 0.402 (1, 10)		0-0 G4-3 		2-1 SF8 		2-3 K 		2-2 F8 		3 0 0 1 0 1 2										
Larry Parrish, R OBP: 0.272, SLG: 0.360 Todd Benzing, S OBP: 0.299, SLG: 0.449 (1, 3) (6, PR) (7, 3)		2-3 K 		1-2 BB 1B 		0-2 PB 2B 		2-1 FC1-4-6 1B 		3 0 2 1 0 1 0 1 0 1 0 0 0 0										
Jody Reed, R OBP: 0.388, SLG: 0.394 (1, 6)			0-2 F8 	4-0 BB 1B 		1-1 F8 		1-2 FC1-4-6 		3 0 0 0 1 0 3										
Rich Gedman, L OBP: 0.271, SLG: 0.360 (1, 2)			1-0 3-1 	0-0 4-3 			0-1 G6-4-3 1B 			3 0 1 0 0 0 2										
<b>Inning Stats</b>	R: 0 E: 0 K: 0 S: 5	H: 0 LOB: 0 BB: 0 P: 7	R: 1 E: 0 K: 1 S: 6	H: 1 LOB: 0 BB: 0 P: 9	R: 0 E: 0 K: 0 S: 9	H: 0 LOB: 1 BB: 1 P: 14	R: 2 E: 0 K: 1 S: 14	H: 3 LOB: 2 BB: 1 P: 26	R: 0 E: 0 K: 0 S: 4	H: 0 LOB: 0 BB: 0 P: 8		R: 1 E: 0 K: 1 S: 12	H: 2 LOB: 2 BB: 0 P: 17	R: 0 E: 0 K: 0 S: 6	H: 2 LOB: 1 BB: 0 P: 9	R: 0 E: 0 K: 0 S: 16	H: 2 LOB: 2 BB: 0 P: 21	1B: 6 2B: 2 3B: 1 HR: 1	SF: 2 SAC: 0 DP: 2 HBP: 1	WP: 0 PB: 1 SB: 1 CS: 0
<b>PITCHER</b>	IP WLS BF H R ER SO BB IBB HBP BLK WP HR S P ERA WHIP																			
Jose Bautista, R ERA: 4.11 Tom Niedenfuer, R ERA: 3.06	(1, 1) 7.0 L 31 9 4 4 3 2 0 0 0 0 0 1 59 94 5.14 1.571																			
	(8, 1) 1.0 4 1 0 0 0 0 0 0 0 0 0 13 17 0.00 1.000																			

livebaseballscorecards.com

AB	30
R	4
H	10
RBI	4
BB	2
SO	3
LOB	11



Batter	1	2	3	4	5	6	7	8	9	AB R H RBI BB SO LOB	TOP	
Rickey Henderson, R OBP: 0.386, SLG: 0.385 (1, 7) C F B S	1-3 K		3-2 K	1-2 F8		1-3 K		0-1 5-3		5 0 0 0 0 3 5		
Claudell Washington, L OBP: 0.357, SLG: 0.450 (1, 8) B F C S	1-3 K2-3		0-0 1B		4-0 1B S BB	1-3 K		0-0 FC6-4 1B		4 1 2 0 1 2 2		
Don Mattingly, L OBP: 0.347, SLG: 0.446 (1, 3) B F C C B B T	1-2 L3		1-1 4-3		1-0 1B PB		2-1 F9	1-0 FC6-4 1-2f		5 0 1 0 0 0 3		
Dave Winfield, R OBP: 0.412, SLG: 0.556 (1, 9) B F C C B B T		1-2 5-3		0-3 K	0-0 L3		0-2 1B BB		0-1 6-3	5 1 1 0 0 1 2		
Jack Clark, R OBP: 0.376, SLG: 0.438 (1, 10) B F C C B B T		2-2 P4		1-0 2B G6-3 1B	0-0 P5		4-1 1B BB		2-1 5-3	4 1 1 0 1 0 2		
Mike Pagliarulo, L OBP: 0.278, SLG: 0.362 (1, 5) B F C C B B T		1-0 HR		1-1 1B 2B	1-1 F7		1-1 1B 1B		0-0 G6-3	5 2 3 2 0 0 1		
Willie Randolph, R OBP: 0.341, SLG: 0.328 (1, 4) B F C C B B T		1-1 F8		2-2 G6-3		1-1 2B	2-2 1B 1B			4 0 2 1 0 0 1		
Joel Skinner, R OBP: 0.259, SLG: 0.336 (1, 2) B F C C B B T			3-2 1B 1B	0-0 1B BB		1-3 K	2-3 K			4 0 2 1 0 2 3		
Rafael Santana, R OBP: 0.288, SLG: 0.298 (1, 6) C S B 1 C			1-3 K	4-0 1B BB		4-1 BB		2-1 G6-3		2 0 0 0 2 1 1		
<b>Inning Stats</b>	R: 0 H: 0 E: 0 LOB: 0 K: 2 BB: 0 S: 10 P: 13	R: 1 H: 1 E: 0 LOB: 0 K: 0 BB: 0 S: 9 P: 14	R: 0 H: 2 E: 0 LOB: 2 K: 2 BB: 0 S: 12 P: 20	R: 2 H: 3 E: 0 LOB: 2 K: 1 BB: 1 S: 14 P: 22	R: 1 H: 1 E: 0 LOB: 1 K: 0 BB: 1 S: 5 P: 11	R: 0 H: 1 E: 0 LOB: 2 K: 3 BB: 1 S: 13 P: 21	R: 1 H: 3 E: 0 LOB: 2 K: 1 BB: 1 S: 14 P: 25	R: 0 H: 1 E: 0 LOB: 1 K: 0 BB: 0 S: 6 P: 9	R: 0 H: 0 E: 0 LOB: 0 K: 0 BB: 0 S: 5 P: 7	1B: 9 SF: 0 2B: 2 SAC: 0 3B: 0 DP: 0 HR: 1 HBP: 0	WP: 0 PA: 42 PB: 1 SB: 1 CS: 0	
<b>PITCHER</b> Roger Clemens, R ERA: 2.98 (1, 1) Bob Stanley, R ERA: 3.34 (7, 1)	IP WLS BF H R ER SO BB IBB HBP BLK WP HR S P ERA WHIP											<b>PITCHER</b> IP WLS BF H R ER SO BB IBB HBP BLK WP HR S P ERA WHIP
	6.1 L 32 9 5 5 8 4 0 0 0 0 0 1 69 113 7.11 2.053											

**New York Yankees @ Boston Red Sox**  
**Fenway Park, Boston, MA**  
 Thu Sep 15 1988, 7:05 PM EDT  
 Att. 35,320 - Unknown - 57 F

AB	38
R	5
H	12
RBI	4
BB	4
SO	9
LOB	20



Batter	1	2	3	4	5	6	7	8	9	AB	R	H	RBI	BB	SO	LOB
Wade Boggs, L OBP: 0.464, SLG: 0.481 (1, 5)	1-0 G6-3		4-1 SF9 1B 1-2 BB		1-1 F8	2-1 P4		3-2 F7		4	0	0	0	1	0	5
Marty Barrett, R OBP: 0.325, SLG: 0.332 (1, 4)	2-1 BB 1B		0-0 1B 1-2 2-3		1-1 L5		1-2 F8	1-0 P3		5	0	2	0	0	0	2
Dwight Evans, R OBP: 0.376, SLG: 0.474 (1, 9)	4-2 SAFE BB 1B G4-6-3 1-2 BB		3-2 SF9 2-3 3-H		1-1 F8		1-0 1B		1-3 K	3	0	1	1	1	1	0
Mike Greenwell, L OBP: 0.430, SLG: 0.555 (1, 7)	3-1 G4-6-3 1-2f		0-1 G3			1-0 G3 2B 1B	0-3 K		2-2 L8	5	1	1	0	0	1	5
Todd Benzing, S OBP: 0.300, SLG: 0.447 (1, 3)		2-0 G6-4-3 HBP		1-0 1B 1B		2-2 G3 1-2	2-3 K		2-1 F2	4	0	1	0	0	1	2
Ellis Burks, R OBP: 0.373, SLG: 0.489 (1, 8)		0-2 F4		2-3 K		2-1 BB 2B 2-H		4-2 BB 1B BB		3	1	1	1	1	1	2
Jim Rice, R OBP: 0.333, SLG: 0.400 (1, 10)		1-0 G6-4-3 1-2f		0-0 L7		4-1 BB BB		4-2 1B BB		2	0	0	0	2	0	2
Jody Reed, R OBP: 0.389, SLG: 0.393 (1, 6)			2-2 G5-3		0-0 FC3-6 1B	4-1 BB BB		2-2 L9		3	0	1	0	1	0	2
Rich Gedman, L OBP: 0.272, SLG: 0.357 (1, 2)			4-0 1B BB SF9 BB		3-1 FC3-6	1-3 K		0-1 1B		2	1	0	0	1	1	5
Larry Parrish, R OBP: 0.273, SLG: 0.362 (8, PH)										1	0	1	1	0	0	0
Randy Kutcher, R OBP: 0.125, SLG: 0.125 (8, PR)										0	0	0	0	0	0	0
Rick Cerone, R OBP: 0.347, SLG: 0.386 (9, 2)										0	0	0	0	0	0	0

Inning Stats	R: 0	H: 1	E: 0	K: 0	S: 7	R: 0	H: 0	E: 0	K: 0	S: 4	R: 1	H: 1	E: 0	K: 0	S: 10	R: 0	H: 2	E: 0	K: 1	S: 8	R: 0	H: 0	E: 0	K: 0	S: 6	R: 1	H: 2	E: 0	K: 1	S: 13	R: 0	H: 1	E: 0	K: 2	S: 15	R: 1	H: 1	E: 0	K: 0	S: 17	R: 0	H: 0	E: 0	K: 1	S: 9	1B: 7	2B: 1	3B: 0	HR: 0	SF: 1	SAC: 0	DP: 2	HBP: 1	WP: 0	PB: 0	SB: 0	CS: 0	PA: 41
--------------	------	------	------	------	------	------	------	------	------	------	------	------	------	------	-------	------	------	------	------	------	------	------	------	------	------	------	------	------	------	-------	------	------	------	------	-------	------	------	------	------	-------	------	------	------	------	------	-------	-------	-------	-------	-------	--------	-------	--------	-------	-------	-------	-------	--------

PITCHER	IP	WLS	BF	H	R	ER	SO	BB	IBB	HBP	BLK	WP	HR	S	P	ERA	WHIP
Rick Rhoden, R ERA: 4.29 (1, 1)	5.1	W	25	6	2	2	1	4	0	1	0	0	0	42	86	3.38	1.875
Dale Mohorcic, R ERA: 4.45 (6, 1)	0.1		2	0	0	0	1	1	0	0	0	0	0	4	9	0.00	3.000
Hipolito Pena, L ERA: 1.13 (6, 1)	1.1		6	1	1	1	2	1	0	0	0	0	0	19	29	6.75	1.500
Neil Allen, R ERA: 3.97 (8, 1)	0.0		1	0	0	0	0	1	0	0	0	0	0	3	7	∞	∞
Dave Righetti, L ERA: 3.55 (8, 1)	2.0	S	7	1	0	0	1	0	0	0	0	0	0	21	32	0.00	0.500

**BOTTOM**

**New York Yankees @ Boston Red Sox**  
**Fenway Park, Boston, MA**  
 Thu Sep 15 1988, 7:05 PM EDT  
 Att: 35,320 - Unknown - 57 F

[livebaseballscores.com](http://livebaseballscores.com)

AB	32
R	3
H	8
RBI	3
BB	7
SO	5
LOB	25



Batter	1	2	3	4	5	6	7	8	9	AB R H RBI BB SO LOB	TOP													
Rickey Henderson, R OBP: 0.387, SLG: 0.386 (1, 7)	3-1 2B 1B		1-2 G6-3 S 1B		2-3 K			1-3 K	0-0 F9	5 1 2 0 0 2 3														
Claudell Washington, L OBP: 0.357, SLG: 0.452 (1, 8)	0-1 SAFE 1B 2B		2-2 G6-3			1-2 F8		0-0 G3 2B 1B	1-1 3-1	5 2 2 1 0 0 3														
Don Mattingly, L OBP: 0.348, SLG: 0.448 (1, 3)	0-0 G4-6-3 2H 1B		2-2 3-1			1-0 2B		1-2 G3		4 0 2 1 0 0 3														
Dave Winfield, R OBP: 0.411, SLG: 0.556 (1, 9)	1-1 G4-6-3 1-2f			0-2 L7		3-1 5-3		0-0 2B		4 0 1 2 0 0 2														
Jack Clark, R OBP: 0.375, SLG: 0.436 (1, 10)	0-3 K			0-0 1-3		0-0 F7		4-0 BB		3 0 0 0 1 1 1														
Mike Pagliarulo, L OBP: 0.278, SLG: 0.359 (1, 5)		1-0 P4		4-2 FC5-4 BB		0-3 K		0-0 F9		3 0 0 0 1 1 2														
Willie Randolph, R OBP: 0.340, SLG: 0.327 (1, 4)		2-1 5-3		0-1 FC5-4 1-2f		2-0 5-3			2-2 G4-3 1B	4 0 1 0 0 0 1	AB 34 R 4 H 8 RBI 4 BB 4 SO 8 LOB 16													
Joel Skinner, R OBP: 0.256, SLG: 0.332 Hal Morris, L OBP: 0.167, SLG: 0.167 (9, PH)		2-3 K			0-3 K		0-3 K		2-2 G4-3	3 0 0 0 0 3 0 1 0 0 0 0 0 1														
Rafael Santana, R OBP: 0.289, SLG: 0.297 Ken Phelps, L OBP: 0.409, SLG: 0.538 Randy Velarde, R OBP: 0.243, SLG: 0.364 (9, PR)			3-2 L5		0-3 K			4-1 1B 2B BB	4-2 BB	2 1 0 0 1 1 0 0 0 0 0 1 0 0 0 0 0 0 0 0 0														
Inning Stats	R: 2 E: 0 K: 1 S: 10	H: 3 LOB: 0 BB: 0 P: 14	R: 0 E: 0 K: 1 S: 6	H: 0 LOB: 0 BB: 0 P: 11	R: 0 E: 0 K: 0 S: 15	H: 1 LOB: 1 BB: 0 P: 22	R: 0 E: 0 K: 0 S: 9	H: 0 LOB: 1 BB: 1 P: 13	R: 0 E: 0 K: 3 S: 10	H: 0 LOB: 0 BB: 0 P: 12	R: 0 E: 0 K: 2 S: 7	H: 1 LOB: 1 BB: 0 P: 13	R: 0 E: 0 K: 2 S: 7	H: 0 LOB: 0 BB: 0 P: 9	R: 2 E: 0 K: 1 S: 10	H: 2 LOB: 2 BB: 2 P: 20	R: 0 E: 0 K: 0 S: 13	H: 1 LOB: 2 BB: 1 P: 22	1B: 5 2B: 3 3B: 0 HR: 0	SF: 0 SAC: 0 DP: 1 HBP: 0	WP: 0 PB: 0 SB: 1 CS: 0	PA: 38		
PITCHER Wes Gardner, R ERA: 3.49 Dennis Lamp, R ERA: 3.16 Lee Smith, R ERA: 2.9	IP 7.1 0.1 1.1	WLS W S	BF 29 3 6	H 6 1 1	R 4 0 0	ER 4 0 0	SO 8 0 0	BB 2 1 1	IBB 0 0 0	HBP 0 0 0	BLK 0 0 0	WP 0 0 0	HR 0 4 0	S 70 9 14	P 104 9 23	ERA 4.91 0.00 0.00	WHIP 1.091 6.000 1.500							

**New York Yankees @ Boston Red Sox**  
Fenway Park, Boston, MA  
Fri Sep 16 1988, 7:05 PM EDT  
Att. 35,226 - Unknown - 63 F

[livebaseballscorecards.com](http://livebaseballscorecards.com)



Batter	1	2	3	4	5	6	7	8	9
Wade Boggs, L (1, 5) OBP: 0.463, SLG: 0.479	4-2 BB G4-3		1-1 6-3		1-2 2B 1B	0-1 L5		1-1 5-3	
Marty Barrett, R (1, 4) OBP: 0.324, SLG: 0.333	3-2 P5		2-2 G6-3		0-0 1B 2B	1-0 L5			
Dwight Evans, R (1, 9) OBP: 0.375, SLG: 0.472	1-1 G4-3 1-2f		2-1 5-3		0-2 1B HBP BB 1B	0-0 L5			
Mike Greenwell, L (1, 7) OBP: 0.432, SLG: 0.556		0-0 HBP BB G6-4-3 1B		1-2 G6-4-3 1B 1B	1-2 BB 1B 1B HBP		1-2 F7		
Ellis Burks, R (1, 8) OBP: 0.375, SLG: 0.490		4-2 G6-4-3 HBP 1B BB		1-0 G6-4-3 1B	0-2 BB 1B		2-0 4-3		
Jim Rice, R (1, 10) OBP: 0.334, SLG: 0.399 Carlos Quintana, R (5, PH)		1-0 G6-4-3 HBP		2-2 G6-4-3 1-2f 2-3	4-2 1B BB		1-3 K		
Larry Parrish, R (1, 3) OBP: 0.272, SLG: 0.360 Todd Benzing, S (5, PH)		1-0 G6-4-3 1-2f 2-3 3-H		2-3 K	2-1 HBP 1B		4-0 SH3-4 BB		
Jody Reed, R (1, 6) OBP: 0.392, SLG: 0.394		1-2 1B 3-H			G6-3 HBP		1-1 SH3-4 1-2		
Rick Cerone, R (1, 2) OBP: 0.342, SLG: 0.380		1-2 1-3			F8 F7		2-1 F8		


Inning Stats	R: 0 E: 0 K: 10 S: 10	H: 0 LOB: 0 BB: 1 P: 18	R: 2 E: 0 K: 0 S: 12	H: 2 LOB: 1 BB: 1 P: 19	R: 0 E: 0 K: 1 S: 7	H: 2 LOB: 1 BB: 0 P: 16	R: 5 E: 0 K: 0 S: 26	H: 5 LOB: 3 BB: 1 P: 37	R: 0 E: 0 K: 1 S: 4	H: 0 LOB: 0 BB: 0 P: 5	R: 0 E: 0 K: 1 S: 7	H: 0 LOB: 0 BB: 0 P: 11	R: 0 E: 0 K: 0 S: 6	H: 0 LOB: 1 BB: 1 P: 14
1B: 8 2B: 1 3B: 0 HR: 0	SF: 0 SAC: 1 DP: 3 HBP: 3	WP: 0 PA: 37 PB: 0 SB: 0 CS: 0												

PITCHER	IP	WLS	BF	H	R	ER	SO	BB	IBB	HBP	BLK	WP	HR	S	P	ERA	WHIP
Al Leiter, L (1, 1) ERA: 3.92	1.0		6	1	2	2	0	2	0	0	0	0	0	14	27	18.00	3.000
Steve Shields, R (2, 1) ERA: 4.56	3.2	L	18	7	5	5	1	1	0	1	0	0	0	46	66	12.27	2.182
Dale Mohoric, R (5, 1) ERA: 4.43	0.1		3	1	0	0	0	0	0	1	0	0	0	5	9	0.00	3.000
Lee Guetterman, L (6, 1) ERA: 5.12	3.0		10	0	0	0	1	1	0	0	0	0	0	17	30	0.00	0.333

**NEW YORK YANKEES @ BOSTON RED SOX**  
 Fenway Park, Boston, MA  
 Fri Sep 16 1988, 7:05 PM EDT  
 Att: 35,226 - Unknown - 63 F

AB	R	H	RBI	BB	SO	LOB
4	1	1	0	1	0	1
4	1	1	1	0	0	1
4	1	1	1	0	0	1
3	2	2	0	0	0	0
3	2	2	0	1	0	0
1	0	0	0	0	0	2
1	0	0	1	1	1	0
2	0	0	0	0	1	3
1	0	1	2	1	0	0
2	0	1	1	0	0	0
4	0	0	0	0	0	5

**AB 29**  
**R 7**  
**H 9**  
**RBI 6**  
**BB 4**  
**SO 2**  
**LOB 13**



Batter	1	2	3	4	5	6	7	8	9	AB R H RBI BB SO LOB	TOP																			
Rickey Henderson, R OBP: 0.389, SLG: 0.391 (1, 7)	1-1 F9		2-1 2B			2-1 SH1-3 G3 2B		4-1 BB		3 1 2 0 1 0 0	<p><b>New York Yankees @ Boston Red Sox</b></p> <p>Fenway Park, Boston, MA</p> <p>Sat Sep 17 1988, 3:33 AM EDT</p> <p>Att. 35,051 - Overcast - 80 F</p>																			
Willie Randolph, R OBP: 0.338, SLG: 0.324 (1, 4)	3-2 L9		2-0 G5-3			0-0 SH1-3		2-2 F9		3 0 0 0 0 0 2																				
Don Mattingly, L OBP: 0.347, SLG: 0.447 (1, 3)	3-1 4-3					0-1 G3				4 0 1 1 0 0 0																				
Dave Winfield, R OBP: 0.408, SLG: 0.551 (1, 9)		2-2 6-3				1-3 K				4 0 0 0 0 1 1																				
Jack Clark, R OBP: 0.374, SLG: 0.433 (1, 10)		4-1 FC1-6 BB				0-3 K				3 0 0 0 1 2 1																				
Gary Ward, R OBP: 0.289, SLG: 0.278 (1, 8)		0-0 FC1-6				3-3 K				3 0 0 0 0 2 2																				
Don Slaught, R OBP: 0.335, SLG: 0.450 (1, 2)		1-1 F9				1-3 K				3 0 0 0 0 2 1																				
Luis Aguayo, R OBP: 0.322, SLG: 0.373 (1, 5)			1-3 K			2-2 CS HBP				2 0 0 0 0 1 0																				
Rafael Santana, R OBP: 0.287, SLG: 0.295 (1, 6)			0-2 6-3			1-3 K				3 0 0 0 0 1 1																				
<b>Inning Stats</b>	R: 0 E: 0 K: 0 S: 8	H: 0 LOB: 0 BB: 0 P: 15	R: 0 E: 0 K: 0 S: 7	H: 0 LOB: 1 BB: 1 P: 14	R: 0 E: 0 K: 1 S: 10	H: 1 LOB: 1 BB: 0 P: 15	R: 0 E: 0 K: 3 S: 14	H: 1 LOB: 1 BB: 0 P: 19	R: 0 E: 0 K: 2 S: 8	H: 0 LOB: 0 BB: 0 P: 12		R: 1 E: 0 K: 0 S: 6	H: 1 LOB: 0 BB: 0 P: 9	R: 0 E: 0 K: 2 S: 8	H: 0 LOB: 0 BB: 0 P: 12	R: 0 E: 0 K: 0 S: 7	H: 0 LOB: 1 BB: 1 P: 13	R: 0 E: 0 K: 1 S: 13	H: 0 LOB: 0 BB: 0 P: 17	1B: 1 2B: 2 3B: 0 HR: 0	SF: 0 SAC: 1 DP: 0 HBP: 1	WP: 0 PB: 0 SB: 0 CS: 1	PA: 32							
<b>PITCHER</b> Bruce Hurst, L ERA: 3.61 (1, 1)	IP 9.0	WLS W	BF 32	H 3	R 1	ER 1	SO 9	BB 2	IBB 0	HBP 1	BLK 0	WP 0	HR 0	S 81	P 126	ERA 1.00	WHIP 0.556													
											<b>PITCHER</b>	IP	WLS	BF	H	R	ER	SO	BB	IBB	HBP	BLK	WP	HR	S	P	ERA	WHIP		

livebaseballscorecards.com

AB	28
R	1
H	3
RBI	1
BB	2
SO	9
LOB	8







Batter	1	2	3	4	5	6	7	8	9	AB R H RBI BB SO LOB	TOP									
Rickey Henderson, R OBP: 0.390, SLG: 0.392 (1, 7)	1-2 F8		1-0 F8		2-2 G4-6-3 1B		1-1 S 1B			4 0 2 0 0 0 0	<b>New York Yankees @ Boston Red Sox</b> Fenway Park, Boston, MA Sun Sep 18 1988, 3:33 AM EDT Att. 35,146 - Sunny - 82 F									
Claudell Washington, L OBP: 0.358, SLG: 0.462 (1, 8)	1-1 HR		0-0 2B		0-0 G4-6-3 1-2f		1-3 K			4 1 2 1 0 1 3										
Don Mattingly, L OBP: 0.348, SLG: 0.449 (1, 3)	0-1 PB 2B		2-0 F8		1-3 K2-3		2-1 G1-4-3 1B			4 0 2 0 0 1 1										
Dave Winfield, R OBP: 0.407, SLG: 0.551 (1, 9)	1-2 P4		0-1 HR 2B		1-0 G4-3		1-1 G1-4-3 1-2f			4 1 1 0 0 0 2										
Ken Phelps, L OBP: 0.408, SLG: 0.537 (1, 10)	3-2 L3		2-3 K		1-2 F8		0-0 2B			4 0 1 0 0 1 2										
Mike Pagliarulo, L OBP: 0.280, SLG: 0.368 (1, 5)		2-2 F5		0-0 HR 2-H		0-2 G5-4-3 BB 1B		1-2 P4		4 2 2 2 0 0 1										
Willie Randolph, R OBP: 0.337, SLG: 0.322 (1, 4)		1-0 1-3		2-3 K		4-1 G5-4-3 BB		1-2 G4-3		3 0 0 0 1 1 0										
Don Slaught, R OBP: 0.332, SLG: 0.445 Hal Morris, L OBP: 0.154, SLG: 0.154 (1, 2) (9, PH)		2-2 P3		0-0 F7		3-2 G5-4-3 1-2f 2-3		2-3 K		3 0 0 0 0 0 2 1 0 0 0 0 1 0										
Rafael Santana, R OBP: 0.287, SLG: 0.295 Jack Clark, R OBP: 0.373, SLG: 0.432 (1, 6) (9, PH)			1-0 5-3		1-3 K		0-2 1B 3-H 1B		1-2 P6	3 0 1 1 0 1 0 1 0 0 0 0 0 0										
<b>Inning Stats</b>	R: 1 E: 0 K: 0 S: 13	H: 2 LOB: 1 BB: 0 P: 19	R: 0 E: 0 K: 0 S: 12	H: 0 LOB: 0 BB: 0 P: 17	R: 0 E: 0 K: 0 S: 4	H: 1 LOB: 1 BB: 0 P: 8	R: 2 E: 0 K: 2 S: 10	H: 2 LOB: 0 BB: 0 P: 14	R: 0 E: 0 K: 1 S: 7	H: 0 LOB: 0 BB: 0 P: 10	R: 1 E: 0 K: 1 S: 17	H: 3 LOB: 2 BB: 1 P: 25	R: 0 E: 0 K: 0 S: 8	H: 2 LOB: 1 BB: 0 P: 12	R: 0 E: 0 K: 1 S: 10	H: 0 LOB: 0 BB: 0 P: 14	1B: 5 2B: 4 3B: 0 HR: 2	SF: 0 SAC: 0 DP: 3 HBP: 0	WP: 0 PB: 1 SB: 1 CS: 0	PA: 36
<b>PITCHER</b>	IP WLS BF H R ER SO BB IBB HBP BLK WP HR S P ERA WHIP																			
Mike Smithson, R ERA: 5.54 (1, 1)	6.0 W 24 7 4 4 4 0 0 0 0 0 0 2 56 81 6.00 1.167																			
Bob Stanley, R ERA: 3.28 (7, 1)	1.2 8 4 0 0 1 1 0 0 0 0 0 0 19 30 0.00 3.000																			
Lee Smith, R ERA: 2.85 (8, 1)	1.1 S 4 0 0 0 1 0 0 0 0 0 0 0 13 18 0.00 0.000																			

livebaseballscorecards.com

AB	35
R	4
H	11
RBI	4
BB	1
SO	6
LOB	11



Batter	1	2	3	4	5	6	7	8	9
Wade Boggs, L (1, 5) OBP: 0.467, SLG: 0.483	0-1 1B HR	1-0 2B 2B		3-2 G4-3		3-2 1B 1B		4-2 3B BB	
Marty Barrett, R (1, 4) OBP: 0.326, SLG: 0.335	1-2 F7	2-0 HR 2B		2-2 1B		1-2 G6-4-3 1B		1-0 F9	
Dwight Evans, R (1, 9) Kevin Romine, R (3, 9) OBP: 0.377, SLG: 0.484 OBP: 0.239, SLG: 0.288	2-2 HR 1B	0-1 HR		2-2 F5		2-0 G6-4-3 1-2f		0-1 3B	
Mike Greenwell, L (1, 7) OBP: 0.426, SLG: 0.547	0-1 F8	2-2 F7		1-2 4-3			3-2 P6	0-0 4-3	
Ellis Burks, R (1, 8) OBP: 0.373, SLG: 0.491	1-2 HR	0-1 F7			1-1 F8		4-0 FC5-4 BB		
Jim Rice, R (1, 10) Randy Kutcher, R (7, PR) OBP: 0.333, SLG: 0.396 OBP: 0.125, SLG: 0.125	4-1 BB		0-0 F8		1-2 F9		0-2 FC5-4 1-2f		
Larry Parrish, R (1, 3) Todd Benzinger, S (6, 3) OBP: 0.270, SLG: 0.359 OBP: 0.305, SLG: 0.449	2-1 L5		1-1 P5		2-0 G4-3		1-1 L7		
Jody Reed, R (1, 6) OBP: 0.400, SLG: 0.403		1-1 F7	0-2 1B			4-1 1B BB		0-1 FC3-6 1B	
Rick Cerone, R (1, 2) Spike Owen, S (8, PR) Rich Gedman, L (9, 2) OBP: 0.341, SLG: 0.378 OBP: 0.327, SLG: 0.372 OBP: 0.269, SLG: 0.353		1-1 2B 2B 1B	2-2 F8			2-3 K		0-1 FC3-6 BB 1-2f	

AB	R	H	RBI	BB	SO	LOB
4	3	3	0	1	0	0
5	1	3	2	0	0	3
2	2	2	2	0	0	0
3	0	1	2	0	0	4
5	0	0	0	0	0	5
3	1	1	3	1	0	0
3	0	0	0	1	0	1
0	0	0	0	0	0	0
3	0	0	0	0	0	1
1	0	0	0	0	0	1
3	0	2	0	1	0	0
4	1	1	0	0	1	3
0	1	0	0	0	0	0
0	0	0	0	0	0	0
1B: 8	SF: 0					
2B: 2	SAC: 0					
3B: 1	DP: 1					
HR: 2	HBP: 0					

**BOTTOM**

**New York Yankees @ Boston Red Sox**  
**Fenway Park, Boston, MA**  
 Sun Sep 18 1988, 3:33 AM EDT  
 Att: 35,146 - Sunny - 82 F

livebaseballscorecards.com

<b>AB</b>	<b>36</b>
<b>R</b>	<b>9</b>
<b>H</b>	<b>13</b>
<b>RBI</b>	<b>9</b>
<b>BB</b>	<b>4</b>
<b>SO</b>	<b>1</b>
<b>LOB</b>	<b>18</b>



Inning	R	H	E	K	S	IP	WLS	BF	H	R	ER	SO	BB	IBB	HBP	BLK	WP	HR	S	P	ERA	WHIP
1	3	3	0	22	32	1.1		11	6	6	6	0	1	0	0	0	0	1	28	43	40.50	5.250
2	4	4	0	13	20	6.0		25	6	2	2	1	2	0	0	0	0	1	62	99	3.00	1.333
3	0	1	0	9	12	0.2		4	1	1	1	0	1	0	0	0	0	0	6	11	13.50	3.000

PITCHER	IP	WLS	BF	H	R	ER	SO	BB	IBB	HBP	BLK	WP	HR	S	P	ERA	WHIP
Ron Guidry, L (1, 1) ERA: 4.59	1.1		11	6	6	6	0	1	0	0	0	0	1	28	43	40.50	5.250
Neil Allen, R (2, 1) ERA: 3.92	6.0		25	6	2	2	1	2	0	0	0	0	1	62	99	3.00	1.333
Hipolito Pena, L (8, 1) ERA: 2.0	0.2		4	1	1	1	0	1	0	0	0	0	0	6	11	13.50	3.000

WP	PA	ERA	WHIP
0	40		
0			
0			

Batter	1	2	3	4	5	6	7	8	9	AB R H RBI BB SO LOB	TOP											
Wade Boggs, L (1, 5) OBP: 0.467, SLG: 0.482	1-0 SH1-4 1B 1B	0-2 L8			1 SAFE 2-2 F7		2-0 G4-6-3 1-2f		3-2 1-3 2-H 1B	5 1 2 1 0 0 2												
Marty Barrett, R (1, 4) OBP: 0.326, SLG: 0.336	0-0 SH1-4 1B 1B		2-2 6-3		0-0 1-2 1B			0-2 4-3	0-3 K	5 1 2 0 0 1 3												
Ellis Burks, R (1, 8) OBP: 0.371, SLG: 0.488	2-1 SH1-4 1-2 2-3		1-1 F4		1-0 F7			1-3 K		3 0 0 0 0 1 2												
Mike Greenwell, L (1, 7) OBP: 0.427, SLG: 0.546	1-1 L6		1-0 F8			1-0 FC6-4 1B		0-1 1B		4 0 2 0 0 0 2												
Todd Benzinger, S (1, 9) OBP: 0.304, SLG: 0.447	1-2 1B 2-H 3-H			0-3 K		2-3 K		3-3 K		4 1 1 2 0 3 2												
Jim Rice, R (1, 10) OBP: 0.335, SLG: 0.396	0-0 2-H		0-1 F9		1 SAFE 0-2 FC6-4 FC5-4 1-2f			4-2 1B BB		3 0 1 1 1 0 1 0 1 0 0 0 0 0												
Randy Kutcher, R (9, PR) OBP: 0.125, SLG: 0.125																						
Larry Parrish, R (1, 3) OBP: 0.268, SLG: 0.356	2-3 K		1-1 6-3		0-0 FC5-4 1-2f			3-3 K		3 0 0 0 0 1 2 0 0 0 0 0 0 0 1 0 0 0 0 1 1												
Kevin Romine, R (6, 9) OBP: 0.239, SLG: 0.288																						
Spike Owen, S (9, PH) OBP: 0.326, SLG: 0.370																						
Jody Reed, R (1, 6) OBP: 0.401, SLG: 0.402		2-2 5-3			4-1 1B BB		1-2 6-3		0-2 1B 1B	3 0 1 0 1 0 0												
Rich Gedman, L (1, 2) OBP: 0.269, SLG: 0.352		1-2 5-3			1 SAFE 0-0 F7		0-2 G4-6-3 1B		1-3 K	4 0 1 0 0 1 3												
<b>Inning Stats</b>	R: 3 E: 0 K: 1 S: 15	H: 4 LOB: 1 BB: 0 P: 22	R: 0 E: 0 K: 0 S: 11	H: 0 LOB: 0 BB: 0 P: 14	R: 0 E: 0 K: 0 S: 6	H: 0 LOB: 0 BB: 0 P: 10	R: 0 E: 0 K: 1 S: 8	H: 0 LOB: 0 BB: 0 P: 9	R: 0 E: 0 K: 0 S: 7	H: 1 LOB: 2 BB: 1 P: 14	R: 0 E: 0 K: 1 S: 8	H: 1 LOB: 1 BB: 0 P: 11	R: 0 E: 0 K: 0 S: 8	H: 1 LOB: 0 BB: 0 P: 11	R: 0 E: 0 K: 2 S: 12	H: 1 LOB: 1 BB: 0 P: 16	R: 1 E: 0 K: 3 S: 27	H: 2 LOB: 3 BB: 1 P: 38	1B: 10 2B: 0 3B: 0 HR: 0	SF: 0 SAC: 1 DP: 1 HBP: 0	WP: 0 PB: 0 SB: 0 CS: 0	PA: 38
<b>PITCHER</b>	IP WLS BF H R ER SO BB IBB HBP BLK WP HR S P ERA WHIP																					
Jim Clancy, R (1, 1) ERA: 4.36	7.0 W 28 7 3 3 3 1 0 0 0 0 0 63 91 3.86 1.143																					
Tom Henke, R (8, 1) ERA: 2.94	1.2 9 3 1 1 4 1 0 0 0 0 0 36 51 5.40 2.400																					
Duane Ward, R (9, 1) ERA: 3.3	0.1 S 1 0 0 0 1 0 0 0 0 0 0 3 3 0.00 0.000																					

**Boston Red Sox @ Toronto Blue Jays**  
Exhibition Stadium, Toronto, ON  
Mon Sep 19 1988, 7:05 PM EDT  
Att. 28,455 - Unknown - 65 F

livebaseballscorecards.com

AB	35
R	4
H	10
RBI	4
BB	2
SO	8
LOB	18



Batter	1	2	3	4	5	6	7	8	9
Tony Fernandez, S OBP: 0.337, SLG: 0.379 (1, 6)	1-1 F7		2-0 4-3			0-2 G1	0-2 1B		
Lloyd Moseby, L OBP: 0.344, SLG: 0.366 (1, 8)	0-0 6-3			0-1 L7		1-0 F7	2-2 F8		
Ernie Whitt, L OBP: 0.345, SLG: 0.400 (1, 2)	1-2 F9			2-2 6-3			4-2 2B SF7 BB	4-1 BB	
George Bell, R OBP: 0.306, SLG: 0.449 (1, 7)		0-3 K		1-3 K			1-1 F7	1-0 G6-4-3 1-2f	
Fred McGriff, L OBP: 0.380, SLG: 0.570 (1, 3)		1-3 K			0-1 F8		0-0 1B 2B	1-0 1B	
Rance Mulliniks, L OBP: 0.394, SLG: 0.479 (1, 10)		1-1 F9			3-3 K		3-2 SF7	2-3 K	
Jesse Barfield, R OBP: 0.305, SLG: 0.435 (1, 9)			3-1 G4-6-3 1B		0-0 1B		4-2 1B E BB		
Kelly Gruber, R OBP: 0.328, SLG: 0.438 (1, 5)			2-2 G4-6-3 1-2f		1-3 K		0-0 E 1B 1B		
Manuel Lee, S OBP: 0.335, SLG: 0.365 (1, 4)			2-2 1B			1-3 K	1-2 E1 1B		

Inning Stats	R: 0	H: 0	E: 0	K: 7	LOB: 0	BB: 0	P: 9	R: 0	H: 0	E: 0	K: 2	LOB: 0	BB: 0	P: 10	R: 0	H: 2	E: 0	K: 10	LOB: 1	BB: 0	P: 18	R: 0	H: 0	E: 0	K: 1	LOB: 0	BB: 0	P: 13	R: 0	H: 1	E: 0	K: 2	LOB: 1	BB: 0	P: 13	R: 0	H: 0	E: 0	K: 10	LOB: 0	BB: 0	P: 12	R: 5	H: 3	E: 1	K: 0	LOB: 1	BB: 2	P: 41	R: 0	H: 1	E: 0	K: 1	LOB: 1	BB: 1	P: 16
1B: 6	SF: 1	3B: 0	DP: 2	HR: 0	HBP: 0	WP: 0	HR: 0	S: 64	P: 93	ERA: 2.70	WHIP: 0.750	1B: 1	SF: 0	3B: 0	DP: 0	HR: 0	HBP: 0	WP: 0	HR: 12	P: 17	ERA: ∞	WHIP: ∞	1B: 0	SF: 0	3B: 0	DP: 0	HR: 0	HBP: 0	WP: 0	HR: 5	P: 11	ERA: 0.00	WHIP: 3.000	1B: 0	SF: 0	3B: 0	DP: 0	HR: 0	HBP: 0	WP: 0	HR: 8	P: 11	ERA: 0.00	WHIP: 1.000	1B: 1	SF: 0	3B: 0	DP: 0	HR: 0	HBP: 0	WP: 0	HR: 1	P: 16	ERA: 0.00	WHIP: 1.000	

PITCHER	IP	WLS	BF	H	R	ER	SO	BB	IBB	HBP	BLK	WP	HR	S	P	ERA	WHIP
Mike Boddicker, R ERA: 3.62 (1, 1)	6.2		24	4	2	2	6	1	0	0	0	0	0	64	93	2.70	0.750
Dennis Lamp, R ERA: 3.16 (7, 1)	0.0	L	4	2	3	0	0	1	0	0	0	0	0	12	17	∞	∞
Tom Bolton, L ERA: 3.55 (7, 1)	0.1		2	0	0	0	0	1	0	0	0	0	0	5	11	0.00	3.000
Bob Stanley, R ERA: 3.24 (8, 1)	1.0		3	1	0	0	1	0	0	0	0	0	0	8	11	0.00	1.000

**BOTTOM**

**Boston Red Sox @ Toronto Blue Jays**  
Exhibition Stadium, Toronto, ON

Mon Sep 19 1988, 7:05 PM EDT  
Att: 28,455 - Unknown - 65 F

AB	R	H	RBI	BB	SO	LOB
4	0	1	2	0	0	1
4	0	0	0	0	0	1
2	1	0	0	2	0	0
4	0	0	0	0	2	2
4	1	2	0	0	1	0
3	0	0	1	0	2	1
2	1	2	0	1	0	0
3	1	1	1	0	1	2
3	1	1	0	0	1	1

AB	29
R	5
H	7
RBI	4
BB	3
SO	7
LOB	8

livebaseballscores.com



WP: 0	PA: 33
PB: 0	SB: 0
CS: 0	

**Boston Red Sox @ Toronto Blue Jays**  
 Exhibition Stadium, Toronto, ON  
 Tue Sep 20 1988, 7:05 PM EDT  
 Att. 30,352 - Unknown

AB	40
R	13
H	16
RBI	13
BB	4
SO	4
LOB	15



Batter	1	2	3	4	5	6	7	8	9	AB	R	H	RBI	BB	SO	LOB
Wade Boggs, L OBP: 0.471, SLG: 0.485 Ed Romero, R OBP: 0.305, SLG: 0.309	0-2 1B 2B 1B	4-2 G4-3 BB		2-1 1B		4-0 BB SF8 1B IBB	2-2 4-3 1B		1-1 1B	3 1	2 0	3 0	0 0	2 0	0 0	0 0
Marty Barrett, R OBP: 0.326, SLG: 0.336	0-0 1B 2B 1B	2-0 G4-3		1-1 G3		1-0 BB 1B	1-0 F8		2-2 F9	6	2	2	2	0	0	4
Kevin Romine, R OBP: 0.276, SLG: 0.304	1-0 2B 1B 1B	4-0 BB			0-0 S 1B 1B	4-2 1B HR BB	1-1 4-3		1-1 4-3	3	2	2	0	2	0	1
Mike Greenwell, L OBP: 0.425, SLG: 0.546 Randy Kutcher, R OBP: 0.125, SLG: 0.125	0-2 1B 2B	0-1 L3			2-2 F8	0-0 SF8	0-0 6-3			4	1	1	3	0	0	5
Ellis Burks, R OBP: 0.372, SLG: 0.488 Carlos Quintana, R OBP: 0.600, SLG: 0.500	1-1 S 1B		0-0 G6-3		0-1 1B	2-0 HR 1B		0-1 6-3		2	0	1	2	0	0	0
Jim Rice, R OBP: 0.333, SLG: 0.400	2-3 K		0-0 G5-3		2-0 G5-3	1-1 HR		0-0 F7		5	1	1	3	0	1	2
Larry Parrish, R OBP: 0.268, SLG: 0.354 Todd Benzinger, S OBP: 0.303, SLG: 0.444	0-0 F8		1-3 K			SH1-3 1B HBP		3-2 4-3		2	0	0	0	0	1	1
Jody Reed, R OBP: 0.401, SLG: 0.402	1-1 G4-3			3-2 6-3		1-2 SH1-3 1B 1B	2-2 E9 HR 1B		3-2 G5-3	5	2	2	0	0	0	1
Rick Cerone, R OBP: 0.338, SLG: 0.375 Rich Gedman, L OBP: 0.270, SLG: 0.364		1-3 K		1-1 4-3		0-0 SH1-3	0-1 HR		1-3 K	2	0	0	0	0	1	0

Inning Stats	R	H	E	K	S	R	H	E	K	S	R	H	E	K	S	R	H	E	K	S	R	H	E	K	S	R	H	E	K	S	R	H	E	K	S
R: 4 E: 0 K: 1 S: 16	5 LOB: 1 BB: 0 P: 21	R: 0 E: 0 K: 1 S: 10	H: 0 LOB: 2 BB: 2 P: 21	R: 0 E: 0 K: 1 S: 5	H: 0 LOB: 0 BB: 0 P: 6	R: 0 E: 0 K: 0 S: 9	H: 1 LOB: 1 BB: 0 P: 16	R: 0 E: 0 K: 0 S: 7	H: 2 LOB: 1 BB: 0 P: 11	R: 7 E: 0 K: 0 S: 18	H: 4 LOB: 1 BB: 2 P: 34	R: 2 E: 1 K: 0 S: 12	H: 3 LOB: 2 BB: 0 P: 18	R: 0 E: 0 K: 0 S: 6	H: 0 LOB: 0 BB: 0 P: 9	R: 0 E: 0 K: 1 S: 12	H: 1 LOB: 1 BB: 0 P: 19	1B: 13 2B: 1 3B: 0 HR: 2	SF: 1 SAC: 1 DP: 0 HBP: 1	WP: 0 PB: 0 SB: 2 CS: 0	PA: 47														

PITCHER	IP	WLS	BF	H	R	ER	SO	BB	IBB	HBP	BLK	WP	HR	S	P	ERA	WHIP
Jeff Musselman, L ERA: 3.5	(1, 1)	5.0	L	26	9	6	3	2	0	1	0	0	0	54	85	10.80	2.200
Todd Stottliemyre, R ERA: 5.69	(6, 1)	0.1		4	1	0	0	1	1	0	0	0	0	4	13	0.00	6.000
Tony Castillo, L ERA: 2.77	(6, 1)	0.2		4	2	5	0	0	0	0	0	0	1	7	11	67.50	3.000
Doug Bair, R ERA: 4.05	(7, 1)	1.0		6	3	2	0	0	0	0	0	0	1	12	18	18.00	3.000
John Cerutti, L ERA: 3.38	(8, 1)	1.0		3	0	0	0	0	0	0	0	0	0	6	9	0.00	0.000

PITCHER	IP	WLS	BF	H	R	ER	SO	BB	IBB	HBP	BLK	WP	HR	S	P	ERA	WHIP
Frank Wills, R ERA: 5.49	(9, 1)	1.0		4	1	0	1	0	0	0	0	0	0	12	19	0.00	1.000

Batter	1	2	3	4	5	6	7	8	9	AB	R	H	RBI	BB	SO	LOB
Tony Fernandez, S OBP: 0.335, SLG: 0.376 Manuel Lee, S OBP: 0.335, SLG: 0.365	1-0 G6-3	1-2 G5-3			2-2 F7		0-0 G6-3			4	0	0	0	0	0	1
Lloyd Moseby, L OBP: 0.344, SLG: 0.366 Rob Ducey, L OBP: 0.267, SLG: 0.345	2-2 G4-1 1B		3-2 F9		3-2 G2-3			0-1 3B		3	0	1	0	0	0	0
Rance Mulliniks, L OBP: 0.395, SLG: 0.480	1-2 G4-1 1B		0-0 FC6-4 1B		1-3 K			2-3 K		4	0	2	0	0	2	1
George Bell, R OBP: 0.306, SLG: 0.450 Sil Campusano, R OBP: 0.284, SLG: 0.362	2-2 G4-1		0-1 FC6-4		0-2 F7 G3 2B			1-2 P4		3	1	1	0	0	0	3
Fred McGriff, L OBP: 0.378, SLG: 0.567 Cecil Fielder, R OBP: 0.297, SLG: 0.447	1-2 2-3 G1-3		0-1 F7		0-2 F7			2-0 G6-3		3	0	0	0	0	0	4
Ernie Whitt, L OBP: 0.345, SLG: 0.399 Pat Borders, R OBP: 0.290, SLG: 0.468		3-3 K		1-2 S 1B		1-2 G3		0-0 BLK 1B		3	0	1	1	0	1	0
Jesse Barfield, R OBP: 0.304, SLG: 0.432 Rick Leach, L OBP: 0.327, SLG: 0.335		3-2 F5		2-0 F9		2-1 G6-3		1-3 K		3	0	0	0	0	0	1
Kelly Gruber, R OBP: 0.328, SLG: 0.436 Alexis Infante, R OBP: 0.250, SLG: 0.182		4-1 S 1B BB		2-2 L8			1-0 L5		0-3 K	2	1	0	0	1	0	1
Nelson Liriano, S OBP: 0.280, SLG: 0.317		3-2 G4-3 1B		2-2 G4-3			1-3 K		3-2 G6-3	4	0	1	1	0	1	2

Inning Stats	R: 0	H: 2	E: 0	K: 12	S: 12	R: 1	H: 1	E: 0	K: 18	S: 18	R: 0	H: 1	E: 0	K: 11	S: 11	R: 0	H: 0	E: 0	K: 9	S: 9	R: 1	H: 1	E: 0	K: 12	S: 12	R: 0	H: 1	E: 0	K: 13	S: 13	R: 0	H: 1	E: 0	K: 13	S: 12	R: 0	H: 1	E: 0	K: 12	S: 12	R: 0	H: 1	E: 0	K: 12	S: 12
	LOB: 2	BB: 0	P: 20			LOB: 1	BB: 1	P: 32			LOB: 0	BB: 0	P: 14			LOB: 0	BB: 0	P: 15			LOB: 0	BB: 0	P: 8			LOB: 1	BB: 0	P: 18			LOB: 1	BB: 0	P: 16			LOB: 1	BB: 0	P: 16			LOB: 1	BB: 0	P: 16		

PITCHER	IP	WLS	BF	H	R	ER	SO	BB	IBB	HBP	BLK	WP	HR	S	P	ERA	WHIP
Roger Clemens, R ERA: 2.96	(1, 1)	7.0	28	6	2	2	3	1	0	0	0	0	0	80	123	2.57	1.000
Dennis Lamp, R ERA: 3.12	(8, 1)	1.0	4	1	0	0	1	0	0	0	0	0	0	13	18	0.00	1.000
Tom Bolton, L ERA: 3.42	(9, 1)	1.0	4	1	0	0	2	0	0	0	1	0	0	12	16	0.00	1.000

**BOTTOM**

**Boston Red Sox @ Toronto Blue Jays**  
Exhibition Stadium, Toronto, ON

Tue Sep 20 1988, 7:05 PM EDT  
Att. 30,352 - Unknown

livebaseballscorecards.com

AB	35
R	2
H	8
RBI	2
BB	1
SO	6
LOB	17



WP	PA	ERA	WHIP
0	36		

Batter	1	2	3	4	5	6	7	8	9	AB R H RBI BB SO LOB	TOP											
Jody Reed, R (1, 6) OBP: 0.397, SLG: 0.397	3-2 5-3		2-3 K			1-0 F3		3-2 4-3		4 0 0 0 0 1 1												
Marty Barrett, R (1, 4) OBP: 0.324, SLG: 0.333	0-0 F9			1-0 F8		1-2 F9			1-2 4-3	4 0 0 0 0 0 0												
Kevin Romine, R (1, 9) OBP: 0.278, SLG: 0.306 Todd Benzinger, S (9, PH) OBP: 0.302, SLG: 0.443	1-1 F6			1-2 FC6-4 1B		2-1 6-3			2-3 K	3 0 1 0 0 0 0 1 0 0 0 0 1 0												
Mike Greenwell, L (1, 7) OBP: 0.425, SLG: 0.545		4-2 FC6-4 BB		0-0 FC6-4 FC5-4 1-2f		1-2 5-3			1-2 1B 1B	3 0 1 0 1 0 1												
Ellis Burks, R (1, 8) OBP: 0.371, SLG: 0.486		0-0 FC6-4 1-2f		0-1 FC5-4 1-2f		1-2 F8			2-0 1B 1B	4 0 1 0 0 0 2												
Jim Rice, R (1, 10) OBP: 0.331, SLG: 0.397		3-1 L9			0-0 F9		3-1 6-3		1-1 F9	4 0 0 0 0 0 3												
Larry Parrish, R (1, 3) OBP: 0.267, SLG: 0.351		0-0 F7			1-0 6-3					3 0 0 0 0 0 1												
Ed Romero, R (1, 5) OBP: 0.323, SLG: 0.328			1-2 G5-4-3 1B		2-1 1B			1-0 F8		3 0 2 0 0 0 0												
Rick Cerone, R (1, 2) OBP: 0.336, SLG: 0.372 Dwight Evans, R (8, PH) OBP: 0.378, SLG: 0.485 Randy Kutcher, R (8, PR) OBP: 0.125, SLG: 0.125 Rich Gedman, L (8, 2) OBP: 0.270, SLG: 0.364			2-2 G5-4-3 1-2f		1-1 F8			1-2 1B		2 0 0 0 0 0 2 1 0 1 0 0 0 0 0 0 0 0 0 0 0 0 0 0 0 0 0 0												
<b>Inning Stats</b>	R: 0 E: 0 K: 0 S: 7	H: 0 LOB: 0 BB: 0 P: 11	R: 0 E: 0 K: 0 S: 6	H: 0 LOB: 1 BB: 1 P: 13	R: 0 E: 0 K: 1 S: 12	H: 1 LOB: 0 BB: 0 P: 17	R: 0 E: 0 K: 0 S: 7	H: 1 LOB: 1 BB: 0 P: 9	R: 0 E: 0 K: 0 S: 6	H: 1 LOB: 1 BB: 0 P: 10	R: 0 E: 0 K: 0 S: 7	H: 0 LOB: 0 BB: 0 P: 11	R: 0 E: 0 K: 0 S: 8	H: 0 LOB: 0 BB: 0 P: 13	R: 0 E: 0 K: 0 S: 9	H: 1 LOB: 1 BB: 0 P: 14	R: 0 E: 0 K: 1 S: 13	H: 2 LOB: 2 BB: 0 P: 20	1B: 6 2B: 0 3B: 0 HR: 0	SF: 0 SAC: 0 DP: 1 HBP: 0	WP: 0 PB: 0 SB: 0 CS: 0	PA: 33
<b>PITCHER</b>	IP WLS BF H R ER SO BB IBB HBP BLK WP HR S P ERA WHIP																					
Mike Flanagan, L (1, 1) ERA: 4.05	8.0 W 28 4 0 0 1 1 0 0 0 0 0 0 62 98 0.00 0.625																					
Duane Ward, R (9, 1) ERA: 3.27	1.0 S 5 2 0 0 1 0 0 0 0 0 0 0 13 20 0.00 2.000																					

**Boston Red Sox @ Toronto Blue Jays**  
Exhibition Stadium, Toronto, ON  
Wed Sep 21 1988, 7:05 PM EDT  
Att. 30,344 - Unknown - 55 F

livebaseballscorecards.com

AB	32
R	0
H	6
RBI	0
BB	1
SO	2
LOB	10





Batter	1	2	3	4	5	6	7	8	9
Tony Fernandez, S OBP: 0.333, SLG: 0.374	0-0 L7		2-0 L9		1-1 F8			0-1 6-3	
Lloyd Moseby, L OBP: 0.343, SLG: 0.369	2-1 F8			0-0 SF8 3B		1-3 K		2-1 L6	
Ernie Whitt, L OBP: 0.345, SLG: 0.397	2-0 F9			4-2 BB		1-1 4-3			
George Bell, R OBP: 0.305, SLG: 0.448		3-1 4-3		0-3 K		2-1 6-3			
Fred McGriff, L OBP: 0.378, SLG: 0.567		2-3 K		0-0 SF8		2-0 1B			
Rance Mulliniks, L OBP: 0.392, SLG: 0.475		2-3 K		3-H 0-3 K		3-2 F7			
Jesse Barfield, R OBP: 0.306, SLG: 0.433			0-3 K2-3		1-2 FC5-4 1B		4-2 BB		
Kelly Gruber, R OBP: 0.326, SLG: 0.434			0-3 K		1-1 F8		0-0 G1-4-6-3		
Manuel Lee, S OBP: 0.335, SLG: 0.365			0-0 1B		0-0 FC5-4		1-1 6-3		

Inning Stats	R: 0	H: 0	E: 0	K: 0	S: 4	LOB: 0	BB: 0	P: 8
	R: 0	H: 0	E: 0	K: 2	S: 8 <td>LOB: 0</td> <td>BB: 0</td> <td>P: 15</td>	LOB: 0	BB: 0	P: 15
	R: 0	H: 1	E: 0	K: 2	S: 8 <td>LOB: 1</td> <td>BB: 0</td> <td>P: 10</td>	LOB: 1	BB: 0	P: 10
	R: 1	H: 1	E: 0	K: 2	S: 10 <td>LOB: 1</td> <td>BB: 1</td> <td>P: 14</td>	LOB: 1	BB: 1	P: 14
	R: 0	H: 1	E: 0	K: 0	S: 9 <td>LOB: 1</td> <td>BB: 0</td> <td>P: 11</td>	LOB: 1	BB: 0	P: 11
	R: 0	H: 0	E: 0	K: 1	S: 7 <td>LOB: 0</td> <td>BB: 0</td> <td>P: 11</td>	LOB: 0	BB: 0	P: 11
	R: 0	H: 1	E: 0	K: 0	S: 8 <td>LOB: 1</td> <td>BB: 1</td> <td>P: 17</td>	LOB: 1	BB: 1	P: 17
	R: 0	H: 0	E: 0	K: 0	S: 6 <td>LOB: 0</td> <td>BB: 0</td> <td>P: 9</td>	LOB: 0	BB: 0	P: 9

PITCHER	IP	WLS	BF	H	R	ER	SO	BB	IBB	HBP	BLK	WP	HR	S	P	ERA	WHIP
Wes Gardner, R ERA: 3.4	(1, 1)	6.1	L	25	4	1	7	2	0	0	0	0	0	53	85	1.42	0.947
Bob Stanley, R ERA: 3.19	(7, 1)	1.2	4	0	0	0	0	0	0	0	0	0	0	7	10	0.00	0.000

AB R H RBI BB SO LOB

4	0	0	0	0	0	2
4	1	1	0	0	1	0
2	0	0	0	1	0	0
3	0	0	0	0	1	2
2	0	1	1	0	1	0
3	0	0	0	0	2	2
2	0	1	0	1	1	0
3	0	0	0	0	1	3
3	0	1	0	0	0	1

AB	R	H	RBI	BB	SO	LOB
26	1	4	1	2	7	10

WP	PA
0	29

**Boston Red Sox @ Toronto Blue Jays**  
 Exhibition Stadium, Toronto, ON  
 Wed Sep 21 1988, 7:05 PM EDT  
 Att: 30,344 - Unknown - 55 F

livebaseballscorecards.com



Batter	1	2	3	4	5	6	7	8	9	AB R H RBI BB SO LOB	TOP													
Wade Boggs, L (1, 10) OBP: 0.471, SLG: 0.486	0-1 F7		1-2 F7		4-2 2B G4-3 BB		0-2 1B BB	2-1 1B 2B	1-1 FC3-2	5 3 2 0 1 0 2	<p><b>Boston Red Sox @ New York Yankees</b> Yankee Stadium, Bronx, NY</p> <p>Fri Sep 23 1988, 7:05 PM EDT Att. 51,511 - Unknown - 80 F</p>													
Marty Barrett, R (1, 4) OBP: 0.328, SLG: 0.339	0-0 1B 2B		1-0 P3		1-1 G4-3 2B		4-0 E 1B BB	0-1 1B	0-2 F9	5 1 3 3 1 0 2														
Dwight Evans, R (1, 9) OBP: 0.376, SLG: 0.488	1-3 K			2-2 HR	0-0 G4-3		2-2 F9	1-3 K		5 1 1 2 0 2 5														
Mike Greenwell, L (1, 7) OBP: 0.425, SLG: 0.545	1-1 2-H 1B			2-0 F7	2-0 G3		3-3 K		0-1 4-3 1B 2B	5 1 2 1 0 1 3														
Todd Benzinger, S (1, 3) OBP: 0.300, SLG: 0.440 Larry Parrish, R (7, PH) OBP: 0.268, SLG: 0.352	1-3 K			1-2 4-3		1-0 3-1	2-0 E 1B		0-2 4-3	3 0 0 0 0 1 1 2 0 1 1 0 0 1														
Ellis Burks, R (1, 8) OBP: 0.371, SLG: 0.484		1-0 F8		2-2 CS 1B		1-0 F7	1-2 E5		4-0 1B 1B BB	4 1 1 0 1 0 2														
Jody Reed, R (1, 6) OBP: 0.399, SLG: 0.401		0-0 P5		1-0 CS	2-2 BB 2B	4-2 BB BB	3-2 F7		1-1 1B 1B	4 2 2 1 1 0 3														
Rich Gedman, L (1, 2) OBP: 0.271, SLG: 0.361 Rick Cerone, R (8, PH) OBP: 0.335, SLG: 0.370		3-3 K			0-1 F7	4-1 FC6-4 BB		2-2 F8	0-0 1B FC3-2 1B	2 0 0 0 0 1 1 1 0 0 0 0 0 0														
Jim Rice, R (9, PH) OBP: 0.332, SLG: 0.398 Kevin Romine, R (9, PR) OBP: 0.278, SLG: 0.306 John Marzano, R (9, 2) OBP: 0.167, SLG: 0.172									1-2 2-3 FC3-2 1B	1 0 1 0 0 0 0 0 0 0 0 0 0 0 0 0 0 0 0 0 0														
Ed Romero, R (1, 5) OBP: 0.318, SLG: 0.311 Spike Owen, S (9, PH) OBP: 0.328, SLG: 0.373			2-1 L9		4-1 BB 2B	2-1 FC6-4		2-2 F7	3-2 FC3-2 1B	3 1 0 0 1 0 2 1 0 1 2 0 0 0														
<b>Inning Stats</b>	R: 1 E: 0 K: 2 S: 12	H: 2 LOB: 1 BB: 0 P: 15	R: 0 E: 0 K: 1 S: 7	H: 0 LOB: 0 BB: 0 P: 11	R: 0 E: 0 K: 0 S: 7	H: 0 LOB: 0 BB: 0 P: 11	R: 1 E: 0 K: 0 S: 13	H: 2 LOB: 0 BB: 0 P: 20	R: 3 E: 0 K: 0 S: 12	H: 2 LOB: 1 BB: 2 P: 25	R: 0 E: 0 K: 0 S: 8	H: 0 LOB: 2 BB: 2 P: 20	R: 1 E: 1 K: 1 S: 16	H: 2 LOB: 3 BB: 1 P: 31	R: 1 E: 0 K: 1 S: 14	H: 2 LOB: 1 BB: 0 P: 21	R: 3 E: 0 K: 0 S: 16	H: 4 LOB: 2 BB: 1 P: 25	1B: 8 2B: 5 3B: 0 HR: 1	SF: 0 SAC: 0 DP: 0 HBP: 0	WP: 0 PB: 0 SB: 0 CS: 1	PA: 48		
<b>PITCHER</b>	IP WLS BF H R ER SO BB IBB HBP BLK WP HR S P ERA WHIP	IP WLS BF H R ER SO BB IBB HBP BLK WP HR S P ERA WHIP	IP WLS BF H R ER SO BB IBB HBP BLK WP HR S P ERA WHIP	IP WLS BF H R ER SO BB IBB HBP BLK WP HR S P ERA WHIP	IP WLS BF H R ER SO BB IBB HBP BLK WP HR S P ERA WHIP	IP WLS BF H R ER SO BB IBB HBP BLK WP HR S P ERA WHIP	IP WLS BF H R ER SO BB IBB HBP BLK WP HR S P ERA WHIP	IP WLS BF H R ER SO BB IBB HBP BLK WP HR S P ERA WHIP	IP WLS BF H R ER SO BB IBB HBP BLK WP HR S P ERA WHIP	IP WLS BF H R ER SO BB IBB HBP BLK WP HR S P ERA WHIP	IP WLS BF H R ER SO BB IBB HBP BLK WP HR S P ERA WHIP	IP WLS BF H R ER SO BB IBB HBP BLK WP HR S P ERA WHIP	IP WLS BF H R ER SO BB IBB HBP BLK WP HR S P ERA WHIP	IP WLS BF H R ER SO BB IBB HBP BLK WP HR S P ERA WHIP	IP WLS BF H R ER SO BB IBB HBP BLK WP HR S P ERA WHIP	IP WLS BF H R ER SO BB IBB HBP BLK WP HR S P ERA WHIP	IP WLS BF H R ER SO BB IBB HBP BLK WP HR S P ERA WHIP	IP WLS BF H R ER SO BB IBB HBP BLK WP HR S P ERA WHIP	IP WLS BF H R ER SO BB IBB HBP BLK WP HR S P ERA WHIP	IP WLS BF H R ER SO BB IBB HBP BLK WP HR S P ERA WHIP	IP WLS BF H R ER SO BB IBB HBP BLK WP HR S P ERA WHIP	IP WLS BF H R ER SO BB IBB HBP BLK WP HR S P ERA WHIP	IP WLS BF H R ER SO BB IBB HBP BLK WP HR S P ERA WHIP	IP WLS BF H R ER SO BB IBB HBP BLK WP HR S P ERA WHIP

livebaseballscorecards.com

<b>AB</b>	41
<b>R</b>	10
<b>H</b>	14
<b>RBI</b>	10
<b>BB</b>	6
<b>SO</b>	5
<b>LOB</b>	22



BOTTOM

Boston Red Sox @ New York Yankees  
Yankee Stadium, Bronx, NY  
Fri Sep 23 1988, 7:05 PM EDT  
Att: 51,511 - Unknown - 80 F

livebaseballscorecards.com

AB 38  
R 9  
H 11  
RBI 8  
BB 4  
SO 7  
LOB 17



WP: 0 PA: 43  
PB: 0  
SB: 0  
CS: 0

AB	R	H	RBI	BB	SO	LOB
5	3	3	0	0	0	0
3	1	0	1	1	0	2
4	1	3	2	1	0	0
5	0	0	0	0	1	6
5	0	1	2	0	2	2
2	1	1	1	1	1	0
2	0	0	0	0	0	3
4	1	1	0	0	1	1
0	0	0	0	0	0	0
1	0	0	0	0	1	1
4	1	2	2	0	0	0
2	1	0	0	1	1	2
1	0	0	0	0	0	0

Batter	1	2	3	4	5	6	7	8	9
Rickey Henderson, R OBP: 0.393, SLG: 0.398 (1, 7)	1-1 5-3 ①		3-1 BLK SF 2B		2-2 1B BB G6-3 1B	2-2 1-3 1B 2B		2-2 6-3 ①	
Willie Randolph, R OBP: 0.335, SLG: 0.315 (1, 4)	0-0 4-3 ②		2-0 SF HR 2-H		1 SAFE 1 SAFE 4-2 1 SAFE G6-3 1B 1-2 BB	1-1 5-3 ①		0-0 4-3 ②	
Don Mattingly, L OBP: 0.351, SLG: 0.453 (1, 3)	0-1 1B		1-0 HR		2-2 G6-3 1B 1-2 2-3	4-0 1B IBB		1-0 F8 ③	
Dave Winfield, R OBP: 0.401, SLG: 0.540 (1, 9)	2-1 F8 ③		1-1 F7		1-0 G6-3 ① ② 1-2f 2-3 3-H	1-3 K ②		1-0 E6 4-3 ①	
Jack Clark, R OBP: 0.381, SLG: 0.448 (1, 10)			1-3 K ②		0-0 L7	1-1 1B 1-2 2-H 3-H		1-1 4-3 ①	
Gary Ward, R OBP: 0.297, SLG: 0.302 Claudell Washington, L OBP: 0.353, SLG: 0.451 (6, PH) (7, 8)			2-3 K ③			HR F8		0-0 F5 ②	
Don Slaught, R OBP: 0.327, SLG: 0.445 Joel Skinner, R OBP: 0.257, SLG: 0.336 Ken Phelps, L OBP: 0.410, SLG: 0.551 (1, 2) (9, 2) (9, PH)			1-2 FC1-6 BB ②		0-2 F8 ①	2-0 HR 2B	2-3 K2-3 ①	0-3 K ③	
Mike Pagliarulo, L OBP: 0.278, SLG: 0.370 (1, 5)			0-0 FC6-4 1B		0-1 1-3 ②	1-1 HR 2-H	0-0 4-3 ②		
Rafael Santana, R OBP: 0.287, SLG: 0.293 Wayne Tolleson, S OBP: 0.333, SLG: 0.300 (7, PH) (8, 6)			0-1 FC6-4 ③		0-3 K ③	4-0 2B 1B BB	1-2 F9 ③		

Batter	1	2	3	4	5	6	7	8	9
Rickey Henderson, R OBP: 0.393, SLG: 0.398 (1, 7)	1-1 5-3 ①		3-1 BLK SF 2B		2-2 1B BB G6-3 1B	2-2 1-3 1B 2B		2-2 6-3 ①	
Willie Randolph, R OBP: 0.335, SLG: 0.315 (1, 4)	0-0 4-3 ②		2-0 SF HR 2-H		1 SAFE 1 SAFE 4-2 1 SAFE G6-3 1B 1-2 BB	1-1 5-3 ①		0-0 4-3 ②	
Don Mattingly, L OBP: 0.351, SLG: 0.453 (1, 3)	0-1 1B		1-0 HR		2-2 G6-3 1B 1-2 2-3	4-0 1B IBB		1-0 F8 ③	
Dave Winfield, R OBP: 0.401, SLG: 0.540 (1, 9)	2-1 F8 ③		1-1 F7		1-0 G6-3 ① ② 1-2f 2-3 3-H	1-3 K ②		1-0 E6 4-3 ①	
Jack Clark, R OBP: 0.381, SLG: 0.448 (1, 10)			1-3 K ②		0-0 L7	1-1 1B 1-2 2-H 3-H		1-1 4-3 ①	
Gary Ward, R OBP: 0.297, SLG: 0.302 Claudell Washington, L OBP: 0.353, SLG: 0.451 (6, PH) (7, 8)			2-3 K ③			HR F8		0-0 F5 ②	
Don Slaught, R OBP: 0.327, SLG: 0.445 Joel Skinner, R OBP: 0.257, SLG: 0.336 Ken Phelps, L OBP: 0.410, SLG: 0.551 (1, 2) (9, 2) (9, PH)			1-2 FC1-6 BB ②		0-2 F8 ①	2-0 HR 2B	2-3 K2-3 ①	0-3 K ③	
Mike Pagliarulo, L OBP: 0.278, SLG: 0.370 (1, 5)			0-0 FC6-4 1B		0-1 1-3 ②	1-1 HR 2-H	0-0 4-3 ②		
Rafael Santana, R OBP: 0.287, SLG: 0.293 Wayne Tolleson, S OBP: 0.333, SLG: 0.300 (7, PH) (8, 6)			0-1 FC6-4 ③		0-3 K ③	4-0 2B 1B BB	1-2 F9 ③		

Inning	R	H	E	K	S	IP	WLS	BF	H	R	ER	SO	BB	IBB	HBP	BLK	WP	HR	S	P	ERA	WHIP
1	0	1	0	7	10	5.0		26	9	7	6	4	2	0	0	1	0	3	51	84	10.80	2.200
2	0	1	0	9	15	0.2		6	2	2	1	1	1	0	0	0	0	0	10	23	27.00	4.500
3	0	1	0	13	23	1.1		4	0	0	0	1	0	0	0	0	0	9	12	0.00	0.000	
4	0	1	0	8	15	1.0	W	3	0	0	0	0	0	0	0	0	0	5	8	0.00	0.000	
5	0	1	0	8	19	1.0	S	4	0	0	1	0	0	0	0	0	0	7	9	0.00	0.000	

PITCHER	IP	WLS	BF	H	R	ER	SO	BB	IBB	HBP	BLK	WP	HR	S	P	ERA	WHIP
Bruce Hurst, L ERA: 3.79 (1, 1)	5.0		26	9	7	6	4	2	0	0	1	0	3	51	84	10.80	2.200
Bob Stanley, R ERA: 3.35 (6, 1)	0.2		6	2	2	1	1	1	1	0	0	0	0	10	23	27.00	4.500
Tom Bolton, L ERA: 3.25 (6, 1)	1.1		4	0	0	0	1	0	0	0	0	0	0	9	12	0.00	0.000
Dennis Lamp, R ERA: 3.08 (8, 1)	1.0	W	3	0	0	0	0	0	0	0	0	0	0	5	8	0.00	0.000
Lee Smith, R ERA: 2.81 (9, 1)	1.0	S	4	0	0	0	1	0	0	0	0	0	0	7	9	0.00	0.000



Batter	1	2	3	4	5	6	7	8	9	AB R H RBI BB SO LOB
Rickey Henderson, R OBP: 0.395, SLG: 0.399 (1, 7)	1-2 G3 6-3 1B		1-2 6-3	3-2 F8			1-2 1B 2B 1B		4-2 WP S 2B BB	4 2 2 0 1 0 2
Claudell Washington, L OBP: 0.354, SLG: 0.453 (1, 8)	1 SAFE 1 SAFE 1 SAFE 1 SAFE 1 SAFE 1 SAFE 1-2 6-3		2-1 G4-3		0-2 P1		1-0 2B 4-3 1B		1-1 F9 E 2B	5 2 2 1 0 0 1
Don Mattingly, L OBP: 0.353, SLG: 0.455 (1, 3)	1-0 G3 2-3		1-0 1B 1B		1-1 G3		2-0 4-3 WP 2B		4-0 E F9 IBB	4 1 2 1 1 0 1
Dave Winfield, R OBP: 0.403, SLG: 0.540 (1, 9)	4-1 BB		0-1 FC5-4 1B		2-2 E S 1B		4-3 4-3		1-0 F9	4 0 2 1 1 0 3
Jack Clark, R OBP: 0.380, SLG: 0.445 (1, 10)	1-3 K		2-1 FC5-4 1-2f		2-2 G4-3		2-3 K		4-0 E IBB	4 0 0 0 1 2 5
Mike Pagliarulo, L OBP: 0.276, SLG: 0.367 Luis Aguayo, R OBP: 0.318, SLG: 0.368 Ken Phelps, L OBP: 0.409, SLG: 0.549 (1, 5) (8, 5) (9, PH)		2-3 K		1-1 G3		1-1 F8	1-3 K		2-3 K	4 0 0 0 0 2 0 0 0 0 0 0 0 0 1 0 0 0 0 1 3
Willie Randolph, R OBP: 0.333, SLG: 0.312 (1, 4)		3-2 S HBP		2-1 G6-3		1-3 K		1-1 G3	1-1 E6	4 0 0 0 0 1 2
Don Slaught, R OBP: 0.329, SLG: 0.446 (1, 2)		2-1 F5		2-1 2B 1B		3-1 1B		0-0 F6		4 0 2 0 0 0 1
Rafael Santana, R OBP: 0.286, SLG: 0.294 (1, 6)		2-1 P3		0-0 2B		2-3 K		0-0 G4-3		4 0 1 0 0 1 2

Inning Stats	R: 0 E: 0 K: 1 S: 16	H: 1 LOB: 2 BB: 1 P: 24	R: 0 E: 0 K: 1 S: 10	H: 0 LOB: 1 BB: 0 P: 19	R: 0 E: 0 K: 0 S: 10	H: 2 LOB: 2 BB: 0 P: 16	R: 0 E: 0 K: 0 S: 13	H: 2 LOB: 2 BB: 0 P: 21	R: 0 E: 0 K: 0 S: 13	H: 1 LOB: 1 BB: 0 P: 18	R: 0 E: 0 K: 2 S: 11	H: 1 LOB: 1 BB: 0 P: 18	R: 3 E: 0 K: 2 S: 13	H: 3 LOB: 0 BB: 0 P: 20	R: 0 E: 0 K: 0 S: 4	H: 0 LOB: 0 BB: 0 P: 5	R: 2 E: 1 K: 1 S: 12	H: 1 LOB: 3 BB: 3 P: 29	1B: 8 2B: 3 3B: 0 HR: 0	SF: 0 SAC: 0 DP: 0 HBP: 1
--------------	-------------------------------	----------------------------------	-------------------------------	----------------------------------	-------------------------------	----------------------------------	-------------------------------	----------------------------------	-------------------------------	----------------------------------	-------------------------------	----------------------------------	-------------------------------	----------------------------------	------------------------------	---------------------------------	-------------------------------	----------------------------------	----------------------------------	------------------------------------

PITCHER	IP	WLS	BF	H	R	ER	SO	BB	IBB	HBP	BLK	WP	HR	S	P	ERA	WHIP
Mike Boddicker, R ERA: 3.56 (1, 1)	6.0		28	8	1	1	4	1	0	0	0	0	0	76	120	1.50	1.500
Tom Bolton, L ERA: 3.9 (7, 1)	0.0		2	2	0	0	0	0	0	0	0	0	2	5	∞	∞	
Bob Stanley, R ERA: 3.28 (7, 1)	2.0		6	0	2	2	2	0	0	0	0	1	0	12	16	9.00	0.000
Lee Smith, R ERA: 2.9 (9, 1)	0.2	L	7	1	2	1	1	1	2	0	0	1	0	12	29	13.50	3.000

**BOTTOM**

**Boston Red Sox @ New York Yankees**  
Yankee Stadium, Bronx, NY

Sat Sep 24 1988, 3:33 AM EDT  
Att: 51,392 - Sunny - 70 F

AB	38
R	5
H	11
RBI	3
BB	4
SO	7
LOB	20



WP	PA	ERA	WHIP
2	43		
0			
3			
0			

Batter	1	2	3	4	5	6	7	8	9	AB R H RBI BB SO LOB	TOP											
Wade Boggs, L (1, 10) OBP: 0.473, SLG: 0.486	2-1 BB HR 1B	0-1 FC4-6 1B			1-1 SH5-3 HR 1B		3-2 F7		1-0 G6-3	5 2 3 0 0 0 0												
Marty Barrett, R (1, 4) OBP: 0.328, SLG: 0.337	2-2 L7	3-2 FC4-6			0-0 SH5-3		2-2 P4		0-0 F8	4 0 0 0 0 0 3												
Dwight Evans, R (1, 9) OBP: 0.375, SLG: 0.488	4-2 HR BB				3-2 HR		2-3 K		0-3 K	4 2 1 2 1 2 0												
Mike Greenwell, L (1, 7) OBP: 0.424, SLG: 0.546	1-0 HR				1-2 F7			2-0 F5		3 1 1 3 1 0 0												
Todd Benzinger, S (1, 3) OBP: 0.297, SLG: 0.434	2-1 L5				2-1 4-3			0-0 2B 5-3 1B		4 1 1 0 0 1 1												
Ellis Burks, R (1, 8) OBP: 0.371, SLG: 0.483	2-2 F9				2-3 K			1 SAFE 0-1 5-3 1-3 2B		3 0 1 0 1 1 1												
Jody Reed, R (1, 6) OBP: 0.395, SLG: 0.394					1-2 P5			0-0 F3		4 0 0 1 0 0 2												
Rich Gedman, L (1, 2) OBP: 0.280, SLG: 0.370					2-2 1B G4-6-3 1B			1 SAFE 2-2 G3		3 0 2 0 1 0 1												
Ed Romero, R (1, 5) OBP: 0.301, SLG: 0.309					0-0 G4-6-3			2-3 K		4 0 0 0 0 2 5												
<b>Inning Stats</b>	R: 3 E: 0 K: 0 S: 14	H: 2 LOB: 0 BB: 1 P: 27	R: 0 E: 0 K: 1 S: 15	H: 2 LOB: 2 BB: 0 P: 21	R: 0 E: 0 K: 2 S: 9	H: 0 LOB: 1 BB: 1 P: 16	R: 0 E: 0 K: 0 S: 7	H: 1 LOB: 0 BB: 0 P: 10	R: 2 E: 0 K: 0 S: 11	H: 2 LOB: 0 BB: 0 P: 18	R: 0 E: 0 K: 1 S: 8	H: 0 LOB: 1 BB: 1 P: 16	R: 0 E: 0 K: 1 S: 9	H: 0 LOB: 0 BB: 0 P: 16	R: 1 E: 0 K: 0 S: 6	H: 2 LOB: 2 BB: 1 P: 12	R: 0 E: 0 K: 1 S: 5	H: 0 LOB: 0 BB: 0 P: 6	1B: 6 2B: 1 3B: 0 HR: 2	SF: 0 SAC: 1 DP: 1 HBP: 0	WP: 0 PB: 0 SB: 0 CS: 0	PA: 39
<b>PITCHER</b>	IP WLS BF H R ER SO BB IBB HBP BLK WP HR S P ERA WHIP																					
Rick Rhoden, R (1, 1) ERA: 4.24	8.0 L 36 9 6 6 5 4 0 0 0 0 0 2 79 136 6.75 1.625																					
Hipolito Pena, L (9, 1) ERA: 2.61	1.0 3 0 0 0 1 0 0 0 0 0 0 0 5 6 0.00 0.000																					

**Boston Red Sox @ New York Yankees**  
 Yankee Stadium, Bronx, NY  
 Sun Sep 25 1988, 3:33 AM EDT  
 Att. 54,774 - Overcast - 67 F

[livebaseballscorecards.com](http://livebaseballscorecards.com)

**AB 34**  
**R 6**  
**H 9**  
**RBI 6**  
**BB 4**  
**SO 6**  
**LOB 13**





Batter	1	2	3	4	5	6	7	8	9	AB R H RBI BB SO LOB	TOP			
<b>Tony Fernandez, S</b> (1, 6) OBP: 0.335, SLG: 0.379	1-0 WP 1B	1-0 4-3			3-1 F3 1B		2-2 2B 1B 3-1		1-0 FC3-6 1-3 2-H 2B	6 2 3 1 0 0 3				
<b>Kelly Gruber, R</b> (1, 5) OBP: 0.325, SLG: 0.430	0-0 F9		0-0 F4		0-0 6-3 1B		1-0 6-3 1-2	0-0 1-3	4-2 FC3-6 BB	5 1 1 0 1 0 2				
<b>Ernie Whitt, L</b> (1, 2) OBP: 0.347, SLG: 0.396 <b>Sal Butera, R</b> (9, 2) OBP: 0.246, SLG: 0.350	1-2 F9		3-2 4-3		3-2 6-3		0-1 E 2B 2-H	1-2 F3	1-0 FC3-6 FC6-4 1-2f 2-3 3-H	6 1 1 2 0 0 4 0 0 0 0 0 0 0				
<b>George Bell, R</b> (1, 7) OBP: 0.304, SLG: 0.446	1-1 WP 1B		1-3 K		1-2 2-H 1B		4-1 E SF8 BB	4-0 BB	0-1 FC6-4 1-2f	4 1 2 1 2 1 2				
<b>Fred McGriff, L</b> (1, 3) OBP: 0.375, SLG: 0.558	1-1 F4			1-0 FC3-6 1B	1-0 F7		1-0 E6 SF8 1B 1-3 2-H	2-2 F7		5 1 1 0 0 0 4				
<b>Rance Mulliniks, L</b> (1, 10) OBP: 0.390, SLG: 0.470 <b>Cecil Fielder, R</b> (9, PH) OBP: 0.300, SLG: 0.451		1-2 2B 4-3 1B		1-3 K		0-0 4-3	4-0 1B 1B IBB		0-0 1B 2B	3 2 1 0 1 1 1 1 1 1 0 0 0 0				
<b>Jesse Barfield, R</b> (1, 9) OBP: 0.303, SLG: 0.428		0-3 K		1-2 FC3-6 1B		1-3 K	0-1 SF8 2-3 3-H		2-3 K	4 0 1 1 0 3 2				
<b>Rob Ducey, L</b> (1, 8) OBP: 0.326, SLG: 0.439		2-2 4-3 2B		3-1 FC3-6 1-2f 2-3		3-2 2B	2-1 1B 1-3 3-H 1B		3-2 1B 2B 1B	5 1 4 1 0 0 2				
<b>Nelson Liriano, S</b> (1, 4) OBP: 0.281, SLG: 0.318		2-2 4-3		3-2 F7		0-1 F8	1-2 1-2 3-H 1B		0-0 2B FC3-6 1B 2-3 3-H	5 1 2 3 0 0 4				
<b>Inning Stats</b>	R: 1 E: 0 K: 0 S: 9 H: 2 LOB: 1 BB: 0 P: 13	R: 1 E: 0 K: 1 S: 13 H: 2 LOB: 1 BB: 0 P: 19	R: 0 E: 0 K: 1 S: 7 H: 0 LOB: 0 BB: 0 P: 11	R: 0 E: 0 K: 1 S: 14 H: 2 LOB: 2 BB: 0 P: 23	R: 1 E: 0 K: 0 S: 10 H: 2 LOB: 1 BB: 0 P: 18	R: 0 E: 0 K: 1 S: 9 H: 1 LOB: 1 BB: 0 P: 13	R: 5 E: 1 K: 0 S: 20 H: 4 LOB: 2 BB: 2 P: 37	R: 0 E: 0 K: 0 S: 7 H: 0 LOB: 1 BB: 1 P: 14	R: 3 E: 0 K: 1 S: 16 H: 4 LOB: 2 BB: 1 P: 27	1B: 12 2B: 5 3B: 0 HR: 0 SF: 1 SAC: 0 DP: 0 HBP: 0	WP: 1 PB: 0 SB: 0 CS: 0 PA: 49			
<b>PITCHER</b>	IP WLS BF H R ER SO BB IBB HBP BLK WP HR S P ERA WHIP												<b>PITCHER</b>	IP WLS BF H R ER SO BB IBB HBP BLK WP HR S P ERA WHIP
<b>Wes Gardner, R</b> (1, 1) ERA: 3.5	6.0 L 28 10 4 4 4 0 0 0 0 1 0 66 103 6.00 1.667													
<b>Dennis Lamp, R</b> (7, 1) ERA: 3.05	0.2 6 1 2 0 0 1 1 0 0 0 0 8 17 0.00 3.000													
<b>Tom Bolton, L</b> (7, 1) ERA: 4.3	1.2 10 4 4 2 1 1 0 0 0 0 0 24 42 10.80 3.000													
<b>Bob Woodward, R</b> (9, 1) ERA: 13.5	0.2 5 2 1 1 0 1 0 0 0 0 0 7 13 13.50 4.500													

**Toronto Blue Jays @ Boston Red Sox**  
**Fenway Park, Boston, MA**  
 Mon Sep 26 1988, 7:05 PM EDT  
 Att. 33,953 - Unknown - 67 F

[livebaseballscorecards.com](http://livebaseballscorecards.com)

AB	44
R	11
H	17
RBI	9
BB	4
SO	5
LOB	24







Batter	1	2	3	4	5	6	7	8	9	AB	R	H	RBI	BB	SO	LOB	TOP										
Tony Fernandez, S (1, 6) OBP: 0.335, SLG: 0.380	0-1 F8	0-0 FC1-5 1B	2-2 F6		3-1 1B 2B	1-3 K		0-2 FC4-6 HR		6	3	2	1	0	1	3											
Kelly Gruber, R (1, 5) OBP: 0.328, SLG: 0.435	1-1 E 1B	0-0 FC1-5 BLK 1B		4-1 1B BB	4-1 1B BB		0-0 4-3	0-0 HR		4	4	2	2	2	0	2											
Rance Mulliniks, L (1, 10) OBP: 0.396, SLG: 0.474 Cecil Fielder, R (7, PH) OBP: 0.297, SLG: 0.446	4-1 1B HR BB	2-1 BLK HR 1B		1-1 1B BB	0-0 HBP 1B		2-2 F9	2-3 K		3	2	3	3	1	0	0											
George Bell, R (1, 7) OBP: 0.306, SLG: 0.446	0-0 HR 1B	1-1 5-3		1-3 K	2-2 HBP		2-2 BB 1B		0-1 1-3	5	1	2	2	0	1	3											
Ernie Whitt, L (1, 2) OBP: 0.352, SLG: 0.414	1-0 HR	2-0 HR		3-2 G4-6-3 1B	1-1 3-1		4-1 BB		3-1 F9	5	2	3	6	1	0	3											
Fred McGriff, L (1, 3) OBP: 0.373, SLG: 0.552	1-3 K	4-1 BB		0-0 G4-6-3 1-2f		0-0 1-3	1-0 1-3		3-2 5-3	5	0	0	0	1	1	4											
Jesse Barfield, R (1, 9) OBP: 0.300, SLG: 0.423	1-3 K	0-0 F8			1-3 K	2-2 F8		0-0 4-3		5	0	0	0	0	2	1											
Rob Ducey, L (1, 8) OBP: 0.333, SLG: 0.422		4-2 1B BLK 1B BB	1-1 1-3		0-1 1-3	0-1 1B 1B		0-2 E3 1B E		4	2	1	0	1	0	0											
Nelson Liriano, S (1, 4) OBP: 0.291, SLG: 0.327		0-0 FC1-5 1B	2-2 4-3		1-1 2B 1B 1B	2-0 1B		0-0 FC4-6 1B		5	1	4	0	0	0	0											
<b>Inning Stats</b>	R: 4 E: 1 K: 2 S: 13	H: 3 LOB: 0 BB: 1 P: 21	R: 5 E: 0 K: 0 S: 12	H: 4 LOB: 1 BB: 2 P: 25	R: 0 E: 0 K: 0 S: 9	H: 0 LOB: 0 BB: 0 P: 14	R: 1 E: 0 K: 1 S: 10	H: 2 LOB: 1 BB: 1 P: 19	R: 2 E: 0 K: 1 S: 15	H: 3 LOB: 3 BB: 1 P: 27	R: 0 E: 0 K: 1 S: 11	H: 2 LOB: 2 BB: 0 P: 16	R: 0 E: 0 K: 0 S: 9	H: 1 LOB: 2 BB: 1 P: 18	R: 3 E: 2 K: 1 S: 13	H: 2 LOB: 0 BB: 0 P: 15	R: 0 E: 0 K: 0 S: 9	H: 0 LOB: 0 BB: 0 P: 15	1B: 13 2B: 1 3B: 0 HR: 3	SF: 0 SAC: 0 DP: 1 HBP: 1	WP: 0 PB: 0 SB: 0 CS: 0	PA: 51					
<b>PITCHER</b>	IP	WLS	BF	H	R	ER	SO	BB	IBB	HBP	BLK	WP	HR	S	P	ERA	WHIP										
Mike Smithson, R (1, 1) ERA: 6.0	1.0	L	10	5	7	7	2	2	0	0	1	0	1	17	29	63.00	7.000										
Dennis Lamp, R (2, 1) ERA: 3.24	1.0		6	2	2	2	0	1	0	0	1	0	1	8	17	18.00	3.000										
Jeff Sellers, R (3, 1) ERA: 5.17	2.2		15	5	3	3	2	2	0	1	0	0	0	32	57	10.12	2.625										
Mike Rochford, L (5, 1) ERA:	2.1		11	3	0	0	1	1	0	0	0	0	0	22	37	0.00	1.714										
Bob Stanley, R (8, 1) ERA: 3.22	2.0		9	2	3	0	1	0	0	0	0	0	1	22	30	0.00	1.000										

**Toronto Blue Jays @ Boston Red Sox**  
**Fenway Park, Boston, MA**  
 Tue Sep 27 1988, 7:05 PM EDT  
 Att. 34,442 - Unknown - 63 F

[livebaseballscorecards.com](http://livebaseballscorecards.com)

<b>AB</b>	<b>44</b>
<b>R</b>	<b>15</b>
<b>H</b>	<b>17</b>
<b>RBI</b>	<b>14</b>
<b>BB</b>	<b>6</b>
<b>SO</b>	<b>6</b>
<b>LOB</b>	<b>16</b>



Batter	1	2	3	4	5	6	7	8	9	AB	R	H	RBI	BB	SO	LOB
Wade Boggs, L OBP: 0.477, SLG: 0.494 (1, 5)	1-1 F7 ①		0-0 1B		0-1 2B 2-H 3-H		2-1 E6 1B 2B 1-H		1-2 6-3 1B	5	1	4	3	0	0	0
Marty Barrett, R OBP: 0.327, SLG: 0.336 Spike Owen, S OBP: 0.326, SLG: 0.369 (1, 4) (9, PH)	1-0 F8 ②		0-1 F7 ③		2-0 4-1 ③		1-2 HR 1B 3-H		2-1 6-3 ① 1-2	4	1	1	1	0	0	2
Dwight Evans, R OBP: 0.376, SLG: 0.496 (1, 9)	1-3 K ③			2-3 K ①		2-1 F9 ①		3-2 HR 1-H	2-3 K ②	5	1	1	2	0	3	1
Mike Greenwell, L OBP: 0.420, SLG: 0.539 (1, 7)		0-1 F1 ①		0-0 4-3 ②		1-1 5-3 1B		2-1 G3 ③	1-0 F9 ③	5	0	1	0	0	0	1
Ellis Burks, R OBP: 0.366, SLG: 0.477 (1, 8)		0-0 F7 ②		2-3 K ③		0-0 5-3 ②		1-3 K ①		4	0	0	0	0	2	1
Jim Rice, R OBP: 0.332, SLG: 0.404 (1, 10)		1-1 HR			3-2 2B 2B HBP		3-1 5-3 ③		0-2 HR 2B	3	3	2	1	0	0	1
Jody Reed, R OBP: 0.386, SLG: 0.384 (1, 6)		1-0 F4 ③			0-3 K ①		0-0 F6 ①		1-1 5-3 ②	4	0	0	0	0	1	2
Larry Parrish, R OBP: 0.269, SLG: 0.362 (1, 3)			1-1 4-3 ①		2-0 F8 ②		0-1 FC3-6 1B 2-H		2-1 HR ③	4	1	2	2	0	0	1
Rich Gedman, L OBP: 0.281, SLG: 0.373 Kevin Romine, R OBP: 0.275, SLG: 0.301 Rick Cerone, R OBP: 0.330, SLG: 0.364 (1, 2) (8, PH) (9, 2)			2-3 K ②		1-1 2B 2B ③		1-0 FC3-6 E 1-2f		3-3 K ③	3	2	1	0	0	1	1

Inning Stats	R: 0	H: 0	E: 0	K: 1	S: 6	R: 1	H: 1	E: 0	K: 0	S: 6	R: 0	H: 1	E: 0	K: 1	S: 8	R: 0	H: 0	E: 0	K: 2	S: 10	R: 2	H: 2	E: 0	K: 1	S: 11	R: 0	H: 1	E: 0	K: 0	S: 7	R: 4	H: 4	E: 1	K: 0	S: 18	R: 2	H: 2	E: 0	K: 2	S: 15	R: 0	H: 1	E: 0	K: 1	S: 9	1B: 5	SF: 0	2B: 4	SAC: 0	3B: 0	DP: 0	HR: 3	HBP: 1	WP: 0	PA: 40
--------------	------	------	------	------	------	------	------	------	------	------	------	------	------	------	------	------	------	------	------	-------	------	------	------	------	-------	------	------	------	------	------	------	------	------	------	-------	------	------	------	------	-------	------	------	------	------	------	-------	-------	-------	--------	-------	-------	-------	--------	-------	--------

PITCHER	IP	WLS	BF	H	R	ER	SO	BB	IBB	HBP	BLK	WP	HR	S	P	ERA	WHIP
Mike Flanagan, L ERA: 4.18 (1, 1)	6.2	W	29	8	6	6	5	0	0	1	0	0	1	59	89	8.10	1.200
David Wells, L ERA: 4.69 (7, 1)	1.1		7	3	3	3	2	0	0	0	0	0	2	22	34	20.25	2.250
Duane Ward, R ERA: 3.22 (9, 1)	1.0		4	1	0	0	1	0	0	0	0	0	0	9	15	0.00	1.000


BOTTOM

Toronto Blue Jays @ Boston Red Sox  
Fenway Park, Boston, MA  
Tue Sep 27 1988, 7:05 PM EDT  
Att: 34,442 - Unknown - 63 F

livebaseballscorecards.com

AB	39
R	9
H	12
RBI	9
BB	0
SO	8
LOB	11



Batter	1	2	3	4	5	6	7	8	9	AB R H RBI BB SO LOB	TOP														
Tony Fernandez, S (1, 6) OBP: 0.333, SLG: 0.378	2-2 F8		0-0 F9		2-2 3-1			1-2 F9		4 0 0 0 0 0 2	<p><b>Toronto Blue Jays @ Boston Red Sox</b>  Fenway Park, Boston, MA  Wed Sep 28 1988, 7:05 PM EDT  Att. 34,873 - Unknown - 57 F</p> <p>livebaseballscorecards.com</p> <table border="1"> <tr><td>AB</td><td>30</td></tr> <tr><td>R</td><td>1</td></tr> <tr><td>H</td><td>5</td></tr> <tr><td>RBI</td><td>1</td></tr> <tr><td>BB</td><td>2</td></tr> <tr><td>SO</td><td>8</td></tr> <tr><td>LOB</td><td>16</td></tr> </table> 	AB	30	R	1	H	5	RBI	1	BB	2	SO	8	LOB	16
AB	30																								
R	1																								
H	5																								
RBI	1																								
BB	2																								
SO	8																								
LOB	16																								
Kelly Gruber, R (1, 5) OBP: 0.326, SLG: 0.433	0-3 K		0-3 K			2-1 4-3		1-1 SF8		3 0 0 1 0 2 1															
Jesse Barfield, R (1, 9) OBP: 0.300, SLG: 0.421	1-0 6-3					1-3 K		0-0 5-3		4 0 1 0 0 1 0															
George Bell, R (1, 7) OBP: 0.307, SLG: 0.446						3-2 F4			0-1 5-3	4 0 2 0 0 0 0															
Pat Borders, R (1, 2) OBP: 0.292, SLG: 0.460									2-2 F8	4 0 1 0 0 0 3															
Fred McGriff, L (1, 3) OBP: 0.373, SLG: 0.550									0-0 1B	4 0 1 0 0 0 4															
Cecil Fielder, R (1, 10) OBP: 0.290, SLG: 0.435									0-1 F9	4 0 0 0 0 3 5															
Nelson Liriano, S (1, 4) OBP: 0.291, SLG: 0.325										2 0 0 0 1 2 1															
Rob Ducey, L (1, 8) OBP: 0.340, SLG: 0.413										1 1 0 0 1 0 0															
<b>Inning Stats</b>	R: 0 E: 0 K: 1 S: 9	H: 0 LOB: 0 BB: 0 P: 12	R: 0 E: 0 K: 1 S: 11	H: 1 LOB: 1 BB: 0 P: 13	R: 0 E: 0 K: 1 S: 9	H: 0 LOB: 1 BB: 0 P: 15	R: 0 E: 0 K: 1 S: 16	H: 2 LOB: 2 BB: 0 P: 22	R: 0 E: 0 K: 1 S: 9	H: 0 LOB: 0 BB: 0 P: 14	R: 0 E: 0 K: 1 S: 10	H: 0 LOB: 0 BB: 0 P: 16	R: 0 E: 0 K: 2 S: 10	H: 1 LOB: 1 BB: 0 P: 11	R: 1 E: 0 K: 0 S: 9	H: 0 LOB: 0 BB: 1 P: 15	R: 0 E: 0 K: 0 S: 9	H: 1 LOB: 1 BB: 0 P: 11	1B: 5 2B: 0 3B: 0 HR: 0	SF: 1 SAC: 1 DP: 0 HBP: 0	WP: 0 PB: 0 SB: 1 CS: 0	PA: 34			
<b>PITCHER</b> Bruce Hurst, L (1, 1) ERA: 3.63	IP: 9.0 WLS: L BF: 34 H: 5 R: 1 ER: 0 SO: 8 BB: 2 IBB: 0 HBP: 0 BLK: 0 WP: 0 HR: 0 S: 92 P: 129 ERA: 0.00 WHIP: 0.778											<b>PITCHER</b>	IP: 9.0 WLS: L BF: 34 H: 5 R: 1 ER: 0 SO: 8 BB: 2 IBB: 0 HBP: 0 BLK: 0 WP: 0 HR: 0 S: 92 P: 129 ERA: 0.00 WHIP: 0.778												

Batter	1	2	3	4	5	6	7	8	9	AB	R	H	RBI	BB	SO	LOB
--------	---	---	---	---	---	---	---	---	---	----	---	---	-----	----	----	-----

<b>Wade Boggs, L</b> <small>(1, 5)</small> <small>OBP: 0.475, SLG: 0.490</small> 										4	0	0	0	0	1	1
<b>Marty Barrett, R</b> <small>(1, 4)</small> <small>OBP: 0.328, SLG: 0.336</small> 										3	0	1	0	1	0	0
<b>Dwight Evans, R</b> <small>(1, 9)</small> <small>OBP: 0.374, SLG: 0.494</small> 										3	0	0	0	0	1	2
<b>Mike Greenwell, L</b> <small>(1, 7)</small> <small>OBP: 0.418, SLG: 0.536</small> 										3	0	0	0	0	1	2
<b>Ellis Burks, R</b> <small>(1, 8)</small> <small>OBP: 0.366, SLG: 0.474</small> 										3	0	0	0	0	0	1
<b>Jim Rice, R</b> <small>(1, 10)</small> <small>OBP: 0.330, SLG: 0.402</small> 										3	0	0	0	0	0	0
<b>Jody Reed, R</b> <small>(1, 6)</small> <small>OBP: 0.383, SLG: 0.380</small> 										3	0	0	0	0	0	0
<b>Larry Parrish, R</b> <small>(1, 3)</small> <small>OBP: 0.269, SLG: 0.361</small> <b>Randy Kutcher, R</b> <small>(8, PR)</small> <small>OBP: 0.125, SLG: 0.125</small> <b>Todd Benzinger, S</b> <small>(9, 3)</small> <small>OBP: 0.297, SLG: 0.434</small> 										3	0	1	0	0	0	0
<b>Rich Gedman, L</b> <small>(1, 2)</small> <small>OBP: 0.282, SLG: 0.372</small> <b>Spike Owen, S</b> <small>(8, PH)</small> <small>OBP: 0.326, SLG: 0.369</small> <b>Rick Cerone, R</b> <small>(9, 2)</small> <small>OBP: 0.329, SLG: 0.363</small> 										1	0	0	0	0	0	0

Inning Stats	R: 0	H: 1	R: 0	H: 0	R: 0	H: 0	R: 0	H: 0	R: 0	H: 0	R: 0	H: 1	R: 0	H: 0	R: 0	H: 0	1B: 2	SF: 0
	E: 0	LOB: 1	E: 0	LOB: 0	E: 0	LOB: 0	E: 0	LOB: 0	E: 0	LOB: 0	E: 0	LOB: 0	E: 0	LOB: 1	E: 0	LOB: 0	2B: 0	SAC: 0
	K: 1	BB: 0	K: 0	BB: 0	K: 0	BB: 0	K: 0	BB: 0	K: 1	BB: 0	K: 0	BB: 0	K: 1	BB: 0	K: 1	BB: 0	3B: 0	DP: 1
	S: 13	P: 19	S: 5	P: 9	S: 6	P: 9	S: 8	P: 18	S: 6	P: 10	S: 7	P: 9	S: 6	P: 10	S: 5	P: 7	HR: 0	HBP: 1

PITCHER	IP	WLS	BF	H	R	ER	SO	BB	IBB	HBP	BLK	WP	HR	S	P	ERA	WHIP	PITCHER	IP	WLS	BF	H	R	ER	SO	BB	IBB	HBP	BLK	WP	HR	S	P	ERA	WHIP		
<b>Jimmy Key, L</b> <small>(1, 1)</small> <small>ERA: 3.29</small>	9.0	W	29	2	0	0	3	1	0	1	0	0	0	62	99	0.00	0.333																				

**BOTTOM**


**Toronto Blue Jays @ Boston Red Sox**  
**Fenway Park, Boston, MA**  
 Wed Sep 28 1988, 7:05 PM EDT  
 Att: 34,873 - Unknown - 57 F

[livebaseballscorecards.com](http://livebaseballscorecards.com)

<b>AB</b>	<b>27</b>
<b>R</b>	<b>0</b>
<b>H</b>	<b>2</b>
<b>RBI</b>	<b>0</b>
<b>BB</b>	<b>1</b>
<b>SO</b>	<b>3</b>
<b>LOB</b>	<b>6</b>



<b>WP: 0</b>	<b>PA: 30</b>
<b>PB: 0</b>	
<b>SB: 1</b>	
<b>CS: 0</b>	

Batter	1	2	3	4	5	6	7	8	9	AB R H RBI BB SO LOB	TOP					
<b>Wade Boggs, L</b> (1, 5) <small>OBP: 0.476, SLG: 0.491</small> <b>Ed Romero, R</b> (8, 5) <small>OBP: 0.297, SLG: 0.304</small>	1-2 4-3		3-2 1B BB	3-2 1B		0-1 E6	4-0 1B WP SF7 IBB		1-2 6-3	4 2 2 0 1 0 1 1 0 0 0 0 0 0						
<b>Marty Barrett, R</b> (1, 4) <small>OBP: 0.327, SLG: 0.335</small>	1-2 L1		1-1 F7	1-2 P6		1-0 F9	1-2 1B			5 0 1 1 0 0 6						
<b>Dwight Evans, R</b> (1, 9) <small>OBP: 0.376, SLG: 0.493</small> <b>Kevin Romine, R</b> (7, 9) <small>OBP: 0.275, SLG: 0.301</small> (8, 8)	4-1 BB		4-2 1B 1B 2B BB	1-2 FC5			1-3 2-H 3-H 1B			1 2 0 1 3 0 2 0 0 0 0 0 0 0						
<b>Mike Greenwell, L</b> (1, 7) <small>OBP: 0.418, SLG: 0.534</small> <b>Randy Kutcher, R</b> (8, 7) <small>OBP: 0.125, SLG: 0.125</small>	0-1 G3		1-2 1B 2B 1B		3-1 F7		4-3			4 2 1 1 1 0 2 0 0 0 0 0 0 0						
<b>Todd Benzinger, S</b> (1, 3) <small>OBP: 0.297, SLG: 0.433</small>		0-0 4-3	0-2 1B 2B 1B		1-1 4-3		0-0 SH3-4 F9	0-0 F9		4 1 1 1 0 0 0						
<b>Ellis Burks, R</b> (1, 8) <b>Carlos Quintana, R</b> (8, 9) <small>OBP: 0.600, SLG: 0.500</small>		1-2 5-3	0-0 1B 2B		1-1 P1		0-0 BB 1B 2B 1B	0-1 F9		5 1 2 4 0 0 0 0 0 0 0 0 0 0						
<b>Jim Rice, R</b> (1, 10) <small>OBP: 0.329, SLG: 0.400</small>		2-1 F8	1-0 F9			3-3 K	0-0 BB 1B 2B 1B	3-1 F9		5 1 1 1 0 1 1	<b>AB</b> 38 <b>R</b> 12 <b>H</b> 12 <b>RBI</b> 11 <b>BB</b> 6 <b>SO</b> 1 <b>LOB</b> 14					
<b>Jody Reed, R</b> (1, 6) <small>OBP: 0.386, SLG: 0.382</small>			3-2 1B 1B	2-1 FC5 1B 1B		3-2 5-3	4-1 2B WP BB		0-0 5-3	4 2 2 0 1 0 0						
<b>Rich Gedman, L</b> (1, 2) <small>OBP: 0.284, SLG: 0.375</small>			2-1 F8	2-2 L8		0-0 E 1B	1-2 WP 1B 2B		1-0 F9	5 1 2 2 0 0 2						
<b>Inning Stats</b>	R: 0 H: 0 E: 0 LOB: 1 K: 0 BB: 1 S: 9 P: 15	R: 0 H: 0 E: 0 LOB: 0 K: 0 BB: 0 S: 6 P: 9	R: 5 H: 5 E: 0 LOB: 1 K: 0 BB: 1 S: 27 P: 42	R: 0 H: 2 E: 0 LOB: 2 K: 0 BB: 0 S: 18 P: 27	R: 0 H: 0 E: 0 LOB: 0 K: 0 BB: 0 S: 6 P: 11	R: 0 H: 1 E: 1 LOB: 2 K: 1 BB: 0 S: 12 P: 19	R: 7 H: 4 E: 0 LOB: 1 K: 0 BB: 4 S: 23 P: 46	R: 0 H: 0 E: 0 LOB: 0 K: 0 BB: 0 S: 5 P: 8	R: 0 H: 0 E: 0 LOB: 0 K: 0 BB: 0 S: 5 P: 7	1B: 10 SF: 1 2B: 2 SAC: 1 3B: 0 DP: 0 HR: 0 HBP: 0	WP: 1 PA: 46 PB: 0 SB: 0 CS: 0					
<b>PITCHER</b>	IP WLS BF H R ER SO BB IBB HBP BLK WP HR S P ERA WHIP															
<b>Rod Nichols, R</b> (1, 1) <small>ERA: 5.06</small> <b>Mike Walker, R</b> (7, 1) <small>ERA: 7.27</small> <b>Don Gordon, R</b> (7, 1) <small>ERA: 4.4</small> <b>Brad Havens, L</b> (8, 1) <small>ERA: 3.36</small> <b>Jeff Dedmon, R</b> (9, 1) <small>ERA: 4.54</small>	6.0 L 29 8 5 5 1 2 0 0 0 0 0 0 78 123 7.50 1.667	0.1 5 2 4 4 0 2 0 0 0 0 0 0 9 17 108.00 12.000	0.2 6 2 3 3 0 1 1 0 0 1 0 14 29 40.50 4.500	1.0 3 0 0 0 0 0 0 0 0 0 0 5 8 0.00 0.000	1.0 3 0 0 0 0 0 0 0 0 0 0 5 7 0.00 0.000											

**Boston Red Sox @ Cleveland Indians**  
**Cleveland Municipal Stadium, Cleveland, OH**

Thu Sep 29 1988, 7:05 PM EDT  
 Att: 5,879 - Unknown - 57 F

livebaseballscorecards.com

Batter	1	2	3	4	5	6	7	8	9	AB R H RBI BB SO LOB
<b>Julio Franco, R</b> (1, 4) <small>OBP: 0.362, SLG: 0.411</small> <b>Ron Washington, R</b> (8, 4) <small>OBP: 0.303, SLG: 0.366</small>	0-2 5-3			1-1 6-3		2-1 6-3			0-0 1B	3 0 0 0 0 0 1 1 0 1 0 0 0 0
<b>Terry Francona, L</b> (1, 3) <small>OBP: 0.329, SLG: 0.364</small>	1-1 F8			0-1 F8			0-2 BB 1B		0-0 1-3	4 0 1 0 0 0 0
<b>Joe Carter, R</b> (1, 8) <small>OBP: 0.316, SLG: 0.484</small> <b>Scott Jordan, R</b> (8, 8)	0-1 6-3			1-0 4-3			2-1 F8		2-3 K	3 0 0 0 0 0 1 1 0 0 0 0 1 0
<b>Dave Clark, L</b> (1, 10) <small>OBP: 0.341, SLG: 0.367</small>			1-3 K		1-1 4-1		2-3 K			3 0 0 0 0 0 2 1
<b>Cory Snyder, R</b> (1, 9) <small>OBP: 0.330, SLG: 0.490</small> <b>Reggie Williams, R</b> (7, PR) <small>OBP: 0.207, SLG: 0.379</small> (8, 9)			3-2 F9		0-1 5-3		4-2 FC6-4 BB			2 0 0 0 1 0 0 0 0 0 0 0 0 0
<b>Mel Hall, L</b> (1, 7) <small>OBP: 0.312, SLG: 0.389</small>			1-1 F9		0-1 6-3		0-0 FC6-4 1-2f			3 0 0 0 0 0 2
<b>Andy Allanson, R</b> (1, 2) <small>OBP: 0.305, SLG: 0.321</small> <b>Tom Lampkin, L</b> (8, 2)					0-0 5-3		2-1 6-3		0-0 3-1	2 0 0 0 0 0 0 1 0 0 0 0 0 0
<b>Brook Jacoby, R</b> (1, 5) <small>OBP: 0.297, SLG: 0.328</small> <b>Eddie Williams, R</b> (9, 5) <small>OBP: 0.222, SLG: 0.176</small>					2-2 1-3		1-0 1B		1-1 L9	3 0 1 0 0 0 0 0 0 0 0 0 0 0
<b>Jay Bell, R</b> (1, 6) <small>OBP: 0.289, SLG: 0.282</small>					2-1 5-3		1-1 F9		0-0 F9	3 0 0 0 0 0 1

<b>Inning Stats</b>	R: 0 E: 0 K: 0 S: 7	H: 0 LOB: 0 BB: 0 P: 8	R: 0 E: 0 K: 1 S: 9	H: 0 LOB: 0 BB: 0 P: 14	R: 0 E: 0 K: 0 S: 6	H: 0 LOB: 0 BB: 0 P: 10	R: 0 E: 0 K: 0 S: 5	H: 0 LOB: 0 BB: 0 P: 7	R: 0 E: 0 K: 0 S: 6	H: 0 LOB: 0 BB: 0 P: 7	R: 0 E: 0 K: 0 S: 7	H: 1 LOB: 1 BB: 0 P: 13	R: 0 E: 0 K: 1 S: 13	H: 1 LOB: 2 BB: 1 P: 21	R: 0 E: 0 K: 0 S: 4	H: 0 LOB: 0 BB: 0 P: 5	R: 0 E: 0 K: 1 S: 5	H: 1 LOB: 0 BB: 0 P: 7	1B: 3 2B: 0 3B: 0 HR: 0	SF: 0 SAC: 0 DP: 0 HBP: 0	WP: 0 PB: 0 SB: 0 CS: 0	PA: 30 ERA WHIP
<b>PITCHER</b> <b>Mike Boddicker, R</b> (1, 1) <small>ERA: 3.42</small>	IP 9.0	WLS W	BF 30	H 3	R 0	ER 0	SO 3	BB 1	IBB 0	HBP 0	BLK 0	WP 0	HR 0	S 62	P 92	ERA 0.00	WHIP 0.444					ERA WHIP


**BOTTOM**

**Boston Red Sox @ Cleveland Indians**  
**Cleveland Municipal Stadium, Cleveland, OH**

Thu Sep 29 1988, 7:05 PM EDT  
 Att. 5,879 - Unknown - 57 F

livebaseballscorecards.com

<b>AB</b>	<b>29</b>
<b>R</b>	<b>0</b>
<b>H</b>	<b>3</b>
<b>RBI</b>	<b>0</b>
<b>BB</b>	<b>1</b>
<b>SO</b>	<b>3</b>
<b>LOB</b>	<b>6</b>



Batter	1	2	3	4	5	6	7	8	9	AB R H RBI BB SO LOB
Wade Boggs, L (1, 5) OBP: 0.476, SLG: 0.490	2-2 G6-3			3-2 L6		0-2 G6-4-3 1B		4-2 BB		3 1 1 0 1 0 0
Marty Barrett, R (1, 4) OBP: 0.328, SLG: 0.335	1-2 G5-3			4-1 E BB		1-0 G6-4-3 1B		0-0 P3		3 0 1 0 1 0 1
Dwight Evans, R (1, 9) OBP: 0.375, SLG: 0.490	2-0 G4-3			2-2 G4-6-3 HBP		2-2 G6-4-3 1-2f 2-3		1-3 K		3 0 0 0 0 1 3
Mike Greenwell, L (1, 7)			0-0 F7		0-0 G4-6-3 1-2f		0-1 G3 3-H 1B		1-1 G3	4 0 1 1 0 0 3
Todd Benzinger, S (1, 3) OBP: 0.294, SLG: 0.428			3-1 L9		2-2 G3-1		0-1 G3		2-2 F9	4 0 0 0 0 0 1
Ellis Burks, R (1, 8) OBP: 0.367, SLG: 0.481			0-1 P7		0-0 HR		1-3 K		0-1 BB 1B	4 1 2 1 0 1 0
Jim Rice, R (1, 10) OBP: 0.329, SLG: 0.399			1-0 L7		2-1 5-3		1-2 1B		4-0 BB	3 0 1 0 0 0 0
Randy Kutcher, R (7, PR) OBP: 0.125, SLG: 0.125									1-2 BB	0 0 0 0 0 0 0
Larry Parrish, R (9, PH) OBP: 0.271, SLG: 0.361										0 0 0 0 1 0 0
Kevin Romine, R (9, PR) OBP: 0.275, SLG: 0.301										0 0 0 0 0 0 0
Jody Reed, R (1, 6) OBP: 0.384, SLG: 0.380			2-2 F2		3-1 1B		2-1 L7		2-2 F8	4 0 1 0 0 0 3
Rich Gedman, L (1, 2) OBP: 0.280, SLG: 0.370			0-0 P6		1-2 4-3		2-1 F9		1-1 F7	4 0 0 0 0 0 4

**Boston Red Sox @ Cleveland Indians**  
Cleveland Municipal Stadium, Cleveland, OH

Fri Sep 30 1988, 7:05 PM EDT  
Att. 15,497 - Unknown - 63 F

livebaseballscorecards.com

AB	32
R	2
H	7
RBI	2
BB	3
SO	2
LOB	15



Inning Stats	R: 0	H: 0	R: 0	H: 0	R: 0	H: 0	R: 1	H: 2	R: 1	H: 3	R: 0	H: 1	R: 0	H: 0	R: 0	H: 1	1B: 6	SF: 0	WP: 0	PA: 36
E: 0	LOB: 0	E: 0	LOB: 0	E: 0	LOB: 0	E: 0	LOB: 1	E: 0	LOB: 1	E: 0	LOB: 1	E: 0	LOB: 1	E: 0	LOB: 2	E: 0	LOB: 1	2B: 0	SAC: 0	PB: 0
K: 0	BB: 0	K: 0	BB: 0	K: 0	BB: 0	K: 0	BB: 1	K: 0	BB: 0	K: 1	BB: 0	K: 1	BB: 0	K: 1	BB: 1	K: 0	BB: 1	3B: 0	DP: 2	SB: 0
S: 7	P: 12	S: 5	P: 8	S: 6	P: 9	S: 7	P: 16	S: 13	P: 21	S: 11	P: 14	S: 10	P: 16	S: 8	P: 14	S: 16	P: 25	HR: 1	HBP: 1	CS: 0

PITCHER	IP	WLS	BF	H	R	ER	SO	BB	IBB	HBP	BLK	WP	HR	S	P	ERA	WHIP
Rich Yett, R (1, 1) ERA: 4.62	8.1	W	33	7	2	2	2	2	0	1	0	0	1	76	121	2.16	1.080
Doug Jones, R (9, 1) ERA: 2.3	0.2	S	3	0	0	0	0	1	0	0	0	0	0	7	14	0.00	1.500



Batter	1	2	3	4	5	6	7	8	9
<b>Julio Franco, R</b> (1, 4) OBP: 0.361, SLG: 0.409 BB 	4-1 	0-2 <b>F4</b> 			0-0 <b>6-3</b> 		2-1 <b>F7</b> 		
<b>Terry Francona, L</b> (1, 3) OBP: 0.327, SLG: 0.367 1 SAFE 	0-0 		1-2 <b>G3</b> 		1-1 <b>6-3</b> 		2-2 <b>L4</b> 		
<b>Joe Carter, R</b> (1, 8) OBP: 0.316, SLG: 0.481 	0-0 <b>L3</b> 		1-3 <b>K</b> 		4-0 		1-2 <b>G3</b> 		
<b>Cory Snyder, R</b> (1, 9) OBP: 0.328, SLG: 0.486 	1-3 <b>K</b> 		0-2 <b>F4</b> 		1-2 <b>F3</b> 		2-3 		
<b>Mel Hall, L</b> (1, 7) OBP: 0.311, SLG: 0.388 	2-0 		1-2 <b>F7</b> 		1-0 <b>G4-3</b> 		0-2 <b>P4</b> 		
<b>Carmen Castillo, R</b> (1, 10) OBP: 0.297, SLG: 0.386 	0-1 		3-2 		0-0 		0-3 		
<b>Brook Jacoby, R</b> (1, 5) OBP: 0.299, SLG: 0.332 1 SAFE 	1-1 	0-2 <b>G4-3</b> 	3-1 	1-3 	0-2 				
<b>Tom Lampkin, L</b> (1, 2) <b>Andy Allanson, R</b> (7, 2) OBP: 0.305, SLG: 0.321 			4-0 	2-1 <b>G3-6-1</b> 	0-1 <b>G3</b> 				
<b>Paul Zuvella, R</b> (1, 6) OBP: 0.281, SLG: 0.291 		1-1 <b>F8</b> 			1-0 		3-2 <b>F9</b> 		

Inning Stats	R: 3	H: 3	E: 0	K: 10	S: 10	LOB: 0	BB: 1	P: 18	R: 0	H: 0	E: 0	K: 0	S: 8	LOB: 1	BB: 1	P: 13	R: 0	H: 0	E: 0	K: 1	S: 10	LOB: 0	BB: 0	P: 12	R: 0	H: 2	E: 0	K: 0	S: 14	LOB: 1	BB: 0	P: 21	R: 0	H: 1	E: 0	K: 0	S: 8	LOB: 2	BB: 1	P: 14	R: 1	H: 2	E: 0	K: 0	S: 10	LOB: 1	BB: 0	P: 14	R: 0	H: 0	E: 0	K: 0	S: 8	LOB: 0	BB: 0	P: 13	R: 0	H: 0	E: 0	K: 2	S: 9	LOB: 0	BB: 0	P: 11
--------------	------	------	------	-------	-------	--------	-------	-------	------	------	------	------	------	--------	-------	-------	------	------	------	------	-------	--------	-------	-------	------	------	------	------	-------	--------	-------	-------	------	------	------	------	------	--------	-------	-------	------	------	------	------	-------	--------	-------	-------	------	------	------	------	------	--------	-------	-------	------	------	------	------	------	--------	-------	-------

PITCHER	IP	WLS	BF	H	R	ER	SO	BB	IBB	HBP	BLK	WP	HR	S	P	ERA	WHIP
<b>Roger Clemens, R</b> (1, 1) ERA: 2.93	8.0	L	33	8	4	4	4	2	1	0	0	0	1	77	116	4.50	1.250

**BOTTOM**

**Boston Red Sox @ Cleveland Indians**  
 Cleveland Municipal Stadium, Cleveland, OH

Fri Sep 30 1988, 7:05 PM EDT  
 Att: 15,497 - Unknown - 63 F

AB	30
R	4
H	8
RBI	3
BB	3
SO	4
LOB	12

1B	2B	3B	HR	SF	SAC	DP	HBP	WP	PB	SB	CS	PA
4	2	1	1	0	0	1	0	0	0	0	2	34

Batter	1	2	3	4	5	6	7	8	9	AB R H RBI BB SO LOB	TOP	
Jody Reed, R (1, 4) OBP: 0.380, SLG: 0.376	0-1 6-3		0-0 F7		1-0 F7			3-2 5-3		4 0 0 0 0 0 1		
Spike Owen, S (1, 6) OBP: 0.329, SLG: 0.375	0-0 4-3 2B		0-0 3-1			2-2 F7			1-0 G6-4-3 1B	4 0 2 0 0 0 0		
Dwight Evans, R (1, 10) OBP: 0.376, SLG: 0.488	3-2 4-3 2-3			4-2 FC3-6 BB		0-0 6-3			4-2 G6-4-3 BB	2 0 0 0 2 0 1		
Mike Greenwell, L (1, 7) OBP: 0.416, SLG: 0.531	3-1 F4			1-0 FC3-6		1-2 5-3			1-2 G6-4-3	2 0 0 0 0 0 2		
Randy Kutcher, R (4, PR) OBP: 0.111, SLG: 0.111				1-2f FC4					1-2f 2-3	1 0 0 0 0 0 0		
Larry Parrish, R (9, PH) OBP: 0.270, SLG: 0.360										1 0 0 0 0 0 2		
Todd Benzinger, S (1, 3) OBP: 0.293, SLG: 0.426		1-2 1B		2-2 FC4 1-2f			0-0 G3		2-1 L3	4 0 1 0 0 0 2		
Kevin Romine, R (1, 8) OBP: 0.265, SLG: 0.289		1-0 F9		0-1 F8			2-3 K			3 0 0 0 0 1 2		
Rick Cerone, R (1, 2) OBP: 0.325, SLG: 0.359		1-3 K			0-0 4-3		1-0 F8			3 0 0 0 0 1 1		
Ed Romero, R (1, 5) OBP: 0.286, SLG: 0.292		1-3 K			2-2 5-3			2-2 5-3		3 0 0 0 0 1 1		
Carlos Quintana, R (1, 9) OBP: 0.500, SLG: 0.333			3-3 K		4-0 BB			1-3 K		2 0 0 0 1 2 0		
<b>Inning Stats</b>	R: 0 H: 1 E: 0 LOB: 1 K: 0 BB: 0 S: 10 P: 16	R: 0 H: 1 E: 0 LOB: 1 K: 2 BB: 0 S: 10 P: 14	R: 0 H: 0 E: 0 LOB: 0 K: 1 BB: 0 S: 5 P: 8	R: 0 H: 0 E: 0 LOB: 1 K: 0 BB: 1 S: 9 P: 16	R: 0 H: 0 E: 0 LOB: 1 K: 0 BB: 1 S: 5 P: 12	R: 0 H: 0 E: 0 LOB: 0 K: 1 BB: 0 S: 9 P: 12	R: 0 H: 0 E: 0 LOB: 0 K: 1 BB: 0 S: 5 P: 8	R: 0 H: 0 E: 0 LOB: 0 K: 1 BB: 0 S: 14 P: 20	R: 0 H: 1 E: 0 LOB: 1 K: 0 BB: 1 S: 11 P: 19	1B: 2 SF: 0 2B: 1 SAC: 0 3B: 0 DP: 1 HR: 0 HBP: 0	WP: 0 PA: 32 PB: 0 SB: 0 CS: 0	
<b>PITCHER</b>	IP WLS BF H R ER SO BB IBB HBP BLK WP HR S P ERA WHIP											
John Farrell, R (1, 1) ERA: 4.24	8.0 W 30 3 0 0 5 3 0 0 0 0 0 0 70 114 0.00 0.750											
Doug Jones, R (9, 1) ERA: 2.27	1.0 S 2 0 0 0 0 0 0 0 0 0 0 0 8 11 0.00 0.000											

**Boston Red Sox @ Cleveland Indians**  
**Cleveland Municipal Stadium, Cleveland, OH**

Sat Oct 01 1988, 3:33 AM EDT  
 Att. 14,972 - Sunny - 78 F

[livebaseballscorecards.com](http://livebaseballscorecards.com)

**AB 29**  
**R 0**  
**H 3**  
**RBI 0**  
**BB 3**  
**SO 5**  
**LOB 12**



Batter	1	2	3	4	5	6	7	8	9	AB R H RBI BB SO LOB
Ron Washington, R OBP: 0.299, SLG: 0.361 (1, 4) BB S	2-3 K ①			2-3 K ①		2-3 K ③				3 0 0 0 0 3 1
Andy Allanson, R OBP: 0.303, SLG: 0.319 (1, 2) C BB S	2-3 K ②			1-3 K ②			0-0 F2 ①			3 0 0 0 0 2 0
Joe Carter, R OBP: 0.314, SLG: 0.479 Scott Jordan, R (8, 8) F BB X	2-1 F6 ③			0-0 6-3 ③			1-2 F9 ②			3 0 0 0 0 0 0 0 0 0 0 0 0 0
Cory Snyder, R OBP: 0.326, SLG: 0.483 (1, 9) S C BB X		2-2 4-3 ①			2-1 L8 ①		1-2 L8 ③			3 0 0 0 0 0 0
Dave Clark, L OBP: 0.335, SLG: 0.359 (1, 7) S C BB S		2-3 K ②			1-3 K ②			2-1 F6 ①		3 0 0 0 0 2 0
Luis Medina, R OBP: 0.314, SLG: 0.638 (1, 3) S C S		0-3 K ③			2-1 L7 ③			0-0 HR ①		3 1 1 1 0 1 0
Rod Allen, R (1, 10) F BB X			1-2 6-3 ①		1-2 L4 ①		1-0 F3 ②			3 0 0 0 0 0 0
Eddie Williams, R OBP: 0.238, SLG: 0.200 (1, 5) S C BB S			1-3 K ②		2-2 6-3 ②		1-1 1B ①			3 0 1 0 0 1 0
Jay Bell, R OBP: 0.289, SLG: 0.280 (1, 6) S BB S			2-3 K ③		4-0 BB ①		2-3 K ③			2 0 0 0 1 2 1

Inning Stats	R: 0	H: 0	E: 0	LOB: 0	K: 2	BB: 0	S: 10	R: 0	H: 0	E: 0	LOB: 0	K: 2	BB: 0	S: 10	R: 0	H: 0	E: 0	LOB: 0	K: 1	BB: 0	S: 8	R: 0	H: 0	E: 0	LOB: 1	K: 1	BB: 1	S: 13	R: 0	H: 0	E: 0	LOB: 0	K: 0	BB: 0	S: 7	R: 1	H: 2	E: 0	LOB: 1	K: 1	BB: 0	S: 9	1B: 1	SF: 0	2B: 0	3B: 0	HR: 1
--------------	------	------	------	--------	------	-------	-------	------	------	------	--------	------	-------	-------	------	------	------	--------	------	-------	------	------	------	------	--------	------	-------	-------	------	------	------	--------	------	-------	------	------	------	------	--------	------	-------	------	-------	-------	-------	-------	-------

PITCHER	IP	WLS	BF	H	R	ER	SO	BB	IBB	HBP	BLK	WP	HR	S	P	ERA	WHIP
Jeff Sellers, R ERA: 4.83 (1, 1)	7.1	L	24	1	1	1	10	1	0	0	0	0	1	71	106	1.23	0.273
Mike Smithson, R ERA: 5.97 (8, 1)	0.2		3	1	0	0	1	0	0	0	0	0	0	6	10	0.00	1.500

**BOTTOM**

**Boston Red Sox @ Cleveland Indians**  
Cleveland Municipal Stadium, Cleveland, OH

Sat Oct 01 1988, 3:33 AM EDT  
Att. 14,972 - Sunny - 78 F

livebaseballscorecards.com

AB	26
R	1
H	2
RBI	1
BB	1
SO	11
LOB	2



WP: 0	PA: 27
PB: 0	
SB: 0	
CS: 0	

Batter	1	2	3	4	5	6	7	8	9	AB R H RBI BB SO LOB	TOP											
<b>Spike Owen, S</b> (1, 6) OBP: 0.324, SLG: 0.370	1-2 L1			2-2 G3		0-1 G3		1-3 K		4 0 0 0 0 1 1												
<b>Marty Barrett, R</b> (1, 4) OBP: 0.330, SLG: 0.337	2-2 F8			2-2 HR		0-0 1B		1-1 F9		3 1 2 1 0 0 0												
<b>Larry Parrish, R</b> (6, 3) OBP: 0.270, SLG: 0.360						3-H 1B				1 0 0 0 0 0 0												
<b>Dwight Evans, R</b> (1, 9) OBP: 0.375, SLG: 0.487	3-2 F5			2-0 F8		1-3 K		1-1 F9		2 0 0 0 0 0 1												
<b>Kevin Romine, R</b> (4, 9) OBP: 0.259, SLG: 0.282										2 0 0 0 0 1 1												
<b>Jim Rice, R</b> (1, 10) OBP: 0.330, SLG: 0.406		0-1 F8		2-0 HR		0-0 1-3			1-1 E9	4 2 2 2 0 0 1												
<b>Todd Benzinger, S</b> (1, 3) OBP: 0.293, SLG: 0.425		1-0 G3		1-2 4-1			0-0 2B		0-0 4-3	4 1 1 1 0 0 0												
<b>Ellis Burks, R</b> (1, 8) OBP: 0.367, SLG: 0.481		0-0 F8			2-2 F8		0-1 SF9		1-3 K	4 0 1 0 0 1 0												
<b>Rich Gedman, L</b> (1, 2) OBP: 0.279, SLG: 0.368			2-2 4-3		1-1 F1		1-3 K		2-1 1B	2 0 0 0 0 0 0												
<b>Rick Cerone, R</b> (6, 2) OBP: 0.326, SLG: 0.360					2-3 K					2 0 1 0 0 1 2												
<b>Carlos Quintana, R</b> (9, PR) OBP: 0.500, SLG: 0.333							0-2 SF9		0-2 4-3	0 0 0 0 0 0 0												
<b>Ed Romero, R</b> (1, 5) OBP: 0.272, SLG: 0.280			0-1 6-3				2-3 3-H			3 0 0 1 0 1 1												
<b>Randy Kutcher, R</b> (1, 7) OBP: 0.167, SLG: 0.250			1-2 G3		3-2 G3		2-3 K			3 1 1 0 0 1 1												
<b>Inning Stats</b>	R: 0 E: 0 K: 0 S: 10	H: 0 LOB: 0 BB: 0 P: 16	R: 0 E: 0 K: 0 S: 4	H: 0 LOB: 0 BB: 0 P: 5	R: 0 E: 0 K: 0 S: 8	H: 0 LOB: 0 BB: 0 P: 11	R: 2 E: 0 K: 0 S: 11	H: 2 LOB: 0 BB: 0 P: 20	R: 0 E: 0 K: 1 S: 8	H: 0 LOB: 0 BB: 0 P: 13	R: 1 E: 0 K: 1 S: 10	H: 2 LOB: 1 BB: 0 P: 14	R: 1 E: 0 K: 2 S: 12	H: 2 LOB: 1 BB: 0 P: 15	R: 0 E: 0 K: 1 S: 7	H: 0 LOB: 0 BB: 0 P: 10	R: 1 E: 1 K: 1 S: 11	H: 2 LOB: 1 BB: 0 P: 15	1B: 5 2B: 2 3B: 0 HR: 1	SF: 1 SAC: 0 DP: 0 HBP: 0	WP: 0 PB: 0 SB: 0 CS: 0	PA: 35
<b>PITCHER</b>	IP WLS BF H R ER SO BB IBB HBP BLK WP HR S P ERA WHIP																					
<b>Tom Candiotti, R</b> (1, 1) ERA: 3.28	7.0 W 27 6 4 4 4 0 0 0 0 0 1 63 94 5.14 0.857																					
<b>Bud Black, L</b> (8, 1) ERA: 5.0	2.0 S 8 2 1 1 2 0 0 0 0 0 0 18 25 4.50 1.000																					

**Boston Red Sox @ Cleveland Indians**  
**Cleveland Municipal Stadium, Cleveland, OH**  
 Sun Oct.02 1988, 3:33 AM EDT  
 Att. 10,456 - Cloudy - 65 F

[livebaseballscorecards.com](http://livebaseballscorecards.com)

<b>AB</b>	<b>34</b>
<b>R</b>	<b>5</b>
<b>H</b>	<b>8</b>
<b>RBI</b>	<b>5</b>
<b>BB</b>	<b>0</b>
<b>SO</b>	<b>6</b>
<b>LOB</b>	<b>8</b>



Batter	1	2	3	4	5	6	7	8	9
Terry Francona, L (1, 10) OBP: 0.324, SLG: 0.363 Rod Allen, R (5, PH) OBP: 0.091, SLG: 0.182	3-2 4-3		0-1 1-3			3-2 1B SF9 2B			
Andy Allanson, R (1, 2) OBP: 0.305, SLG: 0.323	1-1 4-3			2-1 1B 3B 2B		1-1 1B 2-3		0-0 F8	
Dave Clark, L (1, 9) OBP: 0.333, SLG: 0.359	1-2 6-3			2-0 3B 1B		1-0 SF9 2		0-0 4-3	
Luis Medina, R (1, 3) OBP: 0.309, SLG: 0.608		0-1 WP 1B		1-3 K		0-1 L5		1-2 F4	
Mel Hall, L (1, 7) OBP: 0.312, SLG: 0.392 Reggie Williams, R (6, PH) OBP: 0.226, SLG: 0.387		1-1 F6		0-0 1B 3B		1-2 2B 1B		3-3 K	
Brook Jacoby, R (1, 5) OBP: 0.300, SLG: 0.335 Eddie Williams, R (6, PR) OBP: 0.227, SLG: 0.190		1-1 L6		2-1 G3 1B		1-1 1B 2B		1-2 5-3	
Ron Washington, R (1, 4) OBP: 0.298, SLG: 0.363		1-3 K		1-2 G3		1-2 5-3		0-1 2B	
Paul Zuvella, R (1, 6) OBP: 0.275, SLG: 0.285 Joe Carter, R (8, PH) OBP: 0.314, SLG: 0.478 Jay Bell, R (9, 6) OBP: 0.289, SLG: 0.280			1-2 4-3	1-3 K		1-3 K		0-1 F8	
Scott Jordan, R (1, 8) OBP: 0.111, SLG: 0.111			0-0 F9		0-3 K	2-2 2-H 1B			

Inning Stats	R: 0 E: 0 K: 0 S: 8	H: 0 LOB: 0 BB: 0 P: 13	R: 0 E: 0 K: 1 S: 10	H: 1 LOB: 1 BB: 0 P: 13	R: 0 E: 0 K: 0 S: 6	H: 0 LOB: 0 BB: 0 P: 7	R: 3 E: 0 K: 2 S: 15	H: 4 LOB: 1 BB: 0 P: 24	R: 1 E: 0 K: 1 S: 11	H: 2 LOB: 1 BB: 0 P: 16	R: 2 E: 0 K: 1 S: 16	H: 3 LOB: 2 BB: 0 P: 22	R: 0 E: 0 K: 0 S: 6	H: 0 LOB: 0 BB: 0 P: 7	R: 0 E: 0 K: 1 S: 11	H: 1 LOB: 1 BB: 0 P: 15
1B: 6 2B: 4 3B: 1 HR: 0	SF: 1 SAC: 0 DP: 0 HBP: 0	WP: 1 PB: 0 SB: 0 CS: 0	PA: 35													

PITCHER	IP	WLS	BF	H	R	ER	SO	BB	IBB	HBP	BLK	WP	HR	S	P	ERA	WHIP
Mike Boddicker, R (1, 1) ERA: 3.39	2.0		7	1	0	0	1	0	0	0	0	1	0	18	26	0.00	0.500
Dennis Lamp, R (3, 1) ERA: 3.48	2.0	L	10	4	3	3	2	0	0	0	0	0	0	21	31	13.50	2.000
Bruce Hurst, L (5, 1) ERA: 3.66	1.0		5	2	1	1	1	0	0	0	0	0	0	11	16	9.00	2.000
Tom Bolton, L (6, 1) ERA: 4.75	1.0		6	3	2	2	1	0	0	0	0	0	0	16	22	18.00	3.000
Bob Stanley, R (7, 1) ERA: 3.19	1.0		3	0	0	0	0	0	0	0	0	0	0	6	7	0.00	0.000

**BOTTOM**

**Boston Red Sox @ Cleveland Indians**  
Cleveland Municipal Stadium, Cleveland, OH

Sun Oct 02 1988, 3:33 AM EDT  
Att: 10,456 - Cloudy - 65 F

AB	R	H	RBI	BB	SO	LOB
2	0	0	0	0	0	0
2	1	1	0	0	0	2
4	1	2	0	0	0	0
3	1	1	1	0	0	0
4	0	1	0	0	1	3
2	1	1	2	0	0	1
2	1	1	0	0	1	0
3	0	2	2	0	0	1
1	1	0	0	0	0	0
4	0	1	0	0	1	3
3	0	0	0	0	2	2
1	0	0	0	0	0	1
0	0	0	0	0	0	0
3	0	1	1	0	1	0

AB 34  
R 6  
H 11  
RBI 6  
BB 0  
SO 6  
LOB 13



PITCHER	IP	WLS	BF	H	R	ER	SO	BB	IBB	HBP	BLK	WP	HR	S	P	ERA	WHIP
Lee Smith, R (8, 1) ERA: 2.8	1.0		4	1	0	0	1	0	0	0	0	0	0	11	15	0.00	1.000

Batter	1	2	3	4	5	6	7	8	9	AB R H RBI BB SO LOB	TOP
Carney Lansford, R (1, 5) OBP: 0.250, SLG: 0.500	0-3 K		1-0 G6-3		1-2 G1-6-3			0-0 1B 2B		4 1 1 0 0 1 1	
Dave Henderson, R (1, 8) OBP: 0.500, SLG: 0.500	3-1 1B		1-3 K		1-0 G5-3			0-0 G6-4-3 2-H 1B		4 0 2 1 0 1 1	
Jose Canseco, R (1, 9) OBP: 0.250, SLG: 1.000	1-1 F9			3-2 HR	1-3 K			0-1 G6-4-3 1-2f		4 1 1 1 0 1 3	
Mark McGwire, R (1, 3)	1-2 G1-3			1-0 G4-3		1-0 F7		3-3 K		4 0 0 0 0 1 1	
Terry Steinbach, R (1, 2) Ron Hassey, L (8, 2)		4-1 BB		2-2 BB 1B		1-2 G5-3		0-0 F9		2 0 1 0 1 0 0 1 0 0 0 0 0 0	
Don Baylor, R (1, 10) Luis Polonia, L (9, PR)		3-3 SAFE K		0-0 P3		2-2 F8		4-2 BB		3 0 0 0 1 1 2 0 0 0 0 0 0 0	
Tony Phillips, S (1, 7)		1-3 K		4-1 SAFE SAFE BB		1-2 P8		0-3 SAFE SAFE SAFE K		3 0 0 0 1 2 2	
Mike Gallego, R (1, 4)		2-2 P5		1-0 L3		0-0 G1-3		0-1 SAFE F8		4 0 0 0 0 0 4	
Walt Weiss, S (1, 6)			2-1 L9		1-0 G1-6-3 2B		0-1 F9			3 0 1 0 0 0 0	
<b>Inning Stats</b>	R: 0 H: 1 E: 0 LOB: 1 K: 1 BB: 0 S: 13 P: 18	R: 0 H: 0 E: 0 LOB: 1 K: 2 BB: 1 S: 13 P: 23	R: 0 H: 0 E: 0 LOB: 0 K: 1 BB: 0 S: 6 P: 10	R: 1 H: 2 E: 0 LOB: 2 K: 0 BB: 1 S: 10 P: 21	R: 0 H: 1 E: 0 LOB: 1 K: 1 BB: 0 S: 8 P: 12	R: 0 H: 0 E: 0 LOB: 0 K: 0 BB: 0 S: 8 P: 12	R: 0 H: 0 E: 0 LOB: 0 K: 0 BB: 0 S: 6 P: 7	R: 1 H: 2 E: 0 LOB: 0 K: 1 BB: 0 S: 8 P: 11	R: 0 H: 0 E: 0 LOB: 1 K: 1 BB: 1 S: 11 P: 15	1B: 3 SF: 0 2B: 2 SAC: 0 3B: 0 DP: 1 HR: 1 HBP: 0	WP: 0 PA: 35 PB: 0 SB: 0 CS: 0
<b>PITCHER</b> Bruce Hurst, L (1, 1) ERA: 2.0	IP WLS BF H R ER SO BB IBB HBP BLK WP HR S P ERA WHIP										
	9.0 L 35 6 2 2 7 3 0 0 0 0 0 1 83 129 2.00 1.000										

Oakland Athletics @ Boston Red Sox  
Fenway Park, Boston, MA  
Wed Oct 05 1988, 3:33 AM EDT  
Att. 34,104 - Overcast - 47 F

livebaseballscorecards.com

AB	32
R	2
H	6
RBI	2
BB	3
SO	7
LOB	14



Batter	1	2	3	4	5	6	7	8	9	AB	R	H	RBI	BB	SO	LOB
Wade Boggs, L OBP: 0.200, SLG: 0.250 (1, 5)	2-2 PB 1B	1-3 K			3-2 F7		1-1 SF7		0-3 K	4	0	1	1	0	2	5
Marty Barrett, R (1, 4)	2-1 P6		2-2 F9			0-0 L7	0-1 G6-3			4	0	0	0	0	0	3
Dwight Evans, R OBP: 0.250, SLG: 0.500 (1, 9)	1-3 K 1-2		2-3 K			0-0 2B		0-3 K		4	0	1	0	0	3	1
Mike Greenwell, L (1, 7)	2-2 L9		1-1 L7			4-2 BB G6-4-3		0-0 P7		3	0	0	0	1	0	1
Todd Benzinger, S (1, 3)		1-3 K		0-0 P5		1-1 G6-4-3		0-2 G3-1		4	0	0	0	0	1	2
Ellis Burks, R (1, 8)		0-1 G1-3		3-3 K		3-1 F8		0-2 P9		4	0	0	0	0	1	0
Jim Rice, R OBP: 0.667, SLG: 0.500 (1, 10)		2-2 1B BB 1B		1-3 K		4-1 1B HBP SF7 BB		2-3 K		2	0	1	0	1	1	0
Kevin Romine, R (7, PR)										0	1	0	0	0	0	0
Larry Parrish, R (9, PH)										1	0	0	0	0	1	0
Jody Reed, R OBP: 0.750, SLG: 1.000 (1, 6)		4-1 1B 1-2 BB		0-0 P6		2-1 1B 1-2 HBP		1-0 2B		2	0	1	0	1	0	0
Rich Gedman, L OBP: 0.750, SLG: 0.667 (1, 2)		1-2 1B		0-0 P2		2-2 1B 1-2 2-3		4-2 BB		3	0	2	0	1	0	0
Ed Romero, R (9, PR)										0	0	0	0	0	0	0


Inning Stats	R: 0	H: 1	E: 0	K: 1	S: 16	H: 1	LOB: 1	BB: 0	P: 23	R: 0	H: 2	E: 0	K: 2	S: 19	H: 0	LOB: 3	BB: 1	P: 28	R: 0	H: 0	E: 0	K: 1	S: 9	H: 0	LOB: 0	BB: 0	P: 14	R: 0	H: 0	E: 0	K: 2	S: 11	H: 0	LOB: 0	BB: 0	P: 15	R: 0	H: 1	E: 0	K: 0	S: 6	H: 1	LOB: 1	BB: 1	P: 11	R: 1	H: 1	E: 0	K: 0	S: 11	H: 1	LOB: 2	BB: 1	P: 23	R: 0	H: 0	E: 0	K: 1	S: 7	H: 0	LOB: 0	BB: 0	P: 7	R: 0	H: 1	E: 0	K: 2	S: 14	H: 1	LOB: 2	BB: 1	P: 21	1B: 4	SF: 1	2B: 2	3B: 0	HR: 0
--------------	------	------	------	------	-------	------	--------	-------	-------	------	------	------	------	-------	------	--------	-------	-------	------	------	------	------	------	------	--------	-------	-------	------	------	------	------	-------	------	--------	-------	-------	------	------	------	------	------	------	--------	-------	-------	------	------	------	------	-------	------	--------	-------	-------	------	------	------	------	------	------	--------	-------	------	------	------	------	------	-------	------	--------	-------	-------	-------	-------	-------	-------	-------

PITCHER	IP	WLS	BF	H	R	ER	SO	BB	IBB	HBP	BLK	WP	HR	S	P	ERA	WHIP
Dave Stewart, R ERA: 1.42 (1, 1)	6.1		27	5	1	1	6	3	0	1	0	0	0	75	119	1.42	1.263
Rick Honeycutt, L ERA: (7, 1)	0.2	W	2	0	0	0	0	0	0	0	0	0	0	4	5	0.00	0.000
Dennis Eckersley, R ERA: (8, 1)	2.0	S	8	1	0	0	3	1	0	0	0	0	0	21	28	0.00	1.000

**BOTTOM**

**Oakland Athletics @ Boston Red Sox**  
**Fenway Park, Boston, MA**  
 Wed Oct 05 1988, 3:33 AM EDT  
 Att. 34,104 - Overcast - 47 F

AB	31
R	1
H	6
RBI	1
BB	4
SO	9
LOB	12



WP: 0	PA: 37
PB: 1	
SB: 0	
CS: 0	

livebaseballscorecards.com

Batter	1	2	3	4	5	6	7	8	9	AB R H RBI BB SO LOB	TOP				
Luis Polonia, L (1, 7) OBP: 0.400, SLG: 0.400 Mike Gallego, R (9, 4)	2-2 G6-3			1-2 E1 CS 1B		1-3 K		1-1 PB BB 1B	0-3 K	5 0 2 0 0 2 3 0 0 0 0 0 0 0					
Dave Henderson, R (1, 8) OBP: 0.500, SLG: 0.429	2-2 F9			1-3 K			0-1 HR 1B	4-0 BB 1-2		3 1 1 0 1 1 1					
Jose Canseco, R (1, 9) OBP: 0.250, SLG: 1.000	1-2 F9			3-2 L9 2-3			0-2 HR 1-H	2-2 F9 2-3		4 1 1 2 0 0 3					
Dave Parker, L (1, 10) OBP: 0.250, SLG: 0.250		0-0 G6-3			2-2 P5		0-0 FC6-4 1B	0-0 F9		4 0 1 0 0 0 2					
Carney Lansford, R (1, 5) OBP: 0.125, SLG: 0.250		1-3 K			3-2 P7		0-0 FC6-4 WP BLK 1-2f 1B	0-1 F9		4 1 0 0 0 1 1					
Ron Hassey, L (1, 2) OBP: 0.200, SLG: 0.200		1-3 K			1-0 G4-3		1-2 L5 1-2	2-1 1B 1B 1B		4 1 1 0 0 1 1					
Mark McGwire, R (1, 3) OBP: 0.125, SLG: 0.125			2-3 K			1-3 K	3-2 2-H 1B	0-1 L8		4 0 1 1 0 2 1					
Tony Phillips, S (1, 4) OBP: 0.375, SLG: 0.429 (9, 7)			0-3 K			3-2 2B	1-1 G4-3	3-2 1B 1B		4 0 2 0 0 1 1					
Walt Weiss, S (1, 6) OBP: 0.286, SLG: 0.429			2-0 G3			3-3 K		1-0 B5-3 1-2 3-H 1B		4 0 1 1 0 1 1					
<b>Inning Stats</b>	R: 0 E: 0 K: 0 S: 9 H: 0 LOB: 0 BB: 0 P: 14	R: 0 E: 0 K: 2 S: 7 H: 0 LOB: 0 BB: 0 P: 9	R: 0 E: 0 K: 2 S: 7 H: 0 LOB: 0 BB: 0 P: 11	R: 0 E: 1 K: 1 S: 10 H: 1 LOB: 0 BB: 0 P: 15	R: 0 E: 0 K: 0 S: 11 H: 0 LOB: 0 BB: 0 P: 17	R: 0 E: 0 K: 3 S: 14 H: 1 LOB: 1 BB: 0 P: 22	R: 3 E: 0 K: 0 S: 17 H: 4 LOB: 1 BB: 0 P: 22	R: 0 E: 0 K: 0 S: 9 H: 1 LOB: 2 BB: 1 P: 17	R: 1 E: 0 K: 1 S: 16 H: 3 LOB: 2 BB: 0 P: 21	1B: 8 2B: 1 3B: 0 HR: 1 SF: 0 SAC: 0 DP: 0 HBP: 0	WP: 1 PB: 1 SB: 0 CS: 1 PA: 37				
<b>PITCHER</b>	IP WLS BF H R ER SO BB IBB HBP BLK WP HR S P ERA WHIP														
Roger Clemens, R (1, 1) ERA: 3.86	7.0	26	6	3	3	8	0	0	0	1	1	75	110	3.86	0.857
Bob Stanley, R (8, 1) ERA:	0.1	3	1	0	0	0	1	0	0	0	0	3	9	0.00	6.000
Lee Smith, R (8, 1) ERA: 5.4	1.2	L 8	3	1	1	1	0	0	0	0	0	22	29	5.40	1.800

Oakland Athletics @ Boston Red Sox  
Fenway Park, Boston, MA  
Thu Oct 06 1988, 7:05 PM EDT  
Att. 34,605 - Unknown - 42 F

AB	36
R	4
H	10
RBI	4
BB	1
SO	9
LOB	14





Batter	1	2	3	4	5	6	7	8	9	AB	R	H	RBI	BB	SO	LOB
Wade Boggs, L OBP: 0.222, SLG: 0.143 (1, 5)	4-2 BB		2-3 K			0-0 G1-3	2-2 G5-3			3	0	0	0	1	1	0
Marty Barrett, R (1, 4)	0-1 F7		1-2 G5-3			0-0 F8	1-0 G5-3			4	0	0	0	0	0	1
Dwight Evans, R OBP: 0.250, SLG: 0.286 (1, 9)	2-1 F9			2-0 P4		4-2 BB E BB		2-1 P2		3	1	0	0	1	0	1
Mike Greenwell, L (1, 7)	1-1 F8			4-1 BB		4-2 E 1B BB		0-0 P5		2	1	0	0	2	0	1
Jim Rice, R OBP: 0.429, SLG: 0.333 Kevin Romine, R (8, PR)		0-1 F7		2-0 P5		0-0 E8 1B		1-1 FC6-4 1B		4	0	1	0	0	0	2
Ellis Burks, R OBP: 0.125, SLG: 0.125 (1, 8)		2-0 L5		1-2 F8		2-2 WP 1B		1-0 FC6-4		4	0	1	1	0	0	2
Todd Benzinger, S OBP: 0.250, SLG: 0.143 (1, 3)		4-2 BB			1-2 L6-4 SH1-4 1B	1-3 3-H 1B	1-3 K		0-2 G6-3	3	0	1	0	1	1	2
Jody Reed, R OBP: 0.500, SLG: 0.500 Larry Parrish, R (9, PH)		3-2 P8			1-0 SH1-4	1-2 K	3-3 K		2-2 P4	2	0	0	0	0	1	1
Rich Gedman, L OBP: 0.500, SLG: 0.857 (1, 2)			2-3 K		0-0 L6-4	2-1 HR		0-1 F7		4	1	1	1	0	1	1

Inning Stats	R: 0	H: 0	E: 0	K: 0	S: 9	R: 0	H: 0	E: 0	K: 0	S: 9	R: 0	H: 0	E: 0	K: 2	S: 11	R: 0	H: 0	E: 0	K: 0	S: 6	R: 0	H: 1	E: 0	K: 0	S: 7	R: 2	H: 1	E: 1	K: 1	S: 13	R: 1	H: 1	E: 0	K: 1	S: 10	R: 0	H: 1	E: 0	K: 0	S: 6	R: 0	H: 0	E: 0	K: 0	S: 8	R: 0	H: 0	E: 0	K: 0	S: 8	1B: 3	SF: 0	2B: 1	SAC: 1	3B: 0	DP: 1	HR: 1	HBP: 0	WP: 1	PA: 36
PITCHER	IP	WLS	BF	H	R	ER	SO	BB	IBB	HBP	BLK	WP	HR	S	P	ERA	WHIP																																											
Storm Davis, R ERA:	(1, 1)	6.1		26	2	2	0	4	5	0	0	0	1	0	104	0.00	1.105																																											
Greg Cadaret, L ERA: 27.0	(7, 1)	0.1		2	1	1	0	0	0	0	0	0	1	6	10	27.00	3.000																																											
Gene Nelson, R ERA:	(7, 1)	1.1	W	5	1	0	0	0	0	0	0	0	0	7	12	0.00	0.750																																											
Dennis Eckersley, R ERA:	(9, 1)	1.0	S	3	0	0	0	0	0	0	0	0	0	8	10	0.00	0.000																																											

BOTTOM

Oakland Athletics @ Boston Red Sox  
Fenway Park, Boston, MA  
Thu Oct 06 1988, 7:05 PM EDT  
Att: 34,605 - Unknown - 42 F

livebaseballscorecards.com

AB	30
R	3
H	4
RBI	2
BB	5
SO	4
LOB	11





Batter	1	2	3	4	5	6	7	8	9
<b>Carney Lansford, R</b> OBP: 0.308, SLG: 0.615 (1, 5)	2-0 CS 1B	0-0 2-H HR		1 SAFE 0-0 F9		2-0 G5-3		2-2 HR 1B	
<b>Dave Henderson, R</b> OBP: 0.462, SLG: 0.667 (1, 8)	1 SAFE 1-2 BB 1B	1-3 K		1 SAFE 1-3 K		1-3 K		1 SAFE 1-2 HR 1B	
<b>Jose Canseco, R</b> OBP: 0.231, SLG: 0.667 (1, 9)	4-0 BB 1-2		1-0 P3		1-1 P8		1-3 K	1-0 L8	
<b>Dave Parker, L</b> OBP: 0.222, SLG: 0.333 (1, 10)	1-2 G3-6-2-5 2-H		1-3 K		1-3 K		0-0 1B 2B	0-1 G3	
<b>Mark McGwire, R</b> OBP: 0.333, SLG: 0.583 (1, 3)		2-0 HR	2-2 HR 1B		0-0 2B 1B		0-3 K		
<b>Ron Hassey, L</b> OBP: 0.556, SLG: 1.000 (1, 2)		0-1 FC4-6 1B	0-0 1-H HR		3-2 1-H 2B		4-0 1B IBB		
<b>Stan Javier, S</b> OBP: 0.500, SLG: 0.333 (1, 7)		0-0 FC4-6 FC6-4 1-2f	0-0 G4-3		4-0 IBB		0-1 1-2 2-H 1B		
<b>Mike Gallego, R</b> OBP: 0.125, SLG: 0.125 (1, 4)		0-1 FC6-4 1-2f 2B		3-2 1B		0-3 K		1-3 K	
<b>Walt Weiss, S</b> OBP: 0.273, SLG: 0.455 (1, 6)		1-1 1-H HR 2B		1 SAFE 0-0 L7		0-0 G4-3		3-3 K2-3	

Inning Stats	R: 0	H: 2	E: 0	K: 0	S: 11	LOB: 1	BB: 1	P: 19
	R: 4	H: 4	E: 0	K: 1	S: 12	LOB: 0	BB: 0	P: 16
	R: 2	H: 2	E: 0	K: 1	S: 9	LOB: 0	BB: 0	P: 13
	R: 0	H: 1	E: 0	K: 1	S: 9	LOB: 1	BB: 0	P: 13
	R: 1	H: 2	E: 0	K: 2	S: 13	LOB: 2	BB: 1	P: 22
	R: 0	H: 0	E: 0	K: 1	S: 5	LOB: 0	BB: 0	P: 8
	R: 1	H: 2	E: 0	K: 3	S: 12	LOB: 2	BB: 1	P: 18
	R: 2	H: 2	E: 0	K: 1	S: 14	LOB: 0	BB: 0	P: 21

PITCHER	IP	WLS	BF	H	R	ER	SO	BB	IBB	HBP	BLK	WP	HR	S	P	ERA	WHIP
<b>Mike Boddicker, R</b> ERA: 20.25 (1, 1)	2.2	L	15	8	6	6	2	1	0	0	0	0	3	31	47	20.25	3.375
<b>Wes Gardner, R</b> ERA: 5.79 (3, 1)	4.2		22	6	3	3	8	0	2	0	0	0	0	47	74	5.79	1.286
<b>Bob Stanley, R</b> ERA: 9.0 (8, 1)	0.2		3	1	1	1	0	0	0	0	0	0	1	7	9	13.50	1.500

**BOTTOM**

**Boston Red Sox @ Oakland Athletics**  
Oakland-Alameda County Coliseum, Oakland, CA

Sat Oct 08 1988, 7:05 PM PDT  
Att. 49,261 - Unknown

AB	R	H	RBI	BB	SO	LOB
5	2	3	2	0	0	1
5	1	2	2	0	3	1
4	0	0	0	1	1	0
5	1	1	0	0	2	2
4	3	3	1	0	1	1
3	1	3	3	1	0	0
3	0	1	1	1	0	1
4	1	1	0	0	2	5
4	1	1	1	0	1	1

AB	37
R	10
H	15
RBI	10
BB	3
SO	10
LOB	12

livebaseballscorecards.com



1B: 8	SF: 0	WP: 0	PA: 40
2B: 4	SAC: 0	PB: 0	
3B: 0	DP: 1	SB: 0	
HR: 4	HBP: 0	CS: 1	

Batter	1	2	3	4	5	6	7	8	9	AB R H RBI BB SO LOB	TOP									
Ellis Burks, R (1, 8) OBP: 0.235, SLG: 0.294	1-2 G5-3		1-3 K		0-1 FC6			1-2 G5-4-3 1B		4 0 1 0 0 1 1										
Marty Barrett, R (1, 4) OBP: 0.125, SLG: 0.067	1-2 G6-3		2-2 F7			4-0 FC4-6 G4-3 1B BB		1-2 G5-4-3 1-2f		3 1 0 0 1 0 1										
Wade Boggs, L (1, 5) OBP: 0.444, SLG: 0.385	4-2 E BB		1-3 K			2-2 FC4-6 1-2 1B		4-2 BB		2 0 1 0 2 1 0										
Mike Greenwell, L (1, 7) OBP: 0.353, SLG: 0.500	0-1 E7 1-3 1B			2-2 P5		0-1 FC4-6 G4-3 1-2f 2-3		2-1 F8		4 0 1 0 0 0 3										
Jim Rice, R (1, 10) OBP: 0.267, SLG: 0.154 Spike Owen, S (9, PH)	4-2 BB		1-3 K			0-0 G4-3 1-2 3-H		4-1 G3 BB		2 0 0 1 1 1 1 0 0 0 0 1 0 0										
Dwight Evans, R (1, 9) OBP: 0.333, SLG: 0.250 Todd Benzinger, S (9, PH)	2-3 K		2-2 G5-3			2-3 K		0-1 G3 1-2		3 0 0 0 0 2 4 1 0 0 0 0 0 1										
Rich Gedman, L (1, 2) OBP: 0.438, SLG: 0.571		1-2 G1-3			2-2 P3		2-2 F7		0-0 L8	4 0 0 0 0 0 1										
Jody Reed, R (1, 6) OBP: 0.429, SLG: 0.364		1-2 F8			0-1 FC6 1B		1-1 P6		0-1 P4	4 0 1 0 0 0 1										
Larry Parrish, R (1, 3)		3-2 P4			2-0 P3		0-2 P5			3 0 0 0 0 0 1										
<b>Inning Stats</b>	R: 0 E: 1 K: 1 S: 16	H: 1 LOB: 3 BB: 2 P: 28	R: 0 E: 0 K: 0 S: 10	H: 0 LOB: 0 BB: 0 P: 15	R: 0 E: 0 K: 2 S: 11	H: 0 LOB: 0 BB: 0 P: 15	R: 0 E: 0 K: 1 S: 10	H: 1 LOB: 1 BB: 0 P: 12	R: 1 E: 0 K: 1 S: 10	H: 1 LOB: 1 BB: 1 P: 18	R: 0 E: 0 K: 0 S: 10	H: 0 LOB: 0 BB: 0 P: 13	R: 0 E: 0 K: 0 S: 10	H: 1 LOB: 1 BB: 1 P: 18	R: 0 E: 0 K: 0 S: 6	H: 0 LOB: 1 BB: 1 P: 10	1B: 4 2B: 0 3B: 0 HR: 0	SF: 0 SAC: 0 DP: 1 HBP: 0	WP: 0 PB: 0 SB: 0 CS: 0	PA: 35
<b>PITCHER</b>	IP WLS BF H R ER SO BB IBB HBP BLK WP HR S P ERA WHIP																			
Dave Stewart, R (1, 1) ERA: 1.35	7.0 W 28 4 1 1 5 3 0 0 0 0 0 78 120 1.29 1.000																			
Rick Honeycutt, L (8, 1) ERA:	1.0 3 0 0 0 0 1 0 0 0 0 0 7 14 0.00 1.000																			
Dennis Eckersley, R (9, 1) ERA:	1.0 S 4 0 0 0 0 1 0 0 0 0 0 6 10 0.00 1.000																			

**Boston Red Sox @ Oakland Athletics**  
Oakland-Alameda County Coliseum, Oakland, CA

Sun Oct.09 1988, 3:33 AM PDT  
Att. 49,406 - Sunny - 73 F

AB	30
R	1
H	4
RBI	1
BB	5
SO	5
LOB	14



livebaseballscorecards.com

