

Boston Red Sox - 1991

Batter	1	2	3	4	5	6	7	8	9	AB	R	H	RBI	BB	SO	LOB	TOP				
Wade Boggs, L (1, 5) OBP: 0.800, SLG: 0.500										2	2	1	0	3	0	0	Boston Red Sox @ Toronto Blue Jays SkyDome, Toronto, ON Mon Apr 08 1991, 3:33 AM EDT Att: 50,114 - Dome - 70 F				
Jody Reed, R (1, 4)										3	1	0	0	1	2	2					
Mike Greenwell, L (1, 7) OBP: 0.250, SLG: 0.250										4	1	1	1	0	1	2					
Jack Clark, R (1, 10) OBP: 0.500, SLG: 1.333										3	1	1	4	1	1	1					
Ellis Burks, R (1, 8) OBP: 0.500, SLG: 0.667										3	0	1	1	0	1	0					
Tom Brunansky, R (1, 9)										3	0	0	0	1	0	1					
Carlos Quintana, R (1, 3)										4	0	0	0	0	0	3					
Tony Peña, R (1, 2) OBP: 0.250, SLG: 0.500										4	1	1	0	0	1	0					
Tim Naehring, R (1, 6)										3	0	0	0	0	0	0					
Inning Stats	R: 0 E: 0 K: 1 S: 13	H: 1 LOB: 1 BB: 0 P: 19	R: 0 E: 0 K: 0 S: 6	H: 0 LOB: 0 BB: 0 P: 7	R: 5 E: 0 K: 0 S: 14	H: 3 LOB: 0 BB: 2 P: 28	R: 0 E: 0 K: 0 S: 11	H: 0 LOB: 0 BB: 0 P: 12	R: 0 E: 0 K: 1 S: 10	H: 0 LOB: 0 BB: 0 P: 14	R: 0 E: 0 K: 1 S: 10	H: 0 LOB: 0 BB: 0 P: 15	R: 1 E: 0 K: 1 S: 14	H: 1 LOB: 3 BB: 3 P: 28	R: 0 E: 0 K: 0 S: 9	H: 0 LOB: 1 BB: 1 P: 16	1B: 2 2B: 2 3B: 0 HR: 1	SF: 0 SAC: 2 DP: 0 HBP: 1	WP: 0 PB: 0 SB: 0 CS: 0	PA: 38	
PITCHER	IP WLS BF H R ER SO BB IBB HBP BLK WP HR S P ERA WHIP	5.0 L 21 4 5 5 2 2 0 0 0 0 1 55 83 9.00 1.200	2.0 6 0 0 0 3 0 0 0 0 0 0 20 29 0.00 0.000	0.2 5 1 1 1 1 2 0 0 0 0 0 9 18 13.50 4.500	1.1 6 0 0 0 0 2 0 0 0 0 0 0 14 26 0.00 1.500																
Dave Stieb, R (1, 1) ERA: 9.0																					
Jim Acker, R (6, 1) ERA:																					
Al Leiter, L (8, 1) ERA: 13.5																					
Mike Timlin, R (8, 1) ERA:																					

Batter	1	2	3	4	5	6	7	8	9	AB	R	H	RBI	BB	SO	LOB	BOTTOM					
Devon White, S (1, 8)										4	0	0	0	0	2	1	Boston Red Sox @ Toronto Blue Jays SkyDome, Toronto, ON Mon Apr 08 1991, 3:33 AM EDT Att: 50,114 - Dome - 70 F					
Roberto Alomar, S (1, 4)										4	0	0	0	0	0	0						
Kelly Gruber, R (1, 5) OBP: 0.250, SLG: 0.250										4	0	1	0	0	0	0						
Joe Carter, R (1, 9) OBP: 0.500, SLG: 1.250										4	1	2	1	0	0	0						
John Olerud, L (1, 3)										3	0	0	0	1	1	2						
Rance Mulliniks, L (1, 10) OBP: 0.500, SLG: 0.500										4	1	2	0	0	0	1						
Greg Myers, L (1, 2)										4	0	0	0	0	2	3						
Manuel Lee, S (1, 6) OBP: 0.500, SLG: 0.750										4	0	2	0	0	1	1						
Mookie Wilson, S (1, 7)										2	0	0	1	0	0	2						
Inning Stats	R: 0 E: 0 K: 2 S: 12	H: 2 LOB: 2 BB: 0 P: 15	R: 1 E: 0 K: 0 S: 10	H: 2 LOB: 1 BB: 0 P: 14	R: 0 E: 0 K: 0 S: 5	H: 0 LOB: 0 BB: 0 P: 5	R: 0 E: 0 K: 1 S: 6	H: 0 LOB: 0 BB: 0 P: 10	R: 0 E: 0 K: 2 S: 12	H: 0 LOB: 0 BB: 0 P: 17	R: 0 E: 0 K: 0 S: 6	H: 0 LOB: 0 BB: 0 P: 11	R: 0 E: 0 K: 1 S: 13	H: 2 LOB: 2 BB: 0 P: 19	R: 0 E: 0 K: 0 S: 10	H: 0 LOB: 0 BB: 0 P: 13	R: 1 E: 0 K: 0 S: 10	H: 1 LOB: 1 BB: 1 P: 20	1B: 5 2B: 1 3B: 0 HR: 1	SF: 1 SAC: 0 DP: 0 HBP: 0	WP: 0 PB: 1 SB: 0 CS: 0	PA: 35
PITCHER	IP WLS BF H R ER SO BB IBB HBP BLK WP HR S P ERA WHIP	8.0 W 30 6 1 1 1 0 1 0 0 0 0 1 10 104 1.12 0.750	1.0 5 1 1 1 0 1 0 0 0 0 0 1 10 20 9.00 2.000																			
Roger Clemens, R (1, 1) ERA: 1.13																						
Jeff Gray, R (9, 1) ERA: 9.0																						

Batter	1	2	3	4	5	6	7	8	9	AB	R	H	RBI	BB	SO	LOB	TOP					
Wade Boggs, L OBP: 0.800, SLG: 0.333	G3-1		F9 FC1-8 BB		FC1-8 1B		K		F7	4	0	1	0	1	1	0						
Jody Reed, R OBP: 0.800, SLG: 0.333	F9		FC1-5 BB		FC1-6 BB 1B		K		F7	5	0	0	0	0	1	3						
Mike Greenwell, L OBP: 0.222, SLG: 0.222	K		F9		BB 1B		K		K	5	0	1	0	0	3	2						
Jack Clark, R OBP: 0.500, SLG: 0.800		K			BB 1B				K	2	0	0	0	2	2	0						
Ellis Burks, R OBP: 0.375, SLG: 0.571		G4-3	G1-3						1B 2B	4	1	1	0	0	0	6						
Tom Brunansky, R OBP: 0.250, SLG: 0.143		G5-3			G6-3				1B 1B	4	0	1	0	0	0	0						
Carlos Quintana, R OBP: 0.375, SLG: 0.375			HR 1B		G1				1B 1B	4	1	3	1	0	0	0						
Tony Peña, R OBP: 0.250, SLG: 0.750			HR 1B		F9				F9	4	1	1	2	0	0	3						
Tim Lincecum, R OBP: 0.143, SLG: 0.143			FC1-5 BB 1B		F9				L5	4	0	1	0	0	1	3						
Inning Stats	R: 0 E: 0 K: 1 S: 8	H: 0 LOB: 0 BB: 0 P: 10	R: 0 E: 0 K: 1 S: 9	H: 0 LOB: 0 BB: 0 P: 17	R: 2 E: 0 K: 0 S: 12	H: 3 LOB: 3 BB: 2 P: 27	R: 0 E: 0 K: 0 S: 6	H: 0 LOB: 0 BB: 0 P: 10	R: 0 E: 0 K: 0 S: 11	H: 2 LOB: 3 BB: 1 P: 21	R: 0 E: 0 K: 1 S: 10	H: 1 LOB: 1 BB: 0 P: 14	R: 0 E: 0 K: 3 S: 10	H: 0 LOB: 0 BB: 0 P: 13	R: 1 E: 0 K: 1 S: 13	H: 3 LOB: 2 BB: 0 P: 17	R: 0 E: 0 K: 1 S: 8	H: 0 LOB: 0 BB: 0 P: 13	1B: 7 2B: 1 3B: 0 HR: 1	SF: 0 SAC: 0 DP: 0 HBP: 0	WP: 0 PB: 0 SB: 0 CS: 0	PA: 39
PITCHER	IP	WLS	BF	H	R	ER	SO	BB	IBB	HBP	BLK	WP	HR	S	P	ERA	WHIP					
Jimmy Key, L ERA: 3.0	6.0	W	27	6	2	2	3	3	0	0	0	0	1	56	99	3.00	1.500					
Duane Ward, R ERA: 4.5	2.0		9	3	1	1	4	0	0	0	0	0	0	23	30	4.50	1.500					
Tom Henke, R ERA:	1.0	S	3	0	0	0	1	0	0	0	0	0	0	8	13	0.00	0.000					

Boston Red Sox @ Toronto Blue Jays
 SkyDome, Toronto, ON
 Tue Apr 09 1991, 7:05 PM EDT
 Att: 42,211 - Dome - 70 F

AB	36
R	3
H	9
RBI	3
BB	3
SO	8
LOB	17



Batter	1	2	3	4	5	6	7	8	9	AB	R	H	RBI	BB	SO	LOB	BOTTOM					
Devon White, S OBP: 0.333, SLG: 0.556	SH5-3 2B	G4-3			G5-4-3 BB 1B		SH5-3 2B	G3-1		5	2	3	0	0	0	3						
Roberto Alomar, S OBP: 0.333, SLG: 0.556	SH5-3 2B		G6-3 BB		G5-4-3 BB		SH5-3 2B			0	0	0	0	2	0	0						
Kelly Gruber, R OBP: 0.125, SLG: 0.125	K		G6-3		G5-4-3		G5-3			4	0	0	0	0	1	5						
Joe Carter, R OBP: 0.500, SLG: 1.125			P6		P4					4	0	2	2	0	0	2						
John Olerud, L OBP: 0.333, SLG: 0.556	P4		G3				F8	P7		4	0	0	0	0	0	3						
Rance Mulliniks, L OBP: 0.571, SLG: 0.833		SF8 3B			G4-3			G5-3		2	2	1	0	1	0	0						
Pat Tabler, R OBP: 0.333, SLG: 0.556					G4-3					1	0	0	0	0	0	0						
Mark Whiten, S OBP: 0.250, SLG: 0.500		G1-3			G1-3			E5 G6-3		4	0	1	1	0	0	1						
Greg Myers, L OBP: 0.250, SLG: 0.500		SF8					K	G6-3		2	0	0	1	1	1	2						
Manuel Lee, S OBP: 0.500, SLG: 0.571					K		G5-3			3	0	1	0	1	1	2						
Inning Stats	R: 1 E: 0 K: 1 S: 9	H: 2 LOB: 1 BB: 0 P: 16	R: 1 E: 0 K: 0 S: 10	H: 2 LOB: 1 BB: 0 P: 18	R: 0 E: 0 K: 0 S: 11	H: 0 LOB: 1 BB: 1 P: 20	R: 0 E: 0 K: 1 S: 9	H: 0 LOB: 1 BB: 1 P: 18	R: 0 E: 0 K: 0 S: 8	H: 1 LOB: 1 BB: 1 P: 14	R: 1 E: 0 K: 1 S: 10	H: 1 LOB: 1 BB: 1 P: 16	R: 1 E: 0 K: 0 S: 10	H: 2 LOB: 1 BB: 0 P: 15	R: 0 E: 1 K: 0 S: 12	H: 0 LOB: 2 BB: 1 P: 23	R: 0 E: 0 K: 0 S: 8	H: 0 LOB: 0 BB: 1 P: 13	1B: 2 2B: 5 3B: 1 HR: 0	SF: 1 SAC: 2 DP: 1 HBP: 0	WP: 0 PB: 0 SB: 0 CS: 0	PA: 37
PITCHER	IP	WLS	BF	H	R	ER	SO	BB	IBB	HBP	BLK	WP	HR	S	P	ERA	WHIP					
Greg Harris, R ERA: 5.06	5.1	L	25	6	3	3	2	4	0	0	0	0	0	52	96	5.06	1.875					
Joe Hesketh, L ERA: 9.0	1.0		4	1	1	1	1	0	0	0	0	0	0	8	10	9.00	1.000					
Dana Kiecker, R ERA:	0.1		2	1	0	0	0	0	0	0	0	0	0	5	8	0.00	3.000					
Tony Fossas, L ERA:	1.0		5	0	0	0	0	1	0	0	0	0	0	10	20	0.00	1.000					
Jeff Gray, R ERA: 6.75	0.1		1	0	0	0	0	0	0	0	0	0	0	4	6	0.00	0.000					

Boston Red Sox @ Toronto Blue Jays
 SkyDome, Toronto, ON
 Tue Apr 09 1991, 7:05 PM EDT
 Att: 42,211 - Dome - 70 F

AB	29
R	4
H	8
RBI	4
BB	5
SO	3
LOB	18




Batter	1	2	3	4	5	6	7	8	9	AB	R	H	RBI	BB	SO	LOB	TOP			
Alex Cole, L OBP: 0.300, SLG: 0.278 (1, 8)	G6-3			K		G6-3			G6-3	4	0	1	0	0	1	1	Cleveland Indians @ Boston Red Sox Fenway Park, Boston, MA Sat Apr 13 1991, 3:33 AM EDT Att: 33,212 - Cloudy - 50 F			
Jerry Browne, S OBP: 0.250, SLG: 0.176 (1, 4)	G5-3			F7		G4-1			K	4	0	0	0	0	1	2				
Carlos Baerga, S OBP: 0.316, SLG: 0.235 (1, 5)	F8			K					G4-3	3	0	0	0	0	1	0				
Albert Belle, R OBP: 0.300, SLG: 0.474 (1, 7)		K				G6-3			K	3	0	0	0	0	2	0				
Sandy Alomar Jr., R OBP: 0.300, SLG: 0.316 (1, 2)		K				L7			K	3	0	0	0	0	2	0				
Brook Jacoby, R OBP: 0.300, SLG: 0.368 (1, 3)		L7				L7			P3	3	0	1	0	0	0	0				
Chris James, R OBP: 0.150, SLG: 0.105 (1, 10)			F9			K			P2	3	0	0	0	0	1	1				
Felix Fermin, R OBP: 0.063, SLG: 0.063 (8, FH)			K						K	2	0	0	0	0	2	0				
Beau Alired, L Jose Escobar, R (8, 6)									K	1	0	0	0	0	1	0				
Turner Ward, S OBP: 0.300, SLG: 0.300 (1, 9)			G3						G3-1	3	0	1	0	0	0	0				
Inning Stats	R: 0 E: 0 K: 0 S: 7	H: 0 LOB: 0 BB: 0 P: 13	R: 0 E: 0 K: 2 S: 7	H: 0 LOB: 0 BB: 0 P: 11	R: 0 E: 0 K: 1 S: 6	H: 0 LOB: 0 BB: 0 P: 10	R: 0 E: 0 K: 2 S: 10	H: 0 LOB: 0 BB: 0 P: 16	R: 0 E: 0 K: 1 S: 9	H: 1 LOB: 1 BB: 0 P: 14	R: 0 E: 0 K: 2 S: 9	H: 0 LOB: 0 BB: 0 P: 13	R: 0 E: 0 K: 1 S: 5	H: 0 LOB: 0 BB: 0 P: 8	R: 0 E: 0 K: 1 S: 8	H: 1 LOB: 1 BB: 0 P: 13	1B: 3 2B: 1 3B: 0 HR: 0	SF: 0 SAC: 0 DP: 1 HBP: 0	WP: 0 PB: 0 SB: 0 CS: 1	PA: 29
PITCHER Rogier Clemens, R ERA: 0.53 (1, 1)	IP: 9.0 WLS: W BF: 29 H: 3 R: 0 ER: 0 SO: 11 BB: 0 IBB: 0 HBP: 0 BLK: 0 WP: 0 HR: 0 S: 70 P: 111 ERA: 0.00 WHIP: 0.333																			

AB	29
R	0
H	3
RBI	0
BB	0
SO	11
LOB	4



Batter	1	2	3	4	5	6	7	8	9	AB	R	H	RBI	BB	SO	LOB	BOTTOM			
Wade Boggs, L OBP: 0.335, SLG: 0.235 (1, 5)	G6-3		FC6-4			F7			L8	4	0	0	0	0	0	1	Cleveland Indians @ Boston Red Sox Fenway Park, Boston, MA Sat Apr 13 1991, 3:33 AM EDT Att: 33,212 - Cloudy - 50 F			
Jody Reed, R OBP: 0.227, SLG: 0.150 (1, 4)	K		F7			L8			1B	4	0	1	0	0	1	1				
Mike Greenwell, L OBP: 0.273, SLG: 0.286 (1, 7)			F8						L7	3	0	1	0	1	0	1				
Jack Clark, R OBP: 0.400, SLG: 0.438 (1, 10)	F8					G1-3			1B	4	1	1	0	0	1	3				
Ellis Burks, R OBP: 0.400, SLG: 0.500 (1, 8)		F9				CS			P5	3	1	1	0	1	0	1				
Tom Brunansky, R OBP: 0.300, SLG: 0.278 (1, 9)		F7				FC6-4			1B	3	1	2	1	1	0	0				
Carlos Quintana, R OBP: 0.300, SLG: 0.300 (1, 3)		G6-3				FC6-4			1B	4	0	2	2	0	0	1				
Tony Peña, R OBP: 0.200, SLG: 0.450 (1, 2)			E3			FC6-4			G1-3	4	1	0	0	0	0	4				
Tim Lincecum, R OBP: 0.316, SLG: 0.368 (1, 6)			FC6-4			K			L6	4	0	1	0	0	2	1				
Inning Stats	R: 0 E: 0 K: 1 S: 9	H: 0 LOB: 1 BB: 1 P: 19	R: 0 E: 0 K: 0 S: 6	H: 0 LOB: 0 BB: 0 P: 7	R: 1 E: 2 K: 0 S: 10	H: 1 LOB: 1 BB: 0 P: 16	R: 0 E: 0 K: 0 S: 6	H: 1 LOB: 2 BB: 2 P: 17	R: 0 E: 0 K: 1 S: 11	H: 0 LOB: 0 BB: 0 P: 16	R: 2 E: 0 K: 0 S: 13	H: 3 LOB: 1 BB: 0 P: 18	R: 0 E: 0 K: 2 S: 12	H: 2 LOB: 2 BB: 0 P: 18	R: 1 E: 0 K: 0 S: 10	H: 2 LOB: 1 BB: 0 P: 17		1B: 7 2B: 2 3B: 0 HR: 0	SF: 0 SAC: 0 DP: 0 HBP: 0	WP: 0 PB: 0 SB: 0 CS: 1
PITCHER Greg Swindell, L ERA: 3.55 (1, 1)	IP: 6.2 WLS: L BF: 30 H: 7 R: 3 ER: 2 SO: 3 BB: 3 IBB: 0 HBP: 0 BLK: 0 WP: 0 HR: 0 S: 64 P: 106 ERA: 2.70 WHIP: 1.500																			
PITCHER Bruce Eglhoff, R ERA: 6.75 (7, 1)	IP: 1.1 WLS: L BF: 6 H: 2 R: 1 ER: 1 SO: 1 BB: 0 IBB: 0 HBP: 0 BLK: 0 WP: 0 HR: 0 S: 13 P: 22 ERA: 6.75 WHIP: 1.500																			

AB	33
R	4
H	9
RBI	3
BB	3
SO	4
LOB	13



Batter	1	2	3	4	5	6	7	8	9	AB	R	H	RBI	BB	SO	LOB	TOP					
Mike Huff, R (1, 8)										3	1	0	0	2	0	3						
Jerry Browne, S (1, 4) OBP: 0.280, SLG: 0.150										3	1	0	0	2	0	2						
Carlos Baerga, S (1, 5) OBP: 0.333, SLG: 0.238										4	2	1	0	1	1	2						
Albert Belle, R (1, 7) OBP: 0.360, SLG: 0.750										5	2	3	4	0	0	2						
Sandy Alomar Jr., R (1, 2) OBP: 0.360, SLG: 0.458										5	0	3	1	0	2	1						
Brook Jacoby, R (1, 3) OBP: 0.320, SLG: 0.417										5	0	2	1	0	1	3						
Chris James, R (1, 10)										3	0	1	0	2	0	0						
Felix Fermin, R (1, 6) OBP: 0.095, SLG: 0.095										5	0	1	0	0	0	5						
Turner Ward, S (1, 9) OBP: 0.357, SLG: 0.357										4	0	2	0	0	0	1						
Inning Stats	R: 2 E: 0 K: 1 S: 12	H: 2 LOB: 0 BB: 1 P: 19	R: 0 E: 0 K: 1 S: 9	H: 2 LOB: 2 BB: 0 P: 15	R: 0 E: 0 K: 2 S: 13	H: 0 LOB: 1 BB: 1 P: 21	R: 0 E: 0 K: 0 S: 6	H: 2 LOB: 1 BB: 0 P: 12	R: 0 E: 0 K: 0 S: 5	H: 0 LOB: 0 BB: 0 P: 8	R: 1 E: 0 K: 0 S: 12	H: 2 LOB: 1 BB: 1 P: 19	R: 2 E: 0 K: 0 S: 10	H: 2 LOB: 2 BB: 2 P: 23	R: 0 E: 1 K: 0 S: 8	H: 1 LOB: 1 BB: 0 P: 14	R: 1 E: 0 K: 0 S: 16	H: 2 LOB: 3 BB: 2 P: 27	1B: 8 2B: 3 3B: 0 HR: 2	SF: 0 SAC: 0 DP: 1 HBP: 0	WP: 0 PB: 0 SB: 0 CS: 2	PA: 44
PITCHER	IP WLS BF H R ER SO BB IBB HBP BLK WP HR S P ERA WHIP																					
Greg Harris, R (1, 1) ERA: 5.23	5.0 L 23 8 3 3 4 2 0 0 0 0 2 50 81 5.40 2.000																					
Dana Kiecker, R (6, 1) ERA: 4.5	1.2 9 2 2 2 0 3 0 0 0 0 0 0 16 34 10.80 3.000																					
Joe Hesketh, L (7, 1) ERA: 5.4	1.1 5 1 0 0 0 0 0 0 0 0 0 0 9 16 0.00 0.750																					
Jeff Reardon, R (9, 1) ERA: 9.0	1.0 7 2 1 1 0 2 0 0 0 0 0 0 16 27 9.00 4.000																					

Cleveland Indians @ Boston Red Sox
Fenway Park, Boston, MA
Sun Apr 14 1991, 3:33 AM EDT
Att: 33,348 - Sunny - 51 F

AB 37
R 6
H 13
RBI 6
BB 7
SO 4
LOB 19



Batter	1	2	3	4	5	6	7	8	9	AB	R	H	RBI	BB	SO	LOB	BOTTOM					
Wade Boggs, L (1, 5) OBP: 0.329, SLG: 0.238										4	0	1	0	1	1	3						
Jody Read, R (1, 4) OBP: 0.185, SLG: 0.120										5	0	0	0	0	0	6						
Mike Greenwell, L (1, 7) OBP: 0.385, SLG: 0.391										2	0	2	0	2	0	0						
Jack Clark, R (1, 10) OBP: 0.333, SLG: 0.350										4	0	0	0	0	4	6						
Ellis Burks, R (1, 8) OBP: 0.375, SLG: 0.450										4	0	1	0	0	1	3						
Tom Brunansky, R (1, 9) OBP: 0.250, SLG: 0.227										4	0	0	0	0	1	2						
Carlos Quintana, R (1, 3) OBP: 0.250, SLG: 0.250										4	0	0	0	0	3	1						
Tony Peña, R (1, 2) OBP: 0.208, SLG: 0.417										4	0	1	0	0	1	1						
Tim Lincecum, R (1, 6) OBP: 0.391, SLG: 0.350										1	0	0	0	3	1	0						
Inning Stats	R: 0 E: 0 K: 2 S: 11	H: 1 LOB: 1 BB: 0 P: 16	R: 0 E: 1 K: 2 S: 13	H: 1 LOB: 0 BB: 0 P: 21	R: 0 E: 0 K: 1 S: 15	H: 1 LOB: 2 BB: 2 P: 28	R: 0 E: 0 K: 0 S: 6	H: 0 LOB: 0 BB: 0 P: 13	R: 0 E: 0 K: 0 S: 7	H: 0 LOB: 1 BB: 1 P: 16	R: 0 E: 0 K: 2 S: 11	H: 1 LOB: 1 BB: 0 P: 20	R: 0 E: 0 K: 2 S: 8	H: 0 LOB: 0 BB: 0 P: 13	R: 0 E: 0 K: 1 S: 12	H: 0 LOB: 2 BB: 2 P: 23	R: 0 E: 1 K: 2 S: 14	H: 1 LOB: 3 BB: 1 P: 19	1B: 4 2B: 1 3B: 0 HR: 0	SF: 0 SAC: 0 DP: 0 HBP: 0	WP: 0 PB: 0 SB: 1 CS: 0	PA: 38
PITCHER	IP WLS BF H R ER SO BB IBB HBP BLK WP HR S P ERA WHIP																					
Tom Candiotti, R (1, 1) ERA: 0.6	7.0 W 27 4 0 0 0 3 0 0 0 0 0 71 127 0.00 1.000																					
Jesse Orosco, L (8, 1) ERA: 4.5	0.1 3 0 0 0 0 2 0 0 0 0 0 0 6 14 0.00 6.000																					
Steve Olin, R (8, 1) ERA: 4.5	0.2 2 0 0 0 1 0 0 0 0 0 0 0 6 9 0.00 0.000																					
Doug Jones, R (9, 1) ERA: 9.0	1.0 6 1 0 0 2 1 0 0 0 0 0 0 14 19 0.00 2.000																					

Cleveland Indians @ Boston Red Sox
Fenway Park, Boston, MA
Sun Apr 14 1991, 3:33 AM EDT
Att: 33,348 - Sunny - 51 F

AB 32
R 0
H 5
RBI 0
BB 6
SO 12
LOB 22



Batter	1	2	3	4	5	6	7	8	9	10	11	12	13	AB	R	H	RBI	BB	SO	LOB	TOP	
Mike Huff, R OBP: 0.364, SLG: 0.125 (1, 8)	K		P2		G4-3		G6-3			1B		G6-3		5	0	1	0	1	1	2		
Felix Fermin, R OBP: 0.146, SLG: 0.080 (1, 6)	G6-3							G3		F8		G6-3		4	0	0	0	2	0	3		
Mich Webster, S (1, 9)	G5-3		BB					B2-3		L9		K		6	0	0	0	0	1	5		
Albert Belle, R OBP: 0.323, SLG: 0.621 (1, 7)		K			G1-4-3		F7		G6-3		WP HBP		F9	5	0	0	0	0	1	1		
Brook Jacoby, R OBP: 0.323, SLG: 0.500 (1, 3)		G6-3						G3						6	1	2	1	0	1	2		
Chris James, R OBP: 0.256, SLG: 0.115 (1, 10)																						
Chris James, R OBP: 0.256, SLG: 0.115 (1, 10)																						
Jeff Manto, R OBP: 0.500, SLG: 0.333 (9, PR)																						
Alex Cole, L OBP: 0.300, SLG: 0.276 (8, 5)																						
Carlos Baerga, S OBP: 0.306, SLG: 0.217 (8, 5)																						
Joel Skinner, R (1, 2)																						
Sandy Atmar Jr., R OBP: 0.333, SLG: 0.423 (9, 2)																						
Jose Escobar, R (1, 4)																						
Jerry Browne, S OBP: 0.296, SLG: 0.182 (10, 4)																						
Jerry Browne, S OBP: 0.296, SLG: 0.182 (10, 4)																						
Inning Stats	R: 0 E: 0 K: 1 S: 8	H: 0 LOB: 0 BB: 0 P: 13	R: 0 E: 0 K: 2 S: 9	H: 0 LOB: 2 BB: 19	R: 0 E: 0 K: 1 S: 8	H: 1 LOB: 1 BB: 18	R: 0 E: 0 K: 0 S: 10	H: 0 LOB: 0 BB: 0 P: 15	R: 0 E: 0 K: 0 S: 7	H: 0 LOB: 0 BB: 0 P: 11	R: 0 E: 0 K: 0 S: 11	H: 1 LOB: 1 BB: 0 P: 13	R: 0 E: 0 K: 1 S: 9	H: 0 LOB: 1 BB: 1 P: 18	R: 0 E: 0 K: 0 S: 12	H: 1 LOB: 2 BB: 1 P: 24	R: 1 E: 0 K: 0 S: 8	H: 1 LOB: 0 BB: 0 P: 13	1B: 4 2B: 0 3B: 0 HR: 1	SF: 0 SAC: 0 DP: 0 HBP: 1	WP: 1 PB: 0 SB: 2 CS: 0	PA: 52
PITCHER	IP WLS BF H R ER SO BB IBB HBP BLK WP HR S P ERA WHIP	9.0 35 2 0 0 4 6 0 0 0 0 0 0 75 133 0.00 0.889	2.0 8 1 0 0 1 0 0 1 0 1 0 0 17 32 0.00 0.500	1.0 5 1 0 0 1 1 0 0 0 0 0 0 12 24 0.00 2.000	1.0 L 4 1 1 1 0 0 0 0 0 0 1 8 13 9.00 1.000																	

Cleveland Indians @ Boston Red Sox
Fenway Park, Boston, MA
Mon Apr 15 1991, 3:33 AM EDT
Att. 33,205 - Cloudy - 51 F

AB 44
R 1
H 5
RBI 1
BB 7
SO 6
LOB 22



Batter	1	2	3	4	5	6	7	8	9	10	11	12	13	AB	R	H	RBI	BB	SO	LOB	BOTTOM			
Wade Boggs, L OBP: 0.456, SLG: 0.250 (1, 5)	G4-3													3	0	1	0	2	0	0				
Jody Reed, R OBP: 0.194, SLG: 0.107 (1, 4)														3	0	0	0	1	1	2				
Mike Greenwell, L OBP: 0.355, SLG: 0.333 (1, 7)														4	0	0	0	1	0	2				
Jack Clark, R OBP: 0.310, SLG: 0.292 (1, 10)														4	0	0	0	1	3	2				
Ellis Burks, R OBP: 0.379, SLG: 0.480 (1, 8)														5	0	2	0	0	1	0				
Mike Marshall, R (1, 9)																								
Kevin Romine, R (8, 9)																								
Tom Brunansky, R OBP: 0.280, SLG: 0.261 (13, PH)																								
Carlos Quintana, R OBP: 0.276, SLG: 0.276 (1, 3)																								
Tony Peña, R OBP: 0.172, SLG: 0.345 (1, 2)																								
Tim Lincecum, R OBP: 0.321, SLG: 0.280 (1, 6)																								
Inning Stats	R: 0 E: 0 K: 0 S: 3	H: 0 LOB: 0 BB: 1 P: 8	R: 0 E: 0 K: 1 S: 8	H: 0 LOB: 0 BB: 0 P: 14	R: 0 E: 0 K: 0 S: 11	H: 1 LOB: 0 BB: 17	R: 0 E: 0 K: 1 S: 8	H: 1 LOB: 0 BB: 0 P: 15	R: 0 E: 0 K: 0 S: 9	H: 1 LOB: 2 BB: 1 P: 15	R: 0 E: 0 K: 1 S: 6	H: 0 LOB: 1 BB: 1 P: 15	R: 0 E: 0 K: 1 S: 8	H: 0 LOB: 0 BB: 0 P: 11	R: 0 E: 0 K: 2 S: 8	H: 0 LOB: 0 BB: 0 P: 11	R: 0 E: 0 K: 1 S: 8	H: 0 LOB: 0 BB: 0 P: 12	R: 0 E: 0 K: 0 S: 13	H: 2 LOB: 2 BB: 0 P: 18	1B: 5 2B: 1 3B: 0 HR: 0	SF: 0 SAC: 1 DP: 4 HBP: 0	WP: 0 PB: 0 SB: 0 CS: 1	PA: 45
PITCHER	IP WLS BF H R ER SO BB IBB HBP BLK WP HR S P ERA WHIP	8.1 30 4 0 0 4 4 1 0 0 0 0 0 66 124 0.00 0.960	3.2 W 10 0 0 0 3 0 0 0 0 0 0 25 37 0.00 0.000	1.0 S 5 2 0 0 0 0 0 0 0 0 0 13 18 0.00 2.000																				

Cleveland Indians @ Boston Red Sox
Fenway Park, Boston, MA
Mon Apr 15 1991, 3:33 AM EDT
Att. 33,205 - Cloudy - 51 F

AB 39
R 0
H 6
RBI 0
BB 5
SO 7
LOB 18




Batter	1	2	3	4	5	6	7	8	9	AB	R	H	RBI	BB	SO	LOB	TOP										
Gary Thurman, R OBP: 0.444, SLG: 0.500 Jim Eisenreich, L OBP: 0.333, SLG: 0.550	1-1 FC5-4 1B		1-2 F9		0-0 2B			1-1 L8		3	0	2	0	0	0	0											
Kevin Seitzer, R OBP: 0.333, SLG: 0.310	1-1 FC5-4 WP G3 2B		1-2 G6-3		2-2 G6-3			0-0 G6-3		4	1	0	0	0	0	2											
George Brett, L OBP: 0.235, SLG: 0.212	2-1 G3			2-1 G4-3		2-2 G4-3		1-1 F8		4	0	0	0	0	0	1											
Danny Tartabull, R OBP: 0.471, SLG: 0.719	3-1 2H 2B			1-2 WP 1B		0-0 F9			3-2 G6-3	4	1	2	1	0	0	0											
Kirk Gibson, L OBP: 0.313, SLG: 0.517	1-2 L3			4-2 1B 1B		0-1 G3			1-3 K	3	0	0	0	1	1	1											
Russ Morman, R OBP: 0.200, SLG: 0.200 Kurt Stillwell, S OBP: 0.556, SLG: 0.708		1-1 F9		2-2 G5-4-3 1B			0-2 L8		2-2 F7	3	0	1	1	0	0	0											
Mike Macfarlane, R OBP: 0.333, SLG: 0.360		2-2 G6-3		0-1 G5-4-3			1-1 G6-3 2B			3	0	1	0	0	0	2											
Bill Pecota, R (1, 6)		3-3 K			1-0 P4		1-2 G6-3			3	0	0	0	0	1	1											
Terry Shumpert, R OBP: 0.217, SLG: 0.182			0-2 L8		1-1 G6-3		1-2 F8			3	0	0	0	0	0	1											
Inning Stats	R: 1 E: 0 K: 0 S: 11	H: 2 LOB: 1 BB: 0 P: 19	R: 0 E: 0 K: 1 S: 8	H: 0 LOB: 0 BB: 0 P: 14	R: 0 E: 0 K: 0 S: 11	H: 0 LOB: 0 BB: 0 P: 13	R: 1 E: 0 K: 0 S: 12	H: 2 LOB: 1 BB: 0 P: 21	R: 0 E: 0 K: 0 S: 9	H: 1 LOB: 1 BB: 0 P: 13	R: 0 E: 0 K: 0 S: 7	H: 0 LOB: 0 BB: 0 P: 9	R: 0 E: 0 K: 0 S: 11	H: 1 LOB: 1 BB: 0 P: 14	R: 0 E: 0 K: 0 S: 5	H: 0 LOB: 0 BB: 0 P: 7	R: 0 E: 0 K: 1 S: 9	H: 0 LOB: 0 BB: 0 P: 15	1B: 3 2B: 3 3B: 0 HR: 0	SF: 0 SAC: 0 DP: 1 HBP: 0	WP: 2 PB: 0 SB: 0 CS: 0	PA: 33					
PITCHER	IP	WLS	BF	H	R	ER	SO	BB	IBB	HBP	BLK	WP	HR	S	P	ERA	WHIP										
Tom Bolton, L ERA: 1.46 Jeff Gray, R ERA: 4.26	(1, 1) 7.0	W 27	6	2	2	2	1	1	0	0	0	2	0	69	103	2.57	1.000										

Kansas City Royals @ Boston Red Sox
Fenway Park, Boston, MA
Wed Apr 17 1991, 3:33 AM EDT
Att: 24,651 - Cloudy - 44 F

livebaseballscorecards.com

AB 32
R 2
H 6
RBI 2
BB 1
SO 2
LOB 8




Batter	1	2	3	4	5	6	7	8	9	AB	R	H	RBI	BB	SO	LOB	BOTTOM										
Wade Boggs, L OBP: 0.315, SLG: 0.323	2-2 G6-3		1-2 FC6-4 G5-4-3		0-1 F7			2-2 G5-3		4	0	0	1	0	0	1											
Jody Read, R OBP: 0.154, SLG: 0.083	1-0 F6		0-1 G5-4-3		1-1 G5-3			1-2 G5-3		4	0	0	0	0	0	1											
Mike Greenwell, L OBP: 0.385, SLG: 0.441	1-0 F8			4-2 HR BB		3-1 FC6-4 1B		2-1 HR		3	2	2	1	1	0	0											
Jack Clark, R OBP: 0.333, SLG: 0.464		1-0 G3-1 SF7 2B		3-2 HR		0-1 F8		2-0 F7		4	2	2	2	0	0	1											
Ellis Burks, R OBP: 0.378, SLG: 0.438		2-2 G3-1		1-1 G6-3		0-1 FC6-4		4-1 WP 1B BB		3	1	1	0	1	0	1											
Tom Brunansky, R OBP: 0.303, SLG: 0.400		2-3 SF7		1-0 G5-3		1-2 1B		3-2 1B		3	0	1	2	0	0	2											
Mike Marshall, R OBP: 0.273, SLG: 0.545		3-H L9		0-0 FC5-4 1B		0-0 FC6-4		0-2 FC6-4 1B		4	0	2	0	0	0	2											
Tony Peña, R OBP: 0.194, SLG: 0.333			0-2 1B FC6-4 1B		0-0 FC5-4		1-0 P6	1-0 FC6-4		4	1	1	0	0	0	3											
Luis Rivera, R OBP: 0.333, SLG: 0.333		1-3 FC6-4 1B			0-0 G1-3		2-3 K			3	0	1	0	0	1	0											
Inning Stats	R: 0 E: 0 K: 0 S: 6	H: 0 LOB: 0 BB: 0 P: 10	R: 1 E: 0 K: 0 S: 7	H: 1 LOB: 0 BB: 0 P: 10	R: 1 E: 0 K: 0 S: 11	H: 2 LOB: 0 BB: 0 P: 15	R: 2 E: 0 K: 0 S: 11	H: 2 LOB: 1 BB: 1 P: 20	R: 0 E: 0 K: 0 S: 5	H: 0 LOB: 0 BB: 0 P: 6	R: 0 E: 0 K: 0 S: 9	H: 2 LOB: 2 BB: 0 P: 12	R: 0 E: 0 K: 1 S: 9	H: 0 LOB: 0 BB: 0 P: 14	R: 2 E: 0 K: 0 S: 16	H: 3 LOB: 2 BB: 1 P: 29	1B: 7 2B: 1 3B: 0 HR: 2	SF: 1 SAC: 0 DP: 1 HBP: 0	WP: 1 PB: 0 SB: 0 CS: 0	PA: 35							
PITCHER	IP	WLS	BF	H	R	ER	SO	BB	IBB	HBP	BLK	WP	HR	S	P	ERA	WHIP										
Storm Davis, R ERA: 6.43 Luis Aquino, R ERA:	(1, 1) 7.2	L 32	8	6	6	6	1	2	0	0	0	1	0	66	104	7.04	1.304										

Kansas City Royals @ Boston Red Sox
Fenway Park, Boston, MA
Wed Apr 17 1991, 3:33 AM EDT
Att: 24,651 - Cloudy - 44 F

livebaseballscorecards.com

AB 32
R 6
H 10
RBI 6
BB 2
SO 1
LOB 11



Batter	1	2	3	4	5	6	7	8	9	AB	R	H	RBI	BB	SO	LOB	TOP				
Jim Eisenreich, L OBP: 0.320, SLG: 0.500 (1, 7)	L8		K			G4-3		G4-3		4	0	1	0	0	1	0	Kansas City Royals @ Boston Red Sox Fenway Park, Boston, MA Thu Apr 18 1991, 3:33 AM EDT Att: 29,658 - Cloudy - 44 F				
Kevin Seitzer, R OBP: 0.297, SLG: 0.273 (1, 5)	K			K		K		G4-3		4	0	0	0	0	3	1					
George Brett, L OBP: 0.237, SLG: 0.194 (1, 3)				G4-3		G4-3			G6-3	3	0	0	0	1	0	1					
Danny Tartabull, R OBP: 0.421, SLG: 0.639 (1, 9)	K			G6-3		P3			K	4	0	0	0	0	2	2					
Kirk Gibson, L OBP: 0.333, SLG: 0.500 (1, 10)		F8			F9		S			3	0	1	0	1	0	0					
Kurt Stillwell, S OBP: 0.484, SLG: 0.607 (1, 6)	K				E1		L7		L9	4	0	0	0	0	1	2					
Mike Macfarlane, R OBP: 0.333, SLG: 0.357 (1, 2)		P4					K			3	0	1	0	0	1	1					
Brian McRae, S OBP: 0.100, SLG: 0.133 (7, PH)										2	0	0	0	0	1	2					
Warren Cromaric, L (7, 7)										1	0	0	0	0	0	1					
Terry Shumpert, R OBP: 0.192, SLG: 0.160 (1, 4)				L5					K	3	0	0	0	0	2	2					
Inning Stats	R: 0 H: 0 E: 0 K: 2 S: 9	H: 0 LOB: 1 BB: 1 P: 18	R: 0 H: 0 E: 0 K: 1 S: 11	H: 0 LOB: 0 BB: 0 P: 17	R: 0 H: 0 E: 0 K: 2 S: 10	H: 0 LOB: 0 BB: 0 P: 13	R: 0 H: 0 E: 0 K: 1 S: 7	H: 0 LOB: 0 BB: 0 P: 10	R: 0 H: 1 E: 1 K: 1 S: 12	H: 1 LOB: 2 BB: 0 P: 16	R: 0 H: 1 E: 0 K: 1 S: 14	H: 1 LOB: 1 BB: 0 P: 21	R: 0 H: 0 E: 0 K: 1 S: 7	H: 0 LOB: 0 BB: 1 P: 11	R: 0 H: 0 E: 0 K: 1 S: 14	H: 0 LOB: 1 BB: 1 P: 24	1B: 3 2B: 0 3B: 0 HR: 0	SF: 0 SAC: 0 DP: 0 HBP: 0	WP: 0 PB: 0 SB: 2 CS: 0	PA: 33	
PITCHER	IP	WLS	BF	H	R	ER	SO	BB	IBB	HBP	BLK	WP	HR	S	P	ERA	WHIP				
Roger Clemens, R ERA: 0.36 (1, 1)	8.0	W	29	3	0	0	10	1	0	0	0	0	0	83	124	0.00	0.500				
Tony Fossas, L ERA (9, 1)	0.1		1	0	0	0	0	0	0	0	0	0	0	3	6	0.00	0.000				
Jeff Reardon, R ERA: 3.38 (9, 1)	0.2	S	3	0	0	0	1	1	0	0	0	0	0	11	18	0.00	1.500				

Batter	1	2	3	4	5	6	7	8	9	AB	R	H	RBI	BB	SO	LOB	BOTTOM				
Wade Boggs, L OBP: 0.300, SLG: 0.314 (1, 5)	L5		E		G4-3			L7		4	1	1	0	0	0	0	Kansas City Royals @ Boston Red Sox Fenway Park, Boston, MA Thu Apr 18 1991, 3:33 AM EDT Att: 29,658 - Cloudy - 44 F				
Jody Read, R OBP: 0.163, SLG: 0.100 (1, 4)	P4		E7			G6-3		L8		4	0	1	0	0	0	0					
Mike Greenwell, L OBP: 0.372, SLG: 0.405 (1, 7)	FC6-4		G5-3			P5		G3-1		3	0	0	0	1	0	1					
Jack Clark, R OBP: 0.361, SLG: 0.467 (1, 10)	FC6-4			WP						2	0	1	0	1	0	1					
Ellis Burks, R OBP: 0.350, SLG: 0.400 (1, 8)		G5-3				L5				3	0	0	0	0	1	2					
Tom Brunansky, R OBP: 0.306, SLG: 0.424 (1, 9)		L7			F7		SH1-3			3	0	1	0	0	0	1					
Carlos Quintana, R OBP: 0.257, SLG: 0.257 (1, 3)		F9			F8		SH1-3			2	0	0	0	0	0	1					
Tony Peña, R OBP: 0.179, SLG: 0.308 (1, 2)			G6-3					L6		3	0	0	0	0	1	1					
Tim Lincecum, R OBP: 0.273, SLG: 0.233 (1, 6)			K					K		3	0	0	0	0	3	1					
Inning Stats	R: 0 H: 0 E: 0 K: 0 S: 8	H: 0 LOB: 1 BB: 1 P: 16	R: 0 H: 0 E: 0 K: 0 S: 6	H: 0 LOB: 0 BB: 0 P: 12	R: 1 H: 2 E: 1 K: 1 S: 13	H: 2 LOB: 1 BB: 0 P: 24	R: 0 H: 1 E: 0 K: 1 S: 10	H: 1 LOB: 1 BB: 0 P: 16	R: 0 H: 0 E: 0 K: 2 S: 9	H: 0 LOB: 0 BB: 0 P: 13	R: 0 H: 0 E: 0 K: 0 S: 11	H: 0 LOB: 1 BB: 1 P: 20	R: 0 H: 1 E: 0 K: 1 S: 11	H: 1 LOB: 1 BB: 0 P: 16	R: 0 H: 0 E: 0 K: 0 S: 7	H: 0 LOB: 0 BB: 0 P: 12		1B: 3 2B: 1 3B: 0 HR: 0	SF: 0 SAC: 1 DP: 0 HBP: 0	WP: 2 PB: 0 SB: 0 CS: 0	PA: 30
PITCHER	IP	WLS	BF	H	R	ER	SO	BB	IBB	HBP	BLK	WP	HR	S	P	ERA	WHIP				
Bret Saberhagen, R ERA: 3.93 (1, 1)	7.0	L	27	4	1	0	5	2	0	0	0	0	0	68	117	0.00	0.857				
Jeff Montgomery, R ERA (8, 1)	1.0		3	0	0	0	0	0	0	0	0	0	0	7	12	0.00	0.000				

Batter	1	2	3	4	5	6	7	8	9	AB	R	H	RBI	BB	SO	LOB	TOP					
Wade Boggs, L (1, 5) OBP: 0.350, SLG: 0.350	L6		1B 2B		1B		G6-3		FC3-6	5	1	2	0	0	0	1						
Steve Lyons, L (1, 4) OBP: 0.400, SLG: 0.250	P6		P9		1B				F9	4	0	1	0	1	0	2						
Mike Greenwell, L (1, 7) OBP: 0.383, SLG: 0.415	PB 1B		PO 1B		P2				P5	4	0	2	1	0	0	3						
Jack Clark, R (1, 10) OBP: 0.350, SLG: 0.424	BB		F9				F8		G5-3	3	0	0	0	1	0	1						
Ellis Burks, R (1, 8) OBP: 0.364, SLG: 0.395	K		PO		G5-3		E7 2B 1B		BB	3	1	1	0	1	1	2						
Tom Brunansky, R (1, 9) OBP: 0.275, SLG: 0.378		F8			K		G5-3		G2	4	0	0	0	0	1	2						
Carlos Quintana, R (1, 3) OBP: 0.256, SLG: 0.282		G4-3			F8				G4-3	4	0	1	1	0	0	1						
Tony Peña, R (1, 2) OBP: 0.186, SLG: 0.286		FC6-4 BB			P2		F7		P3	3	0	0	0	1	0	1						
Tim Lincecum, R (1, 6) OBP: 0.270, SLG: 0.212	FC6-4				K				P4	3	0	0	0	1	1	1						
Inning Stats	R: 0 E: 0 K: 1 S: 10	H: 1 LOB: 2 BB: 1 P: 18	R: 0 E: 0 K: 0 S: 6	H: 0 LOB: 1 BB: 1 P: 13	R: 1 E: 0 K: 0 S: 6	H: 2 LOB: 0 BB: 0 P: 8	R: 0 E: 0 K: 1 S: 6	H: 0 LOB: 0 BB: 0 P: 12	R: 0 E: 0 K: 0 S: 14	H: 2 LOB: 2 BB: 0 P: 23	R: 1 E: 1 K: 0 S: 13	H: 2 LOB: 1 BB: 1 P: 18	R: 0 E: 0 K: 0 S: 11	H: 0 LOB: 1 BB: 1 P: 19	R: 0 E: 0 K: 0 S: 10	H: 0 LOB: 1 BB: 1 P: 17	R: 0 E: 0 K: 0 S: 11	H: 0 LOB: 1 BB: 1 P: 18	1B: 5 2B: 2 HR: 0	SF: 0 SAC: 0 DP: 0 HBP: 0	WP: 0 PB: 1 SB: 0 CS: 0	PA: 39
PITCHER	IP	WLS	BF	H	R	ER	SO	BB	IBB	HBP	BLK	WP	HR	S	P	ERA	WHIP					
Tom Candiotti, R (1, 1) ERA: 1.23	7.0	L	30	7	2	2	3	3	0	0	0	0	0	66	111	2.57	1.429					
Steve Olin, R (8, 1) ERA: 1.17	2.0		8	0	0	0	0	2	0	0	0	0	0	21	35	0.00	1.000					

Boston Red Sox @ Cleveland Indians
Cleveland Municipal Stadium, Cleveland, OH

Sat Apr 20 1991, 3:33 AM EDT
Att. 9,153 - Overcast - 46 F

AB 33
R 2
H 7
RBI 2
BB 5
SO 3
LOB 14



Batter	1	2	3	4	5	6	7	8	9	AB	R	H	RBI	BB	SO	LOB	BOTTOM					
Alex Cole, L (1, 8) OBP: 0.292, SLG: 0.273	K		G1-3		G1-3		1B 1B			4	0	1	0	0	1	1						
Jerry Browne, S (1, 4) OBP: 0.231, SLG: 0.152	P7		G6-3				G3-1		1B	4	0	1	1	0	0	0						
Chris James, R (1, 10) OBP: 0.326, SLG: 0.200	K				FC1-5 1B				G6-3	3	0	1	0	1	1	0						
Albert Belle, R (1, 7) OBP: 0.302, SLG: 0.487		G1-3			P4 FC1-5 BB		E6		K	3	0	0	0	1	1	1						
Brook Jacoby, R (1, 3) OBP: 0.279, SLG: 0.415		HBP 2B			FC1-5		P4		P6	4	0	1	0	0	0	4						
Carlos Baerga, S (1, 5) OBP: 0.283, SLG: 0.152		HBP BB			P4		L3		P4	3	0	0	0	1	0	4						
Sandy Alomar Jr., R (1, 2) OBP: 0.308, SLG: 0.351		G4-6-3 HBP			F9		E6 1B		F7	3	1	0	0	0	0	0						
Felix Fermin, R (1, 6) Beau Alired, L (9, PH)		G4-6-3			G4-3 WP 1B		F8		K	3	0	1	0	0	0	4						
Mitch Webster, S (1, 9)					G4-3		K			3	0	0	0	0	2	2						
Inning Stats	R: 0 E: 0 K: 2 S: 7	H: 0 LOB: 0 BB: 0 P: 9	R: 0 E: 0 K: 0 S: 7	H: 1 LOB: 2 BB: 1 P: 16	R: 0 E: 0 K: 1 S: 8	H: 0 LOB: 0 BB: 0 P: 12	R: 0 E: 0 K: 0 S: 7	H: 1 LOB: 1 BB: 1 P: 16	R: 0 E: 0 K: 0 S: 10	H: 1 LOB: 1 BB: 0 P: 13	R: 0 E: 1 K: 0 S: 10	H: 0 LOB: 2 BB: 1 P: 20	R: 1 E: 1 K: 1 S: 11	H: 2 LOB: 1 BB: 0 P: 20	R: 0 E: 0 K: 1 S: 6	H: 0 LOB: 0 BB: 0 P: 8	R: 0 E: 0 K: 1 S: 6	H: 0 LOB: 0 BB: 0 P: 10	1B: 4 2B: 1 HR: 0	SF: 0 SAC: 0 DP: 1 HBP: 1	WP: 1 PB: 0 SB: 0 CS: 0	PA: 35
PITCHER	IP	WLS	BF	H	R	ER	SO	BB	IBB	HBP	BLK	WP	HR	S	P	ERA	WHIP					
Greg Harris, R (1, 1) ERA: 3.31	6.0	W	24	3	0	0	3	3	0	0	0	0	0	49	86	0.00	1.000					
Jeff Gray, R (7, 1) ERA: 3.24	2.0		8	2	1	0	2	0	0	0	0	0	0	17	28	0.00	1.000					
Jeff Reardon, R (9, 1) ERA: 2.45	1.0	S	3	0	0	0	1	0	0	0	0	0	0	6	10	0.00	0.000					

Boston Red Sox @ Cleveland Indians
Cleveland Municipal Stadium, Cleveland, OH

Sat Apr 20 1991, 3:33 AM EDT
Att. 9,153 - Overcast - 46 F

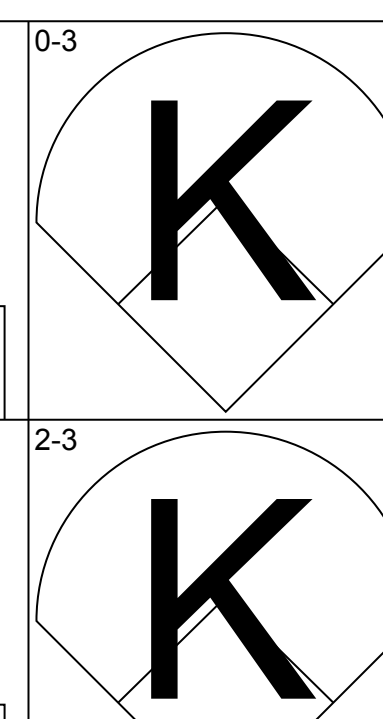
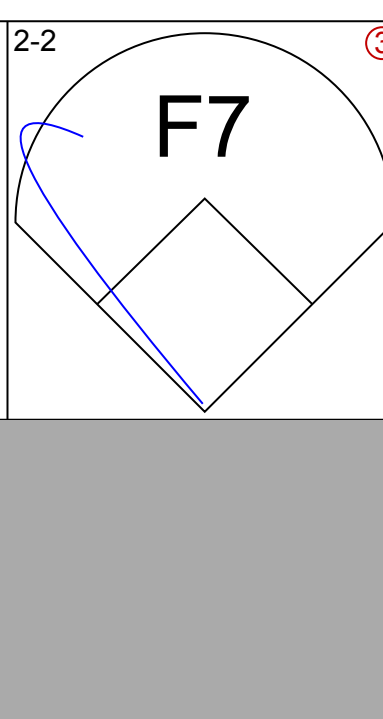
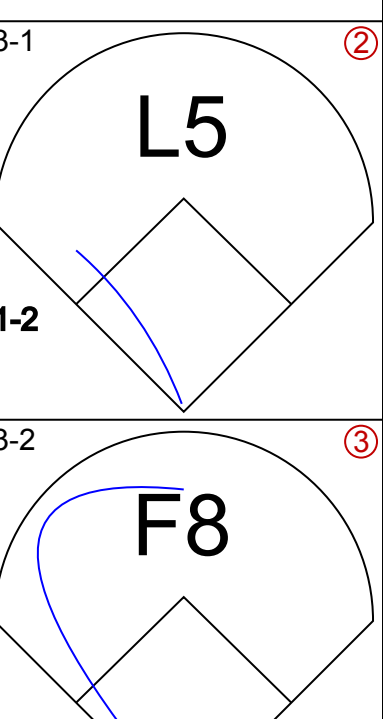
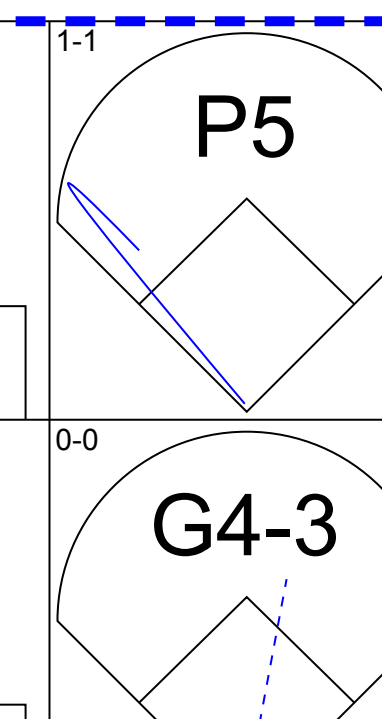
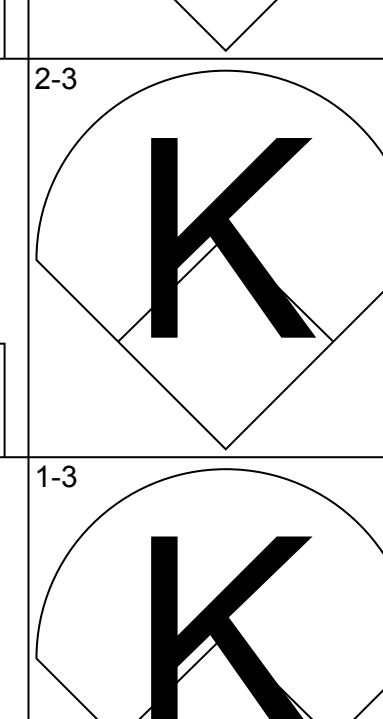
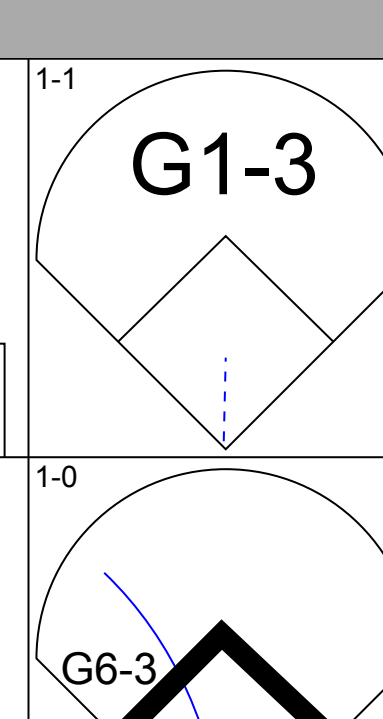
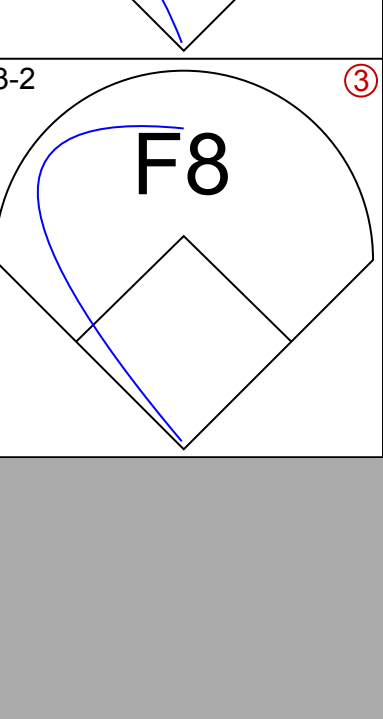
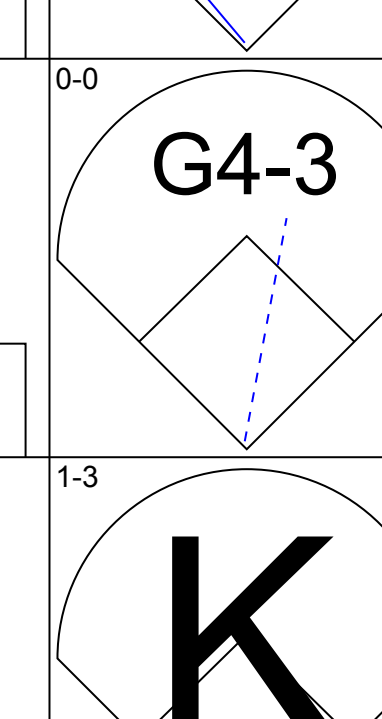
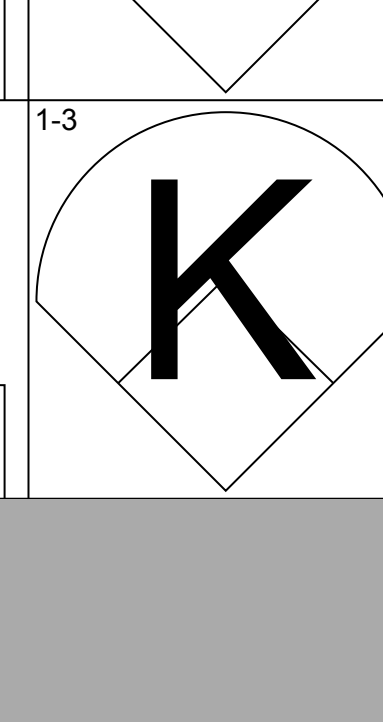
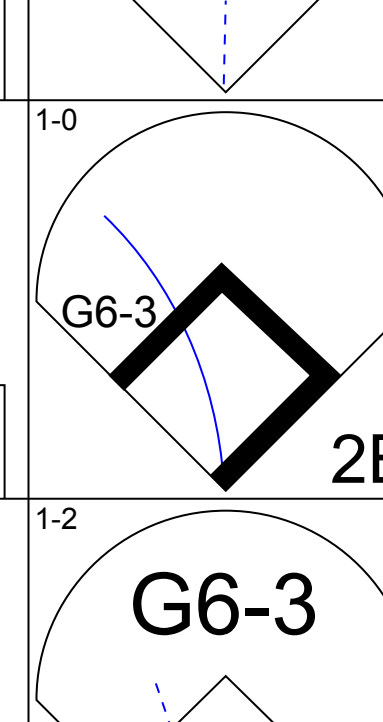
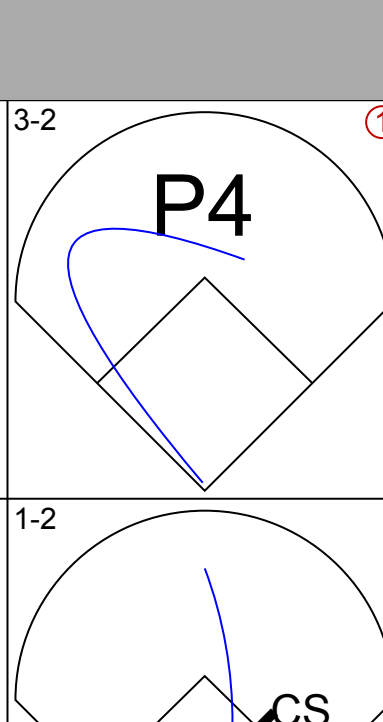
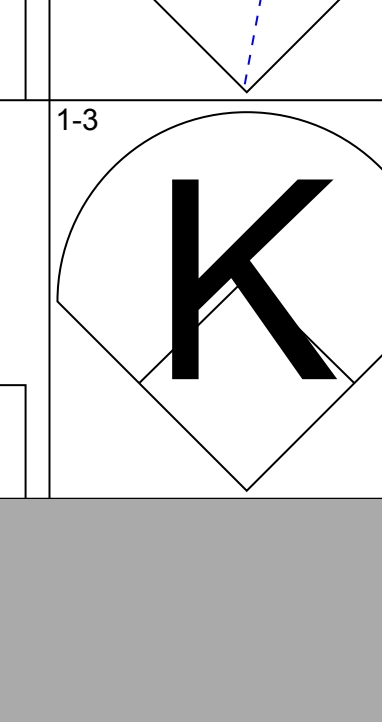
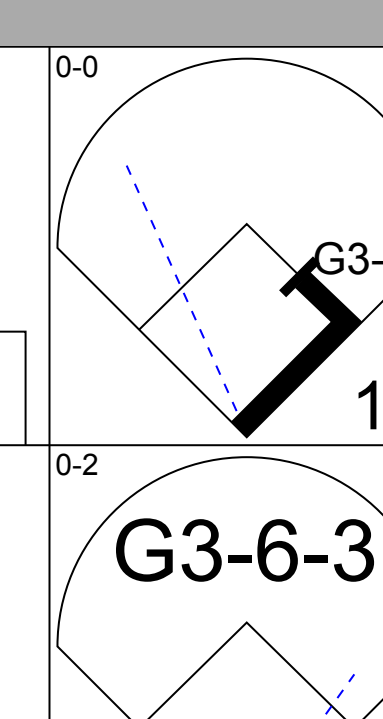
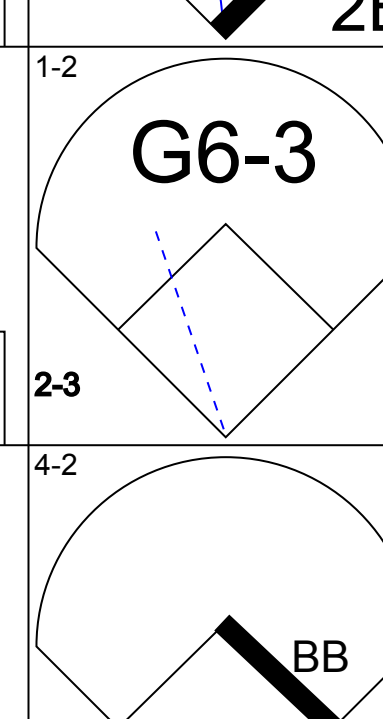
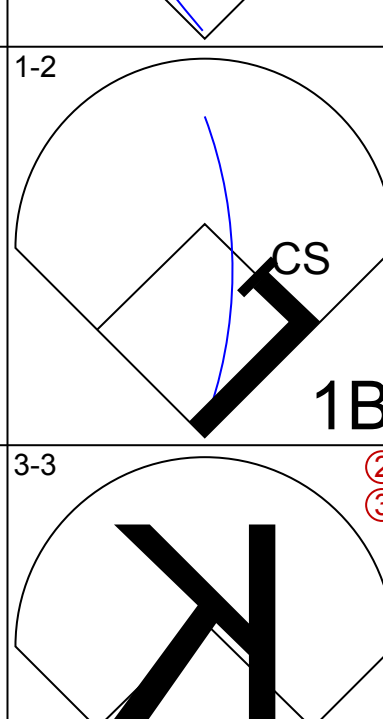
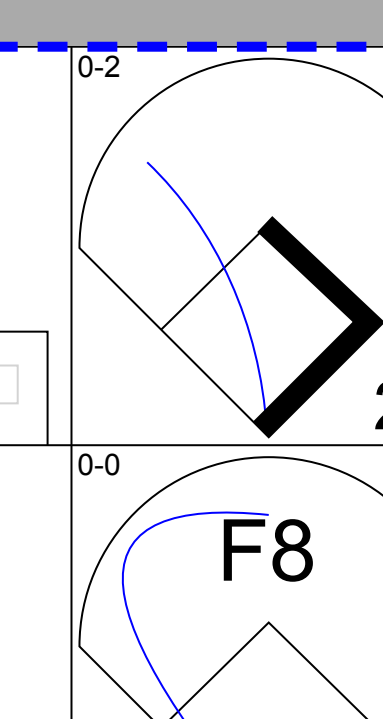
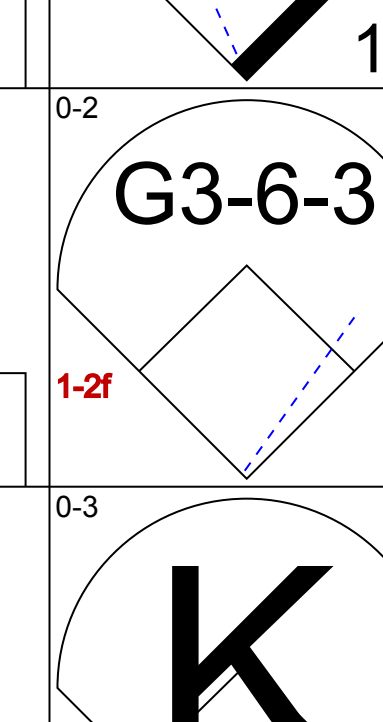
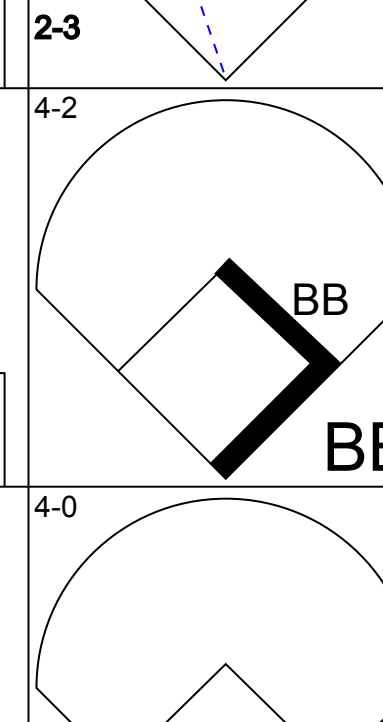

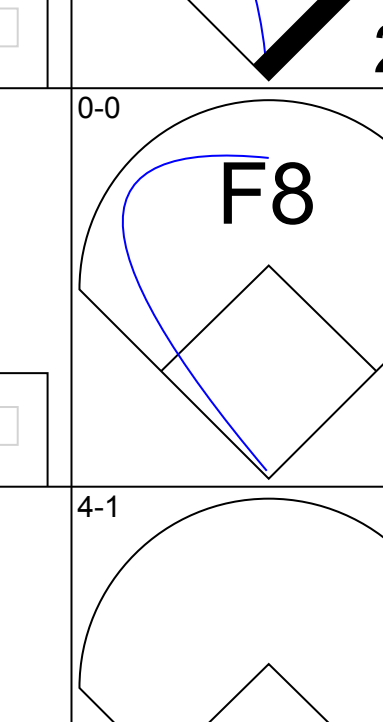
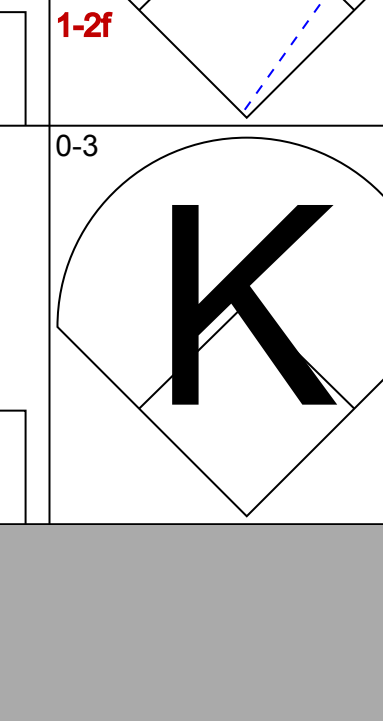
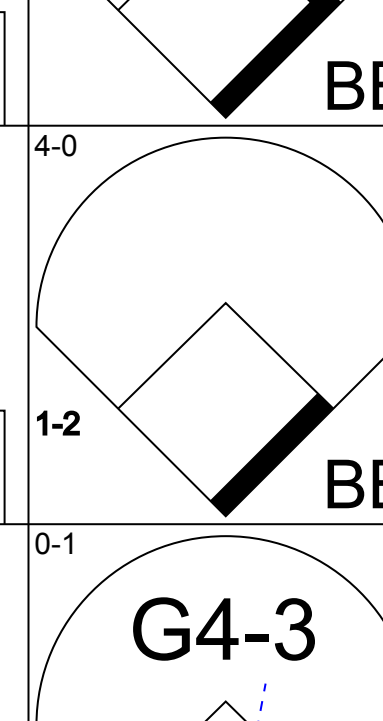

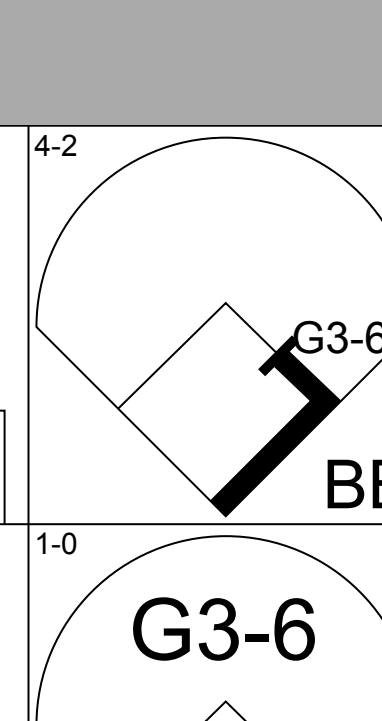
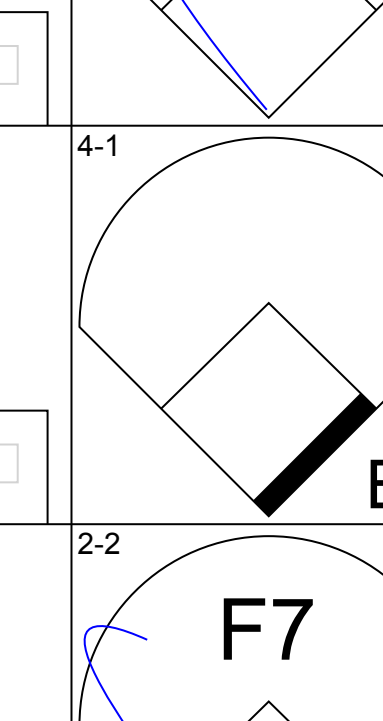
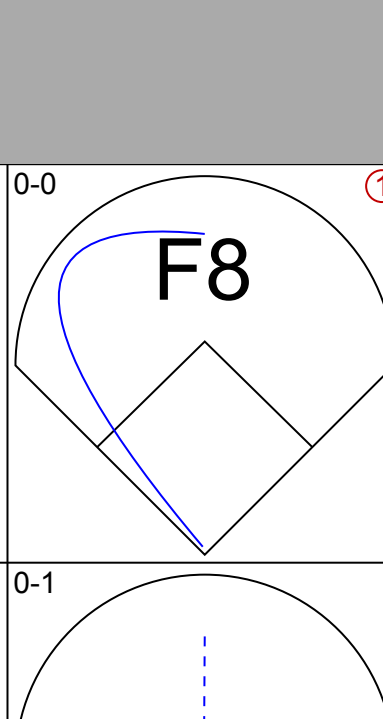
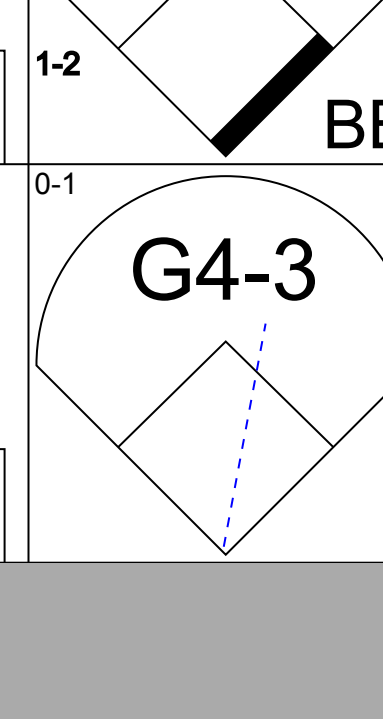
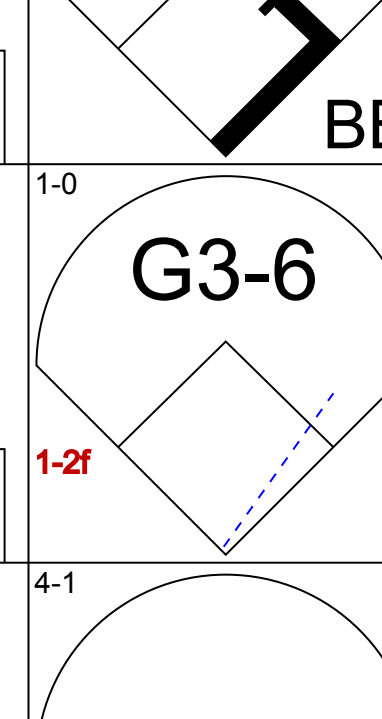
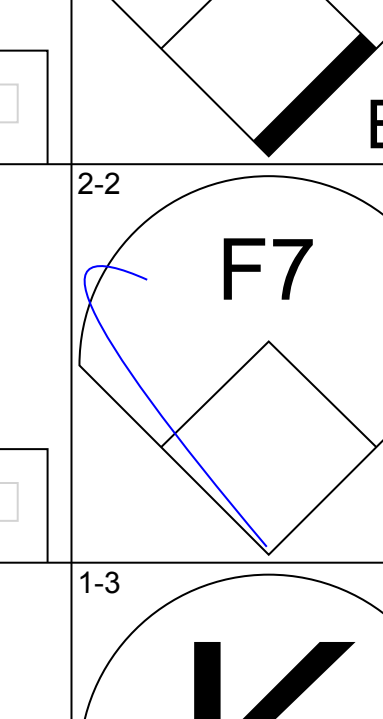
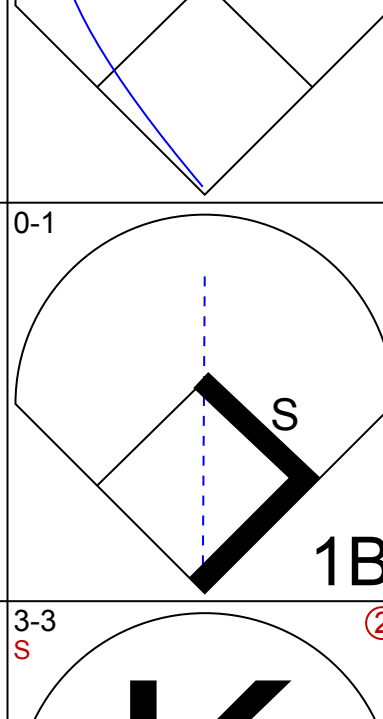
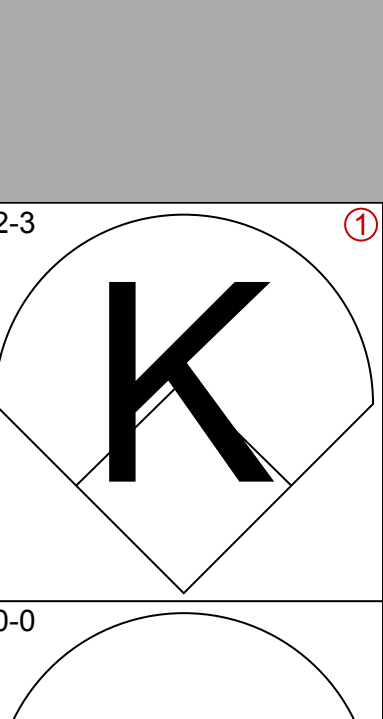
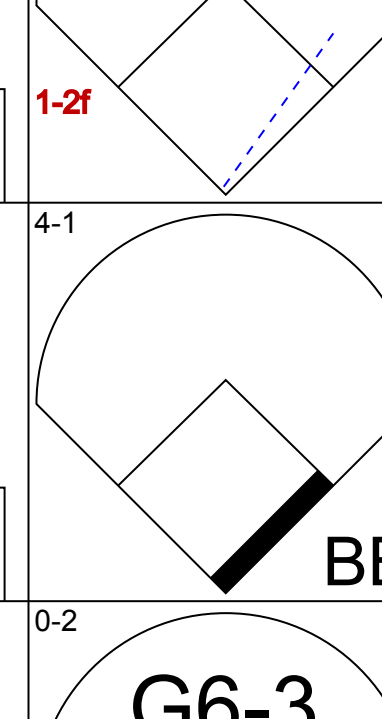
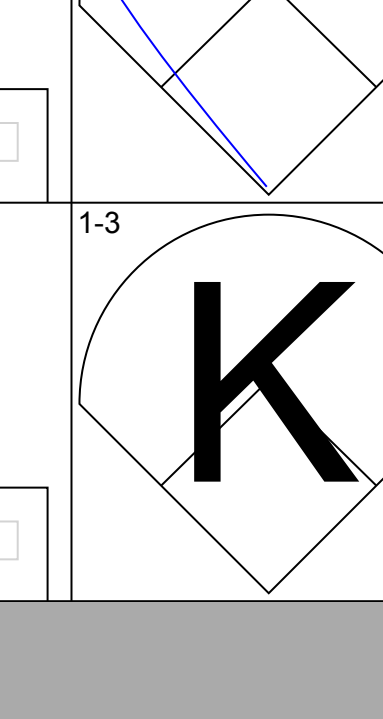
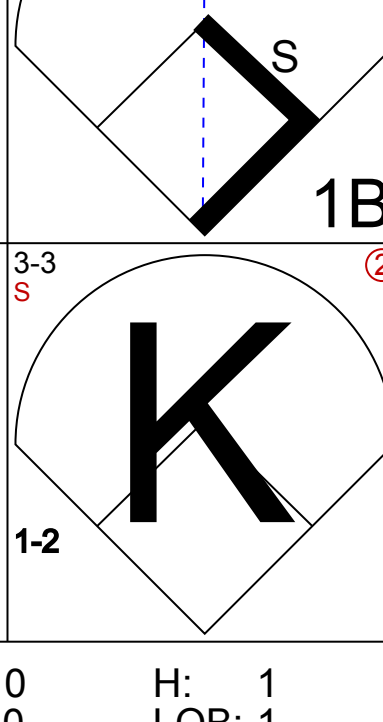
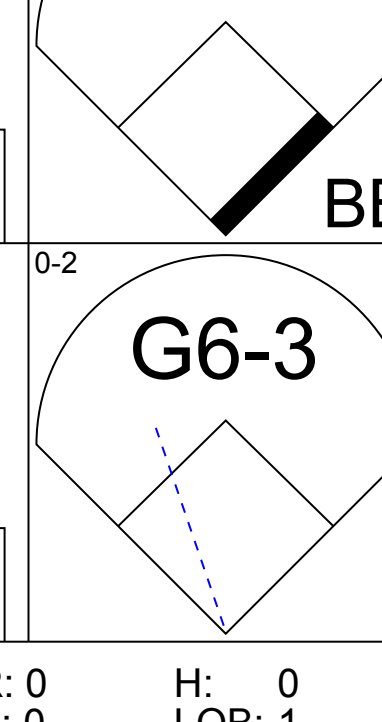
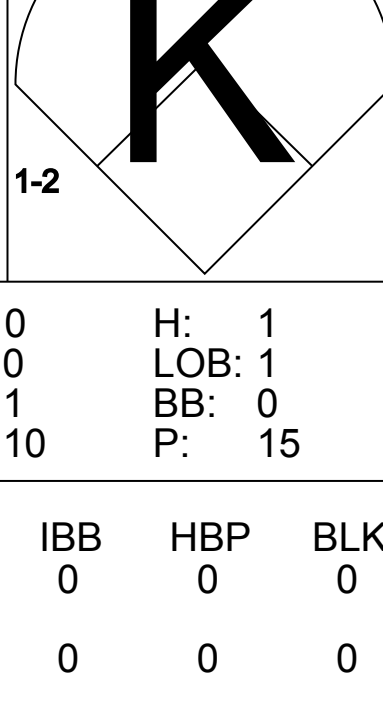
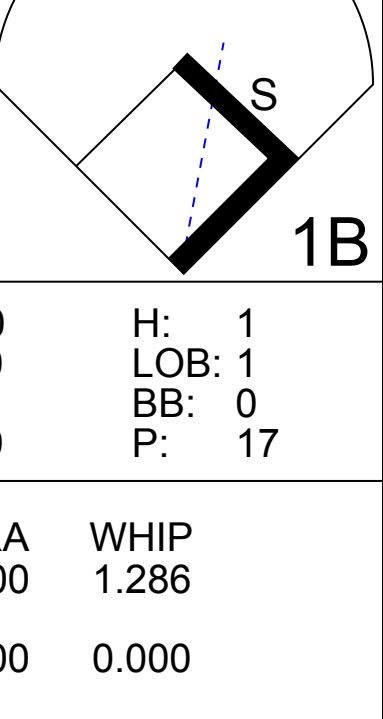
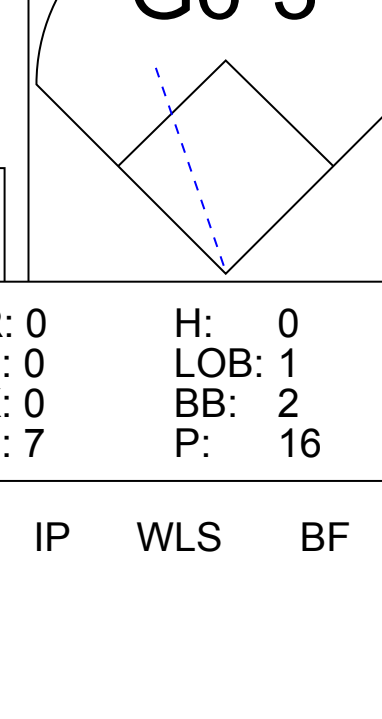
AB 31
R 1
H 5
RBI 1
BB 3
SO 6
LOB 16



Batter	1	2	3	4	5	6	7	8	9	AB	R	H	RBI	BB	SO	LOB	TOP											
Devon White, S OBP: 0.346, SLG: 0.489	F8		SF8		G3		G6-3		G3	4	0	0	1	0	0	1	Toronto Blue Jays @ Boston Red Sox Fenway Park, Boston, MA Mon Apr 22 1991, 7:05 PM EDT Att: 25,841 - Cloudy - 52 F											
Roberto Alomar, S OBP: 0.361, SLG: 0.407	F8		F8		F8-6-2		G5-3			4	0	1	0	0	0	1												
Kelly Gruber, R OBP: 0.377, SLG: 0.543	F9				F8-6-2		F8			3	1	1	0	1	0	0												
Joe Carter, R OBP: 0.344, SLG: 0.571		P6			F8-6-2		F9			4	1	1	2	0	0	2												
John Olerud, L OBP: 0.404, SLG: 0.578		G3-1			F8-6-2		G1-3			3	1	1	0	1	0	0												
Rance Mulliniks, L OBP: 0.333, SLG: 0.393		G4-3					G1-3			2	0	0	0	0	1	1												
Pat Tabler, R OBP: 0.565, SLG: 0.667							G1-3			2	0	1	0	0	0	0												
Greg Myers, L OBP: 0.316, SLG: 0.400										4	1	2	1	0	1	2												
Manuel Lee, S OBP: 0.340, SLG: 0.289										3	0	0	0	0	1	3												
Mookie Wilson, S OBP: 0.200, SLG: 0.261										3	0	1	0	0	0	4												
Inning Stats	R: 0 E: 0 K: 0 S: 5	H: 0 LOB: 0 BB: 0 P: 8	R: 0 E: 0 K: 0 S: 6	H: 0 LOB: 0 BB: 0 P: 8	R: 1 E: 0 K: 0 S: 10	H: 1 LOB: 1 BB: 0 P: 16	R: 3 E: 0 K: 2 S: 13	H: 4 LOB: 1 BB: 0 P: 16	R: 0 E: 1 K: 1 S: 9	H: 1 LOB: 2 BB: 1 P: 19	R: 0 E: 0 K: 0 S: 8	H: 0 LOB: 0 BB: 0 P: 16	R: 0 E: 0 K: 0 S: 9	H: 0 LOB: 0 BB: 0 P: 16	R: 0 E: 0 K: 0 S: 11	H: 1 LOB: 1 BB: 0 P: 13	1B: 3 2B: 3 3B: 2 HR: 1	SF: 1 SAC: 1 DP: 2 HBP: 1	WP: 1 PB: 0 SB: 1 CS: 0	PA: 37								
PITCHER	IP	WLS	BF	H	R	ER	SO	BB	IBB	HBP	BLK	WP	HR	S	P	ERA	WHIP											
Danny Darwin, R ERA: 8.1	(1, 1)	4.0		18	5	4	4	2	0	0	1	0	1	1	34	48	9.00	1.250										
Dennis Lamp, R ERA: 3.0	(5, 1)	1.0	W	5	1	0	0	0	2	0	0	0	0	0	10	22	0.00	3.000										
Joe Hesketh, L ERA: 2.84	(6, 1)	2.0		7	1	0	0	1	0	0	0	0	0	0	17	31	0.00	0.500										
Jeff Gray, R ERA: 2.89	(8, 1)	1.0		3	0	0	0	0	0	0	0	0	0	9	16	0.00	0.000											
Jeff Reardon, R ERA: 1.93	(9, 1)	1.0	S	4	1	0	0	0	0	0	0	0	0	11	13	0.00	1.000											

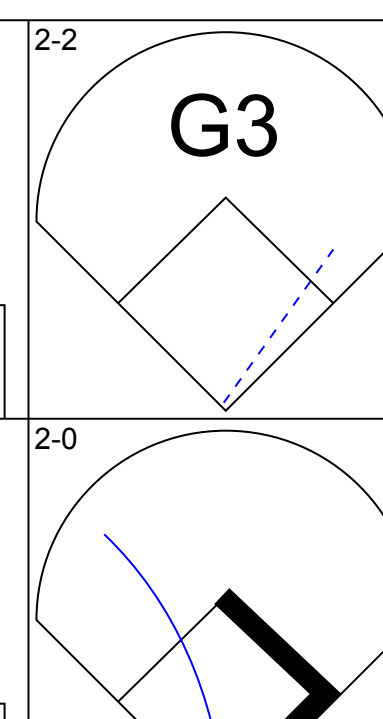
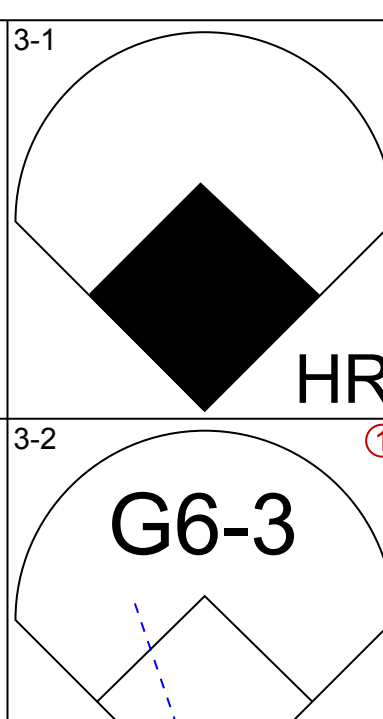
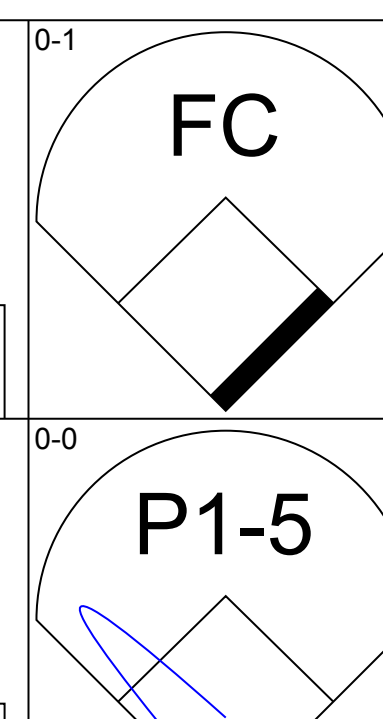
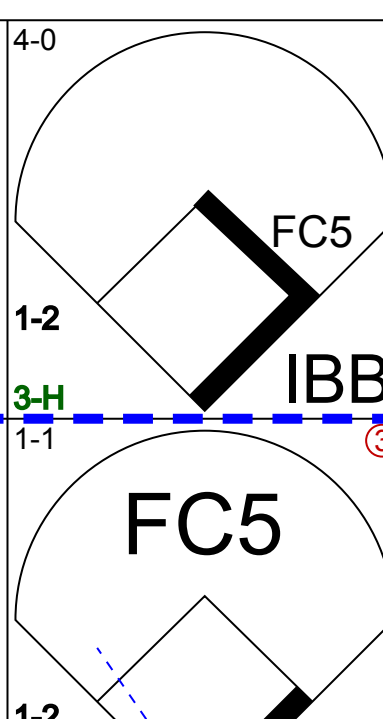
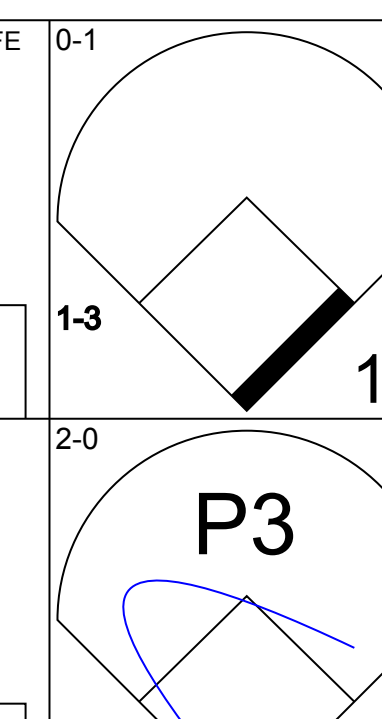
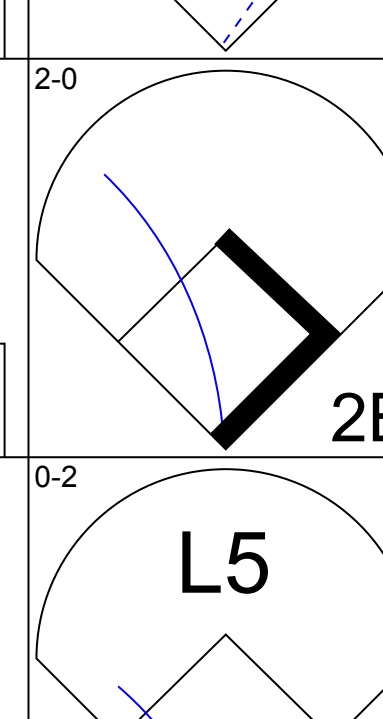
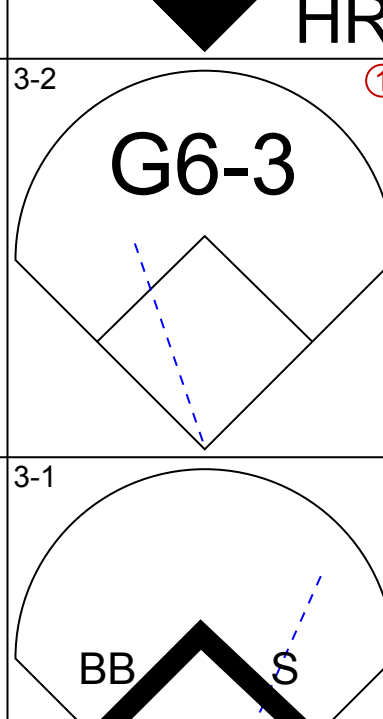
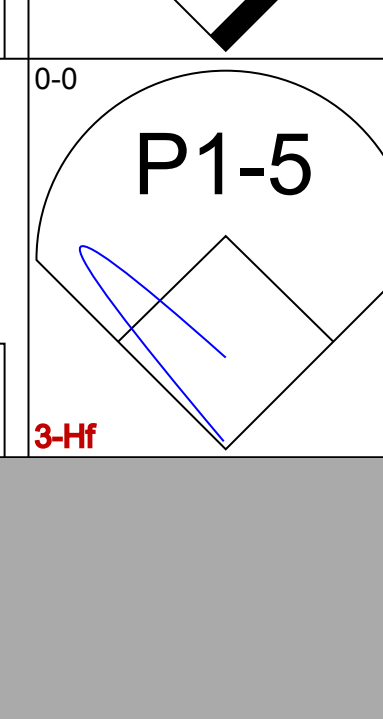
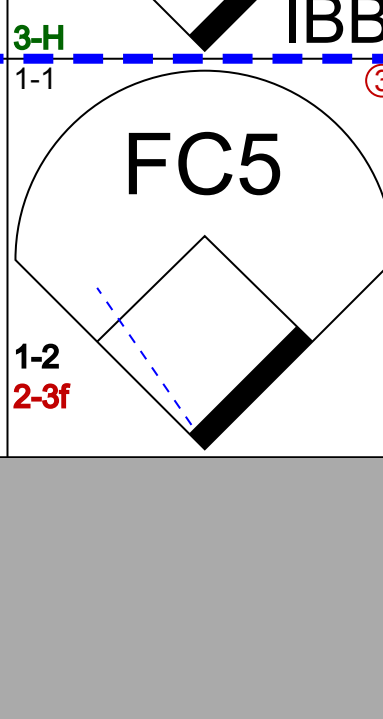
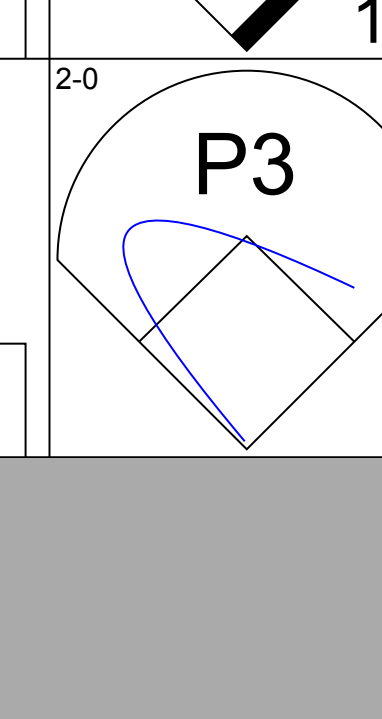
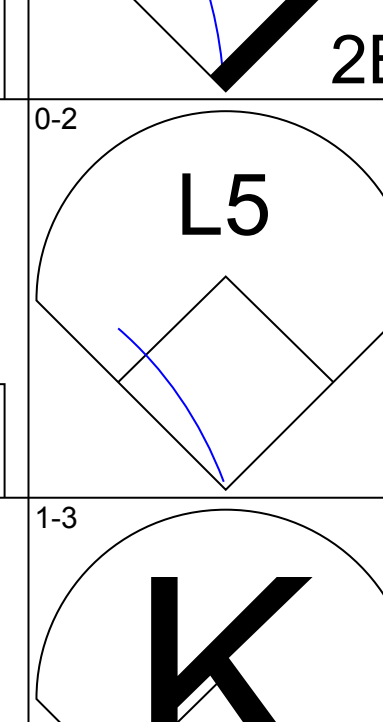
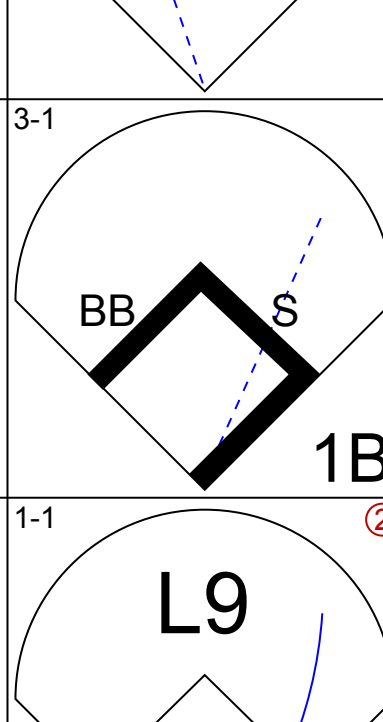

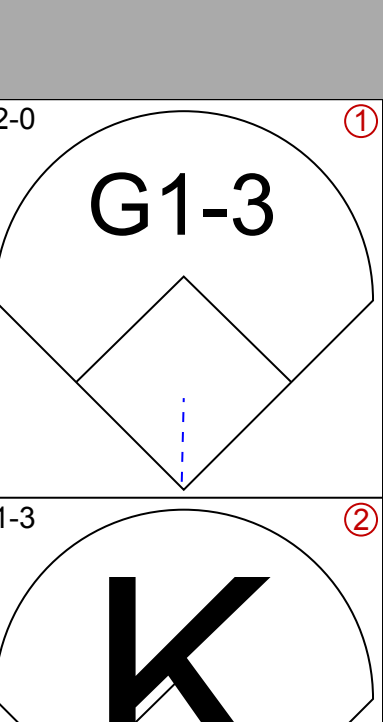
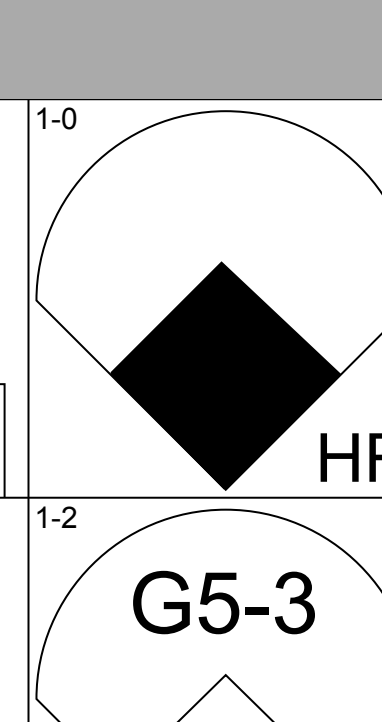
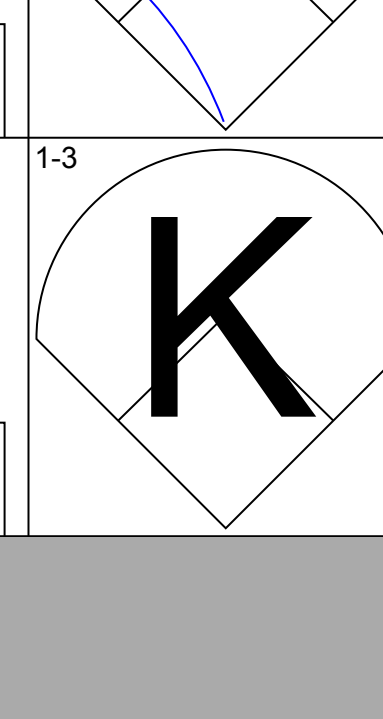
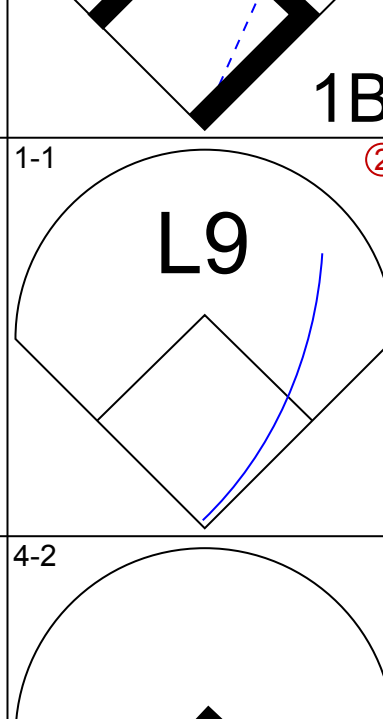
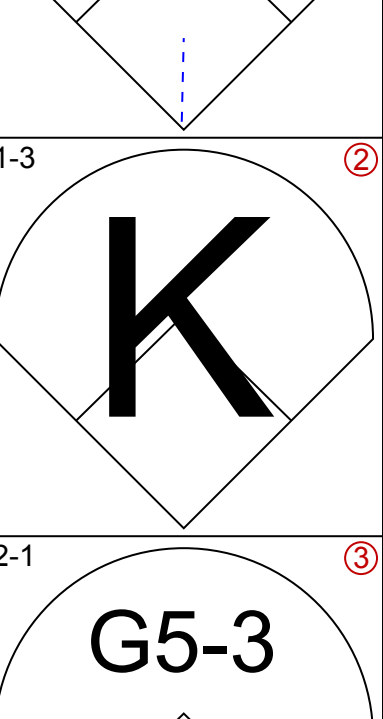
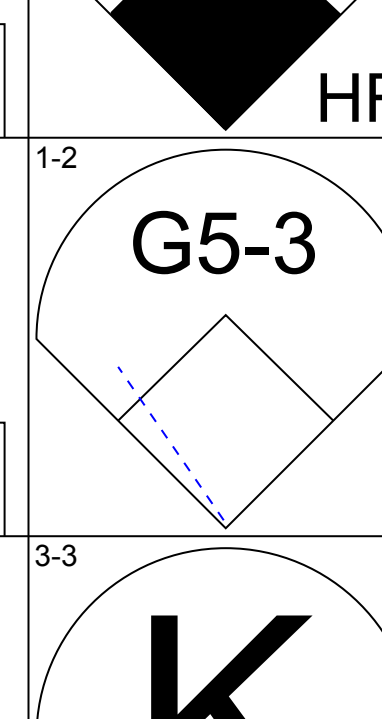
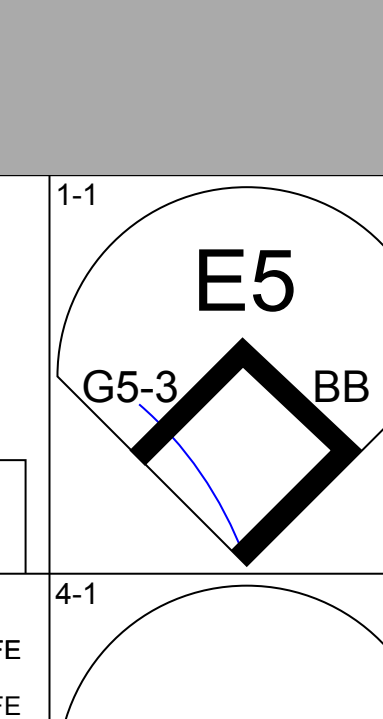
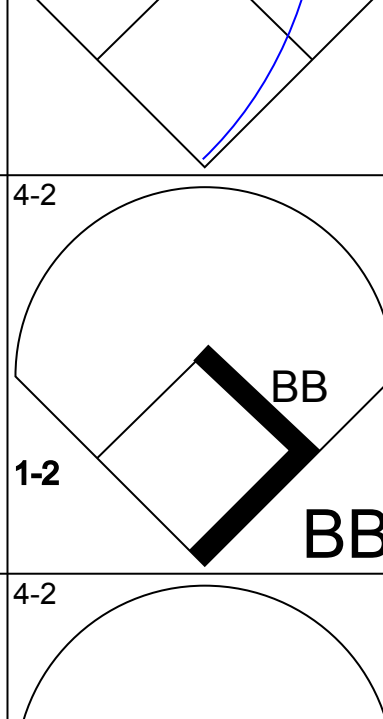

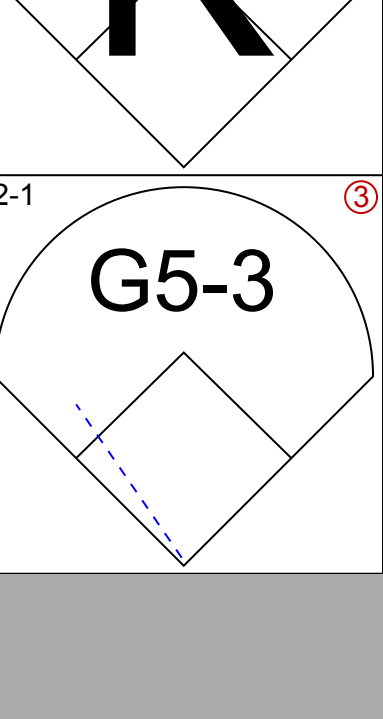
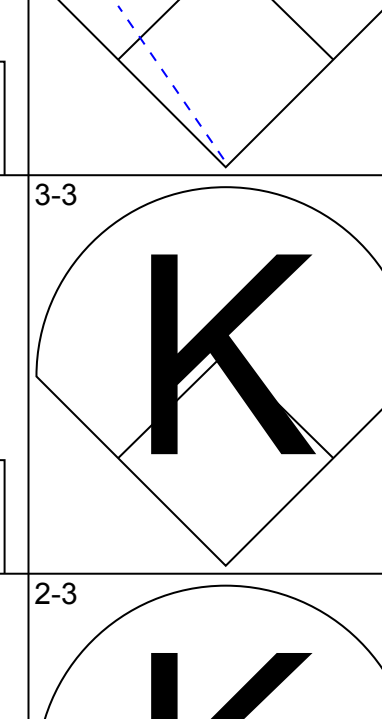
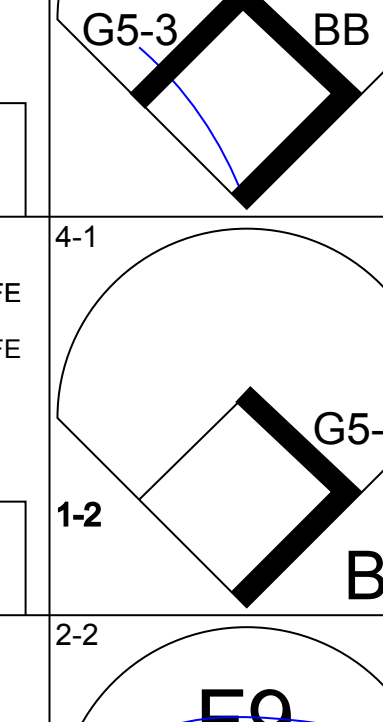
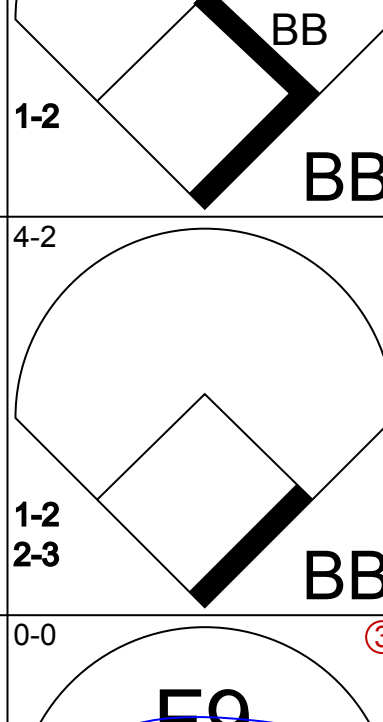

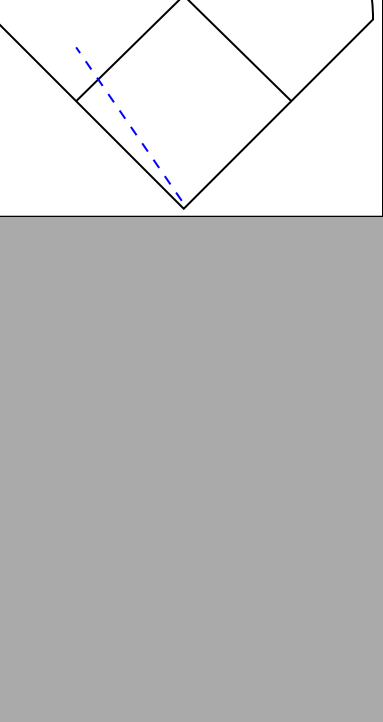
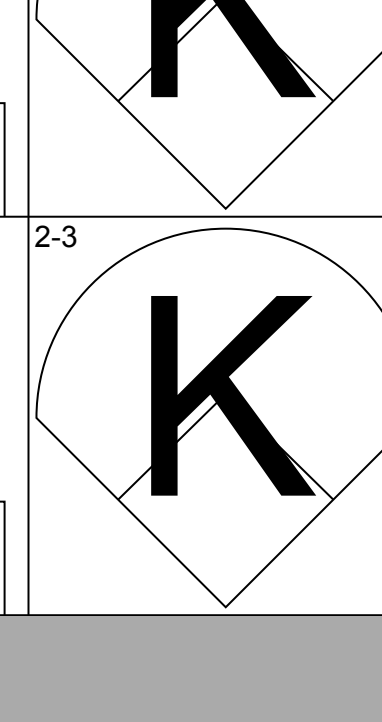
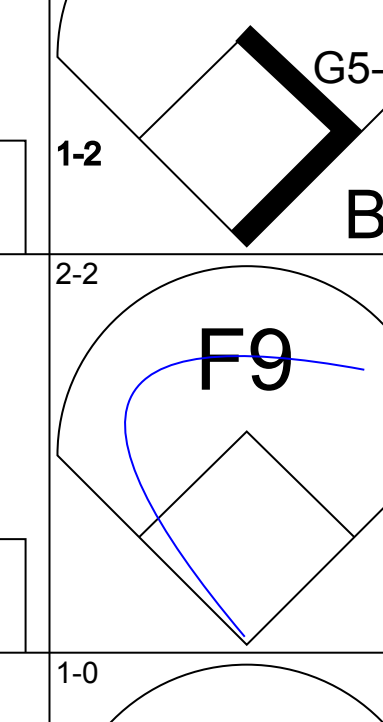
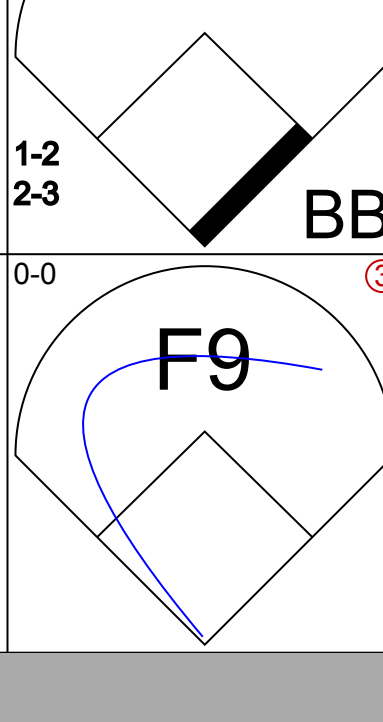
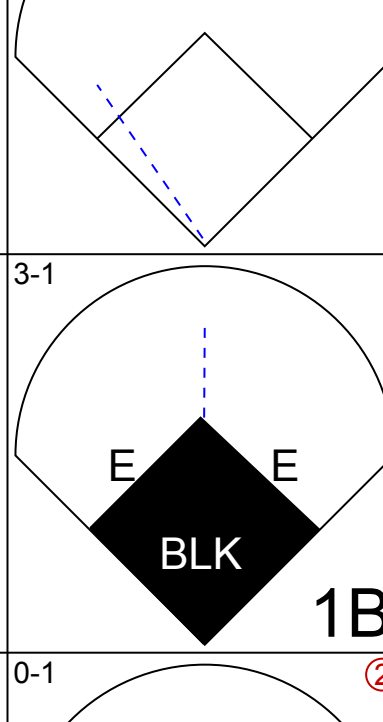
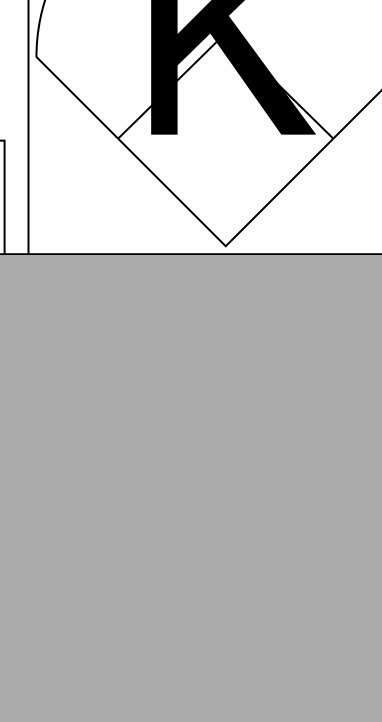
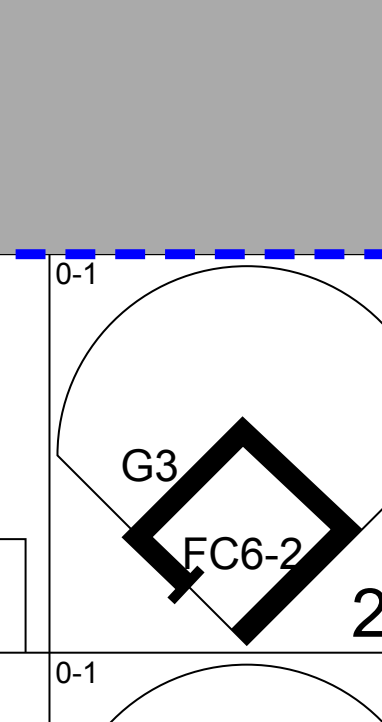
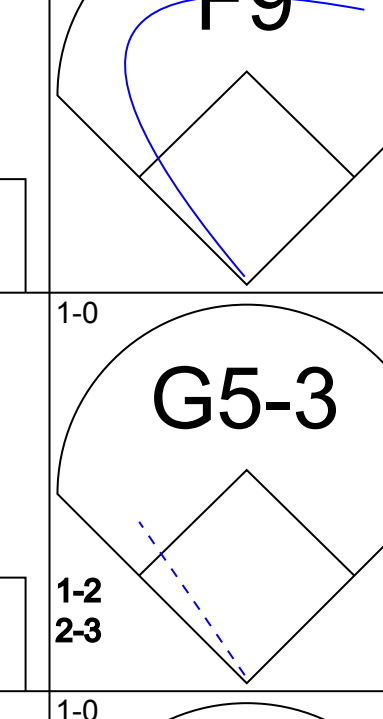
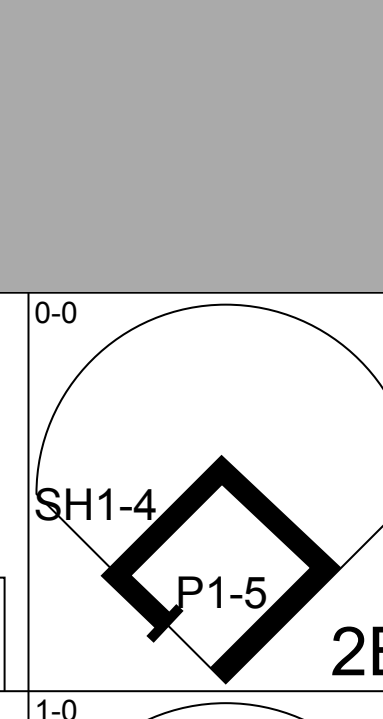

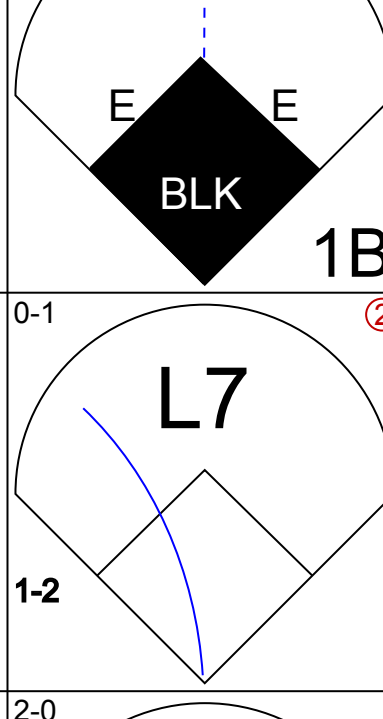
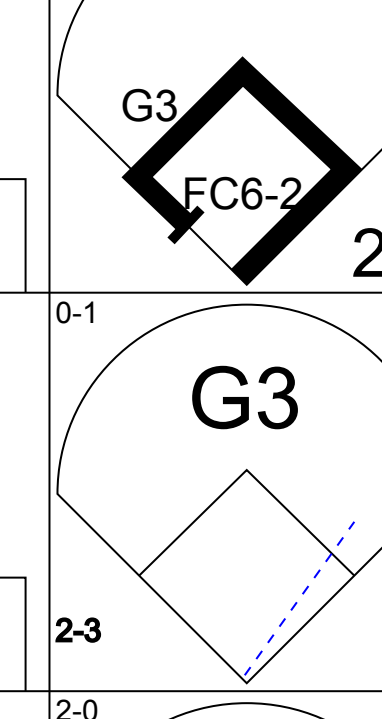
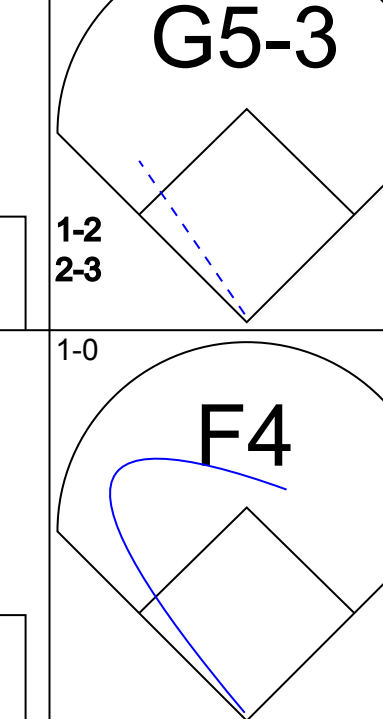
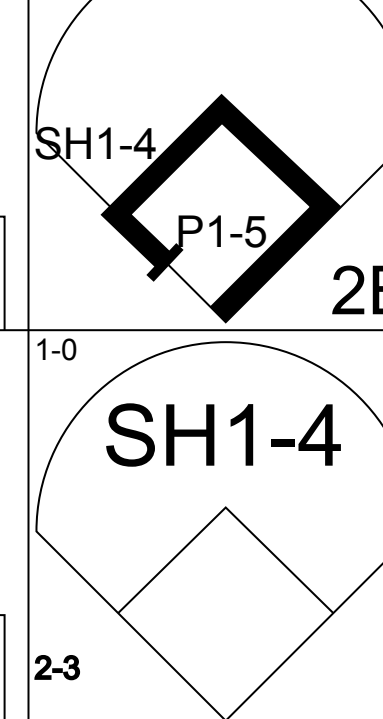
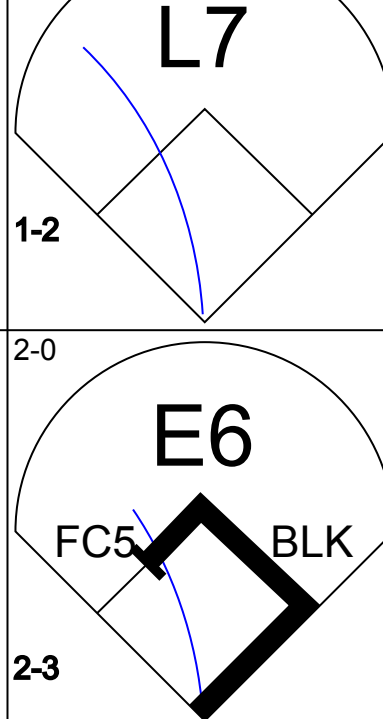

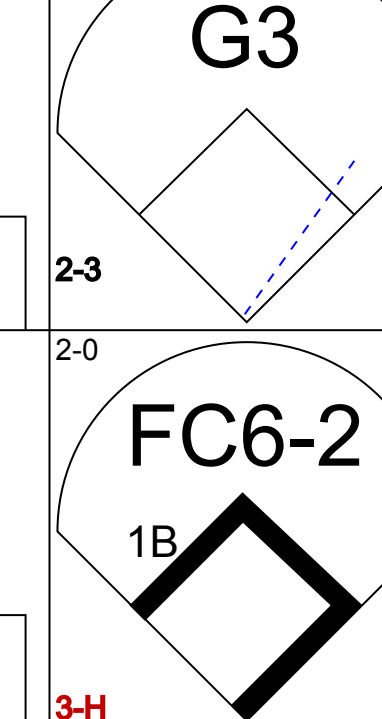
Batter	1	2	3	4	5	6	7	8	9	AB	R	H	RBI	BB	SO	LOB	BOTTOM											
Wade Boggs, L OBP: 0.326, SLG: 0.442	G6-3									3	1	2	2	1	0	0	Toronto Blue Jays @ Boston Red Sox Fenway Park, Boston, MA Mon Apr 22 1991, 7:05 PM EDT Att: 25,841 - Cloudy - 52 F											
Jody Read, R OBP: 0.170, SLG: 0.093	L7		F8							3	0	0	0	1	1	2												
Mike Greenwell, L OBP: 0.373, SLG: 0.444	1B		G6-3							4	1	1	0	0	0	3												
Jack Clark, R OBP: 0.386, SLG: 0.459	1B									4	0	3	1	0	1	1												
Ellis Burks, R OBP: 0.354, SLG: 0.452	FC5-4									4	2	1	1	0	0	4												
Tom Brunansky, R OBP: 0.273, SLG: 0.439										4	1	1	2	0	0	2												
Kevin Romine, R ERA: 18.9										0	0	0	0	0	0	0												
Carlos Quintana, R OBP: 0.302, SLG: 0.310										3	0	2	0	0	0	0												
Tony Peña, R OBP: 0.170, SLG: 0.261										4	0	0	0	0	0	2												
Tim Lincecum, R OBP: 0.268, SLG: 0.194										3	1	0	0	1	0	1												
Inning Stats	R: 1 E: 0 K: 0 S: 10	H: 2 LOB: 1 BB: 0 P: 15	R: 0 E: 0 K: 0 S: 4	H: 1 LOB: 0 BB: 0 P: 7	R: 0 E: 0 K: 0 S: 6	H: 1 LOB: 1 BB: 0 P: 11	R: 2 E: 1 K: 0 S: 9	H: 3 LOB: 0 BB: 0 P: 15	R: 2 E: 0 K: 0 S: 8	H: 2 LOB: 2 BB: 2 P: 22	R: 0 E: 0 K: 2 S: 8	H: 0 LOB: 1 BB: 1 P: 15	R: 1 E: 0 K: 0 S: 8	H: 1 LOB: 0 BB: 0 P: 14	R: 0 E: 0 K: 0 S: 8	H: 0 LOB: 0 BB: 0 P: 14	1B: 6 2B: 0 3B: 1 HR: 3	SF: 0 SAC: 0 DP: 1 HBP: 1	WP: 0 PB: 0 SB: 0 CS: 0	PA: 36								
PITCHER	IP	WLS	BF	H	R	ER	SO	BB	IBB	HBP	BLK	WP	HR	S	P	ERA	WHIP											
David Wells, L ERA: 5.12	(1, 1)	4.1	L	21	8	5	5	0	2	0	0	0	0	20	32	62	10.38	2.308										
Mike Timlin, R ERA: 2.45	(5, 1)	2.2		10	1	0	0	2	1	0	0	0	0	20	32	0.00	0.750											
Frank Wilks, R ERA: 18.9	(8, 1)	1.0		5	1	1	1	0	0	0	1	0	1	8	14	9.00	1.000											



Batter	1	2	3	4	5	6	7	8	9	AB	R	H	RBI	BB	SO	LOB	TOP					
Devon White, S (1, 8) OBP: 0.321, SLG: 0.451										4	0	0	0	0	1	2	Toronto Blue Jays @ Boston Red Sox Fenway Park, Boston, MA Tue Apr 23 1991, 7:05 PM EDT Att: 29,904 - Sunny - 64 F					
Roberto Alomar, S (1, 4) OBP: 0.338, SLG: 0.379										4	0	0	0	0	1	1						
Kelly Gruber, R (1, 5) OBP: 0.368, SLG: 0.540					2B					4	0	1	0	0	2	0						
Joe Carter, R (1, 9) OBP: 0.369, SLG: 0.600										4	0	3	0	0	0	1						
John Olerud, L (1, 3) OBP: 0.393, SLG: 0.542										3	0	0	0	1	1	3						
Rance Mulliniks, L (1, 10) OBP: 0.378, SLG: 0.379										1	0	0	0	3	1	0						
Greg Myers, L (1, 2) OBP: 0.286, SLG: 0.359										4	0	0	0	0	0	6						
Manuel Lee, S (1, 6) OBP: 0.357, SLG: 0.298										2	0	1	0	1	1	0						
Pat Tabler, R (9, PH) OBP: 0.542, SLG: 0.632										1	0	0	0	0	1	2						
Mookie Wilson, S (1, 7) OBP: 0.214, SLG: 0.269										3	0	1	0	0	1	2						
Inning Stats	R: 0 E: 0 K: 3 S: 10	H: 0 LOB: 0 BB: 0 P: 13	R: 0 E: 0 K: 1 S: 7	H: 1 LOB: 0 BB: 0 P: 7	R: 0 E: 0 K: 1 S: 10	H: 1 LOB: 1 BB: 0 P: 15	R: 0 E: 0 K: 0 S: 12	H: 1 LOB: 3 BB: 2 P: 23	R: 0 E: 0 K: 1 S: 9	H: 1 LOB: 1 BB: 0 P: 17	R: 0 E: 0 K: 1 S: 11	H: 1 LOB: 1 BB: 0 P: 18	R: 0 E: 0 K: 0 S: 7	H: 0 LOB: 1 BB: 2 P: 16	R: 0 E: 0 K: 1 S: 6	H: 0 LOB: 2 BB: 1 P: 8	R: 0 E: 0 K: 1 S: 14	H: 1 LOB: 2 BB: 1 P: 21	1B: 4 2B: 2 3B: 0 HR: 0	SF: 0 SAC: 0 DP: 2 HBP: 0	WP: 0 PB: 0 SB: 2 CS: 1	PA: 35
PITCHER	IP	WLS	BF	H	R	ER	SO	BB	IBB	HBP	BLK	WP	HR	S	P	ERA	WHIP					
Roger Clemens, R (1, 1) ERA: 0.28	7.0	W	27	5	0	0	7	4	0	0	0	0	0	66	109	0.00	1.286					
Jeff Gray, R (8, 1) ERA: 2.51	1.0		3	0	0	0	1	0	0	0	0	0	0	6	8	0.00	0.000					
Jeff Reardon, R (9, 1) ERA: 1.59	1.0	S	5	1	0	0	1	1	0	0	0	0	0	14	21	0.00	2.000					

AB	30
R	0
H	6
RBI	0
BB	5
SO	9
LOB	17



Batter	1	2	3	4	5	6	7	8	9	AB	R	H	RBI	BB	SO	LOB	BOTTOM				
Wade Boggs, L (1, 5) OBP: 0.341, SLG: 0.511										4	1	2	1	1	0	1	Toronto Blue Jays @ Boston Red Sox Fenway Park, Boston, MA Tue Apr 23 1991, 7:05 PM EDT Att: 29,904 - Sunny - 64 F				
Jody Read, R (1, 4) OBP: 0.173, SLG: 0.125										5	0	1	0	0	0	6					
Mike Greenwell, L (1, 7) OBP: 0.382, SLG: 0.510										4	1	2	1	0	0	1					
Jack Clark, R (1, 10) OBP: 0.354, SLG: 0.415										4	0	0	0	0	2	2					
Ellis Burks, R (1, 8) OBP: 0.346, SLG: 0.422										3	0	0	0	1	1	0					
Tom Brunansky, R (1, 9) OBP: 0.292, SLG: 0.419										2	0	0	0	2	1	0					
Carlos Quintana, R (1, 3) OBP: 0.319, SLG: 0.348										4	1	2	0	0	0	5					
Tony Peña, R (1, 2) OBP: 0.176, SLG: 0.280										4	0	1	0	0	0	4					
Tim Lincecum, R (1, 6) OBP: 0.250, SLG: 0.179										3	0	0	0	0	0	4					
Inning Stats	R: 0 E: 0 K: 1 S: 11	H: 1 LOB: 1 BB: 0 P: 16	R: 0 E: 1 K: 0 S: 8	H: 0 LOB: 2 BB: 1 P: 17	R: 1 E: 0 K: 0 S: 15	H: 2 LOB: 3 BB: 2 P: 33	R: 0 E: 0 K: 0 S: 5	H: 1 LOB: 1 BB: 0 P: 6	R: 0 E: 2 K: 1 S: 10	H: 0 LOB: 2 BB: 1 P: 21	R: 1 E: 0 K: 2 S: 10	H: 1 LOB: 0 BB: 0 P: 17	R: 0 E: 0 K: 0 S: 8	H: 2 LOB: 2 BB: 0 P: 12	R: 0 E: 0 K: 0 S: 8	H: 2 LOB: 0 BB: 0 P: 12	1B: 3 2B: 4 3B: 0 HR: 2	SF: 0 SAC: 1 DP: 1 HBP: 0	WP: 0 PB: 0 SB: 1 CS: 0	PA: 38	
PITCHER	IP	WLS	BF	H	R	ER	SO	BB	IBB	HBP	BLK	WP	HR	S	P	ERA	WHIP				
Denis Boucher, L (1, 1) ERA: 2.5	5.2	L	28	5	2	1	2	3	1	0	1	0	1	54	102	1.59	1.412				
Jim Acker, R (6, 1) ERA: 2.08	1.1		5	1	1	1	2	0	0	0	0	0	1	12	20	6.75	0.750				
Willie Fraser, R (8, 1) ERA:	1.0		5	2	0	0	0	0	0	0	0	0	0	8	12	0.00	2.000				



Batter	1	2	3	4	5	6	7	8	9	AB	R	H	RBI	BB	SO	LOB	TOP							
Devon White, S OBP: 0.344, SLG: 0.463										3	2	1	0	2	1	2								
Roberto Alomar, S OBP: 0.319, SLG: 0.355										4	0	0	1	0	1	2								
Kelly Gruber, R OBP: 0.339, SLG: 0.500										4	0	0	1	0	1	2								
Joe Carter, R OBP: 0.400, SLG: 0.609										4	2	3	0	1	1	0								
Pat Tabler, R OBP: 0.552, SLG: 0.591										3	1	1	1	2	0	1								
Mark Whiten, S OBP: 0.320, SLG: 0.372										4	0	2	1	0	1	2								
Glenallen Hill, R OBP: 0.333, SLG: 0.200										2	0	0	1	1	0	0								
Pat Borders, R OBP: 0.043, SLG: 0.043										4	0	1	0	0	2	3								
Manuel Lee, S OBP: 0.367, SLG: 0.300										3	1	1	0	1	1	2								
Inning Stats	R: 1 E: 0 K: 1 S: 8	H: 1 LOB: 2 BB: 2 P: 22	R: 0 E: 0 K: 1 S: 10	H: 0 LOB: 0 BB: 1 P: 18	R: 1 E: 0 K: 1 S: 10	H: 0 LOB: 0 BB: 1 P: 17	R: 0 E: 0 K: 0 S: 4	H: 0 LOB: 0 BB: 0 P: 7	R: 1 E: 0 K: 1 S: 10	H: 2 LOB: 1 BB: 0 P: 17	R: 2 E: 0 K: 1 S: 15	H: 3 LOB: 2 BB: 1 P: 27	R: 1 E: 0 K: 1 S: 12	H: 2 LOB: 2 BB: 2 P: 28	R: 0 E: 0 K: 2 S: 10	H: 0 LOB: 0 BB: 0 P: 12	R: 0 E: 0 K: 0 S: 4	H: 1 LOB: 0 BB: 0 P: 4	1B: 8 2B: 1 3B: 0 HR: 0	SF: 2 SAC: 1 DP: 1 HBP: 0	WP: 0 PB: 2 SB: 1 CS: 1	PA: 42		
PITCHER	IP WLS BF H R ER SO BB IBB HBP BLK WP HR S P ERA WHIP	IP WLS BF H R ER SO BB IBB HBP BLK WP HR S P ERA WHIP	IP WLS BF H R ER SO BB IBB HBP BLK WP HR S P ERA WHIP	IP WLS BF H R ER SO BB IBB HBP BLK WP HR S P ERA WHIP	IP WLS BF H R ER SO BB IBB HBP BLK WP HR S P ERA WHIP	IP WLS BF H R ER SO BB IBB HBP BLK WP HR S P ERA WHIP	IP WLS BF H R ER SO BB IBB HBP BLK WP HR S P ERA WHIP	IP WLS BF H R ER SO BB IBB HBP BLK WP HR S P ERA WHIP	IP WLS BF H R ER SO BB IBB HBP BLK WP HR S P ERA WHIP	IP WLS BF H R ER SO BB IBB HBP BLK WP HR S P ERA WHIP	IP WLS BF H R ER SO BB IBB HBP BLK WP HR S P ERA WHIP	IP WLS BF H R ER SO BB IBB HBP BLK WP HR S P ERA WHIP	IP WLS BF H R ER SO BB IBB HBP BLK WP HR S P ERA WHIP	IP WLS BF H R ER SO BB IBB HBP BLK WP HR S P ERA WHIP	IP WLS BF H R ER SO BB IBB HBP BLK WP HR S P ERA WHIP	IP WLS BF H R ER SO BB IBB HBP BLK WP HR S P ERA WHIP	IP WLS BF H R ER SO BB IBB HBP BLK WP HR S P ERA WHIP	IP WLS BF H R ER SO BB IBB HBP BLK WP HR S P ERA WHIP	IP WLS BF H R ER SO BB IBB HBP BLK WP HR S P ERA WHIP	IP WLS BF H R ER SO BB IBB HBP BLK WP HR S P ERA WHIP	IP WLS BF H R ER SO BB IBB HBP BLK WP HR S P ERA WHIP	IP WLS BF H R ER SO BB IBB HBP BLK WP HR S P ERA WHIP	IP WLS BF H R ER SO BB IBB HBP BLK WP HR S P ERA WHIP	IP WLS BF H R ER SO BB IBB HBP BLK WP HR S P ERA WHIP

Toronto Blue Jays @ Boston Red Sox
Fenway Park, Boston, MA
Wed Apr 24 1991, 7:05 PM EDT
Att: 28,841 - Cloudy - 65 F

AB	31
R	6
H	9
RBI	5
BB	7
SO	8
LOB	14



Batter	1	2	3	4	5	6	7	8	9	AB	R	H	RBI	BB	SO	LOB	BOTTOM							
Wade Boggs, L OBP: 0.338, SLG: 0.538										5	0	2	0	0	0	0								
Steve Lyons, L OBP: 0.300, SLG: 0.222										5	0	1	0	0	1	4								
Mike Greenwell, L OBP: 0.356, SLG: 0.472										4	0	0	0	0	0	3								
Jack Clark, R OBP: 0.346, SLG: 0.386										3	1	0	0	1	1	0								
Ellis Burks, R OBP: 0.339, SLG: 0.408										4	0	1	0	0	1	1								
Tom Brunansky, R OBP: 0.308, SLG: 0.413										3	0	1	0	1	1	1								
Carlos Quintana, R OBP: 0.314, SLG: 0.340										4	0	1	0	0	1	4								
Luis Rivera, R OBP: 0.286, SLG: 0.286										4	0	1	1	0	1	4								
John Marzano, R OBP: 0.500, SLG: 0.500										4	0	2	0	0	1	2								
Inning Stats	R: 0 E: 0 K: 0 S: 7	H: 0 LOB: 0 BB: 0 P: 11	R: 0 E: 0 K: 0 S: 13	H: 1 LOB: 2 BB: 1 P: 25	R: 0 E: 0 K: 0 S: 6	H: 2 LOB: 1 BB: 0 P: 10	R: 1 E: 1 K: 1 S: 9	H: 1 LOB: 2 BB: 1 P: 16	R: 0 E: 0 K: 0 S: 7	H: 0 LOB: 0 BB: 0 P: 10	R: 0 E: 0 K: 2 S: 17	H: 2 LOB: 2 BB: 0 P: 25	R: 0 E: 0 K: 0 S: 14	H: 1 LOB: 1 BB: 0 P: 21	R: 0 E: 0 K: 1 S: 7	H: 0 LOB: 0 BB: 0 P: 12	R: 0 E: 0 K: 3 S: 11	H: 2 LOB: 2 BB: 0 P: 21	1B: 7 2B: 3 3B: 0 HR: 0	SF: 0 SAC: 0 DP: 1 HBP: 0	WP: 0 PB: 0 SB: 0 CS: 0	PA: 38		
PITCHER	IP WLS BF H R ER SO BB IBB HBP BLK WP HR S P ERA WHIP	IP WLS BF H R ER SO BB IBB HBP BLK WP HR S P ERA WHIP	IP WLS BF H R ER SO BB IBB HBP BLK WP HR S P ERA WHIP	IP WLS BF H R ER SO BB IBB HBP BLK WP HR S P ERA WHIP	IP WLS BF H R ER SO BB IBB HBP BLK WP HR S P ERA WHIP	IP WLS BF H R ER SO BB IBB HBP BLK WP HR S P ERA WHIP	IP WLS BF H R ER SO BB IBB HBP BLK WP HR S P ERA WHIP	IP WLS BF H R ER SO BB IBB HBP BLK WP HR S P ERA WHIP	IP WLS BF H R ER SO BB IBB HBP BLK WP HR S P ERA WHIP	IP WLS BF H R ER SO BB IBB HBP BLK WP HR S P ERA WHIP	IP WLS BF H R ER SO BB IBB HBP BLK WP HR S P ERA WHIP	IP WLS BF H R ER SO BB IBB HBP BLK WP HR S P ERA WHIP	IP WLS BF H R ER SO BB IBB HBP BLK WP HR S P ERA WHIP	IP WLS BF H R ER SO BB IBB HBP BLK WP HR S P ERA WHIP	IP WLS BF H R ER SO BB IBB HBP BLK WP HR S P ERA WHIP	IP WLS BF H R ER SO BB IBB HBP BLK WP HR S P ERA WHIP	IP WLS BF H R ER SO BB IBB HBP BLK WP HR S P ERA WHIP	IP WLS BF H R ER SO BB IBB HBP BLK WP HR S P ERA WHIP	IP WLS BF H R ER SO BB IBB HBP BLK WP HR S P ERA WHIP	IP WLS BF H R ER SO BB IBB HBP BLK WP HR S P ERA WHIP	IP WLS BF H R ER SO BB IBB HBP BLK WP HR S P ERA WHIP	IP WLS BF H R ER SO BB IBB HBP BLK WP HR S P ERA WHIP	IP WLS BF H R ER SO BB IBB HBP BLK WP HR S P ERA WHIP	IP WLS BF H R ER SO BB IBB HBP BLK WP HR S P ERA WHIP

Toronto Blue Jays @ Boston Red Sox
Fenway Park, Boston, MA
Wed Apr 24 1991, 7:05 PM EDT
Att: 28,841 - Cloudy - 65 F

AB	36
R	1
H	9
RBI	1
BB	2
SO	7
LOB	19



Batter	1	2	3	4	5	6	7	8	9	AB	R	H	RBI	BB	SO	LOB	TOP			
Wade Boggs, L (1, 5) OBP: 0.326, SLG: 0.536										4	1	1	0	0	0	1	Boston Red Sox @ Kansas City Royals Royals Stadium, Kansas City, MO Fri Apr 26 1991, 8:05 PM EDT Att: 22,559 - Cloudy - 75 F			
Jody Reed, R (1, 4) OBP: 0.196, SLG: 0.137										3	0	1	0	0	0	1				
Mike Greenwell, L (1, 7) OBP: 0.333, SLG: 0.439										4	0	0	0	0	0	4				
Jack Clark, R (1, 10) OBP: 0.321, SLG: 0.354										4	0	0	0	0	1	1				
Ellis Burks, R (1, 8) OBP: 0.333, SLG: 0.385										3	1	0	0	1	1	1				
Tom Brunansky, R (1, 9) OBP: 0.357, SLG: 0.551										3	1	3	2	1	0	0				
Carlos Quintana, R (1, 3) OBP: 0.291, SLG: 0.315										4	0	0	0	0	1	3				
Tony Peña, R (1, 2) OBP: 0.182, SLG: 0.278										4	0	1	0	0	0	1				
Tim Lincecum, R (1, 6) OBP: 0.239, SLG: 0.171										2	0	0	0	0	0	0				
Mike Marshall, R (9, PH) OBP: 0.250, SLG: 0.500										1	0	0	0	0	1	1				
Inning Stats	R: 1 E: 1 K: 0 S: 7	H: 1 LOB: 0 BB: 0 P: 10	R: 2 E: 0 K: 0 S: 8	H: 1 LOB: 0 BB: 1 P: 16	R: 0 E: 0 K: 0 S: 8	H: 0 LOB: 1 BB: 1 P: 14	R: 0 E: 0 K: 2 S: 9	H: 0 LOB: 1 BB: 1 P: 16	R: 0 E: 0 K: 1 S: 10	H: 1 LOB: 2 BB: 0 P: 19	R: 0 E: 0 K: 0 S: 9	H: 0 LOB: 0 BB: 0 P: 11	R: 0 E: 0 K: 0 S: 9	H: 0 LOB: 1 BB: 0 P: 17	R: 0 E: 0 K: 1 S: 8	H: 1 LOB: 1 BB: 0 P: 10	1B: 2 2B: 3 3B: 0 HR: 1	SF: 0 SAC: 1 DP: 1 HBP: 1	WP: 0 PB: 0 SB: 1 CS: 0	PA: 36
PITCHER	IP WLS BF H R ER SO BB IBB HBP BLK WP HR S P ERA WHIP																			
Mike Boddicker, R (1, 1) ERA: 2.03	8.0 W 32 5 3 3 3 2 0 0 0 0 0 1 71 119 3.38 0.875																			
Jeff Montgomery, R (9, 1) ERA:	1.0 S 4 1 0 0 1 0 0 0 0 0 0 0 8 10 0.00 1.000																			

Batter	1	2	3	4	5	6	7	8	9	AB	R	H	RBI	BB	SO	LOB	BOTTOM			
Jim Eisenreich, L (1, 7) OBP: 0.308, SLG: 0.451										4	0	1	0	0	0	2	Boston Red Sox @ Kansas City Royals Royals Stadium, Kansas City, MO Fri Apr 26 1991, 8:05 PM EDT Att: 22,559 - Cloudy - 75 F			
Kevin Seitzer, R (1, 5) OBP: 0.258, SLG: 0.236										1	0	0	1	0	0	1				
Bill Pecota, R (6, FR)										0	1	0	0	1	0	0				
Danny Tartabull, R (1, 9) OBP: 0.317, SLG: 0.482										4	1	1	1	0	1	1				
Kirk Gibson, L (1, 10) OBP: 0.361, SLG: 0.648										2	1	0	0	2	1	2				
Warren Cromartie, L (1, 3) OBP: 0.353, SLG: 0.375										4	0	1	1	0	0	3				
Kurt Stillwell, S (1, 6) OBP: 0.407, SLG: 0.469										3	1	1	0	1	2	1				
Brent Mayne, L (1, 2) OBP: 0.333, SLG: 0.364										2	0	0	0	1	0	1				
Mike Macfarlane, R (8, PH) OBP: 0.318, SLG: 0.405										1	0	1	2	0	0	0				
Gary Thurman, R (1, 8) OBP: 0.313, SLG: 0.333										3	0	0	0	0	1	2				
Terry Puhl, L (8, PH)										0	0	0	0	1	0	0				
Brian McRae, S (8, FR)										0	0	0	0	0	0	0				
Terry Shupert, R (1, 4) OBP: 0.209, SLG: 0.268										4	1	2	0	0	0	2				
Inning Stats	R: 0 E: 0 K: 0 S: 9	H: 1 LOB: 2 BB: 1 P: 18	R: 0 E: 0 K: 2 S: 9	H: 0 LOB: 0 BB: 0 P: 13	R: 1 E: 0 K: 0 S: 5	H: 1 LOB: 0 BB: 0 P: 7	R: 0 E: 0 K: 0 S: 8	H: 1 LOB: 1 BB: 0 P: 12	R: 0 E: 0 K: 2 S: 14	H: 2 LOB: 2 BB: 1 P: 24	R: 0 E: 0 K: 0 S: 6	H: 1 LOB: 0 BB: 1 P: 12	R: 2 E: 0 K: 1 S: 10	H: 1 LOB: 3 BB: 3 P: 26	R: 2 E: 0 K: 1 S: 10	H: 1 LOB: 2 BB: 3 P: 26	1B: 3 2B: 3 3B: 1 HR: 0	SF: 1 SAC: 0 DP: 0 HBP: 1	WP: 1 PB: 0 SB: 1 CS: 2	PA: 37
PITCHER	IP WLS BF H R ER SO BB IBB HBP BLK WP HR S P ERA WHIP																			
Greg Harris, R (1, 1) ERA: 3.63	6.0 1 0 0 0 0 0 0 0 0 0 0 1 1 0.00 0.000																			
Joe Hesketh, L (7, 1) ERA: 2.7	0.1 1 0 0 0 0 0 0 0 0 0 0 3 7 0.00 1.500																			
Jeff Gray, R (7, 1) ERA: 2.45	0.2 L 4 0 2 2 1 1 1 0 0 0 0 0 8 17 27.00 1.500																			
Tony Fossas, L (8, 1) ERA: 5.4	0.1 3 1 0 0 0 0 0 1 0 0 0 0 0 2 9 0.00 3.000																			
Daryl Irvine, R (8, 1) ERA:																				

AB 32
R 3
H 6
RBI 2
BB 2
SO 4
LOB 13



AB 28
R 5
H 7
RBI 5
BB 6
SO 5
LOB 15




Batter	1	2	3	4	5	6	7	8	9	AB	R	H	RBI	BB	SO	LOB	TOP										
Wade Boggs, L (1.5) OBP: 0.319, SLG: 0.500	F7		BB 1B BB			G4-6-3		FC1-4 BB	G6-3	4	0	0	0	2	1	3											
Jody Reed, R (1.4) OBP: 0.180, SLG: 0.125	F8		F8		G5-3	F9		FC1-4 BB 1-2 HR		5	1	0	0	0	0	3											
Mike Greenwell, L (1.7) OBP: 0.353, SLG: 0.433	G3		BB 1B					G6-3	BB HR BB	3	1	1	0	2	0	0											
Jack Clark, R (1.10) OBP: 0.361, SLG: 0.420		G1-3						1B HBP BB	HR	2	1	1	3	3	0	0											
Ellis Burks, R (1.8) OBP: 0.354, SLG: 0.393		BB 1B						1B HBP	1B	4	1	2	0	0	1	5											
Tom Brunansky, R (1.9) OBP: 0.344, SLG: 0.509					P4			F7	F8	4	1	0	0	1	1	4											
Mike Marshall, R (1.3) OBP: 0.438, SLG: 0.688								1B BB		4	1	4	1	0	0	0											
Carlos Quintana, R (7.3) OBP: 0.304, SLG: 0.345								1B 1B	G4-3	1	0	1	0	0	0	0											
Tony Peña, R (1.2) OBP: 0.200, SLG: 0.288								1B 1B	G4-3	5	0	2	0	0	0	5											
Tim Lincecum, R (1.6) OBP: 0.229, SLG: 0.163									G4-3	2	0	0	0	0	1	1											
Steve Lyons, L (6, PH) OBP: 0.300, SLG: 0.222									G4-3	0	0	0	0	0	0	0											
Kevin Romine, R (6, PH) OBP: 0.500, SLG: 0.500									G4-3	1	0	1	2	0	0	0											
Luis Rivera, R (6.6) OBP: 0.222, SLG: 0.222									G4-3	2	0	0	0	0	0	1											
Inning Stats	R: 0 E: 0 K: 0 S: 10	H: 0 LOB: 0 BB: 0 P: 14	R: 1 E: 0 K: 1 S: 10	H: 3 LOB: 2 BB: 0 P: 15	R: 0 E: 0 K: 1 S: 18	H: 1 LOB: 3 BB: 2 P: 32	R: 0 E: 0 K: 0 S: 7	H: 1 LOB: 1 BB: 0 P: 11	R: 0 E: 0 K: 2 S: 16	H: 0 LOB: 2 BB: 2 P: 29	R: 0 E: 0 K: 0 S: 13	H: 3 LOB: 1 BB: 1 P: 21	R: 0 E: 0 K: 0 S: 10	H: 1 LOB: 3 BB: 1 P: 19	R: 3 E: 0 K: 0 S: 17	H: 2 LOB: 1 BB: 2 P: 30	R: 0 E: 0 K: 0 S: 10	H: 1 LOB: 0 BB: 0 P: 17	1B: 9 2B: 2 3B: 0 HR: 1	SF: 0 SAC: 0 DP: 1 HBP: 1	WP: 0 PB: 0 SB: 0 CS: 0	PA: 46					
PITCHER	IP	WLS	BF	H	R	ER	SO	BB	IBB	HBP	BLK	WP	HR	S	P	ERA	WHIP										
Kevin Appier, R (1.1) ERA: 4.64	5.0	L	24	5	2	2	4	5	0	0	0	0	0	62	106	3.60	2.000										
Steve Crawford, L (6.1) ERA: 6.0	0.0		2	2	0	0	0	0	0	0	0	0	0	4	5	∞	∞										
Dan Schatzeder, L (6.1) ERA: 12.0	1.1		5	1	1	1	0	1	0	0	0	0	0	11	19	6.75	1.500										
Luis Aquino, R (7.1) ERA: 7.94	2.1		14	4	3	3	0	2	0	1	0	0	1	31	52	11.57	2.571										
Mike Magnante, L (9.1) ERA: 5.4	0.1		1	0	0	0	0	0	0	0	0	0	0	3	6	0.00	0.000										

Boston Red Sox @ Kansas City Royals
Royals Stadium, Kansas City, MO
Sat Apr 27 1991, 4:33 AM EDT
Att: 29,868 - Sunny - 75 F

livebaseballscorecards.com

AB 37
R 6
H 12
RBI 6
BB 8
SO 4
LOB 22




Batter	1	2	3	4	5	6	7	8	9	AB	R	H	RBI	BB	SO	LOB	BOTTOM										
Jim Eisenreich, L (1.7) OBP: 0.298, SLG: 0.429	G6-3		F8						BB 1B	5	1	1	1	0	2	4											
Gary Thurman, R (1.8) OBP: 0.300, SLG: 0.278	G6-3								BB 1B	3	0	0	0	1	1	0											
Warren Cromartie, L (9, PH) OBP: 0.333, SLG: 0.353									BB 1B	1	0	0	0	0	0	1											
Danny Tartabull, R (1.9) OBP: 0.308, SLG: 0.459									BB 1B	5	0	1	1	0	2	1											
Brian McRae, S (9, PR) OBP: 0.119, SLG: 0.143									BB 1B	0	0	0	0	0	0	0											
Kirk Gibson, L (1.10) OBP: 0.348, SLG: 0.603									BB 1B	4	0	0	0	1	2	2											
Mike Macfarlane, R (1.2) OBP: 0.333, SLG: 0.435									BB 1B	4	1	2	0	0	0	1											
Russ Morman, R (1.3) OBP: 0.286, SLG: 0.286									BB 1B	4	0	1	0	0	1	1											
Bill Pecota, R (1.5) OBP: 0.333, SLG: 0.143									BB 1B	2	1	1	1	1	0	0											
Kurt Stillwell, S (1.6) OBP: 0.414, SLG: 0.481									BB 1B	3	1	1	0	1	1	1											
Terry Shumpert, R (1.4) OBP: 0.234, SLG: 0.273									BB 1B	3	0	1	1	1	1	3											
Inning Stats	R: 0 E: 0 K: 1 S: 9	H: 0 LOB: 0 BB: 0 P: 14	R: 1 E: 0 K: 0 S: 9	H: 2 LOB: 1 BB: 0 P: 17	R: 0 E: 0 K: 0 S: 9	H: 0 LOB: 1 BB: 1 P: 16	R: 0 E: 0 K: 1 S: 8	H: 0 LOB: 0 BB: 0 P: 15	R: 0 E: 0 K: 2 S: 9	H: 0 LOB: 1 BB: 1 P: 19	R: 0 E: 0 K: 0 S: 8	H: 0 LOB: 0 BB: 0 P: 11	R: 0 E: 0 K: 2 S: 18	H: 2 LOB: 3 BB: 1 P: 29	R: 0 E: 0 K: 2 S: 11	H: 0 LOB: 1 BB: 1 P: 18	R: 3 E: 1 K: 2 S: 19	H: 4 LOB: 2 BB: 1 P: 30	1B: 6 2B: 2 3B: 0 HR: 0	SF: 0 SAC: 1 DP: 0 HBP: 0	WP: 0 PB: 0 SB: 0 CS: 0	PA: 40					
PITCHER	IP	WLS	BF	H	R	ER	SO	BB	IBB	HBP	BLK	WP	HR	S	P	ERA	WHIP										
Tom Bolton, L (1.1) ERA: 1.47	6.0	W	24	4	1	1	4	2	0	0	0	0	0	58	100	1.50	1.000										
Joe Hesketh, L (7.1) ERA: 3.66	2.2		13	3	3	2	5	3	0	0	0	0	0	35	59	6.75	2.250										
Jeff Reardon, R (9.1) ERA: 1.5	0.1	S	3	1	0	0	1	0	0	0	0	0	0	7	10	0.00	3.000										

Boston Red Sox @ Kansas City Royals
Royals Stadium, Kansas City, MO
Sat Apr 27 1991, 4:33 AM EDT
Att: 29,868 - Sunny - 75 F

livebaseballscorecards.com

AB 34
R 4
H 8
RBI 4
BB 5
SO 10
LOB 14



Batter	1	2	3	4	5	6	7	8	9	AB	R	H	RBI	BB	SO	LOB	TOP					
Wade Boggs, L (1, 5) OBP: 0.343, SLG: 0.538										5	2	4	0	0	0	0	Boston Red Sox @ Kansas City Royals Royals Stadium, Kansas City, MO Sun Apr 28 1991, 8:05 PM EDT Att: 21,426 - Overcast - 75 F					
Jody Reed, R (1, 4) OBP: 0.197, SLG: 0.148										5	0	2	0	0	0	2						
Mike Greenwell, L (1, 7) OBP: 0.370, SLG: 0.477										5	0	3	2	0	0	1						
Jack Clark, R (1, 10) OBP: 0.379, SLG: 0.415 Steve Lyons, L (9, PR) OBP: 0.300, SLG: 0.222										3	0	1	0	2	1	4						
Ellis Burks, R (1, 8) OBP: 0.329, SLG: 0.361										5	0	0	0	0	3	7						
Tom Brunansky, R (1, 9) OBP: 0.348, SLG: 0.482										3	0	0	0	2	1	4						
Mike Marshall, R (1, 3) OBP: 0.350, SLG: 0.550 Carlos Quintana, R (7, 3) OBP: 0.304, SLG: 0.345										4	0	0	0	0	1	6						
Tony Peña, R (1, 2) OBP: 0.188, SLG: 0.270										4	0	0	0	0	1	1						
Tim Lincecum, R (1, 6) OBP: 0.212, SLG: 0.149										4	0	0	0	0	0	0						
Inning Stats	R: 1 E: 1 K: 0 S: 16	H: 2 LOB: 3 BB: 1 P: 28	R: 0 E: 0 K: 0 S: 16	H: 3 LOB: 3 BB: 0 P: 25	R: 0 E: 0 K: 2 S: 10	H: 0 LOB: 1 BB: 1 P: 16	R: 1 E: 0 K: 0 S: 16	H: 2 LOB: 2 BB: 1 P: 25	R: 0 E: 0 K: 1 S: 7	H: 0 LOB: 0 BB: 0 P: 12	R: 0 E: 0 K: 0 S: 11	H: 0 LOB: 0 BB: 0 P: 18	R: 0 E: 0 K: 2 S: 12	H: 1 LOB: 2 BB: 1 P: 20	R: 0 E: 0 K: 0 S: 10	H: 1 LOB: 1 BB: 0 P: 16	R: 0 E: 0 K: 2 S: 8	H: 1 LOB: 1 BB: 0 P: 16	1B: 8 2B: 1 3B: 1 HR: 0	SF: 0 SAC: 0 DP: 0 HBP: 0	WP: 0 PB: 0 SB: 0 CS: 0	PA: 42
PITCHER	IP WLS BF H R ER SO BB IBB HBP BLK WP HR S P ERA WHIP																					
Storm Davis, R (1, 1) ERA: 3.6	2.0	13	5	1	0	0	0	1	0	0	0	0	0	0	32	53	0.00	3.000				
Tom Gordon, R (3, 1) ERA: 0.47	7.0	L 29	5	1	1	7	3	0	0	0	0	0	0	74	123	1.29	1.143					

AB 38
R 2
H 10
RBI 2
BB 4
SO 7
LOB 25



Batter	1	2	3	4	5	6	7	8	9	AB	R	H	RBI	BB	SO	LOB	BOTTOM					
Jim Eisenreich, L (1, 7) OBP: 0.328, SLG: 0.450										4	1	3	0	0	0	0	Boston Red Sox @ Kansas City Royals Royals Stadium, Kansas City, MO Sun Apr 28 1991, 8:05 PM EDT Att: 21,426 - Overcast - 75 F					
Bill Peccota, R (1, 5) OBP: 0.417, SLG: 0.222 Terry Puhl, L (8, PH) Paul Zuvella, R (9, 5)										2	0	1	0	1	0	1						
Danny Tartabull, R (1, 9) OBP: 0.319, SLG: 0.469										3	0	1	1	1	2	3						
Kirk Gibson, L (1, 10) OBP: 0.329, SLG: 0.565										4	0	0	0	0	0	5						
Warren Cromartie, L (1, 3) OBP: 0.300, SLG: 0.316 Russ Morman, R (6, PH) OBP: 0.250, SLG: 0.250										2	0	0	0	0	0	1						
Kurt Stillwell, S (1, 6) OBP: 0.403, SLG: 0.464 Gary Thurman, R (9, PR) OBP: 0.300, SLG: 0.278										4	0	1	0	0	1	0						
Mike Macfarlane, R (1, 2) OBP: 0.348, SLG: 0.429 David Howard, S (9, PR) OBP: 0.125, SLG: 0.125										3	0	1	0	0	1	0						
Brian McRae, S (1, 8) OBP: 0.109, SLG: 0.130										4	0	0	0	0	1	3						
Terry Shupert, R (1, 4) OBP: 0.220, SLG: 0.255										3	0	0	0	0	1	0						
Inning Stats	R: 1 E: 0 K: 0 S: 10	H: 2 LOB: 1 BB: 0 P: 20	R: 0 E: 0 K: 2 S: 11	H: 0 LOB: 0 BB: 0 P: 14	R: 0 E: 0 K: 1 S: 7	H: 0 LOB: 1 BB: 1 P: 12	R: 0 E: 0 K: 1 S: 8	H: 0 LOB: 0 BB: 0 P: 12	R: 0 E: 0 K: 1 S: 8	H: 1 LOB: 0 BB: 0 P: 11	R: 0 E: 0 K: 1 S: 10	H: 2 LOB: 2 BB: 0 P: 17	R: 0 E: 0 K: 0 S: 4	H: 0 LOB: 0 BB: 0 P: 6	R: 0 E: 0 K: 1 S: 9	H: 1 LOB: 2 BB: 1 P: 16	R: 0 E: 0 K: 0 S: 13	H: 1 LOB: 2 BB: 0 P: 20	1B: 6 2B: 1 3B: 0 HR: 0	SF: 0 SAC: 0 DP: 2 HBP: 1	WP: 0 PB: 0 SB: 1 CS: 0	PA: 35
PITCHER	IP WLS BF H R ER SO BB IBB HBP BLK WP HR S P ERA WHIP																					
Dana Kiecker, R (1, 1) ERA: 2.92	5.1	W 21	5	1	1	6	1	0	0	0	0	0	0	51	79	1.69	1.125					
Tony Fossas, L (6, 1) ERA: 4.5	0.2	2	0	0	0	0	0	0	0	0	0	0	3	7	0.00	0.000						
Jeff Gray, R (7, 1) ERA: 2.13	1.2	6	1	0	0	1	0	0	0	0	0	9	11	0.00	0.600							
Jeff Reardon, R (8, 1) ERA: 1.23	1.1	S 6	1	0	0	0	1	0	1	0	0	0	17	31	0.00	1.500						

AB 32
R 1
H 7
RBI 1
BB 2
SO 7
LOB 16



Batter	1	2	3	4	5	6	7	8	9	AB	R	H	RBI	BB	SO	LOB	TOP			
Wade Boggs, L (1, 5) OBP: 0.328, SLG: 0.507	F8		G4-3		F8		F8			4	0	0	0	1	0	2	Boston Red Sox @ Minnesota Twins Hubert H. Humphrey Metrodome, Minneapolis, MN Tue Apr 30 1991, 8:05 PM EDT Att: 15,343 - Dome - 70 F livebaseballscorecards.com			
Jody Reed, R (1, 4) OBP: 0.197, SLG: 0.152	L9		HR		G5-3		P1		BB	5	1	1	0	0	0	3				
Mike Greenwell, L (1, 7) OBP: 0.372, SLG: 0.529	G1-3		HR		G4-1				G4-3	5	2	2	2	0	0	1				
Jack Clark, R (1, 10) OBP: 0.386, SLG: 0.421		2B 1B	G6-3			1-2 FC5-4 1B			L1	4	1	2	0	0	0	1				
Ellis Burks, R (1, 8) OBP: 0.338, SLG: 0.375		1B 2B	G4-3			1-1 FC5-4 L1-5-3 1-2			HR BB	3	2	1	0	1	0	1				
Tom Brunansky, R (1, 9) OBP: 0.343, SLG: 0.467					F8				P4	4	0	1	2	0	0	3				
Carlos Quintana, R (1, 3) OBP: 0.317, SLG: 0.407		G4-3			F8				F8 G4-3 1B	4	1	2	3	0	0	1				
Tony Peña, R (1, 2) OBP: 0.191, SLG: 0.269		F9							G4-3 F9	4	0	1	0	0	0	2				
Luis Rivera, R (1, 6) OBP: 0.154, SLG: 0.154		G4-3			P2				E4 P3	4	0	0	0	0	0	3				
Inning Stats	R: 0 E: 0 K: 0 S: 7	H: 0 LOB: 0 BB: 0 P: 10	R: 2 E: 0 K: 0 S: 12	H: 3 LOB: 1 BB: 0 P: 18	R: 2 E: 0 K: 0 S: 7	H: 2 LOB: 0 BB: 0 P: 14	R: 0 E: 0 K: 0 S: 9	H: 1 LOB: 1 BB: 0 P: 14	R: 0 E: 0 K: 0 S: 5	H: 1 LOB: 0 BB: 0 P: 9	R: 0 E: 0 K: 0 S: 8	H: 1 LOB: 2 BB: 0 P: 13	R: 3 E: 0 K: 0 S: 12	H: 2 LOB: 0 BB: 1 P: 19	R: 0 E: 0 K: 0 S: 9	H: 0 LOB: 1 BB: 1 P: 16	1B: 6 2B: 3 3B: 0 HR: 2	SF: 0 SAC: 0 DP: 1 HBP: 0	WP: 0 PB: 0 SB: 0 CS: 0	PA: 39
PITCHER	IP WLS BF H R ER SO	IP WLS BF H R ER SO	IP WLS BF H R ER SO	IP WLS BF H R ER SO	IP WLS BF H R ER SO	IP WLS BF H R ER SO	IP WLS BF H R ER SO	IP WLS BF H R ER SO	IP WLS BF H R ER SO	IP WLS BF H R ER SO	IP WLS BF H R ER SO	IP WLS BF H R ER SO	IP WLS BF H R ER SO	IP WLS BF H R ER SO	IP WLS BF H R ER SO	IP WLS BF H R ER SO	ERA WHIP	ERA WHIP		
Allan Anderson, L (1, 1) ERA: 4.06	6.0	25	8	4	4	0	0	0	0	0	0	0	0	0	0	0	6.00	1.333		
Terry Leach, R (7, 1) ERA: 4.5	0.1	2	0	0	0	0	0	0	0	0	0	3	4	0.00	0.000					
Larry Casian, L (7, 1) ERA: 3.86	0.2	3	1	1	0	0	0	0	0	0	5	11	13.50	1.500						
Steve Bedrosian, R (8, 1) ERA: 3.55	2.0	L 9	1	2	2	0	2	0	0	0	1	19	31	9.00	1.500					

Batter	1	2	3	4	5	6	7	8	9	AB	R	H	RBI	BB	SO	LOB	BOTTOM					
Dan Gladden, R (1, 7) OBP: 0.278, SLG: 0.275	G6-3		2B 1B		FC1-2 BB		F8 1-1 2-H 2B		F9	4	1	2	2	1	0	0	Boston Red Sox @ Minnesota Twins Hubert H. Humphrey Metrodome, Minneapolis, MN Tue Apr 30 1991, 8:05 PM EDT Att: 15,343 - Dome - 70 F livebaseballscorecards.com					
Chuck Knoblauch, R (1, 4) OBP: 0.393, SLG: 0.427	G4-3		G6-3 1-H 2B		FC1-2 G6-3		F8		P3	5	0	1	1	0	0	4						
Kirby Puckett, R (1, 8) OBP: 0.369, SLG: 0.506	G4-3		G6-3		G6-3					3	0	0	0	1	0	4						
Chili Davis, S (1, 10) OBP: 0.450, SLG: 0.524		K	K				G6-3 K			4	0	0	0	0	3	3						
Brian Harper, R (1, 2) OBP: 0.370, SLG: 0.510	G4-3				G3-1		G3-6-3 1B		F8	4	0	1	0	0	0	0						
Kent Hrbek, L (1, 3) OBP: 0.250, SLG: 0.288	G4-3				G5-3		G3-6-3 1-2		P5	4	0	0	0	0	0	1						
Gene Larkin, S (1, 9) OBP: 0.387, SLG: 0.452					G5-3				F7	3	1	1	0	0	0	0						
Shane Mack, R (8, 8) OBP: 0.189, SLG: 0.343			HR		G5-3					0	0	0	0	0	0	0						
Randy Bush, L (8, PH) OBP: 0.286, SLG: 0.208									1B	1	0	1	0	0	0	0						
Scott Leius, R (1, 5) OBP: 0.438, SLG: 0.435									G3	2	2	2	2	1	0	0						
Mike Paganulo, L (8, PH) OBP: 0.200, SLG: 0.222			HR				BB E FC1-2 1B			1	0	0	0	0	0	1						
Greg Gagne, R (1, 6) OBP: 0.351, SLG: 0.528										3	1	1	0	0	1	1						
Al Newman, S (8, PH) OBP: 0.238, SLG: 0.211			K				FC1-2 BB		G4-3	1	0	0	0	0	0	0						
Inning Stats	R: 0 E: 0 K: 0 S: 5	H: 0 LOB: 0 BB: 0 P: 6	R: 0 E: 0 K: 1 S: 7	H: 0 LOB: 0 BB: 0 P: 10	R: 3 E: 0 K: 2 S: 16	H: 4 LOB: 1 BB: 0 P: 24	R: 0 E: 0 K: 0 S: 6	H: 0 LOB: 0 BB: 0 P: 11	R: 0 E: 0 K: 0 S: 7	H: 1 LOB: 2 BB: 1 P: 16	R: 0 E: 0 K: 0 S: 5	H: 1 LOB: 0 BB: 0 P: 9	R: 2 E: 0 K: 1 S: 12	H: 2 LOB: 2 BB: 2 P: 28	R: 0 E: 0 K: 0 S: 11	H: 1 LOB: 1 BB: 0 P: 18	R: 0 E: 0 K: 0 S: 11	H: 0 LOB: 0 BB: 0 P: 16	1B: 6 2B: 2 3B: 0 HR: 1	SF: 0 SAC: 0 DP: 2 HBP: 0	WP: 0 PB: 0 SB: 0 CS: 0	PA: 38
PITCHER	IP WLS BF H R ER SO	IP WLS BF H R ER SO	IP WLS BF H R ER SO	IP WLS BF H R ER SO	IP WLS BF H R ER SO	IP WLS BF H R ER SO	IP WLS BF H R ER SO	IP WLS BF H R ER SO	IP WLS BF H R ER SO	IP WLS BF H R ER SO	IP WLS BF H R ER SO	IP WLS BF H R ER SO	IP WLS BF H R ER SO	IP WLS BF H R ER SO	IP WLS BF H R ER SO	IP WLS BF H R ER SO	ERA WHIP	ERA WHIP				
Matt Young, L (1, 1) ERA: 3.55	6.1	27	7	5	3	0	2	0	0	0	0	0	0	0	0	0	6.11	1.421				
Jeff Grey, R (7, 1) ERA: 1.93	1.1	W 7	2	0	0	1	0	1	0	0	0	16	32	0.00	1.500							
Jeff Reardon, R (8, 1) ERA: 1.04	1.1	S 4	0	0	0	0	0	0	0	0	0	13	19	0.00	0.000							



Batter	1	2	3	4	5	6	7	8	9	AB	R	H	RBI	BB	SO	LOB	TOP					
Wade Boggs, L (1, 5) OBP: 0.309, SLG: 0.479	G6-3			E6		G3-1		K		4	0	0	0	0	1	0						
Jody Reed, R (1, 4) OBP: 0.200, SLG: 0.157	P2			G6-3					G5-3	4	0	1	0	0	0	1						
Mike Greenwell, L (1, 7) OBP: 0.354, SLG: 0.500	K			G5-3		F8			G3	4	0	0	0	0	1	2						
Jack Clark, R (1, 10) OBP: 0.378, SLG: 0.400		K							K	3	0	0	0	1	2	0						
Ellis Burks, R (1, 8) OBP: 0.325, SLG: 0.358	G6-3			K						3	0	0	0	0	1	2						
Tom Brunansky, R (1, 9) OBP: 0.342, SLG: 0.476	K									3	0	1	0	0	1	0						
Carlos Quintana, R (1, 3) OBP: 0.302, SLG: 0.387				F9		G5-3			G6-3	3	0	0	0	0	0	1						
John Marzano, R (1, 2) OBP: 0.286, SLG: 0.286	G6-3			G4-3					G5-3	3	0	0	0	0	0	0						
Luis Rivera, R (1, 6) OBP: 0.133, SLG: 0.133	G4-3								G1-3	2	0	0	0	0	1	0						
Steve Lyons, L (8, PH) OBP: 0.273, SLG: 0.200										1	0	0	0	0	0	0						
Tim Lincecum, R (8, 6) OBP: 0.212, SLG: 0.149										0	0	0	0	0	0	0						
Inning Stats	R: 0 H: 0 E: 0 K: 1 S: 11	H: 0 LOB: 0 BB: 0 P: 17	R: 0 H: 0 E: 0 K: 2 S: 7	H: 0 LOB: 0 BB: 0 P: 12	R: 0 H: 0 E: 0 K: 0 S: 10	H: 0 LOB: 0 BB: 0 P: 16	R: 0 H: 0 E: 1 K: 1 S: 10	H: 0 LOB: 2 BB: 1 P: 20	R: 0 H: 0 E: 0 K: 0 S: 7	H: 0 LOB: 0 BB: 0 P: 11	R: 0 H: 1 E: 0 K: 1 S: 9	H: 1 LOB: 1 BB: 0 P: 14	R: 0 H: 1 E: 0 K: 0 S: 10	H: 1 LOB: 1 BB: 0 P: 17	R: 0 H: 0 E: 0 K: 1 S: 6	H: 0 LOB: 0 BB: 0 P: 6	R: 0 H: 0 E: 0 K: 1 S: 8	H: 0 LOB: 0 BB: 0 P: 12	1B: 1 2B: 1 3B: 0 HR: 0	SF: 0 SAC: 0 DP: 0 HBP: 0	WP: 0 PB: 0 SB: 0 CS: 0	PA: 31
PITCHER Scott Erickson, R (1, 1) ERA: 1.58	IP: 9.0 WLS: W BF: 31 H: 2 R: 0 ER: 0 SO: 7 BB: 1 IBB: 0 HBP: 0 BLK: 0 WP: 0 HR: 0 S: 78 P: 125 ERA: 0.00 WHIP: 0.333															PITCHER						

Boston Red Sox @ Minnesota Twins
 Hubert H. Humphrey Metrodome, Minneapolis, MN
 Wed May 01 1991, 8:05 PM EDT
 Att. 14,449 - Dome - 70 F

AB 30
 R 0
 H 2
 RBI 0
 BB 1
 SO 7
 LOB 6



Batter	1	2	3	4	5	6	7	8	9	AB	R	H	RBI	BB	SO	LOB	BOTTOM			
Dan Gladden, R (1, 7) OBP: 0.289, SLG: 0.329	G6-3			E5		F9				4	1	2	1	0	0	1				
Chuck Knoblauch, R (1, 4) OBP: 0.375, SLG: 0.405	G5-3			FC6-4		G6-3			G6-3	4	0	0	0	0	0	3				
Kirby Puckett, R (1, 8) OBP: 0.352, SLG: 0.482	K					F9			G5-3	4	0	0	0	0	2	1				
Kent Hrbek, L (1, 3) OBP: 0.276, SLG: 0.284		K								1	0	0	0	3	1	0				
Chili Davis, S (1, 10) OBP: 0.429, SLG: 0.493	G5-3					FC4-6			F9	4	0	0	0	0	1	4				
Gene Larkin, S (1, 9) OBP: 0.382, SLG: 0.441	P6									3	0	1	0	0	0	1				
Al Newman, S (9, 5) OBP: 0.238, SLG: 0.211										0	0	0	0	0	0	0				
Junior Ortiz, R (1, 2) OBP: 0.407, SLG: 0.238				K		G4-3			G6-3	3	0	0	0	0	1	1				
Mike Pagliarulo, L (1, 5) OBP: 0.188, SLG: 0.208				G1-3		G1-3				3	0	0	0	0	1	1				
Shane Mack, R (9, 8) OBP: 0.189, SLG: 0.343									K	0	0	0	0	0	0	0				
Greg Gagne, R (1, 6) OBP: 0.350, SLG: 0.536						G5-3			P4	3	0	1	0	0	0	1				
Inning Stats	R: 0 H: 0 E: 0 K: 1 S: 8	H: 0 LOB: 0 BB: 0 P: 13	R: 0 H: 0 E: 0 K: 1 S: 10	H: 0 LOB: 0 BB: 0 P: 15	R: 0 H: 1 E: 1 K: 1 S: 13	H: 1 LOB: 2 BB: 0 P: 21	R: 0 H: 0 E: 0 K: 2 S: 11	H: 0 LOB: 1 BB: 1 P: 17	R: 0 H: 0 E: 0 K: 0 S: 7	H: 0 LOB: 0 BB: 0 P: 10	R: 0 H: 1 E: 0 K: 0 S: 9	H: 1 LOB: 2 BB: 1 P: 19	R: 0 H: 1 E: 1 K: 1 S: 7	H: 1 LOB: 1 BB: 0 P: 9	R: 1 H: 1 E: 0 K: 0 S: 7	H: 1 LOB: 1 BB: 1 P: 13	1B: 2 2B: 1 3B: 0 HR: 1	SF: 0 SAC: 0 DP: 0 HBP: 0	WP: 0 PB: 0 SB: 0 CS: 0	PA: 32
PITCHER Greg Harris, R (1, 1) ERA: 2.76	IP: 7.0 WLS: L BF: 27 H: 3 R: 0 ER: 0 SO: 6 BB: 1 IBB: 0 HBP: 0 BLK: 0 WP: 0 HR: 0 S: 65 P: 104 ERA: 0.00 WHIP: 0.571															PITCHER				
Jeff Gray, R (8, 1) ERA: 2.45	0.2 L 3 1 1 1 0 0 0 0 0 0 1 3 5 13.50 1.500																			
Joe Hesketh, L (8, 1) ERA: 3.72	0.1 2 0 0 0 0 1 0 0 0 0 0 0 4 8 0.00 3.000																			

Boston Red Sox @ Minnesota Twins
 Hubert H. Humphrey Metrodome, Minneapolis, MN
 Wed May 01 1991, 8:05 PM EDT
 Att. 14,449 - Dome - 70 F

AB 29
 R 1
 H 4
 RBI 1
 BB 3
 SO 6
 LOB 13



Batter	1	2	3	4	5	6	7	8	9	AB	R	H	RBI	BB	SO	LOB	TOP					
Wade Boggs, L (1, 5) OBP: 0.315, SLG: 0.474										5	2	1	1	1	1	2	Boston Red Sox @ Chicago White Sox Comiskey Park, Chicago, IL Fri May 03 1991, 8:05 PM EDT Att: 30,267 - Cloudy - 47 F					
Jody Read, R (1, 4) OBP: 0.235, SLG: 0.176										4	0	2	1	2	0	2						
Ellis Burks, R (1, 8) OBP: 0.329, SLG: 0.352										4	0	1	1	1	1	5						
Jack Clark, R (1, 10) OBP: 0.354, SLG: 0.369										5	0	0	0	0	3	10						
Mike Greenwell, L (1, 7) OBP: 0.368, SLG: 0.500										4	2	0	1	0	3							
Tom Brunansky, R (1, 9) OBP: 0.395, SLG: 0.515										3	2	1	3	2	0	1						
Carlos Quintana, R (1, 3) OBP: 0.284, SLG: 0.364										4	0	0	0	0	1	4						
Tony Peña, R (1, 2) OBP: 0.205, SLG: 0.278											5	0	2	1	0	0		1				
Luis Rivera, R (1, 6) OBP: 0.263, SLG: 0.368											4	1	3	0	0	3						
Inning Stats	R: 0 E: 0 K: 1 S: 8	H: 0 LOB: 0 BB: 0 P: 12	R: 2 E: 0 K: 1 S: 12	H: 1 LOB: 0 BB: 1 P: 22	R: 2 E: 0 K: 1 S: 25	H: 3 LOB: 3 BB: 2 P: 41	R: 1 E: 0 K: 0 S: 16	H: 3 LOB: 2 BB: 0 P: 28	R: 0 E: 0 K: 2 S: 17	H: 1 LOB: 3 BB: 2 P: 27	R: 0 E: 0 K: 1 S: 6	H: 1 LOB: 1 BB: 0 P: 10	R: 0 E: 0 K: 0 S: 13	H: 2 LOB: 2 BB: 1 P: 25	R: 2 E: 1 K: 0 S: 12	H: 3 LOB: 2 BB: 1 P: 20	1B: 11 2B: 0 3B: 1 HR: 1	SF: 0 SAC: 2 DP: 0 HBP: 0	WP: 0 PB: 1 SB: 2 CS: 0	PA: 47		
PITCHER	IP WLS BF H R ER SO BB IBB HBP BLK WP HR S P ERA WHIP	IP WLS BF H R ER SO BB IBB HBP BLK WP HR S P ERA WHIP	IP WLS BF H R ER SO BB IBB HBP BLK WP HR S P ERA WHIP	IP WLS BF H R ER SO BB IBB HBP BLK WP HR S P ERA WHIP	IP WLS BF H R ER SO BB IBB HBP BLK WP HR S P ERA WHIP	IP WLS BF H R ER SO BB IBB HBP BLK WP HR S P ERA WHIP	IP WLS BF H R ER SO BB IBB HBP BLK WP HR S P ERA WHIP	IP WLS BF H R ER SO BB IBB HBP BLK WP HR S P ERA WHIP	IP WLS BF H R ER SO BB IBB HBP BLK WP HR S P ERA WHIP	IP WLS BF H R ER SO BB IBB HBP BLK WP HR S P ERA WHIP	IP WLS BF H R ER SO BB IBB HBP BLK WP HR S P ERA WHIP	IP WLS BF H R ER SO BB IBB HBP BLK WP HR S P ERA WHIP	IP WLS BF H R ER SO BB IBB HBP BLK WP HR S P ERA WHIP	IP WLS BF H R ER SO BB IBB HBP BLK WP HR S P ERA WHIP	IP WLS BF H R ER SO BB IBB HBP BLK WP HR S P ERA WHIP	IP WLS BF H R ER SO BB IBB HBP BLK WP HR S P ERA WHIP	IP WLS BF H R ER SO BB IBB HBP BLK WP HR S P ERA WHIP	IP WLS BF H R ER SO BB IBB HBP BLK WP HR S P ERA WHIP	IP WLS BF H R ER SO BB IBB HBP BLK WP HR S P ERA WHIP	IP WLS BF H R ER SO BB IBB HBP BLK WP HR S P ERA WHIP	IP WLS BF H R ER SO BB IBB HBP BLK WP HR S P ERA WHIP	IP WLS BF H R ER SO BB IBB HBP BLK WP HR S P ERA WHIP
Jack McDowell, R (1, 1) ERA: 3.61	6.0	L	31	8	5	5	5	5	5	0	0	0	0	0	0	0	7.50	2.167				
Ken Patterson, L (7, 1) ERA: 6.52	3.0		16	5	2	2	1	2	0	0	0	0	0	0	0	0	6.00	2.333				

AB	38
R	7
H	13
RBI	7
BB	7
SO	6
LOB	31



Batter	1	2	3	4	5	6	7	8	9	AB	R	H	RBI	BB	SO	LOB	BOTTOM					
Tim Raines, S (1, 7) OBP: 0.301, SLG: 0.274										4	1	1	0	0	0	1	Boston Red Sox @ Chicago White Sox Comiskey Park, Chicago, IL Fri May 03 1991, 8:05 PM EDT Att: 30,267 - Cloudy - 47 F					
Lance Johnson, L (1, 8) OBP: 0.282, SLG: 0.259									4	1	1	0	0	1	1							
Robin Ventura, L (1, 5) OBP: 0.398, SLG: 0.431										4	0	1	0	0	1	1						
Carlton Fisk, R (1, 2) OBP: 0.391, SLG: 0.381										3	0	1	0	0	1	3						
Cory Snyder, R (7, 3) OBP: 0.260, SLG: 0.277										1	0	0	0	0	0	0						
Frank Thomas, R (1, 10) OBP: 0.420, SLG: 0.548										3	0	0	1	1	2	1						
Dan Pasqua, L (1, 9) OBP: 0.286, SLG: 0.421										3	0	0	1	0	0	0						
Matt Merullo, L (1, 3) OBP: 0.200, SLG: 0.389										3	0	1	0	0	1	2						
Ozzie Guillen, L (1, 6) OBP: 0.316, SLG: 0.310										3	0	0	0	0	1	1						
Scott Fletcher, R (1, 4) OBP: 0.397, SLG: 0.468										2	0	0	0	1	0	0						
Inning Stats	R: 2 E: 0 K: 0 S: 15	H: 3 LOB: 1 BB: 1 P: 23	R: 0 E: 1 K: 1 S: 7	H: 0 LOB: 0 BB: 0 P: 11	R: 0 E: 0 K: 3 S: 13	H: 1 LOB: 1 BB: 0 P: 19	R: 0 E: 0 K: 1 S: 6	H: 0 LOB: 0 BB: 0 P: 9	R: 0 E: 0 K: 0 S: 7	H: 0 LOB: 0 BB: 0 P: 12	R: 0 E: 0 K: 1 S: 7	H: 0 LOB: 1 BB: 1 P: 10	R: 0 E: 0 K: 0 S: 5	H: 1 LOB: 0 BB: 0 P: 8	R: 0 E: 0 K: 0 S: 7	H: 0 LOB: 1 BB: 1 P: 12	R: 0 E: 0 K: 1 S: 9	H: 0 LOB: 0 BB: 0 P: 13	1B: 5 2B: 0 3B: 0 HR: 0	SF: 1 SAC: 0 DP: 1 HBP: 0	WP: 0 PB: 0 SB: 0 CS: 0	PA: 33
PITCHER	IP WLS BF H R ER SO BB IBB HBP BLK WP HR S P ERA WHIP	IP WLS BF H R ER SO BB IBB HBP BLK WP HR S P ERA WHIP	IP WLS BF H R ER SO BB IBB HBP BLK WP HR S P ERA WHIP	IP WLS BF H R ER SO BB IBB HBP BLK WP HR S P ERA WHIP	IP WLS BF H R ER SO BB IBB HBP BLK WP HR S P ERA WHIP	IP WLS BF H R ER SO BB IBB HBP BLK WP HR S P ERA WHIP	IP WLS BF H R ER SO BB IBB HBP BLK WP HR S P ERA WHIP	IP WLS BF H R ER SO BB IBB HBP BLK WP HR S P ERA WHIP	IP WLS BF H R ER SO BB IBB HBP BLK WP HR S P ERA WHIP	IP WLS BF H R ER SO BB IBB HBP BLK WP HR S P ERA WHIP	IP WLS BF H R ER SO BB IBB HBP BLK WP HR S P ERA WHIP	IP WLS BF H R ER SO BB IBB HBP BLK WP HR S P ERA WHIP	IP WLS BF H R ER SO BB IBB HBP BLK WP HR S P ERA WHIP	IP WLS BF H R ER SO BB IBB HBP BLK WP HR S P ERA WHIP	IP WLS BF H R ER SO BB IBB HBP BLK WP HR S P ERA WHIP	IP WLS BF H R ER SO BB IBB HBP BLK WP HR S P ERA WHIP	IP WLS BF H R ER SO BB IBB HBP BLK WP HR S P ERA WHIP	IP WLS BF H R ER SO BB IBB HBP BLK WP HR S P ERA WHIP	IP WLS BF H R ER SO BB IBB HBP BLK WP HR S P ERA WHIP	IP WLS BF H R ER SO BB IBB HBP BLK WP HR S P ERA WHIP	IP WLS BF H R ER SO BB IBB HBP BLK WP HR S P ERA WHIP	IP WLS BF H R ER SO BB IBB HBP BLK WP HR S P ERA WHIP
Roger Clemens, R (1, 1) ERA: 0.66	9.0	W	33	5	2	2	7	2	2	0	0	0	0	0	0	0	2.00	0.778				



Batter	1	2	3	4	5	6	7	8	9	AB	R	H	RBI	BB	SO	LOB	TOP					
Dan Gladden, R OBP: 0.299, SLG: 0.316			G4-3			G5-3		G3-1 1B		4	2	2	0	1	0	1	Minnesota Twins @ Boston Red Sox Fenway Park, Boston, MA Tue May 07 1991, 7:05 PM EDT Att: 23,815 - Sunny - 63 F					
Chuck Knoblauch, R OBP: 0.378, SLG: 0.408 Al Newman, S OBP: 0.310, SLG: 0.269			G1-3		SF8		G1-3	G3-1 2B 1B		3	0	1	1	0	0	0						
Kirby Puckett, R OBP: 0.352, SLG: 0.469			G4-3		L7		1B HR 1B	G3-1 1B		5	1	2	1	0	0	4						
Chili Davis, S OBP: 0.456, SLG: 0.542				G4-6-3 BB	L7		HR 1B	2B		4	1	3	3	1	0	2						
Randy Bush, L OBP: 0.308, SLG: 0.235 Shane Mack, R OBP: 0.239, SLG: 0.429			G4-6-3	G4-6-3 IBB	FC4-6		HR	G3		2	0	0	0	1	1	3						
Junior Ortiz, R OBP: 0.361, SLG: 0.207				BB	FC4-6		K		K	4	0	0	0	1	2	5						
Gene Larkin, S OBP: 0.283, SLG: 0.326 Carmen Castillo, R OBP: 0.273, SLG: 0.400 Brian Harper, R OBP: 0.358, SLG: 0.508		G4-3		K	L9		F7	FC6-4 HBP		4	0	0	0	0	1	1						
Mike Pagliarulo, L OBP: 0.210, SLG: 0.226 Scott Leius, R OBP: 0.370, SLG: 0.370					G1-6-3			K	FC6-4	3	1	1	0	0	1	0						
Greg Gagne, R OBP: 0.382, SLG: 0.606					2B SF8 1B				FC6-4	2	0	0	0	0	1	1						
					S 1B			1B 1B BB	L1	4	2	2	0	1	0	1						
Inning Stats	R: 1 E: 0 K: 1 S: 12	H: 3 LOB: 2 BB: 0 P: 21	R: 0 E: 0 K: 1 S: 6	H: 0 LOB: 0 BB: 0 P: 13	R: 0 E: 0 K: 0 S: 12	H: 0 LOB: 0 BB: 0 P: 17	R: 0 E: 0 K: 1 S: 8	H: 0 LOB: 1 BB: 2 P: 20	R: 2 E: 0 K: 0 S: 18	H: 3 LOB: 3 BB: 2 P: 32	R: 0 E: 0 K: 0 S: 12	H: 1 LOB: 1 BB: 0 P: 17	R: 3 E: 0 K: 1 S: 11	H: 3 LOB: 0 BB: 0 P: 15	R: 3 E: 0 K: 1 S: 14	H: 3 LOB: 1 BB: 1 P: 28	R: 0 E: 0 K: 1 S: 10	H: 0 LOB: 1 BB: 0 P: 17	1B: 9 2B: 3 3B: 0 HR: 1	SF: 1 SAC: 0 DP: 1 HBP: 1	WP: 0 PB: 0 SB: 1 CS: 0	PA: 45
PITCHER	IP WLS BF H R ER SO BB IBB HBP BLK WP HR S P ERA WHIP																					
Greg Harris, R ERA: 3.21	4.1 L 20 5 3 3 3 3 0 0 0 0 0 45 84 6.23 1.846																					
Dana Kiecker, R ERA: 3.77	2.0 11 4 2 2 0 0 1 0 0 0 0 28 42 9.00 2.000																					
Joe Hesketh, L ERA: 5.91	1.0 6 2 3 3 2 1 0 0 0 0 1 12 24 27.00 3.000																					
Daryll Irvine, R ERA: 4.5	1.2 8 2 1 1 1 0 0 1 0 0 0 18 30 5.40 1.200																					

Batter	1	2	3	4	5	6	7	8	9	AB	R	H	RBI	BB	SO	LOB	BOTTOM					
Wade Boggs, L OBP: 0.393, SLG: 0.433			L7		L7			F8		4	0	1	0	0	0	3	Minnesota Twins @ Boston Red Sox Fenway Park, Boston, MA Tue May 07 1991, 7:05 PM EDT Att: 23,815 - Sunny - 63 F					
Jody Read, R OBP: 0.211, SLG: 0.151				G5-3		K		G5-3		4	0	0	0	0	1	1						
Ellis Burks, R OBP: 0.344, SLG: 0.351					G6-3				G4-3 HR E 1B	3	1	2	0	1	0	0						
Jack Clark, R OBP: 0.345, SLG: 0.338		G5-3		P4		K			E5 G4-3 HR	4	1	0	0	0	1	2						
Mike Greenwell, L OBP: 0.354, SLG: 0.466			L7		G3-4-1		G1-3		G4-3	4	0	0	0	0	0	3						
Tom Brunansky, R OBP: 0.356, SLG: 0.513			L7				P4		HR	3	1	1	3	1	0	0						
Carlos Quintana, R OBP: 0.304, SLG: 0.364								FC6-4 BB	P4	4	0	2	0	0	0	1						
Tony Peña, R OBP: 0.214, SLG: 0.313 John Marzano, R OBP: 0.250, SLG: 0.250								FC6	G4-1	3	0	0	0	0	2	3						
Luis Rivera, R OBP: 0.367, SLG: 0.393									L8	1	0	0	0	0	0	0						
										3	0	1	0	0	1	1						
Inning Stats	R: 0 E: 0 K: 0 S: 8	H: 2 LOB: 0 BB: 0 P: 17	R: 0 E: 0 K: 0 S: 7	H: 0 LOB: 0 BB: 0 P: 9	R: 0 E: 0 K: 2 S: 13	H: 1 LOB: 1 BB: 0 P: 16	R: 0 E: 0 K: 0 S: 11	H: 0 LOB: 1 BB: 1 P: 20	R: 0 E: 0 K: 1 S: 9	H: 2 LOB: 2 BB: 0 P: 11	R: 0 E: 0 K: 2 S: 8	H: 0 LOB: 0 BB: 0 P: 13	R: 0 E: 0 K: 0 S: 7	H: 0 LOB: 1 BB: 1 P: 13	R: 0 E: 0 K: 0 S: 6	H: 0 LOB: 0 BB: 0 P: 10	R: 3 E: 1 K: 0 S: 8	H: 2 LOB: 0 BB: 0 P: 11	1B: 6 2B: 0 3B: 0 HR: 1	SF: 0 SAC: 0 DP: 1 HBP: 0	WP: 0 PB: 0 SB: 0 CS: 1	PA: 36
PITCHER	IP WLS BF H R ER SO BB IBB HBP BLK WP HR S P ERA WHIP																					
Scott Erickson, R ERA: 1.65	9.0 W 35 7 3 2 5 2 0 0 0 0 1 77 120 2.00 1.000																					



Batter	1	2	3	4	5	6	7	8	9	AB	R	H	RBI	BB	SO	LOB	TOP								
Dan Gladden, R OBP: 0.291, SLG: 0.306 Carmen Castillo, R OBP: 0.250, SLG: 0.364										3	0	0	0	0	2	0									
Chuck Knoblauch, R OBP: 0.374, SLG: 0.396										3	0	0	0	1	1	0									
Kirby Puckett, R OBP: 0.352, SLG: 0.475 Shane Mack, R OBP: 0.255, SLG: 0.429										3	1	1	0	0	0	1									
Chili Davis, S OBP: 0.449, SLG: 0.529										4	0	1	0	0	2	3									
Randy Bush, L OBP: 0.286, SLG: 0.216 Scott Leius, R OBP: 0.421, SLG: 0.370										3	0	0	0	0	0	3									
Brian Harper, R OBP: 0.380, SLG: 0.538										4	0	3	3	0	0	0									
Gene Larkin, S OBP: 0.280, SLG: 0.306										3	0	0	0	1	1	2									
Mike Pagliarulo, L OBP: 0.200, SLG: 0.215 Junior Ortiz, R OBP: 0.351, SLG: 0.200										3	0	0	0	0	1	0									
Greg Gagne, R OBP: 0.372, SLG: 0.589 Al Newman, S OBP: 0.300, SLG: 0.259										2	0	0	0	0	2	0									
Inning Stats	R: 0 E: 0 K: 1 S: 7	H: 0 LOB: 0 BB: 0 P: 8	R: 0 E: 0 K: 0 S: 10	H: 2 LOB: 1 BB: 0 P: 14	R: 0 E: 0 K: 2 S: 8	H: 0 LOB: 0 BB: 0 P: 13	R: 0 E: 0 K: 1 S: 8	H: 0 LOB: 1 BB: 0 P: 15	R: 0 E: 0 K: 1 S: 9	H: 0 LOB: 0 BB: 0 P: 12	R: 0 E: 0 K: 3 S: 10	H: 0 LOB: 0 BB: 0 P: 11	R: 1 E: 0 K: 1 S: 12	H: 2 LOB: 1 BB: 0 P: 15	R: 0 E: 0 K: 1 S: 7	H: 0 LOB: 0 BB: 0 P: 7	R: 2 E: 0 K: 0 S: 10	H: 1 LOB: 2 BB: 3 P: 28	1B: 3 2B: 2 3B: 0 HR: 0	SF: 0 SAC: 0 DP: 0 HBP: 0	WP: 0 PB: 0 SB: 1 CS: 1	PA: 35			
PITCHER	IP	WLS	BF	H	R	ER	SO	BB	IBB	HBP	BLK	WP	HR	S	P	ERA	WHIP								
Roger Clemens, R ERA: 0.73	8.0	W	28	4	1	1	10	1	0	0	0	0	0	71	95	1.12	0.625								
Tony Fossas, L ERA: 7.2	0.2		6	1	2	2	0	3	0	0	0	0	0	7	22	27.00	6.000								
Jeff Gray, R ERA: 2.25	0.1		1	0	0	0	0	0	0	0	0	0	0	3	6	0.00	0.000								

Minnesota Twins @ Boston Red Sox
Fenway Park, Boston, MA
Wed May 08 1991, 7:05 PM EDT
Att: 25,134 - Sunny - 66 F

AB	31
R	3
H	5
RBI	3
BB	4
SO	10
LOB	11



Batter	1	2	3	4	5	6	7	8	9	AB	R	H	RBI	BB	SO	LOB	BOTTOM								
Wade Boggs, L OBP: 0.320, SLG: 0.462										3	1	3	2	2	0	0									
Jody Reed, R OBP: 0.240, SLG: 0.200										4	0	3	3	1	0	3									
Ellis Burks, R OBP: 0.337, SLG: 0.341										5	1	1	0	0	1	8									
Jack Clark, R OBP: 0.326, SLG: 0.316										5	0	0	0	0	2	5									
Mike Greenwell, L OBP: 0.356, SLG: 0.457										4	1	1	0	1	0	4									
Tom Brunansky, R OBP: 0.358, SLG: 0.506										3	1	1	1	1	1	0									
Carlos Quintana, R OBP: 0.321, SLG: 0.370										4	2	2	0	1	0	1									
Tony Peña, R OBP: 0.213, SLG: 0.307										5	1	1	2	0	0	2									
Luis Rivera, R OBP: 0.382, SLG: 0.367										2	1	0	0	2	0	2									
Inning Stats	R: 0 E: 0 K: 1 S: 8	H: 2 LOB: 2 BB: 0 P: 16	R: 1 E: 0 K: 0 S: 17	H: 3 LOB: 3 BB: 2 P: 32	R: 2 E: 0 K: 0 S: 13	H: 1 LOB: 3 BB: 4 P: 30	R: 1 E: 0 K: 0 S: 8	H: 2 LOB: 1 BB: 0 P: 16	R: 1 E: 0 K: 0 S: 10	H: 2 LOB: 1 BB: 0 P: 14	R: 0 E: 0 K: 1 S: 6	H: 0 LOB: 0 BB: 0 P: 9	R: 3 E: 1 K: 2 S: 18	H: 2 LOB: 2 BB: 2 P: 33	R: 0 E: 0 K: 0 S: 6	H: 0 LOB: 0 BB: 0 P: 8	1B: 9 2B: 3 3B: 0 HR: 0	SF: 1 SAC: 0 DP: 0 HBP: 0	WP: 1 PB: 0 SB: 1 CS: 1	PA: 44					
PITCHER	IP	WLS	BF	H	R	ER	SO	BB	IBB	HBP	BLK	WP	HR	S	P	ERA	WHIP								
Jack Morris, R ERA: 5.89	5.0	L	30	10	5	5	1	5	0	0	0	0	0	56	108	9.00	3.000								
Carl Willis, R ERA: 7.94	1.0		8	2	3	2	1	2	0	0	0	0	0	15	29	18.00	4.000								
Terry Leach, R ERA: 4.0	2.0		6	0	0	0	2	0	0	0	0	0	0	15	21	0.00	0.000								

Minnesota Twins @ Boston Red Sox
Fenway Park, Boston, MA
Wed May 08 1991, 7:05 PM EDT
Att: 25,134 - Sunny - 66 F

AB	35
R	8
H	12
RBI	8
BB	8
SO	4
LOB	25



Batter	1	2	3	4	5	6	7	8	9	AB	R	H	RBI	BB	SO	LOB	TOP										
Brian Downing, R (1, 10) OBP: 0.466, SLG: 0.459 Kevin Reimer, L (6, PH) OBP: 0.321, SLG: 0.420	2-1 G1-6-3 1B	2-3 K			3-2 G6-3	1-3 K		1-3 K		3	0	1	0	0	1	2											
Mario Diaz, R (1, 6) OBP: 0.207, SLG: 0.148 Jeff Huson, L (7, PH) OBP: 0.298, SLG: 0.314	0-0 G1-6-3	1-1 FC6-4			4-2 BB BB		1-3 K		1-1 G3-1 2B	2	0	0	0	1	0	3											
Rafael Palmeiro, L (1, 3) OBP: 0.333, SLG: 0.500	1-0 L8		0-2 P6		1-3 K		2-2 G3 1B		0-0 F8	5	0	1	0	0	1	2											
Ruben Sierra, S (1, 9)		2-2 BB HR 1B	0-2 G3		4-0 BB BB		2-2 G3		0-2 G3-1	4	1	1	0	1	0	2											
Julio Franco, R (1, 4) OBP: 0.308, SLG: 0.368		4-0 HR BB	2-2 HR		4-1 FC6-4 BB		4-0 FC6-4 IBB		0-1 G5-3	2	2	1	1	3	0	1											
Juan Gonzalez, R (1, 7) OBP: 0.413, SLG: 0.683		0-1 HR	2-2 G5-3		0-1 FC6-4		1-1 FC6-4			4	1	1	3	0	0	5											
Mike Stanley, R (1, 2) Geno Petralli, L (8, PH) OBP: 0.339, SLG: 0.357 OBP: 0.339, SLG: 0.300	4-0 1B BB		0-0 F8		3-3 K		0-0 G1-3 1B			2	0	0	0	1	1	0											
Steve Buechele, R (1, 5) Denny Walling, L (8, PH) OBP: 0.143, SLG: 0.154	0-2 FC6-4 1B		1-2 G6-3		0-0 1B		0-0 G1-3		1-2 P1	3	0	2	0	0	0	0											
Gary Pettis, S (1, 8) OBP: 0.333, SLG: 0.273	0-3 K		1-2 G6-3		1-0 L4		0-1 P1			4	0	0	0	0	1	4											
Inning Stats	R: 0 E: 0 K: 0 S: 4	H: 1 LOB: 0 BB: 0 P: 7	R: 3 E: 0 K: 2 S: 17	H: 3 LOB: 2 BB: 2 P: 30	R: 1 E: 0 K: 0 S: 13	H: 1 LOB: 0 BB: 0 P: 17	R: 0 E: 0 K: 0 S: 7	H: 0 LOB: 0 BB: 0 P: 9	R: 0 E: 0 K: 1 S: 14	H: 1 LOB: 1 BB: 0 P: 13	R: 0 E: 0 K: 1 S: 14	H: 1 LOB: 2 BB: 1 P: 24	R: 0 E: 0 K: 1 S: 7	H: 1 LOB: 1 BB: 0 P: 8	R: 0 E: 0 K: 0 S: 9	H: 1 LOB: 1 BB: 0 P: 10	1B: 6 2B: 1 3B: 0 HR: 2	SF: 0 SAC: 0 DP: 1 HBP: 0	WP: 0 PB: 0 SB: 0 CS: 0	PA: 41							
PITCHER	IP	WLS	BF	H	R	ER	SO	BB	IBB	HBP	BLK	WP	HR	S	P	ERA	WHIP										
Tom Bolton, L (1, 1) ERA: 2.05	5.2		27	6	4	4	4	5	0	0	0	0	2	61	102	6.35	1.941										
Dennis Lamp, R (6, 1) ERA: 1.42	1.1	W	7	2	0	0	2	0	1	0	0	0	0	18	29	0.00	1.500										
Jeff Gray, R (8, 1) ERA: 2.12	1.0		4	1	0	0	1	0	0	0	0	0	0	8	10	0.00	1.000										
Jeff Reardon, R (9, 1) ERA: 0.84	1.0		3	0	0	0	0	0	0	0	0	0	0	7	7	0.00	0.000										

Texas Rangers @ Boston Red Sox
Fenway Park, Boston, MA
Thu May 09 1991, 7:05 PM EDT
Att: 26,756 - Cloudy - 64 F

AB	35
R	4
H	9
RBI	4
BB	6
SO	7
LOB	22

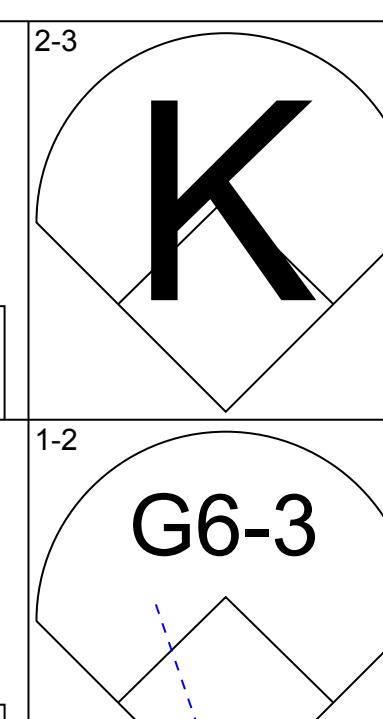
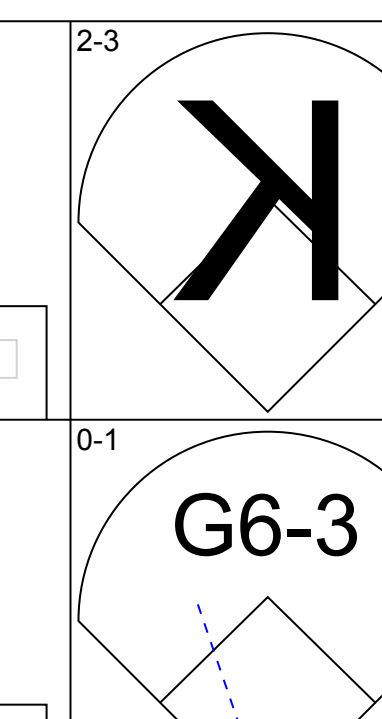
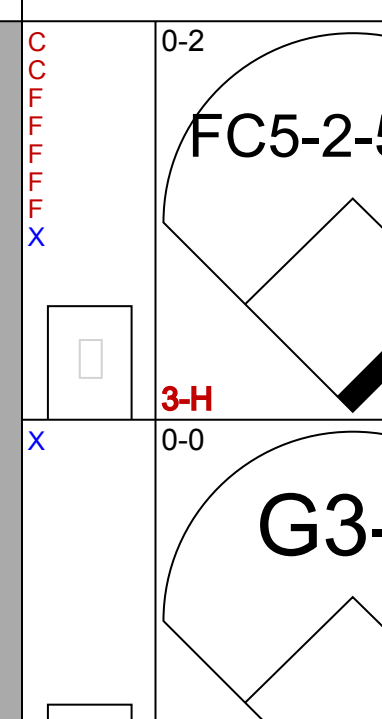
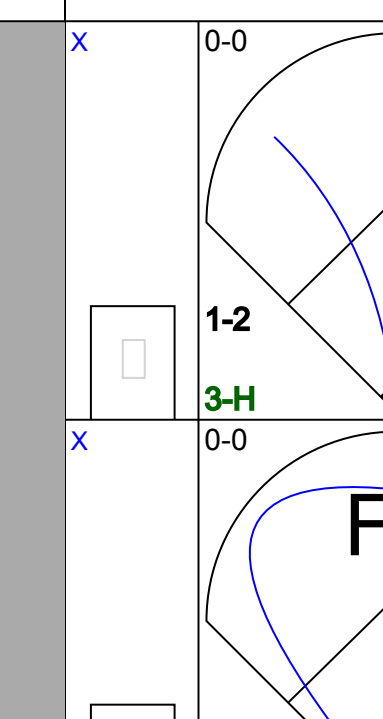
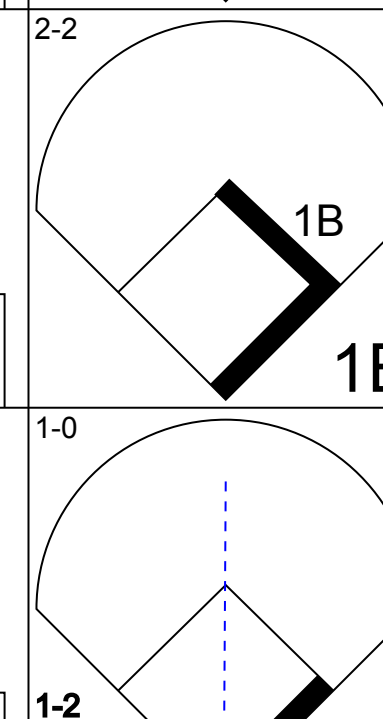

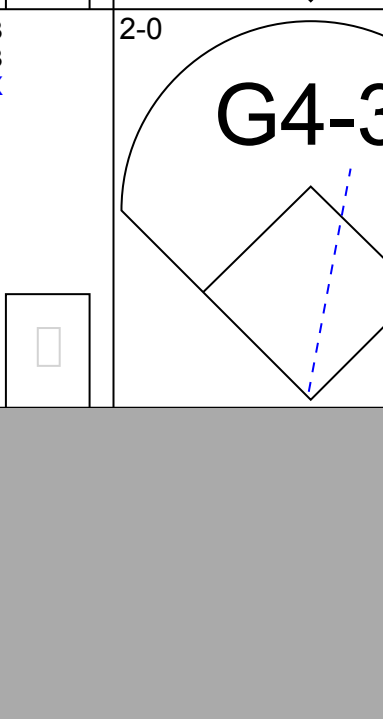

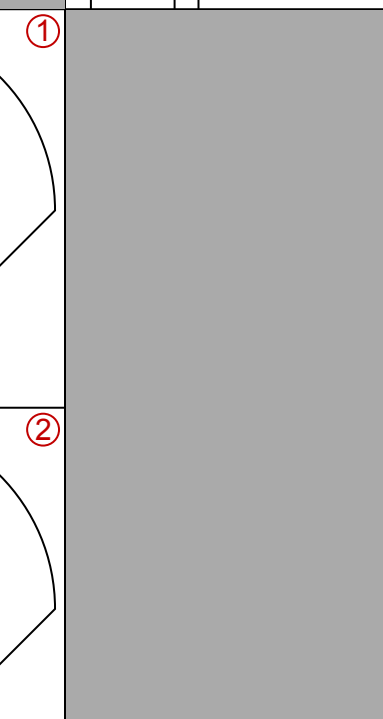
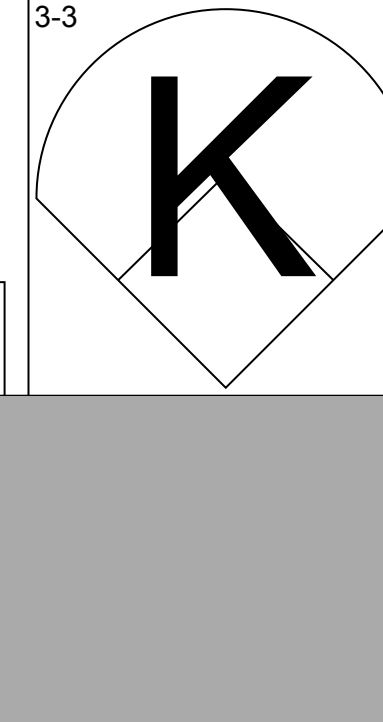
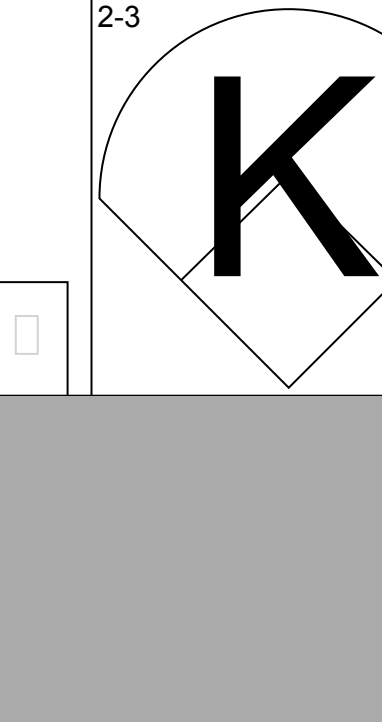
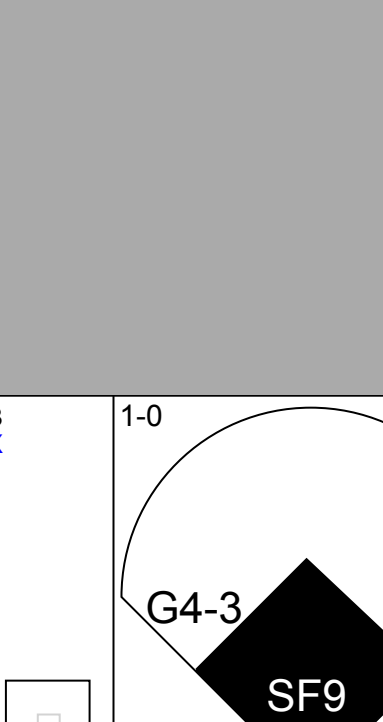
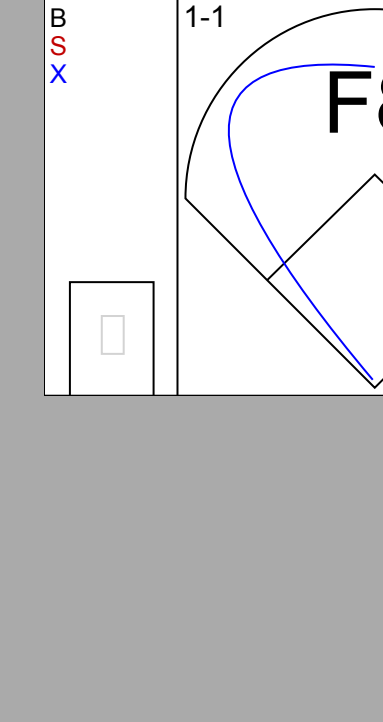



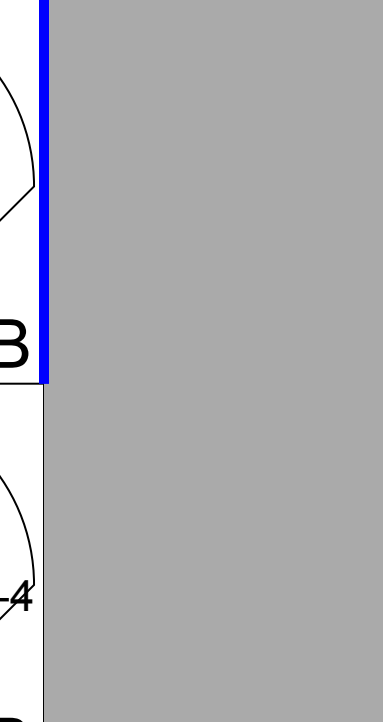
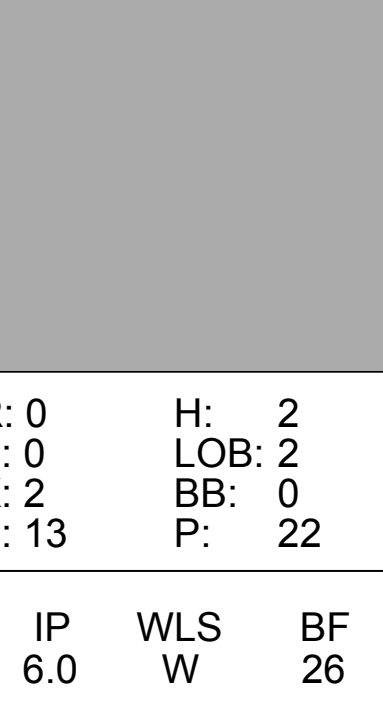

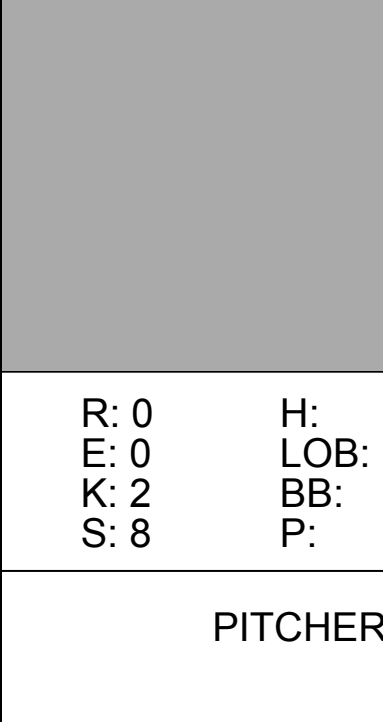
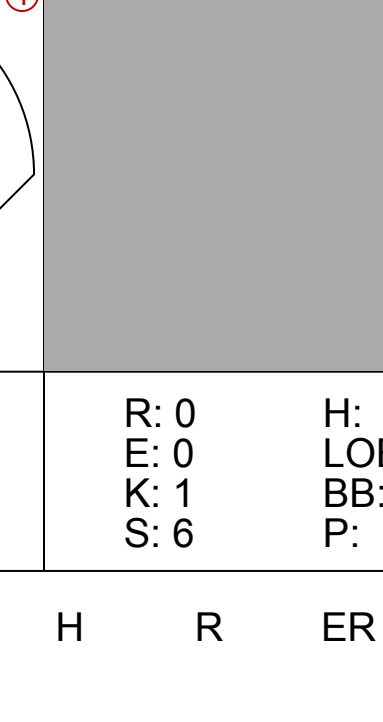
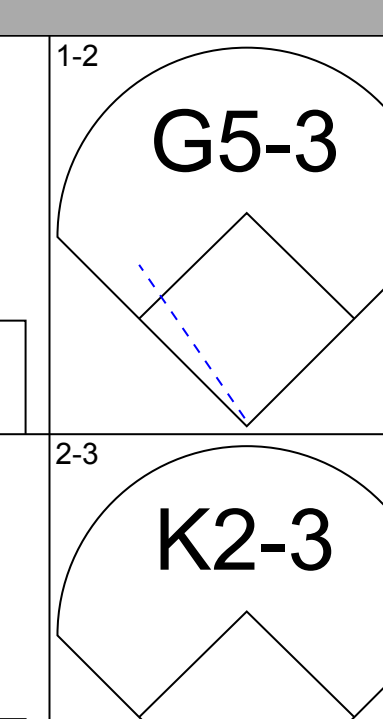
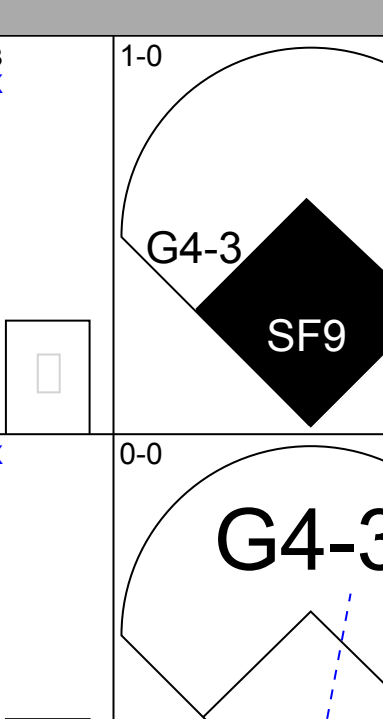
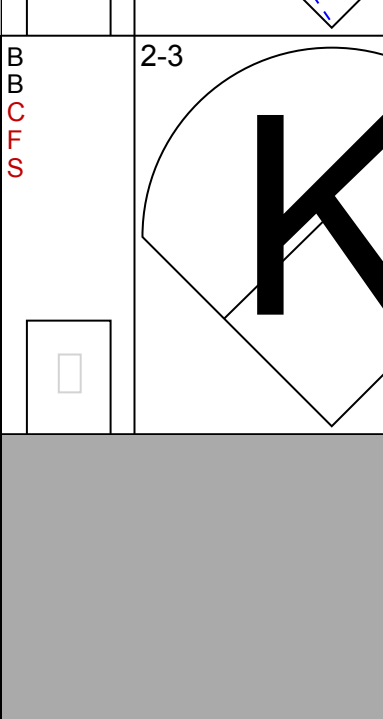
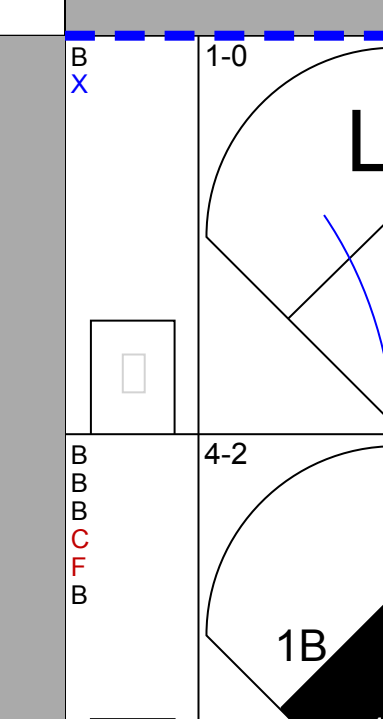
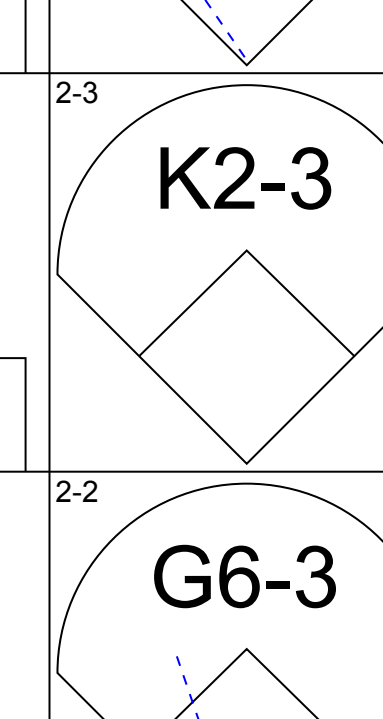
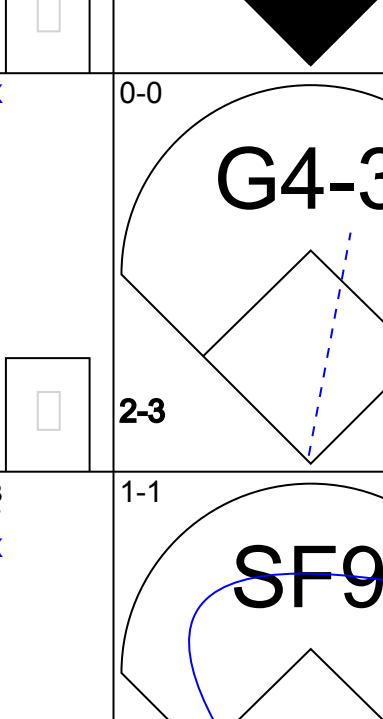
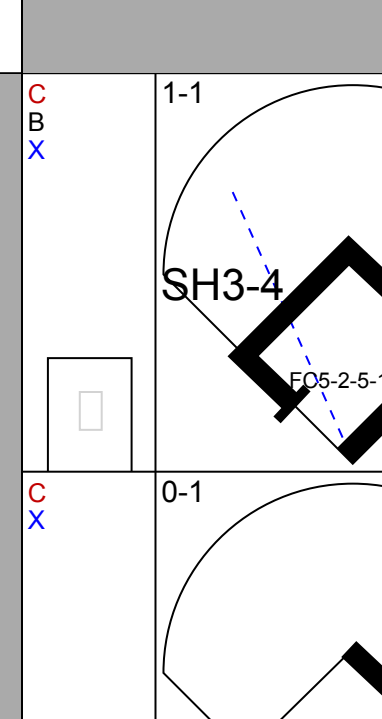
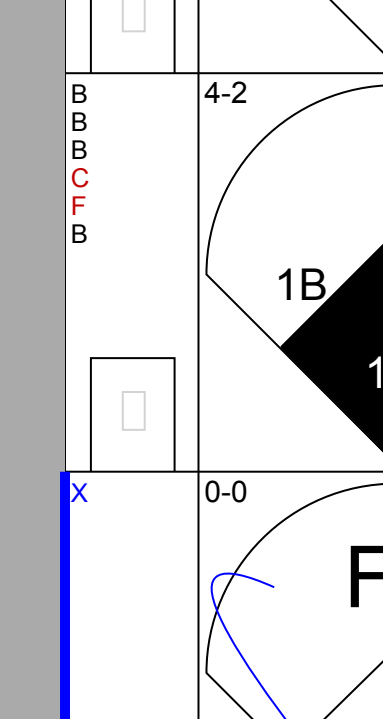
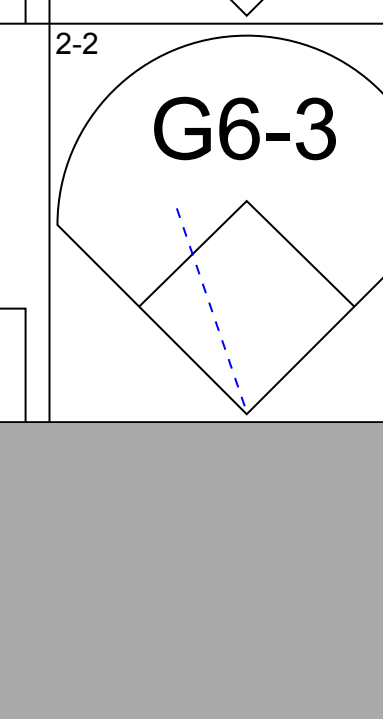
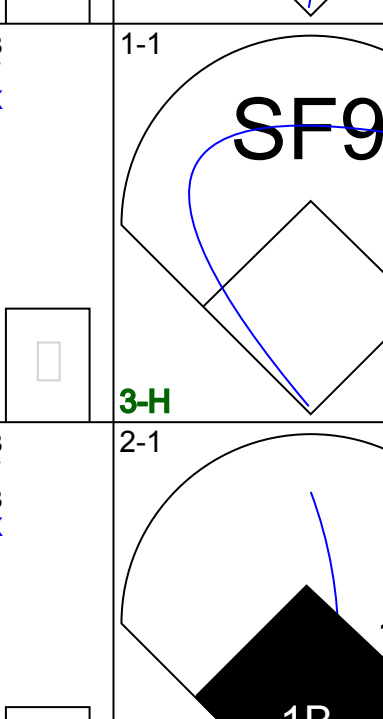
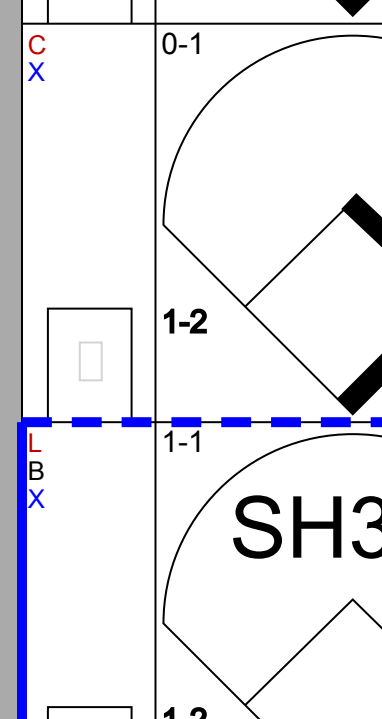
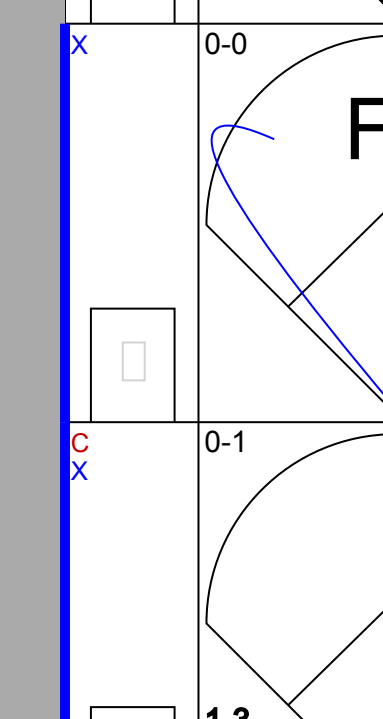
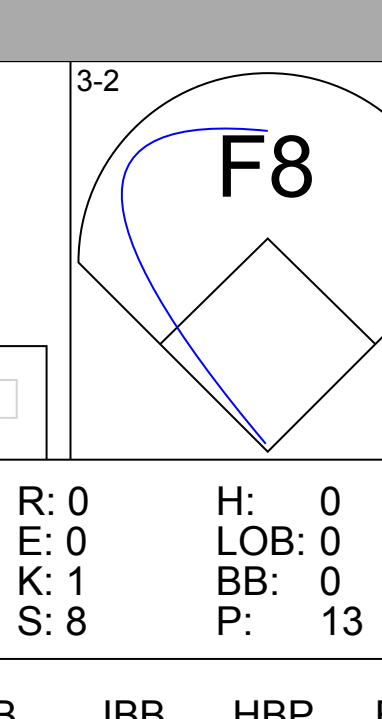
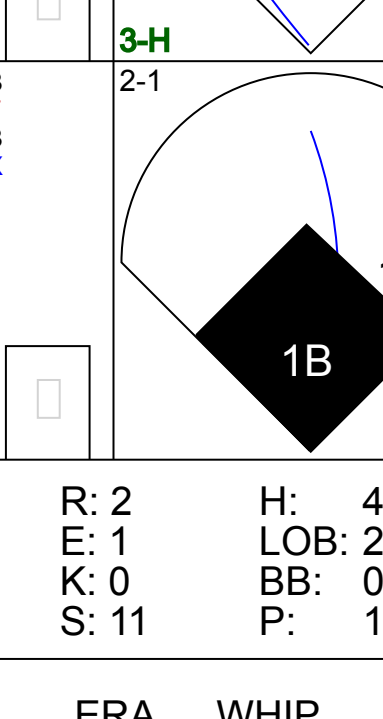
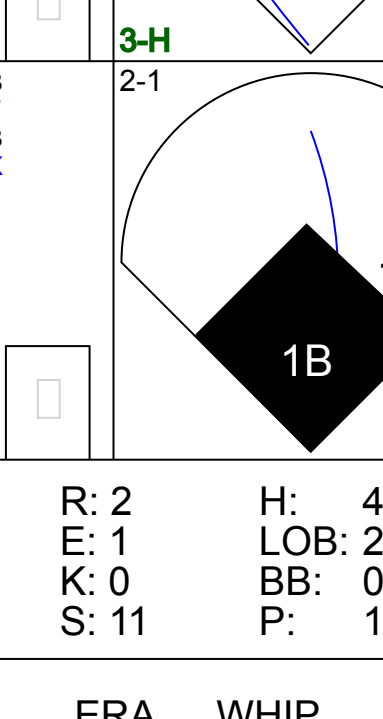
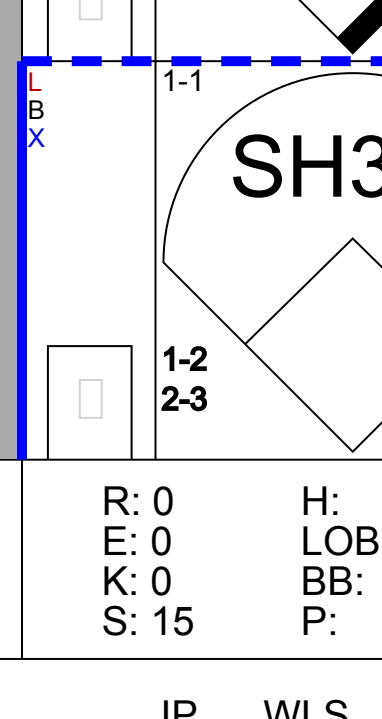
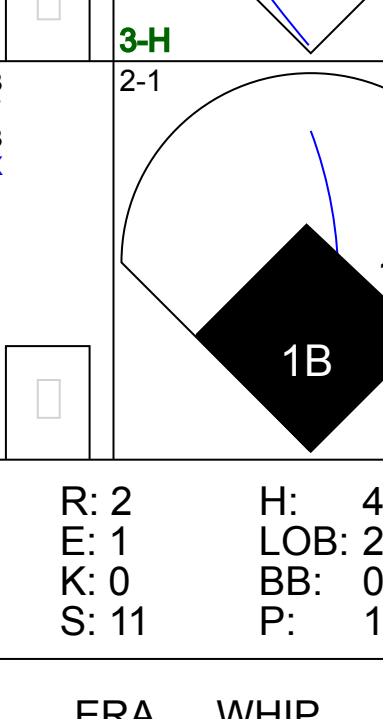
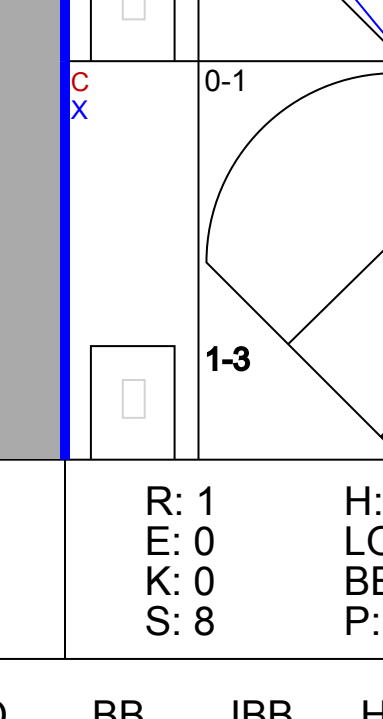


Batter	1	2	3	4	5	6	7	8	9	AB	R	H	RBI	BB	SO	LOB	BOTTOM										
Wade Boggs, L (1, 5) OBP: 0.419, SLG: 0.454	1-1 G5-4-3 1B		0-1 F7		2-2 L8		4-1 BB 1B BB	0-1 G6-3		4	1	1	0	1	0	1											
Jody Read, R (1, 4) OBP: 0.238, SLG: 0.200	3-1 G5-4-3		3-2 F8		0-0 F7		1-2 BB 2B 1B	1-2 F8		5	1	1	1	0	0	2											
Ellis Burks, R (1, 8) OBP: 0.340, SLG: 0.337	2-3 K		2-0 G5-3		0-1 G4-3		4-1 BB 2B BB	1-1 1B		4	1	1	0	1	1	1											
Jack Clark, R (1, 10) OBP: 0.340, SLG: 0.325 Kevin Romine, R (8, PR) OBP: 0.296, SLG: 0.714		0-3 K		0-0 P2		2-0 FC5-4 1B	4-2 2B SF9 BB	1-1 1B		4	2	2	1	1	1	0											
Mike Greenwell, L (1, 7) OBP: 0.367, SLG: 0.495	1-0 P5		1-1 E		0-0 FC5-4 1B		1-2 2-3 3-H BB	3-2 P6		5	1	3	2	0	0	2											
Tom Brunansky, R (1, 9) OBP: 0.354, SLG: 0.494	4-2 1B BB		3-2 G1-3		0-0 FC5-4 1B		0-0 SF9			2	0	0	2	1	0	2											
Carlos Quintana, R (1, 3) OBP: 0.341, SLG: 0.381	3-2 1B		0-0 E4 1B		1-3 G5-3		1-3 2-H 3-H IBB			3	1	2	1	1	0	1											
Tony Peña, R (1, 2) OBP: 0.215, SLG: 0.304	0-0 G4-3		1-1 S 1B		0-0 F8		1-1 L9			4	0	1	1	0	0	5											
Luis Rivera, R (1, 6) OBP: 0.395, SLG: 0.394			4-2 BB		2-1 F8		2-2 BB G3			3	1	1	0	1	0	3											
Inning Stats	R: 0 E: 0 K: 1 S: 7	H: 1 LOB: 0 BB: 0 P: 13	R: 0 E: 0 K: 1 S: 11	H: 1 LOB: 2 BB: 1 P: 19	R: 0 E: 0 K: 0 S: 10	H: 0 LOB: 1 BB: 1 P: 19	R: 2 E: 1 K: 0 S: 13	H: 3 LOB: 1 BB: 0 P: 20	R: 0 E: 0 K: 0 S: 6	H: 0 LOB: 0 BB: 0 P: 8	R: 1 E: 0 K: 0 S: 6	H: 2 LOB: 1 BB: 0 P: 8	R: 5 E: 0 K: 0 S: 16	H: 3 LOB: 2 BB: 4 P: 36	R: 0 E: 0 K: 0 S: 13	H: 2 LOB: 2 BB: 0 P: 19	1B: 9 2B: 2 3B: 1 HR: 0	SF: 1 SAC: 0 DP: 1 HBP: 0	WP: 1 PB: 0 SB: 1 CS: 0	PA: 41							
PITCHER	IP	WLS	BF	H	R	ER	SO	BB	IBB	HBP	BLK	WP	HR	S	P	ERA	WHIP										
Scott Chiamparino, R (1, 1) ERA: 4.41	6.0		27	4	4	3	2	2	0	0	0	0	54	89	4.50	1.667											
Mike Jeffcoat, L (7, 1) ERA: 1.86	0.0	L	1	0	0	0	0	1	0	0	0	1	0	1	5	∞	∞										
Rich Gossage, R (7, 1) ERA: 2.25	0.0		3	1	1	1	0	2	0	0	0	0	0	6	15	∞	∞										
John Barfield, L (7, 1) ERA: 3.29	2.0		10	3	3	3	0	0	1	0	0	0	0	21	33	13.50	1.500										

Texas Rangers @ Boston Red Sox
Fenway Park, Boston, MA
Thu May 09 1991, 7:05 PM EDT
Att: 26,756 - Cloudy - 64 F

AB	34
R	8
H	12
RBI	8
BB	6
SO	2
LOB	17

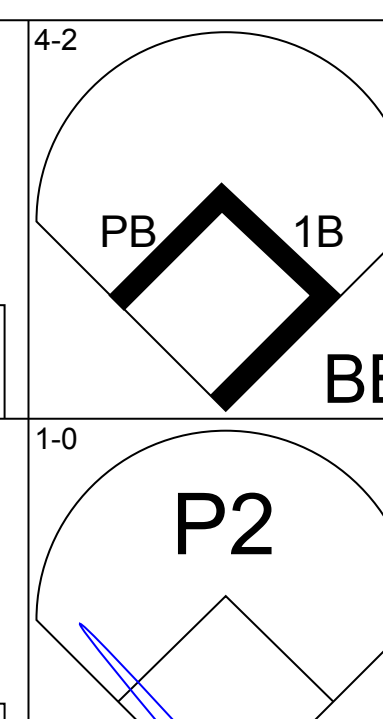
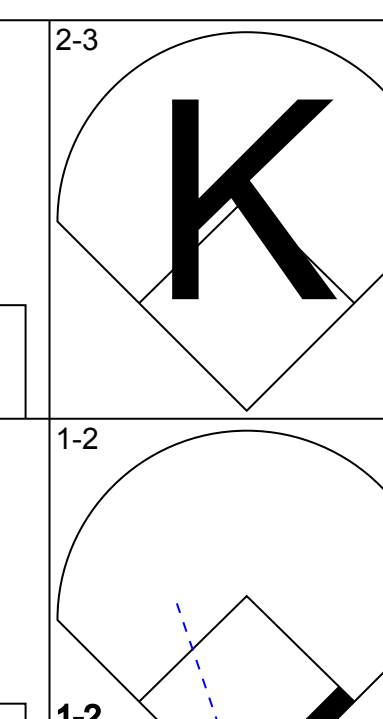
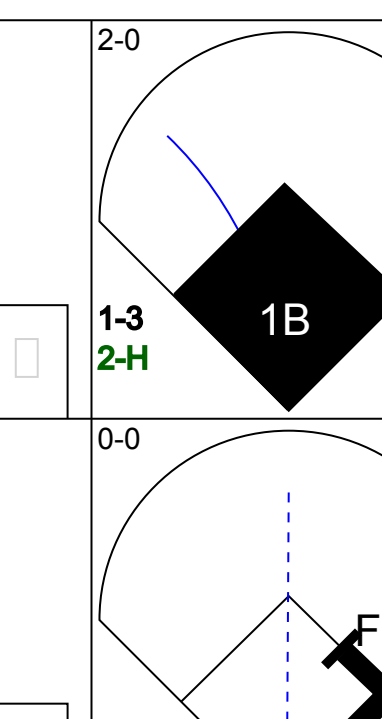
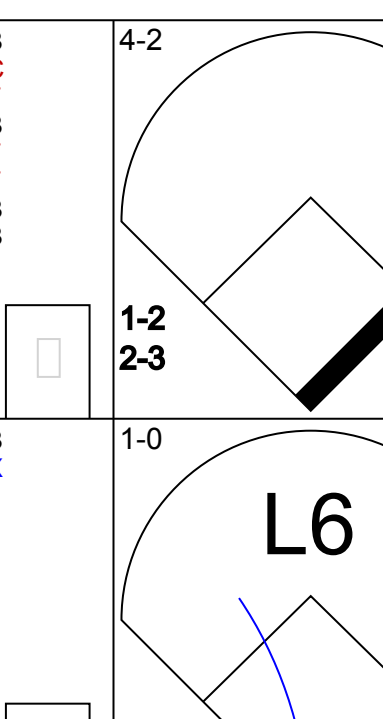
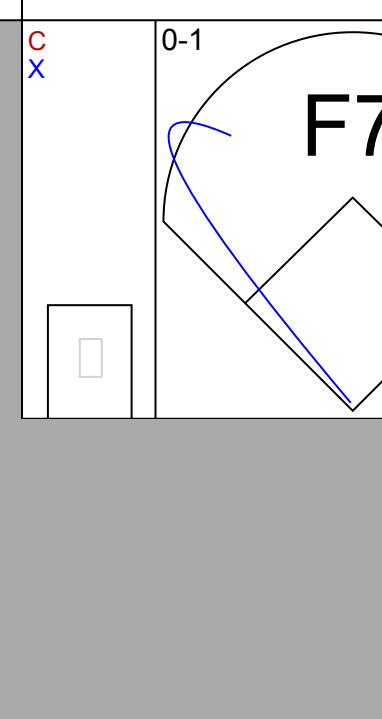
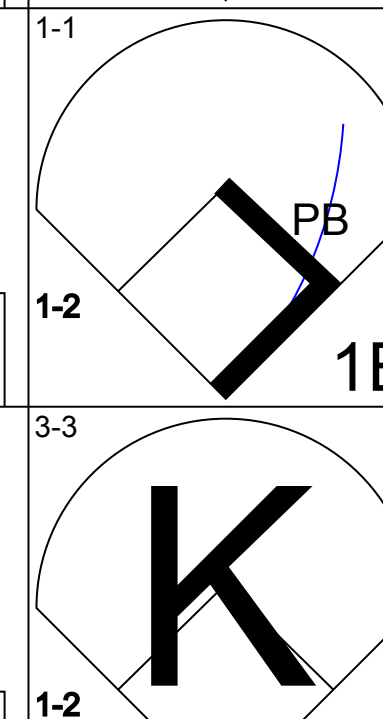
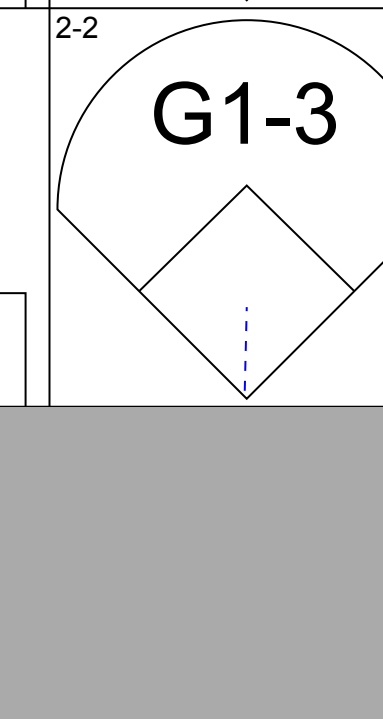
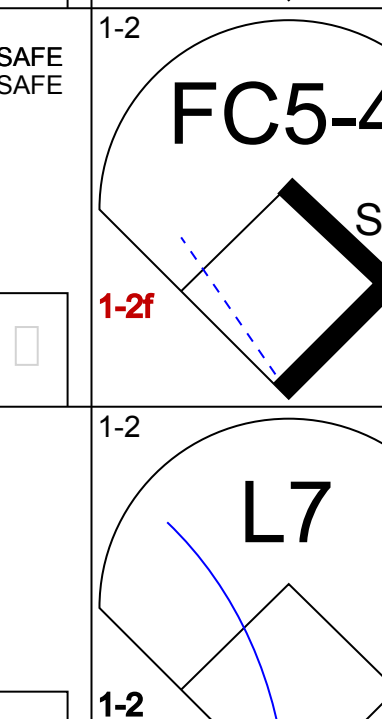

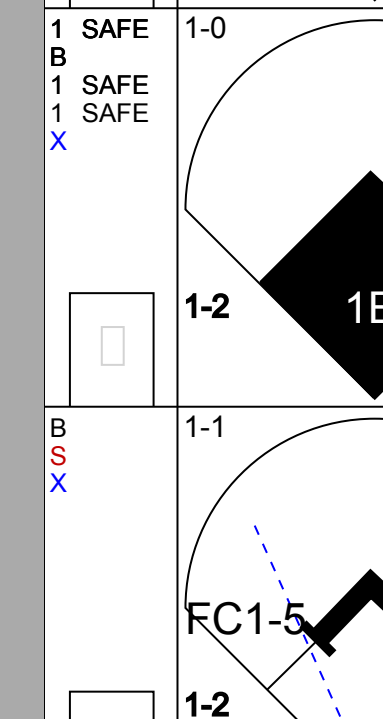
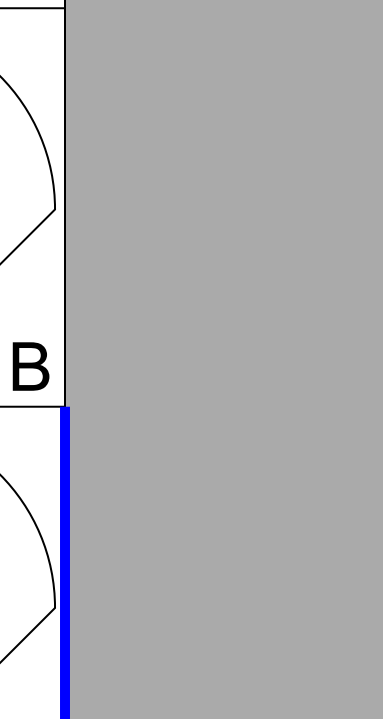
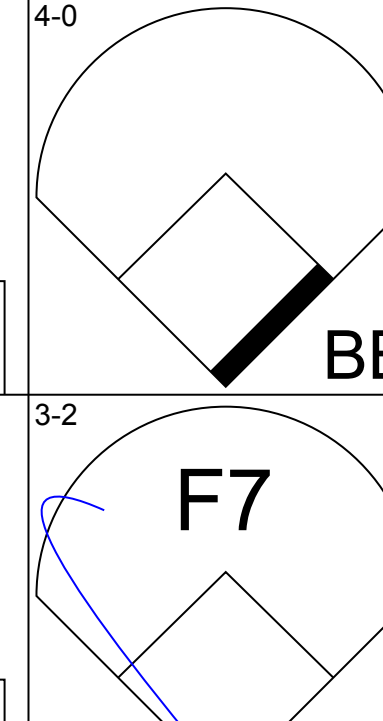

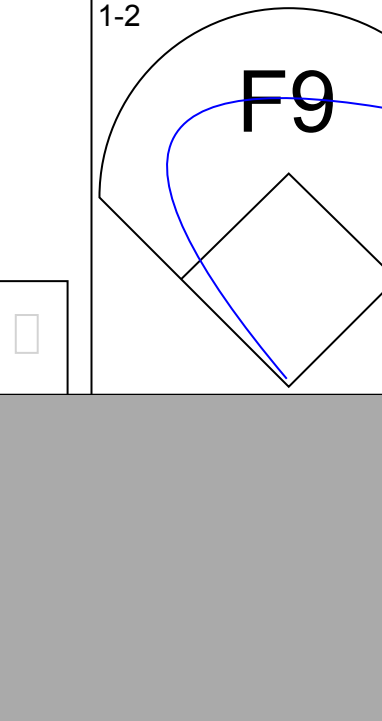
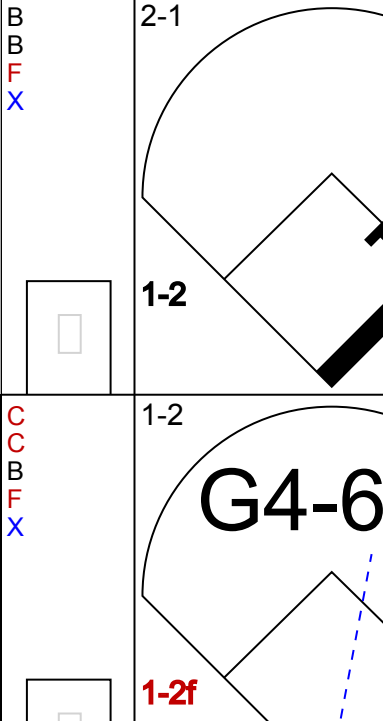
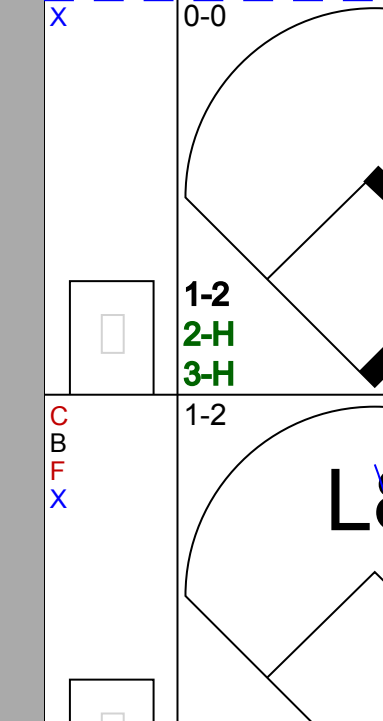
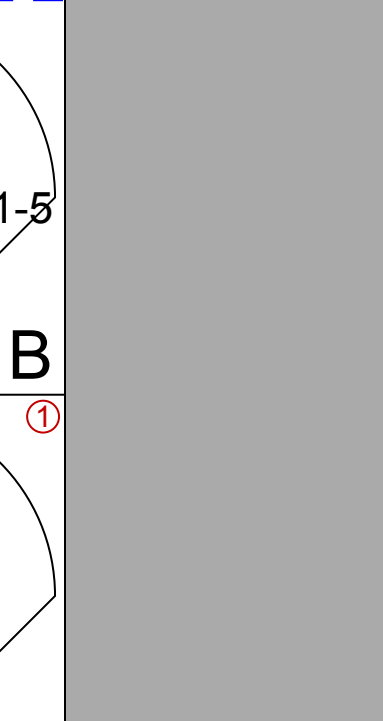

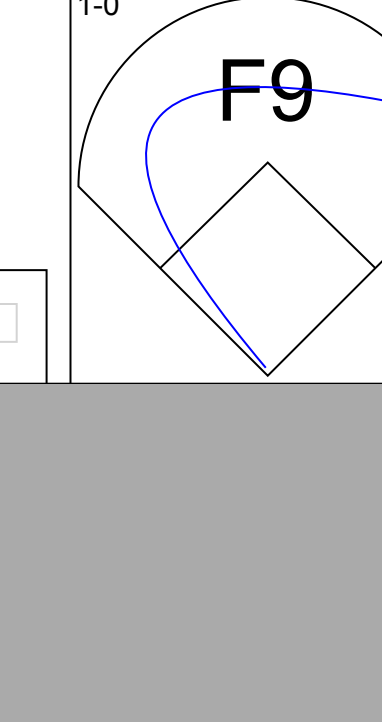
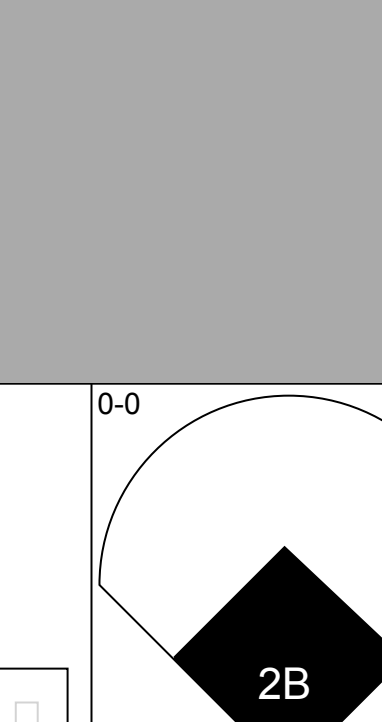

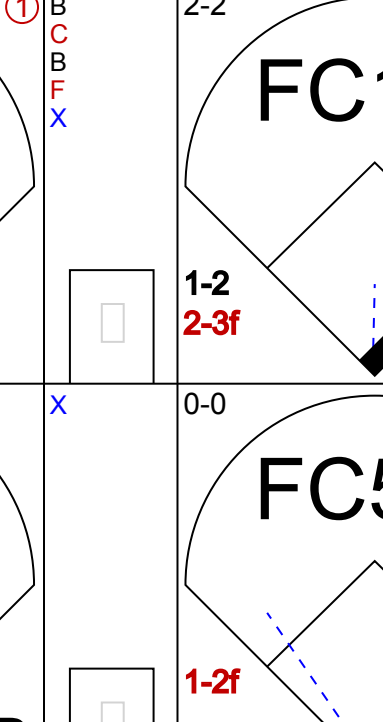

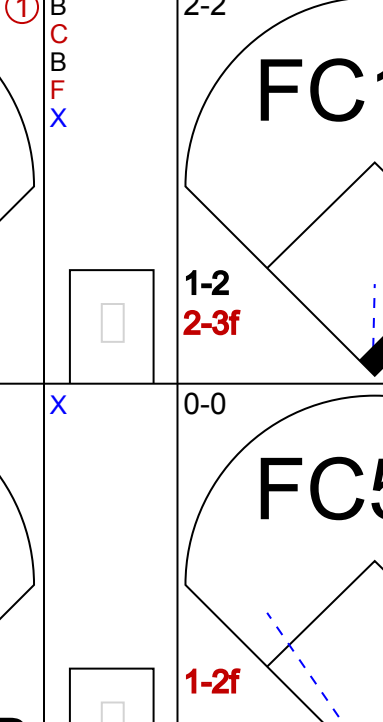

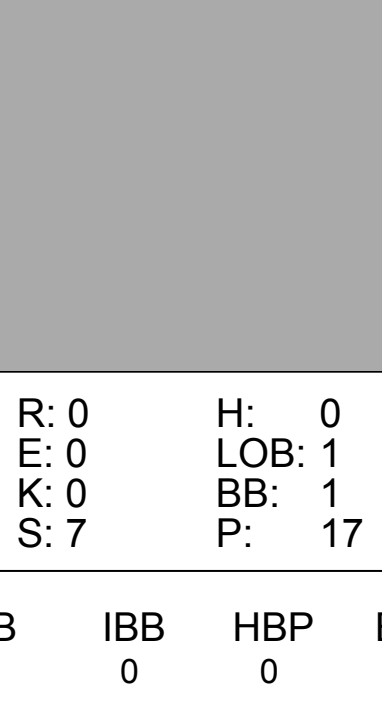
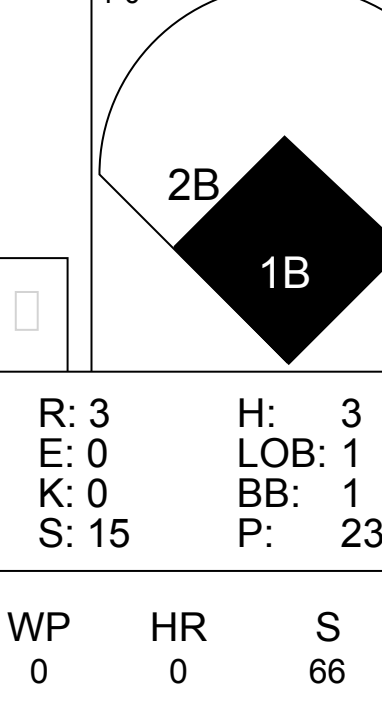
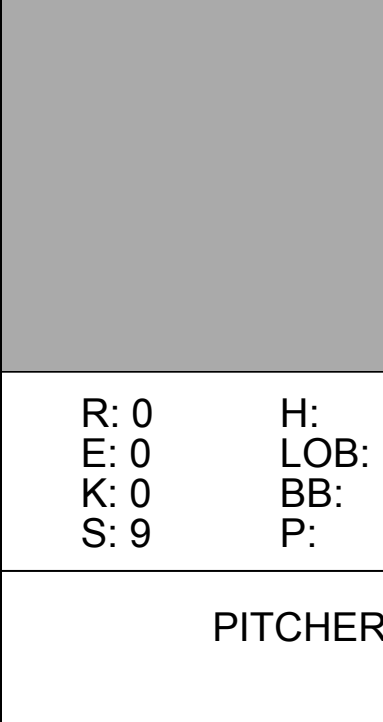
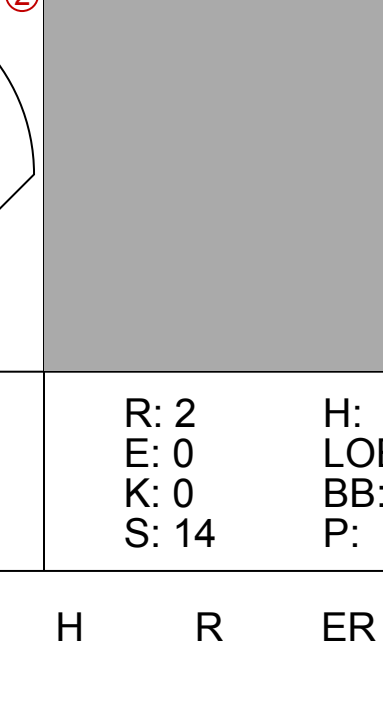







Batter	1	2	3	4	5	6	7	8	9	AB	R	H	RBI	BB	SO	LOB	TOP
Brian Downing, R (1, 10) OBP: 0.462, SLG: 0.455										5	0	2	1	0	2	3	
Jack Daugherty, S (1, 7) OBP: 0.250, SLG: 0.194										5	0	1	1	0	0	4	
Rafael Palmeiro, L (1, 3) OBP: 0.330, SLG: 0.490										4	0	1	0	0	2	2	
Ruben Sierra, S (1, 9) OBP: 0.327, SLG: 0.530										4	0	1	0	0	1	0	
Julio Franco, R (1, 4) OBP: 0.296, SLG: 0.354										4	0	0	0	0	2	2	
Juan Gonzalez, R (1, 8) OBP: 0.400, SLG: 0.667										4	1	1	0	0	1	0	
Mike Stanley, R (1, 2) OBP: 0.395, SLG: 0.355										3	0	1	0	0	1	1	
Gary Pettis, S (7, PR) OBP: 0.333, SLG: 0.273										0	0	0	0	0	0	0	
Geno Petralli, L (7, 2) OBP: 0.351, SLG: 0.300										0	1	0	0	1	0	0	
Steve Buechele, R (1, 5) OBP: 0.341, SLG: 0.395										2	0	1	1	0	0	0	
Kevin Reimer, L (9, PH) OBP: 0.316, SLG: 0.412										1	0	0	0	0	0	1	
Mario Diaz, R (1, 6) OBP: 0.226, SLG: 0.172										2	1	1	0	0	0	0	
Jeff Huson, L (7, PH) OBP: 0.298, SLG: 0.314										0	0	0	0	0	0	0	
Denny Walling, L (9, PH) OBP: 0.200, SLG: 0.214										1	0	1	0	0	0	0	
Inning Stats	R: 0 E: 0 K: 2 S: 13	H: 2 LOB: 2 BB: 0 P: 22	R: 0 E: 0 K: 1 S: 10	H: 0 LOB: 0 BB: 0 P: 15	R: 0 E: 0 K: 1 S: 8	H: 0 LOB: 0 BB: 0 P: 13	R: 2 E: 1 K: 0 S: 11	H: 4 LOB: 2 BB: 0 P: 19	R: 0 E: 0 K: 2 S: 8	H: 2 LOB: 2 BB: 0 P: 17	R: 0 E: 0 K: 1 S: 6	H: 0 LOB: 0 BB: 0 P: 10	R: 1 E: 0 K: 0 S: 8	H: 2 LOB: 2 BB: 1 P: 13	1B: 9 2B: 1 3B: 0 HR: 0	SF: 1 SAC: 1 DP: 0 HBP: 0	WP: 0 PA: 38 PB: 0 SB: 0 CS: 0
PITCHER	IP WLS BF H R ER SO BB IBB HBP BLK WP HR S P ERA WHIP																
Matt Young, L (1, 1) ERA: 3.05	6.0 W 26 8 2 2 8 0 0 0 0 0 0 0 63 100 3.00 1.333																
Jeff Gray, R (7, 1) ERA: 1.59	2.0 6 0 0 0 1 0 0 0 0 0 0 0 17 22 0.00 0.000																
Jeff Reardon, R (9, 1) ERA: 1.54	1.0 S 6 2 1 1 0 1 0 0 0 0 0 0 8 13 9.00 3.000																

Texas Rangers @ Boston Red Sox
Fenway Park, Boston, MA
Fri May 10 1991, 7:05 PM EDT
Att: 33,695 - Sunny - 63 F

AB	35
R	3
H	10
RBI	3
BB	1
SO	9
LOB	13



Batter	1	2	3	4	5	6	7	8	9	AB	R	H	RBI	BB	SO	LOB	BOTTOM		
Wade Boggs, L (1, 5) OBP: 0.326, SLG: 0.460										3	1	1	1	2	1	3			
Jody Reed, R (1, 4) OBP: 0.255, SLG: 0.220										5	1	3	2	0	0	4			
Ellis Burks, R (1, 8) OBP: 0.343, SLG: 0.341										5	1	2	0	0	0	4			
Jack Clark, R (1, 10) OBP: 0.343, SLG: 0.321										4	0	1	0	1	1	3			
Kevin Romine, R (8, PR) OBP: 0.296, SLG: 0.714										0	0	0	0	0	0	0			
Mike Greenwell, L (1, 7) OBP: 0.386, SLG: 0.500										3	0	2	2	2	0	1			
Tom Brunansky, R (1, 9) OBP: 0.337, SLG: 0.465										5	0	0	0	0	1	8			
Carlos Quintana, R (1, 3) OBP: 0.333, SLG: 0.371										5	0	1	0	0	0	3			
Tony Peña, R (1, 2) OBP: 0.235, SLG: 0.340										5	1	3	0	0	0	3			
Luis Rivera, R (1, 6) OBP: 0.429, SLG: 0.382										1	1	0	0	3	1	1			
Inning Stats	R: 0 E: 0 K: 1 S: 12	H: 1 LOB: 3 BB: 2 P: 28	R: 0 E: 0 K: 1 S: 18	H: 2 LOB: 3 BB: 1 P: 27	R: 0 E: 0 K: 0 S: 7	H: 0 LOB: 1 BB: 1 P: 17	R: 3 E: 0 K: 0 S: 15	H: 3 LOB: 1 BB: 1 P: 23	R: 0 E: 0 K: 1 S: 14	H: 1 LOB: 3 BB: 2 P: 26	R: 0 E: 0 K: 0 S: 9	H: 1 LOB: 1 BB: 1 P: 17	R: 0 E: 0 K: 1 S: 11	H: 1 LOB: 1 BB: 0 P: 14	R: 2 E: 0 K: 0 S: 14	H: 4 LOB: 2 BB: 0 P: 20	1B: 10 2B: 3 3B: 0 HR: 0	SF: 0 SAC: 0 DP: 1 HBP: 0	WP: 0 PA: 44 PB: 1 SB: 2 CS: 0
PITCHER	IP WLS BF H R ER SO BB IBB HBP BLK WP HR S P ERA WHIP																		
Bobby Witt, R (1, 1) ERA: 4.38	5.0 L 29 7 3 3 3 7 0 0 0 0 0 0 66 121 5.40 2.800																		
Gerald Alexander, R (6, 1) ERA: 2.25	2.0 11 5 2 2 1 1 0 0 0 0 0 0 26 40 9.00 3.000																		
Jeff Russell, R (8, 1) ERA: 1.26	1.0 4 1 0 0 0 0 0 0 0 0 0 0 8 11 0.00 1.000																		

Texas Rangers @ Boston Red Sox
Fenway Park, Boston, MA
Fri May 10 1991, 7:05 PM EDT
Att: 33,695 - Sunny - 63 F

AB	36
R	5
H	13
RBI	5
BB	8
SO	4
LOB	30



Batter	1	2	3	4	5	6	7	8	9	AB	R	H	RBI	BB	SO	LOB	TOP								
Brian Downing, R OBP: 0.446, SLG: 0.429 Kevin Reimer, L OBP: 0.306, SLG: 0.393	4-2 SH1-4 HR BB		1-0 G1-3	2-1 G5-4-3	1-3 K		2-1 L7		1-2 F7	2	1	0	0	1	0	2									
Jeff Huson, L OBP: 0.313, SLG: 0.321	1-1 SH1-4		1-2 G3-1	4-2 1B BB	0-0 F8			1-2 G4-3 2B	0-0 F7	4	2	1	0	1	0	3									
Rafael Palmeiro, L OBP: 0.339, SLG: 0.491	1-2 F7			1-2 1B 2B	0-1 G4-3			0-2 G4-3	1-0 1B	6	2	3	1	0	0	4									
Ruben Sierra, S OBP: 0.357, SLG: 0.570 Jack Daugherty, S OBP: 0.217, SLG: 0.167	1-2 HR			1-3 K	1-3 K			1-0 G4-3	0-2 F9	4	3	3	4	0	1	0									
Julio Franco, R OBP: 0.313, SLG: 0.381 Mario Diaz, R OBP: 0.235, SLG: 0.188	1-2 PO 2B			1-2 G1-3	0-1 1B 1B			0-1 1B 1B		2	1	2	0	0	0	0									
Juan Gonzalez, R OBP: 0.441, SLG: 0.679 Mike Jeffcoat, L Jeff Russell, R	1-0 PO	0-0 P4		1-0 1B	1-0 1B			0-1 1B	1-2 1B	4	1	3	2	1	0	0									
Geno Petralli, L OBP: 0.354, SLG: 0.316		1-0 G4-1		0-1 G3-1	0-1 G3-1			0-0 1B	1-2 1B	5	1	2	3	0	0	4									
Steve Buechele, R OBP: 0.344, SLG: 0.395 Denny Walling, L OBP: 0.167, SLG: 0.176 Mike Stanley, R OBP: 0.390, SLG: 0.344	1-3 K			0-0 G5-4-3 1B 1B	0-0 BB 1B		0-2 L4	1-3 K		3	1	2	0	0	1	0									
Gary Pettis, S OBP: 0.353, SLG: 0.288			3-3 K	3-1 G5-4-3 1B	4-2 BB		3-2 L9		2-2 1B	4	0	2	1	1	1	0									
Inning Stats	R: 2 E: 0 K: 0 S: 17	H: 2 LOB: 0 BB: 1 P: 26	R: 0 E: 0 K: 1 S: 7	H: 0 LOB: 0 BB: 0 P: 9	R: 0 E: 0 K: 1 S: 8	H: 0 LOB: 0 BB: 0 P: 13	R: 9 E: 0 K: 0 S: 27	H: 9 LOB: 3 BB: 2 P: 53	R: 0 E: 0 K: 1 S: 10	H: 1 LOB: 2 BB: 1 P: 15	R: 0 E: 0 K: 1 S: 10	H: 1 LOB: 1 BB: 0 P: 13	R: 0 E: 0 K: 0 S: 9	H: 0 LOB: 0 BB: 0 P: 14	R: 1 E: 0 K: 1 S: 16	H: 4 LOB: 3 BB: 0 P: 19	R: 0 E: 0 K: 0 S: 12	H: 2 LOB: 2 BB: 0 P: 16	1B: 13 2B: 5 3B: 0 HR: 1	SF: 0 SAC: 1 DP: 1 HBP: 1	WP: 0 PB: 0 SB: 0 CS: 0	PA: 50			
PITCHER	IP WLS BF H R ER SO BB IBB HBP BLK WP HR S P ERA WHIP	IP WLS BF H R ER SO BB IBB HBP BLK WP HR S P ERA WHIP	IP WLS BF H R ER SO BB IBB HBP BLK WP HR S P ERA WHIP	IP WLS BF H R ER SO BB IBB HBP BLK WP HR S P ERA WHIP	IP WLS BF H R ER SO BB IBB HBP BLK WP HR S P ERA WHIP	IP WLS BF H R ER SO BB IBB HBP BLK WP HR S P ERA WHIP	IP WLS BF H R ER SO BB IBB HBP BLK WP HR S P ERA WHIP	IP WLS BF H R ER SO BB IBB HBP BLK WP HR S P ERA WHIP	IP WLS BF H R ER SO BB IBB HBP BLK WP HR S P ERA WHIP	IP WLS BF H R ER SO BB IBB HBP BLK WP HR S P ERA WHIP	IP WLS BF H R ER SO BB IBB HBP BLK WP HR S P ERA WHIP	IP WLS BF H R ER SO BB IBB HBP BLK WP HR S P ERA WHIP	IP WLS BF H R ER SO BB IBB HBP BLK WP HR S P ERA WHIP	IP WLS BF H R ER SO BB IBB HBP BLK WP HR S P ERA WHIP	IP WLS BF H R ER SO BB IBB HBP BLK WP HR S P ERA WHIP	IP WLS BF H R ER SO BB IBB HBP BLK WP HR S P ERA WHIP	IP WLS BF H R ER SO BB IBB HBP BLK WP HR S P ERA WHIP	IP WLS BF H R ER SO BB IBB HBP BLK WP HR S P ERA WHIP	IP WLS BF H R ER SO BB IBB HBP BLK WP HR S P ERA WHIP	IP WLS BF H R ER SO BB IBB HBP BLK WP HR S P ERA WHIP	IP WLS BF H R ER SO BB IBB HBP BLK WP HR S P ERA WHIP	IP WLS BF H R ER SO BB IBB HBP BLK WP HR S P ERA WHIP	IP WLS BF H R ER SO BB IBB HBP BLK WP HR S P ERA WHIP	IP WLS BF H R ER SO BB IBB HBP BLK WP HR S P ERA WHIP	IP WLS BF H R ER SO BB IBB HBP BLK WP HR S P ERA WHIP

Texas Rangers @ Boston Red Sox
Fenway Park, Boston, MA
Sun May 12 1991, 3:33 AM EDT
Att: 33,196 - Sunny - 82 F

AB 43
R 12
H 19
RBI 12
BB 4
SO 5
LOB 21



Batter	1	2	3	4	5	6	7	8	9	AB	R	H	RBI	BB	SO	LOB	BOTTOM									
Jody Reed, R OBP: 0.254, SLG: 0.215 Steve Lyons, L OBP: 0.286, SLG: 0.462	0-0 G6-3	0-1 P6		1-2 G5-3		2-2 P5		0-0 HR		3	0	0	0	0	0	3										
Tim Lincecum, R OBP: 0.190, SLG: 0.132	0-0 G5-3	1-1 G5-3			1-3 K	3-2 F8		1-3 K		5	0	0	0	0	2	4										
Ellis Burks, R OBP: 0.339, SLG: 0.347	1-1 2B		2-0 G5-3		2-2 G5-3		2-2 E6 FC6-4		1-1 E9 G6-4-3	5	0	1	0	0	0	0										
Jack Clark, R OBP: 0.366, SLG: 0.337	4-0 BB		1-2 G3-6-3 1B		3-2 1B		1-0 L6		0-0 G6-4-3	4	0	2	0	1	0	2										
Mike Greenwell, L OBP: 0.366, SLG: 0.468	2-3 K		0-0 G3-6-3		1-0 P4		2-0 L8		2-0 1B	5	0	1	0	0	1	5										
Tom Brunansky, R OBP: 0.345, SLG: 0.462 Kevin Romine, R OBP: 0.200, SLG: 0.500		1-0 1B		0-0 G5-3		1-0 L4		1-0 FC6-4	3-3 K	2	0	1	0	0	0	0										
Carlos Quintana, R OBP: 0.366, SLG: 0.496		4-1 1B 2B BB		3-1 F8		1-0 1B 2B 1B		1-0 HR 2B		3	3	2	0	1	0	0										
Tony Peña, R OBP: 0.257, SLG: 0.360 John Marzano, R OBP: 0.231, SLG: 0.231		2-0 2B 1B		1-1 E 1B		0-0 2B 1B		0-0 F8		3	1	3	0	0	0	0										
Luis Rivera, R OBP: 0.420, SLG: 0.429		2-2 2B		2-1 E8		1-1 2B		2-1 G5-3		4	0	2	2	0	0	1										
Inning Stats	R: 0 E: 0 K: 1 S: 8	H: 1 LOB: 2 BB: 1 P: 15	R: 1 E: 0 K: 0 S: 11	H: 3 LOB: 2 BB: 1 P: 21	R: 0 E: 0 K: 0 S: 5	H: 1 LOB: 0 BB: 0 P: 8	R: 1 E: 1 K: 0 S: 10	H: 1 LOB: 1 BB: 0 P: 17	R: 0 E: 0 K: 1 S: 11	H: 1 LOB: 1 BB: 0 P: 18	R: 1 E: 0 K: 0 S: 12	H: 3 LOB: 2 BB: 0 P: 20	R: 0 E: 1 K: 0 S: 6	H: 0 LOB: 1 BB: 0 P: 12	R: 2 E: 0 K: 1 S: 8	H: 2 LOB: 0 BB: 0 P: 12	R: 0 E: 1 K: 1 S: 7	H: 1 LOB: 1 BB: 0 P: 13	1B: 8 2B: 4 3B: 0 HR: 1	SF: 0 SAC: 0 DP: 2 HBP: 0	WP: 0 PB: 0 SB: 0 CS: 0	PA: 42				
PITCHER	IP WLS BF H R ER SO BB IBB HBP BLK WP HR S P ERA WHIP	IP WLS BF H R ER SO BB IBB HBP BLK WP HR S P ERA WHIP	IP WLS BF H R ER SO BB IBB HBP BLK WP HR S P ERA WHIP	IP WLS BF H R ER SO BB IBB HBP BLK WP HR S P ERA WHIP	IP WLS BF H R ER SO BB IBB HBP BLK WP HR S P ERA WHIP	IP WLS BF H R ER SO BB IBB HBP BLK WP HR S P ERA WHIP	IP WLS BF H R ER SO BB IBB HBP BLK WP HR S P ERA WHIP	IP WLS BF H R ER SO BB IBB HBP BLK WP HR S P ERA WHIP	IP WLS BF H R ER SO BB IBB HBP BLK WP HR S P ERA WHIP	IP WLS BF H R ER SO BB IBB HBP BLK WP HR S P ERA WHIP	IP WLS BF H R ER SO BB IBB HBP BLK WP HR S P ERA WHIP	IP WLS BF H R ER SO BB IBB HBP BLK WP HR S P ERA WHIP	IP WLS BF H R ER SO BB IBB HBP BLK WP HR S P ERA WHIP	IP WLS BF H R ER SO BB IBB HBP BLK WP HR S P ERA WHIP	IP WLS BF H R ER SO BB IBB HBP BLK WP HR S P ERA WHIP	IP WLS BF H R ER SO BB IBB HBP BLK WP HR S P ERA WHIP	IP WLS BF H R ER SO BB IBB HBP BLK WP HR S P ERA WHIP	IP WLS BF H R ER SO BB IBB HBP BLK WP HR S P ERA WHIP	IP WLS BF H R ER SO BB IBB HBP BLK WP HR S P ERA WHIP	IP WLS BF H R ER SO BB IBB HBP BLK WP HR S P ERA WHIP	IP WLS BF H R ER SO BB IBB HBP BLK WP HR S P ERA WHIP	IP WLS BF H R ER SO BB IBB HBP BLK WP HR S P ERA WHIP	IP WLS BF H R ER SO BB IBB HBP BLK WP HR S P ERA WHIP	IP WLS BF H R ER SO BB IBB HBP BLK WP HR S P ERA WHIP	IP WLS BF H R ER SO BB IBB HBP BLK WP HR S P ERA WHIP	IP WLS BF H R ER SO BB IBB HBP BLK WP HR S P ERA WHIP

Texas Rangers @ Boston Red Sox
Fenway Park, Boston, MA
Sun May 12 1991, 3:33 AM EDT
Att: 33,196 - Sunny - 82 F

AB 40
R 5
H 13
RBI 4
BB 2
SO 4
LOB 20



Batter	1	2	3	4	5	6	7	8	9	AB	R	H	RBI	BB	SO	LOB	TOP				
Tim Raines, S OBP: 0.315, SLG: 0.288 (1, 7)	G5-3		G4-3		K			G5-3		4	0	0	0	0	1	1	Chicago White Sox @ Boston Red Sox Fenway Park, Boston, MA Tue May 14 1991, 7:05 PM EDT Att: 28,927 - Cloudy - 61 F				
Scott Fletcher, R OBP: 0.339, SLG: 0.365 (1, 4)	1B			K		K		G6-3		4	0	1	0	0	2	0					
Frank Thomas, R OBP: 0.435, SLG: 0.500 (1, 10)	1B			1B		L7		G6-3		4	0	2	0	0	0	0					
Carlton Fisk, R OBP: 0.355, SLG: 0.364 (1, 2)	FC5-4			1B		1B															
Sammy Sosa, R OBP: 0.287, SLG: 0.432 (1, 9)		G6-4-3		K		FC6-4		G6-3		4	0	2	0	0	1	3					
Cory Snyder, R OBP: 0.213, SLG: 0.200 (1, 3)	G6-4-3					FC6-4		E6		3	0	0	0	1	0	4					
Craig Grebeck, R OBP: 0.444, SLG: 0.563 (9, PH)								SF9		3	0	0	0	0	1	3					
Matt Merullo, L OBP: 0.214, SLG: 0.480 (9, PH)	G6-3			K						0	0	0	1	0	0	0					
Ozzie Guillen, L OBP: 0.273, SLG: 0.269 (1, 6)			F7		G4-3		G4-3	P5		4	0	0	0	0	0	1					
Lance Johnson, L OBP: 0.244, SLG: 0.241 (1, 8)			G4-3				L6			3	0	1	0	0	0	0					
Inning Stats	R: 0 E: 0 K: 0 S: 6	H: 2 LOB: 1 BB: 0 P: 13	R: 0 E: 0 K: 0 S: 6	H: 1 LOB: 0 BB: 0 P: 9	R: 0 E: 0 K: 0 S: 7	H: 0 LOB: 0 BB: 0 P: 9	R: 0 E: 0 K: 3 S: 13	H: 2 LOB: 3 BB: 1 P: 21	R: 0 E: 0 K: 1 S: 9	H: 1 LOB: 0 BB: 0 P: 15	R: 0 E: 0 K: 0 S: 5	H: 0 LOB: 0 BB: 0 P: 7	R: 0 E: 0 K: 0 S: 9	H: 0 LOB: 0 BB: 0 P: 15	R: 1 E: 1 K: 0 S: 8	H: 1 LOB: 1 BB: 0 P: 14	1B: 7 2B: 1 3B: 0 HR: 0	SF: 1 SAC: 0 DP: 1 HBP: 0	WP: 0 PB: 0 SB: 0 CS: 1	PA: 35	
PITCHER	IP	WLS	BF	H	R	ER	SO	BB	IBB	HBP	BLK	WP	HR	S	P	ERA	WHIP				
Tom Bolton, L ERA: 1.62 (1, 1)	8.1	W	33	8	1	0	5	2	0	0	0	0	0	67	108	0.00	1.200				
Jeff Reardon, R ERA: 1.94 (9, 1)	0.2	S	2	0	0	0	0	0	0	0	0	0	0	5	10	0.00	0.000				

Batter	1	2	3	4	5	6	7	8	9	AB	R	H	RBI	BB	SO	LOB	BOTTOM				
Wade Boggs, L OBP: 0.345, SLG: 0.473 (1, 5)	G4-3		G3		G3					3	0	0	1	2	0	3	Chicago White Sox @ Boston Red Sox Fenway Park, Boston, MA Tue May 14 1991, 7:05 PM EDT Att: 28,927 - Cloudy - 61 F				
Steve Lyons, L OBP: 0.316, SLG: 0.500 (1, 4)	K			BB	G5-3			G6-3		2	0	1	1	0	1	0					
Tim Lincecum, R OBP: 0.197, SLG: 0.127 (4, PH)										2	0	0	0	1	0	5					
Ellis Burks, R OBP: 0.339, SLG: 0.373 (1, 8)	HR		G5-3		G4-3					4	1	2	1	0	0	1					
Jack Clark, R OBP: 0.358, SLG: 0.323 (1, 10)	G6-3			K	K			FC5-4		4	0	0	0	0	2	2					
Mike Greenwell, L OBP: 0.348, SLG: 0.441 (1, 7)		G4-3		2B	G4-3			P5		4	0	1	0	0	0	2					
Tom Brunansky, R OBP: 0.345, SLG: 0.480 (1, 9)		F8		1B				L6		4	1	2	0	0	0	2					
Carlos Quintana, R OBP: 0.373, SLG: 0.413 (1, 3)	G6-3			1B	FC4-2-5			G6-3		4	1	0	0	0	0	3					
Tony Peña, R OBP: 0.273, SLG: 0.364 (1, 2)			G3	2B	BB			G6-3		2	1	1	1	2	0	1					
Luis Rivera, R OBP: 0.379, SLG: 0.367 (1, 6)			L7		BB			F8		3	0	0	0	1	1	4					
Inning Stats	R: 1 E: 0 K: 1 S: 13	H: 1 LOB: 0 BB: 0 P: 22	R: 0 E: 0 K: 0 S: 6	H: 0 LOB: 0 BB: 0 P: 8	R: 1 E: 0 K: 0 S: 9	H: 1 LOB: 1 BB: 1 P: 18	R: 2 E: 0 K: 1 S: 17	H: 3 LOB: 2 BB: 2 P: 34	R: 0 E: 0 K: 1 S: 7	H: 0 LOB: 0 BB: 0 P: 9	R: 0 E: 0 K: 1 S: 11	H: 1 LOB: 2 BB: 1 P: 19	R: 0 E: 0 K: 0 S: 6	H: 1 LOB: 2 BB: 1 P: 12	R: 0 E: 1 K: 0 S: 6	H: 0 LOB: 2 BB: 1 P: 13	1B: 3 2B: 3 3B: 0 HR: 1	SF: 0 SAC: 0 DP: 0 HBP: 0	WP: 0 PB: 1 SB: 1 CS: 0	PA: 38	
PITCHER	IP	WLS	BF	H	R	ER	SO	BB	IBB	HBP	BLK	WP	HR	S	P	ERA	WHIP				
Melido Perez, R ERA: 4.41 (1, 1)	3.2	L	19	5	4	4	2	3	0	0	0	0	1	43	80	9.82	2.182				
Wayne Edwards, L ERA: 4.24 (4, 1)	2.1		11	2	0	0	2	2	0	0	0	0	0	21	35	0.00	1.714				
Brian Drahman, R ERA: 6.35 (7, 1)	2.0		8	0	0	0	0	0	1	0	0	0	0	11	20	0.00	0.000				

Batter	1	2	3	4	5	6	7	8	9	AB	R	H	RBI	BB	SO	LOB	TOP					
Tim Raines, S OBP: 0.328, SLG: 0.298										3	1	2	0	1	0	0	Chicago White Sox @ Boston Red Sox Fenway Park, Boston, MA Wed May 15 1991, 7:05 PM EDT Att: 31,712 - Sunny - 68 F					
Robin Ventura, L OBP: 0.360, SLG: 0.375										4	0	1	0	1	1	2						
Frank Thomas, R OBP: 0.434, SLG: 0.500										4	1	1	1	1	1	6						
Carlton Fisk, R OBP: 0.348, SLG: 0.356										5	0	1	0	0	2	4						
Sammy Sosa, R OBP: 0.302, SLG: 0.450										5	1	3	0	0	1	1						
Cory Snyder, R OBP: 0.218, SLG: 0.205										3	1	1	1	0	1	1						
Dan Pasqua, L OBP: 0.242, SLG: 0.316										2	0	0	0	0	0	1						
Scott Fletcher, R OBP: 0.336, SLG: 0.354										3	1	0	0	1	0	3						
Matt Merullo, L OBP: 0.207, SLG: 0.462										1	0	0	0	0	0	0						
Craig Grebeck, R OBP: 0.450, SLG: 0.556										2	0	1	1	0	0	0						
Ozzie Guillen, L OBP: 0.268, SLG: 0.264										2	0	0	0	0	0	3						
Lance Johnson, L OBP: 0.244, SLG: 0.242										4	1	1	1	0	1	1						
Inning Stats	R: 1 E: 0 K: 0 S: 11	H: 3 LOB: 1 BB: 0 P: 20	R: 0 E: 0 K: 1 S: 8	H: 0 LOB: 0 BB: 0 P: 11	R: 0 E: 0 K: 1 S: 9	H: 0 LOB: 0 BB: 0 P: 12	R: 4 E: 1 K: 2 S: 26	H: 3 LOB: 3 BB: 4 P: 49	R: 0 E: 0 K: 1 S: 14	H: 1 LOB: 2 BB: 0 P: 23	R: 1 E: 0 K: 0 S: 10	H: 2 LOB: 1 BB: 0 P: 13	R: 0 E: 0 K: 0 S: 10	H: 1 LOB: 1 BB: 0 P: 15	R: 0 E: 1 K: 1 S: 16	H: 1 LOB: 2 BB: 0 P: 20	R: 0 E: 0 K: 1 S: 11	H: 0 LOB: 0 BB: 0 P: 14	1B: 9 2B: 2 3B: 0 HR: 0	SF: 0 SAC: 1 DP: 1 HBP: 0	WP: 1 PB: 0 SB: 2 CS: 0	PA: 43
PITCHER	IP WLS BF H R ER SO BB IBB HBP BLK WP HR S P ERA WHIP																					
Matt Young, L ERA: 3.86	(1, 1) 3.2 20 6 5 5 3 3 1 0 0 0 0 0 50 87 12.27 2.455																					
Dennis Lamp, R ERA: 6.49	(4, 1) 1.1 7 2 1 1 2 0 0 0 0 0 0 0 20 30 6.75 1.500																					
Joe Hesketh, L ERA: 4.5	(6, 1) 1.0 W 4 1 0 0 0 0 0 0 0 0 0 0 8 11 0.00 1.000																					
Jeff Gray, R ERA: 2.05	(7, 1) 2.0 9 2 0 0 1 0 0 0 0 0 0 0 26 38 0.00 1.000																					
Jeff Reardon, R ERA: 1.72	(9, 1) 1.0 S 3 0 0 0 1 0 0 0 0 0 0 0 11 14 0.00 0.000																					

Batter	1	2	3	4	5	6	7	8	9	AB	R	H	RBI	BB	SO	LOB	BOTTOM			
Wade Boggs, L OBP: 0.351, SLG: 0.504										5	2	3	1	0	0	1	Chicago White Sox @ Boston Red Sox Fenway Park, Boston, MA Wed May 15 1991, 7:05 PM EDT Att: 31,712 - Sunny - 68 F			
Jody Reed, R OBP: 0.250, SLG: 0.212										5	1	1	1	0	0	1				
Ellis Burks, R OBP: 0.364, SLG: 0.393										2	3	2	0	3	0	0				
Jack Clark, R OBP: 0.360, SLG: 0.330										4	0	1	0	1	3	4				
Kevin Romine, R OBP: 0.200, SLG: 0.500										0	0	0	0	0	0	0				
Mike Greenwell, L OBP: 0.350, SLG: 0.451										4	1	2	3	0	0	2				
Tom Brunansky, R OBP: 0.339, SLG: 0.495										5	1	1	3	0	0	6				
Carlos Quintana, R OBP: 0.377, SLG: 0.411									3	0	1	0	1	0	0					
Tony Peña, R OBP: 0.283, SLG: 0.382									3	0	2	0	0	0	1					
Luis Rivera, R OBP: 0.371, SLG: 0.346									3	1	0	0	0	2	3					
Inning Stats	R: 0 E: 0 K: 1 S: 10	H: 1 LOB: 1 BB: 0 P: 16	R: 0 E: 0 K: 0 S: 3	H: 0 LOB: 0 BB: 0 P: 5	R: 0 E: 0 K: 0 S: 12	H: 2 LOB: 1 BB: 0 P: 18	R: 3 E: 0 K: 2 S: 19	H: 3 LOB: 1 BB: 1 P: 32	R: 1 E: 0 K: 0 S: 14	H: 1 LOB: 2 BB: 2 P: 27	R: 4 E: 0 K: 1 S: 20	H: 3 LOB: 3 BB: 2 P: 38	R: 0 E: 0 K: 1 S: 9	H: 1 LOB: 1 BB: 0 P: 16	R: 1 E: 0 K: 0 S: 15	H: 2 LOB: 2 BB: 0 P: 20	1B: 7 2B: 4 3B: 0 HR: 2	SF: 1 SAC: 1 DP: 1 HBP: 1	WP: 0 PB: 2 SB: 1 CS: 0	PA: 42
PITCHER	IP WLS BF H R ER SO BB IBB HBP BLK WP HR S P ERA WHIP																			
Alex Fernandez, R ERA: 7.88	(1, 1) 4.1 22 7 4 4 3 3 0 0 0 0 0 0 2 3 0.00 0.000																			
Ken Patterson, L ERA: 5.11	(5, 1) 0.1 1 0 0 0 0 0 0 0 0 0 0 0 2 3 0.00 0.000																			
Donn Pall, R ERA: 0.56	(5, 1) 1.0 L 8 2 4 1 1 2 0 1 0 0 0 0 18 36 9.00 4.000																			
Scott Radinsky, L ERA: 2.13	(6, 1) 2.0 10 4 1 1 1 0 0 0 0 0 0 0 26 39 4.50 2.000																			
Bobby Thigpen, R ERA: 3.12	(8, 1) 0.1 1 0 0 0 0 0 0 0 0 0 0 0 2 2 0.00 0.000																			

Batter	1	2	3	4	5	6	7	8	9	AB	R	H	RBI	BB	SO	LOB	TOP					
Wade Boggs, L (1, 5) OBP: 0.348, SLG: 0.500	G4-3		G6-4-3 1B	G5-3 1B		F7			F7	5	0	2	0	0	0	0						
Jody Reed, R (1, 4) OBP: 0.240, SLG: 0.203	G6-3		G6-4-3 1-2f	G5-3 1-2 2-3f			G6-3		K	5	0	0	0	0	1	3						
Ellis Burks, R (1, 8) OBP: 0.373, SLG: 0.410	G6-3		2B 1B		2B 2B		F9		1B	5	2	3	0	0	0	0						
Jack Clark, R (1, 10) OBP: 0.369, SLG: 0.346		4-1 1B BB BB	0-1 1B 1-3 2B		2-2 F7		2-2 1B		0-2 P4	4	1	2	0	1	0	2						
Mike Greenwell, L (1, 7) OBP: 0.362, SLG: 0.468	F8		FC6-4 2H 3H		0-0 2B		0-0 FC5-4 1B			4	0	3	3	0	0	1						
Tom Brunansky, R (1, 9) OBP: 0.336, SLG: 0.481	1 SAFE 1-2 BB	4-2 SAFE BB	FC6-4 1-2f		3-2 G6-3		3-2 FC5-4 1-2f			3	0	0	0	1	0	4						
Carlos Quintana, R (1, 3) OBP: 0.364, SLG: 0.396	K			E4 G4-3 1B		G5-3			G6-3	4	1	0	0	0	1	3	AB 37					
Tony Peña, R (1, 2) OBP: 0.291, SLG: 0.381		0-0 FC6-4 1B		G4-3			4-1 CS BB		G6-3	3	0	1	0	1	0	1	R 4					
Luis Rivera, R (1, 6) OBP: 0.369, SLG: 0.345				G5-3			3-1 G5-3			3	0	1	1	0	0	4	H 12					
Mike Marshall, R (8, PH) OBP: 0.296, SLG: 0.481	FC6-4			G5-3 1B					K	1	0	0	0	0	1	0	RBI 4					
Tim Lincecum, R (8, 6) OBP: 0.197, SLG: 0.127	1-2f			3H 1B			1-2			0	0	0	0	0	0	0	BB 3					
Inning Stats	R: 0 E: 0 K: 0 S: 7	H: 0 LOB: 0 BB: 0 P: 11	R: 0 E: 0 K: 1 S: 12	H: 1 LOB: 3 BB: 2 P: 24	R: 2 E: 0 K: 0 S: 14	H: 4 LOB: 1 BB: 0 P: 17	R: 1 E: 1 K: 0 S: 13	H: 2 LOB: 1 BB: 0 P: 20	R: 1 E: 0 K: 0 S: 13	H: 2 LOB: 1 BB: 0 P: 21	R: 0 E: 0 K: 0 S: 5	H: 0 LOB: 0 BB: 1 P: 14	R: 0 E: 0 K: 0 S: 13	H: 2 LOB: 2 BB: 0 P: 19	R: 0 E: 0 K: 1 S: 9	H: 0 LOB: 0 BB: 0 P: 14	R: 0 E: 0 K: 1 S: 11	H: 1 LOB: 1 BB: 0 P: 16	1B: 9 2B: 3 3B: 0 HR: 0	SF: 0 SAC: 0 DP: 2 HBP: 0	WP: 0 PB: 0 SB: 0 CS: 1	PA: 40
PITCHER	IP WLS BF H R ER SO BB IBB HBP BLK WP HR S P ERA WHIP																					
Kevin Brown, R (1, 1) ERA: 6.14	6.0 W 28 9 4 3 1 3 0 0 0 0 0 0 64 107 4.50 2.000																					
Gerald Alexander, R (7, 1) ERA: 1.8	0.2 3 1 0 0 0 0 0 0 0 0 0 0 9 14 0.00 1.500																					
Mike Jeffcoat, L (7, 1) ERA: 1.38	1.2 6 1 0 0 1 0 0 0 0 0 0 0 16 24 0.00 0.600																					
Jeff Russell, R (9, 1) ERA: 1.47	0.2 S 3 1 0 0 1 0 0 0 0 0 0 0 8 11 0.00 1.500																					

Boston Red Sox @ Texas Rangers
Arlington Stadium, Arlington, TX
Fri May 17 1991, 8:05 PM EDT
Att: 32,208 - Cloudy - 78 F

AB 37
R 4
H 12
RBI 4
BB 3
SO 3
LOB 18



Batter	1	2	3	4	5	6	7	8	9	AB	R	H	RBI	BB	SO	LOB	BOTTOM			
Jeff Huson, L (1, 6) OBP: 0.346, SLG: 0.338	K	3-2 1B		S SH2-4 BB		K		P6		4	0	1	1	1	2	1				
Jack Daugherty, S (1, 7) OBP: 0.283, SLG: 0.180	K	1-2 3H 1B		1 SAFE 1-0 SH2-4		G1-3		1-2 FC6-4		4	0	0	0	0	2	3				
Gary Pettis, S (9, 8) OBP: 0.377, SLG: 0.318	K			1-2 L3			1-0 1B 1B			4	2	2	0	0	1	1				
Rafael Palmeiro, L (1, 3) OBP: 0.343, SLG: 0.488	K		1-2 WP 2B 1B	2-3 L3			1-0 1B 1B			3	1	0	0	1	0	2				
Ruben Sierra, S (1, 9) OBP: 0.368, SLG: 0.541		3-1 F7	4-0 2B WP SF8 BB	3-1 G5-3			2-1 P4			3	1	0	0	1	0	2				
Julio Franco, R (1, 4) OBP: 0.323, SLG: 0.382		0-0 1B 1B	1-1 F7		0-2 G6-3		0-0 CS 1B			4	1	2	0	0	0	2				
Kevin Reimer, L (1, 10) OBP: 0.333, SLG: 0.419	1 SAFE 1-2 1B 1B	0-0 1B 1B	3-1 1-3 2H 2B		4-2 BB		2-2 FC5-4 1B			3	1	3	2	1	0	0				
Juan Gonzalez, R (1, 8) OBP: 0.442, SLG: 0.681		0-1 1B 1B	4-0 1B IBB		2-2 F8		3-1 FC5-4			3	1	1	1	1	0	2	AB 32			
Geno Petralli, L (1, 2) OBP: 0.329, SLG: 0.288	K			SF8		G4-3		2-2 FC2-6 1B		3	0	1	1	0	1	3	R 6			
Steve Buechele, R (1, 5) OBP: 0.337, SLG: 0.404		3-1 1B 1B	3H 2H 1B	F9			0-0 P6		0-2 FC2-6 FC6-4	4	0	1	1	0	0	3	H 11			
Inning Stats	R: 0 E: 0 K: 3 S: 9	H: 0 LOB: 0 BB: 0 P: 11	R: 3 E: 0 K: 2 S: 19	H: 5 LOB: 2 BB: 0 P: 31	R: 2 E: 0 K: 0 S: 9	H: 2 LOB: 2 BB: 2 P: 24	R: 0 E: 0 K: 0 S: 5	H: 0 LOB: 1 BB: 1 P: 15	R: 0 E: 0 K: 1 S: 6	H: 0 LOB: 0 BB: 0 P: 7	R: 1 E: 0 K: 0 S: 12	H: 3 LOB: 1 BB: 0 P: 17	R: 0 E: 0 K: 0 S: 10	H: 1 LOB: 1 BB: 0 P: 13	R: 0 E: 0 K: 0 S: 10	H: 1 LOB: 1 BB: 0 P: 13	1B: 10 2B: 1 3B: 0 HR: 0	SF: 1 SAC: 1 DP: 0 HBP: 0	WP: 1 PB: 0 SB: 1 CS: 1	PA: 38
PITCHER	IP WLS BF H R ER SO BB IBB HBP BLK WP HR S P ERA WHIP																			
Greg Harris, R (1, 1) ERA: 5.99	2.0 L 13 2 1 1 1 2 1 0 0 0 1 0 32 64 2.08 0.923																			
Joe Hesketh, L (3, 1) ERA: 3.93	4.1 18 2 1 1 1 2 1 0 0 0 1 0 32 64 2.08 0.923																			
Dana Kiecker, R (7, 1) ERA: 3.92	1.0 5 3 0 0 0 0 0 0 0 0 0 0 15 19 0.00 3.000																			
Tony Fossas, L (8, 1) ERA: 5.14	0.2 2 0 0 0 0 0 0 0 0 0 0 0 4 5 0.00 0.000																			

Boston Red Sox @ Texas Rangers
Arlington Stadium, Arlington, TX
Fri May 17 1991, 8:05 PM EDT
Att: 32,208 - Cloudy - 78 F


AB 32
R 6
H 11
RBI 6
BB 4
SO 6
LOB 17



Batter	1	2	3	4	5	6	7	8	9	AB	R	H	RBI	BB	SO	LOB	TOP					
Wade Boggs, L (1, 5) OBP: 0.354, SLG: 0.496 Mike Marshall, R (8, 9) OBP: 0.286, SLG: 0.464	1-0 BB 1B		1-1 G4-3	4-2 BB E BB	1-2 E1		4-1 BB		2-3 K	3	1	1	0	2	0	2						
Jody Reed, R (1, 4) OBP: 0.244, SLG: 0.203	0-0 BB 1B		4-0 BB 2B	1-2 BB BB	2-1 G4-3		0-2 P4		2-2 G6-3	5	1	1	0	1	0	6						
Ellis Burks, R (1, 8) OBP: 0.377, SLG: 0.417 Mike Greenwell, L (6, PR) OBP: 0.359, SLG: 0.465	2-0 L8		0-1 F9	1-2 BB BB		0-1 1B FC6-4 2B		1-1 G3		3	0	1	0	1	0	3						
Jack Clark, R (1, 10) OBP: 0.385, SLG: 0.343	4-1 BB 1B		4-2 2B BB	4-1 FC6-4 BB		4-2 FC6-4 1B BB		3-3 K		1	0	0	1	4	1	0						
Kevin Romine, R (1, 7) OBP: 0.200, SLG: 0.467	1-0 P2		2-1 BB 2B	1-0 FC6-4 BB		2-1 P4		1-0 F8		2	5	0	1	1	0	0	8					
Tom Brunansky, R (1, 9) OBP: 0.331, SLG: 0.469 Steve Lyons, L (8, 5) OBP: 0.316, SLG: 0.500	1-2 G3		0-0 G5-3			0-1 F8		3-2 P6		3	5	0	1	0	0	0	5					
Carlos Quintana, R (1, 3) OBP: 0.366, SLG: 0.391		0-0 G6-3		1-0 F8		4-0 E 1B BB		0-0 FC6-4		2	4	1	1	1	1	0	2					
Tony Peña, R (1, 2) OBP: 0.281, SLG: 0.368 John Marzano, R (7, 2) OBP: 0.286, SLG: 0.357		1-1 G3		1-2 L6		0-0 F9		0-2 F8		3	4	0	0	0	0	0	4					
Luis Rivera, R (1, 6) OBP: 0.371, SLG: 0.390		2-3 K		2-2 E 3B		0-1 1B		1-2 F9		1	4	1	2	1	0	1	0					
Inning Stats	R: 0 E: 0 K: 0 S: 9	H: 2 LOB: 3 BB: 1 P: 18	R: 0 E: 0 K: 1 S: 6	H: 0 LOB: 0 BB: 0 P: 9	R: 1 E: 0 K: 0 S: 9	H: 1 LOB: 2 BB: 2 P: 20	R: 2 E: 1 K: 0 S: 15	H: 1 LOB: 3 BB: 3 P: 33	R: 0 E: 0 K: 0 S: 10	H: 1 LOB: 3 BB: 1 P: 17	R: 1 E: 0 K: 0 S: 14	H: 2 LOB: 3 BB: 1 P: 20	R: 0 E: 0 K: 0 S: 11	H: 0 LOB: 1 BB: 1 P: 17	R: 0 E: 0 K: 1 S: 11	H: 0 LOB: 0 BB: 0 P: 18	R: 1 E: 0 K: 1 S: 12	H: 2 LOB: 1 BB: 0 P: 19	1B: 5 2B: 3 3B: 1 HR: 0	SF: 1 SAC: 0 DP: 0 HBP: 0	WP: 0 PB: 0 SB: 0 CS: 0	PA: 47
PITCHER	IP WLS BF H R ER SO BB IBB HBP BLK WP HR S P ERA WHIP	5.0 W 30 6 4 2 1 7 0 0 0 0 0 0 51 99 3.60 2.600	1.0 S 5 1 0 0 0 1 0 0 0 0 0 0 12 18 0.00 2.000	3.0 S 12 2 1 1 2 1 0 0 0 0 0 0 34 54 3.00 1.000	3.0 S 12 2 1 1 2 1 0 0 0 0 0 0 34 54 3.00 1.000	PITCHER										IP WLS BF H R ER SO BB IBB HBP BLK WP HR S P ERA WHIP	5.0 L 30 13 9 4 2 3 0 0 0 0 1 1 28 56 18.00 3.500					
Kenny Rogers, L (1, 1) ERA: 7.26											1.0 S 5 1 0 0 0 1 0 0 0 0 0 0 12 18 0.00 2.000											
Rich Gossage, R (6, 1) ERA: 2.45											3.0 S 12 2 1 1 2 1 0 0 0 0 0 0 34 54 3.00 1.000											
Jim Poole, L (7, 1) ERA: 4.15											3.0 S 12 2 1 1 2 1 0 0 0 0 0 0 34 54 3.00 1.000											

Boston Red Sox @ Texas Rangers
Arlington Stadium, Arlington, TX
Sat May 18 1991, 8:05 PM EDT
Att: 42,696 - Cloudy - 78 F


AB 37
R 5
H 9
RBI 4
BB 9
SO 3
LOB 32



Batter	1	2	3	4	5	6	7	8	9	AB	R	H	RBI	BB	SO	LOB	BOTTOM				
Brian Downing, R (1, 10) OBP: 0.469, SLG: 0.494 Jack Daugherty, S (6, PR) OBP: 0.259, SLG: 0.176	0-0 HR		1-1 2B FC3-2 1B	0-1 G6-3				0-1 G5-3		5	2	4	1	0	0	0					
Geno Petralli, L (1, 2) OBP: 0.346, SLG: 0.324	1-1 G3-1		2-2 FC3-2 1B 2B	2-1 1B						5	2	3	1	0	0	1					
Rafael Palmeiro, L (1, 3) OBP: 0.338, SLG: 0.478 Mike Stanley, R (9, 3) OBP: 0.404, SLG: 0.333	0-1 G4-3		1-1 FC3-2 1B	1-3 K				0-1 3B 1B		5	2	1	1	0	1	3					
Ruben Sierra, S (1, 9) OBP: 0.370, SLG: 0.551 Jim Poole, L (8, 1)	1-2 G1-3		3-1 2B 1B					0-1 G3		5	2	2	3	0	1	0					
Julio Franco, R (1, 4) OBP: 0.341, SLG: 0.397 Mario Diaz, R (7, PR) OBP: 0.211, SLG: 0.167		3-3 K	1-0 2B 1B					1-2 2B		3	2	2	1	2	1	0					
Kevin Reimer, L (1, 7) OBP: 0.342, SLG: 0.431 Gary Pettis, S (7, 8) OBP: 0.385, SLG: 0.328		1-3 K	3-2 2B					4-1 2B		3	0	1	2	1	2	2					
Juan Gonzalez, R (1, 8) OBP: 0.451, SLG: 0.681		0-1 2B	4-0 FC5-4 IBB					1-0 P3		3	1	1	0	2	0	4					
Steve Buechele, R (1, 5) OBP: 0.333, SLG: 0.429 Denny Walling, L (7, 5) OBP: 0.217, SLG: 0.150		1-0 G6-3	1-0 FC5-4					1-0 FC5-4		4	1	1	3	0	0	5					
Jeff Huson, L (1, 6) OBP: 0.337, SLG: 0.329			2-3 K					0-0 G4-3		5	1	1	0	0	1	0					
Inning Stats	R: 1 E: 0 K: 0 S: 8	H: 1 LOB: 0 BB: 0 P: 10	R: 0 E: 0 K: 2 S: 14	H: 1 LOB: 0 BB: 0 P: 19	R: 4 E: 0 K: 1 S: 17	H: 5 LOB: 1 BB: 1 P: 35	R: 0 E: 0 K: 1 S: 10	H: 1 LOB: 1 BB: 0 P: 14	R: 0 E: 0 K: 0 S: 9	H: 1 LOB: 2 BB: 1 P: 17	R: 8 E: 0 K: 1 S: 21	H: 7 LOB: 1 BB: 2 P: 37	R: 0 E: 0 K: 1 S: 12	H: 1 LOB: 2 BB: 1 P: 25	R: 0 E: 0 K: 0 S: 6	H: 0 LOB: 0 BB: 0 P: 10	1B: 10 2B: 4 3B: 1 HR: 2	SF: 0 SAC: 0 DP: 0 HBP: 0	WP: 1 PB: 0 SB: 0 CS: 0	PA: 46	
PITCHER	IP WLS BF H R ER SO BB IBB HBP BLK WP HR S P ERA WHIP	5.0 L 30 13 9 4 2 3 0 0 0 0 1 1 28 56 18.00 3.500	2.0 L 13 4 4 4 2 3 0 0 0 0 0 0 6 10 0.00 0.000	1.0 L 5 1 0 0 0 0 0 0 0 0 0 0 6 10 0.00 0.000	PITCHER										IP WLS BF H R ER SO BB IBB HBP BLK WP HR S P ERA WHIP	5.0 L 30 13 9 4 2 3 0 0 0 0 1 1 28 56 18.00 3.500					
Roger Clemens, R (1, 1) ERA: 2.18											2.0 L 13 4 4 4 2 3 0 0 0 0 0 0 6 10 0.00 0.000										
Daryl Irvine, R (6, 1) ERA: 6.75											1.0 L 5 1 0 0 0 0 0 0 0 0 0 0 6 10 0.00 0.000										
Tony Fossas, L (8, 1) ERA: 4.5											1.0 L 5 1 0 0 0 0 0 0 0 0 0 0 6 10 0.00 0.000										

Boston Red Sox @ Texas Rangers
Arlington Stadium, Arlington, TX
Sat May 18 1991, 8:05 PM EDT
Att: 42,696 - Cloudy - 78 F

AB 41
R 13
H 17
RBI 12
BB 5
SO 6
LOB 15



Batter	1	2	3	4	5	6	7	8	9	AB	R	H	RBI	BB	SO	LOB	TOP			
Wade Boggs, L (1, 5) OBP: 0.448, SLG: 0.488 Steve Lyons, L (7, 5) OBP: 0.300, SLG: 0.474	0-1 BB SF8 1B	1-1 L6			2-1 G3-1		3-0 G1-3		2-2 G3-1	4	1	1	1	0	0	1	Boston Red Sox @ Texas Rangers Arlington Stadium, Arlington, TX Sun May 19 1991, 4:33 AM EDT Att: 39,895 - Cloudy - 80 F			
Jody Reed, R (1, 4) OBP: 0.259, SLG: 0.222	4-2 BB 1B	1-2 BB 2B			2-2 1B		0-0 G5-3			3	0	2	1	1	0	0				
Kevin Romine, R (1, 8) OBP: 0.158, SLG: 0.368	0-1 P6	0-1 F7			2-1 F9			1-1 P3		4	0	0	0	0	0	4				
Jack Clark, R (1, 10) OBP: 0.388, SLG: 0.342	4-1 BB 1B		0-1 G4-6-3 1B		0-1 F9			2-2 F9		3	0	1	0	1	0	1				
Mike Greenwell, L (1, 7) OBP: 0.356, SLG: 0.462	0-0 SF8		1-0 G4-6-3 1B		0-0 G5-3			1-0 FC5-4 1B		3	0	1	1	0	0	1				
Tom Brunansky, R (1, 9) OBP: 0.321, SLG: 0.453	3-H 2-2 F9		1-1 F9		0-1 G5-3			0-0 FC5-4 1B		4	0	0	0	0	0	3				
Mike Marshall, R (1, 3) OBP: 0.344, SLG: 0.500		0-1 G5-3 2B 1B		0-0 G1-4-3 1B		2-0 G5-3		0-0 G5-3 1B		4	1	3	0	0	0	0				
John Marzano, R (1, 2) OBP: 0.278, SLG: 0.389		0-0 G5-3		2-1 G1-4-3 1B		2-1 G6-3 G1-3 2B		1-2 G5-3		4	1	1	0	0	0	3				
Luis Rivera, R (1, 6) OBP: 0.365, SLG: 0.397		2-1 2B 2B		2-3 K		0-1 G6-3		1-1 L5		4	1	1	1	0	1	2				
Inning Stats	R: 1 E: 0 K: 0 S: 12	H: 1 LOB: 2 BB: 2 P: 22	R: 2 E: 0 K: 0 S: 13	H: 3 LOB: 1 BB: 0 P: 17	R: 0 E: 0 K: 1 S: 5	H: 1 LOB: 0 BB: 0 P: 7	R: 0 E: 0 K: 1 S: 7	H: 1 LOB: 1 BB: 0 P: 11	R: 0 E: 0 K: 0 S: 4	H: 0 LOB: 0 BB: 0 P: 6	R: 1 E: 0 K: 0 S: 6	H: 1 LOB: 1 BB: 0 P: 11	R: 0 E: 0 K: 0 S: 7	H: 1 LOB: 1 BB: 0 P: 11	R: 0 E: 0 K: 0 S: 10	H: 1 LOB: 1 BB: 0 P: 14	1B: 7 2B: 3 3B: 0 HR: 0	SF: 1 SAC: 0 DP: 2 HBP: 0	WP: 0 PB: 0 SB: 0 CS: 0	PA: 37
PITCHER	IP WLS BF H R ER SO BB IBB HBP BLK WP HR S P ERA WHIP	IP WLS BF H R ER SO BB IBB HBP BLK WP HR S P ERA WHIP	IP WLS BF H R ER SO BB IBB HBP BLK WP HR S P ERA WHIP	IP WLS BF H R ER SO BB IBB HBP BLK WP HR S P ERA WHIP	IP WLS BF H R ER SO BB IBB HBP BLK WP HR S P ERA WHIP	IP WLS BF H R ER SO BB IBB HBP BLK WP HR S P ERA WHIP	IP WLS BF H R ER SO BB IBB HBP BLK WP HR S P ERA WHIP	IP WLS BF H R ER SO BB IBB HBP BLK WP HR S P ERA WHIP	IP WLS BF H R ER SO BB IBB HBP BLK WP HR S P ERA WHIP	IP WLS BF H R ER SO BB IBB HBP BLK WP HR S P ERA WHIP	IP WLS BF H R ER SO BB IBB HBP BLK WP HR S P ERA WHIP	IP WLS BF H R ER SO BB IBB HBP BLK WP HR S P ERA WHIP	IP WLS BF H R ER SO BB IBB HBP BLK WP HR S P ERA WHIP	IP WLS BF H R ER SO BB IBB HBP BLK WP HR S P ERA WHIP	IP WLS BF H R ER SO BB IBB HBP BLK WP HR S P ERA WHIP	IP WLS BF H R ER SO BB IBB HBP BLK WP HR S P ERA WHIP	IP WLS BF H R ER SO BB IBB HBP BLK WP HR S P ERA WHIP			
John Barfield, L (1, 10) ERA: 3.79	3.0	16	6	3	3	0	2	0	0	0	0	0	0	0	31	47	9.00	2.667		
Gerald Alexander, R (4, 1) ERA: 1.89	4.0	13	2	1	1	1	0	0	0	0	0	0	0	25	42	2.25	0.500			
Mike Jeffcoat, L (8, 1) ERA: 1.29	1.0	4	1	0	0	0	0	0	0	0	0	0	0	7	11	0.00	1.000			
Jeff Russell, R (9, 1) ERA: 1.4	1.0	4	1	0	0	0	0	0	0	0	0	0	0	10	14	0.00	1.000			

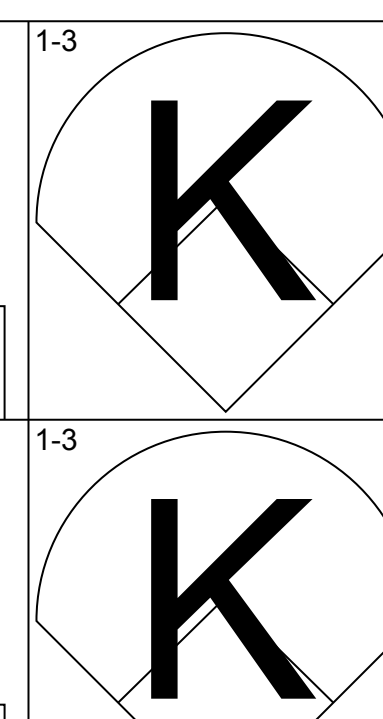
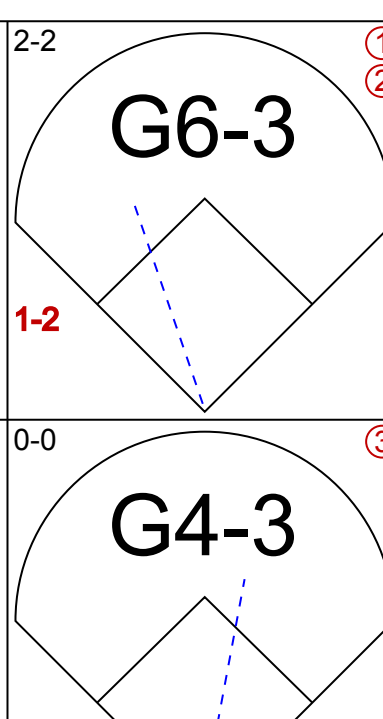
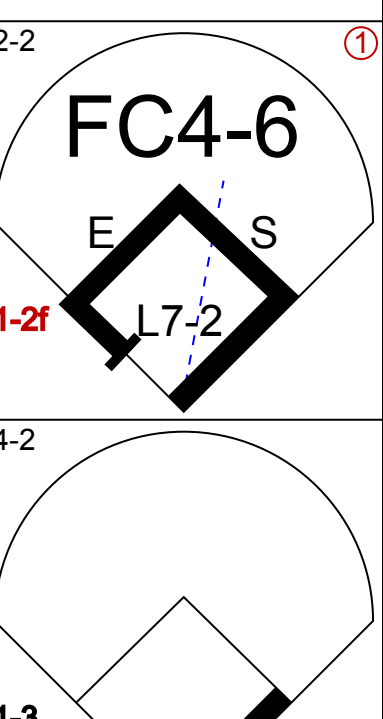
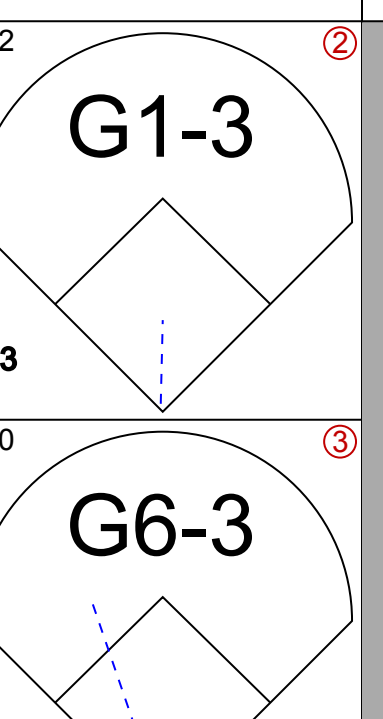
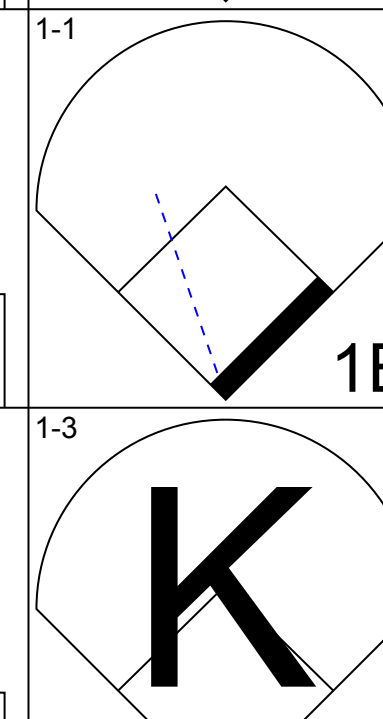



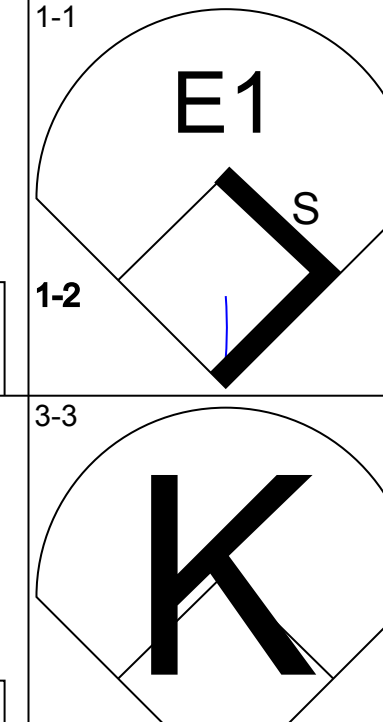



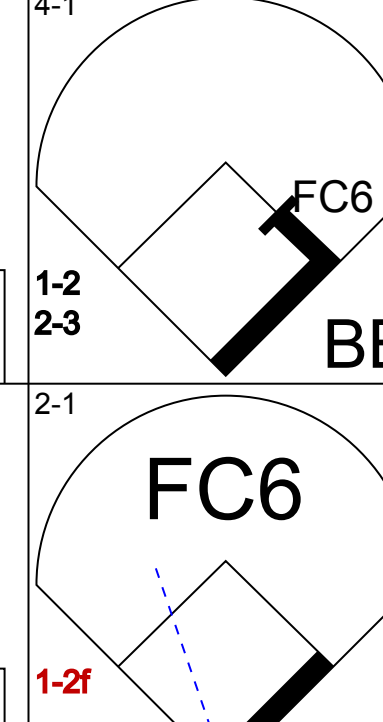
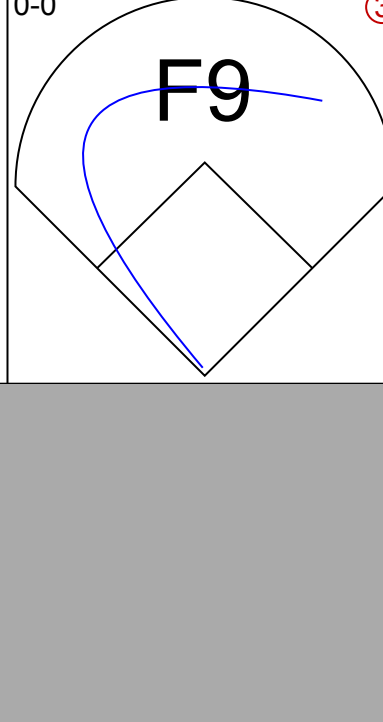
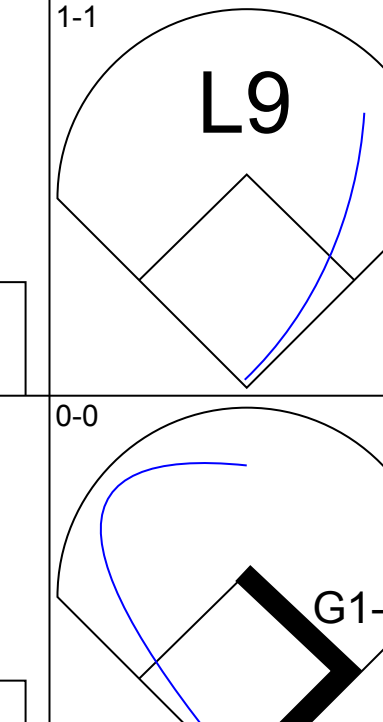
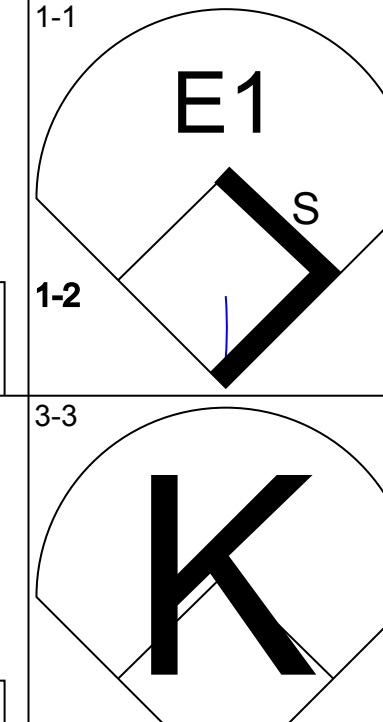
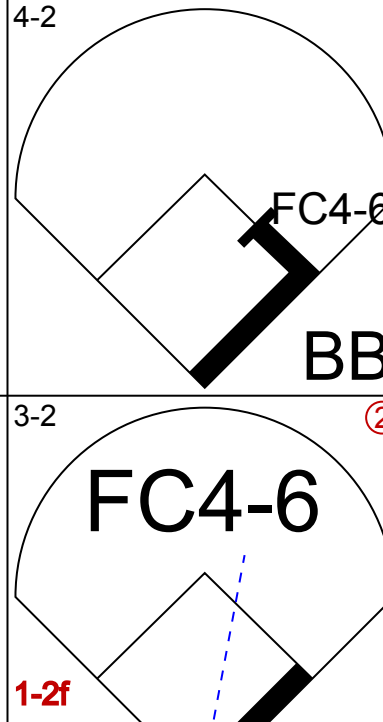
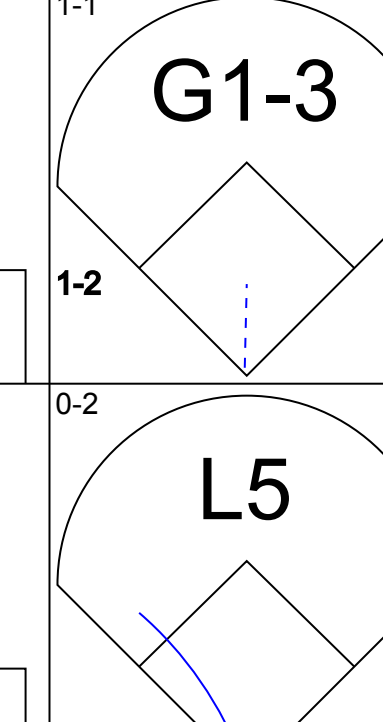
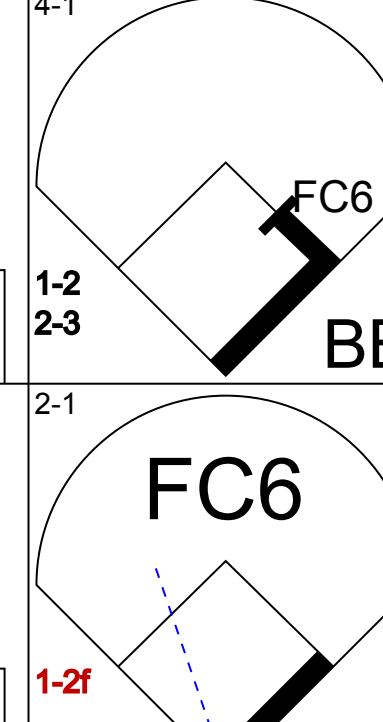
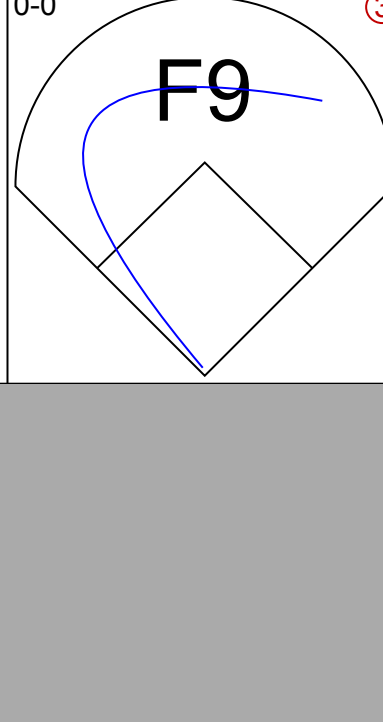
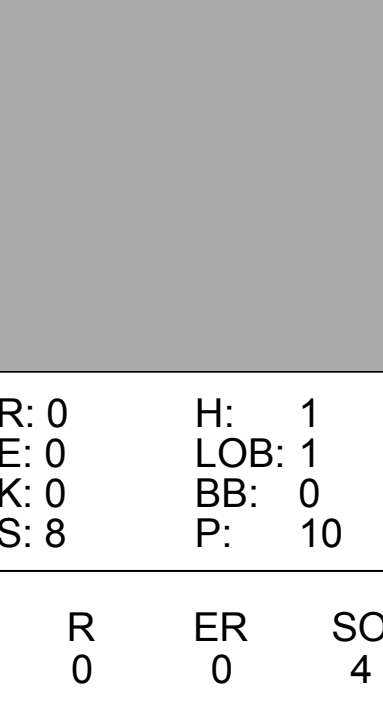


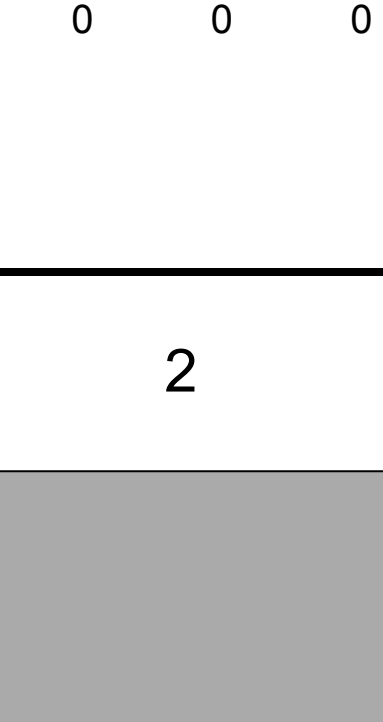
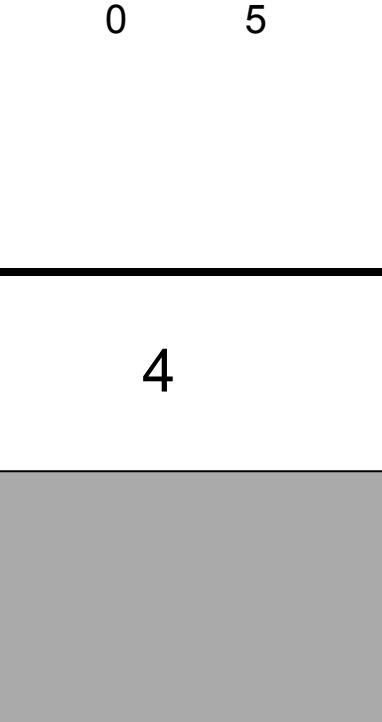
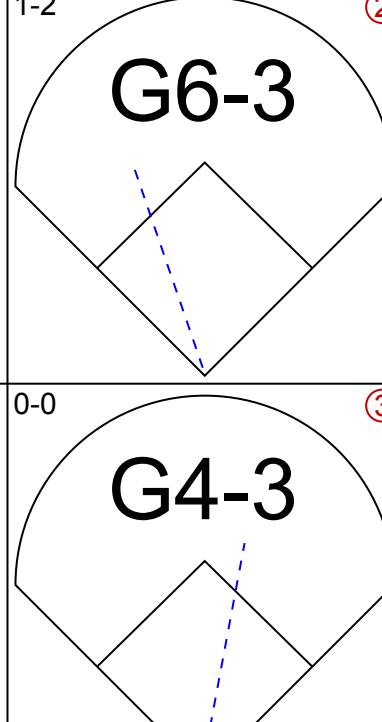

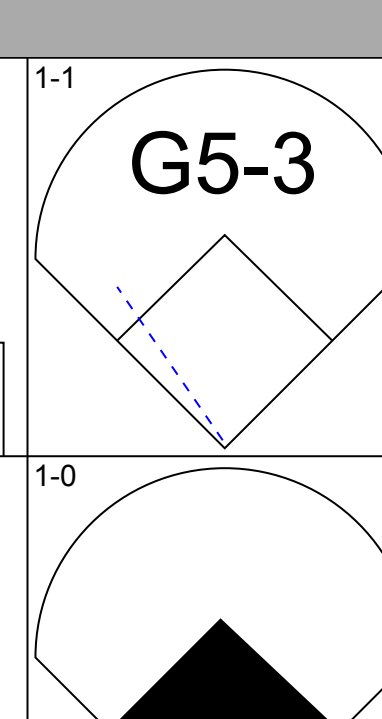

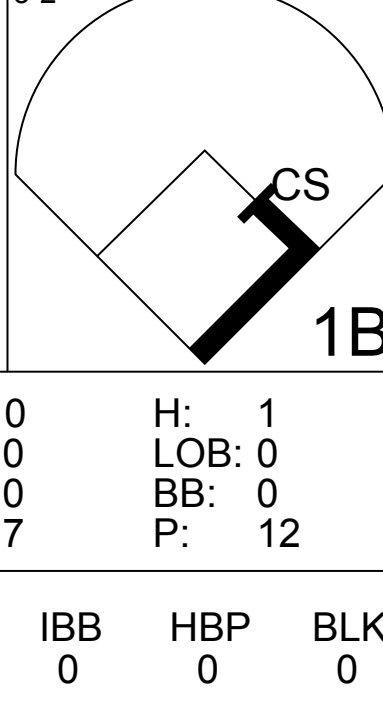
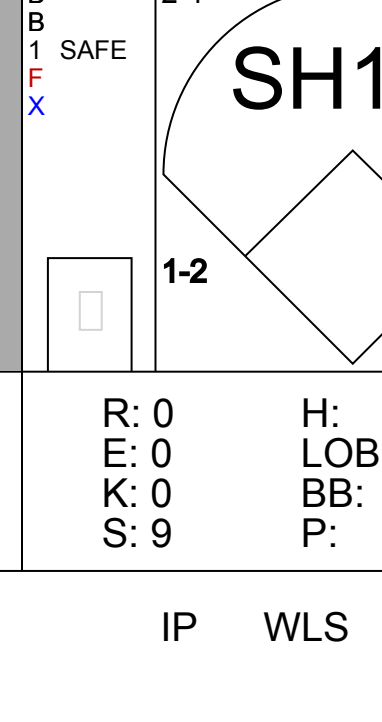
AB	34
R	4
H	10
RBI	4
BB	2
SO	1
LOB	16



Batter	1	2	3	4	5	6	7	8	9	AB	R	H	RBI	BB	SO	LOB	BOTTOM			
Brian Downing, R (1, 10) OBP: 0.461, SLG: 0.477 Kevin Reimer, L (6, FH) OBP: 0.338, SLG: 0.424	K	G5-3	BB 1B IBB		G5-3	G6-3				3	1	0	0	1	1	1	Boston Red Sox @ Texas Rangers Arlington Stadium, Arlington, TX Sun May 19 1991, 4:33 AM EDT Att: 39,895 - Cloudy - 80 F			
Rafael Palmeiro, L (1, 3) OBP: 0.354, SLG: 0.493	G3	2B	1B BB			HR 1B	FC5-4 1B			4	1	3	1	1	0	0				
Julio Franco, R (1, 4) OBP: 0.397, SLG: 0.431	1B	FC6-4 BB	1-2 2-H 3-H 1B			HR 2B	F9			4	1	3	4	1	0	1				
Ruben Sierra, S (1, 9) OBP: 0.371, SLG: 0.553	1B	FC6-4	F8			2B 2B	FC5-4			5	1	2	0	0	0	5				
Juan Gonzalez, R (1, 7) OBP: 0.442, SLG: 0.653 Jack Daugherty, S (7, 7) OBP: 0.254, SLG: 0.173	K		K		G6-3	2B BB	G1			3	1	0	0	1	2	2				
Mike Stanley, R (1, 2) OBP: 0.442, SLG: 0.525		HR	1B 3B		F8	G5-3 1B 2B	FC4-6 BB			4	3	3	3	1	0	0				
Steve Buechele, R (1, 5) OBP: 0.339, SLG: 0.461 Denny Walling, L (8, 5) OBP: 0.208, SLG: 0.143		HR	2B SF8 1B		G5-3	G5-3	FC4-6			4	2	2	2	0	0	1				
Mario Diaz, R (1, 6) OBP: 0.256, SLG: 0.268		2B 2B	SF8 1B 2B		G4-3	G3	F9			5	2	3	1	0	0	1				
Gary Pettis, S (1, 8) OBP: 0.361, SLG: 0.310		B1-4	SF8		G6-3	G3	P3			4	0	0	1	0	0	3				
Inning Stats	R: 0 E: 0 K: 2 S: 13	H: 2 LOB: 2 BB: 0 P: 24	R: 3 E: 0 K: 0 S: 14	H: 4 LOB: 1 BB: 1 P: 24	R: 4 E: 0 K: 1 S: 16	H: 4 LOB: 2 BB: 2 P: 34	R: 0 E: 0 K: 0 S: 7	H: 0 LOB: 0 BB: 0 P: 10	R: 0 E: 0 K: 0 S: 4	H: 0 LOB: 0 BB: 0 P: 6	R: 5 E: 0 K: 0 S: 25	H: 5 LOB: 1 BB: 1 P: 37	R: 0 E: 0 K: 0 S: 10	H: 1 LOB: 1 BB: 0 P: 19	R: 0 E: 0 K: 0 S: 6	H: 0 LOB: 1 BB: 1 P: 12	1B: 7 2B: 5 3B: 1 HR: 3	SF: 1 SAC: 0 DP: 0 HBP: 0	WP: 0 PB: 0 SB: 0 CS: 0	PA: 45
PITCHER	IP WLS BF H R ER SO BB IBB HBP BLK WP HR S P ERA WHIP	IP WLS BF H R ER SO BB IBB HBP BLK WP HR S P ERA WHIP	IP WLS BF H R ER SO BB IBB HBP BLK WP HR S P ERA WHIP	IP WLS BF H R ER SO BB IBB HBP BLK WP HR S P ERA WHIP	IP WLS BF H R ER SO BB IBB HBP BLK WP HR S P ERA WHIP	IP WLS BF H R ER SO BB IBB HBP BLK WP HR S P ERA WHIP	IP WLS BF H R ER SO BB IBB HBP BLK WP HR S P ERA WHIP	IP WLS BF H R ER SO BB IBB HBP BLK WP HR S P ERA WHIP	IP WLS BF H R ER SO BB IBB HBP BLK WP HR S P ERA WHIP	IP WLS BF H R ER SO BB IBB HBP BLK WP HR S P ERA WHIP	IP WLS BF H R ER SO BB IBB HBP BLK WP HR S P ERA WHIP	IP WLS BF H R ER SO BB IBB HBP BLK WP HR S P ERA WHIP	IP WLS BF H R ER SO BB IBB HBP BLK WP HR S P ERA WHIP	IP WLS BF H R ER SO BB IBB HBP BLK WP HR S P ERA WHIP	IP WLS BF H R ER SO BB IBB HBP BLK WP HR S P ERA WHIP	IP WLS BF H R ER SO BB IBB HBP BLK WP HR S P ERA WHIP				
Tom Bolton, L (1, 1) ERA: 3.02	2.2	20	5	7	7	3	0	1	0	0	0	0	0	0	40	77	23.62	4.125		
Dennis Lamp, R (3, 1) ERA: 8.44	2.1	13	5	5	4	0	1	0	0	0	0	0	0	28	46	15.43	2.571			
Jeff Gray, R (6, 1) ERA: 1.96	1.0	4	1	0	0	0	0	0	0	0	0	0	0	11	12	0.00	1.000			
Greg Harris, R (7, 1) ERA: 5.45	1.0	4	1	0	0	0	0	0	0	0	0	0	0	10	19	0.00	1.000			
Tony Fossas, L (8, 1) ERA: 4.0	1.0	4	0	0	0	0	1	0	0	0	0	0	0	6	12	0.00	1.000			

AB	39
R	12
H	16
RBI	12
BB	5
SO	3
LOB	17

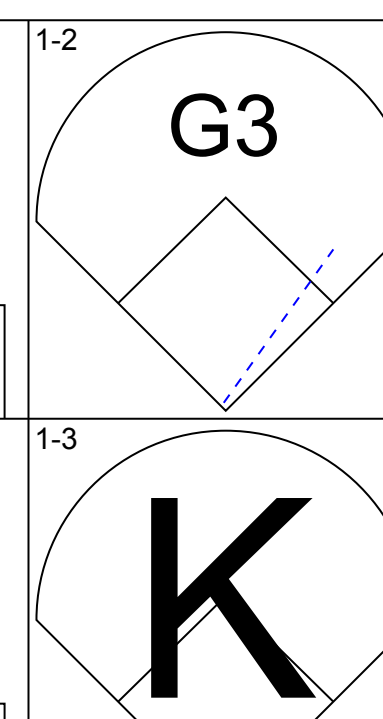

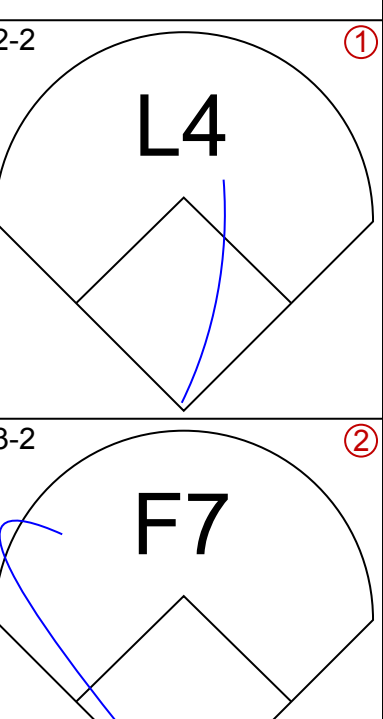
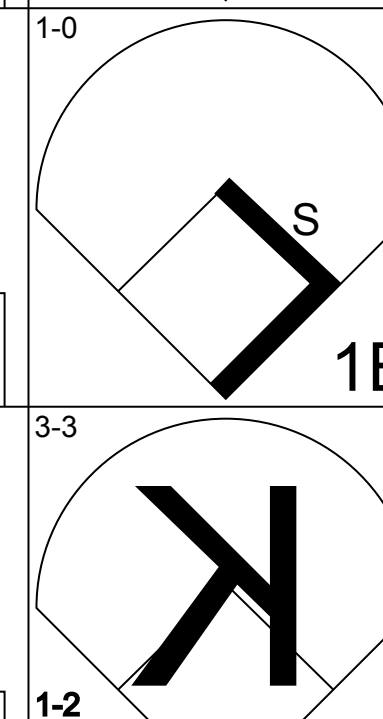
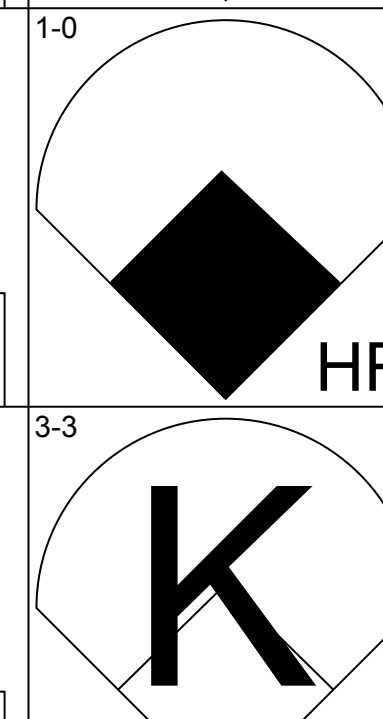
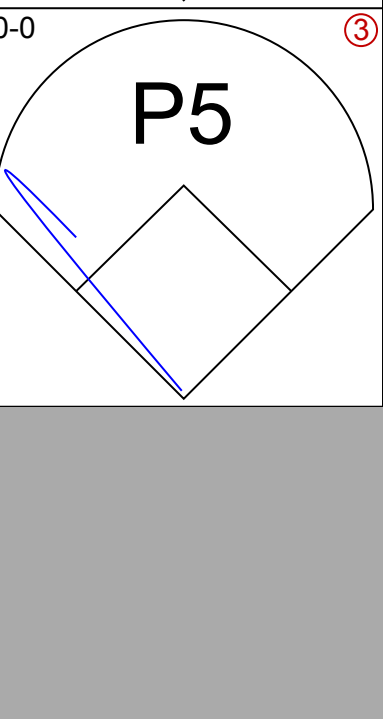

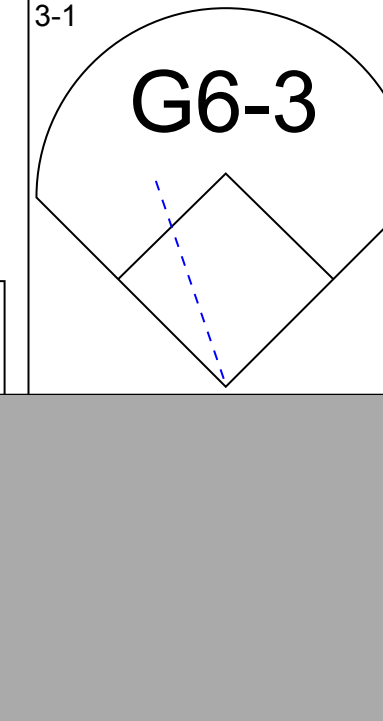




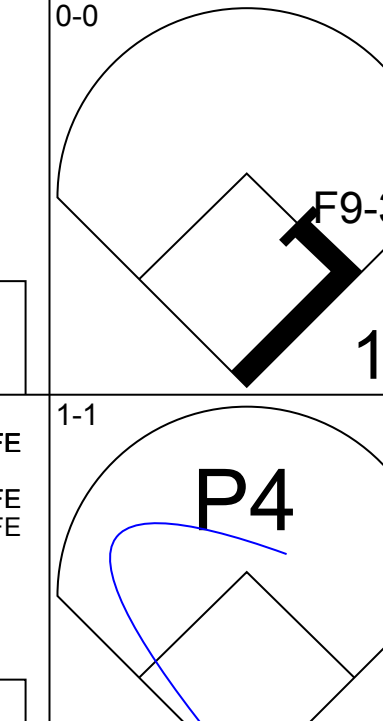
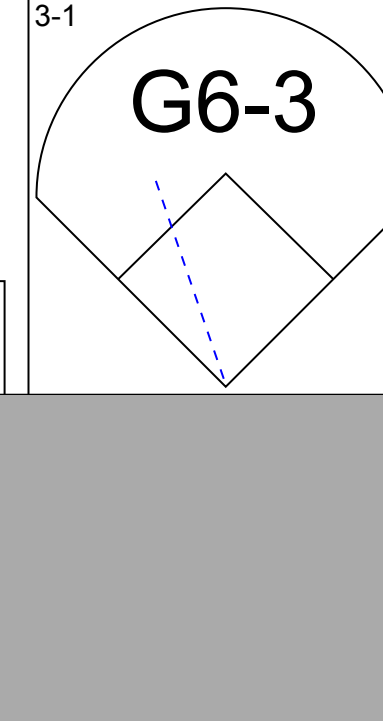
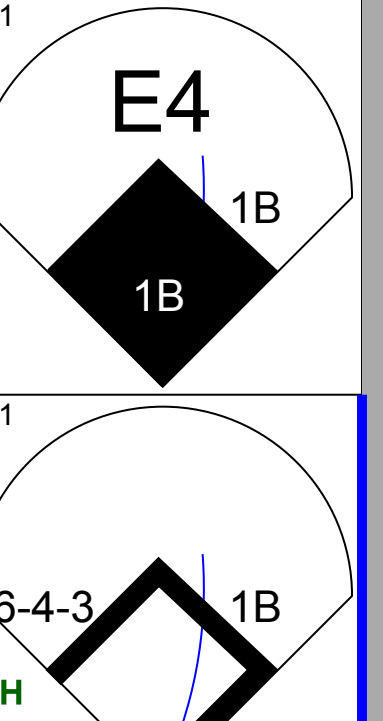
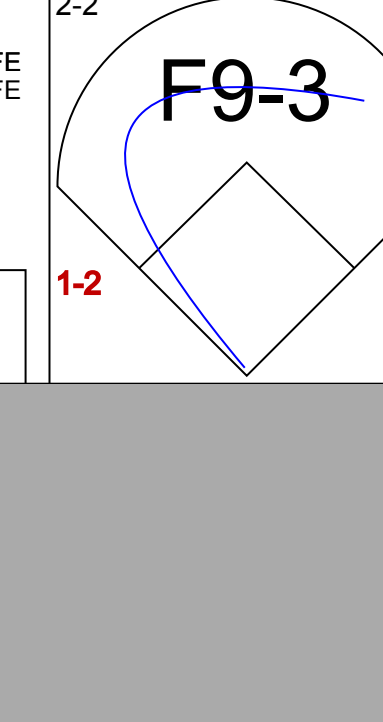
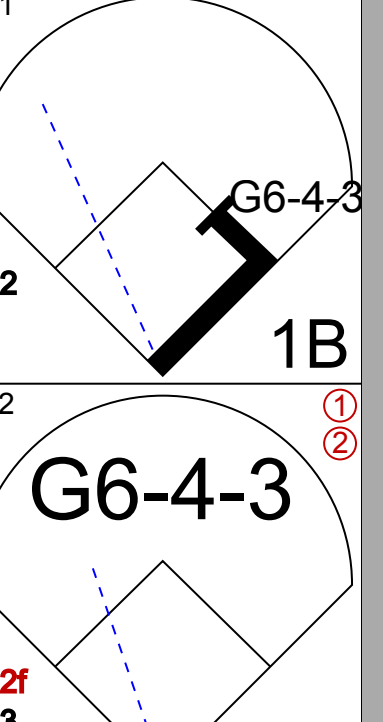

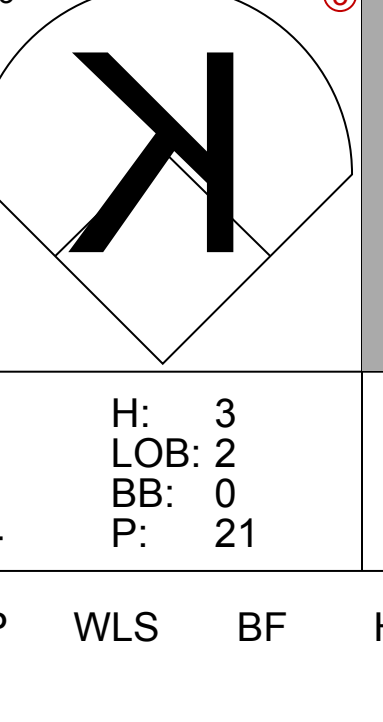


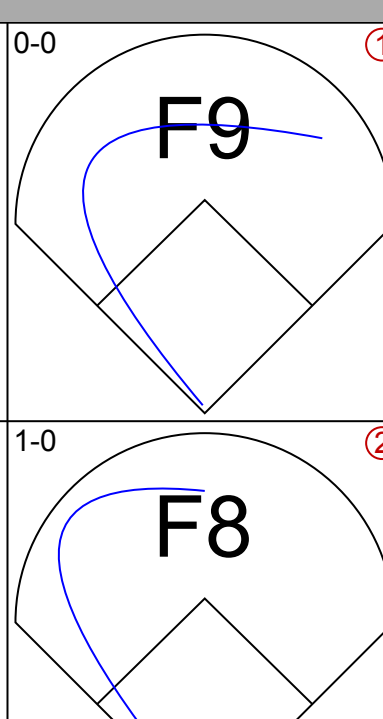
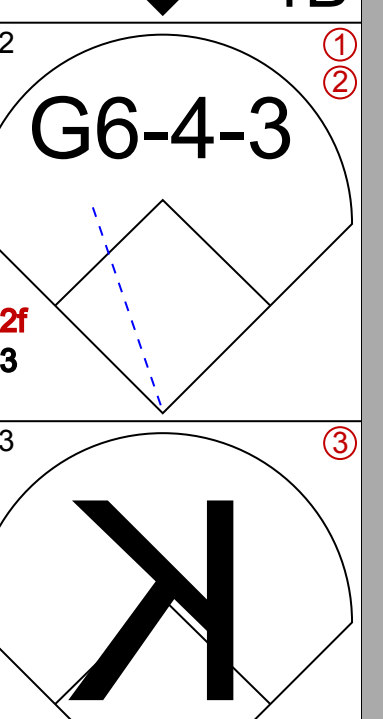
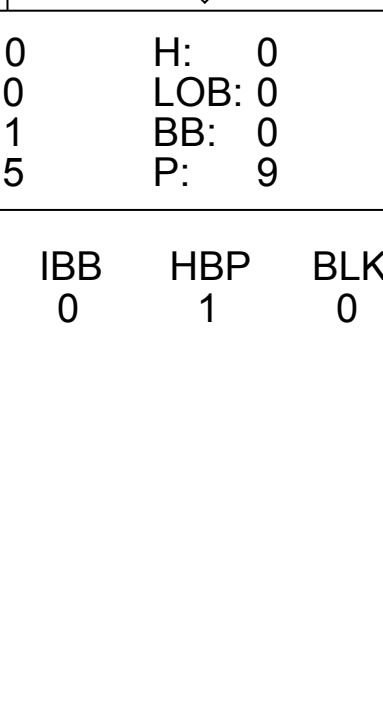
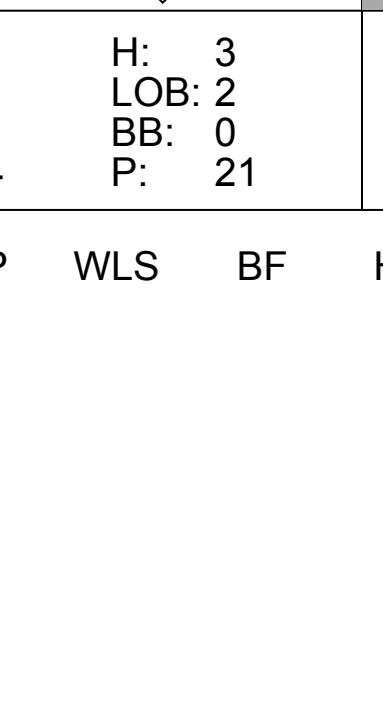


Batter	1	2	3	4	5	6	7	8	9	AB	R	H	RBI	BB	SO	LOB	TOP	
Darryl Hamilton, L (1, 7) OBP: 0.299, SLG: 0.246											4	0	0	0	0	1	3	
Willie Randolph, R (1, 4) OBP: 0.355, SLG: 0.268											3	0	0	0	1	1	1	
Paul Molitor, R (1, 10) OBP: 0.382, SLG: 0.469												4	0	1	0	0	1	2
Robin Yount, R (1, 8) OBP: 0.363, SLG: 0.535											3	0	0	0	1	1	1	
Dante Bichette, R (1, 9) OBP: 0.248, SLG: 0.355											3	0	0	0	1	1	1	
Franklin Stubbs, L (1, 3) OBP: 0.276, SLG: 0.330											4	0	1	0	0	1	3	
Rick Dempsey, R (1, 2) OBP: 0.256, SLG: 0.400											2	0	0	0	1	0	2	
B.J. Surhoff, L (9, PH) OBP: 0.231, SLG: 0.179												1	0	0	0	0	0	
Jim Cantner, L (1, 5) OBP: 0.273, SLG: 0.339												4	0	1	0	0	4	
Dale Sveum, S (1, 6) OBP: 0.255, SLG: 0.229											1	0	1	0	1	0	0	
Inning Stats	R: 0 H: 1 E: 0 K: 3 S: 13	H: 1 LOB: 1 BB: 0 P: 17	R: 0 H: 1 E: 0 K: 0 S: 8	H: 1 LOB: 1 BB: 0 P: 10	R: 0 H: 1 E: 0 K: 0 S: 7	H: 0 LOB: 3 BB: 0 P: 12	R: 0 H: 0 E: 0 K: 1 S: 12	H: 0 LOB: 1 BB: 2 P: 26	R: 0 H: 0 E: 0 K: 0 S: 9	H: 0 LOB: 1 BB: 1 P: 16	R: 0 H: 1 E: 0 K: 2 S: 11	H: 0 LOB: 0 BB: 0 P: 15	R: 0 H: 0 E: 0 K: 0 S: 5	H: 0 LOB: 0 BB: 0 P: 7	1B: 4 2B: 1 3B: 0 HR: 0	SF: 0 SAC: 1 DP: 1 HBP: 0	WP: 0 PB: 0 SB: 3 CS: 1	PA: 35
PITCHER	IP WLS BF H R ER SO BB IBB HBP BLK WP HR S P ERA WHIP																	
Matt Young, L (1, 1) ERA: 3.38	6.0 W 26 4 0 0 4 5 0 0 0 0 0 0 64 111 0.00 1.500																	
Jeff Gray, R (7, 1) ERA: 1.5	2.0 6 0 0 0 2 0 0 0 0 0 0 0 17 24 0.00 0.000																	
Jeff Reardon, R (9, 1) ERA: 1.62	1.0 S 3 0 0 0 0 0 0 0 0 0 0 0 5 7 0.00 0.000																	

Milwaukee Brewers @ Boston Red Sox
Fenway Park, Boston, MA
Mon May 20 1991, 7:05 PM EDT
Att: 28,983 - Sunny - 72 F

AB 29
R 0
H 4
RBI 0
BB 5
SO 6
LOB 17



Batter	1	2	3	4	5	6	7	8	9	AB	R	H	RBI	BB	SO	LOB	BOTTOM	
Wade Boggs, L (1, 5) OBP: 0.336, SLG: 0.473										4	0	0	0	0	1	0		
Jody Reed, R (1, 4) OBP: 0.252, SLG: 0.215										4	0	0	0	0	2	0		
Steve Lyons, L (1, 8) OBP: 0.333, SLG: 0.609										4	1	2	1	0	0	0		
Jack Clark, R (1, 10) OBP: 0.387, SLG: 0.368										3	1	1	1	0	2	1		
Mike Greenwell, L (1, 7) OBP: 0.356, SLG: 0.459										3	1	1	0	0	0	0		
Mike Marshall, R (1, 9) OBP: 0.343, SLG: 0.486										3	0	1	1	0	0	1		
Kevin Romine, R (7, FR) OBP: 0.158, SLG: 0.368										0	0	0	0	0	0	0		
Carlos Quintana, R (1, 3) OBP: 0.365, SLG: 0.390										3	0	1	0	0	0	1		
Tony Peña, R (1, 2) OBP: 0.282, SLG: 0.361										2	0	0	0	0	0	2		
Luis Rivera, R (1, 6) OBP: 0.351, SLG: 0.379										3	0	0	0	0	1	3		
Inning Stats	R: 0 H: 1 E: 0 K: 2 S: 10	H: 1 LOB: 1 BB: 0 P: 16	R: 0 H: 1 E: 0 K: 0 S: 6	H: 1 LOB: 0 BB: 0 P: 9	R: 0 H: 0 E: 0 K: 1 S: 5	H: 0 LOB: 0 BB: 0 P: 9	R: 1 H: 1 E: 0 K: 1 S: 8	H: 1 LOB: 0 BB: 0 P: 16	R: 0 H: 0 E: 0 K: 1 S: 9	H: 0 LOB: 1 BB: 0 P: 21	R: 2 H: 3 E: 1 K: 1 S: 14	H: 3 LOB: 2 BB: 0 P: 21	R: 0 H: 0 E: 0 K: 0 S: 9	H: 0 LOB: 0 BB: 0 P: 14	1B: 4 2B: 1 3B: 0 HR: 2	SF: 0 SAC: 0 DP: 2 HBP: 1	WP: 0 PB: 0 SB: 2 CS: 0	PA: 30
PITCHER	IP WLS BF H R ER SO BB IBB HBP BLK WP HR S P ERA WHIP																	
Chris Bosio, R (1, 1) ERA: 2.48	8.0 L 30 6 3 2 6 0 0 1 0 0 0 2 74 121 2.25 0.750																	

Milwaukee Brewers @ Boston Red Sox
Fenway Park, Boston, MA
Mon May 20 1991, 7:05 PM EDT
Att: 28,983 - Sunny - 72 F

AB 29
R 3
H 6
RBI 3
BB 0
SO 6
LOB 8



Batter	1	2	3	4	5	6	7	8	9	AB	R	H	RBI	BB	SO	LOB	TOP			
Darryl Hamilton, L (1,9) OBP: 0.294, SLG: 0.242	1-1 B3	0-2 HR		0-1 FC5-4 1B		0-2 G4-6-3		1-0 1B		1	0	0	0	0	0	0	Milwaukee Brewers @ Boston Red Sox Fenway Park, Boston, MA Tue May 21 1991, 7:05 PM EDT Att: 28,646 - Sunny - 80 F			
Dante Bichette, R (1,9) OBP: 0.263, SLG: 0.392										4	1	3	3	0	0	2				
Jim Gantner, L (1,4) OBP: 0.326, SLG: 0.326	2-2 G4-3	0-0 G6-3		1-0 FC5-4 1B				3-2 L7		5	0	0	0	0	0	3				
Paul Molitor, R (1,10) OBP: 0.389, SLG: 0.473	0-1 1B		1-2 BLK 1B		3-2 F9		1-0 FC6-4 1B		0-0 F8	5	1	3	0	0	0	0				
Robin Yount, R (1,8) OBP: 0.358, SLG: 0.524	2-0 E6		3-1 F9		3-2 FC6-4 1B		1-2 FC6-4		3-3 K	5	0	1	0	0	1	3				
Franklin Stubbs, L (1,7) OBP: 0.275, SLG: 0.325	1-1 G3-1		3-1 S 1B		1-3 K		0-2 P4		1-3 K	5	1	1	1	0	2	4				
Greg Brock, L (1,3) OBP: 0.375, SLG: 0.346		2-0 G1-3		0-0 F9		0-1 FC6-4		1-0 HR		4	1	1	1	0	0	2				
B.J. Surhoff, L (1,2) OBP: 0.231, SLG: 0.182		1-1 L7		0-1 1B		0-0 B1-3		0-2 G3-1		4	0	1	1	0	0	0				
Dale Sveum, S (1,5) OBP: 0.305, SLG: 0.260		4-1 1B HR BB		4-2 G4-6-3 BB		0-1 E 1B		0-0 1B		2	1	2	0	2	0	0				
Bill Spiers, L (1,6) OBP: 0.291, SLG: 0.375		2-0 HR 1B		0-1 G4-6-3		1-2 E3		1-3 K		3	1	1	0	0	0	2				
Willie Randolph, R (8,PH) OBP: 0.351, SLG: 0.265		1-3 HR 1B		1-2 G4-6-3		1-2 E3				1	0	0	0	0	1	1				
Inning Stats	R: 0 E: 1 K: 0 S: 12	H: 1 LOB: 2 BB: 0 P: 18	R: 3 E: 0 K: 0 S: 10	H: 2 LOB: 0 BB: 1 P: 19	R: 2 E: 0 K: 0 S: 10	H: 3 LOB: 1 BB: 0 P: 17	R: 0 E: 0 K: 0 S: 7	H: 1 LOB: 1 BB: 1 P: 12	R: 0 E: 0 K: 1 S: 11	H: 1 LOB: 1 BB: 0 P: 18	R: 0 E: 1 K: 0 S: 9	H: 1 LOB: 1 BB: 0 P: 10	R: 0 E: 0 K: 1 S: 13	H: 3 LOB: 2 BB: 0 P: 19	R: 0 E: 0 K: 2 S: 8	H: 0 LOB: 0 BB: 0 P: 12	1B: 11 2B: 0 3B: 0 HR: 2	SF: 0 SAC: 0 DP: 2 HBP: 0	WP: 0 PB: 0 SB: 1 CS: 0	PA: 41
PITCHER	IP WLS BF H R ER SO	IP WLS BF H R ER SO	IP WLS BF H R ER SO	IP WLS BF H R ER SO	IP WLS BF H R ER SO	IP WLS BF H R ER SO	IP WLS BF H R ER SO	IP WLS BF H R ER SO	IP WLS BF H R ER SO	IP WLS BF H R ER SO	IP WLS BF H R ER SO	IP WLS BF H R ER SO	IP WLS BF H R ER SO	IP WLS BF H R ER SO	IP WLS BF H R ER SO	IP WLS BF H R ER SO	ERA WHIP	ERA WHIP	ERA WHIP	
Dana Kiecker, R (1,1) ERA: 5.32	3.0	4.0	2.0	2.0	2.0	2.0	2.0	2.0	2.0	15.00	2.3333									
Joe Hesketh, L (4,1) ERA: 3.63	W	17	5	1	1	1	1	1	36	52	2.25	1.500								
Tony Fossas, L (8,1) ERA: 3.86	0.1	2	1	0	0	0	0	0	4	4	0.00	3.000								
Jeff Gray, R (8,1) ERA: 1.75	0.2	3	1	0	0	1	0	0	8	13	0.00	1.500								
Jeff Reardon, R (9,1) ERA: 1.53	1.0	3	0	0	0	2	0	0	8	12	0.00	0.000								

Batter	1	2	3	4	5	6	7	8	9	AB	R	H	RBI	BB	SO	LOB	BOTTOM			
Wade Boggs, L (1,5) OBP: 0.442, SLG: 0.481	3-1 G6-3		0-0 E7 1B	4-0 2B 1B BB	0-2 G5-4-3			0-0 G4-3 FC6-4 2B		4	3	2	1	1	0	1	Milwaukee Brewers @ Boston Red Sox Fenway Park, Boston, MA Tue May 21 1991, 7:05 PM EDT Att: 28,646 - Sunny - 80 F			
Jody Read, R (1,4) OBP: 0.294, SLG: 0.231	4-2 G4-3 BB		2-2 FC1-5 E 1B	1-1 1B 2B	2-0 F7		1-2 G4-3		4	1	2	1	1	0	1					
Steve Lyons, L (1,8) OBP: 0.345, SLG: 0.556	2-2 G4-3		0-0 FC1-5 1B	1-1 G3		2-0 G4-3		4-0 FC6-4 IBB		4	1	1	0	1	0	3				
Jack Clark, R (1,10) OBP: 0.374, SLG: 0.353	0-0 L5		1-2 FC1-5 1B HR	3-3 K		2-1 G6-3		0-1 FC6-4		5	1	0	1	0	1	6				
Kevin Romine, R (8,PR) OBP: 0.156, SLG: 0.368			1-2 2-3F HR					1-2 3-H		0	0	0	0	0	0	0				
Mike Greenwell, L (1,7) OBP: 0.377, SLG: 0.482		1-0 FC6-4 1B	0-1 HR 1B	1-1 S 1B		2-0 2B		4-0 IBB		4	2	4	3	1	0	0				
Tom Brunansky, R (1,9) OBP: 0.324, SLG: 0.475		2-2 F8	0-0 HR	1-1 BB 1B		1-2 G3-1		2-2 F9		5	1	2	4	0	0	4				
Carlos Quintana, R (1,3) OBP: 0.369, SLG: 0.388		2-0 F9		4-2 BB 1B			1-1 G4-6-3 1B			3	0	1	0	1	1	2				
Tony Peña, R (1,2) OBP: 0.281, SLG: 0.352		0-0 FC6-4		1-0 L5			1-2 G4-6-3			3	0	0	0	0	0	4				
Luis Rivera, R (1,6) OBP: 0.358, SLG: 0.400					1-1 G5-4-3 1B					4	1	2	0	0	1	2				
Inning Stats	R: 0 E: 0 K: 0 S: 10	H: 0 LOB: 1 BB: 1 P: 19	R: 0 E: 0 K: 0 S: 6	H: 1 LOB: 1 BB: 0 P: 11	R: 6 E: 2 K: 1 S: 20	H: 6 LOB: 2 BB: 0 P: 28	R: 3 E: 0 K: 1 S: 14	H: 3 LOB: 2 BB: 2 P: 30	R: 0 E: 0 K: 0 S: 6	H: 1 LOB: 0 BB: 0 P: 9	R: 0 E: 0 K: 0 S: 7	H: 1 LOB: 1 BB: 0 P: 14	R: 0 E: 0 K: 1 S: 10	H: 1 LOB: 0 BB: 0 P: 14	R: 1 E: 0 K: 0 S: 9	H: 1 LOB: 2 BB: 2 P: 20	1B: 9 2B: 4 3B: 0 HR: 1	SF: 0 SAC: 0 DP: 2 HBP: 1	WP: 1 PB: 0 SB: 1 CS: 0	PA: 42
PITCHER	IP WLS BF H R ER SO	IP WLS BF H R ER SO	IP WLS BF H R ER SO	IP WLS BF H R ER SO	IP WLS BF H R ER SO	IP WLS BF H R ER SO	IP WLS BF H R ER SO	IP WLS BF H R ER SO	IP WLS BF H R ER SO	IP WLS BF H R ER SO	IP WLS BF H R ER SO	IP WLS BF H R ER SO	IP WLS BF H R ER SO	IP WLS BF H R ER SO	IP WLS BF H R ER SO	IP WLS BF H R ER SO	ERA WHIP	ERA WHIP	ERA WHIP	
Bill Wegman, R (1,1) ERA: 5.09	2.1	14	6	3	3	2	2	0	1	32	60	8.10	2.400							
Jim Hunter, R (3,1) ERA: 4.91	L	18	6	3	3	2	2	0	1	32	60	8.10	2.400							
Dan Plesac, L (6,1) ERA: 3.55	1.1	4	1	0	0	1	0	0	0	13	18	0.00	0.750							
Chuck Crim, R (8,1) ERA: 4.78	1.0	6	1	1	1	0	0	2	0	9	20	9.00	1.000							



Batter	1	2	3	4	5	6	7	8	9	AB	R	H	RBI	BB	SO	LOB	TOP					
Paul Moltitor, R OBP: 0.392, SLG: 0.474 (1, 10)	G6-3		G6-3					FC4-6 1B		4	0	2	0	0	0	0	Milwaukee Brewers @ Boston Red Sox Fenway Park, Boston, MA Wed May 22 1991, 7:05 PM EDT Att: 33,182 - Sunny - 67 F					
Greg Brock, L OBP: 0.361, SLG: 0.333 (1, 3)	1B		F7				P4	L9		4	0	1	0	0	0	3						
Robin Yount, R OBP: 0.355, SLG: 0.517 (1, 8)	F8							FC4-6 1-2		4	0	1	0	0	0	2						
Franklin Stubbs, L OBP: 0.267, SLG: 0.315 (1, 7)	P5							F8		4	0	0	0	0	0	3						
Dante Bichette, R OBP: 0.263, SLG: 0.388 (1, 9)		K							F8	4	0	1	0	0	2	0						
B.J. Surhoff, L OBP: 0.223, SLG: 0.175 (1, 2)	G1-3								L7	4	0	0	0	0	0	1						
Jim Gantner, L OBP: 0.284, SLG: 0.346 (1, 4)										4	0	4	0	0	0	0						
Dale Sveum, S OBP: 0.302, SLG: 0.259 (1, 5)									G4-3	4	0	1	0	0	1	3						
Bill Spiers, L OBP: 0.281, SLG: 0.361 (1, 6)										3	0	0	0	0	2	3						
Inning Stats	R: 0 E: 0 K: 0 S: 8	H: 1 LOB: 1 BB: 0 P: 9	R: 0 E: 0 K: 2 S: 9	H: 1 LOB: 1 BB: 0 P: 14	R: 0 E: 0 K: 1 S: 7	H: 0 LOB: 0 BB: 0 P: 11	R: 0 E: 0 K: 0 S: 6	H: 2 LOB: 1 BB: 0 P: 8	R: 0 E: 0 K: 1 S: 11	H: 2 LOB: 2 BB: 0 P: 16	R: 0 E: 0 K: 0 S: 8	H: 0 LOB: 0 BB: 0 P: 13	R: 0 E: 0 K: 0 S: 8	H: 2 LOB: 1 BB: 0 P: 11	R: 0 E: 0 K: 0 S: 7	H: 1 LOB: 1 BB: 0 P: 12	R: 0 E: 0 K: 0 S: 8	H: 1 LOB: 1 BB: 0 P: 11	1B: 10 2B: 0 3B: 0 HR: 0	SF: 0 SAC: 0 DP: 2 HBP: 0	WP: 0 PB: 0 CS: 0	PA: 35
PITCHER	IP	WLS	BF	H	R	ER	SO	BB	IBB	HBP	BLK	WP	HR	S	P	ERA	WHIP					
Danny Darwin, R ERA: 5.89 Greg Harris, R ERA: 4.95	(1, 1)	5.0	W	20	6	0	4	0	0	0	0	0	0	41	58	0.00	1.200					
PITCHER	IP	WLS	BF	H	R	ER	SO	BB	IBB	HBP	BLK	WP	HR	S	P	ERA	WHIP					
	(6, 1)	4.0	S	15	4	0	1	0	0	0	0	0	0	31	47	0.00	1.000					

Batter	1	2	3	4	5	6	7	8	9	AB	R	H	RBI	BB	SO	LOB	BOTTOM				
Wade Boggs, L OBP: 0.350, SLG: 0.482 (1, 5)	G5-4-3 BB		F8					G6-4-3 2H 1B		2	0	1	1	2	0	0	Milwaukee Brewers @ Boston Red Sox Fenway Park, Boston, MA Wed May 22 1991, 7:05 PM EDT Att: 33,182 - Sunny - 67 F				
Jody Read, R OBP: 0.257, SLG: 0.225 (1, 4)	G5-4-3 1-2		E5 WP				F8	G6-4-3 1-2		4	0	0	0	0	0	3					
Kevin Romine, R OBP: 0.217, SLG: 0.364 (1, 8)	G5-3		E1 G5-4-3					G3 1B		3	1	1	0	1	0	1					
Jack Clark, R OBP: 0.371, SLG: 0.344 (1, 10)			G5-4-3 1-2					G3 1B		3	1	0	0	1	2	4					
Mike Greenwell, L OBP: 0.367, SLG: 0.468 (1, 7)	F9 1-2							G3 1-3		4	0	0	0	0	1	3					
Tom Brunansky, R OBP: 0.331, SLG: 0.504 (1, 9)								G3 1-3		3	1	2	3	0	0	0					
Carlos Quintana, R OBP: 0.361, SLG: 0.379 (1, 3)								G5-3		3	0	0	0	0	1	1					
Tony Peña, R OBP: 0.290, SLG: 0.355 (1, 2)										2	1	1	0	1	0	0					
Luis Rivera, R OBP: 0.349, SLG: 0.389 (1, 6)										2	0	0	0	0	1	1					
Inning Stats	R: 0 E: 0 K: 0 S: 12	H: 0 LOB: 0 BB: 1 P: 20	R: 2 E: 0 K: 2 S: 18	H: 2 LOB: 1 BB: 1 P: 30	R: 0 E: 2 K: 0 S: 13	H: 0 LOB: 1 BB: 0 P: 22	R: 0 E: 0 K: 0 S: 5	H: 0 LOB: 0 BB: 0 P: 10	R: 0 E: 0 K: 0 S: 5	H: 0 LOB: 1 BB: 1 P: 11	R: 1 E: 0 K: 0 S: 10	H: 2 LOB: 1 BB: 0 P: 17	R: 1 E: 0 K: 0 S: 8	H: 1 LOB: 0 BB: 1 P: 15	R: 0 E: 0 K: 2 S: 8	H: 0 LOB: 1 BB: 1 P: 16	1B: 4 2B: 1 3B: 0 HR: 1	SF: 0 SAC: 1 DP: 4 HBP: 0	WP: 2 PB: 0 SB: 1 CS: 0	PA: 32	
PITCHER	IP	WLS	BF	H	R	ER	SO	BB	IBB	HBP	BLK	WP	HR	S	P	ERA	WHIP				
Kevin Brown, L ERA: 4.6 Julio Machado, R ERA: 2.35	(1, 1)	6.1	L	28	5	4	4	3	0	0	0	0	0	12	21	0.00	0.600				
PITCHER	IP	WLS	BF	H	R	ER	SO	BB	IBB	HBP	BLK	WP	HR	S	P	ERA	WHIP				
	(7, 1)	1.2		4	0	0	2	1	0	0	0	0	0	12	21	0.00	0.600				

AB	35
R	0
H	10
RBI	0
BB	0
SO	5
LOB	15

AB	26
R	4
H	5
RBI	4
BB	5
SO	5
LOB	13



Batter	1	2	3	4	5	6	7	8	9	AB	R	H	RBI	BB	SO	LOB	TOP										
Wade Boggs, L (1, 5) OBP: 0.354, SLG: 0.482	G1-3 1B		G5-3		G1-4-3		SH3-4 BB		FC6-4 BB 1B	4	1	2	0	1	0	1											
Jody Read, R (1, 4) OBP: 0.263, SLG: 0.227	G1-3 1B		G5-3			L6	SH3-4		FC6-4 BB	3	0	1	0	1	0	0											
Ellis Burks, R (1, 8) OBP: 0.371, SLG: 0.432	G1-3		F8			HR	L7		FC6-4 FC4-6 1B	5	1	1	1	1	0	0	5										
Jack Clark, R (1, 10) Kevin Romine, R (9, PR) OBP: 0.385, SLG: 0.347 OBP: 0.217, SLG: 0.364	IBB			G5-3		1B BB 1B			FC4-6 1B	2	1	1	1	3	0	0											
Mike Greenwell, L (1, 7) OBP: 0.362, SLG: 0.459	P5			G4-3		BB 1B 1B	K		FC4-6 1B	5	0	1	0	0	1	7											
Tom Brunansky, R (1, 9) OBP: 0.327, SLG: 0.488	G6-3			BB		K		K	P6	4	0	0	0	1	2	7											
Carlos Quintana, R (1, 3) OBP: 0.365, SLG: 0.383		G4-6-3 1B		G6-3		BB 1B		K		4	0	2	0	0	1	1											
Tony Peña, R (1, 2) OBP: 0.296, SLG: 0.354		G4-6-3			F8					3	0	1	1	1	0	1											
Luis Rivera, R (1, 6) Mike Marshall, R (8, PH) Mike Brumley, S (8, 6) OBP: 0.349, SLG: 0.387 OBP: 0.333, SLG: 0.472	P6				G1-4-3 1B		F9		F7	3	0	1	0	0	0	3											
Inning Stats	R: 0 E: 0 K: 0 S: 12	H: 2 LOB: 3 BB: 1 P: 23	R: 0 E: 0 K: 0 S: 5	H: 1 LOB: 0 BB: 0 P: 10	R: 0 E: 0 K: 0 S: 5	H: 0 LOB: 0 BB: 0 P: 9	R: 0 E: 0 K: 0 S: 9	H: 0 LOB: 1 BB: 1 P: 17	R: 0 E: 0 K: 1 S: 20	H: 3 LOB: 3 BB: 2 P: 37	R: 0 E: 0 K: 1 S: 13	H: 0 LOB: 2 BB: 2 P: 22	R: 0 E: 0 K: 2 S: 12	H: 1 LOB: 1 BB: 0 P: 17	R: 1 E: 0 K: 0 S: 16	H: 2 LOB: 2 BB: 1 P: 24	1B: 9 2B: 0 3B: 0 HR: 1	SF: 0 SAC: 1 DP: 2 HBP: 0	WP: 0 PB: 0 SB: 0 CS: 0	PA: 42							
PITCHER	IP	WLS	BF	H	R	ER	SO	BB	IBB	HBP	BLK	WP	HR	S	P	ERA	WHIP										
Frank Tanana, L (1, 1) ERA: 4.55	5.2		25	7	2	2	1	2	1	0	0	0	1	57	102	3.18	1.588										
Mark Leiter, R (6, 1) ERA: 2.25	1.0		5	0	0	0	0	2	0	0	0	0	0	11	21	0.00	2.000										
Mike Henneman, R (7, 1) ERA: 1.67	1.2	W	10	3	1	0	3	2	0	0	0	0	0	25	41	0.00	3.000										
Paul Gibson, L (9, 1) ERA: 2.25	0.2	S	2	0	0	0	0	0	0	0	0	0	0	8	9	0.00	0.000										

Boston Red Sox @ Detroit Tigers
Tiger Stadium, Detroit, MI
Thu May 23 1991, 7:05 PM EDT
Att: 14,744 - Cloudy - 83 F

AB	34
R	3
H	10
RBI	3
BB	7
SO	4
LOB	26



Batter	1	2	3	4	5	6	7	8	9	AB	R	H	RBI	BB	SO	LOB	BOTTOM										
Tony Phillips, S (1, 6) OBP: 0.380, SLG: 0.399	S BB		G4-3		G3-1			SH1-4 SH 1B		3	1	1	0	1	0	0											
Lou Whitaker, L (1, 4) OBP: 0.377, SLG: 0.404	F7			G3 1B		F8		SH SH1-4 1B		3	2	1	0	0	0	1											
Lloyd Moseby, L (1, 7) OBP: 0.270, SLG: 0.300	K			G3 2B		F9		SH1-4		3	0	0	0	0	1	2											
Cecil Fielder, R (1, 3) OBP: 0.335, SLG: 0.439	K			G4-3 1B		K		1B IBB		3	1	1	1	1	2	1											
Mickey Tettleton, S (1, 2) OBP: 0.406, SLG: 0.455		G3-1		G4-3		K		1B		4	0	1	2	0	1	1											
Rob Deer, R (1, 9) OBP: 0.351, SLG: 0.423	K			1B		2B BB		L7		3	1	1	1	1	1	2											
Pete Incaviglia, R (1, 10) OBP: 0.291, SLG: 0.409	K			K		1-H 2B		F8		4	0	1	1	0	2	3											
Travis Fryman, R (1, 5) OBP: 0.275, SLG: 0.392			P2		K					3	0	0	0	0	2	1											
John Shelby, S (1, 8) Milt Cuyler, S (8, 8) OBP: 0.310, SLG: 0.395 OBP: 0.350, SLG: 0.330			G1-3		F7			K		3	0	0	0	0	1	1											
Inning Stats	R: 0 E: 0 K: 2 S: 13	H: 0 LOB: 1 BB: 1 P: 21	R: 0 E: 0 K: 2 S: 10	H: 0 LOB: 0 BB: 0 P: 13	R: 0 E: 0 K: 0 S: 7	H: 0 LOB: 0 BB: 0 P: 11	R: 2 E: 0 K: 1 S: 12	H: 3 LOB: 1 BB: 0 P: 19	R: 0 E: 0 K: 1 S: 10	H: 0 LOB: 0 BB: 0 P: 13	R: 0 E: 0 K: 1 S: 7	H: 0 LOB: 0 BB: 0 P: 13	R: 1 E: 0 K: 3 S: 13	H: 1 LOB: 1 BB: 1 P: 24	R: 2 E: 1 K: 0 S: 15	H: 2 LOB: 2 BB: 1 P: 22	1B: 4 2B: 2 3B: 0 HR: 0	SF: 0 SAC: 2 DP: 0 HBP: 0	WP: 0 PB: 0 SB: 1 CS: 0	PA: 34							
PITCHER	IP	WLS	BF	H	R	ER	SO	BB	IBB	HBP	BLK	WP	HR	S	P	ERA	WHIP										
Roger Clemens, R (1, 1) ERA: 2.48	7.0	L	28	5	4	4	10	2	0	0	0	0	0	74	117	5.14	1.000										
Tony Fossas, L (8, 1) ERA: 3.72	0.1		3	0	0	0	0	0	1	0	0	0	0	3	7	0.00	0.000										
Jeff Gray, R (8, 1) ERA: 1.71	0.2		3	1	1	0	0	0	0	0	0	0	0	10	12	0.00	1.500										

Boston Red Sox @ Detroit Tigers
Tiger Stadium, Detroit, MI
Thu May 23 1991, 7:05 PM EDT
Att: 14,744 - Cloudy - 83 F

AB	29
R	5
H	6
RBI	5
BB	3
SO	10
LOB	12



Batter	1	2	3	4	5	6	7	8	9	AB	R	H	RBI	BB	SO	LOB	TOP					
Wade Boggs, L (1.5) OBP: 0.364, SLG: 0.500	F8		G6-3		WP 1B 2B		G6-3			4	1	2	0	0	0	0	Boston Red Sox @ Detroit Tigers Tiger Stadium, Detroit, MI Sat May 25 1991, 7:05 PM EDT Att: 19,179 - Cloudy - 76 F					
Carlos Quintana, R (1.3) OBP: 0.377, SLG: 0.412	G3-1			G5-3	1B BB		G6-3			3	0	0	0	1	0	2						
Ellis Burks, R (1.8) OBP: 0.368, SLG: 0.425	K			1B 1B	1B 1B			G6-3		4	1	2	1	0	1	0						
Mike Marshall, R (1.7) OBP: 0.289, SLG: 0.400				1B	1B					4	0	1	0	0	3	2						
Steve Lyons, L (8.7) OBP: 0.345, SLG: 0.556				1B 1B	K			K		0	0	0	0	0	0	0						
Mike Greenwell, L (1.10) OBP: 0.355, SLG: 0.442	F7			F7			P2	G4-3		4	0	0	0	0	0	2						
Tom Brunansky, R (1.9) OBP: 0.321, SLG: 0.471				1B	1B		G6-3			4	0	2	1	0	0	0						
Tony Peña, R (1.2) OBP: 0.299, SLG: 0.360	P6			G1-3			F8			4	0	0	0	0	0	3						
Jody Reed, R (1.4) OBP: 0.262, SLG: 0.248				P4			G6-3			3	0	0	0	0	0	0						
Jack Clark, R (9, PH) OBP: 0.382, SLG: 0.344				L3			L7			1	0	0	0	0	1	0						
Luis Rivera, R (1.6) OBP: 0.351, SLG: 0.427					G3-1		1B BB			2	0	0	0	1	0	0						
Inning Stats	R: 0 E: 0 K: 1 S: 10	H: 0 LOB: 0 BB: 0 P: 13	R: 0 E: 0 K: 1 S: 7	H: 1 LOB: 1 BB: 0 P: 9	R: 0 E: 0 K: 0 S: 4	H: 0 LOB: 0 BB: 0 P: 9	R: 1 E: 0 K: 0 S: 12	H: 3 LOB: 2 BB: 0 P: 14	R: 1 E: 0 K: 0 S: 18	H: 2 LOB: 2 BB: 1 P: 30	R: 0 E: 0 K: 0 S: 7	H: 0 LOB: 0 BB: 0 P: 10	R: 0 E: 0 K: 1 S: 8	H: 1 LOB: 1 BB: 1 P: 13	R: 0 E: 0 K: 1 S: 8	H: 0 LOB: 0 BB: 0 P: 10	R: 0 E: 0 K: 1 S: 7	H: 0 LOB: 0 BB: 0 P: 13	1B: 6 2B: 1 3B: 0 HR: 0	SF: 0 SAC: 0 DP: 1 HBP: 0	WP: 1 PB: 0 SB: 0 CS: 0	PA: 35
PITCHER	IP WLS BF H R ER SO BB IBB HBP BLK WP HR S P ERA WHIP	IP WLS BF H R ER SO BB IBB HBP BLK WP HR S P ERA WHIP	IP WLS BF H R ER SO BB IBB HBP BLK WP HR S P ERA WHIP	IP WLS BF H R ER SO BB IBB HBP BLK WP HR S P ERA WHIP	IP WLS BF H R ER SO BB IBB HBP BLK WP HR S P ERA WHIP	IP WLS BF H R ER SO BB IBB HBP BLK WP HR S P ERA WHIP	IP WLS BF H R ER SO BB IBB HBP BLK WP HR S P ERA WHIP	IP WLS BF H R ER SO BB IBB HBP BLK WP HR S P ERA WHIP	IP WLS BF H R ER SO BB IBB HBP BLK WP HR S P ERA WHIP	IP WLS BF H R ER SO BB IBB HBP BLK WP HR S P ERA WHIP	IP WLS BF H R ER SO BB IBB HBP BLK WP HR S P ERA WHIP	IP WLS BF H R ER SO BB IBB HBP BLK WP HR S P ERA WHIP	IP WLS BF H R ER SO BB IBB HBP BLK WP HR S P ERA WHIP	IP WLS BF H R ER SO BB IBB HBP BLK WP HR S P ERA WHIP	IP WLS BF H R ER SO BB IBB HBP BLK WP HR S P ERA WHIP	IP WLS BF H R ER SO BB IBB HBP BLK WP HR S P ERA WHIP	IP WLS BF H R ER SO BB IBB HBP BLK WP HR S P ERA WHIP					
Walt Terrell, R (1.1) ERA: 4.29	6.1	W	28	7	2	2	3	2	0	0	0	0	0	0	0	0	1	0	65	96	2.84	1.421
Mike Henneman, R (7.1) ERA: 1.47	2.2	S	7	0	0	0	2	0	0	0	0	0	0	0	0	0	0	0	16	25	0.00	0.000

AB	33
R	2
H	7
RBI	2
BB	2
SO	5
LOB	9



Batter	1	2	3	4	5	6	7	8	9	AB	R	H	RBI	BB	SO	LOB	BOTTOM					
Tony Phillips, S (1.10) OBP: 0.400, SLG: 0.427	FC6-4 1B		E 2B BB	K						2	1	1	0	2	1	0	Boston Red Sox @ Detroit Tigers Tiger Stadium, Detroit, MI Sat May 25 1991, 7:05 PM EDT Att: 19,179 - Cloudy - 76 F					
Lou Whitaker, L (1.4) OBP: 0.376, SLG: 0.398	F9		E6 2B 1B		2B 1B					3	0	1	1	1	0	2						
Alan Trammell, R (1.6) OBP: 0.327, SLG: 0.361	FC6-4 1-2		1-3 3-H 2B		P3		P4			4	0	1	1	0	0	5						
Cecil Fielder, R (1.3) OBP: 0.335, SLG: 0.459	FC6-4 1-2		L6		1-3 2B		L6			4	0	1	0	0	0	3						
Rob Deer, R (1.9) OBP: 0.350, SLG: 0.458		2-1 HR	2-3 K		3-3 K		1-3 K			4	1	1	1	0	3	4						
Pete Incaviglia, R (1.7) OBP: 0.278, SLG: 0.382	F8		4-0 BB		2-3 K		G6-3			3	0	0	0	1	1	2						
John Shelby, S (9.7) OBP: 0.326, SLG: 0.487										0	0	0	0	0	0	0						
Travis Fryman, R (1.5) OBP: 0.262, SLG: 0.371	K		K				E6 G4-3 S			4	0	0	0	0	2	3						
Andy Allanson, R (1.2) OBP: 0.233, SLG: 0.310	F8			G5-3			P6			4	0	0	0	0	0	1						
Mitt Cuyler, S (1.8) OBP: 0.355, SLG: 0.316			S BB E BB	K			G4-3			3	1	0	0	1	1	1						
Inning Stats	R: 0 E: 0 K: 0 S: 10	H: 1 LOB: 1 BB: 0 P: 15	R: 1 E: 0 K: 1 S: 7	H: 1 LOB: 0 BB: 0 P: 13	R: 2 E: 1 K: 2 S: 14	H: 1 LOB: 3 BB: 3 P: 35	R: 0 E: 0 K: 2 S: 9	H: 0 LOB: 0 BB: 0 P: 13	R: 0 E: 0 K: 2 S: 19	H: 2 LOB: 2 BB: 0 P: 29	R: 0 E: 1 K: 0 S: 15	H: 0 LOB: 3 BB: 2 P: 27	R: 0 E: 0 K: 1 S: 8	H: 0 LOB: 0 BB: 0 P: 12	R: 0 E: 0 K: 0 S: 10	H: 0 LOB: 0 BB: 0 P: 14	R: 0 E: 0 K: 0 S: 10	H: 0 LOB: 0 BB: 0 P: 14	1B: 2 2B: 2 3B: 0 HR: 1	SF: 0 SAC: 0 DP: 0 HBP: 0	WP: 0 PB: 0 SB: 3 CS: 0	PA: 36
PITCHER	IP WLS BF H R ER SO BB IBB HBP BLK WP HR S P ERA WHIP	IP WLS BF H R ER SO BB IBB HBP BLK WP HR S P ERA WHIP	IP WLS BF H R ER SO BB IBB HBP BLK WP HR S P ERA WHIP	IP WLS BF H R ER SO BB IBB HBP BLK WP HR S P ERA WHIP	IP WLS BF H R ER SO BB IBB HBP BLK WP HR S P ERA WHIP	IP WLS BF H R ER SO BB IBB HBP BLK WP HR S P ERA WHIP	IP WLS BF H R ER SO BB IBB HBP BLK WP HR S P ERA WHIP	IP WLS BF H R ER SO BB IBB HBP BLK WP HR S P ERA WHIP	IP WLS BF H R ER SO BB IBB HBP BLK WP HR S P ERA WHIP	IP WLS BF H R ER SO BB IBB HBP BLK WP HR S P ERA WHIP	IP WLS BF H R ER SO BB IBB HBP BLK WP HR S P ERA WHIP	IP WLS BF H R ER SO BB IBB HBP BLK WP HR S P ERA WHIP	IP WLS BF H R ER SO BB IBB HBP BLK WP HR S P ERA WHIP	IP WLS BF H R ER SO BB IBB HBP BLK WP HR S P ERA WHIP	IP WLS BF H R ER SO BB IBB HBP BLK WP HR S P ERA WHIP	IP WLS BF H R ER SO BB IBB HBP BLK WP HR S P ERA WHIP						
Matt Young, L (1.1) ERA: 3.73	2.2	L	15	3	3	3	2	3	0	0	0	0	0	0	0	0	1	28	59	2.250	2.250	
Dennis Lamp, R (3.1) ERA: 6.59	3.0		13	2	0	0	5	0	1	0	0	0	0	0	0	0	0	44	67	0.00	0.667	
Joe Hesketh, L (6.1) ERA: 3.63	0.0		1	0	0	0	0	1	0	0	0	0	0	0	0	0	0	1	5	∞	∞	
Greg Harris, R (6.1) ERA: 4.7	2.1		7	0	0	0	1	0	0	0	0	0	0	0	0	0	0	19	27	0.00	0.000	



Batter	1	2	3	4	5	6	7	8	9	AB	R	H	RBI	BB	SO	LOB	TOP			
Jody Reed, R OBP: 0.278, SLG: 0.266	1-1 1B	0-1 1B			0-0 G5-3		0-2 1B		1-2 1B	5	1	4	0	0	0	0				
Carlos Quintana, R OBP: 0.377, SLG: 0.411	3-2 F9	3-2 FC6-4			1-3 K		2-3 K		0-1 1B	5	0	2	0	0	0	2	3			
Ellis Burks, R OBP: 0.376, SLG: 0.432	1-0 1B	1-2 FC6-4			0-1 1B		2-2 F8		0-2 1B	5	0	3	1	0	0	4				
Jack Clark, R OBP: 0.377, SLG: 0.338	2-2 G6-4-3			2-3 K		0-0 1B		2-2 F9	3-2 G6-3	5	0	1	0	0	1	6				
Kevin Romine, R OBP: 0.222, SLG: 0.320		4-1 FC1-4 BB		2-3 K		2-3 K		1-0 L3		3	0	0	0	1	2	2				
Tom Brunansky, R OBP: 0.313, SLG: 0.458		0-0 F8		2-1 G6-3		0-3 K		1-1 G5-3		4	0	0	0	0	1	1				
Mike Brumley, S OBP: 0.250, SLG: 0.250		1-0 FC1-4 1B HR		3-2 F7		1-2 G1-4-3 1B		1-1 L4		4	1	1	0	0	0	1				
John Marzano, R OBP: 0.273, SLG: 0.364		2-2 1B HR		0-0 G5-3		0-1 G1-4-3		1-1 G4-3		4	1	1	0	0	0	1				
Luis Rivera, R OBP: 0.357, SLG: 0.459		1-2 1B HR		3-1 G6-3			4-2 1B BB		2-3 K	3	1	1	3	1	1	0				
Inning Stats	R: 0 E: 0 K: 0 S: 11	H: 2 LOB: 1 BB: 0 P: 18	R: 3 E: 0 K: 0 S: 22	H: 4 LOB: 2 BB: 1 P: 34	R: 0 E: 0 K: 2 S: 9	H: 0 LOB: 0 BB: 0 P: 15	R: 0 E: 0 K: 0 S: 9	H: 0 LOB: 0 BB: 0 P: 15	R: 0 E: 0 K: 1 S: 8	H: 1 LOB: 2 BB: 1 P: 9	R: 0 E: 0 K: 1 S: 17	H: 1 LOB: 2 BB: 1 P: 27	R: 0 E: 0 K: 0 S: 5	H: 0 LOB: 0 BB: 0 P: 8	R: 1 E: 0 K: 1 S: 19	H: 3 LOB: 2 BB: 0 P: 26	1B: 12 2B: 0 3B: 0 HR: 1	SF: 0 SAC: 0 DP: 2 HBP: 0	WP: 0 PB: 0 SB: 0 CS: 0	PA: 40
PITCHER	IP	WLS	BF	H	R	ER	SO	BB	IBB	HBP	BLK	WP	HR	S	P	ERA	WHIP			
John Cerutti, L ERA: 4.13	1.2		11	6	3	3	0	1	0	0	0	0	1	29	47	16.20	4.200			
Mark Leiter, R ERA: 2.1	4.1	W	17	4	0	0	5	1	0	0	0	0	0	46	67	0.00	1.154			
Paul Gibson, L ERA: 2.31	3.0	S	12	3	1	1	2	0	0	0	0	0	0	35	51	3.00	1.000			

Boston Red Sox @ Detroit Tigers
Tiger Stadium, Detroit, MI
Sun May 26 1991, 3:33 AM EDT
Att: 24,821 - Cloudy - 76 F

AB 38
R 4
H 13
RBI 4
BB 2
SO 7
LOB 18



Batter	1	2	3	4	5	6	7	8	9	AB	R	H	RBI	BB	SO	LOB	BOTTOM			
Tony Phillips, S OBP: 0.411, SLG: 0.446	1-0 HR	0-0 L8		0-2 CS 1B		0-0 F9 CS WP 1B		2-2 2B		5	2	4	1	0	0	0				
Lou Whitaker, L OBP: 0.386, SLG: 0.423	1-0 HR	4-0 2B BB		4-2 G5-4-3 BB		1-0 F9		1-0 G6-3		3	2	1	2	2	0	3				
Alan Trammell, R OBP: 0.335, SLG: 0.367	4-2 HR BB	1-0 2B		0-0 G5-4-3		4-1 WP BB		1-1 L1		3	1	1	1	2	0	2				
Cecil Fielder, R OBP: 0.339, SLG: 0.475	0-0 HR	1-1 P5		1-3 K		4-1 FC5-4 IBB		1-2 FC5-4 IBB		3	1	1	2	1	1	1				
Mickey Tettleton, S OBP: 0.399, SLG: 0.470	2-3 K	1-2 G5-3		2-1 HR		2-1 FC5-4		3-1 FC5-4		4	1	1	1	0	1	3				
Rob Deer, R OBP: 0.353, SLG: 0.478	2-2 HR		1-1 G4-3		4-1 BB		2-0 G6-3			3	1	1	1	1	0	0				
Lloyd Moseby, L OBP: 0.279, SLG: 0.308	1-0 1B		3-3 K		2-3 K		2-2 G4-3			4	0	1	0	0	2	1				
Milt Cuyler, S OBP: 0.355, SLG: 0.316										0	0	0	0	0	0	0				
Pete Incaviglia, R OBP: 0.271, SLG: 0.370	0-2 F8		2-2 F9		3-2 G6-3		1-0 G6-3			4	0	0	0	0	0	2				
John Shelby, S OBP: 0.340, SLG: 0.500	1-1 F8			2-2 1B 2B		4-1 CS 1B BB		0-0 G6-3		3	1	1	0	1	0	1				
Inning Stats	R: 5 E: 0 K: 1 S: 17	H: 5 LOB: 1 BB: 1 P: 29	R: 1 E: 0 K: 0 S: 7	H: 1 LOB: 1 BB: 1 P: 14	R: 0 E: 0 K: 1 S: 9	H: 0 LOB: 0 BB: 0 P: 15	R: 1 E: 0 K: 0 S: 9	H: 2 LOB: 0 BB: 1 P: 15	R: 1 E: 0 K: 2 S: 16	H: 1 LOB: 1 BB: 1 P: 28	R: 1 E: 0 K: 0 S: 6	H: 1 LOB: 3 BB: 3 P: 19	R: 0 E: 0 K: 0 S: 5	H: 0 LOB: 0 BB: 0 P: 10	R: 0 E: 0 K: 0 S: 8	H: 1 LOB: 1 BB: 0 P: 12	1B: 4 2B: 3 3B: 0 HR: 4	SF: 0 SAC: 0 DP: 1 HBP: 0	WP: 1 PB: 0 SB: 0 CS: 3	PA: 39
PITCHER	IP	WLS	BF	H	R	ER	SO	BB	IBB	HBP	BLK	WP	HR	S	P	ERA	WHIP			
Dana Kiecker, R ERA: 7.2	1.1	L	11	5	6	6	1	2	0	0	0	0	0	18	34	40.50	5.250			
Joe Hesketh, L ERA: 4.05	4.1		20	5	3	3	3	4	1	0	0	1	1	45	85	6.23	2.077			
Tony Fossas, L ERA: 3.55	2.1		8	1	0	0	0	0	0	0	0	0	0	14	23	0.00	0.429			

Boston Red Sox @ Detroit Tigers
Tiger Stadium, Detroit, MI
Sun May 26 1991, 3:33 AM EDT
Att: 24,821 - Cloudy - 76 F

AB 32
R 9
H 11
RBI 8
BB 7
SO 4
LOB 13



Batter	1	2	3	4	5	6	7	8	9	AB	R	H	RBI	BB	SO	LOB	TOP					
Ellis Burks, R OBP: 0.364, SLG: 0.417 (1, 8)	F9	G5-3		P6		K			G6-3	5	0	0	0	0	1	5						
Carlos Quintana, R OBP: 0.378, SLG: 0.432 (1, 3)	K		L3 1B		HR	G6-3			L9	5	1	2	1	0	1	2						
Wade Boggs, L OBP: 0.355, SLG: 0.487 (1, 5)	G3		F7		G3-1		G4-3			4	0	0	0	0	0	1						
Jack Clark, R OBP: 0.367, SLG: 0.328 (1, 10)		E5 SF9	L3		G6-3		L9			4	1	0	0	0	0	1						
Mike Greenwell, L OBP: 0.358, SLG: 0.439 (1, 7)		E8 SF9 3B 1B		G3			F7			3	1	1	0	1	0	0						
Tom Brunansky, R OBP: 0.305, SLG: 0.448 (1, 9)		SF9		F8		P3		F8		3	0	0	1	0	0	1						
Tony Peña, R OBP: 0.304, SLG: 0.374 (1, 2)		2B 3B				P3		G3-1		3	2	1	1	1	0	0						
Jody Reed, R OBP: 0.289, SLG: 0.285 (1, 4)		F8 2B						P3		4	0	3	1	0	0	0						
Luis Rivera, R OBP: 0.363, SLG: 0.455 (1, 6)		F8						L9		3	0	1	1	1	0	1						
Inning Stats	R: 0 E: 0 K: 1 S: 8	H: 0 LOB: 0 BB: 0 P: 12	R: 3 E: 2 K: 0 S: 18	H: 3 LOB: 1 BB: 0 P: 26	R: 0 E: 0 K: 0 S: 4	H: 1 LOB: 0 BB: 0 P: 6	R: 1 E: 0 K: 0 S: 10	H: 2 LOB: 2 BB: 1 P: 17	R: 1 E: 0 K: 0 S: 9	H: 1 LOB: 1 BB: 1 P: 18	R: 0 E: 0 K: 1 S: 12	H: 1 LOB: 2 BB: 1 P: 21	R: 0 E: 0 K: 0 S: 6	H: 0 LOB: 0 BB: 0 P: 8	R: 0 E: 0 K: 0 S: 8	H: 0 LOB: 0 BB: 0 P: 12	R: 0 E: 0 K: 0 S: 5	H: 0 LOB: 0 BB: 0 P: 7	1B: 5 2B: 2 3B: 1 HR: 1	SF: 1 SAC: 0 DP: 1 HBP: 0	WP: 0 PB: 0 SB: 2 CS: 0	PA: 38
PITCHER	IP	WLS	BF	H	R	ER	SO	BB	IBB	HBP	BLK	WP	HR	S	P	ERA	WHIP					
Dave Eiland, R ERA: 4.75 (1, 1)	4.1		21	7	5	4	1	1	0	0	0	0	1	43	66	8.31	1.846					
Eric Plunk, R ERA: 7.52 (5, 1)	1.2		8	1	0	0	1	2	0	0	0	0	0	18	34	0.00	1.800					
Steve Howe, L ERA: 1.64 (7, 1)	2.0		6	0	0	0	0	0	0	0	0	0	0	14	20	0.00	0.000					
Lee Guetterman, L ERA: 1.4 (9, 1)	1.0	W	3	0	0	0	0	0	0	0	0	0	0	5	7	0.00	0.000					

Boston Red Sox @ New York Yankees
Yankee Stadium, Bronx, NY
 Mon May 27 1991, 3:33 AM EDT
 Att: 32,369 - Sunny - 82 F

AB	34
R	5
H	8
RBI	5
BB	3
SO	2
LOB	11



Batter	1	2	3	4	5	6	7	8	9	AB	R	H	RBI	BB	SO	LOB	BOTTOM					
Roberto Kelly, R OBP: 0.330, SLG: 0.391 (1, 8)	F9		K			L7		F8		4	0	0	0	0	1	0						
Steve Sax, R OBP: 0.282, SLG: 0.277 (1, 4)	F9			S BB		G6-3		L3		3	0	0	0	1	0	0						
Don Mattingly, L OBP: 0.363, SLG: 0.386 (1, 3)					F7					2	0	1	0	0	0	1						
Hensley Meulens, R OBP: 0.283, SLG: 0.376 (6, 3)						P4			1B 1B	2	1	1	0	0	0	0						
Kevin Maas, L OBP: 0.434, SLG: 0.486 (1, 10)	G4-3				K		P4		1B 1B	4	1	1	0	0	1	2						
Mel Hall, L OBP: 0.294, SLG: 0.557 (1, 7)		F9			G3		HR		1B HR	4	2	2	4	0	0	1						
Matt Nokes, L OBP: 0.320, SLG: 0.530 (1, 2)	F9				F9		P3			3	0	0	0	0	0	0						
Jesse Barfield, R OBP: 0.346, SLG: 0.474 (1, 9)			K			HR		HR		3	2	2	2	0	1	0						
Alvaro Espinoza, R OBP: 0.297, SLG: 0.361 (1, 6)					F8		P2		G6-3	3	0	0	0	0	0	0						
Pat Kelly, R OBP: 0.259, SLG: 0.360 (1, 5)					L6		G4-3		F8	3	0	0	0	0	0	0						
Inning Stats	R: 0 E: 0 K: 0 S: 6	H: 1 LOB: 1 BB: 0 P: 14	R: 0 E: 0 K: 1 S: 8	H: 0 LOB: 0 BB: 0 P: 10	R: 0 E: 0 K: 1 S: 8	H: 0 LOB: 0 BB: 0 P: 11	R: 0 E: 0 K: 1 S: 7	H: 0 LOB: 1 BB: 1 P: 14	R: 1 E: 0 K: 0 S: 8	H: 1 LOB: 0 BB: 0 P: 14	R: 0 E: 0 K: 0 S: 6	H: 0 LOB: 0 BB: 0 P: 8	R: 2 E: 0 K: 0 S: 6	H: 2 LOB: 0 BB: 0 P: 10	R: 0 E: 0 K: 0 S: 8	H: 0 LOB: 0 BB: 0 P: 11	R: 3 E: 0 K: 0 S: 8	H: 3 LOB: 0 BB: 0 P: 11	1B: 2 2B: 1 3B: 0 HR: 4	SF: 0 SAC: 0 DP: 0 HBP: 0	WP: 0 PB: 0 SB: 1 CS: 0	PA: 32
PITCHER	IP	WLS	BF	H	R	ER	SO	BB	IBB	HBP	BLK	WP	HR	S	P	ERA	WHIP					
Danny Darwin, R ERA: 5.4 (1, 1)	6.2		25	4	3	3	3	1	0	0	0	0	0	9	13	0.00	0.750					
Jeff Gray, R ERA: 2.22 (7, 1)	1.1		4	0	0	0	0	0	0	0	0	0	0	9	13	0.00	0.000					
Jeff Reardon, R ERA: 2.84 (9, 1)	0.0	L	3	3	3	3	0	0	0	0	0	0	1	8	11	∞	∞					

Boston Red Sox @ New York Yankees
Yankee Stadium, Bronx, NY
 Mon May 27 1991, 3:33 AM EDT
 Att: 32,369 - Sunny - 82 F

AB	31
R	6
H	7
RBI	6
BB	1
SO	3
LOB	4

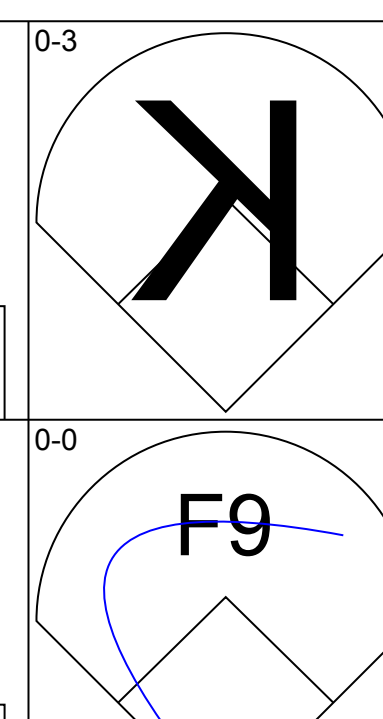
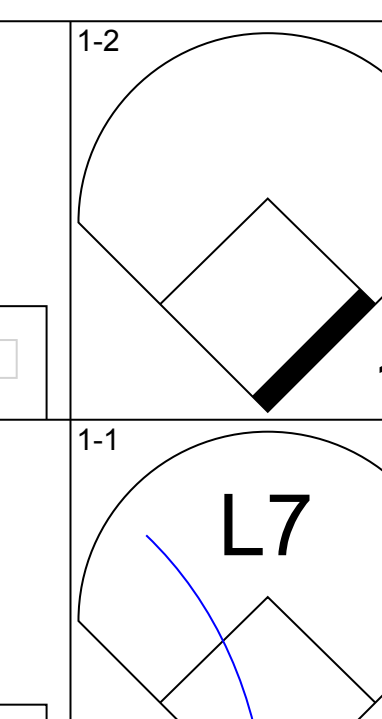
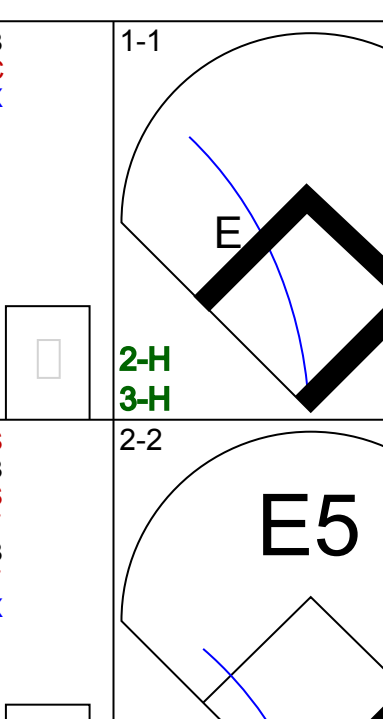
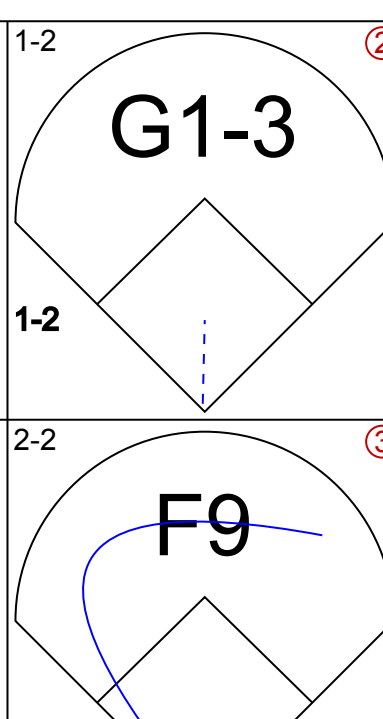
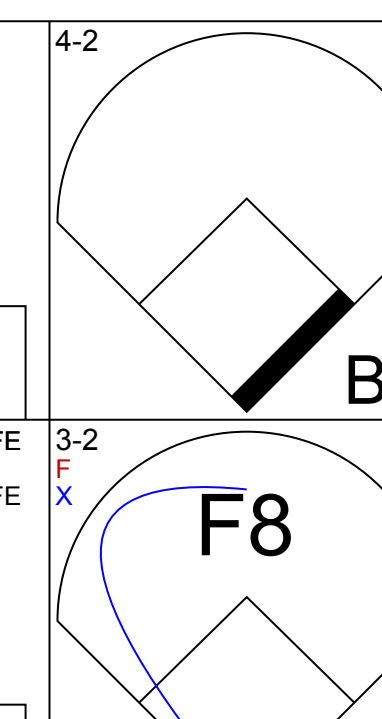
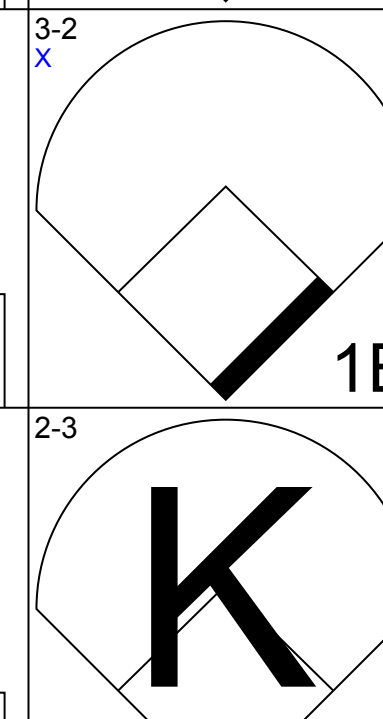

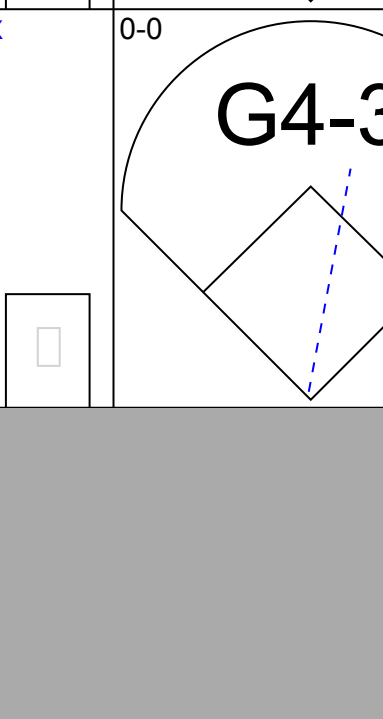
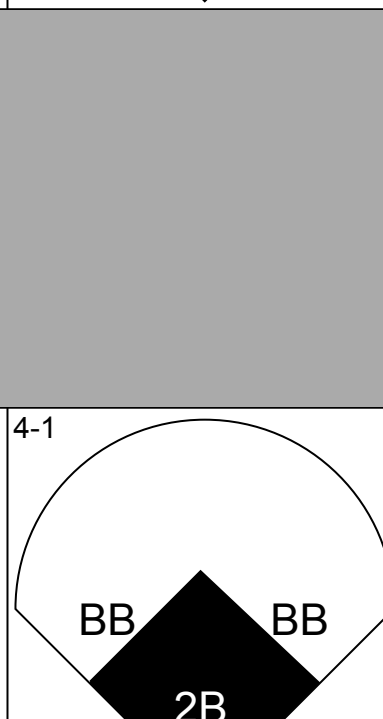


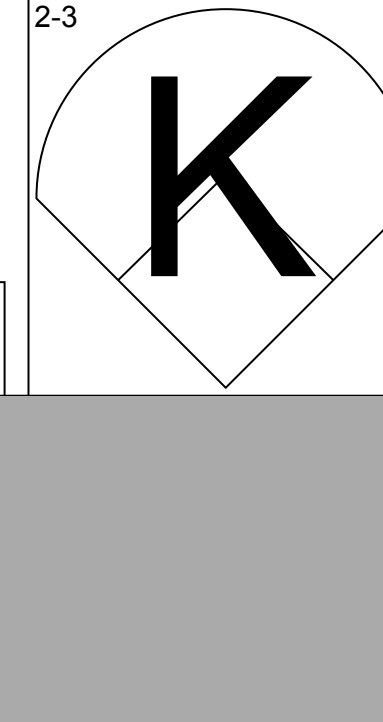
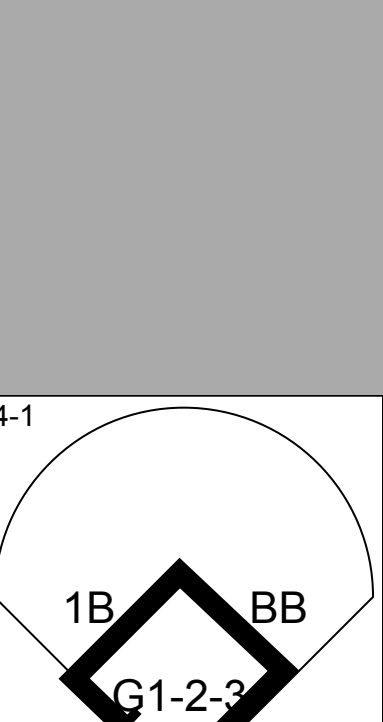
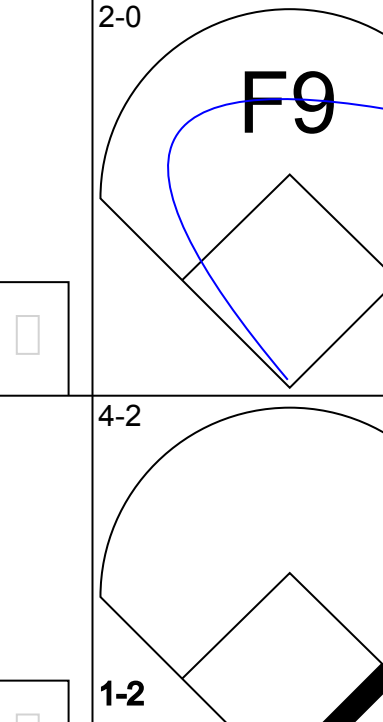
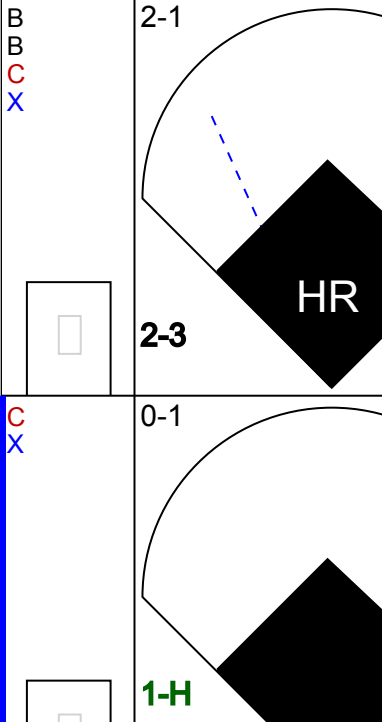


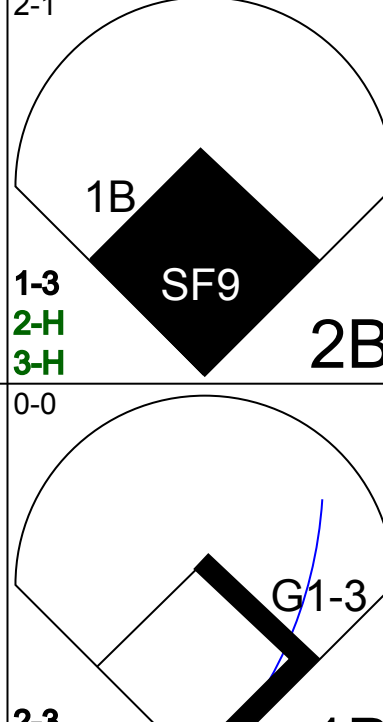
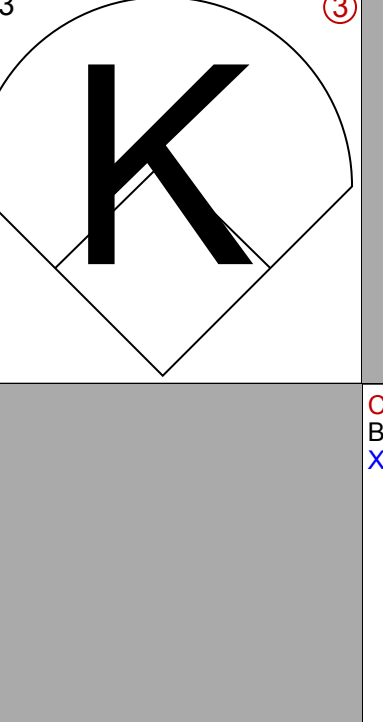
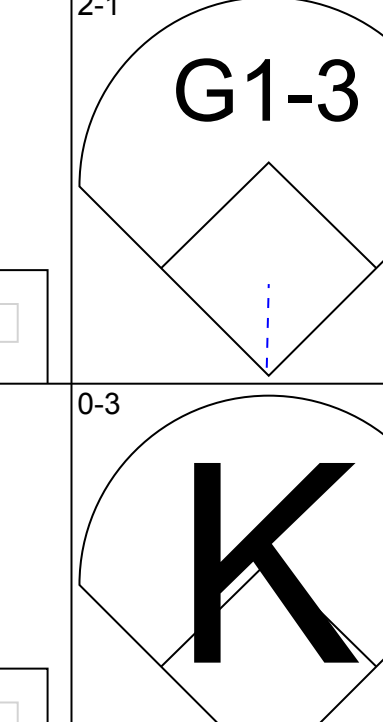
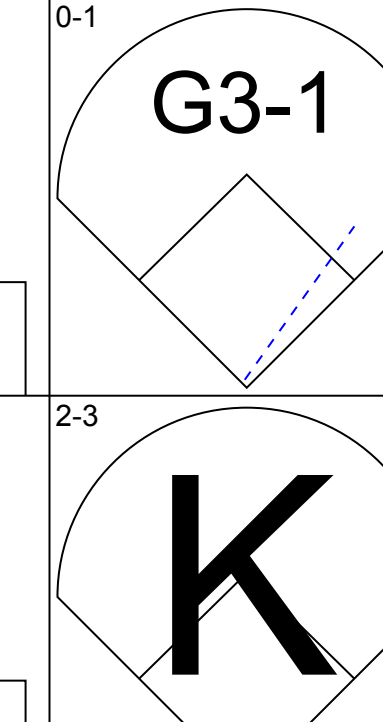
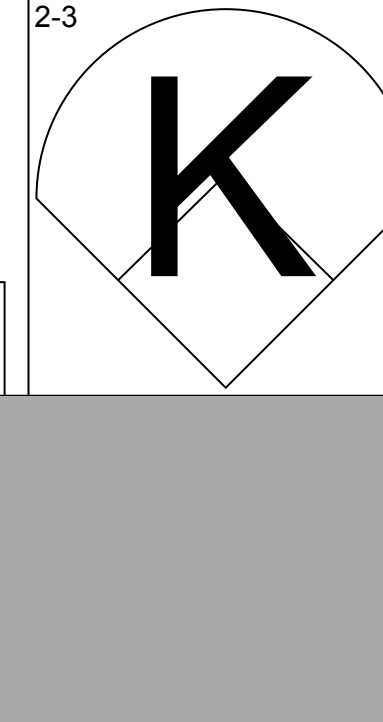
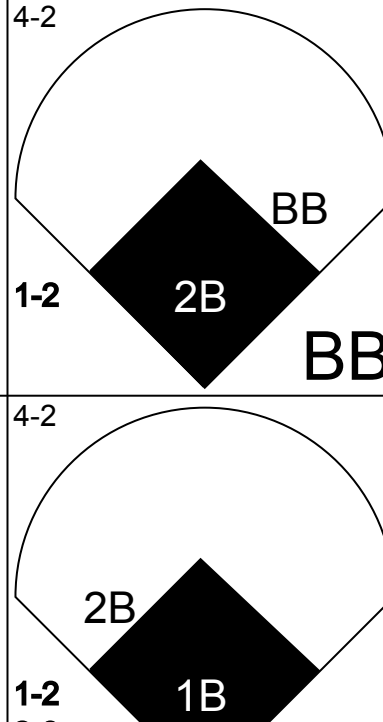
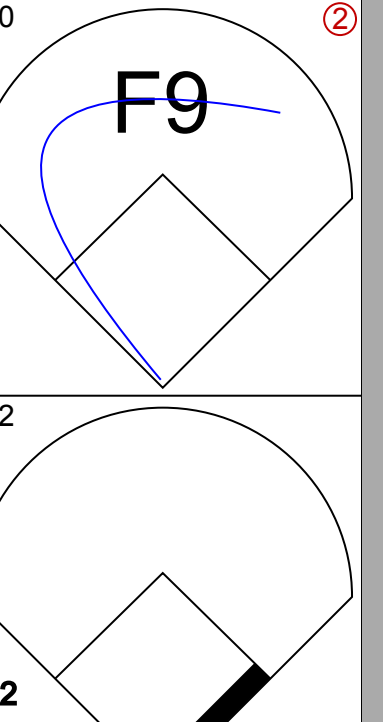
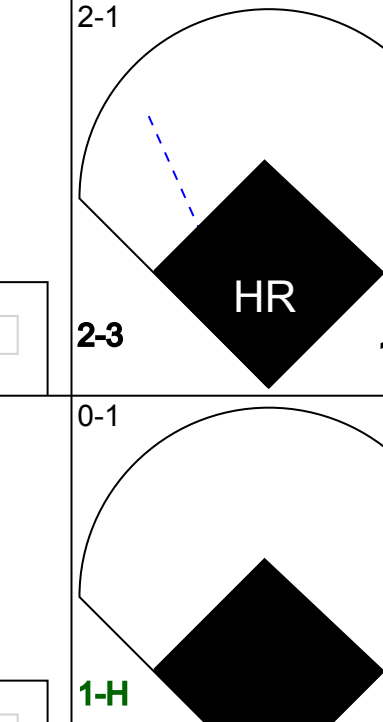
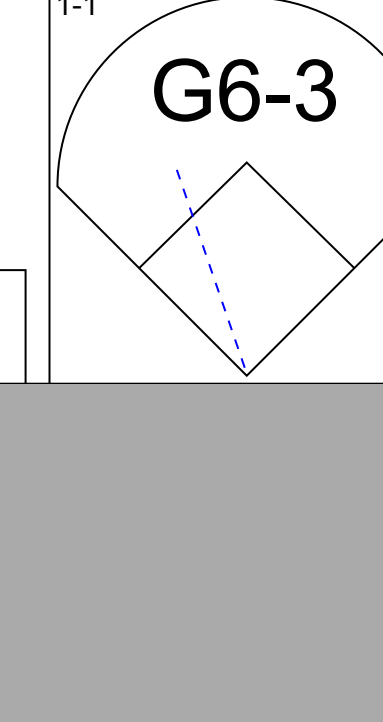
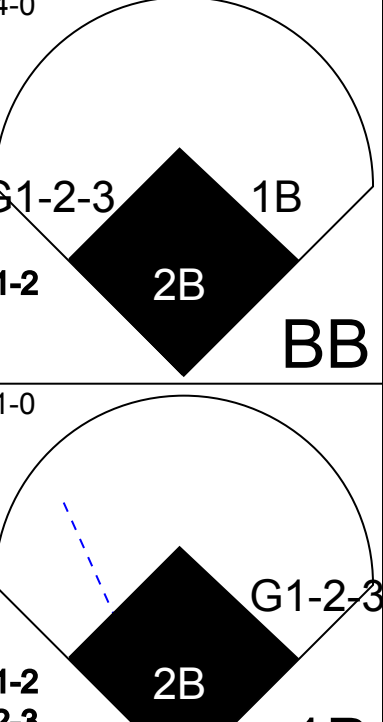
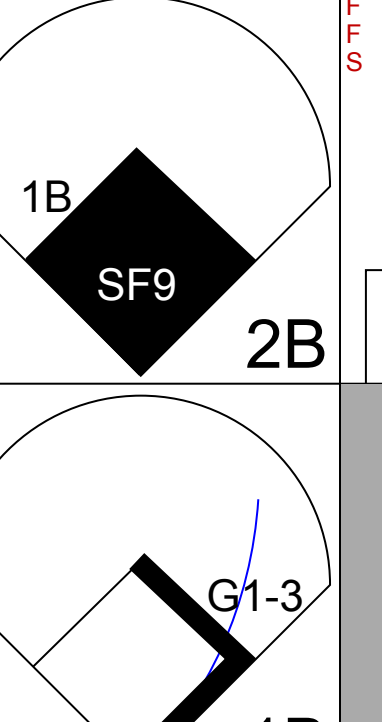
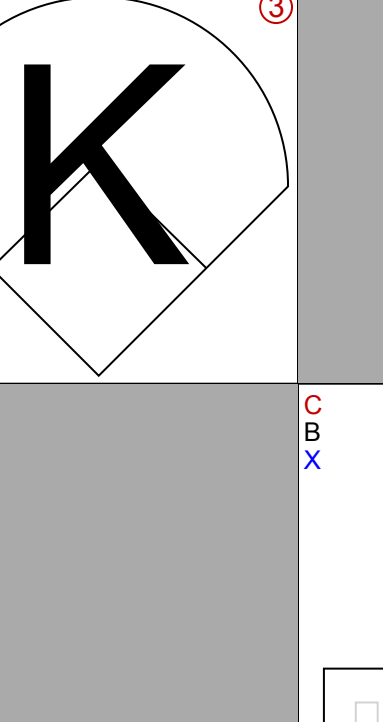
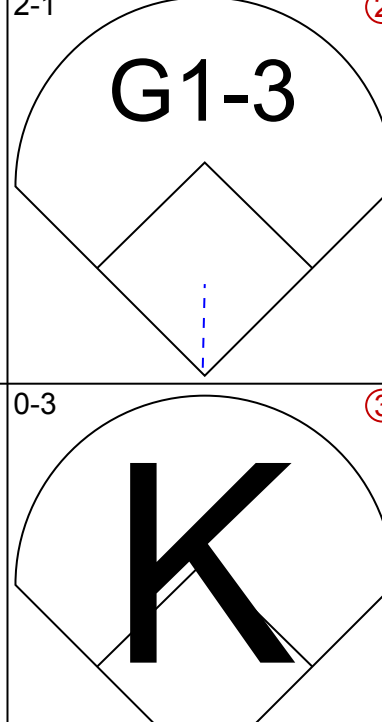

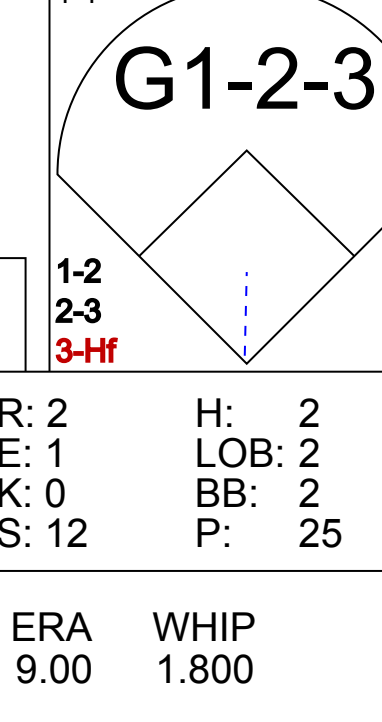
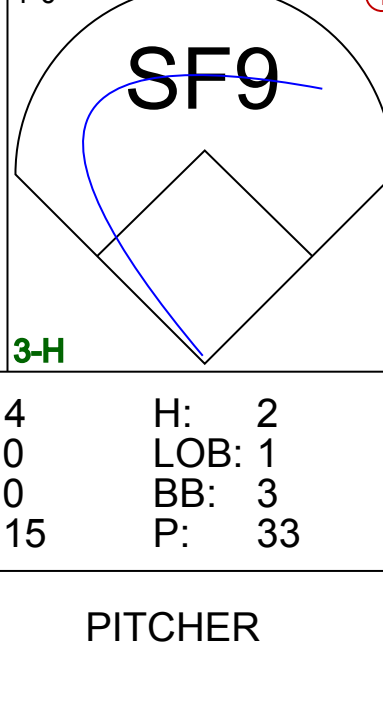

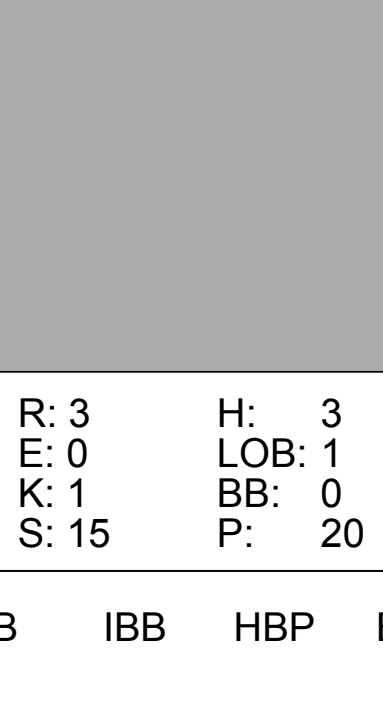
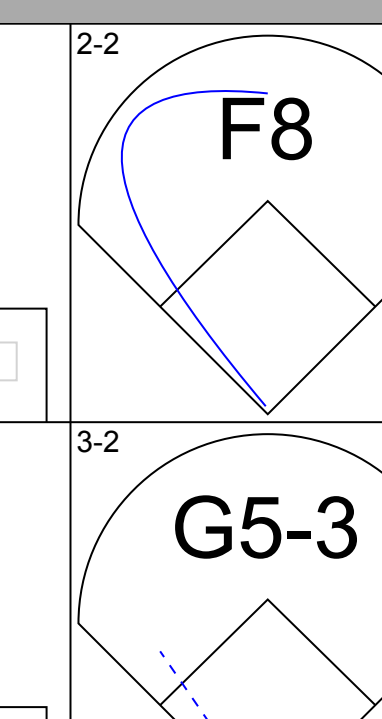
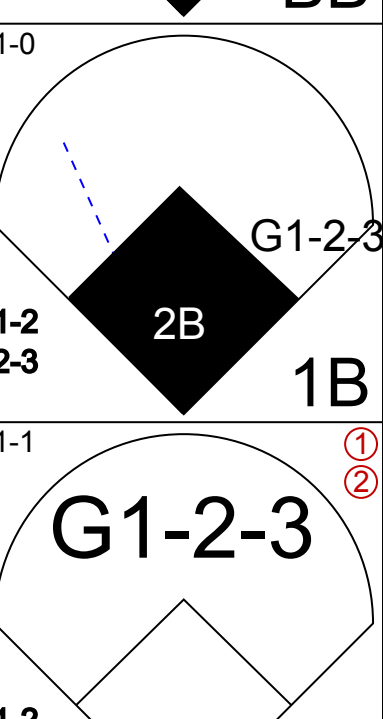
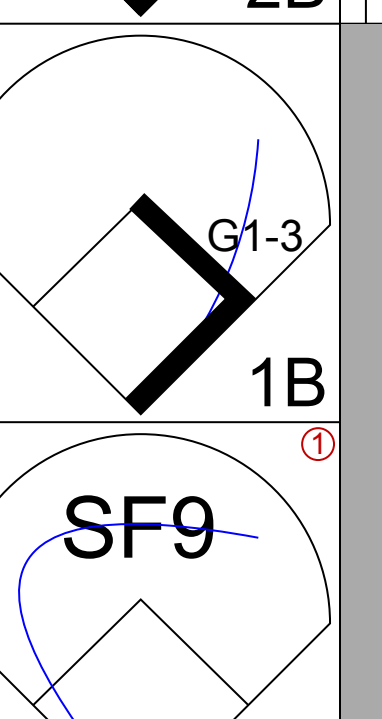
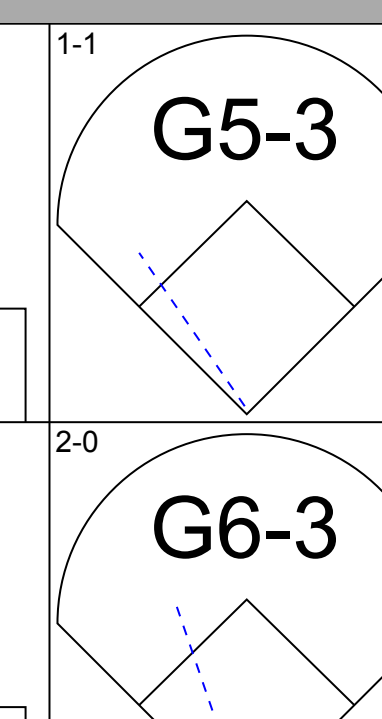

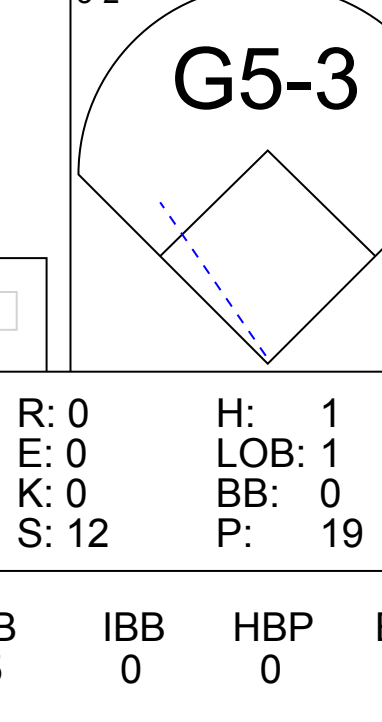
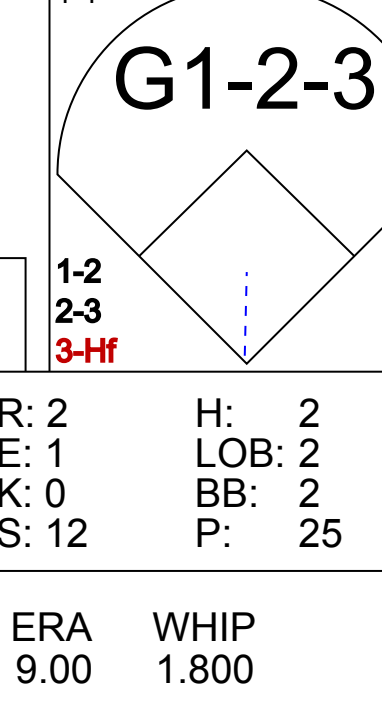
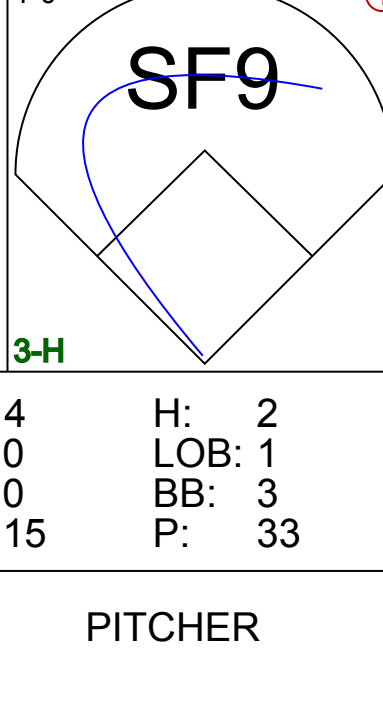
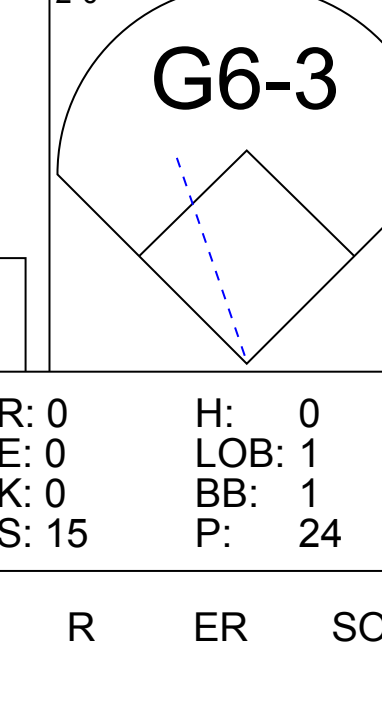


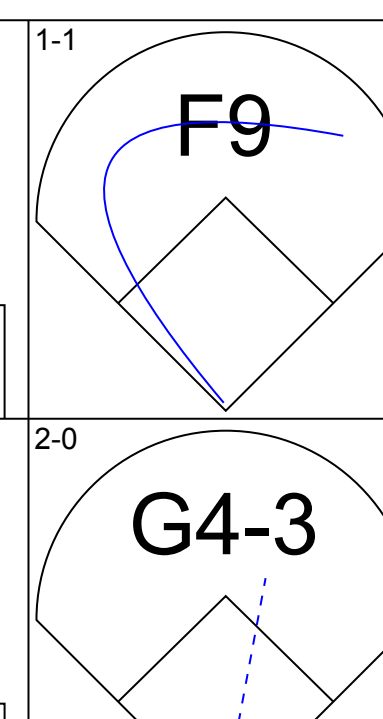
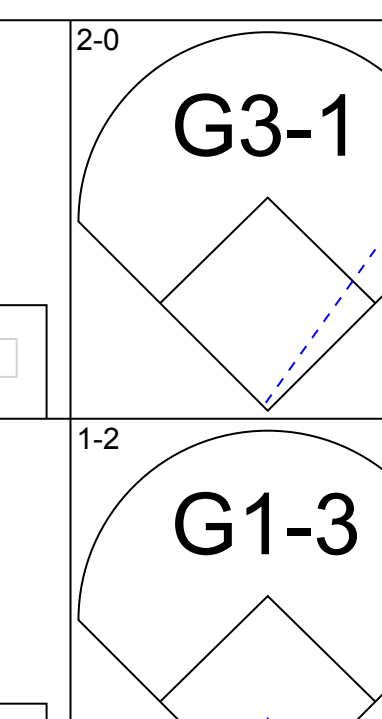
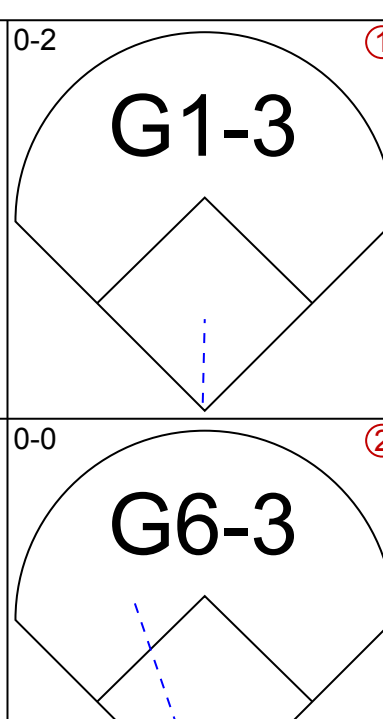
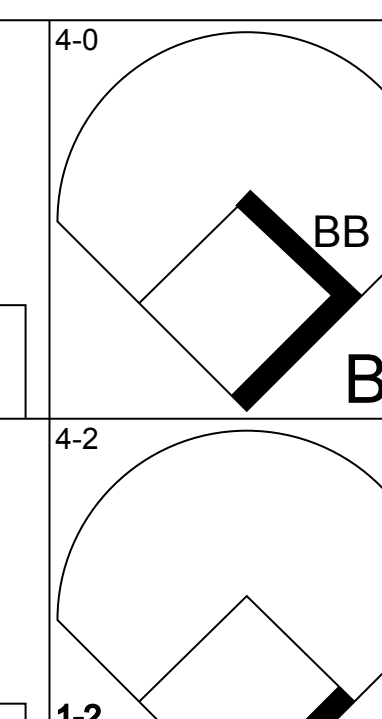
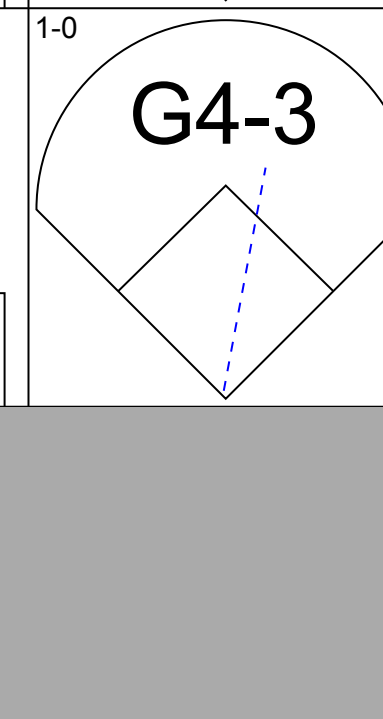

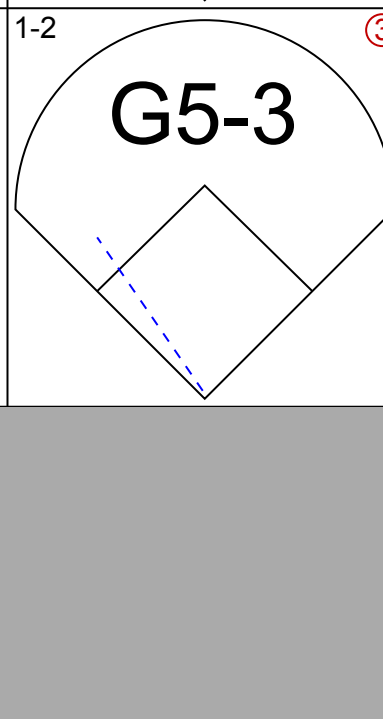
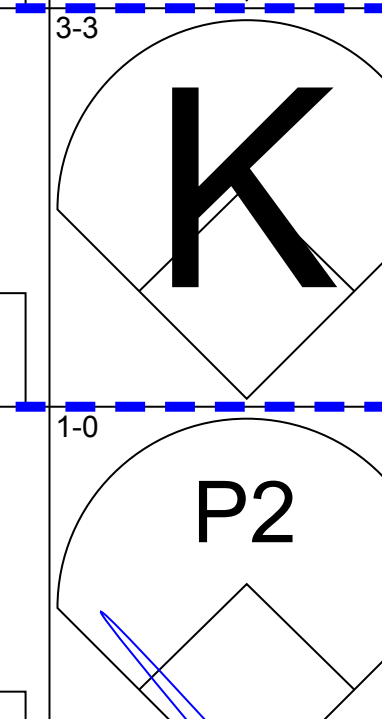

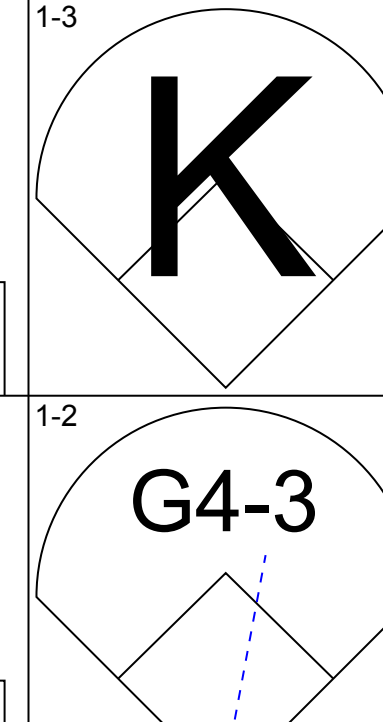

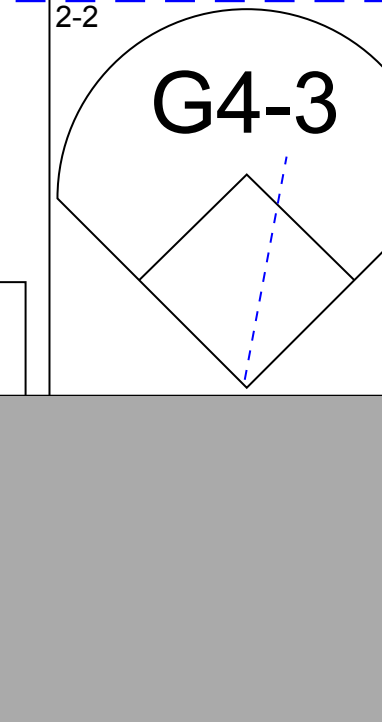
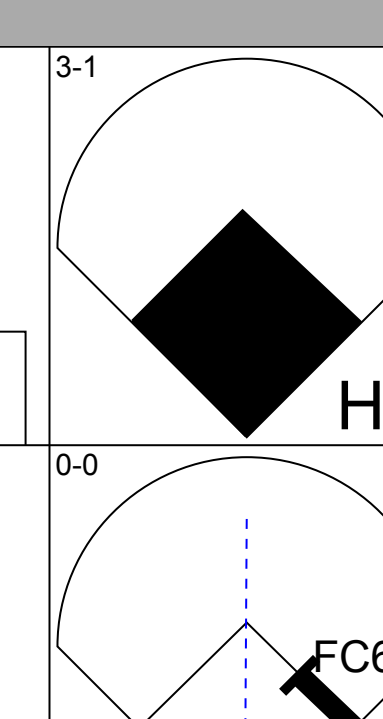
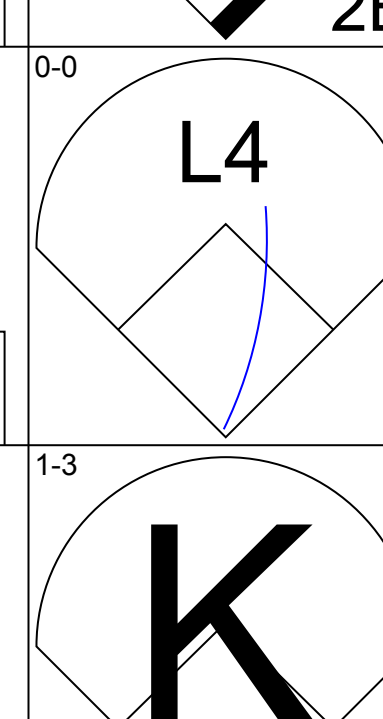
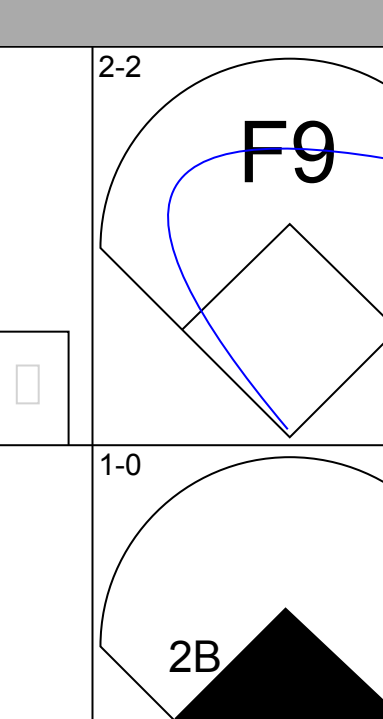
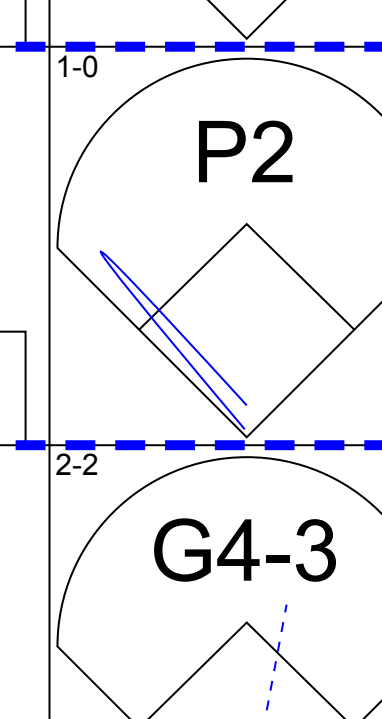
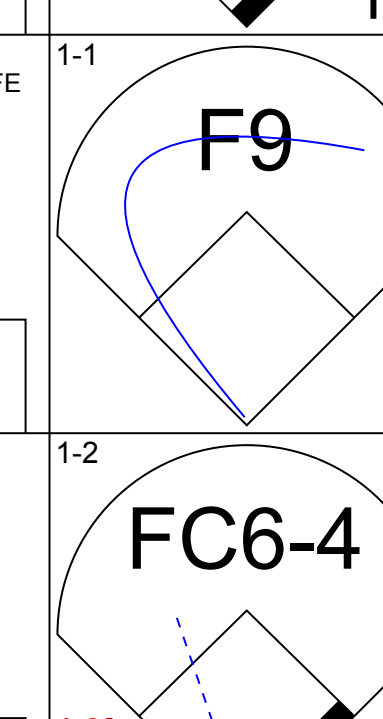
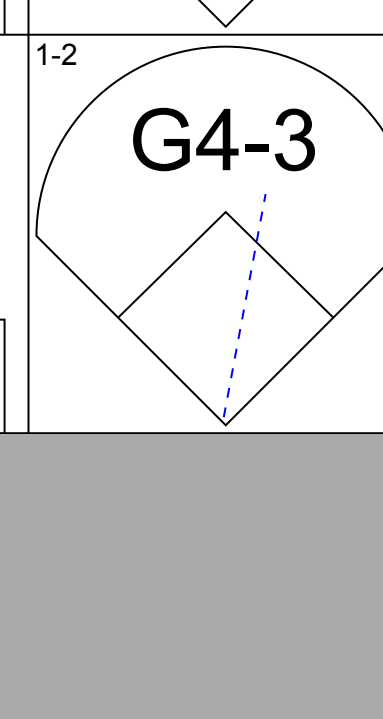
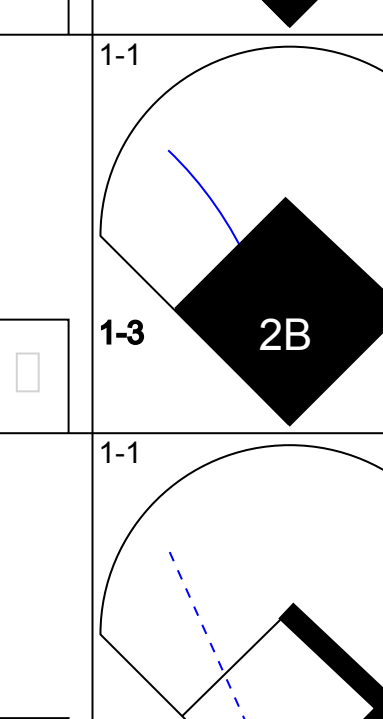

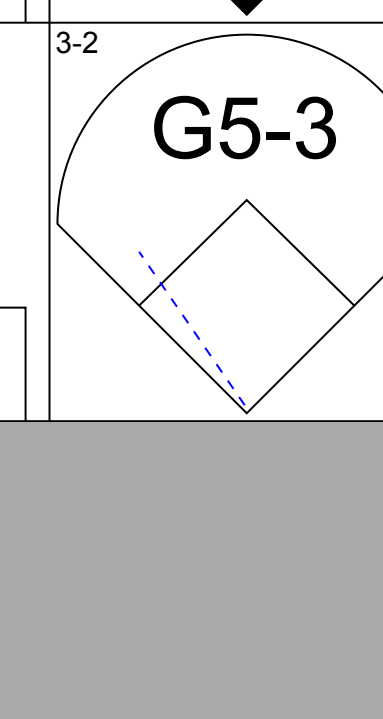

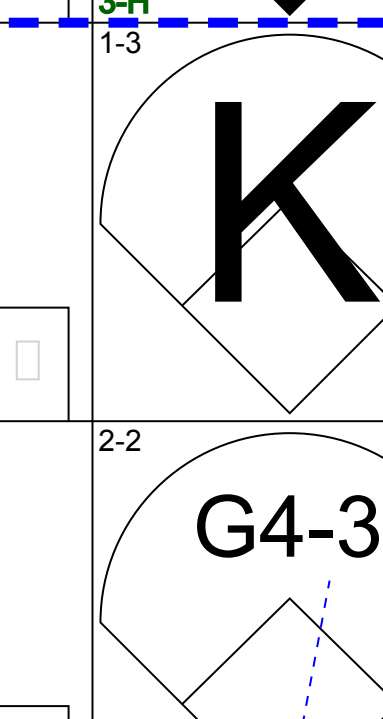
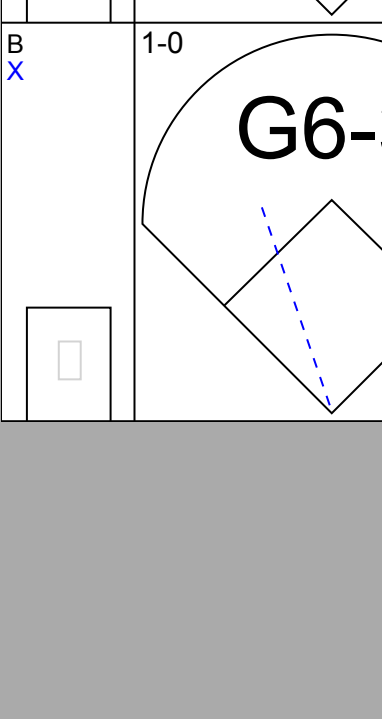
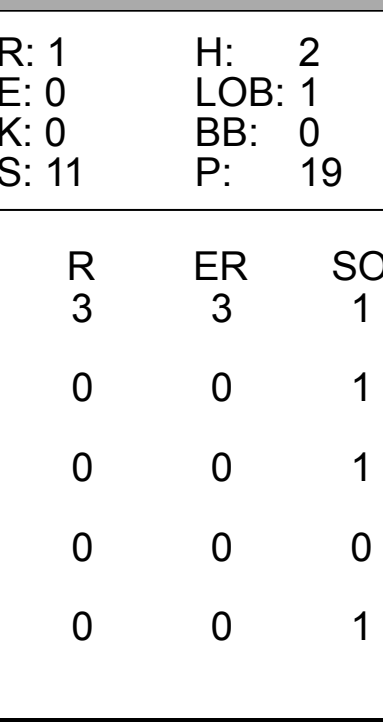
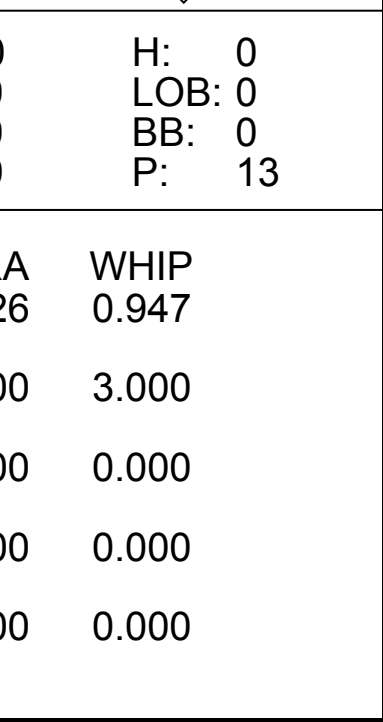
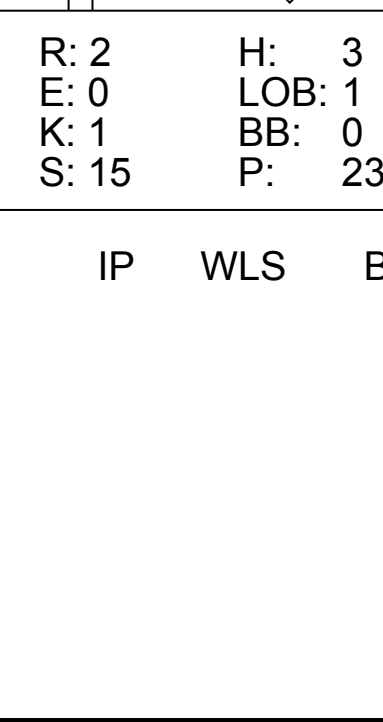
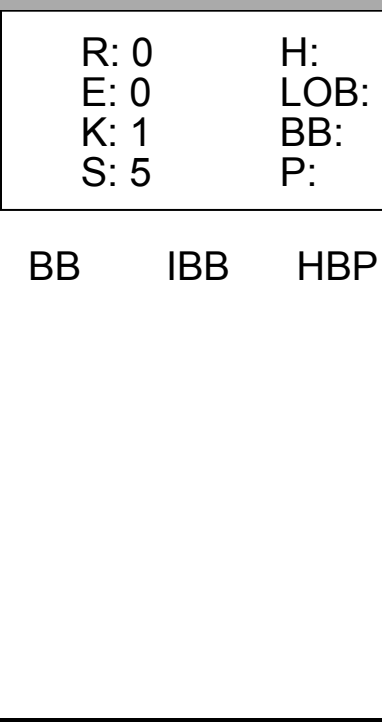
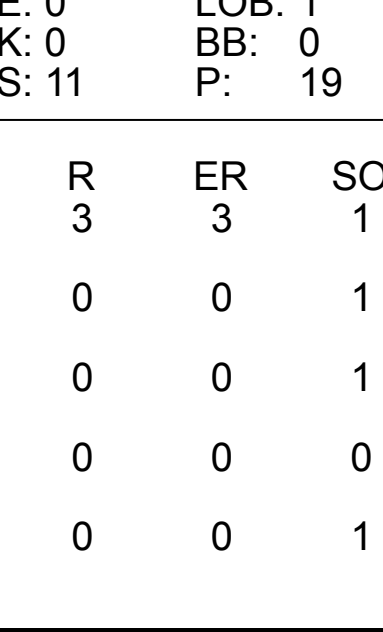
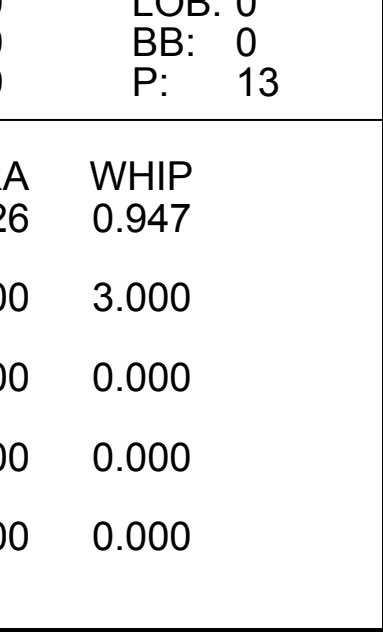
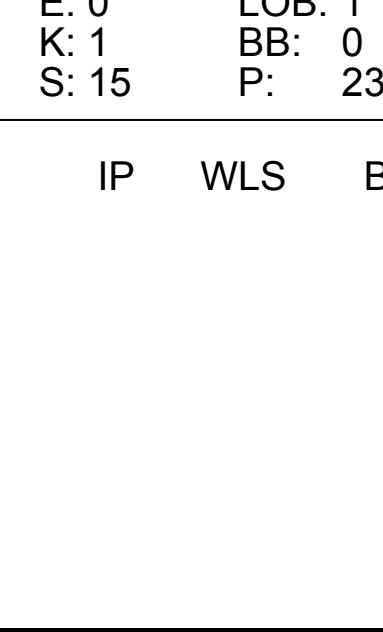


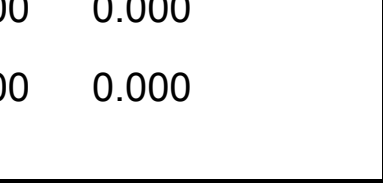

Batter	1	2	3	4	5	6	7	8	9	AB	R	H	RBI	BB	SO	LOB	TOP					
Jody Reed, R OBP: 0.298, SLG: 0.290 (1, 4)	G5-3		G5-4-3 1B	BB		F7		G6-4-3 1B		4	0	2	0	1	0	1	Boston Red Sox @ New York Yankees Yankee Stadium, Bronx, NY Tue May 28 1991, 7:05 PM EDT Att: 32,943 - Sunny - 86 F					
Carlos Quintana, R OBP: 0.373, SLG: 0.430 (1, 3)	G5-3		G5-4-3 1-2f	F8		1-H 2B		G6-4-3 1-2f		5	1	1	1	0	0	4						
Wade Boggs, L OBP: 0.453, SLG: 0.484 (1, 5)	G4-3		1B	P6		2-H 1B		G6-3		5	0	2	1	0	0	2						
Jack Clark, R OBP: 0.368, SLG: 0.326 (9, PR)		K	1-2 1B		G6-3	FC5-4 1-2f		FC6-4 BB		4	0	1	0	1	1	1						
Kevin Romine, R OBP: 0.222, SLG: 0.320 (9, PR)										0	0	0	0	0	0	0						
Mike Greenwell, L OBP: 0.359, SLG: 0.457 (1, 7)		HR	F9					G3-1		5	1	2	1	0	1	3						
Ellis Burks, R OBP: 0.359, SLG: 0.405 (1, 8)	G5-3			S 2B BB	F9			G3		4	1	0	0	1	0	2						
Tom Brunansky, R OBP: 0.310, SLG: 0.446 (1, 9)				F7	F7			FC6-4 1B		3	0	1	0	1	0	2						
Tony Peña, R OBP: 0.309, SLG: 0.373 (1, 2)	G4-3			2B BB		CS 1B		FC6-4 1-2f		3	1	1	0	1	0	2						
Luis Rivera, R OBP: 0.377, SLG: 0.505 (1, 6)			HR	F8 1-H 2-H 2B		1-2 2B BB		F9		3	2	2	3	1	0	0						
Inning Stats	R: 0 E: 0 K: 0 S: 7	H: 0 LOB: 0 BB: 0 P: 11	R: 1 E: 0 K: 1 S: 12	H: 1 LOB: 1 BB: 1 P: 19	R: 1 E: 0 K: 0 S: 12	H: 4 LOB: 2 BB: 0 P: 19	R: 2 E: 0 K: 0 S: 12	H: 1 LOB: 2 BB: 3 P: 32	R: 0 E: 0 K: 0 S: 7	H: 1 LOB: 1 BB: 0 P: 15	R: 2 E: 0 K: 0 S: 12	H: 3 LOB: 1 BB: 1 P: 24	R: 0 E: 0 K: 0 S: 8	H: 1 LOB: 1 BB: 0 P: 11	R: 0 E: 0 K: 0 S: 8	H: 1 LOB: 0 BB: 0 P: 15	R: 0 E: 0 K: 1 S: 9	H: 0 LOB: 1 BB: 1 P: 18	1B: 8 2B: 2 3B: 0 HR: 2	SF: 0 SAC: 0 DP: 2 HBP: 0	WP: 0 PB: 0 SB: 1 CS: 1	PA: 42
PITCHER	IP	WLS	BF	H	R	ER	SO	BB	IBB	HBP	BLK	WP	HR	S	P	ERA	WHIP					
Tim Leary, R ERA: 4.86 (1, 1)	5.2	L	29	9	6	6	1	5	0	0	0	0	2	60	115	9.53	2.471					
Greg Cadaret, L ERA: 2.63 (6, 1)	3.1		13	3	0	0	1	1	0	0	0	0	0	27	49	0.00	1.200					

Batter	1	2	3	4	5	6	7	8	9	AB	R	H	RBI	BB	SO	LOB	BOTTOM					
Roberto Kelly, R OBP: 0.322, SLG: 0.381 (1, 8)	K		FC6-4 2B 1-2f			F8		L9		4	1	0	0	0	1	1	Boston Red Sox @ New York Yankees Yankee Stadium, Bronx, NY Tue May 28 1991, 7:05 PM EDT Att: 32,943 - Sunny - 86 F					
Steve Sax, R OBP: 0.281, SLG: 0.282 (1, 4)	G6-3		1-H 2B			G6-3		P3		4	0	1	1	0	0	0						
Kevin Maas, L OBP: 0.430, SLG: 0.479 (1, 3)	K		L7			1B		P4		4	0	1	0	0	1	1						
Mel Hall, L OBP: 0.292, SLG: 0.574 (1, 7)	G4-3			K		P6		HR		4	1	1	1	0	1	1						
Matt Nokes, L OBP: 0.317, SLG: 0.521 (1, 2)		1B		F9		G3-1		G1-3		4	0	1	0	0	0	0						
Jesse Barfield, R OBP: 0.340, SLG: 0.463 (1, 9)	K			K		F7				3	0	0	0	0	2	1						
Hensley Meulens, R OBP: 0.275, SLG: 0.365 (1, 10)	K				K					3	0	0	0	0	3	1						
Alvaro Espinoza, R OBP: 0.290, SLG: 0.352 (1, 6)			G1-3			G6-3		G1-3		3	0	0	0	0	0	0						
Pat Kelly, R OBP: 0.267, SLG: 0.333 (1, 5)			FC6-4 BB			F7		F7		2	0	0	0	1	0	0						
Inning Stats	R: 0 E: 0 K: 2 S: 16	H: 0 LOB: 0 BB: 0 P: 22	R: 0 E: 0 K: 2 S: 12	H: 1 LOB: 1 BB: 0 P: 19	R: 1 E: 0 K: 0 S: 14	H: 1 LOB: 1 BB: 1 P: 24	R: 0 E: 0 K: 2 S: 11	H: 0 LOB: 0 BB: 0 P: 15	R: 0 E: 0 K: 1 S: 7	H: 0 LOB: 0 BB: 0 P: 9	R: 0 E: 0 K: 0 S: 9	H: 1 LOB: 1 BB: 0 P: 11	R: 0 E: 0 K: 1 S: 8	H: 0 LOB: 0 BB: 0 P: 10	R: 0 E: 0 K: 0 S: 10	H: 0 LOB: 0 BB: 0 P: 16	R: 1 E: 0 K: 0 S: 10	H: 1 LOB: 0 BB: 0 P: 15	1B: 2 2B: 1 3B: 0 HR: 1	SF: 0 SAC: 0 DP: 0 HBP: 0	WP: 0 PB: 0 SB: 0 CS: 0	PA: 32
PITCHER	IP	WLS	BF	H	R	ER	SO	BB	IBB	HBP	BLK	WP	HR	S	P	ERA	WHIP					
Roger Clemens, R ERA: 2.34 (1, 1)	8.0	W	28	3	1	1	8	1	0	0	0	0	0	87	126	1.12	0.500					
Tony Fossas, L ERA: 3.95 (9, 1)	1.0		4	1	1	1	0	0	0	0	0	0	1	10	15	9.00	1.000					

Batter	1	2	3	4	5	6	7	8	9	AB	R	H	RBI	BB	SO	LOB	TOP					
Jody Reed, R OBP: 0.302, SLG: 0.295	2-2 1B		2-1 1B			0-2 P3			1-2 P2	4	0	2	0	0	0	0	Boston Red Sox @ New York Yankees Yankee Stadium, Bronx, NY Wed May 29 1991, 7:05 PM EDT Att: 25,242 - Cloudy - 80 F					
Carlos Quintana, R OBP: 0.364, SLG: 0.419	1-2 F7		0-0 G5-4-3			2-2 F8			0-1 G6-3	4	0	0	0	0	0	2						
Wade Boggs, L OBP: 0.449, SLG: 0.478	1-1 1B			1-0 L8				0-2 G4-3	4	0	1	0	0	0	0	0						
Jack Clark, R OBP: 0.362, SLG: 0.319	3-3 K			1-3 K				3-2 G5-3	3	0	0	0	0	0	2	2						
Mike Greenwell, L OBP: 0.310, SLG: 0.448 Steve Lyons, L OBP: 0.345, SLG: 0.556	0-1 F9			0-0 F7				0-0 F9	3	0	0	0	0	0	0	2						
Ellis Burks, R OBP: 0.359, SLG: 0.404		2-1 G4-6-3 1B			0-1 G5-3				3-2 L6	3	0	1	0	0	0	0						
Tom Brunansky, R OBP: 0.305, SLG: 0.437		0-0 F9			2-2 G5-3			1-3 K	3	0	0	0	0	1	1							
Tony Peña, R OBP: 0.310, SLG: 0.372 John Marzano, R OBP: 0.273, SLG: 0.364		0-0 G4-6-3			0-1 P3			1-2 1B	3	0	1	0	0	0	1							
Luis Rivera, R OBP: 0.367, SLG: 0.489			2-2 G5-3			2-0 F9			1-1 F7	3	0	0	0	0	1							
Inning Stats	R: 0 E: 0 K: 1 S: 14	H: 2 LOB: 2 BB: 0 P: 21	R: 0 E: 0 K: 0 S: 4	H: 1 LOB: 0 BB: 0 P: 6	R: 0 E: 0 K: 0 S: 6	H: 1 LOB: 0 BB: 0 P: 10	R: 0 E: 0 K: 1 S: 5	H: 0 LOB: 0 BB: 0 P: 7	R: 0 E: 0 K: 0 S: 8	H: 0 LOB: 0 BB: 0 P: 10	R: 0 E: 0 K: 0 S: 7	H: 0 LOB: 0 BB: 0 P: 11	R: 0 E: 0 K: 0 S: 7	H: 0 LOB: 0 BB: 0 P: 10	R: 0 E: 0 K: 1 S: 16	H: 1 LOB: 1 BB: 0 P: 22		R: 0 E: 0 K: 0 S: 6	H: 0 LOB: 0 BB: 0 P: 8	1B: 5 2B: 0 3B: 0 HR: 0	SF: 0 SAC: 0 DP: 2 HBP: 0	WP: 0 PB: 0 SB: 0 CS: 0
PITCHER	IP WLS BF H R ER SO BB IBB HBP BLK WP HR S P ERA WHIP	7.0 W 23 4 0 0 2 0 0 0 0 0 0 51 75 0.00 0.571	2.0 L 7 1 0 0 1 0 0 0 0 0 0 22 30 0.00 0.500	PITCHER																		

Batter	1	2	3	4	5	6	7	8	9	AB	R	H	RBI	BB	SO	LOB	BOTTOM				
Roberto Kelly, R OBP: 0.326, SLG: 0.387	3-2 1B FC4-6 2B	1-0 G6-3			4-1 F9-3 BB				1-0 L5	3	1	1	0	1	0	1	Boston Red Sox @ New York Yankees Yankee Stadium, Bronx, NY Wed May 29 1991, 7:05 PM EDT Att: 25,242 - Cloudy - 80 F				
Steve Sax, R OBP: 0.286, SLG: 0.304	1-2 FC4-6 1B		1-1 G5-3		0-1 F9-3			0-0 HR	4	1	2	2	0	0	1						
Mel Hall, L OBP: 0.291, SLG: 0.558	0-0 FC4-6 HR		1-2 G6-3			3-1 P4		1-0 BB HBP	3	1	0	1	0	0	1						
Kevin Maas, L OBP: 0.442, SLG: 0.507	4-2 SAFE HR		0-2 HR			1-1 FC5 BB 1B		4-0 BB	2	2	2	1	1	0	0						
Jesse Barfield, R OBP: 0.344, SLG: 0.482	1-2 HR HBP		2-3 K			4-2 FC5 BB 1B		1-1 L7	3	1	1	3	1	1	2						
Hensley Meulens, R OBP: 0.264, SLG: 0.350	2-2 G6-3			1-3 K		2-2 FC5		2-3 K	4	0	0	0	0	2	2						
Alvaro Espinoza, R OBP: 0.289, SLG: 0.349	3-1 F8			0-0 G3		0-0 F7			0-0 G5-4-3 1B	4	0	1	0	0	2						
Bob Geren, R OBP: 0.244, SLG: 0.214		1-3 K		1-0 P6				2-3 K	4	0	0	0	0	2	1						
Pat Kelly, R OBP: 0.273, SLG: 0.400		1-3 K			1-0 G6-3			1-0 HR 3B	3	1	1	0	0	1	0						
Inning Stats	R: 4 E: 0 K: 0 S: 20	H: 3 LOB: 0 BB: 0 P: 33	R: 0 E: 0 K: 2 S: 8	H: 0 LOB: 0 BB: 0 P: 11	R: 1 E: 0 K: 1 S: 11	H: 1 LOB: 0 BB: 0 P: 15	R: 0 E: 0 K: 1 S: 5	H: 0 LOB: 0 BB: 0 P: 7	R: 0 E: 0 K: 0 S: 4	H: 0 LOB: 0 BB: 1 P: 9	R: 0 E: 0 K: 0 S: 11	H: 1 LOB: 2 BB: 1 P: 21	R: 2 E: 0 K: 1 S: 8	H: 2 LOB: 2 BB: 1 P: 18	R: 0 E: 0 K: 1 S: 8	H: 1 LOB: 0 BB: 0 P: 13		1B: 3 2B: 2 3B: 1 HR: 3	SF: 0 SAC: 0 DP: 2 HBP: 2	WP: 0 PB: 0 SB: 0 CS: 0	PA: 35
PITCHER	IP WLS BF H R ER SO BB IBB HBP BLK WP HR S P ERA WHIP	5.1 L 23 5 5 5 4 2 0 1 0 0 1 10 17 13.50 1.500	1.1 L 7 2 2 2 1 0 0 1 0 0 0 2 7 0.00 3.000	0.1 L 2 0 0 0 0 1 0 0 0 0 0 2 7 0.00 3.000	1.0 L 3 1 0 0 1 0 0 0 0 0 0 8 13 0.00 1.000	PITCHER															

Batter	1	2	3	4	5	6	7	8	9	AB	R	H	RBI	BB	SO	LOB	TOP								
Mike Devereaux, R OBP: 0.367, SLG: 0.518 (1, 8)										4	0	2	2	1	1	1	Baltimore Orioles @ Boston Red Sox Fenway Park, Boston, MA Thu May 30 1991, 7:05 PM EDT Att: 33,795 - Cloudy - 68 F								
Tim Lincecum, R OBP: 0.287, SLG: 0.457 (1, 5)										5	0	0	0	0	0	4									
Cal Ripken Jr., R OBP: 0.414, SLG: 0.629 (1, 6)										5	0	1	0	0	0	2									
Randy Milligan, R OBP: 0.348, SLG: 0.350 (1, 3) Joe Orsulak, L OBP: 0.306, SLG: 0.359 (9, 7)										4	1	2	0	1	1	1									
Dwight Evans, R OBP: 0.398, SLG: 0.355 (1, 9)										4	2	1	0	1	1	1									
Chris Hoiles, R OBP: 0.320, SLG: 0.325 (1, 10) Sam Horn, L OBP: 0.330, SLG: 0.482 (9, PH)										1	1	0	0	3	1	0									
David Segui, S OBP: 0.226, SLG: 0.241 (1, 7) (9, 3)										4	2	1	2	1	1	3									
Bob Melvin, R OBP: 0.265, SLG: 0.250 (1, 2)										5	1	2	1	0	1	1									
Billy Ripken, R OBP: 0.237, SLG: 0.231 (1, 4)										3	0	0	1	0	0	3									
Inning Stats	R: 0 E: 0 K: 2 S: 14	H: 1 LOB: 1 BB: 0 P: 19	R: 0 E: 0 K: 1 S: 7	H: 0 LOB: 0 BB: 0 P: 10	R: 0 E: 0 K: 0 S: 12	H: 1 LOB: 1 BB: 0 P: 19	R: 0 E: 0 K: 1 S: 7	H: 0 LOB: 0 BB: 0 P: 12	R: 2 E: 1 K: 0 S: 12	H: 2 LOB: 2 BB: 2 P: 25	R: 4 E: 0 K: 0 S: 15	H: 2 LOB: 1 BB: 3 P: 33	R: 0 E: 0 K: 1 S: 10	H: 1 LOB: 2 BB: 1 P: 18	R: 0 E: 0 K: 0 S: 15	H: 0 LOB: 1 BB: 0 P: 24		R: 3 E: 0 K: 1 S: 15	H: 3 LOB: 1 BB: 0 P: 20	1B: 6 2B: 3 3B: 0 HR: 1	SF: 1 SAC: 0 DP: 1 HBP: 0	WP: 0 PB: 0 SB: 0 CS: 0	PA: 44		
PITCHER	IP	WLS	BF	H	R	ER	SO	BB	IBB	HBP	BLK	WP	HR	S	P	ERA	WHIP								
Matt Young, L ERA: 4.2 (1, 1)	5.0	L	24	4	5	5	4	5	0	0	0	0	0	57	102	9.00	1.800								
Greg Harris, R ERA: 4.5 (6, 1)	3.0		14	3	1	1	1	2	0	0	0	0	0	35	58	3.00	1.667								
Jeff Gray, R ERA: 3.07 (9, 1)	1.0		6	3	3	3	1	0	0	0	0	0	1	15	20	27.00	3.000								

Batter	1	2	3	4	5	6	7	8	9	AB	R	H	RBI	BB	SO	LOB	BOTTOM								
Jody Reed, R OBP: 0.301, SLG: 0.290 (1, 4)										3	0	0	0	1	0	0	Baltimore Orioles @ Boston Red Sox Fenway Park, Boston, MA Thu May 30 1991, 7:05 PM EDT Att: 33,795 - Cloudy - 68 F								
Carlos Quintana, R OBP: 0.361, SLG: 0.411 (1, 3)										3	0	0	0	1	0	0									
Wade Boggs, L OBP: 0.445, SLG: 0.479 (1, 5)										4	0	1	0	0	1	2									
Tom Brunansky, R OBP: 0.303, SLG: 0.452 (1, 9)										4	1	1	1	0	0	3									
Mike Greenwell, L OBP: 0.356, SLG: 0.450 (1, 7)										4	1	2	0	0	1	3									
Ellis Burks, R OBP: 0.356, SLG: 0.406 (1, 8)										4	1	1	0	0	0	2									
Mike Marshall, R OBP: 0.286, SLG: 0.408 (1, 10)										4	0	1	2	0	1	1									
Tony Peña, R OBP: 0.302, SLG: 0.362 (1, 2)										4	0	0	0	0	1	2									
Luis Rivera, R OBP: 0.364, SLG: 0.484 (1, 6) Mike Brumley, S OBP: 0.167, SLG: 0.167 (4, 6)										1	0	0	0	0	0	0									
Inning Stats	R: 0 E: 0 K: 0 S: 4	H: 0 LOB: 0 BB: 0 P: 8	R: 1 E: 0 K: 0 S: 11	H: 2 LOB: 1 BB: 0 P: 19	R: 0 E: 0 K: 0 S: 6	H: 0 LOB: 0 BB: 0 P: 10	R: 0 E: 0 K: 1 S: 9	H: 1 LOB: 1 BB: 0 P: 12	R: 0 E: 0 K: 0 S: 9	H: 0 LOB: 0 BB: 0 P: 13	R: 0 E: 0 K: 0 S: 7	H: 0 LOB: 0 BB: 0 P: 8	R: 2 E: 0 K: 1 S: 15	H: 3 LOB: 1 BB: 0 P: 23	R: 0 E: 0 K: 1 S: 10	H: 0 LOB: 2 BB: 2 P: 24		R: 0 E: 0 K: 1 S: 5	H: 0 LOB: 0 BB: 0 P: 8	1B: 2 2B: 3 3B: 0 HR: 1	SF: 0 SAC: 0 DP: 0 HBP: 0	WP: 0 PB: 0 SB: 0 CS: 0	PA: 35		
PITCHER	IP	WLS	BF	H	R	ER	SO	BB	IBB	HBP	BLK	WP	HR	S	P	ERA	WHIP								
Jeff Ballard, L ERA: 3.99 (1, 1)	6.1	W	25	6	3	3	1	0	0	0	0	0	0	9	20	0.00	3.000								
Mark Williamson, R ERA: 5.47 (7, 1)	0.2		4	0	0	0	1	2	0	0	0	0	0	9	20	0.00	3.000								
Kevin Hickey, L ERA: 10.8 (8, 1)	0.1		1	0	0	0	1	0	0	0	0	0	0	3	6	0.00	0.000								
Todd Frohwrth, R ERA: (8, 1)	0.1	S	1	0	0	0	0	0	0	0	0	0	0	1	2	0.00	0.000								
Mike Flanagan, L ERA: 3.48 (8, 1)	1.1		4	0	0	0	1	0	0	0	0	0	0	9	14	0.00	0.000								



Batter	1	2	3	4	5	6	7	8	9	AB	R	H	RBI	BB	SO	LOB	TOP			
Mike Devereaux, R OBP: 0.364, SLG: 0.510 (1, 8)	G4-3		1B		K2-3		G5-4-3			4	1	1	0	0	1	1	Baltimore Orioles @ Boston Red Sox Fenway Park, Boston, MA Fri May 31 1991, 7:05 PM EDT Att: 33,744 - Cloudy - 62 F			
Tim Lincecum, R OBP: 0.286, SLG: 0.446 (1, 5)	K		1B		G5-3			K		4	0	1	0	0	2	0				
Cal Ripken Jr., R OBP: 0.410, SLG: 0.621 (1, 6)	G5-3		1B		K			P4		4	0	1	1	0	1	0				
Joe Orsulak, L OBP: 0.305, SLG: 0.355 (1, 7)		G3-1	F7					P6		4	0	1	0	0	0	2				
Dwight Evans, R OBP: 0.394, SLG: 0.345 (1, 9)		BB	FC6-4					P5		3	1	0	0	1	0	3				
Sam Horn, L OBP: 0.327, SLG: 0.466 (1, 10)		1B			G3			K		3	0	0	0	1	2	1				
Randy Milligan, R OBP: 0.345, SLG: 0.348 (1, 3)		BB			G5-3			K		4	0	1	1	0	1	1				
Bob Melvin, R OBP: 0.268, SLG: 0.254 (1, 2)		BB			E6			G5-4-3		3	0	1	0	0	0	2				
Billy Ripken, R OBP: 0.231, SLG: 0.225 (1, 4)			G5-3		G4-3			F9		3	0	0	0	0	0	2				
Inning Stats	R: 0 E: 0 K: 1 S: 10	H: 0 LOB: 0 BB: 0 P: 16	R: 1 E: 0 K: 0 S: 9	H: 1 LOB: 2 BB: 2 P: 21	R: 1 E: 0 K: 0 S: 14	H: 3 LOB: 2 BB: 0 P: 21	R: 0 E: 1 K: 0 S: 6	H: 0 LOB: 1 BB: 0 P: 9	R: 0 E: 0 K: 2 S: 9	H: 1 LOB: 1 BB: 0 P: 13	R: 0 E: 0 K: 0 S: 7	H: 1 LOB: 0 BB: 0 P: 12	R: 0 E: 0 K: 1 S: 11	H: 0 LOB: 0 BB: 0 P: 18	R: 0 E: 0 K: 1 S: 10	H: 0 LOB: 0 BB: 0 P: 16	1B: 6 2B: 0 3B: 0 HR: 0	SF: 0 SAC: 0 DP: 2 HBP: 0	WP: 0 PB: 0 SB: 0 CS: 0	PA: 34
PITCHER	IP	WLS	BF	H	R	ER	SO	BB	IBB	HBP	BLK	WP	HR	S	P	ERA	WHIP			
Mike Gardiner, R ERA: 2.57 (1, 1)	7.0	W	28	6	2	2	5	2	0	0	0	0	0	65	105	2.57	1.143			
Jeff Gray, R ERA: 2.87 (8, 1)	2.0		6	0	0	0	2	0	0	0	0	0	0	21	34	0.00	0.000			

AB	32
R	2
H	6
RBI	2
BB	2
SO	7
LOB	12



Batter	1	2	3	4	5	6	7	8	9	AB	R	H	RBI	BB	SO	LOB	BOTTOM			
Jody Reed, R OBP: 0.309, SLG: 0.310 (1, 4)	1B	BB			P6			FC5-4		5	3	3	1	0	0	2	Baltimore Orioles @ Boston Red Sox Fenway Park, Boston, MA Fri May 31 1991, 7:05 PM EDT Att: 33,744 - Cloudy - 62 F			
Carlos Quintana, R OBP: 0.360, SLG: 0.410 (1, 3)	BB	G4-3			G3-1			SH1-3		3	1	1	1	0	0	0				
Wade Boggs, L OBP: 0.451, SLG: 0.482 (1, 5)	BB	G4-3						1B		3	1	2	0	1	0	0				
Tom Brunansky, R OBP: 0.308, SLG: 0.459 (1, 9)	BB	WP			L6			IBB		4	1	2	3	0	1	1				
Mike Greenwell, L OBP: 0.349, SLG: 0.439 (1, 7)	G4-3				G3			G3-6-1		4	0	0	1	0	0	3				
Ellis Burks, R OBP: 0.348, SLG: 0.396 (1, 8)	G5-3				P3			G5-3		4	0	0	0	0	0	0				
Mike Marshall, R OBP: 0.332, SLG: 0.434 (1, 10)	K				2B			1B		4	0	2	0	0	1	0				
Kevin Romine, R OBP: 0.222, SLG: 0.320 (8, PR)								1B		0	0	0	0	0	0	0				
Tony Peña, R OBP: 0.313, SLG: 0.373 (1, 2)		BB			F8			FC5-4		4	1	3	0	0	0	1				
Mike Brumley, S OBP: 0.100, SLG: 0.100 (1, 6)		G1-3			K			L8		4	0	0	0	0	2	4				
Inning Stats	R: 4 E: 0 K: 1 S: 17	H: 4 LOB: 0 BB: 0 P: 26	R: 2 E: 0 K: 1 S: 11	H: 3 LOB: 1 BB: 0 P: 18	R: 0 E: 0 K: 0 S: 9	H: 1 LOB: 1 BB: 0 P: 13	R: 0 E: 0 K: 1 S: 10	H: 0 LOB: 0 BB: 0 P: 15	R: 0 E: 0 K: 1 S: 8	H: 1 LOB: 1 BB: 0 P: 12	R: 1 E: 0 K: 0 S: 5	H: 2 LOB: 1 BB: 1 P: 12	R: 0 E: 0 K: 0 S: 13	H: 2 LOB: 2 BB: 0 P: 20	R: 0 E: 0 K: 0 S: 10	H: 0 LOB: 0 BB: 0 P: 16	1B: 10 2B: 2 3B: 1 HR: 0	SF: 0 SAC: 1 DP: 1 HBP: 0	WP: 1 PB: 0 SB: 0 CS: 0	PA: 37
PITCHER	IP	WLS	BF	H	R	ER	SO	BB	IBB	HBP	BLK	WP	HR	S	P	ERA	WHIP			
Jose Mesa, R ERA: 4.06 (1, 1)	6.1	L	31	11	7	7	4	1	0	0	0	0	0	66	104	9.95	1.737			
Paul Kilgus, L ERA: 3.31 (7, 1)	1.2		6	2	0	0	0	0	0	0	0	0	0	14	22	0.00	1.200			

AB	35
R	7
H	13
RBI	6
BB	1
SO	4
LOB	11



Batter	1	2	3	4	5	6	7	8	9	AB	R	H	RBI	BB	SO	LOB	TOP								
Mike Devereaux, R (1, 8) OBP: 0.363, SLG: 0.516	G6-3		P3		G4-6-3			1B		4	1	1	0	0	0	1	Baltimore Orioles @ Boston Red Sox Fenway Park, Boston, MA Sun Jun 02 1991, 3:33 AM EDT Att: 34,305 - Cloudy - 81 F								
Tim Hulett, R (1, 5) OBP: 0.273, SLG: 0.434	F8		G6-3			G6-3		1B		4	0	1	0	0	0	0									
Cal Ripken Jr., R (1, 6) OBP: 0.407, SLG: 0.607	P3		G6-3			G6-3		1B		4	0	2	1	0	0	0									
Joe Orsulak, L (1, 7) OBP: 0.301, SLG: 0.344		E			F7			L4		4	1	1	0	0	0	3									
Dwight Evans, R (1, 9) OBP: 0.393, SLG: 0.373		E9							P5	4	1	2	1	0	0	0									
Sam Horn, L (1, 10) OBP: 0.321, SLG: 0.474		K			P4				HR	4	1	1	1	0	1	1									
Randy Milligan, R (1, 3) OBP: 0.349, SLG: 0.368					F8				HR	3	1	1	1	1	0	1									
Chris Hoiles, R (1, 2) OBP: 0.314, SLG: 0.318		P3							G6-3	4	0	1	0	0	0	1									
Juan Bell, R (1, 4) OBP: 0.132, SLG: 0.184		K			FC2-6				G4-3	4	0	0	0	0	2	2									
Inning Stats	R: 0 H: 0 E: 0 K: 0 S: 8	H: 0 LOB: 0 BB: 0 P: 11	R: 2 H: 2 E: 1 K: 2 S: 16	H: 2 LOB: 1 BB: 1 P: 27	R: 0 H: 0 E: 0 K: 0 S: 10	H: 0 LOB: 0 BB: 0 P: 13	R: 0 H: 1 E: 0 K: 0 S: 10	H: 1 LOB: 1 BB: 0 P: 15	R: 0 H: 1 E: 0 K: 0 S: 5	H: 1 LOB: 0 BB: 0 P: 5	R: 0 H: 1 E: 0 K: 0 S: 10	H: 1 LOB: 0 BB: 0 P: 17	R: 0 H: 0 E: 0 K: 0 S: 7	H: 0 LOB: 0 BB: 0 P: 13	R: 1 H: 3 E: 0 K: 1 S: 15	H: 3 LOB: 2 BB: 0 P: 23	R: 2 H: 2 E: 0 K: 0 S: 10	H: 2 LOB: 2 BB: 0 P: 18	1B: 6 2B: 1 3B: 1 HR: 2	SF: 0 SAC: 0 DP: 2 HBP: 0	WP: 0 PB: 0 SB: 0 CS: 0	PA: 36			
PITCHER	IP	WLS	BF	H	R	ER	SO	BB	IBB	HBP	BLK	WP	HR	S	P	ERA	WHIP								
Roger Clemens, R (1, 1) ERA: 2.33	8.0	L	31	8	3	2	3	1	0	0	0	0	0	81	124	2.25	1.125								
Jeff Reardon, R (9, 1) ERA: 3.6	1.0	S	5	2	2	2	0	0	0	0	0	0	2	10	18	18.00	2.000								

Batter	1	2	3	4	5	6	7	8	9	AB	R	H	RBI	BB	SO	LOB	BOTTOM								
Jody Reed, R (1, 4) OBP: 0.312, SLG: 0.311	P8			1B		G5-3			P6	4	1	1	0	0	0	1	Baltimore Orioles @ Boston Red Sox Fenway Park, Boston, MA Sun Jun 02 1991, 3:33 AM EDT Att: 34,305 - Cloudy - 81 F								
Carlos Quintana, R (1, 3) OBP: 0.352, SLG: 0.399	K			G4-6-3		G3-1			P3	4	0	1	0	0	1	1									
Wade Boggs, L (1, 5) OBP: 0.445, SLG: 0.474	G4-3			SF7						2	0	0	1	0	0	0									
Tom Brunansky, R (1, 9) OBP: 0.296, SLG: 0.440		G4-3		G4-6-3						3	0	0	0	0	0	1									
Mike Greenwell, L (1, 7) OBP: 0.347, SLG: 0.436		G4-3								3	0	0	0	0	0	0									
Ellis Burks, R (1, 8) OBP: 0.341, SLG: 0.386		L5								3	0	1	0	0	0	0									
Jack Clark, R (1, 10) OBP: 0.356, SLG: 0.313				F8					FC5-4	3	0	0	0	0	0	1									
Kevin Romine, R (6, PR) OBP: 0.222, SLG: 0.320									G6-4-3	0	0	0	0	0	0	0									
John Marzano, R (1, 2) OBP: 0.280, SLG: 0.360				P4					G6-4-3	3	0	1	0	0	0	1									
Mike Brumley, S (1, 6) OBP: 0.071, SLG: 0.071										2	0	0	0	0	1	1									
Steve Lyons, L (9, PH) OBP: 0.323, SLG: 0.517				K					P6	1	0	0	0	0	0	0									
Inning Stats	R: 0 H: 0 E: 0 K: 1 S: 6	H: 0 LOB: 0 BB: 0 P: 9	R: 0 H: 0 E: 0 K: 0 S: 6	H: 0 LOB: 0 BB: 0 P: 6	R: 0 H: 0 E: 0 K: 1 S: 8	H: 0 LOB: 0 BB: 0 P: 10	R: 1 H: 2 E: 0 K: 0 S: 8	H: 2 LOB: 0 BB: 0 P: 14	R: 0 H: 0 E: 0 K: 0 S: 8	H: 0 LOB: 0 BB: 0 P: 11	R: 0 H: 1 E: 0 K: 0 S: 7	H: 1 LOB: 1 BB: 0 P: 10	R: 0 H: 0 E: 0 K: 0 S: 7	H: 0 LOB: 0 BB: 0 P: 12	R: 0 H: 1 E: 0 K: 0 S: 6	H: 1 LOB: 1 BB: 0 P: 8	R: 0 H: 0 E: 0 K: 0 S: 4	H: 0 LOB: 0 BB: 0 P: 4	1B: 3 2B: 1 3B: 0 HR: 0	SF: 1 SAC: 0 DP: 2 HBP: 0	WP: 0 PB: 0 SB: 0 CS: 0	PA: 29			
PITCHER	IP	WLS	BF	H	R	ER	SO	BB	IBB	HBP	BLK	WP	HR	S	P	ERA	WHIP								
Roy Smith, R (1, 1) ERA: 2.63	7.0	W	24	4	1	1	2	0	0	0	0	0	0	53	76	1.29	0.571								
Mark Williamson, R (8, 1) ERA: 5.09	2.0	S	5	0	0	0	0	0	0	0	0	0	0	7	8	0.00	0.000								




Batter	1	2	3	4	5	6	7	8	9	AB	R	H	RBI	BB	SO	LOB	TOP			
Jody Reed, R OBP: 0.305, SLG: 0.304	G5-3		F7			G5-4-3			G4-3	4	0	0	0	0	0	2	Boston Red Sox @ California Angels Anaheim Stadium, Anaheim, CA Tue Jun 04 1991, 10:05 PM EDT Att: 26,087 - Sunny - 70 F			
Carlos Quintana, R OBP: 0.350, SLG: 0.392	K		2-6	F8			1B BB		K	3	0	0	0	1	2	0				
Wade Boggs, L OBP: 0.442, SLG: 0.466	G1-3			G6-3			F8			3	0	0	0	1	0	1				
Tom Brunansky, R OBP: 0.290, SLG: 0.429		F8		G5-3			F9		K2-3	4	0	0	0	0	1	2				
Mike Greenwell, L OBP: 0.347, SLG: 0.434		F7			P4					3	0	1	0	0	0	0				
Ellis Burks, R OBP: 0.340, SLG: 0.385					K		1B			3	0	1	0	0	2	2				
Jack Clark, R OBP: 0.350, SLG: 0.306					G6-3				K	3	0	0	0	0	2	1				
Tony Peña, R OBP: 0.312, SLG: 0.361									G4-3	1	0	0	0	2	0	0				
Mike Brumley, S OBP: 0.059, SLG: 0.059			F7			K			K	3	0	0	0	0	2	2				
Inning Stats	R: 0 E: 0 K: 1 S: 9	H: 0 LOB: 0 BB: 0 P: 13	R: 0 E: 0 K: 1 S: 9	H: 1 LOB: 1 BB: 0 P: 17	R: 0 E: 0 K: 0 S: 8	H: 0 LOB: 1 BB: 1 P: 16	R: 0 E: 0 K: 0 S: 6	H: 0 LOB: 0 BB: 0 P: 10	R: 0 E: 0 K: 1 S: 5	H: 0 LOB: 0 BB: 0 P: 6	R: 0 E: 0 K: 1 S: 12	H: 1 LOB: 2 BB: 1 P: 23	R: 0 E: 0 K: 2 S: 9	H: 0 LOB: 0 BB: 0 P: 13	R: 0 E: 0 K: 1 S: 11	H: 0 LOB: 1 BB: 1 P: 20	1B: 2 2B: 0 3B: 0 HR: 0	SF: 0 SAC: 0 DP: 1 HBP: 0	WP: 0 PB: 0 SB: 0 CS: 0	PA: 31
PITCHER Chuck Finley, L ERA: 3.26	IP: 9.0 WLS: W BF: 32	H: 2 R: 0 ER: 0 SO: 9	BB: 4 IBB: 0 HBP: 0 BLK: 0	WP: 0 HR: 0 S: 78 P: 135	ERA: 0.00 WHIP: 0.667	PITCHER														

AB	27
R	0
H	2
RBI	0
BB	4
SO	9
LOB	10



Batter	1	2	3	4	5	6	7	8	9	AB	R	H	RBI	BB	SO	LOB	BOTTOM			
Luis Polonia, L OBP: 0.390, SLG: 0.426	FC1-6 1B	E1		F9		F7		B2		5	0	1	0	0	0	4	Boston Red Sox @ California Angels Anaheim Stadium, Anaheim, CA Tue Jun 04 1991, 10:05 PM EDT Att: 26,087 - Sunny - 70 F			
Wally Joyner, L OBP: 0.416, SLG: 0.525	FC1-6 BB	L4		F8		FC6-4 BB		K		4	0	0	0	1	1	6				
Dave Winfield, R OBP: 0.317, SLG: 0.532	BB			K		E5 2B 1B		FC6-4		3	1	0	0	1	1	1				
Dave Parker, L OBP: 0.253, SLG: 0.273	K			G4-3		1B 2B		F8		4	1	1	0	0	1	3				
Gary Gaetti, R OBP: 0.288, SLG: 0.421	K			K		SH3 1B BB		P3		3	0	0	0	1	2	2				
Lance Parrish, R OBP: 0.310, SLG: 0.387		SH5-3 1B		G4-3		SH3 1B		2B		4	0	3	2	0	0	0				
Dave Gallagher, R OBP: 0.440, SLG: 0.409		SH5-3		1B 2B		SH3		F8		2	1	1	0	0	0	1				
Luis Sojo, R OBP: 0.246, SLG: 0.281		G4-3		F9 1B		G3		G4-3		4	0	1	0	0	0	4				
Dick Schofield, R OBP: 0.357, SLG: 0.306				F9 1B		F9		K		3	0	1	1	1	1	2				
Inning Stats	R: 0 E: 0 K: 2 S: 12	H: 1 LOB: 2 BB: 1 P: 22	R: 0 E: 1 K: 0 S: 15	H: 1 LOB: 3 BB: 1 P: 25	R: 0 E: 0 K: 2 S: 8	H: 0 LOB: 0 BB: 0 P: 13	R: 1 E: 0 K: 0 S: 17	H: 3 LOB: 2 BB: 0 P: 29	R: 2 E: 1 K: 0 S: 10	H: 2 LOB: 2 BB: 1 P: 20	R: 0 E: 0 K: 0 S: 11	H: 0 LOB: 1 BB: 1 P: 20	R: 0 E: 0 K: 0 S: 9	H: 1 LOB: 1 BB: 0 P: 18	R: 0 E: 0 K: 2 S: 7	H: 0 LOB: 0 BB: 0 P: 10	1B: 5 2B: 3 3B: 0 HR: 0	SF: 0 SAC: 2 DP: 0 HBP: 0	WP: 0 PB: 0 SB: 0 CS: 0	PA: 38
PITCHER Tom Bolton, L ERA: 4.08 Dennis Lamp, R ERA: 5.89 Tony Fossas, L ERA: 3.68	IP: 4.0 WLS: L BF: 24	H: 7 R: 3 ER: 2 SO: 4	BB: 3 IBB: 0 HBP: 0 BLK: 0	WP: 0 HR: 0 S: 27 P: 50	ERA: 4.50 WHIP: 2.500	PITCHER														



Batter	1	2	3	4	5	6	7	8	9	AB	R	H	RBI	BB	SO	LOB	TOP								
Jody Reed, R OBP: 0.299, SLG: 0.297 (1, 4)	G4-3		P2		G6-3			FC1-5 G3 1B		4	0	0	0	0	0	2									
Carlos Quintana, R OBP: 0.351, SLG: 0.393 (1, 3)	G6-3		BB			K		G3 1B		3	0	1	1	1	1	0									
Wade Boggs, L OBP: 0.430, SLG: 0.457 (1, 5)	E7 2B		G4-3			F7		G3		4	0	1	0	0	0	3									
Tom Brunansky, R OBP: 0.294, SLG: 0.449 (1, 9)	G5-3			HR		G4-3		K		4	1	1	1	0	1	3									
Mike Greenwell, L OBP: 0.348, SLG: 0.429 (1, 7)		F7		P5				G3	G4-3	4	0	0	0	0	0	0									
Ellis Burks, R OBP: 0.328, SLG: 0.369 (1, 8)	G6-3		G1-3				F7		G6-3	4	0	0	0	0	0	0									
Jack Clark, R OBP: 0.346, SLG: 0.294 (1, 10)				K					K	3	0	0	0	1	3	0									
Tony Peña, R OBP: 0.311, SLG: 0.360 (1, 2)		G4-3			G6-3			FC1-5 1B BB		2	0	0	0	1	0	1									
Mike Brumley, S OBP: 0.053, SLG: 0.053 (8, PH)			P3							2	0	0	0	0	1	0									
Kevin Romine, R OBP: 0.250, SLG: 0.346 (8, 4)										1	1	1	0	0	0	0									
Steve Lyons, L OBP: 0.314, SLG: 0.485 (8, 4)										0	0	0	0	0	0	0									
Inning Stats	R: 0 E: 1 K: 0 S: 8	H: 1 LOB: 1 BB: 0 P: 12	R: 0 E: 0 K: 0 S: 10	H: 0 LOB: 1 BB: 1 P: 18	R: 0 E: 0 K: 0 S: 7	H: 0 LOB: 1 BB: 1 P: 13	R: 1 E: 0 K: 1 S: 10	H: 1 LOB: 0 BB: 0 P: 13	R: 0 E: 0 K: 1 S: 6	H: 0 LOB: 0 BB: 0 P: 11	R: 0 E: 0 K: 1 S: 7	H: 0 LOB: 0 BB: 0 P: 14	R: 0 E: 0 K: 1 S: 7	H: 0 LOB: 0 BB: 0 P: 9	R: 1 E: 0 K: 1 S: 17	H: 2 LOB: 2 BB: 1 P: 28	R: 0 E: 0 K: 1 S: 10	H: 0 LOB: 0 BB: 0 P: 14	1B: 2 2B: 1 3B: 0 HR: 1	SF: 0 SAC: 0 DP: 0 HBP: 0	WP: 0 PB: 0 SB: 0 CS: 0	PA: 34			
PITCHER	IP	WLS	BF	H	R	ER	SO	BB	IBB	HBP	BLK	WP	HR	S	P	ERA	WHIP								
Mark Langston, L ERA: 3.58 (1, 1)	7.0	W	27	3	2	2	4	3	0	0	0	0	1	59	99	2.57	0.857								
Mark Eichhorn, R ERA: 0.29 (8, 1)	0.1		2	1	0	0	0	0	0	0	0	0	0	7	10	0.00	3.000								
Bryan Harvey, R ERA: 1.08 (8, 1)	1.2	S	5	0	0	0	2	0	0	0	0	0	0	16	23	0.00	0.000								

Boston Red Sox @ California Angels
Anaheim Stadium, Anaheim, CA
Thu Jun 06 1991, 10:05 PM EDT
Att: 27,227 - Sunny - 68 F

AB 31
R 2
H 4
RBI 2
BB 3
SO 6
LOB 9



Batter	1	2	3	4	5	6	7	8	9	AB	R	H	RBI	BB	SO	LOB	BOTTOM								
Luis Polonia, L OBP: 0.380, SLG: 0.414 (1, 7)	F8		K		L4		FC1-2 1B			4	1	0	0	0	1	4									
Wally Joyner, L OBP: 0.410, SLG: 0.511 (1, 3)	F7		L3		F7		FC1-2 1B			4	0	1	2	0	0	2									
Dave Winfield, R OBP: 0.320, SLG: 0.552 (1, 9)				P4		F7	P6			4	1	1	1	0	0	1									
Dave Parker, L OBP: 0.252, SLG: 0.284 (1, 10)	P5			F7		K		G3		4	0	0	0	0	1	0									
Gary Gaetti, R OBP: 0.291, SLG: 0.416 (1, 5)		G5-3						F9-3 1B		3	0	2	0	0	0	0									
Lance Parrish, R OBP: 0.305, SLG: 0.397 (1, 2)				P2		G1-3		F9-3 1B		3	0	0	0	1	0	3									
Max Venable, L OBP: 0.235, SLG: 0.214 (1, 8)		F9			P4		G3-1			3	0	0	0	0	0	1									
Jack Howell, L OBP: 0.400, SLG: 0.472 (1, 4)		F7			1B		2B FC1-2 BB			2	0	1	0	1	0	1									
Dick Schofield, R OBP: 0.363, SLG: 0.323 (1, 6)			P5				FC1-2 1B 2B			3	1	2	0	0	0	0									
Inning Stats	R: 1 E: 0 K: 0 S: 12	H: 1 LOB: 0 BB: 0 P: 17	R: 0 E: 0 K: 0 S: 5	H: 0 LOB: 1 BB: 1 P: 11	R: 0 E: 0 K: 1 S: 14	H: 0 LOB: 0 BB: 0 P: 19	R: 0 E: 0 K: 0 S: 7	H: 1 LOB: 1 BB: 0 P: 9	R: 0 E: 0 K: 1 S: 14	H: 0 LOB: 1 BB: 0 P: 22	R: 2 E: 0 K: 0 S: 18	H: 2 LOB: 1 BB: 1 P: 27	R: 0 E: 0 K: 0 S: 6	H: 1 LOB: 0 BB: 0 P: 10	1B: 5 2B: 2 3B: 0 HR: 1	SF: 0 SAC: 0 DP: 1 HBP: 1	WP: 0 PB: 0 SB: 0 CS: 0	PA: 33							
PITCHER	IP	WLS	BF	H	R	ER	SO	BB	IBB	HBP	BLK	WP	HR	S	P	ERA	WHIP								
Danny Darwin, R ERA: 5.02 (1, 1)	6.1	L	27	5	3	3	2	2	0	1	0	0	1	69	103	4.26	1.105								
Tony Fossas, L ERA: 3.45 (7, 1)	1.0		4	1	0	0	0	0	0	0	0	0	0	8	12	0.00	1.000								
Jeff Gray, R ERA: 2.81 (8, 1)	0.2		2	1	0	0	0	0	0	0	0	0	0	5	8	0.00	1.500								

Boston Red Sox @ California Angels
Anaheim Stadium, Anaheim, CA
Thu Jun 06 1991, 10:05 PM EDT
Att: 27,227 - Sunny - 68 F

AB 30
R 3
H 7
RBI 3
BB 2
SO 2
LOB 12



Batter	1	2	3	4	5	6	7	8	9	AB	R	H	RBI	BB	SO	LOB	TOP					
Jody Reed, R OBP: 0.306, SLG: 0.310 (1, 4)	F4	G1			F9		G4-3	G5-3	SH1-4	5	0	3	2	0	0	0						
Carlos Quintana, R OBP: 0.348, SLG: 0.387 (1, 3)	E4	G1			BB	BB	G5-3	G5-3	SH1-4	3	1	0	0	0	0	3						
Wade Boggs, L OBP: 0.321, SLG: 0.444 (1, 5)	E1	G6-3			E1		G4-3	G4-3	G4-3	5	0	0	0	0	0	6						
Tom Brunansky, R OBP: 0.291, SLG: 0.440 (1, 9)	F8						F8	F8	P9	4	0	0	0	1	1	4						
Mike Greenwell, L OBP: 0.346, SLG: 0.427 (1, 7)	G3-1				SF7				FC4	3	0	1	1	0	0	2						
Ellis Burks, R OBP: 0.327, SLG: 0.363 (1, 8)		1B			F9			FC4	FC4	3	1	0	0	1	0	3						
Phil Plantier, L OBP: 0.300, SLG: 0.333 (1, 10)		K			G6-4-3			G3		3	0	1	0	1	1	1						
Tony Peña, R OBP: 0.309, SLG: 0.357 (1, 2)		BB			G6-4-3			F9	F9	4	1	1	0	0	1	3						
Luis Rivera, R OBP: 0.360, SLG: 0.469 (1, 6)		G1			G6-3			G1-3	G1-3	3	0	0	0	1	1	2						
Inning Stats	R: 0 H: 2 E: 2 K: 0 S: 9	H: 0 LOB: 2 BB: 0 P: 15	R: 2 H: 2 E: 0 K: 1 S: 15	H: 2 LOB: 2 BB: 2 P: 29	R: 0 H: 0 E: 0 K: 1 S: 8	H: 0 LOB: 0 BB: 0 P: 14	R: 0 H: 1 E: 0 K: 0 S: 5	H: 1 LOB: 0 BB: 0 P: 7	R: 1 H: 0 E: 1 K: 0 S: 11	H: 0 LOB: 2 BB: 1 P: 20	R: 0 H: 0 E: 0 K: 2 S: 13	H: 0 LOB: 0 BB: 0 P: 18	R: 0 H: 1 E: 0 K: 0 S: 9	H: 1 LOB: 1 BB: 0 P: 15	R: 0 H: 1 E: 0 K: 0 S: 6	H: 1 LOB: 2 BB: 0 P: 10	R: 0 H: 1 E: 0 K: 0 S: 7	H: 1 LOB: 1 BB: 0 P: 8	1B: 5 2B: 1 3B: 0 HR: 0	SF: 1 SAC: 1 DP: 1 HBP: 1	WP: 1 PB: 0 SB: 0 CS: 0	PA: 40
PITCHER Mike Moore, R ERA: 4.26 (1, 1)	IP: 9.0 WLS: L BF: 40	H: 6 R: 3 ER: 2 SO: 4	BB: 4 IBB: 0 HBP: 1 BLK: 0	WP: 1 HR: 0 S: 83 P: 136	ERA: 2.00 WHIP: 1.111	PITCHER	IP: 9.0 WLS: L BF: 40	H: 6 R: 3 ER: 2 SO: 4	BB: 4 IBB: 0 HBP: 1 BLK: 0	WP: 1 HR: 0 S: 83 P: 136	ERA: 2.00 WHIP: 1.111	PITCHER	IP: 9.0 WLS: L BF: 40	H: 6 R: 3 ER: 2 SO: 4	BB: 4 IBB: 0 HBP: 1 BLK: 0	WP: 1 HR: 0 S: 83 P: 136	ERA: 2.00 WHIP: 1.111					

Boston Red Sox @ Oakland Athletics
Oakland-Alameda County Coliseum, Oakland, CA
Fri Jun 07 1991, 7:05 PM PDT
Att: 37,365 - Sunny - 64 F

AB 33
R 3
H 6
RBI 3
BB 4
SO 4
LOB 24



Batter	1	2	3	4	5	6	7	8	9	AB	R	H	RBI	BB	SO	LOB	BOTTOM			
Rickey Henderson, R OBP: 0.408, SLG: 0.346 (1, 7)	G5-3	FC5-4			G5-3		F8			4	0	0	0	0	0	2				
Lance Blankenship, R OBP: 0.363, SLG: 0.368 (1, 4)	G4-3				F6			K	K	4	0	0	0	0	2	0				
Dave Henderson, R OBP: 0.403, SLG: 0.610 (1, 8)	HR				P4		L7	K	K	4	1	1	1	0	1	0				
Harold Baines, L OBP: 0.414, SLG: 0.533 (1, 10)	BB				G4-3			L7	L7	3	0	1	0	1	0	0				
Mark McGwire, R OBP: 0.391, SLG: 0.366 (1, 3)	K				G3			FC5-4	K	2	0	0	0	2	2	1				
Willie Wilson, S OBP: 0.282, SLG: 0.314 (1, 9)		G1-3			G3			FC5-4	F5	4	0	0	0	0	0	3				
Vance Law, R OBP: 0.298, SLG: 0.321 (1, 5)		1B			1B			F5	F9	3	0	1	0	1	0	1				
Troy Afenir, R OBP: 0.125, SLG: 0.125 (1, 2)		P4			K			K	K	2	0	0	0	0	1	3				
Ernest Riles, L OBP: 0.329, SLG: 0.349 (7, PH)					K					1	0	0	0	0	1	0				
Terry Steinbach, R OBP: 0.335, SLG: 0.428 (8, 2)					K					0	0	0	0	0	0	0				
Mike Gallego, R OBP: 0.354, SLG: 0.331 (1, 6)		FC5-4			F7			K	K	3	0	1	0	0	1	2				
Inning Stats	R: 1 H: 1 E: 0 K: 1 S: 11	H: 1 LOB: 1 BB: 1 P: 18	R: 0 H: 1 E: 0 K: 0 S: 13	H: 1 LOB: 2 BB: 1 P: 24	R: 0 H: 0 E: 0 K: 1 S: 13	H: 1 LOB: 2 BB: 1 P: 24	R: 0 H: 0 E: 0 K: 1 S: 8	H: 0 LOB: 0 BB: 0 P: 11	R: 0 H: 1 E: 0 K: 0 S: 10	H: 1 LOB: 1 BB: 1 P: 18	R: 0 H: 0 E: 0 K: 2 S: 11	H: 0 LOB: 0 BB: 0 P: 16	R: 0 H: 0 E: 0 K: 2 S: 8	H: 0 LOB: 0 BB: 0 P: 12	R: 0 H: 0 E: 0 K: 1 S: 8	H: 0 LOB: 0 BB: 0 P: 12	1B: 3 2B: 1 3B: 0 HR: 1	SF: 0 SAC: 0 DP: 1 HBP: 0	WP: 0 PB: 0 SB: 0 CS: 0	PA: 34
PITCHER Greg Harris, R ERA: 4.08 (1, 1)	IP: 6.0 WLS: W BF: 25	H: 4 R: 1 ER: 1 SO: 3	BB: 4 IBB: 0 HBP: 0 BLK: 0	WP: 0 HR: 1 S: 63 P: 108	ERA: 1.50 WHIP: 1.333	PITCHER	IP: 6.0 WLS: W BF: 25	H: 4 R: 1 ER: 1 SO: 3	BB: 4 IBB: 0 HBP: 0 BLK: 0	WP: 0 HR: 1 S: 63 P: 108	ERA: 1.50 WHIP: 1.333	PITCHER	IP: 6.0 WLS: W BF: 25	H: 4 R: 1 ER: 1 SO: 3	BB: 4 IBB: 0 HBP: 0 BLK: 0	WP: 0 HR: 1 S: 63 P: 108	ERA: 1.50 WHIP: 1.333			
Jeff Gray, R ERA: 2.65 (7, 1)	IP: 2.0 WLS: S BF: 6	H: 0 R: 0 ER: 0 SO: 4	BB: 0 IBB: 0 HBP: 0 BLK: 0	WP: 0 HR: 0 S: 19 P: 28	ERA: 0.00 WHIP: 0.000	Jeff Reardon, R ERA: 3.43 (9, 1)	IP: 1.0 WLS: S BF: 3	H: 0 R: 0 ER: 0 SO: 1	BB: 0 IBB: 0 HBP: 0 BLK: 0	WP: 0 HR: 0 S: 8 P: 12	ERA: 0.00 WHIP: 0.000									

Boston Red Sox @ Oakland Athletics
Oakland-Alameda County Coliseum, Oakland, CA
Fri Jun 07 1991, 7:05 PM PDT
Att: 37,365 - Sunny - 64 F

AB 30
R 1
H 4
RBI 1
BB 4
SO 8
LOB 12



Batter	1	2	3	4	5	6	7	8	9	AB	R	H	RBI	BB	SO	LOB	TOP			
Jody Reed, R OBP: 0.303, SLG: 0.312 (1, 4)	L5	F8			P3		F9		1B 2B	5	1	1	1	0	0	2				
Steve Lyons, L OBP: 0.325, SLG: 0.526 (1, 8)	F8-2 3B	K2-3			F7			1B 1B	L3	5	1	2	0	0	1	3				
Wade Boggs, L OBP: 0.425, SLG: 0.448 (1, 5)	F8-2 3H		E9 G1-3		G3			1B FC6-4 1B	G6-4-3 1B	5	1	3	1	0	0	1				
Tom Brunansky, R OBP: 0.289, SLG: 0.430 (1, 9)		1B 1B HBP	F8			P6		K	G6-4-3 1-2	4	1	0	0	0	1	4				
Mike Greenwell, L OBP: 0.349, SLG: 0.429 (1, 7)		1B BB 1B	G1-3			G6-3		FC6-4 1B		4	1	2	1	0	0	1				
Carlos Quintana, R OBP: 0.352, SLG: 0.383 (1, 3)		1B BB	F8					FC6-4 FC6-4		2	1	0	1	2	0	2				
Phil Plantier, L OBP: 0.375, SLG: 0.286 (1, 10)		1B			K			FC6-4		4	0	1	1	0	2	2				
Tony Peña, R OBP: 0.314, SLG: 0.366 (1, 2)		1B			F8					4	1	2	2	0	0	0				
John Marzano, R OBP: 0.280, SLG: 0.360 (9, 2)		1B					P3		1B 2B	0	0	0	0	0	0	0				
Luis Rivera, R OBP: 0.356, SLG: 0.461 (1, 6)		K					G5-3		2B 1B	4	1	1	1	0	2	2				
Inning Stats	R: 0 E: 0 K: 0 S: 7	H: 1 LOB: 0 BB: 0 P: 10	R: 3 E: 0 K: 2 S: 15	H: 3 LOB: 2 BB: 1 P: 25	R: 0 E: 1 K: 0 S: 11	H: 1 LOB: 1 BB: 0 P: 16	R: 0 E: 0 K: 2 S: 7	H: 0 LOB: 0 BB: 0 P: 11	R: 0 E: 0 K: 1 S: 9	H: 0 LOB: 0 BB: 1 P: 19	R: 0 E: 0 K: 0 S: 8	H: 0 LOB: 0 BB: 0 P: 12	R: 2 E: 0 K: 1 S: 16	H: 3 LOB: 1 BB: 0 P: 24	R: 3 E: 1 K: 0 S: 10	H: 4 LOB: 0 BB: 0 P: 18	1B: 9 2B: 3 3B: 1 HR: 0	SF: 0 SAC: 0 DP: 2 HBP: 1	WP: 0 PB: 0 SB: 0 CS: 0	PA: 40
PITCHER	IP	WLS	BF	H	R	ER	SO	BB	IBB	HBP	BLK	WP	HR	S	P	ERA	WHIP			
Joe Slusarski, R ERA: 4.73 (1, 1)	7.1	L	31	7	5	5	6	2	0	1	0	0	0	74	117	6.14	1.227			
Johnny Guzman, L ERA: (8, 1)	0.0		1	1	0	0	0	0	0	0	0	0	0	1	3	∞	∞			
John Briscoe, R ERA: 7.07 (8, 1)	1.0		7	4	3	3	0	0	0	0	0	0	0	12	20	27.00	4.000			
Bruce Walton, R ERA: 5.68 (9, 1)	0.2		1	0	0	0	0	0	0	0	0	0	0	4	6	0.00	0.000			

Boston Red Sox @ Oakland Athletics
Oakland-Alameda County Coliseum, Oakland, CA

AB 37
R 8
H 12
RBI 8
BB 2
SO 6
LOB 17



WP: 0 PA: 40
PB: 0
SB: 0
CS: 0

Boston Red Sox @ Oakland Athletics
Oakland-Alameda County Coliseum, Oakland, CA

AB 29
R 1
H 2
RBI 1
BB 2
SO 5
LOB 7



Batter	1	2	3	4	5	6	7	8	9	AB	R	H	RBI	BB	SO	LOB	BOTTOM			
Rickey Henderson, R OBP: 0.399, SLG: 0.336 (1, 7)	L8		F9			G6-3		F7		4	0	0	0	0	0	0				
Terry Steinbach, R OBP: 0.336, SLG: 0.428 (9, 2)										0	0	0	0	0	0	0				
Mike Gallego, R OBP: 0.352, SLG: 0.325 (1, 6)	G5-4-3 BB		F9			E6			G5-3	3	0	0	0	1	0	0				
Jose Canseco, R OBP: 0.350, SLG: 0.437 (1, 9)	G5-4-3 1-2				K				P4	4	0	0	0	0	2	2				
Harold Baines, L OBP: 0.411, SLG: 0.523 (1, 10)		F7				G3			G6-3	3	0	0	0	1	0	1				
Dave Henderson, R OBP: 0.402, SLG: 0.621 (1, 8)		HR			P4					3	1	1	1	0	0	1				
Ernest Riles, L OBP: 0.329, SLG: 0.357 (1, 5)		2B			G4-3					3	0	1	0	0	0	1				
Mark McGwire, R OBP: 0.385, SLG: 0.359 (1, 3)		G6-3				F9				3	0	0	0	0	0	1				
Troy Afenir, R OBP: 0.100, SLG: 0.100 (1, 2)		F8								2	0	0	0	0	1	1				
Willie Wilson, S OBP: 0.260, SLG: 0.311 (8, PH) (9, 7)					K					1	0	0	0	0	1	0				
Lance Blankenship, R OBP: 0.352, SLG: 0.356 (1, 4)			G1-3			F7				3	0	0	0	0	1	0				
Inning Stats	R: 0 E: 0 K: 0 S: 5	H: 0 LOB: 0 BB: 1 P: 12	R: 1 E: 0 K: 0 S: 8	H: 2 LOB: 1 BB: 0 P: 12	R: 0 E: 0 K: 1 S: 9	H: 0 LOB: 0 BB: 0 P: 16	R: 0 E: 0 K: 1 S: 13	H: 0 LOB: 1 BB: 1 P: 18	R: 0 E: 0 K: 1 S: 7	H: 0 LOB: 0 BB: 0 P: 11	R: 0 E: 1 K: 1 S: 12	H: 0 LOB: 1 BB: 0 P: 15	R: 0 E: 0 K: 2 S: 7	H: 0 LOB: 0 BB: 0 P: 13	R: 0 E: 0 K: 0 S: 7	H: 0 LOB: 0 BB: 0 P: 10	1B: 0 2B: 1 3B: 0 HR: 1	SF: 0 SAC: 0 DP: 1 HBP: 0	WP: 0 PB: 0 SB: 0 CS: 0	PA: 31
PITCHER	IP	WLS	BF	H	R	ER	SO	BB	IBB	HBP	BLK	WP	HR	S	P	ERA	WHIP			
Roger Clemens, R ERA: 2.23 (1, 1)	8.0	W	28	2	1	1	5	2	0	0	0	0	0	70	110	1.12	0.500			
Dennis Lamp, R ERA: 5.99 (9, 1)	1.0		3	0	0	0	0	0	0	0	0	0	0	7	10	0.00	0.000			

AB 37
R 8
H 12
RBI 8
BB 2
SO 6
LOB 17

WP: 0 PA: 40
PB: 0
SB: 0
CS: 0

AB 29
R 1
H 2
RBI 1
BB 2
SO 5
LOB 7

WP: 0 PA: 31
PB: 0
SB: 0
CS: 0

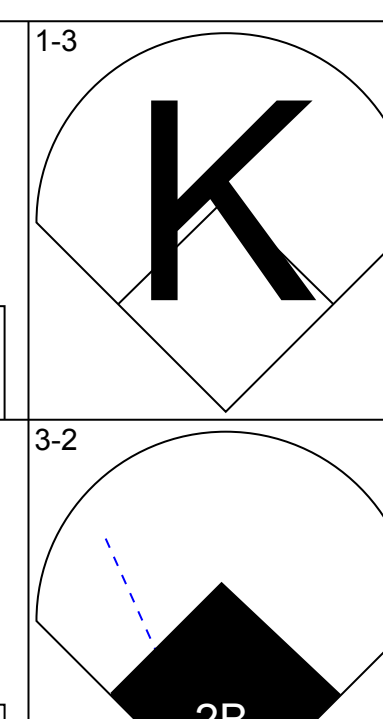
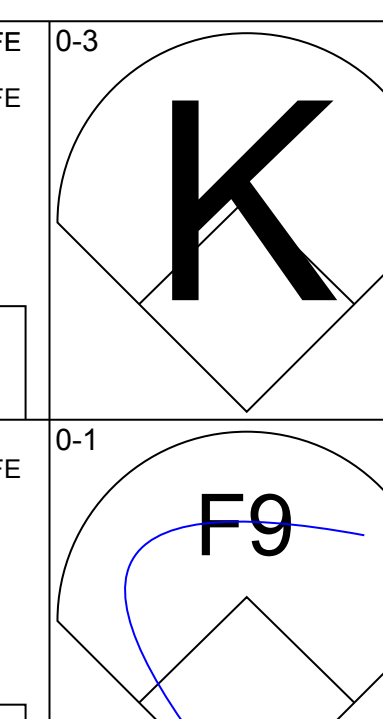
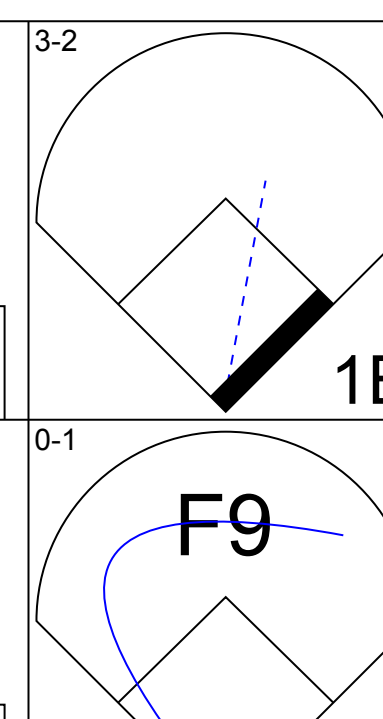
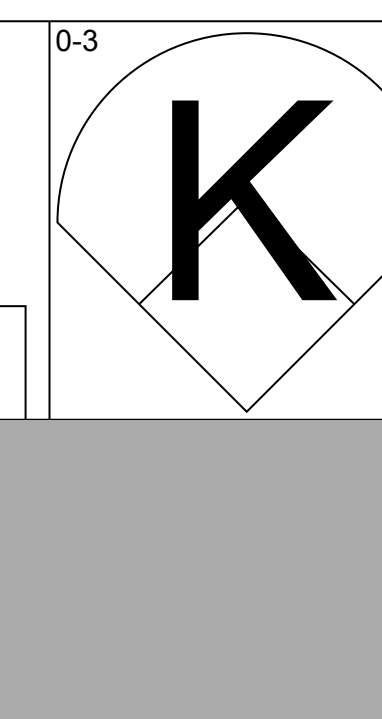
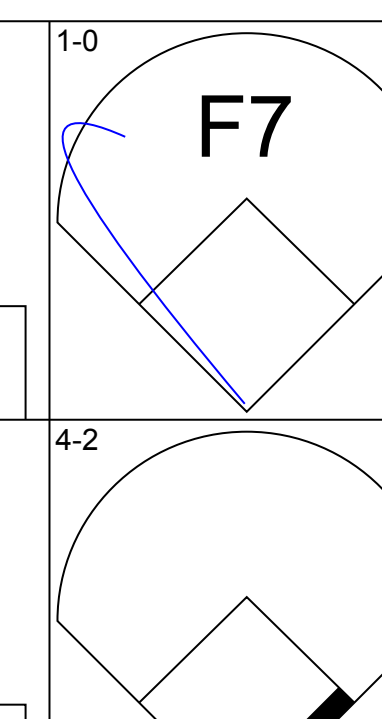
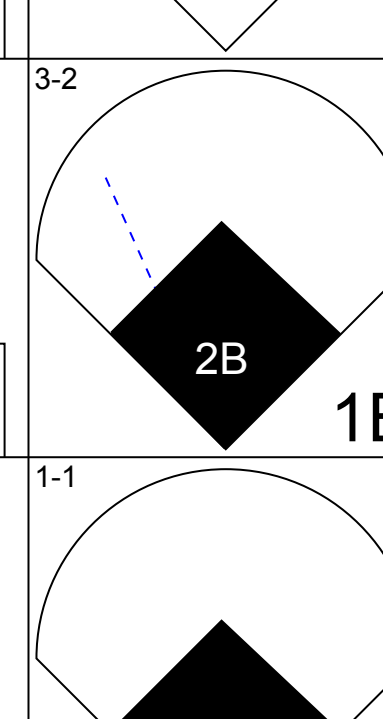
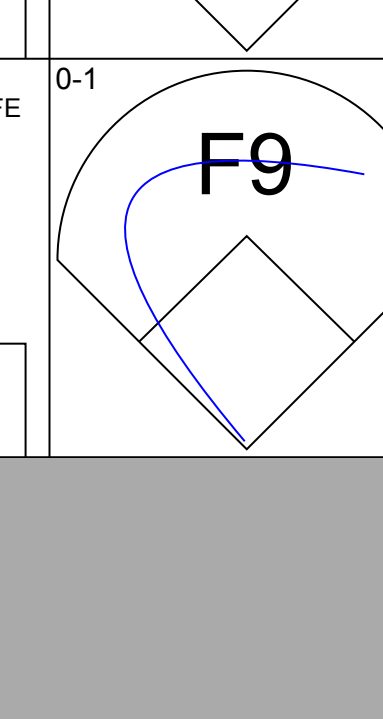
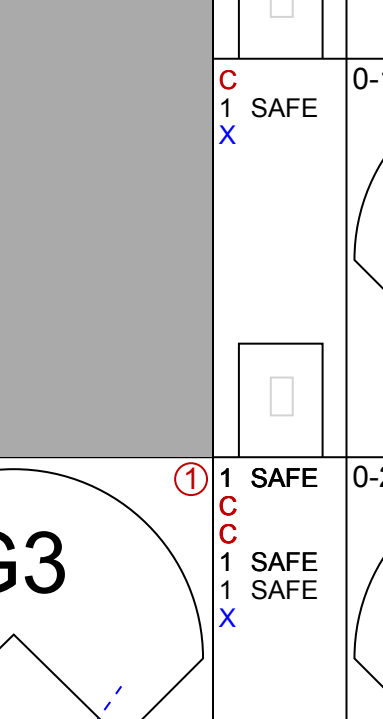
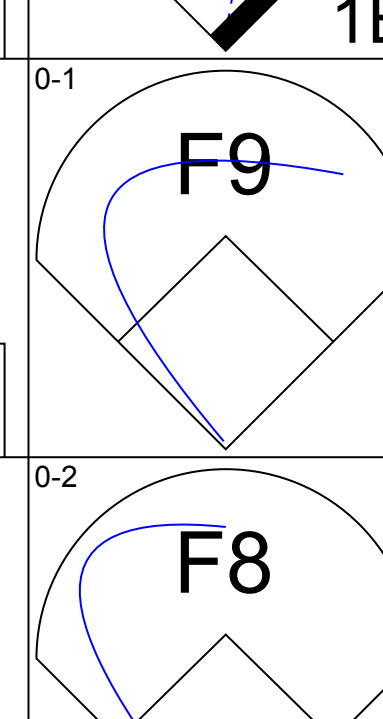
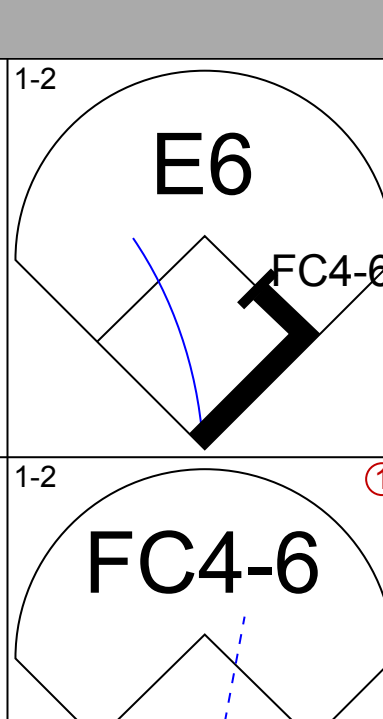
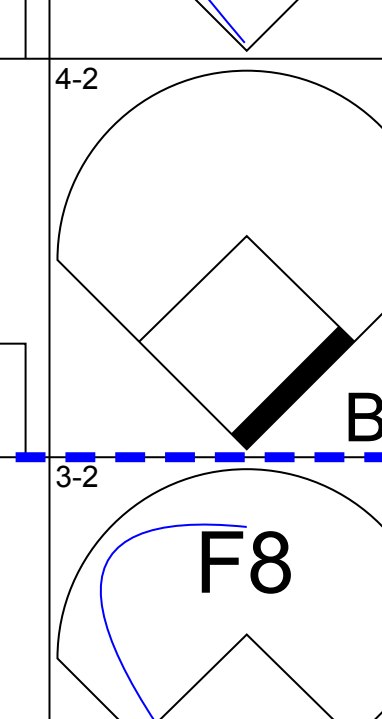
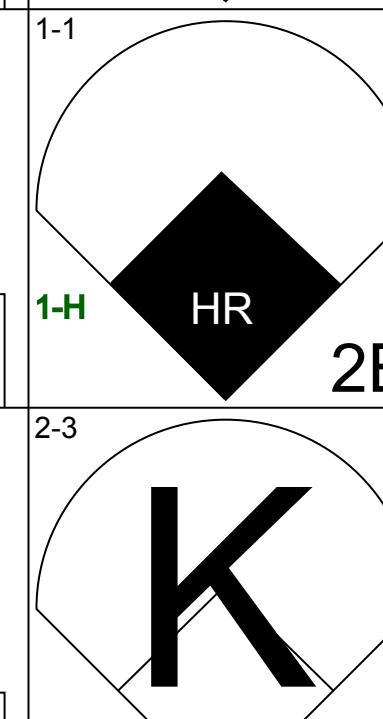
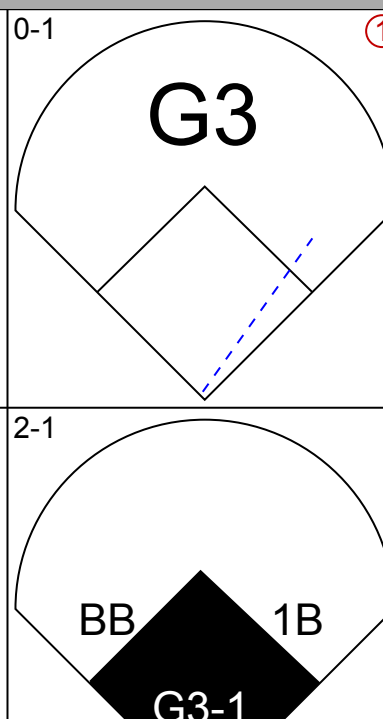
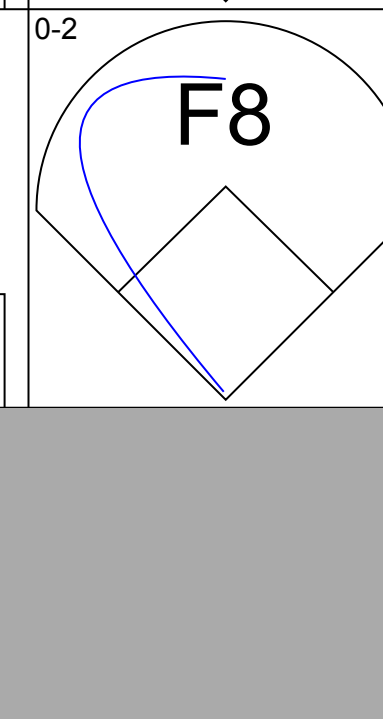
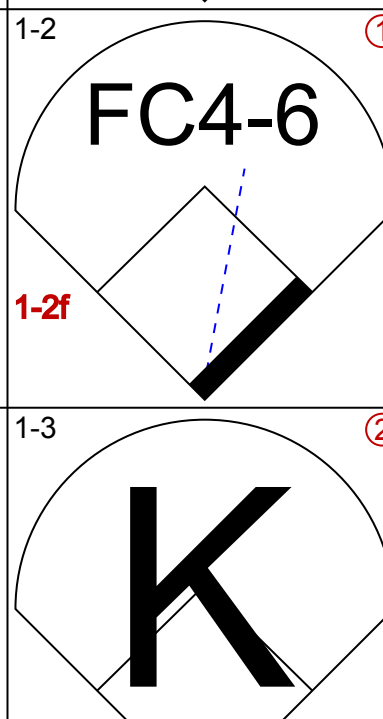
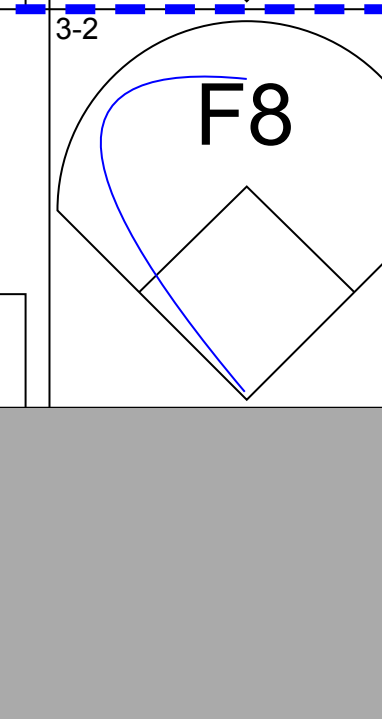
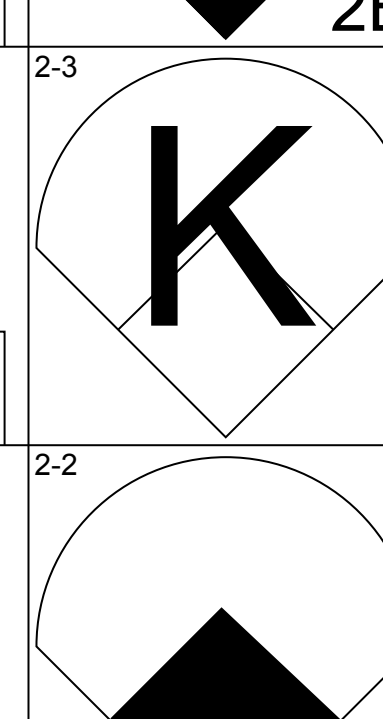
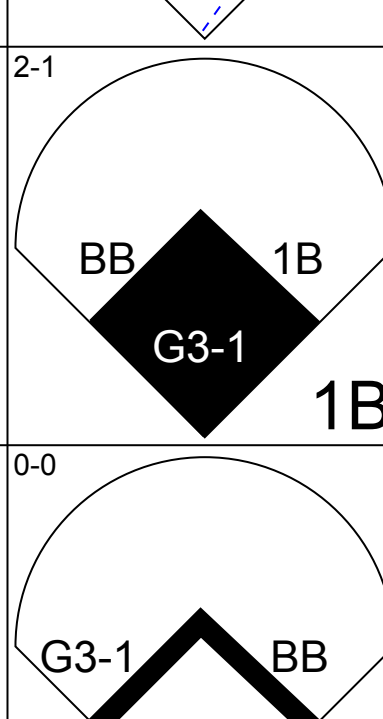

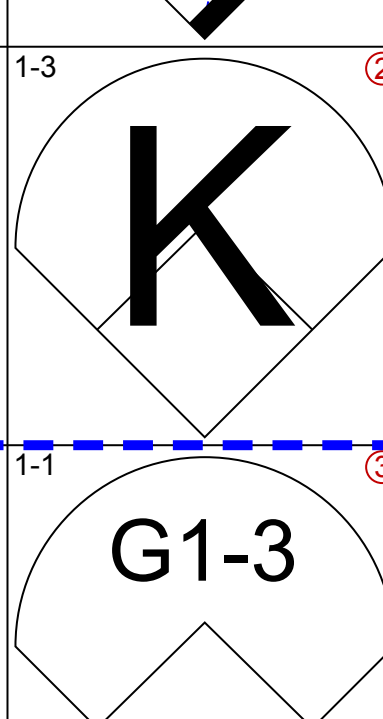
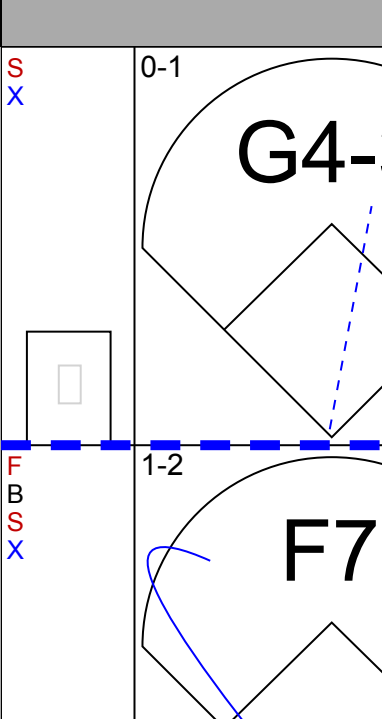
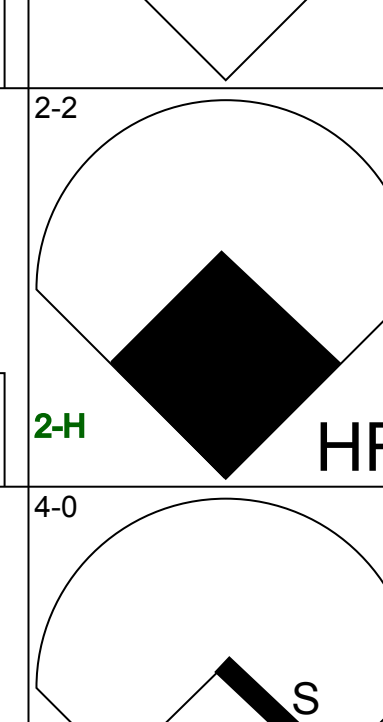
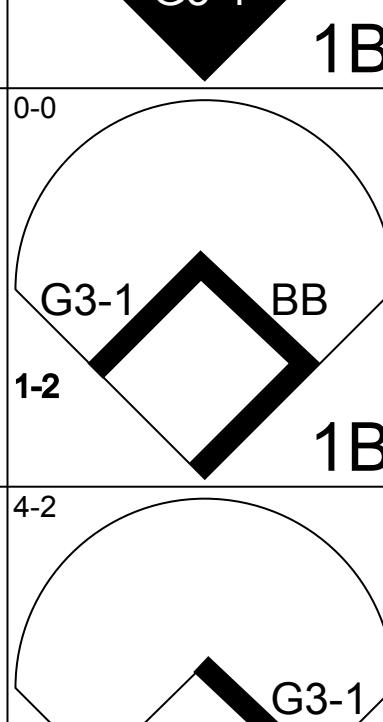

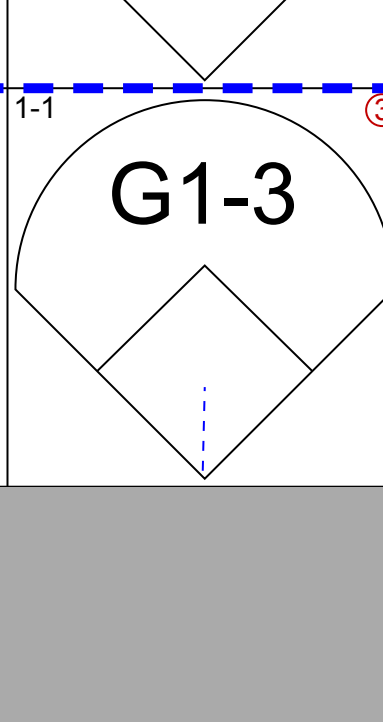
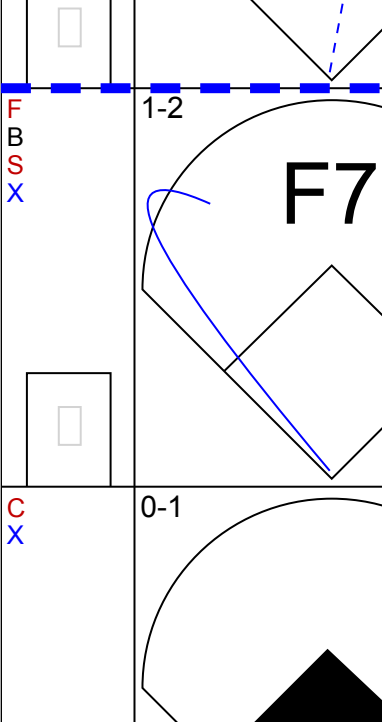
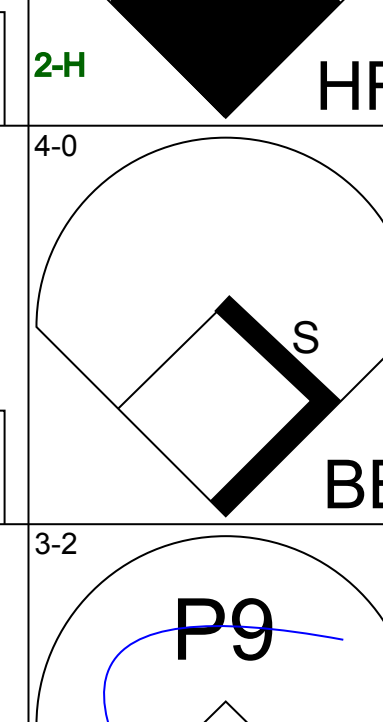
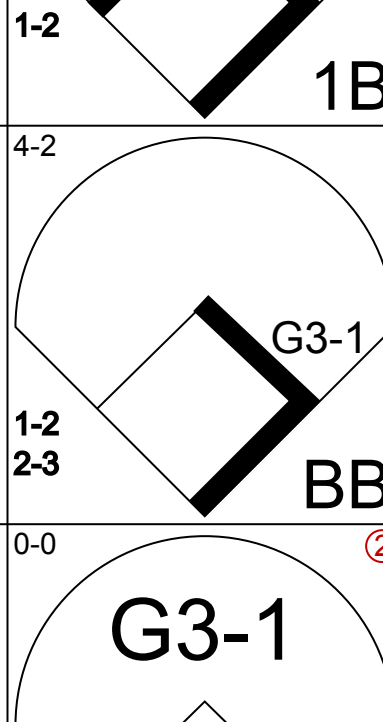

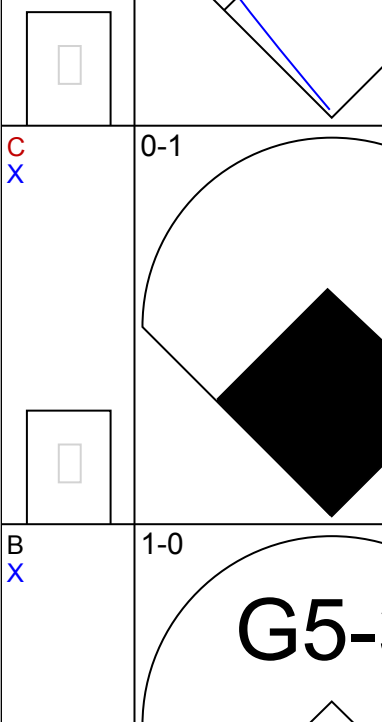
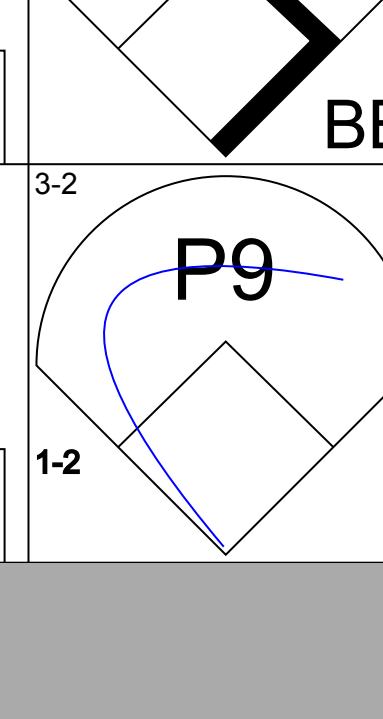
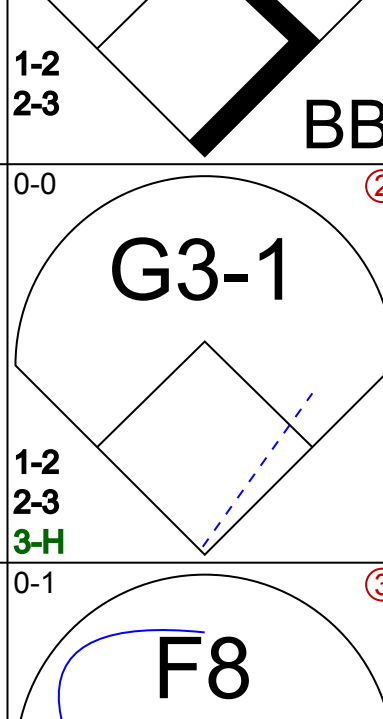


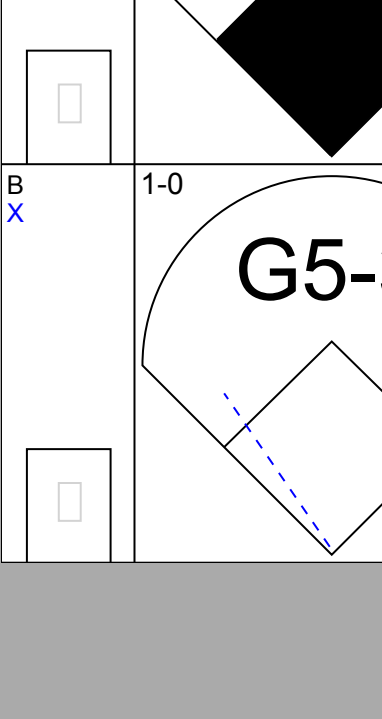
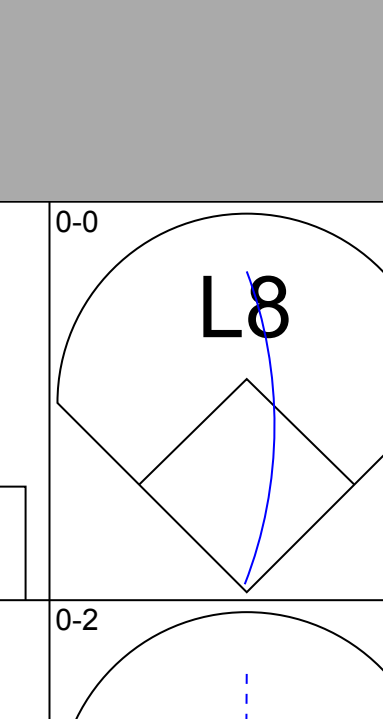
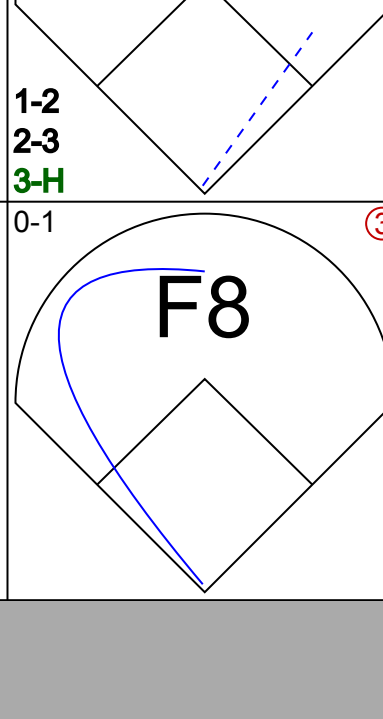
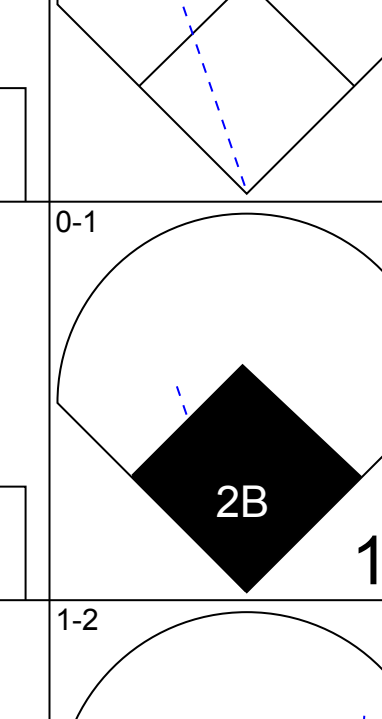
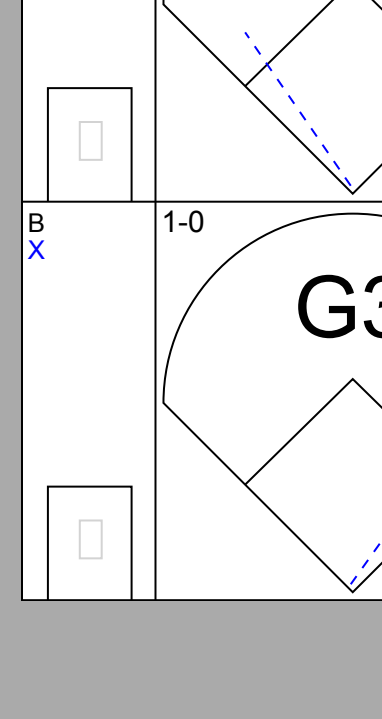
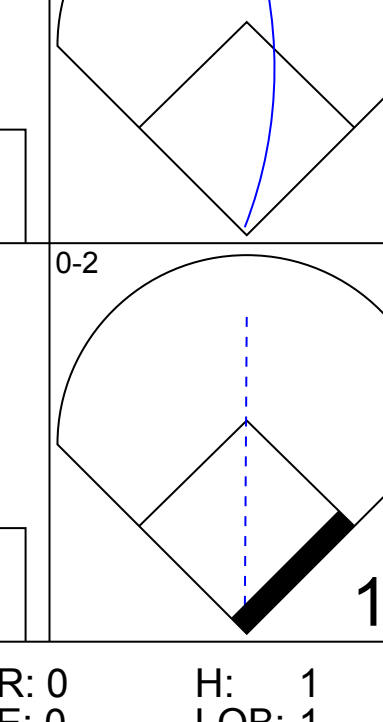
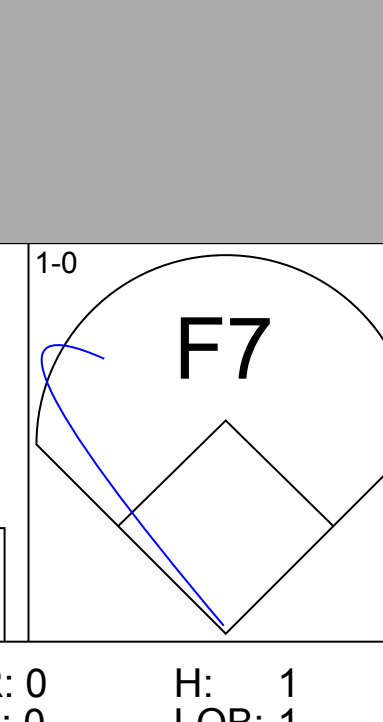
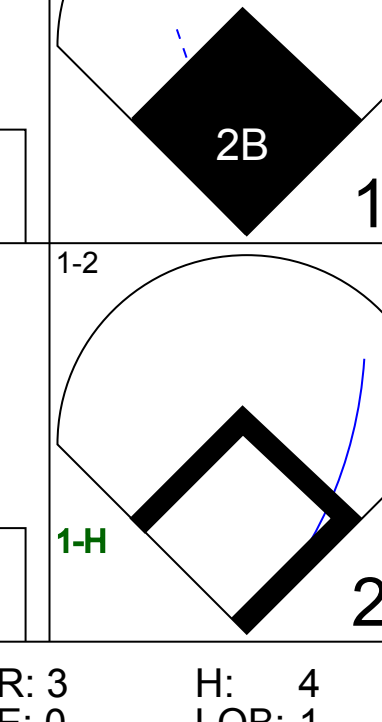
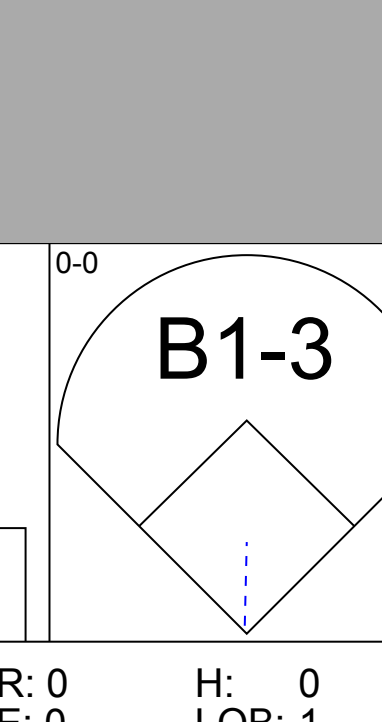
Batter	1	2	3	4	5	6	7	8	9	AB	R	H	RBI	BB	SO	LOB	TOP			
Steve Lyons, L (1,4) OBP: 0.364, SLG: 0.537	G5-3		1B			L7-4 PB BB		FC5-4 1B		3	0	2	0	1	0	0	Boston Red Sox @ Oakland Athletics Oakland-Alameda County Coliseum, Oakland, CA Sun Jun 09 1991, 3:33 AM PDT Att: 44,595 - Cloudy - 66 F			
Carlos Quintana, R (1,3) OBP: 0.345, SLG: 0.374	L3		G1-3			P3		FC5-4 1-2		4	0	0	0	0	0	4				
Wade Boggs, L (1,5) OBP: 0.478, SLG: 0.439	G6-3					L7-4 1-3			L9	4	0	0	0	0	0	1				
Tom Brunansky, R (1,9) OBP: 0.284, SLG: 0.421									G5-3	4	0	0	0	0	1	0				
Mike Greenwell, L (1,7) OBP: 0.351, SLG: 0.430	G3-1								G4-3 FC5-4 1B	4	0	2	0	0	0	0				
Ellis Burks, R (1,8) OBP: 0.320, SLG: 0.355	P2								FC5-4 1-2	4	0	0	0	0	0	2				
Phil Plantier, L (1,10) OBP: 0.273, SLG: 0.200										3	0	0	0	0	1	1				
Tony Peña, R (1,2) OBP: 0.314, SLG: 0.366										3	0	1	0	0	0	0				
John Marzano, R (8,2) OBP: 0.280, SLG: 0.360										0	0	0	0	0	0	0				
Luis Rivera, R (1,6) OBP: 0.350, SLG: 0.452										2	0	0	0	0	0	1				
Mike Brumley, S (6,6) OBP: 0.050, SLG: 0.050										1	0	0	0	0	0	0				
Inning Stats	R: 0 E: 0 K: 0 S: 9	H: 0 LOB: 0 BB: 0 P: 11	R: 0 E: 0 K: 1 S: 8	H: 0 LOB: 0 BB: 0 P: 11	R: 0 E: 0 K: 0 S: 9	H: 2 LOB: 2 BB: 0 P: 11	R: 0 E: 0 K: 0 S: 6	H: 1 LOB: 1 BB: 0 P: 8	R: 0 E: 0 K: 0 S: 7	H: 0 LOB: 0 BB: 0 P: 10	R: 0 E: 0 K: 1 S: 11	H: 0 LOB: 1 BB: 0 P: 13	R: 0 E: 0 K: 0 S: 15	H: 1 LOB: 1 BB: 0 P: 23	R: 0 E: 0 K: 0 S: 7	H: 1 LOB: 1 BB: 0 P: 12	1B: 5 2B: 1 3B: 0 HR: 0	SF: 0 SAC: 0 DP: 1 HBP: 0	WP: 0 PB: 1 SB: 0 CS: 0	PA: 33
PITCHER Bob Welch, R (1,1) ERA: 3.3	IP: 9.0 WLS: W BF: 33 H: 5 R: 0 ER: 0 SO: 2 BB: 1 IBB: 0 HBP: 0 BLK: 0 WP: 0 HR: 0 S: 80 P: 117 ERA: 0.00 WHIP: 0.667											PITCHER	IP: 9.0 WLS: W BF: 33 H: 5 R: 0 ER: 0 SO: 2 BB: 1 IBB: 0 HBP: 0 BLK: 0 WP: 0 HR: 0 S: 80 P: 117 ERA: 0.00 WHIP: 0.667							

Batter	1	2	3	4	5	6	7	8	9	AB	R	H	RBI	BB	SO	LOB	BOTTOM			
Rickey Henderson, R (1,7) OBP: 0.401, SLG: 0.336	P4									3	1	1	0	1	0	0	Boston Red Sox @ Oakland Athletics Oakland-Alameda County Coliseum, Oakland, CA Sun Jun 09 1991, 3:33 AM PDT Att: 44,595 - Cloudy - 66 F			
Mike Bordick, R (8,4)										1	0	0	0	0	0	0				
Dave Henderson, R (1,8) OBP: 0.403, SLG: 0.618										4	1	2	0	0	1	3				
Willie Wilson, S (7,8) OBP: 0.258, SLG: 0.309										1	0	0	0	0	0	0				
Jose Canseco, R (1,9) OBP: 0.355, SLG: 0.435										3	2	1	0	2	0	1				
Harold Baines, L (1,10) OBP: 0.417, SLG: 0.549										3	2	2	3	1	1	0				
Troy Amler, R (8,PH) OBP: 0.091, SLG: 0.091										1	0	0	0	0	0	1				
Mark McGwire, R (1,3) OBP: 0.383, SLG: 0.374										4	1	1	1	0	1	3				
Terry Steinbach, R (1,2) OBP: 0.346, SLG: 0.432										3	1	2	0	1	1	0				
Vance Law, R (1,5) OBP: 0.311, SLG: 0.368										4	0	2	2	0	2	1				
Mike Gallego, R (1,6) OBP: 0.355, SLG: 0.325										3	0	1	0	1	0	2				
Lance Blankenship, R (1,4) OBP: 0.349, SLG: 0.351										4	0	1	0	0	0	4				
Inning Stats	R: 3 E: 0 K: 0 S: 16	H: 5 LOB: 3 BB: 1 P: 31	R: 1 E: 0 K: 1 S: 14	H: 2 LOB: 0 BB: 0 P: 18	R: 1 E: 0 K: 1 S: 16	H: 3 LOB: 3 BB: 1 P: 30	R: 2 E: 0 K: 0 S: 18	H: 1 LOB: 1 BB: 3 P: 32	R: 0 E: 0 K: 1 S: 10	H: 0 LOB: 0 BB: 0 P: 14	R: 1 E: 0 K: 2 S: 10	H: 1 LOB: 0 BB: 0 P: 12	R: 0 E: 0 K: 1 S: 6	H: 1 LOB: 0 BB: 0 P: 10	R: 0 E: 0 K: 0 S: 11	H: 0 LOB: 1 BB: 1 P: 18	1B: 8 2B: 3 3B: 0 HR: 2	SF: 0 SAC: 0 DP: 3 HBP: 0	WP: 1 PB: 0 SB: 2 CS: 0	PA: 40
PITCHER Tom Bolton, L (1,1) ERA: 4.63	IP: 1.0 WLS: L BF: 11 H: 7 R: 4 ER: 4 SO: 0 BB: 0 IBB: 0 HBP: 0 BLK: 0 WP: 1 HR: 0 S: 22 P: 40 ERA: 36.00 WHIP: 7.000											PITCHER Joe Hesketh, L (2,1) ERA: 4.19	IP: 3.0 WLS: 15 BF: 4 H: 3 R: 3 ER: 3 SO: 4 BB: 0 IBB: 0 HBP: 0 BLK: 0 WP: 0 HR: 1 S: 42 P: 71 ERA: 9.00 WHIP: 2.667							
PITCHER Dennis Lamp, R (5,1) ERA: 5.48	IP: 2.0 WLS: 7 BF: 1 H: 1 R: 1 ER: 1 SO: 0 BB: 0 IBB: 0 HBP: 0 BLK: 0 WP: 0 HR: 1 S: 20 P: 26 ERA: 4.50 WHIP: 0.500											PITCHER Tony Fossas, L (7,1) ERA: 3.06	IP: 2.0 WLS: 7 BF: 1 H: 0 R: 0 ER: 0 SO: 1 BB: 0 IBB: 0 HBP: 0 BLK: 0 WP: 0 HR: 0 S: 17 P: 28 ERA: 0.00 WHIP: 1.000							



Batter	1	2	3	4	5	6	7	8	9	AB R H RBI BB SO LOB	TOP												
Ellis Burks, R OBP: 0.322, SLG: 0.372 (1, 8)										5 2 2 1 0 1 3	Boston Red Sox @ Seattle Mariners The Kingdome, Seattle, WA Mon Jun 10 1991, 10:05 PM EDT Att: 32,082 - Dome - 70 F AB 31 R 6 H 7 RBI 6 BB 9 SO 9 LOB 18 												
Carlos Quintana, R OBP: 0.356, SLG: 0.411 (1, 3)										3 2 2 4 2 1 0													
Wade Boggs, L OBP: 0.373, SLG: 0.431 (1, 5)										4 0 0 0 1 1 3													
Tom Brunansky, R OBP: 0.282, SLG: 0.412 (1, 9)										4 0 0 0 1 2 3													
Kevin Romine, R OBP: 0.313, SLG: 0.333 (1, 7)										4 0 1 0 0 0 1													
Jack Clark, R OBP: 0.349, SLG: 0.314 (1, 10)										3 1 1 1 1 1 1													
Phil Plantier, L OBP: 0.273, SLG: 0.200 (8, PR)										0 0 0 0 0 0 0													
Tony Peña, R OBP: 0.313, SLG: 0.360 (1, 2)										3 0 0 0 1 2 1													
Luis Rivera, R OBP: 0.355, SLG: 0.443 (1, 6)										2 1 0 0 2 1 2													
Mike Brumley, S OBP: 0.125, SLG: 0.087 (1, 4)										3 0 1 0 1 0 4													
Inning Stats	R: 1 E: 0 K: 3 S: 10	H: 1 LOB: 0 BB: 0 P: 15	R: 0 E: 0 K: 1 S: 9	H: 0 LOB: 2 BB: 2 P: 20	R: 0 E: 0 K: 2 S: 14	H: 0 LOB: 1 BB: 1 P: 22	R: 0 E: 0 K: 1 S: 9	H: 1 LOB: 0 BB: 0 P: 13	R: 2 E: 0 K: 0 S: 8	H: 1 LOB: 1 BB: 3 P: 27	R: 1 E: 0 K: 0 S: 8	H: 1 LOB: 0 BB: 0 P: 16	R: 2 E: 0 K: 0 S: 9	H: 2 LOB: 1 BB: 1 P: 18	R: 0 E: 0 K: 2 S: 13	H: 0 LOB: 2 BB: 1 P: 22	R: 0 E: 0 K: 0 S: 6	H: 1 LOB: 1 BB: 1 P: 13	1B: 3 2B: 0 3B: 0 HR: 4	SF: 0 SAC: 0 DP: 3 HBP: 0	WP: 1 PB: 0 SB: 1 CS: 1	PA: 40	
PITCHER	IP WLS BF H R ER SO BB IBB HBP BLK WP HR S P ERA WHIP											PITCHER	IP WLS BF H R ER SO BB IBB HBP BLK WP HR S P ERA WHIP										
Randy Johnson, L ERA: 4.86 (1, 1)	4.2 L 21 3 3 3 7 6 0 0 0 0 0 2 47 92 5.79 1.929																						
Pat Rice, R ERA: 1.53 (5, 1)	1.2 8 3 3 3 0 0 0 0 0 0 2 15 27 16.20 1.800																						
Rob Murphy, L ERA: 2.08 (7, 1)	1.2 7 0 0 0 2 2 0 0 0 0 1 0 18 34 0.00 1.200																						
Dave Burba, R ERA: 3.0 (9, 1)	1.0 4 1 0 0 0 1 0 0 0 0 0 0 6 13 0.00 2.000																						

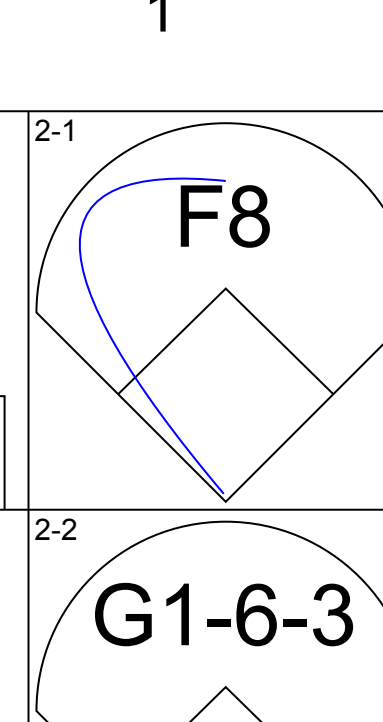
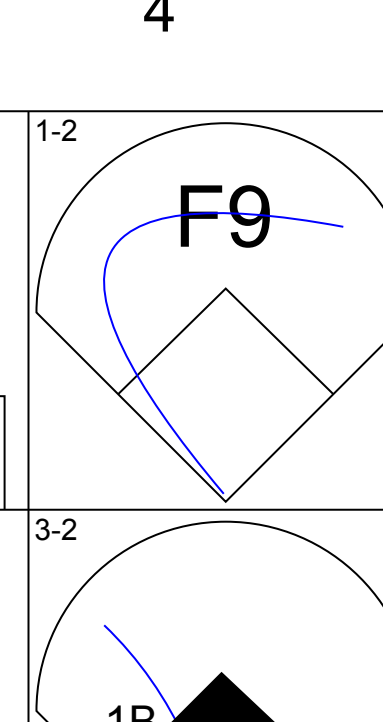
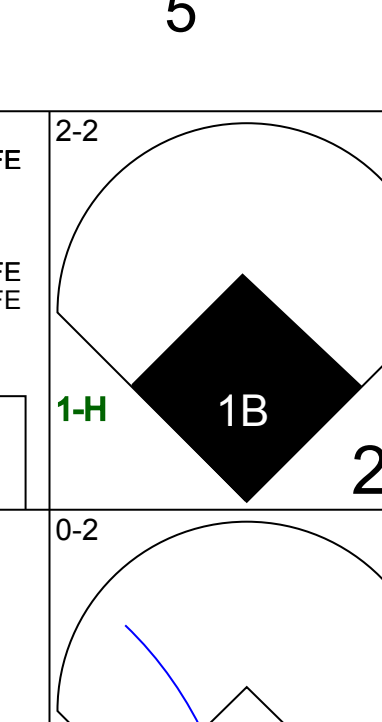
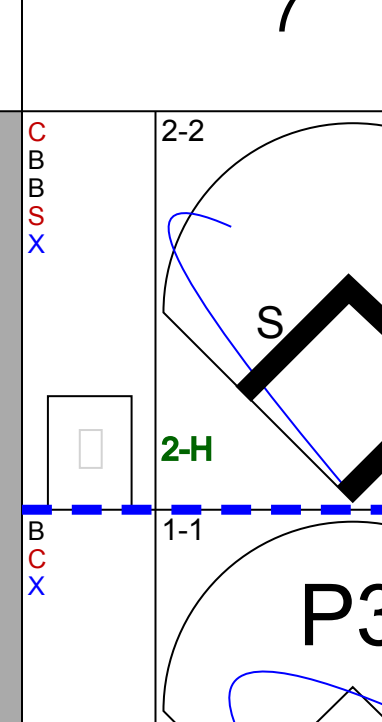
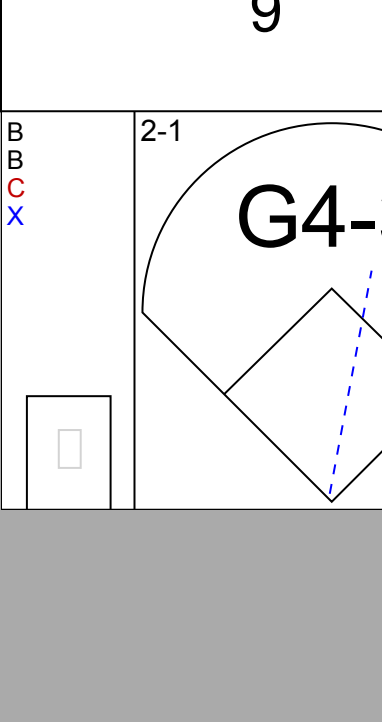
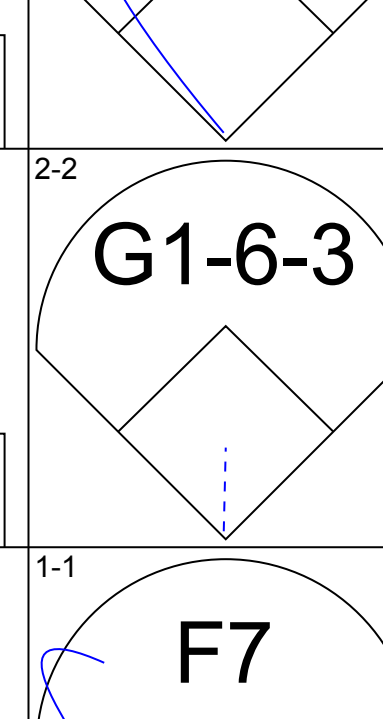
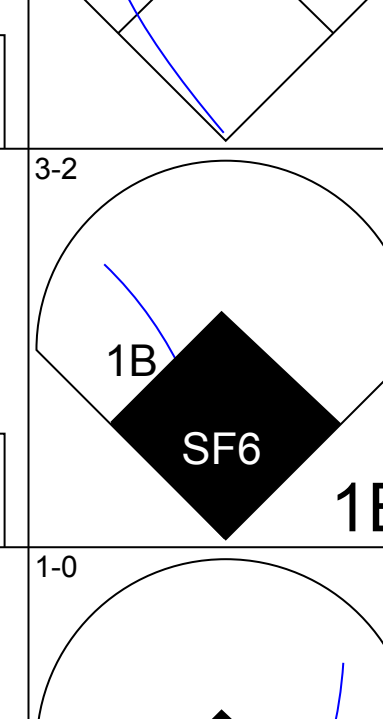
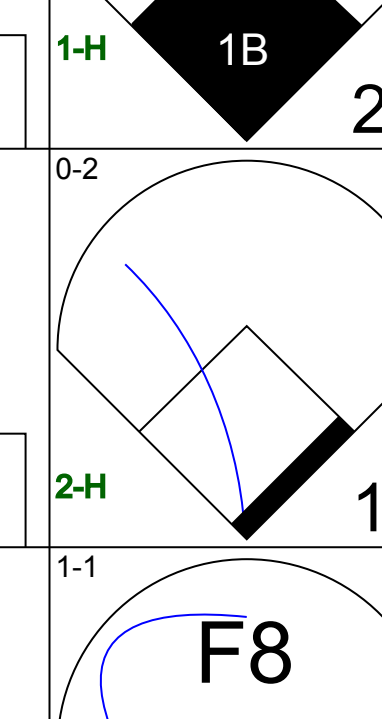
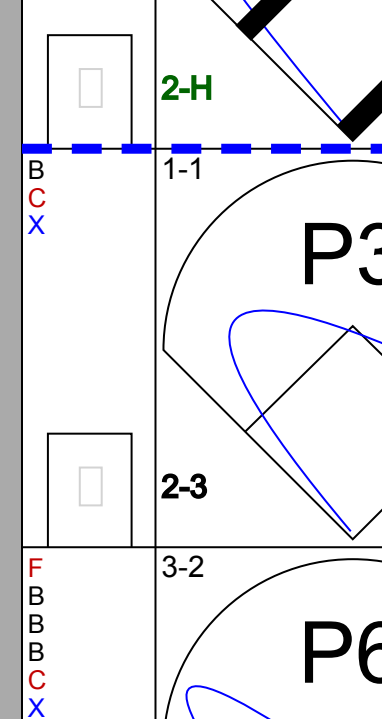
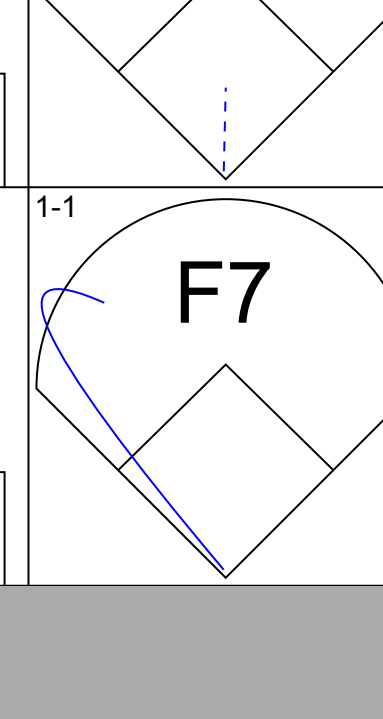
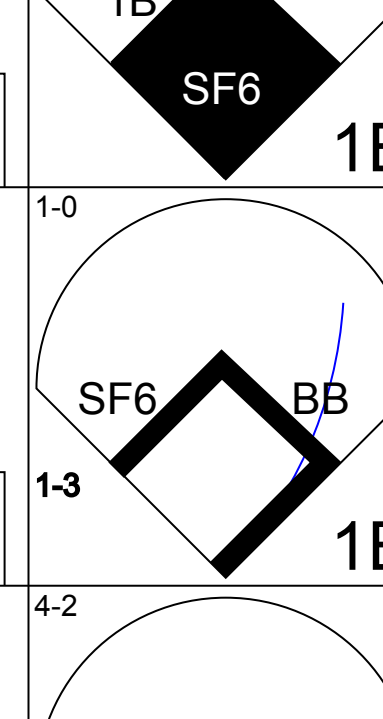
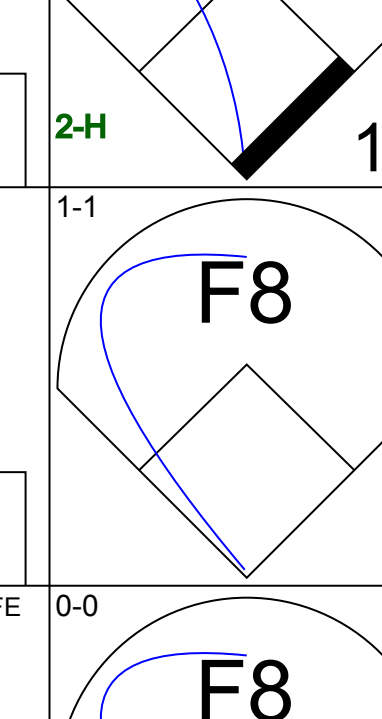
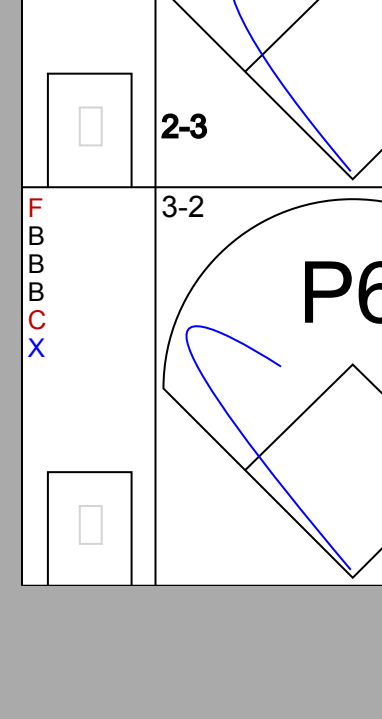

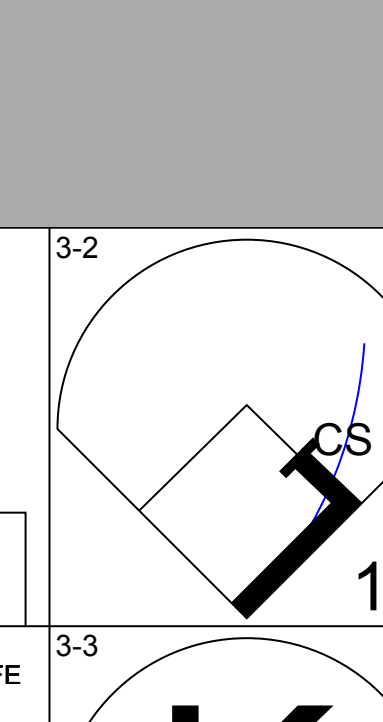
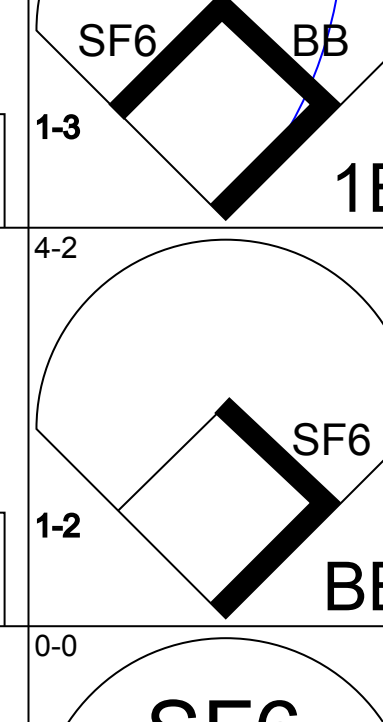
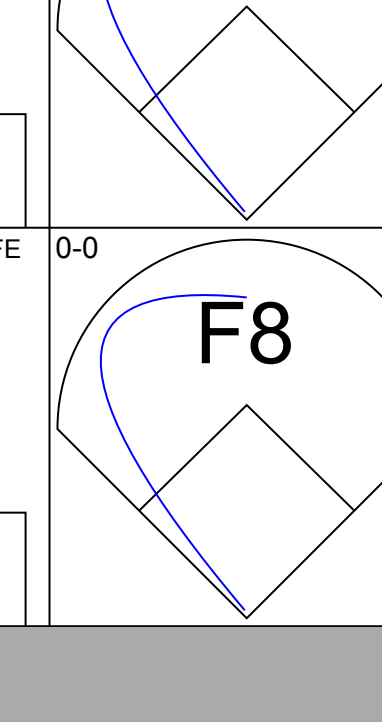
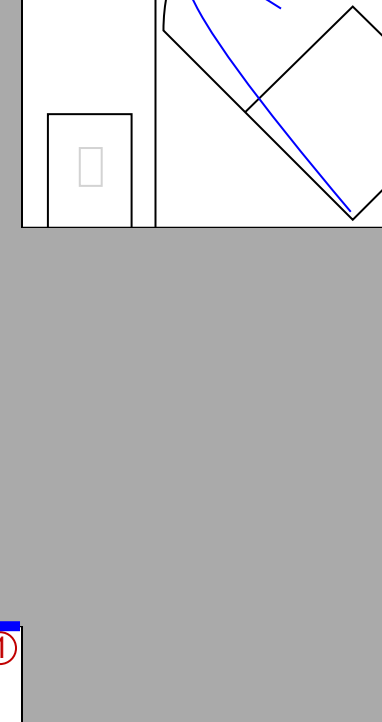

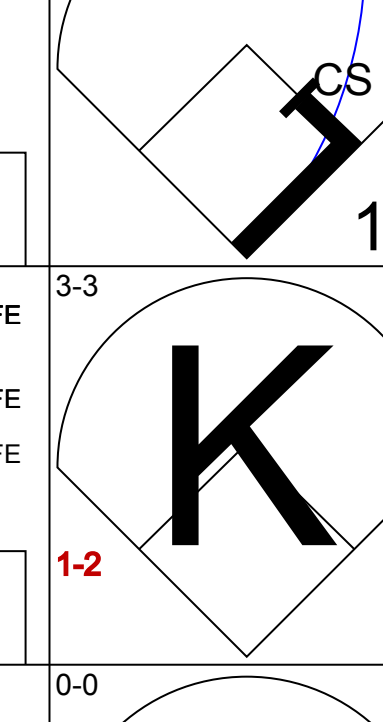
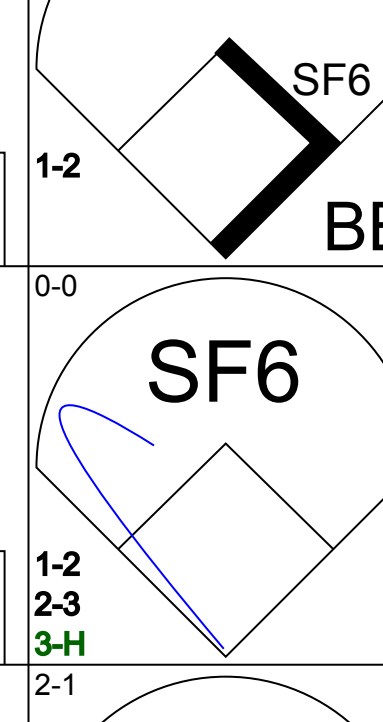
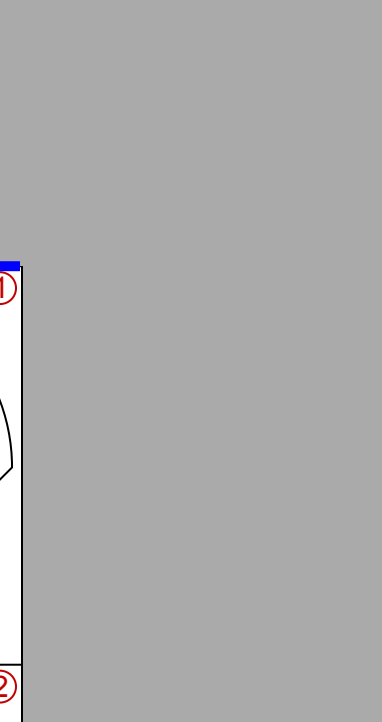

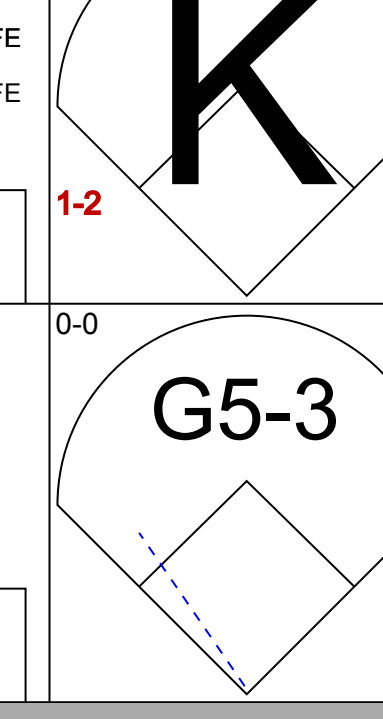
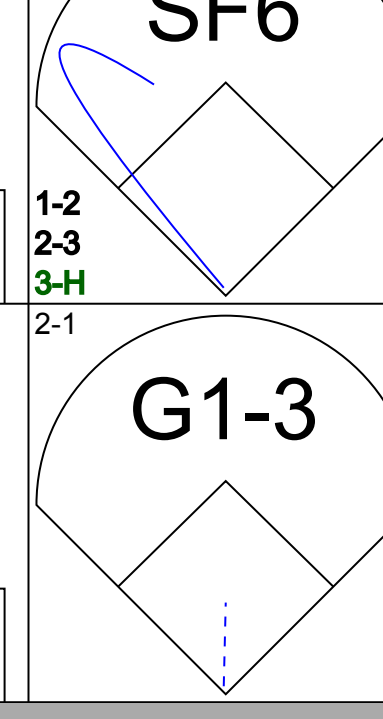


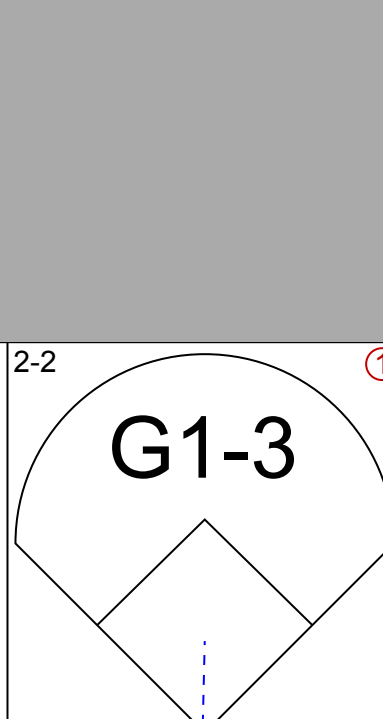
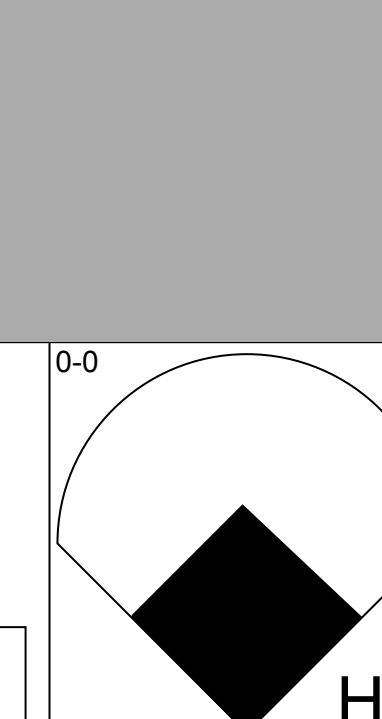

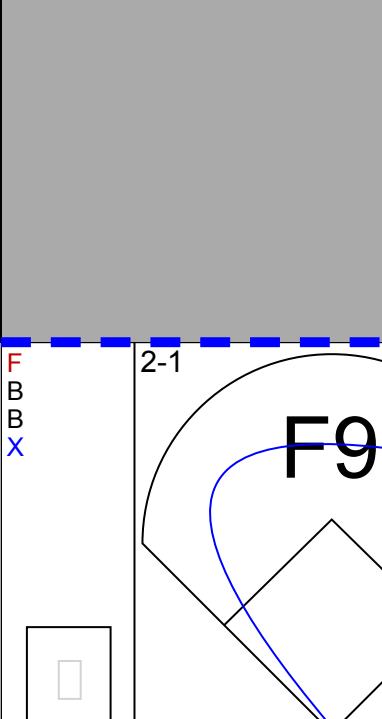
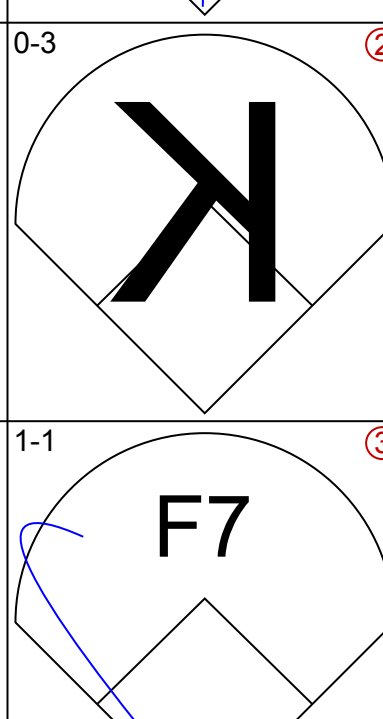
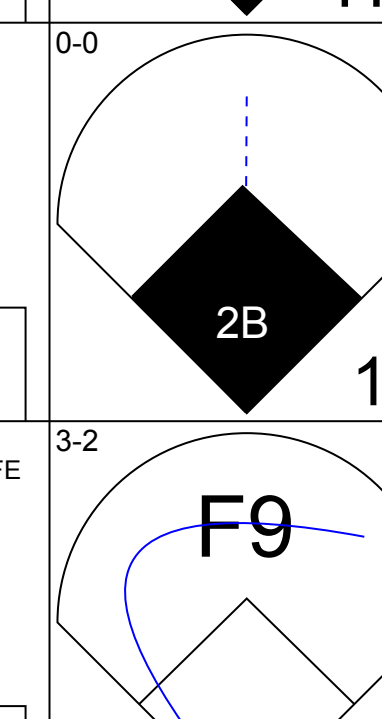
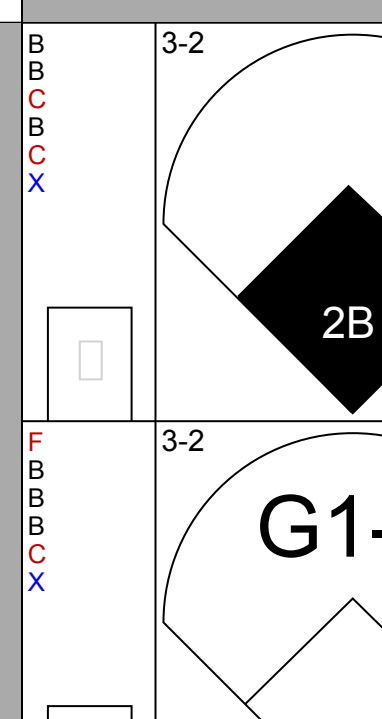
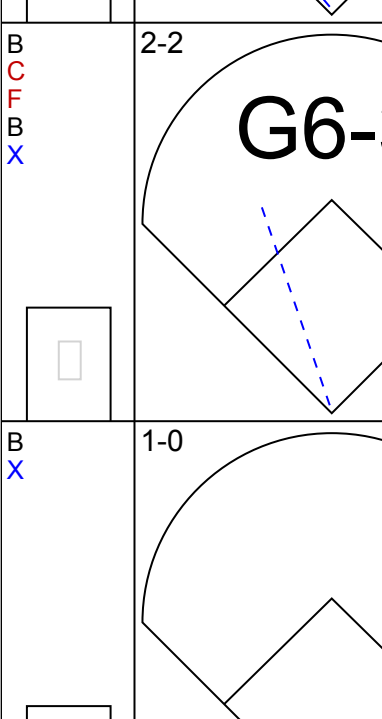
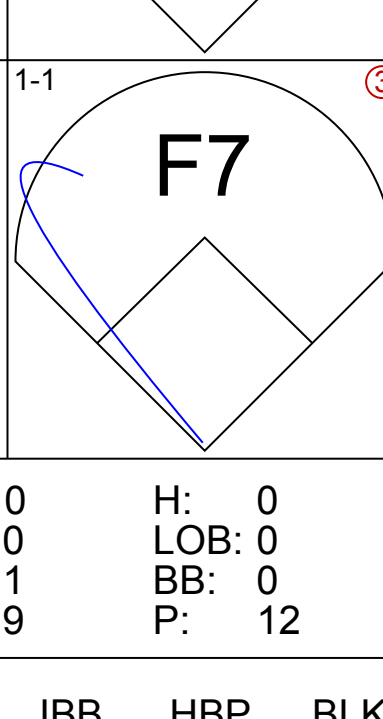
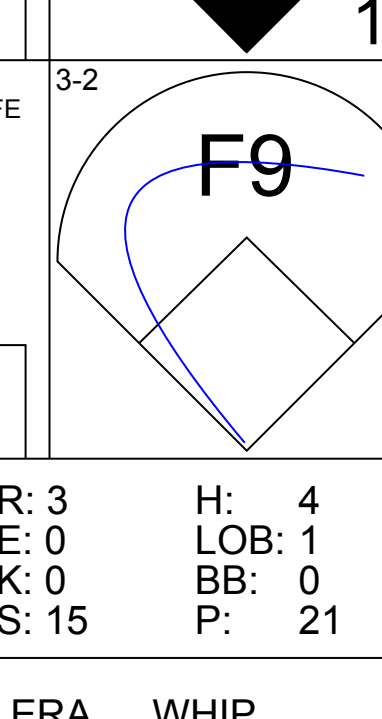
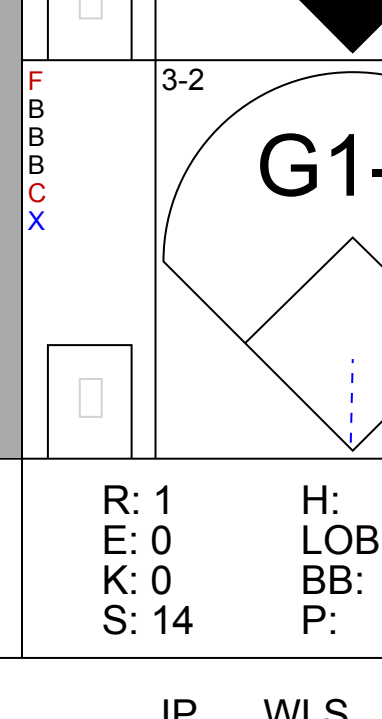
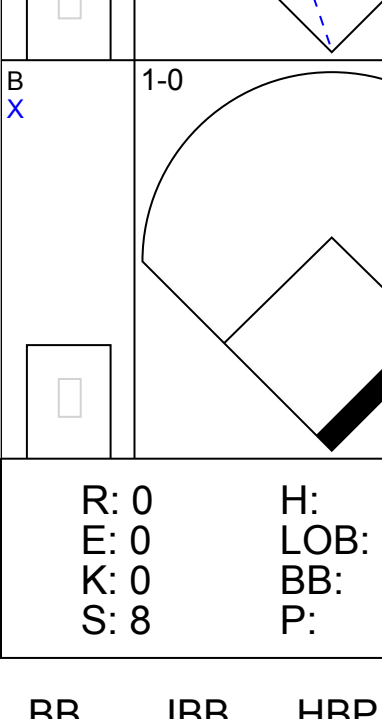
Batter	1	2	3	4	5	6	7	8	9	AB R H RBI BB SO LOB	BOTTOM												
Harold Reynolds, S OBP: 0.368, SLG: 0.382 (1, 4)										5 0 2 0 0 1 0	Boston Red Sox @ Seattle Mariners The Kingdome, Seattle, WA Mon Jun 10 1991, 10:05 PM EDT Att: 32,082 - Dome - 70 F AB 35 R 2 H 9 RBI 2 BB 2 SO 9 LOB 18 												
Edgar Martinez, R OBP: 0.453, SLG: 0.451 (1, 5)										3 0 1 1 1 1 1													
Ken Griffey Jr., L OBP: 0.373, SLG: 0.452 (1, 8)										4 0 1 0 0 1 4													
Pete O'Brien, L OBP: 0.289, SLG: 0.384 (8, PH)										3 0 0 0 0 1 4													
Alonzo Powell, R OBP: 0.160, SLG: 0.240 (9, 3)										1 0 0 0 0 0 0													
Alvin Davis, L OBP: 0.313, SLG: 0.363 (8, PH)										3 0 1 0 0 0 0													
Tracy Jones, R OBP: 0.341, SLG: 0.461 (8, PH)										1 1 1 0 0 0 0													
Jay Buhner, R OBP: 0.352, SLG: 0.524 (1, 9)										4 0 1 0 0 2 1													
Greg Biley, L OBP: 0.272, SLG: 0.279 (1, 7)										3 0 1 0 0 1 2													
Henry Cotto, R OBP: 0.375, SLG: 0.489 (8, PH)										1 0 1 1 0 0 0													
Scott Bradley, L OBP: 0.197, SLG: 0.172 (1, 2)										3 0 0 0 0 1 3													
Dave Valle, R OBP: 0.275, SLG: 0.209 (8, PH)										1 0 0 0 0 1 1													
Omar Vizquel, S OBP: 0.281, SLG: 0.287 (1, 6)										3 1 0 0 1 0 2													
Inning Stats	R: 0 E: 0 K: 2 S: 13	H: 0 LOB: 1 BB: 1 P: 23	R: 0 E: 0 K: 1 S: 11	H: 2 LOB: 2 BB: 0 P: 20	R: 0 E: 0 K: 1 S: 7	H: 1 LOB: 0 BB: 0 P: 10	R: 0 E: 0 K: 2 S: 11	H: 1 LOB: 1 BB: 0 P: 16	R: 0 E: 0 K: 1 S: 18	H: 1 LOB: 2 BB: 0 P: 22	R: 0 E: 0 K: 1 S: 11	H: 0 LOB: 0 BB: 0 P: 16	R: 1 E: 0 K: 1 S: 9	H: 1 LOB: 1 BB: 1 P: 17	R: 1 E: 0 K: 1 S: 11	H: 2 LOB: 1 BB: 0 P: 16	R: 0 E: 0 K: 0 S: 5	H: 1 LOB: 0 BB: 0 P: 6	1B: 8 2B: 1 3B: 0 HR: 0	SF: 1 SAC: 0 DP: 1 HBP: 0	WP: 0 PB: 0 SB: 1 CS: 0	PA: 38	
PITCHER	IP WLS BF H R ER SO BB IBB HBP BLK WP HR S P ERA WHIP											PITCHER	IP WLS BF H R ER SO BB IBB HBP BLK WP HR S P ERA WHIP										
Mike Gardiner, R ERA: 4.42 (1, 1)	6.2 W 29 6 1 1 1 1 0 0 0 0 0 0 0 11 15 9.00 2.000																						
Tony Fossas, L ERA: 3.39 (7, 1)	1.0 5 2 1 1 1 0 0 0 0 0 0 0 8 10 0.00 0.750																						
Jeff Gray, R ERA: 2.55 (8, 1)	1.1 4 1 0 0 1 0 0 0 0 0 0 0 8 10 0.00 0.750																						

Batter	1	2	3	4	5	6	7	8	9	AB	R	H	RBI	BB	SO	LOB	TOP					
Steve Lyons, L OBP: 0.347, SLG: 0.500 (1, 4)										5	0	1	0	0	3	2						
Carlos Quintana, R OBP: 0.357, SLG: 0.407 (1, 3)										4	1	1	0	1	0	2						
Wade Boggs, L OBP: 0.409, SLG: 0.430 (1, 5)										5	1	1	1	1	0	3						
Mike Greenwell, L OBP: 0.352, SLG: 0.429 (1, 7)										5	2	2	0	0	2	2						
Jack Clark, R OBP: 0.350, SLG: 0.335 (1, 10)										5	1	2	2	0	0	2						
Ellis Burks, R OBP: 0.333, SLG: 0.408 (1, 8)										3	2	2	3	2	0	0						
Phil Plantier, L OBP: 0.231, SLG: 0.167 Kevin Romine, R OBP: 0.229, SLG: 0.303 (5, PH) (5, 9)										2	0	0	1	0	0	3						
Tony Peña, R OBP: 0.311, SLG: 0.357 (1, 2)										4	1	1	0	0	0	2						
Luis Rivera, R OBP: 0.359, SLG: 0.455 (1, 6)										4	0	2	1	0	0	0						
Inning Stats	R: 3 E: 0 K: 2 S: 19	H: 3 LOB: 1 BB: 1 P: 35	R: 0 E: 0 K: 1 S: 9	H: 1 LOB: 1 BB: 0 P: 9	R: 1 E: 0 K: 0 S: 10	H: 2 LOB: 2 BB: 1 P: 16	R: 0 E: 0 K: 0 S: 10	H: 1 LOB: 1 BB: 0 P: 14	R: 3 E: 0 K: 1 S: 17	H: 4 LOB: 1 BB: 0 P: 23	R: 0 E: 1 K: 1 S: 12	H: 0 LOB: 1 BB: 0 P: 16	R: 0 E: 0 K: 0 S: 4	H: 0 LOB: 0 BB: 0 P: 7	R: 0 E: 0 K: 0 S: 9	H: 0 LOB: 1 BB: 1 P: 17	R: 1 E: 0 K: 0 S: 8	H: 1 LOB: 0 BB: 0 P: 10	1B: 7 2B: 2 3B: 0 HR: 3	SF: 0 SAC: 0 DP: 0 HBP: 0	WP: 0 PB: 0 SB: 2 CS: 0	PA: 43
PITCHER	IP	WLS	BF	H	R	ER	SO	BB	IBB	HBP	BLK	WP	HR	S	P	ERA	WHIP					
Scott Bankhead, R ERA: 5.48 (1, 1)	4.0	L	21	7	4	4	3	2	0	0	0	0	1	48	74	9.00	2.250					
Russ Swan, L ERA: 2.97 (5, 1)	1.2		10	4	3	3	2	0	0	0	0	0	1	27	36	16.20	2.400					
Bill Swift, R ERA: 2.9 (6, 1)	2.0		7	0	0	0	0	1	0	0	0	0	0	10	19	0.00	0.500					
Rob Murphy, L ERA: 2.01 (8, 1)	0.2		2	0	0	0	0	0	0	0	0	0	0	7	10	0.00	0.000					
Michael Jackson, R ERA: 2.19 (9, 1)	0.2		3	1	1	1	0	0	0	0	0	0	1	6	8	13.50	1.500					

Boston Red Sox @ Seattle Mariners
The Kingdom, Seattle, WA
Tue Jun 11 1991, 10:05 PM EDT
Att: 20,833 - Dome - 70 F

AB 40
R 8
H 12
RBI 8
BB 3
SO 5
LOB 16



Batter	1	2	3	4	5	6	7	8	9	AB	R	H	RBI	BB	SO	LOB	BOTTOM					
Harold Reynolds, S OBP: 0.368, SLG: 0.391 (1, 4)											5	1	2	2	0	1						
Edgar Martinez, R OBP: 0.454, SLG: 0.452 (1, 5)											4	1	2	1	0	1						
Ken Griffey Jr., L OBP: 0.371, SLG: 0.447 (1, 8)											4	0	1	0	0	2						
Pete O'Brien, L OBP: 0.293, SLG: 0.383 (1, 3)											3	0	1	0	1	1						
Alvin Davis, L OBP: 0.307, SLG: 0.356 (1, 10)											3	0	0	1	0	1						
Alonzo Powell, R OBP: 0.143, SLG: 0.214 Greg Biley, L OBP: 0.270, SLG: 0.277 (8, PH) (9, 7)											3	0	0	0	0	2						
Jay Buhner, R OBP: 0.349, SLG: 0.541 (1, 9)											4	1	1	1	0	1						
Omar Vizquel, S OBP: 0.287, SLG: 0.299 (1, 6)											4	2	2	0	0	1						
Dave Valle, R OBP: 0.271, SLG: 0.206 Scott Bradley, L OBP: 0.206, SLG: 0.183 (1, 2) (6, 2)											2	0	0	0	0	1						
Inning Stats	R: 0 E: 0 K: 0 S: 8	H: 0 LOB: 0 BB: 0 P: 13	R: 0 E: 0 K: 1 S: 8	H: 1 LOB: 0 BB: 0 P: 14	R: 0 E: 0 K: 1 S: 9	H: 0 LOB: 0 BB: 0 P: 12	R: 1 E: 0 K: 0 S: 13	H: 2 LOB: 2 BB: 1 P: 24	R: 3 E: 0 K: 0 S: 15	H: 4 LOB: 1 BB: 0 P: 21	R: 0 E: 0 K: 1 S: 9	H: 0 LOB: 0 BB: 0 P: 13	R: 1 E: 0 K: 0 S: 14	H: 2 LOB: 1 BB: 0 P: 26	R: 0 E: 0 K: 0 S: 6	H: 0 LOB: 0 BB: 0 P: 8	R: 0 E: 0 K: 0 S: 8	H: 1 LOB: 1 BB: 0 P: 15	1B: 6 2B: 4 3B: 0 HR: 1	SF: 1 SAC: 0 DP: 1 HBP: 0	WP: 0 PB: 0 SB: 1 CS: 1	PA: 37
PITCHER	IP	WLS	BF	H	R	ER	SO	BB	IBB	HBP	BLK	WP	HR	S	P	ERA	WHIP					
Danny Darwin, R ERA: 5.27 (1, 1)	5.0	W	22	7	4	4	2	1	0	0	0	0	0	18	30	6.75	1.600					
Dennis Lamp, R ERA: 5.55 (6, 1)	1.1		6	2	1	1	1	0	0	0	0	0	0	11	17	0.00	0.000					
Jeff Gray, R ERA: 2.43 (7, 1)	1.2		5	0	0	0	0	0	0	0	0	0	0	8	15	0.00	1.000					
Jeff Reardon, R ERA: 3.27 (9, 1)	1.0	S	4	1	0	0	0	0	0	0	0	0	0	8	15	0.00	1.000					

Boston Red Sox @ Seattle Mariners
The Kingdom, Seattle, WA
Tue Jun 11 1991, 10:05 PM EDT
Att: 20,833 - Dome - 70 F

AB 35
R 5
H 10
RBI 5
BB 1
SO 3
LOB 10



Batter	1	2	3	4	5	6	7	8	9	AB	R	H	RBI	BB	SO	LOB	TOP										
Ellis Burks, R OBP: 0.327, SLG: 0.400 (1, 8)	F7		G4-3			G4-3			E6	4	1	0	0	0	0	1	Boston Red Sox @ Seattle Mariners The Kingdom, Seattle, WA Wed Jun 12 1991, 6:33 AM EDT Att: 19,641 - Dome - 70 F										
Carlos Quintana, R OBP: 0.359, SLG: 0.406 (1, 3)	G5-3					G5-3			2B	3	1	1	0	1	0	0											
Wade Boggs, L OBP: 0.406, SLG: 0.431 (1, 5)	F7		F7			K			1B	4	0	1	1	0	1	1											
Tom Brunansky, R OBP: 0.278, SLG: 0.406 (1, 9)		F8				F9			1B	3	0	0	0	0	0	0											
Phil Plantier, L OBP: 0.296, SLG: 0.231 (9, PH)									1B	1	0	1	1	0	0	0											
Mike Greenwell, L OBP: 0.351, SLG: 0.426 (1, 7)		S				G6-3			K	4	1	1	0	0	1	2											
Jack Clark, R OBP: 0.348, SLG: 0.329 (1, 10)		1B				L8			K	3	0	0	0	1	1	2											
John Marzano, R OBP: 0.250, SLG: 0.333 (1, 2)		SF9				G6-3			K	2	0	0	1	0	0	0											
Tony Peña, R OBP: 0.310, SLG: 0.355 (9, PH)		2H							K	1	0	0	0	0	1	2											
Luis Rivera, R OBP: 0.351, SLG: 0.442 (1, 6)		P4				G4-3			P4	3	0	0	0	0	0	1											
Mike Brumley, S OBP: 0.154, SLG: 0.120 (1, 4)						K			P3	2	0	1	0	0	1	0											
Kevin Romine, R OBP: 0.222, SLG: 0.294 (8, PH)										1	0	0	0	0	0	0											
Steve Lyons, L OBP: 0.347, SLG: 0.500 (8, 4)										0	0	0	0	0	0	0											
Inning Stats	R: 0 E: 0 K: 0 S: 6	H: 0 LOB: 0 BB: 0 P: 12	R: 1 E: 0 K: 0 S: 16	H: 1 LOB: 1 BB: 1 P: 31	R: 0 E: 0 K: 0 S: 10	H: 1 LOB: 1 BB: 1 P: 19	R: 0 E: 0 K: 0 S: 12	H: 0 LOB: 0 BB: 0 P: 18	R: 0 E: 0 K: 1 S: 7	H: 0 LOB: 0 BB: 0 P: 10	R: 0 E: 0 K: 1 S: 10	H: 0 LOB: 0 BB: 0 P: 15	R: 0 E: 0 K: 0 S: 8	H: 0 LOB: 0 BB: 0 P: 13	R: 0 E: 0 K: 0 S: 4	H: 0 LOB: 0 BB: 0 P: 4	R: 2 E: 1 K: 3 S: 14	H: 3 LOB: 2 BB: 0 P: 18	1B: 4 2B: 1 3B: 0 HR: 0	SF: 1 SAC: 0 DP: 1 HBP: 0	WP: 0 PB: 0 SB: 1 CS: 0	PA: 34					
PITCHER	IP	WLS	BF	H	R	ER	SO	BB	IBB	HBP	BLK	WP	HR	S	P	ERA	WHIP										
Bill Krueger, L ERA: 4.14 (1, 1)	8.0	W	30	4	3	2	2	2	0	0	0	0	0	76	125	2.25	0.750										
Bill Swift, R ERA: 2.5 (9, 1)	0.0		1	1	0	0	0	0	0	0	0	0	0	2	3	∞	∞										
Rob Murphy, L ERA: 1.99 (9, 1)	0.1	S	2	0	0	0	1	0	0	0	0	0	0	3	5	0.00	0.000										
Michael Jackson, R ERA: 2.15 (9, 1)	0.2	S	2	0	0	0	2	0	0	0	0	0	0	6	7	0.00	0.000										

AB 31
R 3
H 5
RBI 3
BB 2
SO 5
LOB 9



Batter	1	2	3	4	5	6	7	8	9	AB	R	H	RBI	BB	SO	LOB	BOTTOM										
Harold Reynolds, S OBP: 0.374, SLG: 0.392 (1, 4)	HR		F9							2	2	1	0	1	0	0	Boston Red Sox @ Seattle Mariners The Kingdom, Seattle, WA Wed Jun 12 1991, 6:33 AM EDT Att: 19,641 - Dome - 70 F										
Edgar Martinez, R OBP: 0.450, SLG: 0.447 (1, 5)										2	0	0	0	0	2	1											
Jeff Schaefer, R OBP: 0.230, SLG: 0.259 (4, 5)										2	1	1	2	0	0	1											
Ken Griffey Jr., L OBP: 0.378, SLG: 0.466 (1, 8)										3	1	2	3	1	0	1											
Tracy Jones, R OBP: 0.349, SLG: 0.481 (1, 7)										1	0	1	0	0	0	0											
Greg Briley, R OBP: 0.295, SLG: 0.271 (1, PR)										3	0	0	0	0	2	2											
Pete O'Brien, L OBP: 0.292, SLG: 0.381 (1, 3)										4	0	1	0	0	1	1											
Alvin Davis, L OBP: 0.300, SLG: 0.348 (1, 10)										4	0	0	0	0	1	2											
Jay Buhner, R OBP: 0.354, SLG: 0.532 (1, 9)										2	1	0	0	2	1	2											
Scott Bradley, L OBP: 0.200, SLG: 0.177 (1, 2)										2	0	0	0	0	0	0											
Dave Valle, R OBP: 0.269, SLG: 0.205 (8, 2)										1	0	0	0	0	0	1											
Omar Vizquel, S OBP: 0.281, SLG: 0.293 (1, 6)										3	0	0	0	0	0	1											
Inning Stats	R: 2 E: 0 K: 2 S: 15	H: 3 LOB: 2 BB: 0 P: 24	R: 0 E: 0 K: 0 S: 5	H: 0 LOB: 0 BB: 0 P: 8	R: 0 E: 0 K: 2 S: 8	H: 0 LOB: 1 BB: 1 P: 16	R: 0 E: 0 K: 1 S: 6	H: 0 LOB: 0 BB: 0 P: 9	R: 0 E: 0 K: 0 S: 11	H: 1 LOB: 1 BB: 0 P: 15	R: 0 E: 0 K: 1 S: 7	H: 0 LOB: 0 BB: 0 P: 12	R: 3 E: 0 K: 1 S: 10	H: 2 LOB: 1 BB: 2 P: 20	R: 0 E: 0 K: 0 S: 10	H: 0 LOB: 1 BB: 1 P: 15	R: 0 E: 0 K: 0 S: 10	H: 0 LOB: 1 BB: 1 P: 15	1B: 3 2B: 1 3B: 1 HR: 1	SF: 0 SAC: 1 DP: 0 HBP: 1	WP: 0 PB: 0 SB: 0 CS: 0	PA: 35					
PITCHER	IP	WLS	BF	H	R	ER	SO	BB	IBB	HBP	BLK	WP	HR	S	P	ERA	WHIP										
Greg Harris, R ERA: 4.36 (1, 1)	6.2	L	29	5	5	5	6	2	1	1	0	0	0	4	4	0.00	3.000										
Tony Fossas, L ERA: 3.32 (7, 1)	0.1		2	1	0	0	1	0	0	0	0	0	0	4	4	0.00	3.000										
Tom Bolton, L ERA: 4.55 (8, 1)	1.0		4	0	0	0	0	1	0	0	0	0	0	10	15	0.00	1.000										

AB 29
R 5
H 6
RBI 5
BB 4
SO 7
LOB 12



Batter	1	2	3	4	5	6	7	8	9	AB	R	H	RBI	BB	SO	LOB	TOP								
Luis Polonia, L OBP: 0.357, SLG: 0.379	0-3 K			1-2 G4-3	3-2 L7			1-0 FC5-4 1B		4	0	1	0	0	1	1	California Angels @ Boston Red Sox Fenway Park, Boston, MA Sat Jun 15 1991, 3:33 AM EDT Att: 32,591 - Cloudy - 89 F								
Donnie Hill, S OBP: 0.376, SLG: 0.394	3-2 F8			2-1 G4-6-3 1B		4-2 G1-6-3 BB		2-1 FC5-4 1-2		3	0	1	0	1	0	1									
Wally Joyner, L OBP: 0.388, SLG: 0.484 Bobby Rose, R OBP: 0.217, SLG: 0.318	0-0 F7			2-0 G4-6-3 1-2		1-0 G1-6-3 1-2		1-0 WP 2B		3	0	0	0	0	0	2									
Dave Winfield, R OBP: 0.322, SLG: 0.540 Jack Howell, L OBP: 0.353, SLG: 0.368		1-2 P4			2-2 E6 2B	1-0 G6-3		1-0 P5		3	1	0	0	0	0	0									
Dave Parker, L OBP: 0.251, SLG: 0.294		1-2 F8			2-2 2B		1-2 F8	2-1 P5		4	1	1	0	0	0	1									
Gary Gaetti, R OBP: 0.302, SLG: 0.413 Dave Gallagher, R OBP: 0.393, SLG: 0.352		0-0 F7			0-1 G5-3		1-1 F8	4-0		3	0	0	0	0	0	2									
Max Venable, L OBP: 0.246, SLG: 0.238			2-0 F9		0-1 1B 2B		0-2 P5	0-1 F7		4	1	1	2	0	0	2									
Ron Tingley, R OBP: 0.213, SLG: 0.273			0-3 K		1-1 F7			1-0 L6		3	0	0	0	0	1	1									
Dick Schofield, R OBP: 0.366, SLG: 0.320 Luis Sojo, R OBP: 0.238, SLG: 0.271			2-1 F9		1-1 1B			3-3 K		3	0	1	1	0	1	0									
										0	0	0	0	0	0	0									
Inning Stats	R: 0 E: 0 K: 1 S: 7	H: 0 LOB: 0 BB: 0 P: 10	R: 0 E: 0 K: 0 S: 8	H: 0 LOB: 0 BB: 0 P: 10	R: 0 E: 0 K: 1 S: 6	H: 0 LOB: 0 BB: 0 P: 10	R: 0 E: 0 K: 0 S: 8	H: 1 LOB: 1 BB: 1 P: 13	R: 3 E: 1 K: 0 S: 20	H: 3 LOB: 1 BB: 0 P: 29	R: 0 E: 0 K: 0 S: 4	H: 0 LOB: 0 BB: 1 P: 10	R: 0 E: 0 K: 0 S: 8	H: 0 LOB: 0 BB: 0 P: 10	R: 0 E: 0 K: 1 S: 9	H: 1 LOB: 1 BB: 0 P: 16	R: 0 E: 0 K: 0 S: 6	H: 1 LOB: 2 BB: 1 P: 14	1B: 3 2B: 3 3B: 0 HR: 0	SF: 0 SAC: 0 DP: 2 HBP: 0	WP: 1 PB: 0 SB: 0 CS: 0	PA: 34			
PITCHER	IP	WLS	BF	H	R	ER	SO	BB	IBB	HBP	BLK	WP	HR	S	P	ERA	WHIP								
Mike Gardiner, R ERA: 3.42	(1, 1)	8.0	W	29	5	3	1	3	1	0	0	0	0	70	108	1.12	0.750								
Jeff Plympton, R ERA:	(9, 1)	1.0		5	1	0	0	0	1	0	0	0	1	6	14	0.00	2.000								

Batter	1	2	3	4	5	6	7	8	9	AB	R	H	RBI	BB	SO	LOB	BOTTOM										
Jody Reed, R OBP: 0.306, SLG: 0.316				1-1 WP FC5-6-1 2B	2-2 F8		1-1 FC4-6 WP 1B SF7			4	2	2	0	1	0	2	California Angels @ Boston Red Sox Fenway Park, Boston, MA Sat Jun 15 1991, 3:33 AM EDT Att: 32,591 - Cloudy - 89 F										
Carlos Quintana, R OBP: 0.374, SLG: 0.420				4-0 FC5-2-5-1 BB		4-1 BB 1B SF9	2-0 WP 1B			3	2	3	3	2	0	0											
Ellis Burks, R OBP: 0.327, SLG: 0.414			0-0 K		0-0 FC5-2-5-1 G5-4-3	1-2 SF9 BB 1B	1-2 SF7			4	0	1	1	0	1	6											
Tom Brunansky, R OBP: 0.284, SLG: 0.399 Phil Plantier, L OBP: 0.297, SLG: 0.214	1 SAFE 4-2 BB 1B 2B BB	2-1 F9		4-0 G5-4-3		4-2 BB	1-2 L9			3	0	0	0	2	0	3											
Mike Greenwell, L OBP: 0.356, SLG: 0.426 Kevin Romine, R OBP: 0.216, SLG: 0.286	0-0 2B 1B	1-1 G3			1-0 HR 1B	0-0 P6		0-3 K		4	2	2	2	0	0	3											
Jack Clark, R OBP: 0.357, SLG: 0.374	1-2 2H 3H 1B	3-3 K			0-1 HR 1B	0-0 SF9		1-2 P2		3	2	1	3	1	1	0											
Tony Peña, R OBP: 0.353 John Marzano, R OBP: 0.241, SLG: 0.321	2-2 1B 2B		1-3 K		1-3 K	1-3 G1-3		2-1 G6-3		4	1	1	2	0	2	2											
Luis Rivera, R OBP: 0.362, SLG: 0.458	3-2 2B 1B		1-0 F8		2-0 1B 2B		1-0 FC4-6 1B 1B			4	3	3	1	0	0	0											
Mike Brumley, S OBP: 0.233, SLG: 0.241	2-1 1B 2B		1-0 F7		2-2 1B		1-1 FC4-6 1B			4	1	3	1	0	0	0											
										1B: 11 2B: 4 3B: 0 HR: 1	SF: 2 SAC: 0 DP: 1 HBP: 0	WP: 2 PB: 0 SB: 0 CS: 0	PA: 43														
PITCHER	IP	WLS	BF	H	R	ER	SO	BB	IBB	HBP	BLK	WP	HR	S	P	ERA	WHIP										
Chuck Finley, L ERA: 3.81	(1, 1)	0.2	L	9	6	7	7	1	2	0	0	0	0	1	1	28	53	7.36	1.909								
Jeff Robinson, R ERA: 4.24	(1, 1)	3.2		17	5	3	3	3	2	0	0	0	1	1	28	53	7.36	1.909									
Scott Bailes, L ERA: 3.24	(5, 1)	1.2		8	2	1	1	0	2	0	0	0	0	0	27	43	5.40	2.400									
Bob McClure, L ERA: 9.31	(7, 1)	1.0		6	3	2	2	0	0	0	0	0	1	0	12	21	18.00	3.000									
Bryan Harvey, R ERA: 0.99	(8, 1)	1.0		3	0	0	0	1	0	0	0	0	0	0	8	11	0.00	0.000									

AB	32
R	3
H	6
RBI	3
BB	2
SO	3
LOB	11



AB	35
R	13
H	16
RBI	13
BB	6
SO	5
LOB	16



Batter	1	2	3	4	5	6	7	8	9	AB	R	H	RBI	BB	SO	LOB	TOP										
Luis Polonia, L OBP: 0.352, SLG: 0.373	G3		FC6-4 G1-3-2		G6-3			G4-3		4	0	0	0	0	0	3	California Angels @ Boston Red Sox Fenway Park, Boston, MA Sun Jun 16 1991, 3:33 AM EDT Att: 32,433 - Overcast - 59 F										
Luis Sojo, R OBP: 0.232, SLG: 0.264 Wally Joyner, L OBP: 0.386, SLG: 0.482	P3		G1-3-2				G4-3	F9	3	0	0	0	0	0	1												
Gary Gaetti, R OBP: 0.301, SLG: 0.410	E6			K			F9	1B	4	0	1	0	0	1	0												
Dave Winfield, R OBP: 0.321, SLG: 0.532				G5-3			K		3	0	0	0	1	2	1												
Bobby Rose, R OBP: 0.222, SLG: 0.308	F9			G5-3				K	4	0	1	0	0	1	3												
Donnie Hill, S OBP: 0.368, SLG: 0.382		G2-3			G5-3		G4-6-3		3	0	0	0	0	0	1												
Dave Gallagher, R OBP: 0.391, SLG: 0.351		L8					F8		3	0	1	0	0	0	0												
Max Venable, L OBP: 0.250, SLG: 0.242			K						3	0	1	0	0	1	1												
John Orton, R OBP: 0.211, SLG: 0.263								G1-6-3	3	0	2	0	0	0	1												
Inning Stats	R: 0 E: 1 K: 0 S: 9	H: 0 LOB: 2 BB: 1 P: 18	R: 0 E: 0 K: 1 S: 7	H: 0 LOB: 0 BB: 0 P: 10	R: 0 E: 0 K: 0 S: 7	H: 1 LOB: 0 BB: 0 P: 11	R: 0 E: 0 K: 1 S: 8	H: 0 LOB: 0 BB: 0 P: 12	R: 0 E: 0 K: 0 S: 13	H: 2 LOB: 2 BB: 0 P: 19	R: 0 E: 0 K: 0 S: 8	H: 0 LOB: 0 BB: 0 P: 11	R: 0 E: 0 K: 0 S: 5	H: 1 LOB: 0 BB: 0 P: 9	R: 0 E: 0 K: 0 S: 4	H: 1 LOB: 0 BB: 0 P: 6	R: 0 E: 0 K: 2 S: 14	H: 1 LOB: 1 BB: 0 P: 19	1B: 6 2B: 1 3B: 0 HR: 0	SF: 0 SAC: 0 DP: 3 HBP: 0	WP: 0 PB: 0 SB: 1 CS: 0	PA: 32					
PITCHER	IP	WLS	BF	H	R	ER	SO	BB	IBB	HBP	BLK	WP	HR	S	P	ERA	WHIP										
Tom Bolton, L ERA: 4.01	(1, 1)	8.0	W 28	5	0	0	3	1	0	0	0	0	0	61	96	0.00	0.750										
Jeff Reardon, R ERA: 3.13	(9, 1)	1.0	S 4	1	0	0	2	0	0	0	0	0	0	14	19	0.00	1.000										

Batter	1	2	3	4	5	6	7	8	9	AB	R	H	RBI	BB	SO	LOB	BOTTOM										
Jody Reed, R OBP: 0.305, SLG: 0.315	F8		P6		F7		1B			4	0	1	0	0	0	2	California Angels @ Boston Red Sox Fenway Park, Boston, MA Sun Jun 16 1991, 3:33 AM EDT Att: 32,433 - Overcast - 59 F										
Carlos Quintana, R OBP: 0.381, SLG: 0.420	1B		FC6-4 BB		1B		L8		2	0	1	0	2	0	1												
Wade Boggs, L OBP: 0.409, SLG: 0.436	F7		FC6-4		1B		FC6-4		4	0	2	2	0	0	2												
Tom Brunansky, R OBP: 0.284, SLG: 0.396	1B		G5-3		K		FC6-4		4	0	1	0	0	1	4												
Mike Greenwell, L OBP: 0.354, SLG: 0.423	L7		G3-1		G4-3		G6-3 SH1-3		4	0	1	0	0	0	2												
Ellis Burks, R OBP: 0.323, SLG: 0.408		G6-3		P2		G6-3		SH1-3	3	0	0	0	0	0	0												
Jack Clark, R OBP: 0.360, SLG: 0.374		P9			BB 1B		G6-3		3	1	1	0	1	0	1												
Tony Peña, R OBP: 0.306, SLG: 0.347		G5-3		G6-3		P4		BB	3	0	0	0	1	0	2												
Luis Rivera, R OBP: 0.359, SLG: 0.447			L9		BB 1B		G6-3		3	1	0	0	1	1	2												
Inning Stats	R: 0 E: 0 K: 0 S: 10	H: 2 LOB: 2 BB: 0 P: 19	R: 0 E: 0 K: 0 S: 7	H: 0 LOB: 0 BB: 0 P: 12	R: 0 E: 0 K: 0 S: 4	H: 0 LOB: 1 BB: 1 P: 12	R: 0 E: 0 K: 0 S: 6	H: 0 LOB: 0 BB: 0 P: 11	R: 2 E: 0 K: 1 S: 14	H: 2 LOB: 2 BB: 2 P: 29	R: 0 E: 0 K: 0 S: 7	H: 0 LOB: 1 BB: 1 P: 15	R: 0 E: 0 K: 0 S: 9	H: 2 LOB: 2 BB: 0 P: 11	R: 0 E: 0 K: 1 S: 10	H: 1 LOB: 2 BB: 1 P: 17	R: 0 E: 0 K: 0 S: 10	H: 1 LOB: 2 BB: 1 P: 17	1B: 7 2B: 0 3B: 0 HR: 0	SF: 0 SAC: 1 DP: 0 HBP: 0	WP: 0 PB: 0 SB: 0 CS: 0	PA: 36					
PITCHER	IP	WLS	BF	H	R	ER	SO	BB	IBB	HBP	BLK	WP	HR	S	P	ERA	WHIP										
Kirk McCaskill, R ERA: 3.81	(1, 1)	8.0	L 36	7	2	2	2	5	0	0	0	0	0	67	126	2.25	1.500										

Batter	1	2	3	4	5	6	7	8	9	AB	R	H	RBI	BB	SO	LOB	TOP										
Luis Polonia, L OBP: 0.350, SLG: 0.371										4	1	1	1	0	2	0	California Angels @ Boston Red Sox Fenway Park, Boston, MA Mon Jun 17 1991, 7:05 PM EDT Att: 32,786 - Cloudy - 58 F										
Wally Joyner, L OBP: 0.384, SLG: 0.482										4	1	1	2	0	1	0											
Dave Winfield, R OBP: 0.319, SLG: 0.527										4	0	1	0	0	2	1											
Dave Parker, L OBP: 0.251, SLG: 0.293										4	0	1	1	0	0	1											
Gary Gaetti, R OBP: 0.296, SLG: 0.403										4	0	0	0	0	1	3											
Junior Felix, S OBP: 0.305, SLG: 0.352										4	0	0	0	0	2	0											
Luis Sojo, R OBP: 0.225, SLG: 0.256										4	0	0	0	0	0	0											
Ron Tingley, R OBP: 0.235, SLG: 0.292										4	1	2	0	0	2	0											
Dick Schofield, R OBP: 0.366, SLG: 0.320										3	1	1	0	0	1	1											
Inning Stats	R: 0 E: 1 K: 1 S: 8	H: 1 LOB: 2 BB: 0 P: 10	R: 0 E: 0 K: 1 S: 12	H: 1 LOB: 1 BB: 0 P: 19	R: 0 E: 0 K: 2 S: 10	H: 0 LOB: 0 BB: 0 P: 12	R: 0 E: 0 K: 0 S: 4	H: 0 LOB: 0 BB: 0 P: 8	R: 4 E: 0 K: 2 S: 20	H: 5 LOB: 1 BB: 0 P: 24	R: 0 E: 0 K: 1 S: 9	H: 0 LOB: 0 BB: 0 P: 15	R: 0 E: 0 K: 1 S: 10	H: 0 LOB: 0 BB: 0 P: 16	R: 0 E: 0 K: 0 S: 5	H: 0 LOB: 0 BB: 0 P: 6	R: 0 E: 0 K: 2 S: 10	H: 0 LOB: 0 BB: 0 P: 13	1B: 6 2B: 1 3B: 0 HR: 0	SF: 0 SAC: 0 DP: 0 HBP: 0	WP: 0 PB: 0 SB: 0 CS: 0	PA: 35					
PITCHER	IP	WLS	BF	H	R	ER	SO	BB	IBB	HBP	BLK	WP	HR	S	P	ERA	WHIP										
Greg Harris, R ERA: 4.44	(1, 1)	7.0	L	29	7	4	4	9	0	0	0	0	0	73	104	5.14	1.000										
Jeff Gray, R ERA: 2.31	(8, 1)	2.0		6	0	0	0	2	0	0	0	0	0	15	19	0.00	0.000										

Batter	1	2	3	4	5	6	7	8	9	AB	R	H	RBI	BB	SO	LOB	BOTTOM										
Jody Reed, R OBP: 0.300, SLG: 0.309																	4	0	0	0	0	1	0				
Carlos Quintana, R OBP: 0.379, SLG: 0.414																	3	0	0	0	1	1	0				
Wade Boggs, L OBP: 0.411, SLG: 0.437																	4	0	2	0	0	1	1				
Tom Brunansky, R OBP: 0.279, SLG: 0.389																	4	0	0	0	0	0	3				
Mike Greenwell, L OBP: 0.356, SLG: 0.424																	4	1	2	0	0	0	0				
Ellis Burks, R OBP: 0.322, SLG: 0.410																	4	1	1	0	0	0	1				
Jack Clark, R OBP: 0.362, SLG: 0.373																	3	0	1	2	1	1	0				
Tony Peña, R OBP: 0.302, SLG: 0.342																	3	0	0	0	0	1	3				
Luis Rivera, R OBP: 0.359, SLG: 0.444																	3	0	1	0	0	1	2				
Inning Stats	R: 0 E: 0 K: 0 S: 9	H: 0 LOB: 1 BB: 1 P: 17	R: 0 E: 0 K: 0 S: 6	H: 0 LOB: 0 BB: 0 P: 11	R: 0 E: 0 K: 1 S: 7	H: 0 LOB: 0 BB: 0 P: 11	R: 0 E: 0 K: 2 S: 8	H: 0 LOB: 0 BB: 0 P: 11	R: 2 E: 0 K: 0 S: 13	H: 4 LOB: 0 BB: 0 P: 16	R: 0 E: 0 K: 1 S: 8	H: 1 LOB: 1 BB: 0 P: 10	R: 0 E: 0 K: 1 S: 18	H: 1 LOB: 2 BB: 1 P: 28	R: 0 E: 0 K: 0 S: 11	H: 1 LOB: 1 BB: 0 P: 17	R: 0 E: 0 K: 1 S: 7	H: 0 LOB: 0 BB: 0 P: 10	1B: 6 2B: 1 3B: 0 HR: 0	SF: 0 SAC: 0 DP: 1 HBP: 0	WP: 0 PB: 0 SB: 0 CS: 1	PA: 35					
PITCHER	IP	WLS	BF	H	R	ER	SO	BB	IBB	HBP	BLK	WP	HR	S	P	ERA	WHIP										
Mark Langston, L ERA: 3.5	(1, 1)	7.0	W	27	6	2	2	5	2	0	0	0	0	69	104	2.57	1.143										
Mark Eichhorn, R ERA: 0.5	(8, 1)	0.2		3	1	0	0	0	0	0	0	0	0	9	13	0.00	1.500										
Bryan Harvey, R ERA: 0.94	(8, 1)	1.1	S	4	0	0	0	1	0	0	0	0	0	9	14	0.00	0.000										

AB	35
R	4
H	7
RBI	4
BB	0
SO	11
LOB	6



BOTTOM

AB	32
R	2
H	7
RBI	2
BB	2
SO	6
LOB	10



AB	32
R	2
H	7
RBI	2
BB	2
SO	6
LOB	10

Batter	1	2	3	4	5	6	7	8	9	AB	R	H	RBI	BB	SO	LOB	TOP	
Harold Reynolds, S OBP: 0.377, SLG: 0.383	L8		G3		P6			F7	G3-1	5	0	0	0	0	0	3	Seattle Mariners @ Boston Red Sox Fenway Park, Boston, MA Tue Jun 18 1991, 7:05 PM EDT Att: 33,948 - Cloudy - 61 F	
Henry Cotto, R OBP: 0.375, SLG: 0.468	B3-1		G4-3		K				L7	5	0	1	0	0	1	4		
Ken Griffey Jr., L OBP: 0.361, SLG: 0.469	2B			G3-1		F9				3	0	1	0	1	0	0		
Pete O'Brien, L OBP: 0.295, SLG: 0.391					BB	F9				4	0	2	0	0	1	2		
Edgar Martinez, R OBP: 0.442, SLG: 0.438					L7					4	0	0	0	0	1	3		
Alvin Davis, L OBP: 0.345, SLG: 0.378		F9								3	0	1	0	1	1	0		
Alonzo Powell, R OBP: 0.147, SLG: 0.182										0	1	0	0	0	0	0		
Jay Buhner, R OBP: 0.321, SLG: 0.488										3	0	0	0	0	2	2		
Greg Briley, L OBP: 0.270, SLG: 0.277										1	1	1	0	0	0	0		
Omar Vizquel, S OBP: 0.276, SLG: 0.287										3	0	1	0	0	0	0		
Scott Bradley, L OBP: 0.247, SLG: 0.200										0	0	0	0	1	0	0		
Dave Valle, R OBP: 0.261, SLG: 0.199										2	0	0	0	0	0	1		
Dave Cochrane, S OBP: 0.467, SLG: 0.500										2	0	1	1	0	0	0		
Jeff Schaefer, R OBP: 0.227, SLG: 0.254										0	0	0	0	0	0	0		
Inning Stats	R: 0 E: 0 K: 0 S: 8	H: 2 LOB: 2 BB: 0 P: 12	R: 0 E: 0 K: 1 S: 7	H: 0 LOB: 0 BB: 0 P: 12	R: 0 E: 0 K: 0 S: 6	H: 1 LOB: 2 BB: 1 P: 30	R: 0 E: 0 K: 1 S: 10	H: 0 LOB: 0 BB: 0 P: 8	R: 0 E: 0 K: 1 S: 7	H: 0 LOB: 0 BB: 0 P: 10	R: 0 E: 0 K: 1 S: 13	H: 1 LOB: 2 BB: 1 P: 23	R: 2 E: 1 K: 1 S: 16	H: 3 LOB: 3 BB: 1 P: 30	1B: 6 2B: 2 3B: 0 HR: 0	SF: 0 SAC: 0 DP: 0 HBP: 0	WP: 0 PB: 0 CS: 0	PA: 38
PITCHER	IP WLS BF H R ER SO BB IBB HBP BLK WP HR S P ERA WHIP																	
Danny Darwin, R ERA: 4.47	(1, 1) 7.2 29 5 0 0 4 1 0 0 0 0 0 70 110 0.00 0.783																	
Tony Fossas, L ERA: 3.25	(8, 1) 0.1 2 0 0 0 1 1 0 0 0 0 0 5 10 0.00 3.000																	
Jeff Reardon, R ERA: 3.38	(9, 1) 1.0 L 7 3 2 1 1 0 1 0 0 0 0 0 16 30 9.00 3.000																	

AB	35
R	2
H	8
RBI	1
BB	3
SO	6
LOB	15



Batter	1	2	3	4	5	6	7	8	9	AB	R	H	RBI	BB	SO	LOB	BOTTOM					
Jody Reed, R OBP: 0.299, SLG: 0.312	G4-3		L8		FC1-4			G4-3		4	0	1	1	0	0	2	Seattle Mariners @ Boston Red Sox Fenway Park, Boston, MA Tue Jun 18 1991, 7:05 PM EDT Att: 33,948 - Cloudy - 61 F					
Carlos Quintana, R OBP: 0.381, SLG: 0.413			G6-3					L6		3	0	1	0	1	0	2						
Wade Boggs, L OBP: 0.308, SLG: 0.434										4	0	1	0	0	0	3						
Jack Clark, R OBP: 0.356, SLG: 0.365										4	0	0	0	0	1	3						
Mike Greenwell, L OBP: 0.367, SLG: 0.434										4	0	4	0	0	0	0						
Ellis Burks, R OBP: 0.321, SLG: 0.404										3	0	0	0	1	2	3						
Kevin Romine, R OBP: 0.225, SLG: 0.289										3	0	1	0	0	1	2						
Phil Plantier, L OBP: 0.250, SLG: 0.200										1	0	0	0	0	1	1						
Tony Peña, R OBP: 0.302, SLG: 0.342										3	1	1	0	0	2	1						
Steve Lyons, L OBP: 0.333, SLG: 0.479										1	0	0	0	0	0	1						
Luis Rivera, R OBP: 0.361, SLG: 0.453										2	0	1	0	0	1	0						
Inning Stats	R: 0 E: 0 K: 0 S: 4	H: 1 LOB: 0 BB: 0 P: 6	R: 0 E: 0 K: 1 S: 5	H: 1 LOB: 0 BB: 0 P: 8	R: 0 E: 0 K: 1 S: 8	H: 2 LOB: 2 BB: 0 P: 15	R: 0 E: 0 K: 0 S: 7	H: 2 LOB: 1 BB: 1 P: 16	R: 1 E: 0 K: 0 S: 10	H: 2 LOB: 2 BB: 1 P: 21	R: 0 E: 0 K: 1 S: 9	H: 1 LOB: 0 BB: 0 P: 16	R: 0 E: 0 K: 2 S: 9	H: 0 LOB: 0 BB: 0 P: 12	R: 0 E: 0 K: 1 S: 6	H: 0 LOB: 0 BB: 0 P: 12	R: 0 E: 0 K: 2 S: 12	H: 1 LOB: 1 BB: 0 P: 18	1B: 8 2B: 3 3B: 0 HR: 0	SF: 0 SAC: 1 DP: 3 HBP: 0	WP: 1 PB: 0 CS: 0	PA: 35
PITCHER	IP WLS BF H R ER SO BB IBB HBP BLK WP HR S P ERA WHIP																					
Bill Krueger, L ERA: 3.72	(1, 1) 8.0 W 31 9 1 1 1 6 1 0 0 0 0 0 58 106 1.12 1.250																					
Michael Jackson, R ERA: 1.99	(9, 1) 1.0 S 4 1 0 0 2 0 0 0 0 0 0 0 12 18 0.00 1.000																					

AB	32
R	1
H	10
RBI	1
BB	2
SO	8
LOB	18



Batter	1	2	3	4	5	6	7	8	9	AB	R	H	RBI	BB	SO	LOB	TOP									
Harold Reynolds, S OBP: 0.374, SLG: 0.379	1-2 F8 1B 1B		0-1 G6-3			1-2 E4 1B 2B	1-2 G1-6-3	0-1 G1-3		5	1	1	0	0	0	5										
Greg Britley, L OBP: 0.274, SLG: 0.294	1-3 SAFE SAFE K		0-3 K			0-0 2B 1B	0-0 G4-3	0-0 3B		5	1	2	2	0	2	1										
Ken Griffey Jr., L OBP: 0.390, SLG: 0.479	0-0 BB 1B		3-2 1B			0-0 FC5-4 1B	4-1 BB G1 BB	2-2 G3-1		4	0	3	2	1	0	2										
Pete O'Brien, L OBP: 0.290, SLG: 0.383	3-1 F8 2-3		0-0 L8			1-0 F8	1-1 G1		2-1 P4	5	0	0	0	0	0	5										
Alvin Davis, L OBP: 0.332, SLG: 0.379	4-1 BB			1-2 G4-3	4-0 FC5-4 IBB		4-0 BB IBB		2-1 CS 1B	2	0	1	0	3	0	0										
Alonzo Powell, R OBP: 0.147, SLG: 0.182	1-2 BB			2-3 K	0-1 FC5-4		4-0 BB		1-2 SAFE SAFE F7	4	0	0	0	1	1	6										
Edgar Martinez, R OBP: 0.437, SLG: 0.429	2-1 L8			0-0 F8	0-1 FC5-4		1-2 BB		1-1 SAFE SAFE CS	4	0	1	0	0	0	3										
Dave Cochrane, S OBP: 0.271, SLG: 0.282		2-2 P7				0-1 FC2-5 1B	1-2 G3-1		1-1 SAFE SAFE CS	0	0	0	0	0	0	0										
Dave Valle, R OBP: 0.261, SLG: 0.199									1-2	0	0	0	0	0	0	0										
Scott Bradley, L OBP: 0.272, SLG: 0.219	4-1 BB				1-0 F8		0-0 FC2-5 1B		0-1 G1-3 SH3-4 3B 1B	3	0	2	0	1	0	0										
Jay Buhner, R OBP: 0.345, SLG: 0.488						1-2 1B				0	1	0	0	0	0	0										
Omar Vizquel, S OBP: 0.271, SLG: 0.282			0-1 G4-6-3			0-1 E6 1B	1-2 FC2-5 G1-6-3		1-0 SH3-4	3	1	0	0	0	0	3										
Inning Stats	R: 0 E: 0 K: 1 S: 12	H: 2 LOB: 3 BB: 1 P: 23	R: 0 E: 0 K: 0 S: 6	H: 0 LOB: 0 BB: 1 P: 12	R: 0 E: 0 K: 1 S: 9	H: 1 LOB: 1 BB: 0 P: 12	R: 0 E: 0 K: 1 S: 7	H: 0 LOB: 0 BB: 0 P: 10	R: 3 E: 2 K: 0 S: 13	H: 2 LOB: 2 BB: 1 P: 20	R: 0 E: 0 K: 0 S: 9	H: 2 LOB: 1 BB: 0 P: 11	R: 0 E: 0 K: 0 S: 7	H: 0 LOB: 3 BB: 3 P: 21	R: 1 E: 0 K: 0 S: 9	H: 2 LOB: 2 BB: 0 P: 12	R: 0 E: 0 K: 0 S: 9	H: 1 LOB: 1 BB: 0 P: 15	1B: 8 2B: 1 3B: 1 HR: 0	SF: 0 SAC: 1 DP: 2 HBP: 0	WP: 0 PB: 0 SB: 0 CS: 1	PA: 43				
PITCHER	IP	WLS	BF	H	R	ER	SO	BB	IBB	HBP	BLK	WP	HR	S	P	ERA	WHIP									
Roger Clemens, R ERA: 2.13	(1, 1)	7.2	L	38	9	4	1	3	4	2	0	0	0	0	69	116	1.17	1.696								
Joe Hesketh, L ERA: 4.11	(8, 1)	0.2		3	1	0	0	0	0	0	0	0	0	7	13	0.00	1.500									
Jeff Gray, R ERA: 2.27	(9, 1)	0.2		1	0	0	0	0	0	0	0	0	0	5	7	0.00	0.000									

Seattle Mariners @ Boston Red Sox
Fenway Park, Boston, MA
Wed Jun 19 1991, 7:05 PM EDT
Att: 33,251 - Cloudy - 67 F

AB	35
R	4
H	10
RBI	4
BB	6
SO	3
LOB	25



Batter	1	2	3	4	5	6	7	8	9	AB	R	H	RBI	BB	SO	LOB	BOTTOM									
Jody Reed, R OBP: 0.305, SLG: 0.323	1-1 CS 1B	1-0 1-H 2B			1-0 P5		3-3 K		0-0 1B G5-3 1B	5	0	3	0	0	1	0										
Steve Lyons, L OBP: 0.315, SLG: 0.451	3-2 SAFE F7		0-1 P3		2-2 F8		0-0 G6-3		2-1 G5-3	3	0	0	0	0	0	1										
Tom Brunansky, R OBP: 0.277, SLG: 0.385	1-2 1-2		1-2 P3		1-2 F8		3-1 G1-3		1-2 2-3 1B	2	0	0	0	0	0	2										
Wade Boggs, L OBP: 0.415, SLG: 0.446	1-1 HR 1B		1-2 G6-3 BB 1B		1-2 2B				2-3 1B	5	1	4	1	0	0	0										
Jack Clark, R OBP: 0.361, SLG: 0.380	1-1 1-H HR		4-1 G6-3 BB		4-1 BB				2-3 K 1B	3	1	1	2	2	2	2										
Mike Greenwell, L OBP: 0.367, SLG: 0.431	4-1 BB		0-1 G6-3		0-0 G4-3				1-0 BB 1B	4	0	1	0	1	0	6										
Carlos Quintana, R OBP: 0.379, SLG: 0.407	3-1 P4		2-1 F9			0-1 G6-3			4-0 FC3-6 BB	3	0	0	0	1	0	3										
Ellis Burks, R OBP: 0.315, SLG: 0.396		3-2 G6-3		1-2 L9		2-1 G6-3		3-3 K		4	0	0	0	0	1	2										
Tony Peña, R OBP: 0.301, SLG: 0.345		0-0 F8		1-0 F7		2-2 2B		0-0 FC3-6		4	0	1	0	0	0	2										
Luis Rivera, R OBP: 0.360, SLG: 0.446		4-2 2B BB		1-1 G6-3		1-0 F9			2-0 G5-3 1B 1B	2	0	0	0	1	0	1										
Phil Plantier, L OBP: 0.294, SLG: 0.250										1	0	1	0	0	0	0										
Mike Brumley, S OBP: 0.233, SLG: 0.241										0	1	0	0	0	0	0										
Inning Stats	R: 2 E: 0 K: 0 S: 16	H: 3 LOB: 1 BB: 1 P: 29	R: 0 E: 0 K: 0 S: 10	H: 1 LOB: 2 BB: 1 P: 18	R: 0 E: 0 K: 0 S: 10	H: 1 LOB: 2 BB: 1 P: 17	R: 0 E: 0 K: 0 S: 7	H: 0 LOB: 0 BB: 0 P: 10	R: 0 E: 0 K: 0 S: 9	H: 1 LOB: 1 BB: 0 P: 14	R: 0 E: 0 K: 1 S: 6	H: 0 LOB: 0 BB: 0 P: 12	R: 0 E: 0 K: 2 S: 10	H: 1 LOB: 2 BB: 1 P: 20	R: 1 E: 0 K: 1 S: 10	H: 3 LOB: 2 BB: 0 P: 16	1B: 7 2B: 3 3B: 0 HR: 1	SF: 0 SAC: 0 DP: 0 HBP: 0	WP: 0 PB: 0 SB: 0 CS: 1	PA: 41						
PITCHER	IP	WLS	BF	H	R	ER	SO	BB	IBB	HBP	BLK	WP	HR	S	P	ERA	WHIP									
Rich DeLucia, R ERA: 4.96	(1, 1)	4.2		22	6	2	2	0	4	0	0	0	0	0	16	27	0.00	0.429								
Russ Swan, L ERA: 2.59	(5, 1)	2.1	W	8	1	0	0	1	0	0	0	0	0	14	28	6.75	3.000									
Bill Swift, R ERA: 2.7	(8, 1)	1.1		8	3	1	1	2	1	0	0	0	0	2	3	∞	∞									
Rob Murphy, L ERA: 1.9	(9, 1)	0.0		1	1	0	0	0	0	0	0	0	0	4	5	0.00	0.000									
Michael Jackson, R ERA: 1.96	(9, 1)	0.2	S	2	0	0	0	1	0	0	0	0	0	4	5	0.00	0.000									

Seattle Mariners @ Boston Red Sox
Fenway Park, Boston, MA
Wed Jun 19 1991, 7:05 PM EDT
Att: 33,251 - Cloudy - 67 F

AB	36
R	3
H	11
RBI	3
BB	5
SO	4
LOB	19




Batter	1	2	3	4	5	6	7	8	9	AB	R	H	RBI	BB	SO	LOB	TOP											
Rickey Henderson, R OBP: 0.435, SLG: 0.394	0-1 G6-4-3 1B		1-0 2B 1B		1-1 FC6-4 1-2 1B		2-1 1B		0-0 P6	5	1	4	0	0	0	0												
Dave Henderson, R OBP: 0.395, SLG: 0.576	2-1 G6-4-3 1-2		2-1 1-H 2B		2-3 K		0-0 F8			4	0	1	1	0	1	4												
Jose Canseco, R OBP: 0.359, SLG: 0.515	0-0 2B		4-0 BB		2-0 FC6-4 1-2			3-2 HR		3	1	2	1	1	0	2												
Harold Baines, L OBP: 0.419, SLG: 0.542	1-0 G3		3-3 K			1-2 G6-3		1-2 1B 2B		4	0	1	0	0	1	3												
Lance Blankenship, R OBP: 0.321, SLG: 0.317										0	0	0	0	0	0	0												
Terry Steinbach, R OBP: 0.330, SLG: 0.419		1-0 G6-3		3-1 G5-3		0-2 G4-3		0-1 G6-4-3 1B		4	0	1	0	0	0	0												
Mark McCwire, R OBP: 0.375, SLG: 0.452		4-2 G5-4-3 BB		2-0 G5-4-3 1B		4-1 BB		0-3 K		2	0	1	0	2	1	3												
Vance Law, R OBP: 0.331, SLG: 0.333																												
Ernest Riles, L OBP: 0.331, SLG: 0.368	1-1 G5-4-3 1-2		0-1 G5-4-3 1-2		0-1 G5-4-3 1-2		1-1 F8		1-2 G6-4-3 1-2	3	0	0	0	0	0	3												
Mike Gallego, R OBP: 0.332, SLG: 0.292			2-2 G1-3		0-1 F8		3-2 F7		0-0 F9	4	0	0	0	0	0	0												
Mike Bordick, R OBP: 0.200, SLG: 0.200			3-2 G4-3		0-0 1B		1-2 G5-3		2-2 G4-3	3	0	1	0	0	0	0												
Willie Wilson, S OBP: 0.269, SLG: 0.317										1	0	0	0	0	0	0												
Inning Stats	R: 0 E: 0 K: 0 S: 6	H: 2 LOB: 1 BB: 0 P: 9	R: 0 E: 0 K: 0 S: 5	H: 0 LOB: 0 BB: 1 P: 11	R: 1 E: 0 K: 1 S: 15	H: 2 LOB: 2 BB: 1 P: 30	R: 0 E: 0 K: 0 S: 5	H: 1 LOB: 0 BB: 0 P: 10	R: 0 E: 0 K: 1 S: 9	H: 2 LOB: 1 BB: 1 P: 14	R: 0 E: 0 K: 0 S: 10	H: 1 LOB: 1 BB: 0 P: 16	R: 1 E: 0 K: 1 S: 14	H: 3 LOB: 2 BB: 0 P: 19	R: 0 E: 0 K: 0 S: 5	H: 0 LOB: 0 BB: 0 P: 7	1B: 7 2B: 3 3B: 0 HR: 1	SF: 0 SAC: 0 DP: 4 HBP: 0	WP: 0 PB: 0 SB: 0 CS: 0	PA: 37								
PITCHER	IP	WLS	BF	H	R	ER	SO	BB	IBB	HBP	BLK	WP	HR	S	P	ERA	WHIP											
Tom Bolton, L ERA: 3.87	(1, 1)	7.0	W	31	10	2	2	2	3	0	0	0	0	1	65	115	2.57	1.857										
Jeff Reardon, R ERA: 3.0	(8, 1)	2.0	S	6	1	0	0	1	0	0	0	0	0	0	13	16	0.00	0.500										

Oakland Athletics @ Boston Red Sox
Fenway Park, Boston, MA
 Fri Jun 21 1991, 7:05 PM EDT
 Att: 33,951 - Sunny - 84 F

livebaseballscorecards.com

AB 34
R 2
H 11
RBI 2
BB 3
SO 3
LOB 18




Batter	1	2	3	4	5	6	7	8	9	AB	R	H	RBI	BB	SO	LOB	BOTTOM										
Ellis Burks, R OBP: 0.316, SLG: 0.407	1-0 G5-3		2-2 F8		3-1 FC5-4 1-2		2-0 2B			4	0	1	0	0	0	2											
Jody Reed, R OBP: 0.307, SLG: 0.323	4-2 1B 2B BB		4-1 G6-4-3 BB		1-1 L4		3-3 K			2	1	0	0	2	1	1											
Wade Boggs, L OBP: 0.314, SLG: 0.441	1-2 2B 1B		0-1 G6-4-3 1-2		4-2 1B BB		3-2 F8			3	1	1	0	1	0	1											
Jack Clark, R OBP: 0.362, SLG: 0.379	0-0 1B 2B		4-2 BB		2-2 P3		1-1 G6-3			3	0	1	1	1	0	1											
Mike Greenwell, L OBP: 0.375, SLG: 0.442	0-0 WP 1B		3-2 G4-3		2-0 1B		1-2 F9			4	0	2	1	0	0	1											
Tom Brunansky, R OBP: 0.288, SLG: 0.406	4-0 G5-4-3 1B IBB				4-2 FC6-4 BB		3-2 L7		0-3 K	2	0	0	0	2	1	2											
Carlos Quintana, R OBP: 0.372, SLG: 0.490	0-0 G5-4-3 1-2				3-1 FC6-4 1-2		0-0 G5-3		2-2 G5-3	4	0	0	0	0	0	4											
Tony Peña, R OBP: 0.313, SLG: 0.362		1-1 G1-3		4-2 FC5-4 BB		2-2 F9		3-1 2B		3	0	1	0	1	0	0											
Luis Rivera, R OBP: 0.350, SLG: 0.453		2-2 G5-3		2-2 F7		2-1 IHR		1-2 L9		4	1	1	1	0	0	3											
Inning Stats	R: 2 E: 0 K: 0 S: 9	H: 3 LOB: 2 BB: 2 P: 19	R: 0 E: 0 K: 0 S: 9	H: 0 LOB: 0 BB: 0 P: 14	R: 0 E: 0 K: 0 S: 10	H: 0 LOB: 1 BB: 2 P: 21	R: 0 E: 1 K: 0 S: 16	H: 0 LOB: 2 BB: 2 P: 30	R: 0 E: 0 K: 1 S: 11	H: 1 LOB: 1 BB: 1 P: 23	R: 1 E: 0 K: 0 S: 10	H: 2 LOB: 1 BB: 0 P: 19	R: 0 E: 0 K: 0 S: 8	H: 0 LOB: 0 BB: 0 P: 13	R: 0 E: 0 K: 1 S: 11	H: 1 LOB: 1 BB: 0 P: 17	1B: 3 2B: 3 3B: 0 HR: 1	SF: 0 SAC: 0 DP: 2 HBP: 0	WP: 1 PB: 0 SB: 0 CS: 0	PA: 36							
PITCHER	IP	WLS	BF	H	R	ER	SO	BB	IBB	HBP	BLK	WP	HR	S	P	ERA	WHIP										
Mike Moore, R ERA: 4.12	(1, 1)	8.0	L	36	7	3	3	2	6	1	0	0	1	84	156	3.38	1.625										

Oakland Athletics @ Boston Red Sox
Fenway Park, Boston, MA
 Fri Jun 21 1991, 7:05 PM EDT
 Att: 33,951 - Sunny - 84 F

livebaseballscorecards.com

AB 29
R 3
H 7
RBI 3
BB 7
SO 2
LOB 15



Batter	1	2	3	4	5	6	7	8	9	AB	R	H	RBI	BB	SO	LOB	TOP								
Rickey Henderson, R OBP: 0.427, SLG: 0.385 Mike Bordick, R OBP: 0.167, SLG: 0.167	G5-3			K		G4-3	G2-3		G5-3	4	0	0	1	0	1	2									
Dave Henderson, R OBP: 0.400, SLG: 0.571 Rick Honeycutt, L	P5			1B SF7 BB		1B BB	K		G3-1	2	2	0	0	2	1	2									
Ernest Riles, L OBP: 0.330, SLG: 0.365	G3			1B		1B			G3	4	1	2	0	1	0	1									
Harold Baines, L OBP: 0.423, SLG: 0.541	G3			1B		1B			G3	4	1	2	0	1	0	1									
Mark McGwire, R OBP: 0.377, SLG: 0.450	F8			SF7		1B			P4	3	0	1	2	0	0	1									
Jamie Quirk, L OBP: 0.337, SLG: 0.311	K			F8		G3			PB G3-1 1B	4	0	1	0	0	1	3									
Willie Wilson, S OBP: 0.283, SLG: 0.309	G4-3					K			G3-1	4	0	0	0	0	2	2									
Vance Law, R OBP: 0.322, SLG: 0.333				F9		G5-4-3 1B			F9	3	1	1	0	1	0	1									
Mike Gallego, R OBP: 0.335, SLG: 0.296				K		G5-4-3			2B G3-1 1B	4	1	2	0	0	1	1									
Lance Blankenship, R OBP: 0.326, SLG: 0.325	P5					P5			G3-1 2B	3	0	1	0	0	0	0									
Inning Stats	R: 0 H: 0 E: 0 K: 0 S: 7	H: 0 LOB: 0 BB: 0 P: 12	R: 0 H: 0 E: 0 K: 1 S: 9	H: 0 LOB: 0 BB: 0 P: 15	R: 0 H: 0 E: 0 K: 1 S: 7	H: 0 LOB: 0 BB: 0 P: 13	R: 1 H: 1 E: 0 K: 1 S: 9	H: 1 LOB: 1 BB: 1 P: 20	R: 0 H: 1 E: 0 K: 1 S: 10	H: 1 LOB: 0 BB: 0 P: 15	R: 1 H: 2 E: 0 K: 0 S: 9	H: 2 LOB: 2 BB: 1 P: 19	R: 1 H: 1 E: 0 K: 2 S: 13	H: 1 LOB: 2 BB: 1 P: 26	R: 1 H: 1 E: 0 K: 0 S: 11	H: 1 LOB: 1 BB: 1 P: 20	R: 1 H: 2 E: 0 K: 0 S: 19	H: 2 LOB: 1 BB: 0 P: 27	1B: 7 2B: 1 3B: 0 HR: 0	SF: 1 SAC: 0 DP: 1 HBP: 1	WP: 0 PB: 1 SB: 0 CS: 0	PA: 39			
PITCHER	IP	WLS	BF	H	R	ER	SO	BB	IBB	HBP	BLK	WP	HR	S	P	ERA	WHIP								
Greg Harris, R ERA: 4.42	6.1	W	26	5	3	3	5	3	0	0	0	0	0	55	103	4.26	1.263								
Dennis Lamp, R ERA: 5.51	1.2		8	1	1	0	1	1	0	1	0	0	0	20	37	0.00	1.200								
Jeff Gray, R ERA: 2.32	1.0		5	2	1	1	0	0	0	0	0	0	0	19	27	9.00	2.000								

Oakland Athletics @ Boston Red Sox
Fenway Park, Boston, MA
Sat Jun 22 1991, 3:33 AM EDT
Att: 34,120 - Cloudy - 70 F

AB 33
R 5
H 8
RBI 4
BB 4
SO 6
LOB 16



Batter	1	2	3	4	5	6	7	8	9	AB	R	H	RBI	BB	SO	LOB	BOTTOM								
Ellis Burks, R OBP: 0.322, SLG: 0.413	CS BB	FC5-4	1B		G4-6-3		2B			4	0	2	2	1	0	4									
Jody Read, R OBP: 0.309, SLG: 0.326	BB BB 1-2	K	L4			2B	K			4	1	1	0	1	2	3									
Wade Boggs, L OBP: 0.421, SLG: 0.448	BB 1-2		1B HBP BB		G6-4-3 BB	1B 2B	K			3	2	2	1	2	1	1									
Jack Clark, R OBP: 0.367, SLG: 0.378	BB		HBP 2B BB		G6-4-3	1B 1B	G5-3			3	2	1	0	2	0	2									
Mike Greenwell, L OBP: 0.375, SLG: 0.441	K		HBP 2B 1B		G3	1B 1B			G5-3	5	1	2	1	0	1	3									
Tom Brunansky, R OBP: 0.290, SLG: 0.405 Kevin Romine, R OBP: 0.209, SLG: 0.268	K		2B SF7 HBP		F9	K	K		K	1	1	0	1	0	1	3									
Carlos Quintana, R OBP: 0.377, SLG: 0.406		G5-3	1B 2B		WP E BB	1B 1B	K		K	4	1	2	3	1	1	0									
John Marzano, R OBP: 0.273, SLG: 0.355	1B FC5-4 1B		SF7		E4 WP	1B				3	1	2	1	0	0	1									
Luis Rivera, R OBP: 0.354, SLG: 0.450	1B		G6-3		G4-6-3 BB	L7				3	0	1	0	1	0	3									
Inning Stats	R: 0 H: 0 E: 0 K: 2 S: 14	H: 2 LOB: 1 BB: 4 P: 32	R: 1 H: 2 E: 0 K: 1 S: 12	H: 2 LOB: 0 BB: 0 P: 16	R: 5 H: 4 E: 0 K: 0 S: 15	H: 4 LOB: 1 BB: 1 P: 28	R: 0 H: 0 E: 0 K: 0 S: 4	H: 0 LOB: 0 BB: 1 P: 11	R: 0 H: 0 E: 1 K: 0 S: 8	H: 0 LOB: 2 BB: 2 P: 17	R: 3 H: 6 E: 0 K: 1 S: 20	H: 6 LOB: 0 BB: 0 P: 30	R: 0 H: 1 E: 0 K: 2 S: 8	H: 1 LOB: 1 BB: 0 P: 14	R: 0 H: 0 E: 0 K: 2 S: 8	H: 0 LOB: 0 BB: 0 P: 15	1B: 9 2B: 4 3B: 0 HR: 0	SF: 1 SAC: 0 DP: 2 HBP: 1	WP: 1 PB: 0 SB: 0 CS: 1	PA: 43					
PITCHER	IP	WLS	BF	H	R	ER	SO	BB	IBB	HBP	BLK	WP	HR	S	P	ERA	WHIP								
Joe Slusarski, R ERA: 5.43	2.0	L	15	4	5	5	3	5	0	1	0	1	0	22	45	3.00	1.667								
Todd Burns, R ERA: 1.5	3.0		13	2	1	1	0	3	0	0	0	0	0	28	44	13.50	3.500								
Johnny Guzman, L ERA: 11.57	2.0		12	7	3	3	3	0	0	0	0	0	0	8	15	0.00	0.000								
Rick Honeycutt, L ERA: 3.0	1.0		3	0	0	0	2	0	0	0	0	0	0	8	15	0.00	0.000								


Oakland Athletics @ Boston Red Sox
Fenway Park, Boston, MA
Sat Jun 22 1991, 3:33 AM EDT
Att: 34,120 - Cloudy - 70 F

AB 33
R 9
H 13
RBI 9
BB 8
SO 8
LOB 22



Batter	1	2	3	4	5	6	7	8	9	AB	R	H	RBI	BB	SO	LOB	TOP				
Willie Wilson, S OBP: 0.267, SLG: 0.318 (1, 7)	P2		G4-3				G3-1										5 0 2 0 0 0 0				
Dave Henderson, R OBP: 0.400, SLG: 0.583 (1, 8)	L6			F8 1B 2B	G4-3				G5-3								5 2 2 1 0 0 2				
Jose Canseco, R OBP: 0.357, SLG: 0.511 (1, 9)	F9			F8 2-3		G3 1B		P6									4 0 1 0 0 0 1				
Harold Baines, L OBP: 0.424, SLG: 0.538 (1, 10)		L3		1B IBB		G3		G4-3 1B									3 0 1 0 1 0 1				
Terry Steinbach, R OBP: 0.333, SLG: 0.437 (1, 2)		HR		1-2 1B		F9		G4-3									4 1 2 2 0 0 2				
Mark McWire, R OBP: 0.375, SLG: 0.444 (1, 3)		K		1-3 K		F7											3 0 0 0 1 2 3				
Vance Law, R OBP: 0.309, SLG: 0.318 (1, 5)		F7		G5-3			G3-1	F7									4 0 0 0 0 0 4				
Mike Gallego, R OBP: 0.333, SLG: 0.295 (1, 6)			F9		F9		F9		CS 1B								4 0 1 0 0 0 0				
Lance Blankenship, R OBP: 0.324, SLG: 0.346 (1, 4)		L5		K			HR		G6-3								4 1 1 1 0 1 1				
Inning Stats	R: 0 H: 0 E: 0 K: 0 S: 7	H: 0 LOB: 0 BB: 0 P: 13	R: 1 H: 1 E: 0 K: 1 S: 10	LOB: 0 BB: 0 P: 17	R: 0 H: 0 E: 0 K: 0 S: 11	LOB: 0 BB: 0 P: 14	R: 1 H: 2 E: 0 K: 1 S: 14	LOB: 2 BB: 1 P: 22	R: 0 H: 1 E: 0 K: 0 S: 9	LOB: 1 BB: 0 P: 13	R: 1 H: 1 E: 0 K: 0 S: 4	LOB: 0 BB: 0 P: 5	R: 1 H: 2 E: 0 K: 0 S: 13	LOB: 2 BB: 1 P: 26	R: 0 H: 2 E: 0 K: 0 S: 12	LOB: 1 BB: 0 P: 18	1B: 5 2B: 2 3B: 0 HR: 3	SF: 0 SAC: 0 DP: 0 HBP: 0	WP: 0 PB: 0 SB: 0 CS: 1	PA: 38	
PITCHER	IP	WLS	BF	H	R	ER	SO	BB	IBB	HBP	BLK	WP	HR	S	P	ERA	WHIP				
Danny Darwin, R ERA: 4.53 (1, 1)	7.1	L	31	8	4	4	3	0	1	0	0	0	3	74	113	4.91	1.091				
Joe Hesketh, L ERA: 3.93 (8, 1)	1.2		7	2	0	0	0	1	0	0	0	0	0	17	30	0.00	1.800				


Oakland Athletics @ Boston Red Sox
 Fenway Park, Boston, MA
 Sun Jun 23 1991, 3:33 AM EDT
 Att: 34,147 - Cloudy - 70 F



AB	36
R	4
H	10
RBI	4
BB	2
SO	3
LOB	14

Batter	1	2	3	4	5	6	7	8	9	AB	R	H	RBI	BB	SO	LOB	BOTTOM					
Ellis Burks, R OBP: 0.320, SLG: 0.423 (1, 8)	G6-3		K			F8		HR									4 1 1 2 0 1 1					
Jody Read, R OBP: 0.308, SLG: 0.322 (1, 4)	F7			G4-6-3 BB		P6		P3									3 0 0 0 1 0 0					
Wade Boggs, L OBP: 0.419, SLG: 0.449 (1, 5)	K		G4-6-3 1-2			2B		L7									4 0 1 0 0 1 1					
Jack Clark, R OBP: 0.361, SLG: 0.371 (1, 10)		G5-3		P6			K		P4								4 0 0 0 0 1 1					
Mike Greenwell, L OBP: 0.377, SLG: 0.440 (1, 7)		F9		1B 1B			BB		F8								3 0 1 0 1 0 0					
Tom Brunansky, R OBP: 0.289, SLG: 0.406 (1, 9)		F9		F9			L7										4 0 1 0 0 0 3					
Carlos Quintana, R OBP: 0.380, SLG: 0.407 (9, PH)				G6-4-3 1B			K		K								2 0 1 0 1 1 2					
Phil Plantier, L OBP: 0.278, SLG: 0.235 (8, PH)				BB					K								1 0 0 0 0 1 1					
Tony Peña, R OBP: 0.313, SLG: 0.371 (1, 2)		F9		F9		G6-4-3											3 1 1 0 0 0 3					
Luis Rivera, R OBP: 0.350, SLG: 0.444 Steve Lyons, L OBP: 0.309, SLG: 0.442 (8, PH)		F7				F9		HR 3B									2 0 0 0 0 0 1					
Inning Stats	R: 0 H: 0 E: 0 K: 1 S: 13	H: 0 LOB: 0 BB: 0 P: 19	R: 0 H: 0 E: 0 K: 0 S: 8	LOB: 0 BB: 0 P: 12	R: 0 H: 0 E: 0 K: 1 S: 10	LOB: 1 BB: 1 P: 20	R: 0 H: 0 E: 0 K: 0 S: 7	LOB: 0 BB: 1 P: 14	R: 0 H: 2 E: 0 K: 0 S: 8	LOB: 1 BB: 0 P: 12	R: 0 H: 0 E: 0 K: 0 S: 6	LOB: 0 BB: 0 P: 9	R: 0 H: 1 E: 0 K: 2 S: 11	LOB: 2 BB: 1 P: 22	R: 2 H: 2 E: 0 K: 0 S: 10	LOB: 0 BB: 0 P: 13	R: 0 H: 1 E: 0 K: 1 S: 10	LOB: 1 BB: 0 P: 15	1B: 2 2B: 2 3B: 1 HR: 1	SF: 0 SAC: 0 DP: 2 HBP: 0	WP: 0 PB: 0 SB: 0 CS: 0	PA: 34
PITCHER	IP	WLS	BF	H	R	ER	SO	BB	IBB	HBP	BLK	WP	HR	S	P	ERA	WHIP					
Bob Welch, R ERA: 3.17 (1, 1)	7.1	W	28	5	2	2	4	3	0	0	0	0	1	67	113	2.46	1.091					
Dennis Eckerley, R ERA: 2.27 (8, 1)	1.2	S	6	1	0	0	1	0	0	0	0	0	0	16	23	0.00	0.600					

Oakland Athletics @ Boston Red Sox
 Fenway Park, Boston, MA
 Sun Jun 23 1991, 3:33 AM EDT
 Att: 34,147 - Cloudy - 70 F



AB	31
R	2
H	6
RBI	2
BB	3
SO	5
LOB	14

Batter	1	2	3	4	5	6	7	8	9	AB	R	H	RBI	BB	SO	LOB	TOP			
Steve Sax, R OBP: 0.322, SLG: 0.353	F8	L7				G4-3 1B		K		5	2	2	0	0	1	1	New York Yankees @ Boston Red Sox Fenway Park, Boston, MA Tue Jun 25 1991, 7:05 PM EDT Att: 34,753 - Sunny - 80 F			
Don Mattingly, L OBP: 0.357, SLG: 0.415	G3 1B				G4-3			G4-3		5	1	3	1	0	0	1				
Kevin Maas, L OBP: 0.384, SLG: 0.445	G3				K			G1-3		4	1	1	1	1	1	3				
Mel Hall, L OBP: 0.314, SLG: 0.511	HBP 1B				FC4-6 2B			E6 HR		5	1	1	1	0	0	3				
Roberto Kelly, R OBP: 0.314, SLG: 0.391	HBP				K			G1-3		3	0	1	0	0	1	2				
Matt Nokes, L OBP: 0.314, SLG: 0.516	P5				L7					3	1	1	3	1	0	4				
Jesse Barfield, R OBP: 0.311, SLG: 0.462					K			K		4	0	0	0	0	3	1				
Carlos Rodriguez, S OBP: 0.278, SLG: 0.278					G4-3			L4		4	0	1	0	0	0	0				
Alvaro Espinoza, R OBP: 0.284, SLG: 0.340								G1-3		0	0	0	0	0	0	0				
Pat Kelly, R OBP: 0.286, SLG: 0.396	F8				K			G4-3		4	0	0	0	0	2	1				
Inning Stats	R: 1 E: 0 K: 0 S: 11	H: 2 LOB: 2 BB: 0 P: 19	R: 0 E: 0 K: 0 S: 10	H: 1 LOB: 1 BB: 0 P: 16	R: 0 E: 0 K: 1 S: 9	H: 2 LOB: 2 BB: 0 P: 13	R: 0 E: 0 K: 2 S: 9	H: 0 LOB: 0 BB: 0 P: 12	R: 4 E: 1 K: 1 S: 20	H: 3 LOB: 0 BB: 0 P: 29	R: 1 E: 0 K: 1 S: 10	H: 2 LOB: 1 BB: 0 P: 13	R: 0 E: 0 K: 1 S: 9	H: 0 LOB: 0 BB: 1 P: 18	R: 0 E: 0 K: 1 S: 6	H: 0 LOB: 0 BB: 1 P: 11	1B: 5 2B: 4 3B: 0 HR: 1	SF: 0 SAC: 0 DP: 1 HBP: 1	WP: 0 PB: 0 SB: 1 CS: 0	PA: 40
PITCHER Rogier Clemens, R ERA: 2.2	IP: 9.0 WLS: L BF: 40 H: 10 R: 6 ER: 3 SO: 8 BB: 2 IBB: 0 HBP: 1 BLK: 0 WP: 0 HR: 1 S: 93 P: 141 ERA: 3.00 WHIP: 1.333															PITCHER				

AB	37
R	6
H	10
RBI	6
BB	2
SO	8
LOB	16



Batter	1	2	3	4	5	6	7	8	9	AB	R	H	RBI	BB	SO	LOB	BOTTOM					
Ellis Burks, R OBP: 0.314, SLG: 0.414	F9	F8				G6-3			K	5	0	0	0	0	2	3	New York Yankees @ Boston Red Sox Fenway Park, Boston, MA Tue Jun 25 1991, 7:05 PM EDT Att: 34,753 - Sunny - 80 F					
Jody Reed, R OBP: 0.311, SLG: 0.329	2B	G6-3						P3		4	1	2	1	0	0	1						
Wade Boggs, L OBP: 0.420, SLG: 0.453	1B 2B					G4-3		F9		4	1	2	2	0	0	2						
Jack Clark, R OBP: 0.363, SLG: 0.370	WP 1B	F7						K		3	0	1	0	1	1	1						
Mike Greenwell, L OBP: 0.375, SLG: 0.437	WP 1B					G4-3		P5		4	0	1	1	0	0	1						
Tom Brunansky, R OBP: 0.288, SLG: 0.404	K					G6-3		L7		4	0	1	0	0	1	3						
Carlos Quintana, R OBP: 0.375, SLG: 0.490	F8					K		F9		4	0	0	0	0	1	4						
Tony Peña, R OBP: 0.312, SLG: 0.369		G6-3 1B				G6-3		K		4	1	1	0	0	1	0						
Luis Rivera, R OBP: 0.355, SLG: 0.455		G6-3 1B						G6-3		3	1	2	0	0	0	0						
Steve Lyons, L OBP: 0.304, SLG: 0.434						1B				1	0	0	0	0	0	0						
Inning Stats	R: 2 E: 0 K: 1 S: 17	H: 4 LOB: 2 BB: 0 P: 27	R: 2 E: 0 K: 0 S: 10	H: 3 LOB: 1 BB: 0 P: 16	R: 0 E: 0 K: 1 S: 7	H: 0 LOB: 0 BB: 0 P: 11	R: 0 E: 0 K: 1 S: 14	H: 2 LOB: 2 BB: 0 P: 20	R: 0 E: 0 K: 0 S: 9	H: 0 LOB: 1 BB: 1 P: 17	R: 0 E: 0 K: 1 S: 10	H: 0 LOB: 0 BB: 0 P: 15	R: 0 E: 0 K: 1 S: 9	H: 0 LOB: 0 BB: 0 P: 12	R: 0 E: 0 K: 0 S: 8	H: 1 LOB: 0 BB: 0 P: 13	R: 0 E: 0 K: 1 S: 6	H: 0 LOB: 0 BB: 0 P: 6	1B: 7 2B: 3 3B: 0 HR: 0	SF: 0 SAC: 0 DP: 1 HBP: 0	WP: 1 PB: 0 SB: 0 CS: 0	PA: 37
PITCHER Tim Leary, R ERA: 5.7	IP: 5.0 WLS: W BF: 25 H: 9 R: 4 ER: 4 SO: 4 BB: 1 IBB: 0 HBP: 0 BLK: 0 WP: 1 HR: 0 S: 40 P: 57 ERA: 7.20 WHIP: 2.000															PITCHER						
John Habayan, R ERA: 1.59	3.0	9	1	0	0	2	0	0	0	0	0	27	40	0.00	0.333							
Steve Farr, R ERA: 1.75	1.0	S: 3	0	0	0	1	0	0	0	0	0	6	6	0.00	0.000							



Batter	1	2	3	4	5	6	7	8	9	AB	R	H	RBI	BB	SO	LOB	TOP					
Steve Sax, R OBP: 0.323, SLG: 0.351 (1,4)	G6-3		SF9 1B	G5-3		1B BB		L4-3		4	1	1	1	1	0	2						
Roberto Kelly, R OBP: 0.319, SLG: 0.392 (1,8)	F8		1B			1B				4	0	2	2	1	1	0						
Don Mattingly, L OBP: 0.354, SLG: 0.412 (1,3)	K		SF9							4	0	1	1	0	1	3						
Mel Hall, L OBP: 0.321, SLG: 0.511 (1,7)										4	0	2	1	1	1	1						
Kevin Maas, L OBP: 0.381, SLG: 0.444 (1,10)	G6-3 2B		K							5	0	1	0	0	2	6						
Jesse Barfield, R OBP: 0.305, SLG: 0.457 (1,9)	G6-3		K							5	1	1	0	0	1	6						
Matt Nokes, L OBP: 0.313, SLG: 0.511 (1,2)	G1-3									4	0	1	0	0	0	2						
Alvaro Espinoza, R OBP: 0.288, SLG: 0.337 (1,6)			1B BB							2	2	0	0	2	1	0						
Pat Kelly, R OBP: 0.304, SLG: 0.411 (1,5)			1B SF9 1B							4	1	3	0	0	1	2						
Inning Stats	R: 0 E: 0 K: 1 S: 8	H: 0 LOB: 0 BB: 0 P: 14	R: 0 E: 0 K: 1 S: 8	H: 1 LOB: 1 BB: 0 P: 12	R: 3 E: 0 K: 2 S: 23	H: 4 LOB: 2 BB: 1 P: 35	R: 0 E: 0 K: 1 S: 11	H: 1 LOB: 1 BB: 0 P: 16	R: 0 E: 0 K: 1 S: 7	H: 1 LOB: 1 BB: 0 P: 9	R: 2 E: 0 K: 1 S: 16	H: 3 LOB: 2 BB: 2 P: 26	R: 0 E: 0 K: 0 S: 9	H: 0 LOB: 1 BB: 1 P: 15	R: 0 E: 0 K: 0 S: 4	H: 1 LOB: 0 BB: 0 P: 5	R: 0 E: 0 K: 1 S: 10	H: 1 LOB: 2 BB: 1 P: 16	1B: 11 2B: 2 3B: 0 HR: 0	SF: 1 SAC: 0 DP: 1 HBP: 0	WP: 0 PB: 0 SB: 0 CS: 0	PA: 42
PITCHER	IP	WLS	BF	H	R	ER	SO	BB	IBB	HBP	BLK	WP	HR	S	P	ERA	WHIP					
Mike Gardiner, R ERA: 4.95 (1,1)	5.1	L	26	9	5	5	6	2	0	0	0	0	0	63	97	8.44	2.062					
Joe Hesketh, L ERA: 3.66 (6,1)	2.2		12	2	0	0	1	3	0	0	0	0	0	23	39	0.00	1.875					
Tony Fossas, L ERA: 3.1 (9,1)	1.0		4	1	0	0	1	0	0	0	0	0	0	10	12	0.00	1.000					

New York Yankees @ Boston Red Sox
Fenway Park, Boston, MA
Wed Jun 26 1991, 7:05 PM EDT
Att: 34,514 - Sunny - 85 F

AB	36
R	5
H	12
RBI	5
BB	5
SO	8
LOB	22



Batter	1	2	3	4	5	6	7	8	9	AB	R	H	RBI	BB	SO	LOB	BOTTOM					
Ellis Burks, R OBP: 0.313, SLG: 0.424 (1,8)	E6		F8			HR				4	1	1	1	0	1	3						
Jody Read, R OBP: 0.314, SLG: 0.336 (1,4)	FC6-4 1B		L5-3			F8 2B				4	0	2	0	0	0	1						
Wade Boggs, L OBP: 0.314, SLG: 0.446 (1,5)	FC6-4 FC5-4					G5-3				4	0	0	0	0	1	2						
Jack Clark, R OBP: 0.357, SLG: 0.363 (1,10)	FC5-4					F8				4	0	0	0	0	0	2						
Mike Greenwell, L OBP: 0.374, SLG: 0.438 (1,7)						F7				4	0	1	0	0	0	1						
Tom Brunansky, R OBP: 0.288, SLG: 0.401 (1,9)			K			F9				4	0	1	0	0	1	1						
Carlos Quintana, R OBP: 0.373, SLG: 0.402 (1,3)			G5-3			G4-3				4	0	1	0	0	0	1						
Tony Peña, R OBP: 0.312, SLG: 0.368 (1,2)			G4-3							3	0	1	0	0	1	3						
Luis Rivera, R OBP: 0.355, SLG: 0.453 (1,6)			L5-3 1B			P3				3	0	1	0	0	1	3						
Inning Stats	R: 0 E: 1 K: 0 S: 8	H: 1 LOB: 1 BB: 0 P: 12	R: 0 E: 0 K: 1 S: 12	H: 1 LOB: 0 BB: 0 P: 20	R: 0 E: 0 K: 0 S: 11	H: 1 LOB: 0 BB: 0 P: 19	R: 0 E: 0 K: 1 S: 9	H: 0 LOB: 0 BB: 0 P: 13	R: 0 E: 0 K: 0 S: 8	H: 1 LOB: 1 BB: 0 P: 14	R: 1 E: 0 K: 0 S: 14	H: 2 LOB: 1 BB: 0 P: 22	R: 0 E: 0 K: 3 S: 16	H: 2 LOB: 2 BB: 0 P: 21	R: 0 E: 0 K: 0 S: 5	H: 0 LOB: 0 BB: 0 P: 7	R: 0 E: 0 K: 0 S: 4	H: 0 LOB: 0 BB: 0 P: 5	1B: 4 2B: 4 3B: 0 HR: 1	SF: 0 SAC: 0 DP: 1 HBP: 0	WP: 0 PB: 0 SB: 0 CS: 1	PA: 34
PITCHER	IP	WLS	BF	H	R	ER	SO	BB	IBB	HBP	BLK	WP	HR	S	P	ERA	WHIP					
Scott Sanderson, R ERA: 3.69 (1,1)	6.0	W	23	6	1	1	2	0	0	0	0	0	0	62	100	1.50	1.000					
Steve Howe, L ERA: 0.96 (7,1)	3.0	S	11	2	0	0	3	0	0	0	0	0	0	25	33	0.00	0.667					

New York Yankees @ Boston Red Sox
Fenway Park, Boston, MA
Wed Jun 26 1991, 7:05 PM EDT
Att: 34,514 - Sunny - 85 F

AB	34
R	1
H	8
RBI	1
BB	0
SO	5
LOB	17



Batter	1	2	3	4	5	6	7	8	9	AB	R	H	RBI	BB	SO	LOB	TOP			
Steve Sax, R OBP: 0.321, SLG: 0.349	1-1 3B 1B	1-1 G5-3		2-2 G5-3		2-1 P4			2-0 G6-3	5	1	1	0	0	0	1				
Roberto Kelly, R OBP: 0.321, SLG: 0.411	2-0 SF9 3B		0-1 P3	1-1 HR			1-1 G6-3		0-0 G6-3	5	2	2	2	0	0	0				
Don Mattingly, L OBP: 0.356, SLG: 0.415	0-0 SF9		2-2 HR 1B	1-0 P6			0-0 1B			3	1	2	1	0	0	0				
Jesse Barfield, R OBP: 0.308, SLG: 0.453	1-0 BB 1B		3-2 G6-3 1B	0-1 P6			2-2 F8			4	0	1	0	0	0	2				
Mel Hall, L OBP: 0.325, SLG: 0.525	4-0 G6-4-3 BB		0-0 HR		2-2 G4-3		1-3 K			3	1	1	2	1	1	1				
Hensley Meulens, R OBP: 0.287, SLG: 0.331	1-2 G6-4-3 1-2f		1-2 S HR 1B		1-2 F9			1-1 G5-3		4	1	1	0	0	0	2				
Randy Velarde, R OBP: 0.320, SLG: 0.318		2-2 G5-4-3 1B	4-2 HR BB		1-1 G6-3			2-0 G6-3		3	1	1	0	1	0	0				
Bob Geren, R OBP: 0.239, SLG: 0.269		0-2 G5-4-3 1-2f	3-2 S HR		2-1 G3			1-0 G6-3		4	1	1	3	0	0	1				
Pat Kelly, R OBP: 0.302, SLG: 0.404	1-1 S 1B		1-1 G6-3		2-2 F7			1-2 G6-3		4	0	1	0	0	0	0				
Inning Stats	R: 2 E: 0 K: 0 S: 8	H: 3 LOB: 1 BB: 1 P: 17	R: 0 E: 0 K: 0 S: 12	H: 2 LOB: 1 BB: 0 P: 16	R: 5 E: 0 K: 0 S: 20	H: 4 LOB: 0 BB: 1 P: 34	R: 1 E: 0 K: 0 S: 9	H: 1 LOB: 0 BB: 0 P: 13	R: 0 E: 0 K: 0 S: 10	H: 0 LOB: 0 BB: 0 P: 14	R: 0 E: 0 K: 1 S: 9	H: 1 LOB: 1 BB: 0 P: 13	R: 0 E: 0 K: 0 S: 4	H: 0 LOB: 0 BB: 0 P: 8	R: 0 E: 0 K: 0 S: 6	H: 0 LOB: 0 BB: 0 P: 9	1B: 7 2B: 0 3B: 1 HR: 3	SF: 1 SAC: 0 DP: 2 HBP: 0	WP: 0 PB: 0 SB: 2 CS: 0	PA: 38
PITCHER	IP WLS BF H R ER SO BB IBB HBP BLK WP HR S P ERA WHIP	IP WLS BF H R ER SO BB IBB HBP BLK WP HR S P ERA WHIP	IP WLS BF H R ER SO BB IBB HBP BLK WP HR S P ERA WHIP	IP WLS BF H R ER SO BB IBB HBP BLK WP HR S P ERA WHIP	IP WLS BF H R ER SO BB IBB HBP BLK WP HR S P ERA WHIP	IP WLS BF H R ER SO BB IBB HBP BLK WP HR S P ERA WHIP	IP WLS BF H R ER SO BB IBB HBP BLK WP HR S P ERA WHIP	IP WLS BF H R ER SO BB IBB HBP BLK WP HR S P ERA WHIP	IP WLS BF H R ER SO BB IBB HBP BLK WP HR S P ERA WHIP	IP WLS BF H R ER SO BB IBB HBP BLK WP HR S P ERA WHIP	IP WLS BF H R ER SO BB IBB HBP BLK WP HR S P ERA WHIP	IP WLS BF H R ER SO BB IBB HBP BLK WP HR S P ERA WHIP	IP WLS BF H R ER SO BB IBB HBP BLK WP HR S P ERA WHIP	IP WLS BF H R ER SO BB IBB HBP BLK WP HR S P ERA WHIP	IP WLS BF H R ER SO BB IBB HBP BLK WP HR S P ERA WHIP	IP WLS BF H R ER SO BB IBB HBP BLK WP HR S P ERA WHIP	IP WLS BF H R ER SO BB IBB HBP BLK WP HR S P ERA WHIP			
Tom Bolton, L ERA: 4.62	3.2 L	2.1 L	1.0 L	1.0 L	1.0 L	1.0 L	1.0 L	1.0 L	1.0 L	1.0 L	1.0 L	1.0 L	1.0 L	1.0 L	1.0 L	1.0 L	1.0 L			
Dennis Lamp, R ERA: 4.5	4.1	1.0	1.0	1.0	1.0	1.0	1.0	1.0	1.0	1.0	1.0	1.0	1.0	1.0	1.0	1.0	1.0			
Jeff Gray, R ERA: 2.27	1.0	1.0	1.0	1.0	1.0	1.0	1.0	1.0	1.0	1.0	1.0	1.0	1.0	1.0	1.0	1.0	1.0			

New York Yankees @ Boston Red Sox
Fenway Park, Boston, MA
Thu Jun 27 1991, 7:05 PM EDT
Att: 34,529 - Sunny - 89 F

AB	35
R	8
H	11
RBI	8
BB	2
SO	1
LOB	7



Batter	1	2	3	4	5	6	7	8	9	AB	R	H	RBI	BB	SO	LOB	BOTTOM			
Ellis Burks, R OBP: 0.308, SLG: 0.415	3-2 L8	1-1 G1-3			1-2 P3		1-1 F9		1-2 P5	5	0	0	0	0	0	7				
Jody Read, R OBP: 0.308, SLG: 0.329	0-2 G5-3		2-1 G5-3		1-2 G6-3			2-2 G6-3	0-1 P4	5	0	0	0	0	0	3				
Wade Boggs, L OBP: 0.319, SLG: 0.444	4-2 BB		4-2 FC6-4 BB		2-1 G6-3			4-2 G5-3 BB		1	0	0	0	3	0	0				
Jack Clark, R OBP: 0.352, SLG: 0.356	2-0 P3		1-3 K			0-1 F9		3-2 G5-3	1-2 G3-1	4	0	0	0	0	1	3				
Mike Greenwell, L OBP: 0.368, SLG: 0.431		1-1 G4-3	1-0 FC6-4 1-2f			0-0 L6		2-1 G3-1		4	0	0	0	0	0	2				
Mo Vaughn, L OBP: 0.375, SLG: 0.404		4-1 1B 1B BB		0-0 P6		1-3 K			0-0 2B 1B	2	0	0	0	1	1	0				
Tom Brunansky, R OBP: 0.291, SLG: 0.400		3-3 K		4-2 BB			2-2 G5-4-3 BB 1B		2-1 F8	3	0	1	0	1	1	2				
Tony Peña, R OBP: 0.317, SLG: 0.369		0-0 1B		2-3 K			4-0 G5-4-3 BB		0-0 1B	2	0	1	0	1	1	1				
John Marzano, R OBP: 0.294, SLG: 0.406		1-2 1B					1-2 BB		1-3 2B	1	0	1	0	0	0	0				
Luis Rivera, R OBP: 0.358, SLG: 0.450		0-0 1B		3-1 F8			0-1 G5-4-3		4-2 BB	3	0	1	0	1	0	3				
Inning Stats	R: 0 E: 0 K: 0 S: 10	H: 0 LOB: 1 BB: 1 P: 19	R: 0 E: 0 K: 1 S: 11	H: 2 LOB: 3 BB: 1 P: 20	R: 0 E: 0 K: 1 S: 9	H: 0 LOB: 1 BB: 1 P: 17	R: 0 E: 0 K: 1 S: 10	H: 0 LOB: 0 BB: 1 P: 19	R: 0 E: 0 K: 1 S: 6	H: 0 LOB: 0 BB: 0 P: 7	R: 0 E: 0 K: 0 S: 7	H: 1 LOB: 1 BB: 1 P: 14	R: 0 E: 0 K: 0 S: 10	H: 0 LOB: 1 BB: 1 P: 21	R: 0 E: 0 K: 0 S: 11	H: 2 LOB: 3 BB: 1 P: 18	1B: 4 2B: 1 3B: 0 HR: 0	SF: 0 SAC: 0 DP: 1 HBP: 0	WP: 0 PB: 0 SB: 0 CS: 0	PA: 38
PITCHER	IP WLS BF H R ER SO BB IBB HBP BLK WP HR S P ERA WHIP	IP WLS BF H R ER SO BB IBB HBP BLK WP HR S P ERA WHIP	IP WLS BF H R ER SO BB IBB HBP BLK WP HR S P ERA WHIP	IP WLS BF H R ER SO BB IBB HBP BLK WP HR S P ERA WHIP	IP WLS BF H R ER SO BB IBB HBP BLK WP HR S P ERA WHIP	IP WLS BF H R ER SO BB IBB HBP BLK WP HR S P ERA WHIP	IP WLS BF H R ER SO BB IBB HBP BLK WP HR S P ERA WHIP	IP WLS BF H R ER SO BB IBB HBP BLK WP HR S P ERA WHIP	IP WLS BF H R ER SO BB IBB HBP BLK WP HR S P ERA WHIP	IP WLS BF H R ER SO BB IBB HBP BLK WP HR S P ERA WHIP	IP WLS BF H R ER SO BB IBB HBP BLK WP HR S P ERA WHIP	IP WLS BF H R ER SO BB IBB HBP BLK WP HR S P ERA WHIP	IP WLS BF H R ER SO BB IBB HBP BLK WP HR S P ERA WHIP	IP WLS BF H R ER SO BB IBB HBP BLK WP HR S P ERA WHIP	IP WLS BF H R ER SO BB IBB HBP BLK WP HR S P ERA WHIP	IP WLS BF H R ER SO BB IBB HBP BLK WP HR S P ERA WHIP	IP WLS BF H R ER SO BB IBB HBP BLK WP HR S P ERA WHIP			
Wade Taylor, R ERA: 6.39	7.0	1.0	1.0	1.0	1.0	1.0	1.0	1.0	1.0	1.0	1.0	1.0	1.0	1.0	1.0	1.0	1.0			
Greg Cadaret, L ERA: 3.05	1.0	1.0	1.0	1.0	1.0	1.0	1.0	1.0	1.0	1.0	1.0	1.0	1.0	1.0	1.0	1.0	1.0			
Lee Guetterman, L ERA: 2.22	1.0	1.0	1.0	1.0	1.0	1.0	1.0	1.0	1.0	1.0	1.0	1.0	1.0	1.0	1.0	1.0	1.0			

New York Yankees @ Boston Red Sox
Fenway Park, Boston, MA
Thu Jun 27 1991, 7:05 PM EDT
Att: 34,529 - Sunny - 89 F

AB	31
R	0
H	5
RBI	0
BB	7
SO	4
LOB	21



Batter	1	2	3	4	5	6	7	8	9	AB	R	H	RBI	BB	SO	LOB	TOP					
Ellis Burks, R OBP: 0.309, SLG: 0.413 (1, 8)	G1-3		1B	L6				K		4	1	1	0	1	1	0	Boston Red Sox @ Baltimore Orioles Memorial Stadium, Baltimore, MD Fri Jun 28 1991, 7:05 PM EDT Att: 48,327 - Sunny - 95 F					
Jody Read, R OBP: 0.306, SLG: 0.327 (1, 4)	F7		BB 1B	K				K		5	1	1	1	0	3	1						
Wade Boggs, L OBP: 0.478, SLG: 0.444 (1, 5)	1B		BB BB SF9 1B		G4-3			F7	G3-1	5	1	2	1	0	0	0						
Jack Clark, R OBP: 0.356, SLG: 0.373 (1, 10)	K		SF9 BB G5-3 BB		K			BB 1B 1B	HR	4	3	2	1	1	2	1						
Mike Greenwell, L OBP: 0.369, SLG: 0.428 (1, 7)		G6-3	G5-3 S 1B BB		1B			K	G3-1	4	1	1	1	1	1	1						
Mo Vaughn, L OBP: 0.333, SLG: 0.250 (7, PH) Carlos Quintana, R OBP: 0.376, SLG: 0.405 (7, 3)	G4-3		SF9		1B			BB	G6-3	2	0	1	1	0	0	0						
Tom Brunansky, R OBP: 0.293, SLG: 0.397 (1, 9)	1B		G5-3		F9			1B BB	K	4	0	1	1	1	1	3						
Tony Peña, R OBP: 0.320, SLG: 0.372 (1, 2)	F8		PO 1B					K		4	0	2	3	0	1	1						
Luis Rivera, R OBP: 0.356, SLG: 0.445 (1, 6)			1B	K				K	G1-3	4	1	1	0	0	2	2						
Inning Stats	R: 0 E: 0 K: 1 S: 15	H: 1 LOB: 1 BB: 0 P: 19	R: 0 E: 0 K: 0 S: 10	H: 1 LOB: 1 BB: 0 P: 15	R: 6 E: 0 K: 0 S: 23	H: 5 LOB: 0 BB: 2 P: 39	R: 0 E: 0 K: 2 S: 9	H: 0 LOB: 0 BB: 0 P: 11	R: 0 E: 0 K: 1 S: 10	H: 2 LOB: 2 BB: 0 P: 17	R: 0 E: 0 K: 3 S: 14	H: 0 LOB: 1 BB: 1 P: 22	R: 2 E: 0 K: 1 S: 15	H: 3 LOB: 2 BB: 1 P: 23	R: 0 E: 0 K: 2 S: 8	H: 0 LOB: 0 BB: 0 P: 8		R: 1 E: 0 K: 1 S: 8	H: 1 LOB: 0 BB: 0 P: 12	1B: 12 2B: 0 3B: 0 HR: 1	SF: 1 SAC: 0 DP: 0 HBP: 0	WP: 0 PB: 0 SB: 1 CS: 0
PITCHER	IP	WLS	BF	H	R	ER	SO	BB	IBB	HBP	BLK	WP	HR	S	P	ERA	WHIP					
Jose Mesa, R ERA: 5.75 (1, 1)	2.0	L	14	6	6	6	1	2	0	0	0	0	0	35	55	27.00	4.000					
Todd Frothing, R ERA: 1.3 (3, 1)	4.0		15	3	0	0	6	1	0	0	0	0	0	46	68	0.00	1.000					
Paul Kilgus, L ERA: 5.05 (7, 1)	3.0		14	4	3	3	4	1	0	0	0	0	1	31	43	9.00	1.667					

Batter	1	2	3	4	5	6	7	8	9	AB	R	H	RBI	BB	SO	LOB	BOTTOM					
Mike Devereaux, R OBP: 0.324, SLG: 0.454 (1, 8)	P6		G6-3		F9				FC6-4	4	1	0	0	1	0	1	Boston Red Sox @ Baltimore Orioles Memorial Stadium, Baltimore, MD Fri Jun 28 1991, 7:05 PM EDT Att: 48,327 - Sunny - 95 F					
Brady Anderson, L OBP: 0.305, SLG: 0.254 (1, 7)	L8		F7					G3	BB	4	0	1	2	0	0	0						
Cal Ripken Jr., R OBP: 0.410, SLG: 0.599 (1, 6)	1B			E3				G3	F9	3	1	1	0	1	0	1						
Sam Horn, L OBP: 0.335, SLG: 0.490 (1, 10)	1B			2B				G3		4	0	2	0	0	1	1						
Randy Milligan, R OBP: 0.363, SLG: 0.403 (1, 3)	G4-3			G2-3				G3	2B	4	0	1	1	0	1	4						
Leo Gomez, R OBP: 0.359, SLG: 0.394 (1, 5)			K		F8			K	K	4	0	0	0	0	3	3						
Joe Orsulak, L OBP: 0.276, SLG: 0.297 (1, 9)			K		G6-3				L7	4	0	1	0	0	1	2						
Bob Melvin, R OBP: 0.333, SLG: 0.350 (1, 2) Ernie White, L OBP: 0.343, SLG: 0.288 (9, PH)			K					G3	FC5-4	3	1	0	0	0	1	1						
Billy Ripken, R OBP: 0.247, SLG: 0.259 (1, 4) David Segui, S OBP: 0.314, SLG: 0.358 (9, PH)			K					G4-3	FC6-4	1	0	0	0	0	0	0						
Inning Stats	R: 0 E: 0 K: 0 S: 12	H: 2 LOB: 2 BB: 0 P: 17	R: 0 E: 0 K: 3 S: 10	H: 0 LOB: 0 BB: 0 P: 14	R: 0 E: 0 K: 1 S: 12	H: 0 LOB: 0 BB: 0 P: 16	R: 0 E: 1 K: 0 S: 13	H: 1 LOB: 2 BB: 0 P: 20	R: 0 E: 0 K: 0 S: 4	H: 0 LOB: 0 BB: 0 P: 5	R: 1 E: 0 K: 1 S: 11	H: 1 LOB: 1 BB: 1 P: 19	R: 2 E: 0 K: 1 S: 15	H: 2 LOB: 1 BB: 1 P: 21	R: 0 E: 0 K: 3 S: 11	H: 0 LOB: 0 BB: 0 P: 17		R: 0 E: 1 K: 0 S: 8	H: 0 LOB: 1 BB: 0 P: 11	1B: 3 2B: 3 3B: 0 HR: 0	SF: 0 SAC: 0 DP: 0 HBP: 0	WP: 0 PB: 0 SB: 0 CS: 0
PITCHER	IP	WLS	BF	H	R	ER	SO	BB	IBB	HBP	BLK	WP	HR	S	P	ERA	WHIP					
Greg Harris, R ERA: 4.39 (1, 1)	6.2	W	29	6	3	3	6	2	0	0	0	0	0	72	107	4.05	1.200					
Jeff Grey, R ERA: 2.2 (7, 1)	1.1		4	0	0	0	3	0	0	0	0	0	0	16	22	0.00	0.000					
Jeff Reardon, R ERA: 2.89 (9, 1)	1.0		4	0	0	0	0	0	0	0	0	0	0	8	11	0.00	0.000					

Batter	1	2	3	4	5	6	7	8	9	AB	R	H	RBI	BB	SO	LOB	TOP					
Jody Reed, R OBP: 0.317, SLG: 0.347										6	1	4	0	0	0	4	Boston Red Sox @ Milwaukee Brewers Milwaukee County Stadium, Milwaukee, WI Tue Jul 02 1991, 8:05 PM EDT Att: 16,019 - Cloudy - 88 F					
Carlos Quintana, R OBP: 0.397, SLG: 0.421										4	1	3	2	1	0	1						
Wade Boggs, L OBP: 0.374, SLG: 0.444 Mike Brumley, S OBP: 0.235, SLG: 0.219										2	2	0	1	3	0	3						
Mo Vaughn, L OBP: 0.292, SLG: 0.545										6	0	1	1	0	1	8						
Mike Greenwell, L OBP: 0.320, SLG: 0.447 Kevin Romine, R OBP: 0.222, SLG: 0.302										5	3	4	2	0	0	2						
Tom Brunansky, R OBP: 0.286, SLG: 0.385										6	1	1	0	0	1	6						
Ellis Burks, R OBP: 0.304, SLG: 0.414										6	2	2	4	0	0	2						
Tony Peña, R OBP: 0.320, SLG: 0.362 John Marzano, R OBP: 0.308, SLG: 0.405										3	1	1	0	2	2	3						
Luis Rivera, R OBP: 0.376, SLG: 0.461										5	2	4	3	1	1	1						
Inning Stats	R: 0 E: 0 K: 0 S: 12	H: 1 LOB: 2 BB: 1 P: 20	R: 0 E: 0 K: 1 S: 11	H: 1 LOB: 1 BB: 0 P: 16	R: 0 E: 0 K: 0 S: 9	H: 2 LOB: 1 BB: 0 P: 17	R: 4 E: 1 K: 0 S: 11	H: 3 LOB: 2 BB: 2 P: 23	R: 1 E: 0 K: 2 S: 14	H: 2 LOB: 2 BB: 1 P: 24	R: 4 E: 0 K: 2 S: 20	H: 3 LOB: 0 BB: 1 P: 32	R: 3 E: 1 K: 2 S: 21	H: 4 LOB: 3 BB: 2 P: 34	R: 1 E: 0 K: 0 S: 9	H: 3 LOB: 1 BB: 0 P: 14		R: 5 E: 0 K: 0 S: 11	H: 3 LOB: 2 BB: 0 P: 15	1B: 16 2B: 4 3B: 0 HR: 2	SF: 2 SAC: 1 DP: 1 HBP: 0	WP: 1 PB: 0 SB: 0 CS: 1
PITCHER	IP WLS BF H R ER SO BB IBB HBP BLK WP HR S P ERA WHIP	4.2 L 27 9 5 3 1 4 0 0 0 0 1 1 55 97 5.79 2.786	5.1 1.2 12 4 7 7 2 3 0 0 0 0 1 1 32 53 37.80 4.200	7.1 1.2 10 6 1 1 2 0 0 0 0 0 0 20 30 5.40 3.600	9.1 1.0 6 3 1 1 0 0 0 0 0 0 0 11 15 9.00 3.000	PITCHER										IP WLS BF H R ER SO BB IBB HBP BLK WP HR S P ERA WHIP						

Batter	1	2	3	4	5	6	7	8	9	AB	R	H	RBI	BB	SO	LOB	BOTTOM					
Paul Molitor, R OBP: 0.402, SLG: 0.518										5	0	2	1	0	0	2	Boston Red Sox @ Milwaukee Brewers Milwaukee County Stadium, Milwaukee, WI Tue Jul 02 1991, 8:05 PM EDT Att: 16,019 - Cloudy - 88 F					
Willie Randolph, R OBP: 0.424, SLG: 0.359										4	0	0	0	1	0	3						
Robin Yount, R OBP: 0.329, SLG: 0.411										4	1	1	0	1	0	2						
Candy Maldonado, R OBP: 0.435, SLG: 0.647										2	0	0	0	2	0	2						
Greg Vaughn, R OBP: 0.325, SLG: 0.498										4	1	1	0	0	0	4						
Dante Bichette, R OBP: 0.275, SLG: 0.414 B.J. Surhoff, L OBP: 0.274, SLG: 0.254										3	1	2	1	0	1	0						
Dale Sveum, S OBP: 0.306, SLG: 0.335										4	1	2	0	0	1	3						
Rick Dempsey, R OBP: 0.263, SLG: 0.342										3	0	1	2	0	0	2						
Bill Spiers, L OBP: 0.306, SLG: 0.335										3	0	1	0	1	1	2						
Inning Stats	R: 0 E: 0 K: 0 S: 5	H: 1 LOB: 2 BB: 2 P: 14	R: 0 E: 0 K: 1 S: 9	H: 1 LOB: 0 BB: 0 P: 13	R: 0 E: 0 K: 0 S: 8	H: 0 LOB: 2 BB: 2 P: 17	R: 2 E: 0 K: 0 S: 13	H: 4 LOB: 2 BB: 0 P: 20	R: 1 E: 0 K: 1 S: 11	H: 1 LOB: 1 BB: 1 P: 25	R: 0 E: 0 K: 1 S: 12	H: 1 LOB: 0 BB: 0 P: 15	R: 0 E: 0 K: 0 S: 8	H: 0 LOB: 0 BB: 0 P: 12	R: 1 E: 0 K: 0 S: 9	H: 2 LOB: 1 BB: 0 P: 16		R: 0 E: 0 K: 0 S: 4	H: 0 LOB: 0 BB: 0 P: 7	1B: 8 2B: 2 3B: 0 HR: 0	SF: 2 SAC: 0 DP: 3 HBP: 0	WP: 0 PB: 0 SB: 0 CS: 0
PITCHER	IP WLS BF H R ER SO BB IBB HBP BLK WP HR S P ERA WHIP	4.0 W 9 1 0 0 2 0 0 0 0 0 0 0 28 42 0.00 0.333	5.1 3.0 9 1 0 0 2 0 0 0 0 0 0 28 42 0.00 0.333	8.1 2.0 8 2 1 1 0 0 0 0 0 0 0 13 23 4.50 1.000	PITCHER										IP WLS BF H R ER SO BB IBB HBP BLK WP HR S P ERA WHIP							

Batter	1	2	3	4	5	6	7	8	9	AB	R	H	RBI	BB	SO	LOB	TOP								
Tony Phillips, S OBP: 0.390, SLG: 0.434 (1, 5)	1-2 1B		2-2 2B	2-2 F8			3-3 K		2-2 G5-3	5	0	2	0	0	1	2									
Lou Whitaker, L OBP: 0.391, SLG: 0.455 (1, 4)	1-0 P5		2-2 F7		2-1 G3		3-2 F8		2-1 2B	5	0	1	0	0	0	2									
Travis Fryman, R OBP: 0.282, SLG: 0.388 (1, 6)	0-2 F8			1-2 HR	1-1 1B		2-0 HR		1-3 K	5	3	3	1	0	1	2									
Cecil Fielder, R OBP: 0.376, SLG: 0.531 (1, 10)	0-0 F9			2-2 F8	0-1 1B		3-1 1B		1-1 G6-3	5	1	2	2	0	0	3									
Mickey Tettleton, S OBP: 0.384, SLG: 0.498 (1, 2)		2-3 K		0-2 HR	3-3 K		2-3 K			4	1	1	2	0	3	1									
Skeeter Barnes, R OBP: 0.384, SLG: 0.667 (1, 7)		0-3 K		0-1 2B	3-3 K			0-2 G3-1		4	1	1	0	0	2	0									
Dave Bergman, L OBP: 0.322, SLG: 0.278 (1, 3)	1-2 F7			4-1 1B		0-3 K		4-2 BB		2	0	0	0	2	1	0									
Rob Deer, R OBP: 0.308, SLG: 0.393 (1, 9)			0-3 K	1-3 K		1-0 G5-3		0-3 K		4	0	0	0	0	3	2									
Mitt Cuyler, S OBP: 0.311, SLG: 0.337 (1, 8)			1-3 K	0-1 1B		0-0 G6-3		0-0 G5-3		4	0	1	0	0	1	1									
Inning Stats	R: 0 E: 0 K: 0 S: 9	H: 1 LOB: 1 BB: 0 P: 11	R: 0 E: 0 K: 2 S: 10	H: 0 LOB: 0 BB: 0 P: 13	R: 0 E: 0 K: 2 S: 14	H: 1 LOB: 1 BB: 0 P: 19	R: 3 E: 0 K: 1 S: 24	H: 4 LOB: 2 BB: 1 P: 34	R: 2 E: 0 K: 2 S: 14	H: 2 LOB: 0 BB: 0 P: 23	R: 0 E: 0 K: 1 S: 5	H: 0 LOB: 0 BB: 0 P: 6	R: 1 E: 0 K: 2 S: 16	H: 2 LOB: 1 BB: 0 P: 29	R: 0 E: 0 K: 1 S: 13	H: 0 LOB: 1 BB: 1 P: 17	R: 0 E: 0 K: 1 S: 10	H: 1 LOB: 1 BB: 0 P: 16	1B: 5 2B: 3 3B: 0 HR: 3	SF: 0 SAC: 0 DP: 0 HBP: 0	WP: 0 PB: 0 SB: 1 CS: 0	PA: 40			
PITCHER	IP	WLS	BF	H	R	ER	SO	BB	IBB	HBP	BLK	WP	HR	S	P	ERA	WHIP								
Danny Darwin, R ERA: 5.16 (1, 1)	5.0	L	24	8	5	5	7	1	0	0	0	0	2	71	100	9.00	1.800								
Joe Hesketh, L ERA: 3.91 (6, 1)	4.0		16	3	1	1	5	1	0	0	0	0	1	44	68	2.25	1.000								

Detroit Tigers @ Boston Red Sox
Fenway Park, Boston, MA
Thu Jul 04 1991, 7:05 PM EDT
Att: 33,611 - Sunny - 71 F

AB	38
R	6
H	11
RBI	5
BB	2
SO	12
LOB	13



Batter	1	2	3	4	5	6	7	8	9	AB	R	H	RBI	BB	SO	LOB	BOTTOM								
Wade Boggs, L OBP: 0.410, SLG: 0.436 (1, 5)	2-0 G6-3		1-2 1B		4-0 BB		2-2 L8		0-1 G3-1	4	0	1	0	1	0	1									
Jody Reed, R OBP: 0.320, SLG: 0.353 (1, 4)	1-1 G5-3		3-2 F8		1-0 F7		1-2 FC1-6		0-1 1B	5	0	2	0	0	0	3									
Mo Vaughn, L OBP: 0.593, SLG: 0.593 (1, 3)	2-1 F7			1-3 K		0-1 HR	2-1 FC1-6		0-2 G5-3	3	1	1	1	0	1	0									
Carlos Quintana, R OBP: 0.379, SLG: 0.411 (7, PH) (8, 3)							1-2 2-3			2	0	0	0	0	0	3									
Jack Clark, R OBP: 0.353, SLG: 0.361 (1, 10)		3-1 G6-3		3-3 K		4-1 1B	0-0 P6			3	0	0	0	1	1	2									
Mike Greenwell, L OBP: 0.370, SLG: 0.445 (1, 7)		0-0 G3		0-0 1B		3-2 F9		0-0 F8		4	0	1	0	0	0	1									
Ellis Burks, R OBP: 0.310, SLG: 0.419 (1, 8)		4-0 BB		1 SAFE 3-3 K		2-1 1B	2-0 FC5-4		2-0 1B	3	0	2	0	1	1	1									
Tom Brunansky, R OBP: 0.285, SLG: 0.387 (1, 9)		3-2 F8			1-2 2B	3-1 P6	3-2 FC5-4		3-2 FC6-4	4	0	1	0	0	0	4									
Tony Peña, R OBP: 0.314, SLG: 0.354 (1, 2)			3-2 G5-3		1-1 G1-3	0-0 G1-3	0-1 FC6-4			4	0	0	0	0	0	4									
Luis Rivera, R OBP: 0.367, SLG: 0.448 (1, 6)			2-0 L7		1-1 L7		2-2 FC1-6		1-0 F9	3	0	1	0	0	0	1									
Steve Lyons, L OBP: 0.329, SLG: 0.431 (9, PH)										1	0	0	0	0	0	0									
Inning Stats	R: 0 E: 0 K: 0 S: 5	H: 0 LOB: 0 BB: 0 P: 10	R: 0 E: 0 K: 0 S: 6	H: 0 LOB: 1 BB: 1 P: 16	R: 0 E: 0 K: 3 S: 11	H: 1 LOB: 1 BB: 0 P: 18	R: 0 E: 0 K: 0 S: 8	H: 1 LOB: 2 BB: 1 P: 16	R: 1 E: 0 K: 0 S: 11	H: 2 LOB: 2 BB: 1 P: 23	R: 0 E: 0 K: 0 S: 12	H: 2 LOB: 0 BB: 0 P: 19	R: 0 E: 0 K: 0 S: 8	H: 1 LOB: 1 BB: 0 P: 13	R: 0 E: 0 K: 0 S: 9	H: 1 LOB: 1 BB: 0 P: 10	1B: 7 2B: 1 3B: 0 HR: 1	SF: 0 SAC: 0 DP: 0 HBP: 0	WP: 0 PB: 0 SB: 0 CS: 0	PA: 39					
PITCHER	IP	WLS	BF	H	R	ER	SO	BB	IBB	HBP	BLK	WP	HR	S	P	ERA	WHIP								
Rusty Meacham, R ERA: 2.92 (1, 1)	5.1	W	24	5	1	1	3	3	0	0	0	0	0	12	20	0.00	2.000								
John Cerutti, L ERA: 4.69 (6, 1)	1.0		5	2	0	0	0	0	0	0	0	0	0	20	20	0.00	2.000								
Mike Henneman, R ERA: 2.7 (7, 1)	2.2		10	2	0	0	0	0	0	0	0	0	0	20	28	0.00	0.750								

Detroit Tigers @ Boston Red Sox
Fenway Park, Boston, MA
Thu Jul 04 1991, 7:05 PM EDT
Att: 33,611 - Sunny - 71 F


AB	36
R	1
H	9
RBI	1
BB	3
SO	3
LOB	20



Batter	1	2	3	4	5	6	7	8	9	AB	R	H	RBI	BB	SO	LOB	TOP			
Tony Phillips, S OBP: 0.386, SLG: 0.428	0-1 P3		0-2 G3			0-0 G5-3		2-1 G5-3		4	0	0	0	0	0	1				
Skeeter Barnes, R OBP: 0.351, SLG: 0.647	0-0 F9			1-2 G5-3		0-0 G5-3			1-0 E5 2B	4	0	1	0	0	0	0				
Travis Fryman, R OBP: 0.278, SLG: 0.382	2-3 K			3-3 K		0-3 K			0-0 G6-3	4	0	0	0	0	3	1				
Cecil Fielder, R OBP: 0.375, SLG: 0.537		2-1 F7		1-1 F9			0-0 HR		0-0 E5 2-3	4	1	1	1	0	0	1				
Mickey Tettleton, S OBP: 0.386, SLG: 0.496		2-3 K			4-0 2B BB		0-0 G5-4-3 1B		2-3 K	3	0	1	0	1	2	1				
Pete Incaviglia, R OBP: 0.297, SLG: 0.341		1-0 G1-3			0-3 K		1-0 G5-4-3 1-2			3	0	0	0	0	1	2				
Rob Deer, R OBP: 0.308, SLG: 0.396			1-2 F9		0-0 2B		1-0 F8			3	0	1	0	0	0	0				
Andy Allanson, R OBP: 0.241, SLG: 0.329			2-1 G1-3		3-3 K			1-1 F9		3	0	0	0	0	1	2				
Mitt Cuyler, S OBP: 0.311, SLG: 0.337			0-2 1B		0-3 K			3-3 K		3	0	1	0	0	2	2				
Inning Stats	R: 0 E: 0 K: 1 S: 8	H: 0 LOB: 0 BB: 0 P: 10	R: 0 E: 0 K: 1 S: 6	H: 0 LOB: 0 BB: 0 P: 11	R: 0 E: 0 K: 0 S: 13	H: 1 LOB: 1 BB: 0 P: 16	R: 0 E: 0 K: 1 S: 8	H: 0 LOB: 0 BB: 0 P: 13	R: 0 E: 0 K: 3 S: 11	H: 1 LOB: 2 BB: 1 P: 18	R: 1 E: 0 K: 0 S: 4	H: 2 LOB: 0 BB: 0 P: 6	R: 0 E: 0 K: 1 S: 7	H: 0 LOB: 0 BB: 0 P: 13	R: 0 E: 1 K: 1 S: 7	H: 1 LOB: 1 BB: 0 P: 10	1B: 2 2B: 2 3B: 0 HR: 1	SF: 0 SAC: 0 DP: 1 HBP: 0	WP: 0 PB: 0 SB: 0 CS: 0	PA: 32
PITCHER Kevin Morton, L ERA: 1.0	IP: 9.0 WLS: W BF: 32 H: 5 R: 1 ER: 1 SO: 9 BB: 1 IBB: 0 HBP: 0 BLK: 0 WP: 0 HR: 1 S: 70 P: 103 ERA: 1.00 WHIP: 0.667															PITCHER				

Detroit Tigers @ Boston Red Sox
Fenway Park, Boston, MA
Fri Jul 05 1991, 7:05 PM EDT
Att: 33,997 - Cloudy - 66 F


AB 31
R 1
H 5
RBI 1
BB 1
SO 9
LOB 10



Batter	1	2	3	4	5	6	7	8	9	AB	R	H	RBI	BB	SO	LOB	BOTTOM			
Wade Boggs, L OBP: 0.416, SLG: 0.444	1-1 1B FC5 2B	4-2 2B 1B BB		1-1 FC2-6 1B		2-0 WP HR 1B		1-2 FC4-6 1B 2B		4	4	3	0	1	0	1				
Jody Reed, R OBP: 0.325, SLG: 0.359	4-0 FC5 1B BB	1-0 1B 2B		1-0 FC2-6 1-2		1-1 P5		2-1 2B 1B		4	2	2	1	1	0	2				
Mo Vaughn, L OBP: 0.389, SLG: 0.633	1-0 FC6-4 FC5 1B	4-0 1B IBB		3-3 K		4-2 HR BB		2-0 1H 2H SF8 2B		3	2	2	2	2	1	1				
Jack Clark, R OBP: 0.353, SLG: 0.377	0-1 FC5 FC6-4 1-2 2-3 3-H	2-2 BB 1B		0-2 P4		0-0 HR		2-1 SF8		4	1	2	7	0	0	3				
Mike Greenwell, L OBP: 0.368, SLG: 0.439	0-0 FC6-4 1-2 2-3	4-0 BB			0-0 G4-3		0-0 F8		1-1 G4-3	4	0	0	0	1	0	2				
Ellis Burks, R OBP: 0.309, SLG: 0.416	3-2 G5-3	2-2 F9			0-1 1B		0-0 G5-3			4	0	1	0	0	0	5				
Tom Brunansky, R OBP: 0.288, SLG: 0.386		2-2 G5-3 2B 1B		0-2 F9		0-0 L8		4-2 G6-4-3 BB		3	1	1	0	1	0	1				
Tony Peña, R OBP: 0.310, SLG: 0.348	1 SAFE 0-0 G5-3	0-0 K		2-3 K		0-0 F9		1-0 G6-4-3		4	0	0	0	0	1	3				
Luis Rivera, R OBP: 0.365, SLG: 0.443		3-2 L7		0-1 L6			0-1 G4-3		1-0 FC4-6 1B	4	0	1	0	0	0	1				
Inning Stats	R: 1 E: 0 K: 0 S: 10	H: 2 LOB: 2 BB: 1 P: 19	R: 3 E: 0 K: 0 S: 17	H: 3 LOB: 3 BB: 3 P: 39	R: 0 E: 0 K: 1 S: 8	H: 0 LOB: 0 BB: 0 P: 10	R: 0 E: 0 K: 1 S: 10	H: 1 LOB: 1 BB: 0 P: 15	R: 0 E: 0 K: 0 S: 5	H: 1 LOB: 1 BB: 0 P: 5	R: 3 E: 0 K: 0 S: 12	H: 2 LOB: 0 BB: 1 P: 19	R: 0 E: 0 K: 0 S: 5	H: 0 LOB: 0 BB: 1 P: 10	R: 3 E: 0 K: 0 S: 11	H: 3 LOB: 0 BB: 0 P: 20	1B: 8 2B: 3 3B: 0 HR: 1	SF: 1 SAC: 0 DP: 1 HBP: 0	WP: 1 PB: 0 SB: 0 CS: 0	PA: 41
PITCHER Walt Terrell, R ERA: 4.69 Mike Munoz, L ERA: 6.45	IP: 6.0 WLS: L BF: 32 H: 9 R: 3 ER: 3 SO: 7 BB: 4 IBB: 1 HBP: 0 BLK: 0 WP: 0 HR: 1 S: 62 P: 107 ERA: 10.50 WHIP: 2.167															PITCHER				

Detroit Tigers @ Boston Red Sox
Fenway Park, Boston, MA
Fri Jul 05 1991, 7:05 PM EDT
Att: 33,997 - Cloudy - 66 F

AB 34
R 10
H 12
RBI 10
BB 6
SO 2
LOB 19



Batter	1	2	3	4	5	6	7	8	9	AB	R	H	RBI	BB	SO	LOB	TOP									
Tony Phillips, S OBP: 0.389, SLG: 0.434 (1, 5)	1-2 1B	1-2 SAFE SAFE G3		1-2 CS 1B			0-1 1B 2B		1-1 L6	5	0	3	0	0	0	1										
Lou Whitaker, L OBP: 0.391, SLG: 0.453 (1, 4)	0-1 1B	3-2 G6-3		1-0 CS 1-2	3-1 F8		0-0 G5-4-3 1B		2-3 K	5	0	2	0	0	1	1										
Travis Fryman, R OBP: 0.274, SLG: 0.377 (1, 6)	2-3 K	3-3 K			2-3 K		0-1 G5-4-3 1-2			4	0	0	0	0	3	5										
Cecil Fielder, R OBP: 0.371, SLG: 0.530 (1, 10)	0-1 F9			1-3 K			2-0 G6-3		1-1 P5	4	0	0	0	0	1	2										
Mickey Tettleton, S OBP: 0.389, SLG: 0.500 (1, 2)	2-0 G3-1			2-3 K			2-0 1B 2B		1-1 BB 1B	4	0	2	0	0	1	2										
Dave Bergman, L OBP: 0.352, SLG: 0.297 Skeeter Barnes, R OBP: 0.351, SLG: 0.647 (8, 3)		4-2 HR BB		2-2 1B			2-2 2-3 1B		4-2 1-2 BB	2	1	2	0	2	0	0										
Pete Incaviglia, R OBP: 0.267, SLG: 0.356 (1, 7)		0-2 HR		0-1 P4			2-3 K		0-0 F9	4	1	1	2	0	1	4										
Rob Deer, R OBP: 0.308, SLG: 0.405 (1, 9)		0-1 HR			0-1 F8		1-1 P5		2-3 K	4	1	1	1	0	1	3										
John Shelby, S OBP: 0.238, SLG: 0.336 Milt Cuyler, S OBP: 0.309, SLG: 0.333 (2, 8)		1-1 PB G3 WP HBP		0-3 K			0-3 K		0-0 P2	0	0	0	0	0	0	0										
Mark Salas, L OBP: 0.103, SLG: 0.105 (9, PH)										1	0	0	0	0	0	0										
Inning Stats	R: 0 E: 0 K: 1 S: 12	H: 2 LOB: 2 BB: 0 P: 17	R: 4 E: 0 K: 1 S: 19	H: 2 LOB: 1 BB: 1 P: 30	R: 0 E: 0 K: 2 S: 12	H: 1 LOB: 1 BB: 0 P: 17	R: 0 E: 0 K: 1 S: 8	H: 1 LOB: 0 BB: 0 P: 10	R: 0 E: 0 K: 1 S: 6	H: 0 LOB: 1 BB: 0 P: 13	R: 0 E: 0 K: 1 S: 9	H: 2 LOB: 1 BB: 0 P: 16	R: 0 E: 0 K: 1 S: 8	H: 2 LOB: 0 BB: 0 P: 8	R: 0 E: 0 K: 1 S: 11	H: 1 LOB: 2 BB: 0 P: 19	R: 0 E: 0 K: 1 S: 6	H: 0 LOB: 0 BB: 0 P: 9	1B: 7 2B: 2 3B: 0 HR: 2	SF: 0 SAC: 0 DP: 1 HBP: 1	WP: 1 PB: 1 SB: 0 CS: 0	PA: 39				
PITCHER	IP	WLS	BF	H	R	ER	SO	BB	IBB	HBP	BLK	WP	HR	S	P	ERA	WHIP									
Roger Clemens, R ERA: 2.22	(1, 1)	8.0	W	35	11	4	4	9	2	0	1	0	1	2	85	130	4.50	1.625								
Jeff Reardon, R ERA: 2.7	(9, 1)	1.0	S	3	0	0	0	1	0	0	0	0	0	0	6	9	0.00	0.000								

Detroit Tigers @ Boston Red Sox
Fenway Park, Boston, MA
Sat Jul 06 1991, 3:33 AM EDT
Att: 34,440 - Cloudy - 70 F

AB	35
R	4
H	11
RBI	3
BB	2
SO	10
LOB	18



Batter	1	2	3	4	5	6	7	8	9	AB	R	H	RBI	BB	SO	LOB	BOTTOM								
Wade Boggs, L OBP: 0.422, SLG: 0.447 (1, 5)	4-0 BB 1B BB	1-2 F8			4-2 1B BB		1-1 1B 1B	1-0 E7 G5-4-3 1B		3	2	2	0	2	0	0									
Jody Reed, R OBP: 0.326, SLG: 0.360 (1, 4)	0-2 1B BB	1-1 P3			1-0 F7		1-1 1B 1B	0-0 G5-4-3		5	2	2	1	0	0	2									
Mo Vaughn, L OBP: 0.409, SLG: 0.618 Kevin Romine, R OBP: 0.222, SLG: 0.302 Tony Peña, R OBP: 0.309, SLG: 0.347 (7, PR)	0-1 P4			2-1 1B	0-0 F9		1-0 1B 1B	1-2 P3		4	0	2	1	0	0	3									
Jack Clark, R OBP: 0.352, SLG: 0.374 (1, 10)	2-3 K			1-2 F8	1-1 1B		0-0 F8			4	0	1	0	0	1	5									
Mike Greenwell, L OBP: 0.369, SLG: 0.438 (1, 7)	4-1 WP 1B BB			1-0 F7	1-1 L7		1-2 1B		1-2 E 1B	3	0	1	1	1	0	3									
Ellis Burks, R OBP: 0.306, SLG: 0.414 (1, 8)	1-0 WP 1B			1-1 F8			2-1 P4		1-1 P2	4	0	1	2	0	0	3									
Tom Brunansky, R OBP: 0.298, SLG: 0.388 (1, 9)	4-0 FC5-4 IBB			4-0 G6-4-3 BB			4-2 G6-4-3 BB	0-1 E5 1B		1	0	1	1	3	0	0									
John Marzano, R OBP: 0.286, SLG: 0.375 Carlos Quintana, R OBP: 0.376, SLG: 0.409 (7, PH)	1-0 FC5-4			1-2 F8			0-0 G6-4-3	0-0 G4-3		3	0	0	0	0	0	5									
Luis Rivera, R OBP: 0.368, SLG: 0.450 (1, 6)		1-0 F9		0-1 G6-4-3			0-2 1B 1B	0-0 E 2B		4	2	2	0	0	0	1									
Inning Stats	R: 2 E: 0 K: 1 S: 12	H: 2 LOB: 3 BB: 3 P: 28	R: 0 E: 0 K: 0 S: 7	H: 0 LOB: 0 BB: 0 P: 10	R: 0 E: 0 K: 0 S: 8	H: 1 LOB: 1 BB: 0 P: 13	R: 0 E: 0 K: 0 S: 6	H: 0 LOB: 0 BB: 1 P: 11	R: 0 E: 0 K: 0 S: 9	H: 1 LOB: 2 BB: 1 P: 16	R: 0 E: 0 K: 0 S: 6	H: 0 LOB: 1 BB: 1 P: 12	R: 4 E: 1 K: 0 S: 17	H: 6 LOB: 2 BB: 0 P: 22	R: 1 E: 1 K: 0 S: 7	H: 2 LOB: 0 BB: 0 P: 9	1B: 11 2B: 1 3B: 0 HR: 0	SF: 0 SAC: 0 DP: 3 HBP: 0	WP: 1 PB: 0 SB: 0 CS: 0	PA: 39					
PITCHER	IP	WLS	BF	H	R	ER	SO	BB	IBB	HBP	BLK	WP	HR	S	P	ERA	WHIP								
Dan Gakeler, R ERA: 6.06	(1, 1)	6.0	L	3	3	1	1	0	0	0	0	0	0	5	8	∞	∞								
Paul Gibson, L ERA: 4.29	(7, 1)	0.0	L	3	3	1	1	0	0	0	0	0	0	5	8	∞	∞								
Mark Leiter, R ERA: 3.75	(7, 1)	2.0		9	4	3	2	0	0	0	0	0	0	16	20	9.00	2.000								

Detroit Tigers @ Boston Red Sox
Fenway Park, Boston, MA
Sat Jul 06 1991, 3:33 AM EDT
Att: 34,440 - Cloudy - 70 F

AB	33
R	7
H	12
RBI	6
BB	6
SO	1
LOB	24



Batter	1	2	3	4	5	6	7	8	9	AB	R	H	RBI	BB	SO	LOB	TOP					
Tony Phillips, S OBP: 0.386, SLG: 0.434 (1, 4) 										5	0	1	0	0	1	4	Detroit Tigers @ Boston Red Sox Fenway Park, Boston, MA Sun Jul 07 1991, 3:33 AM EDT Att: 33,648 - Overcast - 72 F					
Skeeter Barnes, R OBP: 0.375, SLG: 0.730 (1, 5) Lou Whitaker, L OBP: 0.386, SLG: 0.456 (6, 4)										3	1	2	3	0	0	0						
Travis Fryman, R OBP: 0.280, SLG: 0.381 (1, 6)										5	0	3	0	0	1	4						
Cecil Fielder, R OBP: 0.365, SLG: 0.521 (1, 3)										5	0	0	0	0	1	6						
Pete Incaviglia, R OBP: 0.278, SLG: 0.360 (1, 10)										4	2	2	0	1	0	2						
Rob Deer, R OBP: 0.312, SLG: 0.420 (1, 9)										5	2	3	2	0	1	1						
John Shelby, S OBP: 0.230, SLG: 0.325 (1, 7)										4	1	0	0	0	2	2	AB 39 R 7 H 15 RBI 7 BB 4 SO 6 LOB 23					
Andy Allanson, R OBP: 0.261, SLG: 0.360 (1, 2)										4	0	2	1	1	0	1						
Mitt Cuyler, S OBP: 0.312, SLG: 0.333 (1, 8)										3	1	1	1	1	0	3						
Inning Stats	R: 0 E: 0 K: 1 S: 10	H: 1 LOB: 1 BB: 0 P: 17	R: 0 E: 0 K: 2 S: 10	H: 1 LOB: 2 BB: 1 P: 18	R: 0 E: 0 K: 0 S: 5	H: 2 LOB: 1 BB: 0 P: 13	R: 5 E: 1 K: 0 S: 17	H: 5 LOB: 1 BB: 1 P: 31	R: 0 E: 0 K: 0 S: 9	H: 1 LOB: 1 BB: 0 P: 14	R: 0 E: 0 K: 0 S: 8	H: 0 LOB: 1 BB: 2 P: 19	R: 2 E: 0 K: 2 S: 13	H: 3 LOB: 1 BB: 0 P: 23	R: 0 E: 0 K: 1 S: 12	H: 2 LOB: 2 BB: 0 P: 16	R: 0 E: 0 K: 0 S: 9	H: 0 LOB: 0 BB: 0 P: 13	1B: 10 2B: 4 3B: 0 HR: 2	SF: 0 SAC: 1 DP: 3 HBP: 0	WP: 0 PB: 0 SB: 1 CS: 0	PA: 44
PITCHER	IP WLS BF H R ER SO BB IBB HBP BLK WP HR S P ERA WHIP																					
Tom Bolton, L ERA: 4.62	3.2 L 20 8 5 1 3 2 0 0 0 0 0 1 39 75 2.46 2.727																					
Dennis Lamp, R ERA: 3.99	4.1 10 2 0 0 0 1 1 0 0 0 0 0 20 37 0.00 1.286																					
Greg Harris, R ERA: 4.55	7.1 0.2 5 3 2 2 2 0 0 0 0 0 0 1 12 22 27.00 4.500																					
Jeff Gray, R ERA: 1.93	7.1 2.1 9 2 0 0 1 0 0 0 0 0 0 0 22 30 0.00 0.857																					

Batter	1	2	3	4	5	6	7	8	9	AB	R	H	RBI	BB	SO	LOB	BOTTOM					
Wade Boggs, L OBP: 0.427, SLG: 0.463 (1, 5)										5	2	4	1	0	0	0	Detroit Tigers @ Boston Red Sox Fenway Park, Boston, MA Sun Jul 07 1991, 3:33 AM EDT Att: 33,648 - Overcast - 72 F					
Jody Reed, R OBP: 0.325, SLG: 0.357 (1, 4)										2	1	0	1	1	0	1						
Carlos Quintana, R OBP: 0.379, SLG: 0.411 (1, 3) Steve Lyons, L OBP: 0.328, SLG: 0.431 (9, PH) Kevin Romine, R OBP: 0.217, SLG: 0.295 (9, PH)										4	1	2	1	0	0	1						
Mo Vaughn, L OBP: 0.400, SLG: 0.590 (1, 10)										5	0	2	2	0	2	2						
Mike Greenwell, L OBP: 0.368, SLG: 0.435 (1, 7)										4	0	1	1	0	0	2						
Ellis Burks, R OBP: 0.311, SLG: 0.418 (1, 8)										4	0	2	0	0	0	1						
Tom Brunansky, R OBP: 0.297, SLG: 0.384 (1, 9)										3	0	0	0	1	1	2	AB 35 R 6 H 12 RBI 6 BB 3 SO 3 LOB 12					
Tony Peña, R OBP: 0.308, SLG: 0.343 (1, 2)										3	1	0	0	1	0	2						
Luis Rivera, R OBP: 0.367, SLG: 0.448 (1, 6) Jack Clark, R OBP: 0.351, SLG: 0.373 (8, PH) Mike Brumley, S OBP: 0.235, SLG: 0.219 (9, 6)										3	1	1	0	0	0	0						
Inning Stats	R: 0 E: 0 K: 0 S: 6	H: 0 LOB: 0 BB: 0 P: 9	R: 0 E: 1 K: 1 S: 8	H: 1 LOB: 2 BB: 1 P: 15	R: 0 E: 0 K: 0 S: 6	H: 1 LOB: 0 BB: 0 P: 11	R: 0 E: 0 K: 0 S: 11	H: 3 LOB: 2 BB: 0 P: 19	R: 3 E: 0 K: 0 S: 12	H: 3 LOB: 1 BB: 1 P: 23	R: 0 E: 0 K: 1 S: 9	H: 0 LOB: 0 BB: 0 P: 12	R: 3 E: 0 K: 0 S: 12	H: 3 LOB: 1 BB: 1 P: 21	R: 0 E: 0 K: 0 S: 4	H: 0 LOB: 0 BB: 0 P: 5	R: 0 E: 0 K: 1 S: 10	H: 1 LOB: 1 BB: 0 P: 11	1B: 8 2B: 4 3B: 0 HR: 0	SF: 1 SAC: 1 DP: 2 HBP: 0	WP: 0 PB: 0 SB: 0 CS: 0	PA: 40
PITCHER	IP WLS BF H R ER SO BB IBB HBP BLK WP HR S P ERA WHIP																					
Bill Gullickson, R ERA: 4.0	6.1 W 30 10 6 6 2 3 0 0 0 0 0 0 3 4 8.53 2.053																					
Paul Gibson, L ERA: 4.29	7.1 0.1 2 1 0 0 0 0 0 0 0 0 0 3 4 0.00 3.000																					
Rusty Meacham, R ERA: 2.57	7.1 1.2 6 1 0 0 0 0 0 0 0 0 0 11 13 0.00 0.600																					
John Cerutti, L ERA: 4.89	9.1 0.2 S 2 0 0 0 1 0 0 0 0 0 0 0 6 7 0.00 0.000																					



Batter	1	2	3	4	5	6	7	8	9	AB	R	H	RBI	BB	SO	LOB	TOP										
Wade Boggs, L (1,5) OBP: 0.327, SLG: 0.469	G1-3		1B		G3-1	L6			G3	5	1	2	0	0	0	2	Boston Red Sox @ Minnesota Twins Hubert H. Humphrey Metrodome, Minneapolis, MN Thu Jul 11 1991, 8:05 PM EDT Att: 31,409 - Dome - 70 F livebaseballscorecards.com										
Jody Read, R (1,4) OBP: 0.326, SLG: 0.356	K		G6-3		G6-3				G4-6-3	4	0	1	0	1	1	2											
Mo Vaughn, L (1,3) OBP: 0.380, SLG: 0.545	F8		1B		G3-1				G4-6-3	5	1	1	1	0	0	3											
Jack Clark, R (1,10) OBP: 0.349, SLG: 0.371		G6-3	1B		G6-3				F9	4	0	1	0	0	0	2											
Mike Greenwell, L (1,7) OBP: 0.372, SLG: 0.446		1B							F7	4	1	3	1	0	0	1											
Ellis Burks, R (1,8) OBP: 0.310, SLG: 0.416		1B							F8	4	0	1	0	0	0	3											
Tom Brunansky, R (1,9) OBP: 0.300, SLG: 0.390	K				G5-3					4	0	2	1	0	1	2											
Tony Peña, R (1,2) OBP: 0.310, SLG: 0.349	L7				L9-6				G6-3	4	0	2	0	0	0	3											
Luis Rivera, R (1,6) OBP: 0.362, SLG: 0.441					G4-3				G4-3	3	0	0	0	0	0	3											
Steve Lyons, L (8,PH) OBP: 0.324, SLG: 0.424					L9-6					1	0	0	0	0	0	1											
Inning Stats	R: 0 E: 0 K: 1 S: 11	H: 0 LOB: 0 BB: 0 P: 14	R: 0 E: 0 K: 1 S: 15	H: 2 LOB: 2 BB: 0 P: 22	R: 2 E: 0 K: 0 S: 15	H: 4 LOB: 2 BB: 0 P: 22	R: 0 E: 0 K: 0 S: 8	H: 1 LOB: 0 BB: 0 P: 11	R: 0 E: 0 K: 0 S: 9	H: 1 LOB: 1 BB: 0 P: 12	R: 1 E: 0 K: 0 S: 8	H: 3 LOB: 2 BB: 0 P: 13	R: 0 E: 0 K: 0 S: 7	H: 1 LOB: 1 BB: 0 P: 8	R: 0 E: 0 K: 0 S: 6	H: 1 LOB: 1 BB: 0 P: 6	R: 0 E: 0 K: 0 S: 6	H: 0 LOB: 0 BB: 1 P: 10	1B: 8 2B: 5 3B: 1 HR: 0	SF: 0 SAC: 0 DP: 2 HBP: 0	WP: 0 PB: 0 SB: 0 CS: 0	PA: 39					
PITCHER	IP	WLS	BF	H	R	ER	SO	BB	IBB	HBP	BLK	WP	HR	S	P	ERA	WHIP										
Kevin Tapani, R (1,1) ERA: 3.22	5.1		26	11	3	3	2	0	0	0	0	0	0	63	89	5.06	2.062										
Carl Willis, R (6,1) ERA: 2.75	2.2	W	10	2	0	0	0	0	0	0	0	0	0	16	19	0.00	0.750										
Mark Guthrie, L (9,1) ERA: 5.04	1.0		3	0	0	0	0	1	0	0	0	0	0	6	10	0.00	1.000										

Batter	1	2	3	4	5	6	7	8	9	AB	R	H	RBI	BB	SO	LOB	BOTTOM										
Greg Gagne, R (1,6) OBP: 0.297, SLG: 0.383	F8			1B	F9				L7	4	1	1	0	0	0	1	Boston Red Sox @ Minnesota Twins Hubert H. Humphrey Metrodome, Minneapolis, MN Thu Jul 11 1991, 8:05 PM EDT Att: 31,409 - Dome - 70 F livebaseballscorecards.com										
Chuck Knoblauch, R (1,4) OBP: 0.345, SLG: 0.339	F9			F9					F8	4	0	0	0	0	0	2											
Kirby Puckett, R (1,8) OBP: 0.350, SLG: 0.480	K			1B	FC4-6				G6-3	4	1	1	0	0	1	0											
Kent Hrbek, L (1,3) OBP: 0.368, SLG: 0.440		G3		FC4-6	1B				G4-6-3	3	0	2	1	1	0	0											
Chili Davis, S (1,10) OBP: 0.364, SLG: 0.515	F8			FC4-6					G4-6-3	3	0	0	1	1	0	2											
Randy Bush, L (1,9) OBP: 0.304, SLG: 0.313				1-2t	3-H				BB	3	0	0	0	0	0	2											
Jarvis Brown, R (7,FR) OBP: 0.143, SLG: 0.143	F9			F8					FC3-6	0	1	0	0	0	0	0											
Shane Mack, R (1,7) OBP: 0.303, SLG: 0.428				F7					2B	2	1	0	0	1	0	0											
Mike Pagliarulo, L (1,5) OBP: 0.302, SLG: 0.402				G4-3					HR	3	2	3	2	0	0	0											
Junior Ortiz, R (1,2) OBP: 0.329, SLG: 0.254				G4-3					HR	2	0	0	0	0	1	1											
Paul Sorrento, L (7,PH) OBP: 0.286, SLG: 0.417				G4-3					HR	1	1	1	3	0	0	0											
Brian Harper, R (8,2) OBP: 0.357, SLG: 0.473				1-2t					HR	0	0	0	0	0	0	0											
Inning Stats	R: 0 E: 0 K: 1 S: 7	H: 0 LOB: 0 BB: 0 P: 7	R: 0 E: 0 K: 0 S: 7	H: 0 LOB: 0 BB: 0 P: 11	R: 0 E: 0 K: 0 S: 8	H: 1 LOB: 0 BB: 0 P: 13	R: 2 E: 1 K: 0 S: 12	H: 3 LOB: 1 BB: 0 P: 21	R: 1 E: 0 K: 1 S: 9	H: 1 LOB: 0 BB: 0 P: 12	R: 0 E: 0 K: 0 S: 13	H: 0 LOB: 0 BB: 1 P: 21	R: 4 E: 0 K: 0 S: 12	H: 2 LOB: 1 BB: 2 P: 26	R: 0 E: 0 K: 0 S: 3	H: 1 LOB: 0 BB: 0 P: 7	1B: 5 2B: 1 3B: 0 HR: 2	SF: 0 SAC: 0 DP: 2 HBP: 0	WP: 0 PB: 0 SB: 1 CS: 1	PA: 33							
PITCHER	IP	WLS	BF	H	R	ER	SO	BB	IBB	HBP	BLK	WP	HR	S	P	ERA	WHIP										
Greg Harris, R (1,1) ERA: 4.64	6.0	L	23	5	4	4	2	2	0	0	0	0	1	6	15	81.00	9.000										
Jeff Gray, R (7,1) ERA: 2.44	0.1		4	2	3	3	0	1	0	0	0	0	0	6	15	81.00	9.000										
Dennis Lamp, R (7,1) ERA: 3.79	1.2		5	1	0	0	0	0	0	0	0	0	0	7	12	0.00	0.600										



Batter	1	2	3	4	5	6	7	8	9	AB	R	H	RBI	BB	SO	LOB	TOP								
Wade Boggs, L (1,5) OBP: 0.320, SLG: 0.462	L5		F8			SF9			G3	3	0	1	1	0	0	1	Boston Red Sox @ Minnesota Twins Hubert H. Humphrey Metrodome, Minneapolis, MN Sat Jul 13 1991, 8:05 PM EDT Att: 42,803 - Dome - 70 F livebaseballscorecards.com								
Jody Read, R (1,4) OBP: 0.327, SLG: 0.354	G4-6-3			P3		P4			G3	4	0	1	0	0	0	1									
Carlos Quintana, R (1,3) OBP: 0.376, SLG: 0.406	G4-6-3			G5-3					G6-3	4	0	1	0	0	0	2									
Mo Vaughn, L (1,10) OBP: 0.352, SLG: 0.500		K		G5-3						3	0	0	0	0	1	1									
Mike Greenwell, L (1,7) OBP: 0.365, SLG: 0.436		F8			G4-3					3	0	0	0	0	0	1									
Ellis Burks, R (1,8) OBP: 0.304, SLG: 0.408						P3				3	0	0	0	0	1	0									
Tom Brunansky, R (1,9) OBP: 0.299, SLG: 0.387				G5-3		F9			L8	3	0	0	0	0	0	0									
Tony Peña, R (1,2) OBP: 0.311, SLG: 0.360						F9			G5-3	3	0	1	0	0	0	0									
Luis Rivera, R (1,6) OBP: 0.361, SLG: 0.464				G4-3					P3	3	1	1	0	0	0	1									
Inning Stats	R: 0 E: 0 K: 0 S: 10	H: 1 LOB: 0 BB: 0 P: 14	R: 0 E: 0 K: 2 S: 8	H: 0 LOB: 0 BB: 0 P: 14	R: 0 E: 0 K: 0 S: 10	H: 1 LOB: 1 BB: 0 P: 15	R: 0 E: 0 K: 0 S: 4	H: 0 LOB: 0 BB: 0 P: 5	R: 0 E: 0 K: 0 S: 8	H: 0 LOB: 0 BB: 0 P: 10	R: 1 E: 0 K: 0 S: 7	H: 1 LOB: 0 BB: 0 P: 11	R: 0 E: 0 K: 0 S: 4	H: 1 LOB: 0 BB: 0 P: 7	R: 0 E: 0 K: 0 S: 6	H: 0 LOB: 0 BB: 0 P: 7	R: 0 E: 0 K: 0 S: 10	H: 1 LOB: 1 BB: 0 P: 14	1B: 4 2B: 0 3B: 1 HR: 0	SF: 1 SAC: 0 DP: 2 HBP: 0	WP: 0 PB: 0 SB: 0 CS: 0	PA: 30			
PITCHER	IP	WLS	BF	H	R	ER	SO	BB	IBB	HBP	BLK	WP	HR	S	P	ERA	WHIP								
Jack Morris, R (1,1) ERA: 3.5	8.1	W	28	5	1	1	2	0	0	0	0	0	0	63	92	1.08	0.600								
Rick Aguilera, R (9,1) ERA: 2.63	0.2	S	2	0	0	0	0	0	0	0	0	0	0	4	5	0.00	0.000								

Batter	1	2	3	4	5	6	7	8	9	AB	R	H	RBI	BB	SO	LOB	BOTTOM								
Chuck Knoblauch, R (1,4) OBP: 0.341, SLG: 0.338	G6-3		G5-3			F8			F9	5	0	0	0	0	1	3	Boston Red Sox @ Minnesota Twins Hubert H. Humphrey Metrodome, Minneapolis, MN Sat Jul 13 1991, 8:05 PM EDT Att: 42,803 - Dome - 70 F livebaseballscorecards.com								
Al Newman, S (1,7) OBP: 0.288, SLG: 0.234					P5					4	1	3	0	0	0	0									
Jarvis Brown, R (6, FR) OBP: 0.125, SLG: 0.125	1B	1B								0	0	0	0	0	0	0									
Kirby Puckett, R (1,8) OBP: 0.354, SLG: 0.482	1B	1B			G4-3				G6-3	4	0	2	1	0	0	1									
Chili Davis, S (1,10) OBP: 0.362, SLG: 0.508	SF9					G6-3				2	0	0	1	1	0	0									
Kent Hrbek, L (1,3) OBP: 0.369, SLG: 0.448	1B				G5-3				G3-1	4	0	1	0	0	1	3									
Shane Mack, R (1,9) OBP: 0.316, SLG: 0.444	1B								S	3	1	3	0	1	0	0									
Scott Leius, R (1,5) OBP: 0.348, SLG: 0.309	FC1-4-6					SF9			F9	3	0	0	1	0	0	5									
Junior Ortiz, R (1,2) OBP: 0.318, SLG: 0.247						G4-3			F9	4	1	1	0	0	0	1									
Greg Gagne, R (1,6) OBP: 0.290, SLG: 0.370									P3	3	0	0	0	1	0	1									
Inning Stats	R: 1 E: 0 K: 0 S: 17	H: 3 LOB: 3 BB: 1 P: 30	R: 1 E: 0 K: 2 S: 14	H: 3 LOB: 3 BB: 1 P: 25	R: 0 E: 0 K: 0 S: 6	H: 1 LOB: 2 BB: 1 P: 13	R: 0 E: 0 K: 0 S: 5	H: 0 LOB: 0 BB: 0 P: 9	R: 1 E: 0 K: 0 S: 10	H: 1 LOB: 0 BB: 0 P: 16	R: 0 E: 0 K: 0 S: 8	H: 1 LOB: 1 BB: 0 P: 13	R: 0 E: 0 K: 0 S: 10	H: 1 LOB: 1 BB: 0 P: 14	R: 0 E: 0 K: 0 S: 5	H: 0 LOB: 0 BB: 0 P: 9	R: 0 E: 0 K: 0 S: 17	H: 3 LOB: 3 BB: 1 P: 30	1B: 9 2B: 0 3B: 1 HR: 0	SF: 2 SAC: 0 DP: 0 HBP: 0	WP: 0 PB: 0 SB: 1 CS: 0	PA: 37			
PITCHER	IP	WLS	BF	H	R	ER	SO	BB	IBB	HBP	BLK	WP	HR	S	P	ERA	WHIP								
Kevin Morton, L (1,1) ERA: 2.45	5.2	L	29	9	3	3	2	2	1	0	0	0	0	57	102	4.76	1.941								
Dennis Lamp, R (6,1) ERA: 3.57	2.1		8	1	0	0	0	0	0	0	0	0	0	18	27	0.00	0.429								



Batter	1	2	3	4	5	6	7	8	9	AB	R	H	RBI	BB	SO	LOB	TOP			
Wade Boggs, L (1, 5) OBP: 0.322, SLG: 0.465	G3			G6-3		G1-3		G4-3	K	5	0	0	0	0	1	2				
Jody Reed, R (1, 4) OBP: 0.322, SLG: 0.347	K			P5		1B		E3		4	0	1	0	0	1	0				
Mo Vaughn, L (1, 3) OBP: 0.311, SLG: 0.444 Tom Brunansky, R (6, 9) OBP: 0.299, SLG: 0.387	K			K		SF8		1B		2	0	0	1	0	2	0				
Jack Clark, R (1, 10) OBP: 0.358, SLG: 0.372		K			F8-4-3	1B		P6		3	0	1	0	1	1	2				
Mike Greenwell, L (1, 7) OBP: 0.363, SLG: 0.430	G3				F8-4-3	1B		P5		4	0	1	0	0	0	3				
Carlos Quintana, R (1, 9) OBP: 0.380, SLG: 0.414	G5-3				HR			L8		4	1	2	1	0	0	3				
Steve Lyons, L (1, 8) OBP: 0.329, SLG: 0.437					G6-4-3	1B		FC2-6		4	0	2	0	0	1	1				
Tony Peña, R (1, 2) OBP: 0.308, SLG: 0.360				G6-4-3		G5-3		G5-3		4	0	0	0	0	0	3				
Luis Rivera, R (1, 6) OBP: 0.367, SLG: 0.475				P5				P5		4	1	2	0	0	0	1				
Inning Stats	R: 0 H: 0 E: 0 K: 2 S: 8	H: 0 LOB: 0 BB: 0 P: 11	R: 0 H: 0 E: 0 K: 1 S: 8	H: 0 LOB: 0 BB: 0 P: 15	R: 0 H: 1 E: 0 K: 0 S: 4	LOB: 0 BB: 0 P: 6	R: 0 H: 0 E: 0 K: 1 S: 8	H: 0 LOB: 0 BB: 0 P: 9	R: 1 H: 2 E: 0 K: 0 S: 8	H: 3 LOB: 2 BB: 0 P: 21	R: 0 H: 1 E: 0 K: 0 S: 7	H: 1 LOB: 1 BB: 0 P: 11	R: 0 H: 1 E: 1 K: 2 S: 9	H: 1 LOB: 3 BB: 1 P: 16	R: 0 H: 1 E: 0 K: 2 S: 10	H: 1 LOB: 1 BB: 0 P: 13	1B: 7 2B: 2 3B: 0 HR: 1	SF: 1 SAC: 0 DP: 2 HBP: 0	WP: 0 PB: 0 SB: 2 CS: 0	PA: 37
PITCHER	IP	WLS	BF	H	R	ER	SO	BB	IBB	HBP	BLK	WP	HR	S	P	ERA	WHIP			
Charlie Hough, R (1, 1) ERA: 3.72	7.2	L	32	8	2	2	4	2	0	0	0	0	1	65	101	2.35	1.304			
Melido Perez, R (8, 1) ERA: 3.24	1.1		5	1	0	0	2	0	0	0	0	0	0	12	16	0.00	0.750			

Boston Red Sox @ Chicago White Sox
Comiskey Park, Chicago, IL
Tue Jul 16 1991, 8:05 PM EDT
Att: 37,527 - Sunny - 90 F

AB 34
R 2
H 9
RBI 2
BB 2
SO 6
LOB 15



Batter	1	2	3	4	5	6	7	8	9	AB	R	H	RBI	BB	SO	LOB	BOTTOM					
Tim Raines, S (1, 7) OBP: 0.361, SLG: 0.357	G4-3		G6-4-3			G4-3			G4-3	4	0	0	0	0	0	1						
Robin Ventura, L (1, 5) OBP: 0.358, SLG: 0.395	L8			L9		G3				3	0	0	0	0	0	0						
Frank Thomas, R (1, 10) OBP: 0.442, SLG: 0.528	K			K		P4				3	0	0	0	0	2	0						
Dan Pasqua, L (1, 9) OBP: 0.354, SLG: 0.466				F8		G6-3				3	0	1	0	0	0	0						
Carlton Fisk, R (1, 3) OBP: 0.330, SLG: 0.403 Sammy Sosa, R (8, PR) OBP: 0.238, SLG: 0.349				K		G5-3		G3-6		3	0	1	0	0	1	1						
Lance Johnson, L (1, 8) OBP: 0.274, SLG: 0.286				G3		G4-3		G3-6		3	0	0	0	0	0	2						
Ron Karkovics, R (1, 2) OBP: 0.340, SLG: 0.375 Matt Merullo, L (6, PH) OBP: 0.284, SLG: 0.337				F7		F7		G4-3		2	0	0	0	0	0	1						
Joey Cora, S (1, 4) OBP: 0.359, SLG: 0.344				G4-3		G4-3				3	0	0	0	0	0	0						
Ozzie Guillen, L (1, 6) OBP: 0.273, SLG: 0.310				G6-4-3		G4-3				3	0	1	0	0	1	0						
Inning Stats	R: 0 H: 0 E: 0 K: 1 S: 7	H: 1 LOB: 1 BB: 0 P: 15	R: 0 H: 1 E: 0 K: 1 S: 9	H: 1 LOB: 0 BB: 0 P: 12	R: 0 H: 1 E: 0 K: 0 S: 6	LOB: 0 BB: 0 P: 9	R: 0 H: 0 E: 0 K: 0 S: 5	H: 0 LOB: 0 BB: 0 P: 9	R: 0 H: 0 E: 0 K: 0 S: 8	H: 0 LOB: 0 BB: 0 P: 12	R: 0 H: 0 E: 0 K: 0 S: 6	H: 0 LOB: 0 BB: 0 P: 8	R: 0 H: 0 E: 0 K: 0 S: 5	H: 0 LOB: 0 BB: 0 P: 10	R: 0 H: 1 E: 0 K: 0 S: 8	H: 1 LOB: 1 BB: 0 P: 8	R: 0 H: 0 E: 0 K: 1 S: 12	H: 0 LOB: 0 BB: 0 P: 14	1B: 3 2B: 0 3B: 0 HR: 0	SF: 0 SAC: 0 DP: 2 HBP: 0	WP: 0 PB: 0 SB: 0 CS: 0	PA: 28
PITCHER	IP	WLS	BF	H	R	ER	SO	BB	IBB	HBP	BLK	WP	HR	S	P	ERA	WHIP					
Greg Harris, R (1, 1) ERA: 4.33	7.0	W	22	2	0	0	3	0	0	0	0	0	0	46	75	0.00	0.286					
Jeff Grey, R (8, 1) ERA: 2.99	1.0		3	1	0	0	0	0	0	0	0	0	0	8	8	0.00	1.000					
Jeff Reardon, R (9, 1) ERA: 2.81	1.0	S	3	0	0	0	1	0	0	0	0	0	0	12	14	0.00	0.000					

Boston Red Sox @ Chicago White Sox
Comiskey Park, Chicago, IL
Tue Jul 16 1991, 8:05 PM EDT
Att: 37,527 - Sunny - 90 F

AB 28
R 0
H 3
RBI 0
BB 0
SO 4
LOB 6



Batter	1	2	3	4	5	6	7	8	9	AB	R	H	RBI	BB	SO	LOB	TOP								
Scott Leius, R (1, 5) OBP: 0.364, SLG: 0.347	1-3 K		4-1 2B 1B BB	4-2 E S 1B BB		1-0 G6-3			2-1 HR	3	3	1	1	2	1	0	Minnesota Twins @ Boston Red Sox Fenway Park, Boston, MA Thu Jul 18 1991, 7:05 PM EDT Att: 34,630 - Sunny - 92 F								
Al Newman, S (1, 4) OBP: 0.276, SLG: 0.234	1-2 G6-3		3-1 1B G5-4-3 2B	1-1 E4 1B HR		0-1 G6-3			0-0 F9	5	2	1	2	0	0	1									
Kirby Puckett, R (1, 8) OBP: 0.358, SLG: 0.491	0-1 G5-3		1-3 2-H 3-H 1B G5-4-3 1B	0-0 HR 1B		0-1 G5-3			0-0 G5-3	4	2	2	2	0	0	0									
Jarvis Brown, R (6, 8)			2-3 3-H 1B	1-3 HR 1B					1-1 G6-3	5	1	1	4	0	0	1									
Chili Davis, S (1, 10) OBP: 0.360, SLG: 0.506		3-1 G5-3	0-0 G5-4-3	1-2 HR					0-0 F9	4	1	1	0	0	1	0									
Brian Harper, R (1, 2) OBP: 0.356, SLG: 0.483		2-3 K	0-0 1B 1B	1-0 L7					0-1 G4-3	4	1	1	0	0	1	0									
Shane Mack, R (1, 7) OBP: 0.316, SLG: 0.446		2-0 1B	0-0 1B	2-3 K					1-1 G6-3	4	0	2	2	0	1	0									
Kent Hrbek, L (1, 3) OBP: 0.358, SLG: 0.430		2-0 G1-3	1-3 K		3-3 K				0-2 G6-4-3 1B	4	0	1	0	0	2	2									
Randy Bush, L (8, 7) OBP: 0.327, SLG: 0.378					1-3 K				0-1 G6-4-3	4	1	1	0	0	1	2									
Gene Larkin, S (1, 9) OBP: 0.353, SLG: 0.343			BB 1B						1-2 G6-4-3	4	1	2	0	0	0	0									
Greg Gagne, R (1, 6) OBP: 0.295, SLG: 0.381			0-0 BB 1B	1-1 F8	2-0 G6-3				1-0 1B	4	1	2	0	0	0	0									
Chuck Knoblauch, R (8, 6) OBP: 0.340, SLG: 0.343			1-2 2B 1B							0	0	0	0	0	0	0									
Inning Stats	R: 0 E: 0 K: 1 S: 8	H: 0 LOB: 0 BB: 0 P: 10	R: 0 E: 0 K: 1 S: 8	H: 1 LOB: 1 BB: 0 P: 17	R: 6 E: 0 K: 1 S: 16	H: 6 LOB: 1 BB: 1 P: 29	R: 4 E: 1 K: 1 S: 16	H: 2 LOB: 0 BB: 1 P: 26	R: 0 E: 0 K: 2 S: 10	H: 0 LOB: 0 BB: 0 P: 16	R: 0 E: 0 K: 0 S: 5	H: 0 LOB: 0 BB: 0 P: 6	R: 0 E: 0 K: 0 S: 5	H: 0 LOB: 0 BB: 0 P: 6	R: 0 E: 0 K: 0 S: 6	H: 2 LOB: 1 BB: 0 P: 7	R: 1 E: 0 K: 0 S: 6	H: 1 LOB: 0 BB: 0 P: 9	1B: 9 2B: 1 3B: 0 HR: 2	SF: 0 SAC: 0 DP: 1 HBP: 0	WP: 0 PB: 0 SB: 1 CS: 0	PA: 40			
PITCHER	IP	WLS	BF	H	R	ER	SO	BB	IBB	HBP	BLK	WP	HR	S	P	ERA	WHIP								
Kevin Morton, L (1, 1) ERA: 5.29	2.1	L	14	6	6	6	2	1	0	0	0	0	0	25	46	23.14	3.000								
Dennis Lamp, R (3, 1) ERA: 3.5	1.2		10	3	4	3	2	1	0	0	0	0	1	23	36	16.20	2.400								
Tom Bolton, L (5, 1) ERA: 4.47	5.0		16	3	1	1	2	0	0	0	0	0	1	32	44	1.80	0.600								

AB	38
R	11
H	12
RBI	11
BB	2
SO	6
LOB	6



Batter	1	2	3	4	5	6	7	8	9	AB	R	H	RBI	BB	SO	LOB	BOTTOM								
Wade Boggs, L (1, 5) OBP: 0.416, SLG: 0.454	2-1 G6-3			1-0 L7		1-1 G6-3		3-1 G3-1		3	0	0	0	0	0	0	Minnesota Twins @ Boston Red Sox Fenway Park, Boston, MA Thu Jul 18 1991, 7:05 PM EDT Att: 34,630 - Sunny - 92 F								
Mike Brumley, S (8, 5) OBP: 0.237, SLG: 0.222										1	0	0	0	0	0	0									
Jody Reed, R (1, 4) OBP: 0.323, SLG: 0.348	1-1 F8			1-1 PB 1B		2-0 L7			0-3 K	3	1	1	0	0	0	0									
Kevin Romine, R (9, PH) OBP: 0.204, SLG: 0.277				1-2 L7		2-2 G3-1			1-2 G5-3	4	0	0	0	0	1	1									
Mo Vaughn, L (1, 3) OBP: 0.292, SLG: 0.414	3-3 K									4	1	2	2	0	1	0									
Jack Clark, R (1, 10) OBP: 0.361, SLG: 0.395		2-2 P6		3-2 1B		1-3 K			2-2 HR	4	1	2	2	0	1	0									
Mike Greenwell, L (1, 7) OBP: 0.362, SLG: 0.426		0-0 G4-3		1-2 F8		4-1 G5-3 S BB			1-1 1B	2	0	0	0	1	0	1									
Mike Marshall, R (9, PH) OBP: 0.290, SLG: 0.403										1	0	1	0	0	0	0									
Carlos Quintana, R (1, 9) OBP: 0.372, SLG: 0.404						2-2 G5-3			0-1 F9	4	0	0	0	0	2	2									
Ellis Burks, R (1, 8) OBP: 0.299, SLG: 0.404						1-3 K				3	1	1	1	0	1	1									
Tony Peña, R (1, 2) OBP: 0.312, SLG: 0.361			1-2 G1-3		2-3 K			2-3 K		2	0	0	0	0	1	0									
John Marzano, R (6, 2) OBP: 0.279, SLG: 0.366										1	0	0	0	0	1	0									
Luis Rivera, R (1, 6) OBP: 0.362, SLG: 0.467			2-3 K		2-3 K			0-0 G5-3		3	0	0	0	0	2	0									
Inning Stats	R: 0 E: 0 K: 1 S: 11	H: 0 LOB: 0 BB: 0 P: 17	R: 0 E: 0 K: 1 S: 7	H: 0 LOB: 0 BB: 0 P: 11	R: 0 E: 0 K: 1 S: 7	H: 0 LOB: 0 BB: 0 P: 10	R: 1 E: 0 K: 0 S: 12	H: 2 LOB: 1 BB: 0 P: 19	R: 1 E: 0 K: 3 S: 11	H: 1 LOB: 0 BB: 0 P: 17	R: 0 E: 0 K: 0 S: 6	H: 0 LOB: 0 BB: 0 P: 11	R: 0 E: 0 K: 2 S: 10	H: 0 LOB: 1 BB: 1 P: 18	R: 0 E: 0 K: 1 S: 6	H: 0 LOB: 0 BB: 0 P: 11	R: 1 E: 0 K: 1 S: 13	H: 2 LOB: 1 BB: 0 P: 17	1B: 3 2B: 0 3B: 0 HR: 2	SF: 0 SAC: 0 DP: 0 HBP: 0	WP: 0 PB: 1 SB: 1 CS: 0	PA: 33			
PITCHER	IP	WLS	BF	H	R	ER	SO	BB	IBB	HBP	BLK	WP	HR	S	P	ERA	WHIP								
Jack Morris, R (1, 1) ERA: 3.39	7.0	W	25	3	2	1	8	1	0	0	0	0	0	64	103	1.29	0.571								
Terry Leach, R (8, 1) ERA: 3.22	1.0		3	0	0	0	1	0	0	0	0	0	0	6	11	0.00	0.000								
Allan Anderson, L (9, 1) ERA: 4.68	1.0		5	2	1	1	1	0	0	0	0	0	1	13	17	9.00	2.000								

AB	32
R	3
H	5
RBI	3
BB	1
SO	10
LOB	5



Batter	1	2	3	4	5	6	7	8	9	AB	R	H	RBI	BB	SO	LOB	TOP					
Randy Bush, L OBP: 0.330, SLG: 0.404 Jarvis Brown, R OBP: 0.214, SLG: 0.214	G2-3		F7				G3-6			3	0	0	0	1	0	1						
Chuck Knoblauch, R OBP: 0.339, SLG: 0.342	E3 HR		F9				FC6-4 BB			5	1	1	2	0	0	2						
Kirby Puckett, R OBP: 0.359, SLG: 0.499			K							4	1	2	2	1	1	2						
Kent Hrbek, L OBP: 0.360, SLG: 0.430	L7									4	0	0	0	0	0	4						
Chili Davis, S OBP: 0.357, SLG: 0.495	K									3	0	0	0	1	1	0						
Mike Pagliarulo, L OBP: 0.330, SLG: 0.424 Al Newman, S OBP: 0.272, SLG: 0.229										2	0	0	0	1	0	0						
Shane Mack, R OBP: 0.325, SLG: 0.450										3	1	1	0	1	0	0						
Junior Ortiz, R OBP: 0.319, SLG: 0.256										4	1	2	0	0	0	3						
Greg Gagne, R OBP: 0.291, SLG: 0.374										4	1	1	1	0	0	3						
Inning Stats	R: 2 E: 1 K: 1 S: 11	H: 1 LOB: 0 BB: 0 P: 13	R: 0 E: 0 K: 0 S: 13	H: 0 LOB: 1 BB: 2 P: 26	R: 0 E: 0 K: 1 S: 6	H: 0 LOB: 0 BB: 0 P: 11	R: 0 E: 0 K: 0 S: 5	H: 0 LOB: 0 BB: 0 P: 6	R: 1 E: 0 K: 0 S: 10	H: 2 LOB: 3 BB: 2 P: 22	R: 0 E: 0 K: 0 S: 8	H: 0 LOB: 0 BB: 0 P: 13	R: 0 E: 0 K: 0 S: 8	H: 1 LOB: 0 BB: 0 P: 10	R: 0 E: 1 K: 0 S: 8	H: 1 LOB: 2 BB: 1 P: 18	R: 2 E: 0 K: 0 S: 18	H: 3 LOB: 1 BB: 0 P: 27	1B: 6 2B: 1 3B: 0 HR: 1	SF: 0 SAC: 0 DP: 2 HBP: 0	WP: 0 PB: 0 SB: 1 CS: 2	PA: 39
PITCHER	IP	WLS	BF	H	R	ER	SO	BB	IBB	HBP	BLK	WP	HR	S	P	ERA	WHIP					
Mike Gardiner, R ERA: 4.62	(1, 1)	7.1	L	30	5	3	2	2	4	0	0	0	1	65	106	2.46	1.227					
Tony Fossas, L ERA: 3.67	(8, 1)	0.2		3	0	0	0	0	0	1	0	0	0	4	13	0.00	0.000					
Dennis Lamp, R ERA: 4.11	(9, 1)	1.0		6	3	2	2	0	0	0	0	0	0	18	27	18.00	3.000					

Minnesota Twins @ Boston Red Sox
Fenway Park, Boston, MA
Sat Jul 20 1991, 3:33 AM EDT
Att: 33,005 - Sunny - 96 F

AB 34
R 5
H 8
RBI 5
BB 5
SO 2
LOB 17



Batter	1	2	3	4	5	6	7	8	9	AB	R	H	RBI	BB	SO	LOB	BOTTOM						
Wade Boggs, L OBP: 0.323, SLG: 0.471	G3									4	0	2	0	0	0	1							
Jody Reed, R OBP: 0.323, SLG: 0.345	F7									4	0	1	0	0	0	2							
Mo Vaughn, L OBP: 0.310, SLG: 0.413										3	0	2	0	1	1	1							
Jack Clark, R OBP: 0.357, SLG: 0.387 Mike Brumley, S OBP: 0.231, SLG: 0.216										4	0	1	0	0	0	4							
Mike Greenwell, L OBP: 0.363, SLG: 0.426										0	0	0	0	0	0	0							
Ellis Burks, R OBP: 0.299, SLG: 0.401										4	0	1	0	0	0	3							
Tom Brunansky, R OBP: 0.292, SLG: 0.374										4	0	0	0	0	2	2							
John Marzano, R OBP: 0.283, SLG: 0.364										3	0	1	0	0	0	0							
Luis Rivera, R OBP: 0.364, SLG: 0.463										3	0	1	0	0	0	1							
Inning Stats	R: 0 E: 0 K: 0 S: 6	H: 1 LOB: 1 BB: 0 P: 11	R: 0 E: 0 K: 0 S: 4	H: 0 LOB: 0 BB: 0 P: 6	R: 0 E: 0 K: 0 S: 6	H: 2 LOB: 1 BB: 0 P: 11	R: 0 E: 0 K: 0 S: 6	H: 2 LOB: 1 BB: 0 P: 11	R: 0 E: 0 K: 0 S: 6	H: 2 LOB: 2 BB: 1 P: 11	R: 0 E: 0 K: 0 S: 5	H: 0 LOB: 0 BB: 0 P: 6	R: 0 E: 0 K: 1 S: 10	H: 1 LOB: 1 BB: 0 P: 12	R: 0 E: 0 K: 2 S: 10	H: 1 LOB: 1 BB: 0 P: 13	1B: 8 2B: 1 3B: 0 HR: 0	SF: 0 SAC: 0 DP: 3 HBP: 1	WP: 1 PB: 0 SB: 0 CS: 0	PA: 34			
PITCHER	IP	WLS	BF	H	R	ER	SO	BB	IBB	HBP	BLK	WP	HR	S	P	ERA	WHIP						
Scott Erickson, R ERA: 2.02	(1, 1)	7.0		26	7	0	0	1	0	0	0	0	0	39	65	0.00	1.143						
Terry Leach, R ERA: 3.22	(8, 1)	0.0		1	1	0	0	0	0	0	0	0	0	1	1	∞	∞						
Mark Guthrie, L ERA: 4.98	(8, 1)	2.0	S	7	1	0	0	3	0	0	0	0	1	0	19	24	0.00	0.500					

Minnesota Twins @ Boston Red Sox
Fenway Park, Boston, MA
Sat Jul 20 1991, 3:33 AM EDT
Att: 33,005 - Sunny - 96 F

AB 32
R 0
H 9
RBI 0
BB 1
SO 4
LOB 16



Batter	1	2	3	4	5	6	7	8	9	AB	R	H	RBI	BB	SO	LOB	TOP																																
Scott Leius, R OBP: 0.382, SLG: 0.400 (1, 5)										5	3	2	1	1	1	1																																	
Chuck Knoblauch, R OBP: 0.345, SLG: 0.342 (1, 4)										3	3	1	1	3	1	1																																	
Kirby Puckett, R OBP: 0.361, SLG: 0.499 Jarvis Brown, R OBP: 0.250, SLG: 0.250 (5, PR) (5, 8)										4	0	2	3	0	0	2																																	
Chili Davis, S OBP: 0.362, SLG: 0.500 (1, 10) (8, 7)									5	1	3	1	1	0	1																																		
Brian Harper, R OBP: 0.348, SLG: 0.470 (1, 2)									6	2	2	1	0	0	5																																		
Shane Mack, R OBP: 0.335, SLG: 0.465 Paul Abbott, R Allan Anderson, L (8, 1) (9, 1)										4	2	3	1	1	0	0																																	
Kent Hrbek, L Randy Bush, L OBP: 0.327, SLG: 0.400 (1, 3) (6, 3)										4	0	1	0	0	0	4																																	
Gene Larkin, S OBP: 0.356, SLG: 0.359 (1, 9)									3	2	1	2	2	0	1																																		
Greg Gagne, R OBP: 0.291, SLG: 0.379 Al Newman, S OBP: 0.275, SLG: 0.233 (1, 6) (5, 6)									2	1	1	1	0	0	2																																		
Inning Stats	R: 2 E: 1 K: 0 S: 6	H: 2 LOB: 0 BB: 1 P: 13	R: 0 E: 0 K: 0 S: 8	H: 1 LOB: 1 BB: 1 P: 17	R: 3 E: 0 K: 1 S: 15	H: 3 LOB: 1 BB: 1 P: 24	R: 2 E: 0 K: 0 S: 14	H: 2 LOB: 2 BB: 3 P: 29	R: 5 E: 1 K: 0 S: 21	H: 5 LOB: 1 BB: 1 P: 34	R: 2 E: 0 K: 0 S: 11	H: 2 LOB: 0 BB: 0 P: 22	R: 0 E: 0 K: 0 S: 9	H: 0 LOB: 0 BB: 0 P: 14	R: 0 E: 0 K: 0 S: 10	H: 1 LOB: 1 BB: 0 P: 17	R: 0 E: 0 K: 1 S: 11	H: 2 LOB: 2 BB: 0 P: 16	1B: 11 2B: 8 3B: 1 HR: 0	SF: 1 SAC: 0 DP: 3 HBP: 0	WP: 1 PB: 1 SB: 1 CS: 0	PA: 51																											
PITCHER	IP WLS BF H R ER SO BB IBB HBP BLK WP HR S P ERA WHIP	IP WLS BF H R ER SO BB IBB HBP BLK WP HR S P ERA WHIP															IP WLS BF H R ER SO BB IBB HBP BLK WP HR S P ERA WHIP																																
Tom Bolton, L ERA: 4.73 Kevin Morton, L ERA: 5.11 Dennis Lamp, R ERA: 4.75 Tony Fossas, L ERA: 3.99 Dana Kiecker, R ERA: 6.92	(1, 1) (3, 1) (4, 1) (5, 1) (8, 1)	2.2 0.2 1.1 2.1 1.0	14 8 5 10 4	5 3 5 2 1	5 2 5 2 0	4 2 4 2 0	1 3 0 2 0	1 0 0 0 0	0 0 1 0 0	0 0 0 0 0	0 0 0 0 0	0 0 0 0 0	0 0 0 0 0	0 0 0 0 0	0 0 0 0 0	0 0 0 0 0	0 0 0 0 0	0 0 0 0 0	0 0 0 0 0	0 0 0 0 0	0 0 0 0 0	0 0 0 0 0	0 0 0 0 0	0.00 27.00 27.00 7.71 0.00	1.000 3.000 9.000 4.500 1.286 1.000	Steve Lyons, R ERA: (9, 1)	1.0	5	2	0	0	1	0	0	0	0	0	0	0	0	0	0	0	0	0	0	0	0	0.00 2.000
Batter	1	2	3	4	5	6	7	8	9	AB	R	H	RBI	BB	SO	LOB	BOTTOM																																
Wade Boggs, L OBP: 0.421, SLG: 0.468 (1, 5)										4	0	1	0	0	1	1																																	
Jody Reed, R OBP: 0.320, SLG: 0.341 (1, 4)										4	1	0	0	0	0	2																																	
Mo Vaughn, L OBP: 0.293, SLG: 0.388 (1, 3)										4	0	0	0	0	0	1																																	
Jack Clark, R OBP: 0.356, SLG: 0.390 Ellis Burks, R OBP: 0.295, SLG: 0.400 (9, 8)										3	0	1	1	0	1	0																																	
Mike Greenwell, L OBP: 0.360, SLG: 0.422 Kevin Romine, R OBP: 0.189, SLG: 0.255 (1, 7) (8, 7)										3	0	0	0	0	0	1																																	
Steve Lyons, L OBP: 0.329, SLG: 0.442 (1, 8) (9, 1)										3	0	2	0	0	0	0																																	
Tom Brunansky, R OBP: 0.289, SLG: 0.370 (1, 9)										3	0	0	0	0	0	2																																	
Tony Peña, R OBP: 0.309, SLG: 0.367 John Marzano, R OBP: 0.277, SLG: 0.356 (1, 2) (6, 2)										2	0	0	0	0	0	1																																	
Mike Brumley, S OBP: 0.238, SLG: 0.225 (1, 6)										3	0	1	0	0	0	1																																	
Inning Stats	R: 0 E: 0 K: 0 S: 6	H: 0 LOB: 0 BB: 0 P: 7	R: 0 E: 0 K: 0 S: 4	H: 0 LOB: 0 BB: 0 P: 7	R: 0 E: 0 K: 0 S: 9	H: 0 LOB: 0 BB: 0 P: 12	R: 1 E: 1 K: 0 S: 11	H: 1 LOB: 1 BB: 0 P: 18	R: 0 E: 0 K: 0 S: 7	H: 1 LOB: 1 BB: 0 P: 10	R: 0 E: 0 K: 0 S: 6	H: 1 LOB: 0 BB: 0 P: 8	R: 0 E: 0 K: 1 S: 12	H: 1 LOB: 1 BB: 0 P: 14	R: 0 E: 0 K: 2 S: 10	H: 1 LOB: 1 BB: 0 P: 16	R: 0 E: 0 K: 1 S: 5	H: 0 LOB: 0 BB: 0 P: 5	1B: 3 2B: 2 3B: 0 HR: 0	SF: 0 SAC: 0 DP: 1 HBP: 0	WP: 0 PB: 0 SB: 0 CS: 0	PA: 32																											
PITCHER	IP WLS BF H R ER SO BB IBB HBP BLK WP HR S P ERA WHIP	IP WLS BF H R ER SO BB IBB HBP BLK WP HR S P ERA WHIP															IP WLS BF H R ER SO BB IBB HBP BLK WP HR S P ERA WHIP																																
Kevin Tapani, R ERA: 3.03 Paul Abbott, R ERA: 3.31 Paul Abbott, R ERA: 3.31 Allan Anderson, L ERA: 4.63	(1, 1) (7, 1) (8, 1) (9, 1)	6.0 2.0 2.0 1.0	21 8 8 3	3 2 2 0	0 0 0 0	0 0 0 0	0 0 0 0	0 0 0 0	0 0 0 0	0 0 0 0	0 0 0 0	0 0 0 0	0 0 0 0	0 0 0 0	0 0 0 0	0 0 0 0	0 0 0 0	0 0 0 0	0 0 0 0	0 0 0 0	0 0 0 0	0 0 0 0	0 0 0 0	0.00 1.000 1.000 0.000																									

Minnesota Twins @ Boston Red Sox
Fenway Park, Boston, MA
Sun Jul 21 1991, 3:33 AM EDT
Att: 32,849 - Sunny - 98 F

AB	41
R	14
H	18
RBI	11
BB	8
SO	2
LOB	19



Minnesota Twins @ Boston Red Sox
Fenway Park, Boston, MA
Sun Jul 21 1991, 3:33 AM EDT
Att: 32,849 - Sunny - 98 F

AB	32
R	1
H	5
RBI	1
BB	0
SO	4
LOB	9



Batter	1	2	3	4	5	6	7	8	9	AB	R	H	RBI	BB	SO	LOB	TOP										
Wade Boggs, L (1, 5) OBP: 0.420, SLG: 0.467 Mike Brumley, S (1, 5) OBP: 0.222, SLG: 0.209	G3		G3		K			G1-3		1	0	0	0	0	0	0											
Jody Read, R (1, 4) OBP: 0.319, SLG: 0.340	G6-3		F9			F7		BB 1B		4	0	1	0	0	0	0											
Mo Vaughn, L (1, 3) OBP: 0.278, SLG: 0.366	K		F9			K		K		4	0	0	0	0	3	1											
Jack Clark, R (1, 10) OBP: 0.361, SLG: 0.388 Kevin Romine, R (8, PR) OBP: 0.199, SLG: 0.255		FC4-6 BB		K				BB 1-2 BB		1	0	0	0	3	1	0											
Mike Greenwell, L (1, 7) OBP: 0.359, SLG: 0.420	FC4-6 HR		G3-1 1B			P5		G3-1		4	0	1	0	0	0	4											
Steve Lyons, L (1, 9) OBP: 0.341, SLG: 0.481 Carlos Quintana, R (9, PH) OBP: 0.371, SLG: 0.402		HR	G3-1					FC6-4 BB		2	1	1	1	1	0	1											
Ellis Burks, R (1, 8) OBP: 0.298, SLG: 0.398		1B	K					K		4	0	1	0	0	2	2											
Tony Peña, R (1, 2) OBP: 0.309, SLG: 0.366					F8			F8		4	0	1	0	0	0	1											
Luis Rivera, R (1, 6) OBP: 0.359, SLG: 0.457			K		E6 CS			FC6-4		3	0	0	0	0	1	3											
Inning Stats	R: 0 E: 0 K: 1 S: 7	H: 0 LOB: 0 BB: 0 P: 10	R: 1 E: 0 K: 1 S: 11	H: 3 LOB: 2 BB: 1 P: 20	R: 0 E: 0 K: 0 S: 6	H: 0 LOB: 0 BB: 0 P: 13	R: 0 E: 0 K: 2 S: 10	H: 1 LOB: 1 BB: 0 P: 18	R: 0 E: 0 K: 1 S: 8	H: 0 LOB: 1 BB: 1 P: 12	R: 0 E: 0 K: 1 S: 6	H: 0 LOB: 1 BB: 1 P: 14	R: 0 E: 0 K: 1 S: 12	H: 0 LOB: 1 BB: 1 P: 20	R: 0 E: 0 K: 1 S: 9	H: 1 LOB: 2 BB: 1 P: 18	R: 0 E: 0 K: 1 S: 6	H: 0 LOB: 0 BB: 0 P: 7	1B: 4 2B: 0 3B: 0 HR: 1	SF: 0 SAC: 0 DP: 0 HBP: 0	WP: 0 PB: 0 SB: 0 CS: 1	PA: 35					
PITCHER	IP	WLS	BF	H	R	ER	SO	BB	IBB	HBP	BLK	WP	HR	S	P	ERA	WHIP										
Jose Guzman, R (1, 1) ERA: 2.76	7.2	W	31	5	1	1	8	4	0	0	0	0	1	68	123	1.17	1.174										
Kenny Rogers, L (8, 1) ERA: 6.53	0.1		1	0	0	0	0	0	0	0	0	0	0	1	2	0.00	0.000										
Jeff Russell, R (9, 1) ERA: 3.02	1.0	S	3	0	0	0	1	0	0	0	0	0	0	6	7	0.00	0.000										

Boston Red Sox @ Texas Rangers
Arlington Stadium, Arlington, TX
Mon Jul 22 1991, 8:05 PM EDT
Att: 36,430 - Cloudy - 95 F

AB 31
R 1
H 5
RBI 1
BB 4
SO 9
LOB 13



Batter	1	2	3	4	5	6	7	8	9	AB	R	H	RBI	BB	SO	LOB	BOTTOM										
Brian Downing, R (1, 10) OBP: 0.379, SLG: 0.431 John Russell, R (8, PR) OBP: 0.136, SLG: 0.143	P4	G5-3			P6		CS	WP SH1-3 1B		4	0	1	0	0	0	1											
Steve Buechele, R (1, 5) OBP: 0.342, SLG: 0.475	G1-3 1B		G5-3					SH1-3		3	2	2	1	0	0	0											
Ruben Sierra, S (1, 9) OBP: 0.367, SLG: 0.499 Gary Pettis, S (6, 8) OBP: 0.344, SLG: 0.286	G1-3		P7		G4-3			P6		3	0	0	0	0	0	1											
Julio Franco, R (1, 4) OBP: 0.385, SLG: 0.461	1B		L8			G6-3		WP IBB		3	0	1	1	1	0	0											
Kevin Reimer, L (1, 7) OBP: 0.329, SLG: 0.408					WP BB			L3		3	0	2	0	1	0	2											
Juan Gonzalez, R (1, 8) OBP: 0.394, SLG: 0.505	F8				K			K		3	0	0	0	0	2	4											
Mike Stanley, R (1, 3) OBP: 0.346, SLG: 0.395		F9			G6-4-3 BB			K		2	0	0	0	1	1	0											
Ivan Rodriguez, R (1, 2) OBP: 0.333, SLG: 0.385		G3			G6-4-3			G4-3		3	0	1	0	0	2												
Jeff Huson, L (1, 6) OBP: 0.309, SLG: 0.302		G3			K			CS BB		2	0	0	0	1	1	1											
Inning Stats	R: 1 E: 0 K: 0 S: 17	H: 3 LOB: 2 BB: 0 P: 31	R: 0 E: 0 K: 0 S: 12	H: 1 LOB: 1 BB: 0 P: 20	R: 0 E: 0 K: 0 S: 5	H: 0 LOB: 0 BB: 0 P: 11	R: 0 E: 0 K: 1 S: 14	H: 0 LOB: 1 BB: 2 P: 22	R: 1 E: 0 K: 1 S: 11	H: 1 LOB: 0 BB: 0 P: 17	R: 0 E: 0 K: 1 S: 7	H: 1 LOB: 1 BB: 0 P: 13	R: 0 E: 0 K: 1 S: 9	H: 0 LOB: 0 BB: 1 P: 17	R: 0 E: 0 K: 0 S: 11	H: 1 LOB: 3 BB: 1 P: 23	R: 0 E: 0 K: 0 S: 6	H: 0 LOB: 0 BB: 0 P: 7	1B: 5 2B: 2 3B: 0 HR: 1	SF: 0 SAC: 1 DP: 2 HBP: 0	WP: 2 PB: 0 SB: 0 CS: 2	PA: 33					
PITCHER	IP	WLS	BF	H	R	ER	SO	BB	IBB	HBP	BLK	WP	HR	S	P	ERA	WHIP										
Roger Clemens, R (1, 1) ERA: 2.32	8.0	L	32	7	2	2	4	3	1	0	0	2	1	86	154	2.25	1.250										

Boston Red Sox @ Texas Rangers
Arlington Stadium, Arlington, TX
Mon Jul 22 1991, 8:05 PM EDT
Att: 36,430 - Cloudy - 95 F


AB 27
R 2
H 7
RBI 2
BB 4
SO 4
LOB 13



Batter	1	2	3	4	5	6	7	8	9	AB	R	H	RBI	BB	SO	LOB	TOP			
Jody Reed, R OBP: 0.318, SLG: 0.337 (1, 4)										3	1	0	0	1	1	0	Boston Red Sox @ Texas Rangers Arlington Stadium, Arlington, TX Tue Jul 23 1991, 8:05 PM EDT Att: 40,481 - Cloudy - 93 F			
Steve Lyons, L OBP: 0.341, SLG: 0.476 Tom Brunansky, R OBP: 0.291, SLG: 0.370 Mike Brumley, S OBP: 0.222, SLG: 0.209 (1, 5) (8, PH) (8, PR) (8, 5)										3	0	1	0	0	1	0				
Mo Vaughn, L OBP: 0.277, SLG: 0.351 Kevin Romine, R OBP: 0.189, SLG: 0.255 (1, 3) (8, 9)										3	1	0	0	1	2	2				
Jack Clark, R OBP: 0.360, SLG: 0.384 (1, 10)										3	0	0	0	1	1	2				
Mike Greenwell, L OBP: 0.355, SLG: 0.415 (1, 7)										4	0	0	0	0	0	3				
Carlos Quintana, R OBP: 0.375, SLG: 0.410 (1, 9) (8, 3)										2	1	2	1	1	0	0				
Ellis Burks, R OBP: 0.297, SLG: 0.396 (1, 8)										4	1	1	0	0	1	2				
Tony Peña, R OBP: 0.305, SLG: 0.362 (1, 2)										3	0	0	1	0	0	2				
Luis Rivera, R OBP: 0.355, SLG: 0.452 (1, 6)										2	0	0	1	0	2	0				
Inning Stats	R: 1 E: 1 K: 1 S: 12	H: 1 LOB: 1 BB: 1 P: 25	R: 2 E: 0 K: 1 S: 15	H: 2 LOB: 0 BB: 0 P: 23	R: 0 E: 0 K: 1 S: 8	H: 0 LOB: 0 BB: 0 P: 10	R: 0 E: 0 K: 1 S: 9	H: 0 LOB: 1 BB: 1 P: 15	R: 0 E: 0 K: 0 S: 10	H: 0 LOB: 0 BB: 2 P: 21	R: 0 E: 0 K: 1 S: 12	H: 0 LOB: 0 BB: 0 P: 17	R: 0 E: 0 K: 1 S: 10	H: 0 LOB: 1 BB: 1 P: 19	R: 0 E: 0 K: 0 S: 8	H: 1 LOB: 1 BB: 0 P: 13		1B: 3 2B: 1 3B: 0 HR: 0	SF: 3 SAC: 0 DP: 0 HBP: 0	WP: 1 PB: 0 SB: 1 CS: 1
PITCHER	IP WLS BF H R ER SO BB IBB HBP BLK WP HR S P ERA WHIP	7.0 W 27 3 4 3 7 4 0 0 0 1 0 75 126 3.86 1.000	0.2 S 3 0 0 0 1 1 0 0 0 0 0 8 15 0.00 1.500	1.1 S 5 1 0 0 0 0 0 0 0 0 0 10 17 0.00 0.750											IP WLS BF H R ER SO BB IBB HBP BLK WP HR S P ERA WHIP					
Nolan Ryan, R ERA: 2.78 Mike Jeffcoat, L ERA: 3.35 Rich Gossage, R ERA: 3.94																				

Batter	1	2	3	4	5	6	7	8	9	AB	R	H	RBI	BB	SO	LOB	BOTTOM			
Brian Downing, R OBP: 0.385, SLG: 0.434 (1, 10)										3	2	2	0	1	0	0	Boston Red Sox @ Texas Rangers Arlington Stadium, Arlington, TX Tue Jul 23 1991, 8:05 PM EDT Att: 40,481 - Cloudy - 93 F			
Ivan Rodriguez, R OBP: 0.330, SLG: 0.390 (1, 2)										4	1	1	1	0	1	3				
Rafael Palmeiro, L OBP: 0.380, SLG: 0.531 (1, 3)										3	1	2	1	1	1	0				
Julio Franco, R OBP: 0.384, SLG: 0.459 (1, 4)										4	1	1	1	0	2	3				
Kevin Reimer, L OBP: 0.330, SLG: 0.414 Ruben Sierra, S OBP: 0.367, SLG: 0.501 (1, 7) (5, PH) (6, 9)										2	0	1	0	0	1	0				
Juan Gonzalez, R OBP: 0.359, SLG: 0.498 (1, 9) (6, 7) (9, 8)										4	0	0	0	0	2	2				
Steve Buechele, R OBP: 0.344, SLG: 0.471 (1, 5)										2	0	0	0	2	1	0				
Mario Diaz, R OBP: 0.304, SLG: 0.325 (1, 6)										4	0	0	0	0	1	4				
Gary Pettis, S OBP: 0.344, SLG: 0.282 John Russell, R OBP: 0.136, SLG: 0.143 (1, 8) (9, 7)										2	0	0	0	1	0	0				
Inning Stats	R: 0 E: 0 K: 1 S: 9	H: 1 LOB: 1 BB: 0 P: 14	R: 0 E: 0 K: 1 S: 7	H: 0 LOB: 0 BB: 0 P: 9	R: 1 E: 0 K: 1 S: 13	H: 2 LOB: 2 BB: 1 P: 28	R: 0 E: 0 K: 1 S: 11	H: 1 LOB: 1 BB: 1 P: 20	R: 4 E: 0 K: 1 S: 18	H: 4 LOB: 2 BB: 2 P: 33	R: 0 E: 0 K: 0 S: 4	H: 0 LOB: 0 BB: 1 P: 9	R: 0 E: 0 K: 3 S: 12	H: 0 LOB: 0 BB: 0 P: 17	R: 0 E: 0 K: 2 S: 10	H: 0 LOB: 0 BB: 0 P: 12		1B: 5 2B: 3 3B: 0 HR: 0	SF: 0 SAC: 0 DP: 1 HBP: 0	WP: 0 PB: 0 SB: 0 CS: 1
PITCHER	IP WLS BF H R ER SO BB IBB HBP BLK WP HR S P ERA WHIP	4.1 L 22 7 5 5 4 3 0 0 0 0 0 15 31 0.00 1.000	2.0 S 8 1 0 0 2 1 1 0 0 0 0 15 31 0.00 1.000	1.2 S 5 0 0 0 4 0 0 0 0 0 0 18 23 0.00 0.000											IP WLS BF H R ER SO BB IBB HBP BLK WP HR S P ERA WHIP					
Greg Harris, R ERA: 4.57 Tony Fossas, L ERA: 3.73 Jeff Gray, R ERA: 2.15																				

AB	27
R	4
H	4
RBI	3
BB	5
SO	8
LOB	11



Batter	1	2	3	4	5	6	7	8	9	AB	R	H	RBI	BB	SO	LOB	TOP										
Wade Boggs, L (1,5) OBP: 0.321, SLG: 0.465	G1-3		BB				BB										3 0 1 0 1 1 0										
Jody Read, R (1,4) OBP: 0.317, SLG: 0.334	F7		BB				BB										3 0 0 0 1 1 1										
Carlos Quintana, R (1,3) OBP: 0.374, SLG: 0.408	BB		BB				BB										4 0 1 0 0 3 4										
Jack Clark, R (1,10) OBP: 0.362, SLG: 0.384	BB						BB										3 0 1 1 1 1 0										
Mike Greenwell, L (1,7) OBP: 0.356, SLG: 0.416	FC3-6						BB										4 1 2 0 0 0 5										
Tom Brunansky, R (1,9) OBP: 0.288, SLG: 0.365																	4 0 0 0 0 1 2										
Ellis Burks, R (1,8) OBP: 0.297, SLG: 0.398																	4 0 1 1 0 1 0										
Tony Peña, R (1,2) OBP: 0.301, SLG: 0.357																	4 0 0 0 0 0 1										
Luis Rivera, R (1,6) OBP: 0.353, SLG: 0.453																	4 1 1 0 0 0 0										
Inning Stats	R: 0 H: 1 E: 0 K: 0 S: 12	H: 1 LOB: 2 BB: 1 P: 23	R: 0 H: 0 E: 0 K: 0 S: 7	H: 0 LOB: 0 BB: 0 P: 12	R: 0 H: 0 E: 0 K: 2 S: 10	H: 0 LOB: 1 BB: 1 P: 16	R: 1 H: 2 E: 0 K: 1 S: 13	H: 2 LOB: 1 BB: 0 P: 23	R: 1 H: 3 E: 0 K: 1 S: 15	H: 3 LOB: 2 BB: 1 P: 23	R: 0 H: 0 E: 0 K: 1 S: 6	H: 0 LOB: 0 BB: 0 P: 10	R: 0 H: 0 E: 0 K: 1 S: 8	H: 0 LOB: 0 BB: 0 P: 15	R: 0 H: 1 E: 0 K: 2 S: 11	H: 1 LOB: 1 BB: 0 P: 19	R: 0 H: 0 E: 0 K: 0 S: 5	H: 0 LOB: 0 BB: 0 P: 7	1B: 5 2B: 3 3B: 0 HR: 0	SF: 0 SAC: 0 DP: 1 HBP: 0	WP: 0 PB: 0 SB: 0 CS: 0	PA: 36					
PITCHER	IP	WLS	BF	H	R	ER	SO	BB	IBB	HBP	BLK	WP	HR	S	P	ERA	WHIP										
Oil Can Boyd, R (1,1) ERA: 3.52	5.0	L	23	6	2	2	4	3	0	0	0	0	0	57	97	3.60	1.800										
Wayne Rosenthal, R (6,1) ERA: 3.21	3.0		10	1	0	0	4	0	0	0	0	0	0	25	44	0.00	0.333										
Jeff Russell, R (9,1) ERA: 2.96	1.0	S	3	0	0	0	0	0	0	0	0	0	0	5	7	0.00	0.000										

Boston Red Sox @ Texas Rangers
Arlington Stadium, Arlington, TX
Wed Jul 24 1991, 8:05 PM EDT
Att: 39,439 - Cloudy - 87 F

AB 33
R 2
H 7
RBI 2
BB 3
SO 8
LOB 13



Batter	1	2	3	4	5	6	7	8	9	AB	R	H	RBI	BB	SO	LOB	BOTTOM										
Brian Downing, R (1,10) OBP: 0.383, SLG: 0.443	G6-3																4 1 1 1 0 0 0										
Rafael Palmeiro, L (1,3) OBP: 0.378, SLG: 0.528	G6-4-3																4 0 1 0 0 0 0										
Ruben Sierra, S (1,9) OBP: 0.364, SLG: 0.496	G6-4-3																4 0 0 0 0 1 1										
Julio Franco, R (1,4) OBP: 0.383, SLG: 0.456																	2 0 0 0 1 0 0										
Juan Gonzalez, R (1,8) OBP: 0.359, SLG: 0.495																	2 0 0 0 1 2 0										
Steve Buechele, R (1,5) OBP: 0.341, SLG: 0.467																	3 0 0 0 0 0 2										
Dean Palmer, R (1,7) OBP: 0.283, SLG: 0.338																	3 0 0 0 0 1 0										
Ivan Rodriguez, R (1,2) OBP: 0.321, SLG: 0.379																	3 0 0 0 0 0 0										
Jeff Huson, L (1,6) OBP: 0.306, SLG: 0.298																	2 0 0 0 0 1 0										
Kevin Reimer, L (8,PH) OBP: 0.329, SLG: 0.412																	1 0 0 0 0 0 0										
Inning Stats	R: 0 H: 1 E: 0 K: 0 S: 6	H: 1 LOB: 0 BB: 0 P: 9	R: 0 H: 0 E: 0 K: 1 S: 7	H: 0 LOB: 0 BB: 0 P: 10	R: 0 H: 0 E: 0 K: 1 S: 6	H: 0 LOB: 0 BB: 0 P: 7	R: 1 H: 1 E: 0 K: 0 S: 7	H: 1 LOB: 0 BB: 0 P: 14	R: 0 H: 0 E: 0 K: 1 S: 9	H: 0 LOB: 0 BB: 0 P: 11	R: 0 H: 0 E: 0 K: 0 S: 7	H: 0 LOB: 0 BB: 0 P: 9	R: 0 H: 0 E: 0 K: 1 S: 9	H: 0 LOB: 2 BB: 2 P: 22	R: 0 H: 0 E: 0 K: 1 S: 7	H: 0 LOB: 0 BB: 0 P: 8	R: 0 H: 0 E: 0 K: 0 S: 6	H: 0 LOB: 0 BB: 0 P: 10	1B: 1 2B: 0 3B: 0 HR: 1	SF: 0 SAC: 0 DP: 1 HBP: 0	WP: 0 PB: 0 SB: 1 CS: 0	PA: 30					
PITCHER	IP	WLS	BF	H	R	ER	SO	BB	IBB	HBP	BLK	WP	HR	S	P	ERA	WHIP										
Joe Hesketh, L (1,1) ERA: 3.29	6.2	W	23	2	1	1	4	2	0	0	0	0	0	8	11	0.00	0.600										
Jeff Gray, R (7,1) ERA: 2.1	1.1		4	0	0	0	1	0	0	0	0	0	0	8	11	0.00	0.000										
Jeff Reardon, R (9,1) ERA: 3.12	1.0	S	3	0	0	0	0	0	0	0	0	0	0	6	10	0.00	0.000										

Boston Red Sox @ Texas Rangers
Arlington Stadium, Arlington, TX
Wed Jul 24 1991, 8:05 PM EDT
Att: 39,439 - Cloudy - 87 F

AB 28
R 1
H 2
RBI 1
BB 2
SO 5
LOB 3



Batter	1	2	3	4	5	6	7	8	9	10	11	12	13	14	AB	R	H	RBI	BB	SO	LOB	TOP				
Tim Raines, S OBP: 0.354, SLG: 0.334 (1, 7)															5	1	1	0	1	1	0					
Robin Ventura, L OBP: 0.367, SLG: 0.445 (1, 5)															6	3	2	2	1	0	3					
Frank Thomas, R OBP: 0.437, SLG: 0.509 (1, 10)															6	2	2	1	1	2	0					
Dan Pasqua, L OBP: 0.369, SLG: 0.494 (1, 3)															7	2	3	3	0	2	0					
Warren Newson, L OBP: 0.423, SLG: 0.386 (1, 9)															4	1	2	0	1	1	0					
Ron Karkovice, R OBP: 0.333, SLG: 0.371 (10, 2)															5	0	1	2	0	0	3					
Matt Merullo, L OBP: 0.281, SLG: 0.322 (1, 2)															2	0	0	0	0	1	2					
Mike Huff, R OBP: 0.356, SLG: 0.327 (10, 9)															2	0	0	0	0	1	2					
Lance Johnson, L OBP: 0.280, SLG: 0.296 (1, 8)															2	0	0	0	0	1	2					
Joey Cora, S OBP: 0.344, SLG: 0.347 (1, 4)															6	0	2	0	0	1	2					
Carlton Fisk, R OBP: 0.320, SLG: 0.388 (8, PH)															2	0	0	1	0	1	1					
Scott Fletcher, R OBP: 0.272, SLG: 0.269 (8, 4)															1	0	0	0	0	1	1					
Ozzie Guillen, L OBP: 0.270, SLG: 0.303 (1, 6)															6	1	1	0	0	1	3					
Inning Stats	R: 4 E: 0 K: 0 S: 26	H: 4 LOB: 2 BB: 2 P: 44	R: 0 E: 0 K: 1 S: 8	H: 0 LOB: 0 BB: 0 P: 11	R: 0 E: 0 K: 2 S: 8	H: 0 LOB: 0 BB: 0 P: 12	R: 0 E: 0 K: 2 S: 8	H: 0 LOB: 0 BB: 0 P: 11	R: 0 E: 0 K: 1 S: 8	H: 1 LOB: 1 BB: 0 P: 12	R: 1 E: 0 K: 1 S: 9	H: 1 LOB: 0 BB: 1 P: 12	R: 0 E: 0 K: 0 S: 7	H: 0 LOB: 0 BB: 0 P: 9	R: 0 E: 0 K: 0 S: 8	H: 1 LOB: 2 BB: 1 P: 18	R: 0 E: 0 K: 0 S: 6	H: 0 LOB: 0 BB: 0 P: 10	R: 0 E: 0 K: 0 S: 6	H: 0 LOB: 0 BB: 0 P: 10	R: 2 E: 0 K: 1 S: 11	H: 3 LOB: 2 BB: 2 P: 22	1B: 10 2B: 1 3B: 0 HR: 3	SF: 1 SAC: 2 DP: 0 HBP: 0	WP: 0 PB: 0 CS: 2	PA: 60
PITCHER	IP: 6.0 WLS: 26 BF: 6	H: 5 R: 5 ER: 4 SO: 6 BB: 2 IBB: 0 HBP: 0 BLK: 0 WP: 0 HR: 0 S: 75 P: 116	ERA: 2.46 WHIP: 1.333	PITCHER	IP: 14.1 WLS: 7 BF: 3	H: 2 R: 2 ER: 2 SO: 1 BB: 0 IBB: 2 HBP: 0 BLK: 0 WP: 0 HR: 0 S: 11 P: 22	ERA: 7.33 WHIP: 3.000																			
Roger Clemens, R ERA: 2.46	Tony Fossas, L ERA: 3.94	Jeff Gray, R ERA: 2.23	Jeff Reardon, R ERA: 3.22	Dennis Lamp, R ERA: 4.38	Dana Kiecker, R ERA: 7.33																					

Chicago White Sox @ Boston Red Sox
Fenway Park, Boston, MA
Sat Jul 27 1991, 3:33 AM EDT
Att: 33,461 - Cloudy - 71 F

AB: 52
R: 10
H: 14
RBI: 9
BB: 5
SO: 11
LOB: 15

Batter	1	2	3	4	5	6	7	8	9	10	11	12	13	14	AB	R	H	RBI	BB	SO	LOB	BOTTOM		
Jody Read, R OBP: 0.312, SLG: 0.328 (1, 4)															7	0	0	0	0	1	1			
Luis Rivera, R OBP: 0.347, SLG: 0.442 (1, 6)															6	0	0	0	1	1	0			
Carlos Quintana, R OBP: 0.369, SLG: 0.399 (1, 3)															6	2	0	0	1	1	1			
Jack Clark, R OBP: 0.367, SLG: 0.398 (1, 10)															5	2	3	2	1	1	1			
Kevin Romine, R OBP: 0.199, SLG: 0.255 (12, PR)															0	0	0	0	0	0	0			
Mike Greenwell, L OBP: 0.351, SLG: 0.409 (1, 7)															6	0	0	0	0	2	4			
Tom Brunansky, R OBP: 0.289, SLG: 0.371 (1, 9)															6	2	2	0	0	0	3			
Ellis Burks, R OBP: 0.306, SLG: 0.411 (1, 8)															4	1	3	3	2	0	0			
Tony Peña, R OBP: 0.302, SLG: 0.367 (1, 2)															6	1	2	2	0	1	2			
Mike Bruntley, S OBP: 0.208, SLG: 0.196 (1, 5)															3	0	0	0	0	0	2			
Steve Lyons, L OBP: 0.330, SLG: 0.459 (8, PH)															3	0	0	0	0	1	2			
Inning Stats	R: 1 E: 2 K: 1 S: 11	H: 1 LOB: 2 BB: 0 P: 16	R: 2 E: 0 K: 0 S: 9	H: 2 LOB: 0 BB: 0 P: 17	R: 2 E: 0 K: 0 S: 9	H: 2 LOB: 1 BB: 1 P: 18	R: 0 E: 0 K: 0 S: 6	H: 0 LOB: 0 BB: 0 P: 10	R: 0 E: 0 K: 1 S: 7	H: 0 LOB: 0 BB: 0 P: 10	R: 0 E: 0 K: 1 S: 10	H: 0 LOB: 1 BB: 0 P: 16	R: 0 E: 0 K: 2 S: 10	H: 0 LOB: 1 BB: 0 P: 14	R: 0 E: 0 K: 1 S: 9	H: 1 LOB: 1 BB: 0 P: 16	R: 0 E: 0 K: 1 S: 12	H: 0 LOB: 0 BB: 0 P: 18	R: 0 E: 0 K: 0 S: 5	H: 0 LOB: 0 BB: 0 P: 6	1B: 5 2B: 2 3B: 0 HR: 3	SF: 0 SAC: 0 DP: 0 HBP: 0	WP: 0 PB: 0 CS: 1	PA: 57
PITCHER	IP: 4.1 WLS: 21 BF: 5	H: 6 R: 6 ER: 5 SO: 1 BB: 2 IBB: 0 HBP: 0 BLK: 0 WP: 0 HR: 2 S: 38 P: 67	ERA: 10.38 WHIP: 1.615	PITCHER	IP: 14.1 WLS: 7 BF: 3	H: 2 R: 2 ER: 2 SO: 1 BB: 0 IBB: 2 HBP: 0 BLK: 0 WP: 0 HR: 0 S: 11 P: 22	ERA: 7.33 WHIP: 3.000																	
Greg Hibbard, L ERA: 4.31	Donn Pail, R ERA: 2.37	Melido Perez, R ERA: 2.92	Bobby Thigpen, R ERA: 3.59	Dana Kiecker, R ERA: 7.33																				

Chicago White Sox @ Boston Red Sox
Fenway Park, Boston, MA
Sat Jul 27 1991, 3:33 AM EDT
Att: 33,461 - Cloudy - 71 F

AB: 52
R: 8
H: 10
RBI: 7
BB: 5
SO: 8
LOB: 16

Batter	1	2	3	4	5	6	7	8	9	AB	R	H	RBI	BB	SO	LOB	TOP					
Warren Newson, L (1, 7) OBP: 0.446, SLG: 0.397 Mike Huff, R (6, PH) OBP: 0.356, SLG: 0.327	4-2 S BB		4-0 1B BB		2-2 1B 2B 1B	0-0 FC5-6 E 1B	0-0 BB 1B		2-0 F2	1 1 1 0 2 0 0 3 1 1 1 0 0 3												
Robin Ventura, L (1, 5) OBP: 0.371, SLG: 0.445	2-1 F8		1-0 1B		0-0 2B 1B	3-1 E3 1B	3-3 SAFE BB BB BB	4-0 G5-4-3 BB	4 0 2 1 2 0 2													
Frank Thomas, R (1, 10) OBP: 0.438, SLG: 0.512	0-0 F9		2-2 1B		1-0 2B	1-0 G6-4-3 1B	2-0 G5-3	1-0 G5-4-3	6 0 3 3 0 0 6													
Dan Pasqua, L (1, 9) OBP: 0.366, SLG: 0.486	1-2 F8		1-0 F9		1-3 K	1-2 G6-4-3		4-2 E BB	4 0 0 0 1 1 7													
Carlton Fisk, R (1, 2) OBP: 0.322, SLG: 0.386 Ron Karkovics, R (8, PR) OBP: 0.333, SLG: 0.371		2-3 K	3-2 F9		4-0 IBB		1-2 FC1-5 1B	2-1 E5	4 0 1 0 1 1 3 0 0 0 0 0 0 0													
Ron Kittle, R (1, 3) OBP: 0.235, SLG: 0.188 Craig Grebeck, R (7, PR) OBP: 0.321, SLG: 0.461		3-3 K		1-2 F8	0-0 P4		1-1 E FC1-5 1B	1-1 P2	4 0 1 0 0 1 3 1 1 0 0 0 0 2													
Lance Johnson, L (1, 8) OBP: 0.279, SLG: 0.295		0-1 S 1B		0-0 P6	0-0 L9		1-1 SAFE SAFE G3 E 1B	1-0 F8	5 1 1 0 0 0 7													
Joey Cora, S (1, 4) OBP: 0.338, SLG: 0.336		3-2 F9		3-2 L8		4-1 FC5-6 1B BB	1-0 E6 1B G3	2-0 G1-3	4 0 0 0 1 0 5													
Ozzie Guillen, L (1, 6) OBP: 0.275, SLG: 0.310			0-1 1B 2B		1-1 E5 1B S 2B	0-0 FC5-6 E 1B	0-2 G3	0-1 S 1B	5 3 3 1 0 0 2													
Inning Stats	R: 0 H: 0 E: 0 K: 0 S: 8	H: 0 LOB: 1 BB: 1 P: 15	R: 0 H: 1 E: 0 K: 2 S: 16	H: 1 LOB: 1 BB: 0 P: 22	R: 1 H: 3 E: 0 K: 0 S: 11	H: 3 LOB: 2 BB: 1 P: 22	R: 0 H: 0 E: 0 K: 0 S: 9	H: 0 LOB: 0 BB: 0 P: 13	R: 2 H: 3 E: 1 K: 1 S: 13	H: 3 LOB: 3 BB: 1 P: 22	R: 2 H: 2 E: 1 K: 0 S: 9	H: 2 LOB: 1 BB: 1 P: 19	R: 2 H: 3 E: 1 K: 0 S: 13	H: 3 LOB: 1 BB: 1 P: 23	R: 0 H: 0 E: 1 K: 0 S: 8	H: 0 LOB: 2 BB: 1 P: 18	R: 0 H: 1 E: 0 K: 0 S: 5	H: 1 LOB: 1 BB: 1 P: 11	1B: 11 2B: 2 HR: 0	SF: 0 SAC: 0 DP: 2 HBP: 0	WP: 0 PA: 48 PB: 0 SB: 4 CS: 0	
PITCHER	IP WLS BF H R ER SO BB IBB HBP BLK WP HR S P ERA WHIP	IP WLS BF H R ER SO BB IBB HBP BLK WP HR S P ERA WHIP	IP WLS BF H R ER SO BB IBB HBP BLK WP HR S P ERA WHIP	IP WLS BF H R ER SO BB IBB HBP BLK WP HR S P ERA WHIP	IP WLS BF H R ER SO BB IBB HBP BLK WP HR S P ERA WHIP	IP WLS BF H R ER SO BB IBB HBP BLK WP HR S P ERA WHIP	IP WLS BF H R ER SO BB IBB HBP BLK WP HR S P ERA WHIP	IP WLS BF H R ER SO BB IBB HBP BLK WP HR S P ERA WHIP	IP WLS BF H R ER SO BB IBB HBP BLK WP HR S P ERA WHIP	IP WLS BF H R ER SO BB IBB HBP BLK WP HR S P ERA WHIP	IP WLS BF H R ER SO BB IBB HBP BLK WP HR S P ERA WHIP	IP WLS BF H R ER SO BB IBB HBP BLK WP HR S P ERA WHIP	IP WLS BF H R ER SO BB IBB HBP BLK WP HR S P ERA WHIP	IP WLS BF H R ER SO BB IBB HBP BLK WP HR S P ERA WHIP	IP WLS BF H R ER SO BB IBB HBP BLK WP HR S P ERA WHIP	IP WLS BF H R ER SO BB IBB HBP BLK WP HR S P ERA WHIP	IP WLS BF H R ER SO BB IBB HBP BLK WP HR S P ERA WHIP	IP WLS BF H R ER SO BB IBB HBP BLK WP HR S P ERA WHIP	IP WLS BF H R ER SO BB IBB HBP BLK WP HR S P ERA WHIP	IP WLS BF H R ER SO BB IBB HBP BLK WP HR S P ERA WHIP	IP WLS BF H R ER SO BB IBB HBP BLK WP HR S P ERA WHIP	IP WLS BF H R ER SO BB IBB HBP BLK WP HR S P ERA WHIP

Chicago White Sox @ Boston Red Sox
Fenway Park, Boston, MA
Sat Jul 27 1991, 7:05 PM EDT
Att: 24,673 - Cloudy - 77 F

AB 41
R 7
H 13
RBI 6
BB 7
SO 3
LOB 40



Batter	1	2	3	4	5	6	7	8	9	AB	R	H	RBI	BB	SO	LOB	BOTTOM					
Steve Lyons, L (1, 5) OBP: 0.340, SLG: 0.466 Kevin Romine, R (7, PH) OBP: 0.204, SLG: 0.255 Mike Brumley, S (8, 5) OBP: 0.204, SLG: 0.191	1-1 F8		0-2 PB 1B		0-1 FC4-6 1B		4-2 FC6-4 E BB	0-2 P6	3 0 2 0 0 0 0 0 0 0 0 1 0 0 1 0 0 0 0 0 2													
Jody Read, R (1, 4) OBP: 0.310, SLG: 0.334	0-0 HR		1-0 F8		1-1 FC4-6 1B		2-2 E5 FC6-4	1-1 G4-3	5 1 1 2 0 0 3													
Mo Vaughn, L (1, 3) OBP: 0.291, SLG: 0.364 Carlos Quintana, R (7, PH) OBP: 0.367, SLG: 0.397	3-3 K		0-0 PB 1B		1-2 G5-4-3 1B		0-0 FC6-4	2-1 F8	3 0 2 0 0 1 0 2 0 0 0 0 0 2													
Jack Clark, R (1, 10) OBP: 0.364, SLG: 0.392	2-1 G6-3		4-0 1B		2-1 G5-4-3		2-3 K	3-3 K	4 0 0 0 1 2 4													
Mike Greenwell, L (1, 7) OBP: 0.355, SLG: 0.424		0-0 G5-3 1B		0-0 F8		2-0 L9-5 2B		0-1 HR	4 1 3 1 0 0 3													
Tom Brunansky, R (1, 9) OBP: 0.288, SLG: 0.373		3-2 P6		1-1 F8		0-0 L9-5		0-0 G4-3 2B	4 0 1 0 0 0 2													
Ellis Burks, R (1, 8) OBP: 0.305, SLG: 0.409		1-1 G5-3		1-1 CS 1B		1-2 F8		0-3 K	4 0 1 0 0 1 2													
John Marzano, R (1, 2) OBP: 0.275, SLG: 0.347		0-1 P6		1-3 K		2-0 BB E 1B		0-0 G4-3	4 1 1 0 0 1 3													
Luis Rivera, R (1, 6) OBP: 0.350, SLG: 0.440			0-1 F8		3-1 CS	2-2 1B FC4-6 1B		4-2 BB	3 1 1 0 1 1 1													
Inning Stats	R: 1 H: 1 E: 0 K: 1 S: 10	H: 1 LOB: 0 BB: 0 P: 16	R: 0 H: 1 E: 0 K: 0 S: 9	H: 1 LOB: 0 BB: 0 P: 13	R: 0 H: 2 E: 0 K: 0 S: 8	H: 2 LOB: 3 BB: 1 P: 13	R: 0 H: 1 E: 0 K: 1 S: 9	H: 1 LOB: 0 BB: 0 P: 14	R: 1 H: 3 E: 0 K: 0 S: 12	H: 3 LOB: 1 BB: 0 P: 18	R: 0 H: 1 E: 0 K: 0 S: 7	H: 1 LOB: 0 BB: 0 P: 10	R: 1 H: 1 E: 1 K: 2 S: 19	H: 1 LOB: 2 BB: 1 P: 31	R: 1 H: 2 E: 0 K: 1 S: 15	H: 2 LOB: 1 BB: 1 P: 19	R: 0 H: 0 E: 0 K: 1 S: 7	H: 0 LOB: 0 BB: 0 P: 13	1B: 8 2B: 3 HR: 2	SF: 0 SAC: 0 DP: 2 HBP: 0	WP: 0 PA: 41 PB: 1 SB: 0 CS: 1	
PITCHER	IP WLS BF H R ER SO BB IBB HBP BLK WP HR S P ERA WHIP	IP WLS BF H R ER SO BB IBB HBP BLK WP HR S P ERA WHIP	IP WLS BF H R ER SO BB IBB HBP BLK WP HR S P ERA WHIP	IP WLS BF H R ER SO BB IBB HBP BLK WP HR S P ERA WHIP	IP WLS BF H R ER SO BB IBB HBP BLK WP HR S P ERA WHIP	IP WLS BF H R ER SO BB IBB HBP BLK WP HR S P ERA WHIP	IP WLS BF H R ER SO BB IBB HBP BLK WP HR S P ERA WHIP	IP WLS BF H R ER SO BB IBB HBP BLK WP HR S P ERA WHIP	IP WLS BF H R ER SO BB IBB HBP BLK WP HR S P ERA WHIP	IP WLS BF H R ER SO BB IBB HBP BLK WP HR S P ERA WHIP	IP WLS BF H R ER SO BB IBB HBP BLK WP HR S P ERA WHIP	IP WLS BF H R ER SO BB IBB HBP BLK WP HR S P ERA WHIP	IP WLS BF H R ER SO BB IBB HBP BLK WP HR S P ERA WHIP	IP WLS BF H R ER SO BB IBB HBP BLK WP HR S P ERA WHIP	IP WLS BF H R ER SO BB IBB HBP BLK WP HR S P ERA WHIP	IP WLS BF H R ER SO BB IBB HBP BLK WP HR S P ERA WHIP	IP WLS BF H R ER SO BB IBB HBP BLK WP HR S P ERA WHIP	IP WLS BF H R ER SO BB IBB HBP BLK WP HR S P ERA WHIP	IP WLS BF H R ER SO BB IBB HBP BLK WP HR S P ERA WHIP	IP WLS BF H R ER SO BB IBB HBP BLK WP HR S P ERA WHIP	IP WLS BF H R ER SO BB IBB HBP BLK WP HR S P ERA WHIP	IP WLS BF H R ER SO BB IBB HBP BLK WP HR S P ERA WHIP

Chicago White Sox @ Boston Red Sox
Fenway Park, Boston, MA
Sat Jul 27 1991, 7:05 PM EDT
Att: 24,673 - Cloudy - 77 F

AB 37
R 4
H 12
RBI 3
BB 3
SO 6
LOB 22



Batter	1	2	3	4	5	6	7	8	9	AB	R	H	RBI	BB	SO	LOB	TOP						
Tim Raines, S (1, 7) OBP: 0.354, SLG: 0.335	G3-1		G5-3			HR	G4-3		BB	5	1	2	1	0	0	1	Chicago White Sox @ Boston Red Sox Fenway Park, Boston, MA Sun Jul 28 1991, 7:05 PM EDT Att: 33,166 - Sunny - 75 F						
Robin Ventura, L (1, 5) OBP: 0.374, SLG: 0.457	L6		2B			HR		G4-3	BB	4	1	2	2	1	0	0							
Frank Thomas, R (1, 10) OBP: 0.438, SLG: 0.509	BB		P4			E5		2B	SF7	4	2	1	0	1	1	3							
Dan Pasqua, L (1, 3) OBP: 0.368, SLG: 0.488	BB			G3		G4-3				3	0	1	0	1	0	1							
Warren Newson, L (1, 9) Mike Huff, R (6, PR) OBP: 0.442, SLG: 0.393 OBP: 0.354, SLG: 0.327	K			G1-3		1B		SF7		3	0	1	1	0	1	2							
Lance Johnson, L (1, 8) OBP: 0.276, SLG: 0.292		K		G1-3		F7		G4-3		4	0	0	0	0	1	2							
Ron Karkovics, R (1, 2) OBP: 0.329, SLG: 0.379		F9			L8		K		1B	4	1	1	0	0	1	1							
Joey Cora, S (1, 4) OBP: 0.329, SLG: 0.325		G4-3			L7		G3		F9	4	0	0	0	0	0	1							
Ozzie Guillen, L (1, 6) OBP: 0.275, SLG: 0.310			CS		G6-3		G3		F8	4	0	1	0	0	0	1							
Inning Stats	R: 0 E: 0 K: 1 S: 13	H: 0 LOB: 2 BB: 2 P: 25	R: 0 E: 0 K: 1 S: 9	H: 0 LOB: 0 BB: 0 P: 13	R: 0 E: 0 K: 0 S: 9	H: 2 LOB: 1 BB: 0 P: 17	R: 0 E: 0 K: 0 S: 5	H: 0 LOB: 0 BB: 0 P: 7	R: 0 E: 0 K: 0 S: 5	H: 0 LOB: 0 BB: 0 P: 8	R: 3 E: 1 K: 1 S: 16	H: 3 LOB: 1 BB: 0 P: 26	R: 0 E: 0 K: 0 S: 5	H: 0 LOB: 0 BB: 0 P: 7	R: 1 E: 0 K: 0 S: 11	H: 2 LOB: 1 BB: 0 P: 15		R: 1 E: 0 K: 1 S: 14	H: 2 LOB: 2 BB: 1 P: 26	1B: 5 2B: 3 3B: 0 HR: 1	SF: 1 SAC: 0 DP: 0 HBP: 0	WP: 0 PB: 0 SB: 0 CS: 1	PA: 39
PITCHER	IP	WLS	BF	H	R	ER	SO	BB	IBB	HBP	BLK	WP	HR	S	P	ERA	WHIP						
Greg Harris, R (1, 1) ERA: 4.51	7.1	L	31	7	4	3	3	2	0	0	0	0	0	1	67	110	3.68	1.227					
Jeff Gray, R (8, 1) ERA: 2.34	1.0		4	1	1	1	0	0	0	0	0	0	0	12	17	9.00	1.000						
Tony Fossas, L (9, 1) ERA: 3.71	0.1		3	1	0	0	0	1	0	0	0	0	0	3	9	0.00	6.000						
Dana Kiecker, R (9, 1) ERA: 7.24	0.1		1	0	0	0	1	0	0	0	0	0	0	5	8	0.00	0.000						

Batter	1	2	3	4	5	6	7	8	9	AB	R	H	RBI	BB	SO	LOB	BOTTOM						
Jody Reed, R (1, 4) OBP: 0.312, SLG: 0.336	1B		L8		2B		F9			4	0	2	0	0	0	0	Chicago White Sox @ Boston Red Sox Fenway Park, Boston, MA Sun Jul 28 1991, 7:05 PM EDT Att: 33,166 - Sunny - 75 F						
Luis Rivera, R (1, 6) OBP: 0.352, SLG: 0.454	1B		F8		P3		HR			4	1	2	1	0	0	1							
Mo Vaughn, L (1, 3) Carlos Quintana, R (6, PH) OBP: 0.292, SLG: 0.375 OBP: 0.366, SLG: 0.395	G3		F7		2B		G6-3			3	0	1	0	0	0	1							
Jack Clark, R (1, 10) OBP: 0.363, SLG: 0.388	K			G6-4-3	G4-3		P7			3	0	0	0	1	1	3							
Mike Greenwell, L (1, 7) OBP: 0.351, SLG: 0.419		F7		G6-4-3		F8		G1-3		4	0	0	0	0	0	1							
Tom Brunansky, R (1, 9) OBP: 0.288, SLG: 0.381				E1		F9		F7		4	1	1	1	0	0	0							
Ellis Burks, R (1, 8) OBP: 0.307, SLG: 0.414		HR			FC5-4	BB		G5-3		3	0	1	0	1	0	0							
Tony Peña, R (1, 2) OBP: 0.298, SLG: 0.362		G6-3			FC5-4		K		G3	4	0	0	0	0	1	3							
Mike Brumley, S (1, 5) OBP: 0.192, SLG: 0.180		F7				F8		G4-3		3	0	0	0	0	0	1							
Inning Stats	R: 0 E: 0 K: 1 S: 8	H: 2 LOB: 1 BB: 0 P: 11	R: 1 E: 0 K: 0 S: 8	H: 2 LOB: 1 BB: 0 P: 13	R: 0 E: 0 K: 0 S: 4	H: 0 LOB: 0 BB: 0 P: 9	R: 0 E: 1 K: 0 S: 13	H: 0 LOB: 2 BB: 2 P: 25	R: 0 E: 0 K: 0 S: 11	H: 2 LOB: 2 BB: 0 P: 17	R: 0 E: 0 K: 0 S: 5	H: 0 LOB: 0 BB: 0 P: 6	R: 0 E: 0 K: 1 S: 7	H: 0 LOB: 0 BB: 0 P: 11	R: 1 E: 0 K: 0 S: 9	H: 1 LOB: 0 BB: 0 P: 12		R: 0 E: 0 K: 0 S: 6	H: 0 LOB: 0 BB: 0 P: 9	1B: 3 2B: 1 3B: 1 HR: 2	SF: 0 SAC: 0 DP: 1 HBP: 0	WP: 0 PB: 0 SB: 0 CS: 0	PA: 35
PITCHER	IP	WLS	BF	H	R	ER	SO	BB	IBB	HBP	BLK	WP	HR	S	P	ERA	WHIP						
Alex Fernandez, R (1, 1) ERA: 5.24	7.0	W	29	7	2	2	2	2	0	0	0	0	0	2	57	94	2.57	1.286					
Scott Radinsky, L (8, 1) ERA: 2.47	1.0		3	0	0	0	0	0	0	0	0	0	0	8	10	0.00	0.000						
Bobby Thigpen, R (9, 1) ERA: 3.42	1.0	S	3	0	0	0	0	0	0	0	0	0	0	6	9	0.00	0.000						

Batter	1	2	3	4	5	6	7	8	9	AB	R	H	RBI	BB	SO	LOB	TOP
Brian Downing, R (1, 10) Geno Petralli, L (9, PH) OBP: 0.382, SLG: 0.436 OBP: 0.305, SLG: 0.272	1-0 WP 1B	3-3 K		3-1 L7			1-2 G1		3-2 G4-3	4	1	1	0	0	1	1	
Rafael Palmeiro, L (1, 3) OBP: 0.385, SLG: 0.535	1-1 L8	1-3 K			2-1 CS 1B		1-0		1-0 F7	5	0	2	0	0	1	2	
Ruben Sierra, S (1, 9) OBP: 0.365, SLG: 0.492	2-2 F7			2-2 G5-3		1-1	2-3			4	0	1	0	0	1	2	
Julio Franco, R (1, 4) OBP: 0.393, SLG: 0.462	1-1 HR 1B			0-0 FC5-4 CS 1B		0-0			1-0	4	2	3	1	0	0	2	
Juan Gonzalez, R (1, 8) OBP: 0.362, SLG: 0.517	1-1 HR 1B			2-3 K		3-3			1-0	4	2	2	4	0	2	3	
Steve Buechele, R (1, 5) OBP: 0.339, SLG: 0.459	3-2 F9			0-1 FC5-4		0-0			2-1	4	0	1	0	0	0	1	
Dean Palmer, R (1, 7) Gary Pettis, S (8, 8) OBP: 0.304, SLG: 0.446 OBP: 0.346, SLG: 0.281		1-0 2B G4-3 1B		1-1 HR		0-1			2-0	4	2	2	1	0	0	1	AB 38
Ivan Rodriguez, R (1, 2) OBP: 0.303, SLG: 0.362		1-2 G4-3 2B		0-1 P3		2-2			2-2	4	0	1	0	0	0	0	R 7
Mario Diaz, R (1, 6) OBP: 0.295, SLG: 0.315		0-2 G4-3 2-3 3-H		2-2 G6-3					1-2	4	0	0	1	0	0	1	H 13
	R: 3 H: 3 E: 0 LOB: 0 K: 0 BB: 0 S: 14 P: 23	R: 1 H: 2 E: 0 LOB: 1 K: 2 BB: 0 S: 16 P: 22	R: 0 H: 1 E: 0 LOB: 1 K: 1 BB: 0 S: 9 P: 13	R: 1 H: 1 E: 0 LOB: 0 K: 0 BB: 0 S: 11 P: 17	R: 0 H: 2 E: 0 LOB: 2 K: 1 BB: 0 S: 8 P: 14	R: 0 H: 1 E: 0 LOB: 0 K: 0 BB: 0 S: 6 P: 8	R: 0 H: 1 E: 0 LOB: 1 K: 1 BB: 0 S: 8 P: 12	R: 2 H: 2 E: 0 LOB: 0 K: 0 BB: 0 S: 9 P: 17	R: 0 H: 0 E: 0 LOB: 0 K: 0 BB: 0 S: 9 P: 14	1B: 8 SF: 0 2B: 3 SAC: 0 3B: 0 DP: 2 HR: 3 HBP: 0	WP: 1 PA: 38 PB: 0 SB: 0 CS: 2						
PITCHER	IP WLS BF H R ER SO BB IBB HBP BLK WP HR S P ERA WHIP																
Joe Hesketh, L (1, 1) ERA: 3.6	6.2 L 29 11 5 5 4 0 0 0 0 0 1 2 69 104 6.75 1.650																
Daryl Irvine, R (7, 1) ERA: 5.87	2.1 9 2 2 2 1 0 0 0 0 0 0 1 21 36 7.71 0.857																

Texas Rangers @ Boston Red Sox
Fenway Park, Boston, MA
Mon Jul 29 1991, 7:05 PM EDT
Att: 33,604 - Cloudy - 71 F

AB 38
R 7
H 13
RBI 7
BB 0
SO 5
LOB 13

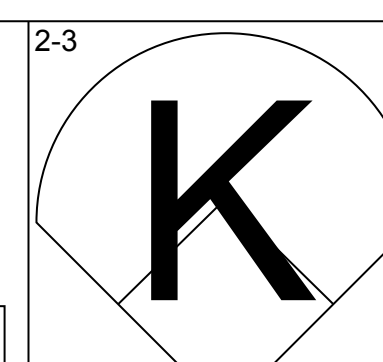
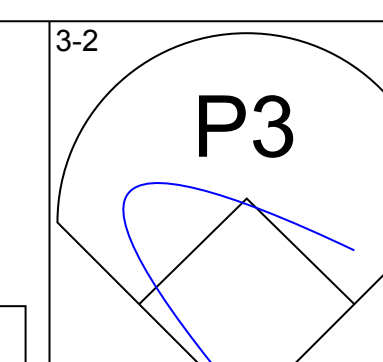
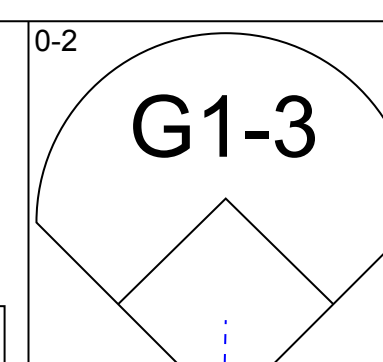
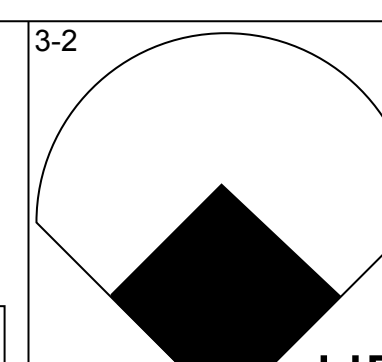
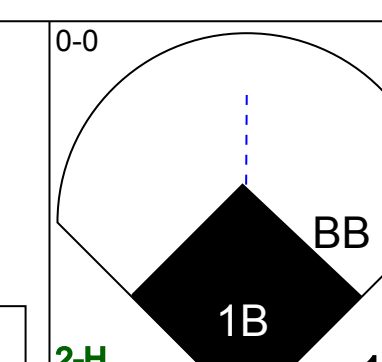
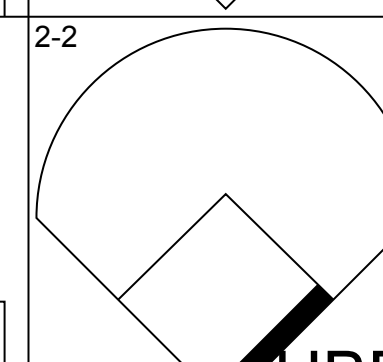
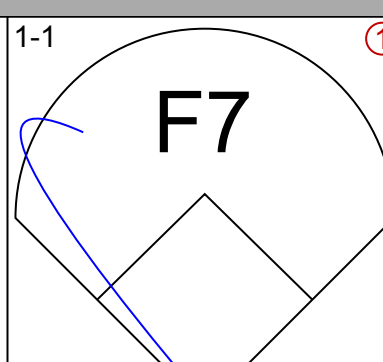
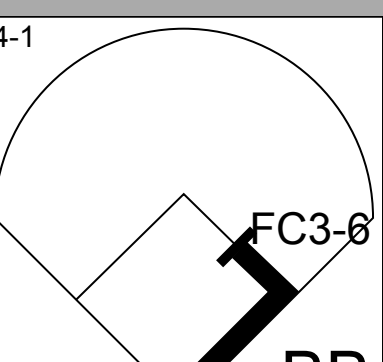
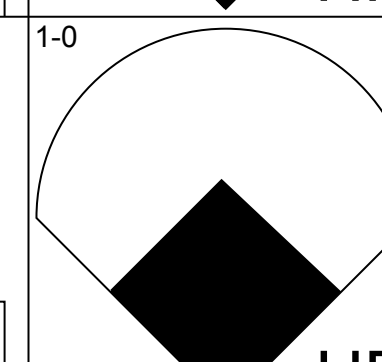
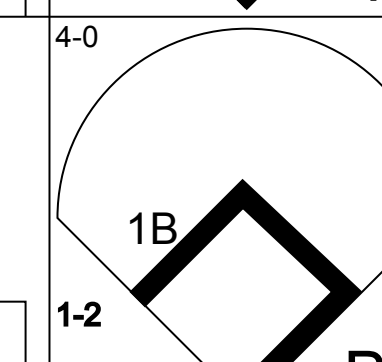
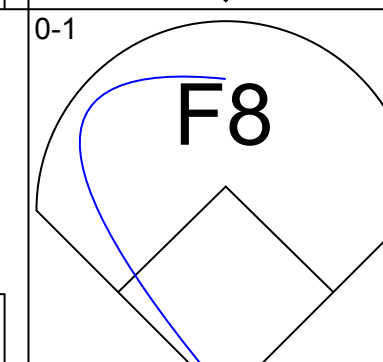
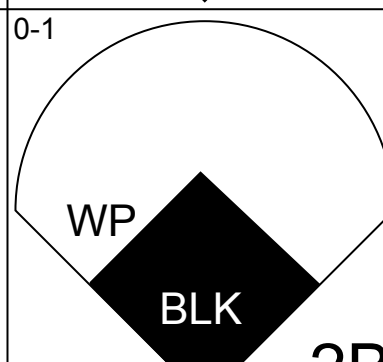
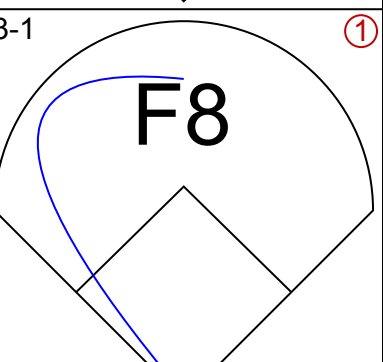
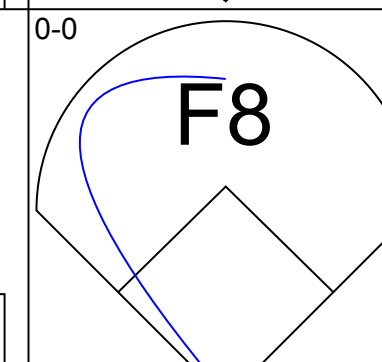
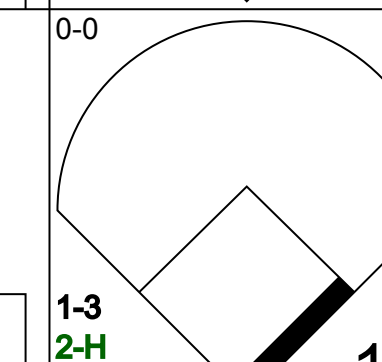
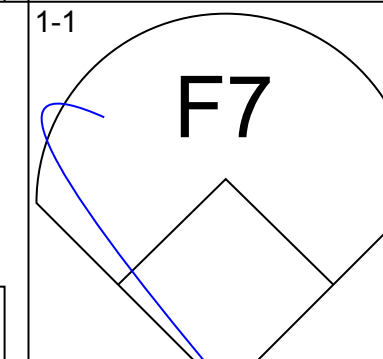
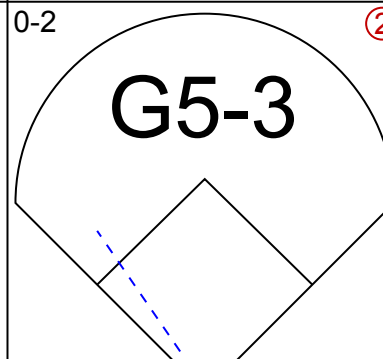
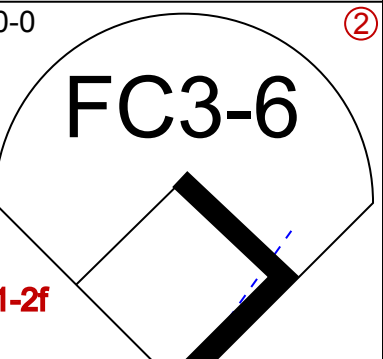
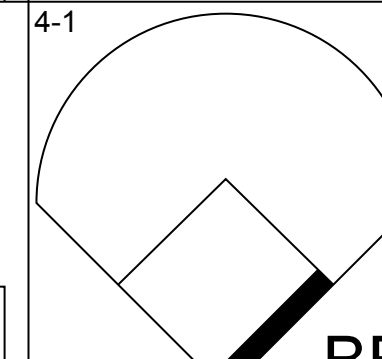
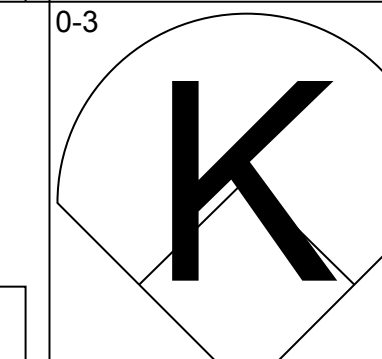
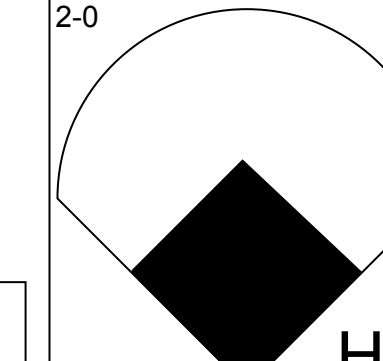
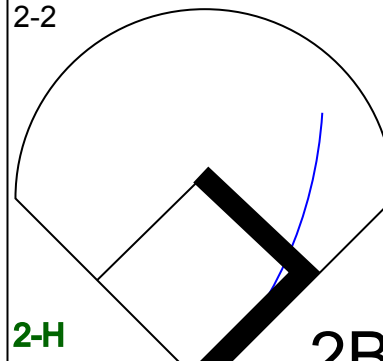
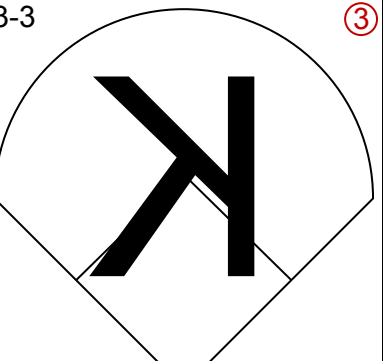
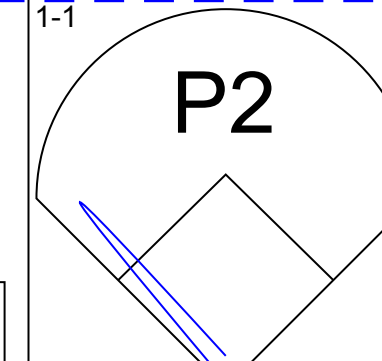
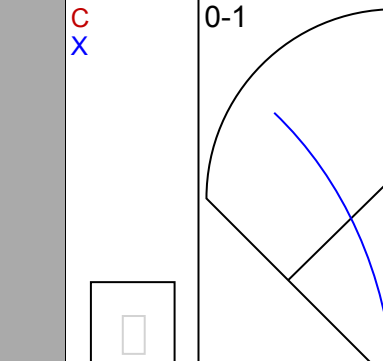

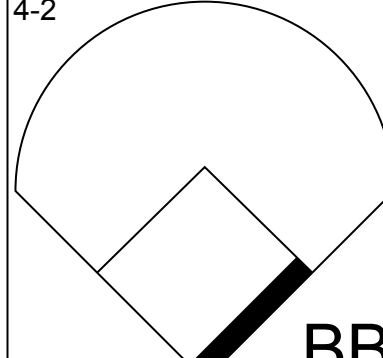
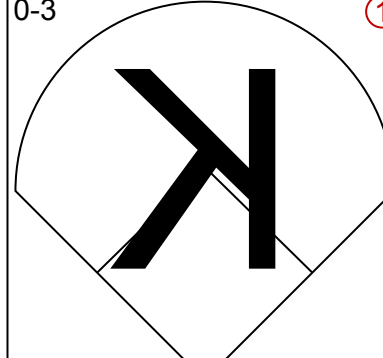
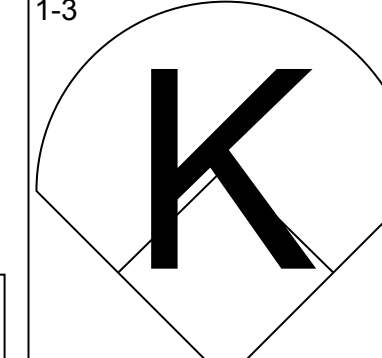
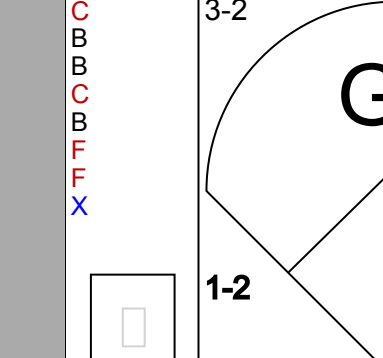
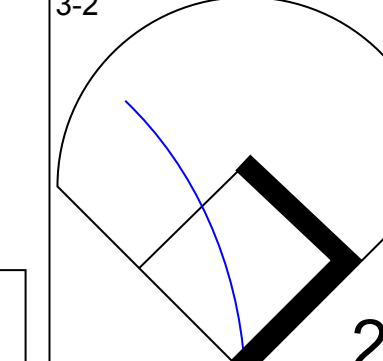
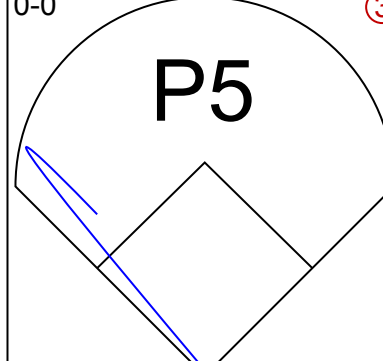
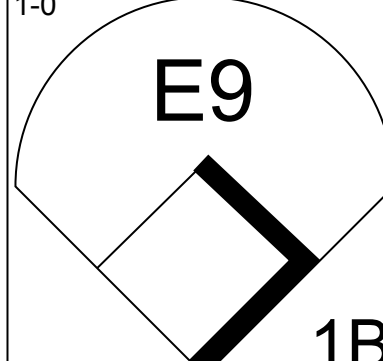
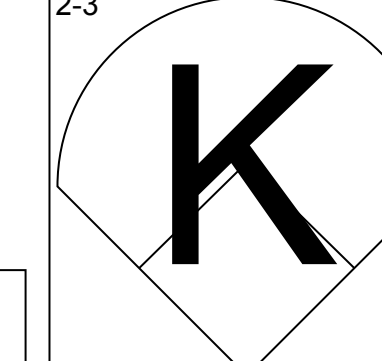
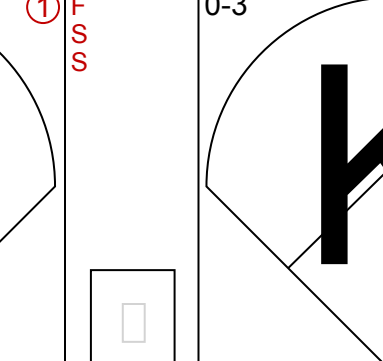
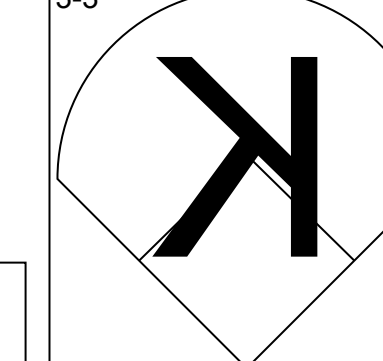
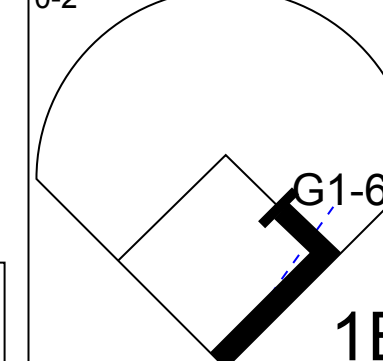
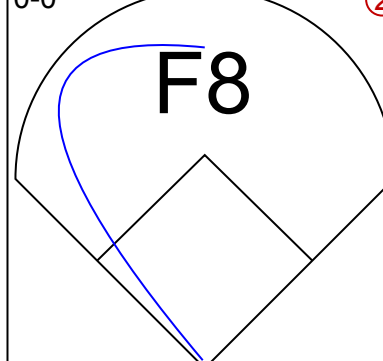
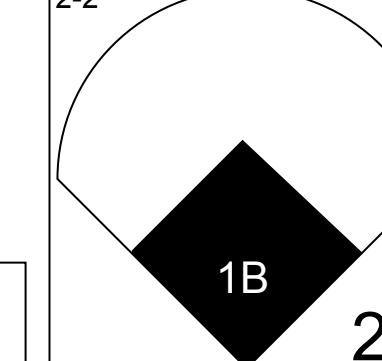
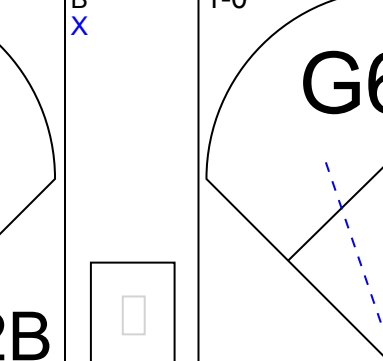
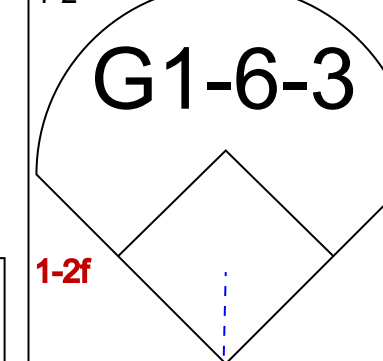
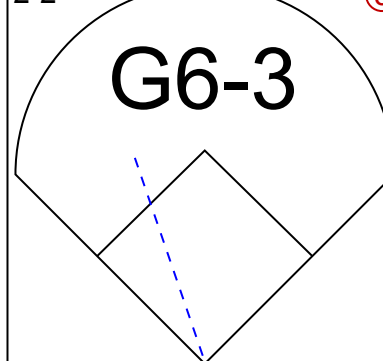
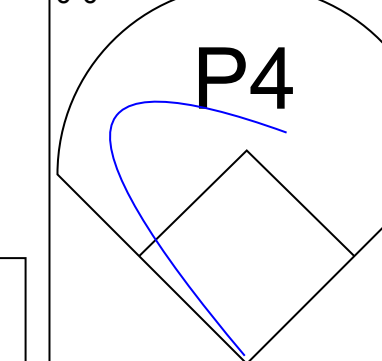


Batter	1	2	3	4	5	6	7	8	9	AB	R	H	RBI	BB	SO	LOB	BOTTOM
Jody Reed, R (1, 4) OBP: 0.311, SLG: 0.334	2-1 F8		1-0 G5-3				0-0		1-0 L7	5	0	1	0	0	1	2	
Steve Lyons, L (1, 8) Ellis Burks, R (9, PH) OBP: 0.327, SLG: 0.446 OBP: 0.306, SLG: 0.413	2-1 G1-3			0-3 K		1-1	2-1		2-0 F7	4	0	0	0	0	1	2	
Carlos Quintana, R (1, 3) OBP: 0.367, SLG: 0.395	1-1 G1-3			2-0 G6-3		4-0			2-2	3	0	1	0	1	0	0	
Mo Vaughn, L (1, 10) OBP: 0.301, SLG: 0.393			0-1	1-2 L9		1-0			0-2	4	0	2	0	0	0	1	
Mike Greenwell, L (1, 7) Kevin Romine, R (1, 7) OBP: 0.351, SLG: 0.419 OBP: 0.207, SLG: 0.255		3-2 F9			2-0	3-1			2-3	0	0	0	0	0	0	0	
Tom Brunansky, R (1, 9) OBP: 0.287, SLG: 0.379				1-2	0-0				2-3	4	0	1	0	0	2	3	
Luis Rivera, R (1, 6) OBP: 0.358, SLG: 0.458		2-0 L5		4-2	1-0				4-2	2	1	1	0	2	0	1	AB 34
Tony Peña, R (1, 2) Jack Clark, R (8, PH) John Marzano, R (9, 2) OBP: 0.295, SLG: 0.358 OBP: 0.362, SLG: 0.387 OBP: 0.275, SLG: 0.347			2-1		2-0				1-2	3	0	0	0	0	0	3	R 2
Mike Brumley, S (1, 5) Wade Boggs, L (7, PH) OBP: 0.204, SLG: 0.176 OBP: 0.421, SLG: 0.466			0-0		4-1				3-2	1	0	0	0	1	0	0	H 8
	R: 0 H: 0 E: 0 LOB: 0 K: 0 BB: 0 S: 6 P: 11	R: 0 H: 1 E: 0 LOB: 1 K: 1 BB: 0 S: 9 P: 17	R: 0 H: 0 E: 0 LOB: 0 K: 0 BB: 0 S: 4 P: 7	R: 0 H: 0 E: 0 LOB: 0 K: 1 BB: 0 S: 8 P: 11	R: 1 H: 2 E: 0 LOB: 2 K: 1 BB: 2 S: 10 P: 23	R: 0 H: 0 E: 0 LOB: 1 K: 0 BB: 1 S: 5 P: 14	R: 1 H: 3 E: 0 LOB: 2 K: 0 BB: 0 S: 14 P: 23	R: 0 H: 2 E: 0 LOB: 3 K: 2 BB: 1 S: 20 P: 31	R: 0 H: 0 E: 0 LOB: 0 K: 0 BB: 0 S: 6 P: 12	1B: 6 SF: 0 2B: 2 SAC: 0 3B: 0 DP: 1 HR: 0 HBP: 0	WP: 1 PA: 38 PB: 0 SB: 0 CS: 0						
PITCHER	IP WLS BF H R ER SO BB IBB HBP BLK WP HR S P ERA WHIP																
Jose Guzman, R (1, 1) ERA: 2.72	7.2 W 34 8 2 2 2 4 0 0 0 0 0 0 72 132 2.35 1.565																
Kenny Rogers, L (8, 1) ERA: 6.1	1.1 S 4 0 0 0 0 0 0 0 0 0 0 0 10 17 0.00 0.000																

Texas Rangers @ Boston Red Sox
Fenway Park, Boston, MA
Mon Jul 29 1991, 7:05 PM EDT
Att: 33,604 - Cloudy - 71 F

AB 34
R 2
H 8
RBI 1
BB 4
SO 5
LOB 19

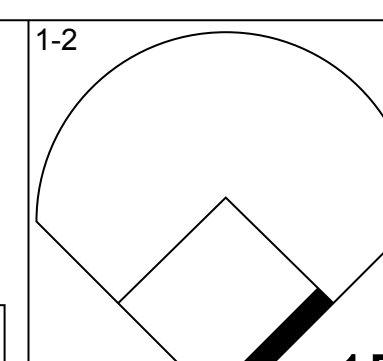
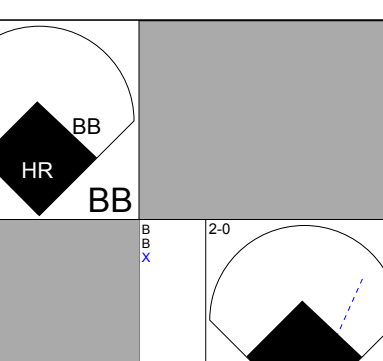
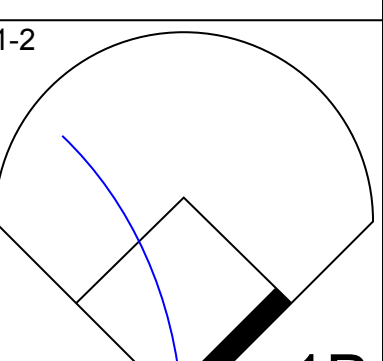
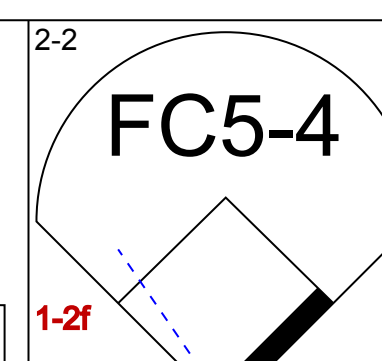
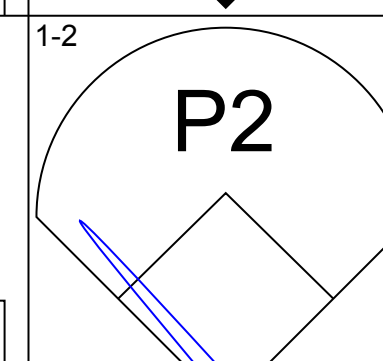
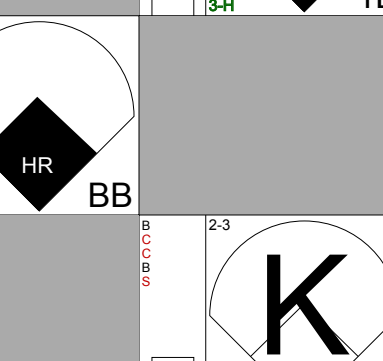
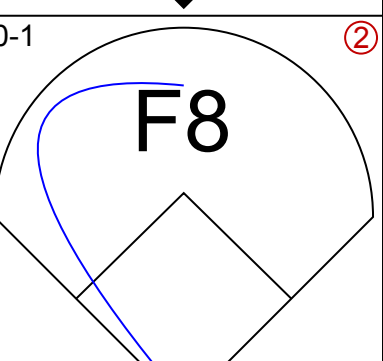
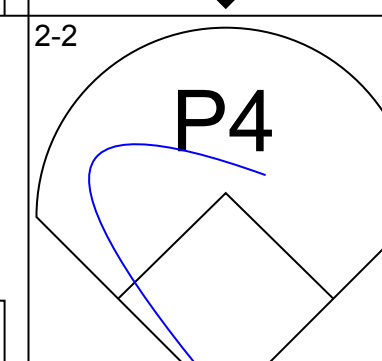
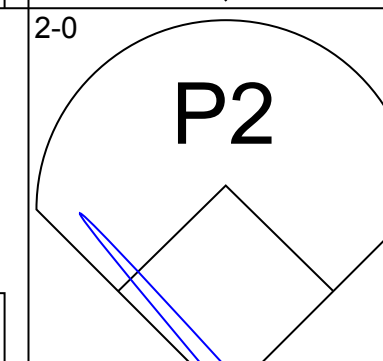
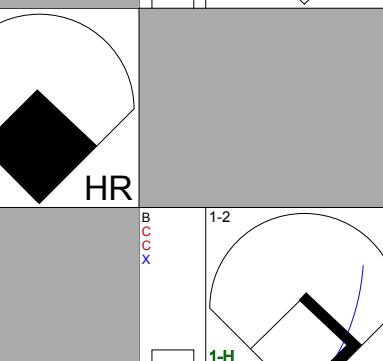
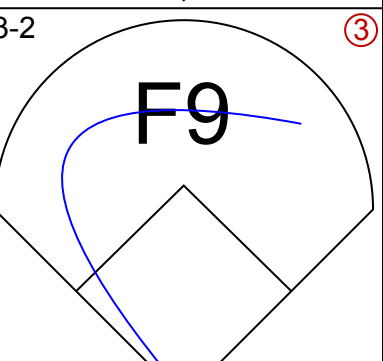
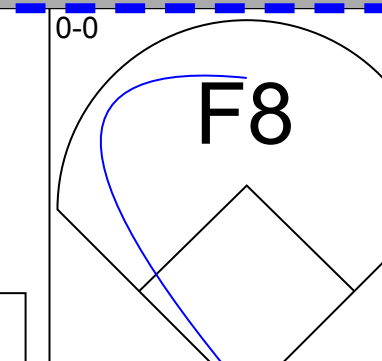
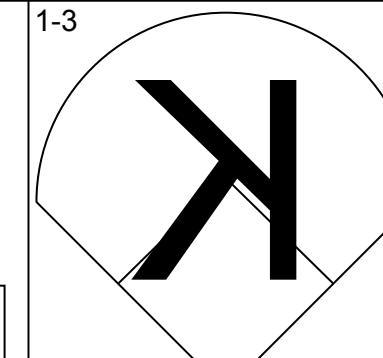
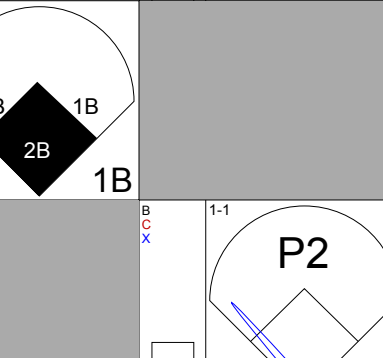

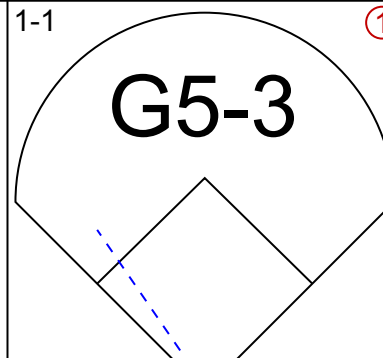
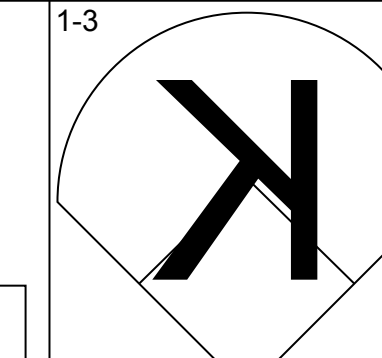

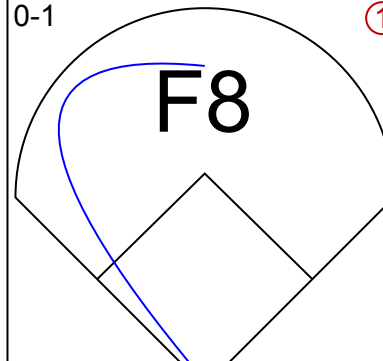
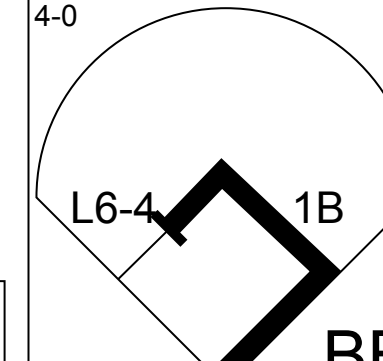

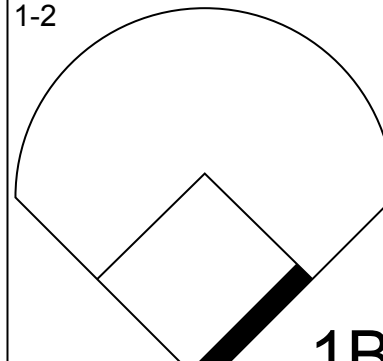

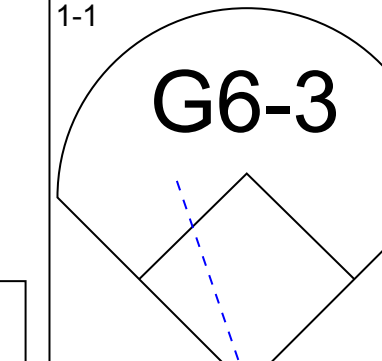
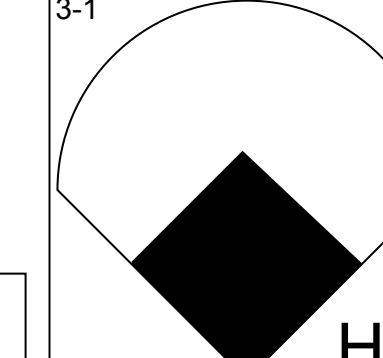
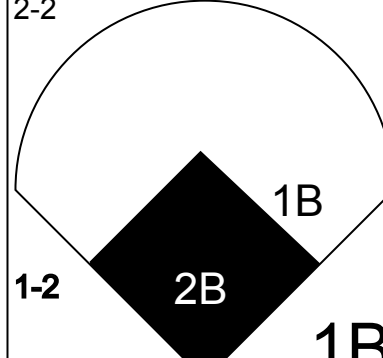
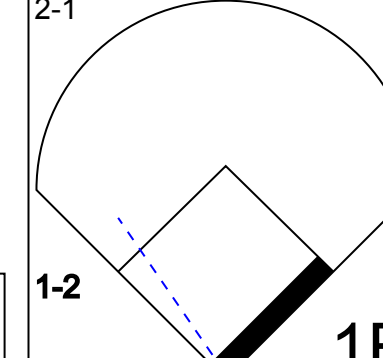

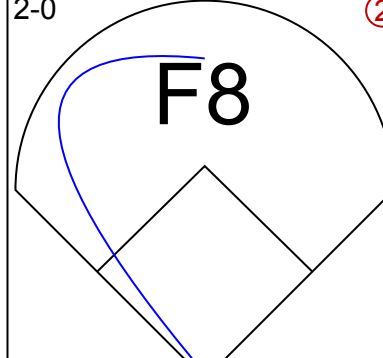


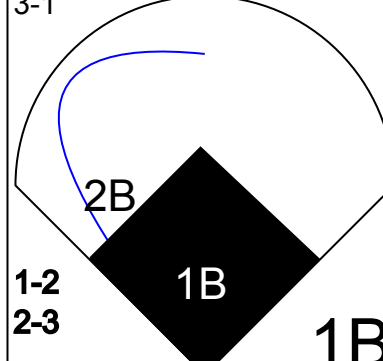
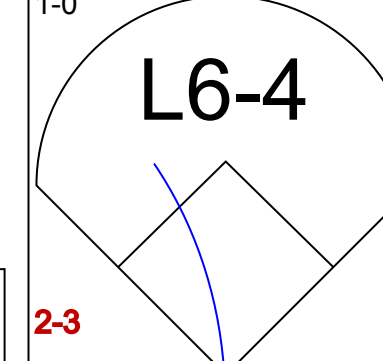

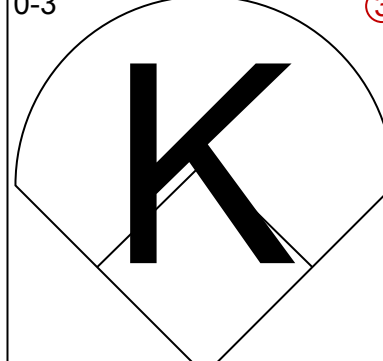

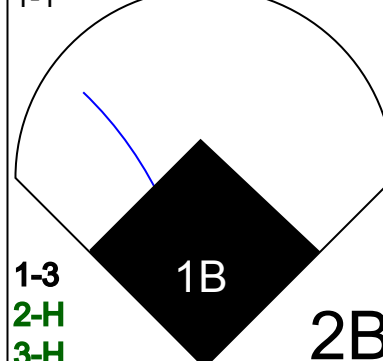
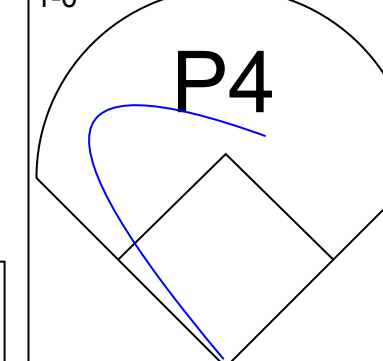

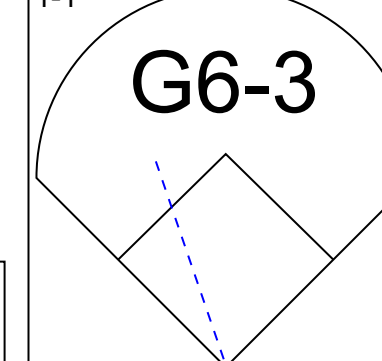
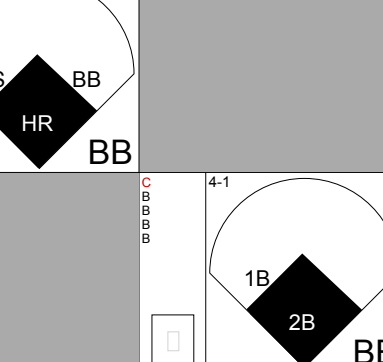
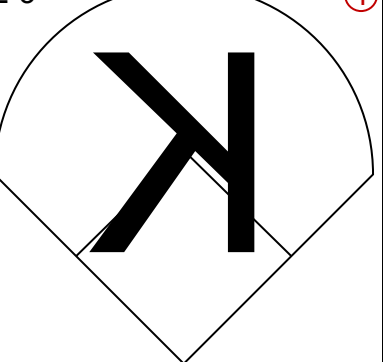
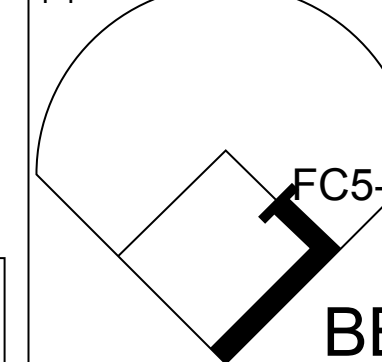



Batter	1	2	3	4	5	6	7	8	9	AB	R	H	RBI	BB	SO	LOB	TOP			
Brian Downing, R OBP: 0.382, SLG: 0.446 (1, 10)										5	2	2	2	0	1	2				
Rafael Palmeiro, L OBP: 0.390, SLG: 0.542 (1, 3)										2	1	1	1	2	0	0				
Ruben Sierra, S OBP: 0.365, SLG: 0.494 Kevin Reimer, L OBP: 0.333, SLG: 0.420 (1, 9) (6, 9)										3	1	1	0	0	0	2				
Julio Franco, R OBP: 0.392, SLG: 0.458 Geno Petralli, L OBP: 0.302, SLG: 0.270 (1, 4) (7, 5)										3	0	0	0	1	0	3				
Juan Gonzalez, R OBP: 0.363, SLG: 0.529 (6, 7) Jeff Huson, L OBP: 0.303, SLG: 0.295 (7, 6)										4	1	2	1	0	1	2				
Steve Buechele, R OBP: 0.340, SLG: 0.457 Gary Pettis, S OBP: 0.341, SLG: 0.276 (1, 5) (6, PH) (6, 8)										1	0	0	0	1	0	0				
Dean Palmer, R OBP: 0.309, SLG: 0.455 (1, 7) (6, 5) (7, 7)										5	0	2	0	0	2	3				
Mike Stanley, R OBP: 0.352, SLG: 0.403 (1, 2)										5	1	2	0	0	1	3				
Mario Diaz, R OBP: 0.294, SLG: 0.307 (1, 6) (7, 4)										3	0	0	0	1	0	3				
Inning Stats	R: 0 E: 0 K: 1 S: 9	H: 0 LOB: 1 BB: 0 P: 14	R: 1 E: 0 K: 1 S: 15	H: 2 LOB: 2 BB: 1 P: 31	R: 1 E: 0 K: 0 S: 14	H: 2 LOB: 2 BB: 1 P: 21	R: 0 E: 0 K: 0 S: 12	H: 1 LOB: 0 BB: 0 P: 13	R: 0 E: 1 K: 1 S: 8	H: 1 LOB: 1 BB: 0 P: 18	R: 2 E: 0 K: 1 S: 13	H: 2 LOB: 1 BB: 1 P: 23	R: 2 E: 0 K: 2 S: 14	H: 3 LOB: 2 BB: 1 P: 22	R: 0 E: 0 K: 1 S: 11	H: 1 LOB: 1 BB: 0 P: 15	1B: 5 2B: 4 3B: 0 HR: 3	SF: 0 SAC: 0 DP: 1 HBP: 1	WP: 1 PB: 0 SB: 0 CS: 0	PA: 44
PITCHER	IP	WLS	BF	H	R	ER	SO	BB	IBB	HBP	BLK	WP	HR	S	P	ERA	WHIP			
Kevin Morton, L ERA: 6.0 (1, 1)	6.1	W	31	8	4	4	4	4	0	0	1	1	3	75	125	5.68	1.895			
Dennis Lamp, R ERA: 4.5 (7, 1)	2.2		13	4	2	2	4	1	0	0	0	0	0	30	44	6.75	1.875			

Texas Rangers @ Boston Red Sox
Fenway Park, Boston, MA
Tue Jul 30 1991, 3:33 AM EDT
Att: 33,086 - Cloudy - 73 F

AB 38
R 6
H 12
RBI 5
BB 5
SO 8
LOB 22



Batter	1	2	3	4	5	6	7	8	9	AB	R	H	RBI	BB	SO	LOB	BOTTOM			
Wade Boggs, L OBP: 0.326, SLG: 0.469 (1, 5)										4	2	3	2	1	0	1				
Jody Read, R OBP: 0.309, SLG: 0.331 (1, 4)										4	1	0	0	1	1	5				
Carlos Quintana, R OBP: 0.368, SLG: 0.408 (1, 7) (9, 3)										5	1	2	6	0	0	2				
Jack Clark, R OBP: 0.360, SLG: 0.384 (1, 10)										5	1	1	0	0	2	2				
Mo Vaughn, L OBP: 0.306, SLG: 0.386 Kevin Romine, R OBP: 0.207, SLG: 0.255 (1, 3) (9, 7)										4	0	1	0	1	0	1				
Ellis Burks, R OBP: 0.311, SLG: 0.426 Steve Lyons, L OBP: 0.327, SLG: 0.446 (1, 8) (7, 8)										4	2	3	1	0	0	1				
Tom Brunansky, R OBP: 0.287, SLG: 0.378 (1, 9)										4	1	1	0	0	2	3				
Tony Peña, R OBP: 0.295, SLG: 0.360 John Marzano, R OBP: 0.275, SLG: 0.347 (1, 2) (8, 2)										4	1	1	2	0	0	1				
Luis Rivera, R OBP: 0.364, SLG: 0.456 Mike Brumley, S OBP: 0.204, SLG: 0.176 (1, 6) (7, PR) (6, 6)										0	0	0	0	0	0	0				
Inning Stats	R: 0 E: 0 K: 1 S: 10	H: 1 LOB: 1 BB: 0 P: 15	R: 1 E: 0 K: 1 S: 11	H: 1 LOB: 0 BB: 0 P: 21	R: 10 E: 0 K: 1 S: 29	H: 7 LOB: 1 BB: 4 P: 60	R: 0 E: 0 K: 0 S: 4	H: 1 LOB: 1 BB: 1 P: 12	R: 0 E: 0 K: 1 S: 9	H: 1 LOB: 1 BB: 0 P: 20	R: 0 E: 0 K: 1 S: 9	H: 1 LOB: 1 BB: 0 P: 13	R: 0 E: 0 K: 0 S: 9	H: 0 LOB: 0 BB: 1 P: 18	R: 0 E: 0 K: 1 S: 6	H: 0 LOB: 0 BB: 0 P: 8	1B: 8 2B: 3 3B: 0 HR: 2	SF: 0 SAC: 0 DP: 1 HBP: 0	WP: 0 PB: 0 SB: 1 CS: 0	PA: 41
PITCHER	IP	WLS	BF	H	R	ER	SO	BB	IBB	HBP	BLK	WP	HR	S	P	ERA	WHIP			
Oil Can Boyd, R ERA: 3.95 (1, 1)	2.1	L	15	5	7	7	2	3	0	0	0	0	0	41	73	9.82	2.455			
Wayne Rosenthal, R ERA: 4.29 (3, 1)	3.2		19	7	4	4	3	2	0	0	0	0	0	9	18	0.00	1.000			
Brad Arnsberg, R ERA: 8.38 (7, 1)	1.0		4	0	0	0	0	1	0	0	0	0	0	6	8	0.00	0.000			
Mike Jeffcoat, L ERA: 3.53 (8, 1)	1.0		3	0	0	0	1	0	0	0	0	0	0	6	8	0.00	0.000			

Texas Rangers @ Boston Red Sox
Fenway Park, Boston, MA
Tue Jul 30 1991, 3:33 AM EDT
Att: 33,086 - Cloudy - 73 F

AB 35
R 11
H 12
RBI 11
BB 6
SO 6
LOB 16



Batter	1	2	3	4	5	6	7	8	9	10	11	12	13	14	AB	R	H	RBI	BB	SO	LOB	TOP								
Rickey Henderson, R OBP: 0.413, SLG: 0.391															6	2	2	1	1	1	1									
Dave Henderson, R OBP: 0.359, SLG: 0.499															6	1	2	2	1	1	2									
Jose Canseco, R OBP: 0.368, SLG: 0.566															7	2	2	3	0	2	1									
Harold Baines, L OBP: 0.404, SLG: 0.511															5	2	1	0	2	3	1									
Terry Steinbach, R OBP: 0.333, SLG: 0.442															4	0	1	1	0	0	1									
James Quirk, L OBP: 0.311, SLG: 0.279															3	0	1	1	0	0	0									
Brook Jacoby, R OBP: 0.296, SLG: 0.345															6	0	1	1	1	0	3									
Mark McGwire, R OBP: 0.344, SLG: 0.375															6	1	2	0	1	3	2									
Mike Gallego, R OBP: 0.350, SLG: 0.357															5	2	1	0	0	2	2									
Mike Bordick, R OBP: 0.247, SLG: 0.256															2	0	0	0	1	0	2									
Willie Wilson, S OBP: 0.300, SLG: 0.315															1	0	0	0	0	0	0									
Scott Hemond, R OBP: 0.250, SLG: 0.182															0	0	0	0	0	0	0									
Ernest Riles, L OBP: 0.302, SLG: 0.323															1	0	0	0	0	1	1									
Inning Stats	R: 1 E: 0 K: 1 S: 8	H: 1 LOB: 0 BB: 0 P: 14	R: 0 E: 0 K: 2 S: 11	H: 0 LOB: 1 BB: 1 P: 19	R: 0 E: 0 K: 0 S: 4	H: 1 LOB: 1 BB: 0 P: 7	R: 0 E: 0 K: 0 S: 10	H: 2 LOB: 1 K: 1 P: 15	R: 3 E: 0 K: 0 S: 13	H: 3 LOB: 2 BB: 2 P: 28	R: 3 E: 0 K: 0 S: 12	H: 2 LOB: 1 K: 1 P: 20	R: 0 E: 1 K: 2 S: 7	H: 1 LOB: 2 BB: 1 P: 22	R: 0 E: 0 K: 1 S: 9	H: 1 LOB: 0 K: 1 P: 17	R: 0 E: 0 K: 2 S: 12	H: 0 LOB: 0 K: 1 P: 17	R: 0 E: 0 K: 1 S: 7	H: 0 LOB: 0 K: 1 P: 9	R: 0 E: 0 K: 1 S: 7	H: 0 LOB: 0 K: 1 P: 11	R: 0 E: 0 K: 2 S: 12	H: 0 LOB: 1 K: 0 P: 23	R: 0 E: 0 K: 2 S: 12	H: 0 LOB: 0 K: 1 P: 23	1B: 6 2B: 6 3B: 0 HR: 1	SF: 0 SAC: 2 DP: 0 HBP: 2	WP: 0 PB: 0 SB: 0 CS: 0	PA: 63
PITCHER	IP	WLS	BF	H	R	ER	SO	BB	IBB	HBP	BLK	WP	HR	S	P	ERA	WHIP													
Dana Kiecker, R ERA: 8.07	5.0		26	8	7	7	2	2	2	1	0	0	0	0	24	47	6.75	1.500												
Daryl Irvine, L ERA: 6.0	2.2	13	3	2	2	2	1	0	1	0	0	0	0	0	2	4	8.00	3.000												
Tony Fossas, L ERA: 3.67	0.1	3	1	1	0	0	0	0	0	0	0	0	0	0	3	8	0.00	3.000												
Jeff Reardon, R ERA: 3.05	2.0	8	1	0	0	2	1	0	0	0	0	0	0	21	34	0.00	1.000													
Greg Harris, R ERA: 4.36	4.0	W	13	0	0	0	5	1	0	0	0	0	0	33	52	0.00	0.250													

Oakland Athletics @ Boston Red Sox
Fenway Park, Boston, MA
Wed Jul 31 1991, 7:05 PM EDT
Att. 34,218 - Sunny - 80 F

AB 52
R 10
H 13
RBI 9
BB 7
SO 13
LOB 16



Batter	1	2	3	4	5	6	7	8	9	10	11	12	13	14	AB	R	H	RBI	BB	SO	LOB	BOTTOM								
Wade Boggs, L OBP: 0.432, SLG: 0.483															7	3	5	1	1	0	2									
Jody Reed, R OBP: 0.311, SLG: 0.340															7	2	2	3	1	1	4									
Mo Vaughn, L OBP: 0.317, SLG: 0.382															1	1	0	0	2	0	0									
Tom Brumansky, R OBP: 0.298, SLG: 0.373															4	0	0	0	1	0	3									
Jack Clark, R OBP: 0.366, SLG: 0.418															7	4	4	6	1	2	2									
Mike Greenwell, L OBP: 0.350, SLG: 0.418															6	0	1	0	1	0	2									
Carlos Quintana, R OBP: 0.363, SLG: 0.400															6	0	0	1	1	1	3									
Ellis Burks, R OBP: 0.319, SLG: 0.435															4	1	2	0	2	0	1									
Luis Rivera, R OBP: 0.359, SLG: 0.449															6	0	1	0	0	3	4									
John Marzano, R OBP: 0.299, SLG: 0.327														3	0	0	0	0	1	2										
Steve Lyons, L OBP: 0.323, SLG: 0.441														1	0	0	0	0	0	1										
Tony Peña, R OBP: 0.295, SLG: 0.358														2	0	0	0	1	0	1										
Inning Stats	R: 0 E: 0 K: 1 S: 6	H: 1 LOB: 1 BB: 1 P: 12	R: 0 E: 0 K: 0 S: 12	H: 1 LOB: 1 BB: 1 P: 23	R: 4 E: 0 K: 0 S: 14	H: 2 LOB: 0 BB: 2 P: 23	R: 0 E: 0 K: 0 S: 6	H: 0 LOB: 1 K: 0 P: 11	R: 1 E: 0 K: 1 S: 17	H: 2 LOB: 2 BB: 1 P: 25	R: 1 E: 0 K: 0 S: 10	H: 2 LOB: 1 K: 0 P: 17	R: 3 E: 0 K: 1 S: 10	H: 3 LOB: 0 K: 1 P: 13	R: 1 E: 0 K: 1 S: 11	H: 2 LOB: 2 BB: 1 P: 20	R: 0 E: 0 K: 1 S: 9	H: 0 LOB: 0 K: 1 P: 18	R: 0 E: 0 K: 1 S: 7	H: 0 LOB: 0 K: 1 P: 9	R: 0 E: 0 K: 1 S: 7	H: 0 LOB: 2 K: 0 P: 14	R: 0 E: 1 K: 0 S: 12	H: 0 LOB: 1 K: 0 P: 18	R: 1 E: 0 K: 0 S: 10	H: 1 LOB: 0 K: 0 P: 15	1B: 4 2B: 8 3B: 1 HR: 4	SF: 0 SAC: 1 DP: 2 HBP: 1	WP: 1 PB: 0 SB: 0 CS: 0	PA: 67
PITCHER	IP	WLS	BF	H	R	ER	SO	BB	IBB	HBP	BLK	WP	HR	S	P	ERA	WHIP													
Dave Stewart, R ERA: 5.15	5.1		29	8	6	6	3	6	0	0	0	0	0	2	25	41	10.12	2.625												
Gene Nelson, R ERA: 10.04	2.0	11	4	3	3	0	1	0	0	0	0	0	0	2	25	41	13.50	2.500												
Rick Honeycutt, L ERA: 3.86	1.2	8	2	1	1	2	1	0	0	0	0	0	0	1	15	26	5.40	1.800												
Kevin Campbell, R ERA: 1.64	4.0	16	0	0	0	3	3	0	1	0	0	0	0	34	59	0.00	0.750													
Steve Chitren, R ERA: 3.92	0.2	L	3	1	1	1	0	0	0	0	0	0	1	10	15	13.50	1.500													

Oakland Athletics @ Boston Red Sox
Fenway Park, Boston, MA
Wed Jul 31 1991, 7:05 PM EDT
Att. 34,218 - Sunny - 80 F

AB 54
R 11
H 15
RBI 11
BB 11
SO 8
LOB 25



Batter	1	2	3	4	5	6	7	8	9	AB	R	H	RBI	BB	SO	LOB	TOP					
Rickey Henderson, R OBP: 0.415, SLG: 0.394	L4						G6-3			3	1	1	0	2	0	0						
Willie Wilson, S OBP: 0.295, SLG: 0.309	K		L6				F9			4	0	0	0	1	1	4						
Dave Henderson, R OBP: 0.360, SLG: 0.497	K									5	0	2	2	0	2	3						
Harold Baines, L OBP: 0.404, SLG: 0.508										4	0	1	0	1	0	0						
Brook Jacoby, R OBP: 0.297, SLG: 0.350										5	1	2	0	0	0	5						
Jamie Quirk, L OBP: 0.309, SLG: 0.279										4	0	1	0	0	1	4						
Mark McGwire, R OBP: 0.345, SLG: 0.384										3	1	1	2	1	0	3						
Mike Gallego, R OBP: 0.349, SLG: 0.356										4	0	1	0	0	1	2						
Mike Bordick, R OBP: 0.259, SLG: 0.268										4	1	2	0	0	0	1						
Inning Stats	R: 0 H: 0 E: 0 K: 2 S: 10	H: 0 LOB: 0 BB: 0 P: 15	R: 0 H: 1 E: 0 K: 0 S: 8	H: 1 LOB: 1 BB: 0 P: 10	R: 0 H: 1 E: 0 K: 2 S: 11	H: 1 LOB: 2 BB: 1 P: 19	R: 0 H: 1 E: 0 K: 0 S: 9	H: 1 LOB: 2 BB: 1 P: 16	R: 0 H: 1 E: 0 K: 0 S: 5	H: 1 LOB: 2 BB: 1 P: 12	R: 2 H: 2 E: 0 K: 0 S: 8	H: 2 LOB: 0 BB: 0 P: 13	R: 0 H: 0 E: 0 K: 1 S: 6	H: 0 LOB: 0 BB: 0 P: 9	R: 0 H: 2 E: 0 K: 1 S: 11	H: 2 LOB: 2 BB: 0 P: 16	R: 2 H: 3 E: 0 K: 0 S: 10	H: 3 LOB: 2 BB: 2 P: 23	1B: 8 2B: 2 3B: 0 HR: 1	SF: 0 SAC: 0 DP: 2 HBP: 0	WP: 0 PB: 0 SB: 0 CS: 0	PA: 41
PITCHER	IP	WLS	BF	H	R	ER	SO	BB	IBB	HBP	BLK	WP	HR	S	P	ERA	WHIP					
Mike Gardiner, R ERA: 4.45	(1, 1)	7.0	31	8	2	2	4	3	0	0	0	0	1	60	99	2.57	1.571					
Dennis Lamp, R ERA: 4.66	(8, 1)	2.0	L	10	3	2	1	0	2	0	0	0	0	18	34	9.00	1.500					

Oakland Athletics @ Boston Red Sox
Fenway Park, Boston, MA
Thu Aug 01 1991, 7:05 PM EDT
Att: 34,099 - Sunny - 86 F

AB 36
R 4
H 11
RBI 4
BB 5
SO 5
LOB 22



Batter	1	2	3	4	5	6	7	8	9	AB	R	H	RBI	BB	SO	LOB	BOTTOM				
Wade Boggs, L OBP: 0.334, SLG: 0.483	1B									2	1	1	0	1	0	0					
Jody Reed, R OBP: 0.312, SLG: 0.340										1	0	0	0	1	1	0					
Steve Lyons, L OBP: 0.333, SLG: 0.448										3	0	2	0	0	0	2					
Tom Brunansky, R OBP: 0.289, SLG: 0.378										1	0	1	0	0	0	0					
Mike Brumley, S OBP: 0.200, SLG: 0.173										1	0	0	0	0	0	0					
Mo Vaughn, L OBP: 0.314, SLG: 0.374										2	0	0	1	1	0	2					
Jack Clark, R OBP: 0.364, SLG: 0.414										3	0	0	0	1	0	2					
Kevin Romine, R OBP: 0.207, SLG: 0.255										0	1	0	0	0	0	0					
Mike Greenwell, L OBP: 0.350, SLG: 0.416										2	0	0	0	1	1	1					
Carlos Quintana, R OBP: 0.362, SLG: 0.398										4	0	1	1	0	1	3					
Ellis Burks, R OBP: 0.318, SLG: 0.436										4	0	1	0	0	0	3					
Tony Peña, R OBP: 0.292, SLG: 0.353										4	0	0	0	0	0	2					
Luis Rivera, R OBP: 0.354, SLG: 0.442										4	0	0	0	0	1	1					
Inning Stats	R: 1 H: 2 E: 0 K: 1 S: 9	H: 2 LOB: 1 BB: 0 P: 16	R: 0 H: 0 E: 0 K: 0 S: 6	H: 0 LOB: 0 BB: 0 P: 8	R: 0 H: 1 E: 0 K: 0 S: 8	H: 1 LOB: 1 BB: 0 P: 12	R: 0 H: 0 E: 1 K: 0 S: 8	H: 0 LOB: 1 BB: 0 P: 12	R: 0 H: 0 E: 0 K: 1 S: 13	H: 0 LOB: 2 BB: 2 P: 26	R: 0 H: 1 E: 0 K: 0 S: 13	H: 1 LOB: 2 BB: 1 P: 21	R: 1 H: 1 E: 0 K: 0 S: 7	H: 1 LOB: 1 BB: 1 P: 13	R: 0 H: 0 E: 0 K: 2 S: 16	H: 0 LOB: 0 BB: 0 P: 22	1B: 4 2B: 2 3B: 0 HR: 0	SF: 1 SAC: 1 DP: 0 HBP: 0	WP: 0 PB: 0 SB: 1 CS: 0	PA: 38	
PITCHER	IP	WLS	BF	H	R	ER	SO	BB	IBB	HBP	BLK	WP	HR	S	P	ERA	WHIP				
Eric Show, R ERA: 7.65	(1, 1)	5.1		23	4	1	1	1	1	0	0	0	0	45	77	1.69	1.125				
Bruce Walton, R ERA: 5.19	(6, 1)	1.1		5	0	0	0	1	0	0	0	0	0	14	26	0.00	0.750				
Joe Klink, L ERA: 2.77	(7, 1)	1.1	W	7	2	1	1	0	1	0	0	0	0	12	19	6.75	2.250				
Dennis Eckersley, R ERA: 2.77	(9, 1)	1.0	S	3	0	0	0	2	0	0	0	0	0	16	22	0.00	0.000				

Oakland Athletics @ Boston Red Sox
Fenway Park, Boston, MA
Thu Aug 01 1991, 7:05 PM EDT
Att: 34,099 - Sunny - 86 F

AB 31
R 2
H 6
RBI 2
BB 5
SO 4
LOB 16



Batter	1	2	3	4	5	6	7	8	9	AB	R	H	RBI	BB	SO	LOB	TOP			
Devon White, S (1, 8) OBP: 0.346, SLG: 0.432	1-3 K		0-3 K			1-3 K		1-3 K		4	0	0	0	0	4	2				
Roberto Alomar, S (1, 4) OBP: 0.353, SLG: 0.443	2-2 G4-3		1-2 HR			1-2 F7		0-1 G4-3		4	1	1	0	0	0	0				
Joe Carter, R (1, 9) OBP: 0.358, SLG: 0.549	2-2 G5-3		0-1 HR			0-1 L9		1-0 G5-3		4	1	1	2	0	0	0				
John Olerud, L (1, 3) OBP: 0.339, SLG: 0.449		1-1 G5-3	0-0 P5			1-3 K		0-1 G3-1		4	0	0	0	0	1	0				
Kelly Gruber, R (1, 5) OBP: 0.325, SLG: 0.464		1-2 HR	3-2 G4-3			1-0 G5-3		1-2 G5-3		4	1	1	1	0	0	0				
Rance Mulliniks, L (1, 10) OBP: 0.390, SLG: 0.369		2-2 E5 1B WP		1-1 F8			4-2 1B BB		1-3 K	3	0	0	0	1	1	0				
Pat Borders, R (1, 2) OBP: 0.278, SLG: 0.344		2-0 1B		0-0 F9			3-1 1B		2-1 P4	4	0	2	0	0	0	0				
Rene Gonzales, R (1, 6) OBP: 0.333, SLG: 0.312		1-3 K		2-1 P6			1-3 K			3	0	0	0	0	2	4				
Mookie Wilson, S (1, 7) OBP: 0.280, SLG: 0.373		0-0 L5			2-3 K		1-2 F8			3	0	0	0	0	1	4				
Inning Stats	R: 0 E: 0 K: 1 S: 10	H: 0 LOB: 0 BB: 0 P: 15	R: 1 E: 1 K: 1 S: 16	H: 2 LOB: 2 BB: 0 P: 23	R: 2 E: 0 K: 1 S: 14	H: 2 LOB: 0 BB: 0 P: 18	R: 0 E: 0 K: 0 S: 5	H: 0 LOB: 0 BB: 0 P: 8	R: 0 E: 0 K: 1 S: 6	H: 0 LOB: 0 BB: 0 P: 8	R: 0 E: 0 K: 2 S: 14	H: 1 LOB: 2 BB: 1 P: 24	R: 0 E: 0 K: 0 S: 5	H: 0 LOB: 0 BB: 0 P: 6	R: 0 E: 0 K: 1 S: 8	H: 0 LOB: 0 BB: 0 P: 12	1B: 3 2B: 0 3B: 0 HR: 2	SF: 0 SAC: 0 DP: 0 HBP: 0	WP: 1 PB: 0 SB: 0 CS: 0	PA: 34
PITCHER Roger Clemens, R (1, 1) ERA: 2.49	IP: 9.0 WLS: W BF: 34 H: 5 R: 3 ER: 3 SO: 9 BB: 1 IBB: 0 HBP: 0 BLK: 0 WP: 1 HR: 2 S: 88 P: 128 ERA: 3.00 WHIP: 0.667															PITCHER				

Toronto Blue Jays @ Boston Red Sox
Fenway Park, Boston, MA
Fri Aug 02, 1991, 7:05 PM EDT
Att: 34,032 - Cloudy - 86 F

AB	33
R	3
H	5
RBI	3
BB	1
SO	9
LOB	10



Batter	1	2	3	4	5	6	7	8	9	AB	R	H	RBI	BB	SO	LOB	BOTTOM			
Jody Reed, R (1, 4) OBP: 0.311, SLG: 0.341	0-0 F8		0-2 F8			1-2 F8				4	1	1	0	0	0	0				
Steve Lyons, L (1, 5) OBP: 0.321, SLG: 0.430	1-1 F7		3-2 P5			0-2 P6		3-1 F9		4	0	0	0	0	0	2				
Carlos Quintana, R (1, 3) OBP: 0.366, SLG: 0.397	4-1 BB		4-0 BB			4-1 SF8 HR BB		2-1 G5-3		1	1	0	0	3	0	0				
Jack Clark, R (1, 10) OBP: 0.361, SLG: 0.410	0-1 L6		3-3 K			2-2 SF8		0-0 P4		3	0	0	1	0	1	2				
Mike Greenwell, L (1, 7) OBP: 0.354, SLG: 0.430		1-1 G4-3		1-0 1B		3-1 HR		1-1 CS 2B		4	1	3	3	0	0	0				
Tom Brunansky, R (1, 9) OBP: 0.290, SLG: 0.389		3-2 FC5-4 1B		2-1 F9		1-0 HR		1-0 P2		4	1	2	1	0	0	2				
Ellis Burks, R (1, 8) OBP: 0.315, SLG: 0.431		2-2 FC5-4 BB 1-2		1-1 F7		1-3 K		3-3 K 2-3		4	0	0	0	0	2	3				
Tony Peña, R (1, 2) OBP: 0.292, SLG: 0.351		4-0 BB		1-0 L9			0-0 G5-3			2	0	0	0	1	0	1				
Luis Rivera, R (1, 6) OBP: 0.354, SLG: 0.439		1-1 G4-3			4-2 2B SF8 BB		3-2 G6-3			2	1	0	0	1	0	2				
Inning Stats	R: 0 E: 0 K: 0 S: 6	H: 0 LOB: 1 BB: 1 P: 11	R: 0 E: 1 K: 0 S: 10	H: 1 LOB: 2 BB: 1 P: 21	R: 0 E: 0 K: 1 S: 10	H: 0 LOB: 1 BB: 1 P: 20	R: 0 E: 0 K: 0 S: 6	H: 1 LOB: 1 BB: 0 P: 11	R: 5 E: 0 K: 1 S: 17	H: 3 LOB: 0 BB: 2 P: 34	R: 0 E: 0 K: 0 S: 7	H: 0 LOB: 0 BB: 0 P: 11	R: 0 E: 0 K: 1 S: 6	H: 1 LOB: 0 BB: 0 P: 11	R: 0 E: 0 K: 1 S: 6	H: 0 LOB: 0 BB: 0 P: 11	1B: 2 2B: 2 3B: 0 HR: 2	SF: 1 SAC: 0 DP: 0 HBP: 0	WP: 0 PB: 0 SB: 0 CS: 1	PA: 34
PITCHER Tom Candiotti, R (1, 1) ERA: 2.49	IP: 7.0 WLS: L BF: 31 H: 5 R: 5 ER: 5 SO: 2 BB: 5 IBB: 0 HBP: 0 BLK: 0 WP: 0 HR: 2 S: 61 P: 118 ERA: 6.43 WHIP: 1.429															PITCHER				
David Weathers, R (8, 1) ERA:	IP: 1.0 WLS: L BF: 3 H: 1 R: 0 ER: 0 SO: 1 BB: 0 IBB: 0 HBP: 0 BLK: 0 WP: 0 HR: 0 S: 6 P: 11 ERA: 0.00 WHIP: 1.000															PITCHER				

Toronto Blue Jays @ Boston Red Sox
Fenway Park, Boston, MA
Fri Aug 02, 1991, 7:05 PM EDT
Att: 34,032 - Cloudy - 86 F

AB	28
R	5
H	6
RBI	5
BB	5
SO	3
LOB	12



Batter	1	2	3	4	5	6	7	8	9	AB	R	H	RBI	BB	SO	LOB	TOP								
Devon White, S (1, 8) OBP: 0.347, SLG: 0.431	1-1 1B S 1B		1-1 G6-4-3			2-3 K		4-1 1B BB		3	0	1	0	1	1	1	Toronto Blue Jays @ Boston Red Sox Fenway Park, Boston, MA Sat Aug 03 1991, 3:33 AM EDT Att: 34,015 - Cloudy - 75 F								
Roberto Alomar, S (1, 4) OBP: 0.352, SLG: 0.441	0-0 F8		3-3 K			1-0 G6-3		0-2 1B		4	0	1	0	0	1	1									
Rene Gonzales, R (8, PR) OBP: 0.333, SLG: 0.312								1-2 2-3 1B		0	0	0	0	0	0	0									
Joe Carter, R (1, 7) OBP: 0.355, SLG: 0.543	1-3 K				2-1 L9			2-2 F8		4	0	0	0	0	1	4									
Kelly Gruber, R (1, 5) OBP: 0.332, SLG: 0.479	2-2 1B				3-1 2B			1-0 G3 1B 2B		4	1	3	0	0	0	0									
Pat Tabler, R (1, 10) OBP: 0.338, SLG: 0.271	3-2 G1-6-3				1-1 G5-3			0-0 G3		3	0	0	0	0	0	3									
Rance Mulliniks, L (9, PH) OBP: 0.388, SLG: 0.366								2-3 1B		1	0	0	0	0	0	1									
Cory Snyder, R (1, 9) OBP: 0.209, SLG: 0.274		0-0 L7			1-1 F9			3-2 1B		3	0	0	0	0	1	1									
Rob Ducey, L (9, PH) OBP: 0.340, SLG: 0.405								0-3 K		1	0	1	1	0	0	0									
Ed Sprague, R (1, 3) OBP: 0.209, SLG: 0.397		1-3 K			1-3 K			4-1 BB		2	0	0	0	1	2	0									
John Olerud, L (9, PH) OBP: 0.338, SLG: 0.447								0-3 K		1	0	0	0	0	1	1									
Pat Borders, R (1, 2) OBP: 0.272, SLG: 0.335		0-3 K			1-3 K			1-1 P3		4	0	0	0	0	2	2									
Manuel Lee, S (1, 6) OBP: 0.283, SLG: 0.288			2-1 G6-4-3 1B		1-0 G4-3			1-0 FC5-6-4 1B WP		3	0	1	0	0	0	1									
Inning Stats	R: 0 E: 0 K: 1 S: 12	H: 2 LOB: 2 BB: 0 P: 19	R: 0 E: 0 K: 2 S: 7	H: 0 LOB: 0 BB: 0 P: 8	R: 0 E: 0 K: 1 S: 7	H: 1 LOB: 0 BB: 0 P: 13	R: 0 E: 0 K: 0 S: 8	H: 1 LOB: 1 BB: 0 P: 15	R: 0 E: 0 K: 2 S: 8	H: 0 LOB: 0 BB: 0 P: 11	R: 0 E: 0 K: 1 S: 6	H: 0 LOB: 0 BB: 0 P: 11	R: 0 E: 0 K: 1 S: 10	H: 0 LOB: 0 BB: 0 P: 15	R: 0 E: 0 K: 0 S: 11	H: 1 LOB: 3 BB: 2 P: 23	R: 1 E: 0 K: 1 S: 9	H: 2 LOB: 1 BB: 0 P: 13	1B: 5 2B: 2 3B: 0 HR: 0	SF: 0 SAC: 0 DP: 1 HBP: 0	WP: 1 PB: 0 SB: 1 CS: 0	PA: 35			
PITCHER	IP	WLS	BF	H	R	ER	SO	BB	IBB	HBP	BLK	WP	HR	S	P	ERA	WHIP								
Joe Hesketh, L (1, 1) ERA: 3.27	7.2	W	28	4	0	0	8	2	0	0	0	1	0	63	107	0.00	0.783								
Jeff Reardon, R (8, 1) ERA: 3.18	1.1	S	7	3	1	1	1	0	0	0	0	0	0	15	21	6.75	2.250								

AB	33
R	1
H	7
RBI	1
BB	2
SO	9
LOB	15



Batter	1	2	3	4	5	6	7	8	9	AB	R	H	RBI	BB	SO	LOB	BOTTOM								
Jody Reed, R (1, 4) OBP: 0.308, SLG: 0.338	0-0 F8		1-2 G4-3			1-0 G5-3		1-2 L7		4	0	0	0	0	0	3	Toronto Blue Jays @ Boston Red Sox Fenway Park, Boston, MA Sat Aug 03 1991, 3:33 AM EDT Att: 34,015 - Cloudy - 75 F								
Luis Rivera, R (1, 6) OBP: 0.356, SLG: 0.455	1-1 WP HR 2B		0-0 HR			3-3 K		0-0 G6-3		4	2	2	1	0	1	0									
Carlos Quintana, R (1, 3) OBP: 0.365, SLG: 0.393	0-2 F9		4-1 BB			2-3 K		1-0 G6-3		3	0	0	0	1	1	1									
Jack Clark, R (1, 10) OBP: 0.359, SLG: 0.417	3-2 HR		2-3 K			3-1 G6-3		3-2 G6-3		4	1	1	2	0	1	1									
Mike Greenwell, L (1, 7) OBP: 0.353, SLG: 0.427	0-1 G4-3		0-0 L4			2-0 G3		4-2 BB		3	0	0	0	1	0	1									
Tom Brunansky, R (1, 9) OBP: 0.292, SLG: 0.390		0-0 1B			0-1 F8			2-1 WP 1B		4	1	2	0	0	1	1									
Ellis Burks, R (1, 8) OBP: 0.316, SLG: 0.433		2-0 L5			3-2 WP 2B			4-1 1B 1B BB		3	0	1	0	1	1	2									
Tony Peña, R (1, 2) OBP: 0.291, SLG: 0.350		1-0 L7			1-3 K2-1-3			1-1 1B 1B		4	0	1	1	0	1	3									
Mike Brumley, S (1, 5) OBP: 0.207, SLG: 0.182		2-3 K			1-2 G5-3			1-2 1B		3	0	1	0	0	1	2									
Inning Stats	R: 2 E: 0 K: 0 S: 12	H: 2 LOB: 0 BB: 0 P: 16	R: 0 E: 0 K: 1 S: 6	H: 1 LOB: 0 BB: 0 P: 11	R: 1 E: 0 K: 1 S: 11	H: 1 LOB: 1 BB: 1 P: 18	R: 0 E: 0 K: 1 S: 14	H: 1 LOB: 1 BB: 0 P: 19	R: 0 E: 0 K: 2 S: 8	H: 0 LOB: 0 BB: 0 P: 14	R: 1 E: 0 K: 0 S: 16	H: 3 LOB: 3 BB: 1 P: 30	R: 0 E: 0 K: 0 S: 5	H: 0 LOB: 0 BB: 0 P: 9	R: 0 E: 0 K: 2 S: 15	H: 0 LOB: 1 BB: 1 P: 20		1B: 4 2B: 2 3B: 0 HR: 2	SF: 0 SAC: 0 DP: 0 HBP: 0	WP: 3 PB: 0 SB: 0 CS: 0	PA: 35				
PITCHER	IP	WLS	BF	H	R	ER	SO	BB	IBB	HBP	BLK	WP	HR	S	P	ERA	WHIP								
David Wells, L (1, 1) ERA: 3.22	5.2	L	25	6	4	4	5	2	0	0	0	0	0	30	42	0.00	1.286								
David Weathers, R (6, 1) ERA:	2.1		10	2	0	0	2	1	0	0	0	0	0	30	42	0.00	1.286								

AB	32
R	4
H	8
RBI	4
BB	3
SO	7
LOB	14



Batter	1	2	3	4	5	6	7	8	9	AB	R	H	RBI	BB	SO	LOB	TOP			
Devon White, S OBP: 0.349, SLG: 0.433 (1, 8)	G4-1		SF8 2B		1-2 BB			G1-3		3	1	1	0	1	0	0	Toronto Blue Jays @ Boston Red Sox Fenway Park, Boston, MA Sun Aug 04 1991, 3:33 AM EDT Att: 33,809 - Cloudy - 69 F			
Roberto Alomar, S OBP: 0.354, SLG: 0.441 (1, 4)	K		CS 1B		2-3 K			FC5-4 1B		4	0	2	0	0	2	1				
Joe Carter, R OBP: 0.354, SLG: 0.542 (1, 9)	1B		SF8		F8			FC5-4 2B		3	1	1	1	0	0	2				
John Olerud, L OBP: 0.340, SLG: 0.450 (1, 3)	G3		3-H F8		1-2 BB			1-H 2B		3	0	1	1	1	0	2				
Kelly Gruber, R OBP: 0.331, SLG: 0.474 (1, 5)		S 1B			G6-3		P6	F8		4	0	1	0	0	0	2				
Rance Mulliniks, L OBP: 0.390, SLG: 0.372 (1, 10)		1-2 BB			3-2 2B		G4-3			3	0	1	0	1	0	1				
Pat Borders, R OBP: 0.266, SLG: 0.327 (1, 2)		K			2-3 K		G6-3		K	4	0	0	0	0	3	3				
Manuel Lee, S OBP: 0.280, SLG: 0.284 (1, 6)		K			1-1 G1-3		B1-3		G3	4	0	0	0	0	1	3				
Mookie Wilson, S OBP: 0.280, SLG: 0.369 (1, 7)		P6			4-1 CS BB		L9			2	0	0	0	1	0	2				
Rob Ducey, L OBP: 0.340, SLG: 0.405 (8, 7)										0	0	0	0	0	0	0				
Inning Stats	R: 0 E: 0 K: 1 S: 8	H: 1 LOB: 1 BB: 0 P: 11	R: 0 E: 0 K: 2 S: 14	H: 1 LOB: 2 BB: 1 P: 22	R: 1 E: 0 K: 0 S: 7	H: 2 LOB: 0 BB: 0 P: 8	R: 0 E: 0 K: 1 S: 9	H: 1 LOB: 1 BB: 0 P: 15	R: 0 E: 0 K: 0 S: 7	H: 0 LOB: 0 BB: 2 P: 17	R: 0 E: 0 K: 0 S: 3	H: 0 LOB: 0 BB: 1 P: 6	R: 1 E: 0 K: 0 S: 14	H: 2 LOB: 1 BB: 0 P: 18	R: 0 E: 0 K: 1 S: 9	H: 0 LOB: 0 BB: 0 P: 12	1B: 4 2B: 3 3B: 0 HR: 0	SF: 1 SAC: 0 DP: 1 HBP: 0	WP: 0 PB: 0 SB: 1 CS: 2	PA: 35
PITCHER	IP	WLS	BF	H	R	ER	SO	BB	IBB	HBP	BLK	WP	HR	S	P	ERA	WHIP			
Greg Harris, R ERA: 4.26 (1, 1)	5.0		22	5	1	1	5	4	0	0	0	0	0	48	80	1.80	1.800			
Dennis Lamp, R ERA: 4.5 (6, 1)	4.0	L	13	2	1	1	1	0	0	0	0	0	0	30	41	2.25	0.500			

Batter	1	2	3	4	5	6	7	8	9	AB	R	H	RBI	BB	SO	LOB	BOTTOM					
Jody Reed, R OBP: 0.308, SLG: 0.337 (1, 4)	K		BB G3 1B		F8		SH3-4		G5-3	4	0	1	0	0	1	2	Toronto Blue Jays @ Boston Red Sox Fenway Park, Boston, MA Sun Aug 04 1991, 3:33 AM EDT Att: 33,809 - Cloudy - 69 F					
Steve Lyons, L OBP: 0.315, SLG: 0.419 (1, 5)	G3-6-1 1B		G3		F7		L6		F8	5	0	1	0	0	0	2						
Mo Vaughn, L OBP: 0.312, SLG: 0.362 (1, 3)	G3-6-1		BB		G3-1		G3			3	0	0	0	1	0	2						
Jack Clark, R OBP: 0.363, SLG: 0.429 (1, 10)		FC5-4 1B	1-2 2-3 BB		1-1 HR		F9			3	1	2	1	1	0	0						
Mike Greenwell, L OBP: 0.354, SLG: 0.430 (1, 7)		FC5-4 1B	F8		F8		G3-1 2B			4	0	2	0	0	0	3						
Ellis Burks, R OBP: 0.313, SLG: 0.428 (1, 8)		FC5-4			G5-3		G5-3		G3-1	4	0	0	0	0	0	3						
Tom Brunansky, R OBP: 0.292, SLG: 0.388 (1, 9)		F8			G5-3		G5-3			2	0	0	0	0	0	2						
Wade Boggs, L OBP: 0.435, SLG: 0.483 (8, PH)										0	0	0	0	1	0	0						
Kevin Romine, R OBP: 0.207, SLG: 0.255 (8, FPR)										0	0	0	0	0	0	0						
Tony Peña, R OBP: 0.288, SLG: 0.346 (1, 2)		G4-3			K		F9		K	4	0	0	0	0	2	5						
Luis Rivera, R OBP: 0.358, SLG: 0.454 (1, 6)			K		1-2 BB		SH3-4 1B		G6-3	3	0	1	0	1	1	0						
Inning Stats	R: 0 E: 0 K: 1 S: 9	H: 1 LOB: 0 BB: 0 P: 14	R: 0 E: 0 K: 0 S: 10	H: 2 LOB: 2 BB: 0 P: 16	R: 0 E: 0 K: 1 S: 12	H: 1 LOB: 3 BB: 2 P: 24	R: 0 E: 0 K: 1 S: 17	H: 0 LOB: 2 BB: 1 P: 25	R: 1 E: 0 K: 0 S: 10	H: 1 LOB: 0 BB: 0 P: 16	R: 0 E: 0 K: 0 S: 6	H: 0 LOB: 0 BB: 0 P: 11	R: 0 E: 0 K: 0 S: 11	H: 1 LOB: 1 BB: 0 P: 14	R: 0 E: 0 K: 1 S: 9	H: 1 LOB: 2 BB: 1 P: 19	R: 0 E: 0 K: 0 S: 4	H: 0 LOB: 0 BB: 0 P: 6	1B: 5 2B: 1 3B: 0 HR: 1	SF: 0 SAC: 1 DP: 1 HBP: 1	WP: 0 PB: 0 SB: 1 CS: 0	PA: 38
PITCHER	IP	WLS	BF	H	R	ER	SO	BB	IBB	HBP	BLK	WP	HR	S	P	ERA	WHIP					
Todd Stottlemyre, R ERA: 3.28 (1, 1)	6.0		27	6	1	1	3	3	0	1	0	0	0	17	30	0.00	0.500					
Duane Ward, R ERA: 2.44 (7, 1)	2.0	W	8	1	0	0	1	0	1	0	0	0	0	4	6	0.00	0.000					
Tom Henke, R ERA: 1.47 (9, 1)	1.0	S	3	0	0	0	0	0	0	0	0	0	0	4	6	0.00	0.000					

AB	30
R	2
H	7
RBI	2
BB	4
SO	6
LOB	16

AB	32
R	1
H	7
RBI	1
BB	4
SO	4
LOB	19



Batter	1	2	3	4	5	6	7	8	9	AB	R	H	RBI	BB	SO	LOB	TOP										
Jody Reed, R OBP: 0.311, SLG: 0.346 (1, 4)	G5-3		1B					1B		4	2	2	0	0	0	0	Boston Red Sox @ Kansas City Royals Royals Stadium, Kansas City, MO Mon Aug 05 1991, 8:05 PM EDT Att: 36,154 - Cloudy - 81 F										
Steve Lyons, L OBP: 0.310, SLG: 0.409 (8, 3)	K		CS 1B					P5		5	0	1	1	0	2	2											
Mo Vaughn, L OBP: 0.336, SLG: 0.368 Tom Brunansky, R OBP: 0.292, SLG: 0.388 (8, 9)	1B		CS 1B					1B		1	0	1	0	3	0	0											
Jack Clark, R OBP: 0.362, SLG: 0.427 (1, 10)	1B		L3					1B		4	0	1	0	0	1	5											
Mike Greenwell, L OBP: 0.353, SLG: 0.428 (1, 7)	P4		P5					1B		4	0	1	1	0	0	5											
Carlos Quintana, R OBP: 0.362, SLG: 0.390 Wade Boggs, L OBP: 0.436, SLG: 0.484 Mike Brumley, S OBP: 0.207, SLG: 0.182 (8, 5)		G6-3						1B		3	0	0	0	0	0	1											
Ellis Burks, R OBP: 0.313, SLG: 0.429 (1, 8)		2B						1B		4	0	1	0	0	0	2											
Luis Rivera, R OBP: 0.353, SLG: 0.447 (1, 6)		G6-3						1B		4	0	0	0	0	0	1											
John Marzano, R OBP: 0.241, SLG: 0.304 (1, 2)		K						K		4	0	0	0	0	3	1											
Inning Stats	R: 0 E: 0 K: 1 S: 9	H: 1 LOB: 2 BB: 1 P: 16	R: 0 E: 0 K: 1 S: 10	H: 1 LOB: 1 BB: 0 P: 13	R: 1 E: 0 K: 0 S: 14	H: 3 LOB: 1 BB: 0 P: 19	R: 0 E: 0 K: 0 S: 9	H: 0 LOB: 0 BB: 0 P: 11	R: 0 E: 0 K: 0 S: 4	H: 0 LOB: 0 BB: 0 P: 5	R: 0 E: 0 K: 1 S: 9	H: 0 LOB: 1 BB: 1 P: 18	R: 0 E: 0 K: 1 S: 9	H: 0 LOB: 0 BB: 0 P: 15	R: 2 E: 0 K: 1 S: 18	H: 3 LOB: 2 BB: 1 P: 29		R: 0 E: 0 K: 2 S: 10	H: 0 LOB: 1 BB: 0 P: 16	1B: 5 2B: 2 3B: 1 HR: 0	SF: 0 SAC: 0 DP: 0 HBP: 1	WP: 0 PB: 0 SB: 0 CS: 2	PA: 38				
PITCHER	IP	WLS	BF	H	R	ER	SO	BB	IBB	HBP	BLK	WP	HR	S	P	ERA	WHIP										
Luis Aquino, R ERA: 2.87 Jeff Montgomery, R ERA: 3.66	(1, 1)	7.1	30	6	3	3	3	3	0	0	0	0	0	73	114	3.68	1.227										

Batter	1	2	3	4	5	6	7	8	9	AB	R	H	RBI	BB	SO	LOB	BOTTOM										
Kirk Gibson, L OBP: 0.329, SLG: 0.405 Jim Eisenreich, L OBP: 0.334, SLG: 0.372 (8, 7)	G4-6-3		B1-3					F9		4	0	1	0	0	1	0	Boston Red Sox @ Kansas City Royals Royals Stadium, Kansas City, MO Mon Aug 05 1991, 8:05 PM EDT Att: 36,154 - Cloudy - 81 F										
Brian McRae, S OBP: 0.303, SLG: 0.386 (1, 8)	G4-6-3		L6-4					2B		4	1	2	0	0	0	1											
George Brett, L OBP: 0.339, SLG: 0.434 Kevin Seitzer, R OBP: 0.351, SLG: 0.343 (8, PR)	S		1B					E7		3	1	3	0	1	0	0											
Todd Benzinger, S OBP: 0.294, SLG: 0.345 (1, 3)	G1-3		L6-4					K		3	0	0	0	1	1	4											
Bill Pecota, R OBP: 0.361, SLG: 0.422 (1, 5)		SH3						2B		3	2	1	0	1	0	1											
Gary Thurman, R OBP: 0.314, SLG: 0.371 (1, 9)		SH3						2B		3	0	1	1	0	1	2											
Tim Spehr, R OBP: 0.355, SLG: 0.360 (1, 2)		G3						K		3	0	0	0	1	1	5											
David Howard, S OBP: 0.263, SLG: 0.276 (1, 6)		G3						2B		4	0	1	2	0	0	1											
Terry Shumpert, R OBP: 0.267, SLG: 0.308 (1, 4)		L6						K		3	0	0	0	0	1	1											
Inning Stats	R: 0 E: 0 K: 0 S: 7	H: 2 LOB: 1 BB: 0 P: 12	R: 1 E: 0 K: 0 S: 7	H: 1 LOB: 1 BB: 1 P: 15	R: 0 E: 0 K: 0 S: 6	H: 1 LOB: 1 BB: 1 P: 11	R: 0 E: 0 K: 0 S: 7	H: 0 LOB: 0 BB: 0 P: 9	R: 0 E: 0 K: 2 S: 9	H: 0 LOB: 0 BB: 0 P: 13	R: 1 E: 1 K: 1 S: 10	H: 1 LOB: 2 BB: 1 P: 20	R: 0 E: 0 K: 0 S: 8	H: 0 LOB: 0 BB: 0 P: 11	R: 3 E: 1 K: 2 S: 14	H: 4 LOB: 2 BB: 1 P: 21		1B: 5 2B: 5 3B: 0 HR: 0	SF: 0 SAC: 1 DP: 2 HBP: 0	WP: 1 PB: 0 SB: 3 CS: 0	PA: 35						
PITCHER	IP	WLS	BF	H	R	ER	SO	BB	IBB	HBP	BLK	WP	HR	S	P	ERA	WHIP										
Kevin Morton, L ERA: 5.22 Dana Kiecker, R ERA: 7.54 Tony Fossas, L ERA: 4.08	(1, 1)	5.1	23	5	2	1	2	3	0	0	0	0	0	15	21	5.40	0.600										

Batter	1	2	3	4	5	6	7	8	9	AB	R	H	RBI	BB	SO	LOB	TOP										
Wade Boggs, L (1, 5) OBP: 0.337, SLG: 0.484										4	0	2	0	0	1	1	Boston Red Sox @ Kansas City Royals Royals Stadium, Kansas City, MO Tue Aug 06 1991, 8:05 PM EDT Att: 26,141 - Cloudy - 88 F										
Jody Read, R (1, 4) OBP: 0.310, SLG: 0.345										4	0	1	0	0	0	2											
Mo Vaughn, L (1, 3) OBP: 0.345, SLG: 0.371 Carlos Quintana, R (8, PH) OBP: 0.361, SLG: 0.388										2	0	1	0	1	0	1											
Jack Clark, R (1, 10) OBP: 0.359, SLG: 0.422										4	0	0	0	0	1	4											
Mike Greenwell, L (1, 7) OBP: 0.350, SLG: 0.424										4	0	0	0	0	0	2											
Ellis Burks, R (1, 8) OBP: 0.314, SLG: 0.431										3	0	1	0	1	0	0											
Tom Brunansky, R (1, 9) OBP: 0.295, SLG: 0.389										4	0	2	0	0	0	2											
Tony Peña, R (1, 2) OBP: 0.289, SLG: 0.345 John Marzano, R (7, 2) OBP: 0.237, SLG: 0.298										3	0	1	0	0	0	2											
Luis Rivera, R (1, 6) OBP: 0.350, SLG: 0.442										3	0	0	0	0	2	3											
Inning Stats	R: 0 E: 0 K: 2 S: 13	H: 2 LOB: 2 BB: 0 P: 18	R: 0 E: 0 K: 0 S: 9	H: 0 LOB: 0 BB: 1 P: 17	R: 0 E: 0 K: 1 S: 13	H: 1 LOB: 1 BB: 0 P: 20	R: 0 E: 0 K: 0 S: 7	H: 0 LOB: 0 BB: 0 P: 11	R: 0 E: 0 K: 1 S: 12	H: 1 LOB: 1 BB: 0 P: 19	R: 0 E: 0 K: 0 S: 4	H: 0 LOB: 0 BB: 1 P: 8	R: 0 E: 0 K: 0 S: 8	H: 2 LOB: 2 BB: 0 P: 12	R: 0 E: 0 K: 0 S: 7	H: 1 LOB: 1 BB: 0 P: 13		R: 0 E: 0 K: 0 S: 9	H: 1 LOB: 1 BB: 0 P: 13	1B: 7 2B: 1 3B: 0 HR: 0	SF: 0 SAC: 0 DP: 1 HBP: 0	WP: 0 PB: 0 SB: 0 CS: 1	PA: 35				
PITCHER	IP	WLS	BF	H	R	ER	SO	BB	IBB	HBP	BLK	WP	HR	S	P	ERA	WHIP										
Mike Boddicker, R (1, 1) ERA: 3.83	7.0	W	27	6	0	0	4	2	0	0	0	0	0	66	105	0.00	1.143										
Mike Magnante, L (8, 1) ERA: 2.53	1.1		5	1	0	0	0	0	0	0	0	0	0	11	18	0.00	0.750										
Storm Davis, R (9, 1) ERA: 3.79	0.2		3	1	0	0	0	0	0	0	0	0	0	5	8	0.00	1.500										

Batter	1	2	3	4	5	6	7	8	9	AB	R	H	RBI	BB	SO	LOB	BOTTOM										
Brian McRae, S (1, 8) OBP: 0.305, SLG: 0.386										3	1	1	0	1	0	3	Boston Red Sox @ Kansas City Royals Royals Stadium, Kansas City, MO Tue Aug 06 1991, 8:05 PM EDT Att: 26,141 - Cloudy - 88 F										
Kirk Gibson, L (1, 7) OBP: 0.328, SLG: 0.404										4	1	1	0	0	0	2											
George Brett, L (1, 10) OBP: 0.341, SLG: 0.442										4	1	2	1	0	0	1											
Jim Eisenreich, L (1, 9) OBP: 0.330, SLG: 0.366										4	0	0	2	0	0	1											
Todd Benzinger, S (1, 3) OBP: 0.293, SLG: 0.344										4	0	1	0	0	0	0											
Bill Peacock, R (1, 5) OBP: 0.368, SLG: 0.439										3	2	2	1	1	0	0											
Brent Mayne, L (1, 2) OBP: 0.341, SLG: 0.333										3	0	1	0	1	0	3											
David Howard, S (1, 6) OBP: 0.263, SLG: 0.284										4	1	1	0	0	2	4											
Terry Shumpert, R (1, 4) OBP: 0.271, SLG: 0.316										3	0	2	2	0	0	0											
Inning Stats	R: 2 E: 0 K: 0 S: 10	H: 2 LOB: 0 BB: 0 P: 12	R: 2 E: 0 K: 0 S: 12	H: 4 LOB: 1 BB: 0 P: 20	R: 1 E: 0 K: 0 S: 9	H: 1 LOB: 0 BB: 0 P: 15	R: 0 E: 0 K: 0 S: 5	H: 0 LOB: 0 BB: 1 P: 9	R: 0 E: 0 K: 0 S: 11	H: 1 LOB: 1 BB: 1 P: 19	R: 1 E: 0 K: 1 S: 12	H: 2 LOB: 2 BB: 1 P: 22	R: 0 E: 0 K: 0 S: 5	H: 0 LOB: 0 BB: 0 P: 8	R: 0 E: 0 K: 1 S: 8	H: 1 LOB: 1 BB: 0 P: 11		1B: 7 2B: 2 3B: 1 HR: 1	SF: 0 SAC: 0 DP: 1 HBP: 0	WP: 0 PB: 0 SB: 2 CS: 1	PA: 35						
PITCHER	IP	WLS	BF	H	R	ER	SO	BB	IBB	HBP	BLK	WP	HR	S	P	ERA	WHIP										
Mike Gardiner, R (1, 1) ERA: 4.93	5.0	L	23	9	6	6	0	2	0	0	0	0	1	49	78	10.80	2.200										
Matt Young, L (6, 1) ERA: 3.99	3.0		12	2	0	0	2	1	0	0	0	0	0	23	38	0.00	1.000										

AB	33
R	0
H	8
RBI	0
BB	2
SO	4
LOB	19



AB	32
R	6
H	11
RBI	6
BB	3
SO	2
LOB	14



Batter	1	2	3	4	5	6	7	8	9	AB	R	H	RBI	BB	SO	LOB	TOP					
Wade Boggs, L (1, 5) OBP: 0.335, SLG: 0.480	4-2 FC5-4 BB		2-3 K			0-0 G6-3			1-2 F9	3	0	0	0	1	1	0						
Jody Reed, R (1, 4) OBP: 0.308, SLG: 0.342	1-2 FC5-4 F9 WP			1-1 G6-3		3-2 G5-3			0-0 G4-3	4	0	0	0	0	0	1						
Carlos Quintana, R (1, 3) OBP: 0.363, SLG: 0.390	1 SAFE 3-1 F9			1-1 1B		2-3 K			0-1 FC5-4 1B	4	0	2	0	0	1	1						
Jack Clark, R (1, 10) OBP: 0.355, SLG: 0.416	1-3 K			1-2 P6			1-2 G1-4-3		0-1 FC5-4	4	0	0	0	0	1	3						
Mike Greenwell, L (1, 7) OBP: 0.350, SLG: 0.423		0-0 CS 1B		2-3 K		2-3 K2-3			3-1 F7	3	0	1	0	0	1	1						
Steve Lyons, L (1, 8) OBP: 0.303, SLG: 0.398	1 SAFE 1 SAFE 1 SAFE 1 SAFE	2-3 K			1-3 K				1-3 K	3	0	0	0	0	3	1						
Tom Brunansky, R (1, 9) OBP: 0.292, SLG: 0.386			0-3 K		3-2 G6-3			1-3 K		3	0	0	0	0	2	1						
Tony Peña, R (1, 2) OBP: 0.289, SLG: 0.348	1 SAFE S	0-2 CS	1-0 G3-1		2-2 2B			1-0 P6		3	0	1	0	0	0	0						
Luis Rivera, R (1, 6) OBP: 0.348, SLG: 0.439			2-2 G4-3		0-1 G5-3			3-1 L6		2	0	0	0	0	0	1						
Mo Vaughn, L (8, PH) OBP: 0.342, SLG: 0.367										1	0	0	0	0	0	0						
Mike Brumley, S (8, 6) OBP: 0.207, SLG: 0.182										0	0	0	0	0	0	0						
Inning Stats	R: 0 E: 0 K: 1 S: 11	H: 0 LOB: 1 BB: 1 P: 20	R: 0 E: 0 K: 2 S: 9	H: 1 LOB: 0 BB: 0 P: 11	R: 0 E: 0 K: 1 S: 9	H: 0 LOB: 0 BB: 0 P: 14	R: 0 E: 0 K: 1 S: 11	H: 1 LOB: 1 BB: 0 P: 16	R: 0 E: 0 K: 1 S: 12	H: 1 LOB: 1 BB: 0 P: 18	R: 0 E: 0 K: 1 S: 8	H: 0 LOB: 0 BB: 0 P: 13	R: 0 E: 0 K: 1 S: 8	H: 0 LOB: 0 BB: 0 P: 13	R: 0 E: 0 K: 1 S: 6	H: 0 LOB: 0 BB: 0 P: 11	R: 0 E: 0 K: 0 S: 10	H: 1 LOB: 1 BB: 0 P: 11	1B: 3 2B: 1 3B: 0 HR: 0	SF: 0 SAC: 0 DP: 0 HBP: 0	WP: 1 PB: 0 SB: 0 CS: 1	PA: 32
PITCHER Kevin Appier, R (1, 1) ERA: 3.41	IP: 9.0 WLS: W BF: 31 H: 4 R: 0 ER: 0 SO: 9 BB: 1 IBB: 0 HBP: 0 BLK: 0 WP: 1 HR: 0 S: 84 P: 127 ERA: 0.00 WHIP: 0.556															PITCHER						

Boston Red Sox @ Kansas City Royals
Royals Stadium, Kansas City, MO
Wed Aug 07 1991, 8:05 PM EDT
Att: 32,226 - Cloudy - 90 F

AB 30
R 0
H 4
RBI 0
BB 1
SO 9
LOB 9



Batter	1	2	3	4	5	6	7	8	9	AB	R	H	RBI	BB	SO	LOB	BOTTOM					
Brian McRae, S (1, 8) OBP: 0.305, SLG: 0.387	0-3 K		3-3 K			0-0 B1-3		1-1 3B 2B		4	1	1	0	0	2	0						
Kirk Gibson, L (1, 7) OBP: 0.332, SLG: 0.418	1-0 2B 3B		2-1 G3-1			4-2 CS BB		2-0 2H 3B		3	1	2	1	1	0	0						
George Brett, L (1, 10) OBP: 0.343, SLG: 0.444	0-0 G6-3 2B		0-0 G4-3			2-3 K		4-0 G4 IBB		3	0	1	1	1	1	1						
Jim Eisenreich, L (1, 9) OBP: 0.329, SLG: 0.365	2-2 G6-3			0-0 G4-3			1-1 FC5-4 1B	3-2 G4		4	0	1	0	0	0	3						
Warren Cromartie, L (1, 3) OBP: 0.395, SLG: 0.452	2-0 F7			1-1 F8			0-0 FC5-4 CS			3	0	0	0	0	0	2						
Terry Shumpert, R (8, 4) OBP: 0.271, SLG: 0.316							1-2 FC5-4 CS			0	0	0	0	0	0	0						
Bill Peacock, R (1, 4) OBP: 0.397, SLG: 0.442		1-1 G6-3		2-3 K			1 SAFE 2-2 2B			3	0	1	0	0	1	0						
Brent Mayne, L (1, 2) OBP: 0.348, SLG: 0.336		2-1 1B			3-2 P5		4-0 IBB			2	0	1	0	1	0	0						
Sean Berry, R (1, 5) OBP: 0.118, SLG: 0.125		2-3 K			1-3 K		0-1 G1-3			2	0	0	0	0	2	1						
Todd Benzinger, S (7, PH) OBP: 0.292, SLG: 0.342										1	0	0	0	0	0	2						
David Howard, S (1, 6) OBP: 0.256, SLG: 0.277			0-3 K			0-0 G4-3		0-2 G3		3	0	0	0	0	1	1						
Inning Stats	R: 1 E: 0 K: 1 S: 9	H: 2 LOB: 1 BB: 0 P: 14	R: 0 E: 0 K: 2 S: 12	H: 1 LOB: 0 BB: 0 P: 17	R: 0 E: 0 K: 1 S: 7	H: 0 LOB: 0 BB: 0 P: 12	R: 0 E: 0 K: 1 S: 6	H: 0 LOB: 0 BB: 0 P: 9	R: 0 E: 0 K: 1 S: 10	H: 0 LOB: 0 BB: 0 P: 14	R: 0 E: 0 K: 1 S: 8	H: 0 LOB: 0 BB: 1 P: 13	R: 0 E: 0 K: 0 S: 9	H: 2 LOB: 2 BB: 1 P: 16	R: 1 E: 0 K: 0 S: 10	H: 2 LOB: 1 BB: 1 P: 19	R: 0 E: 0 K: 0 S: 8	H: 0 LOB: 0 BB: 0 P: 13	1B: 2 2B: 4 3B: 2 HR: 0	SF: 0 SAC: 0 DP: 1 HBP: 0	WP: 0 PB: 0 SB: 0 CS: 2	PA: 31
PITCHER Roger Clemens, R (1, 1) ERA: 2.48	IP: 8.0 WLS: L BF: 31 H: 7 R: 2 ER: 2 SO: 7 BB: 1 IBB: 2 HBP: 0 BLK: 0 WP: 0 HR: 0 S: 71 P: 114 ERA: 2.25 WHIP: 1.000															PITCHER						

Boston Red Sox @ Kansas City Royals
Royals Stadium, Kansas City, MO
Wed Aug 07 1991, 8:05 PM EDT
Att: 32,226 - Cloudy - 90 F

AB 28
R 2
H 7
RBI 2
BB 3
SO 7
LOB 10



Batter	1	2	3	4	5	6	7	8	9	AB	R	H	RBI	BB	SO	LOB	TOP			
Wade Boggs, L (1, 5) OBP: 0.340, SLG: 0.482	1-1 FC3-6 BB G5-3 1B		1-1 L7		1-1 2B 1B	2-1 1B		0-1 L4		5	2	3	0	0	0	1				
Jody Read, R (1, 4) OBP: 0.310, SLG: 0.341	4-0 FC3-6 BB		0-2 G3-1		1-2 P4	1-2 F8		3-2 P5		4	0	0	0	1	0	2				
Mo Vaughn, L (1, 3) OBP: 0.339, SLG: 0.363 Carlos Quintana, R (7, 3) OBP: 0.364, SLG: 0.408	2-2 FC3-6 G5-3 1B 1-2 2-3		1-1 L8		1-0 2B 1B 1-2		1-1 L7		0-2 G6-3		4	2	1	0	0	2				
Jack Clark, R (1, 10) OBP: 0.360, SLG: 0.429	0-1 G5-3			3-2 G5-3	0-0 2B 1-2 2H		1-3 K		1-2 P4		5	0	1	3	0	1				
Mike Greenwell, L (1, 7) OBP: 0.353, SLG: 0.425	0-1 2H 1B			0-1 FC5 S 1B	1-2 G3		0-0 F8				4	0	2	1	0	0				
Phil Plantier, L (1, 9) OBP: 0.286, SLG: 0.250 Tom Brunansky, R (6, 9) OBP: 0.295, SLG: 0.387	2-3 K			3-3 K 1-2		1-0 2B 1B		3-2 E5 F8 SF7 1B		3	1	1	0	0	2	2				
Ellis Burks, R (1, 8) OBP: 0.320, SLG: 0.434			0-0 F7		4-0 BB	1-2 1B 2B		0-1 F8		3	1	1	0	1	0	1				
Tony Peña, R (1, 2) OBP: 0.287, SLG: 0.349			2-2 G6-3		1-2 FC5	0-0 1B		1-0 SF7		3	0	1	3	0	0	2				
Luis Rivera, R (1, 6) OBP: 0.347, SLG: 0.439			0-0 P4			1-2 G6-3		2-1 P4		4	0	1	0	0	0	0				
Inning Stats	R: 2 E: 0 K: 1 S: 13	H: 2 LOB: 1 BB: 1 P: 22	R: 0 E: 0 K: 0 S: 5	H: 0 LOB: 0 BB: 0 P: 7	R: 0 E: 0 K: 0 S: 7	H: 1 LOB: 2 BB: 1 P: 26	R: 2 E: 0 K: 0 S: 13	H: 3 LOB: 1 BB: 0 P: 18	R: 2 E: 0 K: 1 S: 13	H: 4 LOB: 1 BB: 0 P: 19	R: 0 E: 0 K: 1 S: 6	H: 0 LOB: 0 BB: 0 P: 8	R: 1 E: 1 K: 0 S: 11	H: 2 LOB: 1 BB: 0 P: 17	R: 0 E: 0 K: 0 S: 10	H: 0 LOB: 0 BB: 0 P: 14	1B: 9 2B: 3 3B: 0 HR: 0	SF: 1 SAC: 0 DP: 0 HBP: 0	WP: 0 PB: 0 SB: 1 CS: 0	PA: 40
PITCHER	IP WLS BF H R ER SO BB IBB HBP BLK WP HR S P ERA WHIP	IP WLS BF H R ER SO BB IBB HBP BLK WP HR S P ERA WHIP																	IP WLS BF H R ER SO BB IBB HBP BLK WP HR S P ERA WHIP	
Todd Stottlemeyer, R (1, 1) ERA: 3.52	8.0 L 37 12 7 7 3 2 0 0 0 0 0 0 83 126 7.88 1.750																			
Jim Acker, R (9, 1) ERA: 5.23	1.0 3 0 0 0 0 0 0 0 0 0 0 0 0 10 14 0.00 0.000																			

Boston Red Sox @ Toronto Blue Jays
 SkyDome, Toronto, ON
 Sat Aug 10 1991, 3:33 AM EDT
 Att: 50,304 - Dome - 70 F

AB 37
 R 7
 H 12
 RBI 7
 BB 2
 SO 3
 LOB 12



Batter	1	2	3	4	5	6	7	8	9	AB	R	H	RBI	BB	SO	LOB	BOTTOM					
Devon White, S (1, 8) OBP: 0.360, SLG: 0.450	1-2 G4-6-3 HBP		1-0 FC6 1B			0-0 G1-3		1-3 K		3	0	1	0	0	1	1						
Roberto Alomar, S (1, 4) OBP: 0.350, SLG: 0.432	1-1 G4-6-3 1-2		0-1 FC6			1-1 G6-3		2-2 F7		4	0	0	0	0	0	3						
Joe Carter, R (1, 9) OBP: 0.351, SLG: 0.544	0-2 F7			1-3 K		3-2 G6-3		1-0 P4		4	0	0	0	0	1	0						
John Olerud, L (1, 3) OBP: 0.337, SLG: 0.438				1-3 K		0-0 2B 1B		2-2 G3		3	1	1	0	1	1	0						
Kelly Gruber, R (1, 5) OBP: 0.317, SLG: 0.450				0-3 K		2-1 G6-3 1-H 2B		0-1 G4-3		4	0	1	1	0	1	1						
Candy Maldonado, R (1, 7) OBP: 0.289, SLG: 0.389					2-2 G4-6-3 HBP		0-0 G6-3		2-3 G6-3		2	0	0	0	0	1	2					
Rance Mulliniks, L (1, 10) OBP: 0.386, SLG: 0.364					0-0 G4-6-3 1-2		1-1 G3				3	0	0	0	0	1	3					
Greg Myers, L (1, 2) OBP: 0.304, SLG: 0.397					0-0 F8		1-2 G1-3		1-2 FC3-6 1B		3	0	1	0	0	0						
Manuel Lee, S (1, 6) OBP: 0.273, SLG: 0.275					0-0 G4-3		3-3 K		0-0 FC3-6 1B		3	0	0	0	0	1	1					
Inning Stats	R: 0 E: 0 K: 0 S: 8	H: 0 LOB: 0 BB: 0 P: 10	R: 0 E: 0 K: 2 S: 12	H: 0 LOB: 1 BB: 1 P: 20	R: 0 E: 0 K: 0 S: 5	H: 1 LOB: 1 BB: 0 P: 6	R: 0 E: 0 K: 3 S: 10	H: 0 LOB: 0 BB: 0 P: 12	R: 0 E: 0 K: 0 S: 6	H: 0 LOB: 0 BB: 0 P: 9	R: 0 E: 0 K: 1 S: 7	H: 0 LOB: 0 BB: 0 P: 11	R: 1 E: 0 K: 0 S: 9	H: 2 LOB: 1 BB: 0 P: 15	R: 0 E: 0 K: 1 S: 11	H: 1 LOB: 1 BB: 0 P: 15	R: 0 E: 0 K: 0 S: 6	H: 0 LOB: 0 BB: 0 P: 9	1B: 3 2B: 1 3B: 0 HR: 0	SF: 0 SAC: 0 DP: 2 HBP: 2	WP: 0 PB: 0 SB: 0 CS: 0	PA: 32
PITCHER	IP WLS BF H R ER SO BB IBB HBP BLK WP HR S P ERA WHIP	IP WLS BF H R ER SO BB IBB HBP BLK WP HR S P ERA WHIP																	IP WLS BF H R ER SO BB IBB HBP BLK WP HR S P ERA WHIP			
Greg Harris, R (1, 1) ERA: 4.05	9.0 W 32 4 1 1 7 1 0 2 0 0 0 74 107 1.00 0.556																					

Boston Red Sox @ Toronto Blue Jays
 SkyDome, Toronto, ON
 Sat Aug 10 1991, 3:33 AM EDT
 Att: 50,304 - Dome - 70 F

AB 29
 R 1
 H 4
 RBI 1
 BB 1
 SO 7
 LOB 11



Batter	1	2	3	4	5	6	7	8	9	AB	R	H	RBI	BB	SO	LOB	TOP					
Wade Boggs, L (1, 5) OBP: 0.339, SLG: 0.482	F7	G6-3 1B 2B		G4-3		BB 1B SF9	FC1-5		K	6	2	2	0	0	1	2						
Jody Read, R (1, 4) OBP: 0.308, SLG: 0.339	K	G6-3		L6		SF9 1B	F9		G1-5-3	6	1	1	0	0	1	2						
Carlos Quintana, R (1, 3) OBP: 0.370, SLG: 0.412	BB 1B			K		1B 1B BB			G4-3 BB 1B	4	1	3	1	1	1	0						
Jack Clark, R (1, 10) OBP: 0.361, SLG: 0.426	1B E BB	F8				G6-3	SF9		G4-3 BB	2	1	0	1	2	0	1						
Mike Greenwell, L (1, 7) OBP: 0.358, SLG: 0.430	E 1B			2B 1B		1B	1B		G4-3	5	1	4	2	0	0	2						
Ellis Burks, R (1, 8) OBP: 0.323, SLG: 0.438	E9 1B			1-3 2B		1B	1B		K2-1-3	5	1	3	0	0	1	2						
Tom Brunansky, R (1, 9) OBP: 0.294, SLG: 0.383	E BB			K		F9	G5-3		G5-3	4	1	0	0	1	1	9						
Tony Peña, R (1, 2) OBP: 0.289, SLG: 0.350	E9 1B			L3		P3			G4-3	5	0	2	1	0	0	4						
Luis Rivera, R (1, 6) OBP: 0.345, SLG: 0.435		F7		F7		G5-3	F9		WP 1B	5	1	1	0	0	0	3						
Inning Stats	R: 5 E: 2 K: 1 S: 19	H: 3 LOB: 1 BB: 2 P: 34	R: 1 E: 0 K: 0 S: 11	H: 2 LOB: 1 BB: 0 P: 19	R: 0 E: 0 K: 1 S: 18	H: 2 LOB: 2 BB: 0 P: 29	R: 0 E: 0 K: 1 S: 8	H: 0 LOB: 0 BB: 0 P: 10	R: 0 E: 0 K: 0 S: 11	H: 2 LOB: 2 BB: 1 P: 17	R: 2 E: 0 K: 0 S: 14	H: 4 LOB: 3 BB: 1 P: 23	R: 0 E: 0 K: 0 S: 11	H: 1 LOB: 1 BB: 0 P: 16	R: 0 E: 0 K: 1 S: 12	H: 1 LOB: 2 BB: 1 P: 22	R: 1 E: 0 K: 1 S: 8	H: 1 LOB: 0 BB: 0 P: 16	1B: 14 2B: 2 3B: 0 HR: 0	SF: 1 SAC: 0 DP: 0 HBP: 0	WP: 1 PB: 1 CS: 0	PA: 47
PITCHER	IP WLS BF H R ER SO BB IBB HBP BLK WP HR S P ERA WHIP	IP WLS BF H R ER SO BB IBB HBP BLK WP HR S P ERA WHIP																				
Jimmy Key, L (1, 1) ERA: 2.98	5.1 L 30 11 8 4 3 3 0 0 0 0 0 73 122 6.75 2.625	2.0 11 4 0 0 0 1 0 0 0 0 0 25 39 0.00 2.500	1.2 6 1 1 0 2 0 0 0 0 1 0 14 25 0.00 0.600																			
Bob MacDonald, L (6, 1) ERA: 2.57																						
Duane Ward, R (8, 1) ERA: 2.3																						

Boston Red Sox @ Toronto Blue Jays
 SkyDome, Toronto, ON
 Sun Aug 11 1991, 3:33 AM EDT
 Att: 50,297 - Sunny - 79 F

AB 42
 R 9
 H 16
 RBI 5
 BB 4
 SO 5
 LOB 25



Batter	1	2	3	4	5	6	7	8	9	AB	R	H	RBI	BB	SO	LOB	BOTTOM			
Devon White, S (1, 8) OBP: 0.360, SLG: 0.448	F8 S BB		K			HR 1B	P4		F7	4	1	1	0	1	1	2				
Roberto Alomar, S (1, 4) OBP: 0.350, SLG: 0.430	F7		P4			L7			S 1B BB	4	1	1	0	1	0	2				
Joe Carter, R (1, 9) OBP: 0.352, SLG: 0.549	F8				F8	HR			S 1B	5	2	2	2	0	0	3				
John Olerud, L (1, 3) OBP: 0.336, SLG: 0.438	G3-1				F8	F7			1-3 2B	4	0	1	2	0	0	1				
Kelly Gruber, R (1, 5) OBP: 0.312, SLG: 0.442		F8		G6-3		P4			G6-3	4	0	0	0	0	0	1				
Rance Mulliniks, L (1, 10) OBP: 0.383, SLG: 0.358	K				F9				F7	3	1	0	0	1	1	1				
Candy Maldonado, R (1, 7) OBP: 0.295, SLG: 0.393	K				E S 1B	G6-4-3 1B			K	4	0	2	0	0	2	1				
Greg Myers, L (1, 2) OBP: 0.305, SLG: 0.411						K			K	2	1	1	1	0	1	1				
Pat Borders, R (7, PH) OBP: 0.290, SLG: 0.335						K			K	2	0	1	1	0	1	0				
Manuel Lee, S (1, 6) OBP: 0.271, SLG: 0.273						K			K	3	0	0	0	0	1	3				
Rob Ducey, L (9, PH) OBP: 0.358, SLG: 0.417					G4-3				1B	1	0	1	0	0	0	0				
Inning Stats	R: 0 E: 0 K: 0 S: 6	H: 0 LOB: 1 BB: 1 P: 15	R: 0 E: 0 K: 2 S: 9	H: 0 LOB: 0 BB: 0 P: 14	R: 1 E: 0 K: 1 S: 10	H: 1 LOB: 0 BB: 0 P: 17	R: 0 E: 0 K: 0 S: 7	H: 0 LOB: 0 BB: 0 P: 8	R: 0 E: 0 K: 2 S: 11	H: 1 LOB: 1 BB: 0 P: 20	R: 2 E: 0 K: 0 S: 11	H: 2 LOB: 0 BB: 0 P: 16	R: 1 E: 0 K: 1 S: 15	H: 2 LOB: 1 BB: 1 P: 26	R: 0 E: 0 K: 1 S: 14	H: 2 LOB: 2 BB: 0 P: 20	1B: 7 2B: 1 3B: 0 HR: 2	SF: 0 SAC: 0 DP: 1 HBP: 0	WP: 0 PB: 0 SB: 4 CS: 0	PA: 39
PITCHER	IP WLS BF H R ER SO BB IBB HBP BLK WP HR S P ERA WHIP	IP WLS BF H R ER SO BB IBB HBP BLK WP HR S P ERA WHIP																		
Mike Gardiner, R (1, 1) ERA: 5.02	6.0 W 25 5 4 4 4 5 2 0 0 0 0 2 58 6.00 1.167	1.0 6 3 2 2 0 1 0 0 0 0 0 11 20 18.00 4.000	2.0 S 8 2 0 0 2 0 0 0 0 0 24 35 0.00 1.000																	
Tony Fossas, L (7, 1) ERA: 4.42																				
Jeff Reardon, R (8, 1) ERA: 3.14																				

Boston Red Sox @ Toronto Blue Jays
 SkyDome, Toronto, ON
 Sun Aug 11 1991, 3:33 AM EDT
 Att: 50,297 - Sunny - 79 F

AB 36
 R 6
 H 10
 RBI 6
 BB 3
 SO 7
 LOB 15



Batter	1	2	3	4	5	6	7	8	9	AB	R	H	RBI	BB	SO	LOB	TOP					
Wade Boggs, L (1, 5) OBP: 0.336, SLG: 0.480	F7	SF8		E3		BB 1B	G3-1		K	5	1	1	1	0	1	1						
Jody Reed, R (1, 4) OBP: 0.307, SLG: 0.342	G6-3			K		F9	P4			5	0	1	1	0	1	3						
Phil Planter, L (1, 9) OBP: 0.423, SLG: 0.364										2	1	2	0	2	0	0						
Jack Clark, R (1, 10) OBP: 0.368, SLG: 0.432										3	0	0	1	2	0	5						
Mike Greenwell, L (1, 7) OBP: 0.361, SLG: 0.438	G4-3									5	0	2	2	0	0	3						
Carlos Quintana, R (1, 3) OBP: 0.369, SLG: 0.407										4	1	1	0	1	0	4						
Ellis Burks, R (1, 8) OBP: 0.326, SLG: 0.449										4	0	2	0	0	0	2						
Steve Lyons, L (9, PH) OBP: 0.300, SLG: 0.395										1	0	0	0	0	1	0						
Tony Peña, R (1, 2) OBP: 0.287, SLG: 0.346										4	1	1	0	0	0	6						
Mo Vaughn, L (9, PH) OBP: 0.336, SLG: 0.359										1	0	0	0	0	0	0						
Mike Brumley, S (1, 6) OBP: 0.239, SLG: 0.234										5	2	3	1	0	1	0						
Inning Stats	R: 0 E: 0 K: 0 S: 11	H: 1 LOB: 2 BB: 1 P: 22	R: 3 E: 0 K: 0 S: 19	H: 4 LOB: 2 BB: 0 P: 30	R: 0 E: 0 K: 0 S: 14	H: 1 LOB: 1 BB: 0 P: 17	R: 0 E: 1 K: 2 S: 10	H: 1 LOB: 2 BB: 0 P: 16	R: 0 E: 0 K: 0 S: 8	H: 1 LOB: 1 BB: 1 P: 15	R: 3 E: 0 K: 0 S: 19	H: 4 LOB: 3 BB: 2 P: 35	R: 0 E: 0 K: 0 S: 5	H: 0 LOB: 0 BB: 0 P: 9	R: 0 E: 0 K: 0 S: 7	H: 0 LOB: 1 BB: 1 P: 14	R: 0 E: 0 K: 2 S: 14	H: 1 LOB: 1 BB: 0 P: 19	1B: 10 2B: 3 3B: 0 HR: 0	SF: 1 SAC: 0 DP: 1 HBP: 1	WP: 0 PB: 0 SB: 1 CS: 0	PA: 46
PITCHER	IP WLS BF H R ER SO BB IBB HBP BLK WP HR S P ERA WHIP																					
Charles Nagy, R (1, 1) ERA: 3.9	5.1	W 30	10	6	6	2	3	0	1	0	0	0	0	69	115	10.12	2.438					
Shawn Hillegas, R (6, 1) ERA: 3.77	2.0	W 10	2	0	0	0	2	0	0	0	0	0	0	21	37	0.00	2.000					
Jesse Orosco, L (8, 1) ERA: 2.72	0.2		2	0	0	0	0	0	0	0	0	0	0	3	6	0.00	0.000					
Steve Olin, R (9, 1) ERA: 3.86	1.0	S 4	1	0	0	2	0	0	0	0	0	0	0	14	19	0.00	1.000					

Boston Red Sox @ Cleveland Indians
Cleveland Municipal Stadium, Cleveland, OH
Tue Aug 13 1991, 7:05 PM EDT
Cloudy - 75 F

AB 39
R 6
H 13
RBI 6
BB 5
SO 4
LOB 24



Batter	1	2	3	4	5	6	7	8	9	AB	R	H	RBI	BB	SO	LOB	BOTTOM			
Glenallen Hill, R (1, 8) OBP: 0.322, SLG: 0.410	G6-3									5	1	2	0	0	0	2				
Chris James, R (1, 7) OBP: 0.276, SLG: 0.326	K									5	0	0	0	0	1	2				
Carlos Baerga, S (1, 4) OBP: 0.362, SLG: 0.416	K									5	2	3	1	0	1	0				
Albert Belle, R (1, 10) OBP: 0.311, SLG: 0.523										5	2	3	0	0	0	1				
Mark Whiten, S (1, 9) OBP: 0.307, SLG: 0.422										4	1	1	1	0	1	4				
Carlos Martinez, R (1, 3) OBP: 0.340, SLG: 0.396										2	1	1	2	1	1	1				
Mike Aldrete, L (7, 3) OBP: 0.389, SLG: 0.333										0	1	0	0	1	0	0				
Jeff Manto, R (1, 5) OBP: 0.309, SLG: 0.330										2	0	1	1	1	0	1				
Joel Skinner, R (1, 2) OBP: 0.289, SLG: 0.332										2	0	0	2	0	1	2				
Felix Fermin, R (1, 6) OBP: 0.308, SLG: 0.313										4	0	1	1	0	0	4				
Inning Stats	R: 0 E: 0 K: 2 S: 8	H: 0 LOB: 0 BB: 0 P: 10	R: 0 E: 0 K: 2 S: 11	H: 1 LOB: 1 BB: 0 P: 18	R: 0 E: 0 K: 0 S: 7	H: 1 LOB: 1 BB: 0 P: 13	R: 4 E: 1 K: 1 S: 22	H: 5 LOB: 1 BB: 0 P: 33	R: 2 E: 0 K: 0 S: 10	H: 2 LOB: 3 BB: 2 P: 28	R: 1 E: 0 K: 0 S: 13	H: 2 LOB: 1 BB: 0 P: 23	R: 1 E: 0 K: 0 S: 10	H: 1 LOB: 1 BB: 1 P: 18	R: 0 E: 0 K: 0 S: 5	H: 0 LOB: 0 BB: 0 P: 6	1B: 11 2B: 1 3B: 0 HR: 0	SF: 0 SAC: 2 DP: 0 HBP: 1	WP: 0 PB: 0 SB: 1 CS: 0	PA: 40
PITCHER	IP WLS BF H R ER SO BB IBB HBP BLK WP HR S P ERA WHIP																			
Matt Young, L (1, 1) ERA: 4.55	4.2	L 24	3	2	2	0	2	0	1	0	0	0	0	24	48	9.00	2.500			
Dana Kiecker, R (5, 1) ERA: 8.0	2.0		3	2	2	0	2	0	1	0	0	0	0	24	48	9.00	2.500			
Tony Fossas, L (7, 1) ERA: 4.26	1.1		4	0	0	0	0	0	0	0	0	0	0	7	10	0.00	0.000			

Boston Red Sox @ Cleveland Indians
Cleveland Municipal Stadium, Cleveland, OH
Tue Aug 13 1991, 7:05 PM EDT
Cloudy - 75 F

AB 34
R 8
H 12
RBI 8
BB 3
SO 5
LOB 17



Batter	1	2	3	4	5	6	7	8	9	AB	R	H	RBI	BB	SO	LOB	TOP			
Wade Boggs, L (1, 5) OBP: 0.338, SLG: 0.483	3-1 1B 2B	1-1 SAFE 1B 2B		2-3 K		4-0 IBB			1-2 G4-3	4	2	2	1	1	1	0	Boston Red Sox @ Cleveland Indians Cleveland Municipal Stadium, Cleveland, OH Tue Aug 13 1991, 7:05 PM EDT Att: 15,506 - Cloudy - 75 F			
Jody Read, R (1, 4) OBP: 0.310, SLG: 0.343	3-2 2B G4-6-3	4-2 1B BB		0-1 G4-3		2-2 F9			1-2 F7 1B 2B	4	3	2	0	1	0	2				
Phil Plantier, L (1, 7) Ellis Burks, R (9, 8) OBP: 0.484, SLG: 0.462 OBP: 0.328, SLG: 0.449	2-1 G4-6-3 1-3 2-H	4-0 1B BB			3-1 1B			0-3 K	1-1 1B 2B	4	1	3	1	1	1	0				
Jack Clark, R (1, 10) OBP: 0.370, SLG: 0.431	4-1 BB G4-6-3	1-1 BB			1-3 K			4-2 BB	0-0 F7	3	0	1	2	2	1	3				
Mo Vaughn, L (1, 3) Carlos Quintana, R (9, PH) OBP: 0.333, SLG: 0.355 OBP: 0.371, SLG: 0.412	0-1 G4-6-3	1-1 F8			2-2 1B			3-1 F7	1-0 1B 2B	4	0	1	0	0	0	5				
Tom Brunansky, R (1, 9) OBP: 0.292, SLG: 0.378	0-3 K		2-0 P6		0-0 G1-4-6-3			0-0 G1-3	2-1 F9	5	0	0	0	0	1	5				
Steve Lyons, L (1, 8) OBP: 0.298, SLG: 0.385		0-1 F9	3-2 L4			4-2 BB		1-2 F9		3	0	0	0	1	0	0				
John Marzano, R (1, 2) OBP: 0.222, SLG: 0.279		0-0 G6-3	0-2 G3-1			0-1 P4		0-1 F8		4	0	0	0	0	0	1				
Mike Brumley, S (1, 6) OBP: 0.239, SLG: 0.224		4-0 2B BB		1-0 P6		0-2 F8		2-3 K		3	1	0	0	1	1	1				
Inning Stats	R: 2 E: 0 K: 1 S: 14	H: 3 LOB: 1 BB: 1 P: 26	R: 3 E: 0 K: 0 S: 11	H: 2 LOB: 2 BB: 3 P: 26	R: 0 E: 0 K: 0 S: 7	H: 0 LOB: 0 BB: 0 P: 12	R: 0 E: 0 K: 1 S: 6	H: 0 LOB: 0 BB: 0 P: 9	R: 0 E: 0 K: 0 S: 12	H: 2 LOB: 1 BB: 0 P: 17	R: 0 E: 0 K: 0 S: 9	H: 0 LOB: 1 BB: 1 P: 16	R: 0 E: 0 K: 1 S: 8	H: 0 LOB: 0 BB: 0 P: 11	R: 2 E: 0 K: 0 S: 12	H: 3 LOB: 1 BB: 0 P: 18	1B: 7 2B: 3 3B: 0 HR: 0	SF: 0 SAC: 0 DP: 2 HBP: 0	WP: 0 PB: 0 SB: 1 CS: 0	PA: 42
PITCHER	IP WLS BF H R ER SO BB IBB HBP BLK WP HR S P ERA WHIP	IP WLS BF H R ER SO BB IBB HBP BLK WP HR S P ERA WHIP	IP WLS BF H R ER SO BB IBB HBP BLK WP HR S P ERA WHIP	IP WLS BF H R ER SO BB IBB HBP BLK WP HR S P ERA WHIP	IP WLS BF H R ER SO BB IBB HBP BLK WP HR S P ERA WHIP	IP WLS BF H R ER SO BB IBB HBP BLK WP HR S P ERA WHIP	IP WLS BF H R ER SO BB IBB HBP BLK WP HR S P ERA WHIP	IP WLS BF H R ER SO BB IBB HBP BLK WP HR S P ERA WHIP	IP WLS BF H R ER SO BB IBB HBP BLK WP HR S P ERA WHIP	IP WLS BF H R ER SO BB IBB HBP BLK WP HR S P ERA WHIP	IP WLS BF H R ER SO BB IBB HBP BLK WP HR S P ERA WHIP	IP WLS BF H R ER SO BB IBB HBP BLK WP HR S P ERA WHIP	IP WLS BF H R ER SO BB IBB HBP BLK WP HR S P ERA WHIP	IP WLS BF H R ER SO BB IBB HBP BLK WP HR S P ERA WHIP	IP WLS BF H R ER SO BB IBB HBP BLK WP HR S P ERA WHIP	IP WLS BF H R ER SO BB IBB HBP BLK WP HR S P ERA WHIP	IP WLS BF H R ER SO BB IBB HBP BLK WP HR S P ERA WHIP			
Mauro Gozzo, R (1, 1) ERA: 19.29	1.2	12	4	5	5	1	4	0	0	0	0	0	0	0	21	46	27.00	4.800		
Rod Nichols, R (2, 1) ERA: 4.22	7.0	L	28	5	2	2	4	2	1	0	0	0	0	0	66	105	2.57	1.000		
Jesse Orosco, L (9, 1) ERA: 2.7	0.1	2	1	0	0	0	0	0	0	0	0	0	0	0	3	6	0.00	3.000		

AB	35
R	7
H	10
RBI	6
BB	7
SO	5
LOB	17



Batter	1	2	3	4	5	6	7	8	9	AB	R	H	RBI	BB	SO	LOB	BOTTOM					
Glenallen Hill, R (1, 8) OBP: 0.324, SLG: 0.412	2-2 L7	4-2 1B BB			2-2 G3 1B 2B	3-2 F9		2-2 F9		4	1	1	0	1	0	2	Boston Red Sox @ Cleveland Indians Cleveland Municipal Stadium, Cleveland, OH Tue Aug 13 1991, 7:05 PM EDT Att: 15,506 - Cloudy - 75 F					
Jerry Browne, S (1, 4) OBP: 0.269, SLG: 0.254	0-2 F9	0-0 1B			0-0 G3	4-1 BB		0-0 CS 1B		4	0	2	0	1	0	1						
Chris James, R (1, 7) OBP: 0.277, SLG: 0.327	1-1 E7 1B	1-1 F8			3-2 F8 1B	1-2 L8		0-0 CS	0-1 G5-3	5	0	2	1	0	0	5						
Albert Belle, R (1, 10) OBP: 0.309, SLG: 0.518	1-1 2H 1B		0-3 K		0-2 F8		2-3 K		0-3 K	5	0	1	0	0	3	1						
Mark Whiten, S (1, 9) OBP: 0.305, SLG: 0.419		0-0 1B 2B 1B		0-0 F9	1-0 F7	2-1 E6 G5-3		1-1 F7		5	1	1	0	0	0	1						
Carlos Martinez, R (1, 3) OBP: 0.345, SLG: 0.394		0-1 2B G4-3 1B		2-2 G6-3		4-2 BLK BB E BB	1-2 G5-3			3	2	1	0	1	0	1						
Jeff Manto, R (1, 5) OBP: 0.325, SLG: 0.343		2-2 G4-3 1-3 2H SF8 2B		1-3 K		4-2 SAFE BB BLK BB	4-1 FC5-4 BB			2	1	1	1	2	1	0						
Joel Skinner, R (1, 2) OBP: 0.284, SLG: 0.325		0-0 G4-3		0-0 F9		1-3 K	2-2 FC5-4			4	0	0	1	0	1	5						
Felix Fermin, R (1, 6) OBP: 0.307, SLG: 0.313		2-0 3H SF8		1-0 F8		2-0 BB 1B		0-1 L9		3	0	1	1	0	0	0						
Inning Stats	R: 0 E: 1 K: 0 S: 10	H: 2 LOB: 2 BB: 0 P: 14	R: 3 E: 0 K: 0 S: 15	H: 4 LOB: 2 BB: 1 P: 24	R: 0 E: 0 K: 1 S: 8	H: 0 LOB: 0 BB: 0 P: 10	R: 0 E: 0 K: 1 S: 5	H: 0 LOB: 0 BB: 0 P: 7	R: 1 E: 0 K: 0 S: 12	H: 2 LOB: 1 BB: 0 P: 18	R: 1 E: 1 K: 1 S: 19	H: 1 LOB: 3 BB: 3 P: 38	R: 0 E: 1 K: 1 S: 15	H: 0 LOB: 2 BB: 1 P: 26	R: 0 E: 0 K: 0 S: 6	H: 1 LOB: 0 BB: 0 P: 8	R: 0 E: 0 K: 1 S: 7	H: 0 LOB: 0 BB: 0 P: 8	1B: 8 2B: 2 3B: 0 HR: 0	SF: 1 SAC: 0 DP: 0 HBP: 0	WP: 0 PB: 0 SB: 0 CS: 1	PA: 42
PITCHER	IP WLS BF H R ER SO BB IBB HBP BLK WP HR S P ERA WHIP	IP WLS BF H R ER SO BB IBB HBP BLK WP HR S P ERA WHIP	IP WLS BF H R ER SO BB IBB HBP BLK WP HR S P ERA WHIP	IP WLS BF H R ER SO BB IBB HBP BLK WP HR S P ERA WHIP	IP WLS BF H R ER SO BB IBB HBP BLK WP HR S P ERA WHIP	IP WLS BF H R ER SO BB IBB HBP BLK WP HR S P ERA WHIP	IP WLS BF H R ER SO BB IBB HBP BLK WP HR S P ERA WHIP	IP WLS BF H R ER SO BB IBB HBP BLK WP HR S P ERA WHIP	IP WLS BF H R ER SO BB IBB HBP BLK WP HR S P ERA WHIP	IP WLS BF H R ER SO BB IBB HBP BLK WP HR S P ERA WHIP	IP WLS BF H R ER SO BB IBB HBP BLK WP HR S P ERA WHIP	IP WLS BF H R ER SO BB IBB HBP BLK WP HR S P ERA WHIP	IP WLS BF H R ER SO BB IBB HBP BLK WP HR S P ERA WHIP	IP WLS BF H R ER SO BB IBB HBP BLK WP HR S P ERA WHIP	IP WLS BF H R ER SO BB IBB HBP BLK WP HR S P ERA WHIP	IP WLS BF H R ER SO BB IBB HBP BLK WP HR S P ERA WHIP	IP WLS BF H R ER SO BB IBB HBP BLK WP HR S P ERA WHIP					
Kevin Morton, L (1, 1) ERA: 5.77	5.0	25	1	0	0	2	2	0	0	0	0	0	0	0	26	48	0.00	1.500				
Greg Harris, R (6, 1) ERA: 3.99	2.0	10	1	0	0	2	2	0	0	0	0	0	0	6	8	0.00	1.000					
Tony Fossas, L (8, 1) ERA: 4.15	1.0	W	3	1	0	0	0	0	0	0	0	0	0	0	7	8	0.00	0.000				
Jeff Reardon, R (9, 1) ERA: 2.96	1.0	S	3	0	0	0	0	0	0	0	0	0	0	0	7	8	0.00	0.000				

AB	35
R	5
H	10
RBI	4
BB	5
SO	5
LOB	16



Batter	1	2	3	4	5	6	7	8	9	AB	R	H	RBI	BB	SO	LOB	TOP					
Wade Boggs, L (1, 5) OBP: 0.336, SLG: 0.481	G6-3		F7		L6			1B SH1-3		4	0	1	0	0	0	2	Boston Red Sox @ Cleveland Indians Cleveland Municipal Stadium, Cleveland, OH Wed Aug 14 1991, 7:05 PM EDT Att: 10,636 - Cloudy - 72 F					
Jody Read, R (1, 4) OBP: 0.310, SLG: 0.343	F8				G5-4-3 1B		G5-3	SH1-3		3	0	1	0	0	0	0						
Carlos Quintana, R (1, 3) OBP: 0.370, SLG: 0.410	K				G5-4-3 1-2		G1-3	G6-4-3 1B		4	0	1	0	0	1	1						
Jack Clark, R (1, 10) OBP: 0.369, SLG: 0.429					G5-3		K	G6-4-3 1-2		4	0	1	0	0	1	2						
Mike Greenwell, L (1, 7) OBP: 0.364, SLG: 0.442							P4			3	1	2	0	1	0	0						
Ellis Burks, R (1, 8) OBP: 0.329, SLG: 0.448					G6-3 1B 2H		1B SF8 BB			3	1	1	1	1	1	2						
Tom Brunansky, R (1, 9) OBP: 0.294, SLG: 0.379					L9		G6-3 1B			4	0	2	0	0	0	2						
Tony Peña, R (1, 2) OBP: 0.285, SLG: 0.345			F8		G6-3		SF8			2	0	0	1	0	0	2						
Mike Brumley, S (1, 6) OBP: 0.230, SLG: 0.214			F8		K		G4-3			3	0	0	0	0	1	3						
Inning Stats	R: 0 E: 0 K: 1 S: 5	H: 0 LOB: 0 BB: 0 P: 8	R: 0 E: 0 K: 1 S: 12	H: 1 LOB: 1 BB: 1 P: 19	R: 0 E: 0 K: 0 S: 7	H: 0 LOB: 0 BB: 0 P: 8	R: 0 E: 0 K: 0 S: 6	H: 1 LOB: 0 BB: 0 P: 10	R: 1 E: 0 K: 1 S: 11	H: 3 LOB: 2 BB: 0 P: 19	R: 0 E: 0 K: 0 S: 10	H: 0 LOB: 0 BB: 0 P: 18	R: 1 E: 0 K: 0 S: 9	H: 1 LOB: 1 BB: 1 P: 17	R: 0 E: 0 K: 0 S: 8	H: 2 LOB: 1 BB: 0 P: 12	R: 0 E: 0 K: 0 S: 7	H: 1 LOB: 0 BB: 0 P: 9	1B: 8 2B: 1 3B: 0 HR: 0	SF: 1 SAC: 1 DP: 2 HBP: 0	WP: 0 PB: 1 SB: 0 CS: 2	PA: 34
PITCHER	IP	WLS	BF	H	R	ER	SO	BB	IBB	HBP	BLK	WP	HR	S	P	ERA	WHIP					
Greg Swindell, L (1, 1) ERA: 3.08	7.1	L	30	8	2	2	4	2	0	0	0	0	0	64	107	2.46	1.364					
Jeff Shaw, R (8, 1) ERA: 3.32	1.2		4	1	0	0	0	0	0	0	0	0	0	11	13	0.00	0.600					

AB	30
R	2
H	9
RBI	2
BB	2
SO	4
LOB	14



Batter	1	2	3	4	5	6	7	8	9	AB	R	H	RBI	BB	SO	LOB	BOTTOM				
Glenallen Hill, R (1, 10) OBP: 0.321, SLG: 0.406	F8		G5-3		FC5-4 1B		F7		K	5	0	1	0	0	1	3	Boston Red Sox @ Cleveland Indians Cleveland Municipal Stadium, Cleveland, OH Wed Aug 14 1991, 7:05 PM EDT Att: 10,636 - Cloudy - 72 F				
Luis Lopez, R (1, 2) OBP: 0.282, SLG: 0.368	G6-3				F8			F8	G4-3	5	0	2	1	0	0	3					
Carlos Baerga, S (1, 4) OBP: 0.361, SLG: 0.414	G6-3				FC5-4 1-2			1B FC3-2		4	0	1	0	0	1	3					
Albert Belle, R (1, 7) OBP: 0.308, SLG: 0.514	K				K		G5-3	1B FC3-2		4	0	1	0	0	2	2					
Mark Whiten, S (1, 8) OBP: 0.302, SLG: 0.413					F9		P6	1B FC3-2		4	0	0	0	0	0	2					
Carlos Martinez, R (1, 3) OBP: 0.360, SLG: 0.417								K		4	0	3	0	0	1	2					
Chris James, R (1, 9) OBP: 0.275, SLG: 0.324					L8		L9		L8	4	0	0	0	0	0	3					
Jeff Manto, R (1, 5) OBP: 0.316, SLG: 0.333					F9		G6-3			3	0	0	0	0	0	2					
Jerry Browne, S (9, PH) OBP: 0.272, SLG: 0.257									BB	1	0	1	0	0	0	0					
Felix Fermin, R (1, 6) OBP: 0.308, SLG: 0.311									1B	2	1	0	0	1	0	0					
Mike Aldrete, L (9, PH) OBP: 0.394, SLG: 0.333									BB	0	0	0	0	1	0	0					
Inning Stats	R: 0 E: 0 K: 1 S: 16	H: 1 LOB: 1 BB: 0 P: 21	R: 0 E: 0 K: 0 S: 7	H: 1 LOB: 0 BB: 0 P: 12	R: 1 E: 1 K: 2 S: 13	H: 1 LOB: 1 BB: 1 P: 24	R: 0 E: 0 K: 0 S: 6	H: 1 LOB: 0 BB: 0 P: 10	R: 0 E: 0 K: 0 S: 7	H: 1 LOB: 1 BB: 0 P: 10	R: 0 E: 0 K: 0 S: 5	H: 0 LOB: 0 BB: 0 P: 7	R: 0 E: 0 K: 1 S: 16	H: 2 LOB: 2 BB: 0 P: 25	R: 0 E: 0 K: 1 S: 12	H: 1 LOB: 2 BB: 1 P: 18	1B: 6 2B: 2 3B: 1 HR: 0	SF: 0 SAC: 0 DP: 0 HBP: 0	WP: 0 PB: 0 SB: 0 CS: 0	PA: 38	
PITCHER	IP	WLS	BF	H	R	ER	SO	BB	IBB	HBP	BLK	WP	HR	S	P	ERA	WHIP				
Joe Hesketh, L (1, 1) ERA: 3.33	7.0	W	28	6	1	1	3	1	0	0	0	0	0	63	99	1.29	1.000				
Dennis Lamp, R (8, 1) ERA: 4.49	1.0		5	2	0	0	1	0	0	0	0	0	0	16	25	0.00	2.000				
Jeff Reardon, R (9, 1) ERA: 2.89	1.0	S	5	1	0	0	1	1	0	0	0	0	0	12	18	0.00	2.000				

AB	36
R	1
H	9
RBI	1
BB	2
SO	5
LOB	20



Batter	1	2	3	4	5	6	7	8	9	AB	R	H	RBI	BB	SO	LOB	TOP					
Wade Boggs, L (1, 5) OBP: 0.334, SLG: 0.477	G6-3		FC		G4-3		F7-4		1B	5	0	1	2	0	0	2	Boston Red Sox @ Cleveland Indians Cleveland Municipal Stadium, Cleveland, OH Thu Aug 15 1991, 7:05 PM EDT Att: 9,160 - Cloudy - 72 F livebaseballscorecards.com					
Jody Read, R (1, 4) OBP: 0.311, SLG: 0.344	G4-3		FC4-6		G6-3		F9		1B	5	0	2	0	0	0	1						
Carlos Quintana, R (1, 3) OBP: 0.370, SLG: 0.408	G4-3		FC6-4		1B		HBP		F9	4	1	1	0	1	0	4						
Jack Clark, R (1, 10) OBP: 0.367, SLG: 0.425	K		FC6-4		3B		1B		K	4	0	0	0	0	3	4						
Mike Greenwell, L (1, 7)	G6-3		FC6-4		F8		K		K	4	0	0	0	0	3	4						
Ellis Burks, R (1, 8) OBP: 0.329, SLG: 0.451	K		FC6-4		L8		3B		G6-3	4	1	1	0	0	0	2						
Tom Brunansky, R (1, 9) OBP: 0.294, SLG: 0.376	G4-3		FC6-4		G6-3		3B		G6-3	4	0	1	2	0	1	0						
John Marzano, R (1, 2) OBP: 0.254, SLG: 0.338			FC		L9		G5-3		2B	3	1	0	0	1	0	1						
Mike Brumley, S (1, 6) OBP: 0.247, SLG: 0.247			SH1-3		G6-3		F8		2B	4	2	3	1	0	0	0						
Inning Stats	R: 0 E: 0 K: 1 S: 9	H: 1 LOB: 1 BB: 0 P: 17	R: 0 E: 0 K: 1 S: 9	H: 0 LOB: 0 BB: 0 P: 11	R: 1 E: 0 K: 0 S: 11	H: 1 LOB: 1 BB: 0 P: 14	R: 0 E: 0 K: 0 S: 7	H: 0 LOB: 0 BB: 0 P: 11	R: 0 E: 0 K: 1 S: 11	H: 1 LOB: 1 BB: 0 P: 16	R: 2 E: 0 K: 0 S: 13	H: 2 LOB: 1 BB: 1 P: 24	R: 0 E: 0 K: 0 S: 6	H: 1 LOB: 0 BB: 0 P: 8	R: 0 E: 0 K: 0 S: 7	H: 1 LOB: 1 BB: 0 P: 13	R: 3 E: 0 K: 1 S: 21	H: 4 LOB: 2 BB: 1 P: 33	1B: 7 2B: 4 3B: 1 HR: 0	SF: 0 SAC: 1 DP: 2 HBP: 1	WP: 0 PB: 0 SB: 0 CS: 0	PA: 40
PITCHER	IP	WLS	BF	H	R	ER	SO	BB	IBB	HBP	BLK	WP	HR	S	P	ERA	WHIP					
Dave Otto, L (1, 1) ERA: 2.96	7.1	L	30	7	3	3	4	1	0	0	0	0	0	69	108	3.68	1.091					
Shawn Hillegas, R (8, 1) ERA: 4.12	1.2		10	4	3	3	1	1	0	1	0	0	0	25	39	16.20	3.000					

Batter	1	2	3	4	5	6	7	8	9	AB	R	H	RBI	BB	SO	LOB	BOTTOM					
Jerry Browne, S (1, 10) OBP: 0.272, SLG: 0.262	G4-3		2B		F8				G3	4	0	1	0	0	0	1	Boston Red Sox @ Cleveland Indians Cleveland Municipal Stadium, Cleveland, OH Thu Aug 15 1991, 7:05 PM EDT Att: 9,160 - Cloudy - 72 F livebaseballscorecards.com					
Chris James, R (1, 9) OBP: 0.272, SLG: 0.321	K		F7		G5-3				G6-3	4	0	0	0	0	1	1						
Carlos Baerga, S (1, 4) OBP: 0.360, SLG: 0.415	P7				G1-2-3				K	4	0	1	0	0	1	0						
Albert Belle, R (1, 7) OBP: 0.311, SLG: 0.524			FC6-4		K				G5-3	4	1	2	1	0	1	1						
Mark Whiten, S (1, 8) OBP: 0.301, SLG: 0.410			K		G5-3				HR	4	1	2	1	0	1	1						
Carlos Martinez, R (1, 3) OBP: 0.347, SLG: 0.402			K		G3-1				G4-3	3	0	0	0	1	1	2						
Jeff Manto, R (1, 5) OBP: 0.322, SLG: 0.349			L9		P6				K	4	0	0	0	0	1	2						
Joel Skinner, R (1, 2) OBP: 0.280, SLG: 0.320			FC6-4		F7				G6-3	4	1	2	0	0	0	1						
Joel Skinner, R (1, 2) OBP: 0.280, SLG: 0.320			FC6-4		F8				G6-3	3	0	0	0	0	1	2						
Felix Fermin, R (1, 6) OBP: 0.308, SLG: 0.311			G3-1		G3-1				G5-3	3	0	1	1	0	0	1						
Inning Stats	R: 0 E: 0 K: 1 S: 11	H: 0 LOB: 0 BB: 0 P: 17	R: 0 E: 0 K: 1 S: 7	H: 1 LOB: 1 BB: 0 P: 11	R: 0 E: 0 K: 0 S: 7	H: 1 LOB: 1 BB: 0 P: 12	R: 0 E: 0 K: 1 S: 8	H: 0 LOB: 1 BB: 1 P: 16	R: 1 E: 0 K: 1 S: 20	H: 2 LOB: 0 BB: 0 P: 25	R: 0 E: 0 K: 0 S: 8	H: 1 LOB: 1 BB: 0 P: 15	R: 0 E: 0 K: 0 S: 11	H: 1 LOB: 1 BB: 0 P: 16	R: 0 E: 0 K: 1 S: 8	H: 0 LOB: 0 BB: 0 P: 13	R: 1 E: 0 K: 1 S: 8	H: 1 LOB: 0 BB: 0 P: 12	1B: 3 2B: 3 3B: 0 HR: 1	SF: 0 SAC: 0 DP: 0 HBP: 0	WP: 0 PB: 0 SB: 0 CS: 1	PA: 34
PITCHER	IP	WLS	BF	H	R	ER	SO	BB	IBB	HBP	BLK	WP	HR	S	P	ERA	WHIP					
Mike Gardiner, R (1, 1) ERA: 4.75	6.0	W	23	5	1	1	4	1	0	0	0	0	0	61	96	1.50	1.000					
Dennis Lamp, R (7, 1) ERA: 4.35	2.0		7	1	0	0	1	0	0	0	0	0	0	19	29	0.00	0.500					
Greg Harris, R (9, 1) ERA: 4.02	1.0		4	1	1	1	1	0	0	0	0	0	1	8	12	9.00	1.000					

Batter	1	2	3	4	5	6	7	8	9	AB	R	H	RBI	BB	SO	LOB	TOP								
Kirk Gibson, L OBP: 0.338, SLG: 0.414 (1, 7)	G4-3		BB			K		G4-6-3 HBP		2	0	0	0	1	1	1	Kansas City Royals @ Boston Red Sox Fenway Park, Boston, MA Fri Aug 16 1991, 7:05 PM EDT Att: 34,548 - Cloudy - 85 F								
Terry Shumpert, R OBP: 0.276, SLG: 0.323 (1, 4)	K		F8			SF9		K		4	0	1	0	0	2	2									
George Brett, L OBP: 0.329, SLG: 0.416 (1, 10)	L7					2B		G4-6-3		3	0	0	0	1	0	1									
Danny Tartabull, R OBP: 0.398, SLG: 0.634 (1, 9)		G4-3 2B				SF9		2B		3	1	2	1	0	1	0									
Jim Eisenreich, L OBP: 0.331, SLG: 0.380 (1, 8)	G4-3					FC6-4		F9		4	0	1	1	0	0	3									
Todd Benzinger, S OBP: 0.292, SLG: 0.337 (1, 3)	K					1B		F9		3	0	1	0	1	1	2									
Bill Pecota, R OBP: 0.363, SLG: 0.432 (1, 6)	F9					G4-6-3 1B		K		4	0	0	0	0	1	4									
Brent Mayne, L OBP: 0.346, SLG: 0.329 (9, PR)						G3				3	0	1	0	1	1	0									
David Howard, S OBP: 0.294, SLG: 0.290 (9, PR)										0	0	0	0	0	0	0									
Sean Berry, R OBP: 0.180, SLG: 0.167 (9, PH)						G5-3		P5		3	1	1	0	0	0	2									
Warren Cromartie, L OBP: 0.380, SLG: 0.467 (9, PH)										1	0	0	0	0	0	2									
Inning Stats	R: 0 E: 0 K: 1 S: 8	H: 0 LOB: 0 BB: 0 P: 11	R: 0 E: 0 K: 1 S: 11	H: 1 LOB: 1 BB: 0 P: 15	R: 0 E: 0 K: 1 S: 10	H: 0 LOB: 1 BB: 1 P: 16	R: 0 E: 0 K: 1 S: 8	H: 0 LOB: 0 BB: 0 P: 13	R: 0 E: 0 K: 0 S: 5	H: 1 LOB: 0 BB: 0 P: 8	R: 1 E: 0 K: 1 S: 9	H: 2 LOB: 2 BB: 1 P: 18	R: 0 E: 0 K: 0 S: 13	H: 1 LOB: 1 BB: 1 P: 21	R: 0 E: 0 K: 1 S: 6	H: 0 LOB: 0 BB: 0 P: 11	R: 1 E: 0 K: 1 S: 13	H: 2 LOB: 2 BB: 1 P: 21	1B: 3 2B: 3 3B: 1 HR: 0	SF: 1 SAC: 0 DP: 3 HBP: 1	WP: 0 PB: 0 SB: 0 CS: 0	PA: 36			
PITCHER	IP	WLS	BF	H	R	ER	SO	BB	IBB	HBP	BLK	WP	HR	S	P	ERA	WHIP								
Roger Clemens, R ERA: 2.61 (1, 1)	7.0		27	5	1	1	5	2	1	0	0	0	0	64	102	1.29	1.000								
Tony Fossas, L ERA: 4.05 (8, 1)	1.0	W	3	0	0	0	1	0	0	1	0	0	0	6	11	0.00	0.000								
Jeff Reardon, R ERA: 3.02 (9, 1)	1.0	S	6	2	1	1	1	1	0	0	0	0	0	13	21	9.00	3.000								

AB	30
R	2
H	7
RBI	2
BB	4
SO	7
LOB	17



Batter	1	2	3	4	5	6	7	8	9	AB	R	H	RBI	BB	SO	LOB	BOTTOM								
Wade Boggs, L OBP: 0.332, SLG: 0.475 (1, 5)	G3		L1-3 1B			G4-3		F8		4	0	1	0	0	0	0	Kansas City Royals @ Boston Red Sox Fenway Park, Boston, MA Fri Aug 16 1991, 7:05 PM EDT Att: 34,548 - Cloudy - 85 F								
Jody Reed, R OBP: 0.311, SLG: 0.343 (1, 4)	G6-3		L6			G5-3		HR		4	1	1	0	0	1										
Phil Plantier, L OBP: 0.486, SLG: 0.552 (1, 9)			L1-3			G3				3	1	1	2	1	0										
Tom Brunansky, R OBP: 0.294, SLG: 0.376 (9, 9)	2B							HR		0	0	0	0	0	0										
Jack Clark, R OBP: 0.369, SLG: 0.427 (1, 10)						G5-3				3	0	1	0	1	0										
Mike Greenwell, L OBP: 0.364, SLG: 0.438 (1, 7)						G3-1		BB		2	1	0	0	2	1										
Steve Lyons, L OBP: 0.297, SLG: 0.380 (1, 8)	F8					P6		F7		4	0	1	0	0	4										
Mo Vaughn, L OBP: 0.341, SLG: 0.361 (1, 3)										1	0	1	1	1	0										
Carlos Quintana, R OBP: 0.370, SLG: 0.408 (9, 3)										0	0	0	0	0	0										
Tony Peña, R OBP: 0.285, SLG: 0.344 (1, 2)										3	0	1	0	0	2										
Luis Rivera, R OBP: 0.342, SLG: 0.430 (1, 6)										3	0	0	0	0	1										
Inning Stats	R: 0 E: 0 K: 0 S: 14	H: 1 LOB: 3 BB: 2 P: 28	R: 0 E: 0 K: 0 S: 6	H: 0 LOB: 0 BB: 1 P: 12	R: 0 E: 0 K: 0 S: 7	H: 1 LOB: 0 BB: 0 P: 10	R: 0 E: 0 K: 0 S: 7	H: 0 LOB: 0 BB: 0 P: 10	R: 0 E: 0 K: 0 S: 8	H: 0 LOB: 0 BB: 0 P: 9	R: 1 E: 0 K: 1 S: 13	H: 2 LOB: 2 BB: 1 P: 20	R: 2 E: 0 K: 1 S: 13	H: 2 LOB: 1 BB: 1 P: 21	1B: 5 2B: 2 3B: 0 HR: 1	SF: 1 SAC: 0 DP: 2 HBP: 0	WP: 0 PB: 0 SB: 0 CS: 1	PA: 33							
PITCHER	IP	WLS	BF	H	R	ER	SO	BB	IBB	HBP	BLK	WP	HR	S	P	ERA	WHIP								
Bret Saberhagen, R ERA: 3.12 (1, 1)	7.0		27	5	1	1	1	3	1	0	0	0	0	68	109	1.29	1.143								
Storm Davis, R ERA: 3.95 (8, 1)	1.0	L	6	2	2	2	1	1	0	0	0	0	1	13	21	18.00	3.000								



Batter	1	2	3	4	5	6	7	8	9	AB	R	H	RBI	BB	SO	LOB	TOP										
Brian McRae, S (1, 8) OBP: 0.298, SLG: 0.377	G3	G4-3			B1-3		G2		HR	5	1	1	0	0	0	2											
David Howard, S (1, 6) OBP: 0.237, SLG: 0.282 Warren Cromartie, L (9, PH) Terry Shumpert, R (9, 4) OBP: 0.276, SLG: 0.323	K		G5-3		P3		G5-3		HR	4	0	0	0	0	1	1											
George Brett, L (1, 10) OBP: 0.356, SLG: 0.424 Kirk Gibson, L (8, PR) OBP: 0.337, SLG: 0.412	1B	2B		K				WP FC5-2	K	3	1	2	0	1	1	0											
Danny Tartabull, R (1, 9) OBP: 0.396, SLG: 0.627		2H	G5-3		K			G5-3	K	5	0	1	1	0	2	2											
Todd Benzinger, S (1, 3) OBP: 0.291, SLG: 0.333	L8				G5-3			FC5-2	WP	3	0	0	0	1	0	1											
Bill Peotta, R (1, 4) OBP: 0.368, SLG: 0.439			G3-1		G5-3			FC5-2	1B	3	1	2	0	1	0	0											
Harvey Pulliam, R (1, 7) OBP: 0.383, SLG: 0.459 Jim Eisenreich, L (8, PH) OBP: 0.330, SLG: 0.378			G3-1		1B			FC5-2	IBB	3	0	1	0	0	0	2											
Sean Berry, R (1, 5) OBP: 0.172, SLG: 0.179			K		1B			FC5-2	1B	4	0	1	0	0	2	4											
Tim Spehr, R (1, 2) OBP: 0.279, SLG: 0.278 Kevin Seitzer, R (7, PH) OBP: 0.347, SLG: 0.337 Brent Mayne, L (7, 2) OBP: 0.344, SLG: 0.326			E6		P4			FC5-2	L5	2	0	0	0	0	0	2											
Inning Stats	R: 1 E: 0 K: 1 S: 12	H: 2 LOB: 1 BB: 0 P: 18	R: 1 E: 1 K: 1 S: 11	H: 1 LOB: 1 BB: 0 P: 16	R: 0 E: 0 K: 1 S: 9	H: 0 LOB: 0 BB: 0 P: 12	R: 0 E: 0 K: 0 S: 10	H: 2 LOB: 2 BB: 0 P: 19	R: 0 E: 0 K: 1 S: 8	H: 1 LOB: 1 BB: 1 P: 15	R: 0 E: 0 K: 0 S: 9	H: 1 LOB: 1 BB: 0 P: 14	R: 0 E: 0 K: 1 S: 9	H: 1 LOB: 3 BB: 2 P: 19	R: 2 E: 0 K: 2 S: 14	H: 2 LOB: 0 BB: 0 P: 18	1B: 6 2B: 3 3B: 0 HR: 1	SF: 0 SAC: 0 DP: 1 HBP: 0	WP: 1 PB: 0 SB: 1 CS: 0	PA: 40							
PITCHER	IP	WLS	BF	H	R	ER	SO	BB	IBB	HBP	BLK	WP	HR	S	P	ERA	WHIP										
Matt Young, L (1, 1) ERA: 4.22	7.0		30	8	2	1	4	1	0	0	0	0	0	63	100	1.29	1.286										
Greg Harris, R (8, 1) ERA: 4.01	0.1		3	0	0	0	0	1	1	0	0	1	0	4	14	0.00	3.000										
Tony Fossas, L (8, 1) ERA: 3.95	1.0		3	0	0	0	1	0	0	0	0	0	0	6	6	0.00	0.000										
Jeff Reardon, R (9, 1) ERA: 3.35	0.2	L	4	2	2	2	2	0	0	0	0	0	1	12	16	27.00	3.000										

Kansas City Royals @ Boston Red Sox
Fenway Park, Boston, MA
Sat Aug 17 1991, 3:33 AM EDT
Att: 34,009 - Cloudy - 91 F

AB 37
R 4
H 10
RBI 3
BB 3
SO 7
LOB 17



Batter	1	2	3	4	5	6	7	8	9	AB	R	H	RBI	BB	SO	LOB	BOTTOM										
Wade Boggs, L (1, 5) OBP: 0.332, SLG: 0.473	BB	G1-3			F8			F8	BB	4	1	1	0	1	0	0											
Jody Read, R (1, 4) OBP: 0.314, SLG: 0.345	BB		L3		F9			G5-3	BB	3	1	1	0	2	0	0											
Phil Plantier, L (1, 9) OBP: 0.474, SLG: 0.594 Tom Brunansky, R (7, 9) OBP: 0.295, SLG: 0.375	SF8		F9		K2-3			E	P3	3	1	1	2	0	1	1											
Jack Clark, R (1, 10) OBP: 0.367, SLG: 0.425 Mike Brumley, S (8, PR) OBP: 0.247, SLG: 0.247	K		G6-3		F9			E7	1B	4	0	1	0	0	1	2											
Mike Greenwell, L (1, 7) OBP: 0.366, SLG: 0.437	SF8				G4-3			IBB	IBB	1	0	0	1	2	0	0											
Steve Lyons, L (1, 8) OBP: 0.295, SLG: 0.376					K			P6	F8	4	0	1	0	0	1	5											
Mo Vaughn, L (1, 3) OBP: 0.333, SLG: 0.351 Carlos Quintana, R (8, 3) OBP: 0.372, SLG: 0.410	FC4-6		F8		F8			K	BB	3	0	0	0	0	1	1											
Tony Peña, R (1, 2) OBP: 0.283, SLG: 0.342			F9		P6			F9	SH3-4	3	0	0	0	0	0	0											
Luis Rivera, R (1, 6) OBP: 0.338, SLG: 0.426 Ellis Burks, R (9, PH) OBP: 0.328, SLG: 0.450			G6-3		K			P2	K	3	0	0	0	0	1	0											
Inning Stats	R: 3 E: 0 K: 1 S: 14	H: 3 LOB: 1 BB: 1 P: 27	R: 0 E: 0 K: 0 S: 5	H: 0 LOB: 0 BB: 0 P: 8	R: 0 E: 0 K: 0 S: 9	H: 0 LOB: 0 BB: 0 P: 12	R: 0 E: 0 K: 1 S: 5	H: 0 LOB: 0 BB: 0 P: 7	R: 0 E: 0 K: 1 S: 9	H: 1 LOB: 2 BB: 1 P: 17	R: 0 E: 0 K: 1 S: 6	H: 0 LOB: 0 BB: 0 P: 8	R: 0 E: 1 K: 0 S: 13	H: 1 LOB: 3 BB: 2 P: 29	R: 0 E: 0 K: 1 S: 7	H: 1 LOB: 3 BB: 2 P: 21	1B: 4 2B: 1 3B: 1 HR: 0	SF: 1 SAC: 1 DP: 0 HBP: 0	WP: 0 PB: 0 SB: 0 CS: 0	PA: 39							
PITCHER	IP	WLS	BF	H	R	ER	SO	BB	IBB	HBP	BLK	WP	HR	S	P	ERA	WHIP										
Luis Aquino, R (1, 1) ERA: 2.76	8.0		33	5	3	3	5	2	2	0	0	0	0	70	119	3.38	0.875										
Jeff Montgomery, R (9, 1) ERA: 3.44	1.0	S	6	1	0	0	1	1	1	0	0	0	0	7	21	0.00	2.000										

Kansas City Royals @ Boston Red Sox
Fenway Park, Boston, MA
Sat Aug 17 1991, 3:33 AM EDT
Att: 34,009 - Cloudy - 91 F

AB 31
R 3
H 6
RBI 3
BB 6
SO 6
LOB 13



Batter	1	2	3	4	5	6	7	8	9	AB	R	H	RBI	BB	SO	LOB	TOP								
Glenallen Hill, R OBP: 0.324, SLG: 0.423 (1, 8)	F9			G5-3		HR		G6-3		4	1	2	1	0	0	0	Cleveland Indians @ Boston Red Sox Fenway Park, Boston, MA Wed Aug 21 1991, 7:05 PM EDT Att: 33,000 - Cloudy - 66 F								
Chris James, R OBP: 0.275, SLG: 0.320 (1, 7)	K			E6		G5-3		G6-3		4	0	0	0	0	1	2									
Carlos Baerga, S OBP: 0.356, SLG: 0.412 (1, 4) (7, 5)	G5-3			G5-4-3		L5		E3		4	1	0	0	0	0	1									
Albert Belle, R OBP: 0.320, SLG: 0.547 (1, 10)		G5-3			F9		G5-3	HR		4	1	1	2	0	0	0									
Carlos Martinez, R OBP: 0.336, SLG: 0.402 (1, 3)		L5			G6-3		G6-3			4	0	1	0	0	0	0									
Mark Whiten, S OBP: 0.300, SLG: 0.401 (1, 9)		G6-3			1B	BB		L8		2	0	0	0	2	0	1									
Jeff Manto, R OBP: 0.328, SLG: 0.339 (1, 5)			F9				G1-3			2	0	1	0	0	0	0									
Jerry Browne, S OBP: 0.276, SLG: 0.269 (7, PH) (7, 4)									K	2	0	0	0	0	1	1									
Joel Skinner, R OBP: 0.277, SLG: 0.317 (1, 2)				G5-3					F9	2	1	0	0	1	1	2									
Luis Lopez, R OBP: 0.288, SLG: 0.347 (9, PH)					K					1	0	0	0	0	0	0									
Felix Fermin, R OBP: 0.306, SLG: 0.307 (1, 6)			P5					L8		4	1	1	0	0	0	0									
Inning Stats	R: 0 E: 0 K: 1 S: 7	H: 0 LOB: 0 BB: 0 P: 12	R: 0 E: 0 K: 0 S: 3	H: 0 LOB: 0 BB: 0 P: 6	R: 0 E: 0 K: 0 S: 8	H: 0 LOB: 0 BB: 0 P: 10	R: 0 E: 1 K: 0 S: 4	H: 0 LOB: 0 BB: 0 P: 6	R: 0 E: 0 K: 1 S: 12	H: 1 LOB: 2 BB: 1 P: 21	R: 1 E: 0 K: 0 S: 7	H: 1 LOB: 0 BB: 0 P: 11	R: 0 E: 0 K: 0 S: 9	H: 0 LOB: 1 BB: 1 P: 17	R: 4 E: 1 K: 0 S: 16	H: 4 LOB: 1 BB: 1 P: 24	R: 0 E: 0 K: 1 S: 6	H: 0 LOB: 0 BB: 0 P: 6	1B: 4 2B: 0 3B: 0 HR: 2	SF: 0 SAC: 0 DP: 2 HBP: 0	WP: 0 PB: 0 SB: 0 CS: 0	PA: 36			
PITCHER	IP	WLS	BF	H	R	ER	SO	BB	IBB	HBP	BLK	WP	HR	S	P	ERA	WHIP								
Joe Hesketh, L ERA: 3.22 (1, 1)	6.0	W	21	2	1	1	2	1	0	0	0	0	1	41	66	1.50	0.500								
Dan Pety, R ERA: 5.11 (7, 1)	2.0		12	4	4	1	0	2	0	0	0	0	1	25	41	4.50	3.000								
Tom Bolton, L ERA: 4.67 (9, 1)	1.0		3	0	0	0	1	0	0	0	0	0	0	6	6	0.00	0.000								

Batter	1	2	3	4	5	6	7	8	9	AB	R	H	RBI	BB	SO	LOB	BOTTOM								
Wade Boggs, L OBP: 0.330, SLG: 0.472 (1, 5)	G1-3			L8		P6		K		5	1	1	1	0	1	2	Cleveland Indians @ Boston Red Sox Fenway Park, Boston, MA Wed Aug 21 1991, 7:05 PM EDT Att: 33,000 - Cloudy - 66 F								
Jody Read, R OBP: 0.314, SLG: 0.346 (1, 4)	P3			E5		2B		F7		5	2	2	0	0	0	0									
Carlos Quintana, R OBP: 0.373, SLG: 0.414 (1, 3)				1B		1B				4	2	2	1	0	1	1									
Mo Vaughn, L OBP: 0.336, SLG: 0.357 (7, PH) (8, 3)	K			P4		FC3-6		G4-3		1	0	0	0	0	0	1									
Jack Clark, R OBP: 0.373, SLG: 0.441 (1, 10)				2B		FC3-6		G6-3		4	3	3	0	1	0	0									
Mike Greenwell, L OBP: 0.364, SLG: 0.436 (1, 7)				1B		BB		G4-3		3	2	2	2	0	0	2									
Phil Plantier, L OBP: 0.500, SLG: 0.676 (6, 7)	G4-3			E8		FC3-6		G4-3		2	1	1	3	0	0	0									
Ellis Burks, R OBP: 0.325, SLG: 0.445 (1, 8)				1B		HR				4	0	0	1	0	1	4									
Steve Lyons, L OBP: 0.299, SLG: 0.385 (7, 8)	G4-3			G5-3		K		L9		1	0	0	0	0	0	0									
Tom Brunansky, R OBP: 0.298, SLG: 0.377 (1, 9)				G5-3		1B				3	1	2	1	1	0	1									
Tony Peña, R OBP: 0.283, SLG: 0.341 (1, 2)				G6-3		1B		L7		4	0	1	2	0	0	2									
Luis Rivera, R OBP: 0.339, SLG: 0.423 (1, 6)										0	1	0	0	0	0	0									
Mike Brumley, S OBP: 0.253, SLG: 0.253 (4, 6)				3B		G1-3		L8		3	0	1	1	0	0	0									
Inning Stats	R: 0 E: 0 K: 1 S: 8	H: 3 LOB: 0 BB: 0 P: 13	R: 2 E: 0 K: 0 S: 8	H: 3 LOB: 0 BB: 0 P: 11	R: 4 E: 2 K: 0 S: 15	H: 3 LOB: 1 BB: 0 P: 23	R: 0 E: 0 K: 0 S: 7	H: 0 LOB: 0 BB: 0 P: 10	R: 4 E: 0 K: 1 S: 18	H: 4 LOB: 2 BB: 2 P: 34	R: 3 E: 0 K: 0 S: 14	H: 4 LOB: 1 BB: 0 P: 22	R: 0 E: 0 K: 1 S: 11	H: 1 LOB: 1 BB: 0 P: 17	R: 0 E: 0 K: 0 S: 5	H: 0 LOB: 0 BB: 0 P: 9	1B: 9 2B: 4 3B: 1 HR: 1	SF: 0 SAC: 0 DP: 1 HBP: 1	WP: 0 PB: 1 SB: 0 CS: 0	PA: 42					
PITCHER	IP	WLS	BF	H	R	ER	SO	BB	IBB	HBP	BLK	WP	HR	S	P	ERA	WHIP								
Greg Swindell, L ERA: 3.35 (1, 1)	4.0	L	22	8	9	7	1	0	0	0	0	0	1	28	47	18.00	3.500								
Jesse Orasco, L ERA: 3.93 (5, 1)	2.0		13	6	4	4	1	1	0	0	0	0	0	11	17	0.00	1.000								
Rod Nichols, R ERA: 4.1 (7, 1)	1.0		4	1	0	0	1	0	0	0	0	0	0	5	9	0.00	0.000								
Steve Olin, R ERA: 3.79 (8, 1)	1.0		3	0	0	0	0	0	0	0	0	0	0	5	9	0.00	0.000								

Batter	1	2	3	4	5	6	7	8	9	AB	R	H	RBI	BB	SO	LOB	TOP					
Alex Cole, L OBP: 0.391, SLG: 0.354 (1, 10)										4	2	3	1	1	1	1	Cleveland Indians @ Boston Red Sox Fenway Park, Boston, MA Wed Aug 21 1991, 7:05 PM EDT Att: 34,069 - Cloudy - 66 F					
Jerry Browne, S OBP: 0.291, SLG: 0.271 (1, 4)										2	0	1	2	1	1	1						
Carlos Baerga, S OBP: 0.354, SLG: 0.408 (1, 5)										4	0	0	0	1	1	4						
Albert Belle, R OBP: 0.320, SLG: 0.543 Jose Gonzalez, R OBP: 0.103, SLG: 0.111 (7, 8)										4	0	1	1	0	1	2						
Mark Whiten, S OBP: 0.302, SLG: 0.402 (1, 9)										4	0	1	0	1	0	4						
Mike Aldrete, L OBP: 0.387, SLG: 0.325 (1, 3)										3	1	1	0	1	1	2						
Glenallen Hill, R OBP: 0.323, SLG: 0.417 (7, 7)										3	0	0	0	1	3	2						
Luis Lopez, R OBP: 0.286, SLG: 0.327 Joel Skinner, R OBP: 0.277, SLG: 0.317 (8, 2)										3	0	0	0	0	2	3						
Felix Fermin, R OBP: 0.306, SLG: 0.307 (1, 6)										4	1	1	0	0	0	6						
Inning Stats	R: 1 E: 0 K: 1 S: 13	H: 2 LOB: 1 BB: 0 P: 21	R: 3 E: 0 K: 1 S: 12	H: 2 LOB: 1 BB: 1 P: 25	R: 0 E: 0 K: 1 S: 8	H: 1 LOB: 1 BB: 0 P: 13	R: 0 E: 0 K: 3 S: 17	H: 1 LOB: 1 BB: 0 P: 25	R: 0 E: 0 K: 1 S: 11	H: 0 LOB: 1 BB: 1 P: 20	R: 0 E: 0 K: 1 S: 14	H: 1 LOB: 1 BB: 1 P: 22	R: 0 E: 0 K: 1 S: 7	H: 1 LOB: 1 BB: 0 P: 9	R: 0 E: 0 K: 1 S: 14	H: 0 LOB: 2 BB: 2 P: 22		R: 0 E: 0 K: 0 S: 6	H: 0 LOB: 2 BB: 2 P: 18	1B: 6 2B: 2 3B: 0 HR: 0	SF: 0 SAC: 1 DP: 0 HBP: 1	WP: 0 PB: 0 SB: 1 CS: 3
PITCHER	IP WLS BF H R ER SO BB IBB HBP BLK WP HR S P ERA WHIP																					
Roger Clemens, R ERA: 2.7 (1, 1)	7.0 31 8 4 4 9 3 0 1 0 0 0 82 135 5.14 1.571																					
Dennis Lamp, R ERA: 4.2 (8, 1)	1.0 6 0 0 0 1 2 0 0 0 0 0 15 27 0.00 2.000																					
Tony Fossas, L ERA: 3.92 (9, 1)	0.1 2 0 0 0 0 0 1 0 0 0 0 4 7 0.00 0.000																					
Greg Harris, R ERA: 4.0 (9, 1)	0.2 W 2 0 0 0 0 0 0 0 0 0 0 4 7 0.00 0.000																					

Batter	1	2	3	4	5	6	7	8	9	AB	R	H	RBI	BB	SO	LOB	BOTTOM			
Wade Boggs, L OBP: 0.326, SLG: 0.476 (1, 5)										5	1	1	2	0	0	2	Cleveland Indians @ Boston Red Sox Fenway Park, Boston, MA Wed Aug 21 1991, 7:05 PM EDT Att: 34,069 - Cloudy - 66 F			
Jody Read, R OBP: 0.316, SLG: 0.352 (1, 4)										4	1	3	1	0	0	0				
Carlos Quintana, R OBP: 0.372, SLG: 0.412 (1, 3)										4	0	1	0	0	1	3				
Jack Clark, R OBP: 0.374, SLG: 0.440 (1, 10)										3	1	1	0	1	0	1				
Mike Greenwell, L OBP: 0.361, SLG: 0.433 (1, 7)										3	0	0	1	0	0	4				
Ellis Burks, R OBP: 0.325, SLG: 0.447 Phil Plantier, L OBP: 0.512, SLG: 0.676 (8, PH) (9, 9)										3	0	1	0	0	0	0				
Tom Brunansky, R OBP: 0.296, SLG: 0.374 Mo Vaughn, L OBP: 0.341, SLG: 0.362 Tony Peña, R OBP: 0.283, SLG: 0.341 (8, PH) (9, 2)										3	0	0	0	0	1	1				
John Marzano, R OBP: 0.233, SLG: 0.310 Steve Lyons, L OBP: 0.297, SLG: 0.382 (8, PH) (9, 8)										3	0	0	0	0	0	0				
Mike Brumley, S OBP: 0.276, SLG: 0.268 (1, 6)										3	2	2	0	1	0	0				
Inning Stats	R: 0 E: 1 K: 0 S: 7	H: 1 LOB: 2 BB: 0 P: 10	R: 0 E: 0 K: 1 S: 5	H: 0 LOB: 0 BB: 0 P: 8	R: 1 E: 0 K: 0 S: 12	H: 3 LOB: 2 BB: 0 P: 22	R: 0 E: 0 K: 0 S: 4	H: 0 LOB: 0 BB: 0 P: 6	R: 0 E: 0 K: 0 S: 15	H: 1 LOB: 1 BB: 0 P: 23	R: 0 E: 0 K: 0 S: 6	H: 1 LOB: 1 BB: 1 P: 15	R: 2 E: 0 K: 0 S: 12	H: 2 LOB: 2 BB: 2 P: 27	R: 2 E: 0 K: 0 S: 7	H: 2 LOB: 0 BB: 0 P: 8		1B: 7 2B: 2 3B: 0 HR: 1	SF: 1 SAC: 0 DP: 1 HBP: 0	WP: 1 PB: 0 SB: 0 CS: 0
PITCHER	IP WLS BF H R ER SO BB IBB HBP BLK WP HR S P ERA WHIP																			
Dave Otto, L ERA: 3.03 (1, 1)	7.2 32 7 3 3 2 1 0 0 0 0 1 63 109 3.52 1.174																			
Steve Olin, R ERA: 4.23 (8, 1)	0.1 L 5 3 2 2 0 1 0 0 0 0 0 1 14 23 54.00 12.000																			


Batter	1	2	3	4	5	6	7	8	9	AB	R	H	RBI	BB	SO	LOB	TOP			
Wade Boggs, L (1, 5) OBP: 0.328, SLG: 0.479										4	0	2	0	0	0	0	Boston Red Sox @ California Angels Anaheim Stadium, Anaheim, CA Fri Aug 23 1991, 10:05 PM EDT Att: 29,698 - Sunny - 78 F			
Jody Reed, R (1, 4) OBP: 0.321, SLG: 0.357										4	1	2	0	0	1	0				
Carlos Quintana, R (1, 3) OBP: 0.371, SLG: 0.410										4	0	1	0	0	1	4				
Jack Clark, R (1, 10) OBP: 0.374, SLG: 0.437										3	0	0	0	1	0	3				
Mike Greenwell, L (1, 7) OBP: 0.361, SLG: 0.431										4	0	1	1	0	0	0				
Ellis Burks, R (1, 8) OBP: 0.322, SLG: 0.439										3	0	0	0	0	0	2				
Mo Vaughn, L (9, FH) OBP: 0.350, SLG: 0.367										1	0	0	0	0	0	0				
Tom Brunansky, R (1, 9) OBP: 0.298, SLG: 0.373										2	0	0	0	1	0	0				
John Marzano, R (1, 2) OBP: 0.234, SLG: 0.297										2	0	0	0	1	1	0				
Luis Rivera, R (1, 6) OBP: 0.331, SLG: 0.412										3	0	0	0	0	1	2				
Inning Stats	R: 1 E: 0 K: 0 S: 12	H: 3 LOB: 2 BB: 1 P: 24	R: 0 E: 0 K: 0 S: 15	H: 0 LOB: 0 BB: 0 P: 20	R: 0 E: 0 K: 1 S: 10	H: 2 LOB: 1 BB: 0 P: 12	R: 0 E: 0 K: 0 S: 7	H: 0 LOB: 0 BB: 0 P: 11	R: 0 E: 0 K: 0 S: 6	H: 1 LOB: 0 BB: 0 P: 10	R: 0 E: 0 K: 0 S: 9	H: 0 LOB: 2 BB: 2 P: 19	R: 0 E: 0 K: 1 S: 7	H: 0 LOB: 0 BB: 0 P: 8	R: 0 E: 0 K: 0 S: 7	H: 0 LOB: 0 BB: 0 P: 11	1B: 6 2B: 0 3B: 0 HR: 0	SF: 0 SAC: 0 DP: 3 HBP: 0	WP: 0 PB: 0 SB: 0 CS: 0	PA: 33
PITCHER	IP WLS BF H R ER SO BB IBB HBP BLK WP HR S P ERA WHIP																			
Jim Abbott, L (1, 1) ERA: 3.07	7.0 W 27 6 1 1 3 3 0 0 0 0 0 0 67 105 1.29 1.286																			
Mark Eichhorn, R (8, 1) ERA: 1.13	1.0 3 0 0 0 1 0 0 0 0 0 0 0 7 8 0.00 0.000																			
Bryan Harvey, R (9, 1) ERA: 1.42	1.0 S 3 0 0 0 0 0 0 0 0 0 0 0 7 11 0.00 0.000																			

AB	30
R	1
H	6
RBI	1
BB	3
SO	4
LOB	11



Batter	1	2	3	4	5	6	7	8	9	AB	R	H	RBI	BB	SO	LOB	BOTTOM			
Luis Polonia, L (1, 7) OBP: 0.355, SLG: 0.385										2	1	0	0	3	0	2	Boston Red Sox @ California Angels Anaheim Stadium, Anaheim, CA Fri Aug 23 1991, 10:05 PM EDT Att: 29,698 - Sunny - 78 F			
Gary Gaetti, R (1, 5) OBP: 0.292, SLG: 0.402										3	1	0	0	2	1	3				
Wally Joyner, L (1, 3) OBP: 0.365, SLG: 0.505										4	1	2	1	0	0	3				
Dave Winfield, R (1, 9) OBP: 0.313, SLG: 0.476										3	0	2	1	1	0	2				
Dave Parker, L (1, 10) OBP: 0.282, SLG: 0.363										4	0	0	0	0	1	7				
Bobby Rose, R (1, 4) OBP: 0.304, SLG: 0.431										4	1	2	1	0	1	3				
Lance Parrish, R (1, 2) OBP: 0.293, SLG: 0.389										4	0	1	0	0	1	2				
Shawn Abner, R (1, 8) OBP: 0.230, SLG: 0.282										4	0	0	0	0	2	2				
Dick Schofield, R (1, 6) OBP: 0.332, SLG: 0.268										3	0	1	1	1	0	1				
Inning Stats	R: 2 E: 0 K: 0 S: 9	H: 2 LOB: 2 BB: 2 P: 23	R: 0 E: 0 K: 0 S: 6	H: 0 LOB: 1 BB: 1 P: 15	R: 1 E: 0 K: 3 S: 12	H: 2 LOB: 1 BB: 0 P: 20	R: 0 E: 0 K: 0 S: 7	H: 1 LOB: 1 BB: 0 P: 17	R: 0 E: 0 K: 2 S: 7	H: 0 LOB: 2 BB: 2 P: 10	R: 0 E: 0 K: 0 S: 9	H: 1 LOB: 2 BB: 1 P: 19	R: 1 E: 0 K: 1 S: 9	H: 2 LOB: 2 BB: 1 P: 15	R: 0 E: 0 K: 0 S: 7	H: 2 LOB: 2 BB: 1 P: 15		1B: 7 2B: 0 3B: 0 HR: 1	SF: 0 SAC: 0 DP: 0 HBP: 0	WP: 0 PB: 1 SB: 1 CS: 1
PITCHER	IP WLS BF H R ER SO BB IBB HBP BLK WP HR S P ERA WHIP																			
Matt Young, L (1, 1) ERA: 4.23	6.1 L 30 6 3 0 0 0 0 0 0 0 0 0 4 7 0.00 0.000																			
Dennis Lamp, R (7, 1) ERA: 4.18	0.1 1 0 0 0 0 0 0 0 0 0 0 0 3 4 27.00 6.000																			
Tony Fossas, L (7, 1) ERA: 4.1	0.1 3 2 1 1 0 0 0 0 0 0 0 0 3 4 27.00 6.000																			
Dan Petry, R (8, 1) ERA: 5.05	1.0 4 0 0 0 1 0 0 1 0 0 0 0 7 12 0.00 0.000																			

AB	31
R	4
H	8
RBI	4
BB	7
SO	6
LOB	25



Batter	1	2	3	4	5	6	7	8	9	AB	R	H	RBI	BB	SO	LOB	TOP				
Wade Boggs, L (1,5) OBP: 0.330, SLG: 0.481	L7		1B			F7			SH5-4 2B	4	0	2	0	0	0	0					
Jody Read, R (1,4) OBP: 0.320, SLG: 0.355 (8,6)	G6-3		P6			G1-6-3			SH5-4	3	0	0	0	0	0	1					
Phil Plantier, L (1,9) OBP: 0.471, SLG: 0.595	G3-1			P6			F8		L3	4	0	0	0	0	0	1					
Jack Clark, R (1,10) OBP: 0.371, SLG: 0.433		P3		F9			K		L4	4	0	0	0	0	1	1					
Mike Greenwell, L (1,7) OBP: 0.359, SLG: 0.429		F8		E3			F7			3	0	0	0	0	0	0					
Mo Vaughn, L (1,3) OBP: 0.348, SLG: 0.366					G5-3				G6-3	3	0	1	0	0	0	0					
Ellis Burks, R (1,8) OBP: 0.322, SLG: 0.439										3	0	1	0	0	0	1					
John Marzano, R (1,2) OBP: 0.225, SLG: 0.286										3	0	0	0	0	0	1					
Luis Rivera, R (1,6) OBP: 0.329, SLG: 0.409										2	0	0	0	0	1	0					
Steve Lyons, L (8,PH) OBP: 0.295, SLG: 0.379 (8,4)										1	0	0	0	0	0	1					
Inning Stats	R: 0 H: 0 E: 0 K: 0 S: 7	H: 0 LOB: 0 BB: 0 P: 13	R: 0 H: 1 E: 0 K: 0 S: 13	LOB: 1 BB: 0 P: 20	R: 0 H: 1 E: 0 K: 0 S: 10	LOB: 1 BB: 0 P: 17	R: 0 H: 0 E: 1 K: 0 S: 6	LOB: 0 BB: 0 P: 9	R: 0 H: 0 E: 0 K: 1 S: 9	LOB: 0 BB: 0 P: 10	R: 0 H: 0 E: 0 K: 1 S: 6	LOB: 0 BB: 0 P: 11	R: 0 H: 1 E: 0 K: 0 S: 8	LOB: 1 BB: 0 P: 11	R: 0 H: 1 E: 0 K: 0 S: 8	LOB: 1 BB: 0 P: 9	1B: 3 2B: 1 3B: 0 HR: 0	SF: 0 SAC: 1 DP: 0 HBP: 0	WP: 0 PB: 0 SB: 0 CS: 0	PA: 31	
PITCHER	IP	WLS	BF	H	R	ER	SO	BB	IBB	HBP	BLK	WP	HR	S	P	ERA	WHIP				
Kirk McCaskill, R (1,1) ERA: 4.16	8.0	W	27	3	0	0	2	0	0	0	0	0	0	65	104	0.00	0.375				
Bryan Harvey, R (9,1) ERA: 1.4	1.0	S	4	1	0	0	0	0	0	0	0	0	0	8	9	0.00	1.000				

Boston Red Sox @ California Angels
Anaheim Stadium, Anaheim, CA
Sat Aug 24 1991, 10:05 PM EDT
Att: 31,597 - Sunny - 78 F

AB	30
R	0
H	4
RBI	0
BB	0
SO	2
LOB	6



Batter	1	2	3	4	5	6	7	8	9	AB	R	H	RBI	BB	SO	LOB	BOTTOM				
Luis Polonia, L (1,7) OBP: 0.354, SLG: 0.384	G4-6-3 1B		K			K			G3-1	4	0	1	0	0	2	2					
Luis Sojo, R (1,4) OBP: 0.283, SLG: 0.334	G4-6-3 1-2		G4-3			P6			G5-3	4	0	0	0	0	0	3					
Wally Joyner, L (1,3) OBP: 0.363, SLG: 0.502	K					G4-3				3	0	0	0	0	1	0					
Gary Gaetti, R (1,5) OBP: 0.292, SLG: 0.400						P6			G2-3	2	0	0	0	1	0	0					
Dave Winfield, R (1,10) OBP: 0.315, SLG: 0.483									HR	2	1	1	1	1	0	1					
Dave Gallagher, R (1,9) OBP: 0.355, SLG: 0.355									P3	3	0	0	0	0	0	2					
Shawn Abner, R (1,8) OBP: 0.226, SLG: 0.277									G6-3	3	0	0	0	0	0	1					
Dick Schofield, R (1,6) OBP: 0.332, SLG: 0.266									G6-3	2	0	0	0	1	0	0					
Ron Tingley, R (1,2) OBP: 0.262, SLG: 0.266									G3-1 WP 1B	3	0	1	0	0	1	1					
Inning Stats	R: 0 H: 1 E: 0 K: 1 S: 8	H: 0 LOB: 1 BB: 1 P: 17	R: 0 H: 0 E: 0 K: 1 S: 11	LOB: 1 BB: 1 P: 20	R: 0 H: 0 E: 0 K: 0 S: 6	LOB: 0 BB: 1 P: 14	R: 0 H: 0 E: 0 K: 1 S: 7	LOB: 0 BB: 0 P: 14	R: 1 H: 1 E: 0 K: 0 S: 8	LOB: 0 BB: 0 P: 11	R: 0 H: 1 E: 0 K: 0 S: 12	LOB: 1 BB: 0 P: 20	1B: 2 2B: 0 3B: 0 HR: 1	SF: 0 SAC: 0 DP: 1 HBP: 0	WP: 1 PB: 0 SB: 0 CS: 0	PA: 29					
PITCHER	IP	WLS	BF	H	R	ER	SO	BB	IBB	HBP	BLK	WP	HR	S	P	ERA	WHIP				
Kevin Morton, L (1,1) ERA: 4.41	7.0	L	25	2	1	1	4	3	0	0	0	0	0	58	101	1.29	0.714				
Greg Harris, R (8,1) ERA: 3.89	1.0		4	1	0	0	0	0	0	0	0	1	0	12	20	0.00	1.000				

Boston Red Sox @ California Angels
Anaheim Stadium, Anaheim, CA
Sat Aug 24 1991, 10:05 PM EDT
Att: 31,597 - Sunny - 78 F

AB	26
R	1
H	3
RBI	1
BB	3
SO	4
LOB	10



Batter	1	2	3	4	5	6	7	8	9	AB	R	H	RBI	BB	SO	LOB	TOP				
Wade Boggs, L (1, 5) OBP: 0.328, SLG: 0.479	G3-1		G5-4-3 E 1B	G1-3			P6			4	1	1	0	1	0	1	Boston Red Sox @ California Angels Anaheim Stadium, Anaheim, CA Sun Aug 25 1991, 6:33 AM EDT Att: 28,207 - Sunny - 75 F				
Jody Reed, R (1, 4) OBP: 0.317, SLG: 0.352 Steve Lyons, L (9, FH) OBP: 0.293, SLG: 0.376	G6-3		G5-4-3		L5		G5-3		G3	4	0	0	0	0	0	2					
Carlos Quintana, R (1, 3) OBP: 0.372, SLG: 0.410			E9 2B				G5-3			3	1	1	0	1	0	0					
Jack Clark, R (1, 10) OBP: 0.370, SLG: 0.433	G5-3		PO 2B		G6-4-3					4	0	1	1	0	0	2					
Phil Plantier, L (1, 7) OBP: 0.491, SLG: 0.591			PO				G3			2	1	1	0	2	0	0					
Ellis Burks, R (1, 8) OBP: 0.319, SLG: 0.434	G5-4-3				K		K		G6-3	4	0	0	0	0	2	3					
Tom Brunansky, R (1, 9) OBP: 0.300, SLG: 0.381	G1-3				HR		1B BB		P4	3	1	1	2	1	0	0					
John Marzano, R (1, 2) OBP: 0.238, SLG: 0.296			F8						G4-3	4	0	2	0	0	0	0					
Luis Rivera, R (1, 6) OBP: 0.331, SLG: 0.410			G5-4-3 E 1B		F7		G4-3			4	1	2	0	0	0	3					
Inning Stats	R: 0 E: 0 K: 0 S: 8	H: 0 LOB: 1 BB: 1 P: 14	R: 0 E: 0 K: 0 S: 7	H: 0 LOB: 0 BB: 1 P: 12	R: 3 E: 1 K: 0 S: 12	H: 3 LOB: 0 BB: 0 P: 19	R: 2 E: 0 K: 1 S: 13	H: 2 LOB: 1 BB: 1 P: 26	R: 0 E: 0 K: 1 S: 9	H: 1 LOB: 0 BB: 1 P: 18	R: 0 E: 0 K: 0 S: 7	H: 0 LOB: 0 BB: 0 P: 11	R: 0 E: 0 K: 0 S: 6	H: 1 LOB: 0 BB: 0 P: 8	R: 0 E: 0 K: 0 S: 8	H: 1 LOB: 2 BB: 1 P: 14	1B: 7 2B: 1 3B: 0 HR: 1	SF: 0 SAC: 0 DP: 3 HBP: 0	WP: 0 PB: 0 SB: 0 CS: 0	PA: 39	
PITCHER	IP	WLS	BF	H	R	ER	SO	BB	IBB	HBP	BLK	WP	HR	S	P	ERA	WHIP				
Mark Langston, L (1, 1) ERA: 3.23	4.0		19	5	5	2	1	3	0	0	0	0	1	40	71	4.50	2.000				
Mike Fetters, R (5, 1) ERA: 5.16	4.2	W	18	4	0	0	1	2	0	0	0	0	0	35	61	0.00	1.286				
Mark Eichhorn, R (9, 1) ERA: 1.12	0.1	S	1	0	0	0	0	0	0	0	0	0	0	1	1	0.00	0.000				

Boston Red Sox @ California Angels
 Anaheim Stadium, Anaheim, CA
 Sun Aug 25 1991, 6:33 AM EDT
 Att: 28,207 - Sunny - 75 F


AB 33
 R 5
 H 9
 RBI 3
 BB 5
 SO 2
 LOB 13



Batter	1	2	3	4	5	6	7	8	9	AB	R	H	RBI	BB	SO	LOB	BOTTOM				
Luis Polonia, L (1, 7) OBP: 0.353, SLG: 0.381	G3		HR BB	P5		K				4	1	0	0	1	2	1	Boston Red Sox @ California Angels Anaheim Stadium, Anaheim, CA Sun Aug 25 1991, 6:33 AM EDT Att: 28,207 - Sunny - 75 F				
Gary Gaetti, R (1, 5) OBP: 0.291, SLG: 0.405	G6-3		HR		F7		P2		G6-3	5	1	1	2	0	0	0					
Wally Joyner, L (1, 3) OBP: 0.364, SLG: 0.509	G3-1		G3		1B 2B		2B 3B			4	2	2	0	0	0	0					
Dave Winfield, R (1, 10) OBP: 0.319, SLG: 0.488			F9 2B		G5-3		1B BB			3	1	2	1	1	0	0					
Lance Parrish, R (1, 2) OBP: 0.295, SLG: 0.390			F9		1B HR		1B BB			4	2	2	1	0	1	2					
Junior Felix, S (1, 9) OBP: 0.307, SLG: 0.351			G5-3		1B HR		2B 1B		G5-3	4	1	2	1	0	0	1					
Shawn Abner, R (1, 8) OBP: 0.232, SLG: 0.306			K		HR		2B		K	4	1	2	4	0	2	1					
Luis Sojo, R (1, 4) OBP: 0.280, SLG: 0.330			F9		G5-3		F7		G1-3	4	0	0	0	0	0	2					
Dick Schofield, R (1, 6) OBP: 0.331, SLG: 0.266			G6-3		1B		F8		G6-3	4	0	1	0	0	0	2					
Inning Stats	R: 0 E: 0 K: 0 S: 5	H: 1 LOB: 0 BB: 0 P: 8	R: 0 E: 0 K: 1 S: 8	H: 1 LOB: 0 BB: 0 P: 13	R: 2 E: 0 K: 0 S: 11	H: 1 LOB: 0 BB: 1 P: 19	R: 3 E: 0 K: 0 S: 15	H: 4 LOB: 1 BB: 0 P: 24	R: 3 E: 0 K: 2 S: 12	H: 4 LOB: 2 BB: 1 P: 22	R: 1 E: 0 K: 2 S: 12	H: 2 LOB: 0 BB: 0 P: 20	R: 0 E: 0 K: 1 S: 5	H: 0 LOB: 0 BB: 0 P: 8	R: 0 E: 0 K: 1 S: 9	H: 0 LOB: 0 BB: 0 P: 13	1B: 5 2B: 4 3B: 1 HR: 2	SF: 0 SAC: 0 DP: 0 HBP: 0	WP: 0 PB: 0 SB: 0 CS: 0	PA: 38	
PITCHER	IP	WLS	BF	H	R	ER	SO	BB	IBB	HBP	BLK	WP	HR	S	P	ERA	WHIP				
Joe Hesketh, L (1, 1) ERA: 3.89	4.1	L	22	7	7	7	1	2	0	0	0	0	2	45	77	14.54	2.077				
Dennis Lamp, R (5, 1) ERA: 4.33	1.2		10	5	2	2	2	0	0	0	0	0	0	21	29	10.80	3.000				
Tom Bolton, L (7, 1) ERA: 4.58	2.0		6	0	0	0	2	0	0	0	0	0	0	14	21	0.00	0.000				

Boston Red Sox @ California Angels
 Anaheim Stadium, Anaheim, CA
 Sun Aug 25 1991, 6:33 AM EDT
 Att: 28,207 - Sunny - 75 F

AB 36
 R 9
 H 12
 RBI 9
 BB 2
 SO 5
 LOB 9



Batter	1	2	3	4	5	6	7	8	9	AB	R	H	RBI	BB	SO	LOB	TOP											
Wade Boggs, L (1, 5) OBP: 0.328, SLG: 0.477	L8		1B			G6-3		G4-3		4	0	1	0	0	0	0	Boston Red Sox @ Oakland Athletics Oakland-Alameda County Coliseum, Oakland, CA Mon Aug 26 1991, 7:05 PM PDT Att: 28,869 - Cloudy - 60 F											
Jody Read, R (1, 4) OBP: 0.317, SLG: 0.351	WP 1B		K			F7		L5		4	0	1	0	0	1	1												
Phil Planter, L (1, 9) OBP: 0.492, SLG: 0.638 Tom Brunansky, R (9, 9) OBP: 0.300, SLG: 0.381	K			L8				HR		3	1	1	1	1	1	1												
Jack Clark, R (1, 10) OBP: 0.370, SLG: 0.441 Carlos Quintana, R (6, PH) OBP: 0.370, SLG: 0.407	K			HR		G6-3		K		2	1	1	0	1	1	1												
Mike Greenwell, L (1, 7) OBP: 0.358, SLG: 0.427		L9		G4-3				2B 1B		4	1	1	0	0	1	0												
Mo Vaughn, L (1, 3) OBP: 0.340, SLG: 0.354	G4-3			L7				F7		4	0	0	0	0	1	1												
Ellis Burks, R (1, 8) OBP: 0.318, SLG: 0.433		P4						F8		4	0	1	0	0	0	1												
John Marzano, R (1, 2) OBP: 0.241, SLG: 0.310			L4					1-H 2B		3	0	1	1	0	1	1												
Luis Rivera, R (1, 6) OBP: 0.329, SLG: 0.406			K					G5-3		3	0	0	0	0	2	2												
Inning Stats	R: 0 H: 1 E: 0 K: 2 S: 15	H: 1 R: 3 ER: 0 LOB: 0 BB: 0 P: 22	R: 0 H: 0 E: 0 K: 0 S: 4	H: 0 R: 3 ER: 0 LOB: 0 BB: 0 P: 6	R: 0 H: 1 E: 0 K: 2 S: 12	H: 1 R: 0 ER: 0 LOB: 1 BB: 0 P: 20	R: 1 H: 1 E: 0 K: 0 S: 9	H: 1 R: 0 ER: 0 LOB: 0 BB: 0 P: 15	R: 0 H: 1 E: 0 K: 2 S: 10	H: 1 R: 2 ER: 0 LOB: 1 BB: 1 P: 12	R: 1 H: 2 E: 0 K: 0 S: 11	H: 2 R: 1 ER: 0 LOB: 1 BB: 0 P: 19	R: 1 H: 1 E: 0 K: 2 S: 13	H: 1 R: 0 ER: 0 LOB: 0 BB: 0 P: 19	R: 0 H: 0 E: 0 K: 2 S: 9	H: 0 R: 0 ER: 0 LOB: 0 BB: 0 P: 14		1B: 4 2B: 1 3B: 0 HR: 2	SF: 0 SAC: 0 DP: 0 HBP: 0	WP: 2 PB: 2 SB: 0 CS: 1	PA: 34							
PITCHER	IP	WLS	BF	H	R	ER	SO	BB	IBB	HBP	BLK	WP	HR	S	P	ERA	WHIP											
Mike Moore, R (1, 1) ERA: 3.19	8.0	L	31	7	3	3	7	1	0	0	0	0	1	2	86	136	3.38	1.000										
Rick Honeycutt, L (9, 1) ERA: 3.76	0.2		2	0	0	0	2	0	0	0	0	0	0	0	7	11	0.00	0.000										
Dennis Eckersley, R (9, 1) ERA: 2.62	0.1		1	0	0	0	0	0	0	0	0	0	0	0	2	3	0.00	0.000										

Batter	1	2	3	4	5	6	7	8	9	AB	R	H	RBI	BB	SO	LOB	BOTTOM										
Rickey Henderson, R (1, 7) OBP: 0.402, SLG: 0.391	G6-3		P3			G5-3		G6-3		4	0	0	0	0	0	1	Boston Red Sox @ Oakland Athletics Oakland-Alameda County Coliseum, Oakland, CA Mon Aug 26 1991, 7:05 PM PDT Att: 28,869 - Cloudy - 60 F										
Dave Henderson, R (1, 8) OBP: 0.356, SLG: 0.498	G6-3			G4-3 2B		F9		P4		4	0	1	0	0	0	0											
Jose Canseco, R (1, 9) OBP: 0.356, SLG: 0.548	K			K				K		4	0	0	0	0	4	1											
Harold Baines, L (1, 10) OBP: 0.382, SLG: 0.491		K		G4-3				1B BB		3	0	0	0	1	2	1											
Terry Steinbach, R (1, 3) OBP: 0.326, SLG: 0.431	G6-3			G4-3				1B		3	0	1	0	0	0	1											
Brook Jacoby, R (1, 5) OBP: 0.278, SLG: 0.315	F9					F9		P4		3	0	0	0	0	0	2											
Jamie Quirk, L (1, 2) OBP: 0.302, SLG: 0.284			G6-3			K		K		3	0	0	0	0	2	2											
Mike Gallego, R (1, 4) OBP: 0.338, SLG: 0.368			CS 1B			G6-3		K		3	0	1	0	0	1	0											
Mike Bordick, R (1, 6) OBP: 0.281, SLG: 0.278 Ernest Riles, L (8, PH) OBP: 0.288, SLG: 0.310			1-2 HBP			K		F8		1	0	0	0	0	1	0											
Inning Stats	R: 0 H: 0 E: 0 K: 1 S: 8	H: 0 R: 0 ER: 0 LOB: 0 BB: 0 P: 13	R: 0 H: 0 E: 0 K: 1 S: 8	H: 0 R: 0 ER: 0 LOB: 0 BB: 0 P: 13	R: 0 H: 1 E: 0 K: 0 S: 8	H: 1 R: 0 ER: 0 LOB: 1 BB: 0 P: 13	R: 0 H: 1 E: 0 K: 1 S: 16	H: 1 R: 0 ER: 0 LOB: 0 BB: 0 P: 27	R: 0 H: 0 E: 0 K: 1 S: 9	H: 0 R: 0 ER: 0 LOB: 0 BB: 0 P: 13	R: 0 H: 0 E: 0 K: 1 S: 5	H: 0 R: 1 ER: 0 LOB: 2 BB: 1 P: 8	R: 0 H: 1 E: 0 K: 2 S: 11	H: 1 R: 0 ER: 0 LOB: 0 BB: 0 P: 19	R: 0 H: 0 E: 0 K: 1 S: 11	H: 0 R: 0 ER: 0 LOB: 0 BB: 0 P: 15		R: 0 H: 0 E: 0 K: 2 S: 8	H: 0 R: 0 ER: 0 LOB: 0 BB: 0 P: 12	1B: 2 2B: 1 3B: 0 HR: 0	SF: 0 SAC: 0 DP: 0 HBP: 1	WP: 0 PB: 0 SB: 0 CS: 1	PA: 31				
PITCHER	IP	WLS	BF	H	R	ER	SO	BB	IBB	HBP	BLK	WP	HR	S	P	ERA	WHIP										
Roger Clemens, R (1, 1) ERA: 2.59	9.0	W	31	3	0	0	10	1	0	1	0	0	0	84	133	0.00	0.444										



Batter	1	2	3	4	5	6	7	8	9	AB	R	H	RBI	BB	SO	LOB	TOP
Wade Boggs, L (1, 5) OBP: 0.323, SLG: 0.471	G4-3		F8					G4-3		4	0	1	0	0	0	0	Boston Red Sox @ Oakland Athletics Oakland-Alameda County Coliseum, Oakland, CA Wed Aug 28 1991, 3:33 AM PDT Att: 34,793 - Sunny - 62 F
Jody Read, R (1, 4) OBP: 0.319, SLG: 0.352	3B	1B	G4-3				F9	G5-3		4	1	1	0	0	0	1	
Carlos Quintana, R (1, 3) OBP: 0.376, SLG: 0.432	1H	SF9	G4-3					G4-3	WP	4	2	3	1	0	0	0	
Mike Greenwell, L (1, 7) OBP: 0.355, SLG: 0.423	SF9			K				G4-3		3	0	0	1	0	1	2	
Mo Vaughn, L (1, 10) OBP: 0.340, SLG: 0.368	3H							G3-1		4	0	2	1	0	0	0	
Ellis Burks, R (1, 8) OBP: 0.316, SLG: 0.433	P6							P2		4	0	0	0	0	1	2	
Tom Brunansky, R (1, 9) OBP: 0.298, SLG: 0.378 Steve Lyons, L (9, PH) OBP: 0.298, SLG: 0.381		K						F9		3	0	0	0	0	2	1	
Tony Peña, R (1, 2) OBP: 0.282, SLG: 0.336	G1-3							L6		4	0	0	0	0	1	1	
Mike Brumley, S (1, 6) OBP: 0.275, SLG: 0.279				K				K		3	0	0	0	0	2	0	
Inning Stats	R: 2 H: 3 E: 0 K: 0 S: 18	H: 3 R: 0 ER: 0 SO: 7 BB: 1 LOB: 25	H: 0 R: 0 ER: 0 SO: 7 BB: 0 LOB: 9	H: 0 R: 0 ER: 0 SO: 7 BB: 0 LOB: 10	H: 1 R: 0 ER: 0 SO: 13 BB: 0 LOB: 22	H: 1 R: 0 ER: 0 SO: 10 BB: 0 LOB: 15	H: 1 R: 0 ER: 0 SO: 11 BB: 0 LOB: 18	H: 0 R: 0 ER: 0 SO: 8 BB: 0 LOB: 11	H: 1 R: 0 ER: 0 SO: 9 BB: 0 LOB: 14	H: 1 R: 0 ER: 0 SO: 11 BB: 0 LOB: 11	1B: 5 2B: 2 3B: 1 HR: 0	SF: 1 2B: 2 3B: 1 HBP: 0	WP: 1 PB: 0 SB: 1 CS: 0	PA: 35			
PITCHER	IP WLS BF H R ER SO BB IBB HBP BLK WP HR S P ERA WHIP																
Dave Stewart, R (1, 1) ERA: 5.28	8.0 W 31 7 3 3 6 0 0 0 0 1 0 83 124 3.38 0.875																
Dennis Eckersley, R (9, 1) ERA: 2.58	1.0 4 1 0 0 1 0 0 0 0 0 0 0 11 11 0.00 1.000																

AB	34
R	3
H	8
RBI	3
BB	0
SO	7
LOB	7



Batter	1	2	3	4	5	6	7	8	9	AB	R	H	RBI	BB	SO	LOB	BOTTOM
Rickey Henderson, R (1, 7) OBP: 0.401, SLG: 0.392 Dennis Eckersley, R (9, 1)	G6-3		FC6-4			G5-4-3				4	2	3	0	0	0	1	Boston Red Sox @ Oakland Athletics Oakland-Alameda County Coliseum, Oakland, CA Wed Aug 28 1991, 3:33 AM PDT Att: 34,793 - Sunny - 62 F
Scott Brosius, R (1, 9) OBP: 0.293, SLG: 0.447 Ernest Riles, L (7, PH) OBP: 0.290, SLG: 0.309 Brad Komminsk, R (8, 9) OBP: 0.105, SLG: 0.105	WP		FC6-4			FC6-4		G3-1		3	1	1	0	0	0	3	
Jose Canseco, R (1, 10) OBP: 0.354, SLG: 0.544	2B		1B			FC6-4		F8		4	1	1	2	0	1	2	
Dave Henderson, R (1, 8) OBP: 0.354, SLG: 0.494	2B		1B			FC6-4		P2		4	0	1	1	0	2	2	
Terry Steinbach, R (1, 2) OBP: 0.327, SLG: 0.426	K		G6-3			2B		HR		2	2	0	0	2	1	2	
Brook Jacoby, R (1, 5) OBP: 0.280, SLG: 0.322	G6-3					IBB		L9		4	0	1	3	0	1	1	
Mark McGwire, R (1, 3) OBP: 0.334, SLG: 0.390	G5-3					2B		HR		4	1	1	2	0	2	1	
Mike Gallego, R (1, 4) OBP: 0.333, SLG: 0.361			G5-3			G6-3		G5-3		4	0	0	0	0	0	0	
Mike Bordick, R (1, 6) OBP: 0.288, SLG: 0.280			1B			1B		F8		3	2	2	0	1	0	0	
Inning Stats	R: 1 H: 1 E: 0 K: 2 S: 11	H: 1 R: 0 ER: 0 SO: 5 BB: 0 LOB: 6	H: 4 R: 0 ER: 0 SO: 20 BB: 0 LOB: 28	H: 0 R: 0 ER: 0 SO: 12 BB: 0 LOB: 17	H: 4 R: 4 ER: 0 SO: 20 BB: 1 LOB: 34	H: 0 R: 0 ER: 0 SO: 6 BB: 1 LOB: 13	H: 0 R: 0 ER: 0 SO: 8 BB: 0 LOB: 12	H: 1 R: 2 ER: 0 SO: 15 BB: 1 LOB: 24	H: 0 R: 0 ER: 0 SO: 11 BB: 0 LOB: 11	1B: 7 2B: 2 3B: 0 HR: 1	SF: 0 2B: 2 3B: 0 HBP: 0	WP: 1 PB: 0 SB: 1 CS: 0	PA: 36				
PITCHER	IP WLS BF H R ER SO BB IBB HBP BLK WP HR S P ERA WHIP																
Matt Young, L (1, 1) ERA: 4.69	4.0 L 20 8 6 6 5 1 1 0 0 0 0 0 17 35 4.50 1.000																
Dennis Lamp, R (5, 1) ERA: 4.34	2.0 8 1 1 1 2 1 1 0 0 0 0 1 23 36 9.00 1.000																
Dan Petry, R (7, 1) ERA: 5.14	2.0 8 1 2 2 0 1 0 0 0 0 0 1 23 36 9.00 1.000																

AB	33
R	9
H	10
RBI	8
BB	3
SO	7
LOB	12



Batter	1	2	3	4	5	6	7	8	9	AB	R	H	RBI	BB	SO	LOB	TOP								
Wade Boggs, L (1,5) OBP: 0.321, SLG: 0.467	F7		G4-3				G3-1		P5	4	0	0	0	1	0	1									
Jody Reed, R (1,4) OBP: 0.320, SLG: 0.353	F8				1B WP				F8	4	1	2	0	0	0	0									
Carlos Quintana, R (1,3) OBP: 0.375, SLG: 0.430	G6-3				K		K			4	0	1	0	0	2	4									
Mike Greenwell, L (1,7)					K				F7	4	0	0	0	0	2	5									
Mo Vaughn, L (1,10) OBP: 0.344, SLG: 0.388									G4-3	3	1	1	1	1	0	1									
Ellis Burks, R (1,8) OBP: 0.316, SLG: 0.431																									
Tom Brunansky, R (9,9) OBP: 0.298, SLG: 0.378									G6-3	4	0	1	1	0	0	0									
Steve Lyons, L (1,9) OBP: 0.297, SLG: 0.384																									
Tony Peña, R (1,2) OBP: 0.282, SLG: 0.335																									
Luis Rivera, R (1,6) OBP: 0.330, SLG: 0.406																									
Inning Stats	R: 0 E: 0 K: 0 S: 5	H: 0 LOB: 0 BB: 0 P: 9	R: 1 E: 0 K: 2 S: 9	H: 1 LOB: 0 BB: 0 P: 14	R: 0 E: 0 K: 1 S: 8	H: 0 LOB: 0 BB: 0 P: 15	R: 1 E: 0 K: 2 S: 14	H: 2 LOB: 2 BB: 1 P: 26	R: 0 E: 0 K: 1 S: 8	H: 3 LOB: 3 BB: 1 P: 17	R: 0 E: 0 K: 0 S: 6	H: 0 LOB: 0 BB: 0 P: 11	R: 0 E: 0 K: 0 S: 6	H: 0 LOB: 0 BB: 0 P: 10	R: 0 E: 0 K: 0 S: 6	H: 1 LOB: 1 BB: 0 P: 13	R: 1 E: 0 K: 0 S: 13	H: 2 LOB: 1 BB: 0 P: 21	1B: 7 2B: 1 3B: 0 HR: 1	SF: 0 SAC: 0 DP: 0 HBP: 0	WP: 1 PB: 0 SB: 0 CS: 0	PA: 37			
PITCHER	IP	WLS	BF	H	R	ER	SO	BB	IBB	HBP	BLK	WP	HR	S	P	ERA	WHIP								
Erik Hanson, R (1,1) ERA: 3.94	8.1	L	34	8	3	3	6	1	1	0	0	1	1	66	123	3.24	1.080								
Michael Jackson, R (9,1) ERA: 2.47	0.1		2	1	0	0	0	0	0	0	0	0	0	7	10	0.00	3.000								
Rob Murphy, L (9,1) ERA: 2.31	0.1		1	0	0	0	0	0	0	0	0	0	0	2	3	0.00	0.000								

Boston Red Sox @ Seattle Mariners
The Kingdome, Seattle, WA
Fri Aug 30 1991, 10:05 PM EDT
Att: 29,889 - Dome - 70 F

AB	35
R	3
H	9
RBI	3
BB	2
SO	6
LOB	14





Batter	1	2	3	4	5	6	7	8	9	AB	R	H	RBI	BB	SO	LOB	BOTTOM								
Edgar Martinez, R (1,5) OBP: 0.405, SLG: 0.442	F9						G4-3			4	0	1	0	0	1	2									
Harold Reynolds, S (1,4) OBP: 0.340, SLG: 0.339	G5-3									4	0	1	0	0	1	1									
Ken Griffey Jr., L (1,8) OBP: 0.402, SLG: 0.540	F8									3	0	0	0	0	0	0									
Jay Buhner, R (1,9) OBP: 0.333, SLG: 0.537										4	0	0	0	0	2	1									
Tracy Jones, R (1,7) OBP: 0.327, SLG: 0.376										3	0	0	0	0	0	1									
Greg Briley, L (9,PH) OBP: 0.295, SLG: 0.323										1	0	0	0	0	0	0									
Pete O'Brien, L (1,3) OBP: 0.304, SLG: 0.396										4	1	3	0	0	0	0									
Omar Vizquel, S (9,FR) OBP: 0.301, SLG: 0.288										0	0	0	0	0	0	0									
Tino Martinez, L (1,10) OBP: 0.290, SLG: 0.393										4	1	1	0	0	1	2									
Jeff Schaefer, R (1,6) OBP: 0.267, SLG: 0.336										3	0	1	1	0	0	1									
Alvin Davis, L (9,PH) OBP: 0.296, SLG: 0.330										1	0	0	0	0	0	1									
Dave Valle, R (1,2) OBP: 0.258, SLG: 0.256										2	0	1	1	0	0	0									
Inning Stats	R: 0 E: 0 K: 0 S: 7	H: 1 LOB: 0 BB: 0 P: 8	R: 0 E: 0 K: 1 S: 7	H: 1 LOB: 1 BB: 0 P: 10	R: 0 E: 0 K: 1 S: 10	H: 1 LOB: 1 BB: 0 P: 19	R: 0 E: 0 K: 1 S: 8	H: 0 LOB: 0 BB: 0 P: 11	R: 2 E: 0 K: 1 S: 9	H: 2 LOB: 0 BB: 0 P: 14	R: 0 E: 0 K: 0 S: 12	H: 1 LOB: 1 BB: 0 P: 16	R: 0 E: 0 K: 0 S: 10	H: 2 LOB: 2 BB: 0 P: 17	R: 0 E: 0 K: 1 S: 7	H: 0 LOB: 0 BB: 0 P: 11	R: 0 E: 0 K: 0 S: 10	H: 1 LOB: 1 BB: 0 P: 13	1B: 5 2B: 3 3B: 0 HR: 0	SF: 1 SAC: 1 DP: 0 HBP: 0	WP: 0 PB: 0 SB: 0 CS: 0	PA: 35			
PITCHER	IP	WLS	BF	H	R	ER	SO	BB	IBB	HBP	BLK	WP	HR	S	P	ERA	WHIP								
Joe Hesketh, L (1,1) ERA: 3.58	8.0	W	31	7	2	2	5	0	0	0	0	0	0	70	106	2.25	0.875								
Jeff Reardon, R (9,1) ERA: 3.22	1.0	S	4	1	0	0	0	0	0	0	0	0	0	10	13	0.00	1.000								

Boston Red Sox @ Seattle Mariners
The Kingdome, Seattle, WA
Fri Aug 30 1991, 10:05 PM EDT
Att: 29,889 - Dome - 70 F

AB	33
R	2
H	8
RBI	2
BB	0
SO	5
LOB	9



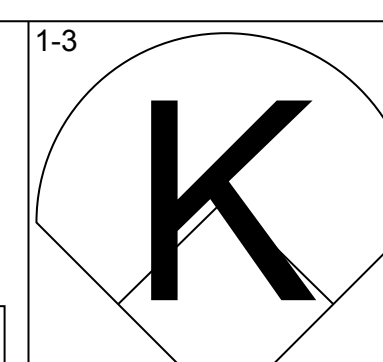
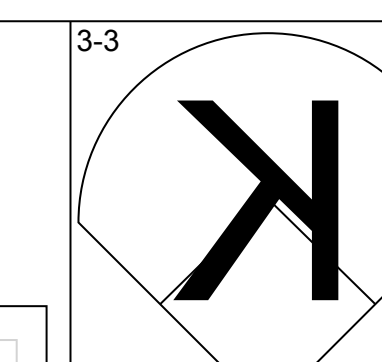
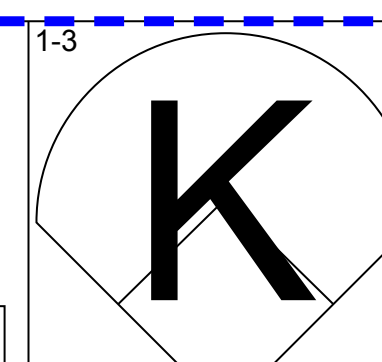
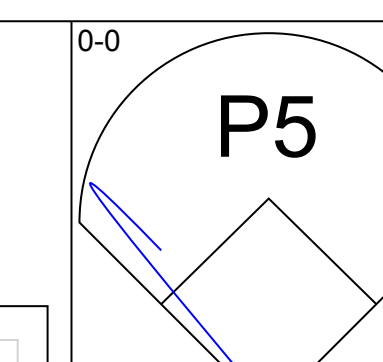
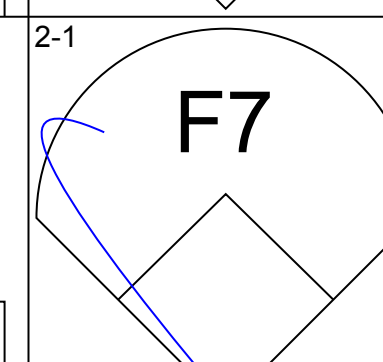
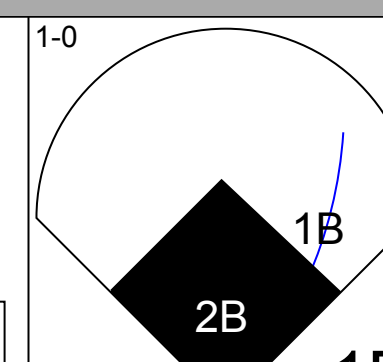
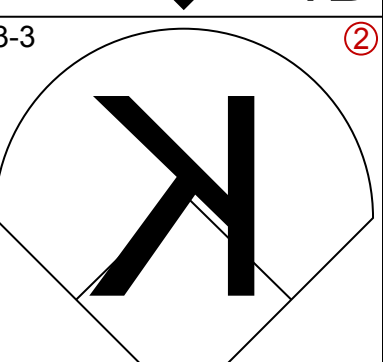
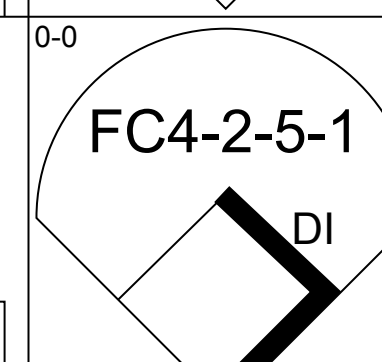
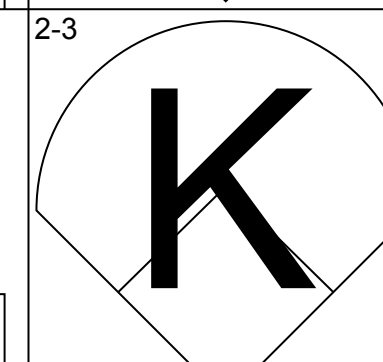
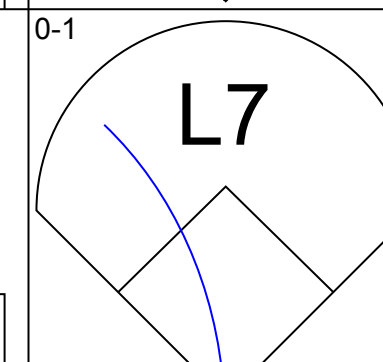
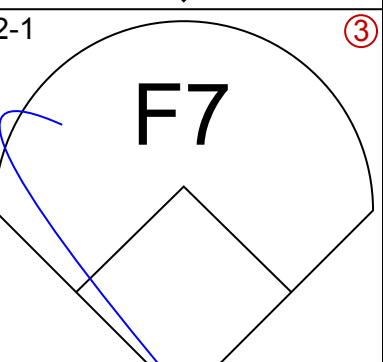
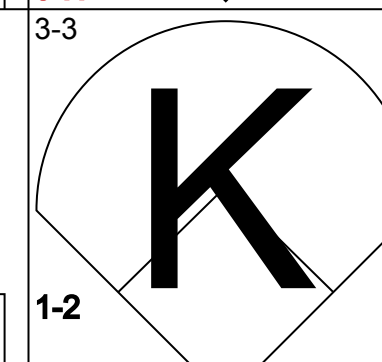
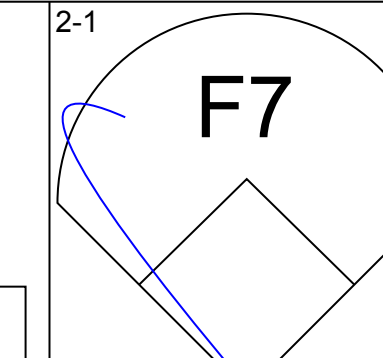
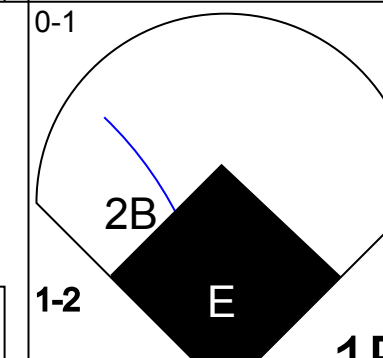
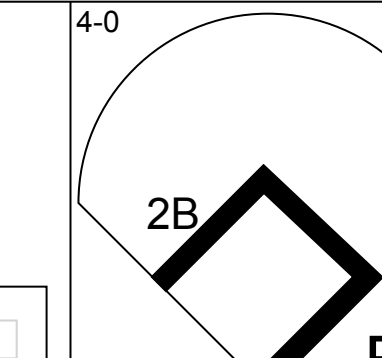
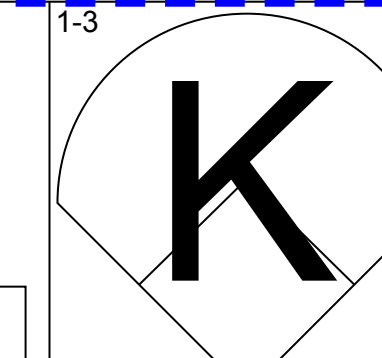
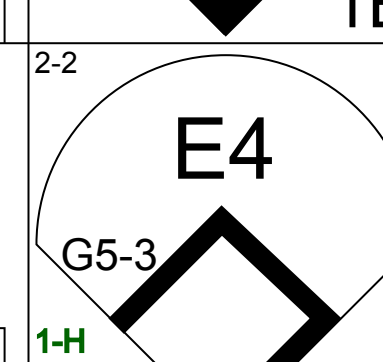

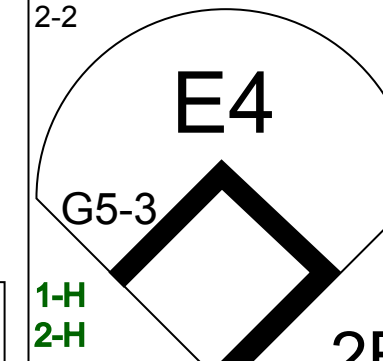
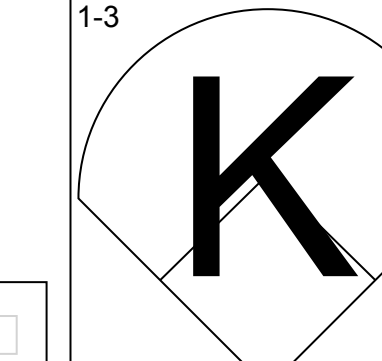
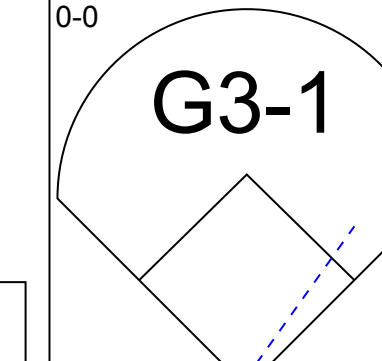

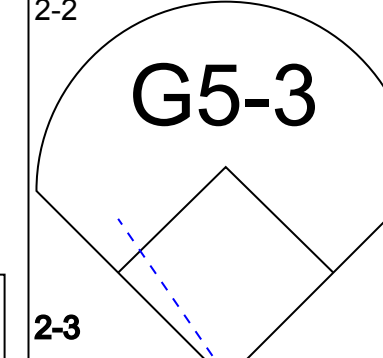
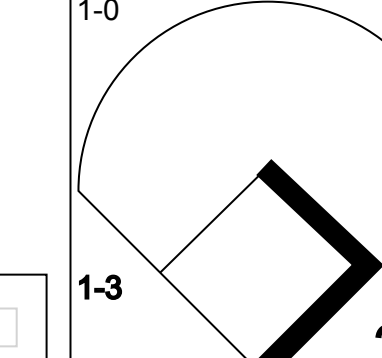
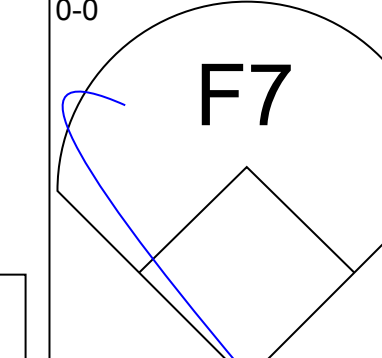
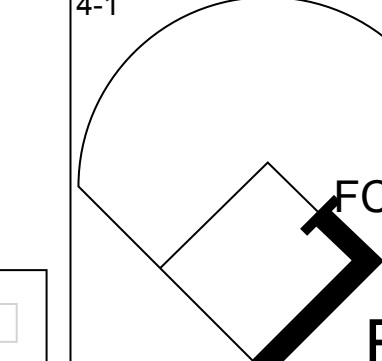
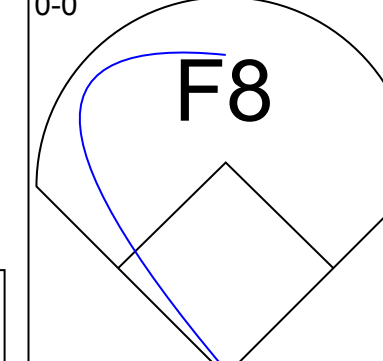
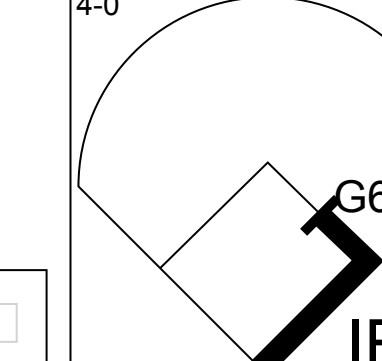

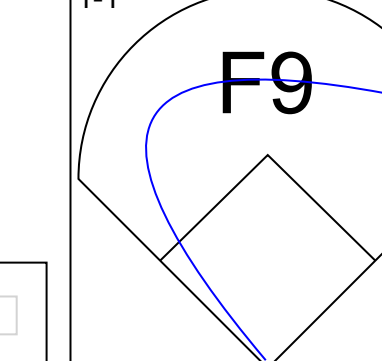
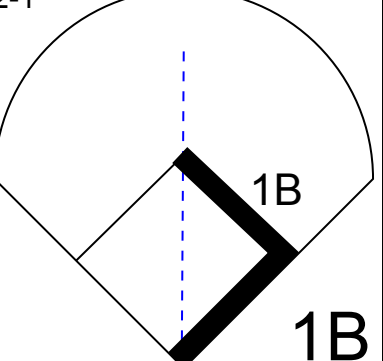
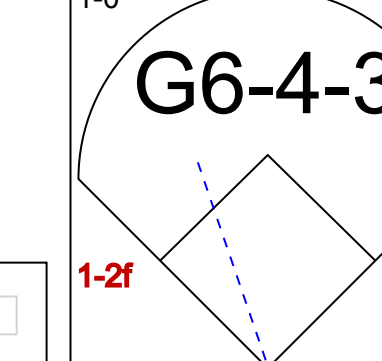
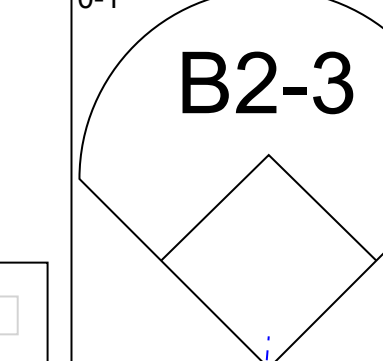
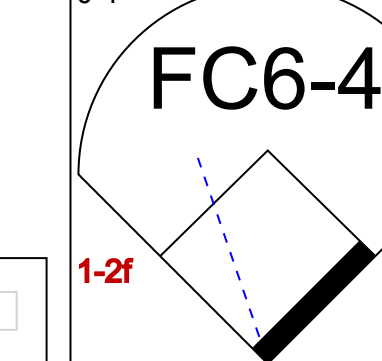
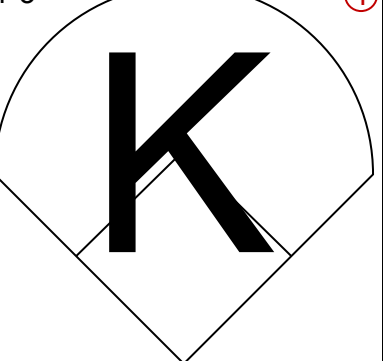
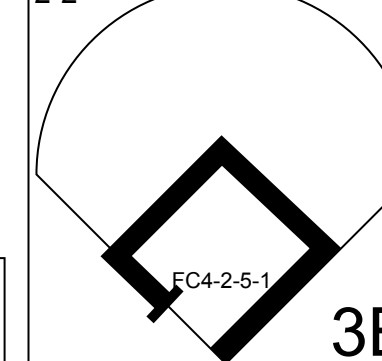
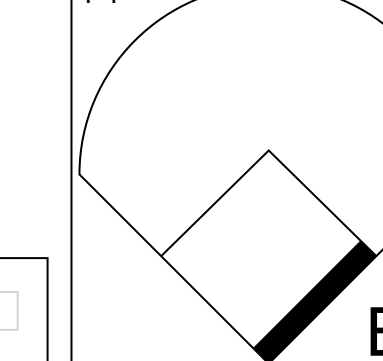
Batter	1	2	3	4	5	6	7	8	9	AB	R	H	RBI	BB	SO	LOB	TOP										
Wade Boggs, L (1.5) OBP: 0.328, SLG: 0.472	1-2 BB 2B 1B	3-2 PB 1B	3-1 G1-3 1B		3-1 L7		2-1 FC6-4 1B		1-1 G6-4-3	6	2	4	0	0	0	2											
Jody Reed, R (1.4) OBP: 0.323, SLG: 0.355	4-0 1B 2B BB	3-2 PB 1B	1-1 G1-3 1B		1-1 1B HBP		0-0 FC6-4			2	2	2	0	1	0	0											
Mike Brumley, S (6.4) OBP: 0.272, SLG: 0.276	1-2 2B BB	1-3 1B 2B	1-2 1B		1-2 HBP		1-2 FC6-4			1	0	0	0	0	0	1											
Carlos Quintana, R (1.3) OBP: 0.378, SLG: 0.429	0-1 2B SF8 1B	4-2 1B HR BB	3-2 G1-3		2-2 1B		0-0 2B 1B			4	3	3	1	1	0	2											
Mike Greenwell, L (1.7) OBP: 0.351, SLG: 0.419	1-3 K	0-0 HR 1B	0-1 P4		0-0 F8		1-3 K			5	1	1	1	0	2	8											
Ellis Burks, R (1.8) OBP: 0.316, SLG: 0.430	0-0 1B 2B	1-2 HR 1B			0-1 P2		1-0 G5-3		0-3 K	5	2	2	2	0	1	1											
Tom Brunansky, R (1.9) OBP: 0.298, SLG: 0.393	3-1 SF8	2-0 HR			1-3 K		0-0 F9		0-1 PB 2B	4	2	2	6	0	1	0											
Mo Vaughn, L (1.10) OBP: 0.343, SLG: 0.392	3-1 1B	1-2 L8			0-0 F9		2-1 P6		2-3 K	5	0	1	1	0	1	0											
John Marzano, R (1.2) OBP: 0.239, SLG: 0.303	2-3 K	0-0 F8			0-2 G1-3		0-0 G6-3		0-1 G6-4-3 1B	5	0	1	0	0	1	1											
Luis Rivera, R (1.6) OBP: 0.330, SLG: 0.404		2-2 CS 1B			3-2 HBP 1B		0-0 P3		3-3 K	5	1	2	0	0	1	1											
Inning Stats	R: 4 E: 0 K: 2 S: 17	H: 4 LOB: 1 BB: 1 P: 31	R: 6 E: 0 K: 0 S: 23	H: 6 LOB: 0 BB: 1 P: 39	R: 0 E: 0 K: 0 S: 15	H: 2 LOB: 2 BB: 0 P: 24	R: 0 E: 0 K: 1 S: 6	H: 0 LOB: 0 BB: 0 P: 7	R: 1 E: 0 K: 0 S: 13	H: 2 LOB: 2 BB: 0 P: 22	R: 0 E: 0 K: 0 S: 4	H: 0 LOB: 0 BB: 0 P: 7	R: 0 E: 0 K: 0 S: 5	H: 1 LOB: 1 BB: 0 P: 7	R: 2 E: 0 K: 3 S: 12	H: 2 LOB: 0 BB: 0 P: 15	R: 0 E: 0 K: 1 S: 10	H: 1 LOB: 0 BB: 0 P: 14	1B: 14 2B: 3 3B: 0 HR: 1	SF: 1 SAC: 0 DP: 1 HBP: 1	WP: 0 PB: 3 SB: 0 CS: 1	PA: 46					
PITCHER	IP	WLS	BF	H	R	ER	SO	BB	IBB	HBP	BLK	WP	HR	S	P	ERA	WHIP	PITCHER									
Randy Johnson, L (1.1) ERA: 4.1	1.1	L	13	8	8	8	2	2	0	0	0	0	0	32	58	54.00	7.500										
Scott Bankhead, R (2.1) ERA: 5.99	2.2		12	4	2	2	1	0	0	0	0	0	1	29	43	6.75	1.500										
Calvin Jones, R (5.1) ERA: 2.7	3.0		13	3	1	1	0	0	0	1	0	0	0	22	36	3.00	1.000										
Bill Swift, R (8.1) ERA: 1.97	1.0		5	2	2	1	3	0	0	0	0	0	0	12	15	9.00	2.000										
Mike Schooler, R (9.1) ERA: 3.8	1.0		3	1	0	0	1	0	0	0	0	0	0	10	14	0.00	1.000										
Batter	1	2	3	4	5	6	7	8	9	AB	R	H	RBI	BB	SO	LOB	BOTTOM										
Edgar Martinez, R (1.5) OBP: 0.409, SLG: 0.454	2-1 1B FC6		0-0 1B 2B		1-2 G3-1 BB 1B		3-2 G6-4-3			4	2	3	0	0	0	1											
Harold Reynolds, S (1.4) OBP: 0.338, SLG: 0.337	3-2 FC6 1B		3-1 G5-3		4-1 G3-1 BB		2-0 P3			3	0	1	0	1	0	1											
Omar Vizquel, S (8.6) OBP: 0.298, SLG: 0.285	1-3 FC6 1B		1-1 F9		1-2 G3-1 BB		0-1 G3-1		4-2 G6-4-3 BB	3	0	0	1	0	0	4											
Ken Griffey Jr., L (1.8) OBP: 0.400, SLG: 0.537	0-0 FC6		1-1 F9		0-1 G3-1		1-2 2-3		2-2 G6-4-3 BB	0	0	0	0	1	0	0											
Greg Briley, L (8.9) OBP: 0.301, SLG: 0.324	1-2 CS BB 1-2 3-H		0-0 F9		1-2 2-3		0-3 K		2-2 G6-4-3	3	0	1	1	1	1	3											
Jay Buhner, R (1.9) OBP: 0.335, SLG: 0.535	4-1 BB 1-2 BB		0-0 F9		0-3 K		1-1 G3-1		3-2 L8	3	0	0	0	1	1	1											
Pete O'Brien, L (1.10) OBP: 0.301, SLG: 0.390	4-2 FC6-4 BB		1-3 K		1-1 G3-1		0-0 G3-1		3-2 L8	3	0	0	0	1	1	1											
Tracy Jones, R (1.7) OBP: 0.325, SLG: 0.372	1-0 FC6-4		2-0 G5-3		3-2 BB 1B		3-2 G6-4-3		2-2 G6-3	4	0	1	0	0	0	2											
Tino Martinez, L (1.3) OBP: 0.256, SLG: 0.314			2-1 G1-3		1-2 F7		4-2 G5-4-3 BB		2-2 F8	3	0	0	0	1	0	0											
Jeff Schaefer, R (1.6) OBP: 0.267, SLG: 0.333			2-2 L9		1-0 L8		0-0 G5-4-3		0-0 1B	4	0	1	0	0	0	2											
Dave Valle, R (1.2) OBP: 0.257, SLG: 0.255			1-1 P5				1-1 F8		0-0 F9	1	0	0	0	0	0	0											
Dave Cochrane, S (5.2) OBP: 0.276, SLG: 0.350							1-1 F8		0-0 F9	3	0	1	0	0	0	1											
Inning Stats	R: 1 E: 0 K: 0 S: 14	H: 2 LOB: 2 BB: 2 P: 28	R: 0 E: 0 K: 0 S: 7	H: 0 LOB: 0 BB: 0 P: 12	R: 1 E: 0 K: 1 S: 9	H: 2 LOB: 1 BB: 0 P: 14	R: 0 E: 0 K: 0 S: 5	H: 0 LOB: 0 BB: 0 P: 9	R: 0 E: 0 K: 1 S: 13	H: 1 LOB: 2 BB: 1 P: 19	R: 0 E: 0 K: 0 S: 10	H: 1 LOB: 1 BB: 1 P: 18	R: 0 E: 0 K: 0 S: 6	H: 1 LOB: 0 BB: 0 P: 12	R: 0 E: 0 K: 0 S: 10	H: 0 LOB: 0 BB: 1 P: 19	R: 0 E: 0 K: 0 S: 12	H: 1 LOB: 1 BB: 0 P: 16	1B: 7 2B: 1 3B: 0 HR: 0	SF: 0 SAC: 0 DP: 3 HBP: 0	WP: 0 PB: 0 SB: 0 CS: 1	PA: 36					
PITCHER	IP	WLS	BF	H	R	ER	SO	BB	IBB	HBP	BLK	WP	HR	S	P	ERA	WHIP	PITCHER									
Kevin Morton, L (1.1) ERA: 4.18	1.1		29	7	2	2	2	4	0	0	0	0	0	64	112	2.57	1.571										
Dennis Lamp, R (8.1) ERA: 4.29	1.0		3	0	0	0	0	1	0	0	0	0	0	10	19	0.00	1.000										
Greg Harris, R (9.1) ERA: 3.79	1.0		4	1	0	0	0	0	0	0	0	0	0	12	16	0.00	1.000										

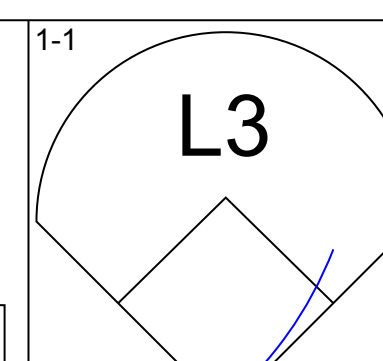
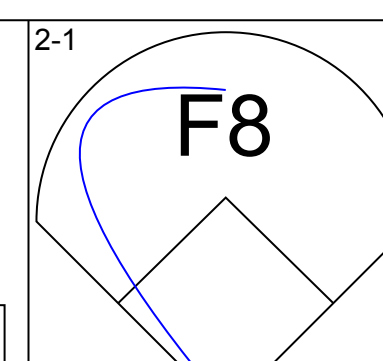
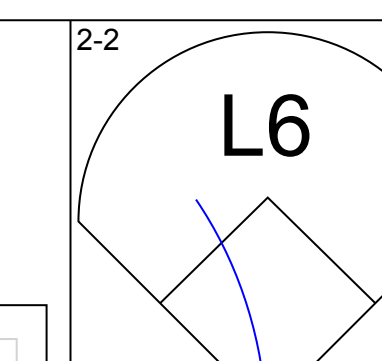
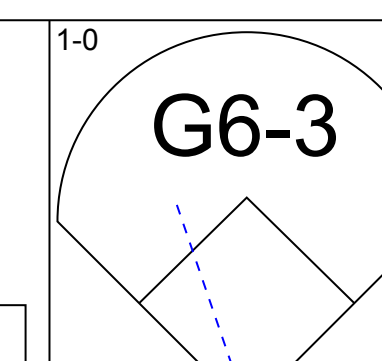
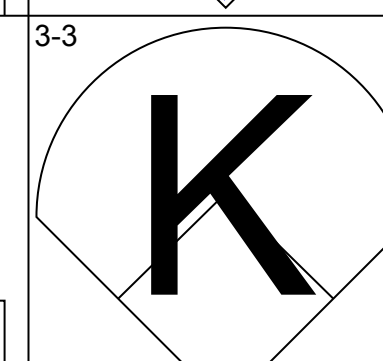
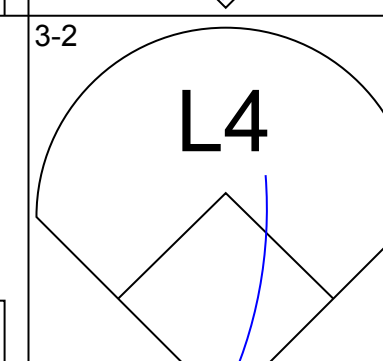
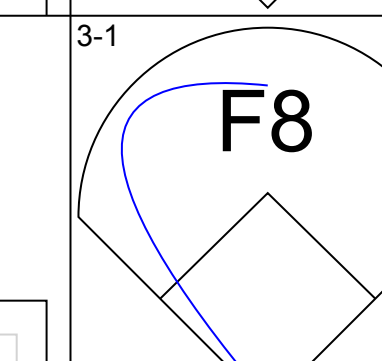
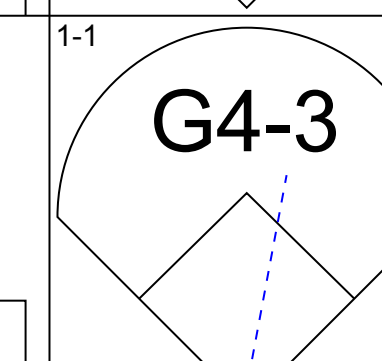
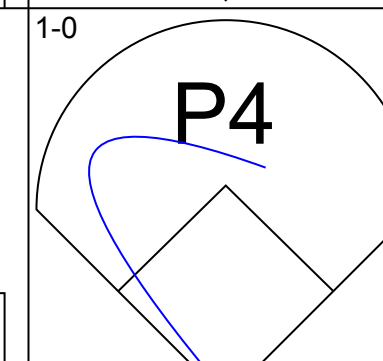
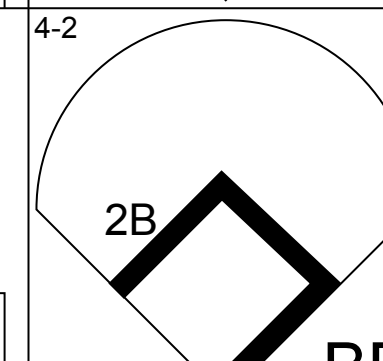
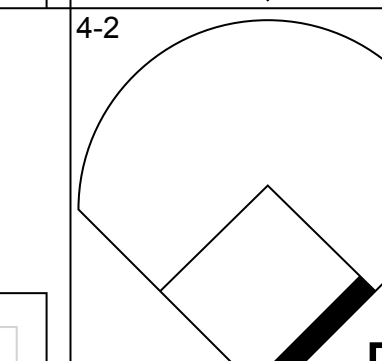
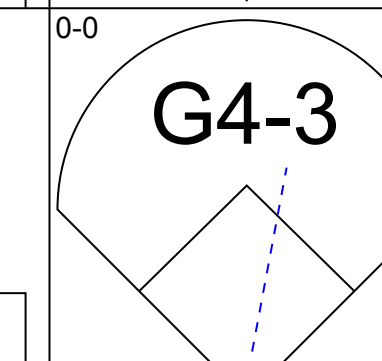
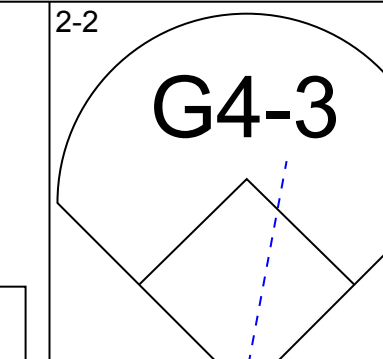
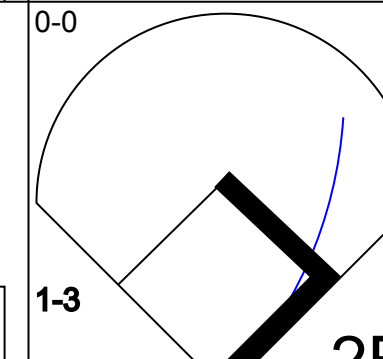
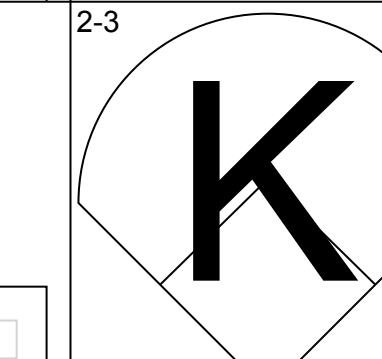

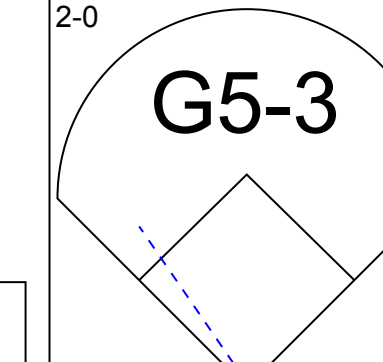
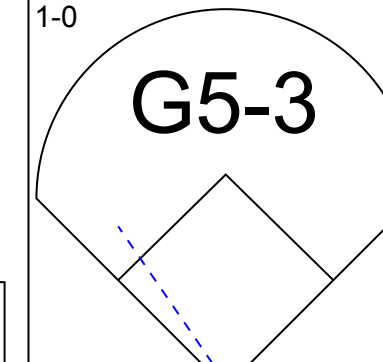

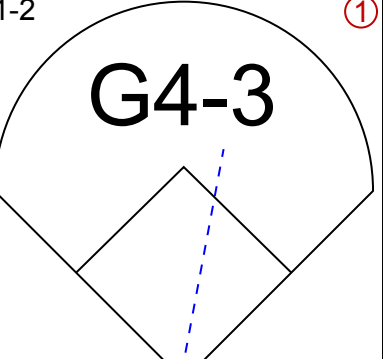
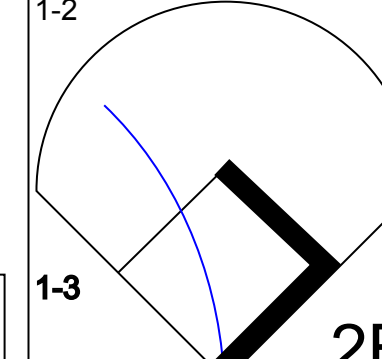
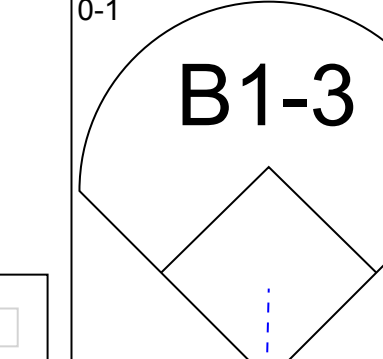
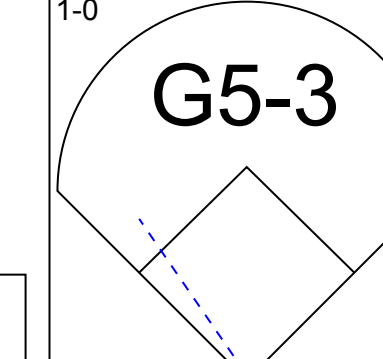
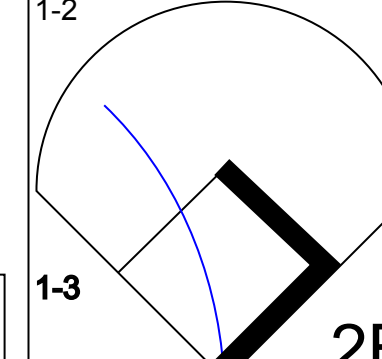
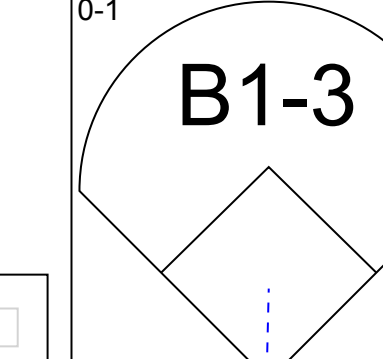
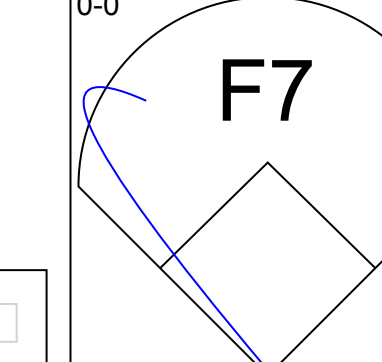
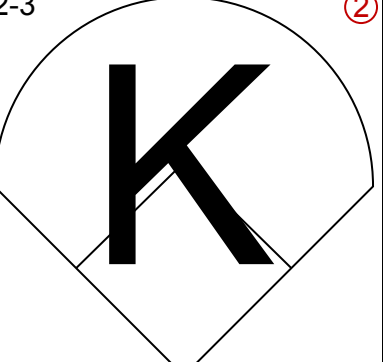
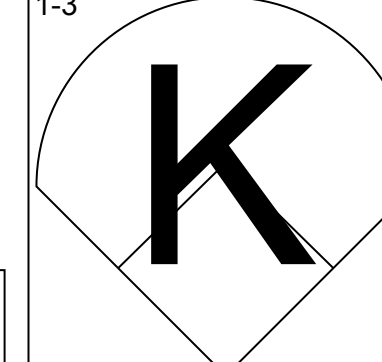
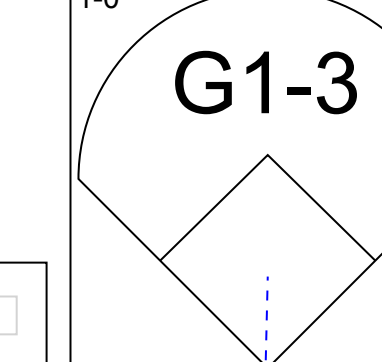
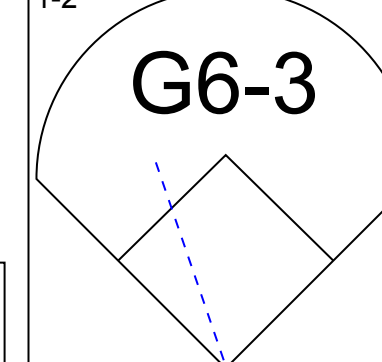
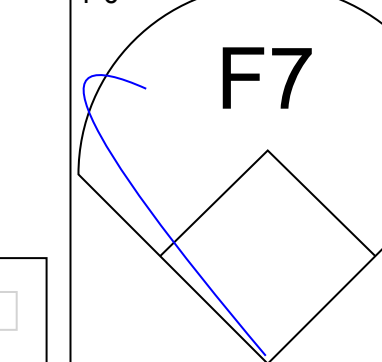
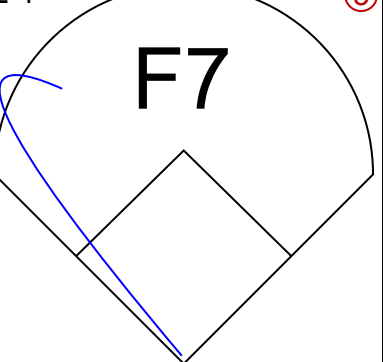
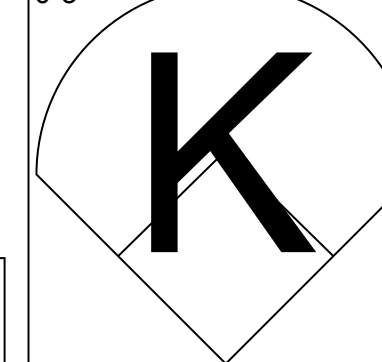
Boston Red Sox @ Seattle Mariners
The Kingdom, Seattle, WA
Sun Sep 01 1991, 10:05 PM EDT
Att: 19,141 - Dome - 70 F

AB 42
R 13
H 18
RBI 11
BB 2
SO 7
LOB 16

Boston Red Sox @ Seattle Mariners
The Kingdom, Seattle, WA
Sun Sep 01 1991, 10:05 PM EDT
Att: 19,141 - Dome - 70 F

AB 31
R 2
H 8
RBI 2
BB 5
SO 2
LOB 15

Batter	1	2	3	4	5	6	7	8	9	AB	R	H	RBI	BB	SO	LOB	TOP				
Luis Polonia, L OBP: 0.358, SLG: 0.392										5	0	1	0	0	3	3	California Angels @ Boston Red Sox Fenway Park, Boston, MA Tue Sep 03 1991, 7:05 PM EDT Att: 31,179 - Sunny - 72 F				
Junior Felix, S OBP: 0.314, SLG: 0.365										4	1	1	0	0	1	3					
Wally Joyner, L OBP: 0.352, SLG: 0.491										4	0	0	0	0	2	4					
Dave Winfield, R OBP: 0.315, SLG: 0.476										3	1	1	0	1	1	0					
Shawn Abner, R OBP: 0.232, SLG: 0.301										0	0	0	0	0	0	0					
Dave Parker, L OBP: 0.279, SLG: 0.358										4	0	1	1	0	2	1					
Gary Gaetti, R OBP: 0.293, SLG: 0.401										4	0	1	0	0	0	1					
Lance Parrish, R OBP: 0.293, SLG: 0.379										2	0	0	0	2	0	1					
Luis Sojo, R OBP: 0.283, SLG: 0.326										4	0	1	0	0	0	4					
Dick Schofield, R OBP: 0.331, SLG: 0.271										3	0	1	0	1	1	2					
Inning Stats	R: 0 E: 0 K: 2 S: 9	H: 0 LOB: 0 BB: 0 P: 14	R: 0 E: 0 K: 1 S: 10	H: 0 LOB: 0 BB: 0 P: 16	R: 0 E: 0 K: 1 S: 8	H: 0 LOB: 1 BB: 1 P: 16	R: 2 E: 1 K: 0 S: 13	H: 3 LOB: 1 BB: 0 P: 18	R: 0 E: 0 K: 1 S: 6	H: 2 LOB: 2 BB: 2 P: 21	R: 0 E: 0 K: 1 S: 10	H: 1 LOB: 1 BB: 0 P: 16	R: 0 E: 0 K: 1 S: 6	H: 0 LOB: 0 BB: 0 P: 7	R: 0 E: 0 K: 0 S: 5	H: 0 LOB: 1 BB: 1 P: 11	1B: 4 2B: 2 3B: 1 HR: 0	SF: 0 SAC: 0 DP: 1 HBP: 0	WP: 0 PB: 0 SB: 0 CS: 0	PA: 37	
PITCHER	IP	WLS	BF	H	R	ER	SO	BB	IBB	HBP	BLK	WP	HR	S	P	ERA	WHIP				
Mike Gardiner, R ERA: 4.81	(1, 1)	5.1	L	24	6	2	1	7	2	0	0	0	0	0	58	96	1.69	1.500			
Dennis Lamp, R ERA: 4.24	(6, 1)	0.2		3	1	0	0	0	0	1	0	0	0	0	4	11	0.00	1.500			
Tony Fossas, L ERA: 4.01	(7, 1)	1.0		3	0	0	0	2	0	0	0	0	0	7	11	0.00	0.000				
Greg Harris, R ERA: 3.74	(8, 1)	2.0		7	0	0	0	1	1	0	0	0	0	11	18	0.00	0.500				

Batter	1	2	3	4	5	6	7	8	9	AB	R	H	RBI	BB	SO	LOB	BOTTOM					
Wade Boggs, L OBP: 0.324, SLG: 0.468										4	0	0	0	0	0	0	California Angels @ Boston Red Sox Fenway Park, Boston, MA Tue Sep 03 1991, 7:05 PM EDT Att: 31,179 - Sunny - 72 F					
Jody Read, R OBP: 0.320, SLG: 0.352										4	0	0	0	0	1	0						
Carlos Quintana, R OBP: 0.379, SLG: 0.426										2	0	0	0	2	0	0						
Mike Greenwell, L OBP: 0.351, SLG: 0.420										4	0	1	0	0	1	1						
Ellis Burks, R OBP: 0.316, SLG: 0.429										4	0	1	0	0	0	2						
Tom Brunansky, R OBP: 0.299, SLG: 0.395											3	0	1	0	0	0						
Steve Lyons, L OBP: 0.295, SLG: 0.381											1	0	0	0	0	0						
Mo Vaughn, L OBP: 0.337, SLG: 0.384										3	0	0	0	0	2	2						
Tony Peña, R OBP: 0.282, SLG: 0.335										2	0	1	0	0	0	0						
Phil Plantier, L OBP: 0.477, SLG: 0.596										1	0	0	0	0	0	2						
Mike Brumley, S OBP: 0.272, SLG: 0.276										0	0	0	0	0	0	0						
Luis Rivera, R OBP: 0.328, SLG: 0.401										2	0	0	0	0	0	1						
Jack Clark, R OBP: 0.369, SLG: 0.440										1	0	0	0	0	1	2						
John Marzano, R OBP: 0.239, SLG: 0.303										0	0	0	0	0	0	0						
Inning Stats	R: 0 E: 0 K: 1 S: 8	H: 0 LOB: 0 BB: 0 P: 13	R: 0 E: 0 K: 0 S: 5	H: 0 LOB: 0 BB: 0 P: 10	R: 0 E: 0 K: 0 S: 3	H: 0 LOB: 0 BB: 0 P: 5	R: 0 E: 0 K: 0 S: 10	H: 1 LOB: 2 BB: 1 P: 20	R: 0 E: 0 K: 1 S: 10	H: 1 LOB: 1 BB: 0 P: 15	R: 0 E: 0 K: 1 S: 12	H: 2 LOB: 2 BB: 0 P: 23	R: 0 E: 0 K: 2 S: 15	H: 0 LOB: 0 BB: 0 P: 19	R: 0 E: 0 K: 0 S: 4	H: 0 LOB: 0 BB: 0 P: 6	R: 0 E: 0 K: 0 S: 5	H: 0 LOB: 0 BB: 0 P: 5	1B: 2 2B: 2 3B: 0 HR: 0	SF: 0 SAC: 0 DP: 0 HBP: 0	WP: 0 PB: 0 SB: 0 CS: 0	PA: 33
PITCHER	IP	WLS	BF	H	R	ER	SO	BB	IBB	HBP	BLK	WP	HR	S	P	ERA	WHIP					
Mark Langston, L ERA: 3.13	(1, 1)	6.1	W	25	4	0	0	4	2	0	0	0	0	0	56	97	0.00	0.947				
Mark Eichhorn, R ERA: 1.54	(7, 1)	1.2		5	0	0	0	1	0	0	0	0	0	11	14	0.00	0.000					
Bryan Harvey, R ERA: 1.58	(9, 1)	1.0	S	3	0	0	0	0	0	0	0	0	0	5	5	0.00	0.000					

Batter	1	2	3	4	5	6	7	8	9	AB	R	H	RBI	BB	SO	LOB	TOP										
Dave Gallagher, R OBP: 0.350, SLG: 0.354 (1, 7)	G1-3		K					G1-3		4	0	1	0	0	1	1	California Angels @ Boston Red Sox Fenway Park, Boston, MA Wed Sep 04 1991, 7:05 PM EDT Att: 29,600 - Cloudy - 78 F										
Junior Felix, S OBP: 0.308, SLG: 0.357 (1, 8)	K		K			G4-6-3 1B		G4-3		4	0	0	0	0	2	2											
Wally Joyner, L OBP: 0.355, SLG: 0.495 (1, 3)	G6-3						G1-4-3 1B	1-0 BB		4	0	3	0	0	0	0											
Dave Winfield, R OBP: 0.315, SLG: 0.473 (1, 10)		K		G1-4-3 1-2			BB	FC6-4 1B		3	0	0	0	1	1	2											
Gary Gaetti, R OBP: 0.295, SLG: 0.401 (1, 5)				G5-3			BB			3	0	1	0	1	0	0											
Lance Parrish, R OBP: 0.290, SLG: 0.374 (1, 2)	K					G6-3	1-2 2-3 BB			4	0	0	0	0	1	4											
Shawn Abner, R OBP: 0.235, SLG: 0.309 Luis Polonia, L OBP: 0.356, SLG: 0.390 (7, PH) (7, 7)	FC5-4 1-2					G4-3 2B		G1-3		2	0	1	0	0	0	1											
Luis Sojo, R OBP: 0.284, SLG: 0.326 (1, 4)						G4-3 1B		F8		3	0	1	0	0	0	1											
Dick Schofield, R OBP: 0.328, SLG: 0.269 (1, 6)	G4-3 1-2					K		G6-3		3	0	0	0	0	1	2											
Inning Stats	R: 0 E: 0 K: 1 S: 10	H: 0 LOB: 0 BB: 0 P: 12	R: 0 E: 0 K: 2 S: 12	H: 1 LOB: 1 BB: 0 P: 20	R: 0 E: 0 K: 2 S: 10	H: 1 LOB: 1 BB: 0 P: 12	R: 0 E: 0 K: 0 S: 8	H: 1 LOB: 0 BB: 0 P: 15	R: 0 E: 0 K: 1 S: 12	H: 1 LOB: 1 BB: 0 P: 14	R: 0 E: 0 K: 0 S: 11	H: 2 LOB: 3 BB: 2 P: 26	R: 0 E: 0 K: 0 S: 5	H: 0 LOB: 0 BB: 0 P: 7	R: 0 E: 0 K: 0 S: 6	H: 1 LOB: 1 BB: 0 P: 11		R: 0 E: 0 K: 0 S: 4	H: 0 LOB: 0 BB: 0 P: 5	1B: 5 2B: 2 3B: 0 HR: 0	SF: 0 SAC: 0 DP: 2 HBP: 0	WP: 0 PB: 0 SB: 0 CS: 0	PA: 34				
PITCHER	IP	WLS	BF	H	R	ER	SO	BB	IBB	HBP	BLK	WP	HR	S	P	ERA	WHIP										
Joe Hesketh, L ERA: 3.41 (1, 1)	5.2	W	23	6	0	0	6	2	0	0	0	0	0	62	96	0.00	1.412										
Greg Harris, R ERA: 3.69 (6, 1)	2.1		8	1	0	0	0	0	0	0	0	0	0	12	21	0.00	0.429										
Jeff Reardon, R ERA: 3.16 (9, 1)	1.0	S	3	0	0	0	0	0	0	0	0	0	0	4	5	0.00	0.000										

Batter	1	2	3	4	5	6	7	8	9	AB	R	H	RBI	BB	SO	LOB	BOTTOM										
Wade Boggs, L OBP: 0.325, SLG: 0.473 (1, 5)	G5-3		G6-4-3 1-2							3	1	1	1	1	0	1	California Angels @ Boston Red Sox Fenway Park, Boston, MA Wed Sep 04 1991, 7:05 PM EDT Att: 29,600 - Cloudy - 78 F										
Jody Read, R OBP: 0.324, SLG: 0.355 (1, 4)	L7					HR				2	0	1	0	2	0	0											
Carlos Quintana, R OBP: 0.378, SLG: 0.425 (1, 3)							G1-6-3 BB			4	0	1	0	0	0	4											
Mike Greenwell, L OBP: 0.352, SLG: 0.420 (1, 7)						G4-3				3	1	1	0	1	0	0											
Mo Vaughn, L OBP: 0.341, SLG: 0.383 (1, 10)	P5									3	0	1	0	0	0	2											
Ellis Burks, R OBP: 0.315, SLG: 0.427 (1, 8)										4	0	1	0	0	0	2											
Tom Brunansky, R OBP: 0.299, SLG: 0.395 (1, 9)										3	0	1	1	0	2	2											
Tony Peña, R OBP: 0.280, SLG: 0.332 (1, 2)										3	0	0	0	0	1	4											
Luis Rivera, R OBP: 0.328, SLG: 0.399 (1, 6)										2	0	0	0	1	0	0											
Inning Stats	R: 0 E: 0 K: 0 S: 10	H: 1 LOB: 2 BB: 1 P: 19	R: 0 E: 0 K: 2 S: 9	H: 0 LOB: 0 BB: 0 P: 10	R: 0 E: 0 K: 0 S: 7	H: 1 LOB: 1 BB: 1 P: 16	R: 0 E: 0 K: 1 S: 12	H: 2 LOB: 2 BB: 0 P: 18	R: 1 E: 0 K: 0 S: 5	H: 1 LOB: 0 BB: 1 P: 9	R: 1 E: 0 K: 0 S: 8	H: 2 LOB: 1 BB: 0 P: 14	R: 0 E: 0 K: 0 S: 9	H: 0 LOB: 1 BB: 2 P: 18	R: 0 E: 0 K: 0 S: 4	H: 0 LOB: 0 BB: 0 P: 10		1B: 5 2B: 1 3B: 0 HR: 1	SF: 0 SAC: 0 DP: 3 HBP: 1	WP: 0 PB: 0 SB: 1 CS: 2	PA: 33						
PITCHER	IP	WLS	BF	H	R	ER	SO	BB	IBB	HBP	BLK	WP	HR	S	P	ERA	WHIP										
Kirk McCaskill, R ERA: 4.19 (7, 1)	1.0		4	0	0	0	0	2	0	0	0	0	0	9	18	0.00	2.000										
Mike Fetters, R ERA: 4.96 (8, 1)	0.2		2	0	0	0	0	0	0	0	0	0	0	2	6	0.00	0.000										
Chris Beasley, R ERA: 3.0 (8, 1)	0.1		1	0	0	0	0	0	0	0	0	0	0	2	4	0.00	0.000										

Batter	1	2	3	4	5	6	7	8	9	10	AB	R	H	RBI	BB	SO	LOB	TOP								
Edgar Martinez, R OBP: 0.407, SLG: 0.451 (1, 5)	G4-3		2B		1B		G6-3			F7	5	2	2	0	0	0	1									
Harold Reynolds, S OBP: 0.337, SLG: 0.339 (1, 4)	G6-3		K		1B		K			P6	5	0	1	0	0	0	2									
Ken Griffey Jr., L OBP: 0.397, SLG: 0.541 (1, 8)	P7		2B		1B					FC5	5	0	3	2	0	0	0									
Alvin Davis, L OBP: 0.300, SLG: 0.333 (1, 10)		1B	K							FC5	3	0	1	0	2	1	1									
Jay Buhner, R OBP: 0.332, SLG: 0.522 (1, 9)	F7				FC6-4					IBB	5	0	0	0	0	1	6									
Tino Martinez, L OBP: 0.320, SLG: 0.356 (1, 3)	F8						G6-3				4	0	0	0	0	2	1									
Greg Briley, L OBP: 0.297, SLG: 0.323 (1, 7)	G4-3						G1-3			G3-1	4	0	1	0	0	0	1									
Omar Vizquel, S OBP: 0.298, SLG: 0.285 (1, 6)			K				G4-3			G3-1	4	0	0	0	0	1	1									
Dave Valle, R OBP: 0.261, SLG: 0.269 (1, 2)			HR				P6			G6-3	4	1	2	1	0	0	1									
Inning Stats	R: 0 E: 0 K: 0 S: 4	H: 0 LOB: 0 BB: 6	R: 0 E: 0 K: 0 S: 8	H: 1 LOB: 1 BB: 0 P: 16	R: 2 E: 0 K: 3 S: 15	H: 3 LOB: 1 BB: 0 P: 24	R: 0 E: 0 K: 2 S: 7	H: 0 LOB: 0 BB: 0 P: 10	R: 1 E: 0 K: 0 S: 8	H: 3 LOB: 3 BB: 1 P: 22	R: 0 E: 0 K: 0 S: 7	H: 0 LOB: 0 BB: 0 P: 9	R: 0 E: 0 K: 0 S: 6	H: 0 LOB: 0 BB: 0 P: 9	R: 0 E: 0 K: 1 S: 9	H: 1 LOB: 1 BB: 0 P: 13	R: 0 E: 0 K: 0 S: 6	H: 0 LOB: 0 BB: 0 P: 9	R: 0 E: 0 K: 1 S: 9	H: 1 LOB: 1 BB: 0 P: 12	R: 0 E: 0 K: 0 S: 11	H: 1 LOB: 2 BB: 1 P: 19	1B: 5 2B: 4 3B: 0 HR: 1	SF: 0 SAC: 0 DP: 0 HBP: 0	WP: 0 PB: 0 SB: 0 CS: 1	PA: 41
PITCHER	IP 9.0	WLS 36	H 9	R 3	ER 3	SO 7	BB 0	IBB 1	HBP 0	BLK 0	WP 0	HR 1	S 73	P 121	ERA 3.00	WHIP 1.000										
Roger Clemens, R ERA: 2.54 (1, 1)	1.0	W	5	1	0	0	0	1	0	0	0	0	0	11	19	0.00	1.000									
Jeff Reardon, R ERA: 3.1 (10, 1)																										

Seattle Mariners @ Boston Red Sox
Fenway Park, Boston, MA
Thu Sep 05 1991, 7:05 PM EDT
Att: 30,200 - Cloudy - 63 F

livebaseballscorecards.com

AB 39
R 3
H 10
RBI 3
BB 2
SO 7
LOB 13



Batter	1	2	3	4	5	6	7	8	9	10	AB	R	H	RBI	BB	SO	LOB	BOTTOM						
Wade Boggs, L OBP: 0.426, SLG: 0.475 (1, 5)	G4-3		G6-3		1B		G1-3			WP	4	1	2	0	1	0	0							
Mike Brumley, S OBP: 0.272, SLG: 0.276 (9, PR)	2B				E					2B	0	1	0	0	0	0	0							
Jody Reed, R OBP: 0.324, SLG: 0.354 (1, 4)	G4-3		S		P6					BB	4	0	1	0	1	1	3							
Phil Plantier, L OBP: 0.486, SLG: 0.607 (1, 9)	G4-3		1B				BB				4	0	2	1	1	1	2							
Mike Greenwell, L OBP: 0.350, SLG: 0.416 (1, 7)	K		G1-3		E1		G3				4	0	0	0	1	1	5							
Mo Vaughn, L OBP: 0.339, SLG: 0.386 (1, 10)											4	1	1	0	0	2	2							
Tom Brunansky, R OBP: 0.298, SLG: 0.394 (9, PH)		K			G4-3		K			P3	1	0	0	0	0	0	2							
Carlos Quintana, R OBP: 0.380, SLG: 0.423 (1, 3)		G4-3			SF9					G4-3	2	1	0	0	3	0	1							
Ellis Burks, R OBP: 0.315, SLG: 0.426 (1, 8)		BB								SH3-4	1	0	0	0	0	0	1							
Steve Lyons, L OBP: 0.295, SLG: 0.390 (4, 8)	G4-3						G3			F8	2	0	1	1	0	0	1							
Tony Peña, R OBP: 0.278, SLG: 0.329 (1, 2)	G6-3						G3			FC4-6	4	0	0	0	0	1	3							
Luis Rivera, R OBP: 0.325, SLG: 0.395 (1, 6)											3	0	0	0	0	2	1							
Jack Clark, R OBP: 0.369, SLG: 0.439 (9, PH)											1	0	0	0	0	1	0							
Jeff Reardon, R (10, 1)											0	0	0	0	0	0	0							
John Marzano, R OBP: 0.247, SLG: 0.311 (10, PH)											1	0	1	1	0	0	0							
Inning Stats	R: 0 E: 0 K: 1 S: 10	H: 1 LOB: 1 BB: 0 P: 17	R: 0 E: 0 K: 1 S: 6	H: 0 LOB: 1 BB: 1 P: 11	R: 0 E: 0 K: 1 S: 12	H: 1 LOB: 2 BB: 1 P: 22	R: 1 E: 0 K: 1 S: 10	H: 1 LOB: 0 BB: 0 P: 16	R: 1 E: 1 K: 2 S: 15	H: 2 LOB: 2 BB: 0 P: 24	R: 0 E: 0 K: 0 S: 7	H: 1 LOB: 1 BB: 0 P: 10	R: 0 E: 0 K: 1 S: 7	H: 0 LOB: 1 BB: 1 P: 13	R: 0 E: 0 K: 0 S: 6	H: 0 LOB: 1 BB: 1 P: 11	R: 1 E: 0 K: 2 S: 9	H: 1 LOB: 2 BB: 2 P: 23	R: 0 E: 1 K: 0 S: 5	H: 1 LOB: 2 BB: 1 P: 11	1B: 4 2B: 4 3B: 0 HR: 0	SF: 1 SAC: 2 DP: 0 HBP: 0	WP: 1 PB: 0 SB: 1 CS: 0	PA: 45
PITCHER	IP 7.1	WLS 33	H 6	R 2	ER 1	SO 7	BB 4	IBB 0	HBP 0	BLK 0	WP 0	HR 0	S 71	P 122	ERA 1.23	WHIP 1.364								
Erik Hanson, R ERA: 3.81 (8, 1)	1.1	7	1	1	1	2	1	1	0	0	1	0	10	24	6.75	1.500								
Rob Murphy, L ERA: 2.64 (9, 1)	0.1	L	3	0	1	1	0	0	0	0	0	0	4	8	27.00	3.000								
Michael Jackson, R ERA: 2.43 (10, 1)	0.1	2	1	0	0	0	0	0	0	0	0	0	2	4	0.00	3.000								

Seattle Mariners @ Boston Red Sox
Fenway Park, Boston, MA
Thu Sep 05 1991, 7:05 PM EDT
Att: 30,200 - Cloudy - 63 F

livebaseballscorecards.com

AB 35
R 4
H 8
RBI 3
BB 7
SO 9
LOB 21



Batter	1	2	3	4	5	6	7	8	9	AB	R	H	RBI	BB	SO	LOB	TOP										
Edgar Martinez, R OBP: 0.406, SLG: 0.449	2-2 FC2-6 1B		3-3 K	1-1 F9			3-2 G5-3			4	0	1	0	0	1	0											
Harold Reynolds, S OBP: 0.335, SLG: 0.336	0-0 FC2-6 FC5-4 1-2		1-0 F8		1-1 G4-3		0-0 G4-3			4	0	0	0	0	0	1											
Ken Griffey Jr., L OBP: 0.396, SLG: 0.538	1-1 FC5-4 1-2			3-2 WP 1B	1-3 K		0-1 F9			4	1	1	0	0	1	1											
Jay Buhner, R OBP: 0.333, SLG: 0.521	1-1 L7			4-2 1B FC1-2 1B	0-2 1B			3-2 P3		3	0	1	0	1	0	1											
Tracy Jones, R OBP: 0.321, SLG: 0.361		1-1 G6-3		2-0 FC1-2 BB 1B	1-2 F9			0-2 P4		4	1	1	1	0	0	1											
Alvin Davis, L OBP: 0.302, SLG: 0.333	1-2 1B			4-0 FC1-2 HR BB	1-2 1B		2-2 E4 G1-3			3	1	1	0	1	1	0											
Tino Martinez, L OBP: 0.264, SLG: 0.354	1-2 1B			1-3 K			1-0 G1-3		2-1 G6-3	3	0	1	0	0	1	4											
Dave Cochrane, S OBP: 0.273, SLG: 0.345	1-2 1B						1-2 1B			1	0	0	0	0	0	0											
Jeff Schaefer, R OBP: 0.264, SLG: 0.328	0-1 G6-3			0-0 FC1-2			1-1 L8		1-2 CS 1B	3	1	0	0	0	0	6											
Greg Briley, L OBP: 0.299, SLG: 0.325	1-2 1B			1-2 HR						1	0	1	0	0	0	0											
Dave Valle, R OBP: 0.262, SLG: 0.281				2-1 G5-3			0-1 G5-3		1-2 F7	3	1	1	4	0	0	1											
Scott Bradley, L OBP: 0.283, SLG: 0.242				1-1 HR						1	0	0	0	0	0	1											
Inning Stats	R: 0 E: 0 K: 0 S: 8	H: 1 LOB: 1 BB: 0 P: 12	R: 0 E: 0 K: 0 S: 11	H: 2 LOB: 1 BB: 0 P: 14	R: 0 E: 0 K: 1 S: 6	H: 0 LOB: 0 BB: 0 P: 12	R: 5 E: 0 K: 1 S: 15	H: 3 LOB: 0 BB: 2 P: 33	R: 0 E: 0 K: 1 S: 13	H: 1 LOB: 1 BB: 0 P: 16	R: 0 E: 0 K: 0 S: 6	H: 0 LOB: 0 BB: 0 P: 9	R: 0 E: 0 K: 1 S: 9	H: 0 LOB: 0 BB: 0 P: 14	R: 0 E: 0 K: 0 S: 10	H: 1 LOB: 0 BB: 0 P: 14	1B: 7 2B: 0 3B: 0 HR: 1	SF: 0 SAC: 0 DP: 1 HBP: 0	WP: 1 PB: 0 SB: 0 CS: 1	PA: 36							
PITCHER	IP	WLS	BF	H	R	ER	SO	BB	IBB	HBP	BLK	WP	HR	S	P	ERA	WHIP										
Matt Young, L ERA: 5.02	3.2		18	6	5	5	2	2	0	0	0	1	1	38	68	12.27	2.182										
Dennis Lamp, R ERA: 4.07	3.1	W	12	1	0	0	1	0	0	0	0	0	0	29	40	0.00	0.300										
Greg Harris, R ERA: 3.66	1.0		3	0	0	0	1	0	0	0	0	0	0	9	14	0.00	0.000										
Tony Fossas, L ERA: 3.98	0.1		1	0	0	0	0	0	0	0	0	0	0	2	4	0.00	0.000										
Jeff Reardon, R ERA: 3.69	0.2	S	2	1	0	0	0	0	0	0	0	0	0	8	10	0.00	1.500										

Seattle Mariners @ Boston Red Sox
Fenway Park, Boston, MA
Fri Sep 06 1991, 7:05 PM EDT
Att: 33,002 - Cloudy - 67 F

AB 34
R 5
H 8
RBI 5
BB 2
SO 4
LOB 16



Batter	1	2	3	4	5	6	7	8	9	AB	R	H	RBI	BB	SO	LOB	BOTTOM										
Wade Boggs, L OBP: 0.330, SLG: 0.477	4-2 FC3-6 BB		3-2 PB SF8 1B	2-1 G4-6-3 1B		4-1 PB 1B	0-1 L7			3	2	2	0	2	0	2											
Jody Read, R OBP: 0.325, SLG: 0.352	0-1 F8		4-1 SF8 PB 3B BB	3-2 P5		1-3 K	4-0 FC5 BB			3	1	0	0	2	1	4											
Phil Plantier, L OBP: 0.473, SLG: 0.593	3-1 P3		2-2 SF8	3-2 G4-6-3		1-1 G4-3 1B	0-1 FC5			3	0	1	2	0	0	3											
Jack Clark, R OBP: 0.368, SLG: 0.438	1-0 FC3-6 1-2		3-1 1B 3B		1-1 F7	1-2 G4-3		2-2 P4		5	1	1	1	0	0	2											
Carlos Quintana, R OBP: 0.382, SLG: 0.423		0-0 P3	4-0 1B BB		2-2 FC8-5 1B	2-3 K		2-1 FC6-4 1B		4	0	2	0	1	1	1											
Tom Brunansky, R OBP: 0.302, SLG: 0.395		2-1 G1-3	2-2 1B		1-2 1B		4-2 E 1B SH BB	2-0 F8		4	2	2	1	1	0	1											
Mike Brumley, S OBP: 0.271, SLG: 0.275	1-0 1B		1-2 P3		1-0 FC8-5 1B		1-0 SH BB	2-2 FC6-4		4	0	1	0	0	0	5											
Tony Peña, R OBP: 0.282, SLG: 0.333		0-0 1B	2-1 F9		3-2 FC6-4 1B		1-0 BB			4	0	3	2	0	0	2											
Luis Rivera, R OBP: 0.324, SLG: 0.393	1-0 G4-3			0-0 1B		0-0 FC6-4		1-3 K		4	0	1	0	0	1	6											
Inning Stats	R: 0 E: 0 K: 0 S: 7	H: 0 LOB: 1 BB: 1 P: 15	R: 0 E: 0 K: 0 S: 6	H: 2 LOB: 0 BB: 0 P: 10	R: 3 E: 0 K: 0 S: 19	H: 3 LOB: 2 BB: 2 P: 39	R: 0 E: 0 K: 0 S: 9	H: 2 LOB: 1 BB: 0 P: 17	R: 1 E: 0 K: 2 S: 12	H: 3 LOB: 2 BB: 1 P: 21	R: 1 E: 1 K: 1 S: 11	H: 1 LOB: 3 BB: 2 P: 22	R: 0 E: 0 K: 0 S: 9	H: 1 LOB: 1 BB: 0 P: 17	1B: 12 2B: 0 3B: 1 HR: 0	SF: 1 SAC: 1 DP: 1 HBP: 0	WP: 0 PB: 2 SB: 0 CS: 0	PA: 43									
PITCHER	IP	WLS	BF	H	R	ER	SO	BB	IBB	HBP	BLK	WP	HR	S	P	ERA	WHIP										
Bill Krueger, L ERA: 3.76	4.2		26	10	4	4	0	3	0	0	0	0	0	53	100	7.71	2.786										
Calvin Jones, R ERA: 2.53	0.2		3	0	1	0	1	1	0	0	0	0	0	5	10	0.00	1.500										
Russ Swan, L ERA: 3.71	0.1		2	1	0	0	0	0	0	0	0	0	0	5	7	0.00	3.000										
Michael Jackson, R ERA: 2.53	0.2	L	5	1	1	1	2	1	0	0	0	0	0	10	19	13.50	3.000										
Rob Murphy, L ERA: 2.53	0.1		2	0	0	0	0	1	0	0	0	0	0	2	6	0.00	3.000										

Seattle Mariners @ Boston Red Sox
Fenway Park, Boston, MA
Fri Sep 06 1991, 7:05 PM EDT
Att: 33,002 - Cloudy - 67 F

AB 35
R 6
H 13
RBI 6
BB 6
SO 3
LOB 29



Batter	1	2	3	4	5	6	7	8	9	AB	R	H	RBI	BB	SO	LOB	TOP								
Edgar Martinez, R OBP: 0.409, SLG: 0.448 (1, 5)	4-1 2B BB	4-2 G6-4-3 BB		0-0 F9	0-1 1B			4-2 1B PB BB	1-3 K	3	1	1	2	3	1	1									
Harold Reynolds, S OBP: 0.334, SLG: 0.337 (1, 4)	1-2 2B	1-1 F8		2-0 G4-3	1-3 K			2-3 K		5	1	1	0	0	2	4									
Ken Griffey Jr., L OBP: 0.394, SLG: 0.537 (1, 8)	0-0 BB 1B	0-0 G6-4-3		1-0 F9		1-1 G5-3		1-3 K	1-2 K	5	1	1	2	0	1	2									
Jay Buhner, R OBP: 0.337, SLG: 0.520 (1, 9)	4-0 1B BB 1B		0-0 BB E SF7 1B		3-3 K	2-0 F9		2-2 HBP 1B	2-3 1B	4	2	2	0	1	1	0									
Tracy Jones, R OBP: 0.319, SLG: 0.358 (8, PH)	0-2 P4		2-2 E6 F9 BB 2B		0-1 1B	0-0 P3		2-2 HBP	1-2 HBP	4	2	1	0	0	0	3									
Greg Briley, L OBP: 0.299, SLG: 0.325 (8, PH)			1-2 2B		1-3 1B			1-2 HBP		0	0	0	0	0	0	0									
Dave Cochrane, S OBP: 0.278, SLG: 0.345 (8, 7)			1-2 2B		1-3 1B			1-2 HBP		0	0	0	0	0	0	0									
Alvin Davis, L OBP: 0.306, SLG: 0.335 (1, 10)	1-3 K		4-2 2B BB		1-2 1B BB 1B		2-1 CS 1B	2-1 G4-3		4	1	2	0	1	1	5									
Tino Martinez, L OBP: 0.276, SLG: 0.353 (1, 3)	4-2 1B BB		1-1 SF7		0-3 K		1-1 FC4-6 1B	3-2 G5-3		3	1	1	1	1	1	2									
Jeff Schaefer, R OBP: 0.273, SLG: 0.331 (7, PH)	1-2 1B		3-H F9		4-2 1B		2-2 L5	0-0 G6-3		2	1	1	1	1	0	2									
Omar Vizquel, S OBP: 0.296, SLG: 0.284 (7, 6)	1-2 1B		2-3 F9		1-2 1B BB		1-1 SAFE L5	0-0 G6-3		2	0	0	0	0	0	1									
Dave Valle, R OBP: 0.271, SLG: 0.295 (1, 2)	2-1 1B		3-2 2B		2-2 1B		2-1 FC4-6	0-1 1B		5	0	4	4	0	0	1									
Inning Stats	R: 5 E: 0 K: 1 S: 19	H: 4 LOB: 2 BB: 3 P: 36	R: 0 E: 0 K: 0 S: 6	H: 0 LOB: 0 BB: 1 P: 11	R: 2 E: 1 K: 0 S: 13	H: 2 LOB: 2 BB: 1 P: 24	R: 0 E: 0 K: 0 S: 3	H: 0 LOB: 0 BB: 0 P: 6	R: 3 E: 0 K: 3 S: 24	H: 4 LOB: 2 BB: 1 P: 35	R: 0 E: 0 K: 0 S: 4	H: 2 LOB: 1 BB: 0 P: 7	R: 0 E: 0 K: 0 S: 11	H: 2 LOB: 1 BB: 0 P: 18	R: 0 E: 0 K: 2 S: 20	H: 1 LOB: 3 BB: 1 P: 32	R: 0 E: 0 K: 1 S: 10	H: 1 LOB: 1 BB: 0 P: 14	1B: 11 2B: 3 3B: 0 HR: 0	SF: 1 SAC: 0 DP: 1 HBP: 1	WP: 0 PB: 1 SB: 0 CS: 1	PA: 46			
PITCHER	IP	WLS	BF	H	R	ER	SO	BB	IBB	HBP	BLK	WP	HR	S	P	ERA	WHIP								
Kevin Morton, L ERA: 4.92	(1, 1)	0.2	8	3	5	5	1	3	0	0	0	0	0	17	32	67.50	9.000								
Dan Peltz, R ERA: 5.03	(1, 1)	3.2	15	4	3	1	1	2	0	0	0	0	0	29	53	2.46	1.636								
Tom Bolton, L ERA: 4.67	(5, 1)	2.0	W	11	5	2	2	1	0	0	0	0	0	27	41	9.00	3.000								
Greg Harris, R ERA: 3.62	(7, 1)	1.1	6	1	0	0	2	1	0	0	0	0	0	23	35	0.00	1.500								
Tony Fossas, L ERA: 3.89	(8, 1)	1.0	4	0	0	0	0	0	0	1	0	0	0	9	16	0.00	0.000								
Jeff Reardon, R ERA: 3.04	(9, 1)	0.1	S	2	1	0	0	0	0	0	0	0	0	5	6	0.00	3.000								
Batter	1	2	3	4	5	6	7	8	9	AB	R	H	RBI	BB	SO	LOB	BOTTOM								
Wade Boggs, L OBP: 0.331, SLG: 0.476 (1, 5)	1-2 G4-3	2-2 L6	4-0 IBB		1-0 1B 2B 1B	1-0 1B		3-2 F7		5	1	2	0	1	0	2									
Jody Reed, R OBP: 0.327, SLG: 0.355 (1, 4)	1-0 HR 2B	4-2 BB 2B BB	3-2 P6		0-3 K	0-1 1B		1-2 1B		4	2	2	0	1	1	3									
Carlos Quintana, R OBP: 0.385, SLG: 0.431 (1, 3)	3-2 P9	4-0 2B BB		3-2 HR	3-1 2B BB 1B	0-0 F8				4	3	2	2	1	0	3									
Mike Greenwell, L OBP: 0.351, SLG: 0.430 (1, 7)	0-2 HR	0-0 2B 2B		1-1 G1-3	2-0 BB 2B	1-2 G3				5	2	3	6	0	0	2									
Ellis Burks, R OBP: 0.317, SLG: 0.429 (1, 10)	4-2 BB	2-0 2B		0-0 E 1B 1B	1-3 K		2-0 G5-3			4	1	2	1	1	1	2									
Tom Brunansky, R OBP: 0.300, SLG: 0.392 (5, PH)	3-2 F8	1-1 F9		1-1 SAFE P2	4-0 BB IBB		0-0 P5			3	0	0	0	0	0	3									
Phil Plantier, L OBP: 0.474, SLG: 0.583 (6, 9)				1-1 SAFE P2	4-0 BB IBB		2-2 P5			1	0	0	0	1	0	0									
Mike Brumley, S OBP: 0.273, SLG: 0.269 (1, 8)		4-1 S BB BB	1-2 G4-3		3-2 E4 1B	4-1 BB		1-2 P4		2	1	0	0	1	0	1									
Mo Vaughn, L OBP: 0.342, SLG: 0.386 (5, PR)				1-2 G4-3	1-2 E4 1B			1-2 P4		0	0	0	1	1	0	0									
Bob Zupcic, R (6, 8)				1-2 G4-3	1-2 E4 1B			1-2 P4		1	0	0	0	0	0	0									
Tony Peña, R OBP: 0.286, SLG: 0.333 (1, 2)		4-2 BB S 2B BB	4-1 PB BB		1-1 L8	0-0 1B		1-1 P3		3	1	1	1	2	0	3									
Luis Rivera, R OBP: 0.320, SLG: 0.388 (1, 6)	1-3 K	1-2 P6		3-3 K		0-0 L5		0-1 P2		5	0	0	0	0	2	5									
Inning Stats	R: 2 E: 0 K: 0 S: 26	H: 2 LOB: 1 BB: 4 P: 41	R: 0 E: 0 K: 1 S: 19	H: 2 LOB: 1 BB: 4 P: 41	R: 0 E: 0 K: 0 S: 12	H: 0 LOB: 2 BB: 2 P: 25	R: 2 E: 1 K: 1 S: 22	H: 3 LOB: 2 BB: 0 P: 35	R: 2 E: 0 K: 2 S: 12	H: 3 LOB: 3 BB: 2 P: 27	R: 0 E: 0 K: 0 S: 10	H: 2 LOB: 0 BB: 0 P: 12	R: 0 E: 0 K: 0 S: 5	H: 0 LOB: 0 BB: 0 P: 8	R: 0 E: 0 K: 0 S: 8	H: 0 LOB: 0 BB: 0 P: 12	1B: 6 2B: 4 3B: 0 HR: 2	SF: 0 SAC: 0 DP: 0 HBP: 0	WP: 0 PB: 1 SB: 2 CS: 0	PA: 46					
PITCHER	IP	WLS	BF	H	R	ER	SO	BB	IBB	HBP	BLK	WP	HR	S	P	ERA	WHIP								
Randy Johnson, L ERA: 4.44	(1, 1)	1.2	13	3	7	7	1	5	0	0	0	0	1	25	45	5.40	2.400								
Dave Burba, R ERA: 4.19	(2, 1)	1.2	10	3	2	1	0	1	1	0	0	0	1	25	45	5.40	2.400								
Calvin Jones, R ERA: 3.14	(4, 1)	1.1	L	11	4	2	2	3	1	1	0	0	0	23	47	13.50	3.750								
Scott Bankhead, R ERA: 5.18	(5, 1)	3.1	12	2	0	0	0	0	0	0	0	0	0	24	33	0.00	0.600								

Seattle Mariners @ Boston Red Sox
Fenway Park, Boston, MA
Sat Sep 07 1991, 3:33 AM EDT
Att: 33,119 - Sunny - 78 F

AB 37
R 10
H 14
RBI 10
BB 7
SO 7
LOB 21



Seattle Mariners @ Boston Red Sox
Fenway Park, Boston, MA
Sat Sep 07 1991, 3:33 AM EDT
Att: 33,119 - Sunny - 78 F

AB 37
R 11
H 12
RBI 11
BB 9
SO 4
LOB 24



Batter	1	2	3	4	5	6	7	8	9	AB	R	H	RBI	BB	SO	LOB	TOP				
Edgar Martinez, R OBP: 0.407, SLG: 0.448 (1, 5)	G5-3			1B	F8		K		G1-3	5	1	1	0	0	1	3	Seattle Mariners @ Boston Red Sox Fenway Park, Boston, MA Sun Sep 08 1991, 3:33 AM EDT Att: 32,979 - Sunny - 81 F				
Harold Reynolds, S OBP: 0.336, SLG: 0.338 Jeff Schaefer, R OBP: 0.271, SLG: 0.329 (1, 4) (7, 4)	G4-3 BB			1B SF8	F8		G5-3		G5-3	2	1	1	1	1	0	0					
Ken Griffey Jr., L OBP: 0.394, SLG: 0.535 Dave Cochrane, S OBP: 0.276, SLG: 0.343 (1, 8) (7, 7)	G4-3			1B	G3-1		G5-3		G5-3	3	0	1	0	0	0	1					
Avin Davis, L OBP: 0.303, SLG: 0.332 (1, 10)				SF8	G4-3		G4-3		P5	3	0	0	1	0	0	0					
Tino Martinez, L OBP: 0.290, SLG: 0.352 (1, 3)				F8					2B SF7	3	2	1	0	1	1	1					
Jay Buhner, R OBP: 0.335, SLG: 0.517 Tracy Jones, R OBP: 0.327, SLG: 0.369 (1, 9) (7, 9)	K			F8					1B BB	2	0	0	0	0	1	1					
Greg Briley, L OBP: 0.302, SLG: 0.332 (1, 7) (7, 8)				F8					SF7	3	1	2	1	0	0	0					
Omar Vizquel, S OBP: 0.298, SLG: 0.286 (1, 6)				G6-3					3B 2B	4	0	2	1	0	0	3					
Dave Valle, R OBP: 0.269, SLG: 0.293 Scott Bradley, L OBP: 0.280, SLG: 0.241 (1, 2) (5, 2)	G6-3			G6-3					L4	2	0	0	0	0	0	1					
Inning Stats	R: 0 E: 0 K: 0 S: 7	H: 0 LOB: 0 BB: 1 P: 15	R: 0 E: 0 K: 2 S: 12	H: 0 LOB: 0 BB: 0 P: 17	R: 0 E: 0 K: 0 S: 10	H: 0 LOB: 0 BB: 0 P: 14	R: 2 E: 0 K: 0 S: 11	H: 3 LOB: 1 BB: 0 P: 15	R: 0 E: 0 K: 0 S: 10	H: 0 LOB: 0 BB: 0 P: 14	R: 0 E: 0 K: 1 S: 11	H: 2 LOB: 2 BB: 1 P: 19	R: 0 E: 0 K: 0 S: 7	H: 0 LOB: 0 BB: 0 P: 13	R: 2 E: 0 K: 0 S: 14	H: 2 LOB: 1 BB: 1 P: 25		1B: 6 2B: 3 3B: 0 HR: 0	SF: 3 SAC: 0 DP: 1 HBP: 0	WP: 0 PB: 0 SB: 0 CS: 0	PA: 37
PITCHER	IP	WLS	BF	H	R	ER	SO	BB	IBB	HBP	BLK	WP	HR	S	P	ERA	WHIP				
Mike Gardiner, R ERA: 4.88 Jeff Plympton, R ERA: John Dopson, R ERA: 18.0	(1, 1) (7, 1) (9, 1)	6.0 2.0 1.0	W 8 6	23 1 2	6 0 2	4 0 2	4 0 0	2 1 1	0 0 0	0 0 0	0 0 0	0 0 0	0 0 0	59 16 14	88 30 25	6.00 0.00 18.00	1.167 1.000 3.000				

Batter	1	2	3	4	5	6	7	8	9	AB	R	H	RBI	BB	SO	LOB	BOTTOM					
Wade Boggs, L OBP: 0.430, SLG: 0.473 Scott Cooper, L (1, 5) (7, 5)	F7	G6-3	2B 1B IBB		G1-3	2B IBB	F7			3	2	0	0	2	0	0	Seattle Mariners @ Boston Red Sox Fenway Park, Boston, MA Sun Sep 08 1991, 3:33 AM EDT Att: 32,979 - Sunny - 81 F					
Jody Read, R OBP: 0.333, SLG: 0.361 (1, 4)	1B BB		2B HR		FC6-4 HBP	2B 1B BB	G5-3			3	3	2	3	2	0	0						
Phil Plantier, L OBP: 0.488, SLG: 0.652 (1, 9) (5, 7)	E9 1B SF9		HR		K	1B 2B	F8			6	3	4	5	0	1	1						
Mike Greenwell, L OBP: 0.353, SLG: 0.430 Bob Zupcic, R OBP: 0.250, SLG: 0.250 (1, 7) (5, 9)	SF9 BB 1B		HR		FC6-4	1B 1B BB 1B	K			2	1	1	1	1	0	2						
Mo Vaughn, L OBP: 0.363, SLG: 0.404 (1, 10)	BB		HR		1B BB	1B BB	1B			3	1	3	1	3	0	0						
Carlos Quintana, R OBP: 0.388, SLG: 0.437 (1, 3)	SF9		HR		2B BB	2B BB	F9			4	2	3	2	1	0	1						
Ellis Burks, R OBP: 0.317, SLG: 0.428 Steve Lyons, L OBP: 0.291, SLG: 0.385 (1, 8) (6, PH) (7, 8)	K		HR		SF7	2B BB	G1-3			3	1	1	1	0	2	4						
Mike Brumley, S OBP: 0.269, SLG: 0.258 (1, 6)	G4-3		HR		L8	K				4	1	0	1	1	1	6						
John Marzano, R OBP: 0.255, SLG: 0.337 (1, 2)	G6-3		HR		G6-3	G6-3				5	2	2	2	0	0	5						
Inning Stats	R: 2 E: 1 K: 1 S: 13	H: 2 LOB: 2 BB: 2 P: 30	R: 0 E: 0 K: 0 S: 7	H: 0 LOB: 0 BB: 0 P: 8	R: 7 E: 1 K: 0 S: 20	H: 6 LOB: 2 BB: 3 P: 39	R: 0 E: 0 K: 2 S: 11	H: 1 LOB: 2 BB: 1 P: 21	R: 0 E: 0 K: 1 S: 7	H: 0 LOB: 1 BB: 0 P: 11	R: 8 E: 0 K: 0 S: 27	H: 7 LOB: 3 BB: 4 P: 50	R: 0 E: 0 K: 0 S: 6	H: 0 LOB: 0 BB: 0 P: 7	R: 0 E: 0 K: 1 S: 7	H: 1 LOB: 1 BB: 0 P: 8		1B: 9 2B: 7 3B: 0 HR: 1	SF: 2 SAC: 0 DP: 0 HBP: 1	WP: 0 PB: 0 SB: 0 CS: 0	PA: 52	
PITCHER	IP	WLS	BF	H	R	ER	SO	BB	IBB	HBP	BLK	WP	HR	S	P	ERA	WHIP					
Rich DeLucia, R ERA: 4.95 Russ Swan, L ERA: 3.64 Michael Jackson, R ERA: 3.2 Rob Murphy, L ERA: 3.0 Mike Schoof, R ERA: 3.38	(1, 1) (3, 1) (5, 1) (6, 1) (6, 1)	2.2 1.1 1.1 0.0 1.2	L 7 11 2 8	20 2 3 2 2	9 0 6 0 2	9 0 6 0 2	1 2 1 0 0	0 1 1 0 0	0 0 1 0 0	0 0 0 0 0	0 0 0 0 0	0 0 0 0 0	0 0 0 0 0	0 0 0 0 0	16 22 42 6 14	27 27 42 6 20	0.00 0.00 40.50 ∞ 10.80	2.250 3.750 ∞ ∞ 1.800				
Bill Swift, R ERA: 1.97 (8, 1)	1.0	WLS	BF	H	R	ER	SO	BB	IBB	HBP	BLK	WP	HR	S	P	ERA	WHIP					
	1.0	4	1	0	0	0	1	0	0	0	0	0	0	7	8	0.00	1.000					



Batter	1	2	3	4	5	6	7	8	9	AB	R	H	RBI	BB	SO	LOB	TOP										
Wade Boggs, L (1, 5) OBP: 0.332, SLG: 0.473	G6-3		L4-6 1B		1B		G6-3		SF8 PB IBB	4	0	2	0	1	0	1	Boston Red Sox @ Cleveland Indians Cleveland Municipal Stadium, Cleveland, OH Mon Sep 09 1991, 7:05 PM EDT Att: 1,695 - Cloudy - 78 F										
Jody Read, R (1, 4) OBP: 0.335, SLG: 0.362	BB 1B		1-2 2-H 1B		F8		G5-3		IBB	4	0	2	1	1	0	1											
Phil Planter, L (1, 9) OBP: 0.494, SLG: 0.647 Tom Brunansky, R (7, 9) OBP: 0.298, SLG: 0.391	G6-4-3 BB		L4-6 2-3		1B			F8	SF8	2	0	1	0	1	0	2											
Jack Clark, R (1, 10) OBP: 0.367, SLG: 0.436 Steve Lyons, L (8, PR) OBP: 0.299, SLG: 0.382	G6-4-3			K	F7			BB 1B	L9	4	0	1	0	0	1	4											
Mike Greenwell, L (1, 7) OBP: 0.352, SLG: 0.431 Bob Zupcic, R (9, 7) OBP: 0.250, SLG: 0.250		G1-3		2B	G4-3			F9		4	1	1	0	0	0	3											
Mo Vaughn, L (1, 3) OBP: 0.363, SLG: 0.409 Carlos Quintana, R (8, PH) OBP: 0.390, SLG: 0.437		G4-3		WP SF8 2B			F9			3	1	1	1	0	0	0											
Ellis Burks, R (1, 8)		G5-3		SF8			G6-3		BB	3	0	0	1	0	1	2											
Tony Peña, R (1, 2) OBP: 0.288, SLG: 0.332			G4-3		BB		F9			2	1	0	0	2	0	0											
Luis Rivera, R (1, 6) OBP: 0.323, SLG: 0.388			1B 1B		P4		G6-3 HBP		SH3-4 SF8 BB	2	1	1	0	0	0	1											
Inning Stats	R: 0 E: 0 K: 0 S: 7	H: 1 LOB: 1 BB: 1 P: 14	R: 0 E: 0 K: 0 S: 8	H: 0 LOB: 0 BB: 0 P: 13	R: 1 E: 0 K: 0 S: 14	H: 3 LOB: 1 BB: 0 P: 20	R: 2 E: 0 K: 1 S: 14	H: 2 LOB: 1 BB: 1 P: 26	R: 0 E: 0 K: 0 S: 11	H: 2 LOB: 2 BB: 0 P: 18	R: 0 E: 0 K: 0 S: 8	H: 0 LOB: 0 BB: 0 P: 13	R: 0 E: 0 K: 0 S: 5	H: 0 LOB: 0 BB: 0 P: 8	R: 0 E: 0 K: 1 S: 10	H: 1 LOB: 2 BB: 1 P: 17		R: 1 E: 0 K: 0 S: 5	H: 0 LOB: 2 BB: 3 P: 15	1B: 7 2B: 3 3B: 0 HR: 0	SF: 2 SAC: 1 DP: 3 HBP: 1	WP: 1 PB: 1 SB: 0 CS: 0	PA: 40				
PITCHER	IP	WLS	BF	H	R	ER	SO	BB	IBB	HBP	BLK	WP	HR	S	P	ERA	WHIP										
Willie Blair, R (1, 1) ERA: 5.87	4.2		22	8	3	3	1	2	0	0	0	1	0	52	87	5.79	2.143										
Eric Bell, L (5, 1) ERA:	3.0		10	1	0	0	0	0	0	1	0	0	0	21	33	0.00	0.333										
Shawn Hillegas, R (8, 1) ERA: 4.48	1.0	L	7	0	1	1	1	2	2	0	0	0	0	8	23	9.00	2.000										
Garland Kiser, L (9, 1) ERA:	0.1		1	0	0	0	0	0	0	0	0	0	0	1	1	0.00	0.000										


AB 30
R 4
H 9
RBI 4
BB 6
SO 2
LOB 16




Batter	1	2	3	4	5	6	7	8	9	AB	R	H	RBI	BB	SO	LOB	BOTTOM										
Alex Cole, L (1, 8) OBP: 0.395, SLG: 0.354	F7		F7			1B BB				3	0	1	1	1	0	1	Boston Red Sox @ Cleveland Indians Cleveland Municipal Stadium, Cleveland, OH Mon Sep 09 1991, 7:05 PM EDT Att: 1,695 - Cloudy - 78 F										
Mark Lewis, R (1, 6) OBP: 0.285, SLG: 0.306			G4-3			G6-4-3 1B				4	0	2	0	0	1	3											
Carlos Baerga, S (1, 4) OBP: 0.343, SLG: 0.396					G6-3				L6	4	0	0	0	0	1	3											
Albert Belle, R (1, 7) OBP: 0.315, SLG: 0.523					F9				G4-3	4	0	0	0	0	1	1											
Reggie Jefferson, S (1, 3) OBP: 0.175, SLG: 0.255					G4-3				P2	4	0	0	0	0	1	0											
Carlos Martinez, R (1, 10) OBP: 0.325, SLG: 0.416					F8				G5-3	4	1	1	0	0	1	0											
Jose Gonzalez, R (1, 9) OBP: 0.376, SLG: 0.229 Jerry Browne, S (9, PH) OBP: 0.284, SLG: 0.274					L9					3	1	1	1	0	0	0											
Jim Thome, L (1, 5) OBP: 0.208, SLG: 0.333					F8				F8	4	1	1	1	0	0	1											
Joel Skinner, R (1, 2) OBP: 0.266, SLG: 0.294 Mike Aldrete, L (7, PH) OBP: 0.394, SLG: 0.333 Tony Perezchica, R (7, PR) OBP: 0.313, SLG: 0.381 Eddie Taubensee, L (8, 2)						G6-3				2	0	1	0	0	0	0											
Inning Stats	R: 0 E: 0 K: 2 S: 11	H: 1 LOB: 1 BB: 0 P: 16	R: 0 E: 0 K: 2 S: 9	H: 0 LOB: 0 BB: 0 P: 12	R: 0 E: 0 K: 0 S: 7	H: 1 LOB: 1 BB: 0 P: 12	R: 0 E: 0 K: 0 S: 7	H: 0 LOB: 0 BB: 0 P: 10	R: 0 E: 0 K: 0 S: 8	H: 0 LOB: 0 BB: 0 P: 12	R: 0 E: 0 K: 0 S: 7	H: 1 LOB: 1 BB: 1 P: 13	R: 3 E: 0 K: 1 S: 22	H: 4 LOB: 2 BB: 1 P: 37	R: 0 E: 0 K: 0 S: 5	H: 0 LOB: 0 BB: 0 P: 9		R: 0 E: 0 K: 1 S: 11	H: 1 LOB: 1 BB: 0 P: 14	1B: 5 2B: 1 3B: 2 HR: 0	SF: 0 SAC: 0 DP: 1 HBP: 0	WP: 0 PB: 0 SB: 0 CS: 0	PA: 36				
PITCHER	IP	WLS	BF	H	R	ER	SO	BB	IBB	HBP	BLK	WP	HR	S	P	ERA	WHIP										
Joe Hesketh, L (1, 1) ERA: 3.38	6.2		25	5	2	2	4	1	0	0	0	0	0	14	25	6.75	2.250										
Greg Harris, R (7, 1) ERA: 3.65	1.1	W	7	2	1	1	1	1	0	0	0	0	0	14	25	6.75	2.250										
Jeff Reardon, R (9, 1) ERA: 2.98	1.0	S	4	1	0	0	1	0	0	0	0	0	0	11	14	0.00	1.000										

AB 34
R 3
H 8
RBI 3
BB 2
SO 6
LOB 10



Batter	1	2	3	4	5	6	7	8	9	AB R H RBI BB SO LOB	TOP										
Wade Boggs, L (1, 5) OBP: 0.332, SLG: 0.472	3-1 1B 2B 1B	3-2 G1-3				4-2 SH3-4 BB	3-1 L7			3 1 1 0 1 0 1	Boston Red Sox @ Detroit Tigers Tiger Stadium, Detroit, MI Tue Sep 10 1991, 7:05 PM EDT Att. 16,859 - Sunny - 77 F										
Jody Read, R (1, 4) OBP: 0.333, SLG: 0.360	2-1 F7	0-1 F7			0-0 SH3-4	3-1 G5-3				3 0 0 0 0 0 2											
Carlos Quintana, R (1, 3) OBP: 0.390, SLG: 0.436	1 SAFE 1-2 2B 1B		3-3 K		4-0 IBB		1-1 G6-3			3 1 1 0 1 1 0											
Jack Clark, R (1, 10) OBP: 0.364, SLG: 0.433	3-3 K		0-0 F9		2-1 SF8		2-2 F9			3 0 0 1 0 1 2											
Mike Greenwell, L (1, 7) OBP: 0.353, SLG: 0.430	1-0 2B 1B		0-0 G1-6-3		3-H 1-0 L8		1-0 HBP			3 1 1 0 0 0 2											
Ellis Burks, R (1, 8) OBP: 0.314, SLG: 0.426	3-2 2B		2-2 G6-3		0-0 P6		2-3 K			4 0 1 3 0 1 1											
Tom Brunansky, R (1, 9) OBP: 0.296, SLG: 0.387	1-2 F7		1-0 L8		3-1 F7		0-1 F9			4 0 0 0 0 0 1											
Tony Peña, R (1, 2) OBP: 0.287, SLG: 0.331		1-0 G6-3		2-1 2-4 1B	3-1 F9		0-3 K			4 0 1 0 0 1 0											
Luis Rivera, R (1, 6) OBP: 0.325, SLG: 0.390		2-2 G1-3 1B		1-0 2-4	1-1 SH3-4 BB SF8 1B		2-2 G6-3		1-1 G5-3	4 1 2 0 0 0 0											
Inning Stats	R: 3 H: 4 E: 0 K: 1 S: 16	H: 4 LOB: 1 BB: 0 P: 29	R: 0 H: 1 E: 0 K: 0 S: 11	H: 1 LOB: 1 BB: 0 P: 17	R: 0 H: 0 E: 0 K: 1 S: 6	H: 0 LOB: 0 BB: 0 P: 9	R: 0 H: 1 E: 0 K: 0 S: 6	H: 1 LOB: 2 BB: 2 P: 12	R: 1 H: 1 E: 0 K: 0 S: 9	H: 1 LOB: 2 BB: 2 P: 21		R: 0 H: 0 E: 0 K: 0 S: 5	H: 0 LOB: 0 BB: 0 P: 11	R: 0 H: 0 E: 0 K: 0 S: 8	H: 0 LOB: 1 BB: 0 P: 16	R: 0 H: 0 E: 0 K: 1 S: 8	H: 0 LOB: 1 BB: 0 P: 14	R: 0 H: 0 E: 0 K: 1 S: 7	H: 0 LOB: 0 BB: 0 P: 8	1B: 6 2B: 1 3B: 0 HR: 0	SF: 1 SAC: 1 DP: 0 HBP: 1
PITCHER	IP WLS BF H R ER SO BB IBB HBP BLK WP HR S P ERA WHIP											PITCHER	IP WLS BF H R ER SO BB IBB HBP BLK WP HR S P ERA WHIP								
Frank Tanana, L (1, 1) ERA: 3.77	8.0 L 34 7 4 4 3 1 1 1 0 0 0 69 129 4.50 1.000																				
Dan Gakeler, R (9, 1) ERA: 5.97	1.0 3 0 0 0 1 0 0 0 0 0 0 7 8 0.00 0.000																				

Batter	1	2	3	4	5	6	7	8	9	AB R H RBI BB SO LOB	BOTTOM										
Tony Phillips, S (1, 5) OBP: 0.376, SLG: 0.449	0-0 G6-3			1-0 F8			2-2 G4-3		2-2 G4-6-3	4 0 0 0 0 0 1	Boston Red Sox @ Detroit Tigers Tiger Stadium, Detroit, MI Tue Sep 10 1991, 7:05 PM EDT Att. 16,859 - Sunny - 77 F										
Lou Whitaker, L (1, 4) OBP: 0.397, SLG: 0.503	1-2 G4-3			0-0 P6			4-1 1B BB		0-2 G6-3	3 0 0 0 1 0 0											
Alan Trammell, R (1, 6) OBP: 0.316, SLG: 0.363	1-2 G4-3			0-1 P9			1-1 1B			3 0 1 0 0 0 0											
Cecil Fielder, R (1, 10) OBP: 0.343, SLG: 0.526		1-2 G6-3			1-3 K		1-3 K			3 0 0 0 0 2 2											
Mickey Tettleton, S (1, 2) OBP: 0.385, SLG: 0.483		1-0 F8			2-1 G4-1		1-1 G3-1			3 0 0 0 0 0 2											
Dave Bergman, L (1, 3) OBP: 0.342, SLG: 0.369		1-3 K			1-2 F9			0-2 G3-1		3 0 0 0 0 1 0											
Rob Deer, R (1, 9) OBP: 0.315, SLG: 0.386			1-3 K			3-3 K		0-1 G6-3		3 0 0 0 0 2 0											
Pete Incaviglia, R (1, 7) OBP: 0.287, SLG: 0.349			0-2 P4			0-0 P3		3-3 K		3 0 0 0 0 1 0											
Mitt Cuyler, S (1, 8) OBP: 0.333, SLG: 0.338			2-1 L8			3-1 L8		1-2 G4-6-3 1B		3 0 1 0 0 0 0											
Inning Stats	R: 0 H: 0 E: 0 K: 0 S: 7	H: 0 LOB: 0 BB: 0 P: 9	R: 0 H: 0 E: 0 K: 1 S: 8	H: 0 LOB: 0 BB: 0 P: 11	R: 0 H: 0 E: 0 K: 1 S: 8	H: 0 LOB: 0 BB: 0 P: 11	R: 0 H: 0 E: 0 K: 0 S: 4	H: 0 LOB: 0 BB: 0 P: 5	R: 0 H: 0 E: 0 K: 1 S: 10	H: 0 LOB: 0 BB: 0 P: 14		R: 0 H: 0 E: 0 K: 1 S: 8	H: 0 LOB: 0 BB: 0 P: 14	R: 0 H: 1 E: 0 K: 1 S: 12	H: 1 LOB: 2 BB: 1 P: 21	R: 0 H: 0 E: 0 K: 1 S: 9	H: 0 LOB: 0 BB: 0 P: 12	R: 0 H: 1 E: 0 K: 0 S: 9	H: 1 LOB: 0 BB: 0 P: 12	1B: 2 2B: 0 3B: 0 HR: 0	SF: 0 SAC: 0 DP: 1 HBP: 0
PITCHER	IP WLS BF H R ER SO BB IBB HBP BLK WP HR S P ERA WHIP											PITCHER	IP WLS BF H R ER SO BB IBB HBP BLK WP HR S P ERA WHIP								
Roger Clemens, R (1, 1) ERA: 2.44	9.0 W 29 2 0 0 6 1 0 0 0 0 0 75 109 0.00 0.333																				

Batter	1	2	3	4	5	6	7	8	9	AB	R	H	RBI	BB	SO	LOB	TOP			
Wade Boggs, L (1, 5) OBP: 0.331, SLG: 0.470	F7	FC6-4			G4-3			G5-4-3 1B		4	0	1	0	0	0	2				
Jody Reed, R (1, 4) OBP: 0.333, SLG: 0.358	F8		F8			BB		G5-4-3 1-2		3	0	0	0	1	0	1				
Phil Plantier, L (1, 9) OBP: 0.472, SLG: 0.611	G4-3		G4-3			F8			P3	4	0	0	0	0	0	1				
Jack Clark, R (1, 10) OBP: 0.361, SLG: 0.429		P1	P3			L5			K	4	0	0	0	0	1	1				
Mike Greenwell, L (1, 7) OBP: 0.351, SLG: 0.427		K			F8				F7	4	0	0	0	0	1	1				
Mo Vaughn, L (1, 3) OBP: 0.367, SLG: 0.413		1B			F7			G5-4-3 1B		3	1	2	0	0	0	0				
Ellis Burks, R (1, 8) OBP: 0.314, SLG: 0.426		1B			G6-3			G5-4-3 1-2		3	1	1	0	0	0	1				
Tony Peña, R (1, 2) OBP: 0.288, SLG: 0.331		1B			G3			G5-3		3	0	1	1	0	0	0				
Luis Rivera, R (1, 6) OBP: 0.325, SLG: 0.389		1B			K			G6-3		3	0	1	1	0	1	0				
Inning Stats	R: 0 E: 0 K: 0 S: 6	H: 0 LOB: 0 BB: 0 P: 6	R: 2 E: 0 K: 1 S: 15	H: 4 LOB: 2 BB: 0 P: 24	R: 0 E: 0 K: 0 S: 11	H: 0 LOB: 0 BB: 0 P: 18	R: 0 E: 0 K: 0 S: 9	H: 0 LOB: 0 BB: 0 P: 14	R: 0 E: 0 K: 1 S: 9	H: 0 LOB: 1 BB: 1 P: 16	R: 0 E: 0 K: 0 S: 7	H: 1 LOB: 0 BB: 0 P: 12	R: 0 E: 0 K: 0 S: 7	H: 1 LOB: 0 BB: 0 P: 12	R: 0 E: 0 K: 1 S: 5	H: 0 LOB: 0 BB: 0 P: 8	1B: 6 2B: 0 3B: 0 HR: 0	SF: 0 SAC: 0 DP: 2 HBP: 0	WP: 0 PB: 0 SB: 0 CS: 0	PA: 32
PITCHER Walt Terrell, R (1, 1) ERA: 4.06	IP: 9.0 WLS: W BF: 32 H: 6 R: 2 ER: 2 SO: 3 BB: 1 IBB: 0 HBP: 0 BLK: 0 WP: 0 HR: 0 S: 78 P: 122 ERA: 2.00 WHIP: 0.778															PITCHER				

Boston Red Sox @ Detroit Tigers
Tiger Stadium, Detroit, MI
Wed Sep 11 1991, 7:05 PM EDT
Att: 16,710 - Cloudy - 70 F

AB	31
R	2
H	6
RBI	2
BB	1
SO	3
LOB	7



Batter	1	2	3	4	5	6	7	8	9	AB	R	H	RBI	BB	SO	LOB	BOTTOM			
Mitt Cuyler, S (1, 8) OBP: 0.331, SLG: 0.337	E4 G4-3 FC6-4 BB		G5-3	1B		K		FC5-6 HR		5	2	1	1	0	1	4				
Tony Phillips, S (1, 5) OBP: 0.380, SLG: 0.452	G4-3 BB		FC6-4 HBP	1B		2B		F7		3	0	2	2	1	0	2				
Alan Trammell, R (1, 6) OBP: 0.314, SLG: 0.370	G4-3		FC6-4 BB	K		G6-3		HR		5	1	1	3	0	1	7				
Cecil Fielder, R (1, 3) OBP: 0.345, SLG: 0.531	FC6-5-4		BB	HR		K		BB		3	1	1	2	2	1	1				
Skeeter Barnes, R (1, 10) OBP: 0.310, SLG: 0.471	K		K	B5-3		CS 1B		K2-3		5	0	1	0	0	3	5				
Rob Deer, R (1, 9) OBP: 0.314, SLG: 0.385		P3		G5-3	K		CS 1B			4	0	1	0	0	1	0				
Pete Incaviglia, R (1, 7) OBP: 0.288, SLG: 0.349		G4-3		1B G6-3 1B	K		K			3	1	1	0	0	1	0				
Lloyd Moseby, L (7, PH) OBP: 0.333, SLG: 0.429				1B G6-3 1B			K			1	0	0	0	0	1	2				
Andy Allanson, R (1, 2) OBP: 0.277, SLG: 0.341		K		G6-3		G6-3		FC5-6 1B		4	0	1	0	0	1	1				
Johnny Paredes, R (1, 4) OBP: 0.800, SLG: 0.800			FC6-4 G5-3 1B	1B		S 2B 1B		FC5-6 HR 1B		4	3	4	0	0	0	0				
Inning Stats	R: 1 E: 1 K: 1 S: 11	H: 0 LOB: 1 BB: 1 P: 18	R: 0 E: 0 K: 1 S: 9	H: 0 LOB: 0 BB: 0 P: 13	R: 0 E: 0 K: 1 S: 14	H: 1 LOB: 3 BB: 1 P: 27	R: 2 E: 0 K: 1 S: 13	H: 4 LOB: 2 BB: 0 P: 22	R: 1 E: 0 K: 2 S: 11	H: 1 LOB: 0 BB: 0 P: 15	R: 1 E: 0 K: 1 S: 10	H: 2 LOB: 1 BB: 0 P: 16	R: 0 E: 0 K: 2 S: 9	H: 2 LOB: 1 BB: 0 P: 16	R: 3 E: 0 K: 1 S: 15	H: 3 LOB: 1 BB: 1 P: 28	1B: 10 2B: 1 3B: 0 HR: 2	SF: 0 SAC: 0 DP: 0 HBP: 1	WP: 0 PB: 0 SB: 1 CS: 2	PA: 41
PITCHER Matt Young, L (1, 1) ERA: 5.01	IP: 3.2 WLS: L BF: 20 H: 5 R: 3 ER: 2 SO: 3 BB: 2 IBB: 0 HBP: 0 BLK: 0 WP: 0 HR: 0 S: 43 P: 73 ERA: 4.91 WHIP: 1.909															PITCHER				
Dennis Lamp, R (4, 1) ERA: 4.15	2.2 13 5 2 2 5 0 0 0 0 0 1 31 48 6.75 1.875																			
Tony Fossas, L (7, 1) ERA: 4.17	1.1 5 2 2 2 1 0 0 0 0 0 0 11 18 13.50 1.500																			
Greg Harris, R (8, 1) ERA: 3.71	0.0 2 1 1 1 0 1 0 0 0 0 1 2 8 ∞ ∞																			
Jeff Plympton, R (8, 1) ERA:	0.1 1 0 0 0 1 0 0 0 0 0 0 5 8 0.00 0.000																			

Boston Red Sox @ Detroit Tigers
Tiger Stadium, Detroit, MI
Wed Sep 11 1991, 7:05 PM EDT
Att: 16,710 - Cloudy - 70 F

AB	37
R	8
H	13
RBI	8
BB	3
SO	10
LOB	22



Batter	1	2	3	4	5	6	7	8	9	AB	R	H	RBI	BB	SO	LOB	TOP	
Wade Boggs, L (1,5) OBP: 0.431, SLG: 0.469 Mike Brumley, S (8,FR) OBP: 0.269, SLG: 0.258	1-1 F8	2-2 G4-3			4-1 G3-1 BB 1B BB		1-1 G6-3	3-2 1B		4	1	1	0	1	0	0	Boston Red Sox @ New York Yankees Yankee Stadium, Bronx, NY Thu Sep 12 1991, 7:05 PM EDT Att: 19,312 - Sunny - 75 F	
Jody Reed, R (1,4) OBP: 0.336, SLG: 0.361 Scott Cooper, L (8,PH) OBP: 0.500, SLG: 0.500	1-1 1B		0-1 G4-3		4-1 G3-1 BB 1B BB		1-2 1B	0-1 1B		3	3	2	0	1	0	0		
Phil Planter, L (1,9) OBP: 0.464, SLG: 0.618 Bob Zupcic, R (7,9) OBP: 0.200, SLG: 0.200	0-2 1B BB		1-1		2-2 G3-1		0-1 1B WP FC5-4 1B	1-1 F7		4	2	3	0	0	0	2		
Jack Clark, R (1,10) OBP: 0.365, SLG: 0.429	4-2 1B BB		2-2		1-1 BB 1B		4-0 FC5-4 1B 1-2 IBB	4-2 FC6-4 BB		2	0	1	2	3	0	1		
Mike Greenwell, L (1,7) OBP: 0.353, SLG: 0.427	0-0 1B		0-0 F8		4-1 2H 3H 4-1 1B		0-0 FC5-4 1B	0-0 FC6-4 G6-3 1B		4	1	2	3	1	0	2		
Mo Vaughn, L (1,3) OBP: 0.362, SLG: 0.406 Carlos Quintana, R (7,PH) OBP: 0.389, SLG: 0.434	0-3 K			2-3 K	2-1 G3-1		0-0 FC5-4	2-1 G6-3		3	0	0	0	0	2	4		
Steve Lyons, L (1,8) OBP: 0.287, SLG: 0.376	1-3 K			3-1 P6		0-0 F7	2-3 K	2-2 1B		5	0	1	1	0	2	4		
Tony Peña, R (1,2) OBP: 0.284, SLG: 0.327		1-3 K		1-2 G6-3		1-1 G5-3		2-2 G6-3	0-1 F8	5	0	0	0	0	1	1		
Luis Rivera, R (1,6) OBP: 0.322, SLG: 0.385		1-1 F9			1-3 K	2-0 G5-3		0-3 K		4	0	0	0	0	2	0		
Inning Stats	R: 2 E: 0 K: 2 S: 21	H: 3 LOB: 2 BB: 1 P: 28	R: 0 E: 0 K: 1 S: 9	H: 0 LOB: 0 BB: 0 P: 13	R: 0 E: 0 K: 0 S: 8	H: 1 LOB: 1 BB: 0 P: 11	R: 0 E: 0 K: 1 S: 8	H: 0 LOB: 0 BB: 0 P: 14	R: 2 E: 0 K: 1 S: 14	H: 3 LOB: 2 BB: 1 P: 21	R: 0 E: 0 K: 1 S: 14	H: 2 LOB: 2 BB: 0 P: 20	R: 1 E: 0 K: 0 S: 13	H: 1 LOB: 1 BB: 1 P: 21	1B: 10 2B: 1 3B: 0 HR: 0	SF: 0 SAC: 0 DP: 0 HBP: 0		WP: 1 PB: 0 SB: 1 CS: 0
PITCHER	IP WLS BF H R ER SO BB IBB HBP BLK WP HR S P ERA WHIP	4.2 L 22 5 4 4 5 3 0 0 0 0 0 57 89 7.71 1.714	2.1 L 12 3 2 2 1 1 1 0 0 1 0 20 37 7.71 1.714	2.0 L 10 3 1 1 1 1 0 0 0 0 0 27 41 4.50 2.000	PITCHER										IP WLS BF H R ER SO BB IBB HBP BLK WP HR S P ERA WHIP	4.2 L 22 5 4 4 5 3 0 0 0 0 0 57 89 7.71 1.714	2.1 L 12 3 2 2 1 1 1 0 0 1 0 20 37 7.71 1.714	2.0 L 10 3 1 1 1 1 0 0 0 0 0 27 41 4.50 2.000

Batter	1	2	3	4	5	6	7	8	9	AB	R	H	RBI	BB	SO	LOB	BOTTOM			
Steve Sax, R (1,4) OBP: 0.349, SLG: 0.409	3-2 G4-3		1-2 F9			2-1 G6-4-3 1B	1-2 FC4			4	0	1	0	0	0	3	Boston Red Sox @ New York Yankees Yankee Stadium, Bronx, NY Thu Sep 12 1991, 7:05 PM EDT Att: 19,312 - Sunny - 75 F			
Bernie Williams, S (1,8) OBP: 0.331, SLG: 0.340	1-1 F9			4-1 FC6-4 BB		2-1 G6-4-3 1-2		1-1 G4-6-3 1B		3	0	1	0	1	0	1				
Don Mattingly, L (1,3) OBP: 0.349, SLG: 0.405	1-0 F7			0-1 P5			3-2 HR	3-1 G4-6-3 1-2		4	1	1	1	0	0	2				
Roberto Kelly, R (1,7) OBP: 0.305, SLG: 0.386		1-2 G4-3 FC5-2 1B		0-0 FC6-4		1-2 F9	0-2 G3-1			4	0	1	0	0	0	1				
Mel Hall, L (1,10) OBP: 0.331, SLG: 0.482		2-2 G4-3		1-2 F8		0-0 P3		2-2 G4-3		4	0	0	0	0	0	2				
Hensley Meulens, R (1,9) OBP: 0.274, SLG: 0.318		2-2 FC5-2			0-0 G6-3		0-0 1B 2B	1-1 1B		4	1	2	0	0	0	1				
Mike Humphreys, R (1,5) OBP: 0.270, SLG: 0.129		0-3 K			3-2 G5-3		2-2 1B 1B	1-2 F9		4	0	1	1	0	1	2				
Bob Geren, R (1,2) OBP: 0.280, SLG: 0.301 Matt Nokes, L (7,PH) OBP: 0.314, SLG: 0.503					1-0 K		1-1 BB	0-2 F8		2	0	0	0	0	1	0				
Alvaro Espinoza, R (1,6) OBP: 0.287, SLG: 0.355 Pat Sheridan, L (7,PH) OBP: 0.304, SLG: 0.369 Randy Velarde, R (8,6) OBP: 0.337, SLG: 0.342					0-1 F7		2-1 F9	4-2 FC4 BB		2	0	0	0	0	0	0				
Inning Stats	R: 0 E: 0 K: 0 S: 9	H: 0 LOB: 0 BB: 0 P: 14	R: 0 E: 0 K: 1 S: 12	H: 1 LOB: 1 BB: 0 P: 17	R: 0 E: 0 K: 1 S: 8	H: 0 LOB: 0 BB: 0 P: 10	R: 0 E: 0 K: 0 S: 7	H: 0 LOB: 1 BB: 1 P: 12	R: 0 E: 0 K: 0 S: 6	H: 1 LOB: 0 BB: 0 P: 12	R: 2 E: 0 K: 0 S: 22	H: 4 LOB: 3 BB: 1 P: 34	R: 0 E: 0 K: 0 S: 7	H: 1 LOB: 0 BB: 0 P: 11	R: 0 E: 0 K: 0 S: 14	H: 1 LOB: 1 BB: 0 P: 18		1B: 6 2B: 1 3B: 0 HR: 1	SF: 0 SAC: 0 DP: 2 HBP: 0	WP: 0 PB: 0 SB: 0 CS: 0
PITCHER	IP WLS BF H R ER SO BB IBB HBP BLK WP HR S P ERA WHIP	6.2 W 25 5 2 2 2 1 0 0 0 0 0 66 99 2.70 0.900	1.1 L 6 2 0 0 0 1 0 0 0 0 0 14 24 0.00 2.250	1.0 L 4 1 0 0 0 0 0 0 0 0 0 14 18 0.00 1.000	PITCHER										IP WLS BF H R ER SO BB IBB HBP BLK WP HR S P ERA WHIP	6.2 W 25 5 2 2 2 1 0 0 0 0 0 66 99 2.70 0.900	1.1 L 6 2 0 0 0 1 0 0 0 0 0 14 24 0.00 2.250	1.0 L 4 1 0 0 0 0 0 0 0 0 0 14 18 0.00 1.000		

Batter	1	2	3	4	5	6	7	8	9	AB	R	H	RBI	BB	SO	LOB	TOP					
Wade Boggs, L (1,5) OBP: 0.328, SLG: 0.465	G5-3		G6-3		G6-3			F7		4	0	0	0	0	0	0	Boston Red Sox @ New York Yankees Yankee Stadium, Bronx, NY Sat Sep 14 1991, 3:33 AM EDT Att: 45,758 - Cloudy - 67 F					
Jody Read, R (1,4) OBP: 0.339, SLG: 0.364	BB 1B		L6				FC5-4 1B	F8		4	0	2	0	0	0	0						
Phil Plantier, L (1,9) OBP: 0.480, SLG: 0.638	BB 1-2		K				F8		K	3	0	0	0	1	2	1						
Jack Clark, R (1,10) OBP: 0.363, SLG: 0.424	F8				F9		FC5-4 1-2		L7	4	0	0	0	0	0	3						
Mike Greenwell, L (1,7) OBP: 0.353, SLG: 0.426	G4-3						F7		BB 1B 2B	3	1	1	0	1	0	3						
Mo Vaughn, L (1,3) OBP: 0.356, SLG: 0.399 Carlos Quintana, R (9,PH) OBP: 0.387, SLG: 0.431		G1-3			F8			F8	BB 1B	3	0	0	0	0	0	1						
Steve Lyons, L (1,8) OBP: 0.368, SLG: 0.368 Tom Brunansky, R (9,PH) OBP: 0.301, SLG: 0.390		P2			G1-3			F7	BB 1B	3	0	0	0	0	0	1						
Tony Peña, R (1,2) OBP: 0.284, SLG: 0.329								K	BB	4	0	1	0	0	2	2						
Luis Rivera, R (1,6) OBP: 0.316, SLG: 0.377 Mike Brumley, S (8,PH) OBP: 0.264, SLG: 0.253					F9			P1		2	0	0	0	0	0	1						
										1	0	0	0	0	0	0						
Inning Stats	R: 0 E: 0 K: 0 S: 13	H: 1 LOB: 2 BB: 1 P: 17	R: 0 E: 0 K: 0 S: 11	H: 1 LOB: 1 BB: 0 P: 17	R: 0 E: 0 K: 1 S: 10	H: 0 LOB: 0 BB: 0 P: 12	R: 0 E: 0 K: 0 S: 11	H: 0 LOB: 1 BB: 1 P: 19	R: 0 E: 0 K: 0 S: 6	H: 0 LOB: 0 BB: 0 P: 7	R: 0 E: 0 K: 0 S: 5	H: 1 LOB: 1 BB: 0 P: 7	R: 0 E: 0 K: 1 S: 8	H: 0 LOB: 0 BB: 0 P: 15	R: 0 E: 0 K: 0 S: 6	H: 0 LOB: 0 BB: 0 P: 8	R: 1 E: 0 K: 2 S: 14	H: 2 LOB: 2 BB: 1 P: 27	1B: 3 2B: 2 3B: 0 HR: 0	SF: 0 SAC: 0 DP: 0 HBP: 0	WP: 0 PB: 0 SB: 0 CS: 0	PA: 35
PITCHER	IP	WLS	BF	H	R	ER	SO	BB	IBB	HBP	BLK	WP	HR	S	P	ERA	WHIP					
Scott Sanderson, R (1,1) ERA: 3.92	8.0	W	29	3	0	0	2	2	0	0	0	0	0	70	102	0.00	0.625					
Greg Cadaret, L (9,1) ERA: 3.74	0.2		4	2	1	1	1	0	0	0	0	0	0	9	16	13.50	3.000					
Steve Farr, R (9,1) ERA: 2.37	0.1	S	2	0	0	0	1	1	0	0	0	0	0	5	11	0.00	3.000					

AB	32
R	1
H	5
RBI	1
BB	3
SO	4
LOB	12



Batter	1	2	3	4	5	6	7	8	9	AB	R	H	RBI	BB	SO	LOB	BOTTOM					
Steve Sax, R (1,4) OBP: 0.348, SLG: 0.409	G4-3 2B		S FC3-6 1B		F8		SH3-4			3	1	2	0	0	0	0	Boston Red Sox @ New York Yankees Yankee Stadium, Bronx, NY Sat Sep 14 1991, 3:33 AM EDT Att: 45,758 - Cloudy - 67 F					
Bernie Williams, S (1,8) OBP: 0.331, SLG: 0.335	K		FC3-6 BB 1-2		G6-3		L4			3	0	0	0	1	1	2						
Don Mattingly, L (1,3) OBP: 0.348, SLG: 0.405	G4-3		SF8		F7		F7			3	0	0	1	0	0	2						
Roberto Kelly, R (1,7) OBP: 0.313, SLG: 0.398	F8		3-H FC3-6 BB 1-2 2-3				G6-3		BB 1B	3	0	1	0	1	0	1						
Mel Hall, L (1,9) OBP: 0.333, SLG: 0.480		G4-3	FC3-6 FC6-4				E 1B		P2 1B	4	0	2	1	0	0	2						
Hensley Meulens, R (1,10) OBP: 0.275, SLG: 0.318 Kevin Maas, L (8,PH) OBP: 0.332, SLG: 0.374		E 1B	FC6-4				E5		K	3	1	1	0	0	0	3						
Alvaro Espinoza, R (1,6) OBP: 0.285, SLG: 0.351		G6-3 1B			G6-3		F8		P2	4	0	1	0	0	0	4						
Bob Geren, R (1,2) OBP: 0.272, SLG: 0.291		G6-3			F9		F7		P5	4	0	0	0	0	0	5						
Pat Kelly, R (1,5) OBP: 0.288, SLG: 0.339 Randy Velarde, R (3,PH) OBP: 0.341, SLG: 0.358			BB 1B SF8 2B		G6-3				SH3-4 2B	0	0	0	0	0	0	0						
										3	1	2	0	0	0	0						
Inning Stats	R: 0 E: 0 K: 1 S: 10	H: 1 LOB: 1 BB: 0 P: 15	R: 1 E: 1 K: 0 S: 8	H: 2 LOB: 0 BB: 0 P: 11	R: 2 E: 0 K: 0 S: 11	H: 2 LOB: 2 BB: 2 P: 22	R: 0 E: 0 K: 0 S: 6	H: 0 LOB: 0 BB: 0 P: 9	R: 0 E: 1 K: 0 S: 16	H: 1 LOB: 2 BB: 0 P: 23	R: 0 E: 0 K: 0 S: 6	H: 1 LOB: 1 BB: 0 P: 10	R: 0 E: 0 K: 1 S: 10	H: 2 LOB: 2 BB: 0 P: 12	R: 0 E: 0 K: 0 S: 6	H: 2 LOB: 2 BB: 0 P: 10	1B: 6 2B: 3 3B: 0 HR: 0	SF: 1 SAC: 1 DP: 1 HBP: 0	WP: 0 PB: 0 SB: 0 CS: 0	PA: 35		
PITCHER	IP	WLS	BF	H	R	ER	SO	BB	IBB	HBP	BLK	WP	HR	S	P	ERA	WHIP					
Joe Hesketh, L (1,1) ERA: 3.33	7.0	L	32	9	3	2	1	2	0	0	0	0	0	65	102	2.57	1.571					
Dan Petry, R (8,1) ERA: 4.97	1.0		3	0	0	0	1	0	0	0	0	0	0	7	8	0.00	0.000					

AB	31
R	3
H	9
RBI	2
BB	2
SO	2
LOB	21



Batter	1	2	3	4	5	6	7	8	9	AB	R	H	RBI	BB	SO	LOB	TOP
Luis Mercedes, R OBP: 0.314, SLG: 0.290 Joe Orsulak, L OBP: 0.316, SLG: 0.361	G4-3	L9			G4-3		P3			3	0	0	0	0	0	0	
Mike Deversaux, R OBP: 0.319, SLG: 0.441 Jeff Tackett, R	G6-3		G3		G5-3		G6-3			4	0	0	0	0	0	2	
Cal Ripken Jr., R OBP: 0.379, SLG: 0.559	HR				G5-3			G6-4-3		3	1	2	0	1	0	0	
Glenn Davis, R OBP: 0.316, SLG: 0.463	HR		K		G5-3		G6-4-3			4	1	1	2	0	1	2	
Dwight Evans, R OBP: 0.392, SLG: 0.394			G4-3					K		4	0	2	0	0	1	1	
Randy Milligan, R OBP: 0.373, SLG: 0.415	K				F9			G6-3		4	0	0	0	0	2	2	
Leo Gomez, R OBP: 0.299, SLG: 0.405 Sam Horn, L OBP: 0.328, SLG: 0.512			HR		FC6-4		L7			3	1	2	1	0	0	1	
Chris Hoiles, R OBP: 0.314, SLG: 0.402 Brady Anderson, L OBP: 0.336, SLG: 0.311		K			F8		SH1-4			2	0	0	0	1	1	1	
Billy Ripken, R OBP: 0.256, SLG: 0.267	G6-3				FC6-4		SH1-4			2	0	0	0	0	0	1	
Inning Stats	R: 2 H: 2 E: 0 K: 1 S: 19	H: 2 R: 1 ER: 0 LOB: 1 BB: 1 P: 27	R: 1 H: 1 E: 0 K: 1 S: 10	R: 0 H: 1 E: 0 K: 1 S: 7	R: 0 H: 1 E: 0 K: 0 S: 9	R: 0 H: 0 E: 0 K: 1 S: 5	R: 0 H: 1 E: 0 K: 1 S: 10	R: 0 H: 0 E: 0 K: 0 S: 8	R: 0 H: 1 E: 0 K: 2 S: 7	R: 0 H: 0 E: 0 K: 2 S: 10	1B: 4 2B: 1 3B: 0 HR: 2	SF: 0 SAC: 1 DP: 1 HBP: 0	WP: 0 PB: 0 SB: 0 CS: 0	PA: 35			
PITCHER	IP WLS BF H R ER SO BB IBB HBP BLK WP HR S P ERA WHIP	IP WLS BF H R ER SO BB IBB HBP BLK WP HR S P ERA WHIP	IP WLS BF H R ER SO BB IBB HBP BLK WP HR S P ERA WHIP	IP WLS BF H R ER SO BB IBB HBP BLK WP HR S P ERA WHIP	IP WLS BF H R ER SO BB IBB HBP BLK WP HR S P ERA WHIP	IP WLS BF H R ER SO BB IBB HBP BLK WP HR S P ERA WHIP	IP WLS BF H R ER SO BB IBB HBP BLK WP HR S P ERA WHIP	IP WLS BF H R ER SO BB IBB HBP BLK WP HR S P ERA WHIP	IP WLS BF H R ER SO BB IBB HBP BLK WP HR S P ERA WHIP	IP WLS BF H R ER SO BB IBB HBP BLK WP HR S P ERA WHIP	IP WLS BF H R ER SO BB IBB HBP BLK WP HR S P ERA WHIP	IP WLS BF H R ER SO BB IBB HBP BLK WP HR S P ERA WHIP	IP WLS BF H R ER SO BB IBB HBP BLK WP HR S P ERA WHIP	IP WLS BF H R ER SO BB IBB HBP BLK WP HR S P ERA WHIP	IP WLS BF H R ER SO BB IBB HBP BLK WP HR S P ERA WHIP	IP WLS BF H R ER SO BB IBB HBP BLK WP HR S P ERA WHIP	IP WLS BF H R ER SO BB IBB HBP BLK WP HR S P ERA WHIP

Baltimore Orioles @ Boston Red Sox
Fenway Park, Boston, MA
Tue Sep 17 1991, 7:05 PM EDT
Att: 32,657 - Sunny - 85 F

AB 32
R 3
H 7
RBI 3
BB 2
SO 7
LOB 12



Batter	1	2	3	4	5	6	7	8	9	AB	R	H	RBI	BB	SO	LOB	BOTTOM
Wade Boggs, L OBP: 0.325, SLG: 0.463	L8				G4-3		K			4	0	1	2	0	1	2	
Jody Read, R OBP: 0.344, SLG: 0.377	F9	F8			G6-3		IBB			3	0	0	1	1	0	1	
Phil Plantier, L OBP: 0.455, SLG: 0.587	BB				P4		F9			4	0	1	0	0	1	2	
Jack Clark, R OBP: 0.363, SLG: 0.428 Wayne Housie, S	BB				F9		HR			3	1	2	1	1	0	0	
Mike Greenwell, L OBP: 0.352, SLG: 0.425 Carlos Quintana, R OBP: 0.386, SLG: 0.429	L6				G3-1		F9			2	0	0	0	0	0	2	
Mo Vaughn, L OBP: 0.354, SLG: 0.390 Bob Zupcic, R OBP: 0.111, SLG: 0.111		2B			G5-4-3		G3			2	1	1	0	1	0	0	
Steve Lyons, L OBP: 0.275, SLG: 0.370		L7			F8		L9			3	0	0	0	1	0	2	
Tony Peña, R OBP: 0.290, SLG: 0.333		2B			G5-4-3		SH3-4			3	1	1	0	1	0	3	
Luis Rivera, R OBP: 0.317, SLG: 0.378	K				G4-3		SH3-4			2	1	1	0	0	1	2	
Inning Stats	R: 0 H: 1 E: 0 K: 0 S: 9	H: 2 R: 2 ER: 0 LOB: 1 BB: 1 P: 18	R: 2 H: 2 E: 0 K: 1 S: 18	R: 0 H: 0 E: 0 K: 0 S: 6	R: 0 H: 1 E: 0 K: 0 S: 5	R: 1 H: 1 E: 0 K: 0 S: 7	R: 1 H: 1 E: 0 K: 0 S: 5	R: 0 H: 0 E: 0 K: 2 S: 8	R: 0 H: 1 E: 0 K: 0 S: 9	R: 0 H: 0 E: 0 K: 2 S: 10	1B: 3 2B: 3 3B: 0 HR: 1	SF: 0 SAC: 1 DP: 1 HBP: 0	WP: 0 PB: 0 SB: 1 CS: 0	PA: 35			
PITCHER	IP WLS BF H R ER SO BB IBB HBP BLK WP HR S P ERA WHIP	IP WLS BF H R ER SO BB IBB HBP BLK WP HR S P ERA WHIP	IP WLS BF H R ER SO BB IBB HBP BLK WP HR S P ERA WHIP	IP WLS BF H R ER SO BB IBB HBP BLK WP HR S P ERA WHIP	IP WLS BF H R ER SO BB IBB HBP BLK WP HR S P ERA WHIP	IP WLS BF H R ER SO BB IBB HBP BLK WP HR S P ERA WHIP	IP WLS BF H R ER SO BB IBB HBP BLK WP HR S P ERA WHIP	IP WLS BF H R ER SO BB IBB HBP BLK WP HR S P ERA WHIP	IP WLS BF H R ER SO BB IBB HBP BLK WP HR S P ERA WHIP	IP WLS BF H R ER SO BB IBB HBP BLK WP HR S P ERA WHIP	IP WLS BF H R ER SO BB IBB HBP BLK WP HR S P ERA WHIP	IP WLS BF H R ER SO BB IBB HBP BLK WP HR S P ERA WHIP	IP WLS BF H R ER SO BB IBB HBP BLK WP HR S P ERA WHIP	IP WLS BF H R ER SO BB IBB HBP BLK WP HR S P ERA WHIP	IP WLS BF H R ER SO BB IBB HBP BLK WP HR S P ERA WHIP	IP WLS BF H R ER SO BB IBB HBP BLK WP HR S P ERA WHIP	IP WLS BF H R ER SO BB IBB HBP BLK WP HR S P ERA WHIP

Baltimore Orioles @ Boston Red Sox
Fenway Park, Boston, MA
Tue Sep 17 1991, 7:05 PM EDT
Att: 32,657 - Sunny - 85 F

AB 29
R 4
H 7
RBI 4
BB 5
SO 3
LOB 16



Batter	1	2	3	4	5	6	7	8	9	AB	R	H	RBI	BB	SO	LOB	TOP									
Mike Devereaux, R OBP: 0.318, SLG: 0.439	2-2 G6-4-3 1B		2-1 G5-3			1-3 K	1-0 P3		1-2 F7	5	0	1	0	0	1	3										
Joe Orsulak, L OBP: 0.316, SLG: 0.360	1-1 F7			1-0 G5-4-3 1B		2-1 G3	0-1 L7			4	0	1	0	0	0	1										
Cal Ripken Jr., R OBP: 0.379, SLG: 0.564	0-0 G6-4-3			0-2 G5-4-3 1-2		2-1 HR		1-2 G6-4-3 1B		4	1	2	1	0	0	2										
Sam Horn, L OBP: 0.325, SLG: 0.507 Dwight Evans, R OBP: 0.390, SLG: 0.392		1-1 F7		1-0 F7		2-0 G3-1		1-2 G6-4-3 1-2		3	0	0	0	0	0	0										
Glenn Davis, R OBP: 0.327, SLG: 0.474 Brady Anderson, L OBP: 0.338, SLG: 0.311		3-3 K			0-0 HR	4-0 E S E BB		0-1 2B		3	2	2	0	1	1	0										
Chito Martinez, L OBP: 0.322, SLG: 0.524 Randy Milligan, R OBP: 0.373, SLG: 0.414		3-2 G4-3			1-0 F7	0-2 E3 1B PB		2-1 F9		3	1	0	0	0	0	1										
Leo Gomez, R OBP: 0.304, SLG: 0.416			2-3 K		2-0 1-H HR	0-0 PB 1B		4-1 BB		3	1	2	2	1	1	0										
Bob Melvin, R OBP: 0.294, SLG: 0.325 David Segui, S OBP: 0.296, SLG: 0.330			1-2 2B		0-0 G3-1	3-2 F9		1-3 K		3	0	1	0	0	0	1										
Billy Ripken, R OBP: 0.256, SLG: 0.271 Chris Hoiles, R OBP: 0.313, SLG: 0.401			3-2 P5		1-1 2B		1-0 P4		3-3 K	3	0	1	0	0	0	1										
Inning Stats	R: 0 E: 0 K: 0 S: 8	H: 1 LOB: 0 BB: 0 P: 11	R: 0 E: 0 K: 1 S: 11	H: 0 LOB: 0 BB: 0 P: 18	R: 0 E: 0 K: 1 S: 11	H: 1 LOB: 1 BB: 0 P: 19	R: 0 E: 0 K: 0 S: 6	H: 1 LOB: 0 BB: 0 P: 8	R: 2 E: 0 K: 1 S: 11	H: 3 LOB: 1 BB: 0 P: 16	R: 3 E: 1 K: 0 S: 12	H: 2 LOB: 1 BB: 0 P: 25	R: 0 E: 0 K: 0 S: 4	H: 0 LOB: 0 BB: 0 P: 6	R: 0 E: 0 K: 0 S: 12	H: 2 LOB: 1 BB: 0 P: 16	R: 0 E: 0 K: 2 S: 12	H: 0 LOB: 1 BB: 1 P: 21	1B: 5 2B: 3 3B: 0 HR: 2	SF: 0 SAC: 0 DP: 3 HBP: 0	WP: 0 PB: 1 SB: 1 CS: 0	PA: 37				
PITCHER	IP	WLS	BF	H	R	ER	SO	BB	IBB	HBP	BLK	WP	HR	S	P	ERA	WHIP									
Mike Gardiner, R ERA: 4.9	(1, 1)	5.2	W	23	7	4	3	3	1	0	0	0	0	2	52	87	4.76	1.412								
Dan Peltz, R ERA: 4.3	(6, 1)	1.1		7	2	1	0	0	0	0	0	0	0	0	16	22	0.00	1.500								
Tony Fossas, L ERA: 3.81	(8, 1)	0.2		2	1	0	0	0	0	0	0	0	0	5	6	0.00	1.500									
Greg Harris, R ERA: 3.66	(8, 1)	1.1	S	5	0	0	0	2	1	0	0	0	0	14	25	0.00	0.750									

Baltimore Orioles @ Boston Red Sox
Fenway Park, Boston, MA
Wed Sep 18, 1991, 7:05 PM EDT
Att: 32,021 - Sunny - 69 F

AB 35
R 5
H 10
RBI 3
BB 2
SO 5
LOB 13



Batter	1	2	3	4	5	6	7	8	9	AB	R	H	RBI	BB	SO	LOB	BOTTOM									
Wade Boggs, L OBP: 0.325, SLG: 0.462	2-2 L8	1-1 1B		0-1 FC6-4 1B		2-1 G4-3		0-1 L8		5	0	2	0	0	0	1										
Jody Reed, R OBP: 0.345, SLG: 0.380	0-0 1B	0-1 1B		3-2 P6		0-0 F7				4	1	2	1	0	0	2										
Carlos Quintana, R OBP: 0.382, SLG: 0.425	0-0 G6-3		0-0 F9	0-0 FC6-4 1-2		2-2 G6-3				4	0	0	0	0	0	2										
Jack Clark, R OBP: 0.368, SLG: 0.438	4-2 1B 2B BB		4-1 1B BB		1-2 HR		1-1 1B			2	3	2	1	2	0	0										
Phil Plantier, L OBP: 0.456, SLG: 0.583	2-1 2B 1B		0-1 1B 1B		0-1 F8		1-3 K			4	1	2	1	0	1	1										
Mo Vaughn, L OBP: 0.358, SLG: 0.400 Bob Zupcic, R OBP: 0.100, SLG: 0.100	1-0 1B		1-0 1B		3-3 K		2-1 L9			3	0	2	2	0	1	0										
Steve Lyons, L OBP: 0.280, SLG: 0.370		1-1 F9	1-2 G6-4-3 1B		3-3 K		4-0 S SH3-4 SH1-3 BB			3	1	1	1	1	1	0										
John Marzano, R OBP: 0.267, SLG: 0.337 Wayne Housie, S OBP: 0.290, SLG: 0.333		0-0 G6-4-3	1-2 1B		2-1 G4-3		1-1 SH3-4			3	1	1	0	0	0	2										
Luis Rivera, R OBP: 0.317, SLG: 0.378	1 SAFE F9	0-1 F9		3-3 K		1-2 G4-3 1B		3-1 SH1-3		3	0	1	1	0	1	1										
Inning Stats	R: 2 E: 0 K: 0 S: 10	H: 3 LOB: 2 BB: 1 P: 19	R: 1 E: 0 K: 0 S: 9	H: 3 LOB: 0 BB: 0 P: 11	R: 2 E: 0 K: 0 S: 12	H: 3 LOB: 1 BB: 1 P: 19	R: 0 E: 0 K: 1 S: 11	H: 1 LOB: 0 BB: 0 P: 17	R: 1 E: 0 K: 2 S: 11	H: 1 LOB: 0 BB: 0 P: 18	R: 0 E: 0 K: 0 S: 8	H: 1 LOB: 1 BB: 0 P: 13	R: 0 E: 0 K: 1 S: 11	H: 1 LOB: 0 BB: 0 P: 17	R: 1 E: 0 K: 0 S: 7	H: 0 LOB: 0 BB: 1 P: 14	1B: 10 2B: 2 3B: 0 HR: 1	SF: 0 SAC: 2 DP: 1 HBP: 0	WP: 0 PB: 0 SB: 1 CS: 0	PA: 37						
PITCHER	IP	WLS	BF	H	R	ER	SO	BB	IBB	HBP	BLK	WP	HR	S	P	ERA	WHIP									
Dave Johnson, R ERA: 7.34	(1, 1)	2.1	L	15	8	5	5	0	2	0	0	0	0	24	40	19.29	4.286									
Anthony Telford, R ERA: 5.06	(3, 1)	2.2		10	3	1	1	3	0	0	0	0	0	1	29	44	3.38	1.125								
Todd Frohirth, R ERA: 1.79	(6, 1)	1.1		6	2	0	0	0	0	0	0	0	0	14	22	0.00	1.500									
Mike Flanagan, L ERA: 2.38	(7, 1)	0.2		3	0	1	1	1	1	0	0	0	0	5	12	13.50	1.500									
Gregg Olson, R ERA: 3.07	(8, 1)	1.0		3	0	0	0	0	0	0	0	0	0	7	10	0.00	0.000									


Baltimore Orioles @ Boston Red Sox
Fenway Park, Boston, MA
Wed Sep 18, 1991, 7:05 PM EDT
Att: 32,021 - Sunny - 69 F

AB 32
R 7
H 13
RBI 7
BB 3
SO 4
LOB 10




Batter	1	2	3	4	5	6	7	8	9	AB	R	H	RBI	BB	SO	LOB	TOP		
Steve Sax, R OBP: 0.342, SLG: 0.401 (1,4)	F8		P4		G4-3			G5-3		4	0	0	0	0	0	3	New York Yankees @ Boston Red Sox Fenway Park, Boston, MA Fri Sep 20 1991, 7:05 PM EDT Att: 34,535 - Sunny - 57 F		
Bernie Williams, S OBP: 0.328, SLG: 0.337 (1,8)	K					P4		F7		3	0	0	0	1	1	0			
Don Mattingly, L OBP: 0.339, SLG: 0.395 (1,3)	K		F8			L8			K	4	0	0	0	0	2	3			
Mel Hall, L OBP: 0.326, SLG: 0.470 (1,9)		F7		G6-3		G4-3			P6	4	0	0	0	0	0	0			
Roberto Kelly, R OBP: 0.308, SLG: 0.403 (1,7)	G1-3			K			F9		K	4	0	0	0	0	2	0			
Matt Nokes, L OBP: 0.317, SLG: 0.496 (1,2)	G1-3			G3-1			F9			3	0	0	0	0	0	0			
Randy Velarde, R OBP: 0.335, SLG: 0.347 (1,5)			G6-3					BB		2	0	0	0	1	1	0			
Kevin Maas, L OBP: 0.327, SLG: 0.367 (1,10)			1B		L7			K		3	0	1	0	0	1	1			
Alvaro Espinoza, R OBP: 0.287, SLG: 0.351 (1,6)			1B					F9		3	0	2	0	0	0	0			
Inning Stats	R: 0 H: 0 E: 0 K: 2 S: 9	H: 0 LOB: 0 BB: 0 P: 14	R: 0 H: 0 E: 0 K: 0 S: 6	H: 0 LOB: 0 BB: 0 P: 8	R: 0 H: 2 E: 0 K: 0 S: 11	H: 2 LOB: 3 BB: 1 P: 20	R: 0 H: 0 E: 0 K: 1 S: 5	H: 0 LOB: 0 BB: 0 P: 8	R: 0 H: 1 E: 0 K: 1 S: 11	H: 1 LOB: 1 BB: 0 P: 16	R: 0 H: 0 E: 0 K: 0 S: 6	H: 0 LOB: 1 BB: 1 P: 13	R: 0 H: 0 E: 0 K: 2 S: 8	H: 0 LOB: 0 BB: 0 P: 10	R: 0 H: 0 E: 0 K: 2 S: 7	H: 0 LOB: 0 BB: 0 P: 10	1B: 3 2B: 0 3B: 0 HR: 0	SF: 0 SAC: 0 DP: 0 HBP: 0	WP: 0 PA: 32 SB: 0 CS: 1
PITCHER Rogier Clemens, R ERA: 2.43 (1,1)	IP: 9.0 WLS: W BF: 32 H: 3 R: 0 ER: 0 SO: 7 BB: 2 IBB: 0 HBP: 0 BLK: 0 WP: 0 HR: 0 S: 69 P: 110 ERA: 0.00 WHIP: 0.556															PITCHER IP: 9.0 WLS: W BF: 32 H: 3 R: 0 ER: 0 SO: 7 BB: 2 IBB: 0 HBP: 0 BLK: 0 WP: 0 HR: 0 S: 69 P: 110 ERA: 0.00 WHIP: 0.556			

AB	30
R	0
H	3
RBI	0
BB	2
SO	7
LOB	7



Batter	1	2	3	4	5	6	7	8	9	AB	R	H	RBI	BB	SO	LOB	BOTTOM		
Jody Reed, R OBP: 0.347, SLG: 0.390 (1,4)	G4-6-3 1B					HR		P5		4	1	3	2	0	0	1	New York Yankees @ Boston Red Sox Fenway Park, Boston, MA Fri Sep 20 1991, 7:05 PM EDT Att: 34,535 - Sunny - 57 F		
Steve Lyons, L OBP: 0.279, SLG: 0.367 (1,8)	F9		G6-3			F8			1B	4	0	1	0	0	0	2			
Phil Plantier, L OBP: 0.449, SLG: 0.580 (1,7)	G4-6-3 1-2				F9				K	4	0	1	0	0	1	2			
Jack Clark, R OBP: 0.366, SLG: 0.435 (1,10)		F8		G6-3		G6-3				3	0	0	0	0	0	1			
Mo Vaughn, L OBP: 0.353, SLG: 0.394 (1,3)		G5-3								3	0	0	0	0	1	0			
Carlos Quintana, R OBP: 0.382, SLG: 0.425 (8,3)					F7					0	0	0	0	0	0	0			
Tom Brunansky, R OBP: 0.299, SLG: 0.387 (1,9)		F9								3	0	0	0	0	0	0			
Scott Cooper, L OBP: 0.286, SLG: 0.429 (1,5)			F9		G3-1					3	0	1	0	0	0	0			
Tony Peña, R OBP: 0.288, SLG: 0.331 (1,2)			G6-3							3	0	0	0	0	1	1			
Luis Rivera, R OBP: 0.320, SLG: 0.379 (1,6)										2	1	1	0	1	0	0			
Inning Stats	R: 0 H: 1 E: 0 K: 0 S: 5	H: 1 LOB: 0 BB: 0 P: 7	R: 0 H: 0 E: 0 K: 0 S: 10	H: 0 LOB: 0 BB: 0 P: 14	R: 1 H: 2 E: 0 K: 0 S: 9	H: 2 LOB: 1 BB: 0 P: 15	R: 0 H: 0 E: 0 K: 0 S: 7	H: 0 LOB: 0 BB: 0 P: 12	R: 0 H: 0 E: 0 K: 1 S: 7	H: 0 LOB: 0 BB: 0 P: 9	R: 1 H: 2 E: 0 K: 0 S: 21	H: 2 LOB: 1 BB: 0 P: 32	R: 0 H: 1 E: 0 K: 1 S: 16	H: 1 LOB: 1 BB: 1 P: 24	R: 0 H: 1 E: 0 K: 1 S: 8	H: 1 LOB: 1 BB: 1 P: 16	1B: 3 2B: 3 3B: 0 HR: 1	SF: 0 SAC: 0 DP: 1 HBP: 0	WP: 0 PA: 30 SB: 0 CS: 1
PITCHER Scott Sanderson, R ERA: 3.88 (1,1)	IP: 7.0 WLS: L BF: 26 H: 6 R: 2 ER: 2 SO: 2 BB: 6 IBB: 2 HBP: 2 BLK: 2 WP: 0 HR: 1 S: 75 P: 113 ERA: 2.57 WHIP: 0.857															PITCHER IP: 7.0 WLS: L BF: 26 H: 6 R: 2 ER: 2 SO: 2 BB: 6 IBB: 2 HBP: 2 BLK: 2 WP: 0 HR: 1 S: 75 P: 113 ERA: 2.57 WHIP: 0.857			
Rich Monteleone, R ERA: 3.63 (8,1)	0.2	2	0	0	0	0	1	0	0	0	0	4	9	0.00	1.500				
Lee Guetterman, L ERA: 3.7 (8,1)	0.1	2	1	0	0	1	0	0	0	0	0	4	7	0.00	3.000				

AB	29
R	2
H	7
RBI	2
BB	1
SO	3
LOB	7



Batter	1	2	3	4	5	6	7	8	9	AB	R	H	RBI	BB	SO	LOB	TOP										
Steve Sax, R OBP: 0.343, SLG: 0.406 (1, 4)	G6-3		HR		G4-3			BB		3	1	1	1	1	0	1	New York Yankees @ Boston Red Sox Fenway Park, Boston, MA Sat Sep 21 1991, 3:33 AM EDT Att: 34,520 - Cloudy - 58 F										
Bernie Williams, S OBP: 0.327, SLG: 0.336 (1, 8)	K		G4-3			G6-4-3 1B		L8		4	0	1	0	0	1	1											
Don Mattingly, L OBP: 0.337, SLG: 0.392 (1, 3)	G3-1			G4-3			K		G1-3	4	0	0	0	0	1	1											
Roberto Kelly, R OBP: 0.308, SLG: 0.400 (1, 7)		G6-3			BB BB		G6-4-3 1-2f		G5-3	3	0	0	0	1	0	1											
Hensley Meulens, R OBP: 0.271, SLG: 0.311 (1, 9)	G6-3			BB BB			G6-3		K	3	0	0	0	1	1	0											
John Ramos, R OBP: 0.167, SLG: 0.167 (1, 2)				G5-4-3 1-2f			K			3	0	1	0	0	1	2											
Jim Leyritz, R OBP: 0.250, SLG: 0.149 (1, 10)	K				2B		G4-3			3	0	1	0	0	1	1											
Randy Velarde, R OBP: 0.330, SLG: 0.341 (1, 5)			G4-3		G6-3			F8		3	0	0	0	0	0	1											
Alvaro Espinoza, R OBP: 0.285, SLG: 0.348 (1, 6)		G3-1			G6-3			L6		3	0	0	0	0	0	1											
Inning Stats	R: 0 E: 0 K: 1 S: 11	H: 0 LOB: 0 BB: 0 P: 15	R: 0 E: 0 K: 1 S: 8	H: 1 LOB: 1 BB: 0 P: 9	R: 1 E: 0 K: 0 S: 6	H: 1 LOB: 0 BB: 0 P: 10	R: 0 E: 0 K: 0 S: 9	H: 0 LOB: 1 BB: 2 P: 21	R: 0 E: 0 K: 1 S: 10	H: 1 LOB: 0 BB: 0 P: 17	R: 0 E: 0 K: 1 S: 9	H: 0 LOB: 0 BB: 0 P: 14	R: 0 E: 0 K: 0 S: 9	H: 0 LOB: 1 BB: 1 P: 15	R: 0 E: 0 K: 1 S: 5	H: 0 LOB: 0 BB: 0 P: 9	1B: 2 2B: 1 3B: 0 HR: 1	SF: 0 SAC: 0 DP: 2 HBP: 0	WP: 0 PB: 0 CS: 0	PA: 32							
PITCHER	IP	WLS	BF	H	R	ER	SO	BB	IBB	HBP	BLK	WP	HR	S	P	ERA	WHIP										
Joe Hesketh, L ERA: 3.21 (1, 1)	8.0	W	29	4	1	1	4	3	0	0	0	0	1	68	111	1.12	0.875										
Dan Petry, R ERA: 4.85 (9, 1)	1.0		3	0	0	0	1	0	0	0	0	0	0	5	9	0.00	0.000										

Batter	1	2	3	4	5	6	7	8	9	AB	R	H	RBI	BB	SO	LOB	BOTTOM										
Jody Reed, R OBP: 0.349, SLG: 0.389 (1, 4)	P3	F7		2B 1B 1B	WP BB		BB WP BB	F9		4	2	1	2	2	0	3	New York Yankees @ Boston Red Sox Fenway Park, Boston, MA Sat Sep 21 1991, 3:33 AM EDT Att: 34,520 - Cloudy - 58 F										
Steve Lyons, L OBP: 0.281, SLG: 0.368 (1, 8)	F9		S HR BB	1B 2B	F7		FC3-2-5 WP BB	G3		5	2	1	0	1	0	6											
Carlos Quintana, R OBP: 0.385, SLG: 0.426 (1, 9)	2B 1B		K	BB 1B	G6-3		WP BB			4	0	2	2	1	1	3											
Jack Clark, R OBP: 0.366, SLG: 0.443 (1, 10)	2B		HR	L7		K	K			5	1	2	2	0	2	3											
Phil Plantier, L OBP: 0.455, SLG: 0.635 (1, 7)	G5-3		G4-3	BB 1B		HR		HR		4	2	2	2	1	0	2											
Mo Vaughn, L OBP: 0.348, SLG: 0.387 (1, 3)		G3-1	G3	K		K		HR		3	0	0	0	0	1	2											
Bob Zupcic, R OBP: 0.167, SLG: 0.417 (6, 9)								HR		2	1	1	1	0	1	0											
Scott Cooper, L OBP: 0.333, SLG: 0.583 (1, 5)	P6			F8	E 2B	F8		1B 2B		5	1	2	0	0	0	0											
Tony Peña, R OBP: 0.292, SLG: 0.330 (1, 2)		S E HBP		2B 1B BB	E4 FC6-4		WP G3 BB	G3 1B		1	2	0	0	2	0	0											
John Marzano, R OBP: 0.274, SLG: 0.343 (7, PR) (8, 2)				2B 1B BB	FC6-4		WP G3 BB	G3 1B		1	0	1	0	0	0	0											
Luis Rivera, R OBP: 0.322, SLG: 0.384 (1, 6)		E8		1B 2B	FC6-4		G3	G3		3	1	2	1	0	0	1											
Mike Brumley, S OBP: 0.264, SLG: 0.245 (7, PH) (8, 6)				1B 2B	FC6-4		G3	G3		2	0	0	0	0	0	3											
Inning Stats	R: 0 E: 0 K: 0 S: 14	H: 2 LOB: 2 BB: 0 P: 20	R: 1 E: 1 K: 0 S: 12	H: 1 LOB: 1 BB: 0 P: 20	R: 2 E: 0 K: 1 S: 16	H: 1 LOB: 0 BB: 1 P: 27	R: 4 E: 0 K: 1 S: 25	H: 4 LOB: 2 BB: 2 P: 38	R: 1 E: 1 K: 0 S: 11	H: 1 LOB: 2 BB: 1 P: 20	R: 1 E: 0 K: 2 S: 13	H: 1 LOB: 0 BB: 0 P: 23	R: 1 E: 0 K: 1 S: 12	H: 0 LOB: 3 BB: 3 P: 30	R: 2 E: 0 K: 0 S: 14	H: 4 LOB: 2 BB: 0 P: 22	1B: 5 2B: 5 3B: 0 HR: 4	SF: 0 SAC: 0 DP: 0 HBP: 1	WP: 3 PB: 0 CS: 0	PA: 47							
PITCHER	IP	WLS	BF	H	R	ER	SO	BB	IBB	HBP	BLK	WP	HR	S	P	ERA	WHIP										
Wade Taylor, R ERA: 6.26 (1, 1)	3.1	L	20	7	7	7	1	2	0	0	0	1	1	37	62	3.38	1.875										
Alan Mills, R ERA: 1.69 (4, 1)	2.2		14	3	2	1	3	2	0	0	0	1	1	37	62	3.38	1.875										
Darrin Chapin, R ERA: 9.0 (7, 1)	1.0		6	0	1	1	1	3	0	0	0	2	0	12	30	9.00	3.000										
Dave Eiland, R ERA: 5.93 (8, 1)	1.0		7	4	2	2	0	0	0	0	0	0	2	14	22	18.00	4.000										

AB	29
R	1
H	4
RBI	1
BB	3
SO	5
LOB	9



AB	39
R	12
H	14
RBI	10
BB	7
SO	5
LOB	23



Batter	1	2	3	4	5	6	7	8	9	AB	R	H	RBI	BB	SO	LOB	TOP										
Wade Boggs, L (1, 5) OBP: 0.324, SLG: 0.458	2-1 CS 1B	1-2 SF7			2-2 G4-3		1-1 FC1-6 1B		3-1 F7	4	0	2	1	0	0	0											
Jody Reed, R (1, 4) OBP: 0.345, SLG: 0.383	0-1 P5	1-1 G3			1-2 P6		0-0 FC1-6 CS		3-3 K	5	0	0	0	0	1	3											
Phil Planter, L (1, 9) OBP: 0.428, SLG: 0.613	3-3 K			2-2 F8		2-3 K		3-3 K		3	0	0	0	0	2	1											
Carlos Quintana, R (7, FH) OBP: 0.382, SLG: 0.422	1-2 K									1	0	0	0	0	1	1											
Jack Clark, R (1, 10) OBP: 0.367, SLG: 0.449		4-2 1B 1B BB		0-3 K		0-0 2B BB 1B		3-3 K		3	2	1	0	1	2	0											
Mike Greenwell, L (1, 7) OBP: 0.354, SLG: 0.426	1-1 1B			2-3 K		1-1 BB 1B		0-3 K		3	1	2	0	0	1	0											
Tom Brunansky, R (6, 9) OBP: 0.301, SLG: 0.386	1-2 1B 1B					1-3 2B				1	0	0	0	0	1	0											
Mo Vaughn, L (1, 3) OBP: 0.354, SLG: 0.394	1-0 S 1B			3-3 K		4-0 BB IBB		1-0 1B		2	1	1	0	1	1	0											
Bob Zupcic, R (7, 7) OBP: 0.214, SLG: 0.429	1-2 2-3 1B					1-3 IBB		1-0 1B		1	0	1	0	0	0	0											
Steve Lyons, L (1, 8) OBP: 0.288, SLG: 0.374	0-1 1B SF7 1B			0-0 F8		1-3 K		1-0 1B		4	1	2	2	0	1	3											
Tony Peña, R (1, 2) OBP: 0.292, SLG: 0.327	1-2 2-H 3-H 1B			2-2 G4-3		4-1 BB		0-1 F7		3	0	1	2	1	0	2											
Luis Rivera, R (1, 6) OBP: 0.316, SLG: 0.383	1-2 F9			1-3 K		0-1 F9		2-3 K		4	0	0	0	0	2	5											
Inning Stats	R: 0 E: 0 K: 1 S: 7	H: 1 LOB: 1 BB: 0 P: 12	R: 4 E: 0 K: 0 S: 18	H: 4 LOB: 1 BB: 1 P: 29	R: 0 E: 0 K: 2 S: 9	H: 0 LOB: 0 BB: 0 P: 13	R: 0 E: 0 K: 1 S: 8	H: 0 LOB: 0 BB: 0 P: 13	R: 0 E: 0 K: 2 S: 15	H: 2 LOB: 3 BB: 2 P: 27	R: 0 E: 0 K: 1 S: 6	H: 1 LOB: 1 BB: 0 P: 10	R: 0 E: 0 K: 2 S: 11	H: 2 LOB: 2 BB: 0 P: 16	R: 0 E: 0 K: 2 S: 10	H: 0 LOB: 0 BB: 0 P: 18	1B: 9 2B: 3 3B: 0 HR: 0	SF: 1 SAC: 0 DP: 2 HBP: 0	WP: 0 PB: 0 SB: 1 CS: 2	PA: 38							
PITCHER	IP	WLS	BF	H	R	ER	SO	BB	IBB	HBP	BLK	WP	HR	S	P	ERA	WHIP										
Bob Milacki, R (1, 1) ERA: 3.97	5.2		26	7	5	5	7	2	1	0	0	0	0	64	105	7.94	1.588										
Mark Williamson, R (6, 1) ERA: 4.54	0.1		1	0	0	0	0	0	0	0	0	0	0	2	2	0.00	0.000										
Mike Flanagan, L (7, 1) ERA: 2.35	1.0		3	1	0	0	1	0	0	0	0	0	0	6	10	0.00	1.000										
Todd Frohwirth, R (8, 1) ERA: 1.73	2.0	W	8	2	0	0	4	0	0	0	0	0	0	21	34	0.00	1.000										

Boston Red Sox @ Baltimore Orioles
Memorial Stadium, Baltimore, MD
Thu Sep 26 1991, 3:38 AM EDT
Att: 10,728 - Cloudy - 75 F

AB	34
R	5
H	10
RBI	5
BB	3
SO	12
LOB	15



Batter	1	2	3	4	5	6	7	8	9	AB	R	H	RBI	BB	SO	LOB	BOTTOM										
Luis Mercedes, R (1, 7) OBP: 0.239, SLG: 0.214	1-3 K		0-0 B5-3		2-2 L9		4-1 1B WP BB		0-3 K	3	0	0	0	0	1	1											
Sam Horn, L (7, FH) OBP: 0.320, SLG: 0.490			1-2 K				2-0 BB		2-2 K	0	0	0	0	1	0	0											
Juan Bell, R (7, PR) OBP: 0.190, SLG: 0.240			2-2 WP 2B				1-3 2-H 1B		1-1 BB 1B	5	1	3	2	0	1	0											
Cal Ripken Jr., R (1, 6) OBP: 0.377, SLG: 0.562	0-1 F7		2-2 P2				4-2 G6-4-3 BB		1-1 BB BB 1B	4	1	2	2	1	0	1											
Randy Milligan, R (1, 10) OBP: 0.370, SLG: 0.408		1-2 FC2-5 1B	3-3 K			0-0 1B G5-3 1B	1-2 G6-4-3		4-0 BB BB	4	1	2	0	1	1	4											
Dwight Evans, R (1, 9) OBP: 0.387, SLG: 0.386		2-1 FC2-5 1B		1-3 K		1-0 G5-3 1B		0-0 P4	4-0 BB	4	0	2	1	1	1	0											
David Segui, S (1, 3) OBP: 0.300, SLG: 0.327		0-0 FC2-5		4-0 G6-4-3 BB		1-2 G5-3		1-1 G3		3	0	0	1	1	0	3											
Leo Gomez, R (1, 5) OBP: 0.302, SLG: 0.413		3-2 F9		1-1 G6-4-3		1-2 G5-3		3-3 K		2	0	0	0	0	0	3											
Joe Orsulak, L (6, PH) OBP: 0.315, SLG: 0.358										1	0	0	0	0	1	1											
Tim Hulett, R (7, 5) OBP: 0.257, SLG: 0.342										1	0	0	0	0	1	0											
Bob Melvin, R (1, 2) OBP: 0.288, SLG: 0.318		1-0 G1-3				2-2 F9		4-2 WP BB 1B BB	2-1 F7	2	0	0	0	0	0	2											
Brady Anderson, L (7, PH) OBP: 0.336, SLG: 0.311										1	1	0	0	1	0	0											
Billy Ripken, R (1, 4) OBP: 0.265, SLG: 0.277			1-2 B5-3 2B 1B			0-0 F9		2-3 K	1-2 1B 1B	2	1	1	0	0	0	0											
Chito Martinez, L (7, PH) OBP: 0.303, SLG: 0.492										1	0	0	0	0	1	1											
Chris Hoiles, R (8, 2) OBP: 0.321, SLG: 0.411										1	1	1	0	0	0	0											
Inning Stats	R: 0 E: 0 K: 1 S: 8	H: 0 LOB: 0 BB: 0 P: 9	R: 0 E: 0 K: 0 S: 11	H: 2 LOB: 2 BB: 0 P: 18	R: 1 E: 0 K: 1 S: 19	H: 2 LOB: 1 BB: 0 P: 28	R: 0 E: 0 K: 1 S: 5	H: 0 LOB: 0 BB: 1 P: 11	R: 0 E: 0 K: 0 S: 9	H: 0 LOB: 0 BB: 0 P: 13	R: 2 E: 0 K: 2 S: 13	H: 3 LOB: 1 BB: 0 P: 19	R: 1 E: 0 K: 1 S: 14	H: 1 LOB: 3 BB: 3 P: 31	R: 0 E: 0 K: 1 S: 7	H: 0 LOB: 0 BB: 0 P: 11	R: 2 E: 0 K: 1 S: 13	H: 3 LOB: 3 BB: 2 P: 27	1B: 9 2B: 1 3B: 0 HR: 1	SF: 0 SAC: 0 DP: 2 HBP: 0	WP: 2 PB: 0 SB: 0 CS: 0	PA: 41					
PITCHER	IP	WLS	BF	H	R	ER	SO	BB	IBB	HBP	BLK	WP	HR	S	P	ERA	WHIP										
Joe Hesketh, L (1, 1) ERA: 3.27	5.2		24	4	3	3	4	5	0	0	0	1	0	37	73	9.00	3.000										
Greg Harris, R (6, 1) ERA: 3.73	3.0	L	17	4	3	3	4	5	0	0	0	1	0	37	73	9.00	3.000										

Boston Red Sox @ Baltimore Orioles
Memorial Stadium, Baltimore, MD
Thu Sep 26 1991, 3:38 AM EDT
Att: 10,728 - Cloudy - 75 F

AB	35
R	6
H	11
RBI	6
BB	6
SO	8
LOB	17



Batter	1	2	3	4	5	6	7	8	9	AB	R	H	RBI	BB	SO	LOB	TOP					
Wade Boggs, L (1, 5) OBP: 0.323, SLG: 0.457	G4-3		F8		G4-3		1B			4	0	1	0	0	0	1	Boston Red Sox @ Milwaukee Brewers Milwaukee County Stadium, Milwaukee, WI Fri Sep 27 1991, 8:05 PM EDT Att: 11,944 - Sunny - 50 F					
Jody Reed, R (1, 4) OBP: 0.345, SLG: 0.382	F7		F7			K	1B			4	0	1	2	0	1	1						
Phil Planter, L (1, 9) OBP: 0.433, SLG: 0.636 Carlos Quintana, R (7, PH) OBP: 0.381, SLG: 0.421	L6			HR		FC6-4	G4-3			2	1	1	1	1	0	0						
Jack Clark, R (1, 10) OBP: 0.367, SLG: 0.449		G4-3		K		FC6-4	1B			4	1	1	0	0	2	1						
Mike Greenwell, L (1, 7) OBP: 0.354, SLG: 0.424	G4-3			S		FC3-6				3	0	0	0	1	0	2						
Mo Vaughn, L (1, 3) OBP: 0.352, SLG: 0.391	G4-3			K			1B			4	1	1	1	0	2	1						
Steve Lyons, L (1, 8) OBP: 0.285, SLG: 0.370 Bob Zupic, R (5, 8) OBP: 0.214, SLG: 0.429 Wayne Housie, S (7, PH) OBP: 0.500, SLG: 0.500	P2			K			1B			2	0	0	0	0	1	1						
Tony Peña, R (1, 2) OBP: 0.292, SLG: 0.327 Scott Cooper, L (9, PH) OBP: 0.308, SLG: 0.538			K		G4-3		1B			3	1	1	1	0	1	0						
Luis Rivera, R (1, 6) OBP: 0.317, SLG: 0.383 Mike Brumley, S (7, PH) OBP: 0.259, SLG: 0.240			S		G6-3		1B			2	0	1	0	0	0	0						
										2	0	0	0	0	1	2						
Inning Stats	R: 0 E: 0 K: 0 S: 6	H: 0 LOB: 0 BB: 0 P: 10	R: 1 E: 0 K: 0 S: 5	H: 1 LOB: 0 BB: 0 P: 7	R: 0 E: 0 K: 1 S: 10	H: 1 LOB: 1 BB: 0 P: 16	R: 1 E: 0 K: 3 S: 13	H: 1 LOB: 1 BB: 1 P: 26	R: 0 E: 0 K: 0 S: 6	H: 0 LOB: 0 BB: 0 P: 10	R: 0 E: 0 K: 1 S: 7	H: 0 LOB: 1 BB: 1 P: 15	R: 3 E: 0 K: 1 S: 16	H: 5 LOB: 1 BB: 0 P: 20	R: 0 E: 0 K: 2 S: 9	H: 0 LOB: 0 BB: 0 P: 12	R: 0 E: 0 K: 1 S: 9	H: 0 LOB: 0 BB: 0 P: 13	1B: 6 2B: 1 3B: 0 HR: 1	SF: 0 SAC: 0 DP: 1 HBP: 0	WP: 0 PB: 1 SB: 2 CS: 0	PA: 36
PITCHER	IP	WLS	BF	H	R	ER	SO	BB	IBB	HBP	BLK	WP	HR	S	P	ERA	WHIP					
Chris Bosio, R (1, 1) ERA: 3.17	6.1	W	28	7	5	5	6	2	0	0	0	0	1	60	101	7.11	1.421					
Chuck Cnm, R (7, 1) ERA: 4.53	0.0		1	1	0	0	0	0	0	0	0	0	0	2	2	∞	∞					
Mark Lee, L (7, 1) ERA: 4.02	0.2		1	0	0	0	0	0	0	0	0	0	0	1	1	0.00	0.000					
Julio Machado, R (8, 1) ERA: 3.51	2.0	S	6	0	0	0	3	0	0	0	0	0	0	18	25	0.00	0.000					

AB	34
R	5
H	8
RBI	5
BB	2
SO	9
LOB	11



Batter	1	2	3	4	5	6	7	8	9	AB	R	H	RBI	BB	SO	LOB	BOTTOM				
Paul Molitor, R (1, 3) OBP: 0.395, SLG: 0.497	F8		SF8			L9				2	0	0	1	1	0	1	Boston Red Sox @ Milwaukee Brewers Milwaukee County Stadium, Milwaukee, WI Fri Sep 27 1991, 8:05 PM EDT Att: 11,944 - Sunny - 50 F				
Willie Randolph, R (1, 4) OBP: 0.424, SLG: 0.377	G6-3		L8							3	1	0	0	1	0	4					
Robin Yount, R (1, 8) OBP: 0.338, SLG: 0.388	G6-3			G6-3		SF9	1B			3	1	0	0	1	0	0					
Greg Vaughn, R (1, 10) OBP: 0.319, SLG: 0.455		F9		P3			1B			4	1	1	1	0	0	0					
Rick Dempsey, R (1, 2) OBP: 0.337, SLG: 0.360		K		L8		SF9				3	0	0	1	0	1	0					
Dante Bichette, R (1, 9) OBP: 0.259, SLG: 0.371		K			F9		1B			4	1	1	2	0	1	0					
Jim Olander, R (1, 7) OBP: 0.348, SLG: 0.378			F9		P5		1B			2	0	0	0	0	0	0					
Darryl Hamilton, L (6, PH) OBP: 0.348, SLG: 0.378							1B			2	1	1	1	0	0	0					
Jim Gantner, L (1, 5) OBP: 0.315, SLG: 0.354				2B	G6-3		1B			4	1	2	0	0	1	0					
Dale Sveum, S (1, 6) OBP: 0.321, SLG: 0.361							1B			3	1	3	1	0	0	0					
										3	1	3	1	0	0	0					
Inning Stats	R: 0 E: 0 K: 0 S: 5	H: 0 LOB: 0 BB: 0 P: 8	R: 0 E: 0 K: 2 S: 11	H: 0 LOB: 0 BB: 0 P: 18	R: 1 E: 0 K: 0 S: 10	H: 2 LOB: 1 BB: 0 P: 17	R: 0 E: 0 K: 0 S: 8	H: 0 LOB: 0 BB: 0 P: 10	R: 0 E: 0 K: 0 S: 8	H: 0 LOB: 0 BB: 0 P: 11	R: 6 E: 0 K: 0 S: 22	H: 6 LOB: 3 BB: 3 P: 45	R: 0 E: 0 K: 0 S: 6	H: 0 LOB: 0 BB: 0 P: 9	R: 0 E: 0 K: 1 S: 9	H: 0 LOB: 0 BB: 0 P: 12	1B: 5 2B: 2 3B: 1 HR: 0	SF: 2 SAC: 0 DP: 0 HBP: 0	WP: 0 PB: 0 SB: 0 CS: 0	PA: 35	
PITCHER	IP	WLS	BF	H	R	ER	SO	BB	IBB	HBP	BLK	WP	HR	S	P	ERA	WHIP				
Kevin Morton, L (1, 1) ERA: 4.97	5.2	L	24	5	6	6	2	2	0	0	0	0	0	20	34	5.40	2.400				
Dennis Lamp, R (6, 1) ERA: 4.45	1.2		9	3	1	1	0	1	0	0	0	0	0	7	9	0.00	0.000				
Tony Fossas, L (8, 1) ERA: 3.63	0.2		2	0	0	0	1	0	0	0	0	0	0	7	9	0.00	0.000				

AB	30
R	7
H	8
RBI	7
BB	3
SO	3
LOB	5



Batter	1	2	3	4	5	6	7	8	9	AB	R	H	RBI	BB	SO	LOB	TOP					
Wade Boggs, L (1, 5) OBP: 0.422, SLG: 0.455 Scott Cooper, L (4, 5) OBP: 0.267, SLG: 0.467	G6-3		G6-3			F8		P6		2	0	0	0	0	0	1	Boston Red Sox @ Milwaukee Brewers Milwaukee County Stadium, Milwaukee, WI Sat Sep 28 1991, 4:33 AM EDT Att: 14,856 - Sunny - 57 F					
Jody Reed, R (1, 4) OBP: 0.346, SLG: 0.381	F7		K			2B	1B	BB	BB	3	1	1	0	1	1	1						
Phil Plantier, L (1, 9) OBP: 0.441, SLG: 0.642	BB				G4-3	G1-6-3 1-H	2B	FC6-4	BB	2	0	1	1	2	0	0						
Mo Vaughn, L (1, 10) OBP: 0.346, SLG: 0.383	F8				F9	G1-6-3	2B	FC6-4	BB	4	0	0	0	0	0	4						
Mike Greenwell, L (1, 7) OBP: 0.351, SLG: 0.421		K			G4-3	G6-3			L7	4	0	0	0	0	1	1						
Carlos Quintana, R (1, 3) OBP: 0.378, SLG: 0.417	G6-3				G4-3			G6-3	G5-3	4	0	0	0	0	0	0						
Ellis Burks, R (1, 8) OBP: 0.313, SLG: 0.423	G5-3				G4-3			G5-4-3 HBP	L8	3	0	0	0	0	0	0						
Tony Peña, R (1, 2) OBP: 0.290, SLG: 0.325			P2		E6			G5-4-3		3	0	0	0	0	0	1						
Mike Brumley, S (1, 6) OBP: 0.270, SLG: 0.252			G6-3		1B			G4-3		3	0	2	0	0	0	0						
Inning Stats	R: 0 E: 0 K: 0 S: 8	H: 0 LOB: 1 BB: 1 P: 15	R: 0 E: 0 K: 1 S: 6	H: 0 LOB: 0 BB: 0 P: 8	R: 0 E: 0 K: 1 S: 11	H: 1 LOB: 1 BB: 0 P: 15	R: 0 E: 0 K: 0 S: 6	H: 0 LOB: 0 BB: 0 P: 10	R: 0 E: 1 K: 0 S: 16	H: 1 LOB: 2 BB: 0 P: 23	R: 1 E: 0 K: 0 S: 11	H: 2 LOB: 1 BB: 0 P: 19	R: 0 E: 0 K: 0 S: 8	H: 0 LOB: 0 BB: 0 P: 14	R: 0 E: 0 K: 0 S: 9	H: 0 LOB: 2 BB: 2 P: 20		R: 0 E: 0 K: 0 S: 6	H: 0 LOB: 0 BB: 0 P: 7	1B: 3 2B: 1 3B: 0 HR: 0	SF: 0 SAC: 0 DP: 1 HBP: 1	WP: 0 PB: 0 SB: 0 CS: 0
PITCHER	IP	WLS	BF	H	R	ER	SO	BB	IBB	HBP	BLK	WP	HR	S	P	ERA	WHIP					
Jaime Navarro, R (1, 1) ERA: 3.96	8.0	W	31	4	1	1	2	3	0	1	0	0	0	75	124	1.12	0.875					
Doug Henry, R (9, 1) ERA: 1.13	1.0	S	3	0	0	0	0	0	0	0	0	0	0	6	7	0.00	0.000					

AB	30
R	1
H	4
RBI	1
BB	3
SO	2
LOB	8



Batter	1	2	3	4	5	6	7	8	9	AB	R	H	RBI	BB	SO	LOB	BOTTOM				
Paul Moltor, R (1, 3) OBP: 0.395, SLG: 0.497	P3			FC4-6 1B		1B	G4-3			4	1	2	0	0	0	1	Boston Red Sox @ Milwaukee Brewers Milwaukee County Stadium, Milwaukee, WI Sat Sep 28 1991, 4:33 AM EDT Att: 14,856 - Sunny - 57 F				
Willie Randolph, R (1, 10) OBP: 0.422, SLG: 0.376 Jim Olander, R (8, FR)	K			FC4-6 1B		1B		E3	FC6-4	4	0	1	1	0	1	1					
B.J. Surhoff, L (1, 2) OBP: 0.315, SLG: 0.373	G3			G6-4-3		1B		FC6-4		4	0	1	1	0	0	2					
Robin Yount, R (1, 8) OBP: 0.336, SLG: 0.385		G4-3			G6-3	L5		P9		4	0	0	0	0	0	3					
Greg Vaughn, R (1, 7) OBP: 0.317, SLG: 0.451		G5-3			K	F9		K		4	0	0	0	0	2	3					
Darryl Hamilton, L (1, 9) OBP: 0.348, SLG: 0.378		K			K			E	1B	3	1	1	0	0	2	0					
Jim Gantner, L (1, 4) OBP: 0.317, SLG: 0.354				CS	1B	SH5-3 1B	P1			2	1	1	0	1	0	1					
Dale Sveum, S (1, 5) OBP: 0.319, SLG: 0.358				K		SH5-3	L4			2	0	0	0	0	1	2					
Bill Spiers, L (1, 6) OBP: 0.330, SLG: 0.383 Dante Bichette, R (7, PH) OBP: 0.269, SLG: 0.373 Rick Dempsey, R (8, 2) OBP: 0.337, SLG: 0.360				F7		1B	1B			2	1	1	1	0	0	0					
						1B	1B			0	0	0	0	0	0	0					
Inning Stats	R: 0 E: 0 K: 1 S: 12	H: 0 LOB: 0 BB: 0 P: 19	R: 0 E: 0 K: 1 S: 9	H: 0 LOB: 0 BB: 0 P: 11	R: 0 E: 0 K: 1 S: 10	H: 1 LOB: 0 BB: 0 P: 14	R: 0 E: 0 K: 0 S: 6	H: 1 LOB: 0 BB: 0 P: 7	R: 0 E: 0 K: 2 S: 7	H: 0 LOB: 0 BB: 0 P: 11	R: 3 E: 0 K: 0 S: 20	H: 4 LOB: 2 BB: 1 P: 30	R: 1 E: 1 K: 0 S: 8	H: 2 LOB: 1 BB: 0 P: 13	R: 0 E: 1 K: 1 S: 9	H: 0 LOB: 1 BB: 0 P: 18	1B: 8 2B: 1 3B: 0 HR: 0	SF: 0 SAC: 1 DP: 2 HBP: 0	WP: 0 PB: 0 SB: 0 CS: 1	PA: 32	
PITCHER	IP	WLS	BF	H	R	ER	SO	BB	IBB	HBP	BLK	WP	HR	S	P	ERA	WHIP				
Mike Gardiner, R (1, 1) ERA: 4.89	5.1	L	20	5	3	3	5	1	0	0	0	0	0	58	84	5.06	1.125				
Tony Fossas, L (6, 1) ERA: 3.54	1.1		6	2	1	0	0	0	0	0	0	0	0	12	19	0.00	1.500				
Greg Harris, R (7, 1) ERA: 3.7	1.1		6	1	0	0	1	0	0	0	0	0	0	11	20	0.00	0.750				

AB	30
R	4
H	8
RBI	4
BB	1
SO	6
LOB	13



Batter	1	2	3	4	5	6	7	8	9	AB	R	H	RBI	BB	SO	LOB	TOP										
Tony Phillips, S OBP: 0.373, SLG: 0.443 (1, 6)	G4-3		G4-3				G4-3		K	5	1	1	0	0	1	0											
Lou Whitaker, L OBP: 0.394, SLG: 0.491 (1, 4)	F7		G4-3				HR 2B		G5-3 2B	4	1	2	0	1	0	0											
Pete Incaviglia, R OBP: 0.292, SLG: 0.361 (1, 7)	K						L9		G5-3	5	1	1	3	0	2	2											
Cecil Fielder, R OBP: 0.341, SLG: 0.512 (1, 10)		F9					G5-3		K	4	0	0	0	1	1	0											
Mickey Tettleton, S OBP: 0.383, SLG: 0.488 (1, 2)		HR BB					P6		K	3	2	1	0	2	1	2											
Dave Bergman, L OBP: 0.356, SLG: 0.412 (1, 3)		HR					G3-1		2B	4	2	2	3	0	0	1											
Travis Fryman, R OBP: 0.312, SLG: 0.454 (1, 5)		K					HR		2B	3	1	2	2	1	1	0											
Skeeter Barnes, R OBP: 0.316, SLG: 0.473 (1, 8)		G4-3					G5-3		P3	4	0	0	0	0	1	2											
Shawn Hare, L (1, 9)							G4-3		G4-3	4	0	0	0	0	0	1											
Milt Cuyler, S OBP: 0.338, SLG: 0.341 (8, 8)							G4-3		G6-3	0	0	0	0	0	0	0											
Inning Stats	R: 0 E: 0 K: 1 S: 8	H: 0 LOB: 0 BB: 0 P: 14	R: 2 E: 0 K: 1 S: 12	H: 1 LOB: 0 BB: 1 P: 24	R: 0 E: 0 K: 0 S: 7	H: 0 LOB: 0 BB: 0 P: 11	R: 0 E: 0 K: 1 S: 9	H: 1 LOB: 1 BB: 0 P: 14	R: 4 E: 0 K: 0 S: 14	H: 3 LOB: 0 BB: 1 P: 27	R: 0 E: 0 K: 0 S: 8	H: 0 LOB: 1 BB: 1 P: 18	R: 0 E: 0 K: 0 S: 9	H: 1 LOB: 0 BB: 0 P: 21	R: 2 E: 0 K: 1 S: 12	H: 2 LOB: 1 BB: 1 P: 18	R: 0 E: 0 K: 2 S: 10	H: 1 LOB: 2 BB: 1 P: 18	1B: 2 2B: 4 3B: 0 HR: 3	SF: 0 SAC: 0 DP: 0 HBP: 0	WP: 1 PB: 0 SB: 0 CS: 0	PA: 41					
PITCHER	IP	WLS	BF	H	R	ER	SO	BB	IBB	HBP	BLK	WP	HR	S	P	ERA	WHIP										
Roger Clemens, R ERA: 2.54 (1, 1)	5.0	L	22	5	6	6	4	1	1	0	0	0	3	50	90	10.80	1.200										
Dana Kiecker, R ERA: 7.36 (6, 1)	2.0		8	1	0	0	0	1	0	0	0	1	0	17	39	0.00	1.000										
Dan Petry, R ERA: 4.88 (8, 1)	1.0		6	2	2	2	1	1	0	0	0	0	0	12	18	18.00	3.000										
Tony Fossas, L ERA: 3.44 (9, 1)	1.0		5	1	0	0	2	0	1	0	0	0	0	10	18	0.00	1.000										

Detroit Tigers @ Boston Red Sox
Fenway Park, Boston, MA
Tue Oct 01 1991, 7:05 PM EDT
Att: 31,942 - Cloudy - 69 F

AB	36
R	8
H	9
RBI	8
BB	5
SO	7
LOB	8

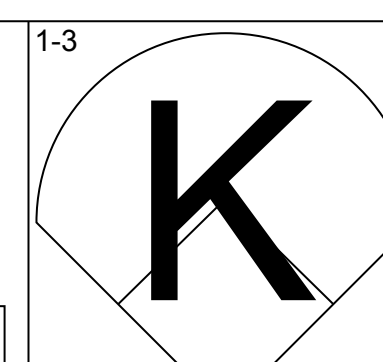
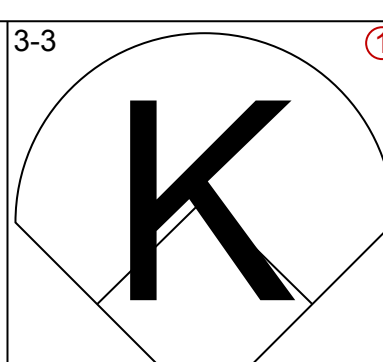
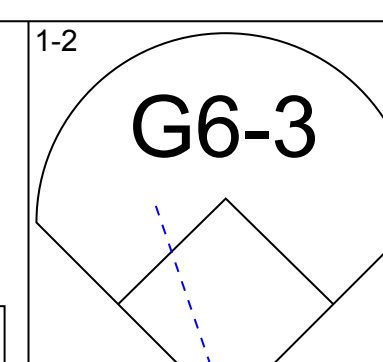
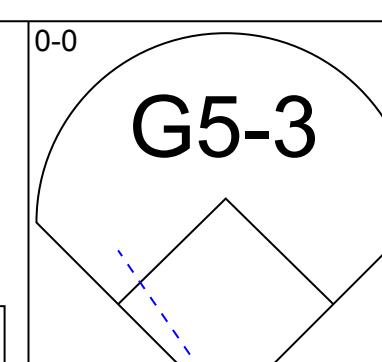
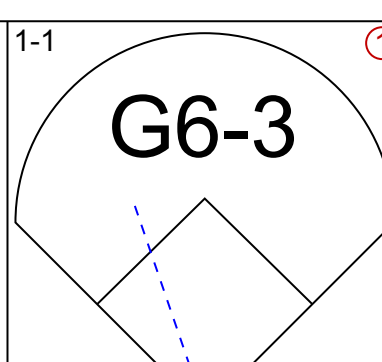
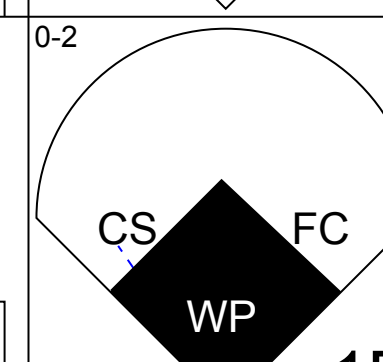
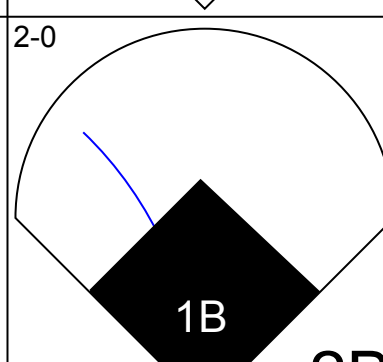
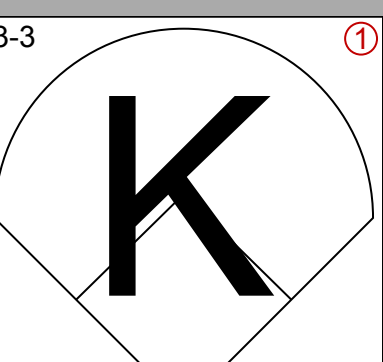
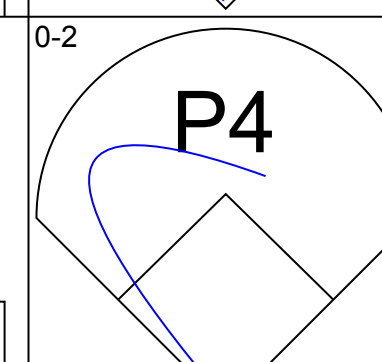
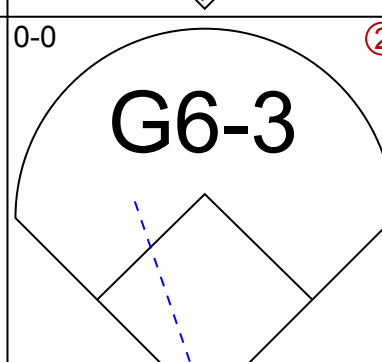
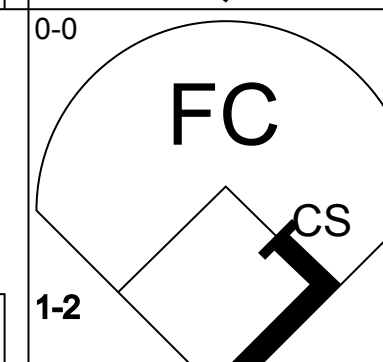
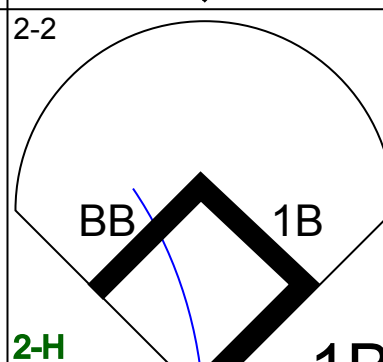
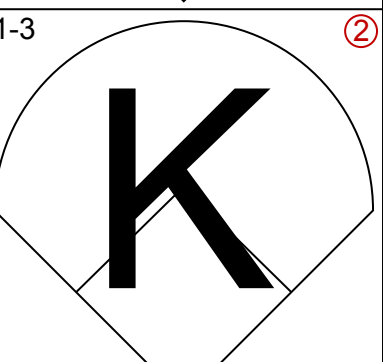
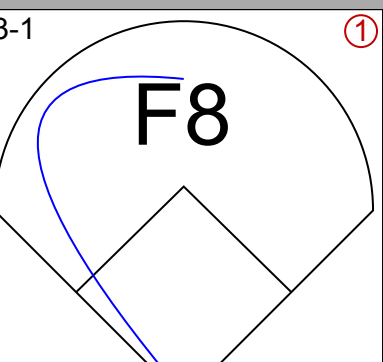
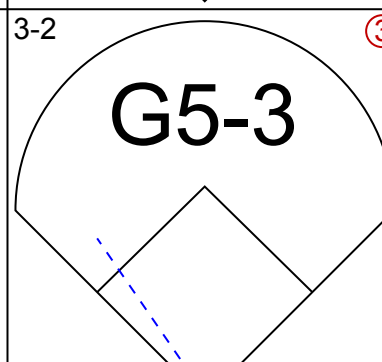
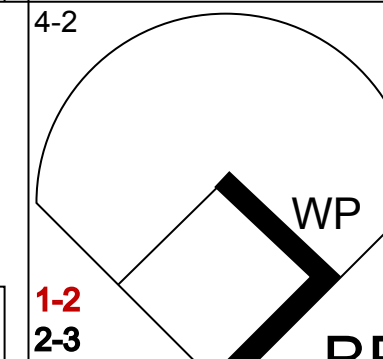
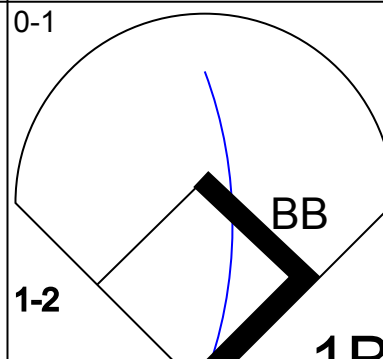
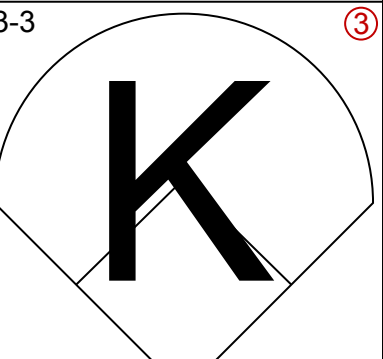
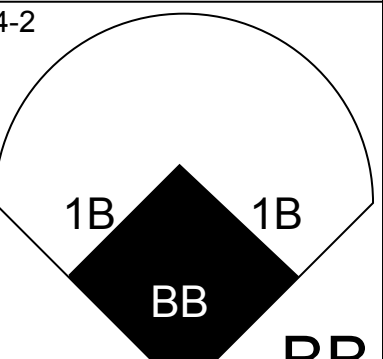
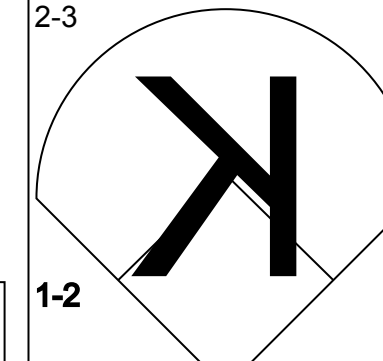
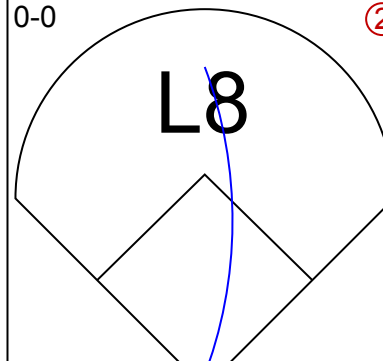
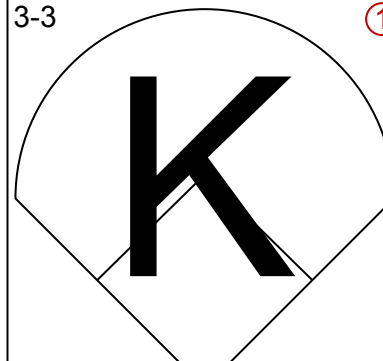
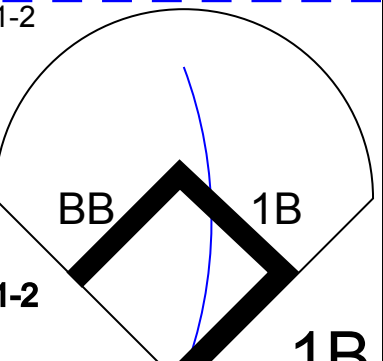

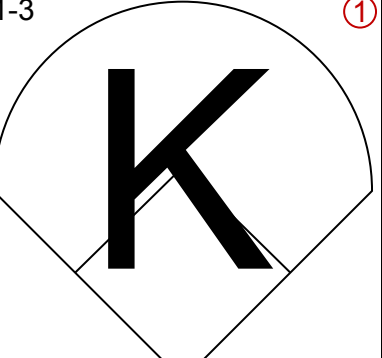
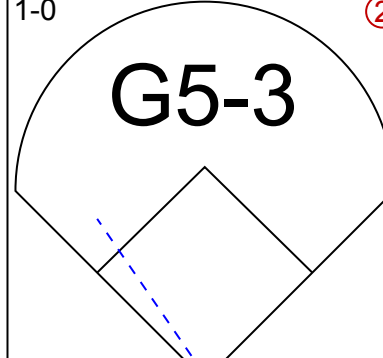
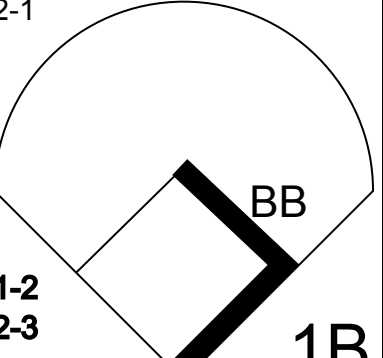
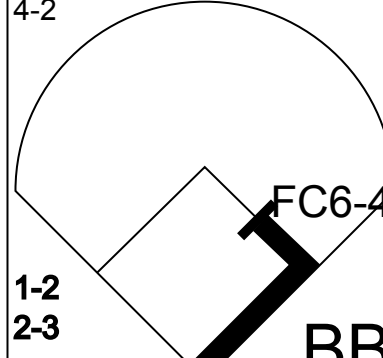
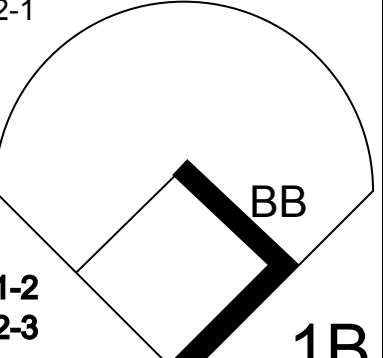

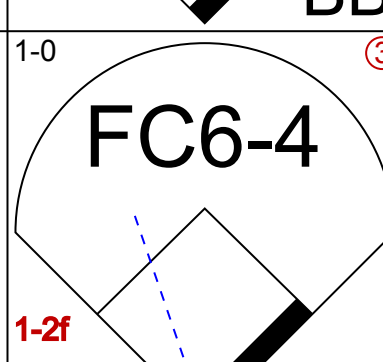
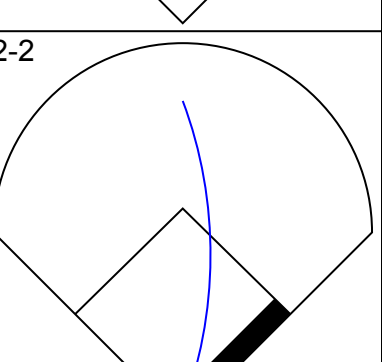
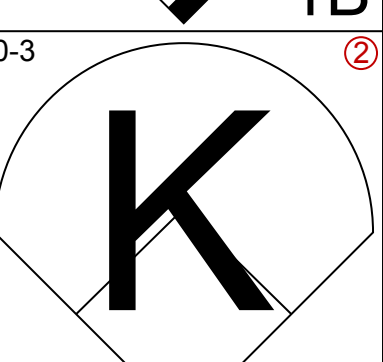
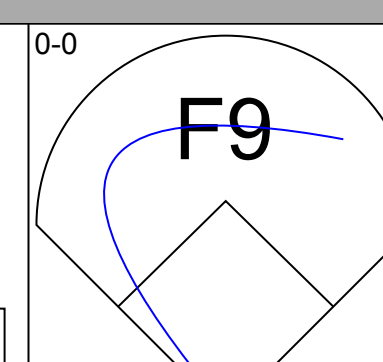
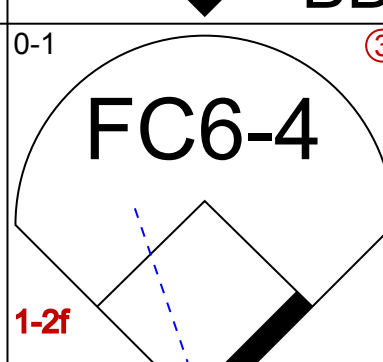
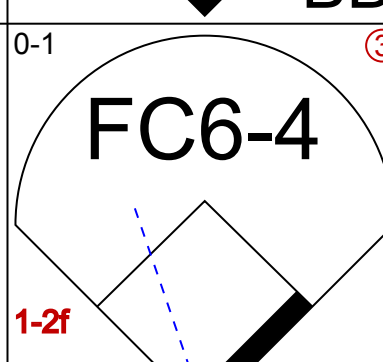
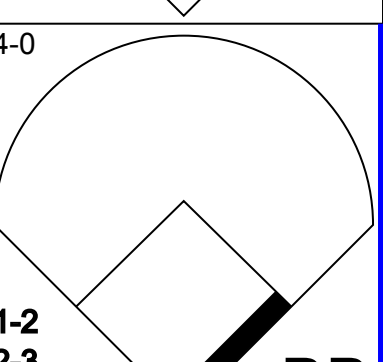
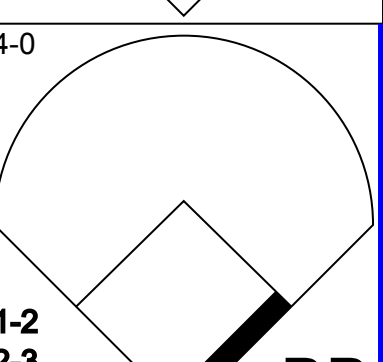
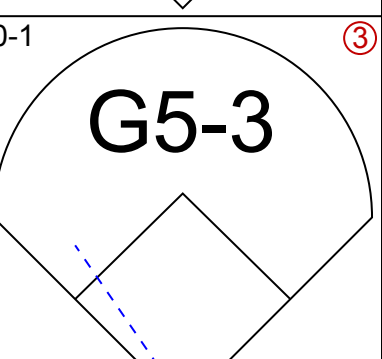
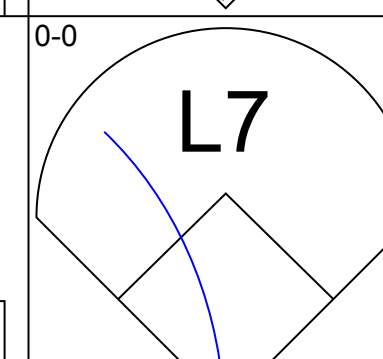
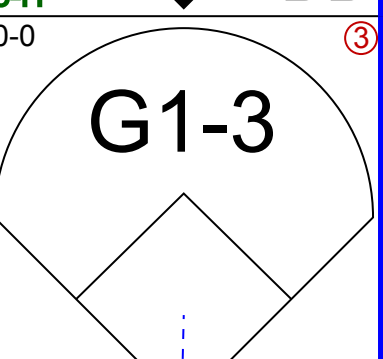


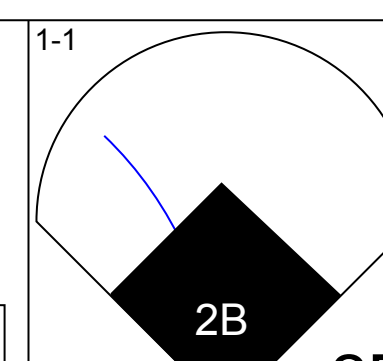
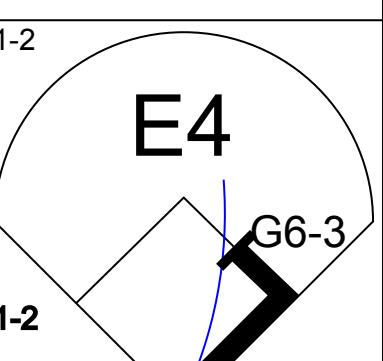
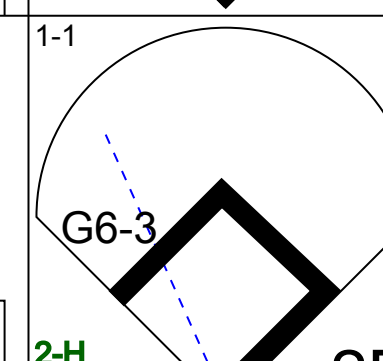

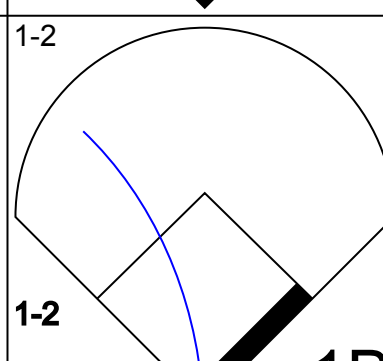
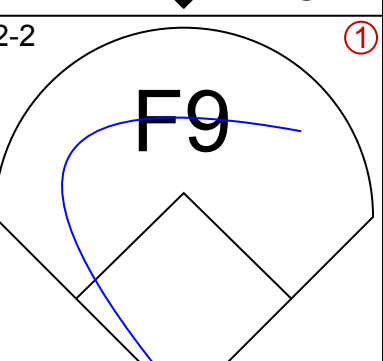
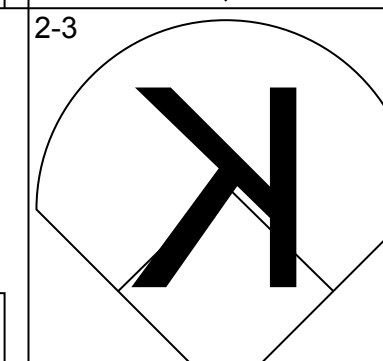
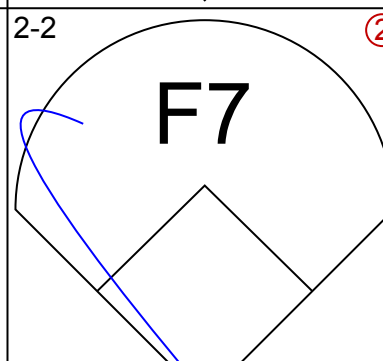
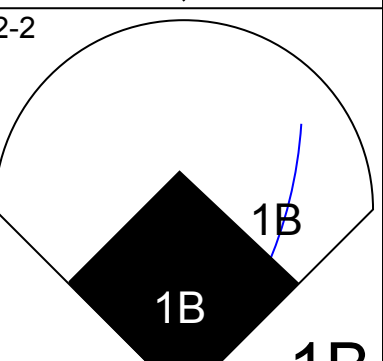
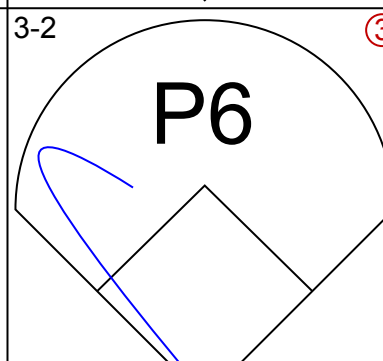
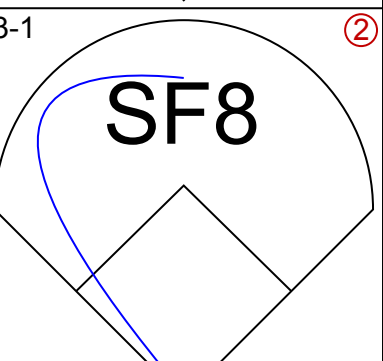
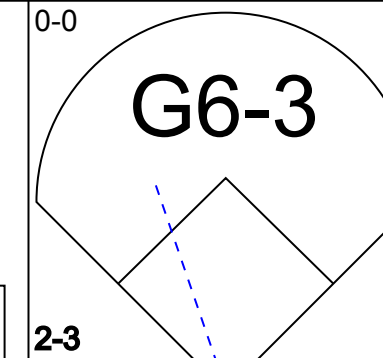
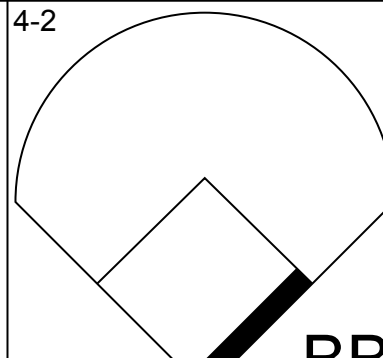
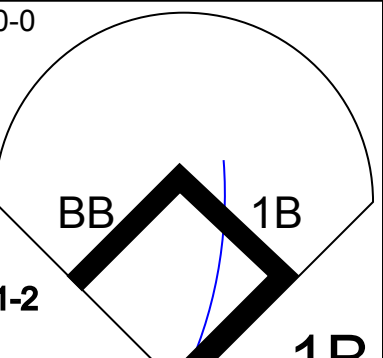

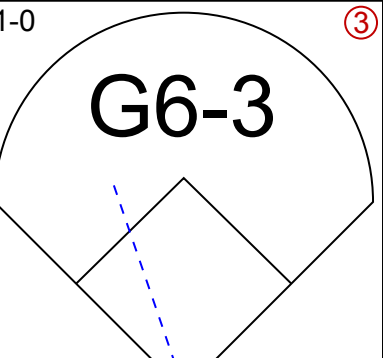
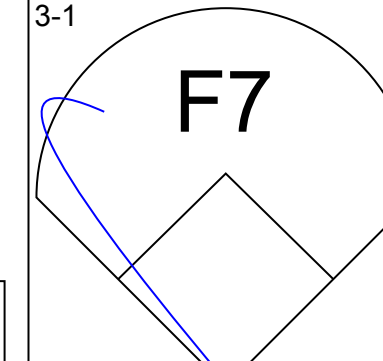
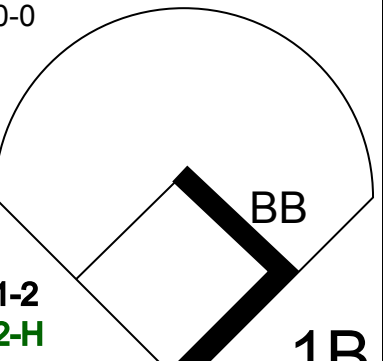


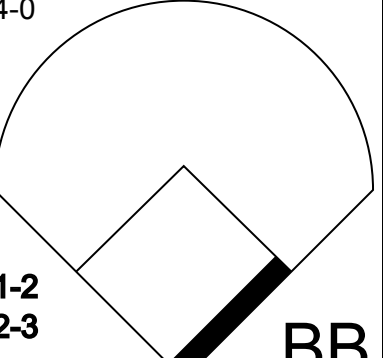


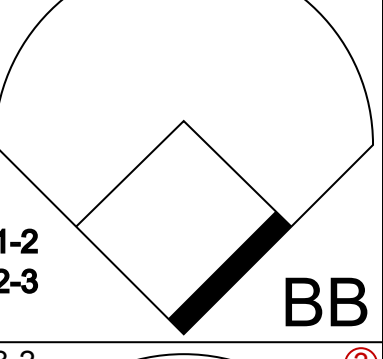
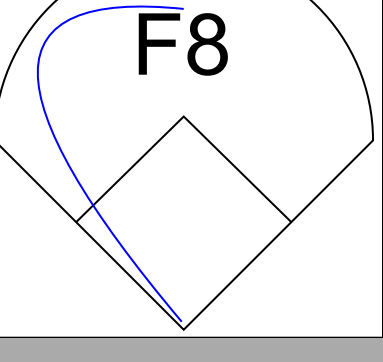

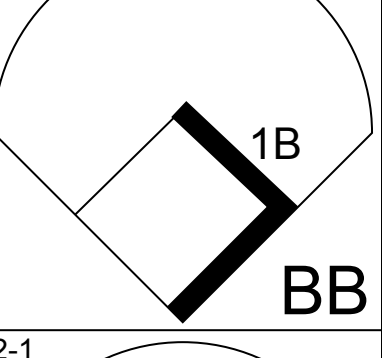
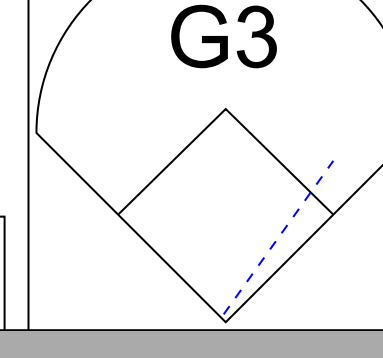
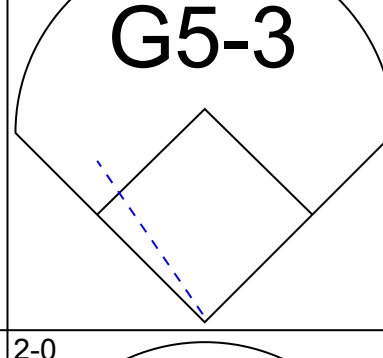

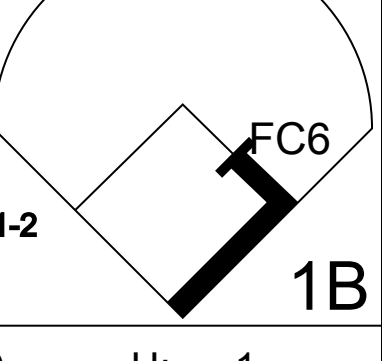

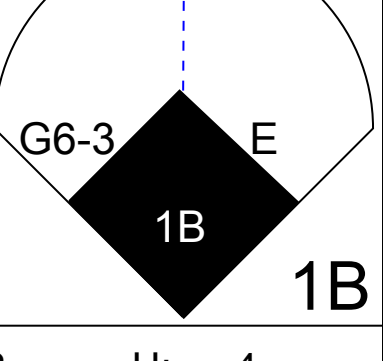

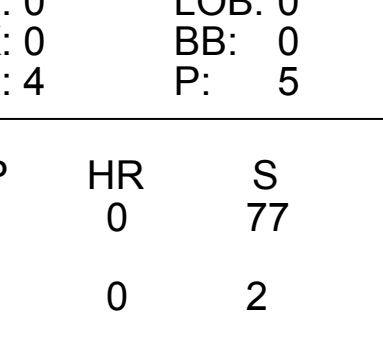
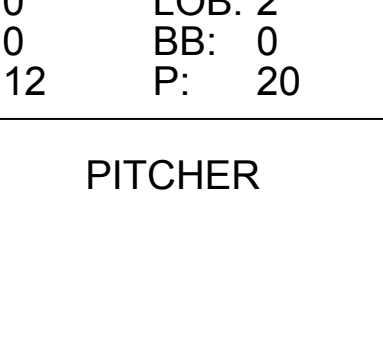
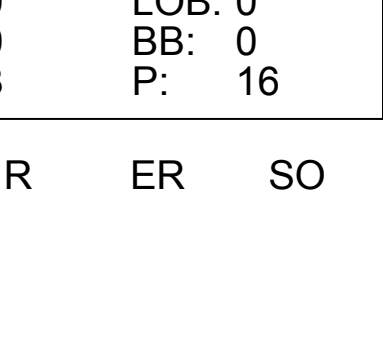



Batter	1	2	3	4	5	6	7	8	9	AB	R	H	RBI	BB	SO	LOB	BOTTOM										
Wade Boggs, L OBP: 0.421, SLG: 0.458 (1, 5)	G1-3		K				G6-3		L9 2B	5	1	2	0	0	1	0											
Jody Read, R OBP: 0.352, SLG: 0.386 (1, 4)	1B		G4-3				L9		L9 2B	5	1	3	2	0	0	1											
Phil Plantier, L OBP: 0.438, SLG: 0.630 (1, 7)	K						K		K	5	0	0	0	0	5	4											
Jack Clark, R OBP: 0.366, SLG: 0.455 (1, 10)	1B						CI		G5-3	4	0	3	0	0	0	1											
Carlos Quintana, R OBP: 0.379, SLG: 0.417 (1, 3)	G6-3						FC5-4 2B		L8	3	1	0	0	1	0	5											
Tom Brunansky, R OBP: 0.303, SLG: 0.395 (1, 9)		P4					P2		K	4	1	1	1	0	1	3											
Luis Rivera, R OBP: 0.315, SLG: 0.383 (1, 6)	G4-3						F7		F8	4	0	1	2	0	0	3											
Tony Peña, R OBP: 0.288, SLG: 0.321 (1, 2)							G4-3		F9	3	0	0	0	0	0	1											
Mo Vaughn, L OBP: 0.339, SLG: 0.374 (9, PH)	G3-4-1						G4-3		F9	1	0	0	0	0	0	0											
Bob Zupcic, R OBP: 0.136, SLG: 0.273 (1, 8)							G5-3		G1-3	2	0	0	0	0	0	0											
Steve Lyons, L OBP: 0.283, SLG: 0.366 (7, PH)							G1-3		G4-3	2	1	1	0	0	0	0											
Inning Stats	R: 0 E: 0 K: 1 S: 15	H: 2 LOB: 2 BB: 0 P: 25	R: 0 E: 0 K: 0 S: 9	H: 0 LOB: 0 BB: 0 P: 13	R: 0 E: 0 K: 1 S: 9	H: 0 LOB: 0 BB: 0 P: 14	R: 0 E: 0 K: 1 S: 10	H: 1 LOB: 2 BB: 1 P: 21	R: 0 E: 0 K: 0 S: 11	H: 0 LOB: 0 BB: 0 P: 15	R: 3 E: 1 K: 1 S: 20	H: 3 LOB: 1 BB: 0 P: 31	R: 0 E: 0 K: 1 S: 10	H: 1 LOB: 0 BB: 0 P: 17	R: 0 E: 0 K: 1 S: 8	H: 1 LOB: 1 BB: 0 P: 15	R: 2 E: 0 K: 1 S: 15	H: 3 LOB: 1 BB: 0 P: 25	1B: 5 2B: 6 3B: 0 HR: 0	SF: 0 SAC: 0 DP: 0 HBP: 0	WP: 0 PB: 0 SB: 0 CS: 0	PA: 40					
PITCHER	IP	WLS	BF	H	R	ER	SO	BB	IBB	HBP	BLK	WP	HR	S	P	ERA	WHIP										
Frank Tanana, L ERA: 3.8 (1, 1)	5.2	W	25	6	3	0	4	1	0	0	0	0	0	70	114	0.00	1.235										
Dan Garetter, R ERA: 5.7 (6, 1)	1.0		4	1	0	0	0	0	0	0	0	0	0	11	17	0.00	1.000										
Jerry Don Gleadon, L ERA: 4.23 (7, 1)	0.1		1	0	0	0	1	0	0	0	0	0	0	3	5	0.00	0.000										
Mike Henneman, R ERA: 2.88 (8, 1)	2.0		10	4	2	2	2	0	0	0	0	0	0	23	40	9.00	2.000										

Detroit Tigers @ Boston Red Sox
Fenway Park, Boston, MA
Tue Oct 01 1991, 7:05 PM EDT
Att: 31,942 - Cloudy - 69 F

AB	38
R	5
H	11
RBI	5
BB	1
SO	7
LOB	18



Batter	1	2	3	4	5	6	7	8	9	AB	R	H	RBI	BB	SO	LOB	TOP					
Tony Phillips, S (1,5) OBP: 0.370, SLG: 0.439										5	0	0	0	0	2	0	Detroit Tigers @ Boston Red Sox Fenway Park, Boston, MA Wed Oct 02 1991, 7:05 PM EDT Att: 32,003 - Sunny - 73 F					
Skeeter Barnes, R (1,8) OBP: 0.319, SLG: 0.477										5	2	2	0	0	1	0						
Pete Incaviglia, R (1,7) OBP: 0.291, SLG: 0.358										5	0	1	1	1	0	1						
Cecil Fielder, R (1,3) OBP: 0.343, SLG: 0.511										2	1	1	0	2	1	0						
Travis Fryman, R (1,6) OBP: 0.311, SLG: 0.453										4	0	1	0	0	2	3						
Rob Deer, R (1,9) OBP: 0.312, SLG: 0.381										2	0	0	0	1	1	0						
Lou Whitaker, L (8,4) OBP: 0.395, SLG: 0.492										1	0	1	0	0	0	0						
Rich Rowland, R (1,10) OBP: 0.400, SLG: 0.333										2	0	1	0	1	0	3						
Mickey Tettleton, S (8,2) OBP: 0.382, SLG: 0.487										1	0	0	0	0	1	3						
Andy Allanson, R (1,2) OBP: 0.271, SLG: 0.324										3	0	0	0	0	1	2						
Alan Trammell, R (8,PH) OBP: 0.320, SLG: 0.373										0	0	0	1	1	0	0						
Scott Livingstone, L (8,5) OBP: 0.349, SLG: 0.364										0	0	0	0	0	0	0						
Johnny Paredes, R (1,4) OBP: 0.308, SLG: 0.308										3	0	0	0	0	0	1						
Mitt Cuyler, S (8,PH) OBP: 0.338, SLG: 0.340										1	0	0	0	0	0	3						
Paul Gibson, R (8,1)										0	0	0	0	0	0	0						
Inning Stats	R: 1 E: 0 K: 2 S: 13	H: 1 LOB: 1 BB: 1 P: 20	R: 0 E: 0 K: 2 S: 11	H: 1 LOB: 1 BB: 0 P: 14	R: 1 E: 0 K: 1 S: 15	H: 3 LOB: 3 BB: 1 P: 27	R: 0 E: 0 K: 0 S: 6	H: 0 LOB: 0 BB: 0 P: 7	R: 0 E: 0 K: 3 S: 9	H: 0 LOB: 1 BB: 1 P: 16	R: 0 E: 0 K: 1 S: 9	H: 0 LOB: 0 BB: 0 P: 17	R: 0 E: 0 K: 0 S: 6	H: 0 LOB: 0 BB: 0 P: 6	R: 1 E: 0 K: 1 S: 15	H: 2 LOB: 3 BB: 2 P: 29	R: 0 E: 0 K: 0 S: 7	H: 0 LOB: 0 BB: 0 P: 11	1B: 6 2B: 1 3B: 0 HR: 0	SF: 0 SAC: 0 DP: 0 HBP: 0	WP: 1 PB: 0 SB: 0 CS: 2	PA: 39
PITCHER	IP	WLS	BF	H	R	ER	SO	BB	IBB	HBP	BLK	WP	HR	S	P	ERA	WHIP					
Joe Hesketh, L (1,1) ERA: 3.29	7.1	W	31	5	3	3	9	4	0	0	0	1	0	74	119	3.68	1.227					
Dennis Lamp, R (8,1) ERA: 4.43	0.0		1	1	0	0	0	0	0	0	0	0	0	3	4	∞	∞					
Tony Fossas, L (8,1) ERA: 3.34	1.2	S	7	1	0	0	1	1	0	0	0	0	0	14	24	0.00	1.200					

Batter	1	2	3	4	5	6	7	8	9	AB	R	H	RBI	BB	SO	LOB	BOTTOM				
Wade Boggs, L (1,5) OBP: 0.422, SLG: 0.461										4	1	2	0	0	0	3	Detroit Tigers @ Boston Red Sox Fenway Park, Boston, MA Wed Oct 02 1991, 7:05 PM EDT Att: 32,003 - Sunny - 73 F				
Scott Cooper, L (7,5) OBP: 0.333, SLG: 0.550										1	1	1	0	0	0	0					
Jody Read, R (1,4) OBP: 0.352, SLG: 0.387										5	0	2	1	0	0	3					
Phil Plantier, L (1,7) OBP: 0.430, SLG: 0.619										4	1	1	2	0	1	3					
Jack Clark, R (1,10) OBP: 0.367, SLG: 0.454										3	1	1	0	1	0	1					
Mo Vaughn, L (1,3) OBP: 0.341, SLG: 0.374										3	0	1	1	1	0	2					
Wayne Housie, S (7,PR) OBP: 0.500, SLG: 0.500										0	0	0	0	0	0	0					
Carlos Quintana, R (8,3) OBP: 0.379, SLG: 0.417										0	0	0	0	0	0	0					
Tom Brunansky, R (1,9) OBP: 0.305, SLG: 0.395										3	0	1	0	1	0	2					
Steve Lyons, L (1,8) OBP: 0.282, SLG: 0.369										4	0	1	1	0	0	4					
Tony Peña, R (1,2) OBP: 0.290, SLG: 0.319										2	0	0	0	2	0	0					
Luis Rivera, R (1,6) OBP: 0.319, SLG: 0.387										4	1	3	0	0	0	3					
Inning Stats	R: 1 E: 0 K: 1 S: 10	H: 2 LOB: 1 BB: 0 P: 17	R: 0 E: 0 K: 0 S: 12	H: 1 LOB: 2 BB: 1 P: 22	R: 0 E: 0 K: 0 S: 4	H: 1 LOB: 0 BB: 0 P: 5	R: 2 E: 0 K: 0 S: 20	H: 4 LOB: 3 BB: 1 P: 33	R: 0 E: 0 K: 0 S: 12	H: 3 LOB: 2 BB: 0 P: 20	R: 1 E: 1 K: 0 S: 10	H: 1 LOB: 3 BB: 2 P: 22	R: 1 E: 0 K: 0 S: 8	H: 1 LOB: 0 BB: 0 P: 16	1B: 9 2B: 3 3B: 1 HR: 0	SF: 1 SAC: 0 DP: 3 HBP: 0	WP: 0 PB: 0 SB: 0 CS: 0	PA: 40			
PITCHER	IP	WLS	BF	H	R	ER	SO	BB	IBB	HBP	BLK	WP	HR	S	P	ERA	WHIP				
Walt Terrell, R (1,1) ERA: 4.24	6.1	L	34	12	4	1	1	4	0	0	0	0	0	77	131	1.42	2.526				
Dave Haas, R (7,1) ERA: 3.96	0.2		2	0	0	0	0	0	1	0	0	0	0	2	7	0.00	0.000				
Paul Gibson, L (8,1) ERA: 4.69	1.0		4	1	1	1	0	0	0	0	0	0	0	8	16	9.00	1.000				

Batter	1	2	3	4	5	6	7	8	9	AB	R	H	RBI	BB	SO	LOB	TOP			
Mitt Cuyler, S (1, 8) OBP: 0.337, SLG: 0.338	1-1 P4	2-1 L8		0-1 1B		0-3 K	1-0 P4			5	0	1	0	0	1	3	Detroit Tigers @ Boston Red Sox Fenway Park, Boston, MA Thu Oct 03 1991, 7:05 PM EDT Att: 31,162 - Sunny - 68 F			
Tony Phillips, S (1, 5) OBP: 0.370, SLG: 0.439	1-1 E5 1B SF7	1-2 FC6-4		2-3 K		1-0 2B	0-0 1B	1-2 HR 1B		5	2	2	1	0	1	3				
Pete Incaviglia, R (1, 10) OBP: 0.295, SLG: 0.361	4-2 1B HR BB		1-1 L8		3-1 P3	3-0 2B	4-1 HR BB			3	2	1	0	2	0	0				
Cecil Fielder, R (1, 3) OBP: 0.345, SLG: 0.516	0-0 HR		1-0 G5-3		0-0 G4-3	4-0 1B	0-1 HR			4	2	2	4	1	0	0				
Dave Bergman, L (8, 3) OBP: 0.356, SLG: 0.412	1-2 HR 1B		4-1 BB		2-2 F7	2-3 K	2-3 HR			0	0	0	0	0	0	0				
Travis Fryman, R (1, 6) OBP: 0.310, SLG: 0.450	2-2 SF7		4-1 BB		2-2 F7	2-3 K	2-3 K			3	0	0	1	1	2	3				
Rob Deer, R (1, 9) OBP: 0.313, SLG: 0.387	2-0 HR		1-3 K		1-0 G4-3	2-1 CS 2B	4-2 SH1-3 1B BB	0-1 F7		4	2	1	3	1	1	1				
Skeeter Barnes, R (1, 7) OBP: 0.323, SLG: 0.490	1-0 F8		0-1 G5-3		2-1 CS 2B	1-3 K	0-0 SH1-3 1B	2-2 G3 2B		4	0	2	0	0	0	0				
Andy Allanson, R (1, 2) OBP: 0.266, SLG: 0.318		1-1 G5-3		1-2 G5-3		1-3 K	0-0 1B 1B	1-1 G3		3	0	0	0	0	1	1				
Mickey Tettleton, S (8, PH) OBP: 0.383, SLG: 0.487							2-3 1B 1B	2-3 G3		2	1	1	1	0	0	1				
Johnny Paredes, R (1, 4) OBP: 0.375, SLG: 0.375							2-3 1B 1B	3-2 F6		3	0	2	0	0	0	0				
Lou Whitaker, L (8, PH) OBP: 0.396, SLG: 0.492							1-3 HR 1B	3-2 F6		2	1	1	0	0	0	1				
Inning Stats	R: 4 E: 1 K: 0 S: 12	H: 2 LOB: 0 BB: 1 P: 23	R: 0 E: 0 K: 0 S: 9	H: 1 LOB: 1 BB: 0 P: 12	R: 0 E: 0 K: 1 S: 7	H: 0 LOB: 1 BB: 1 P: 14	R: 0 E: 0 K: 1 S: 12	H: 2 LOB: 2 BB: 0 P: 16	R: 0 E: 0 K: 1 S: 6	H: 1 LOB: 0 BB: 0 P: 10	R: 0 E: 0 K: 1 S: 10	H: 2 LOB: 3 BB: 1 P: 20	R: 6 E: 0 K: 1 S: 17	H: 4 LOB: 0 BB: 2 P: 31	R: 0 E: 0 K: 0 S: 10	H: 1 LOB: 1 BB: 0 P: 16		1B: 8 2B: 3 3B: 0 HR: 2	SF: 1 SAC: 1 DP: 0 HBP: 0	WP: 0 PB: 0 SB: 0 CS: 1
PITCHER	IP WLS BF H R ER SO BB IBB HBP BLK WP HR S P ERA WHIP																			
Kevin Morton, L (1, 1) ERA: 4.59	6.2 L 31 8 4 0 4 2 1 0 0 0 0 1 59 101 0.00 1.500																			
Dennis Lamp, R (7, 1) ERA: 4.7	0.2 5 2 3 3 1 1 0 0 0 0 0 0 12 21 40.50 4.500																			
Tony Fossas, L (8, 1) ERA: 3.47	0.1 2 1 0 0 0 0 0 0 0 0 0 0 2 3 0.00 3.000																			
Dan Petry, R (8, 1) ERA: 4.99	1.1 7 2 3 3 1 1 0 0 0 0 0 1 16 28 20.25 2.250																			

Batter	1	2	3	4	5	6	7	8	9	AB	R	H	RBI	BB	SO	LOB	BOTTOM			
Jody Reed, R (1, 4) OBP: 0.349, SLG: 0.384	0-1 G6-3		1-1 L8			3-2 F8	2-2 G6-3		1-1 F7	5	0	0	1	0	0	2	Detroit Tigers @ Boston Red Sox Fenway Park, Boston, MA Thu Oct 03 1991, 7:05 PM EDT Att: 31,162 - Sunny - 68 F			
Steve Lyons, L (1, 8) OBP: 0.282, SLG: 0.363	4-2 G1-3 BB		0-0 P5			0-0 L3	3-2 G3		2-1 P4	3	0	0	0	1	0	2				
Bob Zupcic, R (9, PH) OBP: 0.130, SLG: 0.261										1	0	0	0	0	0	0				
Carlos Quintana, R (1, 3) OBP: 0.378, SLG: 0.418	3-2 G1-3		0-3 K			1-1 2B	1-0 G1-4-3			4	0	1	0	0	1	1				
Jack Clark, R (1, 10) OBP: 0.366, SLG: 0.451	4-2 BB					0-0 F7	0-0 G4-3			3	0	0	0	1	1	1				
Phil Plantier, L (1, 7) OBP: 0.432, SLG: 0.636	3-2 F8					1-0 G4-3	2-0 2B 1B	2-0 HR		4	2	2	1	0	0	2				
Tom Brunansky, R (1, 9) OBP: 0.306, SLG: 0.397		2-3 K				1-1 G1-3	0-0 1B 2B	4-1 3B BB		3	2	1	0	1	1	0				
Scott Cooper, L (1, 5) OBP: 0.400, SLG: 0.667						1-2 F7	1-2 SH3-4 1B	0-0 3B		4	1	3	3	0	0	0				
John Marzano, R (1, 2) OBP: 0.278, SLG: 0.342							0-1 G6-3	1-2 G6-3		2	0	0	0	0	0	1				
Mo Vaughn, L (7, PH) OBP: 0.344, SLG: 0.377										1	0	1	0	0	0	0				
Wayne Housie, S (7, PR) OBP: 0.500, SLG: 0.500										0	0	0	0	0	0	0				
Tony Peña, R (8, 2) OBP: 0.289, SLG: 0.319										1	0	0	0	0	0	1				
Luis Rivera, R (1, 6) OBP: 0.317, SLG: 0.384										3	0	0	0	0	0	1				
Inning Stats	R: 0 E: 0 K: 0 S: 12	H: 0 LOB: 2 BB: 2 P: 26	R: 0 E: 0 K: 1 S: 9	H: 1 LOB: 0 BB: 0 P: 14	R: 0 E: 0 K: 1 S: 7	H: 0 LOB: 0 BB: 0 P: 8	R: 0 E: 0 K: 1 S: 6	H: 0 LOB: 0 BB: 0 P: 11	R: 0 E: 0 K: 0 S: 11	H: 1 LOB: 1 BB: 0 P: 15	R: 3 E: 0 K: 0 S: 15	H: 4 LOB: 2 BB: 0 P: 21	R: 2 E: 0 K: 0 S: 8	H: 2 LOB: 1 BB: 1 P: 16	R: 0 E: 0 K: 0 S: 5	H: 0 LOB: 0 BB: 0 P: 10	1B: 4 2B: 2 3B: 1 HR: 1	SF: 0 SAC: 1 DP: 0 HBP: 0	WP: 0 PB: 0 SB: 0 CS: 0	PA: 38
PITCHER	IP WLS BF H R ER SO BB IBB HBP BLK WP HR S P ERA WHIP																			
Bill Gullickson, R (1, 1) ERA: 3.9	7.0 W 29 6 3 3 3 2 0 0 0 0 0 1 67 106 3.86 1.143																			
Dan Gakeler, R (8, 1) ERA: 5.88	1.0 6 2 2 2 0 1 0 0 0 0 0 1 8 16 18.00 3.000																			
Jerry Don Gleaton, L (9, 1) ERA: 4.17	1.0 3 0 0 0 0 0 0 0 0 0 0 0 5 10 0.00 0.000																			

Batter	1	2	3	4	5	6	7	8	9	AB	R	H	RBI	BB	SO	LOB	TOP				
Paul Moltitor, R OBP: 0.396, SLG: 0.488	1-1 G5-3	3-2 F9			1-0 F7		4-0 IBB			3	0	0	0	1	0	1					
Willie Randolph, R OBP: 0.423, SLG: 0.376	4-2 G3-4 1B BB		1-0 G6-3		0-0 F9		1-1 P3			3	1	0	0	1	0	2					
B.J. Surhoff, L OBP: 0.315, SLG: 0.369	1-0 G3-4-1		0-1 G3		1-1 G4-3		1-1 2B	0-0 F9		4	0	1	0	0	0	1					
Robin Yount, R OBP: 0.331, SLG: 0.379	0-2 2H 1B		1-1 G4-3		0-0 L4		1-2 G6-3			4	0	1	1	0	0	1					
Greg Vaughn, R OBP: 0.321, SLG: 0.461	0-0 F8		0-1 G4-3		1-0 G5-3		0-2 F9			4	0	0	0	0	0	2					
Darryl Hamilton, L OBP: 0.360, SLG: 0.387		3-2 1B FC5-4 1B		1-3 K		0-1 G4-3		2-1 G6-4-3 1B		4	1	2	0	0	1	1					
Dante Bichette, R OBP: 0.269, SLG: 0.385		1-0 FC5-4 1B		0-1 HR		1-0 F9		0-1 P4		4	1	2	1	0	0	1					
Jim Gantner, L OBP: 0.319, SLG: 0.364		0-2 FC5-4 G6-3 1-2 3-H		0-0 G4-3		1-0 G6-4-3		1-1 G6-4-3 1-2		4	0	1	1	0	0	2					
Bill Spiers, L OBP: 0.333, SLG: 0.390		2-0 G6-3		1-1 G4-3		3-1 F7				3	0	0	0	0	0	2					
Inning Stats	R: 1 E: 0 K: 0 S: 9	H: 1 LOB: 1 BB: 1 P: 15	R: 1 E: 0 K: 0 S: 13	H: 2 LOB: 1 BB: 0 P: 21	R: 0 E: 0 K: 0 S: 5	H: 0 LOB: 0 BB: 0 P: 7	R: 1 E: 0 K: 1 S: 8	H: 1 LOB: 0 BB: 0 P: 9	R: 0 E: 0 K: 0 S: 4	H: 0 LOB: 1 BB: 0 P: 6	R: 0 E: 0 K: 0 S: 6	H: 1 LOB: 2 BB: 1 P: 16	R: 0 E: 0 K: 0 S: 9	H: 0 LOB: 0 BB: 0 P: 10	R: 0 E: 0 K: 0 S: 7	H: 1 LOB: 0 BB: 0 P: 9	1B: 4 2B: 2 3B: 0 HR: 1	SF: 0 SAC: 0 DP: 1 HBP: 0	WP: 0 PB: 0 SB: 0 CS: 0	PA: 35	
PITCHER	IP WLS BF H R ER SO BB IBB HBP BLK WP HR S P ERA WHIP	IP WLS BF H R ER SO BB IBB HBP BLK WP HR S P ERA WHIP	IP WLS BF H R ER SO BB IBB HBP BLK WP HR S P ERA WHIP	IP WLS BF H R ER SO BB IBB HBP BLK WP HR S P ERA WHIP	IP WLS BF H R ER SO BB IBB HBP BLK WP HR S P ERA WHIP	IP WLS BF H R ER SO BB IBB HBP BLK WP HR S P ERA WHIP	IP WLS BF H R ER SO BB IBB HBP BLK WP HR S P ERA WHIP	IP WLS BF H R ER SO BB IBB HBP BLK WP HR S P ERA WHIP	IP WLS BF H R ER SO BB IBB HBP BLK WP HR S P ERA WHIP	IP WLS BF H R ER SO BB IBB HBP BLK WP HR S P ERA WHIP	IP WLS BF H R ER SO BB IBB HBP BLK WP HR S P ERA WHIP	IP WLS BF H R ER SO BB IBB HBP BLK WP HR S P ERA WHIP	IP WLS BF H R ER SO BB IBB HBP BLK WP HR S P ERA WHIP	IP WLS BF H R ER SO BB IBB HBP BLK WP HR S P ERA WHIP	IP WLS BF H R ER SO BB IBB HBP BLK WP HR S P ERA WHIP	IP WLS BF H R ER SO BB IBB HBP BLK WP HR S P ERA WHIP	IP WLS BF H R ER SO BB IBB HBP BLK WP HR S P ERA WHIP	IP WLS BF H R ER SO BB IBB HBP BLK WP HR S P ERA WHIP	IP WLS BF H R ER SO BB IBB HBP BLK WP HR S P ERA WHIP	IP WLS BF H R ER SO BB IBB HBP BLK WP HR S P ERA WHIP	IP WLS BF H R ER SO BB IBB HBP BLK WP HR S P ERA WHIP

Milwaukee Brewers @ Boston Red Sox
Fenway Park, Boston, MA
Fri Oct 04 1991, 7:05 PM EDT
Att: 31,894 - Sunny - 70 F

AB 33
R 3
H 7
RBI 3
BB 2
SO 1
LOB 13



Batter	1	2	3	4	5	6	7	8	9	AB	R	H	RBI	BB	SO	LOB	BOTTOM					
Jody Reed, R OBP: 0.350, SLG: 0.384	3-2 F8	2-0 1B		0-0 F7			1-2 FC1-6 1B		3-3 K	5	0	2	0	0	1	0						
Steve Lyons, L OBP: 0.281, SLG: 0.361	1-2 S 1B	1-2 P6		1-3 K		2-1 FC1-6 1-2 2-3		2-1 G3		4	0	1	0	0	1	4						
Phil Plantier, L OBP: 0.422, SLG: 0.619	0-3 K	1-1 F9		2-0 F7		2-1 G3				4	0	0	0	0	1	5						
Jack Clark, R OBP: 0.371, SLG: 0.456	4-2 1B		3-1 1B		4-0 CS BB		2-2 2B			2	0	2	0	2	0	0						
Wayne Housie, S OBP: 0.500, SLG: 0.500	1-2 BB		1-3 K		1-2 CS		2-0 G3		2-3 K	0	0	0	0	0	0	0						
Mo Vaughn, L OBP: 0.339, SLG: 0.370	1-3 K		1-3 K		1-2 CS		2-0 G3		2-3 K	4	0	0	0	0	3	4						
Tom Brunansky, R OBP: 0.304, SLG: 0.393		2-2 G1-3		2-2 P4		1-0 G5-3		2 SAFE 3-1 F8		4	0	0	0	0	0	2						
Scott Cooper, L OBP: 0.379, SLG: 0.607		2-0 1B 1B		1-0 G3		0-0 F9		1-0 G3		4	1	1	0	0	0	2						
Tony Peña, R OBP: 0.290, SLG: 0.319	1 SAFE 0-0	1-2 1B 1B E 1B		1-3 K			3-2 L4		1-2 L7	3	1	1	0	0	1	0						
Mike Brumley, S OBP: 0.267, SLG: 0.243		1-2 1B 1B								1	0	0	0	0	0	0						
Luis Rivera, R OBP: 0.319, SLG: 0.386		3-2 1B 1B		0-0 B5-3			1-0 FC1-6 1B		1-3 K	3	0	2	1	0	0	0						
Carlos Quintana, R OBP: 0.378, SLG: 0.417		1-2 2H 1B								1	0	0	0	0	1	0						
Inning Stats	R: 0 E: 0 K: 2 S: 15	H: 1 LOB: 2 BB: 1 P: 24	R: 2 E: 1 K: 0 S: 14	H: 4 LOB: 2 BB: 0 P: 25	R: 0 E: 0 K: 1 S: 10	H: 1 LOB: 1 BB: 0 P: 17	R: 0 E: 0 K: 1 S: 6	H: 0 LOB: 0 BB: 0 P: 7	R: 0 E: 0 K: 1 S: 6	H: 0 LOB: 0 BB: 1 P: 14	R: 0 E: 0 K: 0 S: 3	H: 0 LOB: 0 BB: 0 P: 6	R: 0 E: 0 K: 0 S: 11	H: 2 LOB: 2 BB: 0 P: 20	R: 0 E: 0 K: 1 S: 9	H: 1 LOB: 1 BB: 0 P: 17	R: 0 E: 0 K: 2 S: 9	H: 0 LOB: 0 BB: 0 P: 14	1B: 8 2B: 1 3B: 0 HR: 0	SF: 0 SAC: 0 DP: 0 HBP: 0	WP: 0 PB: 0 SB: 1 CS: 1	PA: 38
PITCHER	IP WLS BF H R ER SO BB IBB HBP BLK WP HR S P ERA WHIP	IP WLS BF H R ER SO BB IBB HBP BLK WP HR S P ERA WHIP	IP WLS BF H R ER SO BB IBB HBP BLK WP HR S P ERA WHIP	IP WLS BF H R ER SO BB IBB HBP BLK WP HR S P ERA WHIP	IP WLS BF H R ER SO BB IBB HBP BLK WP HR S P ERA WHIP	IP WLS BF H R ER SO BB IBB HBP BLK WP HR S P ERA WHIP	IP WLS BF H R ER SO BB IBB HBP BLK WP HR S P ERA WHIP	IP WLS BF H R ER SO BB IBB HBP BLK WP HR S P ERA WHIP	IP WLS BF H R ER SO BB IBB HBP BLK WP HR S P ERA WHIP	IP WLS BF H R ER SO BB IBB HBP BLK WP HR S P ERA WHIP	IP WLS BF H R ER SO BB IBB HBP BLK WP HR S P ERA WHIP	IP WLS BF H R ER SO BB IBB HBP BLK WP HR S P ERA WHIP	IP WLS BF H R ER SO BB IBB HBP BLK WP HR S P ERA WHIP	IP WLS BF H R ER SO BB IBB HBP BLK WP HR S P ERA WHIP	IP WLS BF H R ER SO BB IBB HBP BLK WP HR S P ERA WHIP	IP WLS BF H R ER SO BB IBB HBP BLK WP HR S P ERA WHIP	IP WLS BF H R ER SO BB IBB HBP BLK WP HR S P ERA WHIP	IP WLS BF H R ER SO BB IBB HBP BLK WP HR S P ERA WHIP	IP WLS BF H R ER SO BB IBB HBP BLK WP HR S P ERA WHIP	IP WLS BF H R ER SO BB IBB HBP BLK WP HR S P ERA WHIP	IP WLS BF H R ER SO BB IBB HBP BLK WP HR S P ERA WHIP	IP WLS BF H R ER SO BB IBB HBP BLK WP HR S P ERA WHIP

Milwaukee Brewers @ Boston Red Sox
Fenway Park, Boston, MA
Fri Oct 04 1991, 7:05 PM EDT
Att: 31,894 - Sunny - 70 F

AB 35
R 2
H 9
RBI 1
BB 2
SO 8
LOB 17



Batter	1	2	3	4	5	6	7	8	9	AB	R	H	RBI	BB	SO	LOB	TOP					
Paul Moltzer, R OBP: 0.399, SLG: 0.489 (1, 3)	0-0 SH1-4 FC6-2 1B		3-1 G6-3		0-1 F9		1-1 E S 1B		4-0 S 1B IBB	4	1	2	1	1	0	1						
Darryl Hamilton, L OBP: 0.381, SLG: 0.385 (1, 8)	1-1 S SH1-4 E 1B		3-2 G6-3		2-2 F7		1-0 3-H E5 1B		1-2 1B WP 1B	5	2	2	2	0	0	2						
B.J. Surhoff, L OBP: 0.319, SLG: 0.372 (1, 2)	1-0 SH1-4 1-2 2-3 1B			1-0 WP S 1B		3-2 CS 1B		0-0 F8 1B	1-0 1B 1B	4	0	3	1	0	0	2						
Robin Yount, R OBP: 0.332, SLG: 0.376 (1, 10)	1-2 FC6-2 S 1B			1-3 K 1-3 1B		1-3 K 1B		1-1 F8 1B	0-0 1B 1B	5	0	1	0	0	2	4						
Greg Vaughn, R OBP: 0.319, SLG: 0.456 (1, 7)	3-H G5-3 1-3 2-H 1B			3-2 P3 1B		3-3 K 1-2 1B		2-3 K 1B	2-3 K 1B	5	0	0	0	0	3	5						
Jim Gantner, L OBP: 0.320, SLG: 0.361 (1, 4)		0-0 F7 1B		4-0 IBB 1B			0-1 1B G4-6-3 1B		3-3 K 1B	3	1	1	0	1	1	0						
Dante Bichette, R OBP: 0.272, SLG: 0.393 (1, 9)		1-3 K 1B		0-1 P5 1B			1-0 G4-6-3 1B 1-2 1B		0-3 K 1B	4	1	1	0	0	2	2						
Bill Spiers, L OBP: 0.337, SLG: 0.401 (1, 6)		0-0 G4-3 1B			3-2 2B 1B		0-0 G4-6-3 1B 1-2 2-3 1B		1-1 1B 3B	4	1	3	0	0	0	0						
Dale Sveum, S OBP: 0.320, SLG: 0.365 (1, 5)			2-3 K 1B		0-0 P1 1B		1-1 G4-6-3 1-2 2-3 3-H 1B		1-3 K 1B	4	0	0	0	0	2	4						
Inning Stats	R: 1 E: 0 K: 0 S: 11	H: 2 LOB: 1 BB: 0 P: 17	R: 0 E: 0 K: 1 S: 5	H: 0 LOB: 0 BB: 0 P: 6	R: 0 E: 0 K: 1 S: 9	H: 0 LOB: 0 BB: 0 P: 17	R: 0 E: 0 K: 1 S: 9	H: 1 LOB: 2 BB: 1 P: 18	R: 0 E: 0 K: 0 S: 9	H: 1 LOB: 1 BB: 0 P: 14	R: 0 E: 0 K: 2 S: 10	H: 1 LOB: 1 BB: 0 P: 17	R: 2 E: 1 K: 0 S: 10	H: 4 LOB: 2 BB: 0 P: 14	R: 0 E: 0 K: 2 S: 8	H: 0 LOB: 0 BB: 0 P: 14	R: 3 E: 0 K: 3 S: 16	H: 4 LOB: 2 BB: 1 P: 26	1B: 11 2B: 2 3B: 1 HR: 0	SF: 0 SAC: 1 DP: 2 HBP: 0	WP: 2 PB: 0 CS: 1	PA: 41
PITCHER Roger Clemens, R ERA: 2.62 (1, 1)	IP: 9.0 WLS: L BF: 41	H: 13 R: 6 ER: 5 SO: 10	BB: 0 IBB: 2 HBP: 0 BLK: 0	WP: 2 HR: 0 S: 87 P: 143	ERA: 5.00 WHIP: 1.444											PITCHER	IP: 9.0 WLS: L BF: 41	H: 13 R: 6 ER: 5 SO: 10	BB: 0 IBB: 2 HBP: 0 BLK: 0	WP: 2 HR: 0 S: 87 P: 143	ERA: 5.00 WHIP: 1.444	

Milwaukee Brewers @ Boston Red Sox
Fenway Park, Boston, MA
Sun Oct 06 1991, 3:33 AM EDT
Att: 31,837 - Cloudy - 73 F

AB 38
R 6
H 13
RBI 4
BB 2
SO 10
LOB 20



Batter	1	2	3	4	5	6	7	8	9	AB	R	H	RBI	BB	SO	LOB	BOTTOM					
Jody Reed, R OBP: 0.349, SLG: 0.382 (1, 4)	0-0 F7 1B			1-1 G5-3 1B			3-2 F8 1B		0-0 1B	5	0	1	0	0	1	3						
Steve Lyons, L OBP: 0.277, SLG: 0.354 (1, 7)	1-0 G5-3 1-2 1B		0-1 FC4-6 1-2 1B		0-1 F7 1B		1-2 G5-4-3 1B		0-0 P6 1B	5	0	1	0	0	0	3						
Carlos Quintana, R OBP: 0.375, SLG: 0.412 (1, 3)			0-0 G5-3 1B		1-3 K 1B		1-1 G5-4-3 1-2 1B		3-2 G4-3 1B	4	1	1	0	0	1	1						
Mike Greenwell, L OBP: 0.350, SLG: 0.419 (9, PH)										1	0	0	0	0	0	1						
Jack Clark, R OBP: 0.374, SLG: 0.466 (1, 10)	3-1 1B 1-2 1B		2-2 P2 1B		0-1 2B 2B				0-1 HR 1B	4	2	3	1	0	0	0						
Scott Cooper, L OBP: 0.486, SLG: 0.686 (1, 5)	3-1 1B 1-2 2-H 1B		2-1 FC5-4 1B		0-0 2B 2B				0-1 1B	4	0	4	2	0	0	0						
Tom Brunansky, R OBP: 0.303, SLG: 0.390 (1, 9)	2-3 K 1B		0-0 FC5-4 1-2 1B		3-2 P3 1B				0-1 P4 1B	4	0	0	0	0	1	5						
Wayne Housie, S OBP: 0.333, SLG: 0.375 (1, 8)		4-2 FC4-6 E BB		0-0 P5 1B		1-0 F8 1B		0-3 K 1B		3	0	0	0	1	1	1						
Tony Peña, R OBP: 0.291, SLG: 0.321 (1, 2)		4-2 FC4-6 BB		0-1 G4-3 2B		1-1 G4-3 1B		0-0 L4 1B		3	0	1	0	1	0	1						
Mike Brumley, S OBP: 0.273, SLG: 0.254 (1, 6)		0-2 FC4-6 BB		0-1 G4-3 2B		1-0 G3-1 1B			0-2 F9 1B	3	0	0	0	0	0	3						
Wade Boggs, L OBP: 0.421, SLG: 0.460 (9, PH)		1-2 2-3 1B		2-3 G4-3 1B						1	0	0	0	0	0	0						
Inning Stats	R: 1 E: 0 K: 1 S: 13	H: 3 LOB: 2 BB: 0 P: 25	R: 0 E: 1 K: 1 S: 13	H: 0 LOB: 2 BB: 2 P: 23	R: 0 E: 0 K: 0 S: 9	H: 1 LOB: 1 BB: 0 P: 13	R: 0 E: 0 K: 0 S: 7	H: 1 LOB: 1 BB: 0 P: 8	R: 1 E: 0 K: 1 S: 14	H: 2 LOB: 1 BB: 0 P: 18	R: 0 E: 0 K: 0 S: 4	H: 0 LOB: 0 BB: 0 P: 7	R: 0 E: 0 K: 0 S: 8	H: 1 LOB: 0 BB: 0 P: 13	R: 1 E: 0 K: 1 S: 10	H: 2 LOB: 1 BB: 0 P: 10	R: 0 E: 0 K: 0 S: 11	H: 1 LOB: 1 BB: 0 P: 14	1B: 7 2B: 3 3B: 0 HR: 1	SF: 0 SAC: 0 DP: 1 HBP: 0	WP: 0 PB: 0 CS: 0	PA: 39
PITCHER Bill Wegman, R ERA: 2.84 (1, 1)	IP: 7.0 WLS: W BF: 30	H: 8 R: 2 ER: 2 SO: 3	BB: 2 IBB: 0 HBP: 0 BLK: 0	WP: 0 HR: 0 S: 68 P: 107	ERA: 2.57 WHIP: 1.429											PITCHER	IP: 7.0 WLS: S BF: 4	H: 1 R: 0 ER: 0 SO: 0	BB: 0 IBB: 0 HBP: 0 BLK: 0	WP: 0 HR: 0 S: 11	ERA: 0.00 WHIP: 1.000	
Julio Machado, R ERA: 3.45 (8, 1)	1.0	W	5	2	1	1	1	0	0	0	0	0	0	0	0	0	0	1	10	10	9.00	2.000
Doug Henry, R ERA: 1.0 (9, 1)	1.0	S	4	1	0	0	0	0	0	0	0	0	0	0	0	0	0	0	11	14	0.00	1.000

Milwaukee Brewers @ Boston Red Sox
Fenway Park, Boston, MA
Sun Oct 06 1991, 3:33 AM EDT
Att: 31,837 - Cloudy - 73 F

AB 37
R 3
H 11
RBI 3
BB 2
SO 4
LOB 18

