Boston Red Sox - 1992

Batter	1	2	3	4	5	6	7	8	9	AB	R	H	RBI	BB	SO	LOB
Wade Boggs, L (1, 5) OBP: 0.200, SLG: 0.200	G4-3		L5		G1-3		1B			5	0	1	0	0	1	3
Jody Reed, R (1, 4) OBP: 0.200, SLG: 0.500	F7		P2			L8 2B	SF7			4	0	1	1	0	0	2
Mike Greenwell, L (1, 7)	P2					P6				4	0	0	0	0	2	4
Ellis Burks, R (1, 8) OBP: 0.250, SLG: 0.250				G6-3		L8		1B		4	0	1	0	0	1	1
Phil Plantier, L (1, 9) OBP: 0.500, SLG: 1.333		HR		F9		IBB				3	1	1	1	1	1	1
Jack Clark, R (1, 10)				G5-3		G5-3				4	0	0	0	0	2	3
Mo Vaughn, L (1, 3) OBP: 0.500, SLG: 1.333		HR			BB		K	G3		3	1	1	1	1	1	1
Tony Peña, R (1, 2) OBP: 0.500, SLG: 0.333		G5-3			K	1B BB SF7	BB		FC3-6 1B	3	1	1	0	1	1	1
Luis Rivera, R (1, 6) OBP: 0.500, SLG: 0.333			1B				1B BB		FC3-6	3	0	1	0	1	1	2
Inning Stats	R: 0 E: 0 K: 0 S: 8 H: 0 LOB: 0 BB: 0 P: 12	R: 2 E: 0 K: 2 S: 15 H: 2 LOB: 0 BB: 0 P: 21	R: 0 E: 0 K: 1 S: 11 H: 1 LOB: 1 BB: 0 P: 16	R: 0 E: 0 K: 0 S: 7 H: 0 LOB: 0 BB: 0 P: 8	R: 0 E: 0 K: 2 S: 13 H: 0 LOB: 1 BB: 1 P: 20	R: 0 E: 0 K: 0 S: 10 H: 1 LOB: 2 BB: 1 P: 17	R: 1 E: 0 K: 2 S: 17 H: 1 LOB: 2 BB: 2 P: 30	R: 0 E: 0 K: 2 S: 8 H: 1 LOB: 1 BB: 0 P: 13	R: 0 E: 0 K: 1 S: 11 H: 1 LOB: 1 BB: 0 P: 16	1B: 4 2B: 1 3B: 0 HR: 2 SF: 1 SAC: 0 DP: 0 HBP: 0	WP: 0 PB: 0 SB: 0 CS: 0 PA: 38					

PITCHER		IP	WLS	BF	H	R	ER	SO	BB	IBB	HBP	BLK	WP	HR	S	P	ERA	WHIP
Scott Sanderson, R ERA: 3.0	(1, 1)	6.0	W	24	4	2	2	5	1	1	0	0	0	2	64	94	3.00	0.833
Greg Cadaret, L ERA: 9.0	(7, 1)	1.0		6	1	1	1	2	2	0	0	0	0	0	17	30	9.00	3.000
John Habyan, R ERA:	(8, 1)	1.0		4	1	0	0	2	0	0	0	0	0	0	8	13	0.00	1.000
Steve Farr, R ERA:	(9, 1)	1.0	S	4	1	0	0	1	0	0	0	0	0	0	11	16	0.00	1.000

PITCHER	IP	WLS	BF	H	R	ER	SO	BB	IBB	HBP	BLK	WP	HR	S	P	ERA	WHIP

TOP

Boston Red Sox @ New York Yankees

Yankee Stadium, Bronx, NY

Tue Apr 07 1992, 3:33 AM EDT

Att. 56,572 - Cloudy - 57 F

livebaseballscorecards.com

AB	33
R	3
H	7
RBI	3
BB	4
SO	10
LOB	18

Batter	1	2	3	4	5	6	7	8	9	AB	R	H	RBI	BB	SO	LOB
Randy Velarde, R (1, 6) OBP: 0.500, SLG: 0.333	C B F B F F F B B 4-2 1B FC4-6 BB		F C B B X 2-2 ② G6-3			C S B X 1-2 1B 2B 1B		X 0-0 ① G6-3		3	2	1	0	1	0	0
Don Mattingly, L (1, 3) OBP: 0.750, SLG: 0.750	1 SAFE 1 SAFE B X 1-0 FC4-6 1-3 1B		C B X 1-1 ③ G4-3			B F 1 SAFE B X 2-1 2B 1-3 1B		C F F X 0-2 G6-4-3 1B		4	1	3	0	0	0	0
Roberto Kelly, R (1, 8) OBP: 0.250, SLG: 0.500	X 0-0 ① FC4-6 S 1-2f 3-H			F C S 0-3 ① K		B X 1-0 G4-3 1-H 1B 3-H 2B		C B X 1-1 ② ③ G6-4-3 1-2f		4	1	1	3	0	1	2
Mel Hall, L (1, 7)	B 1 SAFE X 1-0 ② F7			B C S B B S 3-3 ② K		F B B B X 3-1 ① G4-3 2-3				3	0	0	0	0	1	2
Danny Tartabull, R (1, 10) OBP: 0.333, SLG: 0.333	1 SAFE 1 SAFE P X 1-0 ③ G6-3 1-2			B S X 1-1 ③ F9		X 0-0 G4-6-3 3-H 1B				3	0	1	1	0	0	1
Matt Nokes, L (1, 2) OBP: 0.333, SLG: 0.333		B B X 2-0 ① F8			X 0-0 G6-4-3 1B	C F B X 1-2 ② ③ G4-6-3 1-2f				3	0	1	0	0	0	1
Jesse Barfield, R (1, 9)		F B B S B C 3-3 ② K			C B B B X 3-1 ① ② G6-4-3 1-2f		F C X 0-2 ① G5-3			3	0	0	0	0	1	1
Charlie Hayes, R (1, 5) OBP: 0.667, SLG: 0.500		C F B C 1-3 ③ K			X 0-0 1B		H 1-0 G6-3 HBP			2	0	1	0	0	1	0
Pat Kelly, R (1, 4)			C B C C 1-3 ① K		X 0-0 ③ P4		B B B C F F X 3-2 ② ③ G6-3 1-2f			3	0	0	0	0	1	2
Inning Stats	R: 1 H: 1 E: 0 LOB: 1 K: 0 BB: 1 S: 10 P: 16	R: 0 H: 0 E: 0 LOB: 0 K: 2 BB: 0 S: 7 P: 13	R: 0 H: 0 E: 0 LOB: 0 K: 1 BB: 0 S: 8 P: 12	R: 0 H: 0 E: 0 LOB: 0 K: 2 BB: 0 S: 8 P: 12	R: 0 H: 2 E: 0 LOB: 1 K: 0 BB: 0 S: 5 P: 8	R: 3 H: 4 E: 0 LOB: 0 K: 0 BB: 0 S: 12 P: 20	R: 0 H: 0 E: 0 LOB: 0 K: 0 BB: 0 S: 7 P: 11	R: 0 H: 1 E: 0 LOB: 0 K: 0 BB: 0 S: 7 P: 8		1B: 7 SF: 0 2B: 1 SAC: 0 3B: 0 DP: 4 HR: 0 HBP: 1						WP: 0 PA: 30 PB: 0 SB: 1 CS: 0

PITCHER	IP	WLS	BF	H	R	ER	SO	BB	IBB	HBP	BLK	WP	HR	S	P	ERA	WHIP
Roger Clemens, R (1, 1) ERA: 4.5	8.0	L	30	8	4	4	5	1	0	1	0	0	0	64	100	4.50	1.125

PITCHER	IP	WLS	BF	H	R	ER	SO	BB	IBB	HBP	BLK	WP	HR	S	P	ERA	WHIP

BOTTOM

Boston Red Sox @ New York Yankees

Yankee Stadium, Bronx, NY

Tue Apr 07 1992, 3:33 AM EDT
Att. 56,572 - Cloudy - 57 F

livebaseballscorecards.com

AB	28
R	4
H	8
RBI	4
BB	1
SO	5
LOB	9

Batter	1	2	3	4	5	6	7	8	9	AB	R	H	RBI	BB	SO	LOB
Wade Boggs, L (1, 5) OBP: 0.333, SLG: 0.250	C C B X 1-2 G5-4-3 1B	B B C B B 4-1 1-2 BB			C F X 0-2 ① G1-3		B C B B X 3-1 E4 G6-3			3	0	1	0	1	0	0
Jody Reed, R (1, 4) OBP: 0.222, SLG: 0.286	B C S B 1 B X SAFE 3-2 ① ② G5-4-3 1-2f	B B C B C X 3-2 ③ F7			B B B C B 4-1 3B BB		B 1 SAFE C 1 SAFE C X 1-2 ② ③ G6-3 1-2f			3	1	0	0	1	0	5
Mike Greenwell, L (1, 7) OBP: 0.125, SLG: 0.125	B B B C X 3-1 1B	F C F B S 1-3 ① K			1 SAFE C 1 SAFE B 1 B B X 3-1 ② L7			F B C X 1-2 ① G4-3		4	0	1	0	0	1	1
Ellis Burks, R (1, 8) OBP: 0.375, SLG: 0.625	X 0-0 ③ G5-3	B B F B X 3-1 BB 1B			B B B C X 3-1 1-H 3B			B B F F F C 2-3 ② K		4	0	2	1	0	1	1
Jack Clark, R (1, 10)		F B B B B 4-1 F9 BB 1B BB	B 1 SAFE 1 SAFE B B B 4-0 1-2 G3-6-3 BB		S B F C 1-3 ③ K			X 0-0 ③ G6-3		2	1	0	0	2	1	1
Phil Plantier, L (1, 9) OBP: 0.375, SLG: 0.667		B B B B 4-0 1B 1-2 BB	B C X 1-1 ② ③ G3-6-3 1-2f			B S B B F S 3-3 ① K			B B S F F F X 2-2 ① F9	3	0	0	0	1	1	2
Tom Brunansky, R (1, 3) OBP: 0.250, SLG: 0.250		C B X 1-1 ① F9 2-3	B B B C F X 3-2 ① P3			B F F B F C 2-3 ② K			B B C C X 2-2 G1-4-3 1B	4	0	1	0	0	1	2
Tim Naehring, R (1, 6) OBP: 0.250, SLG: 0.250		C F E X 0-2 BB 1-3 3-H 1B	C F B F F X 2-2 ② G3			S X 0-1 ③ G5-3			B X 1-0 ② G1-4-3 1-2	4	0	1	1	0	0	1
Tony Peña, R (1, 2) OBP: 0.250, SLG: 0.143		1 SAFE F S B F S 1-3 ② K		X 0-0 ③ G3			B C F F B X 2-2 ① G5-3		B C B F X 2-2 ③ G3	4	0	0	0	0	1	3
Inning Stats	R: 0 E: 0 K: 0 S: 9 H: 2 LOB: 1 BB: 0 P: 16	R: 1 E: 0 K: 1 S: 15 H: 1 LOB: 3 BB: 3 P: 32	R: 0 E: 0 K: 1 S: 8 H: 1 LOB: 1 BB: 1 P: 17	R: 0 E: 0 K: 0 S: 10 H: 0 LOB: 0 BB: 0 P: 15	R: 1 E: 0 K: 1 S: 11 H: 1 LOB: 1 BB: 1 P: 22	R: 0 E: 0 K: 2 S: 9 H: 0 LOB: 0 BB: 0 P: 14	R: 0 E: 1 K: 0 S: 9 H: 0 LOB: 0 BB: 0 P: 15	R: 0 E: 0 K: 1 S: 8 H: 0 LOB: 0 BB: 0 P: 11	R: 0 E: 0 K: 0 S: 12 H: 1 LOB: 1 BB: 0 P: 19	1B: 5 2B: 0 3B: 1 HR: 0 SF: 0 SAC: 0 DP: 3 HBP: 0						

TOP

Boston Red Sox @ New York Yankees

Yankee Stadium, Bronx, NY

Thu Apr 09 1992, 7:05 PM EDT

Att. 20,430 - Cloudy - 53 F

livebaseballscorecards.com

AB	31
R	2
H	6
RBI	2
BB	5
SO	6
LOB	16

PITCHER		IP	WLS	BF	H	R	ER	SO	BB	IBB	HBP	BLK	WP	HR	S	P	ERA	WHIP
Jeff Johnson, L ERA: 3.86	(1, 1)	4.2		22	5	2	2	2	5	0	0	0	0	0	50	98	3.86	2.143
Rich Monteleone, R ERA:	(5, 1)	2.1	W	7	0	0	0	3	0	0	0	0	0	0	21	33	0.00	0.000
Steve Howe, L ERA:	(8, 1)	2.0	S	7	1	0	0	1	0	0	0	0	0	0	20	30	0.00	0.500

PITCHER	IP	WLS	BF	H	R	ER	SO	BB	IBB	HBP	BLK	WP	HR	S	P	ERA	WHIP

WP: 0 PB: 0 SB: 0 CS: 0 PA: 36

Batter	1	2	3	4	5	6	7	8	9	AB	R	H	RBI	BB	SO	LOB
Bernie Williams, S (1, 7)	C B B X 2-1 L4 ①			L B X 1-1 G5-3 ①		B 1 SAFE F B B C S 3-3 K ② 1-2		C B B B S S 3-3 K ①		4	0	0	0	0	2	1
Don Mattingly, L (1, 3) OBP: 0.500, SLG: 0.429	C B X 1-1 F7 ②			B X 1-0 G3 ②		C F B B B B 4-2 2B 2B BB		C B T F X 1-2 L3 ②		3	1	0	0	1	0	0
Roberto Kelly, R (1, 8) OBP: 0.375, SLG: 0.625	F X 0-1 L9 ③			X 0-0 CS 1B		X 0-0 2B 1-3 2-H 2B		X 0-0 F9 ③		4	1	2	1	0	0	0
Danny Tartabull, R (1, 10) OBP: 0.500, SLG: 0.833		B S S X 1-2 G4-3 ①		S 1 SAFE B 1 SAFE S 1-2 CS ③ 1-2	X 0-0 2B	B B B C X 3-1 2B 2-H 3-H				3	0	2	2	0	0	0
Jesse Barfield, R (1, 9)		B C C T B S 2-3 K ②			F S B B S 2-3 K ①	B F X 1-1 G6-3 ③				3	0	0	0	0	2	2
Randy Velarde, R (1, 6) OBP: 0.286, SLG: 0.167		B F X 1-1 G6-3 ③			B B S S B X 3-2 L9 ②		B F F B C 2-3 K ①			3	0	0	0	0	1	1
Mike Stanley, R (1, 2)			C X 0-1 G5-3 ①		S B X 1-1 G6-3 ③		C B B S S 2-3 K ②			3	0	0	0	0	1	1
Charlie Hayes, R (1, 5) OBP: 0.667, SLG: 0.600			B C X 1-1 G1-3 ②			F C X 0-2 WP 2B 1B	X 0-0 1B			3	1	2	0	0	0	0
Pat Kelly, R (1, 4)			F B S B F S 2-3 K2-3 ③			B 1 SAFE B B S 1 SAFE S B F C 3-3 K ①	X 0-0 G4-3 ③			3	0	0	0	0	2	2
Inning Stats	R: 0 E: 0 K: 0 S: 6 H: 0 LOB: 0 BB: 0 P: 9	R: 0 E: 0 K: 1 S: 9 H: 0 LOB: 0 BB: 0 P: 13	R: 0 E: 0 K: 1 S: 8 H: 0 LOB: 0 BB: 0 P: 11	R: 0 E: 0 K: 0 S: 6 H: 1 LOB: 0 BB: 0 P: 9	R: 0 E: 0 K: 1 S: 9 H: 1 LOB: 1 BB: 0 P: 15	R: 3 E: 0 K: 2 S: 17 H: 3 LOB: 1 BB: 1 P: 31	R: 0 E: 0 K: 2 S: 8 H: 1 LOB: 1 BB: 0 P: 12	R: 0 E: 0 K: 1 S: 8 H: 0 LOB: 0 BB: 0 P: 12		1B: 3 2B: 3 3B: 0 HR: 0	SF: 0 SAC: 0 DP: 0 HBP: 0					

PITCHER		IP	WLS	BF	H	R	ER	SO	BB	IBB	HBP	BLK	WP	HR	S	P	ERA	WHIP
Frank Viola, L ERA: 4.76	(1, 1)	5.2	L	22	5	3	3	5	1	0	0	0	1	0	53	85	4.76	1.059
Danny Darwin, R ERA:	(6, 1)	2.1		8	1	0	0	3	0	0	0	0	0	0	18	27	0.00	0.429

PITCHER	IP	WLS	BF	H	R	ER	SO	BB	IBB	HBP	BLK	WP	HR	S	P	ERA	WHIP

BOTTOM

Boston Red Sox @ New York Yankees

Yankee Stadium, Bronx, NY

Thu Apr 09 1992, 7:05 PM EDT
Att. 20,430 - Cloudy - 53 F

livebaseballscorecards.com

AB	29
R	3
H	6
RBI	3
BB	1
SO	8
LOB	7

1B: 3 2B: 3 3B: 0 HR: 0 SF: 0 SAC: 0 DP: 0 HBP: 0

WP: 1 PB: 0 SB: 0 CS: 1 PA: 31

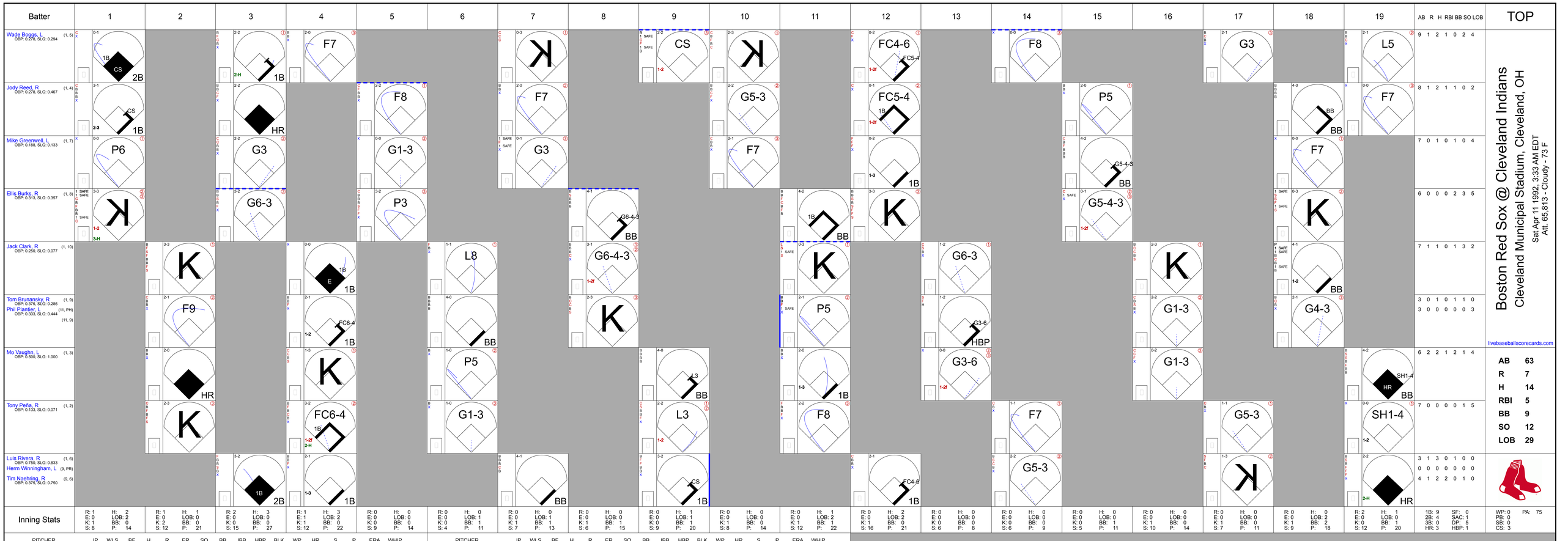
Batter
1
2
3
4
5
6
7
8
9
10
11
12
13
14
15
16
17
18
19
AB R H RBI BB SO LOB
TOP
Wade Boggs, L (1, 5) OBP: 0.278, SLG: 0.294
Jody Reed, R (1, 4) OBP: 0.278, SLG: 0.467
Mike Greenwell, L (1, 7) OBP: 0.188, SLG: 0.133
Ellis Burks, R (1, 8) OBP: 0.313, SLG: 0.357
Jack Clark, R (1, 10) OBP: 0.250, SLG: 0.077
Tom Brunansky, R (1, 9) OBP: 0.375, SLG: 0.286
Phil Plantier, L (11, PH) OBP: 0.333, SLG: 0.444 (11, 9)
Mo Vaughn, L (1, 3) OBP: 0.500, SLG: 1.000
Tony Peña, R (1, 2) OBP: 0.133, SLG: 0.071
Luis Rivera, R (1, 6) OBP: 0.750, SLG: 0.833
Herm Winningham, L (9, PR)
Tim Naehring, R (9, 6) OBP: 0.375, SLG: 0.750
Inning Stats
Boston Red Sox @ Cleveland Indians
Cleveland Municipal Stadium, Cleveland, OH
Sat Apr 11 1992, 3:33 AM EDT
Att. 65,813 - Cloudy - 73 F
livebaseballscorecards.com
AB 63
R 7
H 14
RBI 5
BB 9
SO 12
LOB 29
PITCHER IP WLS BF H R ER SO BB IBB HBP BLK WP HR S P ERA WHIP
Dennis Cook, L (1, 1) ERA: 13.5 2.2 12 6 4 4 3 0 0 0 0 0 2 32 56 13.50 2.250
Rod Nichols, R (3, 1) ERA: 2.25 1.1 7 3 1 1 1 0 0 0 0 0 0 15 28 6.75 2.250
Ted Power, R (5, 1) ERA: 3.0 11 0 0 0 1 2 0 0 0 0 0 0 20 38 0.00 0.667
Brad Arnsberg, R (8, 1) ERA: 1.2 6 1 0 0 1 2 0 0 0 0 0 0 13 31 0.00 1.800
Derek Lilliquist, L (9, 1) ERA: 1.1 4 0 0 0 1 1 0 0 0 0 0 0 13 25 0.00 0.750
PITCHER IP WLS BF H R ER SO BB IBB HBP BLK WP HR S P ERA WHIP
Steve Olin, R (11, 1) ERA: 3.2 14 3 0 0 2 0 0 1 0 0 0 0 36 52 0.00 0.818
Eric Bell, L (14, 1) ERA: 3.38 5.1 L 20 1 2 2 3 4 0 0 0 0 1 44 75 3.38 0.938

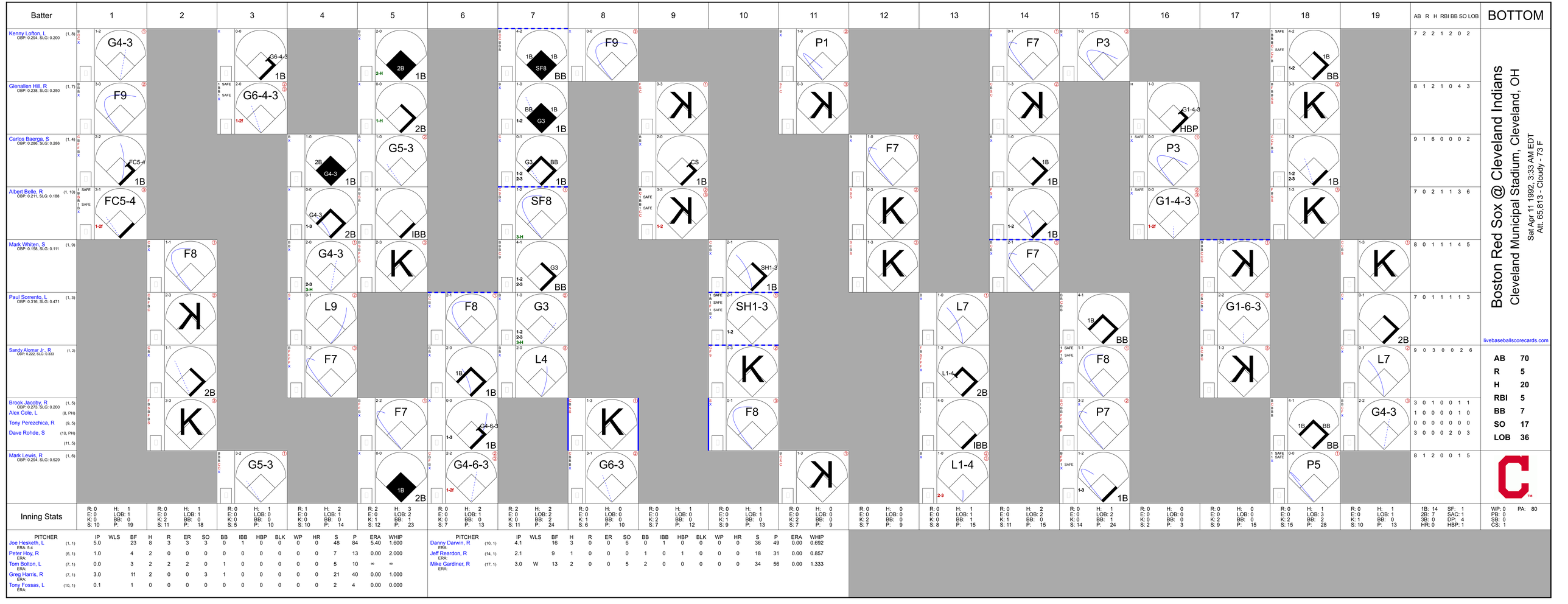
Batter
1
2
3
4
5
6
7
8
9
10
11
12
13
14
15
16
17
18
19
AB R H RBI BB SO LOB
BOTTOM
Kenny Lofton, L (1, 8) OBP: 0.294, SLG: 0.200
G4-3
F9
G6-4-3
1B
G6-4-3
1-2f
2B
1B
2-H
2B
1-H
2B
1B
BB
SF8
1B
BB
G3
1B
P1
F7
P3
G1-4-3
HBP
1B
BB
7 2 2 1 2 0 2
Glenallen Hill, R (1, 7) OBP: 0.238, SLG: 0.250
F9
G6-4-3
1-2f
K
K
K
K
F7
K
P3
P
K
8 1 2 1 0 4 3
Carlos Baerga, S (1, 4) OBP: 0.286, SLG: 0.286
FC5-4
1B
2B
G4-3
1B
G5-3
G3
BB
1B
CS
1B
F7
K
F7
1B
P3
G1-4-3
1-2f
1B
1-2
2-3
1B
9 1 6 0 0 0 2
Albert Belle, R (1, 10) OBP: 0.211, SLG: 0.188
FC5-4
1-2f
G4-3
2B
IBB
SF8
3-H
K
K
K
1B
P
G1-4-3
1-2f
K
7 0 2 1 1 3 6
Mark Whiten, S (1, 9) OBP: 0.158, SLG: 0.111
F8
G4-3
2-3
3-H
K
G3
1-2
2-3
BB
SH1-3
1B
L7
K
G1-6-3
K
K
2B
8 0 1 1 1 4 5
Paul Sorrento, L (1, 3) OBP: 0.316, SLG: 0.471
K
L9
F8
1B
G3
1-2
2-3
3-H
SH1-3
1-2
1B
BB
G1-6-3
K
2B
7 0 1 1 1 1 3
Sandy Alomar Jr., R (1, 2) OBP: 0.222, SLG: 0.333
2B
F7
1B
L4
K
F8
L1-4
2B
F8
K
L7
9 0 3 0 0 2 6
Brook Jacoby, R (1, 5) OBP: 0.273, SLG: 0.200
Alex Cole, L (8, PH)
Tony Perezchica, R (9, 5)
Dave Rohde, S (10, PH)
(11, 5)
K
F7
G4-6-3
1-3
1B
K
F8
IBB
P7
BB
BB
G4-3
3 0 1 0 0 1 1
1 0 0 0 0 1 0
0 0 0 0 0 0 0
3 0 0 0 2 0 3
Mark Lewis, R (1, 6) OBP: 0.294, SLG: 0.529
G5-3
G4-6-3
1-2f
2B
G6-3
K
L1-4
2-3
1B
BB
P5
8 1 2 0 0 1 5
Inning Stats
R: 0 E: 0 K: 0 S: 10 H: 1 LOB: 1 BB: 0 P: 19
R: 0 E: 0 K: 2 S: 11 H: 1 LOB: 1 BB: 0 P: 18
R: 0 E: 0 K: 0 S: 5 H: 1 LOB: 0 BB: 0 P: 10
R: 1 E: 0 K: 0 S: 10 H: 2 LOB: 1 BB: 0 P: 14
R: 2 E: 0 K: 1 S: 12 H: 3 LOB: 2 BB: 1 P: 23
R: 0 E: 0 K: 0 S: 7 H: 2 LOB: 1 BB: 0 P: 13
R: 2 E: 0 K: 0 S: 11 H: 2 LOB: 2 BB: 2 P: 24
R: 0 E: 0 K: 1 S: 6 H: 0 LOB: 0 BB: 0 P: 10
R: 0 E: 0 K: 2 S: 7 H: 1 LOB: 0 BB: 0 P: 12
R: 0 E: 0 K: 1 S: 9 H: 1 LOB: 1 BB: 0 P: 13
R: 0 E: 0 K: 2 S: 7 H: 0 LOB: 0 BB: 0 P: 9
R: 0 E: 0 K: 2 S: 7 H: 0 LOB: 0 BB: 0 P: 9
R: 0 E: 0 K: 0 S: 8 H: 1 LOB: 1 BB: 1 P: 15
R: 0 E: 0 K: 1 S: 11 H: 2 LOB: 2 BB: 0 P: 15
R: 0 E: 0 K: 0 S: 14 H: 1 LOB: 2 BB: 1 P: 24
R: 0 E: 0 K: 0 S: 2 H: 0 LOB: 0 BB: 0 P: 3
R: 0 E: 0 K: 2 S: 9 H: 0 LOB: 0 BB: 0 P: 15
R: 0 E: 0 K: 2 S: 15 H: 1 LOB: 3 BB: 2 P: 28
R: 0 E: 0 K: 1 S: 10 H: 1 LOB: 1 BB: 0 P: 13
1B: 14 2B: 7 3B: 0 HR: 0 SF: 1 SAC: 1 DP: 4 HBP: 1
Boston Red Sox @ Cleveland Indians
Cleveland Municipal Stadium, Cleveland, OH
Sat Apr 11 1992, 3:33 AM EDT
Att. 65,813 - Cloudy - 73 F
livebaseballscorecards.com
WP: 0 PB: 0 SB: 0 CS: 1
PA: 80
AB 70
R 5
H 20
RBI 5
BB 7
SO 17
LOB 36
PITCHER IP WLS BF H R ER SO BB IBB HBP BLK WP HR S P ERA WHIP
Joe Hesketh, L (1, 1) ERA: 5.4 5.0 23 8 3 3 3 0 1 0 0 0 0 0 48 84 5.40 1.600
Peter Hoy, R (6, 1) ERA: 1.0 4 2 0 0 0 0 0 0 0 0 0 7 13 0.00 2.000
Tom Bolton, L (7, 1) ERA: 0.0 3 2 2 2 0 1 0 0 0 0 0 5 10 ∞ ∞
Greg Harris, R (7, 1) ERA: 3.0 11 2 0 0 3 1 0 0 0 0 0 21 40 0.00 1.000
Tony Fossas, L (10, 1) ERA: 0.1 1 0 0 0 0 0 0 0 0 0 0 2 4 0.00 0.000
PITCHER IP WLS BF H R ER SO BB IBB HBP BLK WP HR S P ERA WHIP
Danny Darwin, R (10, 1) ERA: 4.1 16 3 0 0 6 0 1 0 0 0 0 36 49 0.00 0.692
Jeff Reardon, R (14, 1) ERA: 2.1 9 1 0 0 0 1 0 1 0 0 0 18 31 0.00 0.857
Mike Gardiner, R (17, 1) ERA: 3.0 W 13 2 0 0 5 2 0 0 0 0 0 34 56 0.00 1.333

Boston Red Sox @ Cleveland Indians

Cleveland Municipal Stadium, Cleveland, OH

Sun Apr 12 1992, 3:33 AM EDT

Cloudy - 41 F

TOP

livebaseballscorecards.com

Batter	1	2	3	4	5	6	7	8	9	AB	R	H	RBI	BB	SO	LOB
Wade Boggs, L (1, 5) OBP: 0.304, SLG: 0.318	B B C X 2-1 ① G4-3		B X 1-0 ① G4-3 2-3		C B B X 2-1 ① G6-3	B X 1-0 FC5 1-2 2-3 1B			C B X 1-1 G4-3 1-2 1B	5	0	2	0	0	0	1
Jody Reed, R (1, 4) OBP: 0.261, SLG: 0.400	B F B X 2-1 ② G5-3		B B C S B C 3-3 ② K		B C B F B F X 3-2 1B 1B	C B B X 2-1 ③ FC5 1-2f			1 SAFE B B C X 2-1 ① F7	5	0	1	0	0	1	6
Mike Greenwell, L (1, 7) OBP: 0.190, SLG: 0.105	B B B B 4-0 BB		C F S 0-3 ③ K		1 SAFE B X 1-0 ② P7		B S B F S 2-3 ① K		F S X 0-2 ②③ G4-3 1-2f	4	0	0	0	1	2	4
Ellis Burks, R (1, 8) OBP: 0.400, SLG: 0.412	C F B B F 1 SAFE S 2-3 ③ K			C S B X 1-2 S 1B 1B	F C P X 1-2 1-2 1B		B B S S B B 4-2 CS BB			3	1	2	0	1	1	1
Phil Plantier, L (1, 9) OBP: 0.250, SLG: 0.308		B C S S 1-3 ① K		S 1 SAFE B S 1 SAFE B S 2-3 ① K 1-2	B F X 1-1 ③ F7		S C S 0-3 ② K			4	0	0	0	0	3	4
Jack Clark, R (1, 10) OBP: 0.250, SLG: 0.063 Herm Winningham, L (8, PR)		B B F B F F C 3-3 ② K		X 0-0 ② G5-3		B F S F B B F S 3-3 ① K	S P 1-1 ③ CS 1-2	B B B B 4-0 G4-3 BB		3 0	0 0	0 0	0 0	1 0	2 0	1 0
Mo Vaughn, L (1, 3) OBP: 0.563, SLG: 0.909		C B B S B B 4-2 BB		B C S B B B 4-2 1B BB		X 0-0 1B 1B 1B		C C B C 1-3 ① K		2	0	1	0	2	1	1
Luis Rivera, R (1, 6) OBP: 0.667, SLG: 0.700		F B C S 1-3 ③ K		X 0-0 1-3 2-H 1B		C X 0-1 1B 1-2 1B		F B 1 SAFE X 1-1 ②③ G4-3 1-2f		4	0	2	1	0	1	2
John Flaherty, R (1, 2) OBP: 0.333, SLG: 0.667 Scott Cooper, L (9, PH) Tom Brunansky, R (9, PH) OBP: 0.444, SLG: 0.286			F B X 1-1 G4-3 2B	C F X 0-2 ③ L4		B F B X 2-1 ② L5			C B S B F B B 4-2 1B BB	3 0 0	0 0 0	1 0 0	0 0 0	0 0 1	0 0 0	4 0 0
Inning Stats	R: 0 E: 0 K: 1 S: 9 H: 0 LOB: 1 BB: 1 P: 19	R: 0 E: 0 K: 3 S: 12 H: 0 LOB: 1 BB: 1 P: 21	R: 0 E: 0 K: 2 S: 9 H: 1 LOB: 1 BB: 0 P: 14	R: 1 E: 0 K: 1 S: 13 H: 2 LOB: 2 BB: 1 P: 20	R: 0 E: 0 K: 0 S: 13 H: 2 LOB: 2 BB: 0 P: 20	R: 0 E: 0 K: 1 S: 13 H: 3 LOB: 3 BB: 0 P: 21	R: 0 E: 0 K: 2 S: 10 H: 0 LOB: 0 BB: 1 P: 16	R: 0 E: 0 K: 1 S: 5 H: 0 LOB: 1 BB: 1 P: 11	R: 0 E: 0 K: 0 S: 10 H: 1 LOB: 1 BB: 1 P: 17	1B: 8 2B: 1 3B: 0 HR: 0	SF: 0 SAC: 0 DP: 2 HBP: 0					

	AB	33
	R	1
	H	9
	RBI	1
	BB	6
	SO	11
	LOB	24

PITCHER		IP	WLS	BF	H	R	ER	SO	BB	IBB	HBP	BLK	WP	HR	S	P	ERA	WHIP
Charles Nagy, R ERA: 1.8	(1, 1)	7.0	W	32	8	1	1	10	4	0	0	0	0	0	79	131	1.29	1.714
Brad Arnsberg, R ERA:	(8, 1)	1.0		3	0	0	0	1	1	0	0	0	0	0	5	11	0.00	1.000
Derek Lilliquist, L ERA:	(9, 1)	1.0	S	4	1	0	0	0	1	0	0	0	0	0	10	17	0.00	2.000

PITCHER	IP	WLS	BF	H	R	ER	SO	BB	IBB	HBP	BLK	WP	HR	S	P	ERA	WHIP

BOTTOM

Batter	1	2	3	4	5	6	7	8	9	AB	R	H	RBI	BB	SO	LOB
Kenny Lofton, L (1, 8) OBP: 0.381, SLG: 0.188	BBBB 4-0 S E BB		BBBCB 4-1 1-2 FC6-4 BB		BBBB 4-0 S BB		CBX 1-1 ② 1-2f 2-3 FC6-4			1	1	0	0	3	0	2
Glenallen Hill, R (1, 10) OBP: 0.200, SLG: 0.208	BBCSBS 3-3 ① 1-3 K		X 0-0 ① 1-2f 2-3 FC6-4 FC S		1 SAFE BB 1 SAFE 1 SAFE SFS 1-3 ② K		BBBCX 3-1 ③ G5-3			4	0	0	0	0	2	6
Carlos Baerga, S (1, 4) OBP: 0.240, SLG: 0.240	FFFFBX 1-2 3-H E6		FBSBX 2-2 1-3 3-H FC		X 0-0 ③ G6-3			BFX 1-1 ① G5-3		4	0	0	2	0	0	2
Albert Belle, R (1, 7) OBP: 0.174, SLG: 0.150	SBX 1-1 ② F9		BSBBSS 3-3 ② K			X 0-0 ① G6-3		FCBBX 2-2 ② G5-3		4	0	0	0	0	1	3
Mark Whiten, S (1, 9) OBP: 0.174, SLG: 0.095	CCX 0-2 ③ F9		X 0-0 ③ G4-3			BBCSBB 4-2 CS BB		SBFS 1-3 ③ K		3	0	0	0	1	1	3
Paul Sorrento, L (1, 3) OBP: 0.273, SLG: 0.400		BX 1-0 ① G3		CBBX 2-1 ① G4-3		BCSBB 1 SAFE S 2-3 ②③ 1-2 K				3	0	0	0	0	1	1
Brook Jacoby, R (1, 5) OBP: 0.214, SLG: 0.154		X 0-0 ② L3		BBX 2-0 ② F8			BFBSX 2-2 ① G5-3			3	0	0	0	0	0	0
Junior Ortiz, R (1, 2)		FCX 0-2 ③ G6-3		X 0-0 ③ G5-3			BBFFFFBB 4-2 FC6-4 S BB			2	0	0	0	1	0	0
Mark Lewis, R (1, 6) OBP: 0.350, SLG: 0.500			BBBB 4-0 FC6-4 BB FC BB		SBFS 1-3 ① K		BBBB 4-0 1-2 FC6-4 BB			1	1	0	0	2	1	0
Inning Stats	R: 1 E: 1 K: 1 S: 13 H: 0 LOB: 1 BB: 1 P: 22	R: 0 E: 0 K: 0 S: 5 H: 0 LOB: 0 BB: 0 P: 6	R: 1 E: 0 K: 1 S: 9 H: 0 LOB: 2 BB: 2 P: 22	R: 0 E: 0 K: 0 S: 4 H: 0 LOB: 0 BB: 0 P: 8	R: 0 E: 0 K: 2 S: 7 H: 0 LOB: 1 BB: 1 P: 13	R: 0 E: 0 K: 1 S: 6 H: 0 LOB: 0 BB: 1 P: 12	R: 0 E: 0 K: 0 S: 11 H: 0 LOB: 2 BB: 2 P: 25	R: 0 E: 0 K: 1 S: 8 H: 0 LOB: 0 BB: 0 P: 12		1B: 0 2B: 0 3B: 0 HR: 0 SF: 0 SAC: 0 DP: 0 HBP: 0					

PITCHER	IP	WLS	BF	H	R	ER	SO	BB	IBB	HBP	BLK	WP	HR	S	P	ERA	WHIP
Matt Young, L (1, 1) ERA: 2.25	8.0	L	32	0	2	2	6	7	0	0	0	0	0	63	120	2.25	0.875

PITCHER	IP	WLS	BF	H	R	ER	SO	BB	IBB	HBP	BLK	WP	HR	S	P	ERA	WHIP

Boston Red Sox @ Cleveland Indians

Cleveland Municipal Stadium, Cleveland, OH

Sun Apr 12 1992, 3:33 AM EDT

Cloudy - 41 F

livebaseballscorecards.com

AB	25
R	2
H	0
RBI	2
BB	7
SO	6
LOB	17

WP: 0 PA: 32
PB: 0
SB: 6
CS: 1

Batter	1	2	3	4	5	6	7	8	9	AB	R	H	RBI	BB	SO	LOB
Wade Boggs, L (1, 10) OBP: 0.357, SLG: 0.346	B C B S F X 2-2 ① G6-3		B B B C B 4-1 BB		C B C B X 2-2 ③ F7		B B C B F X 3-2 BB 1-3 1B		B C F B F F B F F 3-2 X G4-3 G5-3 1B	4	0	2	0	1	0	0
Jody Reed, R (1, 4) OBP: 0.250, SLG: 0.333	C X 0-1 ② P6		C B B F B X 3-2 ③ P3			S B C X 1-2 ① G6-3	B B B C B 4-1 1-2 BB		C X 0-1 ① G5-3 1-2	4	0	0	0	1	0	2
Phil Plantier, L (1, 9) OBP: 0.286, SLG: 0.294	B S B F B B 4-2 BB			B B B C X 3-1 1B G4-3 1B		B B F F X 2-2 ② P5	C B C S 1-3 ③ K		C X 0-1 ② G4-3 2-3	4	1	1	0	1	1	4
Ellis Burks, R (1, 8) OBP: 0.360, SLG: 0.364	B S C X 1-2 ③ F9			C B B F B X 3-2 G4-3 1-3 1B		C B X 1-1 ③ G5-3		B B F C S 2-3 ① K	B F X 1-1 ③ L4	5	0	1	0	0	1	2
Tom Brunansky, R (1, 3) OBP: 0.385, SLG: 0.273		B X 1-0 ① F9		1 SAFE B C B S 1 SAFE 1 SAFE S 2-3 ① K			C B X 1-1 E5 CS	C X 0-1 1B 1B 1B		4	0	1	0	0	1	2
Herm Winningham, L (1, 7)		C B F B X 2-2 ② G4-3		1 SAFE S X 0-1 ② G4-3 1-2 3-H			C P S B B B 4-2 ① 1B 1-2 1B BB	F S X 0-2 ② F7		3	1	0	1	1	0	2
Tim Naehring, R (1, 6) OBP: 0.417, SLG: 0.667		F B C S 1-3 ③ K		S C B F F B X 2-2 ③ G6-3			1 SAFE C 1 SAFE F B F F 1 SAFE B F 2-2 1 SAFE F X 1B 1-3 SF8 1B	S B B B X 3-1 1B 1-2 1B		4	1	2	0	0	1	1
Tony Peña, R (1, 2) OBP: 0.211, SLG: 0.167			X 0-0 ① G1-3		B F B B X 3-1 ① G3-1		P B F B B X 3-1 1B 2-3 3-H 1B	X 0-0 1-2 2-3 1B		4	0	2	1	0	0	0
Scott Cooper, L (1, 5)			B F X 1-1 ② G3		B F B X 2-1 ② F7		B B X 2-0 ② SF8 3-H	C F B B F X 2-2 ③ F9		3	0	0	1	0	0	3
Inning Stats	R: 0 E: 0 K: 0 S: 11 H: 0 LOB: 1 BB: 1 P: 18	R: 0 E: 0 K: 1 S: 7 H: 0 LOB: 0 BB: 0 P: 11	R: 0 E: 0 K: 0 S: 7 H: 0 LOB: 1 BB: 1 P: 15	R: 1 E: 0 K: 1 S: 15 H: 2 LOB: 1 BB: 0 P: 25	R: 0 E: 0 K: 0 S: 7 H: 0 LOB: 0 BB: 0 P: 14	R: 0 E: 0 K: 0 S: 8 H: 0 LOB: 0 BB: 0 P: 12	R: 2 E: 1 K: 1 S: 22 H: 3 LOB: 3 BB: 2 P: 40	R: 0 E: 0 K: 1 S: 15 H: 3 LOB: 3 BB: 0 P: 22	R: 0 E: 0 K: 0 S: 13 H: 1 LOB: 1 BB: 0 P: 17	1B: 9 2B: 0 3B: 0 HR: 0 SF: 1 SAC: 0 DP: 0 HBP: 0						

PITCHER		IP	WLS	BF	H	R	ER	SO	BB	IBB	HBP	BLK	WP	HR	S	P	ERA	WHIP
Scott Scudder, R ERA: 4.05	(1, 1)	6.2	L	28	5	3	3	2	3	0	0	0	0	0	73	126	4.05	1.200
Ted Power, R ERA:	(7, 1)	2.1		12	4	0	0	2	1	0	0	0	0	0	32	48	0.00	2.143

PITCHER	IP	WLS	BF	H	R	ER	SO	BB	IBB	HBP	BLK	WP	HR	S	P	ERA	WHIP

TOP

Boston Red Sox @ Cleveland Indians

Cleveland Municipal Stadium, Cleveland, OH

Sun Apr 12 1992, 3:38 AM EDT

Att. 20,480 - Sunny - 41 F

livebaseballscorecards.com

AB	35
R	3
H	9
RBI	3
BB	4
SO	4
LOB	16

WP: 0	PB: 0	SB: 0	CS: 1
PA: 40			

Batter	1	2	3	4	5	6	7	8	9	AB	R	H	RBI	BB	SO	LOB
Alex Cole, L (1, 8)	C F C 0-3 ① K		F F B B S 2-3 ② K			B F B C B X 3-2 ① G5-3			B F B F B F B 4-2 G4-6-3 BB	3	0	0	0	1	2	0
Glenallen Hill, R (1, 7) OBP: 0.207, SLG: 0.214	C B S X 1-2 ② P9		S B F X 1-2 1B			B B X 2-0 ② G5-3			1 SAFE F F 1 SAFE B X 1-2 ①② G4-6-3 1-2f	4	0	1	0	0	0	1
Carlos Baerga, S (1, 4) OBP: 0.241, SLG: 0.241	X 0-0 1B		F C F B 1 SAFE 1 SAFE B B S 3-3 ③ K			C B F C 1-3 ③ K			X 0-0 ③ F7	4	0	1	0	0	2	1
Albert Belle, R (1, 10) OBP: 0.192, SLG: 0.136	1 SAFE S C B B 1 SAFE 1 SAFE S 2-3 ③ K			F B C B B B 4-2 L6-3 BB			B F S C 1-3 ① K			2	0	0	0	1	2	1
Paul Sorrento, L (1, 3) OBP: 0.240, SLG: 0.348		B F C B X 2-2 ① F7		F B X 1-1 ①② L6-3 1-2			F B S B X 2-2 ② G4-3			3	0	0	0	0	0	1
Sandy Alomar Jr., R (1, 2) OBP: 0.238, SLG: 0.300		B B B B 4-0 S BB		C B X 1-1 ③ F7			B S F B F S 2-3 ③ K			2	0	0	0	1	1	0
Mark Whiten, S (1, 9) OBP: 0.154, SLG: 0.083		1 SAFE B B B C B S C 3-3 ② K			F B C S 1-3 ① K			L B S S 1-3 ① K		3	0	0	0	0	3	1
Brook Jacoby, R (1, 5) OBP: 0.188, SLG: 0.133 Kenny Lofton, L (8, PH) OBP: 0.364, SLG: 0.176 Tony Perezchica, R (9, 6)		C F B C 1-3 ③ K 1-2			B S S B X 2-2 ② G4-3			S F B S 1-3 ② K		2 1 0	0 0 0	0 0 0	0 0 0	0 0 0	1 1 0	1 0 0
Felix Fermin, R (1, 6) Dave Rohde, S (8, PH) (9, 5)			B C C B X 2-2 ① G5-3		X 0-0 ③ G1-3			B C X 1-1 ③ F7		2 1	0 0	0 0	0 0	0 0	0 0	0 0
Inning Stats	R: 0 E: 0 K: 2 S: 10 H: 1 LOB: 1 BB: 0 P: 13	R: 0 E: 0 K: 2 S: 9 H: 0 LOB: 1 BB: 1 P: 19	R: 0 E: 0 K: 2 S: 13 H: 1 LOB: 1 BB: 0 P: 21	R: 0 E: 0 K: 0 S: 6 H: 0 LOB: 0 BB: 1 P: 12	R: 0 E: 0 K: 1 S: 7 H: 0 LOB: 0 BB: 0 P: 10	R: 0 E: 0 K: 1 S: 7 H: 0 LOB: 0 BB: 0 P: 13	R: 0 E: 0 K: 2 S: 10 H: 0 LOB: 0 BB: 0 P: 15	R: 0 E: 0 K: 2 S: 8 H: 0 LOB: 0 BB: 0 P: 11	R: 0 E: 0 K: 0 S: 7 H: 0 LOB: 0 BB: 1 P: 12	1B: 2 2B: 1 3B: 0 HR: 0	SF: 0 SAC: 0 DP: 2 HBP: 0						

PITCHER	IP	WLS	BF	H	R	ER	SO	BB	IBB	HBP	BLK	WP	HR	S	P	ERA	WHIP
Roger Clemens, R (1, 1) ERA: 2.12	9.0	W	30	2	0	0	12	3	0	0	0	0	0	77	126	0.00	0.556

PITCHER	IP	WLS	BF	H	R	ER	SO	BB	IBB	HBP	BLK	WP	HR	S	P	ERA	WHIP

BOTTOM

Boston Red Sox @ Cleveland Indians

Cleveland Municipal Stadium, Cleveland, OH

Sun Apr 12 1992, 3:38 AM EDT
Att. 20,480 - Sunny - 41 F

livebaseballscorecards.com

AB	27
R	0
H	2
RBI	0
BB	3
SO	12
LOB	6

WP: 0 PA: 30
PB: 0
SB: 1
CS: 0

Batter	1	2	3	4	5	6	7	8	9	AB	R	H	RBI	BB	SO	LOB
Brady Anderson, L (1, 9) OBP: 0.355, SLG: 0.333	C B B B F B 4-2 1B SF7 BB	X 0-0 1B G4-3 1B 1-3 2-H	B C B X 2-1 ③ G4-3		B C B F S 2-3 ③ K			B X 1-0 G4-3 2B 2B		4	3	2	1	1	1	1
Tim Hulett, R (1, 10) OBP: 0.444, SLG: 0.444 Chito Martinez, L (8, PH) OBP: 0.150, SLG: 0.200	C B 1 B 1 X SAFE SAFE 2-1 1B 1B 1-3	C S B X 1-2 G4-3 BB 1B 1-3 3-H		B B C B S F X 3-2 F9 1B SF8 1B		X 0-0 ① G1-3		X 0-0 ① F8		4	1	3	1	0	0	0
										1	0	0	0	0	0	1
Cal Ripken Jr., R (1, 6) OBP: 0.241, SLG: 0.160	X 0-0 ① SF7 3-H	B B B 4-0 G4-3 BB 1-2		B X 1-0 SF8 BB 1B 1-2		F B F B B X 3-2 ② F9		B C C X 1-2 ② G4-3 2-3		3	0	1	1	1	0	1
Randy Milligan, R (1, 3) OBP: 0.333, SLG: 0.333 Joe Orsulak, L (8, PR) OBP: 0.150, SLG: 0.200 (8, 7)	C B 1 SAFE X 1-1 1B 1-2	B B C B F X 3-2 G4-3 1-2 2-3 3-H		C X 0-1 ① F9 2-3		B B B C F X 3-2 2B		B B C B X 3-1 2B 3-H		5	0	3	2	0	0	4
										0	0	0	0	0	0	0
Mike Devereaux, R (1, 8) OBP: 0.261, SLG: 0.524	B F S B B S 3-3 ② K	C B B F C 2-3 ③ K		B C F B B B 4-2 SF8 BB 1-2		X 0-0 ③ L8		C S S 0-3 ③ K		4	0	0	0	1	3	6
Leo Gomez, R (1, 5) OBP: 0.346, SLG: 0.417	X 0-0 ③ G5-3		B B X 2-0 E3 FC5-4	B X 1-0 ② SF8 1-2 2-3 3-H			C S F B B X 2-2 ① F8		C B B C F X 2-2 G4-3 SF8 2B	4	1	1	1	0	0	2
David Segui, S (1, 7) OBP: 0.150, SLG: 0.056 (8, 3)		C B B X 2-1 ① G4-3	L C B X 1-2 ① FC5-4 2B 1-2f	C X 0-1 ③ L7			B C B B B 4-1 BB		C L X 0-2 ① G4-3 2-3	4	1	0	0	1	0	4
Chris Hoiles, R (1, 2) OBP: 0.280, SLG: 0.318		B B B B 4-0 1B 1B BB	B 1 SAFE X 1-0 ② F9		B F F B S 2-3 ① K		C 1 S S SAFE 0-3 ② K		B B C X 2-1 ② SF8 3-H	3	1	0	1	1	2	2
Billy Ripken, R (1, 4) OBP: 0.211, SLG: 0.316		C C B X 1-2 1B 1B 1B 1-2	B B C F F B X 3-2 1-H 2B		B C B B C C 3-3 ② K		F B X 1-1 ③ G4-3		C S X 0-2 ③ G4-3	5	1	2	1	0	1	1

Inning Stats	1	2	3	4	5	6	7	8	9
	R: 1 E: 0 K: 1 S: 11	R: 3 E: 0 K: 1 S: 15	R: 1 E: 1 K: 0 S: 12	R: 1 E: 0 K: 0 S: 13	R: 0 E: 0 K: 3 S: 9	R: 0 E: 0 K: 0 S: 8	R: 0 E: 0 K: 1 S: 10	R: 1 E: 0 K: 1 S: 10	R: 1 E: 0 K: 0 S: 12
	H: 2 LOB: 2 BB: 1 P: 21	H: 3 LOB: 2 BB: 2 P: 32	H: 1 LOB: 1 BB: 0 P: 21	H: 2 LOB: 2 BB: 1 P: 22	H: 0 LOB: 0 BB: 0 P: 16	H: 1 LOB: 1 BB: 0 P: 14	H: 0 LOB: 1 BB: 1 P: 17	H: 2 LOB: 1 BB: 0 P: 15	H: 1 LOB: 0 BB: 0 P: 16

1B: 7 SF: 3
2B: 5 SAC: 0
3B: 0 DP: 0
HR: 0 HBP: 0

WP: 0 PA: 45
PB: 0
SB: 0
CS: 0

PITCHER		IP	WLS	BF	H	R	ER	SO	BB	IBB	HBP	BLK	WP	HR	S	P	ERA	WHIP
Frank Viola, L ERA: 8.31	(1, 1)	3.0		21	8	6	5	2	3	0	0	0	0	0	44	84	15.00	3.667
Greg Harris, R ERA:	(4, 1)	4.0		15	1	0	0	4	2	0	0	0	0	0	34	59	0.00	0.750
Tony Fossas, L ERA: 27.0	(8, 1)	0.0	L	1	1	1	1	0	0	0	0	0	0	0	1	2	∞	∞
Danny Darwin, R ERA: 1.04	(8, 1)	2.0		8	2	1	1	1	0	0	0	0	0	0	21	29	4.50	1.000

PITCHER	IP	WLS	BF	H	R	ER	SO	BB	IBB	HBP	BLK	WP	HR	S	P	ERA	WHIP

Baltimore Orioles @ Boston Red Sox

Fenway Park, Boston, MA

Mon Apr 13 1992, 3:33 AM EDT

Att. 34,472 - Sunny - 43 F

TOP

livebaseballscorecards.com

AB	37
R	8
H	12
RBI	8
BB	5
SO	7
LOB	22

BOTTOM

Baltimore Orioles @ Boston Red Sox

Fenway Park, Boston, MA

Mon Apr 13 1992, 3:33 AM EDT

Att. 34,472 - Sunny - 43 F

Batter	1	2	3	4	5	6	7	8	9	AB	R	H	RBI	BB	SO	LOB
Wade Boggs, L (1, 5) OBP: 0.333, SLG: 0.300	1-0 F8		0-2 G6-3	2-2 L9		1-1 F7	4-0 BB 1-2 2-3 3-H			4	0	0	1	1	0	0
Jody Reed, R (1, 4) OBP: 0.303, SLG: 0.357	0-1 BLK G3-4-3 1B		3-2 BB 2B 1B	4-0 BB		1-1 G5-3	0-2 P2			4	1	2	0	1	0	3
Mike Greenwell, L (1, 7) OBP: 0.269, SLG: 0.174	0-1 G3-4-3 1-2		4-0 2B 2B BB 1-2	1-0 G5-3			3-1 2B 1B	3-2 G6-4-3 1B		4	2	2	0	1	0	2
Ellis Burks, R (1, 8) OBP: 0.400, SLG: 0.462	4-1 BLK BB		1-0 2B 2B 1-3 2-H		2-1 P4		2-0 BB G4-3 2B 1-H	1-1 G6-4-3 1-2f		4	2	2	2	1	0	1
Phil Plantier, L (1, 9) OBP: 0.308, SLG: 0.333	1-3 K 1-2 2-3		0-1 2B 2-H 3-H		2-2 G4-3		4-1 G4-3 BB BB BB	0-3 K		4	1	1	2	1	2	2
Jack Clark, R (1, 10) OBP: 0.292, SLG: 0.105 Herm Winningham, L (7, PR)		2-3 K 1-1 G5-3			2-0 BB 1B		4-1 BB G4-3 1-2 2-3 BB		1-1 G3-1	3 1	0 0	1 0	0 0	1 0	1 0	1 0
Mo Vaughn, L (1, 3) OBP: 0.524, SLG: 0.714		3-3 K	4-2 BB		4-2 1-2 BB		1-0 G4-3 1-2 2-3 3-H		1-3 K	3	0	0	1	2	2	2
Tony Peña, R (1, 2) OBP: 0.217, SLG: 0.182 Tom Brunansky, R (9, PH) OBP: 0.429, SLG: 0.273		2-1 1B	1-2 F9		1-1 G1-3		1-3 K		4-2 BB	4 0	0 0	1 0	0 0	0 1	1 0	7 0
Luis Rivera, R (1, 6) OBP: 0.533, SLG: 0.538 Scott Cooper, L (7, PH) Tim Naehring, R (8, 6) OBP: 0.385, SLG: 0.615	0-2 F9			2-1 P4		0-0 P3	4-2 BB		0-2 G6-3	3 0 1	0 0 0	0 0 0	0 0 0	0 1 0	0 0 0	1 0 1
Inning Stats	R: 0 H: 1 E: 0 LOB: 2 K: 1 BB: 1 S: 10 P: 16	R: 0 H: 1 E: 0 LOB: 1 K: 2 BB: 0 S: 12 P: 19	R: 3 H: 3 E: 0 LOB: 2 K: 0 BB: 2 S: 16 P: 30	R: 0 H: 0 E: 0 LOB: 1 K: 0 BB: 1 S: 7 P: 16	R: 0 H: 1 E: 0 LOB: 2 K: 0 BB: 1 S: 10 P: 21	R: 0 H: 0 E: 0 LOB: 0 K: 0 BB: 0 S: 5 P: 7	R: 3 H: 2 E: 0 LOB: 3 K: 1 BB: 4 S: 17 P: 40	R: 0 H: 1 E: 0 LOB: 0 K: 1 BB: 0 S: 9 P: 13	R: 0 H: 0 E: 0 LOB: 1 K: 1 BB: 1 S: 11 P: 17	1B: 6 SF: 0 2B: 3 SAC: 0 3B: 0 DP: 1 HR: 0 HBP: 0						

livebaseballscorecards.com

AB	35
R	6
H	9
RBI	6
BB	10
SO	6
LOB	20

WP: 0 PA: 45
PB: 0
SB: 0
CS: 0

PITCHER		IP	WLS	BF	H	R	ER	SO	BB	IBB	HBP	BLK	WP	HR	S	P	ERA	WHIP
Bob Milacki, R ERA: 2.92	(1, 1)	6.0		29	6	3	3	3	5	0	0	1	0	0	60	109	4.50	1.833
Mike Flanagan, L ERA: 40.5	(7, 1)	0.1		5	2	3	3	0	2	0	0	0	0	0	6	20	81.00	12.000
Todd Frohwirth, R ERA: 4.91	(7, 1)	0.2	W	4	0	0	0	1	2	0	0	0	0	0	11	20	0.00	3.000
Gregg Olson, R ERA: 4.91	(8, 1)	2.0	S	7	1	0	0	2	1	0	0	0	0	0	20	30	0.00	1.000

PITCHER	IP	WLS	BF	H	R	ER	SO	BB	IBB	HBP	BLK	WP	HR	S	P	ERA	WHIP

Batter	1	2	3	4	5	6	7	8	9	AB	R	H	RBI	BB	SO	LOB
Brady Anderson, L (1, 9) OBP: 0.389, SLG: 0.552	B B C B C S 3-3 ① K		B C F B X 2-2 FC3-2-5-3 3B		B B C X 2-1 2-H 3B		C B B B X 3-1 2-H 1B 2B		C B F X 1-2 G3 ③	5	1	3	2	0	1	0
Joe Orsulak, L (1, 7) OBP: 0.208, SLG: 0.250	F F X 0-2 FC6-4 1B		B B B C F X 3-2 ② FC3-2-5-3 3-H		C F C 0-3 ③ K		B F B X 2-1 2-H 1B			4	0	2	1	0	1	2
Cal Ripken Jr., R (1, 6) OBP: 0.212, SLG: 0.138	X 0-0 ② P6		C B F B F C 2-3 ③ K			B X 1-0 ① P4	1 SAFE B X 1-0 ③ F7			4	0	0	0	0	1	3
Randy Milligan, R (1, 3) OBP: 0.280, SLG: 0.273	1 SAFE C 1 SAFE X 0-1 ③ FC6-4 1-2f			C C B X 1-2 ① G6-3		X 0-0 ② G6-3		C B B X 2-1 ① G6-3		4	0	0	0	0	0	1
Mike Devereaux, R (1, 8) OBP: 0.222, SLG: 0.440		B B X 2-0 ① F8		B X 1-0 ② G6-3		C F B B B F B X 3-2 ③ G6-3		C B B B S F C 2-3 ② K		4	0	0	0	0	1	0
Sam Horn, L (1, 10) OBP: 0.400, SLG: 0.385		B X 1-0 ② G4-3		C C B B B F B F X 3-2 ③ F7			S B C F S 1-3 ① K	C B B B F S 2-3 ③ K		4	0	0	0	0	2	0
Leo Gomez, R (1, 5) OBP: 0.345, SLG: 0.385		B B B C C F B 4-2 BB			B B S F X 2-2 ① G3-1		C B B B X 2-1 ② F9		C B B B X 2-1 ① F8	2	0	0	0	1	0	0
Chito Martinez, L (9, PH)										1	0	0	0	0	0	0
Chris Hoiles, R (1, 2) OBP: 0.345, SLG: 0.500		C F B B B S 2-3 ③ K			B X 1-0 G6-3 3B 1B		X 0-0 2B 1B		F S F X 0-2 HR	4	3	3	1	0	1	1
Billy Ripken, R (1, 4) OBP: 0.190, SLG: 0.286			B B B C F X 3-2 ① P3		X 0-0 ② G6-3 1-2		S B B X 2-1 1-H 2B 2B		F B F F B F B X 3-2 ② G4-3	2	0	0	0	0	0	1
Mark McLemore, S (7, PH) OBP: 0.429, SLG: 0.500										2	1	1	1	0	0	0
(7, 4)																

Inning Stats																																		
	R: 0	H: 1		R: 0	H: 0		R: 0	H: 1		R: 0	H: 0		R: 1	H: 2		R: 0	H: 0		R: 3	H: 4		R: 0	H: 0		R: 1	H: 1		1B: 4	SF: 0		WP: 0	PA: 37			
	E: 0	LOB: 1		E: 0	LOB: 1		E: 0	LOB: 1		E: 0	LOB: 0		E: 0	LOB: 1		E: 0	LOB: 0		E: 0	LOB: 1		E: 0	LOB: 0		E: 0	LOB: 0		2B: 2	SAC: 0		PB: 0				
	K: 1	BB: 0		K: 1	BB: 1		K: 1	BB: 0		K: 0	BB: 0		K: 1	BB: 0		K: 0	BB: 0		K: 1	BB: 0		K: 2	BB: 0		K: 0	BB: 0		3B: 2	DP: 0		SB: 0				
	S: 9	P: 12		S: 8	P: 17		S: 13	P: 23		S: 9	P: 14		S: 10	P: 15		S: 6	P: 10		S: 14	P: 25		S: 9	P: 15		S: 14	P: 20		HR: 1	HBP: 0		CS: 0				

PITCHER		IP	WLS	BF	H	R	ER	SO	BB	IBB	HBP	BLK	WP	HR	S	P	ERA	WHIP
Mike Gardiner, R ERA: 1.86	(1, 1)	6.2		26	5	2	2	5	1	0	0	0	0	0	62	101	2.70	0.900
Peter Hoy, R ERA: 18.0	(7, 1)	0.0		3	3	2	2	0	0	0	0	0	0	0	6	13	∞	∞
Greg Harris, R ERA:	(7, 1)	1.1	W	4	0	0	0	2	0	0	0	0	0	0	10	17	0.00	0.000
Jeff Reardon, R ERA: 2.7	(9, 1)	1.0	S	4	1	1	1	0	0	0	0	0	0	1	14	20	9.00	1.000

PITCHER	IP	WLS	BF	H	R	ER	SO	BB	IBB	HBP	BLK	WP	HR	S	P	ERA	WHIP

TOP

Baltimore Orioles @ Boston Red Sox

Fenway Park, Boston, MA

Wed Apr 15 1992, 3:33 AM EDT

Att. 27,185 - Sunny - 51 F

livebaseballscorecards.com

AB	36
R	5
H	9
RBI	5
BB	1
SO	7
LOB	8

Baltimore Orioles @ Boston Red Sox

Fenway Park, Boston, MA

Wed Apr 15 1992, 3:33 AM EDT

Att. 27,185 - Sunny - 51 F

livebaseballscorecards.com

BOTTOM

Batter	1	2	3	4	5	6	7	8	9	AB	R	H	RBI	BB	SO	LOB
Wade Boggs, L (1, 5) OBP: 0.342, SLG: 0.273	C B F S 1-3 K ①		B B B C B 4-1 E BB		B C C B F X 2-2 G6-3 ③	B X 1-0 F8 ③		I I I 4-0 1B IBB		3	0	0	0	2	1	3
Jody Reed, R (1, 4) OBP: 0.316, SLG: 0.344	C B F F X 1-2 G6-3 ②		B C L X 1-2 E6 G6-4-3 1-3 2-H			B C B F B B 4-2 1B FC5-2-6-1 BB	B X 1-0 F9 ①	C S B X 1-2 1-3 2-H 3-H 1B		4	0	1	2	1	0	1
Mike Greenwell, L (1, 7) OBP: 0.290, SLG: 0.185	B B B C F 3-2 BB		B X 1-0 G6-4-3 ② ③ 1-2f			M B B F X 2-2 FC5-2-6-1 SF9 1-3 1B	B C F F B F X 2-2 F7 ②	B C X 1-1 L4 ③		4	1	1	0	1	0	4
Ellis Burks, R (1, 8) OBP: 0.353, SLG: 0.400	C 1 SAFE F S 0-3 K ③			B F X 1-1 G6-3 ①		C X 0-1 FC5-2-6-1 SF9 1-3 3-H 2B	B F B F X 2-2 E6			4	1	0	0	0	1	3
Phil Plantier, L (1, 9)		C E F B F S 1-3 K ①		B F X 1-1 F7 ②		I I I I 4-0 2B IBB	B X 1-0 F8 ③			3	1	0	0	1	1	1
Tom Brunansky, R (1, 10) OBP: 0.444, SLG: 0.357		B F C B B F X 3-2 G6-3 ②		S C B B X 2-2 1B		B C B B C F X 3-2 SF9 ② 2-3 3-H		C B F X 1-2 SH1-3 1B 1B		3	1	2	1	0	0	0
Mo Vaughn, L (1, 3) OBP: 0.520, SLG: 0.722	S C S 0-3 K ③			C C B S 1-3 K ③		X 0-0 BB 1-H 3-H 2B		L S B B F X 2-2 SH1-3 1-2 1B		4	1	2	2	0	2	1
Tim Naehring, R (1, 6) OBP: 0.438, SLG: 0.571			C B B B F B 4-2 G1-3 E BB		B B F C B S 3-3 K ①	C C F B B F F B F 4-2 B BB BB		X 0-0 SH1-3 ① 1-2 2-3		1	1	0	0	2	1	0
Tony Peña, R (1, 2) OBP: 0.231, SLG: 0.167 Herm Winningham, L (8, PH) John Flaherty, R (9, 2) OBP: 0.333, SLG: 0.667			X 0-0 G1-3 ① 1-2		C B B X 2-1 P4 ②	B C B F B B 4-2 1-2 2-3 BB		B X 1-0 G5-3 ②		2 1 0	0 0 0	0 0 0	0 0 0	1 0 0	0 0 0	1 2 0
Inning Stats	R: 0 H: 0 E: 0 LOB: 1 K: 2 BB: 1 S: 12 P: 17	R: 0 H: 0 E: 0 LOB: 0 K: 2 BB: 0 S: 12 P: 16	R: 1 H: 0 E: 1 LOB: 1 K: 0 BB: 2 S: 8 P: 18	R: 0 H: 1 E: 0 LOB: 1 K: 1 BB: 0 S: 10 P: 15	R: 0 H: 0 E: 0 LOB: 0 K: 1 BB: 0 S: 9 P: 16	R: 3 H: 2 E: 0 LOB: 3 K: 0 BB: 4 S: 21 P: 43	R: 0 H: 0 E: 1 LOB: 1 K: 0 BB: 0 S: 10 P: 16	R: 2 H: 3 E: 0 LOB: 2 K: 0 BB: 1 S: 14 P: 24		1B: 5 SF: 1 2B: 1 SAC: 1 3B: 0 DP: 1 HR: 0 HBP: 0				WP: 0 PA: 39 PB: 0 SB: 0 CS: 0		

PITCHER		IP	WLS	BF	H	R	ER	SO	BB	IBB	HBP	BLK	WP	HR	S	P	ERA	WHIP
Ben McDonald, R ERA: 1.84	(1, 1)	5.2		26	3	4	3	6	5	1	0	0	0	0	69	117	4.76	1.412
Storm Davis, R ERA: 2.35	(6, 1)	2.0	L	11	2	2	2	0	1	1	0	0	0	0	22	41	9.00	1.500
Mark Williamson, R ERA:	(8, 1)	0.0		1	1	0	0	0	0	0	0	0	0	0	3	4	∞	∞
Mike Flanagan, L ERA: 27.0	(8, 1)	0.1		1	0	0	0	0	0	0	0	0	0	0	2	3	0.00	0.000

PITCHER	IP	WLS	BF	H	R	ER	SO	BB	IBB	HBP	BLK	WP	HR	S	P	ERA	WHIP

Batter	1	2	3	4	5	6	7	8	9	AB	R	H	RBI	BB	SO	LOB
Devon White, S (1, 8) OBP: 0.413, SLG: 0.425	B S B S B B 4-2 S BB	C B X 1-1 FC4-6 ③ 1-2f			S S C 0-3 K ②			L B F B B B 4-2 E BB		2	0	0	0	2	1	4
Roberto Alomar, S (1, 4) OBP: 0.367, SLG: 0.489	B 1 SAFE 1 SAFE 1 SAFE 1 SAFE F S 1 SAFE F 1-3 S K ①		S B S S S 1-3 K ①		2 SAFE S S X 0-1 F9 ③			1 SAFE 1 SAFE C 1 SAFE X 0-1 L7 ①		4	0	0	0	0	2	3
Joe Carter, R (1, 9) OBP: 0.349, SLG: 0.500 Rob Ducey, L (8, PR) (8, 9)	F 1 SAFE B B 2 SAFE F S 2-3 K ② 1-2		B F F B B S 2-3 K ②			S B X 1-1 G1-3 2B		1 SAFE B 1 SAFE C X 1-1 E5 1-2		4 0	0 0	1 0	0 0	0 0	2 0	2 0
Dave Winfield, R (1, 10) OBP: 0.383, SLG: 0.537	C B B X 2-1 P3 ③		F B F C 1-3 K ③			B F B F F S 2-3 K ①		B B C S S 2-3 K ②		4	0	0	0	0	3	4
Kelly Gruber, R (1, 5) OBP: 0.276, SLG: 0.556		C X 0-1 E 1B		S B S F S 1-3 K ①		B X 1-0 G1-3 2-3		C B S S 1-3 K ③		4	0	1	0	0	2	3
John Olerud, L (1, 3) OBP: 0.478, SLG: 0.514		C 1 SAFE 1 SAFE C 1 SAFE F F B 1 SAFE 2-2 1 SAFE B F X E3 BB 1-3		C X 0-1 G5-3 ②		S B F B C 2-3 K ③			C S F B X 1-2 F7 ①	4	0	0	0	0	1	2
Candy Maldonado, R (1, 7) OBP: 0.225, SLG: 0.216		F X 0-1 P4 ①		C B B S C 2-3 K ③			C B B S F B F X 3-2 G6-3 ①		L B S F F S 1-3 K ②	4	0	0	0	0	2	2
Pat Borders, R (1, 2) OBP: 0.400, SLG: 0.576		B C B F B B 4-2 FC4-6 BB 1-2			X 0-0 SH5-4 1B		C F B B B X 3-2 P4 ②		B S B C F B S 3-3 K ③	3	0	1	0	1	1	0
Manuel Lee, S (1, 6) OBP: 0.282, SLG: 0.206		B F S B C 2-3 K ②			1 SAFE C 1 SAFE 1 SAFE B X 1-1 SH5-4 ① 1-2		X 0-0 F8 ③			2	0	0	0	0	1	3
Inning Stats	R: 0 H: 0 E: 0 LOB: 1 K: 2 BB: 1 S: 11 P: 20	R: 0 H: 1 E: 1 LOB: 3 K: 1 BB: 1 S: 17 P: 26	R: 0 H: 0 E: 0 LOB: 0 K: 3 BB: 0 S: 9 P: 13	R: 0 H: 0 E: 0 LOB: 0 K: 2 BB: 0 S: 9 P: 12	R: 0 H: 1 E: 0 LOB: 1 K: 1 BB: 0 S: 8 P: 9	R: 0 H: 1 E: 0 LOB: 1 K: 2 BB: 0 S: 10 P: 16	R: 0 H: 0 E: 0 LOB: 0 K: 0 BB: 0 S: 9 P: 15	R: 0 H: 0 E: 1 LOB: 2 K: 2 BB: 1 S: 12 P: 20	R: 0 H: 0 E: 0 LOB: 0 K: 2 BB: 0 S: 14 P: 19	1B: 2 SF: 0 2B: 1 SAC: 1 3B: 0 DP: 0 HR: 0 HBP: 0						WP: 0 PA: 35 PB: 0 SB: 1 CS: 0

PITCHER		IP	WLS	BF	H	R	ER	SO	BB	IBB	HBP	BLK	WP	HR	S	P	ERA	WHIP
Roger Clemens, R ERA: 1.5	(1, 1)	7.0	W	27	3	0	0	11	2	0	0	0	0	0	73	111	0.00	0.714
Greg Harris, R ERA:	(8, 1)	1.0		5	0	0	0	2	1	0	0	0	0	0	12	20	0.00	1.000
Tony Fossas, L ERA: 13.5	(9, 1)	0.1		1	0	0	0	0	0	0	0	0	0	0	5	6	0.00	0.000
Jeff Reardon, R ERA: 2.25	(9, 1)	0.2	S	2	0	0	0	2	0	0	0	0	0	0	9	13	0.00	0.000

PITCHER	IP	WLS	BF	H	R	ER	SO	BB	IBB	HBP	BLK	WP	HR	S	P	ERA	WHIP

TOP

Toronto Blue Jays @ Boston Red Sox

Fenway Park, Boston, MA

Fri Apr 17 1992, 7:05 PM EDT

Att. 27,467 - Overcast - 40 F

livebaseballscorecards.com

AB	31
R	0
H	3
RBI	0
BB	3
SO	15
LOB	23

BOTTOM

Blue Jays @ Boston Red Sox

Fenway Park, Boston, MA

Fri Apr 17 1992, 7:05 PM EDT

Att. 27,467 - Overcast - 40 F

Batter	1	2	3	4	5	6	7	8	9	AB	R	H	RBI	BB	SO	LOB
Wade Boggs, L (1, 5) OBP: 0.310, SLG: 0.243	C B X 1-1 G4-3 ①		B B C X 2-1 G1-3 ②		B X 1-0 F7 ②		B C F 1 SAFE F S 1-3 K ③			4	0	0	0	0	1	1
Scott Cooper, L (9, 5)										0	0	0	0	0	0	0
Jody Reed, R (1, 4) OBP: 0.286, SLG: 0.306	B B C T F F X 2-2 P6 ②		B B C T X 1-2 L8 ③		B F X 1-1 P4 ③			B B X 2-0 F7 ①		4	0	0	0	0	0	0
Phil Plantier, L (1, 9) OBP: 0.324, SLG: 0.321	B B F X 2-1 1B			B C F S 1-3 K ①		C B F B F F X 2-2 1B		C C B B F F S 2-3 K ②		4	0	2	0	0	2	0
Ellis Burks, R (1, 8) OBP: 0.368, SLG: 0.375	X 0-0 F8 ③			B B C B B 4-1 2B FC BB		B 1 SAFE C 1 C S 1-3 K ①		B C B F B F B 4-2 FC5-4 BB		2	1	0	0	2	1	2
Jack Clark, R (1, 10) OBP: 0.286, SLG: 0.174		C C B F F B X 2-2 F8 ①		C B 1 SAFE B 1 SAFE B X 2-1 FC 1-3 2B		F B 1 SAFE C B X 2-2 F8 ②		1 SAFE 1 SAFE B B X 2-0 FC5-4 1-2f ③		4	0	1	0	0	0	2
Mike Greenwell, L (1, 7) OBP: 0.294, SLG: 0.200	S B X 1-1 1B			C X 0-1 FC 2-3 3-H		B 1 SAFE F F B B X 3-2 G6-3 ③				3	0	1	1	0	0	2
Tom Brunansky, R (1, 3) OBP: 0.444, SLG: 0.357	B X 1-0 P6 ②			B C B B 1 SAFE F F S 3-3 K ②			C C B F B X 2-2 P5 ①			0	0	0	0	0	0	0
Mo Vaughn, L (2, PH) OBP: 0.464, SLG: 0.619 (3, 3)										3	0	0	0	0	1	3
Tony Peña, R (1, 2) OBP: 0.207, SLG: 0.148	S 1 SAFE X 0-1 G3 ③			X 0-0 P5 ③			C B S F F B S 2-3 K ②			3	0	0	0	0	1	3
Luis Rivera, R (1, 6) OBP: 0.500, SLG: 0.467			C F C 0-3 K ①		S C F B B S 2-3 K ①		B F B F B B 4-2 BB			2	0	0	0	1	2	0
Inning Stats	R: 0 H: 1 E: 0 LOB: 1 K: 0 BB: 0 S: 10 P: 15	R: 0 H: 1 E: 0 LOB: 1 K: 0 BB: 0 S: 10 P: 14	R: 0 H: 0 E: 0 LOB: 0 K: 1 BB: 0 S: 8 P: 11	R: 1 H: 1 E: 0 LOB: 2 K: 2 BB: 1 S: 13 P: 23	R: 0 H: 0 E: 0 LOB: 0 K: 1 BB: 0 S: 7 P: 11	R: 0 H: 1 E: 0 LOB: 1 K: 1 BB: 0 S: 14 P: 22	R: 0 H: 0 E: 0 LOB: 1 K: 2 BB: 1 S: 15 P: 24	R: 0 H: 0 E: 0 LOB: 1 K: 1 BB: 1 S: 10 P: 20		1B: 3 SF: 0 2B: 1 SAC: 0 3B: 0 DP: 0 HR: 0 HBP: 0					WP: 0 PA: 32 PB: 0 SB: 0 CS: 0	

livebaseballscorecards.com

AB	29
R	1
H	4
RBI	1
BB	3
SO	8
LOB	13

PITCHER		IP	WLS	BF	H	R	ER	SO	BB	IBB	HBP	BLK	WP	HR	S	P	ERA	WHIP
David Wells, L ERA: 1.64	(1, 1)	4.0	L	17	3	1	1	3	1	0	0	0	0	0	41	63	2.25	1.000
Pat Hentgen, R ERA: 6.75	(5, 1)	2.2		10	1	0	0	3	1	0	0	0	0	0	32	52	0.00	0.750
Bob MacDonald, L ERA:	(7, 1)	1.0		4	0	0	0	2	1	0	0	0	0	0	13	22	0.00	1.000
Duane Ward, R ERA:	(8, 1)	0.1		1	0	0	0	0	0	0	0	0	0	0	1	3	0.00	0.000

PITCHER	IP	WLS	BF	H	R	ER	SO	BB	IBB	HBP	BLK	WP	HR	S	P	ERA	WHIP

Batter	1	2	3	4	5	6	7	8	9	AB	R	H	RBI	BB	SO	LOB
Devon White, S (1, 8) OBP: 0.380, SLG: 0.386	L7	G4-3		G5-3			F7			4	0	0	0	0	0	2
Roberto Alomar, S (1, 4) OBP: 0.340, SLG: 0.449	K	F7			K2-3			L8		4	0	0	0	0	2	2
Joe Carter, R (1, 9) OBP: 0.340, SLG: 0.500	2B		F7		K			K		4	0	1	0	0	2	0
Dave Winfield, R (1, 10) OBP: 0.392, SLG: 0.533	P4		E 1B		L4			1B		4	0	2	0	0	0	1
Kelly Gruber, R (1, 5) OBP: 0.273, SLG: 0.516		PB 1B 1B	E9 1-3			F9		G4-3		4	1	1	0	0	0	2
John Olerud, L (1, 3) OBP: 0.460, SLG: 0.474		1B 2B BB 1-2	P4			L8			G1-4-3	3	1	0	0	1	0	2
Candy Maldonado, R (1, 7) OBP: 0.227, SLG: 0.220		2B 1B 1-2 2-H	K			G5-3			K	4	0	1	1	0	2	2
Pat Borders, R (1, 2) OBP: 0.364, SLG: 0.514		L8		G5-3			G6-3		F8	4	0	0	0	0	0	2
Manuel Lee, S (1, 6) OBP: 0.286, SLG: 0.243		2B 1-3 2-H		K			G4-3			3	0	1	1	0	1	0
Inning Stats	R: 0 H: 1 E: 0 LOB: 1 K: 1 BB: 0 S: 14 P: 23	R: 2 H: 3 E: 0 LOB: 2 K: 0 BB: 1 S: 9 P: 16	R: 0 H: 1 E: 1 LOB: 2 K: 1 BB: 0 S: 10 P: 15	R: 0 H: 0 E: 0 LOB: 0 K: 1 BB: 0 S: 11 P: 17	R: 0 H: 0 E: 0 LOB: 0 K: 2 BB: 0 S: 7 P: 10	R: 0 H: 0 E: 0 LOB: 0 K: 0 BB: 0 S: 4 P: 7	R: 0 H: 0 E: 0 LOB: 0 K: 0 BB: 0 S: 5 P: 10	R: 0 H: 1 E: 0 LOB: 1 K: 1 BB: 0 S: 11 P: 18	R: 0 H: 0 E: 0 LOB: 0 K: 1 BB: 0 S: 7 P: 10	1B: 4 SF: 0 2B: 2 SAC: 0 3B: 0 DP: 0 HR: 0 HBP: 0						

PITCHER	IP	WLS	BF	H	R	ER	SO	BB	IBB	HBP	BLK	WP	HR	S	P	ERA	WHIP
Frank Viola, L (1, 1) ERA: 5.09	9.0	L	35	6	2	2	7	1	0	0	0	0	0	78	126	2.00	0.778

PITCHER	IP	WLS	BF	H	R	ER	SO	BB	IBB	HBP	BLK	WP	HR	S	P	ERA	WHIP

TOP

Toronto Blue Jays @ Boston Red Sox

Fenway Park, Boston, MA

Sat Apr 18 1992, 3:33 AM EDT

Att. 32,640 - Cloudy - 41 F

livebaseballscorecards.com

AB	34
R	2
H	6
RBI	2
BB	1
SO	7
LOB	13

WP: 0 PA: 35
PB: 1
SB: 0
CS: 0

Batter	1	2	3	4	5	6	7	8	9	AB	R	H	RBI	BB	SO	LOB
Wade Boggs, L (1, 5) OBP: 0.304, SLG: 0.225	C B F B B F X 3-2 ① F8		B B C B B 4-1 1B 1B BB		B C B B F F F F F 3-2 X ② F7			1 SAFE 1 SAFE 1 SAFE B B C 1 SAFE B X 3-1 ① L7		3	1	0	0	1	0	1
Jody Reed, R (1, 4) OBP: 0.261, SLG: 0.275	C X 0-1 ② G6-3		C X 0-1 ② F7		B B C B F X 3-2 ③ P7			C 1 SAFE P 1 SAFE X 1-1 ② FC1-6 1-2f		4	0	0	0	0	0	2
Phil Plantier, L (1, 9) OBP: 0.316, SLG: 0.313	B S S F B X 2-2 ③ F9		S B X 1-1 1B 1-3 1B			B B C C C X 2-2 ① G3		C 1 SAFE F S 0-3 ③ K2-3		4	0	1	0	0	1	1
Ellis Burks, R (1, 8) OBP: 0.381, SLG: 0.389		C B C B B X 3-2 S 1B	B B S B 1 SAFE X 3-1 1-2 3-H 1B			C B X 1-1 ② L4			C B C B B S 3-3 ① K	4	0	2	1	0	1	0
Mike Greenwell, L (1, 7) OBP: 0.289, SLG: 0.182		C 1 SAFE B 1 SAFE 1 SAFE B X 2-1 ① L9	X 0-0 ③ G4-3			B B X 2-0 ③ F9			B F B B B 4-1 FC6-4 BB	3	0	0	0	1	0	3
Jack Clark, R (1, 10) OBP: 0.281, SLG: 0.154 Luis Rivera, R (9, PR) OBP: 0.500, SLG: 0.467		1 SAFE B B 1 SAFE C 1 SAFE S S 2-3 ② K 1-2	B B B 4-0 G3-6 BB				S S F C 0-3 ① K		B X 1-0 ② FC6-4 1-2f	3 0	0 0	0 0	0 0	1 0	2 0	2 0
Mo Vaughn, L (1, 3) OBP: 0.438, SLG: 0.542		B B B C C F B 4-2 BB	1 SAFE B B C F B X 3-2 ① ② G3-6 1-3f				C X 0-1 ② G1-3		C 1 SAFE C B S 1-3 ③ K	3	0	0	0	1	1	2
Tim Naehring, R (1, 6) OBP: 0.368, SLG: 0.471		B C X 1-1 ③ F8	B C X 1-1 ③ G4-3				B B C F C 2-3 ③ K			3	0	0	0	0	1	2
Tony Peña, R (1, 2) OBP: 0.194, SLG: 0.138 Herm Winningham, L (8, PH) OBP: 0.286, SLG: 0.167 John Flaherty, R (9, 2) OBP: 0.333, SLG: 0.667			B C C X 1-2 ① G1-3		C C B C 1-3 ① K			X 0-0 FC1-6 1B		2 1 0	0 0 0	0 1 0	0 0 0	0 0 0	1 0 0	0 0 0
Inning Stats	R: 0 E: 0 K: 0 S: 10 H: 0 LOB: 0 BB: 0 P: 15	R: 0 E: 0 K: 1 S: 13 H: 1 LOB: 2 BB: 1 P: 25	R: 1 E: 0 K: 0 S: 11 H: 2 LOB: 2 BB: 1 P: 20	R: 0 E: 0 K: 0 S: 5 H: 0 LOB: 0 BB: 1 P: 13	R: 0 E: 0 K: 1 S: 13 H: 0 LOB: 0 BB: 0 P: 20	R: 0 E: 0 K: 0 S: 6 H: 0 LOB: 0 BB: 0 P: 11	R: 0 E: 0 K: 2 S: 9 H: 0 LOB: 0 BB: 0 P: 11	R: 0 E: 0 K: 1 S: 9 H: 1 LOB: 1 BB: 0 P: 12	R: 0 E: 0 K: 2 S: 8 H: 0 LOB: 1 BB: 1 P: 17	1B: 4 2B: 1 3B: 0 HR: 0	SF: 0 SAC: 0 DP: 1 HBP: 0						

PITCHER		IP	WLS	BF	H	R	ER	SO	BB	IBB	HBP	BLK	WP	HR	S	P	ERA	WHIP
Todd Stottlemyre, R ERA: 4.43	(1, 1)	7.0	W	26	3	1	1	4	3	0	0	0	0	0	67	115	1.29	0.857
Duane Ward, R ERA:	(8, 1)	1.0		4	1	0	0	1	0	0	0	0	0	0	9	12	0.00	1.000
Tom Henke, R ERA:	(9, 1)	1.0	S	4	0	0	0	2	1	0	0	0	0	0	8	17	0.00	1.000

PITCHER	IP	WLS	BF	H	R	ER	SO	BB	IBB	HBP	BLK	WP	HR	S	P	ERA	WHIP

BOTTOM

Toronto Blue Jays @ Boston Red Sox

Fenway Park, Boston, MA

Sat Apr 18 1992, 3:33 AM EDT
Att. 32,640 - Cloudy - 41 F

livebaseballscorecards.com

AB	30
R	1
H	4
RBI	1
BB	4
SO	7
LOB	13

1B: 4	SF: 0	WP: 0	PA: 34
2B: 1	SAC: 0	PB: 0	
3B: 0	DP: 1	SB: 1	
HR: 0	HBP: 0	CS: 0	

Batter	1	2	3	4	5	6	7	8	9	AB	R	H	RBI	BB	SO	LOB
Devon White, S (1, 8) OBP: 0.382, SLG: 0.388	X 0-0 FC6-4 1B		C C X 0-2 ③ G3		1 SAFE B X 1-0 G6-3 1B 1-H		F X 0-1 ① L7		F S F S 0-3 ② K	5	0	2	1	0	1	1
Roberto Alomar, S (1, 4) OBP: 0.362, SLG: 0.453	B 1 SAFE C X 1-1 ① FC6-4 E 1-2f			X 0-0 G4-3 1B 1B	X 0-0 ② G6-3 1-2		C F B B B F B 4-2 CS BB		F B F F X 1-2 1B 2-H 1B	4	2	2	1	1	0	2
Joe Carter, R (1, 9) OBP: 0.327, SLG: 0.468	B 1 SAFE X 1-0 ② L9			X 0-0 ① G4-3 1-2	C F B X 1-2 ③ G4-1		B 1 SAFE S 1 SAFE 1 SAFE F P 1 SAFE 1 SAFE 2-3 S ② ③ K 1-2		S F F X 0-2 1B 2-H	5	0	1	1	0	1	4
Dave Winfield, R (1, 10) OBP: 0.393, SLG: 0.510	B C 1 SAFE B X 2-1 ③ G6-3 1-2			B C B B B 4-1 1B BB		B X 1-0 BB BB 1B		X 0-0 ① B1-3	F X 0-1 ③ L9	4	0	1	0	1	0	2
Kelly Gruber, R (1, 5) OBP: 0.297, SLG: 0.500		B B F B X 3-1 ① F8		B X 1-0 1-2 2-H 1B		B F B B B 4-1 BB 1-2 BB		X 0-0 ② P4		3	0	1	1	1	0	0
Pat Tabler, R (1, 3) OBP: 0.250, SLG: 0.250 John Olerud, L (9, 3) OBP: 0.460, SLG: 0.474		B F S B X 2-2 ② G6-3		B F B B B X 3-1 ② F9		L L X 0-2 ① L9		B X 1-0 1B		4 0	0 0	1 0	0 0	0 0	0 0	4 0
Candy Maldonado, R (1, 7) OBP: 0.229, SLG: 0.205		B X 1-0 ③ P3		B X 1-0 ③ F9		B B B B 4-0 1-2 2-3 BB		C 1 SAFE F B S 1-3 ③ K		3	0	0	0	1	1	3
Pat Borders, R (1, 2) OBP: 0.354, SLG: 0.488			C X 0-1 ① G5-3		C B B X 2-1 ① G5-3	S S S 0-3 ② K			B S B B C F F F X 3-2 SH1-4 1B 1B	4	1	1	0	0	1	3
Manuel Lee, S (1, 6) OBP: 0.289, SLG: 0.250			B F F S 1-3 ② K		B F X 1-1 E 1B 1B	C B X 1-1 ③ G4-3			X 0-0 ① SH1-4 1-2	3	1	1	0	0	1	3
Inning Stats	R: 0 E: 1 K: 0 S: 6 H: 1 LOB: 1 BB: 0 P: 10	R: 0 E: 0 K: 0 S: 6 H: 0 LOB: 0 BB: 0 P: 12	R: 0 E: 0 K: 1 S: 8 H: 0 LOB: 0 BB: 0 P: 9	R: 1 E: 0 K: 0 S: 7 H: 2 LOB: 2 BB: 1 P: 16	R: 1 E: 1 K: 0 S: 9 H: 2 LOB: 1 BB: 0 P: 14	R: 0 E: 0 K: 1 S: 10 H: 1 LOB: 3 BB: 2 P: 20	R: 0 E: 0 K: 1 S: 9 H: 0 LOB: 1 BB: 1 P: 14	R: 0 E: 0 K: 1 S: 6 H: 1 LOB: 1 BB: 0 P: 8	R: 2 E: 0 K: 1 S: 21 H: 3 LOB: 1 BB: 0 P: 25	1B: 10 2B: 1 3B: 0 HR: 0 SF: 0 SAC: 1 DP: 1 HBP: 0						

PITCHER	IP	WLS	BF	H	R	ER	SO	BB	IBB	HBP	BLK	WP	HR	S	P	ERA	WHIP
Matt Young, L (1, 1) ERA: 2.03	5.1		25	6	2	1	1	3	0	0	0	0	0	41	75	1.69	1.688
Danny Darwin, R (6, 1) ERA: 2.19	3.2	W	15	4	2	2	4	1	0	0	0	0	0	41	53	4.91	1.364

PITCHER	IP	WLS	BF	H	R	ER	SO	BB	IBB	HBP	BLK	WP	HR	S	P	ERA	WHIP

TOP

Toronto Blue Jays @ Boston Red Sox

Fenway Park, Boston, MA

Sun Apr 19 1992, 3:33 AM EDT

Att. 28,196 - Cloudy - 47 F

livebaseballscorecards.com

AB	35
R	4
H	10
RBI	4
BB	4
SO	5
LOB	22

WP: 0 PB: 0 SB: 0 CS: 1 PA: 40

Batter	1	2	3	4	5	6	7	8	9	AB	R	H	RBI	BB	SO	LOB
Wade Boggs, L (1, 5) OBP: 0.333, SLG: 0.273	C B B F X 2-2 ① L7		B B F C B B 4-2 1B BB		B B F F X 2-2 WP PB 1B		B X 1-0 ① P5		B C X 1-1 E 1-3 1B 2B	4	2	2	0	1	0	0
Jody Reed, R (1, 4) OBP: 0.314, SLG: 0.302	C F B X 1-2 G3 1B		B 1 SAFE B C B X 3-1 1-2 1B		B S 1 SAFE B B C B 4-2 E 1B 1-H BB		B B C B X 3-1 ② G5-3		B F B B B 4-1 E 1B BB	3	1	2	0	2	0	0
Phil Plantier, L (1, 9) OBP: 0.302, SLG: 0.297	B 1 SAFE B 1 SAFE B C S X 3-2 ② G3 1-2		C F F B X 1-2 ② F7		1 SAFE 1 SAFE B C 1 SAFE B X 2-1 E9 1-3 1B		F B F F B B B X 3-2 ③ L7		B F S X 1-2 E3 1B 1B 1-2 2-3 3-H	5	1	1	1	0	0	5
Ellis Burks, R (1, 8) OBP: 0.340, SLG: 0.341	B C C S 1-3 ③ K		B B B C X 3-1 ③ P2		B B C F F B F C 3-3 ② K			B B B C F S 3-3 ① K	F S S 0-3 ② K	5	0	0	0	0	4	8
Mike Greenwell, L (1, 7) OBP: 0.326, SLG: 0.216		F X 0-1 ① F8		X 0-0 ① G3	I I I I 4-0 IBB			X 0-0 1B	B C F X 1-2 S 1-3 2-H 3-H 1B	4	0	2	2	1	0	0
Jack Clark, R (1, 10) OBP: 0.273, SLG: 0.148 Scott Cooper, L (4, PH) OBP: 0.333, SLG: 0.167		C B B C C 2-3 ② K	B C B B B 4-1 BB	C F S 0-3 ③ K				X 0-0 ② L7	C S F B B B X 3-2 1-2 3-H 1B	1	0	0	0	0	1	0
										3	0	1	1	1	1	4
Mo Vaughn, L (1, 3) OBP: 0.417, SLG: 0.481		C B F B B B 4-2 BB	C B S C 1-3 ② K			X 0-0 ① F8		1 SAFE X 0-0 ③ G3		3	0	0	0	1	1	2
Luis Rivera, R (1, 6) OBP: 0.429, SLG: 0.389 Herm Winningham, L (9, PH) OBP: 0.375, SLG: 0.286		S B B S S 2-3 ③ K	C C S 0-3 ③ K			F B L F B B F C 3-3 ② K			X 0-0 2B E 1B	3	0	0	0	0	3	2
										1	1	1	0	0	0	0
John Flaherty, R (1, 2) OBP: 0.167, SLG: 0.333 Tim Naehring, R (9, PH) OBP: 0.350, SLG: 0.444			B S F X 1-2 ① L4		F B B S X 2-2 ① P2	B C C F B F B X 3-2 ③ P4			B B C S S T S 2-3 ① K	3	0	0	0	0	0	0
										1	0	0	0	0	1	1
Inning Stats	R: 0 E: 0 K: 1 S: 12 H: 1 LOB: 1 BB: 0 P: 19	R: 0 E: 0 K: 2 S: 10 H: 0 LOB: 1 BB: 1 P: 18	R: 0 E: 0 K: 0 S: 13 H: 1 LOB: 2 BB: 1 P: 25	R: 0 E: 0 K: 2 S: 8 H: 0 LOB: 1 BB: 1 P: 13	R: 1 E: 1 K: 2 S: 18 H: 2 LOB: 3 BB: 2 P: 35	R: 0 E: 0 K: 1 S: 11 H: 0 LOB: 0 BB: 0 P: 17	R: 0 E: 0 K: 0 S: 7 H: 0 LOB: 0 BB: 0 P: 14	R: 0 E: 0 K: 1 S: 6 H: 1 LOB: 1 BB: 0 P: 9	R: 4 E: 1 K: 2 S: 21 H: 4 LOB: 2 BB: 1 P: 33	1B: 8 2B: 1 3B: 0 HR: 0 SF: 0 SAC: 0 DP: 0 HBP: 0							

PITCHER		IP	WLS	BF	H	R	ER	SO	BB	IBB	HBP	BLK	WP	HR	S	P	ERA	WHIP
Juan Guzman, R ERA: 2.37	(1, 1)	6.0		27	4	1	1	8	4	1	0	0	1	0	72	127	1.50	1.333
Bob MacDonald, L ERA:	(7, 1)	1.0		3	0	0	0	0	0	0	0	0	0	0	7	14	0.00	0.000
Duane Ward, R ERA:	(8, 1)	1.0		4	1	0	0	1	0	0	0	0	0	0	6	9	0.00	1.000
Tom Henke, R ERA: 1.59	(9, 1)	0.2	L	7	3	4	1	2	1	0	0	0	0	0	17	26	13.50	6.000
David Wells, L ERA: 1.64	(9, 1)	0.0		1	1	0	0	0	0	0	0	0	0	0	4	7	∞	∞

PITCHER	IP	WLS	BF	H	R	ER	SO	BB	IBB	HBP	BLK	WP	HR	S	P	ERA	WHIP

BOTTOM

Toronto Blue Jays @ Boston Red Sox

Fenway Park, Boston, MA

Sun Apr 19 1992, 3:33 AM EDT
Att. 28,196 - Cloudy - 47 F

livebaseballscorecards.com

AB	36
R	5
H	9
RBI	4
BB	6
SO	11
LOB	22

WP: 2 PA: 42
PB: 1
SB: 1
CS: 0

Batter	1	2	3	4	5	6	7	8	9	10	11	12	13	AB	R	H	RBI	BB	SO	LOB
Devon White, S (1, 8) OBP: 0.355, SLG: 0.357	G4-3	FC5-4 1-2f			1B S 1B 1B	G3		K			G6-3		K	7	1	1	0	0	2	5
Roberto Alomar, S (1, 4) OBP: 0.385, SLG: 0.475	F8		G6-3		G4-3 1B BB 1-3 1B		FC1-4 1B	F9			BB		1-H E 2B	6	2	3	1	1	0	1
Joe Carter, R (1, 9) OBP: 0.322, SLG: 0.444	F7		F9		BB G4-3 1-2 3-H 1B		FC1-4 1B 1-2f		K		G1-3		E8 2-H 1B	7	0	2	2	0	1	2
Dave Winfield, R (1, 10) OBP: 0.381, SLG: 0.482		BB SF8 BB 1B	F9		G4-3 1-2 2-3		WP 1-3 1B		G6-3		G6-3		K	7	1	2	0	0	1	3
Kelly Gruber, R (1, 5) OBP: 0.349, SLG: 0.526		1B BB 1-2 BB		G4-3 SF8 2B	BB IBB		L5		K			G5-3 1B		4	1	2	0	2	1	2
John Olerud, L (1, 3) OBP: 0.446, SLG: 0.429	L6			G4-3 2-3	BB 1-2 2-3 3-H		IBB 1-2			L6		G5-3 1-3		4	0	0	1	2	0	4
Candy Maldonado, R (1, 7) OBP: 0.222, SLG: 0.188		1B BB 1-2 2-3		SF8 3-H	L4		K			F9		L9		4	0	0	1	1	1	7
Pat Borders, R (1, 2) OBP: 0.352, SLG: 0.478		SF8 3-H		F8	K	K		1B		F7			FC1-6 1B	5	0	2	1	0	1	0
Manuel Lee, S (1, 6) OBP: 0.280, SLG: 0.244 Alfredo Griffin, S (13, PH) (13, 6)		FC5-4 1-2 2-3 1B			G6-3	K		K			F8		FC1-6 BLK 1-2f 2B	5 1	0 1	1 0	0 0	0 0	2 1	1 1
Inning Stats	R: 0 H: 0 E: 0 LOB: 0 K: 0 BB: 0 S: 5 P: 8	R: 1 H: 2 E: 0 LOB: 3 K: 0 BB: 2 S: 18 P: 34	R: 0 H: 0 E: 0 LOB: 0 K: 0 BB: 0 S: 6 P: 10	R: 1 H: 1 E: 0 LOB: 0 K: 0 BB: 0 S: 9 P: 11	R: 2 H: 3 E: 0 LOB: 3 K: 0 BB: 2 S: 11 P: 24	R: 0 H: 0 E: 0 LOB: 0 K: 2 BB: 0 S: 8 P: 14	R: 0 H: 2 E: 0 LOB: 3 K: 1 BB: 1 S: 11 P: 23	R: 0 H: 1 E: 0 LOB: 1 K: 0 BB: 0 S: 10 P: 13	R: 0 H: 0 E: 0 LOB: 0 K: 2 BB: 0 S: 11 P: 14	R: 0 H: 0 E: 0 LOB: 0 K: 0 BB: 0 S: 6 P: 9	R: 0 H: 0 E: 0 LOB: 1 K: 0 BB: 1 S: 9 P: 17	R: 0 H: 1 E: 0 LOB: 1 K: 0 BB: 0 S: 5 P: 7	R: 2 H: 3 E: 1 LOB: 1 K: 2 BB: 0 S: 14 P: 24	1B: 11 SF: 2 2B: 2 SAC: 0 3B: 0 DP: 0 HR: 0 HBP: 0						

PITCHER		IP	WLS	BF	H	R	ER	SO	BB	IBB	HBP	BLK	WP	HR	S	P	ERA	WHIP
Joe Hesketh, L ERA: 6.52	(1, 1)	4.2		24	6	4	4	0	3	1	0	0	0	0	48	86	7.71	1.929
Greg Harris, R ERA:	(5, 1)	3.1		14	3	0	0	5	0	1	0	0	1	0	30	51	0.00	0.900
Jeff Reardon, R ERA: 1.5	(9, 1)	2.0		6	0	0	0	2	0	0	0	0	0	0	17	23	0.00	0.000
Tom Bolton, L ERA: 13.5	(11, 1)	2.2	L	12	3	2	2	1	1	0	0	1	0	0	22	38	6.75	1.500
Peter Hoy, R ERA: 13.5	(13, 1)	0.1		2	1	0	0	1	0	0	0	0	0	0	6	10	0.00	3.000

PITCHER	IP	WLS	BF	H	R	ER	SO	BB	IBB	HBP	BLK	WP	HR	S	P	ERA	WHIP

TOP

Toronto Blue Jays @ Boston Red Sox

Fenway Park, Boston, MA

Mon Apr 20 1992, 3:33 AM EDT

Att. 34,709 - Cloudy - 54 F

livebaseballscorecards.com

AB	50
R	6
H	13
RBI	6
BB	6
SO	9
LOB	26

PA: 58

WP: 1
PB: 0
SB: 1
CS: 0

Batter	1	2	3	4	5	6	7	8	9	10	11	12	13	AB	R	H	RBI	BB	SO	LOB
Wade Boggs, L (1, 5) OBP: 0.333, SLG: 0.300	L9			1B 2B	1B 1B		G3-1			F8		L8		6	1	2	0	0	0	1
Jody Reed, R (1, 4) OBP: 0.316, SLG: 0.327	L8			P3	G4-6-3 1B			G3 SF7 2B		G6-3			G4-3	6	1	2	1	0	0	1
Mike Greenwell, L (1, 7) OBP: 0.306, SLG: 0.209	K			E 1B 1B	G4-6-3			G3		F7			G4-3	6	0	1	1	0	1	3
Ellis Burks, R (1, 8) OBP: 0.302, SLG: 0.304		F8		F9		G5-3		SF7			L7		F7	5	0	0	1	0	0	1
Jack Clark, R (1, 10) OBP: 0.297, SLG: 0.194 Luis Rivera, R (8, PR) OBP: 0.409, SLG: 0.368		G3		E 1B		G6-3		1B			F9			4 1	0 0	2 0	0 0	0 0	0 0	0 0
Phil Plantier, L (1, 9) OBP: 0.271, SLG: 0.262		G4-3		E1 FC5-4		G3-1		F9			P5			5	0	0	0	0	0	3
Tim Naehring, R (1, 6) OBP: 0.280, SLG: 0.348		G5-3		FC5-4			K		K			L6		5	0	0	0	0	2	3
Mo Vaughn, L (1, 3) OBP: 0.366, SLG: 0.406		G4-3			F7		G4-3		K			K		5	0	0	0	0	2	0
Tony Peña, R (1, 2) OBP: 0.250, SLG: 0.324		G6-3			1B 1B 2B		HR		G6-3			1B		5	2	3	1	0	0	0
Inning Stats	R: 0 E: 0 K: 1 S: 5 H: 0 LOB: 0 BB: 0 P: 6	R: 0 E: 0 K: 0 S: 8 H: 0 LOB: 0 BB: 0 P: 14	R: 0 E: 0 K: 0 S: 6 H: 0 LOB: 0 BB: 0 P: 9	R: 1 E: 1 K: 0 S: 14 H: 3 LOB: 3 BB: 0 P: 25	R: 1 E: 0 K: 0 S: 7 H: 3 LOB: 1 BB: 0 P: 10	R: 0 E: 0 K: 0 S: 7 H: 0 LOB: 0 BB: 0 P: 13	R: 1 E: 0 K: 1 S: 9 H: 1 LOB: 0 BB: 0 P: 19	R: 1 E: 0 K: 0 S: 9 H: 2 LOB: 1 BB: 0 P: 17	R: 0 E: 0 K: 2 S: 12 H: 0 LOB: 0 BB: 0 P: 19	R: 0 E: 0 K: 0 S: 4 H: 0 LOB: 0 BB: 0 P: 8	R: 0 E: 0 K: 0 S: 4 H: 0 LOB: 0 BB: 0 P: 4	R: 0 E: 0 K: 1 S: 11 H: 1 LOB: 1 BB: 0 P: 19	R: 0 E: 0 K: 0 S: 7 H: 0 LOB: 0 BB: 0 P: 10	1B: 6 2B: 3 3B: 0 HR: 1 SF: 1 SAC: 0 DP: 1 HBP: 0	WP: 0 PB: 0 SB: 0 CS: 0 PA: 49						

PITCHER		IP	WLS	BF	H	R	ER	SO	BB	IBB	HBP	BLK	WP	HR	S	P	ERA	WHIP
Jimmy Key, L ERA: 2.82	(1, 1)	7.1		30	8	4	4	2	0	0	0	0	0	1	59	103	4.91	1.091
Pat Hentgen, R ERA: 5.4	(8, 1)	1.2		6	1	0	0	2	0	0	0	0	0	0	18	29	0.00	0.600
Bob MacDonald, L ERA:	(10, 1)	4.0	W	13	1	0	0	1	0	0	0	0	0	0	26	41	0.00	0.250

PITCHER	IP	WLS	BF	H	R	ER	SO	BB	IBB	HBP	BLK	WP	HR	S	P	ERA	WHIP

BOTTOM

Toronto Blue Jays @ Boston Red Sox

Fenway Park, Boston, MA

Mon Apr 20 1992, 3:33 AM EDT

Att. 34,709 - Cloudy - 54 F

livebaseballscorecards.com

AB	48
R	4
H	10
RBI	4
BB	0
SO	5
LOB	12

Batter	1	2	3	4	5	6	7	8	9	AB	R	H	RBI	BB	SO	LOB
Wade Boggs, L (1, 5) OBP: 0.344, SLG: 0.302	E3 SH2-3		G6-3			1B		CS 1B IBB		3	0	1	0	1	0	0
Jody Reed, R (1, 4) OBP: 0.317, SLG: 0.327	SH2-3 1-2			L8		F7		CS 1B 1-2 2-H		3	0	1	1	0	0	1
Mike Greenwell, L (1, 7) OBP: 0.283, SLG: 0.191	L7			F9			G3-1	P7 1-2 2-3		4	0	0	0	0	0	3
Ellis Burks, R (1, 8) OBP: 0.316, SLG: 0.320	K			F9			2B G6-3 1B		WP E 1B	4	2	2	0	0	1	1
Phil Plantier, L (1, 9) OBP: 0.269, SLG: 0.283		K			L7		1 SAFE G6-3 1-3	2B	F7	4	0	1	0	0	1	1
Jack Clark, R (1, 10) OBP: 0.268, SLG: 0.171		G6-3			K		G6-3 2-3 3-H		K 1-2	4	0	0	1	0	2	2
Mo Vaughn, L (1, 3) OBP: 0.356, SLG: 0.371		G4-3			G3		G4-3		E IBB	3	0	0	0	1	0	1
Tony Peña, R (1, 2) OBP: 0.250, SLG: 0.316			P1			G4-3		E6 SH3-4 1B	E8 1-3 2-H 1B	4	1	1	1	0	0	0
Luis Rivera, R (1, 6) OBP: 0.360, SLG: 0.318			G5-3			P4		SH3-4 1-2	K	3	0	0	0	0	1	2
Inning Stats	R: 0 H: 0 E: 1 LOB: 1 K: 1 BB: 0 S: 7 P: 12	R: 0 H: 0 E: 0 LOB: 0 K: 1 BB: 0 S: 11 P: 17	R: 0 H: 0 E: 0 LOB: 0 K: 0 BB: 0 S: 7 P: 12	R: 0 H: 0 E: 0 LOB: 0 K: 0 BB: 0 S: 9 P: 16	R: 0 H: 0 E: 0 LOB: 0 K: 1 BB: 0 S: 9 P: 14	R: 0 H: 1 E: 0 LOB: 1 K: 0 BB: 0 S: 10 P: 14	R: 1 H: 2 E: 0 LOB: 1 K: 0 BB: 0 S: 11 P: 19	R: 1 H: 1 E: 1 LOB: 1 K: 0 BB: 1 S: 13 P: 23	R: 1 H: 2 E: 1 LOB: 2 K: 2 BB: 1 S: 13 P: 24	1B: 5 SF: 0 2B: 1 SAC: 2 3B: 0 DP: 0 HR: 0 HBP: 0						WP: 1 PA: 36 PB: 0 SB: 0 CS: 2

TOP

Boston Red Sox @ Milwaukee Brewers

Milwaukee County Stadium, Milwaukee, WI

Tue Apr 21 1992, 8:05 PM EDT

Att. 8,257 - Cloudy - 50 F

livebaseballscorecards.com

AB	32
R	3
H	6
RBI	3
BB	2
SO	5
LOB	11

PITCHER		IP	WLS	BF	H	R	ER	SO	BB	IBB	HBP	BLK	WP	HR	S	P	ERA	WHIP
Ricky Bones, R ERA: 2.35	(1, 1)	6.1		23	3	1	1	3	0	0	0	0	0	0	58	95	1.42	0.474
Mike Fetters, R ERA:	(7, 1)	0.1		1	0	0	0	0	0	0	0	0	0	0	2	3	0.00	0.000
Dan Plesac, L ERA: 5.06	(7, 1)	0.1		1	0	0	0	0	0	0	0	0	0	0	4	6	0.00	0.000
Jim Austin, R ERA: 1.59	(8, 1)	0.1	L	4	1	1	0	0	0	1	0	0	0	0	10	18	0.00	3.000
Jesse Orosco, L ERA: 3.0	(8, 1)	1.0		3	1	1	1	0	0	0	0	0	0	0	7	11	9.00	1.000

PITCHER		IP	WLS	BF	H	R	ER	SO	BB	IBB	HBP	BLK	WP	HR	S	P	ERA	WHIP
Doug Henry, R ERA: 6.23	(9, 1)	0.2		4	1	0	0	2	0	1	0	0	1	0	9	18	0.00	1.500

BOTTOM

Batter	1	2	3	4	5	6	7	8	9	AB	R	H	RBI	BB	SO	LOB
Paul Molitor, R (1, 10) OBP: 0.291, SLG: 0.354	X 0-0 F9		F B F S 1-3 K			C F B S 1-3 K			B C B B C X 3-2 G4-3 2B	4	0	1	0	0	2	1
Darryl Hamilton, L (1, 7) OBP: 0.261, SLG: 0.220	B B C B C F S 3-3 K		B I B B B 4-1 FC6-4 BB			F X 0-1 G6-3			C X 0-1 G4-3 2-3	3	0	0	0	1	1	1
B.J. Surhoff, L (1, 2) OBP: 0.186, SLG: 0.211	B C C B B X 3-2 G4-3		X 0-0 FC6-4 1-2f			B F B X 2-1 G3-1			X 0-0 F7	4	0	0	0	0	0	3
Dante Bichette, R (1, 9) OBP: 0.375, SLG: 0.391		B B B C F F S 3-3 K		C B B C S 2-3 K			S L B S 1-3 K		B B F F S 2-3 K	4	0	0	0	0	4	1
Robin Yount, R (1, 8) OBP: 0.362, SLG: 0.372		C B F S 1-3 K		B C X 1-1 G5-3			B C F B S 2-3 K			3	0	0	0	0	2	0
Franklin Stubbs, L (1, 3) OBP: 0.256, SLG: 0.432		C B C B F X 2-2 L8		B B C F F S 2-3 K			B B F X 2-1 P6			3	0	0	0	0	1	0
Kevin Seitzer, R (1, 5) OBP: 0.447, SLG: 0.564			B C B X 2-1 L7		C B F X 1-2 G6-3			C X 0-1 G6-3		3	0	0	0	0	0	0
Jim Gantner, L (1, 4) OBP: 0.395, SLG: 0.375			B X 1-0 3B 1B		B F B B X 3-1 G3-1			X 0-0 F7		3	1	1	0	0	0	0
Scott Fletcher, R (1, 6) OBP: 0.333, SLG: 0.391 Greg Vaughn, R (8, PH) OBP: 0.289, SLG: 0.390 Pat Listach, S (9, 6) OBP: 0.588, SLG: 0.733			1 SAFE 1 SAFE X 0-0 1-H 3B		C X 0-1 G4-3			B B C X 2-1 P5		2 1 0	0 0 0	1 0 0	1 0 0	0 0 0	0 0 0	0 0 0
Inning Stats	R: 0 E: 0 K: 1 S: 8 H: 0 LOB: 0 BB: 0 P: 14	R: 0 E: 0 K: 2 S: 11 H: 0 LOB: 0 BB: 0 P: 17	R: 1 E: 0 K: 1 S: 9 H: 2 LOB: 2 BB: 1 P: 17	R: 0 E: 0 K: 2 S: 9 H: 0 LOB: 0 BB: 0 P: 14	R: 0 E: 0 K: 0 S: 7 H: 0 LOB: 0 BB: 0 P: 11	R: 0 E: 0 K: 1 S: 7 H: 0 LOB: 0 BB: 0 P: 10	R: 0 E: 0 K: 2 S: 8 H: 0 LOB: 0 BB: 0 P: 13	R: 0 E: 0 K: 0 S: 5 H: 0 LOB: 0 BB: 0 P: 7	R: 0 E: 0 K: 1 S: 9 H: 1 LOB: 1 BB: 0 P: 14	1B: 1 2B: 1 3B: 1 HR: 0	SF: 0 SAC: 0 DP: 0 HBP: 0					

PITCHER		IP	WLS	BF	H	R	ER	SO	BB	IBB	HBP	BLK	WP	HR	S	P	ERA	WHIP
Mike Gardiner, R ERA: 1.62	(1, 1)	7.0	W	24	2	1	1	9	1	0	0	0	0	0	59	96	1.29	0.429
Danny Darwin, R ERA: 1.88	(8, 1)	2.0	S	7	1	0	0	1	0	0	0	0	0	0	14	21	0.00	0.500

PITCHER	IP	WLS	BF	H	R	ER	SO	BB	IBB	HBP	BLK	WP	HR	S	P	ERA	WHIP

Boston Red Sox @ Milwaukee Brewers

Milwaukee County Stadium, Milwaukee, WI

Tue Apr 21 1992, 8:05 PM EDT

Att. 8,257 - Cloudy - 50 F

livebaseballscorecards.com

AB	30
R	1
H	3
RBI	1
BB	1
SO	10
LOB	6

WP: 0	PA: 31		
PB: 0			
SB: 0			
CS: 0			

Batter	1	2	3	4	5	6	7	8	9	AB	R	H	RBI	BB	SO	LOB
Wade Boggs, L (1, 5) OBP: 0.348, SLG: 0.298	G4-3	L6		FC5-2 BB 1-2 2-3			G6-3		G1-4-3 1B	4	0	1	0	1	0	2
Jody Reed, R (1, 4) OBP: 0.323, SLG: 0.321	G1-6-3 BB		BB 1B	FC5-2 1-2 2-3 3-Hf			G5-3		G1-4-3 1-2f	4	0	1	0	1	0	4
Mike Greenwell, L (1, 7) OBP: 0.293, SLG: 0.196	G1-6-3 1-2f		BB 1-2	G4-1			1B		L7	4	0	1	0	1	0	4
Ellis Burks, R (1, 8) OBP: 0.311, SLG: 0.302		SH5-3 BB 2B BB	K		G6-3		F9			3	1	0	0	1	1	3
Phil Plantier, L (1, 9) OBP: 0.286, SLG: 0.286		SH5-3 1-2 2B BB	P5		F7			SH5-3 1B		3	1	1	0	1	0	2
Tom Brunansky, R (1, 10) OBP: 0.400, SLG: 0.313		SH5-3 1-2 2-3	K		F8			SH5-3 1-2		2	0	0	0	0	1	2
Mo Vaughn, L (1, 3) OBP: 0.354, SLG: 0.351 Tim Naehring, R (8, PH) OBP: 0.308, SLG: 0.348 (8, 6)	2B IBB			G6-3		G1-3		BB		2 0	0 0	0 0	0 0	1 1	0 0	0 0
Tony Peña, R (1, 2) OBP: 0.273, SLG: 0.357	1-3 2-H 3-H 2B			BB 1B FC5-2 1B		G6-3		P6		4	0	2	2	0	0	2
Luis Rivera, R (1, 6) OBP: 0.357, SLG: 0.320 Herm Winningham, L (8, PH) OBP: 0.333, SLG: 0.250 Scott Cooper, L (8, 3) OBP: 0.333, SLG: 0.167	G6-3			FC5-2 BB 1-2 1B		G5-3		G5-3		3 1 0	0 0 0	1 0 0	0 0 0	0 0 0	0 0 0	2 2 0
Inning Stats	R: 0 H: 0 E: 0 LOB: 0 K: 0 BB: 1 S: 5 P: 10	R: 2 H: 1 E: 0 LOB: 2 K: 0 BB: 3 S: 13 P: 30	R: 0 H: 1 E: 0 LOB: 2 K: 2 BB: 1 S: 14 P: 21	R: 0 H: 2 E: 0 LOB: 3 K: 0 BB: 1 S: 13 P: 25	R: 0 H: 0 E: 0 LOB: 0 K: 0 BB: 0 S: 10 P: 18	R: 0 H: 0 E: 0 LOB: 0 K: 0 BB: 0 S: 4 P: 6	R: 0 H: 1 E: 0 LOB: 1 K: 0 BB: 0 S: 10 P: 16	R: 0 H: 1 E: 0 LOB: 2 K: 0 BB: 1 S: 10 P: 17	R: 0 H: 1 E: 0 LOB: 0 K: 0 BB: 0 S: 9 P: 12	1B: 6 SF: 0 2B: 1 SAC: 2 3B: 0 DP: 2 HR: 0 HBP: 0						

TOP

Boston Red Sox @ Milwaukee Brewers

Milwaukee County Stadium, Milwaukee, WI

Thu Apr 23 1992, 4:33 AM EDT

Att. 9,740 - Cloudy - 46 F

livebaseballscorecards.com

AB	30
R	2
H	7
RBI	2
BB	7
SO	2
LOB	23

PITCHER		IP	WLS	BF	H	R	ER	SO	BB	IBB	HBP	BLK	WP	HR	S	P	ERA	WHIP
Bill Wegman, R ERA: 2.56	(1, 1)	7.1	W	33	6	2	2	2	5	1	0	0	0	0	72	132	2.46	1.500
Jesse Orosco, L ERA: 3.0	(8, 1)	0.0		1	0	0	0	0	1	0	0	0	0	0	5	9	∞	∞
Doug Henry, R ERA: 4.5	(8, 1)	1.2	S	5	1	0	0	0	0	0	0	0	0	0	11	14	0.00	0.600

PITCHER	IP	WLS	BF	H	R	ER	SO	BB	IBB	HBP	BLK	WP	HR	S	P	ERA	WHIP

Batter	1	2	3	4	5	6	7	8	9	AB	R	H	RBI	BB	SO	LOB
Paul Molitor, R (1, 10) OBP: 0.271, SLG: 0.327	B X 1-0 F8 ①		B C C X 1-2 FC G4-1 SF7 1B 1-3 2-H		P B X 2-0 FC6-4 ② 1-2f		B B C F X 2-2 G4-3 ③			4	1	0	0	0	0	4
Darryl Hamilton, L (1, 7) OBP: 0.240, SLG: 0.205	B S F F B F X 2-2 F7 ②		X 0-0 SF7 ① 1-2 3-H		B 1 SAFE 1 SAFE B 1 SAFE F X 2-1 L5 ③			B B C F F B C 3-3 K		3	0	0	1	0	1	1
B.J. Surhoff, L (1, 2) OBP: 0.191, SLG: 0.214	B X 1-0 1B		B B C S X 2-2 G4-1 ② 2-3			C B X 1-1 G3-1 ①		B C X 1-1 F7 ②		4	0	1	0	0	0	1
Dante Bichette, R (1, 9) OBP: 0.393, SLG: 0.407	1 SAFE B S 1 SAFE F S 1-3 K ③		B F S X 1-2 CS 1B 3-H			F S S 0-3 K ②		F S X 0-2 1B		4	0	2	1	0	2	1
Robin Yount, R (1, 8) OBP: 0.333, SLG: 0.340		C F B C 1-3 K ①	C 0-1 CS ③ 1-2	B B F S F S 2-3 K ①		X 0-0 L6 ③		B F F X 1-2 F9 ③		4	0	0	0	0	2	1
Franklin Stubbs, L (1, 3) OBP: 0.238, SLG: 0.400		B S S S 1-3 K ②		S F B B B F F F F 3-3 S K ②			B F B F S 2-3 K ①			3	0	0	0	0	3	0
Kevin Seitzer, R (1, 5) OBP: 0.440, SLG: 0.548		B X 1-0 G4-3 ③		C B F X 1-2 G5-3 ③			C B X 1-1 1B 1B			3	0	1	0	0	0	0
Jim Gantner, L (1, 4) OBP: 0.415, SLG: 0.400			X 0-0 FC BB E 1B		B C B X 2-1 FC6-4 1B		B B F X 2-1 L7 ②			3	1	2	0	0	0	1
Scott Fletcher, R (1, 6) OBP: 0.370, SLG: 0.400			B 1 SAFE B B C B 4-1 E 1-2 SF7 BB		1 SAFE F B 1 SAFE P L F X 2-2 F8 ①		S 1 SAFE 1 SAFE F F X 0-2 1-3 1B			2	1	1	0	1	0	1
Inning Stats	R: 0 E: 0 K: 1 S: 9 H: 1 LOB: 1 BB: 0 P: 14	R: 0 E: 0 K: 2 S: 7 H: 0 LOB: 0 BB: 0 P: 10	R: 3 E: 1 K: 0 S: 13 H: 2 LOB: 0 BB: 1 P: 21	R: 0 E: 0 K: 2 S: 14 H: 0 LOB: 0 BB: 0 P: 20	R: 0 E: 0 K: 0 S: 11 H: 1 LOB: 1 BB: 0 P: 17	R: 0 E: 0 K: 1 S: 6 H: 0 LOB: 0 BB: 0 P: 7	R: 0 E: 0 K: 1 S: 14 H: 2 LOB: 2 BB: 0 P: 21	R: 0 E: 0 K: 1 S: 12 H: 1 LOB: 1 BB: 0 P: 17		1B: 7 2B: 0 3B: 0 HR: 0 SF: 1 SAC: 0 DP: 0 HBP: 0						

PITCHER	IP	WLS	BF	H	R	ER	SO	BB	IBB	HBP	BLK	WP	HR	S	P	ERA	WHIP
Roger Clemens, R (1, 1) ERA: 1.41	8.0	L	32	7	3	1	8	1	0	0	0	0	0	86	127	1.12	1.000

PITCHER	IP	WLS	BF	H	R	ER	SO	BB	IBB	HBP	BLK	WP	HR	S	P	ERA	WHIP

BOTTOM

Boston Red Sox @ Milwaukee Brewers

Milwaukee County Stadium, Milwaukee, WI

Thu Apr 23 1992, 4:33 AM EDT

Att. 9,740 - Cloudy - 46 F

livebaseballscorecards.com

AB	30
R	3
H	7
RBI	2
BB	1
SO	8
LOB	10

PA: 33

WP: 0 PB: 0 SB: 0 CS: 1

Batter	1	2	3	4	5	6	7	8	9	AB	R	H	RBI	BB	SO	LOB
Brian Downing, R (1, 10) OBP: 0.524, SLG: 0.448	B C B B C X 3-2 ① F7		B C B B B 4-1 1B BB		B C B X 2-1 HR					2	1	1	1	1	0	0
Rafael Palmeiro, L (1, 3) OBP: 0.356, SLG: 0.492	C F B B X 2-2 ② L7		C B 1 SAFE X 1-1 ① F8		B B X 2-0 ② G4-3					3	0	0	0	0	0	1
Ruben Sierra, S (1, 9) OBP: 0.306, SLG: 0.462	B B C X 2-1 1B		B B 1 SAFE F X 2-1 ② P6		S B C X 1-2 ③ L8					3	0	1	0	0	0	1
Juan Gonzalez, R (1, 8) OBP: 0.324, SLG: 0.479	B B X 2-0 ③ F8		B B S B S F F X 3-2 1-3 1B			B F B X 2-1 ① L7				3	0	1	0	0	0	1
Julio Franco, R (1, 4) OBP: 0.417, SLG: 0.400		B C B F F F F X 2-2 ① G4-3	C B B 1 SAFE B S S 3-3 ③ K			C X 1-1 ② G4-3				3	0	0	0	0	1	2
Dean Palmer, R (1, 5) OBP: 0.371, SLG: 0.500		C B B S S B B 4-2 FC4-6 E BB		C X 0-1 ① F7		B S S S B B F B 4-2 BB				1	0	0	0	2	0	0
Jack Daugherty, S (1, 7) OBP: 0.256, SLG: 0.200		S 1 SAFE 1 SAFE F F B B X 1-2 E5 FC4-6 1-2		B C C C 1-3 ② K		S C S 0-3 ③ K				3	0	0	0	0	2	2
Dickie Thon, R (1, 6) OBP: 0.328, SLG: 0.358		X 0-0 ② FC4-6 1-2f 2-3		B C X 1-1 ③ G6-3						2	0	0	0	0	0	2
Ivan Rodriguez, R (1, 2) OBP: 0.310, SLG: 0.396		B B C F B B X 3-2 ③ G4-3			X 0-0 ① P1					2	0	0	0	0	0	2
Inning Stats	R: 0 H: 1 E: 0 LOB: 1 K: 0 BB: 0 S: 9 P: 18	R: 0 H: 0 E: 1 LOB: 2 K: 0 BB: 1 S: 15 P: 25	R: 0 H: 1 E: 0 LOB: 2 K: 1 BB: 1 S: 13 P: 26	R: 0 H: 0 E: 0 LOB: 0 K: 1 BB: 0 S: 7 P: 9	R: 1 H: 1 E: 0 LOB: 0 K: 0 BB: 0 S: 7 P: 12	R: 0 H: 0 E: 0 LOB: 1 K: 1 BB: 1 S: 10 P: 17				1B: 2 SF: 0 2B: 0 SAC: 0 3B: 0 DP: 0 HR: 1 HBP: 0						

PITCHER	IP	WLS	BF	H	R	ER	SO	BB	IBB	HBP	BLK	WP	HR	S	P	ERA	WHIP
Frank Viola, L (1, 1) ERA: 4.18	6.0	W	25	3	1	1	3	3	0	0	0	0	1	61	107	1.50	1.000

PITCHER	IP	WLS	BF	H	R	ER	SO	BB	IBB	HBP	BLK	WP	HR	S	P	ERA	WHIP

TOP

Texas Rangers @ Boston Red Sox

Fenway Park, Boston, MA

Fri Apr 24 1992, 7:05 PM EDT

Att. 31,461 - Cloudy - 44 F

livebaseballscorecards.com

AB	22
R	1
H	3
RBI	1
BB	3
SO	3
LOB	11

PA: 25

WP: 0
PB: 0
SB: 0
CS: 0

Texas Rangers @ Boston Red Sox

Fenway Park, Boston, MA

Fri Apr 24 1992, 7:05 PM EDT

Att. 31,461 - Cloudy - 44 F

livebaseballscorecards.com

BOTTOM

Batter	1	2	3	4	5	6	7	8	9	AB	R	H	RBI	BB	SO	LOB
Wade Boggs, L (1, 5) OBP: 0.348, SLG: 0.300	B C B F X 2-2 G4-3 ① C C B X 1-2 L8 ③			X 0-0 G5-3 1B						3	0	1	0	0	0	2
Jody Reed, R (1, 4) OBP: 0.324, SLG: 0.310	F B B B F X 3-2 L6 ②		B B C B B 4-1 WP BB 2B BB	B X 1-0 G5-3 ② 1-2						2	1	0	0	1	0	1
Mike Greenwell, L (1, 7) OBP: 0.295, SLG: 0.204	X 0-0 E 1B		C 1 SAFE 1 SAFE B B B X 3-1 P5 ①	S B X 1-1 G4-3 ③						3	0	1	0	0	0	2
Ellis Burks, R (1, 8) OBP: 0.328, SLG: 0.309	C B F F B X 2-2 E6 1-2		B B B B 4-0 WP 1-2 2B BB		B B C X 2-1 CS 1B					2	1	1	0	1	0	1
Phil Plantier, L (1, 9) OBP: 0.288, SLG: 0.308	B X 1-0 F9 ③		B B X 2-0 1B SF9 1-H 2-H 2B		1 SAFE C 1 SAFE B B S S 2-3 K ① ② 1-2					3	1	1	2	0	1	3
Jack Clark, R (1, 10) OBP: 0.273, SLG: 0.184		C B S S 1-3 K ① X 0-0 2-3 1B			C S B C 1-3 K ③					3	0	1	0	0	2	0
Mo Vaughn, L (1, 3) OBP: 0.373, SLG: 0.385		B B C B X 3-1 2B 1B B X 1-0 SF9 ② 3-H				B X 1-0 1B				2	0	2	1	0	0	0
Tony Peña, R (1, 2) OBP: 0.261, SLG: 0.341		F F B F 1 SAFE C 1-3 K ② B F B B F X 3-2 G3 ③								2	0	0	0	0	1	2
Luis Rivera, R (1, 6) OBP: 0.367, SLG: 0.370		C B S B X 2-2 1-3 2B		F C S 0-3 K ①						2	0	1	0	0	1	0

	AB	22
	R	3
	H	8
	RBI	3
	BB	2
	SO	5
	LOB	11

Inning Stats										
	R: 0 E: 1 K: 0 S: 12	H: 1 LOB: 2 BB: 0 P: 20	R: 0 E: 0 K: 2 S: 15	H: 2 LOB: 2 BB: 0 P: 23	R: 3 E: 0 K: 0 S: 9	H: 2 LOB: 1 BB: 2 P: 26	R: 0 E: 0 K: 1 S: 7	H: 1 LOB: 1 BB: 0 P: 9	R: 0 E: 0 K: 2 S: 8	H: 1 LOB: 0 BB: 0 P: 13
	R: 0 E: 0 K: 0 S: 1	H: 1 LOB: 1 BB: 0 P: 2								

	1B: 6	SF: 1	WP: 1	PA: 25
	2B: 2	SAC: 0	PB: 0	
	3B: 0	DP: 0	SB: 0	
	HR: 0	HBP: 0	CS: 1	

PITCHER	IP	WLS	BF	H	R	ER	SO	BB	IBB	HBP	BLK	WP	HR	S	P	ERA	WHIP
Jose Guzman, R (1, 1) ERA: 2.96	5.0	L	25	8	3	3	5	2	0	0	0	1	0	52	93	5.40	2.000

PITCHER	IP	WLS	BF	H	R	ER	SO	BB	IBB	HBP	BLK	WP	HR	S	P	ERA	WHIP

Batter	1	2	3	4	5	6	7	8	9	AB	R	H	RBI	BB	SO	LOB
John Cangelosi, S (1, 7) OBP: 0.267, SLG: 0.333	C C S 0-3 ① K		C C B B X 2-2 ② G6-3		B B B B 4-0 SH5-3 BB		X 0-0 1B CS 2B		F X 0-1 2B	2	0	0	0	1	1	0
Kevin Reimer, L (7, PH) OBP: 0.385, SLG: 0.533 (7, 7)										2	0	2	0	0	0	0
Jack Daugherty, S (9, PR) OBP: 0.256, SLG: 0.200 (9, 7)										0	0	0	0	0	0	0
Rafael Palmeiro, L (1, 3) OBP: 0.377, SLG: 0.492	B X 1-0 ② G4-3		B B B B 4-0 1B E BB		X 0-0 ① SH5-3 1-2		C X 0-1 2-3 1B		I I I I 4-0 IBB	2	1	1	0	2	0	0
Juan Gonzalez, R (1, 8) OBP: 0.329, SLG: 0.513	C B B S F X 2-2 HR		S F B B B X 2-2 E WP 1-2 1B		B X 1-0 ② F7		B F B B S F F S 3-3 ②③ K 3-H		F B X 1-1 ③ P4	5	2	2	1	0	1	5
Ruben Sierra, S (1, 9) OBP: 0.316, SLG: 0.464	X 0-0 1B		C F X 0-2 E3 WP 1-3 2-H 1B		B F C X 1-2 ③ P4			C B X 1-1 ① G4-3		4	0	2	1	0	0	1
Brian Downing, R (1, 10) OBP: 0.522, SLG: 0.419	C B C B F F F B C 3-3 ③ K		B C B C S 2-3 K FC6-4 2-3 3-H			B B B B 4-0 FC1-5 1B BB		B H 2-0 HBP		2	0	0	0	1	2	2
Dean Palmer, R (1, 5) OBP: 0.365, SLG: 0.484		C C B F B X 2-2 ① G6-3	B S C X 1-2 ③ FC6-4 1-2f			B C X 1-1 FC1-5 1-2 1B		C F C 0-3 ② K		4	0	1	0	0	1	3
Dickie Thon, R (1, 6) OBP: 0.323, SLG: 0.351		B F S T B S 2-3 ② K2-3		X 0-0 L5-3 1B		X 0-0 ① FC1-5 G1-6-3 1-2 2-3f		B B X 2-0 ③ P6		4	0	1	0	0	1	3
Ivan Rodriguez, R (1, 2) OBP: 0.290, SLG: 0.368		C F B X 1-2 ③ G6-3		C B X 1-1 ①② L5-3 1-2		B F X 1-1 ②③ G1-6-3 1-2f			C B S F S 1-3 ① K	4	0	0	0	0	1	3
Al Newman, S (1, 4) OBP: 0.231, SLG: 0.174			L L B S 1-3 ① K	X 0-0 ③ G5-3			C B S E B S 2-3 ① K		C F B X 1-2 ② L8	2	0	0	0	0	1	0
Jeff Huson, L (7, PH) OBP: 0.292, SLG: 0.362 (7, 4)										2	0	0	0	0	1	0

Inning Stats	1	2	3	4	5	6	7	8	9
	R: 1 H: 2 E: 0 LOB: 1 K: 2 BB: 0 S: 15 P: 21	R: 0 H: 0 E: 0 LOB: 0 K: 1 BB: 0 S: 11 P: 16	R: 2 H: 2 E: 1 LOB: 2 K: 2 BB: 1 S: 18 P: 30	R: 0 H: 1 E: 0 LOB: 0 K: 0 BB: 0 S: 4 P: 5	R: 0 H: 0 E: 0 LOB: 1 K: 0 BB: 1 S: 5 P: 11	R: 0 H: 1 E: 0 LOB: 1 K: 0 BB: 1 S: 5 P: 11	R: 0 H: 2 E: 0 LOB: 2 K: 2 BB: 0 S: 12 P: 17	R: 0 H: 0 E: 0 LOB: 1 K: 1 BB: 0 S: 6 P: 11	R: 0 H: 1 E: 0 LOB: 2 K: 1 BB: 1 S: 11 P: 18

	1B: 6	SF: 0	WP: 1	PA: 39
	2B: 4	SAC: 1	PB: 0	
	3B: 0	DP: 3	SB: 0	
	HR: 1	HBP: 1	CS: 1	

PITCHER	IP	WLS	BF	H	R	ER	SO	BB	IBB	HBP	BLK	WP	HR	S	P	ERA	WHIP
Matt Young, L (1, 1) ERA: 2.95	5.0	L	24	6	3	3	5	3	0	0	0	1	1	55	90	5.40	1.800
Danny Darwin, R (6, 1) ERA: 1.47	4.0		15	3	0	0	4	0	1	1	0	0	0	32	50	0.00	0.750

PITCHER	IP	WLS	BF	H	R	ER	SO	BB	IBB	HBP	BLK	WP	HR	S	P	ERA	WHIP

TOP

Texas Rangers @ Boston Red Sox

Fenway Park, Boston, MA

Sun Apr 26 1992, 3:33 AM EDT

Cloudy - 45 F

livebaseballscorecards.com

AB	33
R	3
H	9
RBI	2
BB	4
SO	9
LOB	17

Texas Rangers @ Boston Red Sox

Fenway Park, Boston, MA

Sun Apr 26 1992, 3:33 AM EDT

Cloudy - 45 F

BOTTOM

livebaseballscorecards.com

Batter	1	2	3	4	5	6	7	8	9	AB	R	H	RBI	BB	SO	LOB
Wade Boggs, L (1, 5) OBP: 0.324, SLG: 0.277	F7		L5	G3 1-2 2-3		G4-3		F7		5	0	0	0	0	0	5
Jody Reed, R (1, 4) OBP: 0.329, SLG: 0.323	G5-3		P5	BB		2B		FC6-4 1-2f		4	0	1	0	1	0	3
Mike Greenwell, L (1, 7) OBP: 0.303, SLG: 0.207	2B 1B		BB 1-2 HBP	G4-3		G1-3			G3-1	4	0	1	0	0	0	4
Ellis Burks, R (1, 8) OBP: 0.333, SLG: 0.322	1-3 2B		1-2 2-3 BB		K		G5-3		F9	4	0	1	0	1	1	0
Phil Plantier, L (1, 9) OBP: 0.286, SLG: 0.304 Tim Naehring, R (9, PH) OBP: 0.308, SLG: 0.348 Herm Winningham, L (9, PH) OBP: 0.300, SLG: 0.222	L7		P4		BB 1B		G3		K	4 0 1	0 0 0	1 0 0	0 0 0	0 0 0	0 0 1	5 0 0
Jack Clark, R (1, 10) OBP: 0.250, SLG: 0.167		P6		G6-3	K		G5-3			4	0	0	0	0	1	1
Mo Vaughn, L (1, 3) OBP: 0.389, SLG: 0.390 Tom Brunansky, R (8, PH) OBP: 0.429, SLG: 0.353 (9, 3)		G4-3		2B 1B	1-2 BB			CS 1B		2 1	1 0	1 1	0 0	1 0	0 0	0 0
Tony Peña, R (1, 2) OBP: 0.280, SLG: 0.396		F8		G3 1-H 2B	K			1B 1-2 2B		4	0	2	1	0	1	2
Luis Rivera, R (1, 6) OBP: 0.412, SLG: 0.400			BB HBP 1B	G3 BB		K		FC6-4 2-3 1B		3	0	2	0	1	1	0
Inning Stats	R: 0 E: 0 K: 0 S: 10 H: 2 LOB: 2 BB: 0 P: 14	R: 0 E: 0 K: 0 S: 4 H: 0 LOB: 0 BB: 0 P: 7	R: 0 E: 0 K: 0 S: 6 H: 1 LOB: 3 BB: 1 P: 17	R: 1 E: 0 K: 0 S: 14 H: 2 LOB: 3 BB: 2 P: 28	R: 0 E: 0 K: 3 S: 12 H: 1 LOB: 2 BB: 1 P: 19	R: 0 E: 0 K: 1 S: 9 H: 1 LOB: 1 BB: 0 P: 14	R: 0 E: 0 K: 0 S: 6 H: 0 LOB: 0 BB: 0 P: 13	R: 0 E: 0 K: 0 S: 9 H: 3 LOB: 2 BB: 0 P: 15	R: 0 E: 0 K: 1 S: 5 H: 0 LOB: 0 BB: 0 P: 6	1B: 6 2B: 4 3B: 0 HR: 0 SF: 0 SAC: 0 DP: 0 HBP: 1	WP: 0 PB: 0 SB: 0 CS: 1 PA: 41					

	AB	36
	R	1
	H	10
	RBI	1
	BB	4
	SO	5
	LOB	20

PITCHER		IP	WLS	BF	H	R	ER	SO	BB	IBB	HBP	BLK	WP	HR	S	P	ERA	WHIP
Bobby Witt, R ERA: 3.12	(1, 1)	7.0	W	33	7	1	1	4	4	0	1	0	0	0	61	112	1.29	1.571
Kenny Rogers, L ERA: 2.61	(8, 1)	1.2		7	3	0	0	0	0	0	0	0	0	0	11	18	0.00	1.800
Jeff Russell, R ERA: 2.57	(9, 1)	0.1	S	1	0	0	0	1	0	0	0	0	0	0	3	3	0.00	0.000

PITCHER	IP	WLS	BF	H	R	ER	SO	BB	IBB	HBP	BLK	WP	HR	S	P	ERA	WHIP

Texas Rangers @ Boston Red Sox

Fenway Park, Boston, MA

Sun Apr 26 1992, 3:38 AM EDT

Att. 32,728 - Cloudy - 42 F

TOP

livebaseballscorecards.com

Batter	1	2	3	4	5	6	7	8	9	AB	R	H	RBI	BB	SO	LOB
Brian Downing, R (1, 10) OBP: 0.490, SLG: 0.472	1-1 G5-3 ①			2-1 G5-3 ①		3-2 FC6-4 ① 1-2f		2-1 HR 1-H	3-1 G6-4-3 ②③ 1-2f	5	1	1	2	0	0	3
Rafael Palmeiro, L (1, 3) OBP: 0.370, SLG: 0.478	3-3 K ②			0-0 E 1B 1B		0-3 K ②		1-2 G3 ①		4	0	1	0	0	2	1
Juan Gonzalez, R (1, 8) OBP: 0.313, SLG: 0.488	2-0 G5-3 ③			0-0 P4 ②		0-0 FC6-4 ③ 1-2f		1-2 P3 ②		4	0	0	0	0	0	2
Ruben Sierra, S (1, 9) OBP: 0.325, SLG: 0.466		2-2 CS 1B		2-1 E8 1B 1-3			3-2 P4 ①	2-3 K ③		4	0	2	0	0	1	0
Julio Franco, R (1, 4) OBP: 0.375, SLG: 0.308		0-1 L9 ①		3-2 G4-3 ③			0-1 G4-3 ②		4-0 BB 1B BB	3	1	0	0	1	0	3
Dean Palmer, R (1, 5) OBP: 0.372, SLG: 0.469		1-3 K ②			3-3 K ①		4-0 BB BB		4-1 E 1B 1B 1-2 BB	2	1	0	0	2	2	1
Kevin Reimer, L (1, 7) OBP: 0.382, SLG: 0.516 Al Newman, S (9, PH) OBP: 0.222, SLG: 0.167 (9, 6)		0-1 CS ③ 1-2	1-3 K ①		2-3 K ②		4-1 BB 1-2		0-3 K ① 1-2	2 1	0 0	0 0	0 0	1 0	2 1	0 2
Dickie Thon, R (1, 6) OBP: 0.313, SLG: 0.339 Jack Daugherty, S (7, PH) OBP: 0.250, SLG: 0.194 Jeff Huson, L (7, 6) OBP: 0.292, SLG: 0.362 John Cangelosi, S (9, PH) OBP: 0.313, SLG: 0.385 (9, 7)			1-0 G1-3 ②		0-1 F9 ③		1-2 L3 ③		1-2 E8 1B 1-3 2-H	2 1 0 1	0 0 0 0	0 0 0 1	0 0 0 1	0 0 0 0	0 2 0 0	0 0 0 0
Ivan Rodriguez, R (1, 2) OBP: 0.318, SLG: 0.393			2-1 G5-3 ③			1-0 FC6-4 1B		0-1 HR 1B	0-1 G6-4-3 1B 1-3 3-H	4	1	3	1	0	0	0

Inning Stats										
	R: 0 H: 0 E: 0 LOB: 0 K: 1 BB: 0 S: 6 P: 12	R: 0 H: 1 E: 0 LOB: 0 K: 1 BB: 0 S: 10 P: 13	R: 0 H: 0 E: 0 LOB: 0 K: 1 BB: 0 S: 6 P: 10	R: 0 H: 2 E: 1 LOB: 2 K: 0 BB: 0 S: 9 P: 16	R: 0 H: 0 E: 0 LOB: 0 K: 2 BB: 0 S: 9 P: 14	R: 0 H: 1 E: 0 LOB: 1 K: 1 BB: 0 S: 11 P: 15	R: 0 H: 0 E: 0 LOB: 2 K: 0 BB: 2 S: 9 P: 21	R: 2 H: 2 E: 0 LOB: 0 K: 1 BB: 0 S: 13 P: 19	R: 2 H: 2 E: 1 LOB: 1 K: 1 BB: 2 S: 11 P: 23	1B: 7 SF: 0 2B: 0 SAC: 0 3B: 0 DP: 1 HR: 1 HBP: 0	WP: 0 PA: 38 PB: 0 SB: 0 CS: 1

	AB	33
	R	4
	H	8
	RBI	4
	BB	4
	SO	8
	LOB	14

PITCHER		IP	WLS	BF	H	R	ER	SO	BB	IBB	HBP	BLK	WP	HR	S	P	ERA	WHIP
Joe Hesketh, L ERA: 3.86	(1, 1)	6.2		25	4	0	0	6	2	0	0	0	0	0	57	97	0.00	0.900
Greg Harris, R ERA: 1.93	(7, 1)	1.1	L	8	2	4	3	1	2	0	0	0	0	1	17	32	20.25	3.000
Tony Fossas, L ERA: 9.0	(9, 1)	0.1		1	0	0	0	1	0	0	0	0	0	0	3	3	0.00	0.000
Jeff Reardon, R ERA: 1.35	(9, 1)	0.2		3	2	0	0	0	0	0	0	0	0	0	7	11	0.00	3.000

PITCHER	IP	WLS	BF	H	R	ER	SO	BB	IBB	HBP	BLK	WP	HR	S	P	ERA	WHIP

Texas Rangers @ Boston Red Sox

Fenway Park, Boston, MA

Sun Apr 26 1992, 3:38 AM EDT

Att. 32,728 - Cloudy - 42 F

BOTTOM

Batter	1	2	3	4	5	6	7	8	9	AB	R	H	RBI	BB	SO	LOB
Wade Boggs, L (1, 10) OBP: 0.329, SLG: 0.286	1-1 E FC3-6-5 1B		2-1 F7 ①	2-1 1-3 1B			2-1 E4 BB		1-2 F8 ①	5	0	2	0	0	0	1
Jody Reed, R (1, 4) OBP: 0.333, SLG: 0.333	B 1 SAFE		0-2 E 2B	0-3 K ③			B 1 SAFE 4-1 1-2 BB		0-0 P6 ②	4	1	1	0	1	1	4
Phil Plantier, L (1, 9) OBP: 0.294, SLG: 0.311	1-0 FC3-6-5 ① ② 1-2 2-3		0-2 E3 2-H 1B		1-3 K ①		0-0 L5 ②		1-1 1-2 1B	5	0	2	0	0	1	4
Tom Brunansky, R (1, 3) OBP: 0.346, SLG: 0.273	2-2 G5-3 ③		1-1 F9 ②		2-2 G6-3 ②		0-1 F9 ③		2-3 K ③	5	0	0	0	0	1	6
Herm Winningham, L (1, 8) OBP: 0.286, SLG: 0.231		2-2 WP 1B 1B	0-0 G4-3 ③		1-1 G4-3 ③			2-3 K ①		4	0	1	0	0	1	1
Tim Naehring, R (1, 6) OBP: 0.333, SLG: 0.407		1 SAFE 0-0 1-2 WP 1B		0-1 G6-3 ①		3-1 P7 ①		3-2 2B		4	0	2	0	0	0	0
Scott Cooper, L (1, 5) OBP: 0.231, SLG: 0.100		3-2 P6 ① 1-2 2-3		3-2 F7 ②		3-2 G4-3 ②		0-3 K ②		4	0	0	0	0	1	3
Bob Zupcic, R (1, 7) OBP: 0.250, SLG: 0.500		1-2 P6 ②		1-1 1B 2B		1-1 P2 ③		1-3 K ③		4	1	1	0	0	1	3
John Flaherty, R (1, 2) OBP: 0.222, SLG: 0.333		0-2 G6-3 ③		0-0 1B 2-H 1B			1-0 G6-3 ①		1-1 1B 1B	3	0	1	1	0	0	2
Mike Greenwell, L (9, PH) OBP: 0.313, SLG: 0.220										1	0	1	0	0	0	0
Inning Stats	R: 0 E: 1 K: 0 S: 8 H: 1 LOB: 1 BB: 0 P: 14	R: 0 E: 0 K: 0 S: 16 H: 2 LOB: 2 BB: 0 P: 22	R: 1 E: 1 K: 0 S: 11 H: 2 LOB: 1 BB: 0 P: 14	R: 1 E: 0 K: 1 S: 13 H: 3 LOB: 2 BB: 0 P: 19	R: 0 E: 0 K: 1 S: 8 H: 0 LOB: 0 BB: 0 P: 12	R: 0 E: 0 K: 0 S: 7 H: 0 LOB: 0 BB: 0 P: 14	R: 0 E: 1 K: 0 S: 7 H: 0 LOB: 2 BB: 1 P: 14	R: 0 E: 0 K: 3 S: 14 H: 1 LOB: 1 BB: 0 P: 20	R: 0 E: 0 K: 1 S: 13 H: 2 LOB: 2 BB: 0 P: 18	1B: 8 2B: 3 3B: 0 HR: 0	SF: 0 SAC: 0 DP: 1 HBP: 0						

livebaseballscorecards.com

AB	39
R	2
H	11
RBI	1
BB	1
SO	6
LOB	24

WP: 1 PB: 0 SB: 0 CS: 0 PA: 40

PITCHER		IP	WLS	BF	H	R	ER	SO	BB	IBB	HBP	BLK	WP	HR	S	P	ERA	WHIP
Jeff Robinson, R ERA: 5.13	(1, 1)	6.0		26	8	2	2	2	0	0	0	0	1	0	63	95	3.00	1.333
Floyd Bannister, L ERA: 4.5	(7, 1)	0.2		4	0	0	0	0	1	0	0	0	0	0	5	12	0.00	1.500
Terry Mathews, R ERA: 4.09	(7, 1)	1.1	W	5	1	0	0	3	0	0	0	0	0	0	16	22	0.00	0.750
Jeff Russell, R ERA: 2.25	(9, 1)	1.0	S	5	2	0	0	1	0	0	0	0	0	0	13	18	0.00	2.000

PITCHER	IP	WLS	BF	H	R	ER	SO	BB	IBB	HBP	BLK	WP	HR	S	P	ERA	WHIP

Batter	1	2	3	4	5	6	7	8	9	AB	R	H	RBI	BB	SO	LOB
Tim Raines, S (1, 7) OBP: 0.328, SLG: 0.305	B X 1-0 ① P6		B F B X 2-1 ② G3 2-3		C B C F S 1-3 ③ K			C X 0-1 1B 1B 2B X 0-0 ①② L3 1-2		5	1	1	0	0	1	2
Steve Sax, R (1, 4) OBP: 0.362, SLG: 0.339 Esteban Beltre, R (9, PR)	C B X 1-1 ② L6		B B B C X 3-1 ③ G5-3			X 0-0 2B 2B		C B B F X 2-2 S 2-3 1B 1B B X 1-0 2B 2B 1B		5 0	2 0	3 0	0 0	0 0	0 0	1 0
Robin Ventura, L (1, 5) OBP: 0.395, SLG: 0.406	B C B C C 2-3 ③ K			B X 1-0 ① L9		C B F X 2-2 G6-4-3 2-H 2B		C B B B F X 3-2 HBP BB 1-H 3-H 1B B X 1-0 1-3 2B		5	0	3	3	0	1	0
Frank Thomas, R (1, 3) OBP: 0.432, SLG: 0.407		B C B S X 2-2 ① G4-3		B B C B F B 4-2 1B BB		B B B B 4-0 G6-4-3 BB		B B B C B 4-1 HBP 1-2 BB C C F B B X 2-2 ③ F9		2	0	0	0	3	0	3
George Bell, R (1, 10) OBP: 0.299, SLG: 0.439		C S X 0-2 1B		B S X 1-1 S 1-3 1B		B S B F X 2-2 ①② G6-4-3 1-2f 2-3		B C B S X 2-2 ① F7		4	0	2	0	0	0	4
Dan Pasqua, L (1, 9) OBP: 0.391, SLG: 0.585		C C B F S 1-3 ② K		F F B B F F B F S 3-3 ② K 1-2		C C F B B B C 2-3 ③ K		F B S B F B S 3-3 ② K		4	0	0	0	0	4	6
Matt Merullo, L (1, 2) OBP: 0.250, SLG: 0.222		C S B C 2-3 ③ K		F F S 0-3 ③ K			B X 1-0 ① G4-3	B B F F H 3-2 1-2 2-3 HBP		3	0	0	0	0	2	3
Lance Johnson, L (1, 8) OBP: 0.292, SLG: 0.338			C X 0-1 G3 S 1B		B B C F X 2-2 F7		C B F B F S 2-3 ② K	C S X 0-2 ③ G1-3		4	0	1	0	0	1	3
Craig Grebeck, R (1, 6) OBP: 0.167, SLG: 0.125 Warren Newson, L (9, PH) OBP: 0.556, SLG: 0.333			1 SAFE 1 SAFE B B B S B S F F 3-2 ① L3 1-2		B F F B X 2-2 ② G4-3		C F S 0-3 ③ K		B B B C F X 3-2 L3 1B	3 1	0 0	0 1	0 0	0 0	1 0	1 0
Inning Stats	R: 0 H: 0 E: 0 LOB: 0 K: 1 BB: 0 S: 6 P: 10	R: 0 H: 1 E: 0 LOB: 1 K: 2 BB: 0 S: 13 P: 18	R: 0 H: 1 E: 0 LOB: 1 K: 0 BB: 0 S: 13 P: 21	R: 0 H: 1 E: 0 LOB: 2 K: 2 BB: 1 S: 14 P: 23	R: 0 H: 0 E: 0 LOB: 0 K: 1 BB: 0 S: 10 P: 15	R: 1 H: 2 E: 0 LOB: 1 K: 1 BB: 1 S: 11 P: 21	R: 0 H: 0 E: 0 LOB: 0 K: 2 BB: 0 S: 8 P: 11	R: 2 H: 3 E: 0 LOB: 3 K: 1 BB: 1 S: 21 P: 38	R: 0 H: 3 E: 0 LOB: 3 K: 0 BB: 0 S: 10 P: 17	1B: 7 SF: 0 2B: 5 SAC: 0 3B: 0 DP: 2 HR: 0 HBP: 1						WP: 0 PA: 40 PB: 0 SB: 3 CS: 0

TOP

Chicago White Sox @ Boston Red Sox

Fenway Park, Boston, MA

Tue Apr 28 1992, 7:05 PM EDT

Att. 27,673 - Sunny - 41 F

livebaseballscorecards.com

AB	36
R	3
H	11
RBI	3
BB	3
SO	10
LOB	23

PITCHER		IP	WLS	BF	H	R	ER	SO	BB	IBB	HBP	BLK	WP	HR	S	P	ERA	WHIP
Roger Clemens, R ERA: 1.38	(1, 1)	7.0	W	27	5	1	1	9	2	0	0	0	0	0	75	119	1.29	1.000
Danny Darwin, R ERA: 2.45	(8, 1)	0.0		3	3	2	2	0	0	0	0	0	0	0	8	13	∞	∞
Greg Harris, R ERA: 1.84	(8, 1)	0.2		4	0	0	0	1	1	0	1	0	0	0	10	22	0.00	1.500
Tony Fossas, L ERA: 6.75	(8, 1)	0.1		1	0	0	0	0	0	0	0	0	0	0	3	3	0.00	0.000
Jeff Reardon, R ERA: 1.17	(9, 1)	1.0	S	5	3	0	0	0	0	0	0	0	0	0	10	17	0.00	3.000

PITCHER	IP	WLS	BF	H	R	ER	SO	BB	IBB	HBP	BLK	WP	HR	S	P	ERA	WHIP

BOTTOM

Chicago White Sox @ Boston Red Sox

Fenway Park, Boston, MA

Tue Apr 28 1992, 7:05 PM EDT

Att. 27,673 - Sunny - 41 F

livebaseballscorecards.com

Batter	1	2	3	4	5	6	7	8	9	AB	R	H	RBI	BB	SO	LOB
Wade Boggs, L (1, 5) OBP: 0.345, SLG: 0.292	C B X 1-1 1B SF7 1B	B B B C F F F F B 4-2 BB		C 1 SAFE B 1 SAFE 1 SAFE B B B B 4-1 1-2 BB		C B F F B X 2-2 ② SF8 3-H		B X 1-0 ② F8		2	1	1	1	2	0	0
Jody Reed, R (1, 4) OBP: 0.325, SLG: 0.324	B B C 1 SAFE X 2-1 1B 1-3 E 1B	B B B C 1 SAFE F X 3-2 ③ F9		B X 1-0 ③ P3		B B B C F X 3-2 ③ L7		C B X 1-1 ③ G5-3		5	1	1	0	0	0	5
Mike Greenwell, L (1, 7) OBP: 0.310, SLG: 0.213	B F X 1-1 ① SF7 3-H		C B X 1-1 ① G3-1		B B X 2-0 ① F8		F C B B B B 4-2 E 1B BB			2	1	0	1	1	0	0
Ellis Burks, R (1, 8) OBP: 0.329, SLG: 0.317	1 SAFE F M F B B X 2-2 WP 1-2 1B		B X 1-0 ② F8		B B C F B F X 3-2 ② F8		C X 0-1 E5 1B 1-3 FC5-4			4	1	1	0	0	0	1
Phil Plantier, L (1, 9) OBP: 0.306, SLG: 0.313	B B B B 4-0 1-2 2-H BB		B C B X 2-1 1B		B C F B S 2-3 ③ K		B C F S 1-3 ① K			3	0	1	0	1	2	2
Jack Clark, R (1, 10) OBP: 0.255, SLG: 0.159 Bob Zupcic, R (6, PR) OBP: 0.400, SLG: 0.600	B S B B S C 3-3 ② K		C F 1 SAFE B X 1-2 ③ G6-3			B B B B 4-0 SH3-4 1B 1B BB	B X 1-0 FC5-4 2-3 3-H 1B			2 1	0 1	0 1	0 1	1 0	1 0	3 0
Mo Vaughn, L (1, 3) OBP: 0.379, SLG: 0.378	B B C B X 3-1 ③ G3			B B F B F X 3-2 ① G3		F B B F F X 2-2 1B SH3-4 1-2 SF8 1B	B X 1-0 ② FC5-4 1-2f 3-H			4	1	1	1	0	0	3
Tony Peña, R (1, 2) OBP: 0.264, SLG: 0.373		C B X 1-1 ① G6-3		B F C S 1-3 ② K		F B X 1-1 ① SH3-4 1-2 2-3	F F X 0-2 ③ G5-3			3	0	0	0	0	1	1
Luis Rivera, R (1, 6) OBP: 0.421, SLG: 0.412		F B B X 2-1 ② P3		B B B C C X 3-2 BB 1B		C C B X 1-2 2-3 3-H 1B		C X 0-1 ① G3-1		4	0	2	1	0	0	0
Inning Stats	R: 2 E: 0 K: 1 S: 15 H: 3 LOB: 2 BB: 1 P: 31	R: 0 E: 0 K: 0 S: 12 H: 0 LOB: 1 BB: 1 P: 22	R: 0 E: 0 K: 0 S: 8 H: 1 LOB: 1 BB: 0 P: 13	R: 0 E: 0 K: 1 S: 11 H: 1 LOB: 2 BB: 1 P: 23	R: 0 E: 0 K: 1 S: 8 H: 0 LOB: 0 BB: 0 P: 15	R: 2 E: 0 K: 0 S: 16 H: 2 LOB: 2 BB: 1 P: 29	R: 2 E: 1 K: 1 S: 12 H: 1 LOB: 1 BB: 1 P: 19	R: 0 E: 0 K: 0 S: 5 H: 0 LOB: 0 BB: 0 P: 7		1B: 8 2B: 0 3B: 0 HR: 0	SF: 2 SAC: 1 DP: 0 HBP: 0					

	AB	30
	R	6
	H	8
	RBI	5
	BB	5
	SO	4
	LOB	15

WP: 1 PB: 0 SB: 0 CS: 0 PA: 38

PITCHER		IP	WLS	BF	H	R	ER	SO	BB	IBB	HBP	BLK	WP	HR	S	P	ERA	WHIP
Kirk McCaskill, R ERA: 6.85	(1, 1)	5.1	L	27	7	4	3	3	4	0	0	0	1	0	63	121	5.06	2.062
Wilson Alvarez, L ERA:	(6, 1)	1.2		8	1	2	0	1	1	0	0	0	0	0	19	31	0.00	1.200
Terry Leach, R ERA: 3.38	(8, 1)	1.0		3	0	0	0	0	0	0	0	0	0	0	5	7	0.00	0.000

PITCHER	IP	WLS	BF	H	R	ER	SO	BB	IBB	HBP	BLK	WP	HR	S	P	ERA	WHIP

Batter	1	2	3	4	5	6	7	8	9	AB	R	H	RBI	BB	SO	LOB
Tim Raines, S (1, 7) OBP: 0.324, SLG: 0.302	E6		F9			G6-3			HBP, BB, 1B	4	1	1	0	0	0	1
Steve Sax, R (1, 4) OBP: 0.356, SLG: 0.333	1 SAFE, S, 1B		F7			P3			F7	4	0	1	0	0	0	2
Robin Ventura, L (1, 5) OBP: 0.388, SLG: 0.394	SF7		G4-3			G4-3			HBP, BB	2	0	0	1	1	0	1
Frank Thomas, R (1, 3) OBP: 0.410, SLG: 0.379	K			G4-3			G6-3		F8	4	0	0	0	0	1	3
George Bell, R (1, 10) OBP: 0.324, SLG: 0.441	P5			FC4-6, BB			1B		HBP	2	0	1	0	1	0	1
Mike Huff, R (1, 9) OBP: 0.310, SLG: 0.333		F7		FC4-6, CS			F9		P5	3	0	0	0	0	0	1
Matt Merullo, L (9, PH) OBP: 0.238, SLG: 0.211										1	0	0	0	0	0	3
Ron Karkovice, R (1, 2) OBP: 0.340, SLG: 0.333		F7	CS		K			G6-3, BB		2	0	0	0	1	1	0
Lance Johnson, L (1, 8) OBP: 0.294, SLG: 0.338		G1-3			CS, 1B			G6-3		3	0	1	0	0	0	1
Craig Grebeck, R (1, 6) OBP: 0.190, SLG: 0.158			1B		G6-3			G6-3		3	0	1	0	0	0	1
Inning Stats	R: 1 E: 1 K: 1 S: 16 H: 1 LOB: 1 BB: 0 P: 24	R: 0 E: 0 K: 0 S: 10 H: 0 LOB: 0 BB: 0 P: 16	R: 0 E: 0 K: 0 S: 9 H: 1 LOB: 1 BB: 0 P: 14	R: 0 E: 0 K: 0 S: 6 H: 0 LOB: 0 BB: 1 P: 12	R: 0 E: 0 K: 1 S: 8 H: 1 LOB: 0 BB: 0 P: 9	R: 0 E: 0 K: 0 S: 4 H: 0 LOB: 0 BB: 0 P: 8	R: 0 E: 0 K: 0 S: 9 H: 1 LOB: 0 BB: 0 P: 14	R: 0 E: 0 K: 0 S: 6 H: 0 LOB: 0 BB: 1 P: 11	R: 0 E: 0 K: 0 S: 9 H: 1 LOB: 3 BB: 1 P: 15	1B: 5 2B: 0 3B: 0 HR: 0 SF: 1 SAC: 0 DP: 1 HBP: 1						

PITCHER		IP	W/L/S	BF	H	R	ER	SO	BB	IBB	HBP	BLK	WP	HR	S	P	ERA	WHIP
Frank Viola, L ERA: 3.06	(1, 1)	8.2	W	32	5	1	0	2	3	0	1	0	0	0	74	120	0.00	0.923
Jeff Reardon, R ERA: 1.13	(9, 1)	0.1	S	1	0	0	0	0	0	0	0	0	0	0	3	3	0.00	0.000

PITCHER	IP	W/L/S	BF	H	R	ER	SO	BB	IBB	HBP	BLK	WP	HR	S	P	ERA	WHIP

TOP

Chicago White Sox @ Boston Red Sox

Fenway Park, Boston, MA

Wed Apr 29 1992, 7:05 PM EDT

Att. 27,205 - Sunny - 52 F

livebaseballscorecards.com

AB	28
R	1
H	5
RBI	1
BB	3
SO	2
LOB	14

WP: 0 PB: 0 SB: 1 CS: 2 PA: 34

BOTTOM

Chicago White Sox @ Boston Red Sox

Fenway Park, Boston, MA

Wed Apr 29 1992, 7:05 PM EDT
Att. 27,205 - Sunny - 52 F

livebaseballscorecards.com

Batter	1	2	3	4	5	6	7	8	9	AB	R	H	RBI	BB	SO	LOB
Wade Boggs, L (1, 5) OBP: 0.360, SLG: 0.307	4-2 1B 2B BB	3-3 ② K			1-0 ① F9	1-0 BB 1-H 2-H 2B		4-2 G1-6-3 1-2 BB		3	1	1	2	2	1	0
Jody Reed, R (1, 4) OBP: 0.352, SLG: 0.347	1-1 1-3 2B 1B	1-1 1B			1-1 S 2B 1B	4-1 BB BB		2-2 ②③ G1-6-3 1-2f		4	2	3	0	1	0	2
Phil Plantier, L (1, 9) OBP: 0.329, SLG: 0.358	2-0 1-H E 3-H 2B	3-3 ③ K			1-1 1-H 2B	4-1 1-2 2-3 BB				3	1	2	3	1	1	1
Ellis Burks, R (1, 8) OBP: 0.312, SLG: 0.299	2-2 E4 PB 2-H		3-2 ① G4-3		1-3 ② K	0-1 ③ P4				4	0	0	0	0	1	4
Herm Winningham, L (1, 7) OBP: 0.278, SLG: 0.188	4-1 S 2-3 BB		3-1 ② L7		0-0 ③ G3-1		0-3 ① K			3	0	0	0	1	1	1
Jack Clark, R (1, 10) OBP: 0.236, SLG: 0.146	3-1 ① P4		0-1 ③ F9			1-1 ① P3	3-2 ② G6-3			4	0	0	0	0	0	2
Mo Vaughn, L (1, 3) OBP: 0.355, SLG: 0.347	1-3 ② K 1-2			2-0 ① F9		3-3 ② K	2-3 ③ K			4	0	0	0	0	3	2
Tony Peña, R (1, 2) OBP: 0.263, SLG: 0.364	3-0 ③ G5-3			2-3 ② K		0-0 E6 1B 2B		1-0 BB 1B		4	1	1	0	0	1	2
Luis Rivera, R (1, 6) OBP: 0.405, SLG: 0.395		2-1 ① F8		1-2 ③ F9		0-2 1-2 2B 1B		3-3 ① K		4	1	1	0	0	1	1
Inning Stats	R: 3 E: 1 K: 1 S: 15 / H: 2 LOB: 2 BB: 2 P: 35	R: 0 E: 0 K: 2 S: 10 / H: 1 LOB: 1 BB: 0 P: 19	R: 0 E: 0 K: 0 S: 7 / H: 0 LOB: 0 BB: 0 P: 13	R: 0 E: 0 K: 1 S: 9 / H: 0 LOB: 0 BB: 0 P: 14	R: 1 E: 0 K: 1 S: 10 / H: 2 LOB: 1 BB: 0 P: 14	R: 2 E: 1 K: 1 S: 14 / H: 2 LOB: 3 BB: 2 P: 27	R: 0 E: 0 K: 2 S: 11 / H: 0 LOB: 0 BB: 0 P: 16	R: 0 E: 0 K: 1 S: 9 / H: 1 LOB: 1 BB: 1 P: 19		1B: 5 2B: 3 3B: 0 HR: 0 / SF: 0 SAC: 0 DP: 1 HBP: 0						

	AB	33
	R	6
	H	8
	RBI	5
	BB	5
	SO	9
	LOB	15

WP: 0 PB: 1 SB: 2 CS: 0 / PA: 38

PITCHER		IP	WLS	BF	H	R	ER	SO	BB	IBB	HBP	BLK	WP	HR	S	P	ERA	WHIP
Alex Fernandez, R ERA: 4.44	(1, 1)	5.2	L	28	7	6	3	6	2	0	0	0	0	0	61	110	4.76	1.588
Roberto Hernandez, R ERA: 5.4	(6, 1)	0.1		3	0	0	0	0	2	0	0	0	0	0	4	12	0.00	6.000
Scott Radinsky, L ERA: 1.29	(7, 1)	1.0		3	0	0	0	2	0	0	0	0	0	0	11	16	0.00	0.000
Bobby Thigpen, R ERA: 2.89	(8, 1)	1.0		4	1	0	0	1	1	0	0	0	0	0	9	19	0.00	2.000

PITCHER	IP	WLS	BF	H	R	ER	SO	BB	IBB	HBP	BLK	WP	HR	S	P	ERA	WHIP

Batter	1	2	3	4	5	6	7	8	9	AB	R	H	RBI	BB	SO	LOB
Keith Miller, R (1, 4) OBP: 0.368, SLG: 0.430	F7		G6-3 1-2		E8 1-H 2-H 1B		K		1B 2-H	5	0	2	2	0	1	1
Brian McRae, S (1, 8) OBP: 0.222, SLG: 0.262	K		G3		K		G6-3		K	5	0	0	0	0	3	4
Gregg Jefferies, S (1, 5) OBP: 0.258, SLG: 0.289	K			P6		L3	G4-3		G4-3	4	0	0	0	0	1	0
Curtis Wilkerson, S (7, 6) OBP: 0.042, SLG: 0.043										1	0	0	0	0	0	2
Wally Joyner, L (1, 3) OBP: 0.380, SLG: 0.471		1B SF7 1B		F7		2B 2B		F7		4	2	2	0	0	0	0
George Brett, L (1, 10) OBP: 0.300, SLG: 0.357		G4-6-3 1-3 1B		F8		G1-3		G3		4	0	1	0	0	0	1
Kevin McReynolds, R (1, 7) OBP: 0.256, SLG: 0.306		SF7 3-H			L8	2B BB		S BB		1	0	0	1	2	0	0
Jim Eisenreich, L (1, 9) OBP: 0.310, SLG: 0.333		G4-6-3 1-2f			CS 1B	1-3 2-H 2B		L7 1-2		4	0	2	1	0	0	2
Mike Macfarlane, R (1, 2) OBP: 0.397, SLG: 0.349			FC1-6 1B		1B 1B 1-2 BB	HBP			SH1-4 1B	2	1	2	0	1	0	0
Gary Thurman, R (9, PR) OBP: 0.500, SLG: 1.000										0	1	0	0	0	0	0
Brent Mayne, L (9, 2) OBP: 0.200, SLG: 0.167										0	0	0	0	0	0	0
Rico Rossy, R (1, 6) OBP: 0.235, SLG: 0.200			FC1-6 G6-3 1-2f		1B E 1-2 1B	L8			SH1-4 1-2	3	1	1	0	0	0	4
(7, 5)																

TOP

Kansas City Royals @ Boston Red Sox

Fenway Park, Boston, MA

Fri May 01 1992, 7:05 PM EDT

Att. 27,973 - Sunny - 64 F

livebaseballscorecards.com

AB	33
R	5
H	10
RBI	4
BB	3
SO	5
LOB	14

Inning Stats	1	2	3	4	5	6	7	8	9	1B: 8	SF: 1	WP: 0	PA: 39
R:	0	1	0	0	2	1	0	0	1	2B: 2	SAC: 1	PB: 0	
E:	0	0	0	0	1	0	0	0	0	3B: 0	DP: 1	SB: 1	
K:	2	0	0	0	1	0	1	0	1	HR: 0	HBP: 1	CS: 1	
S:	8	11	4	4	18	16	11	9	11				
H:	0	2	1	0	3	2	0	0	2				
LOB:	0	0	1	0	1	3	0	1	2				
BB:	0	0	0	0	1	1	0	1	0				
P:	10	14	8	6	30	28	17	19	13				

PITCHER		IP	WLS	BF	H	R	ER	SO	BB	IBB	HBP	BLK	WP	HR	S	P	ERA	WHIP
Mike Gardiner, R	(1, 1)	5.2		24	7	4	3	3	2	0	0	0	0	0	55	85	4.76	1.588
ERA: 2.42																		
Tom Bolton, L	(6, 1)	2.1		10	1	0	0	1	1	0	1	0	0	0	26	47	0.00	0.857
ERA: 7.2																		
Danny Darwin, R	(9, 1)	1.0	W	5	2	1	1	1	0	0	0	0	0	0	11	13	9.00	2.000
ERA: 2.79																		

PITCHER	IP	WLS	BF	H	R	ER	SO	BB	IBB	HBP	BLK	WP	HR	S	P	ERA	WHIP

BOTTOM

Batter	1	2	3	4	5	6	7	8	9	AB	R	H	RBI	BB	SO	LOB
Wade Boggs, L (1, 5) OBP: 0.383, SLG: 0.333	G6-3			FC5-4 1B		WP 1B 2B	BB 1B BB	1-2 2-3 BB		3	1	2	0	2	0	0
Jody Reed, R (1, 4) OBP: 0.366, SLG: 0.363	P6			FC5-4 1-2 1B		1B 2-H 3-H 1B	BB 1-2 2-H 1B	P4		5	0	3	2	0	0	3
Phil Plantier, L (1, 9) OBP: 0.333, SLG: 0.343	K			K		K	BB 1-2 2-3		SH 1B 1B BB	3	1	0	0	2	3	3
Ellis Burks, R (1, 8) OBP: 0.305, SLG: 0.292		K		FC5-4 1-2f 2-3		K	F8		SH 1-2 1B	5	1	1	0	0	2	6
Herm Winningham, L (1, 7) OBP: 0.250, SLG: 0.167 Bob Zupcic, R (6, PH) OBP: 0.429, SLG: 0.571 (7, 7)		G4-3		L4		1-3 1B		K	SH 1B 1-2 2-3	2 2	0 0	0 1	0 0	0 0	0 1	2 0
Mo Vaughn, L (1, 3) OBP: 0.358, SLG: 0.352		K			F7	K		1B SF7 1B	1-3 2-H 3-H 1B	5	1	2	2	0	2	2
Tony Peña, R (1, 2) OBP: 0.262, SLG: 0.356			K	G6-3			K	BB 1B 1-3 1B		4	0	1	0	0	2	0
Scott Cooper, L (1, 10) OBP: 0.200, SLG: 0.083 Jack Clark, R (7, PH) OBP: 0.246, SLG: 0.163		G3-1		K2-3		BB 1B 1B	SF7 3-H			2 1	0 1	0 1	0 1	0 0	1 0	0 0
Luis Rivera, R (1, 6) OBP: 0.400, SLG: 0.375 Mike Greenwell, L (8, PH) OBP: 0.319, SLG: 0.226 Tim Naehring, R (9, 6) OBP: 0.333, SLG: 0.407		G5-3				2B WP BB	L9	1 SAFE BB 1-2 1B		2 1 0	1 0 0	0 1 0	0 0 0	1 0 0	0 0 0	1 0 0
Inning Stats	R: 0 E: 0 K: 1 S: 7 H: 0 LOB: 0 BB: 0 P: 9	R: 0 E: 0 K: 2 S: 9 H: 0 LOB: 0 BB: 0 P: 15	R: 0 E: 0 K: 1 S: 10 H: 0 LOB: 0 BB: 0 P: 14	R: 0 E: 0 K: 1 S: 11 H: 2 LOB: 2 BB: 0 P: 15	R: 0 E: 0 K: 1 S: 7 H: 0 LOB: 0 BB: 0 P: 11	R: 2 E: 0 K: 3 S: 14 H: 3 LOB: 2 BB: 1 P: 28	R: 1 E: 0 K: 1 S: 13 H: 2 LOB: 3 BB: 2 P: 23	R: 1 E: 0 K: 1 S: 15 H: 3 LOB: 3 BB: 1 P: 24	R: 2 E: 0 K: 0 S: 11 H: 2 LOB: 2 BB: 1 P: 17	1B: 11 2B: 1 3B: 0 HR: 0 SF: 1 SAC: 1 DP: 0 HBP: 0						

PITCHER		IP	WLS	BF	H	R	ER	SO	BB	IBB	HBP	BLK	WP	HR	S	P	ERA	WHIP
Mark Gubicza, R ERA: 4.55	(1, 1)	5.0		20	4	2	2	6	1	0	0	0	1	0	48	75	3.60	1.000
Neal Heaton, L ERA: 3.63	(6, 1)	1.2		8	2	1	1	4	1	0	0	0	0	0	18	31	5.40	1.800
Mike Boddicker, R ERA: 4.58	(7, 1)	0.2		6	3	1	1	1	1	0	0	0	0	0	12	19	13.50	6.000
Jeff Montgomery, R ERA: 3.86	(8, 1)	0.2	L	8	3	2	2	0	2	0	0	0	0	0	19	31	27.00	7.500

PITCHER	IP	WLS	BF	H	R	ER	SO	BB	IBB	HBP	BLK	WP	HR	S	P	ERA	WHIP

Kansas City Royals @ Boston Red Sox

Fenway Park, Boston, MA

Fri May 01 1992, 7:05 PM EDT
Att. 27,973 - Sunny - 64 F

livebaseballscorecards.com

AB	35
R	6
H	12
RBI	5
BB	5
SO	11
LOB	17

1B: 11 SF: 1
2B: 1 SAC: 1
3B: 0 DP: 0
HR: 0 HBP: 0

WP: 1 PA: 42
PB: 0
SB: 0
CS: 0

Batter	1	2	3	4	5	6	7	8	9	AB	R	H	RBI	BB	SO	LOB
Keith Miller, R (1, 4) OBP: 0.359, SLG: 0.417	C S B X 1-2 G6-3		B C B C X 2-2 G6-3	C C B X 1-2 1B 2-H 1B		C B C X 1-2 L7		B B B C X 3-1 F7		5	1	1	1	0	0	0
Brian McRae, S (1, 8) OBP: 0.221, SLG: 0.258	B X 1-0 G6-3		B C S C 1-3 K	1 SAFE C B 1 SAFE X 1-1 1B 1-3 1B		B F B B C S 3-3 K			X 0-0 B1-3	5	0	1	0	0	2	0
Gregg Jefferies, S (1, 5) OBP: 0.276, SLG: 0.310	C B X 1-1 2B			x 0-0 P4 x 0-0 1-3 3-H 1B		B C C F B F F F B 4-2 B BB			B F X 1-1 F9	4	0	2	1	1	0	0
Wally Joyner, L (1, 3) OBP: 0.371, SLG: 0.467	B X 1-0 G6-3			a 2-0 G4-3 1B 2B a x 1-2 F8		C 1 SAFE B C 1 S 1-3 K			X 0-0 G3	5	1	1	0	0	1	4
George Brett, L (1, 10) OBP: 0.286, SLG: 0.338		B C X 1-1 G3		B F B B X 3-1 G4-3 2-3	C S S 0-3 K		X 0-0 F9			4	0	0	0	0	1	1
Kevin McReynolds, R (1, 7) OBP: 0.267, SLG: 0.307		C B B X 2-1 L4		C B B B F X 3-2 E 2B 3-H 1B	C B B B 4-1 1B BB		B B C F S 2-3 K			3	1	1	1	1	1	0
Bob Melvin, R (1, 2) OBP: 0.400, SLG: 0.500		B B B 4-0 BB		S 1 SAFE C X 0-2 2B 1-H 2B	1 SAFE C B 1 SAFE C B X 2-2 1B 1-2		X 0-0 F9			3	1	2	1	1	0	0
Gary Thurman, R (1, 9) OBP: 0.500, SLG: 1.000 Jim Eisenreich, L (5, PH) (5, 9) OBP: 0.295, SLG: 0.316		F C B B B X 2-2 F9		X 0-0 1B 2-H 2B	C B F X 1-2 F9			C C B B F X 2-2 F7		2	1	1	1	0	0	1
										2	0	0	0	0	0	2
Rico Rossy, R (1, 6) OBP: 0.250, SLG: 0.222 Mike Macfarlane, R (8, PH) OBP: 0.390, SLG: 0.341 Curtis Wilkerson, S (8, 6) OBP: 0.042, SLG: 0.043			F X 0-1 P4	X 0-0 1B 2-H 1B	C B C X 1-2 G4-3			B X 1-0 G6-3		3	1	1	1	0	0	2
										1	0	0	0	0	0	0
										0	0	0	0	0	0	0

TOP

Kansas City Royals @ Boston Red Sox

Fenway Park, Boston, MA

Sat May 02 1992, 3:33 AM EDT
Att. 31,978 - Cloudy - 69 F

livebaseballscorecards.com

AB	37
R	6
H	10
RBI	6
BB	3
SO	5
LOB	10

Inning Stats	1	2	3	4	5	6	7	8	9					
	R: 0 E: 0 K: 0 S: 7	H: 1 LOB: 1 BB: 0 P: 11	R: 0 E: 0 K: 0 S: 7	H: 0 LOB: 1 BB: 1 P: 16	R: 0 E: 0 K: 1 S: 8	H: 0 LOB: 0 BB: 0 P: 11	R: 6 E: 1 K: 0 S: 21	H: 8 LOB: 2 BB: 0 P: 32	R: 0 E: 0 K: 1 S: 13	H: 1 LOB: 2 BB: 1 P: 21	R: 0 E: 0 K: 2 S: 15	H: 0 LOB: 1 BB: 1 P: 24	R: 0 E: 0 K: 1 S: 5	H: 0 LOB: 0 BB: 0 P: 7	R: 0 E: 0 K: 0 S: 7	H: 0 LOB: 0 BB: 0 P: 13	R: 0 E: 0 K: 0 S: 4	H: 0 LOB: 0 BB: 0 P: 5

| | | | | | | | | | |

Kansas City Royals @ Boston Red Sox

Fenway Park, Boston, MA

Sat May 02 1992, 3:33 AM EDT

Att. 31,978 - Cloudy - 69 F

livebaseballscorecards.com

BOTTOM

Batter	1	2	3	4	5	6	7	8	9	AB	R	H	RBI	BB	SO	LOB
Wade Boggs, L (1, 5) OBP: 0.384, SLG: 0.321	B B B B 4-0 2B SF8 BB	B X 1-0 ② F8		B B C B B 4-1 FC 1B E BB	B B X 2-0 ② F7			C B C X 1-2 ① F7		3	2	0	0	2	0	2
Jody Reed, R (1, 4) OBP: 0.378, SLG: 0.388	C 1 SAFE B B X 2-1 SF8 1-3 2B	C F X 0-2 ③ FC6-4 1-2f		C C F B X 1-2 1B E 1-2 1B	B C X 1-1 ③ P4			F B F X 1-2 G6-4-3 1B		5	1	3	0	0	0	2
Phil Plantier, L (1, 9) OBP: 0.326, SLG: 0.347	B C B F X 2-2 ① F8		F B B F F X 3-2 G6-3 1B 2B	B X 1-0 FC 1B 1-2 2-H 1B		C B F F X 1-2 ① G1-3		1 SAFE B B X 2-0 ② ③ G6-4-3 1-2f		5	2	1	0	0	0	4
Ellis Burks, R (1, 8) OBP: 0.302, SLG: 0.293	C B B C X 2-2 ② SF8 2-3 3-H		C X 0-1 ① G6-3 2-3	B S X 1-1 1B E 1-2 2-3 1B		B C B B X 3-1 ② L9				3	1	1	1	0	0	1
Jack Clark, R (1, 10) OBP: 0.279, SLG: 0.226	B C F B B X 2-2 ③ G6-3		X 0-0 1B 3-H 1B	C S B X 1-2 E 1-3 2-H 3-H 1B		B B B X 3-0 2B				4	0	3	3	0	0	1
Mo Vaughn, L (1, 3) OBP: 0.352, SLG: 0.333		B F B B B 4-1 SH1-3 1B BB	B B F C X 2-2 ② L9	F F B X 1-2 FC 1-2 3-H		B C B S C 2-3 ③ K				3	1	0	0	1	1	3
Tony Peña, R (1, 2) OBP: 0.266, SLG: 0.355		X 0-0 ① SH1-3 1-2	X 0-0 1-2 1B	F B C X 1-2 ② P8			B X 1-0 ① G6-3			3	0	1	0	0	0	2
Luis Rivera, R (1, 6) OBP: 0.388, SLG: 0.349		B B B B B 4-0 1B BB	X 0-0 ③ G5-3	B B F F B X 3-2 ③ L4			X 0-0 ② G4-3			3	0	0	0	1	0	4
Bob Zupcic, R (1, 7) OBP: 0.364, SLG: 0.455		C C B 1 SAFE X 1-2 FC6-4 1-2 2-H 1B		B C B X 2-1 ① F8	B B C X 2-1 ① L4		C X 0-1 ③ P3			4	0	1	1	0	0	0
Inning Stats	R: 1 H: 1 E: 0 LOB: 1 K: 0 BB: 1 S: 11 P: 23	R: 1 H: 1 E: 0 LOB: 2 K: 0 BB: 2 S: 9 P: 19	R: 1 H: 3 E: 0 LOB: 2 K: 0 BB: 0 S: 12 P: 17	R: 4 H: 3 E: 2 LOB: 2 K: 0 BB: 1 S: 22 P: 37	R: 0 H: 0 E: 0 LOB: 0 K: 0 BB: 0 S: 5 P: 10	R: 0 H: 1 E: 0 LOB: 1 K: 1 BB: 0 S: 10 P: 19	R: 0 H: 0 E: 0 LOB: 0 K: 0 BB: 0 S: 4 P: 5	R: 0 H: 1 E: 0 LOB: 0 K: 0 BB: 0 S: 7 P: 11		1B: 7 SF: 1 2B: 3 SAC: 1 3B: 0 DP: 1 HR: 0 HBP: 0				WP: 0 PA: 39 PB: 0 SB: 0 CS: 0		

	AB	33
	R	7
	H	10
	RBI	5
	BB	4
	SO	1
	LOB	19

PITCHER		IP	WLS	BF	H	R	ER	SO	BB	IBB	HBP	BLK	WP	HR	S	P	ERA	WHIP
Mark Davis, L ERA: 9.6	(1, 1)	2.2		15	4	3	3	0	3	0	0	0	0	0	30	57	10.12	2.625
Hipolito Pichardo, R ERA: 10.38	(3, 1)	0.2	L	8	4	4	2	0	1	0	0	0	0	0	15	25	27.00	7.500
Curt Young, L ERA: 2.89	(4, 1)	4.2		16	2	0	0	1	0	0	0	0	0	0	35	59	0.00	0.429

PITCHER	IP	WLS	BF	H	R	ER	SO	BB	IBB	HBP	BLK	WP	HR	S	P	ERA	WHIP

Batter	1	2	3	4	5	6	7	8	9	AB	R	H	RBI	BB	SO	LOB
Keith Miller, R (1, 4) OBP: 0.351, SLG: 0.404	S F F B X 1-2 ① L9		F 1 SAFE L S 0-3 ② K		F L B B F B S 3-3 ③ K		B X 1-0 ② E 1-3 2-H 1B		C X 0-1 ③ F7	5	0	1	1	0	2	1
Brian McRae, S (1, 8) OBP: 0.212, SLG: 0.247	F X 0-1 ② G5-3		X 0-0 ③ FC6-4 1-2f			X 0-0 ① B5-3	1 SAFE B F X 1-1 ③ G4-3 1-2			4	0	0	0	0	0	2
Gregg Jefferies, S (1, 5) OBP: 0.275, SLG: 0.319	X 0-0 ③ B5-3			F X 0-1 ① L7		B X 1-0 ② P9		B F B X 2-1 1B 2B		4	0	1	0	0	0	0
Wally Joyner, L (1, 3) OBP: 0.376, SLG: 0.468		X 0-0 ① G3		C X 0-1 ② G6-3		B C B X 2-1 1B		B X 1-0 ① CS 1B 2-H 1B		4	1	2	0	0	0	0
George Brett, L (1, 10) OBP: 0.284, SLG: 0.325		C B X 1-1 ② G3-1		X 0-0 ③ F7		B B 1 SAFE X 2-0 ③ F7		B B C S B F F B 4-2 CS BB		3	0	0	0	1	0	1
Kevin McReynolds, R (1, 7) OBP: 0.289, SLG: 0.359		B B C B B 4-1 BB			B S B B B X 3-1 ① G5-3		S X 0-1 HR	S B F B F X 2-2 ② E S 1-2 2-H 1B		3	1	2	2	1	0	0
Mike Macfarlane, R (1, 2) OBP: 0.365, SLG: 0.313		S 1 SAFE F 1 SAFE B F 1 SAFE B S 2-3 ③ K			X 0-0 E1 3B		S B F X 1-2 ① F8	B C X 1-1 ③ F9 1-3		4	1	0	0	0	1	2
Gary Thurman, R (1, 9) OBP: 0.500, SLG: 1.000			L B C F B F X 2-2 ① L7		B 1 SAFE X 1-0 1-H SF9 3B		B C B B X 3-1 1B 1B		F L F S 0-3 ① K	4	2	2	1	0	1	0
Rico Rossy, R (1, 6) OBP: 0.292, SLG: 0.250			B B C B C B 4-2 FC6-4 BB		F P B B X 3-1 ② SF9 3-H		1 SAFE X 0-0 1B 1-2 1B		F B B B S T F F F 3-2 ② F8	2	0	1	1	1	0	0
Inning Stats	R: 0 H: 0 E: 0 LOB: 0 K: 0 BB: 0 S: 7 P: 8	R: 0 H: 0 E: 0 LOB: 1 K: 1 BB: 1 S: 8 P: 15	R: 0 H: 0 E: 0 LOB: 1 K: 1 BB: 1 S: 11 P: 17	R: 0 H: 0 E: 0 LOB: 0 K: 0 BB: 0 S: 5 P: 5	R: 2 H: 1 E: 1 LOB: 0 K: 1 BB: 0 S: 12 P: 21	R: 0 H: 1 E: 0 LOB: 1 K: 0 BB: 0 S: 5 P: 10	R: 2 H: 4 E: 1 LOB: 1 K: 0 BB: 0 S: 11 P: 17	R: 1 H: 3 E: 0 LOB: 1 K: 0 BB: 1 S: 13 P: 23	R: 0 H: 0 E: 0 LOB: 0 K: 1 BB: 0 S: 14 P: 17	1B: 6 SF: 1 2B: 1 SAC: 0 3B: 1 DP: 0 HR: 1 HBP: 0						WP: 0 PA: 37 PB: 0 SB: 1 CS: 2

PITCHER		IP	WLS	BF	H	R	ER	SO	BB	IBB	HBP	BLK	WP	HR	S	P	ERA	WHIP
Joe Hesketh, L ERA: 3.47	(1, 1)	7.0	L	29	6	4	2	3	2	0	0	0	0	1	59	93	2.57	1.143
Tom Bolton, L ERA: 8.44	(8, 1)	0.1		3	2	1	1	0	1	0	0	0	0	0	7	14	27.00	9.000
Danny Darwin, R ERA: 2.57	(8, 1)	1.2		5	1	0	0	1	0	0	0	0	0	0	20	26	0.00	0.600

PITCHER	IP	WLS	BF	H	R	ER	SO	BB	IBB	HBP	BLK	WP	HR	S	P	ERA	WHIP

TOP

Kansas City Royals @ Boston Red Sox

Fenway Park, Boston, MA

Sun May 03 1992, 3:33 AM EDT

Att. 33,368 - Sunny - 68 F

livebaseballscorecards.com

AB	33
R	5
H	9
RBI	5
BB	3
SO	4
LOB	6

Kansas City Royals @ Boston Red Sox

Fenway Park, Boston, MA

Sun May 03 1992, 3:33 AM EDT

Att. 33,368 - Sunny - 68 F

livebaseballscorecards.com

Batter	1	2	3	4	5	6	7	8	9	AB	R	H	RBI	BB	SO	LOB
Wade Boggs, L (1, 10) OBP: 0.375, SLG: 0.306	2-0 F8		4-0 1B IBB	1-0 F8			1-2 L8		2-2 G4-3	4	0	0	0	1	0	3
Jody Reed, R (1, 4) OBP: 0.388, SLG: 0.411	2-2 2B		1-0 G4-6-3 1-2 2-3 1B		1-0 P3		3-1 1B		1-0 P4	5	0	3	0	0	0	0
Phil Plantier, L (1, 9) OBP: 0.322, SLG: 0.354	3-3 K		2-1 G4-6-3 1-2f		2-1 2B		1-0 F9			4	0	1	0	0	1	5
Ellis Burks, R (1, 8) OBP: 0.300, SLG: 0.316	2-0 G5-3			3-1 G5-3	1-0 G6-3			1-0 WP 3B		4	1	1	0	0	0	2
Herm Winningham, L (1, 7) OBP: 0.292, SLG: 0.318		2-0 G3-6-1 1B		2-0 1B 3B	0-0 G1-3			1-0 P5 3-H		4	1	2	0	0	0	1
Mo Vaughn, L (1, 3) OBP: 0.360, SLG: 0.322		0-1 G3-6-1 1-2f		4-0 1B 1B BB		1-1 L8		4-1 BB		2	0	0	0	2	0	1
Tim Naehring, R (1, 6) OBP: 0.324, SLG: 0.387		1-1 L9		0-0 1B 1-2 3-H 1B		3-2 G5-3		2-2 P2		4	0	1	1	0	0	1
Scott Cooper, L (1, 5) OBP: 0.211, SLG: 0.125			1-2 1B SH3 1B	2-2 P6		0-0 G3-1		1-2 F8		4	0	1	0	0	0	3
John Flaherty, R (1, 2) OBP: 0.273, SLG: 0.364			0-0 SH3 1-2	1-2 1-2 2-3 1B			0-1 F8		0-0 G4-3	2	0	1	0	0	0	0
Luis Rivera, R (9, PH) OBP: 0.380, SLG: 0.341										1	0	0	0	0	0	0

Inning Stats	1	2	3	4	5	6	7	8	9	1B	SF	WP	PA
	R: 0 H: 1 E: 0 LOB: 1 K: 1 BB: 0 S: 10 P: 19	R: 0 H: 1 E: 0 LOB: 0 K: 0 BB: 0 S: 5 P: 8	R: 0 H: 2 E: 0 LOB: 2 K: 0 BB: 1 S: 7 P: 15	R: 1 H: 3 E: 0 LOB: 3 K: 0 BB: 1 S: 11 P: 24	R: 0 H: 1 E: 0 LOB: 1 K: 0 BB: 0 S: 5 P: 9	R: 0 H: 0 E: 0 LOB: 0 K: 0 BB: 0 S: 7 P: 11	R: 0 H: 1 E: 0 LOB: 1 K: 0 BB: 0 S: 8 P: 13	R: 1 H: 1 E: 0 LOB: 1 K: 0 BB: 1 S: 11 P: 20	R: 0 H: 0 E: 0 LOB: 0 K: 0 BB: 0 S: 5 P: 8	1B: 6 2B: 2 3B: 2 HR: 0	SF: 0 SAC: 1 DP: 2 HBP: 0	WP: 1 PB: 0 SB: 0 CS: 0	PA: 38

PITCHER	IP	WLS	BF	H	R	ER	SO	BB	IBB	HBP	BLK	WP	HR	S	P	ERA	WHIP
Kevin Appier, R (1, 1) ERA: 1.45	8.0	W	35	10	2	2	1	2	1	0	0	1	0	64	119	2.25	1.500
Jeff Montgomery, R (9, 1) ERA: 3.55	1.0	S	3	0	0	0	0	0	0	0	0	0	0	5	8	0.00	0.000

PITCHER	IP	WLS	BF	H	R	ER	SO	BB	IBB	HBP	BLK	WP	HR	S	P	ERA	WHIP

Minnesota Twins @ Boston Red Sox

Fenway Park, Boston, MA

Mon May 04 1992, 7:05 PM EDT

Att. 25,843 - Cloudy - 48 F

TOP

livebaseballscorecards.com

Batter	1	2	3	4	5	6	7	8	9	AB	R	H	RBI	BB	SO	LOB
Shane Mack, R (1, 9) (8, 7) OBP: 0.400, SLG: 0.510	C B X 1-1 1B G6-4-3 1B	F 1 SAFE B X 1-1 ③ FC6-4 1-2f			C X 0-1 ① G5-3			B S X 1-1 2B 2B 1B	B B F F B X 3-2 FC6-4 1-3 1B	5	2	3	0	0	0	1
Chuck Knoblauch, R (1, 4) OBP: 0.343, SLG: 0.337	1 SAFE B B C 1 SAFE 1 SAFE X 2-1 G6-4-3 1-3 1B		B C F X 1-2 ① F9		B X 1-0 ② G6-3			P 1 SAFE L 1 SAFE B X 2-1 1-3 2B 2B	B F B C F X 2-2 ① FC6-4 1B 1-2f 3-H	5	0	2	1	0	0	1
Kirby Puckett, R (1, 8) OBP: 0.315, SLG: 0.505	B B X 2-0 ①② G6-4-3 1-2f 3-H		F F B B B S 3-3 ② K		S B C B B X 3-2 ③ G6-3			X 0-0 ① G5-3 2-H 3-H 2B	C F S 0-3 ② K	5	1	1	1	0	2	2
Kent Hrbek, L (1, 3) OBP: 0.526, SLG: 0.700	X 0-0 FC6 1B		C F B F B F C 2-3 ③ K			B F X 1-1 ① G6-3		I I I I 4-0 G5-3 1B IBB	S B F B B X 3-2 1-3 1B	4	1	2	0	1	1	0
Brian Harper, R (1, 2) OBP: 0.279, SLG: 0.313	B C B X 2-1 ③ FC6 1-2f			X 0-0 ① F9		C B F B B X 3-2 ② G4-3		B F X 1-1 ② G5-3 1-2 3-H	C B F F B B F X 3-2 ③ P4	5	0	0	1	0	0	4
Randy Bush, L (1, 7) OBP: 0.343, SLG: 0.406 Jarvis Brown, R (8, PR) (8, 9)		C F B B X 2-2 ① F9		B F X 1-1 ② P6		X 0-0 ③ F8		B X 1-0 S 2-H 1B		4 0	0 0	1 0	1 0	0 0	0 0	0 0
Gene Larkin, S (1, 10) OBP: 0.295, SLG: 0.429		S F B X 1-2 G4-3 S 1B 1B		C H 1-1 BB HBP			B C F S 1-3 ① K	B I I I 4-0 1-2 IBB		2	1	1	0	1	1	0
Scott Leius, R (1, 5) OBP: 0.278, SLG: 0.347	B S X 1-1 ② G4-3 1-3		F B 1 SAFE 1 SAFE B 1 SAFE C B B 4-2 1-2 BB				B B C F F S 2-3 ② K	C X 0-1 ③ F9		3	0	0	0	1	1	3
Donnie Hill, S (1, 6) OBP: 0.304, SLG: 0.238	B B F C X 2-2 FC6-4 3-H 1B		C C C 0-3 ③ K				X 0-0 ③ G4-3		X 0-0 1B FC6-4 1B	4	1	2	1	0	1	2
Inning Stats	R: 1 E: 0 K: 0 S: 8 H: 3 LOB: 1 BB: 0 P: 15	R: 1 E: 0 K: 0 S: 13 H: 2 LOB: 1 BB: 0 P: 20	R: 0 E: 0 K: 2 S: 11 H: 0 LOB: 0 BB: 0 P: 17	R: 0 E: 0 K: 1 S: 9 H: 0 LOB: 2 BB: 1 P: 15	R: 0 E: 0 K: 0 S: 6 H: 0 LOB: 0 BB: 0 P: 10	R: 0 E: 0 K: 0 S: 6 H: 0 LOB: 0 BB: 0 P: 10	R: 0 E: 0 K: 2 S: 8 H: 0 LOB: 0 BB: 0 P: 11	R: 3 E: 0 K: 0 S: 11 H: 4 LOB: 2 BB: 2 P: 23	R: 1 E: 0 K: 1 S: 19 H: 3 LOB: 2 BB: 0 P: 30	1B: 10 2B: 2 3B: 0 HR: 0 SF: 0 SAC: 0 DP: 1 HBP: 1						

	AB	37
	R	6
	H	12
	RBI	5
	BB	3
	SO	6
	LOB	13

WP: 0 PB: 0 SB: 2 CS: 0 PA: 41

PITCHER	IP	WLS	BF	H	R	ER	SO	BB	IBB	HBP	BLK	WP	HR	S	P	ERA	WHIP
Roger Clemens, R (1, 1) ERA: 2.25	9.0	L	41	12	6	6	6	1	2	1	0	0	0	91	151	6.00	1.444

PITCHER	IP	WLS	BF	H	R	ER	SO	BB	IBB	HBP	BLK	WP	HR	S	P	ERA	WHIP

BOTTOM

Batter	1	2	3	4	5	6	7	8	9	AB	R	H	RBI	BB	SO	LOB
Wade Boggs, L (1, 5) OBP: 0.361, SLG: 0.292	B F C B B X 3-2 G4-3 ①	C C B X 1-2 F7 ③			B X 1-0 F8 ③			C X 0-1 F7 ①		4	0	0	0	0	0	1
Jody Reed, R (1, 4) OBP: 0.383, SLG: 0.415	C B X 1-1 G4-3 2B		C C B F X 1-2 G6-3 ①			C B B X 2-1 G5-3 ①		B B C B F X 3-2 F7 ②		4	0	1	0	0	0	0
Phil Plantier, L (1, 9) OBP: 0.319, SLG: 0.341	B B X 2-0 G4-3 ② 2-3		B B B B 4-0 G6-4-3 BB			B F X 1-1 L7 ②		B F X 1-1 F9 ③		3	0	0	0	1	0	1
Ellis Burks, R (1, 8) OBP: 0.309, SLG: 0.354	B B B B 4-0 BB BB		B B X 2-0 G6-4-3 ② ③ 1-2f			B F C F B F X 2-2 G6-3 ③			C B F B F F B F X 3-2 HR	3	1	1	1	1	0	1
Jack Clark, R (1, 10) OBP: 0.277, SLG: 0.214	B B B B 4-0 1-2 BB			S C B B S 2-3 K ①			X 0-0 F7 ①		S C B B B S 3-3 K ①	3	0	0	0	1	2	0
Mo Vaughn, L (1, 3) OBP: 0.351, SLG: 0.311 Tom Brunansky, R (7, PH) (8, 3) OBP: 0.393, SLG: 0.273	C B X 1-1 P6 ③			C F F B B F B F X 3-2 L8 ②			B B B C C F B B 4-2 BB BB		B B F B F B 4-2 BB	2 0	0 0	0 0	0 0	0 2	0 0	3 0
Tony Peña, R (1, 2) OBP: 0.265, SLG: 0.364		F F X 0-2 G4-3 2B		F B F B X 2-2 G6-3 ③			B X 1-0 F8 ②		B C X 1-1 L9 ②	4	0	1	0	0	0	2
Luis Rivera, R (1, 6) OBP: 0.389, SLG: 0.340		B X 1-0 G6-3 ①			X 0-0 CS 1B		B B B B 4-0 1-2 BB		X 0-0 L8 ③	3	0	1	0	1	0	2
Bob Zupcic, R (1, 7) OBP: 0.286, SLG: 0.357		S C X 0-2 G4-3 ② 2-3			S C B B B X 2-2 G6-3 ① ② 1-2		C X 0-1 F7 ③			3	0	0	0	0	0	4
Inning Stats	R: 0 H: 1 E: 0 LOB: 3 K: 0 BB: 2 S: 8 P: 23	R: 0 H: 1 E: 0 LOB: 1 K: 0 BB: 0 S: 10 P: 12	R: 0 H: 0 E: 0 LOB: 0 K: 0 BB: 1 S: 5 P: 12	R: 0 H: 0 E: 0 LOB: 0 K: 1 BB: 0 S: 12 P: 19	R: 0 H: 1 E: 0 LOB: 0 K: 0 BB: 0 S: 5 P: 8	R: 0 H: 0 E: 0 LOB: 0 K: 0 BB: 0 S: 9 P: 14	R: 0 H: 0 E: 0 LOB: 2 K: 0 BB: 2 S: 7 P: 16	R: 0 H: 0 E: 0 LOB: 0 K: 0 BB: 0 S: 7 P: 11	R: 1 H: 1 E: 0 LOB: 1 K: 1 BB: 1 S: 14 P: 25	1B: 1 SF: 0 2B: 2 SAC: 0 3B: 0 DP: 1 HR: 1 HBP: 0						WP: 0 PA: 35 PB: 0 SB: 0 CS: 1	

PITCHER		IP	WLS	BF	H	R	ER	SO	BB	IBB	HBP	BLK	WP	HR	S	P	ERA	WHIP
John Smiley, L ERA: 5.34	(1, 1)	7.0	W	27	3	0	0	1	5	0	0	0	0	0	56	104	0.00	1.143
Bob Kipper, L ERA: 3.38	(8, 1)	1.1		6	1	1	1	1	1	0	0	0	0	1	18	32	6.75	1.500
Carl Willis, R ERA: 5.0	(9, 1)	0.2		2	0	0	0	0	0	0	0	0	0	0	3	4	0.00	0.000

PITCHER	IP	WLS	BF	H	R	ER	SO	BB	IBB	HBP	BLK	WP	HR	S	P	ERA	WHIP

Minnesota Twins @ Boston Red Sox

Fenway Park, Boston, MA

Mon May 04 1992, 7:05 PM EDT

Att. 25,843 - Cloudy - 48 F

livebaseballscorecards.com

AB	29
R	1
H	4
RBI	1
BB	6
SO	2
LOB	14

Batter	1	2	3	4	5	6	7	8	9	AB	R	H	RBI	BB	SO	LOB
Shane Mack, R (1, 7) OBP: 0.404, SLG: 0.510	B X 1-0 G6-3 ①			S X 0-1 F8 WP 1B		X 0-0 1B 1B		X 0-0 F8 ②		4	0	2	0	0	0	1
Chuck Knoblauch, R (1, 4) OBP: 0.358, SLG: 0.354	B C X 1-1 G6-4-3 1B			C 1 SAFE B 1 SAFE X 1-1 P3 ①		F B B 1 SAFE X 2-1 1-2 G6-4-3 1B		B C X 1-1 1-3 1B 1B		4	0	3	0	0	0	1
Kirby Puckett, R (1, 8) OBP: 0.313, SLG: 0.495	B B 1 SAFE B X 3-0 G6-4-3 ②③ 1-2f			C B B F F B X 3-2 F8 ② 1-3		B F B F B X 3-2 G6-4-3 ②③ 1-2f		X 0-0 FC5-4 1-2 3-H 1B		4	0	1	1	0	0	4
Chili Davis, S (1, 10) OBP: 0.333, SLG: 0.324		C S B B B X 3-2 F9 ①		C B S X 1-2 G6-3 ③			F L C 0-3 K ①	B S C X 1-2 FC5-4 ③ 1-2f		4	0	0	0	0	1	3
Brian Harper, R (1, 2) OBP: 0.289, SLG: 0.333		B B X 2-0 F9 ②			C B B B F X 3-2 1B		B C B B F B F X 3-2 2B		B C C B X 2-2 G5-3 ①	4	0	2	0	0	0	0
Kent Hrbek, L (1, 3) OBP: 0.476, SLG: 0.618		C B B C X 2-2 G6-3 ③			F L B X 1-2 F8 ①		C B X 1-1 F7 ②		B X 1-0 F8 ②	4	0	0	0	0	0	2
Pedro Munoz, R (1, 9) OBP: 0.307, SLG: 0.424			X 0-0 L4 ①		C F B B S 2-3 K ②		F X 0-1 G4-3 ③		S S B B C 2-3 K ③	4	0	0	0	0	2	2
Scott Leius, R (1, 5) OBP: 0.280, SLG: 0.346			B B C X 2-1 G5-4-3 1B		S B B F B S 3-3 K ③			S B C F B B F C 3-3 K ①		3	0	1	0	0	2	1
Greg Gagne, R (1, 6) OBP: 0.313, SLG: 0.324			B X 1-0 G5-4-3 ②③ 1-2f			C B S B B F S 2-3 K ①		B F M B B B 4-2 1B 1B BB		2	1	0	0	1	1	1
Inning Stats	R: 0 E: 0 K: 0 S: 4 H: 1 LOB: 0 BB: 0 P: 9	R: 0 E: 0 K: 0 S: 7 H: 0 LOB: 0 BB: 0 P: 14	R: 0 E: 0 K: 0 S: 4 H: 1 LOB: 0 BB: 0 P: 7	R: 0 E: 0 K: 0 S: 11 H: 1 LOB: 1 BB: 0 P: 16	R: 0 E: 0 K: 2 S: 12 H: 1 LOB: 1 BB: 0 P: 21	R: 0 E: 0 K: 1 S: 10 H: 2 LOB: 1 BB: 0 P: 17	R: 0 E: 0 K: 1 S: 11 H: 1 LOB: 1 BB: 0 P: 15	R: 1 E: 0 K: 1 S: 14 H: 2 LOB: 2 BB: 1 P: 23	R: 0 E: 0 K: 1 S: 7 H: 0 LOB: 0 BB: 0 P: 12	1B: 8 2B: 1 3B: 0 HR: 0 SF: 0 SAC: 0 DP: 3 HBP: 0						

TOP

Minnesota Twins @ Boston Red Sox

Fenway Park, Boston, MA

Tue May 05 1992, 7:05 PM EDT

Att. 25,009 - Cloudy - 43 F

livebaseballscorecards.com

AB	33
R	1
H	9
RBI	1
BB	1
SO	6
LOB	15

WP: 1 PA: 34
PB: 0
SB: 0
CS: 0

PITCHER		IP	WLS	BF	H	R	ER	SO	BB	IBB	HBP	BLK	WP	HR	S	P	ERA	WHIP
Frank Viola, L ERA: 2.7	(1, 1)	7.2	W	30	9	1	1	5	1	0	0	0	1	0	70	118	1.17	1.304
Greg Harris, R ERA: 1.47	(8, 1)	0.1		1	0	0	0	0	0	0	0	0	0	0	3	4	0.00	0.000
Jeff Reardon, R ERA: 0.9	(9, 1)	1.0	S	3	0	0	0	1	0	0	0	0	0	0	7	12	0.00	0.000

PITCHER	IP	WLS	BF	H	R	ER	SO	BB	IBB	HBP	BLK	WP	HR	S	P	ERA	WHIP

Minnesota Twins @ Boston Red Sox

Fenway Park, Boston, MA

Tue May 05 1992, 7:05 PM EDT

Att. 25,009 - Cloudy - 43 F

livebaseballscorecards.com

BOTTOM

Batter	1	2	3	4	5	6	7	8	9	AB	R	H	RBI	BB	SO	LOB
Wade Boggs, L (1, 5) OBP: 0.357, SLG: 0.290	C B B X 2-1 1B 2B 1B	B C C X 1-2 ② L5			C F F X 0-2 ① G6-3	C F C 0-3 ③ K				4	1	1	0	0	1	2
Jody Reed, R (1, 4) OBP: 0.387, SLG: 0.412	B B C 1 SAFE X 2-1 ① P3	B X 1-0 CS 1B			B B B C B 4-1 FC4 BB		C C B X 1-2 ① L7			3	0	1	0	1	0	1
Herm Winningham, L (1, 7) OBP: 0.286, SLG: 0.308	B X 1-0 2B 1-2 1B 1B	B 1 SAFE 1-0 ③ CS 1-2	C C X 0-2 ① F7		C B 1 SAFE F B B X 3-2 ② FC4 1-2f 3B		S B C B X 2-2 ② G3-1			4	2	1	0	0	0	1
Ellis Burks, R (1, 8) OBP: 0.316, SLG: 0.395	C B F F B X 2-2 1-3 2-H 1B 2B		C F S 0-3 ② K		1 SAFE 1 SAFE X 0-0 1-H 3B		B X 1-0 ③ F9			4	1	2	2	0	1	0
Phil Plantier, L (1, 9) OBP: 0.306, SLG: 0.326	C B F F F F X 1-2 ② G1-3		C B B F X 2-2 ③ G6-3		X 0-0 ③ F9			C B X 1-1 ① F8		4	0	0	0	0	0	3
Jack Clark, R (1, 10) OBP: 0.304, SLG: 0.224 Bob Zupcic, R (8, PR) OBP: 0.286, SLG: 0.357	C B B B B 4-1 1B BB	B C C X 1-2 ① G5-3				C B C F B B X 3-2 FC5-4 1B		S C F B B F B B 4-2 E S BB		2 0	0 0	1 0	0 0	2 0	0 0	0 0
Tom Brunansky, R (1, 3) OBP: 0.406, SLG: 0.346 Mo Vaughn, L (9, 3) OBP: 0.351, SLG: 0.311	C B F B X 2-2 1-2 2-H 3-H 1B	B B X 2-0 2B				F B X 1-1 ① FC5-4 1B G4-3 1-2f		B C 1 SAFE B X 2-1 ② L9		4 0	0 0	2 0	2 0	0 0	0 0	2 0
Tony Peña, R (1, 2) OBP: 0.250, SLG: 0.343	C F B S 1-3 ③ K	B S S B S 2-3 ② K				F B X 1-1 ② G4-3 1-2		C 1 B F B S SAFE 2-3 ③ K 1-3		4	0	0	0	0	3	5
Luis Rivera, R (1, 6) OBP: 0.386, SLG: 0.340		C B B X 2-1 ① F9		C B X 1-1 ③ F7		B C C X 1-2 2-3 1B				3	0	1	0	0	0	1
Inning Stats	R: 3 H: 4 E: 0 LOB: 2 K: 1 BB: 1 S: 23 P: 38	R: 0 H: 1 E: 0 LOB: 0 K: 0 BB: 0 S: 6 P: 11	R: 0 H: 0 E: 0 LOB: 0 K: 1 BB: 0 S: 10 P: 12	R: 0 H: 1 E: 0 LOB: 1 K: 1 BB: 0 S: 9 P: 15	R: 1 H: 1 E: 0 LOB: 1 K: 0 BB: 1 S: 10 P: 17	R: 0 H: 2 E: 0 LOB: 2 K: 1 BB: 0 S: 14 P: 20	R: 0 H: 0 E: 0 LOB: 0 K: 0 BB: 0 S: 7 P: 11	R: 0 H: 0 E: 0 LOB: 2 K: 1 BB: 1 S: 12 P: 21		1B: 6 SF: 0 2B: 2 SAC: 0 3B: 1 DP: 0 HR: 0 HBP: 0					WP: 0 PA: 36 PB: 0 SB: 1 CS: 1	

	AB	32
	R	4
	H	9
	RBI	4
	BB	3
	SO	5
	LOB	15

PITCHER		IP	WLS	BF	H	R	ER	SO	BB	IBB	HBP	BLK	WP	HR	S	P	ERA	WHIP
Pat Mahomes, R ERA: 4.91	(1, 1)	5.0	L	23	7	4	4	3	2	0	0	0	0	0	58	93	7.20	1.800
Tom Edens, R ERA: 3.21	(6, 1)	2.0		8	2	0	0	1	0	0	0	0	0	0	21	31	0.00	1.000
Gary Wayne, L ERA: 1.42	(8, 1)	1.0		4	0	0	0	1	1	0	0	0	0	0	12	21	0.00	1.000

PITCHER	IP	WLS	BF	H	R	ER	SO	BB	IBB	HBP	BLK	WP	HR	S	P	ERA	WHIP

TOP

Boston Red Sox @ Chicago White Sox

Comiskey Park, Chicago, IL

Wed May 06 1992, 8:05 PM EDT

Att. 25,338 - Sunny - 53 F

livebaseballscorecards.com

Batter	1	2	3	4	5	6	7	8	9	AB	R	H	RBI	BB	SO	LOB
Wade Boggs, L (1, 5) OBP: 0.376, SLG: 0.320	F9 BB 1B		2B 1B		L8	G4-3 1-3 2-H 2B		WP IBB		4	0	3	1	1	0	0
Jody Reed, R (1, 4) OBP: 0.397, SLG: 0.446	F7 1-2 BB		1-3 2B		1B 3B	G4-3 2-3 3-H		F9 2-3		4	1	2	1	1	0	3
Tom Brunansky, R (1, 3) OBP: 0.389, SLG: 0.310	F9 2-3		G1-3		1B BB	K		FC6-4 1-2 3-H BB		3	0	0	0	1	1	5
Mo Vaughn, L (8, PH) OBP: 0.359, SLG: 0.311 (8, 3)										0	0	0	0	1	0	0
Ellis Burks, R (1, 8) OBP: 0.311, SLG: 0.385	SAFE F7 1-2		G5-3		FC6-4 1-2 3-H 1B		K	FC6-4 1-2f		5	0	1	1	0	1	6
Jack Clark, R (1, 10) OBP: 0.284, SLG: 0.206	F9		K		FC6-4 1-2f		K		K	5	0	0	0	0	3	6
Phil Plantier, L (1, 9) OBP: 0.311, SLG: 0.322		K		P6		F7	FC4-6 1B		1B BB	4	0	1	0	1	1	0
Bob Zupcic, R (1, 7) OBP: 0.353, SLG: 0.412		FC6-4 1B		K		E7 1B 1B	FC4-6 1-2f		F8	3	1	2	0	0	1	0
Herm Winningham, L (7, PH) OBP: 0.276, SLG: 0.296 (7, 7)										1	0	0	0	0	0	1
Tim Naehring, R (9, PH) OBP: 0.314, SLG: 0.375										1	0	0	0	0	0	1
Tony Peña, R (1, 2) OBP: 0.263, SLG: 0.351	SAFE FC6-4 FC6-4 1-2f		K			BB 2B 3-H 1B		F9 SH1-3 WP 1B	1-3 1B	4	2	2	1	0	1	1
Scott Cooper, L (9, PH) OBP: 0.250, SLG: 0.176										1	0	1	0	0	0	0
Luis Rivera, R (1, 6) OBP: 0.377, SLG: 0.321	SAFE FC6-4 1-2f				F9	2B G4-3 1-2 BB		SH1-3 1-2	K	3	1	0	0	1	1	3

Inning Stats	1	2	3	4	5	6	7	8	9
	R: 0 E: 0 K: 0 S: 10	H: 1 LOB: 2 BB: 1 P: 18	R: 0 E: 0 K: 1 S: 10	H: 1 LOB: 1 BB: 0 P: 17	R: 0 E: 0 K: 1 S: 12	H: 2 LOB: 2 BB: 0 P: 19	R: 0 E: 0 K: 2 S: 8	H: 0 LOB: 0 BB: 0 P: 13	R: 1 E: 0 K: 0 S: 10	H: 2 LOB: 2 BB: 1 P: 16	R: 3 E: 1 K: 1 S: 15	H: 3 LOB: 1 BB: 1 P: 24	R: 0 E: 0 K: 2 S: 10	H: 1 LOB: 1 BB: 0 P: 15	R: 1 E: 0 K: 0 S: 9	H: 1 LOB: 2 BB: 2 P: 21	R: 0 E: 0 K: 2 S: 13	H: 1 LOB: 2 BB: 1 P: 24

	1B: 9	SF: 0	WP: 1	PA: 45
	2B: 2	SAC: 1	PB: 0	
	3B: 1	DP: 0	SB: 0	
	HR: 0	HBP: 0	CS: 0	

	AB	38
	R	5
	H	12
	RBI	4
	BB	6
	SO	9
	LOB	26

PITCHER		IP	WLS	BF	H	R	ER	SO	BB	IBB	HBP	BLK	WP	HR	S	P	ERA	WHIP
Greg Hibbard, L ERA: 4.12	(1, 1)	5.1		28	9	4	4	4	3	0	0	0	0	0	60	99	6.75	2.250
Terry Leach, R ERA: 2.61	(6, 1)	2.1		10	2	1	1	3	0	1	0	0	0	0	20	34	3.86	0.857
Scott Radinsky, L ERA: 1.69	(8, 1)	0.2	W	4	0	0	0	1	2	0	0	0	1	0	9	20	0.00	3.000
Bobby Thigpen, R ERA: 4.63	(9, 1)	0.2	S	3	1	0	0	1	0	0	0	0	0	0	8	14	0.00	1.500

PITCHER	IP	WLS	BF	H	R	ER	SO	BB	IBB	HBP	BLK	WP	HR	S	P	ERA	WHIP

BOTTOM

Boston Red Sox @ Chicago White Sox

Comiskey Park, Chicago, IL

Wed May 06 1992, 8:05 PM EDT

Att. 25,338 - Sunny - 53 F

livebaseballscorecards.com

Batter	1	2	3	4	5	6	7	8	9	AB	R	H	RBI	BB	SO	LOB
Tim Raines, S (1, 7) OBP: 0.330, SLG: 0.352	C B X 1-1 G5-3 ①		B C B X 2-1 F8 ②			B B B C C F F X 3-2 G3 ①		X 0-0 F8 ①		4	0	0	0	0	0	2
Steve Sax, R (1, 4) OBP: 0.355, SLG: 0.300	B C X 1-1 G4-3 ②		C B X 1-1 1-3 2-H 1B			B B X 2-0 B5-3 E 1B		C C B F B B F F B 4-2 1B G4-3 BB		3	2	2	1	1	0	0
Robin Ventura, L (1, 5) OBP: 0.421, SLG: 0.419	B X 1-0 G3 ③		B F 1 SAFE B F F S 2-3 K ③			B X 1-0 1-2 B5-3 ②		1 SAFE C F F F B F 1 SAFE X 1-2 1-3 G4-3 BB 1B 1B		4	1	1	0	0	1	3
Frank Thomas, R (1, 3) OBP: 0.455, SLG: 0.405		B B B C X 3-1 G6-4-3 1B		C B B B C S 3-3 K ①		F B X 1-1 2-H E7 E 1B		B B F C F B B 4-2 1-2 G4-3 1B BB		3	2	2	1	1	1	0
George Bell, R (1, 10) OBP: 0.353, SLG: 0.500		C B B X 2-1 1-2f G6-4-3 ① ②		B F X 1-1 F8 ②		S B S X 1-2 2-H E5		C S X 0-2 1-2 2-3 3-H G4-3 ②		4	0	0	1	0	0	3
Warren Newson, L (1, 9) OBP: 0.421, SLG: 0.313		C X 0-1 F9 ③		B C S B C 2-3 K ③		C B S S 1-3 K ③		F F B F X 1-2 2-H 3-H 1B 1B		4	1	1	2	0	2	1
Ron Karkovice, R (9, 2) OBP: 0.373, SLG: 0.387										0	0	0	0	0	0	0
Matt Merullo, L (1, 2) OBP: 0.231, SLG: 0.174			C B C B S 2-3 K ①		S B F B S 2-3 K ①		F B F X 1-2 P2 ①	C B B X 2-1 2-H 1B		3	0	0	0	0	2	0
Mike Huff, R (8, PH) (9, 9) OBP: 0.353, SLG: 0.367										1	0	1	1	0	0	0
Lance Johnson, L (1, 8) OBP: 0.289, SLG: 0.290			C B B B B 4-1 1B 1B BB		C S X 0-2 G6-3 ②		C F S 0-3 K ②	X 0-0 G6-3 ③		3	1	0	0	1	1	1
Craig Grebeck, R (1, 6) OBP: 0.364, SLG: 0.389			1 SAFE B 1 SAFE F B 1 SAFE 1 SAFE X 2-1 1-2 1B 1B		C X 0-1 G5-3 ③		F B B C B X 3-2 F8 ③			3	0	1	0	0	0	0

Inning Stats	1	2	3	4	5	6	7	8	9
	R: 0 H: 0 E: 0 LOB: 0 K: 0 BB: 0 S: 5 P: 8	R: 0 H: 1 E: 0 LOB: 0 K: 0 BB: 0 S: 6 P: 11	R: 1 H: 2 E: 0 LOB: 2 K: 2 BB: 1 S: 14 P: 27	R: 0 H: 0 E: 0 LOB: 0 K: 2 BB: 0 S: 8 P: 14	R: 0 H: 0 E: 0 LOB: 0 K: 1 BB: 0 S: 8 P: 10	R: 2 H: 2 E: 2 LOB: 1 K: 1 BB: 0 S: 15 P: 24	R: 0 H: 0 E: 0 LOB: 0 K: 1 BB: 0 S: 9 P: 13	R: 4 H: 3 E: 0 LOB: 1 K: 0 BB: 2 S: 25 P: 37	

1B: 8	SF: 0	WP: 0 PA: 35
2B: 0	SAC: 0	PB: 0
3B: 0	DP: 1	SB: 0
HR: 0	HBP: 0	CS: 0

AB	32
R	7
H	8
RBI	6
BB	3
SO	7
LOB	10

PITCHER		IP	WLS	BF	H	R	ER	SO	BB	IBB	HBP	BLK	WP	HR	S	P	ERA	WHIP
Mike Gardiner, R ERA: 2.57	(1, 1)	5.2		22	5	3	2	5	1	0	0	0	0	0	50	86	3.18	1.059
Danny Darwin, R ERA: 3.91	(6, 1)	2.0	L	11	2	4	4	2	2	0	0	0	0	0	37	53	18.00	2.000
Tony Fossas, L ERA: 3.38	(8, 1)	0.1		2	1	0	0	0	0	0	0	0	0	0	3	5	0.00	3.000

PITCHER	IP	WLS	BF	H	R	ER	SO	BB	IBB	HBP	BLK	WP	HR	S	P	ERA	WHIP

Batter	1	2	3	4	5	6	7	8	9	AB	R	H	RBI	BB	SO	LOB
Wade Boggs, L (1, 5) OBP: 0.366, SLG: 0.311	G3-1 K		2-2 BB 1B		0-1 F7		1-0 FC3-6 1B 1-2f		2-2 F7	6	0	1	0	0	1	5
Jody Reed, R (1, 4) OBP: 0.393, SLG: 0.434	0-0 F8	2-2 F7	1-0 L7		4-2 BB		1-0 1-2 1B		1-1 G4-3	5	0	1	0	1	0	2
Herm Winningham, L (1, 7) (2, 8) OBP: 0.294, SLG: 0.313	1-1 BB BB BB 1B	0-0 CS BB 1B	0-3 K		1 SAFE 0-3 K		2-3 K			5	2	2	0	0	3	4
Ellis Burks, R (1, 8) OBP: 0.324, SLG: 0.385 Bob Zupcic, R (2, 7) OBP: 0.350, SLG: 0.368	1 SAFE 1 SAFE 1 SAFE 4-1 BB BB BB 1-2 BB	1 SAFE 4-2 BB BB BB 1-3 BB	4-2 1-2 BB			3-1 F9		3-2 L6		0 2	2 0	0 0	0 0	2 1	0 0	0 0
Phil Plantier, L (1, 9) OBP: 0.315, SLG: 0.312	4-0 BB BB BB 1-2 2-3 BB	1 SAFE 4-0 BB BB 1-2 BB	1-2 G4-3			3-3 K		0-3 K		3	1	0	0	2	2	2
Jack Clark, R (1, 10) OBP: 0.316, SLG: 0.215	4-2 BB BB BB 1-2 2-3 3-H BB	4-2 BB 1-2 2-3 3-H BB		1-0 P3		4-2 BB		2-2 FC5-4 1B		2	1	1	2	3	0	0
Mo Vaughn, L (1, 3) OBP: 0.378, SLG: 0.306 Tom Brunansky, R (8, PH) OBP: 0.378, SLG: 0.300 (8, 3)	4-1 BB BB 1-2 2-3 3-H BB	4-0 1-2 2-3 3-H BB		4-2 CS BB		0-3 K		2-1 FC5-4 1-2f		1 1	0 0	0 0	2 0	3 0	1 0	1 1
Tony Peña, R (1, 2) OBP: 0.259, SLG: 0.333	4-1 BB 1-2 2-3 3-H BB	3-2 P4		3-3 K 1-2			1-0 L4		1-3 K	4	0	0	1	1	2	4
Luis Rivera, R (1, 6) OBP: 0.394, SLG: 0.321	4-2 1-2 2-3 3-H BB	0-0 P6			1-1 G6-3		0-0 FC3-6 1B		4-0 BB	3	0	1	1	2	0	3
Inning Stats	R: 4 E: 0 K: 1 S: 18 H: 1 LOB: 3 BB: 6 P: 46	R: 2 E: 0 K: 0 S: 14 H: 1 LOB: 3 BB: 4 P: 35	R: 0 E: 0 K: 1 S: 14 H: 1 LOB: 2 BB: 1 P: 22	R: 0 E: 0 K: 1 S: 11 H: 0 LOB: 0 BB: 1 P: 18	R: 0 E: 0 K: 1 S: 10 H: 0 LOB: 1 BB: 1 P: 15	R: 0 E: 0 K: 2 S: 12 H: 0 LOB: 1 BB: 1 P: 22	R: 0 E: 0 K: 1 S: 7 H: 2 LOB: 2 BB: 0 P: 12	R: 0 E: 0 K: 1 S: 12 H: 1 LOB: 1 BB: 0 P: 19	R: 0 E: 0 K: 1 S: 9 H: 0 LOB: 1 BB: 1 P: 17	1B: 6 2B: 0 3B: 0 HR: 0 SF: 0 SAC: 0 DP: 0 HBP: 0						

TOP

Boston Red Sox @ Chicago White Sox

Comiskey Park, Chicago, IL

Thu May 07 1992, 4:33 AM EDT

Att. 25,582 - Sunny - 63 F

livebaseballscorecards.com

AB	32
R	6
H	6
RBI	6
BB	15
SO	9
LOB	22

WP: 0 PB: 0 SB: 0 CS: 2 PA: 47

PITCHER		IP	WLS	BF	H	R	ER	SO	BB	IBB	HBP	BLK	WP	HR	S	P	ERA	WHIP
Charlie Hough, R ERA: 5.96	(1, 1)	0.2		8	1	4	4	0	5	0	0	0	0	0	11	32	54.00	9.000
Wilson Alvarez, L ERA: 0.69	(1, 1)	3.1		18	2	2	1	3	7	0	0	0	0	0	46	89	2.70	2.700
Donn Pall, R ERA: 2.45	(5, 1)	3.1	W	14	2	0	0	4	2	0	0	0	0	0	33	56	0.00	1.200
Scott Radinsky, L ERA: 1.5	(8, 1)	1.1		6	1	0	0	2	1	0	0	0	0	0	15	26	0.00	1.500
Bobby Thigpen, R ERA: 4.5	(9, 1)	0.1	S	1	0	0	0	0	0	0	0	0	0	0	2	3	0.00	0.000

PITCHER	IP	WLS	BF	H	R	ER	SO	BB	IBB	HBP	BLK	WP	HR	S	P	ERA	WHIP

BOTTOM

Boston Red Sox @ Chicago White Sox

Comiskey Park, Chicago, IL

Thu May 07 1992, 4:33 AM EDT

Att. 25,582 - Sunny - 63 F

livebaseballscorecards.com

Batter	1	2	3	4	5	6	7	8	9	AB	R	H	RBI	BB	SO	LOB
Tim Raines, S (1, 7) OBP: 0.337, SLG: 0.344	M X 0-1 ① G1-3	F S B X 1-2 ② FC1-4 1-2f		C B B B C F B 4-2 G3 BB		X 0-0 ① SH5-4 1-2 2-3		B F C B B B 4-2 S BB		2	0	0	0	2	0	2
Steve Sax, R (1, 4) OBP: 0.352, SLG: 0.297 Joey Cora, S (2, 4) OBP: 0.188, SLG: 0.154	C B X 1-1 ② G6-3	X 0-0 ③ G6-3		1 SAFE 1 SAFE P 1 SAFE B C 1 SAFE 1 SAFE 1 SAFE 3-2 F 1 SAFE B X ① G3 1-2		P B X 2-0 ② SF7 3-H		F 1 SAFE X 0-1 ② L9		1 3	0 0	0 0	0 1	0 0	0 0	0 4
Robin Ventura, L (1, 5) OBP: 0.429, SLG: 0.417	C B F S 1-3 ③ K		B X 1-0 FC BB E 1B	I I I 4-0 G4-6-3 IBB		I I I 4-0 IBB		C B F S 1-3 ③ K 1-2		3	1	1	0	2	2	1
Frank Thomas, R (1, 3) OBP: 0.456, SLG: 0.439		B B X 2-0 HR	B C B S B F B 4-2 E 1-2 G1-6-3 BB	C C F X 0-2 ②③ G4-6-3 1-2f		B F B X 2-1 ③ F9				3	2	1	1	1	0	4
George Bell, R (1, 10) OBP: 0.358, SLG: 0.495	B S B B X 3-1 BB 2B 1B	C X 0-1 FC G1-6-3 1-3 2-H			B F B C B B 4-2 CS BB		B C X 1-1 ① F9			3	1	1	0	1	0	1
Mike Huff, R (1, 9) OBP: 0.368, SLG: 0.364	B B C B B 4-1 2B 1B 1-2 BB	B X 1-0 ①② G1-6-3 1-2f 3-H			B 1 SAFE F B 1 SAFE B C C 3-3 ①② K 1-2		X 0-0 1B			3	1	1	0	1	1	2
Ron Karkovice, R (1, 2) OBP: 0.367, SLG: 0.379	B F C S 1-3 ① K	X 0-0 S 1B 1B			B C B X 2-1 ③ F8		1 SAFE 1 SAFE S F S 0-3 ② K			4	1	1	0	0	2	3
Shawn Abner, R (1, 8) OBP: 1.000, SLG: 1.667 Lance Johnson, L (6, PH) OBP: 0.293, SLG: 0.295 (7, 8)	C B B X 2-1 1B 1-3 2-H 2B	C B B X 2-1 S 1-H 1B				B C B F X 2-2 SH5-4 SH SF7 1B	P C 1 SAFE 1 SAFE B 1 SAFE F 1 SAFE X 2-2 ③ G4-3			2 2	0 1	2 1	2 1	0 0	0 0	0 1
Craig Grebeck, R (1, 6) OBP: 0.362, SLG: 0.385	B C X 1-1 FC1-4 2-3 3-H 1B	F 1 SAFE F B 1 SAFE B B X 3-2 ③ F7 1-2				1 SAFE 1 SAFE X 0-0 SH SH5-4 1-2		X 0-0 ① P6		3	0	1	1	0	0	1
Inning Stats	R: 0 E: 0 K: 1 S: 7 H: 0 LOB: 0 BB: 0 P: 9	R: 3 E: 0 K: 1 S: 15 H: 4 LOB: 2 BB: 1 P: 29	R: 3 E: 1 K: 0 S: 13 H: 3 LOB: 1 BB: 1 P: 24	R: 0 E: 0 K: 0 S: 12 H: 0 LOB: 1 BB: 2 P: 22	R: 0 E: 0 K: 1 S: 7 H: 0 LOB: 0 BB: 1 P: 16	R: 1 E: 0 K: 0 S: 9 H: 1 LOB: 2 BB: 1 P: 18	R: 0 E: 0 K: 1 S: 10 H: 1 LOB: 1 BB: 0 P: 12	R: 0 E: 0 K: 1 S: 8 H: 0 LOB: 1 BB: 1 P: 13		1B: 7 2B: 2 3B: 0 HR: 1	SF: 1 SAC: 2 DP: 3 HBP: 0		WP: 0 PB: 0 SB: 3 CS: 1	PA: 39		

	AB	R	H	RBI	BB	SO	LOB
	29	7	9	5	7	5	19

PITCHER		IP	WLS	BF	H	R	ER	SO	BB	IBB	HBP	BLK	WP	HR	S	P	ERA	WHIP
Matt Young, L ERA: 5.63	(1, 1)	2.0		14	5	6	4	2	2	0	0	0	0	1	28	49	18.00	3.500
Peter Hoy, R ERA: 10.13	(3, 1)	1.1		7	2	0	0	0	1	1	0	0	0	0	15	31	0.00	2.250
Greg Harris, R ERA: 1.61	(4, 1)	4.0	L	15	2	1	1	2	1	1	0	0	0	0	31	51	2.25	0.750
Tom Bolton, L ERA: 7.5	(8, 1)	0.2		3	0	0	0	1	1	0	0	0	0	0	7	12	0.00	1.500

PITCHER	IP	WLS	BF	H	R	ER	SO	BB	IBB	HBP	BLK	WP	HR	S	P	ERA	WHIP

Batter	1	2	3	4	5	6	7	8	9	AB	R	H	RBI	BB	SO	LOB
Wade Boggs, L (1, 5) OBP: 0.352, SLG: 0.296	B C F X 1-2 ① G3-1		B B C C F X 2-2 ② F7		1 SAFE B B X 1-0 ② G4-3 1-2		B B C C X 2-2 ② G4-3		B C C X 1-2 ② G6-3 2-3	5	0	0	0	0	0	2
Jody Reed, R (1, 4) OBP: 0.386, SLG: 0.432	C B B B X 3-1 ② L6		C X 0-1 ③ P3		B B X 2-0 2-H 2B		B X 1-0 ③ F7		B B C C S 2-3 ③ K	5	0	1	1	0	1	1
Herm Winningham, L (1, 7) OBP: 0.316, SLG: 0.333	B B X 2-0 FC6-4 1B			B B X 2-0 E 1B 1B	F B B F F X 2-2 ③ G6-3			B F F S 1-3 ① K		4	0	2	0	0	1	1
Ellis Burks, R (1, 8) OBP: 0.321, SLG: 0.379	C B X 1-1 ③ FC6-4 1-2f			1 SAFE B 1 SAFE S P X 2-1 E 1-2 1B		F B B F X 2-2 ① F9		B X 1-0 ② F9		4	0	1	0	0	0	1
Phil Plantier, L (1, 9) OBP: 0.330, SLG: 0.344		B B X 2-0 2B		X 0-0 ① F7		X 0-0 G5-3 2B		B B B B B 4-0 E BB		3	0	2	0	1	0	2
Jack Clark, R (1, 10) OBP: 0.301, SLG: 0.203 Bob Zupcic, R (8, PR) OBP: 0.350, SLG: 0.368		F S B B F C 2-3 ① K		S C 1 SAFE B B B S 3-3 ② K 1-2 2-3		B S X 1-1 ② G5-3 2-3		B 1 SAFE F S B B X 3-2 E5 1-2		4 0	0 0	0 0	0 0	0 0	2 0	5 0
Mo Vaughn, L (1, 3) OBP: 0.372, SLG: 0.292		C F B S 1-3 ② K		S B C S 1-3 ③ K		B C B F B F B 4-2 BB		F B C B F S 2-3 ③ K		3	0	0	0	1	3	5
Tony Peña, R (1, 2) OBP: 0.250, SLG: 0.321 Scott Cooper, L (9, PH) OBP: 0.286, SLG: 0.278		F X 0-1 ③ G6-3			X 0-0 ① G5-3	C B B F F F S 2-3 ③ K			B X 1-0 G6-3 2B	3 1	0 0	0 1	0 0	0 0	1 0	3 0
Luis Rivera, R (1, 6) OBP: 0.386, SLG: 0.317			C B C S 1-3 ① K		B X 1-0 G4-3 2B 1B		B C X 1-1 ① F8		2 SAFE B L 2 SAFE B X 2-1 ① P8	4	1	1	0	0	1	1
Inning Stats	R: 0 H: 1 E: 0 LOB: 1 K: 0 BB: 0 S: 8 P: 15	R: 0 H: 1 E: 0 LOB: 1 K: 2 BB: 0 S: 10 P: 15	R: 0 H: 0 E: 0 LOB: 0 K: 1 BB: 0 S: 9 P: 12	R: 0 H: 2 E: 1 LOB: 2 K: 2 BB: 0 S: 11 P: 18	R: 1 H: 2 E: 0 LOB: 1 K: 0 BB: 0 S: 8 P: 14	R: 0 H: 1 E: 0 LOB: 2 K: 1 BB: 1 S: 14 P: 23	R: 0 H: 0 E: 0 LOB: 0 K: 0 BB: 0 S: 6 P: 10	R: 0 H: 0 E: 1 LOB: 2 K: 2 BB: 1 S: 11 P: 22	R: 0 H: 1 E: 0 LOB: 1 K: 1 BB: 0 S: 9 P: 15	1B: 4 SF: 0 2B: 4 SAC: 0 3B: 0 DP: 0 HR: 0 HBP: 0						

PITCHER	IP	WLS	BF	H	R	ER	SO	BB	IBB	HBP	BLK	WP	HR	S	P	ERA	WHIP
Kevin Appier, R (1, 1) ERA: 1.4	8.0	W	34	7	1	1	8	2	0	0	0	0	0	77	129	1.12	1.125
Jeff Montgomery, R (9, 1) ERA: 2.7	1.0	S	4	1	0	0	1	0	0	0	0	0	0	9	15	0.00	1.000

PITCHER	IP	WLS	BF	H	R	ER	SO	BB	IBB	HBP	BLK	WP	HR	S	P	ERA	WHIP

TOP

Boston Red Sox @ Kansas City Royals

Royals Stadium, Kansas City, MO

Fri May 08 1992, 8:05 PM EDT
Att. 22,063 - Cloudy - 74 F

livebaseballscorecards.com

AB	36
R	1
H	8
RBI	1
BB	2
SO	9
LOB	21

WP: 0 PA: 38
PB: 0
SB: 0
CS: 0

BOTTOM

Boston Red Sox @ Kansas City Royals

Royals Stadium, Kansas City, MO

Fri May 08 1992, 8:05 PM EDT

Att. 22,063 - Cloudy - 74 F

livebaseballscorecards.com

Batter	1	2	3	4	5	6	7	8	9	AB	R	H	RBI	BB	SO	LOB
Keith Miller, R (1, 4) OBP: 0.358, SLG: 0.445	G6-3			2B		G5-3		K		4	1	1	0	0	1	1
Brian McRae, S (1, 8) OBP: 0.248, SLG: 0.266	1B			SH1-4-3		BB		F9		2	0	1	0	1	0	1
Gregg Jefferies, S (1, 5) OBP: 0.285, SLG: 0.318	K			E4		F8				3	0	0	0	0	1	2
Wally Joyner, L (1, 3) OBP: 0.377, SLG: 0.478		F7		G4-6-3		K				3	0	0	0	0	1	2
George Brett, L (1, 10) OBP: 0.294, SLG: 0.347		K			F7		G4-3			3	0	0	0	0	1	0
Kevin McReynolds, R (1, 7) OBP: 0.300, SLG: 0.355		F8			E3		F8			3	1	0	0	0	0	0
Bob Melvin, R (1, 2) OBP: 0.409, SLG: 0.476			F9		FC4-6		P4			3	0	1	0	0	0	0
Gary Thurman, R (1, 9) OBP: 0.381, SLG: 0.600			K		FC4-6			G5-3		3	0	0	1	0	1	1
Rico Rossy, R (1, 6) OBP: 0.275, SLG: 0.273			F8		G5-3			BB		2	0	0	0	1	0	1
Inning Stats	R: 0 E: 0 K: 1 S: 9 H: 1 LOB: 0 BB: 0 P: 14	R: 0 E: 0 K: 1 S: 9 H: 0 LOB: 0 BB: 0 P: 12	R: 0 E: 0 K: 1 S: 6 H: 0 LOB: 0 BB: 0 P: 9	R: 1 E: 1 K: 0 S: 7 H: 1 LOB: 0 BB: 0 P: 11	R: 1 E: 1 K: 0 S: 9 H: 1 LOB: 1 BB: 0 P: 12	R: 0 E: 0 K: 1 S: 9 H: 0 LOB: 1 BB: 1 P: 15	R: 0 E: 0 K: 0 S: 5 H: 0 LOB: 0 BB: 0 P: 7	R: 0 E: 0 K: 1 S: 9 H: 0 LOB: 1 BB: 1 P: 16		1B: 2 2B: 1 3B: 0 HR: 0 SF: 0 SAC: 1 DP: 1 HBP: 0						

	AB	26
	R	2
	H	3
	RBI	1
	BB	2
	SO	5
	LOB	8

WP: 0 PB: 0 SB: 0 CS: 1 PA: 29

PITCHER	IP	WLS	BF	H	R	ER	SO	BB	IBB	HBP	BLK	WP	HR	S	P	ERA	WHIP
Joe Hesketh, L (1, 1) ERA: 2.59	8.0	L	29	3	2	0	5	2	0	0	0	0	0	63	96	0.00	0.625

PITCHER	IP	WLS	BF	H	R	ER	SO	BB	IBB	HBP	BLK	WP	HR	S	P	ERA	WHIP

Batter	1	2	3	4	5	6	7	8	9	AB	R	H	RBI	BB	SO	LOB
Herm Winningham, L (1, 7) OBP: 0.317, SLG: 0.333	B B X 2-0 ① G3-1		C X 0-1 G1-6-3 1B		X 0-0 FC 1-3 E5		B H 2-0 FC5 1-2 HBP	C F S 0-3 ③ K		3	0	1	0	0	0	1
Bob Zupcic, R (6, 7) OBP: 0.364, SLG: 0.350										1	0	0	0	0	1	1
Jody Reed, R (1, 4) OBP: 0.386, SLG: 0.440	B C X 1-1 2B		1 SAFE C B C X 1-2 ② ③ G1-6-3 1-2f		B F C B F F X 2-2 ① G6-3 3-H		C C B X 1-2 ① P2		C C B B X 2-2 G5-4-3 1B 1B	5	0	2	1	0	0	4
Wade Boggs, L (1, 5) OBP: 0.361, SLG: 0.304	B B C B C B 4-2 BB			C B B B C X 3-2 WP 1B SF9 1B	B 2 SAFE B B C X 3-1 ② F7		C X 0-1 ② F8		B F B F B X 3-2 G5-4-3 1-2 1B	4	1	2	0	1	0	3
Ellis Burks, R (1, 8) OBP: 0.316, SLG: 0.370	C C B S 1-3 ② K			S F B F B F X 2-2 SF9 WP 1-2 SF8 1B	X 0-0 ③ E5 2-H		B C B B X 3-1 ③ FC5 1-2f		B X 1-0 ① ② G5-4-3 1-2f 2-3	5	1	1	0	0	1	7
Phil Plantier, L (1, 10) OBP: 0.325, SLG: 0.333	B X 1-0 ③ F8			B B X 2-0 ① SF9 1-3 2-H		B C B F F X 2-2 ① G4-3		B B B B 4-1 1B 1B BB	B F F B B X 3-2 ③ G3	3	1	0	1	1	0	3
Tom Brunansky, R (1, 9) OBP: 0.390, SLG: 0.313		B B B B 4-0 G4-6-3 BB		C B X 1-1 ② SF8 3-H		C B X 1-1 E3 FC1-4		C X 0-1 1B 1-3 G6-4-3 1B		2	1	1	1	1	0	0
Scott Cooper, L (1, 3) OBP: 0.320, SLG: 0.286		B C B 1 SAFE F B X 3-2 ① F7		B C B B B 4-1 BB		B X 1-0 ② FC1-4 1-2f		B X 1-0 G6-4-3 1-3 3-H 1B		3	0	1	1	1	0	2
Tony Peña, R (1, 2) OBP: 0.239, SLG: 0.306		1 SAFE B B B C C F 1 SAFE X 3-2 ② ③ G4-6-3 1-2f		C F F F 1 SAFE F P B F 2-2 X ③ F8		B B C 1 SAFE X 2-1 ③ G4-3		B C X 1-1 ① ② G6-4-3 1-2f 3-H		4	0	0	0	0	0	4
Tim Naehring, R (1, 6) OBP: 0.359, SLG: 0.382			B C B F F B C 3-3 ① K		F B C B B B 4-2 E FC G6-3 BB		C X 0-1 HBP 1B	C S B H 2-2 HBP		2	1	1	0	1	1	0
Inning Stats	R: 0 E: 0 K: 1 S: 9 H: 1 LOB: 2 BB: 1 P: 18	R: 0 E: 0 K: 0 S: 7 H: 0 LOB: 0 BB: 1 P: 17	R: 0 E: 0 K: 1 S: 9 H: 1 LOB: 0 BB: 0 P: 13	R: 2 E: 0 K: 0 S: 20 H: 2 LOB: 1 BB: 1 P: 33	R: 1 E: 2 K: 0 S: 11 H: 0 LOB: 2 BB: 1 P: 20	R: 0 E: 1 K: 0 S: 9 H: 0 LOB: 1 BB: 0 P: 15	R: 0 E: 0 K: 0 S: 9 H: 1 LOB: 2 BB: 0 P: 15	R: 2 E: 0 K: 1 S: 11 H: 2 LOB: 1 BB: 1 P: 19	R: 0 E: 0 K: 0 S: 10 H: 2 LOB: 1 BB: 0 P: 19	1B: 8 2B: 1 3B: 0 HR: 0 SF: 2 SAC: 0 DP: 4 HBP: 2						

TOP

Boston Red Sox @ Kansas City Royals

Royals Stadium, Kansas City, MO

Sat May 09 1992, 4:33 AM EDT

Att. 28,444 - Sunny - 81 F

livebaseballscorecards.com

AB	32
R	5
H	9
RBI	4
BB	5
SO	3
LOB	25

WP: 1 PB: 0 SB: 0 CS: 0 PA: 41

PITCHER		IP	WLS	BF	H	R	ER	SO	BB	IBB	HBP	BLK	WP	HR	S	P	ERA	WHIP
Tom Gordon, R ERA: 4.69	(1, 1)	5.0	L	22	4	3	2	2	4	0	0	0	1	0	56	101	3.60	1.600
Mike Boddicker, R ERA: 4.38	(6, 1)	3.0		15	3	2	2	1	1	0	2	0	0	0	29	49	6.00	1.333
Rusty Meacham, R ERA: 0.93	(9, 1)	1.0		4	2	0	0	0	0	0	0	0	0	0	10	19	0.00	2.000

PITCHER	IP	WLS	BF	H	R	ER	SO	BB	IBB	HBP	BLK	WP	HR	S	P	ERA	WHIP

BOTTOM

Batter	1	2	3	4	5	6	7	8	9	AB	R	H	RBI	BB	SO	LOB
Curtis Wilkerson, S (1, 4) OBP: 0.103, SLG: 0.074	F B B B B 4-1 CS BB			C S X 0-2 ① G3-1			X 0-0 ① G4-3		X 0-0 ② G5-3	3	0	0	0	1	0	0
Brian McRae, S (1, 8) OBP: 0.240, SLG: 0.257	S 1 SAFE 1 SAFE B 1 SAFE C F F 2-3 ①② B S 1-2 K			M B B C B F F X 3-2 ② G6-3			B S S F B B X 3-2 ② F9		B X 1-0 ③ G3-1	4	0	0	0	0	1	1
Gregg Jefferies, S (1, 5) OBP: 0.278, SLG: 0.310	X 0-0 ③ G6-3			C F F X 0-2 ③ G6-3			F B B X 2-1 ③ G4-3			3	0	0	0	0	0	0
Wally Joyner, L (1, 3) OBP: 0.374, SLG: 0.474 Bob Melvin, R (5, PH) (6, 3) OBP: 0.417, SLG: 0.478		B X 1-0 ① G4-3			C C B B F B X 3-2 ① G4-3			F B B X 2-1 FC4-6 1B 1B		1 2	0 0	0 1	0 0	0 0	0 0	0 0
George Brett, L (1, 10) OBP: 0.304, SLG: 0.356		B X 1-0 CS 1B			F F B B X 2-2 ② G4-3			S X 0-1 FC4-6 1-2 1B		3	0	2	0	0	0	0
Jim Eisenreich, L (1, 9) OBP: 0.268, SLG: 0.340		X 0-0 ② F7			C B B C X 2-2 ③ G6-3			X 0-0 ① L9		3	0	0	0	0	0	3
Chris Gwynn, L (1, 7) OBP: 0.294, SLG: 0.294		C B 1-1 ③ CS 1-2	S F F F X 0-2 ① G4-3			C F B B S 2-3 ① K2-3		X 0-0 ② FC4-6 1-2f 2-3		3	0	0	0	0	1	2
Brent Mayne, L (1, 2) OBP: 0.192, SLG: 0.167			B X 1-0 ② G4-3			X 0-0 ② L6		C B S B B F S 3-3 ③ K		3	0	0	0	0	1	2
Rico Rossy, R (1, 6) OBP: 0.262, SLG: 0.257 Mike Macfarlane, R (9, PH) OBP: 0.356, SLG: 0.368			F B C F C 1-3 ③ K			X 0-0 ③ F8			X 0-0 ① G4-3	2 1	0 0	0 0	0 0	0 0	1 0	0 0

Inning Stats																																	
	R: 0	H: 0		R: 0	H: 1		R: 0	H: 0		R: 0	H: 0		R: 0	H: 0		R: 0	H: 0		R: 0	H: 0		R: 0	H: 2		R: 0	H: 0		1B: 3	SF: 0		WP: 0	PA: 30	
	E: 0	LOB: 0		E: 0	LOB: 0		E: 0	LOB: 0		E: 0	LOB: 0		E: 0	LOB: 0		E: 0	LOB: 0		E: 0	LOB: 0		E: 0	LOB: 2		E: 0	LOB: 0		2B: 1	SAC: 0		PB: 0		
	K: 1	BB: 1		K: 0	BB: 0		K: 1	BB: 0		K: 0	BB: 0		K: 1	BB: 0		K: 0	BB: 0		K: 1	BB: 0		K: 1	BB: 0		K: 0	BB: 0		3B: 0	DP: 1		SB: 0		
	S: 8	P: 14		S: 4	P: 7		S: 10	P: 12		S: 12	P: 15		S: 10	P: 17		S: 6	P: 8		S: 7	P: 12		S: 10	P: 15		S: 3	P: 4		HR: 0	HBP: 0		CS: 2		

PITCHER	IP	WLS	BF	H	R	ER	SO	BB	IBB	HBP	BLK	WP	HR	S	P	ERA	WHIP
Roger Clemens, R (1, 1) ERA: 1.89	9.0	W	29	3	0	0	4	1	0	0	0	0	0	70	104	0.00	0.444

PITCHER	IP	WLS	BF	H	R	ER	SO	BB	IBB	HBP	BLK	WP	HR	S	P	ERA	WHIP

Boston Red Sox @ Kansas City Royals

Royals Stadium, Kansas City, MO

Sat May 09 1992, 4:33 AM EDT

Att. 28,444 - Sunny - 81 F

livebaseballscorecards.com

AB	28
R	0
H	3
RBI	0
BB	1
SO	4
LOB	8

Batter	1	2	3	4	5	6	7	8	9	AB	R	H	RBI	BB	SO	LOB
Tim Naehring, R (1, 5) OBP: 0.341, SLG: 0.359	B B F X 2-1 F9 ①	B X 1-0 G5-3 ③		B C S X 1-2 G6-3 ①		X 0-0 PB G4-3 HR 1B		F S B B F S 2-3 K ②		5	1	1	0	0	1	0
Jody Reed, R (1, 4) OBP: 0.387, SLG: 0.438	C X 0-1 BB 1B 1B		C X 0-1 1B HR 1B	B X 1-0 F9 ②		B C F B B X 3-2 G4-3 ① 1-2		C X 0-1 G5-3 ③		5	2	2	0	0	0	1
Wade Boggs, L (1, 10) OBP: 0.362, SLG: 0.302	B F B 1 B B SAFE 4-1 F8 1B 2B BB 1-2		C B 1 B X SAFE 2-1 HR 1B 1-2	B C F B X 2-2 G6-3 ③		C X 0-1 G4-3 ② 2-3			C B B F X 2-2 F8 ①	4	2	1	0	1	0	1
Jack Clark, R (1, 3) OBP: 0.330, SLG: 0.315 Scott Cooper, L (9, 3) OBP: 0.320, SLG: 0.286	C B F X 1-2 2B 1B 1-2 2-H	X 0-0 HR 1-H 2-H		S C F B B B B 4-2 E 1B E BB		B F B X 2-1 HR 3-H			B F F S 1-3 K ②	4 0	4 0	3 0	6 0	1 0	1 0	0 0
Ellis Burks, R (1, 8) OBP: 0.311, SLG: 0.390	X 0-0 F8 ② 2-3	B F C B B F S 3-3 K ①		C B C F X 1-2 F7 ①		B B C X 2-1 G5-3 ③			B X 1-0 HR	5	1	1	1	0	1	3
Tom Brunansky, R (1, 9) OBP: 0.391, SLG: 0.351	X 0-0 2B 1-H 3-H	C B F B S 2-3 K ②		B F C B S 2-3 K ②			C S B S 1-3 K ①		C F X 0-2 1B	5	0	2	2	0	3	1
Bob Zupcic, R (1, 7) OBP: 0.370, SLG: 0.360	B B X 2-0 F8 ③		B B C F X 2-2 1B 1B	C X 0-1 E6 E 1-3 1B			X 0-0 F8 ②		C B F X 1-2 L7 ③	5	0	2	0	0	0	2
Luis Rivera, R (1, 6) OBP: 0.378, SLG: 0.313		C B X 1-1 G6-3 ①	B B B C C X 3-1 FC5-4 1B 1-2	F B X 1-1 E6 1-2 3-H			C B F B X 2-2 G4-3 ③			4	0	1	0	0	0	1
John Flaherty, R (1, 2) OBP: 0.200, SLG: 0.267		X 0-0 G5-3 ② 1-2f	C C X 0-2 FC5-4 ③	B C X 1-1 P3 ③				X 0-0 L8 ①		4	0	0	0	0	0	4
Inning Stats	R: 3 H: 3 E: 0 LOB: 1 K: 0 BB: 1 S: 11 P: 20	R: 0 H: 0 E: 0 LOB: 0 K: 0 BB: 0 S: 4 P: 6	R: 3 H: 5 E: 0 LOB: 2 K: 2 BB: 0 S: 20 P: 32	R: 0 H: 0 E: 0 LOB: 0 K: 0 BB: 0 S: 7 P: 11	R: 1 H: 1 E: 2 LOB: 2 K: 1 BB: 1 S: 16 P: 25	R: 2 H: 2 E: 0 LOB: 0 K: 0 BB: 0 S: 10 P: 17	R: 0 H: 0 E: 0 LOB: 0 K: 1 BB: 0 S: 7 P: 10	R: 0 H: 0 E: 0 LOB: 0 K: 1 BB: 0 S: 7 P: 9	R: 1 H: 2 E: 0 LOB: 1 K: 1 BB: 0 S: 13 P: 18	1B: 9 SF: 0 2B: 1 SAC: 0 3B: 0 DP: 0 HR: 3 HBP: 0						

TOP

Boston Red Sox @ Kansas City Royals

Royals Stadium, Kansas City, MO

Sun May 10 1992, 4:33 AM EDT

Att. 19,180 - Cloudy - 79 F

livebaseballscorecards.com

AB	41
R	10
H	13
RBI	9
BB	2
SO	6
LOB	13

PITCHER		IP	WLS	BF	H	R	ER	SO	BB	IBB	HBP	BLK	WP	HR	S	P	ERA	WHIP
Mike Magnante, L ERA: 9.18	(1, 1)	2.2	L	16	7	6	6	2	1	0	0	0	0	1	30	50	20.25	3.000
Hipolito Pichardo, R ERA: 6.52	(3, 1)	3.1		16	4	3	2	1	1	0	0	0	0	1	38	61	5.40	1.500
Rusty Meacham, R ERA: 0.77	(7, 1)	2.0		6	0	0	0	2	0	0	0	0	0	0	14	19	0.00	0.000
Neal Heaton, L ERA: 3.68	(9, 1)	1.0		5	2	1	1	1	0	0	0	0	0	1	13	18	9.00	2.000

PITCHER	IP	WLS	BF	H	R	ER	SO	BB	IBB	HBP	BLK	WP	HR	S	P	ERA	WHIP

Batter	1	2	3	4	5	6	7	8	9	AB	R	H	RBI	BB	SO	LOB
Gary Thurman, R (1, 9) OBP: 0.320, SLG: 0.500 Chris Gwynn, L (9, PH) OBP: 0.278, SLG: 0.278	B B C X 2-1 ① B3		X 0-0 ③ G6-3		B B C B F X 3-2 ② G4-3 1-2 2-3 3-H		B S B 1 SAFE X 2-1 ① F8		F B F C 1-3 ② K	4 0 0 1 0 0 3 1 0 0 0 0 1 0						
Brian McRae, S (1, 8) OBP: 0.246, SLG: 0.256	C X 0-1 ② G6-3			B F B B X 3-1 ① P6	S B X 1-1 2-H 3-H 1B		F F B B B F B 4-2 1B 1-2 BB		F C X 0-2 ③ F8	4 0 1 2 1 0 0						
Gregg Jefferies, S (1, 5) OBP: 0.277, SLG: 0.308	X 0-0 ③ G6-3			C F B B X 2-2 ② F8	C B 1 SAFE X 1-1 ③ G1-3		X 0-0 G5-4-3 1-2 2-H 1B			4 0 1 1 0 0 1						
Bob Melvin, R (1, 2) OBP: 0.429, SLG: 0.519		C X 0-1 ① G5-3		B C C C B F X 2-2 1B		F C X 0-2 HR 2B	C X 0-1 ②③ G5-4-3 1-2f			4 1 2 0 0 0 2						
George Brett, L (1, 3) OBP: 0.302, SLG: 0.346		X 0-0 ② G4-3		B B X 2-0 ③ G4-3		X 0-0 ① F7		B B F F B B 4-2 BB		3 0 0 0 1 0 2						
Kevin McReynolds, R (1, 7) OBP: 0.298, SLG: 0.351		C B X 1-1 1B			B C X 1-1 ① P7	B B X 2-0 ② L6		B B C F X 2-2 ① F8		4 0 1 0 0 0 2						
Mike Macfarlane, R (1, 10) OBP: 0.364, SLG: 0.426		B X 1-0 ③ G3			C B X 1-1 BB 1B G4-3 1B	C X 0-1 2-H HR		B C C B X 2-2 ② F7		4 2 2 2 0 0 2						
Curtis Wilkerson, S (1, 4) OBP: 0.121, SLG: 0.097			B F X 1-1 ① G6-3		B S X 1-1 G4-3 BB 1-2 1B 1B	C X 0-1 ③ G4-3		B F B F X 2-1 ③ G4-3		4 1 1 0 0 0 1						
Rico Rossy, R (1, 6) OBP: 0.289, SLG: 0.270 Jim Eisenreich, L (9, PH) OBP: 0.263, SLG: 0.333			C B B C B X 3-2 ② G6-3		B B B B 4-0 G4-3 1-2 2-3 1B BB		X 0-0 BB 1B 1B		B C B X 2-1 ① F7	2 2 1 0 1 0 0 1 0 0 0 0 0 0						
Inning Stats	R: 0 E: 0 K: 0 S: 5 H: 0 LOB: 0 BB: 0 P: 7	R: 0 E: 0 K: 0 S: 6 H: 1 LOB: 1 BB: 0 P: 8	R: 0 E: 0 K: 0 S: 6 H: 0 LOB: 0 BB: 0 P: 10	R: 0 E: 0 K: 0 S: 10 H: 1 LOB: 1 BB: 0 P: 19	R: 3 E: 0 K: 0 S: 13 H: 3 LOB: 1 BB: 1 P: 25	R: 2 E: 0 K: 0 S: 9 H: 2 LOB: 0 BB: 0 P: 11	R: 1 E: 0 K: 0 S: 9 H: 2 LOB: 1 BB: 1 P: 15	R: 0 E: 0 K: 0 S: 10 H: 0 LOB: 1 BB: 1 P: 20	R: 0 E: 0 K: 1 S: 8 H: 0 LOB: 0 BB: 0 P: 11	1B: 7 2B: 1 3B: 0 HR: 1 SF: 0 SAC: 0 DP: 1 HBP: 0						

PITCHER		IP	WLS	BF	H	R	ER	SO	BB	IBB	HBP	BLK	WP	HR	S	P	ERA	WHIP
Frank Viola, L ERA: 3.0	(1, 1)	5.0	W	21	5	3	3	0	1	0	0	0	0	0	40	69	5.40	1.200
Danny Darwin, R ERA: 4.81	(6, 1)	1.1		8	3	3	3	0	1	0	0	0	0	1	15	23	20.25	3.000
Greg Harris, R ERA: 1.5	(7, 1)	1.2		6	1	0	0	0	1	0	0	0	0	0	13	23	0.00	1.200
Jeff Reardon, R ERA: 0.82	(9, 1)	1.0		3	0	0	0	1	0	0	0	0	0	0	8	11	0.00	0.000

PITCHER	IP	WLS	BF	H	R	ER	SO	BB	IBB	HBP	BLK	WP	HR	S	P	ERA	WHIP

BOTTOM

Boston Red Sox @ Kansas City Royals

Royals Stadium, Kansas City, MO

Sun May 10 1992, 4:33 AM EDT

Att. 19,180 - Cloudy - 79 F

livebaseballscorecards.com

AB	35
R	6
H	9
RBI	6
BB	3
SO	1
LOB	13

1B: 7	SF: 0	WP: 0	PA: 38
2B: 1	SAC: 0	PB: 0	
3B: 0	DP: 1	SB: 0	
HR: 1	HBP: 0	CS: 0	

Boston Red Sox @ Minnesota Twins

Hubert H. Humphrey Metrodome, Minneapolis, MN

Tue May 12 1992, 8:05 PM EDT
Att. 19,270 - Dome - 70 F

livebaseballscorecards.com

Batter	1	2	3	4	5	6	7	8	9	AB	R	H	RBI	BB	SO	LOB
Herm Winningham, L (1, 7) OBP: 0.304, SLG: 0.341	C B X 1-1 2B		B B B C F C 3-3 ① K		L B F X 1-2 ① G4-3		F B X 1-1 ③ G6-3		B F C S 1-3 ② K	5	0	1	0	0	2	1
Jody Reed, R (1, 4) OBP: 0.373, SLG: 0.421	B C B 2 SAFE X 2-1 ① G1-3		B C B B B X 3-1 ② G6-3		B X 1-0 ② P5			B X 1-0 ① G5-3	B C F B X 2-2 ③ G6-3	5	0	0	0	0	0	2
Wade Boggs, L (1, 5) OBP: 0.359, SLG: 0.300	C C X 0-2 ② G5-3		X 0-0 1B		C B X 1-1 ③ P7			B B C C X 2-2 ② G3-1		4	0	1	0	0	0	1
Jack Clark, R (1, 10) OBP: 0.326, SLG: 0.303	F B C B C 2-3 ③ K		C S B X 1-2 ③ P3			F C S 0-3 ① K		C B C B B B 4-2 1B 2B BB		3	1	0	0	1	2	2
Phil Plantier, L (1, 9) OBP: 0.331, SLG: 0.350		B X 1-0 1B 2B		S F B B B F X 2-2 ① F9		F B B F X 2-2 ② F8		C B X 1-1 1-2 2B 1B		4	2	2	0	0	0	0
Ellis Burks, R (1, 8) OBP: 0.325, SLG: 0.413		B X 1-0 G4-3 2-H 1B		B F X 1-1 ② G5-3		B F B B B F F F F X 3-2 1B		B C B X 2-1 1-H 2-H 2B		4	0	3	3	0	0	0
Scott Cooper, L (1, 3) OBP: 0.321, SLG: 0.333		B F X 1-1 ① G4-3 2-3		B S X 1-1 2B		F B C F B F B X 3-2 ③ F8		C F B C 1-3 ③ K		3	0	1	0	0	0	2
Tom Brunansky, R (8, PH) OBP: 0.383, SLG: 0.342										1	0	0	0	0	1	1
Tony Peña, R (1, 2) OBP: 0.242, SLG: 0.299		F F B S 1-3 ② K		B C B S B B 4-2 FC5-4 BB			B X 1-0 ① G6-3		X 0-0 ① F8	2	0	0	0	1	1	1
Mike Brumley, S (9, PH)										1	0	0	0	0	0	0
Luis Rivera, R (1, 6) OBP: 0.372, SLG: 0.324		B B X 2-0 ③ G1-3		X 0-0 ③ FC5-4 1-2f			C F B B F F F S 2-3 ② K		F B X 1-1 2B	4	0	1	0	0	1	3
Inning Stats	R: 0 E: 0 K: 1 S: 10 H: 1 LOB: 1 BB: 0 P: 15	R: 1 E: 0 K: 1 S: 8 H: 2 LOB: 1 BB: 0 P: 14	R: 0 E: 0 K: 1 S: 9 H: 1 LOB: 1 BB: 0 P: 16	R: 0 E: 0 K: 0 S: 11 H: 1 LOB: 2 BB: 1 P: 19	R: 0 E: 0 K: 0 S: 6 H: 0 LOB: 0 BB: 0 P: 9	R: 0 E: 0 K: 1 S: 17 H: 1 LOB: 1 BB: 0 P: 25	R: 0 E: 0 K: 1 S: 9 H: 0 LOB: 0 BB: 0 P: 13	R: 2 E: 0 K: 1 S: 13 H: 2 LOB: 1 BB: 1 P: 24	R: 0 E: 0 K: 1 S: 9 H: 1 LOB: 1 BB: 0 P: 13	1B: 4 2B: 5 3B: 0 HR: 0 SF: 0 SAC: 0 DP: 0 HBP: 0						

PITCHER	IP	WLS	BF	H	R	ER	SO	BB	IBB	HBP	BLK	WP	HR	S	P	ERA	WHIP
Kevin Tapani, R (1, 1) ERA: 4.89	7.0	W	28	6	1	1	5	1	0	0	0	0	0	70	111	1.29	1.000
Carl Willis, R (8, 1) ERA: 6.55	0.2		5	2	2	2	0	1	0	0	0	0	0	10	20	27.00	4.500
Bob Kipper, L (8, 1) ERA: 3.38	0.1		1	0	0	0	1	0	0	0	0	0	0	3	4	0.00	0.000
Rick Aguilera, R (9, 1) ERA: 5.82	1.0	S	4	1	0	0	1	0	0	0	0	0	0	9	13	0.00	1.000

PITCHER	IP	WLS	BF	H	R	ER	SO	BB	IBB	HBP	BLK	WP	HR	S	P	ERA	WHIP

AB	36
R	3
H	9
RBI	3
BB	2
SO	7
LOB	13

WP: 0 PA: 38
PB: 0
SB: 0
CS: 0

Boston Red Sox @ Minnesota Twins

Hubert H. Humphrey Metrodome, Minneapolis, MN

Tue May 12 1992, 8:05 PM EDT

Att. 19,270 - Dome - 70 F

livebaseballscorecards.com

BOTTOM

Batter	1	2	3	4	5	6	7	8	9	AB	R	H	RBI	BB	SO	LOB
Shane Mack, R (1, 7) OBP: 0.404, SLG: 0.525	K	BB		HBP		K		G4-3		3	0	0	1	1	2	0
Chuck Knoblauch, R (1, 4) OBP: 0.358, SLG: 0.341	F8	K		G6-4-3		1B				4	0	1	0	0	1	5
Kirby Puckett, R (1, 8) OBP: 0.326, SLG: 0.529	G5-3	L8		2B		L7				4	0	1	1	0	0	4
Kent Hrbek, L (1, 3) OBP: 0.448, SLG: 0.564		HR	G3	FC4-6 BB			F8			3	1	1	1	1	0	0
Brian Harper, R (1, 2) OBP: 0.288, SLG: 0.330		2B 1B	G4-6-3 1B	FC4-6			G4-3			4	1	2	0	0	0	2
Randy Bush, L (1, 10) OBP: 0.333, SLG: 0.417		2B	G4-6-3	K			K FC5-4			3	1	1	0	0	1	1
Jeff Reboulet, R (7, PH)										1	0	0	0	0	1	0
Gene Larkin, S (1, 9) OBP: 0.300, SLG: 0.444	K			HBP 1B						4	1	1	0	0	1	3
Jarvis Brown, R (8, 9)										0	0	0	0	0	0	0
Scott Leius, R (1, 5) OBP: 0.327, SLG: 0.396		BB		G6-4-3				K		3	1	2	0	1	1	0
Greg Gagne, R (1, 6) OBP: 0.357, SLG: 0.385		2B		G6-4-3 HBP		G6-3		G5-3		4	1	2	2	0	0	0
Inning Stats	R: 0 E: 0 K: 1 S: 7 H: 0 LOB: 0 BB: 0 P: 9	R: 3 E: 0 K: 2 S: 18 H: 4 LOB: 3 BB: 2 P: 32	R: 0 E: 0 K: 0 S: 5 H: 1 LOB: 0 BB: 0 P: 9	R: 3 E: 0 K: 0 S: 14 H: 4 LOB: 2 BB: 1 P: 21	R: 0 E: 0 K: 1 S: 5 H: 1 LOB: 1 BB: 0 P: 8	R: 0 E: 0 K: 1 S: 9 H: 1 LOB: 1 BB: 0 P: 14	R: 0 E: 0 K: 1 S: 8 H: 0 LOB: 1 BB: 0 P: 9	R: 0 E: 0 K: 1 S: 5 H: 0 LOB: 0 BB: 0 P: 8		1B: 7 2B: 3 3B: 0 HR: 1 SF: 0 SAC: 0 DP: 2 HBP: 1						

| | | | | | | | | | |

Batter	1	2	3	4	5	6	7	8	9	AB	R	H	RBI	BB	SO	LOB
Tim Naehring, R (1, 10) OBP: 0.333, SLG: 0.333	F S B F H 2-2 2B HBP		B 1 SAFE 1 SAFE 1 SAFE X 1-0 ① FC1-6 1B 1-2f 1B		X 0-0 ② F8			B C B B X 3-1 ① G6-3		3	2	0	0	0	0	1
Jody Reed, R (1, 4) OBP: 0.370, SLG: 0.415	B 1 SAFE X 1-0 ① F7		1 SAFE B 1 SAFE 1 SAFE C C 1 B B SAFE 3-2 X 1B 1-2 1B		C F B B X 2-2 ③ G5-3			B X 1-0 ② F7		4	0	1	0	0	0	1
Wade Boggs, L (1, 5) OBP: 0.370, SLG: 0.331	B 1 SAFE B X 2-0 1-H 2B		C B B X 2-1 FC6-4 1-3 2-H 1B			X 0-0 ① L8		B B C X 2-1 2B		4	0	3	2	0	0	0
Jack Clark, R (1, 3) OBP: 0.323, SLG: 0.291 Mike Brumley, S (8, PR) Scott Cooper, L (8, 3) OBP: 0.321, SLG: 0.333	F B B X 2-1 ② G6-3		F B F S 1-3 ② K			C B F B X 2-2 ② F7		B B I I 4-0 IBB		3 0 0	0 0 0	0 0 0	0 0 0	1 0 0	1 0 0	3 0 0
Ellis Burks, R (1, 8) OBP: 0.315, SLG: 0.398	C B F B B X 3-2 ③ L7		B B B X 3-0 ③ FC6-4 1-2f			X 0-0 ③ G5-3		C B B F F B F F F 3-3 C ③ K		4	0	0	0	0	1	5
Tom Brunansky, R (1, 9) OBP: 0.373, SLG: 0.405		F B C C C 1-3 ① K	B X 1-0 ① F8				F B B X 2-1 HR		B B X 2-0 ① F8	4	1	1	1	0	1	0
Bob Zupcic, R (1, 7) OBP: 0.333, SLG: 0.321 Herm Winningham, L (9, PH) OBP: 0.298, SLG: 0.333 (9, 7)		B F B C C C 2-3 ② K	F B X 1-1 ② F9				C X 0-1 ① P3		X 0-0 ② F8	3 1	0 0	0 0	0 0	0 0	1 0	0 0
Tony Peña, R (1, 2) OBP: 0.232, SLG: 0.286	C B F F B B X 3-2 ③ G3-1		C X 0-1 ③ G6-3				C B S B F X 2-2 ② P6		B F C B F F X 2-2 ③ P4	4	0	0	0	0	0	0
Luis Rivera, R (1, 6) OBP: 0.370, SLG: 0.324			X 0-0 FC1-6 1B		B C B X 2-1 ① P3		F F C 0-3 ③ K			3	0	1	0	0	1	0
Inning Stats	R: 1 H: 1 E: 0 LOB: 1 K: 0 BB: 0 S: 10 P: 20	R: 0 H: 0 E: 0 LOB: 0 K: 2 BB: 0 S: 10 P: 16	R: 1 H: 3 E: 0 LOB: 2 K: 1 BB: 0 S: 11 P: 21	R: 0 H: 0 E: 0 LOB: 0 K: 0 BB: 0 S: 5 P: 7	R: 0 H: 0 E: 0 LOB: 0 K: 0 BB: 0 S: 6 P: 10	R: 0 H: 0 E: 0 LOB: 0 K: 0 BB: 0 S: 5 P: 7	R: 1 H: 1 E: 0 LOB: 0 K: 1 BB: 0 S: 11 P: 15	R: 0 H: 1 E: 0 LOB: 2 K: 1 BB: 1 S: 12 P: 25	R: 0 H: 0 E: 0 LOB: 0 K: 0 BB: 0 S: 7 P: 11	1B: 3 SF: 0 2B: 2 SAC: 0 3B: 0 DP: 0 HR: 1 HBP: 1						

TOP

Boston Red Sox @ Minnesota Twins

Hubert H. Humphrey Metrodome, Minneapolis, MN

Wed May 13 1992, 8:05 PM EDT

Att. 21,472 - Dome - 70 F

livebaseballscorecards.com

AB	33
R	3
H	6
RBI	3
BB	1
SO	5
LOB	10

PITCHER		IP	WLS	BF	H	R	ER	SO	BB	IBB	HBP	BLK	WP	HR	S	P	ERA	WHIP
Bill Krueger, L ERA: 1.9	(1, 1)	7.2		31	6	3	3	4	0	1	1	0	0	1	63	111	3.52	0.783
Tom Edens, R ERA: 2.76	(8, 1)	1.1	W	4	0	0	0	1	0	0	0	0	0	0	14	21	0.00	0.000

PITCHER	IP	WLS	BF	H	R	ER	SO	BB	IBB	HBP	BLK	WP	HR	S	P	ERA	WHIP

BOTTOM

Batter	1	2	3	4	5	6	7	8	9	AB	R	H	RBI	BB	SO	LOB
Shane Mack, R (1, 7) OBP: 0.397, SLG: 0.512	B B X 2-0 F9 ①		X 0-0 G4-3 ②			F F C 0-3 K ① C X 0-1 G6-3 ③			B F S F B X 2-2 1B 1-2 2-3 3-H	5	0	1	1	0	1	2
Chuck Knoblauch, R (1, 4) OBP: 0.369, SLG: 0.352	B B B B 4-0 S BB		C F B B F X 2-2 G6-3 ③			C B C X 1-2 1B 2-H 2B		H 1-0 G6-4-3 HBP		2	1	1	1	1	0	0
Kirby Puckett, R (1, 8) OBP: 0.331, SLG: 0.529	1 SAFE C 1 SAFE B B B S S 3-3 K ② 1-3			B X 1-0 CS 1B		X 0-0 FC2-4 1B 2-H		F 1 SAFE X 0-1 G6-4-3 ① ② 1-2f		4	0	2	1	0	1	2
Chili Davis, S (1, 10) OBP: 0.343, SLG: 0.352	B F X 1-1 F7 ③			F 1 SAFE B 1 SAFE F 1 SAFE F B 1 SAFE 3-3 F F B S K ① ② 1-2		B 1 SAFE C 1 SAFE X 1-1 FC2-4 S ② 1-2f		C X 0-1 2B 1B		4	0	1	0	0	1	3
Brian Harper, R (1, 2) OBP: 0.287, SLG: 0.336		B C X 1-1 F8 ①		C S X 0-2 F9 ③		1 SAFE B B B F B S F S 3-3 K ③ 1-2		X 0-0 ③ 1-H 2B		4	0	1	0	0	1	1
Pedro Munoz, R (1, 9) OBP: 0.312, SLG: 0.442 Jarvis Brown, R (9, PR)		F B F S 1-3 K ②			B F C X 1-2 G5-3 ①		X 0-0 WP 2B		S B C X 1-2 1B SH1-3 1B	4 0	1 1	2 0	0 0	0 0	1 0	0 0
Kent Hrbek, L (1, 3) OBP: 0.457, SLG: 0.603	S B C X 1-2 2B			F S X 0-2 G4-3 ②			L B F B X 2-2 G6-3 2B 2-H		X 0-0 SH1-3 ① 1-2	3	0	2	1	0	0	0
Scott Leius, R (1, 5) OBP: 0.317, SLG: 0.384 Jeff Reboulet, R (8, 5)	C X 0-1 F7 ③			B C X 1-1 G6-3 ③			B F X 1-1 G6-3 ① 2-3		F B B B B B 4-1 1B 1B BB	3 0	0 0	0 0	0 0	0 1	0 0	2 0
Greg Gagne, R (1, 6) OBP: 0.363, SLG: 0.400			F C B X 1-2 G4-3 ①			X 0-0 2B	B S C F S 1-3 K ②		F X 0-1 1B 1-2 2-3	4	1	2	0	0	1	1
Inning Stats	R: 0 E: 0 K: 1 S: 6 H: 0 LOB: 1 BB: 1 P: 16	R: 0 E: 0 K: 1 S: 10 H: 1 LOB: 1 BB: 0 P: 13	R: 0 E: 0 K: 0 S: 8 H: 0 LOB: 0 BB: 0 P: 11	R: 0 E: 0 K: 1 S: 10 H: 1 LOB: 0 BB: 0 P: 14	R: 0 E: 0 K: 0 S: 8 H: 0 LOB: 0 BB: 0 P: 10	R: 2 E: 0 K: 2 S: 14 H: 3 LOB: 1 BB: 0 P: 19	R: 1 E: 0 K: 1 S: 12 H: 2 LOB: 1 BB: 0 P: 16	R: 0 E: 0 K: 0 S: 5 H: 2 LOB: 2 BB: 0 P: 6	R: 1 E: 0 K: 0 S: 11 H: 3 LOB: 3 BB: 1 P: 18	1B: 6 2B: 7 3B: 0 HR: 0 SF: 0 SAC: 1 DP: 2 HBP: 1						

PITCHER		IP	WLS	BF	H	R	ER	SO	BB	IBB	HBP	BLK	WP	HR	S	P	ERA	WHIP
Joe Hesketh, L ERA: 2.89	(1, 1)	6.0		25	7	3	3	5	1	0	0	0	1	0	60	89	4.50	1.333
Greg Harris, R ERA: 1.73	(7, 1)	2.0	L	8	3	1	1	1	0	0	1	0	0	0	16	20	4.50	1.500
Tony Fossas, L ERA: 3.0	(9, 1)	0.1		1	0	0	0	0	0	0	0	0	0	0	1	1	0.00	0.000
Danny Darwin, R ERA: 4.81	(9, 1)	0.0		3	2	0	0	0	1	0	0	0	0	0	7	13	∞	∞

PITCHER	IP	WLS	BF	H	R	ER	SO	BB	IBB	HBP	BLK	WP	HR	S	P	ERA	WHIP

Boston Red Sox @ Minnesota Twins

Hubert H. Humphrey Metrodome, Minneapolis, MN

Wed May 13 1992, 8:05 PM EDT

Att. 21,472 - Dome - 70 F

livebaseballscorecards.com

AB	33
R	4
H	12
RBI	4
BB	2
SO	6
LOB	11

1B: 6 2B: 7 3B: 0 HR: 0

SF: 0 SAC: 1 DP: 2 HBP: 1

WP: 1 PB: 0 SB: 3 CS: 1

PA: 37

Batter	1	2	3	4	5	6	7	8	9	AB	R	H	RBI	BB	SO	LOB
Luis Polonia, L (1, 7) OBP: 0.363, SLG: 0.333	B C X 1-1 ① F8			X 0-0 ① G6-3		1 SAFE B B 2-0 ③ CS 1-2	F X 0-1 1B 1B		B X 1-0 ② L7	4	0	1	0	0	0	0
Von Hayes, L (1, 9) OBP: 0.368, SLG: 0.407	B X 1-0 ② F7			L B B C B B 4-2 CS BB			X 0-0 1-2 1B		C C F B B F F S 2-3 ③ K	3	0	1	0	1	1	0
Junior Felix, S (1, 8) OBP: 0.316, SLG: 0.453	B C C T C 1-3 ③ K			S B F B B F X 3-2 ② ③ G6-3 1-2			S F S 0-3 ① K			3	0	0	0	0	2	3
Hubie Brooks, R (1, 10) OBP: 0.273, SLG: 0.414		C B X 1-1 ① P3			B F C S 1-3 ① K		B F B S X 2-2 ② P4			3	0	0	0	0	1	2
Alvin Davis, L (1, 3) OBP: 0.311, SLG: 0.351		C B B X 2-1 ② G3-1			B C F X 1-2 ② G4-3		B C B X 2-1 ③ F7			3	0	0	0	0	0	2
Gary Gaetti, R (1, 5) OBP: 0.274, SLG: 0.358		B C X 1-1 ③ P3			F X 0-1 ③ F8			X 0-0 ① P3		3	0	0	0	0	0	0
Rene Gonzales, R (1, 4) OBP: 0.441, SLG: 0.649			F B X 1-1 G4-6-3 1B			B X 1-0 ① G4-3		X 0-0 ② F8		3	0	1	0	0	0	0
Ron Tingley, R (1, 2) OBP: 0.200, SLG: 0.214 John Morris, L (8, PH) OBP: 0.308, SLG: 0.261 Mike Fitzgerald, R (8, 2) OBP: 0.267, SLG: 0.352			C 1 SAFE 1 SAFE B F S 1-3 ① K			B S S B F S 2-3 ② K		B X 1-0 ③ G6-3		2 1 0	0 0 0	0 0 0	0 0 0	0 0 0	2 0 0	1 0 0
Gary Disarcina, R (1, 6) OBP: 0.360, SLG: 0.337			1 SAFE 1 SAFE C F 1 SAFE B 1 SAFE 1 SAFE F 1-2 ② ③ X G4-6-3 1-2f			F X 0-1 CS 1B			C B C F B X 2-2 ① F9	3	0	1	0	0	0	1
Inning Stats	R: 0 E: 0 K: 1 S: 7 H: 0 LOB: 0 BB: 0 P: 10	R: 0 E: 0 K: 0 S: 6 H: 0 LOB: 0 BB: 0 P: 10	R: 0 E: 0 K: 1 S: 9 H: 1 LOB: 0 BB: 0 P: 12	R: 0 E: 0 K: 0 S: 7 H: 0 LOB: 0 BB: 1 P: 14	R: 0 E: 0 K: 1 S: 8 H: 0 LOB: 0 BB: 0 P: 10	R: 0 E: 0 K: 1 S: 7 H: 1 LOB: 0 BB: 0 P: 12	R: 0 E: 0 K: 1 S: 11 H: 2 LOB: 2 BB: 0 P: 15	R: 0 E: 0 K: 0 S: 3 H: 0 LOB: 0 BB: 0 P: 4	R: 0 E: 0 K: 1 S: 11 H: 0 LOB: 0 BB: 0 P: 16	1B: 4 2B: 0 3B: 0 HR: 0 SF: 0 SAC: 0 DP: 1 HBP: 0						

PITCHER		IP	WLS	BF	H	R	ER	SO	BB	IBB	HBP	BLK	WP	HR	S	P	ERA	WHIP
Roger Clemens, R ERA: 1.64	(1, 1)	9.0	W	29	4	0	0	6	1	0	0	0	0	0	69	103	0.00	0.556

PITCHER		IP	WLS	BF	H	R	ER	SO	BB	IBB	HBP	BLK	WP	HR	S	P	ERA	WHIP

TOP

California Angels @ Boston Red Sox

Fenway Park, Boston, MA

Fri May 15 1992, 7:05 PM EDT

Att. 33,254 - Sunny - 52 F

livebaseballscorecards.com

AB	28
R	0
H	4
RBI	0
BB	1
SO	6
LOB	9

1B: 4	SF: 0	WP: 0	PA: 30
2B: 0	SAC: 0	PB: 0	
3B: 0	DP: 1	SB: 0	
HR: 0	HBP: 0	CS: 2	

California Angels @ Boston Red Sox

Fenway Park, Boston, MA

Fri May 15 1992, 7:05 PM EDT

Att. 33,254 - Sunny - 52 F

livebaseballscorecards.com

BOTTOM

Batter	1	2	3	4	5	6	7	8	9	AB	R	H	RBI	BB	SO	LOB
Tim Naehring, R (1, 6) OBP: 0.327, SLG: 0.311	L9		P3		K		BB			3	0	0	0	1	1	1
Jody Reed, R (1, 4) OBP: 0.367, SLG: 0.406	G1-3		P6		G6-3		1 SAFE 1 SAFE 1-2 BB			3	0	0	0	1	0	1
Wade Boggs, L (1, 5) OBP: 0.360, SLG: 0.320	G5-3		L7			L7	F8			4	0	0	0	0	0	2
Jack Clark, R (1, 10) OBP: 0.340, SLG: 0.296		BB 1B FC6-4 BB		FC5-4 1B		BB		F9		2	1	1	0	2	0	0
Ellis Burks, R (1, 8) OBP: 0.313, SLG: 0.419		P3		F7		P2		HR		4	1	1	1	0	0	3
Phil Plantier, L (1, 9) OBP: 0.328, SLG: 0.346		FC6-4 BB 1-2 1B		P9		P2		P6		4	0	1	0	0	0	2
Tom Brunansky, R (1, 3) OBP: 0.364, SLG: 0.378		FC6-4 1-2 2-3 BB		FC5-4 1-2f			L6	K		3	0	0	0	1	1	1
Bob Zupcic, R (1, 7) OBP: 0.364, SLG: 0.419		FC6-4 1-2f 2-3 3-H			SH1 2B		1B 2B			3	1	2	1	0	0	2
Tony Peña, R (1, 2) OBP: 0.237, SLG: 0.290		G3			SH1 2-3		2-H 1B			2	0	1	1	0	0	2

	AB	28
	R	3
	H	6
	RBI	3
	BB	5
	SO	2
	LOB	14

Inning Stats										
	R: 0	H: 0	R: 1	H: 1	R: 0	H: 0	R: 0	H: 1	R: 0	H: 1
	E: 0	LOB: 0	E: 0	LOB: 2	K: 0	LOB: 0	E: 0	LOB: 1	E: 0	LOB: 1
	K: 0	BB: 0	K: 0	BB: 2	S: 5	BB: 0	K: 0	BB: 0	K: 1	BB: 0
	S: 7	P: 12	S: 13	P: 27		P: 10	S: 8	P: 13	S: 7	P: 8

	R: 0	H: 0	R: 1	H: 2	R: 1	H: 1
	E: 0	LOB: 1	E: 0	LOB: 2	E: 0	LOB: 0
	K: 0	BB: 1	K: 0	BB: 2	K: 1	BB: 0
	S: 5	P: 11	S: 17	P: 31	S: 10	P: 15

1B: 3	SF: 0	WP: 0	PA: 34							
2B: 2	SAC: 1	PB: 0								
3B: 0	DP: 0	SB: 0								
HR: 1	HBP: 0	CS: 0								

PITCHER		IP	WLS	BF	H	R	ER	SO	BB	IBB	HBP	BLK	WP	HR	S	P	ERA	WHIP
Jim Abbott, L ERA: 2.57	(1, 1)	8.0	L	34	6	3	3	2	5	0	0	0	0	1	72	127	3.38	1.375

PITCHER	IP	WLS	BF	H	R	ER	SO	BB	IBB	HBP	BLK	WP	HR	S	P	ERA	WHIP

Batter	1	2	3	4	5	6	7	8	9	AB	R	H	RBI	BB	SO	LOB
Luis Polonia, L (1, 7) OBP: 0.357, SLG: 0.328	F B F C 1-3 ① K		M F C 0-3 ① K		B C 1 SAFE F B F X 2-2 G6-3 1-2 1B		B X 1-0 ① F9		X 0-0 ③ L8	5	0	1	0	0	2	0
Chad Curtis, R (1, 9) OBP: 0.355, SLG: 0.455	F F B X 1-2 ② G5-3		C B B C X 2-2 ② G3-1		B X 1-0 ② G6-3 1-2 2-3		B X 1-0 1B			4	0	1	0	0	0	2
Junior Felix, S (1, 8) OBP: 0.307, SLG: 0.439	B F F C 1-3 ③ K		X 0-0 ③ G6-3		B S X 1-1 ③ G5-3		C B X 1-1 ② F9			4	0	0	0	0	1	3
Hubie Brooks, R (1, 10) OBP: 0.266, SLG: 0.401		C S B B X 2-2 ① G5-3		C X 0-1 ① G3-1		C C B X 1-2 E3 BB BB	F F F X 0-2 ③ G4-3			4	0	0	0	0	0	1
Gary Gaetti, R (1, 5) OBP: 0.273, SLG: 0.348		C F B X 1-2 ② F8		B S X 1-1 ② F8		B B B B 4-0 BB 1-2 BB		B C S B F B X 3-2 ① G6-3		3	0	0	0	1	0	0
Rene Gonzales, R (1, 4) OBP: 0.444, SLG: 0.633		X 0-0 BB BB 1B		B B B C B 4-1 BB		B X 1-0 ① P3		B C S C 1-3 ② K		3	0	1	0	1	1	2
Mike Fitzgerald, R (1, 2) OBP: 0.270, SLG: 0.339 John Morris, L (8, PH) OBP: 0.296, SLG: 0.250 Ron Tingley, R (8, 2) OBP: 0.200, SLG: 0.214		B F 1 SAFE C B B B 4-2 BB 1-2 BB		B C F 1 SAFE B X 2-2 ③ G4-3		P S F F B X 2-2 ② F9		C B F B X 2-2 ③ G4-3		2 1 0	0 0 0	0 0 0	0 0 0	1 0 0	0 0 0	3 0 0
Bobby Rose, R (1, 3) OBP: 0.287, SLG: 0.301 Lee Stevens, L (9, PH) OBP: 0.286, SLG: 0.375		B B B B 4-0 FC5-4 1-2 2-3 BB			B F F X 1-2 ① G5-3		B B B C B 4-1 1-2 2-3 BB		S F S 0-3 ① K	1 1	0 0	0 0	0 0	2 0	0 1	0 0
Gary Disarcina, R (1, 6) OBP: 0.357, SLG: 0.333		B B C X 2-1 ③ FC5-4 1-2f			B F X 1-1 G6-3 1B 1B		X 0-0 ③ F7		C B F X 1-2 ② F7	4	0	1	0	0	0	6
Inning Stats	R: 0 E: 0 K: 2 S: 9 H: 0 LOB: 0 BB: 0 P: 12	R: 0 E: 0 K: 0 S: 11 H: 1 LOB: 3 BB: 2 P: 24	R: 0 E: 0 K: 1 S: 7 H: 0 LOB: 0 BB: 0 P: 9	R: 0 E: 0 K: 0 S: 8 H: 0 LOB: 1 BB: 1 P: 15	R: 0 E: 0 K: 0 S: 12 H: 2 LOB: 2 BB: 0 P: 18	R: 0 E: 1 K: 0 S: 11 H: 0 LOB: 3 BB: 2 P: 22	R: 0 E: 0 K: 0 S: 8 H: 1 LOB: 1 BB: 0 P: 11	R: 0 E: 0 K: 1 S: 10 H: 0 LOB: 0 BB: 0 P: 16	R: 0 E: 0 K: 1 S: 7 H: 0 LOB: 0 BB: 0 P: 8	1B: 4 2B: 0 3B: 0 HR: 0 SF: 0 SAC: 0 DP: 0 HBP: 0						

TOP

California Angels @ Boston Red Sox

Fenway Park, Boston, MA

Sat May 16 1992, 3:33 AM EDT

Att. 33,247 - Sunny - 57 F

livebaseballscorecards.com

AB	32
R	0
H	4
RBI	0
BB	5
SO	5
LOB	17

WP: 0 PA: 37
PB: 0
SB: 0
CS: 0

PITCHER	IP	WLS	BF	H	R	ER	SO	BB	IBB	HBP	BLK	WP	HR	S	P	ERA	WHIP
Frank Viola, L (1, 1) ERA: 2.6	7.0	W	31	4	0	0	3	5	0	0	0	0	0	66	111	0.00	1.286
Greg Harris, R (8, 1) ERA: 1.67	1.0		3	0	0	0	1	0	0	0	0	0	0	10	16	0.00	0.000
Jeff Reardon, R (9, 1) ERA: 0.75	1.0	S	3	0	0	0	1	0	0	0	0	0	0	7	8	0.00	0.000

PITCHER	IP	WLS	BF	H	R	ER	SO	BB	IBB	HBP	BLK	WP	HR	S	P	ERA	WHIP

California Angels @ Boston Red Sox

Fenway Park, Boston, MA

Sat May 16 1992, 3:33 AM EDT

Att. 33,247 - Sunny - 57 F

livebaseballscorecards.com

Batter	1	2	3	4	5	6	7	8	9	AB	R	H	RBI	BB	SO	LOB
Herm Winningham, L (1, 7) OBP: 0.314, SLG: 0.367	B F B F C 2-3 ① K		B B X 2-0 ② F7		B B X 2-0 S E 1B		B B X 2-0 F9 SF9 2B			4	2	2	0	0	1	0
Jody Reed, R (1, 4) OBP: 0.364, SLG: 0.401	C B B C B C 3-3 ② K		B B C B X 3-1 ③ F8		1 SAFE P 1 SAFE S 1 SAFE B B X 3-1 E7 1-H 1B		B S X 1-1 ① F9 2-3			4	0	1	1	0	1	1
Wade Boggs, L (1, 5) OBP: 0.370, SLG: 0.323	C X 0-1 1B			B B F B C X 3-2 ① F8	I I I I 4-0 IBB		I I I I 4-0 IBB			2	0	1	0	2	0	0
Jack Clark, R (1, 10) OBP: 0.337, SLG: 0.289	B B B C 1 SAFE X 3-1 ③ P2			B C B F B F B 4-2 G3 S BB	S B B S F B F C 3-3 ③ K		B B C B S X 3-2 ② SF9 3-H			2	0	0	1	1	1	3
Phil Plantier, L (1, 9) OBP: 0.326, SLG: 0.336		X 0-0 ① B5-3		B S B X 2-1 ② G3 1-3		B S B B B 4-1 G5-3 E BB	C S F X 0-2 ③ P4			3	1	0	0	1	0	2
Ellis Burks, R (1, 8) OBP: 0.319, SLG: 0.417	B C X 1-1 FC4-6 1B			B B B C C B 4-2 BB	L 1 SAFE B B B 1 X 2-1 ① G5-3 1-2			C B S X 1-2 ① F7		3	0	1	0	1	0	1
Scott Cooper, L (1, 3) OBP: 0.313, SLG: 0.321	1 SAFE B 1 SAFE B C 1 SAFE 1 SAFE X 2-1 ② FC4-6 1-2f		B X 1-0 ③ F9		2 SAFE B F B X 2-1 E6 G6-3 2-H 1B			C X 0-1 ② G4-3		4	0	1	0	0	0	3
Luis Rivera, R (1, 6) OBP: 0.370, SLG: 0.324	C C B S 1-3 ③ K				B F F B F B C 3-3 ① K	C X 0-1 ② G6-3 2-3		B C X 1-1 ③ G5-3		0	0	0	0	0	0	0
Tim Naehring, R (2, 6) OBP: 0.304, SLG: 0.286										4	0	0	0	0	2	2
Tony Peña, R (1, 2) OBP: 0.230, SLG: 0.281			C S S 0-3 ① K		B F B B C F F S 3-3 ② K	X 0-0 ③ G5-3				3	0	0	0	0	2	1

Inning Stats	1	2	3	4	5	6	7	8	9
	R: 0 E: 0 K: 2 S: 10	H: 1 LOB: 1 BB: 0 P: 18	R: 0 E: 0 K: 1 S: 8	H: 1 LOB: 1 BB: 0 P: 12	R: 0 E: 0 K: 1 S: 6	H: 0 LOB: 0 BB: 0 P: 11	R: 0 E: 0 K: 0 S: 11	H: 0 LOB: 2 BB: 2 P: 25	R: 1 E: 1 K: 3 S: 18	H: 2 LOB: 2 BB: 1 P: 35	R: 1 E: 1 K: 0 S: 8	H: 1 LOB: 1 BB: 1 P: 16	R: 1 E: 0 K: 0 S: 10	H: 1 LOB: 1 BB: 1 P: 20	R: 0 E: 0 K: 0 S: 7	H: 0 LOB: 0 BB: 0 P: 9

AB	29	
R	3	
H	6	
RBI	2	
BB	5	
SO	7	
LOB	13	

PITCHER		IP	WLS	BF	H	R	ER	SO	BB	IBB	HBP	BLK	WP	HR	S	P	ERA	WHIP	PITCHER	IP	WLS	BF	H	R	ER	SO	BB	IBB	HBP	BLK	WP	HR	S	P	ERA	WHIP
Julio Valera, R ERA: 2.38	(1, 1)	7.0	L	32	6	3	3	7	3	2	0	0	0	0	71	137	3.86	1.286																	
Mark Eichhorn, R ERA: 2.67	(8, 1)	1.0		3	0	0	0	0	0	0	0	0	0	0	7	9	0.00	0.000																	

1B: 5	SF: 1	WP: 0	PA: 35
2B: 1	SAC: 0	PB: 0	
3B: 0	DP: 0	SB: 2	
HR: 0	HBP: 0	CS: 0	

California Angels @ Boston Red Sox

Fenway Park, Boston, MA

Sun May 17 1992, 3:33 AM EDT

Att. 32,554 - Sunny - 58 F

TOP

livebaseballscorecards.com

Batter	1	2	3	4	5	6	7	8	9	AB	R	H	RBI	BB	SO	LOB
Luis Polonia, L (1, 7) OBP: 0.361, SLG: 0.333	G4-6-3 1B		F7			E9		0-0 2-H 1B		4	1	2	1	0	0	0
Von Hayes, L (1, 9) OBP: 0.374, SLG: 0.424	SAFE SAFE G4-6-3 1-3 1B			G3-1			G3 1B 2B	G3		4	1	2	0	0	0	1
Junior Felix, S (1, 8) OBP: 0.306, SLG: 0.441	G4-6-3 1-2f 3-H			F8			G3 2-3		2B	4	0	1	0	0	0	2
Alvin Davis, L (1, 10) OBP: 0.313, SLG: 0.350	L6			K			1B 3-H		L9	3	0	1	1	0	1	0
Jose Gonzalez, R (9, PH)										0	0	0	0	0	0	0
John Morris, L (9, PH) OBP: 0.286, SLG: 0.240										1	0	0	0	0	0	1
Gary Gaetti, R (1, 5) OBP: 0.264, SLG: 0.336		G6-3			L5		SAFE F7			4	0	0	0	0	0	2
Lee Stevens, L (1, 3) OBP: 0.284, SLG: 0.358		G6-3			K		G4-3		IBB	3	0	0	0	1	1	1
Rene Gonzales, R (1, 4) OBP: 0.434, SLG: 0.609		P5			L9			SH3-4 1B 1B	F9	4	1	1	0	0	0	2
Mike Fitzgerald, R (1, 2) OBP: 0.277, SLG: 0.333			G2-3			G6-4-3 BB		SH3-4 1-2		1	0	0	0	1	0	0
Gary Disarcina, R (1, 6) OBP: 0.347, SLG: 0.324			G5-3			SAFE SAFE G6-4-3 1-2f		K		3	0	0	0	0	1	2
Inning Stats	R: 1 E: 0 K: 0 S: 6 H: 2 LOB: 0 BB: 0 P: 10	R: 0 E: 0 K: 0 S: 5 H: 0 LOB: 0 BB: 0 P: 6	R: 0 E: 0 K: 0 S: 7 H: 0 LOB: 0 BB: 0 P: 9	R: 0 E: 0 K: 1 S: 7 H: 0 LOB: 0 BB: 0 P: 10	R: 0 E: 0 K: 1 S: 9 H: 0 LOB: 0 BB: 0 P: 12	R: 0 E: 1 K: 0 S: 8 H: 0 LOB: 1 BB: 1 P: 17	R: 1 E: 0 K: 0 S: 6 H: 2 LOB: 1 BB: 0 P: 10	R: 1 E: 0 K: 1 S: 12 H: 2 LOB: 1 BB: 0 P: 16	R: 0 E: 0 K: 0 S: 7 H: 1 LOB: 2 BB: 1 P: 16	1B: 5 2B: 2 3B: 0 HR: 0	SF: 0 SAC: 1 DP: 2 HBP: 0						

AB	31
R	3
H	7
RBI	2
BB	2
SO	3
LOB	11

WP: 0 PB: 0 SB: 0 CS: 0 PA: 34

PITCHER		IP	WLS	BF	H	R	ER	SO	BB	IBB	HBP	BLK	WP	HR	S	P	ERA	WHIP
John Dopson, R ERA: 3.86	(1, 1)	7.0	L	25	5	3	3	2	1	0	0	0	0	0	52	79	3.86	0.857
Danny Darwin, R ERA: 4.68	(8, 1)	0.2		2	0	0	0	1	0	0	0	0	0	0	5	7	0.00	0.000
Tom Bolton, L ERA: 6.14	(8, 1)	0.1		3	2	0	0	0	0	0	0	0	0	0	4	6	0.00	6.000
Greg Harris, R ERA: 1.61	(9, 1)	1.0		4	0	0	0	0	0	1	0	0	0	0	6	14	0.00	0.000

PITCHER	IP	WLS	BF	H	R	ER	SO	BB	IBB	HBP	BLK	WP	HR	S	P	ERA	WHIP

California Angels @ Boston Red Sox

Fenway Park, Boston, MA

Sun May 17 1992, 3:33 AM EDT

Att. 32,554 - Sunny - 58 F

BOTTOM

Batter	1	2	3	4	5	6	7	8	9	AB	R	H	RBI	BB	SO	LOB
Mike Greenwell, L (1, 7) OBP: 0.316, SLG: 0.215	BFFBBBFB 4-2 BB BB BB		BX 1-0 ① G4-3		CBX 1-1 ② F7			FBX 1-1 ① L9		3	0	0	0	1	0	0
Jody Reed, R (1, 4) OBP: 0.361, SLG: 0.393	BC1BBBFB SAFE 4-2 BB 1-2 BB		BX 1-0 ② P3		BCBBCX 3-2 ③ G5-3			BX 1-0 ② F7		3	0	0	0	1	0	0
Wade Boggs, L (1, 5) OBP: 0.373, SLG: 0.323	BBBBB 4-0 1-2 2-3 BB		BCFX 1-2 ③ G6-3			BX 1-0 ① L8		CX 0-1 FC5-4 1B		3	0	1	0	1	0	0
Jack Clark, R (1, 3) OBP: 0.324, SLG: 0.276	BSCS 1-3 ① K			BCX 1-1 E6 1B		SBX 1-1 ② P2		BX 1-0 ③ FC5-4 1-2f		4	0	0	0	0	1	4
Tom Brunansky, R (1, 9) OBP: 0.373, SLG: 0.438	FBBX 2-1 ② P4			X 0-0 ① F8		BCBBBFB 4-2 2B BB			X 0-0 HR	3	1	1	1	1	0	4
Bob Zupcic, R (1, 8) OBP: 0.361, SLG: 0.441 Herm Winningham, L (9, PH) OBP: 0.308, SLG: 0.360	BCFBS 2-3 ③ K			C1 SAFEX 0-1 ② P4		BC1 SAFEX 1-1 ③ 1-H 2B			X 0-0 ① G4-3	3 1	0 0	1 0	0 0	0 0	1 0	4 0
Phil Plantier, L (1, 10) OBP: 0.323, SLG: 0.333		BX 1-0 ① G1-3		BX 1-0 1-2 1B			BFBFS 2-3 ① K		BCSBBS 2-3 ② K	4	0	1	0	0	2	0
Tim Naehring, R (1, 6) OBP: 0.288, SLG: 0.269 Scott Cooper, L (9, PH) OBP: 0.333, SLG: 0.345		FBCC 1-3 ② K		BX 1-0 ③ P4			BCX 1-1 ② L8		CBSBBBFFFX 3-2 1B	3 1	0 0	0 1	0 0	0 0	1 0	2 0
John Flaherty, R (1, 2) OBP: 0.167, SLG: 0.222 Ellis Burks, R (9, PH) OBP: 0.316, SLG: 0.413		X 0-0 ③ G5-3			BX 1-0 ① F9		BCBBBX 3-1 ③ P4		BFX 1-1 ③ P9	3 1	0 0	0 0	0 0	0 0	0 0	0 1
Inning Stats	R: 0 H: 0 E: 0 LOB: 3 K: 2 BB: 3 S: 14 P: 31	R: 0 H: 0 E: 0 LOB: 0 K: 1 BB: 0 S: 5 P: 7	R: 0 H: 0 E: 0 LOB: 0 K: 0 BB: 0 S: 5 P: 8	R: 0 H: 1 E: 1 LOB: 2 K: 0 BB: 0 S: 7 P: 10	R: 0 H: 0 E: 0 LOB: 0 K: 0 BB: 0 S: 6 P: 11	R: 0 H: 1 E: 0 LOB: 2 K: 0 BB: 1 S: 7 P: 14	R: 0 H: 0 E: 0 LOB: 0 K: 1 BB: 0 S: 7 P: 13	R: 0 H: 1 E: 0 LOB: 1 K: 0 BB: 0 S: 6 P: 9	R: 1 H: 2 E: 0 LOB: 1 K: 1 BB: 0 S: 12 P: 18	1B: 3 SF: 0 2B: 1 SAC: 0 3B: 0 DP: 0 HR: 1 HBP: 0						

livebaseballscorecards.com

AB	32
R	1
H	5
RBI	1
BB	4
SO	5
LOB	15

WP: 0 PA: 36
PB: 0
SB: 0
CS: 0

PITCHER		IP	WLS	BF	H	R	ER	SO	BB	IBB	HBP	BLK	WP	HR	S	P	ERA	WHIP
Mark Langston, L ERA: 5.08	(1, 1)	8.0	W	32	4	1	1	4	4	0	0	0	0	1	58	104	1.12	1.000
Bryan Harvey, R ERA: 1.86	(9, 1)	1.0	S	4	1	0	0	1	0	0	0	0	0	0	11	17	0.00	1.000

PITCHER	IP	WLS	BF	H	R	ER	SO	BB	IBB	HBP	BLK	WP	HR	S	P	ERA	WHIP

Seattle Mariners @ Boston Red Sox

Fenway Park, Boston, MA

Mon May 18 1992, 7:05 PM EDT

Att. 24,377 - Cloudy - 73 F

TOP

livebaseballscorecards.com

Batter	1	2	3	4	5	6	7	8	9	AB	R	H	RBI	BB	SO	LOB
Harold Reynolds, S (1, 4) OBP: 0.351, SLG: 0.341	G3-1			K		F7		1B	K	5	0	1	0	0	2	1
Edgar Martinez, R (1, 5) OBP: 0.372, SLG: 0.535	L4			E6 FC4-6 1B		F7		1-3 1B		4	0	1	0	0	0	0
Ken Griffey Jr., L (1, 8) OBP: 0.303, SLG: 0.448	G3			FC4-6 1-2 1B		B2		L5		4	0	1	0	0	0	2
Kevin Mitchell, R (1, 7) OBP: 0.284, SLG: 0.328		F8		FC4-6 1-2f 2-3			F9	P6		4	0	0	0	0	0	4
Tino Martinez, L (1, 10) OBP: 0.339, SLG: 0.482		G4-3		P2			F9		HR 2B	4	1	1	0	0	0	2
Jay Buhner, R (1, 9) OBP: 0.357, SLG: 0.358		K			FC4-6 BB		WP 1B BB		F7	2	0	0	0	2	1	1
Pete O'Brien, L (1, 3) OBP: 0.205, SLG: 0.452		G5-3			FC4-6 G3 1-2f		WP 1-2 1B		HR 2-H	4	1	2	2	0	0	1
Omar Vizquel, S (1, 6) OBP: 0.209, SLG: 0.190 Greg Briley, L (7, PH) OBP: 0.218, SLG: 0.255 Jeff Schaefer, R (7, 6) OBP: 0.229, SLG: 0.353 Bert Heffernan, L (9, PH) OBP: 0.167, SLG: 0.333		G3-1		G3 1-2			G4-3 1-2 2-3		L9	2 1 0 1	0 0 0 0	0 0 0 0	0 0 0 0	0 0 0 0	0 0 0 0	1 2 0 0
Matt Sinatro, R (1, 2) OBP: 0.120, SLG: 0.120 Henry Cotto, R (8, PH) OBP: 0.362, SLG: 0.472 Dave Cochrane, S (8, 2) OBP: 0.321, SLG: 0.327		P3			K			G1-4-3	1B	2 1 1	0 0 0	0 0 1	0 0 0	0 0 0	1 0 0	1 0 0
Inning Stats	R: 0 E: 0 K: 0 S: 10 H: 0 LOB: 0 BB: 0 P: 16	R: 0 E: 0 K: 1 S: 11 H: 0 LOB: 0 BB: 0 P: 18	R: 0 E: 0 K: 0 S: 10 H: 0 LOB: 0 BB: 0 P: 15	R: 0 E: 1 K: 1 S: 12 H: 1 LOB: 2 BB: 0 P: 15	R: 0 E: 0 K: 1 S: 13 H: 0 LOB: 1 BB: 1 P: 22	R: 0 E: 0 K: 0 S: 7 H: 0 LOB: 0 BB: 0 P: 10	R: 0 E: 0 K: 0 S: 15 H: 1 LOB: 2 BB: 1 P: 28	R: 0 E: 0 K: 0 S: 10 H: 2 LOB: 2 BB: 0 P: 16	R: 2 E: 0 K: 1 S: 16 H: 3 LOB: 1 BB: 0 P: 22	1B: 5 2B: 1 3B: 0 HR: 1	SF: 0 SAC: 0 DP: 0 HBP: 0						

AB	35
R	2
H	7
RBI	2
BB	2
SO	4
LOB	15

WP: 1 PB: 0 SB: 0 CS: 0 PA: 37

PITCHER		IP	WLS	BF	H	R	ER	SO	BB	IBB	HBP	BLK	WP	HR	S	P	ERA	WHIP
Mike Gardiner, R ERA: 3.26	(1, 1)	7.0	W	26	2	0	0	3	2	0	0	0	1	0	78	124	0.00	0.571
Tony Fossas, L ERA: 2.45	(8, 1)	0.2		4	2	0	0	0	0	0	0	0	0	0	7	10	0.00	3.000
Greg Harris, R ERA: 1.59	(8, 1)	0.1		1	0	0	0	0	0	0	0	0	0	0	3	6	0.00	0.000
Jeff Reardon, R ERA: 2.08	(9, 1)	1.0	S	6	3	2	2	1	0	0	0	0	0	1	16	22	18.00	3.000

PITCHER	IP	WLS	BF	H	R	ER	SO	BB	IBB	HBP	BLK	WP	HR	S	P	ERA	WHIP

Batter	1	2	3	4	5	6	7	8	9	AB	R	H	RBI	BB	SO	LOB
Jody Reed, R (1, 4) OBP: 0.358, SLG: 0.385	C B B F B X 3-2 G5-3 ①	B C B F X 2-2 FC5-4 ③ 1-2f			C B B B B 4-1 E S 1B 2-3 BB		B B X 2-0 F9 ②			3	1	0	0	1	0	3
Mike Greenwell, L (1, 7) OBP: 0.300, SLG: 0.206	C X 0-1 G4-3 ②		B B B C F X 3-2 L8 ①		B X 1-0 SF9 ① 3-H		C B S X 1-2 G6-3 ③			3	0	0	1	0	0	0
Wade Boggs, L (1, 5) OBP: 0.370, SLG: 0.316	C B B F B F B X 3-2 P6 ③		B B B C B 4-1 1B BB		B 1 SAFE B B C 1 SAFE 1 SAFE X 3-1 L9 ②			B B B C X 3-1 F9 ①		3	0	0	0	1	0	1
Tom Brunansky, R (1, 10) OBP: 0.397, SLG: 0.462		C B X 1-1 G6-3 1B	B X 1-0 G6-4-3 1-2 1B		C P B C 1 SAFE B X 3-2 1-H 1B			C B S C 1-3 K ②		4	0	3	1	0	1	0
Phil Plantier, L (1, 9) OBP: 0.314, SLG: 0.322		C X 0-1 ① ② G6-3 1-2f	S X 0-1 ② ③ G6-4-3 1-2f		X 0-0 ③ F9			S B S S 1-3 ③ K		4	0	0	0	0	1	4
Ellis Burks, R (1, 8) OBP: 0.317, SLG: 0.411		B F B B S X 3-2 1B 1B 1B		C F B F F C 1-3 ① K		C B F B S 2-3 ① K				3	1	1	0	0	2	0
Scott Cooper, L (1, 3) OBP: 0.333, SLG: 0.344	C B 1 SAFE 1 SAFE X 1-1 BB 1B 1-2 1B			X 0-0 ② G6-3		B B X 2-0 ② G4-3				3	0	1	0	0	0	0
Luis Rivera, R (1, 6) OBP: 0.369, SLG: 0.324		B X 1-0 BB 1-2 2-H 1B		C X 0-1 ③ L8		S S B C 1-3 ③ K				3	0	1	1	0	1	0
Tony Peña, R (1, 2) OBP: 0.243, SLG: 0.296		B C B B B 4-1 FC5-4 1-2 2-3 BB			X 0-0 WP SF9 2B		C C B B B X 3-2 G3-1 ①			2	1	1	0	1	0	0
Inning Stats	R: 0 H: 0 E: 0 LOB: 0 K: 0 BB: 0 S: 9 P: 15	R: 1 H: 4 E: 0 LOB: 3 K: 0 BB: 1 S: 14 P: 26	R: 0 H: 1 E: 0 LOB: 1 K: 0 BB: 1 S: 7 P: 15	R: 0 H: 0 E: 0 LOB: 0 K: 1 BB: 0 S: 8 P: 9	R: 2 H: 2 E: 0 LOB: 1 K: 0 BB: 1 S: 10 P: 20	R: 0 H: 0 E: 0 LOB: 0 K: 2 BB: 0 S: 7 P: 12	R: 0 H: 0 E: 0 LOB: 0 K: 0 BB: 0 S: 7 P: 13	R: 0 H: 0 E: 0 LOB: 0 K: 2 BB: 0 S: 8 P: 13		1B: 6 SF: 1 2B: 1 SAC: 0 3B: 0 DP: 2 HR: 0 HBP: 0						

PITCHER	IP	WLS	BF	H	R	ER	SO	BB	IBB	HBP	BLK	WP	HR	S	P	ERA	WHIP
Erik Hanson, R (1, 1) ERA: 5.24	8.0	L	32	7	3	3	5	3	0	0	0	1	0	70	123	3.38	1.250

PITCHER	IP	WLS	BF	H	R	ER	SO	BB	IBB	HBP	BLK	WP	HR	S	P	ERA	WHIP

BOTTOM

Seattle Mariners @ Boston Red Sox

Fenway Park, Boston, MA

Mon May 18 1992, 7:05 PM EDT

Att. 24,377 - Cloudy - 73 F

livebaseballscorecards.com

AB	28
R	3
H	7
RBI	3
BB	3
SO	5
LOB	8

Batter	1	2	3	4	5	6	7	8	9	AB	R	H	RBI	BB	SO	LOB
Henry Cotto, R (1, 7) OBP: 0.333, SLG: 0.431	C S S 0-3 ① K		B B F B X 3-1 ① G5-3 2-3	B B C B F X 3-2 ② G6-3		S C B F X 1-2 ② FC3-6 1-2f 2-3	B B F C S 2-3 ③ K			5	0	0	0	0	2	6
Edgar Martinez, R (1, 5) OBP: 0.373, SLG: 0.526	B F C B B B 4-2 1B BB		X 0-0 2B 1B 1B 3-H	B C X 1-1 ③ G6-3		B B C B 1 SAFE C F F X 3-2 ③ F8		C X 0-1 ① G6-3		4	1	1	1	1	0	2
Ken Griffey Jr., L (1, 8) OBP: 0.320, SLG: 0.475	1 SAFE F 1 SAFE S S 0-3 ② K		S S F 1 SAFE X 0-2 1B 2B 1-3		C S B F F F X 1-2 G1-3 1B		B F B X 2-1 WP 1B 2B	C X 0-1 1B		5	2	4	0	0	1	1
Kevin Mitchell, R (1, 10) OBP: 0.288, SLG: 0.326	B B X 2-0 1-2 1B		B B I I 4-0 1B 1B IBB		1 SAFE B 1 SAFE C F 1 SAFE S 1-3 ① K		C B B X 2-1 ① F8	B 1 SAFE F X 1-1 ② F9		4	0	1	0	1	1	3
Jay Buhner, R (1, 9) OBP: 0.358, SLG: 0.355	F B B C S 2-3 ③ K		X 0-0 1B 1B 1-2 2-H 3-H		B 1 SAFE B S S X 2-1 ② G1-3 1-2		C B B B S B 4-2 WP 1B BB	C B B S F 1 SAFE S 2-3 ③ K		4	1	1	2	1	2	4
Pete O'Brien, L (1, 3) OBP: 0.212, SLG: 0.445		B C S X 1-2 ① L8	B S B S X 2-2 FC4-6 1B 1-2 2-3		S S S 0-3 ③ K		B B B I 4-0 1B 1B IBB 1-2 2-3		B C X 1-1 ① G3-1	4	0	1	0	1	1	1
Dave Cochrane, S (1, 2) OBP: 0.333, SLG: 0.340 Matt Sinatro, R (7, 2) OBP: 0.120, SLG: 0.120 Tino Martinez, L (9, PH) OBP: 0.336, SLG: 0.477		B S X 1-1 ② G5-3	C S S 0-3 ② K			B C B X 2-1 FC3-6 SH3-4 1B	F X 0-1 1B 1-2 2-H 3-H		C B B B X 2-2 ② G4-3	4 0 1	0 0 0	2 0 0	2 0 0	0 0 0	1 0 0	3 0 0
Omar Vizquel, S (1, 6) OBP: 0.217, SLG: 0.200 Jeff Schaefer, R (9, PH) OBP: 0.229, SLG: 0.353 Greg Briley, L (9, PH) OBP: 0.214, SLG: 0.250		C B X 1-1 ③ P4	X 0-0 ③ FC4-6 1-2f			1 SAFE B X 1-0 ① SH3-4 1-2	C X 0-1 1-2 2-3 1B		X 0-0 ③ F7	3 0 1	0 0 0	1 0 0	0 0 0	0 0 0	0 0 0	3 0 0
Harold Reynolds, S (1, 4) OBP: 0.354, SLG: 0.348			B C B B X 3-1 G5-3 1B 2B	B X 1-0 ① F8		B B B B 4-0 FC3-6 BB	B C B F B C 3-3 ② K			3	1	1	0	1	1	3

TOP

Seattle Mariners @ Boston Red Sox

Fenway Park, Boston, MA

Tue May 19 1992, 7:05 PM EDT

Att. 27,091 - Sunny - 59 F

livebaseballscorecards.com

AB	38
R	5
H	12
RBI	5
BB	5
SO	9
LOB	26

Inning Stats	1	2	3	4	5	6	7	8	9
	R: 0 E: 0 K: 3 S: 12	H: 1 LOB: 2 BB: 1 P: 20	R: 0 E: 0 K: 0 S: 7	H: 0 LOB: 0 BB: 0 P: 10	R: 3 E: 0 K: 1 S: 17	H: 5 LOB: 3 BB: 1 P: 29	R: 0 E: 0 K: 0 S: 6	H: 0 LOB: 0 BB: 0 P: 11	R: 0 E: 0 K: 2 S: 14	H: 1 LOB: 1 BB: 0 P: 18
	R: 0 E: 0 K: 0 S: 12	H: 1 LOB: 2 BB: 1 P: 23	R: 2 E: 0 K: 2 S: 16	H: 3 LOB: 3 BB: 2 P: 33	R: 0 E: 0 K: 1 S: 10	H: 1 LOB: 1 BB: 0 P: 13	R: 0 E: 0 K: 0 S: 7	H: 0 LOB: 0 BB: 0 P: 10		

1B: 9 2B: 3 3B: 0 HR: 0	SF: 0 SAC: 1 DP: 0 HBP: 0	WP: 1 PB: 0 SB: 0 CS: 0	PA: 44
---	---	---	---

PITCHER		IP	WLS	BF	H	R	ER	SO	BB	IBB	HBP	BLK	WP	HR	S	P	ERA	WHIP
Joe Hesketh, L ERA: 3.32	(1, 1)	6.0		30	9	4	4	6	2	1	0	0	0	0	70	115	6.00	1.833
Danny Darwin, R ERA: 4.97	(7, 1)	0.1		5	2	1	1	0	1	1	0	0	1	0	8	18	27.00	9.000
Tom Bolton, L ERA: 5.4	(7, 1)	1.0	W	4	1	0	0	2	0	0	0	0	0	0	10	15	0.00	1.000
Greg Harris, R ERA: 1.55	(8, 1)	0.2		2	0	0	0	1	0	0	0	0	0	0	6	9	0.00	0.000
Tony Fossas, L ERA: 2.08	(9, 1)	0.2		2	0	0	0	0	0	0	0	0	0	0	6	9	0.00	0.000

PITCHER		IP	WLS	BF	H	R	ER	SO	BB	IBB	HBP	BLK	WP	HR	S	P	ERA	WHIP
Jeff Reardon, R ERA: 2.03	(9, 1)	0.1	S	1	0	0	0	0	0	0	0	0	0	0	1	1	0.00	0.000

Batter	1	2	3	4	5	6	7	8	9	AB	R	H	RBI	BB	SO	LOB
Jody Reed, R (1, 4) OBP: 0.365, SLG: 0.395	B B B 4-0 CS BB		C B X 1-1 BB 1B 2-H 1B		X 0-0 ② L7		L P X 1-1 WP SF7 1-3 2B	C C B C 1-3 ③ K		4	2	2	1	1	1	0
Mike Greenwell, L (1, 7) OBP: 0.310, SLG: 0.200	B S 1 SAFE S 1 SAFE B S 2-3 ①② K 1-2		B 1 SAFE 1 SAFE B B B 4-0 1B BB 1-2		F B X 1-1 ③ G4-3		B B B C B 4-1 BB BB BB 2-3 3-H			2	0	0	0	2	1	1
Wade Boggs, L (1, 5) OBP: 0.373, SLG: 0.324	B X 1-0 ③ G1-3		B C X 1-1 BB 1-3 2-H 1B			C B B X 2-1 G5-3 BB WP 1B	C X 0-1 ① SF7 3-H			3	1	2	2	0	0	0
Jack Clark, R (1, 3) OBP: 0.348, SLG: 0.284 Scott Cooper, L (7, PR) (8, 3) OBP: 0.333, SLG: 0.344		B X 1-0 ① 1B	B B B C C S 4-2 BB 1-2			B B F B C B 4-2 WP G5-3 1B 1-2 BB	1 SAFE C B 1 SAFE 1 B B B 4-1 BB 1-2 BB			1	1	1	0	3	0	0
										0	0	0	0	0	0	0
Ellis Burks, R (1, 8) OBP: 0.308, SLG: 0.398		B B X 2-0 ② L7 X 0-0 ③ L7				C X 0-1 ① G5-3 1-2 2-3	B B S X 2-1 ② L8			4	0	0	0	0	0	7
Tom Brunansky, R (1, 10) OBP: 0.403, SLG: 0.444		B C B F S 2-3 ③ K	C F B B B X 3-2 ① F8			I I I 4-0 WP 1B IBB	B B B F B 4-1 BB 1-2 2-3			2	1	0	0	2	1	0
Bob Zupcic, R (1, 9) OBP: 0.368, SLG: 0.429 Phil Plantier, L (6, PH) (7, 9) OBP: 0.309, SLG: 0.317			C B C B B B 4-2 G3 1B BB C C B B X 3-2 ② G6-3			C S F S 0-3 ② K	B F S S 1-3 ③ K			1	1	0	0	1	0	0
										2	0	0	0	0	2	6
Luis Rivera, R (1, 6) OBP: 0.364, SLG: 0.321			B C 1 SAFE F B 1 SAFE 1 SAFE X 2-2 ① G3 1-2 S X 0-1 ③ G4-3			B C B X 2-1 ③ 1-H 2-H 3-H 1B		B X 1-0 ① F7		4	0	1	2	0	0	1
Tony Peña, R (1, 2) OBP: 0.243, SLG: 0.294			F B C X 1-2 ② G6-3		B B C B X 3-1 ① F9		F B X 1-1 2B WP 1B	X 0-0 ② G4-3		4	1	1	0	0	0	1
Inning Stats	R: 0 H: 0 E: 0 LOB: 0 K: 1 BB: 1 S: 4 P: 11	R: 0 H: 1 E: 0 LOB: 0 K: 1 BB: 0 S: 5 P: 10	R: 2 H: 2 E: 0 LOB: 3 K: 0 BB: 3 S: 15 P: 32	R: 0 H: 0 E: 0 LOB: 0 K: 0 BB: 0 S: 8 P: 14	R: 0 H: 0 E: 0 LOB: 0 K: 0 BB: 0 S: 5 P: 9	R: 3 H: 2 E: 0 LOB: 1 K: 1 BB: 2 S: 12 P: 24	R: 2 H: 2 E: 0 LOB: 3 K: 1 BB: 0 S: 15 P: 31	R: 0 H: 0 E: 0 LOB: 0 K: 1 BB: 0 S: 5 P: 7		1B: 6 SF: 1 2B: 2 SAC: 0 3B: 0 DP: 1 HR: 0 HBP: 0						

PITCHER		IP	WLS	BF	H	R	ER	SO	BB	IBB	HBP	BLK	WP	HR	S	P	ERA	WHIP
Russ Swan, L ERA: 6.14	(1, 1)	5.0		22	4	4	4	2	5	0	0	0	0	0	41	86	7.20	1.800
Jim Acker, R ERA: 4.19	(6, 1)	0.1		2	0	0	0	0	0	1	0	0	0	0	2	6	0.00	0.000
Dennis Powell, L ERA: 2.35	(6, 1)	0.1		1	0	0	0	1	0	0	0	0	0	0	4	4	0.00	0.000
Jeff Nelson, R ERA: 4.02	(6, 1)	0.1	L	3	3	3	3	0	0	0	0	0	1	0	7	10	81.00	9.000
Calvin Jones, R ERA: 5.49	(7, 1)	2.0		9	0	0	0	2	3	0	0	0	1	0	15	32	0.00	1.500

PITCHER	IP	WLS	BF	H	R	ER	SO	BB	IBB	HBP	BLK	WP	HR	S	P	ERA	WHIP

BOTTOM

Seattle Mariners @ Boston Red Sox

Fenway Park, Boston, MA

Tue May 19 1992, 7:05 PM EDT
Att. 27,091 - Sunny - 59 F

livebaseballscorecards.com

AB	27
R	7
H	7
RBI	5
BB	9
SO	5
LOB	16

WP: 2 PA: 37
PB: 0
SB: 0
CS: 1

Batter	1	2	3	4	5	6	7	8	9	AB	R	H	RBI	BB	SO	LOB
Harold Reynolds, S (1, 4) OBP: 0.350, SLG: 0.338	C B X 1-1 ① G4-3		B B F F B B B 4-2 G3 BB			C B C F B B X 2-2 ① G4-3		B C B F X 2-2 E4 1B SH1-4 CS	F B B C X 2-2 E3 1-2	4	0	0	0	1	0	1
Edgar Martinez, R (1, 5) OBP: 0.370, SLG: 0.526	F B B X 2-1 2B		1 SAFE 1 SAFE B B B X 2-0 ② G3 1-2			B F F F B X 2-2 ② L3		B 1 SAFE X 1-0 ① SH1-4 1-2	B B C F X 2-2 ③ F9	4	0	1	0	0	0	3
Ken Griffey Jr., L (1, 8) OBP: 0.318, SLG: 0.469	F F F F S 0-3 ② K		B B C X 2-1 ③ G1-3			B B B X 3-0 ③ L8		B C B X 2-1 CS 2-3 1B		4	0	1	0	0	1	2
Tino Martinez, L (1, 3) OBP: 0.333, SLG: 0.465	C B C X 1-2 ③ G3			X 0-0 ① G4-3			H 1-0 1B 1B HBP	S C C 0-3 ② ③ K 1-2 3-H		3	1	0	0	0	1	3
Pete O'Brien, L (1, 10) OBP: 0.213, SLG: 0.462		B X 1-0 HR		B B X 2-0 ② G3-1			F X 0-1 ① L9		C S F X 0-2 ① G6-3	4	1	1	1	0	0	1
Dave Cochrane, S (1, 7) OBP: 0.344, SLG: 0.351		C C X 0-2 ① G4-3		F B B B S F F S 2-3 ③ K			X 0-0 FC3-6 1B 1-2 1B		B X 1-0 2B 1B 1B	4	1	2	0	0	1	0
Greg Briley, L (1, 9) OBP: 0.220, SLG: 0.254 Henry Cotto, R (9, PH) OBP: 0.344, SLG: 0.458		B B X 2-0 ② G4-3			F C F B S 1-3 ① K		X 0-0 FC3-6 1-2 2-H 1B		C B X 1-1 1B 1-3 2B	3	0	1	1	0	1	0
										1	1	1	0	0	0	0
Omar Vizquel, S (1, 6) OBP: 0.224, SLG: 0.208 Kevin Mitchell, R (9, PH) OBP: 0.293, SLG: 0.331		C B X 1-1 ③ F9			C X 0-1 G6-4-3 1B		B X 1-0 ② FC3-6 1-2f 2-3		B B X 2-0 E 2-H 3-H 1B	3	0	1	0	0	0	2
										1	0	1	2	0	0	0
Bert Heffernan, L (1, 2) OBP: 0.111, SLG: 0.222 Jay Buhner, R (9, PH) OBP: 0.356, SLG: 0.352			C B X 1-1 ① G5-3		1 SAFE B X 1-0 ② ③ G6-4-3 1-2f		C B F B B B F S 3-3 ③ K		X 0-0 ② F7	3	0	0	0	0	1	3
										1	0	0	0	0	0	1
Inning Stats	R: 0 E: 0 K: 1 S: 12 H: 1 LOB: 1 BB: 0 P: 16	R: 1 E: 0 K: 0 S: 7 H: 1 LOB: 0 BB: 0 P: 11	R: 0 E: 0 K: 0 S: 7 H: 0 LOB: 1 BB: 1 P: 16	R: 0 E: 0 K: 1 S: 7 H: 0 LOB: 0 BB: 0 P: 11	R: 0 E: 0 K: 1 S: 7 H: 1 LOB: 0 BB: 0 P: 9	R: 0 E: 0 K: 0 S: 8 H: 0 LOB: 0 BB: 0 P: 15	R: 1 E: 0 K: 1 S: 9 H: 2 LOB: 2 BB: 0 P: 14	R: 0 E: 1 K: 1 S: 9 H: 1 LOB: 1 BB: 0 P: 14	R: 2 E: 1 K: 0 S: 15 H: 3 LOB: 2 BB: 0 P: 23	1B: 6 2B: 2 3B: 0 HR: 1 SF: 0 SAC: 1 DP: 1 HBP: 1							

TOP

Seattle Mariners @ Boston Red Sox

Fenway Park, Boston, MA

Wed May 20 1992, 7:05 PM EDT

Att. 32,055 - Sunny - 76 F

livebaseballscorecards.com

AB	35
R	4
H	9
RBI	4
BB	1
SO	5
LOB	16

WP: 0 PB: 0 SB: 0 CS: 2 PA: 38

PITCHER		IP	WLS	BF	H	R	ER	SO	BB	IBB	HBP	BLK	WP	HR	S	P	ERA	WHIP
Roger Clemens, R ERA: 1.7	(1, 1)	8.0	W	31	6	2	2	5	1	0	1	0	0	1	66	106	2.25	0.875
Tony Fossas, L ERA: 5.79	(9, 1)	0.1		3	2	2	2	0	0	0	0	0	0	0	7	9	54.00	6.000
Jeff Reardon, R ERA: 1.93	(9, 1)	0.2	S	4	1	0	0	0	0	0	0	0	0	0	8	14	0.00	1.500

PITCHER	IP	WLS	BF	H	R	ER	SO	BB	IBB	HBP	BLK	WP	HR	S	P	ERA	WHIP

Batter	1	2	3	4	5	6	7	8	9	AB	R	H	RBI	BB	SO	LOB
Jody Reed, R (1, 4) OBP: 0.378, SLG: 0.404	C C B B X 2-2 L8 WP 2B 1B		B C B B B 4-1 FC5-4 E BB	C B B X 2-1 ③ L8		X 0-0 BLK 1-2 1B		B F B X 2-1 CS 1B		4	1	3	0	1	0	1
Mike Greenwell, L (1, 7) OBP: 0.315, SLG: 0.213	B C F X 1-2 ① L8 1-3		X 0-0 E4 FC5-4 1-2		C X 0-1 BB 1B	F F B B F B F X 3-2 ③ G3 1-2 2-3		M P B 1 S B X SAFE 3-2 ① 2B HR 1-2 1B		5	1	2	0	0	0	4
Wade Boggs, L (1, 5) OBP: 0.380, SLG: 0.343	B B X 2-0 1B 3-H 2B		B C B X 2-1 ① L8		1 B B B C 1 B SAFE 4-1 1-2 BB		B B F B F X 3-2 E3 S 2B	C B 1 X SAFE 1-1 1-3 HR 2B		4	2	2	1	1	0	2
Jack Clark, R (1, 10) OBP: 0.350, SLG: 0.283 Herm Winningham, L (8, PR) OBP: 0.308, SLG: 0.360	X 0-0 2-3 1B		C B B X 2-1 ② FC5-4 BB 1-2f 2-3		F F X 0-2 ① F7		B C B B X 3-1 ① P2	I I I I 4-0 HR IBB		4 0	0 1	1 0	0 0	1 0	0 0	5 0
Ellis Burks, R (1, 8) OBP: 0.311, SLG: 0.417	B C C 1 SAFE X 1-2 ② P4		B B B C 1 SAFE B 4-1 1-2 BB		C F B X 1-2 ② F8		F F B S 1-3 ② K	B F X 1-1 1-H 2-H 3-H HR		4	1	1	4	1	1	5
Tom Brunansky, R (1, 3) OBP: 0.389, SLG: 0.414	B C B X 2-1 ③ G1-3		B F B X 2-1 ③ F7		B B X 2-0 ③ L8		B B B 4-0 2B 1-2 BB	B C X 1-1 ② L8		4	0	0	0	1	0	8
Bob Zupcic, R (1, 9) OBP: 0.349, SLG: 0.425		B X 1-0 ① G5-3		C B B C X 2-2 ① G6-3		C X 0-1 ① G5-3	B C B X 2-1 1-3 2-H 2B	B F S B C 2-3 ③ K		5	0	1	1	0	1	1
Luis Rivera, R (1, 6) OBP: 0.370, SLG: 0.321		B X 1-0 ② F7		X 0-0 S 1B		B C C F S 1-3 ② K	B B B C B 4-1 BB			3	0	1	0	1	1	0
Tony Peña, R (1, 2) OBP: 0.243, SLG: 0.292		X 0-0 ③ G3		F B S X 1-2 ② F8 1-2		B C F B X 2-2 BLK 1B 1B	B C X 1-1 ③ L3			4	0	1	0	0	0	4
Inning Stats	R: 1 H: 3 E: 0 LOB: 2 K: 0 BB: 0 S: 13 P: 21	R: 0 H: 0 E: 0 LOB: 0 K: 0 BB: 0 S: 3 P: 5	R: 0 H: 0 E: 1 LOB: 3 K: 0 BB: 2 S: 9 P: 23	R: 0 H: 1 E: 0 LOB: 1 K: 0 BB: 0 S: 9 P: 14	R: 0 H: 1 E: 0 LOB: 2 K: 0 BB: 1 S: 10 P: 17	R: 0 H: 2 E: 0 LOB: 2 K: 1 BB: 0 S: 16 P: 22	R: 1 H: 1 E: 1 LOB: 3 K: 1 BB: 2 S: 13 P: 31	R: 4 H: 4 E: 0 LOB: 1 K: 1 BB: 1 S: 15 P: 28		1B: 8 SF: 0 2B: 3 SAC: 0 3B: 0 DP: 0 HR: 1 HBP: 0						

BOTTOM

Seattle Mariners @ Boston Red Sox

Fenway Park, Boston, MA

Wed May 20 1992, 7:05 PM EDT

Att. 32,055 - Sunny - 76 F

livebaseballscorecards.com

AB	37
R	6
H	12
RBI	6
BB	6
SO	3
LOB	30

WP: 1 PA: 43
PB: 0
SB: 2
CS: 1

PITCHER		IP	WLS	BF	H	R	ER	SO	BB	IBB	HBP	BLK	WP	HR	S	P	ERA	WHIP
Dave Fleming, L ERA: 4.13	(1, 1)	6.2		34	8	2	1	2	4	0	0	1	1	0	70	125	1.35	1.800
Jeff Nelson, R ERA: 3.94	(7, 1)	0.1		3	1	1	1	0	1	0	0	0	0	0	5	12	27.00	6.000
Dennis Powell, L ERA: 4.02	(8, 1)	0.1	L	3	2	0	0	0	0	1	0	0	0	0	6	13	0.00	6.000
Mike Schooler, R ERA: 6.75	(8, 1)	0.2		3	1	3	3	1	0	0	0	0	0	1	7	11	40.50	1.500

PITCHER	IP	WLS	BF	H	R	ER	SO	BB	IBB	HBP	BLK	WP	HR	S	P	ERA	WHIP

Batter	1	2	3	4	5	6	7	8	9	AB	R	H	RBI	BB	SO	LOB
Rickey Henderson, R (1, 7) OBP: 0.431, SLG: 0.441	C B X 1-1 FC4 1B		1 SAFE C P F F 1 SAFE B B X 3-2 FC6-4 1-3 1B		B B B C X 3-1 G4-3 S 1B 2-H 3-H 1B		C 1 SAFE B B B S X 3-2 ② F8			4	1	3	2	0	0	1
Carney Lansford, R (1, 5) OBP: 0.366, SLG: 0.385	X 0-0 ① F9		X 0-0 ① FC6-4 G6-4-3 1-2f 3-H		P F 2 B SAFE X 2-1 ② G4-3 1-3		F C B B X 2-2 ③ FC5-4 1-2f			4	0	0	1	0	0	4
Jose Canseco, R (1, 10) OBP: 0.298, SLG: 0.418	B 1 SAFE S B F F S 2-3 ② K		B B B X 3-0 ② ③ G6-4-3 1-2f		C X 0-1 3-H 1B			C S B F F B X 2-2 HR		4	1	2	2	0	1	2
Mark McGwire, R (1, 3) OBP: 0.430, SLG: 0.725	B 1 SAFE 1 SAFE X 1-0 ③ FC4 1-2f			X 0-0 ① P4	C B S B S 2-3 ③ K			S B X 1-1 ① G4-3		4	0	0	0	0	1	2
Terry Steinbach, R (1, 2) OBP: 0.293, SLG: 0.305		B C C S 1-3 ① K		F F C 0-3 ② K		C B F F B X 3-2 ① G6-3		B X 1-0 ② F9		4	0	0	0	0	2	0
Willie Wilson, S (1, 8) OBP: 0.326, SLG: 0.349		C B X 1-1 ② G6-3		F B C S 1-3 ③ K		F F F S 0-3 ② K		B B F F X 2-1 ③ G4-3		4	0	0	0	0	2	0
Scott Brosius, R (1, 9) OBP: 0.207, SLG: 0.241		B X 1-0 FC6-4 1B			C B C C X 1-2 ① F9	B F X 1-1 ③ F9			X 0-0 ① F7	4	0	1	0	0	0	0
Mike Bordick, R (1, 6) OBP: 0.387, SLG: 0.406		B F X 1-1 ③ FC6-4 1-2f			S B B B X 3-1 2B 1B	B B B C X 3-1 ① G6-3			C C B S 1-3 ② K	4	1	1	0	0	1	1
Lance Blankenship, R (1, 4) OBP: 0.399, SLG: 0.366			B B F F B B 4-2 1B FC6-4 BB		B C 1 SAFE B C X 2-2 1-3 1B 2B	B X 1-0 FC5-4 1B			C B B X 2-1 ③ P4	3	2	2	0	1	0	0
Inning Stats	R: 0 H: 1 E: 0 LOB: 1 K: 1 BB: 0 S: 8 P: 12	R: 0 H: 1 E: 0 LOB: 1 K: 1 BB: 0 S: 8 P: 12	R: 1 H: 1 E: 0 LOB: 0 K: 0 BB: 1 S: 9 P: 18	R: 0 H: 0 E: 0 LOB: 0 K: 2 BB: 0 S: 7 P: 8	R: 3 H: 4 E: 0 LOB: 1 K: 1 BB: 0 S: 18 P: 30	R: 0 H: 0 E: 0 LOB: 0 K: 1 BB: 0 S: 11 P: 15	R: 0 H: 1 E: 0 LOB: 1 K: 0 BB: 0 S: 9 P: 18	R: 1 H: 1 E: 0 LOB: 0 K: 0 BB: 0 S: 10 P: 16	R: 0 H: 0 E: 0 LOB: 0 K: 1 BB: 0 S: 6 P: 9	1B: 7 SF: 0 2B: 1 SAC: 0 3B: 0 DP: 1 HR: 1 HBP: 0						

Oakland Athletics @ Boston Red Sox

Fenway Park, Boston, MA

Fri May 22 1992, 7:05 PM EDT

Att. 33,591 - Sunny - 90 F

TOP

livebaseballscorecards.com

AB	35
R	5
H	9
RBI	5
BB	1
SO	7
LOB	10

WP: 0 PB: 0 SB: 1 CS: 0 PA: 36

PITCHER		IP	WLS	BF	H	R	ER	SO	BB	IBB	HBP	BLK	WP	HR	S	P	ERA	WHIP
Frank Viola, L ERA: 3.05	(1, 1)	7.0	L	30	9	5	5	6	1	0	0	0	0	1	75	120	6.43	1.429
Greg Harris, R ERA: 1.45	(8, 1)	2.0		6	0	0	0	1	0	0	0	0	0	0	11	18	0.00	0.000

PITCHER	IP	WLS	BF	H	R	ER	SO	BB	IBB	HBP	BLK	WP	HR	S	P	ERA	WHIP

Oakland Athletics @ Boston Red Sox

Fenway Park, Boston, MA

Fri May 22 1992, 7:05 PM EDT

Att. 33,591 - Sunny - 90 F

livebaseballscorecards.com

BOTTOM

Batter	1	2	3	4	5	6	7	8	9	AB	R	H	RBI	BB	SO	LOB
Jody Reed, R (1, 4) OBP: 0.375, SLG: 0.396	X 0-0 ① P2		C B B B 4-1 ② G4-6-3 BB		C B B X 2-1 ③ P5			X 0-0 ① G6-3		3	0	0	0	1	0	0
Mike Greenwell, L (1, 7) OBP: 0.312, SLG: 0.215	C C B B B S 3-3 ② K		X 0-0 ② ③ G4-6-3 1-2f			B B B C C X 3-2 ① F8		S C B X 1-2 1B		4	0	1	0	0	1	1
Wade Boggs, L (1, 5) OBP: 0.389, SLG: 0.401	B B C X 2-1 HR			B C F X 1-2 2B 2B		C B B B C F F X 3-2 HR		B C B X 2-1 ② F8		4	3	3	2	0	0	1
Jack Clark, R (1, 10) OBP: 0.339, SLG: 0.271	F C B B B X 3-2 ③ P4			B F B F X 2-2 ① F9		B S C F F B S 2-3 ② K		C F F C 0-3 ③ K		4	0	0	0	0	2	2
Phil Plantier, L (1, 9) OBP: 0.308, SLG: 0.323		C S B B B F F F X 3-2 ① P5		B B B C F F X 3-2 2-H 2B		B S S S F X 1-2 ③ G4-3			C C F B B X 2-2 ① F7	4	0	1	1	0	0	0
Ellis Burks, R (1, 8) OBP: 0.309, SLG: 0.412		C F B B B F C 2-3 ② K		C X 0-1 ② F7			X 0-0 ① L5		B C X 1-1 FC6-4 1B	4	0	1	0	0	1	1
Scott Cooper, L (1, 3) OBP: 0.350, SLG: 0.324		B C B B B C B 4-2 BB		B C F X 1-2 ③ G4-3			B B F B B 4-1 BB		B B X 2-0 ② F7	2	0	0	0	2	0	2
Luis Rivera, R (1, 6) OBP: 0.358, SLG: 0.310 Tom Brunansky, R (9, PH) OBP: 0.384, SLG: 0.407		B B X 2-0 ③ G5-3			F X 0-1 ① F7		B C 1 SAFE X 1-1 ② F8		X 0-0 ③ FC6-4 1-2f	3 1	0 0	0 0	0 0	0 0	0 0	2 1
Tony Peña, R (1, 2) OBP: 0.237, SLG: 0.284			C B X 1-1 ① F9		C X 0-1 ② G3-1		B B X 2-0 ③ F9			3	0	0	0	0	0	1

Inning Stats	1	2	3	4	5	6	7	8	9	1B: 2	SF: 0	WP: 0	PA: 35
R:	1	0	0	1	0	1	0	0	0	2B: 2	SAC: 0	PB: 0	
E:	0	0	0	0	0	0	0	0	0	3B: 0	DP: 1	SB: 0	
K:	1	1	0	0	0	1	0	1	0	HR: 2	HBP: 0	CS: 0	
S:	9	13	4	15	6	17	5	10	8				
H:	1	0	0	2	0	1	0	1	1				
LOB:	0	1	0	1	0	0	1	1	1				
BB:	0	1	0	0	0	0	1	0	0				
P:	17	24	9	22	8	26	12	13	13				

PITCHER		IP	WLS	BF	H	R	ER	SO	BB	IBB	HBP	BLK	WP	HR	S	P	ERA	WHIP
Dave Stewart, R ERA: 4.18	(1, 1)	7.1	W	29	5	3	3	3	3	0	0	0	0	2	73	123	3.68	1.091
Rick Honeycutt, L ERA: 3.97	(8, 1)	0.1		1	0	0	0	0	0	0	0	0	0	0	2	4	0.00	0.000
Dennis Eckersley, R ERA: 0.42	(8, 1)	1.1	S	5	1	0	0	1	0	0	0	0	0	0	12	17	0.00	0.750

PITCHER	IP	WLS	BF	H	R	ER	SO	BB	IBB	HBP	BLK	WP	HR	S	P	ERA	WHIP

Batter	1	2	3	4	5	6	7	8	9	AB	R	H	RBI	BB	SO	LOB
Rickey Henderson, R (1, 7) OBP: 0.432, SLG: 0.456	C B X 1-1 G4-3 2B 2B		B C X 1-1 ② G3			C B X 1-1 ① F9		C B F X 1-2 G4-3 2B 2B		4	1	2	0	0	0	0
Carney Lansford, R (1, 5) OBP: 0.358, SLG: 0.374	F B 2 SAFE S X 1-2 ① G6-3		C X 0-1 ③ G6-3			B X 1-0 ② G5-3		X 0-0 ① G5-3		4	0	0	0	0	0	2
Harold Baines, L (1, 10) OBP: 0.267, SLG: 0.267	B B X 2-0 ② G4-3 2-3			B X 1-0 ① G4-3		X 0-0 1B		X 0-0 ② G4-3 2-3		4	0	1	0	0	0	2
Mark McGwire, R (1, 3) OBP: 0.426, SLG: 0.719	F S B X 1-2 3-H 2B			B C F B S 2-3 ② K		B S S B S 2-3 ③ K		B B X 2-0 ③ G1-3		4	0	1	1	0	2	2
Jamie Quirk, L (1, 2) OBP: 0.312, SLG: 0.304	C C F X 0-2 ③ G3-1			X 0-0 ③ F8			B B C F X 2-2 1B 1B		C F B B F F X 2-2 ① L7	4	0	1	0	0	0	1
Scott Brosius, R (1, 9) OBP: 0.188, SLG: 0.219		B B C X 2-1 ① F8			B C X 1-1 ① G5-3		B C X 1-1 ① P5		F B F F F B F X 2-2 ② P5	3	0	0	0	0	0	1
Willie Wilson, S (9, PH) OBP: 0.324, SLG: 0.346										1	0	0	0	0	0	0
Jerry Browne, S (1, 8) OBP: 0.304, SLG: 0.208		B C X 1-1 ② G4-3			B X 1-0 ② F7		B C B X 2-1 ② L7		C X 0-1 1B	4	0	1	0	0	0	1
Mike Bordick, R (1, 6) OBP: 0.390, SLG: 0.408		C B B X 2-1 ③ F7			B C X 1-1 1B		X 0-0 1-2 FC5-4 1B		C C F F S 0-3 ③ K	4	0	2	0	0	1	1
Lance Blankenship, R (1, 4) OBP: 0.391, SLG: 0.357			C S X 0-2 ① P4		B F 1 SAFE C B B C 3-3 ③ K		X 0-0 ③ FC5-4 1-2f			3	0	0	0	0	1	3
Inning Stats	R: 1 E: 0 K: 0 S: 13 H: 2 LOB: 1 BB: 0 P: 18	R: 0 E: 0 K: 0 S: 6 H: 0 LOB: 0 BB: 0 P: 11	R: 0 E: 0 K: 0 S: 7 H: 0 LOB: 0 BB: 0 P: 8	R: 0 E: 0 K: 1 S: 5 H: 0 LOB: 0 BB: 0 P: 8	R: 0 E: 0 K: 1 S: 8 H: 1 LOB: 1 BB: 0 P: 14	R: 0 E: 0 K: 1 S: 7 H: 1 LOB: 1 BB: 0 P: 11	R: 0 E: 0 K: 0 S: 9 H: 2 LOB: 2 BB: 0 P: 14	R: 0 E: 0 K: 0 S: 6 H: 1 LOB: 1 BB: 0 P: 9	R: 0 E: 0 K: 1 S: 17 H: 1 LOB: 1 BB: 0 P: 21	1B: 5 2B: 3 3B: 0 HR: 0	SF: 0 SAC: 0 DP: 0 HBP: 0						

TOP

Oakland Athletics @ Boston Red Sox

Fenway Park, Boston, MA

Sat May 23 1992, 3:33 AM EDT

Att. 33,186 - Sunny - 90 F

livebaseballscorecards.com

AB	35
R	1
H	8
RBI	1
BB	0
SO	4
LOB	13

WP: 0 PB: 0 SB: 0 CS: 0 PA: 35

PITCHER		IP	WLS	BF	H	R	ER	SO	BB	IBB	HBP	BLK	WP	HR	S	P	ERA	WHIP
John Dopson, R ERA: 2.4	(1, 1)	8.0	W	31	7	1	1	3	0	0	0	0	0	0	61	93	1.12	0.875
Danny Darwin, R ERA: 4.78	(9, 1)	1.0		4	1	0	0	1	0	0	0	0	0	0	17	21	0.00	1.000

PITCHER	IP	WLS	BF	H	R	ER	SO	BB	IBB	HBP	BLK	WP	HR	S	P	ERA	WHIP

BOTTOM

Oakland Athletics @ Boston Red Sox

Fenway Park, Boston, MA

Sat May 23 1992, 3:33 AM EDT
Att. 33,186 - Sunny - 90 F

livebaseballscorecards.com

Batter	1	2	3	4	5	6	7	8	9	AB	R	H	RBI	BB	SO	LOB
Jody Reed, R (1, 4) OBP: 0.387, SLG: 0.411	B C F B B X 3-2 G3 2B 2B	B 1 SAFE C B 1 SAFE 1 SAFE B X 3-1 1B 1B 1-3 1B		C C B B B C 2-3 ② K		B B X 2-0 1-2 1B		B B C B B 4-1 1-2 2-3 BB		4	2	3	0	1	1	0
Mike Greenwell, L (1, 7) OBP: 0.316, SLG: 0.217	B B B C B 4-1 G3 2B BB	C X 0-1 1B 1-3 3-H 1B		C F B B B X 2-2 ③ G1-3		B C F B B S 3-3 ③ K		X 0-0 ① L7		4	1	1	1	1	1	5
Wade Boggs, L (1, 5) OBP: 0.389, SLG: 0.421	B X 1-0 ① G3 1-2 2-3	B B C X 2-1 1-2 3-H 1B			C B X 1-1 HR		B B X 2-0 ① G3	C C F X 0-2 ②③ F7-5-4-2-6 3-H		5	1	2	2	0	0	5
Jack Clark, R (1, 10) OBP: 0.352, SLG: 0.286	B S B B B 4-1 2B BB	C S B S 1-3 ② K			B B B S B 4-1 G6-4-3 BB		B C B F F B X 3-2 2B			2	0	1	0	2	1	2
Phil Plantier, L (1, 9) OBP: 0.299, SLG: 0.313	C S X 0-2 ② P4	C X 0-1 ③ F8			F F F X 0-2 ①② G6-4-3 1-2f		B X 1-0 ② F8			4	0	0	0	0	0	7
Ellis Burks, R (1, 8) OBP: 0.314, SLG: 0.417	B C X 1-1 1-3 2-H 3-H 2B		C B B F F S 2-3 ① K		B X 1-0 ③ P4		I I I 4-0 IBB			3	0	1	2	1	1	0
Scott Cooper, L (1, 3) OBP: 0.318, SLG: 0.289	X 0-0 ③ F7	C X 0-1 ② L3				B X 1-0 ① G3-1	B C X 1-1 ③ F7			4	0	0	0	0	0	4
Tim Naehring, R (1, 6) OBP: 0.302, SLG: 0.286		C B C C 1-3 ① K	C B X 1-1 ③ P4			F B X 1-1 1B 1B		C B B X 2-1 BB 1B F7-5-4-2-6 1B		4	0	2	0	0	1	0
Tony Peña, R (1, 2) OBP: 0.246, SLG: 0.292		C B B B F X 3-2 1B 1B 1B		X 0-0 ① F9		C X 0-1 ② F8		1 SAFE F B 1 SAFE X 1-1 1-2 BB 1B		4	1	2	0	0	0	1
Inning Stats	R: 2 E: 0 K: 0 S: 12 H: 2 LOB: 2 BB: 2 P: 25	R: 2 E: 0 K: 2 S: 17 H: 4 LOB: 2 BB: 0 P: 27	R: 0 E: 0 K: 1 S: 8 H: 0 LOB: 0 BB: 0 P: 11	R: 0 E: 0 K: 1 S: 8 H: 0 LOB: 0 BB: 0 P: 12	R: 1 E: 0 K: 0 S: 8 H: 1 LOB: 0 BB: 1 P: 14	R: 0 E: 0 K: 1 S: 10 H: 2 LOB: 2 BB: 0 P: 17	R: 0 E: 0 K: 0 S: 8 H: 1 LOB: 2 BB: 1 P: 19	R: 0 E: 0 K: 0 S: 10 H: 2 LOB: 2 BB: 1 P: 17		1B: 8 2B: 4 3B: 0 HR: 1	SF: 0 SAC: 0 DP: 2 HBP: 0					

	AB	34
	R	5
	H	12
	RBI	5
	BB	5
	SO	5
	LOB	24

WP: 0 PB: 0 SB: 0 CS: 0 PA: 39

PITCHER		IP	WLS	BF	H	R	ER	SO	BB	IBB	HBP	BLK	WP	HR	S	P	ERA	WHIP
Mike Moore, R ERA: 4.27	(1, 1)	4.0	L	22	7	5	5	4	3	0	0	0	0	1	48	83	11.25	2.500
Gene Nelson, R ERA: 7.43	(5, 1)	1.2		6	2	0	0	0	0	0	0	0	0	0	11	16	0.00	1.200
Vince Horsman, L ERA:	(6, 1)	1.1		6	1	0	0	1	0	1	0	0	0	0	12	26	0.00	0.750
Kevin Campbell, R ERA: 4.5	(8, 1)	1.0		5	2	0	0	0	1	0	0	0	0	0	10	17	0.00	3.000

PITCHER	IP	WLS	BF	H	R	ER	SO	BB	IBB	HBP	BLK	WP	HR	S	P	ERA	WHIP

Batter	1	2	3	4	5	6	7	8	9	AB	R	H	RBI	BB	SO	LOB
Rickey Henderson, R (1, 7) OBP: 0.426, SLG: 0.444	B B C F B F C 3-3 ① K	B C B B X 2-1 ② F8		B B C F X 2-2 ②③ G5-4-3 1-2f		B B B B 4-0 S 2-3 BB		B 1 SAFE B B C X 3-1 ③ G6-3 1-2		4	0	0	0	1	1	3
Carney Lansford, R (1, 5) OBP: 0.347, SLG: 0.362	X 0-0 ② F7	C C B B F X 2-2 ③ G6-3			F B C B X 2-2 E6 1B SF8	C 1 SAFE B X 1-1 ③ G6-3 1-2			C X 0-1 ① F9	5	1	0	0	0	0	2
Harold Baines, L (1, 10) OBP: 0.285, SLG: 0.276	B B B 4-0 BB 1B BB		B F B C B B 4-2 BB		X 0-0 1-3 1B		X 0-0 E 1B		B B B C F S 3-3 ② K	3	1	2	0	2	1	0
Mark McGwire, R (1, 3) OBP: 0.420, SLG: 0.705	B F F B F B B 4-2 BB 1B 1-2 1B BB		B X 1-0 ① F7		B C X 1-1 ① SF8 3-H		X 0-0 ① F7		C B C X 1-2 ③ L4	3	1	0	1	1	0	2
Terry Steinbach, R (1, 2) OBP: 0.292, SLG: 0.302	B S B C X 2-2 BB 1B 1-2 2-H 1B		B 1 SAFE F 1 SAFE F F C 1-3 ② K		B B F X 2-1 ② F9		B B X 2-0 E1 G1-6-3 1-3			4	1	1	1	0	1	3
Willie Wilson, S (1, 8) OBP: 0.322, SLG: 0.338	B B S S B B 4-2 WP 1B 1-2 2-3 BB		F X 0-1 ③ F8		C X 0-1 ③ G4-1		X 0-0 ②③ G1-6-3 1-2f			3	0	0	0	1	0	4
Jerry Browne, S (1, 4) OBP: 0.317, SLG: 0.231	C X 0-1 WP 1B 1-2 2-H 3-H			C F X 0-2 ① F8		B F C B X 2-2 WP SH1-3 1B		B C C S 1-3 ① K		4	0	2	2	0	1	0
Mike Bordick, R (1, 6) OBP: 0.389, SLG: 0.407	C C B B X 2-2 ③ G6-3 1-2 2-3			X 0-0 1B 1B		1 SAFE X 0-0 ① SH1-3 1-2		B C X 1-1 ② G5-3		3	0	1	0	0	0	2
Lance Blankenship, R (1, 9) OBP: 0.394, SLG: 0.362		B B C X 2-1 ① G6-3		1 SAFE B B 1 SAFE X 1-0 G5-4-3 1-2 1B		C F C 0-3 ② K		C X 0-1 S 1B		4	0	2	0	0	1	1
Inning Stats	R: 3 H: 2 E: 0 LOB: 2 K: 1 BB: 3 S: 18 P: 37	R: 0 H: 0 E: 0 LOB: 0 K: 0 BB: 0 S: 8 P: 14	R: 0 H: 0 E: 0 LOB: 1 K: 1 BB: 1 S: 9 P: 15	R: 0 H: 2 E: 0 LOB: 1 K: 0 BB: 0 S: 8 P: 11	R: 1 H: 1 E: 1 LOB: 1 K: 0 BB: 0 S: 10 P: 15	R: 0 H: 1 E: 0 LOB: 2 K: 1 BB: 1 S: 9 P: 16	R: 0 H: 1 E: 1 LOB: 1 K: 0 BB: 0 S: 4 P: 6	R: 0 H: 1 E: 0 LOB: 1 K: 1 BB: 0 S: 9 P: 14	R: 0 H: 0 E: 0 LOB: 0 K: 1 BB: 0 S: 8 P: 12	1B: 8 SF: 1 2B: 0 SAC: 1 3B: 0 DP: 2 HR: 0 HBP: 0						WP: 2 PA: 40 PB: 0 SB: 2 CS: 0

TOP

Oakland Athletics @ Boston Red Sox

Fenway Park, Boston, MA

Sun May 24 1992, 3:33 AM EDT

Att. 33,965 - Cloudy - 65 F

livebaseballscorecards.com

AB	33
R	4
H	8
RBI	4
BB	5
SO	5
LOB	17

PITCHER		IP	WLS	BF	H	R	ER	SO	BB	IBB	HBP	BLK	WP	HR	S	P	ERA	WHIP
Mike Gardiner, R ERA: 3.43	(1, 1)	6.0	L	29	6	4	3	3	5	0	0	0	2	0	62	108	4.50	1.833
Tom Bolton, L ERA: 3.97	(7, 1)	3.0		11	2	0	0	2	0	0	0	0	0	0	21	32	0.00	0.667

PITCHER	IP	WLS	BF	H	R	ER	SO	BB	IBB	HBP	BLK	WP	HR	S	P	ERA	WHIP

Oakland Athletics @ Boston Red Sox

Fenway Park, Boston, MA

Sun May 24 1992, 3:33 AM EDT

Att. 33,965 - Cloudy - 65 F

livebaseballscorecards.com

BOTTOM

Batter	1	2	3	4	5	6	7	8	9	AB	R	H	RBI	BB	SO	LOB
Jody Reed, R (1, 4) OBP: 0.378, SLG: 0.401	G5-3		G6-3			P6			L6	4	0	0	0	0	0	0
Mike Greenwell, L (1, 7) OBP: 0.314, SLG: 0.218	F9		1B			G4-3			G3-1	4	0	1	0	0	0	0
Wade Boggs, L (1, 5) OBP: 0.380, SLG: 0.410	G3-1		F8			G1-3			G3-1	4	0	0	0	0	0	1
Tom Brunansky, R (1, 10) OBP: 0.368, SLG: 0.387		G4-3		P3			F8			3	0	0	0	0	0	0
Phil Plantier, L (1, 9) OBP: 0.307, SLG: 0.315		BB		CS 1B			K			2	0	1	0	1	1	0
Ellis Burks, R (1, 8) OBP: 0.308, SLG: 0.408		F9		L5 1-2			G5-3			3	0	0	0	0	0	2
Scott Cooper, L (1, 3) OBP: 0.319, SLG: 0.275		1-2 BB			F7			P5		2	0	0	0	1	0	0
Luis Rivera, R (1, 6) OBP: 0.347, SLG: 0.299		K			F8			P3		3	0	0	0	0	1	2
John Flaherty, R (1, 2) OBP: 0.150, SLG: 0.200			F9		P6			G4-3		2	0	0	0	0	0	0
Herm Winningham, L (8, PH) OBP: 0.302, SLG: 0.353										1	0	0	0	0	0	0
Tony Peña, R (9, 2) OBP: 0.246, SLG: 0.292										0	0	0	0	0	0	0
Inning Stats	R: 0 E: 0 K: 0 S: 6 H: 0 LOB: 0 BB: 0 P: 11	R: 0 E: 0 K: 1 S: 13 H: 0 LOB: 2 BB: 2 P: 25	R: 0 E: 0 K: 0 S: 10 H: 1 LOB: 1 BB: 0 P: 16	R: 0 E: 0 K: 0 S: 4 H: 1 LOB: 0 BB: 0 P: 8	R: 0 E: 0 K: 0 S: 4 H: 0 LOB: 0 BB: 0 P: 5	R: 0 E: 0 K: 0 S: 9 H: 0 LOB: 0 BB: 0 P: 14	R: 0 E: 0 K: 1 S: 6 H: 0 LOB: 0 BB: 0 P: 11	R: 0 E: 0 K: 0 S: 9 H: 0 LOB: 0 BB: 0 P: 14	R: 0 E: 0 K: 0 S: 6 H: 0 LOB: 0 BB: 0 P: 9	1B: 2 2B: 0 3B: 0 HR: 0 SF: 0 SAC: 0 DP: 0 HBP: 0						

PITCHER	IP	WLS	BF	H	R	ER	SO	BB	IBB	HBP	BLK	WP	HR	S	P	ERA	WHIP
Ron Darling, R (1, 1) ERA: 4.07	9.0	W	30	2	0	0	2	2	0	0	0	0	0	67	113	0.00	0.444

PITCHER	IP	WLS	BF	H	R	ER	SO	BB	IBB	HBP	BLK	WP	HR	S	P	ERA	WHIP

AB	28
R	0
H	2
RBI	0
BB	2
SO	2
LOB	5

WP: 0 PA: 30
PB: 0
SB: 0
CS: 1

Batter	1	2	3	4	5	6	7	8	9	AB	R	H	RBI	BB	SO	LOB
Jody Reed, R (1, 4) OBP: 0.374, SLG: 0.395	F X 0-1 2B 1B		C C X 0-2 ② G6-3		B F B F S 2-3 ① K		X 0-0 ① G6-3		C C 1 SAFE 1 SAFE F C 0-3 ② K	5	1	1	0	0	2	1
Mike Greenwell, L (1, 7) OBP: 0.327, SLG: 0.242	C 1 SAFE B F 1 SAFE B 1 SAFE 1 SAFE X 2-2 G4-3 1-H 2B		S B S B B B 4-2 FC6 BB		C X 0-1 CS 1B		F B B F B X 3-2 ② F8		B S S X 1-2 ③ L4 1-2	4	0	2	1	1	0	1
Wade Boggs, L (1, 5) OBP: 0.372, SLG: 0.400	B B X 2-0 ① G4-3 2-3		C X 0-1 ③ FC6 1-2f		C 1 SAFE B B B X 3-1 ②③ F8 1-2		B C B F X 2-2 ③ F7			4	0	0	0	0	0	3
Jack Clark, R (1, 3) OBP: 0.349, SLG: 0.284 Scott Cooper, L (8, 3) OBP: 0.319, SLG: 0.275	X 0-0 ② G5-3			C C S 0-3 ① K		B F F B B F F X 3-2 BB 1B 1B		C B C F F B B S 3-3 ① K		4 0	1 0	1 0	0 0	0 0	2 0	1 0
Ellis Burks, R (1, 8) OBP: 0.319, SLG: 0.414	B F X 1-1 ③ L9			S X 0-1 ② 1B		B B F B F B 4-2 1B FC5-4 1-2 BB		B C C X 1-2 G3 1B		3	1	2	0	1	0	1
Tom Brunansky, R (1, 10) OBP: 0.375, SLG: 0.385		X 0-0 ① G5-3		B C B S B F B 4-2 BB 1B 1B BB		S B B F X 2-2 FC5-4 BB 1-3 2-H 1B		B 1 SAFE 1 SAFE 1 SAFE C C X 1-2 ② G3 1-2		3	1	1	1	1	0	1
Phil Plantier, L (1, 9) OBP: 0.312, SLG: 0.316		C S S 0-3 ② K		1 SAFE B X 1-0 BB 1-2 1B 1B		B B B B 4-0 FC5-4 1-2 BB		F B B S C 2-3 ③ K		3	0	1	0	1	2	1
Luis Rivera, R (1, 6) OBP: 0.343, SLG: 0.289		B F F B X 2-2 ③ G3-1		B S B F F B F B 4-2 1B 1-2 2-3 BB		B X 1-0 ①② FC5-4 E 1-2 2-3 3-H		B B F B C X 3-2 ① L4		3	0	0	0	1	0	2
Tony Peña, R (1, 2) OBP: 0.254, SLG: 0.293			X 0-0 ① G4-3	F F B B B X 3-2 ③ 1-2 2-H 3-H 1B		B 1 SAFE F 1 SAFE 1 SAFE B C X 2-2 ③ G4-3 1-2		B B F B B 4-1 S BB		3	0	1	1	1	0	1
Inning Stats	R: 1 H: 2 E: 0 LOB: 1 K: 0 BB: 0 S: 9 P: 14	R: 0 H: 0 E: 0 LOB: 0 K: 1 BB: 0 S: 7 P: 9	R: 0 H: 0 E: 0 LOB: 1 K: 0 BB: 1 S: 8 P: 12	R: 1 H: 3 E: 0 LOB: 2 K: 1 BB: 2 S: 16 P: 28	R: 0 H: 1 E: 0 LOB: 0 K: 1 BB: 0 S: 7 P: 12	R: 2 H: 2 E: 1 LOB: 1 K: 0 BB: 2 S: 14 P: 30	R: 0 H: 0 E: 0 LOB: 0 K: 0 BB: 0 S: 7 P: 12	R: 0 H: 1 E: 0 LOB: 1 K: 2 BB: 0 S: 14 P: 21	R: 0 H: 0 E: 0 LOB: 1 K: 1 BB: 1 S: 11 P: 19	1B: 8 SF: 0 2B: 2 SAC: 0 3B: 0 DP: 1 HR: 0 HBP: 0						WP: 0 PA: 38 PB: 0 SB: 1 CS: 1

TOP

Boston Red Sox @ California Angels

Anaheim Stadium, Anaheim, CA

Tue May 26 1992, 10:05 PM EDT

Att. 23,649 - Cloudy - 65 F

livebaseballscorecards.com

AB	32
R	4
H	9
RBI	3
BB	6
SO	6
LOB	12

PITCHER		IP	WLS	BF	H	R	ER	SO	BB	IBB	HBP	BLK	WP	HR	S	P	ERA	WHIP
Jim Abbott, L ERA: 2.77	(1, 1)	5.0	L	25	8	4	4	3	5	0	0	0	0	0	57	98	7.20	2.600
Chuck Crim, R ERA: 3.86	(6, 1)	2.2		8	1	0	0	1	0	0	0	0	0	0	22	35	0.00	0.375
Scott Bailes, L ERA: 3.6	(8, 1)	1.1		5	0	0	0	2	1	0	0	0	0	0	14	24	0.00	0.750

PITCHER	IP	WLS	BF	H	R	ER	SO	BB	IBB	HBP	BLK	WP	HR	S	P	ERA	WHIP

Boston Red Sox @ California Angels

Anaheim Stadium, Anaheim, CA

Tue May 26 1992, 10:05 PM EDT

Att. 23,649 - Cloudy - 65 F

livebaseballscorecards.com

BOTTOM

Batter	1	2	3	4	5	6	7	8	9	AB	R	H	RBI	BB	SO	LOB
Luis Polonia, L (1, 7) OBP: 0.358, SLG: 0.342	K2-3		FC6-4 1-2f			K			P5	4	0	0	0	0	2	1
Von Hayes, L (1, 9) OBP: 0.341, SLG: 0.422	F7			G4-3 G4-3 2B		P5			1B	4	1	2	0	0	0	0
Junior Felix, S (1, 8) OBP: 0.307, SLG: 0.439 Chad Curtis, R (1, 8) OBP: 0.321, SLG: 0.375	G1-6-3			G4-3 2-3			K		P5	0 4	0 0	0 0	0 0	0 0	0 1	0 2
Hubie Brooks, R (1, 10) OBP: 0.243, SLG: 0.370		G6-3		G4-3 3-H			G3		K	4	0	0	1	0	1	1
Lee Stevens, L (1, 3) OBP: 0.290, SLG: 0.356		K		K			G6-3			3	0	0	0	0	2	0
Rene Gonzales, R (1, 4) OBP: 0.394, SLG: 0.517		G4-3			G4-3			G5-3		3	0	0	0	0	0	0
Gary Gaetti, R (1, 5) OBP: 0.288, SLG: 0.366			K		K			FC3-6 BB		2	0	0	0	1	2	0
Mike Fitzgerald, R (1, 2) OBP: 0.280, SLG: 0.356 John Morris, L (8, PH) OBP: 0.258, SLG: 0.214 Ron Tingley, R (9, 2) OBP: 0.227, SLG: 0.238			K		G5-3			FC3-6 FC6-4 1-2f		2 1 0	0 0 0	0 0 0	0 0 0	0 0 0	1 0 0	0 1 0
Gary Disarcina, R (1, 6) OBP: 0.338, SLG: 0.308			FC6-4 1B			G4-3			FC6-4 1-2f	3	0	1	0	0	0	1
Inning Stats	R: 0 E: 0 K: 1 S: 6 H: 0 LOB: 0 BB: 0 P: 6	R: 0 E: 0 K: 1 S: 7 H: 0 LOB: 0 BB: 0 P: 9	R: 0 E: 0 K: 2 S: 11 H: 1 LOB: 1 BB: 0 P: 15	R: 1 E: 0 K: 1 S: 9 H: 1 LOB: 0 BB: 0 P: 17	R: 0 E: 0 K: 1 S: 9 H: 0 LOB: 0 BB: 0 P: 11	R: 0 E: 0 K: 1 S: 8 H: 0 LOB: 0 BB: 0 P: 11	R: 0 E: 0 K: 1 S: 8 H: 0 LOB: 0 BB: 0 P: 11	R: 0 E: 0 K: 0 S: 7 H: 0 LOB: 1 BB: 1 P: 14	R: 0 E: 0 K: 1 S: 10 H: 1 LOB: 1 BB: 0 P: 16	1B: 2 2B: 1 3B: 0 HR: 0 SF: 0 SAC: 0 DP: 0 HBP: 0	WP: 0 PB: 0 SB: 0 CS: 0 PA: 31					

	AB	30
	R	1
	H	3
	RBI	1
	BB	1
	SO	9
	LOB	6

PITCHER	IP	WLS	BF	H	R	ER	SO	BB	IBB	HBP	BLK	WP	HR	S	P	ERA	WHIP
Roger Clemens, R (1, 1) ERA: 1.65	8.0	W	27	2	1	1	8	1	0	0	0	0	0	65	94	1.12	0.375
Jeff Reardon, R (9, 1) ERA: 1.8	1.0	S	4	1	0	0	1	0	0	0	0	0	0	10	16	0.00	1.000

PITCHER	IP	WLS	BF	H	R	ER	SO	BB	IBB	HBP	BLK	WP	HR	S	P	ERA	WHIP

Batter	1	2	3	4	5	6	7	8	9	10	AB	R	H	RBI	BB	SO	LOB
Jody Reed, R (1, 4) OBP: 0.376, SLG: 0.404	K			F9		G3 1B 2B		SH3-4		1B 1B BB 1B	4	2	2	0	0	1	0
Mike Greenwell, L (1, 7) OBP: 0.330, SLG: 0.250	P4			G3		G3		CS S 1B		BB 1B 1B	5	0	2	1	0	0	1
Wade Boggs, L (1, 5) OBP: 0.370, SLG: 0.398	K			BB		S 1B		1 SAFE BB		BB 1B	1	0	0	0	0	1	0
Tom Brunansky, R (2, 3) OBP: 0.405, SLG: 0.403											2	0	2	1	2	0	0
Jack Clark, R (1, 10) OBP: 0.343, SLG: 0.274		G6-3		K		K		K		BB	4	0	0	1	1	3	4
Phil Plantier, L (1, 9) OBP: 0.308, SLG: 0.307		G3			G4-6-3 S 1B BB	F7			K2-3	G4-3	4	1	0	0	1	1	4
Ellis Burks, R (1, 8) OBP: 0.317, SLG: 0.405		K			G4-6-3		K		K		3	0	0	0	1	3	0
Scott Cooper, L (1, 3) OBP: 0.294, SLG: 0.250 (2, 5)			G3		G4-6-3		G4-3		L4		4	0	0	0	0	0	2
Luis Rivera, R (1, 6) OBP: 0.340, SLG: 0.287			K		FC6-4 1B		F8			F7	4	0	1	1	0	1	0
Tony Peña, R (1, 2) OBP: 0.254, SLG: 0.300			K		FC6-4			SH3-4 1B 2B		F9	4	1	1	0	0	1	1
Inning Stats	R: 0 E: 0 K: 2 S: 8 / H: 0 LOB: 0 BB: 0 P: 12	R: 0 E: 0 K: 1 S: 8 / H: 0 LOB: 0 BB: 0 P: 11	R: 0 E: 0 K: 2 S: 11 / H: 0 LOB: 0 BB: 0 P: 15	R: 0 E: 0 K: 1 S: 9 / H: 0 LOB: 1 BB: 1 P: 17	R: 1 E: 0 K: 0 S: 18 / H: 1 LOB: 1 BB: 2 P: 29	R: 1 E: 0 K: 1 S: 14 / H: 2 LOB: 1 BB: 0 P: 24	R: 0 E: 0 K: 1 S: 8 / H: 0 LOB: 0 BB: 0 P: 9	R: 1 E: 0 K: 1 S: 14 / H: 2 LOB: 2 BB: 1 P: 26	R: 0 E: 0 K: 2 S: 9 / H: 0 LOB: 0 BB: 0 P: 12	R: 1 E: 0 K: 0 S: 12 / H: 3 LOB: 3 BB: 1 P: 21	1B: 6 2B: 3 3B: 0 HR: 0	SF: 0 SAC: 1 DP: 2 HBP: 0	WP: 0 PB: 0 SB: 3 CS: 1	PA: 41			

PITCHER		IP	WLS	BF	H	R	ER	SO	BB	IBB	HBP	BLK	WP	HR	S	P	ERA	WHIP
Julio Valera, R ERA: 3.09	(1, 1)	7.1		28	4	3	3	8	3	0	0	0	0	0	81	124	3.68	0.955
Steve Frey, L ERA: 1.2	(8, 1)	0.0		1	1	0	0	0	0	0	0	0	0	0	4	7	∞	∞
Mark Eichhorn, R ERA: 2.51	(8, 1)	1.2		5	0	0	0	3	1	0	0	0	0	0	14	24	0.00	0.600
Bryan Harvey, R ERA: 2.74	(10, 1)	1.0	L	7	3	1	1	0	1	0	0	0	0	0	12	21	9.00	4.000

PITCHER	IP	WLS	BF	H	R	ER	SO	BB	IBB	HBP	BLK	WP	HR	S	P	ERA	WHIP

TOP

Boston Red Sox @ California Angels

Anaheim Stadium, Anaheim, CA

Wed May 27 1992, 10:05 PM EDT

Att. 23,127 - Cloudy - 64 F

livebaseballscorecards.com

AB	35
R	4
H	8
RBI	4
BB	5
SO	11
LOB	12

Batter	1	2	3	4	5	6	7	8	9	10	AB	R	H	RBI	BB	SO	LOB
Luis Polonia, L (1, 10) OBP: 0.348, SLG: 0.331	P7		G4-3			L9		K		F7	5	0	0	0	0	1	1
Chad Curtis, R (1, 8) OBP: 0.321, SLG: 0.373 Von Hayes, L (9, PH) OBP: 0.347, SLG: 0.427 (10, 9)	K			G6-4-3 1B		G5-3			SH1-4 1B 1B		3 1	0 1	1 1	0 0	0 0	1 0	0 0
Jose Gonzalez, R (1, 9) OBP: 0.273, SLG: 0.364 (10, 8)	K			B 1 SAFE S B 1 SAFE 1 SAFE X G6-4-3 1-2f		K			SH1-4 1-2		3	0	0	0	0	2	1
Hubie Brooks, R (1, 3) OBP: 0.249, SLG: 0.373		F7		WP 1B			G4-3		BB 2-H 1B		4	0	2	1	0	0	0
Gary Gaetti, R (1, 5) OBP: 0.280, SLG: 0.356		G5-3		G5-3 1-2			F7		P8		4	0	0	0	0	0	2
Rene Gonzales, R (1, 4) OBP: 0.398, SLG: 0.543		HR	K			L5			BB 1-2		3	1	1	1	1	1	0
John Morris, L (1, 7) OBP: 0.242, SLG: 0.200 Mike Fitzgerald, R (8, PH) OBP: 0.274, SLG: 0.347 (9, 7)	G6-3		P7			L8			F7		2 2	0 0	0 0	0 0	0 0	0 0	0 2
Ron Tingley, R (1, 2) OBP: 0.240, SLG: 0.375 Lee Stevens, L (10, PH) OBP: 0.287, SLG: 0.352		G6-3	HR			L7				F7	3 1	1 0	1 0	1 0	0 0	0 0	0 0
Gary Disarcina, R (1, 6) OBP: 0.338, SLG: 0.316 Alvin Davis, L (10, PH) OBP: 0.328, SLG: 0.371		K	G5-3			2B				F8	3 1	0 0	1 0	0 0	0 0	1 0	0 0
Inning Stats	R: 0 E: 0 K: 2 S: 7 H: 0 LOB: 0 BB: 0 P: 12	R: 1 E: 0 K: 0 S: 8 H: 1 LOB: 0 BB: 0 P: 15	R: 0 E: 0 K: 1 S: 8 H: 0 LOB: 0 BB: 0 P: 12	R: 0 E: 0 K: 0 S: 8 H: 2 LOB: 1 BB: 0 P: 13	R: 1 E: 0 K: 1 S: 7 H: 1 LOB: 0 BB: 0 P: 12	R: 0 E: 0 K: 1 S: 7 H: 0 LOB: 0 BB: 0 P: 12	R: 0 E: 0 K: 0 S: 4 H: 0 LOB: 0 BB: 0 P: 6	R: 0 E: 0 K: 1 S: 7 H: 1 LOB: 1 BB: 0 P: 9	R: 1 E: 0 K: 0 S: 14 H: 2 LOB: 2 BB: 1 P: 22	R: 0 E: 0 K: 0 S: 5 H: 0 LOB: 0 BB: 0 P: 6	1B: 4 2B: 1 3B: 0 HR: 2	SF: 0 SAC: 1 DP: 1 HBP: 0						

PITCHER		IP	WLS	BF	H	R	ER	SO	BB	IBB	HBP	BLK	WP	HR	S	P	ERA	WHIP
Frank Viola, L ERA: 2.96	(1, 1)	8.0		28	5	2	2	6	0	0	0	0	1	2	56	91	2.25	0.625
Jeff Reardon, R ERA: 2.25	(9, 1)	1.0	W	6	2	1	1	0	1	0	0	0	0	0	14	22	9.00	3.000
Danny Darwin, R ERA: 4.61	(10, 1)	1.0	S	3	0	0	0	0	0	0	0	0	0	0	5	6	0.00	0.000

PITCHER	IP	WLS	BF	H	R	ER	SO	BB	IBB	HBP	BLK	WP	HR	S	P	ERA	WHIP

BOTTOM

Boston Red Sox @ California Angels

Anaheim Stadium, Anaheim, CA

Wed May 27 1992, 10:05 PM EDT

Att. 23,127 - Cloudy - 64 F

livebaseballscorecards.com

AB	35
R	3
H	7
RBI	3
BB	1
SO	6
LOB	6

WP: 1 PB: 0 SB: 0 CS: 0 PA: 37

Batter	1	2	3	4	5	6	7	8	9	AB	R	H	RBI	BB	SO	LOB
Jody Reed, R (1, 4) OBP: 0.377, SLG: 0.409	B B X 2-0 G4-3 SF8 2B		C S B X 1-2 P2 ②		B B 1 SAFE X 2-0 1B 1-2 1B		C B B B F X 3-2 G6-3 ①		B X 1-0 G6-3 ③	5	1	2	0	0	0	0
Mike Greenwell, L (1, 7) OBP: 0.330, SLG: 0.253 Herm Winningham, L (5, 7) OBP: 0.296, SLG: 0.346	B C X 1-1 G4-3 ① 2-3		F B X 1-1 G4-3 ③		S X 0-1 1-3 2-H 1B		C B B S B S 3-3 K ②			3 1	0 0	1 0	1 0	0 0	0 1	1 0
Tom Brunansky, R (1, 3) OBP: 0.409, SLG: 0.391 Scott Cooper, L (9, 3) OBP: 0.294, SLG: 0.250	B B B C B 4-1 FC5-4 BB			C B F B X 2-2 F8 ①	C B B F B S 3-3 K ②		B B C F B B 4-2 BB			2 0	0 0	0 0	0 0	2 0	1 0	2 0
Jack Clark, R (1, 10) OBP: 0.333, SLG: 0.266	X 0-0 SF8 ② 3-H			C B C B X 2-2 G5-3 ②	B F B X 2-1 F7 ③		F B 1 SAFE F B 1 SAFE C 2-3 K ③			3	0	0	1	0	1	3
Ellis Burks, R (1, 8) OBP: 0.316, SLG: 0.401	B B X 2-0 FC5-4 ③ 1-2f			C X 0-1 1B 1B		B F B C F X 2-2 F8 ①		X 0-0 G5-3 ①		4	0	1	0	0	0	1
Bob Zupcic, R (1, 9) OBP: 0.383, SLG: 0.442		B B X 2-0 F9 ①		1 SAFE 1 SAFE 1 SAFE B 1 SAFE 1 SAFE B 1 SAFE X 2-0 1-3 1B		B B X 2-0 2B 1B		B B B B 4-0 CS BB		3	0	2	0	1	0	0
Tim Naehring, R (1, 5) OBP: 0.299, SLG: 0.300		B S B S C 2-3 K ②		F S B B 1 SAFE C 2-3 K ③		1 SAFE 1 SAFE F B B 1 SAFE 1 SAFE 1 SAFE X 2-1 1-3 2B		S C C 0-3 K ②		4	0	1	0	0	3	3
Luis Rivera, R (1, 6) OBP: 0.336, SLG: 0.286		B X 1-0 G6-3 ③			F B B X 2-1 1B 1B 1B	F F B C 1-3 K ②		F B 1 SAFE C B 2-2 CS ③ 1-2	X 0-0 L5 ①	4	1	1	0	0	1	2
Tony Peña, R (1, 2) OBP: 0.246, SLG: 0.290			X 0-0 G4-3 ①		1 SAFE B 1 SAFE B C 1 SAFE B X 3-1 F8 ①	F X 0-1 G5-3 ③			S S X 0-2 G6-3 ②	4	0	0	0	0	0	3
Inning Stats	R: 1 E: 0 K: 0 S: 6 H: 1 LOB: 1 BB: 1 P: 15	R: 0 E: 0 K: 1 S: 5 H: 0 LOB: 0 BB: 0 P: 10	R: 0 E: 0 K: 0 S: 6 H: 0 LOB: 0 BB: 0 P: 8	R: 0 E: 0 K: 1 S: 12 H: 2 LOB: 2 BB: 0 P: 20	R: 1 E: 0 K: 1 S: 12 H: 3 LOB: 2 BB: 0 P: 24	R: 0 E: 0 K: 1 S: 12 H: 2 LOB: 2 BB: 0 P: 19	R: 0 E: 0 K: 2 S: 11 H: 0 LOB: 1 BB: 1 P: 23	R: 0 E: 0 K: 1 S: 6 H: 0 LOB: 0 BB: 1 P: 12	R: 0 E: 0 K: 0 S: 5 H: 0 LOB: 0 BB: 0 P: 6	1B: 6 2B: 2 3B: 0 HR: 0	SF: 1 SAC: 0 DP: 0 HBP: 0						

PITCHER	IP	WLS	BF	H	R	ER	SO	BB	IBB	HBP	BLK	WP	HR	S	P	ERA	WHIP
Mark Langston, L (1, 1) ERA: 4.33	9.0	L	37	8	2	2	7	3	0	0	0	0	0	75	137	2.00	1.222

PITCHER	IP	WLS	BF	H	R	ER	SO	BB	IBB	HBP	BLK	WP	HR	S	P	ERA	WHIP

TOP

Boston Red Sox @ California Angels

Anaheim Stadium, Anaheim, CA

Thu May 28 1992, 10:05 PM EDT

Att. 23,843 - Cloudy - 65 F

livebaseballscorecards.com

AB	33
R	2
H	8
RBI	2
BB	3
SO	7
LOB	15

1B: 6	SF: 1	WP: 0	PA: 38
2B: 2	SAC: 0	PB: 0	
3B: 0	DP: 0	SB: 0	
HR: 0	HBP: 0	CS: 1	

Boston Red Sox @ California Angels

Anaheim Stadium, Anaheim, CA

Thu May 28 1992, 10:05 PM EDT

Att. 23,843 - Cloudy - 65 F

BOTTOM

Batter	1	2	3	4	5	6	7	8	9	AB	R	H	RBI	BB	SO	LOB
Luis Polonia, L (1, 7) OBP: 0.346, SLG: 0.329	FC4-6 BB 1B	P6 1-3			G5-3 1-2		G4-3			4	0	1	0	0	0	2
Chad Curtis, R (1, 8) OBP: 0.318, SLG: 0.359	FC4-6 BB 1-2		G4-3		K			G3-1		3	0	0	0	1	1	1
Von Hayes, L (1, 9) OBP: 0.336, SLG: 0.412	FC4-6 1-2f 2-3		G3		P4			G3		4	0	0	0	0	0	3
Hubie Brooks, R (1, 3) OBP: 0.254, SLG: 0.376	K		1B			F7		1B		4	0	2	0	0	1	2
Gary Gaetti, R (1, 5) OBP: 0.273, SLG: 0.347	L9		G5-3			G6-3		P2		4	0	0	0	0	0	4
Rene Gonzales, R (1, 4) OBP: 0.402, SLG: 0.552		G4-3 1B 2B		K		1B			P4	4	1	2	0	0	1	0
Lance Parrish, R (1, 10) OBP: 0.300, SLG: 0.469		G4-3 2-3		G6-3		K			K	4	0	0	0	0	2	2
Mike Fitzgerald, R (1, 2) OBP: 0.276, SLG: 0.346		E S 3-H 1B		G5-3			K		1B	3	0	1	1	0	1	0
Alvin Davis, L (9, PH) OBP: 0.338, SLG: 0.381										1	0	1	0	0	0	0
Jose Gonzalez, R (9, PR) OBP: 0.273, SLG: 0.364										0	0	0	0	0	0	0
Gary Disarcina, R (1, 6) OBP: 0.338, SLG: 0.316		F8			G5-3		F9		K	3	0	1	0	0	0	1
Lee Stevens, L (9, PH) OBP: 0.284, SLG: 0.348					1B					1	0	0	0	0	1	1
Inning Stats	R: 0 E: 0 K: 1 S: 13 H: 1 LOB: 2 BB: 1 P: 21	R: 1 E: 0 K: 0 S: 14 H: 2 LOB: 1 BB: 0 P: 19	R: 0 E: 0 K: 0 S: 6 H: 1 LOB: 1 BB: 0 P: 9	R: 0 E: 0 K: 1 S: 7 H: 0 LOB: 0 BB: 0 P: 8	R: 0 E: 0 K: 1 S: 8 H: 1 LOB: 1 BB: 0 P: 12	R: 0 E: 0 K: 1 S: 13 H: 1 LOB: 1 BB: 0 P: 21	R: 0 E: 0 K: 1 S: 6 H: 0 LOB: 0 BB: 0 P: 11	R: 0 E: 0 K: 0 S: 10 H: 1 LOB: 1 BB: 0 P: 14	R: 0 E: 0 K: 2 S: 16 H: 1 LOB: 1 BB: 0 P: 19	1B: 7 2B: 1 3B: 0 HR: 0	SF: 0 SAC: 0 DP: 0 HBP: 0						

livebaseballscorecards.com

AB	35
R	1
H	8
RBI	1
BB	1
SO	7
LOB	16

WP: 0 PB: 0 SB: 1 CS: 0 PA: 36

PITCHER		IP	WLS	BF	H	R	ER	SO	BB	IBB	HBP	BLK	WP	HR	S	P	ERA	WHIP
Joe Hesketh, L ERA: 3.04	(1, 1)	7.0	W	28	6	1	1	5	1	0	0	0	0	0	67	101	1.29	1.000
Greg Harris, R ERA: 1.41	(8, 1)	1.0		4	1	0	0	0	0	0	0	0	0	0	10	14	0.00	1.000
Jeff Reardon, R ERA: 2.12	(9, 1)	1.0	S	4	1	0	0	2	0	0	0	0	0	0	16	19	0.00	1.000

PITCHER		IP	WLS	BF	H	R	ER	SO	BB	IBB	HBP	BLK	WP	HR	S	P	ERA	WHIP

Batter	1	2	3	4	5	6	7	8	9	AB	R	H	RBI	BB	SO	LOB
Jody Reed, R (1, 4) OBP: 0.374, SLG: 0.406	C C X 0-2 ① P4		C S B S 1-3 ② K		X 0-0 ① 1B		C B B X 2-1 ① ② G6-4-3 1-2f			4	0	1	0	0	1	1
Mike Greenwell, L (1, 10) OBP: 0.336, SLG: 0.272	X 0-0 ② F8		C B B F X 2-2 2B		B C F X 1-2 1B 1B		X 0-0 ③ F9			4	0	2	0	0	0	0
Herm Winningham, L (1, 7) OBP: 0.281, SLG: 0.327 Bob Zupcic, R (8, PH) OBP: 0.375, SLG: 0.432 (8, 7)	B X 1-0 ③ F7		C B B F B S 3-3 ③ K		B C S S 1-3 ② K			B C B X 2-1 ① G6-3		3 1	0 0	0 0	0 0	0 0	2 0	2 0
Tom Brunansky, R (1, 3) OBP: 0.413, SLG: 0.397		C F B C 1-3 ① K		X 0-0 1B 1B 1B	F B X 1-1 FC4-6 1-2 1B			F F B B X 2-2 ② G5-3		4	1	2	0	0	1	0
Phil Plantier, L (1, 9) OBP: 0.307, SLG: 0.312		C S B X 1-2 WP G4-3 2B		B S F B X 2-2 ① F7	X 0-0 ③ FC4-6 1-2f			C B F B F F F S 2-3 ③ K		4	1	1	0	0	1	3
Ellis Burks, R (1, 8) OBP: 0.320, SLG: 0.400		B B C F F B B 4-2 G4-3 2-3 BB		F X 0-1 1B 1B 1-2 1B		C F B B B F S 2-3 ① K			F B F B B F X 3-2 ① G6-3	3	1	1	0	1	1	0
Scott Cooper, L (1, 5) OBP: 0.309, SLG: 0.255		B B C S X 2-2 ② G4-3 1-2 3-H		F B B F F F X 2-2 1B 1B 1-2 2-H 1B		B F B B B 4-1 G6-4-3 BB			X 0-0 ② P5	3	0	1	2	1	0	1
Luis Rivera, R (1, 6) OBP: 0.342, SLG: 0.287		B C F F B S 2-3 ③ K		C X 0-1 G6-4-3 1-3 2-H 1B		X 0-0 ② ③ G6-4-3 1-2f			B F B F B B 4-2 BB	3	0	1	1	1	1	2
Tony Peña, R (1, 2) OBP: 0.246, SLG: 0.283			C S X 0-2 ① G2-3	X 0-0 ② ③ G6-4-3 1-2f			C F H 1-2 G6-4-3 HBP		X 0-0 ③ B1-3	3	0	0	0	0	0	3
Inning Stats	R: 0 H: 0 E: 0 LOB: 0 K: 0 BB: 0 S: 5 P: 6	R: 1 H: 1 E: 0 LOB: 1 K: 2 BB: 1 S: 16 P: 26	R: 0 H: 1 E: 0 LOB: 1 K: 2 BB: 0 S: 12 P: 18	R: 2 H: 4 E: 0 LOB: 1 K: 0 BB: 0 S: 13 P: 17	R: 0 H: 3 E: 0 LOB: 2 K: 1 BB: 0 S: 10 P: 13	R: 0 H: 0 E: 0 LOB: 0 K: 1 BB: 1 S: 6 P: 12	R: 0 H: 0 E: 0 LOB: 0 K: 0 BB: 0 S: 5 P: 8	R: 0 H: 0 E: 0 LOB: 0 K: 1 BB: 0 S: 11 P: 17	R: 0 H: 0 E: 0 LOB: 1 K: 0 BB: 1 S: 8 P: 15	1B: 7 SF: 0 2B: 2 SAC: 0 3B: 0 DP: 3 HR: 0 HBP: 1						

PITCHER		IP	WLS	BF	H	R	ER	SO	BB	IBB	HBP	BLK	WP	HR	S	P	ERA	WHIP
Clay Parker, R ERA: 5.74	(1, 1)	4.2		22	9	3	3	5	1	0	0	0	1	0	55	79	5.79	2.143
Dennis Powell, L ERA: 3.26	(5, 1)	2.1	W	7	0	0	0	1	1	0	1	0	0	0	12	21	0.00	0.429
Russ Swan, L ERA: 5.8	(8, 1)	1.0		3	0	0	0	1	0	0	0	0	0	0	11	17	0.00	0.000
Mike Schooler, R ERA: 6.05	(9, 1)	1.0		4	0	0	0	0	1	0	0	0	0	0	8	15	0.00	1.000

PITCHER	IP	WLS	BF	H	R	ER	SO	BB	IBB	HBP	BLK	WP	HR	S	P	ERA	WHIP

TOP

Boston Red Sox @ Seattle Mariners

The Kingdome, Seattle, WA

Fri May 29 1992, 10:05 PM EDT

Att. 18,270 - Dome - 70 F

livebaseballscorecards.com

AB	32
R	3
H	9
RBI	3
BB	3
SO	7
LOB	12

WP: 1 PA: 36
PB: 0
SB: 0
CS: 0

BOTTOM

Boston Red Sox @ Seattle Mariners

The Kingdome, Seattle, WA

Fri May 29 1992, 10:05 PM EDT
Att. 18,270 - Dome - 70 F

Batter	1	2	3	4	5	6	7	8	9	AB	R	H	RBI	BB	SO	LOB
Harold Reynolds, S (1, 4) OBP: 0.332, SLG: 0.345	C S B B X 2-2 G4-3 ①		X 0-0 1-2 2-3 2B 1B		C X 0-1 P1 ③		L B B F F B F X 3-2 F7 ② 1-2			4	0	1	0	0	0	1
Edgar Martinez, R (1, 5) OBP: 0.384, SLG: 0.537	B X 1-0 G4-6-3 1B		B B X 2-0 SF9 ② 2-3 3-H			C B B B B 4-1 BB 1B G6-4-3 BB	B B C X 2-1 F9 ③			2	1	1	1	1	0	1
Ken Griffey Jr., L (1, 8) OBP: 0.341, SLG: 0.512	X 0-0 G4-6-3 ② ③ 1-2f		B X 1-0 1-H 3-H 2B ③			B X 1-0 G6-4-3 BB 1-2 1B		C C B B X 2-2 G3 ①		4	1	2	1	0	0	1
Kevin Mitchell, R (1, 7) OBP: 0.302, SLG: 0.320		B F X 1-1 F7 ①		S B B S X 2-2 G6-3 ①		C B S F B F 1 B F SAFE 4-2 B G6-4-3 1-2 2-3 BB		B B B S T F B 4-2 F9 1B 2B BB		2	1	0	0	2	0	0
Pete O'Brien, L (1, 3) OBP: 0.239, SLG: 0.461		B B C F B F F F 3-2 X G3 ②		B C F B S 2-3 K ②		B C B C X 2-2 G6-4-3 ① ② 1-2f 2-3 3-H		C X 0-1 1-2 2B 1B		4	1	1	0	0	1	2
Jay Buhner, R (1, 9) OBP: 0.358, SLG: 0.359		F B B F B S 3-3 K ③		X 0-0 G6-3 ③		B B X 2-0 3-H 1B		B B B X 3-0 F9 ② 2-3		4	0	1	1	0	1	2
Tino Martinez, L (1, 10) OBP: 0.338, SLG: 0.453			C B F B X 2-2 G4-3 ①		B B X 2-0 G3-1 ①	C C B F S 1-3 K ③		B X 1-0 1-H 3-H 2B		4	0	1	2	0	1	1
Dave Valle, R (1, 2) OBP: 0.315, SLG: 0.381			B F B X 2-1 1B 1B SF9 1B		B F X 1-1 HR		B B C B C F X 3-2 F9 ①	B X 1-0 F8 ③		4	2	2	1	0	0	1
Omar Vizquel, S (1, 6) OBP: 0.282, SLG: 0.269			L F B B X 2-2 SF9 1B 1-2 2B 1B		X 0-0 B2-3 ②		B B C B B 4-1 S BB			2	1	1	0	1	0	0
Inning Stats	R: 0 H: 1 E: 0 LOB: 0 K: 0 BB: 0 S: 5 P: 8	R: 0 H: 0 E: 0 LOB: 0 K: 1 BB: 0 S: 12 P: 19	R: 2 H: 4 E: 0 LOB: 2 K: 0 BB: 0 S: 11 P: 20	R: 0 H: 0 E: 0 LOB: 0 K: 1 BB: 0 S: 7 P: 11	R: 1 H: 1 E: 0 LOB: 0 K: 0 BB: 0 S: 6 P: 9	R: 2 H: 2 E: 0 LOB: 1 K: 1 BB: 2 S: 15 P: 29	R: 0 H: 0 E: 0 LOB: 1 K: 0 BB: 1 S: 12 P: 24	R: 2 H: 2 E: 0 LOB: 1 K: 0 BB: 1 S: 11 P: 22		1B: 7 SF: 1 2B: 2 SAC: 0 3B: 0 DP: 2 HR: 1 HBP: 0				WP: 0 PA: 35 PB: 0 SB: 1 CS: 0		

livebaseballscorecards.com

AB	30
R	7
H	10
RBI	6
BB	4
SO	3
LOB	9

PITCHER		IP	WLS	BF	H	R	ER	SO	BB	IBB	HBP	BLK	WP	HR	S	P	ERA	WHIP
John Dopson, R ERA: 4.05	(1, 1)	5.0	L	22	7	5	5	2	2	0	0	0	0	1	48	83	9.00	1.800
Matt Young, L ERA: 4.82	(6, 1)	1.2		6	1	0	0	1	1	0	0	0	0	0	18	33	0.00	1.200
Danny Darwin, R ERA: 4.82	(7, 1)	0.2		3	0	1	1	0	1	0	0	0	0	0	8	16	13.50	1.500
Tony Fossas, L ERA: 6.75	(8, 1)	0.2		4	2	1	1	0	0	0	0	0	0	0	5	10	13.50	3.000

PITCHER	IP	WLS	BF	H	R	ER	SO	BB	IBB	HBP	BLK	WP	HR	S	P	ERA	WHIP

Batter	1	2	3	4	5	6	7	8	9	AB	R	H	RBI	BB	SO	LOB
Jody Reed, R (1, 4) OBP: 0.372, SLG: 0.402	B C X 1-1 ① F8		B C C B F X 2-2 ① G1-3		B L F F F B X 2-2 1B		B C B X 2-1 ③ L7			4	0	1	0	0	0	1
Mike Greenwell, L (1, 10) OBP: 0.333, SLG: 0.264	S T B F X 1-2 ② F7		B F B B B 4-1 BB		B C 1 SAFE S S 1-3 ② K			B X 1-0 ① G3		3	0	0	0	1	1	1
Tom Brunansky, R (1, 9) OBP: 0.396, SLG: 0.377	B S C C 1-3 ③ K		B C B B X 3-1 ② F9		B C B 1 SAFE X 2-1 ③ F7			B X 1-0 ② P3		4	0	0	0	0	1	2
Jack Clark, R (1, 3) OBP: 0.331, SLG: 0.265		B C B X 2-1 FC6-4 1B	B B C X 2-1 ③ P6			X 0-0 ① F9		B C X 1-1 ③ F7		4	0	1	0	0	0	1
Ellis Burks, R (1, 8) OBP: 0.313, SLG: 0.390		B X 1-0 ① FC6-4 FC3-6 1-2f		X 0-0 ① G5-3		C L B X 1-2 ② F8			B F B X 2-1 ① P4	4	0	0	0	0	0	1
Bob Zupcic, R (1, 7) OBP: 0.365, SLG: 0.417		1 SAFE B X 1-0 ② FC3-6 FC 1B 1-2f		B B X 2-0 1B		C F B B B X 3-2 F8			C X 0-1 ② P3	4	0	1	0	0	0	1
Tim Naehring, R (1, 5) OBP: 0.310, SLG: 0.328		1 SAFE X 0-0 FC 1-2 1B		B 1 SAFE C 1 SAFE F F F 1 SAFE X 1-2 ② F7			C B X 1-1 2B		X 0-0 ③ F9	4	0	2	0	0	0	1
Luis Rivera, R (1, 6) OBP: 0.333, SLG: 0.279		B B C F X 2-2 FC 1-2 2-3		B 1 SAFE C 1 SAFE X 1-1 ③ F9			X 0-0 ① P3			3	0	0	0	0	0	4
John Flaherty, R (1, 2) OBP: 0.130, SLG: 0.174		C B B X 2-1 ③ F8			X 0-0 ① G6-3		B X 1-0 ② G5-3			3	0	0	0	0	0	4
Inning Stats	R: 0 H: 0 E: 0 LOB: 0 K: 1 BB: 0 S: 9 P: 12	R: 0 H: 2 E: 0 LOB: 3 K: 0 BB: 0 S: 10 P: 18	R: 0 H: 0 E: 0 LOB: 1 K: 0 BB: 1 S: 9 P: 20	R: 0 H: 1 E: 0 LOB: 1 K: 0 BB: 0 S: 9 P: 13	R: 0 H: 1 E: 0 LOB: 1 K: 1 BB: 0 S: 11 P: 16	R: 0 H: 0 E: 0 LOB: 0 K: 0 BB: 0 S: 7 P: 11	R: 0 H: 1 E: 0 LOB: 1 K: 0 BB: 0 S: 6 P: 10	R: 0 H: 0 E: 0 LOB: 0 K: 0 BB: 0 S: 4 P: 7	R: 0 H: 0 E: 0 LOB: 0 K: 0 BB: 0 S: 5 P: 7	1B: 4 SF: 0 2B: 1 SAC: 0 3B: 0 DP: 0 HR: 0 HBP: 0						WP: 0 PA: 34 PB: 0 SB: 0 CS: 0

PITCHER		IP	WLS	BF	H	R	ER	SO	BB	IBB	HBP	BLK	WP	HR	S	P	ERA	WHIP
Dave Fleming, L ERA: 3.38	(1, 1)	9.0	W	34	5	0	0	2	1	0	0	0	0	0	70	114	0.00	0.667

PITCHER	IP	WLS	BF	H	R	ER	SO	BB	IBB	HBP	BLK	WP	HR	S	P	ERA	WHIP

TOP

Boston Red Sox @ Seattle Mariners

The Kingdome, Seattle, WA

Sat May 30 1992, 10:05 PM EDT

Att. 40,484 - Dome - 70 F

livebaseballscorecards.com

AB	33
R	0
H	5
RBI	0
BB	1
SO	2
LOB	16

Batter	1	2	3	4	5	6	7	8	9	AB	R	H	RBI	BB	SO	LOB
Harold Reynolds, S (1, 4) OBP: 0.325, SLG: 0.337	G5-3	P6			P2		G4-3			4	0	0	0	0	0	3
Edgar Martinez, R (1, 5) OBP: 0.376, SLG: 0.524	G3		G6-3		G4-6-3		F8			4	0	0	0	0	0	2
Ken Griffey Jr., L (1, 8) OBP: 0.344, SLG: 0.506	BB		P2		IBB			K		2	0	0	0	2	1	0
Kevin Mitchell, R (1, 7) OBP: 0.295, SLG: 0.312	P9		K		F8			G5-3		4	0	0	0	0	1	3
Pete O'Brien, L (1, 10) OBP: 0.251, SLG: 0.468		BB		2B		K		BB		2	2	1	0	2	1	0
Jay Buhner, R (1, 9) OBP: 0.350, SLG: 0.349		F9		P4		K		G5-3		4	0	0	0	0	1	3
Tino Martinez, L (1, 3) OBP: 0.338, SLG: 0.450		1B		K		P6				3	1	1	0	0	1	1
Dave Valle, R (1, 2) OBP: 0.326, SLG: 0.391		K		1B			SH1-4			3	0	2	1	0	1	2
Omar Vizquel, S (1, 6) OBP: 0.301, SLG: 0.319		3B			G4-6-3					2	0	2	2	0	0	0
Inning Stats	R: 0 E: 0 K: 0 S: 8 H: 0 LOB: 1 BB: 1 P: 16	R: 2 E: 0 K: 1 S: 13 H: 2 LOB: 1 BB: 1 P: 21	R: 0 E: 0 K: 1 S: 8 H: 0 LOB: 0 BB: 0 P: 13	R: 1 E: 0 K: 1 S: 10 H: 2 LOB: 1 BB: 0 P: 16	R: 0 E: 0 K: 0 S: 8 H: 1 LOB: 2 BB: 1 P: 15	R: 0 E: 0 K: 2 S: 9 H: 0 LOB: 0 BB: 0 P: 13	R: 0 E: 0 K: 0 S: 6 H: 1 LOB: 1 BB: 0 P: 9	R: 0 E: 0 K: 1 S: 9 H: 0 LOB: 1 BB: 1 P: 18		1B: 4 2B: 1 3B: 1 HR: 0 SF: 0 SAC: 1 DP: 0 HBP: 0						

PITCHER		IP	WLS	BF	H	R	ER	SO	BB	IBB	HBP	BLK	WP	HR	S	P	ERA	WHIP
Mike Gardiner, R ERA: 3.48	(1, 1)	7.0	L	29	6	3	3	5	2	1	0	0	0	0	62	103	3.86	1.143
Tom Bolton, L ERA: 3.65	(8, 1)	1.0		4	0	0	0	1	1	0	0	0	0	0	9	18	0.00	1.000

PITCHER	IP	WLS	BF	H	R	ER	SO	BB	IBB	HBP	BLK	WP	HR	S	P	ERA	WHIP

BOTTOM

Boston Red Sox @ Seattle Mariners

The Kingdome, Seattle, WA

Sat May 30 1992, 10:05 PM EDT

Att. 40,484 - Dome - 70 F

livebaseballscorecards.com

AB	28
R	3
H	6
RBI	3
BB	4
SO	6
LOB	14

Batter	1	2	3	4	5	6	7	8	9	AB	R	H	RBI	BB	SO	LOB
Jody Reed, R (1, 4) OBP: 0.376, SLG: 0.407	C C B B B B 4-2 CS BB		X 0-0 1B		F B C C 1-3 ① K		B X 1-0 E8 BB 1-2 1B	B F C X 1-2 1-3 1B 2B	X 0-0 ③ FC5-4 1-2f	5	2	2	0	1	1	2
Mike Greenwell, L (1, 10) OBP: 0.336, SLG: 0.264	X 0-0 ① F9		B C 1 SAFE X 1-1 ① F8		B S F B B X 3-2 FC5-4 1B		B C B S B B 4-2 1B 1-2 2B 2-3 BB	X 0-0 ① G4-3		4	1	1	0	1	0	4
Tom Brunansky, R (1, 9) OBP: 0.386, SLG: 0.363	1 SAFE B C C C 1-3 ②③ K 1-2		F C 1 SAFE S 0-3 ② K		B B X 2-0 ② FC5-4 BB 1-2f		C B X 1-1 ① SF8 3-H	I I I I 4-0 1B IBB		3	0	0	1	1	2	3
Jack Clark, R (1, 3) OBP: 0.340, SLG: 0.274		C C S 0-3 ① K	S 1 SAFE S S S 0-3 ③ K		B C B B B 4-1 1-2 BB		B X 1-0 2B 1-2 FC5-2 1B 2-H	B B X 2-0 1-2 1B 2-H 3-H		4	0	2	3	1	2	1
Ellis Burks, R (1, 8) OBP: 0.321, SLG: 0.399		B B F F F B F B 4-2 2B 1B BB		B X 2-0 S SH1-3 1B	B B B C F X 3-2 ③ F8		X 0-0 FC5-2 1-3 2B 2-H	B F B B X 3-1 ② F8		4	1	2	1	1	0	4
Bob Zupcic, R (1, 7) OBP: 0.393, SLG: 0.451		L B 1 SAFE 1 SAFE C F 1 SAFE X 1-2 1-3 1B 2B		B X 1-0 ① SH1-3 1-2		C B B X 2-1 G5-4-3 1B	I I I I 4-0 FC5-2 IBB	B S B X 2-1 ③ F7		3	1	2	0	1	0	2
Tim Naehring, R (1, 5) OBP: 0.289, SLG: 0.304		C F B B X 2-2 ② P9		B C B B X 2-1 ② P4		L P X 1-1 ①② G5-4-3 1-2f	B B X 2-0 ② FC5-2 FC6-4 1-2 2-3 3-Hf		F B F S 1-3 ① K	5	0	0	0	0	1	7
Luis Rivera, R (1, 6) OBP: 0.344, SLG: 0.280		B B B C F X 3-2 2-H 3-H 1B		B B B C C B 4-2 2-3 BB		C X 0-1 ③ G5-3	C C B B B X 2-2 ③ FC6-4 1-2f		B B S S S B B 4-2 FC5-4 BB	3	0	1	2	2	0	3
Tony Peña, R (1, 2) OBP: 0.252, SLG: 0.288		F B 1 SAFE B B S S 3-3 ③ K		S B B B F S 2-3 ③ K		X 0-0 BB E SF8 1B	B B B C F X 3-2 2B 1B 1B	F B F B X 2-2 ② P2		5	2	2	0	0	2	4
Inning Stats	R: 0 H: 0 E: 0 LOB: 0 K: 1 BB: 1 S: 6 P: 11	R: 2 H: 2 E: 0 LOB: 1 K: 2 BB: 1 S: 20 P: 33	R: 0 H: 1 E: 0 LOB: 1 K: 2 BB: 0 S: 9 P: 10	R: 0 H: 1 E: 0 LOB: 2 K: 1 BB: 1 S: 9 P: 20	R: 0 H: 1 E: 0 LOB: 2 K: 1 BB: 1 S: 11 P: 24	R: 0 H: 1 E: 0 LOB: 0 K: 0 BB: 0 S: 7 P: 9	R: 3 H: 3 E: 1 LOB: 3 K: 0 BB: 2 S: 12 P: 27	R: 2 H: 3 E: 0 LOB: 2 K: 0 BB: 1 S: 12 P: 27	R: 0 H: 0 E: 0 LOB: 1 K: 1 BB: 1 S: 9 P: 16	1B: 9 SF: 1 2B: 3 SAC: 1 3B: 0 DP: 1 HR: 0 HBP: 0						WP: 0 PA: 46 PB: 0 SB: 1 CS: 1

TOP

Boston Red Sox @ Seattle Mariners

The Kingdome, Seattle, WA

Sun May 31 1992, 10:05 PM EDT

Att. 39,005 - Dome - 70 F

livebaseballscorecards.com

AB	36
R	7
H	12
RBI	7
BB	8
SO	8
LOB	30

PITCHER		IP	WLS	BF	H	R	ER	SO	BB	IBB	HBP	BLK	WP	HR	S	P	ERA	WHIP
Randy Johnson, L ERA: 3.76	(1, 1)	4.1	L	20	5	2	2	7	3	0	0	0	0	0	50	84	4.15	1.846
Dennis Powell, L ERA: 3.0	(5, 1)	1.2		6	1	0	0	0	1	0	0	0	0	0	12	23	0.00	1.200
Jeff Nelson, R ERA: 4.19	(7, 1)	0.1		5	2	3	2	0	1	0	0	0	0	0	7	14	54.00	9.000
Russ Swan, L ERA: 6.02	(7, 1)	1.0		9	4	2	2	0	0	2	0	0	0	0	13	31	18.00	4.000
Calvin Jones, R ERA: 6.15	(8, 1)	0.2		2	0	0	0	0	0	0	0	0	0	0	4	9	0.00	0.000

PITCHER		IP	WLS	BF	H	R	ER	SO	BB	IBB	HBP	BLK	WP	HR	S	P	ERA	WHIP
Mike Schooler, R ERA: 5.75	(9, 1)	1.0		4	0	0	0	1	1	0	0	0	0	0	9	16	0.00	1.000

Batter	1	2	3	4	5	6	7	8	9	AB	R	H	RBI	BB	SO	LOB
Greg Briley, L (1, 8) OBP: 0.241, SLG: 0.293	X 0-0 ① G4-3		C X 0-1 ① G6-4-3 1B		S F S 0-3 ③ K			B B X 2-0 ② G4-3		4	0	1	0	0	1	0
Edgar Martinez, R (1, 5) OBP: 0.373, SLG: 0.518	C B X 1-1 S 1B		1 SAFE C B 1 SAFE 1 SAFE 1 SAFE X 1-1 ② ③ G6-4-3 1-2f			F B X 1-1 ① G6-3		C B F S 1-3 ③ K		4	0	1	0	0	1	1
Ken Griffey Jr., L (1, 10) OBP: 0.347, SLG: 0.528	1 SAFE C 1 SAFE S 1 SAFE 1 SAFE 1 SAFE F S 0-3 ② K			C B B F X 2-2 HR		B B X 2-0 G3 2B			B B X 2-0 ① F9	4	1	2	1	0	1	1
Kevin Mitchell, R (1, 7) OBP: 0.288, SLG: 0.304	S F B B B X 3-2 ③ G4-3 1-2			C S B F B X 2-2 ① G4-3		C B X 1-1 ② G3 2-3			C X 0-1 ② G6-3	4	0	0	0	0	0	2
Pete O'Brien, L (1, 3) OBP: 0.251, SLG: 0.469		B C B X 2-1 ① L3		C X 0-1 2B		B C C C B B F X 3-2 ③ G4-3			C X 0-1 ③ P5	4	0	1	0	0	0	1
Jay Buhner, R (1, 9) OBP: 0.350, SLG: 0.344		X 0-0 ② F9		C C B B B B 4-2 G6-3 BB			F S X 0-2 ① F8			2	0	0	0	1	0	0
Dave Valle, R (1, 2) OBP: 0.327, SLG: 0.400		C B B S X 2-2 2B		C X 0-1 ② ③ G6-3 1-2f			B F B C S 2-3 ② K			3	0	1	0	0	1	2
Omar Vizquel, S (1, 6) OBP: 0.293, SLG: 0.310		B F C B B X 3-2 ③ G1-3			B F F C 1-3 ① K		B C S B F X 2-2 ③ G4-3			2	0	0	0	0	1	1
Tino Martinez, L (7, PH) OBP: 0.335, SLG: 0.447										1	0	0	0	0	0	0
Jeff Schaefer, R (8, 6) OBP: 0.216, SLG: 0.333										0	0	0	0	0	0	0
Harold Reynolds, S (1, 4) OBP: 0.320, SLG: 0.331			C C S 0-3 ① K		C B F B X 2-2 ② G1-3			X 0-0 ① G4-3		3	0	0	0	0	1	0
Inning Stats	R: 0 E: 0 K: 1 S: 10 H: 1 LOB: 1 BB: 0 P: 14	R: 0 E: 0 K: 0 S: 9 H: 1 LOB: 1 BB: 0 P: 16	R: 0 E: 0 K: 1 S: 7 H: 1 LOB: 0 BB: 0 P: 8	R: 1 E: 0 K: 0 S: 13 H: 2 LOB: 1 BB: 1 P: 21	R: 0 E: 0 K: 2 S: 9 H: 0 LOB: 0 BB: 0 P: 12	R: 0 E: 0 K: 0 S: 9 H: 1 LOB: 1 BB: 0 P: 16	R: 0 E: 0 K: 1 S: 10 H: 0 LOB: 0 BB: 0 P: 14	R: 0 E: 0 K: 1 S: 5 H: 0 LOB: 0 BB: 0 P: 8	R: 0 E: 0 K: 0 S: 5 H: 0 LOB: 0 BB: 0 P: 7	1B: 2 2B: 3 3B: 0 HR: 1	SF: 0 SAC: 0 DP: 2 HBP: 0						

PITCHER	IP	WLS	BF	H	R	ER	SO	BB	IBB	HBP	BLK	WP	HR	S	P	ERA	WHIP
Roger Clemens, R (1, 1) ERA: 1.6	8.0	W	29	6	1	1	6	1	0	0	0	0	1	72	109	1.12	0.875
Greg Harris, R (9, 1) ERA: 1.36	1.0		3	0	0	0	0	0	0	0	0	0	0	5	7	0.00	0.000

PITCHER	IP	WLS	BF	H	R	ER	SO	BB	IBB	HBP	BLK	WP	HR	S	P	ERA	WHIP

BOTTOM

Boston Red Sox @ Seattle Mariners

The Kingdome, Seattle, WA

Sun May 31 1992, 10:05 PM EDT

Att. 39,005 - Dome - 70 F

livebaseballscorecards.com

AB	31
R	1
H	6
RBI	1
BB	1
SO	6
LOB	8

1B: 2 SF: 0
2B: 3 SAC: 0
3B: 0 DP: 2
HR: 1 HBP: 0

WP: 0 PA: 32
PB: 0
SB: 1
CS: 0

Batter	1	2	3	4	5	6	7	8	9	AB	R	H	RBI	BB	SO	LOB
Jody Reed, R (1, 4) OBP: 0.381, SLG: 0.409	HR 1B	BB		G6-4-3 1B 1B		F8		P4		4	1	2	0	1	0	0
Mike Greenwell, L (1, 7) OBP: 0.346, SLG: 0.304	1-H HR	P5		G6-4-3 1-2 1B		G4-3			1B 1B G6-4-3 1B	5	2	3	2	0	0	2
Wade Boggs, L (1, 10) OBP: 0.371, SLG: 0.398	BB 1B	G6-3		G6-4-3 1-2f 2-3			G4-3		G6-4-3 1B HR 1-2 1B	5	1	2	0	0	0	4
Jack Clark, R (1, 3) OBP: 0.355, SLG: 0.298	K		2B 1B 1B	IBB			2B		G6-4-3 1-2 2-3 1B	4	1	3	0	1	1	1
Phil Plantier, L (1, 9) OBP: 0.315, SLG: 0.319	1-2 BB		1B 1-3 SF8 2B	K			BB		G6-4-3 1-2f 2-3 3-H	3	1	1	0	2	1	4
Ellis Burks, R (1, 8) OBP: 0.323, SLG: 0.417	F8		S 2-3 3-H 1B		K		F7		HR 3-H	5	1	2	3	0	1	4
Scott Cooper, L (1, 5) OBP: 0.283, SLG: 0.235	K		SF8 1-2 3-H		F7		F8		G5-3	4	0	0	1	0	1	4
Luis Rivera, R (1, 6) OBP: 0.341, SLG: 0.273		E S BB	K		G5-3			G6-3		3	0	0	0	1	1	1
Tony Peña, R (1, 2) OBP: 0.245, SLG: 0.279		1 SAFE L4 1-3	K			K		K		4	0	0	0	0	3	2
Inning Stats	R: 2 E: 0 K: 2 S: 20 H: 3 LOB: 2 BB: 1 P: 30	R: 0 E: 0 K: 0 S: 10 H: 0 LOB: 2 BB: 2 P: 25	R: 2 E: 0 K: 2 S: 19 H: 3 LOB: 1 BB: 0 P: 31	R: 0 E: 0 K: 1 S: 9 H: 2 LOB: 2 BB: 1 P: 21	R: 0 E: 0 K: 1 S: 7 H: 0 LOB: 0 BB: 0 P: 13	R: 0 E: 0 K: 1 S: 5 H: 0 LOB: 0 BB: 0 P: 10	R: 0 E: 0 K: 0 S: 16 H: 1 LOB: 2 BB: 1 P: 28	R: 0 E: 0 K: 1 S: 5 H: 0 LOB: 0 BB: 0 P: 6	R: 3 E: 0 K: 0 S: 14 H: 4 LOB: 0 BB: 0 P: 17	1B: 9 2B: 2 3B: 0 HR: 2	SF: 1 SAC: 0 DP: 2 HBP: 0						

TOP

Boston Red Sox @ Oakland Athletics

Oakland-Alameda County Coliseum, Oakland, CA

Mon Jun 01 1992, 7:05 PM PDT

Att. 24,518 - Cloudy - 65 F

livebaseballscorecards.com

AB	37
R	7
H	13
RBI	6
BB	5
SO	8
LOB	22

WP: 0 PB: 0 SB: 2 CS: 0 PA: 43

PITCHER		IP	WLS	BF	H	R	ER	SO	BB	IBB	HBP	BLK	WP	HR	S	P	ERA	WHIP
Dave Stewart, R (1, 1) ERA: 4.56	(1, 1)	3.0		19	7	4	4	4	3	0	0	0	0	1	50	88	12.00	3.333
Vince Horsman, L (4, 1) ERA: 2.0	(4, 1)	2.0		7	1	0	0	2	0	1	0	0	0	0	15	32	0.00	0.500
Kevin Campbell, R (6, 1) ERA: 2.0	(6, 1)	1.1	W	6	1	0	0	1	1	0	0	0	0	0	16	29	0.00	1.500
Jeff Parrett, R (7, 1) ERA: 2.97	(7, 1)	1.2		5	0	0	0	1	0	0	0	0	0	0	10	15	0.00	0.000
Dennis Eckersley, R (9, 1) ERA: 1.93	(9, 1)	1.0		6	4	3	3	0	0	0	0	0	0	1	14	17	27.00	4.000

PITCHER	IP	WLS	BF	H	R	ER	SO	BB	IBB	HBP	BLK	WP	HR	S	P	ERA	WHIP

Batter	1	2	3	4	5	6	7	8	9	AB	R	H	RBI	BB	SO	LOB
Lance Blankenship, R (1, 4) OBP: 0.400, SLG: 0.361	C B B B B 4-1 S BB G5-4-3 BB		C B B S C 2-3 K ②	C B C X 1-2 L6 ③			B C B B B 4-1 SH 1B BB	C B B X 2-1 2B		3	2	1	0	2	1	3
Carney Lansford, R (1, 5) OBP: 0.340, SLG: 0.355	B 1 SAFE 1 SAFE C B B B 4-1 G5-4-3 1-2 BB		B X 1-0 F9 ③		S B B X 2-1 G1-4-3 1B		1 SAFE 1 SAFE P X 1-0 SH 1B 1-3 SF7	C C B F S 1-3 K ①		3	1	1	0	1	1	1
Jose Canseco, R (1, 9) OBP: 0.302, SLG: 0.424	B B S X 2-1 G5-4-3 ① ② 1-2f 2-H			C B B B X 3-1 FC1-4 WP 1B 1B	B S C X 1-2 G1-4-3 ① ② 1-2f		B B X 2-0 SF7 S 1-3 3-H 1B	C C B B S 2-3 K ②		5	2	2	1	0	1	3
Harold Baines, L (1, 10) OBP: 0.291, SLG: 0.277 Randy Ready, R (7, PH) OBP: 0.429, SLG: 0.360	B X 1-0 F8 ③			C F B F B B B 4-2 FC1-4 1-2 BB	B F C B B B 4-2 BB		B C F B B F F X 3-2 SF7 ① 1-3 3-H	C B X 1-1 G5-3 ③		1 1	0 0	0 0	0 1	2 0	0 0	0 1
Mark McGwire, R (1, 3) OBP: 0.417, SLG: 0.678		X 0-0 HR		X 0-0 FC1-4 ① BB 1B BB 1-2f 2-3	B F C B S 2-3 K ③		B B I I 4-0 1B 1B IBB			3	3	1	1	1	1	3
Terry Steinbach, R (1, 2) OBP: 0.328, SLG: 0.411		B S B X 2-1 G1-3 ①		B X 1-0 BB BB 1-2 3-H 1B		C B B B B X 3-1 HR	B S B C F F X 2-2 1B FC5-4 1-2 3-H 1B			4	2	3	3	0	0	0
Willie Wilson, S (1, 8) OBP: 0.331, SLG: 0.340		C B B S X 2-2 G6-3 ②		B B B 4-0 BB 1-2 2-3 BB		B F S X 1-2 G3-1 ①	X 0-0 FC5-4 1-3 2-H 1B			3	0	1	1	1	0	0
Mike Bordick, R (1, 6) OBP: 0.385, SLG: 0.399		B C X 1-1 G5-3 ③		B B B C F F B 4-2 1-2 2-3 3-H BB		X 0-0 F9 ②	C B X 1-1 FC5-4 ② 1-2f 3-H			3	0	0	2	1	0	1
Jerry Browne, S (1, 7) OBP: 0.293, SLG: 0.230			C S X 0-2 G5-3 ①	B B C F B F F S 3-3 K ②		L B F F C 1-3 K ③	X 0-0 F9 ③			4	0	0	0	0	2	4
Inning Stats	R: 1 E: 0 K: 0 S: 5 H: 0 LOB: 0 BB: 2 P: 16	R: 1 E: 0 K: 0 S: 8 H: 1 LOB: 0 BB: 0 P: 13	R: 0 E: 0 K: 1 S: 7 H: 0 LOB: 0 BB: 0 P: 10	R: 2 E: 0 K: 1 S: 18 H: 2 LOB: 3 BB: 3 P: 38	R: 0 E: 0 K: 1 S: 10 H: 1 LOB: 1 BB: 1 P: 19	R: 1 E: 0 K: 1 S: 10 H: 1 LOB: 0 BB: 0 P: 15	R: 5 E: 1 K: 0 S: 18 H: 3 LOB: 1 BB: 2 P: 34	R: 0 E: 0 K: 2 S: 11 H: 1 LOB: 1 BB: 0 P: 17		1B: 6 2B: 1 3B: 0 HR: 2		SF: 1 SAC: 1 DP: 2 HBP: 0		WP: 1 PB: 0 SB: 2 CS: 0		PA: 40

BOTTOM

Boston Red Sox @ Oakland Athletics

Oakland-Alameda County Coliseum, Oakland, CA

Mon Jun 01 1992, 7:05 PM PDT

Att. 24,518 - Cloudy - 65 F

livebaseballscorecards.com

AB	30
R	10
H	9
RBI	9
BB	8
SO	6
LOB	16

PITCHER		IP	WLS	BF	H	R	ER	SO	BB	IBB	HBP	BLK	WP	HR	S	P	ERA	WHIP
Frank Viola, L ERA: 3.27	(1, 1)	4.2		22	4	4	4	2	6	0	0	0	1	1	45	91	7.71	2.143
Danny Darwin, R ERA: 5.52	(5, 1)	1.1	L	8	2	4	4	2	1	0	0	0	0	1	17	30	27.00	2.250
Matt Young, L ERA: 4.76	(7, 1)	0.1		1	0	0	0	0	0	0	0	0	0	0	5	8	0.00	0.000
Greg Harris, R ERA: 1.87	(7, 1)	0.2		5	2	2	1	0	0	1	0	0	0	0	9	16	13.50	3.000
Tom Bolton, L ERA: 3.38	(8, 1)	1.0		4	1	0	0	2	0	0	0	0	0	0	11	17	0.00	1.000

PITCHER	IP	WLS	BF	H	R	ER	SO	BB	IBB	HBP	BLK	WP	HR	S	P	ERA	WHIP

Batter	1	2	3	4	5	6	7	8	9	AB	R	H	RBI	BB	SO	LOB
Jody Reed, R (1, 4) OBP: 0.381, SLG: 0.409	0-0 G6-3		3-2 G3-6-3 1B			0-1 E E 1B	3-1 E5 WP 1B		0-1 G4-3	5	2	2	0	0	0	0
Mike Greenwell, L (1, 7) OBP: 0.343, SLG: 0.303	2-2 L7		1-1 G3-6-3 1-2f			2-3 K	2-0 1-H 1B			4	0	1	1	0	1	2
Wade Boggs, L (1, 5) OBP: 0.365, SLG: 0.391 Tom Brunansky, R (6, 3) OBP: 0.382, SLG: 0.358	1-3 K			1-1 G5-3		0-0 E4 E 1B 1-3	2-1 L6			3 1	1 0	0 0	0 0	0 0	1 0	1 1
Jack Clark, R (1, 10) OBP: 0.359, SLG: 0.323		0-0 HR		4-2 BB		2-3 K	1-2 P3			3	1	1	1	1	1	3
Phil Plantier, L (1, 9) OBP: 0.316, SLG: 0.320 Bob Zupcic, R (8, PH) (8, 9) OBP: 0.386, SLG: 0.442		1-0 F8		0-2 F9		0-0 E8 1B 1-3 3-H 1B		3-2 F7		3 1	0 0	1 0	1 0	0 0	0 0	1 0
Ellis Burks, R (1, 8) OBP: 0.326, SLG: 0.415		0-1 G3-1 1B		0-3 K		4-0 1B IBB		1-2 F7		3	0	1	0	1	1	1
Scott Cooper, L (1, 3) OBP: 0.281, SLG: 0.236 (6, 5)	1 SAFE 0-1 G3-1 1-2				2-2 G3	0-0 1-2 2-3 3-H 1B		0-2 F7		4	0	1	1	0	0	1
Luis Rivera, R (1, 6) OBP: 0.331, SLG: 0.263	1-3 K				0-0 G4-3	0-0 F7			0-3 K	4	0	0	0	0	2	4
Tony Peña, R (1, 2) OBP: 0.240, SLG: 0.273 Herm Winningham, L (9, PH) OBP: 0.276, SLG: 0.321			2-2 F8		0-0 P4		1-2 G4-3		0-0 P6	3 1	0 0	0 0	0 0	0 0	0 0	0 0
Inning Stats	R: 0 E: 0 K: 1 S: 7 H: 0 LOB: 0 BB: 0 P: 10	R: 1 E: 0 K: 1 S: 9 H: 2 LOB: 1 BB: 0 P: 11	R: 0 E: 0 K: 0 S: 11 H: 1 LOB: 0 BB: 0 P: 17	R: 0 E: 0 K: 1 S: 11 H: 0 LOB: 1 BB: 1 P: 16	R: 0 E: 0 K: 0 S: 5 H: 0 LOB: 0 BB: 0 P: 7	R: 2 E: 2 K: 2 S: 12 H: 3 LOB: 3 BB: 1 P: 20	R: 1 E: 1 K: 0 S: 12 H: 1 LOB: 1 BB: 0 P: 21	R: 0 E: 0 K: 0 S: 10 H: 0 LOB: 0 BB: 0 P: 14	R: 0 E: 0 K: 1 S: 6 H: 0 LOB: 0 BB: 0 P: 6	1B: 6 2B: 0 3B: 0 HR: 1	SF: 0 SAC: 0 DP: 1 HBP: 0					

TOP

Boston Red Sox @ Oakland Athletics

Oakland-Alameda County Coliseum, Oakland, CA

Tue Jun 02 1992, 7:05 PM PDT

Att. 25,553 - Sunny - 65 F

livebaseballscorecards.com

AB	35
R	4
H	7
RBI	4
BB	2
SO	6
LOB	14

		WP: 1	PA: 37
		PB: 0	
		SB: 0	
		CS: 0	

PITCHER		IP	WLS	BF	H	R	ER	SO	BB	IBB	HBP	BLK	WP	HR	S	P	ERA	WHIP
Mike Moore, R ERA: 3.71	(1, 1)	6.1	W	29	7	4	1	5	1	1	0	0	1	1	62	94	1.42	1.263
Gene Nelson, R ERA: 5.4	(7, 1)	0.2		2	0	0	0	0	0	0	0	0	0	0	5	8	0.00	0.000
Rick Honeycutt, L ERA: 3.65	(8, 1)	0.1		1	0	0	0	0	0	0	0	0	0	0	4	7	0.00	0.000
Dennis Eckersley, R ERA: 1.8	(8, 1)	1.2	S	5	0	0	0	1	0	0	0	0	0	0	12	13	0.00	0.000

PITCHER	IP	WLS	BF	H	R	ER	SO	BB	IBB	HBP	BLK	WP	HR	S	P	ERA	WHIP

BOTTOM

Boston Red Sox @ Oakland Athletics

Oakland-Alameda County Coliseum, Oakland, CA

Tue Jun 02 1992, 7:05 PM PDT

Att. 25,553 - Sunny - 65 F

livebaseballscorecards.com

Batter	1	2	3	4	5	6	7	8	9	AB	R	H	RBI	BB	SO	LOB
Lance Blankenship, R (1, 4) OBP: 0.397, SLG: 0.353	C C S 0-3 K ①		C X 0-1 L7 ③			C B F B B B 4-2 2B G4-3 BB	S B B C B X 3-2 P8 ②			3	1	0	0	1	1	0
Carney Lansford, R (1, 5) OBP: 0.338, SLG: 0.358	X 0-0 F9 ②			F F X 0-2 G1-3 ①		1 SAFE B 1 SAFE 1 SAFE B F X 2-1 G4-3 3B 1-3 2B	X 0-0 G6-3 ③			4	1	1	0	0	0	0
Jose Canseco, R (1, 9) OBP: 0.301, SLG: 0.416	C C S 0-3 K ③			B B B F S S 3-3 K ②		B C B X 2-1 G4-3 ① 2-3 3-H		B B S B F B 4-2 CS BB		3	0	0	1	1	2	1
Mark McGwire, R (1, 3) OBP: 0.414, SLG: 0.667		X 0-0 F7 ①		F B F S 1-3 K ③		F B B B I 4-1 WP 3B IBB		B F X 1-1 L7 ① ② 1-2		3	1	0	0	1	1	1
Terry Steinbach, R (1, 2) OBP: 0.341, SLG: 0.436		B B B C F B 4-2 FC6 BB			F B B X 2-1 SH2-3 2B 1B	B F B X 2-1 1-H 3-H 2B 3B		B B S S S 2-3 K ③		3	2	2	2	1	1	0
Randy Ready, R (1, 10) OBP: 0.417, SLG: 0.346	B 1 SAFE C F F S 1-3 K ②				1 SAFE X 0-0 SH2-3 ① 1-2	B C B X 2-1 L4 ②				1	0	0	0	0	1	1
Harold Baines, L (6, PH) OBP: 0.290, SLG: 0.276										1	0	0	0	0	0	1
Willie Wilson, S (1, 8) OBP: 0.337, SLG: 0.359	1 SAFE X 0-0 FC6 ③ 1-2f				F B X 1-1 2-H 2B	B F B B X 3-1 3-H 2B				3	0	2	2	0	0	1
Mike Bordick, R (1, 6) OBP: 0.378, SLG: 0.392			C B F X 1-2 G5-3 ①		B B B C F X 2-2 G6-3 ②	C X 0-1 G4-3 ③				3	0	0	0	0	0	2
Jerry Browne, S (1, 7) OBP: 0.282, SLG: 0.221			B B C B F F X 3-2 P3 ②		F F B F B B S 3-3 K ③		X 0-0 B2-3 ①			3	0	0	0	0	1	1
Inning Stats	R: 0 E: 0 K: 2 S: 7 H: 0 LOB: 0 BB: 0 P: 7	R: 0 E: 0 K: 1 S: 8 H: 0 LOB: 1 BB: 1 P: 13	R: 0 E: 0 K: 0 S: 9 H: 0 LOB: 0 BB: 0 P: 13	R: 0 E: 0 K: 2 S: 9 H: 0 LOB: 0 BB: 0 P: 13	R: 1 E: 0 K: 1 S: 12 H: 2 LOB: 1 BB: 0 P: 20	R: 4 E: 0 K: 0 S: 15 H: 3 LOB: 1 BB: 2 P: 34	R: 0 E: 0 K: 0 S: 5 H: 0 LOB: 0 BB: 0 P: 8	R: 0 E: 0 K: 1 S: 7 H: 0 LOB: 0 BB: 1 P: 14		1B: 1 2B: 3 3B: 1 HR: 0	SF: 0 SAC: 1 DP: 0 HBP: 0						

	AB	27
	R	5
	H	5
	RBI	5
	BB	4
	SO	7
	LOB	8

WP: 1 PB: 0 SB: 0 CS: 1 PA: 32

PITCHER		IP	WLS	BF	H	R	ER	SO	BB	IBB	HBP	BLK	WP	HR	S	P	ERA	WHIP
Joe Hesketh, L ERA: 3.4	(1, 1)	5.1	L	22	3	4	4	6	2	1	0	0	0	0	52	85	6.75	0.938
Greg Harris, R ERA: 1.98	(6, 1)	2.2		10	2	1	1	1	1	0	0	0	1	0	20	37	3.38	1.125

PITCHER	IP	WLS	BF	H	R	ER	SO	BB	IBB	HBP	BLK	WP	HR	S	P	ERA	WHIP

Boston Red Sox @ Oakland Athletics

Oakland-Alameda County Coliseum, Oakland, CA

Wed Jun 03 1992, 3:33 AM PDT

Att. 31,294 - Sunny - 67 F

TOP

livebaseballscorecards.com

Batter	1	2	3	4	5	6	7	8	9	AB	R	H	RBI	BB	SO	LOB
Jody Reed, R (1, 4) OBP: 0.386, SLG: 0.413	B F C B X 2-2 2B 1B		B C C X 1-2 ① G6-3	B B B B 4-0 1-2 2-3 BB		B C X 1-1 ② SF3 2-3 3-H			C X 0-1 1B 1B 1B	3	1	2	1	1	0	0
Mike Greenwell, L (1, 7) OBP: 0.345, SLG: 0.301	B S S B 1 SAFE F 1 S SAFE 2-3 ① K		B B S B B 4-1 1B SF8 BB	C C B X 1-2 ③ F7		B C S B X 2-2 1-2 3-H 1B			C X 0-1 ① F8	4	1	1	1	1	1	5
Tom Brunansky, R (1, 3) OBP: 0.383, SLG: 0.372	C B B 1 SAFE S X 2-2 ② 1-2 2B		S 1 SAFE X 0-1 1-3 1B		B B X 2-0 ① F9	X 0-0 ③ F8			C F F B B B F X 3-2 ② F9	5	0	2	0	0	0	3
Jack Clark, R (1, 10) OBP: 0.354, SLG: 0.320	F B F B B C 3-3 ③ K		X 0-0 ② SF8 3-H		C B F B X 2-2 ② G4-3		C C B X 1-2 ① L6		B C X 1-1 DI 1-3 1B 1B	4	1	1	1	0	1	1
Phil Plantier, L (1, 9) OBP: 0.313, SLG: 0.316		B S X 1-1 ① G4-3	S S S 0-3 ③ K		C S B B B S 3-3 ③ K		S S X 0-2 ② G4-3		C S F B B F X 2-2 1-H 3-H 1B	5	0	1	2	0	2	1
Ellis Burks, R (1, 8) OBP: 0.328, SLG: 0.415		C B C F B X 2-2 S 1B 1B		B C X 1-1 FC4-6 1B		C F F B X 1-2 ① P6	C X 0-1 ③ P3		C B S X 1-2 ③ G5-3	5	1	2	0	0	0	1
Scott Cooper, L (1, 5) OBP: 0.279, SLG: 0.224		B B C F B F C 3-3 ② K 1-2		B F B X 2-1 ① FC4-6 BB 1B 1-2f		C B B F B B 4-2 BB 1B SF3 BB		C F X 0-2 ① G4-3		3	1	0	0	1	1	2
Luis Rivera, R (1, 6) OBP: 0.336, SLG: 0.271		X 0-0 2-H 1B		B B F 1 SAFE C B 1 SAFE X 3-2 ② F7		B F C B X 2-2 SF3 BB 1-2 1B 1B		C B B F B S 3-3 ② K		4	1	2	1	0	1	1
John Flaherty, R (1, 2) OBP: 0.192, SLG: 0.200		C X 0-1 ③ P3		B S F X 1-2 BB 1-2 1B		B C B S B B 4-2 1B 1-2 2-3 BB		B S B F S 2-3 ③ K		2	0	1	0	1	0	1
Herm Winningham, L (8, PH) OBP: 0.271, SLG: 0.316										1	0	0	0	0	1	0
Tony Peña, R (8, 2) OBP: 0.240, SLG: 0.273										0	0	0	0	0	0	0
Inning Stats	R: 0 E: 0 K: 2 S: 12 H: 2 LOB: 1 BB: 0 P: 21	R: 1 E: 0 K: 1 S: 13 H: 2 LOB: 1 BB: 0 P: 19	R: 1 E: 0 K: 1 S: 10 H: 1 LOB: 1 BB: 1 P: 15	R: 0 E: 0 K: 0 S: 13 H: 2 LOB: 3 BB: 1 P: 25	R: 0 E: 0 K: 1 S: 7 H: 0 LOB: 0 BB: 0 P: 14	R: 2 E: 0 K: 0 S: 17 H: 2 LOB: 2 BB: 2 P: 31	R: 0 E: 0 K: 0 S: 8 H: 0 LOB: 0 BB: 0 P: 9	R: 0 E: 0 K: 2 S: 9 H: 0 LOB: 0 BB: 0 P: 14	R: 2 E: 0 K: 0 S: 19 H: 3 LOB: 1 BB: 0 P: 26	1B: 11 2B: 1 3B: 0 HR: 0			SF: 2 SAC: 0 DP: 0 HBP: 0				

	AB	36
	R	6
	H	12
	RBI	6
	BB	4
	SO	7
	LOB	15

WP: 0 PB: 0 SB: 1 CS: 0 PA: 42

PITCHER		IP	WLS	BF	H	R	ER	SO	BB	IBB	HBP	BLK	WP	HR	S	P	ERA	WHIP
Joe Slusarski, R ERA: 5.46	(1, 1)	3.2		19	7	2	2	4	2	0	0	0	0	0	45	76	4.91	2.455
Kevin Campbell, R ERA: 3.38	(4, 1)	1.2		8	1	2	2	1	2	0	0	0	0	0	21	40	10.80	1.800
Jeff Parrett, R ERA: 2.77	(6, 1)	2.2	W	9	1	0	0	2	0	0	0	0	0	0	23	32	0.00	0.375
Dennis Eckersley, R ERA: 2.42	(9, 1)	1.0	S	6	3	2	2	0	0	0	0	0	0	0	19	26	18.00	3.000

PITCHER	IP	WLS	BF	H	R	ER	SO	BB	IBB	HBP	BLK	WP	HR	S	P	ERA	WHIP

BOTTOM

Boston Red Sox @ Oakland Athletics

Oakland-Alameda County Coliseum, Oakland, CA

Wed Jun 03 1992, 3:33 AM PDT

Att. 31,294 - Sunny - 67 F

livebaseballscorecards.com

Batter	1	2	3	4	5	6	7	8	9	AB	R	H	RBI	BB	SO	LOB
Jerry Browne, S (1, 5) (8, 7) OBP: 0.300, SLG: 0.235	B B C X 2-1 FC5-4 1B	B B B C M X 3-2 ③ L4		B C B B B 4-1 BB BB		C B X 1-1 ③ G4-3		B X 1-0 1B		4	0	2	0	1	0	0
Troy Neel, L (1, 10) Randy Ready, R (4, PH) OBP: 0.436, SLG: 0.333	1 SAFE S 1 SAFE X 0-1 ① FC5-4 HR 1-2f		S B S S B X 2-2 ① P7	B B B 4-0 1-2 2-3 BB			B B C C B B 4-2 HBP 1B BB	L 1 SAFE 1 SAFE C 1 SAFE 1 SAFE C 0-3 ① K		2 1	1 0	0 0	0 0	0 2	0 1	1 1
Jose Canseco, R (1, 9) OBP: 0.308, SLG: 0.452	C B X 1-1 1-H HR		C X 0-1 HR	S F B F X 1-2 ③ P2			B 1 SAFE H 2-0 1B 1-2 1B HBP	1 SAFE C 1 SAFE F F S 0-3 ② K		4	3	2	3	0	1	4
Harold Baines, L (1, 7) Willie Wilson, S (8, 8) OBP: 0.289, SLG: 0.275 OBP: 0.335, SLG: 0.357	X 0-0 ② G1-3		C S B X 1-2 ② G3-1		B B X 2-0 ① G4-3		C B S F B X 2-2 ① 1-3 2-H 1B 1B	1 SAFE 1 SAFE 1 SAFE B F B 1 B F SAFE 3-2 X ③ F7		4 1	1 0	1 0	0 0	0 0	0 0	0 1
Mark McGwire, R (1, 3) OBP: 0.420, SLG: 0.682	B B B C F B 4-2 1B BB		B F B B X 2-1 HR		F B C B S 2-3 ② K		I I I I 4-0 1B 1B IBB			2	2	1	1	2	1	0
Jamie Quirk, L (1, 2) Terry Steinbach, R (3, PH) (4, 2) OBP: 0.313, SLG: 0.307 OBP: 0.349, SLG: 0.438	F B F B F X 2-2 1-2 1B		B C S X 1-2 ③ G5-3		B B B C F B 4-2 BB		X 0-0 1B 1-2 2-H 3-H 1B			1 2	0 0	1 1	0 2	0 1	0 0	0 0
Dann Howitt, L (1, 8) Carney Lansford, R (7, PH) (8, 5) OBP: 0.357, SLG: 0.308 OBP: 0.337, SLG: 0.356	B X 1-0 ③ F8			B C B B B 4-1 BB G6-3 BB	S F F B 1 SAFE F B 1 B 3-2 F X ③ F8		B X 1-0 ② F8			2 1	0 0	0 0	0 0	1 0	0 0	3 2
Mike Bordick, R (1, 4) OBP: 0.376, SLG: 0.389		C B F X 1-2 ① G6-3		C L X 0-2 ① G6-3 1-2		C B B X 2-1 ① F9	B X 1-0 FC6-4 1-2 2-H 1B			4	0	1	1	0	0	1
Walt Weiss, S (1, 6) OBP: 0.250, SLG: 0.500		C X 0-1 ② 2B		B B C B X 3-1 ② L8		B C F X 1-2 ② F9	B F B B X 3-1 ③ FC6-4 1-2f			4	0	1	0	0	0	3
Inning Stats	R: 2 E: 0 K: 0 S: 14 H: 3 LOB: 2 BB: 1 P: 24	R: 0 E: 0 K: 0 S: 8 H: 1 LOB: 0 BB: 0 P: 12	R: 2 E: 0 K: 0 S: 13 H: 2 LOB: 0 BB: 0 P: 19	R: 0 E: 0 K: 0 S: 11 H: 0 LOB: 3 BB: 3 P: 27	R: 0 E: 0 K: 1 S: 13 H: 0 LOB: 1 BB: 1 P: 24	R: 0 E: 0 K: 0 S: 7 H: 0 LOB: 0 BB: 0 P: 11	R: 3 E: 0 K: 0 S: 11 H: 3 LOB: 2 BB: 2 P: 28	R: 0 E: 0 K: 2 S: 11 H: 1 LOB: 1 BB: 0 P: 15		1B: 6 2B: 1 3B: 0 HR: 3	SF: 0 SAC: 0 DP: 0 HBP: 1					

	AB	32
	R	7
	H	10
	RBI	7
	BB	7
	SO	3
	LOB	16

PITCHER		IP	WLS	BF	H	R	ER	SO	BB	IBB	HBP	BLK	WP	HR	S	P	ERA	WHIP
John Dopson, R ERA: 5.16	(1, 1)	2.2		14	6	4	4	0	1	0	0	0	0	3	32	51	13.50	2.625
Matt Young, L ERA: 4.6	(3, 1)	1.0		6	0	0	0	0	3	0	0	0	0	0	10	26	0.00	3.000
Mike Gardiner, R ERA: 3.81	(4, 1)	2.2	L	13	2	3	3	1	2	1	1	0	0	0	31	59	10.12	1.500
Tom Bolton, L ERA: 3.21	(7, 1)	0.2		4	2	0	0	0	0	0	0	0	0	0	5	11	0.00	3.000
Danny Darwin, R ERA: 5.34	(8, 1)	1.0		3	0	0	0	2	0	0	0	0	0	0	10	13	0.00	0.000

PITCHER	IP	WLS	BF	H	R	ER	SO	BB	IBB	HBP	BLK	WP	HR	S	P	ERA	WHIP

Cleveland Indians @ Boston Red Sox

Fenway Park, Boston, MA

Sat Jun 06 1992, 3:33 AM EDT

Cloudy - 72 F

TOP

livebaseballscorecards.com

Batter	1	2	3	4	5	6	7	8	9	AB	R	H	RBI	BB	SO	LOB
Kenny Lofton, L (1, 8) OBP: 0.324, SLG: 0.294	K		G5-3		G4-3		FC4-6		FC3-6	5	0	0	0	0	1	2
Alex Cole, L (1, 10) OBP: 0.271, SLG: 0.209	G4-3		PO 1B		G4-3		G4-3		K	5	0	1	0	0	1	2
Carlos Baerga, S (1, 4) OBP: 0.338, SLG: 0.407	K		PO	G3-1		1B G1-3 1B	G4-3			4	0	1	0	0	1	1
Albert Belle, R (1, 7) OBP: 0.338, SLG: 0.503		L8		1B 2B		K		G6-3		4	1	1	0	0	1	1
Paul Sorrento, L (1, 3) OBP: 0.299, SLG: 0.345		F8 BB 1B		1B 1B		G1-3		G6-3		4	0	2	1	0	0	1
Thomas Howard, S (1, 9) OBP: 0.336, SLG: 0.366		BB		S 1B		S 1B		1B		3	0	3	0	1	0	0
Brook Jacoby, R (1, 5) OBP: 0.347, SLG: 0.356		F8		K		BB		K		3	0	0	0	1	2	5
Mark Lewis, R (1, 6) OBP: 0.322, SLG: 0.377		G6-3		K		K			G5-3	3	0	0	0	0	2	7
Glenallen Hill, R (9, PH) OBP: 0.236, SLG: 0.345										1	0	0	0	0	0	0
Sandy Alomar Jr., R (1, 2) OBP: 0.296, SLG: 0.362			G6-3		G5-3		FC4-6 1B		FC3-6 BB	3	0	1	0	1	0	0
Inning Stats	R: 0 E: 0 K: 2 S: 8 H: 0 LOB: 0 BB: 0 P: 11	R: 0 E: 0 K: 0 S: 11 H: 1 LOB: 2 BB: 1 P: 20	R: 0 E: 0 K: 0 S: 5 H: 1 LOB: 0 BB: 0 P: 7	R: 1 E: 0 K: 2 S: 13 H: 3 LOB: 2 BB: 0 P: 20	R: 0 E: 0 K: 0 S: 8 H: 0 LOB: 0 BB: 0 P: 12	R: 0 E: 0 K: 2 S: 12 H: 2 LOB: 3 BB: 1 P: 19	R: 0 E: 0 K: 0 S: 9 H: 1 LOB: 1 BB: 0 P: 14	R: 0 E: 0 K: 1 S: 10 H: 1 LOB: 1 BB: 0 P: 12	R: 0 E: 0 K: 1 S: 8 H: 0 LOB: 1 BB: 1 P: 16	1B: 8 2B: 1 3B: 0 HR: 0	SF: 0 SAC: 0 DP: 0 HBP: 0						

	AB	35
	R	1
	H	9
	RBI	1
	BB	3
	SO	8
	LOB	19

WP: 0 PB: 0 SB: 2 CS: 0 PA: 39

PITCHER	IP	WLS	BF	H	R	ER	SO	BB	IBB	HBP	BLK	WP	HR	S	P	ERA	WHIP
Roger Clemens, R (1, 1) ERA: 1.56	8.0	W	34	9	1	1	7	2	0	0	0	0	0	76	115	1.12	1.375
Greg Harris, R (9, 1) ERA: 1.93	1.0		4	0	0	0	1	1	0	0	0	0	0	8	16	0.00	1.000

PITCHER	IP	WLS	BF	H	R	ER	SO	BB	IBB	HBP	BLK	WP	HR	S	P	ERA	WHIP

BOTTOM

Cleveland Indians @ Boston Red Sox

Fenway Park, Boston, MA

Sat Jun 06 1992, 3:33 AM EDT

Cloudy - 72 F

livebaseballscorecards.com

Batter	1	2	3	4	5	6	7	8	9	AB	R	H	RBI	BB	SO	LOB
Jody Reed, R (1, 4) OBP: 0.386, SLG: 0.410	BBBB 4-0 BB, 1B 1B BB	BCX 1-1 1B 1-2 1B		BCBX 2-1 ② L5		BX 1-0 ② P4		CBCBBFFC 3-3 ② K		4	2	1	0	1	1	1
Mike Greenwell, L (1, 7) OBP: 0.340, SLG: 0.297	1 SAFE 1 SAFE BC 1 SAFE CB 1 SAFE X 2-2 ① F8	BX 1-0 1B 1-3 2-H 1B		BCX 1-1 ③ G4-3		BBFFFS 2-3 ③ K		CSBS 1-3 ③ K		5	0	1	1	0	2	2
Wade Boggs, L (1, 5) OBP: 0.378, SLG: 0.398	1 SAFE BBBB 4-1 1B 1 SAFE CB 1-2 BB	BCBX 2-1 FC6-4 1-2 3-H 1B			CSBBX 2-2 HR 1B		CBBFBB 4-2 1B BB			2	1	2	1	2	0	0
Jack Clark, R (1, 10) OBP: 0.345, SLG: 0.311	BX 1-0 ② F8	FBX 1-1 ③ FC6-4 1-2f			BBX 2-0 ① P3		FFFC 0-3 ① K			4	0	0	0	0	1	6
Phil Plantier, L (1, 9) OBP: 0.322, SLG: 0.346 Bob Zupcic, R (8, 9) OBP: 0.386, SLG: 0.442	BX 1-0 1-2 2-H 1B	SBCBBFBFX 3-2 G5-3 1B			X 0-0 ① HR 1-H		CCFFX 0-2 ② P2			4	1	3	3	0	0	1
										0	0	0	0	0	0	0
Ellis Burks, R (1, 8) OBP: 0.332, SLG: 0.413	BBFCBX 3-2 ③ F7	X 0-0 ① G5-3 1-2			BBBB 4-0 BB		X 0-0 1-2 1B			3	0	1	0	1	0	3
Tom Brunansky, R (1, 3) OBP: 0.369, SLG: 0.356 Scott Cooper, L (9, 3) OBP: 0.279, SLG: 0.224		BCSX 1-2 ① G5-3	CFC 0-3 ② K		B 1 SAFE FC 1 SAFE S 1-3 ② K		FBX 1-1 ③ F9			4	0	0	0	0	2	4
										0	0	0	0	0	0	0
Luis Rivera, R (1, 6) OBP: 0.333, SLG: 0.264		CX 0-1 ② G1-3	BBFX 2-1 ③ F8		FBBFFFX 1-2 ③ F9			SBCBBB 4-2 SH1-3 BB		3	0	0	0	1	0	2
Tony Peña, R (1, 2) OBP: 0.242, SLG: 0.270		BBBB 4-0 1B 1B BB		FBX 1-1 ① F8		BSBFFC 2-3 ① K		X 0-0 ① SH1-3 1-2		2	1	0	0	1	1	0
Inning Stats	R: 1 H: 1 E: 0 LOB: 2 K: 0 BB: 2 S: 9 P: 24	R: 2 H: 3 E: 0 LOB: 2 K: 0 BB: 1 S: 12 P: 22	R: 0 H: 1 E: 0 LOB: 1 K: 1 BB: 0 S: 11 P: 16	R: 0 H: 0 E: 0 LOB: 0 K: 0 BB: 0 S: 6 P: 10	R: 2 H: 2 E: 0 LOB: 1 K: 1 BB: 1 S: 14 P: 24	R: 0 H: 0 E: 0 LOB: 0 K: 2 BB: 0 S: 9 P: 14	R: 0 H: 1 E: 0 LOB: 2 K: 1 BB: 1 S: 15 P: 20	R: 0 H: 0 E: 0 LOB: 1 K: 2 BB: 1 S: 11 P: 19		1B: 7 SF: 0 2B: 0 SAC: 1 3B: 0 DP: 0 HR: 1 HBP: 0						

	AB	31
	R	5
	H	8
	RBI	5
	BB	6
	SO	7
	LOB	19

WP: 0 PA: 38
PB: 0
SB: 0
CS: 0

PITCHER		IP	WLS	BF	H	R	ER	SO	BB	IBB	HBP	BLK	WP	HR	S	P	ERA	WHIP
Jack Armstrong, R ERA: 5.16	(1, 1)	5.0	L	26	7	5	5	2	4	0	0	0	0	1	52	96	9.00	2.200
Eric Plunk, R ERA: 3.6	(6, 1)	2.0		8	1	0	0	3	1	0	0	0	0	0	24	34	0.00	1.000
Derek Lilliquist, L ERA: 1.96	(8, 1)	1.0		4	0	0	0	2	1	0	0	0	0	0	11	19	0.00	1.000

PITCHER	IP	WLS	BF	H	R	ER	SO	BB	IBB	HBP	BLK	WP	HR	S	P	ERA	WHIP

Batter	1	2	3	4	5	6	7	8	9	AB	R	H	RBI	BB	SO	LOB
Thomas Howard, S (1, 9) OBP: 0.341, SLG: 0.378	X 0-0 SH1-3 G6-3 2B		B C S B B F X 3-2 S 1B		C F B X 1-2 ② G6-3			B X 1-0 ① G4-3 1-2		4	1	2	0	0	0	1
Felix Fermin, R (1, 6) OBP: 0.298, SLG: 0.295	X 0-0 ① SH1-3 2-3		C 1 SAFE B 1 SAFE C D X 2-2 ③ L8 1-2		B C B B X 3-1 ③ P6			X 0-0 2-3 1B		3	0	1	0	0	0	1
Carlos Baerga, S (1, 4) OBP: 0.332, SLG: 0.400	F B F F F X 1-2 ② G6-3 3-H			S F F F B S 1-3 ① K		C S F F B X 1-2 ① F8		X 0-0 ② P3		4	0	0	1	0	1	2
Albert Belle, R (1, 7) OBP: 0.336, SLG: 0.503 Kenny Lofton, L (8, 8) OBP: 0.324, SLG: 0.294	C F B S 1-3 ③ K			S B F B B F F F 3-2 X HR 2B		B X 1-0 ② G6-3		B X 1-0 ③ L8		4 0	1 0	1 0	0 0	0 0	1 0	2 0
Carlos Martinez, R (1, 3) OBP: 0.313, SLG: 0.533		S F B B F B X 3-2 ① G4-3		C F B B F F F X 2-2 2-H HR		F B X 1-1 ③ F8			C F B X 1-2 G5-4-3 1B	4	1	2	2	0	0	0
Glenallen Hill, R (1, 10) OBP: 0.247, SLG: 0.352		B B C X 2-1 ② G1-3		X 0-0 FC5-4 1B			X 0-0 G4-6-3 1B		F S X 0-2 ① P3	4	0	2	0	0	0	1
Brook Jacoby, R (1, 5) OBP: 0.338, SLG: 0.346		F S B B X 2-2 ③ G4-3		F 1 SAFE B 1 SAFE F P B X 3-2 ② L8			1 SAFE S B 1 SAFE X 1-1 ①② G4-6-3 1-2f		B S X 1-1 ②③ G5-4-3 1-2f	4	0	0	0	0	0	3
Junior Ortiz, R (1, 2) OBP: 0.294, SLG: 0.247			C X 0-1 ① P3	X 0-0 ③ FC5-4 1-2f			B B C C B F X 3-2 ③ G6-3			3	0	0	0	0	0	1
Alex Cole, L (1, 8) OBP: 0.273, SLG: 0.205 (8, 7)			L X 0-1 ② G1-3		C X 0-1 ① G1-3			C B B B B 4-1 1B G4-3 BB		2	0	0	0	1	0	0
Inning Stats	R: 1 H: 1 E: 0 LOB: 0 K: 1 BB: 0 S: 10 P: 12	R: 0 H: 0 E: 0 LOB: 0 K: 0 BB: 0 S: 9 P: 16	R: 0 H: 1 E: 0 LOB: 1 K: 0 BB: 0 S: 12 P: 16	R: 2 H: 3 E: 0 LOB: 1 K: 1 BB: 0 S: 23 P: 31	R: 0 H: 0 E: 0 LOB: 0 K: 0 BB: 0 S: 7 P: 11	R: 0 H: 0 E: 0 LOB: 0 K: 0 BB: 0 S: 8 P: 11	R: 0 H: 1 E: 0 LOB: 0 K: 0 BB: 0 S: 7 P: 11	R: 0 H: 1 E: 0 LOB: 2 K: 0 BB: 1 S: 5 P: 11	R: 0 H: 1 E: 0 LOB: 0 K: 0 BB: 0 S: 8 P: 10	1B: 5 SF: 0 2B: 2 SAC: 1 3B: 0 DP: 2 HR: 1 HBP: 0						WP: 0 PA: 34 PB: 0 SB: 1 CS: 0

Cleveland Indians @ Boston Red Sox

Fenway Park, Boston, MA

Sat Jun 06 1992, 3:38 AM EDT

Att. 32,937 - Cloudy - 71 F

TOP

livebaseballscorecards.com

AB	32
R	3
H	8
RBI	3
BB	1
SO	2
LOB	11

PITCHER		IP	WLS	BF	H	R	ER	SO	BB	IBB	HBP	BLK	WP	HR	S	P	ERA	WHIP
Frank Viola, L ERA: 3.28	(1, 1)	8.0	L	31	7	3	3	2	1	0	0	0	0	1	81	119	3.38	1.000
Jeff Reardon, R ERA: 2.0	(9, 1)	1.0		3	1	0	0	0	0	0	0	0	0	0	8	10	0.00	1.000

PITCHER	IP	WLS	BF	H	R	ER	SO	BB	IBB	HBP	BLK	WP	HR	S	P	ERA	WHIP

Cleveland Indians @ Boston Red Sox

Fenway Park, Boston, MA

Sat Jun 06 1992, 3:38 AM EDT

Att. 32,937 - Cloudy - 71 F

livebaseballscorecards.com

BOTTOM

Batter	1	2	3	4	5	6	7	8	9	AB	R	H	RBI	BB	SO	LOB
Jody Reed, R (1, 4) OBP: 0.384, SLG: 0.407	G1-3			K			G3 G4 1B		L7	4	0	1	0	0	1	1
Mike Greenwell, L (1, 7) OBP: 0.338, SLG: 0.295	G4-3			F7			G4		BB 1B	4	0	1	0	0	0	1
Wade Boggs, L (1, 5) OBP: 0.376, SLG: 0.391	F7			G4-3			G3		G4-6-3 BB	3	0	0	0	1	0	1
Ellis Burks, R (1, 10) OBP: 0.325, SLG: 0.404		L8			L7		G6-3		G4-6-3	4	0	0	0	0	0	4
Phil Plantier, L (1, 9) OBP: 0.317, SLG: 0.340		G3-1			L4			F8		3	0	0	0	0	0	0
Bob Zupcic, R (1, 8) OBP: 0.383, SLG: 0.455		G5-3			K			2B		3	1	1	0	0	1	0
Scott Cooper, L (1, 3) OBP: 0.296, SLG: 0.246			L5-3 1B			G4-1		1B		3	0	2	1	0	0	0
Tim Naehring, R (1, 6) OBP: 0.282, SLG: 0.296			L5-3			G4-3		G1-4-3		2	0	0	0	0	0	1
Tom Brunansky, R (8, PH) OBP: 0.366, SLG: 0.352										1	0	0	0	0	0	1
Luis Rivera, R (9, 6) OBP: 0.333, SLG: 0.264										0	0	0	0	0	0	0
John Flaherty, R (1, 2) OBP: 0.179, SLG: 0.185			K			G1-3			BB 1B	2	0	0	0	0	1	0
Jack Clark, R (9, PH) OBP: 0.349, SLG: 0.316										1	0	1	0	0	0	0
Tony Peña, R (9, PR) OBP: 0.242, SLG: 0.270										0	0	0	0	0	0	0
Inning Stats	R: 0 E: 0 K: 0 S: 8 H: 0 LOB: 0 BB: 0 P: 11	R: 0 E: 0 K: 0 S: 8 H: 0 LOB: 0 BB: 0 P: 11	R: 0 E: 0 K: 1 S: 8 H: 1 LOB: 0 BB: 0 P: 10	R: 0 E: 0 K: 1 S: 7 H: 0 LOB: 0 BB: 0 P: 7	R: 0 E: 0 K: 1 S: 7 H: 0 LOB: 0 BB: 0 P: 10	R: 0 E: 0 K: 0 S: 8 H: 0 LOB: 0 BB: 0 P: 14	R: 0 E: 0 K: 0 S: 11 H: 1 LOB: 1 BB: 0 P: 20	R: 1 E: 0 K: 0 S: 10 H: 2 LOB: 0 BB: 0 P: 14	R: 0 E: 0 K: 0 S: 10 H: 2 LOB: 3 BB: 1 P: 19	1B: 5 2B: 2 3B: 0 HR: 0 SF: 0 SAC: 0 DP: 3 HBP: 0	WP: 0 PB: 0 SB: 0 CS: 0 PA: 31					

	AB	30
	R	1
	H	6
	RBI	1
	BB	1
	SO	3
	LOB	9

PITCHER		IP	WLS	BF	H	R	ER	SO	BB	IBB	HBP	BLK	WP	HR	S	P	ERA	WHIP
Charles Nagy, R ERA: 2.44	(1, 1)	8.1	W	28	5	1	1	3	0	0	0	0	0	0	73	108	1.08	0.600
Kevin Wickander, L ERA: 1.98	(9, 1)	0.0		2	1	0	0	0	1	0	0	0	0	0	1	5	∞	∞
Steve Olin, R ERA: 2.88	(9, 1)	0.2	S	1	0	0	0	0	0	0	0	0	0	0	3	3	0.00	0.000

PITCHER	IP	WLS	BF	H	R	ER	SO	BB	IBB	HBP	BLK	WP	HR	S	P	ERA	WHIP

Batter	1	2	3	4	5	6	7	8	9	AB	R	H	RBI	BB	SO	LOB
Kenny Lofton, L (1, 8) OBP: 0.318, SLG: 0.288	X 0-0 ① B1-3		B X 1-0 ③ G6-3			C X 0-1 ② B2-3		B F X 1-1 ② F7		4	0	0	0	0	0	0
Thomas Howard, S (1, 9) OBP: 0.346, SLG: 0.382	C B B X 2-1 ② G1-3			F L F B X 1-2 ① G6-3		X 0-0 1B		C B X 1-1 1B		4	0	2	0	0	0	0
Carlos Baerga, S (1, 4) OBP: 0.331, SLG: 0.397	B X 1-0 1B			C B B X 2-1 ② G1-3		B 1 SAFE 1 SAFE F 1 SAFE X 1-1 ③ G6-3		X 0-0 ③ F8		4	0	1	0	0	0	2
Albert Belle, R (1, 7) OBP: 0.335, SLG: 0.495	1 SAFE C 1 SAFE S B S 1-3 ③ K			F B B B F B 4-2 BB			C S B B S 2-3 ① K		S S F C 0-3 ① K	3	0	0	0	1	3	1
Carlos Martinez, R (1, 3) OBP: 0.300, SLG: 0.474		F B B X 2-1 ① G6-3		1 SAFE C B 1 SAFE B F 1 SAFE F X 2-2 ③ P3			B C X 1-1 1B		B C S F F S 1-3 ② K	4	0	1	0	0	1	1
Glenallen Hill, R (1, 10) OBP: 0.258, SLG: 0.368		F B S B B X 3-2 G6-3 1B			F S X 0-2 ① F8		B F F S 1-3 ② K		F S F F F F B F B 3-2 B X 2B	4	0	2	0	0	1	1
Sandy Alomar Jr., R (1, 2) OBP: 0.295, SLG: 0.358		1 SAFE B X 1-0 ② ③ G6-3 1-2f			X 0-0 ② G1-3		B X 1-0 1-2 1B		F X 0-1 ③ G5-3	4	0	1	0	0	0	2
Brook Jacoby, R (1, 5) OBP: 0.331, SLG: 0.338			X 0-0 ① F9		B C S S 1-3 ③ K		C F B X 1-2 ③ L9			3	0	0	0	0	1	2
Felix Fermin, R (1, 6) OBP: 0.286, SLG: 0.283			C B F X 1-2 ② L4			X 0-0 ① G1-3		C F X 0-2 ① F7		2	0	0	0	0	0	0
Alex Cole, L (8, PH) OBP: 0.270, SLG: 0.202										1	0	0	0	0	0	0
Mark Lewis, R (8, 6) OBP: 0.322, SLG: 0.377										0	0	0	0	0	0	0
Inning Stats	R: 0 E: 0 K: 1 S: 7 H: 1 LOB: 1 BB: 0 P: 11	R: 0 E: 0 K: 0 S: 6 H: 1 LOB: 0 BB: 0 P: 12	R: 0 E: 0 K: 0 S: 5 H: 0 LOB: 0 BB: 0 P: 7	R: 0 E: 0 K: 0 S: 12 H: 0 LOB: 1 BB: 1 P: 21	R: 0 E: 0 K: 1 S: 7 H: 0 LOB: 0 BB: 0 P: 8	R: 0 E: 0 K: 0 S: 6 H: 1 LOB: 1 BB: 0 P: 7	R: 0 E: 0 K: 2 S: 12 H: 2 LOB: 2 BB: 0 P: 18	R: 0 E: 0 K: 0 S: 8 H: 1 LOB: 1 BB: 0 P: 10	R: 0 E: 0 K: 2 S: 19 H: 1 LOB: 1 BB: 0 P: 23	1B: 6 2B: 1 3B: 0 HR: 0 SF: 0 SAC: 0 DP: 1 HBP: 0						

PITCHER		IP	WLS	BF	H	R	ER	SO	BB	IBB	HBP	BLK	WP	HR	S	P	ERA	WHIP
Joe Hesketh, L ERA: 3.05	(1, 1)	6.1	W	23	4	0	0	3	1	0	0	0	0	0	48	74	0.00	0.789
Danny Darwin, R ERA: 4.91	(7, 1)	2.2	S	11	3	0	0	3	0	0	0	0	0	0	34	43	0.00	1.125

PITCHER	IP	WLS	BF	H	R	ER	SO	BB	IBB	HBP	BLK	WP	HR	S	P	ERA	WHIP

TOP

Cleveland Indians @ Boston Red Sox

Fenway Park, Boston, MA

Sun Jun 07 1992, 3:33 AM EDT
Att. 33,202 - Overcast - 82 F

livebaseballscorecards.com

AB	33
R	0
H	7
RBI	0
BB	1
SO	6
LOB	9

BOTTOM

Cleveland Indians @ Boston Red Sox

Fenway Park, Boston, MA

Sun Jun 07 1992, 3:33 AM EDT

Att. 33,202 - Overcast - 82 F

livebaseballscorecards.com

Batter	1	2	3	4	5	6	7	8	9	AB	R	H	RBI	BB	SO	LOB
Jody Reed, R (1, 4) OBP: 0.378, SLG: 0.399	C X 0-1 G5-3 ①		C S X 0-2 F9 ①		C B C C 1-3 K ①		P B C X 2-1 SH G1-6-3 S 3-H	B F B F 1 SAFE F X 2-2 F8 ③		4	0	0	1	0	1	3
Mike Greenwell, L (1, 7) OBP: 0.329, SLG: 0.287	B B X 2-0 G3 ②		1 SAFE B B C F X 2-2 G3 ② 1-3		C X 0-1 G4-3 ②		1 SAFE B C B B F X 3-2 G1-6-3 ② 1-3			4	0	0	0	0	0	2
Wade Boggs, L (1, 5) OBP: 0.378, SLG: 0.390	B C X 1-1 1B		B C X 1-1 L8 ③		C X 0-1 G6-3 ③		I I I I 4-0 IBB			3	0	1	0	1	0	1
Jack Clark, R (1, 10) OBP: 0.353, SLG: 0.321	X 0-0 P8 ③			C B B X 2-1 BB 2B 1B		F B F B B F X 3-2 F9 WP 1B	F X 0-1 P3 ③			4	1	2	0	0	0	3
Ellis Burks, R (1, 8) OBP: 0.329, SLG: 0.403		B F X 1-1 G5-3 ①		B B C F B 1 SAFE B 4-2 2B G4-3 1-2 BB		B B F X 2-1 F9 ① 1-3		C F B X 1-2 1B 1B 1B		3	2	1	0	1	0	1
Tom Brunansky, R (1, 3) OBP: 0.379, SLG: 0.379 Scott Cooper, L (9, 3) OBP: 0.296, SLG: 0.246		X 0-0 1B		C S B X 1-2 G4-3 1-3 2-H 2B		X 0-0 ② G5-3		C X 0-1 ① 1-3 1B		4 0	0 0	3 0	1 0	0 0	0 0	1 0
Bob Zupcic, R (1, 9) OBP: 0.359, SLG: 0.424		C X 0-1 1-3 ②		B B F C X 2-2 G4-3 ① 2-3 3-H		S B B F F X 2-2 F9 ③		S B F B S 2-3 K ②		4	0	0	1	0	1	4
Luis Rivera, R (1, 6) OBP: 0.338, SLG: 0.280		B B X 2-0 P2 ③		F P C S 1-3 K ②			C B X 1-1 SH1-3 SH 2B	C B X 1-1 1B 3-H 1B		4	1	2	1	0	1	2
Tony Peña, R (1, 2) OBP: 0.250, SLG: 0.278			C B S S X 1-2 G3 S 1B	C B X 1-1 F8 ③			B X 1-0 SH1-3 ① 2-3	1 SAFE X 0-0 1-3 1B		3	0	2	0	0	0	1

Inning Stats	1	2	3	4	5	6	7	8	9
	R: 0 H: 1 E: 0 LOB: 1 K: 0 BB: 0 S: 6 P: 9	R: 0 H: 1 E: 0 LOB: 1 K: 0 BB: 0 S: 6 P: 9	R: 0 H: 1 E: 0 LOB: 1 K: 0 BB: 0 S: 11 P: 15	R: 2 H: 2 E: 0 LOB: 1 K: 1 BB: 1 S: 16 P: 26	R: 0 H: 0 E: 0 LOB: 0 K: 1 BB: 0 S: 7 P: 8	R: 0 H: 1 E: 0 LOB: 1 K: 0 BB: 0 S: 11 P: 18	R: 1 H: 1 E: 0 LOB: 2 K: 0 BB: 1 S: 11 P: 21	R: 1 H: 4 E: 0 LOB: 2 K: 1 BB: 0 S: 15 P: 21	

	AB	33
	R	4
	H	11
	RBI	4
	BB	2
	SO	3
	LOB	18

		1B: 9	SF: 0	WP: 1	PA: 37
		2B: 2	SAC: 2	PB: 0	
		3B: 0	DP: 0	SB: 2	
		HR: 0	HBP: 0	CS: 0	

PITCHER		IP	WLS	BF	H	R	ER	SO	BB	IBB	HBP	BLK	WP	HR	S	P	ERA	WHIP
Dave Otto, L ERA: 6.06	(1, 1)	6.0	L	25	6	2	2	2	1	0	0	0	1	0	57	85	3.00	1.167
Ted Power, R ERA: 1.3	(7, 1)	2.0		12	5	2	2	1	0	1	0	0	0	0	26	42	9.00	2.500

PITCHER	IP	WLS	BF	H	R	ER	SO	BB	IBB	HBP	BLK	WP	HR	S	P	ERA	WHIP

Batter	1	2	3	4	5	6	7	8	9	AB	R	H	RBI	BB	SO	LOB
Jody Reed, R (1, 4) OBP: 0.371, SLG: 0.392	P6	F7		G6-3			G6-3			4	0	0	0	0	0	4
Mike Greenwell, L (1, 7) OBP: 0.321, SLG: 0.279	G6-3	F8			G3			K		4	0	0	0	0	1	2
Wade Boggs, L (1, 5) OBP: 0.380, SLG: 0.414	HR		F9		2B			F7		4	1	2	1	0	0	0
Jack Clark, R (1, 10) OBP: 0.356, SLG: 0.321	BB		K		K			1B		3	0	1	0	1	2	0
Phil Plantier, L (1, 9) OBP: 0.310, SLG: 0.331	F7		P6			K		G4-3		4	0	0	0	0	1	2
Ellis Burks, R (1, 8) OBP: 0.327, SLG: 0.397		F8		SH3 1B BB		G5-3			K	3	0	0	0	1	1	0
Scott Cooper, L (1, 3) OBP: 0.307, SLG: 0.262		1B 1B 1B		1 SAFE 1 SAFE SH3 1-2 1B		G3-1			G4-3	4	1	2	0	0	0	0
Luis Rivera, R (1, 6) OBP: 0.340, SLG: 0.283 Herm Winningham, L (9, PH) OBP: 0.267, SLG: 0.310		E 1B 1-2 1B		SH3 1-2 2-3			F7		G3-1	2 1	0 0	1 0	0 0	0 0	0 0	0 0
Tony Peña, R (1, 2) OBP: 0.252, SLG: 0.279		E7 1-3 2-H 1B		F8			G5-3			3	0	1	1	0	0	2

TOP

Boston Red Sox @ Baltimore Orioles

Oriole Park at Camden Yards, Baltimore, MD

Mon Jun 08 1992, 7:05 PM EDT

Att. 46,061 - Cloudy - 86 F

livebaseballscorecards.com

AB	32
R	2
H	7
RBI	2
BB	2
SO	5
LOB	10

Inning Stats	1	2	3	4	5	6	7	8	9
R	1	1	0	0	0	0	0	0	0
E	0	1	0	0	0	0	0	0	0
K	0	0	1	0	0	1	0	1	1
S	8	9	6	7	6	7	8	9	8
H	1	3	0	1	1	0	0	1	0
LOB	1	2	0	2	0	0	0	0	0
BB	1	0	0	1	0	0	0	0	0
P	17	15	13	13	8	13	12	14	13

PITCHER		IP	WLS	BF	H	R	ER	SO	BB	IBB	HBP	BLK	WP	HR	S	P	ERA	WHIP	PITCHER		IP	WLS	BF	H	R	ER	SO	BB	IBB	HBP	BLK	WP	HR	S	P	ERA	WHIP
Bob Milacki, R ERA: 4.35	(1, 1)	7.2	W	31	7	2	2	4	2	0	0	0	0	1	58	101	2.35	1.174																			
Storm Davis, R ERA: 4.01	(8, 1)	0.1		1	0	0	0	0	0	0	0	0	0	0	2	4	0.00	0.000																			
Gregg Olson, R ERA: 1.37	(9, 1)	1.0	S	3	0	0	0	1	0	0	0	0	0	0	8	13	0.00	0.000																			

1B: 5	SF: 0	WP: 0	PA: 35
2B: 1	SAC: 1	PB: 0	
3B: 0	DP: 0	SB: 0	
HR: 1	HBP: 0	CS: 0	

Batter	1	2	3	4	5	6	7	8	9	AB	R	H	RBI	BB	SO	LOB
Brady Anderson, L (1, 7) OBP: 0.382, SLG: 0.553	C C X 0-2 G3 ①	C 1 B S X SAFE 1-2 1-H 2B ③			B C B S F X 2-2 1B 3B		C S B B B F F B 4-2 CS BB			3	1	2	1	1	0	0
Mike Devereaux, R (1, 8) OBP: 0.323, SLG: 0.465	C S B X 1-2 F9 ②		B B F B C X 3-2 G6-4-3 1B		B C X 1-1 3-H FC6-4 1B		C B B F F F B C 3-3 1-2 K ①②			4	0	2	1	0	1	1
Cal Ripken Jr., R (1, 6) OBP: 0.350, SLG: 0.419	F X 0-1 P4 ③		1 SAFE B 1 SAFE X 1-0 P6 ①		1 SAFE X 0-0 1-2f FC6-4 ②		B B C X 2-1 G6-3 ③			4	0	0	0	0	0	2
Glenn Davis, R (1, 10) OBP: 0.288, SLG: 0.435		X 0-0 HR 1B	P X 1-0 1-2f G6-4-3 ②③		C X 0-1 G6-3 ③			S S B F X 1-2 P3 ①		4	1	1	0	0	0	2
Randy Milligan, R (1, 3) OBP: 0.422, SLG: 0.464 David Segui, S (9, 3) OBP: 0.319, SLG: 0.317	B B C B 1 SAFE F X 3-2 1-H HR		C B B B X 3-1 G4-3 ①			B X 1-0 F9 ①		X 0-0 F9 ②		4 0	1 0	1 0	2 0	0 0	0 0	0 0
Joe Orsulak, L (1, 9) OBP: 0.279, SLG: 0.267		C B X 1-1 G3 ①		X 0-0 1B 1B		X 0-0 G4-3 ②		X 0-0 P5 ③		4	0	1	0	0	0	0
Leo Gomez, R (1, 5) OBP: 0.380, SLG: 0.444		B C X 1-1 WP E 1B	1 SAFE C B X 1-1 1-3 G6-3 1B			B C B F B F B 4-2 BB BB				2	1	2	0	1	0	0
Chris Hoiles, R (1, 2) OBP: 0.400, SLG: 0.513		C B C T F X 1-2 1-2 G6-3 ②		B X 1-0 1-2f G6-3 ②③		B B B C S F F B 4-2 1-2 FC4-6 BB				2	0	0	0	1	0	3
Billy Ripken, R (1, 4) OBP: 0.248, SLG: 0.321		X 0-0 2-H E3 2B			C X 0-1 G6-3 ①	X 0-0 1-2f FC4-6 ③				3	1	0	0	0	0	2
Inning Stats	R: 0 H: 0 E: 0 LOB: 0 K: 0 BB: 0 S: 8 P: 9	R: 4 H: 4 E: 1 LOB: 1 K: 0 BB: 0 S: 17 P: 24	R: 0 H: 1 E: 0 LOB: 0 K: 0 BB: 0 S: 6 P: 10	R: 0 H: 2 E: 0 LOB: 1 K: 0 BB: 0 S: 6 P: 11	R: 1 H: 2 E: 0 LOB: 1 K: 0 BB: 0 S: 11 P: 14	R: 0 H: 0 E: 0 LOB: 2 K: 0 BB: 2 S: 10 P: 19	R: 0 H: 0 E: 0 LOB: 0 K: 1 BB: 1 S: 11 P: 20	R: 0 H: 0 E: 0 LOB: 0 K: 0 BB: 0 S: 6 P: 7		1B: 6 SF: 0 2B: 2 SAC: 0 3B: 1 DP: 3 HR: 1 HBP: 0						

PITCHER		IP	WLS	BF	H	R	ER	SO	BB	IBB	HBP	BLK	WP	HR	S	P	ERA	WHIP
Mike Gardiner, R ERA: 3.9	(1, 1)	5.2	L	26	9	5	3	0	2	0	0	0	1	1	57	86	4.76	1.941
Matt Young, L ERA: 4.4	(6, 1)	1.1		4	0	0	0	1	1	0	0	0	0	0	12	21	0.00	0.750
Greg Harris, R ERA: 1.89	(8, 1)	0.2		2	0	0	0	0	0	0	0	0	0	0	5	6	0.00	0.000
Tony Fossas, L ERA: 6.35	(8, 1)	0.1		1	0	0	0	0	0	0	0	0	0	0	1	1	0.00	0.000

PITCHER	IP	WLS	BF	H	R	ER	SO	BB	IBB	HBP	BLK	WP	HR	S	P	ERA	WHIP

BOTTOM

Boston Red Sox @ Baltimore Orioles

Oriole Park at Camden Yards, Baltimore, MD

Mon Jun 08 1992, 7:05 PM EDT

Att. 46,061 - Cloudy - 86 F

livebaseballscorecards.com

AB	30
R	5
H	9
RBI	4
BB	3
SO	1
LOB	10

WP: 1	PA: 33		
PB: 0			
SB: 0			
CS: 1			

Batter	1	2	3	4	5	6	7	8	9	AB	R	H	RBI	BB	SO	LOB
Jody Reed, R (1, 4) OBP: 0.365, SLG: 0.385	B B F F B X 3-2 G5-3 ①		B C 1 SAFE F X 1-2 G5-3 ③			C B X 1-1 G6-3 ③		1 SAFE 1 SAFE C X 0-1 FC SH3 1-2 3-H		4	0	0	1	0	0	2
Luis Rivera, R (1, 6) OBP: 0.333, SLG: 0.277	C B X 1-1 G6-3 ②			F B X 1-1 F9 ①			F B B X 2-1 L9 ①	X 0-0 SH3 ① 1-2 2-3		3	0	0	0	0	0	0
Wade Boggs, L (1, 5) OBP: 0.378, SLG: 0.408	B C C C F X 1-2 G4-3 ③			B F B C X 2-2 F7 ②			C F F B X 1-2 G6-3 ②	I I I I 4-0 IBB		3	0	0	0	1	0	0
Jack Clark, R (1, 10) OBP: 0.348, SLG: 0.313		B S B C X 2-2 G5-3 ①		B B S S X 2-2 G5-3 ③			F B F B X 2-2 G5-3 ③	C B B S S 2-3 K ②		4	0	0	0	0	1	3
Mike Greenwell, L (1, 7) OBP: 0.319, SLG: 0.278		X 0-0 G4-3 ②			C B X 1-1 G4-3 ①			2-2 1B 2B 1B	F9	4	1	1	0	0	0	3
Ellis Burks, R (1, 8) OBP: 0.326, SLG: 0.394		C B B B F B X 3-2 G1-4-3 ③			X 0-0 G5-3 ②			C X 0-1 2B 1B 1B 1-2	X 0-0 L8 ①	4	1	1	0	0	0	0
Tom Brunansky, R (1, 9) OBP: 0.383, SLG: 0.404			X 0-0 G6-3 ①		C F B C 1-3 K ③			M L F X 0-2 1B 1B 2B 1-3 2-H	C X 0-1 G3 2B	4	1	2	1	0	1	0
Tony Peña, R (1, 2) OBP: 0.258, SLG: 0.285			B F X 1-1 1B			C X 0-1 G6-3 ①		X 0-0 1B FC 1B 2-3 3-H	X 0-0 G3 ② 2-3	4	1	2	1	0	0	1
Scott Cooper, L (1, 3) OBP: 0.304, SLG: 0.261			C B 1 SAFE X 1-1 F7 ②			F B C X 1-2 G4-3 ②		C X 0-1 SH3 FC 1B 1-3 3-H	C B B F S 2-3 K ③	4	0	1	1	0	1	2
Inning Stats	R: 0 E: 0 K: 0 S: 9 H: 0 LOB: 0 BB: 0 P: 14	R: 0 E: 0 K: 0 S: 7 H: 0 LOB: 0 BB: 0 P: 12	R: 0 E: 0 K: 0 S: 8 H: 1 LOB: 1 BB: 0 P: 11	R: 0 E: 0 K: 0 S: 8 H: 0 LOB: 0 BB: 0 P: 13	R: 0 E: 0 K: 1 S: 6 H: 0 LOB: 0 BB: 0 P: 8	R: 0 E: 0 K: 0 S: 7 H: 0 LOB: 0 BB: 0 P: 9	R: 0 E: 0 K: 0 S: 9 H: 0 LOB: 0 BB: 0 P: 14	R: 4 E: 0 K: 1 S: 19 H: 5 LOB: 3 BB: 1 P: 28	R: 0 E: 0 K: 1 S: 7 H: 1 LOB: 1 BB: 0 P: 9	1B: 5 2B: 2 3B: 0 HR: 0	SF: 0 SAC: 1 DP: 0 HBP: 0						

PITCHER		IP	WLS	BF	H	R	ER	SO	BB	IBB	HBP	BLK	WP	HR	S	P	ERA	WHIP
Jose Mesa, R ERA: 4.83	(1, 1)	7.0	L	24	3	2	2	1	0	0	0	0	0	0	59	88	2.57	0.429
Todd Frohwirth, R ERA: 2.37	(8, 1)	0.2		7	3	2	2	1	0	1	0	0	0	0	13	19	27.00	4.500
Mike Flanagan, L ERA: 4.02	(8, 1)	1.1		5	1	0	0	1	0	0	0	0	0	0	8	11	0.00	0.750

PITCHER	IP	WLS	BF	H	R	ER	SO	BB	IBB	HBP	BLK	WP	HR	S	P	ERA	WHIP

TOP

Boston Red Sox @ Baltimore Orioles

Oriole Park at Camden Yards, Baltimore, MD

Tue Jun 09 1992, 7:05 PM EDT

Att. 46,085 - Sunny - 85 F

livebaseballscorecards.com

AB	34
R	4
H	7
RBI	4
BB	1
SO	3
LOB	11

1B: 5	SF: 0	WP: 0	PA: 36
2B: 2	SAC: 1	PB: 0	
3B: 0	DP: 0	SB: 0	
HR: 0	HBP: 0	CS: 0	

Boston Red Sox @ Baltimore Orioles

Oriole Park at Camden Yards, Baltimore, MD

Tue Jun 09 1992, 7:05 PM EDT

Att. 46,085 - Sunny - 85 F

livebaseballscorecards.com

BOTTOM

Batter	1	2	3	4	5	6	7	8	9	AB	R	H	RBI	BB	SO	LOB
Brady Anderson, L (1, 7) OBP: 0.376, SLG: 0.543	C C B X 1-2 G6-3 ①		C 1 SAFE X 0-1 F8 ③			X 0-0 G3-1 ①		B C B C S 2-3 K ②		4	0	0	0	0	1	1
Mike Devereaux, R (1, 8) OBP: 0.322, SLG: 0.458	C C X 0-2 G6-3 ②			B C B X 2-1 G6-3 ①		C X 0-1 P5 ②		B B C S F B F B 4-2 BB BB		3	0	0	0	1	0	0
Cal Ripken Jr., R (1, 6) OBP: 0.348, SLG: 0.413	C B F B X 2-2 G5-3 ③			B B F X 2-1 P5 ②		B X 1-0 G6-3 ③		C F B B B F B 4-2 1-2 BB		3	0	0	0	1	0	0
Sam Horn, L (1, 10) OBP: 0.327, SLG: 0.404		F X 0-1 G3 ①		X 0-0 G3 ③			F C F B X 1-2 G4-3 ①	B S B F C 2-3 K ③		4	0	0	0	0	1	2
Randy Milligan, R (1, 3) OBP: 0.418, SLG: 0.458		C B B X 2-1 G5-3 ②			C B X 1-1 F8 ①		B X 1-0 G1-3 ②		B C B X 2-1 1B 1B	4	0	1	0	0	0	0
Joe Orsulak, L (1, 9) OBP: 0.287, SLG: 0.276		B C B F F F F S 2-3 K ③			B B F X 2-1 G6-3 ②		B X 1-0 1B		C B F F X 1-2 1-3 1B	4	0	2	0	0	1	0
Leo Gomez, R (1, 5) OBP: 0.377, SLG: 0.446			F B B X 2-1 G5-3 ①		B C B B F X 3-2 2B		F C F P B 1 SAFE F B X 3-2 L8 ③		B B C C F S 2-3 K ①	4	0	1	0	0	1	3
Chris Hoiles, R (1, 2) OBP: 0.402, SLG: 0.528			F X 0-1 F9 ②		B B B 4-0 BB			B C B X 2-1 HR	B S F S 1-3 K ②	3	1	1	1	1	1	2
Billy Ripken, R (1, 4) OBP: 0.252, SLG: 0.324			C B X 1-1 1B		B C B X 2-1 G6-3 ③			B C X 1-1 G4-3 ①	B B F X 2-1 G3 ③	2	0	1	0	0	0	2
Mark McLemore, S (8, PH) (9, 4) OBP: 0.333, SLG: 0.277										1	0	0	0	0	0	0
Chito Martinez, L (9, PH) OBP: 0.365, SLG: 0.388										1	0	0	0	0	0	2
Inning Stats	R: 0 E: 0 K: 0 S: 9 H: 0 LOB: 0 BB: 0 P: 12	R: 0 E: 0 K: 1 S: 10 H: 0 LOB: 0 BB: 0 P: 14	R: 0 E: 0 K: 0 S: 8 H: 1 LOB: 1 BB: 0 P: 11	R: 0 E: 0 K: 0 S: 5 H: 0 LOB: 0 BB: 0 P: 9	R: 0 E: 0 K: 0 S: 9 H: 1 LOB: 2 BB: 1 P: 21	R: 0 E: 0 K: 0 S: 4 H: 0 LOB: 0 BB: 0 P: 5	R: 0 E: 0 K: 0 S: 12 H: 1 LOB: 1 BB: 0 P: 17	R: 1 E: 0 K: 2 S: 17 H: 1 LOB: 2 BB: 2 P: 32	R: 0 E: 0 K: 2 S: 15 H: 2 LOB: 2 BB: 0 P: 23	1B: 4 2B: 1 3B: 0 HR: 1	SF: 0 SAC: 0 DP: 0 HBP: 0						

	AB	33
	R	1
	H	6
	RBI	1
	BB	3
	SO	5
	LOB	12

	WP: 0	PA: 36
	PB: 0	
	SB: 0	
	CS: 0	

PITCHER		IP	WLS	BF	H	R	ER	SO	BB	IBB	HBP	BLK	WP	HR	S	P	ERA	WHIP
John Dopson, R ERA: 4.2	(1, 1)	7.1	W	27	4	1	1	1	1	0	0	0	0	1	61	96	1.23	0.682
Tony Fossas, L ERA: 6.0	(8, 1)	0.1		1	0	0	0	1	0	0	0	0	0	0	3	5	0.00	0.000
Greg Harris, R ERA: 1.88	(8, 1)	0.1		3	0	0	0	1	2	0	0	0	0	0	10	20	0.00	6.000
Jeff Reardon, R ERA: 1.89	(9, 1)	1.0	S	5	2	0	0	2	0	0	0	0	0	0	15	23	0.00	2.000

PITCHER	IP	WLS	BF	H	R	ER	SO	BB	IBB	HBP	BLK	WP	HR	S	P	ERA	WHIP

Batter	1	2	3	4	5	6	7	8	9	AB	R	H	RBI	BB	SO	LOB
Jody Reed, R (1, 4) OBP: 0.360, SLG: 0.378	B X 1-0 ① F8		C C B B X 2-2 ② L3		B B C B X 3-1 ③ F8			B X 1-0 ① F8		4	0	0	0	0	0	0
Luis Rivera, R (1, 6) OBP: 0.344, SLG: 0.286	C B C B B F B 4-2 1B BB		C F X 0-2 1B			B X 1-0 ① F8		C B X 1-1 1B		3	0	2	0	1	0	0
Wade Boggs, L (1, 5) OBP: 0.371, SLG: 0.399	B F 1 SAFE X 1-1 ② F7		C B 1 SAFE X 1-1 ③ L7			B B C C F X 2-2 ② G4-3		C B B 1 SAFE X 2-1 ② F7		4	0	0	0	0	0	3
Tom Brunansky, R (1, 9) OBP: 0.379, SLG: 0.398	B B 1 SAFE F S F 1 SAFE F X 2-2 **1-2** 1B			B B C X 2-1 ① F8		B C B F B F S 3-3 ③ K		C S B B X 2-2 ③ G5-3		4	0	1	0	0	1	1
Mike Greenwell, L (1, 10) OBP: 0.317, SLG: 0.277	B B C B C X 3-2 ③ G4-3			F B F B X 2-2 1B			X 0-0 ① G4-3		X 0-0 ① G5-3	4	0	1	0	0	0	2
Ellis Burks, R (1, 8) OBP: 0.324, SLG: 0.406		B X 1-0 ① P3		B B 1 SAFE X 2-0 ② F8			C B S X 1-2 HR		B B X 2-0 ② F7	4	1	1	1	0	0	1
Herm Winningham, L (1, 7) OBP: 0.250, SLG: 0.290		C B B B C X 3-2 ② G4-3		1 SAFE B B 1 SAFE B X 3-0 ③ G4-3			X 0-0 ② P2		C C B S 1-3 ③ K	4	0	0	0	0	1	1
Tony Peña, R (1, 2) OBP: 0.265, SLG: 0.292		B X 1-0 ③ G6-3			C C B X 1-2 G4-6-3 1B		C B X 1-1 1B			3	0	2	0	0	0	0
Scott Cooper, L (1, 3) OBP: 0.293, SLG: 0.250			B B F B X 3-1 ① G3-1		X 0-0 ① ② G4-6-3 **1-2f**		F X 0-1 ③ F7			3	0	0	0	0	0	2
Inning Stats	R: 0 H: 1 E: 0 LOB: 2 K: 0 BB: 1 S: 14 P: 25	R: 0 H: 0 E: 0 LOB: 0 K: 0 BB: 0 S: 5 P: 10	R: 0 H: 1 E: 0 LOB: 1 K: 0 BB: 0 S: 10 P: 16	R: 0 H: 1 E: 0 LOB: 1 K: 0 BB: 0 S: 7 P: 16	R: 0 H: 1 E: 0 LOB: 0 K: 0 BB: 0 S: 6 P: 10	R: 0 H: 0 E: 0 LOB: 0 K: 1 BB: 0 S: 9 P: 15	R: 1 H: 2 E: 0 LOB: 1 K: 0 BB: 0 S: 9 P: 11	R: 0 H: 1 E: 0 LOB: 1 K: 0 BB: 0 S: 8 P: 14	R: 0 H: 0 E: 0 LOB: 0 K: 1 BB: 0 S: 5 P: 8	1B: 6 SF: 0 2B: 0 SAC: 0 3B: 0 DP: 1 HR: 1 HBP: 0						WP: 0 PA: 34 PB: 0 SB: 0 CS: 0	

TOP

Boston Red Sox @ Baltimore Orioles

Oriole Park at Camden Yards, Baltimore, MD

Wed Jun 10 1992, 7:05 PM EDT

Att. 45,733 - Sunny - 81 F

livebaseballscorecards.com

AB	33
R	1
H	7
RBI	1
BB	1
SO	2
LOB	10

PITCHER		IP	WLS	BF	H	R	ER	SO	BB	IBB	HBP	BLK	WP	HR	S	P	ERA	WHIP
Rick Sutcliffe, R ERA: 3.98	(1, 1)	7.0	W	27	6	1	1	1	1	0	0	0	0	1	60	103	1.29	1.000
Storm Davis, R ERA: 3.89	(8, 1)	1.0		4	1	0	0	0	0	0	0	0	0	0	8	14	0.00	1.000
Gregg Olson, R ERA: 1.32	(9, 1)	1.0	S	3	0	0	0	1	0	0	0	0	0	0	5	8	0.00	0.000

PITCHER	IP	WLS	BF	H	R	ER	SO	BB	IBB	HBP	BLK	WP	HR	S	P	ERA	WHIP

BOTTOM

Boston Red Sox @ Baltimore Orioles

Oriole Park at Camden Yards, Baltimore, MD

Wed Jun 10 1992, 7:05 PM EDT
Att. 45,733 - Sunny - 81 F

livebaseballscorecards.com

Batter	1	2	3	4	5	6	7	8	9	AB	R	H	RBI	BB	SO	LOB
Brady Anderson, L (1, 7) OBP: 0.378, SLG: 0.542	1-1 S 1B		1-2 G1-3 ②		1-0 3B 1B 3-H		3-3 K ②			4	1	2	1	0	1	1
Mike Devereaux, R (1, 8) OBP: 0.329, SLG: 0.473	2-3 K ① 1-2		0-1 FC6-4 1B		1 SAFE 1 SAFE 1-1 3B 1-H		3-2 WP E 1B 2-H			4	0	3	2	0	1	1
Cal Ripken Jr., R (1, 6) OBP: 0.351, SLG: 0.409	4-1 BB		1-0 FC6-4 ③ 1-2f		0-0 P2 ②		4-2 WP 1-2 BB			2	0	0	0	2	0	2
Glenn Davis, R (1, 10) OBP: 0.286, SLG: 0.417	0-3 K ②			4-1 BB	3-2 G6-3 ③		2-1 G5-3 ③ 1-2 2-3			3	0	0	0	1	1	5
Randy Milligan, R (1, 3) OBP: 0.409, SLG: 0.446	2-1 F9 ③			3-3 K ①		1-1 G4-3 ①		0-0 G6-3 ①		4	0	0	0	0	1	3
Leo Gomez, R (1, 5) OBP: 0.374, SLG: 0.441 Mark McLemore, S (8, PR) OBP: 0.333, SLG: 0.277 Tim Hulett, R (9, 5) OBP: 0.388, SLG: 0.443		1-1 F9 ①		0-3 K ②		3-2 F8 ②		0-2 1B		4 0 0	0 0 0	1 0 0	0 0 0	0 0 0	1 0 0	1 0 0
Chris Hoiles, R (1, 2) OBP: 0.394, SLG: 0.515		2-3 K ②		0-1 G4-3 ③		3-2 F9 ③		1-3 K ②		4	0	0	0	0	2	2
Joe Orsulak, L (1, 9) OBP: 0.294, SLG: 0.303		0-1 G6-3 ③			0-1 1B 3B		1-0 SH1-3 1B 1B	3-2 G3 ③		4	2	2	0	0	0	1
Billy Ripken, R (1, 4) OBP: 0.248, SLG: 0.318			2-1 G6-3 ①		2-2 L5 ①		0-0 SH1-3 ① 1-2			2	0	0	0	0	0	1
Inning Stats	R: 0 E: 0 K: 2 S: 11 H: 1 LOB: 2 BB: 1 P: 20	R: 0 E: 0 K: 1 S: 7 H: 0 LOB: 0 BB: 0 P: 10	R: 0 E: 0 K: 0 S: 8 H: 1 LOB: 1 BB: 0 P: 12	R: 0 E: 0 K: 2 S: 9 H: 0 LOB: 1 BB: 1 P: 16	R: 2 E: 0 K: 0 S: 13 H: 3 LOB: 1 BB: 0 P: 20	R: 0 E: 0 K: 0 S: 11 H: 0 LOB: 0 BB: 0 P: 18	R: 1 E: 1 K: 1 S: 16 H: 2 LOB: 2 BB: 1 P: 29	R: 0 E: 0 K: 1 S: 10 H: 1 LOB: 1 BB: 0 P: 14		1B: 6 2B: 0 3B: 2 HR: 0	SF: 0 SAC: 1 DP: 0 HBP: 0		WP: 1 PB: 0 SB: 1 CS: 0	PA: 35		

	AB	31
	R	3
	H	8
	RBI	3
	BB	3
	SO	7
	LOB	17

PITCHER		IP	WLS	BF	H	R	ER	SO	BB	IBB	HBP	BLK	WP	HR	S	P	ERA	WHIP
Tom Bolton, L ERA: 3.44	(1, 1)	4.1	L	19	4	2	2	5	2	0	0	0	0	0	41	67	4.15	1.385
Danny Darwin, R ERA: 4.89	(5, 1)	2.0		8	2	1	1	0	0	0	0	0	0	0	20	32	4.50	1.000
Tony Fossas, L ERA: 5.68	(7, 1)	0.1		1	0	0	0	1	0	0	0	0	0	0	4	7	0.00	0.000
Greg Harris, R ERA: 1.82	(7, 1)	1.1		7	2	0	0	1	1	0	0	0	1	0	20	33	0.00	2.250

PITCHER	IP	WLS	BF	H	R	ER	SO	BB	IBB	HBP	BLK	WP	HR	S	P	ERA	WHIP

Batter	1	2	3	4	5	6	7	8	9	AB	R	H	RBI	BB	SO	LOB
Jody Reed, R (1, 4) OBP: 0.362, SLG: 0.380	B B F B X 3-1 ① F7		B X 1-0 1B			C B B B X 3-1 G3 G1-3 1B		C F F X 0-2 ③ P5		4	0	2	0	0	0	0
Luis Rivera, R (1, 6) OBP: 0.342, SLG: 0.279	B B B B 4-0 G1-3 BB		B C 1 SAFE X 1-1 ③ G3			B F B X 2-1 ① G1-3 1-2			C F S 0-3 ① K	3	0	0	0	1	1	2
Wade Boggs, L (1, 5) OBP: 0.369, SLG: 0.393	C B X 1-1 ② G1-3 1-2			B B B B 4-0 L3 BB		C B X 1-1 ② G3 2-3			C B X 1-1 ② L7	3	0	0	0	1	0	2
Mike Greenwell, L (1, 7) OBP: 0.310, SLG: 0.270	C B F X 1-2 ③ G3			B S F F X 1-2 ① ② L3 1-2		C B B X 2-1 ③ F8			X 0-0 ③ F7	4	0	0	0	0	0	3
Ellis Burks, R (1, 8) OBP: 0.324, SLG: 0.405		C S F B F X 1-2 ① F8		B S F B X 2-2 WP 1B			C C S 0-3 ① K			3	0	1	0	0	1	0
Phil Plantier, L (1, 9) OBP: 0.311, SLG: 0.327		B B S B B 4-1 CS BB		B X 1-0 ③ F9 1-2			B X 1-0 ② F8			2	0	0	0	1	0	1
Tom Brunansky, R (1, 10) OBP: 0.378, SLG: 0.396		B X 1-0 ② F9			F C X 0-2 ① 1B		X 0-0 ③ P3			3	0	1	0	0	0	1
Scott Cooper, L (1, 3) OBP: 0.282, SLG: 0.240		1 SAFE F B B B F B 3-2 ③ CS 1-2	F X 0-1 ① F8		C F B X 1-2 ② G1-3			X 0-0 ① F7		3	0	0	0	0	0	0
Tony Peña, R (1, 2) OBP: 0.262, SLG: 0.288 Herm Winningham, L (8, PH) OBP: 0.246, SLG: 0.286 John Flaherty, R (8, 2) OBP: 0.179, SLG: 0.185			F B B X 2-1 ② G4-3		B S F F B X 2-2 ③ G6-3			C B S B B X 3-2 ② G1		2 1 0	0 0 0	0 0 0	0 0 0	0 0 0	0 0 0	0 0 0
Inning Stats	R: 0 E: 0 K: 0 S: 7 H: 0 LOB: 1 BB: 1 P: 16	R: 0 E: 0 K: 0 S: 9 H: 0 LOB: 0 BB: 1 P: 18	R: 0 E: 0 K: 0 S: 7 H: 1 LOB: 1 BB: 0 P: 11	R: 0 E: 0 K: 0 S: 8 H: 1 LOB: 1 BB: 1 P: 16	R: 0 E: 0 K: 0 S: 10 H: 1 LOB: 1 BB: 0 P: 13	R: 0 E: 0 K: 0 S: 8 H: 1 LOB: 1 BB: 0 P: 16	R: 0 E: 0 K: 1 S: 5 H: 0 LOB: 0 BB: 0 P: 6	R: 0 E: 0 K: 0 S: 8 H: 0 LOB: 0 BB: 0 P: 11	R: 0 E: 0 K: 1 S: 6 H: 0 LOB: 0 BB: 0 P: 7	1B: 4 2B: 1 3B: 0 HR: 0	SF: 0 SAC: 0 DP: 1 HBP: 0						

PITCHER	IP	WLS	BF	H	R	ER	SO	BB	IBB	HBP	BLK	WP	HR	S	P	ERA	WHIP
Jack Morris, R (1, 1) ERA: 3.94	9.0	W	31	4	0	0	2	3	0	0	0	1	0	68	114	0.00	0.778

PITCHER	IP	WLS	BF	H	R	ER	SO	BB	IBB	HBP	BLK	WP	HR	S	P	ERA	WHIP

TOP

Boston Red Sox @ Toronto Blue Jays

SkyDome, Toronto, ON

Thu Jun 11 1992, 7:05 PM EDT

Att. 50,423 - Sunny - 79 F

livebaseballscorecards.com

AB	28
R	0
H	4
RBI	0
BB	3
SO	2
LOB	9

PA: 32

WP: 1 PB: 0 SB: 0 CS: 1

Batter	1	2	3	4	5	6	7	8	9	AB	R	H	RBI	BB	SO	LOB
Devon White, S (1, 8) OBP: 0.296, SLG: 0.369	X 0-0 ① F8		M 1 SAFE 1 SAFE 1 SAFE B L F B X 2-2 ① P7		1 SAFE 1 SAFE B X 1-0 ① G1-3 1-2		S 1 SAFE S P C 1-3 ② K			4	0	0	0	0	1	3
Jeff Kent, R (1, 4) OBP: 0.357, SLG: 0.522	B C B F F B X 3-2 ② P4		B 1 SAFE 1 SAFE 1 SAFE 1 SAFE C C B B 3-2 X ② F9		B B X 2-0 ② FC6-5 2-3		X 0-0 ③ F8			4	0	0	0	0	0	3
Joe Carter, R (1, 9) OBP: 0.306, SLG: 0.500	B B S S X 2-2 1B 1B		C B B B X 3-1 1-H HR		C F F B B 1 SAFE 1 SAFE B S 3-3 ③ K			S B B F B S 3-3 ① K		4	1	2	2	0	2	1
Dave Winfield, R (1, 10) OBP: 0.390, SLG: 0.529	1 SAFE B S 1 SAFE 1 SAFE B X 2-1 1-2 1B		F B F B X 2-2 ③ P2			B C B B B 4-1 G5-4-3 BB		X 0-0 HR		3	1	2	1	1	0	0
Kelly Gruber, R (1, 5) OBP: 0.261, SLG: 0.409	C C B S 1-3 ③ K			B F X 1-1 ① F8		1 SAFE B 1 SAFE B F X 2-1 ①② G5-4-3 1-2f		C S B S S 1-3 ② K		4	0	0	0	0	2	3
John Olerud, L (1, 3) OBP: 0.347, SLG: 0.367		B F F F B S 2-3 ① K		F F B B F B B B 4-2 BB		X 0-0 ③ L7		X 0-0 ③ L9		3	0	0	0	1	1	0
Candy Maldonado, R (1, 7) OBP: 0.333, SLG: 0.389		B S C S S 1-3 ② K		B F F B F F B F F 3-2 F X ② P2			C F C 0-3 ① K			3	0	0	0	0	2	1
Pat Borders, R (1, 2) OBP: 0.312, SLG: 0.400		F B X 1-1 ③ F8		X 0-0 ③ F7			B C X 1-1 HR			3	1	1	1	0	0	1
Manuel Lee, S (1, 6) OBP: 0.327, SLG: 0.352			X 0-0 HR 1B		B C B S F F X 2-2 FC6-5 G1-3 1B		B B C B B 4-1 BB			2	1	2	0	1	0	0
Inning Stats	R: 0 E: 0 K: 1 S: 13 H: 2 LOB: 2 BB: 0 P: 21	R: 0 E: 0 K: 2 S: 9 H: 0 LOB: 0 BB: 0 P: 13	R: 2 E: 0 K: 0 S: 13 H: 2 LOB: 0 BB: 0 P: 23	R: 0 E: 0 K: 0 S: 14 H: 0 LOB: 1 BB: 1 P: 22	R: 0 E: 0 K: 1 S: 11 H: 1 LOB: 1 BB: 0 P: 19	R: 0 E: 0 K: 0 S: 4 H: 0 LOB: 0 BB: 1 P: 10	R: 1 E: 0 K: 2 S: 11 H: 1 LOB: 1 BB: 1 P: 16	R: 1 E: 0 K: 2 S: 8 H: 1 LOB: 0 BB: 0 P: 12		1B: 4 2B: 0 3B: 0 HR: 3	SF: 0 SAC: 0 DP: 1 HBP: 0					

PITCHER		IP	WLS	BF	H	R	ER	SO	BB	IBB	HBP	BLK	WP	HR	S	P	ERA	WHIP
Roger Clemens, R ERA: 1.79	(1, 1)	7.1	L	31	7	4	4	7	3	0	0	0	0	3	79	131	4.91	1.364
Greg Harris, R ERA: 1.79	(8, 1)	0.2		2	0	0	0	1	0	0	0	0	0	0	4	5	0.00	0.000

PITCHER	IP	WLS	BF	H	R	ER	SO	BB	IBB	HBP	BLK	WP	HR	S	P	ERA	WHIP

BOTTOM

Boston Red Sox @ Toronto Blue Jays

SkyDome, Toronto, ON

Thu Jun 11 1992, 7:05 PM EDT
Att. 50,423 - Sunny - 79 F

livebaseballscorecards.com

AB	30
R	4
H	7
RBI	4
BB	3
SO	8
LOB	12

1B: 4 SF: 0
2B: 0 SAC: 0
3B: 0 DP: 1
HR: 3 HBP: 0

WP: 0 PA: 33
PB: 0
SB: 0
CS: 0

Batter	1	2	3	4	5	6	7	8	9	AB	R	H	RBI	BB	SO	LOB
Jody Reed, R (1, 4) OBP: 0.363, SLG: 0.378	C B B B C S 3-3 ① K		B X 1-0 ① G5-3		B B B B 4-0 HR BB		B B X 2-0 2B 1B		C X 0-1 ③ G4-3	4	1	1	0	1	1	0
Luis Rivera, R (1, 6) OBP: 0.340, SLG: 0.286	C F S 0-3 ② K		S B F F B B X 3-2 ② G5-3		S B S S B X 2-2 ② F9		F X 0-1 ② 1-H 2B			4	0	1	0	0	1	3
Wade Boggs, L (1, 5) OBP: 0.371, SLG: 0.410	B C B X 2-1 FC5-4 1B		C B C B X 2-2 ③ G6-3		B X 1-0 1-H 2-H 3-H HR		C X 0-1 ③ P5			4	1	2	4	0	0	1
Tom Brunansky, R (1, 9) OBP: 0.366, SLG: 0.382	B C B X 2-1 ③ FC5-4 1-2f			C S B B C 2-3 ① K	B X 1-0 ③ G6-3			F X 0-1 ① F9		4	0	0	0	0	1	1
Mike Greenwell, L (1, 7) OBP: 0.309, SLG: 0.269 Bob Zupcic, R (8, 7) OBP: 0.359, SLG: 0.424		X 0-0 2B G4-3 1B		X 0-0 ② G4-3		C B C B B X 3-2 ① L6		F B X 1-1 ② P6		4 0	1 0	1 0	0 0	0 0	0 0	0 0
Ellis Burks, R (1, 8) OBP: 0.332, SLG: 0.414		1 SAFE C 1 SAFE B X 1-1 G4-3 1-3 2B		X 0-0 ③ P4		B B B B 4-0 G4-3 BB		B X 1-0 1B		3	0	2	0	1	0	0
Phil Plantier, L (1, 10) OBP: 0.306, SLG: 0.321 Tim Naehring, R (8, PH) OBP: 0.278, SLG: 0.292	B C S B F C 2-3 ① K				S B S B B X 3-2 ① F9	1 SAFE 1 SAFE 1 SAFE 1 SAFE X 0-0 ② G4-3 1-2		1 SAFE X 0-0 ③ F8		3 1	0 0	0 0	0 0	0 0	1 0	3 1
Tony Peña, R (1, 2) OBP: 0.262, SLG: 0.283	B S F B F X 2-2 ② G4-3 2-3 3-H				B B B B 4-0 2B HR BB	B X 1-0 ③ G4-3			C B X 1-1 ① L9	3	1	0	1	1	0	2
Scott Cooper, L (1, 3) OBP: 0.281, SLG: 0.253		C B X 1-1 ③ G3-1			C B 1 SAFE B X 2-1 1-3 HR 2B		C B B F B X 3-2 ① G3		F F B F S 1-3 ② K	4	1	1	0	0	1	1
Inning Stats	R: 0 E: 0 K: 2 S: 10 H: 1 LOB: 1 BB: 0 P: 17	R: 1 E: 0 K: 1 S: 13 H: 2 LOB: 1 BB: 0 P: 19	R: 0 E: 0 K: 0 S: 8 H: 0 LOB: 0 BB: 0 P: 14	R: 0 E: 0 K: 1 S: 5 H: 0 LOB: 0 BB: 0 P: 7	R: 4 E: 0 K: 0 S: 10 H: 2 LOB: 0 BB: 2 P: 27	R: 0 E: 0 K: 0 S: 5 H: 0 LOB: 1 BB: 1 P: 13	R: 0 E: 0 K: 0 S: 8 H: 2 LOB: 1 BB: 0 P: 13	R: 0 E: 0 K: 0 S: 6 H: 1 LOB: 1 BB: 0 P: 8	R: 0 E: 0 K: 1 S: 8 H: 0 LOB: 0 BB: 0 P: 10	1B: 4 2B: 3 3B: 0 HR: 1 SF: 0 SAC: 0 DP: 0 HBP: 0						

PITCHER	IP	WLS	BF	H	R	ER	SO	BB	IBB	HBP	BLK	WP	HR	S	P	ERA	WHIP
Dave Stieb, R (1, 1) ERA: 4.85	6.0	L	26	5	5	5	4	3	0	0	0	0	1	51	97	7.50	1.333
Bob MacDonald, L (7, 1) ERA: 3.0	2.0		8	3	0	0	0	0	0	0	0	0	0	14	21	0.00	1.500
Duane Ward, R (9, 1) ERA: 2.62	1.0		3	0	0	0	1	0	0	0	0	0	0	8	10	0.00	0.000

PITCHER	IP	WLS	BF	H	R	ER	SO	BB	IBB	HBP	BLK	WP	HR	S	P	ERA	WHIP

TOP

Boston Red Sox @ Toronto Blue Jays

SkyDome, Toronto, ON

Fri Jun 12 1992, 7:05 PM EDT

Att. 50,387 - Sunny - 82 F

livebaseballscorecards.com

AB	34
R	5
H	8
RBI	5
BB	3
SO	5
LOB	12

WP: 0 PA: 37
PB: 0
SB: 0
CS: 0

Batter	1	2	3	4	5	6	7	8	9	AB	R	H	RBI	BB	SO	LOB
Devon White, S (1, 8) OBP: 0.296, SLG: 0.368	B F B M B S 3-3 ① K		C T X 0-2 ② G5-3		B C C B X 2-2 FC6-4 1B		X 0-0 ② ③ G1-6-3 1-2f			4	0	1	0	0	1	1
Jeff Kent, R (1, 4) OBP: 0.350, SLG: 0.520	C B X 1-1 E5 FC6-4		S C C 0-3 ③ K		B C S 1 SAFE X 1-2 ③ FC6-4 1-2f			F S B B B X 3-2 F9 2B		4	0	1	0	0	1	1
Joe Carter, R (1, 9) OBP: 0.309, SLG: 0.508	C 1 SAFE B X 1-1 ② FC6-4 1-2f			B S X 1-1 BLK 2B		B C F X 1-2 2B		B B F B S F X 3-2 ① P5		4	0	2	0	0	0	2
Dave Winfield, R (1, 10) OBP: 0.392, SLG: 0.525	B B B C C C 3-3 ③ K			B B B 4-0 BLK BB		C S B F B X 2-2 ① G5-3		C B F B B B 4-2 BB		2	0	0	0	2	1	2
Kelly Gruber, R (1, 5) OBP: 0.261, SLG: 0.406		X 0-0 1B		C B B F B S 3-3 ① K 1-2 2-3		C B B B B C X 3-2 ② F8		B X 1-0 ② F9 2-3		4	0	1	0	0	1	5
Pat Tabler, R (1, 3) OBP: 0.262, SLG: 0.203 John Olerud, L (8, PH) OBP: 0.345, SLG: 0.365 (9, 3)		B 1 SAFE C 1 SAFE B S 1 SAFE X 2-2 ① F7		B B B X 3-0 ② P4		B B C C B F B 4-2 BB		C X 0-1 ③ P6		2 1	0 0	0 0	0 0	1 0	0 0	3 2
Candy Maldonado, R (1, 7) OBP: 0.326, SLG: 0.379		X 0-0 ② L6		B S X 1-1 ③ L6		S B B F B F S 3-3 ③ K			F B X 1-1 ① P4	4	0	0	0	0	1	5
Pat Borders, R (1, 2) OBP: 0.306, SLG: 0.392		B B F X 2-1 ③ F9			B B F B X 3-1 ① F8		F B C F F X 1-2 ① F7		C S F X 0-2 ② F8	4	0	0	0	0	0	1
Manuel Lee, S (1, 6) OBP: 0.325, SLG: 0.350			B C F X 1-2 ① G4-3		C X 0-1 ② G5-3		B B C B X 3-1 G1-6-3 1B		B B C X 2-1 ③ G4-3	4	0	1	0	0	0	0
Inning Stats	R: 0 H: 0 E: 1 LOB: 1 K: 2 BB: 0 S: 10 P: 18	R: 0 H: 1 E: 0 LOB: 1 K: 0 BB: 0 S: 7 P: 11	R: 0 H: 0 E: 0 LOB: 0 K: 1 BB: 0 S: 9 P: 10	R: 0 H: 1 E: 0 LOB: 2 K: 1 BB: 1 S: 8 P: 20	R: 0 H: 1 E: 0 LOB: 1 K: 0 BB: 0 S: 10 P: 16	R: 0 H: 1 E: 0 LOB: 2 K: 1 BB: 1 S: 17 P: 30	R: 0 H: 1 E: 0 LOB: 0 K: 0 BB: 0 S: 8 P: 12	R: 0 H: 1 E: 0 LOB: 2 K: 0 BB: 1 S: 12 P: 23	R: 0 H: 0 E: 0 LOB: 0 K: 0 BB: 0 S: 8 P: 11	1B: 3 SF: 0 2B: 3 SAC: 0 3B: 0 DP: 1 HR: 0 HBP: 0						

PITCHER		IP	WLS	BF	H	R	ER	SO	BB	IBB	HBP	BLK	WP	HR	S	P	ERA	WHIP
Frank Viola, L ERA: 3.0	(1, 1)	7.1	W	31	6	0	0	5	3	0	0	1	0	0	78	136	0.00	1.227
Danny Darwin, R ERA: 4.66	(8, 1)	1.2		5	0	0	0	0	0	0	0	0	0	0	11	15	0.00	0.000

PITCHER	IP	WLS	BF	H	R	ER	SO	BB	IBB	HBP	BLK	WP	HR	S	P	ERA	WHIP

BOTTOM

Boston Red Sox @ Toronto Blue Jays

SkyDome, Toronto, ON

Fri Jun 12 1992, 7:05 PM EDT

Att. 50,387 - Sunny - 82 F

livebaseballscorecards.com

AB	33
R	0
H	6
RBI	0
BB	3
SO	5
LOB	22

Batter	1	2	3	4	5	6	7	8	9	AB	R	H	RBI	BB	SO	LOB
Herm Winningham, L (1, 7) OBP: 0.243, SLG: 0.269	G6-3	L6		1B BB		FC1-6 1-2f			G3	4	0	0	0	1	0	3
Luis Rivera, R (1, 6) OBP: 0.348, SLG: 0.292	P5		HR 1B	BB 1-3 2-H 1B		SAFE K 1-2			FC4-6 BB	4	1	2	1	1	1	1
Wade Boggs, L (1, 5) OBP: 0.368, SLG: 0.402	G4-3		L6	1-2 BB			G1		FC4-6 1-2f	4	0	0	0	1	0	2
Mike Greenwell, L (1, 10) OBP: 0.311, SLG: 0.288		P6	SAFE SAFE SAFE SAFE HR 1-H	G6-3			HBP		G4-3	4	1	1	2	0	0	4
Ellis Burks, R (1, 8) OBP: 0.330, SLG: 0.425		HR	K		P4		F8			4	1	1	1	0	1	1
Phil Plantier, L (1, 9) OBP: 0.310, SLG: 0.343 Bob Zupcic, R (9, 9) OBP: 0.359, SLG: 0.424		HR	G4-3		1B		SAFE SAFE F8			4 0	1 0	2 0	1 0	0 0	0 0	1 0
Tim Naehring, R (1, 4) OBP: 0.265, SLG: 0.276	P3			P6 P6 SAFE SAFE				F9		4	0	0	0	0	0	1
Tony Peña, R (1, 2) OBP: 0.262, SLG: 0.282	1B 1B			K K SAFE				G6-3		4	0	1	0	0	2	1
Scott Cooper, L (1, 3) OBP: 0.301, SLG: 0.289	SAFE 1-2 1B			1B 2B		FC1-6 1B		K		4	1	3	0	0	1	0

TOP

Boston Red Sox @ Toronto Blue Jays

SkyDome, Toronto, ON

Sat Jun 13 1992, 3:33 AM EDT
Att. 50,397 - Cloudy - 82 F

AB	36
R	5
H	10
RBI	5
BB	3
SO	5
LOB	14

livebaseballscorecards.com

Inning Stats																		
	R: 0 E: 0 K: 0 S: 8	H: 0 LOB: 0 BB: 0 P: 10	R: 2 E: 0 K: 0 S: 14	H: 4 LOB: 2 BB: 0 P: 23	R: 2 E: 0 K: 1 S: 10	H: 2 LOB: 0 BB: 0 P: 20	R: 1 E: 0 K: 1 S: 12	H: 2 LOB: 3 BB: 2 P: 23	R: 0 E: 0 K: 1 S: 15	H: 1 LOB: 1 BB: 0 P: 22	R: 0 E: 0 K: 1 S: 7	H: 1 LOB: 0 BB: 0 P: 11	R: 0 E: 0 K: 0 S: 11	H: 0 LOB: 1 BB: 0 P: 19	R: 0 E: 0 K: 1 S: 7	H: 0 LOB: 0 BB: 0 P: 9	R: 0 E: 0 K: 0 S: 6	H: 0 LOB: 1 BB: 1 P: 10

PITCHER		IP	WLS	BF	H	R	ER	SO	BB	IBB	HBP	BLK	WP	HR	S	P	ERA	WHIP	PITCHER	IP	WLS	BF	H	R	ER	SO	BB	IBB	HBP	BLK	WP	HR	S	P	ERA	WHIP
Todd Stottlemyre, R ERA: 5.08	(1, 1)	3.2	L	21	8	5	5	2	2	0	0	0	0	3	43	75	12.27	2.727																	
David Wells, L ERA: 2.7	(4, 1)	3.1		12	2	0	0	2	0	0	1	0	0	0	34	53	0.00	0.600																	
Mike Timlin, R ERA:	(8, 1)	1.0		3	0	0	0	1	0	0	0	0	0	0	7	9	0.00	0.000																	
Tom Henke, R ERA: 2.25	(9, 1)	1.0		4	0	0	0	0	1	0	0	0	0	0	6	10	0.00	1.000																	

1B: 6 2B: 1 3B: 0 HR: 3	SF: 0 SAC: 0 DP: 0 HBP: 1	WP: 0 PB: 0 SB: 0 CS: 0	PA: 40
---	---	---	---

Batter	1	2	3	4	5	6	7	8	9	AB	R	H	RBI	BB	SO	LOB
Devon White, S (1, 8) OBP: 0.295, SLG: 0.366	X 0-0 ① F8		C C X 0-2 S 1B			F X 0-1 ① G1-3		C B B B F X 3-2 ② G4-3		4	0	1	0	0	0	0
Jeff Kent, R (1, 4) OBP: 0.328, SLG: 0.481	B X 1-0 ② F7		S S B B S 1-3 ③ K 2-3			B X 1-0 ② G5-3		C S X 0-2 ③ P6		4	0	0	0	0	1	1
Joe Carter, R (1, 9) OBP: 0.308, SLG: 0.516	B F S S B S 2-3 ③ K			C X 0-1 HR		B B F X 2-1 ③ G4-3			B F B F F X 2-2 ① P6	4	1	1	1	0	1	0
Dave Winfield, R (1, 10) OBP: 0.394, SLG: 0.535		B X 1-0 HR		B B C B C X 3-2 ① F7			B B C F F B B 4-2 1B BB		C X 0-1 ② F9	3	1	1	1	1	0	0
Kelly Gruber, R (1, 5) OBP: 0.261, SLG: 0.403		C X 0-1 ① G5-3		C B S F S 1-3 ② K			X 0-0 ① P4		S B B F X 1-2 2B 1B	4	1	1	0	0	1	1
Pat Tabler, R (1, 3) OBP: 0.265, SLG: 0.210 John Olerud, L (9, PH) OBP: 0.348, SLG: 0.375		B C X 1-1 ② G5-3		B B C X 2-1 ③ G6-3			1 SAFE C 1 SAFE B 1 SAFE 1 SAFE B F B 3-2 X FC6-4 1-3 1B		B C X 1-1 1-H 2B	3 1	0 0	1 1	0 1	0 0	0 0	0 0
Candy Maldonado, R (1, 7) OBP: 0.318, SLG: 0.369		B S B S T B S 3-3 ③ K			B S C S 1-3 ① K		S F S 0-3 ② K		C B C B B F S 3-3 ③ K	4	0	0	0	0	4	3
Pat Borders, R (1, 2) OBP: 0.302, SLG: 0.385			C B F X 1-2 ① P4		B X 1-0 ② G1-3		B C F X 1-2 1-2f FC6-4 ③			3	0	0	0	0	0	2
Manuel Lee, S (1, 6) OBP: 0.320, SLG: 0.344			C X 0-1 ② F7		B X 1-0 ③ G4-3			X 0-0 ① B2-3		3	0	0	0	0	0	0
Inning Stats	R: 0 H: 0 E: 0 LOB: 0 K: 1 BB: 0 S: 5 P: 8	R: 1 H: 1 E: 0 LOB: 0 K: 1 BB: 0 S: 9 P: 14	R: 0 H: 1 E: 0 LOB: 1 K: 1 BB: 0 S: 11 P: 13	R: 1 H: 1 E: 0 LOB: 0 K: 1 BB: 0 S: 11 P: 17	R: 0 H: 0 E: 0 LOB: 0 K: 1 BB: 0 S: 5 P: 8	R: 0 H: 0 E: 0 LOB: 0 K: 0 BB: 0 S: 5 P: 8	R: 0 H: 1 E: 0 LOB: 2 K: 1 BB: 1 S: 13 P: 21	R: 0 H: 0 E: 0 LOB: 0 K: 0 BB: 0 S: 7 P: 10	R: 1 H: 2 E: 0 LOB: 1 K: 1 BB: 0 S: 15 P: 22	1B: 3 SF: 0 2B: 1 SAC: 0 3B: 0 DP: 0 HR: 2 HBP: 0						WP: 0 PA: 34 PB: 0 SB: 1 CS: 0

PITCHER		IP	WLS	BF	H	R	ER	SO	BB	IBB	HBP	BLK	WP	HR	S	P	ERA	WHIP
Joe Hesketh, L ERA: 3.03	(1, 1)	6.1	W	24	4	2	2	5	1	0	0	0	0	2	53	82	2.84	0.789
Greg Harris, R ERA: 1.71	(7, 1)	1.2		5	0	0	0	1	0	0	0	0	0	0	13	17	0.00	0.000
Jeff Reardon, R ERA: 2.25	(9, 1)	1.0	S	5	2	1	1	1	0	0	0	0	0	0	15	22	9.00	2.000

PITCHER	IP	WLS	BF	H	R	ER	SO	BB	IBB	HBP	BLK	WP	HR	S	P	ERA	WHIP

BOTTOM

Boston Red Sox @ Toronto Blue Jays

SkyDome, Toronto, ON

Sat Jun 13 1992, 3:33 AM EDT
Att. 50,397 - Cloudy - 82 F

livebaseballscorecards.com

AB	33
R	3
H	6
RBI	3
BB	1
SO	7
LOB	7

Batter	1	2	3	4	5	6	7	8	9	AB	R	H	RBI	BB	SO	LOB
Jody Reed, R (1, 4) OBP: 0.356, SLG: 0.370	F7	F8		G6-3			P6		L8	5	0	0	0	0	0	3
Luis Rivera, R (1, 6) OBP: 0.351, SLG: 0.304	P4		1B 1B 2B	K			FC4-6 1B			4	1	2	0	0	1	0
Wade Boggs, L (1, 10) OBP: 0.366, SLG: 0.399	L8		WP 1B 1B		K		FC4-6 1-2f			4	0	1	0	0	1	1
Mike Greenwell, L (1, 7) OBP: 0.321, SLG: 0.294		1B BB BB BB	WP 1-2 3-H		CS 1B		G4-3			3	1	2	1	1	0	1
Tom Brunansky, R (1, 3) OBP: 0.363, SLG: 0.372		BB 1B FC5-2 1-2 BB	G1-3 1-2 2-3		SAFE K 1-2			F9		3	0	0	0	1	1	3
Phil Plantier, L (1, 9) OBP: 0.313, SLG: 0.343		FC5-2 BB 1-2 2-3 1B	BB			K		K		3	0	1	0	1	2	0
Bob Zupcic, R (1, 8) OBP: 0.338, SLG: 0.397		K	K			K		G4-3		4	0	0	0	0	3	6
Scott Cooper, L (1, 5) OBP: 0.309, SLG: 0.302		FC5-2 BB 1-2 2-3 3-H	L3			2B			K	3	0	1	1	1	1	3
John Flaherty, R (1, 2) OBP: 0.161, SLG: 0.167 Herm Winningham, L (9, PH) OBP: 0.239, SLG: 0.265		FC5-2 1-2 2-3 3-Hf		P3		G5-3			F7	3 1	0 0	0 0	0 0	0 0	0 0	4 0
Inning Stats	R: 0 E: 0 K: 0 S: 8 H: 0 LOB: 0 BB: 0 P: 12	R: 1 E: 0 K: 1 S: 15 H: 1 LOB: 3 BB: 3 P: 34	R: 1 E: 0 K: 1 S: 19 H: 3 LOB: 3 BB: 1 P: 31	R: 0 E: 0 K: 1 S: 7 H: 0 LOB: 0 BB: 0 P: 10	R: 0 E: 0 K: 2 S: 8 H: 1 LOB: 1 BB: 0 P: 10	R: 0 E: 0 K: 2 S: 9 H: 1 LOB: 1 BB: 0 P: 12	R: 0 E: 0 K: 0 S: 11 H: 1 LOB: 1 BB: 0 P: 13	R: 0 E: 0 K: 1 S: 10 H: 0 LOB: 0 BB: 0 P: 14	R: 0 E: 0 K: 1 S: 7 H: 0 LOB: 0 BB: 0 P: 8	1B: 5 2B: 3 3B: 0 HR: 0 SF: 0 SAC: 0 DP: 1 HBP: 0						

PITCHER		IP	WLS	BF	H	R	ER	SO	BB	IBB	HBP	BLK	WP	HR	S	P	ERA	WHIP
Juan Guzman, R ERA: 2.41	(1, 1)	6.0	W	27	6	2	2	7	4	0	0	0	1	0	66	109	3.00	1.667
Duane Ward, R ERA: 2.41	(7, 1)	3.0	S	10	1	0	0	2	0	0	0	0	0	0	28	35	0.00	0.333

PITCHER	IP	WLS	BF	H	R	ER	SO	BB	IBB	HBP	BLK	WP	HR	S	P	ERA	WHIP

TOP

Boston Red Sox @ Toronto Blue Jays

SkyDome, Toronto, ON

Sun Jun 14 1992, 3:33 AM EDT
Att. 50,412 - Cloudy - 76 F

livebaseballscorecards.com

AB	33
R	2
H	7
RBI	2
BB	4
SO	9
LOB	21

WP: 1	PA: 37				
PB: 0					
SB: 0					
CS: 1					

Batter	1	2	3	4	5	6	7	8	9	AB	R	H	RBI	BB	SO	LOB
Devon White, S (1, 8) OBP: 0.291, SLG: 0.360	F7		P7			F8	FC5-4			4	0	0	0	0	0	1
Jeff Kent, R (1, 4) OBP: 0.324, SLG: 0.483	F7		P6			1B, BB, 2B	K			4	1	1	0	0	1	1
Roberto Alomar, S (9, 4) OBP: 0.409, SLG: 0.441										0	0	0	0	0	0	0
Joe Carter, R (1, 10) OBP: 0.311, SLG: 0.528	HR			G5-3		BB, 2B, BB, 2-3, 1B	K			4	2	2	1	0	1	1
Dave Winfield, R (1, 9) OBP: 0.403, SLG: 0.537	BB			F7, 1B		1 SAFE, 1 SAFE, 2B, 1-2, BB		G4-3, G1-3, 3B, BB		1	2	1	0	3	0	0
Kelly Gruber, R (1, 5) OBP: 0.261, SLG: 0.397	1 SAFE, 1 SAFE, K			1 SAFE, 1 SAFE, F7, 1-2		2B, 1-2, 2-3, 3-H, BB		1 SAFE, 1 SAFE, G1-3, 1-2		3	1	0	1	1	1	3
John Olerud, L (1, 3) OBP: 0.347, SLG: 0.378		K		G4-3		2B, 1-H, 2-H, 3-H		G4-3, 2-3		4	0	1	3	0	1	2
Candy Maldonado, R (1, 7) OBP: 0.317, SLG: 0.379		K			F8	F9		3B, 3-H		4	0	1	1	0	1	1
Pat Borders, R (1, 2) OBP: 0.301, SLG: 0.379		K			F8	P3		BB		3	0	0	0	1	1	1
Manuel Lee, S (1, 6) OBP: 0.319, SLG: 0.339			F9		P5		FC5-4, BB	K		3	0	0	0	1	1	2
Inning Stats	R: 1 E: 0 K: 1 S: 14 H: 1 LOB: 1 BB: 1 P: 26	R: 0 E: 0 K: 3 S: 10 H: 0 LOB: 0 BB: 0 P: 16	R: 0 E: 0 K: 0 S: 10 H: 0 LOB: 0 BB: 0 P: 17	R: 0 E: 0 K: 0 S: 12 H: 1 LOB: 1 BB: 0 P: 16	R: 0 E: 0 K: 0 S: 7 H: 0 LOB: 0 BB: 0 P: 12	R: 4 E: 0 K: 0 S: 10 H: 3 LOB: 1 BB: 2 P: 26	R: 0 E: 0 K: 2 S: 12 H: 0 LOB: 1 BB: 1 P: 22	R: 1 E: 0 K: 1 S: 12 H: 1 LOB: 2 BB: 2 P: 23		1B: 2 2B: 2 3B: 1 HR: 1	SF: 0 SAC: 0 DP: 0 HBP: 0			WP: 0 PB: 0 SB: 0 CS: 0	PA: 36		

PITCHER		IP	WLS	BF	H	R	ER	SO	BB	IBB	HBP	BLK	WP	HR	S	P	ERA	WHIP
Mike Gardiner, R ERA: 4.27	(1, 1)	5.1	L	22	4	4	4	4	2	0	0	0	0	1	59	102	6.75	1.125
Danny Darwin, R ERA: 4.58	(6, 1)	0.2		4	1	1	1	0	1	0	0	0	0	0	4	11	13.50	3.000
Matt Young, L ERA: 4.26	(7, 1)	1.0		4	0	0	0	2	1	0	0	0	0	0	12	22	0.00	1.000
Tony Fossas, L ERA: 6.14	(8, 1)	1.0		6	1	1	1	1	2	0	0	0	0	0	12	23	9.00	3.000

PITCHER	IP	WLS	BF	H	R	ER	SO	BB	IBB	HBP	BLK	WP	HR	S	P	ERA	WHIP

BOTTOM

Boston Red Sox @ Toronto Blue Jays

SkyDome, Toronto, ON

Sun Jun 14 1992, 3:33 AM EDT

Att. 50,412 - Cloudy - 76 F

livebaseballscorecards.com

AB	30
R	6
H	6
RBI	6
BB	6
SO	7
LOB	12

Batter	1	2	3	4	5	6	7	8	9	AB	R	H	RBI	BB	SO	LOB
Andy Stankiewicz, R (1, 6) OBP: 0.391, SLG: 0.427	B B C C F X 2-2 ① G5-3		X 0-0 ② 2B			B B B B 4-0 ③ CS BB		B B C X 2-1 ③ L6		3	0	1	0	1	0	0
Mel Hall, L (1, 7) OBP: 0.269, SLG: 0.431	C B C S 1-3 ② K		F X 0-1 ③ P5			1 SAFE 1 SAFE B S C S 1-3 ① ② K 1-2			C B X 1-1 ① G3	4	0	0	0	0	2	2
Roberto Kelly, R (1, 8) OBP: 0.351, SLG: 0.459	F X 0-1 ③ G4-3			F F X 0-2 ① G6-3		B F B X 2-1 ③ P3			B C B F F X 2-2 ② F7	4	0	0	0	0	0	0
Don Mattingly, L (1, 3) OBP: 0.306, SLG: 0.411		C S B F X 1-2 ① F7		B B X 2-0 ② 1B			C X 0-1 ① F7		F F X 0-2 ② 1B	4	0	2	0	0	0	0
Kevin Maas, L (1, 10) OBP: 0.362, SLG: 0.492		B B X 2-0 ① FC4-6 1B		C B X 1-1 ② F9			B B F B B 4-1 ③ FC5-4 BB		B C C S 1-3 ③ K	3	0	1	0	1	1	2
Dion James, L (1, 9) OBP: 0.295, SLG: 0.262		X 0-0 ② F9		B X 1-0 ③ G3			B X 1-0 ② FC5-4 1-2f			3	0	0	0	0	0	3
Matt Nokes, L (1, 2) OBP: 0.296, SLG: 0.376		X 0-0 ③ FC4-6 1-2f			C F F F B B B F X 2-2 ① G4-3		B 1 SAFE F 1 SAFE X 1-1 ③ F8			3	0	0	0	0	0	2
Charlie Hayes, R (1, 5) OBP: 0.301, SLG: 0.385			B B C X 2-1 ① G5-3		C F B B B X 3-2 ② CS 1B			C F B B X 2-2 ① G5-3		3	0	1	0	0	0	0
Mike Gallego, R (1, 4) OBP: 0.340, SLG: 0.333			B C X 1-1 ② G5-3		P S X 1-1 ② ③ L5 1-2			C X 0-1 ② 1B		3	0	1	0	0	0	1
Inning Stats	R: 0 H: 0 E: 0 LOB: 0 K: 1 BB: 0 S: 9 P: 12	R: 0 H: 1 E: 0 LOB: 1 K: 0 BB: 0 S: 7 P: 10	R: 0 H: 1 E: 0 LOB: 1 K: 0 BB: 0 S: 7 P: 10	R: 0 H: 1 E: 0 LOB: 1 K: 0 BB: 0 S: 7 P: 11	R: 0 H: 1 E: 0 LOB: 1 K: 0 BB: 0 S: 12 P: 17	R: 0 H: 0 E: 0 LOB: 0 K: 1 BB: 1 S: 5 P: 12	R: 0 H: 0 E: 0 LOB: 1 K: 0 BB: 1 S: 6 P: 12	R: 0 H: 1 E: 0 LOB: 0 K: 0 BB: 0 S: 7 P: 11	R: 0 H: 1 E: 0 LOB: 1 K: 1 BB: 0 S: 12 P: 16	1B: 5 SF: 0 2B: 1 SAC: 0 3B: 0 DP: 0 HR: 0 HBP: 0						

TOP

New York Yankees @ Boston Red Sox

Fenway Park, Boston, MA

Mon Jun 15 1992, 7:05 PM EDT

Att. 33,577 - Cloudy - 63 F

livebaseballscorecards.com

AB	30
R	0
H	6
RBI	0
BB	2
SO	3
LOB	10

WP: 0 PA: 32
PB: 0
SB: 0
CS: 2

PITCHER		IP	WLS	BF	H	R	ER	SO	BB	IBB	HBP	BLK	WP	HR	S	P	ERA	WHIP
John Dopson, R ERA: 3.32	(1, 1)	8.0	W	28	5	0	0	2	2	0	0	0	0	0	60	95	0.00	0.875
Jeff Reardon, R ERA: 2.14	(9, 1)	1.0	S	4	1	0	0	1	0	0	0	0	0	0	12	16	0.00	1.000

PITCHER		IP	WLS	BF	H	R	ER	SO	BB	IBB	HBP	BLK	WP	HR	S	P	ERA	WHIP

Batter	1	2	3	4	5	6	7	8	9	AB	R	H	RBI	BB	SO	LOB
Jody Reed, R (1, 4) OBP: 0.351, SLG: 0.364	C B X 1-1 P4 ①		F B C X 1-2 G5-3 ②		B C 1 SAFE X 1-1 L7 ②			1 SAFE C X 0-1 G6-3 ① ② 1-2f		4	0	0	0	0	0	3
Luis Rivera, R (1, 6) OBP: 0.349, SLG: 0.298	C H 1-1 BB HBP		F F C 0-3 K ③		B S B X 2-1 FC6-4 ③ 1-2f			X 0-0 F9 ③		3	0	0	0	0	1	2
Wade Boggs, L (1, 5) OBP: 0.365, SLG: 0.395	B C B 1 B B SAFE 4-1 FC6-4 1-2 BB			X 0-0 G1-5-3 ①		C C X 0-2 L7 ①				2	0	0	0	1	0	0
Mike Greenwell, L (1, 7) OBP: 0.316, SLG: 0.289	C B F B B F X 3-2 F8 ②			C B C X 1-2 G4-3 ②		B F B B C X 3-2 F8 ②				3	0	0	0	0	0	2
Ellis Burks, R (1, 8) OBP: 0.326, SLG: 0.419	X 0-0 FC6-4 ③ 1-2f			B X 1-0 F8 ③		B B C F F B C 3-3 K ③				3	0	0	0	0	1	2
Phil Plantier, L (1, 9) OBP: 0.314, SLG: 0.360 Bob Zupcic, R (9, 9) OBP: 0.338, SLG: 0.397		C X 0-1 P3 ①			B B X 2-0 HR		S B S B S 2-3 K ①			3 0	1 0	1 0	1 0	0 0	1 0	0 0
Tom Brunansky, R (1, 10) OBP: 0.362, SLG: 0.365		B B F C X 2-2 L7 ②			C B B C F B B 4-2 1B BB		C F B B B C 3-3 K ②			2	0	0	0	1	1	0
Scott Cooper, L (1, 3) OBP: 0.310, SLG: 0.303		C B C B F B X 3-2 P6 ③			B 1 SAFE 1 SAFE F C 1 SAFE X 1-2 FC6-4 1-3 1B		B X 1-0 F9 ③			3	0	1	0	0	0	0
Tony Peña, R (1, 2) OBP: 0.263, SLG: 0.283			X 0-0 L9 ①		B B F X 2-1 F8 ①			F B B X 2-1 G6-3 1B		3	0	1	0	0	0	2
Inning Stats	R: 0 H: 0 E: 0 LOB: 2 K: 0 BB: 1 S: 9 P: 18	R: 0 H: 0 E: 0 LOB: 0 K: 0 BB: 0 S: 9 P: 14	R: 0 H: 0 E: 0 LOB: 0 K: 1 BB: 0 S: 7 P: 8	R: 0 H: 0 E: 0 LOB: 0 K: 0 BB: 0 S: 5 P: 7	R: 1 H: 2 E: 0 LOB: 2 K: 0 BB: 1 S: 13 P: 25	R: 0 H: 0 E: 0 LOB: 0 K: 1 BB: 0 S: 10 P: 16	R: 0 H: 0 E: 0 LOB: 0 K: 2 BB: 0 S: 7 P: 13	R: 0 H: 1 E: 0 LOB: 0 K: 0 BB: 0 S: 5 P: 7		1B: 2 SF: 0 2B: 0 SAC: 0 3B: 0 DP: 1 HR: 1 HBP: 1						

PITCHER	IP	WLS	BF	H	R	ER	SO	BB	IBB	HBP	BLK	WP	HR	S	P	ERA	WHIP
Scott Sanderson, R (1, 1) ERA: 5.14	8.0	L	29	3	1	1	4	2	0	1	0	0	1	65	108	1.12	0.625

PITCHER	IP	WLS	BF	H	R	ER	SO	BB	IBB	HBP	BLK	WP	HR	S	P	ERA	WHIP

BOTTOM

New York Yankees @ Boston Red Sox

Fenway Park, Boston, MA

Mon Jun 15 1992, 7:05 PM EDT

Att. 33,577 - Cloudy - 63 F

livebaseballscorecards.com

AB	26
R	1
H	3
RBI	1
BB	2
SO	4
LOB	11

Batter	1	2	3	4	5	6	7	8	9	10	AB	R	H	RBI	BB	SO	LOB
Andy Stankiewicz, R (1, 6) OBP: 0.384, SLG: 0.418	S F B X 1-2 F9 ①		C B C S 1-3 K ②		C B S S 1-3 K ②		B C B C S 2-3 K ②		B C F X 1-2 3-H 1B		5	0	1	1	0	3	6
Dion James, L (1, 9) OBP: 0.289, SLG: 0.257	X 0-0 G6-3 ②		B B C X 2-1 1-2 2-H 1B		B B X 2-0 G3 ③		S X 0-1 G6-3 ③		X 0-0 L3 ③		5	0	1	1	0	0	6
Roberto Kelly, R (1, 8) OBP: 0.344, SLG: 0.449	C B F S 1-3 K ③		X 0-0 F9 ③			S X 0-1 F9 ①		B S B X 2-1 G6-3 ①		B X 1-0 G6-3 ①	5	0	0	0	0	1	2
Don Mattingly, L (1, 3) OBP: 0.304, SLG: 0.406		C B B F X 2-2 P5 ①		C B X 1-1 G4-3 ①		C B B B C S 3-3 K ②		B B F F B X 3-2 F9 ②		B C B X 2-1 2B 1B	5	0	1	0	0	1	0
Mel Hall, L (1, 7) OBP: 0.271, SLG: 0.434		C T F S 0-3 K ②		S X 0-1 F9 ②		B F F B F B X 3-2 1B		B X 1-0 F7 ③		B B F 1 SAFE B C F E X 3-2 1-3 2B	5	0	2	0	0	1	0
Matt Nokes, L (1, 2) OBP: 0.289, SLG: 0.367 Jim Leyritz, R (10, PH) OBP: 0.426, SLG: 0.717 (10, 2)	X 0-0 P2 ③			B F S B B S 3-3 K ③		X 0-0 F8 ③			B C B X 2-1 F8 ①	4-0 IBB	4 0	0 0	0 0	0 0	0 1	1 0	1 0
Kevin Maas, L (1, 10) OBP: 0.366, SLG: 0.500 Pat Kelly, R (9, PR) OBP: 0.313, SLG: 0.362 Danny Tartabull, R (10, PH) OBP: 0.414, SLG: 0.391			B F C B C 2-3 K ①		C F S 0-3 K ①		B B C X 2-1 1B 1B		C B F X 1-2 1B 2B	S S S 1-3 K ②	4 0 1	0 1 0	2 0 0	0 0 0	0 0 0	2 0 1	0 0 3
Randy Velarde, R (1, 5) OBP: 0.284, SLG: 0.338			B C B B S F B 4-2 BB 1B BB		S C B X 1-2 1B 1B		1 SAFE F 1 SAFE 1 SAFE B B B F S 2-3 K ①		X 0-0 P2 2-H 1B	B B B C C C 3-3 K ③	4	2	2	1	1	2	4
Mike Gallego, R (1, 4) OBP: 0.357, SLG: 0.345			B B 1 SAFE F 1 SAFE 1 SAFE B C F 4-2 F B 1B 1-2 BB		1 SAFE B S B 1 SAFE 1 SAFE B S X 3-2 1-3 1B		P 1 SAFE X 1-0 1-3 1B		B X 1-0 P2 2-3 ②		3	0	2	0	1	0	1
Inning Stats	R: 0 E: 0 K: 1 S: 8 H: 0 LOB: 0 BB: 0 P: 10	R: 0 E: 0 K: 1 S: 8 H: 0 LOB: 0 BB: 0 P: 10	R: 1 E: 0 K: 2 S: 16 H: 1 LOB: 2 BB: 2 P: 29	R: 0 E: 0 K: 1 S: 7 H: 0 LOB: 0 BB: 0 P: 11	R: 0 E: 0 K: 2 S: 13 H: 2 LOB: 2 BB: 0 P: 20	R: 0 E: 0 K: 1 S: 10 H: 1 LOB: 1 BB: 0 P: 16	R: 0 E: 0 K: 2 S: 12 H: 2 LOB: 2 BB: 0 P: 18	R: 0 E: 0 K: 0 S: 6 H: 0 LOB: 0 BB: 0 P: 12	R: 2 E: 0 K: 0 S: 11 H: 3 LOB: 2 BB: 0 P: 16	R: 0 E: 0 K: 2 S: 14 H: 2 LOB: 3 BB: 1 P: 28	1B: 9 2B: 2 3B: 0 HR: 0	SF: 0 SAC: 0 DP: 0 HBP: 0						

PITCHER	IP	WLS	BF	H	R	ER	SO	BB	IBB	HBP	BLK	WP	HR	S	P	ERA	WHIP
Roger Clemens, R (1, 1) ERA: 1.76	7.0		29	6	1	1	10	2	0	0	0	0	0	74	114	1.29	1.143
Greg Harris, R (8, 1) ERA: 1.67	1.0		3	0	0	0	0	0	0	0	0	0	0	6	12	0.00	0.000
Jeff Reardon, R (9, 1) ERA: 2.86	1.0		6	3	2	2	0	0	0	0	0	0	0	11	16	18.00	3.000
Tom Bolton, L (10, 1) ERA: 3.38	0.1		3	2	0	0	0	0	0	0	0	0	0	8	14	0.00	6.000
Danny Darwin, R (10, 1) ERA: 4.5	0.2	W	3	0	0	0	2	0	1	0	0	0	0	6	14	0.00	0.000

PITCHER	IP	WLS	BF	H	R	ER	SO	BB	IBB	HBP	BLK	WP	HR	S	P	ERA	WHIP

TOP

New York Yankees @ Boston Red Sox

Fenway Park, Boston, MA

Tue Jun 16 1992, 7:05 PM EDT

Att. 34,592 - Sunny - 77 F

livebaseballscorecards.com

AB	41
R	3
H	11
RBI	3
BB	3
SO	12
LOB	23

WP: 0 PA: 44
PB: 0
SB: 0
CS: 0

Batter	1	2	3	4	5	6	7	8	9	10	AB	R	H	RBI	BB	SO	LOB
Jody Reed, R (1, 4) OBP: 0.353, SLG: 0.363	C B F F B X 2-2 1B 1B 1B	1 SAFE B B C 1 B F X SAFE 3-2 ② G5-3 1-2			B X 1-0 ② L6			1 SAFE B 1 SAFE X 1-0 ① SH3-4 1-2		B B C C B B 4-2 BB HBP 1B BB	3	2	1	0	1	0	1
Herm Winningham, L (1, 7) OBP: 0.240, SLG: 0.264 Bob Zupcic, R (10, PH) OBP: 0.333, SLG: 0.391	C X 0-1 1B SF7 1-2 1B	B B X 2-0 ③ G4-3			X 0-0 ③ G1-3			C B X 1-1 ② G3 2-3		1 SAFE C 1 SAFE 1 SAFE B L X 1-2 ① L6	4 1	1 0	1 0	0 0	0 0	0 0	2 1
Wade Boggs, L (1, 5) OBP: 0.374, SLG: 0.396	C B B X 2-1 1B 1-3 2-H 1B		B B B B 4-0 G5-4-3 BB			X 0-0 ① F9		I I I I 4-0 FC5-4 IBB		C B 1 SAFE F F H 2-2 1B BB 1-2 HBP	2	0	1	1	2	0	0
Jack Clark, R (1, 10) OBP: 0.339, SLG: 0.304	B B F B C X 3-2 ① SF7 3-H		B B F F B X 3-2 ①② G5-4-3 1-2f			B B C X 2-1 ② G4-3		F B X 1-1 ③ FC5-4 1-2f		F F S 0-3 ② K	4	0	0	1	0	1	5
Phil Plantier, L (1, 9) OBP: 0.321, SLG: 0.379	B X 1-0 1-3 1B		C B B F F B F X 3-2 ③ G3			B X 1-0 ③ F7			C X 0-1 HR	C B B B S F F B 4-2 1B 1-2 2-3 BB	4	1	2	1	1	0	0
Ellis Burks, R (1, 8) OBP: 0.332, SLG: 0.421	B B C S C 2-3 ② K		C C B S 1-3 ① K			H 1-0 G4-6-3 HBP			X 0-0 SH3-4 1B	C B S B F X 2-2 1-2 2-3 3-H 1B	4	0	2	1	0	2	2
Scott Cooper, L (1, 3) OBP: 0.301, SLG: 0.293	B F X 1-1 ③ F8		B C B X 2-1 ② G4-3			B 1 SAFE B X 2-0 ① F7			1 SAFE X 0-0 ① SH3-4 1-2		3	0	0	0	0	0	3
Tony Peña, R (1, 2) OBP: 0.257, SLG: 0.276		X 0-0 ① G4-3			B B S F F F S 2-3 ③ K			B 1 SAFE X 1-0 ②③ G4-6-3 1-2f		F X 0-1 ② P4	4	0	0	0	0	1	2
Tim Naehring, R (1, 6) OBP: 0.276, SLG: 0.278		B S X 1-1 G5-3 1B			C X 0-1 ① F8			B B C B B 4-1 G3 SH3-4 BB		S B X 1-1 ③ P3	3	0	1	0	1	0	1
Inning Stats	R: 2 E: 0 K: 1 S: 17 H: 4 LOB: 2 BB: 0 P: 28	R: 0 E: 0 K: 0 S: 7 H: 1 LOB: 1 BB: 0 P: 13	R: 0 E: 0 K: 0 S: 8 H: 0 LOB: 0 BB: 1 P: 18	R: 0 E: 0 K: 2 S: 10 H: 0 LOB: 0 BB: 0 P: 15	R: 0 E: 0 K: 0 S: 4 H: 0 LOB: 0 BB: 0 P: 5	R: 0 E: 0 K: 0 S: 4 H: 0 LOB: 0 BB: 0 P: 7	R: 0 E: 0 K: 0 S: 2 H: 0 LOB: 0 BB: 0 P: 6	R: 0 E: 0 K: 0 S: 6 H: 0 LOB: 2 BB: 2 P: 17	R: 1 E: 0 K: 0 S: 8 H: 2 LOB: 1 BB: 0 P: 9	R: 1 E: 0 K: 1 S: 18 H: 1 LOB: 3 BB: 2 P: 31	1B: 7 2B: 0 3B: 0 HR: 1	SF: 1 SAC: 2 DP: 2 HBP: 2					

PITCHER		IP	WLS	BF	H	R	ER	SO	BB	IBB	HBP	BLK	WP	HR	S	P	ERA	WHIP
Tim Leary, R ERA: 4.66	(1, 1)	8.0		31	5	2	2	3	2	1	1	0	0	0	58	109	2.25	0.875
Steve Farr, R ERA: 1.33	(9, 1)	1.0		5	2	1	1	0	0	0	0	0	0	1	8	9	9.00	2.000
Greg Cadaret, L ERA: 4.75	(10, 1)	0.1	L	3	0	1	1	0	1	0	1	0	0	0	7	14	27.00	3.000
John Habyan, R ERA: 1.78	(10, 1)	0.1		3	1	0	0	1	1	0	0	0	0	0	11	17	0.00	6.000

PITCHER	IP	WLS	BF	H	R	ER	SO	BB	IBB	HBP	BLK	WP	HR	S	P	ERA	WHIP

BOTTOM

New York Yankees @ Boston Red Sox

Fenway Park, Boston, MA

Tue Jun 16 1992, 7:05 PM EDT

Att. 34,592 - Sunny - 77 F

livebaseballscorecards.com

AB	32
R	4
H	8
RBI	4
BB	5
SO	4
LOB	17

WP: 0 PB: 0 SB: 0 CS: 0 PA: 42

Batter	1	2	3	4	5	6	7	8	9	AB	R	H	RBI	BB	SO	LOB
Andy Stankiewicz, R (1, 6) OBP: 0.387, SLG: 0.421	C S X 0-2 ① L5		X 0-0 G5-4-3 1B		B X 1-0 1B			B X 1-0 ① G3		4	0	2	0	0	0	0
Randy Velarde, R (1, 7) OBP: 0.276, SLG: 0.329	B X 1-0 ② G5-3		1 SAFE S X 0-1 ②③ G5-4-3 1-2f		B 1 SAFE C B S F S 2-3 ② K			B X 1-0 ② F9		4	0	0	0	0	1	2
Roberto Kelly, R (1, 8) OBP: 0.339, SLG: 0.441	B S X 1-1 ③ G6-3			C X 0-1 ① G6-3	S S P B B S 3-3 ③ K			B F O S 1-3 ③ K		4	0	0	0	0	2	1
Danny Tartabull, R (1, 10) OBP: 0.415, SLG: 0.390		B S B B S F F X 3-2 WP BB G6-3 1B		B B C B X 3-1 ② F8		C S C 0-3 ① K			B B B C B 4-1 BB	3	1	1	0	1	1	0
Jim Leyritz, R (1, 2) OBP: 0.421, SLG: 0.688 Don Mattingly, L (9, PH) OBP: 0.303, SLG: 0.405		B C B B B 1 SAFE B 4-1 G6-3 WP 1-2 BB		B B B C X 3-1 E9		C S B B X 2-2 F9			X 0-0 ① L7	2	0	0	0	1	0	0
										1	0	0	0	0	0	1
Jesse Barfield, R (1, 9) OBP: 0.210, SLG: 0.221 Mel Hall, L (9, PH) OBP: 0.270, SLG: 0.433		F B S B S 2-3 ① K 1-2 2-3		S S S 0-3 ③ K		B B S B S X 3-2 ③ P6			C C X 0-2 ② F9	3	0	0	0	0	2	3
										1	0	0	0	0	0	1
Mike Stanley, R (1, 3) OBP: 0.345, SLG: 0.292 Kevin Maas, L (9, PH) OBP: 0.363, SLG: 0.496		C B X 1-1 ② G6-3 2-3 3-H	X 0-0 HR 1B				F B B S F F B X 3-2 ① G4-3		X 0-0 ③ F9	3	1	1	1	0	0	1
										1	0	0	0	0	0	1
Charlie Hayes, R (1, 5) OBP: 0.302, SLG: 0.398		B X 1-0 ③ G6-3			B 1 SAFE X 1-0 1-H HR		B C C B B S 3-3 ② K			3	1	1	2	0	1	1
Mike Gallego, R (1, 4) OBP: 0.347, SLG: 0.333			B F S X 1-2 ① F9		B B X 2-0 ① G6-3		X 0-0 ③ F8			3	0	0	0	0	0	0
Inning Stats	R: 0 H: 0 E: 0 LOB: 0 K: 0 BB: 0 S: 6 P: 8	R: 1 H: 1 E: 0 LOB: 1 K: 1 BB: 1 S: 12 P: 23	R: 0 H: 1 E: 0 LOB: 0 K: 0 BB: 0 S: 6 P: 7	R: 0 H: 0 E: 1 LOB: 1 K: 1 BB: 0 S: 9 P: 15	R: 2 H: 3 E: 0 LOB: 1 K: 2 BB: 0 S: 12 P: 20	R: 0 H: 0 E: 0 LOB: 0 K: 1 BB: 0 S: 9 P: 14	R: 0 H: 0 E: 0 LOB: 0 K: 1 BB: 0 S: 9 P: 15	R: 0 H: 0 E: 0 LOB: 0 K: 1 BB: 0 S: 5 P: 8	R: 0 H: 0 E: 0 LOB: 0 K: 0 BB: 1 S: 6 P: 10	1B: 4 SF: 0 2B: 0 SAC: 0 3B: 0 DP: 1 HR: 1 HBP: 0						

TOP

New York Yankees @ Boston Red Sox

Fenway Park, Boston, MA

Wed Jun 17 1992, 7:05 PM EDT

Att. 33,916 - Sunny - 74 F

livebaseballscorecards.com

AB	32
R	3
H	5
RBI	3
BB	2
SO	7
LOB	11

WP: 1 PA: 34
PB: 0
SB: 0
CS: 0

PITCHER		IP	WLS	BF	H	R	ER	SO	BB	IBB	HBP	BLK	WP	HR	S	P	ERA	WHIP
Frank Viola, L ERA: 3.03	(1, 1)	8.0	W	30	5	3	3	7	1	0	0	0	1	1	68	110	3.38	0.750
Greg Harris, R ERA: 1.65	(9, 1)	0.2		3	0	0	0	0	1	0	0	0	0	0	5	9	0.00	1.500
Tony Fossas, L ERA: 5.87	(9, 1)	0.1	S	1	0	0	0	0	0	0	0	0	0	0	1	1	0.00	0.000

PITCHER	IP	WLS	BF	H	R	ER	SO	BB	IBB	HBP	BLK	WP	HR	S	P	ERA	WHIP

BOTTOM

New York Yankees @ Boston Red Sox

Fenway Park, Boston, MA

Wed Jun 17 1992, 7:05 PM EDT

Att. 33,916 - Sunny - 74 F

livebaseballscorecards.com

Batter	1	2	3	4	5	6	7	8	9	AB	R	H	RBI	BB	SO	LOB
Jody Reed, R (1, 4) OBP: 0.354, SLG: 0.359	C B F X 1-2 ① G6-3		C B B B B 4-1 WP BB	B X 1-0 ③ G6-3		B C B X 2-1 ② P4		B B S B B 4-1 BB		3	0	0	0	2	0	2
Luis Rivera, R (1, 6) OBP: 0.350, SLG: 0.292	H 1-0 HBP		C C B F F B B S 3-3 ② K 1-2 2-3		F F B B B H 3-2 HBP	C S B X 1-2 ③ F8		B B F S F X 2-2 ③ G6-3		3	0	0	0	0	1	5
Wade Boggs, L (1, 5) OBP: 0.376, SLG: 0.392	B F 1 SAFE B X 2-1 ② F8		I I I I 4-0 IBB		B B C F X 2-2 ① F7		C B F F B F B B 4-2 G4-6-3 BB BB			2	0	0	0	2	0	2
Jack Clark, R (1, 10) OBP: 0.337, SLG: 0.298 Bob Zupcic, R (7, PR) OBP: 0.333, SLG: 0.391	S C 1 SAFE X 0-2 ③ F8		B F S B S 2-3 ③ K		B 1 SAFE 1 SAFE C 1 F S 1-3 ② K		S B 1 SAFE C B B B 4-2 G4-6-3 1-2 BB			3 0	0 0	0 0	0 0	1 0	2 0	5 0
Mike Greenwell, L (1, 7) OBP: 0.314, SLG: 0.288 Herm Winningham, L (9, 7) OBP: 0.240, SLG: 0.264		C F C 0-3 ① K		B B X 2-0 HR 1B	B 1 SAFE 1 B B X 3-0 ③ F7		X 0-0 ① ② G4-6-3 1-2f 2-3			4 0	1 0	1 0	0 0	0 0	1 0	3 0
Ellis Burks, R (1, 8) OBP: 0.335, SLG: 0.436		B B F B C F F X 3-2 ② F7		B B B C X 3-1 1-H HR		C F B X 1-2 2B WP 1B	S C S 0-3 ③ K			4	2	2	2	0	1	2
Phil Plantier, L (1, 9) OBP: 0.319, SLG: 0.382		B B F B X 3-1 ③ G4-3		C C X 0-2 ① F8		1 SAFE 1 SAFE X 0-0 WP 1-3 2B		B F C B F F X 2-2 ① G6-3		4	1	1	0	0	0	0
Tom Brunansky, R (1, 3) OBP: 0.380, SLG: 0.412 Scott Cooper, L (9, 3) OBP: 0.301, SLG: 0.293			B C S X 1-2 WP S 1B	B B C B S X 3-2 2B		B B C B C X 3-2 SH3 2-H 3-H 2B		B C B C B X 3-2 2B		4 0	0 0	4 0	1 0	0 0	0 0	0 0
Tony Peña, R (1, 2) OBP: 0.253, SLG: 0.272			B 1 SAFE S B X 2-1 ① L3 1-2	C C S 0-3 ② K		C X 0-1 ① SH3 2-3		S X 0-1 ② F8		3	0	0	0	0	1	3
Inning Stats	R: 0 E: 0 K: 0 S: 8 H: 0 LOB: 1 BB: 0 P: 12	R: 0 E: 0 K: 1 S: 10 H: 0 LOB: 0 BB: 0 P: 16	R: 0 E: 0 K: 2 S: 14 H: 1 LOB: 3 BB: 2 P: 30	R: 2 E: 0 K: 1 S: 13 H: 3 LOB: 1 BB: 0 P: 22	R: 0 E: 0 K: 1 S: 9 H: 0 LOB: 1 BB: 0 P: 18	R: 2 E: 0 K: 0 S: 14 H: 3 LOB: 1 BB: 0 P: 21	R: 0 E: 0 K: 1 S: 10 H: 0 LOB: 2 BB: 2 P: 18	R: 0 E: 0 K: 0 S: 15 H: 1 LOB: 2 BB: 1 P: 26		1B: 3 2B: 4 3B: 0 HR: 1 SF: 0 SAC: 1 DP: 1 HBP: 2						

	AB	30
	R	4
	H	8
	RBI	3
	BB	5
	SO	6
	LOB	22

PITCHER		IP	WLS	BF	H	R	ER	SO	BB	IBB	HBP	BLK	WP	HR	S	P	ERA	WHIP
Scott Kamieniecki, R ERA: 4.07	(1, 1)	6.0	L	29	7	4	4	5	1	1	2	0	2	1	68	119	6.00	1.333
Rich Monteleone, R ERA: 2.01	(7, 1)	1.0		4	0	0	0	1	2	0	0	0	0	0	10	18	0.00	2.000
Tim Burke, R ERA: 4.91	(8, 1)	1.0		5	1	0	0	0	1	0	0	0	0	0	15	26	0.00	2.000

PITCHER	IP	WLS	BF	H	R	ER	SO	BB	IBB	HBP	BLK	WP	HR	S	P	ERA	WHIP

WP: 2 PB: 0 SB: 1 CS: 0 PA: 38

Batter	1	2	3	4	5	6	7	8	9	AB	R	H	RBI	BB	SO	LOB
Andy Stankiewicz, R (1, 6) OBP: 0.388, SLG: 0.415	C X 0-1 ① G4-3		B 1 SAFE S X 1-1 ②③ G1-6-3 1-2f		S X 0-1 BB 1-2 2-3 3-H 1B		F S B F H 2-2 1B 2B HBP	C X 0-1 ① FC1-5 1-2 2-3f		4	1	1	1	0	0	3
Don Mattingly, L (1, 3) OBP: 0.304, SLG: 0.402	C B X 1-1 ② P2			B S X 1-1 ① G6-3	B B B B 4-0 FC6-4 1-2 2-3 3-H BB		B 1 SAFE 1 SAFE X 1-0 2B SF9 1-2 1B	B X 1-0 ② F8		4	1	1	1	1	0	2
Roberto Kelly, R (1, 8) OBP: 0.340, SLG: 0.444	B X 1-0 1B			S B F X 1-2 ② F9	F B B B X 3-1 ③ FC6-4 1-2f		B F C X 1-2 FC6 1-3 2-H 2B	B F X 1-1 ③ G1-3		5	0	2	1	0	0	5
Danny Tartabull, R (1, 9) OBP: 0.415, SLG: 0.382	1 SAFE B 1 SAFE C F 1 SAFE 1 SAFE F X 1-2 ③ G3			B B X 2-0 ③ G4-3		B S C F B S 2-3 ① K	B B B B 4-0 FC6 BB		C B B B B 4-1 BB HBP G5-2-3 BB	3	0	0	0	2	1	1
Jim Leyritz, R (1, 10) OBP: 0.435, SLG: 0.680		C X 0-1 ① L8			B B B C B 4-1 BB 1B 1B BB	F B S F F B X 2-2 2B FC5-2 1B	B B X 2-0 ① SF9 3-H		B 1 SAFE H 2-0 BB 1-2 HBP	2	1	1	1	1	0	0
Mel Hall, L (1, 7) OBP: 0.273, SLG: 0.436		B S B X 2-1 ② G4-3			C X 0-1 1B BB 1-2 BB 1B	B B S B X 3-1 1-3 2B	B X 1-0 ② FC6 1-2f 2-3		C B B S C 2-3 ① K	5	1	2	0	0	1	4
Charlie Hayes, R (1, 5) OBP: 0.300, SLG: 0.396 Randy Velarde, R (2, 5) OBP: 0.276, SLG: 0.322		B S B C B S 3-3 ③ K			B B B C X 3-1 ① F9	F S X 0-2 ② FC5-2 3-H	B X 1-0 ③ F8		B B C F B B 4-2 1-2 2-3 BB	1 3	0 0	0 0	0 0	1 1	0 0	0 6
Mike Stanley, R (1, 2) OBP: 0.333, SLG: 0.269			B F X 1-1 ① G4-3		B B F X 2-1 ② F8	F B S S 1-3 ③ K		C B B F F B B 4-2 FC1-5 1B BB	B F F X 1-2 ②③ G5-2-3 3-Hf	4	0	0	0	1	1	7
Mike Gallego, R (1, 4) OBP: 0.371, SLG: 0.389			X 0-0 G1-6-3 1B		S B B F B F F B 4-2 BB 1B 1-2 2-3 BB		C C B B F F X 2-2 HR	1 SAFE F C B B 1 SAFE B X 3-2 FC1-5 1-2 1B		3	1	3	1	1	0	0
Inning Stats	R: 0 E: 0 K: 0 S: 9 H: 1 LOB: 1 BB: 0 P: 12	R: 0 E: 0 K: 1 S: 7 H: 0 LOB: 0 BB: 0 P: 12	R: 0 E: 0 K: 0 S: 5 H: 1 LOB: 0 BB: 0 P: 7	R: 0 E: 0 K: 0 S: 6 H: 0 LOB: 0 BB: 0 P: 10	R: 2 E: 0 K: 0 S: 15 H: 2 LOB: 3 BB: 3 P: 35	R: 0 E: 0 K: 2 S: 17 H: 2 LOB: 2 BB: 0 P: 25	R: 3 E: 0 K: 0 S: 15 H: 3 LOB: 2 BB: 1 P: 29	R: 0 E: 0 K: 0 S: 11 H: 1 LOB: 2 BB: 1 P: 20	R: 0 E: 0 K: 1 S: 9 H: 0 LOB: 2 BB: 2 P: 22	1B: 7 2B: 2 3B: 0 HR: 1 SF: 1 SAC: 0 DP: 2 HBP: 2						

PITCHER		IP	WLS	BF	H	R	ER	SO	BB	IBB	HBP	BLK	WP	HR	S	P	ERA	WHIP
Joe Hesketh, L ERA: 3.07	(1, 1)	5.0		21	4	2	2	1	3	0	0	0	0	0	42	76	3.60	1.400
Danny Darwin, R ERA: 5.08	(6, 1)	1.0	L	8	4	3	3	2	0	0	1	0	0	1	26	39	27.00	4.000
Greg Harris, R ERA: 1.6	(7, 1)	1.1		8	2	0	0	0	2	0	0	0	0	0	14	30	0.00	3.000
Tom Bolton, L ERA: 3.1	(8, 1)	1.2		7	0	0	0	1	2	0	1	0	0	0	12	27	0.00	1.200

PITCHER	IP	WLS	BF	H	R	ER	SO	BB	IBB	HBP	BLK	WP	HR	S	P	ERA	WHIP

TOP

New York Yankees @ Boston Red Sox

Fenway Park, Boston, MA

Thu Jun 18 1992, 7:05 PM EDT

Att. 34,076 - Sunny - 76 F

livebaseballscorecards.com

AB	34
R	5
H	10
RBI	5
BB	7
SO	4
LOB	28

WP: 0 PB: 0 SB: 0 CS: 0

PA: 44

BOTTOM

New York Yankees @ Boston Red Sox

Fenway Park, Boston, MA

Thu Jun 18 1992, 7:05 PM EDT

Att. 34,076 - Sunny - 76 F

livebaseballscorecards.com

Batter	1	2	3	4	5	6	7	8	9	AB	R	H	RBI	BB	SO	LOB
Jody Reed, R (1, 4) OBP: 0.358, SLG: 0.368	C B B X 2-1 1B 1B	B C X 1-1 2B		B B X 2-0 2B 1B		B C B X 2-1 F7 ③			B C F C 1-3 K ②	5	1	3	0	0	1	0
Luis Rivera, R (1, 6) OBP: 0.363, SLG: 0.316	B 1 SAFE B S C X 2-2 E PB ① 1-2 1B	B B F B B 4-1 BB		B B C F X 2-2 1-H 2B			B B B C X 3-1 1B CS 2B		F F C 0-3 K ③	4	1	3	1	1	1	0
Wade Boggs, L (1, 5) OBP: 0.378, SLG: 0.392	C B B B 1 B SAFE 4-1 BB PB 1-3 1B BB	B C T T F X 1-2 F7 ②		C B X 1-1 G5-3 ③			X 0-0 2-3 1B			3	1	1	0	1	0	3
Tom Brunansky, R (1, 10) OBP: 0.370, SLG: 0.398	B C C S 1-3 K ②	C B B C T X 2-2 G6-3 ③			C B B C X 2-2 G5-3 ①		B 1 SAFE C S S 1-3 K ①			4	0	0	0	0	2	6
Mike Greenwell, L (1, 7) OBP: 0.313, SLG: 0.283	B B B B 4-0 BB 1-2 3-H BB		B X 1-0 G3 ① B X 1-0 G6-3 ②		F X 0-1 G4-3 ②		B B B C F F 1 F S 3-3 K ②③ 3-H SAFE			3	1	0	0	1	1	2
Ellis Burks, R (1, 8) OBP: 0.336, SLG: 0.434 Herm Winningham, L (4, 8) OBP: 0.247, SLG: 0.270	B B B C B 4-1 1B 1-2 2-3 BB				X 0-0 1B			B F B S T C 2-3 K ①		1 2	0 0	0 1	0 0	1 0	0 1	0 0
Phil Plantier, L (1, 9) OBP: 0.318, SLG: 0.379	B C B F F F X 2-2 1-3 2-H 3-H 1B		B S B X 2-1 G3 ③		1 SAFE B 1 SAFE F 1 C S SAFE 1-3 K ③			C C B B S 2-3 K ②		4	0	1	2	0	2	1
Tony Peña, R (1, 2) OBP: 0.247, SLG: 0.266	X 0-0 F8 ③			C C S 0-3 K ①		B B F C F F X 2-2 G4-3 ①		S F B F S 1-3 K ③		4	0	0	0	0	2	2
Scott Cooper, L (1, 3) OBP: 0.299, SLG: 0.292		C B X 1-1 F8 ①		X 0-0 1B ②		C X 0-1 G2-3 ②			B C B C X 2-2 F7 ①	4	0	1	0	0	0	0
Inning Stats	R: 3 H: 3 E: 1 LOB: 2 K: 1 BB: 3 S: 16 P: 35	R: 0 H: 1 E: 0 LOB: 2 K: 0 BB: 1 S: 14 P: 23	R: 0 H: 0 E: 0 LOB: 0 K: 0 BB: 0 S: 4 P: 8	R: 1 H: 3 E: 0 LOB: 1 K: 1 BB: 0 S: 10 P: 15	R: 0 H: 1 E: 0 LOB: 1 K: 1 BB: 0 S: 9 P: 12	R: 0 H: 0 E: 0 LOB: 0 K: 0 BB: 0 S: 9 P: 13	R: 0 H: 2 E: 0 LOB: 2 K: 2 BB: 0 S: 11 P: 18	R: 0 H: 0 E: 0 LOB: 0 K: 3 BB: 0 S: 11 P: 16	R: 0 H: 0 E: 0 LOB: 0 K: 2 BB: 0 S: 9 P: 12	1B: 7 SF: 0 2B: 4 SAC: 0 3B: 0 DP: 1 HR: 0 HBP: 0						

PITCHER		IP	WLS	BF	H	R	ER	SO	BB	IBB	HBP	BLK	WP	HR	S	P	ERA	WHIP
Melido Perez, R ERA: 2.99	(1, 1)	8.0	W	35	10	4	4	8	4	0	0	0	0	0	84	140	4.50	1.750
Steve Farr, R ERA: 1.27	(9, 1)	1.0	S	3	0	0	0	2	0	0	0	0	0	0	9	12	0.00	0.000

PITCHER	IP	WLS	BF	H	R	ER	SO	BB	IBB	HBP	BLK	WP	HR	S	P	ERA	WHIP

AB	34
R	4
H	10
RBI	3
BB	4
SO	10
LOB	14

WP: 0 PA: 38
PB: 1
SB: 0
CS: 1

Batter	1	2	3	4	5	6	7	8	9	AB	R	H	RBI	BB	SO	LOB
Jody Reed, R (1, 4) OBP: 0.356, SLG: 0.366	E5 G5-4-3	G1-4-3			S 1B		G5-3			4	0	1	0	0	0	2
Luis Rivera, R (1, 6) OBP: 0.360, SLG: 0.311	G5-4-3 1-2f		F8		K 1-2			FC1-5 1B BB		3	0	0	0	1	1	2
Wade Boggs, L (1, 5) OBP: 0.384, SLG: 0.400	1B BB		2B		G4-3			FC1-5 1-2 1B		3	0	2	0	1	0	1
Tom Brunansky, R (1, 9) OBP: 0.367, SLG: 0.394	1-2 1B		K			G6-3		FC1-5 1-2 2-3f		4	0	1	0	0	1	3
Mike Greenwell, L (1, 7) OBP: 0.308, SLG: 0.278	K		F7			F8		F8		3	0	0	0	0	1	3
Ellis Burks, R (8, PH) OBP: 0.335, SLG: 0.432 (8, 8)										1	0	0	0	0	0	2
Phil Plantier, L (1, 10) OBP: 0.317, SLG: 0.373		L1		F7 BB		P5		G3-1		3	0	0	0	1	0	2
Bob Zupcic, R (1, 8) OBP: 0.333, SLG: 0.403 (8, 7)		2B 2B		K			L9		G1-3	3	1	1	0	0	1	1
Herm Winningham, L (9, PH) OBP: 0.244, SLG: 0.267										1	0	0	0	0	0	0
Scott Cooper, L (1, 3) OBP: 0.297, SLG: 0.300		2-H 2B		F7 1-2			P6		L7	4	0	1	1	0	0	1
Tony Peña, R (1, 2) OBP: 0.247, SLG: 0.261		G6-3			G6-3		BB		F9	3	0	0	0	1	0	1

TOP

Boston Red Sox @ Texas Rangers

Arlington Stadium, Arlington, TX

Fri Jun 19 1992, 8:05 PM EDT

Att. 32,025 - Sunny - 96 F

livebaseballscorecards.com

AB	32
R	1
H	6
RBI	1
BB	4
SO	4
LOB	18

Inning Stats	1	2	3	4	5	6	7	8	9
	R: 0 E: 1 K: 1 S: 10	R: 1 E: 0 K: 0 S: 11	R: 0 E: 0 K: 1 S: 10	R: 0 E: 0 K: 1 S: 12	R: 0 E: 0 K: 1 S: 8	R: 0 E: 0 K: 0 S: 5	R: 0 E: 0 K: 0 S: 6	R: 0 E: 0 K: 0 S: 8	R: 0 E: 0 K: 0 S: 5
	H: 1 LOB: 2 BB: 1 P: 17	H: 2 LOB: 1 BB: 0 P: 16	H: 1 LOB: 1 BB: 0 P: 13	H: 0 LOB: 1 BB: 1 P: 19	H: 1 LOB: 1 BB: 0 P: 16	H: 0 LOB: 0 BB: 0 P: 9	H: 0 LOB: 1 BB: 1 P: 13	H: 1 LOB: 2 BB: 1 P: 14	H: 0 LOB: 0 BB: 0 P: 7

PITCHER		IP	WLS	BF	H	R	ER	SO	BB	IBB	HBP	BLK	WP	HR	S	P	ERA	WHIP	PITCHER		IP	WLS	BF	H	R	ER	SO	BB	IBB	HBP	BLK	WP	HR	S	P	ERA	WHIP
Bobby Witt, R ERA: 3.28	(1, 1)	7.0	W	29	5	1	1	4	4	0	0	0	0	0	63	108	1.29	1.286																			
Kenny Rogers, L ERA: 3.31	(8, 1)	0.1		2	1	0	0	0	0	0	0	0	0	0	3	3	0.00	3.000																			
Jeff Russell, R ERA: 1.54	(8, 1)	1.2	S	5	0	0	0	0	0	0	0	0	0	0	9	13	0.00	0.000																			

1B: 3	SF: 0	WP: 0	PA: 36
2B: 3	SAC: 0	PB: 0	
3B: 0	DP: 1	SB: 1	
HR: 0	HBP: 0	CS: 0	

BOTTOM

Boston Red Sox @ Texas Rangers

Arlington Stadium, Arlington, TX

Fri Jun 19 1992, 8:05 PM EDT

Att. 32,025 - Sunny - 96 F

Batter	1	2	3	4	5	6	7	8	9	AB	R	H	RBI	BB	SO	LOB
Brian Downing, R (1, 10) OBP: 0.437, SLG: 0.418	C B C X 1-2 PB WP 1B		C B B B B 4-1 1B 1B E BB		B C B C F F F B F 4-2 B HR BB		C C X 0-2 ③ G6-3			2	2	1	0	2	0	0
Dean Palmer, R (1, 5) OBP: 0.319, SLG: 0.437	B S F B F X 2-2 ① G5-3 1-3		B 1 SAFE S 1 SAFE X 1-1 E 1-2 1B		1 SAFE B S B 1 SAFE C X 2-2 ② F7			F X 0-1 CS 1B		4	0	2	0	0	0	2
Rafael Palmeiro, L (1, 3) OBP: 0.358, SLG: 0.412	B S C B S 2-3 ② K		B B B C F X 3-2 ② P5		C X 0-1 1-H HR			B 1 SAFE B 1 SAFE F 1 SAFE S B S 3-3 ① ② K 1-2		4	1	1	2	0	2	4
Juan Gonzalez, R (1, 8) OBP: 0.305, SLG: 0.520	B X 1-0 ③ G6-3		C X 0-1 E6 1-2 2-H 1B		F X 0-1 ③ P3			C B X 1-1 HR		4	1	2	1	0	0	1
Kevin Reimer, L (1, 7) OBP: 0.331, SLG: 0.443		B X 1-0 FC4-6 1B	B C X 1-1 ③ G3-1			B B S C F F C 2-3 ① K		B F B S B F B 4-2 BB		3	0	1	0	1	1	2
Geno Petralli, L (1, 2) OBP: 0.238, SLG: 0.269		F 1 SAFE B C 1 SAFE X 1-2 ① FC4-6 1-2f	B C B B C B F X 3-2 ① L9			B B C B X 3-1 ② G4-3		F S S 0-3 ③ K		4	0	0	0	0	1	2
Jeff Huson, L (1, 6) OBP: 0.318, SLG: 0.350		F F S 0-3 ② K	F F B X 1-2 ② G4-3			B S B C F F B F 3-2 F F X ③ P5				3	0	0	0	0	1	1
Al Newman, S (1, 4) OBP: 0.323, SLG: 0.263		C B X 1-1 ③ P3	C B C S 1-3 ③ K				C F X 0-2 ① G6-3			3	0	0	0	0	1	1
John Cangelosi, S (1, 9) OBP: 0.299, SLG: 0.246			X 0-0 ① G6-3		B C B F F X 2-2 ① G6-3		F X 0-1 ② L4			3	0	0	0	0	0	0
Inning Stats	R: 0 E: 0 K: 1 S: 11 H: 1 LOB: 1 BB: 0 P: 17	R: 0 E: 0 K: 1 S: 9 H: 1 LOB: 1 BB: 0 P: 12	R: 1 E: 1 K: 0 S: 11 H: 2 LOB: 2 BB: 1 P: 20	R: 0 E: 0 K: 1 S: 10 H: 0 LOB: 0 BB: 0 P: 15	R: 2 E: 0 K: 0 S: 17 H: 1 LOB: 0 BB: 1 P: 25	R: 0 E: 0 K: 1 S: 16 H: 0 LOB: 0 BB: 0 P: 24	R: 0 E: 0 K: 0 S: 8 H: 0 LOB: 0 BB: 0 P: 8	R: 1 E: 0 K: 2 S: 13 H: 2 LOB: 1 BB: 1 P: 21		1B: 5 2B: 0 3B: 0 HR: 2	SF: 0 SAC: 0 DP: 0 HBP: 0					

livebaseballscorecards.com

AB	30
R	4
H	7
RBI	3
BB	3
SO	6
LOB	13

WP: 1 PB: 1 SB: 0 CS: 1 PA: 33

PITCHER		IP	WLS	BF	H	R	ER	SO	BB	IBB	HBP	BLK	WP	HR	S	P	ERA	WHIP
Mike Gardiner, R ERA: 4.11	(1, 1)	7.0	L	29	6	4	3	4	2	0	0	0	1	1	84	123	3.86	1.143
Tony Fossas, L ERA: 6.23	(8, 1)	1.0		4	1	0	0	2	1	0	0	0	0	1	11	19	0.00	2.000

PITCHER	IP	WLS	BF	H	R	ER	SO	BB	IBB	HBP	BLK	WP	HR	S	P	ERA	WHIP

Batter	1	2	3	4	5	6	7	8	9	AB	R	H	RBI	BB	SO	LOB
Jody Reed, R (1, 4) OBP: 0.352, SLG: 0.360	B F F B X 2-2 F7 ①		C S B S 1-3 K ③			C B X 1-1 G4-3 ②		X 0-0 G6-3 ② 3-H		4	0	0	1	0	1	0
Luis Rivera, R (1, 6) OBP: 0.353, SLG: 0.303	C X 0-1 G6-3 ②			F B B X 2-1 G5-3 ①		B X 1-0 G5-3 ③		C X 0-1 G4-3 ③		4	0	0	0	0	0	0
Wade Boggs, L (1, 5) OBP: 0.389, SLG: 0.406	B C B X 2-1 G6-3 ③			X 0-0 HBP 1B			B B X 2-0 1B		B S F B X 2-2 1B	4	0	3	0	0	0	0
Jack Clark, R (1, 10) OBP: 0.342, SLG: 0.301 Bob Zupcic, R (9, PH) OBP: 0.329, SLG: 0.397		B F C B X 2-2 G3 1B		H 1-0 G6-4-3 1-2 HBP			C F F B 1 C SAFE 1-3 K ①		C C B B X 2-2 L7 ①	2 1	0 0	1 0	0 0	0 0	1 0	1 1
Mike Greenwell, L (1, 7) OBP: 0.307, SLG: 0.278		X 0-0 G3 ① 1-2		X 0-0 G6-4-3 ② ③ 1-2f			X 0-0 1B 1-2		C S B F S 1-3 K ②	4	0	1	0	0	1	4
Ellis Burks, R (1, 8) OBP: 0.329, SLG: 0.424		C F S 0-3 K ②			F B B F S 2-3 K ①		C F S 0-3 K ②		B B X 2-0 F7 ③	4	0	0	0	0	3	4
Tom Brunansky, R (1, 9) OBP: 0.359, SLG: 0.385		S T B S 1-3 K ③			X 0-0 G5-3 ②		B B B X 3-0 P3 ③			3	0	0	0	0	1	3
Scott Cooper, L (1, 3) OBP: 0.298, SLG: 0.311			F X 0-1 G3-1 ①		C B F F S 1-3 K ③			X 0-0 E8 G6-3 2B		3	1	1	0	0	1	0
John Flaherty, R (1, 2) OBP: 0.152, SLG: 0.156 Phil Plantier, L (8, PH) OBP: 0.315, SLG: 0.371 Tony Peña, R (8, 2) OBP: 0.247, SLG: 0.261			S C B C 1-3 K ②			X 0-0 G5-3 ①		C B F F S 1-3 K ①		2 1 0	0 0 0	0 0 0	0 0 0	0 0 0	1 1 0	0 1 0
Inning Stats	R: 0 H: 0 E: 0 LOB: 0 K: 0 BB: 0 S: 7 P: 11	R: 0 H: 1 E: 0 LOB: 1 K: 2 BB: 0 S: 10 P: 13	R: 0 H: 0 E: 0 LOB: 0 K: 2 BB: 0 S: 8 P: 10	R: 0 H: 1 E: 0 LOB: 1 K: 0 BB: 0 S: 4 P: 7	R: 0 H: 0 E: 0 LOB: 0 K: 2 BB: 0 S: 9 P: 12	R: 0 H: 0 E: 0 LOB: 0 K: 0 BB: 0 S: 4 P: 6	R: 0 H: 2 E: 0 LOB: 2 K: 2 BB: 0 S: 10 P: 16	R: 1 H: 1 E: 1 LOB: 0 K: 1 BB: 0 S: 8 P: 9	R: 0 H: 1 E: 0 LOB: 1 K: 1 BB: 0 S: 11 P: 18	1B: 5 SF: 0 2B: 1 SAC: 0 3B: 0 DP: 1 HR: 0 HBP: 1						

TOP

Boston Red Sox @ Texas Rangers

Arlington Stadium, Arlington, TX

Sat Jun 20 1992, 8:05 PM EDT

Att. 40,401 - Sunny - 89 F

livebaseballscorecards.com

AB	32
R	1
H	6
RBI	1
BB	0
SO	10
LOB	14

PITCHER		IP	WLS	BF	H	R	ER	SO	BB	IBB	HBP	BLK	WP	HR	S	P	ERA	WHIP
Kevin Brown, R ERA: 3.1	(1, 1)	8.0	W	29	5	1	0	9	0	0	1	0	0	0	60	84	0.00	0.625
Kenny Rogers, L ERA: 3.22	(9, 1)	1.0	S	4	1	0	0	1	0	0	0	0	0	0	11	18	0.00	1.000

PITCHER		IP	WLS	BF	H	R	ER	SO	BB	IBB	HBP	BLK	WP	HR	S	P	ERA	WHIP

Boston Red Sox @ Texas Rangers

Arlington Stadium, Arlington, TX

Sat Jun 20 1992, 8:05 PM EDT

Att. 40,401 - Sunny - 89 F

livebaseballscorecards.com

BOTTOM

Batter	1	2	3	4	5	6	7	8	9	AB	R	H	RBI	BB	SO	LOB
Brian Downing, R (1, 10) OBP: 0.438, SLG: 0.416	BBBB 4-0 FC5-4 BB		C C 1 SAFE X 0-2 ② G4-3 1-2		1 SAFE S 1 SAFE B 1-1 ③ CS 1-2	C F B F F S 1-3 ① K		C B F F X 1-2 HR 1B		3	1	1	0	1	1	1
Dean Palmer, R (1, 5) OBP: 0.321, SLG: 0.450	B B C 1 SAFE F X 2-2 ① FC5-4 G3-1 S 1-2f		F F X 0-2 2-H 1B			X 0-0 ② L7		B B B C 1 SAFE F X 3-2 1-H HR		4	1	2	3	0	0	1
Rafael Palmeiro, L (1, 3) OBP: 0.357, SLG: 0.407	1 SAFE C B 1 SAFE S X 1-2 ② G3-1 1-3		1 SAFE B C F 1 SAFE X 1-2 ③ G3			C S B B F B B 4-2 2B BB		S B C S 1-3 ① K		3	1	0	0	1	1	2
Juan Gonzalez, R (1, 8) OBP: 0.308, SLG: 0.521	B B S S S 2-3 ③ K			C B S S 1-3 ① K		C B X 1-1 1-H 2B		S B B S B B 4-2 BB 1B BB		3	0	1	1	1	2	1
Kevin Reimer, L (1, 7) OBP: 0.331, SLG: 0.439 Julio Franco, R (8, PH) OBP: 0.329, SLG: 0.306 (9, 7)		C X 0-1 ① G4-3		F X 0-1 ② F8		I I I I 4-0 FC6-4 IBB		B 1 SAFE X 1-0 BB 1-2 1B		2 1	0 0	0 1	0 0	1 0	0 0	0 0
Geno Petralli, L (1, 2) OBP: 0.240, SLG: 0.271 Russ McGinnis, R (8, PH) OBP: 0.286, SLG: 0.346 (9, 2)		B B X 2-0 G4-6-3 1B		B S B F X 2-2 ③ G3		C X 0-1 ③ FC6-4 1-2f		C F S 0-3 ② K		3 1	0 0	1 0	0 0	0 1	0 1	2 2
Jeff Huson, L (1, 6) OBP: 0.313, SLG: 0.343 Dickie Thon, R (8, PH) OBP: 0.289, SLG: 0.339 (9, 6)		1 SAFE B B C X 2-1 ② ③ G4-6-3 1-2f			S X 0-1 ① G1-3		C X 0-1 ① L7	B S C B B B 4-2 1-2 2-3 BB		3 0	0 0	0 0	0 0	0 1	0 0	1 0
Al Newman, S (1, 4) OBP: 0.314, SLG: 0.254			L F F X 0-2 ① F8		F L F B X 1-2 ② F9		F X 0-1 ② G5-3	B B C X 2-1 ③ F7		4	0	0	0	0	0	3
John Cangelosi, S (1, 9) OBP: 0.313, SLG: 0.254			M C X 0-2 G4-3 1B 1B		B B B B 4-0 CS BB		C B F B B X 3-2 ③ G5-3			2	1	1	0	1	0	0
Inning Stats	R: 0 E: 0 K: 1 S: 9 H: 0 LOB: 1 BB: 1 P: 18	R: 0 E: 0 K: 0 S: 5 H: 1 LOB: 0 BB: 0 P: 9	R: 1 E: 0 K: 0 S: 16 H: 2 LOB: 1 BB: 0 P: 17	R: 0 E: 0 K: 1 S: 8 H: 0 LOB: 0 BB: 0 P: 11	R: 0 E: 0 K: 0 S: 7 H: 0 LOB: 0 BB: 1 P: 13	R: 1 E: 0 K: 1 S: 13 H: 1 LOB: 2 BB: 2 P: 23	R: 0 E: 0 K: 0 S: 7 H: 0 LOB: 0 BB: 0 P: 10	R: 2 E: 0 K: 2 S: 20 H: 3 LOB: 3 BB: 2 P: 36		1B: 5 2B: 1 3B: 0 HR: 1	SF: 0 SAC: 0 DP: 1 HBP: 0					

	AB	29
	R	4
	H	7
	RBI	4
	BB	6
	SO	5
	LOB	13

WP: 0 PB: 0 SB: 1 CS: 1 PA: 36

PITCHER		IP	WLS	BF	H	R	ER	SO	BB	IBB	HBP	BLK	WP	HR	S	P	ERA	WHIP
John Dopson, R ERA: 3.6	(1, 1)	7.0	L	29	6	4	4	3	3	1	0	0	0	1	72	112	5.14	1.286
Tony Fossas, L ERA: 6.0	(8, 1)	0.1		1	0	0	0	1	0	0	0	0	0	0	3	4	0.00	0.000
Danny Darwin, R ERA: 5.08	(8, 1)	0.0		1	0	0	0	0	1	0	0	0	0	0	2	6	∞	∞
Tom Bolton, L ERA: 3.0	(8, 1)	0.2		4	1	0	0	1	1	0	0	0	0	0	8	15	0.00	3.000

PITCHER	IP	WLS	BF	H	R	ER	SO	BB	IBB	HBP	BLK	WP	HR	S	P	ERA	WHIP

Boston Red Sox @ Texas Rangers

Arlington Stadium, Arlington, TX

Sun Jun 21 1992, 8:05 PM EDT

Att. 32,648 - Cloudy - 85 F

TOP

livebaseballscorecards.com

Batter	1	2	3	4	5	6	7	8	9	AB	R	H	RBI	BB	SO	LOB
Jody Reed, R (1, 4) OBP: 0.346, SLG: 0.353	F7	G4-3			G6-3		G4-3		F9	5	0	0	0	0	0	3
Herm Winningham, L (1, 7) OBP: 0.244, SLG: 0.278	2B		F7		K		G3			4	1	1	0	0	1	0
Wade Boggs, L (1, 5) OBP: 0.391, SLG: 0.408	1B		F8		1B			G4-3		4	1	2	0	0	0	0
Jack Clark, R (1, 10) OBP: 0.345, SLG: 0.308 Mike Greenwell, L (8, PR) OBP: 0.307, SLG: 0.278	2B		K		K			BB		3 0	0 0	1 0	2 0	1 0	2 0	1 0
Ellis Burks, R (1, 8) OBP: 0.328, SLG: 0.421	G3-1			K		1B		K		4	0	1	0	0	2	1
Tom Brunansky, R (1, 9) OBP: 0.363, SLG: 0.398		3B		BB		F7		K		3	0	1	0	1	1	2
Scott Cooper, L (1, 3) OBP: 0.297, SLG: 0.302		SH1-3 BB		F8		P4			G4-3	3	0	0	0	1	0	2
Tony Peña, R (1, 2) OBP: 0.250, SLG: 0.264 Phil Plantier, L (9, PH) OBP: 0.314, SLG: 0.369	SH1-3			1B		G4-3			K	2 1	0 0	1 0	0 0	0 1	0 0	1 0
Tim Naehring, R (1, 6) OBP: 0.275, SLG: 0.277 Bob Zupcic, R (9, PR) OBP: 0.329, SLG: 0.397	G5-3		P4			P3			1B	4 0	0 0	1 0	0 0	0 0	0 0	4 0
Inning Stats	R: 2 E: 0 K: 0 S: 11 H: 3 LOB: 0 BB: 0 P: 15	R: 0 E: 0 K: 0 S: 12 H: 1 LOB: 2 BB: 1 P: 21	R: 0 E: 0 K: 1 S: 7 H: 0 LOB: 0 BB: 0 P: 12	R: 0 E: 0 K: 1 S: 14 H: 1 LOB: 2 BB: 1 P: 24	R: 0 E: 0 K: 2 S: 12 H: 1 LOB: 1 BB: 0 P: 18	R: 0 E: 0 K: 0 S: 7 H: 1 LOB: 1 BB: 0 P: 11	R: 0 E: 0 K: 0 S: 5 H: 0 LOB: 0 BB: 0 P: 5	R: 0 E: 0 K: 2 S: 9 H: 0 LOB: 1 BB: 1 P: 14	R: 0 E: 0 K: 1 S: 9 H: 1 LOB: 1 BB: 0 P: 12	1B: 5 2B: 2 3B: 1 HR: 0 SF: 0 SAC: 1 DP: 0 HBP: 0						

AB	33
R	2
H	8
RBI	2
BB	3
SO	7
LOB	14

WP: 0 PB: 0 SB: 0 CS: 0 PA: 37

PITCHER		IP	WLS	BF	H	R	ER	SO	BB	IBB	HBP	BLK	WP	HR	S	P	ERA	WHIP
Todd Burns, R ERA: 3.16	(1, 1)	7.1	W	31	7	2	2	4	3	0	0	0	0	0	70	112	2.46	1.364
Jeff Russell, R ERA: 1.47	(8, 1)	1.2	S	6	1	0	0	3	0	0	0	0	0	0	16	20	0.00	0.600

PITCHER	IP	WLS	BF	H	R	ER	SO	BB	IBB	HBP	BLK	WP	HR	S	P	ERA	WHIP

Boston Red Sox @ Texas Rangers

Arlington Stadium, Arlington, TX

Sun Jun 21 1992, 8:05 PM EDT

Att. 32,648 - Cloudy - 85 F

BOTTOM

Batter	1	2	3	4	5	6	7	8	9	AB	R	H	RBI	BB	SO	LOB
Julio Franco, R (1, 9) (8, 7) OBP: 0.326, SLG: 0.316	1-1 2B		2-1 ① G6-3		2-2 ③ G6-3		3-2 ① G6-3			4	0	1	0	0	0	0
Dean Palmer, R (1, 5) OBP: 0.327, SLG: 0.451	3-3 ① K		4-1 BB			4-2 BB 1B BB	2-2 G4-3 1B			2	1	1	0	2	1	1
Kevin Reimer, L (1, 7) OBP: 0.330, SLG: 0.433	3-1 ② F7		2-3 ② K			4-2 SH 1B 1-2 1B BB	0-1 ② G4-3 1-2			3	1	0	0	1	1	3
John Cangelosi, S (8, 9) OBP: 0.313, SLG: 0.254										0	0	0	0	0	0	0
Juan Gonzalez, R (1, 8) OBP: 0.314, SLG: 0.521	4-0 BB		1-1 ③ F8			1-1 SH 1B 1-2 2-H 1B	4-0 BB			2	1	1	1	2	0	1
Rafael Palmeiro, L (1, 3) OBP: 0.353, SLG: 0.402	2-3 ③ K			0-0 ① F8		2-1 SH 1B 1-2 2-3 CS	0-1 ③ G4-3			3	0	0	0	0	1	4
Geno Petralli, L (1, 2) OBP: 0.231, SLG: 0.260		2-2 ① L9		3-1 ② F8		1-3 ① K		2-2 ① L3		4	0	0	0	0	1	3
Brian Downing, R (1, 10) OBP: 0.434, SLG: 0.411		1-2 ② G1-3		3-1 ③ G5-3		1-2 CS 1-3 2-H 3-H 1B		2-3 ② K2-3		4	0	1	2	0	1	0
Dickie Thon, R (1, 6) OBP: 0.299, SLG: 0.350		1-2 2B			3-2 ① G6-3	4-2 ② 1-2 3-H BB		0-0 1B		3	0	2	0	1	0	0
Al Newman, S (1, 4) OBP: 0.305, SLG: 0.246		1-0 ③ F9			3-2 ② G6-3	0-1 ③ G1-3		0-0 ③ G5-3		4	0	0	0	0	0	4
Inning Stats	R: 0 H: 1 E: 0 LOB: 2 K: 2 BB: 1 S: 15 P: 28	R: 0 H: 1 E: 0 LOB: 1 K: 0 BB: 0 S: 11 P: 16	R: 0 H: 0 E: 0 LOB: 1 K: 1 BB: 1 S: 10 P: 19	R: 0 H: 0 E: 0 LOB: 0 K: 0 BB: 0 S: 5 P: 11	R: 0 H: 0 E: 0 LOB: 0 K: 0 BB: 0 S: 10 P: 18	R: 3 H: 2 E: 1 LOB: 2 K: 1 BB: 3 S: 23 P: 40	R: 0 H: 1 E: 0 LOB: 2 K: 0 BB: 1 S: 10 P: 19	R: 0 H: 1 E: 0 LOB: 1 K: 1 BB: 0 S: 12 P: 16		1B: 4 SF: 0 2B: 2 SAC: 1 3B: 0 DP: 0 HR: 0 HBP: 0						

livebaseballscorecards.com

AB	29
R	3
H	6
RBI	3
BB	6
SO	5
LOB	16

WP: 0 PA: 36
PB: 0
SB: 0
CS: 2

PITCHER		IP	WLS	BF	H	R	ER	SO	BB	IBB	HBP	BLK	WP	HR	S	P	ERA	WHIP
Roger Clemens, R ERA: 1.89	(1, 1)	6.2	L	31	5	3	3	4	6	0	0	0	0	0	82	149	4.05	1.650
Matt Young, L ERA: 4.09	(7, 1)	1.1		5	1	0	0	1	0	0	0	0	0	0	14	18	0.00	0.750

PITCHER	IP	WLS	BF	H	R	ER	SO	BB	IBB	HBP	BLK	WP	HR	S	P	ERA	WHIP

Batter	1	2	3	4	5	6	7	8	9	10	11	AB	R	H	RBI	BB	SO	LOB
Jody Reed, R (1, 4) OBP: 0.340, SLG: 0.347	X 0-0 F7 ①	B B X 2-0 G5-4-3 ② ③ 1-2f			C B X 1-1 F8 ②			B X 1-0 P5 ①		B C C C 1-3 K ③		5	0	0	0	0	1	2
Luis Rivera, R (1, 6) OBP: 0.349, SLG: 0.300	B C B B X 3-1 1B		C B B F F X 2-2 G3 ①		B F C S 1-3 K ③			C B F C 1-3 K ②			C F B S 1-3 K ①	5	0	1	0	0	3	0
Wade Boggs, L (1, 5) OBP: 0.387, SLG: 0.404	C B B X 2-1 F8 ②		C B B B X 3-1 G4-3 ②			C C B F X 1-2 G1-3 ①		C B X 1-1 G4-3 ③			C X 0-1 1B	5	0	1	0	0	0	1
Jack Clark, R (1, 10) OBP: 0.337, SLG: 0.298	B B C B C F X 3-2 F8 ③		C B B F B B S 3-3 K ③			C B F B B F F F X 3-2 G6-3 ②			C C X 0-2 G4-3 ①		S C B X 1-2 P3 ②	5	0	0	0	0	1	2
Phil Plantier, L (1, 7) OBP: 0.308, SLG: 0.362 Herm Winningham, L (9, 7) OBP: 0.241, SLG: 0.275		C S C 0-3 K ①		C S X 0-2 F9 ①		B B X 2-0 G4-3 ③			C B S S 1-3 K ②		B F C B S 2-3 K ③	4 1	0 0	0 0	0 0	0 0	2 1	0 1
Ellis Burks, R (1, 8) OBP: 0.331, SLG: 0.422		C B C X 1-2 1B		B C F B X 2-2 L6 ②			B B X 2-0 F7 ①		B B S X 2-1 1B			4	1	2	0	0	0	0
Bob Zupcic, R (1, 9) OBP: 0.338, SLG: 0.403	B X 1-0 1B 1-3			B B C C X 2-2 1B			B F B B X 3-1 L5 ②		C X 0-1 G6-3 ③			4	1	2	0	0	0	1
Scott Cooper, L (1, 3) OBP: 0.303, SLG: 0.303	B F B X 2-1 1B 1-3 3-H			B X 1-0 G3 ③			B B B C B 4-1 BB			F B B S F F F B X 3-2 G3-1 ①		3	0	1	1	0	0	1
Tony Peña, R (1, 2) OBP: 0.251, SLG: 0.265 Mo Vaughn, L (10, PH) OBP: 0.368, SLG: 0.288 John Flaherty, R (10, 2) OBP: 0.152, SLG: 0.156		B S B 1 X SAFE 2-1 G5-4-3 1-3 3-H 1B			S S B X 1-2 G5-3 ①		X 0-0 B1-3 ③			B C B B X 3-1 P2 ②		3 1 0	0 0 0	1 0 0	1 0 0	0 0 0	0 0 0	1 0 0
Inning Stats	R: 0 E: 0 K: 0 S: 9 H: 1 LOB: 1 BB: 0 P: 17	R: 2 E: 0 K: 1 S: 12 H: 4 LOB: 1 BB: 0 P: 20	R: 0 E: 0 K: 1 S: 10 H: 0 LOB: 0 BB: 0 P: 18	R: 0 E: 0 K: 0 S: 10 H: 1 LOB: 1 BB: 0 P: 15	R: 0 E: 0 K: 1 S: 8 H: 0 LOB: 0 BB: 0 P: 11	R: 0 E: 0 K: 0 S: 11 H: 0 LOB: 0 BB: 0 P: 17	R: 0 E: 0 K: 0 S: 5 H: 0 LOB: 1 BB: 1 P: 14	R: 0 E: 0 K: 1 S: 6 H: 0 LOB: 0 BB: 0 P: 9	R: 0 E: 0 K: 1 S: 10 H: 1 LOB: 1 BB: 0 P: 13	R: 0 E: 0 K: 1 S: 11 H: 0 LOB: 0 BB: 0 P: 18	R: 0 E: 0 K: 2 S: 11 H: 1 LOB: 1 BB: 0 P: 15	1B: 8 2B: 0 3B: 0 HR: 0	SF: 0 SAC: 0 DP: 1 HBP: 0			WP: 0 PB: 0 SB: 0 CS: 0	PA: 41		

PITCHER		IP	WLS	BF	H	R	ER	SO	BB	IBB	HBP	BLK	WP	HR	S	P	ERA	WHIP
Kevin Ritz, R ERA: 5.63	(1, 1)	7.0		27	6	2	2	3	1	0	0	0	0	0	65	112	2.57	1.000
Mike Henneman, R ERA: 2.8	(8, 1)	3.0		10	1	0	0	3	0	0	0	0	0	0	27	40	0.00	0.333
Kurt Knudsen, R ERA: 2.39	(11, 1)	1.0	W	4	1	0	0	2	0	0	0	0	0	0	11	15	0.00	1.000

PITCHER	IP	WLS	BF	H	R	ER	SO	BB	IBB	HBP	BLK	WP	HR	S	P	ERA	WHIP

Boston Red Sox @ Detroit Tigers

Tiger Stadium, Detroit, MI

Mon Jun 22 1992, 7:05 PM EDT

Att. 19,040 - Cloudy - 66 F

TOP

livebaseballscorecards.com

AB	40
R	2
H	8
RBI	2
BB	1
SO	8
LOB	9

Batter	1	2	3	4	5	6	7	8	9	10	11	AB	R	H	RBI	BB	SO	LOB
Tony Phillips, S (1, 4) (10, 5) OBP: 0.379, SLG: 0.358	C X 0-1 G6-3 ①		C B 1 SAFE B B 1 SAFE C F X 3-2 G4-3 (1-2f) ②③		C B B C F F B X 3-2 G6-3 ③			X 0-0 P5 ②		B 1 SAFE B 1 SAFE C 1 SAFE C X 3-2 G5-3 (1-2) ②		5	0	0	0	0	0	3
Dan Gladden, R (1, 7) OBP: 0.320, SLG: 0.392	B C B F F X 2-2 2B			B C X 1-1 G5-3 2B 1B		B C B B B 4-1 G5-4-3 BB		C B C F B F X 2-2 F9 ③		B X 1-0 P3 ③		4	1	2	0	1	0	1
Travis Fryman, R (1, 6) OBP: 0.318, SLG: 0.439	C B C B X 2-2 F8 ②			B 1 SAFE X 1-0 G5-3 (1-2) ① X 0-0 2B (2-H)		F 1 SAFE C 1 SAFE F X 0-2 G5-4-3 (1-2f) ①②			C B B B S S B 4-2 S BB		F B B B F X 3-2 HR 1B	4	1	1	0	1	0	3
Cecil Fielder, R (1, 3) OBP: 0.293, SLG: 0.441	B B F X 2-1 G5-3 ③					B B B C C S 3-3 K ③			X 0-0 P3 ①		B 1 SAFE S B X 2-1 F7 ①	5	0	1	1	0	1	3
Mickey Tettleton, S (1, 2) OBP: 0.356, SLG: 0.496		C B B B S S 3-3 K ①		C X 0-1 G6-3 ②			C F B B X 2-2 2B 1B		1 SAFE C S B S 1-3 K (1-2) ②		F 1 SAFE B 1 SAFE X 1-1 HR (1-H)	5	2	2	2	0	2	2
Rob Deer, R (1, 9) OBP: 0.302, SLG: 0.535	B S X 1-1 L6 ②			B C B B S X 2-2 G4-3 ③			B X 1-0 F9 ①		B B I I 4-0 IBB			3	0	0	0	1	0	2
Skeeter Barnes, R (1, 5) OBP: 0.259, SLG: 0.296 Lou Whitaker, L (9, PH) (10, 4) OBP: 0.389, SLG: 0.479	C F B B F X 2-2 P5 ③				X 0-0 P3 ①		P C 1 SAFE B F F X 2-2 PO 2B (1-H)		B B C S B S 3-3 K ③			3 1	0 0	1 0	1 0	0 1	0 2	0 2
Phil Clark, R (1, 10) OBP: 0.500, SLG: 0.591			C F B B B X 2-2 G4-3 1B		B C X 1-1 1B		X 0-0 G1-3 ②			F B C F X 1-2 G5-3 1B		4	0	3	0	0	0	1
Milt Cuyler, S (1, 8) OBP: 0.292, SLG: 0.361			F C B 1 SAFE S 1-3 K ①		B B B C C X 3-1 P4 ②		B 2 SAFE 1-0 PO (2-3) ③	C F X 0-2 F7 ①		B 1 SAFE B 1 SAFE X 2-0 P3 ①		4	0	0	0	0	1	3
Inning Stats	R: 0 E: 0 K: 0 S: 11 H: 1 LOB: 1 BB: 0 P: 17	R: 0 E: 0 K: 1 S: 9 H: 0 LOB: 0 BB: 0 P: 15	R: 0 E: 0 K: 1 S: 10 H: 1 LOB: 0 BB: 0 P: 16	R: 1 E: 0 K: 0 S: 9 H: 2 LOB: 1 BB: 0 P: 13	R: 0 E: 0 K: 0 S: 11 H: 1 LOB: 1 BB: 0 P: 18	R: 0 E: 0 K: 1 S: 8 H: 0 LOB: 0 BB: 1 P: 15	R: 1 E: 0 K: 0 S: 10 H: 2 LOB: 0 BB: 0 P: 15	R: 0 E: 0 K: 0 S: 9 H: 0 LOB: 0 BB: 0 P: 11	R: 0 E: 0 K: 2 S: 9 H: 0 LOB: 2 BB: 2 P: 21	R: 0 E: 0 K: 0 S: 9 H: 1 LOB: 1 BB: 0 P: 16	R: 2 E: 0 K: 0 S: 7 H: 2 LOB: 0 BB: 0 P: 13	1B: 6 2B: 3 3B: 0 HR: 1		SF: 0 SAC: 0 DP: 2 HBP: 0		WP: 0 PB: 0 SB: 1 CS: 0		PA: 42

PITCHER		IP	WLS	BF	H	R	ER	SO	BB	IBB	HBP	BLK	WP	HR	S	P	ERA	WHIP
Frank Viola, L ERA: 2.97	(1, 1)	8.0		29	7	2	2	3	1	0	0	0	0	0	77	120	2.25	1.000
Greg Harris, R ERA: 1.58	(9, 1)	0.2		4	0	0	0	1	1	1	0	0	0	0	6	15	0.00	1.500
Tom Bolton, L ERA: 2.86	(9, 1)	1.0		4	1	0	0	1	0	0	0	0	0	0	11	20	0.00	1.000
Danny Darwin, R ERA: 5.45	(10, 1)	0.2	L	4	2	2	2	0	0	0	0	0	0	1	8	15	27.00	3.000

PITCHER	IP	WLS	BF	H	R	ER	SO	BB	IBB	HBP	BLK	WP	HR	S	P	ERA	WHIP

BOTTOM

Boston Red Sox @ Detroit Tigers

Tiger Stadium, Detroit, MI

Mon Jun 22 1992, 7:05 PM EDT

Att. 19,040 - Cloudy - 66 F

livebaseballscorecards.com

AB	38
R	4
H	10
RBI	4
BB	3
SO	5
LOB	20

Boston Red Sox @ Detroit Tigers

Tiger Stadium, Detroit, MI

Tue Jun 23 1992, 7:05 PM EDT

Att. 14,134 - Cloudy - 55 F

TOP

livebaseballscorecards.com

Batter	1	2	3	4	5	6	7	8	9	AB	R	H	RBI	BB	SO	LOB
Jody Reed, R (1, 4) OBP: 0.340, SLG: 0.347	B C C B F X 2-2 ① F7	X 0-0 ③ FC5-6-1 2-3		B X 1-0 ① SH1-4 1-2		C B B X 2-1 G5-4-3 E 1B		B X 1-0 HR		3	0	1	0	0	0	1
Tim Naehring, R (7, 4) OBP: 0.283, SLG: 0.321										1	1	1	1	0	0	0
Herm Winningham, L (1, 7) OBP: 0.250, SLG: 0.282	C B B F S 2-3 ② K		B C B C B X 3-2 1B BB SF9 1B	S C B X 1-2 F9 BB 2-H 1B		S X 0-1 E5 G5-4-3 1-2		B X 1-0 ① F7		5	1	2	1	0	1	1
Wade Boggs, L (1, 10) OBP: 0.395, SLG: 0.429	B B C F X 2-2 3B		1 SAFE 1 SAFE B 1 SAFE 1 SAFE 1 SAFE B C 1 SAFE 4-1 SF9 1B 1B 1-2 BB	B B F 1 SAFE B B 4-1 1-2 BB		C B B F X 2-2 ① ② G5-4-3 1-2f 2-3		C B X 1-1 HR		3	2	2	1	2	0	2
Tom Brunansky, R (1, 9) OBP: 0.352, SLG: 0.384	B X 1-0 ③ F9		F B B B X 3-1 ① F7	C X 0-1 ② F9 2-3		B X 1-0 ③ F9		C B F X 1-2 ② L9		5	0	0	0	0	0	6
Mo Vaughn, L (1, 3) OBP: 0.380, SLG: 0.300		B B C F F B B 4-2 CS 1B BB	F C B B X 2-2 1B 1B 1-2 2-3	X 0-0 ③ F7			C B X 1-1 G3 1B 1B	B X 2-0 ③ L9		4	0	2	0	1	0	2
Bob Zupcic, R (1, 8) OBP: 0.354, SLG: 0.421		X 0-0 CS 1B 1B 1-2	B X 1-0 ② SF9 2-3 3-H		B C B X 2-1 ① P2		X 0-0 G3 1B 1-2		C C X 0-2 WP G3 1B	4	1	3	1	0	0	0
Scott Cooper, L (1, 5) OBP: 0.307, SLG: 0.301		C B 1 SAFE P B B 4-1 ① 1B SF7 BB 1-2 2-3	X 0-0 1B 1-3 3-H		F B F F B B X 3-2 ② F8		C B B C F B B F X 3-2 ① G3 1-2 2-3		B X 1-0 ① G3 1-2	4	1	1	1	1	0	3
Luis Rivera, R (1, 6) OBP: 0.350, SLG: 0.303	F S X 0-2 FC5-6-1 S 1B 1-3 2-H		B X 1-0 ③ F8		C B B X 2-1 FC4 1B		B S C B B S 3-3 ② K	X 0-0 ② P5		5	0	2	1	0	1	5
Tony Peña, R (1, 2) OBP: 0.251, SLG: 0.266	B S B S F F X 2-2 ② SF7 1-2 3-H			C C B X 1-2 SH1-4 1B 1B	C B B X 2-1 ③ FC4 1-2f		B B X 2-0 ③ F7	B F B B X 3-1 ③ G5-3 2-3		3	1	1	1	0	0	3
Ellis Burks, R (9, PH) OBP: 0.330, SLG: 0.421										1	0	0	0	0	0	1

	AB	R	H	RBI	BB	SO	LOB
	38	7	15	7	4	2	24

Inning Stats	1	2	3	4	5	6	7	8	9
	R: 0 E: 0 K: 1 S: 11	H: 1 LOB: 1 BB: 0 P: 18	R: 2 E: 0 K: 0 S: 15	H: 2 LOB: 1 BB: 2 P: 24	R: 2 E: 0 K: 0 S: 12	H: 3 LOB: 2 BB: 1 P: 26	R: 1 E: 0 K: 0 S: 11	H: 2 LOB: 2 BB: 1 P: 18	R: 0 E: 0 K: 0 S: 10	H: 1 LOB: 1 BB: 0 P: 19
	R: 0 E: 1 K: 0 S: 8	H: 1 LOB: 1 BB: 0 P: 13	R: 0 E: 0 K: 1 S: 12	H: 2 LOB: 2 BB: 0 P: 21	R: 2 E: 0 K: 0 S: 8	H: 2 LOB: 0 BB: 0 P: 14	R: 0 E: 0 K: 0 S: 7	H: 1 LOB: 1 BB: 0 P: 11		

	1B: 12	SF: 2	WP: 1	PA: 45
	2B: 0	SAC: 1	PB: 0	
	3B: 1	DP: 1	SB: 1	
	HR: 2	HBP: 0	CS: 2	

PITCHER	IP	WLS	BF	H	R	ER	SO	BB	IBB	HBP	BLK	WP	HR	S	P	ERA	WHIP
Mark Leiter, R (1, 1) ERA: 4.39	2.1		14	5	4	4	1	3	0	0	0	0	0	35	63	15.43	3.429
John Kiely, R (3, 1) ERA: 2.7	3.2	W	17	5	1	1	0	1	0	0	0	0	0	32	55	2.46	1.636
Mike Munoz, L (7, 1) ERA: 4.38	0.1		3	2	0	0	0	0	0	0	0	0	0	8	12	0.00	6.000
Kurt Knudsen, R (7, 1) ERA: 2.89	1.2		7	2	2	2	1	0	0	0	0	0	2	12	23	10.80	1.200
Mike Henneman, R (9, 1) ERA: 2.72	1.0		4	1	0	0	0	0	0	0	0	1	0	7	11	0.00	1.000

PITCHER	IP	WLS	BF	H	R	ER	SO	BB	IBB	HBP	BLK	WP	HR	S	P	ERA	WHIP

Batter	1	2	3	4	5	6	7	8	9	AB	R	H	RBI	BB	SO	LOB
Tony Phillips, S (1, 4) OBP: 0.379, SLG: 0.356	C B C B C 2-3 ① K		B B B B 4-0 3B BB	F B X 1-1 1B BB HR 1B 2-H	B S B F B X 3-2 ③ G5-3 1-2		C B F X 1-2 ② FC4-6 1-2f			4	2	1	1	1	1	2
Dan Gladden, R (1, 7) OBP: 0.323, SLG: 0.388	B C X 1-1 1B		X 0-0 ② L8	B 1 SAFE 1 SAFE B B B 4-0 1B HR BB 1-2		F B B X 2-1 ① G6-3	X 0-0 ③ F9			4	1	1	0	1	0	2
Travis Fryman, R (1, 6) OBP: 0.326, SLG: 0.452	1 SAFE B 1 SAFE B F S S 2-3 ② K		1 SAFE F X 0-1 1-H 3B	F C F B F B X 2-2 HR 1B 1-2 2-3		C B X 1-1 1B BB WP 1B		B B X 2-0 G3-1 S 1B		5	2	4	1	0	1	1
Cecil Fielder, R (1, 3) OBP: 0.295, SLG: 0.450	B X 1-0 ③ G2-3		F B C S 1-3 ③ K	X 0-0 HR 1-H 2-H 3-H		B B B C B 4-1 WP 1B BB 1-2		B F F C 1-3 ① K		4	1	1	4	1	2	3
Mickey Tettleton, S (1, 2) OBP: 0.357, SLG: 0.510		B C F B B X 3-2 HR	x 0-1 HR 2B 3-2 G1-3			C B C F S 1-3 ② K		C F B X 1-2 ② G3-1 1-3		5	2	2	1	0	1	3
Rob Deer, R (1, 9) OBP: 0.300, SLG: 0.528 Shawn Hare, L (9, 9) OBP: 0.214, SLG: 0.083	B C B S X 2-2 ① G6-3			F F B S 1-3 ① K	C S S 0-3 ① K	X 0-0 WP 1-2 2-3 1B		C F F F B F F B 2-3 S ③ K		5 0	0 0	1 0	0 0	0 0	3 0	2 0
Skeeter Barnes, R (1, 5) OBP: 0.279, SLG: 0.368 Scott Livingstone, L (6, PH) OBP: 0.373, SLG: 0.394 (7, 5)	C B C B F S 2-3 ② K			S B F B X 2-2 2-H HR	B C B X 2-1 E S 1B 1B	B B F C F F X 2-2 ③ L8 1-2 2-3 3-H				3 1	2 0	2 0	2 0	0 0	1 0	0 2
Phil Clark, R (1, 10) OBP: 0.500, SLG: 0.577	C S F B C 1-3 ③ K			B S S X 1-2 ② F8	S B B C X 2-2 FC5-4 1-H 1B		B B X 2-0 FC4-6 1B			4	0	2	1	0	1	0
Milt Cuyler, S (1, 8) OBP: 0.291, SLG: 0.363			B C B X 2-1 ① L4	M B X 1-1 1B 2B	B X 1-0 ② FC5-4 WP 1-2f		C B B X 2-1 ① L8			4	1	1	0	0	0	2
Inning Stats	R: 0 H: 1 E: 0 LOB: 1 K: 2 BB: 0 S: 9 P: 15	R: 1 H: 1 E: 0 LOB: 0 K: 2 BB: 0 S: 14 P: 22	R: 1 H: 1 E: 0 LOB: 1 K: 1 BB: 1 S: 8 P: 15	R: 7 H: 6 E: 0 LOB: 0 K: 1 BB: 1 S: 24 P: 39	R: 1 H: 2 E: 0 LOB: 1 K: 1 BB: 0 S: 12 P: 20	R: 1 H: 2 E: 0 LOB: 2 K: 1 BB: 1 S: 15 P: 25	R: 0 H: 1 E: 0 LOB: 1 K: 0 BB: 0 S: 7 P: 12	R: 0 H: 1 E: 0 LOB: 1 K: 2 BB: 0 S: 15 P: 21		1B: 9 SF: 0 2B: 2 SAC: 0 3B: 1 DP: 0 HR: 3 HBP: 0						

BOTTOM

Boston Red Sox @ Detroit Tigers

Tiger Stadium, Detroit, MI

Tue Jun 23 1992, 7:05 PM EDT

Att. 14,134 - Cloudy - 55 F

livebaseballscorecards.com

AB	39
R	11
H	15
RBI	10
BB	3
SO	10
LOB	17

WP: 2 PA: 42
PB: 0
SB: 2
CS: 0

PITCHER		IP	WLS	BF	H	R	ER	SO	BB	IBB	HBP	BLK	WP	HR	S	P	ERA	WHIP
Joe Hesketh, L ERA: 3.74	(1, 1)	3.2	L	20	7	7	7	6	2	0	0	0	0	2	46	77	17.18	2.455
Matt Young, L ERA: 4.89	(4, 1)	2.0		13	6	4	4	2	1	0	0	0	1	1	31	52	18.00	3.500
Danny Darwin, R ERA: 5.27	(6, 1)	1.1		5	1	0	0	0	0	0	0	0	1	0	12	19	0.00	0.750
Jeff Reardon, R ERA: 2.74	(8, 1)	1.0		4	1	0	0	2	0	0	0	0	0	0	15	21	0.00	1.000

PITCHER	IP	WLS	BF	H	R	ER	SO	BB	IBB	HBP	BLK	WP	HR	S	P	ERA	WHIP

Batter	1	2	3	4	5	6	7	8	9	AB	R	H	RBI	BB	SO	LOB
Jody Reed, R (1, 4) OBP: 0.335, SLG: 0.343	C B X 1-1 G3		C F B B F X 2-2 G1-3		X 0-0 SF8 3-H		B X 1-0 L9			3	0	0	1	0	0	3
Bob Zupcic, R (1, 7) (4, 8) OBP: 0.360, SLG: 0.438	B C B B X 3-1 F7		B C C C 1-3 K		X 0-0 1-H 2B			C B B X 2-1 G6-4-3 1B		4	0	2	0	0	1	2
Wade Boggs, L (1, 5) OBP: 0.389, SLG: 0.421	C X 0-1 G6-3		C B C X 1-2 F8		C B B B X 3-1 F8			B B B C C F X 2-2 1-2f G6-4-3		4	0	0	0	0	0	4
Jack Clark, R (1, 10) OBP: 0.340, SLG: 0.294		B F B B B 4-1 BB		B C X 1-1 G6-3		X 0-0 G5-3		C B F B B F B 4-2 BB		2	0	0	0	2	0	0
Ellis Burks, R (1, 8) OBP: 0.327, SLG: 0.417 Herm Winningham, L (4, 7) OBP: 0.247, SLG: 0.279 Luis Rivera, R (8, PH) (8, 7) OBP: 0.348, SLG: 0.301		B C X 1-1 F8		C B F B F F F X 2-2 L6		C B C B S 2-3 K		B X 1-0 G6-3		2 1 1	0 0 0	0 0 0	0 0 0	0 0 0	0 1 0	1 0 1
Tom Brunansky, R (1, 9) OBP: 0.349, SLG: 0.380		C 1 SAFE 1 SAFE C B S 1-3 K		X 0-0 FC6-4 1B		B X 1-0 F9			L S F F X 0-2 F7	4	0	1	0	0	1	1
Mo Vaughn, L (1, 3) OBP: 0.375, SLG: 0.297		C 1 SAFE C X 0-2 F7		X 0-0 1-2f FC6-4			C B F X 1-2 G4-3		X 0-0 FC3-6 1B	4	0	1	0	0	0	2
Tim Naehring, R (1, 6) OBP: 0.292, SLG: 0.322			B C X 1-1 2B 1B		C B B F F F F H 3-2 1B SF8 HBP		C X 0-1 L8		X 0-0 1-2f FC3-6	3	1	1	0	0	0	1
Tony Peña, R (1, 2) OBP: 0.262, SLG: 0.283 Scott Cooper, L (9, PH) OBP: 0.305, SLG: 0.298			L B C B F B 1 SAFE F X 3-2 1-3 2B		B X 1-0 1-3 2B 1B		C C B B F B X 3-2 1B		B B F B F B F X 3-2 G4-3	3 1	0 0	3 0	0 0	0 0	0 0	0 1
Inning Stats	R: 0 E: 0 K: 0 S: 6 H: 0 LOB: 0 BB: 0 P: 10	R: 0 E: 0 K: 1 S: 9 H: 0 LOB: 1 BB: 1 P: 15	R: 0 E: 0 K: 1 S: 17 H: 2 LOB: 2 BB: 0 P: 25	R: 0 E: 0 K: 0 S: 10 H: 1 LOB: 1 BB: 0 P: 13	R: 1 E: 0 K: 0 S: 10 H: 2 LOB: 1 BB: 0 P: 17	R: 0 E: 0 K: 1 S: 5 H: 0 LOB: 0 BB: 0 P: 8	R: 0 E: 0 K: 0 S: 10 H: 1 LOB: 1 BB: 0 P: 15	R: 0 E: 0 K: 0 S: 10 H: 1 LOB: 1 BB: 1 P: 19	R: 0 E: 0 K: 0 S: 12 H: 1 LOB: 1 BB: 0 P: 15	1B: 6 2B: 2 3B: 0 HR: 0	SF: 1 SAC: 0 DP: 1 HBP: 1					

PITCHER	IP	WLS	BF	H	R	ER	SO	BB	IBB	HBP	BLK	WP	HR	S	P	ERA	WHIP
Frank Tanana, L (1, 1) ERA: 5.19	8.0	W	32	7	1	1	3	2	0	1	0	0	0	77	122	1.12	1.125
Mike Henneman, R (9, 1) ERA: 2.65	1.0		4	1	0	0	0	0	0	0	0	0	0	12	15	0.00	1.000

PITCHER	IP	WLS	BF	H	R	ER	SO	BB	IBB	HBP	BLK	WP	HR	S	P	ERA	WHIP

Boston Red Sox @ Detroit Tigers

Tiger Stadium, Detroit, MI

Wed Jun 24 1992, 3:33 AM EDT

Att. 20,834 - Cloudy - 63 F

TOP

livebaseballscorecards.com

AB	32
R	1
H	8
RBI	1
BB	2
SO	3
LOB	16

1B: 6	SF: 1	WP: 0	PA: 36
2B: 2	SAC: 0	PB: 0	
3B: 0	DP: 1	SB: 0	
HR: 0	HBP: 1	CS: 0	

Batter	1	2	3	4	5	6	7	8	9	AB	R	H	RBI	BB	SO	LOB
Tony Phillips, S (1, 7) (9, 9) OBP: 0.374, SLG: 0.350	B C S F B F C 2-3 ① K	C B X 1-1 ③ G1-3		S B X 1-1 E7 1-3 2-H 1B		X 0-0 E6				4	0	0	0	0	1	5
Lou Whitaker, L (1, 4) OBP: 0.391, SLG: 0.479	B S B B X 3-1 ② P2		C X 0-1 1B CS 1B	X 0-0 ③ L6		X 0-0 ③ L7				4	1	2	0	0	0	0
Travis Fryman, R (1, 6) OBP: 0.325, SLG: 0.449	F B B X 2-1 ③ L5		X 0-0 CS 1-3 1B		B X 1-0 HR 1B		C X 0-1 ① P3			4	0	1	0	0	0	1
Cecil Fielder, R (1, 3) OBP: 0.298, SLG: 0.475		F B X 1-1 HR	B 1 SAFE B S 1 C S 2-3 ① K		P X 1-0 ① F8		X 0-0 ② G6-3			4	2	2	3	0	1	2
Mickey Tettleton, S (1, 10) OBP: 0.359, SLG: 0.512		C C B C 1-3 ① K	C 1 SAFE S 1 SAFE B B B 1 SAFE 3-2 ② ③ CS 1-2 3-H		C B 1 SAFE C B 1 SAFE X 2-2 1-H HR		C C B B B F X 3-2 ③ L1			3	0	1	0	1	1	0
Scott Livingstone, L (1, 5) OBP: 0.381, SLG: 0.396	B B C B C B 4-2 1B SF7 BB			C B B C F B B 4-2 FC1-5 1B BB	C X 0-1 ② G4-3			C B X 1-1 SH3-4 2B		2	2	1	0	1	0	0
Chad Kreuter, S (1, 2) OBP: 0.325, SLG: 0.397	F X 0-1 1B 1-3 1B			F 1 SAFE B C X 1-2 FC1-5 1-2 1B 1B	B X 1-0 ③ F8			L X 0-1 ① SH3-4 2-3		3	0	1	0	1	0	2
Shawn Hare, L (1, 9) OBP: 0.176, SLG: 0.071 Skeeter Barnes, R (8, PH) OBP: 0.279, SLG: 0.368 Dave Bergman, L (8, PH) OBP: 0.326, SLG: 0.274 Dan Gladden, R (9, 7) OBP: 0.323, SLG: 0.388	C B 1 SAFE X 1-1 ② SF7 3-H			L B X 1-1 ① FC1-5 E 1B 1-2 2-3f		X 0-0 ① G4-3		I I I I 4-0 G4-6-3 IBB		2 0 1 0	0 0 0 0	0 0 0 0	1 0 0 0	0 0 0 0	1 0 2 0	2 0 2 0
Milt Cuyler, S (1, 8) OBP: 0.296, SLG: 0.367	C B 1 SAFE X 1-1 1-2 1B			B C B S S 2-3 ② K		F S B X 1-2 ② G5-3		B 1 SAFE 1 SAFE B 1 SAFE C 1 SAFE X 2-1 ② ③ G4-6-3 1-2f		3	0	2	1	0	0	0
Inning Stats	R: 0 H: 0 E: 0 LOB: 0 K: 1 BB: 0 S: 9 P: 16	R: 2 H: 3 E: 0 LOB: 2 K: 1 BB: 1 S: 15 P: 24	R: 0 H: 2 E: 0 LOB: 1 K: 1 BB: 0 S: 8 P: 13	R: 1 H: 2 E: 1 LOB: 2 K: 1 BB: 1 S: 14 P: 23	R: 2 H: 2 E: 0 LOB: 0 K: 0 BB: 0 S: 9 P: 13	R: 0 H: 0 E: 1 LOB: 1 K: 0 BB: 0 S: 6 P: 7	R: 0 H: 0 E: 0 LOB: 0 K: 0 BB: 0 S: 7 P: 10	R: 0 H: 1 E: 0 LOB: 1 K: 0 BB: 1 S: 6 P: 13		1B: 7 SF: 1 2B: 2 SAC: 1 3B: 0 DP: 2 HR: 2 HBP: 0				WP: 0 PA: 36 PB: 0 SB: 0 CS: 1		

BOTTOM

Boston Red Sox @ Detroit Tigers

Tiger Stadium, Detroit, MI

Wed Jun 24 1992, 3:33 AM EDT

Att. 20,834 - Cloudy - 63 F

livebaseballscorecards.com

AB	30
R	5
H	10
RBI	5
BB	3
SO	4
LOB	14

PITCHER		IP	WLS	BF	H	R	ER	SO	BB	IBB	HBP	BLK	WP	HR	S	P	ERA	WHIP
Mike Gardiner, R ERA: 4.31	(1, 1)	7.0	L	31	9	5	5	4	2	0	0	0	0	2	68	106	6.43	1.571
Tony Fossas, L ERA: 5.79	(8, 1)	0.1		3	1	0	0	0	0	1	0	0	0	0	4	9	0.00	3.000
Greg Harris, R ERA: 1.55	(8, 1)	0.2		1	0	0	0	0	0	0	0	0	0	0	2	4	0.00	0.000

PITCHER	IP	WLS	BF	H	R	ER	SO	BB	IBB	HBP	BLK	WP	HR	S	P	ERA	WHIP

Batter	1	2	3	4	5	6	7	8	9	AB	R	H	RBI	BB	SO	LOB
Darryl Hamilton, L (1, 7) (7, 8) OBP: 0.363, SLG: 0.399	C F X 0-2 F7 ①		B B X 2-0 G3 ②		B C X 1-1 G6-3 ②③ 1-2f		B S B F B S 3-3 K ③		X 0-0 F7 ②	5	0	0	0	0	1	3
Kevin Seitzer, R (1, 5) OBP: 0.349, SLG: 0.394	B X 1-0 F9 ②		C C B B B X 2-2 1B			B B B C X 3-1 F7 ①		X 0-0 WP BB 1B 1B	B B F X 2-1 F9 ③	3	0	1	0	0	0	0
Franklin Stubbs, L (6, 3) OBP: 0.295, SLG: 0.361										2	1	1	0	0	0	0
Paul Molitor, R (1, 10) OBP: 0.397, SLG: 0.518	B X 1-0 2B		C C B 1 SAFE B F 1 SAFE 1 SAFE B 3-2 F7 ③			B X 1-0 1B SF8 2B		B B B C B 4-1 1B WP 1B BB 1-2		3	2	2	0	1	0	1
B.J. Surhoff, L (1, 3) (6, 5) OBP: 0.256, SLG: 0.289	B B X 2-0 G3-1 ③			X 0-0 F7 ①		C X 0-1 SF8 2-3 1B		C B F B B X 3-2 F9 ① 1-2 2-3		4	0	1	0	0	0	3
Robin Yount, R (1, 8) OBP: 0.348, SLG: 0.421		C X 0-1 G5-3 ①		C F X 0-2 F9 ②		B X 1-0 SF8 ② 1-2 3-H		B X 1-0 S 1B 2-3 3-H 1B		2	0	0	1	0	0	0
Tim McIntosh, R (7, 7) OBP: 0.269, SLG: 0.245										1	1	1	1	0	0	0
Dante Bichette, R (1, 9) OBP: 0.337, SLG: 0.441		B C X 1-1 G6-3 2B		F B F F F X 1-2 G5-3 ③		B S F X 1-2 L6 ③		F F S 0-3 K ② 1-2		4	0	1	0	0	1	3
Dave Nilsson, L (1, 2) OBP: 0.280, SLG: 0.397	C B F F 2 SAFE B X 2-2 G6-3 ② 2-3				X 0-0 G3-1 ①		F X 0-1 P6 ① 2-H 3-H	X 0-0 1B		4	0	1	2	0	0	1
Scott Fletcher, R (1, 4) OBP: 0.383, SLG: 0.413	S B F X 1-2 G3-1 ③				B X 1-0 1B 1B	B X 1-0 2B		B C X 1-1 P3 ③		2	0	1	0	0	0	1
William Suero, R (6, 4) OBP: 0.353, SLG: 0.286										2	0	1	0	0	0	1
Pat Listach, S (1, 6) OBP: 0.336, SLG: 0.318			B C S F F C 1-3 K ①		X 0-0 G6-3 1-2 1B	B X 1-0 G6-3 ②			F B F F F B X 2-2 G3 ①	4	0	1	0	0	1	1
Inning Stats	R: 0 E: 0 K: 0 S: 6 H: 1 LOB: 1 BB: 0 P: 10	R: 0 E: 0 K: 0 S: 11 H: 1 LOB: 1 BB: 0 P: 15	R: 0 E: 0 K: 1 S: 13 H: 1 LOB: 1 BB: 0 P: 21	R: 0 E: 0 K: 0 S: 9 H: 0 LOB: 0 BB: 0 P: 10	R: 0 E: 0 K: 0 S: 5 H: 2 LOB: 1 BB: 0 P: 7	R: 1 E: 0 K: 0 S: 9 H: 2 LOB: 1 BB: 0 P: 15	R: 0 E: 0 K: 1 S: 7 H: 1 LOB: 1 BB: 0 P: 12	R: 3 E: 0 K: 1 S: 12 H: 3 LOB: 1 BB: 1 P: 21	R: 0 E: 0 K: 0 S: 8 H: 0 LOB: 0 BB: 0 P: 12	1B: 7 2B: 4 3B: 0 HR: 0 SF: 1 SAC: 0 DP: 1 HBP: 0						

PITCHER		IP	WLS	BF	H	R	ER	SO	BB	IBB	HBP	BLK	WP	HR	S	P	ERA	WHIP
John Dopson, R ERA: 3.35	(1, 1)	6.0	W	24	7	1	1	1	0	0	0	0	0	0	53	78	1.50	1.167
Tom Bolton, L ERA: 3.86	(7, 1)	1.1		8	3	3	3	1	1	0	0	0	1	0	13	26	20.25	3.000
Danny Darwin, R ERA: 5.06	(8, 1)	1.2		6	1	0	0	1	0	0	0	0	0	0	14	19	0.00	0.600

PITCHER	IP	WLS	BF	H	R	ER	SO	BB	IBB	HBP	BLK	WP	HR	S	P	ERA	WHIP

TOP

Milwaukee Brewers @ Boston Red Sox

Fenway Park, Boston, MA

Fri Jun 26 1992, 7:05 PM EDT

Att. 33,637 - Sunny - 78 F

livebaseballscorecards.com

AB	36
R	4
H	11
RBI	4
BB	1
SO	3
LOB	14

WP: 1	PA: 38		
PB: 0			
SB: 1			
CS: 0			

BOTTOM

Batter	1	2	3	4	5	6	7	8	9	AB	R	H	RBI	BB	SO	LOB
Herm Winningham, L (1, 7) OBP: 0.266, SLG: 0.308	F B B X 2-1 S 1B	S B X 1-1 ③ 2-H 1B			B X 1-0 1-3 2B 2B	B B C F X 2-2 ② F8		X 0-0 ③ G3		5	1	3	1	0	0	1
Jody Reed, R (1, 4) OBP: 0.334, SLG: 0.345	B B X 2-0 ① G5-3 1-2	X 0-0 ① G1			C X 0-1 2-H 3-H 2B 2B	B C C B F X 2-2 ③ F7				4	1	1	2	0	0	2
Wade Boggs, L (1, 5) OBP: 0.387, SLG: 0.423	B 2 SAFE X 1-0 ② L8		C B B X 2-1 ② G4-3		B B F F X 2-2 2-H 2B 2B		B F C X 1-2 ① G6-3			4	1	1	1	0	0	1
Tom Brunansky, R (1, 9) OBP: 0.353, SLG: 0.390	C B X 1-1 ③ G3-1		B X 1-0 ③ G5-3		C C B F F F B X 2-2 G3 2-H SF8 2B		C B X 1-1 1B 1B 1B			4	1	2	1	0	0	1
Mo Vaughn, L (1, 10) OBP: 0.370, SLG: 0.295		B X 1-0 ① G3-1		B X 1-0 ① G3	S X 0-1 ① G3 2-3		X 0-0 1-2 1B 1B			4	0	1	0	0	0	1
Bob Zupcic, R (1, 8) OBP: 0.356, SLG: 0.434		C B B X 2-1 E6 1B 2B		C B F B B S 3-3 ② K	C X 0-1 ② SF8 3-H		C B C X 1-2 G4-6-3 1-2 2-3 1B			3	1	1	1	0	1	0
Scott Cooper, L (1, 3) OBP: 0.311, SLG: 0.305	P X 1-0 2B 1-3 G6-3 1B			B X 1-0 1B	B X 1-0 ③ F8		X 0-0 ②③ G4-6-3 1-2f			4	1	2	0	0	0	3
Luis Rivera, R (1, 6) OBP: 0.346, SLG: 0.306	B X 1-0 1-3 1B 3-H 2B			B F X 1-1 ③ F8		C X 0-1 ① P4		B B X 2-0 ① L6		4	1	1	1	0	0	1
Tony Peña, R (1, 2) OBP: 0.267, SLG: 0.284	B L X 1-1 ② G6-3 3-H				B B B C B 4-1 2B 2B BB	C F F F F X 0-2 1B		B B B C C X 3-2 ② G4-3		3	1	1	1	1	0	1
Inning Stats	R: 0 H: 1 E: 0 LOB: 1 K: 0 BB: 0 S: 6 P: 12	R: 3 H: 3 E: 1 LOB: 1 K: 0 BB: 0 S: 10 P: 16	R: 0 H: 0 E: 0 LOB: 0 K: 0 BB: 0 S: 4 P: 7	R: 0 H: 1 E: 0 LOB: 1 K: 1 BB: 0 S: 7 P: 13	R: 5 H: 4 E: 0 LOB: 0 K: 0 BB: 1 S: 18 P: 28	R: 0 H: 1 E: 0 LOB: 1 K: 0 BB: 0 S: 15 P: 19	R: 0 H: 3 E: 0 LOB: 2 K: 0 BB: 0 S: 10 P: 13	R: 0 H: 0 E: 0 LOB: 0 K: 0 BB: 0 S: 5 P: 10		1B: 8 SF: 1 2B: 5 SAC: 0 3B: 0 DP: 1 HR: 0 HBP: 0						

PITCHER		IP	WLS	BF	H	R	ER	SO	BB	IBB	HBP	BLK	WP	HR	S	P	ERA	WHIP
Ron Robinson, R ERA: 4.76	(1, 1)	4.0	L	20	7	6	3	1	1	0	0	0	0	0	31	57	6.75	2.000
Dan Plesac, L ERA: 4.23	(5, 1)	2.0		9	3	2	2	0	0	0	0	0	0	0	29	38	9.00	1.500
Jim Austin, R ERA: 2.66	(7, 1)	1.0		5	3	0	0	0	0	0	0	0	0	0	10	13	0.00	3.000
Darren Holmes, R ERA: 4.22	(8, 1)	1.0		3	0	0	0	0	0	0	0	0	0	0	5	10	0.00	0.000

PITCHER	IP	WLS	BF	H	R	ER	SO	BB	IBB	HBP	BLK	WP	HR	S	P	ERA	WHIP

Milwaukee Brewers @ Boston Red Sox

Fenway Park, Boston, MA

Fri Jun 26 1992, 7:05 PM EDT

Att. 33,637 - Sunny - 78 F

livebaseballscorecards.com

AB	35
R	8
H	13
RBI	8
BB	1
SO	1
LOB	11

WP: 0	PB: 0	SB: 1	CS: 0
PA: 37			

Batter	1	2	3	4	5	6	7	8	9	10	11	12	13	AB	R	H	RBI	BB	SO	LOB
Darryl Hamilton, L (1, 7) OBP: 0.357, SLG: 0.392 Franklin Stubbs, L (7, 3) OBP: 0.301, SLG: 0.368	F F X 0-2 G6-3 ①	C B F B X 2-2 F9 ②	C B F B X 1-2 G3-1 ②	B B X 2-0 G4-3 1-3 3-H 2B 2B	F S B B B F F B 4-2 2B 1B BB	S P F X 1-2 F7 ② ③ 1-2								3 2	0 2	0 1	0 1	0 1	0 0	0 1
Kevin Seitzer, R (1, 5) OBP: 0.348, SLG: 0.397	X 0-0 WP 1B	F X 0-1 G5-3 ③	C B S B B X 2-2 G3-1 ③	C X 0-1 G6-3 ① 3-H	B F B F X 2-2 1B 1-3 2-H 3-H 2B					C S B F X 1-2 F8 ①				6	1	2	3	0	0	1
Paul Molitor, R (1, 10) OBP: 0.395, SLG: 0.513	B X 1-0 G5-3 ② 1-2	B C C X 1-2 G6-4-3 1B	B B X 2-0 F8 ①	C X 0-1 G4-3 ② 2-3	S S X 0-2 S 1B 2-H 3-H						S B X 1-1 G4-3 ②			6	0	2	2	0	0	2
B.J. Surhoff, L (1, 3) OBP: 0.266, SLG: 0.306 (7, 7)	C B 2 SAFE B B B 4-1 BB	1 SAFE 1 SAFE B X 1-0 G6-4-3 ① ② 1-2f	C B X 1-1 1B 1B	F B X 1-1 2B 3-H	1 SAFE 1 SAFE B X 1-0 G4-3 ③ 1-2							B F X 1-1 2B		5	0	3	1	1	0	2
Robin Yount, R (1, 8) OBP: 0.344, SLG: 0.415	C F B B B S 3-3 K ③	F S C 0-3 K ③	B F X 1-1 1B 1-2	C B C X 1-2 G4-3 ③		C S B F F X 1-2 F8 ①						B B X 2-0 F7 ③		6	0	1	0	0	2	4
Dante Bichette, R (1, 9) OBP: 0.337, SLG: 0.438		L F X 0-2 G5-3 ①	X 0-0 1B	B B S S B X 3-2 L7 ②	S S X 0-2 FC6-4 1B	F C X 0-2 G4-3 ②						X 0-0 G6-3 ①		6	0	2	0	0	0	2
Dave Nilsson, L (1, 2) OBP: 0.273, SLG: 0.381		B F X 1-1 G4-3 ②	C 1 SAFE M C 0-3 K ① ② 1-2	C B C 1-3 K ③	X 0-0 F8 ①	C S F T X 0-2 L4 ③						X 0-0 1B		6	0	1	0	0	2	4
Scott Fletcher, R (1, 4) OBP: 0.377, SLG: 0.406 William Suero, R (11, PR) OBP: 0.333, SLG: 0.267 (11, 4)	C X 0-1 L9 ③	B X 1-0 F7 ③	X 0-0 E5 1B 2B	C B X 1-1 FC6-4 BB E 1-2f 2B	C B C X 1-2 CS 1B						B 1 SAFE S 1 SAFE 1 SAFE X 1-1 P5 ②			5 1	2 0	1 0	0 0	0 0	0 0	1 1
Pat Listach, S (1, 6) OBP: 0.332, SLG: 0.313		B C F B X 2-2 G6-3 ①	C M B B F X 2-2 G4-1 ①	X 0-0 2B G6-3 2-3 1B	C S F X 0-2 E4 BB 1-2 2B		1 SAFE L 1 SAFE 1 SAFE B B M M 2-3 K ①				F C B F F 1 SAFE F B B 3-2 X F8 ③			6	2	1	0	0	1	3
Inning Stats	R: 0 E: 0 K: 1 S: 9 H: 1 LOB: 2 BB: 1 P: 17	R: 0 E: 0 K: 0 S: 7 H: 0 LOB: 0 BB: 0 P: 8	R: 0 E: 0 K: 0 S: 8 H: 0 LOB: 0 BB: 0 P: 12	R: 0 E: 0 K: 1 S: 7 H: 1 LOB: 0 BB: 0 P: 9	R: 0 E: 0 K: 1 S: 5 H: 1 LOB: 0 BB: 0 P: 6	R: 0 E: 0 K: 0 S: 11 H: 0 LOB: 0 BB: 0 P: 16	R: 0 E: 0 K: 1 S: 11 H: 2 LOB: 2 BB: 0 P: 19	R: 3 E: 1 K: 0 S: 12 H: 3 LOB: 1 BB: 0 P: 16	R: 4 E: 1 K: 0 S: 21 H: 3 LOB: 1 BB: 1 P: 29	R: 0 E: 0 K: 0 S: 13 H: 0 LOB: 0 BB: 0 P: 14	R: 0 E: 0 K: 1 S: 10 H: 1 LOB: 1 BB: 0 P: 13	R: 0 E: 0 K: 0 S: 9 H: 1 LOB: 1 BB: 0 P: 14	R: 0 E: 0 K: 0 S: 10 H: 1 LOB: 1 BB: 0 P: 14	1B: 10 2B: 4 3B: 0 HR: 0	SF: 0 SAC: 0 DP: 1 HBP: 0		WP: 1 PB: 0 SB: 1 CS: 1	PA: 54		

PITCHER		IP	WLS	BF	H	R	ER	SO	BB	IBB	HBP	BLK	WP	HR	S	P	ERA	WHIP
Roger Clemens, R ERA: 1.84	(1, 1)	8.0		32	8	3	1	4	1	0	0	0	1	0	70	103	1.12	1.125
Greg Harris, R ERA: 1.53	(9, 1)	0.2		4	1	2	2	0	0	0	0	0	0	0	10	11	27.00	1.500
Jeff Reardon, R ERA: 3.52	(9, 1)	0.0		3	2	2	0	0	1	0	0	0	0	0	10	16	∞	∞
Tony Fossas, L ERA: 5.59	(9, 1)	0.1		1	0	0	0	0	0	0	0	0	0	0	1	2	0.00	0.000
Danny Darwin, R ERA: 4.63	(10, 1)	4.0	W	14	3	0	0	1	0	0	0	0	0	0	42	55	0.00	0.750

PITCHER	IP	WLS	BF	H	R	ER	SO	BB	IBB	HBP	BLK	WP	HR	S	P	ERA	WHIP

TOP

Milwaukee Brewers @ Boston Red Sox

Fenway Park, Boston, MA

Sat Jun 27 1992, 3:33 AM EDT
Att. 33,734 - Cloudy - 76 F

livebaseballscorecards.com

AB	52
R	7
H	14
RBI	7
BB	2
SO	5
LOB	21

Batter	1	2	3	4	5	6	7	8	9	10	11	12	13	AB	R	H	RBI	BB	SO	LOB
Jody Reed, R (1, 4) OBP: 0.331, SLG: 0.341	C B B X 2-1 F7 ①		C X 0-1 F8 ③		C F B X 1-2 L8 ②	S B B C X 2-2 G3 ③			X 0-0 CS 1B			C B F B X 2-2 G6-3 ①		6	0	1	0	0	0	2
Bob Zupcic, R (1, 8) OBP: 0.354, SLG: 0.420	C X 0-1 G5-3 ②			B X 1-0 P3 ①	B X 1-0 FC6-4 1B		B X 1-0 F9 ①		B B S B B 4-1 1-2 BB ②			X 0-0 G1-3 ②		5	0	1	0	1	0	0
Wade Boggs, L (1, 5) OBP: 0.383, SLG: 0.414	C C B X 1-2 G4-3 ③			C S B B B B 4-2 2B BB	B B X 2-0 1-2f FC6-4 ③		B C B B B X 3-1 G6-3 ②		B X 1-0 F7 ③			B B C C F S 2-3 K ③		5	1	0	0	1	1	2
Tom Brunansky, R (1, 9) OBP: 0.352, SLG: 0.401		C B X 1-1 G5-3 ①		C X 0-1 1-H HR 2B		F S B X 1-2 P3 ①	F F B X 1-2 2B			B C B S S 2-3 K ①			B X 1-0 P3 ①	6	1	2	1	0	1	0
Jack Clark, R (1, 10) OBP: 0.349, SLG: 0.299		X 0-0 G4-6-3 1B		B 2 SAFE B B B 4-0 HR BB		F B F B B F B 4-2 1B G1-3 BB	B B C B S S C 3-3 K ③			B F B B S S 3-3 K ②			B X 1-0 1B 1B	4	3	2	0	2	2	1
Mo Vaughn, L (1, 3) OBP: 0.377, SLG: 0.345	B B F B X 3-1 1-2f G4-6-3 ② ③		X 0-0 1-H 2-H HR	B F B B C X 3-2 1-3 E G1-3 1B	C B C B B X 3-2 L8 ①				C F B X 1-2 G3-1 ③			B F B X 2-1 1-3 1B IBB 1B		6	2	3	3	0	0	1
Luis Rivera, R (1, 6) OBP: 0.343, SLG: 0.299 Phil Plantier, L (13, PH) OBP: 0.311, SLG: 0.362 Tim Naehring, R (13, PR) OBP: 0.292, SLG: 0.322		B B B B 4-0 CS BB	F X 0-1 F8 ②			B B X 2-0 1-2 3-H G1-3 ②		X 0-0 F9 ②			C F S 0-3 K ①		B B 4-0 1-2 1B IBB	4 0 0	0 0 0	0 0 0	1 0 0	1 1 0	1 0 0	1 0 0
Herm Winningham, L (1, 7) OBP: 0.270, SLG: 0.309		1 SAFE 1 SAFE 1 B 1 SAFE C B 1 B S 3-3 S 1-2 K ① ②	C B B X 2-1 L8 ③			B F F B B X 3-2 2-H E2 1B 1B		S B S B B C 2-3 K ③			X 0-0 B1-3 ②		X 0-0 1-2 2-3 3-H 1B	6	1	2	2	0	2	1
Tony Peña, R (1, 2) OBP: 0.271, SLG: 0.288 Scott Cooper, L (11, PH) OBP: 0.308, SLG: 0.303 John Flaherty, R (12, 2) OBP: 0.152, SLG: 0.156		B B C L F B X 3-2 1B			B F B B X 2-2 G1-3 ①	B B X 2-0 3-H 1B			C B S B B F C 3-3 K ①		C B F B X 2-2 P6 ③			4 1 0	0 0 0	2 0 0	1 0 0	0 0 0	1 0 0	0 0 0
Inning Stats	R: 0 E: 0 K: 0 S: 7 H: 0 LOB: 0 BB: 0 P: 10	R: 0 E: 0 K: 0 S: 5 H: 1 LOB: 0 BB: 0 P: 9	R: 0 E: 0 K: 1 S: 9 H: 1 LOB: 1 BB: 1 P: 19	R: 4 E: 0 K: 0 S: 10 H: 2 LOB: 0 BB: 2 P: 21	R: 0 E: 0 K: 0 S: 9 H: 1 LOB: 1 BB: 0 P: 15	R: 3 E: 1 K: 0 S: 17 H: 3 LOB: 1 BB: 1 P: 34	R: 0 E: 0 K: 1 S: 9 H: 1 LOB: 1 BB: 0 P: 17	R: 0 E: 0 K: 1 S: 7 H: 0 LOB: 0 BB: 0 P: 12	R: 0 E: 0 K: 1 S: 7 H: 1 LOB: 1 BB: 1 P: 15	R: 0 E: 0 K: 2 S: 9 H: 0 LOB: 0 BB: 0 P: 15	R: 0 E: 0 K: 1 S: 7 H: 0 LOB: 0 BB: 0 P: 9	R: 0 E: 0 K: 1 S: 8 H: 0 LOB: 0 BB: 0 P: 12	R: 1 E: 0 K: 0 S: 5 H: 3 LOB: 3 BB: 1 P: 13	1B: 10 2B: 2 3B: 0 HR: 1	SF: 0 SAC: 0 DP: 1 HBP: 0		WP: 0 PB: 0 SB: 0 CS: 2	PA: 53	

PITCHER		IP	WLS	BF	H	R	ER	SO	BB	IBB	HBP	BLK	WP	HR	S	P	ERA	WHIP
Bruce Ruffin, L ERA: 7.02	(1, 1)	5.1		24	6	6	6	1	4	0	0	0	0	1	49	91	10.12	1.875
Mike Fetters, R ERA: 0.36	(6, 1)	1.2		8	3	1	0	1	0	0	0	0	0	0	17	34	0.00	1.800
Jesse Orosco, L ERA: 4.08	(8, 1)	1.0		3	0	0	0	1	0	0	0	0	0	0	7	12	0.00	0.000
Doug Henry, R ERA: 2.43	(9, 1)	2.0		7	1	0	0	3	1	0	0	0	0	0	16	30	0.00	1.000
Darren Holmes, R ERA: 4.15	(11, 1)	2.1	L	11	3	1	1	2	0	1	0	0	0	0	20	34	3.86	1.286

PITCHER	IP	WLS	BF	H	R	ER	SO	BB	IBB	HBP	BLK	WP	HR	S	P	ERA	WHIP

BOTTOM

Milwaukee Brewers @ Boston Red Sox

Fenway Park, Boston, MA

Sat Jun 27 1992, 3:33 AM EDT

Att. 33,734 - Cloudy - 76 F

livebaseballscorecards.com

AB	47
R	8
H	13
RBI	8
BB	6
SO	8
LOB	8

Batter	1	2	3	4	5	6	7	8	9	AB	R	H	RBI	BB	SO	LOB
Pat Listach, S (1, 6) OBP: 0.328, SLG: 0.309	C B F B S 2-3 K ①		F F B B B X 3-2 2B SF7 1B	X 0-0 E3 BLK 1-2	X 0-0 G4-3 ③		C B S F S 1-3 K ①		X 0-0 F8 ③	6	1	1	0	0	2	4
Kevin Seitzer, R (1, 5) OBP: 0.356, SLG: 0.406	X 0-0 HR 1B		C B 1 SAFE X 1-1 2B 1-3 2B	1 SAFE C B B B B 4-1 L3 1-2 2-3 BB		B C B X 2-1 FC4 1B	B B S B F C 3-3 K ②			4	2	3	0	1	1	0
Paul Molitor, R (1, 3) OBP: 0.389, SLG: 0.506	C B 1 SAFE B X 2-1 P2 ②		B C B B F X 3-2 SF7 ① 3-H	C C B X 1-2 L3 ②③ 1-2		F F B X 1-2 FC4 ① 1-2f 2B 1B	C B C F X 1-2 G4-3 ③			4	1	0	1	0	0	5
Dante Bichette, R (1, 9) OBP: 0.348, SLG: 0.467	X 0-0 HR 1-H		S S B X 1-2 1B 2B 2-H		B B S B F X 3-2 1B BB SF9 1B	B B S C B X 3-2 2B BB 1B 1-2		S B F F S 1-3 K ①		5	4	4	3	0	1	0
Robin Yount, R (1, 8) OBP: 0.345, SLG: 0.417	B F B S F B X 3-2 G6-3 ③		F F 2 SAFE X 0-2 F9 ②		F 1 SAFE B B B 1 F B B 4-2 SF9 1B 1B BB 1-2	B F C B X 2-2 BB 2B 1-3 2-H		X 0-0 P4 ②		4	1	1	1	1	0	1
B.J. Surhoff, L (1, 2) OBP: 0.277, SLG: 0.314		B B X 2-0 FC6-4 1B	B B F F X 2-2 1B 2-H		C C B B X 2-2 FC6-4 1B 1B 1-2 2-3	B F F H 2-2 BB HBP		C B C B X 2-2 L6 ③		4	0	3	1	0	0	0
Tim McIntosh, R (1, 7) OBP: 0.246, SLG: 0.226		S B S F 1 SAFE F X 1-2 P3 ① 1-2	B C B X 2-1 F9 ③		C F F B F F F F F 1-2 SF9 ① 2-3 3-H	C S B F X 1-2 P3 ②			C B X 1-1 G6-3 ①	4	0	0	1	0	0	5
Franklin Stubbs, L (1, 10) OBP: 0.308, SLG: 0.371		C B F X 1-2 FC6-4 S ② 1-2f		B X 1-0 G4-3 ①	X 0-0 FC6-4 1B 1-2 3-H	B B B B 4-0 BB 1-2 2-3 3-H			B B C B C F F X 3-2 1B	4	0	2	2	1	0	1
Scott Fletcher, R (1, 4) OBP: 0.374, SLG: 0.401 William Suero, R (7, 4) OBP: 0.316, SLG: 0.250		C B F F B F S 2-3 K ③ 1-2		X 0-0 BLK E 1B	B X 1-0 FC6-4 ② 1-2f 2-3	B X 1-0 P3 ③			B F B B X 3-1 L7 ②	4 1	0 0	1 0	0 0	0 0	1 0	6 1
Inning Stats	R: 2 H: 2 E: 0 LOB: 0 K: 1 BB: 0 S: 11 P: 18	R: 0 H: 1 E: 0 LOB: 1 K: 1 BB: 0 S: 14 P: 20	R: 3 H: 4 E: 0 LOB: 0 K: 0 BB: 0 S: 20 P: 31	R: 0 H: 1 E: 1 LOB: 2 K: 0 BB: 1 S: 7 P: 13	R: 2 H: 3 E: 0 LOB: 2 K: 0 BB: 1 S: 20 P: 31	R: 2 H: 3 E: 0 LOB: 3 K: 0 BB: 1 S: 18 P: 34	R: 0 H: 0 E: 0 LOB: 0 K: 2 BB: 0 S: 11 P: 16	R: 0 H: 0 E: 0 LOB: 0 K: 1 BB: 0 S: 8 P: 11	R: 0 H: 1 E: 0 LOB: 1 K: 0 BB: 0 S: 10 P: 17	1B: 11 SF: 2 2B: 4 SAC: 0 3B: 0 DP: 1 HR: 1 HBP: 1						WP: 0 PA: 46 PB: 0 SB: 1 CS: 0

PITCHER		IP	WLS	BF	H	R	ER	SO	BB	IBB	HBP	BLK	WP	HR	S	P	ERA	WHIP
Frank Viola, L ERA: 3.45	(1, 1)	4.0	L	23	9	7	7	2	2	0	0	1	0	1	57	94	15.75	2.750
Matt Young, L ERA: 5.2	(5, 1)	1.1		10	5	2	2	0	0	0	1	0	0	0	28	42	13.50	3.750
Greg Harris, R ERA: 1.45	(6, 1)	2.2		9	0	0	0	3	1	0	0	0	0	0	24	38	0.00	0.375
Tony Fossas, L ERA: 5.06	(9, 1)	1.0		4	1	0	0	0	0	0	0	0	0	0	10	17	0.00	1.000

PITCHER	IP	WLS	BF	H	R	ER	SO	BB	IBB	HBP	BLK	WP	HR	S	P	ERA	WHIP

TOP

Milwaukee Brewers @ Boston Red Sox

Fenway Park, Boston, MA

Sun Jun 28 1992, 3:33 AM EDT
Att. 33,237 - Cloudy - 79 F

livebaseballscorecards.com

AB	40
R	9
H	15
RBI	9
BB	3
SO	5
LOB	23

Batter	1	2	3	4	5	6	7	8	9	AB	R	H	RBI	BB	SO	LOB
Herm Winningham, L (1, 7) OBP: 0.269, SLG: 0.307	C F X 0-2 G6-4-3 1B		B X 1-0 ① F8		1 SAFE B X 1-0 ② G3 1-2			C F X 0-2 ① L4		4	0	1	0	0	0	1
Bob Zupcic, R (1, 8) OBP: 0.350, SLG: 0.413	1 SAFE B S 1 SAFE C X 1-2 ① ② G6-4-3 1-2f		B X 1-0 ② F8		B B X 2-0 ③ F8			C X 0-1 FC5-4 1B		4	0	1	0	0	0	2
Wade Boggs, L (1, 10) OBP: 0.378, SLG: 0.407	C F B X 1-2 ③ G4-3		F B C X 1-2 ③ L8			B S B B F X 3-2 ① G4-3		C F X 0-2 ② L7		4	0	0	0	0	0	1
Tom Brunansky, R (1, 9) OBP: 0.356, SLG: 0.410		B X 1-0 SH3-4 BB 1B 1B		C B B X 2-1 ① L5		B C B X 2-1 2B		F B C X 1-2 ③ FC5-4 1-2f		4	1	2	0	0	0	1
Mo Vaughn, L (1, 3) OBP: 0.382, SLG: 0.356		B B S 1 SAFE B 4-1 BB SH3-4 1-2 SF8-2-5 BB		B X 1-0 ② L8		X 0-0 ② F8			B X 1-0 G4-3 G6-3 2B	3	2	1	0	1	0	1
Scott Cooper, L (1, 5) OBP: 0.309, SLG: 0.311		X 0-0 ① SH3-4 1-2 2-3		C X 0-1 2B		B X 1-0 ③ L7			B F X 1-1 ① G4-3 2-3	3	0	1	0	0	0	2
Luis Rivera, R (1, 6) OBP: 0.341, SLG: 0.298		S B F X 1-2 SF8-2-5 BB 3-H 1B		C 2 SAFE B X 1-1 ③ G5-3			B C X 1-1 ① G5-3		S B F X 1-2 ② G6-3 3-H	4	0	1	2	0	0	1
Tim Naehring, R (1, 4) OBP: 0.300, SLG: 0.315		B F S B B B 4-2 1-2 2-3 BB			B C B C B X 3-2 ① G6-3		B X 1-0 ② P4		B F S B B F B 4-2 BB	2	0	0	0	2	0	0
John Flaherty, R (1, 2) OBP: 0.162, SLG: 0.171		X 0-0 ② ③ SF8-2-5 2-3 3-H			B F B F X 2-2 G3 1B		B C S C 1-3 ③ K		C B S X 1-2 ③ G4-3	3	0	1	1	0	1	1
Inning Stats	R: 0 E: 0 K: 0 S: 9 H: 1 LOB: 0 BB: 0 P: 11	R: 2 E: 0 K: 0 S: 9 H: 2 LOB: 1 BB: 2 P: 19	R: 0 E: 0 K: 0 S: 5 H: 0 LOB: 0 BB: 0 P: 8	R: 0 E: 0 K: 0 S: 7 H: 1 LOB: 1 BB: 0 P: 11	R: 0 E: 0 K: 0 S: 8 H: 1 LOB: 1 BB: 0 P: 16	R: 0 E: 0 K: 0 S: 7 H: 1 LOB: 1 BB: 0 P: 13	R: 0 E: 0 K: 1 S: 6 H: 0 LOB: 0 BB: 0 P: 9	R: 0 E: 0 K: 0 S: 11 H: 1 LOB: 1 BB: 0 P: 12	R: 1 E: 0 K: 0 S: 12 H: 1 LOB: 1 BB: 1 P: 20	1B: 5 2B: 4 3B: 0 HR: 0	SF: 1 SAC: 1 DP: 2 HBP: 0						

PITCHER		IP	WLS	BF	H	R	ER	SO	BB	IBB	HBP	BLK	WP	HR	S	P	ERA	WHIP
Jaime Navarro, R ERA: 4.01	(1, 1)	8.1	W	33	8	3	3	1	2	0	0	0	0	0	65	104	3.24	1.200
Jim Austin, R ERA: 2.59	(9, 1)	0.2		3	0	0	0	0	1	0	0	0	0	0	9	15	0.00	1.500

PITCHER	IP	WLS	BF	H	R	ER	SO	BB	IBB	HBP	BLK	WP	HR	S	P	ERA	WHIP

BOTTOM

Milwaukee Brewers @ Boston Red Sox

Fenway Park, Boston, MA

Sun Jun 28 1992, 3:33 AM EDT

Att. 33,237 - Cloudy - 79 F

livebaseballscorecards.com

AB	31
R	3
H	8
RBI	3
BB	3
SO	1
LOB	10

WP: 0	PB: 0	SB: 0	CS: 0
PA: 36			

Detroit Tigers @ Boston Red Sox

Fenway Park, Boston, MA

Mon Jun 29 1992, 7:05 PM EDT

Att. 33,388 - Sunny - 81 F

TOP

livebaseballscorecards.com

Batter	1	2	3	4	5	6	7	8	9	AB	R	H	RBI	BB	SO	LOB
Tony Phillips, S (1, 4) (9, 5) OBP: 0.388, SLG: 0.377	0-0 E6 BB	2-1 F8 ②		1-0 1B 1B		4-0 2B BB		1-0 1B 2B	1-1 F9 ③	5	1	2	0	1	0	2
Dan Gladden, R (1, 7) OBP: 0.348, SLG: 0.416	1-0 L4 ①	3-2 HR 2B		1-0 P4 ②		0-2 1-3 2B		2-2 2-H 1B ③		5	1	3	0	0	0	2
Travis Fryman, R (1, 6) OBP: 0.332, SLG: 0.471	4-1 E 1B 1-2 BB	0-0 2-H HR		2-1 1-2 1B		0-0 F8 ③			0-1 HR	4	3	3	3	1	0	2
Cecil Fielder, R (1, 3) OBP: 0.312, SLG: 0.473	2-2 E6 E 1B 1B 1-3 2-H	2-0 P4 ③		0-3 K ③			3-3 K ①		1-0 BB BB 2B 1B	5	2	1	0	0	2	3
Mickey Tettleton, S (1, 10) OBP: 0.355, SLG: 0.500	1-1 1B E 1-2 3-H 1B		2-3 K ①		2-3 K ①		3-1 L7-4 1B 1B		4-2 2B BB 1-2 BB	4	1	2	1	1	2	0
Phil Clark, R (1, 9) OBP: 0.486, SLG: 0.581 Lou Whitaker, L (9, PH) OBP: 0.406, SLG: 0.488 (9, 4)	1-1 E5 1B 1-2 2-3	1-0 2B			1-1 G5-3 ②		1-0 1-2 1B		4-2 2B 1-2 2-3 BB	4 0	0 0	2 0	0 0	0 1	0 0	2 0
Skeeter Barnes, R (1, 5) OBP: 0.273, SLG: 0.355 Scott Livingstone, L (9, PH) OBP: 0.364, SLG: 0.369 Mark Carreon, R (9, PH) OBP: 0.309, SLG: 0.411 (9, 9)	1-1 G5-4-3 1B 1-2 2-3 3-H	1-3 K ②			0-0 G6-3 ③		3-2 L7-4 ② ③ 2-3		1-0 F8 ①	4 0 1	0 0 0	1 0 0	1 0 0	0 0 0	1 0 0	3 0 3
Chad Kreuter, S (1, 2) OBP: 0.290, SLG: 0.360	0-1 G5-4-3 ② ③ 1-2f	2-3 K ③				1-0 G6-3 ①		2-2 P4 ①	0-0 2B 1-3 2-H 3-H	5	0	1	2	0	1	4
Milt Cuyler, S (1, 8) OBP: 0.279, SLG: 0.338		3-3 K ①		0-3 K ①		1-2 G5-3 ②		0-3 K ②	2-0 F8 ②	5	0	0	0	0	3	2
Inning Stats	R: 3 E: 3 K: 0 S: 15 H: 2 LOB: 2 BB: 1 P: 25	R: 2 E: 0 K: 1 S: 11 H: 2 LOB: 0 BB: 0 P: 21	R: 0 E: 0 K: 3 S: 11 H: 1 LOB: 1 BB: 0 P: 17	R: 0 E: 0 K: 2 S: 12 H: 2 LOB: 2 BB: 0 P: 16	R: 0 E: 0 K: 1 S: 7 H: 0 LOB: 0 BB: 0 P: 10	R: 0 E: 0 K: 0 S: 8 H: 1 LOB: 2 BB: 1 P: 14	R: 0 E: 0 K: 1 S: 9 H: 2 LOB: 1 BB: 0 P: 19	R: 0 E: 0 K: 1 S: 13 H: 2 LOB: 2 BB: 0 P: 18	R: 3 E: 0 K: 0 S: 15 H: 3 LOB: 2 BB: 2 P: 28	1B: 8 2B: 6 3B: 0 HR: 2 SF: 0 SAC: 0 DP: 2 HBP: 0							

	AB	42
	R	8
	H	15
	RBI	7
	BB	4
	SO	9
	LOB	23

WP: 0 PB: 0 SB: 0 CS: 0 PA: 46

PITCHER		IP	WLS	BF	H	R	ER	SO	BB	IBB	HBP	BLK	WP	HR	S	P	ERA	WHIP
Joe Hesketh, L ERA: 3.64	(1, 1)	7.0	L	34	10	5	2	8	2	0	0	0	0	1	73	122	2.57	1.714
Danny Darwin, R ERA: 5.1	(8, 1)	1.0		7	4	3	3	1	1	0	0	0	0	1	20	30	27.00	5.000
Greg Harris, R ERA: 1.45	(9, 1)	0.0		1	0	0	0	0	1	0	0	0	0	0	3	7	∞	∞
Tony Fossas, L ERA: 4.63	(9, 1)	1.0		4	1	0	0	0	0	0	0	0	0	0	5	9	0.00	1.000

PITCHER	IP	WLS	BF	H	R	ER	SO	BB	IBB	HBP	BLK	WP	HR	S	P	ERA	WHIP

Detroit Tigers @ Boston Red Sox

Fenway Park, Boston, MA

Mon Jun 29 1992, 7:05 PM EDT

Att. 33,388 - Sunny - 81 F

BOTTOM

Batter	1	2	3	4	5	6	7	8	9	AB	R	H	RBI	BB	SO	LOB
Jody Reed, R (1, 4) OBP: 0.330, SLG: 0.344	G6-3		L9		2B		G5-3			4	0	1	1	0	0	0
Bob Zupcic, R (1, 8) (8, 7) OBP: 0.346, SLG: 0.406	F8		G6-3 1B		F8			K		4	0	1	0	0	1	1
Wade Boggs, L (1, 5) OBP: 0.372, SLG: 0.401	F7		G6-3		K			F7		4	0	0	0	0	1	2
Tom Brunansky, R (1, 9) OBP: 0.348, SLG: 0.400		G5-3	G6-3			L7		F7		4	0	0	0	0	0	1
Jack Clark, R (1, 10) OBP: 0.352, SLG: 0.306		2B 1B BB		K		2B			F8	3	1	1	0	1	1	0
Mo Vaughn, L (1, 3) OBP: 0.377, SLG: 0.363		1B G3 1-3 2B		G4-3		F7			G4-3	4	1	1	0	0	0	1
Luis Rivera, R (1, 6) OBP: 0.341, SLG: 0.298 Scott Cooper, L (9, PH) OBP: 0.307, SLG: 0.309		WP G3 2-3 3-H 1B		G1-3		F9			F7	3 1	0 0	1 0	1 0	0 0	0 0	1 0
Herm Winningham, L (1, 7) OBP: 0.264, SLG: 0.301 Tim Naehring, R (7, PH) OBP: 0.297, SLG: 0.311 Steve Lyons, L (8, 8) OBP: 0.179, SLG: 0.222	G3 1-2 3-H				K		P2			2 1 0	0 0 0	0 0 0	1 0 0	0 0 0	1 0 0	1 0 0
Tony Peña, R (1, 2) OBP: 0.268, SLG: 0.284		G6-3 2-3			E5 2B		P6			3	1	0	0	0	0	1
Inning Stats	R: 0 E: 0 K: 0 S: 6 H: 0 LOB: 0 BB: 0 P: 9	R: 2 E: 0 K: 0 S: 13 H: 2 LOB: 1 BB: 1 P: 23	R: 0 E: 0 K: 0 S: 9 H: 1 LOB: 1 BB: 0 P: 16	R: 0 E: 0 K: 1 S: 6 H: 0 LOB: 0 BB: 0 P: 9	R: 1 E: 1 K: 2 S: 16 H: 1 LOB: 1 BB: 0 P: 24	R: 0 E: 0 K: 0 S: 9 H: 1 LOB: 1 BB: 0 P: 14	R: 0 E: 0 K: 0 S: 11 H: 0 LOB: 0 BB: 0 P: 17	R: 0 E: 0 K: 1 S: 9 H: 0 LOB: 0 BB: 0 P: 13	R: 0 E: 0 K: 0 S: 7 H: 0 LOB: 0 BB: 0 P: 11							

livebaseballscorecards.com

AB	33
R	3
H	5
RBI	3
BB	1
SO	4
LOB	8

1B: 2 SF: 0 2B: 3 SAC: 0 3B: 0 DP: 0 HR: 0 HBP: 0

WP: 1 PA: 34 PB: 0 SB: 0 CS: 0

PITCHER		IP	WLS	BF	H	R	ER	SO	BB	IBB	HBP	BLK	WP	HR	S	P	ERA	WHIP
Frank Tanana, L ERA: 4.97	(1, 1)	7.0	W	28	5	3	2	3	1	0	0	0	1	0	70	112	2.57	0.857
Kurt Knudsen, R ERA: 2.61	(8, 1)	2.0	S	6	0	0	0	1	0	0	0	0	0	0	16	24	0.00	0.000

PITCHER	IP	WLS	BF	H	R	ER	SO	BB	IBB	HBP	BLK	WP	HR	S	P	ERA	WHIP

Detroit Tigers @ Boston Red Sox

Fenway Park, Boston, MA

Tue Jun 30 1992, 7:05 PM EDT

Att. 33,485 - Sunny - 80 F

TOP

livebaseballscorecards.com

Batter	1	2	3	4	5	6	7	8	9	AB	R	H	RBI	BB	SO	LOB
Tony Phillips, S (1, 9) OBP: 0.389, SLG: 0.382	B X 1-0 ① L7	B F X 1-1 1B 1-H 2-H 3-H 2B		F F F B S 1-3 ② K		C B X 1-2 1B		C B C X 1-2 ③ G6-3		5	1	2	2	0	1	1
Lou Whitaker, L (1, 4) OBP: 0.402, SLG: 0.481	C B B C X 2-2 ② G3-1	X 0-0 2-H 1B		B B F C X 2-2 ③ F7		1 SAFE B B C 1 SAFE B B B C F 1 SAFE 3-2 F X ③ F7			B X 1-0 ① F7	5	0	1	1	0	0	1
Travis Fryman, R (1, 6) OBP: 0.330, SLG: 0.470	B B X 2-0 ③ F8	B C X 1-1 ③ G4-3			F B X 1-1 FC6-4 2B		C S F B S 1-3 ① K		C X 0-1 ② F7	5	0	1	0	0	1	1
Cecil Fielder, R (1, 3) OBP: 0.320, SLG: 0.474		B B B C B 4-1 G5-4-3 1B 1B BB	B F B B F B 4-2 1B BB		B B B 4-0 FC6-4 BB		B B B F F F S 3-3 ② K		C B S F X 1-2 1B	2	1	1	0	3	1	0
Mickey Tettleton, S (1, 10) OBP: 0.359, SLG: 0.500		B C B X 2-1 G5-4-3 1-2 1B	B B C B F X 3-2 FC6-4 1-3 1B		B B X 2-0 ① P3		B B B C B 4-1 FC6-4 BB		B C X 1-1 ③ F9	4	0	2	0	1	0	3
Dan Gladden, R (1, 7) OBP: 0.341, SLG: 0.406		M X 0-1 ① ② G5-4-3 1-2f 2-3	C B 1 SAFE B F X 2-2 ① F9		F X 0-1 ② FC6-4 1-2f 2-3		X 0-0 ③ FC6-4 1-2f			4	0	0	0	0	0	7
Scott Livingstone, L (1, 5) OBP: 0.360, SLG: 0.360		C B B B C F B 4-2 BB 1B WP BB	C X 0-1 ② F8		1 SAFE C 1 SAFE C 1 SAFE C 0-3 ③ K			X 0-0 ① G4-3		3	1	0	0	1	1	4
Chad Kreuter, S (1, 2) OBP: 0.289, SLG: 0.356		B C 1 SAFE C X 1-2 WP BB 2B 1-2 3-H 1B	B B B F X 3-1 ③ FC6-4 1-2f			X 0-0 ① L1		B X 1-0 ② G4-3		4	1	1	1	0	0	2
Milt Cuyler, S (1, 8) OBP: 0.282, SLG: 0.342		B B B 4-0 WP 2B 1-2 2-3 BB		X 0-0 ① B5-3		C B C B B F C 3-3 ② K		B X 1-0 2B		3	1	1	0	1	1	0
Inning Stats	R: 0 E: 0 K: 0 S: 5 H: 0 LOB: 0 BB: 0 P: 10	R: 5 E: 0 K: 0 S: 16 H: 4 LOB: 1 BB: 3 P: 33	R: 0 E: 0 K: 0 S: 12 H: 1 LOB: 2 BB: 1 P: 24	R: 0 E: 0 K: 1 S: 8 H: 0 LOB: 0 BB: 0 P: 11	R: 0 E: 0 K: 1 S: 8 H: 1 LOB: 2 BB: 1 P: 15	R: 0 E: 0 K: 1 S: 13 H: 1 LOB: 1 BB: 0 P: 20	R: 0 E: 0 K: 2 S: 10 H: 0 LOB: 1 BB: 1 P: 18	R: 0 E: 0 K: 0 S: 6 H: 1 LOB: 1 BB: 0 P: 9	R: 0 E: 0 K: 0 S: 9 H: 1 LOB: 1 BB: 0 P: 12	1B: 6 2B: 3 3B: 0 HR: 0 SF: 0 SAC: 0 DP: 1 HBP: 0						

	AB	35
	R	5
	H	9
	RBI	4
	BB	6
	SO	5
	LOB	19

WP: 1 PB: 0 SB: 0 CS: 0 PA: 41

PITCHER		IP	WLS	BF	H	R	ER	SO	BB	IBB	HBP	BLK	WP	HR	S	P	ERA	WHIP
Mike Gardiner, R ERA: 4.54	(1, 1)	6.0		29	7	5	5	3	5	0	0	0	1	0	62	113	7.50	2.000
Daryl Irvine, R ERA:	(7, 1)	3.0	W	12	2	0	0	2	1	0	0	0	0	0	25	39	0.00	1.000

PITCHER	IP	WLS	BF	H	R	ER	SO	BB	IBB	HBP	BLK	WP	HR	S	P	ERA	WHIP

Batter	1	2	3	4	5	6	7	8	9	AB	R	H	RBI	BB	SO	LOB
Jody Reed, R (1, 4) OBP: 0.328, SLG: 0.339	C C B X 1-2 L8 ①		S B B F X 2-2 G4-3 ①		B B X 2-0 F7 ②		B F F X 1-2 FC6-4 ③ 1-2f		I I I I 4-0 HR IBB	4	1	0	0	1	0	2
Bob Zupcic, R (1, 8) OBP: 0.349, SLG: 0.436	X 0-0 G5-3 ②		C B X 1-1 F8 ②		S F B B B X 3-2 G5-3 ③			B F X 1-1 FC6-4 1B	B B B C X 3-1 1-H 2-H 3-H HR	5	1	2	4	0	0	0
Wade Boggs, L (1, 5) OBP: 0.368, SLG: 0.395	C X 0-1 G4-3 ③		B B F F F F X 2-2 F8 ③			X 0-0 G4-3 ①		C B B X 2-1 FC6-4 ① 1-2f 2B		4	1	0	0	0	0	1
Tom Brunansky, R (1, 9) OBP: 0.351, SLG: 0.409		B F F B F X 2-2 BB FC6-4 BB 1B		X 0-0 G6-3 ①		C B B S 2-3 K ②		B F C X 1-2 FC6-5 1-H 2B		4	1	2	1	0	1	0
Jack Clark, R (1, 10) OBP: 0.355, SLG: 0.312 Steve Lyons, L (8, PR) OBP: 0.179, SLG: 0.222		B B C B B 4-1 FC6-4 BB 1-2 SF8 BB		B B C X 2-1 FC5 2B		B B C F F X 2-2 F8 ③		F 2 C B X SAFE 1-2 FC6-5 ② 2-3		3 0	1 0	1 0	0 0	1 0	0 0	1 0
Mo Vaughn, L (1, 3) OBP: 0.381, SLG: 0.355		B F B F F B B B 4-2 FC6-4 1-2 2-3 BB		B S B B B 4-1 FC5 BB			B F F B B B X 3-2 F9 ①	B C C B C 2-3 K ③		2	0	0	0	2	1	1
Luis Rivera, R (1, 6) OBP: 0.335, SLG: 0.292		F X 0-1 FC6-4 ① 1-2f 2-3 3-H 2B		F X 0-1 FC5 ② 1-2 2-3f			X 0-0 L8 ②		X 0-0 G5-3 ①	4	1	0	1	0	0	4
Phil Plantier, L (1, 7) OBP: 0.315, SLG: 0.363		X 0-0 SF8 ② 3-H		F B F B S 2-3 K ③			B B F B F X 3-2 1B 1B		B B C S B B 4-2 2B HR BB	2	1	1	1	1	1	2
Tony Peña, R (1, 2) OBP: 0.270, SLG: 0.291 Herm Winningham, L (7, PH) OBP: 0.271, SLG: 0.308 John Flaherty, R (8, 2) OBP: 0.162, SLG: 0.171 Scott Cooper, L (9, PH) OBP: 0.312, SLG: 0.323		C X 0-1 ③ 1-H 2B	C C B F X 1-2 G4-3 ①				F C B X 1-2 1-2 FC6-4 1B		C X 0-1 1-3 HR 2B	2 1 0 1	0 0 0 1	1 1 0 1	1 0 0 1	0 0 0 0	0 0 0 0	0 0 0 0
Inning Stats	R: 0 E: 0 K: 0 S: 6 H: 0 LOB: 0 BB: 0 P: 7	R: 3 E: 0 K: 0 S: 13 H: 2 LOB: 1 BB: 2 P: 23	R: 0 E: 0 K: 0 S: 9 H: 0 LOB: 0 BB: 0 P: 14	R: 0 E: 0 K: 1 S: 9 H: 1 LOB: 2 BB: 1 P: 17	R: 0 E: 0 K: 0 S: 8 H: 0 LOB: 0 BB: 0 P: 14	R: 0 E: 0 K: 1 S: 8 H: 0 LOB: 0 BB: 0 P: 12	R: 0 E: 0 K: 0 S: 13 H: 2 LOB: 2 BB: 0 P: 21	R: 1 E: 0 K: 1 S: 13 H: 2 LOB: 1 BB: 0 P: 20	R: 4 E: 0 K: 0 S: 7 H: 2 LOB: 0 BB: 2 P: 18	1B: 4 2B: 4 3B: 0 HR: 1	SF: 1 SAC: 0 DP: 0 HBP: 0						

PITCHER		IP	WLS	BF	H	R	ER	SO	BB	IBB	HBP	BLK	WP	HR	S	P	ERA	WHIP
Buddy Groom, L ERA: 4.15	(1, 1)	6.2		26	4	3	3	2	3	0	0	0	0	0	60	100	4.05	1.050
John Doherty, R ERA: 3.93	(7, 1)	1.0		6	3	1	1	0	0	0	0	0	0	0	16	23	9.00	3.000
Mike Munoz, L ERA: 4.15	(8, 1)	0.1		1	0	0	0	1	0	0	0	0	0	0	3	5	0.00	0.000
Mike Henneman, R ERA: 3.72	(9, 1)	0.1	L	5	2	4	4	0	1	1	0	0	0	1	7	18	108.00	9.000

PITCHER	IP	WLS	BF	H	R	ER	SO	BB	IBB	HBP	BLK	WP	HR	S	P	ERA	WHIP

BOTTOM

Detroit Tigers @ Boston Red Sox
Fenway Park, Boston, MA
Tue Jun 30 1992, 7:05 PM EDT
Att. 33,485 - Sunny - 80 F

livebaseballscorecards.com

AB	32
R	8
H	9
RBI	8
BB	5
SO	3
LOB	11

WP: 0 PA: 38
PB: 0
SB: 0
CS: 0

Batter	1	2	3	4	5	6	7	8	9	AB	R	H	RBI	BB	SO	LOB
Tony Phillips, S (1, 9) OBP: 0.383, SLG: 0.375	S X 0-1 ① L8	X 0-0 ③ G1-3		C C X 0-2 E3 1B 2B 3-H		B B S X 2-1 ③ G3			C B B B C F X 3-2 ③ G3	5	1	0	0	0	0	1
Lou Whitaker, L (1, 4) OBP: 0.403, SLG: 0.481	C S B F B F X 2-2 S 1B 1B		C B X 1-1 ① G6-3	F P B 1 SAFE X 2-1 2B 1-3 1B			C B F B X 2-2 ① G6-3			4	0	2	0	0	0	0
Travis Fryman, R (1, 6) OBP: 0.335, SLG: 0.476	B 1 SAFE B F X 2-1 1-2 1B		B B S F X 2-2 ② F8	B X 1-0 1-3 3-H 2B			C C X 0-2 CS 1B			4	0	3	1	0	0	0
Cecil Fielder, R (1, 10) OBP: 0.319, SLG: 0.470	S F B S 1-3 ② K 2-3		F X 0-1 1B	C B B X 2-1 ③ P5			B 1 SAFE 1 SAFE F 1 SAFE S S 1-3 ② K			4	0	1	0	0	2	5
Mickey Tettleton, S (1, 2) OBP: 0.354, SLG: 0.493	B 1 SAFE C B B X 3-1 ③ F9		B S X 1-1 ③ G3		C F B X 2-2 ① F9		1 SAFE C 1 SAFE C 0-2 ③ CS 1-2	C B B C X 2-2 ① G4-3		4	0	0	0	0	0	3
Dan Gladden, R (1, 7) OBP: 0.349, SLG: 0.420		B C X 1-1 E 2B		B C X 1-1 S 1B G4-3 1B	C S 0-3 ② K			C B X 1-1 G4-6-3 1B		4	2	3	0	0	1	0
Dave Bergman, L (1, 3) OBP: 0.299, SLG: 0.250		B X 1-0 E4 G4-3 G3 2-H		1 SAFE 1 SAFE C 1 SAFE X 0-1 G4-3 S 1-2 E 1B	B S B S F X 2-2 ③ G4-3			B 1 SAFE 1 SAFE C 1 SAFE B 1 SAFE B X 3-1 ② ③ G4-6-3 1-2f		4	1	1	0	0	0	1
Scott Livingstone, L (1, 5) OBP: 0.349, SLG: 0.347		X 0-0 ① G3 1-2		L B L F F B X 2-2 ① G4-3 1-3 2-H		X 0-0 ① F9			B C X 1-1 ① G3-1	4	0	0	1	0	0	2
Milt Cuyler, S (1, 8) OBP: 0.278, SLG: 0.336		S F B F X 1-2 ② G4-3 2-3		P C F F X 1-2 ② G4-3		B B C L X 2-2 ② F9			B C X 1-1 ② L9	4	0	0	0	0	0	2
Inning Stats	R: 0 H: 2 E: 0 LOB: 2 K: 1 BB: 0 S: 14 P: 22	R: 1 H: 1 E: 1 LOB: 1 K: 0 BB: 0 S: 9 P: 12	R: 0 H: 1 E: 0 LOB: 1 K: 0 BB: 0 S: 9 P: 13	R: 3 H: 4 E: 1 LOB: 2 K: 0 BB: 0 S: 24 P: 31	R: 0 H: 0 E: 0 LOB: 0 K: 1 BB: 0 S: 10 P: 14	R: 0 H: 0 E: 0 LOB: 0 K: 0 BB: 0 S: 6 P: 10	R: 0 H: 1 E: 0 LOB: 0 K: 1 BB: 0 S: 11 P: 14	R: 0 H: 1 E: 0 LOB: 0 K: 0 BB: 0 S: 7 P: 13	R: 0 H: 0 E: 0 LOB: 0 K: 0 BB: 0 S: 8 P: 13	1B: 8 SF: 0 2B: 2 SAC: 0 3B: 0 DP: 1 HR: 0 HBP: 0						

TOP

Detroit Tigers @ Boston Red Sox

Fenway Park, Boston, MA

Wed Jul 01 1992, 7:05 PM EDT

Att. 32,059 - Sunny - 77 F

livebaseballscorecards.com

AB	37
R	4
H	10
RBI	2
BB	0
SO	3
LOB	14

PITCHER		IP	WLS	BF	H	R	ER	SO	BB	IBB	HBP	BLK	WP	HR	S	P	ERA	WHIP
John Dopson, R ERA: 3.1	(1, 1)	7.0	W	31	9	4	1	3	0	0	0	0	0	0	83	116	1.29	1.286
Greg Harris, R ERA: 1.42	(8, 1)	1.0		3	1	0	0	0	0	0	0	0	0	0	7	13	0.00	1.000
Jeff Reardon, R ERA: 3.38	(9, 1)	1.0	S	3	0	0	0	0	0	0	0	0	0	0	8	13	0.00	0.000

PITCHER	IP	WLS	BF	H	R	ER	SO	BB	IBB	HBP	BLK	WP	HR	S	P	ERA	WHIP

Batter	1	2	3	4	5	6	7	8	9	AB	R	H	RBI	BB	SO	LOB
Jody Reed, R (1, 4) OBP: 0.327, SLG: 0.342	1-1 L4		1-2 SH3 SF8 2B		1-0 P3		2-0 SF7 3-H			3	1	1	1	0	0	0
Bob Zupcic, R (1, 8) OBP: 0.357, SLG: 0.437	1-2 F9 1B 1B		0-0 SH3 2-3		0-0 P4		4-2 2B 1-2 2-3 BB			2	1	1	0	1	0	0
Wade Boggs, L (1, 5) OBP: 0.373, SLG: 0.405	0-2 1-2 1B		4-0 BB			1-1 G4-3 3B	1-2 L7			3	0	2	0	1	0	3
Tom Brunansky, R (1, 9) OBP: 0.349, SLG: 0.413	0-2 F9 2-3		0-1 SF8 3-H			2-2 G4-3 3-H	1-0 2B 1-H 2-H 3-H			3	0	1	4	0	0	3
Mo Vaughn, L (1, 10) OBP: 0.369, SLG: 0.340	1-2 F8		0-2 F9			3-3 K	1-1 F9			4	0	0	0	0	1	4
Phil Plantier, L (1, 7) OBP: 0.318, SLG: 0.366 Herm Winningham, L (9, 7) OBP: 0.271, SLG: 0.308		0-1 G3 1B		2-2 L7			0-2 1B WP 1B 1B		0-0 F7	4 0	1 0	2 0	0 0	0 0	0 0	0 0
Tim Naehring, R (1, 6) OBP: 0.295, SLG: 0.309		1 SAFE 1 SAFE 0-0 G3 1-2		0-0 P6			2-2 SH 1B SF7 1-3 1B		1-2 L8	4	1	1	0	0	0	1
Scott Cooper, L (1, 3) OBP: 0.310, SLG: 0.320		2-3 K		0-0 P5			2-1 PB SH 2B 1-2 3-H 1B		1-0 F9	4	1	1	1	0	1	1
Tony Peña, R (1, 2) OBP: 0.267, SLG: 0.288		0-1 L9			1-2 L8		1-0 SH PB 2B 1-2 2-3			2	1	0	0	0	0	1
Inning Stats	R: 0 H: 2 E: 0 LOB: 2 K: 0 BB: 0 S: 15 P: 18	R: 0 H: 1 E: 0 LOB: 1 K: 1 BB: 0 S: 8 P: 10	R: 1 H: 1 E: 0 LOB: 1 K: 0 BB: 1 S: 9 P: 14	R: 0 H: 0 E: 0 LOB: 0 K: 0 BB: 0 S: 6 P: 8	R: 0 H: 0 E: 0 LOB: 0 K: 0 BB: 0 S: 6 P: 8	R: 0 H: 1 E: 0 LOB: 0 K: 1 BB: 0 S: 11 P: 17	R: 5 H: 4 E: 0 LOB: 1 K: 0 BB: 1 S: 19 P: 33	R: 0 H: 0 E: 0 LOB: 0 K: 0 BB: 0 S: 5 P: 7		1B: 6 SF: 2 2B: 2 SAC: 2 3B: 1 DP: 0 HR: 0 HBP: 0						

BOTTOM

Detroit Tigers @ Boston Red Sox

Fenway Park, Boston, MA

Wed Jul 01 1992, 7:05 PM EDT

Att. 32,059 - Sunny - 77 F

livebaseballscorecards.com

AB	29
R	6
H	9
RBI	6
BB	2
SO	2
LOB	13

WP: 1 PA: 35
PB: 1
SB: 0
CS: 0

PITCHER		IP	WLS	BF	H	R	ER	SO	BB	IBB	HBP	BLK	WP	HR	S	P	ERA	WHIP
Bill Gullickson, R ERA: 3.36	(1, 1)	6.1	L	28	8	5	5	2	1	0	0	0	1	0	65	92	7.11	1.421
Kurt Knudsen, R ERA: 2.9	(7, 1)	0.0		1	0	0	0	0	1	0	0	0	0	0	3	7	∞	∞
Mike Munoz, L ERA: 4.1	(7, 1)	0.1		1	0	0	0	0	0	0	0	0	0	0	3	4	0.00	0.000
John Kiely, R ERA: 2.38	(7, 1)	1.1		5	1	1	1	0	0	0	0	0	0	0	8	12	6.75	0.750

PITCHER	IP	WLS	BF	H	R	ER	SO	BB	IBB	HBP	BLK	WP	HR	S	P	ERA	WHIP

Boston Red Sox @ Chicago White Sox

Comiskey Park, Chicago, IL

Thu Jul 02 1992, 8:05 PM EDT

Att. 32,448 - Cloudy - 69 F

livebaseballscorecards.com

TOP

Batter	1	2	3	4	5	6	7	8	9	AB	R	H	RBI	BB	SO	LOB
Jody Reed, R (1, 4) OBP: 0.326, SLG: 0.341	G5-3		K			L7		E 1B WP 1B		4	1	1	0	0	1	0
Bob Zupcic, R (1, 8) OBP: 0.353, SLG: 0.430	F8		F8			F8		WP E 1-2 1B		4	0	1	0	0	0	0
Wade Boggs, L (1, 5) OBP: 0.374, SLG: 0.405	G6-3			G6-4-3 BB			HR 1B	E1 WP 1-2 2-3		3	1	1	0	1	0	2
Tom Brunansky, R (1, 9) OBP: 0.347, SLG: 0.427		G6-3		G6-4-3 1-2f			1-H HR	F9 1-2 2-3 3-H		4	1	1	2	0	0	3
Jack Clark, R (1, 10) OBP: 0.353, SLG: 0.307		G6-3 BB BB		L7			K		L4	3	0	0	0	1	1	0
Mo Vaughn, L (1, 3) OBP: 0.365, SLG: 0.330		G6-3 1-2 BB			F8		G3-1		F8	3	0	0	0	1	0	0
Tim Naehring, R (1, 6) OBP: 0.287, SLG: 0.299		G6-3 1-2 2-3			G4-3		F8		K	3	0	0	0	0	0	2
Scott Cooper, L (9, PH) OBP: 0.308, SLG: 0.318										1	0	0	0	0	1	0
Phil Plantier, L (1, 7) OBP: 0.314, SLG: 0.361		P6			G4-3			G3-1		3	0	0	0	0	0	2
Tony Peña, R (1, 2) OBP: 0.265, SLG: 0.285			G5-3			F7		L6		2	0	0	0	0	0	0
Herm Winningham, L (8, PH) OBP: 0.269, SLG: 0.305										1	0	0	0	0	0	0
John Flaherty, R (8, 2) OBP: 0.162, SLG: 0.171										0	0	0	0	0	0	0
Inning Stats	R: 0 E: 0 K: 0 S: 5 H: 0 LOB: 0 BB: 0 P: 9	R: 0 E: 0 K: 0 S: 7 H: 0 LOB: 2 BB: 2 P: 18	R: 0 E: 0 K: 1 S: 7 H: 0 LOB: 0 BB: 0 P: 13	R: 0 E: 0 K: 0 S: 6 H: 0 LOB: 0 BB: 1 P: 13	R: 0 E: 0 K: 0 S: 5 H: 0 LOB: 0 BB: 0 P: 8	R: 0 E: 0 K: 0 S: 9 H: 0 LOB: 0 BB: 0 P: 15	R: 2 E: 0 K: 1 S: 9 H: 2 LOB: 0 BB: 0 P: 15	R: 1 E: 1 K: 0 S: 15 H: 2 LOB: 2 BB: 0 P: 23	R: 0 E: 0 K: 1 S: 6 H: 0 LOB: 0 BB: 0 P: 12	1B: 3 2B: 0 3B: 0 HR: 1	SF: 0 SAC: 0 DP: 1 HBP: 0						

	AB	31
	R	3
	H	4
	RBI	2
	BB	3
	SO	3
	LOB	9

WP: 1 PB: 0 SB: 0 CS: 0 PA: 34

PITCHER		IP	WLS	BF	H	R	ER	SO	BB	IBB	HBP	BLK	WP	HR	S	P	ERA	WHIP
Wilson Alvarez, L ERA: 4.15	(1, 1)	7.0	W	25	2	2	2	2	3	0	0	0	0	1	48	91	2.57	0.714
Brian Drahman, R ERA:	(8, 1)	0.2		5	2	1	0	0	0	0	0	0	0	0	12	17	0.00	3.000
Roberto Hernandez, R ERA: 2.12	(8, 1)	1.1	S	4	0	0	0	1	0	0	0	0	1	0	9	18	0.00	0.000

PITCHER	IP	WLS	BF	H	R	ER	SO	BB	IBB	HBP	BLK	WP	HR	S	P	ERA	WHIP

Batter	1	2	3	4	5	6	7	8	9	AB	R	H	RBI	BB	SO	LOB
Tim Raines, S (1, 7) OBP: 0.349, SLG: 0.349	1-0 FC5-2 3B	4-2 1B 1-2 1B BB		0-1 ② B1-3		0-0 ① P4	1-0 1-2 1B			4	1	2	0	1	0	0
Robin Ventura, L (1, 5) OBP: 0.408, SLG: 0.462 (7, 3)	3-2 ① FC5-2 2B 3-H	0-0 1B 1-2 2-H 1B		0-0 BB 1B		2-0 ② P5	2-3 ③ K			5	1	2	1	0	1	3
Frank Thomas, R (1, 3) OBP: 0.441, SLG: 0.515 Esteban Beltre, R (7, 6) OBP: 0.154, SLG: 0.154	1-0 1-H 1B 2B	3-2 1-3 2-H 1B		4-2 1-2 BB		0-0 2B 1B		1-1 1B WP 3B 1B		3 1	2 1	3 1	2 1	1 0	0 0	0 0
George Bell, R (1, 10) OBP: 0.300, SLG: 0.408	2-1 2-H 1B	1-0 ③ G3		0-0 ③ F8		2-1 1-H 2B		1-1 ① L8 1-2		5	0	2	2	0	0	5
Dan Pasqua, L (1, 9) OBP: 0.291, SLG: 0.356 Shawn Abner, R (6, 9) OBP: 0.355, SLG: 0.368	1-2 ② F7		1-0 ① G4-3		0-0 ① G3	4-0 IBB		1-1 3B 2-3 1B		3 1	0 1	0 1	0 0	0 1	0 0	1 0
Lance Johnson, L (1, 8) OBP: 0.291, SLG: 0.331	1-1 ③ F7		3-2 ② G4-3		0-0 ② F7	1-1 ③ G1-3		1-0 1-H 3-H 3B		5	0	1	2	0	0	3
Steve Sax, R (1, 4) OBP: 0.299, SLG: 0.288	1-0 ① G3-1	1-2 FC6-4 1B		4-2 3B BB		2-0 ① L9	4-0 G6-4-3 BB			3	1	1	0	2	0	0
Craig Grebeck, R (1, 6) OBP: 0.347, SLG: 0.418 (7, 5)	1-1 FC5-4 1B	2-0 ③ FC6-4 1-2f		1-1 1-H 3B		1-1 ② G4-3	1-1 ②③ G6-4-3 1-2f			5	0	2	1	0	0	3
Ron Karkovice, R (1, 2) OBP: 0.309, SLG: 0.325	1-2 ② FC5-4 S 1B 1-2f			3-2 ① F8	1-1 ③ F7		4-1 1B BB			3	1	0	0	1	0	2
Inning Stats	R: 2 E: 0 K: 0 S: 12 H: 3 LOB: 1 BB: 0 P: 21	R: 2 E: 0 K: 0 S: 14 H: 3 LOB: 2 BB: 1 P: 25	R: 0 E: 0 K: 0 S: 8 H: 1 LOB: 1 BB: 0 P: 15	R: 0 E: 0 K: 0 S: 9 H: 1 LOB: 2 BB: 1 P: 16	R: 1 E: 0 K: 0 S: 9 H: 1 LOB: 1 BB: 1 P: 14	R: 1 E: 0 K: 0 S: 7 H: 2 LOB: 2 BB: 1 P: 16	R: 0 E: 0 K: 1 S: 8 H: 1 LOB: 2 BB: 1 P: 18	R: 2 E: 0 K: 0 S: 9 H: 3 LOB: 1 BB: 1 P: 18		1B: 10 2B: 2 3B: 3 HR: 0 SF: 0 SAC: 0 DP: 1 HBP: 0						

BOTTOM

Boston Red Sox @ Chicago White Sox

Comiskey Park, Chicago, IL

Thu Jul 02 1992, 8:05 PM EDT

Att. 32,448 - Cloudy - 69 F

livebaseballscorecards.com

AB	38
R	8
H	15
RBI	8
BB	6
SO	1
LOB	17

PITCHER		IP	WLS	BF	H	R	ER	SO	BB	IBB	HBP	BLK	WP	HR	S	P	ERA	WHIP
Roger Clemens, R ERA: 2.11	(1, 1)	5.0	L	27	9	5	5	0	3	0	0	0	0	0	52	91	9.00	2.400
Tom Bolton, L ERA: 3.91	(6, 1)	2.0		11	3	1	1	1	1	1	0	0	0	0	15	34	4.50	2.000
Danny Darwin, R ERA: 5.36	(8, 1)	1.0		6	3	2	2	0	1	0	0	0	1	0	9	18	18.00	4.000

PITCHER	IP	WLS	BF	H	R	ER	SO	BB	IBB	HBP	BLK	WP	HR	S	P	ERA	WHIP

Batter	1	2	3	4	5	6	7	8	9	10	AB	R	H	RBI	BB	SO	LOB
Herm Winningham, L (1, 7) OBP: 0.261, SLG: 0.296	C S B S 1-3 K ①		B B S X 2-1 G1-3 ②			X 0-0 G4-3 ①			C C X 0-2 L3 ①		3	0	0	0	0	1	0
Steve Lyons, L (9, PH) OBP: 0.172, SLG: 0.214											1	0	0	0	0	0	0
(9, 8)																	
Jody Reed, R (1, 4) OBP: 0.328, SLG: 0.343	B B C B S F X 3-2 F9 ②		B C C B F X 3-2 F8 ③			B B C C B F X 3-2 G1-4-3 1B			B B B C C X 3-2 G1-6-3 2B 1B		4	1	2	0	0	0	0
Bob Zupcic, R (1, 8) OBP: 0.353, SLG: 0.422	B S B B B 4-1 BB BB			C B F S 1-3 K ①		B 1 SAFE 1 SAFE P X 2-0 G1-4-3 ② ③ 1-2f			X 0-0 G1-6-3 ② 1-2		2	0	0	0	1	1	1
Phil Plantier, L (9, PH) OBP: 0.314, SLG: 0.361											0	0	0	0	0	0	0
Tim Naehring, R (9, PH) OBP: 0.284, SLG: 0.296											1	0	0	0	0	0	1
(9, 7)																	
Tom Brunansky, R (1, 9) OBP: 0.350, SLG: 0.431	B B C 1 SAFE B C B 4-2 BB 1-2			B B F B C X 3-2 L6 ②			C X 0-1 G5-3 ①		C X 0-1 2B 2-H		3	0	1	1	1	0	0
Mo Vaughn, L (1, 3) OBP: 0.362, SLG: 0.320	B C C B X 2-2 G4-3 ③			B C B S X 2-2 G4-3 ③			C B X 1-1 L9 ②		I I I I 4-0 IBB		3	0	0	0	1	0	2
Jack Clark, R (1, 10) OBP: 0.347, SLG: 0.300		B C F B F F B X 3-2 G5-3 ①			B B C S B X 3-2 P3 ①		X 0-0 F7 ③		C B S B B S 3-3 K ③		4	0	0	0	0	1	2
Scott Cooper, L (1, 5) OBP: 0.299, SLG: 0.308		C B X 1-1 F8 ②			B F X 1-1 F7 ②			C X 0-1 G4-3 ①		C F X 0-2 F7 ①	4	0	0	0	0	0	0
Luis Rivera, R (1, 6) OBP: 0.333, SLG: 0.291		X 0-0 F7 ③			F X 0-1 1B			F B F B C 2-3 K ②		B B F X 2-1 B1 ②	4	0	1	0	0	1	0
Tony Peña, R (1, 2) OBP: 0.260, SLG: 0.280			B C X 1-1 G4-3 ①		1 SAFE X 0-0 L3 ③			X 0-0 F8 ③		C B F F S 1-3 K ③	4	0	0	0	0	1	1
Inning Stats	R: 0 H: 0 E: 0 LOB: 2 K: 1 BB: 2 S: 13 P: 27	R: 0 H: 0 E: 0 LOB: 0 K: 0 BB: 0 S: 8 P: 12	R: 0 H: 0 E: 0 LOB: 0 K: 0 BB: 0 S: 8 P: 14	R: 0 H: 0 E: 0 LOB: 0 K: 1 BB: 0 S: 9 P: 15	R: 0 H: 1 E: 0 LOB: 1 K: 0 BB: 0 S: 8 P: 12	R: 0 H: 1 E: 0 LOB: 0 K: 0 BB: 0 S: 7 P: 11	R: 0 H: 0 E: 0 LOB: 0 K: 0 BB: 0 S: 5 P: 6	R: 0 H: 0 E: 0 LOB: 0 K: 1 BB: 0 S: 6 P: 8	R: 1 H: 2 E: 0 LOB: 2 K: 1 BB: 1 S: 12 P: 22	R: 0 H: 0 E: 0 LOB: 0 K: 1 BB: 0 S: 9 P: 12	1B: 3 SF: 0 2B: 1 SAC: 0 3B: 0 DP: 1 HR: 0 HBP: 0						

PITCHER		IP	WLS	BF	H	R	ER	SO	BB	IBB	HBP	BLK	WP	HR	S	P	ERA	WHIP
Charlie Hough, R ERA: 3.17	(1, 1)	8.1		29	3	1	1	3	2	0	0	0	0	0	70	114	1.08	0.600
Scott Radinsky, L ERA: 2.7	(9, 1)	0.1		1	0	0	0	0	0	0	0	0	0	0	1	1	0.00	0.000
Bobby Thigpen, R ERA: 2.86	(9, 1)	1.1	W	6	1	0	0	2	0	1	0	0	0	0	14	24	0.00	0.750

PITCHER	IP	WLS	BF	H	R	ER	SO	BB	IBB	HBP	BLK	WP	HR	S	P	ERA	WHIP

TOP

Boston Red Sox @ Chicago White Sox

Comiskey Park, Chicago, IL

Fri Jul 03 1992, 8:05 PM EDT

Att. 35,584 - Cloudy - 72 F

livebaseballscorecards.com

AB	33
R	1
H	4
RBI	1
BB	3
SO	5
LOB	7

1B: 3 SF: 0
2B: 1 SAC: 0
3B: 0 DP: 1
HR: 0 HBP: 0

WP: 0 PA: 36
PB: 0
SB: 0
CS: 0

Batter	1	2	3	4	5	6	7	8	9	10	AB	R	H	RBI	BB	SO	LOB
Tim Raines, S (1, 7) OBP: 0.353, SLG: 0.349	B B X 2-0 S 1B		C B B B C B 4-2 1B BB		S 1 SAFE B F P X 2-2 ③ G4-3		1 SAFE C 1 SAFE X 0-1 E1 G3-6-3 1-2			B C B F B F B 4-2 1B 1B BB	3	1	1	0	2	0	2
Robin Ventura, L (1, 5) OBP: 0.408, SLG: 0.461	C F 1 SAFE B C 1-3 ① K		C P B 1 SAFE C X 2-2 1-2 1B			L B B F X 2-2 ① G4-3	B F B C X 2-2 ②③ G3-6-3 1-2f			1 SAFE B X 1-0 1-2 1B 1B	5	0	2	0	0	1	3
Frank Thomas, R (1, 3) OBP: 0.434, SLG: 0.506	C 1 SAFE B C B B X 3-2 ② G5-3 1-2		B F X 1-1 ③ F8			B F C B S 2-3 ② K		B X 1-0 ① F9		B C F X 1-2 ② F7	5	0	0	0	0	1	5
George Bell, R (1, 10) OBP: 0.302, SLG: 0.418	X 0-0 ③ P7			C B F S 1-3 ① K		C X 0-1 HR		C B X 1-1 ② G1-6-3		C B B S X 2-2 1-2 2-H 1B	5	1	2	2	0	1	1
Craig Grebeck, R (1, 6) OBP: 0.345, SLG: 0.415		C C X 0-2 ① G4-3		C B C B X 2-2 ② L4		B B C X 2-1 1B 1B		F F B X 1-2 ③ G5-3			4	0	1	0	0	0	0
Shawn Abner, R (1, 9) OBP: 0.348, SLG: 0.361	B X 1-0 ② P7			X 0-0 ③ F9		C B 1 SAFE S X 1-2 1-3 1B			F B S B F F B X 3-2 ① G5-3		4	0	1	0	0	0	0
Steve Sax, R (1, 4) OBP: 0.295, SLG: 0.284	C X 0-1 ③ G3				B C B X 2-1 ① G5-3	C F X 0-2 ③ L7			C X 0-1 ② G5-3		4	0	0	0	0	0	2
Lance Johnson, L (1, 8) OBP: 0.290, SLG: 0.330			X 0-0 ① G4-3		F F X 0-2 1B		B X 1-0 ① L5		C B B X 2-1 ③ G1-3		4	0	1	0	0	0	0
Ron Karkovice, R (1, 2) OBP: 0.308, SLG: 0.324			C X 0-1 ② F7		P 1 SAFE S X 1-1 ② F7		S B S B B X 3-2 E 1B			F B B X 2-1 ① F9	4	0	1	0	0	0	1
Inning Stats	R: 0 H: 1 E: 0 LOB: 1 K: 1 BB: 0 S: 8 P: 14	R: 0 H: 0 E: 0 LOB: 0 K: 0 BB: 0 S: 6 P: 7	R: 0 H: 1 E: 0 LOB: 2 K: 0 BB: 1 S: 11 P: 17	R: 0 H: 0 E: 0 LOB: 0 K: 1 BB: 0 S: 7 P: 10	R: 0 H: 1 E: 0 LOB: 1 K: 0 BB: 0 S: 12 P: 15	R: 1 H: 3 E: 0 LOB: 2 K: 1 BB: 0 S: 16 P: 23	R: 0 H: 1 E: 1 LOB: 1 K: 0 BB: 0 S: 9 P: 15	R: 0 H: 0 E: 0 LOB: 0 K: 0 BB: 0 S: 6 P: 9	R: 0 H: 0 E: 0 LOB: 0 K: 0 BB: 0 S: 9 P: 14	R: 1 H: 2 E: 0 LOB: 2 K: 0 BB: 1 S: 12 P: 22	1B: 8 SF: 0 2B: 0 SAC: 0 3B: 0 DP: 1 HR: 1 HBP: 0						WP: 0 PA: 40 PB: 0 SB: 1 CS: 0

PITCHER		IP	WLS	BF	H	R	ER	SO	BB	IBB	HBP	BLK	WP	HR	S	P	ERA	WHIP
Frank Viola, L ERA: 3.26	(1, 1)	9.0		35	7	1	1	3	1	0	0	0	0	1	84	124	1.00	0.889
Greg Harris, R ERA: 1.58	(10, 1)	0.2	L	5	2	1	1	0	1	0	0	0	0	0	12	22	13.50	4.500

PITCHER	IP	WLS	BF	H	R	ER	SO	BB	IBB	HBP	BLK	WP	HR	S	P	ERA	WHIP

BOTTOM

Boston Red Sox @ Chicago White Sox

Comiskey Park, Chicago, IL

Fri Jul 03 1992, 8:05 PM EDT

Att. 35,584 - Cloudy - 72 F

livebaseballscorecards.com

AB	38
R	2
H	9
RBI	2
BB	2
SO	3
LOB	14

Batter	1	2	3	4	5	6	7	8	9	AB	R	H	RBI	BB	SO	LOB
Jody Reed, R (1, 4) OBP: 0.325, SLG: 0.339	C C F B B F X 2-2 ① G3	B B B C C C 3-2 ③ CS 2-3	B B X 2-0 ① G5-3		C B X 1-1 ② G4-3		B F X 1-1 ① F9			4	0	0	0	0	0	0
Bob Zupcic, R (1, 8) OBP: 0.374, SLG: 0.432	C F B B B B 4-2 BB	C S B B F B B 4-2 S BB			X 0-0 1B		C B C X 1-2 ② 1B			2	0	2	0	2	0	0
Mo Vaughn, L (1, 3) OBP: 0.351, SLG: 0.308	X 0-0 ② F9	B S C B S 2-3 ② K 1-2			B 1 SAFE X 1-0 ③ P5		B F C C 1-3 ③ K			4	0	0	0	0	2	3
Tom Brunansky, R (1, 9) OBP: 0.343, SLG: 0.421	C F B B C 2-3 ③ K		B X 1-0 ③ F8			B C X 1-1 ① G5-3		C B S B B C 3-3 ① K		4	0	0	0	0	2	2
Jack Clark, R (1, 10) OBP: 0.345, SLG: 0.299		B F C X 1-2 1B FC4-6 1B		X 0-0 ① L7		B B X 2-0 ② G4-3		F C B X 1-2 ② G5-3		4	1	1	0	0	0	0
Phil Plantier, L (1, 7) OBP: 0.321, SLG: 0.373 Herm Winningham, L (8, 7) OBP: 0.261, SLG: 0.296		B C X 1-1 FC4-6 1-3 1B		B F B X 2-1 1B		X 0-0 1B 2B		B F F S 1-3 ③ K		4 0	1 0	3 0	0 0	0 0	1 0	0 0
Luis Rivera, R (1, 6) OBP: 0.332, SLG: 0.287	C F C 0-3 ① K		1 SAFE B 1 SAFE F X 1-1 ② F9		C B B F B B 4-2 1B BB		C F B F B X 2-2 ① P3			3	0	0	0	1	1	3
Scott Cooper, L (1, 5) OBP: 0.298, SLG: 0.307		B F 1 SAFE F X 1-2 ② FC4-6 CS 1B 1-2f 3-H		F F B S 1-3 ③ K		C C B F B X 2-2 1B 1-3 2-H		F F B F X 1-2 ② G4-3		4	0	1	2	0	1	2
Tony Peña, R (1, 2) OBP: 0.260, SLG: 0.279		B C S 1 SAFE B F X 2-2 1B 1-2			B F X 1-1 ① G4-3	B X 1-0 ③ F9			B X 1-0 ③ G1-6-3	4	0	1	0	0	0	2
Inning Stats	R: 0 E: 0 K: 1 S: 11 H: 0 LOB: 1 BB: 1 P: 19	R: 1 E: 0 K: 1 S: 17 H: 3 LOB: 1 BB: 0 P: 25	R: 0 E: 0 K: 1 S: 8 H: 0 LOB: 1 BB: 1 P: 17	R: 0 E: 0 K: 1 S: 8 H: 1 LOB: 1 BB: 0 P: 12	R: 0 E: 0 K: 0 S: 6 H: 1 LOB: 1 BB: 0 P: 9	R: 1 E: 0 K: 0 S: 11 H: 2 LOB: 2 BB: 1 P: 21	R: 0 E: 0 K: 1 S: 8 H: 1 LOB: 0 BB: 0 P: 11	R: 0 E: 0 K: 2 S: 9 H: 0 LOB: 0 BB: 0 P: 14	R: 0 E: 0 K: 0 S: 9 H: 0 LOB: 0 BB: 0 P: 13	1B: 7 2B: 1 3B: 0 HR: 0 SF: 0 SAC: 0 DP: 0 HBP: 0						

PITCHER	IP	WLS	BF	H	R	ER	SO	BB	IBB	HBP	BLK	WP	HR	S	P	ERA	WHIP
Jack McDowell, R (1, 1) ERA: 3.54	9.0	L	36	8	2	2	7	3	0	0	0	0	0	87	141	2.00	1.222

PITCHER	IP	WLS	BF	H	R	ER	SO	BB	IBB	HBP	BLK	WP	HR	S	P	ERA	WHIP

TOP

Boston Red Sox @ Chicago White Sox

Comiskey Park, Chicago, IL

Sat Jul 04 1992, 8:05 PM EDT

Att. 42,285 - Sunny - 82 F

livebaseballscorecards.com

AB	33
R	2
H	8
RBI	2
BB	3
SO	7
LOB	12

1B: 7	SF: 0	WP: 0	PA: 37
2B: 1	SAC: 0	PB: 0	
3B: 0	DP: 0	SB: 1	
HR: 0	HBP: 0	CS: 1	

BOTTOM

Boston Red Sox @ Chicago White Sox

Comiskey Park, Chicago, IL

Sat Jul 04 1992, 8:05 PM EDT

Att. 42,285 - Sunny - 82 F

Batter	1	2	3	4	5	6	7	8	9	AB	R	H	RBI	BB	SO	LOB
Tim Raines, S (1, 7) OBP: 0.349, SLG: 0.344	B F X 1-1 G4-3 ①		X 0-0 G6-3 ②		C F F B B X 2-2 F9 ②			C C X 0-2 F9 ②		4	0	0	0	0	0	2
Robin Ventura, L (1, 5) OBP: 0.404, SLG: 0.455 Esteban Beltre, R (9, 6) OBP: 0.154, SLG: 0.154	B C F F B F X 2-2 G3 ②		B X 1-0 G3-1 ③		C S B B B X 2-2 L6 ③			S B F B X 2-2 G6-3 ③		4 0	0 0	0 0	0 0	0 0	0 0	2 0
Frank Thomas, R (1, 3) OBP: 0.438, SLG: 0.517	B B B B 4-0 BB			B B C X 2-1 HR		F B B B B 4-1 G4-6-3 BB			C S X 0-2 P4 ①	2	1	1	1	2	0	0
George Bell, R (1, 10) OBP: 0.301, SLG: 0.419 Joey Cora, S (9, PR) OBP: 0.296, SLG: 0.237	B X 1-0 F7 ③			C B C F S 1-3 K ①		1 SAFE X 0-0 G4-6-3 ① ② 1-2f			C X 0-1 2B	4 0	0 0	1 0	0 0	0 0	1 0	2 0
Craig Grebeck, R (1, 6) OBP: 0.339, SLG: 0.407 (9, 5)		C X 0-1 F8 ①		B B B C X 3-1 L4 ②		X 0-0 G5-3 ③			C B S F B S 2-3 K ②	4	0	0	0	0	1	1
Carlton Fisk, R (1, 2) OBP: 0.250, SLG: 0.188		B L F B B F X 3-2 F9 ②		C F B X 1-2 L9 ③			B B C F F B X 3-2 P6 ①		F F S 0-3 K ③	4	0	0	0	0	1	1
Steve Sax, R (1, 4) OBP: 0.298, SLG: 0.285		B B B B 4-0 BB			X 0-0 1B 1B		C B B B B X 3-1 F7 ②			2	0	1	0	1	0	0
Lance Johnson, L (1, 8) OBP: 0.291, SLG: 0.330		1 SAFE X 0-0 G4-3 ③			L 1 SAFE B 1 SAFE L X 1-2 1-2 1B		B X 1-0 G6-3 ③			3	0	1	0	0	0	1
Shawn Abner, R (1, 9) OBP: 0.338, SLG: 0.349 Warren Newson, L (8, PH) OBP: 0.376, SLG: 0.310 (9, 9)			C B F X 1-2 F8 ①		M L X 0-2 F8 ①			B X 1-0 G4-3 ①		2 1	0 0	0 0	0 0	0 0	0 0	2 0
Inning Stats	R: 0 H: 0 E: 0 LOB: 1 K: 0 BB: 1 S: 8 P: 16	R: 0 H: 0 E: 0 LOB: 1 K: 0 BB: 1 S: 7 P: 14	R: 0 H: 0 E: 0 LOB: 0 K: 0 BB: 0 S: 5 P: 7	R: 1 H: 1 E: 0 LOB: 0 K: 1 BB: 0 S: 11 P: 18	R: 0 H: 2 E: 0 LOB: 2 K: 0 BB: 0 S: 14 P: 19	R: 0 H: 0 E: 0 LOB: 0 K: 0 BB: 1 S: 3 P: 7	R: 0 H: 0 E: 0 LOB: 0 K: 0 BB: 0 S: 7 P: 14	R: 0 H: 0 E: 0 LOB: 0 K: 0 BB: 0 S: 7 P: 10	R: 0 H: 1 E: 0 LOB: 1 K: 2 BB: 0 S: 12 P: 14	1B: 2 SF: 0 2B: 1 SAC: 0 3B: 0 DP: 1 HR: 1 HBP: 0						WP: 0 PA: 33 PB: 0 SB: 0 CS: 0	

livebaseballscorecards.com

	AB	30
	R	1
	H	4
	RBI	1
	BB	3
	SO	3
	LOB	11

PITCHER		IP	WLS	BF	H	R	ER	SO	BB	IBB	HBP	BLK	WP	HR	S	P	ERA	WHIP
Joe Hesketh, L ERA: 3.46	(1, 1)	7.0	W	26	3	1	1	1	3	0	0	0	0	1	55	95	1.29	0.857
Daryl Irvine, R ERA:	(8, 1)	1.0		3	0	0	0	0	0	0	0	0	0	0	7	10	0.00	0.000
Jeff Reardon, R ERA: 3.24	(9, 1)	1.0	S	4	1	0	0	2	0	0	0	0	0	0	12	14	0.00	1.000

PITCHER	IP	WLS	BF	H	R	ER	SO	BB	IBB	HBP	BLK	WP	HR	S	P	ERA	WHIP

Batter	1	2	3	4	5	6	7	8	9	AB	R	H	RBI	BB	SO	LOB
Jody Reed, R (1, 4) OBP: 0.324, SLG: 0.335	B C X 1-1 ① G6-3	B B C B S C 3-3 ③ K			B C 1 B B B SAFE 4-1 E G1-3 1-2 BB		X 0-0 ③ F8			3	0	0	0	1	1	3
Bob Zupcic, R (1, 8) OBP: 0.370, SLG: 0.421	S B B B B 4-1 G4-6-3 BB		S B S S X 1-2 ① G6-3		X 0-0 ① G1-3 1-2 2-3			C B C X 1-2 ① F8		3	0	0	0	1	0	2
Wade Boggs, L (1, 10) OBP: 0.373, SLG: 0.404	C X 0-1 ②③ G4-6-3 1-2f		B B B C F X 3-2 ② G6-3		C X 0-1 ② SF9 2-3 3-H			C F F X 0-2 2B 1B		3	0	1	1	0	0	1
Tom Brunansky, R (1, 9) OBP: 0.337, SLG: 0.412		B B X 2-0 ① G4-3	C S B B X 2-2 ③ G6-3		C X 0-1 ③ G3			F F S 0-3 ② K		4	0	0	0	0	1	2
Jack Clark, R (1, 3) OBP: 0.352, SLG: 0.306		B B B B 4-0 1B 1B BB		B B C B B 4-1 FC6-4-5 SH1-3 BB		F F B B C 2-3 ① K		X 0-0 1-3 2B		2	1	1	0	2	1	0
Phil Plantier, L (1, 7) OBP: 0.321, SLG: 0.372		C X 0-1 BB 1B 1-2 1B		X 0-0 ① SH1-3 1-2		B B C B X 3-1 ② P6		C B S B B F S 3-3 ③ K		3	0	1	0	0	1	2
Tim Naehring, R (1, 5) OBP: 0.283, SLG: 0.294		B C S T F X 1-2 BB 1-2 2-H 1B		X 0-0 ② FC6-4-5 FC1-6 2-3		B F F B B X 3-2 ③ G5-3			B C S S 1-3 ① K	4	0	1	1	0	1	1
Luis Rivera, R (1, 6) OBP: 0.326, SLG: 0.282		B X 1-0 ② P8		X 0-0 ③ FC1-6 1-2f			F F X 0-2 ① L4		F F X 0-2 ② G5-3	4	0	0	0	0	0	3
John Flaherty, R (1, 2) OBP: 0.195, SLG: 0.184		B B B B 4-0 1-2 2-3 BB			X 0-0 G1-3 BB SF9 1B		C X 0-1 ② F7		C B F X 1-2 ③ G1-3	3	1	1	0	1	0	0
Inning Stats	R: 0 H: 0 E: 0 LOB: 0 K: 0 BB: 1 S: 5 P: 10	R: 1 H: 2 E: 0 LOB: 3 K: 1 BB: 2 S: 12 P: 27	R: 0 H: 0 E: 0 LOB: 0 K: 0 BB: 0 S: 9 P: 15	R: 0 H: 0 E: 0 LOB: 1 K: 0 BB: 1 S: 4 P: 8	R: 1 H: 1 E: 1 LOB: 1 K: 0 BB: 1 S: 7 P: 11	R: 0 H: 0 E: 0 LOB: 0 K: 1 BB: 0 S: 8 P: 16	R: 0 H: 0 E: 0 LOB: 0 K: 0 BB: 0 S: 6 P: 6	R: 0 H: 2 E: 0 LOB: 2 K: 2 BB: 0 S: 15 P: 19	R: 0 H: 0 E: 0 LOB: 0 K: 1 BB: 0 S: 9 P: 11	1B: 4 SF: 1 2B: 1 SAC: 1 3B: 0 DP: 1 HR: 0 HBP: 0						

TOP

Boston Red Sox @ Chicago White Sox

Comiskey Park, Chicago, IL

Sun Jul 05 1992, 4:33 AM EDT

Att. 40,088 - Cloudy - 68 F

livebaseballscorecards.com

AB	29
R	2
H	5
RBI	2
BB	5
SO	5
LOB	14

WP: 0 PA: 36
PB: 0
SB: 0
CS: 0

PITCHER		IP	WLS	BF	H	R	ER	SO	BB	IBB	HBP	BLK	WP	HR	S	P	ERA	WHIP
Greg Hibbard, L ERA: 4.22	(1, 1)	7.0	W	28	3	2	2	2	5	0	0	0	0	0	51	93	2.57	1.143
Roberto Hernandez, R ERA: 2.04	(8, 1)	0.2		4	2	0	0	1	0	0	0	0	0	0	11	12	0.00	3.000
Scott Radinsky, L ERA: 2.59	(8, 1)	1.1	S	4	0	0	0	2	0	0	0	0	0	0	13	18	0.00	0.000

PITCHER		IP	WLS	BF	H	R	ER	SO	BB	IBB	HBP	BLK	WP	HR	S	P	ERA	WHIP

Batter	1	2	3	4	5	6	7	8	9	AB	R	H	RBI	BB	SO	LOB
Joey Cora, S (1, 4) OBP: 0.316, SLG: 0.297	C B X 1-1 G4-3 ①		1 SAFE X 0-0 F8 ②		1 SAFE L B F X 1-2 HR 1-3 2B	1 SAFE C 1 SAFE 1 SAFE X 0-1 FC6-5 1-2 1B		C B X 1-1 2B		5	1	3	0	0	0	1
Craig Grebeck, R (1, 5) OBP: 0.336, SLG: 0.402	C X 0-1 P3 ②		B X 1-0 1-3 1B		X 0-0 G5-3 ②	B X 1-0 FC6-5 ② 1-2 2-3f		C X 0-1 L4 ③		5	0	1	0	0	0	5
Frank Thomas, R (1, 3) OBP: 0.436, SLG: 0.511	B B C X 2-1 F8 ③		C B S B B X 3-2 F9 ③		B B C B B 4-1 HR BB	B B C C B X 3-2 G1-3 ③				3	1	0	0	1	0	4
George Bell, R (1, 10) OBP: 0.304, SLG: 0.428		C X 0-1 P4 ①		C B S F X 1-2 F7 ①	C B X 1-1 1-H 2-H 3-H HR		C B B F H 3-2 HBP			3	1	1	4	0	0	0
Dan Pasqua, L (1, 9) OBP: 0.304, SLG: 0.358 Shawn Abner, R (8, 9) OBP: 0.338, SLG: 0.349		S B B B B 4-1 BB		B B B C F B 4-2 FC3-6 BB	B F S B B X 3-2 BB 1B		B B S S S 2-3 K ①			2 0	0 0	1 0	0 0	2 0	1 0	1 0
Warren Newson, L (1, 7) OBP: 0.371, SLG: 0.299		F S C 0-3 K ②		C B C X 1-2 FC3-6 FC6-4 1-2f ②	C B B F F B B 4-2 1-2 BB		C F C 0-3 K ②			3	0	0	0	1	2	3
Carlton Fisk, R (1, 2) OBP: 0.232, SLG: 0.173		C B X 1-1 F7 ③		F B B 1 SAFE S X 2-2 FC6-4 1-2f ③	B B X 2-0 F8 ③		B S F X 1-2 F8 ③			4	0	0	0	0	0	5
Lance Johnson, L (1, 8) OBP: 0.287, SLG: 0.325			X 0-0 F8 ①		C B S F F F X 1-2 G4-3 ①	C B B F S 2-3 K ①		B X 1-0 F8 ①		4	0	0	0	0	1	0
Esteban Beltre, R (1, 6) OBP: 0.294, SLG: 0.294			X 0-0 1B 1B		C B X 1-1 2B HR 1B	B C B X 2-1 FC6-5 1B 1B		S B S B B X 3-2 G4-3 ②		4	1	3	0	0	0	0
Inning Stats	R: 0 E: 0 K: 0 S: 6 H: 0 LOB: 0 BB: 0 P: 9	R: 0 E: 0 K: 1 S: 8 H: 0 LOB: 1 BB: 1 P: 13	R: 0 E: 0 K: 0 S: 7 H: 2 LOB: 2 BB: 0 P: 11	R: 0 E: 0 K: 0 S: 12 H: 0 LOB: 1 BB: 1 P: 20	R: 4 E: 0 K: 0 S: 23 H: 4 LOB: 2 BB: 2 P: 40	R: 0 E: 0 K: 1 S: 12 H: 2 LOB: 2 BB: 0 P: 20	R: 0 E: 0 K: 2 S: 11 H: 0 LOB: 1 BB: 0 P: 17	R: 0 E: 0 K: 0 S: 8 H: 1 LOB: 1 BB: 0 P: 13		1B: 6 2B: 2 3B: 0 HR: 1	SF: 0 SAC: 0 DP: 0 HBP: 1					

PITCHER		IP	WLS	BF	H	R	ER	SO	BB	IBB	HBP	BLK	WP	HR	S	P	ERA	WHIP
Mike Gardiner, R ERA: 4.68	(1, 1)	5.0	L	25	6	4	4	1	4	0	0	0	0	1	56	93	7.20	2.000
Tom Bolton, L ERA: 3.81	(6, 1)	0.2		4	2	0	0	1	0	0	0	0	0	0	9	14	0.00	3.000
Danny Darwin, R ERA: 5.12	(6, 1)	2.1		9	1	0	0	2	0	0	1	0	0	0	22	36	0.00	0.429

PITCHER	IP	WLS	BF	H	R	ER	SO	BB	IBB	HBP	BLK	WP	HR	S	P	ERA	WHIP

BOTTOM

Boston Red Sox @ Chicago White Sox

Comiskey Park, Chicago, IL

Sun Jul 05 1992, 4:33 AM EDT

Att. 40,088 - Cloudy - 68 F

livebaseballscorecards.com

AB	33
R	4
H	9
RBI	4
BB	4
SO	4
LOB	19

1B: 6	SF: 0	WP: 0	PA: 38
2B: 2	SAC: 0	PB: 0	
3B: 0	DP: 0	SB: 0	
HR: 1	HBP: 1	CS: 0	

Batter	1	2	3	4	5	6	7	8	9	AB	R	H	RBI	BB	SO	LOB
Keith Miller, R (1, 4) OBP: 0.374, SLG: 0.424	B C F B B F F X 3-2 ① G5-3	X 0-0 BLK 1B 1-2 3-H		1 SAFE F P X 1-1 ③ FC6-4 1-2f			X 0-0 1B 2B 1-H 3-H	C S B X 1-2 ③ F8		5	1	2	3	0	0	1
Gregg Jefferies, S (1, 5) OBP: 0.307, SLG: 0.383	B C X 1-1 FC4-6 1B	B B C B F F X 3-2 ③ F9 1-2 2-3			C C B X 1-2 ① G3-1		X 0-0 S BB 1B 3-H		C F S 0-3 ① K	5	0	2	1	0	1	2
Wally Joyner, L (1, 3) OBP: 0.323, SLG: 0.421	X 0-0 ② FC4-6 1-2f		C C X 0-2 ① G4-3		B S S X 1-2 CS 1B		1 SAFE 1 SAFE C F 1 SAFE F B 1 SAFE C 1-3 ① K		F F C 0-3 ② K	5	0	1	0	0	2	2
Kevin McReynolds, R (1, 7) OBP: 0.357, SLG: 0.430	B B 1 SAFE C F B F F X 3-2 ③ G5-3		B B X 2-0 HR		B 1 SAFE B F 1 SAFE F 1 SAFE S 2-3 ② ③ K 1-2		1 SAFE B 1 SAFE B B B 4-0 S BB 1-2		B X 1-0 FC4-6 1B	4	1	2	1	1	1	2
George Brett, L (1, 10) OBP: 0.319, SLG: 0.394		C B B F B X 3-2 ① G3-1	X 0-0 ② P5			C S S X 1-2 ① G4-3	B B F B S B 4-2 BB 1-2 2-3		X 0-0 ③ FC4-6 1-2f	4	0	0	0	1	0	1
Jim Eisenreich, L (1, 9) OBP: 0.315, SLG: 0.369		C B B X 2-1 ② G4-3	X 0-0 ③ G3-1			X 0-0 ② G3	B F S B F S 2-3 ② K			4	0	0	0	0	1	3
Mike Macfarlane, R (1, 2) OBP: 0.299, SLG: 0.392		F B F B X 2-2 E5 1B	S X 0-1 ① G6-3			B S S F F F F B S 2-3 ③ K	X 0-0 ③ G3			4	1	0	0	0	1	3
Brian McRae, S (1, 8) OBP: 0.287, SLG: 0.315		B X 1-0 1B 1B 1B 2-H	B F B X 2-1 ② G3				X 0-0 1B 2B 2B	C B F B X 2-2 ① G4-3		4	2	2	1	0	0	0
Rico Rossy, R (1, 6) OBP: 0.321, SLG: 0.308		X 0-0 BLK 1B 1B 2-3	B X 1-0 FC6-4 1B				L X 0-1 2B 1B 2-3	B B F F X 2-2 ② G2-3		4	1	3	0	0	0	0
Inning Stats	R: 0 H: 1 E: 0 LOB: 1 K: 0 BB: 0 S: 13 P: 20	R: 2 H: 3 E: 1 LOB: 2 K: 0 BB: 0 S: 15 P: 26	R: 1 H: 1 E: 0 LOB: 0 K: 0 BB: 0 S: 6 P: 8	R: 0 H: 1 E: 0 LOB: 1 K: 0 BB: 0 S: 8 P: 11	R: 0 H: 1 E: 0 LOB: 1 K: 1 BB: 0 S: 9 P: 13	R: 0 H: 0 E: 0 LOB: 0 K: 1 BB: 0 S: 11 P: 14	R: 3 H: 4 E: 0 LOB: 3 K: 2 BB: 2 S: 16 P: 27	R: 0 H: 0 E: 0 LOB: 0 K: 0 BB: 0 S: 9 P: 14	R: 0 H: 1 E: 0 LOB: 1 K: 2 BB: 0 S: 8 P: 9	1B: 9 SF: 0 2B: 3 SAC: 0 3B: 0 DP: 1 HR: 1 HBP: 0						

TOP

Kansas City Royals @ Boston Red Sox

Fenway Park, Boston, MA

Mon Jul 06 1992, 7:05 PM EDT

Att. 28,495 - Sunny - 77 F

livebaseballscorecards.com

AB	39
R	6
H	12
RBI	6
BB	2
SO	6
LOB	14

PITCHER		IP	WLS	BF	H	R	ER	SO	BB	IBB	HBP	BLK	WP	HR	S	P	ERA	WHIP
John Dopson, R ERA: 3.38	(1, 1)	6.0	L	29	11	6	4	2	0	0	0	1	0	1	67	97	6.00	1.833
Tony Fossas, L ERA: 4.38	(7, 1)	0.2		4	0	0	0	2	2	0	0	0	0	0	10	21	0.00	3.000
Daryl Irvine, R ERA:	(7, 1)	2.1		8	1	0	0	2	0	0	0	0	0	0	18	24	0.00	0.429

PITCHER	IP	WLS	BF	H	R	ER	SO	BB	IBB	HBP	BLK	WP	HR	S	P	ERA	WHIP

Batter	1	2	3	4	5	6	7	8	9	AB	R	H	RBI	BB	SO	LOB
Jody Reed, R (1, 4) OBP: 0.320, SLG: 0.331	B C X 1-1 ① G4-3		C F C 0-3 ①② K 1-2			B F X 1-1 ① F9		C X 0-1 ① G5-3		4	0	0	0	0	1	1
Bob Zupcic, R (1, 8) OBP: 0.372, SLG: 0.422 Herm Winningham, L (4, 8) OBP: 0.257, SLG: 0.291	C B C X 1-2 ② G5-3		C F B F X 1-2 1B			C B B X 2-1 ② G3		B X 1-0 ② G4-3		2 2	0 0	1 0	0 0	0 0	0 0	0 0
Wade Boggs, L (1, 5) OBP: 0.368, SLG: 0.398	B X 1-0 ③ P6		B B X 2-0 ③ L8			B B C C B X 3-2 ③ F7		C B X 1-1 ③ G5-3		4	0	0	0	0	0	1
Tom Brunansky, R (1, 9) OBP: 0.340, SLG: 0.422		B C B X 2-1 FC5-2-6-5 3B		B F B F B B 4-2 G6-4-3 BB			F B B X 2-1 ① F8		X 0-0 ① G1-3	3	0	1	0	1	0	0
Jack Clark, R (1, 10) OBP: 0.354, SLG: 0.303		B B F B B 4-1 FC5-2-6-5 SF7 BB		S B X 1-1 ①② G6-4-3 1-2f			C B X 1-1 ② F9		C B F B B B 4-2 BB	2	1	0	0	2	0	1
Phil Plantier, L (1, 7) OBP: 0.320, SLG: 0.370		B F X 1-1 ① FC5-2-6-5 1-3 3-H		C X 0-1 ③ G3			C X 0-1 HR 1B		C S C 0-3 ② K	4	1	1	0	0	1	3
Mo Vaughn, L (1, 3) OBP: 0.348, SLG: 0.336		C X 0-1 ② SF7 3-H			B B X 2-0 ① G3-1		F B C B B B X 3-2 1-H HR		C C F B S 1-3 ③ K	3	1	1	3	0	1	1
Luis Rivera, R (1, 6) OBP: 0.326, SLG: 0.282		C X 0-1 ③ G4-3			B X 1-0 ② F8		C B X 1-1 1B			3	0	1	0	0	0	1
Tony Peña, R (1, 2) OBP: 0.261, SLG: 0.280			B F X 1-1 CS 1B		X 0-0 ③ P5		F B X 1-1 ③ G4-3			3	0	1	0	0	0	1
Inning Stats	R: 0 H: 0 E: 0 LOB: 0 K: 0 BB: 0 S: 6 P: 9	R: 1 H: 1 E: 0 LOB: 1 K: 0 BB: 1 S: 9 P: 16	R: 0 H: 2 E: 0 LOB: 1 K: 1 BB: 0 S: 10 P: 14	R: 0 H: 0 E: 0 LOB: 0 K: 0 BB: 1 S: 6 P: 11	R: 0 H: 0 E: 0 LOB: 0 K: 0 BB: 0 S: 3 P: 6	R: 0 H: 0 E: 0 LOB: 0 K: 0 BB: 0 S: 7 P: 13	R: 2 H: 3 E: 0 LOB: 1 K: 0 BB: 0 S: 13 P: 21	R: 0 H: 0 E: 0 LOB: 0 K: 0 BB: 0 S: 5 P: 7	R: 0 H: 0 E: 0 LOB: 1 K: 2 BB: 1 S: 10 P: 15	1B: 4 SF: 1 2B: 0 SAC: 0 3B: 1 DP: 1 HR: 1 HBP: 0						

PITCHER		IP	WLS	BF	H	R	ER	SO	BB	IBB	HBP	BLK	WP	HR	S	P	ERA	WHIP
Rick Reed, R ERA: 3.86	(1, 1)	6.2	W	25	5	3	3	1	2	0	0	0	0	1	50	84	4.05	1.050
Rusty Meacham, R ERA: 1.57	(7, 1)	2.1	S	9	1	0	0	2	1	0	0	0	0	0	19	28	0.00	0.857

PITCHER	IP	WLS	BF	H	R	ER	SO	BB	IBB	HBP	BLK	WP	HR	S	P	ERA	WHIP

BOTTOM

Kansas City Royals @ Boston Red Sox

Fenway Park, Boston, MA

Mon Jul 06 1992, 7:05 PM EDT

Att. 28,495 - Sunny - 77 F

livebaseballscorecards.com

AB	30
R	3
H	6
RBI	3
BB	3
SO	3
LOB	9

Kansas City Royals @ Boston Red Sox

Fenway Park, Boston, MA

Tue Jul 07 1992, 7:05 PM EDT

Att. 30,078 - Sunny - 78 F

livebaseballscorecards.com

Batter	1	2	3	4	5	6	7	8	9	10	11	AB	R	H	RBI	BB	SO	LOB
Keith Miller, R (1, 4) OBP: 0.367, SLG: 0.416	F B B S B F X 3-2 F8 ①		X 0-0 P2 ②		B B F 1 SAFE B X 3-1 FC5-4 ③ 1-2f			B C C X 1-2 L8 ①		C B C S 1-3 K ②		5	0	0	0	0	1	3
Gregg Jefferies, S (1, 5) OBP: 0.308, SLG: 0.393	C X 0-1 G4-3 ②		B B C X 2-1 G1-3 ③			S X 0-1 HR		B X 1-0 G4-6-3 1B		C X 0-1 G5-3 ③		5	1	2	1	0	0	2
Wally Joyner, L (1, 3) OBP: 0.318, SLG: 0.414	C X 0-1 F8 ③			B X 1-0 G6-3 ①		F X 0-1 G3 ①		1 SAFE C X 0-1 G4-6-3 ②③ 1-2f			X 0-0 F7 ①	5	0	0	0	0	0	1
Kevin McReynolds, R (1, 7) OBP: 0.358, SLG: 0.425		C F B F B B B 4-2 G6-3 BB		C B X 1-1 G5-3 ②		B C B X 2-1 G6-3 ②			B F X 1-1 F9 ①		B B B B 4-0 1B BB	3	0	0	0	2	0	0
George Brett, L (1, 10) OBP: 0.324, SLG: 0.406	F 1 SAFE F B X 1-2 G6-3 ①② 1-2f			B B B B 4-0 BB		C B S B S 2-3 K ③			X 0-0 HR		1 SAFE B 1 SAFE 1 SAFE 1 SAFE 1 SAFE 1 SAFE F 3-2 F B B X 1-3 1B	4	1	2	1	1	1	1
Jim Eisenreich, L (1, 9) OBP: 0.307, SLG: 0.360	C X 0-1 F7 ③			C F X 0-2 F8 ③			C X 0-1 G6-3 ①		X 0-0 P6 ②		F F B 1 SAFE B S 2-3 K ②	5	0	0	0	0	1	3
Mike Macfarlane, R (1, 2) OBP: 0.298, SLG: 0.390 Gary Thurman, R (9, PR) OBP: 0.279, SLG: 0.340 Brent Mayne, L (9, 2) OBP: 0.287, SLG: 0.309 Bob Melvin, R (11, PH) OBP: 0.352, SLG: 0.380 (11, 2)			C B S F B S 2-3 K ①		C B S S 1-3 K ①		S B F B X 2-2 G4-3 ②		B C B X 2-1 1B		S S S F S 0-3 K ③	4 0 0 1	0 0 0 0	1 0 0 0	0 0 0 0	0 0 0 1	2 0 0 2	0 0 0 0
Brian McRae, S (1, 8) OBP: 0.289, SLG: 0.315			B B S B F B 4-2 BB BB		C B X 1-2 E1 FC6-4		C X 0-1 1B		B 1 SAFE X 1-0 F9 ③			3	0	1	0	1	0	1
Rico Rossy, R (1, 6) OBP: 0.322, SLG: 0.303 Curtis Wilkerson, S (10, PH) OBP: 0.278, SLG: 0.312 (10, 6)			P 1 SAFE B B B 4-0 1-2 BB		1 SAFE B 1 SAFE X 1-0 FC6-4 ② FC5-4 1-2f		1 SAFE B 1 SAFE 1 SAFE X 1-0 F7 ③			C S S 0-3 K ①		2 1	0 0	0 0	0 0	1 0	0 1	1 0	2 0
Inning Stats	R: 0 E: 0 K: 0 S: 8 / H: 0 LOB: 0 BB: 0 P: 11	R: 0 E: 0 K: 0 S: 8 / H: 0 LOB: 0 BB: 1 P: 13	R: 0 E: 0 K: 1 S: 10 / H: 0 LOB: 2 BB: 2 P: 21	R: 0 E: 0 K: 0 S: 6 / H: 0 LOB: 1 BB: 1 P: 12	R: 0 E: 1 K: 1 S: 9 / H: 0 LOB: 1 BB: 0 P: 15	R: 1 E: 0 K: 1 S: 9 / H: 1 LOB: 0 BB: 0 P: 13	R: 0 E: 0 K: 0 S: 8 / H: 1 LOB: 1 BB: 0 P: 11	R: 0 E: 0 K: 0 S: 6 / H: 1 LOB: 0 BB: 0 P: 8	R: 1 E: 0 K: 0 S: 7 / H: 2 LOB: 1 BB: 0 P: 11	R: 0 E: 0 K: 2 S: 8 / H: 0 LOB: 0 BB: 0 P: 9	R: 0 E: 0 K: 2 S: 13 / H: 1 LOB: 2 BB: 1 P: 22	1B: 4 2B: 0 3B: 0 HR: 2	SF: 0 SAC: 0 DP: 2 HBP: 0		WP: 0 PB: 0 SB: 0 CS: 0	PA: 43		

PITCHER	IP	WLS	BF	H	R	ER	SO	BB	IBB	HBP	BLK	WP	HR	S	P	ERA	WHIP
Greg Harris, R (1, 1) ERA: 1.6	5.0		20	1	1	1	2	4	0	0	0	0	1	43	74	1.80	1.000
Tom Bolton, L (6, 1) ERA: 3.41	3.0		10	2	0	0	1	0	0	0	0	0	0	21	30	0.00	0.667
Jeff Reardon, R (9, 1) ERA: 3.33	2.0		8	2	1	1	2	0	0	0	0	0	1	15	20	4.50	1.000
Tony Fossas, L (11, 1) ERA: 4.15	0.2		4	1	0	0	1	1	0	0	0	0	0	7	16	0.00	3.000
Danny Darwin, R (11, 1) ERA: 5.08	0.1	W	1	0	0	0	1	0	0	0	0	0	0	6	6	0.00	0.000

PITCHER	IP	WLS	BF	H	R	ER	SO	BB	IBB	HBP	BLK	WP	HR	S	P	ERA	WHIP

AB	38
R	2
H	6
RBI	2
BB	5
SO	7
LOB	15

Batter	1	2	3	4	5	6	7	8	9	10	11	AB	R	H	RBI	BB	SO	LOB
Jody Reed, R (1, 4) OBP: 0.327, SLG: 0.340	B B B B 4-0 G3 BB		B C X 1-1 1B		S B B B F X 3-2 1B 2-H 1B		B M 1 SAFE X 1-1 ① SH3-4 1-2		B C X 1-1 ② G6-3		P C 1 SAFE C B F 1 SAFE X 2-2 1B 1-3 2B	4	0	3	1	1	0	0
Phil Plantier, L (1, 7) OBP: 0.320, SLG: 0.366	C B X 1-1 ① G3 1-2		B 1 SAFE F S S 1-3 ① K		B B X 2-0 S 1-3 1B		X 0-0 ② G3-1 2-3		B C B F S 2-3 ③ K		I I I I 4-0 1B IBB	5	0	1	0	1	2	3
Mo Vaughn, L (1, 3) OBP: 0.340, SLG: 0.327 Bob Zupcic, R (7, PH) OBP: 0.377, SLG: 0.427 Tim Naehring, R (8, 6) OBP: 0.281, SLG: 0.291 Wade Boggs, L (11, PH) OBP: 0.367, SLG: 0.396	B B C C S 2-3 ② K		1 SAFE C X 0-1 ② P4		B C B 1 SAFE S B S 3-3 ② K 1-2		S B B B F X 3-2 1B 3-H 1B			C B S S 1-3 ① K	B C S B X 2-1 ② P7	3 1 1 1	0 0 0 0	0 1 0 0	0 1 0 0	0 0 0 0	2 0 1 0	4 0 0 3
Tom Brunansky, R (1, 9) OBP: 0.339, SLG: 0.419 (8, 3)	C S B S 1-3 ③ K		F B S 1 SAFE B S 2-3 ③ K		S B B B S S 2-3 ③ K		X 0-0 1-3 1B			B X 1-0 ② F9	B C B X 2-1 1-2 2-3 3-H 1B	6	0	2	1	0	3	4
Jack Clark, R (1, 10) OBP: 0.355, SLG: 0.302		F C S 0-3 ① K		F B B X 2-1 ① G5-3		B B B C B 4-1 BB	B B F B C F X 3-2 ③ G4-3			S B X 1-1 BB 1B		4	0	1	0	1	1	2
Scott Cooper, L (1, 5) OBP: 0.308, SLG: 0.307	B B F B F B 4-2 FC6-4 BB			B F X 1-1 ② G3-1		B F B 1 SAFE X 2-1 ① F7		F B F X 1-2 B2-6-3 1B		F B B B B B 4-1 1-2 BB		3	0	1	0	2	0	1
Herm Winningham, L (1, 8) OBP: 0.246, SLG: 0.278	1 SAFE C 1 SAFE X 0-1 ② FC6-4 1B 1-2f			M B S X 1-2 ③ G3-1		C S B F S 1-3 ② K	X 0-0 ① ② B2-6-3 1-2f			B B C B F S 3-3 ③ K		5	0	0	0	0	2	5
Tony Peña, R (1, 2) OBP: 0.268, SLG: 0.291	B X 1-0 S 1-3 1B				F B F X 1-2 1B 2B		S F B F F S 1-3 ③ K2-3		C X 0-1 ③ G4-3		B C X 1-1 2B 1B 1B	5	2	3	0	0	1	1
Luis Rivera, R (1, 6) OBP: 0.324, SLG: 0.280 Steve Lyons, L (7, PH) OBP: 0.188, SLG: 0.226 (8, 9)	S B S 1 SAFE B B F S 3-3 ③ K 1-2				B S X 1-1 ① P2		B F L F B B X 3-2 G3-1 SH3-4 1B 1B		C B X 1-1 ① F7		1 SAFE X 0-0 ① F8	2 3	0 1	0 1	0 0	0 0	1 0	3 1
Inning Stats	R: 0 H: 0 E: 0 LOB: 1 K: 2 BB: 1 S: 8 P: 16	R: 0 H: 1 E: 0 LOB: 2 K: 2 BB: 1 S: 12 P: 20	R: 0 H: 1 E: 0 LOB: 1 K: 2 BB: 0 S: 10 P: 14	R: 0 H: 0 E: 0 LOB: 0 K: 0 BB: 0 S: 7 P: 11	R: 1 H: 3 E: 0 LOB: 2 K: 2 BB: 0 S: 15 P: 27	R: 0 H: 0 E: 0 LOB: 1 K: 2 BB: 1 S: 12 P: 20	R: 1 H: 3 E: 0 LOB: 2 K: 0 BB: 0 S: 16 P: 26	R: 0 H: 1 E: 0 LOB: 0 K: 0 BB: 0 S: 6 P: 7	R: 0 H: 0 E: 0 LOB: 0 K: 1 BB: 0 S: 7 P: 11	R: 0 H: 1 E: 0 LOB: 2 K: 2 BB: 1 S: 10 P: 20	R: 1 H: 3 E: 0 LOB: 3 K: 0 BB: 1 S: 12 P: 22	1B: 11 SF: 0 2B: 2 SAC: 1 3B: 0 DP: 1 HR: 0 HBP: 0						

PITCHER		IP	WLS	BF	H	R	ER	SO	BB	IBB	HBP	BLK	WP	HR	S	P	ERA	WHIP
Kevin Appier, R ERA: 2.35	(1, 1)	6.1		28	6	2	2	10	3	0	0	0	0	0	70	118	2.84	1.421
Neal Heaton, L ERA: 4.19	(7, 1)	0.1		2	1	0	0	0	0	0	0	0	0	0	5	8	0.00	3.000
Steve Shifflett, R ERA:	(7, 1)	2.1		8	2	0	0	1	0	0	0	0	0	0	18	26	0.00	0.857
Rusty Meacham, R ERA: 1.69	(10, 1)	1.2	L	11	4	1	1	2	1	1	0	0	0	0	22	42	5.40	3.000

PITCHER	IP	WLS	BF	H	R	ER	SO	BB	IBB	HBP	BLK	WP	HR	S	P	ERA	WHIP

BOTTOM

Kansas City Royals @ Boston Red Sox

Fenway Park, Boston, MA

Tue Jul 07 1992, 7:05 PM EDT

Att. 30,078 - Sunny - 78 F

livebaseballscorecards.com

AB	43
R	3
H	13
RBI	3
BB	5
SO	13
LOB	27

1B: 11 SF: 0 PA: 49
2B: 2 SAC: 1
3B: 0 DP: 1
HR: 0 HBP: 0

WP: 0
PB: 0
SB: 2
CS: 0

Batter	1	2	3	4	5	6	7	8	9	AB	R	H	RBI	BB	SO	LOB
Keith Miller, R (1, 4) OBP: 0.375, SLG: 0.427	F9		2B		G4-3 1B		WP 1B G6-3 1B	BB 1B 1-2		5	1	4	0	0	0	0
Gregg Jefferies, S (1, 5) OBP: 0.309, SLG: 0.391	L9		K		G4-3 1-2		G6-3 WP 1B 1B 1-2	BB 1-2 2-3		4	1	1	0	1	1	2
Wally Joyner, L (1, 3) OBP: 0.319, SLG: 0.410	CS BB			1B BB SF9 BB	G3-1		G6-3 1-3 2-H	G3-1		3	1	0	1	2	0	5
Kevin McReynolds, R (1, 7) OBP: 0.364, SLG: 0.428	CS 1-2	G4-3		1B BB 1-2		E BB	1B 3-H		1B	3	0	2	1	2	0	0
George Brett, L (1, 10) OBP: 0.325, SLG: 0.406		BB 1B		1B 1-2 2-3		E6 1-3	G1-3		F8	5	0	2	0	0	0	3
Bob Melvin, R (1, 2) OBP: 0.351, SLG: 0.373 Jim Eisenreich, L (8, PH) OBP: 0.309, SLG: 0.361 (8, 9)	G1-6-3 1-2	BB		SF9 3-H		G4-3		FC1-6 1B	L9	1 2	0 0	0 1	1 0	1 0	0 0	2 1
Brian McRae, S (1, 8) OBP: 0.285, SLG: 0.310	G1-6-3 1-2f			P3		P4		FC1-6 E FC FC5-4 1-2f	P5	5	1	0	0	0	0	8
Gary Thurman, R (1, 9) OBP: 0.271, SLG: 0.330 Brent Mayne, L (8, PH) OBP: 0.284, SLG: 0.305 Curtis Wilkerson, S (8, PR) OBP: 0.278, SLG: 0.312 (8, 6)		G4-3	G1-3			F9		FC FC5-4 1-3		3 1 0	0 0 0	0 0 0	0 0 0	0 0 0	0 0 0	4 1 0
Rico Rossy, R (1, 6) OBP: 0.315, SLG: 0.296 Mike Macfarlane, R (8, PH) OBP: 0.297, SLG: 0.388 (8, 2)		G4-3	G6-3		G6-3		G6-3	BB 1B 1-2f 3-H		3 1	0 0	0 0	0 1	0 0	0 0	0 1

TOP

Kansas City Royals @ Boston Red Sox

Fenway Park, Boston, MA

Wed Jul 08 1992, 7:05 PM EDT

Att. 31,196 - Cloudy - 80 F

livebaseballscorecards.com

AB	36
R	4
H	10
RBI	4
BB	6
SO	1
LOB	27

Inning Stats	1	2	3	4	5	6	7	8	9
	R: 0 E: 0 K: 0 S: 7	H: 0 LOB: 0 BB: 1 P: 14	R: 0 E: 0 K: 0 S: 9	H: 1 LOB: 1 BB: 1 P: 14	R: 0 E: 0 K: 1 S: 9	H: 1 LOB: 1 BB: 0 P: 16	R: 1 E: 0 K: 0 S: 10	H: 1 LOB: 2 BB: 2 P: 24	R: 0 E: 0 K: 0 S: 12	H: 1 LOB: 1 BB: 0 P: 17	R: 0 E: 1 K: 0 S: 11	H: 0 LOB: 2 BB: 1 P: 22	R: 2 E: 0 K: 0 S: 14	H: 3 LOB: 1 BB: 0 P: 20	R: 1 E: 1 K: 0 S: 11	H: 2 LOB: 3 BB: 1 P: 20	R: 0 E: 0 K: 0 S: 15	H: 1 LOB: 1 BB: 0 P: 22

| | | |

Batter	1	2	3	4	5	6	7	8	9	AB	R	H	RBI	BB	SO	LOB
Jody Reed, R (1, 4) OBP: 0.325, SLG: 0.347	E6 L4	G6-3			HR	P6		FC 1B		5	1	1	1	0	0	4
Phil Plantier, L (1, 7) OBP: 0.322, SLG: 0.380	L4		G3		P4	P6 HR		1B		5	1	2	3	0	0	1
Bob Zupcic, R (1, 8) OBP: 0.370, SLG: 0.413	BB		P3		P3	G3		G3-1		4	0	0	0	1	0	2
Tom Brunansky, R (1, 9) OBP: 0.351, SLG: 0.427	BB		WP 2B		1B BB		G3-6-3 BB			1	0	1	0	3	0	0
Jack Clark, R (1, 10) OBP: 0.354, SLG: 0.301	F7		G6-3		1B		K			4	0	1	0	0	1	4
Mo Vaughn, L (1, 3) OBP: 0.338, SLG: 0.319		1B 1B BB		G4-3	P5		G3-6-3			3	0	0	0	1	0	3
Scott Cooper, L (1, 5) OBP: 0.319, SLG: 0.315		1B 1B		G3 BB		E SH 1B		K		3	1	2	0	1	1	0
Tony Peña, R (1, 2) OBP: 0.272, SLG: 0.300		1B		G3		L3		FC 1B 2B		4	1	2	0	0	0	2
Luis Rivera, R (1, 6) OBP: 0.321, SLG: 0.277		F8		G6-3		SH HR		G5-3		2	1	0	1	0	0	3
Herm Winningham, L (8, PH) OBP: 0.244, SLG: 0.276										1	0	0	0	0	0	1
Tim Naehring, R (9, 6) OBP: 0.281, SLG: 0.291										0	0	0	0	0	0	0
Inning Stats	R: 0 E: 1 K: 0 S: 10 H: 0 LOB: 2 BB: 2 P: 22	R: 0 E: 0 K: 0 S: 7 H: 2 LOB: 2 BB: 1 P: 14	R: 0 E: 0 K: 0 S: 9 H: 1 LOB: 1 BB: 0 P: 16	R: 0 E: 0 K: 0 S: 5 H: 0 LOB: 1 BB: 1 P: 12	R: 1 E: 0 K: 0 S: 12 H: 2 LOB: 2 BB: 1 P: 26	R: 3 E: 1 K: 0 S: 13 H: 2 LOB: 0 BB: 0 P: 21	R: 0 E: 0 K: 1 S: 5 H: 0 LOB: 0 BB: 1 P: 12	R: 1 E: 0 K: 1 S: 17 H: 2 LOB: 2 BB: 0 P: 26		1B: 5 2B: 3 3B: 0 HR: 2	SF: 0 SAC: 1 DP: 2 HBP: 0			WP: 1 PB: 0 SB: 0 CS: 0	PA: 39		

PITCHER	IP	WLS	BF	H	R	ER	SO	BB	IBB	HBP	BLK	WP	HR	S	P	ERA	WHIP
Hipolito Pichardo, R (1, 1) ERA: 3.6	5.2		29	7	4	4	0	5	0	0	0	1	2	53	105	6.35	2.118
Tom Gordon, R (6, 1) ERA: 5.53	2.1	L	10	2	1	1	2	1	0	0	0	0	0	25	44	3.86	1.286

PITCHER	IP	WLS	BF	H	R	ER	SO	BB	IBB	HBP	BLK	WP	HR	S	P	ERA	WHIP

BOTTOM

Kansas City Royals @ Boston Red Sox

Fenway Park, Boston, MA

Wed Jul 08 1992, 7:05 PM EDT

Att. 31,196 - Cloudy - 80 F

livebaseballscorecards.com

AB	32
R	5
H	9
RBI	5
BB	6
SO	2
LOB	20

Batter	1	2	3	4	5	6	7	8	9	AB	R	H	RBI	BB	SO	LOB
Tim Raines, S (1, 7) OBP: 0.354, SLG: 0.350	G4-3		BB	F7		G4-3	3B		1B	5	0	2	2	1	0	3
Robin Ventura, L (1, 5) OBP: 0.394, SLG: 0.446	HR 1B		K	G3		G3-1	L8		P5	6	1	1	0	0	1	5
Frank Thomas, R (1, 3) OBP: 0.440, SLG: 0.521	HR		2B	1B 1B 1B		HR	BB	1B		4	3	4	2	1	0	0
George Bell, R (1, 10) OBP: 0.306, SLG: 0.434	F7		IBB	G1-3 1B 1B		1B HR		P6		4	2	2	3	1	0	1
Craig Grebeck, R (1, 6) OBP: 0.333, SLG: 0.389	L7		K	G1-3 1B		G6-3		K		5	1	1	1	0	2	4
Steve Sax, R (1, 4) OBP: 0.295, SLG: 0.300		G5-3		G3-1	G1-3		G4-3	P3		5	0	0	0	0	0	3
Carlton Fisk, R (1, 2) OBP: 0.273, SLG: 0.200		1B		K	IBB		3B 1B		F8	4	1	2	0	1	1	0
Lance Johnson, L (1, 8) OBP: 0.297, SLG: 0.331		K		2B 1B			3B 1B		BB	4	1	3	2	1	1	0
Shawn Abner, R (1, 9) OBP: 0.342, SLG: 0.368			K	2B		G3-1 HR G4-3 1B	K		P6	5	1	2	0	0	2	3
Inning Stats	R: 2 E: 0 K: 0 S: 8 H: 2 LOB: 0 BB: 0 P: 15	R: 0 E: 0 K: 1 S: 6 H: 1 LOB: 0 BB: 0 P: 11	R: 0 E: 0 K: 3 S: 13 H: 1 LOB: 3 BB: 2 P: 29	R: 0 E: 0 K: 1 S: 10 H: 2 LOB: 2 BB: 0 P: 17	R: 3 E: 0 K: 0 S: 11 H: 4 LOB: 2 BB: 1 P: 20	R: 3 E: 0 K: 0 S: 10 H: 2 LOB: 0 BB: 1 P: 19	R: 2 E: 0 K: 1 S: 14 H: 3 LOB: 1 BB: 0 P: 22	R: 0 E: 0 K: 1 S: 10 H: 1 LOB: 1 BB: 0 P: 12	R: 0 E: 0 K: 0 S: 12 H: 1 LOB: 2 BB: 1 P: 21	1B: 12 2B: 2 3B: 1 HR: 2 SF: 0 SAC: 0 DP: 0 HBP: 0	WP: 0 PB: 0 SB: 0 CS: 0 PA: 47					

PITCHER		IP	WLS	BF	H	R	ER	SO	BB	IBB	HBP	BLK	WP	HR	S	P	ERA	WHIP
Joe Hesketh, L ERA: 3.82	(1, 1)	5.2	L	29	11	6	6	5	1	2	0	0	0	1	52	99	9.53	2.118
Mike Gardiner, R ERA: 4.9	(6, 1)	3.1		18	6	4	4	2	2	0	0	0	0	1	42	67	10.80	2.400

PITCHER	IP	WLS	BF	H	R	ER	SO	BB	IBB	HBP	BLK	WP	HR	S	P	ERA	WHIP

TOP

Chicago White Sox @ Boston Red Sox

Fenway Park, Boston, MA

Thu Jul 09 1992, 7:05 PM EDT

Att. 33,357 - Sunny - 84 F

livebaseballscorecards.com

AB	42
R	10
H	17
RBI	10
BB	5
SO	7
LOB	19

Chicago White Sox @ Boston Red Sox

Fenway Park, Boston, MA

Thu Jul 09 1992, 7:05 PM EDT

Att. 33,357 - Sunny - 84 F

livebaseballscorecards.com

BOTTOM

Batter	1	2	3	4	5	6	7	8	9	AB	R	H	RBI	BB	SO	LOB
Billy Hatcher, R (1, 7) OBP: 0.311, SLG: 0.378	B C B F X 2-2 CS 1B		X 0-0 ③ F9		B B C B F S 3-3 ② K			B B B C X 3-2 ② G5-3		4	0	1	0	0	1	0
Jody Reed, R (1, 4) OBP: 0.322, SLG: 0.343 Tim Naehring, R (8, 4) OBP: 0.287, SLG: 0.298	1 SAFE C 1 SAFE 1 SAFE X 0-1 ① F7			B X 1-0 ① G5-3	C S B X 1-2 ③ G5-3			S X 0-1 1B 1B		3 1	0 0	0 1	0 0	0 0	0 0	1 0
Phil Plantier, L (1, 10) OBP: 0.325, SLG: 0.382	1 SAFE C P X 1-1 ② FC5-4 1-2 1B			X 0-0 ② F6		C X 0-1 ① F9		C X 0-1 1-2 1B		4	0	2	0	0	0	0
Tom Brunansky, R (1, 9) OBP: 0.351, SLG: 0.423 Steve Lyons, L (8, 9) OBP: 0.182, SLG: 0.219	B C 1 B S X 1 SAFE 2-2 ③ FC5-4 1-2f			C S B B B B 4-2 BB 2B BB		B C B C X 2-2 ② F9		C S B B X 2-2 ③ L8		2 1	1 0	0 0	0 0	1 0	0 0	1 2
Mo Vaughn, L (1, 3) OBP: 0.342, SLG: 0.314		C F S 0-3 ① K		S S B F B B F B 4-2 BB 2B 1B 1-2		B X 1-0 ③ G6-3			B B F F F B B 4-2 BB 1B	2	1	0	0	2	1	0
Bob Zupcic, R (1, 8) OBP: 0.367, SLG: 0.416		C X 0-1 ② F9		C X 0-1 1-3 2-H 1B 2B			C B B X 2-1 ① F8		C X 0-1 ① L9	4	1	1	1	0	0	1
Scott Cooper, L (1, 5) OBP: 0.323, SLG: 0.320		B X 1-0 ③ G3		B B C X 2-1 2-H 3-H 1B			C S C 0-3 ② K		X 0-0 1-2 FC5 1B	4	0	2	2	0	1	0
Tony Peña, R (1, 2) OBP: 0.269, SLG: 0.296 John Flaherty, R (8, 2) OBP: 0.190, SLG: 0.179			F F B B B F X 2-2 ① F9	B S X 1-1 ③ P5			B B B C X 2-1 ③ G3		B B B C C S 2-3 ② K	3 1	0 0	0 0	0 0	0 0	0 1	1 2
Luis Rivera, R (1, 6) OBP: 0.316, SLG: 0.272			C B B B X 2-1 ② L4		B B X 2-0 ① F9			B C F S 1-3 ① K	X 0-0 1-2f FC5	4	0	0	0	0	1	2
Inning Stats	R: 0 H: 2 E: 0 LOB: 1 K: 0 BB: 0 S: 11 P: 15	R: 0 H: 0 E: 0 LOB: 0 K: 1 BB: 0 S: 6 P: 7	R: 0 H: 0 E: 0 LOB: 0 K: 0 BB: 0 S: 7 P: 11	R: 3 H: 2 E: 0 LOB: 1 K: 0 BB: 2 S: 14 P: 26	R: 0 H: 0 E: 0 LOB: 0 K: 1 BB: 0 S: 7 P: 13	R: 0 H: 0 E: 0 LOB: 0 K: 0 BB: 0 S: 6 P: 9	R: 0 H: 0 E: 0 LOB: 0 K: 1 BB: 0 S: 7 P: 11	R: 0 H: 2 E: 0 LOB: 2 K: 1 BB: 0 S: 13 P: 19	R: 0 H: 1 E: 0 LOB: 2 K: 1 BB: 1 S: 10 P: 16	1B: 6 SF: 0 2B: 1 SAC: 0 3B: 0 DP: 0 HR: 0 HBP: 0						WP: 0 PA: 36 PB: 0 SB: 0 CS: 1	

	AB	33
	R	3
	H	7
	RBI	3
	BB	3
	SO	5
	LOB	10

PITCHER	IP	WLS	BF	H	R	ER	SO	BB	IBB	HBP	BLK	WP	HR	S	P	ERA	WHIP
Jack McDowell, R (1, 1) ERA: 3.5	9.0	W	36	7	3	3	5	3	0	0	0	0	0	81	127	3.00	1.111

PITCHER	IP	WLS	BF	H	R	ER	SO	BB	IBB	HBP	BLK	WP	HR	S	P	ERA	WHIP

Batter	1	2	3	4	5	6	7	8	9	AB	R	H	RBI	BB	SO	LOB
Tim Raines, S (1, 7) (9, 8) OBP: 0.355, SLG: 0.352	B B X 2-0 E 1B 1B		B X 1-0 2B SF9 1B		C B S C 1-3 ③ K			X 0-0 ③ G5-3		4	2	2	0	0	1	0
Robin Ventura, L (1, 5) OBP: 0.395, SLG: 0.450	C 1 SAFE B C 1 SAFE 1 SAFE F B S 2-3 ① K 1-2		1 SAFE 1 SAFE 1 SAFE B X 1-0 SF9 1-3 2B			B X 1-0 ① G3			B F X 1-1 1B 1B BB 1B	4	1	2	0	0	1	1
Frank Thomas, R (1, 3) OBP: 0.441, SLG: 0.521	B B B B 4-0 1B BB		B F X 1-1 ② SF9 2-3 3-H			B X 1-0 ② F9			X 0-0 BB 1B FC5-2 1-2 1B	2	0	1	1	1	0	0
George Bell, R (1, 10) OBP: 0.309, SLG: 0.435 Joey Cora, S (9, PR) OBP: 0.316, SLG: 0.297	B X 1-0 G6-4-3 1-2 2-H 1B		C C B F B F B X 3-2 ③ G5-3			B X 1-0 ③ G6-3			B B F X 2-1 FC5-2 BB SF9 1-2 2-3 1B	4 0	0 1	2 0	1 0	0 0	0 0	1 0
Dan Pasqua, L (1, 9) OBP: 0.295, SLG: 0.360 Shawn Abner, R (7, PR) OBP: 0.342, SLG: 0.368 (7, 9) Warren Newson, L (9, PH) OBP: 0.393, SLG: 0.300 (9, 9)	B C B B X 2-1 ②③ G6-4-3 1-2f			S B S S B X 2-2 ① G3-1			S C B B B B 4-2 G4-6-3 BB		B C B B B B 4-1 SF9 FC5-2 1B 1-2 2-3 3-H BB	2 0 0	0 0 1	0 0 0	0 0 1	1 0 1	0 0 0	2 0 0
Lance Johnson, L (1, 8) OBP: 0.294, SLG: 0.328 Ron Karkovice, R (9, PH) OBP: 0.300, SLG: 0.331 Esteban Beltre, R (9, PR) OBP: 0.294, SLG: 0.294 (9, 6)		B B C B F F F X 3-2 ① G4-3		F F B S 1-3 ② K			1 SAFE B X 1-0 ①② G4-6-3 1-2f		B F B F B F X 3-2 ① FC5-2 1B 1-2 2-3 3-Hf	3 1 0	0 0 0	0 0 0	0 0 0	0 0 0	1 0 0	1 3 0
Steve Sax, R (1, 4) OBP: 0.292, SLG: 0.297		C C B B S 2-3 ② K	F X 0-1 ③ G4-3				C B X 1-1 ③ G6-3		X 0-0 ② SF9 2-3 3-H	3	0	0	1	0	1	1
Carlton Fisk, R (1, 2) OBP: 0.271, SLG: 0.203	S T C 0-3 ③ K			C S B C 1-3 ① K				C X 0-1 ① F8	B B C S S X 2-2 1-2 3-H 1B	4	0	1	1	0	2	0
Craig Grebeck, R (1, 6) (9, 7) OBP: 0.328, SLG: 0.382			F B C E B F F B X 3-2 ① F9		F B B S C 2-3 ② K			C F S 0-3 ② K	C B S S 1-3 ③ K	4	0	0	0	0	3	2
Inning Stats	R: 1 E: 1 K: 1 S: 8 H: 2 LOB: 1 BB: 1 P: 19	R: 0 E: 0 K: 2 S: 11 H: 0 LOB: 0 BB: 0 P: 16	R: 1 E: 0 K: 0 S: 15 H: 2 LOB: 1 BB: 0 P: 24	R: 0 E: 0 K: 1 S: 8 H: 0 LOB: 0 BB: 0 P: 11	R: 0 E: 0 K: 3 S: 9 H: 0 LOB: 0 BB: 0 P: 13	R: 0 E: 0 K: 0 S: 3 H: 0 LOB: 0 BB: 0 P: 6	R: 0 E: 0 K: 0 S: 5 H: 0 LOB: 1 BB: 1 P: 11	R: 0 E: 0 K: 1 S: 6 H: 0 LOB: 0 BB: 0 P: 6	R: 3 E: 0 K: 1 S: 17 H: 4 LOB: 2 BB: 1 P: 30	1B: 7 2B: 1 3B: 0 HR: 0 SF: 2 SAC: 0 DP: 2 HBP: 0						

PITCHER		IP	WLS	BF	H	R	ER	SO	BB	IBB	HBP	BLK	WP	HR	S	P	ERA	WHIP
Roger Clemens, R ERA: 2.31	(1, 1)	8.0		32	7	5	5	8	3	0	0	0	0	0	71	119	5.62	1.250
Tony Fossas, L ERA: 3.95	(9, 1)	0.1		1	0	0	0	0	0	0	0	0	0	0	4	7	0.00	0.000
Jeff Reardon, R ERA: 3.14	(9, 1)	0.2	W	3	1	0	0	1	0	0	0	0	0	0	7	10	0.00	1.500

PITCHER	IP	WLS	BF	H	R	ER	SO	BB	IBB	HBP	BLK	WP	HR	S	P	ERA	WHIP

TOP

Chicago White Sox @ Boston Red Sox

Fenway Park, Boston, MA

Fri Jul 10 1992, 7:05 PM EDT

Att. 34,288 - Sunny - 82 F

livebaseballscorecards.com

AB	31
R	5
H	8
RBI	5
BB	3
SO	9
LOB	11

1B: 7	SF: 2	WP: 0	PA: 36
2B: 1	SAC: 0	PB: 0	
3B: 0	DP: 2	SB: 0	
HR: 0	HBP: 0	CS: 0	

Batter	1	2	3	4	5	6	7	8	9	AB	R	H	RBI	BB	SO	LOB
Billy Hatcher, R (1, 8) OBP: 0.324, SLG: 0.392	BBCBB 4-1 G6-4-3 BB		X 0-0 ③ G5-3		BFX 1-1 ③ G1-3			LX 0-1 1-3 2-H HR 2B	X 0-0 3-H 1B	4	1	2	2	1	0	1
Jody Reed, R (1, 4) OBP: 0.322, SLG: 0.342	CX 0-1 ①② G6-4-3 1-2f			CBX 1-1 ① G4-3		BFCBFX 2-2 CS 1B		CBX 1-1 ① G3		4	0	1	0	0	0	3
Phil Plantier, L (1, 9) OBP: 0.325, SLG: 0.379 Luis Rivera, R (8, PH) OBP: 0.314, SLG: 0.271 Herm Winningham, L (9, 7) OBP: 0.244, SLG: 0.276	BBSSS 2-3 ③ K			BBFH 3-1 1B HBP		BCSX 1-2 ①② G1-3 1-2		BFFSS 1-3 ② K		2 1 0	0 0 0	0 0 0	0 0 0	0 0 0	1 1 0	1 2 0
Tom Brunansky, R (1, 10) OBP: 0.349, SLG: 0.416		BCX 1-1 ① G6-3		CX 0-1 ② L9		X 0-0 ③ L9		BBFBB 4-1 HR BB		3	1	0	0	1	0	1
Bob Zupcic, R (1, 7) (9, 9) OBP: 0.371, SLG: 0.442		BBX 2-0 ② F8		BX 1-0 1-2 1B			CSS 1-3 ① K	BCCBX 2-2 1-H 2-H 3-H HR		4	1	2	4	0	1	0
Scott Cooper, L (1, 5) OBP: 0.321, SLG: 0.313		BFBBBFB 4-2 BB		CBBCC 2-3 ③ K			CSBBS 1-3 ② K	CBX 1-1 ③ G3-1		3	0	0	0	1	2	2
Tim Naehring, R (1, 6) OBP: 0.286, SLG: 0.296	FS1 SAFE BBBX 2-2 ③ L5				BX 1-0 SH1-3 1B		BX 1-0 ③ G4-3		CX 0-1 ① G1-3	4	0	1	0	0	0	1
Tony Peña, R (1, 2) OBP: 0.269, SLG: 0.296			BX 1-0 ① G4-3		FP1 SAFE X 1-1 ① SH1-3 1-2			X 0-0 1B 2B 1B	CX 0-1 ② F8	3	1	1	0	0	0	0
Mo Vaughn, L (1, 3) OBP: 0.346, SLG: 0.336			BCBBFS 3-3 ② K		BSCFX 1-2 ② L8			BFSX 1-2 2B 1-2 HR 1B	CX 0-1 1B 3B	4	2	2	0	0	1	1
Inning Stats	R: 0 E: 0 K: 1 S: 6 H: 0 LOB: 0 BB: 1 P: 12	R: 0 E: 0 K: 0 S: 8 H: 0 LOB: 1 BB: 1 P: 17	R: 0 E: 0 K: 1 S: 5 H: 0 LOB: 0 BB: 0 P: 9	R: 0 E: 0 K: 1 S: 9 H: 1 LOB: 2 BB: 0 P: 16	R: 0 E: 0 K: 0 S: 10 H: 1 LOB: 1 BB: 0 P: 13	R: 0 E: 0 K: 0 S: 8 H: 1 LOB: 0 BB: 0 P: 11	R: 0 E: 0 K: 2 S: 7 H: 0 LOB: 0 BB: 0 P: 10	R: 5 E: 0 K: 1 S: 17 H: 4 LOB: 0 BB: 1 P: 27	R: 1 E: 0 K: 0 S: 7 H: 2 LOB: 1 BB: 0 P: 7	1B: 6 2B: 1 3B: 1 HR: 1	SF: 0 SAC: 1 DP: 1 HBP: 1						

BOTTOM

Chicago White Sox @ Boston Red Sox

Fenway Park, Boston, MA

Fri Jul 10 1992, 7:05 PM EDT

Att. 34,288 - Sunny - 82 F

livebaseballscorecards.com

AB	32
R	6
H	9
RBI	6
BB	3
SO	6
LOB	12

PITCHER		IP	WLS	BF	H	R	ER	SO	BB	IBB	HBP	BLK	WP	HR	S	P	ERA	WHIP
Greg Hibbard, L ERA: 4.2	(1, 1)	7.0		28	6	3	3	5	2	0	1	0	0	0	59	95	3.86	1.143
Roberto Hernandez, R ERA: 2.21	(8, 1)	0.1		1	0	0	0	0	0	0	0	0	0	0	2	3	0.00	0.000
Scott Radinsky, L ERA: 2.45	(8, 1)	0.1		1	0	0	0	1	0	0	0	0	0	0	3	4	0.00	0.000
Bobby Thigpen, R ERA: 3.25	(8, 1)	0.1		3	1	2	2	0	1	0	0	0	0	1	6	13	54.00	6.000
Terry Leach, R ERA: 1.93	(9, 1)	0.2	L	4	2	1	1	0	0	0	0	0	0	0	7	7	13.50	3.000

PITCHER	IP	WLS	BF	H	R	ER	SO	BB	IBB	HBP	BLK	WP	HR	S	P	ERA	WHIP

Batter	1	2	3	4	5	6	7	8	9	AB	R	H	RBI	BB	SO	LOB
Tim Raines, S (1, 7) OBP: 0.354, SLG: 0.349	B B C F F F B F 4-2 B G4-3 BB		B F C B F B X 3-2 ① F8		B F F X 1-2 ① G6-3		B F B F F B X 3-2 ② G6-3			3	0	0	0	1	0	0
Robin Ventura, L (1, 5) OBP: 0.394, SLG: 0.448	B 1 SAFE B C B 1 SAFE F 1 SAFE 1 SAFE 3-2 X ① G4-3 1-2		B B X 2-0 BB BB 1B		B C F B X 2-2 ② L9		B X 1-0 ③ P6			4	0	1	0	0	0	1
Frank Thomas, R (1, 3) OBP: 0.441, SLG: 0.517	B B X 2-0 ② G5-3		B B C B B 4-1 BB 1-2 BB		B B B B 4-0 S BB			X 0-0 ① F9		2	0	0	0	2	0	1
George Bell, R (1, 10) OBP: 0.305, SLG: 0.429	B B F B F S 3-3 ③ K		F B X 1-1 ② F7		B F F F B X 2-2 ③ F8 1-2			C F X 0-2 ② P2		4	0	0	0	0	1	4
Warren Newson, L (1, 9) OBP: 0.397, SLG: 0.301		F B F B X 2-2 G1-6-3 1B	B F C F F B B B 4-2 1-2 2-3 BB			X 0-0 ① L7		X 0-0 ③ L8		3	0	1	0	1	0	0
Lance Johnson, L (1, 8) OBP: 0.294, SLG: 0.324		X 0-0 ① ② G1-6-3 1-2f	B C F B X 2-2 ③ G1-3			B B C B B 4-1 1B BB			B F C F B X 2-2 ① G3-1	3	0	0	0	1	0	4
Craig Grebeck, R (1, 6) OBP: 0.331, SLG: 0.384		F F B F B X 2-2 ③ G5-3		F X 0-1 L6-3 1B		1 SAFE B 1 SAFE C X 1-1 G6-4-3 1-3 1B			X 0-0 ② F9	4	0	2	0	0	0	0
Joey Cora, S (1, 4) OBP: 0.313, SLG: 0.294			B C B X 2-1 HR 1B	B 1 SAFE C 1 SAFE F X 1-2 ① ② L6-3 1-2		B X 1-0 ② ③ G6-4-3 1-2f			C C B X 1-2 ③ G4-3	4	1	1	0	0	0	3
Nelson Santovenia, R (1, 2) OBP: 0.333, SLG: 1.333			1 SAFE X 0-0 1-H HR	C F X 0-2 ③ G6-3			B C F F X 1-2 ① P5			3	1	1	2	0	0	0
Inning Stats	R: 0 E: 0 K: 1 S: 13 H: 0 LOB: 1 BB: 1 P: 25	R: 0 E: 0 K: 0 S: 8 H: 1 LOB: 0 BB: 0 P: 12	R: 2 E: 0 K: 0 S: 18 H: 3 LOB: 3 BB: 2 P: 36	R: 0 E: 0 K: 0 S: 8 H: 1 LOB: 0 BB: 0 P: 9	R: 0 E: 0 K: 0 S: 10 H: 0 LOB: 1 BB: 1 P: 19	R: 0 E: 0 K: 0 S: 5 H: 1 LOB: 1 BB: 1 P: 11	R: 0 E: 0 K: 0 S: 9 H: 0 LOB: 0 BB: 0 P: 14	R: 0 E: 0 K: 0 S: 5 H: 0 LOB: 0 BB: 0 P: 5	R: 0 E: 0 K: 0 S: 8 H: 0 LOB: 0 BB: 0 P: 11	1B: 5 2B: 1 3B: 0 HR: 1 SF: 0 SAC: 0 DP: 3 HBP: 0						

PITCHER		IP	WLS	BF	H	R	ER	SO	BB	IBB	HBP	BLK	WP	HR	S	P	ERA	WHIP
John Dopson, R ERA: 3.39	(1, 1)	5.0	W	22	5	2	2	1	4	0	0	0	0	1	57	101	3.60	1.800
Danny Darwin, R ERA: 4.89	(6, 1)	2.0		7	1	0	0	0	1	0	0	0	0	0	14	25	0.00	1.000
Greg Harris, R ERA: 1.57	(8, 1)	1.0		3	0	0	0	0	0	0	0	0	0	0	5	5	0.00	0.000
Daryl Irvine, R ERA:	(9, 1)	1.0		3	0	0	0	0	0	0	0	0	0	0	8	11	0.00	0.000

PITCHER	IP	WLS	BF	H	R	ER	SO	BB	IBB	HBP	BLK	WP	HR	S	P	ERA	WHIP

Chicago White Sox @ Boston Red Sox

Fenway Park, Boston, MA

Sat Jul 11 1992, 3:33 AM EDT

Att. 34,288 - Sunny - 78 F

TOP

livebaseballscorecards.com

AB	30
R	2
H	6
RBI	2
BB	5
SO	1
LOB	13

PA: 35

WP: 0 PB: 0 SB: 1 CS: 0

Batter	1	2	3	4	5	6	7	8	9	AB	R	H	RBI	BB	SO	LOB
Billy Hatcher, R (1, 8) OBP: 0.328, SLG: 0.402	3-1 1B 1B 1B	1-0 P6 ③		1-2 G5-3 ② 1-2		3-2 BLK HR 2B	1-2 E4 1B 1-2			5	2	2	0	0	0	3
Phil Plantier, L (1, 9) OBP: 0.326, SLG: 0.377	1-1 FC5-4 1B CS 1-2 1B		0-1 F7 ①	2-0 P4 ③		4-0 BLK HR BB	1-3 K ①			4	1	1	0	1	1	3
Wade Boggs, L (1, 5) OBP: 0.370, SLG: 0.398 Scott Cooper, L (7, PR) OBP: 0.321, SLG: 0.313 (8, 5)	1-1 FC5-4 1-2 2-H 1B		2-1 G4-3 ②		2-1 L7 ①	4-1 HR 1-2 2-3 IBB	1-0 G6-4-3 1-3 2-H 1B			4 0	1 0	2 0	2 0	1 0	0 0	0 0
Tom Brunansky, R (1, 10) OBP: 0.355, SLG: 0.433	2-2 FC5-4 ① 1B CS 1-2f 2-3		4-1 2B BB		2-1 BB HR 1B	0-1 1-H 2-H 3-H HR	1-0 G6-4-3 ②③ 1-2f			4	3	2	4	1	0	4
Bob Zupcic, R (1, 7) OBP: 0.381, SLG: 0.459 Herm Winningham, L (7, 7) OBP: 0.242, SLG: 0.274	3-2 ② 1-3 3-H 1B		3-2 1-H 1B 2B		2-1 F7 ②	0-1 F8 1B 1B		1-1 F7 ①		4 1	1 0	3 0	1 0	0 0	0 0	1 0
Jody Reed, R (1, 4) OBP: 0.326, SLG: 0.345 Luis Rivera, R (8, 6) OBP: 0.313, SLG: 0.269	0-2 F8 ③		1-0 2-H 1B		4-2 1-2 HR BB	1-1 1-2 1B		0-0 G5-3 ②		3 1	1 0	2 0	1 0	1 0	0 0	2 0
Mo Vaughn, L (1, 3) OBP: 0.350, SLG: 0.360 Steve Lyons, L (8, PH) OBP: 0.206, SLG: 0.219 (9, 3)		4-1 BB	0-1 F8 ③		2-2 1-H 2-H HR	1-1 F8 ② 2-3		4-2 BB		3 0	1 0	1 0	3 0	1 1	0 0	3 0
Tim Naehring, R (1, 6) OBP: 0.274, SLG: 0.283 (8, 4)	2-2 F8 ①			1-1 G6-3 ①	2-2 G6-3 ③	2-1 F8 ③		1-0 G6-3 ③		5	0	0	0	0	0	4
John Flaherty, R (1, 2) OBP: 0.217, SLG: 0.190	0-0 F9 ②			4-2 G5-3 BB		1-2 G4-3 ①	1-0 E 1B 1B			3	1	1	0	1	0	1
Inning Stats	R: 1 H: 4 E: 0 LOB: 2 K: 0 BB: 0 S: 17 P: 27	R: 0 H: 0 E: 0 LOB: 1 K: 0 BB: 1 S: 6 P: 13	R: 2 H: 2 E: 0 LOB: 1 K: 0 BB: 1 S: 11 P: 21	R: 0 H: 0 E: 0 LOB: 1 K: 0 BB: 1 S: 8 P: 16	R: 3 H: 2 E: 0 LOB: 0 K: 0 BB: 1 S: 18 P: 31	R: 4 H: 4 E: 0 LOB: 2 K: 0 BB: 2 S: 20 P: 36	R: 1 H: 2 E: 1 LOB: 2 K: 1 BB: 0 S: 9 P: 14	R: 0 H: 0 E: 0 LOB: 1 K: 0 BB: 1 S: 8 P: 14		1B: 10 SF: 0 2B: 2 SAC: 0 3B: 0 DP: 1 HR: 2 HBP: 0						

BOTTOM

Chicago White Sox @ Boston Red Sox

Fenway Park, Boston, MA

Sat Jul 11 1992, 3:33 AM EDT

Att. 34,288 - Sunny - 78 F

livebaseballscorecards.com

AB	37
R	11
H	14
RBI	11
BB	7
SO	1
LOB	21

PITCHER		IP	WLS	BF	H	R	ER	SO	BB	IBB	HBP	BLK	WP	HR	S	P	ERA	WHIP
Kirk McCaskill, R ERA: 4.15	(1, 1)	5.0	L	26	8	6	6	0	4	0	0	0	0	1	60	108	10.80	2.400
Donn Pall, R ERA: 5.21	(6, 1)	2.0		14	6	5	5	1	1	1	0	1	0	1	29	50	22.50	3.500
Terry Leach, R ERA: 1.88	(8, 1)	1.0		4	0	0	0	0	1	0	0	0	0	0	8	14	0.00	1.000

PITCHER	IP	WLS	BF	H	R	ER	SO	BB	IBB	HBP	BLK	WP	HR	S	P	ERA	WHIP

WP: 0 PA: 44
PB: 0
SB: 0
CS: 2

Chicago White Sox @ Boston Red Sox

Fenway Park, Boston, MA

Sun Jul 12 1992, 3:33 AM EDT

Att. 34,105 - Cloudy - 84 F

livebaseballscorecards.com

Batter	1	2	3	4	5	6	7	8	9	AB	R	H	RBI	BB	SO	LOB
Tim Raines, S (1, 7) OBP: 0.350, SLG: 0.344	K		G1-3			B1-3			K	4	0	0	0	0	2	0
Robin Ventura, L (1, 5) OBP: 0.389, SLG: 0.442	G4-3		K			K			F8	4	0	0	0	0	2	0
Frank Thomas, R (1, 3) OBP: 0.442, SLG: 0.517	1B			G6-4-3 1B		F7			K	4	0	2	0	0	1	0
George Bell, R (1, 10) OBP: 0.305, SLG: 0.427	G5-3			G6-4-3 1-2f			G6-4-3 BB			2	0	0	0	1	0	2
Carlton Fisk, R (1, 2) OBP: 0.274, SLG: 0.209		P2		S 1B			G6-4-3 1-2f			3	0	1	0	0	0	1
Craig Grebeck, R (1, 6) OBP: 0.327, SLG: 0.379		G1-3		L8 1-2			G5-3			3	0	0	0	0	0	1
Steve Sax, R (1, 4) OBP: 0.295, SLG: 0.299		WP S BB			F9			G3-6-3 1B		2	0	1	0	1	0	0
Lance Johnson, L (1, 8) OBP: 0.291, SLG: 0.321		G4-3 1-3			G6-3			G3-6-3 1-2f		3	0	0	0	0	0	2
Shawn Abner, R (1, 9) OBP: 0.333, SLG: 0.357			G4-3		F9			K		2	0	0	0	0	0	0
Warren Newson, L (8, PH) OBP: 0.393, SLG: 0.298 (8, 9)										1	0	0	0	0	1	0

	AB	28
	R	0
	H	4
	RBI	0
	BB	2
	SO	6
	LOB	6

Inning Stats	1	2	3	4	5	6	7	8	9
	R: 0 E: 0 K: 1 S: 13	H: 1 LOB: 1 BB: 0 P: 20	R: 0 E: 0 K: 0 S: 9	H: 0 LOB: 1 BB: 1 P: 17	R: 0 E: 0 K: 1 S: 13	H: 0 LOB: 0 BB: 0 P: 20	R: 0 E: 0 K: 0 S: 12	H: 2 LOB: 1 BB: 0 P: 18	R: 0 E: 0 K: 0 S: 9	H: 0 LOB: 0 BB: 0 P: 14	R: 0 E: 0 K: 1 S: 8	H: 0 LOB: 0 BB: 0 P: 11	R: 0 E: 0 K: 0 S: 7	H: 0 LOB: 0 BB: 1 P: 14	R: 0 E: 0 K: 1 S: 5	H: 1 LOB: 0 BB: 0 P: 8	R: 0 E: 0 K: 2 S: 9	H: 0 LOB: 0 BB: 0 P: 16

	1B: 4	SF: 0	WP: 1	PA: 30
	2B: 0	SAC: 0	PB: 0	
	3B: 0	DP: 3	SB: 2	
	HR: 0	HBP: 0	CS: 0	

PITCHER		IP	WLS	BF	H	R	ER	SO	BB	IBB	HBP	BLK	WP	HR	S	P	ERA	WHIP
Frank Viola, L ERA: 3.12	(1, 1)	7.0	W	24	3	0	0	3	2	0	0	0	1	0	71	114	0.00	0.714
Greg Harris, R ERA: 1.52	(8, 1)	2.0	S	6	1	0	0	3	0	0	0	0	0	0	14	24	0.00	0.500

PITCHER	IP	WLS	BF	H	R	ER	SO	BB	IBB	HBP	BLK	WP	HR	S	P	ERA	WHIP

Batter	1	2	3	4	5	6	7	8	9	AB	R	H	RBI	BB	SO	LOB
Billy Hatcher, R (1, 8) OBP: 0.325, SLG: 0.396	C X 0-1 ① G4-3		C F X 0-2 ③ S 1B		X 0-0 ③ G6-3		C X 0-1 ③ G4-3			4	0	1	0	0	0	3
Bob Zupcic, R (1, 7) OBP: 0.377, SLG: 0.474	C B F F B F S 2-3 ② K		1 SAFE P F X 1-2 E4 G6-4-3 1-2			B F B F C 2-3 ① K		X 0-0 HR		4	1	1	1	0	2	1
Wade Boggs, L (1, 10) OBP: 0.366, SLG: 0.392	B X 1-0 ③ F8		B C F X 1-2 ② ③ G6-4-3 1-2f			B X 1-0 ② G3		B B X 2-0 ① G5-3		4	0	0	0	0	0	2
Tom Brunansky, R (1, 9) OBP: 0.353, SLG: 0.444		C B X 1-1 HR		B B B C S X 3-2 ① F7		B B C F B X 3-2 ③ P5		C X 0-1 ② L1		4	1	1	1	0	0	0
Mo Vaughn, L (1, 3) OBP: 0.342, SLG: 0.349	C F B B B F X 2-2 ① G4-3			B C B F S 2-3 ② K			B F C B B F X 3-2 ① ③ P7	C B B F B F S 3-3 ③ K		4	0	0	0	0	2	0
Jody Reed, R (1, 4) OBP: 0.326, SLG: 0.348	X 0-0 ② G6-3			C B B X 2-1 ③ L8			C B X 1-1 1B 2B			3	1	1	0	0	0	0
Tim Naehring, R (1, 5) OBP: 0.291, SLG: 0.296	B B B B C F B 4-2 BB				B B B C F F X 3-2 SH1-3 1B 1B		B B F F X 2-2 1B 2-H 1B			2	0	2	1	1	0	0
Tony Peña, R (1, 2) OBP: 0.271, SLG: 0.298	B X 1-0 ③ G6-3				B 1 SAFE 1 SAFE 1 SAFE X 1-0 ① SH1-3 1-2		1 SAFE P X 1-0 1-2 1B			2	0	1	0	0	0	1
Luis Rivera, R (1, 6) OBP: 0.313, SLG: 0.270			B X 1-0 ① P5		C X 0-1 ② 2-H 1B		X 0-0 ② L9			3	0	1	0	0	0	2
Inning Stats	R: 0 H: 0 E: 0 LOB: 0 K: 1 BB: 0 S: 8 P: 11	R: 1 H: 1 E: 0 LOB: 1 K: 0 BB: 1 S: 10 P: 18	R: 0 H: 1 E: 1 LOB: 1 K: 0 BB: 0 S: 11 P: 13	R: 0 H: 0 E: 0 LOB: 0 K: 1 BB: 0 S: 8 P: 15	R: 0 H: 2 E: 0 LOB: 1 K: 0 BB: 0 S: 8 P: 12	R: 0 H: 0 E: 0 LOB: 0 K: 1 BB: 0 S: 7 P: 13	R: 1 H: 3 E: 0 LOB: 2 K: 0 BB: 0 S: 14 P: 20	R: 1 H: 1 E: 0 LOB: 0 K: 1 BB: 0 S: 8 P: 13		1B: 5 SF: 0 2B: 1 SAC: 1 3B: 0 DP: 1 HR: 2 HBP: 0						

BOTTOM

Chicago White Sox @ Boston Red Sox

Fenway Park, Boston, MA

Sun Jul 12 1992, 3:33 AM EDT

Att. 34,105 - Cloudy - 84 F

livebaseballscorecards.com

AB	30
R	3
H	8
RBI	3
BB	1
SO	4
LOB	9

PITCHER		IP	WLS	BF	H	R	ER	SO	BB	IBB	HBP	BLK	WP	HR	S	P	ERA	WHIP
Wilson Alvarez, L ERA: 4.24	(1, 1)	6.1	L	26	7	2	2	3	1	0	0	0	0	1	63	99	2.84	1.263
Roberto Hernandez, R ERA: 2.45	(7, 1)	1.2		6	1	1	1	1	0	0	0	0	0	1	11	16	5.40	0.600

PITCHER	IP	WLS	BF	H	R	ER	SO	BB	IBB	HBP	BLK	WP	HR	S	P	ERA	WHIP

Batter	1	2	3	4	5	6	7	8	9	AB	R	H	RBI	BB	SO	LOB
Billy Hatcher, R (1, 8) OBP: 0.328, SLG: 0.397	C X 0-1 L9-3 1B		F F B B C 2-3 ② K			X 0-0 1B HR 1B	C S X 0-2 ② G4-3		S B B S B F X 3-2 ③ P9	5	1	2	0	0	1	0
Phil Plantier, L (1, 10) OBP: 0.325, SLG: 0.374	B 1 SAFE F X 1-1 ① ② L9-3 1-2		S X 0-1 ③ G4-3			C F B B S 2-3 ① K	C B X 1-1 FC6-4 1B			4	0	1	0	0	1	2
Wade Boggs, L (1, 5) OBP: 0.364, SLG: 0.390	B F C X 1-2 ③ L7			B B C X 2-1 ① F7		X 0-0 1-2 HR 1B	C 1 SAFE X 0-1 ③ 1-2f FC6-4			4	1	1	0	0	0	1
Tom Brunansky, R (1, 9) OBP: 0.360, SLG: 0.483		B C F B B X 3-2 1B SF8 2B		X 0-0 ② G6-3		C C B B X 2-2 1-H 2-H HR		B B C B C X 3-2 HR		4	3	3	4	0	0	0
Bob Zupcic, R (1, 7) OBP: 0.387, SLG: 0.482		F C X 0-2 G6-3 2-3 1B		B S X 1-1 1B		C X 0-1 G6-3 1B 1B		C C B C 1-3 ① K		4	1	3	0	0	1	0
Mo Vaughn, L (1, 3) OBP: 0.333, SLG: 0.341	B X 1-0 ① SF8 3-H			C B B B S S 3-3 ③ K		C C B B 1 SAFE F X 1-2 ② G6-3 1-2		B S C B F S 2-3 ② K		3	0	0	1	0	2	2
Tim Naehring, R (1, 4) OBP: 0.290, SLG: 0.294	P X 1-0 ② G6-3 1-2				S B B X 2-1 ① P6	C X 0-1 2-H 1B		C B B B X 3-1 ③ F9		4	0	1	1	0	0	1
Tony Peña, R (1, 2) OBP: 0.268, SLG: 0.294 Herm Winningham, L (9, PH) OBP: 0.240, SLG: 0.271	B C C X 1-2 ③ G4-3				C B X 1-1 ② G6-3	X 0-0 ③ G5-3			C S B B B F C 2-3 ① K	3 1	0 0	0 0	0 0	0 0	0 1	2 0
Luis Rivera, R (1, 6) OBP: 0.310, SLG: 0.267 Scott Cooper, L (9, PH) OBP: 0.320, SLG: 0.311			F B B B X 3-1 ① F9		C F B B B S 2-3 ③ K		F B B B X 3-1 ① L7		X 0-0 ② F7	3 1	0 0	0 0	0 0	0 0	1 0	0 0
Inning Stats	R: 0 H: 1 E: 0 LOB: 0 K: 0 BB: 0 S: 7 P: 9	R: 1 H: 2 E: 0 LOB: 1 K: 0 BB: 0 S: 12 P: 17	R: 0 H: 0 E: 0 LOB: 0 K: 1 BB: 0 S: 7 P: 12	R: 0 H: 1 E: 0 LOB: 1 K: 1 BB: 0 S: 8 P: 14	R: 0 H: 0 E: 0 LOB: 0 K: 1 BB: 0 S: 7 P: 12	R: 4 H: 5 E: 0 LOB: 1 K: 1 BB: 0 S: 17 P: 22	R: 0 H: 1 E: 0 LOB: 1 K: 0 BB: 0 S: 9 P: 13	R: 1 H: 1 E: 0 LOB: 0 K: 2 BB: 0 S: 12 P: 21	R: 0 H: 0 E: 0 LOB: 0 K: 1 BB: 0 S: 9 P: 14	1B: 8 SF: 1 2B: 2 SAC: 0 3B: 0 DP: 1 HR: 2 HBP: 0						WP: 0 PA: 37 PB: 0 SB: 0 CS: 0

TOP

Boston Red Sox @ Minnesota Twins

Hubert H. Humphrey Metrodome, Minneapolis, MN

Thu Jul 16 1992, 8:05 PM EDT

Att. 39,895 - Dome - 70 F

livebaseballscorecards.com

AB	36
R	6
H	11
RBI	6
BB	0
SO	7
LOB	8

PITCHER		IP	WLS	BF	H	R	ER	SO	BB	IBB	HBP	BLK	WP	HR	S	P	ERA	WHIP
Kevin Tapani, R ERA: 4.02	(1, 1)	5.2		25	9	5	5	4	0	0	0	0	0	1	57	85	7.94	1.588
Carl Willis, R ERA: 3.92	(6, 1)	1.0	W	3	0	0	0	0	0	0	0	0	0	0	6	9	0.00	0.000
Mark Guthrie, L ERA: 3.42	(7, 1)	0.1		2	1	0	0	0	0	0	0	0	0	0	4	5	0.00	3.000
Tom Edens, R ERA: 1.34	(8, 1)	1.0		4	1	1	1	2	0	0	0	0	0	1	12	21	9.00	1.000
Rick Aguilera, R ERA: 2.79	(9, 1)	1.0	S	3	0	0	0	1	0	0	0	0	0	0	9	14	0.00	0.000

PITCHER	IP	WLS	BF	H	R	ER	SO	BB	IBB	HBP	BLK	WP	HR	S	P	ERA	WHIP

BOTTOM

Boston Red Sox @ Minnesota Twins

Hubert H. Humphrey Metrodome, Minneapolis, MN

Thu Jul 16 1992, 8:05 PM EDT

Att. 39,895 - Dome - 70 F

livebaseballscorecards.com

Batter	1	2	3	4	5	6	7	8	9	AB	R	H	RBI	BB	SO	LOB
Chuck Knoblauch, R (1, 4) OBP: 0.397, SLG: 0.366	B B B C F X 3-2 CS 1B	C 1 SAFE S P S 1-3 ③ K 1-2			C B X 1-1 ① G6-3	P 1 SAFE F F B 1 B X 3-2 SF9 BB 1-3 1B		B C B F B X 3-2 ② G6-3		5	0	2	0	0	1	1
Shane Mack, R (1, 7) OBP: 0.372, SLG: 0.461	C 1 SAFE B 1 SAFE B 1 B F 1 SAFE 3-2 ① ② X G5-3 1-2		F F X 0-2 1B SF7 1B		B S C F X 1-2 HR	B B B 1 B 4-0 SAFE BB 1-2 BB		B C S B B B 4-2 S BB		3	2	2	1	2	0	1
Kirby Puckett, R (1, 8) OBP: 0.362, SLG: 0.534	B B B C C X 3-2 ③ G6-3		1 SAFE F 1 SAFE 1 SAFE 1 SAFE L X 0-2 S 1-3 1B		X 0-0 WP S 1B	F S F X 0-2 ② SF9 2-3 3-H		1 SAFE 1 SAFE F 1 SAFE 1 SAFE 1 SAFE B S F 1-2 X ③ F9 1-2		4	0	2	1	0	0	1
Chili Davis, S (1, 10) OBP: 0.378, SLG: 0.419		B B X 2-0 HR	B 1 SAFE X 1-0 ① SF7 3-H		1 SAFE S B B S 1 B X 3-2 ② G5-3 1-2	B B F B 4-1 1-2 BB				2	1	1	2	1	0	1
Pedro Munoz, R (1, 9) OBP: 0.320, SLG: 0.460 J.T. Bruett, L (8, 9) OBP: 0.279, SLG: 0.205		X 0-0 G1-4-3 HR 1B	C 1 SAFE C C B 1 SAFE C 1-3 ② K		S B B B I 4-1 2-3 IBB	F B X 1-1 ③ G6-3				3	1	1	0	1	1	4
Brian Harper, R (1, 2) OBP: 0.330, SLG: 0.393		C C B X 1-2 ① G1-4-3 1-2	B B C 1 SAFE S X 2-2 ③ P3 1-2		B F 1 B X 2-1 ③ L6		B S X 1-1 ① G5-3			4	0	0	0	0	0	4
Kent Hrbek, L (1, 3) OBP: 0.412, SLG: 0.502		X 0-0 2-H HR	B S S S 1-3 ① K		B C X 1-1 G3 PB 1B 1B	B B F B X 3-1 ② F7				4	2	2	2	0	1	0
Scott Leius, R (1, 5) OBP: 0.315, SLG: 0.353		C B C S 1-3 ② K	C X 0-1 ② G5-3		1 SAFE F B C B X 2-2 ① G3 1-3	X 0-0 ③ G6-3				4	0	0	0	0	1	1
Greg Gagne, R (1, 6) OBP: 0.295, SLG: 0.368		B C F B X 2-2 S 1B	F B X 1-1 ③ 1B		C B S B B X 3-2 1B SF9 3-H 1B			B C M F S 1-3 ① K		4	1	3	1	0	1	0
Inning Stats	R: 0 E: 0 K: 0 S: 9 H: 1 LOB: 0 BB: 0 P: 18	R: 3 E: 0 K: 2 S: 16 H: 4 LOB: 1 BB: 0 P: 22	R: 1 E: 0 K: 1 S: 13 H: 2 LOB: 1 BB: 0 P: 17	R: 0 E: 0 K: 1 S: 7 H: 1 LOB: 1 BB: 0 P: 9	R: 1 E: 0 K: 0 S: 13 H: 2 LOB: 2 BB: 1 P: 24	R: 2 E: 0 K: 0 S: 19 H: 3 LOB: 3 BB: 2 P: 36	R: 0 E: 0 K: 0 S: 5 H: 0 LOB: 0 BB: 0 P: 9	R: 0 E: 0 K: 1 S: 13 H: 0 LOB: 1 BB: 1 P: 22		1B: 10 2B: 0 3B: 0 HR: 3 SF: 2 SAC: 0 DP: 0 HBP: 0						

	AB	33
	R	7
	H	13
	RBI	7
	BB	4
	SO	5
	LOB	13

WP: 1 PB: 1 SB: 4 CS: 1 PA: 39

PITCHER		IP	WLS	BF	H	R	ER	SO	BB	IBB	HBP	BLK	WP	HR	S	P	ERA	WHIP
Joe Hesketh, L ERA: 4.09	(1, 1)	4.2		23	10	5	5	4	0	1	0	0	1	3	56	86	9.64	2.143
Mike Gardiner, R ERA: 5.06	(5, 1)	0.2	L	6	3	2	2	0	1	0	0	0	0	0	14	28	27.00	6.000
Daryl Irvine, R ERA:	(6, 1)	1.2		6	0	0	0	0	1	0	0	0	0	0	12	21	0.00	0.600
Danny Darwin, R ERA: 4.8	(8, 1)	1.0		4	0	0	0	1	1	0	0	0	0	0	13	22	0.00	1.000

PITCHER	IP	WLS	BF	H	R	ER	SO	BB	IBB	HBP	BLK	WP	HR	S	P	ERA	WHIP

Batter	1	2	3	4	5	6	7	8	9	10	AB	R	H	RBI	BB	SO	LOB
Billy Hatcher, R (1, 8) OBP: 0.315, SLG: 0.380	F B C S 1-3 K ①		C F F B S 1-3 K ②		X 0-0 G4-3 ③		B X 1-0 G5-3 ③			C F B F X 1-2 G4-3 ②	5	0	0	0	0	2	4
Bob Zupcic, R (1, 7) OBP: 0.388, SLG: 0.479	C B X 1-1 G1-3 ②		S X 0-1 BB 1-3 2-H 1B			C S B X 1-2 G6-3 ①		C B X 1-1 BLK 1B 1B		B B S F X 2-2 G1-3 ③	5	1	2	1	0	0	0
Wade Boggs, L (1, 5) OBP: 0.369, SLG: 0.393	C T F B X 1-2 G6-3 ③		B B B C B 4-1 FC6-4 1-2 BB			B B C X 2-1 1B		B B F 1 SAFE X 2-1 G6-4-3 1-H 1B			3	0	2	1	1	0	0
Tom Brunansky, R (1, 3) OBP: 0.354, SLG: 0.474		C F X 0-2 G4-3 ①	C X 0-1 FC6-4 ③ 1-2f			B C X 1-1 F8 ②		F X 0-1 L8 ①			4	0	0	0	0	0	5
Jack Clark, R (1, 10) OBP: 0.348, SLG: 0.295		B C X 1-1 F9 ②		B F B X 2-1 P3 ①		C C F B S 1-3 K ③		S X 0-1 G6-4-3 ②③ 1-2f			4	0	0	0	0	1	2
Jody Reed, R (1, 4) OBP: 0.328, SLG: 0.346		B C B X 2-1 G6-3 ③		C B X 1-1 F8 ②			B F B B F B 4-2 1B SH5-4 FC3-2 BB		B B B B 4-0 F9-3 BB		2	0	0	0	2	0	0
Phil Plantier, L (1, 9) OBP: 0.325, SLG: 0.374			B C B X 2-1 1B 1B 1B	F B C F S 1-3 K ③			X 0-0 SH5-4 ① 1-2		1 SAFE B C B L X 2-2 F9-3 ①② 1-2		3	1	1	0	0	1	1
Tony Peña, R (1, 2) OBP: 0.268, SLG: 0.293			C 1 SAFE 1 SAFE X 0-1 F9 ①		B C B B X 3-1 G3-1 ①		B F B B C F X 2-2 FC3-2 2-3 1B		B B B C X 2-1 F7 ③		4	0	1	0	0	0	1
Luis Rivera, R (1, 6) OBP: 0.309, SLG: 0.266			1 SAFE B 1 SAFE S 1 SAFE X 1-1 1B 1-2 1B		X 0-0 F8 ②		1 SAFE X 0-0 FC3-2 ② 1-2 3-H			F B F X 1-2 F7 ①	4	0	1	0	0	0	2
Inning Stats	R: 0 E: 0 K: 1 S: 9 H: 0 LOB: 0 BB: 0 P: 12	R: 0 E: 0 K: 0 S: 7 H: 0 LOB: 0 BB: 0 P: 10	R: 1 E: 0 K: 1 S: 15 H: 3 LOB: 3 BB: 1 P: 23	R: 0 E: 0 K: 1 S: 8 H: 0 LOB: 0 BB: 0 P: 12	R: 0 E: 0 K: 0 S: 4 H: 0 LOB: 0 BB: 0 P: 7	R: 0 E: 0 K: 1 S: 11 H: 1 LOB: 1 BB: 0 P: 16	R: 0 E: 0 K: 0 S: 9 H: 1 LOB: 2 BB: 1 P: 16	R: 1 E: 0 K: 0 S: 8 H: 2 LOB: 0 BB: 0 P: 11	R: 0 E: 0 K: 0 S: 5 H: 0 LOB: 0 BB: 1 P: 13	R: 0 E: 0 K: 0 S: 10 H: 0 LOB: 0 BB: 0 P: 14	1B: 7 2B: 1 3B: 0 HR: 0	SF: 0 SAC: 1 DP: 2 HBP: 0			WP: 0 PB: 0 SB: 0 CS: 0	PA: 38		

PITCHER		IP	WLS	BF	H	R	ER	SO	BB	IBB	HBP	BLK	WP	HR	S	P	ERA	WHIP
John Smiley, L ERA: 3.36	(1, 1)	7.0		28	5	1	1	4	2	0	0	0	0	0	63	96	1.29	1.000
Carl Willis, R ERA: 4.14	(8, 1)	0.0		2	2	1	1	0	0	0	0	1	0	0	4	7	∞	∞
Bob Kipper, L ERA: 2.89	(8, 1)	3.0	W	8	0	0	0	0	1	0	0	0	0	0	19	31	0.00	0.333

PITCHER	IP	WLS	BF	H	R	ER	SO	BB	IBB	HBP	BLK	WP	HR	S	P	ERA	WHIP

TOP

Boston Red Sox @ Minnesota Twins

Hubert H. Humphrey Metrodome, Minneapolis, MN

Fri Jul 17 1992, 8:05 PM EDT

Att. 42,368 - Dome - 70 F

livebaseballscorecards.com

AB	34
R	2
H	7
RBI	2
BB	3
SO	4
LOB	15

Batter	1	2	3	4	5	6	7	8	9	10	AB	R	H	RBI	BB	SO	LOB
Chuck Knoblauch, R (1, 4) (9, 6) (10, 4) OBP: 0.401, SLG: 0.370	B B C B C B 4-2 G1-3 BB		C X 0-1 1B		B X 1-0 E 1B 1B 1-2		B C X 1-1 ① F8	B B F X 2-1 ③ G4-3		F C X 0-2 1-H 1B	5	0	3	1	1	0	2
Shane Mack, R (1, 7) OBP: 0.372, SLG: 0.460	C 1 SAFE B X 1-1 ① G1-3 1-2		C F X 0-2 ③ G1-3		B X 1-0 E8 1-3 2-H 1B		X 0-0 ② G6-3		B B C C F X 2-2 1B G6-2-3 1B		5	0	2	1	0	0	2
Kirby Puckett, R (1, 8) (9, 5) (9, 6) (9, 5) (9, 4) (10, 5) OBP: 0.368, SLG: 0.538	F F B F B X 2-2 ② L8			B B S X 2-1 2B	I I I 4-0 G4-6-3 IBB		B B B B 4-0 BB		1 SAFE 1 SAFE B B B S 1 SAFE X 2-1 G6-2-3 IBB 1-3 1B		3	0	2	0	2	0	1
Chili Davis, S (1, 10) OBP: 0.375, SLG: 0.412	B X 1-0 ③ G5-3			F F B B F S 2-3 ① K	B X 1-0 ② ③ G4-6-3 1-2f		S C S 0-3 ③ K		I I I I 4-0 G6-2-3 1-2 IBB		4	0	0	0	1	2	6
Pedro Munoz, R (1, 9) OBP: 0.313, SLG: 0.450		S X 0-1 ① G1-3		X 0-0 ② L9		B X 1-0 ① G6-3		C B C S 1-3 ① K	C B X 1-1 ① ② G6-2-3 1-2 2-3 3-Hf		5	0	0	0	0	1	4
Brian Harper, R (1, 2) OBP: 0.336, SLG: 0.396 J.T. Bruett, L (8, PR) (9, 8) OBP: 0.295, SLG: 0.205		B C S F X 1-2 ② G4-3		B B B C B 4-1 BB		X 0-0 BB 1B		C X 0-1 1B 1B	I I I I 4-0 FC5-4 IBB		3 0	0 1	2 0	0 0	1 1	0 0	0 0
Gene Larkin, S (1, 3) OBP: 0.336, SLG: 0.384 Lenny Webster, R (9, 2) OBP: 0.257, SLG: 0.275		S B F B B X 3-2 ③ G6-3		F X 0-1 ③ L9		F F X 0-2 ② P9		B C 1 SAFE B X 2-1 1B 1-2 1B	B S X 1-1 ③ FC5-4 1-2f		4 1	0 0	1 0	0 0	0 0	0 0	3 3
Scott Leius, R (1, 5) OBP: 0.319, SLG: 0.354 Randy Bush, L (8, PH) OBP: 0.291, SLG: 0.319 Jeff Reboulet, R (9, 6) OBP: 0.356, SLG: 0.313			C S B B X 2-2 ① G6-3		S X 0-1 1B 1B	B B C B B 4-1 1-2 BB	C S B X 1-2 ② F7			B C B B C F B 4-2 FC3-6 BB	2 1 0	1 0 0	1 0 0	0 0 0	1 0 1	0 0 0	0 2 0
Greg Gagne, R (1, 6) OBP: 0.291, SLG: 0.364 Kent Hrbek, L (8, PH) OBP: 0.413, SLG: 0.502 (9, 3)			B B C C B X 3-2 ② L9		1 SAFE 1 SAFE S S F B 1 SAFE C 1-3 ① K	F F B B X 1-2 ③ F9	C 1 SAFE B B X 2-1 1-3 2-H 1B			1 SAFE B X 1-0 ① FC3-6 E S 1B 1-2f	3 2	0 1	0 1	0 1	0 0	1 0	3 1
Inning Stats	R: 0 E: 0 K: 0 S: 9 H: 0 LOB: 1 BB: 1 P: 17	R: 0 E: 0 K: 0 S: 9 H: 0 LOB: 0 BB: 0 P: 13	R: 0 E: 0 K: 0 S: 11 H: 1 LOB: 1 BB: 0 P: 16	R: 0 E: 0 K: 1 S: 10 H: 1 LOB: 2 BB: 1 P: 18	R: 1 E: 1 K: 1 S: 9 H: 3 LOB: 2 BB: 1 P: 17	R: 0 E: 0 K: 0 S: 9 H: 1 LOB: 2 BB: 1 P: 15	R: 0 E: 0 K: 1 S: 6 H: 0 LOB: 1 BB: 1 P: 11	R: 1 E: 0 K: 1 S: 14 H: 3 LOB: 2 BB: 0 P: 22	R: 0 E: 0 K: 0 S: 10 H: 2 LOB: 3 BB: 2 P: 24	R: 1 E: 0 K: 0 S: 7 H: 1 LOB: 1 BB: 1 P: 12	1B: 11 2B: 1 3B: 0 HR: 0	SF: 0 SAC: 0 DP: 2 HBP: 0					

PITCHER		IP	WLS	BF	H	R	ER	SO	BB	IBB	HBP	BLK	WP	HR	S	P	ERA	WHIP
Frank Viola, L ERA: 3.09	(1, 1)	7.1		34	8	2	2	4	4	1	0	0	0	0	70	117	2.46	1.636
Greg Harris, R ERA: 1.48	(8, 1)	1.2	L	10	3	1	0	0	1	2	0	0	0	0	20	43	0.00	2.400
Tony Fossas, L ERA: 3.86	(10, 1)	0.1		1	0	0	0	0	0	0	0	0	0	0	1	2	0.00	0.000
Jeff Reardon, R ERA: 3.14	(10, 1)	0.0		1	1	0	0	0	0	0	0	0	0	0	3	3	∞	∞

PITCHER	IP	WLS	BF	H	R	ER	SO	BB	IBB	HBP	BLK	WP	HR	S	P	ERA	WHIP

BOTTOM

Boston Red Sox @ Minnesota Twins

Robert H. Humphrey Metrodome, Minneapolis, MN

Fri Jul 17 1992, 8:05 PM EDT

Att. 42,368 - Dome - 70 F

livebaseballscorecards.com

AB	38
R	3
H	12
RBI	3
BB	8
SO	4
LOB	27

WP: 0 PA: 46
PB: 0
SB: 1
CS: 0

Batter	1	2	3	4	5	6	7	8	9	AB	R	H	RBI	BB	SO	LOB
Billy Hatcher, R (1, 8) OBP: 0.313, SLG: 0.384	G3-1 E 2B		K		G4-3		L4			4	1	1	0	0	1	1
Phil Plantier, L (1, 10) OBP: 0.327, SLG: 0.376	G3-1 2-3		FC6-4 1B			FC6-4 BB 1B		P6		4	0	2	0	0	0	1
Wade Boggs, L (1, 5) OBP: 0.368, SLG: 0.391	E7 1B 3-H		L6			L8		G3-1		4	0	1	1	0	0	2
Tom Brunansky, R (1, 9) OBP: 0.352, SLG: 0.468	K		FC6-4 1-2f			FC6-4 1-2 BB		K		3	0	0	0	1	2	2
Bob Zupcic, R (1, 7) OBP: 0.384, SLG: 0.473	G6-3			K		FC6-4 1-2f 2-3			SH3-4 1B	4	0	1	0	0	1	3
Jody Reed, R (1, 4) OBP: 0.328, SLG: 0.344		BB		K		K			SH3-4 1-2	2	0	0	0	1	2	2
Mo Vaughn, L (1, 3) OBP: 0.337, SLG: 0.336		F8		F9			CS SH3-4 BB		IBB	2	0	0	0	2	0	1
Tim Naehring, R (1, 6) OBP: 0.286, SLG: 0.289 Herm Winningham, L (9, PH) OBP: 0.238, SLG: 0.269 Luis Rivera, R (9, 6) OBP: 0.309, SLG: 0.266		F7			G6-3		SH3-4 1-2		K	2 1 0	0 0 0	0 0 0	0 0 0	0 1 0	0 1 0	1 2 0
Tony Peña, R (1, 2) OBP: 0.267, SLG: 0.290		L8			G5-3		BB 2-3		G3-1	3	0	0	0	1	0	3
Inning Stats	R: 1 E: 1 K: 1 S: 10 H: 2 LOB: 1 BB: 0 P: 18	R: 0 E: 0 K: 0 S: 9 H: 0 LOB: 1 BB: 1 P: 19	R: 0 E: 0 K: 1 S: 8 H: 1 LOB: 1 BB: 0 P: 11	R: 0 E: 0 K: 2 S: 7 H: 0 LOB: 0 BB: 0 P: 10	R: 0 E: 0 K: 0 S: 3 H: 0 LOB: 0 BB: 0 P: 4	R: 0 E: 0 K: 1 S: 13 H: 1 LOB: 2 BB: 1 P: 23	R: 0 E: 0 K: 0 S: 7 H: 0 LOB: 1 BB: 2 P: 16	R: 0 E: 0 K: 1 S: 9 H: 0 LOB: 0 BB: 0 P: 10	R: 0 E: 0 K: 1 S: 9 H: 1 LOB: 2 BB: 1 P: 15	1B: 4 2B: 1 3B: 0 HR: 0 SF: 0 SAC: 2 DP: 0 HBP: 0						

PITCHER	IP	WLS	BF	H	R	ER	SO	BB	IBB	HBP	BLK	WP	HR	S	P	ERA	WHIP
Scott Erickson, R (1, 1) ERA: 3.9	9.0	L	36	5	1	1	7	4	1	0	0	0	0	75	126	1.00	1.000

PITCHER	IP	WLS	BF	H	R	ER	SO	BB	IBB	HBP	BLK	WP	HR	S	P	ERA	WHIP

TOP

Boston Red Sox @ Minnesota Twins

Hubert H. Humphrey Metrodome, Minneapolis, MN

Sat Jul 18 1992, 4:33 AM EDT

Att. 42,078 - Dome - 70 F

livebaseballscorecards.com

AB	29
R	1
H	5
RBI	1
BB	5
SO	7
LOB	18

1B:	4
2B:	1
3B:	0
HR:	0
SF:	0
SAC:	2
DP:	0
HBP:	0
WP:	0
PB:	0
SB:	0
CS:	1
PA:	36

BOTTOM

Boston Red Sox @ Minnesota Twins

Hubert H. Humphrey Metrodome, Minneapolis, MN

Sat Jul 18 1992, 4:33 AM EDT

Att. 42,078 - Dome - 70 F

livebaseballscorecards.com

Batter	1	2	3	4	5	6	7	8	9	AB	R	H	RBI	BB	SO	LOB
Chuck Knoblauch, R (1, 4) OBP: 0.397, SLG: 0.366	B C C B B F F X 3-2 ① F9		B F F X 1-2 ② G6-3			B B C C B C 3-3 ① K			C X 0-1 ① G6-3	4	0	0	0	0	1	0
Jeff Reboulet, R (1, 5) OBP: 0.339, SLG: 0.294 Chili Davis, S (9, PH) OBP: 0.374, SLG: 0.411	B C B B C F X 2-2 ② G6-3		B B C F F C 2-3 ③ K			C X 0-1 ② G6-3			C B B B F F C 3-3 ② K	3 1	0 0	0 0	0 0	0 0	1 1	0 0
Kirby Puckett, R (1, 8) OBP: 0.366, SLG: 0.534	B C H 2-1 HBP			B B X 2-0 ① G4-3		X 0-0 ③ G1-3			B F F X 1-2 ③ G1-3	3	0	0	0	0	0	0
Kent Hrbek, L (1, 3) OBP: 0.408, SLG: 0.496	X 0-0 ③ F8			B F B S F X 2-2 ② G5-3			B B F X 2-1 ① F7			3	0	0	0	0	0	1
Shane Mack, R (1, 7) OBP: 0.372, SLG: 0.459		C B X 1-1 FC3-6 1B		B F B F F C 2-3 ③ K			F B S F B X 2-2 ② G4-3			3	0	1	0	0	1	0
Randy Bush, L (1, 10) OBP: 0.283, SLG: 0.309		B 1 SAFE 1 SAFE B B C 1 SAFE 1 SAFE 1 SAFE X 3-1 ① FC3-6 1-2f			C X 0-1 ① L4		S X 0-1 ③ G4-3			3	0	0	0	0	0	1
Gene Larkin, S (1, 9) OBP: 0.336, SLG: 0.383		F F B B B F C 2-3 ② K			B B F X 2-1 1B			B X 1-0 ① L9		3	0	1	0	0	1	1
Lenny Webster, R (1, 2) OBP: 0.250, SLG: 0.268 Brian Harper, R (8, PH) OBP: 0.334, SLG: 0.394 (9, 2)		C 1 SAFE B B B C X 3-2 ③ P5			X 0-0 ② F9			B X 1-0 ② F7		2 1	0 0	0 0	0 0	0 0	0 0	2 0
Greg Gagne, R (1, 6) OBP: 0.288, SLG: 0.360			B X 1-0 ① P4		B C B B S X 3-2 ③ F8			B F C X 1-2 ③ L8		3	0	0	0	0	0	1
Inning Stats	R: 0 H: 0 E: 0 LOB: 1 K: 0 BB: 0 S: 12 P: 19	R: 0 H: 1 E: 0 LOB: 1 K: 1 BB: 0 S: 11 P: 20	R: 0 H: 0 E: 0 LOB: 0 K: 1 BB: 0 S: 8 P: 12	R: 0 H: 0 E: 0 LOB: 0 K: 1 BB: 0 S: 9 P: 15	R: 0 H: 1 E: 0 LOB: 1 K: 0 BB: 0 S: 8 P: 13	R: 0 H: 0 E: 0 LOB: 0 K: 1 BB: 0 S: 6 P: 9	R: 0 H: 0 E: 0 LOB: 0 K: 0 BB: 0 S: 8 P: 12	R: 0 H: 0 E: 0 LOB: 0 K: 0 BB: 0 S: 5 P: 8	R: 0 H: 0 E: 0 LOB: 0 K: 1 BB: 0 S: 9 P: 13	1B: 2 2B: 0 3B: 0 HR: 0	SF: 0 SAC: 0 DP: 0 HBP: 1	WP: 0 PB: 0 SB: 0 CS: 0	PA: 30				

	AB	29
	R	0
	H	2
	RBI	0
	BB	0
	SO	5
	LOB	6

PITCHER	IP	WLS	BF	H	R	ER	SO	BB	IBB	HBP	BLK	WP	HR	S	P	ERA	WHIP
Roger Clemens, R (1, 1) ERA: 2.17	9.0	W	30	2	0	0	5	0	0	1	0	0	0	76	121	0.00	0.222

PITCHER	IP	WLS	BF	H	R	ER	SO	BB	IBB	HBP	BLK	WP	HR	S	P	ERA	WHIP

Batter	1	2	3	4	5	6	7	8	9	AB	R	H	RBI	BB	SO	LOB
Billy Hatcher, R (1, 8) OBP: 0.302, SLG: 0.369	L B X 1-1 ① G6-3		B X 1-0 ① F8	X 0-0 ② L5		F X 0-1 ② G5-3		B X 1-0 ③ G6-3		5	0	0	0	0	0	0
Bob Zupcic, R (1, 7) OBP: 0.385, SLG: 0.474	X 0-0 ② G6-3		C B B B C F X 3-2 1B 2B	B X 1-0 ③ F9		C B X 1-1 ③ G4-3			S B B B B 4-1 1B PB BB	4	1	1	0	1	0	0
Wade Boggs, L (1, 5) OBP: 0.374, SLG: 0.398	C B B B X 2-1 1B		B C B B F X 3-2 WP 1B 1B 1B		B X 1-0 1B 1B 1B		C F B B S 2-3 ① K		B C B B B X 3-1 1-3 1B	5	2	4	0	0	1	0
Tom Brunansky, R (1, 3) (7, 9) OBP: 0.353, SLG: 0.466	F B B B X 2-1 ③ F8		B C B B F X 3-2 1B WP 1-2 2-H 1B		B B C F F F B X 3-2 BB 1-3 1B		B C C X 1-2 ② F9		C B C F S 1-3 ① K	5	1	2	1	0	1	3
Jack Clark, R (1, 10) OBP: 0.357, SLG: 0.297		B C X 1-1 G6-3 1B 1B	C B B B S B F B 4-2 1B 1-2 2-3 BB		B C B B B 4-1 1B 1-2 BB		C B B B B 4-1 1B BB		S B F B F B X 3-2 ② P5	2	1	1	0	3	0	2
Jody Reed, R (1, 4) OBP: 0.332, SLG: 0.348		C B X 1-1 ① G6-3 1-2	C B X 1-1 1-2 2-3 3-H 1B		B F X 1-1 ① 1-3 2-H 3-H 1B		B X 1-0 FC5-4 1-2 1B		B B C X 2-1 ③ P5	5	0	3	3	0	0	3
Phil Plantier, L (1, 9) OBP: 0.324, SLG: 0.372		C B X 1-1 ② P7	S B B S C 2-3 ② K		B C B S S 2-3 ② K		C X 0-1 ③ FC5-4 1-2f			3	0	0	0	0	2	5
Tim Naehring, R (7, PH) OBP: 0.284, SLG: 0.287										1	0	0	0	0	0	2
Scott Cooper, L (7, 3) OBP: 0.320, SLG: 0.311										0	0	0	0	0	0	0
Luis Rivera, R (1, 6) OBP: 0.308, SLG: 0.266		B X 1-0 S 2-H 1B	S B F C 1-3 ③ K		B C S C 1-3 ③ K			B C B B X 3-1 ① G6-3		4	0	1	1	0	2	4
John Flaherty, R (1, 2) OBP: 0.204, SLG: 0.178		C S B F B B X 3-2 ③ L8 2-3		C S C 0-3 ① K		B F X 1-1 ① G5-3		X 0-0 ② G4-3		3	0	0	0	0	1	1
Herm Winningham, L (8, PH) OBP: 0.236, SLG: 0.267										1	0	0	0	0	0	0
Tony Peña, R (8, 2) OBP: 0.267, SLG: 0.290										0	0	0	0	0	0	0
Inning Stats	R: 0 E: 0 K: 0 S: 7 H: 1 LOB: 1 BB: 0 P: 12	R: 1 E: 0 K: 0 S: 11 H: 2 LOB: 1 BB: 0 P: 18	R: 2 E: 0 K: 2 S: 22 H: 4 LOB: 3 BB: 1 P: 40	R: 0 E: 0 K: 1 S: 5 H: 0 LOB: 0 BB: 0 P: 6	R: 2 E: 0 K: 2 S: 15 H: 3 LOB: 1 BB: 1 P: 27	R: 0 E: 0 K: 0 S: 6 H: 0 LOB: 0 BB: 0 P: 8	R: 0 E: 0 K: 1 S: 10 H: 1 LOB: 2 BB: 1 P: 18	R: 0 E: 0 K: 0 S: 4 H: 0 LOB: 0 BB: 0 P: 8	R: 0 E: 0 K: 1 S: 13 H: 1 LOB: 2 BB: 1 P: 26	1B: 11 2B: 1 3B: 0 HR: 0	SF: 0 SAC: 0 DP: 0 HBP: 0						

PITCHER		IP	WLS	BF	H	R	ER	SO	BB	IBB	HBP	BLK	WP	HR	S	P	ERA	WHIP
Bill Krueger, L ERA: 3.35	(1, 1)	2.1		14	6	3	3	0	1	0	0	0	1	0	32	58	11.57	3.000
Tom Edens, R ERA: 1.65	(3, 1)	2.0		10	4	2	2	3	1	0	0	0	0	0	22	36	9.00	2.500
Mark Guthrie, L ERA: 3.24	(5, 1)	2.2	W	10	1	0	0	3	1	0	0	0	0	0	22	35	0.00	0.750
Carl Willis, R ERA: 4.04	(8, 1)	1.0		3	0	0	0	0	0	0	0	0	0	0	4	8	0.00	0.000
Rick Aguilera, R ERA: 2.72	(9, 1)	1.0	S	5	1	0	0	1	1	0	0	0	0	0	13	26	0.00	2.000

PITCHER	IP	WLS	BF	H	R	ER	SO	BB	IBB	HBP	BLK	WP	HR	S	P	ERA	WHIP

TOP

Boston Red Sox @ Minnesota Twins

Hubert H. Humphrey Metrodome, Minneapolis, MN

Sun Jul 19 1992, 4:33 AM EDT

Att. 38,735 - Dome - 70 F

livebaseballscorecards.com

AB	38
R	5
H	12
RBI	5
BB	4
SO	7
LOB	20

BOTTOM

Boston Red Sox @ Minnesota Twins

Hubert H. Humphrey Metrodome, Minneapolis, MN

Sun Jul 19 1992, 4:33 AM EDT

Att. 38,735 - Dome - 70 F

livebaseballscorecards.com

Batter	1	2	3	4	5	6	7	8	9	AB	R	H	RBI	BB	SO	LOB
Chuck Knoblauch, R (1, 4) OBP: 0.397, SLG: 0.366	C C X 0-2 ① F8		B X 1-0 ③ G6-3		B B C B C X 3-2 1B 1-2 2-3 1B		B X 1-0 1B' 1B 1B	1 SAFE B 1 SAFE 1 SAFE X 1-0 ① F8		5	1	2	0	0	0	1
Shane Mack, R (1, 7) OBP: 0.375, SLG: 0.463	B X 1-0 BLK 1B			C B S X 1-2 ① G6-3	C F X 0-2 ② SF7 3-H		B 1 SAFE 1 SAFE X 1-0 HBP 1-3 1B	X 0-0 1-3 1B		4	1	3	1	0	0	0
Kirby Puckett, R (1, 8) OBP: 0.367, SLG: 0.532	L X 0-1 ② P9 1-2			B B X 2-0 ② G6-3	F X 0-1 1-2 2-3 1B		H 1-0 1B 1-2 1B HBP	S 1 SAFE B 1 F B B X 3-2 ② SF8 3-H		3	1	1	1	0	0	1
Kent Hrbek, L (1, 3) OBP: 0.405, SLG: 0.490	B X 1-0 ③ G4-3			S B X 1-1 1B	B B F F B X 3-2 ③ G3		C B F X 1-2 ② P6	S C B F B S 2-3 ③ K		5	0	1	0	0	1	8
Chili Davis, S (1, 10) OBP: 0.376, SLG: 0.412		S T C 0-3 ① K		B X 1-0 ③ G3		C B X 1-1 2B 1B	F S X 0-2 BB 1B 1-2 2-H 3-H 1B			4	1	2	2	0	1	1
Brian Harper, R (1, 2) OBP: 0.340, SLG: 0.406		B S X 1-1 ② F9			B C X 1-1 1B FC5-4 2B	1 SAFE B X 1-0 G3 1-H F7-2 2B	X 0-0 BB 1-2 2-H 1B			4	1	3	2	0	0	0
Pedro Munoz, R (1, 9) OBP: 0.314, SLG: 0.449 Gene Larkin, S (7, PH) OBP: 0.340, SLG: 0.383 J.T. Bruett, L (7, PR) OBP: 0.295, SLG: 0.205 (8, 9)		S T X 0-2 ③ G5-3			S B B B X 3-1 FC5-4 2-3 1B	S B B F F F X 2-2 ① G3 2-3	B B F B B 4-1 1-2 2-3 BB			3 0 0	0 0 0	1 0 0	0 0 0	0 1 0	0 0 0	1 0 0
Scott Leius, R (1, 5) OBP: 0.315, SLG: 0.350 Randy Bush, L (7, PH) OBP: 0.280, SLG: 0.305 Jeff Reboulet, R (8, 5) OBP: 0.339, SLG: 0.294			C X 0-1 ① P3		X 0-0 ① FC5-4 1B BB 1-2f SF7 3-H	C B X 1-1 ②③ F7-2 3-H	B X 1-0 ③ P6			3 1 0	1 0 0	0 0 0	1 0 0	0 0 0	0 0 0	2 3 0
Greg Gagne, R (1, 6) OBP: 0.291, SLG: 0.359			B C F X 1-2 ② G5-3		1 SAFE B 1 SAFE 1 SAFE C B B 1 SAFE C 4-2 B 1B 1B 1-2 BB		B B C F X 2-2 ① G5-3	F B C X 1-2 1B SF8 1B		3	1	1	0	1	0	0
Inning Stats	R: 0 H: 1 E: 0 LOB: 1 K: 0 BB: 0 S: 7 P: 9	R: 0 H: 0 E: 0 LOB: 0 K: 1 BB: 0 S: 8 P: 9	R: 0 H: 0 E: 0 LOB: 0 K: 0 BB: 0 S: 7 P: 9	R: 0 H: 1 E: 0 LOB: 1 K: 0 BB: 0 S: 7 P: 12	R: 2 H: 4 E: 0 LOB: 3 K: 0 BB: 1 S: 18 P: 32	R: 1 H: 2 E: 0 LOB: 0 K: 0 BB: 0 S: 10 P: 15	R: 3 H: 4 E: 0 LOB: 3 K: 0 BB: 1 S: 15 P: 26	R: 1 H: 2 E: 0 LOB: 1 K: 1 BB: 0 S: 12 P: 19		1B: 12 SF: 2 2B: 3 SAC: 0 3B: 0 DP: 1 HR: 0 HBP: 1						

	AB	35
	R	7
	H	14
	RBI	7
	BB	2
	SO	2
	LOB	17

WP: 0 PA: 40
PB: 0
SB: 0
CS: 0

PITCHER		IP	WLS	BF	H	R	ER	SO	BB	IBB	HBP	BLK	WP	HR	S	P	ERA	WHIP
John Dopson, R ERA: 3.44	(1, 1)	4.1		19	5	2	2	1	1	0	0	1	0	0	39	60	4.15	1.385
Daryl Irvine, R ERA: 2.25	(5, 1)	2.0		10	5	3	3	0	0	0	0	0	0	0	24	36	13.50	2.500
Greg Harris, R ERA: 1.62	(7, 1)	0.0	L	1	0	0	0	0	0	0	1	0	0	0	0	1	∞	∞
Tony Fossas, L ERA: 3.77	(7, 1)	0.1		2	1	0	0	0	0	0	0	0	0	0	6	7	0.00	3.000
Jeff Reardon, R ERA: 3.34	(7, 1)	1.0		7	3	2	2	0	1	0	0	0	0	0	11	21	18.00	4.000

PITCHER		IP	WLS	BF	H	R	ER	SO	BB	IBB	HBP	BLK	WP	HR	S	P	ERA	WHIP
Matt Young, L ERA: 5.15	(8, 1)	0.1		1	0	0	0	1	0	0	0	0	0	0	4	6	0.00	0.000

Batter	1	2	3	4	5	6	7	8	9	AB	R	H	RBI	BB	SO	LOB
Billy Hatcher, R (1, 8) OBP: 0.299, SLG: 0.370	C B F S 1-3 K		L S X 0-2 P5		C X 0-1 G6-3		F S X 0-2 3B 2B	S X 0-1 G4-3		5	1	1	0	0	1	3
Bob Zupcic, R (1, 7) OBP: 0.379, SLG: 0.465	C B B X 2-1 G4-3		C 1 SAFE X 0-1 P2			X 0-0 2B 1B	C X 0-1 G6-3		B X 1-0 G6-3	5	1	1	0	0	0	2
Wade Boggs, L (1, 10) OBP: 0.371, SLG: 0.393	C X 0-1 G1-4-3		C X 0-1 G6-3			C X 0-1 F9	I I I I 4-0 3B IBB		B B C X 2-1 G1-3	4	1	0	0	1	0	2
Tom Brunansky, R (1, 9) OBP: 0.354, SLG: 0.478		B C F B X 2-2 G3-1		C B B X 2-1 P3		B X 1-0 1B 1-H 2B 2B	B B C X 2-1 1-H 2-H 3B		C B C B B C 3-3	5	1	2	3	0	1	0
Scott Cooper, L (1, 5) OBP: 0.329, SLG: 0.318	C B B B X 3-1 BB 1B			B C X 1-1 G3-1		B B X 2-0 SH 2-3 2B 1B	B B B B 4-0 BB			3	1	2	0	1	0	0
Tim Naehring, R (1, 4) OBP: 0.277, SLG: 0.280	C C B X 1-2 P1			C C B B X 2-2 G6-3		X 0-0 SH 1-2 2B	C B 1 SAFE B X 2-1 P7			3	0	0	0	0	0	3
Mo Vaughn, L (1, 3) OBP: 0.347, SLG: 0.350	1 SAFE B 1 SAFE B B B 4-0 1-2 BB				C X 0-1 WP 1B	B B F B X 3-1 1-H 2-H 3-H 2B		C B X 1-1 F7		3	0	2	2	1	0	0
Tony Peña, R (1, 2) OBP: 0.267, SLG: 0.289	1 SAFE X 0-0 G6-3				F X 0-1 F8	C F F S 0-3 K		B B F X 2-1 1B		4	0	1	0	0	1	4
Luis Rivera, R (1, 6) OBP: 0.307, SLG: 0.263			B B B B 4-0 BB		B F F B B X 3-2 1-2 P7		X 0-0 L9	1 SAFE 1 SAFE F P S X 1-2 F8		3	0	0	0	1	0	2
Inning Stats	R: 0 E: 0 K: 1 S: 7 H: 0 LOB: 0 BB: 0 P: 10	R: 0 E: 0 K: 0 S: 9 H: 1 LOB: 2 BB: 1 P: 19	R: 0 E: 0 K: 0 S: 7 H: 0 LOB: 1 BB: 1 P: 11	R: 0 E: 0 K: 0 S: 7 H: 0 LOB: 0 BB: 0 P: 12	R: 0 E: 0 K: 0 S: 9 H: 1 LOB: 1 BB: 0 P: 12	R: 3 E: 1 K: 1 S: 12 H: 4 LOB: 1 BB: 0 P: 18	R: 2 E: 0 K: 0 S: 10 H: 2 LOB: 2 BB: 2 P: 22	R: 0 E: 0 K: 0 S: 10 H: 1 LOB: 1 BB: 0 P: 13	R: 0 E: 0 K: 1 S: 6 H: 0 LOB: 0 BB: 0 P: 12	1B: 5 2B: 3 3B: 1 HR: 0 SF: 0 SAC: 1 DP: 0 HBP: 0						

TOP

Boston Red Sox @ Kansas City Royals

Royals Stadium, Kansas City, MO

Mon Jul 20 1992, 8:05 PM EDT

Att. 30,260 - Cloudy - 70 F

livebaseballscorecards.com

AB	35
R	5
H	9
RBI	5
BB	4
SO	3
LOB	16

PITCHER		IP	WLS	BF	H	R	ER	SO	BB	IBB	HBP	BLK	WP	HR	S	P	ERA	WHIP
Mike Boddicker, R ERA: 4.42	(1, 1)	5.1		23	5	3	3	1	2	0	0	0	1	0	44	72	5.06	1.312
Steve Shifflett, R ERA: 3.0	(6, 1)	1.1	L	8	3	2	2	1	0	1	0	0	0	0	15	24	13.50	2.250
Mike Magnante, L ERA: 5.12	(7, 1)	2.1		9	1	0	0	1	1	0	0	0	0	0	18	33	0.00	0.857

PITCHER	IP	WLS	BF	H	R	ER	SO	BB	IBB	HBP	BLK	WP	HR	S	P	ERA	WHIP

WP: 1	PB: 0	SB: 0	CS: 0	PA: 40													

BOTTOM

Batter	1	2	3	4	5	6	7	8	9	AB	R	H	RBI	BB	SO	LOB
Brian McRae, S (1, 8) OBP: 0.294, SLG: 0.314	X 0-0 P4	S C B B X 2-2 G5-3		B C B F X 2-2 F7		B F C X 1-2 F7			C B X 1-1 G3	5	0	0	0	0	0	2
Gregg Jefferies, S (1, 5) (9, 4) OBP: 0.317, SLG: 0.388	B X 1-0 F7		C B F B F B X 3-2 1B 2B		C B X 1-1 E4 F8 1B		B C C F C 1-3 K		B C B X 2-1 1B	5	1	3	0	0	1	0
George Brett, L (1, 10) OBP: 0.326, SLG: 0.394	B B B C X 3-1 F8		F S X 0-2 1B 2-H 1B		B B C B B 4-1 WP BB		B C B S S 2-3 K		B X 1-0 F8	4	0	1	1	1	1	1
Chris Gwynn, L (1, 9) OBP: 0.289, SLG: 0.384 Bob Melvin, R (9, PH) OBP: 0.345, SLG: 0.365		X 0-0 1B SF8 2B	X 0-0 1-2 1B		X 0-0 F8		X 0-0 L5		B B C X 2-1 F9	4 1	1 0	2 0	0 0	0 0	0 0	2 1
Wally Joyner, L (1, 3) OBP: 0.329, SLG: 0.408		B B B C B 4-1 1B 1B BB	C E S 0-3 K		X 0-0 F8 2-3			F X 0-1 F9 1B 1B		3	1	1	0	1	1	4
Jim Eisenreich, L (1, 7) OBP: 0.317, SLG: 0.366		X 0-0 1B 1-2 2-3 1B	B F F X 1-2 P4	B I I 4-0 1-2 IBB				S B X 1-1 P5		3	0	1	0	1	0	3
Brent Mayne, L (1, 2) (9, 5) OBP: 0.271, SLG: 0.287		B B F F S 2-3 K	B F F F X 1-2 P6	F F F X 0-2 G4-3				X 0-0 1-2 1B		4	0	1	0	0	1	8
Curtis Wilkerson, S (1, 4) OBP: 0.256, SLG: 0.290 Kevin McReynolds, R (8, PH) OBP: 0.366, SLG: 0.436 Rico Rossy, R (9, 6) OBP: 0.313, SLG: 0.298		F X 0-1 SF8 3-H		C X 0-1 G5-3		S X 0-1 E3 CS			B B C C B F X 3-2 F9 2-3	2 1 0	0 0 0	0 0 0	1 0 0	0 0 0	0 0 0	0 2 0
David Howard, S (1, 6) OBP: 0.227, SLG: 0.128 Mike Macfarlane, R (8, PH) OBP: 0.293, SLG: 0.374		B S X 1-1 1-2 2-H 1B		B B S S S F 2-3 K		1 SAFE B 1 B F S F C 2-3 1-2			B C C X 1-2 G4-3	3 1	0 0	1 0	1 0	0 0	2 0	1 2
Inning Stats	R: 0 E: 0 K: 0 S: 4 H: 0 LOB: 0 BB: 0 P: 8	R: 2 E: 0 K: 1 S: 13 H: 3 LOB: 2 BB: 1 P: 22	R: 1 E: 0 K: 1 S: 17 H: 3 LOB: 2 BB: 0 P: 22	R: 0 E: 0 K: 1 S: 9 H: 0 LOB: 0 BB: 0 P: 13	R: 0 E: 1 K: 0 S: 9 H: 1 LOB: 3 BB: 2 P: 18	R: 0 E: 1 K: 1 S: 9 H: 0 LOB: 0 BB: 0 P: 12	R: 0 E: 0 K: 2 S: 8 H: 0 LOB: 0 BB: 0 P: 11	R: 0 E: 0 K: 0 S: 12 H: 2 LOB: 2 BB: 0 P: 17	R: 0 E: 0 K: 0 S: 7 H: 1 LOB: 1 BB: 0 P: 13	1B: 8 2B: 2 3B: 0 HR: 0	SF: 1 SAC: 0 DP: 0 HBP: 0			WP: 1 PB: 0 SB: 0 CS: 1	PA: 40		

PITCHER		IP	WLS	BF	H	R	ER	SO	BB	IBB	HBP	BLK	WP	HR	S	P	ERA	WHIP
Danny Darwin, R ERA: 4.85	(1, 1)	5.0		25	7	3	3	3	2	1	0	0	1	0	52	83	5.40	1.800
Paul Quantrill, R ERA:	(6, 1)	2.2	W	10	2	0	0	3	0	0	0	0	0	0	26	36	0.00	0.750
Greg Harris, R ERA: 1.61	(8, 1)	0.2		3	1	0	0	0	0	0	0	0	0	0	7	11	0.00	1.500
Tony Fossas, L ERA: 3.68	(9, 1)	0.1		1	0	0	0	0	0	0	0	0	0	0	1	2	0.00	0.000
Jeff Reardon, R ERA: 3.3	(9, 1)	0.1	S	1	0	0	0	0	0	0	0	0	0	0	2	4	0.00	0.000

PITCHER	IP	WLS	BF	H	R	ER	SO	BB	IBB	HBP	BLK	WP	HR	S	P	ERA	WHIP

Boston Red Sox @ Kansas City Royals

Royals Stadium, Kansas City, MO

Mon Jul 20 1992, 8:05 PM EDT

Att. 30,260 - Cloudy - 70 F

livebaseballscorecards.com

AB	36
R	3
H	10
RBI	3
BB	3
SO	6
LOB	26

Boston Red Sox @ Kansas City Royals

Royals Stadium, Kansas City, MO

Tue Jul 21 1992, 8:05 PM EDT

Att. 21,921 - Cloudy - 77 F

TOP

livebaseballscorecards.com

Batter	1	2	3	4	5	6	7	8	9	AB	R	H	RBI	BB	SO	LOB
Herm Winningham, L (1, 8) OBP: 0.228, SLG: 0.258	X 0-0 ① G6-3			C C B X 1-2 ① G6-3		C B S B X 2-2 ③ G4-3			S B X 1-1 ③ G3-1	4	0	0	0	0	0	1
Phil Plantier, L (1, 10) OBP: 0.321, SLG: 0.367	C S B B F S 2-3 ② K			B B X 2-0 ② F8			B C B S X 2-2 ① G3-1			3	0	0	0	0	1	0
Wade Boggs, L (1, 5) OBP: 0.369, SLG: 0.390	C B X 1-1 ③ G5-3			B B C X 2-1 ③ G1-3			C F F B X 1-2 ② G1-3			2	0	0	0	0	0	0
Scott Cooper, L (6, 5) (8, 4) OBP: 0.328, SLG: 0.316										1	0	0	0	0	0	0
Tom Brunansky, R (1, 9) OBP: 0.350, SLG: 0.472		B C B C C 2-3 ① K			C S B X 1-2 ① G4-3		C B X 1-1 ③ G4-3			3	0	0	0	0	1	0
Bob Zupcic, R (1, 7) OBP: 0.373, SLG: 0.457		C B F B F F X 2-2 ② G6-3			X 0-0 ② F8			B C X 1-1 ① P3		3	0	0	0	0	0	0
Mo Vaughn, L (1, 3) OBP: 0.341, SLG: 0.343		C B F X 1-2 ③ P4			X 0-0 ③ G3-1			B X 1-0 ② G3-1		3	0	0	0	0	0	0
Tim Naehring, R (1, 4) (8, 5) OBP: 0.271, SLG: 0.273			B C X 1-1 ① G6-3			C C B S 1-3 ① K		B X 1-0 ③ G5-3		3	0	0	0	0	1	0
Tony Peña, R (1, 2) OBP: 0.265, SLG: 0.287			C B B B C S 3-3 ② K			B C F X 1-2 ② G3			F B F X 1-2 ① F8	2	0	0	0	0	1	0
John Flaherty, R (6, 2) OBP: 0.200, SLG: 0.174										1	0	0	0	0	0	0
Luis Rivera, R (1, 6) OBP: 0.307, SLG: 0.268			C C B X 1-2 ③ F8			S C B B B X 3-2 2B			C X 0-1 ② G5-3	3	0	1	0	0	0	0
Inning Stats	R: 0 E: 0 K: 1 S: 7 H: 0 LOB: 0 BB: 0 P: 10	R: 0 E: 0 K: 1 S: 11 H: 0 LOB: 0 BB: 0 P: 16	R: 0 E: 0 K: 1 S: 8 H: 0 LOB: 0 BB: 0 P: 13	R: 0 E: 0 K: 0 S: 6 H: 0 LOB: 0 BB: 0 P: 11	R: 0 E: 0 K: 0 S: 5 H: 0 LOB: 0 BB: 0 P: 6	R: 0 E: 0 K: 1 S: 12 H: 1 LOB: 1 BB: 0 P: 19	R: 0 E: 0 K: 0 S: 9 H: 0 LOB: 0 BB: 0 P: 13	R: 0 E: 0 K: 0 S: 4 H: 0 LOB: 0 BB: 0 P: 7	R: 0 E: 0 K: 0 S: 7 H: 0 LOB: 0 BB: 0 P: 9	1B: 0 2B: 1 3B: 0 HR: 0	SF: 0 SAC: 0 DP: 0 HBP: 0						

	AB	28
	R	0
	H	1
	RBI	0
	BB	0
	SO	4
	LOB	1

PITCHER	IP	WLS	BF	H	R	ER	SO	BB	IBB	HBP	BLK	WP	HR	S	P	ERA	WHIP
Hipolito Pichardo, R (1, 1) ERA: 3.07	9.0	W	28	1	0	0	4	0	0	0	0	0	0	69	104	0.00	0.111

PITCHER	IP	WLS	BF	H	R	ER	SO	BB	IBB	HBP	BLK	WP	HR	S	P	ERA	WHIP

Batter	1	2	3	4	5	6	7	8	9	AB	R	H	RBI	BB	SO	LOB
Brian McRae, S (1, 8) OBP: 0.290, SLG: 0.309	B C S F B S 2-3 K ①		1 SAFE B 1 SAFE C B 1 SAFE F F B 3-2 1 SAFE F F 1 SAFE X G4-3 ② 1-2		2-1 E1 2B E 1-0 G5-3 ③			S B F C 1-3 K ③		5	1	0	0	0	2	2
Gregg Jefferies, S (1, 5) OBP: 0.316, SLG: 0.390	C B B B X 3-1 G6-3 ②		C X 0-1 G1-3 ③		X 0-0 1-3 E 2B ①	C B X 1-1 G5-3 ①				4	1	1	0	0	0	1
George Brett, L (1, 10) OBP: 0.325, SLG: 0.391	C H 1-1 FC6-4 HBP			S S B S 1-3 K ①	X 0-0 G3 ①	X 0-0 G4-3 ②				3	0	0	0	0	1	2
Kevin McReynolds, R (1, 7) OBP: 0.368, SLG: 0.438	C 1 SAFE B X 1-1 FC6-4 ③ 1-2f			B B S X 2-1 1B 2B	I I I 4-0 E G3-1 IBB	C F B X 1-2 F7 ③				3	2	1	0	1	0	1
Wally Joyner, L (1, 3) OBP: 0.328, SLG: 0.406		C B X 1-1 G5-3 ①		C X 0-1 1B S FC5-4 2-H 1B	B B X 2-0 E3 G3-1 1-3 2-H 3-H 1B		F B B B F S 3-3 K ①			4	2	1	2	0	1	1
Mike Macfarlane, R (1, 2) OBP: 0.296, SLG: 0.371		X 0-0 F7 ②		P B 1 SAFE B C C B 4-2 FC5-4 1-2 1B BB	S B S F B B 4-2 1B WP G3-1 BB		C S B B C 2-3 K ②			2	1	0	0	2	1	0
Gary Thurman, R (1, 9) OBP: 0.273, SLG: 0.330 Jim Eisenreich, L (5, PH) OBP: 0.315, SLG: 0.362 (6, 9)		X 0-0 G4-3 ③		B F X 1-1 FC5-4 1-2 2-3 1B	B X 1-0 G3-1 ② 1-2 2-3 3-H		C X 0-1 G1-3 ③			2 2	0 0	1 0	0 1	0 0	0 0	0 2
Rico Rossy, R (1, 4) OBP: 0.311, SLG: 0.297			B C X 1-1 F8 ①	X 0-0 FC5-4 ② 1-2f 2-3 3-H	B F B X 2-1 E 1B 2-3 3-H 1B			B X 1-0 G5-3 ①		4	1	1	2	0	0	2
David Howard, S (1, 6) OBP: 0.250, SLG: 0.163			B C B X 2-1 G4-3 1B	X 0-0 B1-3 ③	C B B X 2-1 1-H 3-H 1B			B F C X 1-2 F8 ②		4	0	2	1	0	0	2
Inning Stats	R: 0 E: 0 K: 1 S: 9 H: 0 LOB: 1 BB: 0 P: 16	R: 0 E: 0 K: 0 S: 4 H: 0 LOB: 0 BB: 0 P: 5	R: 0 E: 0 K: 0 S: 12 H: 1 LOB: 1 BB: 0 P: 18	R: 2 E: 0 K: 1 S: 14 H: 3 LOB: 2 BB: 1 P: 21	R: 6 E: 2 K: 0 S: 14 H: 3 LOB: 1 BB: 2 P: 32	R: 0 E: 0 K: 0 S: 6 H: 0 LOB: 0 BB: 0 P: 8	R: 0 E: 0 K: 2 S: 8 H: 0 LOB: 0 BB: 0 P: 13	R: 0 E: 0 K: 1 S: 7 H: 0 LOB: 0 BB: 0 P: 10		1B: 5 2B: 2 3B: 0 HR: 0	SF: 0 SAC: 0 DP: 0 HBP: 1		WP: 1 PB: 0 SB: 1 CS: 0	PA: 37	

PITCHER		IP	WLS	BF	H	R	ER	SO	BB	IBB	HBP	BLK	WP	HR	S	P	ERA	WHIP
Joe Hesketh, L ERA: 4.09	(1, 1)	4.1	L	23	5	6	4	2	1	1	1	0	0	0	44	73	8.31	1.385
Daryl Irvine, R ERA: 3.55	(5, 1)	0.2		5	2	2	0	0	1	0	0	0	1	0	9	19	0.00	4.500
Matt Young, L ERA: 4.76	(6, 1)	3.0		9	0	0	0	3	0	0	0	0	0	0	21	31	0.00	0.000

PITCHER	IP	WLS	BF	H	R	ER	SO	BB	IBB	HBP	BLK	WP	HR	S	P	ERA	WHIP

BOTTOM

Boston Red Sox @ Kansas City Royals

Royals Stadium, Kansas City, MO

Tue Jul 21 1992, 8:05 PM EDT

Att. 21,921 - Cloudy - 77 F

livebaseballscorecards.com

AB	33
R	8
H	7
RBI	6
BB	3
SO	5
LOB	13

Boston Red Sox @ Kansas City Royals

Royals Stadium, Kansas City, MO

Wed Jul 22 1992, 8:05 PM EDT

Att. 22,978 - Sunny - 80 F

TOP

livebaseballscorecards.com

Batter	1	2	3	4	5	6	7	8	9	AB	R	H	RBI	BB	SO	LOB
Billy Hatcher, R (1, 8) OBP: 0.309, SLG: 0.379	C F X 0-2 BB 1B SF7 1B	1 SAFE 1 SAFE X 0-0 ② L5			S X 0-1 E5 1B 1B		B C F F X 1-2 2B 1B		C B C S 1-3 ② K 2-3	5	3	3	0	0	1	2
Phil Plantier, L (1, 10) OBP: 0.322, SLG: 0.372	B F F B X 2-2 BB 1-2 1B	B X 1-0 ③ P5			C B F S 1-3 ② K		B X 1-0 1-H 2B		B F S S 1-3 ③ K	5	0	2	1	0	2	3
Wade Boggs, L (1, 5) OBP: 0.371, SLG: 0.389	B B B C B 4-1 1-2 2-3 BB	B F B F B B X 3-2 ① L8			B B C C C X 2-2 2-H 1B		B B C B X 3-1 ② G5-3			3	0	1	1	1	0	1
Tom Brunansky, R (1, 9) OBP: 0.345, SLG: 0.464	S B B S B S 3-3 ① K	B C B B S F F S 3-3 ② K			C X 0-1 ③ P4		C B X 1-1 ③ F8			4	0	0	0	0	2	5
Bob Zupcic, R (1, 7) OBP: 0.370, SLG: 0.455	F C F B X 1-2 ② SF7 3-H	X 0-0 ③ P4				C X 0-1 FC3-6 1B		X 0-0 ① F7		3	0	1	1	0	0	0
Mo Vaughn, L (1, 3) OBP: 0.333, SLG: 0.333	F C B B B S 3-3 ③ K			C F S 0-3 ① K		S F B X 1-2 ① FC3-6 G1 1-2f		C X 0-1 ② G4-3		4	0	0	0	0	2	3
Tim Naehring, R (1, 4) OBP: 0.264, SLG: 0.265		B C S B S 2-3 ① K		C C S 0-3 ② K		B X 1-0 ② G1 1-2		B X 1-0 ③ G5-3		4	0	0	0	0	2	1
Tony Peña, R (1, 2) OBP: 0.266, SLG: 0.285 Herm Winningham, L (9, PH) OBP: 0.234, SLG: 0.264		B B C B B C F F B 4-2 WP 1B BB		B C B B C X 3-2 ③ F9		X 0-0 ③ G6-3			B F S S F F X 1-2 WP S 1B	2 1	1 0	0 1	0 0	1 0	0 0	1 0
Luis Rivera, R (1, 6) OBP: 0.307, SLG: 0.269 Scott Cooper, L (9, PH) OBP: 0.326, SLG: 0.314		B X 1-0 1-H 1B			B F B C X 2-2 ① P3		X 0-0 ① G6-3		B B C B F S 3-3 ① K 1-2	3 1	0 0	1 0	1 0	0 0	0 1	0 1
Inning Stats	R: 1 E: 0 K: 2 S: 17 H: 2 LOB: 2 BB: 1 P: 30	R: 1 E: 0 K: 1 S: 10 H: 1 LOB: 1 BB: 1 P: 18	R: 0 E: 0 K: 1 S: 10 H: 0 LOB: 0 BB: 0 P: 16	R: 0 E: 0 K: 2 S: 9 H: 0 LOB: 0 BB: 0 P: 12	R: 1 E: 1 K: 1 S: 13 H: 2 LOB: 1 BB: 0 P: 18	R: 0 E: 0 K: 0 S: 7 H: 1 LOB: 1 BB: 0 P: 9	R: 1 E: 0 K: 0 S: 10 H: 2 LOB: 1 BB: 0 P: 16	R: 0 E: 0 K: 0 S: 4 H: 0 LOB: 0 BB: 0 P: 5	R: 0 E: 0 K: 3 S: 14 H: 1 LOB: 1 BB: 0 P: 20	1B: 8 2B: 1 3B: 0 HR: 0 SF: 1 SAC: 0 DP: 0 HBP: 0						

	AB	35
	R	4
	H	9
	RBI	4
	BB	2
	SO	10
	LOB	17

WP: 2 PA: 38
PB: 0
SB: 1
CS: 0

PITCHER		IP	WLS	BF	H	R	ER	SO	BB	IBB	HBP	BLK	WP	HR	S	P	ERA	WHIP
Rick Reed, R ERA: 4.31	(1, 1)	0.0		2	2	1	1	0	0	0	0	0	0	0	6	8	∞	∞
Juan Berenguer, R ERA: 4.95	(1, 1)	3.0		12	1	1	1	4	2	0	0	0	1	0	31	56	3.00	1.000
Tom Gordon, R ERA: 4.66	(4, 1)	3.0	W	12	3	1	0	3	0	0	0	0	0	0	29	39	0.00	1.000
Rusty Meacham, R ERA: 1.79	(7, 1)	1.0		5	2	1	1	0	0	0	0	0	0	0	10	16	9.00	2.000
Jeff Montgomery, R ERA: 1.82	(8, 1)	2.0	S	7	1	0	0	3	0	0	0	0	1	0	18	25	0.00	0.500

PITCHER		IP	WLS	BF	H	R	ER	SO	BB	IBB	HBP	BLK	WP	HR	S	P	ERA	WHIP

Batter	1	2	3	4	5	6	7	8	9	AB	R	H	RBI	BB	SO	LOB
Brian McRae, S (1, 8) OBP: 0.290, SLG: 0.307	X 0-0 ① G6-3			B B C F X 2-2 ① G4-3	S H 1-1 G1-3 E 1-2 2-3 3-H HBP		B X 1-0 ② P4			3	1	0	1	0	0	0
Gregg Jefferies, S (1, 5) OBP: 0.318, SLG: 0.389	C B B X 2-1 ② G5-3			F B B B B 4-1 FC4-6 BB	B X 1-0 ② G1-3 1-2 2-3 3-H		B S B B S X 3-2 E S 1B 1B			3	1	1	1	1	0	2
George Brett, L (1, 10) OBP: 0.324, SLG: 0.389	X 0-0 ③ G4-3			F B X 1-1 ② FC4-6 1-2f	X 0-0 E5 E S 2-H 3-H		B 2 SAFE F B F X 2-2 1-H 1B			4	0	1	1	0	0	1
Kevin McReynolds, R (1, 7) OBP: 0.364, SLG: 0.433		C B C C 1-3 ① K		B B X 2-0 ③ F9	C F S 0-3 ③ K 1-3		X 0-0 ③ F8			4	0	0	0	0	2	3
Wally Joyner, L (1, 3) OBP: 0.327, SLG: 0.407		B X 1-0 ② F7			S B C X 1-2 1B 1B 2B	B C X 1-1 ① F8		B X 1-0 ① F8		4	1	1	0	0	0	0
Mike Macfarlane, R (1, 2) OBP: 0.299, SLG: 0.374		B F B X 2-1 ③ G6-3			C S B X 1-2 ① L3	H 1-0 G4-3 HBP		B C F B B X 3-2 2B		3	0	1	0	0	0	1
Gary Thurman, R (1, 9) OBP: 0.272, SLG: 0.321			B B C S X 2-2 ① G5-3		C F B B B F B 4-2 1B 1B HBP BB	1 SAFE F F B X 1-2 ② G4-3 1-2		B C F B X 2-2 ② L5		3	1	0	0	1	0	2
Curtis Wilkerson, S (1, 4) OBP: 0.261, SLG: 0.295		X 0-0 G6-3 1B			B X 1-0 HBP 1B G1-3 1-2 2-3 1B	X 0-0 ③ P4		F C S 0-3 ③ K		4	1	2	0	0	1	2
David Howard, S (1, 6) OBP: 0.255, SLG: 0.174			F B 1 SAFE X 1-1 ② ③ G6-3 1-2f		B F B F B X 3-2 G1-3 HBP E 1-2 2-3 3-H 1B		B S X 1-1 ① G6-3			3	1	1	1	0	0	1
Inning Stats	R: 0 E: 0 K: 0 S: 4 H: 0 LOB: 0 BB: 0 P: 6	R: 0 E: 0 K: 1 S: 6 H: 0 LOB: 0 BB: 0 P: 10	R: 0 E: 0 K: 0 S: 6 H: 1 LOB: 0 BB: 0 P: 9	R: 0 E: 0 K: 0 S: 7 H: 0 LOB: 1 BB: 1 P: 16	R: 5 E: 1 K: 1 S: 19 H: 3 LOB: 1 BB: 1 P: 31	R: 0 E: 0 K: 0 S: 6 H: 0 LOB: 1 BB: 0 P: 9	R: 1 E: 1 K: 0 S: 10 H: 2 LOB: 1 BB: 0 P: 17	R: 0 E: 0 K: 1 S: 10 H: 1 LOB: 1 BB: 0 P: 16		1B: 5 2B: 2 3B: 0 HR: 0	SF: 0 SAC: 0 DP: 1 HBP: 2			WP: 0 PB: 0 SB: 2 CS: 0	PA: 35	

PITCHER		IP	WLS	BF	H	R	ER	SO	BB	IBB	HBP	BLK	WP	HR	S	P	ERA	WHIP
Frank Viola, L ERA: 3.19	(1, 1)	6.2	L	30	6	6	4	2	2	0	2	0	0	0	57	97	5.40	1.200
Greg Harris, R ERA: 1.57	(7, 1)	1.1		5	1	0	0	1	0	0	0	0	0	0	11	17	0.00	0.750

PITCHER	IP	WLS	BF	H	R	ER	SO	BB	IBB	HBP	BLK	WP	HR	S	P	ERA	WHIP

BOTTOM

Boston Red Sox @ Kansas City Royals

Royals Stadium, Kansas City, MO

Wed Jul 22 1992, 8:05 PM EDT
Att. 22,978 - Sunny - 80 F

livebaseballscorecards.com

AB	31
R	6
H	7
RBI	4
BB	2
SO	3
LOB	12

Batter	1	2	3	4	5	6	7	8	9	AB	R	H	RBI	BB	SO	LOB
Chuck Knoblauch, R (1, 4) OBP: 0.400, SLG: 0.375	C B X 1-1 SH1-3 1B		C B B C F B B 4-2 S 2B BB		B C C B C 2-3 ③ K			F F B X 1-2 SH CS 1B 1B	C B X 1-1 2-H 3B	4	2	3	1	1	1	0
Jeff Reboulet, R (1, 6) OBP: 0.366, SLG: 0.316	1 SAFE X 0-0 ① SH1-3 1-2		1 SAFE C B 1 SAFE B C B B 4-2 2B 1-2 BB			C B F B X 2-2 ① G6-3		1 SAFE S B C X 2-1 SH S 1B 1-3	P C B F F S 2-3 ② K	2	1	0	0	1	1	1
Randy Bush, L (1, 7) OBP: 0.292, SLG: 0.356 Pedro Munoz, R (9, PH) OBP: 0.308, SLG: 0.438 (9, 9)	2 SAFE B S C B T F B S 3-3 ② K		B S F B B X 2-2 1-3 2-H 2B			C B F B B X 3-2 HR		B S B S X 2-2 ① P9	X 0-0 ③ P3	4 1	1 0	2 0	2 0	0 0	1 0	3 1
Kent Hrbek, L (1, 3) OBP: 0.394, SLG: 0.467	X 0-0 ③ G4-3		C B B X 2-1 ③ F8			C S B X 1-2 ② G3-1		C F F B B B F X 3-2 ② P5 1-2		4	0	0	0	0	0	5
Chili Davis, S (1, 10) OBP: 0.373, SLG: 0.412		C B S B S 2-3 ① K		F F B S 1-3 ① K		F B S B C 2-3 ③ K		I I I I 4-0 1B IBB		3	0	0	0	1	3	0
Shane Mack, R (1, 8) (8, 9) (9, 7) OBP: 0.377, SLG: 0.468		F B F B F B X 3-2 ② G5-3		X 0-0 ② G6-3			B F S F F X 1-2 ① G4-3	C X 0-1 1-3 2-H 3-H 1B		4	0	1	2	0	0	0
Gene Larkin, S (1, 9) OBP: 0.332, SLG: 0.372 Kirby Puckett, R (8, 8) OBP: 0.363, SLG: 0.522		C X 0-1 ③ L6		B C X 1-1 ③ G1-3			S B B B C X 2-2 G6-3 1B	1 SAFE 1 SAFE B B B X 3-0 ③ F7		4 0	0 0	1 0	0 0	0 0	0 0	2 0
Mike Pagliarulo, L (1, 5) OBP: 0.143, SLG: 0.100			B B F C F B X 3-2 ① G4-3		S B C F F S 1-3 ① K		X 0-0 ② G6-3 1-2		S H 1-1 SH1-3 3B HBP	3	1	0	0	0	1	1
Lenny Webster, R (1, 2) OBP: 0.241, SLG: 0.257			B C X 1-1 ② G6-3		X 0-0 ② G6-3		B S B F F B X 3-2 ③ G6-3		B 1 SAFE B X 2-0 ① SH1-3 1-2	3	0	0	0	0	0	1
Inning Stats	R: 0 E: 0 K: 1 S: 9 H: 1 LOB: 1 BB: 0 P: 13	R: 0 E: 0 K: 1 S: 9 H: 0 LOB: 0 BB: 0 P: 14	R: 1 E: 0 K: 0 S: 16 H: 1 LOB: 2 BB: 2 P: 32	R: 0 E: 0 K: 1 S: 6 H: 0 LOB: 0 BB: 0 P: 8	R: 0 E: 0 K: 2 S: 9 H: 0 LOB: 0 BB: 0 P: 12	R: 1 E: 0 K: 1 S: 12 H: 1 LOB: 0 BB: 0 P: 20	R: 0 E: 0 K: 0 S: 13 H: 1 LOB: 1 BB: 0 P: 19	R: 2 E: 0 K: 0 S: 17 H: 2 LOB: 2 BB: 1 P: 31	R: 1 E: 0 K: 1 S: 10 H: 1 LOB: 1 BB: 0 P: 15	1B: 4 2B: 1 3B: 1 HR: 1	SF: 0 SAC: 3 DP: 0 HBP: 1						

PITCHER		IP	WLS	BF	H	R	ER	SO	BB	IBB	HBP	BLK	WP	HR	S	P	ERA	WHIP
Roger Clemens, R ERA: 2.18	(1, 1)	7.2	L	33	6	4	2	6	2	1	0	0	0	1	90	145	2.35	1.043
Greg Harris, R ERA: 1.69	(8, 1)	1.0		5	1	1	1	1	0	0	1	0	0	0	10	18	9.00	1.000
Tony Fossas, L ERA: 3.6	(9, 1)	0.1		1	0	0	0	0	0	0	0	0	0	0	1	1	0.00	0.000

PITCHER	IP	WLS	BF	H	R	ER	SO	BB	IBB	HBP	BLK	WP	HR	S	P	ERA	WHIP

TOP

Minnesota Twins @ Boston Red Sox

Fenway Park, Boston, MA

Fri Jul 24 1992, 7:05 PM EDT

Sunny - 77 F

livebaseballscorecards.com

AB	32
R	5
H	7
RBI	5
BB	3
SO	7
LOB	14

WP: 0 PB: 0 SB: 2 CS: 1 PA: 39

Batter	1	2	3	4	5	6	7	8	9	AB	R	H	RBI	BB	SO	LOB
Billy Hatcher, R (1, 8) OBP: 0.307, SLG: 0.371	G5-3		L7			G4-3			E, BB	3	0	0	0	1	0	0
Phil Plantier, L (1, 9) OBP: 0.318, SLG: 0.366	G3-1			F8		G6-3			E3, G6-4-3, 1-2	4	0	0	0	0	0	1
Wade Boggs, L (1, 5) OBP: 0.367, SLG: 0.384	G1-3			G1-3			K		G6-4-3, 1-2f	4	0	0	0	0	1	2
Tom Brunansky, R (1, 10) OBP: 0.344, SLG: 0.462		FC6-5, G6-3, 1B		F7			G5-3			3	0	1	0	0	0	0
Bob Zupcic, R (1, 7) OBP: 0.364, SLG: 0.446		G6-3, 1-2			G4-3		K			3	0	0	0	0	1	1
Jody Reed, R (1, 4) OBP: 0.329, SLG: 0.345		FC6-5, E, 2-3			G6-3			K		3	0	0	0	0	1	1
Scott Cooper, L (1, 3) OBP: 0.326, SLG: 0.310		1 SAFE, 1 SAFE, F7, 1-2			FC6-4, BB			F8		2	0	0	0	1	0	1
Tony Peña, R (1, 2) OBP: 0.264, SLG: 0.282			G6-3		FC6-4, 1-2f			G3-1		2	0	0	0	0	0	1
Herm Winningham, L (8, PH) OBP: 0.233, SLG: 0.262										1	0	0	0	0	0	0
John Flaherty, R (9, 2) OBP: 0.200, SLG: 0.174										0	0	0	0	0	0	0
Luis Rivera, R (1, 6) OBP: 0.305, SLG: 0.266			G5-3			G5-3			L7	2	0	0	0	0	0	0
Mo Vaughn, L (9, PH) OBP: 0.331, SLG: 0.331										1	0	0	0	0	0	0
Inning Stats	R: 0 E: 0 K: 0 S: 6 H: 0 LOB: 0 BB: 0 P: 10	R: 0 E: 1 K: 0 S: 7 H: 1 LOB: 1 BB: 0 P: 10	R: 0 E: 0 K: 0 S: 5 H: 0 LOB: 0 BB: 0 P: 8	R: 0 E: 0 K: 0 S: 6 H: 0 LOB: 0 BB: 0 P: 11	R: 0 E: 0 K: 0 S: 7 H: 0 LOB: 1 BB: 1 P: 12	R: 0 E: 0 K: 0 S: 7 H: 0 LOB: 0 BB: 0 P: 12	R: 0 E: 0 K: 2 S: 11 H: 0 LOB: 0 BB: 0 P: 16	R: 0 E: 0 K: 1 S: 6 H: 0 LOB: 0 BB: 0 P: 6	R: 0 E: 1 K: 0 S: 11 H: 0 LOB: 1 BB: 1 P: 21	1B: 1 2B: 0 3B: 0 HR: 0 SF: 0 SAC: 0 DP: 1 HBP: 0						

PITCHER	IP	WLS	BF	H	R	ER	SO	BB	IBB	HBP	BLK	WP	HR	S	P	ERA	WHIP
Scott Erickson, R (1, 1) ERA: 3.61	9.0	W	30	1	0	0	3	2	0	0	0	0	0	66	106	0.00	0.333

PITCHER	IP	WLS	BF	H	R	ER	SO	BB	IBB	HBP	BLK	WP	HR	S	P	ERA	WHIP

BOTTOM

Minnesota Twins @ Boston Red Sox

Fenway Park, Boston, MA

Fri Jul 24 1992, 7:05 PM EDT

Sunny - 77 F

livebaseballscorecards.com

AB	28
R	0
H	1
RBI	0
BB	2
SO	3
LOB	7

WP: 0 PB: 0 SB: 0 CS: 0 PA: 30

Batter	1	2	3	4	5	6	7	8	9	AB	R	H	RBI	BB	SO	LOB
Chuck Knoblauch, R (1, 4) OBP: 0.396, SLG: 0.369	C B X 1-1 ① F8		X 0-0 ① G5-3		1 SAFE C 1 SAFE B 1 SAFE F C 1-3 ② K		P 1 SAFE 1 SAFE C X 1-1 ② F9		1 SAFE X 0-0 ③ G4-3	5	0	0	0	0	1	3
Shane Mack, R (1, 7) OBP: 0.379, SLG: 0.471	F B X 1-1 1B 2B		C X 0-1 ② G5-3		C 1 SAFE B B S S 2-3 ③ K 1-3		1 SAFE X 0-0 E5 1-H 1B			4	1	2	0	0	1	1
Kirby Puckett, R (1, 8) OBP: 0.364, SLG: 0.522	X 0-0 S 2B 2-H 1B		X 0-0 1B			F B B F F X 2-2 ① F7	F X 0-1 ③ L9			4	1	2	1	0	0	1
Kent Hrbek, L (1, 3) OBP: 0.389, SLG: 0.460	B 1 SAFE S X 1-1 ② F7		S B 1 SAFE 1 SAFE B F X 2-2 ③ F8			X 0-0 ② L6		S B S F S 1-3 ① K		4	0	0	0	0	1	2
Chili Davis, S (1, 10) OBP: 0.380, SLG: 0.423	1 SAFE S X 0-1 1-H 2B			X 0-0 G5-4-3 1B		B B S X 2-1 1B		X 0-0 CS 1B		4	0	4	1	0	0	0
Brian Harper, R (1, 2) OBP: 0.335, SLG: 0.398	C X 0-1 ③ G4-3			1 SAFE B S X 1-1 ① F9		S 1 SAFE F B 1 SAFE F X 1-2 ③ L6		1 SAFE S B X 1-1 ②③ G6-3 1-2		4	0	0	0	0	0	4
Pedro Munoz, R (1, 9) OBP: 0.307, SLG: 0.439		S X 0-1 ① G6-3		1 SAFE S F F B 1 SAFE X 1-2 ②③ G5-4-3 1-2f			B X 1-0 G4-3 1B 2B		B B X 2-0 ① G4-3	4	1	1	0	0	0	1
Scott Leius, R (1, 5) OBP: 0.311, SLG: 0.348		S B X 1-1 ② G6-3			B X 1-0 ① G6-3		X 0-0 ① G4-3 2-3		B B X 2-0 ② G5-3	4	0	0	0	0	0	1
Greg Gagne, R (1, 6) OBP: 0.294, SLG: 0.359		C S S 0-3 ③ K			C X 0-1 E S 1B		C B X 1-1 1B E 1B 3-H		B B X 1-1 1B	4	1	3	1	0	1	0
Inning Stats	R: 2 H: 3 E: 0 LOB: 1 K: 0 BB: 0 S: 11 P: 14	R: 0 H: 0 E: 0 LOB: 0 K: 1 BB: 0 S: 7 P: 8	R: 0 H: 1 E: 0 LOB: 1 K: 0 BB: 0 S: 7 P: 9	R: 0 H: 1 E: 0 LOB: 0 K: 0 BB: 0 S: 7 P: 9	R: 0 H: 1 E: 0 LOB: 1 K: 2 BB: 0 S: 9 P: 13	R: 0 H: 1 E: 0 LOB: 1 K: 0 BB: 0 S: 11 P: 16	R: 2 H: 3 E: 1 LOB: 1 K: 0 BB: 0 S: 10 P: 12	R: 0 H: 1 E: 0 LOB: 0 K: 1 BB: 0 S: 7 P: 9	R: 0 H: 1 E: 0 LOB: 1 K: 0 BB: 0 S: 5 P: 10	1B: 9 SF: 0 2B: 3 SAC: 0 3B: 0 DP: 1 HR: 0 HBP: 0						

TOP

Minnesota Twins @ Boston Red Sox

Fenway Park, Boston, MA

Fri Jul 24 1992, 7:05 PM EDT

Att. 34,614 - Sunny - 75 F

livebaseballscorecards.com

AB	37
R	4
H	12
RBI	3
BB	0
SO	4
LOB	13

		PA: 37
WP: 0	PB: 0	
SB: 2	CS: 1	

PITCHER		IP	WLS	BF	H	R	ER	SO	BB	IBB	HBP	BLK	WP	HR	S	P	ERA	WHIP
John Dopson, R ERA: 3.47	(1, 1)	7.0		30	10	4	3	3	0	0	0	0	0	0	62	81	3.86	1.429
Tony Fossas, L ERA: 3.52	(8, 1)	0.1		1	0	0	0	1	0	0	0	0	0	0	4	5	0.00	0.000
Daryl Irvine, R ERA: 3.14	(8, 1)	1.2	W	6	2	0	0	0	0	0	0	0	0	0	8	14	0.00	1.200

PITCHER		IP	WLS	BF	H	R	ER	SO	BB	IBB	HBP	BLK	WP	HR	S	P	ERA	WHIP

BOTTOM

Minnesota Twins @ Boston Red Sox

Fenway Park, Boston, MA

Fri Jul 24 1992, 7:05 PM EDT

Att. 34,614 - Sunny - 75 F

livebaseballscorecards.com

Batter	1	2	3	4	5	6	7	8	9	AB	R	H	RBI	BB	SO	LOB
Billy Hatcher, R (1, 8) OBP: 0.310, SLG: 0.363	C B B X 2-1 F9 ①		B B B C F X 3-2 G4-3 ①		B B B 4-0 G6-4-3 BB	B B B 4-0 BB 1B 1-2 BB	X 0-0 G6-3 ①	3	0	0	0	2	0	0
Herm Winningham, L (1, 7) OBP: 0.242, SLG: 0.279 Bob Zupcic, R (7, PH) OBP: 0.362, SLG: 0.444 Phil Plantier, L (8, 7) OBP: 0.320, SLG: 0.368	X 0-0 2B 2B		B C B X 2-1 1B		X 0-0 ② ③ G6-4-3 1-2f	C B S S 1-3 ② K	B F B B B C X 3-2 1B 1B	3	1	2	0	0	0	2
								1	0	0	0	0	1	3
								1	1	1	0	0	0	0
Wade Boggs, L (1, 5) OBP: 0.370, SLG: 0.388	B B C F B F X 3-2 P2 ②		B 1 SAFE C 1 SAFE B 1 SAFE 1 SAFE 1 SAFE X 2-1 F8 ②			X 0-0 FC6 1B	C X 0-1 BB 1B 1-2 2-3 3-H		C F X 0-2 1B 1-3 1B	5	0	3	1	0	0	2
Tom Brunansky, R (1, 9) OBP: 0.349, SLG: 0.467	C C B B F B X 3-2 PB 1B 2-H 2B		1 SAFE 1 SAFE 1 SAFE B 1 SAFE C P B X 3-1 F8 ③			B X 1-0 ① F8	B B B C C F B 4-2 BB 1-2 2-3 3-H		B X 1-0 1-2 3-H 1B	4	1	2	3	1	0	2
Jack Clark, R (1, 10) OBP: 0.355, SLG: 0.296	C B S B B X 3-2 2-H 1B			C B F C 1-3 ① K2-3		C S S 0-3 ② K	B C S F B S 2-3 ③ K			4	0	1	1	0	3	4
Jody Reed, R (1, 4) OBP: 0.326, SLG: 0.341	C S X 0-2 ③ F7			X 0-0 ② F9		B C X 1-1 ③ FC6 1-2f		C C S 0-3 ① K		4	0	0	0	0	1	2
Tim Naehring, R (1, 6) OBP: 0.257, SLG: 0.257		B C C B B S 3-3 ① K		C X 0-1 ③ L7			B C B X 2-1 ① F8	C X 0-1 ② G5-3		4	0	0	0	0	1	0
Mo Vaughn, L (1, 3) OBP: 0.335, SLG: 0.336		B X 1-0 ② F8			X 0-0 ① F9		B C B B X 3-1 1B 1B 1B	B B C F X 2-2 1B		4	1	2	0	0	0	0
John Flaherty, R (1, 2) OBP: 0.222, SLG: 0.220		B C B F F X 2-2 ③ L6			C B F B X 2-2 2B		B C X 1-1 1B BB 1-3 BB 1B	C B S X 1-2 ③ P3		4	1	2	0	0	0	1

Inning Stats	1	2	3	4	5	6	7	8	9
	R: 2 E: 0 K: 0 S: 17 H: 3 LOB: 1 BB: 0 P: 28	R: 0 E: 0 K: 1 S: 8 H: 0 LOB: 0 BB: 0 P: 14	R: 0 E: 0 K: 0 S: 10 H: 1 LOB: 1 BB: 0 P: 19	R: 0 E: 0 K: 1 S: 6 H: 0 LOB: 0 BB: 0 P: 7	R: 0 E: 0 K: 0 S: 5 H: 1 LOB: 1 BB: 1 P: 11	R: 0 E: 0 K: 1 S: 7 H: 1 LOB: 1 BB: 0 P: 9	R: 2 E: 0 K: 2 S: 18 H: 3 LOB: 3 BB: 2 P: 35	R: 0 E: 0 K: 1 S: 11 H: 1 LOB: 1 BB: 0 P: 14	R: 1 E: 0 K: 0 S: 8 H: 3 LOB: 2 BB: 0 P: 12

	AB	R	H	RBI	BB	SO	LOB
AB	37						
R	5						
H	13						
RBI	5						
BB	3						
SO	6						
LOB	16						

	1B	SF	WP	PA
	10	0	0	40
	2B: 3	SAC: 0	PB: 1	
	3B: 0	DP: 1	SB: 0	
	HR: 0	HBP: 0	CS: 0	

PITCHER		IP	WLS	BF	H	R	ER	SO	BB	IBB	HBP	BLK	WP	HR	S	P	ERA	WHIP
Bill Krueger, L ERA: 3.46	(1, 1)	6.1		27	8	4	4	3	1	0	0	0	0	0	59	100	5.68	1.421
Tom Edens, R ERA: 1.65	(7, 1)	0.0		1	0	0	0	0	1	0	0	0	0	0	0	4	∞	∞
Mark Guthrie, L ERA: 3.22	(7, 1)	0.1		2	1	0	0	1	0	0	0	0	0	0	5	6	0.00	3.000
Carl Willis, R ERA: 4.03	(7, 1)	1.2	L	9	3	1	1	2	1	0	0	0	0	0	25	37	5.40	2.400
Paul Abbott, R ERA:	(9, 1)	0.0		1	1	0	0	0	0	0	0	0	0	0	1	2	∞	∞

PITCHER	IP	WLS	BF	H	R	ER	SO	BB	IBB	HBP	BLK	WP	HR	S	P	ERA	WHIP

Batter	1	2	3	4	5	6	7	8	9	AB	R	H	RBI	BB	SO	LOB
Shane Mack, R (1, 7) OBP: 0.377, SLG: 0.468	B F X 1-1 ① F8			F S F X 0-2 ① G6-3			B B C B B 4-1 1B 1B BB	B C F X 1-2 ② F9		3	1	0	0	1	0	0
Jeff Reboulet, R (1, 4) (7, 5) OBP: 0.347, SLG: 0.295	C T S 0-3 ② K			B F F F F X 1-2 ② G5-3			1 SAFE C F X 0-2 ① F9	F B B F B X 3-2 ③ G6-3		4	0	0	0	0	1	1
Kirby Puckett, R (1, 8) OBP: 0.363, SLG: 0.519	S S T B S 1-3 ③ K			C S B S 1-3 ③ K			1 SAFE 1 SAFE P F 1 SAFE 1 SAFE F 1 SAFE F 1-2 X 1-3 BB 1B 1B		B B F C F S 2-3 ① K	4	1	1	0	0	3	0
Kent Hrbek, L (1, 3) OBP: 0.387, SLG: 0.455		F B B F S 2-3 ① K			X 0-0 ① P3		B B B F B 4-1 1B 1B 1-2 BB		B B C B C X 3-2 ② G4-3	3	1	0	0	1	1	0
Chili Davis, S (1, 10) OBP: 0.382, SLG: 0.423		F B F B F X 2-2 ② L7			X 0-0 ② G6-3		F C F B X 1-2 1B 1-2 2-H 3-H 1B		B B S B B 4-1 BB	3	0	1	2	1	0	0
Brian Harper, R (1, 2) OBP: 0.334, SLG: 0.396		B C X 1-1 ③ P3			C F X 0-2 ③ F8		X 0-0 1-2 2-H 1B		B X 1-0 ③ F7	4	0	1	1	0	0	1
Gene Larkin, S (1, 9) OBP: 0.327, SLG: 0.367			X 0-0 ① G6-3			C X 0-1 ① G3	F B X 1-1 ② P8			3	0	0	0	0	0	2
Mike Pagliarulo, L (1, 5) OBP: 0.130, SLG: 0.091 Chuck Knoblauch, R (7, PH) (7, 4) OBP: 0.395, SLG: 0.368			C B X 1-1 ② G4-3			C X 0-1 ② G3-1	X 0-0 ③ P4			2 1	0 0	0 0	0 0	0 0	0 0	0 2
Greg Gagne, R (1, 6) OBP: 0.291, SLG: 0.356			C C F X 0-2 ③ F8			C B C S 1-3 ③ K		C B C B C 2-3 ① K		3	0	0	0	0	2	0
Inning Stats	R: 0 E: 0 K: 2 S: 9 H: 0 LOB: 0 BB: 0 P: 11	R: 0 E: 0 K: 1 S: 9 H: 0 LOB: 0 BB: 0 P: 14	R: 0 E: 0 K: 0 S: 7 H: 0 LOB: 0 BB: 0 P: 8	R: 0 E: 0 K: 1 S: 12 H: 0 LOB: 0 BB: 0 P: 14	R: 0 E: 0 K: 0 S: 5 H: 0 LOB: 0 BB: 0 P: 5	R: 0 E: 0 K: 1 S: 7 H: 0 LOB: 0 BB: 0 P: 8	R: 3 E: 0 K: 0 S: 18 H: 3 LOB: 2 BB: 2 P: 28	R: 0 E: 0 K: 1 S: 9 H: 0 LOB: 0 BB: 0 P: 15	R: 0 E: 0 K: 1 S: 9 H: 0 LOB: 1 BB: 1 P: 19	1B: 3 2B: 0 3B: 0 HR: 0 SF: 0 SAC: 0 DP: 0 HBP: 0						

PITCHER	IP	WLS	BF	H	R	ER	SO	BB	IBB	HBP	BLK	WP	HR	S	P	ERA	WHIP
Danny Darwin, R (1, 1) ERA: 4.8	6.1	L	22	1	3	3	5	2	0	0	0	0	0	59	78	4.26	0.474
Paul Quantrill, R (7, 1) ERA:	0.0		2	2	0	0	0	0	0	0	0	0	0	5	6	∞	∞
Tony Fossas, L (7, 1) ERA: 3.45	0.1		1	0	0	0	0	0	0	0	0	0	0	2	3	0.00	0.000
Greg Harris, R (7, 1) ERA: 1.63	2.1		8	0	0	0	2	1	0	0	0	0	0	19	35	0.00	0.429

PITCHER	IP	WLS	BF	H	R	ER	SO	BB	IBB	HBP	BLK	WP	HR	S	P	ERA	WHIP

TOP

Minnesota Twins @ Boston Red Sox

Fenway Park, Boston, MA

Sat Jul 25 1992, 3:33 AM EDT
Att. 34,420 - Sunny - 78 F

livebaseballscorecards.com

AB	30
R	3
H	3
RBI	3
BB	3
SO	7
LOB	6

WP: 0	PB: 0	SB: 0	CS: 0
PA: 33			

BOTTOM

Minnesota Twins @ Boston Red Sox

Fenway Park, Boston, MA

Sat Jul 25 1992, 3:33 AM EDT

Att. 34,420 - Sunny - 78 F

livebaseballscorecards.com

Batter	1	2	3	4	5	6	7	8	9	AB	R	H	RBI	BB	SO	LOB
Billy Hatcher, R (1, 8) OBP: 0.307, SLG: 0.353	C X 0-1 ① G4-3		X 0-0 ① G6-3		B B B 4-0 BB		X 0-0 ① G5-3	C F B B X 2-2 ③ FC5-4 1-2f		4	0	0	0	1	0	1
Phil Plantier, L (1, 10) OBP: 0.325, SLG: 0.370	B F B B B 4-1 FC6-4 BB		C B S X 1-2 ② F7		S C 1 SAFE X 0-2 ③ G4-3		B C F X 1-2 1B 1B		C B S F B B X 3-2 F8 1B 1B	4	1	2	0	1	0	1
Wade Boggs, L (1, 5) OBP: 0.370, SLG: 0.386	C X 0-1 ② FC6-4 BB 1-2f		B B B B 4-0 BB			C B X 1-1 ① G6-3	C C B C 1-3 ② K		F 1 SAFE 1 SAFE X 0-1 1-2 1B	4	0	1	0	1	1	2
Tom Brunansky, R (1, 9) OBP: 0.350, SLG: 0.463	B B B B 4-0 1-2 BB		B X 1-0 ③ F8			B X 1-0 ② P4	C S B B X 2-2 1B 1-2 1B		F C B B B C 3-3 ① K	4	0	1	0	1	1	3
Mo Vaughn, L (1, 3) OBP: 0.342, SLG: 0.351	B C F X 1-2 ③ F7			B X 1-0 L3-6 2B		B B F F B X 3-2 BB BB 1B 1B	C X 0-1 1-3 2-H 1B		F S X 0-2 ② F8 2-3	5	1	3	1	0	0	4
Jody Reed, R (1, 4) OBP: 0.324, SLG: 0.337		C B B X 2-1 ① G5-3		B B X 2-0 ①② L3-6 2-3		B C B B B 4-1 1B BB 1-2 BB	B S B X 2-1 ③ F8		C X 0-1 ③ F8	4	0	0	0	1	0	5
Herm Winningham, L (1, 7) OBP: 0.243, SLG: 0.273		C B S B B X 3-2 ② G6-3		C B X 1-1 ③ L6		B C B B B C B 4-2 1B 1-2 2-3 BB		X 0-0 ① L7		3	0	0	0	1	0	0
Tony Peña, R (1, 2) OBP: 0.271, SLG: 0.284		C B B B F F F B 4-2 FC6-4 BB			B X 1-0 ① G6-3	B X 1-0 1-2 2-3 3-H 1B		B C C B F B B 4-2 FC5-4 BB		2	0	1	1	2	0	0
Luis Rivera, R (1, 6) OBP: 0.302, SLG: 0.263 Scott Cooper, L (8, PH) (9, 6) OBP: 0.324, SLG: 0.308		C 1 SAFE B X 1-1 ③ FC6-4 1-2f			C X 0-1 ② B3-1	C F B B F X 2-2 ③ F7		C C C 0-3 ② K		3 1	0 0	0 0	0 0	0 1	0 1	4 1
Inning Stats	R: 0 E: 0 K: 0 S: 8 H: 0 LOB: 2 BB: 2 P: 17	R: 0 E: 0 K: 0 S: 11 H: 0 LOB: 1 BB: 1 P: 21	R: 0 E: 0 K: 0 S: 5 H: 0 LOB: 1 BB: 1 P: 11	R: 0 E: 0 K: 0 S: 4 H: 1 LOB: 0 BB: 0 P: 8	R: 0 E: 0 K: 0 S: 6 H: 0 LOB: 1 BB: 1 P: 11	R: 1 E: 0 K: 0 S: 14 H: 2 LOB: 3 BB: 2 P: 30	R: 1 E: 0 K: 1 S: 14 H: 3 LOB: 2 BB: 0 P: 20	R: 0 E: 0 K: 1 S: 10 H: 0 LOB: 1 BB: 1 P: 16	R: 0 E: 0 K: 1 S: 14 H: 2 LOB: 2 BB: 0 P: 20	1B: 7 2B: 2 3B: 0 HR: 0	SF: 0 SAC: 0 DP: 1 HBP: 0						

	AB	34
	R	2
	H	8
	RBI	2
	BB	8
	SO	3
	LOB	21

PITCHER		IP	WLS	BF	H	R	ER	SO	BB	IBB	HBP	BLK	WP	HR	S	P	ERA	WHIP
Willie Banks, R ERA: 4.25	(1, 1)	6.0	W	27	3	1	1	0	7	0	0	0	0	0	48	98	1.50	1.667
Tom Edens, R ERA: 1.79	(7, 1)	1.1		8	3	1	1	1	1	0	0	0	0	0	18	28	6.75	3.000
Rick Aguilera, R ERA: 2.62	(8, 1)	1.2	S	7	2	0	0	2	0	0	0	0	0	0	20	28	0.00	1.200

PITCHER	IP	WLS	BF	H	R	ER	SO	BB	IBB	HBP	BLK	WP	HR	S	P	ERA	WHIP

Minnesota Twins @ Boston Red Sox

Fenway Park, Boston, MA

Sun Jul 26 1992, 7:05 PM EDT

Att. 33,095 - Cloudy - 73 F

TOP

livebaseballscorecards.com

Batter	1	2	3	4	5	6	7	8	9	AB	R	H	RBI	BB	SO	LOB
Chuck Knoblauch, R (1, 4) OBP: 0.395, SLG: 0.372	2-2 1B 2B	1-0 FC4-6 1-2f		2-1 F9			0-0 BB 1B 1-2 1B	1-0 G5-3		5	2	2	0	0	0	2
Shane Mack, R (1, 7) OBP: 0.380, SLG: 0.471	3-1 F9 1B 2-H 1B		1-0 WP 2B 2B		1-1 L4		4-1 E 1B E 1-2 2-3 BB	2-2 P3		4	2	2	1	1	0	0
Kirby Puckett, R (1, 8) OBP: 0.366, SLG: 0.523	0-0 G4-6-3 1-2 1B		2-2 1B 2-H 2B		2-1 G5-3		0-0 E7 E BB 1B 1-3 2-H 3-H 1B		0-2 F9	5	1	3	3	0	0	0
Chili Davis, S (1, 10) OBP: 0.385, SLG: 0.434	0-0 F9 2-3		0-0 1B F9-2 2-H 1B		1-0 G3		4-0 1B E 1-2 BB		1-0 HR	4	1	2	1	1	0	2
Pedro Munoz, R (1, 9) OBP: 0.306, SLG: 0.436 Gene Larkin, S (9, PH) OBP: 0.326, SLG: 0.365 (9, 9)	1-1 G4-6-3 1-2f		0-1 2-3 1B			3-2 G5-3	0-2 E6 1B 1-2 2-3 3-H		0-0 F8	4 1	0 0	1 0	1 0	0 0	0 0	4 0
Brian Harper, R (1, 2) OBP: 0.338, SLG: 0.406		2-2 WP 1B 2B	1-0 F9-2 3-H			2-1 G6-3	0-1 1B 1-2 2-3 3-H		0-2 2B	5	1	3	1	0	0	2
Kent Hrbek, L (1, 3) OBP: 0.387, SLG: 0.456		2-3 K 2-3		0-1 G3 2B		2-2 F8	1-3 K		4-0 BB	4	0	1	0	1	2	4
Scott Leius, R (1, 5) OBP: 0.311, SLG: 0.347 Mike Pagliarulo, L (9, PH) OBP: 0.125, SLG: 0.087 (9, 5)	1-0 FC4-6 3-H 1B		1-1 G3 2-3				0-0 G5-3 2-1 G5-3		1-3 K	4 1	0 0	1 0	1 0	0 0	0 1	4 2
Greg Gagne, R (1, 6) OBP: 0.290, SLG: 0.354	0-3 K		2-3 K				3-1 BB 1B 1B 1B	0-0 G4-3		4	1	1	0	0	2	2

Inning Stats	R: 1 E: 0 K: 0 S: 10	H: 3 LOB: 1 BB: 0 P: 16	R: 1 E: 0 K: 2 S: 11	H: 2 LOB: 1 BB: 0 P: 17	R: 1 E: 0 K: 0 S: 9	H: 4 LOB: 1 BB: 0 P: 13	R: 0 E: 0 K: 1 S: 12	H: 1 LOB: 1 BB: 0 P: 17	R: 0 E: 0 K: 0 S: 5	H: 0 LOB: 0 BB: 0 P: 9
	R: 0 E: 0 K: 0 S: 9	H: 0 LOB: 0 BB: 0 P: 16	R: 4 E: 2 K: 1 S: 16	H: 4 LOB: 3 BB: 2 P: 30	R: 0 E: 0 K: 0 S: 6	H: 0 LOB: 0 BB: 0 P: 9	R: 1 E: 0 K: 1 S: 13	H: 2 LOB: 2 BB: 1 P: 19	1B: 9 2B: 7 3B: 0 HR: 1	SF: 0 SAC: 0 DP: 2 HBP: 0	WP: 2 PB: 0 SB: 0 CS: 0	PA: 44

	AB	41
	R	8
	H	16
	RBI	8
	BB	3
	SO	5
	LOB	22

PITCHER		IP	WLS	BF	H	R	ER	SO	BB	IBB	HBP	BLK	WP	HR	S	P	ERA	WHIP
Joe Hesketh, L ERA: 4.26	(1, 1)	2.0	L	12	7	3	3	2	0	0	0	0	2	0	26	41	13.50	3.500
Paul Quantrill, R ERA: 2.57	(3, 1)	4.1		16	5	2	2	1	0	0	0	0	0	0	34	54	4.15	1.154
Daryl Irvine, R ERA: 4.4	(7, 1)	0.0		3	1	0	0	0	2	0	0	0	0	0	2	10	∞	∞
Greg Harris, R ERA: 1.63	(7, 1)	0.0		2	1	2	2	0	0	0	0	0	0	0	5	5	∞	∞
Tony Fossas, L ERA: 3.31	(7, 1)	0.2		2	0	0	0	1	0	0	0	0	0	0	5	8	0.00	0.000

PITCHER		IP	WLS	BF	H	R	ER	SO	BB	IBB	HBP	BLK	WP	HR	S	P	ERA	WHIP
Jeff Reardon, R ERA: 3.38	(8, 1)	2.0		9	2	1	1	1	1	0	0	0	0	1	19	28	4.50	1.500

BOTTOM

Batter	1	2	3	4	5	6	7	8	9	AB	R	H	RBI	BB	SO	LOB
Wade Boggs, L (1, 5) OBP: 0.366, SLG: 0.381	L6		L8		G4-1			G6-3		4	0	0	0	0	0	0
Billy Hatcher, R (1, 7) OBP: 0.305, SLG: 0.357	G1-3		1B 2B			G5-3		L5		4	1	1	0	0	0	0
Phil Plantier, L (1, 10) OBP: 0.325, SLG: 0.370	K		FC6-4 1B 2-H			K		G6-3		3	0	1	1	0	2	0
John Marzano, R (8, PH)										1	0	0	0	0	0	0
Tom Brunansky, R (1, 9) OBP: 0.352, SLG: 0.464		K	FC6-4 1-2f			1B			FC3-6 1B	4	0	2	0	0	1	1
Mo Vaughn, L (1, 3) OBP: 0.342, SLG: 0.369		HR	G3			G3			FC3-6 1-2f	3	1	1	1	0	0	1
Jack Clark, R (9, PH) OBP: 0.354, SLG: 0.295						SAFE				1	0	0	0	0	0	1
Jody Reed, R (1, 4) OBP: 0.326, SLG: 0.339		S 1B	G5-3				FC4-6 1B		K	4	0	2	0	0	1	1
Herm Winningham, L (1, 8) OBP: 0.237, SLG: 0.267		K 1-2	P6				FC4-6 1-2f		G4-3	3	0	0	0	0	1	2
John Flaherty, R (9, PH) OBP: 0.218, SLG: 0.216										1	0	0	0	0	0	1
Tony Peña, R (1, 2) OBP: 0.268, SLG: 0.281		G5-3			F8		SAFE L9			3	0	0	0	0	0	2
Luis Rivera, R (1, 6) OBP: 0.299, SLG: 0.260			G6-3		P3		K			3	0	0	0	0	1	1
Inning Stats	R: 0 E: 0 K: 1 S: 8 H: 0 LOB: 0 BB: 0 P: 10	R: 1 E: 0 K: 2 S: 13 H: 2 LOB: 1 BB: 0 P: 22	R: 1 E: 0 K: 0 S: 11 H: 2 LOB: 1 BB: 0 P: 16	R: 0 E: 0 K: 0 S: 7 H: 0 LOB: 0 BB: 0 P: 13	R: 0 E: 0 K: 0 S: 4 H: 0 LOB: 0 BB: 0 P: 7	R: 0 E: 0 K: 1 S: 12 H: 1 LOB: 1 BB: 0 P: 20	R: 0 E: 0 K: 1 S: 11 H: 1 LOB: 1 BB: 0 P: 14	R: 0 E: 0 K: 0 S: 7 H: 0 LOB: 0 BB: 0 P: 11	R: 0 E: 0 K: 1 S: 8 H: 1 LOB: 1 BB: 0 P: 13	1B: 5 2B: 1 3B: 0 HR: 1	SF: 0 SAC: 0 DP: 0 HBP: 0						

PITCHER	IP	WLS	BF	H	R	ER	SO	BB	IBB	HBP	BLK	WP	HR	S	P	ERA	WHIP
Kevin Tapani, R (1, 1) ERA: 4.03	6.0	W	24	6	2	2	4	0	0	0	0	0	1	58	93	3.00	1.000
Mark Guthrie, L (7, 1) ERA: 3.04	3.0	S	10	1	0	0	2	0	0	0	0	0	0	23	33	0.00	0.333

PITCHER	IP	WLS	BF	H	R	ER	SO	BB	IBB	HBP	BLK	WP	HR	S	P	ERA	WHIP

Minnesota Twins @ Boston Red Sox

Fenway Park, Boston, MA

Sun Jul 26 1992, 7:05 PM EDT

Att. 33,095 - Cloudy - 73 F

livebaseballscorecards.com

AB	34
R	2
H	7
RBI	2
BB	0
SO	6
LOB	10

1B: 5	SF: 0	WP: 0	PA: 34
2B: 1	SAC: 0	PB: 0	
3B: 0	DP: 0	SB: 1	
HR: 1	HBP: 0	CS: 0	

Batter	1	2	3	4	5	6	7	8	9	AB	R	H	RBI	BB	SO	LOB
Brian Downing, R (1, 10) OBP: 0.416, SLG: 0.439	B B C B X 3-1 G6-3 ①	B C B C F B X 3-2 1-H 3-H 1B 2B		F B B B X 3-1 F7 ①		B C B X 2-1 1B 1B	B B B B 4-0 1-2 2-3 BB			4	1	2	2	1	0	2
Dean Palmer, R (1, 5) OBP: 0.331, SLG: 0.440	C X 0-1 G5-3 ②	S B B B S B F X 3-2 2-H 1B		B F B F F B B 4-2 1-2 2-3 1B BB		B F 1 SAFE C B F F X 2-2 1-3 1B	C S F F B X 1-2 P5 ③			4	0	2	1	1	0	3
Rafael Palmeiro, L (1, 3) OBP: 0.354, SLG: 0.425	S B F X 1-2 1B 1B	F 1 SAFE B X 1-1 G4-3 ③		B S F S 1-3 K ②		B X 1-0 P2 ②		B F F X 1-2 G4-3 ①		5	0	1	0	0	1	6
Ruben Sierra, S (1, 9) OBP: 0.327, SLG: 0.461	B X 1-0 1-3 FC5-4 1B		B B B C B 4-1 G4-3 G1-3 BB	B X 1-0 1-2 2-3 3-H 1B		X 0-0 P4 ③		B C S X 1-2 G3 ②		4	0	2	1	1	0	2
Juan Gonzalez, R (1, 8) OBP: 0.294, SLG: 0.480	B S B B X 2-1 1-2f FC5-4 ③		X 0-0 1-2 G1-3 ①	B X 1-0 P3 ③			F F F S 0-3 K ①	X 0-0 F7 ③		5	0	0	0	0	1	6
Ivan Rodriguez, R (1, 2) OBP: 0.310, SLG: 0.409		C X 0-1 1B 2B E4	X 0-0 2-3 G4-3 ②		B B X 2-0 F9 ①		B F X 1-1 BB E 1B		B F B X 2-1 P9 ①	5	2	1	0	0	0	1
Dickie Thon, R (1, 6) OBP: 0.294, SLG: 0.371 Jeff Huson, L (7, PH) OBP: 0.353, SLG: 0.387 (7, 6)		C 1 SAFE C F B B S 2-3 K ①	C F B B B S 3-3 K ③		C C X 0-2 G1-3 ②		1 SAFE B B B C 1 SAFE X 3-1 L6 ②		X 0-0 P3 ②	3 2	0 0	0 0	0 0	0 0	2 0	2 1
Monty Fariss, R (1, 7) OBP: 0.327, SLG: 0.256 Kevin Reimer, L (7, PH) OBP: 0.349, SLG: 0.468 (7, 7)		C 1 SAFE B X 1-1 L9 ②		F C X 0-2 BB 1B 1B 1B	C C X 0-2 G3-1 ③		B S F B B B 4-2 1-2 BB E BB		X 0-0 G3 ③	3 1	1 0	1 0	0 0	0 1	0 0	1 0
Jeff Frye, R (1, 4) OBP: 0.328, SLG: 0.418		B C B B C X 3-2 1-3 2B 1B		B C 1 SAFE B X 2-1 1-2 1B BB 1B		C B B C F X 2-2 G1-3 ①	C B B X 2-1 1-2 2-H E5 BB			4	1	2	0	0	0	1
Inning Stats	R: 0 E: 0 K: 0 S: 10 H: 2 LOB: 2 BB: 0 P: 17	R: 3 E: 1 K: 1 S: 21 H: 3 LOB: 1 BB: 0 P: 34	R: 0 E: 0 K: 1 S: 6 H: 0 LOB: 1 BB: 1 P: 13	R: 1 E: 0 K: 1 S: 16 H: 3 LOB: 3 BB: 1 P: 28	R: 0 E: 0 K: 0 S: 7 H: 0 LOB: 0 BB: 0 P: 9	R: 0 E: 0 K: 0 S: 13 H: 2 LOB: 2 BB: 0 P: 20	R: 1 E: 1 K: 1 S: 17 H: 1 LOB: 3 BB: 2 P: 32	R: 0 E: 0 K: 0 S: 7 H: 0 LOB: 0 BB: 0 P: 9	R: 0 E: 0 K: 0 S: 4 H: 0 LOB: 0 BB: 0 P: 6	1B: 10 2B: 1 3B: 0 HR: 0 SF: 0 SAC: 0 DP: 0 HBP: 0						

TOP

Texas Rangers @ Boston Red Sox

Fenway Park, Boston, MA

Mon Jul 27 1992, 7:05 PM EDT

Att. 32,927 - Cloudy - 79 F

livebaseballscorecards.com

AB	40
R	5
H	11
RBI	4
BB	4
SO	4
LOB	25

PITCHER		IP	WLS	BF	H	R	ER	SO	BB	IBB	HBP	BLK	WP	HR	S	P	ERA	WHIP
Frank Viola, L ERA: 3.13	(1, 1)	6.0	W	31	10	4	1	3	2	0	0	0	0	0	73	121	1.50	2.000
Greg Harris, R ERA: 1.58	(7, 1)	2.0		10	1	1	0	1	2	0	0	0	0	0	24	41	0.00	1.500
Jeff Reardon, R ERA: 3.27	(9, 1)	1.0	S	3	0	0	0	0	0	0	0	0	0	0	4	6	0.00	0.000

PITCHER	IP	WLS	BF	H	R	ER	SO	BB	IBB	HBP	BLK	WP	HR	S	P	ERA	WHIP

WP: 0	PA: 44
PB: 0	
SB: 0	
CS: 0	

Texas Rangers @ Boston Red Sox

Fenway Park, Boston, MA

Mon Jul 27 1992, 7:05 PM EDT

Att. 32,927 - Cloudy - 79 F

livebaseballscorecards.com

BOTTOM

Batter	1	2	3	4	5	6	7	8	9	AB	R	H	RBI	BB	SO	LOB
Billy Hatcher, R (1, 7) OBP: 0.308, SLG: 0.358	B C X 1-1 BB BB HR 1B	X 0-0 E HR 1B		B X 1-0 G3-1 ②			C B B X 2-1 G6-3 ①	X 0-0 F8 ②		5	2	2	0	0	0	2
Herm Winningham, L (1, 8) OBP: 0.243, SLG: 0.288	1 SAFE B B B C 1 SAFE B 4-1 BB HR BB 1-2	L M 1 SAFE F B B B 1 SAFE F X 3-2 1 SAFE 1 SAFE 1 SAFE X 1-H HR		B F B X 2-1 G4-3 ③			B C B C S 2-3 K ②	B F B F C 2-3 K ③		4	2	1	2	1	2	2
Phil Plantier, L (1, 9) OBP: 0.327, SLG: 0.370	B B B C F B 4-2 HR BB 1-2 2-3	B X 1-0 F8 ①			C S B B X 2-2 G3 ①		B B X 2-0 1B 1B			3	1	1	0	1	0	0
Tom Brunansky, R (1, 10) OBP: 0.358, SLG: 0.478	B B F B X 3-1 HR 1-H 2-H 3-H	C X 0-1 G6-3 ②			B B B F B 4-1 G5-3 BB		B 1 SAFE S B X 2-1 1B 1-2			3	1	2	4	1	0	0
Mo Vaughn, L (1, 3) OBP: 0.342, SLG: 0.369 Jack Clark, R (7, PH) OBP: 0.352, SLG: 0.293 Wade Boggs, L (8, 5) OBP: 0.366, SLG: 0.381	C X 0-1 G4-3 BB 1B	B F B B X 3-1 F9 ③			B B X 2-0 G5-3 ② 1-2		B F B X 2-1 P9 ③			3 1 0	0 0 0	1 0 0	0 0 0	0 0 0	0 0 0	1 2 0
Jody Reed, R (1, 4) OBP: 0.325, SLG: 0.338	C B X 1-1 L5 ①	X 0-0 F8 ①			C F B B F B C 3-3 K ③			C B B X 2-1 G4-3 WP 1B 1B		4	1	1	0	0	1	2
Scott Cooper, L (1, 5) (8, 3) OBP: 0.322, SLG: 0.302	B B B C B 4-1 G4-3 BB 1-2	F B X 1-1 G6-3 ②				F B B F X 2-2 G6-3 ①		L 1 SAFE 1 SAFE 1 SAFE B M F X 1-2 G4-3 ① 1-3		3	0	0	0	1	0	1
Tony Peña, R (1, 2) OBP: 0.268, SLG: 0.278	C F X 0-2 G4-3 ② 1-2 2-3	C L X 0-2 G3 ③				B C X 1-1 G6-3 ②		P B F P B 4-1 1B BB		3	0	0	0	1	0	2
John Valentin, R (1, 6) OBP: 0.250, SLG: 0.250	C B X 1-1 G1-3 ③			X 0-0 F8 ①		C F X 0-2 G6-3 ③		B B X 2-0 1-2 3-H 1B		4	0	1	1	0	0	2
Inning Stats	R: 4 E: 0 K: 0 S: 17 H: 3 LOB: 2 BB: 3 P: 35	R: 2 E: 1 K: 0 S: 11 H: 2 LOB: 0 BB: 0 P: 18	R: 0 E: 0 K: 0 S: 6 H: 0 LOB: 0 BB: 0 P: 7	R: 0 E: 0 K: 0 S: 4 H: 0 LOB: 0 BB: 0 P: 7	R: 0 E: 0 K: 1 S: 9 H: 0 LOB: 1 BB: 1 P: 20	R: 0 E: 0 K: 0 S: 8 H: 0 LOB: 0 BB: 0 P: 11	R: 0 E: 0 K: 1 S: 10 H: 2 LOB: 2 BB: 0 P: 20	R: 1 E: 0 K: 1 S: 14 H: 2 LOB: 2 BB: 1 P: 23		1B: 7 2B: 0 3B: 0 HR: 2	SF: 0 SAC: 0 DP: 0 HBP: 0			WP: 1 PB: 0 SB: 0 CS: 0	PA: 38		

	AB	33
	R	7
	H	9
	RBI	7
	BB	5
	SO	3
	LOB	14

PITCHER		IP	WLS	BF	H	R	ER	SO	BB	IBB	HBP	BLK	WP	HR	S	P	ERA	WHIP
Kevin Brown, R ERA: 3.44	(1, 1)	6.2	L	31	7	6	6	2	4	0	0	0	0	2	63	114	8.10	1.650
Kenny Rogers, L ERA: 3.51	(7, 1)	0.2		3	1	1	1	0	0	0	0	0	1	0	8	13	13.50	1.500
Terry Mathews, R ERA: 6.35	(8, 1)	0.2		4	1	0	0	1	1	0	0	0	0	0	8	14	0.00	3.000

PITCHER	IP	WLS	BF	H	R	ER	SO	BB	IBB	HBP	BLK	WP	HR	S	P	ERA	WHIP

Batter	1	2	3	4	5	6	7	8	9	10	AB	R	H	RBI	BB	SO	LOB
Brian Downing, R (1, 10) OBP: 0.412, SLG: 0.430	C B F B S 2-3 K ①		C 1 SAFE B X 1-1 G6-3 ① 1-2		2 SAFE B B B F B F S 3-3 K ②		B B F B F B 4-2 BB ① 1-2 2-3		C B B X 2-1 P3 ②		4	0	0	0	1	2	3
Dean Palmer, R (1, 5) OBP: 0.332, SLG: 0.441	B B X 2-0 2B		B X 1-0 F7 ②		S X 0-1 G5-3 ③		B B C X 2-1 P4 ②		B B B B 4-0 BB		4	0	1	0	1	0	5
Rafael Palmeiro, L (1, 3) OBP: 0.350, SLG: 0.419	C B X 1-1 F8 ②		B F B S B X 3-2 G3-1 ③			C S X 0-2 G6-3 ①	S B S X 1-2 F7 ③		C B X 1-1 F8 ③		5	0	0	0	0	0	7
Ruben Sierra, S (1, 9) OBP: 0.325, SLG: 0.460	B C B F F F X 2-2 G3-1 ③			C X 0-1 G4-3 2B		B X 1-0 G3 ②		B S X 1-1 P4 ①		B B X 2-0 G6-3 ①	5	0	1	0	0	0	1
Juan Gonzalez, R (1, 8) OBP: 0.296, SLG: 0.495		F C S 0-3 K ①		B B F F S 2-3 K ①		B S S X 1-2 HR		B B X 2-0 G5-3 ②		B B B B C X 3-1 HR	5	2	2	2	0	2	1
Kevin Reimer, L (1, 7) OBP: 0.351, SLG: 0.471 Monty Fariss, R (8, PR) OBP: 0.321, SLG: 0.250 (8, 7)		B B B X 3-0 FC6-4 1B		C F X 0-2 G4-3 ② 2-3		X 0-0 F8 ③		B B C B C X 3-2 2B		C B X 1-1 L9 ②	4 1	0 0	2 0	0 0	0 0	0 0	1 0
Ivan Rodriguez, R (1, 2) OBP: 0.308, SLG: 0.405	B 1 SAFE S X 1-1 F8 ②		C F F F X 0-2 G6-3 ③				B C X 1-1 BB SH1-4 1B	C B F S 1-3 K ③		C S B B X 2-2 G4-3 ③	5	0	1	0	0	1	3
Dickie Thon, R (1, 6) OBP: 0.298, SLG: 0.374	X 0-0 FC6-4 ③ 1-2f				F B X 1-1 G5-3 1B		1 SAFE X 0-0 SH1-4 ① 1-2		B C X 1-1 SH3-4 1B		3	0	2	0	0	0	1
Jeff Frye, R (1, 4) OBP: 0.344, SLG: 0.421			B B C B B 4-1 G6-3 BB		X 0-0 G5-3 ① 1-2		B C B X 2-1 BB 1B		1 SAFE P 1 SAFE X 1-0 SH3-4 ① 1-2		2	0	1	0	1	0	1
Inning Stats	R: 0 E: 0 K: 1 S: 10 H: 1 LOB: 1 BB: 0 P: 17	R: 0 E: 0 K: 1 S: 7 H: 1 LOB: 1 BB: 0 P: 11	R: 0 E: 0 K: 0 S: 7 H: 0 LOB: 1 BB: 1 P: 16	R: 0 E: 0 K: 1 S: 13 H: 1 LOB: 1 BB: 0 P: 15	R: 0 E: 0 K: 1 S: 8 H: 1 LOB: 1 BB: 0 P: 12	R: 1 E: 0 K: 0 S: 8 H: 1 LOB: 0 BB: 0 P: 10	R: 0 E: 0 K: 0 S: 12 H: 2 LOB: 3 BB: 1 P: 22	R: 0 E: 0 K: 1 S: 9 H: 1 LOB: 1 BB: 0 P: 16	R: 0 E: 0 K: 0 S: 8 H: 1 LOB: 2 BB: 1 P: 16	R: 1 E: 0 K: 0 S: 8 H: 1 LOB: 0 BB: 0 P: 16	1B: 5 2B: 3 3B: 0 HR: 2	SF: 0 SAC: 2 DP: 0 HBP: 0		WP: 0 PB: 0 SB: 0 CS: 0		PA: 43		

PITCHER		IP	WLS	BF	H	R	ER	SO	BB	IBB	HBP	BLK	WP	HR	S	P	ERA	WHIP
John Dopson, R ERA: 3.32	(1, 1)	6.1		28	7	1	1	4	2	0	0	0	0	1	60	95	1.42	1.421
Daryl Irvine, R ERA: 4.3	(7, 1)	0.1		1	0	0	0	0	0	0	0	0	0	0	2	4	0.00	0.000
Tony Fossas, L ERA: 3.12	(7, 1)	1.0		4	1	0	0	0	0	0	0	0	0	0	9	16	0.00	1.000
Paul Quantrill, R ERA: 2.89	(8, 1)	2.1	L	10	2	1	1	1	1	0	0	0	0	1	19	36	3.86	1.286

PITCHER	IP	WLS	BF	H	R	ER	SO	BB	IBB	HBP	BLK	WP	HR	S	P	ERA	WHIP

TOP

Texas Rangers @ Boston Red Sox

Fenway Park, Boston, MA

Tue Jul 28 1992, 7:05 PM EDT

Att. 33,188 - Sunny - 78 F

livebaseballscorecards.com

AB	38
R	2
H	10
RBI	2
BB	3
SO	5
LOB	23

Texas Rangers @ Boston Red Sox

Fenway Park, Boston, MA

Tue Jul 28 1992, 7:05 PM EDT

Att. 33,188 - Sunny - 78 F

livebaseballscorecards.com

BOTTOM

Batter	1	2	3	4	5	6	7	8	9	10	AB	R	H	RBI	BB	SO	LOB
Wade Boggs, L (1, 5) OBP: 0.367, SLG: 0.385	F7		L9			1B		FC6-4 2B		F7	5	1	2	0	0	0	1
Billy Hatcher, R (1, 7) OBP: 0.316, SLG: 0.366	K		G3-1			G5-4-3 1B		FC6-4 1B		1B	5	0	3	0	0	1	0
Phil Plantier, L (1, 10) Jack Clark, R (8, PH) OBP: 0.351, SLG: 0.292 Herm Winningham, L (8, PR) OBP: 0.241, SLG: 0.286	K			G6-4-3 BB		K		FC6-4		G6-3	2 1 1	0 0 0	0 0 0	0 1 0	1 0 0	2 0 0	2 1 1
Tom Brunansky, R (1, 9) OBP: 0.353, SLG: 0.471		G5-3		G6-4-3		G5-4-3		1 SAFE 1 SAFE 1 SAFE F7			4	0	0	0	0	0	4
Bob Zupcic, R (1, 8) OBP: 0.354, SLG: 0.434		K		P2			P4	1 SAFE P5			4	0	0	0	0	1	1
Mo Vaughn, L (1, 3) OBP: 0.345, SLG: 0.372		BB 1B	F9			S 1B		G3-1			4	0	2	0	0	0	0
Jody Reed, R (1, 4) OBP: 0.327, SLG: 0.336		BB	BB			K		F8			2	0	0	0	2	1	1
John Marzano, R (1, 2)		K	F9			BB		G6-3			3	0	0	0	1	1	3
John Valentin, R (1, 6) OBP: 0.143, SLG: 0.143 Scott Cooper, L (10, PH) OBP: 0.326, SLG: 0.313 Luis Rivera, R (10, PR) OBP: 0.299, SLG: 0.260			G5-3							1B 2B	3 1 0	0 0 0	0 1 0	0 0 0	0 0 0	1 0 0	3 0 0
Inning Stats	R: 0 H: 0 E: 0 LOB: 0 K: 2 BB: 0 S: 7 P: 11	R: 0 H: 1 E: 0 LOB: 2 K: 2 BB: 1 S: 12 P: 22	R: 0 H: 0 E: 0 LOB: 0 K: 0 BB: 0 S: 6 P: 9	R: 0 H: 0 E: 0 LOB: 0 K: 0 BB: 0 S: 7 P: 14	R: 0 H: 0 E: 0 LOB: 1 K: 0 BB: 1 S: 10 P: 16	R: 0 H: 2 E: 0 LOB: 1 K: 1 BB: 0 S: 11 P: 15	R: 0 H: 1 E: 0 LOB: 2 K: 2 BB: 1 S: 10 P: 19	R: 1 H: 2 E: 0 LOB: 1 K: 0 BB: 0 S: 11 P: 16	R: 0 H: 0 E: 0 LOB: 0 K: 0 BB: 0 S: 7 P: 11	R: 0 H: 2 E: 0 LOB: 1 K: 0 BB: 0 S: 8 P: 11	1B: 6 2B: 2 3B: 0 HR: 0	SF: 0 SAC: 0 DP: 2 HBP: 0					WP: 0 PB: 0 SB: 1 CS: 0	PA: 39

PITCHER		IP	WLS	BF	H	R	ER	SO	BB	IBB	HBP	BLK	WP	HR	S	P	ERA	WHIP
Jose Guzman, R ERA: 4.1	(1, 1)	7.0		28	5	1	1	7	4	0	0	0	0	0	65	109	1.29	1.286
Terry Mathews, R ERA: 6.35	(8, 1)	0.0		1	1	0	0	0	0	0	0	0	0	0	2	3	∞	∞
Floyd Bannister, L ERA: 6.34	(8, 1)	0.1		1	0	0	0	0	0	0	0	0	0	0	1	1	0.00	0.000
Danny Leon, R ERA: 5.74	(8, 1)	1.2	W	5	0	0	0	0	0	0	0	0	0	0	13	20	0.00	0.000
Jeff Russell, R ERA: 1.81	(10, 1)	1.0	S	4	2	0	0	0	0	0	0	0	0	0	8	11	0.00	2.000

PITCHER	IP	WLS	BF	H	R	ER	SO	BB	IBB	HBP	BLK	WP	HR	S	P	ERA	WHIP

AB	35
R	1
H	8
RBI	1
BB	4
SO	7
LOB	17

Batter	1	2	3	4	5	6	7	8	9	AB	R	H	RBI	BB	SO	LOB
Brian Downing, R (1, 10) OBP: 0.409, SLG: 0.426 Ivan Rodriguez, R (8, PH) OBP: 0.310, SLG: 0.405	F F B X 1-2 1B BB SF8 1B	C F B F B F B F S 3-3 K ③		B 1 SAFE F B F S 2-3 K ②			B C C F B B X 3-2 G4-3 ① 1-3	C F B S B B 4-2 BB		4 1 1 0 0 2 2 0 0 0 0 1 0 0						
Geno Petralli, L (1, 2) OBP: 0.282, SLG: 0.299	C B S B B F 1 SAFE 1 SAFE B 4-2 SF8 1B BB 1-2	X 0-0 HR 1B	C B S 1 SAFE S 1-3 K ③				C B B B F B 4-2 1B BB	B C C X 1-2 G3 ③		3 1 1 0 2 1 3						
Rafael Palmeiro, L (1, 3) OBP: 0.350, SLG: 0.427	B F X 1-1 BB 1B 1-2 2-3	C X 0-1 HR 1-H			C B C F X 1-2 F8 ①		C S S 0-3 K ②		B X 1-0 G3 ①	5 1 2 2 0 1 2						
Ruben Sierra, S (1, 9) OBP: 0.326, SLG: 0.460	C X 0-1 P6 ①	C X 0-1 F8 S 1B			X 0-0 E5 G5-4-3		B B B F F X 3-2 FC6-4 1-2 1B 3-H		X 0-0 F9 ②	5 0 2 1 0 0 3						
Juan Gonzalez, R (1, 8) OBP: 0.292, SLG: 0.489	B 1 SAFE X 2-0 SF8 ② 2-3 3-H	C 1 SAFE 1 SAFE B B S B S 3-3 K ① 1-2			1 SAFE B B X 2-0 G5-4-3 ②③ 1-2f		C S F B X 1-2 FC6-4 ③ 1-2f		B B S B F S 3-3 K ③	4 0 0 1 0 2 4						
Kevin Reimer, L (1, 7) OBP: 0.352, SLG: 0.470	B B C B B 4-1 BB 1-2	F B S B B X 3-2 F8 ② 2-3			B F B B S F X 3-2 F9 ①			C X 0-1 G3-4-3 3B 1B		3 1 1 0 1 0 1						
Dean Palmer, R (1, 5) OBP: 0.328, SLG: 0.436	C S B B F S 2-3 K ③	B C F C 1-3 K ③			F F B F B B B X 3-2 F8 ②			B F B X 2-1 P4 ①		4 0 0 0 0 2 5						
Dickie Thon, R (1, 6) OBP: 0.295, SLG: 0.370 Jeff Huson, L (8, PH) OBP: 0.351, SLG: 0.385 (8, 6)		S C F S 0-3 K ①		C B B S X 2-2 G5-3 ①		C X 0-1 G6-3 ③		F C X 0-2 G3-4-3 ② 1-2		3 0 0 0 0 1 0 1 0 0 0 0 0 1						
Al Newman, S (1, 4) OBP: 0.304, SLG: 0.242 Monty Fariss, R (8, PH) OBP: 0.333, SLG: 0.311 (8, 4)		B B C X 2-1 G4-3 ②		X 0-0 1B			C C X 0-2 G4-3 S 1B 1B	C F B X 1-2 3B 2-H		3 1 2 0 0 0 0 1 0 1 1 0 0 0						
Inning Stats	R: 1 H: 2 E: 0 LOB: 3 K: 1 BB: 2 S: 16 P: 30	R: 0 H: 0 E: 0 LOB: 0 K: 2 BB: 0 S: 12 P: 17	R: 2 H: 3 E: 0 LOB: 1 K: 2 BB: 0 S: 14 P: 21	R: 0 H: 1 E: 0 LOB: 1 K: 2 BB: 0 S: 10 P: 15	R: 0 H: 0 E: 1 LOB: 0 K: 0 BB: 0 S: 6 P: 9	R: 0 H: 0 E: 0 LOB: 0 K: 0 BB: 0 S: 10 P: 16	R: 1 H: 2 E: 0 LOB: 2 K: 1 BB: 1 S: 19 P: 30	R: 1 H: 2 E: 0 LOB: 2 K: 0 BB: 1 S: 15 P: 23	R: 0 H: 0 E: 0 LOB: 0 K: 1 BB: 0 S: 5 P: 9	1B: 8 SF: 1 2B: 0 SAC: 0 3B: 1 DP: 1 HR: 1 HBP: 0						

PITCHER		IP	WLS	BF	H	R	ER	SO	BB	IBB	HBP	BLK	WP	HR	S	P	ERA	WHIP
Roger Clemens, R ERA: 2.32	(1, 1)	6.1	W	29	7	4	4	7	3	0	0	0	0	1	77	124	5.68	1.579
Tony Fossas, L ERA: 3.06	(7, 1)	0.1		2	1	0	0	1	0	0	0	0	0	0	6	9	0.00	3.000
Greg Harris, R ERA: 1.68	(7, 1)	1.1		7	2	1	1	0	1	0	0	0	0	0	19	28	6.75	2.250
Jeff Reardon, R ERA: 3.18	(9, 1)	1.0	S	3	0	0	0	1	0	0	0	0	0	0	5	9	0.00	0.000

PITCHER	IP	WLS	BF	H	R	ER	SO	BB	IBB	HBP	BLK	WP	HR	S	P	ERA	WHIP

TOP

Texas Rangers @ Boston Red Sox

Fenway Park, Boston, MA

Wed Jul 29 1992, 7:05 PM EDT

Att. 31,587 - Cloudy - 75 F

livebaseballscorecards.com

AB	36
R	5
H	10
RBI	5
BB	4
SO	9
LOB	21

WP: 0	PA: 41																	
PB: 0																		
SB: 2																		
CS: 0																		

Texas Rangers @ Boston Red Sox

Fenway Park, Boston, MA

Wed Jul 29 1992, 7:05 PM EDT

Att. 31,587 - Cloudy - 75 F

BOTTOM

livebaseballscorecards.com

Batter	1	2	3	4	5	6	7	8	9	AB	R	H	RBI	BB	SO	LOB
Wade Boggs, L (1, 5) OBP: 0.368, SLG: 0.390	BBBCFB 4-2 FC E 1B BB		CBBX 2-1 3B		CBBX 2-1 P6 ②		CX 0-1 G4-3 ①			3	1	1	0	1	0	1
Billy Hatcher, R (1, 7) OBP: 0.315, SLG: 0.363	FBFX 1-2 E 1-2 G4-6-3 1B		BX 1-0 P6 ②		X 0-0 L8 ③		BCBX 2-1 G4-3 ②			4	1	1	0	0	0	2
Phil Plantier, L (1, 10) OBP: 0.329, SLG: 0.372	BCSX 1-2 FC G4-6-3 1-3 2-H		BFSFX 1-2 G4-3 ③			BBX 2-0 1B WP 2B	BFBX 2-1 1B			4	1	2	0	0	0	2
Mo Vaughn, L (1, 3) OBP: 0.343, SLG: 0.369	CX 0-1 G4-6-3 ①② 1-2f 3-H			BCFBFFX 2-2 P5 ①		X 0-0 WP 2B 2-3 1B	SX 0-1 F7 ③			4	1	1	0	0	0	2
Bob Zupcic, R (1, 9) OBP: 0.347, SLG: 0.424	CCBX 1-2 P4 ③			FCFBX 1-2 F8 ②		CCFBS 1-3 K ① 1-2 3-H		BX 1-0 P4 ①		4	0	0	0	0	1	1
Jody Reed, R (1, 4) OBP: 0.329, SLG: 0.340		BFCX 1-2 FC4-6 1B		CBBX 2-1 G4-3 ③		BCX 1-1 G6-3 E 2-H 2B		CCBBFX 2-2 L5 ②		4	1	2	1	0	0	0
Herm Winningham, L (1, 8) OBP: 0.242, SLG: 0.285		1 SAFE BX 1-0 FC4-6 G6-4-3 ① 1-2f			CFBFX 1-2 2B 1B	X 0-0 G6-3 ② 2-3		BSCS 1-3 K ③		4	1	1	0	0	1	2
Tony Peña, R (1, 2) OBP: 0.272, SLG: 0.289		1 SAFE 1 SAFE F 1 SAFE BFFX 1-2 G6-4-3 ②③ 1-2f			1 SAFE BFP 1 SAFE PBX 3-1 2B 1-H	X 0-0 E9 2B 3-H				3	0	2	2	0	0	1
John Valentin, R (1, 6) OBP: 0.100, SLG: 0.100			BX 1-0 L8 ①		LFS 0-3 K ①	BBBCFFX 3-2 F8 ③				3	0	0	0	0	1	2
Inning Stats	R: 2 E: 1 K: 0 S: 13 H: 1 LOB: 0 BB: 1 P: 20	R: 0 E: 0 K: 0 S: 8 H: 1 LOB: 0 BB: 0 P: 11	R: 0 E: 0 K: 0 S: 8 H: 1 LOB: 1 BB: 0 P: 13	R: 0 E: 0 K: 0 S: 11 H: 0 LOB: 0 BB: 0 P: 16	R: 1 E: 0 K: 1 S: 13 H: 2 LOB: 1 BB: 0 P: 18	R: 3 E: 1 K: 1 S: 13 H: 4 LOB: 1 BB: 0 P: 20	R: 0 E: 0 K: 0 S: 8 H: 1 LOB: 1 BB: 0 P: 12	R: 0 E: 0 K: 1 S: 8 H: 0 LOB: 0 BB: 0 P: 12		1B: 5 2B: 4 3B: 1 HR: 0	SF: 0 SAC: 0 DP: 2 HBP: 0			WP: 1 PB: 0 SB: 0 CS: 0	PA: 34	

	AB	33
	R	6
	H	10
	RBI	3
	BB	1
	SO	3
	LOB	13

PITCHER		IP	WLS	BF	H	R	ER	SO	BB	IBB	HBP	BLK	WP	HR	S	P	ERA	WHIP
Todd Burns, R ERA: 3.86	(1, 1)	5.1	L	24	8	6	4	2	1	0	0	0	1	0	60	89	6.75	1.688
Kenny Rogers, L ERA: 3.4	(6, 1)	1.2		7	2	0	0	0	0	0	0	0	0	0	14	21	0.00	1.200
Ed Nunez, R ERA: 4.05	(8, 1)	1.0		3	0	0	0	1	0	0	0	0	0	0	8	12	0.00	0.000

PITCHER	IP	WLS	BF	H	R	ER	SO	BB	IBB	HBP	BLK	WP	HR	S	P	ERA	WHIP

Batter	1	2	3	4	5	6	7	8	9	AB	R	H	RBI	BB	SO	LOB
Brady Anderson, L (1, 7) OBP: 0.373, SLG: 0.474	F F S 0-3 ① K		C C B F B F S 2-3 ② K		X 0-0 ② L9 2-3		F F X 0-2 ① P2	C B C C 1-3 ③ K		5	0	0	0	0	3	5
Mike Devereaux, R (1, 8) OBP: 0.320, SLG: 0.469	B B B C X 3-1 ② F9		C C B C B X 2-2 ③ F8		F B X 1-1 ③ F7		B F C F B S 2-3 ② K		B F C X 1-2 E5 G6-4-3	5	0	0	0	0	1	3
Cal Ripken Jr., R (1, 6) OBP: 0.346, SLG: 0.383	C X 0-1 ③ F9			B B X 2-0 ① L9		C B F X 1-2 1B 2B 1B	C X 0-1 1B		B C X 1-1 ①② G6-4-3 1-2f	5	1	2	0	0	0	1
Glenn Davis, R (1, 10) OBP: 0.368, SLG: 0.450		C F B X 1-2 ① F8		B F X 1-1 ② F9		B C C F X 1-2 ① F8	C X 0-1 ③ G3		B F X 1-1 2B	5	0	1	0	0	0	2
Randy Milligan, R (1, 3) OBP: 0.388, SLG: 0.373		S B B B S B C 3-3 ② K		B F B B B 4-1 BB		F B B B X 2-1 2B WP 1B 1-2		B S B S B B 4-2 G1-3 1B BB	B X 1-0 ③ F9	3	2	1	0	2	1	1
Joe Orsulak, L (1, 9) OBP: 0.365, SLG: 0.413		F B F F B B B 4-2 BB		B X 1-0 ③ F7		X 0-0 WP WP 2B 1-3 2-H		C X 0-1 ① G1-3 1-2		3	1	1	1	1	0	2
Leo Gomez, R (1, 5) OBP: 0.365, SLG: 0.416		B 1 SAFE C S 1 SAFE 1 F SAFE X 1-2 ③ P3			F B X 1-1 1B FC5 1B	B F B B F S 3-3 ② K 2-3 3-H		X 0-0 ② L8		4	0	1	0	0	1	3
Mark McLemore, S (1, 4) OBP: 0.337, SLG: 0.319			X 0-0 ① L8		1 SAFE 1 SAFE B 1 SAFE B F X 2-1 L9 FC5 1B 1-3	B B X 2-0 3B 3-H		C B B X 2-1 BB 1B 2-H		4	0	3	1	0	0	0
Jeff Tackett, R (1, 2) OBP: 0.306, SLG: 0.419 Sam Horn, L (8, PH) OBP: 0.339, SLG: 0.434 Tommy Shields, L (8, PR) Mark Parent, R (8, 2)			S X 0-1 2B		C F X 0-2 ① FC5 1-2 3-H	B F B S B S 3-3 ③ K		B C B S 1 SAFE F B B 4-2 BB 1-2		3 0 0 0	0 0 0 0	1 0 0 0	0 1 0 0	0 0 0 0	1 0 0 0	3 0 0 0
Inning Stats	R: 0 E: 0 K: 1 S: 7 H: 0 LOB: 0 BB: 0 P: 10	R: 0 E: 0 K: 1 S: 13 H: 0 LOB: 1 BB: 1 P: 22	R: 0 E: 0 K: 1 S: 11 H: 1 LOB: 1 BB: 0 P: 15	R: 0 E: 0 K: 0 S: 5 H: 0 LOB: 1 BB: 1 P: 13	R: 0 E: 0 K: 0 S: 10 H: 2 LOB: 2 BB: 0 P: 14	R: 3 E: 0 K: 2 S: 17 H: 4 LOB: 1 BB: 0 P: 29	R: 0 E: 0 K: 1 S: 11 H: 1 LOB: 1 BB: 0 P: 13	R: 1 E: 0 K: 1 S: 13 H: 1 LOB: 2 BB: 2 P: 24	R: 0 E: 1 K: 0 S: 8 H: 1 LOB: 1 BB: 0 P: 12	1B: 6 2B: 3 3B: 1 HR: 0	SF: 0 SAC: 0 DP: 1 HBP: 0						

TOP

Baltimore Orioles @ Boston Red Sox

Fenway Park, Boston, MA

Fri Jul 31 1992, 3:33 AM EDT

Att. 28,349 - Cloudy - 70 F

livebaseballscorecards.com

AB	37
R	4
H	10
RBI	2
BB	4
SO	7
LOB	20

PITCHER		IP	WLS	BF	H	R	ER	SO	BB	IBB	HBP	BLK	WP	HR	S	P	ERA	WHIP
Danny Darwin, R ERA: 4.82	(1, 1)	5.1		24	6	3	3	3	2	0	0	0	0	0	56	88	5.06	1.500
Daryl Irvine, R ERA: 4.11	(6, 1)	0.2		3	1	0	0	2	0	0	0	0	2	0	7	15	0.00	1.500
Joe Hesketh, L ERA: 4.28	(7, 1)	1.2	W	8	2	1	1	1	1	0	0	0	0	0	18	26	5.40	1.800
Greg Harris, R ERA: 1.68	(8, 1)	0.0		1	0	0	0	0	1	0	0	0	0	0	3	7	∞	∞
Tony Fossas, L ERA: 3.0	(8, 1)	0.1		1	0	0	0	1	0	0	0	0	0	0	3	4	0.00	0.000

PITCHER		IP	WLS	BF	H	R	ER	SO	BB	IBB	HBP	BLK	WP	HR	S	P	ERA	WHIP
Jeff Reardon, R ERA: 3.09	(9, 1)	1.0	S	4	1	0	0	0	0	0	0	0	0	0	8	12	0.00	1.000

Baltimore Orioles @ Boston Red Sox

Fenway Park, Boston, MA

Fri Jul 31 1992, 3:33 AM EDT

Att. 28,349 - Cloudy - 70 F

BOTTOM

livebaseballscorecards.com

Batter	1	2	3	4	5	6	7	8	9	AB	R	H	RBI	BB	SO	LOB
Wade Boggs, L (1, 5) OBP: 0.369, SLG: 0.392	X 0-0 ① L6		C B F X 1-2 ② G6-3		B X 1-0 ② G4-3 1-2 2-3		B C B X 2-1 1B 2-H 2B	B 1 SAFE B B B 4-0 1-2 BB		4	1	1	1	1	0	2
Billy Hatcher, R (1, 7) OBP: 0.323, SLG: 0.376	B B C X 2-1 G6-4-3 1B		B B F X 2-1 ③ L8		C X 0-1 2-H 3-H 2B		F B X 1-1 1B HR 2-H 1B	F F X 0-2 ③ P4		5	1	3	3	0	0	2
Phil Plantier, L (1, 10) OBP: 0.328, SLG: 0.371	C B C X 1-2 ② ③ G6-4-3 1-2f			C M B F B X 2-2 ① P4	B B X 2-0 ③ F9		1 SAFE B B 1 SAFE 1 SAFE X 2-0 1-2 HR 1B			4	1	1	0	0	0	2
Tom Brunansky, R (1, 9) OBP: 0.351, SLG: 0.479		C F B C 1-3 ① K		B B C F C 2-3 ② K		F B B F S 2-3 ① K	B B X 2-0 1-H 2-H HR			4	1	1	3	0	3	0
Mo Vaughn, L (1, 3) OBP: 0.346, SLG: 0.368		B C F B B B 4-2 1B BB		B F F X 1-2 1B		B B F X 2-1 ② F9	B C C X 1-2 ② G1-3			3	0	1	0	1	0	0
Bob Zupcic, R (1, 8) OBP: 0.350, SLG: 0.431		C B X 1-1 G1-3 1-3 1B		B C X 1-1 ③ L8		B C X 1-1 2B	B F X 1-1 ③ G6-3			4	0	2	0	0	0	1
Jody Reed, R (1, 4) OBP: 0.328, SLG: 0.340		C X 0-1 ② G1-3 1-2			B B X 2-0 ① G5-3	B C B X 2-1 ③ P6		X 0-0 ① 1B		4	0	1	0	0	0	3
Tony Peña, R (1, 2) OBP: 0.275, SLG: 0.290		B F F F B F X 2-2 ③ L8			C B B X 2-1 G4-3 1B 2B 1B		B C B B C B 4-2 SH1-3 2B BB	B S B X 2-1 ② L8		3	2	1	0	1	0	2
John Valentin, R (1, 6) OBP: 0.231, SLG: 0.167			X 0-0 ① L8		X 0-0 G4-3 1-2 2B 1B		X 0-0 ① SH1-3 1-2	C B B B F B 4-2 BB BB		2	1	1	0	1	0	0
Inning Stats	R: 0 E: 0 K: 0 S: 6 H: 1 LOB: 0 BB: 0 P: 9	R: 0 E: 0 K: 1 S: 14 H: 1 LOB: 2 BB: 1 P: 22	R: 0 E: 0 K: 0 S: 6 H: 0 LOB: 0 BB: 0 P: 9	R: 0 E: 0 K: 1 S: 12 H: 1 LOB: 1 BB: 0 P: 18	R: 2 E: 0 K: 0 S: 8 H: 3 LOB: 1 BB: 0 P: 15	R: 0 E: 0 K: 1 S: 9 H: 1 LOB: 1 BB: 0 P: 16	R: 5 E: 0 K: 0 S: 14 H: 4 LOB: 0 BB: 1 P: 27	R: 0 E: 0 K: 0 S: 8 H: 1 LOB: 2 BB: 2 P: 18		1B: 8 2B: 3 3B: 0 HR: 1 SF: 0 SAC: 1 DP: 1 HBP: 0						

	AB	33
	R	7
	H	12
	RBI	7
	BB	4
	SO	3
	LOB	12

WP: 0 PB: 0 SB: 0 CS: 0 PA: 38

PITCHER		IP	WLS	BF	H	R	ER	SO	BB	IBB	HBP	BLK	WP	HR	S	P	ERA	WHIP
35 Mike Mussina, R ERA: 2.59	(1, 1)	6.0		25	7	2	2	3	1	0	0	0	0	0	55	89	3.00	1.333
Todd Frohwirth, R ERA: 2.67	(7, 1)	0.1	L	6	4	5	5	0	1	0	0	0	0	1	9	20	135.00	15.000
Pat Clements, L ERA: 2.27	(7, 1)	1.2		7	1	0	0	0	2	0	0	0	0	0	13	25	0.00	1.800

PITCHER	IP	WLS	BF	H	R	ER	SO	BB	IBB	HBP	BLK	WP	HR	S	P	ERA	WHIP

Batter	1	2	3	4	5	6	7	8	9	AB	R	H	RBI	BB	SO	LOB
Brady Anderson, L (1, 9) OBP: 0.372, SLG: 0.473	B B B C C F X 3-2 HR 1B		F B B F C 2-3 ① K		C B B B X 3-1 ① G5-3					3	1	1	0	0	1	0
Mike Devereaux, R (1, 8) OBP: 0.320, SLG: 0.468	C S S 0-3 ① K		C S B X 1-2 ② G6-3		B X 1-0 FC6-4 1B					3	0	1	0	0	1	1
Cal Ripken Jr., R (1, 6) OBP: 0.343, SLG: 0.381	B B B C X 3-1 ② F9		B C X 1-1 ③ G4-3		1 SAFE C 1 SAFE C B 1 SAFE F 1 SAFE 1 SAFE 1-2 X L9 ②					3	0	0	0	0	0	2
Glenn Davis, R (1, 10) OBP: 0.367, SLG: 0.464	B X 1-0 1-H HR			C S B F B B F X 3-2 ① G5-3	1 SAFE B B X 2-0 ③ FC6-4 1-2f					3	1	1	2	0	0	1
Randy Milligan, R (1, 3) OBP: 0.388, SLG: 0.372	C B B C S 2-3 ③ K			B B C B F X 3-2 1B 1B		B F F B C 2-3 ① K				3	0	1	0	0	2	0
Leo Gomez, R (1, 5) OBP: 0.368, SLG: 0.431		F C B B B X 3-2 HR		C B B X 2-1 ② F9		B C F B X 2-2 2B				3	1	2	1	0	0	1
David Segui, S (1, 7) OBP: 0.304, SLG: 0.306		B B X 2-0 ① G5-3		X 0-0 1-2 1B		I I I I 4-0 IBB				2	0	1	0	1	0	0
Billy Ripken, R (1, 4) OBP: 0.264, SLG: 0.345		B X 1-0 ② L5		B B B C X 3-1 ③ G5-3						2	0	0	0	0	0	2
Mark Parent, R (1, 2) OBP: 0.500, SLG: 2.000		X 0-0 ③ G6-3			B X 1-0 HR					2	1	1	1	0	0	0
Inning Stats	R: 2 H: 2 E: 0 LOB: 0 K: 2 BB: 0 S: 13 P: 22	R: 1 H: 1 E: 0 LOB: 0 K: 0 BB: 0 S: 6 P: 12	R: 0 H: 0 E: 0 LOB: 0 K: 1 BB: 0 S: 8 P: 12	R: 0 H: 2 E: 0 LOB: 2 K: 0 BB: 0 S: 13 P: 24	R: 1 H: 2 E: 0 LOB: 1 K: 0 BB: 0 S: 9 P: 17	R: 0 H: 1 E: 0 LOB: 2 K: 1 BB: 1 S: 6 P: 14				1B: 4 SF: 0 2B: 1 SAC: 0 3B: 0 DP: 0 HR: 3 HBP: 0						

TOP

Baltimore Orioles @ Boston Red Sox

Fenway Park, Boston, MA

Fri Jul 31 1992, 7:05 PM EDT

Att. 32,748 - Cloudy - 76 F

livebaseballscorecards.com

AB	24
R	4
H	8
RBI	4
BB	1
SO	4
LOB	7

PITCHER		IP	WLS	BF	H	R	ER	SO	BB	IBB	HBP	BLK	WP	HR	S	P	ERA	WHIP
Matt Young, L ERA: 5.11	(1, 1)	4.1	L	19	6	4	4	3	0	0	0	0	0	3	43	77	8.31	1.385
Paul Quantrill, R ERA: 2.61	(5, 1)	1.0		6	2	0	0	1	0	1	0	0	0	0	12	24	0.00	2.000

PITCHER	IP	WLS	BF	H	R	ER	SO	BB	IBB	HBP	BLK	WP	HR	S	P	ERA	WHIP

Baltimore Orioles @ Boston Red Sox

Fenway Park, Boston, MA

Fri Jul 31 1992, 7:05 PM EDT

Att. 32,748 - Cloudy - 76 F

BOTTOM

livebaseballscorecards.com

Batter	1	2	3	4	5	6	7	8	9	AB	R	H	RBI	BB	SO	LOB
Wade Boggs, L (1, 5) OBP: 0.368, SLG: 0.391	B C B X 2-1 L8 ①	B F X 1-1 G3 ②		B B X 2-0 1B						3	0	1	0	0	0	0
Billy Hatcher, R (1, 7) OBP: 0.328, SLG: 0.383	C X 0-1 2B 2B	B S B S T B B 4-2 1B BB		F X 0-1 F9 ③						2	1	1	0	1	0	1
Phil Plantier, L (1, 10) OBP: 0.331, SLG: 0.372	B B B B 4-0 2B BB	B B X 2-0 1-3 1B			B X 1-0 G5-3 ①					2	1	1	0	1	0	0
Tom Brunansky, R (1, 9) OBP: 0.351, SLG: 0.489	C F S 0-3 K ②	B I B F C S SAFE 2-3 K ③			X 0-0 HR					3	1	1	1	0	2	4
Mo Vaughn, L (1, 3) OBP: 0.351, SLG: 0.376	C B B X 2-1 BB 1-H 2-H 2B		B B B C F X 3-2 G4-3 ①		B B B B F B 4-1 1B BB BB					2	0	1	2	1	0	0
Jody Reed, R (1, 4) OBP: 0.330, SLG: 0.339	B C B B B 4-1 BB BB		B B B C C C 3-3 K ②		C C B F B B 4-2 1B 1-2 BB					1	0	0	0	2	1	0
Herm Winningham, L (1, 8) OBP: 0.250, SLG: 0.288	C B B B B 4-1 1-2 2-3 BB		X 0-0 F8 ③		B C X 1-1 FC5 1-2 2-3 1B					2	0	1	0	1	0	0
John Marzano, R (1, 2) OBP: 0.295, SLG: 0.257	B B X 2-0 P4 ③			F F X 0-2 P6 ①	S C B C 1-3 K ②					3	0	0	0	0	1	6
Luis Rivera, R (1, 6) OBP: 0.295, SLG: 0.257		C F B B B X 3-2 F7 ①		X 0-0 G6-3 ②	B X 1-0 FC5 1-2f ③					3	0	0	0	0	0	3
Inning Stats	R: 2 H: 2 E: 0 LOB: 3 K: 1 BB: 3 S: 12 P: 30	R: 0 H: 1 E: 0 LOB: 2 K: 1 BB: 1 S: 12 P: 24	R: 0 H: 0 E: 0 LOB: 0 K: 1 BB: 0 S: 7 P: 13	R: 0 H: 1 E: 0 LOB: 1 K: 0 BB: 0 S: 7 P: 9	R: 1 H: 2 E: 0 LOB: 3 K: 1 BB: 2 S: 12 P: 24					1B: 3 SF: 0 2B: 2 SAC: 0 3B: 0 DP: 0 HR: 1 HBP: 0						

PITCHER		IP	WLS	BF	H	R	ER	SO	BB	IBB	HBP	BLK	WP	HR	S	P	ERA	WHIP
Richie Lewis, R ERA: 6.23	(1, 1)	4.1	W	24	5	3	3	3	6	0	0	0	0	1	44	91	6.23	2.538
Storm Davis, R ERA: 3.21	(5, 1)	0.2	S	3	1	0	0	1	0	0	0	0	0	0	6	9	0.00	1.500

PITCHER	IP	WLS	BF	H	R	ER	SO	BB	IBB	HBP	BLK	WP	HR	S	P	ERA	WHIP

AB	21
R	3
H	6
RBI	3
BB	6
SO	4
LOB	14

WP: 0 PA: 27
PB: 0
SB: 0
CS: 0

Batter	1	2	3	4	5	6	7	8	9	AB	R	H	RBI	BB	SO	LOB
Brady Anderson, L (1, 7) OBP: 0.373, SLG: 0.471	B B X 2-0 G5-4-3 1B		B B F B X 3-1 ② P5 1-2		C B F B F S 2-3 ① K		X 0-0 ② F8	I I I 4-0 FC6-4 IBB		4	0	1	0	1	1	2
Mike Devereaux, R (1, 8) OBP: 0.321, SLG: 0.475	X 0-0 ① ② G5-4-3 1-2f		B B S B F X 3-2 FC6-4 2-H 1B		C B B C F B F C 3-3 ② K		B S B X 2-1 2-H HR	B B C X 2-1 ② SF7 3-H		4	1	2	4	0	1	1
Cal Ripken Jr., R (1, 6) OBP: 0.340, SLG: 0.376	X 0-0 ③ L8		C 1 SAFE X 0-1 ③ FC6-4 1-2f		B X 1-0 ③ L9		B C C X 1-2 ③ G5-3	B X 1-0 ③ FC6-4 1-2f		5	0	0	0	0	0	3
Glenn Davis, R (1, 10) OBP: 0.365, SLG: 0.456 Mark McLemore, S (8, PR) OBP: 0.335, SLG: 0.317		B B C C X 2-2 ① F7		B B C X 2-1 ① G4-3		B B C F B S 3-3 ① K		L B B B B 4-1 BB HR BB	B X 1-0 ① G6-3	3 1	0 1	0 0	0 0	1 0	1 0	0 0
Randy Milligan, R (1, 3) OBP: 0.394, SLG: 0.372 David Segui, S (8, 3) OBP: 0.309, SLG: 0.311		F B B B S B B 4-2 FC5-4 BB		F B B C B B 4-2 2B G4-3 BB		B B B B 4-0 G5-3 BB		B S 1 SAFE F B B B 4-2 1-2 HR BB	B X 1-0 1B 1B	0 1	2 0	0 1	0 0	4 0	0 0	0 0
Leo Gomez, R (1, 5) OBP: 0.368, SLG: 0.443		1 SAFE B F B 1 SAFE F B F X 3-2 ② FC5-4 1-2f		B F 1 SAFE B X 2-1 G4-3 1-3 2B 2B		1 SAFE C F F X 0-2 ② G5-3 1-2		L B X 1-1 1-H 2-H HR	C F B C 1-3 ② K	5	2	2	3	0	1	3
Joe Orsulak, L (1, 9) OBP: 0.366, SLG: 0.410		X 0-0 ③ G5-3		C X 0-1 ② G4-3 2-3 3-H		X 0-0 ③ G5-3		B B B B 4-0 SH1-3 1B SF7 BB	B B X 2-0 1-3 1B	4	1	1	1	1	0	3
Billy Ripken, R (1, 4) OBP: 0.272, SLG: 0.356			X 0-0 ① G5-3	C B B B S F F X 3-2 3-H 2B			C B X 1-1 SH1-4 HR 1B	C X 0-1 SH1-3 1-2 1B	B C C S 1-3 ③ K	5	1	3	1	0	1	2
Mark Parent, R (1, 2) OBP: 0.500, SLG: 1.333			B B C B F B 4-2 WP 1B BB	B B C S B F X 3-2 ③ F8			1 SAFE X 0-0 ① SH1-4 1-2	X 0-0 ① SH1-3 1-2 2-3		1	1	0	0	1	0	1
Inning Stats	R: 0 H: 1 E: 0 LOB: 0 K: 0 BB: 0 S: 3 P: 5	R: 0 H: 0 E: 0 LOB: 1 K: 0 BB: 1 S: 10 P: 19	R: 1 H: 1 E: 0 LOB: 1 K: 0 BB: 1 S: 10 P: 20	R: 2 H: 2 E: 0 LOB: 1 K: 0 BB: 1 S: 17 P: 31	R: 0 H: 0 E: 0 LOB: 0 K: 2 BB: 0 S: 11 P: 17	R: 0 H: 0 E: 0 LOB: 1 K: 1 BB: 1 S: 8 P: 15	R: 2 H: 2 E: 0 LOB: 0 K: 0 BB: 0 S: 9 P: 13	R: 4 H: 2 E: 0 LOB: 2 K: 0 BB: 4 S: 11 P: 31	R: 0 H: 2 E: 0 LOB: 2 K: 2 BB: 0 S: 9 P: 15	1B: 6 SF: 1 2B: 2 SAC: 2 3B: 0 DP: 1 HR: 2 HBP: 0						WP: 1 PA: 44 PB: 0 SB: 0 CS: 0	

Baltimore Orioles @ Boston Red Sox

Fenway Park, Boston, MA

Sat Aug 01 1992, 3:33 AM EDT

Att. 33,788 - Cloudy - 73 F

TOP

livebaseballscorecards.com

AB	33
R	9
H	10
RBI	9
BB	8
SO	5
LOB	15

PITCHER		IP	WLS	BF	H	R	ER	SO	BB	IBB	HBP	BLK	WP	HR	S	P	ERA	WHIP
Frank Viola, L ERA: 3.28	(1, 1)	6.2	L	29	6	5	5	3	4	0	0	0	1	1	65	116	6.75	1.500
Greg Harris, R ERA: 2.19	(7, 1)	0.1		6	2	4	4	0	3	0	0	0	0	1	10	24	108.00	15.000
Daryl Irvine, R ERA: 3.63	(8, 1)	2.0		9	2	0	0	2	0	1	0	0	0	0	13	26	0.00	1.000

PITCHER	IP	WLS	BF	H	R	ER	SO	BB	IBB	HBP	BLK	WP	HR	S	P	ERA	WHIP

Baltimore Orioles @ Boston Red Sox

Fenway Park, Boston, MA

Sat Aug 01 1992, 3:33 AM EDT

Att. 33,788 - Cloudy - 73 F

livebaseballscorecards.com

BOTTOM

Batter	1	2	3	4	5	6	7	8	9	AB	R	H	RBI	BB	SO	LOB
Wade Boggs, L (1, 5) OBP: 0.369, SLG: 0.389	BBBB 4-0 CS BB		BCCFX 1-2 2B 1B		BBCFFBX 3-2 ① F8	BX 1-0 ③ G4-3			CFBBX 2-2 ② G4-3	4	1	1	0	1	0	2
Billy Hatcher, R (1, 7) OBP: 0.330, SLG: 0.389	BPFX 2-1 ①② G6-3 1-2		FX 0-1 F8 1-H 2B		BX 1-0 ② F7		BCBBX 3-1 ① G5-3		X 0-0 1B	5	0	2	1	0	0	1
Phil Plantier, L (1, 10) OBP: 0.332, SLG: 0.370	CBX 1-1 E4 1B		CBX 1-1 ① F8 2-3		BBBB 4-0 BB		BCFS 1-3 ② K		CSS 0-3 ③ K	4	0	1	0	1	2	2
Tom Brunansky, R (1, 9) OBP: 0.347, SLG: 0.481	BCCS 1-3 ③ K		BFBFFFFS 2-3 ② K		SX 0-1 ③ F8		CSS 0-3 ③ K			4	0	0	0	0	3	3
Mo Vaughn, L (1, 3) OBP: 0.344, SLG: 0.367		X 0-0 ① G4-3	X 0-0 ③ F7			BBBCFCC 3-3 ① K		BFX 1-1 ① L7		4	0	0	0	0	1	1
Bob Zupcic, R (1, 8) OBP: 0.353, SLG: 0.432		BX 1-0 G3 1B 1B		CX 0-1 ① L6		BBX 2-0 1B 1B		BCX 1-1 ② P4		4	2	2	0	0	0	0
Jody Reed, R (1, 4) OBP: 0.332, SLG: 0.340		BX 1-0 ② G3 1-2		CBBX 2-1 ② G5-3		CBX 1-1 1B 1-2 1B		CX 0-1 1B		4	0	2	0	0	0	1
Tony Peña, R (1, 2) OBP: 0.282, SLG: 0.297		FBX 1-1 2-H 1B		BSBCBX 3-2 PB 1B		BCFX 1-2 1-3 2-H 1B		BBX 2-0 ③ G4-3		4	0	3	2	0	0	1
John Valentin, R (1, 6) OBP: 0.235, SLG: 0.188		X 0-0 ③ F8		CBB1 SAFE BFX 3-2 ③ 1-3 1B		MSFBFFX 1-2 ② P4			BCBFBX 3-2 ① P4	4	0	1	0	0	0	3
Inning Stats	R: 0 E: 1 K: 1 S: 8 H: 1 LOB: 1 BB: 1 P: 15	R: 1 E: 0 K: 0 S: 6 H: 2 LOB: 1 BB: 0 P: 9	R: 1 E: 0 K: 1 S: 15 H: 2 LOB: 1 BB: 0 P: 19	R: 0 E: 0 K: 0 S: 10 H: 2 LOB: 1 BB: 0 P: 18	R: 0 E: 0 K: 0 S: 7 H: 0 LOB: 1 BB: 1 P: 15	R: 1 E: 0 K: 1 S: 15 H: 3 LOB: 2 BB: 0 P: 24	R: 0 E: 0 K: 2 S: 8 H: 0 LOB: 0 BB: 0 P: 12	R: 0 E: 0 K: 0 S: 7 H: 1 LOB: 1 BB: 0 P: 11	R: 0 E: 0 K: 1 S: 10 H: 1 LOB: 1 BB: 0 P: 15	1B: 11 2B: 1 3B: 0 HR: 0	SF: 0 SAC: 0 DP: 0 HBP: 0						

	AB	37
	R	3
	H	12
	RBI	3
	BB	2
	SO	6
	LOB	14

PITCHER		IP	WLS	BF	H	R	ER	SO	BB	IBB	HBP	BLK	WP	HR	S	P	ERA	WHIP
Alan Mills, R ERA: 1.95	(1, 1)	5.0		22	7	2	2	2	2	0	0	0	0	0	46	76	3.60	1.800
Storm Davis, R ERA: 3.32	(6, 1)	0.2		5	3	1	1	1	0	0	0	0	0	0	14	22	13.50	4.500
Pat Clements, L ERA: 2.12	(6, 1)	2.1	W	8	1	0	0	2	0	0	0	0	0	0	16	25	0.00	0.429
Gregg Olson, R ERA: 2.29	(9, 1)	1.0		4	1	0	0	1	0	0	0	0	0	0	10	15	0.00	1.000

PITCHER	IP	WLS	BF	H	R	ER	SO	BB	IBB	HBP	BLK	WP	HR	S	P	ERA	WHIP

WP: 0	PB: 1	SB: 0	CS: 1	PA: 39													

Batter	1	2	3	4	5	6	7	8	9	AB	R	H	RBI	BB	SO	LOB
Brady Anderson, L (1, 7) OBP: 0.372, SLG: 0.469	B B C B X 3-1 ① G3		X 0-0 ① G1-3		B X 1-0 ③ G6-3			B B F X 2-1 E8 L9 1B 1B		4	1	1	0	0	0	0
Mike Devereaux, R (1, 8) OBP: 0.321, SLG: 0.473	B S B F B X 3-2 L6-4 1B 1B		B C B F B X 3-2 ② P6			B X 1-0 ① P6		B C F X 1-2 ① L9 2-3		4	0	1	0	0	0	1
Cal Ripken Jr., R (1, 6) OBP: 0.341, SLG: 0.377	B 1 SAFE X 1-0 1-2 1B		X 0-0 ③ P2			B X 1-0 ② F7		C F X 0-2 3-H 1B 1B		4	0	2	1	0	0	0
Glenn Davis, R (1, 10) OBP: 0.372, SLG: 0.460 Mark McLemore, S (8, PR) OBP: 0.335, SLG: 0.317	C B X 1-1 ② ③ L6-4 2-3			F F B B B B 4-2 1B BB		C C B F X 1-2 E8 1B		1 SAFE F B F X 1-2 G6-3 1-2 1B		3 0	0 0	2 0	0 0	1 0	0 0	2 0
Randy Milligan, R (1, 3) OBP: 0.393, SLG: 0.371 David Segui, S (8, 3) OBP: 0.309, SLG: 0.311		X 0-0 SH2-3 1B		B F X 1-1 ① F7		X 0-0 ③ F7		C S B B X 2-2 ② ③ G6-3 1-2f		4 0	0 0	1 0	0 0	0 0	0 0	4 0
Joe Orsulak, L (1, 9) OBP: 0.369, SLG: 0.411		X 0-0 ① SH2-3 1-2		F B F X 1-2 G5-4-3 1-2 1B			F B X 1-1 ① F7		C F H 1-2 CS HBP	2	0	1	0	0	0	0
Leo Gomez, R (1, 5) OBP: 0.370, SLG: 0.452		B H 2-0 HBP	C X 0-1 ② ③ G5-4-3 1-2f				F X 0-1 HR		1 SAFE 1 SAFE X 0-0 ① F8	3	1	1	1	0	0	3
Billy Ripken, R (1, 4) OBP: 0.272, SLG: 0.351		L F S 0-3 ② K			F F X 0-2 ① P3		B S B B B S F F F F 4-2 F B G6-4-3 BB		S B F X 1-2 ② ③ L6 1-2	3	0	0	0	1	1	3
Jeff Tackett, R (1, 2) OBP: 0.300, SLG: 0.409		C C B B B F X 3-2 ③ G4-3			X 0-0 ② G5-3		P B 1 SAFE C X 2-1 ② ③ G6-4-3 1-2f			3	0	0	0	0	0	3
Inning Stats	R: 0 H: 2 E: 0 LOB: 1 K: 0 BB: 0 S: 8 P: 16	R: 0 H: 1 E: 0 LOB: 2 K: 1 BB: 0 S: 9 P: 14	R: 0 H: 0 E: 0 LOB: 0 K: 0 BB: 0 S: 5 P: 8	R: 0 H: 1 E: 0 LOB: 1 K: 0 BB: 1 S: 9 P: 15	R: 0 H: 0 E: 0 LOB: 0 K: 0 BB: 0 S: 5 P: 6	R: 0 H: 1 E: 1 LOB: 1 K: 0 BB: 0 S: 7 P: 10	R: 1 H: 1 E: 0 LOB: 0 K: 0 BB: 1 S: 14 P: 20	R: 1 H: 3 E: 1 LOB: 2 K: 0 BB: 0 S: 14 P: 20	R: 0 H: 0 E: 0 LOB: 0 K: 0 BB: 0 S: 6 P: 8	1B: 8 SF: 0 2B: 1 SAC: 1 3B: 0 DP: 4 HR: 1 HBP: 2						

PITCHER		IP	WLS	BF	H	R	ER	SO	BB	IBB	HBP	BLK	WP	HR	S	P	ERA	WHIP
John Dopson, R ERA: 3.17	(1, 1)	7.0		27	6	1	1	1	2	0	1	0	0	1	57	89	1.29	1.143
Tony Fossas, L ERA: 3.0	(8, 1)	0.0	L	1	1	1	0	0	0	0	0	0	0	0	2	4	∞	∞
Paul Quantrill, R ERA: 2.19	(8, 1)	2.0		7	2	0	0	0	0	0	1	0	0	0	18	24	0.00	1.000

PITCHER	IP	WLS	BF	H	R	ER	SO	BB	IBB	HBP	BLK	WP	HR	S	P	ERA	WHIP

TOP

Baltimore Orioles @ Boston Red Sox

Fenway Park, Boston, MA

Sun Aug 02 1992, 3:33 AM EDT

Att. 33,637 - Sunny - 82 F

livebaseballscorecards.com

AB	30
R	2
H	9
RBI	2
BB	2
SO	1
LOB	16

PA: 35

WP: 0
PB: 0
SB: 0
CS: 1

Baltimore Orioles @ Boston Red Sox

Fenway Park, Boston, MA

Sun Aug 02 1992, 3:33 AM EDT

Att. 33,637 - Sunny - 82 F

BOTTOM

livebaseballscorecards.com

Batter	1	2	3	4	5	6	7	8	9	AB	R	H	RBI	BB	SO	LOB
Wade Boggs, L (1, 10) OBP: 0.372, SLG: 0.391	G6-3		G4-3		1B		IBB		FC	4	0	2	0	1	0	1
Billy Hatcher, R (1, 7) OBP: 0.327, SLG: 0.380	BB		K		G3		F8		FC	4	0	0	0	1	1	7
Phil Plantier, L (1, 9) OBP: 0.327, SLG: 0.364	P4		P1			G3		K	K	5	0	0	0	0	2	5
Mo Vaughn, L (1, 3) OBP: 0.344, SLG: 0.363				F7		G1-3		L4	F8	2	0	0	0	1	0	0
Tom Brunansky, R (8, PH) OBP: 0.344, SLG: 0.478 (9, 3)	FC6-4 BB									2	0	0	0	0	0	3
Bob Zupcic, R (1, 8) OBP: 0.351, SLG: 0.429	FC6-4			K		P3		WP BB 1B		4	0	1	0	0	1	2
Jody Reed, R (1, 4) OBP: 0.333, SLG: 0.339		F7		F7			FC5-6 BB	WP BB		2	0	0	0	2	0	0
Scott Cooper, L (1, 5) OBP: 0.319, SLG: 0.305		L9			G3-1		FC5-6 WP	F7		4	1	0	0	0	0	3
Tony Peña, R (1, 2) OBP: 0.282, SLG: 0.301		K			K2-3		PB		K	3	0	1	1	0	2	0
Herm Winningham, L (9, PH) OBP: 0.248, SLG: 0.286										1	0	0	0	0	1	0
John Valentin, R (1, 6) OBP: 0.333, SLG: 0.278			G4-3 2B		1B BB		G5-3		FC 1B BB	2	0	1	0	2	0	1
Inning Stats	R: 0 E: 0 K: 0 S: 7 H: 0 LOB: 2 BB: 2 P: 20	R: 0 E: 0 K: 1 S: 6 H: 0 LOB: 0 BB: 0 P: 13	R: 0 E: 0 K: 1 S: 13 H: 1 LOB: 1 BB: 0 P: 23	R: 0 E: 0 K: 1 S: 6 H: 0 LOB: 0 BB: 0 P: 9	R: 0 E: 0 K: 0 S: 13 H: 1 LOB: 2 BB: 1 P: 22	R: 0 E: 0 K: 0 S: 6 H: 0 LOB: 0 BB: 0 P: 9	R: 1 E: 0 K: 0 S: 6 H: 1 LOB: 2 BB: 2 P: 16	R: 0 E: 0 K: 1 S: 9 H: 1 LOB: 2 BB: 1 P: 18	R: 0 E: 0 K: 2 S: 14 H: 1 LOB: 3 BB: 1 P: 26	1B: 3 2B: 2 3B: 0 HR: 0	SF: 0 SAC: 0 DP: 0 HBP: 0						

	AB	33
	R	1
	H	5
	RBI	1
	BB	7
	SO	7
	LOB	22

WP: 2 PB: 1 SB: 0 CS: 0 PA: 40

PITCHER		IP	WLS	BF	H	R	ER	SO	BB	IBB	HBP	BLK	WP	HR	S	P	ERA	WHIP
Ben McDonald, R ERA: 4.38	(1, 1)	7.0	W	29	3	1	1	4	4	1	0	0	1	0	57	112	1.29	1.000
Mike Flanagan, L ERA: 6.67	(8, 1)	0.1		1	0	0	0	1	0	0	0	0	0	0	3	4	0.00	0.000
Todd Frohwirth, R ERA: 2.66	(8, 1)	0.1		3	1	0	0	0	1	0	0	0	0	0	5	11	0.00	6.000
Gregg Olson, R ERA: 2.21	(8, 1)	1.1	S	7	1	0	0	2	1	0	0	0	1	0	15	29	0.00	1.500

PITCHER	IP	WLS	BF	H	R	ER	SO	BB	IBB	HBP	BLK	WP	HR	S	P	ERA	WHIP

Toronto Blue Jays @ Boston Red Sox

Fenway Park, Boston, MA

Mon Aug 03 1992, 7:05 PM EDT

Att. 34,024 - Sunny - 80 F

livebaseballscorecards.com

Batter	1	2	3	4	5	6	7	8	9	AB	R	H	RBI	BB	SO	LOB
Devon White, S (1, 8) OBP: 0.291, SLG: 0.370	B F B F B X 3-2 ① P5			X 0-0 HR	F B 1 SAFE F S 1-3 ① K		B B X 2-0 ③ G4-3 1-2		4	1	1	1	0	1	2
Roberto Alomar, S (1, 4) OBP: 0.410, SLG: 0.448	B F X 1-1 ② G3-1			C B B F X 2-2 G5-4-3 2B	X 0-0 ② FC6-4 S 1-2f			B X 1-0 ① G6-3	4	0	1	0	0	0	1
Joe Carter, R (1, 9) OBP: 0.321, SLG: 0.499	B B B X 3-0 ③ F8			B C B F F 2 SAFE F B B 4-2 G5-4-3 BB	C F B X 1-2 ③ G6-3 1-2			F F B X 1-2 ② F8	3	0	0	0	1	0	1
Dave Winfield, R (1, 10) OBP: 0.374, SLG: 0.495		C B X 1-1 ① F9		B B F X 2-1 ①② G5-4-3 1-2f 2-3			X 0-0 ① G1-4-3		B X 1-0 ③ F8	4	0	0	0	0	0	2
John Olerud, L (1, 3) OBP: 0.386, SLG: 0.455 Pat Tabler, R (2, 3) OBP: 0.311, SLG: 0.272		C X 0-1 ② 1B		C B X 1-1 ③ F9			X 0-0 ② L4			1 2	0 0	1 0	0 0	0 0	0 0	0 1
Candy Maldonado, R (1, 7) OBP: 0.344, SLG: 0.438		B B F S B C 3-3 ③ K			B X 1-0 E6 L6-3		B X 1-0 ③ F9			3	0	0	0	0	1	0
Jeff Kent, R (1, 5) OBP: 0.325, SLG: 0.430			C B S F F X 1-2 G6-4-3 1B		B C 1 SAFE B C 1 SAFE B X 3-2 ①② L6-3 1-2			C B S C 1-3 ① K		3	0	1	0	0	1	1
Pat Borders, R (1, 2) OBP: 0.307, SLG: 0.400 Randy Knorr, R (7, 2) OBP: 0.500, SLG: 0.500			B 1 SAFE C B 1 SAFE 1 SAFE C X 2-2 ①② G6-4-3 1-2f		B B C F S 2-3 ③ K			F B X 1-1 ② F7		2 1	0 0	0 0	0 0	0 0	1 0	1 0
Alfredo Griffin, S (1, 6) OBP: 0.188, SLG: 0.178			C C B C 1-3 ③ K			C B F X 1-2 FC6-4 1B		C F B F B X 2-2 S 1B		3	0	2	0	0	1	0

	AB	30
	R	1
	H	6
	RBI	1
	BB	1
	SO	5
	LOB	9

Inning Stats	1	2	3	4	5	6	7	8	9
	R: 0 H: 0 E: 0 LOB: 0 K: 0 BB: 0 S: 6 P: 13	R: 0 H: 1 E: 0 LOB: 0 K: 1 BB: 0 S: 7 P: 11	R: 0 H: 1 E: 0 LOB: 0 K: 1 BB: 0 S: 11 P: 15	R: 1 H: 2 E: 0 LOB: 1 K: 0 BB: 1 S: 12 P: 21	R: 0 H: 0 E: 1 LOB: 0 K: 1 BB: 0 S: 7 P: 13	R: 0 H: 1 E: 0 LOB: 1 K: 1 BB: 0 S: 10 P: 13	R: 0 H: 0 E: 0 LOB: 0 K: 0 BB: 0 S: 3 P: 4	R: 0 H: 1 E: 0 LOB: 1 K: 1 BB: 0 S: 10 P: 16	R: 0 H: 0 E: 0 LOB: 0 K: 0 BB: 0 S: 5 P: 8

	1B: 4	SF: 0	WP: 0	PA: 31
	2B: 2	SAC: 0	PB: 0	
	3B: 0	DP: 3	SB: 2	
	HR: 1	HBP: 0	CS: 0	

PITCHER	IP	WLS	BF	H	R	ER	SO	BB	IBB	HBP	BLK	WP	HR	S	P	ERA	WHIP
Roger Clemens, R (1, 1) ERA: 2.25	9.0	W	31	6	1	1	5	1	0	0	0	0	1	71	114	1.00	0.778

PITCHER	IP	WLS	BF	H	R	ER	SO	BB	IBB	HBP	BLK	WP	HR	S	P	ERA	WHIP

BOTTOM

Toronto Blue Jays @ Boston Red Sox

Fenway Park, Boston, MA

Mon Aug 03 1992, 7:05 PM EDT

Att. 34,024 - Sunny - 80 F

livebaseballscorecards.com

Batter	1	2	3	4	5	6	7	8	9	AB	R	H	RBI	BB	SO	LOB
Wade Boggs, L (1, 5) OBP: 0.369, SLG: 0.386	G6-3		G4-3		1B 1B BB BB	G6-3		L8		4	1	0	0	1	0	2
Billy Hatcher, R (1, 7) OBP: 0.338, SLG: 0.394	1B BB		G4-3 S 2B		BB 1B BB 1B	1B FC9-2-1-5 1B		G5-3		4	2	3	2	1	0	0
Phil Plantier, L (1, 10) OBP: 0.332, SLG: 0.369	1B		G4-3		BB BB BB 1B	1B				4	1	3	0	0	0	1
Tom Brunansky, R (1, 9) OBP: 0.343, SLG: 0.472	P3		K		BB BB BB	FC9-2-1-5				3	0	0	1	1	1	4
Mo Vaughn, L (1, 3) OBP: 0.347, SLG: 0.368	G5-3			F8	BB	2B				3	0	1	1	1	0	2
Bob Zupcic, R (1, 8) OBP: 0.344, SLG: 0.420		P2		K	K		K			4	0	0	0	0	3	4
Jody Reed, R (1, 4) OBP: 0.335, SLG: 0.346		K		HR	BB		F7			3	1	1	2	1	1	1
John Marzano, R (1, 2)		P3		K	K		K			4	0	0	0	0	3	4
John Valentin, R (1, 6) OBP: 0.360, SLG: 0.364			G4-3 2B 1B		P3	G6-3 1B 2B		G6-3		4	2	2	0	0	0	0
Inning Stats	R: 0 E: 0 K: 0 S: 8 H: 1 LOB: 2 BB: 1 P: 17	R: 0 E: 0 K: 1 S: 7 H: 0 LOB: 0 BB: 0 P: 12	R: 2 E: 0 K: 1 S: 10 H: 2 LOB: 0 BB: 0 P: 18	R: 1 E: 0 K: 2 S: 10 H: 1 LOB: 0 BB: 0 P: 14	R: 3 E: 0 K: 2 S: 21 H: 2 LOB: 3 BB: 4 P: 46	R: 1 E: 0 K: 0 S: 10 H: 3 LOB: 1 BB: 0 P: 16	R: 0 E: 0 K: 2 S: 9 H: 1 LOB: 1 BB: 0 P: 14	R: 0 E: 0 K: 0 S: 9 H: 0 LOB: 0 BB: 0 P: 14		1B: 6 2B: 4 3B: 0 HR: 1 SF: 0 SAC: 0 DP: 1 HBP: 0						

	AB	33
	R	7
	H	10
	RBI	6
	BB	5
	SO	8
	LOB	18

WP: 0 PB: 0 SB: 1 CS: 0 PA: 38

PITCHER		IP	WLS	BF	H	R	ER	SO	BB	IBB	HBP	BLK	WP	HR	S	P	ERA	WHIP
Juan Guzman, R ERA: 2.35	(1, 1)	4.1	L	23	6	6	6	4	4	0	0	0	0	1	49	91	12.46	2.308
Doug Linton, R ERA: 2.45	(5, 1)	3.2		15	4	1	1	4	1	0	0	0	0	0	35	60	2.46	1.364

PITCHER	IP	WLS	BF	H	R	ER	SO	BB	IBB	HBP	BLK	WP	HR	S	P	ERA	WHIP

Batter	1	2	3	4	5	6	7	8	9	AB	R	H	RBI	BB	SO	LOB
Devon White, S (1, 8) OBP: 0.290, SLG: 0.368	S B X 1-1 FC6-4 1B	1 SAFE C 1 SAFE B B C X 2-2 ③ G4-3		F M X 0-2 ③ G6-3		1 SAFE C C B S 1-3 ③ K			S X 0-1 E3 G1-3	5	0	1	0	0	1	4
Roberto Alomar, S (1, 4) OBP: 0.406, SLG: 0.442	1 SAFE L 1 SAFE B X 1-1 ① FC6-4 1B 1-2f	C F F B B B X 3-2 ① G6-3		C C B X 1-2 ① F8		B C X 1-1 ① B1-3			B S S B C F B S 3-3 ① K	5	0	0	0	0	1	2
Joe Carter, R (1, 9) OBP: 0.322, SLG: 0.500	B 1 SAFE B C 1 SAFE F 1 SAFE F 1 SAFE 3-2 B X 1-3 1B	B F B X 2-1 S 2B		B X 1-0 ② G6-3		B B S S S 2-3 ② K			B F X 1-1 ② G1-3 2-3	5	0	2	0	0	1	1
Dave Winfield, R (1, 10) OBP: 0.375, SLG: 0.500	B S S B B S 3-3 ② K	B F S S 1-3 ② K		B B C B B 4-1 HR BB		C B B B X 3-1 HR			B C F B S 2-3 ③ K	4	2	1	1	1	3	4
Candy Maldonado, R (1, 7) OBP: 0.346, SLG: 0.447	C S B S 1-3 ③ K	C B F F B B B 4-2 S BB		S 1 SAFE F X 0-2 1-H HR		C X 0-1 ③ G5-3				3	1	1	2	1	1	2
Pat Tabler, R (1, 3) OBP: 0.298, SLG: 0.259		C B F X 1-2 ① L8	B C C B B X 3-2 ③ G6-3 1-2 2-3	X 0-0 ③ G5-3				F F B X 1-2 ① G4-3		4	0	0	0	0	0	2
Jeff Kent, R (1, 5) OBP: 0.323, SLG: 0.444		S B C S S 1-3 ② K		C S S 0-3 ① K		B C C C 1-3 ① K		C B B B C X 3-2 HR		4	1	1	1	0	3	0
Pat Borders, R (1, 2) OBP: 0.310, SLG: 0.406 Randy Knorr, R (6, 2) OBP: 0.333, SLG: 0.333	X 0-0 1B 1B			B S B X 2-1 G5-3 2B		B B F B X 3-1 ② F8		C B C S 1-3 ② K		3 1	0 0	2 0	0 0	0 0	0 1	0 0
Manuel Lee, S (1, 6) OBP: 0.332, SLG: 0.312	C X 0-1 1-3 1B			B F B X 2-1 ② G5-3 2-3		X 0-0 1B		C C C 0-3 ③ K		4	0	2	0	0	1	1
Inning Stats	R: 0 E: 0 K: 2 S: 14 H: 2 LOB: 2 BB: 0 P: 23	R: 0 E: 0 K: 1 S: 12 H: 2 LOB: 2 BB: 0 P: 16	R: 0 E: 0 K: 1 S: 15 H: 1 LOB: 2 BB: 1 P: 28	R: 0 E: 0 K: 1 S: 10 H: 1 LOB: 1 BB: 0 P: 14	R: 2 E: 0 K: 0 S: 9 H: 1 LOB: 0 BB: 1 P: 15	R: 0 E: 0 K: 2 S: 9 H: 1 LOB: 1 BB: 0 P: 14	R: 1 E: 0 K: 1 S: 9 H: 1 LOB: 0 BB: 0 P: 15	R: 1 E: 0 K: 2 S: 12 H: 1 LOB: 0 BB: 0 P: 17	R: 0 E: 1 K: 2 S: 11 H: 0 LOB: 1 BB: 0 P: 17	1B: 5 2B: 2 3B: 0 HR: 3 SF: 0 SAC: 0 DP: 0 HBP: 0						

TOP

Toronto Blue Jays @ Boston Red Sox

Fenway Park, Boston, MA

Tue Aug 04 1992, 7:05 PM EDT

Att. 33,294 - Cloudy - 77 F

livebaseballscorecards.com

AB	38
R	4
H	10
RBI	4
BB	2
SO	12
LOB	16

WP: 0 PB: 0 SB: 2 CS: 0 PA: 40

PITCHER		IP	WLS	BF	H	R	ER	SO	BB	IBB	HBP	BLK	WP	HR	S	P	ERA	WHIP
Joe Hesketh, L ERA: 4.25	(1, 1)	5.0	W	24	7	2	2	5	2	0	0	0	0	1	60	96	3.60	1.800
Greg Harris, R ERA: 2.31	(6, 1)	4.0	S	16	3	2	2	7	0	0	0	0	0	2	41	63	4.50	0.750

PITCHER	IP	WLS	BF	H	R	ER	SO	BB	IBB	HBP	BLK	WP	HR	S	P	ERA	WHIP

Batter	1	2	3	4	5	6	7	8	9	AB	R	H	RBI	BB	SO	LOB
Wade Boggs, L (1, 5) OBP: 0.367, SLG: 0.392	C B B B F X 3-2 G4-3 ①		C B B F X 2-2 G4-3 ②		C F B X 1-2 1-H 2-H HR	B C C B F B X 3-2 2-3 F9 ②		C X 0-1 G3 ②		5	1	1	3	0	0	2
Billy Hatcher, R (1, 7) OBP: 0.330, SLG: 0.383	C B B C X 2-2 L8 ②		B B B C X 3-1 F9 ③		X 0-0 G6-3 ①	X 0-0 G4-3 ③		B X 1-0 G6-3 ③		5	0	0	0	0	0	2
Phil Plantier, L (1, 10) OBP: 0.331, SLG: 0.367	C C B X 1-2 G3-1 ③			L F F S 0-3 K ①	C F B F B X 2-2 G5-3 ②		B F F B B X 3-2 PB G4-3 1B 1B			4	1	1	0	0	1	0
Tom Brunansky, R (1, 9) OBP: 0.346, SLG: 0.489 Herm Winningham, L (7, 8) OBP: 0.247, SLG: 0.284		B B X 2-0 F8 ①		C B F B X 2-2 CS 2B	B S B B X 3-1 HR	X 0-0 1-2 G4-3 ①				3 1	1 0	2 0	1 0	0 0	0 0	0 1
Bob Zupcic, R (1, 8) (7, 9) OBP: 0.347, SLG: 0.415		B B X 2-0 F8 ②		C C B X 1-2 2-3 G4-3 ②③	B B B C B 4-1 BB	B B B C B 4-1 2-3 1B BB				2	0	0	0	2	0	1
Jody Reed, R (1, 4) OBP: 0.336, SLG: 0.346		B B B 4-0 HR BB			C X 0-1 E 1B 1B B B C B 2-2 G4-3 ③		B C B F X 2-2 L5 ②			3	2	1	0	1	0	3
Mo Vaughn, L (1, 3) OBP: 0.354, SLG: 0.392	C X 0-1 1-H HR				X 0-0 1-2 E 1B 1B	C F F X 0-2 F7 ①	1 SAFE 1 SAFE 1 SAFE B X 1-0 1-2 3-H 1B			4	2	3	3	0	0	0
Tony Peña, R (1, 2) OBP: 0.285, SLG: 0.304		B C B X 2-1 G4-3 ③			B 1 SAFE F B B X 3-1 1-H 2-H BB HR 1B	C B B X 2-1 F9 1B 1B	C B F X 1-2 G4-3 ③			4	1	2	2	0	0	2
John Valentin, R (1, 6) OBP: 0.379, SLG: 0.360			C B C B F B F X 3-2 F7 ①		B 1 SAFE B 1 SAFE B B 4-0 1-2 HR BB	B X 1-0 1-2 1B		C F B F S 1-3 K ①		3	1	1	0	1	1	0
Inning Stats	R: 0 E: 0 K: 0 S: 9 H: 0 LOB: 0 BB: 0 P: 15	R: 2 E: 0 K: 0 S: 6 H: 1 LOB: 0 BB: 1 P: 16	R: 0 E: 0 K: 0 S: 10 H: 0 LOB: 0 BB: 0 P: 18	R: 0 E: 0 K: 1 S: 10 H: 1 LOB: 0 BB: 0 P: 13	R: 6 E: 1 K: 0 S: 19 H: 5 LOB: 1 BB: 2 P: 38	R: 0 E: 0 K: 0 S: 12 H: 2 LOB: 2 BB: 0 P: 18	R: 1 E: 0 K: 0 S: 12 H: 2 LOB: 2 BB: 1 P: 23	R: 0 E: 0 K: 1 S: 7 H: 0 LOB: 0 BB: 0 P: 9		1B: 7 2B: 1 3B: 0 HR: 3 SF: 0 SAC: 0 DP: 0 HBP: 0						

PITCHER		IP	WLS	BF	H	R	ER	SO	BB	IBB	HBP	BLK	WP	HR	S	P	ERA	WHIP
David Wells, L ERA: 4.0	(1, 1)	5.0	L	24	7	8	8	1	3	0	0	0	0	3	54	100	14.40	2.000
Dave Stieb, R ERA: 4.82	(6, 1)	2.0		11	4	1	0	0	1	0	0	0	0	0	24	41	0.00	2.500
Mark Eichhorn, R ERA: 2.44	(8, 1)	1.0		3	0	0	0	1	0	0	0	0	0	0	7	9	0.00	0.000

PITCHER	IP	WLS	BF	H	R	ER	SO	BB	IBB	HBP	BLK	WP	HR	S	P	ERA	WHIP

BOTTOM

Toronto Blue Jays @ Boston Red Sox

Fenway Park, Boston, MA

Tue Aug 04 1992, 7:05 PM EDT
Att. 33,294 - Cloudy - 77 F

livebaseballscorecards.com

AB	34
R	9
H	11
RBI	9
BB	4
SO	2
LOB	11

WP: 0 PB: 1 SB: 0 CS: 1
PA: 38

Batter	1	2	3	4	5	6	7	8	9	AB	R	H	RBI	BB	SO	LOB
Devon White, S (1, 8) OBP: 0.293, SLG: 0.376	C B F F F X 1-2 2B 2B 1B	1 SAFE X 0-0 ② FC4-6 1B 1-2f			B F S B F X 2-2 S 1B		B 1 SAFE C 1 SAFE 1 SAFE 1 SAFE X 1-1 ③ FC4-6 1-2f		X 0-0 3B	5	1	3	0	0	0	2
Roberto Alomar, S (1, 4) OBP: 0.407, SLG: 0.447 Alfredo Griffin, S (5, 4) OBP: 0.200, SLG: 0.213	C 1 SAFE B X 1-1 1-3 2B 2B	C B 1 SAFE C 1 SAFE 1 SAFE X 1-2 ③ 1-3 1B			B 1 SAFE C F B B F C 3-3 ② K 1-2			X 0-0 1B 1B 2B	C F B F B X 2-2 ② P5	3 2	1 1	2 1	0 0	0 0	1 0	1 1
Joe Carter, R (1, 9) OBP: 0.318, SLG: 0.494	B F B S S 2-3 ① K		B B X 2-0 ① P6		B F X 1-1 ③ F9			B F 2 SAFE C S 1-3 ① K	C X 0-1 ③ P4	5	0	0	0	0	2	5
Dave Winfield, R (1, 10) OBP: 0.376, SLG: 0.501	B C X 1-1 2-H 3-H 3B 2B		B C X 1-1 ② L7			C B B C X 2-2 ① F8		B B C F B B 4-2 1B 1B BB		3	2	1	2	1	0	0
Pat Tabler, R (1, 3) OBP: 0.296, SLG: 0.258	B F B X 2-1 ② G5-3		B C S B S 2-3 ③ K			X 0-0 ② G6-3		B C X 1-1 1-2 2-3 1B		4	0	1	0	0	1	1
Derek Bell, R (1, 7) OBP: 0.313, SLG: 0.330 John Olerud, L (8, PH) OBP: 0.388, SLG: 0.457 Kelly Gruber, R (8, PR) OBP: 0.274, SLG: 0.393 (8, 5)	B C B X 2-1 2-H 3B			B C B B S B 4-2 BB 2-3-2		C B B F S 1-3 ③ K		C X 0-1 1-2 2-H 3-H 1B		2 1 0	0 0 0	1 1 0	1 2 0	1 0 0	1 0 0	0 0 0
Jeff Kent, R (1, 5) OBP: 0.318, SLG: 0.436 Candy Maldonado, R (8, PH) OBP: 0.345, SLG: 0.446 (8, 7)	B B B C X 3-1 ③ F8			C 1 SAFE 1 SAFE F 1 SAFE C 0-3 ① ② K2-3-2 1-1			B M S F F C 1-3 ① K	S B F F S 1-3 ② K		3 1	0 0	0 0	0 0	0 0	2 1	2 2
Pat Borders, R (1, 2) OBP: 0.306, SLG: 0.401		C B F X 1-2 ① F8		B S C S 1-3 ③ K			B F X 1-1 ② F9	C S S 0-3 ③ K		4	0	0	0	0	2	2
Manuel Lee, S (1, 6) OBP: 0.334, SLG: 0.312		C B C B F B B 4-2 BB FC4-6			B F X 1-1 ① L7		C B F F X 1-2 FC4-6 1B		B X 1-0 ① F7	3	0	1	0	1	0	0
Inning Stats	R: 3 E: 0 K: 1 S: 18 H: 4 LOB: 1 BB: 0 P: 30	R: 0 E: 0 K: 0 S: 10 H: 1 LOB: 2 BB: 1 P: 16	R: 0 E: 0 K: 1 S: 6 H: 0 LOB: 0 BB: 0 P: 11	R: 0 E: 0 K: 2 S: 8 H: 0 LOB: 0 BB: 1 P: 13	R: 0 E: 0 K: 1 S: 12 H: 1 LOB: 1 BB: 0 P: 19	R: 0 E: 0 K: 1 S: 8 H: 0 LOB: 0 BB: 0 P: 11	R: 0 E: 0 K: 1 S: 13 H: 1 LOB: 1 BB: 0 P: 17	R: 2 E: 0 K: 3 S: 17 H: 3 LOB: 2 BB: 1 P: 24	R: 0 E: 0 K: 0 S: 8 H: 1 LOB: 1 BB: 0 P: 11	1B: 6 2B: 4 3B: 2 HR: 0 SF: 0 SAC: 0 DP: 1 HBP: 0						

PITCHER		IP	WLS	BF	H	R	ER	SO	BB	IBB	HBP	BLK	WP	HR	S	P	ERA	WHIP
Danny Darwin, R ERA: 4.73	(1, 1)	7.0		28	7	3	3	7	2	0	0	0	0	0	75	117	3.86	1.286
Daryl Irvine, R ERA: 4.58	(8, 1)	0.1	L	4	2	2	2	1	1	0	0	0	0	0	8	14	54.00	9.000
Jeff Reardon, R ERA: 2.95	(8, 1)	1.2		7	2	0	0	2	0	0	0	0	0	0	17	21	0.00	1.200

PITCHER	IP	WLS	BF	H	R	ER	SO	BB	IBB	HBP	BLK	WP	HR	S	P	ERA	WHIP

TOP

Toronto Blue Jays @ Boston Red Sox

Fenway Park, Boston, MA

Wed Aug 05 1992, 3:33 AM EDT

Att. 33,945 - Cloudy - 77 F

livebaseballscorecards.com

AB	36
R	5
H	11
RBI	5
BB	3
SO	10
LOB	16

BOTTOM

Toronto Blue Jays @ Boston Red Sox

Fenway Park, Boston, MA

Wed Aug 05 1992, 3:33 AM EDT
Att. 33,945 - Cloudy - 77 F

Batter	1	2	3	4	5	6	7	8	9	AB	R	H	RBI	BB	SO	LOB
Wade Boggs, L (1, 5) OBP: 0.368, SLG: 0.392	C F H 1-2 B1-3 HBP	B 1 SAFE X 1-0 SF8 ① 3-H		C F B B B S 3-3 K ②			B C X 1-1 WP HBP 1B	B B C C B X 3-2 F7 ③		0	0	0	1	0	0	0
Scott Cooper, L (4, 5) OBP: 0.319, SLG: 0.306										3	0	1	0	0	1	0
Billy Hatcher, R (1, 7) OBP: 0.327, SLG: 0.379	X 0-0 B1-3 ① 1-2	P F 1 SAFE X 1-1 G4-3 ② 1-2		B C X 1-1 F9 ③			C 1 SAFE B H 2-1 WP 1-2 HBP			2	0	0	0	0	0	2
Bob Zupcic, R (3, 7) OBP: 0.349, SLG: 0.413										1	0	0	0	0	0	0
Phil Plantier, L (1, 10) OBP: 0.328, SLG: 0.362	B B X 2-0 L9 ②	B X 1-0 G4-3 ③			X 0-0 F8 ①		C S B F S 1-3 K ② 1-2 2-3			4	0	0	0	0	1	4
Tom Brunansky, R (1, 9) OBP: 0.342, SLG: 0.482	B C S S 1-3 K ③		F B X 1-1 G5-3 ①		C C B F B C 2-3 K ②		B F X 1-1 G1-3 ③			4	0	0	0	0	2	3
Mo Vaughn, L (1, 3) OBP: 0.357, SLG: 0.407		B B C T B F X 3-2 HR	H 1-0 P6 PB HBP		C B B B X 3-1 G4-3 ③			B B C C S 2-3 K ①		3	1	1	1	0	1	0
Jody Reed, R (1, 4) OBP: 0.338, SLG: 0.346		B F X 1-1 1B 1B 1B	B B B B 4-0 P6 1-2 BB			B C B C B X 3-2 F9 ①		B X 1-0 G6-3 ②		3	1	1	0	1	0	0
Herm Winningham, L (1, 8) OBP: 0.247, SLG: 0.283		B 1 SAFE X 1-0 1B 1-2 1B	X 0-0 P6 ② 1-2 2-3			B C C S 1-3 K ②		C S B F X 1-2 G3 ③		4	1	1	0	0	1	2
Tony Peña, R (1, 2) OBP: 0.285, SLG: 0.303	B C X 1-1 1B SF8 1-3 2-H 1B	B F B S X 2-2 P3 ③				B C F C 1-3 K ③			F B X 1-1 P6 ①	4	1	1	1	0	1	2
Luis Rivera, R (1, 6) OBP: 0.295, SLG: 0.257	C B B X 2-1 G4-3 1-3 3-H 1B		L C F X 0-2 P3 ①			X 0-0 P4 ①			B C C X 1-2 G4-3 ②	4	0	1	1	0	0	0
Inning Stats	R: 0 H: 0 E: 0 LOB: 1 K: 1 BB: 0 S: 7 P: 11	R: 4 H: 5 E: 0 LOB: 1 K: 0 BB: 0 S: 16 P: 26	R: 0 H: 0 E: 0 LOB: 2 K: 0 BB: 1 S: 6 P: 14	R: 0 H: 0 E: 0 LOB: 0 K: 1 BB: 0 S: 9 P: 13	R: 0 H: 0 E: 0 LOB: 0 K: 1 BB: 0 S: 7 P: 12	R: 0 H: 0 E: 0 LOB: 0 K: 2 BB: 0 S: 9 P: 14	R: 0 H: 1 E: 0 LOB: 2 K: 1 BB: 0 S: 10 P: 15	R: 0 H: 0 E: 0 LOB: 0 K: 1 BB: 0 S: 8 P: 12	R: 0 H: 0 E: 0 LOB: 0 K: 0 BB: 0 S: 8 P: 13	1B: 5 SF: 1 2B: 0 SAC: 0 3B: 0 DP: 0 HR: 1 HBP: 3						

livebaseballscorecards.com

	AB	32
	R	4
	H	6
	RBI	4
	BB	1
	SO	7
	LOB	13

PITCHER		IP	WLS	BF	H	R	ER	SO	BB	IBB	HBP	BLK	WP	HR	S	P	ERA	WHIP
Todd Stottlemyre, R ERA: 5.13	(1, 1)	2.2		16	5	4	4	1	1	0	2	0	0	1	26	46	13.50	2.250
Doug Linton, R ERA: 1.29	(3, 1)	3.1		10	0	0	0	4	0	0	0	0	0	0	28	44	0.00	0.000
Mark Eichhorn, R ERA: 2.36	(7, 1)	2.0	W	8	1	0	0	2	0	0	1	0	1	0	18	27	0.00	0.500
Tom Henke, R ERA: 2.14	(9, 1)	1.0	S	3	0	0	0	0	0	0	0	0	0	0	8	13	0.00	0.000

PITCHER	IP	WLS	BF	H	R	ER	SO	BB	IBB	HBP	BLK	WP	HR	S	P	ERA	WHIP

WP: 1 PA: 37
PB: 1
SB: 0
CS: 0

Batter	1	2	3	4	5	6	7	8	9	AB	R	H	RBI	BB	SO	LOB
Jody Reed, R (1, 4) OBP: 0.336, SLG: 0.343	C X 0-1 ① P5		B C S B F F X 2-2 ① P4		B C X 1-1 ② G6-3		1 SAFE B C B X 2-1 ② G4-3 1-2		B 1 SAFE B B B 4-0 1-2 BB	4	0	0	0	1	0	1
Herm Winningham, L (1, 8) OBP: 0.245, SLG: 0.280	C S S 0-3 ② K		F C S S 0-3 ② K		B S S B X 2-2 1B		X 0-0 ③ F9		C X 0-1 ② F9	5	0	1	0	0	2	3
Phil Plantier, L (1, 10) OBP: 0.329, SLG: 0.361	S B B B X 3-1 1B		B S S S 1-3 ③ K		1 SAFE B 1 SAFE B X 2-0 ③ F8			B B B B 4-0 G5-3 1B BB	B C B F X 2-2 ③ F7	4	1	1	0	1	1	3
Tom Brunansky, R (1, 9) OBP: 0.338, SLG: 0.475	B 1 SAFE C 1 B B X SAFE 3-1 ③ L6			C S B X 1-2 ① G5-3	X 0-0 ① G6-3			X 0-0 ① G5-3 1-2		4	0	0	0	0	0	2
Mo Vaughn, L (1, 3) OBP: 0.359, SLG: 0.406		B B B F B 4-1 1B SH5-3 BB		F B B X 2-1 E 1B	S B C S 1-3 ② K			B S B C S 2-3 ② K		3	0	1	0	1	2	1
Bob Zupcic, R (1, 7) OBP: 0.349, SLG: 0.412		B X 1-0 ① SH5-3 1-2		X 0-0 ② P2	C F B B X 2-2 ③ G1-3			B F C B F B X 3-2 2-H 1B		3	0	1	1	0	0	1
Scott Cooper, L (1, 5) OBP: 0.323, SLG: 0.316		2 SAFE B F B F X 2-2 ② 3B 2-3 1B		F B B X 2-1 E8 FC6-4 1-3			B X 1-0 E 2B	1 SAFE B 1 SAFE X 1-0 ③ L6		4	2	2	0	0	0	2
John Marzano, R (1, 2) OBP: 0.188, SLG: 0.267		F X 0-1 1-H 3B		F B F X 1-2 ③ FC6-4 1-2f			F L B B F B X 3-2 E8 G4-3 2-H 1B		X 0-0 ① F9	4	0	2	1	0	0	2
John Valentin, R (1, 6) OBP: 0.364, SLG: 0.345		X 0-0 ③ G5-3			F B C F B C 2-3 ① K		1 SAFE X 0-0 ① F2		C B S X 1-2 BB 1B	4	0	1	0	0	1	2
Inning Stats	R: 0 E: 0 K: 1 S: 9 H: 1 LOB: 1 BB: 0 P: 15	R: 1 E: 0 K: 0 S: 8 H: 2 LOB: 1 BB: 1 P: 15	R: 0 E: 0 K: 2 S: 11 H: 0 LOB: 0 BB: 0 P: 14	R: 0 E: 1 K: 0 S: 11 H: 1 LOB: 2 BB: 0 P: 17	R: 0 E: 0 K: 1 S: 10 H: 1 LOB: 1 BB: 0 P: 17	R: 0 E: 0 K: 1 S: 7 H: 0 LOB: 0 BB: 0 P: 10	R: 1 E: 1 K: 0 S: 9 H: 2 LOB: 1 BB: 0 P: 15	R: 1 E: 0 K: 1 S: 9 H: 1 LOB: 1 BB: 1 P: 19	R: 0 E: 0 K: 0 S: 9 H: 1 LOB: 2 BB: 1 P: 16	1B: 7 2B: 1 3B: 1 HR: 0	SF: 0 SAC: 1 DP: 0 HBP: 0						

TOP

Boston Red Sox @ New York Yankees

Yankee Stadium, Bronx, NY

Thu Aug 06 1992, 3:33 AM EDT

Att. 34,496 - Sunny - 72 F

livebaseballscorecards.com

AB	35
R	3
H	9
RBI	2
BB	3
SO	6
LOB	17

PITCHER		IP	WLS	BF	H	R	ER	SO	BB	IBB	HBP	BLK	WP	HR	S	P	ERA	WHIP
Melido Perez, R ERA: 3.08	(1, 1)	8.0	L	34	8	3	3	6	2	0	0	0	0	0	74	122	3.38	1.250
Rich Monteleone, R ERA: 2.97	(9, 1)	1.0		5	1	0	0	0	1	0	0	0	0	0	9	16	0.00	2.000

PITCHER	IP	WLS	BF	H	R	ER	SO	BB	IBB	HBP	BLK	WP	HR	S	P	ERA	WHIP

BOTTOM

Batter	1	2	3	4	5	6	7	8	9	AB	R	H	RBI	BB	SO	LOB
Bernie Williams, S (1, 9) OBP: 0.294, SLG: 0.290	X 0-0 G1-6-3 1B			B C C F X 1-2 ① G1-3		H 1-0 HBP		X 0-0 ②③ G1-6-3 1-2f		3	0	1	0	0	0	1
Andy Stankiewicz, R (1, 6) OBP: 0.341, SLG: 0.357	X 0-0 ①② G1-6-3 1-2f			B X 1-0 ② G6-3		1 SAFE F 1 SAFE X 0-1 ② F9			B C B X 2-1 ① P2	4	0	0	0	0	0	2
Don Mattingly, L (1, 3) OBP: 0.325, SLG: 0.419	C B S B B X 3-2 ③ G4-3			B B X 2-0 2B		X 0-0 ③ L6			B C F X 1-2 ② F8	4	0	1	0	0	0	1
Mel Hall, L (1, 10) OBP: 0.306, SLG: 0.458		B B C X 2-1 ① G3-1		B S X 1-1 ③ G4-3			B B F X 2-1 ① P2		C F B F B X 2-2 FC6-4 1B	4	0	1	0	0	0	1
Roberto Kelly, R (1, 8) OBP: 0.329, SLG: 0.416		X 0-0 ② F8			B X 1-0 ① P6		B B B C F B 4-2 G4-6-3 BB		C X 0-1 ③ FC6-4 1-2f	3	0	0	0	1	0	1
Randy Velarde, R (1, 7) OBP: 0.318, SLG: 0.402		C F B B B S 3-3 ③ K			B F B X 2-1 ② F8		F 1 SAFE F B 1 SAFE B F X 2-2 ②③ G4-6-3 1-2f			3	0	0	0	0	1	1
Charlie Hayes, R (1, 5) OBP: 0.281, SLG: 0.388			S X 0-1 ① G6-3		B B F B S B 4-2 BB			B C B S F B B 4-2 WP SF8 BB		1	1	0	0	2	0	0
Mike Stanley, R (1, 2) OBP: 0.364, SLG: 0.422			C B X 1-1 ② 1B		F X 0-1 ③ G1-3			B S B F B B 4-2 1-3 G1-6-3 BB		2	0	1	0	1	0	1
Pat Kelly, R (1, 4) OBP: 0.282, SLG: 0.340			B X 1-0 ③ F8			S B B B C X 3-2 ① G5-3		F B B S X 2-2 ① SF8 3-H		2	0	0	1	0	0	0
Inning Stats	R: 0 E: 0 K: 0 S: 5 H: 1 LOB: 0 BB: 0 P: 8	R: 0 E: 0 K: 1 S: 6 H: 0 LOB: 0 BB: 0 P: 11	R: 0 E: 0 K: 0 S: 5 H: 1 LOB: 0 BB: 0 P: 7	R: 0 E: 0 K: 0 S: 8 H: 1 LOB: 1 BB: 0 P: 13	R: 0 E: 0 K: 0 S: 7 H: 0 LOB: 1 BB: 1 P: 14	R: 0 E: 0 K: 0 S: 6 H: 0 LOB: 1 BB: 0 P: 10	R: 0 E: 0 K: 0 S: 8 H: 0 LOB: 0 BB: 1 P: 16	R: 1 E: 0 K: 0 S: 9 H: 0 LOB: 0 BB: 2 P: 19	R: 0 E: 0 K: 0 S: 11 H: 1 LOB: 1 BB: 0 P: 16	1B: 3 2B: 1 3B: 0 HR: 0	SF: 1 SAC: 0 DP: 3 HBP: 1						

PITCHER		IP	WLS	BF	H	R	ER	SO	BB	IBB	HBP	BLK	WP	HR	S	P	ERA	WHIP
Frank Viola, L ERA: 3.16	(1, 1)	8.2	W	31	4	1	1	1	4	0	1	0	1	0	63	112	1.04	0.923
Jeff Reardon, R ERA: 2.92	(9, 1)	0.1	S	1	0	0	0	0	0	0	0	0	0	0	2	2	0.00	0.000

PITCHER	IP	WLS	BF	H	R	ER	SO	BB	IBB	HBP	BLK	WP	HR	S	P	ERA	WHIP

Boston Red Sox @ New York Yankees

Yankee Stadium, Bronx, NY

Thu Aug 06 1992, 3:33 AM EDT

Att. 34,496 - Sunny - 72 F

livebaseballscorecards.com

AB	26
R	1
H	4
RBI	1
BB	4
SO	1
LOB	8

WP: 2 PA: 32
PB: 0
SB: 0
CS: 0

Batter	1	2	3	4	5	6	7	8	9	AB	R	H	RBI	BB	SO	LOB
Jody Reed, R (1, 4) OBP: 0.337, SLG: 0.343	G4-6-3 1B		1B			F8 ①		P4 ①	P8 ③	5	0	2	0	0	0	1
Phil Plantier, L (1, 7) OBP: 0.325, SLG: 0.356	G4-6-3 ① 1-2		P3 ③			F9 ②		E3 2B FC3-6 1-2		4	1	0	0	0	0	3
Bob Zupcic, R (1, 8) OBP: 0.347, SLG: 0.414	G6-3 ②			L8 ①		F9 ③		FC3-6 2B 1-3 2-H		4	1	1	1	0	0	1
Tom Brunansky, R (1, 9) OBP: 0.343, SLG: 0.477	L4 ③			FC5-4 1B			1B	FC3-6 BB		3	0	2	0	1	0	1
Mo Vaughn, L (1, 3) OBP: 0.353, SLG: 0.398		F8 ①		F8 ②			SAFE SAFE F7 ①	FC3-6 2B 1-2f 2-3 3-H ②		4	1	0	1	0	0	4
Jack Clark, R (1, 10) OBP: 0.350, SLG: 0.296		K ②		FC5-4 ③ 1-2f			F9 ②	2B 1-H 3-H		4	0	1	2	0	1	2
Scott Cooper, L (1, 5) OBP: 0.322, SLG: 0.311		F8 ③			G6-4-3 BB		P2 ③	F8 ③		3	0	0	0	1	0	2
Tony Peña, R (1, 2) OBP: 0.284, SLG: 0.302			F9 ①		K ①			WP 1B 1B	G1-3 ①	4	1	1	0	0	1	1
John Valentin, R (1, 6) OBP: 0.361, SLG: 0.344			L7 ②		G6-4-3 ② ③ 1-2f			E 2B 1B 1-H	G3-1 ②	3	1	1	1	0	0	1
Herm Winningham, L (9, PH) OBP: 0.244, SLG: 0.278										1	0	0	0	0	0	0
Inning Stats	R: 0 E: 0 K: 0 S: 11 H: 1 LOB: 1 BB: 0 P: 16	R: 0 E: 0 K: 1 S: 9 H: 0 LOB: 0 BB: 0 P: 14	R: 0 E: 0 K: 0 S: 7 H: 1 LOB: 1 BB: 0 P: 11	R: 0 E: 0 K: 0 S: 8 H: 1 LOB: 1 BB: 0 P: 10	R: 0 E: 0 K: 1 S: 5 H: 0 LOB: 0 BB: 1 P: 9	R: 0 E: 0 K: 0 S: 8 H: 0 LOB: 0 BB: 0 P: 14	R: 0 E: 0 K: 0 S: 11 H: 1 LOB: 1 BB: 0 P: 14	R: 5 E: 1 K: 0 S: 22 H: 4 LOB: 1 BB: 1 P: 45	R: 0 E: 0 K: 0 S: 5 H: 0 LOB: 0 BB: 0 P: 6	1B: 6 2B: 2 3B: 0 HR: 0	SF: 0 SAC: 0 DP: 1 HBP: 0						

PITCHER		IP	WLS	BF	H	R	ER	SO	BB	IBB	HBP	BLK	WP	HR	S	P	ERA	WHIP
Scott Sanderson, R ERA: 4.76	(1, 1)	7.0	W	25	4	0	0	2	1	0	0	0	0	0	59	88	0.00	0.714
Tim Burke, R ERA: 4.15	(8, 1)	0.1		6	3	5	2	0	1	0	0	0	1	0	16	32	54.00	12.000
Greg Cadaret, L ERA: 4.78	(8, 1)	0.1		1	0	0	0	0	0	0	0	0	0	0	2	4	0.00	0.000
John Habyan, R ERA: 3.32	(8, 1)	0.1		2	1	0	0	0	0	0	0	0	0	0	4	9	0.00	3.000
Steve Farr, R ERA: 1.36	(9, 1)	1.0	S	3	0	0	0	0	0	0	0	0	0	0	5	6	0.00	0.000

PITCHER	IP	WLS	BF	H	R	ER	SO	BB	IBB	HBP	BLK	WP	HR	S	P	ERA	WHIP

TOP

Boston Red Sox @ New York Yankees

Yankee Stadium, Bronx, NY

Fri Aug 07 1992, 7:05 PM EDT

Att. 33,483 - Sunny - 70 F

livebaseballscorecards.com

AB	35
R	5
H	8
RBI	5
BB	2
SO	2
LOB	16

WP: 2 PA: 37
PB: 0
SB: 0
CS: 0

Batter	1	2	3	4	5	6	7	8	9	AB	R	H	RBI	BB	SO	LOB
Bernie Williams, S (1, 8) OBP: 0.308, SLG: 0.371	B X 1-0 G3 ①		B B B B 4-0 F9 BB 1B BB		C X 0-1 HR		X 0-0 G4-3 ①	B S F B F X 2-2 G4-3 ③		4	2	1	1	1	0	0
Dion James, L (1, 9) OBP: 0.357, SLG: 0.375	F B F S 1-3 K ②		1 SAFE B F F F B F 1 SAFE F 4-2 B F B 1B 1-2 BB		X 0-0 E 1B 1B		B F B B C F B 4-2 1B HR BB			2	2	1	0	2	1	0
Don Mattingly, L (1, 3) OBP: 0.323, SLG: 0.415	B X 1-0 G3-1 ③		B F X 1-1 F9 ① 2-3		F P 1 SAFE 1 SAFE F X 1-2 G1-3 ② 1-2		C F B S 1-3 K ②			4	0	0	0	0	1	4
Mel Hall, L (1, 7) OBP: 0.312, SLG: 0.460		B B B B 4-0 E BB BB	B X 1-0 G4-6-3 1-3 3-H 1B		B F B F B B 4-2 1B BB		X 0-0 HR 1-2 1B			2	2	2	1	2	0	0
Matt Nokes, L (1, 2) OBP: 0.285, SLG: 0.393		C B B 1 SAFE F B B 4-2 E 1-2 BB	X 0-0 ② ③ G4-6-3 1-2f		S B B B C X 2-2 FC4-6 1-2 2-H 1B		S B F F X 1-2 1-H 2-H HR			3	1	2	4	1	0	2
Kevin Maas, L (1, 10) OBP: 0.308, SLG: 0.421		C X 0-1 F9 ①	X 0-0 G6-4-3 1B	B X 1-0 ③ FC4-6 1-2f			C X 0-1 1B			4	0	2	0	0	0	4
Charlie Hayes, R (1, 5) OBP: 0.278, SLG: 0.383		S F S 0-3 K ②	C X 0-1 ① ② G6-4-3 1-2f		C B S F F F X 1-2 F9 ①	B B F C F X 2-2 P2 ③				4	0	0	0	0	1	4
Andy Stankiewicz, R (1, 6) OBP: 0.340, SLG: 0.356		B B X 2-0 E4 FC5-4 1-2 2-H	B X 1-0 ③ G1-3		X 0-0 G6-4-3 1B			X 0-0 ① G4-3		4	0	1	0	0	0	1
Pat Kelly, R (1, 4) OBP: 0.277, SLG: 0.333		B C C X 1-2 ③ FC5-4 1-2f		B C X 1-1 ① B3	X 0-0 ② ③ G6-4-3 1-2f			C B F B C 2-3 ② K		4	0	0	0	0	1	3
Inning Stats	R: 0 E: 0 K: 1 S: 5 H: 0 LOB: 0 BB: 0 P: 8	R: 1 E: 1 K: 1 S: 11 H: 0 LOB: 2 BB: 2 P: 22	R: 1 E: 0 K: 0 S: 10 H: 1 LOB: 1 BB: 2 P: 20	R: 0 E: 0 K: 0 S: 4 H: 1 LOB: 0 BB: 0 P: 5	R: 2 E: 1 K: 0 S: 15 H: 3 LOB: 2 BB: 1 P: 23	R: 0 E: 0 K: 0 S: 8 H: 1 LOB: 0 BB: 0 P: 9	R: 3 E: 0 K: 1 S: 18 H: 3 LOB: 1 BB: 1 P: 26	R: 0 E: 0 K: 1 S: 8 H: 0 LOB: 0 BB: 0 P: 12		1B: 7 2B: 0 3B: 0 HR: 2	SF: 0 SAC: 0 DP: 3 HBP: 0					

PITCHER		IP	WLS	BF	H	R	ER	SO	BB	IBB	HBP	BLK	WP	HR	S	P	ERA	WHIP
John Dopson, R ERA: 3.29	(1, 1)	4.2	L	22	4	4	3	2	5	0	0	0	0	1	41	71	5.79	1.929
Matt Young, L ERA: 5.48	(5, 1)	2.0		11	5	3	3	1	1	0	0	0	0	1	26	36	13.50	3.000
Paul Quantrill, R ERA: 1.98	(7, 1)	1.1		4	0	0	0	1	0	0	0	0	0	0	12	18	0.00	0.000

PITCHER	IP	WLS	BF	H	R	ER	SO	BB	IBB	HBP	BLK	WP	HR	S	P	ERA	WHIP

BOTTOM

Boston Red Sox @ New York Yankees

Yankee Stadium, Bronx, NY

Fri Aug 07 1992, 7:05 PM EDT
Att. 33,483 - Sunny - 70 F

livebaseballscorecards.com

AB	31
R	7
H	9
RBI	6
BB	6
SO	4
LOB	18

1B: 7	SF: 0	WP: 0	PA: 37
2B: 0	SAC: 0	PB: 0	
3B: 0	DP: 3	SB: 0	
HR: 2	HBP: 0	CS: 0	

Batter	1	2	3	4	5	6	7	8	9	AB	R	H	RBI	BB	SO	LOB
Jody Reed, R (1, 4) OBP: 0.336, SLG: 0.345	C X 0-1 ① G5-3		1 SAFE B 1 SAFE P X 2-0 ①② G5-4-3 1-2f			C B F B X 2-2 ① G6-3		C 1 SAFE 1 SAFE 1 SAFE 1 SAFE B X 1-1 1-3 1B 2B		4	1	1	0	0	0	1
Phil Plantier, L (1, 7) OBP: 0.324, SLG: 0.353 Tony Peña, R (8, 2) OBP: 0.284, SLG: 0.302	C S S 0-3 ② K		B F B C X 2-2 ③ P6			C B X 1-1 ② F8		I I I I 4-0 1B 1B IBB		3 0	1 0	0 0	0 0	1 0	1 0	0 0
Bob Zupcic, R (1, 8) OBP: 0.345, SLG: 0.411 (8, 7)	C F X 0-2 ③ F7			C X 0-1 ① F8		X 0-0 ③ G5-3		C B X 1-1 1B 1-3 2-H 3-H 1B		4	0	1	2	0	0	0
Tom Brunansky, R (1, 9) OBP: 0.341, SLG: 0.474		B B X 2-0 ① F7		C B X 1-1 ② G6-3			C C C 0-3 ① K	X 0-0 1-3 3-H 1B		4	0	1	1	0	1	0
Mo Vaughn, L (1, 3) OBP: 0.351, SLG: 0.395 Luis Rivera, R (8, 6) OBP: 0.295, SLG: 0.257		C B C B X 2-2 BB 1B		C B C X 1-2 ③ G4-3			B S X 1-1 ② P8	F F B X 1-2 ③ F7		4 0	0 0	1 0	0 0	0 0	0 0	2 0
Jack Clark, R (1, 10) OBP: 0.348, SLG: 0.309		F S B C 1-3 ② K			C C B C 1-3 ① K		B F X 1-1 ③ F8		S C X 0-2 HR	4	1	1	1	0	2	1
Scott Cooper, L (1, 5) OBP: 0.325, SLG: 0.311 (8, 3)		B B B C F B 4-2 1-2 BB			X 0-0 F9 1B			B F B F F F X 2-2 ① G4-3	B X 1-0 ① F7	3	0	1	0	1	0	0
John Marzano, R (1, 2) OBP: 0.167, SLG: 0.235 Wade Boggs, L (8, PH) OBP: 0.369, SLG: 0.393 (8, 5)		B C S B X 2-2 ③ G5-3			X 0-0 ② F9 1-2			C B B X 2-1 ② L8	B X 1-0 G4-6-3 1B	2 2	0 0	0 1	0 0	0 0	0 0	3 0
John Valentin, R (1, 6) OBP: 0.368, SLG: 0.353 Herm Winningham, L (8, PH) OBP: 0.247, SLG: 0.281 (8, 8)			C X 0-1 G5-4-3 1B		B C B S B F X 3-2 ③ G5-3			C F X 0-2 2B 1B	C B B X 2-1 ②③ G4-6-3 1-2f	2 2	0 1	1 1	0 0	0 0	0 1	1 1
Inning Stats	R: 0 E: 0 K: 1 S: 9 H: 0 LOB: 0 BB: 0 P: 9	R: 0 E: 0 K: 1 S: 12 H: 1 LOB: 2 BB: 1 P: 23	R: 0 E: 0 K: 0 S: 7 H: 1 LOB: 0 BB: 0 P: 10	R: 0 E: 0 K: 0 S: 7 H: 0 LOB: 0 BB: 0 P: 9	R: 0 E: 0 K: 1 S: 9 H: 1 LOB: 1 BB: 0 P: 13	R: 0 E: 0 K: 0 S: 6 H: 0 LOB: 0 BB: 0 P: 9	R: 0 E: 0 K: 1 S: 7 H: 0 LOB: 0 BB: 0 P: 9	R: 3 E: 0 K: 0 S: 18 H: 4 LOB: 2 BB: 1 P: 29	R: 1 E: 0 K: 0 S: 7 H: 2 LOB: 0 BB: 0 P: 11	1B: 7 2B: 1 3B: 0 HR: 1 SF: 0 SAC: 0 DP: 2 HBP: 0						

TOP

Boston Red Sox @ New York Yankees

Yankee Stadium, Bronx, NY

Sat Aug 08 1992, 3:33 AM EDT

Att. 48,774 - Cloudy - 74 F

livebaseballscorecards.com

AB	34
R	4
H	9
RBI	4
BB	2
SO	4
LOB	9

WP: 0 PB: 0 SB: 0 CS: 0 PA: 36

PITCHER		IP	WLS	BF	H	R	ER	SO	BB	IBB	HBP	BLK	WP	HR	S	P	ERA	WHIP
Scott Kamieniecki, R ERA: 4.64	(1, 1)	7.2	L	31	7	3	3	4	1	1	0	0	0	0	72	107	3.52	1.043
Rich Monteleone, R ERA: 3.09	(8, 1)	0.1		2	1	1	1	0	0	0	0	0	0	1	6	7	27.00	3.000
Greg Cadaret, L ERA: 4.72	(9, 1)	1.0		3	1	0	0	0	0	0	0	0	0	0	4	8	0.00	1.000

PITCHER		IP	WLS	BF	H	R	ER	SO	BB	IBB	HBP	BLK	WP	HR	S	P	ERA	WHIP

Batter	1	2	3	4	5	6	7	8	9	AB	R	H	RBI	BB	SO	LOB
Bernie Williams, S (1, 8) OBP: 0.279, SLG: 0.333	F S F B B B C 3-3 ① K		1 SAFE 1 SAFE B B C F F X 2-2 E7 G4-3 1-H		1 SAFE B 1 SAFE 1 SAFE X 1-0 ② G1-3 1-2			B X 1-0 ① F8		4	0	0	0	0	1	1
Randy Velarde, R (1, 6) OBP: 0.317, SLG: 0.399	B C X 1-1 G4-6-3 1B		B F M B X 2-2 ① G4-3 2-3		B C C B X 2-2 ③ P3			S B F F B F B S 3-3 ② K		4	0	1	0	0	1	2
Don Mattingly, L (1, 10) OBP: 0.322, SLG: 0.414	X 0-0 ② ③ G4-6-3 1-2f		C F X 0-2 ② G4-3			B B B C F X 3-2 ① F8		F B F X 1-2 1B		4	0	1	0	0	0	2
Mel Hall, L (1, 9) OBP: 0.311, SLG: 0.458 Dion James, L (5, 9) OBP: 0.359, SLG: 0.377		B B X 2-0 E6 CI	B B X 2-0 ③ F8			B F B X 2-1 FC5-4 1B		B C X 1-1 ③ G4-3		2 2	0 0	0 1	0 0	0 0	0 0	1 1
Roberto Kelly, R (1, 7) OBP: 0.327, SLG: 0.413		B F 1 SAFE C F X 1-2 CI FC4-6 1-2		S B B S F S 2-3 ① K		P 1 SAFE B X 2-0 ② FC5-4 1-2f			X 0-0 ① G4-3	3	0	0	0	0	1	1
Matt Nokes, L (1, 2) OBP: 0.285, SLG: 0.401		B X 1-0 ① F7		X 0-0 ② G4-3		B B X 2-0 ③ F8			B X 1-0 HR	4	1	1	1	0	0	3
Kevin Maas, L (1, 3) OBP: 0.305, SLG: 0.416 Jim Leyritz, R (9, PH) OBP: 0.346, SLG: 0.420 Pat Kelly, R (9, PR) OBP: 0.277, SLG: 0.333		F X 0-1 ② F8		X 0-0 ③ G3			B C C B F X 2-2 ① G4-1		B C B S F H 3-2 G6-4-3 HBP	3 0 0	0 0 0	0 0 0	0 0 0	0 0 0	0 0 0	2 0 0
Charlie Hayes, R (1, 5) OBP: 0.275, SLG: 0.379		B B B F X 3-1 ③ FC4-6 1-2f		X 0-0 ① F9			C S B S 1-3 ② K		X 0-0 ② ③ G6-4-3 1-2f	4	0	0	0	0	1	3
Andy Stankiewicz, R (1, 4) OBP: 0.343, SLG: 0.359			C B C B F X 2-2 S E 1B	C X 0-1 G1-3 1B			B X 1-0 ③ P5			3	1	2	0	0	0	0
Inning Stats	R: 0 H: 1 E: 0 LOB: 0 K: 1 BB: 0 S: 8 P: 12	R: 0 H: 0 E: 2 LOB: 2 K: 0 BB: 0 S: 10 P: 17	R: 1 H: 1 E: 1 LOB: 1 K: 0 BB: 0 S: 15 P: 23	R: 0 H: 0 E: 0 LOB: 0 K: 1 BB: 0 S: 6 P: 8	R: 0 H: 1 E: 0 LOB: 1 K: 0 BB: 0 S: 7 P: 10	R: 0 H: 1 E: 0 LOB: 1 K: 0 BB: 0 S: 8 P: 16	R: 0 H: 0 E: 0 LOB: 0 K: 1 BB: 0 S: 8 P: 12	R: 0 H: 1 E: 0 LOB: 1 K: 1 BB: 0 S: 11 P: 17	R: 1 H: 1 E: 0 LOB: 1 K: 0 BB: 0 S: 6 P: 10	1B: 5 SF: 0 2B: 0 SAC: 0 3B: 0 DP: 2 HR: 1 HBP: 1						WP: 0 PA: 35 PB: 0 SB: 1 CS: 0

PITCHER		IP	WLS	BF	H	R	ER	SO	BB	IBB	HBP	BLK	WP	HR	S	P	ERA	WHIP
Roger Clemens, R ERA: 2.2	(1, 1)	8.1	W	33	6	2	1	4	0	0	0	0	0	1	75	118	1.08	0.720
Tony Fossas, L ERA: 3.0	(9, 1)	0.0		1	0	0	0	0	0	0	1	0	0	0	3	6	∞	∞
Jeff Reardon, R ERA: 2.87	(9, 1)	0.2	S	1	0	0	0	0	0	0	0	0	0	0	1	1	0.00	0.000

PITCHER	IP	WLS	BF	H	R	ER	SO	BB	IBB	HBP	BLK	WP	HR	S	P	ERA	WHIP

BOTTOM

Boston Red Sox @ New York Yankees

Yankee Stadium, Bronx, NY

Sat Aug 08 1992, 3:33 AM EDT
Att. 48,774 - Cloudy - 74 F

livebaseballscorecards.com

AB	33
R	2
H	6
RBI	1
BB	0
SO	4
LOB	16

Batter	1	2	3	4	5	6	7	8	9	AB	R	H	RBI	BB	SO	LOB
Wade Boggs, L (1, 5) OBP: 0.365, SLG: 0.388	E4 BB	G4-3			F8			F7		4	0	0	0	0	0	2
Jody Reed, R (1, 4) OBP: 0.333, SLG: 0.341	K		L3			F8		P2		4	0	0	0	0	1	1
Bob Zupcic, R (1, 7) OBP: 0.339, SLG: 0.403	K		P4			P4		K		4	0	0	0	0	2	1
Tom Brunansky, R (1, 9) OBP: 0.340, SLG: 0.469	BB		F8			K			K	3	0	0	0	1	2	0
Mo Vaughn, L (1, 3) OBP: 0.346, SLG: 0.387	G3			K			F7		F8	4	0	0	0	0	1	2
Jack Clark, R (1, 10) OBP: 0.350, SLG: 0.306		BB		P4			HBP		K	2	0	0	0	1	1	0
Herm Winningham, L (1, 8) OBP: 0.243, SLG: 0.276		F8		K			F8			3	0	0	0	0	1	2
Tony Peña, R (1, 2) OBP: 0.288, SLG: 0.303		1B			P4		BB			2	0	1	0	1	0	0
John Valentin, R (1, 6) OBP: 0.341, SLG: 0.324		F8			F9		F7			3	0	0	0	0	0	4
Inning Stats	R: 0 H: 0 E: 1 LOB: 2 K: 2 BB: 1 S: 11 P: 21	R: 0 H: 1 E: 0 LOB: 2 K: 0 BB: 1 S: 9 P: 17	R: 0 H: 0 E: 0 LOB: 0 K: 0 BB: 0 S: 8 P: 10	R: 0 H: 0 E: 0 LOB: 0 K: 2 BB: 0 S: 8 P: 11	R: 0 H: 0 E: 0 LOB: 0 K: 0 BB: 0 S: 8 P: 14	R: 0 H: 0 E: 0 LOB: 0 K: 1 BB: 0 S: 8 P: 10	R: 0 H: 0 E: 0 LOB: 2 K: 0 BB: 1 S: 7 P: 15	R: 0 H: 0 E: 0 LOB: 0 K: 1 BB: 0 S: 11 P: 15	R: 0 H: 0 E: 0 LOB: 0 K: 2 BB: 0 S: 8 P: 14	1B: 1 SF: 0 2B: 0 SAC: 0 3B: 0 DP: 0 HR: 0 HBP: 1						

PITCHER		IP	WLS	BF	H	R	ER	SO	BB	IBB	HBP	BLK	WP	HR	S	P	ERA	WHIP
Sam Militello, R ERA:	(1, 1)	7.0	W	27	1	0	0	5	3	0	1	0	0	0	59	98	0.00	0.571
Steve Farr, R ERA: 1.29	(8, 1)	2.0	S	6	0	0	0	3	0	0	0	0	0	0	19	29	0.00	0.000

PITCHER		IP	WLS	BF	H	R	ER	SO	BB	IBB	HBP	BLK	WP	HR	S	P	ERA	WHIP

Boston Red Sox @ New York Yankees

Yankee Stadium, Bronx, NY

Sun Aug 09 1992, 3:33 AM EDT

Att. 41,125 - Overcast - 83 F

TOP

livebaseballscorecards.com

AB	29
R	0
H	1
RBI	0
BB	3
SO	8
LOB	12

BOTTOM

Boston Red Sox @ New York Yankees

Yankee Stadium, Bronx, NY

Sun Aug 09 1992, 3:33 AM EDT

Att. 41,125 - Overcast - 83 F

livebaseballscorecards.com

Batter	1	2	3	4	5	6	7	8	9	AB	R	H	RBI	BB	SO	LOB
Bernie Williams, S (1, 8) OBP: 0.292, SLG: 0.341	1-1 1B 2B 1B	1-0 G5-3			1-3 K		0-0 F8	0-1 L6-4 BB 1-2 2-3 3-H 1B		5	1	2	1	0	1	2
Randy Velarde, R (1, 9) OBP: 0.331, SLG: 0.407	1-0 2B SF9 1-2 1B		3-2 WP 1B		0-0 FC5-4 1B		4-2 1-2 BB	4-1 1-2 2-3 3-H BB		3	1	3	1	2	0	0
Roberto Kelly, R (1, 7) OBP: 0.326, SLG: 0.413	1-0 SF9 SF7 1-3 2-H 2B		3-1 F9		1-0 FC5-4 1-2f		2-1 L9	2-0 L6-4 2-3		5	1	1	1	0	0	7
Don Mattingly, L (1, 3) OBP: 0.322, SLG: 0.413	3-1 SF9 2-3 3-H		2-2 WP 1-2 1B		0-1 P4		1-1 G3			3	0	1	1	0	0	3
Jim Leyritz, R (1, 10) OBP: 0.350, SLG: 0.435	0-2 SF7 3-H		1-3 K			0-0 1B		1-2 1B 2B		3	1	2	1	0	1	2
Charlie Hayes, R (1, 5) OBP: 0.273, SLG: 0.375	2-2 P3		3-2 F9 1-2 2-3			1-0 P5		2-3 K		4	0	0	0	0	1	4
Mike Stanley, R (1, 2) OBP: 0.368, SLG: 0.419		2-1 SH5-3 1B		1-2 L9		0-3 K		4-1 1B 1B 1B BB		3	1	1	0	1	1	1
Andy Stankiewicz, R (1, 6) OBP: 0.343, SLG: 0.359		1-1 SH5-3 1-2		0-0 F9		2-0 L4		3-1 1B 1B BB 1-2 2-H 1B		3	1	1	1	0	0	1
Pat Kelly, R (1, 4) OBP: 0.281, SLG: 0.333		2-3 K		2-0 F7			4-2 BB	2-2 BB 1B 1-2 2-3 1B		3	0	1	0	1	1	1
Inning Stats	R: 3 H: 3 E: 0 LOB: 0 K: 0 BB: 0 S: 14 P: 22	R: 0 H: 1 E: 0 LOB: 1 K: 1 BB: 0 S: 8 P: 14	R: 0 H: 2 E: 0 LOB: 2 K: 1 BB: 0 S: 15 P: 27	R: 0 H: 0 E: 0 LOB: 0 K: 0 BB: 0 S: 5 P: 8	R: 0 H: 1 E: 0 LOB: 1 K: 0 BB: 0 S: 7 P: 9	R: 0 H: 1 E: 0 LOB: 1 K: 1 BB: 0 S: 6 P: 9	R: 0 H: 0 E: 0 LOB: 2 K: 0 BB: 2 S: 10 P: 21	R: 3 H: 4 E: 0 LOB: 2 K: 1 BB: 2 S: 16 P: 34		1B: 10 SF: 2 2B: 3 SAC: 1 3B: 0 DP: 1 HR: 0 HBP: 0						

	AB	32
	R	6
	H	12
	RBI	6
	BB	4
	SO	5
	LOB	21

WP: 1 PA: 39
PB: 0
SB: 0
CS: 0

PITCHER		IP	WLS	BF	H	R	ER	SO	BB	IBB	HBP	BLK	WP	HR	S	P	ERA	WHIP
Joe Hesketh, L ERA: 4.25	(1, 1)	6.1	L	29	8	3	3	4	2	0	0	0	1	0	61	103	4.26	1.579
Greg Harris, R ERA: 2.64	(7, 1)	1.0		8	4	3	3	1	1	0	0	0	0	0	18	33	27.00	5.000
Daryl Irvine, R ERA: 4.42	(8, 1)	0.2		2	0	0	0	0	1	0	0	0	0	0	2	8	0.00	1.500

PITCHER		IP	WLS	BF	H	R	ER	SO	BB	IBB	HBP	BLK	WP	HR	S	P	ERA	WHIP

Boston Red Sox @ Cleveland Indians

Cleveland Municipal Stadium, Cleveland, OH

Mon Aug 10 1992, 7:05 PM EDT

Att. 9,225 - Cloudy - 83 F

TOP

livebaseballscorecards.com

Batter	1	2	3	4	5	6	7	8	9	AB	R	H	RBI	BB	SO	LOB
Wade Boggs, L (1, 5) OBP: 0.361, SLG: 0.383	G4-3		F7		F7		G6-3 2-3		G6-3	5	0	0	0	0	0	2
Billy Hatcher, R (1, 7) OBP: 0.335, SLG: 0.399	2B 2B		1B 3B		G4-3		BB			3	2	2	0	1	0	0
Bob Zupcic, R (1, 8) OBP: 0.338, SLG: 0.400	F9		FC5-4 3-H 1B		G5-3		F9			4	0	1	1	0	0	3
Tom Brunansky, R (1, 9) OBP: 0.345, SLG: 0.475	2B 2-H		FC5-4 1-2f HR			WP BB		CS 1B		3	1	2	1	1	0	1
Jack Clark, R (1, 10) OBP: 0.349, SLG: 0.318	K		1-H HR			G5-3 1-2		K 1-2		4	1	1	2	0	2	3
Jody Reed, R (1, 4) OBP: 0.333, SLG: 0.343		G4-3 SF8 2B	F8			G6-3		G6-3		4	1	1	0	0	0	1
Mo Vaughn, L (1, 3) OBP: 0.340, SLG: 0.380		G4-3 2-3		F9		P6			G4-3	4	0	0	0	0	0	2
Tony Peña, R (1, 2) OBP: 0.288, SLG: 0.302 Scott Cooper, L (9, PH) OBP: 0.324, SLG: 0.309	SF8 3-H			K			G6-3 G6-3 BB		K	1 1	0 0	0 0	1 0	1 0	1 1	0 0
John Valentin, R (1, 6) OBP: 0.318, SLG: 0.300 Phil Plantier, L (9, PH) OBP: 0.326, SLG: 0.355	F8			G6-3			G6-3 1-2		1B	3 1	0 0	0 1	0 0	0 0	0 0	1 0
Inning Stats	R: 1 E: 0 K: 1 S: 11 H: 2 LOB: 1 BB: 0 P: 15	R: 1 E: 0 K: 0 S: 5 H: 1 LOB: 0 BB: 0 P: 10	R: 3 E: 0 K: 0 S: 14 H: 3 LOB: 0 BB: 0 P: 22	R: 0 E: 0 K: 1 S: 7 H: 0 LOB: 0 BB: 0 P: 10	R: 0 E: 0 K: 0 S: 7 H: 0 LOB: 0 BB: 0 P: 11	R: 0 E: 0 K: 0 S: 7 H: 0 LOB: 1 BB: 1 P: 14	R: 0 E: 0 K: 0 S: 7 H: 0 LOB: 2 BB: 2 P: 18	R: 0 E: 0 K: 1 S: 10 H: 1 LOB: 0 BB: 0 P: 18	R: 0 E: 0 K: 1 S: 10 H: 1 LOB: 1 BB: 0 P: 16	1B: 3 2B: 4 3B: 1 HR: 1 SF: 1 SAC: 0 DP: 1 HBP: 0	WP: 1 PB: 0 SB: 0 CS: 1 PA: 37					

	AB	33
	R	5
	H	8
	RBI	5
	BB	3
	SO	4
	LOB	13

PITCHER	IP	WLS	BF	H	R	ER	SO	BB	IBB	HBP	BLK	WP	HR	S	P	ERA	WHIP
Dennis Cook, L (1, 1) ERA: 4.09	6.0		25	6	5	5	2	1	0	0	0	1	1	51	82	7.50	1.167
Jack Armstrong, R (7, 1) ERA: 5.01	2.0	W	8	1	0	0	1	2	0	0	0	0	0	17	36	0.00	1.500
Steve Olin, R (9, 1) ERA: 1.98	1.0	S	4	1	0	0	1	0	0	0	0	0	0	10	16	0.00	1.000

PITCHER	IP	WLS	BF	H	R	ER	SO	BB	IBB	HBP	BLK	WP	HR	S	P	ERA	WHIP

BOTTOM

Boston Red Sox @ Cleveland Indians

Cleveland Municipal Stadium, Cleveland, OH

Mon Aug 10 1992, 7:05 PM EDT

Att. 9,225 - Cloudy - 83 F

livebaseballscorecards.com

Batter	1	2	3	4	5	6	7	8	9	AB	R	H	RBI	BB	SO	LOB
Kenny Lofton, L (1, 8) OBP: 0.336, SLG: 0.340	BBBB 4-0 G6-3 G6-3 BB		C X 0-1 1B HR 1B	S X 0-1 F7 ③		B X 1-0 G6-3 ③ 1-2 2-3		B C B F B F F X 3-2 F8 ② 1-3 2-H		4	1	1	0	1	0	3
Glenallen Hill, R (1, 7) OBP: 0.299, SLG: 0.429	1 SAFE 1 SAFE B B C B 1 SAFE X 2-1 G6-3 ① 1-2		X 0-0 F9 ①		C X 0-1 G6-3 ①		B X 1-0 G6-3 ①	B B B B 4-0 HR BB		4	1	0	0	1	0	2
Carlos Baerga, S (1, 4) OBP: 0.353, SLG: 0.482	C X 0-1 G6-3 ② 2-3		1 SAFE 1 SAFE F 1 SAFE F X 0-2 HR 1B 1-2		C X 0-1 1B		C B F F C 1-3 ②	C X 0-1 HR 1-H 3-H		5	2	3	3	0	1	1
Albert Belle, R (1, 10) OBP: 0.321, SLG: 0.487	X 0-0 F7 ③		X 0-0 HR 1-H 2-H		B 1 SAFE S B B F F C 3-3 ②		X 0-0 HR	B B C F B B 4-2 FC4-6 BB		4	2	2	4	1	1	2
Paul Sorrento, L (1, 3) OBP: 0.351, SLG: 0.444 Carlos Martinez, R (7, PH) OBP: 0.283, SLG: 0.329 (8, 3)		B X 1-0 G6-3 ①	C B F F X 1-2 FC4-6 1B		1 SAFE F F X 0-2 F8 ③		B B S B C F B 4-2 BB	C X 0-1 FC4-6 ③ 1-2f		3 1	0 0	1 0	0 0	0 1	0 0	1 1
Mark Whiten, S (1, 9) OBP: 0.348, SLG: 0.383		B F C X 1-2 F9 ②	B F F B S 2-3 K ②			C B B B C X 3-2 S 1B 1B	S 1 SAFE B F B F B X 3-2 G5-3 ③			4	0	1	0	0	1	2
Sandy Alomar Jr., R (1, 2) OBP: 0.290, SLG: 0.327		B B B B 4-0 E BB	B 1 SAFE X 1-0 FC4-6 ③ 1-2f			B 1 SAFE B C F S 2-3 K ①		B X 1-0 1B E 1B		3	1	1	0	1	1	2
Jim Thome, L (1, 5) OBP: 0.274, SLG: 0.314 Brook Jacoby, R (9, 5) OBP: 0.321, SLG: 0.341		B B X 2-0 E4 1-2		B C B X 2-1 G4-3 ①		1 SAFE X 0-0 S 1-2 1B		1 SAFE F 1 SAFE F S 0-3 K ①		4 0	0 0	1 0	0 0	0 0	1 0	2 0
Mark Lewis, R (1, 6) OBP: 0.298, SLG: 0.346		B C F C 1-3 K ③		F B X 1-1 G6-3 ②		B B B C F F C 3-3 K ②		B X 1-0 E 1-2 HR 1B		4	1	1	0	0	2	4
Inning Stats	R: 0 E: 0 K: 0 S: 5 H: 0 LOB: 1 BB: 1 P: 11	R: 0 E: 1 K: 1 S: 8 H: 0 LOB: 2 BB: 1 P: 17	R: 3 E: 0 K: 1 S: 15 H: 4 LOB: 1 BB: 0 P: 19	R: 0 E: 0 K: 0 S: 6 H: 0 LOB: 0 BB: 0 P: 9	R: 0 E: 0 K: 1 S: 11 H: 1 LOB: 1 BB: 0 P: 14	R: 0 E: 0 K: 2 S: 12 H: 2 LOB: 2 BB: 0 P: 21	R: 1 E: 0 K: 1 S: 13 H: 1 LOB: 1 BB: 1 P: 22	R: 4 E: 1 K: 1 S: 16 H: 3 LOB: 1 BB: 2 P: 29		1B: 8 2B: 0 3B: 0 HR: 3	SF: 0 SAC: 0 DP: 0 HBP: 0					

	AB	36
	R	8
	H	11
	RBI	7
	BB	5
	SO	7
	LOB	20

PITCHER		IP	WLS	BF	H	R	ER	SO	BB	IBB	HBP	BLK	WP	HR	S	P	ERA	WHIP
Danny Darwin, R ERA: 4.78	(1, 1)	6.2		31	8	4	4	6	2	0	0	0	0	2	63	99	5.40	1.500
Tony Fossas, L ERA: 2.95	(7, 1)	0.1		2	0	0	0	0	1	0	0	0	0	0	7	14	0.00	3.000
Paul Quantrill, R ERA: 1.88	(8, 1)	0.2	L	4	2	2	1	1	0	0	0	0	0	0	10	15	13.50	3.000
Jeff Reardon, R ERA: 3.32	(8, 1)	0.1		4	1	2	1	0	2	0	0	0	0	1	6	14	27.00	9.000

PITCHER	IP	WLS	BF	H	R	ER	SO	BB	IBB	HBP	BLK	WP	HR	S	P	ERA	WHIP

WP: 0 PB: 0 SB: 2 CS: 0 PA: 41

Batter	1	2	3	4	5	6	7	8	9	AB	R	H	RBI	BB	SO	LOB
Wade Boggs, L (1, 5) OBP: 0.361, SLG: 0.383	G6-3		1B		1B 3-H		F9		K	5	0	2	1	0	1	0
Billy Hatcher, R (1, 7) OBP: 0.342, SLG: 0.406	G5-3		G4-6-3 1-2		1B 1-2		1B			4	0	3	0	0	0	0
Bob Zupcic, R (1, 8) OBP: 0.332, SLG: 0.393	F9		G4-6-3 1-2f		F9		F8			4	0	0	0	0	0	5
Tom Brunansky, R (1, 3) OBP: 0.344, SLG: 0.470		F8		F8		SH2-4 E BB	K			3	0	0	0	1	1	1
Jack Clark, R (1, 10) OBP: 0.348, SLG: 0.314		F7		G6-4-3 BB		E6 SH2-4 1-2		G5-3		3	0	0	0	1	0	1
Jody Reed, R (1, 4) OBP: 0.333, SLG: 0.343		BB 1B		G6-4-3 1-2f		SH2-4 1-2 2-3		L8		3	0	1	0	0	0	1
Phil Plantier, L (1, 9) OBP: 0.328, SLG: 0.353		SAFE 1-2 BB			K	IBB		P2		2	0	0	0	2	1	0
John Marzano, R (1, 2) OBP: 0.182, SLG: 0.286		G3-1			G4-3 2B	F9			F7	4	1	1	0	0	0	5
John Valentin, R (1, 6) OBP: 0.304, SLG: 0.286			G4-3		G4-3 2-3	P6			K	2	0	0	0	0	0	1
Scott Cooper, L (6, PH) OBP: 0.322, SLG: 0.308										1	0	0	0	0	0	3
Luis Rivera, R (6, 6) OBP: 0.294, SLG: 0.256										1	0	0	0	0	1	0
Inning Stats	R: 0 E: 0 K: 0 S: 5 H: 0 LOB: 0 BB: 0 P: 9	R: 0 E: 0 K: 0 S: 10 H: 1 LOB: 2 BB: 1 P: 16	R: 0 E: 0 K: 0 S: 7 H: 2 LOB: 1 BB: 0 P: 10	R: 0 E: 0 K: 0 S: 9 H: 0 LOB: 0 BB: 1 P: 17	R: 1 E: 0 K: 1 S: 11 H: 3 LOB: 2 BB: 0 P: 19	R: 0 E: 1 K: 0 S: 7 H: 0 LOB: 3 BB: 2 P: 17	R: 0 E: 0 K: 1 S: 7 H: 1 LOB: 1 BB: 0 P: 11	R: 0 E: 0 K: 0 S: 8 H: 0 LOB: 0 BB: 0 P: 15	R: 0 E: 0 K: 2 S: 9 H: 0 LOB: 0 BB: 0 P: 14	1B: 6 2B: 1 3B: 0 HR: 0 SF: 0 SAC: 1 DP: 2 HBP: 0						

PITCHER	IP	WLS	BF	H	R	ER	SO	BB	IBB	HBP	BLK	WP	HR	S	P	ERA	WHIP
Dave Otto, L (1, 1) ERA: 6.14	5.0	W	22	6	1	1	1	3	0	0	0	0	0	43	76	1.80	1.800
Ted Power, R (6, 1) ERA: 2.47	2.2		11	1	0	0	1	0	1	0	0	0	0	19	34	0.00	0.375
Derek Lilliquist, L (8, 1) ERA: 1.61	1.1	S	4	0	0	0	2	0	0	0	0	0	0	11	18	0.00	0.000

PITCHER	IP	WLS	BF	H	R	ER	SO	BB	IBB	HBP	BLK	WP	HR	S	P	ERA	WHIP

TOP

Boston Red Sox @ Cleveland Indians

Cleveland Municipal Stadium, Cleveland, OH

Tue Aug 11 1992, 7:05 PM EDT
Att. 15,425 - Sunny - 72 F

livebaseballscorecards.com

AB	32
R	1
H	7
RBI	1
BB	4
SO	4
LOB	17

PA: 37
WP: 0
PB: 0
SB: 0
CS: 0

BOTTOM

Boston Red Sox @ Cleveland Indians

Cleveland Municipal Stadium, Cleveland, OH

Tue Aug 11 1992, 7:05 PM EDT

Att. 15,425 - Sunny - 72 F

livebaseballscorecards.com

Batter	1	2	3	4	5	6	7	8	9	AB	R	H	RBI	BB	SO	LOB
Kenny Lofton, L (1, 8) OBP: 0.337, SLG: 0.342	B B C X 2-1 2B 2B	B B C B S 4-2 BB			M C B B X 2-2 ① F7	X 0-0 ③ G1-3				3	1	1	0	1	0	2
Glenallen Hill, R (1, 7) OBP: 0.299, SLG: 0.430	S B F X 1-2 F9 SF9 2-H 2B	S X 0-1 ③ G4-3			B C B X 2-1 ② G4-3		X 0-0 ① G3			4	1	1	1	0	0	3
Carlos Baerga, S (1, 4) OBP: 0.354, SLG: 0.482	C B S X 1-2 ① F9 2-3		C F B X 1-2 G5-4-3 1B		B F F X 1-2 1B		C S X 0-2 ② F7			4	0	2	0	0	0	1
Albert Belle, R (1, 10) OBP: 0.318, SLG: 0.484	X 0-0 ② SF9 3-H		1 SAFE F X 0-1 ①② G5-4-3 1-2f		B B S S S 2-3 ③ K		X 0-0 ③ P2			3	0	0	1	0	1	2
Carlos Martinez, R (1, 3) OBP: 0.271, SLG: 0.315	C B F B X 2-2 ③ F8		F B B B F C 3-3 ③ K			X 0-0 ① F8		C C X 0-2 ① G3		4	0	0	0	0	1	0
Mark Whiten, S (1, 9) OBP: 0.349, SLG: 0.385		L S B B F X 2-2 2B 1B		B B B X 3-0 ① L4		B B B B C C X 3-2 ② G5-3		X 0-0 G1-6-3 1B		4	0	2	0	0	0	0
Sandy Alomar Jr., R (1, 2) OBP: 0.289, SLG: 0.324		B 1 SAFE C B S S 1 SAFE C 2-3 ① K		B B S X 2-1 ② G5-3		B B B B 4-0 BB 1B BB		1 SAFE B S C X 1-2 ②③ G1-6-3 1-2f		3	1	0	0	1	1	2
Brook Jacoby, R (1, 5) OBP: 0.325, SLG: 0.347		X 0-0 ② F8		B X 1-0 2B		B B B B C B 4-1 1B 1-2 BB				2	0	1	0	1	0	1
Mark Lewis, R (1, 6) OBP: 0.301, SLG: 0.352		C 1 SAFE B X 1-1 1-3 2B		F F C 0-3 ③ K		F B X 1-1 1-2 2-H 1B				3	0	2	1	0	1	1
Inning Stats	R: 2 H: 2 E: 0 LOB: 0 K: 0 BB: 0 S: 12 P: 18	R: 0 H: 2 E: 0 LOB: 3 K: 1 BB: 1 S: 14 P: 23	R: 0 H: 1 E: 0 LOB: 0 K: 1 BB: 0 S: 8 P: 12	R: 0 H: 1 E: 0 LOB: 1 K: 1 BB: 0 S: 7 P: 13	R: 0 H: 1 E: 0 LOB: 1 K: 1 BB: 0 S: 11 P: 18	R: 1 H: 1 E: 0 LOB: 2 K: 0 BB: 2 S: 8 P: 20	R: 0 H: 0 E: 0 LOB: 0 K: 0 BB: 0 S: 5 P: 5	R: 0 H: 1 E: 0 LOB: 0 K: 0 BB: 0 S: 7 P: 8		1B: 5 SF: 1 2B: 4 SAC: 0 3B: 0 DP: 2 HR: 0 HBP: 0						

	AB	30
	R	3
	H	9
	RBI	3
	BB	3
	SO	4
	LOB	12

WP: 0 PA: 34
PB: 0
SB: 0
CS: 0

PITCHER	IP	WLS	BF	H	R	ER	SO	BB	IBB	HBP	BLK	WP	HR	S	P	ERA	WHIP
Frank Viola, L (1, 1) ERA: 3.17	8.0	L	34	9	3	3	4	3	0	0	0	0	0	72	117	3.38	1.500

PITCHER	IP	WLS	BF	H	R	ER	SO	BB	IBB	HBP	BLK	WP	HR	S	P	ERA	WHIP

Boston Red Sox @ Cleveland Indians

Cleveland Municipal Stadium, Cleveland, OH

Wed Aug 12 1992, 7:05 PM EDT

Att. 11,516 - Sunny - 66 F

TOP

livebaseballscorecards.com

Batter	1	2	3	4	5	6	7	8	9	AB	R	H	RBI	BB	SO	LOB
Wade Boggs, L (1, 10) OBP: 0.362, SLG: 0.383	C B F B F F X 2-2 G5-3 ①	B B F F X 2-2 L6 ②		B X 1-0 F7 ②			B M B B X 3-1 1B SH3-4 SF8 1-2 1B		C C X 0-2 FC6-4 1B	5	1	2	0	0	0	2
Billy Hatcher, R (1, 7) OBP: 0.341, SLG: 0.400	C B B B B 4-1 BB BB	C B F B F F F B F 2-2 X G1-3 ③		X 0-0 P4 ③			L X 0-1 SH3-4 1-2 2-3 ①		C B F F S 1-3 K ①	3	0	0	0	1	1	3
Bob Zupcic, R (1, 8) OBP: 0.333, SLG: 0.393	B 1 SAFE X 1-0 F9 ②		C B X 1-1 1B 1B 1B	X 0-0 G4-3 ①			F B X 1-1 2B 2-3 3-H 1B		X 0-0 FC6-4 FC6-4 1-2f ②	5	2	2	1	0	0	2
Tom Brunansky, R (1, 9) OBP: 0.345, SLG: 0.468	C B 1 SAFE P B F B 4-2 1-2 BB		B 1 SAFE S 1 SAFE X 1-1 F8 ①	C B B B F X 3-2 G3-6-3 1B			B C B X 2-1 SF8 3-H ②		C B X 1-1 FC6-4 1-2f ③	3	0	1	1	1	0	2
Mo Vaughn, L (1, 3) OBP: 0.343, SLG: 0.387	X 0-0 F8 ③		B X 1-0 BB 1B 1-3 1B	X 0-0 G3-6-3 1-2f ② ③			B X 1-0 WP 1-H 2B			4	0	2	1	0	0	3
Jody Reed, R (1, 4) OBP: 0.334, SLG: 0.344		C F B B B X 3-2 FC6-4 1B	C B X 1-1 BB 1-2 3-H 1B			B B C X 2-1 G6-3 ①	B B B C X 3-1 G6-3 2-3 ③			4	0	2	1	0	0	1
Scott Cooper, L (1, 5) OBP: 0.321, SLG: 0.303		B 1 SAFE X 1-0 FC6-4 1B 1-2f ①	B B B B 4-0 G6-4-3 1-2 2-3 BB	X 0-0 P5 ②				B B C S S 2-3 K ①		3	1	0	0	1	1	1
Tony Peña, R (1, 2) OBP: 0.288, SLG: 0.302		C F B F X 1-2 1B 1-3 1B	B B B C X 3-1 G6-4-3 1-2f ② ③		C S S 0-3 K ③			B B C F F C 2-3 K ②		4	0	1	0	0	2	3
Luis Rivera, R (1, 6) OBP: 0.298, SLG: 0.258		B X 1-0 1-3 3-H 1B	B B C F F F B X 3-2 F9 ①				B B B B 4-0 SH3-4 1B 1B BB	X 0-0 F8 ③		2	1	1	1	1	0	0
Herm Winningham, L (8, PH) OBP: 0.241, SLG: 0.274										1	0	0	0	0	0	0
John Valentin, R (8, 6) OBP: 0.304, SLG: 0.286										0	0	0	0	0	0	0
Inning Stats	R: 0 E: 0 K: 0 S: 11 H: 0 LOB: 2 BB: 2 P: 21	R: 1 E: 0 K: 0 S: 20 H: 3 LOB: 2 BB: 0 P: 30	R: 1 E: 0 K: 0 S: 9 H: 3 LOB: 2 BB: 1 P: 20	R: 0 E: 0 K: 0 S: 7 H: 0 LOB: 0 BB: 0 P: 11	R: 0 E: 0 K: 0 S: 5 H: 1 LOB: 0 BB: 0 P: 8	R: 0 E: 0 K: 1 S: 6 H: 0 LOB: 0 BB: 0 P: 8	R: 3 E: 0 K: 0 S: 11 H: 3 LOB: 1 BB: 1 P: 25	R: 0 E: 0 K: 2 S: 8 H: 0 LOB: 0 BB: 0 P: 12	R: 0 E: 0 K: 1 S: 10 H: 1 LOB: 1 BB: 0 P: 12	1B: 10 2B: 1 3B: 0 HR: 0		SF: 1 SAC: 1 DP: 2 HBP: 0				

	AB	34
	R	5
	H	11
	RBI	5
	BB	4
	SO	4
	LOB	17

WP: 1 PB: 0 SB: 0 CS: 0 PA: 40

PITCHER		IP	WLS	BF	H	R	ER	SO	BB	IBB	HBP	BLK	WP	HR	S	P	ERA	WHIP
Jose Mesa, R ERA: 4.53	(1, 1)	6.0		27	7	3	3	1	4	0	0	0	0	0	58	102	4.50	1.833
Kevin Wickander, L ERA: 3.51	(7, 1)	0.0		1	1	0	0	0	0	0	0	0	0	0	2	5	∞	∞
Eric Plunk, R ERA: 3.73	(7, 1)	2.0	W	8	2	2	2	2	0	0	0	0	1	0	17	28	9.00	1.000
Steve Olin, R ERA: 1.95	(9, 1)	1.0	S	4	1	0	0	1	0	0	0	0	0	0	10	12	0.00	1.000

PITCHER	IP	WLS	BF	H	R	ER	SO	BB	IBB	HBP	BLK	WP	HR	S	P	ERA	WHIP

BOTTOM

Batter	1	2	3	4	5	6	7	8	9	AB	R	H	RBI	BB	SO	LOB
Kenny Lofton, L (1, 8) OBP: 0.339, SLG: 0.342 Thomas Howard, S (3, PH) OBP: 0.329, SLG: 0.363 (4, 8)	C B C B B B 4-2 1B S BB		C C B X 1-2 S 1B 1B		S X 0-1 L8 ②		B B X 2-0 HBP HBP 1-2 3-H 1B 1B	B X 1-0 E8 1-3 2-H		0 0 0 0 1 0 0 4 2 2 1 0 0 2						
Glenallen Hill, R (1, 10) OBP: 0.297, SLG: 0.425	C F F S 1-3 K2-3 ① 1-2		1 SAFE C C S 1 SAFE 1 SAFE S B X 2-2 G4-6-3 1-H 1B		B X 1-0 G4-3 ③		B S S X 1-2 F8 ②	B S F F X 1-2 G6-3 ②		5 0 1 1 0 1 6						
Carlos Baerga, S (1, 4) OBP: 0.357, SLG: 0.481	C B X 1-1 G5-4-3 2-3 1B		B F 1 SAFE F X 1-2 G4-6-3 ② ③ 1-2f			C S C 0-3 K ①	H 1-0 HBP 1-2 2-3 1B HBP	I I I 4-0 IBB		3 1 1 0 1 1 1						
Albert Belle, R (1, 7) OBP: 0.319, SLG: 0.481	B X 1-0 G5-4-3 ② ③ 1-2f			S S F F S 0-3 K ①		B B X 2-0 G4-6-3 1B	B C H 2-1 1B 1-2 2-3 3-H HBP	X 0-0 L8 ③		4 0 1 1 0 1 5						
Paul Sorrento, L (1, 3) OBP: 0.354, SLG: 0.453 Brook Jacoby, R (7, PH) OBP: 0.328, SLG: 0.350 (8, 5)		C S X 0-2 HR		B S B B F F B 4-2 BB		B B 1 SAFE X 2-0 ② ③ G4-6-3 1-2f	C X 0-1 1-2 2-H 3-H 1B			2 1 1 1 1 0 1 1 0 1 2 0 0 0						
Mark Whiten, S (1, 9) OBP: 0.348, SLG: 0.389	S C B B S 2-3 K ①			B B S X 2-1 F8 ②			B B X 3-2 G4-3 3B 2-3 K ③			4 1 1 0 0 2 3						
Jim Thome, L (1, 5) OBP: 0.267, SLG: 0.305 Sandy Alomar Jr., R (8, 2) OBP: 0.292, SLG: 0.324	B F B S X 2-2 F7 ②			F F X 0-2 G4-1 ③			B X 1-0 G4-3 ① 3-H	B B B C B 4-1 FC3-6 BB		3 0 0 1 0 0 1 0 0 0 0 1 0 0						
Mark Lewis, R (1, 6) OBP: 0.304, SLG: 0.353	B C B F B X 3-2 F7 ③				C X 0-1 G5-3 1B		F B B B F F X 3-2 1B 1B 1B	C F 1 SAFE B F X 1-2 FC3-6 ① 1-2f 1B E		4 2 2 0 0 0 1						
Junior Ortiz, R (1, 2) OBP: 0.287, SLG: 0.254 Carlos Martinez, R (7, PH) OBP: 0.286, SLG: 0.330 (8, 3)			F X 0-1 G6-3 ①		1 SAFE X 0-0 G5-3 ① 1-2		C X 0-1 HBP 1B 1-3 HBP 1B	X 0-0 E 1-2 1B		2 0 0 0 0 0 1 2 1 2 0 0 0 0						
Inning Stats	R: 0 H: 1 E: 0 LOB: 1 K: 1 BB: 1 S: 9 P: 16	R: 1 H: 1 E: 0 LOB: 0 K: 1 BB: 0 S: 12 P: 19	R: 1 H: 2 E: 0 LOB: 0 K: 0 BB: 0 S: 12 P: 15	R: 0 H: 0 E: 0 LOB: 1 K: 1 BB: 1 S: 13 P: 19	R: 0 H: 1 E: 0 LOB: 1 K: 0 BB: 0 S: 6 P: 7	R: 0 H: 1 E: 0 LOB: 0 K: 1 BB: 0 S: 5 P: 9	R: 5 H: 5 E: 0 LOB: 2 K: 1 BB: 0 S: 21 P: 36	R: 1 H: 1 E: 1 LOB: 3 K: 0 BB: 2 S: 13 P: 24		1B: 10 SF: 0 2B: 0 SAC: 0 3B: 1 DP: 3 HR: 1 HBP: 2						

PITCHER		IP	WLS	BF	H	R	ER	SO	BB	IBB	HBP	BLK	WP	HR	S	P	ERA	WHIP
John Dopson, R ERA: 3.44	(1, 1)	6.1		26	8	4	4	4	2	0	0	0	0	1	66	101	5.68	1.579
Daryl Irvine, R ERA: 5.79	(7, 1)	0.1	L	5	2	1	1	0	0	0	2	0	0	0	7	13	27.00	6.000
Tony Fossas, L ERA: 2.89	(7, 1)	0.1		2	1	2	2	1	0	0	0	0	0	0	5	7	54.00	3.000
Paul Quantrill, R ERA: 1.76	(8, 1)	1.0		7	1	1	0	0	1	1	0	0	0	0	13	24	0.00	2.000

PITCHER	IP	WLS	BF	H	R	ER	SO	BB	IBB	HBP	BLK	WP	HR	S	P	ERA	WHIP

Boston Red Sox @ Cleveland Indians

Cleveland Municipal Stadium, Cleveland, OH

Wed Aug 12 1992, 7:05 PM EDT

Att. 11,516 - Sunny - 66 F

livebaseballscorecards.com

AB	34
R	8
H	12
RBI	7
BB	4
SO	5
LOB	21

WP: 0 PA: 40
PB: 0
SB: 2
CS: 0

Boston Red Sox @ Cleveland Indians

Cleveland Municipal Stadium, Cleveland, OH

Thu Aug 13 1992, 7:05 PM EDT

Att. 26,797 - Sunny - 68 F

TOP

livebaseballscorecards.com

Batter	1	2	3	4	5	6	7	8	9	AB	R	H	RBI	BB	SO	LOB
Wade Boggs, L (1, 5) OBP: 0.360, SLG: 0.379	G3-1		G5-4-3 1-2f		IBB	FC6-4 1-2f		G3-1		4	1	0	0	1	0	4
Billy Hatcher, R (1, 7) OBP: 0.338, SLG: 0.395	K		K		1B 1-3 2-H 3-H		K		G6-3	5	1	1	2	0	3	0
Bob Zupcic, R (1, 8) OBP: 0.331, SLG: 0.389	K		K		1B 1-2 3-H		G5-3		F8	5	0	1	1	0	2	0
Tom Brunansky, R (1, 9) OBP: 0.349, SLG: 0.471		E 1B	G4-3		1B 1-3 2-H		1B		F9	5	0	3	1	0	0	0
Mo Vaughn, L (1, 3) OBP: 0.341, SLG: 0.384		F8	G4-3		K		1B 1-3			4	0	1	0	0	1	3
Jack Clark, R (1, 10) OBP: 0.346, SLG: 0.310		K			G5-3 SH1 1B BB	G6-3	K			3	1	0	0	1	2	3
Jody Reed, R (1, 4) OBP: 0.332, SLG: 0.342		FC 1-2			SH1 1-2	G6-3		G1-3		3	0	0	0	0	0	1
Tony Peña, R (1, 2) OBP: 0.291, SLG: 0.305		K			G5-3 1B BB	E 2B		G5-3		3	1	1	0	1	1	2
John Valentin, R (1, 6) OBP: 0.300, SLG: 0.283			G5-4-3 1B		G5-3 1-2 2-3	E5 FC6-4 2-3		E7		4	0	1	0	0	0	3
Inning Stats	R: 0 E: 0 K: 2 S: 9 H: 0 LOB: 0 BB: 0 P: 10	R: 0 E: 1 K: 2 S: 17 H: 1 LOB: 2 BB: 0 P: 24	R: 0 E: 0 K: 1 S: 7 H: 1 LOB: 0 BB: 0 P: 11	R: 0 E: 0 K: 1 S: 6 H: 0 LOB: 0 BB: 0 P: 7	R: 4 E: 0 K: 1 S: 21 H: 3 LOB: 2 BB: 3 P: 43	R: 0 E: 1 K: 0 S: 11 H: 1 LOB: 2 BB: 0 P: 16	R: 0 E: 0 K: 2 S: 9 H: 2 LOB: 2 BB: 0 P: 15	R: 0 E: 1 K: 0 S: 6 H: 0 LOB: 1 BB: 0 P: 12	R: 0 E: 0 K: 0 S: 7 H: 0 LOB: 0 BB: 0 P: 12	1B: 7 2B: 1 3B: 0 HR: 0 SF: 0 SAC: 1 DP: 1 HBP: 0						

	AB	36
	R	4
	H	8
	RBI	4
	BB	3
	SO	9
	LOB	16

	WP: 0	PA: 40
	PB: 0	
	SB: 0	
	CS: 0	

PITCHER		IP	WLS	BF	H	R	ER	SO	BB	IBB	HBP	BLK	WP	HR	S	P	ERA	WHIP
Charles Nagy, R ERA: 2.59	(1, 1)	8.0	L	37	8	4	4	9	2	1	0	0	0	0	86	138	4.50	1.250
Jack Armstrong, R ERA: 4.97	(9, 1)	1.0		3	0	0	0	0	0	0	0	0	0	0	7	12	0.00	0.000

PITCHER	IP	WLS	BF	H	R	ER	SO	BB	IBB	HBP	BLK	WP	HR	S	P	ERA	WHIP

BOTTOM

Batter	1	2	3	4	5	6	7	8	9	AB	R	H	RBI	BB	SO	LOB
Thomas Howard, S (1, 8) OBP: 0.327, SLG: 0.362	C F B S 1-3 K ①			F X 0-1 G4-3 1B 1B	C X 0-1 ② G3 1-2 2-3			X 0-0 ① G4-3		4	0	1	0	0	1	2
Glenallen Hill, R (1, 7) OBP: 0.300, SLG: 0.438	C B X 1-1 ② P3			1 SAFE B 1 SAFE 1 SAFE 1 SAFE B X 2-0 G4-3 1-2 1B	B F F S 1-3 ③ K			B X 1-0 HR		4	1	2	1	0	1	2
Carlos Baerga, S (1, 4) OBP: 0.354, SLG: 0.477	C C X 0-2 ③ P5			X 0-0 ① G4-3 1-2 2-3		C X 0-1 ① G6-3		C B S X 1-2 ② G3-1		4	0	0	0	0	0	2
Albert Belle, R (1, 10) OBP: 0.318, SLG: 0.478		F B F B F B S 3-3 ① K		B F B B B F B 4-2 G4-6-3 BB		S F B B S 2-3 ② K		B B F X 2-1 ③ F7		3	0	0	0	1	2	0
Paul Sorrento, L (1, 3) OBP: 0.350, SLG: 0.448		C B B B F S 3-3 ② K		B B X 2-0 ②③ G4-6-3 1-2f		B F C B X 2-2 ③ G4-3			B F B F C 2-3 ① K	4	0	0	0	0	2	3
Mark Whiten, S (1, 9) OBP: 0.347, SLG: 0.387		B C B S C 2-3 ③ K			X 0-0 1B SF8 1B		B C C F S 1-3 ① K		F X 0-1 ② P3	4	1	1	0	0	2	0
Sandy Alomar Jr., R (1, 2) OBP: 0.298, SLG: 0.330			B F B C E B X 3-2 G4-6-3 1B		F 1 SAFE X 0-1 G3 1B 1-3 1B		F C B X 1-2 ② G6-3		B F X 1-1 1B	4	0	3	0	0	0	0
Jim Thome, L (1, 5) OBP: 0.267, SLG: 0.306			B S 1 SAFE B F X 2-2 ①② G4-6-3 1-2f		B C B B X 3-1 ① SF8 3-H		B B B C F F X 3-2 1B		B S S S C 1-3 ③ K	3	0	1	1	0	1	2
Mark Lewis, R (1, 6) OBP: 0.304, SLG: 0.353			C B F C 1-3 ③ K		C B X 1-1 G3 1-2 1B		F B F B F S 2-3 ③ K			3	0	1	0	0	2	1
Inning Stats	R: 0 H: 0 E: 0 LOB: 0 K: 1 BB: 0 S: 8 P: 10	R: 0 H: 0 E: 0 LOB: 0 K: 3 BB: 0 S: 10 P: 18	R: 0 H: 1 E: 0 LOB: 0 K: 1 BB: 0 S: 10 P: 16	R: 0 H: 2 E: 0 LOB: 2 K: 0 BB: 1 S: 7 P: 15	R: 1 H: 3 E: 0 LOB: 2 K: 1 BB: 0 S: 12 P: 17	R: 0 H: 0 E: 0 LOB: 0 K: 1 BB: 0 S: 8 P: 12	R: 0 H: 1 E: 0 LOB: 1 K: 2 BB: 0 S: 15 P: 22	R: 1 H: 1 E: 0 LOB: 0 K: 0 BB: 0 S: 7 P: 11	R: 0 H: 1 E: 0 LOB: 1 K: 2 BB: 0 S: 10 P: 14	1B: 8 2B: 0 3B: 0 HR: 1	SF: 1 SAC: 0 DP: 2 HBP: 0				WP: 0 PB: 0 SB: 0 CS: 0	PA: 35	

PITCHER		IP	WLS	BF	H	R	ER	SO	BB	IBB	HBP	BLK	WP	HR	S	P	ERA	WHIP
Roger Clemens, R ERA: 2.2	(1, 1)	8.0	W	31	8	2	2	9	1	0	0	0	0	1	77	121	2.25	1.125
Jeff Reardon, R ERA: 3.23	(9, 1)	1.0	S	4	1	0	0	2	0	0	0	0	0	0	10	14	0.00	1.000

PITCHER	IP	WLS	BF	H	R	ER	SO	BB	IBB	HBP	BLK	WP	HR	S	P	ERA	WHIP

Boston Red Sox @ Cleveland Indians

Cleveland Municipal Stadium, Cleveland, OH

Thu Aug 13 1992, 7:05 PM EDT
Att. 26,797 - Sunny - 68 F

livebaseballscorecards.com

AB	33
R	2
H	9
RBI	2
BB	1
SO	11
LOB	12

Batter	1	2	3	4	5	6	7	8	9	10	11	12	13	AB	R	H	RBI	BB	SO	LOB
Wade Boggs, L OBP: 0.363, SLG: 0.382 (1, 5) Tom Barrett, S (10, PR) Scott Cooper, L (10, 3) OBP: 0.319, SLG: 0.301	G4-3	G6-4-3 2-H 3-H			G4-3		SAFE SAFE SAFE 1-3			G4-3 SH3		F7		5 0 1	0 0 0	3 0 0	2 0 0	0 0 0	0 0 0	0 0 0
Billy Hatcher, R (1, 7) OBP: 0.330, SLG: 0.386	P2	G6-4-3 1-2f			K		G4-3			SH3 1-2		G5-3		5	0	0	0	0	1	3
Bob Zupcic, R (1, 8) OBP: 0.331, SLG: 0.391	FC6-4	F7		P3				G1-3		G4-3 2-3			3B	6	1	2	0	0	0	2
Tom Brunansky, R (1, 9) OBP: 0.351, SLG: 0.477	FC6-4 1-2f	G6-3		HR				G4-3		BB			3B BB	4	2	1	1	2	0	1
Mo Vaughn, L (1, 3) OBP: 0.340, SLG: 0.379 Luis Rivera, R (10, PH) OBP: 0.299, SLG: 0.267 (10, 5)		2B 1B BB	G3	F9				G5-3		K		3B 1-H 2-H		3 2	1 0	0 1	0 2	1 0	0 1	0 2
Jack Clark, R (1, 10) OBP: 0.346, SLG: 0.312		1B 1-3 2B		CS BB	K				G4-3		F8	K		5	1	1	0	1	2	1
Jody Reed, R (1, 4) OBP: 0.330, SLG: 0.340		2B 1B 2-H 3-H 1B		G5-3 1-2	G6-3				G6-3		E4		P4	6	1	1	2	0	0	1
John Marzano, R (1, 2) OBP: 0.214, SLG: 0.308		1 SAFE 1-3 1B 2B		F7	G5-3				BB		K		L9	5	1	1	0	1	1	1
John Valentin, R (1, 6) OBP: 0.286, SLG: 0.255		G1-3			K		BB			K	G6-3		G3	5	0	0	0	1	2	4
Inning Stats	R: 0 E: 0 K: 0 S: 8 H: 1 LOB: 1 BB: 0 P: 14	R: 4 E: 0 K: 0 S: 15 H: 4 LOB: 0 BB: 1 P: 28	R: 0 E: 0 K: 0 S: 6 H: 0 LOB: 0 BB: 0 P: 6	R: 0 E: 0 K: 0 S: 6 H: 0 LOB: 0 BB: 1 P: 11	R: 0 E: 0 K: 2 S: 10 H: 0 LOB: 0 BB: 0 P: 13	R: 1 E: 0 K: 1 S: 10 H: 1 LOB: 0 BB: 0 P: 19	R: 0 E: 0 K: 0 S: 12 H: 1 LOB: 2 BB: 1 P: 24	R: 0 E: 0 K: 0 S: 9 H: 0 LOB: 0 BB: 0 P: 13	R: 0 E: 0 K: 1 S: 9 H: 0 LOB: 1 BB: 1 P: 15	R: 0 E: 0 K: 1 S: 16 H: 1 LOB: 2 BB: 1 P: 23	R: 0 E: 1 K: 1 S: 12 H: 0 LOB: 1 BB: 0 P: 16	R: 2 E: 0 K: 1 S: 11 H: 2 LOB: 1 BB: 1 P: 19	R: 0 E: 0 K: 0 S: 4 H: 0 LOB: 0 BB: 0 P: 5	1B: 5 2B: 3 3B: 1 HR: 1 SF: 0 SAC: 1 DP: 1 HBP: 0	WP: 0 PB: 0 SB: 0 CS: 1 PA: 54								

PITCHER		IP	WLS	BF	H	R	ER	SO	BB	IBB	HBP	BLK	WP	HR	S	P	ERA	WHIP
Chris Bosio, R ERA: 3.76	(1, 1)	8.0		32	7	5	5	3	3	0	0	0	0	1	76	128	5.62	1.250
Mike Fetters, R ERA: 0.63	(9, 1)	1.2		8	1	0	0	1	2	0	0	0	0	0	22	34	0.00	1.800
Jesse Orosco, L ERA: 3.25	(10, 1)	0.1		1	0	0	0	1	0	0	0	0	0	0	3	4	0.00	0.000
Doug Henry, R ERA: 3.93	(11, 1)	2.0		10	2	2	2	2	1	0	0	0	0	0	23	35	9.00	1.500
Jim Austin, R ERA: 2.36	(13, 1)	1.0	W	3	0	0	0	0	0	0	0	0	0	0	4	5	0.00	0.000

PITCHER	IP	WLS	BF	H	R	ER	SO	BB	IBB	HBP	BLK	WP	HR	S	P	ERA	WHIP

TOP

Boston Red Sox @ Milwaukee Brewers

Milwaukee County Stadium, Milwaukee, WI

Fri Aug 14 1992, 8:05 PM EDT

Sunny - 69 F

livebaseballscorecards.com

AB	47
R	7
H	10
RBI	7
BB	6
SO	7
LOB	15

Boston Red Sox @ Milwaukee Brewers

Milwaukee County Stadium, Milwaukee, WI

Fri Aug 14 1992, 8:05 PM EDT

Sunny - 69 F

livebaseballscorecards.com

BOTTOM

Batter	1	2	3	4	5	6	7	8	9	10	11	12	13	AB	R	H	RBI	BB	SO	LOB
Pat Listach, S (1, 6) OBP: 0.362, SLG: 0.355	2-1 F9 FC5-4 E 1B	2-3 K 1-2			2-3 K	0-1 L7		2-3 K			3-2 G5-3 SH2-3 1B	2-3 K		7	1	2	0	0	4	2
Kevin Seitzer, R (1, 5) OBP: 0.339, SLG: 0.370	2-2 E1 FC5-4 1-2		3-2 1B		1-2 1B BB 1B	2-3 K			4-2 1B SH1-3 SF9 BB		2-1 SH2-3 1-2		X 0-0 HR	4	1	2	0	1	1	1
Darryl Hamilton, L (9, PR) OBP: 0.343, SLG: 0.391														0	1	0	0	0	0	0
Jim Gantner, L (10, 5) OBP: 0.283, SLG: 0.319														1	1	1	1	0	0	0
Paul Molitor, R (1, 3) OBP: 0.387, SLG: 0.470	1-0 F9 2-3	2-3 K	1-1 P4		3-2 BB SF8 1B 1-2 1B		2-1 G3-1		0-0 SH1-3 1-2		4-0 IBB			4	1	1	0	1	1	3
Dante Bichette, R (1, 9) OBP: 0.337, SLG: 0.440	1-0 FC5-4 S 1-2f 3-H	1-1 P4			0-0 BB BB 1-2 2-3 1B		0-0 G4-3		0-0 SF9 S 2-3 1B		1-1 G5-3 2-3f			6	0	2	1	0	0	4
Robin Yount, R (1, 8) OBP: 0.302, SLG: 0.353	1-3 K 1-2	2-3 K			4-1 BB 1-2 2-3 3-H BB		1-1 E5 1B		3-2 SF9 1-3 3-H			0-1 F7		4	0	0	2	1	2	2
Greg Vaughn, R (1, 7) OBP: 0.287, SLG: 0.383		4-1 S 1B BB		2-1 F8	0-0 SF8 3-H		0-1 1-2 1B		0-2 P6			1-0 F9		4	1	1	1	1	0	2
John Jaha, R (1, 10) OBP: 0.261, SLG: 0.278	0-1 P6			2-1 G5-3	4-2 1-2 2-3 BB		2-1 P5			0-1 P5		1-1 E 1B		2	0	0	0	0	0	1
Franklin Stubbs, L (5, PH) OBP: 0.291, SLG: 0.365														3	1	1	0	1	0	2
B.J. Surhoff, L (1, 2) OBP: 0.304, SLG: 0.322	3-3 K 1-2			4-2 BB	2-0 L9			3-3 K		1-1 F8		1-1 E 1-2 1B		5	1	1	0	1	2	4
Scott Fletcher, R (1, 4) OBP: 0.338, SLG: 0.375	0-0 S 2-H 1B			1-2 F9		3-2 L8		1-0 L1		0-1 F7		0-1 E7 1-H 2-H 2B		6	0	2	3	0	0	1
Inning Stats	R: 1 E: 1 K: 1 S: 10 H: 1 LOB: 1 BB: 0 P: 17	R: 1 E: 0 K: 2 S: 11 H: 1 LOB: 1 BB: 1 P: 20	R: 0 E: 0 K: 2 S: 15 H: 1 LOB: 1 BB: 0 P: 23	R: 0 E: 0 K: 0 S: 11 H: 0 LOB: 1 BB: 1 P: 19	R: 2 E: 0 K: 1 S: 16 H: 3 LOB: 3 BB: 2 P: 32	R: 0 E: 0 K: 1 S: 9 H: 0 LOB: 0 BB: 0 P: 14	R: 0 E: 1 K: 0 S: 9 H: 1 LOB: 2 BB: 0 P: 14	R: 0 E: 0 K: 2 S: 7 H: 0 LOB: 0 BB: 0 P: 13	R: 1 E: 0 K: 0 S: 14 H: 1 LOB: 2 BB: 1 P: 21	R: 0 E: 0 K: 0 S: 6 H: 0 LOB: 0 BB: 0 P: 7	R: 0 E: 0 K: 0 S: 9 H: 1 LOB: 1 BB: 1 P: 18	R: 2 E: 1 K: 1 S: 12 H: 3 LOB: 1 BB: 0 P: 17	R: 1 E: 0 K: 0 S: 1 H: 1 LOB: 0 BB: 0 P: 1	1B: 11 2B: 1 3B: 0 HR: 1 SF: 2 SAC: 2 DP: 1 HBP: 0	WP: 0 PB: 0 SB: 4 CS: 0 PA: 56					

PITCHER		IP	WLS	BF	H	R	ER	SO	BB	IBB	HBP	BLK	WP	HR	S	P	ERA	WHIP
Joe Hesketh, L	(1, 1)	4.1		23	6	4	3	6	3	0	0	0	0	0	59	101	6.23	2.077
ERA: 4.32																		
Mike Gardiner, R	(5, 1)	2.2		11	1	0	0	1	1	0	0	0	0	0	22	38	0.00	0.750
ERA: 4.92																		
Paul Quantrill, R	(8, 1)	4.0		15	2	1	1	2	1	1	0	0	0	0	36	59	2.25	0.750
ERA: 1.88																		
Jeff Reardon, R	(12, 1)	1.0	L	7	4	3	3	1	0	0	0	0	0	1	13	18	27.00	4.000
ERA: 3.83																		

PITCHER	IP	WLS	BF	H	R	ER	SO	BB	IBB	HBP	BLK	WP	HR	S	P	ERA	WHIP

AB	46
R	8
H	13
RBI	8
BB	6
SO	10
LOB	22

Batter	1	2	3	4	5	6	7	8	9	AB	R	H	RBI	BB	SO	LOB
Wade Boggs, L (1, 5) OBP: 0.362, SLG: 0.381	B F C B B X 3-2 ① G1-3		B X 1-0 ③ P2			C C B C 1-3 ① K 1-2			X 0-0 SH2-4 1B	4	0	1	0	0	1	2
Billy Hatcher, R (1, 7) OBP: 0.326, SLG: 0.381	F C X 0-2 ② G4-3			B X 1-0 ① F7		C F B B B 2 B X SAFE 3-2 ② F8 2-3			X 0-0 ① SH2-4 1-2	3	0	0	0	0	0	1
Bob Zupcic, R (1, 9) OBP: 0.326, SLG: 0.385	B F C B B X 3-2 ③ L4			C B B X 2-1 ② F8		F X 0-1 ③ G3-1			C B C X 1-2 ② F8	4	0	0	0	0	0	2
Tom Brunansky, R (1, 10) OBP: 0.350, SLG: 0.475		B X 1-0 ① P2		F B B B S F X 3-2 1B			B F B C B S 3-3 ① K		B B C X 2-1 ③ G6-3	4	0	1	0	0	1	1
Scott Cooper, L (1, 3) OBP: 0.315, SLG: 0.296		B X 1-0 ② P5		C S X 0-2 ③ F8			B X 1-0 ② F9			3	0	0	0	0	0	1
John Marzano, R (1, 2) OBP: 0.194, SLG: 0.276		B F F F X 1-2 ③ G4-3			F B B S X 2-2 ① G4-3		X 0-0 ③ P4			3	0	0	0	0	0	0
Herm Winningham, L (1, 8) OBP: 0.243, SLG: 0.275			B S F F F X 1-2 1B		B F X 1-1 ② F9			C B S F S 1-3 ① K		3	0	1	0	0	1	0
Luis Rivera, R (1, 6) OBP: 0.297, SLG: 0.265 Mo Vaughn, L (8, PH) OBP: 0.338, SLG: 0.377 John Valentin, R (8, 6) OBP: 0.286, SLG: 0.255			1 SAFE B C S S B 1 SAFE B X 3-2 ① F8		F B X 1-1 ③ P4			B S X 1-1 ② G4-3		2 1 0	0 0 0	0 0 0	0 0 0	0 0 0	0 0 0	1 0 0
Tom Barrett, S (1, 4)			C B B X 2-1 ② P5			B B C B B 4-1 F8 WP BB		F B X 1-1 ③ G4-3		2	0	0	0	1	0	1
Inning Stats	R: 0 E: 0 K: 0 S: 9 H: 0 LOB: 0 BB: 0 P: 15	R: 0 E: 0 K: 0 S: 6 H: 0 LOB: 0 BB: 0 P: 9	R: 0 E: 0 K: 0 S: 11 H: 1 LOB: 0 BB: 0 P: 18	R: 0 E: 0 K: 0 S: 10 H: 1 LOB: 1 BB: 0 P: 16	R: 0 E: 0 K: 0 S: 7 H: 0 LOB: 0 BB: 0 P: 11	R: 0 E: 0 K: 1 S: 9 H: 0 LOB: 1 BB: 1 P: 17	R: 0 E: 0 K: 1 S: 5 H: 0 LOB: 0 BB: 0 P: 9	R: 0 E: 0 K: 1 S: 8 H: 0 LOB: 0 BB: 0 P: 11	R: 0 E: 0 K: 0 S: 7 H: 1 LOB: 1 BB: 0 P: 10	1B: 3 2B: 0 3B: 0 HR: 0 SF: 0 SAC: 1 DP: 0 HBP: 0						

TOP

Boston Red Sox @ Milwaukee Brewers

Milwaukee County Stadium, Milwaukee, WI

Fri Aug 14 1992, 8:05 PM EDT
Att. 25,598 - Sunny - 61 F

livebaseballscorecards.com

AB	29
R	0
H	3
RBI	0
BB	1
SO	3
LOB	9

WP: 1 PB: 0 SB: 0 CS: 0 PA: 31

PITCHER		IP	WLS	BF	H	R	ER	SO	BB	IBB	HBP	BLK	WP	HR	S	P	ERA	WHIP
21 Cal Eldred, R ERA: 1.93	(1, 1)	8.0	W	28	3	0	0	3	1	0	0	0	1	0	66	107	0.00	0.500
Darren Holmes, R ERA: 3.41	(9, 1)	1.0	S	3	0	0	0	0	0	0	0	0	0	0	6	9	0.00	0.000

PITCHER	IP	WLS	BF	H	R	ER	SO	BB	IBB	HBP	BLK	WP	HR	S	P	ERA	WHIP

Batter	1	2	3	4	5	6	7	8	9	AB	R	H	RBI	BB	SO	LOB
Pat Listach, S (1, 6) OBP: 0.361, SLG: 0.354	B C B X 2-1 G6-3 ①		X 0-0 FC4-6 1B ③	B C F X 1-2 L6 ③		X 0-0 G4-3 ③			4	0	1	0	0	0	2
Kevin Seitzer, R (1, 5) OBP: 0.338, SLG: 0.367	B B B C B 4-1 1B 1B BB		1 SAFE B 1 SAFE X 1-0 FC4-6 CS 1B ① 1-2f	C F B F B X 3-2 P3 ①			B C S B F X 2-2 G3 ①		3	1	0	0	1	0	1
Paul Molitor, R (1, 10) OBP: 0.388, SLG: 0.471	1 SAFE B F B F 1 SAFE B X 3-2 1B 1B 1-2		F S B 1 SAFE X 1-2 CS 1B 1-2	X 0-0 F8 ②			B X 1-0 P3 ②		4	0	2	0	0	0	0
Dante Bichette, R (1, 9) OBP: 0.335, SLG: 0.435	S S S 0-3 K ②		B F B B B 4-1 1-2 2-3 BB ②	S F B X 1-2 L5 ③			F B X 1-1 F7 ③		3	0	0	0	1	1	2
Robin Yount, R (1, 8) OBP: 0.302, SLG: 0.353	X 0-0 1-3 2-H 1B		C X 0-1 F7 ③			X 0-0 G4-3 ①			3	0	1	1	0	0	2
Franklin Stubbs, L (1, 3) OBP: 0.288, SLG: 0.361	B F B X 2-1 L7 ③			B F F B S 2-3 K ①		B C B X 2-1 P6 ②			3	0	0	0	0	1	2
Greg Vaughn, R (1, 7) OBP: 0.290, SLG: 0.386		X 0-0 CS 1B		C X 0-1 2B 1B		B B F B F S 3-3 K ③			3	0	2	0	0	1	0
Tim McIntosh, R (1, 2) OBP: 0.225, SLG: 0.203		1 SAFE B C F F B S 2-3 K ① ② 1-2		1 SAFE P F 1 SAFE F X 1-2 P5 ②			B F F B F F B B 4-2 G3-6-3 BB		2	0	0	0	1	1	2
Jim Gantner, L (1, 4) OBP: 0.283, SLG: 0.324		F F X 0-2 F7 ③		B F F X 1-2 1-3 2B			1 SAFE 1 SAFE C X 0-1 G3-6-3 ① ② 1-2f		3	0	1	0	0	0	1
Inning Stats	R: 1 H: 2 E: 0 LOB: 2 K: 1 BB: 1 S: 12 P: 23	R: 0 H: 1 E: 0 LOB: 0 K: 1 BB: 0 S: 8 P: 10	R: 0 H: 2 E: 0 LOB: 2 K: 0 BB: 1 S: 8 P: 14	R: 0 H: 2 E: 0 LOB: 2 K: 1 BB: 0 S: 15 P: 19	R: 0 H: 0 E: 0 LOB: 0 K: 0 BB: 0 S: 8 P: 12	R: 0 H: 0 E: 0 LOB: 0 K: 1 BB: 0 S: 6 P: 11	R: 0 H: 0 E: 0 LOB: 0 K: 0 BB: 1 S: 7 P: 11	R: 0 H: 0 E: 0 LOB: 0 K: 0 BB: 0 S: 7 P: 11		1B: 6 SF: 0 2B: 1 SAC: 0 3B: 0 DP: 1 HR: 0 HBP: 0						

PITCHER		IP	WLS	BF	H	R	ER	SO	BB	IBB	HBP	BLK	WP	HR	S	P	ERA	WHIP
Greg Harris, R ERA: 2.49	(1, 1)	8.0	L	31	7	1	1	4	3	0	0	0	0	0	71	111	1.12	1.250

PITCHER	IP	WLS	BF	H	R	ER	SO	BB	IBB	HBP	BLK	WP	HR	S	P	ERA	WHIP

BOTTOM

Boston Red Sox @ Milwaukee Brewers

Milwaukee County Stadium, Milwaukee, WI

Fri Aug 14 1992, 8:05 PM EDT

Att. 25,598 - Sunny - 61 F

livebaseballscorecards.com

AB	28
R	1
H	7
RBI	1
BB	3
SO	4
LOB	12

Batter	1	2	3	4	5	6	7	8	9	AB	R	H	RBI	BB	SO	LOB
Wade Boggs, L (1, 5) OBP: 0.362, SLG: 0.385	B B X 2-0 F7 ①		C 3 SAFE X 0-1 SF8 ② 3-H			F B B C X 2-2 G1-3 ①		B X 1-0 2B	C X 0-1 1-3 2-H 3-H 1B ③	4	0	2	3	0	0	0
Billy Hatcher, R (1, 7) OBP: 0.325, SLG: 0.378	X 0-0 F8 ②		B C B B 2 SAFE 2 SAFE S X 3-2 G1-3 ③			B F F X 1-2 F8 ②		S 2 SAFE X 0-1 1B		4	0	1	0	0	0	1
Bob Zupcic, R (1, 8) OBP: 0.324, SLG: 0.383	C B S S 1-3 K ③			B C B X 2-1 G4-3 1B		C B X 1-1 P4 ③		X 0-0 F9 ②		4	0	1	0	0	1	2
Tom Brunansky, R (1, 9) OBP: 0.352, SLG: 0.475		F X 0-1 G4-6-3 1B		B F 1 SAFE B C F 1 SAFE B X 3-2 G4-3 ① 1-2			B B X 2-0 G5-3 1B 1B	B B X 2-0 G1-3 ③		4	0	2	0	0	0	3
Mo Vaughn, L (1, 10) OBP: 0.337, SLG: 0.375		1 SAFE C B C 1 SAFE B F F X 2-2 G4-6-3 ① ② 1-2f		B 2 SAFE B C 2 S X 2-2 F7 ②			1 SAFE L X 0-1 G5-3 1-2 1B		C S X 0-2 F8 ①	4	0	1	0	0	0	2
Jack Clark, R (1, 3) OBP: 0.341, SLG: 0.307		B X 1-0 P4 ③		X 0-0 F8 ③			C 1 SAFE S S B C 1-3 K ①		B S F B B B X 3-2 E6 E 1B 1B	4	0	0	0	0	1	3
Tom Barrett, S (9, PR)										0	1	0	0	0	0	0
Scott Cooper, L (9, 3) OBP: 0.315, SLG: 0.296										0	0	0	0	0	0	0
Jody Reed, R (1, 4) OBP: 0.329, SLG: 0.339			B X 1-0 F7 ①		B B S X 2-1 G6-3 ①		C B X 1-1 G5-3 ② 1-2 2-3		C X 0-1 E 1B 1-2 1B	4	1	1	0	0	0	2
Tony Peña, R (1, 2) OBP: 0.290, SLG: 0.305			B F X 1-1 2B SF8 1B		B C S F X 1-2 G5-3 ②		X 0-0 G5-3 ③		C B X 1-1 E5 1B 1-2 2-3	4	1	1	0	0	0	4
John Valentin, R (1, 6) OBP: 0.288, SLG: 0.278			X 0-0 1-3 2B		B C C F F S 1-3 K ③			B F C B B F X 3-2 F8 ①	C F B S 1-3 K ②	3	0	1	0	0	1	0
Herm Winningham, L (9, PH) OBP: 0.243, SLG: 0.275										0	0	0	0	0	0	0
Luis Rivera, R (9, PH) OBP: 0.296, SLG: 0.264										1	0	0	0	0	1	3
(9, 6)																
Inning Stats	R: 0 E: 0 K: 1 S: 5 H: 0 LOB: 0 BB: 0 P: 8	R: 0 E: 0 K: 0 S: 8 H: 1 LOB: 0 BB: 0 P: 11	R: 1 E: 0 K: 0 S: 9 H: 2 LOB: 0 BB: 0 P: 14	R: 0 E: 0 K: 0 S: 10 H: 1 LOB: 1 BB: 0 P: 17	R: 0 E: 0 K: 1 S: 11 H: 0 LOB: 0 BB: 0 P: 15	R: 0 E: 0 K: 0 S: 8 H: 0 LOB: 0 BB: 0 P: 12	R: 0 E: 0 K: 1 S: 9 H: 2 LOB: 2 BB: 0 P: 13	R: 0 E: 0 K: 0 S: 9 H: 2 LOB: 2 BB: 0 P: 15	R: 2 E: 2 K: 1 S: 15 H: 2 LOB: 2 BB: 0 P: 20	1B: 8 2B: 2 3B: 0 HR: 0 SF: 1 SAC: 0 DP: 1 HBP: 0							

PITCHER		IP	WLS	BF	H	R	ER	SO	BB	IBB	HBP	BLK	WP	HR	S	P	ERA	WHIP
Bill Wegman, R ERA: 3.21	(1, 1)	8.1	L	35	9	3	1	3	0	0	0	0	0	0	79	119	1.08	1.080
Jesse Orosco, L ERA: 3.18	(9, 1)	0.2		2	1	0	0	1	0	0	0	0	0	0	5	6	0.00	1.500

PITCHER	IP	WLS	BF	H	R	ER	SO	BB	IBB	HBP	BLK	WP	HR	S	P	ERA	WHIP

TOP

Boston Red Sox @ Milwaukee Brewers

Milwaukee County Stadium, Milwaukee, WI

Sat Aug 15 1992, 8:05 PM EDT
Att. 35,095 - Sunny - 71 F

livebaseballscorecards.com

AB	36
R	3
H	10
RBI	3
BB	0
SO	4
LOB	20

BOTTOM

Boston Red Sox @ Milwaukee Brewers
Milwaukee County Stadium, Milwaukee, WI
Sat Aug 15 1992, 8:05 PM EDT
Att. 35,095 - Sunny - 71 F

livebaseballscorecards.com

Batter	1	2	3	4	5	6	7	8	9	AB	R	H	RBI	BB	SO	LOB
Pat Listach, S (1, 6) OBP: 0.358, SLG: 0.350	G4-3		G3		K			B1-3		4	0	0	0	0	1	1
Robin Yount, R (1, 8) OBP: 0.300, SLG: 0.349	G6-3			G6-3		K		F7		4	0	0	0	0	1	0
Paul Molitor, R (1, 10) OBP: 0.387, SLG: 0.469	P4			1B		L6		G5-3		4	1	1	0	0	0	0
Greg Vaughn, R (1, 7) OBP: 0.290, SLG: 0.384		K		1B		F9			G5-3	4	0	1	0	0	1	0
Dante Bichette, R (1, 9) OBP: 0.334, SLG: 0.433		K		P9			FC5 G5-3 1B		K	4	0	1	0	0	2	2
Kevin Seitzer, R (1, 5) OBP: 0.338, SLG: 0.367 Darryl Hamilton, L (9, PH) OBP: 0.342, SLG: 0.390	L1		1B				G5-3		K	3 1	0 0	1 0	1 0	0 0	0 1	1 0
John Jaha, R (1, 3) OBP: 0.253, SLG: 0.268			K	F9			P9			3	0	0	0	0	1	3
B.J. Surhoff, L (1, 2) OBP: 0.304, SLG: 0.320			K		G4-3		IBB			2	0	0	0	1	1	0
Scott Fletcher, R (1, 4) OBP: 0.338, SLG: 0.372			BB		F7		FC5			2	0	0	0	1	0	2

	AB	31
	R	1
	H	4
	RBI	1
	BB	2
	SO	8
	LOB	9

Inning Stats	1	2	3	4	5	6	7	8	9
	R: 0 H: 0 E: 0 LOB: 0 K: 0 BB: 0 S: 10 P: 15	R: 0 H: 0 E: 0 LOB: 0 K: 2 BB: 0 S: 12 P: 15	R: 0 H: 0 E: 0 LOB: 1 K: 2 BB: 1 S: 12 P: 22	R: 1 H: 3 E: 0 LOB: 2 K: 0 BB: 0 S: 14 P: 17	R: 0 H: 0 E: 0 LOB: 0 K: 1 BB: 0 S: 8 P: 10	R: 0 H: 0 E: 0 LOB: 0 K: 1 BB: 0 S: 10 P: 14	R: 0 H: 1 E: 0 LOB: 2 K: 0 BB: 1 S: 7 P: 15	R: 0 H: 0 E: 0 LOB: 0 K: 0 BB: 0 S: 7 P: 8	R: 0 H: 0 E: 0 LOB: 0 K: 2 BB: 0 S: 11 P: 14

	1B: 4	SF: 0	WP: 0	PA: 33
	2B: 0	SAC: 0	PB: 0	
	3B: 0	DP: 0	SB: 1	
	HR: 0	HBP: 0	CS: 0	

PITCHER	IP	WLS	BF	H	R	ER	SO	BB	IBB	HBP	BLK	WP	HR	S	P	ERA	WHIP
Danny Darwin, R (1, 1) ERA: 4.42	9.0	W	33	4	1	1	8	1	1	0	0	0	0	91	130	1.00	0.556

PITCHER	IP	WLS	BF	H	R	ER	SO	BB	IBB	HBP	BLK	WP	HR	S	P	ERA	WHIP

Batter	1	2	3	4	5	6	7	8	9	AB	R	H	RBI	BB	SO	LOB
Wade Boggs, L (1, 10) OBP: 0.359, SLG: 0.381	B X 1-0 ① G6-3		1 SAFE B B C 1 SAFE X 2-1 ③ FC6-4 1-2f			C X 0-1 ② F7			B C X 1-1 ① G6-3	4	0	0	0	0	0	2
Billy Hatcher, R (1, 7) OBP: 0.320, SLG: 0.372	C C B X 1-2 ② G4-3			B C F F B F X 2-2 ① F9		C F X 0-2 ③ F8			X 0-0 ② F9	4	0	0	0	0	0	1
Herm Winningham, L (1, 8) OBP: 0.249, SLG: 0.281	B F B S S 2-3 ③ K			B F B X 2-1 G6-4-3 1B			B X 1-0 G4-6-3 1B		C B S B S 2-3 ③ K	4	0	2	0	0	2	0
Tom Brunansky, R (1, 9) OBP: 0.349, SLG: 0.470		C F B S 1-3 ① K		1 SAFE 1 SAFE B B F 1 SAFE F 1 SAFE X 2-2 ② ③ G6-4-3 1-2f			B 1 SAFE X 1-0 ① ② G4-6-3 1-2f			3	0	0	0	0	1	2
Mo Vaughn, L (1, 3) OBP: 0.337, SLG: 0.372		B S F X 1-2 ② G4-3			X 0-0 ① F9		B S B B B 4-1 BB			2	0	0	0	1	0	0
John Marzano, R (1, 2) OBP: 0.176, SLG: 0.250		B F F S 1-3 ③ K			F B S C 1-3 ② K		S B X 1-1 ③ G5-3			3	0	0	0	0	2	1
Scott Cooper, L (1, 5) OBP: 0.310, SLG: 0.292			B F B X 2-1 ① F7		X 0-0 ③ F8			X 0-0 ① F8		3	0	0	0	0	0	0
Luis Rivera, R (1, 6) OBP: 0.296, SLG: 0.265			B X 1-0 ② P2			B F X 1-1 SH1-3 1B		B X 1-0 ② F8		3	0	1	0	0	0	0
Tom Barrett, S (1, 4)			B B C B B 4-1 FC6-4 BB			1 SAFE L L X 0-2 ① SH1-3 1-2		F B B X 2-1 ③ F7		1	0	0	0	1	0	0
Inning Stats	R: 0 E: 0 K: 1 S: 7 H: 0 LOB: 0 BB: 0 P: 11	R: 0 E: 0 K: 2 S: 9 H: 0 LOB: 0 BB: 0 P: 12	R: 0 E: 0 K: 0 S: 6 H: 0 LOB: 1 BB: 1 P: 15	R: 0 E: 0 K: 0 S: 10 H: 1 LOB: 0 BB: 0 P: 16	R: 0 E: 0 K: 1 S: 5 H: 0 LOB: 0 BB: 0 P: 6	R: 0 E: 0 K: 0 S: 10 H: 1 LOB: 1 BB: 0 P: 11	R: 0 E: 0 K: 0 S: 5 H: 1 LOB: 1 BB: 1 P: 12	R: 0 E: 0 K: 0 S: 4 H: 0 LOB: 0 BB: 0 P: 7	R: 0 E: 0 K: 1 S: 6 H: 0 LOB: 0 BB: 0 P: 9	1B: 3 2B: 0 3B: 0 HR: 0 SF: 0 SAC: 1 DP: 2 HBP: 0						

PITCHER	IP	WLS	BF	H	R	ER	SO	BB	IBB	HBP	BLK	WP	HR	S	P	ERA	WHIP
Jaime Navarro, R (1, 1) ERA: 3.08	9.0	W	30	3	0	0	5	2	0	0	0	0	0	62	99	0.00	0.556

PITCHER	IP	WLS	BF	H	R	ER	SO	BB	IBB	HBP	BLK	WP	HR	S	P	ERA	WHIP

TOP

Boston Red Sox @ Milwaukee Brewers

Milwaukee County Stadium, Milwaukee, WI

Sun Aug 16 1992, 4:33 AM EDT

Att. 27,174 - Sunny - 73 F

livebaseballscorecards.com

AB	27
R	0
H	3
RBI	0
BB	2
SO	5
LOB	6

1B: 3	SF: 0
2B: 0	SAC: 1
3B: 0	DP: 2
HR: 0	HBP: 0

WP: 0	PA: 30
PB: 0	
SB: 0	
CS: 0	

Batter	1	2	3	4	5	6	7	8	9	AB	R	H	RBI	BB	SO	LOB
Pat Listach, S (1, 6) OBP: 0.355, SLG: 0.348	B X 1-0 F8 ①		1 SAFE B C X 1-1 FC4-6 E FC 1-2f 3-H ①		B B C X 2-1 L3 ③			1 SAFE F 1 SAFE X 0-1 SH3-4 1-2 ①		3	0	0	1	0	0	1
Darryl Hamilton, L (1, 8) OBP: 0.338, SLG: 0.385	C B B B X 3-1 G5-3 ②		1 SAFE X 0-0 FC S 1-3			B B C X 2-1 F8 ①		B X 1-0 F8 ②		4	0	0	0	0	0	2
Paul Molitor, R (1, 3) OBP: 0.386, SLG: 0.465	C S F B B S 2-3 K ③		F C B B S 2-3 K ② 1-2			B B C X 2-1 G6-3 ②		B B B I 4-0 IBB		3	0	0	0	1	2	2
Greg Vaughn, R (1, 7) OBP: 0.289, SLG: 0.383		B F B S B S 3-3 K ①	X 0-0 G5-3 ③			F B B B C F X 3-2 1B		F B C X 1-2 P4 ③		4	0	1	0	0	1	4
Dante Bichette, R (1, 9) OBP: 0.331, SLG: 0.429		C C B B S 2-3 K ②	X 0-0 L5 ①			F 1 SAFE X 0-1 L5 ③				3	0	0	0	0	1	1
Kevin Seitzer, R (1, 5) OBP: 0.338, SLG: 0.367		F B B B X 3-1 1B	C C X 0-2 G6-3 ②				F C S 0-3 K ①			3	0	1	0	0	1	0
John Jaha, R (1, 10) OBP: 0.245, SLG: 0.259		B C F S 1-3 K ③	S F X 0-2 G5-3 ③				B C B X 2-1 G5-3 ②			3	0	0	0	0	1	1
B.J. Surhoff, L (1, 2) OBP: 0.305, SLG: 0.323			C B C B B X 3-2 1B FC4-6 2B		B X 1-0 G6-3 ①		C B C X 1-2 L5 ③			3	1	1	0	0	0	0
Scott Fletcher, R (1, 4) OBP: 0.341, SLG: 0.375			B B X 2-0 FC4-6 2-3 1B		C S B B X 2-2 P6 ②			X 0-0 SH3-4 1B		3	0	2	0	0	0	0
Inning Stats	R: 0 E: 0 K: 1 S: 7 H: 0 LOB: 0 BB: 0 P: 13	R: 0 E: 0 K: 3 S: 11 H: 1 LOB: 1 BB: 0 P: 20	R: 1 E: 1 K: 1 S: 11 H: 2 LOB: 2 BB: 0 P: 19	R: 0 E: 0 K: 0 S: 7 H: 0 LOB: 0 BB: 0 P: 7	R: 0 E: 0 K: 0 S: 6 H: 0 LOB: 0 BB: 0 P: 11	R: 0 E: 0 K: 0 S: 10 H: 1 LOB: 1 BB: 0 P: 17	R: 0 E: 0 K: 1 S: 8 H: 0 LOB: 0 BB: 0 P: 11	R: 0 E: 0 K: 0 S: 7 H: 1 LOB: 2 BB: 1 P: 13		1B: 4 2B: 1 3B: 0 HR: 0	SF: 0 SAC: 1 DP: 0 HBP: 0					

PITCHER	IP	WLS	BF	H	R	ER	SO	BB	IBB	HBP	BLK	WP	HR	S	P	ERA	WHIP
Frank Viola, L (1, 1) ERA: 3.08	8.0	L	31	5	1	1	6	0	1	0	0	0	0	67	111	1.12	0.625

PITCHER	IP	WLS	BF	H	R	ER	SO	BB	IBB	HBP	BLK	WP	HR	S	P	ERA	WHIP

BOTTOM

Boston Red Sox @ Milwaukee Brewers

Milwaukee County Stadium, Milwaukee, WI

Sun Aug 16 1992, 4:33 AM EDT

Att. 27,174 - Sunny - 73 F

livebaseballscorecards.com

AB	29
R	1
H	5
RBI	1
BB	1
SO	6
LOB	11

Batter	1	2	3	4	5	6	7	8	9	AB	R	H	RBI	BB	SO	LOB
Luis Polonia, L (1, 10) OBP: 0.354, SLG: 0.345	B F X 1-1 ① G5-3		1 SAFE 1 SAFE B C F X 1-2 ③ G2-3 1-2		X 0-0 ② L7		F B B X 2-1 ③ F8			4	0	0	0	0	0	5
Luis Sojo, R (1, 4) OBP: 0.295, SLG: 0.400	F B X 1-1 ② P2			C B X 1-1 WP BB 1B	C B F X 1-2 ③ F7			X 0-0 ① F8		4	0	1	0	0	0	2
Junior Felix, S (1, 8) OBP: 0.287, SLG: 0.368	C B X 1-1 ③ L8			F F X 0-2 ① F8		B C S T F F X 1-2 ① G3		B F F B B S 2-3 ② K		4	0	0	0	0	1	1
Gary Gaetti, R (1, 3) OBP: 0.267, SLG: 0.328		S S B S 1-3 ① K		1 SAFE C 1 SAFE 1 SAFE B B F B B 4-2 WP 1-2 BB		F B S F S 1-3 ② K		B C X 1-1 ③ G4-3		3	0	0	0	1	2	0
Chad Curtis, R (1, 7) OBP: 0.336, SLG: 0.386		F F B B T F X 2-2 ② G6-3		C F F B B B S 3-3 ② K	X 0-0 ③ P4				B B X 2-0 G5-3 G4-3 1B	4	0	1	0	0	1	2
Von Hayes, L (1, 9) OBP: 0.305, SLG: 0.326		C S B F X 1-2 ③ L9		B B C S F S 2-3 1-2 2-3 K			B B B C X 3-1 2B		C F B F F X 1-2 ① G4-3 1-2	4	0	1	0	0	1	3
Gary Disarcina, R (1, 6) OBP: 0.288, SLG: 0.305			B B C X 2-1 ① G3-1		C H 1-1 BB HBP		B F S S 1-3 ① K		B C F F B X 2-2 ② G5-3 2-3	3	0	0	0	0	1	2
Ron Tingley, R (1, 2) OBP: 0.279, SLG: 0.333 Lee Stevens, L (7, PH) OBP: 0.276, SLG: 0.336 Mike Fitzgerald, R (7, 2) OBP: 0.285, SLG: 0.304 Rob Ducey, L (9, PH) OBP: 0.217, SLG: 0.233			C B F S 1-3 ② K		B F 1 SAFE X 1-1 ① F8		F B B B S F B 4-2 BB		C C B C 1-3 ③ K	2 0 0 1	0 0 0 0	0 0 0 0	0 1 0 0	0 0 0 0	1 0 0 1	1 0 0 1
Damion Easley, R (1, 5) OBP: 0.188, SLG: 0.143			B X 1-0 S 1B		B B C B 1 SAFE F B 4-2 1-2 BB		C X 0-1 ② L8			2	0	1	0	1	0	2
Inning Stats	R: 0 E: 0 K: 0 S: 6 H: 0 LOB: 0 BB: 0 P: 9	R: 0 E: 0 K: 1 S: 12 H: 0 LOB: 0 BB: 0 P: 16	R: 0 E: 0 K: 1 S: 9 H: 1 LOB: 1 BB: 0 P: 14	R: 0 E: 0 K: 2 S: 15 H: 1 LOB: 2 BB: 1 P: 25	R: 0 E: 0 K: 0 S: 9 H: 0 LOB: 2 BB: 1 P: 16	R: 0 E: 0 K: 1 S: 10 H: 0 LOB: 0 BB: 0 P: 12	R: 0 E: 0 K: 1 S: 12 H: 1 LOB: 2 BB: 1 P: 22	R: 0 E: 0 K: 1 S: 6 H: 0 LOB: 0 BB: 0 P: 9	R: 0 E: 0 K: 1 S: 13 H: 1 LOB: 1 BB: 0 P: 19	1B: 3 2B: 1 3B: 0 HR: 0	SF: 0 SAC: 0 DP: 0 HBP: 1						

PITCHER	IP	WLS	BF	H	R	ER	SO	BB	IBB	HBP	BLK	WP	HR	S	P	ERA	WHIP
Roger Clemens, R (1, 1) ERA: 2.1	9.0	W	35	4	0	0	8	3	0	1	0	1	0	92	142	0.00	0.778

PITCHER	IP	WLS	BF	H	R	ER	SO	BB	IBB	HBP	BLK	WP	HR	S	P	ERA	WHIP

TOP

California Angels @ Boston Red Sox

Fenway Park, Boston, MA

Tue Aug 18 1992, 7:05 PM EDT

Att. 33,339 - Cloudy - 67 F

livebaseballscorecards.com

AB	31
R	0
H	4
RBI	0
BB	3
SO	8
LOB	19

WP: 1 PA: 35
PB: 0
SB: 1
CS: 0

Batter	1	2	3	4	5	6	7	8	9	AB	R	H	RBI	BB	SO	LOB
Wade Boggs, L (1, 5) OBP: 0.361, SLG: 0.388	C B B X 2-1 1B 1B	B C B C B X 2-2 ② SF8 3-H	B C X 1-1 ③ FC6-4 1-2f		B F B B X 3-1 3B		B B B C B 4-1 HBP BB			3	0	2	1	1	0	2
Billy Hatcher, R (1, 7) OBP: 0.321, SLG: 0.370	B 1 SAFE L B B X 3-1 ① L8	C B S B B X 3-2 1-3 2-H 1B		C B X 1-1 ① G5-3	S S C 0-3 ③		C H 1-1 1-2 HBP			4	0	1	1	0	1	2
Bob Zupcic, R (1, 8) OBP: 0.326, SLG: 0.387	B S F 1 S SAFE 1-3 ② K	S C B 1 S SAFE 1-3 ③ K		B S B B X 3-1 2B 1B		B C B C B X 3-2 BB G4-3 2B	B B F B C X 3-2 F8			5	1	2	0	0	2	5
Tom Brunansky, R (1, 9) OBP: 0.358, SLG: 0.477	B X 1-0 1-2 1B	B B C B C B 4-2 1B 1B 1B BB	B B S C X 2-2 1-3 2B			B 2 SAFE B B B 4-0 G4-3 BB BB		B B B C B 4-1 1B HR BB		2	2	2	0	3	0	0
Jack Clark, R (1, 10) OBP: 0.346, SLG: 0.310	B C S B S 2-3 ③ K	B X 1-0 1B 1B 1-2 FC6-4 1B	B C S C 1-3 ② K			B B B C B 4-1 G4-3 1-2 2-3 BB		F B X 1-1 1-2 HR 1B		4	2	2	0	1	2	4
Jody Reed, R (1, 4) OBP: 0.332, SLG: 0.339	C B B S B F B 4-2 2B SF8 BB	X 0-0 FC6-4 1B 1-2 2-3 1B	I I I 4-0 IBB			C B X 1-1 ① ② G4-3 1-2f 2-3 3-H		B C B C F C 2-3 ① K		3	1	1	0	2	1	4
Mo Vaughn, L (1, 3) OBP: 0.338, SLG: 0.390	B 1 SAFE 1 SAFE 1 SAFE 1 B F X 2-1 1-3 1B 2B	B F B F S 2-3 ① K	B C B B X 3-1 G3			C C C 1-3 ③ K		B C B B S F X 3-2 1-H 2-H HR		5	2	2	3	0	2	7
Tony Peña, R (1, 2) OBP: 0.289, SLG: 0.303	F B B S S 2-3 ① K	B X 1-0 FC6-4 1-2 2-3 3-H 1B		X 0-0 ① G6-3			C F X 0-2 ① P2	F B B F B F S 3-3 ② K		5	0	1	1	0	2	2
John Valentin, R (1, 6) OBP: 0.281, SLG: 0.259	C B B B B 4-1 1B BB	B F C X 1-2 ② FC6-4 1-2f 2-3 3-H FC6-4		C X 0-1 ② G5-3			F B B F B X 3-2 ② P2	X 0-0 ③ F9		4	0	0	1	1	0	2
Inning Stats	R: 0 E: 0 K: 2 S: 11 H: 2 LOB: 2 BB: 0 P: 20	R: 2 E: 0 K: 2 S: 18 H: 2 LOB: 2 BB: 2 P: 36	R: 2 E: 0 K: 1 S: 13 H: 3 LOB: 2 BB: 1 P: 23	R: 0 E: 0 K: 1 S: 12 H: 2 LOB: 3 BB: 1 P: 26	R: 0 E: 0 K: 1 S: 8 H: 1 LOB: 1 BB: 0 P: 11	R: 1 E: 0 K: 1 S: 9 H: 1 LOB: 1 BB: 2 P: 22	R: 0 E: 0 K: 0 S: 11 H: 0 LOB: 2 BB: 1 P: 22	R: 3 E: 0 K: 2 S: 16 H: 2 LOB: 0 BB: 1 P: 29		1B: 8 2B: 3 3B: 1 HR: 1 SF: 1 SAC: 0 DP: 1 HBP: 1						

BOTTOM

California Angels @ Boston Red Sox

Fenway Park, Boston, MA

Tue Aug 18 1992, 7:05 PM EDT

Att. 33,339 - Cloudy - 67 F

livebaseballscorecards.com

AB	35
R	8
H	13
RBI	7
BB	8
SO	10
LOB	28

PITCHER		IP	WLS	BF	H	R	ER	SO	BB	IBB	HBP	BLK	WP	HR	S	P	ERA	WHIP
Mark Langston, L ERA: 4.0	(1, 1)	5.0	L	31	11	5	5	7	4	1	0	0	0	0	65	126	9.00	3.000
Mike Butcher, R ERA: 2.5	(6, 1)	2.1		11	1	2	2	2	3	0	1	0	0	0	24	48	7.71	1.714
Steve Frey, L ERA: 3.99	(8, 1)	0.0		1	1	1	1	0	0	0	0	0	0	1	4	7	∞	∞
Chuck Crim, R ERA: 5.64	(8, 1)	0.2		2	0	0	0	1	0	0	0	0	0	0	5	8	0.00	0.000

PITCHER	IP	WLS	BF	H	R	ER	SO	BB	IBB	HBP	BLK	WP	HR	S	P	ERA	WHIP

Batter	1	2	3	4	5	6	7	8	9	AB	R	H	RBI	BB	SO	LOB
Luis Polonia, L (1, 7) OBP: 0.351, SLG: 0.342	B C B S F X 2-2 ① G6-3		B 1 SAFE 1 SAFE F X 1-1 ② G4-3 1-3 3-H		C X 0-1 ③ G1-3			B S X 1-1 ② FC4-2 3-H		4	0	0	1	0	0	2
Luis Sojo, R (1, 4) OBP: 0.299, SLG: 0.399	X 0-0 ② P6		B B B B C B 4-1 BB			B B C X 2-1 FC3-6 1B		1 SAFE 1 SAFE B C 1 P 1 SAFE X 2-1 ③ G3		3	0	1	0	1	0	1
Junior Felix, S (1, 8) OBP: 0.284, SLG: 0.364	B X 1-0 ③ G1-3		1 SAFE S B X 1-1 ③ G4-3			1 SAFE S X 0-1 ① FC3-6 L6-4 1-2f			S B S S 1-3 ① K	4	0	0	0	0	1	3
Ken Oberkfell, L (1, 10) OBP: 0.260, SLG: 0.234 Von Hayes, L (9, PR) OBP: 0.305, SLG: 0.326		C B B S X 2-2 ① G3		X 0-0 BLK 1B		F B X 1-1 ②③ L6-4 1-2			B F C X 1-2 2B 1B	4 0	0 1	2 0	0 0	0 0	0 0	1 0
Chad Curtis, R (1, 9) OBP: 0.332, SLG: 0.381		C F S 0-3 ② K		1 SAFE C S S 0-3 ① K 1-2			X 0-0 ① G6-3		C S S 0-3 ② K	4	0	0	0	0	3	2
Lee Stevens, L (1, 3) OBP: 0.275, SLG: 0.339		S C B F F B X 2-2 ③ G4-3		F B B B X 3-1 ② G5-3			X 0-0 ② F9		F X 0-1 1B 2B 1-3	4	1	1	0	0	0	1
Gary Disarcina, R (1, 6) OBP: 0.290, SLG: 0.307			F S B X 1-2 FC1-5 WP 1B	B B X 2-0 ③ L8			B B C F B X 3-2 G6-3		B B B C S X 3-2 2-H 3-H 1B	4	0	2	2	0	0	1
Mike Fitzgerald, R (1, 2) OBP: 0.282, SLG: 0.301 Rob Ducey, L (8, PH) OBP: 0.234, SLG: 0.273 Ron Tingley, R (8, 2) OBP: 0.276, SLG: 0.330			1 SAFE B B B C X 2-1 ① FC1-5 1B G4-3 1-3	B X 1-0 ① G5-3				B S X 1-1 L9 FC4-2 2B	B F F F S 1-3 ③ K	2 1 1	1 0 0	0 1 0	0 0 0	0 0 0	0 0 1	1 0 1
Damion Easley, R (1, 5) OBP: 0.211, SLG: 0.176			B X 1-0 E G4-3 1-3 1B	C S B S 1-3 ② K				M M B X 1-2 ① L9 2-3		3	0	1	0	0	1	1

Inning Stats	1	2	3	4	5	6	7	8	9
	R: 0 E: 0 K: 0 S: 6	H: 0 LOB: 0 BB: 0 P: 9	R: 0 E: 0 K: 1 S: 11	H: 0 LOB: 0 BB: 0 P: 15	R: 1 E: 1 K: 0 S: 11	H: 2 LOB: 2 BB: 1 P: 21	R: 0 E: 0 K: 1 S: 7	H: 1 LOB: 1 BB: 0 P: 12	R: 0 E: 0 K: 1 S: 6	H: 0 LOB: 0 BB: 0 P: 8	R: 0 E: 0 K: 0 S: 6	H: 1 LOB: 0 BB: 0 P: 9	R: 0 E: 0 K: 0 S: 5	H: 0 LOB: 0 BB: 0 P: 8	R: 0 E: 0 K: 0 S: 10	H: 1 LOB: 1 BB: 0 P: 14	R: 2 E: 0 K: 3 S: 18	H: 3 LOB: 1 BB: 0 P: 24

PITCHER		IP	WLS	BF	H	R	ER	SO	BB	IBB	HBP	BLK	WP	HR	S	P	ERA	WHIP	PITCHER	IP	WLS	BF	H	R	ER	SO	BB	IBB	HBP	BLK	WP	HR	S	P	ERA	WHIP
John Dopson, R ERA: 3.29	(1, 1)	7.1		27	5	1	1	3	1	0	0	1	1	0	57	89	1.23	0.818																	
Tony Fossas, L ERA: 2.84	(8, 1)	0.1		1	0	0	0	0	0	0	0	0	0	0	2	3	0.00	0.000																	
Greg Harris, R ERA: 2.48	(8, 1)	0.1		1	0	0	0	0	0	0	0	0	0	0	3	4	0.00	0.000																	
Jeff Reardon, R ERA: 4.17	(9, 1)	1.0	L	6	3	2	2	3	0	0	0	0	0	0	18	24	18.00	3.000																	

TOP

California Angels @ Boston Red Sox

Fenway Park, Boston, MA

Wed Aug 19 1992, 7:05 PM EDT

Att. 32,980 - Cloudy - 71 F

livebaseballscorecards.com

AB	34
R	3
H	8
RBI	3
BB	1
SO	6
LOB	14

1B: 6	SF: 0	WP: 1	PA: 35
2B: 3	SAC: 0	PB: 0	
3B: 0	DP: 1	SB: 0	
HR: 0	HBP: 0	CS: 0	

BOTTOM

Batter	1	2	3	4	5	6	7	8	9	AB	R	H	RBI	BB	SO	LOB
Wade Boggs, L (1, 5) OBP: 0.358, SLG: 0.383	F8	G6-3		G5-3		G4-3			G4-3	5	0	0	0	0	0	1
Billy Hatcher, R (1, 7) OBP: 0.323, SLG: 0.370	G6-3		K		1B		F8		G6-4-3	5	1	2	0	0	1	0
Bob Zupcic, R (1, 8) OBP: 0.327, SLG: 0.385	HBP		K		BB		F9		G6-4-3	4	1	1	0	0	1	1
Tom Brunansky, R (1, 9) OBP: 0.364, SLG: 0.480	BB		1B		BB		1B			2	0	2	0	2	0	0
Jack Clark, R (1, 10) OBP: 0.348, SLG: 0.317	2B		1B		K		F9			4	0	2	1	0	1	4
Jody Reed, R (1, 4) OBP: 0.333, SLG: 0.339	BB		F8		L3			G4-3		3	0	1	1	1	0	2
Mo Vaughn, L (1, 3) OBP: 0.337, SLG: 0.385	K			BB	L3			G4-3		3	0	0	0	1	1	6
Tony Peña, R (1, 2) OBP: 0.288, SLG: 0.302		F8		P3		G4-3		FC5-4		4	0	1	0	0	0	1
John Valentin, R (1, 6) OBP: 0.279, SLG: 0.258		K		1B		F8		FC5-4		4	0	1	0	0	1	1
Inning Stats	R: 1 E: 0 K: 1 S: 26 H: 1 LOB: 3 BB: 2 P: 41	R: 0 E: 0 K: 1 S: 6 H: 0 LOB: 0 BB: 0 P: 9	R: 0 E: 0 K: 2 S: 13 H: 2 LOB: 2 BB: 0 P: 16	R: 0 E: 0 K: 0 S: 8 H: 1 LOB: 1 BB: 1 P: 14	R: 1 E: 0 K: 1 S: 13 H: 3 LOB: 2 BB: 1 P: 21	R: 0 E: 0 K: 0 S: 4 H: 0 LOB: 0 BB: 0 P: 7	R: 0 E: 0 K: 0 S: 5 H: 1 LOB: 1 BB: 0 P: 6	R: 0 E: 0 K: 0 S: 8 H: 1 LOB: 1 BB: 0 P: 12	R: 0 E: 0 K: 0 S: 7 H: 1 LOB: 0 BB: 0 P: 14	1B: 9 2B: 2 3B: 0 HR: 0	SF: 0 SAC: 0 DP: 2 HBP: 1						

PITCHER	IP	WLS	BF	H	R	ER	SO	BB	IBB	HBP	BLK	WP	HR	S	P	ERA	WHIP
Jim Abbott, L (1, 1) ERA: 2.86	8.0	W	36	9	2	2	5	4	0	1	0	0	0	83	126	2.25	1.625
Joe Grahe, R (9, 1) ERA: 3.49	1.0	S	3	1	0	0	0	0	0	0	0	0	0	7	14	0.00	1.000

PITCHER	IP	WLS	BF	H	R	ER	SO	BB	IBB	HBP	BLK	WP	HR	S	P	ERA	WHIP

California Angels @ Boston Red Sox

Fenway Park, Boston, MA

Wed Aug 19 1992, 7:05 PM EDT

Att. 32,980 - Cloudy - 71 F

livebaseballscorecards.com

AB	34
R	2
H	10
RBI	2
BB	4
SO	5
LOB	16

1B: 9 SF: 0
2B: 2 SAC: 0
3B: 0 DP: 2
HR: 0 HBP: 1

WP: 0 PA: 39
PB: 0
SB: 0
CS: 0

California Angels @ Boston Red Sox

Fenway Park, Boston, MA

Thu Aug 20 1992, 7:05 PM EDT

Att. 32,879 - Sunny - 70 F

TOP

livebaseballscorecards.com

Batter	1	2	3	4	5	6	7	8	9	AB	R	H	RBI	BB	SO	LOB
Luis Polonia, L (1, 7) OBP: 0.352, SLG: 0.342	G4-3	1-2 1B		G3			1-2 1B		G5-3	5	0	2	0	0	0	1
Luis Sojo, R (1, 4) OBP: 0.297, SLG: 0.395	F7	F9			S 1B		G1-3 1-2 2-3		G4-3	5	0	1	0	0	0	4
Junior Felix, S (1, 8) OBP: 0.286, SLG: 0.363	1B		F7		K 1-2		FC6-4 IBB		L7	4	0	1	0	1	1	1
Gary Gaetti, R (1, 10) OBP: 0.267, SLG: 0.327	K		1B		K		P5			4	0	1	0	0	2	5
Chad Curtis, R (1, 9) OBP: 0.331, SLG: 0.377		BB 2B	K		K		FC6-4 1-2f			3	1	0	0	1	2	5
Lee Stevens, L (1, 3) OBP: 0.275, SLG: 0.342		1-H 1B 2B	F8			G4-3		G4-3		4	1	1	1	0	0	1
Gary Disarcina, R (1, 6) OBP: 0.294, SLG: 0.312		2-H 1B		1B 1B		K		G3 1B		4	0	3	1	0	1	0
Ron Tingley, R (1, 2) OBP: 0.266, SLG: 0.316		K		K		K		G3 1-2		4	0	0	0	0	3	2
Damion Easley, R (1, 5) OBP: 0.304, SLG: 0.250		HBP 1B		1-3 1B			G1-3 1B	G5-3		3	0	2	0	0	0	1

	AB	36
	R	2
	H	11
	RBI	2
	BB	2
	SO	9
	LOB	20

Inning Stats																																		
	R: 0	E: 0	K: 1	S: 15	H: 1	LOB: 1	BB: 0	P: 22	R: 2	E: 0	K: 1	S: 19	H: 3	LOB: 2	BB: 1	P: 33	R: 0	E: 0	K: 1	S: 8	H: 1	LOB: 1	BB: 0	P: 9	R: 0	E: 0	K: 1	S: 11	H: 2	LOB: 1	BB: 0	P: 18	R: 0	E: 0	K: 3	S: 12	H: 1	LOB: 1	BB: 0	P: 19
	R: 0	E: 0	K: 2	S: 13	H: 0	LOB: 0	BB: 0	P: 18	R: 0	E: 0	K: 0	S: 10	H: 2	LOB: 3	BB: 1	P: 19	R: 0	E: 0	K: 0	S: 6	H: 1	LOB: 1	BB: 0	P: 8	R: 0	E: 0	K: 0	S: 6	H: 0	LOB: 0	BB: 0	P: 9	1B: 10	2B: 1	3B: 0	HR: 0	SF: 0	SAC: 0	DP: 0	HBP: 1	WP: 0	PB: 0	SB: 1	CS: 0	PA: 39

PITCHER		IP	WLS	BF	H	R	ER	SO	BB	IBB	HBP	BLK	WP	HR	S	P	ERA	WHIP
Danny Darwin, R ERA: 4.29	(1, 1)	7.0	L	32	10	2	2	9	1	1	1	0	0	0	88	138	2.57	1.571
Paul Quantrill, R ERA: 1.69	(8, 1)	2.0		7	1	0	0	0	0	0	0	0	0	0	12	17	0.00	0.500

PITCHER	IP	WLS	BF	H	R	ER	SO	BB	IBB	HBP	BLK	WP	HR	S	P	ERA	WHIP

BOTTOM

California Angels @ Boston Red Sox
Fenway Park, Boston, MA
Thu Aug 20 1992, 7:05 PM EDT
Att. 32,879 - Sunny - 70 F

livebaseballscorecards.com

Batter	1	2	3	4	5	6	7	8	9	AB	R	H	RBI	BB	SO	LOB
Wade Boggs, L (1, 10) OBP: 0.357, SLG: 0.384	C C X 0-2 ① F8		X 0-0 2B			C B B X 2-1 ② G3		C F B X 1-2 ③ F8		4	0	1	0	0	0	0
Billy Hatcher, R (1, 7) OBP: 0.322, SLG: 0.368	C C B S 1-3 ② K		B B X 2-0 ③ P5			X 0-0 ③ G6-3			B C X 1-1 FC3-6 1B	4	0	1	0	0	1	1
Scott Cooper, L (1, 5) OBP: 0.314, SLG: 0.296	B X 1-0 1B			X 0-0 L5-3 1B			B X 1-0 ① F9		B X 1-0 ① FC3-6 1-2f	4	0	2	0	0	0	1
Tom Brunansky, R (1, 9) OBP: 0.363, SLG: 0.476	X 0-0 ③ G4-3			C B B X 2-1 ① ② L5-3 1-2			B B B B 4-0 1B BB		1 SAFE C F F B F F X 1-2 ② L7	3	0	0	0	1	0	3
Mo Vaughn, L (1, 3) OBP: 0.335, SLG: 0.381		C X 0-1 ① G4-3		C B F B F X 2-2 ③ G3-1			C B B B X 2-1 1-2 1B		F S F B C 1-3 ③ K	2	0	0	0	0	0	0
Jack Clark, R (7, PH) (8, 3) OBP: 0.349, SLG: 0.319										2	0	1	0	0	1	1
Jody Reed, R (1, 4) OBP: 0.331, SLG: 0.336		B B B C X 3-1 ② L6			B C C X 1-2 ① G6-3		B F C C 1-3 ② K			3	0	0	0	0	1	2
Herm Winningham, L (1, 8) OBP: 0.246, SLG: 0.277		F F X 0-2 ③ P5			B B C S C 2-3 ② K		B X 1-0 ③ P5			2	0	0	0	0	1	0
Bob Zupcic, R (7, PH) (8, 8) OBP: 0.326, SLG: 0.383										1	0	0	0	0	0	2
John Marzano, R (1, 2) OBP: 0.167, SLG: 0.235			B B X 2-0 ① P2		B X 1-0 ③ G4-3			C F B F X 1-2 CS 1B		2	0	0	0	0	0	0
Tony Peña, R (8, PH) (9, 2) OBP: 0.290, SLG: 0.304										1	0	1	0	0	0	0
John Valentin, R (1, 6) OBP: 0.268, SLG: 0.246			B B C X 2-1 ② F8			X 0-0 ① F9		F 1 SAFE B 1 SAFE B 1 SAFE 1 SAFE S B 3-2 ① ② X F8 1-2		3	0	0	0	0	0	1
Inning Stats	R: 0 E: 0 K: 1 S: 8 H: 1 LOB: 1 BB: 0 P: 10	R: 0 E: 0 K: 0 S: 7 H: 0 LOB: 0 BB: 0 P: 10	R: 0 E: 0 K: 0 S: 5 H: 1 LOB: 1 BB: 0 P: 11	R: 0 E: 0 K: 0 S: 7 H: 1 LOB: 0 BB: 0 P: 11	R: 0 E: 0 K: 1 S: 7 H: 0 LOB: 0 BB: 0 P: 11	R: 0 E: 0 K: 0 S: 4 H: 0 LOB: 0 BB: 0 P: 6	R: 0 E: 0 K: 1 S: 7 H: 1 LOB: 2 BB: 1 P: 16	R: 0 E: 0 K: 0 S: 10 H: 1 LOB: 0 BB: 0 P: 15	R: 0 E: 0 K: 1 S: 13 H: 1 LOB: 1 BB: 0 P: 17	1B: 5 2B: 2 3B: 0 HR: 0	SF: 0 SAC: 0 DP: 1 HBP: 0						

	AB	31
	R	0
	H	6
	RBI	0
	BB	1
	SO	4
	LOB	11

PITCHER		IP	WLS	BF	H	R	ER	SO	BB	IBB	HBP	BLK	WP	HR	S	P	ERA	WHIP
Bert Blyleven, R ERA: 4.71	(1, 1)	6.1	W	22	3	0	0	2	1	0	0	0	0	0	39	65	0.00	0.632
Scott Bailes, L ERA: 7.41	(7, 1)	0.1		2	1	0	0	1	0	0	0	0	0	0	5	8	0.00	3.000
Chuck Crim, R ERA: 5.53	(7, 1)	1.1		4	1	0	0	0	0	0	0	0	0	0	11	17	0.00	0.750
Joe Grahe, R ERA: 3.45	(9, 1)	1.0	S	4	1	0	0	1	0	0	0	0	0	0	13	17	0.00	1.000

PITCHER	IP	WLS	BF	H	R	ER	SO	BB	IBB	HBP	BLK	WP	HR	S	P	ERA	WHIP

Batter	1	2	3	4	5	6	7	8	9	AB	R	H	RBI	BB	SO	LOB
Henry Cotto, R (1, 7) OBP: 0.313, SLG: 0.369	L S B B S 2-3 K ①		B X 1-0 1B 1B BB 1B	C B S X 1-2 G6-3 ②		B X 1-0 WP 2B 1B 1-2 3-H		B B 1 SAFE C 1 SAFE C F X 2-2 1B 1B 1-2		5	2	3	1	0	1	0
Edgar Martinez, R (1, 5) OBP: 0.404, SLG: 0.545 Mike Blowers, R (8, 5) OBP: 0.280, SLG: 0.182	C B B F X 2-2 G3 2B		B 1 SAFE 1 SAFE B C B F 1 SAFE X 3-2 BB 1B 1B 1B 1-2	C B B X 2-1 E6		C F B X 1-2 SF7 ② 2-H		C C X 0-2 ② 1-2 2-H 1B		4 0	1 0	3 0	1 0	0 0	0 0	0 0
Ken Griffey Jr., L (1, 8) OBP: 0.362, SLG: 0.555	C B X 1-1 G3 ② 2-3		F F B X 1-2 1B BB FC1-2 1B 1-2 2-3	X 0-0 F8 ③		F 1 SAFE X 1-1 1-H 2B		C S F X 0-2 P6 ③		5	0	2	1	0	0	4
Lance Parrish, R (1, 10) OBP: 0.295, SLG: 0.453	C B B S B B 4-2 FC6-4 BB		B B B X 3-0 F9 ①	C C B X 1-2 G6-3 ①	B F B B F X 3-2 F7 ③				B F F F F S 1-3 K ①	4	0	0	0	1	1	4
Jay Buhner, R (1, 9) OBP: 0.326, SLG: 0.410	X 0-0 FC6-4 ③ 1-2f		B C B S B B 4-2 FC1-2 1B BB 1-2 2-3 3-H	C B S B B S 3-3 K ②			F B B B X 3-1 F8 ①		S B S B S 2-3 K ②	4	0	0	1	1	2	2
Tino Martinez, L (1, 3) OBP: 0.302, SLG: 0.387		C B F S 1-3 K ① X	0-0 FC1-2 1B 1-2 2-3 3-H	C S B B X 2-2 G3 ③			C F C 0-3 K ②		B B B C S X 3-2 L7 ③	5	0	1	1	0	2	0
Bret Boone, R (1, 4) OBP: 0.222, SLG: 0.125		C B B F S 2-3 K ② B S B C X 2-2 FC1-2 ② 1-2 2-3 3-Hf			X 0-0 G4-3 ① C B S S		C B S S 1-3 K ③			4	0	0	0	0	2	3
Dave Valle, R (1, 2) OBP: 0.297, SLG: 0.348		B B B C C B 4-2 BB C C S 0-3 K ③			X 0-0 1B 1B 1B			X 0-0 G4-3 ①		3	1	1	0	1	1	3
Omar Vizquel, S (1, 6) OBP: 0.362, SLG: 0.372		C X 0-1 G1-3 ③	B B C X 2-1 G4-3 ①			1 SAFE F X 0-1 S 1B SF7 1B 1-3		X 0-0 1B 1B 1B		4	1	2	0	0	0	1
Inning Stats	R: 0 E: 0 K: 1 S: 11 H: 1 LOB: 2 BB: 1 P: 20	R: 0 E: 0 K: 2 S: 10 H: 0 LOB: 1 BB: 1 P: 17	R: 2 E: 0 K: 1 S: 17 H: 4 LOB: 3 BB: 1 P: 31	R: 0 E: 1 K: 0 S: 8 H: 0 LOB: 1 BB: 0 P: 13	R: 0 E: 0 K: 1 S: 9 H: 0 LOB: 0 BB: 0 P: 15	R: 3 E: 0 K: 0 S: 13 H: 4 LOB: 1 BB: 0 P: 19	R: 0 E: 0 K: 2 S: 8 H: 0 LOB: 0 BB: 0 P: 12	R: 0 E: 0 K: 0 S: 13 H: 3 LOB: 2 BB: 0 P: 15	R: 0 E: 0 K: 2 S: 11 H: 0 LOB: 0 BB: 0 P: 17	1B: 10 2B: 2 3B: 0 HR: 0 SF: 1 SAC: 0 DP: 0 HBP: 0						

PITCHER		IP	WLS	BF	H	R	ER	SO	BB	IBB	HBP	BLK	WP	HR	S	P	ERA	WHIP
Frank Viola, L ERA: 3.23	(1, 1)	5.2	L	30	9	5	5	5	3	0	0	0	1	0	65	109	7.94	2.118
Greg Harris, R ERA: 2.43	(6, 1)	2.0		8	3	0	0	2	0	0	0	0	0	0	20	29	0.00	1.500
Tony Fossas, L ERA: 2.79	(8, 1)	0.1		1	0	0	0	0	0	0	0	0	0	0	4	4	0.00	0.000
Paul Quantrill, R ERA: 1.61	(9, 1)	1.0		3	0	0	0	2	0	0	0	0	0	0	11	17	0.00	0.000

PITCHER	IP	WLS	BF	H	R	ER	SO	BB	IBB	HBP	BLK	WP	HR	S	P	ERA	WHIP

Seattle Mariners @ Boston Red Sox

Fenway Park, Boston, MA

Fri Aug 21 1992, 7:05 PM EDT

Att. 33,444 - Sunny - 77 F

TOP

livebaseballscorecards.com

AB	38
R	5
H	12
RBI	5
BB	3
SO	9
LOB	17

WP: 1	PA: 42		
PB: 0			
SB: 1			
CS: 0			

BOTTOM

Batter	1	2	3	4	5	6	7	8	9	AB	R	H	RBI	BB	SO	LOB
Wade Boggs, L (1, 5) OBP: 0.354, SLG: 0.380	B C B S F C 2-3 ① K		F C B S 1-3 ③ K			B F C F F X 1-2 ① G6-3		B C X 1-1 ① G5-3		4	0	0	0	0	2	0
Billy Hatcher, R (1, 7) OBP: 0.317, SLG: 0.362	F F C 0-3 ② K			C F F C 0-3 ① K		F X 0-1 ② G1-3		B X 1-0 ② L6		4	0	0	0	0	2	0
Bob Zupcic, R (1, 8) OBP: 0.325, SLG: 0.381	B X 1-0 ③ P3			B B X 2-0 ② G6-3		B B B C X 3-1 1B		B F B X 2-1 ③ G1-4-3		4	0	1	0	0	0	0
Tom Brunansky, R (1, 9) OBP: 0.362, SLG: 0.471		C X 0-1 ① G6-3		B B B B 4-0 BB		B F B F S 2-3 ③ K			B B C X 2-1 ① P4	3	0	0	0	1	1	1
Jack Clark, R (1, 3) OBP: 0.350, SLG: 0.319		F B B S X 2-2 ② F7		S B F F S 1-3 ③ K			C B S B B X 3-2 F8 BB 1B		B F B B B 4-1 G6-3 WP HR BB	3	1	1	0	1	1	1
Jody Reed, R (1, 4) OBP: 0.335, SLG: 0.343	F C F B B X 2-2 2B			B B X 2-0 G4-3 2B			B B C F B B 4-2 1-2 BB		C B X 1-1 ② G6-3 1-3	3	0	2	0	1	0	1
Eric Wedge, R (1, 10) OBP: 0.250, SLG: 1.000	C S S 0-3 ③ K			F C B S 1-3 ① K			B F B F B X 3-2 ① F8 2-3		C X 0-1 3-H HR	4	1	1	2	0	2	4
Tony Peña, R (1, 2) OBP: 0.288, SLG: 0.302 Scott Cooper, L (9, PH) OBP: 0.312, SLG: 0.294			C C F C 0-3 ① K	X 0-0 ② G4-3 2-3			X 0-0 ② P3		B C B F C 2-3 ③ K	3 1	0 0	0 0	0 0	0 0	1 1	3 0
Luis Rivera, R (1, 6) OBP: 0.293, SLG: 0.262			X 0-0 ② F8	F F F F B S 1-3 ③ K			C F B B F B S 3-3 ③ K			3	0	0	0	0	2	3

Inning Stats	1	2	3	4	5	6	7	8	9	1B	SF	WP	PA
R:	0	0	0	0	0	0	0	0	2	2	0	1	35
E:	0	0	0	0	0	0	0	0	0	2B	SAC	PB	
K:	2	1	2	1	2	1	1	1	1	2	0	0	
S:	9	12	8	9	10	12	14	5	10	3B	DP	SB	
H:	0	1	0	0	1	1	1	0	1	0	0	0	
LOB:	0	1	0	1	1	1	2	0	0	HR	HBP	CS	
BB:	0	0	0	1	0	0	1	0	1	1	0	0	
P:	12	16	9	16	14	18	27	9	19				

PITCHER		IP	WLS	BF	H	R	ER	SO	BB	IBB	HBP	BLK	WP	HR	S	P	ERA	WHIP
Randy Johnson, L ERA: 3.95	(1, 1)	7.0	W	27	4	0	0	11	2	0	0	0	0	0	74	112	0.00	0.857
Shawn Barton, L ERA: 2.16	(8, 1)	1.2		7	1	2	2	0	1	0	0	0	1	1	12	23	10.80	1.200
Jeff Nelson, R ERA: 3.32	(9, 1)	0.1		1	0	0	0	1	0	0	0	0	0	0	3	5	0.00	0.000

PITCHER	IP	WLS	BF	H	R	ER	SO	BB	IBB	HBP	BLK	WP	HR	S	P	ERA	WHIP

Seattle Mariners @ Boston Red Sox

Fenway Park, Boston, MA

Fri Aug 21 1992, 7:05 PM EDT

Att. 33,444 - Sunny - 77 F

livebaseballscorecards.com

AB	32
R	2
H	5
RBI	2
BB	3
SO	12
LOB	13

Batter	1	2	3	4	5	6	7	8	9	AB	R	H	RBI	BB	SO	LOB
Henry Cotto, R (1, 7) OBP: 0.315, SLG: 0.369	C B F X 1-2 F9	C F B B X 2-2 P5		C X 0-1 1B 1B 1B		C C S 0-3 K ①		X 0-0 S 1B 2-H		5	1	2	1	0	1	3
Edgar Martinez, R (1, 5) OBP: 0.406, SLG: 0.547	C B B S X 2-2 1B 2B		B C B B C B 4-2 1B G1-2-3 BB	1 SAFE C X 0-1 1B 1-3 1B		C B X 1-1 G6-3 ② 1-2		B C X 1-1 G6-3 ③ 1-2		4	1	2	0	1	0	2
Ken Griffey Jr., L (1, 8) OBP: 0.364, SLG: 0.555	X 0-0 G4-6-3 2-H 1B		F F 1 SAFE X 0-2 G1-2-3 ① 1-3 1B 1B	F F B 1 SAFE X 1-2 3-H 1B		B F C B X 2-2 G5-3 ③			F B B X 2-1 G5-3 ①	5	1	3	2	0	0	1
Lance Parrish, R (1, 10) OBP: 0.294, SLG: 0.446 Pete O'Brien, L (9, PH) OBP: 0.273, SLG: 0.369	1 SAFE B B X 1-0 G4-6-3 ② ③ 1-2f		B B B B 4-0 G1-2-3 1B BB	F B S X 1-2 P4 ②			S C F F S 0-3 K ①		B B F F X 2-2 F8 ②	3 1	1 0	0 0	0 0	1 0	1 0	3 0
Jay Buhner, R (1, 9) OBP: 0.324, SLG: 0.414		F S B X 1-2 HR	X 0-0 G1-2-3 ① ② 1-2 2-3 3-Hf	X 0-0 F9 ③			C S S 0-3 K ②		B S S X 1-2 G6-3 ③	5	1	1	1	0	1	5
Tino Martinez, L (1, 3) OBP: 0.304, SLG: 0.388		B C X 1-1 G1-3 ①	C F B X 1-2 HR 2-H 3-H 1B		B X 1-0 G4-6-3 1B		B B C F C 2-3 K ③			4	1	2	2	0	1	0
Bret Boone, R (1, 4) OBP: 0.231, SLG: 0.417		B C B X 2-1 P4 ②	1 SAFE C B F B F 1 SAFE B X 3-2 1-H HR		B C B S X 2-2 G4-6-3 ① ② 1-2f			C B X 1-1 E3 SH1-4 1B		4	2	1	2	0	0	1
Dave Valle, R (1, 2) OBP: 0.298, SLG: 0.348		B S B B X 3-1 1B 1B	C B C F X 1-2 F9 ③		C X 0-1 G4-3 ③			B X 1-0 SH1-4 ① 1-2		3	0	1	0	0	0	0
Omar Vizquel, S (1, 6) OBP: 0.363, SLG: 0.372		C X 0-1 1-2 1B		X 0-0 G4-3 ①		B B B C B 4-1 G6-3 BB		B B B C X 3-1 G1-3 ②		3	0	1	0	1	0	1
Inning Stats	R: 1 E: 0 K: 0 S: 8 H: 2 LOB: 0 BB: 0 P: 12	R: 1 E: 0 K: 0 S: 15 H: 3 LOB: 2 BB: 0 P: 24	R: 4 E: 0 K: 0 S: 17 H: 3 LOB: 0 BB: 2 P: 30	R: 1 E: 0 K: 0 S: 12 H: 3 LOB: 2 BB: 0 P: 14	R: 0 E: 0 K: 0 S: 6 H: 1 LOB: 0 BB: 0 P: 9	R: 0 E: 0 K: 1 S: 9 H: 0 LOB: 1 BB: 1 P: 16	R: 0 E: 0 K: 3 S: 11 H: 0 LOB: 0 BB: 0 P: 13	R: 1 E: 1 K: 0 S: 8 H: 1 LOB: 1 BB: 0 P: 14	R: 0 E: 0 K: 0 S: 8 H: 0 LOB: 0 BB: 0 P: 13	1B: 10 2B: 1 3B: 0 HR: 2 SF: 0 SAC: 1 DP: 3 HBP: 0						

TOP

Seattle Mariners @ Boston Red Sox

Fenway Park, Boston, MA

Sat Aug 22 1992, 3:33 AM EDT

Att. 33,275 - Sunny - 85 F

livebaseballscorecards.com

AB	37
R	8
H	13
RBI	8
BB	3
SO	4
LOB	16

WP: 0 PB: 0 SB: 1 CS: 0 PA: 41

PITCHER		IP	WLS	BF	H	R	ER	SO	BB	IBB	HBP	BLK	WP	HR	S	P	ERA	WHIP
Joe Hesketh, L ERA: 4.54	(1, 1)	2.0		13	6	5	5	0	2	0	0	0	0	1	28	49	22.50	4.000
Mike Gardiner, R ERA: 5.09	(3, 1)	2.0		10	5	2	2	0	0	0	0	0	0	1	24	31	9.00	2.500
Matt Young, L ERA: 5.07	(5, 1)	3.2		14	2	1	0	4	1	0	0	0	0	0	32	49	0.00	0.818
Greg Harris, R ERA: 2.42	(8, 1)	0.1	W	1	0	0	0	0	0	0	0	0	0	0	2	3	0.00	0.000
Tony Fossas, L ERA: 2.75	(9, 1)	0.1		1	0	0	0	0	0	0	0	0	0	0	2	4	0.00	0.000

PITCHER		IP	WLS	BF	H	R	ER	SO	BB	IBB	HBP	BLK	WP	HR	S	P	ERA	WHIP
Jeff Reardon, R ERA: 4.1	(9, 1)	0.2	S	2	0	0	0	0	0	0	0	0	0	0	6	9	0.00	0.000

Batter	1	2	3	4	5	6	7	8	9	AB	R	H	RBI	BB	SO	LOB
Wade Boggs, L (1, 5) OBP: 0.354, SLG: 0.382	B B X 2-0 SH5-3 SF9 2B	B B I I 4-0 2B IBB		C B X 1-1 G4-6-3 ② ③ 1-2f		B C F X 1-2 P4 ①	C B B X 2-1 F9 ③			4	1	1	0	1	0	4
Billy Hatcher, R (1, 7) OBP: 0.316, SLG: 0.364	X 0-0 SH5-3 ① 2-3	B B C F X 2-2 2B 1-3 2-H 3-H			F S B S 1-3 K2-3 ①	F B S X 1-2 G3-1 ②		B C X 1-1 G6-3 ①		4	0	1	2	0	1	0
Bob Zupcic, R (1, 9) OBP: 0.326, SLG: 0.379	B B C S B B 4-2 BB	B C B F B F C 3-3 K ③			S X 0-1 G5-3 ②	B S C F X 1-2 P4 ③		X 0-0 HR 1B		4	1	1	0	1	1	2
Tom Brunansky, R (1, 10) OBP: 0.365, SLG: 0.482	X 0-0 SF9 ② 3-H		C B B S B F B 4-2 BB		C X 0-1 1B		C X 0-1 F8 ①	B X 1-0 HR 1-H		3	1	2	3	1	0	0
Mo Vaughn, L (1, 3) OBP: 0.333, SLG: 0.379 Jack Clark, R (8, PH) OBP: 0.353, SLG: 0.319 Scott Cooper, L (8, PR) OBP: 0.312, SLG: 0.294 (9, 3)	C B B X 2-1 G4-3 ③		B X 1-0 F8 ①		C B B X 2-1 F8 ③		B X 1-0 1B 1B 1B	B F F B F B B 4-2 G3 BB		4 0 0	1 0 0	1 0 0	0 0 0	0 1 0	0 0 0	3 0 0
Jody Reed, R (1, 4) OBP: 0.335, SLG: 0.344		B C X 1-1 G2-3 ① B B C X 2-1 F8 ②				C B C X 1-2 2B HR 1B	B 1 SAFE X 1-0 1B 1B 1B 1-3	B B C B C X 3-2 G3 ② 1-2		5	1	2	0	0	0	2
Herm Winningham, L (1, 8) OBP: 0.250, SLG: 0.287		B F S B X 2-2 G4-3 ② S X 0-1 G4-3 ③				B X 1-0 HR 2B 1-3	B B F X 2-1 1B 1B 1-2 3-H	X 0-0 G4-3 ③		5	1	2	1	0	0	3
Eric Wedge, R (1, 2) OBP: 0.625, SLG: 1.000		B B X 2-0 2B 2B 1B		C B S B B B 4-2 G4-6-3 BB		B C B B B 4-1 HR BB	C S B B F F X 2-2 1B 1-2 2-3			2	2	2	0	2	0	0
John Valentin, R (1, 6) OBP: 0.280, SLG: 0.319		X 0-0 2B 2B 1-3		C C X 0-2 L7 ①		C X 0-1 HR 1-H 2-H 3-H	B F B X 2-1 P6 ②			4	2	2	4	0	0	4
Inning Stats	R: 1 H: 1 E: 0 LOB: 1 K: 0 BB: 1 S: 7 P: 15	R: 2 H: 3 E: 0 LOB: 2 K: 1 BB: 1 S: 14 P: 28	R: 0 H: 0 E: 0 LOB: 1 K: 0 BB: 1 S: 8 P: 15	R: 0 H: 0 E: 0 LOB: 0 K: 0 BB: 1 S: 7 P: 12	R: 0 H: 1 E: 0 LOB: 1 K: 1 BB: 0 S: 9 P: 12	R: 4 H: 3 E: 0 LOB: 0 K: 0 BB: 1 S: 17 P: 26	R: 1 H: 4 E: 0 LOB: 3 K: 0 BB: 0 S: 15 P: 25	R: 2 H: 2 E: 0 LOB: 2 K: 0 BB: 1 S: 11 P: 20		1B: 8 SF: 1 2B: 4 SAC: 1 3B: 0 DP: 1 HR: 2 HBP: 0						

PITCHER		IP	WLS	BF	H	R	ER	SO	BB	IBB	HBP	BLK	WP	HR	S	P	ERA	WHIP
Erik Hanson, R ERA: 4.88	(1, 1)	1.2		11	4	3	3	0	1	1	0	0	0	0	17	36	16.20	3.000
Calvin Jones, R ERA: 6.02	(2, 1)	3.1		15	3	3	3	2	3	0	0	0	0	0	33	57	8.10	1.800
Mike Schooler, R ERA: 5.36	(6, 1)	1.2		10	5	2	2	0	0	0	0	0	0	1	25	36	10.80	3.000
Shawn Barton, L ERA: 3.0	(7, 1)	0.2	L	3	1	1	1	0	0	0	0	0	0	0	5	8	13.50	1.500
Russ Swan, L ERA: 4.79	(8, 1)	0.2		4	1	1	1	0	1	0	0	0	0	1	8	16	13.50	3.000

PITCHER	IP	WLS	BF	H	R	ER	SO	BB	IBB	HBP	BLK	WP	HR	S	P	ERA	WHIP

BOTTOM

Seattle Mariners @ Boston Red Sox

Fenway Park, Boston, MA

Sat Aug 22 1992, 3:33 AM EDT

Att. 33,275 - Sunny - 85 F

livebaseballscorecards.com

AB	35
R	10
H	14
RBI	10
BB	6
SO	2
LOB	18

Batter	1	2	3	4	5	6	7	8	9	AB	R	H	RBI	BB	SO	LOB
Omar Vizquel, S (1, 6) OBP: 0.367, SLG: 0.375	0-2 S 1B 1B	2-2 G3		0-0 G1-3		3-2 1-H 1B		3-2 WP 2-3 2B 1B		5	2	3	1	0	0	1
Edgar Martinez, R (1, 10) OBP: 0.404, SLG: 0.546	2-2 F9	0-1 G5-3			3-3 K	1-2 G6-3		3-2 1-H 3-H 1B 2B		5	1	1	1	0	1	2
Ken Griffey Jr., L (1, 8) OBP: 0.369, SLG: 0.560	4-1 1B 1-2 1B BB		3-2 L7		4-2 HR BB		0-0 3B	4-0 1B CS IBB		2	2	1	0	3	0	0
Kevin Mitchell, R (1, 7) OBP: 0.339, SLG: 0.422 Henry Cotto, R (9, 7) OBP: 0.315, SLG: 0.369	0-1 1B 1B 1-3 2-H 1B		2-3 K		0-0 1-H HR		1-0 G6-3	0-1 CS 1-3 2-H 1B		5 0	1 0	3 0	4 0	0 0	1 0	1 0
Pete O'Brien, L (1, 3) OBP: 0.272, SLG: 0.364	1-3 K		2-3 K		1-2 F7		4-0 S IBB	3-3 K 1-2 3-H		4	0	0	0	1	3	4
Jay Buhner, R (1, 9) OBP: 0.325, SLG: 0.413	2-1 1B 1-2 3-H 1B			2-3 K	1-0 L7		3-3 K 1-2		4-1 1B BB	4	0	1	1	1	2	2
Lance Parrish, R (1, 2) OBP: 0.297, SLG: 0.445	0-1 1-2 2-3 1B			3-3 K		0-0 P4	0-1 G4-3		2-2 G5-4-3 1-2 1B	5	0	2	0	0	1	2
Bret Boone, R (1, 4) OBP: 0.333, SLG: 0.400	3-2 G6-3			3-2 2B 1B		1-1 S 1B HBP		4-0 1B SH3 WP BB	2-2 F8	3	3	1	0	1	0	5
Mike Blowers, R (1, 5) OBP: 0.276, SLG: 0.231		0-0 G5-3		1-1 1-H 2B		1-3 K		1-0 SH3 1-2	0-1 G5-4-3 1-2f	4	0	1	1	0	1	3
Inning Stats	R: 2 E: 0 K: 1 S: 20 H: 4 LOB: 3 BB: 1 P: 32	R: 0 E: 0 K: 0 S: 7 H: 0 LOB: 0 BB: 0 P: 9	R: 0 E: 0 K: 2 S: 11 H: 0 LOB: 0 BB: 0 P: 18	R: 1 E: 0 K: 2 S: 12 H: 2 LOB: 1 BB: 0 P: 21	R: 2 E: 0 K: 1 S: 10 H: 1 LOB: 0 BB: 1 P: 19	R: 1 E: 0 K: 1 S: 11 H: 1 LOB: 1 BB: 0 P: 17	R: 0 E: 0 K: 1 S: 7 H: 1 LOB: 2 BB: 1 P: 15	R: 3 E: 0 K: 1 S: 12 H: 3 LOB: 2 BB: 2 P: 30	R: 0 E: 0 K: 0 S: 10 H: 1 LOB: 1 BB: 1 P: 18	1B: 9 2B: 3 3B: 1 HR: 1	SF: 0 SAC: 1 DP: 2 HBP: 1						

PITCHER		IP	WLS	BF	H	R	ER	SO	BB	IBB	HBP	BLK	WP	HR	S	P	ERA	WHIP
Roger Clemens, R ERA: 2.3	(1, 1)	6.0	L	29	8	6	6	7	2	0	1	0	0	1	71	116	9.00	1.667
Paul Quantrill, R ERA: 2.66	(7, 1)	1.1		11	4	3	3	1	1	2	0	0	1	0	16	39	20.25	3.750
Tony Fossas, L ERA: 2.53	(8, 1)	1.2		5	1	0	0	1	1	0	0	0	0	0	13	24	0.00	1.200

PITCHER	IP	WLS	BF	H	R	ER	SO	BB	IBB	HBP	BLK	WP	HR	S	P	ERA	WHIP

TOP

Seattle Mariners @ Boston Red Sox

Fenway Park, Boston, MA

Sun Aug 23 1992, 3:33 AM EDT

Att. 33,365 - Sunny - 77 F

livebaseballscorecards.com

AB	37
R	9
H	13
RBI	8
BB	6
SO	9
LOB	20

1B: 9	SF: 0	WP: 1	PA: 45
2B: 3	SAC: 1	PB: 0	
3B: 1	DP: 2	SB: 3	
HR: 1	HBP: 1	CS: 2	

Batter	1	2	3	4	5	6	7	8	9	AB	R	H	RBI	BB	SO	LOB
Wade Boggs, L (1, 5) OBP: 0.355, SLG: 0.379	B B F B F F B 4-2 BB	I I I I 4-0 G4-6-3 IBB		B B 1 SAFE B C X 3-1 P5 ②		C B X 1-1 F8 ②			C C X 0-2 G4-3 ②	3	0	0	0	2	0	2
Billy Hatcher, R (1, 7) OBP: 0.310, SLG: 0.357	B B C X 2-1 F7 ①	B X 1-0 G4-6-3 ② ③ 1-2f		B F B X 2-1 P6 ③ 1-2		C S B X 1-2 F8 ③			F F S 0-3 K ③	5	0	0	0	0	1	6
Bob Zupcic, R (1, 8) OBP: 0.325, SLG: 0.375	C C B B C 2-3 K ②		S B H 2-1 WP 2B HBP		C B F F S 1-3 K ①		C C S 0-3 K ①			3	1	0	0	0	3	1
Tom Brunansky, R (1, 9) OBP: 0.364, SLG: 0.482	C F B B B X 3-2 G6-3 ③		S B C F B B F X 3-2 F7 1-H 2B		C B C B B X 3-2 F7 ②		C F B C 1-3 K ②			4	0	1	1	0	1	1
Mo Vaughn, L (1, 3) OBP: 0.336, SLG: 0.381		B F X 1-1 1B BB 1B 1B 2-3	X 0-0 F7 ①		B F X 1-1 1B 1B		C C B F B B F X 3-2 G6-3 ③			4	1	2	0	0	0	1
Jody Reed, R (1, 4) OBP: 0.337, SLG: 0.344	C B B B B 4-1 1B 1B BB 1-2	B X 1-0 P6 ②			C X 0-1 1B 1-2			B X 1-0 F8 ①		3	1	1	0	1	0	1
Eric Wedge, R (1, 10) OBP: 0.500, SLG: 0.700	B X 1-0 SH5-4 1B 1B 1-2 2-3	C S S 0-3 K ③			C B F B B X 3-2 F7 ③			C F B F B B X 3-2 P5 ②		4	0	1	0	0	1	3
Tony Peña, R (1, 2) OBP: 0.287, SLG: 0.301	X 0-0 SH5-4 1B 1-2 2-H 3-H			B B X 2-0 G6-3 ①		C X 0-1 G4-3 ①		F F B F X 1-2 G4-3 ③		4	0	1	2	0	0	0
John Valentin, R (1, 6) OBP: 0.295, SLG: 0.347	F B X 1-1 SH5-4 ① 1-2 2-3			B B X 2-0 WP 1B		B B F X 2-1 2B			B X 1-0 P6 ①	3	0	2	0	0	0	0
Inning Stats	R: 0 H: 0 E: 0 LOB: 1 K: 1 BB: 1 S: 11 P: 22	R: 2 H: 3 E: 0 LOB: 2 K: 0 BB: 2 S: 8 P: 20	R: 1 H: 1 E: 0 LOB: 1 K: 1 BB: 0 S: 11 P: 17	R: 0 H: 1 E: 0 LOB: 1 K: 0 BB: 0 S: 6 P: 15	R: 0 H: 2 E: 0 LOB: 2 K: 1 BB: 0 S: 14 P: 22	R: 0 H: 1 E: 0 LOB: 1 K: 0 BB: 0 S: 9 P: 13	R: 0 H: 0 E: 0 LOB: 0 K: 2 BB: 0 S: 11 P: 15	R: 0 H: 0 E: 0 LOB: 0 K: 0 BB: 0 S: 9 P: 14	R: 0 H: 0 E: 0 LOB: 0 K: 1 BB: 0 S: 7 P: 8	1B: 6 2B: 2 3B: 0 HR: 0	SF: 0 SAC: 1 DP: 1 HBP: 1			WP: 2 PB: 0 SB: 0 CS: 0	PA: 38		

BOTTOM

Seattle Mariners @ Boston Red Sox

Fenway Park, Boston, MA

Sun Aug 23 1992, 3:33 AM EDT
Att. 33,365 - Sunny - 77 F

livebaseballscorecards.com

AB	33
R	3
H	8
RBI	3
BB	3
SO	6
LOB	15

PITCHER		IP	WLS	BF	H	R	ER	SO	BB	IBB	HBP	BLK	WP	HR	S	P	ERA	WHIP
Tim Leary, R ERA: 5.61	(1, 1)	4.0		20	5	3	3	2	2	1	1	0	2	0	36	74	6.75	1.750
Dennis Powell, L ERA: 5.36	(5, 1)	2.0	W	9	3	0	0	1	0	0	0	0	0	0	23	35	0.00	1.500
Brian Fisher, R ERA: 4.35	(7, 1)	2.0		6	0	0	0	2	0	0	0	0	0	0	20	29	0.00	0.000
Jeff Nelson, R ERA: 3.27	(9, 1)	1.0		3	0	0	0	1	0	0	0	0	0	0	7	8	0.00	0.000

PITCHER	IP	WLS	BF	H	R	ER	SO	BB	IBB	HBP	BLK	WP	HR	S	P	ERA	WHIP

Batter	1	2	3	4	5	6	7	8	9	AB	R	H	RBI	BB	SO	LOB
Rickey Henderson, R (1, 7) OBP: 0.431, SLG: 0.467	C B B X 2-1 ① L7		C B B B X 3-1 1B E 2B 2-H		B C B X 2-1 ① F9		1 SAFE C 1 SAFE B 1 SAFE B X 2-1 G4-3 1B 1-2		1 SAFE 1 SAFE B 1 C B B C F 3-2 F F X 1B SH2-4 FC5-4 1B 1-2	5	2	3	1	0	0	0
Jerry Browne, S (1, 8) OBP: 0.364, SLG: 0.328	C B X 1-1 S 1B		S F X 0-2 FC4-6 E HR 1B 2-3		B B C B B 4-1 CS HBP BB		C C X 0-2 ② G4-3 1-2 2-3		X 0-0 ① SH2-4 1-2 2-3	3	1	2	0	1	0	2
Jose Canseco, R (1, 9) OBP: 0.336, SLG: 0.467	1 SAFE C S B 1 SAFE 1 SAFE B B S 3-3 ② K 1-2		1 SAFE B X 1-0 E6 FC4-6 1-2 3-H		B B F B F H 4-2 HBP 1-2		C C B C 1-3 ③ K		F B X 1-1 FC5-4 1B 2-3 3-H	4	0	1	2	0	2	4
Harold Baines, L (1, 10) OBP: 0.325, SLG: 0.369 Randy Ready, R (9, PH) OBP: 0.327, SLG: 0.315	C B F X 1-2 ③ F7		B F F X 1-2 ② FC4-6 HR 1-2f 2-3		C B B B B F S 3-3 ② ③ K 2-3			B C B S S 2-3 ① K	B B F F F R X 2-2 ② FC5-4 1B 2B 1-2f 3-H	4 1	1 1	0 0	0 1	0 0	2 0	5 1
Terry Steinbach, R (1, 2) OBP: 0.360, SLG: 0.442		C B B B F X 3-2 ① G6-3 F X 0-1 1-H HR 3-H				S F B B X 3-2 ① G6-3		C B B B B 4-1 1B BB C X	1-1 2B 1B 1-2	4	2	2	3	1	0	0
Carney Lansford, R (1, 5) OBP: 0.328, SLG: 0.386		B X 1-0 ② G6-3 X 0-0 ③ F8				B X 1-0 ② F8		1 SAFE F X 0-1 1-2 1B F S X	0-2 1-H 2-H 1B 2B	5	0	2	2	0	0	0
Jamie Quirk, L (1, 3) OBP: 0.281, SLG: 0.269		F B F B S 2-3 ③ K		B C S X 1-2 ① G5-3		F B X 1-1 ③ G2-3		B X 1-0 ② F9 C X	0-1 ③ 2-H 1B	5	0	1	0	0	1	2
Mike Bordick, R (1, 4) OBP: 0.355, SLG: 0.362			B C X 1-1 WP 2B 1B B B C X	2-1 ② G4-3			C B S B B X 3-2 ① G5-3	B B X 2-0 ③ G3-1		4	1	1	0	0	0	2
Walt Weiss, S (1, 6) OBP: 0.330, SLG: 0.263			1 SAFE L P S 1 SAFE B C 2-3 ① K 1-2 B X	1-0 ③ P4			B B B C F X 3-2 G4-3 1B 1B		B F C F B B X 3-2 SH2-4 1B 1B 1B	4	1	2	0	0	1	1
Inning Stats	R: 0 E: 0 K: 1 S: 10 H: 1 LOB: 1 BB: 0 P: 17	R: 0 E: 0 K: 1 S: 7 H: 0 LOB: 0 BB: 0 P: 13	R: 5 E: 1 K: 1 S: 18 H: 4 LOB: 0 BB: 0 P: 25	R: 0 E: 0 K: 0 S: 6 H: 0 LOB: 0 BB: 0 P: 10	R: 0 E: 0 K: 1 S: 9 H: 0 LOB: 2 BB: 1 P: 22	R: 0 E: 0 K: 0 S: 6 H: 0 LOB: 0 BB: 0 P: 11	R: 0 E: 0 K: 1 S: 14 H: 2 LOB: 2 BB: 0 P: 23	R: 0 E: 0 K: 1 S: 8 H: 1 LOB: 2 BB: 1 P: 17	R: 4 E: 0 K: 0 S: 24 H: 6 LOB: 2 BB: 0 P: 34	1B: 11 2B: 3 3B: 0 HR: 1 SF: 0 SAC: 1 DP: 1 HBP: 1						

Oakland Athletics @ Boston Red Sox

Fenway Park, Boston, MA

Mon Aug 24 1992, 7:05 PM EDT

Att. 33,494 - Sunny - 81 F

TOP

livebaseballscorecards.com

AB	39
R	9
H	14
RBI	9
BB	2
SO	6
LOB	17

WP: 1 PB: 0 SB: 1 CS: 1 PA: 43

PITCHER		IP	WLS	BF	H	R	ER	SO	BB	IBB	HBP	BLK	WP	HR	S	P	ERA	WHIP
John Dopson, R ERA: 3.37	(1, 1)	3.0	L	15	5	5	2	3	0	0	0	0	1	1	35	55	6.00	1.667
Matt Young, L ERA: 4.78	(4, 1)	3.0		10	0	0	0	1	1	0	1	0	0	0	21	43	0.00	0.333
Greg Harris, R ERA: 2.66	(7, 1)	2.1		14	6	3	3	2	1	0	0	0	0	0	35	60	11.57	3.000
Tony Fossas, L ERA: 2.49	(9, 1)	0.1		1	0	0	0	0	0	0	0	0	0	0	4	6	0.00	0.000
Jeff Reardon, R ERA: 4.29	(9, 1)	0.1		3	3	1	1	0	0	0	0	0	0	0	7	8	27.00	9.000

PITCHER	IP	WLS	BF	H	R	ER	SO	BB	IBB	HBP	BLK	WP	HR	S	P	ERA	WHIP

Batter	1	2	3	4	5	6	7	8	9	AB	R	H	RBI	BB	SO	LOB
Wade Boggs, L (1, 5) OBP: 0.353, SLG: 0.377	G6-3		FC6-4 1-2f		G4-3		G3		K	2	0	0	0	0	0	1
Scott Cooper, L (5, 5) OBP: 0.308, SLG: 0.290										3	0	0	0	0	1	1
Jody Reed, R (1, 4) OBP: 0.334, SLG: 0.341	P3		P4		G6-3		K			4	0	0	0	0	1	1
Billy Hatcher, R (1, 7) OBP: 0.313, SLG: 0.357	L4			FC5-4 1B BB		G5-3 1B		F9		3	2	1	0	1	0	0
Tom Brunansky, R (1, 9) OBP: 0.365, SLG: 0.485		L7		FC5-4 1-3 1B		P5		G4-3 2B		4	0	2	0	0	0	1
Mo Vaughn, L (1, 3) OBP: 0.338, SLG: 0.383		1B		FC5-4 BB 1-2f 3-H		G5-3 E 1-3 1B		G4-3 2-3		4	1	2	1	0	0	2
Jack Clark, R (1, 10) OBP: 0.351, SLG: 0.315		F7		BB 1-2		G5-3 1-2 3-H		G1-3		3	0	0	1	1	0	3
Bob Zupcic, R (1, 8) OBP: 0.324, SLG: 0.373		P4		L7		E7 2-H 1B			P6 2B	4	0	1	1	0	0	3
John Marzano, R (1, 2) OBP: 0.154, SLG: 0.216			L7	F9		K				3	0	0	0	0	1	3
Herm Winningham, L (9, PH) OBP: 0.254, SLG: 0.296									2B	1	0	1	0	0	0	0
John Valentin, R (1, 6) OBP: 0.293, SLG: 0.333			FC6-4 BB		F9		G5-3		G6-3	3	0	0	0	1	0	1
Inning Stats	R: 0 E: 0 K: 0 S: 6 H: 0 LOB: 0 BB: 0 P: 11	R: 0 E: 0 K: 0 S: 8 H: 1 LOB: 1 BB: 0 P: 14	R: 0 E: 0 K: 0 S: 10 H: 0 LOB: 1 BB: 1 P: 19	R: 1 E: 0 K: 0 S: 16 H: 1 LOB: 2 BB: 2 P: 29	R: 0 E: 0 K: 0 S: 10 H: 0 LOB: 0 BB: 0 P: 15	R: 2 E: 1 K: 1 S: 16 H: 3 LOB: 1 BB: 0 P: 27	R: 0 E: 0 K: 1 S: 8 H: 0 LOB: 0 BB: 0 P: 15	R: 0 E: 0 K: 0 S: 10 H: 1 LOB: 1 BB: 0 P: 17	R: 0 E: 0 K: 1 S: 16 H: 1 LOB: 1 BB: 0 P: 28	1B: 5 2B: 2 3B: 0 HR: 0	SF: 0 SAC: 0 DP: 0 HBP: 0						

PITCHER	IP	WLS	BF	H	R	ER	SO	BB	IBB	HBP	BLK	WP	HR	S	P	ERA	WHIP
Dave Stewart, R (1, 1) ERA: 4.01	5.1	W	23	4	3	3	0	3	0	0	0	0	0	59	104	5.06	1.312
Jim Corsi, R (6, 1) ERA: 2.17	1.2		6	1	0	0	2	0	0	0	0	0	0	15	26	0.00	0.600
Bruce Walton, R (8, 1) ERA: 9.9	1.0		4	1	0	0	0	0	0	0	0	0	0	10	17	0.00	1.000
Todd Revenig, R (9, 1) ERA:	1.0		4	1	0	0	1	0	0	0	0	0	0	16	28	0.00	1.000

PITCHER	IP	WLS	BF	H	R	ER	SO	BB	IBB	HBP	BLK	WP	HR	S	P	ERA	WHIP

BOTTOM

Oakland Athletics @ Boston Red Sox

Fenway Park, Boston, MA

Mon Aug 24 1992, 7:05 PM EDT

Att. 33,494 - Sunny - 81 F

livebaseballscorecards.com

AB	34
R	3
H	7
RBI	3
BB	3
SO	3
LOB	16

1B: 5 2B: 2 3B: 0 HR: 0 SF: 0 SAC: 0 DP: 0 HBP: 0

WP: 0 PB: 0 SB: 0 CS: 0 PA: 37

Batter	1	2	3	4	5	6	7	8	9	AB	R	H	RBI	BB	SO	LOB
Rickey Henderson, R (1, 7) OBP: 0.435, SLG: 0.467	BBBB 4-0 FC3-6 BB		CBCBFX 2-2 ③ L7		BCFX 1-2 S 1-3 3-H 1B		BBBH 4-0 S E HBP		BX 1-0 ② F7	2	1	1	1	1	0	0
Jamie Quirk, L (9, PH) OBP: 0.280, SLG: 0.267										1	0	0	0	0	0	0
Jerry Browne, S (1, 8) OBP: 0.365, SLG: 0.324	C 1 SAFE 1 SAFE X 0-1 ① FC3-6 G5-4-3 1-2f			CX 0-1 ① G4-3	CFPBX 2-2 ③ G4-3 1-2		B 1 SAFE 1 SAFE BBB 4-0 E 1-2 BB		BBCBB 4-1 2B BB	3	0	0	0	2	0	3
Jose Canseco, R (1, 10) OBP: 0.337, SLG: 0.469	1 SAFE B 1 SAFE X 1-0 ②③ G5-4-3 1-2f			BBBCFFFX 3-2 ② F8		BBX 2-0 E 1B G5-3 1B	CCBX 1-2 E5 1-3 2-H		CBX 1-1 1-3 2B	5	1	2	0	0	0	2
Harold Baines, L (1, 9) OBP: 0.329, SLG: 0.371		BX 1-0 1B		FX 0-1 ③ F9		X 0-0 E4 G5-3 1-3 1B	IIII 4-0 IBB		IIII 4-0 IBB	3	0	2	0	1	0	0
Randy Ready, R (9, PH) OBP: 0.333, SLG: 0.315										0	0	0	0	1	0	0
Terry Steinbach, R (1, 2) OBP: 0.358, SLG: 0.448		CBS 1 SAFE X 1-2 ① F8			CX 0-1 HR	SBBCC 2-3 ① K	SBCS 1-3 ③ K		CX 0-1 ③ G6-3	5	1	1	1	0	2	9
Carney Lansford, R (1, 5) OBP: 0.325, SLG: 0.382		X 0-0 ② F7			BFCBX 2-2 ① G6-3	FSBBBX 2-2 ② G5-3 1-2 3-H		CX 0-1 ① L9		4	0	0	1	0	0	2
Scott Brosius, R (1, 3) OBP: 0.246, SLG: 0.400		BBBCCFX 3-2 ③ F7			FLBX 1-2 ② P2	CBFFBFS 2-3 ③ K		CX 0-1 ② F9		4	0	0	0	0	1	2
Walt Weiss, S (1, 6) OBP: 0.328, SLG: 0.263			CFBFC 1-3 ① K		SX 0-1 1B 1B 1B	CCBBBC 2-3 ① K	X 0-0 ③ F7			4	1	1	0	0	2	0
Lance Blankenship, R (1, 4) OBP: 0.383, SLG: 0.336			BBCBX 3-1 ② P3		BF 1 SAFE 1 SAFE B 1 SAFE 1 SAFE BX 3-1 1B 1-3 1B	BCCCX 1-2 ② G5-3			BCCC 1-3 ① K	4	0	1	0	0	1	0
Inning Stats	R: 0 H: 0 E: 0 LOB: 0 K: 0 BB: 1 S: 3 P: 8	R: 0 H: 1 E: 0 LOB: 1 K: 0 BB: 0 S: 9 P: 14	R: 0 H: 0 E: 0 LOB: 0 K: 1 BB: 0 S: 10 P: 16	R: 0 H: 0 E: 0 LOB: 0 K: 0 BB: 0 S: 9 P: 12	R: 2 H: 4 E: 0 LOB: 2 K: 0 BB: 0 S: 19 P: 27	R: 1 H: 2 E: 1 LOB: 1 K: 2 BB: 0 S: 13 P: 21	R: 1 H: 0 E: 1 LOB: 3 K: 2 BB: 2 S: 12 P: 29	R: 0 H: 0 E: 0 LOB: 0 K: 0 BB: 0 S: 5 P: 5	R: 0 H: 1 E: 0 LOB: 3 K: 1 BB: 2 S: 9 P: 20	1B: 6 SF: 0 2B: 1 SAC: 0 3B: 0 DP: 1 HR: 1 HBP: 1						WP: 0 PA: 41 PB: 0 SB: 2 CS: 0

TOP

Oakland Athletics @ Boston Red Sox

Fenway Park, Boston, MA

Tue Aug 25 1992, 7:05 PM EDT

Att. 33,387 - Sunny - 83 F

livebaseballscorecards.com

AB	35
R	4
H	8
RBI	3
BB	5
SO	6
LOB	18

PITCHER		IP	WLS	BF	H	R	ER	SO	BB	IBB	HBP	BLK	WP	HR	S	P	ERA	WHIP
Danny Darwin, R ERA: 4.18	(1, 1)	7.0		32	7	4	2	5	2	1	1	0	0	1	75	127	2.57	1.286
Paul Quantrill, R ERA: 2.49	(8, 1)	1.2	W	7	1	0	0	1	1	0	0	0	0	0	12	19	0.00	1.200
Tony Fossas, L ERA: 2.49	(9, 1)	0.0		1	0	0	0	0	0	1	0	0	0	0	0	4	∞	∞
Jeff Reardon, R ERA: 4.25	(9, 1)	0.1	S	1	0	0	0	0	0	0	0	0	0	0	2	2	0.00	0.000

PITCHER	IP	WLS	BF	H	R	ER	SO	BB	IBB	HBP	BLK	WP	HR	S	P	ERA	WHIP

Oakland Athletics @ Boston Red Sox

Fenway Park, Boston, MA

Tue Aug 25 1992, 7:05 PM EDT

Att. 33,387 - Sunny - 83 F

livebaseballscorecards.com

BOTTOM

Batter	1	2	3	4	5	6	7	8	9	AB	R	H	RBI	BB	SO	LOB
Billy Hatcher, R (1, 7) OBP: 0.318, SLG: 0.377	G5-3 2B 1B	G6-3			FC6-4 CS 1-2f		HR	1-H 2-H 2B		5	2	3	3	0	0	2
Herm Winningham, L (1, 8) OBP: 0.263, SLG: 0.302	WP 1-3 1B 2B	F8			1B BB 1-2		G6-3 BB	K		3	1	1	0	2	1	3
Bob Zupcic, R (1, 9) OBP: 0.323, SLG: 0.371	P3	G6-3			1B 1-2		G6-3 1-2			4	0	1	0	0	0	3
Mo Vaughn, L (1, 3) OBP: 0.337, SLG: 0.378	G5-3 3-H	G4-3			K		IBB			3	0	0	1	1	1	3
Eric Wedge, R (1, 10) OBP: 0.438, SLG: 0.538	1B BB 2-3	G6-3				K	P3			3	0	0	0	1	1	2
Jody Reed, R (1, 4) OBP: 0.333, SLG: 0.340	1B 1-2 3-H		K			G5-3		F9		4	0	1	1	0	1	0
Scott Cooper, L (1, 5) OBP: 0.316, SLG: 0.304	L8		G1-6-3 1B			2B 1B		2B		4	1	3	0	0	0	2
Tony Peña, R (1, 2) OBP: 0.287, SLG: 0.303		G4-3	G1-6-3 1-2f			1-H 2B		K		4	0	1	0	0	1	2
John Valentin, R (1, 6) OBP: 0.306, SLG: 0.359		2B			FC6-4 1B		G6-3	2B IBB		3	0	2	0	0	0	0
Wade Boggs, L (8, PH) OBP: 0.355, SLG: 0.377										0	0	0	0	1	0	0
Luis Rivera, R (8, PR) (9, 6) OBP: 0.293, SLG: 0.262										0	1	0	0	0	0	0
Inning Stats	R: 2 E: 0 K: 0 S: 13 H: 3 LOB: 2 BB: 1 P: 23	R: 0 E: 0 K: 0 S: 7 H: 1 LOB: 1 BB: 0 P: 11	R: 0 E: 0 K: 0 S: 10 H: 0 LOB: 0 BB: 0 P: 13	R: 0 E: 0 K: 1 S: 9 H: 1 LOB: 0 BB: 0 P: 12	R: 0 E: 0 K: 1 S: 11 H: 2 LOB: 2 BB: 1 P: 17	R: 0 E: 0 K: 1 S: 6 H: 2 LOB: 2 BB: 0 P: 9	R: 1 E: 0 K: 0 S: 10 H: 1 LOB: 2 BB: 2 P: 25	R: 2 E: 0 K: 2 S: 11 H: 2 LOB: 2 BB: 1 P: 22		1B: 6 2B: 5 3B: 0 HR: 1	SF: 0 SAC: 0 DP: 1 HBP: 0						

| | | | | | | | | | |

Batter	1	2	3	4	5	6	7	8	9	10	AB	R	H	RBI	BB	SO	LOB
Rickey Henderson, R (1, 10) OBP: 0.432, SLG: 0.463	B F B C B X 3-2 G6-4-3 1B		C C B X 1-2 ③ G5-3			C C B B F X 2-2 ① L9		X 0-0 ③ F9		X 0-0 ③ FC6-4 1-2f	5	0	1	0	0	0	3
Lance Blankenship, R (1, 8) OBP: 0.382, SLG: 0.338	L B S X 1-2 ① ② G6-4-3 1-2f			B B C C X 3-2 2B 2B		B X 1-0 ② G6-3			B X 1-0 ① G1-3		4	1	1	0	0	0	1
Jose Canseco, R (1, 9) OBP: 0.341, SLG: 0.469	C B B B S B 4-2 FC6-4 BB			B B B B 4-0 F9-3 BB		B C C B B X 3-2 1B			B B F C S 2-3 ② K		2	0	1	0	2	1	0
Terry Steinbach, R (1, 2) OBP: 0.354, SLG: 0.443	X 0-0 ③ FC6-4 1-2f			X 0-0 ① ② F9-3 1-2		C F B B X 2-2 ③ F9			F B B F B F S 3-3 ③ K		4	0	0	0	0	1	4
Carney Lansford, R (1, 5) OBP: 0.324, SLG: 0.383		F B C B B C 3-3 ① K		B F B X 2-1 2-H 2B			C B F B F X 2-2 ① G6-3			B X 1-0 ① G5-3	4	0	1	1	0	1	0
Randy Ready, R (1, 7) OBP: 0.331, SLG: 0.313		B B C F F X 2-2 ② G5-3		B C B B C X 3-2 ③ L4			B C B F X 2-2 ② G6-3			B C B X 2-1 E 1B 1B	4	0	1	0	0	0	1
Mike Bordick, R (1, 4) OBP: 0.352, SLG: 0.358		C B B B C X 3-2 ③ G4-3	C B X 1-1 ① G6-3				X 0-0 ③ G6-3			1 SAFE B F 1 SAFE B B S X 3-2 ② F7	4	0	0	0	0	0	1
Walt Weiss, S (1, 6) OBP: 0.327, SLG: 0.263			X 0-0 ① G6-3		C B B F X 2-2 ② G4-3			C X 0-1 ① F8		B F X 1-1 E6 1-3 1B	4	0	1	0	0	0	0
Scott Brosius, R (1, 3) OBP: 0.246, SLG: 0.381			B B X 2-0 ② G6-3		B F S B B X 2-2 ③ P3			C B S B S 2-3 ② K		S B B B B 4-1 FC6-4 BB	3	0	0	0	1	1	0
Inning Stats	R: 0 H: 1 E: 0 LOB: 1 K: 0 BB: 1 S: 9 P: 17	R: 0 H: 0 E: 0 LOB: 0 K: 1 BB: 0 S: 10 P: 18	R: 0 H: 0 E: 0 LOB: 0 K: 0 BB: 0 S: 5 P: 8	R: 1 H: 2 E: 0 LOB: 1 K: 0 BB: 1 S: 9 P: 21	R: 0 H: 0 E: 0 LOB: 0 K: 0 BB: 0 S: 8 P: 13	R: 0 H: 1 E: 0 LOB: 1 K: 0 BB: 0 S: 11 P: 19	R: 0 H: 0 E: 0 LOB: 0 K: 0 BB: 0 S: 8 P: 12	R: 0 H: 0 E: 0 LOB: 0 K: 1 BB: 0 S: 6 P: 8	R: 0 H: 0 E: 0 LOB: 0 K: 2 BB: 0 S: 8 P: 14	R: 0 H: 2 E: 1 LOB: 3 K: 0 BB: 1 S: 10 P: 21	1B: 4 SF: 0 2B: 3 SAC: 0 3B: 0 DP: 2 HR: 0 HBP: 0						

PITCHER	IP	WLS	BF	H	R	ER	SO	BB	IBB	HBP	BLK	WP	HR	S	P	ERA	WHIP
Frank Viola, L (1, 1) ERA: 3.11	10.0	W	37	6	1	1	4	3	0	0	0	0	0	84	151	0.90	0.900

PITCHER	IP	WLS	BF	H	R	ER	SO	BB	IBB	HBP	BLK	WP	HR	S	P	ERA	WHIP

TOP

Oakland Athletics @ Boston Red Sox

Fenway Park, Boston, MA

Wed Aug 26 1992, 3:33 AM EDT
Att. 33,193 - Sunny - 85 F

livebaseballscorecards.com

AB	34
R	1
H	6
RBI	1
BB	3
SO	4
LOB	10

WP: 0 PA: 37
PB: 0
SB: 0
CS: 0

Batter	1	2	3	4	5	6	7	8	9	10	AB	R	H	RBI	BB	SO	LOB
Billy Hatcher, R (1, 7) OBP: 0.319, SLG: 0.375	B B C B C X 3-2 G5-3 ①		B F X 1-1 G4-3 ② ③ 1-2f			F B B X 2-1 G5-3 ①		C X 0-1 1B 1-3		I I I I 4-0 IBB 1B BB	4	0	1	0	1	0	2
Herm Winningham, L (1, 8) OBP: 0.256, SLG: 0.294	C B X 1-1 G3 ②			B X 1-0 P6 ①		C B B C X 2-2 P4 ②		X 0-0 F7 ③		B F B S S 2-3 K ②	5	0	0	0	0	1	4
Bob Zupcic, R (1, 9) OBP: 0.321, SLG: 0.366	B C B X 2-1 P3 ③			B B F C C 2-3 K ②		X 0-0 G1-3 ③			C F X 0-2 P3 ①	F B B F F F B B 4-2 BB 1B 1-2 2-3	4	0	0	0	1	1	0
Tom Brunansky, R (1, 10) OBP: 0.368, SLG: 0.494		B C X 1-1 P3 ①		B B X 2-0 HR			S B B C S 2-3 K ①		B B C F B B 4-2 BB 1B	B C F F X 1-2 1B 1-2 2-3 3-H	4	1	2	2	1	1	0
Mo Vaughn, L (1, 3) OBP: 0.336, SLG: 0.376		X 0-0 F8 ②		X 0-0 G3 ③			B X 1-0 F8 ②		C B X 1-1 1B 1-2		4	0	1	0	0	0	0
Jody Reed, R (1, 4) OBP: 0.331, SLG: 0.337	C X 0-1 F8 ③			C F B B B B X 3-2 P5 ①			C B F B B B C 3-3 K ③		B X 1-0 F7 ②		4	0	0	0	0	1	2
Scott Cooper, L (1, 5) OBP: 0.315, SLG: 0.303		X 0-0 L8 ①		B F B X 2-1 G6-3 1B				F X 0-1 G4-3 ①	B C B B F S 3-3 K ③		4	0	1	0	0	1	2
Tony Peña, R (1, 2) OBP: 0.290, SLG: 0.308 Wade Boggs, L (10, PH) OBP: 0.356, SLG: 0.377 Eric Wedge, R (10, PR) OBP: 0.438, SLG: 0.538		C B F F X 1-2 2B		C P X 1-1 G6-3 ② 1-2				B B F B B 4-1 1B BB		C B S B F F F B F 4-2 B BB SH3 1B BB	2 0 0	0 0 1	1 0 0	0 0 0	1 1 0	0 0 0	1 0 0
John Valentin, R (1, 6) OBP: 0.307, SLG: 0.350		C B B B B 4-1 G4-3 BB		C S X 0-2 L5 ③				X 0-0 P6 ②		B X 1-0 SH3 ① 1-2	2	0	0	0	1	0	2
Inning Stats	R: 0 H: 0 E: 0 LOB: 0 K: 0 BB: 0 S: 7 P: 13	R: 0 H: 0 E: 0 LOB: 0 K: 0 BB: 0 S: 5 P: 6	R: 0 H: 1 E: 0 LOB: 1 K: 0 BB: 1 S: 8 P: 14	R: 1 H: 1 E: 0 LOB: 0 K: 1 BB: 0 S: 6 P: 11	R: 0 H: 1 E: 0 LOB: 1 K: 0 BB: 0 S: 11 P: 16	R: 0 H: 0 E: 0 LOB: 0 K: 0 BB: 0 S: 6 P: 10	R: 0 H: 0 E: 0 LOB: 0 K: 2 BB: 0 S: 7 P: 13	R: 0 H: 1 E: 0 LOB: 2 K: 0 BB: 1 S: 7 P: 11	R: 0 H: 1 E: 0 LOB: 2 K: 1 BB: 1 S: 11 P: 20	R: 1 H: 1 E: 0 LOB: 3 K: 1 BB: 3 S: 18 P: 34	1B: 4 SF: 0 2B: 1 SAC: 1 3B: 0 DP: 1 HR: 1 HBP: 0						WP: 0 PA: 40 PB: 0 SB: 0 CS: 0

PITCHER		IP	WLS	BF	H	R	ER	SO	BB	IBB	HBP	BLK	WP	HR	S	P	ERA	WHIP
Kelly Downs, R ERA: 3.61	(1, 1)	8.0		29	4	1	1	3	2	0	0	0	0	1	57	94	1.12	0.750
Kevin Campbell, R ERA: 4.37	(9, 1)	1.2	L	11	2	1	1	2	3	1	0	0	0	0	29	54	5.40	3.000

PITCHER	IP	WLS	BF	H	R	ER	SO	BB	IBB	HBP	BLK	WP	HR	S	P	ERA	WHIP

BOTTOM

Oakland Athletics @ Boston Red Sox

Fenway Park, Boston, MA

Wed Aug 26 1992, 3:33 AM EDT

Att. 33,193 - Sunny - 85 F

livebaseballscorecards.com

AB	33
R	2
H	6
RBI	2
BB	6
SO	5
LOB	13

Batter	1	2	3	4	5	6	7	8	9	AB	R	H	RBI	BB	SO	LOB
Wade Boggs, L (1, 5) OBP: 0.356, SLG: 0.374	X 0-0 ① G6-3		C F F B B B B 4-2 2B 1B BB	C C B B B F F X 3-2 ③ G1-3			C C B 1 SAFE 1 SAFE F 1 SAFE B X 2-2 ① P2	I I I 4-0 IBB		3	1	0	0	2	0	2
Jody Reed, R (1, 4) OBP: 0.330, SLG: 0.338	C B B F C 2-3 ② K		B 1 SAFE 1 SAFE C C X 1-2 1B 1-3 FC5-2-5 2B	C X 0-1 ① G5-3			C 1 SAFE B B S S 1-3 ② K	B X 1-0 ③ G4-3		5	0	1	0	0	2	3
Billy Hatcher, R (1, 7) OBP: 0.328, SLG: 0.383	F B S X 1-2 BB 1B		B X 1-0 FC5-2-5 2-3 3-H 1B	F F B F B B F X 3-2 ② G5-3			1 SAFE C B B B B X 3-1 E8 1-H 1B		C B F X 1-2 WP 1B 1B	5	1	4	1	0	0	0
Tom Brunansky, R (1, 9) OBP: 0.371, SLG: 0.493	B B B B 4-0 1-2 BB		C S B X 1-2 ① FC5-2-5 1-3 3-H	B B C B C F B 4-2 BB			B B C X 2-1 ③ G3		X 0-0 WP 1-2 1B 1B	3	1	1	0	2	0	3
Jack Clark, R (1, 3) OBP: 0.350, SLG: 0.311 Herm Winningham, L (8, PR) OBP: 0.256, SLG: 0.294 Scott Cooper, L (8, 3) OBP: 0.318, SLG: 0.303	C C B B B S 3-3 ③ K		S B B C C 2-3 ② K	1 SAFE F B S 1 SAFE 1-3 ③ K				B B C B F B 4-2 SH 1B BB	B B B B 4-0 1B 1-2 2-3 BB	3 0 0	0 1 0	0 0 0	0 0 0	1 0 1	3 0 0	5 0 0
Bob Zupcic, R (1, 8) OBP: 0.323, SLG: 0.366		B B F C B B 4-2 G6-4-3 BB	C B S 1 SAFE X 1-2 ③ F8	C B X 1-1 ① P3				L 1 SAFE B X 1-1 SH 1B G3 1-2	C B B B X 3-1 G6-4-3 1-2 2-H 3-H 1B	3	1	1	2	1	0	2
Eric Wedge, R (1, 10) OBP: 0.421, SLG: 0.500 Mo Vaughn, L (8, PH) OBP: 0.337, SLG: 0.377	B X 1-0 ① F8	B X 1-0 FC4-6 1B	B S F C 1-3 ② K				X 0-0 G3 1-3 2-H 1B	S B B B C C 3-3 ① K		3 2	0 0	1 1	0 1	0 1	1 2	1 2
Tony Peña, R (1, 2) OBP: 0.286, SLG: 0.303	B B F F 1 SAFE F F X 2-2 ②③ G6-4-3 1-2f	B B X 2-0 ① FC4-6 FC5-4 1-2f	C B F B B F S 2-3 ③ K2-3				L F B B B X 2-2 ① G3 1-2 3-H	F B B B B X 3-1 ②③ G6-4-3 1-2f		5	0	0	1	0	1	5
John Valentin, R (1, 6) OBP: 0.315, SLG: 0.386		X 0-0 HR	C X 0-1 ② FC5-4 1-2f			B C B B B 4-1 1B E BB	F X 0-1 ② F8			3	2	1	1	1	0	3
Inning Stats	R: 0 H: 1 E: 0 LOB: 2 K: 2 BB: 1 S: 10 P: 20	R: 0 H: 0 E: 0 LOB: 0 K: 0 BB: 1 S: 8 P: 15	R: 2 H: 3 E: 0 LOB: 2 K: 1 BB: 1 S: 17 P: 27	R: 0 H: 1 E: 0 LOB: 1 K: 0 BB: 0 S: 9 P: 15	R: 0 H: 0 E: 0 LOB: 1 K: 1 BB: 1 S: 13 P: 21	R: 0 H: 0 E: 0 LOB: 0 K: 2 BB: 0 S: 9 P: 13	R: 1 H: 1 E: 1 LOB: 1 K: 1 BB: 1 S: 12 P: 24	R: 2 H: 1 E: 1 LOB: 2 K: 0 BB: 2 S: 11 P: 23	R: 2 H: 3 E: 0 LOB: 1 K: 1 BB: 1 S: 11 P: 25	1B: 8 SF: 0 2B: 1 SAC: 1 3B: 0 DP: 2 HR: 1 HBP: 0					WP: 1 PA: 44 PB: 0 SB: 0 CS: 0	

PITCHER	IP	WLS	BF	H	R	ER	SO	BB	IBB	HBP	BLK	WP	HR	S	P	ERA	WHIP
Chuck Finley, L (1, 1) ERA: 4.4	7.0	L	33	6	5	3	7	6	0	0	0	0	1	82	144	3.86	1.714
Mike Butcher, R (8, 1) ERA: 2.66	1.0		5	1	0	0	0	0	1	0	0	0	0	7	14	0.00	1.000
Scott Lewis, R (9, 1) ERA: 8.05	0.0		2	2	2	2	0	0	0	0	0	0	0	4	5	∞	∞
Scott Bailes, L (9, 1) ERA: 6.94	1.0		4	1	0	0	1	1	0	0	0	1	0	7	20	0.00	2.000

PITCHER	IP	WLS	BF	H	R	ER	SO	BB	IBB	HBP	BLK	WP	HR	S	P	ERA	WHIP

TOP

Boston Red Sox @ California Angels

Anaheim Stadium, Anaheim, CA

Fri Aug 28 1992, 10:05 PM EDT

Att. 29,872 - Sunny - 77 F

livebaseballscorecards.com

AB	35
R	7
H	10
RBI	6
BB	8
SO	8
LOB	26

Boston Red Sox @ California Angels

Anaheim Stadium, Anaheim, CA

Fri Aug 28 1992, 10:05 PM EDT

Att. 29,872 - Sunny - 77 F

BOTTOM

Batter	1	2	3	4	5	6	7	8	9	AB	R	H	RBI	BB	SO	LOB
Luis Polonia, L (1, 10) OBP: 0.354, SLG: 0.346	F F B X 1-2 G1-3 ①		B F X 1-1 1B FC5-2 2-3 1B		B B X 2-0 L6 ②		X 0-0 E6 S		B C C F X 1-2 3B	5	0	2	0	0	0	0
Luis Sojo, R (1, 4) OBP: 0.315, SLG: 0.426	B C X 1-1 P4 ②		1 SAFE B 1 SAFE B X 2-0 FC5-2 ② 1B 1-2 3-H		C F B F F F B X 3-2 1B 1B		X 0-0 F7 ②		C S X 0-2 G5-3 ③	5	0	1	0	0	0	4
Junior Felix, S (1, 8) OBP: 0.292, SLG: 0.369	F B B S B F C 3-3 K ③		B C B S S X 3-2 1B 1-2 2-3		B S X 1-1 1B 1-2		B F F B X 2-2 G3 ③ 1-2			4	0	2	0	0	1	1
Tim Salmon, R (1, 9) OBP: 0.250, SLG: 0.286		C S B S 1-3 K ①	F S F B S 1-3 K ③		F B C C 1-3 K ③			B F X 1-1 L5 ①		4	0	0	0	0	3	5
Lee Stevens, L (1, 3) OBP: 0.286, SLG: 0.354		B B S F B X 3-2 G4-3 ②		F B B F F B B 4-2 FC5-4 BB		B X 1-0 FC3-6 1B		B B X 2-0 2B		3	0	2	0	1	0	0
Chad Curtis, R (1, 7) OBP: 0.333, SLG: 0.375		C X 0-1 2B		C F S 0-3 K ①		1 SAFE C B F X 1-2 FC3-6 ① S CS 1B 1-2f		C X 0-1 G5-3 ②		4	1	1	0	0	1	3
Gary Disarcina, R (1, 6) OBP: 0.288, SLG: 0.308		B C X 1-1 G6-3 ③		F 1 SAFE F B F X 1-2 FC5-4 ② 1-2f		1 SAFE B F C 1 SAFE 1 SAFE X 1-2 F8 ② 1-2		X 0-0 F8 ③		4	0	0	0	0	0	4
Damion Easley, R (1, 5) OBP: 0.360, SLG: 0.391			B C B C B X 3-2 1B FC5-2 2B	B C B F 1 SAFE 1 SAFE 1 SAFE B X 3-2 G4-3 ③		B C B B F X 3-2 CS 2-H 1B			X 0-0 G5-3 ①	4	0	2	1	0	0	1
Ron Tingley, R (1, 2) OBP: 0.254, SLG: 0.284			C L B B F S 2-3 K ①		B X 1-0 G6-3 ①	C 1 SAFE F P F B 2-2 CS ③ 1-2	B F C C 1-3 K ①		B C X 1-1 G1-3 ②	2	0	0	0	0	1	1
Rob Ducey, L (6, PH) OBP: 0.231, SLG: 0.265										0	0	0	0	0	0	0
Mike Fitzgerald, R (7, 2) OBP: 0.283, SLG: 0.288										2	0	0	0	0	1	0
Inning Stats	R: 0 E: 0 K: 1 S: 9 H: 0 LOB: 0 BB: 0 P: 14	R: 0 E: 0 K: 1 S: 10 H: 1 LOB: 1 BB: 0 P: 15	R: 0 E: 0 K: 2 S: 17 H: 3 LOB: 3 BB: 0 P: 29	R: 0 E: 0 K: 1 S: 13 H: 0 LOB: 1 BB: 1 P: 21	R: 0 E: 0 K: 1 S: 13 H: 2 LOB: 2 BB: 0 P: 21	R: 1 E: 0 K: 0 S: 14 H: 2 LOB: 0 BB: 0 P: 21	R: 0 E: 1 K: 1 S: 8 H: 0 LOB: 1 BB: 0 P: 11	R: 0 E: 0 K: 0 S: 6 H: 1 LOB: 1 BB: 0 P: 9	R: 0 E: 0 K: 0 S: 10 H: 1 LOB: 1 BB: 0 P: 12							

livebaseballscorecards.com

AB	37
R	1
H	10
RBI	1
BB	1
SO	7
LOB	19

1B: 6 SF: 0 WP: 0 PA: 39
2B: 3 SAC: 0 PB: 0
3B: 1 DP: 0 SB: 2
HR: 0 HBP: 0 CS: 2

PITCHER		IP	WLS	BF	H	R	ER	SO	BB	IBB	HBP	BLK	WP	HR	S	P	ERA	WHIP
Roger Clemens, R ERA: 2.23	(1, 1)	7.0	W	30	8	1	0	7	1	0	0	0	0	0	84	132	0.00	1.286
Greg Harris, R ERA: 2.6	(8, 1)	2.0		8	2	0	0	0	0	0	0	0	0	0	16	21	0.00	1.000

PITCHER	IP	WLS	BF	H	R	ER	SO	BB	IBB	HBP	BLK	WP	HR	S	P	ERA	WHIP

Batter	1	2	3	4	5	6	7	8	9	AB	R	H	RBI	BB	SO	LOB
Wade Boggs, L (1, 5) OBP: 0.353, SLG: 0.371	B X 1-0 ① F7			B X 1-0 ① G3		B C B F F F B X 3-2 ① G6-3		B C X 1-1 ② G1-3		4	0	0	0	0	0	0
Jody Reed, R (1, 4) OBP: 0.327, SLG: 0.335	F B S S 1-3 ② K			C B B F F X 2-2 ② F8		X 0-0 ② F8		C B X 1-1 ③ G1-3		4	0	0	0	0	1	0
Billy Hatcher, R (1, 7) OBP: 0.327, SLG: 0.381	C B F S 1-3 ③ K			F X 0-1 E4 1B		X 0-0 ③ F8			F C F F X 0-2 ① G5-3	4	0	1	0	0	1	0
Tom Brunansky, R (1, 9) OBP: 0.370, SLG: 0.489		B B X 2-0 ① G5-3		B B B C X 3-1 ③ G6-3			F B S B B B 4-2 1B 1B BB		S B F B C 2-3 ② K	3	0	0	0	1	1	1
Bob Zupcic, R (1, 8) OBP: 0.326, SLG: 0.365		B B B C X 3-1 ② G4-3			C B B F B B 4-2 HR BB		C X 0-1 1B 1-2 1B		B X 1-0 ③ G4-3	3	1	1	0	1	0	0
Eric Wedge, R (1, 10) OBP: 0.455, SLG: 0.684		C B B F S 2-3 ③ K			X 0-0 1-H HR		B B F 1 SAFE B F 1 SAFE 1 SAFE F 3-2 ① F X 1-2 2-3 1B			3	1	2	2	0	1	0
Mo Vaughn, L (1, 3) OBP: 0.333, SLG: 0.373			X 0-0 ① P7		B S C X 1-2 ① F9		S F X 0-2 ② P5			3	0	0	0	0	0	2
John Valentin, R (1, 6) OBP: 0.305, SLG: 0.372			C B C B C 2-3 ② K		X 0-0 ② F9		B B X 2-0 ③ G1-3			3	0	0	0	0	1	2
John Marzano, R (1, 2) OBP: 0.143, SLG: 0.200			B X 1-0 ③ G5-3		B F B F B S 3-3 ③ K			C B F C 1-3 ① K		3	0	0	0	0	2	0
Inning Stats	R: 0 E: 0 K: 2 S: 7 H: 0 LOB: 0 BB: 0 P: 10	R: 0 E: 0 K: 1 S: 6 H: 0 LOB: 0 BB: 0 P: 13	R: 0 E: 0 K: 1 S: 5 H: 0 LOB: 0 BB: 0 P: 8	R: 0 E: 1 K: 0 S: 9 H: 1 LOB: 1 BB: 0 P: 15	R: 2 E: 0 K: 1 S: 10 H: 1 LOB: 0 BB: 1 P: 18	R: 0 E: 0 K: 0 S: 7 H: 0 LOB: 0 BB: 0 P: 10	R: 0 E: 0 K: 0 S: 13 H: 2 LOB: 2 BB: 1 P: 22	R: 0 E: 0 K: 1 S: 7 H: 0 LOB: 0 BB: 0 P: 10	R: 0 E: 0 K: 1 S: 9 H: 0 LOB: 0 BB: 0 P: 12	1B: 3 2B: 0 3B: 0 HR: 1	SF: 0 SAC: 0 DP: 0 HBP: 0						

TOP

Boston Red Sox @ California Angels

Anaheim Stadium, Anaheim, CA

Sat Aug 29 1992, 10:05 PM EDT

Att. 24,717 - Sunny - 76 F

livebaseballscorecards.com

AB	30
R	2
H	4
RBI	2
BB	2
SO	7
LOB	5

WP: 0 PB: 0 SB: 0 CS: 0 PA: 32

PITCHER		IP	WLS	BF	H	R	ER	SO	BB	IBB	HBP	BLK	WP	HR	S	P	ERA	WHIP
Mark Langston, L ERA: 3.97	(1, 1)	7.0	W	26	4	2	2	5	2	0	0	0	0	1	57	96	2.57	0.857
Joe Grahe, R ERA: 3.35	(8, 1)	2.0		6	0	0	0	2	0	0	0	0	0	0	16	22	0.00	0.000

PITCHER	IP	WLS	BF	H	R	ER	SO	BB	IBB	HBP	BLK	WP	HR	S	P	ERA	WHIP

Boston Red Sox @ California Angels

Anaheim Stadium, Anaheim, CA

Sat Aug 29 1992, 10:05 PM EDT

Att. 24,717 - Sunny - 76 F

BOTTOM

Batter	1	2	3	4	5	6	7	8	9	AB	R	H	RBI	BB	SO	LOB
Luis Polonia, L (1, 10) OBP: 0.354, SLG: 0.346	G4-3		1B	1B		FC6-4		F7		5	1	2	1	0	0	2
Luis Sojo, R (1, 4) OBP: 0.310, SLG: 0.420	G4-3		F8	G5-3			K			4	0	0	0	0	1	2
Junior Felix, S (1, 8) OBP: 0.296, SLG: 0.371	BB		1B		K		1B			3	2	2	1	1	1	0
Tim Salmon, R (1, 9) OBP: 0.250, SLG: 0.281	K		F7		G4-3		1B			4	1	1	0	0	1	2
Lee Stevens, L (1, 3) OBP: 0.289, SLG: 0.365		G4-3	2B		G5-3		2B			4	0	2	3	0	0	0
Chad Curtis, R (1, 7) OBP: 0.332, SLG: 0.373		G6-3	F9			G4-3	F7			4	1	1	0	0	0	2
Gary Disarcina, R (1, 6) OBP: 0.288, SLG: 0.307		G6-3		G4-3		CS 1B	L3			4	0	1	1	0	0	1
Damion Easley, R (1, 5) OBP: 0.352, SLG: 0.367		G6-3		G5-3		1B BB		G6-3		3	0	0	0	1	0	0
John Orton, R (1, 2) OBP: 0.278, SLG: 0.204			E 1B	1B S E BB		FC6-4 1B		F9		3	2	2	0	1	0	0
Inning Stats	R: 0 E: 0 K: 1 S: 8 H: 0 LOB: 1 BB: 1 P: 14	R: 1 E: 1 K: 0 S: 9 H: 1 LOB: 0 BB: 0 P: 12	R: 3 E: 1 K: 0 S: 17 H: 4 LOB: 1 BB: 0 P: 24	R: 1 E: 0 K: 0 S: 10 H: 1 LOB: 1 BB: 1 P: 20	R: 0 E: 0 K: 1 S: 7 H: 0 LOB: 0 BB: 0 P: 11	R: 0 E: 0 K: 0 S: 10 H: 2 LOB: 2 BB: 1 P: 14	R: 2 E: 0 K: 1 S: 12 H: 3 LOB: 1 BB: 0 P: 14	R: 0 E: 0 K: 0 S: 6 H: 0 LOB: 0 BB: 0 P: 9		1B: 9 2B: 2 3B: 0 HR: 0	SF: 0 SAC: 0 DP: 0 HBP: 0					

	AB	34
	R	7
	H	11
	RBI	6
	BB	3
	SO	3
	LOB	9

WP: 0 PB: 0 SB: 3 CS: 1 PA: 37

livebaseballscorecards.com

PITCHER		IP	WLS	BF	H	R	ER	SO	BB	IBB	HBP	BLK	WP	HR	S	P	ERA	WHIP
John Dopson, R ERA: 3.56	(1, 1)	6.1	L	31	10	7	5	3	3	0	0	0	0	0	67	101	7.11	2.053
Tony Fossas, L ERA: 2.49	(7, 1)	0.0		1	1	0	0	0	0	0	0	0	0	0	3	3	∞	∞
Mike Gardiner, R ERA: 5.01	(7, 1)	1.2		5	0	0	0	0	0	0	0	0	0	0	9	14	0.00	0.000

PITCHER		IP	WLS	BF	H	R	ER	SO	BB	IBB	HBP	BLK	WP	HR	S	P	ERA	WHIP

Batter	1	2	3	4	5	6	7	8	9	10	AB	R	H	RBI	BB	SO	LOB
Wade Boggs, L (1, 5) OBP: 0.350, SLG: 0.367	G5-3		FC4-6 1-2f			F9	F9		FC6-2 1-2 2-3 3-Hf		5	0	0	0	0	0	5
Jody Reed, R (1, 4) OBP: 0.324, SLG: 0.331	G6-3		P5			G4-3		K	L5		5	0	0	0	0	1	4
Billy Hatcher, R (1, 7) OBP: 0.331, SLG: 0.383	CS BB			F8		1B 1B		P5		BB 1B 2B 1B	4	1	2	0	1	0	0
Tom Brunansky, R (1, 9) OBP: 0.370, SLG: 0.486	CS 1-2	K		G6-3		1-2 1B		BB		F7	4	0	1	0	1	1	1
Bob Zupcic, R (1, 8) OBP: 0.324, SLG: 0.362		G5-3		K		F7		F8		BB 1-2 2B 1B	5	1	1	0	0	1	3
Eric Wedge, R (1, 10) OBP: 0.444, SLG: 0.591		BB			G5-3		L4		F7	1-2 2-3 2B BB	3	1	0	0	2	0	0
Tony Peña, R (1, 2) OBP: 0.285, SLG: 0.301		G1-3			P3		G3-1		1B 1B FC6-2 1B		5	0	1	0	0	1	4
Scott Cooper, L (1, 3) OBP: 0.332, SLG: 0.333			FC4-6 1B		2B		2B 2B		FC6-2 1-2 1B	1-H 2-H 3-H 1B 2B	5	1	5	3	0	0	0
Luis Rivera, R (1, 6) OBP: 0.294, SLG: 0.266 Mo Vaughn, L (9, PH) OBP: 0.336, SLG: 0.375 John Valentin, R (9, 6) OBP: 0.313, SLG: 0.379			P3		F9		2-H 2B		1-2 2-3 FC6-2 1B	2-H 1B	3 1 1	0 0 0	1 1 1	1 0 0	0 0 0	0 0 0	2 0 0
Inning Stats	R: 0 H: 0 E: 0 LOB: 0 K: 0 BB: 1 S: 7 P: 14	R: 0 H: 0 E: 0 LOB: 1 K: 1 BB: 1 S: 14 P: 23	R: 0 H: 1 E: 0 LOB: 1 K: 0 BB: 0 S: 10 P: 12	R: 0 H: 0 E: 0 LOB: 0 K: 1 BB: 0 S: 7 P: 9	R: 0 H: 1 E: 0 LOB: 1 K: 0 BB: 0 S: 5 P: 7	R: 0 H: 2 E: 0 LOB: 2 K: 0 BB: 0 S: 16 P: 22	R: 1 H: 2 E: 0 LOB: 1 K: 0 BB: 0 S: 11 P: 18	R: 0 H: 0 E: 0 LOB: 1 K: 1 BB: 1 S: 9 P: 18	R: 0 H: 3 E: 0 LOB: 3 K: 0 BB: 0 S: 9 P: 14	R: 3 H: 4 E: 0 LOB: 1 K: 1 BB: 1 S: 17 P: 29	1B: 9 2B: 4 3B: 0 HR: 0	SF: 0 SAC: 0 DP: 0 HBP: 0					

PITCHER		IP	WLS	BF	H	R	ER	SO	BB	IBB	HBP	BLK	WP	HR	S	P	ERA	WHIP
Jim Abbott, L ERA: 2.76	(1, 1)	7.0		28	6	1	1	2	2	0	0	0	0	0	70	105	1.29	1.143
Chuck Crim, R ERA: 5.28	(8, 1)	2.0		10	3	0	0	1	1	0	0	0	0	0	18	32	0.00	2.000
Mike Butcher, R ERA: 3.7	(10, 1)	0.2	L	5	2	3	3	1	1	0	0	0	0	0	13	22	40.50	4.500
Scott Bailes, L ERA: 6.87	(10, 1)	0.1		2	2	0	0	0	0	0	0	0	0	0	4	7	0.00	6.000

PITCHER	IP	WLS	BF	H	R	ER	SO	BB	IBB	HBP	BLK	WP	HR	S	P	ERA	WHIP

TOP

Boston Red Sox @ California Angels

Anaheim Stadium, Anaheim, CA

Sun Aug 30 1992, 6:33 AM EDT

Att. 22,421 - Cloudy - 75 F

livebaseballscorecards.com

AB	41
R	4
H	13
RBI	4
BB	4
SO	4
LOB	19

1B: 9	SF: 0	WP: 0	PA: 46
2B: 4	SAC: 0	PB: 0	
3B: 0	DP: 0	SB: 0	
HR: 0	HBP: 0	CS: 1	

Batter	1	2	3	4	5	6	7	8	9	10	AB	R	H	RBI	BB	SO	LOB
Luis Polonia, L (1, 10) OBP: 0.352, SLG: 0.344	G6-3			F7		G5-3			K		4	0	0	0	0	1	0
Rob Ducey, L (1, 7) OBP: 0.214, SLG: 0.245	P9			F9		F7			G4-3		4	0	0	0	0	0	0
Junior Felix, S (1, 8) OBP: 0.293, SLG: 0.368	K			K			K		K		4	0	0	0	0	4	0
Lee Stevens, L (1, 3) OBP: 0.289, SLG: 0.363		K			K		K			1B G6-4-3 1B	4	1	1	0	0	3	0
Chad Curtis, R (1, 9) OBP: 0.332, SLG: 0.372		E3 CS			E6 1B		G5-3			G6-4-3 1B	4	1	1	0	0	0	0
Ken Oberkfell, L (1, 4) OBP: 0.288, SLG: 0.259 Tim Salmon, R (8, PR) OBP: 0.250, SLG: 0.281 Luis Sojo, R (9, 4) OBP: 0.309, SLG: 0.419		L8			2-H 1B			F8 SH1 BB		G6-4-3 1-2f 3-H	2 0 1	0 0 0	1 0 0	1 0 0	1 0 0	0 0 0	1 0 1
Gary Disarcina, R (1, 6) OBP: 0.286, SLG: 0.305		CS 1-2	G3		P4			SH1 1-2		L4	3	0	0	0	0	0	1
Damion Easley, R (1, 5) OBP: 0.333, SLG: 0.346			F8		F9			F8 2-3			3	0	0	0	0	0	3
John Orton, R (1, 2) OBP: 0.268, SLG: 0.196 Gary Gaetti, R (8, PH) OBP: 0.268, SLG: 0.325 Ron Tingley, R (9, 2) OBP: 0.254, SLG: 0.284			F8			K		F9			2 1 0	0 0 0	0 0 0	0 0 0	0 0 0	1 0 0	0 2 0
Inning Stats	R: 0 H: 0 E: 0 LOB: 0 K: 1 BB: 0 S: 9 P: 11	R: 0 H: 0 E: 1 LOB: 0 K: 1 BB: 0 S: 10 P: 14	R: 0 H: 0 E: 0 LOB: 0 K: 0 BB: 0 S: 9 P: 10	R: 0 H: 0 E: 0 LOB: 0 K: 1 BB: 0 S: 7 P: 10	R: 1 H: 1 E: 1 LOB: 1 K: 1 BB: 0 S: 10 P: 13	R: 0 H: 0 E: 0 LOB: 0 K: 1 BB: 0 S: 7 P: 9	R: 0 H: 0 E: 0 LOB: 0 K: 2 BB: 0 S: 11 P: 13	R: 0 H: 0 E: 0 LOB: 2 K: 0 BB: 1 S: 5 P: 10	R: 0 H: 0 E: 0 LOB: 0 K: 2 BB: 0 S: 8 P: 9	R: 1 H: 2 E: 0 LOB: 0 K: 0 BB: 0 S: 7 P: 13	1B: 3 SF: 0 2B: 0 SAC: 1 3B: 0 DP: 1 HR: 0 HBP: 0	WP: 0 PA: 35 PB: 0 SB: 0 CS: 1					

PITCHER		IP	WLS	BF	H	R	ER	SO	BB	IBB	HBP	BLK	WP	HR	S	P	ERA	WHIP
Danny Darwin, R ERA: 3.86	(1, 1)	9.0	W	30	1	1	0	9	1	0	0	0	0	0	76	99	0.00	0.222
Tony Fossas, L ERA: 2.91	(10, 1)	0.0		1	1	1	1	0	0	0	0	0	0	0	2	2	∞	∞
Greg Harris, R ERA: 2.57	(10, 1)	1.0	S	3	1	0	0	0	0	0	0	0	0	0	5	11	0.00	1.000

PITCHER	IP	WLS	BF	H	R	ER	SO	BB	IBB	HBP	BLK	WP	HR	S	P	ERA	WHIP

Boston Red Sox @ California Angels

Anaheim Stadium, Anaheim, CA

Sun Aug 30 1992, 6:33 AM EDT

Att. 22,421 - Cloudy - 75 F

BOTTOM

livebaseballscorecards.com

AB	32
R	2
H	3
RBI	1
BB	1
SO	9
LOB	8

Batter	1	2	3	4	5	6	7	8	9	AB	R	H	RBI	BB	SO	LOB
Billy Hatcher, R (1, 7) OBP: 0.330, SLG: 0.379	B C B B B 4-1 S 1B BB		X 0-0 ① F9		C F S 0-3 ② K		F F S 0-3 ③ K			3	1	0	0	1	2	0
Jody Reed, R (1, 4) OBP: 0.326, SLG: 0.331 Luis Rivera, R (5, 4) OBP: 0.293, SLG: 0.265	1 SAFE C 1 SAFE B 1 SAFE B B C F 4-2 B 1B 1-2 BB		B C C C 1-3 ② K		B C B C B B 4-2 FC6-4 BB			X 0-0 ① F8		1 1	0 0	0 0	0 0	2 0	1 0	0 0
Bob Zupcic, R (1, 8) (8, 9) OBP: 0.326, SLG: 0.362	C B X 1-1 1-2 2-H 1B		B B B C B 4-1 BB		X 0-0 ③ FC6-4 1-2f			C S B B B X 3-2 ② P2		3	0	1	1	1	0	1
Tom Brunansky, R (1, 9) OBP: 0.368, SLG: 0.482 Herm Winningham, L (8, PH) OBP: 0.255, SLG: 0.293 (8, 8)	B C C X 1-2 ① F9		C S S 0-3 ③ K			B F B B F F X 3-2 ① F8		B S F F F B S 2-3 ③ K		3 1	0 0	0 0	0 0	0 0	1 1	3 0
Eric Wedge, R (1, 10) OBP: 0.387, SLG: 0.500	C B C C 1-3 ② K		S B B X 2-1 ① G5-3			B C C B X 2-2 ② P4			X 0-0 ① L6	4	0	0	0	0	1	2
John Valentin, R (1, 6) OBP: 0.310, SLG: 0.385	F S F B B F X 2-2 ③ F7		B B B C X 3-1 2B			C C X 0-2 ③ L3			X 0-0 ② G4-3	4	0	1	0	0	0	2
Mo Vaughn, L (1, 3) OBP: 0.338, SLG: 0.389		S B S C 1-3 ① K	C B S C 1-3 ② K				F C X 0-2 HR		B B X 2-0 1B	4	1	2	1	0	2	1
Tony Peña, R (1, 2) OBP: 0.283, SLG: 0.300 John Marzano, R (6, 2) OBP: 0.136, SLG: 0.190		F F X 0-2 ② F7	B B F F B X 3-2 ③ L3				B B X 2-0 ① G6-3		C B F B X 2-2 ③ G5-3	2 2	0 0	0 0	0 0	0 0	0 0	1 1
Scott Cooper, L (1, 5) OBP: 0.328, SLG: 0.329		B F B B S X 3-2 ③ F8			F B F S 1-3 ① K		B C X 1-1 ② F9			3	0	0	0	0	1	0
Inning Stats	R: 1 H: 1 E: 0 LOB: 2 K: 1 BB: 2 S: 17 P: 30	R: 0 H: 0 E: 0 LOB: 0 K: 1 BB: 0 S: 9 P: 13	R: 0 H: 0 E: 0 LOB: 1 K: 2 BB: 1 S: 8 P: 13	R: 0 H: 1 E: 0 LOB: 1 K: 1 BB: 0 S: 10 P: 19	R: 0 H: 0 E: 0 LOB: 1 K: 2 BB: 1 S: 9 P: 14	R: 0 H: 0 E: 0 LOB: 0 K: 0 BB: 0 S: 10 P: 15	R: 1 H: 1 E: 0 LOB: 0 K: 1 BB: 0 S: 9 P: 12	R: 0 H: 0 E: 0 LOB: 0 K: 1 BB: 0 S: 8 P: 13	R: 0 H: 1 E: 0 LOB: 1 K: 0 BB: 0 S: 6 P: 10	1B: 2 SF: 0 2B: 1 SAC: 0 3B: 0 DP: 0 HR: 1 HBP: 0						

TOP

Boston Red Sox @ Seattle Mariners

The Kingdome, Seattle, WA

Mon Aug 31 1992, 10:05 PM EDT

Att. 14,017 - Dome - 70 F

livebaseballscorecards.com

AB	31
R	2
H	4
RBI	2
BB	4
SO	9
LOB	11

PITCHER		IP	WLS	BF	H	R	ER	SO	BB	IBB	HBP	BLK	WP	HR	S	P	ERA	WHIP
Randy Johnson, L ERA: 3.89	(1, 1)	7.0	W	28	3	2	2	8	4	0	0	0	0	1	72	116	2.57	1.000
Mike Schooler, R ERA: 4.98	(8, 1)	1.0		3	0	0	0	1	0	0	0	0	0	0	8	13	0.00	0.000
Shawn Barton, L ERA: 3.6	(9, 1)	1.0		4	1	0	0	0	0	0	0	0	0	0	6	10	0.00	1.000

PITCHER	IP	WLS	BF	H	R	ER	SO	BB	IBB	HBP	BLK	WP	HR	S	P	ERA	WHIP

Boston Red Sox @ Seattle Mariners

The Kingdome, Seattle, WA

Mon Aug 31 1992, 10:05 PM EDT

Att. 14,017 - Dome - 70 F

BOTTOM

Batter	1	2	3	4	5	6	7	8	9	AB	R	H	RBI	BB	SO	LOB
Henry Cotto, R (1, 7) (7, 8) OBP: 0.316, SLG: 0.370	K	SF8 3-H	G5-3		K		G3-1	1B		5	0	1	1	0	2	2
Edgar Martinez, R (1, 5) OBP: 0.410, SLG: 0.565	FC5-4 BB	HR 2-H 2B	G6-3			F7 1B 2B	HR	L9		4	3	3	2	1	0	1
Mike Blowers, R (8, 5) OBP: 0.268, SLG: 0.237										1	0	0	0	0	0	1
Ken Griffey Jr., L (1, 8) OBP: 0.364, SLG: 0.550	FC5-4 BB HR 1-2f	HR 2-H		G3		F7 2-3	BB 1B 2B BB	G6-3		4	2	1	2	0	0	2
John Moses, S (7, 7) OBP: 0.308, SLG: 0.273										1	1	0	0	1	0	1
Kevin Mitchell, R (1, 10) OBP: 0.351, SLG: 0.428	HR 1-2 BB	E8 1B		G1-3		BB 1B 3-H 1B	BB 1-2 2B 1B			4	3	2	1	1	0	0
Jay Buhner, R (1, 9) OBP: 0.333, SLG: 0.417	HR 1-H 2-H	1B BB		K		1B 1-2 BB	2B 2B 1-2 2-3 BB			2	2	1	3	3	1	0
Lance Parrish, R (1, 3) OBP: 0.304, SLG: 0.458	G6-3	FC6-4 1B 1-2 2-3			G6-3	F9	2B 1-3 2-H 3-H 2B			4	0	1	0	0	0	2
Pete O'Brien, L (7, PH) (8, 3) OBP: 0.276, SLG: 0.370										1	1	1	2	0	0	0
Dave Valle, R (1, 2) OBP: 0.317, SLG: 0.381		SH1-4 SF8 1B 1B FC6-4 1-2f			HR	1B 1-2 2-H	2B 2-H 3-H 2B			5	2	4	4	0	0	3
Bret Boone, R (1, 4) OBP: 0.268, SLG: 0.316		SH1-4 2B 1-2 1B	G3-1		FC6-4 1B	F8	G5-3			5	1	2	0	0	0	3
Omar Vizquel, S (1, 6) OBP: 0.355, SLG: 0.370		SH1-4 1-2 2-3	E6		FC6-4 1-2f		F7	G6-3		4	0	0	0	0	0	1
Inning Stats	R: 3 H: 1 E: 0 LOB: 0 K: 1 BB: 2 S: 14 P: 24	R: 4 H: 5 E: 1 LOB: 3 K: 0 BB: 1 S: 24 P: 37	R: 0 H: 0 E: 1 LOB: 1 K: 0 BB: 0 S: 10 P: 15	R: 0 H: 0 E: 0 LOB: 0 K: 1 BB: 0 S: 7 P: 11	R: 1 H: 2 E: 0 LOB: 1 K: 1 BB: 0 S: 11 P: 16	R: 2 H: 3 E: 0 LOB: 2 K: 0 BB: 1 S: 17 P: 26	R: 5 H: 4 E: 0 LOB: 1 K: 0 BB: 2 S: 14 P: 33	R: 0 H: 1 E: 0 LOB: 1 K: 0 BB: 0 S: 9 P: 13		1B: 8 SF: 1 2B: 4 SAC: 1 3B: 0 DP: 0 HR: 4 HBP: 0						

livebaseballscorecards.com

AB	40
R	15
H	16
RBI	15
BB	6
SO	3
LOB	16

WP: 0 PA: 48
PB: 0
SB: 0
CS: 0

PITCHER		IP	WLS	BF	H	R	ER	SO	BB	IBB	HBP	BLK	WP	HR	S	P	ERA	WHIP
Frank Viola, L ERA: 3.4	(1, 1)	1.2	L	13	5	7	7	1	2	0	0	0	0	2	31	48	37.80	4.200
Paul Quantrill, R ERA: 2.28	(2, 1)	2.1		10	1	0	0	1	1	0	0	0	0	0	24	39	0.00	0.857
Joe Hesketh, L ERA: 4.67	(5, 1)	2.0		12	5	3	3	1	1	0	0	0	0	1	28	42	13.50	3.000
Ken Ryan, R ERA: 54.0	(7, 1)	0.2		6	2	4	4	0	2	0	0	0	0	1	9	25	54.00	6.000
Tony Fossas, L ERA: 3.13	(7, 1)	1.1		7	3	1	1	0	0	0	0	0	0	0	14	21	6.75	2.250

PITCHER	IP	WLS	BF	H	R	ER	SO	BB	IBB	HBP	BLK	WP	HR	S	P	ERA	WHIP

Batter	1	2	3	4	5	6	7	8	9	AB	R	H	RBI	BB	SO	LOB
Billy Hatcher, R (1, 7) OBP: 0.325, SLG: 0.372	C F F F S 0-3 ① K	C 1 SAFE X 0-1 ③ G6-3			X 0-0 ① F9		C B F X 1-2 ③ F8		F S 1 SAFE 1 SAFE S 0-3 ① K	5	0	0	0	0	2	3
Jody Reed, R (1, 4) OBP: 0.327, SLG: 0.330	B X 1-0 BB 1B		C C B X 1-2 ① G4-3		C X 0-1 ② F8			C F F B F B B B 4-2 1B 1B BB	B 1 SAFE B C 1 SAFE X 2-1 ② L9	4	1	1	0	1	0	1
Wade Boggs, L (1, 5) OBP: 0.348, SLG: 0.365	B 1 SAFE C 1 SAFE 1 SAFE B 1 SAFE C F 2-2 ② F7 1 SAFE 1 SAFE X		B F X 1-1 BB 1B		B B C F X 2-2 ③ G4-3			C S X 0-2 ① F7	1 SAFE C 1 SAFE C 1 SAFE X 0-2 ③ FC6 1-2f	5	0	1	0	0	0	3
Tom Brunansky, R (1, 9) OBP: 0.371, SLG: 0.482	C 1 SAFE B B B 1 SAFE B 4-1 1-2 BB		B B C C F B F B 4-2 1-2 BB			B X 1-0 ① F9		B B F X 2-1 1B 1B 1-2 1B		2	1	1	0	2	0	0
Mo Vaughn, L (1, 10) OBP: 0.337, SLG: 0.387	B C F F S 1-3 ③ K		X 0-0 ② F7			C X 0-1 ② F9		F B B F B X 3-2 1B 1-3 2-H 1B		4	0	1	1	0	1	4
Bob Zupcic, R (1, 8) OBP: 0.323, SLG: 0.358 Herm Winningham, L (8, PH) OBP: 0.259, SLG: 0.296 (8, 8)		B F B C B X 3-2 ① P5	C B F X 1-2 ③ P8			C B C B X 2-2 ③ L4		B F B F X 2-2 1-2 3-H 1B		3 1	0 0	0 1	0 1	0 0	0 0	2 0
Scott Cooper, L (1, 3) OBP: 0.327, SLG: 0.324		B B F S B F F F F 4-2 B G5-3 1B BB		X 0-0 ① G4-3			C B F B B F X 3-2 ① F8	B C B X 2-1 ② P8		3	1	0	0	1	0	2
Eric Wedge, R (1, 2) OBP: 0.343, SLG: 0.433 Tony Peña, R (8, 2) OBP: 0.283, SLG: 0.300		B 1 F B F B X SAFE 3-2 ② G5-3 1-2		C F F X 0-2 ② L8			F X 0-1 ② F9	C C B B X 2-2 ③ G1-3		4 0	0 0	0 0	0 0	0 0	0 0	3 0
John Valentin, R (1, 6) OBP: 0.327, SLG: 0.400		B C F X 1-2 2-H 1B		B X 1-0 ③ F7			C B L B X 2-2 1B		C S X 0-2 FC6 1B	4	0	3	1	0	0	0
Inning Stats	R: 0 E: 0 K: 2 S: 15 H: 1 LOB: 2 BB: 1 P: 23	R: 1 E: 0 K: 0 S: 17 H: 1 LOB: 1 BB: 1 P: 28	R: 0 E: 0 K: 0 S: 13 H: 1 LOB: 2 BB: 1 P: 20	R: 0 E: 0 K: 0 S: 6 H: 0 LOB: 0 BB: 0 P: 7	R: 0 E: 0 K: 0 S: 6 H: 0 LOB: 0 BB: 0 P: 8	R: 0 E: 0 K: 0 S: 6 H: 0 LOB: 0 BB: 0 P: 9	R: 0 E: 0 K: 0 S: 12 H: 1 LOB: 1 BB: 0 P: 18	R: 2 E: 0 K: 0 S: 20 H: 3 LOB: 2 BB: 1 P: 35	R: 0 E: 0 K: 1 S: 11 H: 1 LOB: 1 BB: 0 P: 13	1B: 8 2B: 0 3B: 0 HR: 0 SF: 0 SAC: 0 DP: 0 HBP: 0						

PITCHER		IP	WLS	BF	H	R	ER	SO	BB	IBB	HBP	BLK	WP	HR	S	P	ERA	WHIP
Brian Fisher, R ERA: 3.74	(1, 1)	7.0		29	4	2	2	2	4	0	0	0	0	0	79	121	2.57	1.143
Russ Swan, L ERA: 4.93	(8, 1)	0.1		1	0	0	0	0	0	0	0	0	0	0	3	3	0.00	0.000
Jeff Nelson, R ERA: 3.27	(8, 1)	0.0		3	3	1	1	0	0	0	0	0	0	0	8	15	∞	∞
Shawn Barton, L ERA: 3.48	(8, 1)	0.1		1	0	0	0	0	0	0	0	0	0	0	2	4	0.00	0.000
Mike Schooler, R ERA: 4.84	(8, 1)	1.1	W	5	1	0	0	1	0	0	0	0	0	0	14	18	0.00	0.750

PITCHER	IP	WLS	BF	H	R	ER	SO	BB	IBB	HBP	BLK	WP	HR	S	P	ERA	WHIP

Boston Red Sox @ Seattle Mariners

The Kingdome, Seattle, WA

Tue Sep 01 1992, 10:05 PM EDT

Att. 12,458 - Dome - 70 F

TOP

livebaseballscorecards.com

AB	35
R	3
H	8
RBI	3
BB	4
SO	3
LOB	18

Boston Red Sox @ Seattle Mariners

The Kingdome, Seattle, WA

Tue Sep 01 1992, 10:05 PM EDT

Att. 12,458 - Dome - 70 F

livebaseballscorecards.com

BOTTOM

Batter	1	2	3	4	5	6	7	8	9	AB	R	H	RBI	BB	SO	LOB
Henry Cotto, R (1, 9) OBP: 0.319, SLG: 0.372	K		2-3 1B		E 2B 1B	PO 1-2	F7			4	1	2	0	0	1	0
Edgar Martinez, R (1, 5) OBP: 0.408, SLG: 0.562	G1-3		G4-3		1-3 2B BB		L8			3	1	0	0	1	0	2
Ken Griffey Jr., L (1, 8) OBP: 0.365, SLG: 0.552	G6-3			2B SF8 1B	HBP 1-H 3-H 2B		L8			4	1	2	2	0	0	0
Lance Parrish, R (1, 10) OBP: 0.311, SLG: 0.463		G6-4-3 BB		1-3 2B	HBP BB			G3-1		2	0	1	0	2	0	0
Tino Martinez, L (1, 3) OBP: 0.306, SLG: 0.402		P5		SF8 3-H	1-2 2-3 HBP			HR		2	1	1	2	0	0	1
Dave Valle, R (1, 2) OBP: 0.313, SLG: 0.377		G6-4-3 1-2f		F7	G1-3			G5-3		4	0	0	0	0	0	5
Bret Boone, R (1, 4) OBP: 0.267, SLG: 0.310			1B SH1 1B	K2-3		G6-3		K		4	0	1	0	0	2	1
John Moses, S (1, 7) OBP: 0.267, SLG: 0.231			SH1 1-2		L8	F8				2	0	0	0	0	0	0
Omar Vizquel, S (1, 6) OBP: 0.355, SLG: 0.370			G5-3		G6-3	PO 1B				3	0	1	0	0	0	1
Inning Stats	R: 0 E: 0 K: 1 S: 9 H: 0 LOB: 0 BB: 0 P: 12	R: 0 E: 0 K: 0 S: 7 H: 0 LOB: 0 BB: 1 P: 16	R: 0 E: 0 K: 0 S: 7 H: 2 LOB: 2 BB: 0 P: 11	R: 1 E: 0 K: 1 S: 11 H: 2 LOB: 1 BB: 0 P: 14	R: 2 E: 1 K: 0 S: 8 H: 2 LOB: 3 BB: 2 P: 23	R: 0 E: 0 K: 0 S: 8 H: 1 LOB: 0 BB: 0 P: 11	R: 0 E: 0 K: 0 S: 6 H: 0 LOB: 0 BB: 0 P: 11	R: 1 E: 0 K: 1 S: 11 H: 1 LOB: 0 BB: 0 P: 18		1B: 5 2B: 2 3B: 0 HR: 1	SF: 1 SAC: 1 DP: 1 HBP: 1			WP: 0 PB: 0 SB: 0 CS: 0	PA: 35		

	AB	28
	R	4
	H	8
	RBI	4
	BB	3
	SO	3
	LOB	10

PITCHER		IP	WLS	BF	H	R	ER	SO	BB	IBB	HBP	BLK	WP	HR	S	P	ERA	WHIP
Matt Young, L ERA: 4.87	(1, 1)	4.2		23	6	3	3	2	3	0	1	0	0	0	41	75	5.79	1.929
Mike Gardiner, R ERA: 4.89	(5, 1)	2.1		7	1	0	0	0	0	0	0	0	0	0	15	23	0.00	0.429
Greg Harris, R ERA: 2.64	(8, 1)	1.0	L	4	1	1	1	1	0	0	0	0	0	1	11	18	9.00	1.000

PITCHER		IP	WLS	BF	H	R	ER	SO	BB	IBB	HBP	BLK	WP	HR	S	P	ERA	WHIP

Batter	1	2	3	4	5	6	7	8	9	AB	R	H	RBI	BB	SO	LOB
Billy Hatcher, R (1, 7) OBP: 0.323, SLG: 0.369	B C X 1-1 G6-3 ①	C X 0-1 G1-3 ③			B F B B X 3-1 F8 ①		M X 0-1 2B 1B 1-2 2-H		S P 1 P F X SAFE 2-2 G1-3 ① 1-2	5	1	1	1	0	0	4
Herm Winningham, L (1, 8) OBP: 0.255, SLG: 0.292 Bob Zupcic, R (7, PH) OBP: 0.321, SLG: 0.356 (7, 8)	B F F B F C 2-3 K ②		X 0-0 G4-3 ①		B F B B B X 3-1 G4-3 ②		C B B F X 2-2 F7 ②		F B B B F X 3-2 G3-2 ② ③ 2-Hf	3 2	0 0	0 0	0 0	0 0	1 0	0 3
Wade Boggs, L (1, 5) OBP: 0.350, SLG: 0.368	B X 1-0 1B		C X 0-1 G6-3 ②		C B X 1-1 G4-3 ③		C F X 0-2 2B 1-H 2-H			4	0	2	2	0	0	0
Tom Brunansky, R (1, 9) OBP: 0.370, SLG: 0.479	C C S 0-3 K ③		B B X 2-0 G6-3 ③			X 0-0 G1-6-3 1B B C X 1-1 G1-3 ③				4	0	1	0	0	1	2
Mo Vaughn, L (1, 10) OBP: 0.335, SLG: 0.396		B B X 2-0 P7 ①		B X 1-0 G3-1 ①		S B X 1-1 G1-6-3 ① ② 1-2f		S B B X 2-1 HR		4	1	1	1	0	0	1
Jody Reed, R (1, 4) OBP: 0.326, SLG: 0.328		B B C X 2-1 G6-3 ②		B B F B F B B 4-2 S 2B BB		B C B X 2-1 F8 ③		C S X 0-2 F8 ①		3	1	0	0	1	0	0
Scott Cooper, L (1, 3) OBP: 0.329, SLG: 0.321		B B B C B 4-1 BB 1B BB		B S B S X 2-2 G5-3 ② 1-2			B B B B 4-0 FC1-5 1B BB	C B C X 1-2 G4-3 ②		2	0	0	0	2	0	1
Tony Peña, R (1, 2) OBP: 0.288, SLG: 0.308		X 0-0 BB 1B 1-2		X 0-0 2B 2-H			B B C B X 3-1 FC1-5 1B 1B 1-2	B S B B S F F F S 3-3 K ③		4	1	3	1	0	1	0
John Valentin, R (1, 6) OBP: 0.333, SLG: 0.398		B B F C B F B 4-2 BB 1-2 2-3		S C X 0-2 G6-3 ③			X 0-0 FC1-5 1B 2B ① 1-2 2-3f		F B X 1-1 WP G1-3 G3-2 1B	3	1	1	0	1	0	3
Inning Stats	R: 0 H: 1 E: 0 LOB: 1 K: 2 BB: 0 S: 10 P: 14	R: 0 H: 1 E: 0 LOB: 3 K: 0 BB: 2 S: 10 P: 22	R: 0 H: 0 E: 0 LOB: 0 K: 0 BB: 0 S: 4 P: 6	R: 1 H: 1 E: 0 LOB: 0 K: 0 BB: 1 S: 10 P: 17	R: 0 H: 0 E: 0 LOB: 0 K: 0 BB: 0 S: 6 P: 13	R: 0 H: 1 E: 0 LOB: 0 K: 0 BB: 0 S: 5 P: 8	R: 3 H: 3 E: 0 LOB: 1 K: 0 BB: 1 S: 13 P: 23	R: 1 H: 1 E: 0 LOB: 0 K: 1 BB: 0 S: 14 P: 20	R: 0 H: 1 E: 0 LOB: 0 K: 0 BB: 0 S: 10 P: 14	1B: 6 SF: 0 2B: 3 SAC: 0 3B: 0 DP: 2 HR: 1 HBP: 0						

PITCHER	IP	WLS	BF	H	R	ER	SO	BB	IBB	HBP	BLK	WP	HR	S	P	ERA	WHIP
Tim Leary, R (1, 1) ERA: 5.53	6.1	L	28	6	4	4	2	4	0	0	0	0	0	50	92	5.68	1.579
Shawn Barton, L (7, 1) ERA: 3.38	0.1		2	1	0	0	0	0	0	0	0	0	0	6	8	0.00	3.000
Rich DeLucia, R (7, 1) ERA: 6.41	1.1		5	1	1	1	1	0	0	0	0	0	1	16	23	6.75	0.750
Calvin Jones, R (9, 1) ERA: 5.57	1.0		3	1	0	0	0	0	0	0	0	1	0	10	14	0.00	1.000

PITCHER	IP	WLS	BF	H	R	ER	SO	BB	IBB	HBP	BLK	WP	HR	S	P	ERA	WHIP

TOP

Boston Red Sox @ Seattle Mariners

The Kingdome, Seattle, WA

Wed Sep 02 1992, 10:05 PM EDT

Att. 14,717 - Dome - 70 F

livebaseballscorecards.com

AB	34
R	5
H	9
RBI	5
BB	4
SO	3
LOB	14

WP: 1	PA: 38		
PB: 0			
SB: 1			
CS: 0			

Boston Red Sox @ Seattle Mariners

The Kingdome, Seattle, WA

Wed Sep 02 1992, 10:05 PM EDT

Att. 14,717 - Dome - 70 F

BOTTOM

Batter	1	2	3	4	5	6	7	8	9	AB	R	H	RBI	BB	SO	LOB
Omar Vizquel, S (1, 6) OBP: 0.354, SLG: 0.368	B F C C 1-3 K ①	B F X 1-1 F7 ③			F C B B X 2-2 G5-4-3 1B		X 0-0 F9 ③			4	0	1	0	0	1	4
Edgar Martinez, R (1, 5) OBP: 0.405, SLG: 0.557	B X 1-0 G6-3 ②		B C B F S 2-3 K G6-3		C 1 SAFE X 0-1 G5-4-3 ② ③ 1-2f			B F B X 2-1 P3 ①		4	0	0	0	0	1	1
Ken Griffey Jr., L (1, 8) OBP: 0.366, SLG: 0.553	B B F B X 3-1 P6 ③		B X 1-0 F8 ①			B B B F F X 3-2 G4-6-3 1B		B F B B X 3-1 1B 2B		4	1	2	0	0	0	1
Tino Martinez, L (1, 3) OBP: 0.308, SLG: 0.403		C B B X 2-1 FC1-5 1B 1B	1 SAFE 1 SAFE B F B X 1 SAFE 2-1 G6-3 ② ③ 1-2f			1 SAFE 1 SAFE 1 SAFE C 1 SAFE 1 SAFE B B B X 2-1 G4-6-3 ① ② 1-2f		C B S F X 1-2 FC6-4 2-H 1B		4	0	2	1	0	0	2
Greg Briley, L (1, 10) OBP: 0.259, SLG: 0.357		1 SAFE C B X 1-1 FC1-5 1-2 2B 1B		B F X 1-1 G1-3 ①		B S C S 1-3 K ③		C X 0-1 FC6-4 ② 1-2f		4	1	1	0	0	1	1
Henry Cotto, R (1, 9) OBP: 0.318, SLG: 0.370		B X 1-0 FC1-5 ① 2B G6-3 1-2 2-3f		C B B X 2-1 1B			X 0-0 G4-3 ①	B X 1-0 L6 ③		4	1	1	0	0	0	3
Dave Valle, R (1, 2) OBP: 0.315, SLG: 0.381		B F S B X 2-2 1-3 2-H 2B		1 SAFE 1 SAFE 1 SAFE C X 0-1 P4 ②			C X 0-1 2B 1B		F B S B F X 2-2 F7 ①	4	0	2	1	0	0	1
Bret Boone, R (1, 4) OBP: 0.265, SLG: 0.326		C X 0-1 G6-3 ② 3-H		X 0-0 F2 ③			C B S S B B X 3-2 1-3 2B		C B C S 1-3 K ②	4	0	1	1	0	1	2
John Moses, S (1, 7) OBP: 0.294, SLG: 0.214 Pete O'Brien, L (7, PH) OBP: 0.275, SLG: 0.369 Shane Turner, L (8, 7) OBP: 0.371, SLG: 0.373		F B B B B 4-1 BB			C B F B F X 2-2 G4-3 ①		C B X 1-1 F8 ②		S B B F B S 3-3 K ③	1 1 1	0 0 0	0 0 0	0 0 0	1 0 0	0 0 1	0 2 0
Inning Stats	R: 0 E: 0 K: 1 S: 6 H: 0 LOB: 0 BB: 0 P: 11	R: 2 E: 0 K: 0 S: 13 H: 3 LOB: 2 BB: 1 P: 24	R: 0 E: 0 K: 1 S: 6 H: 0 LOB: 0 BB: 0 P: 11	R: 0 E: 0 K: 0 S: 7 H: 1 LOB: 1 BB: 0 P: 10	R: 0 E: 0 K: 0 S: 9 H: 1 LOB: 0 BB: 0 P: 13	R: 0 E: 0 K: 1 S: 8 H: 1 LOB: 0 BB: 0 P: 14	R: 0 E: 0 K: 0 S: 9 H: 2 LOB: 2 BB: 0 P: 13	R: 1 E: 0 K: 0 S: 11 H: 2 LOB: 1 BB: 0 P: 18	R: 0 E: 0 K: 2 S: 10 H: 0 LOB: 0 BB: 0 P: 16	1B: 7 2B: 3 3B: 0 HR: 0 SF: 0 SAC: 0 DP: 3 HBP: 0						

livebaseballscorecards.com

AB	35
R	3
H	10
RBI	3
BB	1
SO	5
LOB	17

WP: 1 PB: 0 SB: 0 CS: 0 PA: 36

PITCHER	IP	WLS	BF	H	R	ER	SO	BB	IBB	HBP	BLK	WP	HR	S	P	ERA	WHIP
Roger Clemens, R (1, 1) ERA: 2.26	9.0	W	36	10	3	3	5	1	0	0	0	1	0	79	130	3.00	1.222

PITCHER	IP	WLS	BF	H	R	ER	SO	BB	IBB	HBP	BLK	WP	HR	S	P	ERA	WHIP

Boston Red Sox @ Oakland Athletics

Oakland-Alameda County Coliseum, Oakland, CA

Fri Sep 04 1992, 7:05 PM PDT

Att. 35,084 - Sunny - 74 F

TOP

livebaseballscorecards.com

Batter	1	2	3	4	5	6	7	8	9	AB	R	H	RBI	BB	SO	LOB
Billy Hatcher, R (1, 7) OBP: 0.324, SLG: 0.374	C B H 2-1 F9 1B HBP		C B B B X 3-1 ① L7		1 SAFE X 0-0 1-H 1B 3B	C B F X 1-2 ② P4	X 0-0 ③ G6-3			4	1	1	1	0	0	4
Jody Reed, R (1, 4) OBP: 0.327, SLG: 0.327	C 1 SAFE 1 SAFE F F F X 0-2 ① P4		X 0-0 ② P4		X 0-0 FC5-4 BB 3-H 1B	B B B B 4-0 1B 1-2 2-3 3-H BB		X 0-0 ① L4		4	0	1	2	1	0	1
Wade Boggs, L (1, 5) OBP: 0.352, SLG: 0.369	C F B 1 SAFE B F B X 3-2 1-2 1B		C F F B X 2-2 ③ F7		B B B C F B 4-2 FC5-4 1-2 BB	C F B B F B F X 3-2 1-3 2-H 3-H 1B		B C X 2-1 ② G6-3		4	0	2	2	1	0	0
Tom Brunansky, R (1, 9) OBP: 0.366, SLG: 0.473	B B B X 3-0 ② F9 2-3			B B F X 2-1 ① F9	B S C B X 2-2 ② FC5-4 1-2f 2-3	C F B B C 2-3 ③ K		C B S B S 2-3 ③ K		5	0	0	0	0	2	6
Mo Vaughn, L (1, 10) OBP: 0.333, SLG: 0.396	C C B S 1-3 ③ K			B B X 2-0 ② L4	F F X 0-2 ③ F8		X 0-0 1B 2B		F X 0-1 ① F7	5	1	1	0	0	1	4
Bob Zupcic, R (1, 8) OBP: 0.325, SLG: 0.363		B C S S 1-3 ① K		F X 0-1 1B		B X 1-0 E BB 2B	B B X 2-0 G4-6-3 BB 2-H 1B		B B X 2-0 ② F8	5	2	3	1	0	1	0
Scott Cooper, L (1, 3) OBP: 0.331, SLG: 0.333		B X 1-0 HR	B C C F X 1-2 ③ G3-1			X 0-0 E1 BB BB 1B 2-3	F B B B B 4-1 G4-6-3 1-2 BB		C X 0-1 ③ G6-3	4	2	1	1	1	0	2
Tony Peña, R (1, 2) OBP: 0.291, SLG: 0.308		B C F X 1-2 ② F9			B X 1-0 FC5-4 1B	B B B B 4-0 BB 1B 1-2 BB	X 0-0 ① ② G4-6-3 1-2f 2-3			3	1	1	0	1	0	2
John Valentin, R (1, 6) OBP: 0.330, SLG: 0.392		B B F B S S 3-3 ③ K			L L B B X 2-2 ① FC5-4 1-2f 3B	B X 1-0 ① P4	C B X 1-1 3-H 1B			4	1	1	1	0	1	4
Inning Stats	R: 0 E: 0 K: 1 S: 14 H: 1 LOB: 2 BB: 0 P: 23	R: 1 E: 0 K: 2 S: 10 H: 1 LOB: 0 BB: 0 P: 16	R: 0 E: 0 K: 0 S: 7 H: 0 LOB: 0 BB: 0 P: 12	R: 0 E: 0 K: 0 S: 9 H: 1 LOB: 1 BB: 0 P: 14	R: 2 E: 0 K: 0 S: 14 H: 3 LOB: 2 BB: 1 P: 23	R: 3 E: 1 K: 1 S: 14 H: 2 LOB: 2 BB: 2 P: 30	R: 2 E: 0 K: 0 S: 7 H: 3 LOB: 1 BB: 1 P: 14	R: 0 E: 0 K: 1 S: 6 H: 0 LOB: 0 BB: 0 P: 10	R: 0 E: 0 K: 0 S: 5 H: 0 LOB: 0 BB: 0 P: 7	1B: 7 2B: 2 3B: 1 HR: 1	SF: 0 SAC: 0 DP: 1 HBP: 1						

	AB	38
	R	8
	H	11
	RBI	8
	BB	4
	SO	5
	LOB	23

WP: 0 PB: 0 SB: 0 CS: 0 PA: 43

PITCHER		IP	WLS	BF	H	R	ER	SO	BB	IBB	HBP	BLK	WP	HR	S	P	ERA	WHIP
Dave Stewart, R ERA: 3.9	(1, 1)	5.0	L	24	7	4	3	3	1	0	1	0	0	1	55	90	5.40	1.600
Jeff Parrett, R ERA: 3.07	(6, 1)	0.2		5	0	0	0	0	2	0	0	0	0	0	5	15	0.00	3.000
Mike Raczka, L ERA: 6.0	(6, 1)	0.1		5	3	4	2	1	1	0	0	0	0	0	11	22	54.00	12.000
Shawn Hillegas, R ERA: 5.31	(7, 1)	2.0		6	1	0	0	1	0	0	0	0	0	0	10	15	0.00	0.500
Jim Corsi, R ERA: 1.87	(9, 1)	1.0		3	0	0	0	0	0	0	0	0	0	0	5	7	0.00	0.000

PITCHER	IP	WLS	BF	H	R	ER	SO	BB	IBB	HBP	BLK	WP	HR	S	P	ERA	WHIP

BOTTOM

Batter	1	2	3	4	5	6	7	8	9	AB	R	H	RBI	BB	SO	LOB
Rickey Henderson, R (1, 7) OBP: 0.431, SLG: 0.462 Eric Fox, S (8, 8) OBP: 0.299, SLG: 0.393	B C B X 2-1 ① P6		B X 1-0 HR		B C B X 2-1 F9 2B		B C B C F F B X 3-2 ① F9		B C F X 1-2 ① F7	4 1 2 1 0 0 0 1 0 0 0 0 0 0						
Jerry Browne, S (1, 5) OBP: 0.362, SLG: 0.332 (9, 4)	C X 0-1 E4		X 0-0 ② P5		F B X 1-1 ① F9 2-3		C B F X 1-2 ② F9		C B B B B 4-1 BB	4 0 0 0 1 0 1						
Dave Henderson, R (1, 8) OBP: 0.182, SLG: 0.182 Scott Brosius, R (8, 7) OBP: 0.236, SLG: 0.348 (9, 5)	C 1 SAFE B F 1 SAFE X 1-2 ② L6		X 0-0 1B		F F B X 1-2 ② G1-3		B X 1-0 ③ F8		B X 1-0 ② F8	4 0 1 0 0 0 2 1 0 0 0 0 0 1						
Harold Baines, L (1, 10) OBP: 0.325, SLG: 0.370	X 0-0 ③ F8		S X 0-1 ③ F7		B X 1-0 ③ G3			B F S F C 1-3 ① K	B B X 2-0 ③ G3	5 0 0 0 0 1 4						
Carney Lansford, R (1, 3) OBP: 0.321, SLG: 0.385 Randy Ready, R (8, 3) OBP: 0.339, SLG: 0.323		X 0-0 ① F9		X 0-0 ① G6-3		C F B X 1-2 ① F9		B F X 1-1 G3 1B 2B 1B		3 0 0 0 0 0 0 1 1 1 0 0 0 0						
Terry Steinbach, R (1, 2) OBP: 0.345, SLG: 0.423 Jamie Quirk, L (8, 2) OBP: 0.284, SLG: 0.272	C X 0-1 ② G6-3			B S B B F F F B 4-2 G1-3 BB BB		X 0-0 1B 1B		F B F B X 2-2 G3 1-2 2B 1B		2 0 1 0 1 0 0 1 1 1 0 0 0 0						
Willie Wilson, S (1, 9) OBP: 0.342, SLG: 0.347	C X 0-1 3B			B 1 SAFE 1 SAFE B 1 B C B 4-1 G1-3 1-2 BB		B B S S S X 2-2 1-2 1B		C C B X 1-2 ② G3 1-2 2-3		3 0 2 0 1 0 2						
Mike Bordick, R (1, 4) OBP: 0.354, SLG: 0.358 Troy Neel, L (8, PH) OBP: 0.361, SLG: 0.438 (9, 7)	C B B X 2-1 ③ F9			B F C X 1-2 ② G1-3 1-2 2-3		B X 1-0 ② F8		B S C F X 1-2 2-H 3-H 2B		3 0 0 0 0 0 5 1 0 1 2 0 0 0						
Walt Weiss, S (1, 6) OBP: 0.316, SLG: 0.254			C F F S 0-3 ① K	C C X 0-2 ③ F7		F S B B B X 3-2 ③ F9		B X 1-0 ③ F8		4 0 0 0 0 1 5						
Inning Stats	R: 0 H: 0 E: 1 LOB: 1 K: 0 BB: 0 S: 8 P: 11	R: 0 H: 1 E: 0 LOB: 1 K: 0 BB: 0 S: 7 P: 9	R: 1 H: 2 E: 0 LOB: 1 K: 1 BB: 0 S: 9 P: 10	R: 0 H: 0 E: 0 LOB: 2 K: 0 BB: 2 S: 12 P: 21	R: 0 H: 1 E: 0 LOB: 1 K: 0 BB: 0 S: 8 P: 13	R: 0 H: 2 E: 0 LOB: 2 K: 0 BB: 0 S: 11 P: 18	R: 0 H: 0 E: 0 LOB: 0 K: 0 BB: 0 S: 9 P: 14	R: 2 H: 3 E: 0 LOB: 1 K: 1 BB: 0 S: 17 P: 24	R: 0 H: 0 E: 0 LOB: 1 K: 0 BB: 1 S: 6 P: 14	1B: 5 SF: 0 2B: 2 SAC: 0 3B: 1 DP: 0 HR: 1 HBP: 0						

PITCHER		IP	WLS	BF	H	R	ER	SO	BB	IBB	HBP	BLK	WP	HR	S	P	ERA	WHIP
Danny Darwin, R ERA: 3.84	(1, 1)	7.2	W	35	9	3	3	2	2	0	0	0	0	1	80	118	3.52	1.435
Paul Quantrill, R ERA: 2.17	(8, 1)	1.1		5	0	0	0	0	1	0	0	0	0	0	7	16	0.00	0.750

PITCHER	IP	WLS	BF	H	R	ER	SO	BB	IBB	HBP	BLK	WP	HR	S	P	ERA	WHIP

Boston Red Sox @ Oakland Athletics

Oakland-Alameda County Coliseum, Oakland, CA

Fri Sep 04 1992, 7:05 PM PDT

Att. 35,084 - Sunny - 74 F

livebaseballscorecards.com

AB	37
R	3
H	9
RBI	3
BB	3
SO	2
LOB	20

Boston Red Sox @ Oakland Athletics

Oakland-Alameda County Coliseum, Oakland, CA

Sat Sep 05 1992, 3:33 AM PDT

Att. 32,610 - Cloudy - 78 F

livebaseballscorecards.com

TOP

Batter	1	2	3	4	5	6	7	8	9	AB	R	H	RBI	BB	SO	LOB
Billy Hatcher, R (1, 7) OBP: 0.323, SLG: 0.372	0-0 G4-3 S 1B		0-0 SH3-4 1-2 2-3		0-1 FC4-6 CS 1-2f 3-H		1-1 L7		2-0 F9	4	0	1	1	0	0	1
Scott Cooper, L (1, 3) OBP: 0.328, SLG: 0.330	1-2 G4-3 1-3		3-2 G6-3 2-3 3-H		2-0 CS 1-2	1-1 F8 G6-3 1B 1B	2-0 G3-1		0-1 F7	5	1	1	1	0	0	2
Wade Boggs, L (1, 5) OBP: 0.352, SLG: 0.367	4-0 G6-4-3 BB		1-2 G6-3			0-0 G6-3 1-2	1-0 1B 2B HBP		1-3 K	3	1	0	0	1	1	2
Tom Brunansky, R (1, 9) OBP: 0.365, SLG: 0.471	3-1 G6-4-3 1-2f			0-3 K		2-1 F8 2-3	0-2 2B 1-2 1B			4	1	1	0	0	1	3
Mo Vaughn, L (1, 10) OBP: 0.335, SLG: 0.399		2-1 F8		2-2 G3		4-1 BB 1B 2B BB	0-2 2B 1-H 2-H			3	1	1	2	1	0	0
Bob Zupcic, R (1, 8) OBP: 0.324, SLG: 0.362		1-0 G5-3		1-3 K		2-2 BB 2B 1B 1-2 3-H	3-2 P6			4	1	1	1	0	1	1
Eric Wedge, R (1, 2) OBP: 0.359, SLG: 0.406		0-0 F8			2-2 G6-3	4-0 2B BB 1-2 2-3		4-1 G6-4-3 BB		2	0	0	0	2	0	0
John Valentin, R (1, 6) OBP: 0.345, SLG: 0.425			2-2 SH3-4 BB G6-3 1B		0-0 1B FC4-6 2B	2-1 2B 1-3 2-H 3-H		0-0 G6-4-3 1-2f		4	2	3	2	0	0	1
Tim Naehring, R (1, 4) OBP: 0.263, SLG: 0.259			4-2 G6-3 SH3-4 1-2 BB		1-2 FC4-6 2-3 1B	1-1 L3		0-2 F9		3	0	1	0	1	0	2
Inning Stats	R: 0 E: 0 K: 0 S: 6 H: 1 LOB: 1 BB: 1 P: 14	R: 0 E: 0 K: 0 S: 4 H: 0 LOB: 0 BB: 0 P: 7	R: 1 E: 0 K: 0 S: 14 H: 1 LOB: 1 BB: 1 P: 24	R: 0 E: 0 K: 2 S: 9 H: 0 LOB: 0 BB: 0 P: 12	R: 1 E: 0 K: 0 S: 9 H: 2 LOB: 0 BB: 0 P: 14	R: 3 E: 0 K: 0 S: 14 H: 3 LOB: 2 BB: 2 P: 30	R: 2 E: 0 K: 0 S: 13 H: 2 LOB: 1 BB: 0 P: 20	R: 0 E: 0 K: 0 S: 5 H: 0 LOB: 0 BB: 1 P: 9	R: 0 E: 0 K: 1 S: 7 H: 0 LOB: 0 BB: 0 P: 10	1B: 6 2B: 3 3B: 0 HR: 0	SF: 0 SAC: 1 DP: 2 HBP: 1						

	AB	32
	R	7
	H	9
	RBI	7
	BB	5
	SO	3
	LOB	12

WP: 0 PB: 0 SB: 1 CS: 1 PA: 40

PITCHER	IP	WLS	BF	H	R	ER	SO	BB	IBB	HBP	BLK	WP	HR	S	P	ERA	WHIP
Ron Darling, R (1, 1) ERA: 4.02	5.2	L	25	6	5	5	2	4	0	0	0	0	0	52	94	7.94	1.765
Jeff Parrett, R (6, 1) ERA: 3.24	1.0		7	3	2	2	0	0	0	1	0	0	0	14	21	18.00	3.000
Jeff Russell, R (7, 1) ERA: 1.83	1.1		4	0	0	0	0	1	0	0	0	0	0	8	15	0.00	0.750
Vince Horsman, L (9, 1) ERA: 2.54	1.0		3	0	0	0	1	0	0	0	0	0	0	7	10	0.00	0.000

BOTTOM

Boston Red Sox @ Oakland Athletics

Oakland-Alameda County Coliseum, Oakland, CA

Sat Sep 05 1992, 3:33 AM PDT

Att. 32,610 - Cloudy - 78 F

livebaseballscorecards.com

Batter	1	2	3	4	5	6	7	8	9	AB	R	H	RBI	BB	SO	LOB
Rickey Henderson, R (1, 7) OBP: 0.432, SLG: 0.464	C B B X 2-1 ① G6-3			B B B B 4-0 FC5-4 BB		C B F B F B X 3-2 ② F7		C B B C F F F X 2-2 G4-3 1-H 2B		3	0	1	1	1	0	0
Carney Lansford, R (1, 5) OBP: 0.322, SLG: 0.385	B S F X 1-2 G3-6-3 1B			C P 1 SAFE X 1-1 ① FC5-4 1-2f HR		B B B H 4-0 1B HBP		X 0-0 ② G4-3 2-3		3	1	1	0	0	0	2
Troy Neel, L (1, 10) OBP: 0.385, SLG: 0.543 Randy Ready, R (8, PH) OBP: 0.344, SLG: 0.323	S C X 0-2 ②③ G3-6-3 1-2f			B 1 SAFE C 1 SAFE S B X 2-2 1-H HR		B X 1-0 1-2 1B		B B B B 4-0 BB		3 0	1 0	2 0	2 0	0 1	0 0	1 0
Harold Baines, L (1, 9) OBP: 0.326, SLG: 0.370 Dave Henderson, R (6, PH) OBP: 0.167, SLG: 0.167 (7, 8)		C B F B X 2-2 G6-4-3 1B		B X 1-0 ② F8		B C C B S 2-3 ③ K		C B F C 1-3 ③ K		2 2	0 0	1 0	0 0	0 2	0 2	0 4
Terry Steinbach, R (1, 3) OBP: 0.341, SLG: 0.419		1 SAFE L B B B X 3-1 ①② G6-4-3 1-2f		F B X 1-1 ③ F8			F F B F C 1-3 ① K		F X 0-1 ① G6-3	4	0	0	0	0	1	1
Willie Wilson, S (1, 8) OBP: 0.339, SLG: 0.343 (7, 9)		B B B B C X 3-2 ③ G1-3			S F B S 1-3 ① K		F X 0-1 ② G6-3		B X 1-0 ② G3	4	0	0	0	0	1	0
Jamie Quirk, L (1, 2) OBP: 0.280, SLG: 0.268 Eric Fox, S (7, PH) OBP: 0.297, SLG: 0.389 Henry Mercedes, R (8, 2) OBP: 1.000, SLG: 1.000 Jerry Browne, S (9, PH) OBP: 0.361, SLG: 0.331			C X 0-1 ① F8		X 0-0 ② F8		S B S F C 1-3 ③ K		B X 1-0 ③ G1-5-3	2 1 0 1	0 0 0 0	0 0 0 0	0 0 0 0	0 1 0 0	0 0 0 0	0 0 0 0
Mike Bordick, R (1, 4) OBP: 0.354, SLG: 0.358			B C X 1-1 ② G5-3		C X 0-1 ③ G1-3			X 0-0 FC4 1B		3	0	1	0	0	0	0
Walt Weiss, S (1, 6) OBP: 0.313, SLG: 0.251			C B X 1-1 ③ F8			C B B B C X 3-2 ① F7		B F C X 1-2 ① FC4 1-2f 2B		3	1	0	0	0	0	1

	AB	31
	R	3
	H	6
	RBI	3
	BB	2
	SO	5
	LOB	9

Inning Stats	1	2	3	4	5	6	7	8	9
	R: 0 H: 1 E: 0 LOB: 0 K: 0 BB: 0 S: 8 P: 11	R: 0 H: 1 E: 0 LOB: 0 K: 0 BB: 0 S: 8 P: 16	R: 0 H: 0 E: 0 LOB: 0 K: 0 BB: 0 S: 6 P: 8	R: 2 H: 1 E: 0 LOB: 0 K: 0 BB: 1 S: 9 P: 17	R: 0 H: 0 E: 0 LOB: 0 K: 1 BB: 0 S: 6 P: 7	R: 0 H: 1 E: 0 LOB: 2 K: 1 BB: 0 S: 11 P: 24	R: 0 H: 0 E: 0 LOB: 0 K: 2 BB: 0 S: 10 P: 12	R: 1 H: 2 E: 0 LOB: 2 K: 1 BB: 1 S: 14 P: 22	R: 0 H: 0 E: 0 LOB: 0 K: 0 BB: 0 S: 4 P: 6

	1B: 4	SF: 0	WP: 0	PA: 34
	2B: 1	SAC: 0	PB: 0	
	3B: 0	DP: 2	SB: 0	
	HR: 1	HBP: 1	CS: 0	

PITCHER		IP	WLS	BF	H	R	ER	SO	BB	IBB	HBP	BLK	WP	HR	S	P	ERA	WHIP
John Dopson, R ERA: 3.54	(1, 1)	5.2	W	21	4	2	2	1	1	0	1	0	0	1	45	78	3.18	0.882
Matt Young, L ERA: 4.85	(6, 1)	2.0		8	2	1	1	3	0	0	0	0	0	0	24	31	4.50	1.000
Greg Harris, R ERA: 2.6	(8, 1)	1.1		5	0	0	0	1	1	0	0	0	0	0	7	14	0.00	0.750

PITCHER	IP	WLS	BF	H	R	ER	SO	BB	IBB	HBP	BLK	WP	HR	S	P	ERA	WHIP

Batter	1	2	3	4	5	6	7	8	9	10	AB	R	H	RBI	BB	SO	LOB
Billy Hatcher, R (1, 7) OBP: 0.318, SLG: 0.366	X 0-0 G3 ①	C B C C 2-3 K ③		B F X 1-1 G1-2-3 ②③ 1-2 2-3 3-Hf			B B X 2-0 F8 ①		B S F B B F S 3-3 K ③		5	0	0	0	0	2	7
Scott Cooper, L (1, 3) OBP: 0.326, SLG: 0.328	B X 1-0 G4-3 ②		C X 0-1 F8 ①	X 0-0 F8 ①			C B F X 1-2 G6-4-3 ②③ 1-2f			B B B C S F X 3-2 1B	5	0	1	0	0	0	1
Wade Boggs, L (1, 5) OBP: 0.351, SLG: 0.365	B C B X 2-1 1B		C C B B X 2-2 F7 ②	C X 0-1 G6-3 ②				B C B X 2-1 G6-3 ①		C B C F C 1-3 K ①	5	0	1	0	0	1	1
Tom Brunansky, R (1, 9) OBP: 0.361, SLG: 0.464	B C X 1-1 F8 ③		C B S X 1-2 G5-3 ③		C B B X 2-1 P2 ③			B C C B F S 2-3 K ②		F C B S 1-3 K ②	5	0	0	0	0	2	2
Mo Vaughn, L (1, 10) OBP: 0.336, SLG: 0.399		B B C X 2-1 E 1B 1B		B S X 1-1 WP BB 1B 1B		S B B C X 2-2 F7 ①		B X 1-0 E3 1B		B C X 1-1 F7 ③	5	1	2	0	0	0	1
Jody Reed, R (1, 4) OBP: 0.330, SLG: 0.329		B P C X 2-1 F7 ①		B B B C B 4-1 1B 1-2 G1-2-3 BB		B C X 1-1 CS 1B		B X 1-0 1-2 1B			3	0	2	0	1	0	1
Bob Zupcic, R (1, 8) OBP: 0.326, SLG: 0.362	B X 1-0 E6 BB 1-3 1B			C S B C 1-3 ① 2-3 K		C B B P F B 4-2 ② 1-2 FC6 BB		B C C C 1-3 ③ K			3	0	1	0	1	2	4
Tony Peña, R (1, 2) OBP: 0.290, SLG: 0.307	B X 1-0 L3 ②			X 0-0 G1-2-3 BB 1-3 3-H 1B		B X 1-0 FC6 ③ 1-2f			X 0-0 P4 ①		4	0	1	1	0	0	3
John Valentin, R (1, 6) OBP: 0.358, SLG: 0.426		B B B B 4-0 1-2 BB		B B F B B 4-1 G1-2-3 1-2 BB			C C B B X 2-2 G6-4-3 1B		C F B S 1-3 K ②		2	0	1	0	2	1	0
Inning Stats	R: 0 E: 0 K: 0 S: 6 H: 1 LOB: 1 BB: 0 P: 10	R: 0 E: 1 K: 1 S: 10 H: 2 LOB: 3 BB: 1 P: 21	R: 0 E: 0 K: 0 S: 8 H: 0 LOB: 0 BB: 0 P: 11	R: 1 E: 0 K: 1 S: 10 H: 2 LOB: 2 BB: 2 P: 21	R: 0 E: 0 K: 0 S: 5 H: 0 LOB: 0 BB: 0 P: 7	R: 0 E: 0 K: 0 S: 9 H: 1 LOB: 1 BB: 1 P: 16	R: 0 E: 0 K: 0 S: 7 H: 1 LOB: 0 BB: 0 P: 12	R: 0 E: 1 K: 2 S: 11 H: 1 LOB: 2 BB: 0 P: 18	R: 0 E: 0 K: 2 S: 8 H: 0 LOB: 0 BB: 0 P: 12	R: 0 E: 0 K: 2 S: 13 H: 1 LOB: 1 BB: 0 P: 19	1B: 9 2B: 0 3B: 0 HR: 0	SF: 0 SAC: 0 DP: 2 HBP: 0					

PITCHER		IP	WLS	BF	H	R	ER	SO	BB	IBB	HBP	BLK	WP	HR	S	P	ERA	WHIP
Bobby Witt, R ERA: 4.33	(1, 1)	7.0		29	7	1	1	2	4	0	0	0	1	0	55	98	1.29	1.571
Rick Honeycutt, L ERA: 3.72	(8, 1)	0.1		1	0	0	0	0	0	0	0	0	0	0	2	4	0.00	0.000
Jeff Russell, R ERA: 1.81	(8, 1)	0.2		4	1	0	0	2	0	0	0	0	0	0	9	14	0.00	1.500
Dennis Eckersley, R ERA: 1.91	(9, 1)	2.0	W	7	1	0	0	4	0	0	0	0	0	0	21	31	0.00	0.500

PITCHER	IP	WLS	BF	H	R	ER	SO	BB	IBB	HBP	BLK	WP	HR	S	P	ERA	WHIP

TOP

Boston Red Sox @ Oakland Athletics

Oakland-Alameda County Coliseum, Oakland, CA

Sun Sep 06 1992, 7:05 PM PDT
Att. 29,670 - Sunny - 75 F

livebaseballscorecards.com

AB	37
R	1
H	9
RBI	1
BB	4
SO	8
LOB	20

WP: 1	PA: 41		
PB: 0			
SB: 0			
CS: 1			

Batter	1	2	3	4	5	6	7	8	9	10	AB	R	H	RBI	BB	SO	LOB
Rickey Henderson, R (1, 7) OBP: 0.429, SLG: 0.458	C F B B F X 2-2 F7 ①		C B B C X 2-2 G4-3 ③		B B C F X 2-2 F8 ②			B B C B B 4-1 BB SH1-4 BB		C B C B S 2-3 K ①	4	0	0	0	1	1	1
Lance Blankenship, R (1, 3) OBP: 0.390, SLG: 0.348	C C B B X 2-2 F8 ②			C B B C B F B 4-2 FC6-5 WP BB	F B F B B B 4-2 BB			L 1 SAFE B X 1-1 SH1-4 ① 1-2		C B C B X 2-2 FC5-4 1B	2	0	1	0	2	0	0
Ruben Sierra, S (1, 10) OBP: 0.316, SLG: 0.444	X 0-0 G1-3 ③			C S B F F F X 1-2 BB FC6-5 1B 1-2	X 0-0 L8 ③			I I I I 4-0 BB IBB		1 SAFE 1 SAFE 1 SAFE C 1 SAFE 1 SAFE 1 SAFE B 1 SAFE F 1-2 FC5-4 ② 1B 1 SAFE F E 1-2f	4	1	1	0	1	0	3
Dave Henderson, R (1, 8) OBP: 0.207, SLG: 0.207		B F B B X 3-1 F9 ①		F F B B B X 2-2 FC6-5 ① BB 1-2 2-3f		X 0-0 G6-4-3 1B		X 0-0 F7 ②		B 1 SAFE B X 2-0 E8 1-H 1B	5	0	2	0	0	0	4
Carney Lansford, R (1, 5) OBP: 0.324, SLG: 0.383		X 0-0 G5-3 ②		F F B B B B B 4-2 1-2 2-3 BB		1 SAFE F B 1 SAFE B X 2-1 F9 ①		F 1 SAFE B C B F B B 4-2 1-2 2-3 BB			2	0	0	0	2	0	1
Terry Steinbach, R (1, 2) OBP: 0.338, SLG: 0.414		F B B F C 2-3 K ③		F B X 1-1 F9 ②		P S B S X 2-2 G6-4-3 ②③ 1-2f		B C B S X 2-2 F9 ③			4	0	0	0	0	1	7
Willie Wilson, S (1, 9) OBP: 0.338, SLG: 0.342			C F X 0-2 1B G6-4-3 1B	X 0-0 G1-3 ③			S S B S 1-3 K ①		C B S F S 1-3 K ①		4	1	1	0	0	2	3
Mike Bordick, R (1, 4) OBP: 0.355, SLG: 0.359			B 1 SAFE B 1 SAFE F X 2-1 G6-4-3 1-3 1B		B C X 1-1 SH3-4 1B		C B X 1-1 G4-3 ②		B C B X 2-1 G6-3 ②		4	0	2	0	0	0	0
Walt Weiss, S (1, 6) OBP: 0.310, SLG: 0.248			X 0-0 G6-4-3 ①② 1-2f 3-H		1 SAFE C 1 SAFE X 0-1 SH3-4 ① 1-2		C F X 0-2 G6-3 ③		F B B X 2-1 G4-3 ③		3	0	0	0	0	0	1
Inning Stats	R: 0 H: 0 E: 0 LOB: 0 K: 0 BB: 0 S: 8 P: 12	R: 0 H: 0 E: 0 LOB: 0 K: 1 BB: 0 S: 6 P: 11	R: 1 H: 2 E: 0 LOB: 0 K: 0 BB: 0 S: 9 P: 13	R: 0 H: 1 E: 0 LOB: 3 K: 0 BB: 2 S: 16 P: 28	R: 0 H: 1 E: 0 LOB: 2 K: 0 BB: 1 S: 10 P: 17	R: 0 H: 1 E: 0 LOB: 0 K: 0 BB: 0 S: 7 P: 10	R: 0 H: 0 E: 0 LOB: 0 K: 1 BB: 0 S: 8 P: 10	R: 0 H: 0 E: 0 LOB: 3 K: 0 BB: 3 S: 10 P: 25	R: 0 H: 0 E: 0 LOB: 0 K: 1 BB: 0 S: 8 P: 13	R: 1 H: 2 E: 1 LOB: 1 K: 1 BB: 0 S: 11 P: 18	1B: 7 SF: 0 2B: 0 SAC: 2 3B: 0 DP: 2 HR: 0 HBP: 0						WP: 1 PA: 40 PB: 0 SB: 0 CS: 0

PITCHER		IP	WLS	BF	H	R	ER	SO	BB	IBB	HBP	BLK	WP	HR	S	P	ERA	WHIP
Frank Viola, L ERA: 3.32	(1, 1)	8.0		33	5	1	1	2	5	1	0	0	1	0	74	126	1.12	1.250
Paul Quantrill, R ERA: 2.05	(9, 1)	1.2	L	7	2	1	0	2	0	0	0	0	0	0	19	31	0.00	1.200

PITCHER	IP	WLS	BF	H	R	ER	SO	BB	IBB	HBP	BLK	WP	HR	S	P	ERA	WHIP

BOTTOM

Boston Red Sox @ Oakland Athletics

Oakland-Alameda County Coliseum, Oakland, CA

Sun Sep 06 1992, 7:05 PM PDT

Att. 29,670 - Sunny - 75 F

livebaseballscorecards.com

AB	32
R	2
H	7
RBI	0
BB	6
SO	4
LOB	20

Boston Red Sox @ Texas Rangers

Arlington Stadium, Arlington, TX

Mon Sep 07 1992, 8:05 PM EDT

Att. 29,699 - Sunny - 96 F

livebaseballscorecards.com

Batter	1	2	3	4	5	6	7	8	9	AB	R	H	RBI	BB	SO	LOB
Billy Hatcher, R (1, 7) OBP: 0.313, SLG: 0.360	K		P9			K		P3	F8	5	0	0	0	0	2	5
Scott Cooper, L (1, 3) OBP: 0.328, SLG: 0.335	F9		G3			2B		2-H 1B		4	0	2	1	0	0	0
Wade Boggs, L (1, 5) OBP: 0.350, SLG: 0.363	G4-3		WP BB			G6-3		K		3	0	0	0	1	1	2
Mo Vaughn, L (1, 10) OBP: 0.332, SLG: 0.393		G4-3	K			F9			F9	4	0	0	0	0	1	1
Bob Zupcic, R (1, 9) OBP: 0.325, SLG: 0.360		CS 1B	P6 1-2			F8			G5-3	4	0	1	0	0	0	1
Jody Reed, R (1, 4) OBP: 0.329, SLG: 0.329		F7			K	K			1B 1B 1B	4	1	1	0	0	2	1
Herm Winningham, L (1, 8) OBP: 0.260, SLG: 0.296	CS 1-2		F9		F7			WP SH3-4 2B 1B	1B 1-3 1B	4	1	2	0	0	0	0
Tony Peña, R (1, 2) OBP: 0.291, SLG: 0.308			G6-3		F9			SH3-4 1-2	BB 1-3 3-H 1B	3	0	1	1	0	0	0
John Valentin, R (1, 6) OBP: 0.371, SLG: 0.450			2B			F7		2-H 1B 2B	BB 1-2	3	1	2	1	1	0	0
Inning Stats	R: 0 E: 0 K: 1 S: 8 H: 0 LOB: 0 BB: 0 P: 14	R: 0 E: 0 K: 0 S: 7 H: 1 LOB: 0 BB: 0 P: 9	R: 0 E: 0 K: 0 S: 5 H: 1 LOB: 1 BB: 0 P: 9	R: 0 E: 0 K: 1 S: 12 H: 0 LOB: 1 BB: 1 P: 20	R: 0 E: 0 K: 1 S: 8 H: 0 LOB: 0 BB: 0 P: 12	R: 0 E: 0 K: 1 S: 10 H: 1 LOB: 1 BB: 0 P: 15	R: 0 E: 0 K: 1 S: 5 H: 0 LOB: 0 BB: 0 P: 9	R: 2 E: 0 K: 1 S: 10 H: 3 LOB: 1 BB: 0 P: 18	R: 1 E: 0 K: 0 S: 11 H: 3 LOB: 3 BB: 1 P: 18	1B: 6 2B: 3 3B: 0 HR: 0 SF: 0 SAC: 1 DP: 0 HBP: 0						

TOP

AB	34
R	3
H	9
RBI	3
BB	2
SO	6
LOB	10

WP: 2 PB: 0 SB: 0 CS: 1 PA: 38

PITCHER		IP	WLS	BF	H	R	ER	SO	BB	IBB	HBP	BLK	WP	HR	S	P	ERA	WHIP
Nolan Ryan, R ERA: 3.99	(1, 1)	8.1	L	31	6	2	2	6	1	0	0	0	2	0	66	108	2.16	0.840
Matt Whiteside, R ERA: 2.51	(9, 1)	0.2		6	3	1	1	0	1	0	0	0	0	0	10	16	13.50	6.000

PITCHER	IP	WLS	BF	H	R	ER	SO	BB	IBB	HBP	BLK	WP	HR	S	P	ERA	WHIP

Batter	1	2	3	4	5	6	7	8	9	AB	R	H	RBI	BB	SO	LOB
Brian Downing, R (1, 10) OBP: 0.407, SLG: 0.426	C B X 1-1 F7 ①		B C C B X 2-2 2B		B C C S 1-3 K ③			B X 1-0 L7 ③		4	0	1	0	0	1	0
Rafael Palmeiro, L (1, 3) OBP: 0.347, SLG: 0.419	C C B S 1-3 K ②		F C C C 0-3 K ②			C B C B S 2-3 K ①			B F B S B B 4-2 1B PB BB	3	0	0	0	1	3	1
Jose Canseco, R (1, 9) OBP: 0.338, SLG: 0.455	S F B B B B 4-2 BB BB		B F B F B X 3-2 G4-6-3 ③			F F B F B F S 2-3 K ②			C B B F B X 3-2 1-3 G4-6-3 1B	3	0	1	0	1	1	1
Juan Gonzalez, R (1, 8) OBP: 0.304, SLG: 0.537 Monty Fariss, R (5, 8) OBP: 0.317, SLG: 0.367 (9, 4)	B B F B B 4-1 1-2 BB			H 1-0 1B HBP		B F B C C 2-3 K ③			C C S 0-3 K ①	0 2	0 0	0 0	0 0	1 0	0 2	0 2
Kevin Reimer, L (1, 7) OBP: 0.343, SLG: 0.463	F B B B X 3-1 F7 ③			B 1 SAFE X 1-0 1-2 G4-6-3 1B			S B F B F S 2-3 K ①		S B F X 1-2 1-2f G4-6-3 ②③	4	0	1	0	0	1	4
Dean Palmer, R (1, 5) OBP: 0.320, SLG: 0.437		B C X 1-1 G6-3 ①		F C B X 1-2 P5 ①			B F F B S 2-3 K ②			3	0	0	0	0	1	2
Geno Petralli, L (1, 2) OBP: 0.279, SLG: 0.285		C B X 1-1 F8 ②		B B S X 2-1 1-2f G4-6-3 ②③			F C B B F S 2-3 K ③			3	0	0	0	0	1	2
Jeff Frye, R (1, 4) OBP: 0.299, SLG: 0.324 Jack Daugherty, S (8, PH) OBP: 0.300, SLG: 0.298 Mario Diaz, R (9, 6) OBP: 0.176, SLG: 0.176		B X 1-0 CS 1B			B C X 1-1 P5 ①			C B B B B 4-1 G5-4-3 BB		2 0 0	0 0 0	1 0 0	0 0 0	0 1 0	0 0 0	0 0 0
Al Newman, S (1, 6) OBP: 0.321, SLG: 0.248 Ivan Rodriguez, R (8, PH) OBP: 0.299, SLG: 0.367 Donald Harris, R (9, 8) OBP: 0.143, SLG: 0.143		B 1 SAFE 1 SAFE 1 SAFE B B 3-0 1-2 CS ③	B C C B X 2-2 G4-3 ①		B X 1-0 P2 ②			F S B X 1-2 1-2f G5-4-3 ①②		2 1 0	0 0 0	0 0 0	0 0 0	0 0 0	0 0 0	0 1 0
Inning Stats	R: 0 H: 0 E: 0 LOB: 2 K: 1 BB: 2 S: 10 P: 23	R: 0 H: 1 E: 0 LOB: 0 K: 0 BB: 0 S: 5 P: 11	R: 0 H: 1 E: 0 LOB: 1 K: 1 BB: 0 S: 12 P: 19	R: 0 H: 1 E: 0 LOB: 1 K: 0 BB: 0 S: 6 P: 11	R: 0 H: 0 E: 0 LOB: 0 K: 1 BB: 0 S: 6 P: 9	R: 0 H: 0 E: 0 LOB: 0 K: 3 BB: 0 S: 11 P: 17	R: 0 H: 0 E: 0 LOB: 0 K: 3 BB: 0 S: 11 P: 17	R: 0 H: 0 E: 0 LOB: 0 K: 0 BB: 1 S: 6 P: 12	R: 0 H: 1 E: 0 LOB: 1 K: 1 BB: 1 S: 11 P: 19	1B: 3 SF: 0 2B: 1 SAC: 0 3B: 0 DP: 3 HR: 0 HBP: 1						WP: 0 PA: 33 PB: 1 SB: 0 CS: 1

PITCHER		IP	WLS	BF	H	R	ER	SO	BB	IBB	HBP	BLK	WP	HR	S	P	ERA	WHIP
Roger Clemens, R ERA: 2.18	(1, 1)	8.0	W	28	3	0	0	9	3	0	1	0	0	0	67	119	0.00	0.750
Tony Fossas, L ERA: 3.13	(9, 1)	0.0		1	0	0	0	0	1	0	0	0	0	0	2	6	∞	∞
Paul Quantrill, R ERA: 2.03	(9, 1)	0.1		2	1	0	0	1	0	0	0	0	0	0	6	9	0.00	3.000
Joe Hesketh, L ERA: 4.65	(9, 1)	0.2	S	1	0	0	0	0	0	0	0	0	0	0	3	4	0.00	0.000

PITCHER	IP	WLS	BF	H	R	ER	SO	BB	IBB	HBP	BLK	WP	HR	S	P	ERA	WHIP

BOTTOM

Boston Red Sox @ Texas Rangers

Arlington Stadium, Arlington, TX

Mon Sep 07 1992, 8:05 PM EDT

Att. 29,699 - Sunny - 96 F

livebaseballscorecards.com

AB	27
R	0
H	4
RBI	0
BB	4
SO	10
LOB	13

Batter	1	2	3	4	5	6	7	8	9	AB	R	H	RBI	BB	SO	LOB
Billy Hatcher, R (1, 7) OBP: 0.313, SLG: 0.359	C S X 0-2 ① G4-3		S F S 0-3 ③ K			B F B X 2-1 BB 1B SF7 1B		X 0-0 ① B2-3		4	1	1	0	0	1	0
Scott Cooper, L (1, 5) OBP: 0.335, SLG: 0.343	C C F B X 1-2 ② G4-3			F B F B B X 3-2 F9 2B		B X 1-0 1-2 BB 1B		B F F B B B 4-2 BB		3	0	2	0	1	0	0
Wade Boggs, L (1, 10) OBP: 0.350, SLG: 0.360	B X 1-0 ③ G4-3			B B F C B F F F S 3-3 ① K		B B B C B 4-1 1-2 2-3 BB		C 1 SAFE C 1 SAFE C 0-3 ② K		3	0	0	0	1	2	2
Tom Brunansky, R (1, 9) OBP: 0.357, SLG: 0.461		C B X 1-1 E5 G4-6-3 1B		B C B C F X 2-2 F9 2-3		X 0-0 ② SF7 3-H		B F B F S 2-3 ③ K		3	0	0	1	0	1	2
Mo Vaughn, L (1, 3) OBP: 0.332, SLG: 0.392 Eric Wedge, R (9, PH) OBP: 0.350, SLG: 0.394		S X 0-1 G4-6-3 1-2 1B		B C F B S 2-3 ③ K		C B B C X 2-2 ③ G4-3			F S B B C 2-3 ① K	3 1	0 0	1 0	0 0	0 0	1 1	3 0
John Valentin, R (1, 6) OBP: 0.359, SLG: 0.435		B B X 2-0 ①② G4-6-3 1-2f 2-3			C X 0-1 ① G4-3		B X 1-0 ① P9		B B S S X 2-1 ② P4	4	0	0	0	0	0	2
Herm Winningham, L (1, 8) OBP: 0.261, SLG: 0.296 Bob Zupcic, R (9, PH) OBP: 0.324, SLG: 0.359		M B B X 2-1 ③ G6-3			C C B B S 2-3 ② K		B F B B F X 3-2 CS 1B		B C B S F X 2-2 ③ P3	3 1	0 0	1 0	0 0	0 0	1 0	1 0
John Marzano, R (1, 2) OBP: 0.149, SLG: 0.182			B X 1-0 ① G5-3		S F B B B F B F X 3-2 ③ F9		B S H 2-1 ② 1-2 HBP			2	0	0	0	0	0	0
Tim Naehring, R (1, 4) OBP: 0.258, SLG: 0.254			C C C 0-3 ② K			S X 0-1 ① G6-3	B C X 1-1 ③ F9			3	0	0	0	0	1	1
Inning Stats	R: 0 E: 0 K: 0 S: 8 H: 0 LOB: 0 BB: 0 P: 10	R: 0 E: 1 K: 0 S: 7 H: 1 LOB: 1 BB: 0 P: 12	R: 0 E: 0 K: 2 S: 7 H: 0 LOB: 0 BB: 0 P: 8	R: 0 E: 0 K: 2 S: 16 H: 1 LOB: 1 BB: 0 P: 26	R: 0 E: 0 K: 1 S: 10 H: 0 LOB: 0 BB: 0 P: 15	R: 1 E: 0 K: 0 S: 10 H: 2 LOB: 2 BB: 1 P: 19	R: 0 E: 0 K: 0 S: 7 H: 1 LOB: 1 BB: 0 P: 14	R: 0 E: 0 K: 2 S: 9 H: 0 LOB: 1 BB: 1 P: 15	R: 0 E: 0 K: 1 S: 9 H: 0 LOB: 0 BB: 0 P: 15	1B: 4 2B: 1 3B: 0 HR: 0	SF: 1 SAC: 0 DP: 1 HBP: 1						

Boston Red Sox @ Texas Rangers

Arlington Stadium, Arlington, TX

Tue Sep 08 1992, 8:05 PM EDT

Att. 13,294 - Sunny - 92 F

TOP

livebaseballscorecards.com

AB	30
R	1
H	5
RBI	1
BB	2
SO	8
LOB	11

PITCHER		IP	WLS	BF	H	R	ER	SO	BB	IBB	HBP	BLK	WP	HR	S	P	ERA	WHIP
Kevin Brown, R ERA: 3.18	(1, 1)	8.0	W	31	5	1	1	7	2	0	1	0	0	0	74	119	1.12	0.875
Kenny Rogers, L ERA: 3.21	(9, 1)	1.0		3	0	0	0	1	0	0	0	0	0	0	9	15	0.00	0.000

PITCHER	IP	WLS	BF	H	R	ER	SO	BB	IBB	HBP	BLK	WP	HR	S	P	ERA	WHIP

Boston Red Sox @ Texas Rangers

Arlington Stadium, Arlington, TX

Tue Sep 08 1992, 8:05 PM EDT

Att. 13,294 - Sunny - 92 F

livebaseballscorecards.com

Batter	1	2	3	4	5	6	7	8	9	AB	R	H	RBI	BB	SO	LOB
Jack Daugherty, S (1, 7) OBP: 0.298, SLG: 0.296	1-0 BB 2B 1B	3-3 K ②		B X 1-0 F8 ③			C B B X 2-1 E3 SH1-4 HR			4	2	1	0	0	1	0
Ivan Rodriguez, R (1, 2) OBP: 0.297, SLG: 0.364	F B F B S 2-3 K ①	X 0-0 B2-3 ③			C B B X 2-1 P6 ①		L X 0-1 SH1-4 ① 2-3			3	0	0	0	0	1	1
Jose Canseco, R (1, 9) OBP: 0.339, SLG: 0.462	C B B B F B 4-2 1-2 2B BB		C C F B X 1-2 F9 ①		B X 1-0 G5-3 ②		B B F X 2-1 3-H HR			3	2	1	2	1	0	0
Brian Downing, R (1, 10) OBP: 0.411, SLG: 0.435	B B B C C X 3-2 G4-3 1-H 2-H 2B		B B B C B 4-1 HR BB		C B B X 2-2 2B		B C X 1-1 G5-3 ②			3	1	2	2	1	0	0
Dean Palmer, R (1, 5) OBP: 0.319, SLG: 0.442	C X 0-1 G4-3 ② 2-3		S B B S X 1-2 1-H HR		S F B F B S 2-3 K ③		C C F S 0-3 K ③			4	1	1	2	0	2	2
Rafael Palmeiro, L (1, 3) OBP: 0.348, SLG: 0.417	B B F B B 4-1 BB BB		F B B B F X 2-2 G3-1 ②			B C S X 1-2 G1-3 ①		B B B B 4-0 G5-4-3 BB BB		2	0	0	0	2	0	0
Monty Fariss, R (1, 8) OBP: 0.322, SLG: 0.362	B B B C C B 4-2 1-2 BB		X 0-0 G6-3 ③			S S B B C 2-3 K ②		B B B C B 4-1 G5-4-3 1-2 BB		2	0	0	0	2	1	0
David Hulse, L (9, 8) OBP: 0.286, SLG: 0.231										0	0	0	0	0	0	0
Mario Diaz, R (1, 6) OBP: 0.190, SLG: 0.238	B B C X 2-1 G1-3 ③			S B X 1-1 G4-3 ①		C X 0-1 2B		F B F X 1-2 G5-4-3 ① ② 1-2f 2-3		4	0	1	0	0	0	5
Jeff Frye, R (1, 4) OBP: 0.291, SLG: 0.315		C S X 0-2 G5-3 ①		C B C C 1-3 K ②		B X 1-0 G4-3 ③		C B X 1-1 G6-3 ③		4	0	0	0	0	1	2
Inning Stats	R: 2 E: 0 K: 1 S: 16 H: 2 LOB: 3 BB: 3 P: 36	R: 0 E: 0 K: 1 S: 7 H: 0 LOB: 0 BB: 0 P: 10	R: 2 E: 0 K: 0 S: 12 H: 1 LOB: 0 BB: 1 P: 20	R: 0 E: 0 K: 1 S: 6 H: 0 LOB: 0 BB: 0 P: 9	R: 0 E: 0 K: 1 S: 10 H: 1 LOB: 1 BB: 0 P: 17	R: 0 E: 0 K: 1 S: 9 H: 1 LOB: 1 BB: 0 P: 13	R: 2 E: 1 K: 1 S: 12 H: 1 LOB: 0 BB: 0 P: 17	R: 0 E: 0 K: 0 S: 6 H: 0 LOB: 1 BB: 2 P: 16		1B: 1 2B: 3 3B: 0 HR: 2	SF: 0 SAC: 1 DP: 1 HBP: 0			WP: 0 PB: 0 SB: 0 CS: 0	PA: 36	

PITCHER		IP	WLS	BF	H	R	ER	SO	BB	IBB	HBP	BLK	WP	HR	S	P	ERA	WHIP
Matt Young, L ERA: 5.1	(1, 1)	0.2	L	7	2	2	2	1	3	0	0	0	0	0	14	32	27.00	7.500
Mike Gardiner, R ERA: 4.82	(1, 1)	5.1		21	3	3	3	4	1	0	0	0	0	1	48	77	5.06	0.750
Ken Ryan, R ERA: 16.88	(7, 1)	2.0		8	1	1	0	1	2	0	0	0	0	1	16	29	0.00	1.500

PITCHER	IP	WLS	BF	H	R	ER	SO	BB	IBB	HBP	BLK	WP	HR	S	P	ERA	WHIP

BOTTOM	
AB	29
R	6
H	6
RBI	6
BB	6
SO	6
LOB	10

Batter	1	2	3	4	5	6	7	8	9	AB	R	H	RBI	BB	SO	LOB
Billy Hatcher, R (1, 7) OBP: 0.312, SLG: 0.358	X 0-0 ① G4-3		B C X 1-1 ① L5-3 2-H 1B			L F X 0-2 ① G3		C X 0-1 ① G5-3		4	0	1	1	0	0	0
Scott Cooper, L (1, 3) OBP: 0.337, SLG: 0.343	B B B B 4-0 1B BB		F 1 SAFE 1 SAFE B X 1-1 ②③ L5-3 1-2			X 0-0 1B 2B 1B		F F S 0-3 ② K		3	1	1	0	1	1	1
Wade Boggs, L (1, 5) OBP: 0.351, SLG: 0.361	C X 0-1 G6-3 1-2 1B			X 0-0 ① G1-3		C B B F X 2-2 ② F8		B B C X 2-1 1B		4	0	2	0	0	0	1
Tom Brunansky, R (1, 9) OBP: 0.359, SLG: 0.460	C B X 1-1 ②③ G6-3 1-2f			B C B B C F F F B 4-2 FC6-4 BB		B B C C B F X 3-2 2B 1-3 1B		C B B F B S 3-3 ③ K		3	0	1	0	1	1	3
Mo Vaughn, L (1, 10) OBP: 0.331, SLG: 0.394		F B B X 2-1 ① G4-3		C F S 0-3 ② K		C F F X 0-2 1-3 3-H 2B			F B X 1-1 ① G4-3	4	0	1	1	0	1	1
Bob Zupcic, R (1, 8) OBP: 0.322, SLG: 0.356 Herm Winningham, L (9, PH) OBP: 0.264, SLG: 0.300		C B F S 1-3 ② K		X 0-0 ③ FC6-4 1-2f		C B B B C S 2-3 ③ K			B B C C X 2-1 WP S 1B	3 1	0 0	0 1	0 0	0 0	2 0	3 0
Tony Peña, R (1, 2) OBP: 0.288, SLG: 0.304		X 0-0 ③ F9			C B X 1-1 ① G6-3		B S F F X 1-2 ① F8		B 1 SAFE C C B B F X 3-2 ② G4-3 1-3	4	0	0	0	0	0	1
Luis Rivera, R (1, 6) OBP: 0.292, SLG: 0.265			X 0-0 SH3-4 1B 1B		F F B S 1-3 ② K		B X 1-0 ② G4-3		C B B X 2-1 F9	4	1	1	0	0	1	1
Tim Naehring, R (1, 4) OBP: 0.255, SLG: 0.250			X 0-0 ① SH3-4 1-2		B B X 2-0 ③ G6-3		C B B B S F B C 3-3 ③ K			2	0	0	0	0	1	0
Inning Stats	R: 0 H: 1 E: 0 LOB: 1 K: 0 BB: 1 S: 5 P: 10	R: 0 H: 0 E: 0 LOB: 0 K: 1 BB: 0 S: 6 P: 9	R: 1 H: 2 E: 0 LOB: 0 K: 0 BB: 0 S: 6 P: 8	R: 0 H: 0 E: 0 LOB: 1 K: 1 BB: 1 S: 10 P: 14	R: 0 H: 0 E: 0 LOB: 0 K: 1 BB: 0 S: 6 P: 10	R: 1 H: 3 E: 0 LOB: 2 K: 1 BB: 0 S: 18 P: 25	R: 0 H: 0 E: 0 LOB: 0 K: 1 BB: 0 S: 9 P: 14	R: 0 H: 1 E: 0 LOB: 1 K: 2 BB: 0 S: 10 P: 15	R: 0 H: 1 E: 0 LOB: 1 K: 0 BB: 0 S: 10 P: 18	1B: 7 2B: 2 3B: 0 HR: 0	SF: 0 SAC: 1 DP: 2 HBP: 0					

TOP

Boston Red Sox @ Texas Rangers

Arlington Stadium, Arlington, TX

Wed Sep 09 1992, 8:05 PM EDT

Att. 13,542 - Sunny - 94 F

livebaseballscorecards.com

AB	32
R	2
H	8
RBI	2
BB	2
SO	7
LOB	11

WP: 1 PA: 35
PB: 0
SB: 1
CS: 0

PITCHER	IP	WLS	BF	H	R	ER	SO	BB	IBB	HBP	BLK	WP	HR	S	P	ERA	WHIP
Jose Guzman, R (1, 1) ERA: 3.7	9.0	W	35	8	2	2	7	2	0	0	0	1	0	80	123	2.00	1.111

PITCHER	IP	WLS	BF	H	R	ER	SO	BB	IBB	HBP	BLK	WP	HR	S	P	ERA	WHIP

BOTTOM

Boston Red Sox @ Texas Rangers

Arlington Stadium, Arlington, TX

Wed Sep 09 1992, 8:05 PM EDT

Att. 13,542 - Sunny - 94 F

Batter	1	2	3	4	5	6	7	8	9	AB	R	H	RBI	BB	SO	LOB
Jack Daugherty, S (1, 9) OBP: 0.305, SLG: 0.304	FC6-4 1B 1B		2B HR 1B		F9		F7			4	1	2	0	0	0	0
Rafael Palmeiro, L (1, 3) OBP: 0.351, SLG: 0.420	L4		1-3 HR 2B		1B BB		F9 PB 1B			3	1	2	0	1	0	1
Jose Canseco, R (1, 10) OBP: 0.343, SLG: 0.473	1-2 FC6-4 1B		2-H 3-H HR		1-2 1B		F9 1-3			4	1	3	3	0	0	1
Juan Gonzalez, R (1, 8) OBP: 0.301, SLG: 0.532	FC6-4 1-2f 2-3		K		F7		G6-3			4	0	0	0	0	1	5
Kevin Reimer, L (1, 7) OBP: 0.341, SLG: 0.459 Donald Harris, R (9, 7) OBP: 0.143, SLG: 0.143	G4-3		K		G3			F8		4 0	0 0	0 0	0 0	0 0	1 0	4 0
Dean Palmer, R (1, 5) OBP: 0.317, SLG: 0.438		F9		F8		K		K		4	0	0	0	0	2	0
Ivan Rodriguez, R (1, 2) OBP: 0.294, SLG: 0.360		K		F8		K		F8		4	0	0	0	0	2	0
Jeff Frye, R (1, 4) OBP: 0.298, SLG: 0.322		K		1B		1B				3	0	2	0	0	1	0
Al Newman, S (1, 6) OBP: 0.317, SLG: 0.244		L8		G4-3		G3				3	0	0	0	0	0	2
Inning Stats	R: 0 E: 0 K: 0 S: 9 H: 2 LOB: 2 BB: 0 P: 12	R: 0 E: 0 K: 2 S: 13 H: 0 LOB: 0 BB: 0 P: 17	R: 3 E: 0 K: 2 S: 15 H: 3 LOB: 0 BB: 0 P: 18	R: 0 E: 0 K: 0 S: 11 H: 1 LOB: 1 BB: 0 P: 16	R: 0 E: 0 K: 0 S: 7 H: 1 LOB: 2 BB: 1 P: 13	R: 0 E: 0 K: 2 S: 11 H: 1 LOB: 1 BB: 0 P: 12	R: 0 E: 0 K: 0 S: 6 H: 1 LOB: 1 BB: 0 P: 9	R: 0 E: 0 K: 1 S: 10 H: 0 LOB: 0 BB: 0 P: 14		1B: 7 2B: 1 3B: 0 HR: 1 SF: 0 SAC: 0 DP: 0 HBP: 0						

livebaseballscorecards.com

AB	33
R	3
H	9
RBI	3
BB	1
SO	7
LOB	13

WP: 0 PA: 34
PB: 1
SB: 0
CS: 0

PITCHER	IP	WLS	BF	H	R	ER	SO	BB	IBB	HBP	BLK	WP	HR	S	P	ERA	WHIP
Danny Darwin, R (1, 1) ERA: 3.81	8.0	L	34	9	3	3	7	1	0	0	0	0	1	82	111	3.38	1.250

PITCHER	IP	WLS	BF	H	R	ER	SO	BB	IBB	HBP	BLK	WP	HR	S	P	ERA	WHIP

Batter	1	2	3	4	5	6	7	8	9	AB	R	H	RBI	BB	SO	LOB
Tony Phillips, S (1, 4) OBP: 0.389, SLG: 0.395	C B X 1-1 1B SF7 1B	1 SAFE C B 1 SAFE B F B X 3-2 1B 1-3 1B		B C B F B B 4-2 WP G5-3 BB		1 SAFE F P 1 SAFE B B X 3-1 ① F8		B C B F F F X 2-2 1B SF8 1B	X 0-0 ① ② G3-2-3 1-2 2-3 3-Hf	5	3	3	0	1	0	4
Dan Gladden, R (1, 8) OBP: 0.311, SLG: 0.367	B F F X 1-2 WP 1B 1-3 1B	X 0-0 ② SF4 3-H		1 SAFE B 1 SAFE S F S 1-3 ① K		1 SAFE F P 1 SAFE X 1-1 ② P3		C B X 1-1 1B 1-3 1B	X 0-0 ③ P6	5	1	2	1	0	1	4
Travis Fryman, R (1, 6) OBP: 0.317, SLG: 0.434	B S F B X 3-2 ① SF7 3-H	X 0-0 1B 1-2 1B		B 1 SAFE B C B 1 SAFE C X 3-2 ② G5-3 1-2		1 SAFE B B 1 SAFE X 1-0 ③ F8		F B B B S X 3-2 ② SF8 3-H		3	0	1	2	0	0	2
Cecil Fielder, R (1, 3) OBP: 0.324, SLG: 0.461	B S F B S 2-3 ② K 2-3	X 0-0 1-2 2-H 1B		C B B B B 4-1 2-3 BB			F B C B X 2-2 ① G4-3	F B B C X 2-2 1-2 1B		4	0	2	1	1	1	1
Mickey Tettleton, S (1, 2) OBP: 0.371, SLG: 0.469	B B F B B 4-1 1B BB	B B C C B X 3-2 ③ G4-3		C F B X 1-2 ③ F9			C C B B B X 3-2 ② F7	B C F C 1-3 ③ K		4	0	0	0	1	1	6
Rob Deer, R (1, 9) OBP: 0.318, SLG: 0.549	C X 0-1 FC6-4 1-2 3-H 1B		B B B C F F B 4-2 G5-4-3 BB		B B B C S S 3-3 ① K		X 0-0 1B 1B		B C X 1-1 1B 1B 1B	4	1	3	1	1	1	0
Mark Carreon, R (1, 7) OBP: 0.269, SLG: 0.351	C F B X 1-2 ③ FC6-4 1-2f	1 SAFE C 1 SAFE C X 0-2 ① ② G5-4-3 1-2f			X 0-0 G5-4-3 1B		S 1 SAFE X 0-1 1-3 1B		C F X 0-2 1B 1B 1-3 G3-2-3 1B	5	0	3	0	0	0	3
Rich Rowland, R (1, 10) OBP: 0.333, SLG: 0.200 Lou Whitaker, L (7, PH) OBP: 0.396, SLG: 0.471	C B B X 2-1 1B SF4 1B	S C B B B B 4-2 BB			F 1 SAFE S B 1 SAFE X 1-2 ② ③ G5-4-3 1-2f		F X 0-1 ③ F7		B C B S 1 SAFE B X 3-2 G3-2-3 1B 1-2 3-H 1B	2	1	1	0	1	0	1
										2	0	1	1	0	0	2
Skeeter Barnes, R (1, 5) OBP: 0.308, SLG: 0.396 Scott Livingstone, L (8, PH) OBP: 0.308, SLG: 0.331 (8, 5) Phil Clark, R (9, PH) OBP: 0.462, SLG: 0.500		C F B B 1 SAFE S 2-3 ① K	B 1 SAFE 1 SAFE X 1-0 ③ F8			B B X 2-0 1B		C B X 1-1 ① G4-3	L X 0-1 G3-2-3 1-2 2-3 1B	3	0	1	0	0	1	2
										1	0	0	0	0	0	0
										1	0	1	0	0	0	0

Detroit Tigers @ Boston Red Sox

Fenway Park, Boston, MA

Fri Sep 11 1992, 7:05 PM EDT

Att. 32,696 - Sunny - 67 F

TOP

livebaseballscorecards.com

AB	39
R	6
H	18
RBI	6
BB	5
SO	5
LOB	25

Inning Stats	1	2	3	4	5	6	7	8	9
	R: 2 E: 0 K: 1 S: 17	R: 2 E: 0 K: 1 S: 14	R: 0 E: 0 K: 0 S: 9	R: 0 E: 0 K: 1 S: 12	R: 0 E: 0 K: 1 S: 7	R: 0 E: 0 K: 0 S: 8	R: 0 E: 0 K: 0 S: 11	R: 1 E: 0 K: 1 S: 19	R: 1 E: 0 K: 0 S: 12
	H: 3 LOB: 2 BB: 1 P: 29	H: 4 LOB: 2 BB: 0 P: 24	H: 0 LOB: 1 BB: 2 P: 18	H: 0 LOB: 2 BB: 2 P: 25	H: 1 LOB: 0 BB: 0 P: 11	H: 1 LOB: 1 BB: 0 P: 13	H: 2 LOB: 2 BB: 0 P: 16	H: 3 LOB: 2 BB: 0 P: 29	H: 4 LOB: 2 BB: 0 P: 16

1B: 18	SF: 3
2B: 0	SAC: 0
3B: 0	DP: 3
HR: 0	HBP: 0

WP: 2	PA: 47
PB: 0	
SB: 0	
CS: 0	

PITCHER		IP	WLS	BF	H	R	ER	SO	BB	IBB	HBP	BLK	WP	HR	S	P	ERA	WHIP
Frank Viola, L ERA: 3.46	(1, 1)	1.2		13	7	4	4	2	1	0	0	0	1	0	28	47	21.60	4.800
Mike Gardiner, R ERA: 4.63	(2, 1)	4.1	W	17	2	0	0	2	4	0	0	0	1	0	39	73	0.00	1.385
Paul Quantrill, R ERA: 2.45	(7, 1)	2.0		13	7	2	2	1	0	0	0	0	0	0	35	51	9.00	3.500
Tony Fossas, L ERA: 3.04	(9, 1)	0.2		3	2	0	0	0	0	0	0	0	0	0	6	9	0.00	3.000
Ken Ryan, R ERA: 15.0	(9, 1)	0.1	S	1	0	0	0	0	0	0	0	0	0	0	1	1	0.00	0.000

PITCHER	IP	WLS	BF	H	R	ER	SO	BB	IBB	HBP	BLK	WP	HR	S	P	ERA	WHIP

BOTTOM

Batter	1	2	3	4	5	6	7	8	9	AB	R	H	RBI	BB	SO	LOB
Billy Hatcher, R (1, 7) OBP: 0.310, SLG: 0.355	1-2 G4-3 ①		0-1 E 1B G6-4-3 1-2 2-3 3-H 1B		1-2 P3 ①		2-3 K ①	3-2 L5 ②		5	1	1	1	0	1	1
Scott Cooper, L (1, 3) OBP: 0.338, SLG: 0.344	2-0 F7 ②		0-0 G6-4-3 E 1-2 2-3 3-H 1B		1-0 G4-3 ②		2-1 BB 1B 1B	2-3 K ③		5	1	2	1	0	1	1
Wade Boggs, L (1, 5) OBP: 0.350, SLG: 0.359	2-3 K ③		3-2 FC G6-4-3 1-2 2-3 3-H		1-0 L7 ③		4-2 1B 1B 1-2 BB			3	1	0	1	1	1	2
Tom Brunansky, R (1, 9) OBP: 0.358, SLG: 0.458		2-2 F8 ①	1-0 G6-4-3 ① ② 1-2f 2-3 3-H			0-2 G3 G3 1B 1B	1-1 L5 ②			4	1	1	0	0	0	4
Mo Vaughn, L (1, 10) OBP: 0.331, SLG: 0.391 Eric Wedge, R (7, PH) OBP: 0.366, SLG: 0.412		1-1 G4-3 ②	4-0 IBB			2-2 G3 ① 1-2	2-1 1B 1-3 2-H 1B			2 1	0 0	0 1	0 1	1 0	0 0	1 0
Jody Reed, R (1, 4) OBP: 0.329, SLG: 0.328		1-0 G1-3 ③	2-0 G5-3 ③			2-1 G3 ② 2-3	1-1 FC6-4 1-2 3-H 1B			4	0	1	1	0	0	3
Bob Zupcic, R (1, 8) OBP: 0.324, SLG: 0.357			0-1 HBP 1B 1B	1-1 G5-3 ①		2-1 E 3-H 1B	2-2 FC6-4 ③ 1-2f			4	1	2	1	0	0	2
Tony Peña, R (1, 2) OBP: 0.290, SLG: 0.309			1-2 1B HBP 1B 1-2 1B	1-1 G3-1 ②		1-2 E6 1-2		1-1 2B		4	1	2	0	0	0	1
John Valentin, R (1, 6) OBP: 0.364, SLG: 0.435 Luis Rivera, R (4, 6) OBP: 0.289, SLG: 0.262			2-2 1B 1B FC HBP 1-2 2-3	0-0 G6-3 ③		1-0 F9 ③		3-1 F7 ①		0 3	1 0	0 0	0 0	0 0	0 0	0 3
Inning Stats	R: 0 E: 0 K: 1 S: 7 H: 0 LOB: 0 BB: 0 P: 12	R: 0 E: 0 K: 0 S: 7 H: 0 LOB: 0 BB: 0 P: 11	R: 4 E: 1 K: 0 S: 17 H: 4 LOB: 2 BB: 1 P: 30	R: 0 E: 0 K: 0 S: 5 H: 0 LOB: 0 BB: 0 P: 7	R: 0 E: 0 K: 0 S: 5 H: 0 LOB: 0 BB: 0 P: 8	R: 1 E: 1 K: 0 S: 16 H: 2 LOB: 2 BB: 0 P: 23	R: 2 E: 0 K: 1 S: 16 H: 3 LOB: 2 BB: 1 P: 30	R: 0 E: 0 K: 1 S: 11 H: 1 LOB: 1 BB: 0 P: 20		1B: 9 2B: 1 3B: 0 HR: 0 SF: 0 SAC: 0 DP: 1 HBP: 1						

PITCHER		IP	WLS	BF	H	R	ER	SO	BB	IBB	HBP	BLK	WP	HR	S	P	ERA	WHIP
John Doherty, R ERA: 3.58	(1, 1)	5.2	L	26	6	5	4	1	0	1	1	0	0	0	56	89	6.35	1.059
Kurt Knudsen, R ERA: 4.3	(6, 1)	1.0		5	1	2	2	1	1	0	0	0	0	0	10	20	18.00	2.000
Mike Munoz, L ERA: 3.25	(7, 1)	0.0		1	1	0	0	0	0	0	0	0	0	0	2	4	∞	∞
John Kiely, R ERA: 2.25	(7, 1)	1.1		6	2	0	0	1	0	0	0	0	0	0	16	28	0.00	1.500

PITCHER	IP	WLS	BF	H	R	ER	SO	BB	IBB	HBP	BLK	WP	HR	S	P	ERA	WHIP

Detroit Tigers @ Boston Red Sox

Fenway Park, Boston, MA

Fri Sep 11 1992, 7:05 PM EDT

Att. 32,696 - Sunny - 67 F

livebaseballscorecards.com

AB	35
R	7
H	10
RBI	6
BB	2
SO	3
LOB	18

Batter	1	2	3	4	5	6	7	8	9	AB	R	H	RBI	BB	SO	LOB
Tony Phillips, S (1, 8) (5, 4) (6, 6) OBP: 0.388, SLG: 0.396	F X 0-1 ① G4-3		1 SAFE 1 SAFE B C B X 2-1 BB 1-3 2B		C B X 1-1 BB BB SF8 1B	B C X 1-1 ③ G5-3	B X 1-0 ③ P4		B B C C B S 3-3 ③ K	6	1	2	0	0	1	2
Lou Whitaker, L (1, 4) OBP: 0.397, SLG: 0.470 Dan Gladden, R (5, 8) OBP: 0.314, SLG: 0.373	C F B X 1-2 ② L4		I I I I 4-0 BB IBB		B B B C 1 SAFE 1 SAFE F B 4-2 SF8 BB 1-2 2B BB		B C F F B F X 2-2 2B 1B	B B X 2-0 F9 2B		1	1	0	0	2	0	0
										2	1	2	0	0	0	0
Travis Fryman, R (1, 6) OBP: 0.317, SLG: 0.432 Skeeter Barnes, R (6, 4) OBP: 0.310, SLG: 0.404	B C C B B C 3-3 ③ K		C B S F B B B 4-2 1-2 2-3 3-H BB		C C B F F B S 2-3 ① K		1 SAFE L 1 SAFE C F B 1 SAFE 1 SAFE 1 SAFE 2-2 B X 1-H 2B 2B	B C X 1-1 ① F9 2-3		2	0	0	1	1	2	2
										2	1	1	1	0	0	1
Cecil Fielder, R (1, 10) OBP: 0.327, SLG: 0.462		C B B B X 3-1 ① F9	S B B F B S 3-3 ② K		C B B B S B 4-2 2B 1-2 2-3 BB		B X 1-0 WP 2B 3-H 2B	I I I I 4-0 G6-3 IBB		3	1	1	1	2	1	3
Mickey Tettleton, S (1, 2) OBP: 0.371, SLG: 0.467		B B C F B B 4-2 FC6 BB	C F C 1-3 ③ K		F X 1-1 ② SF8 2-3 3-H		I I I I 4-0 WP 2B IBB	C X 1-1 ② ③ G6-3 1-2f		2	1	0	1	2	1	5
Rob Deer, R (1, 9) OBP: 0.322, SLG: 0.550		B B S B F B S 3-3 ② K		C S S 0-3 ① K	B S C B X 2-2 1-3 3-H 2B		C S F B B B B F F B 4-2 2B SF7 1-2 2-3 BB		S B B B S B 4-2 SH5-4 E 1B BB	3	2	1	1	2	2	1
Dave Bergman, L (1, 3) OBP: 0.281, SLG: 0.259		B B X 2-0 ③ FC6 1-2f		B B C F B X 3-2 G1-3 1B	C X 0-1 ③ F8		X 0-0 G3 1-3 2-H 3-H 2B		B 1 SAFE B X 2-0 ① SH5-4 1-3	4	0	2	2	0	0	3
Mark Carreon, R (1, 7) OBP: 0.268, SLG: 0.349			X 0-0 ① P4	B B 1 SAFE C S 1 SAFE X 2-2 ② G1-3 1-2		F S X 0-2 ① L6	B F B F F B F F X 3-2 ① SF7 3-H		X 0-0 FC4-6 3-H 1B	4	0	1	2	0	0	1
Scott Livingstone, L (1, 5) OBP: 0.306, SLG: 0.329			B S B X 2-1 2B BB 1B	C B X 1-1 G3-1		B B X 2-0 ② F9	B X 1-0 ② G3 2-3		X 0-0 ② FC4-6 1-2f	5	1	1	0	0	0	3
Inning Stats	R: 0 E: 0 K: 1 S: 8 H: 0 LOB: 0 BB: 0 P: 12	R: 0 E: 0 K: 1 S: 8 H: 0 LOB: 1 BB: 1 P: 20	R: 1 E: 0 K: 2 S: 14 H: 2 LOB: 3 BB: 2 P: 30	R: 0 E: 0 K: 1 S: 11 H: 1 LOB: 1 BB: 0 P: 17	R: 2 E: 0 K: 1 S: 18 H: 2 LOB: 2 BB: 2 P: 32	R: 0 E: 0 K: 0 S: 6 H: 0 LOB: 0 BB: 0 P: 9	R: 5 E: 0 K: 0 S: 24 H: 4 LOB: 1 BB: 2 P: 42	R: 0 E: 0 K: 0 S: 5 H: 1 LOB: 1 BB: 1 P: 13	R: 1 E: 1 K: 1 S: 8 H: 1 LOB: 1 BB: 1 P: 17	1B: 5 2B: 6 3B: 0 HR: 0 SF: 2 SAC: 1 DP: 1 HBP: 0						

TOP

Detroit Tigers @ Boston Red Sox

Fenway Park, Boston, MA

Sat Sep 12 1992, 3:33 AM EDT

Att. 32,865 - Cloudy - 64 F

livebaseballscorecards.com

AB	34
R	9
H	11
RBI	9
BB	9
SO	7
LOB	21

WP: 1 PB: 0 SB: 0 CS: 0 PA: 46

PITCHER		IP	WLS	BF	H	R	ER	SO	BB	IBB	HBP	BLK	WP	HR	S	P	ERA	WHIP
Roger Clemens, R ERA: 2.31	(1, 1)	6.0	L	30	7	5	5	6	4	1	0	0	0	0	74	133	7.50	1.833
Greg Harris, R ERA: 2.88	(7, 1)	0.1		5	2	3	3	0	1	1	0	0	1	0	13	25	81.00	9.000
Joe Hesketh, L ERA: 4.65	(7, 1)	2.0		8	1	1	1	0	1	1	0	0	0	0	10	26	4.50	1.000
Ken Ryan, R ERA: 12.27	(9, 1)	0.2		3	1	0	0	1	0	0	0	0	0	0	5	8	0.00	1.500

PITCHER	IP	WLS	BF	H	R	ER	SO	BB	IBB	HBP	BLK	WP	HR	S	P	ERA	WHIP

Detroit Tigers @ Boston Red Sox

Fenway Park, Boston, MA

Sat Sep 12 1992, 3:33 AM EDT
Att. 32,865 - Cloudy - 64 F

BOTTOM

Batter	1	2	3	4	5	6	7	8	9	AB	R	H	RBI	BB	SO	LOB
Billy Hatcher, R (1, 7) OBP: 0.311, SLG: 0.354	4-0 BB		1-1 G4-3		1-0 G5-3	1-2 L5		0-1 1B G3 1-2 2-3 1B		4	0	1	0	1	0	1
Scott Cooper, L (1, 3) OBP: 0.343, SLG: 0.349	3-2 L9 1B 1-3 1B		2-0 1B 1B		0-1 1B 1B 1B	2-0 G4-3		2-2 G3 1-2 2-3 3-H		5	1	3	1	0	0	3
Wade Boggs, L (1, 5) OBP: 0.354, SLG: 0.364	1-2 1B		3-2 1-3 1B		0-1 E 1B 1-3 1B 1B		2-1 L7	3-1 2-3 3-H 1B		5	1	4	1	0	0	0
Tom Brunansky, R (1, 9) OBP: 0.356, SLG: 0.454	2-2 L9 2-3		0-0 F9		0-1 E 1B 1-2 3-H 1B		1-2 G6-3	2-3 K		5	0	1	1	0	1	6
Mo Vaughn, L (1, 10) OBP: 0.327, SLG: 0.385	1-1 G3		1-3 K		0-0 FC 1B 1-2 2-3		3-1 G4-3		2-2 G3-1	5	0	0	0	0	1	6
Jody Reed, R (1, 4) OBP: 0.331, SLG: 0.331		0-1 FC6-4 1B		1-2 G6-3	0-1 1-2 2-H 3-H 1B			1-2 1B 1B	0-0 G1-3	5	1	3	1	0	0	0
Bob Zupcic, R (1, 8) OBP: 0.325, SLG: 0.361		0-1 P5		1-1 2B	2-2 P4			1-1 1B 1B G3 1-2 1B	1-3 K	5	1	2	0	0	1	3
Tony Peña, R (1, 2) OBP: 0.288, SLG: 0.307 Herm Winningham, L (8, PH) OBP: 0.268, SLG: 0.303 Eric Wedge, R (9, 2) OBP: 0.366, SLG: 0.412		0-2 L9		3-2 G6-3		0-1 F7		1-2 G3 1B 1-2 2-H 1B		3	0	0	0	0	0	2
										1	1	1	1	0	0	0
										0	0	0	0	0	0	0
John Valentin, R (1, 6) OBP: 0.361, SLG: 0.424		0-1 FC6-4 1-2f		0-3 K		4-0 BB		0-3 K		3	0	0	0	1	2	4
Inning Stats	R: 0 E: 0 K: 0 S: 11 H: 2 LOB: 2 BB: 1 P: 22	R: 0 E: 0 K: 0 S: 9 H: 1 LOB: 1 BB: 0 P: 9	R: 0 E: 0 K: 1 S: 10 H: 2 LOB: 2 BB: 0 P: 17	R: 0 E: 0 K: 1 S: 13 H: 1 LOB: 1 BB: 0 P: 18	R: 2 E: 1 K: 0 S: 13 H: 4 LOB: 2 BB: 0 P: 16	R: 0 E: 0 K: 0 S: 7 H: 0 LOB: 1 BB: 1 P: 14	R: 0 E: 0 K: 0 S: 7 H: 0 LOB: 0 BB: 0 P: 13	R: 3 E: 0 K: 2 S: 26 H: 5 LOB: 2 BB: 0 P: 36	R: 0 E: 0 K: 1 S: 7 H: 0 LOB: 0 BB: 0 P: 10	1B: 14 2B: 1 3B: 0 HR: 0 SF: 0 SAC: 0 DP: 0 HBP: 0							

livebaseballscorecards.com

AB	41
R	5
H	15
RBI	5
BB	2
SO	5
LOB	25

WP: 0 PB: 0 SB: 0 CS: 0 PA: 43

PITCHER		IP	WLS	BF	H	R	ER	SO	BB	IBB	HBP	BLK	WP	HR	S	P	ERA	WHIP
Walt Terrell, R ERA: 5.28	(1, 1)	6.0	W	29	10	2	2	2	2	0	0	0	0	0	63	96	3.00	2.000
Mark Leiter, R ERA: 4.57	(7, 1)	1.0		6	3	3	3	0	0	0	0	0	0	0	17	26	27.00	3.000
Mike Henneman, R ERA: 3.95	(8, 1)	2.0		8	2	0	0	3	0	0	0	0	0	0	23	33	0.00	1.000

PITCHER	IP	WLS	BF	H	R	ER	SO	BB	IBB	HBP	BLK	WP	HR	S	P	ERA	WHIP

Batter	1	2	3	4	5	6	7	8	9	AB	R	H	RBI	BB	SO	LOB
Tony Phillips, S (1, 4) OBP: 0.389, SLG: 0.398	B C X 1-1 S S G5-3 1B	B B S X 2-1 ③ G4-3		X 0-0 3-H 2B		F B S B S 2-3 ① K		B B X 2-0 ① ② G6-4-3 1-2f 2-3		5	1	2	1	0	1	7
Dan Gladden, R (1, 8) OBP: 0.311, SLG: 0.368	1 SAFE B 1 SAFE C S S 1-3 ① K 1-2		C B F B B F S 3-3 ① K	F B B F X 2-2 ③ L1		S F B F F S 1-3 ② K		C B F F X 1-2 ③ F7		5	0	0	0	0	3	6
Travis Fryman, R (1, 6) OBP: 0.316, SLG: 0.430	B C C B F X 2-2 ② G5-3 2-H		B S X 1-1 ② F9		B F S C 1-3 ① K	X 0-0 1-2 2-H 3-H 1B			C X 0-1 E5 F8 S 1B	5	1	1	3	0	1	0
Cecil Fielder, R (1, 10) OBP: 0.325, SLG: 0.459	B B B X 3-0 1B		C B X 1-1 ③ F7		S B S B B S 3-3 ② K	X 0-0 ③ P3			B 1 SAFE S 1 SAFE S F F F X 1-2 ① F8 1-3	5	0	1	0	0	1	3
Mickey Tettleton, S (1, 2) OBP: 0.373, SLG: 0.465	B X 1-0 ③ G4-3			C B C B B 4-2 L8-6-4 BB	C F B B B B 4-2 PB BB		C B B F F X 2-2 ① F8		I I I I 4-0 1B BB IBB	2	0	0	0	3	0	1
Rob Deer, R (1, 9) OBP: 0.323, SLG: 0.545		B B F B B 4-1 FC3-6 1B BB		X 0-0 ① ② L8-6-4 1-2	B B F S B C 3-3 ③ K 1-2		B C X 1-1 ② G1-3		C B 1 SAFE 1 F B F B F 1 SAFE 4-2 F B 1B 1-2 BB	3	0	0	0	2	1	2
Dave Bergman, L (1, 3) OBP: 0.295, SLG: 0.267		B 1 SAFE 1 SAFE C X 1-1 FC3-6 1-2 1B		B B C B C B 4-2 1B 1B BB		B B C B F B 4-2 SH 1B 1B BB	B C X 1-1 ③ F7		B X 1-0 G6-4-3 1-2 2-3 3-H 1B	3	2	2	1	2	0	0
Mark Carreon, R (1, 7) OBP: 0.274, SLG: 0.354	B X 1-0 ① L3			B C C F X 1-2 1B E 1-2 1B		S B F X 1-2 SH 1-2 1B 1B		B F X 1-2 G6-4-3 1B 1B	C X 0-1 ② ③ G6-4-3 1-2f	5	2	3	0	0	0	5
Scott Livingstone, L (1, 5) OBP: 0.310, SLG: 0.332	C X 0-1 ② FC3-6 1-2f 2-3			B X 1-0 E9 1-H 2-H 2B 1B		B L B B X 3-1 SH 1B 1-2 2-3		1 SAFE X 0-0 G6-4-3 1-2 1B		3	1	2	1	0	0	2
Inning Stats	R: 1 H: 2 E: 0 LOB: 1 K: 1 BB: 0 S: 11 P: 19	R: 0 H: 1 E: 0 LOB: 2 K: 0 BB: 1 S: 8 P: 16	R: 0 H: 0 E: 0 LOB: 0 K: 1 BB: 0 S: 8 P: 13	R: 3 H: 3 E: 1 LOB: 1 K: 0 BB: 2 S: 14 P: 26	R: 0 H: 0 E: 0 LOB: 1 K: 3 BB: 1 S: 11 P: 22	R: 2 H: 2 E: 1 LOB: 2 K: 2 BB: 1 S: 17 P: 28	R: 0 H: 0 E: 0 LOB: 0 K: 0 BB: 0 S: 8 P: 12	R: 0 H: 2 E: 0 LOB: 1 K: 0 BB: 0 S: 9 P: 13	R: 1 H: 1 E: 1 LOB: 2 K: 0 BB: 2 S: 16 P: 26	1B: 10 SF: 0 2B: 2 SAC: 1 3B: 0 DP: 3 HR: 0 HBP: 0						

TOP

Detroit Tigers @ Boston Red Sox

Fenway Park, Boston, MA

Sun Sep 13 1992, 3:33 AM EDT
Att. 32,615 - Sunny - 67 F

livebaseballscorecards.com

AB	36
R	7
H	11
RBI	6
BB	7
SO	7
LOB	26

WP: 0 PA: 44
PB: 1
SB: 3
CS: 0

PITCHER		IP	WLS	BF	H	R	ER	SO	BB	IBB	HBP	BLK	WP	HR	S	P	ERA	WHIP
John Dopson, R ERA: 3.64	(1, 1)	4.0	L	20	6	4	3	2	3	0	0	0	0	0	41	74	6.75	2.250
Matt Young, L ERA: 4.96	(5, 1)	1.2		10	2	2	0	5	2	0	0	0	0	0	27	49	0.00	2.400
Paul Quantrill, R ERA: 2.29	(6, 1)	2.1		8	2	0	0	0	0	0	0	0	0	0	18	26	0.00	0.857
Greg Harris, R ERA: 2.85	(9, 1)	1.0		6	1	1	0	0	1	1	0	0	0	0	16	26	0.00	2.000

PITCHER	IP	WLS	BF	H	R	ER	SO	BB	IBB	HBP	BLK	WP	HR	S	P	ERA	WHIP

Detroit Tigers @ Boston Red Sox

Fenway Park, Boston, MA

Sun Sep 13 1992, 3:33 AM EDT

Att. 32,615 - Sunny - 67 F

livebaseballscorecards.com

BOTTOM

Batter	1	2	3	4	5	6	7	8	9	AB	R	H	RBI	BB	SO	LOB
Billy Hatcher, R (1, 7) OBP: 0.314, SLG: 0.356	G5-3		G5-3			G6-4-3 1B		G4-3 1B		4	0	2	0	0	0	1
Jody Reed, R (1, 4) OBP: 0.329, SLG: 0.328	P4			P4		G6-4-3 1-2f		G4-3 1-2f		4	0	0	0	0	0	2
Wade Boggs, L (1, 5) OBP: 0.353, SLG: 0.363	G4-3			G6-4-3 1B		G6-3		P6		4	0	1	0	0	0	0
Tom Brunansky, R (1, 9) OBP: 0.353, SLG: 0.450		F7		G6-4-3 1-2f			F8		G3	4	0	0	0	0	0	1
Bob Zupcic, R (1, 8) OBP: 0.327, SLG: 0.361		F4			P3		1B 1B BB		E 1B	3	1	1	0	1	0	0
Scott Cooper, L (1, 3) OBP: 0.341, SLG: 0.347		G3-1			L7		E 1B 1-3 G1-2-3 1B		E3 BB 1-3	4	0	1	0	0	0	1
Eric Wedge, R (1, 2) OBP: 0.400, SLG: 0.514			K		HR		G1-2-3 E 1-2 3-H 1B		BB 1-2	3	1	2	2	1	1	0
Tim Naehring, R (1, 10) OBP: 0.264, SLG: 0.260 Mo Vaughn, L (7, PH) OBP: 0.325, SLG: 0.382			1B		1B		E9 G1-2-3 1-2 2-3		K	2 2	0 0	2 0	0 0	0 0	0 1	0 5
Luis Rivera, R (1, 6) OBP: 0.267, SLG: 0.260 Herm Winningham, L (9, PH) OBP: 0.267, SLG: 0.302			C 1 SAFE B 1 SAFE 1 SAFE S S K		G6-3		G1-2-3 1-2 2-3 3-Hf		K	3 1	0 0	0 0	0 0	0 0	1 1	5 3
Inning Stats	R: 0 E: 0 K: 0 S: 9 H: 0 LOB: 0 BB: 0 P: 13	R: 0 E: 0 K: 0 S: 8 H: 0 LOB: 0 BB: 0 P: 13	R: 0 E: 0 K: 2 S: 12 H: 1 LOB: 1 BB: 0 P: 18	R: 0 E: 0 K: 0 S: 6 H: 1 LOB: 0 BB: 0 P: 8	R: 1 E: 0 K: 0 S: 11 H: 2 LOB: 1 BB: 0 P: 18	R: 0 E: 0 K: 0 S: 7 H: 1 LOB: 0 BB: 0 P: 10	R: 1 E: 1 K: 0 S: 13 H: 2 LOB: 2 BB: 1 P: 19	R: 0 E: 0 K: 0 S: 7 H: 1 LOB: 0 BB: 0 P: 9	R: 0 E: 1 K: 2 S: 12 H: 1 LOB: 3 BB: 1 P: 17	1B: 8 2B: 0 3B: 0 HR: 1	SF: 0 SAC: 0 DP: 4 HBP: 0			WP: 0 PB: 0 SB: 0 CS: 0	PA: 36		

PITCHER		IP	WLS	BF	H	R	ER	SO	BB	IBB	HBP	BLK	WP	HR	S	P	ERA	WHIP
Frank Tanana, L ERA: 4.19	(1, 1)	6.1	W	25	7	2	2	2	1	0	0	0	0	1	64	96	2.84	1.263
John Kiely, R ERA: 2.17	(7, 1)	1.2		5	1	0	0	0	0	0	0	0	0	0	9	12	0.00	0.600
Mike Henneman, R ERA: 3.89	(9, 1)	1.0		6	1	0	0	2	1	0	0	0	0	0	12	17	0.00	2.000

PITCHER	IP	WLS	BF	H	R	ER	SO	BB	IBB	HBP	BLK	WP	HR	S	P	ERA	WHIP

Batter	1	2	3	4	5	6	7	8	9	AB	R	H	RBI	BB	SO	LOB
Pat Listach, S (1, 6) OBP: 0.365, SLG: 0.365	F C X 0-2 1B S 1B 1B	B B B C C S 3-3 ③ K			1 SAFE X 0-0 ① SH1-3 1-2		B S X 1-1 WP G4-3 1-3 1B		B X 1-0 ③ G1-3	3	1	2	0	0	1	0
Jim Gantner, L (8, 4) OBP: 0.272, SLG: 0.304										1	0	0	0	0	0	1
Darryl Hamilton, L (1, 7) OBP: 0.357, SLG: 0.402	B 1 SAFE 1 SAFE B C 1 SAFE 1 SAFE 1 SAFE B 3-2 S S F X 1B 1-3 1B 1B		C B B X 2-1 ① L7		B C X 1-1 ② ③ L4-6 2-3		C F P B 1 SAFE 1 SAFE X 2-2 ② G4-3 1-2 3-H			4	1	1	1	0	0	2
Paul Molitor, R (1, 3) OBP: 0.389, SLG: 0.462	S 1 SAFE 1 SAFE 1 SAFE X 0-1 1B SF8 1B 1-2 3-H		X 0-0 ② P3			C B B X 2-1 ① F8	B B B C C C X 3-2 ③ G5-3 2-3			4	1	1	1	0	0	1
Robin Yount, R (1, 8) OBP: 0.320, SLG: 0.380	F B B X 2-1 S 1B 1-3 2-H		B S X 1-1 1B			X 0-0 HR 1B		B X 1-0 ① G4-3		4	1	3	1	0	0	0
Dante Bichette, R (1, 9) OBP: 0.324, SLG: 0.418	B B 1 SAFE X 2-0 ① P2		X 0-0 ③ P3			1 SAFE 1 SAFE 1 SAFE X 0-0 ② P6		C X 0-1 ② G6-3		4	0	0	0	0	0	4
Greg Vaughn, R (1, 10) OBP: 0.300, SLG: 0.395	B X 1-0 ② SF8 3-H			C B C S 1-3 ① K		1 SAFE X 0-0 1-H HR		X 0-0 ③ G6-3		3	1	1	3	0	1	0
Kevin Seitzer, R (1, 5) OBP: 0.332, SLG: 0.361	S B F F B S 2-3 ③ K 1-2			B C X 1-1 ② G6-3		C F B B B B 4-2 CS BB			B B X 2-0 FC6-4 1B	3	0	1	0	1	1	1
B.J. Surhoff, L (1, 2) OBP: 0.307, SLG: 0.318		B F B F F F X 2-2 ① G3-1		F F X 0-2 ③ F8		B 1-0 ③ CS 1-2	C X 0-1 ① G6-3		C B B B C X 3-2 ① FC6-4 1-2f	4	0	0	0	0	0	1
Scott Fletcher, R (1, 4) OBP: 0.346, SLG: 0.382		C C S 0-3 ② K			X 0-0 L4-6 SH1-3 1B		X 0-0 1B G4-3 1B		B F X 1-1 ② F8	3	1	2	0	0	1	0
Bill Spiers, L (8, 6)										1	0	0	0	0	0	1
Inning Stats	R: 3 H: 4 E: 0 LOB: 1 K: 1 BB: 0 S: 18 P: 28	R: 0 H: 0 E: 0 LOB: 0 K: 2 BB: 0 S: 11 P: 16	R: 0 H: 1 E: 0 LOB: 1 K: 0 BB: 0 S: 6 P: 9	R: 0 H: 0 E: 0 LOB: 0 K: 1 BB: 0 S: 8 P: 10	R: 0 H: 1 E: 0 LOB: 0 K: 0 BB: 0 S: 4 P: 5	R: 2 H: 2 E: 0 LOB: 1 K: 0 BB: 1 S: 7 P: 14	R: 1 H: 2 E: 0 LOB: 1 K: 0 BB: 0 S: 12 P: 17	R: 0 H: 0 E: 0 LOB: 0 K: 0 BB: 0 S: 4 P: 5	R: 0 H: 1 E: 0 LOB: 1 K: 0 BB: 0 S: 7 P: 14	1B: 10 SF: 1 2B: 1 SAC: 1 3B: 0 DP: 1 HR: 1 HBP: 0						WP: 1 PA: 38 PB: 0 SB: 2 CS: 1

PITCHER		IP	WLS	BF	H	R	ER	SO	BB	IBB	HBP	BLK	WP	HR	S	P	ERA	WHIP
Danny Darwin, R ERA: 4.0	(1, 1)	7.0	L	30	10	6	6	4	1	0	0	0	1	1	66	99	7.71	1.571
Daryl Irvine, R ERA: 5.23	(8, 1)	2.0		7	1	0	0	0	0	0	0	0	0	0	11	19	0.00	0.500

PITCHER	IP	WLS	BF	H	R	ER	SO	BB	IBB	HBP	BLK	WP	HR	S	P	ERA	WHIP

TOP

Milwaukee Brewers @ Boston Red Sox

Fenway Park, Boston, MA

Mon Sep 14 1992, 7:05 PM EDT

Att. 27,578 - Cloudy - 70 F

livebaseballscorecards.com

AB	34
R	6
H	11
RBI	6
BB	1
SO	4
LOB	11

Batter	1	2	3	4	5	6	7	8	9	AB	R	H	RBI	BB	SO	LOB
Billy Hatcher, R (1, 7) OBP: 0.310, SLG: 0.351	P4		L7			F9			K2-3	4	0	0	0	0	1	1
Scott Cooper, L (1, 3) OBP: 0.337, SLG: 0.342	G4-3		G4-3			G4-3			K	4	0	0	0	0	1	1
Wade Boggs, L (1, 5) OBP: 0.353, SLG: 0.362	G5-3			CS 1B			F7		L7	4	0	1	0	0	0	0
Mo Vaughn, L (1, 10) OBP: 0.325, SLG: 0.382		P3		K 1-2			FC4-6 1B			3	0	1	0	0	1	1
Phil Plantier, L (1, 9) OBP: 0.325, SLG: 0.350		K		G3			K			3	0	0	0	0	2	1
Jody Reed, R (1, 4) OBP: 0.329, SLG: 0.328		1B			F8		FC4-6 1-2f			3	0	1	0	0	0	1
Bob Zupcic, R (1, 8) OBP: 0.324, SLG: 0.358		P3			P6			F9		3	0	0	0	0	0	1
Tony Peña, R (1, 2) OBP: 0.285, SLG: 0.304			F9		G6-3			P2		3	0	0	0	0	0	0
Tim Naehring, R (1, 6) OBP: 0.265, SLG: 0.262			1B			G6-3		F8		3	0	1	0	0	0	0
Inning Stats	R: 0 E: 0 K: 0 S: 6 H: 0 LOB: 0 BB: 0 P: 8	R: 0 E: 0 K: 1 S: 7 H: 1 LOB: 1 BB: 0 P: 8	R: 0 E: 0 K: 0 S: 7 H: 1 LOB: 1 BB: 0 P: 8	R: 0 E: 0 K: 1 S: 8 H: 1 LOB: 0 BB: 0 P: 11	R: 0 E: 0 K: 0 S: 6 H: 0 LOB: 0 BB: 0 P: 9	R: 0 E: 0 K: 0 S: 6 H: 0 LOB: 0 BB: 0 P: 8	R: 0 E: 0 K: 1 S: 9 H: 1 LOB: 1 BB: 0 P: 14	R: 0 E: 0 K: 0 S: 4 H: 0 LOB: 0 BB: 0 P: 5	R: 0 E: 0 K: 2 S: 9 H: 0 LOB: 0 BB: 0 P: 14	1B: 4 2B: 0 3B: 0 HR: 0 SF: 0 SAC: 0 DP: 0 HBP: 0	WP: 0 PB: 0 SB: 0 CS: 1 PA: 30					

PITCHER	IP	WLS	BF	H	R	ER	SO	BB	IBB	HBP	BLK	WP	HR	S	P	ERA	WHIP
Chris Bosio, R (1, 1) ERA: 3.66	8.0	W	27	4	0	0	3	0	0	0	0	0	0	53	71	0.00	0.500
Doug Henry, R (9, 1) ERA: 4.25	1.0		3	0	0	0	2	0	0	0	0	0	0	9	14	0.00	0.000

PITCHER	IP	WLS	BF	H	R	ER	SO	BB	IBB	HBP	BLK	WP	HR	S	P	ERA	WHIP

BOTTOM

Milwaukee Brewers @ Boston Red Sox

Fenway Park, Boston, MA

Mon Sep 14 1992, 7:05 PM EDT
Att. 27,578 - Cloudy - 70 F

livebaseballscorecards.com

AB	30
R	0
H	4
RBI	0
BB	0
SO	5
LOB	6

Batter	1	2	3	4	5	6	7	8	9	AB	R	H	RBI	BB	SO	LOB
Pat Listach, S (1, 6) OBP: 0.365, SLG: 0.367	C B M B S 2-3 ① K		S B S C 1-3 ③ K		B C C X 1-2 G5-3 1B	B S C B B X 3-2 S 2-H 3-H 2B		C B F X 1-2 F9		5	1	2	2	0	2	0
Bill Spiers, L (8, 6)										0	0	0	0	0	0	0
Darryl Hamilton, L (1, 7) OBP: 0.355, SLG: 0.399	B C B X 2-1 CS BB 1B			C B X 1-1 ① B1-3	1 SAFE B C F B 1 SAFE F F X 2-2 ② G5-3 1-2	B S C S 1-3 ② K 2-3			C F B X 1-2 ① G3	5	0	1	0	0	1	2
Paul Molitor, R (1, 3) OBP: 0.392, SLG: 0.463	B S 1 SAFE B B B B 4-1 CS 1-2 BB			B C X 1-1 FC5-4 1B	F X 0-1 HR 2-H 1B	B C X 1-1 ③ G6-3			S B B F F B B 4-2 G2-3 BB	3	1	2	1	2	0	1
Robin Yount, R (1, 8) OBP: 0.321, SLG: 0.386	B B B S C C 3-3 ② ③ K 1-2 2-3			X 0-0 ② FC5-4 1B 1B 1-2f	B B C X 2-1 1-H HR		B B F F X 2-2 G6-3 G6-3 1B		C B C B X 2-2 ② G2-3 1-2	5	2	2	2	0	1	4
Alex Diaz, S (9, 8)										0	0	0	0	0	0	0
Dante Bichette, R (1, 9) OBP: 0.322, SLG: 0.415		B B X 2-0 ① F8		B 1 SAFE F X 1-1 1B 1-2 1B	C B X 1-1 ③ G3		1 SAFE F F X 0-2 ① G6-3 1-2		X 0-0 ③ G5-3	5	0	1	0	0	0	2
Greg Vaughn, R (1, 10) OBP: 0.301, SLG: 0.399		C B F F F B C 2-3 ② K		F B X 1-1 1-3 2-H 1B		B F B X 2-1 2B 2B	C B X 1-1 ② G6-3 2-3			4	1	2	1	0	1	1
Kevin Seitzer, R (1, 5) OBP: 0.334, SLG: 0.361		B X 1-0 ③ F7		I I I 4-0 IBB		B B B B 4-0 2B 2B BB	B B X 2-0 ③ G4-3			1	1	0	0	2	0	0
Jim Gantner, L (7, PH) OBP: 0.271, SLG: 0.302										1	0	0	0	0	0	1
(7, 5)																
Dave Nilsson, L (1, 2) OBP: 0.264, SLG: 0.338			C B C B B X 3-2 ① G4-3	B X 1-0 ③ F8		X 0-0 1-3 2-H 2B 2B		B B F X 2-1 ① G5-3		4	1	1	1	0	0	3
Scott Fletcher, R (1, 4) OBP: 0.342, SLG: 0.378		C B F B X 2-2 ② L5			C F B F B S 2-3 ① K	F X 0-1 ① G4-3		X 0-0 ② F8		4	0	0	0	0	1	2
Inning Stats	R: 0 H: 1 E: 0 LOB: 1 K: 2 BB: 1 S: 9 P: 20	R: 0 H: 0 E: 0 LOB: 0 K: 1 BB: 0 S: 7 P: 12	R: 0 H: 0 E: 0 LOB: 0 K: 1 BB: 0 S: 9 P: 15	R: 1 H: 3 E: 0 LOB: 3 K: 0 BB: 1 S: 10 P: 19	R: 3 H: 3 E: 0 LOB: 0 K: 1 BB: 0 S: 18 P: 26	R: 3 H: 3 E: 0 LOB: 1 K: 1 BB: 1 S: 13 P: 24	R: 0 H: 1 E: 0 LOB: 1 K: 0 BB: 0 S: 9 P: 14	R: 0 H: 0 E: 0 LOB: 1 K: 0 BB: 0 S: 6 P: 9	R: 0 H: 0 E: 0 LOB: 1 K: 0 BB: 1 S: 10 P: 17	1B: 7 SF: 0 2B: 3 SAC: 0 3B: 0 DP: 0 HR: 1 HBP: 0						WP: 0 PA: 41 PB: 0 SB: 1 CS: 2

TOP

Milwaukee Brewers @ Boston Red Sox

Fenway Park, Boston, MA

Tue Sep 15 1992, 7:05 PM EDT

Att. 23,757 - Sunny - 74 F

livebaseballscorecards.com

AB	37
R	7
H	11
RBI	7
BB	4
SO	6
LOB	16

PITCHER		IP	WLS	BF	H	R	ER	SO	BB	IBB	HBP	BLK	WP	HR	S	P	ERA	WHIP
Frank Viola, L ERA: 3.68	(1, 1)	5.0	L	26	9	7	7	5	2	1	0	0	0	1	56	101	12.60	2.200
Paul Quantrill, R ERA: 2.17	(6, 1)	2.0		8	2	0	0	1	0	0	0	0	0	0	19	29	0.00	1.000
Tony Fossas, L ERA: 2.92	(8, 1)	1.0		3	0	0	0	0	0	0	0	0	0	0	6	9	0.00	0.000
Ken Ryan, R ERA: 9.64	(9, 1)	1.0		4	0	0	0	0	1	0	0	0	0	0	10	17	0.00	1.000

PITCHER	IP	WLS	BF	H	R	ER	SO	BB	IBB	HBP	BLK	WP	HR	S	P	ERA	WHIP

Batter	1	2	3	4	5	6	7	8	9	AB	R	H	RBI	BB	SO	LOB
Billy Hatcher, R (1, 7) OBP: 0.309, SLG: 0.348	S S 1 B H 2-2 1B HBP	F B F S 1-3 K ③		C C B B C 2-3 K ③			B B F X 2-1 P6 ①			3	0	0	0	0	2	3
Herm Winningham, L (1, 8) OBP: 0.262, SLG: 0.296	L B 1 X SAFE 1-1 L8 ①		C S B X 2-2 G4-3 ①		C B X 1-1 F8 ①		B S B X 2-1 P5 ②			4	0	0	0	0	0	1
Scott Cooper, L (1, 5) OBP: 0.339, SLG: 0.356	X 0-0 F8 ②		B B X 2-0 2B 1B		B F B F B F F X 3-2 HR		X 0-0 F8 ③			4	1	2	1	0	0	1
Tom Brunansky, R (1, 9) OBP: 0.354, SLG: 0.453 (9, 3)	1 SAFE 1 SAFE C B B 1 X SAFE 2-1 1-3 1B		B B B X 3-0 1-H 2B ②		C S B F C 1-3 K ②			B S X 1-1 F8 ①		4	0	2	0	0	1	0
Mo Vaughn, L (1, 3) OBP: 0.325, SLG: 0.379 Steve Lyons, L (5, PR) OBP: 0.206, SLG: 0.219 (6, 3) Bob Zupcic, R (8, PH) OBP: 0.326, SLG: 0.358 (9, 9)	X 0-0 F8 ③		C S S 0-3 K ③		F B F F H 2-2 HBP			B S F B C B 4-2 G4-3 BB		2 0 0	0 0 0	0 0 0	0 0 0	0 0 1	1 0 0	3 0 0
Jody Reed, R (1, 4) OBP: 0.326, SLG: 0.326		B F X 1-1 G6-3 ①		C X 0-1 G6-3 ①	B X 1-0 F7 ③			X 0-0 G4-3 ②③ 1-2f		4	0	0	0	0	0	2
Eric Wedge, R (1, 10) OBP: 0.388, SLG: 0.488		X 0-0 G5-3 ②		C X 0-1 E 1B SF8 1B		C B C F X 1-2 L9 ①			S B C B C 2-3 K ①	4	1	1	0	0	1	0
Tony Peña, R (1, 2) OBP: 0.288, SLG: 0.305 John Flaherty, R (9, 2) OBP: 0.232, SLG: 0.231		B C C B B B 4-2 1B BB	X 0-0 SF8 E 1-2 1B		B X 1-0 F8 ②				C X 0-1 G5-4-3 1B	2 1	0 0	1 1	0 0	1 0	0 0	0 0
John Valentin, R (1, 6) OBP: 0.358, SLG: 0.421		B C C X 1-2 1-2 1B	1 SAFE 3 SAFE B X 1-0 SF8 ② 1-3 2-H		S X 0-1 G6-3 ③				X 0-0 G5-4-3 ②③ 1-2f	3	0	1	1	0	0	1
Inning Stats	R: 0 E: 0 K: 0 S: 8 H: 1 LOB: 2 BB: 0 P: 13	R: 0 E: 0 K: 1 S: 12 H: 1 LOB: 2 BB: 1 P: 19	R: 0 E: 0 K: 1 S: 8 H: 2 LOB: 1 BB: 0 P: 15	R: 1 E: 1 K: 1 S: 9 H: 2 LOB: 1 BB: 0 P: 12	R: 1 E: 0 K: 1 S: 15 H: 1 LOB: 1 BB: 0 P: 23	R: 0 E: 0 K: 0 S: 7 H: 0 LOB: 0 BB: 0 P: 9	R: 0 E: 0 K: 0 S: 5 H: 0 LOB: 0 BB: 0 P: 9	R: 0 E: 0 K: 0 S: 5 H: 0 LOB: 0 BB: 1 P: 10	R: 0 E: 0 K: 1 S: 6 H: 1 LOB: 0 BB: 0 P: 8	1B: 6 2B: 1 3B: 0 HR: 1	SF: 1 SAC: 0 DP: 2 HBP: 2					

PITCHER		IP	WLS	BF	H	R	ER	SO	BB	IBB	HBP	BLK	WP	HR	S	P	ERA	WHIP
Ricky Bones, R ERA: 4.49	(1, 1)	4.2		23	7	2	1	4	1	0	2	0	0	1	51	80	1.93	1.714
Jim Austin, R ERA: 1.83	(5, 1)	2.1	W	7	0	0	0	0	0	0	0	0	0	0	13	20	0.00	0.000
Dan Plesac, L ERA: 3.15	(8, 1)	1.0		3	0	0	0	0	1	0	0	0	0	0	5	10	0.00	1.000
Mike Fetters, R ERA: 1.13	(9, 1)	1.0		3	1	0	0	1	0	0	0	0	0	0	6	8	0.00	1.000

PITCHER	IP	WLS	BF	H	R	ER	SO	BB	IBB	HBP	BLK	WP	HR	S	P	ERA	WHIP

BOTTOM

Milwaukee Brewers @ Boston Red Sox

Fenway Park, Boston, MA

Tue Sep 15 1992, 7:05 PM EDT

Att. 23,757 - Sunny - 74 F

livebaseballscorecards.com

AB	31
R	2
H	8
RBI	2
BB	2
SO	5
LOB	11

WP: 0	PB: 0	SB: 0	CS: 0
PA: 36			

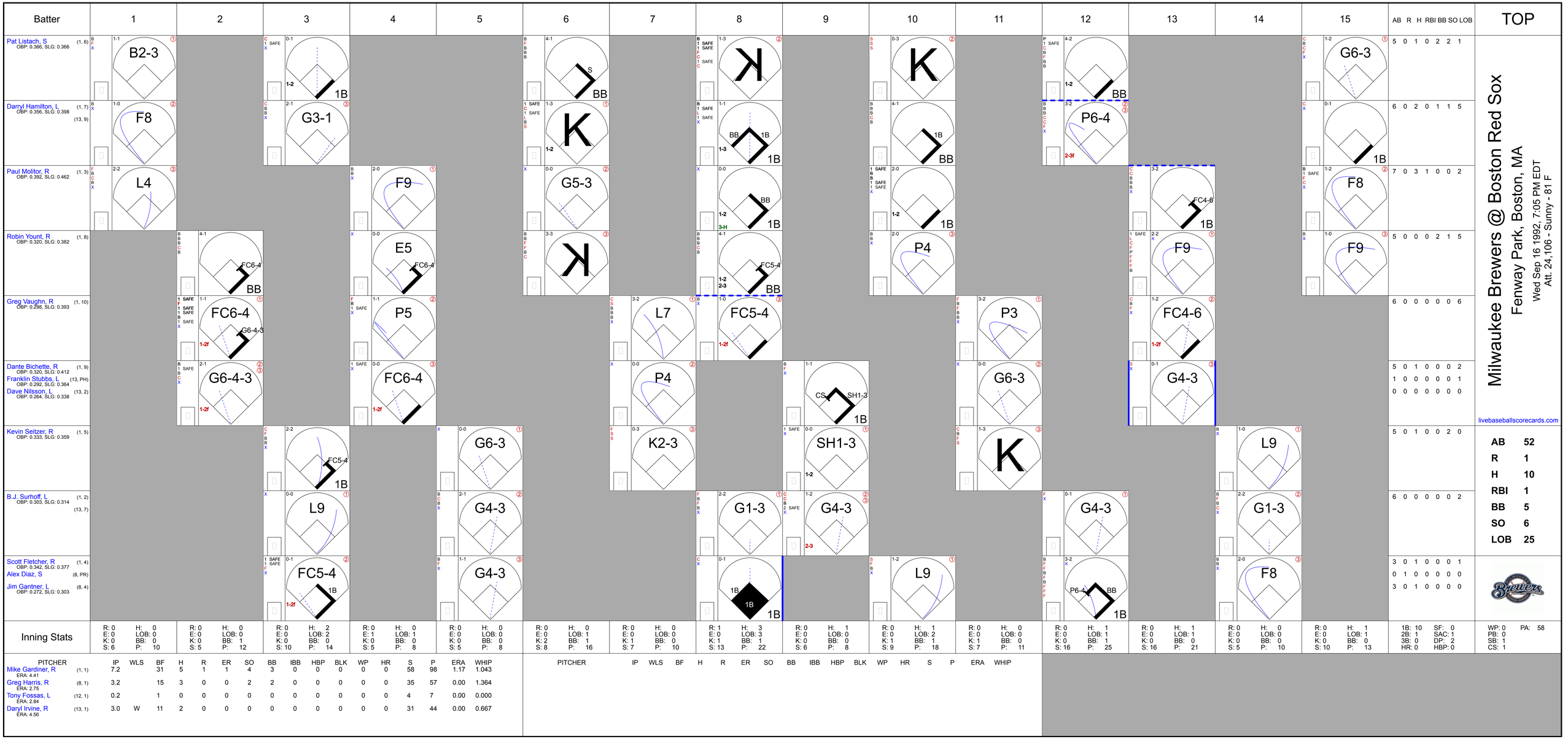

Milwaukee Brewers @ Boston Red Sox

Fenway Park, Boston, MA

Wed Sep 16 1992, 7:05 PM EDT
Att. 24,106 - Sunny - 81 F

Batter	1	2	3	4	5	6	7	8	9	10	11	12	13	14	15	AB	R	H	RBI	BB	SO	LOB
Pat Listach, S (1, 6) OBP: 0.366, SLG: 0.366	B2-3		1B			BB		K		K		BB			G6-3	5	0	1	0	2	2	1
Darryl Hamilton, L (1, 7) (13, 9) OBP: 0.356, SLG: 0.398	F8		G3-1			K		BB 1B		1B BB		P6-4			1B	6	0	2	0	1	1	5
Paul Molitor, R (1, 3) OBP: 0.392, SLG: 0.462	L4			F9		G5-3		BB 1B		1B			FC4-6 1B		F8	7	0	3	1	0	0	2
Robin Yount, R (1, 8) OBP: 0.320, SLG: 0.382		FC6-4 BB		E5 FC6-4		K		FC5-4 BB		P4			F9		F9	5	0	0	0	2	1	5
Greg Vaughn, R (1, 10) OBP: 0.298, SLG: 0.393		FC6-4 G6-4-3		P5			L7	FC5-4			P3		FC4-6			6	0	0	0	0	0	6
Dante Bichette, R (1, 9) OBP: 0.320, SLG: 0.412		G6-4-3		FC6-4			P4		CS SH1-3 1B		G6-3		G4-3			5	0	1	0	0	0	2
Franklin Stubbs, L (13, PH) OBP: 0.292, SLG: 0.364																1	0	0	0	0	0	1
Dave Nilsson, L (13, 2) OBP: 0.264, SLG: 0.338																0	0	0	0	0	0	0
Kevin Seitzer, R (1, 5) OBP: 0.333, SLG: 0.359			FC5-4 1B		G6-3		K2-3		SH1-3		K			L9		5	0	1	0	0	2	0
B.J. Surhoff, L (1, 2) (13, 7) OBP: 0.303, SLG: 0.314			L9		G4-3			G1-3	G4-3			G4-3		G1-3		6	0	0	0	0	0	2
Scott Fletcher, R (1, 4) OBP: 0.342, SLG: 0.377			FC5-4 1B		G4-3			1B 1B		L9		P6-4 BB 1B		F8		3	0	1	0	0	0	1
Alex Diaz, S (8, PR)																0	1	0	0	0	0	0
Jim Gantner, L (8, 4) OBP: 0.272, SLG: 0.303																3	0	1	0	0	0	0

Inning Stats	1	2	3	4	5	6	7	8	9	10	11	12	13	14	15	AB	R	H	RBI	BB	SO	LOB
	R: 0 E: 0 K: 0 S: 6	H: 0 LOB: 0 BB: 0 P: 10	R: 0 E: 0 K: 0 S: 5	H: 0 LOB: 0 BB: 1 P: 12	R: 0 E: 0 K: 0 S: 10	H: 2 LOB: 2 BB: 0 P: 14	R: 0 E: 1 K: 0 S: 5	H: 0 LOB: 1 BB: 0 P: 8	R: 0 E: 0 K: 0 S: 5	H: 0 LOB: 0 BB: 0 P: 8	R: 0 E: 0 K: 2 S: 8	H: 0 LOB: 1 BB: 1 P: 16	R: 0 E: 0 K: 1 S: 7	H: 0 LOB: 0 BB: 0 P: 10	R: 1 E: 0 K: 1 S: 13	H: 3 LOB: 3 BB: 1 P: 22	R: 0 E: 0 K: 0 S: 6	H: 1 LOB: 0 BB: 0 P: 8	R: 0 E: 0 K: 1 S: 9	H: 1 LOB: 2 BB: 1 P: 18	R: 0 E: 0 K: 1 S: 7	H: 0 LOB: 0 BB: 0 P: 11	R: 0 E: 0 K: 0 S: 16	H: 1 LOB: 1 BB: 1 P: 25	R: 0 E: 0 K: 0 S: 16	H: 1 LOB: 1 BB: 0 P: 21	R: 0 E: 0 K: 0 S: 5	H: 0 LOB: 0 BB: 0 P: 10	R: 0 E: 0 K: 0 S: 10	H: 1 LOB: 1 BB: 0 P: 13	1B: 10 2B: 1 3B: 0 HR: 0	SF: 0 SAC: 1 DP: 2 HBP: 0

PITCHER		IP	WLS	BF	H	R	ER	SO	BB	IBB	HBP	BLK	WP	HR	S	P	ERA	WHIP
Mike Gardiner, R ERA: 4.41	(1, 1)	7.2		31	5	1	1	4	3	0	0	0	0	0	58	98	1.17	1.043
Greg Harris, R ERA: 2.75	(8, 1)	3.2		15	3	0	0	2	2	0	0	0	0	0	35	57	0.00	1.364
Tony Fossas, L ERA: 2.84	(12, 1)	0.2		1	0	0	0	0	0	0	0	0	0	0	4	7	0.00	0.000
Daryl Irvine, R ERA: 4.56	(13, 1)	3.0	W	11	2	0	0	0	0	0	0	0	0	0	31	44	0.00	0.667

PITCHER	IP	WLS	BF	H	R	ER	SO	BB	IBB	HBP	BLK	WP	HR	S	P	ERA	WHIP

livebaseballscorecards.com

AB	52
R	1
H	10
RBI	1
BB	5
SO	6
LOB	25

WP: 0 PB: 0 SB: 1 CS: 1 PA: 58

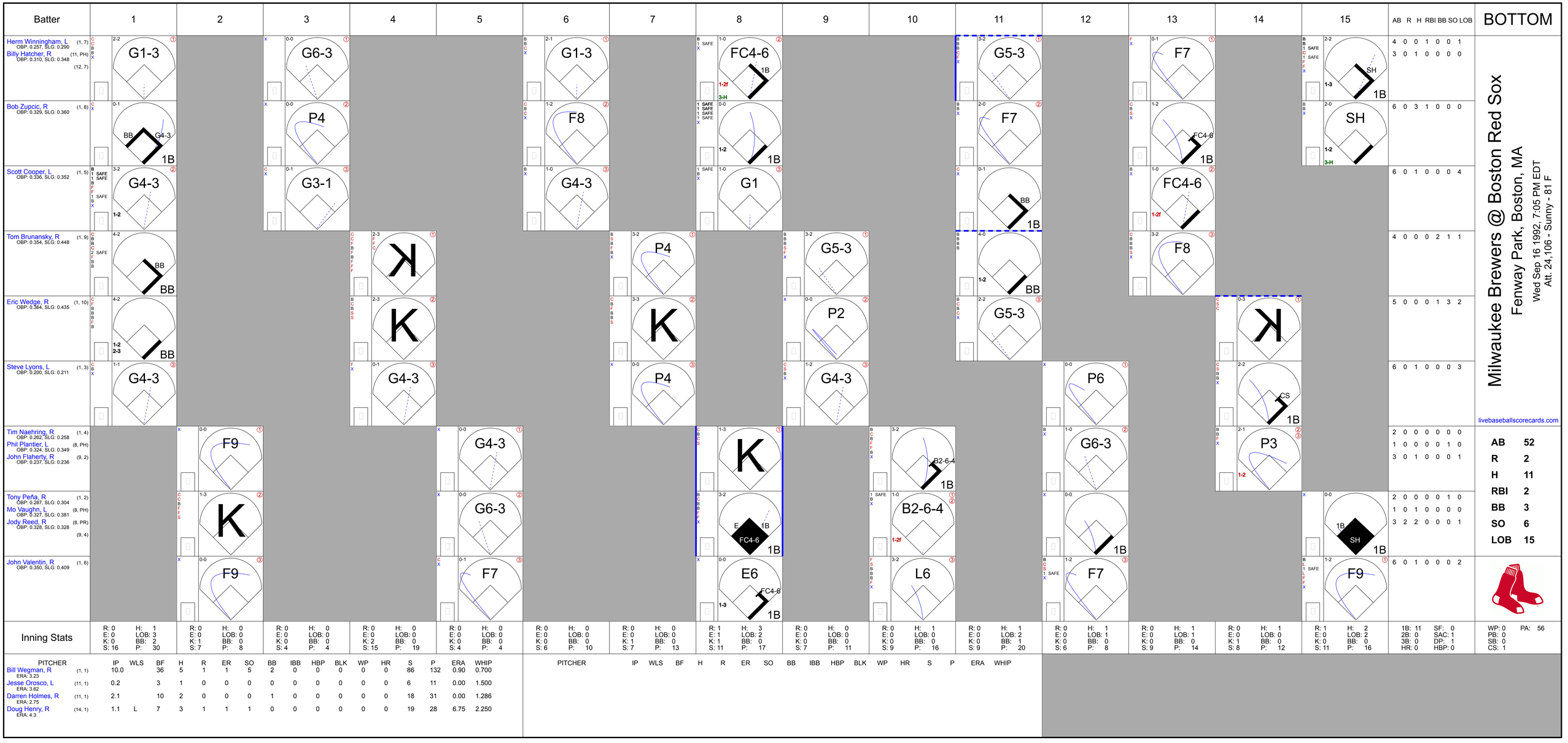
Batter
1
2
3
4
5
6
7
8
9
10
11
12
13
14
15
AB R H RBI BB SO LOB
BOTTOM
Herm Winningham, L (1, 7)
OBP: 0.257, SLG: 0.290
Billy Hatcher, R (11, PH) (12, 7)
OBP: 0.310, SLG: 0.348
G1-3
G6-3
G1-3
FC4-6
G5-3
F7
SH
4 0 0 1 0 0 1
3 0 1 0 0 0 0
Bob Zupcic, R (1, 8)
OBP: 0.329, SLG: 0.360
BB
G4-3
P4
F8
F7
FC4-6
SH
6 0 3 1 0 0 0
Scott Cooper, L (1, 5)
OBP: 0.336, SLG: 0.352
G4-3
G3-1
G4-3
G1
BB
FC4-6
F8
6 0 1 0 0 0 4
Tom Brunansky, R (1, 9)
OBP: 0.354, SLG: 0.448
BB
P4
G5-3
BB
4 0 0 0 2 1 1
Eric Wedge, R (1, 10)
OBP: 0.364, SLG: 0.435
BB
K
P2
G5-3
K
5 0 0 0 1 3 2
Steve Lyons, L (1, 3)
OBP: 0.200, SLG: 0.211
G4-3
K
P4
G4-3
P6
CS
6 0 1 0 0 0 3
Tim Naehring, R (1, 4)
OBP: 0.262, SLG: 0.258
Phil Plantier, L (8, PH)
OBP: 0.324, SLG: 0.349
John Flaherty, R (9, 2)
OBP: 0.237, SLG: 0.236
F9
G4-3
K
B2-6-4
G6-3
P3
2 0 0 0 0 0 0
1 0 0 0 0 1 0
3 0 1 0 0 0 1
Tony Peña, R (1, 2)
OBP: 0.287, SLG: 0.304
Mo Vaughn, L (8, PH)
OBP: 0.327, SLG: 0.381
Jody Reed, R (8, PR) (9, 4)
OBP: 0.328, SLG: 0.328
K
G6-3
E
FC4-6
B2-6-4
G6-3
1B
SH
2 0 0 0 0 1 0
1 0 1 0 0 0 0
3 2 2 0 0 0 1
John Valentin, R (1, 6)
OBP: 0.350, SLG: 0.409
F9
F7
E6
FC4-6
L6
F7
F9
6 0 1 0 0 0 2
Milwaukee Brewers @ Boston Red Sox
Fenway Park, Boston, MA
Wed Sep 16 1992, 7:05 PM EDT
Att. 24,106 - Sunny - 81 F
livebaseballscorecards.com
AB 52
R 2
H 11
RBI 2
BB 3
SO 6
LOB 15
Inning Stats
R: 0 H: 1 E: 0 LOB: 3 K: 0 BB: 2 S: 16 P: 30
R: 0 H: 0 E: 0 LOB: 0 K: 1 BB: 0 S: 7 P: 8
R: 0 H: 0 E: 0 LOB: 0 K: 0 BB: 0 S: 4 P: 4
R: 0 H: 0 E: 0 LOB: 0 K: 2 BB: 0 S: 15 P: 19
R: 0 H: 0 E: 0 LOB: 0 K: 0 BB: 0 S: 4 P: 4
R: 0 H: 0 E: 0 LOB: 0 K: 0 BB: 0 S: 6 P: 10
R: 0 H: 0 E: 0 LOB: 0 K: 1 BB: 0 S: 7 P: 13
R: 1 H: 3 E: 1 LOB: 2 K: 1 BB: 0 S: 11 P: 17
R: 0 H: 0 E: 0 LOB: 0 K: 0 BB: 0 S: 7 P: 11
R: 0 H: 1 E: 0 LOB: 0 K: 0 BB: 0 S: 9 P: 16
R: 0 H: 1 E: 0 LOB: 2 K: 0 BB: 1 S: 9 P: 20
R: 0 H: 1 E: 0 LOB: 1 K: 0 BB: 0 S: 6 P: 8
R: 0 H: 1 E: 0 LOB: 1 K: 0 BB: 0 S: 9 P: 14
R: 0 H: 1 E: 0 LOB: 0 K: 1 BB: 0 S: 8 P: 12
R: 1 H: 2 E: 0 LOB: 2 K: 0 BB: 0 S: 11 P: 16
1B: 11 SF: 0 2B: 0 SAC: 1 3B: 0 DP: 1 HR: 0 HBP: 0
WP: 0 PA: 56 PB: 0 SB: 0 CS: 1
PITCHER IP WLS BF H R ER SO BB IBB HBP BLK WP HR S P ERA WHIP
Bill Wegman, R (1, 1) ERA: 3.23 10.0 36 5 1 1 5 2 0 0 0 0 0 86 132 0.90 0.700
Jesse Orosco, L (11, 1) ERA: 3.62 0.2 3 1 0 0 0 0 0 0 0 0 0 6 11 0.00 1.500
Darren Holmes, R (11, 1) ERA: 2.75 2.1 10 2 0 0 0 1 0 0 0 0 0 18 31 0.00 1.286
Doug Henry, R (14, 1) ERA: 4.3 1.1 L 7 3 1 1 1 0 0 0 0 0 0 19 28 6.75 2.250
PITCHER IP WLS BF H R ER SO BB IBB HBP BLK WP HR S P ERA WHIP

Milwaukee Brewers @ Boston Red Sox

Fenway Park, Boston, MA

Thu Sep 17 1992, 7:05 PM EDT

Att. 29,515 - Cloudy - 80 F

livebaseballscorecards.com

Batter	1	2	3	4	5	6	7	8	9	AB	R	H	RBI	BB	SO	LOB
Pat Listach, S (1, 6) OBP: 0.364, SLG: 0.370	L7	E3 FC E 1-2 FC4-6	G4-3 1-2f		FC 1-3 2-H 3-H			HR		5	2	1	1	0	0	5
Bill Spiers, L (8, 6)										0	0	0	0	0	0	0
Darryl Hamilton, L (1, 7) OBP: 0.354, SLG: 0.396	2B 2B 1B	E6 FC4-6 FC CS 1-2 2-3		G4-3	F7			F8		5	1	1	0	0	0	4
Paul Molitor, R (1, 3) OBP: 0.392, SLG: 0.464	1 SAFE C 1 SAFE 1 SAFE 1 SAFE X	FC FC4-6 1-2 2-3 3-H		F9	K			3B 1B		5	1	2	1	0	1	4
Jose Valentin, S (8, PR)										0	1	0	0	0	0	0
John Jaha, R (8, 3) OBP: 0.299, SLG: 0.336	1-3 2B 2B									0	0	0	0	0	0	0
Robin Yount, R (1, 8) OBP: 0.321, SLG: 0.386	2-H 3-H 2B 2B	FC4-6 CS 1-2f 2-3 3-H		2B	G6-3			F8		5	1	2	3	0	0	3
Alex Diaz, S (8, 8)										0	0	0	0	0	0	0
B.J. Surhoff, L (1, 10) OBP: 0.306, SLG: 0.324	2-H 2B	CS 1-2 3-H	2B E 1B	G4-3		F7		1-H 3B		5	1	3	2	0	0	1
Dante Bichette, R (1, 9) OBP: 0.324, SLG: 0.417	K		E 1-3 FC3-5 2B		1B 1B FC 1B	1B		F9		5	1	3	0	0	1	3
Kevin Seitzer, R (1, 5) OBP: 0.332, SLG: 0.357	G6-3		E4 E FC3-5 2-3 3-H		FC 1B E 1-2 1B		G6-3		P6	5	1	1	0	0	0	2
Dave Nilsson, L (1, 2) OBP: 0.269, SLG: 0.341		F8	FC3-5 E 1-2 3-H		E 1-2 2-3 1B		CS 1B	K		5	0	2	0	0	1	2
Scott Fletcher, R (1, 4) OBP: 0.341, SLG: 0.374		E E FC HBP	E4 G4-3 1-2 2-3		K		G5-3 1-2		G4-3	3	1	0	0	0	1	6
Jim Gantner, L (7, 4) OBP: 0.271, SLG: 0.302										1	0	0	0	0	0	0
Inning Stats	R: 3 E: 0 K: 1 S: 13 H: 4 LOB: 1 BB: 0 P: 18	R: 2 E: 2 K: 0 S: 12 H: 0 LOB: 1 BB: 0 P: 20	R: 1 E: 2 K: 0 S: 13 H: 2 LOB: 2 BB: 0 P: 20	R: 0 E: 0 K: 0 S: 10 H: 1 LOB: 1 BB: 0 P: 18	R: 2 E: 1 K: 2 S: 18 H: 3 LOB: 2 BB: 0 P: 26	R: 0 E: 0 K: 0 S: 7 H: 1 LOB: 1 BB: 0 P: 10	R: 0 E: 0 K: 0 S: 8 H: 1 LOB: 0 BB: 0 P: 13	R: 2 E: 0 K: 0 S: 15 H: 3 LOB: 2 BB: 0 P: 20	R: 0 E: 0 K: 1 S: 5 H: 0 LOB: 0 BB: 0 P: 7	1B: 8 2B: 5 3B: 1 HR: 1	SF: 0 SAC: 0 DP: 1 HBP: 1					

	AB	44
	R	10
	H	15
	RBI	7
	BB	0
	SO	4
	LOB	30

WP: 0 PB: 0 SB: 0 CS: 3 PA: 46

PITCHER		IP	WLS	BF	H	R	ER	SO	BB	IBB	HBP	BLK	WP	HR	S	P	ERA	WHIP
Roger Clemens, R ERA: 2.39	(1, 1)	4.1	L	28	10	8	3	2	0	0	1	0	0	0	59	93	6.23	2.308
Scott Taylor, L ERA: 5.4	(5, 1)	3.1		13	5	2	2	1	0	0	0	0	0	1	35	48	5.40	1.500
Paul Quantrill, R ERA: 2.15	(8, 1)	0.1		1	0	0	0	0	0	0	0	0	0	0	2	4	0.00	0.000
Tony Fossas, L ERA: 2.73	(9, 1)	1.0		3	0	0	0	1	0	0	0	0	0	0	5	7	0.00	0.000

PITCHER	IP	WLS	BF	H	R	ER	SO	BB	IBB	HBP	BLK	WP	HR	S	P	ERA	WHIP

BOTTOM

Milwaukee Brewers @ Boston Red Sox

Fenway Park, Boston, MA

Thu Sep 17 1992, 7:05 PM EDT

Att. 29,515 - Cloudy - 80 F

livebaseballscorecards.com

Batter	1	2	3	4	5	6	7	8	9	AB	R	H	RBI	BB	SO	LOB
Billy Hatcher, R (1, 7) OBP: 0.311, SLG: 0.352	G3-1	E6 FC5-4 1-3		1B 1B	1-3 2B		P2-5			5	1	2	0	0	0	2
Bob Zupcic, R (1, 8) OBP: 0.327, SLG: 0.358	G1-3	FC5-4 1-2f		1B 2B 1B 1-3	F7			F8		5	1	1	0	0	0	4
Scott Cooper, L (1, 5) OBP: 0.340, SLG: 0.354	2B BB		BB 1B 1B	L7	G4-3			1B		4	0	2	0	1	0	4
Tom Brunansky, R (1, 9) OBP: 0.354, SLG: 0.450	2B 1-3	K	2B 1-2 3-H 1B	F8				K		5	1	2	1	0	2	2
Mo Vaughn, L (1, 3) OBP: 0.328, SLG: 0.385	F7	BB 1-2 1B	1-H 2-H 2B	K				G4-3		5	0	2	2	0	1	3
Jody Reed, R (1, 4) OBP: 0.328, SLG: 0.326	G5-3	F7	BB	P6					K	3	0	0	0	1	0	2
Steve Lyons, L (9, 4) OBP: 0.200, SLG: 0.211										0	0	0	0	0	0	0
Tim Naehring, R (9, PH) OBP: 0.261, SLG: 0.257										1	0	0	0	0	1	0
Phil Plantier, L (1, 10) OBP: 0.326, SLG: 0.352	L1	FC6-4 1-2 2-3 BB	G3				2B		FC5-4 1B	3	0	1	0	1	0	2
Eric Wedge, R (9, PH) OBP: 0.375, SLG: 0.447										1	0	1	0	0	0	0
Tony Peña, R (1, 2) OBP: 0.286, SLG: 0.307	1B 3B	FC6-4 1-2f			K		G5-3		FC5-4 FC5-4 1-2f	5	1	1	0	0	1	5
John Valentin, R (1, 6) OBP: 0.351, SLG: 0.409	E 1B 3-H			G6-3	2B 1B		G5-3		FC5-4 1-2f	5	0	2	1	0	0	2

	AB	42
	R	4
	H	14
	RBI	4
	BB	3
	SO	5
	LOB	26

Inning Stats										
	R: 0 E: 0 K: 0 S: 9	H: 1 LOB: 2 BB: 1 P: 17	R: 1 E: 1 K: 0 S: 12	H: 2 LOB: 2 BB: 0 P: 17	R: 0 E: 0 K: 1 S: 11	H: 2 LOB: 3 BB: 1 P: 18	R: 3 E: 0 K: 0 S: 14	H: 4 LOB: 2 BB: 1 P: 20	R: 0 E: 0 K: 1 S: 12	H: 2 LOB: 2 BB: 0 P: 18
	R: 0 E: 0 K: 1 S: 9	H: 0 LOB: 0 BB: 0 P: 13	R: 0 E: 0 K: 0 S: 9	H: 1 LOB: 1 BB: 0 P: 17	R: 0 E: 0 K: 1 S: 11	H: 1 LOB: 1 BB: 0 P: 15	R: 0 E: 0 K: 1 S: 8	H: 1 LOB: 1 BB: 0 P: 10	1B: 9 2B: 4 3B: 1 HR: 0	SF: 0 SAC: 0 DP: 0 HBP: 0
	WP: 0 PB: 0 SB: 0 CS: 0	PA: 45								

PITCHER		IP	WLS	BF	H	R	ER	SO	BB	IBB	HBP	BLK	WP	HR	S	P	ERA	WHIP
Jaime Navarro, R ERA: 3.42	(1, 1)	7.0	W	37	12	4	4	3	3	0	0	0	0	0	76	120	5.14	2.143
Jim Austin, R ERA: 1.8	(8, 1)	1.0		4	1	0	0	1	0	0	0	0	0	0	11	15	0.00	1.000
Jesse Orosco, L ERA: 3.51	(9, 1)	1.0		4	1	0	0	1	0	0	0	0	0	0	8	10	0.00	1.000

PITCHER	IP	WLS	BF	H	R	ER	SO	BB	IBB	HBP	BLK	WP	HR	S	P	ERA	WHIP

Batter	1	2	3	4	5	6	7	8	9	AB	R	H	RBI	BB	SO	LOB
Billy Hatcher, R (1, 7) OBP: 0.312, SLG: 0.351	BBBCB 4-1 CS BB		CX 0-1 ① G4-3		X 0-0 ① G4-3		BFX 1-1 1B 1-3 1B		BBCX 2-1 ② FC6-4 1-2f 2-3	4	0	1	0	1	0	2
Herm Winningham, L (1, 8) OBP: 0.260, SLG: 0.290	BBC 1 SAFE B 1 SAFE 1 SAFE SB 4-2 ① FC3-6 1-2 BB		BX 1-0 ② L7		CCBFBS 2-3 ② K		BBSFFFX 2-2 1-3 1B 3-H		CX 0-1 ③ F9	4	0	1	1	1	1	2
Bob Zupcic, R (1, 9) OBP: 0.324, SLG: 0.355	BSCBX 2-2 ② FC3-6 FC5-4 1-2f		BBX 2-0 E6 1B 1B		CBCX 1-2 G4-3		BBFFFFBX 3-2 G5-3			3	1	0	0	0	0	1
Phil Plantier, L (7, PH) (7, 9) OBP: 0.325, SLG: 0.350										1	0	0	0	0	0	2
Tom Brunansky, R (1, 10) OBP: 0.353, SLG: 0.448	BCBX 2-1 ③ FC5-4 1-2f		CBCX 1-2 1B 1-3 1B			CSC 0-3 ① K		BBFX 2-1 ① G6-3		4	0	1	0	0	1	1
Scott Cooper, L (1, 5) OBP: 0.342, SLG: 0.359		CX 0-1 G4-3 G4-3 2B	FBX 1-1 1-2 3-H 1B			BX 1-0 ② L3		BX 1-0 ② G3		4	1	2	1	0	0	0
John Valentin, R (1, 6) OBP: 0.342, SLG: 0.397		BFFFX 1-2 ① G4-3 2-3	BFFFC 1-3 ③ K			BSBBBX 3-1 ③ F8		BX 1-0 ③ L8		4	0	0	0	0	1	3
Steve Lyons, L (1, 3) OBP: 0.205, SLG: 0.214		FBFFFX 1-2 ② G4-3 3-H		SBFBBBX 3-2 ① L7			FX 0-1 ① G4-3		X 0-0 FC6-4 BB 1B	4	0	1	1	0	0	0
Tim Naehring, R (1, 4) OBP: 0.272, SLG: 0.260	BBBBB 4-0 BB			BFCBFC 2-3 ② K			BX 1-0 FC6-4 1B		BBBBB 4-0 FC6-4 1-2 BB	2	0	1	0	2	1	0
John Marzano, R (1, 2) OBP: 0.140, SLG: 0.170		CBBBFX 3-2 ③ G5-3		BX 1-0 ③ G4-3			FX 0-1 ② FC6-4 1B 1-2f 1B		FSBS 1-3 ① K	3	1	0	0	0	0	2
Mo Vaughn, L (9, PH) OBP: 0.327, SLG: 0.384										1	0	0	0	0	1	2
Inning Stats	R: 0 E: 0 K: 0 S: 8 H: 0 LOB: 1 BB: 2 P: 20	R: 1 E: 0 K: 0 S: 12 H: 1 LOB: 1 BB: 1 P: 21	R: 1 E: 1 K: 1 S: 12 H: 2 LOB: 2 BB: 0 P: 18	R: 0 E: 0 K: 1 S: 8 H: 0 LOB: 0 BB: 0 P: 14	R: 0 E: 0 K: 1 S: 8 H: 0 LOB: 0 BB: 0 P: 11	R: 0 E: 0 K: 1 S: 6 H: 0 LOB: 0 BB: 0 P: 10	R: 1 E: 0 K: 0 S: 17 H: 3 LOB: 2 BB: 0 P: 24	R: 0 E: 0 K: 0 S: 4 H: 0 LOB: 0 BB: 0 P: 8	R: 0 E: 0 K: 1 S: 8 H: 1 LOB: 2 BB: 1 P: 15	1B: 6 2B: 1 3B: 0 HR: 0	SF: 0 SAC: 0 DP: 0 HBP: 0						

TOP

Boston Red Sox @ Detroit Tigers

Tiger Stadium, Detroit, MI

Fri Sep 18 1992, 7:05 PM EDT

Att. 14,951 - Cloudy - 76 F

livebaseballscorecards.com

AB	34
R	3
H	7
RBI	3
BB	4
SO	5
LOB	15

PITCHER		IP	WLS	BF	H	R	ER	SO	BB	IBB	HBP	BLK	WP	HR	S	P	ERA	WHIP
John Doherty, R ERA: 3.53	(1, 1)	6.2	W	29	6	3	2	4	3	0	0	0	0	0	66	110	2.70	1.350
Eric King, R ERA: 5.51	(7, 1)	2.1	S	9	1	0	0	1	1	0	0	0	0	0	17	31	0.00	0.857

PITCHER	IP	WLS	BF	H	R	ER	SO	BB	IBB	HBP	BLK	WP	HR	S	P	ERA	WHIP

Batter	1	2	3	4	5	6	7	8	9	AB	R	H	RBI	BB	SO	LOB
Tony Phillips, S (1, 4) OBP: 0.391, SLG: 0.401	C B B M X 2-2 HR 1B	F X 0-1 1-3 3-H HR 1B		B C X 1-1 ① F8		C B X 1-1 ②③ G6-4-3 1-2f		I I I I 4-0 2B IBB		4	2	2	1	1	0	1
Lou Whitaker, L (1, 10) OBP: 0.396, SLG: 0.477	1 SAFE L F B 1 SAFE 1 SAFE F X 1-2 ① F7	B X 1-0 1-H 3-H HR		B F F B B X 3-2 ② G6-3			B C B B B 4-1 BB BB	B X 1-0 ② 1B 1-H 2-H 3-H 2B		4	1	2	5	1	0	1
Travis Fryman, R (1, 6) OBP: 0.318, SLG: 0.436	B B X 2-0 ② L5	B X 1-0 ② G5-3		B B X 2-0 ③ F9			1 SAFE C B 1 SAFE S F X 1-2 ① L9	B F C B B B 4-2 1B BB		4	0	0	0	1	0	2
Cecil Fielder, R (1, 3) OBP: 0.326, SLG: 0.463	F B B S X 2-2 1-H HR	C S B F B S 2-3 ③ K			B F B S F X 2-2 ① F9		B B F F F B F 1 SAFE B 4-2 1-2 G6-4-3 BB	X 0-0 1-2 2-3 FC5-4 1B		4	1	2	2	1	1	0
Mickey Tettleton, S (1, 2) OBP: 0.375, SLG: 0.465	B C B F S 2-3 ③ K		C X 0-1 2B		B B F X 2-1 ② F9		B B X 2-0 ②③ G6-4-3 1-2f	X 0-0 ③ FC5-4 1-2f		5	0	1	0	0	1	5
Rob Deer, R (1, 9) OBP: 0.332, SLG: 0.548		C F B B B B B 4-2 1B 1B BB	F B B B B 4-1 BB		B X 1-0 FC5-4 1B			B C B C X 2-2 HR		2	2	2	1	2	0	0
Dan Gladden, R (1, 8) OBP: 0.305, SLG: 0.361		C P L 1 SAFE S 1-3 ① K	F B F S 1-3 ① K		S B F X 1-2 ③ FC5-4 1-2f			C X 0-1 ① G3		4	0	0	0	0	2	4
Mark Carreon, R (1, 7) OBP: 0.281, SLG: 0.355		B X 1-0 1B 1-2 1B 1B	X 0-0 ② L5			B B X 2-0 ① P4		F B X 1-1 2B 2B 1B		4	2	2	0	0	0	2
Skeeter Barnes, R (1, 5) OBP: 0.329, SLG: 0.417		B X 1-0 1B 1-3 2-H HR 1B	B B C C B X 3-2 ③ G6-3			F B C B F F B B 4-2 G6-4-3 BB		B X 1-0 1-3 2B 2B		3	2	2	1	1	0	2
Inning Stats	R: 2 E: 0 K: 1 S: 14 H: 2 LOB: 0 BB: 0 P: 23	R: 5 E: 0 K: 2 S: 16 H: 4 LOB: 0 BB: 1 P: 26	R: 0 E: 0 K: 1 S: 10 H: 1 LOB: 2 BB: 1 P: 18	R: 0 E: 0 K: 0 S: 6 H: 0 LOB: 0 BB: 0 P: 12	R: 0 E: 0 K: 0 S: 10 H: 1 LOB: 1 BB: 0 P: 16	R: 0 E: 0 K: 0 S: 7 H: 0 LOB: 0 BB: 1 P: 14	R: 0 E: 0 K: 0 S: 10 H: 0 LOB: 1 BB: 2 P: 21	R: 3 E: 0 K: 0 S: 13 H: 5 LOB: 3 BB: 2 P: 26		1B: 7 2B: 3 3B: 0 HR: 3	SF: 0 SAC: 0 DP: 2 HBP: 0					

PITCHER		IP	WLS	BF	H	R	ER	SO	BB	IBB	HBP	BLK	WP	HR	S	P	ERA	WHIP
John Dopson, R ERA: 4.06	(1, 1)	2.0	L	13	6	7	7	3	1	0	0	0	0	2	30	49	31.50	3.500
Matt Young, L ERA: 4.66	(3, 1)	4.0		16	2	0	0	1	3	0	0	0	0	0	34	65	0.00	1.250
Daryl Irvine, R ERA: 5.4	(7, 1)	1.1		8	3	3	3	0	1	1	0	0	0	1	17	32	20.25	3.000
Tony Fossas, L ERA: 2.67	(8, 1)	0.2		4	2	0	0	0	1	0	0	0	0	0	5	10	0.00	4.500

PITCHER	IP	WLS	BF	H	R	ER	SO	BB	IBB	HBP	BLK	WP	HR	S	P	ERA	WHIP

BOTTOM

Boston Red Sox @ Detroit Tigers

Tiger Stadium, Detroit, MI

Fri Sep 18 1992, 7:05 PM EDT

Att. 14,951 - Cloudy - 76 F

AB	34
R	10
H	13
RBI	10
BB	7
SO	4
LOB	17

livebaseballscorecards.com

Batter	1	2	3	4	5	6	7	8	9	AB	R	H	RBI	BB	SO	LOB
Billy Hatcher, R (1, 7) OBP: 0.311, SLG: 0.352	X 0-0 ① G6-3		C F F B X 1-2 ② F9			B F X 1-1 F9 SF8 2B		B X 1-0 ② G6-3		4	1	1	0	0	0	1
Tony Peña, R (1, 2) OBP: 0.285, SLG: 0.307	C B B X 2-1 1B 1B		S B B B C X 2-2 ③ P3			F B B B C X 3-2 ① F9 2-3		C X 0-1 ③ F8		4	0	1	0	0	0	2
Bob Zupcic, R (1, 8) OBP: 0.324, SLG: 0.354	B X 1-0 ② 1-2 1B			C B X 1-1 ① F9		X 0-0 ② SF8 3-H			C B B F B X 3-2 ① F7	3	0	1	1	0	0	0
Tom Brunansky, R (1, 9) OBP: 0.351, SLG: 0.444	B C B X 2-1 ③ F8			B C S X 1-2 ② P3		B B B X 3-0 ③ F9			C X 0-1 ② G5-3	4	0	0	0	0	0	1
Eric Wedge, R (1, 10) OBP: 0.383, SLG: 0.429 Steve Lyons, L (9, PR) OBP: 0.205, SLG: 0.214		C B B F B X 3-2 ① P5		F B B B B 4-1 BB			B C C B B F X 3-2 ① F7		B B F B B 4-1 FC6 BB	2 0	0 0	0 0	0 0	2 0	0 0	0 0
Jody Reed, R (1, 4) OBP: 0.325, SLG: 0.323		C B C X 1-2 ② G4-3		C X 0-1 ③ G4-3			C C B B X 2-2 ② G6-3		1 SAFE X 0-0 ③ 1-2f FC6	4	0	0	0	0	0	2
Mo Vaughn, L (1, 3) OBP: 0.324, SLG: 0.380		B C C X 1-2 ③ G3-1			S B B S F S 2-3 ① K		F B X 1-1 ③ P1			3	0	0	0	0	1	0
John Valentin, R (1, 6) OBP: 0.342, SLG: 0.391			C C B F H 2-2 SH1-4 HBP		F B F B X 2-2 ② G5-3			B B B C X 3-1 ① P4		2	0	0	0	0	0	0
Tim Naehring, R (1, 5) OBP: 0.275, SLG: 0.282			B 1 SAFE 1 SAFE X 1-0 ① SH1-4 1-2		B C B X 2-1 ③ P9			C B C B X 2-2 HR		2	1	1	1	0	0	0
Inning Stats	R: 0 H: 2 E: 0 LOB: 1 K: 0 BB: 0 S: 6 P: 11	R: 0 H: 0 E: 0 LOB: 0 K: 0 BB: 0 S: 9 P: 14	R: 0 H: 0 E: 0 LOB: 1 K: 0 BB: 0 S: 11 P: 17	R: 0 H: 0 E: 0 LOB: 1 K: 0 BB: 1 S: 8 P: 14	R: 0 H: 0 E: 0 LOB: 0 K: 1 BB: 0 S: 9 P: 15	R: 1 H: 1 E: 0 LOB: 0 K: 0 BB: 0 S: 7 P: 14	R: 0 H: 0 E: 0 LOB: 0 K: 0 BB: 0 S: 9 P: 15	R: 1 H: 1 E: 0 LOB: 0 K: 0 BB: 0 S: 8 P: 14	R: 0 H: 0 E: 0 LOB: 1 K: 0 BB: 1 S: 7 P: 14	1B: 2 SF: 1 2B: 1 SAC: 1 3B: 0 DP: 0 HR: 1 HBP: 1						

TOP

Boston Red Sox @ Detroit Tigers

Tiger Stadium, Detroit, MI

Sat Sep 19 1992, 3:33 AM EDT

Att. 18,613 - Cloudy - 63 F

livebaseballscorecards.com

AB	28
R	2
H	4
RBI	2
BB	2
SO	1
LOB	6

PITCHER		IP	WLS	BF	H	R	ER	SO	BB	IBB	HBP	BLK	WP	HR	S	P	ERA	WHIP
Frank Tanana, L ERA: 4.08	(1, 1)	9.0	W	33	4	2	2	1	2	0	1	0	0	1	74	128	2.00	0.667

PITCHER	IP	WLS	BF	H	R	ER	SO	BB	IBB	HBP	BLK	WP	HR	S	P	ERA	WHIP

Boston Red Sox @ Detroit Tigers

Tiger Stadium, Detroit, MI

Sat Sep 19 1992, 3:33 AM EDT

Att. 18,613 - Cloudy - 63 F

livebaseballscorecards.com

BOTTOM

Batter	1	2	3	4	5	6	7	8	9	AB	R	H	RBI	BB	SO	LOB
Tony Phillips, S (1, 8) OBP: 0.393, SLG: 0.402	C B X 1-1 F9 BB 1B		B C B B B 4-1 BB BB		B F F B S 2-3 ② K			F B X 1-1 1B		3	0	2	0	1	1	0
Lou Whitaker, L (1, 4) OBP: 0.397, SLG: 0.474	X 0-0 ① F9		B 1 SAFE B B B 4-0 1-2 BB		C B B B B 4-1 BB			B B X 2-0 ① P9		2	0	0	0	2	0	2
Travis Fryman, R (1, 6) OBP: 0.318, SLG: 0.434	1 SAFE 1 SAFE B B B B 4-0 1-2 BB		C B F S 1-3 ② K		C B 1 SAFE 1 SAFE B X 2-1 ③ G5-3			B 1 SAFE X 1-0 ② P3		3	0	0	0	1	1	4
Cecil Fielder, R (1, 3) OBP: 0.326, SLG: 0.462	B S F B B F X 3-2 ② F9 2-3		B C F F C 1-3 ③ K			S X 0-1 G4-6-3 1B		B X 1-0 ③ P6		4	0	1	0	0	1	5
Mickey Tettleton, S (1, 10) OBP: 0.372, SLG: 0.461	B C X 1-1 ③ P2			C X 0-1 ① L9		F B B X 2-1 ①② G4-6-3 1-2f			B C C B F X 2-2 ① F7	4	0	0	0	0	0	3
Rob Deer, R (1, 9) OBP: 0.328, SLG: 0.542		C X 0-1 ① P6		C B B F S 2-3 ② K		B X 1-0 ③ P4			C B B B F X 3-2 ② P4	4	0	0	0	0	1	0
Scott Livingstone, L (1, 5) OBP: 0.309, SLG: 0.334 Skeeter Barnes, R (9, PR) OBP: 0.329, SLG: 0.417		C B B F X 2-2 ② G5-3		X 0-0 ③ G6-3			B X 1-0 ① G4-3	C B X 1-1 E 2B		4 0	0 1	1 0	0 0	0 0	0 0	0 0
Mark Carreon, R (1, 7) OBP: 0.278, SLG: 0.351 Dave Bergman, L (9, PH) OBP: 0.297, SLG: 0.265		C S S F X 0-2 ③ G6-3			B B B C X 3-1 E4		F X 0-1 ② F9		B B B I 4-0 E E IBB	3 0	1 1	0 0	0 0	0 1	0 0	-1 0
Chad Kreuter, S (1, 2) OBP: 0.300, SLG: 0.328			X 0-0 ① F7		C B B C C 2-3 ① K		F X 0-1 ③ G3-1		B F C X 1-2 E5 1-H 2-H	4	0	0	0	0	1	0
Inning Stats	R: 0 H: 1 E: 0 LOB: 2 K: 0 BB: 1 S: 9 P: 18	R: 0 H: 0 E: 0 LOB: 0 K: 0 BB: 0 S: 9 P: 11	R: 0 H: 0 E: 0 LOB: 2 K: 2 BB: 2 S: 9 P: 19	R: 0 H: 0 E: 0 LOB: 0 K: 1 BB: 0 S: 6 P: 8	R: 1 H: 0 E: 1 LOB: 1 K: 2 BB: 1 S: 11 P: 24	R: 0 H: 1 E: 0 LOB: 0 K: 0 BB: 0 S: 5 P: 8	R: 0 H: 0 E: 0 LOB: 0 K: 0 BB: 0 S: 5 P: 6	R: 0 H: 1 E: 0 LOB: 1 K: 0 BB: 0 S: 5 P: 10	R: 2 H: 1 E: 1 LOB: 2 K: 0 BB: 1 S: 12 P: 23	1B: 3 SF: 0 2B: 1 SAC: 0 3B: 0 DP: 1 HR: 0 HBP: 0						

	AB	31
	R	3
	H	4
	RBI	0
	BB	5
	SO	5
	LOB	13

WP: 0 PA: 36
PB: 0
SB: 0
CS: 0

PITCHER		IP	WLS	BF	H	R	ER	SO	BB	IBB	HBP	BLK	WP	HR	S	P	ERA	WHIP
Danny Darwin, R ERA: 3.79	(1, 1)	8.0		31	3	1	0	5	4	0	0	0	0	0	59	104	0.00	0.875
Greg Harris, R ERA: 2.73	(9, 1)	0.2	L	5	1	2	0	0	0	1	0	0	0	0	12	23	0.00	1.500

PITCHER	IP	WLS	BF	H	R	ER	SO	BB	IBB	HBP	BLK	WP	HR	S	P	ERA	WHIP

Batter	1	2	3	4	5	6	7	8	9	AB	R	H	RBI	BB	SO	LOB
Billy Hatcher, R (1, 7) OBP: 0.313, SLG: 0.353	B C C F X 1-2 G1-6-3 1B		X 0-0 ② P2		F X 0-1 ② F8		B X 1-0 FC5-4 1B		B B C X 2-1 ① G3-1	5	0	2	0	0	0	2
Tony Peña, R (1, 2) OBP: 0.282, SLG: 0.303	F X 0-1 ① ② G1-6-3 1-2f		F C F B B X 2-2 ③ G3-1		X 0-0 ③ G6-3		X 0-0 ③ FC5-4 1-2f		B F X 1-1 ② G1-3	5	0	0	0	0	0	4
Scott Cooper, L (1, 5) OBP: 0.343, SLG: 0.368	B X 1-0 ③ P6			B X 1-0 HR		B B F B B B 4-1 F9 WP A4 D8 BB		X 0-0 ① G4-3	X 0-0 ③ G3-1	4	1	1	1	1	0	0
Tom Brunansky, R (1, 9) OBP: 0.350, SLG: 0.441		B B C X 2-1 ① F9		C B B X 2-1 ① P5		B F 1 SAFE B B B 4-1 1-2 BB		S B B B X 3-1 ② F7		3	0	0	0	1	0	0
Phil Plantier, L (1, 10) OBP: 0.325, SLG: 0.349		C B F X 1-2 ② L3		C B B X 2-1 ② F8		B X 1-0 ① F9 2-3		B X 1-0 1B 1B 1B		4	1	1	0	0	0	2
Bob Zupcic, R (1, 8) OBP: 0.325, SLG: 0.356		C B X 1-1 1B		B B X 2-0 ③ L8		1 SAFE C C F B C 1-3 ② ③ 3-H		B X 1-0 1B 1-2 1B		4	1	2	0	0	1	2
Steve Lyons, L (1, 3) OBP: 0.229, SLG: 0.283		C B X 1-1 ③ F9		B B X 2-0 E 3B			B X 1-0 ① F9	S B F X 1-2 1B 1-3 2-H 1B		4	1	2	1	0	0	1
John Valentin, R (1, 6) OBP: 0.352, SLG: 0.423			C X 0-1 ① G6-3	C B C B F B X 3-2 E6 3-H 1B			X 0-0 HR	S B B S 1 SAFE X 2-2 1-3 3-H 1B		4	1	3	3	0	0	0
Tim Naehring, R (1, 4) OBP: 0.274, SLG: 0.288			C B C B B X 3-2 2B	B 2 SAFE 2 SAFE P P P C F X 3-2 ① G6-3			B X 1-0 ② L8	B S B F X 2-2 ③ G6-3		4	0	1	0	0	0	3
Inning Stats	R: 0 H: 1 E: 0 LOB: 0 K: 0 BB: 0 S: 7 P: 9	R: 0 H: 1 E: 0 LOB: 1 K: 0 BB: 0 S: 9 P: 14	R: 0 H: 1 E: 0 LOB: 1 K: 0 BB: 0 S: 10 P: 15	R: 1 H: 1 E: 0 LOB: 0 K: 0 BB: 0 S: 6 P: 13	R: 1 H: 2 E: 1 LOB: 1 K: 0 BB: 0 S: 13 P: 19	R: 0 H: 0 E: 0 LOB: 1 K: 1 BB: 2 S: 7 P: 17	R: 1 H: 2 E: 0 LOB: 1 K: 0 BB: 0 S: 5 P: 8	R: 2 H: 4 E: 0 LOB: 2 K: 0 BB: 0 S: 14 P: 24	R: 0 H: 0 E: 0 LOB: 0 K: 0 BB: 0 S: 5 P: 8	1B: 8 SF: 0 2B: 1 SAC: 0 3B: 1 DP: 1 HR: 2 HBP: 0						WP: 1 PA: 39 PB: 0 SB: 0 CS: 0

TOP

Boston Red Sox @ Detroit Tigers

Tiger Stadium, Detroit, MI

Sun Sep 20 1992, 3:33 AM EDT

Att. 18,459 - Cloudy - 66 F

livebaseballscorecards.com

AB	37
R	5
H	12
RBI	5
BB	2
SO	1
LOB	14

PITCHER		IP	WLS	BF	H	R	ER	SO	BB	IBB	HBP	BLK	WP	HR	S	P	ERA	WHIP
Bill Gullickson, R ERA: 4.04	(1, 1)	7.2	L	34	11	5	5	1	2	0	0	0	1	2	65	109	5.87	1.696
John Kiely, R ERA: 2.25	(8, 1)	1.1		5	1	0	0	0	0	0	0	0	0	0	11	18	0.00	0.750

PITCHER	IP	WLS	BF	H	R	ER	SO	BB	IBB	HBP	BLK	WP	HR	S	P	ERA	WHIP

Boston Red Sox @ Detroit Tigers

Tiger Stadium, Detroit, MI

Sun Sep 20 1992, 3:33 AM EDT

Att. 18,459 - Cloudy - 66 F

BOTTOM

Batter	1	2	3	4	5	6	7	8	9	AB	R	H	RBI	BB	SO	LOB
Tony Phillips, S (1, 4) OBP: 0.392, SLG: 0.400	C F B B S 2-3 ① K	C B B B X 3-1 ③ F8		B X 1-0 ③ P7		C X 0-1 ③ G4-3			C F X 0-2 FC3-6 BB WP 1B	5	1	1	0	0	1	3
Dan Gladden, R (1, 8) OBP: 0.304, SLG: 0.357	C F S 0-3 ② K		F B X 1-1 ① P7		X 0-0 ① G5-3		C X 0-1 ① F7		B B B B 4-0 FC3-6 1-2 BB	4	0	0	0	1	1	0
Travis Fryman, R (1, 6) OBP: 0.320, SLG: 0.434	B C B X 2-1 2B 1B		B F C F B B F B 4-2 G5-3 2B BB		C S X 0-2 FC6-4 1B		C B X 1-1 ② L8		B S F B X 2-2 ① P3	4	2	2	0	1	0	2
Cecil Fielder, R (1, 3) OBP: 0.325, SLG: 0.461	C B X 1-1 1-H 2B		B B S X 2-1 ② G5-3 1-2		B F C X 1-2 ② FC6-4 1B 1-2f		B C C F B F C 2-3 ③ K		C X 0-1 ② FC3-6 WP 1B 1-2f 2-3	5	1	1	1	0	1	4
Rob Deer, R (1, 9) OBP: 0.334, SLG: 0.546	B B F B B 4-1 BB		X 0-0 2-H 2B		F B B X 2-1 1-2 1B			C B F B X 2-2 ① P3	B B B B 4-0 1B 1-2 3-H BB	3	0	2	1	2	0	0
Mark Carreon, R (1, 7) OBP: 0.275, SLG: 0.347 Dave Bergman, L (8, PH) OBP: 0.296, SLG: 0.263 (9, 7) Phil Clark, R (9, PH) OBP: 0.472, SLG: 0.511	X 0-0 ③ P4		B B X 2-0 ③ P7		C B X 1-1 ③ P6			C F B B F F X 2-2 ② G3-1	C B X 1-1 1-3 2-H 1B	3 1 1	0 0 0	0 0 1	0 0 1	0 0 0	0 0 0	5 0 0
Skeeter Barnes, R (1, 5) OBP: 0.323, SLG: 0.408 Scott Livingstone, L (8, PH) OBP: 0.310, SLG: 0.339 (9, 5)		C B L B B X 3-2 ① P6		X 0-0 ① G5-3		C L B B C 2-3 ① K		B B C X 2-1 2B	B C S S 1-3 ③ K	3 2	0 0	0 1	0 0	0 0	1 1	0 2
Rich Rowland, R (1, 10) OBP: 0.333, SLG: 0.143 Lou Whitaker, L (8, PH) OBP: 0.398, SLG: 0.474		B C F B F X 2-2 ② P4		C C S 0-3 ② K		B B B C C B 4-2 G2-3 BB		C B B S B F B 4-2 BB		2 0	0 0	0 0	0 0	1 1	1 0	0 0
Chad Kreuter, S (1, 2) OBP: 0.306, SLG: 0.326 Mickey Tettleton, S (8, PH) OBP: 0.372, SLG: 0.460 (9, 2)		B S B B B 4-1 BB		F C B B B F B 4-2 BB		X 0-0 ② G2-3 1-2		B C X 1-1 ③ F7		1 1	0 0	0 0	0 0	2 0	0 0	1 2
Inning Stats	R: 1 H: 2 E: 0 LOB: 2 K: 2 BB: 1 S: 12 P: 21	R: 0 H: 0 E: 0 LOB: 1 K: 0 BB: 1 S: 10 P: 22	R: 1 H: 1 E: 0 LOB: 1 K: 0 BB: 1 S: 10 P: 19	R: 0 H: 0 E: 0 LOB: 1 K: 1 BB: 1 S: 8 P: 13	R: 0 H: 2 E: 0 LOB: 2 K: 0 BB: 0 S: 11 P: 15	R: 0 H: 0 E: 0 LOB: 1 K: 1 BB: 1 S: 8 P: 14	R: 0 H: 0 E: 0 LOB: 0 K: 1 BB: 0 S: 9 P: 12	R: 0 H: 1 E: 0 LOB: 2 K: 0 BB: 1 S: 15 P: 26	R: 2 H: 2 E: 0 LOB: 2 K: 1 BB: 2 S: 13 P: 25							

| | | | | | | |

Batter	1	2	3	4	5	6	7	8	9	10	AB	R	H	RBI	BB	SO	LOB
Billy Hatcher, R (1, 7) OBP: 0.308, SLG: 0.348	F X 0-1 ① G4-3		B B B C F X 3-2 ② G1-3 1-2		B F B F F S 2-3 ③ K			T F S 0-3 ① K	C X 0-1 ②③ L6-4 2-3		5	0	0	0	0	2	4
Bob Zupcic, R (1, 8) OBP: 0.321, SLG: 0.351	B F C T F C 1-3 ② K		X 0-0 ③ FC5 2-3			B C X 1-1 ① L6		C B S B X 2-2 ② G6-3		F X 0-1 ① G4-3	5	0	0	0	0	1	1
Scott Cooper, L (1, 5) OBP: 0.344, SLG: 0.370	B S F B B F F F X 3-2 ③ F8			F X 0-1 ① F7		C B X 1-1 2B 2B		X 0-0 ③ G4-3		B B B C S S B 4-2 BB 1B BB	4	1	1	0	1	0	0
Eric Wedge, R (1, 10) OBP: 0.381, SLG: 0.442 Herm Winningham, L (9, PH) OBP: 0.267, SLG: 0.296		F S B C 1-3 ① K		B X 1-0 ② G5-3		B C B C C X 2-2 2-H 2B			B B C X 2-1 2B WP 1B	1 SAFE C 1 SAFE S B 1 SAFE I B B X 3-2 1-2 BB 1B	3 2	0 1	1 2	1 0	0 0	1 0	0 0
Phil Plantier, L (1, 9) OBP: 0.326, SLG: 0.351		B C S X 1-2 ② P6		B B B B 4-0 BB		S B B B F F F S 3-3 ② K			C C X 0-2 WP HR 1-3 2B	C C B F B X 2-2 ② F7	4	1	1	0	1	1	3
Jody Reed, R (1, 4) OBP: 0.324, SLG: 0.321 Mo Vaughn, L (9, PH) OBP: 0.326, SLG: 0.391 Tim Naehring, R (9, 4) OBP: 0.278, SLG: 0.288		F B F X 1-2 ③ L9		C B C X 1-2 ③ G4-3		B B X 2-0 ③ P3			C B B B X 3-1 2-H 3-H HR	B B B 1-2 2-3 4-0 BB	3 1 0	0 1 0	0 1 0	0 2 0	0 0 1	0 0 0	2 0 0
Steve Lyons, L (1, 3) OBP: 0.235, SLG: 0.286 Tom Brunansky, R (9, PH) OBP: 0.350, SLG: 0.440 (9, 3)			M B X 1-1 ① G3		B B F F F B X 3-2 G6-3 1B		B X 1-0 ① G4-3		B B B B 4-0 L6-4 SH1-4 BB	B S F B X 2-2 ③ F9	3 1	0 0	1 0	0 0	0 1	0 0	0 3
John Valentin, R (1, 6) OBP: 0.352, SLG: 0.441			B B S B X 3-1 HR		B S B B B F F F 1 SAFE 1 SAFE X 3-2 ① G6-3 1-2		B X 1-0 ② G5-3		X 0-0 ① SH1-4 1-2		3	1	1	1	0	0	1
John Flaherty, R (1, 2) OBP: 0.242, SLG: 0.241 Wade Boggs, L (9, PH) OBP: 0.354, SLG: 0.362 Tony Peña, R (9, PR) OBP: 0.282, SLG: 0.303 (9, 2)			X 0-0 FC5 G1-3 1B		C B S B X 2-2 ② G6-3		F B C F X 1-2 ③ G6-3		I I I I 4-0 IBB		3 0 0	0 0 0	1 0 0	0 0 0	0 1 0	0 0 0	1 0 0
Inning Stats	R: 0 H: 0 E: 0 LOB: 0 K: 1 BB: 0 S: 12 P: 16	R: 0 H: 0 E: 0 LOB: 0 K: 1 BB: 0 S: 9 P: 12	R: 1 H: 2 E: 0 LOB: 1 K: 0 BB: 0 S: 9 P: 16	R: 0 H: 0 E: 0 LOB: 1 K: 0 BB: 1 S: 6 P: 12	R: 0 H: 1 E: 0 LOB: 1 K: 1 BB: 0 S: 14 P: 24	R: 1 H: 2 E: 0 LOB: 1 K: 1 BB: 0 S: 13 P: 22	R: 0 H: 0 E: 0 LOB: 0 K: 0 BB: 0 S: 6 P: 9	R: 0 H: 0 E: 0 LOB: 0 K: 1 BB: 0 S: 7 P: 9	R: 3 H: 3 E: 0 LOB: 1 K: 0 BB: 2 S: 10 P: 23	R: 0 H: 1 E: 0 LOB: 3 K: 0 BB: 2 S: 14 P: 29	1B: 4 SF: 0 2B: 4 SAC: 1 3B: 0 DP: 1 HR: 2 HBP: 0						

PITCHER		IP	WLS	BF	H	R	ER	SO	BB	IBB	HBP	BLK	WP	HR	S	P	ERA	WHIP
Dave Haas, R ERA: 3.35	(1, 1)	7.0		27	5	2	2	4	1	0	0	0	0	1	69	111	2.57	0.857
Mike Henneman, R ERA: 4.11	(8, 1)	1.0		6	3	3	3	1	0	0	0	0	1	1	14	21	27.00	3.000
Mike Munoz, L ERA: 3.22	(9, 1)	0.0		1	0	0	0	0	1	0	0	0	0	0	0	4	∞	∞
Mark Leiter, R ERA: 4.49	(9, 1)	2.0	W	9	1	0	0	0	2	1	0	0	0	0	17	36	0.00	1.500

PITCHER	IP	WLS	BF	H	R	ER	SO	BB	IBB	HBP	BLK	WP	HR	S	P	ERA	WHIP

TOP

Boston Red Sox @ Detroit Tigers

Tiger Stadium, Detroit, MI

Mon Sep 21 1992, 7:05 PM EDT

Att. 9,558 - Cloudy - 73 F

livebaseballscorecards.com

AB	37
R	5
H	9
RBI	4
BB	5
SO	5
LOB	15

WP: 1 PA: 43
PB: 0
SB: 0
CS: 0

Batter	1	2	3	4	5	6	7	8	9	10	AB	R	H	RBI	BB	SO	LOB
Tony Phillips, S (1, 8) OBP: 0.390, SLG: 0.398	B F B C X 2-2 G4-3 ①		C B B B B 4-1 SH5-3 1B BB		C F S 0-3 K ①	F B S B 1 SAFE X 3-2 G5-3 ③			S B X 1-1 F7 ①		4	1	0	0	1	1	1
Lou Whitaker, L (1, 4) OBP: 0.395, SLG: 0.470	B C C B B S 3-3 K ②		L X 0-1 SH5-3 ① 1-2 2-3		C B S F C 1-3 K ②		S B F B C 2-3 K ①		F B X 1-1 F9 ②		4	0	0	0	0	3	0
Travis Fryman, R (1, 6) OBP: 0.319, SLG: 0.431	B X 1-0 F8 ③		B B X 2-0 P9 ②		B S H 2-1 BB BB HBP	X 0-0 G6-3 ②			C X 0-1 L1 ③		4	0	0	0	0	0	2
Cecil Fielder, R (1, 10) OBP: 0.327, SLG: 0.460		B X 1-0 P6 ①	X 0-0 2-H 3-H 1B		1 SAFE B B B C 1 SAFE B 4-1 BB 1-2 BB	B B B 4-0 BB				S F B B B F F S 3-3 K ①	3	0	1	2	2	1	0
Mickey Tettleton, S (1, 2) OBP: 0.374, SLG: 0.459 Skeeter Barnes, R (10, PR) OBP: 0.323, SLG: 0.408		C C B B F B C 3-3 K ②	F B B X 2-1 P4 ③		C B S B F F B B 4-2 FC6-4 1-2 2-3 BB	B B F B B 4-1 1-2 BB				B B C B F B 4-2 1B 1B BB	2 0	0 1	0 0	0 0	3 0	1 0	1 0
Rob Deer, R (1, 9) OBP: 0.332, SLG: 0.541	B B B X 3-0 F9 ③	B X 1-0 F8 ①	F X 0-1 FC6-4 1-2f ③			X 0-0 P5 ③				1 SAFE C 1 SAFE X 0-1 1B 1-2 1B	5	0	1	0	0	0	5
Dave Bergman, L (1, 3) OBP: 0.295, SLG: 0.259 Dan Gladden, R (10, PH) OBP: 0.306, SLG: 0.359			B B B B 4-0 HR BB	B B X 2-0 P4 ②		B B X 2-0 G3-1 ①		C B X 1-1 G6-3 ①		B B X 2-0 1-2 2-H 1B	3 1	1 0	0 1	0 1	1 0	0 0	0 0
Mark Carreon, R (1, 7) OBP: 0.278, SLG: 0.360			C B S X 1-2 1-H HR	B X 1-0 G5-3 ③		B B X 2-0 1B		B F B B X 3-1 G5-3 ②			4	1	2	2	0	0	0
Scott Livingstone, L (1, 5) OBP: 0.312, SLG: 0.353			B S X 1-1 SH5-3 1B 2B		B B X 2-0 HR	1 SAFE F S 1 SAFE X 0-2 F8 ②		X 0-0 L8 ③			4	2	2	1	0	0	1
Inning Stats	R: 0 E: 0 K: 1 S: 7 H: 0 LOB: 0 BB: 0 P: 13	R: 0 E: 0 K: 1 S: 6 H: 0 LOB: 0 BB: 0 P: 13	R: 4 E: 0 K: 0 S: 12 H: 3 LOB: 1 BB: 2 P: 26	R: 0 E: 0 K: 0 S: 3 H: 0 LOB: 0 BB: 0 P: 7	R: 1 E: 0 K: 2 S: 16 H: 1 LOB: 3 BB: 2 P: 29	R: 0 E: 0 K: 0 S: 8 H: 1 LOB: 1 BB: 0 P: 15	R: 0 E: 0 K: 1 S: 6 H: 0 LOB: 2 BB: 2 P: 16	R: 0 E: 0 K: 0 S: 5 H: 0 LOB: 0 BB: 0 P: 9	R: 0 E: 0 K: 0 S: 6 H: 0 LOB: 0 BB: 0 P: 8	R: 1 E: 0 K: 1 S: 10 H: 2 LOB: 2 BB: 1 P: 19	1B: 4 2B: 1 3B: 0 HR: 2	SF: 0 SAC: 1 DP: 0 HBP: 1					

PITCHER		IP	WLS	BF	H	R	ER	SO	BB	IBB	HBP	BLK	WP	HR	S	P	ERA	WHIP
Mike Gardiner, R ERA: 4.61	(1, 1)	2.2		13	3	4	4	2	2	0	0	0	0	1	23	48	13.50	1.875
Joe Hesketh, L ERA: 4.58	(3, 1)	4.0		19	2	1	1	3	4	0	1	0	0	1	34	70	2.25	1.500
Daryl Irvine, R ERA: 5.2	(7, 1)	2.2	L	10	1	1	1	1	1	0	0	0	0	0	21	34	3.38	0.750
Tony Fossas, L ERA: 2.63	(10, 1)	0.0		1	1	0	0	0	0	0	0	0	0	0	1	3	∞	∞

PITCHER	IP	WLS	BF	H	R	ER	SO	BB	IBB	HBP	BLK	WP	HR	S	P	ERA	WHIP

BOTTOM

Boston Red Sox @ Detroit Tigers

Tiger Stadium, Detroit, MI

Mon Sep 21 1992, 7:05 PM EDT

Att. 9,558 - Cloudy - 73 F

livebaseballscorecards.com

AB	34
R	6
H	7
RBI	6
BB	7
SO	6
LOB	10

WP: 0 PB: 0 SB: 0 CS: 0 PA: 43

Batter	1	2	3	4	5	6	7	8	9	AB	R	H	RBI	BB	SO	LOB
Kenny Lofton, L (1, 8) OBP: 0.363, SLG: 0.367	B B C C F X 2-2 L4-6 S 1B		F X 0-1 ② L5			X 0-0 G6-3 1B 2B	B B B C C X 3-2 ③ G3		I I I I 4-0 IBB	4	1	2	0	1	0	1
Felix Fermin, R (1, 6) OBP: 0.309, SLG: 0.302	1 SAFE ① 1 SAFE ② B L F 2 SAFE F X 1-2 L4-6 1-3		X 0-0 ③ P3			B X 1-0 ② G6-3 2-3		B X 1-0 ① G3	B S F C 1-3 ③ K	5	0	0	0	0	1	5
Carlos Baerga, S (1, 4) OBP: 0.348, SLG: 0.439	B C B X 2-1 ③ P6			F B C B F B X 3-2 ① G3-1		C B F X 1-2 1B 2B 3-H 1B		C C X 0-2 ② G3		4	1	1	1	0	0	0
Albert Belle, R (1, 7) OBP: 0.325, SLG: 0.480 Thomas Howard, S (8, 7) OBP: 0.313, SLG: 0.343		B B F X 2-1 ① G5-3		B B S B F F C 3-3 ② K		B B X 2-0 2B 1-2 1B		F C B S 1-3 ③ K		4 0	1 0	1 0	0 0	0 0	2 0	0 0
Paul Sorrento, L (1, 3) OBP: 0.353, SLG: 0.451		C B C C X 1-2 1B 1B		B C C C X 1-2 ③ L7		X 0-0 1-H 2-H 2B			C B C B F X 2-2 ① G4-3	4	0	2	2	0	0	0
Carlos Martinez, R (1, 5) OBP: 0.284, SLG: 0.391 Brook Jacoby, R (8, 5) OBP: 0.324, SLG: 0.329		B B X 2-0 1-2 1B			B B X 2-0 G4-6-3 1B	C B B S F X 2-2 ③ P4			B C B C C 2-3 ② K	3 1	0 0	2 0	0 0	0 0	0 1	1 0
Mark Whiten, S (1, 9) OBP: 0.354, SLG: 0.376		B B C F B S 3-3 ② K			C F B 1 B 1 B X SAFE SAFE 3-2 ① ② G4-6-3 1-2f		B C B B B 4-1 G4-3 G6-3 BB		C B X 1-1 E7 2B	3	1	0	0	1	1	3
Reggie Jefferson, S (1, 10) OBP: 0.268, SLG: 0.300		B S B S F C 2-3 ③ K			C F B B S 2-3 ③ K		1 SAFE X 0-0 ① G6-3 1-2		H 1-0 2B HBP	3	0	0	0	0	2	3
Junior Ortiz, R (1, 2) OBP: 0.286, SLG: 0.275			B C F X 1-2 ① G6-3			C F C 0-3 ① K	F B B B X 3-1 ② G4-3 2-3		X 0-0 1-3 2-H 2B	4	0	1	1	0	1	1
Inning Stats	R: 0 H: 1 E: 0 LOB: 0 K: 0 BB: 0 S: 10 P: 15	R: 0 H: 2 E: 0 LOB: 2 K: 2 BB: 0 S: 13 P: 23	R: 0 H: 0 E: 0 LOB: 0 K: 0 BB: 0 S: 6 P: 7	R: 0 H: 0 E: 0 LOB: 0 K: 1 BB: 0 S: 11 P: 18	R: 0 H: 1 E: 0 LOB: 0 K: 1 BB: 0 S: 7 P: 14	R: 3 H: 4 E: 0 LOB: 1 K: 1 BB: 0 S: 14 P: 20	R: 0 H: 0 E: 0 LOB: 1 K: 0 BB: 1 S: 7 P: 17	R: 0 H: 0 E: 0 LOB: 0 K: 1 BB: 0 S: 7 P: 9	R: 1 H: 1 E: 1 LOB: 3 K: 2 BB: 1 S: 13 P: 24	1B: 6 SF: 0 2B: 4 SAC: 0 3B: 0 DP: 2 HR: 0 HBP: 1						

PITCHER	IP	WLS	BF	H	R	ER	SO	BB	IBB	HBP	BLK	WP	HR	S	P	ERA	WHIP
Roger Clemens, R (1, 1) ERA: 2.41	9.0	L	38	9	4	3	8	1	1	1	0	0	0	88	147	3.00	1.111

PITCHER	IP	WLS	BF	H	R	ER	SO	BB	IBB	HBP	BLK	WP	HR	S	P	ERA	WHIP

TOP

Cleveland Indians @ Boston Red Sox

Fenway Park, Boston, MA

Tue Sep 22 1992, 7:05 PM EDT

Att. 24,412 - Cloudy - 77 F

livebaseballscorecards.com

AB	35
R	4
H	9
RBI	4
BB	2
SO	8
LOB	14

Batter	1	2	3	4	5	6	7	8	9	AB	R	H	RBI	BB	SO	LOB
Billy Hatcher, R (1, 7) (9, 8) OBP: 0.308, SLG: 0.347	K		G5-4-3 1-2f			G6-3 1B		F8		4	0	1	0	0	1	1
Bob Zupcic, R (1, 8) OBP: 0.319, SLG: 0.348 Phil Plantier, L (8, PH) OBP: 0.325, SLG: 0.350 (9, 7)	G5-3			G5-3		G6-3 1-2f		G4-3		3	0	0	0	0	0	1
										1	0	0	0	0	0	0
Wade Boggs, L (1, 5) OBP: 0.357, SLG: 0.365 Steve Lyons, L (8, PR) OBP: 0.235, SLG: 0.286 (9, 3)	F7			HR HBP		BB		2B		2	1	1	0	1	0	0
										0	0	0	0	0	0	0
Tom Brunansky, R (1, 9) OBP: 0.349, SLG: 0.440		2B		K		K		F9		4	0	1	0	0	2	3
Eric Wedge, R (1, 10) OBP: 0.379, SLG: 0.491 Herm Winningham, L (9, PH) OBP: 0.267, SLG: 0.296 Tim Naehring, R (9, PH) OBP: 0.277, SLG: 0.286		F8		1-H HR			K		G4-3	3	1	1	2	0	1	1
										0	0	0	0	0	0	0
										1	0	0	0	0	0	0
Jody Reed, R (1, 4) OBP: 0.322, SLG: 0.319		L9		G1-3			L9		L1	4	0	0	0	0	0	1
Scott Cooper, L (1, 3) (9, 5) OBP: 0.343, SLG: 0.369		G6-3			G6-3		E 1B		G4-3	4	0	1	0	0	0	1
Tony Peña, R (1, 2) OBP: 0.280, SLG: 0.301			G4-3		F9		E4 1-2			3	0	0	0	0	0	1
John Valentin, R (1, 6) OBP: 0.352, SLG: 0.439			G5-4-3 1B		G6-3		P3			3	0	1	0	0	0	2
Inning Stats	R: 0 E: 0 K: 1 S: 7 H: 0 LOB: 0 BB: 0 P: 11	R: 0 E: 0 K: 0 S: 11 H: 1 LOB: 1 BB: 0 P: 16	R: 0 E: 0 K: 0 S: 4 H: 1 LOB: 0 BB: 0 P: 7	R: 2 E: 0 K: 1 S: 9 H: 1 LOB: 0 BB: 0 P: 15	R: 0 E: 0 K: 0 S: 6 H: 0 LOB: 0 BB: 0 P: 10	R: 0 E: 0 K: 1 S: 9 H: 1 LOB: 1 BB: 1 P: 15	R: 0 E: 1 K: 1 S: 13 H: 1 LOB: 2 BB: 0 P: 16	R: 0 E: 0 K: 0 S: 10 H: 1 LOB: 1 BB: 0 P: 16	R: 0 E: 0 K: 0 S: 10 H: 0 LOB: 0 BB: 0 P: 15	1B: 3 2B: 2 3B: 0 HR: 1 SF: 0 SAC: 0 DP: 2 HBP: 1							

PITCHER		IP	WLS	BF	H	R	ER	SO	BB	IBB	HBP	BLK	WP	HR	S	P	ERA	WHIP
Alan Embree, L ERA: 6.75	(1, 1)	3.1		12	2	1	1	1	0	0	1	0	0	0	23	39	2.70	0.600
Ted Power, R ERA: 2.37	(4, 1)	2.2	W	10	2	1	1	2	1	0	0	0	0	1	23	35	3.38	1.125
Eric Plunk, R ERA: 3.46	(7, 1)	2.0		9	2	0	0	1	0	0	0	0	0	0	23	32	0.00	1.000
Derek Lilliquist, L ERA: 1.51	(9, 1)	1.0	S	3	0	0	0	0	0	0	0	0	0	0	10	15	0.00	0.000

PITCHER	IP	WLS	BF	H	R	ER	SO	BB	IBB	HBP	BLK	WP	HR	S	P	ERA	WHIP

BOTTOM

Cleveland Indians @ Boston Red Sox

Fenway Park, Boston, MA

Tue Sep 22 1992, 7:05 PM EDT

Att. 24,412 - Cloudy - 77 F

livebaseballscorecards.com

AB	32
R	2
H	6
RBI	2
BB	1
SO	4
LOB	11

WP: 0 PB: 0 SB: 0 CS: 0 PA: 34

Cleveland Indians @ Boston Red Sox

Fenway Park, Boston, MA

Wed Sep 23 1992, 7:05 PM EDT

Att. 26,415 - Sunny - 58 F

livebaseballscorecards.com

TOP

Batter	1	2	3	4	5	6	7	8	9	AB	R	H	RBI	BB	SO	LOB
Kenny Lofton, L (1, 8) OBP: 0.363, SLG: 0.366	B B B B 4-0 G5-3 BB		C C B S 1-3 ③ K		X 0-0 ① G4-3		B F B B X 3-1 F9-3 1B		X 0-0 ① B1-3	4	0	1	0	1	1	1
Felix Fermin, R (1, 6) OBP: 0.306, SLG: 0.299	B 1 SAFE C 1 SAFE F B 1 SAFE 1 SAFE 1 SAFE 2-2 ① ② X G5-3 1-2			C B X 1-1 ① 1B	B C B X 2-1 ② G4-3		1 SAFE 1 SAFE 1 SAFE C P 1 SAFE X 1-1 ② ③ F9-3 1-2		C C B B F X 2-2 ② G4-3	5	0	1	0	0	0	2
Carlos Baerga, S (1, 4) OBP: 0.348, SLG: 0.440	C X 0-1 ③ L7			F C B F X 1-2 HR 2B	C B F F X 1-2 ③ G5-3			X 0-0 1B 1B E 1B	C S F S 0-3 ③ K	5	2	2	0	0	1	0
Albert Belle, R (1, 10) OBP: 0.326, SLG: 0.485		C B F B F S 2-3 ① K		X 0-0 2-H HR	B X 1-0 ① G1-3			X 0-0 E 1B 1-2 SF8 1B		4	2	2	2	0	1	0
Carlos Martinez, R (1, 5) OBP: 0.279, SLG: 0.385 Brook Jacoby, R (7, 5) OBP: 0.323, SLG: 0.327		C B X 1-1 ② G4-3		C X 0-1 ② F9	C B B C X 2-2 E1 1B			X 0-0 ① P3		3 1	0 0	0 0	0 0	0 0	0 0	0 2
Reggie Jefferson, S (1, 3) OBP: 0.311, SLG: 0.386		B S C B X 2-2 ③ G5-3		B C X 1-1 HR 3B	1 SAFE C 1 SAFE F B F B F 1 SAFE 2-2 X 1-2 1B			S B B B X 2-1 E 1-2 2-3 1B		4	1	3	0	0	0	0
Mark Whiten, S (1, 9) OBP: 0.355, SLG: 0.375			S B B B B 4-1 G6-3 BB	S B B B B 4-1 HR BB	C B B C S 2-3 ② K			B F C B B X 3-2 E3 FC5-4 1-2 2-3 3-H		2	1	0	0	2	1	4
Glenallen Hill, R (1, 7) OBP: 0.287, SLG: 0.436		S 1 SAFE B B 1 SAFE 1 SAFE X 2-1 ① F8		B C 1 SAFE B F 1 SAFE B X 3-2 1-H 3-H HR	B C F B F B X 3-2 ③ P3			B S B X 2-1 ② SF8 3-H		3	1	1	4	0	0	3
Junior Ortiz, R (1, 2) OBP: 0.281, SLG: 0.270		C B X 1-1 ② G6-3 1-2		C X 0-1 ③ F8			C B C X 1-2 ① G3	F C B X 1-2 ③ FC5-4 1-2f		4	0	0	0	0	0	3

Inning Stats										
	R: 0 E: 0 K: 0 S: 5	H: 0 LOB: 0 BB: 1 P: 11	R: 0 E: 0 K: 1 S: 10	H: 0 LOB: 0 BB: 0 P: 15	R: 0 E: 0 K: 1 S: 8	H: 0 LOB: 1 BB: 1 P: 16	R: 5 E: 0 K: 0 S: 17	H: 5 LOB: 0 BB: 1 P: 27	R: 0 E: 0 K: 0 S: 7	H: 0 LOB: 0 BB: 0 P: 10
	R: 0 E: 1 K: 1 S: 16	H: 1 LOB: 2 BB: 0 P: 26	R: 0 E: 0 K: 0 S: 8	H: 1 LOB: 0 BB: 0 P: 12	R: 2 E: 1 K: 0 S: 13	H: 3 LOB: 2 BB: 0 P: 21	R: 0 E: 0 K: 1 S: 9	H: 0 LOB: 0 BB: 0 P: 11	1B: 6 2B: 2 3B: 1 HR: 2	SF: 1 SAC: 0 DP: 1 HBP: 0

	WP: 0	PB: 0	SB: 0	CS: 0	PA: 39

	AB	35
	R	7
	H	10
	RBI	6
	BB	3
	SO	4
	LOB	15

PITCHER		IP	WLS	BF	H	R	ER	SO	BB	IBB	HBP	BLK	WP	HR	S	P	ERA	WHIP
Scott Taylor, L ERA: 9.0	(1, 1)	3.2	L	17	5	5	5	2	3	0	0	0	0	2	38	67	12.27	2.182
Paul Quantrill, R ERA: 2.34	(4, 1)	3.2		16	5	2	0	1	0	0	0	0	0	0	38	57	0.00	1.364
Ken Ryan, R ERA: 7.11	(8, 1)	1.2		6	0	0	0	1	0	0	0	0	0	0	17	25	0.00	0.000

PITCHER	IP	WLS	BF	H	R	ER	SO	BB	IBB	HBP	BLK	WP	HR	S	P	ERA	WHIP

Batter	1	2	3	4	5	6	7	8	9	AB	R	H	RBI	BB	SO	LOB
Billy Hatcher, R (1, 7) OBP: 0.307, SLG: 0.346	B C B B X 3-1 WP 1B		X 0-0 ③ G6-3			F X 0-1 ① G4-3		B F L S 1-3 ① K		4	0	1	0	0	1	2
Scott Cooper, L (1, 3) OBP: 0.341, SLG: 0.367	L B C S 1-3 ① K 1-2			B X 1-0 ① L7		S S B F S 1-3 ② K		X 0-0 E9 G4-3 1-3 2-H 1B		4	0	1	1	0	2	1
Wade Boggs, L (1, 5) OBP: 0.354, SLG: 0.362	C B B X 2-1 ② L7			B C X 1-1 ② G4-3		X 0-0 ③ G6-3		X 0-0 ② G4-3 2-3 3-H		4	0	0	1	0	0	2
Tom Brunansky, R (1, 9) OBP: 0.347, SLG: 0.436	C B S B S 2-3 ③ K			B B X 2-0 E5			B B F F S 2-3 ① K	C S B X 1-2 ③ G3		4	0	0	0	0	2	2
Mo Vaughn, L (1, 10) OBP: 0.325, SLG: 0.399		C F F F X 0-2 ① G1-3		B F S X 1-2 ③ G4-3			X 0-0 HR		F B B F F S 2-3 ① K	4	1	1	1	0	1	1
Herm Winningham, L (1, 8) OBP: 0.266, SLG: 0.295		B X 1-0 CS 1B			C B F B B X 3-2 ① F7		S X 0-1 ② G4-3		C X 0-1 ② F8	4	0	1	0	0	0	0
John Valentin, R (1, 6) OBP: 0.343, SLG: 0.428		1 SAFE 1 SAFE B S S T F B F B 3-3 ②③ F S K 1-2			C C X 0-2 ② L8		X 0-0 ③ G6-3		B S X 1-1 ③ P4	4	0	0	0	0	1	1
Tim Naehring, R (1, 4) OBP: 0.283, SLG: 0.293			C B X 1-1 ① L5		B F B X 2-1 1B			B B B C X 3-1 1B 1B		3	1	2	0	0	0	0
John Flaherty, R (1, 2) OBP: 0.234, SLG: 0.233 Steve Lyons, L (8, PH) OBP: 0.250, SLG: 0.300 John Marzano, R (9, 2) OBP: 0.140, SLG: 0.170			F F B X 1-2 ② F9		C F B B S 2-3 ③ K2-3			F C X 0-2 E 1B 1-2 G4-3 1B		2 1 0	0 1 0	0 1 0	0 0 0	0 0 0	1 0 0	1 0 0
Inning Stats	R: 0 H: 1 E: 0 LOB: 1 K: 2 BB: 0 S: 10 P: 18	R: 0 H: 1 E: 0 LOB: 0 K: 1 BB: 0 S: 12 P: 16	R: 0 H: 0 E: 0 LOB: 0 K: 0 BB: 0 S: 6 P: 8	R: 0 H: 0 E: 1 LOB: 1 K: 0 BB: 0 S: 7 P: 12	R: 0 H: 1 E: 0 LOB: 1 K: 1 BB: 0 S: 11 P: 18	R: 0 H: 0 E: 0 LOB: 0 K: 1 BB: 0 S: 7 P: 8	R: 1 H: 1 E: 0 LOB: 0 K: 1 BB: 0 S: 7 P: 9	R: 2 H: 3 E: 1 LOB: 1 K: 1 BB: 0 S: 13 P: 18	R: 0 H: 0 E: 0 LOB: 0 K: 1 BB: 0 S: 8 P: 11	1B: 6 2B: 0 3B: 0 HR: 1	SF: 0 SAC: 0 DP: 0 HBP: 0			WP: 1 PB: 0 SB: 0 CS: 1	PA: 34		

PITCHER		IP	WLS	BF	H	R	ER	SO	BB	IBB	HBP	BLK	WP	HR	S	P	ERA	WHIP
Charles Nagy, R ERA: 2.98	(1, 1)	8.0	W	31	7	3	2	7	0	0	0	0	1	1	73	107	2.25	0.875
Jack Armstrong, R ERA: 4.79	(9, 1)	1.0		3	0	0	0	1	0	0	0	0	0	0	8	11	0.00	0.000

PITCHER	IP	WLS	BF	H	R	ER	SO	BB	IBB	HBP	BLK	WP	HR	S	P	ERA	WHIP

BOTTOM

Cleveland Indians @ Boston Red Sox

Fenway Park, Boston, MA

Wed Sep 23 1992, 7:05 PM EDT

Att. 26,415 - Sunny - 58 F

livebaseballscorecards.com

AB	34
R	3
H	7
RBI	3
BB	0
SO	8
LOB	10

Batter	1	2	3	4	5	6	7	8	9	AB	R	H	RBI	BB	SO	LOB
Kenny Lofton, L (1, 8) OBP: 0.367, SLG: 0.367	C B B F B B 4-2 1B S BB		B X 1-0 G4-6-3 1B		C B C X 1-2 ③ 1-3 2-H 1B		S B B B 4-1 2B BB		C B S L 1-3 ② K	3	0	2	1	2	1	1
Felix Fermin, R (1, 6) OBP: 0.315, SLG: 0.311 Thomas Howard, S (9, PH) OBP: 0.315, SLG: 0.348	1 SAFE 1 SAFE 1 SAFE C B X 1-1 G4-6-3 1-3 1B		C 1 SAFE 1 SAFE 1 SAFE X 0-1 ② ③ G4-6-3 1-2f			B F B F B B 4-2 1B 3B BB	B C X 1-1 1-3 2B		X 0-0 1-H 2B	3 1	1 0	2 1	0 1	1 0	0 0	1 0
Carlos Baerga, S (1, 4) OBP: 0.346, SLG: 0.437	X 0-0 ① P3			B B B C X 3-1 ① P4		C X 0-1 ① P6	C S X 0-2 ③ P6		F F F F S 0-3 ③ K	5	0	0	0	0	1	6
Albert Belle, R (1, 7) OBP: 0.326, SLG: 0.484	X 0-0 ② ③ G4-6-3 1-2f			C X 0-1 ② F9		B X 1-0 1-3 3B 1B		X 0-0 ① F8		4	1	1	0	0	0	2
Paul Sorrento, L (1, 3) OBP: 0.350, SLG: 0.447		F S C 0-3 ① K		X 0-0 ③ L6		F C S 0-3 ② K		B X 1-0 ② G4-3		4	0	0	0	0	2	2
Reggie Jefferson, S (1, 10) OBP: 0.347, SLG: 0.479		C F S 0-3 ② K			X 0-0 PB 1B 1B	B F B X 2-1 1-H 3-H 3B		F F X 0-2 2B		4	1	3	2	0	1	0
Carlos Martinez, R (1, 5) OBP: 0.279, SLG: 0.387		C B X 1-1 2B			C B 1 SAFE F B F 1 SAFE F B 3-2 ① X P4 1-2	B F F F F X 1-2 ③ F9		X 0-0 ③ P3		4	0	1	0	0	0	3
Mark Whiten, S (1, 9) OBP: 0.353, SLG: 0.372		C C B S 1-3 ③ K			X 0-0 ② F8		C C F X 0-2 ① F9		B C X 1-1 ① F7	4	0	0	0	0	1	2
Junior Ortiz, R (1, 2) OBP: 0.281, SLG: 0.267 Wayne Kirby, L (9, PH) OBP: 0.400, SLG: 0.583			B B F B C X 3-2 ① L9		B B B 4-0 1B BB		C B B C B X 3-2 ② G4-3		X 0-0 2B 1B	2 1	0 1	0 1	0 1	1 0	0 0	0 0
Inning Stats	R: 0 H: 1 E: 0 LOB: 1 K: 0 BB: 1 S: 6 P: 11	R: 0 H: 1 E: 0 LOB: 1 K: 3 BB: 0 S: 11 P: 13	R: 0 H: 1 E: 0 LOB: 0 K: 0 BB: 0 S: 6 P: 10	R: 0 H: 0 E: 0 LOB: 0 K: 0 BB: 0 S: 5 P: 8	R: 1 H: 2 E: 0 LOB: 2 K: 0 BB: 1 S: 10 P: 18	R: 2 H: 2 E: 0 LOB: 1 K: 1 BB: 1 S: 15 P: 23	R: 0 H: 1 E: 0 LOB: 2 K: 0 BB: 1 S: 13 P: 21	R: 0 H: 1 E: 0 LOB: 1 K: 0 BB: 0 S: 6 P: 7	R: 1 H: 2 E: 0 LOB: 1 K: 2 BB: 0 S: 12 P: 14	1B: 6 SF: 0 2B: 4 SAC: 0 3B: 1 DP: 2 HR: 0 HBP: 0						WP: 0 PA: 39 PB: 1 SB: 1 CS: 0

PITCHER	IP	WLS	BF	H	R	ER	SO	BB	IBB	HBP	BLK	WP	HR	S	P	ERA	WHIP
Danny Darwin, R (1, 1) ERA: 3.81	8.2	W	38	11	4	4	5	4	0	0	0	0	0	79	120	4.15	1.731
Greg Harris, R (9, 1) ERA: 2.7	0.1	S	1	0	0	0	1	0	0	0	0	0	0	5	5	0.00	0.000

PITCHER	IP	WLS	BF	H	R	ER	SO	BB	IBB	HBP	BLK	WP	HR	S	P	ERA	WHIP

TOP

Cleveland Indians @ Boston Red Sox

Fenway Park, Boston, MA

Thu Sep 24 1992, 7:05 PM EDT

Att. 28,135 - Cloudy - 53 F

livebaseballscorecards.com

AB	35
R	4
H	11
RBI	4
BB	4
SO	6
LOB	17

Batter	1	2	3	4	5	6	7	8	9	AB	R	H	RBI	BB	SO	LOB
Billy Hatcher, R (1, 7) OBP: 0.308, SLG: 0.345	B B B B 4-0 BB BB 2B BB	B B C F X 2-2 ②③ G6-3 1-2f		B C B X 2-1 ② P4		C B S X 1-2 BB BB 1B		C X 0-1 ② G1-3		4	1	1	0	1	0	3
Scott Cooper, L (1, 5) OBP: 0.342, SLG: 0.363	B B B B 4-0 BB 2B 1-2 BB		B C X 1-1 ① G1-3	X 0-0 ③ G3		C B B B C B 4-2 BB 1-2 2-3 BB		B C F F X 1-2 ③ G3		3	1	0	0	2	0	2
Wade Boggs, L (1, 10) OBP: 0.357, SLG: 0.363	B B C B B 4-1 2B 1-2 2-3 BB		B F X 1-1 3B 1B		B F B X 2-1 1B 2B 1B	C S C 0-3 ② K				3	3	2	0	1	1	3
Tom Brunansky, R (1, 9) OBP: 0.350, SLG: 0.440	B B B C F X 3-2 G4-3 1-H 2-H 3-H 2B		B B X 2-0 ② F7		C C X 0-2 2B 1-2 1B	B B C B C B 4-2 FC6-4 1-2 2-3 3-H BB				3	0	2	4	1	0	1
Mo Vaughn, L (1, 3) OBP: 0.327, SLG: 0.409	C X 0-1 ① G4-3 2-3		B F B X 2-1 1-H 3B		C C X 0-2 FC8-4 1-3 2-H 2B	X 0-0 ③ FC6-4 1-2f				4	0	2	2	0	0	4
Bob Zupcic, R (1, 8) OBP: 0.316, SLG: 0.344	S C B X 1-2 ② G5-3		S C B X 1-2 ③ P3		X 0-0 ① L9		B S C C 1-3 ① K			4	0	0	0	0	1	4
John Valentin, R (1, 6) OBP: 0.341, SLG: 0.423	B B X 2-0 ③ F9			C B C B B F X 3-2 1B 1B	C X 0-1 ②③ FC8-4 2-3		F X 0-1 ② F9			4	0	1	0	0	0	3
Tony Peña, R (1, 2) OBP: 0.282, SLG: 0.301		F C F B X 1-2 ① G3		X 0-0 1-3 1B		B B B B 4-0 BB SH3 BB BB	B X 1-0 ③ P4			3	1	1	0	1	0	0
Tim Naehring, R (1, 4) OBP: 0.284, SLG: 0.289		B C B B B 4-1 G6-3 BB		C B B X 2-1 ① P4		B X 1-0 ① SH3 1-2		X 0-0 ① F9		2	0	0	0	1	0	2
Inning Stats	R: 3 H: 1 E: 0 LOB: 1 K: 0 BB: 3 S: 10 P: 28	R: 0 H: 0 E: 0 LOB: 0 K: 0 BB: 1 S: 9 P: 16	R: 1 H: 2 E: 0 LOB: 1 K: 0 BB: 0 S: 10 P: 17	R: 0 H: 2 E: 0 LOB: 2 K: 0 BB: 0 S: 10 P: 17	R: 1 H: 3 E: 0 LOB: 1 K: 0 BB: 0 S: 11 P: 13	R: 1 H: 1 E: 0 LOB: 3 K: 1 BB: 3 S: 12 P: 26	R: 0 H: 0 E: 0 LOB: 0 K: 1 BB: 0 S: 6 P: 8	R: 0 H: 0 E: 0 LOB: 0 K: 0 BB: 0 S: 7 P: 8		1B: 6 SF: 0 2B: 3 SAC: 1 3B: 1 DP: 2 HR: 0 HBP: 0						

PITCHER		IP	WLS	BF	H	R	ER	SO	BB	IBB	HBP	BLK	WP	HR	S	P	ERA	WHIP
Scott Scudder, R ERA: 5.28	(1, 1)	0.0	L	2	0	2	2	0	2	0	0	0	0	0	0	8	∞	∞
Rod Nichols, R ERA: 4.56	(1, 1)	5.0		24	8	4	4	0	3	0	0	0	0	0	50	87	7.20	2.200
Mike Christopher, R ERA: 2.92	(6, 1)	0.1		2	1	0	0	0	0	0	0	0	0	0	4	6	0.00	3.000
Kevin Wickander, L ERA: 3.07	(6, 1)	0.2		4	0	0	0	1	2	0	0	0	0	0	8	16	0.00	3.000
Jack Armstrong, R ERA: 4.76	(7, 1)	1.0		3	0	0	0	1	0	0	0	0	0	0	6	8	0.00	0.000

PITCHER		IP	WLS	BF	H	R	ER	SO	BB	IBB	HBP	BLK	WP	HR	S	P	ERA	WHIP
Steve Olin, R ERA: 2.43	(8, 1)	1.0		3	0	0	0	0	0	0	0	0	0	0	7	8	0.00	0.000

BOTTOM

Cleveland Indians @ Boston Red Sox

Fenway Park, Boston, MA

Thu Sep 24 1992, 7:05 PM EDT

Att. 28,135 - Cloudy - 53 F

livebaseballscorecards.com

AB	30
R	6
H	9
RBI	6
BB	7
SO	2
LOB	22

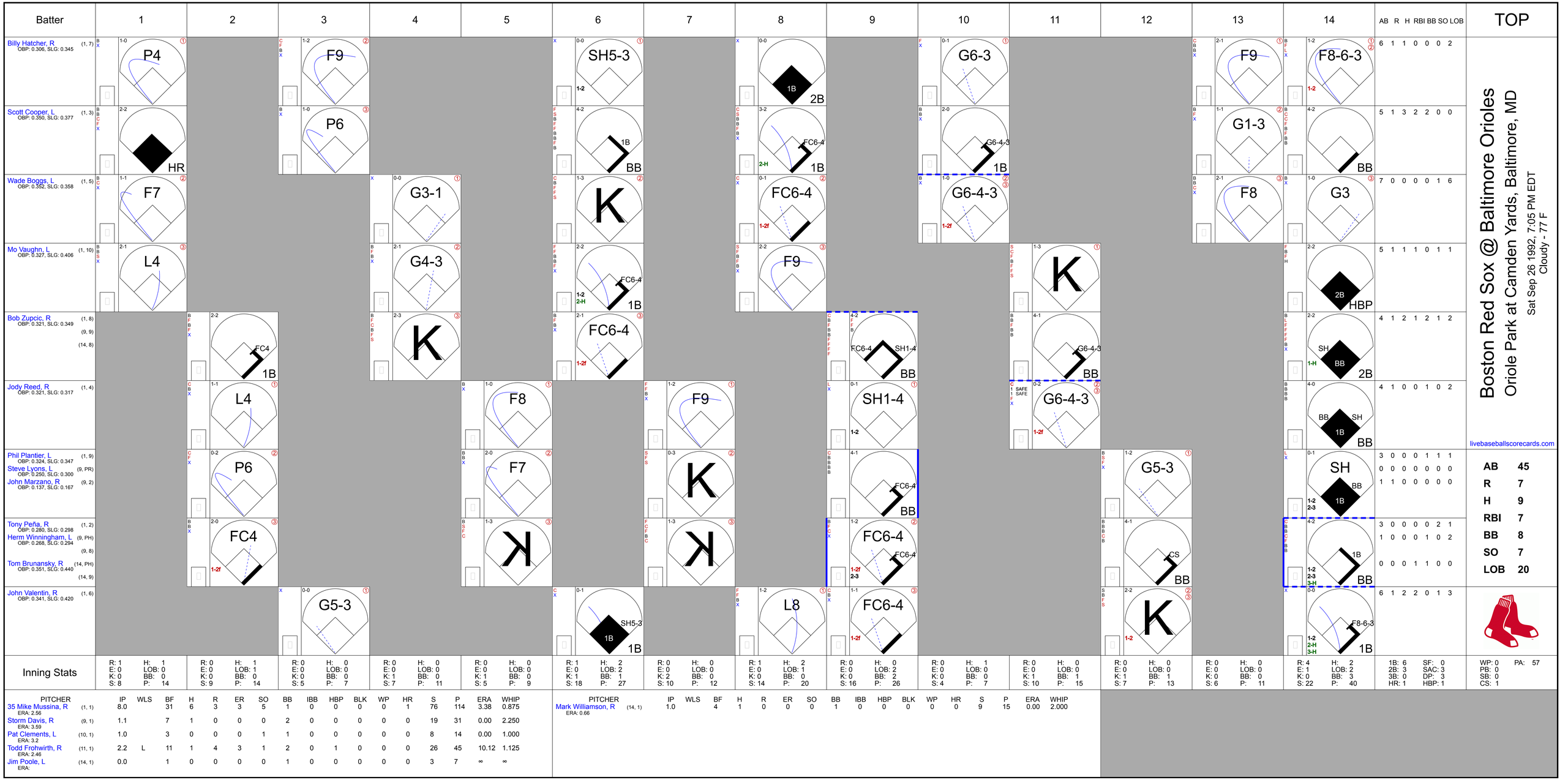
Batter
1
2
3
4
5
6
7
8
9
10
11
12
13
14
AB R H RBI BB SO LOB
TOP
Billy Hatcher, R (1, 7)
OBP: 0.306, SLG: 0.345
P4
F9
SH5-3
1-2
1B
2B
G6-3
F9
F8-6-3
1-2
6 1 1 0 0 0 2
Scott Cooper, L (1, 3)
OBP: 0.350, SLG: 0.377
HR
P6
1B
BB
FC6-4
2-H
G6-4-3
G1-3
BB
5 1 3 2 2 0 0
Wade Boggs, L (1, 5)
OBP: 0.352, SLG: 0.358
F7
G3-1
K
1B
FC6-4
1-2f
G6-4-3
1-2f
F8
G3
7 0 0 0 0 1 6
Mo Vaughn, L (1, 10)
OBP: 0.327, SLG: 0.406
L4
G4-3
FC6-4
1-2
2-H
F9
K
2B
HBP
5 1 1 1 0 1 1
Bob Zupcic, R (1, 8)
OBP: 0.321, SLG: 0.349
(9, 9)
(14, 8)
FC4
1B
K
FC6-4
1-2f
FC6-4
SH1-4
BB
K
G6-4-3
BB
SH
1-H
2B
4 1 2 1 2 1 2
Jody Reed, R (1, 4)
OBP: 0.321, SLG: 0.317
L4
F8
F9
SH1-4
1-2
SAFE
SAFE
G6-4-3
1-2f
BB
SH
1B
BB
4 1 0 0 1 0 2
Phil Plantier, L (1, 9)
OBP: 0.324, SLG: 0.347
Steve Lyons, L (9, PR)
OBP: 0.250, SLG: 0.300
John Marzano, R (9, 2)
OBP: 0.137, SLG: 0.167
P6
F7
K
FC6-4
BB
G5-3
SH
BB
1B
3 0 0 0 1 1 1
0 0 0 0 0 0 0
1 1 0 0 0 0 0
Tony Peña, R (1, 2)
OBP: 0.280, SLG: 0.298
Herm Winningham, L (9, PH)
OBP: 0.268, SLG: 0.294
(9, 8)
Tom Brunansky, R (14, PH)
OBP: 0.351, SLG: 0.440
(14, 9)
FC4
1-2f
K
FC6-4
FC6-4
1-2f
2-3
CS
BB
1B
1-2
2-3
3-H
3 0 0 0 0 2 1
1 0 0 0 1 0 2
0 0 0 1 1 0 0
John Valentin, R (1, 6)
OBP: 0.341, SLG: 0.420
G5-3
SH5-3
1B
L8
FC6-4
1-2f
K
1-2
F8-6-3
1-2
2-H
3-H
1B
6 1 2 2 0 1 3
Boston Red Sox @ Baltimore Orioles
Oriole Park at Camden Yards, Baltimore, MD
Sat Sep 26 1992, 7:05 PM EDT
Cloudy - 77 F
livebaseballscorecards.com
AB 45
R 7
H 9
RBI 7
BB 8
SO 7
LOB 20
Inning Stats
1: R: 1 E: 0 K: 0 S: 8 | H: 1 LOB: 0 BB: 0 P: 14
2: R: 0 E: 0 K: 0 S: 9 | H: 1 LOB: 1 BB: 0 P: 14
3: R: 0 E: 0 K: 0 S: 5 | H: 0 LOB: 0 BB: 0 P: 7
4: R: 0 E: 0 K: 1 S: 7 | H: 0 LOB: 0 BB: 0 P: 11
5: R: 0 E: 0 K: 1 S: 5 | H: 0 LOB: 0 BB: 0 P: 9
6: R: 1 E: 0 K: 1 S: 18 | H: 2 LOB: 2 BB: 1 P: 27
7: R: 0 E: 0 K: 2 S: 10 | H: 0 LOB: 0 BB: 0 P: 12
8: R: 1 E: 0 K: 0 S: 14 | H: 2 LOB: 1 BB: 0 P: 20
9: R: 0 E: 0 K: 0 S: 16 | H: 0 LOB: 2 BB: 2 P: 26
10: R: 0 E: 0 K: 0 S: 4 | H: 1 LOB: 0 BB: 0 P: 7
11: R: 0 E: 0 K: 1 S: 10 | H: 0 LOB: 0 BB: 1 P: 15
12: R: 0 E: 0 K: 1 S: 7 | H: 0 LOB: 0 BB: 1 P: 13
13: R: 0 E: 0 K: 0 S: 6 | H: 0 LOB: 0 BB: 0 P: 11
14: R: 4 E: 1 K: 0 S: 22 | H: 2 LOB: 2 BB: 3 P: 40
1B: 6 2B: 3 3B: 0 HR: 1
SF: 0 SAC: 3 DP: 3 HBP: 1
WP: 0 PB: 0 SB: 0 CS: 1
PA: 57
PITCHER IP WLS BF H R ER SO BB IBB HBP BLK WP HR S P ERA WHIP
35 Mike Mussina, R (1, 1) ERA: 2.56 8.0 31 6 3 3 5 1 0 0 0 0 1 76 114 3.38 0.875
Storm Davis, R (9, 1) ERA: 3.59 1.1 7 1 0 0 0 2 0 0 0 0 0 19 31 0.00 2.250
Pat Clements, L (10, 1) ERA: 3.2 1.0 3 0 0 0 1 1 0 0 0 0 0 8 14 0.00 1.000
Todd Frohwirth, R (11, 1) ERA: 2.46 2.2 L 11 1 4 3 1 2 0 1 0 0 0 26 45 10.12 1.125
Jim Poole, L (14, 1) ERA: 0.0 1 0 0 0 0 1 0 0 0 0 0 3 7 ∞ ∞
PITCHER IP WLS BF H R ER SO BB IBB HBP BLK WP HR S P ERA WHIP
Mark Williamson, R (14, 1) ERA: 0.68 1.0 4 1 0 0 0 1 0 0 0 0 0 0 9 15 0.00 2.000

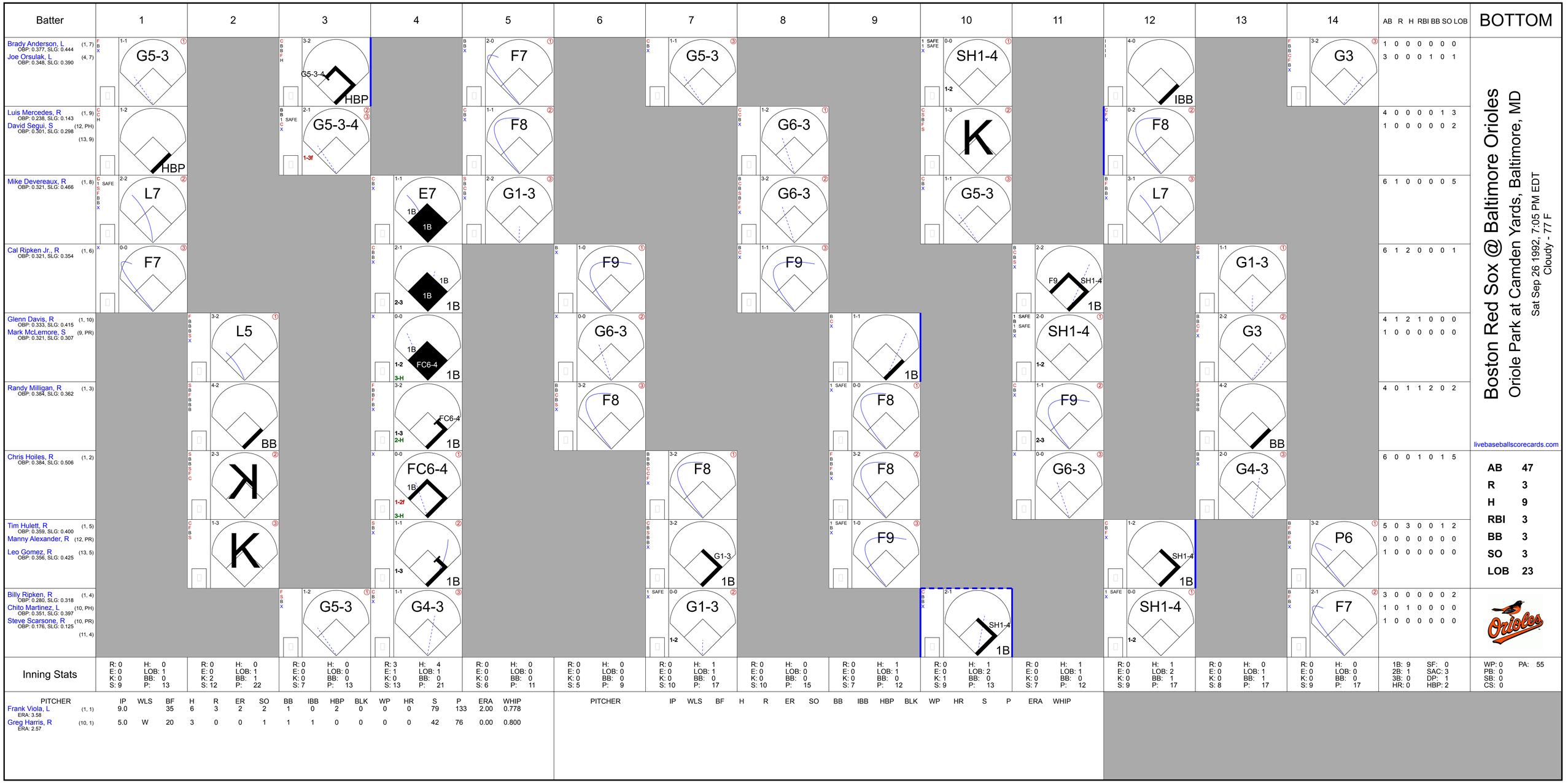

Boston Red Sox @ Baltimore Orioles

Oriole Park at Camden Yards, Baltimore, MD

Sat Sep 26 1992, 7:05 PM EDT

Cloudy - 77 F

livebaseballscorecards.com

Batter	1	2	3	4	5	6	7	8	9	10	11	12	13	14	AB	R	H	RBI	BB	SO	LOB
Brady Anderson, L (1, 7) OBP: 0.377, SLG: 0.444	G5-3		G5-3-4 HBP		F7		G5-3			SH1-4		IBB		G3	1	0	0	0	0	0	0
Joe Orsulak, L (4, 7) OBP: 0.348, SLG: 0.390															3	0	0	0	1	0	1
Luis Mercedes, R (1, 9) OBP: 0.238, SLG: 0.143	HBP		G5-3-4		F8			G6-3		K		F8			4	0	0	0	0	1	3
David Segui, S (12, PH) OBP: 0.301, SLG: 0.298															1	0	0	0	0	0	2
(13, 9)																					
Mike Devereaux, R (1, 8) OBP: 0.321, SLG: 0.466	L7			E7	G1-3			G6-3		G5-3		L7			6	1	0	0	0	0	5
Cal Ripken Jr., R (1, 6) OBP: 0.321, SLG: 0.354	F7					F9		F9			F9 SH1-4		G1-3		6	1	2	0	0	0	1
Glenn Davis, R (1, 10) OBP: 0.333, SLG: 0.415		L5				G6-3					SH1-4		G3		4	1	2	1	0	0	0
Mark McLemore, S (9, PR) OBP: 0.321, SLG: 0.307															1	0	0	0	0	0	0
Randy Milligan, R (1, 3) OBP: 0.384, SLG: 0.362		BB				F8			F8		F9		BB		4	0	1	1	2	0	2
Chris Hoiles, R (1, 2) OBP: 0.384, SLG: 0.506		K		FC6-4			F8		F8		G6-3		G4-3		6	0	0	1	0	1	5
Tim Hulett, R (1, 5) OBP: 0.359, SLG: 0.400		K					G1-3		F9			SH1-4		P6	5	0	3	0	0	1	2
Manny Alexander, R (12, PR)															0	0	0	0	0	0	0
Leo Gomez, R (13, 5) OBP: 0.356, SLG: 0.425															1	0	0	0	0	0	0
Billy Ripken, R (1, 4) OBP: 0.280, SLG: 0.318			G5-3	G4-3			G1-3			SH1-4		SH1-4		F7	3	0	0	0	0	0	2
Chito Martinez, L (10, PH) OBP: 0.351, SLG: 0.397															1	0	1	0	0	0	0
Steve Scarsone, R (10, PR) OBP: 0.176, SLG: 0.125															1	0	0	0	0	0	0
(11, 4)																					
Inning Stats	R: 0 E: 0 K: 0 S: 9	H: 0 LOB: 1 BB: 0 P: 13	R: 0 E: 0 K: 2 S: 12	H: 0 LOB: 1 BB: 1 P: 22	R: 0 E: 0 K: 0 S: 7	H: 0 LOB: 0 BB: 0 P: 13	R: 3 E: 1 K: 0 S: 13	H: 4 LOB: 1 BB: 0 P: 21	R: 0 E: 0 K: 0 S: 6	H: 0 LOB: 0 BB: 0 P: 11	R: 0 E: 0 K: 0 S: 5	H: 0 LOB: 0 BB: 0 P: 9	R: 0 E: 0 K: 0 S: 10	H: 1 LOB: 1 BB: 0 P: 17	R: 0 E: 0 K: 0 S: 10	H: 0 LOB: 0 BB: 0 P: 15	R: 0 E: 0 K: 0 S: 7	H: 1 LOB: 1 BB: 0 P: 12	R: 0 E: 0 K: 1 S: 9	H: 1 LOB: 2 BB: 0 P: 13	R: 0 E: 0 K: 0 S: 7	H: 1 LOB: 1 BB: 0 P: 12	R: 0 E: 0 K: 0 S: 9	H: 1 LOB: 2 BB: 1 P: 17	R: 0 E: 0 K: 0 S: 8	H: 0 LOB: 1 BB: 1 P: 17	R: 0 E: 0 K: 0 S: 9	H: 0 LOB: 0 BB: 0 P: 17	1B: 9 2B: 1 3B: 0 HR: 0	SF: 0 SAC: 3 DP: 1 HBP: 2	WP: 0 PB: 0 SB: 0 CS: 0	PA: 55

PITCHER	IP	WLS	BF	H	R	ER	SO	BB	IBB	HBP	BLK	WP	HR	S	P	ERA	WHIP
Frank Viola, L (1, 1) ERA: 3.58	9.0		35	6	3	2	2	1	0	2	0	0	0	79	133	2.00	0.778
Greg Harris, R (10, 1) ERA: 2.57	5.0	W	20	3	0	0	1	1	1	0	0	0	0	42	76	0.00	0.800

PITCHER	IP	WLS	BF	H	R	ER	SO	BB	IBB	HBP	BLK	WP	HR	S	P	ERA	WHIP

	AB	R	H	RBI	BB	SO	LOB
Brady Anderson, L	1	0	0	0	0	0	0
Joe Orsulak, L	3	0	0	0	1	0	1
Luis Mercedes, R	4	0	0	0	0	1	3
David Segui, S	1	0	0	0	0	0	2
Mike Devereaux, R	6	1	0	0	0	0	5
Cal Ripken Jr., R	6	1	2	0	0	0	1
Glenn Davis, R	4	1	2	1	0	0	0
Mark McLemore, S	1	0	0	0	0	0	0
Randy Milligan, R	4	0	1	1	2	0	2
Chris Hoiles, R	6	0	0	1	0	1	5
Tim Hulett, R	5	0	3	0	0	1	2
Manny Alexander, R	0	0	0	0	0	0	0
Leo Gomez, R	1	0	0	0	0	0	0
Billy Ripken, R	3	0	0	0	0	0	2
Chito Martinez, L	1	0	1	0	0	0	0
Steve Scarsone, R	1	0	0	0	0	0	0
Inning Stats	1B: 9 2B: 1 3B: 0 HR: 0	SF: 0 SAC: 3 DP: 1 HBP: 2	WP: 0 PB: 0 SB: 0 CS: 0	PA: 55			

Boston Red Sox @ Baltimore Orioles

Oriole Park at Camden Yards, Baltimore, MD

Sat Sep 26 1992, 7:05 PM EDT

Att. 45,454 - Cloudy - 71 F

TOP

livebaseballscorecards.com

Batter	1	2	3	4	5	6	7	8	9	AB	R	H	RBI	BB	SO	LOB
Billy Hatcher, R (1, 7) OBP: 0.303, SLG: 0.341	F9		F8			FC5-4 CS			G6-3	4	0	0	0	0	0	1
Jody Reed, R (1, 4) OBP: 0.319, SLG: 0.315	F9			P3		CS	F8		K	3	0	0	0	0	0	0
Herm Winningham, L (9, PH) OBP: 0.267, SLG: 0.293										1	0	0	0	0	1	0
Bob Zupcic, R (1, 8) OBP: 0.323, SLG: 0.351	1B			K			FC6-4 1B		1B	3	0	2	0	0	1	0
Phil Plantier, L (9, PH) OBP: 0.326, SLG: 0.349										1	0	1	0	0	0	0
Tom Brunansky, R (1, 9) OBP: 0.348, SLG: 0.436	G5-3			G5-3			F7		K	4	0	0	0	0	1	3
Eric Wedge, R (1, 10) OBP: 0.377, SLG: 0.483		F7			P5-3 1B		FC6-4			3	0	1	0	0	0	1
Scott Cooper, L (1, 3) OBP: 0.347, SLG: 0.373		G4-3			P5-3			G6-3		3	0	0	0	0	0	1
Tim Naehring, R (1, 5) OBP: 0.285, SLG: 0.290		K			P3			1B		3	0	1	0	0	1	0
(8, 6)																
Luis Rivera, R (1, 6) OBP: 0.288, SLG: 0.261			F7			FC5-4 1B		F7		2	0	1	0	0	0	0
Mo Vaughn, L (8, PH) OBP: 0.326, SLG: 0.405										1	0	0	0	0	0	1
John Flaherty, R (8, 2) OBP: 0.234, SLG: 0.233										0	0	0	0	0	0	0
John Marzano, R (1, 2) OBP: 0.132, SLG: 0.160			F7			K		L6		2	0	0	0	0	1	1
Wade Boggs, L (8, PH) OBP: 0.352, SLG: 0.358										1	0	0	0	0	0	1
(8, 5)																

Inning Stats	1	2	3	4	5	6	7	8	9
R	0	0	0	0	0	0	0	0	0
E	0	0	0	0	0	0	0	0	0
K	0	1	0	1	0	1	0	0	2
S	8	7	7	6	9	9	8	8	12
H	1	0	0	0	1	1	1	1	1
LOB	1	0	0	0	0	0	1	1	1
BB	0	0	0	0	0	0	0	0	0
P	11	15	10	6	12	13	12	12	16

1B	6
2B	1
3B	0
HR	0
SF	0
SAC	0
DP	1
HBP	0

WP	0
PB	0
SB	0
CS	1
PA	32

AB	31
R	0
H	6
RBI	0
BB	0
SO	5
LOB	9

PITCHER		IP	WLS	BF	H	R	ER	SO	BB	IBB	HBP	BLK	WP	HR	S	P	ERA	WHIP
Craig Lefferts, L ERA: 3.65	(1, 1)	7.1	W	25	5	0	0	3	0	0	0	0	0	0	58	85	0.00	0.682
Gregg Olson, R ERA: 2.01	(8, 1)	1.2	S	6	1	0	0	2	0	0	0	0	0	0	16	22	0.00	0.600

PITCHER	IP	WLS	BF	H	R	ER	SO	BB	IBB	HBP	BLK	WP	HR	S	P	ERA	WHIP

BOTTOM

Boston Red Sox @ Baltimore Orioles

Oriole Park at Camden Yards, Baltimore, MD

Sat Sep 26 1992, 7:05 PM EDT

Att. 45,454 - Cloudy - 71 F

livebaseballscorecards.com

Batter	1	2	3	4	5	6	7	8	9	AB	R	H	RBI	BB	SO	LOB
Mark McLemore, S (1, 4) OBP: 0.319, SLG: 0.306	C B B X 2-1 G4-3 ①		C X 0-1 G4-3 ③			X 0-0 F7 S 2B 1B	B C B S F F X 2-2 G6-4-3 ② ③ 1-2f			4	1	1	0	0	0	2
Joe Orsulak, L (1, 7) OBP: 0.345, SLG: 0.386	C X 0-1 G6-3 ②			S X 0-1 G1-3 ①		1 SAFE P 1 SAFE B F X 2-1 F7 ① 1-3		B S C X 1-2 F9 ①		4	0	0	0	0	0	1
Mike Devereaux, R (1, 8) OBP: 0.321, SLG: 0.465	B C S C 1-3 K ③			C B X 1-1 CS 1B		X 0-0 P6 ②		B S B C X 2-2 F7 ②		4	0	1	0	0	1	1
Cal Ripken Jr., R (1, 6) OBP: 0.320, SLG: 0.355		C F B C 1-3 K ①		1 SAFE F P F F X 1-2 G5-3 ② ③ 1-2		B X 1-0 2B 3-H		S T C 0-3 K ③		4	0	1	1	0	2	1
Glenn Davis, R (1, 10) OBP: 0.333, SLG: 0.414		B X 1-0 G3-1 S 1B			B B X 2-0 G5-3 ①	B B C X 2-1 G5-3 ③				3	0	1	0	0	0	1
Chito Martinez, L (1, 9) OBP: 0.355, SLG: 0.407		C B F B X 2-2 G3-1 ② 1-3			X 0-0 2B 1B		C B B X 2-1 1B 2B			3	1	2	0	0	0	1
Leo Gomez, R (1, 5) OBP: 0.354, SLG: 0.423		B C B C B X 3-2 F8 ③			C F B 1 SAFE F 1 B B X 3-2 F9 ②		B S S S 1-3 K ①			3	0	0	0	0	1	3
David Segui, S (1, 3) OBP: 0.306, SLG: 0.306			B S C S 1-3 K ①		F X 0-1 2B 1-3		I I I I 4-0 1B IBB			2	0	1	0	1	1	0
Jeff Tackett, R (1, 2) OBP: 0.293, SLG: 0.379			X 0-0 G6-3 ②		C F X 0-2 G1-3 ③		B C X 1-1 G6-4-3 1B 1-2 2-H			3	0	1	1	0	0	2

Inning Stats	R: 0 E: 0 K: 1 S: 7	H: 0 LOB: 0 BB: 0 P: 10	R: 0 E: 0 K: 1 S: 10	H: 1 LOB: 1 BB: 0 P: 17	R: 0 E: 0 K: 1 S: 6	H: 0 LOB: 0 BB: 0 P: 7	R: 0 E: 0 K: 0 S: 9	H: 1 LOB: 0 BB: 0 P: 10	R: 0 E: 0 K: 0 S: 11	H: 2 LOB: 2 BB: 0 P: 16	R: 1 E: 0 K: 0 S: 8	H: 2 LOB: 1 BB: 0 P: 12	R: 1 E: 0 K: 1 S: 12	H: 2 LOB: 1 BB: 1 P: 22	R: 0 E: 0 K: 1 S: 9	H: 0 LOB: 0 BB: 0 P: 12	1B: 5 2B: 3 3B: 0 HR: 0	SF: 0 SAC: 0 DP: 1 HBP: 0	WP: 0 PB: 0 SB: 2 CS: 1	PA: 31						

PITCHER		IP	WLS	BF	H	R	ER	SO	BB	IBB	HBP	BLK	WP	HR	S	P	ERA	WHIP
John Dopson, R ERA: 4.0	(1, 1)	6.1	L	27	8	2	2	4	0	1	0	0	0	0	58	87	2.84	1.263
Matt Young, L ERA: 4.54	(7, 1)	1.2		4	0	0	0	1	0	0	0	0	0	0	14	19	0.00	0.000

PITCHER	IP	WLS	BF	H	R	ER	SO	BB	IBB	HBP	BLK	WP	HR	S	P	ERA	WHIP

AB	30
R	2
H	8
RBI	2
BB	1
SO	5
LOB	12

Boston Red Sox @ Baltimore Orioles

Oriole Park at Camden Yards, Baltimore, MD

Sun Sep 27 1992, 3:33 AM EDT

Att. 45,597 - Cloudy - 73 F

TOP

livebaseballscorecards.com

Batter	1	2	3	4	5	6	7	8	9	AB	R	H	RBI	BB	SO	LOB
Billy Hatcher, R (1, 7) OBP: 0.300, SLG: 0.337	B C X 1-1 P3 ①	C B B B X 3-1 G4-3 ③	X 0-0 FC5-4 ③ 1-2f		B B F 1 SAFE X 2-1 F9 ②		B X 1-0 G6-4-3 ②③ 1-2f			5	0	0	0	0	0	6
Scott Cooper, L (1, 3) OBP: 0.348, SLG: 0.374	C B B X 2-1 P4 ②	B B F F X 2-2 1B 1B 1B ①	C F B F X 1-2 G5-3 ①		C 1 SAFE C B B S 2-3 K ③			C F X 0-2 FC6-4 1B		5	1	2	0	0	1	1
Wade Boggs, L (1, 5) OBP: 0.356, SLG: 0.364	C B B C B F X 3-2 BB 1B 1B	C X 0-1 1B 1B 1B ① 1-3	B B B C X 3-1 BB BB 1B			B C B X 2-1 E 2B		C B C B C 2-3 K ①		5	3	4	0	0	1	1
Tom Brunansky, R (1, 9) OBP: 0.351, SLG: 0.435	C B 1 SAFE F B B B 4-2 1B BB 1-2	X 0-0 1B 1B 1B ② 1-2 3-H	B B B C B 4-1 BB BB 1-2			B B B X 3-0 F8 ①		B F F X 1-2 F8 ②		3	1	1	1	2	0	2
Mo Vaughn, L (1, 10) OBP: 0.326, SLG: 0.403	C X 1-1 1B ① 1-3 2-H	B C B B B X 3-1 F7 ①	S B S B F X 2-2 F7 ②			B S B X 2-1 F7 ② 2-H		C X 0-1 FC6-4 ③ 1-2f		4	0	1	1	0	0	4
Eric Wedge, R (8, PH) OBP: 0.371, SLG: 0.475										1	0	0	0	0	0	1
Bob Zupcic, R (1, 8) OBP: 0.327, SLG: 0.353	C C B B C 2-3 K ③	B B C F F B X 3-2 E 1B SF9 1B 1-3 2-H	C B B C B F B 4-2 FC6-4 BB 1-2 2-3			B B B F X 3-1 F8 ③			C F X 0-2 G6-4-3 1B	4	1	2	1	1	1	2
John Valentin, R (1, 6) OBP: 0.342, SLG: 0.419	C X 0-1 P3 ① 1-2	X 0-0 SF9 E 1B ③ 1-2 3-H	X 0-0 FC6-4 ③ 1-2f				C X 0-1 1B 1B		B B F X 2-1 G6-4-3 ①② 1-2f	5	0	2	1	0	0	4
Tony Peña, R (1, 2) OBP: 0.279, SLG: 0.297	B B X 2-0 G6-3 ② 1-2	B X 1-0 E4 FC5-4 ① 1-2 2-3			C F X 0-2 G6-3 ① 1-2		X 0-0 G6-4-3 1B 1-2		F X 0-1 G5-3 ③	5	0	1	0	0	0	2
Tim Naehring, R (1, 4) OBP: 0.289, SLG: 0.302	B C F B X 2-2 2B 1-2	X 0-0 SF9 ② 2-3 3-H			C F B X 1-2 1B		F X 0-1 F8 ①			3	0	2	1	0	0	2

Inning Stats	R: 1 E: 0 K: 1 S: 15	H: 2 LOB: 2 BB: 1 P: 28	R: 0 E: 0 K: 0 S: 8	H: 1 LOB: 1 BB: 0 P: 15	R: 4 E: 1 K: 0 S: 16	H: 5 LOB: 2 BB: 0 P: 25	R: 0 E: 0 K: 0 S: 15	H: 1 LOB: 3 BB: 2 P: 29	R: 0 E: 0 K: 1 S: 11	H: 1 LOB: 1 BB: 0 P: 16
	R: 1 E: 1 K: 0 S: 7	H: 1 LOB: 0 BB: 0 P: 17	R: 0 E: 0 K: 0 S: 6	H: 2 LOB: 1 BB: 0 P: 7	R: 0 E: 0 K: 1 S: 11	H: 1 LOB: 1 BB: 0 P: 14	R: 0 E: 0 K: 0 S: 7	H: 1 LOB: 0 BB: 0 P: 9	1B: 13 2B: 2 3B: 0 HR: 0	SF: 1 SAC: 0 DP: 2 HBP: 0	WP: 0 PB: 0 SB: 0 CS: 0	PA: 44

PITCHER		IP	WLS	BF	H	R	ER	SO	BB	IBB	HBP	BLK	WP	HR	S	P	ERA	WHIP
Rick Sutcliffe, R ERA: 4.47	(1, 1)	2.1	L	16	8	5	4	1	1	0	0	0	0	0	36	64	15.43	3.857
Pat Clements, L ERA: 2.98	(3, 1)	3.1		16	3	1	0	1	2	0	0	0	0	0	34	61	0.00	1.500
Mark Williamson, R ERA: 0.6	(6, 1)	1.1		5	2	0	0	0	0	0	0	0	0	0	8	12	0.00	1.500
Mike Flanagan, L ERA: 8.05	(8, 1)	2.0		7	2	0	0	1	0	0	0	0	0	0	18	23	0.00	1.000

PITCHER	IP	WLS	BF	H	R	ER	SO	BB	IBB	HBP	BLK	WP	HR	S	P	ERA	WHIP

AB	40
R	6
H	15
RBI	5
BB	3
SO	3
LOB	25

Batter	1	2	3	4	5	6	7	8	9	AB	R	H	RBI	BB	SO	LOB
Brady Anderson, L (1, 8) OBP: 0.376, SLG: 0.444	C C B B C 2-3 ① K		C B B X 2-1 ② 2B			C B B S B C 3-3 ② K			B X 1-0 ① L9	4	0	1	0	0	2	0
Mark McLemore, S (1, 4) OBP: 0.314, SLG: 0.300	L B X 1-1 ② G5-3		F B B F B X 3-2 ③ L4			X 0-0 ③ G4-3			B B C X 2-1 ② G4-3	4	0	0	0	0	0	1
Cal Ripken Jr., R (1, 6) OBP: 0.318, SLG: 0.353	F B X 1-1 ③ F8			X 0-0 ① P4			B X 1-0 ① L5		B B X 2-0 ③ G6-3	4	0	0	0	0	0	0
Glenn Davis, R (1, 10) OBP: 0.331, SLG: 0.411		F X 0-1 ① F9		C F B X 1-2 ② F7			S T S 0-3 ② K			3	0	0	0	0	1	0
Joe Orsulak, L (1, 7) OBP: 0.342, SLG: 0.383		B F X 1-1 ② F7		X 0-0 ③ F7			X 0-0 ③ G4-3			3	0	0	0	0	0	0
Chito Martinez, L (1, 9) OBP: 0.360, SLG: 0.411		C B X 1-1 2B 1B			C B S B X 2-2 ① F8			C X 0-1 G3 WP 1B		3	1	2	0	0	0	0
Tim Hulett, R (1, 5) OBP: 0.358, SLG: 0.407		1 SAFE B B X 2-0 ③ 1-H 2B			X 0-0 ② G4-3			C S B X 1-2 ① G3 1-3		3	0	1	1	0	0	1
David Segui, S (1, 3) OBP: 0.302, SLG: 0.301			B B C S S 2-3 ① K		S B X 1-1 ③ G6-3			C S S 0-3 ② K		3	0	0	0	0	2	1
Jeff Tackett, R (1, 2) OBP: 0.289, SLG: 0.374 Rick Dempsey, R (8, 2) OBP: 0.273, SLG: 0.111			B X 1-0 ② G4-3			C S B B B X 3-2 ① F8		S X 0-1 ③ G1-4-3		2 1	0 0	0 0	0 0	0 0	0 0	0 1
Inning Stats	R: 0 E: 0 K: 1 S: 7 H: 0 LOB: 0 BB: 0 P: 11	R: 1 E: 0 K: 0 S: 7 H: 2 LOB: 1 BB: 0 P: 11	R: 0 E: 0 K: 1 S: 9 H: 1 LOB: 1 BB: 0 P: 17	R: 0 E: 0 K: 0 S: 5 H: 0 LOB: 0 BB: 0 P: 6	R: 0 E: 0 K: 0 S: 6 H: 0 LOB: 0 BB: 0 P: 9	R: 0 E: 0 K: 1 S: 7 H: 0 LOB: 0 BB: 0 P: 13	R: 0 E: 0 K: 1 S: 5 H: 0 LOB: 0 BB: 0 P: 6	R: 0 E: 0 K: 1 S: 10 H: 1 LOB: 1 BB: 0 P: 11	R: 0 E: 0 K: 0 S: 4 H: 0 LOB: 0 BB: 0 P: 9	1B: 2 2B: 2 3B: 0 HR: 0 SF: 0 SAC: 0 DP: 0 HBP: 0						

PITCHER		IP	WLS	BF	H	R	ER	SO	BB	IBB	HBP	BLK	WP	HR	S	P	ERA	WHIP
Joe Hesketh, L ERA: 4.39	(1, 1)	8.0	W	27	4	1	1	5	0	0	0	0	1	0	56	84	1.12	0.500
Tony Fossas, L ERA: 2.54	(9, 1)	1.0		3	0	0	0	0	0	0	0	0	0	0	4	9	0.00	0.000

PITCHER	IP	WLS	BF	H	R	ER	SO	BB	IBB	HBP	BLK	WP	HR	S	P	ERA	WHIP

BOTTOM

Boston Red Sox @ Baltimore Orioles

Oriole Park at Camden Yards, Baltimore, MD

Sun Sep 27 1992, 3:33 AM EDT
Att. 45,597 - Cloudy - 73 F

livebaseballscorecards.com

AB	30
R	1
H	4
RBI	1
BB	0
SO	5
LOB	4

WP: 1 PA: 30
PB: 0
SB: 0
CS: 0

Batter	1	2	3	4	5	6	7	8	9	AB	R	H	RBI	BB	SO	LOB
Billy Hatcher, R (1, 7) OBP: 0.299, SLG: 0.338	S S B B X 2-2 ① G5-3		C X 0-1 SH3-4 BB 2B	F X 0-1 ③ G4-3			L 1 SAFE 1 SAFE F 1 SAFE B 1 SAFE X 1-2 ①② G1-6-3 1-2f		B F C B F X 2-2 ③ L8	5	1	1	0	0	0	1
Jody Reed, R (1, 4) OBP: 0.322, SLG: 0.317	S T B C 1-3 ② K		B B F B B 4-1 BB SH3-4 BB		C C B B X 2-2 G4-6-3 1B		C C X 0-2 FC6-4 1B			3	0	2	0	1	1	0
Bob Zupcic, R (1, 8) OBP: 0.324, SLG: 0.350	C B B F X 2-2 ③ P4		X 0-0 ① SH3-4 1-2 2-3		L B F X 1-2 ①② G4-6-3 1-2f		X 0-0 ③ FC6-4 1-2f			3	0	0	0	0	0	2
Tom Brunansky, R (1, 9) OBP: 0.352, SLG: 0.435		B B C B C X 3-2 ① P4	C B B F F F S 2-3 ② K		B B B B 4-0 CS BB			B X 1-0 FC5-4 1B		3	0	1	0	1	1	2
Eric Wedge, R (1, 10) OBP: 0.384, SLG: 0.492 Mo Vaughn, L (8, PH) OBP: 0.325, SLG: 0.402		B F B X 2-1 G4-3 2B 2B	B B B B 4-0 BB BB		B C B F B 3-2 ③ CS 1-2	B X 1-0 ① P3		C X 0-1 ① L9		2 1	1 0	1 0	0 0	1 0	0 0	0 1
John Valentin, R (1, 6) OBP: 0.346, SLG: 0.414		S C B B B F B 4-2 G4-3 2B BB	B B B C B 4-1 1-2 2-3 3-H BB			B X 1-0 ② F9		C B C X 1-2 ② FC5-4 FC3-6 1-2f		2	1	0	1	2	0	1
Scott Cooper, L (1, 3) OBP: 0.346, SLG: 0.372		X 0-0 ② G4-3 1-2 2-3	B B C F F B S 3-3 ③ K			B C X 1-1 1B		B C C B X 2-2 ③ FC3-6 1-2f		4	0	1	0	0	1	6
Tim Naehring, R (1, 5) OBP: 0.290, SLG: 0.309 Wade Boggs, L (9, PH) OBP: 0.355, SLG: 0.363		S B F X 1-2 2-H 3-H 2B	C F F C 0-3 ① K			B B X 2-0 ③ L5			B B B C C X 3-1 ① F8	3 1	0 0	1 0	2 0	0 0	1 0	1 0
John Flaherty, R (1, 2) OBP: 0.239, SLG: 0.238 Steve Lyons, L (7, PR) OBP: 0.250, SLG: 0.300 Tony Peña, R (7, 2) OBP: 0.278, SLG: 0.296		B B C B X 3-1 ③ G4-3	F F X 0-2 ② F7				C B F F F F X 1-2 G1-6-3 1B		C X 0-1 ② G6-3	3 0 1	0 0 0	1 0 0	0 0 0	0 0 0	0 0 0	1 0 0
Inning Stats	R: 0 H: 0 E: 0 LOB: 0 K: 1 BB: 0 S: 9 P: 14	R: 2 H: 2 E: 0 LOB: 1 K: 0 BB: 1 S: 14 P: 27	R: 1 H: 1 E: 0 LOB: 3 K: 2 BB: 3 S: 14 P: 31	R: 0 H: 0 E: 0 LOB: 0 K: 1 BB: 0 S: 9 P: 9	R: 0 H: 1 E: 0 LOB: 0 K: 0 BB: 1 S: 8 P: 18	R: 0 H: 1 E: 0 LOB: 1 K: 0 BB: 0 S: 5 P: 10	R: 0 H: 2 E: 0 LOB: 1 K: 0 BB: 0 S: 13 P: 15	R: 0 H: 1 E: 0 LOB: 1 K: 0 BB: 0 S: 9 P: 13	R: 0 H: 0 E: 0 LOB: 0 K: 0 BB: 0 S: 8 P: 13	1B: 5 SF: 0 2B: 3 SAC: 1 3B: 0 DP: 2 HR: 0 HBP: 0						

PITCHER		IP	WLS	BF	H	R	ER	SO	BB	IBB	HBP	BLK	WP	HR	S	P	ERA	WHIP
Arthur Rhodes, L ERA: 3.8	(1, 1)	6.0		27	6	3	3	4	5	0	0	0	0	0	65	116	4.50	1.833
Storm Davis, R ERA: 3.5	(7, 1)	2.0	W	7	2	0	0	0	0	0	0	0	0	0	16	21	0.00	1.000
Jim Poole, L ERA:	(9, 1)	1.0		3	0	0	0	0	0	0	0	0	0	0	8	13	0.00	0.000

PITCHER	IP	WLS	BF	H	R	ER	SO	BB	IBB	HBP	BLK	WP	HR	S	P	ERA	WHIP

TOP

Boston Red Sox @ Baltimore Orioles

Oriole Park at Camden Yards, Baltimore, MD

Mon Sep 28 1992, 7:05 PM EDT
Att. 45,663 - Cloudy - 67 F

livebaseballscorecards.com

AB	31
R	3
H	8
RBI	3
BB	5
SO	4
LOB	15

1B: 5	SF: 0	WP: 0	PA: 38
2B: 3	SAC: 1	PB: 0	
3B: 0	DP: 2	SB: 0	
HR: 0	HBP: 0	CS: 1	

Batter	1	2	3	4	5	6	7	8	9	AB	R	H	RBI	BB	SO	LOB
Brady Anderson, L (1, 7) OBP: 0.376, SLG: 0.454	C B F F B F F F B 3-2 F X HR	B C F C 1-3 ③ K			C C S 0-3 ① K	B C C B B X 3-2 ③ G4-3		B C B X 2-1 HR		5	2	2	2	0	2	3
Mike Devereaux, R (1, 8) OBP: 0.320, SLG: 0.462	B F B B B 4-1 E SF9 BB		C B B F X 2-2 ① F8		B S X 1-1 ② G5-3		C F F B B X 2-2 ① G6-3	B C B S S 3-3 ② K		4	1	0	0	1	1	0
Cal Ripken Jr., R (1, 6) OBP: 0.319, SLG: 0.353	1 SAFE C S B 1 F X SAFE 1-2 ① P4		C S F B B F X 2-2 ② P4		X 0-0 1B		B X 1-0 BB BB 2B 1B	C F B S 1-3 ③ K		5	1	2	0	0	1	1
Glenn Davis, R (1, 10) OBP: 0.333, SLG: 0.410	F P 1 X SAFE 1-1 E6 1-3		B B X 2-0 1B		F S X 0-2 ③ P5		B B B C B 4-1 BB 2B 1-2 BB			3	1	1	0	1	0	2
Randy Milligan, R (1, 3) OBP: 0.384, SLG: 0.361 David Segui, S (7, 3) OBP: 0.305, SLG: 0.301	B X 1-0 ② SF9 3-H		B X 1-0 ③ F9			C B B B C F B B 4-2 1B BB	B B C B F 1 SAFE F B 4-2 1-2 2-3 2B BB			1 0 0 1 1 0 1 0 1 0 0 1 0 0						
Chito Martinez, L (1, 9) OBP: 0.359, SLG: 0.410 Tim Hulett, R (7, PH) OBP: 0.356, SLG: 0.403 Joe Orsulak, L (8, 9) OBP: 0.342, SLG: 0.383	C B F B S 2-3 ③ K			C B X 1-1 ① L3		1 SAFE C X 0-1 ① 1-3 1B 1B	S B F S 1-3 ② K			3 1 1 0 0 1 1 1 0 0 0 0 1 3 0 0 0 0 0 0 0						
Leo Gomez, R (1, 5) OBP: 0.356, SLG: 0.425		F C B B S 2-3 ① K		F B B B B 4-1 WP S BB		B B F B F B 4-2 1B BB	B C F B B X 3-2 1-H 2-H 3-H 2B			2	0	1	3	2	1	0
Billy Ripken, R (1, 4) OBP: 0.276, SLG: 0.314		X 0-0 ② F9		1 SAFE P C C X 1-2 ② L4 1-2		X 0-0 ② P1	B B B C X 3-1 ③ G1-3			4	0	0	0	0	0	4
Mark Parent, R (1, 2) OBP: 0.259, SLG: 0.292		C S B B B F X 3-2 1B		C S B B C 2-3 ③ K 2-3		F X 0-1 1-3 2-H 1B		B S B B F X 3-2 ① F8		4	0	2	1	0	1	1
Inning Stats	R: 2 E: 1 K: 1 S: 20 H: 1 LOB: 1 BB: 1 P: 31	R: 0 E: 0 K: 2 S: 11 H: 1 LOB: 1 BB: 0 P: 17	R: 0 E: 0 K: 0 S: 10 H: 1 LOB: 1 BB: 0 P: 17	R: 0 E: 0 K: 1 S: 10 H: 0 LOB: 1 BB: 1 P: 17	R: 0 E: 0 K: 1 S: 9 H: 1 LOB: 1 BB: 0 P: 10	R: 1 E: 0 K: 0 S: 13 H: 2 LOB: 2 BB: 2 P: 24	R: 3 E: 0 K: 1 S: 17 H: 2 LOB: 1 BB: 2 P: 35	R: 1 E: 0 K: 2 S: 11 H: 1 LOB: 0 BB: 0 P: 20		1B: 6 2B: 1 3B: 0 HR: 2 SF: 1 SAC: 0 DP: 0 HBP: 0						

PITCHER		IP	WLS	BF	H	R	ER	SO	BB	IBB	HBP	BLK	WP	HR	S	P	ERA	WHIP
Mike Gardiner, R ERA: 4.56	(1, 1)	5.1		24	5	3	2	5	3	0	0	0	1	1	65	101	3.38	1.500
Paul Quantrill, R ERA: 2.32	(6, 1)	0.1		3	1	0	0	0	1	0	0	0	0	0	5	9	0.00	6.000
Matt Young, L ERA: 4.52	(6, 1)	0.1		1	0	0	0	0	0	0	0	0	0	0	3	6	0.00	0.000
Daryl Irvine, R ERA: 6.11	(7, 1)	0.1	L	4	1	3	3	0	2	0	0	0	0	0	9	20	81.00	9.000
Scott Taylor, L ERA: 9.0	(7, 1)	1.0		5	2	1	1	1	0	0	0	0	0	1	13	25	9.00	2.000

PITCHER		IP	WLS	BF	H	R	ER	SO	BB	IBB	HBP	BLK	WP	HR	S	P	ERA	WHIP
Ken Ryan, R ERA: 6.43	(8, 1)	0.2		2	0	0	0	2	0	0	0	0	0	0	6	10	0.00	0.000

BOTTOM

Boston Red Sox @ Baltimore Orioles

Oriole Park at Camden Yards, Baltimore, MD

Mon Sep 28 1992, 7:05 PM EDT

Att. 45,663 - Cloudy - 67 F

livebaseballscorecards.com

AB	32
R	7
H	9
RBI	7
BB	6
SO	8
LOB	16

WP: 1 PB: 0 SB: 1 CS: 0 PA: 39

Batter	1	2	3	4	5	6	7	8	9	AB	R	H	RBI	BB	SO	LOB
Billy Hatcher, R (1, 7) OBP: 0.298, SLG: 0.337	B C X 1-1 ① G3-1	C B B X 2-1 ③ F9			S X 0-1 ② G6-3		B F C B X 2-2 1-2 1B			4	0	1	0	0	0	1
Jody Reed, R (1, 4) OBP: 0.321, SLG: 0.316	B S B X 2-1 1B		B C B B X 3-1 ① G5-3		C B X 1-1 E5		C B F X 1-2 ③ F8			4	0	1	0	0	0	2
Wade Boggs, L (1, 5) OBP: 0.353, SLG: 0.360	B 1 SAFE B F F 1 SAFE C 2-3 ② K		C X 0-1 ② F7		C B B C F S 2-3 ③ K			X 0-0 ① G4-3		4	0	0	0	0	2	2
Tom Brunansky, R (1, 9) OBP: 0.349, SLG: 0.431	C C F B S 1-3 ③ K		S B B C F F B S 3-3 ③ K			B X 1-0 ① L9		C X 0-1 ② G5-3		4	0	0	0	0	2	1
Bob Zupcic, R (1, 8) OBP: 0.322, SLG: 0.347 Herm Winningham, L (8, PH) (8, 8) OBP: 0.270, SLG: 0.296		B B C X 2-1 ① L7		X 0-0 ① P4		B B X 2-0 ② F8		C X 0-1 1B		3 1	0 0	0 1	0 0	0 0	0 0	0 0
Eric Wedge, R (1, 10) OBP: 0.382, SLG: 0.531 Mo Vaughn, L (8, PH) OBP: 0.324, SLG: 0.401	B X 1-0 HR			C S S 0-3 ② K		X 0-0 ③ L6		C B F X 1-2 ③ G4-3		3 1	1 0	1 0	1 0	0 0	1 0	0 1
John Valentin, R (1, 6) OBP: 0.349, SLG: 0.419	B C X 1-1 G3-1 1B 2B			B B S B B 4-1 BB			C B X 1-1 ① G4-3		X 0-0 ① F7	3	1	1	0	1	0	0
Scott Cooper, L (1, 3) OBP: 0.343, SLG: 0.368	B B S X 2-1 ② G3-1 2-3			C X 0-1 ③ G1-3			B X 1-0 ② F7		C B X 1-1 ② L6	4	0	0	0	0	0	2
Tony Peña, R (1, 2) OBP: 0.281, SLG: 0.299 Phil Plantier, L (9, PH) OBP: 0.325, SLG: 0.348		S C B F X 1-2 3-H 1B			C X 0-1 ① F7		X 0-0 1B 1B		B S S F X 1-2 ③ F7	3 1	0 0	2 0	1 0	0 0	0 0	0 0
Inning Stats	R: 0 E: 0 K: 2 S: 11 H: 1 LOB: 1 BB: 0 P: 17	R: 2 E: 0 K: 0 S: 13 H: 3 LOB: 1 BB: 0 P: 22	R: 0 E: 0 K: 1 S: 10 H: 0 LOB: 0 BB: 0 P: 16	R: 0 E: 0 K: 1 S: 7 H: 0 LOB: 1 BB: 1 P: 11	R: 0 E: 1 K: 1 S: 10 H: 0 LOB: 1 BB: 0 P: 13	R: 0 E: 0 K: 0 S: 3 H: 0 LOB: 0 BB: 0 P: 6	R: 0 E: 0 K: 0 S: 10 H: 2 LOB: 2 BB: 0 P: 15	R: 0 E: 0 K: 0 S: 9 H: 1 LOB: 1 BB: 0 P: 10	R: 0 E: 0 K: 0 S: 7 H: 0 LOB: 0 BB: 0 P: 9	1B: 5 2B: 1 3B: 0 HR: 1	SF: 0 SAC: 0 DP: 0 HBP: 0						

TOP

Boston Red Sox @ Toronto Blue Jays

SkyDome, Toronto, ON

Tue Sep 29 1992, 7:05 PM EDT

Att. 50,418 - Dome - 70 F

livebaseballscorecards.com

AB	35
R	2
H	7
RBI	2
BB	1
SO	5
LOB	9

WP: 0 PB: 0 SB: 0 CS: 0 PA: 36

PITCHER		IP	WLS	BF	H	R	ER	SO	BB	IBB	HBP	BLK	WP	HR	S	P	ERA	WHIP
Jimmy Key, L ERA: 3.48	(1, 1)	6.2	W	28	6	2	2	5	1	0	0	0	0	1	61	96	2.70	1.050
Duane Ward, R ERA: 2.0	(7, 1)	1.1		5	1	0	0	0	0	0	0	0	0	0	12	14	0.00	0.750
Tom Henke, R ERA: 2.17	(9, 1)	1.0	S	3	0	0	0	0	0	0	0	0	0	0	7	9	0.00	0.000

PITCHER	IP	WLS	BF	H	R	ER	SO	BB	IBB	HBP	BLK	WP	HR	S	P	ERA	WHIP

Batter	1	2	3	4	5	6	7	8	9	AB	R	H	RBI	BB	SO	LOB
Devon White, S (1, 8) OBP: 0.302, SLG: 0.390	F B B S F B F X 3-2 1B SF7 2B	C C S 0-3 ① K		X 0-0 1-H SF9 3B		F B F X 1-2 BB BB 1B		X 0-0 ① G4-3		5	2	3	1	0	1	0
Roberto Alomar, S (1, 4) OBP: 0.405, SLG: 0.422	L C X 0-2 2-3 2B 1B	B S X 1-1 ② L4		B C X 1-1 ① SF9 3-H		1 SAFE 1 SAFE 1 SAFE 1 SAFE 1 SAFE 1 SAFE 1 SAFE B 1 SAFE 4-0 1-2 BB BB		B B F S X 2-2 ② F9		3	1	1	1	1	0	0
Joe Carter, R (1, 9) OBP: 0.311, SLG: 0.500	X 0-0 ① SF7 3-H	B B F F F X 2-2 BB 1B		B B X 2-0 ② P9		B S S S 1-3 ② K		C X 0-1 1B		4	0	2	1	0	1	2
Dave Winfield, R (1, 10) OBP: 0.379, SLG: 0.497	C 1 SAFE B 1 SAFE 1 SAFE S X 1-2 1-H 2B 2B	B B B B 4-0 1-2 BB		C F S 0-3 ③ K		C B B S B 1 SAFE B 4-2 1-2 2-3 BB		B B B C S X 3-2 ③ G3		3	1	1	1	2	1	1
John Olerud, L (1, 3) OBP: 0.375, SLG: 0.454	I I I I 4-0 2B IBB	X 0-0 ③ F7			B C X 1-1 ① G6-3	S C S 0-3 ③ K				3	0	0	0	1	1	5
Candy Maldonado, R (1, 7) OBP: 0.356, SLG: 0.461	X 0-0 1-3 2-H 2B		B X 1-0 ① F9		B B B C B 4-1 BB		B F B B B F F B 4-2 FC1-6 BB			2	0	1	1	2	0	0
Kelly Gruber, R (1, 5) OBP: 0.271, SLG: 0.352	F S X 0-2 ② G4-3		S C B F C 1-3 ② K		1 SAFE B B X 2-0 ② F8		1 SAFE C 1 SAFE S X 0-2 ① 1-2f FC1-6			4	0	0	0	0	1	4
Pat Borders, R (1, 2) OBP: 0.291, SLG: 0.379	B F B B B F B 4-2 BB		F F B B B X 2-2 ③ F7		B 1 SAFE X 1-0 ③ F7		1 SAFE B 1 SAFE C B C S 2-3 ② K			3	0	0	0	1	1	2
Alfredo Griffin, S (1, 6) OBP: 0.266, SLG: 0.276	C B B B F F F X 2-2 ③ F9			X 0-0 3B 1B		C B B B B C C X 3-2 ① G3-1		F 1 SAFE B F B X 2-2 ③ G4-3		4	1	1	0	0	0	4
Inning Stats	R: 3 E: 0 K: 0 S: 23 H: 4 LOB: 3 BB: 2 P: 37	R: 0 E: 0 K: 1 S: 10 H: 1 LOB: 2 BB: 1 P: 17	R: 0 E: 0 K: 1 S: 8 H: 0 LOB: 0 BB: 0 P: 12	R: 2 E: 0 K: 1 S: 8 H: 2 LOB: 0 BB: 0 P: 11	R: 0 E: 0 K: 0 S: 5 H: 0 LOB: 1 BB: 1 P: 13	R: 0 E: 0 K: 2 S: 14 H: 1 LOB: 3 BB: 2 P: 27	R: 0 E: 0 K: 1 S: 12 H: 0 LOB: 1 BB: 1 P: 20	R: 0 E: 0 K: 0 S: 9 H: 1 LOB: 1 BB: 0 P: 14		1B: 5 2B: 3 3B: 1 HR: 0	SF: 2 SAC: 0 DP: 0 HBP: 0			WP: 0 PB: 0 SB: 0 CS: 0	PA: 40	

PITCHER		IP	WLS	BF	H	R	ER	SO	BB	IBB	HBP	BLK	WP	HR	S	P	ERA	WHIP
Danny Darwin, R ERA: 3.96	(1, 1)	5.1	L	29	8	5	5	3	4	1	0	0	0	0	60	104	8.44	2.250
Greg Harris, R ERA: 2.51	(6, 1)	2.2		11	1	0	0	3	2	0	0	0	0	0	29	47	0.00	1.125

PITCHER	IP	WLS	BF	H	R	ER	SO	BB	IBB	HBP	BLK	WP	HR	S	P	ERA	WHIP

BOTTOM

Boston Red Sox @ Toronto Blue Jays

SkyDome, Toronto, ON

Tue Sep 29 1992, 7:05 PM EDT

Att. 50,418 - Dome - 70 F

livebaseballscorecards.com

AB	31
R	5
H	9
RBI	5
BB	7
SO	6
LOB	18

Batter	1	2	3	4	5	6	7	8	9	AB	R	H	RBI	BB	SO	LOB
Billy Hatcher, R (1, 7) OBP: 0.295, SLG: 0.333	P2		K		K		P4			4	0	0	0	0	2	1
Scott Cooper, L (1, 5) OBP: 0.343, SLG: 0.367	Cl		1B		F9			F8		3	0	1	0	0	0	0
Wade Boggs, L (1, 10) OBP: 0.352, SLG: 0.358	SAFE		F9			F7		BB		3	0	0	0	1	0	2
Jody Reed, R (8, PR) OBP: 0.321, SLG: 0.316	F7							S		0	0	0	0	0	0	0
Mo Vaughn, L (1, 3) OBP: 0.323, SLG: 0.397	P7			F9		BB		SAFE K 1-2		3	0	0	0	1	1	2
Steve Lyons, L (1, 9) OBP: 0.250, SLG: 0.283		G4-3		K2-3		L9		BB		3	0	0	0	1	1	1
Bob Zupcic, R (8, 9) OBP: 0.322, SLG: 0.347										0	0	0	0	0	0	0
John Valentin, R (1, 6) OBP: 0.352, SLG: 0.434		BB		HR		F9		P2		3	1	1	1	1	0	3
Herm Winningham, L (1, 8) OBP: 0.270, SLG: 0.295	SAFE SAFE SAFE K			S 1B			F8		K	4	0	1	0	0	2	1
Tony Peña, R (1, 2) OBP: 0.278, SLG: 0.296	K		K 1-2				G6-3		G3	4	0	0	0	0	2	2
Tim Naehring, R (1, 4) OBP: 0.289, SLG: 0.307			F7		F8		1B		K	4	0	1	0	0	1	0
Inning Stats	R: 0 E: 1 K: 0 S: 7 H: 0 LOB: 1 BB: 0 P: 13	R: 0 E: 0 K: 2 S: 13 H: 0 LOB: 1 BB: 1 P: 21	R: 0 E: 0 K: 1 S: 10 H: 1 LOB: 1 BB: 0 P: 15	R: 1 E: 0 K: 2 S: 14 H: 2 LOB: 1 BB: 0 P: 19	R: 0 E: 0 K: 1 S: 6 H: 0 LOB: 0 BB: 0 P: 9	R: 0 E: 0 K: 0 S: 5 H: 0 LOB: 1 BB: 1 P: 11	R: 0 E: 0 K: 0 S: 10 H: 1 LOB: 1 BB: 0 P: 13	R: 0 E: 0 K: 1 S: 10 H: 0 LOB: 2 BB: 2 P: 20	R: 0 E: 0 K: 2 S: 10 H: 0 LOB: 0 BB: 0 P: 16	1B: 3 2B: 0 3B: 0 HR: 1 SF: 0 SAC: 0 DP: 0 HBP: 0	WP: 0 PB: 0 SB: 2 CS: 0 PA: 36					

PITCHER		IP	WLS	BF	H	R	ER	SO	BB	IBB	HBP	BLK	WP	HR	S	P	ERA	WHIP
David Cone, R ERA: 2.87	(1, 1)	8.0	L	33	4	1	1	7	4	0	0	0	0	1	75	121	1.12	1.000
Duane Ward, R ERA: 1.98	(9, 1)	1.0		3	0	0	0	2	0	0	0	0	0	0	10	16	0.00	0.000

PITCHER	IP	WLS	BF	H	R	ER	SO	BB	IBB	HBP	BLK	WP	HR	S	P	ERA	WHIP

TOP

Boston Red Sox @ Toronto Blue Jays

SkyDome, Toronto, ON

Wed Sep 30 1992, 7:05 PM EDT

Att. 50,420 - Dome - 70 F

livebaseballscorecards.com

AB	31
R	1
H	4
RBI	1
BB	4
SO	9
LOB	12

BOTTOM

Boston Red Sox @ Toronto Blue Jays

SkyDome, Toronto, ON

Wed Sep 30 1992, 7:05 PM EDT

Att. 50,420 - Dome - 70 F

Batter	1	2	3	4	5	6	7	8	9	AB	R	H	RBI	BB	SO	LOB
Devon White, S (1, 8) OBP: 0.301, SLG: 0.389	B F F S 1-3 ① K		L 1 SAFE B X 1-1 ① FC4-6 G4-6-3 1-2f			B S B B S X 3-2 ① G6-3			C B B F X 2-2 SH1-4 1B	4	0	1	0	0	1	1
Roberto Alomar, S (1, 4) OBP: 0.403, SLG: 0.420	F B C F B X 2-2 ② F9		1 SAFE C C B C X 2-2 ②③ G4-6-3 1-2f			B C T S 1-3 ② K			L 1 SAFE X 0-1 ① SH1-4 1-2	3	0	0	0	0	1	1
Joe Carter, R (1, 3) OBP: 0.309, SLG: 0.497	B F F S 1-3 ③ K			S F B B X 2-2 ① G4-3		S B S X 1-2 ③ L8			X 0-0 ② F7	4	0	0	0	0	1	1
Dave Winfield, R (1, 9) OBP: 0.377, SLG: 0.493		B B X 2-0 ① G6-3		B B B C C S 3-3 ② K			B B C X 2-1 ① G4-3		S X 0-1 ③ G5-3	4	0	0	0	0	1	1
Candy Maldonado, R (1, 7) OBP: 0.356, SLG: 0.459		C C S 0-3 ② K		B C C B B B 4-2 FC6-4 BB			F C F B F B X 2-2 ② F9			2	0	0	0	1	1	0
Kelly Gruber, R (1, 5) OBP: 0.271, SLG: 0.351		B S B B B 4-1 HBP BB		X 0-0 ③ FC6-4 1-2f			B X 1-0 ③ F7			2	0	0	0	1	0	1
Derek Bell, R (1, 10) OBP: 0.322, SLG: 0.361		S B H 2-1 1-2 HBP			B B X 2-0 ① G5-3			S C B B X 2-2 ① G4-3		2	0	0	0	0	0	0
Ed Sprague, R (1, 2) OBP: 0.304, SLG: 0.372		X 0-0 ③ L8			C X 0-1 ② G3			X 0-0 ② G6-3		3	0	0	0	0	0	2
Alfredo Griffin, S (1, 6) OBP: 0.268, SLG: 0.272			B C B B C F F B 4-2 FC4-6 BB		F X 0-1 ③ G5-3			F X 0-1 ③ G4-3		2	0	0	0	1	0	0

livebaseballscorecards.com

	AB	26
	R	0
	H	1
	RBI	0
	BB	3
	SO	5
	LOB	7

Inning Stats	1	2	3	4	5	6	7	8	9	1B: 1	SF: 0	WP: 0	PA: 31
	R: 0 E: 0 K: 2 S: 10 H: 0 LOB: 0 BB: 0 P: 14	R: 0 E: 0 K: 1 S: 7 H: 0 LOB: 2 BB: 1 P: 15	R: 0 E: 0 K: 0 S: 10 H: 0 LOB: 0 BB: 1 P: 16	R: 0 E: 0 K: 1 S: 9 H: 0 LOB: 1 BB: 1 P: 18	R: 0 E: 0 K: 0 S: 5 H: 0 LOB: 0 BB: 0 P: 7	R: 0 E: 0 K: 1 S: 9 H: 0 LOB: 0 BB: 0 P: 14	R: 0 E: 0 K: 0 S: 8 H: 0 LOB: 0 BB: 0 P: 13	R: 0 E: 0 K: 0 S: 6 H: 0 LOB: 0 BB: 0 P: 8	R: 0 E: 0 K: 0 S: 8 H: 1 LOB: 1 BB: 0 P: 10	2B: 0 3B: 0 HR: 0	SAC: 1 DP: 1 HBP: 1	PB: 0 SB: 0 CS: 0	

PITCHER	IP	WLS	BF	H	R	ER	SO	BB	IBB	HBP	BLK	WP	HR	S	P	ERA	WHIP
Frank Viola, L (1, 1) ERA: 3.44	9.0	W	31	1	0	0	5	3	0	1	0	0	0	72	115	0.00	0.444

PITCHER	IP	WLS	BF	H	R	ER	SO	BB	IBB	HBP	BLK	WP	HR	S	P	ERA	WHIP

Batter	1	2	3	4	5	6	7	8	9	AB	R	H	RBI	BB	SO	LOB
Bernie Williams, S (1, 8) OBP: 0.355, SLG: 0.409	C X 0-1 ① G4-3		B B B B 4-0 S BB		C B X 1-1 ① FC6-4 2B 1B 1-2f	F B 1 SAFE F B B F 1 SAFE X 3-2 FC6-4 1B 1-3		X 0-0 ② FC3-6 1-2f		4	1	1	0	1	0	2
Mel Hall, L (1, 7) OBP: 0.311, SLG: 0.430 Roberto Kelly, R (9, 7) OBP: 0.323, SLG: 0.386	X 0-0 HR		F C B B S 2-3 ① K 1-2		X 0-0 1B 2B 1-3	B B F X 2-1 ② FC6-4 1-2f 3-H		B 1 SAFE B F B F X 3-2 ③ F8		5 0	2 0	2 0	2 0	0 0	1 0	3 0
Don Mattingly, L (1, 3) OBP: 0.329, SLG: 0.419	B B X 2-0 ② G4-3		C B F S 1-3 ② K		B F B X 2-1 ② G5-3	C X 0-1 ③ F8			B B X 2-0 ① G4-3	5	0	0	0	0	1	4
Danny Tartabull, R (1, 9) OBP: 0.411, SLG: 0.495 Gerald Williams, R (9, PR) OBP: 0.304, SLG: 0.739 (9, 9)	F S B F S 1-3 ③ K		I I I 4-0 IBB		I I I 4-0 1B IBB		B C F B S 2-3 ① K		C B S B B F B 4-2 S BB	2 0	0 0	0 0	0 0	3 0	2 0	0 0
Kevin Maas, L (1, 10) OBP: 0.305, SLG: 0.406		X 0-0 ① G4-3	S C B F S 1-3 ③ K		C B B S B F X 3-2 BB 1B 1-3 2-H 3-H		B X 1-0 L4 1B 1B		1 SAFE 1 SAFE C S S 0-3 ② K 1-2	5	0	2	2	0	2	3
Randy Velarde, R (1, 6) OBP: 0.336, SLG: 0.390		C B S X 1-2 E6 2B WP		C C S 0-3 ① K	B B B B 4-0 BB 1-2		B X 1-0 1B 1-2		I I I I 4-0 IBB	3	1	1	0	2	1	0
Matt Nokes, L (1, 2) OBP: 0.293, SLG: 0.425		S S 1 SAFE X 0-2 WP 1B 2B 1-3		B C S C 1-3 ② K	B B S C S 2-3 ③ K		C B S F B X 2-2 ② ③ L4 2-3		B X 1-0 ③ F7	5	1	1	0	0	2	7
Charlie Hayes, R (1, 5) OBP: 0.301, SLG: 0.415		B F X 1-1 G6-4-3 1B 2-H 3-H		B B B S F S 3-3 ③ K		B B F S X 2-2 ① G1-3		F B F X 1-2 FC3-6 1B		4	0	2	1	0	1	0
Mike Gallego, R (1, 4) OBP: 0.335, SLG: 0.355		S 1 SAFE B 1 SAFE F X 1-2 ② ③ G6-4-3 1-2f			X 0-0 FC6-4 1B	X 0-0 1B FC6-4 1B		X 0-0 ① F8		4	1	2	0	0	0	2
Inning Stats	R: 1 H: 1 E: 0 LOB: 0 K: 1 BB: 0 S: 8 P: 11	R: 2 H: 2 E: 1 LOB: 0 K: 0 BB: 0 S: 12 P: 15	R: 0 H: 0 E: 0 LOB: 2 K: 3 BB: 2 S: 11 P: 23	R: 0 H: 0 E: 0 LOB: 0 K: 3 BB: 0 S: 9 P: 13	R: 2 H: 3 E: 0 LOB: 3 K: 1 BB: 2 S: 13 P: 29	R: 1 H: 2 E: 0 LOB: 1 K: 0 BB: 0 S: 12 P: 19	R: 0 H: 2 E: 0 LOB: 1 K: 1 BB: 0 S: 9 P: 15	R: 0 H: 1 E: 1 LOB: 1 K: 0 BB: 0 S: 8 P: 12	R: 0 H: 0 E: 0 LOB: 2 K: 1 BB: 2 S: 8 P: 19	1B: 8 SF: 0 2B: 3 SAC: 0 3B: 0 DP: 2 HR: 1 HBP: 0						

TOP

New York Yankees @ Boston Red Sox

Fenway Park, Boston, MA

Fri Oct 02 1992, 7:05 PM EDT

Att. 33,097 - Cloudy - 65 F

livebaseballscorecards.com

AB	37
R	6
H	11
RBI	5
BB	6
SO	10
LOB	21

PITCHER		IP	WLS	BF	H	R	ER	SO	BB	IBB	HBP	BLK	WP	HR	S	P	ERA	WHIP
John Dopson, R ERA: 4.08	(1, 1)	2.0	L	10	3	3	2	1	1	0	0	0	1	1	20	30	9.00	2.000
Matt Young, L ERA: 4.58	(3, 1)	3.0		15	3	2	2	7	1	2	0	0	0	0	33	61	6.00	1.333
Paul Quantrill, R ERA: 2.38	(6, 1)	2.2		12	5	1	1	1	0	0	0	0	0	0	26	40	3.38	1.875
Tony Fossas, L ERA: 2.43	(8, 1)	1.1		6	0	0	0	1	1	1	0	0	0	0	11	25	0.00	0.750

PITCHER	IP	WLS	BF	H	R	ER	SO	BB	IBB	HBP	BLK	WP	HR	S	P	ERA	WHIP

BOTTOM

New York Yankees @ Boston Red Sox

Fenway Park, Boston, MA

Fri Oct 02 1992, 7:05 PM EDT

Att. 33,097 - Cloudy - 65 F

livebaseballscorecards.com

Batter	1	2	3	4	5	6	7	8	9	AB	R	H	RBI	BB	SO	LOB
Billy Hatcher, R (1, 7) OBP: 0.293, SLG: 0.331 Herm Winningham, L (7, PH) (8, 7) OBP: 0.272, SLG: 0.297	C X 0-1 ① G6-3		B C F X 1-2 ① FC5-4 1B 1-2f		B F B B X 3-1 ②③ G4-3 1-2f	S B B S B X 3-2 2-H 1B			B C S B F S 2-3 ③ K	3 2	0 0	0 1	0 1	0 0	0 1	3 1
Scott Cooper, L (1, 5) OBP: 0.344, SLG: 0.372	B X 1-0 2B		X 0-0 G6-4-3 1-2 1B			C S X 0-2 ① G4-3	C B X 1-1 ③ F7			4	0	2	0	0	0	1
Wade Boggs, L (1, 10) OBP: 0.351, SLG: 0.356	C 2 B C B X SAFE 2-2 ② G6-3		B C B F X 2-2 ②③ G6-4-3 1-2f			B F B F B B 4-2 2B G3 BB		B C B X 2-1 ① F7		3	1	0	0	1	0	3
Tom Brunansky, R (1, 9) OBP: 0.350, SLG: 0.440	S S F B C 1-3 ③ K			B C B C S 2-3 ① K		F S B X 1-2 1-3 2B		C S B B B X 3-2 HR		4	1	2	1	0	2	1
Mo Vaughn, L (1, 3) OBP: 0.323, SLG: 0.398		B B C X 2-1 G4-3 2B		B C B B F X 3-2 ② G3-1		B F B S B F F X 3-2 ② G3 3-H		B S X 1-1 ② F8		4	0	1	1	0	0	1
Bob Zupcic, R (1, 8) OBP: 0.319, SLG: 0.344		X 0-0 ① G6-3		C X 0-1 ③ F7		B F X 1-1 ③ P2		C F X 0-2 ③ P4		4	0	0	0	0	0	2
John Valentin, R (1, 6) OBP: 0.345, SLG: 0.425		B B F X 2-1 ② G4-3 2-3			B C X 1-1 ① P2		F X 0-1 ① G6-3		C B C X 1-2 ① F8	4	0	0	0	0	0	1
Tony Peña, R (1, 2) OBP: 0.281, SLG: 0.300 Steve Lyons, L (9, PH) OBP: 0.246, SLG: 0.278		B B C C F F B X 3-2 ③ G5-3			B F B B F B 4-2 1B BB		X 0-0 1B 2B		B B X 2-0 ② F9	2 1	1 0	1 0	0 0	1 0	0 0	1 0
Tim Naehring, R (1, 4) OBP: 0.295, SLG: 0.309 Phil Plantier, L (9, PH) OBP: 0.327, SLG: 0.350			B B B B 4-0 FC5-4 BB		B X 1-0 G4-3 1-3 1B		B S S B B X 3-2 ② G5-3		X 0-0 1B	2 1	0 0	1 1	0 0	1 0	0 0	1 0
Inning Stats	R: 0 E: 0 K: 1 S: 10 H: 1 LOB: 1 BB: 0 P: 14	R: 0 E: 0 K: 0 S: 9 H: 1 LOB: 1 BB: 0 P: 16	R: 0 E: 0 K: 0 S: 7 H: 1 LOB: 1 BB: 1 P: 14	R: 0 E: 0 K: 1 S: 8 H: 0 LOB: 0 BB: 0 P: 13	R: 0 E: 0 K: 0 S: 7 H: 1 LOB: 1 BB: 1 P: 16	R: 1 E: 0 K: 0 S: 16 H: 1 LOB: 1 BB: 1 P: 25	R: 1 E: 0 K: 0 S: 11 H: 2 LOB: 1 BB: 0 P: 18	R: 1 E: 0 K: 0 S: 10 H: 1 LOB: 0 BB: 0 P: 16	R: 0 E: 0 K: 1 S: 9 H: 1 LOB: 1 BB: 0 P: 14	1B: 4 2B: 4 3B: 0 HR: 1	SF: 0 SAC: 0 DP: 2 HBP: 0			WP: 0 PB: 0 SB: 0 CS: 0		PA: 37	

PITCHER		IP	WLS	BF	H	R	ER	SO	BB	IBB	HBP	BLK	WP	HR	S	P	ERA	WHIP
Bob Wickman, R ERA: 4.11	(1, 1)	6.0	W	24	5	1	1	2	3	0	0	0	0	0	57	98	1.50	1.333
Rich Monteleone, R ERA: 3.3	(7, 1)	2.0		9	3	2	2	0	0	0	0	0	0	1	21	34	9.00	1.500
Steve Farr, R ERA: 1.56	(9, 1)	1.0	S	4	1	0	0	1	0	0	0	0	0	0	9	14	0.00	1.000

PITCHER	IP	WLS	BF	H	R	ER	SO	BB	IBB	HBP	BLK	WP	HR	S	P	ERA	WHIP

AB	34
R	3
H	9
RBI	3
BB	3
SO	3
LOB	15

Batter	1	2	3	4	5	6	7	8	9	AB	R	H	RBI	BB	SO	LOB
Bernie Williams, S (1, 8) OBP: 0.353, SLG: 0.406	G1-3		E9 1B 1B 2-H 1B	F8			K			4	1	1	1	0	1	1
Roberto Kelly, R (1, 7) OBP: 0.322, SLG: 0.385	G6-3		BB 1B E 2-3 1B	F9			G5-3			4	1	1	0	0	0	1
Don Mattingly, L (1, 3) OBP: 0.328, SLG: 0.418	F9		E 1B 1-2 3-H 1B		G4-3			G3		4	1	1	1	0	0	0
Danny Tartabull, R (1, 10) OBP: 0.410, SLG: 0.492		K	E1 1B 1-3 2-H BB		G6-3			G5-3		3	0	0	0	1	1	0
Mel Hall, L (1, 9) OBP: 0.310, SLG: 0.429		F7	1B 1-2 3-H 1B		K			F8		4	0	1	1	0	1	0
Randy Velarde, R (1, 6) OBP: 0.333, SLG: 0.386		G6-3	K			F7			G5-3	4	0	0	0	0	1	2
Matt Nokes, L (1, 2) OBP: 0.293, SLG: 0.424			2B 1B			P4			F8	3	1	1	0	0	0	2
Dave Silvestri, R (9, PH) OBP: 0.308, SLG: 0.615			G4-3							1	0	0	0	0	0	0
Charlie Hayes, R (1, 5) OBP: 0.299, SLG: 0.412			P2	G4-3		F9			F9	4	0	0	0	0	0	1
Mike Gallego, R (1, 4) OBP: 0.340, SLG: 0.363			1 SAFE 1 SAFE 1 SAFE 1-H E 2B	BB			F7			2	1	1	1	1	0	0
Inning Stats	R: 0 E: 0 K: 0 S: 9 H: 0 LOB: 0 BB: 0 P: 12	R: 0 E: 0 K: 1 S: 6 H: 0 LOB: 0 BB: 0 P: 9	R: 5 E: 2 K: 1 S: 19 H: 6 LOB: 2 BB: 1 P: 32	R: 0 E: 0 K: 0 S: 7 H: 0 LOB: 1 BB: 1 P: 13	R: 0 E: 0 K: 1 S: 9 H: 0 LOB: 0 BB: 0 P: 13	R: 0 E: 0 K: 0 S: 4 H: 0 LOB: 0 BB: 0 P: 4	R: 0 E: 0 K: 1 S: 7 H: 0 LOB: 0 BB: 0 P: 13	R: 0 E: 0 K: 0 S: 8 H: 0 LOB: 0 BB: 0 P: 11	R: 0 E: 0 K: 0 S: 6 H: 0 LOB: 0 BB: 0 P: 8	1B: 5 2B: 1 3B: 0 HR: 0	SF: 0 SAC: 0 DP: 0 HBP: 0						

PITCHER		IP	WLS	BF	H	R	ER	SO	BB	IBB	HBP	BLK	WP	HR	S	P	ERA	WHIP
Mike Gardiner, R ERA: 4.75	(1, 1)	2.1		13	5	5	4	1	1	0	0	0	0	0	29	46	15.43	2.571
Scott Taylor, L ERA: 4.91	(3, 1)	6.2	W	22	1	0	0	3	1	0	0	0	0	0	46	69	0.00	0.300

PITCHER	IP	WLS	BF	H	R	ER	SO	BB	IBB	HBP	BLK	WP	HR	S	P	ERA	WHIP

TOP

New York Yankees @ Boston Red Sox

Fenway Park, Boston, MA

Sat Oct 03 1992, 3:33 AM EDT

Att. 33,223 - Sunny - 76 F

livebaseballscorecards.com

AB	33
R	5
H	6
RBI	4
BB	2
SO	4
LOB	7

1B: 5	SF: 0	WP: 0	PA: 35
2B: 1	SAC: 0	PB: 0	
3B: 0	DP: 0	SB: 0	
HR: 0	HBP: 0	CS: 0	

BOTTOM

New York Yankees @ Boston Red Sox

Fenway Park, Boston, MA

Sat Oct 03 1992, 3:33 AM EDT

Att. 33,223 - Sunny - 76 F

livebaseballscorecards.com

Batter	1	2	3	4	5	6	7	8	9	AB	R	H	RBI	BB	SO	LOB
Herm Winningham, L (1, 7) OBP: 0.266, SLG: 0.291	B X 1-0 ① F8		B X 1-0 ② F8		C F C 0-3 ① K	C S B F X 1-2 ② G4-3		S X 0-1 ① G1-3		5	0	0	0	0	1	0
Scott Cooper, L (1, 5) OBP: 0.345, SLG: 0.381	B B C B X 3-1 ② F8		C X 0-1 ③ G4-3		C F X 0-2 E9 HR 1B	B X 1-0 HR		C C B B X 2-2 ② F7		5	2	2	1	0	0	0
Wade Boggs, L (1, 10) OBP: 0.352, SLG: 0.357 Phil Plantier, L (5, PH) OBP: 0.327, SLG: 0.359 Eric Wedge, R (8, PH) OBP: 0.390, SLG: 0.531	B C B X 2-1 ③ F7			C B B X 2-1 1B 1B 1B	C B X 1-1 2-H HR	S S B S 1-3 ③ K		B B B C B 4-1 BB		2 2 0	1 1 0	1 1 0	0 2 0	0 0 0	0 1 1	0 0 0
Tom Brunansky, R (1, 9) OBP: 0.353, SLG: 0.444		B X 1-0 G3 2B 1B		B X 1-0 1-2 1B 2B 1B	B B C X 2-1 3B 2B		C X 0-1 ① G4-3	X 0-0 ③ F7		5	3	3	0	0	0	1
Mo Vaughn, L (1, 3) OBP: 0.322, SLG: 0.395		B L SAFE C B B F F F X 3-2 ① G3 1-2		C B F S 1-3 ① K	S B S S F S 1-3 ② K		S B B B S F B 4-2 E S BB			3	0	0	0	1	2	4
Bob Zupcic, R (1, 8) OBP: 0.321, SLG: 0.351		F B S B F X 2-2 ② P5		S C B F B X 2-2 2B 1-2 2-H 1B	B B X 2-0 2-H 3B		S F S 0-3 ② K 1-2			4	0	2	2	0	1	2
John Valentin, R (1, 6) OBP: 0.348, SLG: 0.429		X 0-0 2-H 2B		B F C F X 1-2 ② P2	B B C S B B 4-2 BB		C C F X 0-2 E5 S 2-3			3	0	1	1	1	0	3
Tim Naehring, R (1, 4) OBP: 0.299, SLG: 0.315		B C B X 2-1 ③ F9		C B B C B F X 3-2 1-3 2-H 2B	F 1 SAFE B 1 SAFE S X 1-2 ③ F7		C B S F 1 SAFE F B B B 4-2 1-2 BB			3	0	1	1	1	0	3
John Flaherty, R (1, 2) OBP: 0.229, SLG: 0.227 Steve Lyons, L (7, PH) OBP: 0.241, SLG: 0.273 Tony Peña, R (8, 2) OBP: 0.281, SLG: 0.300			F B F F B B F S 3-3 ① K	C F B X 1-2 ③ L4		F F F F X 0-2 ① G1-3	S B X 1-1 ③ P5			3 1 0	0 0 0	0 0 0	0 0 0	0 0 0	1 0 0	2 3 0
Inning Stats	R: 0 H: 0 E: 0 LOB: 0 K: 0 BB: 0 S: 5 P: 11	R: 1 H: 2 E: 0 LOB: 1 K: 0 BB: 0 S: 13 P: 21	R: 0 H: 0 E: 0 LOB: 0 K: 1 BB: 0 S: 8 P: 12	R: 2 H: 4 E: 0 LOB: 2 K: 1 BB: 0 S: 21 P: 32	R: 3 H: 4 E: 1 LOB: 2 K: 2 BB: 1 S: 20 P: 31	R: 1 H: 1 E: 0 LOB: 0 K: 1 BB: 0 S: 13 P: 16	R: 0 H: 0 E: 1 LOB: 3 K: 1 BB: 2 S: 18 P: 27	R: 0 H: 0 E: 0 LOB: 1 K: 0 BB: 1 S: 7 P: 13		1B: 5 SF: 0 2B: 3 SAC: 0 3B: 1 DP: 0 HR: 2 HBP: 0						WP: 0 PA: 40 PB: 0 SB: 2 CS: 0

PITCHER		IP	WLS	BF	H	R	ER	SO	BB	IBB	HBP	BLK	WP	HR	S	P	ERA	WHIP
Scott Sanderson, R ERA: 4.93	(1, 1)	4.1	L	22	9	6	6	3	0	0	0	0	0	1	57	89	12.46	2.077
Greg Cadaret, L ERA: 4.17	(5, 1)	0.1		3	1	0	0	1	1	0	0	0	0	0	7	14	0.00	6.000
John Habyan, R ERA: 3.84	(5, 1)	0.2		2	0	0	0	0	0	0	0	0	0	0	8	9	0.00	0.000
Jerry Nielsen, L ERA: 4.82	(6, 1)	1.0		5	1	1	1	1	1	0	0	0	0	1	13	20	9.00	2.000
Russ Springer, R ERA: 5.87	(7, 1)	0.2		4	0	0	0	1	1	0	0	0	0	0	13	18	0.00	1.500
Jeff Johnson, L ERA: 6.66	(8, 1)	1.0		4	0	0	0	0	1	0	0	0	0	0	7	13	0.00	1.000

AB	36
R	7
H	11
RBI	7
BB	4
SO	6
LOB	18

Batter	1	2	3	4	5	6	7	8	9	AB	R	H	RBI	BB	SO	LOB
Bernie Williams, S (1, 8) OBP: 0.354, SLG: 0.406	B B F F X 2-2 F9 ①	S B B X 2-1 3-H 1B		B B C B X 3-1 S BB 1B			C S B B S 2-3 K ①		B F S X 1-2 L9 ③	5	0	2	1	0	1	0
Mike Gallego, R (1, 4) OBP: 0.343, SLG: 0.358	B F B B B 4-1 1B BB	1 SAFE B 1 C B B X 3-1 F8 ③		1 SAFE B F 1 SAFE 1 SAFE 1 SAFE B B B 4-1 1-2 BB			X 0-0 G6-3 ②			2	0	0	0	2	0	1
Don Mattingly, L (1, 3) OBP: 0.327, SLG: 0.416	1 SAFE C 1 SAFE B F X 1-2 P5 ②		B X 1-0 G4-3 ①	B S F B S 2-3 K ③ 2-3			F X 0-1 F8 ③			4	0	0	0	0	1	3
Danny Tartabull, R (1, 10) OBP: 0.409, SLG: 0.489	B S B C X 2-2 1-3 1B		C X 0-1 E6 BB		S S S 0-3 K ①			C C B B C 2-3 K ①		4	0	1	0	0	2	0
Roberto Kelly, R (1, 7) OBP: 0.322, SLG: 0.384	F C 1 SAFE X 0-2 F9 ③		X 0-0 F8 ②		X 0-0 G6-3 ②			C X 0-1 FC6-4 1B		4	0	1	0	0	0	3
Mike Stanley, R (1, 2) OBP: 0.372, SLG: 0.428		C S B F B B B 4-2 PB 2B BB	F 1 SAFE B B B F B 4-2 1-2 BB		X 0-0 G5-3 ③			X 0-0 F9 ②		2	1	0	0	2	0	1
Gerald Williams, R (1, 9) OBP: 0.296, SLG: 0.704	F S X 0-2 S 1-H 1B 2B	F X 0-1 G4-3 ③				C B B B C X 3-2 E5 G6-4-3		C F F X 0-2 FC6-4 1-2f ③		4	1	1	1	0	0	3
Charlie Hayes, R (1, 5) OBP: 0.297, SLG: 0.409		B B B X 3-0 L7 ①		C F B B F X 2-2 G5-3 ①		1 SAFE X 0-0 G6-4-3 ① ② 1-2f			C B F X 1-2 F9 ①	4	0	0	0	0	0	2
Andy Stankiewicz, R (1, 6) OBP: 0.338, SLG: 0.348		B S B F C 2-3 2-3 ②		C B X 1-1 F8 ②		C C X 0-2 P4 ③			B X 1-0 G4-3 ②	4	0	0	0	0	1	1
Inning Stats	R: 0 E: 0 K: 0 S: 13 H: 1 LOB: 2 BB: 1 P: 22	R: 2 E: 0 K: 1 S: 15 H: 2 LOB: 1 BB: 1 P: 29	R: 0 E: 1 K: 0 S: 8 H: 0 LOB: 2 BB: 1 P: 13	R: 0 E: 0 K: 1 S: 12 H: 1 LOB: 2 BB: 1 P: 24	R: 0 E: 0 K: 1 S: 5 H: 0 LOB: 0 BB: 0 P: 5	R: 0 E: 1 K: 0 S: 7 H: 0 LOB: 0 BB: 0 P: 10	R: 0 E: 0 K: 1 S: 6 H: 0 LOB: 0 BB: 0 P: 8	R: 0 E: 0 K: 1 S: 10 H: 1 LOB: 1 BB: 0 P: 12	R: 0 E: 0 K: 0 S: 7 H: 0 LOB: 0 BB: 0 P: 10	1B: 4 2B: 1 3B: 0 HR: 0 SF: 0 SAC: 0 DP: 1 HBP: 0						

PITCHER	IP	WLS	BF	H	R	ER	SO	BB	IBB	HBP	BLK	WP	HR	S	P	ERA	WHIP
Joe Hesketh, L (1, 1) ERA: 4.36	5.0	W	25	4	2	2	3	4	0	0	0	0	0	56	99	3.60	1.600
Paul Quantrill, R (6, 1) ERA: 2.19	4.0	S	12	1	0	0	2	0	0	0	0	0	0	27	34	0.00	0.250

PITCHER	IP	WLS	BF	H	R	ER	SO	BB	IBB	HBP	BLK	WP	HR	S	P	ERA	WHIP

TOP

New York Yankees @ Boston Red Sox

Fenway Park, Boston, MA

Sun Oct 04 1992, 3:33 AM EDT

Att. 33,229 - Sunny - 57 F

livebaseballscorecards.com

AB	33
R	2
H	5
RBI	2
BB	4
SO	5
LOB	14

1B: 4	SF: 0	WP: 0	PA: 37
2B: 1	SAC: 0	PB: 1	
3B: 0	DP: 1	SB: 2	
HR: 0	HBP: 0	CS: 0	

BOTTOM

New York Yankees @ Boston Red Sox

Fenway Park, Boston, MA

Sun Oct 04 1992, 3:33 AM EDT

Att. 33,229 - Sunny - 57 F

livebaseballscorecards.com

Batter	1	2	3	4	5	6	7	8	9	AB	R	H	RBI	BB	SO	LOB
Billy Hatcher, R (1, 7) OBP: 0.290, SLG: 0.328	F7	FC6-4 G6-4-3 1-2f 2-3		SF8 3-H		P3		L9		4	0	0	1	0	0	2
Scott Cooper, L (1, 5) OBP: 0.346, SLG: 0.383	G4-3	G6-4-3 1-2f		G4-3			S 1B 2B	FC1-6 BB		4	1	1	0	1	0	4
Wade Boggs, L (1, 10) OBP: 0.353, SLG: 0.358 Eric Wedge, R (3, PH) OBP: 0.370, SLG: 0.500	PB 1B	F9	K		K		K	FC1-6 1-2f		1 4	1 0	1 0	0 0	0 0	0 2	0 2
Mo Vaughn, L (1, 3) OBP: 0.326, SLG: 0.400 Luis Rivera, R (8, PH) OBP: 0.287, SLG: 0.260 Steve Lyons, L (9, 3) OBP: 0.241, SLG: 0.273	1-H 1B	G3-1		2B			1B S 1B IBB	K		3 1 0	2 0 0	2 0 0	1 0 0	1 0 0	0 1 0	0 1 0
Bob Zupcic, R (1, 8) OBP: 0.322, SLG: 0.352	2-H 1B	K		K			BB 1B 2B 1-3 2-H 1B			4	1	2	2	0	2	1
Phil Plantier, L (1, 9) OBP: 0.332, SLG: 0.361 Tom Brunansky, R (7, PH) OBP: 0.354, SLG: 0.445 (8, 9)	IBB			SH1-4 1B SF8 1B	IBB		1 SAFE 1 SAFE BB 2B 1-2 3-H 1B			1 1	1 1	1 1	1 1	0 0	2 0	0 0
John Valentin, R (1, 6) OBP: 0.351, SLG: 0.427	P3			1 SAFE SH1-4 1-2	K		2B 1-2 2-3 BB			3	0	1	0	1	1	4
Tony Peña, R (1, 2) OBP: 0.284, SLG: 0.305		FC6-4 BB 1B		SH1-4 1-2 2-3		G6-3	2B 1-H 2-H 3-H 2B			3	1	2	2	0	0	0
Tim Naehring, R (1, 4) OBP: 0.308, SLG: 0.323		1 SAFE FC6-4 1-2 BB		BB		F9	2-H 2B			2	0	1	1	2	0	0
Inning Stats	R: 2 E: 0 K: 0 S: 15 H: 3 LOB: 2 BB: 1 P: 27	R: 0 E: 0 K: 0 S: 3 H: 1 LOB: 1 BB: 1 P: 9	R: 0 E: 0 K: 1 S: 8 H: 0 LOB: 0 BB: 0 P: 14	R: 1 E: 0 K: 0 S: 12 H: 2 LOB: 2 BB: 1 P: 20	R: 0 E: 0 K: 3 S: 12 H: 1 LOB: 2 BB: 1 P: 20	R: 0 E: 0 K: 0 S: 6 H: 0 LOB: 0 BB: 0 P: 9	R: 5 E: 0 K: 1 S: 17 H: 5 LOB: 1 BB: 2 P: 32	R: 0 E: 0 K: 1 S: 11 H: 0 LOB: 1 BB: 1 P: 17		1B: 8 2B: 4 3B: 0 HR: 0 SF: 1 SAC: 1 DP: 1 HBP: 0					WP: 0 PB: 1 SB: 2 CS: 0 PA: 40	

	AB	31
	R	8
	H	12
	RBI	8
	BB	7
	SO	6
	LOB	14

PITCHER		IP	WLS	BF	H	R	ER	SO	BB	IBB	HBP	BLK	WP	HR	S	P	ERA	WHIP
Scott Kamieniecki, R ERA: 4.36	(1, 1)	6.1	L	32	9	6	5	5	2	3	0	0	0	0	65	115	7.11	1.737
Greg Cadaret, L ERA: 4.25	(7, 1)	0.0		1	1	0	0	0	0	0	0	0	0	0	3	6	∞	∞
Russ Springer, R ERA: 6.19	(7, 1)	0.2		3	2	2	2	0	1	0	0	0	0	0	5	10	27.00	4.500
Jerry Nielsen, L ERA: 4.58	(8, 1)	1.0		4	0	0	0	1	1	0	0	0	0	0	11	17	0.00	1.000

PITCHER	IP	WLS	BF	H	R	ER	SO	BB	IBB	HBP	BLK	WP	HR	S	P	ERA	WHIP