

# Boston Red Sox - 1992

Batter	1	2	3	4	5	6	7	8	9	AB R H RBI BB SO LOB	TOP									
Wade Boggs, L (1, 5)	G4-3		L5		G1-3		1B		K	5 0 1 0 0 1 3	<b>Boston Red Sox @ New York Yankees</b> Yankee Stadium, Bronx, NY Tue Apr 07 1992, 3:33 AM EDT Att: 56,572 - Cloudy - 57 F									
Jody Read, R (1, 4)	F7		P2			L8	SF7		P5	4 0 1 1 0 0 2										
Mike Greenwell, L (1, 7)	P2		K			P6	K			4 0 0 0 0 2 4										
Ellis Burks, R (1, 8)		K		G6-3		L8		1B		4 0 1 0 0 1 1										
Phil Plantier, L (1, 9)		HR		F9		IBB		K		3 1 1 1 1 1 1										
Jack Clark, R (1, 10)		K		G5-3		G5-3		K		4 0 0 0 0 2 3										
Mo Vaughn, L (1, 3)		HR				BB		G3		3 1 1 1 1 1 1										
Tony Peña, R (1, 2)		G5-3			K	1B BB SF7 BB		FC3-6	1B	3 1 1 0 1 1 1										
Luis Rivera, R (1, 6)					K		1B	FC3-6	1-2	3 0 1 0 1 1 2										
<b>Inning Stats</b>	R: 0 E: 0 K: 0 S: 8	H: 0 LOB: 0 BB: 0 P: 12	R: 2 E: 0 K: 2 S: 15	H: 2 LOB: 0 BB: 0 P: 21	R: 0 E: 0 K: 1 S: 11	H: 1 LOB: 1 BB: 0 P: 16	R: 0 E: 0 K: 0 S: 7	H: 0 LOB: 0 BB: 0 P: 8	R: 0 E: 0 K: 2 S: 13	H: 1 LOB: 1 BB: 1 P: 20	R: 1 E: 0 K: 2 S: 17	H: 1 LOB: 2 BB: 2 P: 30	R: 0 E: 0 K: 2 S: 8	H: 1 LOB: 1 BB: 0 P: 13	R: 0 E: 0 K: 1 S: 11	H: 1 LOB: 1 BB: 0 P: 16	1B: 4 2B: 1 3B: 0 HR: 2	SF: 1 SAC: 0 DP: 0 HBP: 0	WP: 0 PB: 0 SB: 0 CS: 0	PA: 38
<b>PITCHER</b>	IP WLS BF H R ER SO BB IBB HBP BLK WP HR S P ERA WHIP											<b>PITCHER</b>	IP WLS BF H R ER SO BB IBB HBP BLK WP HR S P ERA WHIP							
Scott Sanderson, R (1, 1)	6.0 W 24 4 2 2 5 1 1 0 0 0 2 64 94 3.00 0.833																			
Greg Cadaret, L (7, 1)	1.0 6 1 1 1 2 2 0 0 0 0 0 17 30 9.00 3.000																			
John Habyan, R (8, 1)	1.0 4 1 0 0 2 0 0 0 0 0 0 8 13 0.00 1.000																			
Steve Farr, R (9, 1)	1.0 S 4 1 0 0 1 0 0 0 0 0 0 11 16 0.00 1.000																			

Batter	1	2	3	4	5	6	7	8	9	AB R H RBI BB SO LOB	BOTTOM									
Randy Velarde, R (1, 6)	1B FC4-6 BB		G6-3			1B 2B		G6-3		3 2 1 0 1 0 0	<b>Boston Red Sox @ New York Yankees</b> Yankee Stadium, Bronx, NY Tue Apr 07 1992, 3:33 AM EDT Att: 56,572 - Cloudy - 57 F									
Don Mattingly, L (1, 3)	FC4-6 1B		G4-3			2B 1B		G6-4-3 1B		4 1 3 0 0 0 0										
Roberto Kelly, R (1, 8)	FC4-6 1-2i 3-H			K		G4-3 1H 3-H 1B 2B		G6-4-3 1-2i		4 1 1 3 0 1 2										
Mel Hall, L (1, 7)	F7			K		G4-3				3 0 0 0 0 1 2										
Danny Tartabull, R (1, 10)	G6-3			F9		G4-6-3 1B				3 0 1 1 0 0 1										
Matt Nokes, L (1, 2)		F8				G6-4-3 1B 1-2i		G4-6-3 1-2i		3 0 1 0 0 0 1										
Jesse Barfield, R (1, 9)		K				G6-4-3 1-2i		G5-3		3 0 0 0 0 1 1										
Charlie Hayes, R (1, 5)		K						G6-3 HBP		2 0 1 0 0 1 0										
Pat Kelly, R (1, 4)			K			P4		G6-3 1-2i		3 0 0 0 0 1 2										
<b>Inning Stats</b>	R: 1 E: 0 K: 0 S: 10	H: 1 LOB: 1 BB: 1 P: 16	R: 0 E: 0 K: 2 S: 7	H: 0 LOB: 0 BB: 0 P: 13	R: 0 E: 0 K: 1 S: 8	H: 0 LOB: 0 BB: 0 P: 12	R: 0 E: 0 K: 2 S: 8	H: 0 LOB: 0 BB: 0 P: 12	R: 0 E: 0 K: 0 S: 5	H: 2 LOB: 1 BB: 0 P: 8	R: 3 E: 0 K: 0 S: 12	H: 4 LOB: 0 BB: 0 P: 20	R: 0 E: 0 K: 0 S: 7	H: 0 LOB: 0 BB: 0 P: 11	R: 0 E: 0 K: 0 S: 7	H: 1 LOB: 0 BB: 0 P: 8	1B: 7 2B: 1 3B: 0 HR: 0	SF: 0 SAC: 0 DP: 4 HBP: 1	WP: 0 PB: 0 SB: 1 CS: 0	PA: 30
<b>PITCHER</b>	IP WLS BF H R ER SO BB IBB HBP BLK WP HR S P ERA WHIP											<b>PITCHER</b>	IP WLS BF H R ER SO BB IBB HBP BLK WP HR S P ERA WHIP							
Roger Clemens, R (1, 1)	8.0 L 30 8 4 4 5 1 0 1 0 0 0 64 100 4.50 1.125																			

AB 33  
R 3  
H 7  
RBI 3  
BB 4  
SO 10  
LOB 18



AB 28  
R 4  
H 8  
RBI 4  
BB 1  
SO 5  
LOB 9



Batter	1	2	3	4	5	6	7	8	9	AB	R	H	RBI	BB	SO	LOB	TOP							
Wade Boggs, L (1, 5) OBP: 0.333, SLG: 0.250	1-2 G5-4-3 1B	4-1 BB			0-2 G1-3		3-1 E4 G6-3			3	0	1	0	1	0	0								
Jody Read, R (1, 4) OBP: 0.222, SLG: 0.286	3-2 G5-4-3 1-2f	3-2 F7			4-1 3B BB		1-2 G6-3 1-2f			3	1	0	0	1	0	5								
Mike Greenwell, L (1, 7) OBP: 0.125, SLG: 0.125	3-1 1B		1-3 K		3-1 L7		1-2 G4-3			4	0	1	0	0	1	1								
Ellis Burks, R (1, 8) OBP: 0.375, SLG: 0.625	0-0 G5-3		3-1 BB 1B		3-1 1-H 3B		2-3 K			4	0	2	1	0	1	1								
Jack Clark, R (1, 10)		4-1 F9 BB 1B	4-0 BB 1B		1-2 BB		1-3 K		0-0 G6-3	2	1	0	0	2	1	1								
Phil Plantier, L (1, 9) OBP: 0.375, SLG: 0.667	4-0 1B 1-2 BB		1-1 G3-6-3 1-2f			3-3 K			2-2 F9	3	0	0	0	1	1	2								
Tom Brunansky, R (1, 3) OBP: 0.250, SLG: 0.250	1-1 F9		3-2 P3			2-3 K			2-2 G1-4-3 1B	4	0	1	0	0	1	2								
Tim Lincecum, R (1, 6) OBP: 0.250, SLG: 0.250	0-2 BB 1-3 3-H 1B		2-2 G3			0-1 G5-3			1-0 G1-4-3	4	0	1	1	0	0	1								
Tony Peña, R (1, 2) OBP: 0.250, SLG: 0.143	1 SAFE K		0-0 G3				2-2 G5-3		2-2 G3	4	0	0	0	0	1	3								
<b>Inning Stats</b>	R: 0 E: 0 K: 0 S: 9	H: 2 LOB: 1 BB: 0 P: 16	R: 1 E: 0 K: 1 S: 15	H: 1 LOB: 3 BB: 3 P: 32	R: 0 E: 0 K: 1 S: 8	H: 1 LOB: 1 BB: 1 P: 17	R: 0 E: 0 K: 0 S: 10	H: 0 LOB: 0 BB: 0 P: 15	R: 1 E: 0 K: 1 S: 11	H: 1 LOB: 1 BB: 1 P: 22	R: 0 E: 0 K: 2 S: 9	H: 0 LOB: 0 BB: 0 P: 14	R: 0 E: 1 K: 0 S: 9	H: 0 LOB: 0 BB: 0 P: 15	R: 0 E: 0 K: 1 S: 8	H: 0 LOB: 0 BB: 0 P: 11	R: 0 E: 0 K: 0 S: 12	H: 1 LOB: 1 BB: 0 P: 19	1B: 5 2B: 0 3B: 1 HR: 0	SF: 0 SAC: 0 DP: 3 HBP: 0	WP: 0 PB: 0 SB: 0 CS: 0	PA: 36		
<b>PITCHER</b>	IP WLS BF H R ER SO BB IBB HBP BLK WP HR S P ERA WHIP	4.2 L 22 5 2 2 2 5 0 0 0 0 0 0 50 98 3.86 2.143	2.1 W 7 0 0 0 3 0 0 0 0 0 0 21 33 0.00 0.000	2.0 S 7 1 0 0 1 0 0 0 0 0 0 20 30 0.00 0.500			<b>PITCHER</b>	IP WLS BF H R ER SO BB IBB HBP BLK WP HR S P ERA WHIP																

Boston Red Sox @ New York Yankees  
Yankee Stadium, Bronx, NY  
Thu Apr 09 1992, 7:05 PM EDT  
Att: 20,430 - Cloudy - 53 F

AB 31  
R 2  
H 6  
RBI 2  
BB 5  
SO 6  
LOB 16




Batter	1	2	3	4	5	6	7	8	9	AB	R	H	RBI	BB	SO	LOB	BOTTOM			
Bernie Williams, S (1, 7)	2-1 L4			1-1 G5-3		3-3 SAFE K		3-3 K		4	0	0	0	0	2	1				
Don Mattingly, L (1, 3) OBP: 0.500, SLG: 0.429	1-1 F7			1-0 G3		4-2 2B BB		1-2 L3		3	1	0	0	1	0	0				
Roberto Kelly, R (1, 8) OBP: 0.375, SLG: 0.625	0-1 L9			0-0 CS 1B		0-0 2B		0-0 F9		4	1	2	1	0	0	0				
Danny Tartabull, R (1, 10) OBP: 0.500, SLG: 0.833		1-2 G4-3		1-2 CS 1-2	0-0 2B	3-1 2B 2B				3	0	2	2	0	0	0				
Jesse Barfield, R (1, 9)		2-3 K		2-3 K		2-3 G6-3				3	0	0	0	0	2	2				
Randy Velarde, R (1, 6) OBP: 0.286, SLG: 0.167		1-1 G6-3		3-2 L9			2-3 K			3	0	0	0	0	1	1				
Mike Stanley, R (1, 2)			0-1 G5-3		1-1 G6-3		2-3 K			3	0	0	0	0	1	1				
Charlie Hayes, R (1, 5) OBP: 0.667, SLG: 0.600			1-1 G1-3			0-2 WP 2B 1B		0-0 1B		3	1	2	0	0	0	0				
Pat Kelly, R (1, 4)			2-3 K2-3			3-3 SAFE K		0-0 G4-3		3	0	0	0	0	2	2				
<b>Inning Stats</b>	R: 0 E: 0 K: 0 S: 6	H: 0 LOB: 0 BB: 0 P: 9	R: 0 E: 0 K: 1 S: 9	H: 0 LOB: 0 BB: 0 P: 13	R: 0 E: 0 K: 1 S: 8	H: 0 LOB: 0 BB: 0 P: 11	R: 0 E: 0 K: 0 S: 6	H: 1 LOB: 0 BB: 0 P: 9	R: 0 E: 0 K: 2 S: 17	H: 3 LOB: 1 BB: 1 P: 31	R: 0 E: 0 K: 2 S: 8	H: 1 LOB: 1 BB: 0 P: 12	R: 0 E: 0 K: 1 S: 8	H: 0 LOB: 0 BB: 0 P: 12	R: 0 E: 0 K: 0 S: 12	H: 0 LOB: 0 BB: 0 P: 12	1B: 3 2B: 3 3B: 0 HR: 0	SF: 0 SAC: 0 DP: 0 HBP: 0	WP: 1 PB: 0 SB: 0 CS: 1	PA: 31
<b>PITCHER</b>	IP WLS BF H R ER SO BB IBB HBP BLK WP HR S P ERA WHIP	5.2 L 22 5 3 3 5 1 0 0 0 1 0 53 85 4.76 1.059	2.1 8 1 0 0 3 0 0 0 0 0 0 0 18 27 0.00 0.429			<b>PITCHER</b>	IP WLS BF H R ER SO BB IBB HBP BLK WP HR S P ERA WHIP													


Boston Red Sox @ New York Yankees  
Yankee Stadium, Bronx, NY  
Thu Apr 09 1992, 7:05 PM EDT  
Att: 20,430 - Cloudy - 53 F

AB 29  
R 3  
H 6  
RBI 3  
BB 1  
SO 8  
LOB 7





Batter	1	2	3	4	5	6	7	8	9	AB R H RBI BB SO LOB	TOP									
Wade Boggs, L (1, 5) OBP: 0.304, SLG: 0.318	G4-3		G4-3		G6-3	FC5 1B			G4-3 1B	5 0 2 0 0 0 1	Boston Red Sox @ Cleveland Indians Cleveland Municipal Stadium, Cleveland, OH Sun Apr 12 1992, 3:33 AM EDT Cloudy - 41 F  livebaseballscorecards.com  AB 33 R 1 H 9 RBI 1 BB 6 SO 11 LOB 24  									
Jody Read, R (1, 4) OBP: 0.281, SLG: 0.400	G5-3		K		1B	FC5 1B			F7	5 0 1 0 0 1 6										
Mike Greenwell, L (1, 7) OBP: 0.190, SLG: 0.105	BB		K		P7				G4-3	4 0 0 0 1 2 4										
Ellis Burks, R (1, 8) OBP: 0.400, SLG: 0.412	K			1B	1B				CS BB	3 1 2 0 1 1 1										
Phil Plantier, L (1, 9) OBP: 0.250, SLG: 0.308		K		K	F7				K	4 0 0 0 0 3 4										
Jack Clark, R (1, 10) OBP: 0.250, SLG: 0.063 Herm Wittingham, L (8, PR)	K		G5-3		G5-3	K	CS		G4-3 BB	3 0 0 0 1 2 1 0 0 0 0 0 0 0										
Mo Vaughn, L (1, 3) OBP: 0.563, SLG: 0.909	BB		BB		1B	1B			K	2 0 1 0 2 1 1										
Luis Rivera, R (1, 6) OBP: 0.667, SLG: 0.700	K			1B	1B	1B			G4-3	4 0 2 1 0 1 2										
John Flaherty, R (1, 2) OBP: 0.333, SLG: 0.667 Scott Cooper, L (9, PH)			G4-3	L4		1B			1B	3 0 1 0 0 0 4 0 0 0 0 0 0 0 0 0 0 0 1 0 0										
Tom Brunansky, R (9, PH) OBP: 0.444, SLG: 0.286			2B		L5				BB											
<b>Inning Stats</b>	R: 0 E: 0 K: 1 S: 9	H: 0 LOB: 1 BB: 1 P: 19	R: 0 E: 0 K: 3 S: 12	H: 0 LOB: 1 BB: 1 P: 21	R: 0 E: 0 K: 2 S: 9	H: 1 LOB: 0 BB: 0 P: 14	R: 1 E: 0 K: 1 S: 13	H: 2 LOB: 2 BB: 1 P: 20	R: 0 E: 0 K: 1 S: 13	H: 3 LOB: 3 BB: 0 P: 21	R: 0 E: 0 K: 2 S: 10	H: 0 LOB: 0 BB: 1 P: 16	R: 0 E: 0 K: 1 S: 5	H: 0 LOB: 1 BB: 1 P: 11	R: 0 E: 0 K: 0 S: 10	H: 1 LOB: 1 BB: 1 P: 17	1B: 8 2B: 1 3B: 0 HR: 0	SF: 0 SAC: 0 DP: 2 HBP: 0	WP: 0 PB: 0 SB: 1 CS: 1	PA: 40
<b>PITCHER</b>	IP WLS BF H R ER SO BB IBB HBP BLK WP HR S P ERA WHIP																			
Charles Nagy, R (1, 1) ERA: 1.8	7.0 W 32 8 1 1 10 4 0 0 0 0 0 0 79 131 1.29 1.714																			
Brad Arnsberg, R (8, 1) ERA:	1.0 3 0 0 0 1 1 0 0 0 0 0 0 5 11 0.00 1.000																			
Derek Lilliquist, L (9, 1) ERA:	1.0 S 4 1 0 0 0 1 0 0 0 0 0 0 10 17 0.00 2.000																			

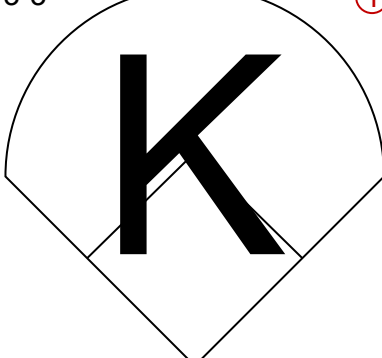
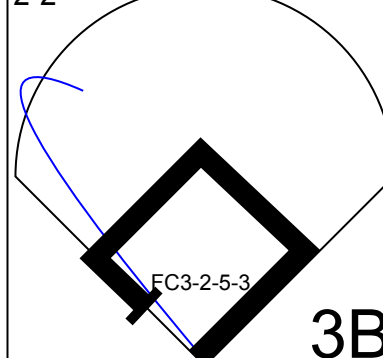
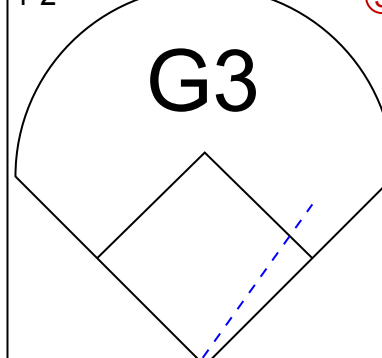
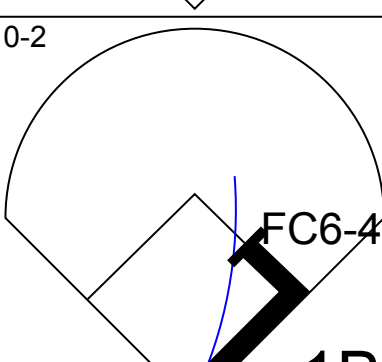
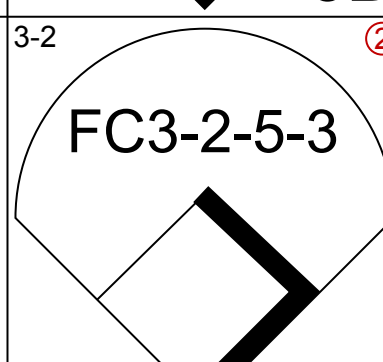
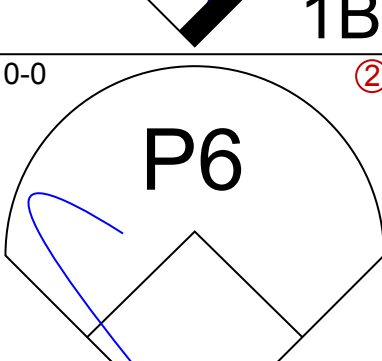
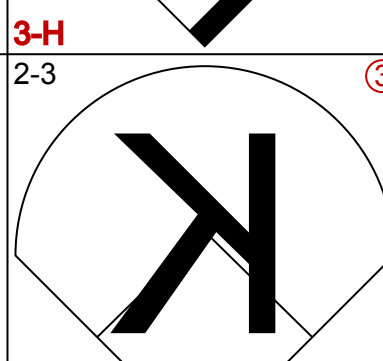
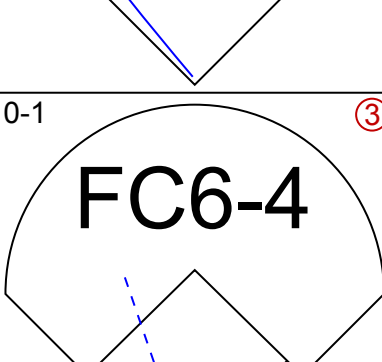
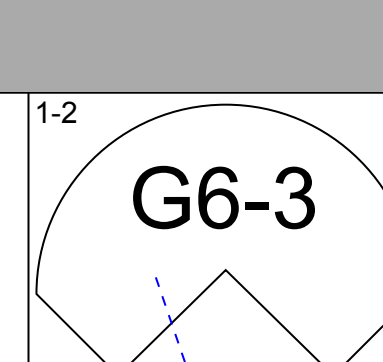
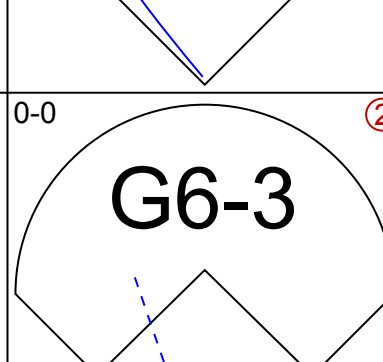
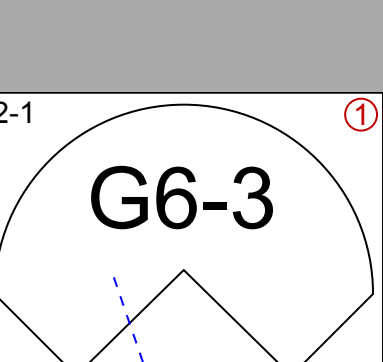
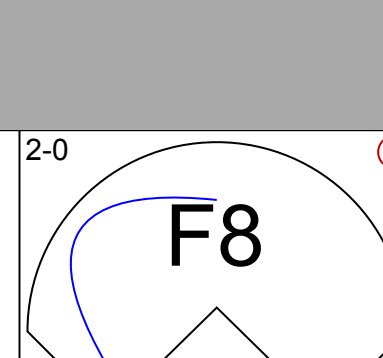
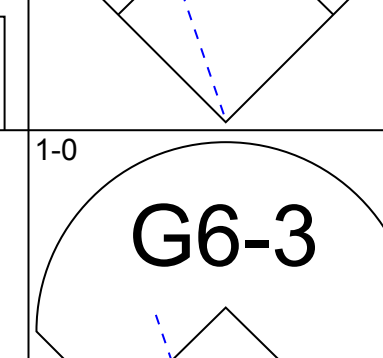
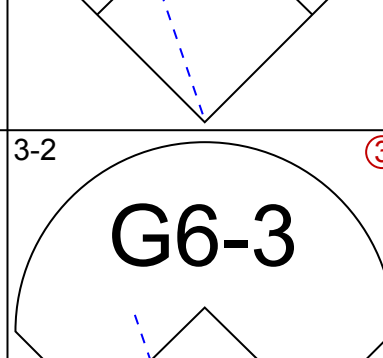
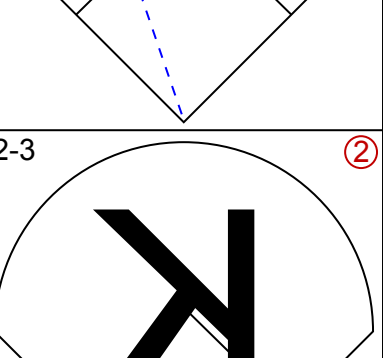
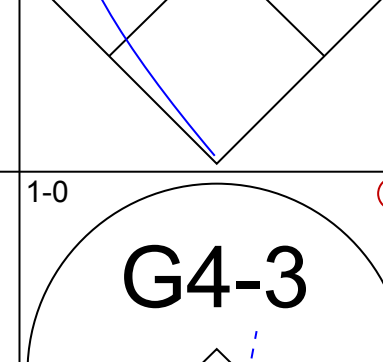
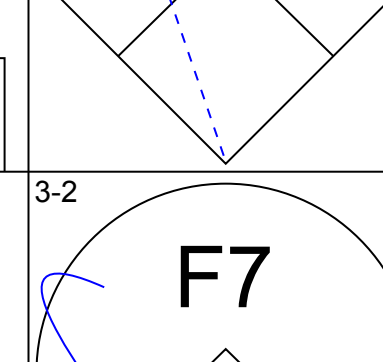
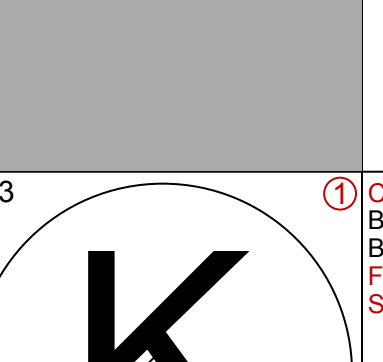
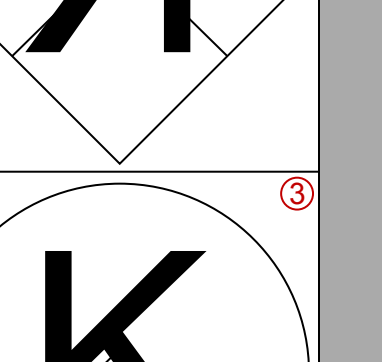
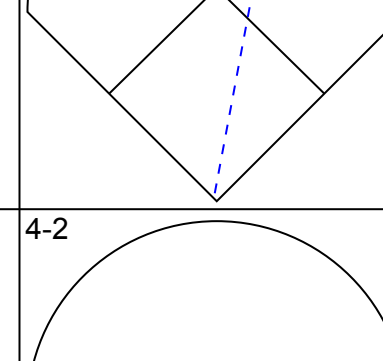

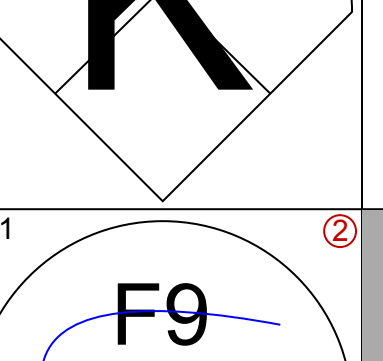
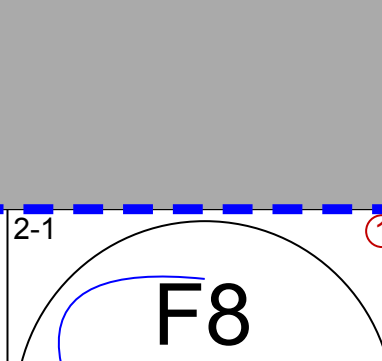
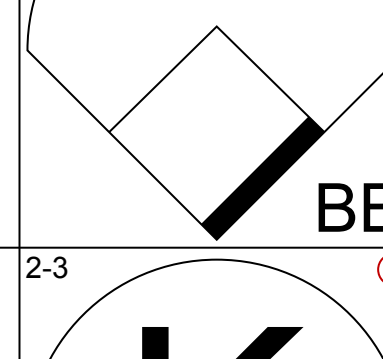
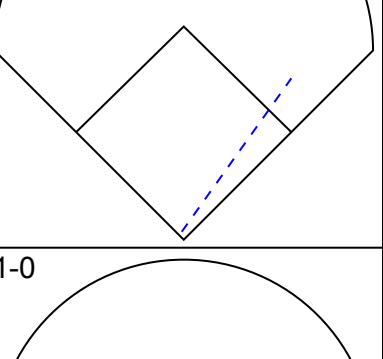
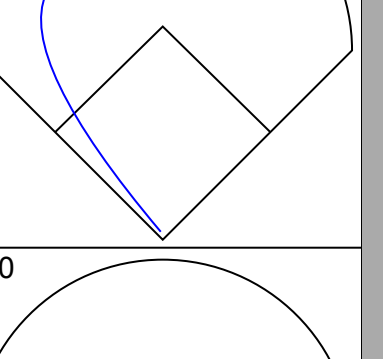
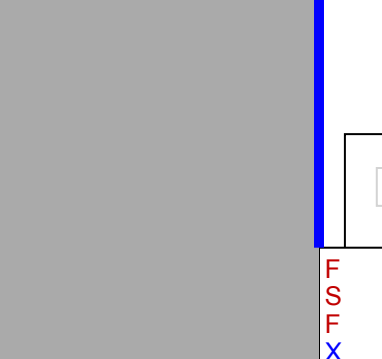

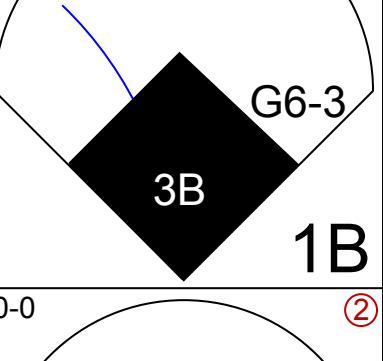
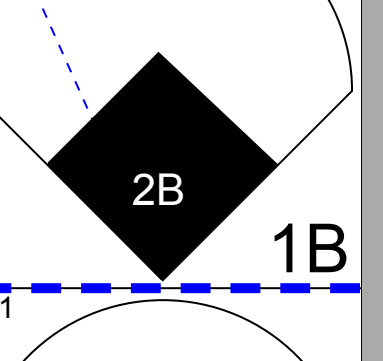
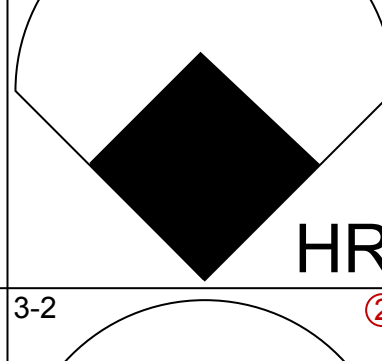
Batter	1	2	3	4	5	6	7	8	9	AB R H RBI BB SO LOB	BOTTOM									
Kenny Lofton, L (1, 8) OBP: 0.381, SLG: 0.188	SE BB		FC6-4 BB		BB		FC6-4 1-2 BB			1 1 0 0 3 0 2	Boston Red Sox @ Cleveland Indians Cleveland Municipal Stadium, Cleveland, OH Sun Apr 12 1992, 3:33 AM EDT Cloudy - 41 F  livebaseballscorecards.com  AB 25 R 2 H 0 RBI 2 BB 7 SO 6 LOB 17  									
Glenallen Hill, R (1, 10) OBP: 0.200, SLG: 0.208	K		FC6-4 FC S		K		G5-3			4 0 0 0 0 2 6										
Carlos Baerga, S (1, 4) OBP: 0.240, SLG: 0.240	E6		FC		G6-3				G5-3	4 0 0 2 0 0 2										
Albert Belle, R (1, 7) OBP: 0.174, SLG: 0.150	F9		K			G6-3			G5-3	4 0 0 0 0 1 3										
Mark Whiten, S (1, 9) OBP: 0.174, SLG: 0.095	F9		G4-3			CS BB			K	3 0 0 0 1 1 3										
Paul Sorrento, L (1, 3) OBP: 0.273, SLG: 0.400	G3		G4-3			K				3 0 0 0 0 1 1										
Brook Jacoby, R (1, 5) OBP: 0.214, SLG: 0.154	L3		F8			G5-3				3 0 0 0 0 0 0										
Junior Ortiz, R (1, 2) OBP: 0.350, SLG: 0.500	G6-3		G5-3			G5-3			FC6-4 S BB	2 0 0 0 1 0 0										
Mark Lewis, R (1, 6) OBP: 0.350, SLG: 0.500			FC6-4 BB FC		K		FC6-4 BB			1 1 0 0 2 1 0										
<b>Inning Stats</b>	R: 1 E: 1 K: 1 S: 13	H: 0 LOB: 0 BB: 1 P: 22	R: 0 E: 0 K: 0 S: 5	H: 0 LOB: 0 BB: 0 P: 6	R: 1 E: 0 K: 1 S: 9	H: 0 LOB: 2 BB: 2 P: 22	R: 0 E: 0 K: 0 S: 4	H: 0 LOB: 0 BB: 0 P: 8	R: 0 E: 0 K: 2 S: 7	H: 0 LOB: 1 BB: 1 P: 13		R: 0 E: 0 K: 1 S: 6	H: 0 LOB: 0 BB: 1 P: 12	R: 0 E: 0 K: 0 S: 11	H: 0 LOB: 2 BB: 2 P: 25	R: 0 E: 0 K: 1 S: 8	H: 0 LOB: 0 BB: 0 P: 12	1B: 0 2B: 0 3B: 0 HR: 0	SF: 0 SAC: 0 DP: 0 HBP: 0	WP: 0 PB: 0 SB: 6 CS: 1
<b>PITCHER</b>	IP WLS BF H R ER SO BB IBB HBP BLK WP HR S P ERA WHIP																			
Matt Young, L (1, 1) ERA: 2.25	8.0 L 32 0 2 2 6 7 0 0 0 0 0 0 63 120 2.25 0.875																			

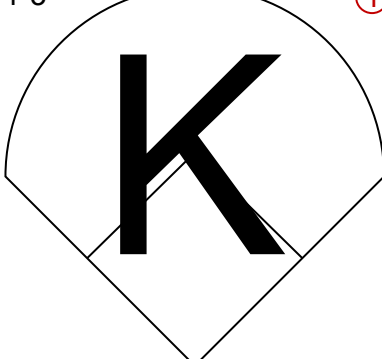
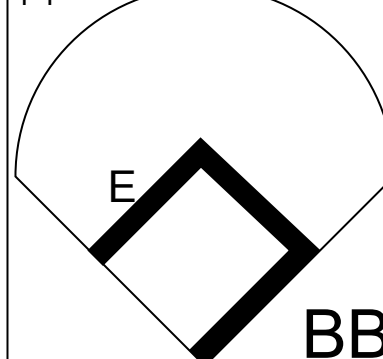
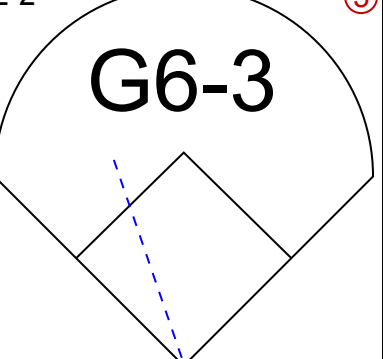
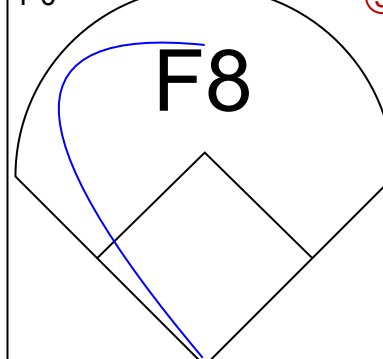
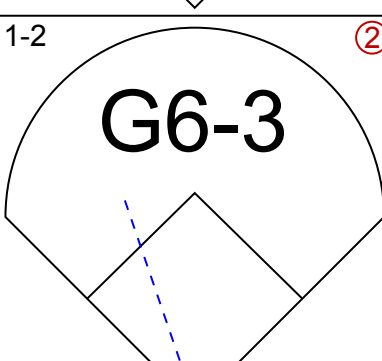
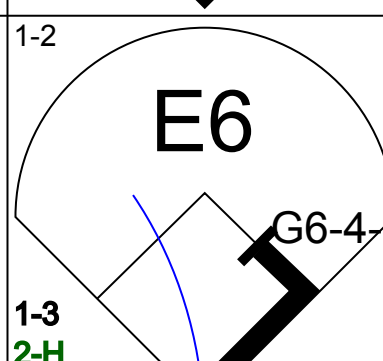
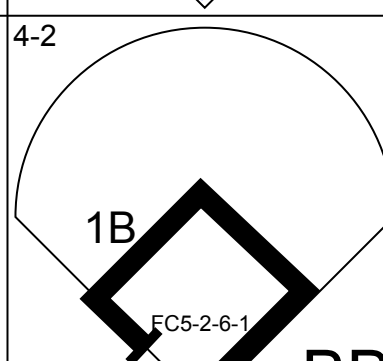
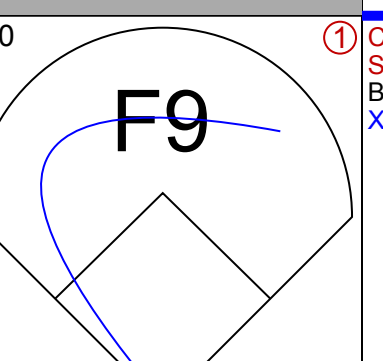
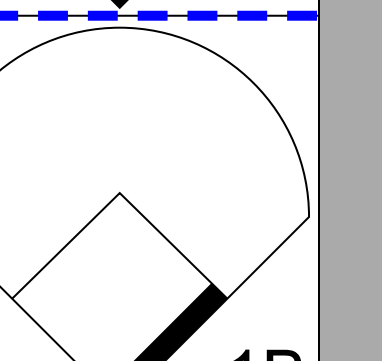
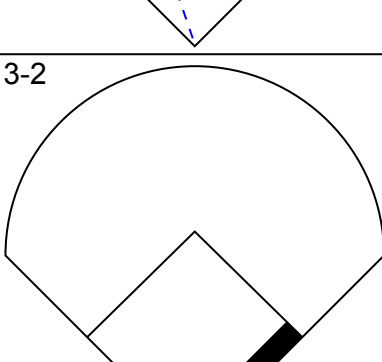
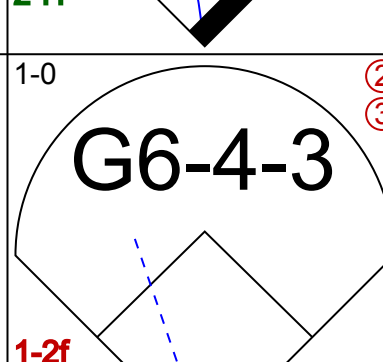
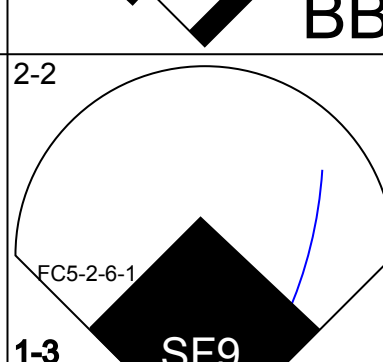
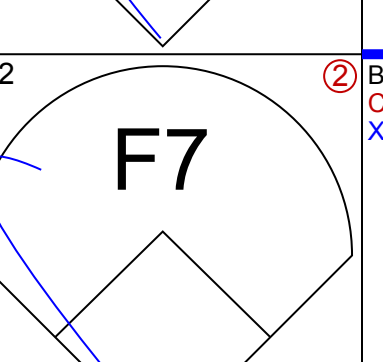
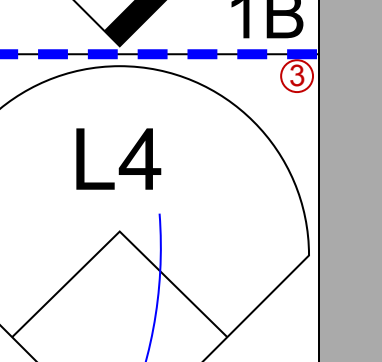
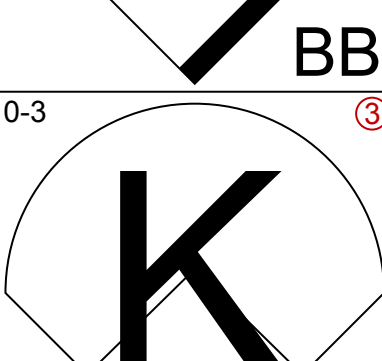
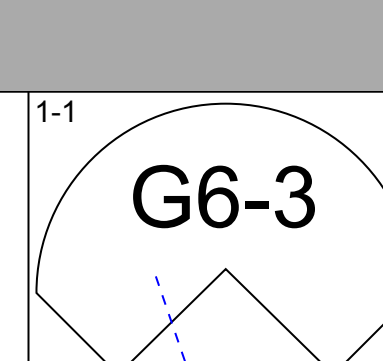
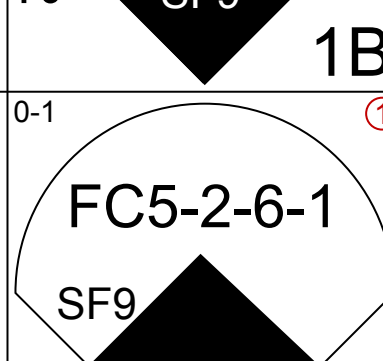
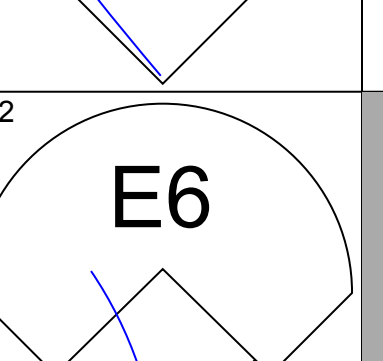
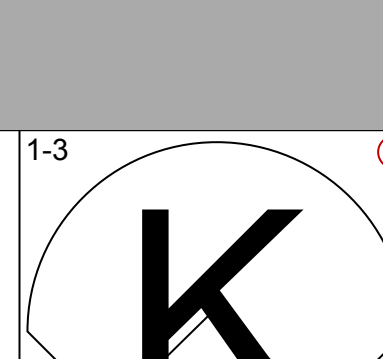
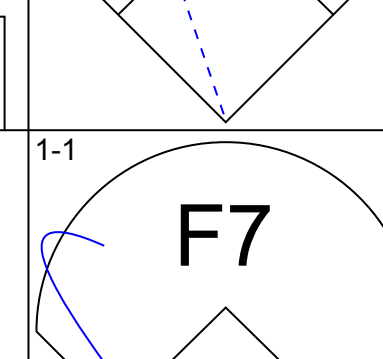
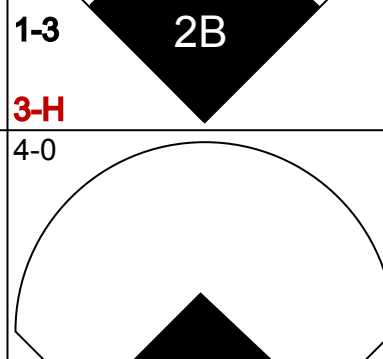
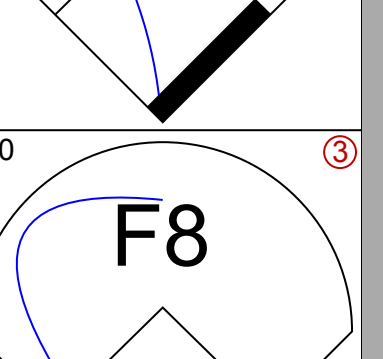
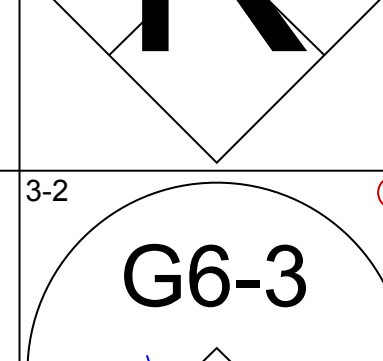
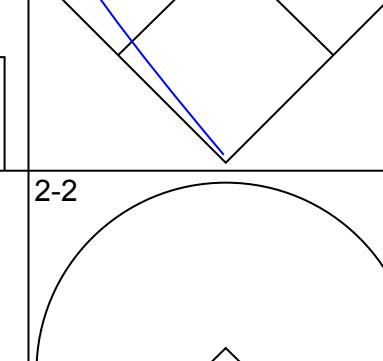
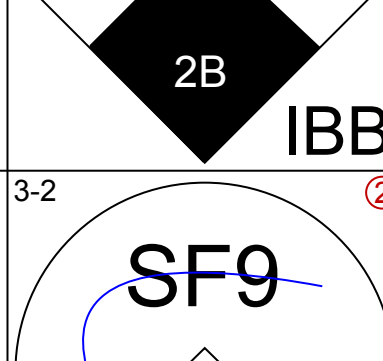
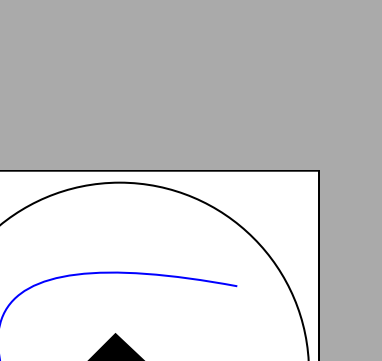
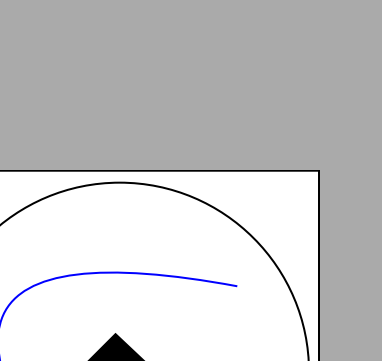
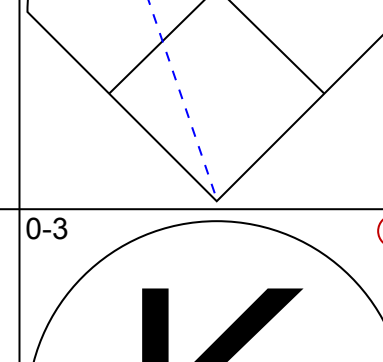
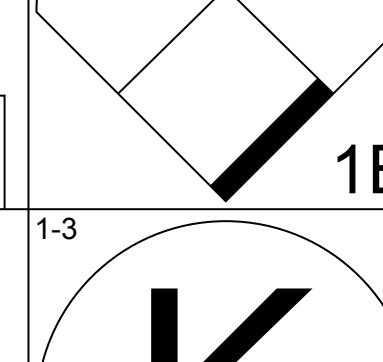
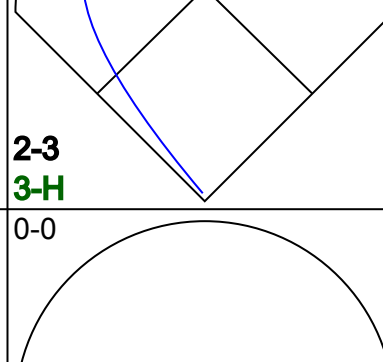
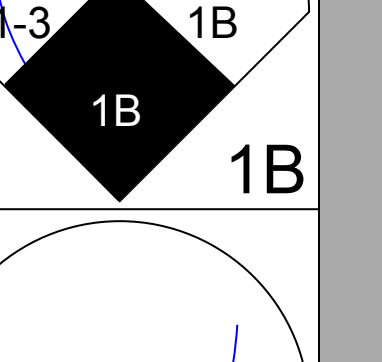
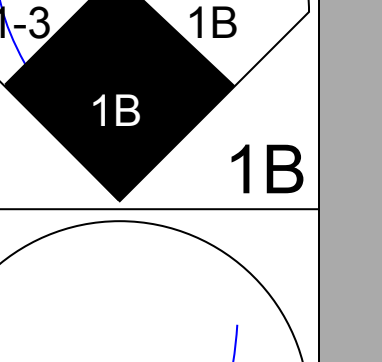
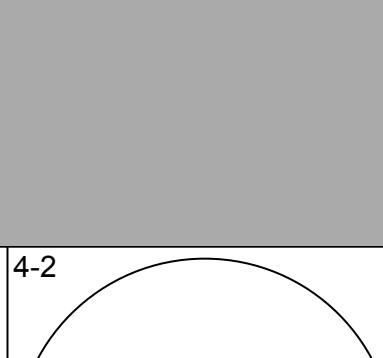

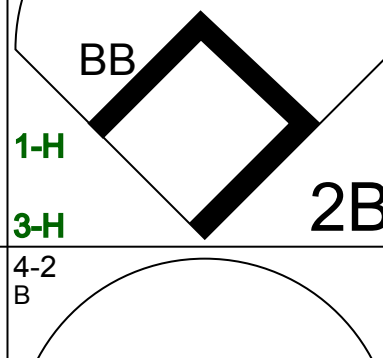
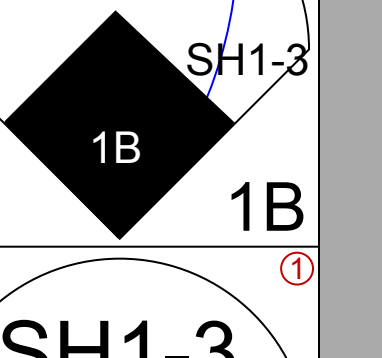
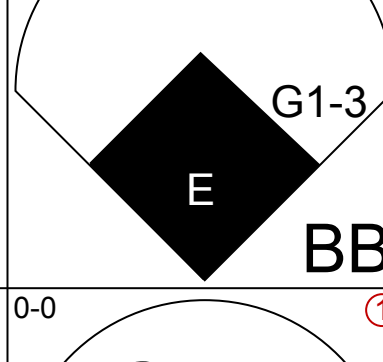
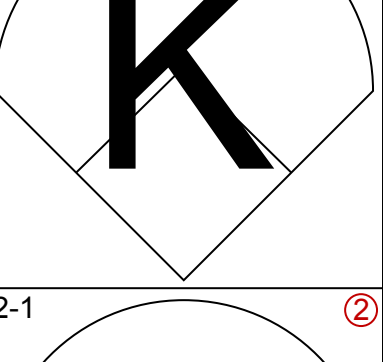
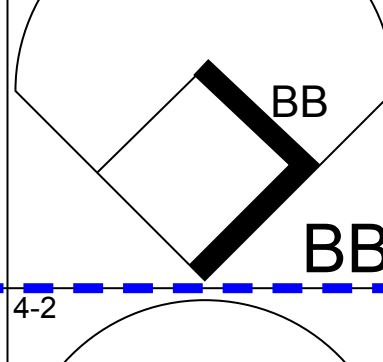
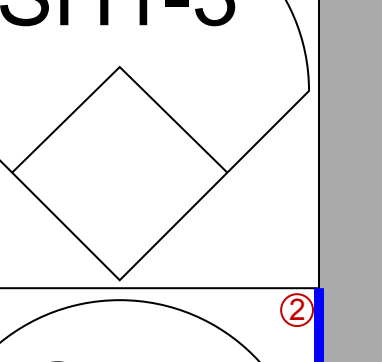


Batter	1	2	3	4	5	6	7	8	9	AB R H RBI BB SO LOB	TOP
<b>Brady Anderson, L</b> OBP: 0.355, SLG: 0.333 (1,9)										4 3 2 1 1 1 1	<p><b>Baltimore Orioles @ Boston Red Sox</b> Fenway Park, Boston, MA</p> <p>Mon Apr 13 1992, 3:33 AM EDT Att: 34,472 - Sunny - 43 F</p> <p>livebaseballscores.com</p>
<b>Tim Lincecum, R</b> OBP: 0.444, SLG: 0.444 (1,10) <b>Chito Martinez, L</b> (8, PH)										4 1 3 1 0 0 0 1 0 0 0 0 0 1	
<b>Cal Ripken Jr., R</b> OBP: 0.241, SLG: 0.160 (1,6)										3 0 1 1 1 0 1	
<b>Randy Milligan, R</b> OBP: 0.333, SLG: 0.333 (1,3) <b>Joe Orsulak, L</b> OBP: 0.150, SLG: 0.200 (8, PR)										5 0 3 2 0 0 4 0 0 0 0 0 0 0	
<b>Mike Devereaux, R</b> OBP: 0.261, SLG: 0.524 (1,8)										4 0 0 0 1 3 6	
<b>Leo Gomez, R</b> OBP: 0.346, SLG: 0.417 (1,5)										4 1 1 1 0 0 2	
<b>David Segui, S</b> OBP: 0.150, SLG: 0.056 (8, 3)										4 1 0 0 1 0 4	
<b>Chris Hoiles, R</b> OBP: 0.280, SLG: 0.318 (1,2)										3 1 0 1 1 2 2	
<b>Billy Ripken, R</b> OBP: 0.211, SLG: 0.316 (1,4)										5 1 2 1 0 1 1	
<b>Inning Stats</b>	R: 1 H: 2 E: 0 LOB: 2 K: 1 BB: 1 S: 11 P: 21	R: 3 H: 3 E: 0 LOB: 2 K: 1 BB: 2 S: 15 P: 32	R: 1 H: 1 E: 1 LOB: 1 K: 0 BB: 0 S: 12 P: 21	R: 1 H: 2 E: 0 LOB: 2 K: 0 BB: 1 S: 13 P: 22	R: 0 H: 0 E: 0 LOB: 0 K: 3 BB: 0 S: 9 P: 16	R: 0 H: 1 E: 0 LOB: 1 K: 0 BB: 0 S: 8 P: 14	R: 0 H: 0 E: 0 LOB: 1 K: 1 BB: 1 S: 10 P: 17	R: 1 H: 2 E: 0 LOB: 1 K: 0 BB: 0 S: 10 P: 15	R: 1 H: 1 E: 0 LOB: 0 K: 0 BB: 0 S: 12 P: 16	1B: 7 SF: 3 2B: 5 3B: 0 3B: 0 DP: 0 HR: 0 HBP: 0	WP: 0 PA: 45 PB: 0 SB: 0 CS: 0
<b>PITCHER</b>	<b>Frank Viola, L</b> (1,1) IP: 3.0 WLS: 21 BF: 8 R: 6 ER: 5 SO: 2 BB: 3 IBB: 0 HBP: 0 BLK: 0 WP: 0 HR: 0 S: 44 P: 84 ERA: 15.00 WHIP: 3.667 <b>Greg Harris, R</b> (4,1) IP: 4.0 WLS: 15 BF: 1 R: 0 ER: 0 SO: 4 BB: 2 IBB: 0 HBP: 0 BLK: 0 WP: 0 HR: 34 S: 59 P: 59 ERA: 0.00 WHIP: 0.750 <b>Tony Fossas, L</b> (8,1) IP: 0.0 WLS: 1 BF: 1 R: 1 ER: 1 SO: 0 BB: 0 IBB: 0 HBP: 0 BLK: 0 WP: 0 HR: 1 S: 2 P: 2 ERA: 27.0 WHIP: 1.000 <b>Danny Darwin, R</b> (8,1) IP: 2.0 WLS: 8 BF: 2 R: 1 ER: 1 SO: 1 BB: 0 IBB: 0 HBP: 0 BLK: 0 WP: 0 HR: 21 S: 29 P: 29 ERA: 4.50 WHIP: 1.000					<b>PITCHER</b> IP WLS BF H R ER SO BB IBB HBP BLK WP HR S P ERA WHIP <b>Frank Viola, L</b> (1,1) IP: 3.0 WLS: 21 BF: 8 R: 6 ER: 5 SO: 2 BB: 3 IBB: 0 HBP: 0 BLK: 0 WP: 0 HR: 0 S: 44 P: 84 ERA: 15.00 WHIP: 3.667 <b>Greg Harris, R</b> (4,1) IP: 4.0 WLS: 15 BF: 1 R: 0 ER: 0 SO: 4 BB: 2 IBB: 0 HBP: 0 BLK: 0 WP: 0 HR: 34 S: 59 P: 59 ERA: 0.00 WHIP: 0.750 <b>Tony Fossas, L</b> (8,1) IP: 0.0 WLS: 1 BF: 1 R: 1 ER: 1 SO: 0 BB: 0 IBB: 0 HBP: 0 BLK: 0 WP: 0 HR: 1 S: 2 P: 2 ERA: 27.0 WHIP: 1.000 <b>Danny Darwin, R</b> (8,1) IP: 2.0 WLS: 8 BF: 2 R: 1 ER: 1 SO: 1 BB: 0 IBB: 0 HBP: 0 BLK: 0 WP: 0 HR: 21 S: 29 P: 29 ERA: 4.50 WHIP: 1.000					

Batter	1	2	3	4	5	6	7	8	9	AB R H RBI BB SO LOB	BOTTOM
<b>Wade Boggs, L</b> OBP: 0.333, SLG: 0.300 (1,5)										4 0 0 1 1 0 0	<p><b>Baltimore Orioles @ Boston Red Sox</b> Fenway Park, Boston, MA</p> <p>Mon Apr 13 1992, 3:33 AM EDT Att: 34,472 - Sunny - 43 F</p> <p>livebaseballscores.com</p>
<b>Jody Read, R</b> OBP: 0.303, SLG: 0.357 (1,4)										4 1 2 0 1 0 3	
<b>Mike Greenwell, L</b> OBP: 0.269, SLG: 0.174 (1,7)										4 2 2 0 1 0 2	
<b>Ellis Burks, R</b> OBP: 0.400, SLG: 0.462 (1,8)										4 2 2 2 1 0 1	
<b>Phil Plantier, L</b> OBP: 0.308, SLG: 0.333 (1,9)										4 1 1 2 1 2 2	
<b>Jack Clark, R</b> OBP: 0.292, SLG: 0.105 (1,10) <b>Herm Winningham, L</b> (7, PR)										3 0 1 0 1 1 1 1 0 0 0 0 0 0	
<b>Mo Vaughn, L</b> OBP: 0.524, SLG: 0.714 (1,3)										3 0 0 1 2 2 2	
<b>Tony Peña, R</b> OBP: 0.217, SLG: 0.182 (1,2) <b>Tom Brunansky, R</b> OBP: 0.429, SLG: 0.273 (9, PH)										4 0 1 0 0 1 7 0 0 0 0 1 0 0	
<b>Luis Rivera, R</b> OBP: 0.533, SLG: 0.538 (7, PH) <b>Scott Cooper, L</b> (7, PH) <b>Tim Lincecum, R</b> OBP: 0.385, SLG: 0.615 (8, 6)										3 0 0 0 0 0 1 0 0 0 0 1 0 0 1 0 0 0 0 0 1	
<b>Inning Stats</b>	R: 0 H: 1 E: 0 LOB: 2 K: 1 BB: 1 S: 10 P: 16	R: 0 H: 1 E: 0 LOB: 1 K: 2 BB: 0 S: 12 P: 19	R: 3 H: 3 E: 0 LOB: 2 K: 0 BB: 2 S: 16 P: 30	R: 0 H: 0 E: 0 LOB: 1 K: 0 BB: 1 S: 7 P: 16	R: 0 H: 1 E: 0 LOB: 2 K: 0 BB: 1 S: 10 P: 21	R: 0 H: 0 E: 0 LOB: 0 K: 0 BB: 0 S: 5 P: 7	R: 3 H: 2 E: 0 LOB: 3 K: 1 BB: 4 S: 17 P: 40	R: 0 H: 1 E: 0 LOB: 0 K: 1 BB: 0 S: 9 P: 13	R: 0 H: 0 E: 0 LOB: 1 K: 1 BB: 1 S: 11 P: 17	1B: 6 SF: 0 2B: 3 3B: 0 3B: 0 DP: 1 HR: 0 HBP: 0	WP: 0 PA: 45 PB: 0 SB: 0 CS: 0
<b>PITCHER</b>	<b>Bob Milacki, R</b> (1,1) IP: 6.0 WLS: 29 BF: 6 R: 3 ER: 3 SO: 3 BB: 5 IBB: 0 HBP: 0 BLK: 1 WP: 0 HR: 0 S: 60 P: 109 ERA: 4.50 WHIP: 1.833 <b>Mike Flanagan, L</b> (7,1) IP: 0.1 WLS: 5 BF: 2 R: 3 ER: 3 SO: 0 BB: 2 IBB: 0 HBP: 0 BLK: 0 WP: 0 HR: 6 S: 20 P: 20 ERA: 81.00 WHIP: 12.000 <b>Todd Frohwrth, R</b> (7,1) IP: 0.2 WLS: 4 BF: 0 R: 0 ER: 0 SO: 1 BB: 2 IBB: 0 HBP: 0 BLK: 0 WP: 0 HR: 11 S: 20 P: 20 ERA: 0.00 WHIP: 3.000 <b>Gregg Olson, R</b> (8,1) IP: 2.0 WLS: 7 BF: 1 R: 0 ER: 0 SO: 2 BB: 1 IBB: 0 HBP: 0 BLK: 0 WP: 0 HR: 20 S: 30 P: 30 ERA: 0.00 WHIP: 1.000					<b>PITCHER</b> IP WLS BF H R ER SO BB IBB HBP BLK WP HR S P ERA WHIP <b>Bob Milacki, R</b> (1,1) IP: 6.0 WLS: 29 BF: 6 R: 3 ER: 3 SO: 3 BB: 5 IBB: 0 HBP: 0 BLK: 1 WP: 0 HR: 0 S: 60 P: 109 ERA: 4.50 WHIP: 1.833 <b>Mike Flanagan, L</b> (7,1) IP: 0.1 WLS: 5 BF: 2 R: 3 ER: 3 SO: 0 BB: 2 IBB: 0 HBP: 0 BLK: 0 WP: 0 HR: 6 S: 20 P: 20 ERA: 81.00 WHIP: 12.000 <b>Todd Frohwrth, R</b> (7,1) IP: 0.2 WLS: 4 BF: 0 R: 0 ER: 0 SO: 1 BB: 2 IBB: 0 HBP: 0 BLK: 0 WP: 0 HR: 11 S: 20 P: 20 ERA: 0.00 WHIP: 3.000 <b>Gregg Olson, R</b> (8,1) IP: 2.0 WLS: 7 BF: 1 R: 0 ER: 0 SO: 2 BB: 1 IBB: 0 HBP: 0 BLK: 0 WP: 0 HR: 20 S: 30 P: 30 ERA: 0.00 WHIP: 1.000					



Batter	1	2	3	4	5	6	7	8	9	AB R H RBI BB SO LOB	TOP													
<b>Brady Anderson, L</b> OBP: 0.389, SLG: 0.552 (1, 9)										5 1 3 2 0 1 0	<b>Baltimore Orioles @ Boston Red Sox</b> Fenway Park, Boston, MA Wed Apr 15 1992, 3:33 AM EDT Att: 27,185 - Sunny - 51 F													
<b>Joe Orsulak, L</b> OBP: 0.208, SLG: 0.250 (1, 7)										4 0 2 1 0 1 2														
<b>Cal Ripken Jr., R</b> OBP: 0.212, SLG: 0.138 (1, 6)										4 0 0 0 0 1 3														
<b>Randy Milligan, R</b> OBP: 0.280, SLG: 0.273 (1, 3)										4 0 0 0 0 0 1														
<b>Mike Devereaux, R</b> OBP: 0.222, SLG: 0.440 (1, 8)										4 0 0 0 0 1 0														
<b>Sam Horn, L</b> OBP: 0.400, SLG: 0.385 (1, 10)										4 0 0 0 0 2 0														
<b>Leo Gomez, R</b> OBP: 0.345, SLG: 0.385 (9, PH) <b>Chito Martinez, L</b>										2 0 0 0 1 0 0 1 0 0 0 0 0 0														
<b>Chris Hoiles, R</b> OBP: 0.345, SLG: 0.500 (1, 2)										4 3 3 1 0 1 1														
<b>Billy Ripken, R</b> OBP: 0.190, SLG: 0.286 (7, PH) <b>Mark McLemore, S</b> OBP: 0.429, SLG: 0.500 (7, 4)										2 0 0 0 0 0 1 2 1 1 1 0 0 0														
<b>Inning Stats</b>	R: 0 E: 0 K: 1 S: 9	H: 1 LOB: 1 BB: 0 P: 12	R: 0 E: 0 K: 1 S: 8	H: 0 LOB: 1 BB: 1 P: 17	R: 0 E: 0 K: 1 S: 13	H: 1 LOB: 1 BB: 0 P: 23	R: 0 E: 0 K: 0 S: 9	H: 0 LOB: 0 BB: 0 P: 14	R: 1 E: 0 K: 1 S: 10	H: 2 LOB: 1 BB: 0 P: 15		R: 0 E: 0 K: 0 S: 6	H: 0 LOB: 0 BB: 0 P: 10	R: 3 E: 0 K: 1 S: 14	H: 4 LOB: 1 BB: 0 P: 25	R: 0 E: 0 K: 2 S: 9	H: 0 LOB: 0 BB: 0 P: 15	R: 1 E: 0 K: 0 S: 14	H: 1 LOB: 0 BB: 0 P: 20	1B: 4 2B: 2 3B: 2 HR: 1	SF: 0 SAC: 0 DP: 0 HBP: 0	WP: 0 PB: 0 SB: 0 CS: 0	PA: 37	
<b>PITCHER</b>	IP WLS BF	H R ER SO	BB IBB HBP BLK	WP HR S P	ERA WHIP	<b>PITCHER</b>										IP WLS BF	H R ER SO	BB IBB HBP BLK	WP HR S P	ERA WHIP				
<b>Mike Gardiner, R</b> ERA: 1.86 (1, 1)	6.2	26	5 2 2 5	1 0 0 0	0 0 62 101	2.70 0.900																		
<b>Peter Hoy, R</b> ERA: 15.0 (7, 1)	0.0	3	3 2 2 0	0 0 0 0	0 0 13 ∞ ∞																			
<b>Greg Harris, R</b> ERA: (7, 1)	1.1	W	4 0 0 2	0 0 0 0	0 0 10 17	0.00 0.000																		
<b>Jeff Reardon, R</b> ERA: 2.7 (9, 1)	1.0	S	4 1 1 0	0 0 0 0	0 1 14 20	9.00 1.000																		

Batter	1	2	3	4	5	6	7	8	9	AB R H RBI BB SO LOB	BOTTOM												
<b>Wade Boggs, L</b> OBP: 0.342, SLG: 0.273 (1, 5)										3 0 0 0 2 1 3	<b>Baltimore Orioles @ Boston Red Sox</b> Fenway Park, Boston, MA Wed Apr 15 1992, 3:33 AM EDT Att: 27,185 - Sunny - 51 F												
<b>Jody Reed, R</b> OBP: 0.316, SLG: 0.344 (1, 4)										4 0 1 2 1 0 1													
<b>Mike Greenwell, L</b> OBP: 0.290, SLG: 0.185 (1, 7)										4 1 1 0 1 0 4													
<b>Ellis Burks, R</b> OBP: 0.353, SLG: 0.400 (1, 8)										4 1 0 0 0 1 3													
<b>Phil Plantier, L</b> OBP: 0.300, SLG: 0.292 (1, 9)										3 1 0 0 1 1 1													
<b>Tom Brunansky, R</b> OBP: 0.444, SLG: 0.357 (1, 10)										3 1 2 1 0 0 0													
<b>Mo Vaughn, L</b> OBP: 0.520, SLG: 0.722 (1, 3)										4 1 2 2 0 2 1													
<b>Tim Lincecum, R</b> OBP: 0.438, SLG: 0.571 (1, 6)										1 1 0 0 2 1 0													
<b>Tony Peña, R</b> OBP: 0.231, SLG: 0.167 (1, 2) <b>Herm Winningham, L</b> OBP: 0.333, SLG: 0.667 (9, 2)										2 0 0 0 1 0 1 1 0 0 0 0 0 2 0 0 0 0 0 0 0													
<b>Inning Stats</b>	R: 0 E: 0 K: 2 S: 12	H: 0 LOB: 1 BB: 1 P: 17	R: 0 E: 0 K: 2 S: 12	H: 0 LOB: 0 BB: 0 P: 16	R: 1 E: 1 K: 0 S: 8	H: 0 LOB: 1 BB: 2 P: 18	R: 0 E: 0 K: 1 S: 10	H: 1 LOB: 1 BB: 0 P: 15	R: 0 E: 0 K: 1 S: 9	H: 0 LOB: 0 BB: 0 P: 16		R: 3 E: 0 K: 0 S: 21	H: 2 LOB: 3 BB: 4 P: 43	R: 0 E: 1 K: 0 S: 10	H: 0 LOB: 1 BB: 0 P: 16	R: 2 E: 0 K: 0 S: 14	H: 3 LOB: 2 BB: 1 P: 24	1B: 5 2B: 1 3B: 0 HR: 0	SF: 1 SAC: 1 DP: 1 HBP: 0	WP: 0 PB: 0 SB: 0 CS: 0	PA: 39		
<b>PITCHER</b>	IP WLS BF	H R ER SO	BB IBB HBP BLK	WP HR S P	ERA WHIP	<b>PITCHER</b>										IP WLS BF	H R ER SO	BB IBB HBP BLK	WP HR S P	ERA WHIP			
<b>Ben McDonald, R</b> ERA: 1.84 (6, 1)	5.2	L	11 2 2 2 0	1 1 0 0	0 0 22 41	9.00 1.500																	
<b>Storm Davis, R</b> ERA: 2.35 (8, 1)	0.0	1	1 0 0 0	0 0 0 0	0 0 3 4																		
<b>Mark Williamson, R</b> ERA: (8, 1)	0.1	1	0 0 0 0	0 0 0 0	0 0 2 3	0.00 0.000																	







Batter	1	2	3	4	5	6	7	8	9	AB	R	H	RBI	BB	SO	LOB	TOP			
Devon White, S OBP: 0.380, SLG: 0.386	L7	G4-3		G5-3			F7			4	0	0	0	0	0	2	Toronto Blue Jays @ Boston Red Sox Fenway Park, Boston, MA Sat Apr 18 1992, 3:33 AM EDT Att: 32,640 - Cloudy - 41 F			
Roberto Alomar, S OBP: 0.340, SLG: 0.449	K	F7			K2-3			L8		4	0	0	0	0	2					
Joe Carter, R OBP: 0.340, SLG: 0.500	2B		F7		K			K		4	0	1	0	0	2					
Dave Winfield, R OBP: 0.392, SLG: 0.533	P4		F		L4			1B		4	0	2	0	0	1					
Kelly Gruber, R OBP: 0.273, SLG: 0.516		PB 1B	E9		F9			G4-3		4	1	1	0	0	2					
John Olerud, L OBP: 0.480, SLG: 0.474		1B 2B	P4		L8			G1-4-3		3	1	0	0	1	0					
Candy Maldonado, R OBP: 0.227, SLG: 0.220		2B 1B	K		G5-3			K		4	0	1	1	0	2					
Pat Borders, R OBP: 0.364, SLG: 0.514		L8		G5-3			G6-3	F8		4	0	0	0	0	2					
Manuel Lee, S OBP: 0.286, SLG: 0.243				K			G4-3			3	0	1	1	0	1					
<b>Inning Stats</b>	R: 0 E: 0 K: 1 S: 14	H: 1 LOB: 1 BB: 0 P: 23	R: 2 E: 0 K: 0 S: 9	H: 3 LOB: 2 BB: 1 P: 16	R: 0 E: 1 K: 1 S: 10	H: 1 LOB: 2 BB: 0 P: 15	R: 0 E: 0 K: 1 S: 11	H: 0 LOB: 0 BB: 0 P: 17	R: 0 E: 0 K: 0 S: 7	H: 0 LOB: 0 BB: 0 P: 10	R: 0 E: 0 K: 0 S: 5	H: 0 LOB: 0 BB: 0 P: 10	R: 0 E: 0 K: 1 S: 11	H: 1 LOB: 1 BB: 0 P: 18	R: 0 E: 0 K: 1 S: 7	H: 0 LOB: 0 BB: 0 P: 10	1B: 4 2B: 2 3B: 0 HR: 0	SF: 0 SAC: 0 DP: 0 HBP: 0	WP: 0 PB: 1 SB: 0 CS: 0	PA: 35
<b>PITCHER</b> Frank Viola, L ERA: 5.09	IP: 9.0 WLS: L BF: 35 H: 6 R: 2 ER: 2 SO: 7 BB: 1 IBB: 0 HBP: 0 BLK: 0 WP: 0 HR: 0 S: 78 P: 126 ERA: 2.00 WHIP: 0.778																			

AB	34
R	2
H	6
RBI	2
BB	1
SO	7
LOB	13



Batter	1	2	3	4	5	6	7	8	9	AB	R	H	RBI	BB	SO	LOB	BOTTOM			
Wade Boggs, L OBP: 0.304, SLG: 0.225	F8		1B BB		F7			L7		3	1	0	0	1	0	1	Toronto Blue Jays @ Boston Red Sox Fenway Park, Boston, MA Sat Apr 18 1992, 3:33 AM EDT Att: 32,640 - Cloudy - 41 F			
Jody Reed, R OBP: 0.281, SLG: 0.275	G6-3		F7		P7			FC1-6		4	0	0	0	0	0	2				
Phil Plantier, L OBP: 0.316, SLG: 0.313	F9		1B		G3			K2-3		4	0	1	0	0	1					
Ellis Burks, R OBP: 0.381, SLG: 0.389		S 1B	1B		L4			K		4	0	2	1	0	1					
Mike Greenwell, L OBP: 0.289, SLG: 0.182	L9		G4-3		F9			FC6-4 BB		3	0	0	0	1	0	3				
Jack Clark, R OBP: 0.281, SLG: 0.154	K				G3-6 BB			FC6-4		3	0	0	0	1	2					
Luis Rivera, R OBP: 0.500, SLG: 0.467							K	FC6-4		0	0	0	0	0	0					
Mo Vaughn, L OBP: 0.438, SLG: 0.542					G3-6		G1-3	K		3	0	0	0	1	2					
Tim Lincecum, R OBP: 0.368, SLG: 0.471	F8		G4-3		K			K		3	0	0	0	0	1					
Tony Peña, R OBP: 0.194, SLG: 0.138			G1-3					FC1-6 1B		2	0	0	0	0	1					
Herm Winningham, L OBP: 0.286, SLG: 0.167										1	0	1	0	0	0					
John Flaherty, R OBP: 0.333, SLG: 0.667										0	0	0	0	0	0					
<b>Inning Stats</b>	R: 0 E: 0 K: 0 S: 10	H: 0 LOB: 0 BB: 0 P: 15	R: 0 E: 0 K: 1 S: 13	H: 1 LOB: 2 BB: 1 P: 25	R: 1 E: 0 K: 0 S: 11	H: 2 LOB: 2 BB: 1 P: 20	R: 0 E: 0 K: 0 S: 5	H: 0 LOB: 0 BB: 1 P: 13	R: 0 E: 0 K: 1 S: 13	H: 0 LOB: 0 BB: 0 P: 20	R: 0 E: 0 K: 2 S: 9	H: 0 LOB: 0 BB: 0 P: 11	R: 0 E: 0 K: 2 S: 9	H: 1 LOB: 1 BB: 0 P: 12	R: 0 E: 0 K: 2 S: 8	H: 0 LOB: 1 BB: 1 P: 17	1B: 4 2B: 1 3B: 0 HR: 0	SF: 0 SAC: 0 DP: 1 HBP: 0	WP: 0 PB: 0 SB: 1 CS: 0	PA: 34
<b>PITCHER</b> Todd Stottlemyre, R ERA: 4.43 Duane Ward, R ERA: 1.00 Tom Henke, R ERA: 1.00	IP: 7.0 WLS: W BF: 26 H: 3 R: 1 ER: 1 SO: 4 BB: 3 IBB: 0 HBP: 0 BLK: 0 WP: 0 HR: 0 S: 67 P: 115 ERA: 1.29 WHIP: 0.857																			



Batter	1	2	3	4	5	6	7	8	9	AB	R	H	RBI	BB	SO	LOB	TOP									
Devon White, S (1, 8) OBP: 0.382, SLG: 0.388	0-0 FC6-4 1B		0-2 G3		1-0 1-H G6-3 1B		0-1 L7		0-3 K	5	0	2	1	0	1	1										
Roberto Alomar, S (1, 4) OBP: 0.382, SLG: 0.453	1-1 FC6-4 1-2 E			0-0 G4-3 1B	0-0 G6-3 1-2		4-2 CS BB		1-2 2-H 1B	4	2	2	1	1	0	2										
Joe Carter, R (1, 9) OBP: 0.327, SLG: 0.468	1-0 L9			0-0 G4-3 1-2	1-2 G4-1		2-3 K		0-2 2-H 1B	5	0	1	1	0	1	4										
Dave Winfield, R (1, 10) OBP: 0.393, SLG: 0.510	2-1 G6-3 1-2			4-1 1B BB		1-0 BB 1B		0-0 B1-3	0-1 L9	4	0	1	0	1	0	2										
Kelly Gruber, R (1, 5) OBP: 0.297, SLG: 0.500		3-1 F8		1-0 1-2 2-H 1B		4-1 BB BB		0-0 P4		3	0	1	1	1	0	0										
Pat Tabler, R (1, 3) OBP: 0.250, SLG: 0.250		2-2 G6-3		3-1 F9		0-2 L9		1-0 1B		4	0	1	0	0	0	4										
John Olerud, L (9, 3) OBP: 0.460, SLG: 0.474										0	0	0	0	0	0	0										
Candy Maldonado, R (1, 7) OBP: 0.229, SLG: 0.205			1-0 P3		1-0 F9		4-0 1-2 2-3 BB		1-3 K	3	0	0	0	1	1	3										
Pat Borders, R (1, 2) OBP: 0.354, SLG: 0.488			0-1 G5-3		2-1 G5-3		0-3 K		3-2 SH1-4 1B	4	1	1	0	0	1	3										
Manuel Lee, S (1, 6) OBP: 0.289, SLG: 0.250			1-3 K		1-1 E 1B		1-1 G4-3		0-0 SH1-4 1-2	3	1	1	0	0	1	3										
<b>Inning Stats</b>	R: 0 E: 1 K: 0 S: 6	H: 1 LOB: 1 BB: 0 P: 10	R: 0 E: 0 K: 0 S: 6	H: 0 LOB: 0 BB: 0 P: 12	R: 0 E: 0 K: 1 S: 8	H: 0 LOB: 2 BB: 1 P: 9	R: 1 E: 0 K: 0 S: 7	H: 2 LOB: 2 BB: 1 P: 16	R: 1 E: 1 K: 0 S: 9	H: 2 LOB: 1 BB: 0 P: 14	R: 0 E: 0 K: 1 S: 10	H: 1 LOB: 3 BB: 2 P: 20	R: 0 E: 0 K: 1 S: 9	H: 0 LOB: 1 BB: 1 P: 14	R: 0 E: 0 K: 1 S: 6	H: 1 LOB: 1 BB: 0 P: 8	R: 2 E: 0 K: 1 S: 21	H: 3 LOB: 0 BB: 0 P: 25	1B: 10 2B: 1 3B: 0 HR: 0	SF: 0 SAC: 1 DP: 1 HBP: 0	WP: 0 PB: 0 SB: 0 CS: 1	PA: 40				
<b>PITCHER</b>	IP WLS BF H R ER SO BB IBB HBP BLK WP HR S P ERA WHIP	5.1 W 15 6 2 1 1 3 0 0 0 0 0 41 75 1.69 1.688	3.2 W 15 4 2 2 4 1 0 0 0 0 0 41 53 4.91 1.364																							

Toronto Blue Jays @ Boston Red Sox  
Fenway Park, Boston, MA  
Sun Apr 19 1992, 3:33 AM EDT  
Att: 28,196 - Cloudy - 47 F

AB	35
R	4
H	10
RBI	4
BB	4
SO	5
LOB	22



Batter	1	2	3	4	5	6	7	8	9	AB	R	H	RBI	BB	SO	LOB	BOTTOM								
Wade Boggs, L (1, 5) OBP: 0.333, SLG: 0.273	2-2 L7		4-2 1B BB		2-2 WP PB 1B		1-0 P5		1-1 E 1B 2B	4	2	2	0	1	0	0									
Jody Read, R (1, 4) OBP: 0.314, SLG: 0.302	1-2 G3 1B		3-1 1-2 1B		4-2 E 1B BB		3-1 G5-3		4-1 E 1B BB	3	1	2	0	2	0	0									
Phil Plantier, L (1, 9) OBP: 0.302, SLG: 0.297	3-2 G3 1-2		1-2 F7		2-1 E9 1-3 1B		3-2 L7		1-2 E3 1B 1B	5	1	1	1	0	0	5									
Ellis Burks, R (1, 8) OBP: 0.340, SLG: 0.341	1-3 K		3-1 P2		3-3 K				0-3 K	5	0	0	0	0	4	8									
Mike Greenwell, L (1, 7) OBP: 0.326, SLG: 0.216		0-1 F8		0-0 G3	4-0 IBB			0-0 1B	1-2 1-3 2-H 3-H 1B	4	0	2	2	1	0	0									
Jack Clark, R (1, 10) OBP: 0.273, SLG: 0.148		2-3 K		4-1 BB		0-3 K		0-0 L7	3-2 1-2 3-H 1B	1	0	0	0	0	1	0									
Scott Cooper, L (4, PH) OBP: 0.333, SLG: 0.167										3	0	1	1	1	1	4									
Mo Vaughn, L (1, 3) OBP: 0.417, SLG: 0.481		4-2 BB		1-3 K		0-0 F8		0-0 G3		3	0	0	0	1	1	2									
Luis Rivera, R (1, 6) OBP: 0.429, SLG: 0.389		2-3 K		0-3 K		3-3 K			0-0 2B E 1B	3	0	0	0	0	3	2									
Herm Winningham, L (9, PH) OBP: 0.375, SLG: 0.285										1	1	1	0	0	0	0									
John Flaherty, R (1, 2) OBP: 0.167, SLG: 0.333			1-2 L4		2-2 P2		3-2 P4		2-3 K	3	0	0	0	0	0	0									
Tim Lincecum, R (9, PH) OBP: 0.350, SLG: 0.444										1	0	0	0	0	1	1									
<b>Inning Stats</b>	R: 0 E: 0 K: 1 S: 12	H: 1 LOB: 1 BB: 0 P: 19	R: 0 E: 0 K: 2 S: 10	H: 0 LOB: 1 BB: 1 P: 18	R: 0 E: 0 K: 2 S: 13	H: 0 LOB: 2 BB: 1 P: 25	R: 1 E: 1 K: 2 S: 18	H: 2 LOB: 3 BB: 2 P: 35	R: 0 E: 0 K: 1 S: 11	H: 0 LOB: 0 BB: 0 P: 17	R: 0 E: 0 K: 0 S: 7	H: 0 LOB: 0 BB: 0 P: 14	R: 0 E: 0 K: 1 S: 6	H: 1 LOB: 1 BB: 0 P: 9	R: 4 E: 1 K: 2 S: 21	H: 4 LOB: 2 BB: 1 P: 33	1B: 8 2B: 1 3B: 0 HR: 0	SF: 0 SAC: 0 DP: 0 HBP: 0	WP: 2 PB: 1 SB: 1 CS: 0	PA: 42					
<b>PITCHER</b>	IP WLS BF H R ER SO BB IBB HBP BLK WP HR S P ERA WHIP	6.0 L 27 4 1 0 0 4 0 0 0 0 0 7 14 0.00 0.000	1.0 L 4 1 0 0 1 0 0 0 0 0 6 9 0.00 1.000	0.2 L 7 3 4 1 2 1 0 0 0 0 0 17 26 13.50 6.000	0.0 L 1 1 0 0 0 0 0 0 0 0 4 7 ∞ ∞																				

Toronto Blue Jays @ Boston Red Sox  
Fenway Park, Boston, MA  
Sun Apr 19 1992, 3:33 AM EDT  
Att: 28,196 - Cloudy - 47 F

AB	36
R	5
H	9
RBI	4
BB	6
SO	11
LOB	22



Batter	1	2	3	4	5	6	7	8	9	10	11	12	13	AB	R	H	RBI	BB	SO	LOB
Devon White, S OBP: 0.355, SLG: 0.357 (1, 8)	G4-3	FC5-4			1B	G3		K			G6-3		K	7	1	1	0	0	2	5
Roberto Alomar, S OBP: 0.365, SLG: 0.475 (1, 4)	F8		G6-3		G4-3		FC1-4	F9						6	2	3	1	1	0	1
Joe Carter, R OBP: 0.322, SLG: 0.444 (1, 9)	F7		F9		BB	G4-3					G1-3		E8	7	0	2	2	0	1	2
Dave Winfield, R OBP: 0.381, SLG: 0.482 (1, 10)		BB	F9		G4-3					G6-3		G6-3	K	7	1	2	0	0	1	3
Kelly Gruber, R OBP: 0.349, SLG: 0.526 (1, 5)		1B			G4-3			L5				G5-3		4	1	2	0	2	1	2
John Olerud, L OBP: 0.446, SLG: 0.429 (1, 3)		L6			G4-3							G5-3		4	0	0	1	2	0	4
Candy Maldonado, R OBP: 0.222, SLG: 0.188 (1, 7)					SF8		L4				F9		L9	4	0	0	1	1	1	7
Pat Borders, R OBP: 0.352, SLG: 0.478 (1, 2)	SF8				F8		K				F7		FC1-6	5	0	2	1	0	1	0
Manuel Lee, S OBP: 0.280, SLG: 0.244 (13, PH)					G6-3		K				F8		FC1-6	5	0	1	0	0	2	1
Alfredo Griffin, S (13, 6)					G6-3		K						FC1-6	1	1	0	0	0	0	1

Inning Stats	R	H	E	K	S	IP	WLS	BF	H	R	ER	SO	BB	IBB	HBP	BLK	WP	HR	S	P	ERA	WHIP	
PITCHER	0	0	0	0	5	8	0	24	0	0	0	0	0	0	0	0	0	0	0	0	0	7.71	1.929
Joe Hesketh, L ERA: 6.52 (1, 1)	0	0	0	0	8	4.2	0	24	6	4	4	0	3	1	0	0	0	0	0	0	0	7.71	1.929
Greg Harris, R ERA: (8, 1)	0	0	0	0	5	3.1	14	3	0	0	0	2	0	1	0	0	1	0	0	30	51	0.00	0.900
Jeff Reardon, R ERA: 1.5 (9, 1)	0	0	0	0	0	2.0	6	0	0	0	0	5	0	0	0	0	0	0	0	17	23	0.00	0.000
Tom Bolton, L ERA: 13.5 (11, 1)	0	0	0	0	1	2.2	12	3	2	2	1	1	0	0	0	1	0	0	0	22	38	6.75	1.500
Peter Hoy, R ERA: 13.5 (13, 1)	0	0	0	0	1	0.1	2	1	0	0	1	0	0	0	0	0	0	0	6	10	0.00	3.000	

**TOP**

**Toronto Blue Jays @ Boston Red Sox**  
Fenway Park, Boston, MA  
Mon Apr 20 1992, 3:33 AM EDT  
Att. 34,709 - Cloudy - 54 F

livebaseballscorecards.com

AB 50  
R 6  
H 13  
RBI 6  
BB 6  
SO 9  
LOB 26



W/P: 1 PA: 58  
P/B: 0  
S/B: 1  
C/S: 0

Batter	1	2	3	4	5	6	7	8	9	10	11	12	13	AB	R	H	RBI	BB	SO	LOB
Wade Boggs, L OBP: 0.353, SLG: 0.300 (1, 5)	L9			1B	2B		G3-1			F8		L8		6	1	2	0	0	0	1
Jody Reed, R OBP: 0.316, SLG: 0.327 (1, 4)	L8			P3	G4-6-3			SF7		G6-3			G4-3	6	1	2	1	0	0	1
Mike Greenwell, L OBP: 0.306, SLG: 0.209 (1, 7)	K			E	G4-6-3			G3		F7			G4-3	6	0	1	1	0	1	3
Ellis Burks, R OBP: 0.302, SLG: 0.304 (1, 8)		F8		F9		G5-3		SF7			L7		F7	5	0	0	1	0	0	1
Jack Clark, R OBP: 0.297, SLG: 0.194 (8, PR)		G3		E		G6-3				F9				4	0	2	0	0	0	0
Luis Rivera, R OBP: 0.409, SLG: 0.368 (8, PR)				1B				1B						1	0	0	0	0	0	0
Phil Plantier, L OBP: 0.271, SLG: 0.262 (1, 9)	G4-3			E1	FC5-4		G3-1	F9			P5			5	0	0	0	0	0	3
Tim Lincecum, R OBP: 0.290, SLG: 0.348 (1, 6)			G5-3	FC5-4			K			K		L6		5	0	0	0	0	2	3
Mo Vaughn, L OBP: 0.366, SLG: 0.406 (1, 3)			G4-3		F7		G4-3			K		K		5	0	0	0	0	2	0
Tony Peña, R OBP: 0.250, SLG: 0.324 (1, 2)			G6-3		1B		HR			G6-3				5	2	3	1	0	0	0


Inning Stats	R	H	E	K	S	IP	WLS	BF	H	R	ER	SO	BB	IBB	HBP	BLK	WP	HR	S	P	ERA	WHIP	
PITCHER	0	0	0	0	14	7	0	25	0	0	0	0	0	0	0	0	0	0	0	0	0	4.91	1.091
Jimmy Key, L ERA: 2.82 (1, 1)	0	0	0	0	14	7.1	0	25	0	0	0	0	0	0	0	0	0	0	0	0	4.91	1.091	
Pat Hentgen, R ERA: 5.4 (8, 1)	0	0	0	0	0	1.2	6	1	0	0	0	2	0	0	0	0	0	0	0	18	29	0.00	0.600
Bob MacDonald, L ERA: (10, 1)	0	0	0	0	1	4.0	13	1	0	0	1	0	0	0	0	0	0	0	0	26	41	0.00	0.250

**BOTTOM**

**Toronto Blue Jays @ Boston Red Sox**  
Fenway Park, Boston, MA  
Mon Apr 20 1992, 3:33 AM EDT  
Att. 34,709 - Cloudy - 54 F


livebaseballscorecards.com


AB 48  
R 4  
H 10  
RBI 4  
BB 0  
SO 5  
LOB 12



W/P: 0 PA: 49  
P/B: 0  
S/B: 0  
C/S: 0

Batter	1	2	3	4	5	6	7	8	9	AB	R	H	RBI	BB	SO	LOB	TOP										
Wade Boggs, L (1.5) OBP: 0.344, SLG: 0.302	E3 SH2-3		G6-3							3	0	1	0	1	0	0	Boston Red Sox @ Milwaukee Brewers Milwaukee County Stadium, Milwaukee, WI Tue Apr 21 1992, 8:05 PM EDT Att: 8,257 - Cloudy - 50 F										
Jody Reed, R (1.4) OBP: 0.317, SLG: 0.327	SH2-3			L8						3	0	1	1	0	0	1											
Mike Greenwell, L (1.7) OBP: 0.283, SLG: 0.191	L7			F9						4	0	0	0	0	0	3											
Ellis Burks, R (1.8) OBP: 0.316, SLG: 0.320	K			F9						4	2	2	0	0	1	1											
Phil Plantier, L (1.9) OBP: 0.269, SLG: 0.283		K								4	0	1	0	0	1	1											
Jack Clark, R (1.10) OBP: 0.288, SLG: 0.171		G6-3			K					4	0	0	1	0	2	2											
Mo Vaughn, L (1.3) OBP: 0.356, SLG: 0.371		G4-3			G3					3	0	0	0	1	0	1											
Tony Peña, R (1.2) OBP: 0.250, SLG: 0.316			P1							4	1	1	1	0	0	0											
Luis Rivera, R (1.6) OBP: 0.360, SLG: 0.318			G5-3							3	0	0	0	0	1	2											
<b>Inning Stats</b>	R: 0 E: 1 K: 1 S: 7	H: 0 LOB: 1 BB: 0 P: 12	R: 0 E: 0 K: 1 S: 11	H: 0 LOB: 0 BB: 0 P: 17	R: 0 E: 0 K: 0 S: 7	H: 0 LOB: 0 BB: 0 P: 12	R: 0 E: 0 K: 0 S: 9	H: 0 LOB: 0 BB: 0 P: 16	R: 0 E: 0 K: 1 S: 9	H: 1 LOB: 1 BB: 0 P: 14	R: 1 E: 0 K: 0 S: 11	H: 2 LOB: 1 BB: 0 P: 19	R: 1 E: 1 K: 2 S: 13	H: 1 LOB: 1 BB: 1 P: 23	R: 1 E: 1 K: 2 S: 13	H: 2 LOB: 2 BB: 1 P: 24	1B: 5 2B: 1 3B: 0 HR: 0	SF: 0 SAC: 2 DP: 0 HBP: 0	WP: 1 PB: 0 CS: 2	PA: 36							
<b>PITCHER</b>	IP	WLS	BF	H	R	ER	SO	BB	IBB	HBP	BLK	WP	HR	S	P	ERA	WHIP										
Ricky Bones, R (1.1) ERA: 2.35	6.1		23	3	1	1	3	0	0	0	0	0	0	58	95	1.42	0.474										
Mike Fetters, R (7.1) ERA	0.1		1	0	0	0	0	0	0	0	0	0	0	2	3	0.00	0.000										
Dan Plesac, L (7.1) ERA: 5.06	0.1		1	0	0	0	0	0	0	0	0	0	0	4	6	0.00	0.000										
Jim Austin, R (8.1) ERA: 1.59	0.1	L	4	1	1	0	0	0	1	0	0	0	0	10	18	0.00	3.000										
Jesse Orosco, L (8.1) ERA: 3.0	1.0		3	1	1	1	0	0	0	0	0	0	0	7	11	9.00	1.000										
<b>PITCHER</b>	IP	WLS	BF	H	R	ER	SO	BB	IBB	HBP	BLK	WP	HR	S	P	ERA	WHIP										
Doug Henry, R (9.1) ERA: 6.23	0.2		4	1	0	0	2	0	1	0	0	0	0	9	18	0.00	1.500										
<b>Batter</b>	<b>1</b>	<b>2</b>	<b>3</b>	<b>4</b>	<b>5</b>	<b>6</b>	<b>7</b>	<b>8</b>	<b>9</b>	<b>AB</b>	<b>R</b>	<b>H</b>	<b>RBI</b>	<b>BB</b>	<b>SO</b>	<b>LOB</b>	<b>BOTTOM</b>										
Paul Molitor, R (1.10) OBP: 0.291, SLG: 0.354	F9		K							4	0	1	0	0	2	1	Boston Red Sox @ Milwaukee Brewers Milwaukee County Stadium, Milwaukee, WI Tue Apr 21 1992, 8:05 PM EDT Att: 8,257 - Cloudy - 50 F										
Darryl Hamilton, L (1.7) OBP: 0.281, SLG: 0.220	K		FC6-4 BB							3	0	0	0	1	1	1											
B.J. Surhoff, L (1.2) OBP: 0.186, SLG: 0.211	G4-3		FC6-4 1-2							4	0	0	0	0	0	3											
Dante Bichette, R (1.9) OBP: 0.375, SLG: 0.391		K								4	0	0	0	0	4	1											
Robin Yount, R (1.8) OBP: 0.362, SLG: 0.372		K								3	0	0	0	0	2	0											
Franklin Stubbs, L (1.3) OBP: 0.256, SLG: 0.432		L8								3	0	0	0	0	1	0											
Kevin Seitzer, R (1.5) OBP: 0.447, SLG: 0.564			L7							3	0	0	0	0	0	0											
Jim Gantner, L (1.4) OBP: 0.395, SLG: 0.375										3	1	1	0	0	0	0											
Scott Fletcher, R (1.6) OBP: 0.333, SLG: 0.391										2	0	1	1	0	0	0											
Greg Vaughn, R (8, PH) OBP: 0.289, SLG: 0.390										1	0	0	0	0	0	0											
Pat Listach, S (9.6) OBP: 0.588, SLG: 0.733										0	0	0	0	0	0	0											
<b>Inning Stats</b>	R: 0 E: 0 K: 1 S: 8	H: 0 LOB: 0 BB: 0 P: 14	R: 0 E: 0 K: 2 S: 11	H: 0 LOB: 0 BB: 0 P: 17	R: 1 E: 0 K: 1 S: 9	H: 2 LOB: 2 BB: 1 P: 17	R: 0 E: 0 K: 2 S: 9	H: 0 LOB: 0 BB: 0 P: 14	R: 0 E: 0 K: 0 S: 7	H: 0 LOB: 0 BB: 0 P: 11	R: 0 E: 0 K: 1 S: 7	H: 0 LOB: 0 BB: 0 P: 10	R: 0 E: 0 K: 0 S: 5	H: 0 LOB: 0 BB: 0 P: 7	R: 0 E: 0 K: 1 S: 9	H: 1 LOB: 1 BB: 0 P: 14	1B: 1 2B: 1 3B: 1 HR: 0	SF: 0 SAC: 0 DP: 0 HBP: 0	WP: 0 PB: 0 CS: 0	PA: 31							
<b>PITCHER</b>	IP	WLS	BF	H	R	ER	SO	BB	IBB	HBP	BLK	WP	HR	S	P	ERA	WHIP										
Mike Gardiner, R (1.1) ERA: 1.62	7.0	W	24	2	1	1	9	1	0	0	0	0	0	59	96	0.00	0.429										
Danny Darwin, R (8.1) ERA: 1.66	2.0	S	7	1	0	0	1	0	0	0	0	0	0	14	21	0.00	0.500										

Batter	1	2	3	4	5	6	7	8	9	AB	R	H	RBI	BB	SO	LOB	TOP								
<b>Wade Boggs, L</b> OBP: 0.348, SLG: 0.298 (1, 5)	1-1 G4-3	3-2 L6		4-1 FC5-2 BB			1-1 G6-3		3-2 G1-4-3 1B	4	0	1	0	1	0	2	<b>Boston Red Sox @ Milwaukee Brewers</b> Milwaukee County Stadium, Milwaukee, WI Thu Apr 23 1992, 4:33 AM EDT Att: 9,740 - Cloudy - 46 F  <b>AB 30</b> <b>R 2</b> <b>H 7</b> <b>RBI 2</b> <b>BB 7</b> <b>SO 2</b> <b>LOB 23</b> 								
<b>Jody Reed, R</b> OBP: 0.323, SLG: 0.321 (1, 4)	4-1 G1-6-3 BB		1-2 BB	1-2 FC5-2			2-2 G5-3		0-1 G1-4-3 1-2f	4	0	1	0	1	0	4									
<b>Mike Greenwell, L</b> OBP: 0.293, SLG: 0.196 (1, 7)	0-1 G1-6-3 1-2f		4-1 BB	1-2 BB	4-1 G4-1		1-1 BB		0-2 L7	4	0	1	0	1	0	4									
<b>Ellis Burks, R</b> OBP: 0.311, SLG: 0.302 (1, 8)		4-2 SH5-3 BB 2B	1-3 K		3-1 G6-3		2-2 F9			3	1	0	0	1	1	3									
<b>Phil Plantier, L</b> OBP: 0.286, SLG: 0.286 (1, 9)		4-0 SH5-3 BB 2B	0-0 P5		2-2 F7			3-1 SH5-3 1B		3	1	1	0	1	0	2									
<b>Tom Brunansky, R</b> OBP: 0.400, SLG: 0.313 (1, 10)		0-0 SH5-3	1-3 K		3-2 F8			0-0 SH5-3		2	0	0	0	0	1	2									
<b>Mo Vaughn, L</b> OBP: 0.351 (1, 3)		4-0 2B		3-2 G6-3		1-1 G1-3		4-2 BB		2	0	0	0	1	0	0									
<b>Tim Naehring, R</b> OBP: 0.308, SLG: 0.348 (8, 6)										0	0	0	0	1	0	0									
<b>Tony Peña, R</b> OBP: 0.273, SLG: 0.357 (1, 2)		0-0 2B		0-0 BB FC5-2 1B		0-0 G6-3		0-0 P6		4	0	2	2	0	0	2									
<b>Luis Rivera, R</b> OBP: 0.357, SLG: 0.320 (1, 6)		2-2 G6-3		2-2 FC5-2 BB 1B		1-0 G5-3		0-0 G5-3		3	0	1	0	0	0	2									
<b>Herm Winingham, L</b> OBP: 0.333, SLG: 0.250 (8, 3)										1	0	0	0	0	0	2									
<b>Scott Cooper, L</b> OBP: 0.333, SLG: 0.167 (8, 3)										0	0	0	0	0	0	0									
<b>Inning Stats</b>	R: 0 E: 0 K: 0 S: 5	H: 0 LOB: 0 BB: 1 P: 10	R: 2 E: 0 K: 0 S: 13	H: 1 LOB: 2 BB: 3 P: 30	R: 0 E: 0 K: 2 S: 14	H: 1 LOB: 2 BB: 1 P: 21	R: 0 E: 0 K: 0 S: 13	H: 2 LOB: 3 BB: 1 P: 25	R: 0 E: 0 K: 0 S: 10	H: 0 LOB: 0 BB: 0 P: 18	R: 0 E: 0 K: 0 S: 4	H: 0 LOB: 0 BB: 0 P: 6	R: 0 E: 0 K: 0 S: 10	H: 1 LOB: 1 BB: 0 P: 16	R: 0 E: 0 K: 0 S: 10	H: 1 LOB: 2 BB: 1 P: 17	R: 0 E: 0 K: 0 S: 9	H: 1 LOB: 0 BB: 0 P: 12	1B: 6 2B: 1 3B: 0 HR: 0	SF: 0 SAC: 2 DP: 2 HBP: 0	WP: 0 PB: 0 SB: 0 CS: 0	PA: 39			
<b>PITCHER</b>	IP	WLS	BF	H	R	ER	SO	BB	IBB	HBP	BLK	WP	HR	S	P	ERA	WHIP								
<b>Bill Wegman, R</b> ERA: 2.56 (1, 1)	7.1	W	33	6	2	2	2	5	1	0	0	0	0	72	132	2.46	1.500								
<b>Jesse Orosco, L</b> ERA: 3.0 (8, 1)	0.0		1	0	0	0	0	1	0	0	0	0	0	5	9	∞	∞								
<b>Doug Henry, R</b> ERA: 4.5 (8, 1)	1.2	S	5	1	0	0	0	0	0	0	0	0	0	11	14	0.00	0.600								

Batter	1	2	3	4	5	6	7	8	9	AB	R	H	RBI	BB	SO	LOB	BOTTOM								
<b>Paul Molitor, R</b> OBP: 0.271, SLG: 0.327 (1, 10)	1-0 F8		1-2 FC G4-1 SF7 1B		2-0 FC6-4		2-2 G4-3			4	1	0	0	0	0	4	<b>Boston Red Sox @ Milwaukee Brewers</b> Milwaukee County Stadium, Milwaukee, WI Thu Apr 23 1992, 4:33 AM EDT Att: 9,740 - Cloudy - 46 F  <b>AB 30</b> <b>R 3</b> <b>H 7</b> <b>RBI 2</b> <b>BB 1</b> <b>SO 8</b> <b>LOB 10</b> 								
<b>Darryl Hamilton, L</b> OBP: 0.240, SLG: 0.205 (1, 7)	2-2 F7		0-0 SF7		0-0 L5			3-3 K		3	0	0	1	0	1	1									
<b>B.J. Surhoff, L</b> OBP: 0.191, SLG: 0.214 (1, 2)	1-0 1B		2-3 G4-1		1-1 G3-1			1-1 F7		4	0	1	0	0	0	1									
<b>Dante Bichette, R</b> OBP: 0.393, SLG: 0.407 (1, 9)	1-3 K		1-2 CS 1B		0-3 K			0-2 1B		4	0	2	1	0	2	1									
<b>Robin Yount, R</b> OBP: 0.333, SLG: 0.340 (1, 8)		1-3 K	0-1 CS	2-3 K		0-0 L6		1-2 F9		4	0	0	0	0	2	1									
<b>Franklin Stubbs, L</b> OBP: 0.238, SLG: 0.400 (1, 3)		1-3 K		3-3 K			2-3 K			3	0	0	0	0	3	0									
<b>Kevin Seitzer, R</b> OBP: 0.440, SLG: 0.548 (1, 5)		1-0 G4-3		1-2 G5-3			1-1 1B 1B			3	0	1	0	0	0	0									
<b>Jim Gantner, L</b> OBP: 0.415, SLG: 0.400 (1, 4)			0-0 FC BB E 1B		2-1 FC6-4 1B		2-1 L7			3	1	2	0	0	0	1									
<b>Scott Fletcher, R</b> OBP: 0.370, SLG: 0.400 (1, 6)			4-1 E SF7 BB		1-1 F8		0-2 1B		1-3 1B	2	1	1	0	1	0	1									
<b>Inning Stats</b>	R: 0 E: 0 K: 1 S: 9	H: 1 LOB: 1 BB: 0 P: 14	R: 0 E: 0 K: 2 S: 7	H: 0 LOB: 0 BB: 0 P: 10	R: 3 E: 1 K: 0 S: 13	H: 2 LOB: 0 BB: 1 P: 21	R: 0 E: 0 K: 2 S: 14	H: 0 LOB: 0 BB: 0 P: 20	R: 0 E: 0 K: 1 S: 11	H: 1 LOB: 1 BB: 0 P: 17	R: 0 E: 0 K: 1 S: 6	H: 0 LOB: 0 BB: 0 P: 7	R: 0 E: 0 K: 1 S: 14	H: 2 LOB: 2 BB: 0 P: 21	R: 0 E: 0 K: 1 S: 12	H: 1 LOB: 1 BB: 0 P: 17	R: 0 E: 0 K: 1 S: 9	H: 1 LOB: 0 BB: 0 P: 12	1B: 7 2B: 0 3B: 0 HR: 0	SF: 1 SAC: 0 DP: 0 HBP: 0	WP: 0 PB: 0 SB: 0 CS: 1	PA: 33			
<b>PITCHER</b>	IP	WLS	BF	H	R	ER	SO	BB	IBB	HBP	BLK	WP	HR	S	P	ERA	WHIP								
<b>Roger Clemens, R</b> ERA: 1.41 (1, 1)	8.0	L	32	7	3	1	8	1	0	0	0	0	0	86	127	1.12	1.000								

Batter	1	2	3	4	5	6	7	8	9	AB	R	H	RBI	BB	SO	LOB	TOP	
<b>Brian Downing, R</b> (1, 10) OBP: 0.524, SLG: 0.448	F7		1B		HR					2	1	1	1	1	0	0	<b>Texas Rangers @ Boston Red Sox</b> Fenway Park, Boston, MA Fri Apr 24 1992, 7:05 PM EDT Att: 31,461 - Cloudy - 44 F	
<b>Rafael Palmeiro, L</b> (1, 3) OBP: 0.356, SLG: 0.492	L7		F8		G4-3					3	0	0	0	0	1			
<b>Ruben Sierra, S</b> (1, 9) OBP: 0.306, SLG: 0.462	1B		P6		L8					3	0	1	0	0	1			
<b>Juan Gonzalez, R</b> (1, 8) OBP: 0.324, SLG: 0.479	F8		1B		L7					3	0	1	0	0	1			
<b>Julio Franco, R</b> (1, 4) OBP: 0.417, SLG: 0.400		G4-3	K		G4-3					3	0	0	0	0	1	2		
<b>Dean Palmer, R</b> (1, 5) OBP: 0.371, SLG: 0.500		FC4-6	E		F7					1	0	0	0	2	0	0		
<b>Jack Daugherty, S</b> (1, 7) OBP: 0.256, SLG: 0.200		E5	FC4-6		K					3	0	0	0	0	2	2		
<b>Dickie Thon, R</b> (1, 6) OBP: 0.328, SLG: 0.358		FC4-6			G6-3					2	0	0	0	0	2			
<b>Ivan Rodriguez, R</b> (1, 2) OBP: 0.310, SLG: 0.396		G4-3			P1					2	0	0	0	0	2			
<b>Inning Stats</b>	R: 0 E: 0 K: 0 S: 9	H: 1 LOB: 1 BB: 0 P: 18	R: 0 E: 1 K: 0 S: 15	H: 0 LOB: 2 BB: 1 P: 25	R: 0 E: 0 K: 1 S: 13	H: 1 LOB: 2 BB: 1 P: 26	R: 0 E: 0 K: 1 S: 7	H: 0 LOB: 0 BB: 0 P: 9	R: 1 E: 0 K: 0 S: 7	H: 1 LOB: 0 BB: 1 P: 12	R: 0 E: 0 K: 1 S: 10	H: 0 LOB: 1 BB: 1 P: 17						
<b>PITCHER</b> <b>Frank Viola, L</b> (1, 1) ERA: 4.18	IP: 6.0 WLS: W BF: 25 H: 3 R: 1 ER: 1 SO: 3 BB: 3 IBB: 0 HBP: 0 BLK: 0 WP: 0 HR: 1 S: 61 P: 107 ERA: 1.50 WHIP: 1.000																	

AB	22
R	1
H	3
RBI	1
BB	3
SO	3
LOB	11



Batter	1	2	3	4	5	6	7	8	9	AB	R	H	RBI	BB	SO	LOB	BOTTOM	
<b>Wade Boggs, L</b> (1, 5) OBP: 0.346, SLG: 0.300	G4-3	L8		G5-3	1B					3	0	1	0	0	0	2	<b>Texas Rangers @ Boston Red Sox</b> Fenway Park, Boston, MA Fri Apr 24 1992, 7:05 PM EDT Att: 31,461 - Cloudy - 44 F	
<b>Jody Read, R</b> (1, 4) OBP: 0.324, SLG: 0.310	L6		WP	G5-3	BB					2	1	0	0	1	0	1		
<b>Mike Greenwell, L</b> (1, 7) OBP: 0.295, SLG: 0.204	E		P5	G4-3						3	0	1	0	0	0	2		
<b>Ellis Burks, R</b> (1, 8) OBP: 0.328, SLG: 0.309	E6		WP	G4-3	CS					2	1	1	0	1	0	1		
<b>Phil Plantier, L</b> (1, 9) OBP: 0.288, SLG: 0.308	F9		1B	K						3	1	1	2	0	1	3		
<b>Jack Clark, R</b> (1, 10) OBP: 0.273, SLG: 0.184		K		1B						3	0	1	0	0	2	0		
<b>Mo Vaughn, L</b> (1, 3) OBP: 0.373, SLG: 0.385		2B		SF9						2	0	2	1	0	0	0		
<b>Tony Peña, R</b> (1, 2) OBP: 0.261, SLG: 0.341		K		G3						2	0	0	0	0	1	2		
<b>Luis Rivera, R</b> (1, 6) OBP: 0.367, SLG: 0.370		2B		K						2	0	1	0	0	1	0		
<b>Inning Stats</b>	R: 0 E: 1 K: 0 S: 12	H: 1 LOB: 2 BB: 0 P: 20	R: 0 E: 0 K: 2 S: 15	H: 2 LOB: 0 BB: 0 P: 23	R: 3 E: 0 K: 0 S: 9	H: 2 LOB: 1 BB: 2 P: 26	R: 0 E: 0 K: 1 S: 7	H: 1 LOB: 0 BB: 0 P: 9	R: 0 E: 0 K: 2 S: 8	H: 1 LOB: 0 BB: 0 P: 13	R: 0 E: 0 K: 0 S: 1	H: 1 LOB: 1 BB: 0 P: 2						
<b>PITCHER</b> <b>Jose Guzman, R</b> (1, 1) ERA: 2.96	IP: 5.0 WLS: L BF: 25 H: 8 R: 3 ER: 3 SO: 5 BB: 2 IBB: 0 HBP: 0 BLK: 0 WP: 1 HR: 0 S: 52 P: 93 ERA: 5.40 WHIP: 2.000																	

AB	22
R	3
H	8
RBI	3
BB	2
SO	5
LOB	11








Batter	1	2	3	4	5	6	7	8	9	AB R H RBI BB SO LOB	TOP																	
Brian Downing, R OBP: 0.490, SLG: 0.472 (1, 10)	G5-3			G5-3		FC6-4			G6-4-3	5 1 1 2 0 0 3	<b>Texas Rangers @ Boston Red Sox</b> Fenway Park, Boston, MA Sun Apr 26 1992, 3:38 AM EDT Att: 32,728 - Cloudy - 42 F																	
Rafael Palmeiro, L OBP: 0.370, SLG: 0.478 (1, 3)	K			E 1B 1B		K		G3		4 0 1 0 0 2 1																		
Juan Gonzalez, R OBP: 0.313, SLG: 0.488 (1, 8)	G5-3			P4		FC6-4		P3		4 0 0 0 0 0 2																		
Ruben Sierra, S OBP: 0.325, SLG: 0.466 (1, 9)		E8 1B		E8 1B			P4	K		4 0 2 0 0 1 0																		
Julio Franco, R OBP: 0.375, SLG: 0.308 (1, 4)	L9			G4-3			G4-3		BB 1B BB	3 1 0 0 1 0 3																		
Dean Palmer, R OBP: 0.372, SLG: 0.469 (1, 5)	K				K		BB BB	E 1B 1B BB		2 1 0 0 2 2 1																		
Kevin Reimer, L OBP: 0.382, SLG: 0.516 (9, PH) Al Newman, S OBP: 0.222, SLG: 0.167 (9, 6)	CS		K		K		BB	K		2 0 0 0 1 2 0 1 0 0 0 0 1 2																		
Dickie Thon, R OBP: 0.313, SLG: 0.339 (1, 6) Jack Daugherty, S OBP: 0.250, SLG: 0.194 (7, PH) Jeff Huson, L OBP: 0.292, SLG: 0.362 (9, PH) John Cangelosi, S OBP: 0.313, SLG: 0.385 (9, 7)			G1-3		F9		L3	E8 1B 2H 1B		2 0 0 0 0 0 0 1 0 0 0 0 0 2 0 0 0 0 0 0 0 1 0 1 1 0 0 0																		
Ivan Rodriguez, R OBP: 0.318, SLG: 0.393 (1, 2)	G5-3					FC6-4 1B		HR 1B	G6-4-3 1B	4 1 3 1 0 0 0																		
<b>Inning Stats</b>	R: 0 E: 0 K: 1 S: 6	H: 0 LOB: 0 BB: 0 P: 12	R: 0 E: 0 K: 1 S: 10	H: 1 LOB: 0 BB: 0 P: 13	R: 0 E: 0 K: 1 S: 6	H: 0 LOB: 0 BB: 0 P: 10	R: 0 E: 1 K: 0 S: 9	H: 2 LOB: 2 BB: 0 P: 16	R: 0 E: 0 K: 2 S: 9	H: 0 LOB: 0 BB: 0 P: 14		R: 0 E: 0 K: 1 S: 11	H: 1 LOB: 1 BB: 0 P: 15	R: 0 E: 0 K: 0 S: 9	H: 0 LOB: 0 BB: 2 P: 21	R: 2 E: 0 K: 1 S: 13	H: 2 LOB: 0 BB: 0 P: 19	R: 2 E: 1 K: 1 S: 11	H: 2 LOB: 1 BB: 2 P: 23	1B: 7 2B: 0 3B: 0 HR: 1	SF: 0 SAC: 0 DP: 1 HBP: 0	WP: 0 PB: 0 SB: 0 CS: 1	PA: 38					
<b>PITCHER</b>	IP WLS BF H R ER SO BB IBB HBP BLK WP HR S P ERA WHIP											IP WLS BF H R ER SO BB IBB HBP BLK WP HR S P ERA WHIP																
Joe Hesketh, L ERA: 3.86 (1, 1)	6.2	25	4	0	0	6	2	0	0	0	0	0	0	57	97	0.00	0.900											
Greg Harris, R ERA: 1.93 (7, 1)	1.1	L	8	2	4	3	1	2	0	0	0	0	0	1	17	32	20.25	3.000										
Tony Fossas, L ERA: 9.0 (9, 1)	0.1		1	0	0	1	0	0	0	0	0	0	0	0	3	3	0.00	0.000										
Jeff Reardon, R ERA: 1.35 (9, 1)	0.2		3	2	0	0	0	0	0	0	0	0	0	7	11	0.00	3.000											

AB	33
R	4
H	8
RBI	4
BB	4
SO	8
LOB	14



Batter	1	2	3	4	5	6	7	8	9	AB R H RBI BB SO LOB	BOTTOM																
Wade Boggs, L OBP: 0.329, SLG: 0.286 (1, 10)	E 1B		F7				E4 BB		F8	5 0 2 0 0 0 1	<b>Texas Rangers @ Boston Red Sox</b> Fenway Park, Boston, MA Sun Apr 26 1992, 3:38 AM EDT Att: 32,728 - Cloudy - 42 F																
Jody Read, R OBP: 0.333, SLG: 0.333 (1, 4)	E4 1-2		E 2B				BB		P6	4 1 1 0 1 1 4																	
Phil Plantier, L OBP: 0.294, SLG: 0.311 (1, 9)	FC3-6-5 1-2 2-3		E3 2H 1B				L5		L5 1B	5 0 2 0 0 1 4																	
Tom Brunansky, R OBP: 0.346, SLG: 0.273 (1, 3)	G5-3		F9				F9		K	5 0 0 0 0 1 6																	
Herm Winningham, L OBP: 0.286, SLG: 0.231 (1, 8)		WP 1B 1B	G4-3				G4-3		K	4 0 1 0 0 1 1																	
Tim Lincecum, R OBP: 0.333, SLG: 0.407 (1, 6)		WP 1B				G6-3			P7 2B	4 0 2 0 0 0 0																	
Scott Cooper, L OBP: 0.231, SLG: 0.100 (1, 5)		P6 1-2 2-3				F7			G4-3	4 0 0 0 0 1 3																	
Bob Zupcic, R OBP: 0.250, SLG: 0.500 (1, 7)		P6					P2		K	4 1 1 0 0 1 3																	
John Flaherty, R OBP: 0.222, SLG: 0.333 (1, 2) Mike Greenwell, L OBP: 0.313, SLG: 0.220 (9, PH)		G6-3					G6-3		G6-3 1B	3 0 1 1 0 0 2 1 0 1 0 0 0 0																	
<b>Inning Stats</b>	R: 0 E: 1 K: 0 S: 8	H: 1 LOB: 1 BB: 0 P: 14	R: 0 E: 0 K: 0 S: 16	H: 2 LOB: 2 BB: 0 P: 22	R: 1 E: 1 K: 0 S: 11	H: 2 LOB: 1 BB: 0 P: 14	R: 1 E: 0 K: 1 S: 13	H: 3 LOB: 2 BB: 0 P: 19	R: 0 E: 0 K: 0 S: 8	H: 0 LOB: 0 BB: 0 P: 12		R: 0 E: 0 K: 0 S: 7	H: 0 LOB: 0 BB: 0 P: 14	R: 0 E: 1 K: 3 S: 14	H: 0 LOB: 2 BB: 1 P: 14	R: 0 E: 0 K: 3 S: 14	H: 1 LOB: 1 BB: 0 P: 20	R: 0 E: 0 K: 1 S: 13	H: 2 LOB: 2 BB: 0 P: 18	1B: 8 2B: 3 3B: 0 HR: 0	SF: 0 SAC: 0 DP: 1 HBP: 0	WP: 1 PB: 0 SB: 0 CS: 0	PA: 40				
<b>PITCHER</b>	IP WLS BF H R ER SO BB IBB HBP BLK WP HR S P ERA WHIP											IP WLS BF H R ER SO BB IBB HBP BLK WP HR S P ERA WHIP															
Jeff Robinson, R ERA: 5.13 (1, 1)	6.0		26	8	2	2	2	2	0	0	0	0	0	63	95	3.00	1.333										
Floyd Bannister, L ERA: 4.5 (7, 1)	0.2		4	0	0	0	0	1	0	0	0	0	0	5	12	0.00	1.500										
Terry Mathews, R ERA: 4.09 (7, 1)	1.1	W	5	1	0	0	3	0	0	0	0	0	0	16	22	0.00	0.750										
Jeff Russell, R ERA: 2.25 (9, 1)	1.0	S	5	2	0	0	1	0	0	0	0	0	0	13	18	0.00	2.000										

AB	39
R	2
H	11
RBI	1
BB	1
SO	6
LOB	24



Batter	1	2	3	4	5	6	7	8	9	AB	R	H	RBI	BB	SO	LOB	TOP										
Tim Raines, S OBP: 0.328, SLG: 0.305	P6		G3		K			1B	L3	5	1	1	0	0	1	2	<b>Chicago White Sox @ Boston Red Sox</b> Fenway Park, Boston, MA Tue Apr 28 1992, 7:05 PM EDT Att: 27,673 - Sunny - 41 F										
Steve Sax, R OBP: 0.382, SLG: 0.339 Esteban Beltré, R (9, FR)	L6		G5-3			2B		1B	1B	5	2	3	0	0	0	1											
Robin Ventura, L OBP: 0.395, SLG: 0.406	K				L9	G6-4-3		HBP	1B	5	0	3	3	0	1	0											
Frank Thomas, R OBP: 0.432, SLG: 0.407		G4-3		1B	BB	G6-4-3		HBP	BB	2	0	0	0	3	0	3											
George Bell, R OBP: 0.299, SLG: 0.439		1B		S	1B	G6-4-3		F7		4	0	2	0	0	0	4											
Dan Pasqua, L OBP: 0.391, SLG: 0.585	K		K		K			K		4	0	0	0	0	4	6											
Matt Merullo, L OBP: 0.250, SLG: 0.222	K		K		K			G4-3		3	0	0	0	0	2	3											
Lance Johnson, L OBP: 0.292, SLG: 0.338			G3		F7			K	G1-3	4	0	1	0	0	1	3											
Craig Grebeck, R OBP: 0.167, SLG: 0.125 Warren Newson, L (9, PH) OBP: 0.556, SLG: 0.333	L3		L3		G4-3			K	L3	3	0	0	0	0	1	1											
<b>Inning Stats</b>	R: 0 E: 0 K: 1 S: 6	H: 0 LOB: 0 BB: 0 P: 10	R: 0 E: 0 K: 2 S: 13	H: 1 LOB: 1 BB: 0 P: 18	R: 0 E: 0 K: 0 S: 13	H: 1 LOB: 1 BB: 0 P: 21	R: 0 E: 0 K: 2 S: 14	H: 1 LOB: 2 BB: 1 P: 23	R: 0 E: 0 K: 1 S: 10	H: 0 LOB: 0 BB: 0 P: 15	R: 1 E: 0 K: 1 S: 11	H: 2 LOB: 1 BB: 1 P: 21	R: 0 E: 0 K: 2 S: 8	H: 0 LOB: 0 BB: 0 P: 11	R: 2 E: 0 K: 1 S: 21	H: 3 LOB: 3 BB: 1 P: 38	R: 0 E: 0 K: 0 S: 10	H: 3 LOB: 3 BB: 0 P: 17	1B: 7 2B: 5 3B: 0 HR: 0	SF: 0 SAC: 0 DP: 2 HBP: 1	WP: 0 PB: 0 SB: 3 CS: 3	PA: 40					
<b>PITCHER</b>	IP	WLS	BF	H	R	ER	SO	BB	IBB	HBP	BLK	WP	HR	S	P	ERA	WHIP										
Roger Clemens, R ERA: 1.38	7.0	W	27	5	1	1	9	2	0	0	0	0	0	75	119	1.29	1.000										
Danny Darwin, R ERA: 2.45	0.0		3	3	2	2	0	0	0	0	0	0	0	8	13	∞	∞										
Greg Harris, R ERA: 1.84	0.2		4	0	0	0	1	1	0	1	0	0	0	0	0	0.00	1.500										
Tony Fossas, L ERA: 6.75	0.1		1	0	0	0	0	0	0	0	0	0	0	3	3	0.00	0.000										
Jeff Reardon, R ERA: 1.17	1.0	S	5	3	0	0	0	0	0	0	0	0	0	10	17	0.00	3.000										

Batter	1	2	3	4	5	6	7	8	9	AB	R	H	RBI	BB	SO	LOB	BOTTOM										
Wade Boggs, L OBP: 0.345, SLG: 0.292	1B	BB		BB		SF8		F8		2	1	1	1	2	0	0	<b>Chicago White Sox @ Boston Red Sox</b> Fenway Park, Boston, MA Tue Apr 28 1992, 7:05 PM EDT Att: 27,673 - Sunny - 41 F										
Jody Read, R OBP: 0.325, SLG: 0.324	1B	F9		P3		L7		G5-3		5	1	1	0	0	0	5											
Mike Greenwell, L OBP: 0.310, SLG: 0.213	SF7		G3-1		F8			1B	BB	2	1	0	1	1	0	0											
Ellis Burks, R OBP: 0.329, SLG: 0.317	WP	1B	F8		F8			E5	1B	4	1	1	0	0	0	1											
Phil Plantier, L OBP: 0.306, SLG: 0.313	BB		1B		K			K		3	0	1	0	1	2	2											
Jack Clark, R OBP: 0.255, SLG: 0.159 Bob Zupcic, R (6, FR) OBP: 0.400, SLG: 0.600	BB		G6-3		G6-3			SH3-4	1B	2	0	0	0	1	1	3											
Mo Vaughn, L OBP: 0.379, SLG: 0.378	G3		G3		K			SH3-4	1B	4	1	1	1	0	0	3											
Tony Peña, R OBP: 0.264, SLG: 0.373	G6-3		K		K			SH3-4	G5-3	3	0	0	0	0	1	1											
Luis Rivera, R OBP: 0.421, SLG: 0.412	P3		BB		1B			G3-1		4	0	2	1	0	0	0											
<b>Inning Stats</b>	R: 2 E: 0 K: 1 S: 15	H: 3 LOB: 2 BB: 1 P: 31	R: 0 E: 0 K: 0 S: 12	H: 0 LOB: 1 BB: 1 P: 22	R: 0 E: 0 K: 0 S: 8	H: 1 LOB: 1 BB: 0 P: 13	R: 0 E: 0 K: 1 S: 11	H: 1 LOB: 2 BB: 1 P: 23	R: 0 E: 0 K: 1 S: 8	H: 0 LOB: 0 BB: 0 P: 15	R: 2 E: 0 K: 1 S: 16	H: 2 LOB: 2 BB: 1 P: 29	R: 2 E: 1 K: 1 S: 12	H: 1 LOB: 1 BB: 1 P: 19	R: 0 E: 0 K: 0 S: 5	H: 0 LOB: 0 BB: 0 P: 7	1B: 8 2B: 0 3B: 0 HR: 0	SF: 2 SAC: 1 DP: 0 HBP: 0	WP: 1 PB: 0 SB: 0 CS: 0	PA: 38							
<b>PITCHER</b>	IP	WLS	BF	H	R	ER	SO	BB	IBB	HBP	BLK	WP	HR	S	P	ERA	WHIP										
Kirk McCaskill, R ERA: 6.85	1.1	L	27	7	4	3	3	4	0	0	0	0	0	63	121	5.06	2.062										
Wilson Alvarez, L ERA:	1.2		8	1	2	0	1	1	0	0	0	0	0	19	31	0.00	1.200										
Terry Leach, R ERA: 3.38	1.0		3	0	0	0	0	0	0	0	0	0	0	5	7	0.00	0.000										

AB	36
R	3
H	11
RBI	3
BB	3
SO	10
LOB	23



Batter	1	2	3	4	5	6	7	8	9	AB	R	H	RBI	BB	SO	LOB	TOP										
<b>Tim Raines, S</b> OBP: 0.324, SLG: 0.302	E6 1B SF7		F9			G6-3			HBP BB 1B	4	1	1	0	0	0	1	<b>Chicago White Sox @ Boston Red Sox</b> Fenway Park, Boston, MA Wed Apr 29 1992, 7:05 PM EDT Att: 27,205 - Sunny - 52 F										
<b>Steve Sax, R</b> OBP: 0.356, SLG: 0.333	S 1B		F7			P3			F7	4	0	1	0	0	0	2											
<b>Robin Ventura, L</b> OBP: 0.388, SLG: 0.394	SF7		G4-3			G4-3			HBP BB	2	0	0	1	1	0	1											
<b>Frank Thomas, R</b> OBP: 0.410, SLG: 0.379	K			G4-3			G6-3		F8	4	0	0	0	0	1	3											
<b>George Bell, R</b> OBP: 0.324, SLG: 0.441	P5			FC4-6 BB			1B		HBP	2	0	1	0	1	0	1											
<b>Mike Huff, R</b> OBP: 0.310, SLG: 0.333		F7			FC4-6 CS		F9		P5	3	0	0	0	0	0	1											
<b>Matt Merullo, L</b> OBP: 0.238, SLG: 0.211					1-2f					1	0	0	0	0	0	3											
<b>Ron Karkovics, R</b> OBP: 0.340, SLG: 0.333		F7		CS					G6-3 BB	2	0	0	0	1	1	0											
<b>Lance Johnson, L</b> OBP: 0.294, SLG: 0.338		G1-3				CS			G6-3	3	0	1	0	0	0	1											
<b>Craig Grebeck, R</b> OBP: 0.190, SLG: 0.158						G6-3			G6-3	3	0	1	0	0	0	1											
<b>Inning Stats</b>	R: 1 H: 1 E: 1 K: 1 S: 16	H: 1 LOB: 1 BB: 0 P: 24	R: 0 H: 0 E: 0 K: 0 S: 10	H: 0 LOB: 0 BB: 0 P: 16	R: 0 H: 1 E: 0 K: 0 S: 9	H: 1 LOB: 1 BB: 0 P: 14	R: 0 H: 0 E: 0 K: 0 S: 6	H: 0 LOB: 0 BB: 1 P: 12	R: 0 H: 1 E: 0 K: 1 S: 8	H: 2 LOB: 1 BB: 0 P: 9	R: 0 H: 0 E: 0 K: 0 S: 4	H: 0 LOB: 0 BB: 0 P: 8	R: 0 H: 1 E: 0 K: 0 S: 9	H: 1 LOB: 3 BB: 1 P: 14	R: 0 H: 0 E: 0 K: 0 S: 6	H: 0 LOB: 0 BB: 1 P: 11	R: 0 H: 1 E: 0 K: 0 S: 9	H: 1 LOB: 3 BB: 1 P: 15	1B: 5 2B: 0 3B: 0 HR: 0	SF: 1 SAC: 0 DP: 1 HBP: 1	WP: 0 PB: 0 SB: 1 CS: 2	PA: 34					
<b>PITCHER</b>	IP	WLS	BF	H	R	ER	SO	BB	IBB	HBP	BLK	WP	HR	S	P	ERA	WHIP										
<b>Frank Viola, L</b> ERA: 3.06	(1, 1)	8.2	W	32	5	1	0	2	3	0	1	0	0	74	120	0.00	0.923										
<b>Jeff Reardon, R</b> ERA: 1.13	(9, 1)	0.1	S	1	0	0	0	0	0	0	0	0	0	3	3	0.00	0.000										

Batter	1	2	3	4	5	6	7	8	9	AB	R	H	RBI	BB	SO	LOB	BOTTOM										
<b>Wade Boggs, L</b> OBP: 0.360, SLG: 0.307	1B 2B BB	K				F9			G1-6-3 BB	3	1	1	2	2	1	0	<b>Chicago White Sox @ Boston Red Sox</b> Fenway Park, Boston, MA Wed Apr 29 1992, 7:05 PM EDT Att: 27,205 - Sunny - 52 F										
<b>Jody Read, R</b> OBP: 0.352, SLG: 0.347	2B 1B	1B				S 2B			G1-6-3	4	2	3	0	1	0	2											
<b>Phil Plantier, L</b> OBP: 0.329, SLG: 0.358	F 2B	K				1B				3	1	2	3	1	1	1											
<b>Ellis Burks, R</b> OBP: 0.312, SLG: 0.299	E4 PB 2H		G4-3			K			P4	4	0	0	0	0	1	4											
<b>Herm Winningham, L</b> OBP: 0.278, SLG: 0.188	S BB		L7			G3-1			K	3	0	0	0	1	1	1											
<b>Jack Clark, R</b> OBP: 0.236, SLG: 0.146	P4		F9						P3 G6-3	4	0	0	0	0	0	2											
<b>Mo Vaughn, L</b> OBP: 0.355, SLG: 0.347	K				F9				K	4	0	0	0	0	3	2											
<b>Tony Peña, R</b> OBP: 0.263, SLG: 0.364	G5-3				K				E6 1B 2B	4	1	1	0	0	1	2											
<b>Luis Rivera, R</b> OBP: 0.405, SLG: 0.395		F8			F9				1B 2B	4	1	1	0	0	1	1											
<b>Inning Stats</b>	R: 3 H: 2 E: 1 K: 1 S: 15	H: 2 LOB: 2 BB: 2 P: 35	R: 0 H: 1 E: 0 K: 2 S: 10	H: 1 LOB: 1 BB: 0 P: 19	R: 0 H: 0 E: 0 K: 0 S: 7	H: 0 LOB: 0 BB: 0 P: 13	R: 0 H: 0 E: 0 K: 1 S: 9	H: 0 LOB: 0 BB: 0 P: 14	R: 1 H: 2 E: 0 K: 1 S: 10	H: 2 LOB: 1 BB: 0 P: 14	R: 2 H: 2 E: 1 K: 1 S: 14	H: 2 LOB: 3 BB: 2 P: 27	R: 0 H: 0 E: 0 K: 2 S: 11	H: 0 LOB: 0 BB: 0 P: 16	R: 0 H: 1 E: 0 K: 1 S: 9	H: 1 LOB: 1 BB: 1 P: 19	1B: 5 2B: 3 3B: 0 HR: 0	SF: 0 SAC: 0 DP: 1 HBP: 0	WP: 0 PB: 1 SB: 2 CS: 0	PA: 38							
<b>PITCHER</b>	IP	WLS	BF	H	R	ER	SO	BB	IBB	HBP	BLK	WP	HR	S	P	ERA	WHIP										
<b>Alex Fernandez, R</b> ERA: 4.44	(1, 1)	5.2	L	28	7	6	3	6	2	0	0	0	0	61	110	4.76	1.588										
<b>Roberto Hernandez, R</b> ERA: 5.4	(6, 1)	0.1		3	0	0	0	0	2	0	0	0	0	4	12	0.00	6.000										
<b>Scott Radinsky, L</b> ERA: 1.29	(7, 1)	1.0		3	0	0	0	2	0	0	0	0	0	11	16	0.00	0.000										
<b>Bobby Thigpen, R</b> ERA: 2.89	(8, 1)	1.0		4	1	0	0	1	1	0	0	0	0	9	19	0.00	2.000										

AB	28
R	1
H	5
RBI	1
BB	3
SO	2
LOB	14

AB	33
R	6
H	8
RBI	5
BB	5
SO	9
LOB	15

Batter	1	2	3	4	5	6	7	8	9	AB	R	H	RBI	BB	SO	LOB	TOP									
Keith Miller, R OBP: 0.388, SLG: 0.430 (1, 4)	F7		G6-3		E8		K		K	5	0	2	2	0	1	1	<b>Kansas City Royals @ Boston Red Sox</b> Fenway Park, Boston, MA Fri May 01 1992, 7:05 PM EDT Att: 27,973 - Sunny - 64 F									
Brian McRae, S OBP: 0.222, SLG: 0.262 (1, 8)	K		G3		K		G6-3		K	5	0	0	0	0	3	4										
Gregg Jefferies, S OBP: 0.259, SLG: 0.289 Curtis Wilkerson, S OBP: 0.042, SLG: 0.043 (1, 5) (7, 6)	K			P6		L3		G4-3	G4-3	4	0	0	0	0	1	0										
Wally Joyner, L OBP: 0.380, SLG: 0.471 (1, 3)		1B SF7		F7		2B		F7		4	2	2	0	0	0	0										
George Brett, L OBP: 0.300, SLG: 0.357 (1, 10)		G4-6-3		F8		G1-3		G3		4	0	1	0	0	0	1										
Kevin McReynolds, R OBP: 0.252, SLG: 0.306 (1, 7)		SF7		L8		2B		S	BB	1	0	0	1	2	0	0										
Jim Eisenreich, L OBP: 0.310, SLG: 0.333 (1, 9)		G4-6-3		CS		1B		L7		4	0	2	1	0	0	2										
Mike Macfarlane, R OBP: 0.397, SLG: 0.349 Gary Thurman, R OBP: 0.500, SLG: 1.000 Brent Mayne, L OBP: 0.200, SLG: 0.167 (1, 2) (9, PR)			FC1-6		1B			SH1-4	1B	2	1	2	0	1	0	0										
Rico Rossy, R OBP: 0.235, SLG: 0.200 (1, 6) (7, 5)		FC1-6		E		1B		SH1-4		3	1	1	0	0	0	4										
<b>Inning Stats</b>	R: 0 E: 0 K: 2 S: 8	H: 0 LOB: 0 BB: 0 P: 10	R: 1 E: 0 K: 0 S: 11	H: 2 LOB: 0 BB: 0 P: 14	R: 0 E: 0 K: 0 S: 4	H: 1 LOB: 1 BB: 0 P: 8	R: 0 E: 0 K: 0 S: 4	H: 0 LOB: 0 BB: 0 P: 6	R: 2 E: 1 K: 1 S: 18	H: 3 LOB: 1 BB: 1 P: 30	R: 1 E: 0 K: 0 S: 16	H: 2 LOB: 3 BB: 1 P: 28	R: 0 E: 0 K: 1 S: 11	H: 0 LOB: 0 BB: 0 P: 17	R: 0 E: 0 K: 0 S: 9	H: 0 LOB: 1 BB: 1 P: 19		R: 1 E: 0 K: 1 S: 11	H: 2 LOB: 2 BB: 0 P: 13	1B: 8 2B: 2 HR: 0	SF: 1 SAC: 1 DP: 1 HBP: 1	WP: 0 PB: 0 SB: 1 CS: 1	PA: 39			
<b>PITCHER</b>	IP	WLS	BF	H	R	ER	SO	BB	IBB	HBP	BLK	WP	HR	S	P	ERA	WHIP									
Mike Gardiner, R ERA: 2.42 (1, 1)	5.2		24	7	4	3	3	2	0	0	0	0	0	55	85	4.76	1.588									
Tom Bolton, L ERA: 7.2 (6, 1)	2.1		10	1	0	0	1	1	0	1	0	0	0	26	47	0.00	0.857									
Danny Darwin, R ERA: 2.79 (9, 1)	1.0	W	5	2	1	1	1	0	0	0	0	0	0	11	13	9.00	2.000									

Batter	1	2	3	4	5	6	7	8	9	AB	R	H	RBI	BB	SO	LOB	BOTTOM									
Wade Boggs, L OBP: 0.383, SLG: 0.333 (1, 5)	G6-3			FC5-4		WP				3	1	2	0	2	0	0	<b>Kansas City Royals @ Boston Red Sox</b> Fenway Park, Boston, MA Fri May 01 1992, 7:05 PM EDT Att: 27,973 - Sunny - 64 F									
Jody Reed, R OBP: 0.366, SLG: 0.363 (1, 4)	P6			FC5-4		1B		P4		5	0	3	2	0	0	3										
Phil Plantier, L OBP: 0.333, SLG: 0.343 (1, 9)	K			K		K				3	1	0	0	2	3	3										
Ellis Burks, R OBP: 0.305, SLG: 0.292 (1, 8)		K		FC5-4		K		F8		5	1	1	0	0	2	6										
Herm Winningham, L OBP: 0.250, SLG: 0.167 Bob Zupic, R OBP: 0.429, SLG: 0.571 (6, PH) (7, 7)		G4-3		L4				K		2	0	0	0	0	0	2										
Mo Vaughn, L OBP: 0.358, SLG: 0.352 (1, 3)		K				K		K		2	0	1	0	0	1	0										
Tony Peña, R OBP: 0.262, SLG: 0.356 (1, 2)			K		G6-3		K			4	0	1	0	0	2	0										
Scott Cooper, L OBP: 0.200, SLG: 0.083 Jack Clark, R OBP: 0.246, SLG: 0.163 (1, 10) (7, PH)			G3-1		K2-3		BB		SF7	2	0	0	0	0	1	0										
Luis Rivera, R OBP: 0.400, SLG: 0.375 Mike Greenwell, L OBP: 0.319, SLG: 0.226 Tim Lincecum, R OBP: 0.333, SLG: 0.407 (1, 6) (8, PH) (9, 6)			G5-3			2B		L9		2	1	0	0	1	0	1										
<b>Inning Stats</b>	R: 0 E: 0 K: 1 S: 7	H: 0 LOB: 0 BB: 0 P: 9	R: 0 E: 0 K: 2 S: 9	H: 0 LOB: 0 BB: 0 P: 15	R: 0 E: 0 K: 1 S: 10	H: 0 LOB: 0 BB: 0 P: 14	R: 0 E: 0 K: 1 S: 11	H: 2 LOB: 2 BB: 0 P: 15	R: 0 E: 0 K: 1 S: 7	H: 0 LOB: 0 BB: 0 P: 11	R: 2 E: 0 K: 3 S: 14	H: 3 LOB: 1 BB: 1 P: 28	R: 1 E: 0 K: 1 S: 13	H: 2 LOB: 3 BB: 2 P: 23	R: 1 E: 0 K: 1 S: 15	H: 3 LOB: 3 BB: 1 P: 24		R: 2 E: 0 K: 0 S: 11	H: 2 LOB: 2 BB: 1 P: 17	1B: 11 2B: 1 HR: 0	SF: 1 SAC: 1 DP: 0 HBP: 0	WP: 1 PB: 0 SB: 0 CS: 0	PA: 42			
<b>PITCHER</b>	IP	WLS	BF	H	R	ER	SO	BB	IBB	HBP	BLK	WP	HR	S	P	ERA	WHIP									
Mark Gubicza, R ERA: 4.55 (1, 1)	5.0		20	4	2	2	6	1	0	0	0	0	0	18	31	5.40	1.800									
Neal Heaton, L ERA: 3.53 (6, 1)	1.2		8	2	1	1	4	1	0	0	0	0	0	12	19	13.50	6.000									
Mike Boddicker, R ERA: 4.58 (7, 1)	0.2	L	6	3	1	1	1	1	0	0	0	0	0	19	31	27.00	7.500									
Jeff Montgomery, R ERA: 3.86 (8, 1)	0.2	L	8	3	2	2	0	2	0	0	0	0	0	19	31	27.00	7.500									




Batter	1	2	3	4	5	6	7	8	9	AB	R	H	RBI	BB	SO	LOB	TOP					
<b>Keith Miller, R</b> OBP: 0.359, SLG: 0.417 (1, 4)	G6-3		G6-3	1B 1B		L7		F7		5	1	1	1	0	0	0						
<b>Brian McRae, S</b> OBP: 0.221, SLG: 0.258 (1, 8)	G6-3		K	1B 1B		K			B1-3	5	0	1	0	0	2	0						
<b>Gregg Jefferies, S</b> OBP: 0.276, SLG: 0.310 (1, 5)									F9	4	0	2	1	1	0	0						
<b>Wally Joyner, L</b> OBP: 0.371, SLG: 0.467 (1, 3)	G6-3								G3	5	1	1	0	0	1	4						
<b>George Brett, L</b> OBP: 0.286, SLG: 0.338 (1, 10)		G3		G4-3	K			F9		4	0	0	0	0	1	1						
<b>Kevin McReynolds, R</b> OBP: 0.297, SLG: 0.307 (1, 7)	L4			E 2B	1B			K		3	1	1	1	1	1	0						
<b>Bob Melvin, R</b> OBP: 0.400, SLG: 0.500 (1, 2)								F9		3	1	2	1	1	0	0						
<b>Gary Thurman, R</b> OBP: 0.500, SLG: 1.000 (5, PH)										2	1	1	1	0	0	1						
<b>Jim Eisenreich, L</b> OBP: 0.295, SLG: 0.316 (5, 9)	F9							F7		2	0	0	0	0	0	2						
<b>Rico Rossy, R</b> OBP: 0.250, SLG: 0.222 (1, 6)										3	1	1	1	0	0	2						
<b>Mike Macfarlane, R</b> OBP: 0.350, SLG: 0.341 (8, PH)										1	0	0	0	0	0	0						
<b>Curtis Wilkerson, S</b> OBP: 0.042, SLG: 0.043 (8, 6)			P4			G4-3		G6-3		0	0	0	0	0	0	0						
<b>Inning Stats</b>	R: 0 E: 0 K: 0 S: 7	H: 1 LOB: 1 BB: 0 P: 11	R: 0 E: 0 K: 0 S: 7	H: 0 LOB: 1 BB: 1 P: 16	R: 0 E: 0 K: 1 S: 8	H: 0 LOB: 0 BB: 0 P: 11	R: 6 E: 1 K: 0 S: 21	H: 8 LOB: 2 BB: 0 P: 32	R: 0 E: 0 K: 1 S: 13	H: 1 LOB: 2 BB: 1 P: 21	R: 0 E: 0 K: 1 S: 15	H: 0 LOB: 1 BB: 0 P: 24	R: 0 E: 0 K: 1 S: 5	H: 0 LOB: 0 BB: 0 P: 7	R: 0 E: 0 K: 0 S: 7	H: 0 LOB: 0 BB: 0 P: 13	R: 0 E: 0 K: 0 S: 4	H: 0 LOB: 0 BB: 0 P: 5	1B: 6 2B: 4 3B: 0 HR: 0	SF: 0 SAC: 0 DP: 0 HBP: 0	WP: 0 PB: 0 SB: 0 CS: 0	PA: 40
<b>PITCHER</b>	IP	WLS	BF	H	R	ER	SO	BB	IBB	HBP	BLK	WP	HR	S	P	ERA	WHIP					
<b>Matt Young, L</b> ERA: 4.91 (1, 1)	3.2		19	7	6	6	1	1	0	0	0	0	0	37	62	14.73	2.182					
<b>Greg Harris, R</b> ERA: 1.5 (4, 1)	3.1	W	15	3	0	0	4	2	0	0	0	0	0	39	60	0.00	1.500					
<b>Tony Fossas, L</b> ERA: 3.86 (8, 1)	1.0		3	0	0	0	0	0	0	0	0	0	0	7	13	0.00	0.000					
<b>Jeff Reardon, R</b> ERA: 1.0 (9, 1)	1.0	S	3	0	0	0	0	0	0	0	0	0	0	4	5	0.00	0.000					

**Kansas City Royals @ Boston Red Sox**  
Fenway Park, Boston, MA  
Sat May 02 1992, 3:33 AM EDT  
Att: 31,978 - Cloudy - 69 F

livebaseballscorecards.com

AB	37
R	6
H	10
RBI	6
BB	3
SO	5
LOB	10




Batter	1	2	3	4	5	6	7	8	9	AB	R	H	RBI	BB	SO	LOB	BOTTOM					
<b>Wade Boggs, L</b> OBP: 0.384, SLG: 0.321 (1, 5)	2B SF8	F8		FC 1B	F7			F7		3	2	0	0	2	0	2						
<b>Jody Read, R</b> OBP: 0.376, SLG: 0.388 (1, 4)	SF8 2B	FC6-4		1B 1B	P4			G6-4-3 1B		5	1	3	0	0	0	2						
<b>Phil Plantier, L</b> OBP: 0.326, SLG: 0.347 (1, 9)	F8		G6-3 2B	FC 1B		G1-3		G6-4-3		5	2	1	0	0	0	4						
<b>Ellis Burks, R</b> OBP: 0.302, SLG: 0.293 (1, 8)	SF8		G6-3	1B E		L9				3	1	1	1	0	0	1						
<b>Jack Clark, R</b> OBP: 0.279, SLG: 0.226 (1, 10)	G6-3			1B E						4	0	3	3	0	0	1						
<b>Mo Vaughn, L</b> OBP: 0.352, SLG: 0.333 (1, 3)			L9	FC 1B						3	1	0	0	1	1	3						
<b>Tony Peña, R</b> OBP: 0.266, SLG: 0.355 (1, 2)		SH1-3		P8				G6-3		3	0	1	0	0	0	2						
<b>Luis Rivera, R</b> OBP: 0.388, SLG: 0.349 (1, 6)		1B BB		L4				G4-3		3	0	0	0	1	0	4						
<b>Bob Zupcic, R</b> OBP: 0.364, SLG: 0.455 (1, 7)		FC6-4 1B		F8	L4			P3		4	0	1	1	0	0	0						
<b>Inning Stats</b>	R: 1 E: 0 K: 0 S: 11	H: 1 LOB: 1 BB: 1 P: 23	R: 1 E: 0 K: 0 S: 9	H: 1 LOB: 2 BB: 2 P: 19	R: 1 E: 0 K: 0 S: 12	H: 3 LOB: 2 BB: 0 P: 17	R: 4 E: 2 K: 0 S: 22	H: 3 LOB: 2 BB: 1 P: 37	R: 0 E: 0 K: 1 S: 5	H: 0 LOB: 0 BB: 0 P: 10	R: 0 E: 0 K: 1 S: 10	H: 1 LOB: 1 BB: 0 P: 19	R: 0 E: 0 K: 0 S: 4	H: 0 LOB: 0 BB: 0 P: 5	R: 0 E: 0 K: 0 S: 7	H: 1 LOB: 0 BB: 0 P: 11	1B: 7 2B: 3 3B: 0 HR: 0	SF: 1 SAC: 1 DP: 1 HBP: 0	WP: 0 PB: 0 SB: 0 CS: 0	PA: 39		
<b>PITCHER</b>	IP	WLS	BF	H	R	ER	SO	BB	IBB	HBP	BLK	WP	HR	S	P	ERA	WHIP					
<b>Mark Davis, L</b> ERA: 9.8 (1, 1)	2.2		15	4	3	3	0	3	0	0	0	0	0	30	57	10.12	2.625					
<b>Hipolito Pichardo, R</b> ERA: 10.38 (3, 1)	0.2	L	8	4	4	2	0	1	0	0	0	0	0	15	25	27.00	7.500					
<b>Curt Young, L</b> ERA: 2.89 (4, 1)	4.2		16	2	0	0	1	0	0	0	0	0	0	35	59	0.00	0.429					

**Kansas City Royals @ Boston Red Sox**  
Fenway Park, Boston, MA  
Sat May 02 1992, 3:33 AM EDT  
Att: 31,978 - Cloudy - 69 F

livebaseballscorecards.com

AB	33
R	7
H	10
RBI	5
BB	4
SO	1
LOB	19



Batter	1	2	3	4	5	6	7	8	9	AB	R	H	RBI	BB	SO	LOB	TOP										
Keith Miller, R OBP: 0.351, SLG: 0.404 (1, 4)	L9		K		K		E		F7	5	0	1	1	0	2	1	<b>Kansas City Royals @ Boston Red Sox</b> Fenway Park, Boston, MA Sun May 03 1992, 3:33 AM EDT Att: 33,368 - Sunny - 68 F <a href="http://livebaseballscorecards.com">livebaseballscorecards.com</a>										
Brian McRae, S OBP: 0.212, SLG: 0.247 (1, 8)	G5-3		FC6-4		B5-3		G4-3			4	0	0	0	0	0	2											
Gregg Jefferies, S OBP: 0.275, SLG: 0.319 (1, 5)	B5-3			L7		P9			1B	4	0	1	0	0	0	0											
Wally Joyner, L OBP: 0.376, SLG: 0.468 (1, 3)		G3		G6-3					2B	4	1	2	0	0	0	0											
George Brett, L OBP: 0.284, SLG: 0.325 (1, 10)		G3-1		F7		F7			1B	3	0	0	0	1	0	1											
Kevin McReynolds, R OBP: 0.289, SLG: 0.399 (1, 7)					G5-3				1B	3	1	2	2	1	0	0											
Mike MacFarlane, R OBP: 0.365, SLG: 0.313 (1, 2)					E1		F8		F9	4	1	0	0	0	1	2											
Gary Thurman, R OBP: 0.500, SLG: 1.000 (1, 9)			L7		SF9				K	4	2	2	1	0	1	0											
Rico Rossy, R OBP: 0.292, SLG: 0.250 (1, 6)					SF9				F8	2	0	1	1	1	0	0											
<b>Inning Stats</b>	R: 0 E: 0 K: 0 S: 7	H: 0 LOB: 0 BB: 0 P: 8	R: 0 E: 0 K: 1 S: 8	H: 0 LOB: 1 BB: 1 P: 15	R: 0 E: 0 K: 1 S: 11	H: 0 LOB: 1 BB: 1 P: 17	R: 0 E: 0 K: 0 S: 5	H: 0 LOB: 0 BB: 0 P: 5	R: 2 E: 1 K: 1 S: 12	H: 1 LOB: 0 BB: 0 P: 21	R: 0 E: 0 K: 0 S: 5	H: 1 LOB: 1 BB: 0 P: 10	R: 2 E: 1 K: 0 S: 11	H: 4 LOB: 1 BB: 0 P: 17	R: 1 E: 0 K: 0 S: 13	H: 3 LOB: 1 BB: 1 P: 23	R: 0 E: 0 K: 1 S: 14	H: 0 LOB: 0 BB: 0 P: 17	1B: 6 2B: 1 3B: 1 HR: 1	SF: 1 SAC: 0 DP: 0 HBP: 0	WP: 0 PB: 0 SB: 1 CS: 2	PA: 37					
<b>PITCHER</b>	IP	WLS	BF	H	R	ER	SO	BB	IBB	HBP	BLK	WP	HR	S	P	ERA	WHIP										
Joe Hesketh, L ERA: 3.47 (1, 1)	7.0	L	29	6	4	2	3	2	0	0	0	0	1	59	93	2.57	1.143										
Tom Bolton, L ERA: 8.44 (8, 1)	0.1		3	2	1	1	0	1	0	0	0	0	0	7	14	27.00	9.000										
Danny Darwin, R ERA: 2.57 (8, 1)	1.2		5	1	0	0	1	0	0	0	0	0	0	20	26	0.00	0.600										

Batter	1	2	3	4	5	6	7	8	9	AB	R	H	RBI	BB	SO	LOB	BOTTOM										
Wade Boggs, L OBP: 0.375, SLG: 0.306 (1, 10)	F8		1B		F8		L8		G4-3	4	0	0	0	1	0	3	<b>Kansas City Royals @ Boston Red Sox</b> Fenway Park, Boston, MA Sun May 03 1992, 3:33 AM EDT Att: 33,368 - Sunny - 68 F <a href="http://livebaseballscorecards.com">livebaseballscorecards.com</a>										
Jody Reed, R OBP: 0.388, SLG: 0.411 (1, 4)					P3				P4	5	0	3	0	0	0	0											
Phil Plantier, L OBP: 0.322, SLG: 0.354 (1, 9)					G4-6-3					4	0	1	0	0	1	5											
Ellis Burks, R OBP: 0.300, SLG: 0.316 (1, 8)					G5-3		G6-3			4	1	1	0	0	0	2											
Herm Winningham, L OBP: 0.292, SLG: 0.318 (1, 7)					G3-6-1		G1-3		P5	4	1	2	0	0	0	1											
Mo Vaughn, L OBP: 0.360, SLG: 0.322 (1, 3)					G3-6-1					2	0	0	0	2	0	1											
Tim Lincecum, R OBP: 0.324, SLG: 0.387 (1, 6)					L9				P2	4	0	1	1	0	0	1											
Scott Cooper, L OBP: 0.211, SLG: 0.125 (1, 5)									F8	4	0	1	0	0	0	3											
John Flaherty, R OBP: 0.273, SLG: 0.364 (1, 2)					SH3					2	0	1	0	0	0	0											
Luis Rivera, R OBP: 0.380, SLG: 0.341 (9, PH)									G4-3	1	0	0	0	0	0	0											
<b>Inning Stats</b>	R: 0 E: 0 K: 1 S: 10	H: 1 LOB: 1 BB: 0 P: 19	R: 0 E: 0 K: 0 S: 5	H: 1 LOB: 0 BB: 0 P: 8	R: 0 E: 0 K: 0 S: 7	H: 2 LOB: 2 BB: 1 P: 15	R: 1 E: 0 K: 0 S: 11	H: 3 LOB: 3 BB: 1 P: 24	R: 0 E: 0 K: 0 S: 5	H: 0 LOB: 0 BB: 0 P: 11	R: 0 E: 0 K: 0 S: 8	H: 1 LOB: 1 BB: 0 P: 13	R: 1 E: 0 K: 0 S: 11	H: 1 LOB: 1 BB: 1 P: 20	R: 0 E: 0 K: 0 S: 5	H: 0 LOB: 0 BB: 0 P: 8	1B: 6 2B: 2 3B: 1 HR: 0	SF: 0 SAC: 1 DP: 2 HBP: 0	WP: 1 PB: 0 SB: 0 CS: 0	PA: 38							
<b>PITCHER</b>	IP	WLS	BF	H	R	ER	SO	BB	IBB	HBP	BLK	WP	HR	S	P	ERA	WHIP										
Kevin Appier, R ERA: 1.45 (1, 1)	8.0	W	35	10	2	2	1	2	1	0	0	0	0	64	119	2.25	1.500										
Jeff Montgomery, R ERA: 3.55 (9, 1)	1.0	S	3	0	0	0	0	0	0	0	0	0	0	5	8	0.00	0.000										

Batter	1	2	3	4	5	6	7	8	9	AB	R	H	RBI	BB	SO	LOB	TOP			
Shane Mack, R OBP: 0.400, SLG: 0.510 (1, 9)										5	2	3	0	0	0	1				
Chuck Knoblauch, R OBP: 0.343, SLG: 0.337 (1, 4)										5	0	2	1	0	0	1				
Kirby Puckett, R OBP: 0.315, SLG: 0.505 (1, 8)										5	1	1	1	0	2	2				
Kent Hrbek, L OBP: 0.526, SLG: 0.700 (1, 3)										4	1	2	0	1	1	0				
Brian Harper, R OBP: 0.279, SLG: 0.313 (1, 2)										5	0	0	1	0	0	4				
Randy Bush, L OBP: 0.343, SLG: 0.406 (8, PR)										4	0	1	1	0	0	0				
Gene Larkin, S OBP: 0.295, SLG: 0.429 (1, 10)										2	1	1	0	1	1	0				
Scott Leius, R OBP: 0.278, SLG: 0.347 (1, 5)										3	0	0	0	1	1	3				
Donnie Hill, S OBP: 0.304, SLG: 0.238 (1, 6)										4	1	2	1	0	1	2				
<b>Inning Stats</b>	R: 1 E: 0 K: 0 S: 8	H: 3 LOB: 1 BB: 0 P: 15	R: 1 E: 0 K: 0 S: 13	H: 2 LOB: 1 BB: 0 P: 20	R: 0 E: 0 K: 2 S: 11	H: 0 LOB: 0 BB: 0 P: 17	R: 0 E: 0 K: 1 S: 9	H: 0 LOB: 2 BB: 1 P: 15	R: 0 E: 0 K: 0 S: 6	H: 0 LOB: 0 BB: 0 P: 10	R: 0 E: 0 K: 2 S: 8	H: 0 LOB: 0 BB: 0 P: 11	R: 0 E: 0 K: 0 S: 11	H: 4 LOB: 2 BB: 2 P: 23	R: 1 E: 0 K: 1 S: 19	H: 3 LOB: 2 BB: 0 P: 30	1B: 10 2B: 2 3B: 0 HR: 0	SF: 0 SAC: 0 DP: 1 HBP: 1	WP: 0 PB: 0 SB: 2 CS: 0	PA: 41
<b>PITCHER</b> Rogier Clemens, R ERA: 2.25 (1, 1)	IP: 9.0 WLS: L BF: 41	H: 12 R: 6 ER: 6 SO: 6	BB: 1 IBB: 2 HBP: 1 BLK: 0	WP: 0 HR: 0 S: 91 P: 151	ERA: 6.00 WHIP: 1.444	<b>PITCHER</b> IP: WLS: BF: H: R: ER: SO: BB: IBB: HBP: BLK: WP: HR: S: P: ERA: WHIP														

Minnesota Twins @ Boston Red Sox  
Fenway Park, Boston, MA  
Mon May 04 1992, 7:05 PM EDT  
Att: 25,843 - Cloudy - 48 F

AB	37
R	6
H	12
RBI	5
BB	3
SO	6
LOB	13



Batter	1	2	3	4	5	6	7	8	9	AB	R	H	RBI	BB	SO	LOB	BOTTOM					
Wade Boggs, L OBP: 0.361, SLG: 0.292 (1, 5)										4	0	0	0	0	0	1						
Jody Reed, R OBP: 0.383, SLG: 0.415 (1, 4)										4	0	1	0	0	0	0						
Phil Plantier, L OBP: 0.319, SLG: 0.341 (1, 9)										3	0	0	0	1	0	1						
Ellis Burks, R OBP: 0.309, SLG: 0.354 (1, 8)										3	1	1	1	1	0	1						
Jack Clark, R OBP: 0.277, SLG: 0.214 (1, 10)										3	0	0	0	1	2	0						
Mo Vaughn, L OBP: 0.351, SLG: 0.311 (7, PH)										2	0	0	0	0	0	3						
Tom Brunansky, R OBP: 0.393, SLG: 0.273 (8, 3)										4	0	1	0	0	0	2						
Tony Peña, R OBP: 0.265, SLG: 0.364 (1, 2)										3	0	1	0	1	0	2						
Luis Rivera, R OBP: 0.389, SLG: 0.340 (1, 6)										3	0	0	0	0	0	2						
Bob Zupcic, R OBP: 0.286, SLG: 0.357 (1, 7)										3	0	0	0	0	0	4						
<b>Inning Stats</b>	R: 0 E: 0 K: 0 S: 8	H: 1 LOB: 3 BB: 2 P: 23	R: 0 E: 0 K: 0 S: 10	H: 1 LOB: 1 BB: 0 P: 12	R: 0 E: 0 K: 0 S: 5	H: 0 LOB: 0 BB: 1 P: 12	R: 0 E: 0 K: 1 S: 12	H: 0 LOB: 0 BB: 0 P: 19	R: 0 E: 0 K: 0 S: 5	H: 1 LOB: 0 BB: 0 P: 8	R: 0 E: 0 K: 0 S: 9	H: 0 LOB: 0 BB: 0 P: 14	R: 0 E: 0 K: 0 S: 7	H: 0 LOB: 2 BB: 2 P: 16	R: 0 E: 0 K: 0 S: 7	H: 0 LOB: 0 BB: 0 P: 11	R: 1 E: 0 K: 1 S: 14	H: 1 LOB: 1 BB: 1 P: 25	1B: 1 2B: 2 3B: 0 HR: 1	SF: 0 SAC: 0 DP: 1 HBP: 0	WP: 0 PB: 0 SB: 0 CS: 1	PA: 35
<b>PITCHER</b> John Smiley, L ERA: 5.34 Bob Kipper, L ERA: 3.38 Carl Willis, R ERA: 5.0 (1, 1)	IP: 7.0 WLS: W BF: 27	H: 3 R: 0 ER: 0 SO: 1	BB: 5 IBB: 0 HBP: 0 BLK: 0	WP: 0 HR: 0 S: 56 P: 104	ERA: 0.00 WHIP: 1.143	<b>PITCHER</b> IP: WLS: BF: H: R: ER: SO: BB: IBB: HBP: BLK: WP: HR: S: P: ERA: WHIP																

Minnesota Twins @ Boston Red Sox  
Fenway Park, Boston, MA  
Mon May 04 1992, 7:05 PM EDT  
Att: 25,843 - Cloudy - 48 F

AB	29
R	1
H	4
RBI	1
BB	6
SO	2
LOB	14



Batter	1	2	3	4	5	6	7	8	9	AB	R	H	RBI	BB	SO	LOB	TOP								
Shane Mack, R (1, 7) OBP: 0.404, SLG: 0.510	G6-3			F8 WP 1B		F8 1B		F8		4	0	2	0	0	0	1	Minnesota Twins @ Boston Red Sox Fenway Park, Boston, MA Tue May 05 1992, 7:05 PM EDT Att: 25,009 - Cloudy - 43 F								
Chuck Knoblauch, R (1, 4) OBP: 0.358, SLG: 0.354	G6-4-3 1B			P3		G6-4-3 1B		1B		4	0	3	0	0	0	1									
Kirby Puckett, R (1, 8) OBP: 0.313, SLG: 0.495	G6-4-3 1-2			F8		G6-4-3 1-2		FC5-4 1B		4	0	1	1	0	0	4									
Chili Davis, S (1, 10) OBP: 0.333, SLG: 0.324		F9		G6-3			K	FC5-4 1-2		4	0	0	0	0	1	3									
Brian Harper, R (1, 2) OBP: 0.289, SLG: 0.333		F9							G5-3	4	0	2	0	0	0	0									
Kent Hrbek, L (1, 3) OBP: 0.476, SLG: 0.618		G6-3							F8	4	0	0	0	0	0	2									
Pedro Munoz, R (1, 9) OBP: 0.307, SLG: 0.424				L4					G4-3	4	0	0	0	0	2	2									
Scott Leius, R (1, 5) OBP: 0.280, SLG: 0.346				G5-4-3 1B					K	3	0	1	0	0	2	1									
Greg Gagne, R (1, 6) OBP: 0.313, SLG: 0.324				G5-4-3 1-2					K	2	1	0	0	1	1	1									
<b>Inning Stats</b>	R: 0 E: 0 K: 0 S: 4	H: 1 LOB: 0 BB: 0 P: 9	R: 0 E: 0 K: 0 S: 7	H: 0 LOB: 0 BB: 0 P: 14	R: 0 E: 0 K: 0 S: 4	H: 1 LOB: 0 BB: 0 P: 7	R: 0 E: 0 K: 0 S: 11	H: 1 LOB: 1 BB: 0 P: 16	R: 0 E: 0 K: 2 S: 12	H: 1 LOB: 1 BB: 0 P: 21	R: 0 E: 0 K: 1 S: 10	H: 2 LOB: 1 BB: 0 P: 17	R: 0 E: 0 K: 1 S: 11	H: 1 LOB: 1 BB: 0 P: 15	R: 1 E: 0 K: 1 S: 14	H: 2 LOB: 2 BB: 1 P: 23	R: 0 E: 0 K: 1 S: 7	H: 0 LOB: 0 BB: 0 P: 12	1B: 8 2B: 1 3B: 0 HR: 0	SF: 0 SAC: 0 DP: 3 HBP: 0	WP: 1 PB: 0 SB: 0 CS: 0	PA: 34			
<b>PITCHER</b>	IP	WLS	BF	H	R	ER	SO	BB	IBB	HBP	BLK	WP	HR	S	P	ERA	WHIP								
Frank Viola, L (1, 1) ERA: 2.7	7.2	W	30	9	1	1	5	1	0	0	0	1	0	70	118	1.17	1.304								
Greg Harris, R (8, 1) ERA: 1.57	0.1		1	0	0	0	0	0	0	0	0	0	0	3	4	0.00	0.000								
Jeff Reardon, R (9, 1) ERA: 0.9	1.0	S	3	0	0	0	1	0	0	0	0	0	0	7	12	0.00	0.000								

Batter	1	2	3	4	5	6	7	8	9	AB	R	H	RBI	BB	SO	LOB	BOTTOM								
Wade Boggs, L (1, 5) OBP: 0.357, SLG: 0.290	L5 1B 2B				G6-3	K				4	1	1	0	0	1	2	Minnesota Twins @ Boston Red Sox Fenway Park, Boston, MA Tue May 05 1992, 7:05 PM EDT Att: 25,009 - Cloudy - 43 F								
Jody Reed, R (1, 4) OBP: 0.387, SLG: 0.412	P3	CS 1B			FC4 BB			L7		3	0	1	0	1	0	1									
Herm Winningham, L (1, 7) OBP: 0.286, SLG: 0.308	2B 1B	CS 1-2		F7	FC4 1-2 3B			G3-1		4	2	1	0	0	0	1									
Ellis Burks, R (1, 8) OBP: 0.316, SLG: 0.395	1B 2B			K				F9		4	1	2	2	0	1	0									
Phil Plantier, L (1, 9) OBP: 0.306, SLG: 0.326	G1-3			G6-3				F8		4	0	0	0	0	0	3									
Jack Clark, R (1, 10) OBP: 0.304, SLG: 0.224				G5-3				FC5-4 1B		2	0	1	0	2	0	0									
Bob Zuppic, R (8, FR) OBP: 0.286, SLG: 0.357	1B BB							E S BB		0	0	0	0	0	0	0									
Tom Brunansky, R (1, 3) OBP: 0.406, SLG: 0.346								L9		4	0	2	2	0	0	2									
Mo Vaughn, L (9, 3) OBP: 0.351, SLG: 0.311	1-2 2H 3H									0	0	0	0	0	0	0									
Tony Peña, R (1, 2) OBP: 0.250, SLG: 0.343										4	0	0	0	0	3	5									
Luis Rivera, R (1, 6) OBP: 0.386, SLG: 0.340		F9								3	0	1	0	0	0	1									
<b>Inning Stats</b>	R: 3 E: 0 K: 1 S: 23	H: 4 LOB: 2 BB: 1 P: 38	R: 0 E: 0 K: 0 S: 6	H: 1 LOB: 0 BB: 0 P: 11	R: 0 E: 0 K: 1 S: 10	H: 0 LOB: 0 BB: 0 P: 12	R: 0 E: 0 K: 1 S: 9	H: 1 LOB: 1 BB: 0 P: 15	R: 1 E: 0 K: 0 S: 10	H: 1 LOB: 1 BB: 1 P: 17	R: 0 E: 0 K: 1 S: 14	H: 2 LOB: 2 BB: 0 P: 20	R: 0 E: 0 K: 0 S: 7	H: 0 LOB: 0 BB: 0 P: 11	R: 0 E: 0 K: 1 S: 12	H: 0 LOB: 2 BB: 1 P: 21	1B: 6 2B: 2 3B: 1 HR: 0	SF: 0 SAC: 0 DP: 0 HBP: 0	WP: 0 PB: 0 SB: 1 CS: 1	PA: 36					
<b>PITCHER</b>	IP	WLS	BF	H	R	ER	SO	BB	IBB	HBP	BLK	WP	HR	S	P	ERA	WHIP								
Pat Mahomes, R (1, 1) ERA: 4.91	5.0	L	23	7	4	4	3	2	0	0	0	0	0	58	93	7.20	1.800								
Tom Edens, R (6, 1) ERA: 3.21	2.0		8	2	0	0	1	0	0	0	0	0	0	21	31	0.00	1.000								
Gary Wayne, L (8, 1) ERA: 1.42	1.0		4	0	0	0	1	1	0	0	0	0	0	12	21	0.00	1.000								

AB	33
R	1
H	9
RBI	1
BB	1
SO	6
LOB	15



AB	32
R	4
H	9
RBI	4
BB	3
SO	5
LOB	15













Batter	1	2	3	4	5	6	7	8	9	AB R H RBI BB SO LOB	TOP											
Herm Winningham, L (1, 7) OBP: 0.317, SLG: 0.333 Bob Zupcic, R (6, 7) OBP: 0.364, SLG: 0.350	G3-1		G1-6-3 1B		FC E5		FC5 HBP	K		3 0 1 0 0 0 1 1 0 0 0 0 1 1	<p><b>Boston Red Sox @ Kansas City Royals</b> Royals Stadium, Kansas City, MO</p> <p>Sat May 09 1992, 4:33 AM EDT Att: 28,444 - Sunny - 81 F</p> <p><b>AB 32</b> <b>R 5</b> <b>H 9</b> <b>RBI 4</b> <b>BB 5</b> <b>SO 3</b> <b>LOB 25</b></p> 											
Jody Reed, R (1, 4) OBP: 0.386, SLG: 0.440	2B		G1-6-3		G6-3		P2	G5-4-3 1B	5 0 2 1 0 0 4													
Wade Boggs, L (1, 5) OBP: 0.361, SLG: 0.304	BB			WP SF9 1B	F7		F8	G5-4-3 1B	4 1 2 0 1 0 3													
Ellis Burks, R (1, 8) OBP: 0.316, SLG: 0.370	K			SF9 WP SF8 1B	E5		FC5	G5-4-3	5 1 1 0 0 1 7													
Phil Plantier, L (1, 10) OBP: 0.325, SLG: 0.333	F8			SF9	G4-3		1B BB	G3	3 1 0 1 1 0 3													
Tom Brunansky, R (1, 9) OBP: 0.390, SLG: 0.313		G4-6-3 BB		SF8	E3 FC1-4		1B G6-4-3 1B		2 1 1 1 1 0 0													
Scott Cooper, L (1, 3) OBP: 0.320, SLG: 0.286	F7				FC1-4		G6-4-3 1B		3 0 1 1 1 0 2													
Tony Peña, R (1, 2) OBP: 0.239, SLG: 0.306	G4-6-3			F8	G4-3		G6-4-3		4 0 0 0 0 0 4													
Tim Lincecum, R (1, 6) OBP: 0.359, SLG: 0.382			K		E FC G6-3 BB		HBP 1B	HBP	2 1 1 0 1 1 0													
<b>Inning Stats</b>	R: 0 E: 0 K: 1 S: 9	H: 1 LOB: 2 BB: 1 P: 18	R: 0 E: 0 K: 0 S: 7	H: 0 LOB: 0 BB: 1 P: 17	R: 0 E: 0 K: 1 S: 9	H: 1 LOB: 0 BB: 0 P: 13	R: 2 E: 0 K: 0 S: 20	H: 2 LOB: 1 BB: 1 P: 33	R: 1 E: 2 K: 0 S: 11	H: 0 LOB: 2 BB: 1 P: 20	R: 0 E: 1 K: 0 S: 9	H: 0 LOB: 1 BB: 0 P: 15	R: 0 E: 0 K: 0 S: 9	H: 1 LOB: 2 BB: 1 P: 15	R: 2 E: 0 K: 1 S: 11	H: 2 LOB: 1 BB: 1 P: 19	R: 0 E: 0 K: 0 S: 10	H: 2 LOB: 1 BB: 0 P: 19	1B: 8 2B: 1 3B: 0 HR: 0	SF: 2 SAC: 0 DP: 4 HBP: 2	WP: 1 PB: 0 SB: 0 CS: 0	PA: 41
<b>PITCHER</b>	IP WLS BF H R ER SO BB IBB HBP BLK WP HR S P ERA WHIP											<b>PITCHER</b>	IP WLS BF H R ER SO BB IBB HBP BLK WP HR S P ERA WHIP									
Tom Gordon, R (1, 1) ERA: 4.69	5.0 L 22 4 3 2 2 4 0 0 0 0 1 0 56 101 3.60 1.600																					
Mike Boddicker, R (6, 1) ERA: 4.39	3.0 15 3 2 2 1 1 0 2 0 0 0 29 49 6.00 1.333																					
Rusty Meacham, R (9, 1) ERA: 0.93	1.0 4 2 0 0 0 0 0 0 0 0 0 10 19 0.00 2.000																					

Batter	1	2	3	4	5	6	7	8	9	AB R H RBI BB SO LOB	BOTTOM											
Curtis Wilkerson, S (1, 4) OBP: 0.103, SLG: 0.074	CS BB			G3-1			G4-3		G5-3	3 0 0 0 1 0 0	<p><b>Boston Red Sox @ Kansas City Royals</b> Royals Stadium, Kansas City, MO</p> <p>Sat May 09 1992, 4:33 AM EDT Att: 28,444 - Sunny - 81 F</p> <p><b>AB 28</b> <b>R 0</b> <b>H 3</b> <b>RBI 0</b> <b>BB 1</b> <b>SO 4</b> <b>LOB 8</b></p> 											
Brian McRae, S (1, 8) OBP: 0.240, SLG: 0.257	K			G6-3			F9		G3-1	4 0 0 0 0 1 1												
Gregg Jefferies, S (1, 5) OBP: 0.278, SLG: 0.310	G6-3			G6-3			G4-3			3 0 0 0 0 0 0												
Wally Joyner, L (1, 3) OBP: 0.374, SLG: 0.474 Bob Melvin, R (6, PH) OBP: 0.417, SLG: 0.478		G4-3			G4-3			FC4-6 1B		1 0 0 0 0 0 0 2 0 1 0 0 0 0												
George Brett, L (1, 10) OBP: 0.304, SLG: 0.356		G4-3			G4-3			FC4-6 1B		3 0 2 0 0 0 0												
Jim Eisenreich, L (1, 9) OBP: 0.288, SLG: 0.340		F7			G6-3			L9		3 0 0 0 0 0 3												
Chris Gwynn, L (1, 7) OBP: 0.294, SLG: 0.294	CS		G4-3			K2-3		FC4-6 1B		3 0 0 0 0 1 2												
Brent Mayne, L (1, 2) OBP: 0.192, SLG: 0.167			G4-3			L6		K		3 0 0 0 0 1 2												
Rico Rossy, R (1, 6) OBP: 0.262, SLG: 0.257 Mike Macfarlane, R (9, PH) OBP: 0.356, SLG: 0.368			K			F8		G4-3		2 0 0 0 0 1 0 1 0 0 0 0 0 0												
<b>Inning Stats</b>	R: 0 E: 0 K: 1 S: 8	H: 0 LOB: 0 BB: 1 P: 14	R: 0 E: 0 K: 0 S: 4	H: 1 LOB: 0 BB: 0 P: 7	R: 0 E: 0 K: 1 S: 10	H: 0 LOB: 0 BB: 0 P: 12	R: 0 E: 0 K: 0 S: 12	H: 0 LOB: 0 BB: 0 P: 15	R: 0 E: 0 K: 0 S: 10	H: 0 LOB: 0 BB: 0 P: 17	R: 0 E: 0 K: 1 S: 6	H: 0 LOB: 0 BB: 0 P: 8	R: 0 E: 0 K: 0 S: 7	H: 0 LOB: 0 BB: 0 P: 12	R: 0 E: 0 K: 1 S: 10	H: 2 LOB: 2 BB: 0 P: 15	R: 0 E: 0 K: 0 S: 3	H: 0 LOB: 0 BB: 0 P: 4	1B: 3 2B: 1 3B: 0 HR: 0	SF: 0 SAC: 0 DP: 1 HBP: 0	WP: 0 PB: 0 SB: 0 CS: 2	PA: 30
<b>PITCHER</b>	IP WLS BF H R ER SO BB IBB HBP BLK WP HR S P ERA WHIP											<b>PITCHER</b>	IP WLS BF H R ER SO BB IBB HBP BLK WP HR S P ERA WHIP									
Roger Clemens, R (1, 1) ERA: 1.89	9.0 W 29 3 0 0 4 1 0 0 0 0 0 70 104 0.00 0.444																					



Batter	1	2	3	4	5	6	7	8	9	AB	R	H	RBI	BB	SO	LOB	TOP			
Herm Winningham, L (1, 7) OBP: 0.304, SLG: 0.341	1-1 2B		3-3 K		1-2 G4-3		1-1 G6-3		1-3 K	5	0	1	0	0	2	1	<b>Boston Red Sox @ Minnesota Twins</b> Hubert H. Humphrey Metrodome, Minneapolis, MN Tue May 12 1992, 8:05 PM EDT Att: 19,270 - Dome - 70 F <a href="http://livebaseballscorecards.com">livebaseballscorecards.com</a>			
Jody Reed, R (1, 4) OBP: 0.373, SLG: 0.421	2-1 G1-3		3-1 G6-3		1-0 P5		1-0 G5-3	1-0 G6-3	5	0	0	0	0	0	2					
Wade Boggs, L (1, 5) OBP: 0.359, SLG: 0.300	0-2 G5-3		0-0 1B		1-1 P7		2-2 G3-1		4	0	1	0	0	0	1					
Jack Clark, R (1, 10) OBP: 0.326, SLG: 0.303	2-3 K		1-2 P3		0-3 K		4-2 1B 2B BB		3	1	0	0	1	2	2					
Phil Plantier, L (1, 9) OBP: 0.331, SLG: 0.350		1-0 1B 2B		2-2 F9		2-2 F8		1-1 1B 2B		4	2	2	0	0	0					
Ellis Burks, R (1, 8) OBP: 0.325, SLG: 0.413	1-0 G4-3 2H		1-1 G5-3		3-2 1B		2-1 1B 2B	1-1 2B	4	0	3	3	0	0	0					
Scott Cooper, L (1, 3) Tom Brunansky, R (8, PH) OBP: 0.383, SLG: 0.342	1-1 G4-3		1-1 2B		3-2 F8		1-3 K		3	0	1	0	0	0	2					
Tony Peña, R (1, 2) Mike Brumley, S (9, PH)	1-3 K		4-2 FC5-4 BB		1-0 G6-3		0-0 F8		2	0	0	0	1	1	1					
Luis Rivera, R (1, 6) OBP: 0.372, SLG: 0.324	2-0 G1-3		0-0 FC5-4		2-3 K		1-1 2B		4	0	1	0	0	1	3					
<b>Inning Stats</b>	R: 0 E: 0 K: 1 S: 10	H: 1 LOB: 1 BB: 0 P: 15	R: 1 E: 0 K: 1 S: 8	H: 2 LOB: 1 BB: 0 P: 14	R: 0 E: 0 K: 1 S: 9	H: 1 LOB: 2 BB: 0 P: 16	R: 0 E: 0 K: 0 S: 11	H: 1 LOB: 0 BB: 0 P: 19	R: 0 E: 0 K: 1 S: 6	H: 1 LOB: 0 BB: 0 P: 9	R: 0 E: 0 K: 1 S: 9	H: 0 LOB: 0 BB: 0 P: 13	R: 2 E: 0 K: 1 S: 13	H: 2 LOB: 1 BB: 0 P: 24	R: 0 E: 0 K: 1 S: 9	H: 1 LOB: 1 BB: 0 P: 13		1B: 4 2B: 5 3B: 0 HR: 0	SF: 0 SAC: 0 DP: 0 HBP: 0	WP: 0 PB: 0 SB: 0 CS: 0
<b>PITCHER</b>	IP WLS BF H R ER SO BB IBB HBP BLK WP HR S P ERA WHIP	7.0 W 28 6 1 1 5 1 0 0 0 0 0 70 10 20 1.29 1.000	0.2 5 2 2 2 0 1 0 0 0 0 0 0 10 20 27.00 4.500	0.1 1 0 0 0 1 0 0 0 0 0 0 3 4 0.00 0.000	1.0 S 4 1 0 0 1 0 0 0 0 0 9 13 0.00 1.000	<b>PITCHER</b>										IP WLS BF H R ER SO BB IBB HBP BLK WP HR S P ERA WHIP				

Batter	1	2	3	4	5	6	7	8	9	AB	R	H	RBI	BB	SO	LOB	BOTTOM			
Shane Mack, R (1, 7) OBP: 0.404, SLG: 0.525	0-3 K		4-1 BB		1-0 G6-4-3 HBP		0-3 K	2-0 G4-3		3	0	0	1	1	2	0	<b>Boston Red Sox @ Minnesota Twins</b> Hubert H. Humphrey Metrodome, Minneapolis, MN Tue May 12 1992, 8:05 PM EDT Att: 19,270 - Dome - 70 F <a href="http://livebaseballscorecards.com">livebaseballscorecards.com</a>			
Chuck Knoblauch, R (1, 4) OBP: 0.358, SLG: 0.341	2-2 F8		1-3 K		1-2 G6-4-3		3-1 1B		4	0	1	0	0	1	5					
Kirby Puckett, R (1, 8) OBP: 0.326, SLG: 0.529	0-0 G5-3		0-0 L8		1-2 2B		2-2 L7		4	0	1	1	0	0	4					
Kent Hrbek, L (1, 3) OBP: 0.448, SLG: 0.564		0-1 HR	3-2 G3		4-2 FC4-6 BB		0-0 F8		3	1	1	1	1	0	0					
Brian Harper, R (1, 2) OBP: 0.288, SLG: 0.330		2-2 2B 1B	1-0 G4-6-3 1B		0-0 FC4-6		0-1 G4-3		4	1	2	0	0	0	2					
Randy Bush, L (1, 10) Jeff Reboulet, R (7, PH)	0-1 SAFE		0-0 G4-6-3		0-3 K		0-3 K FC5-4		3	1	1	0	0	1	1					
Gene Larkin, S (1, 9) Jarvis Brown, R (8, 9)		2-3 K		0-2 1B HBP 1B		2-0 G6-3		1-0 FC5-4		4	1	1	0	0	1					
Scott Leius, R (1, 5) OBP: 0.327, SLG: 0.396		4-0 2B BB		0-0 HBP 1B G6-4-3 1B		1-0 1B		1-3 K		3	1	2	0	1	1					
Greg Gagne, R (1, 6) OBP: 0.357, SLG: 0.385		1-1 2B		0-0 G6-4-3 HBP 2B 1B		0-0 G6-3		0-0 G5-3		4	1	2	2	0	0					
<b>Inning Stats</b>	R: 0 E: 0 K: 1 S: 7	H: 0 LOB: 0 BB: 0 P: 9	R: 3 E: 0 K: 2 S: 18	H: 4 LOB: 3 BB: 2 P: 32	R: 0 E: 0 K: 0 S: 5	H: 1 LOB: 0 BB: 0 P: 9	R: 3 E: 0 K: 0 S: 14	H: 4 LOB: 2 BB: 1 P: 21	R: 0 E: 0 K: 1 S: 5	H: 1 LOB: 1 BB: 0 P: 8	R: 0 E: 0 K: 1 S: 9	H: 1 LOB: 0 BB: 0 P: 14	R: 0 E: 0 K: 1 S: 8	H: 0 LOB: 1 BB: 0 P: 9	R: 0 E: 0 K: 1 S: 5	H: 0 LOB: 0 BB: 0 P: 8		1B: 7 2B: 3 3B: 0 HR: 1	SF: 0 SAC: 0 DP: 2 HBP: 1	WP: 1 PB: 0 SB: 0 CS: 0
<b>PITCHER</b>	IP WLS BF H R ER SO BB IBB HBP BLK WP HR S P ERA WHIP	3.2 L 21 9 2 0 2 1 0 0 0 0 0 17 29 0.00 1.286	2.1 9 2 0 0 2 1 0 0 0 0 0 8 9 0.00 0.000	1.0 4 0 0 0 1 0 0 0 0 0 0 5 8 0.00 0.000	<b>PITCHER</b>										IP WLS BF H R ER SO BB IBB HBP BLK WP HR S P ERA WHIP					

Batter	1	2	3	4	5	6	7	8	9	AB	R	H	RBI	BB	SO	LOB	TOP					
Tim Naehring, R (1, 10) OBP: 0.333, SLG: 0.333	2-2 2B HBP		1-0 FC1-6 1B		0-0 F8			3-1 G6-3		3	2	0	0	0	0	1						
Jody Read, R (1, 4) OBP: 0.370, SLG: 0.415	1-0 F7		3-2 1B		2-2 G5-3			1-0 F7		4	0	1	0	0	0	1						
Wade Boggs, L (1, 5) OBP: 0.370, SLG: 0.331	2-0 2B		2-1 FC6-4 1B		0-0 L8			2-1 2B		4	0	3	2	0	0	0						
Jack Clark, R (1, 3) Mike Brumley, S (8, PR) Scott Cooper, L (8, 3) OBP: 0.323, SLG: 0.291	2-1 G6-3		1-3 K		2-2 F7			4-0 IBB		3	0	0	0	1	1	3						
Ellis Burks, R (1, 8) OBP: 0.315, SLG: 0.398	3-2 L7		3-0 FC6-4 1B		0-0 G5-3			3-3 K		4	0	0	0	0	1	5						
Tom Brunansky, R (1, 9) OBP: 0.373, SLG: 0.405		1-3 K		1-0 F8			2-1 HR		2-0 F8	4	1	1	1	0	1	0						
Bob Zupic, R (1, 7) Herm Winningham, L (9, PH) OBP: 0.321, SLG: 0.321		2-3 K		1-1 F9		0-1 P3		0-0 F8		3	0	0	0	0	1	0						
Tony Peña, R (1, 2) OBP: 0.232, SLG: 0.286		3-2 G3-1		0-1 G6-3		2-2 P6		2-2 P4		4	0	0	0	0	0	0						
Luis Rivera, R (1, 6) OBP: 0.370, SLG: 0.324			0-0 FC1-6 1B		2-1 P3		0-3 K			3	0	1	0	0	1	0						
<b>Inning Stats</b>	R: 1 E: 0 K: 0 S: 10	H: 1 LOB: 1 BB: 0 P: 20	R: 0 E: 0 K: 2 S: 10	H: 0 LOB: 0 BB: 0 P: 16	R: 1 E: 0 K: 1 S: 11	H: 3 LOB: 2 BB: 0 P: 21	R: 0 E: 0 K: 0 S: 5	H: 0 LOB: 0 BB: 0 P: 7	R: 0 E: 0 K: 0 S: 6	H: 0 LOB: 0 BB: 0 P: 10	R: 1 E: 0 K: 1 S: 11	H: 1 LOB: 0 BB: 0 P: 15	R: 0 E: 0 K: 1 S: 12	H: 1 LOB: 2 BB: 1 P: 25	R: 0 E: 0 K: 0 S: 7	H: 0 LOB: 0 BB: 0 P: 11	1B: 3 2B: 2 3B: 0 HR: 1	SF: 0 SAC: 0 DP: 0 HBP: 1	WP: 0 PB: 0 SB: 0 CS: 0	PA: 35		
<b>PITCHER</b>	IP WLS BF H R ER SO BB IBB HBP BLK WP HR S P ERA WHIP	7.2 31 6 3 3 4 0 1 1 0 0 1 63 111 3.52 0.783	1.1 W 4 0 0 0 1 0 0 0 0 0 14 21 0.00 0.000																			

Boston Red Sox @ Minnesota Twins  
Hubert H. Humphrey Metrodome, Minneapolis, MN  
Wed May 13, 1992, 8:05 PM EDT  
Att: 21,472 - Dome - 70 F

AB 33  
R 3  
H 6  
RBI 3  
BB 1  
SO 5  
LOB 10



Batter	1	2	3	4	5	6	7	8	9	AB	R	H	RBI	BB	SO	LOB	BOTTOM					
Shane Mack, R (1, 7) OBP: 0.397, SLG: 0.512	2-0 F9		0-0 G4-3			0-3 K	0-1 G6-3		2-2 1B	5	0	1	1	0	1	2						
Chuck Knoblauch, R (1, 4) OBP: 0.369, SLG: 0.352	4-0 BB		2-2 G6-3			1-2 2B		1-0 G6-4-3 HBP		2	1	1	1	1	0	0						
Kirby Puckett, R (1, 8) OBP: 0.331, SLG: 0.529	3-3 K			1-0 CS 1B		0-0 FC2-4 1B		0-1 G6-4-3 1-2		4	0	2	1	0	1	2						
Chili Davis, S (1, 10) OBP: 0.343, SLG: 0.352	1-1 F7			3-3 K		1-1 FC2-4 S		0-1 2B 1B		4	0	1	0	0	1	3						
Brian Harper, R (1, 2) OBP: 0.287, SLG: 0.336		1-1 F8		0-2 F9		3-3 K		0-0 2B		4	0	1	0	0	1	1						
Pedro Munoz, R (1, 9) Jarvis Brown, R (9, PR)		1-3 K			1-2 G5-3		0-0 WP 2B		1-2 1B SH1-3 1B	4	1	2	0	0	1	0						
Kent Hrbek, L (1, 3) OBP: 0.457, SLG: 0.603		1-2 2B			0-2 G4-3		2-2 G6-3 2B		0-0 SH1-3	3	0	2	1	0	0	0						
Scott Leius, R (1, 5) Jeff Reboulet, R (8, 5)		0-1 F7			1-1 G6-3		1-1 G6-3		4-1 1B 1B BB	3	0	0	0	0	0	2						
Greg Gagne, R (1, 6) OBP: 0.363, SLG: 0.400			1-2 G4-3			0-0 2B		1-3 K		4	1	2	0	0	1	1						
<b>Inning Stats</b>	R: 0 E: 0 K: 1 S: 6	H: 0 LOB: 1 BB: 1 P: 16	R: 0 E: 0 K: 1 S: 10	H: 1 LOB: 0 BB: 0 P: 13	R: 0 E: 0 K: 1 S: 10	H: 1 LOB: 0 BB: 0 P: 14	R: 0 E: 0 K: 2 S: 14	H: 3 LOB: 1 BB: 0 P: 19	R: 1 E: 0 K: 1 S: 12	H: 2 LOB: 1 BB: 0 P: 16	R: 0 E: 0 K: 0 S: 5	H: 2 LOB: 2 BB: 0 P: 6	R: 1 E: 0 K: 0 S: 11	H: 3 LOB: 3 BB: 1 P: 18	1B: 6 2B: 7 3B: 0 HR: 0	SF: 0 SAC: 1 DP: 2 HBP: 1	WP: 1 PB: 0 SB: 3 CS: 1	PA: 37				
<b>PITCHER</b>	IP WLS BF H R ER SO BB IBB HBP BLK WP HR S P ERA WHIP	6.0 L 8 3 1 1 1 0 0 1 0 0 16 20 4.50 1.333	2.0 3 1 1 1 0 0 0 0 0 0 0 1 1 0.00 0.000	0.1 1 0 0 0 0 1 0 0 0 0 0 7 13 ∞ ∞																		

Boston Red Sox @ Minnesota Twins  
Hubert H. Humphrey Metrodome, Minneapolis, MN  
Wed May 13, 1992, 8:05 PM EDT  
Att: 21,472 - Dome - 70 F

AB 33  
R 4  
H 12  
RBI 4  
BB 2  
SO 6  
LOB 11



Batter	1	2	3	4	5	6	7	8	9	AB	R	H	RBI	BB	SO	LOB	TOP			
Luis Polonia, L (1, 7) OBP: 0.363, SLG: 0.333	F8			G6-3		CS	1B		L7	4	0	1	0	0	0	0	<b>California Angels @ Boston Red Sox</b> Fenway Park, Boston, MA Fri May 15 1992, 7:05 PM EDT Att: 33,254 - Sunny - 52 F			
Von Hayes, L (1, 9) OBP: 0.388, SLG: 0.407	F7			CS			1B		K	3	0	1	0	1	1	0				
Junior Felix, S (1, 8) OBP: 0.316, SLG: 0.453	K			G6-3			K			3	0	0	0	0	2	3				
Hubie Brooks, R (1, 10) OBP: 0.273, SLG: 0.414		P3			K		P4			3	0	0	0	0	1	2				
Alvin Davis, L (1, 3) OBP: 0.311, SLG: 0.351		G3-1			G4-3		F7			3	0	0	0	0	0	2				
Gary Gaetti, R (1, 5) OBP: 0.274, SLG: 0.358		P3			F8				P3	3	0	0	0	0	0	0				
Rene Gonzales, R (1, 4) OBP: 0.441, SLG: 0.649				G4-6-3		G4-3		F8		3	0	1	0	0	0	0				
Ron Tingley, R (1, 2) OBP: 0.200, SLG: 0.214				K		K			G6-3	2	0	0	0	0	2	1				
John Morris, L (8, PH) OBP: 0.308, SLG: 0.261										1	0	0	0	0	0	0				
Mike Fitzgerald, R (8, 2) OBP: 0.267, SLG: 0.352										0	0	0	0	0	0	0				
Gary Disarcina, R (1, 6) OBP: 0.360, SLG: 0.337				G4-6-3				F9		3	0	1	0	0	0	1				
<b>Inning Stats</b>	R: 0 E: 0 K: 1 S: 7	H: 0 LOB: 0 BB: 0 P: 10	R: 0 E: 0 K: 0 S: 6	H: 0 LOB: 0 BB: 0 P: 10	R: 0 E: 0 K: 1 S: 9	H: 1 LOB: 0 BB: 0 P: 12	R: 0 E: 0 K: 0 S: 7	H: 0 LOB: 0 BB: 1 P: 14	R: 0 E: 0 K: 1 S: 8	H: 0 LOB: 0 BB: 0 P: 10	R: 0 E: 0 K: 1 S: 11	H: 2 LOB: 2 BB: 0 P: 15	R: 0 E: 0 K: 0 S: 3	H: 0 LOB: 0 BB: 0 P: 4	R: 0 E: 0 K: 1 S: 11	H: 0 LOB: 0 BB: 0 P: 16	1B: 4 2B: 0 3B: 0 HR: 0	SF: 0 SAC: 0 DP: 1 HBP: 0	WP: 0 PB: 0 SB: 0 CS: 2	PA: 30
<b>PITCHER</b> Rogier Clemens, R (1, 1) ERA: 1.64	IP: 9.0 WLS: W BF: 29 H: 4 R: 0 ER: 0 SO: 6 BB: 1 IBB: 0 HBP: 0 BLK: 0 WP: 0 HR: 0 S: 69 P: 103 ERA: 0.00 WHIP: 0.556															<b>PITCHER</b> IP: 9.0 WLS: W BF: 29 H: 4 R: 0 ER: 0 SO: 6 BB: 1 IBB: 0 HBP: 0 BLK: 0 WP: 0 HR: 0 S: 69 P: 103 ERA: 0.00 WHIP: 0.556				

Batter	1	2	3	4	5	6	7	8	9	AB	R	H	RBI	BB	SO	LOB	BOTTOM			
Tim Lincecum, R (1, 6) OBP: 0.327, SLG: 0.311	L9		P3		K		BB			3	0	0	0	1	1	1	<b>California Angels @ Boston Red Sox</b> Fenway Park, Boston, MA Fri May 15 1992, 7:05 PM EDT Att: 33,254 - Sunny - 52 F			
Jody Reed, R (1, 4) OBP: 0.397, SLG: 0.406	G1-3		P6		G6-3		BB			3	0	0	0	1	0	1				
Wade Boggs, L (1, 5) OBP: 0.360, SLG: 0.320	G5-3		L7			L7	F8			4	0	0	0	0	0	2				
Jack Clark, R (1, 10) OBP: 0.340, SLG: 0.296		BB	1B	FC6-4	1B			F9		2	1	1	0	2	0	0				
Ellis Burks, R (1, 8) OBP: 0.313, SLG: 0.419		P3	F7			P2		HR		4	1	1	1	0	0	3				
Phil Plantier, L (1, 9) OBP: 0.328, SLG: 0.346		FC6-4	BB	1B	P9		P2		P6	4	0	1	0	0	0	2				
Tom Brunansky, R (1, 3) OBP: 0.364, SLG: 0.378		FC6-4	BB	1B	FC5-4		L6		K	3	0	0	0	1	1	1				
Bob Zupcic, R (1, 7) OBP: 0.364, SLG: 0.419		FC6-4			SH1		1B			3	1	2	1	0	0	2				
Tony Peña, R (1, 2) OBP: 0.237, SLG: 0.290	G3				SH1		1B			2	0	1	1	0	0	2				
<b>Inning Stats</b>	R: 0 E: 0 K: 0 S: 7	H: 0 LOB: 0 BB: 0 P: 12	R: 1 E: 0 K: 0 S: 13	H: 1 LOB: 2 BB: 2 P: 27	R: 0 E: 0 K: 0 S: 5	H: 0 LOB: 0 BB: 0 P: 10	R: 0 E: 0 K: 0 S: 8	H: 1 LOB: 1 BB: 0 P: 13	R: 0 E: 0 K: 1 S: 7	H: 1 LOB: 1 BB: 0 P: 8	R: 0 E: 0 K: 0 S: 5	H: 0 LOB: 1 BB: 1 P: 11	R: 1 E: 0 K: 0 S: 17	H: 2 LOB: 2 BB: 2 P: 31	R: 1 E: 0 K: 1 S: 10	H: 1 LOB: 0 BB: 0 P: 15		1B: 3 2B: 2 3B: 0 HR: 1	SF: 0 SAC: 1 DP: 0 HBP: 0	WP: 0 PB: 0 SB: 0 CS: 0
<b>PITCHER</b> Jim Abbott, L (1, 1) ERA: 2.57	IP: 8.0 WLS: L BF: 34 H: 6 R: 3 ER: 3 SO: 2 BB: 5 IBB: 0 HBP: 0 BLK: 0 WP: 0 HR: 1 S: 72 P: 127 ERA: 3.38 WHIP: 1.375															<b>PITCHER</b> IP: 8.0 WLS: L BF: 34 H: 6 R: 3 ER: 3 SO: 2 BB: 5 IBB: 0 HBP: 0 BLK: 0 WP: 0 HR: 1 S: 72 P: 127 ERA: 3.38 WHIP: 1.375				



Batter	1	2	3	4	5	6	7	8	9	AB	R	H	RBI	BB	SO	LOB	TOP										
Luis Polonia, L OBP: 0.357, SLG: 0.328										5	0	1	0	0	2	0	<b>California Angels @ Boston Red Sox</b> Fenway Park, Boston, MA Sat May 16 1992, 3:33 AM EDT Att: 33,247 - Sunny - 57 F										
Chad Curtis, R OBP: 0.355, SLG: 0.455										4	0	1	0	0	2												
Junior Felix, S OBP: 0.307, SLG: 0.439										4	0	0	0	0	1	3											
Hubie Brooks, R OBP: 0.266, SLG: 0.401										4	0	0	0	0	0	1											
Gary Gaetti, R OBP: 0.273, SLG: 0.348										3	0	0	0	1	0	0											
Rene Gonzales, R OBP: 0.444, SLG: 0.633										3	0	1	0	1	1	2											
Mike Fitzgerald, R OBP: 0.270, SLG: 0.339										2	0	0	0	1	0	3											
John Morris, L OBP: 0.296, SLG: 0.250										1	0	0	0	0	0	0											
Ron Tingley, R OBP: 0.200, SLG: 0.214										0	0	0	0	0	0	0											
Bobby Rose, R OBP: 0.287, SLG: 0.301										1	0	0	0	2	0	0											
Lee Stevens, L OBP: 0.296, SLG: 0.375										1	0	0	0	0	1	0											
Gary Disarcina, R OBP: 0.357, SLG: 0.333										4	0	1	0	0	0	6											
<b>Inning Stats</b>	R: 0 E: 0 K: 2 S: 9	H: 0 LOB: 0 BB: 0 P: 12	R: 0 E: 0 K: 0 S: 11	H: 1 LOB: 3 BB: 2 P: 24	R: 0 E: 0 K: 1 S: 7	H: 0 LOB: 0 BB: 0 P: 9	R: 0 E: 0 K: 0 S: 8	H: 0 LOB: 1 BB: 1 P: 15	R: 0 E: 0 K: 0 S: 12	H: 2 LOB: 2 BB: 0 P: 18	R: 0 E: 1 K: 0 S: 11	H: 0 LOB: 3 BB: 2 P: 22	R: 0 E: 0 K: 0 S: 8	H: 1 LOB: 1 BB: 0 P: 11	R: 0 E: 0 K: 1 S: 10	H: 0 LOB: 0 BB: 0 P: 16	R: 0 E: 0 K: 1 S: 7	H: 0 LOB: 0 BB: 0 P: 8	1B: 4 2B: 0 3B: 0 HR: 0	SF: 0 SAC: 0 DP: 0 HBP: 0	WP: 0 PB: 0 SB: 0 CS: 0	PA: 37					
<b>PITCHER</b>	IP	WLS	BF	H	R	ER	SO	BB	IBB	HBP	BLK	WP	HR	S	P	ERA	WHIP										
Frank Viola, L ERA: 2.6	(1, 1)	7.0	W	31	4	0	0	3	5	0	0	0	0	66	111	0.00	1.286										
Greg Harris, R ERA: 1.57	(8, 1)	1.0		3	0	0	0	1	0	0	0	0	0	10	16	0.00	0.000										
Jeff Reardon, R ERA: 0.75	(9, 1)	1.0	S	3	0	0	0	1	0	0	0	0	0	7	8	0.00	0.000										

Batter	1	2	3	4	5	6	7	8	9	AB	R	H	RBI	BB	SO	LOB	BOTTOM										
Herm Winningham, L OBP: 0.314, SLG: 0.367										4	2	2	0	0	1	0	<b>California Angels @ Boston Red Sox</b> Fenway Park, Boston, MA Sat May 16 1992, 3:33 AM EDT Att: 33,247 - Sunny - 57 F										
Jody Reed, R OBP: 0.394, SLG: 0.401										4	0	1	1	0	1	1											
Wade Boggs, L OBP: 0.370, SLG: 0.323										2	0	1	0	2	0	0											
Jack Clark, R OBP: 0.337, SLG: 0.289										2	0	0	1	1	1	3											
Phil Plantier, L OBP: 0.326, SLG: 0.336										3	1	0	0	1	0	2											
Ellis Burks, R OBP: 0.319, SLG: 0.417										3	0	1	0	1	0	1											
Scott Cooper, L OBP: 0.313, SLG: 0.321										4	0	1	0	0	0	3											
Luis Rivera, R OBP: 0.370, SLG: 0.324										0	0	0	0	0	0	0											
Tim Lincecum, R OBP: 0.304, SLG: 0.286										4	0	0	0	0	2	2											
Tony Peña, R OBP: 0.230, SLG: 0.281										3	0	0	0	0	2	1											
<b>Inning Stats</b>	R: 0 E: 0 K: 2 S: 10	H: 1 LOB: 1 BB: 0 P: 18	R: 0 E: 0 K: 1 S: 8	H: 1 LOB: 0 BB: 0 P: 12	R: 0 E: 0 K: 1 S: 6	H: 0 LOB: 0 BB: 0 P: 11	R: 0 E: 0 K: 0 S: 11	H: 0 LOB: 2 BB: 2 P: 25	R: 1 E: 1 K: 3 S: 18	H: 2 LOB: 2 BB: 1 P: 35	R: 1 E: 1 K: 0 S: 8	H: 1 LOB: 1 BB: 1 P: 16	R: 1 E: 0 K: 0 S: 10	H: 1 LOB: 1 BB: 1 P: 20	R: 0 E: 0 K: 0 S: 7	H: 0 LOB: 0 BB: 0 P: 9		1B: 5 2B: 1 3B: 0 HR: 0	SF: 1 SAC: 0 DP: 0 HBP: 0	WP: 0 PB: 0 SB: 2 CS: 0	PA: 35						
<b>PITCHER</b>	IP	WLS	BF	H	R	ER	SO	BB	IBB	HBP	BLK	WP	HR	S	P	ERA	WHIP										
Julio Valera, R ERA: 2.38	(1, 1)	7.0	L	32	6	3	3	7	3	2	0	0	0	71	137	3.86	1.286										
Mark Eichhorn, R ERA: 2.67	(8, 1)	1.0		3	0	0	0	0	0	0	0	0	0	7	9	0.00	0.000										

Batter	1	2	3	4	5	6	7	8	9	AB	R	H	RBI	BB	SO	LOB	TOP											
Luis Polonia, L OBP: 0.361, SLG: 0.333	1-1 G4-6-3 1B		0-1 F7			3-2 E9		0-0 1B		4	1	2	1	0	0	0												
Von Hayes, L OBP: 0.374, SLG: 0.424	2-1 G4-6-3 1B			2-2 G3-1			1-1 G3 1B	1-1 G3		4	1	2	0	0	0	1												
Junior Felix, S OBP: 0.306, SLG: 0.441	0-0 G4-6-3			0-0 F8			1-0 G3		1-0 2B	4	0	1	0	0	0	2												
Alvin Davis, L OBP: 0.313, SLG: 0.350 Jose Gonzalez, R OBP: 0.286, SLG: 0.240	1-0 L6			1-3 K			0-0 1B		1-1 L9	3	0	1	1	0	1	0												
Gary Gaetti, R OBP: 0.264, SLG: 0.336		0-1 G6-3			0-0 L5		3-H F7		2-2 G5-3	4	0	0	0	0	0	2												
Lee Stevens, L OBP: 0.284, SLG: 0.358		0-0 G6-3			2-3 K		1-0 G4-3		4-0 IBB	3	0	0	0	1	1													
Rene Gonzales, R OBP: 0.434, SLG: 0.609		1-1 P5			1-2 L9			1-2 SH3-4 1B	1-0 F9	4	1	1	0	0	0	2												
Mike Fitzgerald, R OBP: 0.277, SLG: 0.333			1-1 G2-3			4-1 G6-4-3 BB		0-1 SH3-4		1	0	0	0	1	0	0												
Gary Disarcina, R OBP: 0.347, SLG: 0.324			1-2 G5-3			2-2 G6-4-3		2-3 K		3	0	0	0	0	1	2												
<b>Inning Stats</b>	R: 1 E: 0 K: 0 S: 6	H: 2 LOB: 0 BB: 0 P: 10	R: 0 E: 0 K: 0 S: 5	H: 0 LOB: 0 BB: 0 P: 6	R: 0 E: 0 K: 0 S: 7	H: 0 LOB: 0 BB: 0 P: 9	R: 0 E: 0 K: 1 S: 7	H: 0 LOB: 0 BB: 0 P: 10	R: 0 E: 0 K: 0 S: 9	H: 0 LOB: 0 BB: 0 P: 12	R: 1 E: 0 K: 0 S: 6	H: 2 LOB: 1 BB: 0 P: 10	R: 1 E: 0 K: 0 S: 12	H: 2 LOB: 1 BB: 0 P: 16	R: 0 E: 0 K: 0 S: 7	H: 1 LOB: 2 BB: 1 P: 16	1B: 5 2B: 2 3B: 0 HR: 0	SF: 0 SAC: 1 DP: 2 HBP: 0	WP: 0 PB: 0 SB: 0 CS: 0	PA: 34								
<b>PITCHER</b>	IP	WLS	BF	H	R	ER	SO	BB	IBB	HBP	BLK	WP	HR	S	P	ERA	WHIP											
John Dopson, R ERA: 3.86	(1, 1)	7.0	L	25	5	3	3	2	1	0	0	0	0	0	52	79	3.86	0.857										
Danny Darwin, R ERA: 4.59	(8, 1)	0.2		2	0	0	0	1	0	0	0	0	0	0	5	7	0.00	0.000										
Tom Bolton, L ERA: 6.14	(8, 1)	0.1		3	2	0	0	0	0	0	0	0	0	4	6	0.00	6.000											
Greg Harris, R ERA: 1.61	(9, 1)	1.0		4	0	0	0	0	0	1	0	0	0	6	14	0.00	0.000											

California Angels @ Boston Red Sox  
Fenway Park, Boston, MA  
Sun May 17, 1992, 3:33 AM EDT  
Att: 32,554 - Sunny - 58 F

AB 31  
R 3  
H 7  
RBI 2  
BB 2  
SO 3  
LOB 11



Batter	1	2	3	4	5	6	7	8	9	AB	R	H	RBI	BB	SO	LOB	BOTTOM											
Mike Greenwell, L OBP: 0.316, SLG: 0.215	4-2 BB BB		1-0 G4-3		1-1 F7			1-1 L9		3	0	0	0	1	0	0												
Jody Reed, R OBP: 0.361, SLG: 0.393	4-2 BB BB		1-0 P3		3-2 G5-3			1-0 F7		3	0	0	0	1	0	0												
Wade Boggs, L OBP: 0.373, SLG: 0.323	4-0 BB		1-2 G6-3			1-0 L8		0-1 FC5-4 1B		3	0	1	0	1	0	0												
Jack Clark, R OBP: 0.324, SLG: 0.276	1-3 K			1-1 E6 1B		1-1 P2		1-0 FC5-4		4	0	0	0	0	1	4												
Tom Brunansky, R OBP: 0.373, SLG: 0.438	2-1 P4			0-0 F8		4-2 2B BB			0-0 HR	3	1	1	1	1	0	4												
Bob Zupic, R OBP: 0.361, SLG: 0.441 Herm Winningham, L OBP: 0.308, SLG: 0.360	2-3 K			0-1 P4		1-1 2B			0-0 G4-3	3	0	1	0	0	1	4												
Phil Planter, L OBP: 0.323, SLG: 0.333		1-0 G1-3		1-0 1B			2-3 K		2-3 K	4	0	1	0	0	2	0												
Tim Naehring, R OBP: 0.288, SLG: 0.269 Scott Cooper, L OBP: 0.333, SLG: 0.345		1-3 K		1-0 P4			1-1 L8		3-2 1B	3	0	0	0	0	1	2												
John Flaherty, R OBP: 0.167, SLG: 0.222 Ellis Burks, R OBP: 0.316, SLG: 0.413		0-0 G5-3			1-0 F9		3-1 P4		1-1 P9	3	0	0	0	0	0	0												
<b>Inning Stats</b>	R: 0 E: 0 K: 2 S: 14	H: 0 LOB: 3 BB: 3 P: 31	R: 0 E: 0 K: 1 S: 5	H: 0 LOB: 0 BB: 0 P: 7	R: 0 E: 0 K: 0 S: 5	H: 0 LOB: 0 BB: 0 P: 8	R: 0 E: 1 K: 0 S: 7	H: 1 LOB: 2 BB: 0 P: 10	R: 0 E: 0 K: 0 S: 6	H: 0 LOB: 0 BB: 0 P: 11	R: 0 E: 0 K: 0 S: 7	H: 1 LOB: 2 BB: 1 P: 14	R: 0 E: 0 K: 0 S: 6	H: 0 LOB: 0 BB: 0 P: 13	R: 0 E: 0 K: 0 S: 12	H: 1 LOB: 1 BB: 0 P: 9	R: 1 E: 0 K: 1 S: 12	H: 2 LOB: 1 BB: 0 P: 18	1B: 3 2B: 1 3B: 0 HR: 1	SF: 0 SAC: 0 DP: 0 HBP: 0	WP: 0 PB: 0 SB: 0 CS: 0	PA: 36						
<b>PITCHER</b>	IP	WLS	BF	H	R	ER	SO	BB	IBB	HBP	BLK	WP	HR	S	P	ERA	WHIP											
Mark Langston, L ERA: 5.08	(1, 1)	8.0	W	32	4	1	1	4	4	0	0	0	0	0	58	104	1.12	1.000										
Bryan Harvey, R ERA: 1.66	(9, 1)	1.0	S	4	1	0	0	1	0	0	0	0	0	11	17	0.00	1.000											

California Angels @ Boston Red Sox  
Fenway Park, Boston, MA  
Sun May 17, 1992, 3:33 AM EDT  
Att: 32,554 - Sunny - 58 F

AB 32  
R 1  
H 5  
RBI 1  
BB 4  
SO 5  
LOB 15



Batter	1	2	3	4	5	6	7	8	9	AB	R	H	RBI	BB	SO	LOB	TOP			
<b>Harold Reynolds, S</b> OBP: 0.351, SLG: 0.341 (1, 4)	G3-1			K		F7		1B	K	5	0	1	0	0	2	1				
<b>Edgar Martinez, R</b> OBP: 0.372, SLG: 0.535 (1, 5)	L4			E6 FC4-6 1B		F7		1B		4	0	1	0	0	0	0				
<b>Ken Griffey Jr., L</b> OBP: 0.303, SLG: 0.448 (1, 8)	G3			FC4-6 1B		B2		L5		4	0	1	0	0	0	2				
<b>Kevin Mitchell, R</b> OBP: 0.284, SLG: 0.328 (1, 7)		F8		FC4-6 1-2 2-3		F9		P6		4	0	0	0	0	0	4				
<b>Tino Martinez, L</b> OBP: 0.339, SLG: 0.482 (1, 10)	G4-3			P2		F9			HR 2B	4	1	1	0	0	0	2				
<b>Jay Buhner, R</b> OBP: 0.357, SLG: 0.358 (1, 9)	K				FC4-6 BB	WP 1B BB		F7		2	0	0	0	2	1	1				
<b>Pete O'Brien, L</b> OBP: 0.205, SLG: 0.452 (1, 3)			G5-3		FC4-6 G3 1-2	WP 1B		HR		4	1	2	2	0	0	1				
<b>Omar Vizquel, S</b> OBP: 0.209, SLG: 0.190 (7, PH)			G3-1		G3			L9		2	0	0	0	0	0	1				
<b>Greg Briley, L</b> OBP: 0.218, SLG: 0.255 (7, PH)			G3-1		G3			L9		1	0	0	0	0	0	2				
<b>Jeff Schaefer, R</b> OBP: 0.229, SLG: 0.353 (9, PH)			G3-1		G3			L9		0	0	0	0	0	0	0				
<b>Bert Heffernan, L</b> OBP: 0.167, SLG: 0.333 (9, PH)			G3-1		G3			L9		1	0	0	0	0	0	0				
<b>Matt Sinatro, R</b> OBP: 0.120, SLG: 0.120 (1, 2)			P3		K			G1-4-3		2	0	0	0	0	1	1				
<b>Henry Colto, R</b> OBP: 0.362, SLG: 0.472 (8, PH)			P3		K			G1-4-3		1	0	0	0	0	0	0				
<b>Dave Cochrane, S</b> OBP: 0.321, SLG: 0.327 (8, 2)			P3		K			G1-4-3		1	0	1	0	0	0	0				
<b>Inning Stats</b>	R: 0 E: 0 K: 0 S: 10	H: 0 LOB: 0 BB: 0 P: 16	R: 0 E: 0 K: 1 S: 11	H: 0 LOB: 0 BB: 0 P: 18	R: 0 E: 0 K: 0 S: 10	H: 0 LOB: 0 BB: 0 P: 15	R: 0 E: 1 K: 1 S: 12	H: 1 LOB: 2 BB: 0 P: 15	R: 0 E: 0 K: 0 S: 7	H: 0 LOB: 0 BB: 0 P: 10	R: 0 E: 0 K: 0 S: 15	H: 1 LOB: 2 BB: 1 P: 28	R: 0 E: 0 K: 0 S: 10	H: 2 LOB: 2 BB: 0 P: 16	R: 2 E: 0 K: 1 S: 16	H: 3 LOB: 1 BB: 0 P: 22	1B: 5 2B: 1 3B: 0 HR: 1	SF: 0 SAC: 0 DP: 0 HBP: 0	WP: 1 PB: 0 SB: 0 CS: 0	PA: 37
<b>PITCHER</b>	IP	WLS	BF	H	R	ER	SO	BB	IBB	HBP	BLK	WP	HR	S	P	ERA	WHIP			
<b>Mike Gardiner, R</b> ERA: 3.26 (1, 1)	7.0	W	26	2	0	0	3	2	0	0	0	1	0	78	124	0.00	0.571			
<b>Tony Fossas, L</b> ERA: 2.45 (8, 1)	0.2		4	2	0	0	0	0	0	0	0	0	0	7	10	0.00	3.000			
<b>Greg Harris, R</b> ERA: 1.59 (8, 1)	0.1		1	0	0	0	0	0	0	0	0	0	0	3	6	0.00	0.000			
<b>Jeff Reardon, R</b> ERA: 2.08 (9, 1)	1.0	S	6	3	2	2	1	0	0	0	0	0	1	16	22	18.00	3.000			

**Seattle Mariners @ Boston Red Sox**  
Fenway Park, Boston, MA  
Mon May 18, 1992, 7:05 PM EDT  
Att: 24,377 - Cloudy - 73 F

AB	35
R	2
H	7
RBI	2
BB	2
SO	4
LOB	15

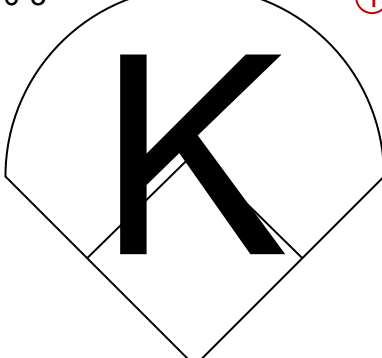
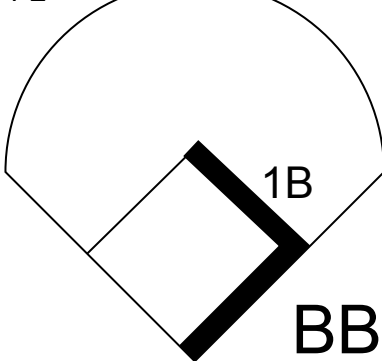
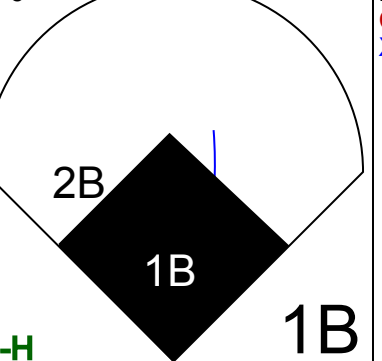
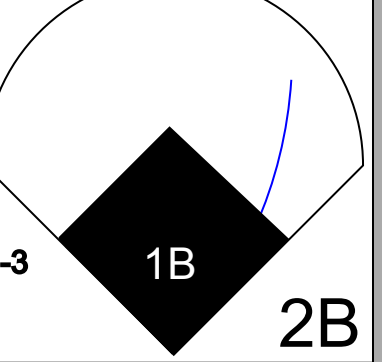
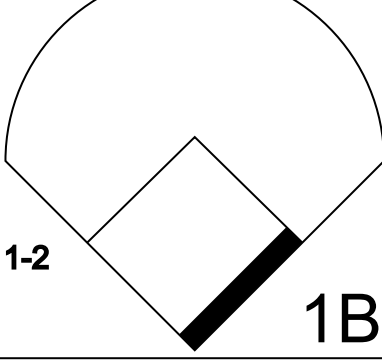
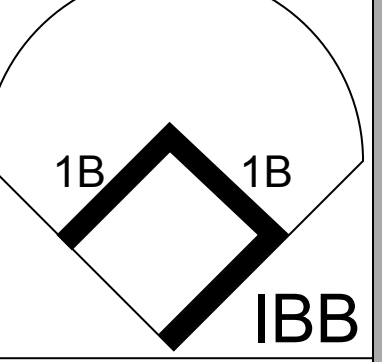

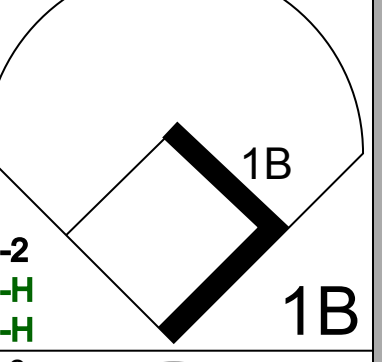
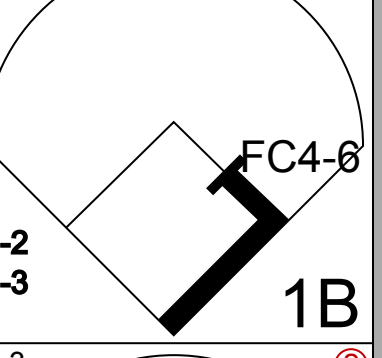
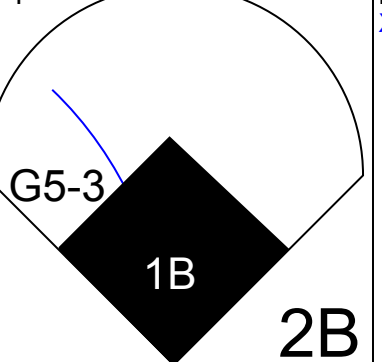


Batter	1	2	3	4	5	6	7	8	9	AB	R	H	RBI	BB	SO	LOB	BOTTOM			
<b>Jody Reed, R</b> OBP: 0.358, SLG: 0.385 (1, 4)	G5-3	FC5-4			E S 1B BB		F9			3	1	0	0	1	0	3				
<b>Mike Greenwell, L</b> OBP: 0.300, SLG: 0.206 (1, 7)	G4-3		L8		SF9		G6-3			3	0	0	1	0	0	0				
<b>Wade Boggs, L</b> OBP: 0.370, SLG: 0.316 (1, 5)	P6		L9		L9		F9			3	0	0	0	1	0	1				
<b>Tom Brunansky, R</b> OBP: 0.397, SLG: 0.462 (1, 10)			G6-3 1B	G6-4-3 1B	G6-3 1B		K			4	0	3	1	0	1	0				
<b>Phil Plantier, L</b> OBP: 0.314, SLG: 0.322 (1, 9)			G6-3 1-2	G6-4-3 1-2	F9		K			4	0	0	0	0	1	4				
<b>Ellis Burks, R</b> OBP: 0.317, SLG: 0.411 (1, 8)		1B 1B		K			K			3	1	1	0	0	2	0				
<b>Scott Cooper, L</b> OBP: 0.333, SLG: 0.344 (1, 3)		BB 1B 1B		G6-3			G4-3			3	0	1	0	0	0	0				
<b>Luis Rivera, R</b> OBP: 0.369, SLG: 0.324 (1, 6)		BB 1B		L8			K			3	0	1	1	0	1	0				
<b>Tony Peña, R</b> OBP: 0.243, SLG: 0.296 (1, 2)		FC5-4 BB			WP SF9 2B		G3-1			2	1	1	0	1	0	0				
<b>Inning Stats</b>	R: 0 E: 0 K: 0 S: 9	H: 4 LOB: 3 BB: 1 P: 26	R: 1 E: 0 K: 0 S: 14	H: 4 LOB: 1 BB: 1 P: 26	R: 0 E: 0 K: 1 S: 7	H: 1 LOB: 1 BB: 1 P: 15	R: 0 E: 0 K: 1 S: 8	H: 0 LOB: 0 BB: 0 P: 9	R: 2 E: 0 K: 0 S: 10	H: 2 LOB: 1 BB: 1 P: 20	R: 0 E: 0 K: 2 S: 7	H: 0 LOB: 0 BB: 0 P: 12	R: 0 E: 0 K: 0 S: 7	H: 0 LOB: 0 BB: 0 P: 13	R: 0 E: 0 K: 2 S: 8	H: 0 LOB: 0 BB: 0 P: 13	1B: 6 2B: 1 3B: 0 HR: 0	SF: 1 SAC: 0 DP: 2 HBP: 0	WP: 1 PB: 0 SB: 1 CS: 0	PA: 32
<b>PITCHER</b>	IP	WLS	BF	H	R	ER	SO	BB	IBB	HBP	BLK	WP	HR	S	P	ERA	WHIP			
<b>Erik Hanson, R</b> ERA: 5.24 (1, 1)	8.0	L	32	7	3	3	5	3	0	0	0	1	0	70	123	3.38	1.250			

**Seattle Mariners @ Boston Red Sox**  
Fenway Park, Boston, MA  
Mon May 18, 1992, 7:05 PM EDT  
Att: 24,377 - Cloudy - 73 F

AB	28
R	3
H	7
RBI	3
BB	3
SO	5
LOB	8

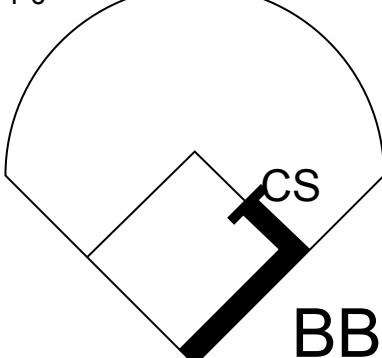
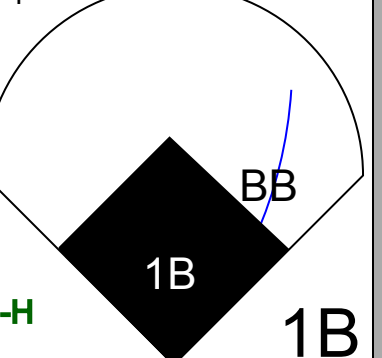
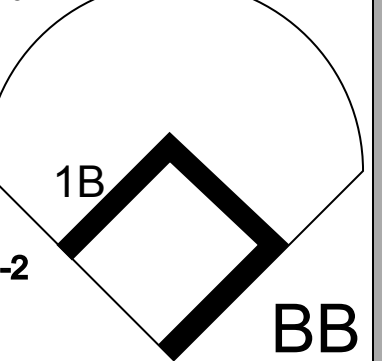
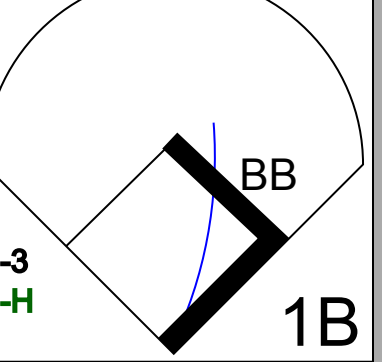
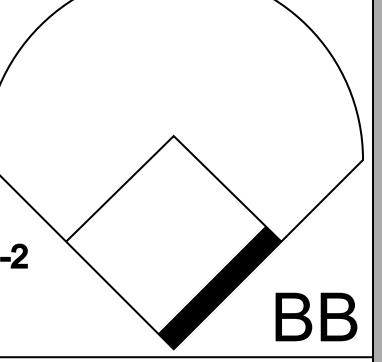
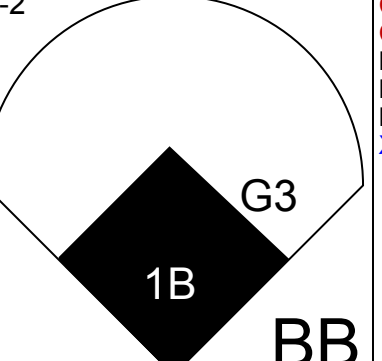


Batter	1	2	3	4	5	6	7	8	9	AB	R	H	RBI	BB	SO	LOB	TOP							
Henry Cotto, R OBP: 0.333, SLG: 0.431			G5-3	G6-3		FC3-6	K			5	0	0	0	0	2	6								
Edgar Martinez, R OBP: 0.373, SLG: 0.526				G6-3		F8		G6-3		4	1	1	1	1	0	2								
Ken Griffey Jr., L OBP: 0.320, SLG: 0.475	K									5	2	4	0	0	1	1								
Kevin Mitchell, R OBP: 0.288, SLG: 0.326								F8	F9	4	0	1	0	1	1	3								
Jay Buhner, R OBP: 0.358, SLG: 0.355	K				G1-3					4	1	1	2	1	2	4								
Pete O'Brien, L OBP: 0.212, SLG: 0.445		L8			K				G3-1	4	0	1	0	1	1	1								
Dave Cochrane, S OBP: 0.333, SLG: 0.340		G5-3							G4-3	4	0	2	2	0	1	3								
Matt Sinatro, R OBP: 0.120, SLG: 0.120			K							0	0	0	0	0	0	0								
Tino Martinez, L OBP: 0.336, SLG: 0.477										1	0	0	0	0	0	0								
Omar Vizquel, S OBP: 0.217, SLG: 0.200		P4							F7	3	0	1	0	0	0	3								
Jeff Schaefer, R OBP: 0.229, SLG: 0.353			FC4-6							0	0	0	0	0	0	0								
Greg Briley, L OBP: 0.214, SLG: 0.250										1	0	0	0	0	0	0								
Harold Reynolds, S OBP: 0.354, SLG: 0.348										3	1	1	0	1	1	3								
<b>Inning Stats</b>	R: 0 E: 0 K: 3 S: 12	H: 1 LOB: 2 BB: 1 P: 20	R: 0 E: 0 K: 0 S: 7	H: 0 LOB: 0 BB: 0 P: 10	R: 3 E: 0 K: 1 S: 17	H: 5 LOB: 3 BB: 1 P: 29	R: 0 E: 0 K: 0 S: 6	H: 0 LOB: 0 BB: 0 P: 11	R: 0 E: 0 K: 2 S: 14	H: 1 LOB: 1 BB: 1 P: 18	R: 0 E: 0 K: 0 S: 12	H: 1 LOB: 2 BB: 1 P: 23	R: 2 E: 0 K: 2 S: 16	H: 3 LOB: 3 BB: 2 P: 33	R: 0 E: 0 K: 1 S: 10	H: 1 LOB: 1 BB: 0 P: 13	R: 0 E: 0 K: 0 S: 7	H: 0 LOB: 0 BB: 0 P: 10	1B: 9 2B: 3 3B: 0 HR: 0	SF: 0 SAC: 1 DP: 0 HBP: 0	WP: 1 PB: 0 SB: 0 CS: 0	PA: 44		
<b>PITCHER</b>	IP	WLS	BF	H	R	ER	SO	BB	IBB	HBP	BLK	WP	HR	S	P	ERA	WHIP							
Joe Hesketh, L ERA: 3.32	(1, 1)	6.0	30	9	4	4	6	2	1	0	0	0	0	70	115	6.00	1.833							
Danny Darwin, R ERA: 4.57	(7, 1)	0.1	5	2	1	1	0	1	1	0	0	1	0	8	18	27.00	9.000							
Tom Bolton, L ERA: 5.4	(7, 1)	1.0	W	4	1	0	2	0	0	0	0	0	0	10	15	0.00	1.000							
Greg Harris, R ERA: 1.55	(8, 1)	0.2		2	0	0	1	0	0	0	0	0	0	6	9	0.00	0.000							
Tony Fossas, L ERA: 2.09	(9, 1)	0.2		2	0	0	0	0	0	0	0	0	0	6	9	0.00	0.000							

Seattle Mariners @ Boston Red Sox  
Fenway Park, Boston, MA  
Tue May 19 1992, 7:05 PM EDT  
Att: 27,091 - Sunny - 59 F

AB	38
R	5
H	12
RBI	5
BB	5
SO	9
LOB	26



Batter	1	2	3	4	5	6	7	8	9	AB	R	H	RBI	BB	SO	LOB	BOTTOM							
Jody Reed, R OBP: 0.365, SLG: 0.395										4	2	2	1	1	1	0								
Mike Greenwell, L OBP: 0.310, SLG: 0.200	K				G4-3					2	0	0	0	2	1	1								
Wade Boggs, L OBP: 0.373, SLG: 0.324	G1-3									3	1	2	2	0	0	0								
Jack Clark, R OBP: 0.348, SLG: 0.294										1	1	1	0	3	0	0								
Scott Cooper, L OBP: 0.333, SLG: 0.344										0	0	0	0	0	0	0								
Ellis Burks, R OBP: 0.308, SLG: 0.398		L7	L7							4	0	0	0	0	0	7								
Tom Brunansky, R OBP: 0.403, SLG: 0.444										2	1	0	0	2	1	0								
Bob Zupic, R OBP: 0.368, SLG: 0.429										1	1	0	0	1	0	0								
Phil Plantier, L OBP: 0.309, SLG: 0.317										2	0	0	0	0	2	6								
Luis Rivera, R OBP: 0.364, SLG: 0.321			G3							4	0	1	2	0	0	1								
Tony Peña, R OBP: 0.243, SLG: 0.294			G6-3							4	1	1	0	0	0	1								
<b>Inning Stats</b>	R: 0 E: 0 K: 1 S: 4	H: 0 LOB: 0 BB: 1 P: 11	R: 0 E: 0 K: 1 S: 5	H: 1 LOB: 0 BB: 0 P: 10	R: 2 E: 0 K: 0 S: 15	H: 2 LOB: 3 BB: 3 P: 32	R: 0 E: 0 K: 0 S: 8	H: 0 LOB: 0 BB: 0 P: 14	R: 0 E: 0 K: 0 S: 5	H: 0 LOB: 0 BB: 0 P: 9	R: 3 E: 0 K: 1 S: 12	H: 2 LOB: 1 BB: 2 P: 24	R: 2 E: 0 K: 1 S: 15	H: 2 LOB: 3 BB: 3 P: 31	R: 0 E: 0 K: 1 S: 5	H: 0 LOB: 0 BB: 0 P: 7	1B: 6 2B: 2 3B: 0 HR: 0	SF: 1 SAC: 0 DP: 1 HBP: 0	WP: 2 PB: 0 SB: 0 CS: 1	PA: 37				
<b>PITCHER</b>	IP	WLS	BF	H	R	ER	SO	BB	IBB	HBP	BLK	WP	HR	S	P	ERA	WHIP							
Russ Swan, L ERA: 6.14	(1, 1)	5.0	22	4	4	4	2	5	0	0	0	0	0	41	86	7.20	1.800							
Jim Acker, R ERA: 4.19	(6, 1)	0.1		2	0	0	0	0	1	0	0	0	0	2	6	0.00	0.000							
Dennis Powell, L ERA: 2.35	(6, 1)	0.1		1	0	0	1	0	0	0	0	0	0	4	4	0.00	0.000							
Jeff Nelson, R ERA: 4.02	(6, 1)	0.1	L	3	3	3	0	0	0	0	0	1	0	7	10	81.00	9.000							
Calvin Jones, R ERA: 5.49	(7, 1)	2.0		9	0	0	2	3	0	0	0	1	0	15	32	0.00	1.500							

Seattle Mariners @ Boston Red Sox  
Fenway Park, Boston, MA  
Tue May 19 1992, 7:05 PM EDT  
Att: 27,091 - Sunny - 59 F

AB	27
R	7
H	7
RBI	5
BB	9
SO	5
LOB	16



Batter	1	2	3	4	5	6	7	8	9	AB	R	H	RBI	BB	SO	LOB	TOP				
<b>Harold Reynolds, S</b> OBP: 0.350, SLG: 0.338 (1, 4)	G4-3		G3 BB			G4-3		E4 1B SH1-4 CS	E3	4	0	0	0	1	0	1					
<b>Edgar Martinez, R</b> OBP: 0.370, SLG: 0.526 (1, 5)	2B		G3			L3		SH1-4	F9	4	0	1	0	0	0	3					
<b>Ken Griffey Jr., L</b> OBP: 0.318, SLG: 0.469 (1, 8)	K		G1-3			L8				4	0	1	0	0	1	2					
<b>Tino Martinez, L</b> OBP: 0.333, SLG: 0.465 (1, 3)	G3									3	1	0	0	0	1	3					
<b>Pete O'Brien, L</b> OBP: 0.213, SLG: 0.462 (1, 10)		HR								4	1	1	1	0	0	1					
<b>Dave Cochrane, S</b> OBP: 0.344, SLG: 0.351 (1, 7)	G4-3									4	1	2	0	0	1	0					
<b>Greg Briley, L</b> OBP: 0.220, SLG: 0.254 <b>Henry Cotto, R</b> OBP: 0.344, SLG: 0.458 (9, PH)	G4-3									3	0	1	1	0	1	0					
<b>Omar Vizquel, S</b> OBP: 0.224, SLG: 0.208 <b>Kevin Mitchell, R</b> OBP: 0.293, SLG: 0.331 (9, PH)	F9									1	1	1	0	0	0	0					
<b>Bert Heffernan, L</b> OBP: 0.111, SLG: 0.222 <b>Jay Buhner, R</b> OBP: 0.356, SLG: 0.352 (9, PH)										3	0	1	0	0	0	2					
<b>Inning Stats</b>	R: 0 E: 0 K: 1 S: 12	H: 1 LOB: 1 BB: 0 P: 16	R: 1 E: 0 K: 0 S: 7	H: 1 LOB: 0 BB: 0 P: 11	R: 0 E: 0 K: 0 S: 7	H: 0 LOB: 1 BB: 1 P: 16	R: 0 E: 0 K: 1 S: 7	H: 0 LOB: 0 BB: 0 P: 11	R: 0 E: 0 K: 1 S: 8	H: 0 LOB: 0 BB: 0 P: 15	R: 1 E: 0 K: 1 S: 9	H: 2 LOB: 2 BB: 0 P: 14	R: 0 E: 1 K: 1 S: 9	H: 1 LOB: 1 BB: 0 P: 14	R: 2 E: 1 K: 0 S: 15	H: 3 LOB: 2 BB: 0 P: 23	1B: 6 2B: 2 3B: 0 HR: 1	SF: 0 SAC: 1 DP: 1 HBP: 1	WP: 0 PB: 0 CS: 2	PA: 38	
<b>PITCHER</b>	IP	WLS	BF	H	R	ER	SO	BB	IBB	HBP	BLK	WP	HR	S	P	ERA	WHIP				
<b>Roger Clemens, R</b> ERA: 1.7 (1, 1)	8.0	W	31	6	2	2	5	1	0	1	0	0	1	66	106	2.25	0.875				
<b>Tony Fossas, L</b> ERA: 5.79 (9, 1)	0.1		3	2	2	2	0	0	0	0	0	0	0	7	9	54.00	6.000				
<b>Jeff Reardon, R</b> ERA: 1.93 (9, 1)	0.2	S	4	1	0	0	0	0	0	0	0	0	0	8	14	0.00	1.500				

Seattle Mariners @ Boston Red Sox  
Fenway Park, Boston, MA  
Wed May 20 1992, 7:05 PM EDT  
Att: 32,055 - Sunny - 76 F

AB	35
R	4
H	9
RBI	4
BB	1
SO	5
LOB	16



Batter	1	2	3	4	5	6	7	8	9	AB	R	H	RBI	BB	SO	LOB	BOTTOM				
<b>Jody Reed, R</b> OBP: 0.378, SLG: 0.404 (1, 4)	L8 WP 2B 1B		FC5-4 E BB	L8						4	1	3	0	1	0	1					
<b>Mike Greenwell, L</b> OBP: 0.315, SLG: 0.213 (1, 7)	L8		E4 FC5-4							5	1	2	0	0	0	4					
<b>Wade Boggs, L</b> OBP: 0.380, SLG: 0.343 (1, 5)	1B 2B		L8							4	2	2	1	1	0	2					
<b>Jack Clark, R</b> OBP: 0.350, SLG: 0.283 <b>Herm Winingham, L</b> OBP: 0.308, SLG: 0.360 (8, PR)			FC5-4 BB							4	0	1	0	1	0	5					
<b>Ellis Burks, R</b> OBP: 0.311, SLG: 0.417 (1, 8)	P4									4	1	1	4	1	1	5					
<b>Tom Brunansky, R</b> OBP: 0.389, SLG: 0.414 (1, 3)	G1-3		F7							4	0	0	0	1	0	8					
<b>Bob Zupcic, R</b> OBP: 0.349, SLG: 0.425 (1, 9)		G5-3								5	0	1	1	0	1	1					
<b>Luis Rivera, R</b> OBP: 0.370, SLG: 0.321 (1, 6)		F7								3	0	1	0	1	1	0					
<b>Tony Peña, R</b> OBP: 0.243, SLG: 0.292 (1, 2)		G3								4	0	1	0	0	0	4					
<b>Inning Stats</b>	R: 1 E: 0 K: 0 S: 13	H: 3 LOB: 2 BB: 0 P: 21	R: 0 E: 0 K: 0 S: 3	H: 0 LOB: 0 BB: 0 P: 5	R: 0 E: 1 K: 0 S: 9	H: 0 LOB: 3 BB: 2 P: 23	R: 0 E: 0 K: 0 S: 9	H: 1 LOB: 1 BB: 0 P: 14	R: 0 E: 0 K: 1 S: 16	H: 2 LOB: 2 BB: 0 P: 22	R: 1 E: 1 K: 1 S: 13	H: 1 LOB: 3 BB: 2 P: 31	R: 4 E: 0 K: 1 S: 15	H: 4 LOB: 1 BB: 1 P: 28	1B: 8 2B: 3 3B: 0 HR: 1	SF: 0 SAC: 0 DP: 0 HBP: 0	WP: 1 PB: 0 CS: 1	PA: 43			
<b>PITCHER</b>	IP	WLS	BF	H	R	ER	SO	BB	IBB	HBP	BLK	WP	HR	S	P	ERA	WHIP				
<b>Dave Fleming, L</b> ERA: 4.13 (1, 1)	6.2		34	8	2	1	2	4	0	0	1	0	0	70	125	1.35	1.800				
<b>Jeff Nelson, R</b> ERA: 3.94 (7, 1)	0.1		3	1	1	1	0	1	0	0	0	0	0	5	12	27.00	6.000				
<b>Dennis Powell, L</b> ERA: 4.02 (8, 1)	0.1	L	3	2	0	0	0	0	1	0	0	0	0	6	13	0.00	6.000				
<b>Mike Schooler, R</b> ERA: 6.75 (8, 1)	0.2		3	1	3	3	1	0	0	0	0	0	1	7	11	40.50	1.500				

Seattle Mariners @ Boston Red Sox  
Fenway Park, Boston, MA  
Wed May 20 1992, 7:05 PM EDT  
Att: 32,055 - Sunny - 76 F

AB	37
R	6
H	12
RBI	6
BB	6
SO	3
LOB	30



Batter	1	2	3	4	5	6	7	8	9	AB	R	H	RBI	BB	SO	LOB	TOP								
Rickey Henderson, R OBP: 0.431, SLG: 0.441 (1, 7)	1-1 FC4 1B		1-3 FC6-4 1B		3-1 G4-3 1B		3-2 F8			4	1	3	2	0	0	1									
Carney Lansford, R OBP: 0.366, SLG: 0.385 (1, 5)	0-0 F9		0-0 FC6-4 G6-4-3		2-1 G4-3		2-2 FC5-4			4	0	0	1	0	0	4									
Jose Canseco, R OBP: 0.298, SLG: 0.418 (1, 10)	2-3 K		3-0 G6-4-3		0-1 1B			2-2 HR		4	1	2	2	0	1	2									
Mark McGwire, R OBP: 0.430, SLG: 0.725 (1, 3)	1-0 FC4			0-0 P4				1-1 G4-3		4	0	0	0	0	1	2									
Terry Steinbach, R OBP: 0.293, SLG: 0.305 (1, 2)		1-3 K		0-3 K			3-2 G6-3		1-0 F9	4	0	0	0	0	2	0									
Willie Wilson, S OBP: 0.326, SLG: 0.349 (1, 8)		1-1 G6-3		1-3 K			0-3 K		2-1 G4-3	4	0	0	0	0	2	0									
Scott Brosius, R OBP: 0.207, SLG: 0.241 (1, 9)		1-0 FC6-4 1B			1-2 F9		1-1 F9		0-0 F7	4	0	1	0	0	0	0									
Mike Bordick, R OBP: 0.387, SLG: 0.406 (1, 6)		1-1 FC6-4			3-1 2B 1B		3-1 G6-3		1-3 K	4	1	1	0	0	1	1									
Lance Blankenship, R OBP: 0.399, SLG: 0.366 (1, 4)			4-2 1B FC6-4 BB		2-2 1B		1-0 FC5-4 1B		2-1 P4	3	2	2	0	1	0	0									
<b>Inning Stats</b>	R: 0 E: 0 K: 1 S: 8	H: 1 LOB: 1 BB: 0 P: 12	R: 0 E: 0 K: 1 S: 8	H: 1 LOB: 1 BB: 0 P: 12	R: 1 E: 0 K: 0 S: 9	H: 1 LOB: 0 BB: 1 P: 18	R: 0 E: 0 K: 2 S: 7	H: 0 LOB: 0 BB: 0 P: 8	R: 3 E: 0 K: 1 S: 18	H: 4 LOB: 1 BB: 0 P: 30	R: 0 E: 0 K: 1 S: 11	H: 0 LOB: 0 BB: 0 P: 15	R: 0 E: 0 K: 0 S: 9	H: 1 LOB: 1 BB: 0 P: 18	R: 1 E: 0 K: 0 S: 10	H: 1 LOB: 0 BB: 0 P: 16	R: 0 E: 0 K: 1 S: 6	H: 0 LOB: 0 BB: 0 P: 9	1B: 7 2B: 1 3B: 0 HR: 1	SF: 0 SAC: 0 DP: 1 HBP: 0	WP: 0 PB: 0 SB: 1 CS: 0	PA: 36			
<b>PITCHER</b>	IP	WLS	BF	H	R	ER	SO	BB	IBB	HBP	BLK	WP	HR	S	P	ERA	WHIP								
Frank Viola, L ERA: 3.05 (1, 1)	7.0	L	30	9	5	5	6	1	0	0	0	0	1	75	120	6.43	1.429								
Greg Harris, R ERA: 1.45 (8, 1)	2.0		6	0	0	0	1	0	0	0	0	0	0	11	18	0.00	0.000								

Oakland Athletics @ Boston Red Sox  
Fenway Park, Boston, MA  
Fri May 22 1992, 7:05 PM EDT  
Att: 33,591 - Sunny - 90 F

AB 35  
R 5  
H 9  
RBI 5  
BB 1  
SO 7  
LOB 10



Batter	1	2	3	4	5	6	7	8	9	AB	R	H	RBI	BB	SO	LOB	BOTTOM								
Jody Reed, R OBP: 0.375, SLG: 0.396 (1, 4)	0-0 P2		4-1 G4-6-3 BB		2-1 P5			0-0 G6-3		3	0	0	0	1	0	0									
Mike Greenwell, L OBP: 0.312, SLG: 0.215 (1, 7)	3-3 K		0-0 G4-6-3			3-2 F8		1-2 1B		4	0	1	0	0	1	1									
Wade Boggs, L OBP: 0.389, SLG: 0.401 (1, 5)	2-1 HR			1-2 2B		3-2 HR		2-1 F8		4	3	3	2	0	0	1									
Jack Clark, R OBP: 0.339, SLG: 0.271 (1, 10)	3-2 P4			2-2 F9		2-3 K		0-3 K		4	0	0	0	0	2	2									
Phil Plantier, L OBP: 0.308, SLG: 0.323 (1, 9)		3-2 P5		3-2 2B		1-2 G4-3			2-2 F7	4	0	1	1	0	0	0									
Ellis Burks, R OBP: 0.309, SLG: 0.412 (1, 8)		2-3 K		0-1 F7			0-0 L5		1-1 FC6-4 1B	4	0	1	0	0	1	1									
Scott Cooper, L OBP: 0.350, SLG: 0.324 (1, 3)		4-2 BB		1-2 G4-3			4-1 BB		2-0 F7	2	0	0	0	2	0	2									
Luis Rivera, R OBP: 0.358, SLG: 0.310 (1, 6)		2-0 G5-3			0-1 F7		1-1 F8		0-0 FC6-4	3	0	0	0	0	0	2									
Tom Brunansky, R OBP: 0.394, SLG: 0.407 (9, PH)									1-2 1B	1	0	0	0	0	0	1									
Tony Peña, R OBP: 0.237, SLG: 0.284 (1, 2)			1-1 F9		0-1 G3-1			2-0 F9		3	0	0	0	0	0	1									
<b>Inning Stats</b>	R: 1 E: 0 K: 1 S: 9	H: 1 LOB: 0 BB: 0 P: 17	R: 0 E: 0 K: 1 S: 13	H: 0 LOB: 1 BB: 1 P: 24	R: 0 E: 0 K: 0 S: 4	H: 0 LOB: 0 BB: 1 P: 9	R: 1 E: 0 K: 0 S: 15	H: 2 LOB: 1 BB: 0 P: 22	R: 0 E: 0 K: 0 S: 6	H: 0 LOB: 0 BB: 0 P: 8	R: 1 E: 0 K: 1 S: 17	H: 1 LOB: 0 BB: 0 P: 26	R: 0 E: 0 K: 0 S: 5	H: 0 LOB: 1 BB: 1 P: 12	R: 0 E: 0 K: 1 S: 10	H: 1 LOB: 0 BB: 0 P: 13	R: 0 E: 0 K: 0 S: 8	H: 1 LOB: 1 BB: 0 P: 13	1B: 2 2B: 2 3B: 0 HR: 2	SF: 0 SAC: 0 DP: 1 HBP: 0	WP: 0 PB: 0 SB: 0 CS: 0	PA: 35			
<b>PITCHER</b>	IP	WLS	BF	H	R	ER	SO	BB	IBB	HBP	BLK	WP	HR	S	P	ERA	WHIP								
Dave Stewart, R ERA: 4.18 (1, 1)	7.1	W	29	5	3	3	3	3	0	0	0	0	2	73	123	3.68	1.091								
Rick Honeycutt, L ERA: 3.97 (8, 1)	0.1		1	0	0	0	0	0	0	0	0	0	0	2	4	0.00	0.000								
Dennis Eckersley, R ERA: 0.42 (8, 1)	1.1	S	5	1	0	0	1	0	0	0	0	0	0	12	17	0.00	0.750								

Oakland Athletics @ Boston Red Sox  
Fenway Park, Boston, MA  
Fri May 22 1992, 7:05 PM EDT  
Att: 33,591 - Sunny - 90 F

AB 32  
R 3  
H 6  
RBI 3  
BB 3  
SO 4  
LOB 11



Batter	1	2	3	4	5	6	7	8	9	AB	R	H	RBI	BB	SO	LOB	TOP										
Rickey Henderson, R OBP: 0.432, SLG: 0.456	1-1 G4-3 2B		1-1 G3			1-1 F9		1-2 G4-3 2B		4	1	2	0	0	0	0											
Carney Lansford, R OBP: 0.358, SLG: 0.374	1-2 G6-3		0-1 G6-3			1-0 G5-3		0-0 G5-3		4	0	0	0	0	0	2											
Harold Baines, L OBP: 0.267, SLG: 0.267	1-10 G4-3			1-0 G4-3		0-0 1B		0-0 G4-3		4	0	1	0	0	0	2											
Mark McGwire, R OBP: 0.426, SLG: 0.719	1-2 2B			2-3 K		2-3 K		2-0 G1-3		4	0	1	1	0	2	2											
Jamie Quirk, L OBP: 0.312, SLG: 0.304	0-2 G3-1			0-0 F8			2-2 1B		2-2 L7		4	0	1	0	0	1											
Scott Brosius, R OBP: 0.188, SLG: 0.219		2-1 F8			1-1 G5-3		1-1 P5		2-2 P5		3	0	0	0	0	1											
Willie Wilson, S OBP: 0.324, SLG: 0.346										1	0	0	0	0	0	0											
Jerry Browne, S OBP: 0.304, SLG: 0.208		1-1 G4-3		1-0 F7		2-1 L7		0-1 1B		4	0	1	0	0	0	1											
Mike Bordick, R OBP: 0.390, SLG: 0.408		2-1 F7		1-1 1B		0-0 FC5-4 1B		0-3 K		4	0	2	0	0	1	1											
Lance Blankenship, R OBP: 0.391, SLG: 0.357			0-2 P4		3-3 K		0-0 FC5-4			3	0	0	0	0	1	3											
<b>Inning Stats</b>	R: 1 E: 0 K: 0 S: 13	H: 2 LOB: 1 BB: 0 P: 18	R: 0 E: 0 K: 0 S: 6	H: 0 LOB: 0 BB: 0 P: 11	R: 0 E: 0 K: 0 S: 7	H: 0 LOB: 0 BB: 0 P: 8	R: 0 E: 0 K: 1 S: 5	H: 0 LOB: 1 BB: 0 P: 8	R: 0 E: 0 K: 1 S: 8	H: 1 LOB: 1 BB: 0 P: 14	R: 0 E: 0 K: 1 S: 7	H: 1 LOB: 2 BB: 0 P: 11	R: 0 E: 0 K: 0 S: 9	H: 2 LOB: 2 BB: 0 P: 14	R: 0 E: 0 K: 0 S: 6	H: 1 LOB: 1 BB: 0 P: 9	R: 0 E: 0 K: 1 S: 17	H: 1 LOB: 1 BB: 0 P: 21	1B: 5 2B: 3 3B: 0 HR: 0	SF: 0 SAC: 0 DP: 0 HBP: 0	WP: 0 PB: 0 SB: 0 CS: 0	PA: 35					
<b>PITCHER</b>	IP	WLS	BF	H	R	ER	SO	BB	IBB	HBP	BLK	WP	HR	S	P	ERA	WHIP										
John Dopson, R ERA: 2.4	8.0	W	31	7	1	1	3	0	0	0	0	0	0	61	93	1.12	0.875										
Danny Darwin, R ERA: 4.75	1.0		4	1	0	0	1	0	0	0	0	0	0	17	21	0.00	1.000										

Oakland Athletics @ Boston Red Sox  
Fenway Park, Boston, MA  
Sat May 23 1992, 3:33 AM EDT  
Att: 33,186 - Sunny - 90 F

AB 35  
R 1  
H 8  
RBI 1  
BB 0  
SO 4  
LOB 13



Batter	1	2	3	4	5	6	7	8	9	AB	R	H	RBI	BB	SO	LOB	BOTTOM										
Jody Reed, R OBP: 0.397, SLG: 0.411	3-2 G3 2B	3-1 1B		2-3 K		2-0 1B		4-1 BB		4	2	3	0	1	1	0											
Mike Greenwell, L OBP: 0.316, SLG: 0.217	4-1 G3 2B	0-1 1B		2-2 G1-3		3-3 K		0-0 L7		4	1	1	1	1	1	5											
Wade Boggs, L OBP: 0.389, SLG: 0.421	1-0 G3	2-1 1B		1-1 HR		2-0 G3		0-2 F7-5-4-2-6		5	1	2	2	0	0	5											
Jack Clark, R OBP: 0.352, SLG: 0.286	4-1 2B	1-3 K		4-1 G6-4-3 BB		3-2 2B		3-H		2	0	1	0	2	1	2											
Phil Plantier, L OBP: 0.299, SLG: 0.313	0-2 P4	0-1 F8		0-2 G6-4-3		1-0 F8		4-0 IBB		4	0	0	0	0	0	7											
Ellis Burks, R OBP: 0.314, SLG: 0.417	1-1 2B		2-3 K		1-1 P4		4-0 IBB			3	0	1	2	1	1	0											
Scott Cooper, L OBP: 0.318, SLG: 0.289	0-0 F7		0-1 L3		1-0 G3-1		1-1 F7			4	0	0	0	0	0	4											
Tim Lincecum, R OBP: 0.302, SLG: 0.286		1-3 K		1-1 P4		1-1 1B		2-1 BB 1B		4	0	2	0	0	1	0											
Tony Peña, R OBP: 0.246, SLG: 0.292		3-2 1B		0-0 F9		0-1 F8		1-1 BB 1B		4	1	2	0	0	0	1											
<b>Inning Stats</b>	R: 2 E: 0 K: 0 S: 12	H: 2 LOB: 2 BB: 2 P: 25	R: 2 E: 0 K: 2 S: 17	H: 4 LOB: 2 BB: 0 P: 27	R: 0 E: 0 K: 1 S: 8	H: 0 LOB: 0 BB: 0 P: 11	R: 0 E: 0 K: 1 S: 8	H: 0 LOB: 0 BB: 0 P: 12	R: 1 E: 0 K: 0 S: 8	H: 1 LOB: 0 BB: 1 P: 14	R: 0 E: 0 K: 1 S: 10	H: 2 LOB: 2 BB: 0 P: 17	R: 0 E: 0 K: 0 S: 8	H: 1 LOB: 2 BB: 1 P: 19	R: 0 E: 0 K: 0 S: 10	H: 2 LOB: 2 BB: 1 P: 17	R: 0 E: 0 K: 0 S: 10	H: 2 LOB: 2 BB: 1 P: 17	1B: 8 2B: 4 3B: 0 HR: 1	SF: 0 SAC: 0 DP: 2 HBP: 0	WP: 0 PB: 0 SB: 0 CS: 0	PA: 39					
<b>PITCHER</b>	IP	WLS	BF	H	R	ER	SO	BB	IBB	HBP	BLK	WP	HR	S	P	ERA	WHIP										
Mike Moore, R ERA: 4.27	4.0	L	22	7	0	5	4	3	0	0	0	0	0	48	83	11.25	2.500										
Gene Nelson, R ERA: 7.43	1.2		6	2	0	0	0	0	0	0	0	0	0	11	16	0.00	1.200										
Vince Horsman, L ERA:	1.1		6	1	0	0	1	0	1	0	0	0	0	12	26	0.00	0.750										
Kevin Campbell, R ERA: 4.5	1.0		5	2	0	0	0	1	0	0	0	0	0	10	17	0.00	3.000										

Oakland Athletics @ Boston Red Sox  
Fenway Park, Boston, MA  
Sat May 23 1992, 3:33 AM EDT  
Att: 33,186 - Sunny - 90 F

AB 34  
R 5  
H 12  
RBI 5  
BB 5  
SO 5  
LOB 24




Batter	1	2	3	4	5	6	7	8	9	AB	R	H	RBI	BB	SO	LOB	TOP					
Rickey Henderson, R OBP: 0.426, SLG: 0.444	3-3 K	2-1 F8		2-2 G5-4-3		4-0 S BB		3-1 G6-3		4	0	0	0	1	1	3						
Carney Lansford, R OBP: 0.347, SLG: 0.362	0-0 F7	2-2 G6-3			2-2 E6 1B SF8	1-1 G6-3			0-1 F9	5	1	0	0	0	0	2						
Harold Baines, L OBP: 0.285, SLG: 0.276	4-0 BB 1B BB			4-2 BB		1-3 1B		0-0 E 1B	3-3 K	3	1	2	0	2	1	0						
Mark McGwire, R OBP: 0.420, SLG: 0.705	4-2 BB 1B BB			1-0 F7		1-1 SF8		0-0 F7	1-2 L4	3	1	0	1	1	0	2						
Terry Steinbach, R OBP: 0.292, SLG: 0.302	2-2 BB 1B			1-3 K		3-H F9		2-0 E1 G1-6-3		4	1	1	1	0	1	3						
Willie Wilson, S OBP: 0.322, SLG: 0.338	4-2 WP 1B BB			0-1 F8		0-1 G4-1		0-0 G1-6-3		3	0	0	0	1	0	4						
Jerry Browne, S OBP: 0.317, SLG: 0.231	0-1 WP 1B			0-2 F8		2-2 WP SH1-3 1B		1-3 K		4	0	2	2	0	1	0						
Mike Bordick, R OBP: 0.389, SLG: 0.407	2-2 G6-3			0-0 1B		0-0 SH1-3		1-1 G5-3		3	0	1	0	0	0	2						
Lance Blankenship, R OBP: 0.394, SLG: 0.362		2-1 G6-3		1-0 1B		0-3 K		0-1 S 1B		4	0	2	0	0	1	1						
<b>Inning Stats</b>	R: 3 H: 2 E: 0 K: 1 S: 18	L: 29 LOB: 3 BB: 3 P: 37	R: 0 H: 0 E: 0 K: 0 S: 8	R: 0 H: 0 E: 0 K: 1 S: 9	R: 0 H: 2 E: 0 K: 0 S: 8	R: 1 H: 1 E: 1 K: 0 S: 10	R: 0 H: 1 E: 0 K: 1 S: 9	R: 0 H: 1 E: 1 K: 0 S: 4	R: 0 H: 1 E: 0 K: 1 S: 9	R: 0 H: 0 E: 0 K: 1 S: 8	1B: 8 2B: 0 3B: 0 HR: 0	SF: 1 SAC: 1 DP: 2 HBP: 0	WP: 2 PB: 0 SB: 2 CS: 0	PA: 40								
<b>PITCHER</b>	IP WLS BF H R ER SO BB IBB HBP BLK WP HR S P ERA WHIP																					
Mike Gardiner, R ERA: 3.43	(1, 1)	6.0	L	29	6	4	3	3	5	0	0	0	0	0	0	0	2	0	62	108	4.50	1.833
Tom Bolton, L ERA: 3.97	(7, 1)	3.0		11	2	0	0	2	0	0	0	0	0	0	0	0	0	0	21	32	0.00	0.667

Oakland Athletics @ Boston Red Sox  
Fenway Park, Boston, MA  
Sun May 24, 1992, 3:33 AM EDT  
Att: 33,965 - Cloudy - 65 F

livebaseballscorecards.com

AB 33  
R 4  
H 8  
RBI 4  
BB 5  
SO 5  
LOB 17




Batter	1	2	3	4	5	6	7	8	9	AB	R	H	RBI	BB	SO	LOB	BOTTOM					
Jody Reed, R OBP: 0.376, SLG: 0.401	2-0 G5-3		0-0 G6-3			1-2 P6			2-2 L6	4	0	0	0	0	0	0						
Mike Greenwell, L OBP: 0.314, SLG: 0.218	2-1 F9		3-1 1B			3-2 G4-3			0-1 G3-1	4	0	1	0	0	0	0						
Wade Boggs, L OBP: 0.380, SLG: 0.410	1-2 G3-1		3-2 F8			1-2 G1-3			1-0 G3-1	4	0	0	0	0	0	1						
Tom Brunansky, R OBP: 0.368, SLG: 0.387		2-2 G4-3		0-0 P3			2-1 F8			3	0	0	0	0	0	0						
Phil Plantier, L OBP: 0.307, SLG: 0.315		4-2 BB BB		2-1 CS 1B			1-3 K			2	0	1	0	1	1	0						
Ellis Burks, R OBP: 0.306, SLG: 0.408		1-0 F9		2-0 L5			2-0 G5-3			3	0	0	0	0	0	2						
Scott Cooper, L OBP: 0.319, SLG: 0.275		4-0 BB			0-0 F7			3-2 P5		2	0	0	0	1	0	0						
Luis Rivera, R OBP: 0.347, SLG: 0.299		1-3 K			0-0 F8			1-1 P3		3	0	0	0	0	1	2						
John Flaherty, R OBP: 0.150, SLG: 0.200			0-1 F9			1-1 P6			1-1 G4-3	2	0	0	0	0	0	0						
Herm Winningham, L (8, PH) OBP: 0.302, SLG: 0.353										1	0	0	0	0	0	0						
Tony Peña, R OBP: 0.246, SLG: 0.292										0	0	0	0	0	0	0						
<b>Inning Stats</b>	R: 0 H: 0 E: 0 K: 0 S: 6	H: 0 LOB: 0 BB: 0 P: 11	R: 0 H: 0 E: 0 K: 1 S: 13	R: 0 H: 1 E: 0 K: 0 S: 10	R: 0 H: 1 E: 0 K: 0 S: 4	R: 0 H: 0 E: 0 K: 0 S: 4	R: 0 H: 0 E: 0 K: 1 S: 9	R: 0 H: 0 E: 0 K: 1 S: 6	R: 0 H: 0 E: 0 K: 0 S: 9	R: 0 H: 0 E: 0 K: 0 S: 6	1B: 2 2B: 0 3B: 0 HR: 0	SF: 0 SAC: 0 DP: 0 HBP: 0	WP: 0 PB: 0 SB: 0 CS: 1	PA: 30								
<b>PITCHER</b>	IP WLS BF H R ER SO BB IBB HBP BLK WP HR S P ERA WHIP																					
Ron Darling, R ERA: 4.07	(1, 1)	9.0	W	30	2	0	0	2	2	0	0	0	0	0	0	0	0	0	67	113	0.00	0.444


Oakland Athletics @ Boston Red Sox  
Fenway Park, Boston, MA  
Sun May 24, 1992, 3:33 AM EDT  
Att: 33,965 - Cloudy - 65 F


livebaseballscorecards.com

AB 28  
R 0  
H 2  
RBI 0  
BB 2  
SO 2  
LOB 5





Batter	1	2	3	4	5	6	7	8	9	AB R H RBI BB SO LOB	TOP											
Jody Reed, R (1,4) OBP: 0.374, SLG: 0.395	0-1 2B		0-2 G6-3		2-3 K		0-0 G6-3		0-3 K	5 1 1 0 0 2 1	<p><b>Boston Red Sox @ California Angels</b> Anaheim Stadium, Anaheim, CA</p> <p>Tue May 26 1992, 10:05 PM EDT Att: 23,649 - Cloudy - 65 F</p> <p><b>AB 32</b> <b>R 4</b> <b>H 9</b> <b>RBI 3</b> <b>BB 6</b> <b>SO 6</b> <b>LOB 12</b></p> 											
Mike Greenwell, L (1,7) OBP: 0.327, SLG: 0.242	2-2 G4-3		4-2 FC6		0-1 CS		3-2 F8		1-2 L4	4 0 2 1 1 0 1												
Wade Boggs, L (1,5) OBP: 0.372, SLG: 0.400	2-0 G4-3		0-1 FC6		3-1 F8		2-2 F7			4 0 0 0 0 0 3												
Jack Clark, R (1,3) OBP: 0.349, SLG: 0.284	0-0 G5-3				0-3 K		3-2 BB		3-3 K	4 1 1 0 0 2 1												
Scott Cooper, L (8,3) OBP: 0.319, SLG: 0.275							1B			0 0 0 0 0 0 0												
Ellis Burks, R (1,8) OBP: 0.319, SLG: 0.414	1-1 L9				0-1 1B		4-2 1B		1-2 G3	3 1 2 0 1 0 1												
Tom Brunansky, R (1,10) OBP: 0.375, SLG: 0.385					4-2 1B		2-2 1B		1-2 G3	3 1 1 1 1 0 1												
Phil Plantier, L (1,9) OBP: 0.312, SLG: 0.316					1-0 1B		4-0 1B		2-3 K	3 0 1 0 1 2 1												
Luis Rivera, R (1,6) OBP: 0.343, SLG: 0.289					4-2 1B		1-0 1B		3-2 L4	3 0 0 0 1 0 2												
Tony Peña, R (1,2) OBP: 0.254, SLG: 0.293					3-2 1B		1-2 1B		4-1 1B	3 0 1 1 1 0 1												
<b>Inning Stats</b>	R: 1 E: 0 K: 0 S: 9	H: 2 LOB: 1 BB: 0 P: 14	R: 0 E: 0 K: 1 S: 7	H: 0 LOB: 0 BB: 0 P: 9	R: 0 E: 0 K: 0 S: 8	H: 0 LOB: 1 BB: 1 P: 12	R: 1 E: 0 K: 1 S: 16	H: 3 LOB: 2 BB: 2 P: 28	R: 0 E: 0 K: 0 S: 14	H: 1 LOB: 0 BB: 0 P: 12	R: 2 E: 1 K: 0 S: 14	H: 2 LOB: 1 BB: 2 P: 30	R: 0 E: 0 K: 0 S: 14	H: 0 LOB: 0 BB: 0 P: 12	R: 0 E: 0 K: 2 S: 14	H: 1 LOB: 1 BB: 1 P: 21	R: 0 E: 0 K: 1 S: 11	H: 0 LOB: 1 BB: 1 P: 19	1B: 8 2B: 2 3B: 0 HR: 0	SF: 0 SAC: 0 DP: 1 HBP: 0	WP: 0 PB: 0 SB: 1 CS: 1	PA: 38
<b>PITCHER</b>	IP WLS BF H R ER SO BB IBB HBP BLK WP HR S P ERA WHIP											<b>PITCHER</b>	IP WLS BF H R ER SO BB IBB HBP BLK WP HR S P ERA WHIP									
Jim Abbott, L (1,1) ERA: 2.77	5.0 L 25 8 4 4 3 5 0 0 0 0 0 0 57 98 7.20 2.600																					
Chuck Cim, R (6,1) ERA: 3.95	2.2 8 1 0 0 1 0 0 0 0 0 0 22 35 0.00 0.375																					
Scott Bailes, L (8,1) ERA: 3.6	1.1 5 0 0 0 2 1 0 0 0 0 0 14 24 0.00 0.750																					

Batter	1	2	3	4	5	6	7	8	9	AB R H RBI BB SO LOB	BOTTOM											
Luis Polonia, L (1,7) OBP: 0.358, SLG: 0.342	0-3 K2-3		0-0 FC6-4			1-3 K			1-0 P5	4 0 0 0 0 2 1	<p><b>Boston Red Sox @ California Angels</b> Anaheim Stadium, Anaheim, CA</p> <p>Tue May 26 1992, 10:05 PM EDT Att: 23,649 - Cloudy - 65 F</p> <p><b>AB 30</b> <b>R 1</b> <b>H 3</b> <b>RBI 1</b> <b>BB 1</b> <b>SO 9</b> <b>LOB 6</b></p> 											
Von Hayes, L (1,9) OBP: 0.341, SLG: 0.422	0-1 F7				2-1 G4-3		2-2 P5		1-0 1B	4 1 2 0 0 0 0												
Junior Felix, S (1,8) OBP: 0.307, SLG: 0.439					2-2 G4-3				2-1 P5	0 0 0 0 0 0 0												
Chad Curtis, R (1,8) OBP: 0.321, SLG: 0.375					2-3 G4-3		3-3 K		2-1 P5	4 0 0 0 0 1 2												
Hubie Brooks, R (1,10) OBP: 0.243, SLG: 0.370					1-0 G4-3		0-1 G3		2-3 K	4 0 0 1 0 1 1												
Lee Stevens, L (1,3) OBP: 0.290, SLG: 0.356					3-H K		0-0 G6-3			3 0 0 0 0 2 0												
Rene Gonzales, R (1,4) OBP: 0.394, SLG: 0.517					0-1 G4-3				0-0 G5-3	3 0 0 0 0 0 0												
Gary Gaetti, R (1,5) OBP: 0.288, SLG: 0.366									4-1 FC3-6	2 0 0 0 1 2 0												
Mike Fitzgerald, R (1,2) OBP: 0.280, SLG: 0.356					2-3 K				1-2 FC3-6	2 0 0 0 0 1 0												
John Morris, L (8,PH) OBP: 0.256, SLG: 0.214									1-2 FC6-4	1 0 0 0 0 0 1												
Ron Tingley, R (9,2) OBP: 0.227, SLG: 0.238									1-2 FC6-4	0 0 0 0 0 0 0												
Gary Disarcina, R (1,6) OBP: 0.338, SLG: 0.308					2-2 FC6-4		0-1 G4-3		2-1 FC6-4	3 0 1 0 0 0 1												
<b>Inning Stats</b>	R: 0 E: 0 K: 1 S: 6	H: 0 LOB: 0 BB: 0 P: 6	R: 0 E: 0 K: 1 S: 7	H: 0 LOB: 0 BB: 0 P: 9	R: 0 E: 0 K: 2 S: 11	H: 1 LOB: 1 BB: 0 P: 15	R: 1 E: 0 K: 1 S: 9	H: 1 LOB: 0 BB: 0 P: 17	R: 0 E: 0 K: 1 S: 9	H: 0 LOB: 0 BB: 0 P: 11	R: 0 E: 0 K: 1 S: 8	H: 0 LOB: 0 BB: 0 P: 11	R: 0 E: 0 K: 1 S: 8	H: 0 LOB: 0 BB: 0 P: 11	R: 0 E: 0 K: 0 S: 7	H: 0 LOB: 1 BB: 1 P: 14	R: 0 E: 0 K: 1 S: 10	H: 1 LOB: 1 BB: 0 P: 16	1B: 2 2B: 1 3B: 0 HR: 0	SF: 0 SAC: 0 DP: 0 HBP: 0	WP: 0 PB: 0 SB: 0 CS: 0	PA: 31
<b>PITCHER</b>	IP WLS BF H R ER SO BB IBB HBP BLK WP HR S P ERA WHIP											<b>PITCHER</b>	IP WLS BF H R ER SO BB IBB HBP BLK WP HR S P ERA WHIP									
Roger Clemens, R (1,1) ERA: 1.65	8.0 W 27 21 1 1 1 8 1 0 0 0 0 0 65 94 1.12 0.375																					
Jeff Reardon, R (9,1) ERA: 1.6	1.0 S 4 1 0 0 1 0 0 0 0 0 0 10 16 0.00 1.000																					

Batter	1	2	3	4	5	6	7	8	9	10	AB	R	H	RBI	BB	SO	LOB	TOP						
Jody Reed, R OBP: 0.376, SLG: 0.404 (1, 4)	3-3 K			2-2 F9		1-1 G3 1B 2B		SAFE 1-1 SH3-4		2-1 1B BB 1B	4	2	2	0	0	1	0							
Mike Greenwell, L OBP: 0.330, SLG: 0.260 (1, 7)	1-1 P4			0-0 G3		0-0 G3		2-3 CS S 1B		2-2 BB 1B 1B	5	0	2	1	0	0	1							
Wade Boggs, L OBP: 0.370, SLG: 0.398 Tom Brunansky, R OBP: 0.405, SLG: 0.403 (1, 5) (2, 3)	0-3 K			4-1 BB		3-2 S 1B		SAFE 3-H SAFE 4-1 SAFE BB		0-2 BB 1B	1	0	0	0	0	1	0							
Jack Clark, R OBP: 0.343, SLG: 0.274 (1, 10)		0-0 G6-3		2-3 K		3-3 K		SAFE 3-3 SAFE K		4-0 BB 1B	4	0	0	1	1	3	4							
Phil Plantier, L OBP: 0.306, SLG: 0.307 (1, 9)		0-1 G3		4-2 G4-6-3 BB S		SAFE 3-2 SAFE F7		SAFE 0-3 SAFE K2-3		0-1 G4-3	4	1	0	0	1	1	4							
Ellis Burks, R OBP: 0.317, SLG: 0.405 (1, 8)		3-3 K		4-2 G4-6-3 BB		0-3 K		SAFE 0-3 SAFE K		2-3 K	3	0	0	0	1	3	0							
Scott Cooper, L OBP: 0.294, SLG: 0.250 (1, 3) (2, 5)			3-2 G3		1-2 G4-6-3		1-1 G4-3		SAFE 1-0 SAFE L4		4	0	0	0	0	0	2							
Luis Rivera, R OBP: 0.340, SLG: 0.287 (1, 6)			1-3 K		0-2 FC6-4 1B		0-2 F8		SAFE 1-0 SAFE F7		4	0	1	1	0	1	0							
Tony Peña, R OBP: 0.254, SLG: 0.300 (1, 2)			0-3 K		SAFE 3-H SAFE 2-2 FC6-4		1-2 SH3-4 1B 2B		SAFE 0-0 SAFE F9		4	1	1	0	0	1	1							
Inning Stats	R: 0 E: 0 K: 2 S: 8	H: 0 LOB: 0 BB: 0 P: 12	R: 0 E: 0 K: 1 S: 8	H: 0 LOB: 0 BB: 0 P: 11	R: 0 E: 0 K: 2 S: 11	H: 0 LOB: 1 BB: 1 P: 17	R: 1 E: 0 K: 1 S: 18	H: 1 LOB: 1 BB: 2 P: 29	R: 1 E: 0 K: 1 S: 14	H: 2 LOB: 1 BB: 0 P: 24	R: 0 E: 0 K: 1 S: 8	H: 0 LOB: 0 BB: 0 P: 9	R: 1 E: 0 K: 1 S: 14	H: 2 LOB: 2 BB: 1 P: 26	R: 0 E: 0 K: 2 S: 9	H: 0 LOB: 0 BB: 0 P: 12	R: 1 E: 0 K: 0 S: 12	H: 3 LOB: 3 BB: 1 P: 21	1B: 6 2B: 3 3B: 0 HR: 0	SF: 0 SAC: 1 DP: 2 HBP: 0	WP: 0 PB: 0 SB: 3 CS: 1	PA: 41		
PITCHER	IP	WLS	BF	H	R	ER	SO	BB	IBB	HBP	BLK	WP	HR	S	P	ERA	WHIP							
Julio Valera, R ERA: 3.09 (1, 1)	7.1		28	4	3	3	8	3	0	0	0	0	0	81	124	3.68	0.955							
Steve Frey, L ERA: 1.2 (8, 1)	0.0	1	1	0	0	0	0	0	0	0	0	0	0	4	7	∞	∞							
Mark Eichhorn, R ERA: 2.51 (8, 1)	1.2	5	0	0	0	3	1	0	0	0	0	0	0	14	24	0.00	0.600							
Bryan Harvey, R ERA: 2.74 (10, 1)	1.0	L	7	3	1	1	0	1	0	0	0	0	0	12	21	9.00	4.000							

Boston Red Sox @ California Angels  
Anaheim Stadium, Anaheim, CA  
Wed May 27 1992, 10:05 PM EDT  
Att: 23,127 - Cloudy - 64 F

AB	35
R	4
H	8
RBI	4
BB	5
SO	11
LOB	12



Batter	1	2	3	4	5	6	7	8	9	10	AB	R	H	RBI	BB	SO	LOB	BOTTOM						
Luis Polonia, L OBP: 0.348, SLG: 0.331 (1, 10)	2-0 P7		0-1 G4-3			3-1 L9		0-3 K		0-1 F7	5	0	0	0	0	1	1							
Chad Curtis, R OBP: 0.321, SLG: 0.373 Von Hayes, L OBP: 0.347, SLG: 0.427 (9, PH) (10, 9)	2-3 K			0-0 G6-4-3 1B		1-1 G5-3		SAFE 0-3 SAFE SH1-4 1B		2-2 SH1-4 1B	3	0	1	0	0	1	0							
Jose Gonzalez, R OBP: 0.273, SLG: 0.364 (10, 8)	1-3 K			SAFE 2-1 SAFE SAFE G6-4-3		1-3 K		SAFE 1-1 SAFE SAFE SH1-4		1-2 BB 1B	3	0	0	0	0	2	1							
Hubie Brooks, R OBP: 0.249, SLG: 0.373 (1, 3)		1-0 F7		1-1 WP 1B		0-0 G4-3		SAFE 0-2 SAFE SAFE G4-3		0-2 BB 1B	4	0	2	1	0	0	0							
Gary Gaetti, R OBP: 0.280, SLG: 0.356 (1, 5)		0-0 G5-3		SAFE 2-2 SAFE SAFE G5-3		0-1 F7		SAFE 0-1 SAFE SAFE P8		2-H BB 1B	4	0	0	0	0	0	2							
Rene Gonzales, R OBP: 0.308, SLG: 0.543 (1, 4)		3-2 HR		SAFE 2-3 SAFE SAFE K		2-0 L5		SAFE 4-2 SAFE SAFE L5		1-2 BB	3	1	1	1	1	1	0							
John Morris, L OBP: 0.242, SLG: 0.200 Mike Fitzgerald, R OBP: 0.274, SLG: 0.347 (8, PH) (9, 7)		3-2 G6-3		SAFE 0-0 SAFE SAFE P7		0-0 P7		SAFE 0-0 SAFE SAFE L8		1-1 F7	2	0	0	0	0	0	0							
Ron Tingley, R OBP: 0.240, SLG: 0.375 Lee Stevens, L OBP: 0.287, SLG: 0.352 (10, PH)			3-2 G6-3		SAFE 3-1 SAFE SAFE HR		SAFE 2-1 SAFE SAFE L7		SAFE 0-1 SAFE SAFE F7		3	1	1	1	0	0	0							
Gary Disarcina, R OBP: 0.338, SLG: 0.316 Alvin Davis, L OBP: 0.328, SLG: 0.371 (10, PH)			1-3 K		SAFE 0-0 SAFE SAFE G5-3		SAFE 0-0 SAFE SAFE G5-3		SAFE 1-0 SAFE SAFE F8		3	0	1	0	0	1	0							
Inning Stats	R: 0 E: 0 K: 2 S: 7	H: 0 LOB: 0 BB: 0 P: 12	R: 1 E: 0 K: 0 S: 8	H: 1 LOB: 0 BB: 0 P: 15	R: 0 E: 0 K: 1 S: 8	H: 0 LOB: 0 BB: 0 P: 12	R: 0 E: 0 K: 0 S: 8	H: 2 LOB: 1 BB: 0 P: 13	R: 1 E: 0 K: 1 S: 7	H: 1 LOB: 0 BB: 0 P: 12	R: 0 E: 0 K: 1 S: 7	H: 0 LOB: 0 BB: 0 P: 6	R: 0 E: 0 K: 1 S: 7	H: 1 LOB: 1 BB: 0 P: 9	R: 1 E: 0 K: 0 S: 14	H: 2 LOB: 2 BB: 1 P: 22	R: 0 E: 0 K: 0 S: 5	H: 0 LOB: 0 BB: 0 P: 6	1B: 4 2B: 1 3B: 0 HR: 2	SF: 0 SAC: 1 DP: 1 HBP: 0	WP: 1 PB: 0 SB: 0 CS: 0	PA: 37		
PITCHER	IP	WLS	BF	H	R	ER	SO	BB	IBB	HBP	BLK	WP	HR	S	P	ERA	WHIP							
Frank Viola, L ERA: 2.96 (1, 1)	8.0		28	5	2	2	6	1	0	0	0	1	2	56	91	2.25	0.625							
Jeff Reardon, R ERA: 2.25 (9, 1)	1.0	W	6	2	1	1	0	1	0	0	0	0	0	14	22	9.00	3.000							
Danny Darwin, R ERA: 4.61 (10, 1)	1.0	S	3	0	0	0	0	0	0	0	0	0	0	5	6	0.00	0.000							

Boston Red Sox @ California Angels  
Anaheim Stadium, Anaheim, CA  
Wed May 27 1992, 10:05 PM EDT  
Att: 23,127 - Cloudy - 64 F

AB	35
R	3
H	7
RBI	3
BB	1
SO	6
LOB	6



Batter	1	2	3	4	5	6	7	8	9	AB	R	H	RBI	BB	SO	LOB	TOP					
Jody Reed, R OBP: 0.377, SLG: 0.409 (1, 4)										5	1	2	0	0	0	0	<b>Boston Red Sox @ California Angels</b> Anaheim Stadium, Anaheim, CA Thu May 28 1992, 10:05 PM EDT Att: 23,843 - Cloudy - 65 F					
Mike Greenwell, L OBP: 0.330, SLG: 0.253 Herm Winningham, L OBP: 0.296, SLG: 0.346 (5, 7)										3	0	1	1	0	0	1						
Tom Brunansky, R OBP: 0.409, SLG: 0.391 Scott Cooper, L OBP: 0.294, SLG: 0.250 (9, 3)										2	0	0	0	2	1	2						
Jack Clark, R OBP: 0.333, SLG: 0.266 (1, 10)										0	0	0	0	0	0	0						
Ellis Burks, R OBP: 0.316, SLG: 0.401 (1, 8)										4	0	1	0	0	0	1						
Bob Zupcic, R OBP: 0.383, SLG: 0.442 (1, 9)										3	0	2	0	1	0	0						
Tim Lincecum, R OBP: 0.299, SLG: 0.300 (1, 5)										4	0	1	0	0	3	3						
Luis Rivera, R OBP: 0.336, SLG: 0.286 (1, 6)										4	1	1	0	0	1	2						
Tony Peña, R OBP: 0.246, SLG: 0.290 (1, 2)										4	0	0	0	0	0	3						
<b>Inning Stats</b>	R: 1 E: 0 K: 0 S: 6	H: 1 LOB: 1 BB: 1 P: 15	R: 0 E: 0 K: 1 S: 5	H: 0 LOB: 0 BB: 0 P: 10	R: 0 E: 0 K: 0 S: 6	H: 0 LOB: 0 BB: 0 P: 8	R: 0 E: 0 K: 1 S: 12	H: 2 LOB: 2 BB: 0 P: 20	R: 1 E: 0 K: 1 S: 12	H: 3 LOB: 2 BB: 0 P: 24	R: 0 E: 0 K: 1 S: 12	H: 2 LOB: 2 BB: 0 P: 19	R: 0 E: 0 K: 2 S: 11	H: 0 LOB: 1 BB: 1 P: 23	R: 0 E: 0 K: 1 S: 6	H: 0 LOB: 0 BB: 0 P: 12		R: 0 E: 0 K: 0 S: 5	H: 0 LOB: 0 BB: 0 P: 6	1B: 6 2B: 2 3B: 0 HR: 0	SF: 1 SAC: 0 DP: 0 HBP: 0	WP: 0 PB: 0 SB: 0 CS: 1
<b>PITCHER</b> Mark Langston, L ERA: 4.33 (1, 1)	IP: 9.0 WLS: L BF: 37 H: 8 R: 2 ER: 2 SO: 7 BB: 3 IBB: 0 HBP: 0 BLK: 0 WP: 0 HR: 0 S: 75 P: 137 ERA: 2.00 WHIP: 1.222															<b>PITCHER</b>						

Batter	1	2	3	4	5	6	7	8	9	AB	R	H	RBI	BB	SO	LOB	BOTTOM			
Luis Polonia, L OBP: 0.346, SLG: 0.329 (1, 7)										4	0	1	0	0	0	2	<b>Boston Red Sox @ California Angels</b> Anaheim Stadium, Anaheim, CA Thu May 28 1992, 10:05 PM EDT Att: 23,843 - Cloudy - 65 F			
Chad Curtis, R OBP: 0.318, SLG: 0.359 (1, 8)										3	0	0	0	1	1	1				
Von Hayes, L OBP: 0.336, SLG: 0.412 (1, 9)										4	0	0	0	0	0	3				
Hubie Brooks, R OBP: 0.254, SLG: 0.376 (1, 3)										4	0	2	0	0	1	2				
Gary Gaetti, R OBP: 0.273, SLG: 0.347 (1, 5)										4	0	0	0	0	0	4				
Rene Gonzales, R OBP: 0.402, SLG: 0.552 (1, 4)										4	1	2	0	0	1	0				
Lance Parrish, R OBP: 0.300, SLG: 0.469 (1, 10)										4	0	0	0	0	2	2				
Mike Fitzgerald, R OBP: 0.276, SLG: 0.346 Alvin Davis, L OBP: 0.338, SLG: 0.381 Jose Gonzalez, R OBP: 0.273, SLG: 0.364 (1, 2)										3	0	1	1	0	1	0				
Gary Disarcina, R OBP: 0.338, SLG: 0.316 Lee Stevens, L OBP: 0.284, SLG: 0.348 (1, 6)										1	0	0	0	0	1	1				
<b>Inning Stats</b>	R: 0 E: 0 K: 1 S: 13	H: 1 LOB: 2 BB: 1 P: 21	R: 1 E: 0 K: 0 S: 14	H: 2 LOB: 1 BB: 0 P: 19	R: 0 E: 0 K: 0 S: 7	H: 1 LOB: 0 BB: 0 P: 8	R: 0 E: 0 K: 1 S: 8	H: 1 LOB: 1 BB: 0 P: 12	R: 0 E: 0 K: 1 S: 13	H: 1 LOB: 1 BB: 0 P: 21	R: 0 E: 0 K: 1 S: 6	H: 0 LOB: 0 BB: 0 P: 11	R: 0 E: 0 K: 0 S: 10	H: 1 LOB: 1 BB: 0 P: 14	R: 0 E: 0 K: 2 S: 16	H: 1 LOB: 1 BB: 0 P: 19		1B: 7 2B: 1 3B: 0 HR: 0	SF: 0 SAC: 0 DP: 0 HBP: 0	WP: 0 PB: 0 SB: 1 CS: 0
<b>PITCHER</b> Joe Hesketh, L ERA: 3.04 (1, 1) Greg Harris, R ERA: 1.41 (8, 1) Jeff Reardon, R ERA: 2.12 (9, 1)	IP: 7.0 WLS: W BF: 28 H: 6 R: 1 ER: 1 SO: 5 BB: 1 IBB: 0 HBP: 0 BLK: 0 WP: 0 HR: 0 S: 101 P: 101 ERA: 1.29 WHIP: 1.000															<b>PITCHER</b>				

Batter	1	2	3	4	5	6	7	8	9	AB	R	H	RBI	BB	SO	LOB	TOP								
Jody Reed, R OBP: 0.374, SLG: 0.406 (1, 4)	P4		K				G6-4-3			4	0	1	0	0	1	1	<b>Boston Red Sox @ Seattle Mariners</b> The Kingdome, Seattle, WA Fri May 29 1992, 10:05 PM EDT Att: 18,270 - Dome - 70 F								
Mike Greenwell, L OBP: 0.336, SLG: 0.272 (1, 10)	F8						F9			4	0	2	0	0	0	0									
Herm Winningham, L OBP: 0.281, SLG: 0.327 Bob Zupic, R OBP: 0.375, SLG: 0.432 (6, PH) (8, 7)	F7		K				G6-3			3	0	0	0	0	2	2									
Tom Brunansky, R OBP: 0.413, SLG: 0.397 (1, 3)		K					G5-3			4	1	2	0	0	1	0									
Phil Plantier, L OBP: 0.307, SLG: 0.312 (1, 9)	WP G4-3						K			4	1	1	0	0	1	3									
Ellis Burks, R OBP: 0.320, SLG: 0.400 (1, 8)	G4-3						G6-3			3	1	1	0	1	1	0									
Scott Cooper, L OBP: 0.309, SLG: 0.255 (1, 5)	G4-3						P5			3	0	1	2	1	0	1									
Luis Rivera, R OBP: 0.342, SLG: 0.287 (1, 6)	K						G6-4-3			3	0	1	1	1	1	2									
Tony Peña, R OBP: 0.246, SLG: 0.283 (1, 2)			G2-3				B1-3			3	0	0	0	0	0	3									
<b>Inning Stats</b>	R: 0 E: 0 K: 0 S: 5	H: 0 LOB: 0 BB: 0 P: 6	R: 1 E: 0 K: 2 S: 16	H: 1 LOB: 1 BB: 1 P: 26	R: 0 E: 0 K: 2 S: 12	H: 1 LOB: 1 BB: 0 P: 18	R: 2 E: 0 K: 0 S: 13	H: 4 LOB: 1 BB: 0 P: 17	R: 0 E: 0 K: 1 S: 10	H: 3 LOB: 2 BB: 0 P: 13	R: 0 E: 0 K: 0 S: 6	H: 0 LOB: 0 BB: 1 P: 12	R: 0 E: 0 K: 0 S: 5	H: 0 LOB: 0 BB: 0 P: 8	R: 0 E: 0 K: 1 S: 11	H: 0 LOB: 0 BB: 0 P: 17	R: 0 E: 0 K: 0 S: 8	H: 0 LOB: 0 BB: 1 P: 15	1B: 7 2B: 2 3B: 0 HR: 0	SF: 0 SAC: 0 DP: 3 HBP: 1	WP: 1 PB: 0 SB: 0 CS: 0	PA: 36			
<b>PITCHER</b>	IP	WLS	BF	H	R	ER	SO	BB	IBB	HBP	BLK	WP	HR	S	P	ERA	WHIP								
Clay Parker, R ERA: 5.74 (1, 1)	4.2		22	9	3	3	5	1	0	0	0	1	0	55	79	5.79	2.143								
Dennis Powell, L ERA: 3.25 (5, 1)	2.1	W	7	0	0	0	1	1	0	1	0	0	0	12	21	0.00	0.429								
Russ Swan, L ERA: 5.8 (8, 1)	1.0		3	0	0	0	1	0	0	0	0	0	0	11	17	0.00	0.000								
Mike Schooler, R ERA: 6.05 (9, 1)	1.0		4	0	0	0	0	1	0	0	0	0	0	8	15	0.00	1.000								

Batter	1	2	3	4	5	6	7	8	9	AB	R	H	RBI	BB	SO	LOB	BOTTOM								
Harold Reynolds, S OBP: 0.332, SLG: 0.345 (1, 4)	G4-3						F7			4	0	1	0	0	0	1	<b>Boston Red Sox @ Seattle Mariners</b> The Kingdome, Seattle, WA Fri May 29 1992, 10:05 PM EDT Att: 18,270 - Dome - 70 F								
Edgar Martinez, R OBP: 0.384, SLG: 0.537 (1, 5)	G4-6-3		SF9				F9			2	1	1	1	1	0	1									
Ken Griffey Jr., L OBP: 0.341, SLG: 0.512 (1, 8)	G4-6-3						G3			4	1	2	1	0	0	1									
Kevin Mitchell, R OBP: 0.302, SLG: 0.320 (1, 7)	F7						G3			2	1	0	0	2	0	0									
Pete O'Brien, L OBP: 0.239, SLG: 0.461 (1, 3)	G3						G6-4-3			4	1	1	0	0	1	2									
Jay Buhner, R OBP: 0.358, SLG: 0.359 (1, 9)	K						G6-4-3			4	0	1	1	0	1	2									
Tino Martinez, L OBP: 0.338, SLG: 0.453 (1, 10)			G4-3				K			4	0	1	2	0	1	1									
Dave Valle, R OBP: 0.315, SLG: 0.381 (1, 2)							F9			4	2	2	1	0	0	1									
Omar Vizquel, S OBP: 0.282, SLG: 0.269 (1, 6)							B2-3			2	1	1	0	1	0	0									
<b>Inning Stats</b>	R: 0 E: 0 K: 0 S: 5	H: 1 LOB: 0 BB: 0 P: 8	R: 0 E: 0 K: 1 S: 12	H: 0 LOB: 0 BB: 0 P: 19	R: 2 E: 0 K: 0 S: 11	H: 4 LOB: 2 BB: 0 P: 20	R: 0 E: 0 K: 1 S: 7	H: 0 LOB: 0 BB: 0 P: 11	R: 1 E: 0 K: 0 S: 6	H: 1 LOB: 0 BB: 0 P: 9	R: 2 E: 0 K: 1 S: 15	H: 2 LOB: 1 BB: 2 P: 29	R: 0 E: 0 K: 0 S: 12	H: 0 LOB: 1 BB: 1 P: 24	R: 0 E: 0 K: 0 S: 11	H: 2 LOB: 1 BB: 1 P: 22	R: 2 E: 0 K: 0 S: 11	H: 2 LOB: 1 BB: 1 P: 22	1B: 7 2B: 2 3B: 0 HR: 1	SF: 1 SAC: 0 DP: 2 HBP: 0	WP: 0 PB: 0 SB: 1 CS: 0	PA: 35			
<b>PITCHER</b>	IP	WLS	BF	H	R	ER	SO	BB	IBB	HBP	BLK	WP	HR	S	P	ERA	WHIP								
John Dopson, R ERA: 4.05 (1, 1)	5.0	L	22	7	5	5	2	2	0	0	0	0	0	18	33	0.00	1.200								
Matt Young, L ERA: 4.82 (6, 1)	1.2		6	1	0	0	1	1	0	0	0	0	0	8	16	13.50	1.500								
Danny Darwin, R ERA: 4.82 (7, 1)	0.2		3	0	1	1	0	1	0	0	0	0	0	5	10	13.50	3.000								
Tony Fossas, L ERA: 6.75 (8, 1)	0.2		4	2	1	1	0	0	0	0	0	0	0	5	10	13.50	3.000								

AB	32
R	3
H	9
RBI	3
BB	3
SO	7
LOB	12




AB	30
R	7
H	10
RBI	6
BB	4
SO	3
LOB	9



Batter	1	2	3	4	5	6	7	8	9	AB	R	H	RBI	BB	SO	LOB	TOP					
<b>Jody Reed, R</b> OBP: 0.372, SLG: 0.402 (1, 4)	F8		G1-3				L7			4	0	1	0	0	0	1	<b>Boston Red Sox @ Seattle Mariners</b> The Kingdom, Seattle, WA Sat May 30 1992, 10:05 PM EDT Att: 40,484 - Dome - 70 F					
<b>Mike Greenwell, L</b> OBP: 0.333, SLG: 0.264 (1, 10)	F7							G3		3	0	0	0	1	1							
<b>Tom Brunansky, R</b> OBP: 0.396, SLG: 0.377 (1, 9)	K		F9					P3		4	0	0	0	0	1							
<b>Jack Clark, R</b> OBP: 0.331, SLG: 0.265 (1, 3)			P6					F7		4	0	1	0	0	0							
<b>Ellis Burks, R</b> OBP: 0.313, SLG: 0.390 (1, 8)									P4	4	0	0	0	0	0							
<b>Bob Zupic, R</b> OBP: 0.365, SLG: 0.417 (1, 7)									P3	4	0	1	0	0	0							
<b>Tim Lincecum, R</b> OBP: 0.310, SLG: 0.328 (1, 5)									F9	4	0	2	0	0	0							
<b>Luis Rivera, R</b> OBP: 0.333, SLG: 0.279 (1, 6)										3	0	0	0	0	0							
<b>John Flaherty, R</b> OBP: 0.130, SLG: 0.174 (1, 2)										3	0	0	0	0	0							
<b>Inning Stats</b>	R: 0 E: 0 K: 1 S: 9	H: 0 LOB: 0 BB: 0 P: 12	R: 0 E: 0 K: 0 S: 10	H: 2 LOB: 3 BB: 0 P: 18	R: 0 E: 0 K: 0 S: 9	H: 0 LOB: 1 BB: 1 P: 20	R: 0 E: 0 K: 0 S: 9	H: 1 LOB: 1 BB: 0 P: 13	R: 0 E: 0 K: 1 S: 11	H: 1 LOB: 1 BB: 0 P: 16	R: 0 E: 0 K: 0 S: 7	H: 0 LOB: 0 BB: 0 P: 11	R: 0 E: 0 K: 0 S: 6	H: 1 LOB: 1 BB: 0 P: 10	R: 0 E: 0 K: 0 S: 4	H: 0 LOB: 0 BB: 0 P: 7	R: 0 E: 0 K: 0 S: 5	H: 0 LOB: 0 BB: 0 P: 7	1B: 4 2B: 1 3B: 0 HR: 0	SF: 0 SAC: 0 DP: 0 HBP: 0	WP: 0 PB: 0 SB: 0 CS: 0	PA: 34
<b>PITCHER</b> <b>Dave Fleming, L</b> ERA: 3.38 (1, 1)	IP: 9.0 WLS: W BF: 34 H: 5 R: 0 ER: 0 SO: 2 BB: 1 IBB: 0 HBP: 0 BLK: 0 WP: 0 HR: 0 S: 70 P: 114 ERA: 0.00 WHIP: 0.667															<b>PITCHER</b>						

Batter	1	2	3	4	5	6	7	8	9	AB	R	H	RBI	BB	SO	LOB	BOTTOM			
<b>Harold Reynolds, S</b> OBP: 0.325, SLG: 0.337 (1, 4)	G5-3		P6							4	0	0	0	0	0	3	<b>Boston Red Sox @ Seattle Mariners</b> The Kingdom, Seattle, WA Sat May 30 1992, 10:05 PM EDT Att: 40,484 - Dome - 70 F			
<b>Edgar Martinez, R</b> OBP: 0.376, SLG: 0.524 (1, 5)	G3		G6-3							4	0	0	0	0	0	2				
<b>Ken Griffey Jr., L</b> OBP: 0.344, SLG: 0.506 (1, 8)			P2							2	0	0	0	2	1	0				
<b>Kevin Mitchell, R</b> OBP: 0.295, SLG: 0.312 (1, 7)			K							4	0	0	0	0	1	3				
<b>Pete O'Brien, L</b> OBP: 0.251, SLG: 0.468 (1, 10)										2	2	1	0	2	1	0				
<b>Jay Buhner, R</b> OBP: 0.350, SLG: 0.349 (1, 9)										4	0	0	0	0	1	3				
<b>Tino Martinez, L</b> OBP: 0.338, SLG: 0.450 (1, 3)										3	1	1	0	0	1	1				
<b>Dave Valle, R</b> OBP: 0.326, SLG: 0.391 (1, 2)										3	0	2	1	0	1	2				
<b>Omar Vizquel, S</b> OBP: 0.301, SLG: 0.319 (1, 6)										2	0	2	2	0	0	0				
<b>Inning Stats</b>	R: 0 E: 0 K: 0 S: 8	H: 0 LOB: 1 BB: 1 P: 16	R: 2 E: 0 K: 1 S: 13	H: 2 LOB: 1 BB: 1 P: 21	R: 0 E: 0 K: 1 S: 8	H: 0 LOB: 0 BB: 0 P: 13	R: 1 E: 0 K: 1 S: 10	H: 2 LOB: 1 BB: 0 P: 16	R: 0 E: 0 K: 0 S: 8	H: 1 LOB: 2 BB: 1 P: 15	R: 0 E: 0 K: 2 S: 9	H: 0 LOB: 0 BB: 0 P: 13	R: 0 E: 0 K: 0 S: 6	H: 1 LOB: 1 BB: 0 P: 9	R: 0 E: 0 K: 1 S: 9	H: 0 LOB: 1 BB: 1 P: 18	1B: 4 2B: 1 3B: 1 HR: 0	SF: 0 SAC: 1 DP: 0 HBP: 0	WP: 0 PB: 0 SB: 0 CS: 0	PA: 33
<b>PITCHER</b> <b>Mike Gardiner, R</b> ERA: 3.48 <b>Tom Bolton, L</b> ERA: 3.65 (8, 1)	IP: 7.0 WLS: L BF: 29 H: 6 R: 3 ER: 3 SO: 5 BB: 2 IBB: 1 HBP: 0 BLK: 0 WP: 0 HR: 0 S: 62 P: 103 ERA: 3.86 WHIP: 1.143															<b>PITCHER</b>				



Batter	1	2	3	4	5	6	7	8	9	AB	R	H	RBI	BB	SO	LOB	TOP					
<b>Jody Reed, R</b> OBP: 0.376, SLG: 0.407 (1, 4)										5	2	2	0	1	1	2						
<b>Mike Greenwell, L</b> OBP: 0.336, SLG: 0.264 (1, 10)										4	1	1	0	1	0	4						
<b>Tom Brunansky, R</b> OBP: 0.386, SLG: 0.363 (1, 9)										3	0	0	1	1	2	3						
<b>Jack Clark, R</b> OBP: 0.340, SLG: 0.274 (1, 3)										4	0	2	3	1	2	1						
<b>Ellis Burks, R</b> OBP: 0.321, SLG: 0.399 (1, 8)										4	1	2	1	1	0	4						
<b>Bob Zupcic, R</b> OBP: 0.393, SLG: 0.451 (1, 7)										3	1	2	0	1	0	2						
<b>Tim Lincecum, R</b> OBP: 0.289, SLG: 0.304 (1, 5)										5	0	0	0	0	1	7						
<b>Luis Rivera, R</b> OBP: 0.344, SLG: 0.280 (1, 6)										3	0	1	2	2	0	3						
<b>Tony Peña, R</b> OBP: 0.252, SLG: 0.288 (1, 2)										5	2	2	0	0	2	4						
<b>Inning Stats</b>	R: 0 E: 0 K: 1 S: 6	H: 0 LOB: 0 BB: 1 P: 11	R: 2 E: 0 K: 2 S: 20	H: 2 LOB: 1 BB: 1 P: 33	R: 0 E: 0 K: 2 S: 9	H: 1 LOB: 2 BB: 1 P: 10	R: 0 E: 0 K: 1 S: 9	H: 1 LOB: 2 BB: 1 P: 20	R: 0 E: 0 K: 1 S: 11	H: 1 LOB: 0 BB: 0 P: 9	R: 3 E: 1 K: 0 S: 12	H: 3 LOB: 3 BB: 2 P: 27	R: 2 E: 0 K: 1 S: 12	H: 3 LOB: 2 BB: 1 P: 27	R: 0 E: 0 K: 1 S: 9	H: 0 LOB: 1 BB: 1 P: 16	1B: 9 2B: 3 3B: 0 HR: 0	SF: 1 SAC: 1 DP: 1 HBP: 0	WP: 0 PB: 0 SB: 1 CS: 1	PA: 46		
<b>PITCHER</b>	IP	WLS	BF	H	R	ER	SO	BB	IBB	HBP	BLK	WP	HR	S	P	ERA	WHIP					
<b>Randy Johnson, L</b> ERA: 3.76	(1, 1)	4.1	L	20	5	2	2	7	3	0	0	0	0	0	12	23	4.15	1.846				
<b>Dennis Powell, L</b> ERA: 3.0	(5, 1)	1.2		6	1	0	0	0	1	0	0	0	0	0	12	23	0.00	1.200				
<b>Jeff Nelson, R</b> ERA: 4.19	(7, 1)	0.1		5	2	3	2	0	1	0	0	0	0	7	14	54.00	9.000					
<b>Russ Swan, L</b> ERA: 6.02	(7, 1)	1.0		9	4	2	2	0	0	2	0	0	0	13	31	18.00	4.000					
<b>Calvin Jones, R</b> ERA: 6.15	(8, 1)	0.2		2	0	0	0	0	0	0	0	0	0	4	9	0.00	0.000					
<b>PITCHER</b>	IP	WLS	BF	H	R	ER	SO	BB	IBB	HBP	BLK	WP	HR	S	P	ERA	WHIP					
<b>Mike Schooler, R</b> ERA: 5.75	(9, 1)	1.0		4	0	0	1	1	0	0	0	0	0	9	16	0.00	1.000					

Batter	1	2	3	4	5	6	7	8	9	AB	R	H	RBI	BB	SO	LOB	BOTTOM					
<b>Greg Briley, L</b> OBP: 0.241, SLG: 0.293 (1, 8)										4	0	1	0	0	1	0						
<b>Edgar Martinez, R</b> OBP: 0.373, SLG: 0.518 (1, 5)										4	0	1	0	0	1	1						
<b>Ken Griffey Jr., L</b> OBP: 0.347, SLG: 0.528 (1, 10)										4	1	2	1	0	1	1						
<b>Kevin Mitchell, R</b> OBP: 0.288, SLG: 0.304 (1, 7)										4	0	0	0	0	0	2						
<b>Pete O'Brien, L</b> OBP: 0.251, SLG: 0.469 (1, 3)										4	0	1	0	0	0	1						
<b>Jay Buhner, R</b> OBP: 0.350, SLG: 0.344 (1, 9)										2	0	0	0	1	0	0						
<b>Dave Valle, R</b> OBP: 0.327, SLG: 0.490 (1, 2)										3	0	1	0	0	1	2						
<b>Omar Vizquel, S</b> OBP: 0.293, SLG: 0.310 (1, 6)										2	0	0	0	0	1	1						
<b>Tino Martinez, L</b> OBP: 0.335, SLG: 0.447 (7, PH)										1	0	0	0	0	0	0						
<b>Jeff Schaefer, R</b> OBP: 0.216, SLG: 0.333 (8, 6)										0	0	0	0	0	0	0						
<b>Harold Reynolds, S</b> OBP: 0.320, SLG: 0.331 (1, 4)										3	0	0	0	0	1	0						
<b>Inning Stats</b>	R: 0 E: 0 K: 1 S: 10	H: 1 LOB: 1 BB: 0 P: 14	R: 0 E: 0 K: 0 S: 9	H: 1 LOB: 0 BB: 0 P: 16	R: 0 E: 0 K: 1 S: 7	H: 1 LOB: 0 BB: 0 P: 8	R: 1 E: 0 K: 0 S: 13	H: 2 LOB: 1 BB: 1 P: 21	R: 0 E: 0 K: 2 S: 9	H: 0 LOB: 0 BB: 0 P: 12	R: 0 E: 0 K: 0 S: 9	H: 1 LOB: 1 BB: 0 P: 16	R: 0 E: 0 K: 1 S: 10	H: 0 LOB: 0 BB: 0 P: 14	R: 0 E: 0 K: 1 S: 5	H: 0 LOB: 0 BB: 0 P: 8	R: 0 E: 0 K: 0 S: 5	H: 0 LOB: 0 BB: 0 P: 7	1B: 2 2B: 3 3B: 0 HR: 1	SF: 0 SAC: 0 DP: 2 HBP: 0	WP: 0 PB: 0 SB: 1 CS: 0	PA: 32
<b>PITCHER</b>	IP	WLS	BF	H	R	ER	SO	BB	IBB	HBP	BLK	WP	HR	S	P	ERA	WHIP					
<b>Roger Clemens, R</b> ERA: 1.6	(1, 1)	8.0	W	29	6	1	1	6	1	0	0	0	0	72	109	1.12	0.875					
<b>Greg Harris, R</b> ERA: 1.36	(9, 1)	1.0		3	0	0	0	0	0	0	0	0	0	5	7	0.00	0.000					

**Boston Red Sox @ Seattle Mariners**  
The Kingdom, Seattle, WA  
Sun May 31 1992, 10:05 PM EDT  
Att: 39,005 - Dome - 70 F

**AB 36**  
**R 7**  
**H 12**  
**RBI 7**  
**BB 8**  
**SO 8**  
**LOB 30**



**Boston Red Sox @ Seattle Mariners**  
The Kingdom, Seattle, WA  
Sun May 31 1992, 10:05 PM EDT  
Att: 39,005 - Dome - 70 F

**AB 31**  
**R 1**  
**H 6**  
**RBI 1**  
**BB 1**  
**SO 6**  
**LOB 8**



Batter	1	2	3	4	5	6	7	8	9	AB	R	H	RBI	BB	SO	LOB	TOP										
Jody Reed, R OBP: 0.391, SLG: 0.409	1-2 HR 1B	4-0 BB		1-0 G6-4-3 1B		2-0 F8		0-0 P4		4	1	2	0	1	0	0											
Mike Greenwell, L OBP: 0.346, SLG: 0.304	1-0 HR 1B	3-2 P5		2-1 G6-4-3 1B		1-0 G4-3			0-0 1B G6-4-3 1B	5	2	3	2	0	0	2											
Wade Boggs, L OBP: 0.371, SLG: 0.398	0-2 BB 1B	1-2 G6-3		3-2 G6-4-3			2-2 G4-3		0-0 G6-4-3 1B 1-2 HR 1B	5	1	2	0	0	0	4											
Jack Clark, R OBP: 0.355, SLG: 0.298	0-3 K		0-1 2B 1B	4-0 IBB			2-2 2B		1-2 G6-4-3 1B 1-2 2-3 1B	4	1	3	0	1	1	1											
Phil Plantier, L OBP: 0.315, SLG: 0.319	4-2 BB		2-2 1B SF8 2B	2-3 K			4-1 BB		0-2 G6-4-3	3	1	1	0	2	1	4											
Ellis Burks, R OBP: 0.323, SLG: 0.417	3-2 F8		3-1 S 1B		3-3 K		1-1 F7		0-2 HR	5	1	2	3	0	1	4											
Scott Cooper, L OBP: 0.283, SLG: 0.235	1-3 K		2-3 SF8 1-2 3-H		1-2 F7		3-2 F8		3-H G5-3	4	0	0	1	0	1	4											
Luis Rivera, R OBP: 0.341, SLG: 0.273		4-2 S BB	3-3 K		2-0 G5-3			1-0 G6-3		3	0	0	0	1	1	1											
Tony Peña, R OBP: 0.245, SLG: 0.279		1 SAFE 3-1 L4	2-3 K		2-3 K			0-3 K		4	0	0	0	0	3	2											
<b>Inning Stats</b>	R: 2 E: 0 K: 2 S: 20	H: 3 LOB: 2 BB: 1 P: 30	R: 0 E: 0 K: 0 S: 10	H: 0 LOB: 2 BB: 2 P: 25	R: 2 E: 0 K: 2 S: 19	H: 3 LOB: 1 BB: 0 P: 31	R: 0 E: 0 K: 1 S: 9	H: 2 LOB: 2 BB: 1 P: 21	R: 0 E: 0 K: 1 S: 7	H: 0 LOB: 0 BB: 0 P: 13	R: 0 E: 0 K: 0 S: 16	H: 1 LOB: 2 BB: 1 P: 28	R: 0 E: 0 K: 1 S: 5	H: 0 LOB: 0 BB: 0 P: 6	R: 3 E: 0 K: 0 S: 14	H: 4 LOB: 0 BB: 0 P: 17	1B: 9 2B: 2 3B: 0 HR: 2	SF: 1 SAC: 0 DP: 2 HBP: 0	WP: 0 PB: 0 SB: 2 CS: 0	PA: 43							
<b>PITCHER</b>	IP	WLS	BF	H	R	ER	SO	BB	IBB	HBP	BLK	WP	HR	S	P	ERA	WHIP										
Dave Stewart, R ERA: 4.58	(1, 1)	3.0	19	7	4	4	4	3	0	0	0	0	1	50	88	12.00	3.333										
Vince Horsman, L ERA: 2.0	(4, 1)	2.0	7	1	0	0	2	0	1	0	0	0	0	15	32	0.00	0.500										
Kevin Campbell, R ERA: 2.0	(6, 1)	1.1	W	6	1	0	0	1	0	0	0	0	0	16	29	0.00	1.500										
Jeff Parrett, R ERA: 2.97	(7, 1)	1.2		5	0	0	0	1	0	0	0	0	0	10	15	0.00	0.000										
Dennis Eckerley, R ERA: 1.93	(9, 1)	1.0		6	4	3	3	0	0	0	0	0	1	14	17	27.00	4.000										

**Boston Red Sox @ Oakland Athletics**  
Oakland-Alameda County Coliseum, Oakland, CA

Mon Jun 01 1992, 7:05 PM PDT  
Att: 24,518 - Cloudy - 65 F

AB 37  
R 7  
H 13  
RBI 6  
BB 5  
SO 8  
LOB 22



Batter	1	2	3	4	5	6	7	8	9	AB	R	H	RBI	BB	SO	LOB	BOTTOM										
Lance Blankenship, R OBP: 0.400, SLG: 0.361	4-1 S BB G5-4-3 BB		2-3 K	1-2 L6			4-1 SH 1B BB	2-1 2B		3	2	1	0	2	1	3											
Camey Lansford, R OBP: 0.340, SLG: 0.355	1 SAFE 4-1 G5-4-3 BB		1-0 F9		2-1 G1-4-3 1B		1 SAFE 1-0 SH 1B SF7	1-3 K		3	1	1	0	1	1	1											
Jose Canseco, R OBP: 0.302, SLG: 0.424	2-1 G5-4-3			3-1 FC1-4 1B WP	1-2 G1-4-3		2-0 SF7 1B S	2-3 K		5	2	2	1	0	1	3											
Harold Baines, L OBP: 0.291, SLG: 0.277	1-0 F8			4-2 FC1-4 BB	4-2 BB		3-H 3-2 SF7	1-1 G5-3		1	0	0	0	2	0	0											
Randy Ready, R OBP: 0.429, SLG: 0.360				1-2 FC1-4 BB			1-3 3-H 4-0 1B			1	0	0	1	0	0	1											
Mark McGwire, R OBP: 0.417, SLG: 0.678		0-0 HR		1-2 FC1-4 BB 1B	2-3 K		3-H 4-0 1B 1B IBB			3	3	1	1	1	1	3											
Terry Steinbach, R OBP: 0.328, SLG: 0.411		2-1 G1-3		1-0 BB BB 1B		3-1 HR	2-2 1B FC5-4 1B			4	2	3	3	0	0	0											
Willie Wilson, S OBP: 0.331, SLG: 0.340		2-2 G6-3		1-2 3-H 4-0 BB		1-2 G3-1	3-H 0-0 FC5-4 1B			3	0	1	1	1	0	0											
Mike Bordick, R OBP: 0.385, SLG: 0.399		1-1 G5-3		4-2 BB BB		0-0 F9	1-1 FC5-4			3	0	0	2	1	0	1											
Jerry Browne, S OBP: 0.293, SLG: 0.230			0-2 G5-3	1-2 2-3 3-H BB		1-3 K	3-H 0-0 F9			4	0	0	0	0	2	4											
<b>Inning Stats</b>	R: 1 E: 0 K: 0 S: 5	H: 0 LOB: 0 BB: 2 P: 16	R: 1 E: 0 K: 0 S: 8	H: 1 LOB: 0 BB: 0 P: 13	R: 0 E: 0 K: 1 S: 7	H: 0 LOB: 0 BB: 0 P: 10	R: 2 E: 0 K: 1 S: 18	H: 2 LOB: 3 BB: 3 P: 38	R: 0 E: 0 K: 1 S: 10	H: 1 LOB: 1 BB: 1 P: 19	R: 1 E: 0 K: 1 S: 10	H: 1 LOB: 0 BB: 0 P: 15	R: 5 E: 1 K: 0 S: 18	H: 3 LOB: 1 BB: 2 P: 34	R: 0 E: 0 K: 2 S: 11	H: 1 LOB: 1 BB: 0 P: 17	1B: 6 2B: 1 3B: 0 HR: 2	SF: 1 SAC: 1 DP: 2 HBP: 0	WP: 1 PB: 0 SB: 2 CS: 0	PA: 40							
<b>PITCHER</b>	IP	WLS	BF	H	R	ER	SO	BB	IBB	HBP	BLK	WP	HR	S	P	ERA	WHIP										
Frank Viola, L ERA: 3.27	(1, 1)	4.2	22	4	4	4	2	6	0	0	0	0	1	45	91	7.71	2.143										
Danny Darwin, R ERA: 5.52	(5, 1)	1.1	L	8	2	4	4	1	0	0	0	0	1	17	30	27.00	2.250										
Matt Young, L ERA: 4.76	(7, 1)	0.1		1	0	0	0	0	0	0	0	0	0	5	8	0.00	0.000										
Greg Harris, R ERA: 1.87	(7, 1)	0.2		5	2	2	1	0	1	0	0	0	0	9	16	13.50	3.000										
Tom Bolton, L ERA: 3.38	(8, 1)	1.0		4	1	0	0	2	0	0	0	0	0	11	17	0.00	1.000										

**Boston Red Sox @ Oakland Athletics**  
Oakland-Alameda County Coliseum, Oakland, CA

Mon Jun 01 1992, 7:05 PM PDT  
Att: 24,518 - Cloudy - 65 F

AB 30  
R 10  
H 9  
RBI 9  
BB 8  
SO 6  
LOB 16



Batter	1	2	3	4	5	6	7	8	9	AB	R	H	RBI	BB	SO	LOB	TOP										
Jody Reed, R OBP: 0.391, SLG: 0.409 (1,4)	G6-3		G3-6-3 1B			E 1B	E5 1B		G4-3	5	2	2	0	0	0	0											
Mike Greenwell, L OBP: 0.343, SLG: 0.303 (1,7)	L7		G3-6-3 1-2			K				4	0	1	1	0	1	2											
Wade Boggs, L Tom Brunansky, R OBP: 0.391, SLG: 0.391 OBP: 0.382, SLG: 0.358 (1,5) (6,3)	K			G5-3		E4 1B	L6			3	1	0	0	0	1	1											
Jack Clark, R OBP: 0.359, SLG: 0.323 (1,10)		HR				K	P3			3	1	1	1	1	1	3											
Phil Plantier, L Bob Zupic, R OBP: 0.316, SLG: 0.320 OBP: 0.386, SLG: 0.442 (1,9) (8,9)	F8			F9		E8 1B	F7			3	0	1	1	0	0	1											
Ellis Burks, R OBP: 0.326, SLG: 0.415 (1,8)	G3-1 1B			K		K	F7			3	0	1	0	1	1	1											
Scott Cooper, L OBP: 0.281, SLG: 0.236 (1,3) (6,5)	G3-1				G3		F7			4	0	1	1	0	0	1											
Luis Rivera, R OBP: 0.331, SLG: 0.263 (1,6)	K				G4-3	F7			K	4	0	0	0	0	2	4											
Tony Peña, R Herm Winningham, L OBP: 0.240, SLG: 0.273 OBP: 0.276, SLG: 0.321 (1,2) (9,PH)	F8		F8		P4		G4-3		P6	3	0	0	0	0	0	0											
<b>Inning Stats</b>	R: 0 H: 0 E: 0 K: 1 S: 7	H: 0 LOB: 0 BB: 0 P: 10	R: 1 H: 2 E: 0 K: 1 S: 9	H: 2 LOB: 1 BB: 0 P: 11	R: 0 H: 1 E: 0 K: 0 S: 11	H: 1 LOB: 0 BB: 0 P: 17	R: 0 H: 0 E: 0 K: 1 S: 11	H: 0 LOB: 0 BB: 1 P: 16	R: 0 H: 0 E: 0 K: 0 S: 5	H: 0 LOB: 0 BB: 0 P: 7	R: 2 H: 3 E: 2 K: 2 S: 12	H: 3 LOB: 3 BB: 1 P: 20	R: 1 H: 1 E: 1 K: 0 S: 12	H: 1 LOB: 1 BB: 0 P: 21	R: 0 H: 0 E: 0 K: 0 S: 10	H: 0 LOB: 0 BB: 0 P: 14	R: 0 H: 0 E: 0 K: 1 S: 6	H: 0 LOB: 0 BB: 0 P: 6	1B: 6 2B: 0 3B: 0 HR: 1	SF: 0 SAC: 0 DP: 1 HBP: 0	WP: 1 PB: 0 SB: 0 CS: 0	PA: 37					
<b>PITCHER</b>	IP	WLS	BF	H	R	ER	SO	BB	IBB	HBP	BLK	WP	HR	S	P	ERA	WHIP										
Mike Moore, R ERA: 3.71 (1,1)	6.1	W	29	7	4	1	5	1	1	0	0	1	1	62	94	1.42	1.263										
Gene Nelson, R ERA: 5.4 (7,1)	0.2		2	0	0	0	0	0	0	0	0	0	0	5	8	0.00	0.000										
Rick Honeycutt, L ERA: 3.65 (8,1)	0.1		1	0	0	0	0	0	0	0	0	0	0	4	7	0.00	0.000										
Dennis Eckersley, R ERA: 1.8 (8,1)	1.2	S	5	0	0	0	1	0	0	0	0	0	0	12	13	0.00	0.000										

**Boston Red Sox @ Oakland Athletics**  
Oakland-Alameda County Coliseum, Oakland, CA

Tue Jun 02 1992, 7:05 PM PDT  
Att: 25,553 - Sunny - 65 F

AB 35  
R 4  
H 7  
RBI 4  
BB 2  
SO 6  
LOB 14



Batter	1	2	3	4	5	6	7	8	9	AB	R	H	RBI	BB	SO	LOB	BOTTOM										
Lance Blankenship, R OBP: 0.397, SLG: 0.353 (1,4)	K		L7			2B G4-3 BB	P8			3	1	0	0	1	1	0											
Camey Lansford, R OBP: 0.338, SLG: 0.358 (1,5)	F9			G1-3		G4-3 3B	G6-3			4	1	1	0	0	0	0											
Jose Canseco, R OBP: 0.301, SLG: 0.416 (1,9)	K			K		G4-3				3	0	0	1	1	2	1											
Mark McGwire, R OBP: 0.414, SLG: 0.667 (1,3)	F7			K		2-3 3-H	G4-3		CS BB	3	1	0	0	1	1	1											
Terry Steinbach, R OBP: 0.341, SLG: 0.436 (1,2)	FC6 BB				SH2-3 2B	2B	L7		L7	3	2	2	2	1	1	0											
Randy Ready, R Harold Baines, L OBP: 0.417, SLG: 0.346 OBP: 0.290, SLG: 0.276 (1,10) (6,PH)	K			SH2-3		L4				1	0	0	0	0	1	1											
Willie Wilson, S OBP: 0.337, SLG: 0.359 (1,8)	FC6				SH2-3	L4				3	0	2	2	0	0	1											
Mike Bordick, R OBP: 0.378, SLG: 0.392 (1,6)			G5-3		G6-3	G4-3				3	0	0	0	0	2												
Jerry Browne, S OBP: 0.282, SLG: 0.221 (1,7)			P3		K		B2-3			3	0	0	0	0	1	1											
<b>Inning Stats</b>	R: 0 H: 0 E: 0 K: 2 S: 7	H: 0 LOB: 0 BB: 0 P: 7	R: 0 H: 0 E: 0 K: 1 S: 8	H: 0 LOB: 1 BB: 1 P: 13	R: 0 H: 0 E: 0 K: 0 S: 9	H: 0 LOB: 0 BB: 0 P: 13	R: 0 H: 0 E: 0 K: 2 S: 9	H: 0 LOB: 0 BB: 0 P: 13	R: 1 H: 2 E: 0 K: 1 S: 12	H: 2 LOB: 1 BB: 0 P: 20	R: 4 H: 3 E: 0 K: 0 S: 15	H: 3 LOB: 1 BB: 2 P: 34	R: 0 H: 0 E: 0 K: 0 S: 5	H: 0 LOB: 0 BB: 0 P: 8	R: 0 H: 0 E: 0 K: 1 S: 7	H: 0 LOB: 0 BB: 1 P: 14	1B: 1 2B: 3 3B: 1 HR: 0	SF: 0 SAC: 1 DP: 0 HBP: 0	WP: 1 PB: 0 SB: 0 CS: 1	PA: 32							
<b>PITCHER</b>	IP	WLS	BF	H	R	ER	SO	BB	IBB	HBP	BLK	WP	HR	S	P	ERA	WHIP										
Joe Hesketh, L ERA: 3.4 (1,1)	5.1	L	22	3	4	4	6	2	1	0	0	1	0	52	85	6.75	0.938										
Greg Harris, R ERA: 1.95 (6,1)	2.2		10	2	1	1	1	1	0	0	0	1	0	20	37	3.38	1.125										

**Boston Red Sox @ Oakland Athletics**  
Oakland-Alameda County Coliseum, Oakland, CA

Tue Jun 02 1992, 7:05 PM PDT  
Att: 25,553 - Sunny - 65 F

AB 27  
R 5  
H 5  
RBI 5  
BB 4  
SO 7  
LOB 8







Batter	1	2	3	4	5	6	7	8	9	AB	R	H	RBI	BB	SO	LOB	TOP			
<b>Kenny Lofton, L</b> OBP: 0.324, SLG: 0.294 (1, 8)										5	0	0	0	0	1	2	<b>Cleveland Indians @ Boston Red Sox</b> Fenway Park, Boston, MA Sat Jun 06 1992, 3:33 AM EDT Cloudy - 72 F			
<b>Alex Cole, L</b> OBP: 0.271, SLG: 0.209 (1, 10)										5	0	1	0	0	1	2				
<b>Carlos Baerga, S</b> OBP: 0.338, SLG: 0.407 (1, 4)										4	0	1	0	0	1	1				
<b>Albert Belle, R</b> OBP: 0.338, SLG: 0.503 (1, 7)										4	1	1	0	0	1	1				
<b>Paul Sorrento, L</b> OBP: 0.299, SLG: 0.345 (1, 3)										4	0	2	1	0	0	1				
<b>Thomas Howard, S</b> OBP: 0.326, SLG: 0.366 (1, 9)										3	0	3	0	1	0	0				
<b>Brook Jacoby, R</b> OBP: 0.347, SLG: 0.356 (1, 5)										3	0	0	0	1	2	5				
<b>Mark Lewis, R</b> OBP: 0.322, SLG: 0.377 <b>Glenallen Hill, R</b> OBP: 0.236, SLG: 0.345 (9, PH)										3	0	0	0	0	2	7				
<b>Sandy Alomar Jr., R</b> OBP: 0.296, SLG: 0.362 (1, 2)										3	0	1	0	1	0	0				
<b>Inning Stats</b>	R: 0 E: 0 K: 2 S: 8	H: 0 LOB: 0 BB: 0 P: 11	R: 0 E: 0 K: 0 S: 11	H: 1 LOB: 2 BB: 1 P: 20	R: 0 E: 0 K: 0 S: 5	H: 1 LOB: 0 BB: 0 P: 7	R: 1 E: 0 K: 2 S: 13	H: 3 LOB: 2 BB: 0 P: 20	R: 0 E: 0 K: 0 S: 8	H: 2 LOB: 3 BB: 0 P: 19	R: 0 E: 0 K: 0 S: 9	H: 1 LOB: 1 BB: 0 P: 14	R: 0 E: 0 K: 1 S: 10	H: 1 LOB: 1 BB: 0 P: 12	R: 0 E: 0 K: 1 S: 8	H: 0 LOB: 1 BB: 1 P: 16		1B: 8 2B: 1 3B: 0 HR: 0	SF: 0 SAC: 0 DP: 0 HBP: 0	WP: 0 PB: 0 SB: 2 CS: 0
<b>PITCHER</b>	IP	WLS	BF	H	R	ER	SO	BB	IBB	HBP	BLK	WP	HR	S	P	ERA	WHIP			
<b>Roger Clemens, R</b> ERA: 1.56 <b>Greg Harris, R</b> ERA: 1.93	(1, 1) (9, 1)	8.0 4	W 0	34 0	9 0	1 0	7 1	2 1	0 0	0 0	0 0	0 0	0 0	76 8	115 16	1.12 0.00	1.375 1.000			

AB	35
R	1
H	9
RBI	1
BB	3
SO	8
LOB	19



Batter	1	2	3	4	5	6	7	8	9	AB	R	H	RBI	BB	SO	LOB	BOTTOM			
<b>Jody Reed, R</b> OBP: 0.386, SLG: 0.410 (1, 4)										4	2	1	0	1	1	1	<b>Cleveland Indians @ Boston Red Sox</b> Fenway Park, Boston, MA Sat Jun 06 1992, 3:33 AM EDT Cloudy - 72 F			
<b>Mike Greenwell, L</b> OBP: 0.340, SLG: 0.297 (1, 7)										5	0	1	1	0	2	2				
<b>Wade Boggs, L</b> OBP: 0.378, SLG: 0.398 (1, 5)										2	1	2	1	2	0	0				
<b>Jack Clark, R</b> OBP: 0.345, SLG: 0.311 (1, 10)										4	0	0	0	0	1	6				
<b>Phil Plantier, L</b> OBP: 0.322, SLG: 0.346 <b>Bob Zupic, R</b> OBP: 0.386, SLG: 0.442 (8, 9)										4	1	3	3	0	0	1				
<b>Ellis Burks, R</b> OBP: 0.332, SLG: 0.413 (1, 8)										3	0	1	0	1	0	3				
<b>Tom Brunansky, R</b> OBP: 0.369, SLG: 0.356 <b>Scott Cooper, L</b> OBP: 0.279, SLG: 0.224 (9, 3)										4	0	0	0	0	2	4				
<b>Luis Rivera, R</b> OBP: 0.333, SLG: 0.264 (1, 6)										3	0	0	0	1	0	2				
<b>Tony Peña, R</b> OBP: 0.242, SLG: 0.270 (1, 2)										2	1	0	0	1	1	0				
<b>Inning Stats</b>	R: 1 E: 0 K: 0 S: 9	H: 1 LOB: 2 BB: 2 P: 24	R: 2 E: 0 K: 0 S: 12	H: 3 LOB: 2 BB: 1 P: 22	R: 0 E: 0 K: 1 S: 11	H: 1 LOB: 1 BB: 0 P: 16	R: 0 E: 0 K: 0 S: 6	H: 0 LOB: 0 BB: 0 P: 10	R: 2 E: 0 K: 1 S: 14	H: 2 LOB: 1 BB: 1 P: 24	R: 0 E: 0 K: 2 S: 9	H: 0 LOB: 0 BB: 0 P: 14	R: 0 E: 0 K: 1 S: 15	H: 1 LOB: 2 BB: 1 P: 20	R: 0 E: 0 K: 2 S: 11	H: 0 LOB: 1 BB: 1 P: 19		1B: 7 2B: 0 3B: 0 HR: 1	SF: 0 SAC: 1 DP: 0 HBP: 0	WP: 0 PB: 0 SB: 0 CS: 0
<b>PITCHER</b>	IP	WLS	BF	H	R	ER	SO	BB	IBB	HBP	BLK	WP	HR	S	P	ERA	WHIP			
<b>Jack Armstrong, R</b> ERA: 5.16 <b>Eric Plunk, R</b> ERA: 3.6 <b>Derek Lilliquist, L</b> ERA: 1.96	(1, 1) (6, 1) (8, 1)	5.0 2.0 1.0	L 8	26 1	0 0	5 0	2 3	4 1	0 0	0 0	0 0	0 0	0 0	24 11	34 19	0.00 0.00 0.00	1.000 1.000 1.000			

AB	31
R	5
H	8
RBI	5
BB	6
SO	7
LOB	19



Batter	1	2	3	4	5	6	7	8	9	AB	R	H	RBI	BB	SO	LOB	TOP				
Thomas Howard, S OBP: 0.341, SLG: 0.378 (1, 9)										4	1	2	0	0	0	1	<b>Cleveland Indians @ Boston Red Sox</b> Fenway Park, Boston, MA Sat Jun 06 1992, 3:38 AM EDT Att: 32,937 - Cloudy - 71 F				
Felix Fermin, R OBP: 0.296, SLG: 0.295 (1, 6)										3	0	1	0	0	0	1					
Carlos Baerga, S OBP: 0.332, SLG: 0.400 (1, 4)										4	0	0	1	0	1	2					
Albert Belle, R OBP: 0.336, SLG: 0.503 Kenny Lofton, L OBP: 0.324, SLG: 0.294 (8, 8)										4	1	1	0	0	1	2					
Carlos Martinez, R OBP: 0.313, SLG: 0.533 (1, 3)										4	1	2	2	0	0	0					
Glenallen Hill, R OBP: 0.247, SLG: 0.352 (1, 10)										4	0	2	0	0	0	1					
Brook Jacoby, R OBP: 0.338, SLG: 0.346 (1, 5)										4	0	0	0	0	0	3					
Junior Ortiz, R OBP: 0.294, SLG: 0.247 (1, 2)										3	0	0	0	0	0	1					
Alex Cole, L OBP: 0.273, SLG: 0.205 (8, 7)										2	0	0	0	1	0	0					
<b>Inning Stats</b>	R: 1 E: 0 K: 1 S: 10	H: 1 LOB: 0 BB: 0 P: 12	R: 0 E: 0 K: 0 S: 9	H: 0 LOB: 0 BB: 0 P: 16	R: 0 E: 0 K: 0 S: 12	H: 1 LOB: 1 BB: 0 P: 16	R: 2 E: 0 K: 1 S: 23	H: 3 LOB: 1 BB: 0 P: 31	R: 0 E: 0 K: 0 S: 7	H: 0 LOB: 0 BB: 0 P: 11	R: 0 E: 0 K: 0 S: 7	H: 1 LOB: 0 BB: 0 P: 11	R: 0 E: 0 K: 0 S: 5	H: 1 LOB: 2 BB: 1 P: 11	R: 0 E: 0 K: 0 S: 8	H: 1 LOB: 0 BB: 0 P: 10	1B: 5 2B: 2 3B: 0 HR: 1	SF: 0 SAC: 1 DP: 2 HBP: 0	WP: 0 PB: 0 SB: 1 CS: 0	PA: 34	
<b>PITCHER</b>	IP WLS BF H R ER SO BB IBB HBP BLK WP HR S P ERA WHIP	8.0 L 31 7 3 3 2 1 0 0 0 0 1 81 119 3.38 1.000	1.0 3 1 0 0 0 0 0 0 0 0 0 0 8 10 0.00 1.000																		

AB	32
R	3
H	8
RBI	3
BB	1
SO	2
LOB	11



Batter	1	2	3	4	5	6	7	8	9	AB	R	H	RBI	BB	SO	LOB	BOTTOM			
Jody Reed, R OBP: 0.384, SLG: 0.407 (1, 4)										4	0	1	0	0	1	1	<b>Cleveland Indians @ Boston Red Sox</b> Fenway Park, Boston, MA Sat Jun 06 1992, 3:38 AM EDT Att: 32,937 - Cloudy - 71 F			
Mike Greenwell, L OBP: 0.338, SLG: 0.295 (1, 7)									4	0	1	0	0	0	1					
Wade Boggs, L OBP: 0.376, SLG: 0.391 (1, 5)									3	0	0	0	1	0	1					
Ellis Burks, R OBP: 0.325, SLG: 0.404 (1, 10)										4	0	0	0	0	0	4				
Phil Plantier, L OBP: 0.317, SLG: 0.340 (1, 9)										3	0	0	0	0	0	0				
Bob Zupic, R OBP: 0.383, SLG: 0.455 (1, 8)										3	1	1	0	0	1	0				
Scott Cooper, L OBP: 0.296, SLG: 0.246 (1, 3)										3	0	2	1	0	0	0				
Tim Lincecum, R OBP: 0.282, SLG: 0.296 Tom Brunansky, R OBP: 0.366, SLG: 0.352 Luis Rivera, R OBP: 0.333, SLG: 0.264 (8, PH) (9, PH) (9, PH)										2	0	0	0	0	0	1				
John Flaherty, R OBP: 0.179, SLG: 0.185 Jack Clark, R OBP: 0.316, SLG: 0.316 Tony Peña, R OBP: 0.242, SLG: 0.270 (1, 2) (9, PH) (9, PR)										2	0	0	0	0	1	0				
<b>Inning Stats</b>	R: 0 E: 0 K: 0 S: 8	H: 0 LOB: 0 BB: 0 P: 11	R: 0 E: 0 K: 0 S: 8	H: 0 LOB: 0 BB: 0 P: 11	R: 0 E: 0 K: 1 S: 8	H: 1 LOB: 0 BB: 0 P: 10	R: 0 E: 0 K: 1 S: 7	H: 0 LOB: 0 BB: 0 P: 7	R: 0 E: 0 K: 0 S: 8	H: 0 LOB: 0 BB: 0 P: 14	R: 0 E: 0 K: 0 S: 11	H: 1 LOB: 1 BB: 0 P: 20	R: 1 E: 0 K: 0 S: 10	H: 2 LOB: 0 BB: 0 P: 14	R: 0 E: 0 K: 0 S: 10	H: 2 LOB: 3 BB: 1 P: 19	1B: 5 2B: 2 3B: 0 HR: 0	SF: 0 SAC: 0 DP: 3 HBP: 0	WP: 0 PB: 0 SB: 0 CS: 0	PA: 31
<b>PITCHER</b>	IP WLS BF H R ER SO BB IBB HBP BLK WP HR S P ERA WHIP	8.1 W 28 5 1 1 3 0 0 0 0 0 0 73 108 1.08 0.600	0.0 S 2 1 0 0 0 1 0 0 0 0 0 1 5 ∞ ∞	0.2 S 1 0 0 0 0 0 0 0 0 0 0 3 3 0.00 0.000																

AB	30
R	1
H	6
RBI	1
BB	1
SO	3
LOB	9



Batter	1	2	3	4	5	6	7	8	9	AB	R	H	RBI	BB	SO	LOB	TOP										
<b>Kenny Lofton, L</b> OBP: 0.318, SLG: 0.288 (1, 8)	B1-3		G6-3			B2-3		F7		4	0	0	0	0	0	0	<b>Cleveland Indians @ Boston Red Sox</b> Fenway Park, Boston, MA Sun Jun 07 1992, 3:33 AM EDT Att: 33,202 - Overcast - 82 F										
<b>Thomas Howard, S</b> OBP: 0.346, SLG: 0.382 (1, 9)	G1-3			G6-3				1B		4	0	2	0	0	0												
<b>Carlos Baerga, S</b> OBP: 0.331, SLG: 0.397 (1, 4)				G1-3		G6-3		F8		4	0	1	0	0	2												
<b>Albert Belle, R</b> OBP: 0.335, SLG: 0.495 (1, 7)	K									3	0	0	0	1	3	1											
<b>Carlos Martinez, R</b> OBP: 0.300, SLG: 0.474 (1, 3)		G6-3								4	0	1	0	0	1	1											
<b>Glenallen Hill, R</b> OBP: 0.258, SLG: 0.368 (1, 10)										4	0	2	0	0	1	1											
<b>Sandy Alomar Jr., R</b> OBP: 0.299, SLG: 0.358 (1, 2)										4	0	1	0	0	0	2											
<b>Brook Jacoby, R</b> OBP: 0.331, SLG: 0.338 (1, 5)										3	0	0	0	0	1	2											
<b>Felix Fermin, R</b> OBP: 0.286, SLG: 0.283 (1, 6)										2	0	0	0	0	0	0	<b>C</b>										
<b>Alex Cole, L</b> OBP: 0.270, SLG: 0.202 (8, PH)										1	0	0	0	0	0	0											
<b>Mark Lewis, R</b> OBP: 0.322, SLG: 0.377 (8, 6)										0	0	0	0	0	0	0											
<b>Inning Stats</b>	R: 0 E: 0 K: 1 S: 7	H: 1 LOB: 1 BB: 0 P: 11	R: 0 E: 0 K: 0 S: 6	H: 1 LOB: 0 BB: 0 P: 12	R: 0 E: 0 K: 0 S: 5	H: 0 LOB: 0 BB: 0 P: 7	R: 0 E: 0 K: 0 S: 12	H: 0 LOB: 1 BB: 1 P: 21	R: 0 E: 0 K: 1 S: 7	H: 0 LOB: 0 BB: 0 P: 8	R: 0 E: 0 K: 0 S: 6	H: 1 LOB: 1 BB: 0 P: 7	R: 0 E: 0 K: 2 S: 12	H: 2 LOB: 2 BB: 0 P: 18	R: 0 E: 0 K: 0 S: 8	H: 1 LOB: 1 BB: 0 P: 10		R: 0 E: 0 K: 2 S: 19	H: 1 LOB: 1 BB: 0 P: 23	1B: 6 2B: 1 3B: 0 HR: 0	SF: 0 SAC: 0 DP: 1 HBP: 0	WP: 0 PB: 0 SB: 0 CS: 0	PA: 34				
<b>PITCHER</b>	IP	WLS	BF	H	R	ER	SO	BB	IBB	HBP	BLK	WP	HR	S	P	ERA	WHIP										
<b>Joe Hesketh, L</b> ERA: 3.05 (1, 1)	6.1	W	23	4	0	0	3	1	0	0	0	0	0	48	74	0.00	0.789										
<b>Danny Darwin, R</b> ERA: 4.91 (7, 1)	2.2	S	11	3	0	0	3	0	0	0	0	0	0	34	43	0.00	1.125										

Batter	1	2	3	4	5	6	7	8	9	AB	R	H	RBI	BB	SO	LOB	BOTTOM										
<b>Jody Reed, R</b> OBP: 0.378, SLG: 0.399 (1, 4)	G5-3		F9					F8		4	0	0	1	0	1	3	<b>Cleveland Indians @ Boston Red Sox</b> Fenway Park, Boston, MA Sun Jun 07 1992, 3:33 AM EDT Att: 33,202 - Overcast - 82 F										
<b>Mike Greenwell, L</b> OBP: 0.329, SLG: 0.287 (1, 7)	G3		G3							4	0	0	0	0	0	2											
<b>Wade Boggs, L</b> OBP: 0.378, SLG: 0.390 (1, 5)			L8							3	0	1	0	1	0	1											
<b>Jack Clark, R</b> OBP: 0.353, SLG: 0.321 (1, 10)										4	1	2	0	0	0	3											
<b>Ellis Burks, R</b> OBP: 0.329, SLG: 0.403 (1, 8)										3	2	1	0	1	0	1											
<b>Tom Brunansky, R</b> OBP: 0.379, SLG: 0.379 (1, 3)										4	0	3	1	0	0	1											
<b>Scott Cooper, L</b> OBP: 0.296, SLG: 0.246 (9, 3)										0	0	0	0	0	0	0											
<b>Bob Zupic, R</b> OBP: 0.359, SLG: 0.424 (1, 9)										4	0	0	1	0	1	4											
<b>Luis Rivera, R</b> OBP: 0.338, SLG: 0.280 (1, 6)										4	1	2	1	0	1	2											
<b>Tony Peña, R</b> OBP: 0.250, SLG: 0.278 (1, 2)										3	0	2	0	0	0	1											
<b>Inning Stats</b>	R: 0 E: 0 K: 0 S: 6	H: 1 LOB: 1 BB: 0 P: 9	R: 0 E: 0 K: 0 S: 6	H: 1 LOB: 0 BB: 0 P: 9	R: 0 E: 0 K: 0 S: 11	H: 1 LOB: 1 BB: 0 P: 15	R: 2 E: 0 K: 1 S: 16	H: 2 LOB: 1 BB: 1 P: 26	R: 0 E: 0 K: 1 S: 7	H: 0 LOB: 0 BB: 0 P: 8	R: 0 E: 0 K: 0 S: 11	H: 1 LOB: 1 BB: 0 P: 18	R: 1 E: 0 K: 0 S: 11	H: 1 LOB: 2 BB: 1 P: 21	R: 1 E: 0 K: 1 S: 15	H: 4 LOB: 2 BB: 0 P: 21	1B: 9 2B: 2 3B: 0 HR: 0	SF: 0 SAC: 2 DP: 0 HBP: 0	WP: 1 PB: 0 SB: 2 CS: 0	PA: 37							
<b>PITCHER</b>	IP	WLS	BF	H	R	ER	SO	BB	IBB	HBP	BLK	WP	HR	S	P	ERA	WHIP										
<b>Dave Otto, L</b> ERA: 6.06 (1, 1)	6.0	L	25	6	2	2	2	1	0	0	0	0	0	57	85	3.00	1.167										
<b>Ted Power, R</b> ERA: 1.3 (7, 1)	2.0		12	5	2	2	1	0	1	0	0	0	0	26	42	9.00	2.500										

Batter	1	2	3	4	5	6	7	8	9	AB	R	H	RBI	BB	SO	LOB	TOP			
Jody Reed, R OBP: 0.371, SLG: 0.392	1-0 P6	2-0 F7		1-0 G6-3			2-2 G6-3			4	0	0	0	0	0	4	<b>Boston Red Sox @ Baltimore Orioles</b> Oriole Park at Camden Yards, Baltimore, MD Mon Jun 08 1992, 7:05 PM EDT Att: 46,061 - Cloudy - 86 F			
Mike Greenwell, L OBP: 0.321, SLG: 0.279	0-1 G6-3	2-1 F8			0-0 G3			1-3 K	4	0	0	0	0	1	2					
Wade Boggs, L OBP: 0.380, SLG: 0.414	2-0 HR			3-1 F9	0-1 2B			2-1 F7	4	1	2	1	0	0	0					
Jack Clark, R OBP: 0.356, SLG: 0.321	4-2 BB			2-3 K	2-3 K			0-0 1B	3	0	1	0	1	2	0					
Phil Plantier, L OBP: 0.310, SLG: 0.331	2-1 F7			2-0 P6			2-3 K	2-1 G4-3	4	0	0	0	0	1	2					
Ellis Burks, R OBP: 0.327, SLG: 0.397		1-1 F8		4-2 SH3 1B BB			2-1 G5-3		3	0	0	0	1	1	0					
Scott Cooper, L OBP: 0.307, SLG: 0.262		1-0 1B 1B		1-0 SH3 1B			2-1 G3-1		4	1	2	0	0	0	0					
Luis Rivera, R OBP: 0.340, SLG: 0.283 Herm Winningham, L (9, PH) OBP: 0.310, SLG: 0.310	0-1 E 1B			0-0 SH3			1-0 F7	2-2 G3-1	2	0	1	0	0	0	0					
Tony Peña, R OBP: 0.252, SLG: 0.279	0-0 E7			0-0 F8			1-2 G5-3		3	0	1	1	0	0	2					
<b>Inning Stats</b>	R: 1 E: 0 K: 0 S: 8	H: 1 LOB: 1 BB: 1 P: 17	R: 1 E: 1 K: 0 S: 9	H: 3 LOB: 2 BB: 0 P: 15	R: 0 E: 0 K: 1 S: 6	H: 0 LOB: 0 BB: 0 P: 13	R: 0 E: 0 K: 0 S: 7	H: 1 LOB: 2 BB: 1 P: 13	R: 0 E: 0 K: 1 S: 6	H: 0 LOB: 0 BB: 0 P: 13	R: 0 E: 0 K: 0 S: 8	H: 0 LOB: 0 BB: 0 P: 12	R: 0 E: 0 K: 1 S: 9	H: 1 LOB: 1 BB: 0 P: 14	R: 0 E: 0 K: 1 S: 8	H: 0 LOB: 0 BB: 0 P: 13		1B: 5 2B: 1 3B: 0 HR: 1	SF: 0 SAC: 1 DP: 0 HBP: 0	WP: 0 PB: 0 SB: 0 CS: 0
<b>PITCHER</b>	IP WLS BF H R ER SO BB IBB HBP BLK WP HR S P ERA WHIP																			
Bob Milacki, R ERA: 4.35	(1, 1) 7.2 W 31 7 2 2 4 2 0 0 0 0 0 1 58 101 2.35 1.174																			
Storm Davis, R ERA: 4.01	(8, 1) 0.1 1 0 0 0 0 0 0 0 0 0 0 0 2 4 0.00 0.000																			
Gregg Olson, R ERA: 1.37	(9, 1) 1.0 S 3 0 0 0 1 0 0 0 0 0 0 0 0 8 13 0.00 0.000																			

Batter	1	2	3	4	5	6	7	8	9	AB	R	H	RBI	BB	SO	LOB	BOTTOM			
Brady Anderson, L OBP: 0.382, SLG: 0.553	0-2 G3	1-2 2B			2-2 1B 3B		4-2 CS BB			3	1	2	1	1	0	0	<b>Boston Red Sox @ Baltimore Orioles</b> Oriole Park at Camden Yards, Baltimore, MD Mon Jun 08 1992, 7:05 PM EDT Att: 46,061 - Cloudy - 86 F			
Mike Devereaux, R OBP: 0.323, SLG: 0.465	1-2 F9			3-2 G6-4-3 1B	1-1 FC6-4 1B		3-3 K		4	0	2	1	0	1	1					
Cal Ripken Jr., R OBP: 0.350, SLG: 0.419	0-1 P4			1-0 P6	0-0 FC6-4		2-1 G6-3		4	0	0	0	0	0	2					
Glenn Davis, R OBP: 0.288, SLG: 0.435		0-0 HR 1B		1-0 G6-4-3	0-1 G6-3		1-2 P3		4	1	1	0	0	0	2					
Randy Milligan, R OBP: 0.422, SLG: 0.464 David Segui, S OBP: 0.319, SLG: 0.317		3-2 HR		3-1 G4-3			1-0 F9		4	1	1	2	0	0	0					
Joe Orsulak, L OBP: 0.279, SLG: 0.267		1-1 G3		0-0 1B 1B			0-0 G4-3		4	0	1	0	0	0	0					
Leo Gomez, R OBP: 0.380, SLG: 0.444		1-1 WP 1B		1-1 G6-3 1B			4-2 BB BB		2	1	2	0	1	0	0					
Chris Hoiles, R OBP: 0.400, SLG: 0.513		1-2 G6-3		1-0 G6-3			4-2 FC4-6 BB		2	0	0	0	1	0	3					
Billy Ripken, R OBP: 0.248, SLG: 0.321		0-0 E3			0-1 G6-3		0-0 FC4-6		3	1	0	0	0	0	2					
<b>Inning Stats</b>	R: 0 E: 0 K: 0 S: 8	H: 0 LOB: 0 BB: 0 P: 9	R: 4 E: 1 K: 0 S: 17	H: 4 LOB: 1 BB: 0 P: 24	R: 0 E: 0 K: 0 S: 6	H: 1 LOB: 0 BB: 0 P: 10	R: 0 E: 0 K: 0 S: 6	H: 2 LOB: 1 BB: 0 P: 11	R: 1 E: 0 K: 0 S: 11	H: 2 LOB: 1 BB: 0 P: 14	R: 0 E: 0 K: 0 S: 10	H: 0 LOB: 2 BB: 2 P: 19	R: 0 E: 0 K: 1 S: 11	H: 0 LOB: 1 BB: 1 P: 20	R: 0 E: 0 K: 0 S: 6	H: 0 LOB: 0 BB: 0 P: 7		1B: 6 2B: 2 3B: 1 HR: 1	SF: 0 SAC: 0 DP: 3 HBP: 0	WP: 1 PB: 0 SB: 0 CS: 1
<b>PITCHER</b>	IP WLS BF H R ER SO BB IBB HBP BLK WP HR S P ERA WHIP																			
Mike Gardiner, R ERA: 3.9	(1, 1) 5.2 L 26 9 5 3 0 2 0 0 0 0 0 0 12 21 4.76 1.941																			
Matt Young, L ERA: 4.4	(6, 1) 1.1 4 0 0 0 1 1 0 0 0 0 0 0 5 6 0.00 0.750																			
Greg Harris, R ERA: 1.89	(8, 1) 0.2 2 0 0 0 0 0 0 0 0 0 0 0 1 1 0.00 0.000																			
Tony Fossas, L ERA: 6.35	(8, 1) 0.1 1 0 0 0 0 0 0 0 0 0 0 0 1 1 0.00 0.000																			

Batter	1	2	3	4	5	6	7	8	9	AB	R	H	RBI	BB	SO	LOB	TOP								
Jody Reed, R OBP: 0.365, SLG: 0.385	G5-3		G5-3			G6-3		FC		4	0	0	1	0	0	2	<b>Boston Red Sox @ Baltimore Orioles</b> Oriole Park at Camden Yards, Baltimore, MD Tue Jun 09 1992, 7:05 PM EDT Att: 46,085 - Sunny - 85 F								
Luis Rivera, R OBP: 0.333, SLG: 0.277	G6-3				F9		L9	SH3		3	0	0	0	0	0										
Wade Boggs, L OBP: 0.378, SLG: 0.408	G4-3				F7		G6-3			3	0	0	0	1	0										
Jack Clark, R OBP: 0.348, SLG: 0.313		G5-3			G5-3		G5-3		K	4	0	0	0	0	1	3									
Mike Greenwell, L OBP: 0.319, SLG: 0.278	G4-3				G4-3					4	1	1	0	0	0	3									
Ellis Burks, R OBP: 0.326, SLG: 0.394	G1-4-3				G5-3				L8	4	1	1	0	0	0	0									
Tom Brunansky, R OBP: 0.383, SLG: 0.404				G6-3		K				4	1	2	1	0	1	0									
Tony Peña, R OBP: 0.258, SLG: 0.285							G6-3			4	1	2	1	0	0	1									
Scott Cooper, L OBP: 0.304, SLG: 0.261					F7		G4-3			4	0	1	1	0	1	2									
<b>Inning Stats</b>	R: 0 E: 0 K: 0 S: 9	H: 0 LOB: 0 BB: 0 P: 14	R: 0 E: 0 K: 0 S: 7	H: 0 LOB: 0 BB: 0 P: 12	R: 0 E: 0 K: 0 S: 8	H: 1 LOB: 1 BB: 0 P: 11	R: 0 E: 0 K: 0 S: 8	H: 0 LOB: 0 BB: 0 P: 13	R: 0 E: 0 K: 1 S: 6	H: 0 LOB: 0 BB: 0 P: 8	R: 0 E: 0 K: 0 S: 7	H: 0 LOB: 0 BB: 0 P: 9	R: 0 E: 0 K: 0 S: 9	H: 0 LOB: 0 BB: 0 P: 14	R: 4 E: 0 K: 1 S: 19	H: 5 LOB: 3 BB: 1 P: 28	R: 0 E: 0 K: 1 S: 7	H: 1 LOB: 1 BB: 0 P: 9	1B: 5 2B: 2 3B: 0 HR: 0	SF: 0 SAC: 1 DP: 0 HBP: 0	WP: 0 PB: 0 SB: 0 CS: 0	PA: 36			
<b>PITCHER</b>	IP	WLS	BF	H	R	ER	SO	BB	IBB	HBP	BLK	WP	HR	S	P	ERA	WHIP								
Jose Mesa, R ERA: 4.83	7.0	L	24	3	2	2	1	0	0	0	0	0	0	59	88	2.57	0.429								
Todd Frothing, R ERA: 2.37	0.2		7	3	2	2	1	0	1	0	0	0	0	13	19	27.00	4.500								
Mike Flanagan, L ERA: 4.02	1.1		5	1	0	0	1	0	0	0	0	0	0	8	11	0.00	0.750								

AB	34
R	4
H	7
RBI	4
BB	1
SO	3
LOB	11



Batter	1	2	3	4	5	6	7	8	9	AB	R	H	RBI	BB	SO	LOB	BOTTOM								
Brady Anderson, L OBP: 0.376, SLG: 0.543	G6-3		F8			G3-1		K		4	0	0	0	0	1	1	<b>Boston Red Sox @ Baltimore Orioles</b> Oriole Park at Camden Yards, Baltimore, MD Tue Jun 09 1992, 7:05 PM EDT Att: 46,085 - Sunny - 85 F								
Mike Devereaux, R OBP: 0.322, SLG: 0.458	G6-3				G6-3		P5			3	0	0	0	1	0	0									
Cal Ripken Jr., R OBP: 0.348, SLG: 0.413	G5-3				P5		G6-3			3	0	0	0	1	0	0									
Sam Horn, L OBP: 0.327, SLG: 0.404		G3			G3					4	0	0	0	0	1	2									
Randy Milligan, R OBP: 0.418, SLG: 0.458		G5-3			F8		G1-3			4	0	1	0	0	0	0									
Joe Orsulak, L OBP: 0.287, SLG: 0.276			K		G6-3					4	0	2	0	0	1	0									
Leo Gomez, R OBP: 0.377, SLG: 0.446			G5-3				L8			4	0	1	0	0	1	3									
Chris Hoiles, R OBP: 0.402, SLG: 0.528			F9							3	1	1	1	1	1	2									
Billy Ripken, R OBP: 0.252, SLG: 0.324										2	0	1	0	0	0	2									
Mark McLemore, S OBP: 0.333, SLG: 0.277										1	0	0	0	0	0	0									
Chito Martinez, L OBP: 0.365, SLG: 0.388										1	0	0	0	0	0	2									
<b>Inning Stats</b>	R: 0 E: 0 K: 0 S: 9	H: 0 LOB: 0 BB: 0 P: 12	R: 0 E: 0 K: 1 S: 10	H: 0 LOB: 0 BB: 0 P: 14	R: 0 E: 0 K: 0 S: 8	H: 1 LOB: 1 BB: 0 P: 11	R: 0 E: 0 K: 0 S: 5	H: 0 LOB: 0 BB: 0 P: 9	R: 0 E: 0 K: 0 S: 4	H: 0 LOB: 0 BB: 0 P: 5	R: 0 E: 0 K: 0 S: 12	H: 1 LOB: 1 BB: 0 P: 17	R: 1 E: 0 K: 2 S: 17	H: 1 LOB: 2 BB: 2 P: 32	R: 0 E: 0 K: 2 S: 15	H: 2 LOB: 2 BB: 0 P: 23	1B: 4 2B: 1 3B: 0 HR: 1	SF: 0 SAC: 0 DP: 0 HBP: 0	WP: 0 PB: 0 SB: 0 CS: 0	PA: 36					
<b>PITCHER</b>	IP	WLS	BF	H	R	ER	SO	BB	IBB	HBP	BLK	WP	HR	S	P	ERA	WHIP								
John Dopson, R ERA: 4.2	7.1	W	27	4	1	1	1	1	0	0	0	0	0	3	5	0.00	0.682								
Tony Fossas, L ERA: 6.0	0.1		1	0	0	0	1	0	0	0	0	0	0	3	5	0.00	0.000								
Greg Harris, R ERA: 1.88	0.1		3	0	0	0	1	2	0	0	0	0	0	10	20	0.00	6.000								
Jeff Reardon, R ERA: 1.89	1.0	S	5	2	0	0	2	0	0	0	0	0	0	15	23	0.00	2.000								



Batter	1	2	3	4	5	6	7	8	9	AB	R	H	RBI	BB	SO	LOB	TOP											
Jody Reed, R OBP: 0.360, SLG: 0.378	F8		L3		F8			F8		4	0	0	0	0	0	0	<b>Boston Red Sox @ Baltimore Orioles</b> Oriole Park at Camden Yards, Baltimore, MD Wed Jun 10 1992, 7:05 PM EDT Att: 45,733 - Sunny - 81 F											
Luis Rivera, R OBP: 0.344, SLG: 0.286	1B BB		1B		F8			1B		3	0	2	0	1	0	0												
Wade Boggs, L OBP: 0.371, SLG: 0.399	F7		L7		G4-3			F7		4	0	0	0	0	0	3												
Tom Brunansky, R OBP: 0.379, SLG: 0.398	1B				F8		K	G5-3		4	0	1	0	0	1	1												
Mike Greenwell, L OBP: 0.317, SLG: 0.277	G4-3				1B			G4-3		4	0	1	0	0	0	2												
Ellis Burks, R OBP: 0.324, SLG: 0.406		P3			F8		HR	F7		4	1	1	1	0	0	1												
Herm Winningham, L OBP: 0.290, SLG: 0.290		G4-3			G4-3		P2	K		4	0	0	0	0	1	1												
Tony Peña, R OBP: 0.265, SLG: 0.292		G6-3			G4-6-3 1B			1B		3	0	2	0	0	0	0												
Scott Cooper, L OBP: 0.293, SLG: 0.250			G3-1		G4-6-3 1-2			F7		3	0	0	0	0	0	2												
<b>Inning Stats</b>	R: 0 E: 0 K: 0 S: 14	H: 1 LOB: 2 BB: 1 P: 25	R: 0 E: 0 K: 0 S: 5	H: 0 LOB: 0 BB: 0 P: 10	R: 0 E: 0 K: 0 S: 10	H: 1 LOB: 1 BB: 0 P: 16	R: 0 E: 0 K: 0 S: 7	H: 1 LOB: 1 BB: 0 P: 16	R: 0 E: 0 K: 1 S: 9	H: 0 LOB: 0 BB: 0 P: 15	R: 1 E: 0 K: 0 S: 9	H: 2 LOB: 1 BB: 0 P: 11	R: 0 E: 0 K: 1 S: 8	H: 1 LOB: 1 BB: 0 P: 14	R: 0 E: 0 K: 1 S: 5	H: 0 LOB: 0 BB: 0 P: 8	1B: 6 2B: 0 3B: 0 HR: 1	SF: 0 SAC: 0 DP: 1 HBP: 0	WP: 0 PB: 0 SB: 0 CS: 0	PA: 34								
<b>PITCHER</b>	IP	WLS	BF	H	R	ER	SO	BB	IBB	HBP	BLK	WP	HR	S	P	ERA	WHIP											
Rick Sutcliffe, R ERA: 3.98	(1, 1)	7.0	W	27	6	1	1	1	1	0	0	0	0	1	60	103	1.29	1.000										
Storm Davis, R ERA: 3.89	(8, 1)	1.0		4	1	0	0	0	0	0	0	0	0	8	14	0.00	1.000											
Gregg Olson, R ERA: 1.32	(9, 1)	1.0	S	3	0	0	0	1	0	0	0	0	0	5	8	0.00	0.000											

Batter	1	2	3	4	5	6	7	8	9	AB	R	H	RBI	BB	SO	LOB	BOTTOM										
Brady Anderson, L OBP: 0.378, SLG: 0.542	S 1B		G1-3		3B 1B		K			4	1	2	1	0	1	1	<b>Boston Red Sox @ Baltimore Orioles</b> Oriole Park at Camden Yards, Baltimore, MD Wed Jun 10 1992, 7:05 PM EDT Att: 45,733 - Sunny - 81 F										
Mike Devereaux, R OBP: 0.325, SLG: 0.473	K		FC6-4 1B		3B		WP E 1B			4	0	3	2	0	1	1											
Cal Ripken Jr., R OBP: 0.351, SLG: 0.409	BB		FC6-4 1-2		P2		WP BB			2	0	0	0	2	0	2											
Glenn Davis, R OBP: 0.286, SLG: 0.417	K				G6-3		G5-3			3	0	0	0	1	1	5											
Randy Milligan, R OBP: 0.408, SLG: 0.446	F9				BB		G4-3			4	0	0	0	0	1	3											
Leo Gomez, R OBP: 0.374, SLG: 0.441		F9			K		F8			4	0	1	0	0	1	1											
Mark McLemore, S OBP: 0.333, SLG: 0.277					K		F8			0	0	0	0	0	0	0											
Tim Lincecum, R OBP: 0.398, SLG: 0.443					K		F9			0	0	0	0	0	0	0											
Chris Hoiles, R OBP: 0.394, SLG: 0.515		K			G4-3		F9			4	0	0	0	0	2	2											
Joe Orsulak, L OBP: 0.294, SLG: 0.303		G6-3					1B 3B			4	2	2	0	0	0	1											
Billy Ripken, R OBP: 0.248, SLG: 0.318			G6-3		L5		SH1-3 1B			2	0	0	0	0	0	1											
<b>Inning Stats</b>	R: 0 E: 0 K: 2 S: 11	H: 1 LOB: 2 BB: 1 P: 20	R: 0 E: 0 K: 1 S: 7	H: 0 LOB: 0 BB: 0 P: 10	R: 0 E: 0 K: 0 S: 8	H: 1 LOB: 1 BB: 0 P: 12	R: 0 E: 0 K: 2 S: 9	H: 0 LOB: 1 BB: 1 P: 16	R: 2 E: 0 K: 0 S: 13	H: 3 LOB: 1 BB: 0 P: 20	R: 0 E: 0 K: 0 S: 11	H: 0 LOB: 0 BB: 0 P: 18	R: 1 E: 1 K: 1 S: 16	H: 2 LOB: 2 BB: 1 P: 29	R: 0 E: 0 K: 1 S: 10	H: 1 LOB: 1 BB: 0 P: 14	1B: 6 2B: 0 3B: 2 HR: 0	SF: 0 SAC: 1 DP: 0 HBP: 0	WP: 1 PB: 0 SB: 1 CS: 0	PA: 35							
<b>PITCHER</b>	IP	WLS	BF	H	R	ER	SO	BB	IBB	HBP	BLK	WP	HR	S	P	ERA	WHIP										
Tom Bolton, L ERA: 3.44	(1, 1)	4.1	L	19	4	2	2	5	2	0	0	0	0	41	67	4.15	1.385										
Danny Darwin, R ERA: 4.89	(5, 1)	2.0		8	2	1	1	0	0	0	0	0	0	20	32	4.50	1.000										
Tony Fossas, L ERA: 5.68	(7, 1)	0.1		1	0	0	0	1	0	0	0	0	0	4	7	0.00	0.000										
Greg Harris, R ERA: 1.82	(7, 1)	1.1		7	2	0	0	1	1	0	0	1	0	20	33	0.00	2.250										

AB	33
R	1
H	7
RBI	1
BB	1
SO	2
LOB	10



AB	31
R	3
H	8
RBI	3
BB	3
SO	7
LOB	17



Batter	1	2	3	4	5	6	7	8	9	AB	R	H	RBI	BB	SO	LOB	TOP			
Jody Reed, R OBP: 0.362, SLG: 0.380 (1, 4)	F7		1B			G3 1B		P5		4	0	2	0	0	0	0				
Luis Rivera, R OBP: 0.342, SLG: 0.279 (1, 6)	G1-3 BB		G3			G1-3			K	3	0	0	0	1	1	2				
Wade Boggs, L OBP: 0.369, SLG: 0.393 (1, 5)	G1-3			L3 BB		G3			L7	3	0	0	0	1	0	2				
Mike Greenwell, L OBP: 0.310, SLG: 0.270 (1, 7)	G3			L3		F8			F7	4	0	0	0	0	3					
Ellis Burks, R OBP: 0.324, SLG: 0.405 (1, 8)		F8		WP 1B					K	3	0	1	0	0	1	0				
Phil Plantier, L OBP: 0.311, SLG: 0.327 (1, 9)				F9					F8	2	0	0	0	1	0	1				
Tom Brunansky, R OBP: 0.378, SLG: 0.396 (1, 10)				F9					P3	3	0	1	0	0	0	1				
Scott Cooper, L OBP: 0.282, SLG: 0.240 (1, 3)		CS		F8		G1-3			F7	3	0	0	0	0	0	0				
Tony Peña, R OBP: 0.262, SLG: 0.288 Herm Winningham, L OBP: 0.246, SLG: 0.286 John Flaherty, R OBP: 0.179, SLG: 0.185 (1, 2)				G4-3		G6-3			G1	2	0	0	0	0	0	0				
<b>Inning Stats</b>	R: 0 E: 0 K: 0 S: 7	H: 0 LOB: 1 BB: 1 P: 16	R: 0 E: 0 K: 0 S: 9	H: 0 LOB: 0 BB: 1 P: 18	R: 0 E: 0 K: 0 S: 7	H: 1 LOB: 1 BB: 0 P: 11	R: 0 E: 0 K: 0 S: 8	H: 1 LOB: 1 BB: 1 P: 16	R: 0 E: 0 K: 0 S: 10	H: 1 LOB: 0 BB: 0 P: 13	R: 0 E: 0 K: 1 S: 5	H: 0 LOB: 0 BB: 0 P: 6	R: 0 E: 0 K: 0 S: 8	H: 0 LOB: 0 BB: 0 P: 11	R: 0 E: 0 K: 1 S: 6	H: 0 LOB: 0 BB: 0 P: 7	1B: 4 2B: 1 3B: 0 HR: 0	SF: 0 SAC: 0 DP: 1 HBP: 0	WP: 1 PB: 0 SB: 0 CS: 1	PA: 32
<b>PITCHER</b> Jack Morris, R ERA: 3.94 (1, 1)	IP: 9.0 WLS: W BF: 31 H: 4 R: 0 ER: 0 SO: 2 BB: 3 IBB: 0 HBP: 0 BLK: 0 WP: 1 HR: 0 S: 68 P: 114 ERA: 0.00 WHIP: 0.778																			

**Boston Red Sox @ Toronto Blue Jays**  
SkyDome, Toronto, ON  
Thu Jun 11 1992, 7:05 PM EDT  
Att: 50,423 - Sunny - 79 F

AB 28  
R 0  
H 4  
RBI 0  
BB 3  
SO 2  
LOB 9



Batter	1	2	3	4	5	6	7	8	9	AB	R	H	RBI	BB	SO	LOB	BOTTOM			
Devon White, S OBP: 0.296, SLG: 0.369 (1, 8)	F8		P7		G1-3					4	0	0	0	0	1	3				
Jeff Kent, R OBP: 0.357, SLG: 0.522 (1, 4)	P4		F9		FC6-5				F8	4	0	0	0	0	0	3				
Joe Carter, R OBP: 0.306, SLG: 0.500 (1, 9)	1B		HR		K				K	4	1	2	2	0	2	1				
Dave Winfield, R OBP: 0.390, SLG: 0.529 (1, 10)	1B		P2			G5-4-3 BB			HR	3	1	2	1	1	0	0				
Kelly Gruber, R OBP: 0.261, SLG: 0.409 (1, 5)	K				F8	G5-4-3			K	4	0	0	0	0	2	3				
John Olerud, L OBP: 0.347, SLG: 0.367 (1, 3)		K				L7			L9	3	0	0	0	1	1	0				
Candy Maldonado, R OBP: 0.333, SLG: 0.389 (1, 7)		K			P2				K	3	0	0	0	0	2	1				
Pat Borders, R OBP: 0.312, SLG: 0.400 (1, 2)		F8			F7				HR	3	1	1	1	0	0	1				
Manuel Lee, S OBP: 0.327, SLG: 0.352 (1, 6)					HR	FC6-5 G1-3 1B			BB	2	1	2	0	1	0	0				
<b>Inning Stats</b>	R: 0 E: 0 K: 1 S: 13	H: 2 LOB: 2 BB: 0 P: 21	R: 0 E: 0 K: 2 S: 9	H: 0 LOB: 0 BB: 0 P: 13	R: 2 E: 0 K: 0 S: 13	H: 2 LOB: 0 BB: 0 P: 23	R: 0 E: 0 K: 0 S: 14	H: 0 LOB: 1 BB: 1 P: 22	R: 0 E: 0 K: 1 S: 11	H: 1 LOB: 1 BB: 0 P: 19	R: 0 E: 0 K: 0 S: 4	H: 0 LOB: 0 BB: 1 P: 10	R: 1 E: 0 K: 2 S: 11	H: 1 LOB: 1 BB: 1 P: 16	R: 1 E: 0 K: 2 S: 8	H: 1 LOB: 0 BB: 0 P: 12	1B: 4 2B: 0 3B: 0 HR: 3	SF: 0 SAC: 0 DP: 1 HBP: 0	WP: 0 PB: 0 SB: 0 CS: 0	PA: 33
<b>PITCHER</b> Roger Clemens, R ERA: 1.79 Greg Harris, R ERA: 1.79 (8, 1)	IP: 7.1 WLS: L BF: 31 H: 7 R: 4 ER: 4 SO: 7 BB: 3 IBB: 0 HBP: 0 BLK: 0 WP: 0 HR: 3 S: 79 P: 131 ERA: 4.91 WHIP: 1.364																			

**Boston Red Sox @ Toronto Blue Jays**  
SkyDome, Toronto, ON  
Thu Jun 11 1992, 7:05 PM EDT  
Att: 50,423 - Sunny - 79 F

AB 30  
R 4  
H 7  
RBI 4  
BB 3  
SO 8  
LOB 12





Batter	1	2	3	4	5	6	7	8	9	AB	R	H	RBI	BB	SO	LOB	TOP										
Jody Reed, R OBP: 0.363, SLG: 0.378 (1,4)	K		G5-3						G4-3	4	1	1	0	1	1	0											
Luis Rivera, R OBP: 0.340, SLG: 0.286 (1,6)	K		G5-3							4	0	1	0	0	1	3											
Wade Boggs, L OBP: 0.371, SLG: 0.410 (1,5)	FC5-4 1B		G6-3							4	1	2	4	0	0	1											
Tom Brunansky, R OBP: 0.366, SLG: 0.382 (1,9)	FC5-4 1-2								F9	4	0	0	0	0	1	1											
Mike Greenwell, L OBP: 0.309, SLG: 0.269 (1,7)										4	1	1	0	0	0	0											
Bob Zupic, R OBP: 0.359, SLG: 0.424 (8,7)										0	0	0	0	0	0	0											
Ellis Burks, R OBP: 0.332, SLG: 0.414 (1,8)										3	0	2	0	1	0	0											
Phil Plantier, L OBP: 0.306, SLG: 0.321 (1,10)										3	0	0	0	0	1	3											
Tim Naehring, R OBP: 0.278, SLG: 0.292 (8,PH)										1	0	0	0	0	0	1											
Tony Peña, R OBP: 0.262, SLG: 0.283 (1,2)										3	1	0	1	1	0	2											
Scott Cooper, L OBP: 0.281, SLG: 0.253 (1,3)										4	1	1	0	0	1	1											
<b>Inning Stats</b>	R: 0 E: 0 K: 2 S: 10	H: 1 LOB: 1 BB: 0 P: 17	R: 1 E: 0 K: 1 S: 13	H: 2 LOB: 1 BB: 0 P: 19	R: 0 E: 0 K: 1 S: 8	H: 0 LOB: 0 BB: 0 P: 14	R: 0 E: 0 K: 1 S: 5	H: 0 LOB: 0 BB: 0 P: 7	R: 4 E: 0 K: 0 S: 10	H: 2 LOB: 1 BB: 2 P: 27	R: 0 E: 0 K: 0 S: 5	H: 0 LOB: 1 BB: 1 P: 13	R: 0 E: 0 K: 0 S: 8	H: 2 LOB: 1 BB: 0 P: 13	R: 0 E: 0 K: 0 S: 6	H: 1 LOB: 1 BB: 0 P: 8	R: 0 E: 0 K: 1 S: 8	H: 0 LOB: 0 BB: 0 P: 10	1B: 4 2B: 3 HR: 1	SF: 0 SAC: 0 DP: 0 HBP: 0	WP: 0 PB: 0 SB: 0 CS: 0	PA: 37					
<b>PITCHER</b>	IP	WLS	BF	H	R	ER	SO	BB	IBB	HBP	BLK	WP	HR	S	P	ERA	WHIP										
Dave Stieb, R ERA: 4.85 (1,1)	6.0	L	26	5	5	5	4	3	0	0	0	0	1	51	97	7.50	1.333										
Bob MacDonald, L ERA: 3.0 (7,1)	2.0		8	3	0	0	0	0	0	0	0	0	0	14	21	0.00	1.500										
Duane Ward, R ERA: 2.62 (9,1)	1.0		3	0	0	0	1	0	0	0	0	0	0	8	10	0.00	0.000										

**Boston Red Sox @ Toronto Blue Jays**  
 SkyDome, Toronto, ON  
 Fri Jun 12 1992, 7:05 PM EDT  
 Att: 50,387 - Sunny - 82 F

AB 34  
 R 5  
 H 8  
 RBI 5  
 BB 3  
 SO 5  
 LOB 12



Batter	1	2	3	4	5	6	7	8	9	AB	R	H	RBI	BB	SO	LOB	BOTTOM										
Devon White, S OBP: 0.296, SLG: 0.368 (1,8)	K		G5-3						G1-6-3	4	0	1	0	0	1	1											
Jeff Kent, R OBP: 0.350, SLG: 0.520 (1,4)	E5 FC6-4		K							4	0	1	0	0	1	1											
Joe Carter, R OBP: 0.309, SLG: 0.508 (1,9)	FC6-4 1-2									4	0	2	0	0	0	2											
Dave Winfield, R OBP: 0.392, SLG: 0.525 (1,10)	K									2	0	0	0	2	1	2											
Kelly Gruber, R OBP: 0.261, SLG: 0.406 (1,5)										4	0	1	0	0	1	5											
Pat Tabler, R OBP: 0.262, SLG: 0.203 (1,3)										2	0	0	0	1	0	3											
John Olerud, L OBP: 0.345, SLG: 0.365 (8,PH)										1	0	0	0	0	0	2											
Candy Maldonado, R OBP: 0.326, SLG: 0.379 (1,7)										4	0	0	0	0	1	5											
Pat Borders, R OBP: 0.306, SLG: 0.392 (1,2)										4	0	0	0	0	0	1											
Manuel Lee, S OBP: 0.325, SLG: 0.350 (1,6)										4	0	1	0	0	0	0											
<b>Inning Stats</b>	R: 0 E: 1 K: 2 S: 10	H: 0 LOB: 1 BB: 0 P: 18	R: 0 E: 0 K: 0 S: 7	H: 1 LOB: 1 BB: 0 P: 11	R: 0 E: 0 K: 1 S: 9	H: 0 LOB: 0 BB: 0 P: 10	R: 0 E: 0 K: 1 S: 8	H: 1 LOB: 2 BB: 1 P: 20	R: 0 E: 0 K: 0 S: 10	H: 1 LOB: 1 BB: 0 P: 16	R: 0 E: 0 K: 1 S: 17	H: 1 LOB: 2 BB: 1 P: 30	R: 0 E: 0 K: 0 S: 8	H: 1 LOB: 0 BB: 0 P: 12	R: 0 E: 0 K: 0 S: 12	H: 1 LOB: 2 BB: 1 P: 23	R: 0 E: 0 K: 0 S: 8	H: 0 LOB: 0 BB: 0 P: 11	1B: 3 2B: 3 HR: 0	SF: 0 SAC: 0 DP: 1 HBP: 0	WP: 0 PB: 0 SB: 0 CS: 0	PA: 36					
<b>PITCHER</b>	IP	WLS	BF	H	R	ER	SO	BB	IBB	HBP	BLK	WP	HR	S	P	ERA	WHIP										
Frank Viola, L ERA: 3.0 (1,1)	7.1	W	31	6	0	0	0	3	0	0	1	0	0	78	136	0.00	1.227										
Danny Darwin, R ERA: 4.66 (8,1)	1.2		5	0	0	0	0	0	0	0	0	0	0	11	15	0.00	0.000										

**Boston Red Sox @ Toronto Blue Jays**  
 SkyDome, Toronto, ON  
 Fri Jun 12 1992, 7:05 PM EDT  
 Att: 50,387 - Sunny - 82 F

AB 33  
 R 0  
 H 6  
 RBI 0  
 BB 3  
 SO 5  
 LOB 22



Batter	1	2	3	4	5	6	7	8	9	AB	R	H	RBI	BB	SO	LOB	TOP			
Herm Winningham, L (1, 7) OBP: 0.243, SLG: 0.269	0-1 G6-3	1-2 L6		4-2 1B BB		0-0 FC1-6			0-0 G3	4	0	0	0	1	0	3	<b>Boston Red Sox @ Toronto Blue Jays</b> SkyDome, Toronto, ON Sat Jun 13 1992, 3:33 AM EDT Att: 50,397 - Cloudy - 82 F			
Luis Rivera, R (1, 6) OBP: 0.348, SLG: 0.292	2-2 P5		2-0 HR 1B	1-0 BB		2-3 K			4-1 FC4-6 BB	4	1	2	1	1	1	1				
Wade Boggs, L (1, 5) OBP: 0.368, SLG: 0.402	0-2 G4-3		0-1 L6	4-1 BB			1-1 G1		0-1 FC4-6	4	0	0	0	1	0	2				
Mike Greenwell, L (1, 10) OBP: 0.311, SLG: 0.288		2-0 P6	3-1 HR	0-0 G6-3			2-1 HBP		0-1 G4-3	4	1	1	2	0	0	4				
Ellis Burks, R (1, 8) OBP: 0.330, SLG: 0.425		1-0 HR	2-3 K		2-0 P4		2-2 F8			4	1	1	1	0	1	1				
Phil Plantier, L (1, 9) OBP: 0.310, SLG: 0.343		3-1 HR	3-1 G4-3		1-2 1B		3-2 F8			4	1	2	1	0	0	1				
Bob Zupcic, R (9, 9) OBP: 0.359, SLG: 0.424										0	0	0	0	0	0	0				
Tim Lincecum, R (1, 4) OBP: 0.265, SLG: 0.276	0-1 P3			1-1 P6	2-2 P6		1-2 F9			4	0	0	0	0	0	1				
Tony Peña, R (1, 2) OBP: 0.262, SLG: 0.282	0-1 1B		1-3 K	2-3 K			1-0 G6-3			4	0	1	0	0	2	1				
Scott Cooper, L (1, 3) OBP: 0.301, SLG: 0.289	2-2 1B			0-0 1B	2-2 FC1-6		0-3 K			4	1	3	0	0	1	0				
<b>Inning Stats</b>	R: 0 E: 0 K: 1 S: 8	H: 0 LOB: 0 BB: 0 P: 10	R: 2 E: 0 K: 1 S: 14	H: 4 LOB: 2 BB: 0 P: 23	R: 2 E: 0 K: 1 S: 10	H: 2 LOB: 0 BB: 0 P: 20	R: 1 E: 0 K: 1 S: 12	H: 2 LOB: 3 BB: 2 P: 23	R: 0 E: 0 K: 1 S: 15	H: 1 LOB: 1 BB: 0 P: 22	R: 0 E: 0 K: 0 S: 11	H: 0 LOB: 1 BB: 0 P: 19	R: 0 E: 0 K: 1 S: 7	H: 0 LOB: 1 BB: 0 P: 9	R: 0 E: 0 K: 0 S: 6	H: 0 LOB: 1 BB: 1 P: 10	1B: 6 2B: 1 3B: 0 HR: 3	SF: 0 SAC: 0 DP: 0 HBP: 1	WP: 0 PB: 0 SB: 0 CS: 0	PA: 40
<b>PITCHER</b>	IP WLS BF H R ER SO	IP WLS BF H R ER SO	IP WLS BF H R ER SO	IP WLS BF H R ER SO	IP WLS BF H R ER SO	IP WLS BF H R ER SO	IP WLS BF H R ER SO	IP WLS BF H R ER SO	IP WLS BF H R ER SO	IP WLS BF H R ER SO	IP WLS BF H R ER SO	IP WLS BF H R ER SO	IP WLS BF H R ER SO	IP WLS BF H R ER SO	IP WLS BF H R ER SO	IP WLS BF H R ER SO	ERA WHIP	ERA WHIP		
Todd Stottlemyre, R (1, 1) ERA: 5.08	3.2 L	21 8	5 5	2 2	2 0	0 0	0 0	0 0	3 43	75	12.27	2.727								
David Welts, L (4, 1) ERA: 2.7	3.1 12	2 0	0 2	0 0	0 1	0 0	0 0	0 0	34 53	0.00	0.600									
Mike Timlin, R (8, 1) ERA: 1.71	1.0 3	0 0	0 1	0 0	0 0	0 0	0 0	7 9	0.00	0.000										
Tom Henke, R (9, 1) ERA: 2.25	1.0 4	0 0	0 0	0 0	1 0	0 0	0 0	6 10	0.00	1.000										

Batter	1	2	3	4	5	6	7	8	9	AB	R	H	RBI	BB	SO	LOB	BOTTOM			
Devon White, S (1, 8) OBP: 0.295, SLG: 0.366	0-0 F8		0-2 S 1B			0-1 G1-3			3-2 G4-3	4	0	1	0	0	0	0	<b>Boston Red Sox @ Toronto Blue Jays</b> SkyDome, Toronto, ON Sat Jun 13 1992, 3:33 AM EDT Att: 50,397 - Cloudy - 82 F			
Jeff Kent, R (1, 4) OBP: 0.328, SLG: 0.481	1-0 F7		1-3 K			1-0 G5-3			0-2 P6	4	0	0	0	0	1	1				
Joe Carter, R (1, 9) OBP: 0.308, SLG: 0.516	2-3 K			0-1 HR		2-1 G4-3			2-2 P6	4	1	1	1	0	1	0				
Dave Winfield, R (1, 10) OBP: 0.394, SLG: 0.535		1-0 HR		3-2 F7			4-2 1B BB		0-1 F9	3	1	1	1	1	0	0				
Kelly Gruber, R (1, 5) OBP: 0.261, SLG: 0.403		0-1 G5-3		1-3 K			0-0 P4		1-2 2B 1B	4	1	1	0	0	1	1				
Pat Tabler, R (1, 3) OBP: 0.265, SLG: 0.210		1-1 G5-3		2-1 G6-3			3-2 FC6-4		1-1 2B	3	0	1	0	0	0	0				
John Olerud, L (9, FH) OBP: 0.348, SLG: 0.375							1-3 1B		1-1 2B	1	0	1	1	0	0	0				
Candy Maldonado, R (1, 7) OBP: 0.316, SLG: 0.369			3-3 K		1-3 K		0-3 K		3-3 K	4	0	0	0	0	4	3				
Pat Borders, R (1, 2) OBP: 0.302, SLG: 0.385			1-2 P4		1-0 G1-3		1-2 FC6-4			3	0	0	0	0	0	2				
Manuel Lee, S (1, 6) OBP: 0.320, SLG: 0.344			0-1 F7		1-0 G4-3			0-0 B2-3		3	0	0	0	0	0	0				
<b>Inning Stats</b>	R: 0 E: 0 K: 1 S: 5	H: 0 LOB: 0 BB: 0 P: 8	R: 1 E: 0 K: 1 S: 9	H: 1 LOB: 0 BB: 0 P: 14	R: 0 E: 0 K: 1 S: 11	H: 1 LOB: 1 BB: 0 P: 13	R: 1 E: 0 K: 1 S: 11	H: 1 LOB: 0 BB: 0 P: 17	R: 0 E: 0 K: 1 S: 5	H: 0 LOB: 0 BB: 0 P: 8	R: 0 E: 0 K: 0 S: 13	H: 1 LOB: 2 BB: 1 P: 21	R: 0 E: 0 K: 0 S: 7	H: 0 LOB: 0 BB: 0 P: 10	R: 1 E: 0 K: 1 S: 15	H: 2 LOB: 1 BB: 0 P: 22	1B: 3 2B: 1 3B: 0 HR: 2	SF: 0 SAC: 0 DP: 0 HBP: 0	WP: 0 PB: 0 SB: 1 CS: 0	PA: 34
<b>PITCHER</b>	IP WLS BF H R ER SO	IP WLS BF H R ER SO	IP WLS BF H R ER SO	IP WLS BF H R ER SO	IP WLS BF H R ER SO	IP WLS BF H R ER SO	IP WLS BF H R ER SO	IP WLS BF H R ER SO	IP WLS BF H R ER SO	IP WLS BF H R ER SO	IP WLS BF H R ER SO	IP WLS BF H R ER SO	IP WLS BF H R ER SO	IP WLS BF H R ER SO	IP WLS BF H R ER SO	IP WLS BF H R ER SO	ERA WHIP	ERA WHIP		
Joe Hesketh, L (1, 1) ERA: 3.03	6.1 W	24 4	2 2	5 5	1 0	0 0	0 0	0 0	13 17	0.00	0.000									
Greg Harris, R (7, 1) ERA: 1.71	1.2 S	5 2	0 1	0 1	0 1	0 1	0 1	0 1	15 22	9.00	2.000									
Jeff Reardon, R (9, 1) ERA: 2.25	1.0 S	5 2	1 1	1 1	0 0	0 0	0 0	0 0	15 22	9.00	2.000									



Batter	1	2	3	4	5	6	7	8	9	AB	R	H	RBI	BB	SO	LOB	TOP										
Jody Reed, R OBP: 0.356, SLG: 0.370	F7	F8		G6-3			P6		L8	5	0	0	0	0	0	3											
Luis Rivera, R OBP: 0.351, SLG: 0.304	P4		1B	K			FC4-6			4	1	2	0	0	1	0											
Wade Boggs, L OBP: 0.366, SLG: 0.399	L8		1B				FC4-6			4	0	1	0	0	1	1											
Mike Greenwell, L OBP: 0.321, SLG: 0.294		1B	1B	WP			G4-3			3	1	2	1	1	0	1											
Tom Brunansky, R OBP: 0.363, SLG: 0.372		1B	G1-3						F9	3	0	0	0	1	1	3											
Phil Plantier, L OBP: 0.313, SLG: 0.343		1B					K		K	3	0	1	0	1	2	0											
Bob Zupcic, R OBP: 0.338, SLG: 0.397		K	K						G4-3	4	0	0	0	0	3	6											
Scott Cooper, L OBP: 0.309, SLG: 0.302		FC5-2	L3						K	3	0	1	1	1	1	3											
John Flaherty, R OBP: 0.161, SLG: 0.167	FC5-2								F7	3	0	0	0	0	0	4											
Herm Winningham, L (9, PH) OBP: 0.239, SLG: 0.265				P3			G5-3			1	0	0	0	0	0	0											
<b>Inning Stats</b>	R: 0 E: 0 K: 0 S: 8	H: 0 LOB: 0 BB: 0 P: 12	R: 1 E: 0 K: 1 S: 15	H: 1 LOB: 3 BB: 3 P: 34	R: 1 E: 0 K: 1 S: 19	H: 3 LOB: 3 BB: 1 P: 31	R: 0 E: 0 K: 1 S: 7	H: 0 LOB: 0 BB: 0 P: 10	R: 0 E: 0 K: 2 S: 8	H: 1 LOB: 1 BB: 0 P: 10	R: 0 E: 0 K: 0 S: 9	H: 1 LOB: 1 BB: 0 P: 12	R: 0 E: 0 K: 0 S: 11	H: 1 LOB: 1 BB: 0 P: 13	R: 0 E: 0 K: 1 S: 10	H: 0 LOB: 0 BB: 0 P: 14	R: 0 E: 0 K: 1 S: 7	H: 0 LOB: 0 BB: 0 P: 8	1B: 5 2B: 3 3B: 0 HR: 0	SF: 0 SAC: 0 DP: 1 HBP: 0	WP: 1 PB: 0 SB: 0 CS: 1	PA: 37					
<b>PITCHER</b>	IP	WLS	BF	H	R	ER	SO	BB	IBB	HBP	BLK	WP	HR	S	P	ERA	WHIP										
Juan Guzman, R ERA: 2.41	(1, 1)	6.0	W	27	6	2	2	7	4	0	0	0	0	66	109	3.00	1.667										
Duane Ward, R ERA: 2.41	(7, 1)	3.0	S	10	1	0	0	2	0	0	0	0	0	28	35	0.00	0.333										

**Boston Red Sox @ Toronto Blue Jays**  
SkyDome, Toronto, ON  
Sun Jun 14 1992, 3:33 AM EDT  
Att: 50,412 - Cloudy - 76 F

AB 33  
R 2  
H 7  
RBI 2  
BB 4  
SO 9  
LOB 21



Batter	1	2	3	4	5	6	7	8	9	AB	R	H	RBI	BB	SO	LOB	BOTTOM										
Devon White, S OBP: 0.291, SLG: 0.360	F7		P7			F8	FC5-4			4	0	0	0	0	0	1											
Jeff Kent, R OBP: 0.324, SLG: 0.483	F7		P6							4	1	1	0	0	1	1											
Roberto Alomar, S OBP: 0.409, SLG: 0.441										0	0	0	0	0	0	0											
Joe Carter, R OBP: 0.311, SLG: 0.528				G5-3						4	2	2	1	0	1	1											
Dave Winfield, R OBP: 0.403, SLG: 0.537				F7						1	2	1	0	3	0	0											
Kelly Gruber, R OBP: 0.261, SLG: 0.397	K			F7						3	1	0	1	1	1	3											
John Olerud, L OBP: 0.347, SLG: 0.378			K	G4-3						4	0	1	3	0	1	2											
Candy Maldonado, R OBP: 0.317, SLG: 0.379			K			F8	F9			4	0	1	1	0	1	1											
Pat Borders, R OBP: 0.301, SLG: 0.379			K			F8	P3			3	0	0	0	1	1	1											
Manuel Lee, S OBP: 0.319, SLG: 0.339			F9			P5				3	0	0	0	1	1	2											
<b>Inning Stats</b>	R: 1 E: 0 K: 1 S: 14	H: 1 LOB: 1 BB: 1 P: 26	R: 0 E: 0 K: 3 S: 10	H: 0 LOB: 0 BB: 0 P: 16	R: 0 E: 0 K: 0 S: 10	H: 0 LOB: 0 BB: 0 P: 17	R: 0 E: 0 K: 0 S: 12	H: 1 LOB: 1 BB: 0 P: 16	R: 0 E: 0 K: 0 S: 7	H: 0 LOB: 0 BB: 0 P: 12	R: 4 E: 0 K: 0 S: 10	H: 3 LOB: 1 BB: 2 P: 26	R: 0 E: 0 K: 2 S: 12	H: 0 LOB: 1 BB: 1 P: 22	R: 1 E: 0 K: 1 S: 12	H: 1 LOB: 2 BB: 2 P: 23	1B: 2 2B: 2 3B: 1 HR: 1	SF: 0 SAC: 0 DP: 0 HBP: 0	WP: 0 PB: 0 SB: 0 CS: 0	PA: 36							
<b>PITCHER</b>	IP	WLS	BF	H	R	ER	SO	BB	IBB	HBP	BLK	WP	HR	S	P	ERA	WHIP										
Mike Gardiner, R ERA: 4.27	(1, 1)	5.1	L	22	4	4	4	4	2	0	0	0	0	0	102	6.75	1.125										
Danny Darwin, R ERA: 4.59	(6, 1)	0.2		4	1	1	1	0	1	0	0	0	0	4	11	13.50	3.000										
Matt Young, L ERA: 4.26	(7, 1)	1.0		4	0	0	0	2	1	0	0	0	0	12	22	0.00	1.000										
Tony Fossas, L ERA: 6.14	(8, 1)	1.0		6	1	1	1	1	2	0	0	0	0	12	23	9.00	3.000										

**Boston Red Sox @ Toronto Blue Jays**  
SkyDome, Toronto, ON  
Sun Jun 14 1992, 3:33 AM EDT  
Att: 50,412 - Cloudy - 76 F


AB 30  
R 6  
H 6  
RBI 6  
BB 6  
SO 7  
LOB 12




Batter	1	2	3	4	5	6	7	8	9	AB	R	H	RBI	BB	SO	LOB	TOP						
Andy Stankiewicz, R OBP: 0.391, SLG: 0.427	G5-3		2B			CS BB		L6		3	0	1	0	1	0	0	<b>New York Yankees @ Boston Red Sox</b> Fenway Park, Boston, MA Mon Jun 15 1992, 7:05 PM EDT Att: 33,577 - Cloudy - 63 F						
Mel Hall, L OBP: 0.269, SLG: 0.431	K		P5			1-2		G3		4	0	0	0	0	2	2							
Roberto Kelly, R OBP: 0.351, SLG: 0.459	G4-3					P3		F7		4	0	0	0	0	0	0							
Don Mattingly, L OBP: 0.306, SLG: 0.411		F7				1B		F7		4	0	2	0	0	0	0							
Kevin Maas, L OBP: 0.362, SLG: 0.492		FC4-6 1B				F9		FC5-4 BB		3	0	1	0	1	1	2							
Dion James, L OBP: 0.295, SLG: 0.262		F9				G3		FC5-4 1-2		3	0	0	0	0	0	3							
Matt Nokes, L OBP: 0.296, SLG: 0.376		FC4-6 1-2				G4-3		F8		3	0	0	0	0	0	2							
Charlie Hayes, R OBP: 0.301, SLG: 0.385			G5-3			CS 1B		G5-3		3	0	1	0	0	0	0							
Mike Gallego, R OBP: 0.340, SLG: 0.333			G5-3			L5		1B		3	0	1	0	0	0	1							
<b>Inning Stats</b>	R: 0 E: 0 K: 1 S: 9	H: 0 LOB: 0 BB: 0 P: 12	R: 0 E: 0 K: 0 S: 7	H: 1 LOB: 1 BB: 0 P: 10	R: 0 E: 0 K: 0 S: 7	H: 1 LOB: 1 BB: 0 P: 10	R: 0 E: 0 K: 0 S: 7	H: 1 LOB: 1 BB: 0 P: 11	R: 0 E: 0 K: 1 S: 5	H: 0 LOB: 0 BB: 1 P: 12	R: 0 E: 0 K: 0 S: 6	H: 0 LOB: 1 BB: 1 P: 12	R: 0 E: 0 K: 0 S: 7	H: 1 LOB: 0 BB: 0 P: 11	R: 0 E: 0 K: 1 S: 12	H: 1 LOB: 1 BB: 0 P: 16	1B: 5 2B: 1 3B: 0 HR: 0	SF: 0 SAC: 0 DP: 0 HBP: 0	WP: 0 PB: 0 CS: 2	PA: 32			
<b>PITCHER</b>	IP WLS BF H R ER SO BB IBB HBP BLK WP HR S P ERA WHIP	IP WLS BF H R ER SO BB IBB HBP BLK WP HR S P ERA WHIP																					
John Dopson, R ERA: 3.32	(1, 1)	8.0	W	28	5	0	0	2	2	0	0	0	0	0	0	0	0	0	0	60	95	0.00	0.875
Jeff Reardon, R ERA: 2.14	(9, 1)	1.0	S	4	1	0	0	1	0	0	0	0	0	0	0	0	0	0	0	12	16	0.00	1.000

Batter	1	2	3	4	5	6	7	8	9	AB	R	H	RBI	BB	SO	LOB	BOTTOM			
Jody Reed, R OBP: 0.391, SLG: 0.364	P4		G5-3			L7		G6-3		4	0	0	0	0	0	3	<b>New York Yankees @ Boston Red Sox</b> Fenway Park, Boston, MA Mon Jun 15 1992, 7:05 PM EDT Att: 33,577 - Cloudy - 63 F			
Luis Rivera, R OBP: 0.348, SLG: 0.298	BB HBP		K			FC6-4 1-2		F9		3	0	0	0	0	1	2				
Wade Boggs, L OBP: 0.365, SLG: 0.395	FC6-4 BB					L7				2	0	0	0	1	0	0				
Mike Greenwell, L OBP: 0.316, SLG: 0.289	F8					F8				3	0	0	0	0	0	2				
Ellis Burks, R OBP: 0.326, SLG: 0.419	FC6-4 1-2					F8		K		3	0	0	0	0	1	2				
Phil Plantier, L OBP: 0.314, SLG: 0.360			P3			HR		K		3	1	1	1	0	1	0				
Bob Zupcic, R OBP: 0.338, SLG: 0.397						BB		K		0	0	0	0	0	0	0				
Tom Brunansky, R OBP: 0.362, SLG: 0.365		L7				1B BB		K		2	0	0	0	1	1	0				
Scott Cooper, L OBP: 0.310, SLG: 0.303		P6				FC6-4 1B		F9		3	0	1	0	0	0	0				
Tony Peña, R OBP: 0.263, SLG: 0.283			L9			F8		G6-3 1B		3	0	1	0	0	0	2				
<b>Inning Stats</b>	R: 0 E: 0 K: 0 S: 9	H: 0 LOB: 2 BB: 1 P: 18	R: 0 E: 0 K: 0 S: 9	H: 0 LOB: 0 BB: 0 P: 14	R: 0 E: 0 K: 1 S: 7	H: 0 LOB: 0 BB: 0 P: 8	R: 0 E: 0 K: 0 S: 5	H: 0 LOB: 0 BB: 0 P: 7	R: 1 E: 0 K: 0 S: 13	H: 2 LOB: 2 BB: 1 P: 25	R: 0 E: 0 K: 1 S: 10	H: 0 LOB: 0 BB: 0 P: 16	R: 0 E: 0 K: 2 S: 7	H: 0 LOB: 0 BB: 0 P: 13	R: 0 E: 0 K: 0 S: 5	H: 1 LOB: 0 BB: 0 P: 7	1B: 2 2B: 0 3B: 0 HR: 1	SF: 0 SAC: 0 DP: 1 HBP: 1	WP: 0 PB: 0 CS: 0	PA: 29
<b>PITCHER</b>	IP WLS BF H R ER SO BB IBB HBP BLK WP HR S P ERA WHIP	IP WLS BF H R ER SO BB IBB HBP BLK WP HR S P ERA WHIP																		
Scott Sanderson, R ERA: 5.14	(1, 1)	8.0	L	29	3	1	1	4	2	0	1	65	108	1.12	0.625					

**AB 30**  
**R 0**  
**H 6**  
**RBI 0**  
**BB 2**  
**SO 3**  
**LOB 10**



**AB 26**  
**R 1**  
**H 3**  
**RBI 1**  
**BB 2**  
**SO 4**  
**LOB 11**




Batter	1	2	3	4	5	6	7	8	9	10	AB	R	H	RBI	BB	SO	LOB					
Andy Stankiewicz, R OBP: 0.384, SLG: 0.418	F9		K		K		K		L3		5	0	1	1	0	3	6					
Dion James, L OBP: 0.289, SLG: 0.257	G6-3				G3		G6-3		L3		5	0	1	1	0	0	6					
Roberto Kelly, R OBP: 0.344, SLG: 0.449	K		F9			F9		G6-3		G6-3	5	0	0	0	0	1	2					
Don Mattingly, L OBP: 0.304, SLG: 0.406		P5		G4-3		K		F9			5	0	1	0	0	1	0					
Mel Hall, L OBP: 0.271, SLG: 0.434	K		F9					F7			5	0	2	0	0	1	0					
Matt Nokes, L OBP: 0.289, SLG: 0.367											4	0	0	0	0	1	1					
Jim Leyritz, R OBP: 0.426, SLG: 0.717	P2			K		F8			F8		0	0	0	0	1	0	0					
Kevin Maas, L OBP: 0.366, SLG: 0.500			K		K						4	0	2	0	0	2	0					
Pat Kelly, R OBP: 0.313, SLG: 0.362											0	1	0	0	0	0	0					
Danny Tartabull, R OBP: 0.414, SLG: 0.391											1	0	0	0	0	1	3					
Randy Velarde, R OBP: 0.284, SLG: 0.338			BB		1B		K				4	2	2	1	1	2	4					
Mike Gallego, R OBP: 0.357, SLG: 0.345											3	0	2	0	1	0	1					
<b>Inning Stats</b>	R: 0 E: 0 K: 1 S: 8	H: 0 LOB: 0 BB: 0 P: 10	R: 0 E: 0 K: 1 S: 8	H: 0 LOB: 0 BB: 0 P: 10	R: 1 E: 0 K: 2 S: 16	H: 1 LOB: 2 BB: 0 P: 29	R: 0 E: 0 K: 1 S: 7	H: 0 LOB: 0 BB: 0 P: 11	R: 0 E: 0 K: 2 S: 13	H: 2 LOB: 2 BB: 0 P: 20	R: 0 E: 0 K: 1 S: 10	H: 1 LOB: 1 BB: 0 P: 16	R: 0 E: 0 K: 0 S: 6	H: 0 LOB: 0 BB: 0 P: 12	R: 2 E: 0 K: 0 S: 11	H: 3 LOB: 2 BB: 0 P: 16	R: 0 E: 0 K: 2 S: 14	H: 2 LOB: 3 BB: 1 P: 28	1B: 9 2B: 2 3B: 0 HR: 0	SF: 0 SAC: 0 DP: 0 HBP: 0	WP: 0 PB: 0 SB: 0 CS: 0	PA: 44

PITCHER	IP	WLS	BF	H	R	ER	SO	BB	IBB	HBP	BLK	WP	HR	S	P	ERA	WHIP
Roger Clemens, R ERA: 1.76	7.0		29	6	1	1	10	2	0	0	0	0	0	74	114	1.29	1.143
Greg Harris, R ERA: 1.67	1.0		3	0	0	0	0	0	0	0	0	0	0	6	12	0.00	0.000
Jeff Reardon, R ERA: 2.86	1.0		6	3	2	2	0	0	0	0	0	0	0	11	16	18.00	3.000
Tom Bolton, L ERA: 3.38	0.1		3	2	0	0	0	0	0	0	0	0	0	8	14	0.00	6.000
Danny Darwin, R ERA: 4.5	0.2	W	3	0	0	0	2	0	1	0	0	0	0	6	14	0.00	0.000

**TOP**

**New York Yankees @ Boston Red Sox**  
Fenway Park, Boston, MA  
Tue Jun 16 1992, 7:05 PM EDT  
Att. 34,592 - Sunny - 77 F

AB 41  
R 3  
H 11  
RBI 3  
BB 3  
SO 12  
LOB 23




Batter	1	2	3	4	5	6	7	8	9	10	AB	R	H	RBI	BB	SO	LOB					
Jody Reed, R OBP: 0.353, SLG: 0.363	1B	G5-3			L6			SH3-4		BB	3	2	1	0	1	0	1					
Herm Winningham, L OBP: 0.240, SLG: 0.264	1B	G4-3			G1-3			G3		L6	4	1	1	0	0	0	2					
Bob Zupic, R OBP: 0.333, SLG: 0.391	SF7										1	0	0	0	0	0	1					
Wade Boggs, L OBP: 0.374, SLG: 0.396	1B					F9		FC5-4		1B	2	0	1	1	2	0	0					
Jack Clark, R OBP: 0.339, SLG: 0.304	SF7				G5-4-3		G4-3	IBB		K	4	0	0	1	0	1	5					
Phil Plantier, L OBP: 0.321, SLG: 0.379	1B				G3		F7				4	1	2	1	1	0	0					
Ellis Burks, R OBP: 0.332, SLG: 0.421	K				K						4	0	2	1	0	2	2					
Scott Cooper, L OBP: 0.301, SLG: 0.293	F8				G4-3		F7		SH3-4		3	0	0	0	0	0	3					
Tony Peña, R OBP: 0.257, SLG: 0.276		G4-3			K		G4-6-3		P4		4	0	0	0	0	1	2					
Tim Naehring, R OBP: 0.276, SLG: 0.278					F8			G3	SH3-4	P3	3	0	1	0	1	0	1					
<b>Inning Stats</b>	R: 2 E: 0 K: 1 S: 17	H: 4 LOB: 2 BB: 0 P: 28	R: 0 E: 0 K: 0 S: 7	H: 1 LOB: 1 BB: 0 P: 13	R: 0 E: 0 K: 0 S: 8	H: 0 LOB: 0 BB: 1 P: 18	R: 0 E: 0 K: 2 S: 10	H: 0 LOB: 0 BB: 0 P: 15	R: 0 E: 0 K: 0 S: 4	H: 0 LOB: 0 BB: 0 P: 5	R: 0 E: 0 K: 0 S: 4	H: 0 LOB: 0 BB: 0 P: 7	R: 0 E: 0 K: 0 S: 2	H: 0 LOB: 2 BB: 2 P: 6	R: 0 E: 0 K: 0 S: 6	H: 0 LOB: 2 BB: 2 P: 17	R: 1 E: 0 K: 1 S: 18	H: 1 LOB: 3 BB: 2 P: 31	1B: 7 2B: 0 3B: 0 HR: 1	SF: 1 SAC: 2 DP: 2 HBP: 2	WP: 0 PB: 0 SB: 0 CS: 0	PA: 42

PITCHER	IP	WLS	BF	H	R	ER	SO	BB	IBB	HBP	BLK	WP	HR	S	P	ERA	WHIP
Tim Leary, R ERA: 4.66	8.0		31	5	2	2	3	2	0	1	0	0	0	58	109	2.25	0.875
Steve Farr, R ERA: 1.33	1.0		5	2	1	1	0	0	0	0	0	0	1	8	9	9.00	2.000
Greg Cadaret, L ERA: 4.75	0.1	L	3	0	1	1	0	1	0	1	0	0	0	7	14	27.00	3.000
John Habyan, R ERA: 1.78	0.1		3	1	0	0	1	1	0	0	0	0	0	11	17	0.00	6.000

**BOTTOM**


**New York Yankees @ Boston Red Sox**  
Fenway Park, Boston, MA  
Tue Jun 16 1992, 7:05 PM EDT  
Att. 34,592 - Sunny - 77 F

AB 32  
R 4  
H 8  
RBI 4  
BB 5  
SO 4  
LOB 17



Batter	1	2	3	4	5	6	7	8	9	AB	R	H	RBI	BB	SO	LOB	TOP										
Andy Stankiewicz, R OBP: 0.387, SLG: 0.421	L5		G5-4-3 1B					G3		4	0	2	0	0	0	0	<b>New York Yankees @ Boston Red Sox</b> Fenway Park, Boston, MA Wed Jun 17 1992, 7:05 PM EDT Att: 33,916 - Sunny - 74 F										
Randy Velarde, R OBP: 0.276, SLG: 0.329	G5-3		G5-4-3					F9		4	0	0	0	0	1	2											
Roberto Kelly, R OBP: 0.339, SLG: 0.441	G6-3			G6-3				K		4	0	0	0	0	2	1											
Danny Tartabull, R OBP: 0.415, SLG: 0.390		G6-3 1B		F8				K		3	1	1	0	1	1	0											
Jim Leyritz, R OBP: 0.421, SLG: 0.688 Don Mattingly, L OBP: 0.303, SLG: 0.405		G6-3 1-2 BB		E9				F9		2	0	0	0	1	0	0											
Jesse Barfield, R OBP: 0.210, SLG: 0.221 Mel Hall, L OBP: 0.270, SLG: 0.433				K				P6		3	0	0	0	0	2	3											
Mike Stanley, R OBP: 0.345, SLG: 0.292 Kevin Maas, L OBP: 0.363, SLG: 0.496		G6-3						F9		3	1	1	1	0	0	1											
Charlie Hayes, R OBP: 0.302, SLG: 0.398		G6-3						K		3	1	1	2	0	1	1											
Mike Gallego, R OBP: 0.347, SLG: 0.333			F9		G6-3			F8		3	0	0	0	0	0	0											
<b>Inning Stats</b>	R: 0 E: 0 K: 0 S: 6	H: 0 LOB: 0 BB: 0 P: 8	R: 1 E: 0 K: 1 S: 12	H: 1 LOB: 1 BB: 1 P: 23	R: 0 E: 0 K: 0 S: 6	H: 1 LOB: 0 BB: 0 P: 7	R: 0 E: 1 K: 1 S: 9	H: 0 LOB: 1 BB: 0 P: 15	R: 2 E: 0 K: 2 S: 12	H: 3 LOB: 1 BB: 0 P: 20	R: 0 E: 0 K: 1 S: 9	H: 0 LOB: 0 BB: 0 P: 14	R: 0 E: 0 K: 1 S: 9	H: 0 LOB: 0 BB: 0 P: 15	R: 0 E: 0 K: 0 S: 5	H: 0 LOB: 1 BB: 1 P: 8		R: 0 E: 0 K: 0 S: 6	H: 0 LOB: 1 BB: 1 P: 10	1B: 4 2B: 0 3B: 0 HR: 1	SF: 0 SAC: 0 DP: 1 HBP: 0	WP: 1 PB: 0 SB: 0 CS: 0	PA: 34				
<b>PITCHER</b>	IP	WLS	BF	H	R	ER	SO	BB	IBB	HBP	BLK	WP	HR	S	P	ERA	WHIP										
Frank Viola, L ERA: 3.03	8.0	W	30	5	3	3	7	1	0	0	0	1	1	68	110	3.38	0.750										
Greg Harris, R ERA: 1.55	0.2		3	0	0	0	0	1	0	0	0	0	0	5	9	0.00	1.500										
Tony Fossas, L ERA: 5.87	0.1	S	1	0	0	0	0	0	0	0	0	0	0	1	1	0.00	0.000										

Batter	1	2	3	4	5	6	7	8	9	AB	R	H	RBI	BB	SO	LOB	BOTTOM										
Jody Reed, R OBP: 0.354, SLG: 0.359	G6-3		WP BB	G6-3		P4				3	0	0	0	2	0	2	<b>New York Yankees @ Boston Red Sox</b> Fenway Park, Boston, MA Wed Jun 17 1992, 7:05 PM EDT Att: 33,916 - Sunny - 74 F										
Luis Rivera, R OBP: 0.350, SLG: 0.292			K			F8		G6-3		3	0	0	0	1	5												
Wade Boggs, L OBP: 0.376, SLG: 0.392	F8					F7				2	0	0	0	2	0												
Jack Clark, R OBP: 0.337, SLG: 0.298 Bob Zupic, R OBP: 0.333, SLG: 0.391	F8					K				3	0	0	0	1	2	5											
Mike Greenwell, L OBP: 0.314, SLG: 0.288 Herm Winningham, L OBP: 0.240, SLG: 0.264						F7		G4-6-3		4	1	1	0	0	1	3											
Ellis Burks, R OBP: 0.335, SLG: 0.436		F7								4	2	2	2	0	1	2											
Phil Plantier, L OBP: 0.319, SLG: 0.382		G4-3								4	1	1	0	0	0	0											
Tom Brunansky, R OBP: 0.380, SLG: 0.412 Scott Cooper, L OBP: 0.301, SLG: 0.293			WP 1B							4	0	4	1	0	0	0											
Tony Peña, R OBP: 0.253, SLG: 0.272			L3							3	0	0	0	0	1	3											
<b>Inning Stats</b>	R: 0 E: 0 K: 0 S: 8	H: 0 LOB: 1 BB: 0 P: 12	R: 0 E: 0 K: 1 S: 10	H: 0 LOB: 0 BB: 0 P: 16	R: 0 E: 0 K: 2 S: 14	H: 1 LOB: 3 BB: 2 P: 30	R: 2 E: 0 K: 1 S: 13	H: 3 LOB: 1 BB: 0 P: 22	R: 0 E: 0 K: 0 S: 9	H: 0 LOB: 1 BB: 0 P: 18	R: 2 E: 0 K: 0 S: 14	H: 3 LOB: 1 BB: 0 P: 21	R: 0 E: 0 K: 1 S: 10	H: 0 LOB: 2 BB: 2 P: 18	R: 0 E: 0 K: 0 S: 15	H: 1 LOB: 2 BB: 1 P: 26		1B: 3 2B: 4 3B: 0 HR: 1	SF: 0 SAC: 1 DP: 1 HBP: 2	WP: 2 PB: 0 SB: 1 CS: 0	PA: 38						
<b>PITCHER</b>	IP	WLS	BF	H	R	ER	SO	BB	IBB	HBP	BLK	WP	HR	S	P	ERA	WHIP										
Scott Kamieniecki, R ERA: 4.07	6.0	L	29	7	4	4	5	1	1	2	0	0	0	10	18	6.00	1.333										
Rich Monteleone, R ERA: 2.01	1.0		4	0	0	0	1	2	0	0	0	0	0	10	18	0.00	2.000										
Tim Burke, R ERA: 4.91	1.0		5	1	0	0	0	1	0	0	0	0	0	15	26	0.00	2.000										



Batter	1	2	3	4	5	6	7	8	9	AB	R	H	RBI	BB	SO	LOB	TOP					
Andy Stankiewicz, R OBP: 0.389, SLG: 0.415	G4-3		G1-6-3					FC1-5		4	1	1	1	0	0	3	<b>New York Yankees @ Boston Red Sox</b> Fenway Park, Boston, MA Thu Jun 18 1992, 7:05 PM EDT Att: 34,076 - Sunny - 76 F					
Don Mattingly, L OBP: 0.304, SLG: 0.402	P2			G6-3				F8		4	1	1	1	1	0	2						
Roberto Kelly, R OBP: 0.340, SLG: 0.444				F9	FC6-4			G1-3		5	0	2	1	0	0	5						
Danny Tartabull, R OBP: 0.415, SLG: 0.382	G3			G4-3						3	0	0	0	2	1	1						
Jim Leyritz, R OBP: 0.435, SLG: 0.680		L8								2	1	1	1	1	0	0						
Mel Hall, L OBP: 0.273, SLG: 0.436	G4-3									5	1	2	0	0	1	4						
Charlie Hayes, R OBP: 0.300, SLG: 0.396										1	0	0	0	0	1	0						
Randy Velarde, R OBP: 0.276, SLG: 0.322										3	0	0	0	1	0	6						
Mike Stanley, R OBP: 0.333, SLG: 0.269			G4-3							4	0	0	0	1	1	7						
Mike Gallego, R OBP: 0.371, SLG: 0.389										3	1	3	1	1	0	0						
<b>Inning Stats</b>	R: 0 E: 0 K: 0 S: 9	H: 1 LOB: 1 BB: 0 P: 12	R: 0 E: 0 K: 1 S: 7	H: 0 LOB: 0 BB: 0 P: 12	R: 0 E: 0 K: 0 S: 5	H: 1 LOB: 0 BB: 0 P: 7	R: 0 E: 0 K: 0 S: 6	H: 0 LOB: 0 BB: 0 P: 10	R: 2 E: 0 K: 0 S: 15	H: 2 LOB: 3 BB: 3 P: 35	R: 0 E: 0 K: 2 S: 17	H: 2 LOB: 2 BB: 0 P: 25	R: 3 E: 0 K: 0 S: 15	H: 3 LOB: 2 BB: 1 P: 29	R: 0 E: 0 K: 1 S: 11	H: 1 LOB: 2 BB: 1 P: 20	R: 0 E: 0 K: 1 S: 9	H: 0 LOB: 2 BB: 2 P: 22	1B: 7 2B: 2 3B: 0 HR: 1	SF: 1 SAC: 0 DP: 2 HBP: 2	WP: 0 PB: 0 SB: 0 CS: 0	PA: 44
<b>PITCHER</b>	IP	WLS	BF	H	R	ER	SO	BB	IBB	HBP	BLK	WP	HR	S	P	ERA	WHIP					
Joe Hesketh, L ERA: 3.07	(1, 1)	5.0	21	4	2	2	1	3	0	0	0	0	0	42	76	3.60	1.400					
Danny Darwin, R ERA: 5.09	(6, 1)	1.0	8	4	3	3	2	0	0	1	0	0	1	26	39	27.00	4.000					
Greg Harris, R ERA: 1.6	(7, 1)	1.1	8	2	0	0	0	2	0	0	0	0	0	14	30	0.00	3.000					
Tom Bolton, L ERA: 3.1	(8, 1)	1.2	7	0	0	0	1	2	0	1	0	0	0	12	27	0.00	1.200					

AB	34
R	5
H	10
RBI	5
BB	7
SO	4
LOB	28



Batter	1	2	3	4	5	6	7	8	9	AB	R	H	RBI	BB	SO	LOB	BOTTOM				
Jody Reed, R OBP: 0.358, SLG: 0.368										5	1	3	0	0	1	0	<b>New York Yankees @ Boston Red Sox</b> Fenway Park, Boston, MA Thu Jun 18 1992, 7:05 PM EDT Att: 34,076 - Sunny - 76 F				
Luis Rivera, R OBP: 0.383, SLG: 0.316										4	1	3	1	1	1	0					
Wade Boggs, L OBP: 0.378, SLG: 0.392										3	1	1	0	1	0	3					
Tom Brunansky, R OBP: 0.370, SLG: 0.398										4	0	0	0	0	2	6					
Mike Greenwell, L OBP: 0.313, SLG: 0.283										3	1	0	0	1	1	2					
Ellis Burks, R OBP: 0.336, SLG: 0.434										1	0	0	0	1	0	0					
Herm Winningham, L OBP: 0.247, SLG: 0.270										2	0	1	0	0	1	0					
Phil Plantier, L OBP: 0.318, SLG: 0.379										4	0	1	2	0	2	1					
Tony Peña, R OBP: 0.247, SLG: 0.266										4	0	0	0	0	2	2					
Scott Cooper, L OBP: 0.299, SLG: 0.292										4	0	1	0	0	0	0					
<b>Inning Stats</b>	R: 3 E: 1 K: 1 S: 16	H: 3 LOB: 3 BB: 3 P: 35	R: 0 E: 0 K: 0 S: 14	H: 1 LOB: 1 BB: 1 P: 23	R: 0 E: 0 K: 0 S: 4	H: 0 LOB: 0 BB: 0 P: 8	R: 1 E: 0 K: 1 S: 10	H: 3 LOB: 1 BB: 0 P: 15	R: 0 E: 0 K: 0 S: 9	H: 0 LOB: 0 BB: 0 P: 13	R: 0 E: 0 K: 2 S: 11	H: 2 LOB: 2 BB: 0 P: 18	R: 0 E: 0 K: 3 S: 11	H: 0 LOB: 0 BB: 0 P: 16	R: 0 E: 0 K: 2 S: 9	H: 0 LOB: 0 BB: 0 P: 12	1B: 7 2B: 4 3B: 0 HR: 0	SF: 0 SAC: 0 DP: 1 HBP: 0	WP: 0 PB: 1 SB: 0 CS: 1	PA: 38	
<b>PITCHER</b>	IP	WLS	BF	H	R	ER	SO	BB	IBB	HBP	BLK	WP	HR	S	P	ERA	WHIP				
Melido Perez, R ERA: 2.99	(1, 1)	8.0	35	10	4	4	8	4	0	0	0	0	0	84	140	4.50	1.750				
Steve Farr, R ERA: 1.27	(9, 1)	1.0	3	0	0	0	2	0	0	0	0	0	0	9	12	0.00	0.000				



Batter	1	2	3	4	5	6	7	8	9	AB	R	H	RBI	BB	SO	LOB	TOP										
Jody Reed, R OBP: 0.356, SLG: 0.366 (1, 4)	E5 G5-4-3	G1-4-3					G5-3			4	0	1	0	0	0	2	<b>Boston Red Sox @ Texas Rangers</b> Arlington Stadium, Arlington, TX Fri Jun 19 1992, 8:05 PM EDT Att: 32,025 - Sunny - 96 F										
Luis Rivera, R OBP: 0.360, SLG: 0.311 (1, 6)	G5-4-3		F8					FC1-5 1B BB	3	0	0	0	1	1	2												
Wade Boggs, L OBP: 0.384, SLG: 0.400 (1, 5)	1B BB		2B			G4-3		FC1-5 1B	3	0	2	0	1	0	1												
Tom Brunansky, R OBP: 0.367, SLG: 0.394 (1, 9)	1B		K			G6-3		FC1-5	4	0	1	0	0	1	3												
Mike Greenwell, L OBP: 0.308, SLG: 0.278 Ellis Burks, R OBP: 0.335, SLG: 0.432 (8, PH) (8, 8)	K		F7			F8		F8	3	0	0	0	0	1	3												
Phil Plantier, L OBP: 0.317, SLG: 0.373 (1, 10)		L1				P5		G3-1	3	0	0	0	1	0	2												
Bob Zupic, R OBP: 0.333, SLG: 0.403 (8, 7)		2B				L9		G1-3	3	1	1	0	0	1	1												
Herm Winningham, L OBP: 0.244, SLG: 0.267 (8, PH)		2B				K			1	0	0	0	0	0	0												
Scott Cooper, L OBP: 0.297, SLG: 0.300 (1, 3)		2B				F7		L7	4	0	1	1	0	0	1												
Tony Peña, R OBP: 0.247, SLG: 0.261 (1, 2)		G6-3				G6-3		F9	3	0	0	0	1	0	1												
<b>Inning Stats</b>	R: 0 E: 1 K: 1 S: 10	H: 1 LOB: 2 BB: 1 P: 17	R: 1 E: 0 K: 0 S: 11	H: 2 LOB: 1 BB: 0 P: 16	R: 0 E: 0 K: 1 S: 10	H: 1 LOB: 1 BB: 0 P: 13	R: 0 E: 0 K: 1 S: 12	H: 0 LOB: 1 BB: 1 P: 19	R: 0 E: 0 K: 1 S: 8	H: 1 LOB: 1 BB: 0 P: 16	R: 0 E: 0 K: 0 S: 5	H: 0 LOB: 0 BB: 0 P: 9	R: 0 E: 0 K: 0 S: 6	H: 0 LOB: 1 BB: 1 P: 13	R: 0 E: 0 K: 0 S: 8	H: 1 LOB: 2 BB: 1 P: 14	R: 0 E: 0 K: 0 S: 5	H: 0 LOB: 0 BB: 0 P: 7	1B: 3 2B: 3 3B: 0 HR: 0	SF: 0 SAC: 0 DP: 1 HBP: 0	WP: 0 PB: 0 SB: 1 CS: 0	PA: 36					
<b>PITCHER</b>	IP	WLS	BF	H	R	ER	SO	BB	IBB	HBP	BLK	WP	HR	S	P	ERA	WHIP										
Bobby Witt, R ERA: 3.28 (1, 1)	7.0	W	29	5	1	1	4	4	0	0	0	0	0	63	108	1.29	1.286										
Kenny Rogers, L ERA: 3.31 (8, 1)	0.1		2	1	0	0	0	0	0	0	0	0	0	3	3	0.00	3.000										
Jeff Russell, R ERA: 1.54 (8, 1)	1.2	S	5	0	0	0	0	0	0	0	0	0	0	9	13	0.00	0.000										

AB	32
R	1
H	6
RBI	1
BB	4
SO	4
LOB	18



Batter	1	2	3	4	5	6	7	8	9	AB	R	H	RBI	BB	SO	LOB	BOTTOM										
Brian Downing, R OBP: 0.437, SLG: 0.418 (1, 10)	PB WP 1B		1B E BB				G6-3			2	2	1	0	2	0	0	<b>Boston Red Sox @ Texas Rangers</b> Arlington Stadium, Arlington, TX Fri Jun 19 1992, 8:05 PM EDT Att: 32,025 - Sunny - 96 F										
Dean Palmer, R OBP: 0.319, SLG: 0.437 (1, 5)	G5-3		E 1B			F7		CS 1B	4	0	2	0	0	0	2												
Rafael Palmeiro, L OBP: 0.358, SLG: 0.412 (1, 3)	K		P5			P5		K	4	1	1	2	0	2	4												
Juan Gonzalez, R OBP: 0.305, SLG: 0.520 (1, 8)	G6-3		E6 1B			P3		HR	4	1	2	1	0	0	1												
Kevin Reimer, L OBP: 0.331, SLG: 0.443 (1, 7)		FC4-6 1B	G3-1			K		BB	3	0	1	0	1	1	2												
Geno Petralli, L OBP: 0.238, SLG: 0.269 (1, 2)	FC4-6		L9			G4-3		K	4	0	0	0	0	1	2												
Jeff Huson, L OBP: 0.318, SLG: 0.350 (1, 6)	K		G4-3			P5			3	0	0	0	0	1	1												
Al Newman, S OBP: 0.323, SLG: 0.263 (1, 4)	P3		K			G6-3		G6-3	3	0	0	0	0	1	1												
John Cangelosi, S OBP: 0.299, SLG: 0.246 (1, 9)		G6-3				G6-3		L4	3	0	0	0	0	0	0												
<b>Inning Stats</b>	R: 0 E: 0 K: 1 S: 11	H: 1 LOB: 1 BB: 0 P: 17	R: 0 E: 0 K: 1 S: 9	H: 1 LOB: 0 BB: 0 P: 12	R: 1 E: 1 K: 0 S: 11	H: 2 LOB: 2 BB: 1 P: 20	R: 0 E: 0 K: 1 S: 10	H: 0 LOB: 0 BB: 0 P: 15	R: 2 E: 0 K: 0 S: 17	H: 1 LOB: 0 BB: 1 P: 25	R: 0 E: 0 K: 1 S: 16	H: 0 LOB: 0 BB: 0 P: 24	R: 0 E: 0 K: 0 S: 8	H: 0 LOB: 0 BB: 0 P: 8	R: 1 E: 0 K: 2 S: 13	H: 2 LOB: 1 BB: 1 P: 21		1B: 5 2B: 0 3B: 0 HR: 2	SF: 0 SAC: 0 DP: 0 HBP: 0	WP: 1 PB: 1 SB: 0 CS: 1	PA: 33						
<b>PITCHER</b>	IP	WLS	BF	H	R	ER	SO	BB	IBB	HBP	BLK	WP	HR	S	P	ERA	WHIP										
Mike Gardiner, R ERA: 4.11 (1, 1)	7.0	L	29	6	4	3	4	2	0	0	0	0	0	84	123	3.86	1.143										
Tony Fossas, L ERA: 6.23 (8, 1)	1.0		4	1	0	0	2	1	0	0	0	0	1	11	19	0.00	2.000										





Batter	1	2	3	4	5	6	7	8	9	AB	R	H	RBI	BB	SO	LOB	TOP										
Jody Reed, R OBP: 0.352, SLG: 0.360 (1, 4)	F7		K			G4-3		G6-3		4	0	0	1	0	1	0											
Luis Rivera, R OBP: 0.353, SLG: 0.303 (1, 6)	G6-3				G5-3	G5-3		G4-3		4	0	0	0	0	0	0											
Wade Boggs, L OBP: 0.389, SLG: 0.406 (1, 5)	G6-3				HBP 1B			1B		4	0	3	0	0	0	0											
Jack Clark, R OBP: 0.342, SLG: 0.301 Bob Zupcic, R OBP: 0.329, SLG: 0.397 (9, PH)		G3 1B			G6-4-3 HBP					2	0	1	0	0	1	1											
Mike Greenwell, L OBP: 0.307, SLG: 0.278 (1, 7)	G3				G6-4-3					4	0	1	0	0	1	4											
Ellis Burks, R OBP: 0.329, SLG: 0.424 (1, 8)	K									4	0	0	0	0	3	4											
Tom Brunansky, R OBP: 0.359, SLG: 0.385 (1, 9)	K				G5-3			P3		3	0	0	0	0	1	3											
Scott Cooper, L OBP: 0.298, SLG: 0.311 (1, 3)			G3-1			K		E8 G6-3 2B		3	1	1	0	0	1	0											
John Flaherty, R OBP: 0.152, SLG: 0.156 Phil Planter, L OBP: 0.315, SLG: 0.371 Tony Peña, R OBP: 0.247, SLG: 0.261 (8, PH)			K			G5-3		K		2	0	0	0	0	1	0											
										1	0	0	0	0	1	1											
										0	0	0	0	0	0	0											
<b>Inning Stats</b>	R: 0 E: 0 K: 0 S: 7	H: 0 LOB: 0 BB: 0 P: 11	R: 0 E: 0 K: 2 S: 10	H: 1 LOB: 1 BB: 0 P: 13	R: 0 E: 0 K: 2 S: 8	H: 0 LOB: 0 BB: 0 P: 10	R: 0 E: 0 K: 0 S: 4	H: 1 LOB: 1 BB: 0 P: 7	R: 0 E: 0 K: 2 S: 9	H: 0 LOB: 0 BB: 0 P: 12	R: 0 E: 0 K: 0 S: 10	H: 2 LOB: 2 BB: 0 P: 16	R: 1 E: 1 K: 1 S: 8	H: 1 LOB: 0 BB: 0 P: 9	R: 0 E: 0 K: 1 S: 11	H: 1 LOB: 1 BB: 0 P: 18	1B: 5 2B: 1 3B: 0 HR: 0	SF: 0 SAC: 0 DP: 1 HBP: 1	WP: 0 PB: 0 SB: 0 CS: 0	PA: 33							
<b>PITCHER</b>	IP	WLS	BF	H	R	ER	SO	BB	IBB	HBP	BLK	WP	HR	S	P	ERA	WHIP										
Kevin Brown, R ERA: 3.1 (1, 1)	8.0	W	29	5	1	0	9	0	0	1	0	0	0	60	84	0.00	0.625										
Kenny Rogers, L ERA: 3.22 (9, 1)	1.0	S	4	1	0	0	1	0	0	0	0	0	0	11	18	0.00	1.000										

**Boston Red Sox @ Texas Rangers**  
Arlington Stadium, Arlington, TX  
Sat Jun 20 1992, 8:05 PM EDT  
Att: 40,401 - Sunny - 89 F

AB 32  
R 1  
H 6  
RBI 1  
BB 0  
SO 10  
LOB 14



Batter	1	2	3	4	5	6	7	8	9	AB	R	H	RBI	BB	SO	LOB	BOTTOM										
Brian Downing, R OBP: 0.438, SLG: 0.416 (1, 10)	FC5-4 BB		G4-3		CS	K		HR 1B		3	1	1	0	1	1	1											
Dean Palmer, R OBP: 0.321, SLG: 0.450 (1, 5)	FC5-4 G3-1 1-2		G3-1 2-H 1B			L7		HR		4	1	2	3	0	0	1											
Rafael Palmeiro, L OBP: 0.357, SLG: 0.407 (1, 3)	G3-1		G3			2B BB		K		3	1	0	0	1	1	2											
Juan Gonzalez, R OBP: 0.308, SLG: 0.521 (1, 8)	K				K			BB 1B BB		3	0	1	1	1	2	1											
Kevin Reimer, L OBP: 0.331, SLG: 0.439 Julio Franco, R OBP: 0.329, SLG: 0.306 (8, PH)		G4-3			F8	FC6-4 IBB		BB 1B		2	0	0	0	1	0	0											
										1	0	1	0	0	0	0											
Geno Petralli, L OBP: 0.240, SLG: 0.271 Russ McGinnis, R OBP: 0.286, SLG: 0.346 (8, PH)			G4-6-3 1B		G3	FC6-4		K		3	0	1	0	0	0	2											
										1	0	0	0	0	1	2											
Jeff Huson, L OBP: 0.313, SLG: 0.343 Dickie Thon, R OBP: 0.289, SLG: 0.339 (8, PH)		G4-6-3			G1-3			L7		3	0	0	0	0	0	1											
										0	0	0	0	1	0	0											
Al Newman, S OBP: 0.314, SLG: 0.254 (1, 4)			F8		F9			F7		4	0	0	0	0	0	3											
John Cangelosi, S OBP: 0.313, SLG: 0.254 (1, 9)			G4-3 1B		CS			G5-3		2	1	1	0	1	0	0											
										2	1	1	0	1	0	0											
<b>Inning Stats</b>	R: 0 E: 0 K: 1 S: 9	H: 0 LOB: 1 BB: 1 P: 18	R: 0 E: 0 K: 0 S: 5	H: 1 LOB: 0 BB: 0 P: 9	R: 1 E: 0 K: 0 S: 16	H: 2 LOB: 1 BB: 0 P: 17	R: 0 E: 0 K: 1 S: 8	H: 0 LOB: 0 BB: 0 P: 11	R: 0 E: 0 K: 0 S: 7	H: 0 LOB: 0 BB: 1 P: 13	R: 1 E: 0 K: 1 S: 13	H: 1 LOB: 2 BB: 2 P: 23	R: 0 E: 0 K: 0 S: 7	H: 0 LOB: 0 BB: 0 P: 10	R: 2 E: 0 K: 2 S: 20	H: 3 LOB: 3 BB: 2 P: 36	1B: 5 2B: 1 3B: 0 HR: 1	SF: 0 SAC: 0 DP: 1 HBP: 0	WP: 0 PB: 0 SB: 1 CS: 1	PA: 36							
<b>PITCHER</b>	IP	WLS	BF	H	R	ER	SO	BB	IBB	HBP	BLK	WP	HR	S	P	ERA	WHIP										
John Dopson, R ERA: 3.6 (1, 1)	7.0	L	29	6	4	4	3	3	0	0	0	0	0	3	4	0.00	0.000										
Tony Fossas, L ERA: 6.0 (8, 1)	0.1		1	0	0	0	1	0	0	0	0	0	0	3	4	0.00	0.000										
Danny Darwin, R ERA: 5.08 (8, 1)	0.0		1	0	0	0	0	1	0	0	0	0	0	2	6	∞	∞										
Tom Bolton, L ERA: 3.0 (8, 1)	0.2		4	1	0	0	1	1	0	0	0	0	0	8	15	0.00	3.000										

**Boston Red Sox @ Texas Rangers**  
Arlington Stadium, Arlington, TX  
Sat Jun 20 1992, 8:05 PM EDT  
Att: 40,401 - Sunny - 89 F

AB 29  
R 4  
H 7  
RBI 4  
BB 6  
SO 5  
LOB 13



Batter	1	2	3	4	5	6	7	8	9	AB	R	H	RBI	BB	SO	LOB	TOP				
Jody Reed, R OBP: 0.346, SLG: 0.353 (1, 4)	F7	G4-3			G6-3		G4-3		F9	5	0	0	0	0	0	3					
Herm Winningham, L OBP: 0.244, SLG: 0.278 (1, 7)	1B 2B		F7		K		G3			4	1	1	0	0	1	0					
Wade Boggs, L OBP: 0.391, SLG: 0.408 (1, 5)	2B	2B	F8					G4-3		4	1	2	0	0	0	0					
Jack Clark, R OBP: 0.345, SLG: 0.308 Mike Greenwell, L OBP: 0.307, SLG: 0.278 (8, PR)	2B	1B	K		K				BB	3	0	1	2	1	2	1					
0	0	0	0	0	0	0	0	0	0	0	0	0	0	0	0	0					
Ellis Burks, R OBP: 0.328, SLG: 0.421 (1, 8)	G3-1			K			1B		K	4	0	1	0	0	2	1					
Tom Brunansky, R OBP: 0.363, SLG: 0.398 (1, 9)		3B		1B	BB		F7		K	3	0	1	0	1	1	2					
Scott Cooper, L OBP: 0.297, SLG: 0.302 (1, 3)		SH1-3 BB		F8			P4		G4-3	3	0	0	0	1	0	2					
Tony Peña, R OBP: 0.250, SLG: 0.264 Phil Plantier, L OBP: 0.314, SLG: 0.369 (9, PH)		SH1-3					G4-3		K	2	0	1	0	0	0	1					
1	0	0	0	0	0	0	0	0	0	1	0	0	0	0	1	0					
Tim Naehring, R OBP: 0.275, SLG: 0.277 Bob Zupcic, R OBP: 0.329, SLG: 0.397 (9, PR)		G5-3		P4			P3		1B	4	0	1	0	0	0	4					
0	0	0	0	0	0	0	0	0	0	0	0	0	0	0	0	0					
<b>Inning Stats</b>	R: 2 H: 3 E: 0 K: 0 S: 11	H: 3 LOB: 0 BB: 0 P: 15	R: 0 H: 1 E: 0 K: 0 S: 12	H: 1 LOB: 2 BB: 1 P: 21	R: 0 H: 0 E: 0 K: 1 S: 7	H: 0 LOB: 0 BB: 0 P: 12	R: 0 H: 1 E: 0 K: 1 S: 14	H: 1 LOB: 2 BB: 1 P: 24	R: 0 H: 1 E: 0 K: 0 S: 12	H: 1 LOB: 1 BB: 0 P: 18	R: 0 H: 0 E: 0 K: 0 S: 5	H: 0 LOB: 0 BB: 0 P: 5	R: 0 H: 0 E: 0 K: 2 S: 9	H: 0 LOB: 1 BB: 1 P: 14	R: 0 H: 1 E: 0 K: 1 S: 9	H: 1 LOB: 1 BB: 0 P: 12	1B: 5 2B: 2 3B: 1 HR: 0	SF: 0 SAC: 1 DP: 0 HBP: 0	WP: 0 PB: 0 SB: 0 CS: 0	PA: 37	
<b>PITCHER</b>	IP	WLS	BF	H	R	ER	SO	BB	IBB	HBP	BLK	WP	HR	S	P	ERA	WHIP				
Todd Burns, R ERA: 3.16 Jeff Russell, R ERA: 1.47	(1, 1)	7.1	W	31	7	2	2	4	3	0	0	0	0	0	70	112	2.46	1.364			
(8, 1)	1.2	S	6	1	0	0	3	0	0	0	0	0	0	16	20	0.00	0.600				

**Boston Red Sox @ Texas Rangers**  
Arlington Stadium, Arlington, TX  
Sun Jun 21 1992, 8:05 PM EDT  
Att: 32,648 - Cloudy - 85 F

AB 33  
R 2  
H 8  
RBI 2  
BB 3  
SO 7  
LOB 14



Batter	1	2	3	4	5	6	7	8	9	AB	R	H	RBI	BB	SO	LOB	BOTTOM				
Julio Franco, R OBP: 0.326, SLG: 0.316 (8, 7)			G6-3		G6-3		G6-3			4	0	1	0	0	0	0					
Dean Palmer, R OBP: 0.327, SLG: 0.451 (1, 5)	K			BB		BB	G4-3		1B	2	1	1	0	2	1	1					
Kevin Reimer, L OBP: 0.330, SLG: 0.433 John Cangelosi, S OBP: 0.313, SLG: 0.254 (8, 9)	F7		K			SH	G4-3			3	1	0	0	1	1	3					
0	0	0	0	0	0	0	0	0	0	0	0	0	0	0	0	0					
Juan Gonzalez, R OBP: 0.314, SLG: 0.521 (1, 8)	BB		F8			SH			BB	2	1	1	1	2	0	1					
Rafael Palmeiro, L OBP: 0.353, SLG: 0.402 (1, 3)	K			F8		SH	G4-3			3	0	0	0	0	1	4					
Geno Petralli, L OBP: 0.231, SLG: 0.260 (1, 2)		L9		F8		K			L3	4	0	0	0	0	1	3					
Brian Downing, R OBP: 0.434, SLG: 0.411 (1, 10)		G1-3		G5-3			CS		K2-3	4	0	1	2	0	1	0					
Dickie Thon, R OBP: 0.299, SLG: 0.350 (1, 6)		2B				G6-3			1B	3	0	2	0	1	0	0					
Al Newman, S OBP: 0.305, SLG: 0.246 (1, 4)		F9				G6-3		G1-3		4	0	0	0	0	0	4					
<b>Inning Stats</b>	R: 0 H: 1 E: 0 K: 2 S: 15	H: 1 LOB: 1 BB: 0 P: 16	R: 0 H: 0 E: 0 K: 1 S: 10	H: 0 LOB: 1 BB: 1 P: 19	R: 0 H: 0 E: 0 K: 0 S: 5	H: 0 LOB: 0 BB: 0 P: 11	R: 0 H: 0 E: 0 K: 0 S: 10	H: 0 LOB: 0 BB: 0 P: 18	R: 3 H: 2 E: 1 K: 1 S: 23	H: 2 LOB: 3 BB: 3 P: 40	R: 0 H: 1 E: 0 K: 0 S: 10	H: 1 LOB: 2 BB: 1 P: 19	R: 0 H: 1 E: 0 K: 1 S: 12	H: 1 LOB: 1 BB: 0 P: 16	1B: 4 2B: 2 3B: 0 HR: 0	SF: 0 SAC: 1 DP: 0 HBP: 0	WP: 0 PB: 0 SB: 0 CS: 2	PA: 36			
<b>PITCHER</b>	IP	WLS	BF	H	R	ER	SO	BB	IBB	HBP	BLK	WP	HR	S	P	ERA	WHIP				
Roger Clemens, R ERA: 1.89 Matt Young, L ERA: 4.09	(1, 1)	6.2	L	31	5	3	3	4	6	0	0	0	0	0	82	149	4.05	1.650			
(7, 1)	1.1	5	1	0	0	1	0	0	0	0	0	0	0	14	18	0.00	0.750				

**Boston Red Sox @ Texas Rangers**  
Arlington Stadium, Arlington, TX  
Sun Jun 21 1992, 8:05 PM EDT  
Att: 32,648 - Cloudy - 85 F

AB 29  
R 3  
H 6  
RBI 3  
BB 6  
SO 5  
LOB 16



Batter	1	2	3	4	5	6	7	8	9	10	11	AB	R	H	RBI	BB	SO	LOB	TOP												
Jody Reed, R OBP: 0.340, SLG: 0.347 (1, 4)	F7	G5-4-3			F8			P5		K		5	0	0	0	0	1	2													
Luis Rivera, R OBP: 0.349, SLG: 0.300 (1, 6)	1B				K			K		K		5	0	1	0	0	3	0													
Wade Boggs, L OBP: 0.387, SLG: 0.404 (1, 5)	F8				G4-3			G4-3				5	0	1	0	0	0	1													
Jack Clark, R OBP: 0.337, SLG: 0.298 (1, 10)	F8				K			G6-3		G4-3		5	0	0	0	0	1	2													
Phil Plantier, L OBP: 0.339, SLG: 0.362 Herm Winningham, L OBP: 0.241, SLG: 0.275 (1, 7)					F9			G4-3		K		4	0	0	0	0	2	0													
Ellis Burks, R OBP: 0.331, SLG: 0.422 (1, 8)	1B				L6			F7				4	1	2	0	0	0	0													
Bob Zupcic, R OBP: 0.338, SLG: 0.403 (1, 9)	1B				L5			L5		G6-3		4	1	2	0	0	0	1													
Scott Cooper, L OBP: 0.303, SLG: 0.303 (1, 3)	1B				G3							3	0	1	1	1	0	1													
Tony Peña, R OBP: 0.261, SLG: 0.265 Mo Vaughn, L OBP: 0.368, SLG: 0.288 John Flaherty, R OBP: 0.152, SLG: 0.156 (1, 2)	1B				G5-3			B1-3		P2		3	0	1	1	0	0	1													
<b>Inning Stats</b>	R: 0 E: 0 K: 0 S: 9	H: 1 LOB: 1 BB: 0 P: 17	R: 2 E: 0 K: 1 S: 12	H: 4 LOB: 1 BB: 0 P: 20	R: 0 E: 0 K: 1 S: 10	H: 0 LOB: 0 BB: 0 P: 18	R: 0 E: 0 K: 0 S: 10	H: 1 LOB: 1 BB: 0 P: 15	R: 0 E: 0 K: 1 S: 8	H: 0 LOB: 0 BB: 0 P: 11	R: 0 E: 0 K: 0 S: 5	H: 0 LOB: 1 BB: 1 P: 14	R: 0 E: 0 K: 1 S: 6	H: 0 LOB: 0 BB: 0 P: 9	R: 0 E: 0 K: 1 S: 10	H: 1 LOB: 1 BB: 0 P: 13	R: 0 E: 0 K: 1 S: 11	H: 0 LOB: 0 BB: 0 P: 18	R: 0 E: 0 K: 2 S: 11	H: 1 LOB: 1 BB: 0 P: 15	1B: 8 2B: 0 3B: 0 HR: 0	SF: 0 SAC: 0 DP: 1 HBP: 0	WP: 0 PB: 0 SB: 0 CS: 0	PA: 41							
<b>PITCHER</b>	IP 7.0	WLS 27	BF 10	H 1	R 0	ER 0	SO 3	BB 0	IBB 0	HBP 0	BLK 0	WP 0	HR 0	S 65	P 112	ERA 2.57	WHIP 1.000														

**Boston Red Sox @ Detroit Tigers**  
Tiger Stadium, Detroit, MI  
Mon Jun 22 1992, 7:05 PM EDT  
Att: 19,040 - Cloudy - 66 F

AB	40
R	2
H	8
RBI	2
BB	1
SO	8
LOB	9



Batter	1	2	3	4	5	6	7	8	9	10	11	AB	R	H	RBI	BB	SO	LOB	BOTTOM											
Tony Phillips, S OBP: 0.379, SLG: 0.358 (1, 4)	G6-3				G6-3			P5		G5-3		5	0	0	0	0	0	3												
Dan Gladden, R OBP: 0.320, SLG: 0.392 (1, 7)	2B				G5-3			F9		P3		4	1	2	0	1	0	1												
Travis Fryman, R OBP: 0.318, SLG: 0.439 (1, 6)	F8				G5-3			G5-4-3				4	1	1	0	1	0	3												
Cecil Fielder, R OBP: 0.293, SLG: 0.441 (1, 3)	G5-3				2B			K		P3		5	0	1	1	0	1	3												
Mickey Tettleton, S OBP: 0.356, SLG: 0.496 (1, 2)					G6-3			G6-3		K		5	2	2	2	0	2	2												
Rob Deer, R OBP: 0.302, SLG: 0.535 (1, 9)	L6				G4-3			F9				3	0	0	0	1	0	2												
Skeeter Barnes, R OBP: 0.259, SLG: 0.296 Lou Whitaker, L OBP: 0.369, SLG: 0.479 (1, 5)	P5				P3			P3		K		3	0	1	1	0	0	0												
Phil Clark, R OBP: 0.500, SLG: 0.591 (1, 10)					G4-3			G1-3		G5-3		4	0	3	0	0	1													
Milt Cuyler, S OBP: 0.292, SLG: 0.361 (1, 8)					K			PO		F7		4	0	0	0	0	1	3												
<b>Inning Stats</b>	R: 0 E: 0 K: 0 S: 11	H: 1 LOB: 1 BB: 0 P: 17	R: 0 E: 0 K: 1 S: 9	H: 0 LOB: 0 BB: 0 P: 15	R: 0 E: 0 K: 1 S: 10	H: 1 LOB: 1 BB: 0 P: 16	R: 1 E: 0 K: 0 S: 9	H: 2 LOB: 1 BB: 0 P: 13	R: 0 E: 0 K: 0 S: 8	H: 0 LOB: 0 BB: 1 P: 15	R: 1 E: 0 K: 0 S: 10	H: 2 LOB: 0 BB: 0 P: 15	R: 0 E: 0 K: 0 S: 9	H: 0 LOB: 0 BB: 0 P: 11	R: 0 E: 0 K: 2 S: 9	H: 0 LOB: 2 BB: 2 P: 21	R: 0 E: 0 K: 0 S: 9	H: 1 LOB: 1 BB: 0 P: 16	R: 2 E: 0 K: 0 S: 7	H: 2 LOB: 0 BB: 0 P: 13	1B: 6 2B: 3 3B: 0 HR: 1	SF: 0 SAC: 0 DP: 2 HBP: 0	WP: 0 PB: 0 SB: 1 CS: 0	PA: 42						
<b>PITCHER</b>	IP 8.0	WLS 4	BF 29	H 0	R 0	ER 0	SO 3	BB 1	IBB 1	HBP 0	BLK 0	WP 0	HR 0	S 77	P 120	ERA 2.25	WHIP 1.000													

**Boston Red Sox @ Detroit Tigers**  
Tiger Stadium, Detroit, MI  
Mon Jun 22 1992, 7:05 PM EDT  
Att: 19,040 - Cloudy - 66 F


AB	38
R	4
H	10
RBI	4
BB	3
SO	5
LOB	20



Batter	1	2	3	4	5	6	7	8	9	AB	R	H	RBI	BB	SO	LOB	TOP					
Jody Reed, R OBP: 0.340, SLG: 0.347 Tim Naehring, R OBP: 0.283, SLG: 0.321	F7	FC5-6-1		SH1-4		G5-4-3 E		HR		3	0	1	0	0	0	1						
Herm Winningham, L OBP: 0.250, SLG: 0.282	K		1B BB SF9	F9 BB		E5		F7		5	1	2	1	0	1	1						
Wade Boggs, L OBP: 0.395, SLG: 0.429			SF9 1B			G5-4-3		HR		3	2	2	1	2	0	2						
Tom Brunansky, R OBP: 0.352, SLG: 0.384	F9		F7	F9		F9		L9		5	0	0	0	0	0	6						
Mo Vaughn, L OBP: 0.380, SLG: 0.300				F7				L9		4	0	2	0	1	0	2						
Bob Zupcic, R OBP: 0.354, SLG: 0.421			SF9			P2		WP G3		4	1	3	1	0	0	0						
Scott Cooper, L OBP: 0.307, SLG: 0.301			CS 1B			F8		G3		4	1	1	1	1	0	3						
Luis Rivera, R OBP: 0.350, SLG: 0.303			SF7 BB			F8		K		5	0	2	1	0	1	5						
Tony Peña, R OBP: 0.251, SLG: 0.266 Ellis Burks, R OBP: 0.330, SLG: 0.421	SF7			SH1-4		FC4		F7		3	1	1	1	0	0	3						
<b>Inning Stats</b>	R: 0 E: 0 K: 1 S: 11	H: 1 LOB: 1 BB: 0 P: 18	R: 2 E: 0 K: 0 S: 15	H: 2 LOB: 1 BB: 2 P: 24	R: 2 E: 0 K: 0 S: 12	H: 3 LOB: 2 BB: 1 P: 26	R: 1 E: 0 K: 0 S: 11	H: 2 LOB: 2 BB: 1 P: 18	R: 0 E: 0 K: 0 S: 10	H: 1 LOB: 1 BB: 0 P: 19	R: 0 E: 1 K: 0 S: 8	H: 1 LOB: 1 BB: 0 P: 13	R: 0 E: 0 K: 1 S: 12	H: 2 LOB: 2 BB: 0 P: 21	R: 2 E: 0 K: 0 S: 8	H: 2 LOB: 0 BB: 0 P: 14	R: 0 E: 0 K: 0 S: 7	H: 1 LOB: 1 BB: 0 P: 11	1B: 12 2B: 0 3B: 1 HR: 2	SF: 2 SAC: 1 DP: 1 HBP: 0	WP: 1 PB: 0 SB: 1 CS: 2	PA: 45
Mark Leiter, R ERA: 4.39	IP: 2.1	WLS: 2	BF: 14	H: 5	R: 4	ER: 4	SO: 1	BB: 3	IBB: 0	HBP: 0	BLK: 0	WP: 0	HR: 0	S: 35	P: 63	ERA: 15.43	WHIP: 3.429					
John Kiely, R ERA: 2.7	IP: 3.2	WLS: 3	BF: 17	H: 5	R: 1	ER: 1	SO: 1	BB: 1	IBB: 0	HBP: 0	BLK: 0	WP: 0	HR: 0	S: 32	P: 55	ERA: 2.46	WHIP: 1.636					
Mike Munoz, L ERA: 4.38	IP: 0.1	WLS: 3	BF: 2	H: 0	R: 0	ER: 0	SO: 0	BB: 0	IBB: 0	HBP: 0	BLK: 0	WP: 0	HR: 0	S: 8	P: 12	ERA: 0.00	WHIP: 6.000					
Kurt Knudsen, R ERA: 2.89	IP: 1.2	WLS: 7	BF: 2	H: 2	R: 2	ER: 2	SO: 1	BB: 0	IBB: 0	HBP: 0	BLK: 0	WP: 0	HR: 2	S: 12	P: 23	ERA: 10.80	WHIP: 1.200					
Mike Henneman, R ERA: 2.72	IP: 1.0	WLS: 4	BF: 1	H: 0	R: 0	ER: 0	SO: 0	BB: 0	IBB: 0	HBP: 0	BLK: 0	WP: 1	HR: 0	S: 7	P: 11	ERA: 0.00	WHIP: 1.000					
Tony Phillips, S OBP: 0.379, SLG: 0.356	K		3B BB	1B HR		G5-3		FC4-6		4	2	1	1	1	1	2						
Dan Gladden, R OBP: 0.323, SLG: 0.388			L8	HR		G6-3		F9		4	1	1	0	1	0	2						
Travis Fryman, R OBP: 0.326, SLG: 0.452	K		1H	HR		1B WP		G3-1		5	2	4	1	0	1	1						
Cecil Fielder, R OBP: 0.295, SLG: 0.450	G2-3		K	HR		WP		K		4	1	1	4	1	2	3						
Mickey Tettleton, S OBP: 0.357, SLG: 0.510			HR			K		G3-1		5	2	2	1	0	1	3						
Rob Deer, R OBP: 0.300, SLG: 0.528 Shawn Hare, L OBP: 0.214, SLG: 0.083	G6-3		K	K		WP		K		5	0	1	0	0	3	2						
Skeeter Barnes, R OBP: 0.279, SLG: 0.368 Scott Livingstone, L OBP: 0.373, SLG: 0.394	K		HR	HR		L8		K		3	2	2	2	0	1	0						
Phil Clark, R OBP: 0.500, SLG: 0.577	K		F8	FC5-4		L8		FC4-6		4	0	2	1	0	1	0						
Mitt Cuyler, S OBP: 0.291, SLG: 0.363			L4	1B		FC5-4		L8		4	1	1	0	0	0	2						
<b>Inning Stats</b>	R: 0 E: 0 K: 2 S: 9	H: 1 LOB: 0 BB: 0 P: 15	R: 1 E: 0 K: 2 S: 14	H: 1 LOB: 0 BB: 0 P: 22	R: 1 E: 0 K: 1 S: 8	H: 1 LOB: 1 BB: 1 P: 15	R: 7 E: 0 K: 1 S: 24	H: 6 LOB: 0 BB: 1 P: 39	R: 1 E: 0 K: 0 S: 12	H: 2 LOB: 1 BB: 0 P: 20	R: 1 E: 0 K: 0 S: 15	H: 2 LOB: 1 BB: 1 P: 25	R: 0 E: 0 K: 0 S: 7	H: 1 LOB: 1 BB: 0 P: 12	R: 0 E: 0 K: 2 S: 15	H: 1 LOB: 1 BB: 0 P: 21	1B: 9 2B: 2 3B: 1 HR: 3	SF: 0 SAC: 0 DP: 0 HBP: 0	WP: 2 PB: 0 SB: 2 CS: 0	PA: 42		
Joe Hesketh, L ERA: 3.74	IP: 3.2	WLS: 2	BF: 20	H: 7	R: 4	ER: 4	SO: 6	BB: 2	IBB: 0	HBP: 0	BLK: 0	WP: 1	HR: 1	S: 46	P: 77	ERA: 18.00	WHIP: 3.500					
Matt Young, L ERA: 4.99	IP: 2.0	WLS: 13	BF: 6	H: 4	R: 4	ER: 4	SO: 2	BB: 1	IBB: 0	HBP: 0	BLK: 0	WP: 1	HR: 0	S: 12	P: 19	ERA: 0.00	WHIP: 0.750					
Danny Darwin, R ERA: 5.27	IP: 1.1	WLS: 5	BF: 1	H: 0	R: 0	ER: 0	SO: 0	BB: 0	IBB: 0	HBP: 0	BLK: 0	WP: 0	HR: 0	S: 15	P: 21	ERA: 0.00	WHIP: 1.000					
Jeff Reardon, R ERA: 2.74	IP: 1.0	WLS: 4	BF: 1	H: 0	R: 0	ER: 0	SO: 2	BB: 0	IBB: 0	HBP: 0	BLK: 0	WP: 0	HR: 0	S: 15	P: 21	ERA: 0.00	WHIP: 1.000					


**Boston Red Sox @ Detroit Tigers**  
Tiger Stadium, Detroit, MI  
Tue Jun 23 1992, 7:05 PM EDT  
Att: 14,134 - Cloudy - 55 F

**AB 38**  
**R 7**  
**H 15**  
**RBI 7**  
**BB 4**  
**SO 2**  
**LOB 24**



**Boston Red Sox @ Detroit Tigers**  
Tiger Stadium, Detroit, MI  
Tue Jun 23 1992, 7:05 PM EDT  
Att: 14,134 - Cloudy - 55 F

**AB 39**  
**R 11**  
**H 15**  
**RBI 10**  
**BB 3**  
**SO 10**  
**LOB 17**



Batter	1	2	3	4	5	6	7	8	9	AB	R	H	RBI	BB	SO	LOB	TOP								
<b>Jody Reed, R</b> OBP: 0.335, SLG: 0.343 (1, 4) C X	1-1 G3		2-2 G1-3		0-0 SF8		1-0 L9			3	0	0	1	0	0	3	<b>Boston Red Sox @ Detroit Tigers</b> Tiger Stadium, Detroit, MI Wed Jun 24 1992, 3:33 AM EDT Att: 20,834 - Cloudy - 63 F								
<b>Bob Zupic, R</b> OBP: 0.360, SLG: 0.438 (1, 7) B C C X (4, 8)	3-1 F7		1-3 K		0-0 3-H 1-H 2B			2-1 G6-4-3 1B		4	0	2	0	0	1	2									
<b>Wade Boggs, L</b> OBP: 0.389, SLG: 0.421 (1, 5) C X	0-1 G6-3		1-2 F8		3-1 F8			2-2 G6-4-3 1-2		4	0	0	0	0	0	4									
<b>Jack Clark, R</b> OBP: 0.340, SLG: 0.294 (1, 10) B B B B		4-1 BB		1-1 G6-3		0-0 G5-3		4-2 BB		2	0	0	0	2	0	0									
<b>Ellis Burks, R</b> OBP: 0.327, SLG: 0.417 (1, 8) B C C X	1-1 F8		2-2 L6		2-3 K		1-0 G6-3			2	0	0	0	0	0	1									
<b>Herm Winningham, L</b> OBP: 0.247, SLG: 0.279 (4, 7) B C C X	1-3 K		0-0 FC6-4 1B		1-0 F9				0-2 F7	4	0	1	0	0	1	1									
<b>Luis Rivera, R</b> OBP: 0.348, SLG: 0.301 (8, PH) C X	0-2 F7		0-0 FC6-4 1-2		1-2 G4-3			0-0 FC3-6 1B		4	0	1	0	0	0	2									
<b>Tim Lincecum, R</b> OBP: 0.292, SLG: 0.322 (1, 6) B C C X			1-1 2B 1B		3-2 1B SF8 HBP		0-1 L8		0-0 FC3-6 1-2	3	1	1	0	0	0	1									
<b>Tony Peña, R</b> OBP: 0.262, SLG: 0.283 (1, 2) L C C X <b>Scott Cooper, L</b> OBP: 0.305, SLG: 0.298 (9, PH) B C C X	1-3 2B		3-2 2B		1-0 2B 1B		3-2 1B		3-2 G4-3	3	0	3	0	0	0	0									
<b>Inning Stats</b>	R: 0 E: 0 K: 0 S: 6	H: 0 LOB: 0 BB: 0 P: 10	R: 0 E: 0 K: 1 S: 9	H: 0 LOB: 1 BB: 1 P: 15	R: 0 E: 0 K: 1 S: 17	H: 2 LOB: 2 BB: 0 P: 25	R: 0 E: 0 K: 0 S: 10	H: 1 LOB: 1 BB: 0 P: 13	R: 1 E: 0 K: 1 S: 10	H: 2 LOB: 1 BB: 0 P: 17	R: 0 E: 0 K: 0 S: 5	H: 0 LOB: 0 BB: 0 P: 8	R: 0 E: 0 K: 0 S: 10	H: 1 LOB: 1 BB: 0 P: 15	R: 0 E: 0 K: 0 S: 10	H: 1 LOB: 1 BB: 1 P: 19		R: 0 E: 0 K: 0 S: 12	H: 1 LOB: 1 BB: 0 P: 15	1B: 6 2B: 2 3B: 0 HR: 0	SF: 1 SAC: 0 DP: 1 HBP: 1	WP: 0 PB: 0 SB: 0 CS: 0	PA: 36		
<b>PITCHER</b> <b>Frank Tanana, L</b> ERA: 5.19 <b>Mike Henneman, R</b> ERA: 2.65	IP	WLS	BF	H	R	ER	SO	BB	IBB	HBP	BLK	WP	HR	S	P	ERA	WHIP								
	8.0	W	32	7	1	1	3	2	0	1	0	0	0	77	122	1.12	1.125								
	1.0		4	1	0	0	0	0	0	0	0	0	0	12	15	0.00	1.000								
<b>Batter</b>	<b>1</b>	<b>2</b>	<b>3</b>	<b>4</b>	<b>5</b>	<b>6</b>	<b>7</b>	<b>8</b>	<b>9</b>	AB	R	H	RBI	BB	SO	LOB	<b>BOTTOM</b>								
<b>Tony Phillips, S</b> OBP: 0.374, SLG: 0.350 (1, 7) B C C X (9, 9)	2-3 K		1-1 G1-3		1-1 E7 1-3 2-H 1B		0-0 E6			4	0	0	0	0	1	5	<b>Boston Red Sox @ Detroit Tigers</b> Tiger Stadium, Detroit, MI Wed Jun 24 1992, 3:33 AM EDT Att: 20,834 - Cloudy - 63 F								
<b>Lou Whitaker, L</b> OBP: 0.391, SLG: 0.479 (1, 4) B C C X	3-1 P2		0-1 1B CS 1B		0-0 L6		0-0 L7			4	1	2	0	0	0	0									
<b>Travis Fryman, R</b> OBP: 0.325, SLG: 0.449 (1, 6) B C C X	2-1 L5		0-0 1B CS 1B		1-0 HR 1B		0-1 P3			4	0	1	0	0	0	1									
<b>Cecil Fielder, R</b> OBP: 0.298, SLG: 0.475 (1, 3) F X		1-1 HR	2-3 K		1-0 F8		0-0 G6-3			4	2	2	3	0	1	2									
<b>Mickey Tettleton, S</b> OBP: 0.359, SLG: 0.512 (1, 10) B C C X	1-3 K		3-2 CS		2-2 HR		3-2 L1			3	0	1	0	1	1	0									
<b>Scott Livingstone, L</b> OBP: 0.381, SLG: 0.396 (1, 5) B C C X	4-2 1B SF7 BB		4-2 FC1-5 1B BB		0-1 G4-3			1-1 SH3-4 2B		2	2	1	0	1	0	0									
<b>Chad Kreuter, S</b> OBP: 0.325, SLG: 0.397 (1, 2) F X	0-1 1B		1-2 1B FC1-5 1B		1-0 F8			0-1 SH3-4		3	0	1	0	1	0	2									
<b>Shawn Hare, L</b> OBP: 0.176, SLG: 0.071 (1, 9) B C C X <b>Skeeter Barnes, R</b> OBP: 0.279, SLG: 0.368 (8, PH) C X <b>Dave Bergman, L</b> OBP: 0.326, SLG: 0.274 (8, PH) C X <b>Dan Gladden, R</b> OBP: 0.323, SLG: 0.388 (9, 7) B C C X	1-1 SF7		1-1 FC1-5 1B		0-0 G4-3			4-0 SH3-4 IBB		2	0	0	1	0	1	2									
<b>Mitt Cuyler, S</b> OBP: 0.296, SLG: 0.367 (1, 8) C X	1-1 1B		2-3 K		1-2 G5-3			2-1 G4-6-3		3	0	2	1	0	0	0									
<b>Inning Stats</b>	R: 0 E: 0 K: 1 S: 9	H: 3 LOB: 2 BB: 1 P: 24	R: 0 E: 0 K: 1 S: 8	H: 2 LOB: 1 BB: 0 P: 13	R: 1 E: 1 K: 1 S: 14	H: 2 LOB: 2 BB: 1 P: 23	R: 2 E: 0 K: 0 S: 9	H: 2 LOB: 0 BB: 0 P: 13	R: 0 E: 1 K: 0 S: 6	H: 0 LOB: 1 BB: 0 P: 7	R: 0 E: 0 K: 0 S: 7	H: 0 LOB: 0 BB: 0 P: 10	R: 0 E: 0 K: 0 S: 6	H: 1 LOB: 1 BB: 1 P: 13	R: 0 E: 0 K: 0 S: 6	H: 1 LOB: 1 BB: 1 P: 13		1B: 7 2B: 2 3B: 0 HR: 2	SF: 1 SAC: 1 DP: 2 HBP: 0	WP: 0 PB: 0 SB: 0 CS: 1	PA: 36				
<b>PITCHER</b> <b>Mike Gardiner, R</b> ERA: 4.31 <b>Tony Fossas, L</b> ERA: 5.79 <b>Greg Harris, R</b> ERA: 1.55	IP	WLS	BF	H	R	ER	SO	BB	IBB	HBP	BLK	WP	HR	S	P	ERA	WHIP								
	7.0	L	31	9	5	4	4	2	0	0	0	0	0	68	106	6.43	1.571								
	0.1		3	1	0	0	0	0	1	0	0	0	0	4	9	0.00	3.000								
	0.2		1	0	0	0	0	0	0	0	0	0	0	2	4	0.00	0.000								

Batter	1	2	3	4	5	6	7	8	9	AB	R	H	RBI	BB	SO	LOB	TOP										
Darryl Hamilton, L OBP: 0.363, SLG: 0.399 (1, 7)	F7		G3		G6-3		K		F7	5	0	0	0	0	1	3	<b>Milwaukee Brewers @ Boston Red Sox</b> Fenway Park, Boston, MA Fri Jun 26 1992, 7:05 PM EDT Att: 33,637 - Sunny - 78 F										
Kevin Seitzer, R OBP: 0.348, SLG: 0.394 Franklin Stubbs, L OBP: 0.295, SLG: 0.361 (1, 5)	F9		1B			F7		1B	F9	3	0	1	0	0	0	0											
Paul Molitor, R OBP: 0.397, SLG: 0.518 (1, 10)	2B		F7		1B	SF8		1B	1B	3	2	2	0	1	0	1											
B.J. Surhoff, L OBP: 0.256, SLG: 0.289 (1, 3)	G3-1				F7	SF8		F9		4	0	1	0	0	0	3											
Robin Yount, R OBP: 0.348, SLG: 0.421 Tim McIntosh, R OBP: 0.269, SLG: 0.245 (1, 8)		G5-3		F9		SF8		1B	S	2	0	0	1	0	0	0											
Dante Bichette, R OBP: 0.337, SLG: 0.441 (1, 9)	G6-3		G5-3		L6			K		4	0	1	0	0	1	3											
Dave Nilsson, L OBP: 0.280, SLG: 0.397 (1, 2)	G6-3				G3-1		P6			4	0	1	2	0	0	1											
Scott Fletcher, R OBP: 0.383, SLG: 0.413 William Suero, R OBP: 0.353, SLG: 0.286 (1, 4)	G3-1				1B			P3		2	0	1	0	0	0	1											
Pat Listach, S OBP: 0.336, SLG: 0.318 (1, 6)			K		G6-3		G6-3		G3	4	0	1	0	0	1	1											
<b>Inning Stats</b>	R: 0 E: 0 K: 0 S: 6	H: 1 LOB: 1 BB: 0 P: 10	R: 0 E: 0 K: 0 S: 11	H: 1 LOB: 1 BB: 0 P: 15	R: 0 E: 0 K: 1 S: 13	H: 1 LOB: 1 BB: 0 P: 21	R: 0 E: 0 K: 0 S: 9	H: 0 LOB: 0 BB: 0 P: 10	R: 0 E: 0 K: 0 S: 5	H: 2 LOB: 1 BB: 0 P: 7	R: 1 E: 0 K: 0 S: 9	H: 2 LOB: 1 BB: 0 P: 15	R: 0 E: 0 K: 1 S: 7	H: 1 LOB: 1 BB: 0 P: 12	R: 3 E: 0 K: 1 S: 12	H: 3 LOB: 1 BB: 0 P: 21		R: 0 E: 0 K: 0 S: 8	H: 0 LOB: 0 BB: 0 P: 12	1B: 7 2B: 4 3B: 0 HR: 0	SF: 1 SAC: 0 DP: 1 HBP: 0	WP: 1 PB: 0 SB: 1 CS: 0	PA: 38				
<b>PITCHER</b>	IP	WLS	BF	H	R	ER	SO	BB	IBB	HBP	BLK	WP	HR	S	P	ERA	WHIP										
John Dopson, R ERA: 3.35 (1, 1)	6.0	W	24	7	1	1	1	0	0	0	0	0	0	53	78	1.50	1.167										
Tom Bolton, L ERA: 3.95 (7, 1)	1.1		8	3	3	3	1	1	0	0	0	1	0	13	26	20.25	3.000										
Danny Darwin, R ERA: 5.06 (8, 1)	1.2		6	1	0	0	1	0	0	0	0	0	0	14	19	0.00	0.600										

Batter	1	2	3	4	5	6	7	8	9	AB	R	H	RBI	BB	SO	LOB	BOTTOM										
Herm Winningham, L OBP: 0.266, SLG: 0.308 (1, 7)	S				2B	F8		G3		5	1	3	1	0	0	1	<b>Milwaukee Brewers @ Boston Red Sox</b> Fenway Park, Boston, MA Fri Jun 26 1992, 7:05 PM EDT Att: 33,637 - Sunny - 78 F										
Jody Reed, R OBP: 0.334, SLG: 0.345 (1, 4)	G5-3		G1		2B	F7				4	1	1	2	0	0	2											
Wade Boggs, L OBP: 0.387, SLG: 0.423 (1, 5)	L8		G4-3		2B			G6-3		4	1	1	1	0	0	1											
Tom Brunansky, R OBP: 0.353, SLG: 0.390 (1, 9)	G3-1		G5-3		SF8	1B		1B		4	1	2	1	0	0	1											
Mo Vaughn, L OBP: 0.370, SLG: 0.295 (1, 10)		G3-1		G3	G3			1B		4	0	1	0	0	0	1											
Bob Zupcic, R OBP: 0.356, SLG: 0.434 (1, 8)		E6		K	SF8			1B		3	1	1	1	0	1	0											
Scott Cooper, L OBP: 0.311, SLG: 0.305 (1, 3)		2B			F8			G4-6-3		4	1	2	0	0	0	3											
Luis Rivera, R OBP: 0.346, SLG: 0.306 (1, 6)		1B			F8			L6		4	1	1	1	0	0	1											
Tony Peña, R OBP: 0.267, SLG: 0.284 (1, 2)		G6-3			2B	P4		G4-3		3	1	1	1	1	0	1											
<b>Inning Stats</b>	R: 0 E: 0 K: 0 S: 6	H: 1 LOB: 1 BB: 0 P: 12	R: 3 E: 1 K: 0 S: 10	H: 3 LOB: 1 BB: 0 P: 16	R: 0 E: 0 K: 1 S: 4	H: 0 LOB: 0 BB: 0 P: 7	R: 0 E: 0 K: 1 S: 7	H: 1 LOB: 1 BB: 0 P: 13	R: 5 E: 0 K: 0 S: 18	H: 4 LOB: 0 BB: 1 P: 28	R: 0 E: 0 K: 0 S: 15	H: 1 LOB: 1 BB: 0 P: 19	R: 0 E: 0 K: 0 S: 10	H: 3 LOB: 2 BB: 0 P: 13	R: 0 E: 0 K: 0 S: 5	H: 0 LOB: 0 BB: 0 P: 10		1B: 8 2B: 5 3B: 0 HR: 0	SF: 1 SAC: 0 DP: 1 HBP: 0	WP: 0 PB: 0 SB: 1 CS: 0	PA: 37						
<b>PITCHER</b>	IP	WLS	BF	H	R	ER	SO	BB	IBB	HBP	BLK	WP	HR	S	P	ERA	WHIP										
Ron Robinson, R ERA: 4.76 (1, 1)	4.0	L	20	7	6	3	1	0	0	0	0	0	0	29	38	9.00	1.500										
Dan Plesac, L ERA: 4.23 (5, 1)	2.0		9	3	2	2	0	0	0	0	0	0	0	10	13	0.00	3.000										
Jim Austin, R ERA: 2.66 (7, 1)	1.0		5	3	0	0	0	0	0	0	0	0	0	5	10	0.00	0.000										
Darren Holmes, R ERA: 4.22 (8, 1)	1.0		3	0	0	0	0	0	0	0	0	0	0	5	10	0.00	0.000										



Batter	1	2	3	4	5	6	7	8	9	10	11	12	13	AB	R	H	RBI	BB	SO	LOB	TOP			
Daryl Hamilton, L Franklin Stubbs, L OBP: 0.301, SLG: 0.368	G6-3		F9			G3-1		G4-3 2B	2B 1B		F7			3	0	0	0	0	0	0	2			
Kevin Seitzer, R OBP: 0.345, SLG: 0.397	WP 1B		G5-3			G3-1		G6-3	1B 2B			F8		6	1	2	3	0	0	1				
Paul Molitor, R OBP: 0.395, SLG: 0.513	G5-3					G6-4-3 1B		F8	G4-3			G4-3		6	0	2	2	0	0	2				
B.J. Surhoff, L OBP: 0.265, SLG: 0.306	SAFE BB		G6-4-3			G6-4-3 1B		1B	G4-3			G4-3		5	0	3	1	1	0	2				
Robin Yount, R OBP: 0.344, SLG: 0.415	K					K		1B	G4-3			F7		6	0	1	0	0	2	4				
Dante Bichette, R OBP: 0.337, SLG: 0.438			G5-3			1B		L7	FC6-4 1B			G4-3		6	0	2	0	0	0	2				
Dave Nilsson, L OBP: 0.273, SLG: 0.381			G4-3			K		K	F8			L4		6	0	1	0	0	2	4				
Scott Fletcher, R William Suero, R OBP: 0.377, SLG: 0.406 OBP: 0.333, SLG: 0.267	L9					F7		E5 1B	FC6-4 2B			P5		5	2	1	0	0	0	1				
Pat Listach, S OBP: 0.332, SLG: 0.313	G6-3					G4-1		2B G6-3 1B	E4 2B			K		6	2	1	0	0	1	3				
<b>Inning Stats</b>	R: 0 E: 0 K: 1 S: 9	H: 1 LOB: 2 BB: 1 P: 17	R: 0 E: 0 K: 0 S: 7	H: 0 LOB: 0 BB: 0 P: 8	R: 0 E: 0 K: 1 S: 7	H: 1 LOB: 0 BB: 0 P: 9	R: 0 E: 0 K: 0 S: 11	H: 0 LOB: 0 BB: 0 P: 16	R: 0 E: 0 K: 1 S: 11	H: 2 LOB: 2 BB: 0 P: 19	R: 3 E: 1 K: 0 S: 12	H: 3 LOB: 1 BB: 1 P: 29	R: 0 E: 0 K: 0 S: 13	H: 0 LOB: 0 BB: 0 P: 14	R: 0 E: 0 K: 1 S: 10	H: 1 LOB: 1 BB: 0 P: 13	R: 0 E: 0 K: 0 S: 9	H: 1 LOB: 1 BB: 0 P: 14	R: 0 E: 0 K: 0 S: 10	H: 1 LOB: 1 BB: 0 P: 14	1B: 10 2B: 4 3B: 0 HR: 0	SF: 0 SAC: 0 DP: 1 HBP: 0	WP: 1 PB: 0 SB: 1 CS: 1	PA: 54
<b>PITCHER</b>	IP WLS BF H R ER SO BB IBB HBP BLK WP HR S P ERA WHIP	8.0 1.84	0.2 1.53	0.0 3.52	0.1 5.59	4.0 4.83																		

Milwaukee Brewers @ Boston Red Sox  
 Fenway Park, Boston, MA  
 Sat Jun 27 1992, 3:33 AM EDT  
 Att. 33,734 - Cloudy - 76 F

AB 52  
 R 7  
 H 14  
 RBI 7  
 BB 2  
 SO 5  
 LOB 21

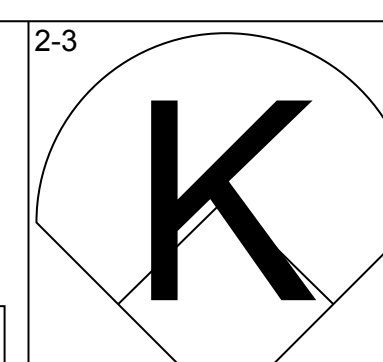
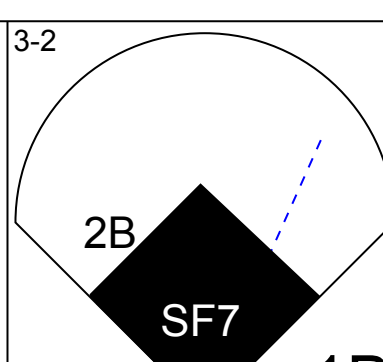
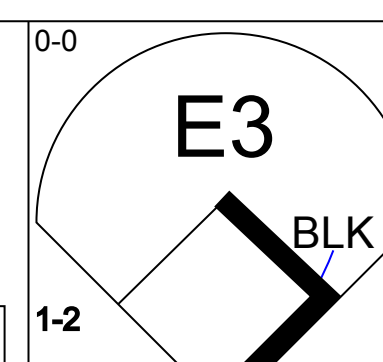
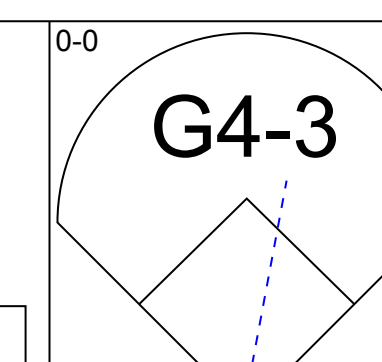
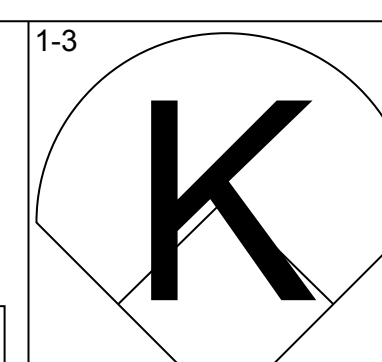
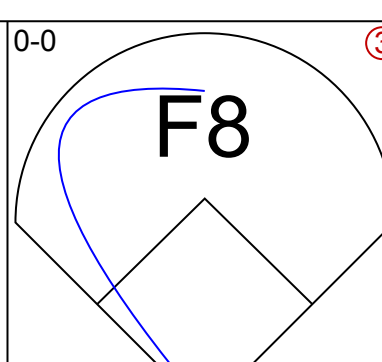
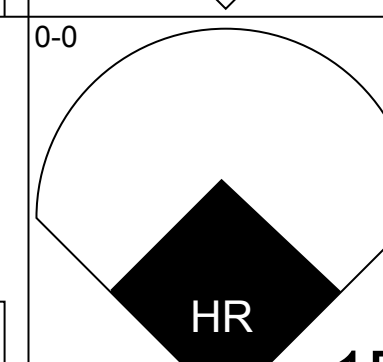
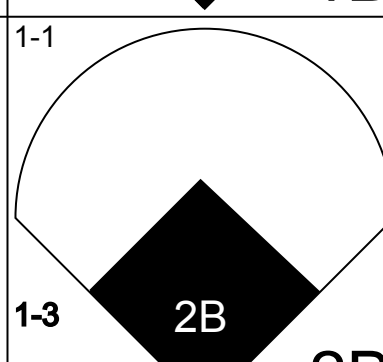
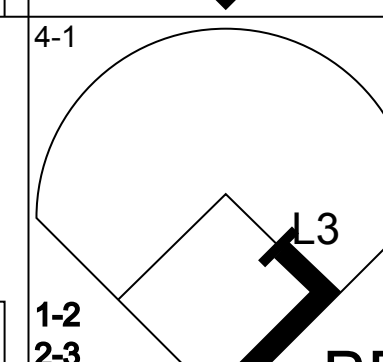
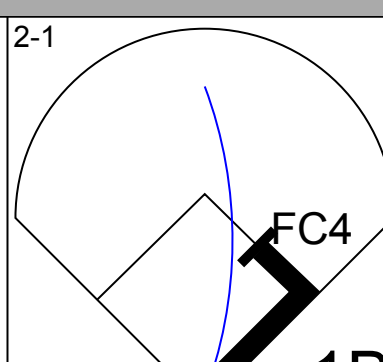
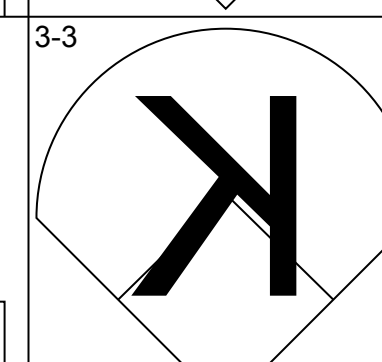
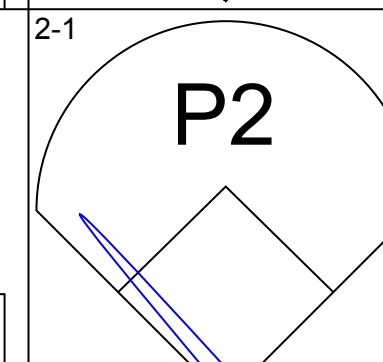
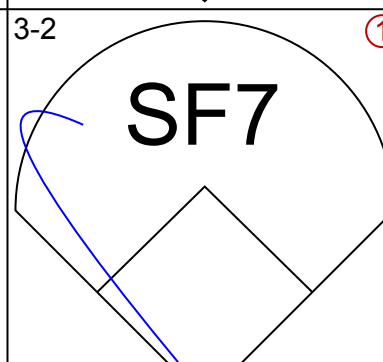
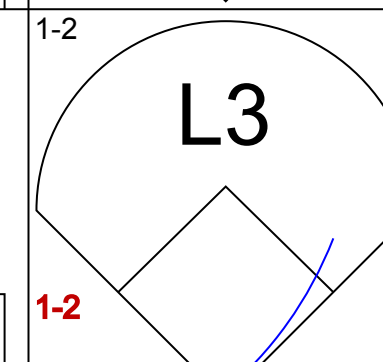
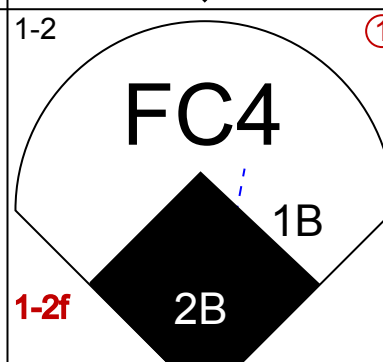
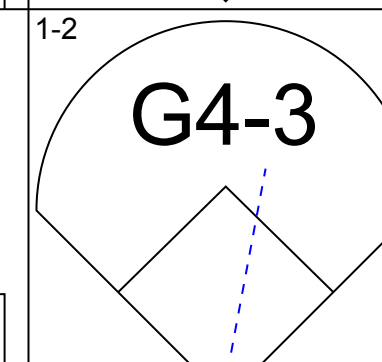
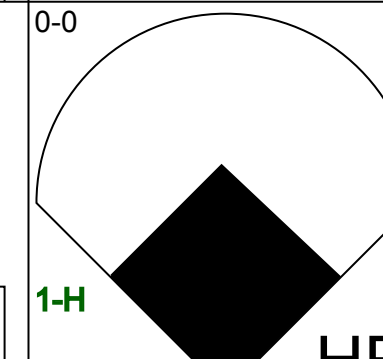
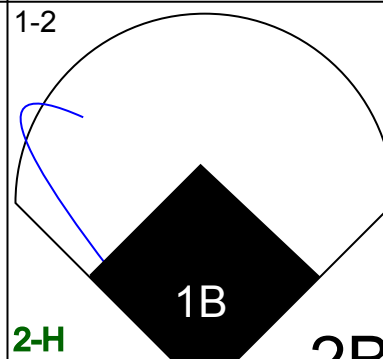
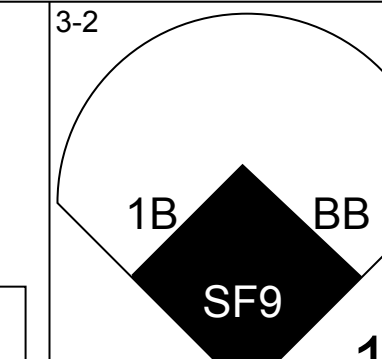
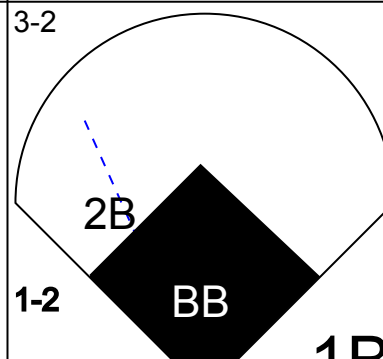
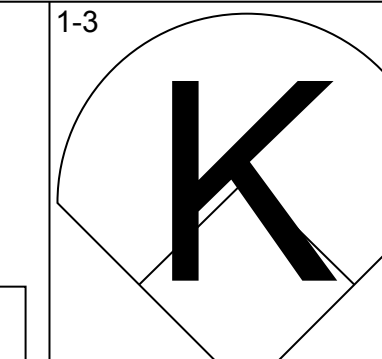
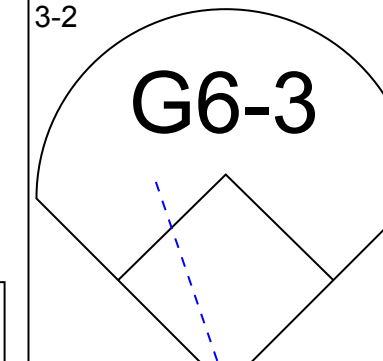
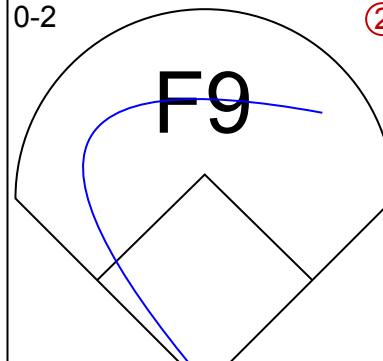
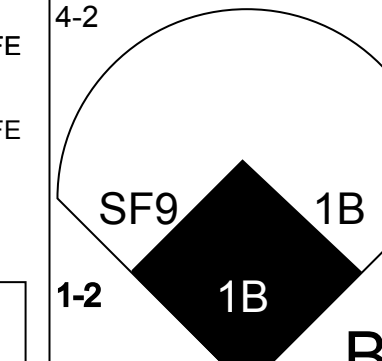
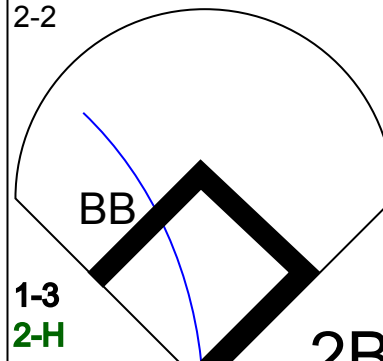
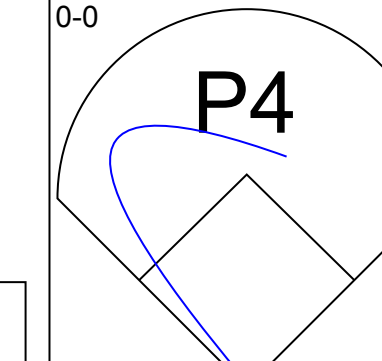
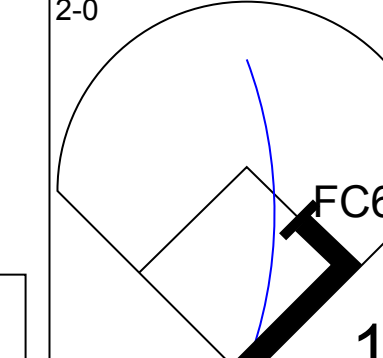
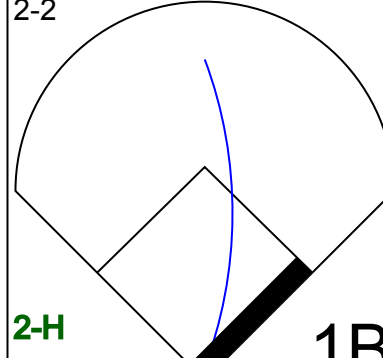
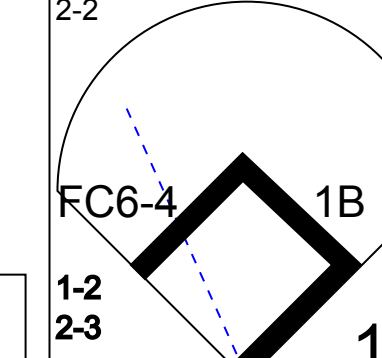
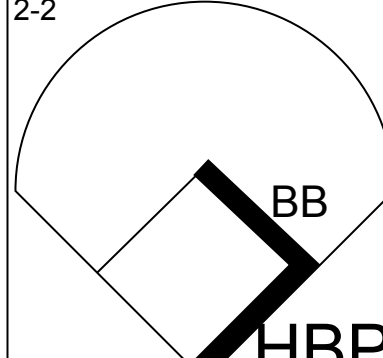
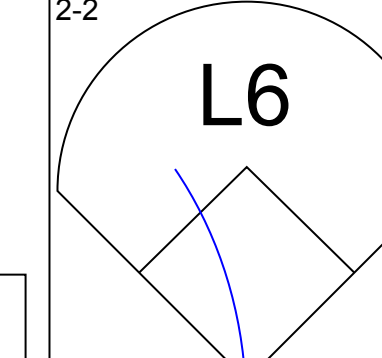
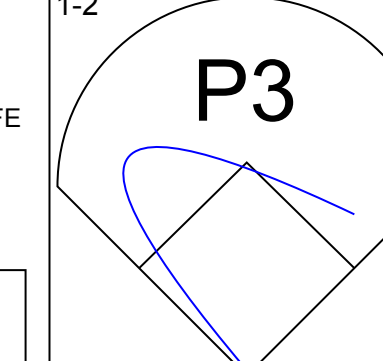
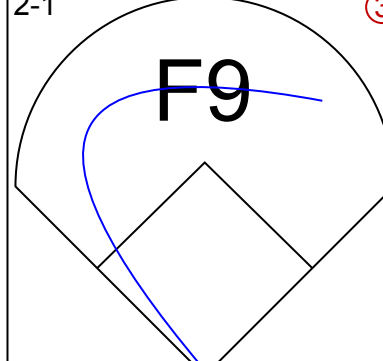
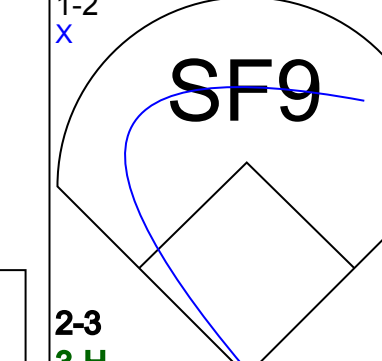
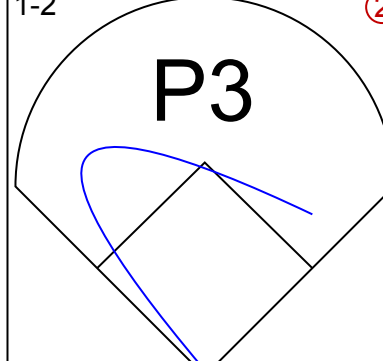
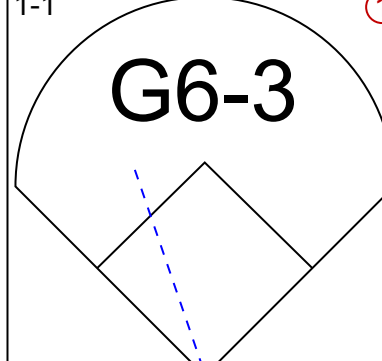
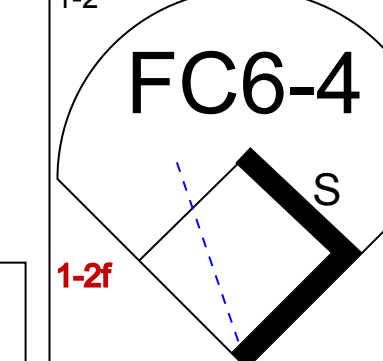
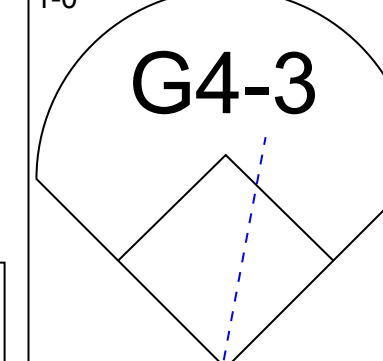
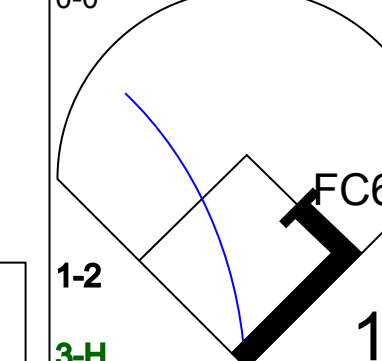
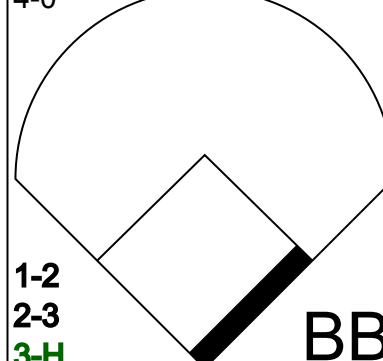
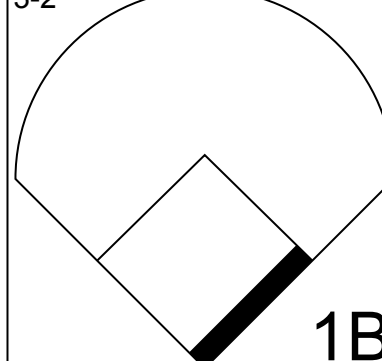
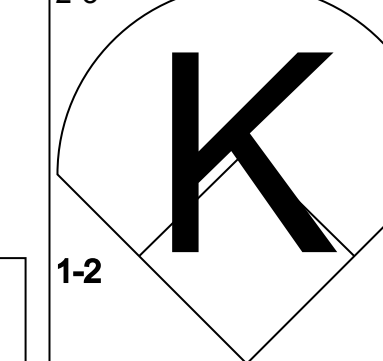
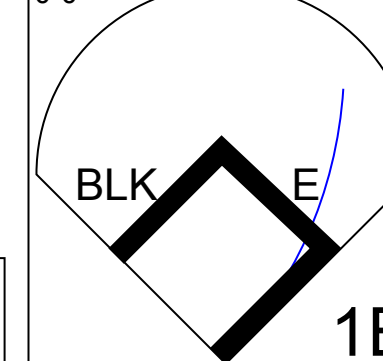
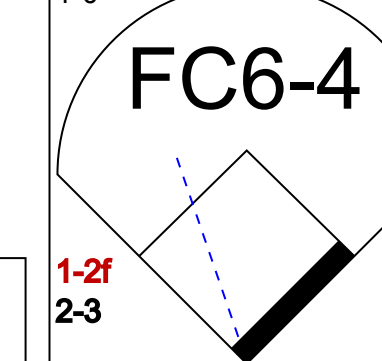
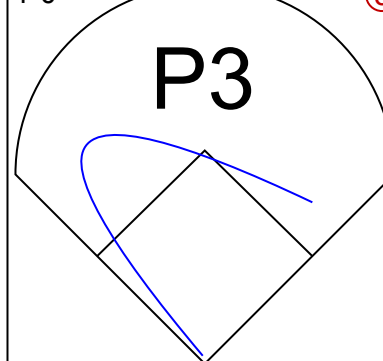
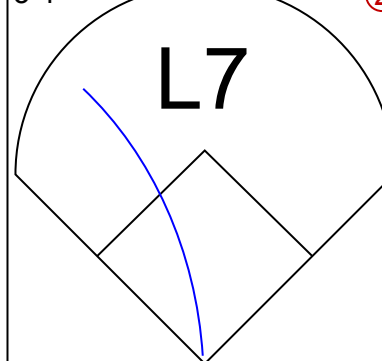
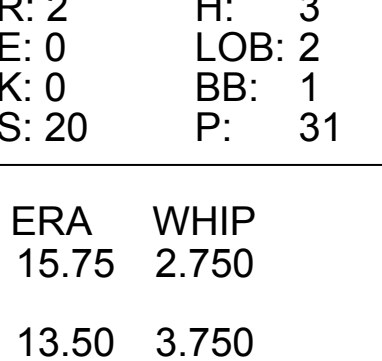
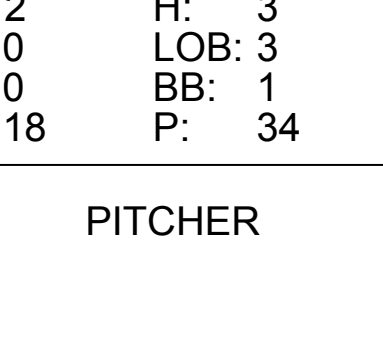


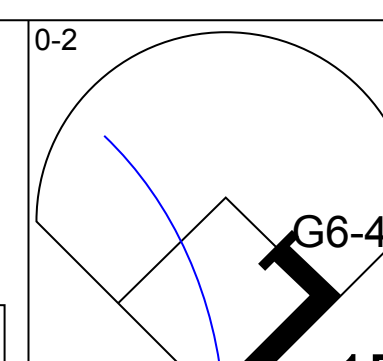
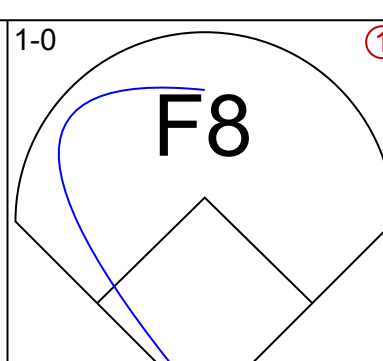
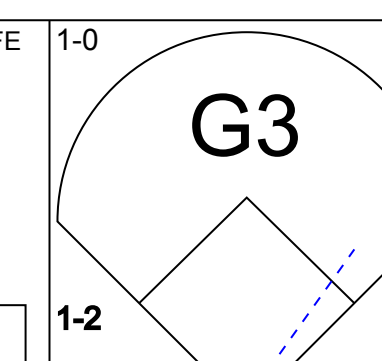
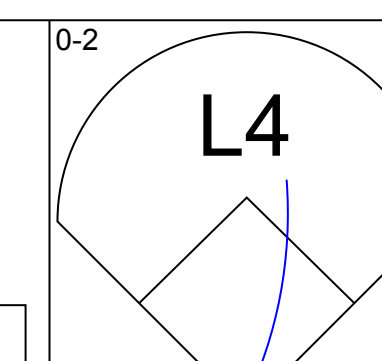
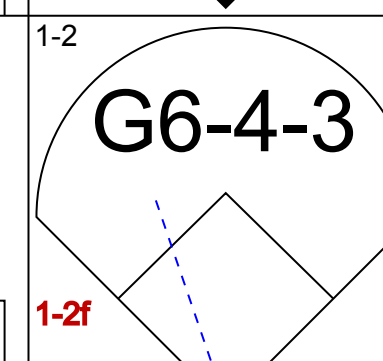
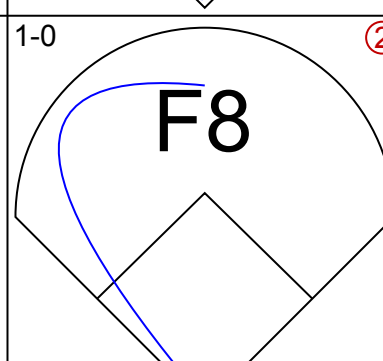
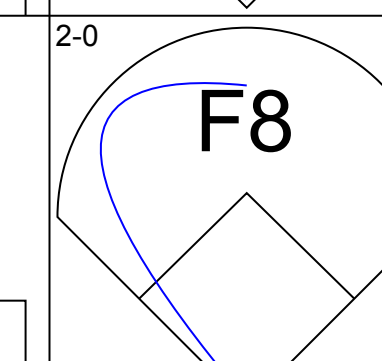
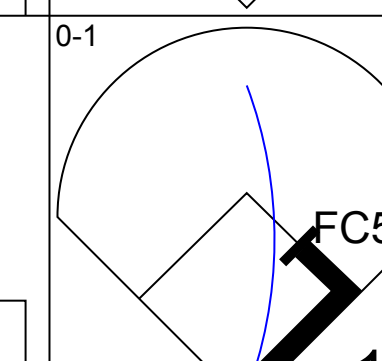
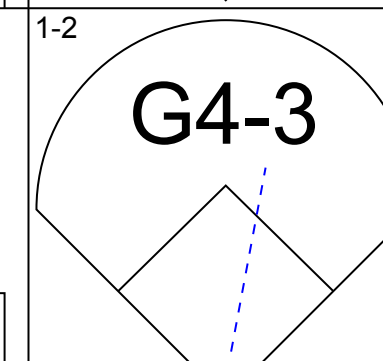
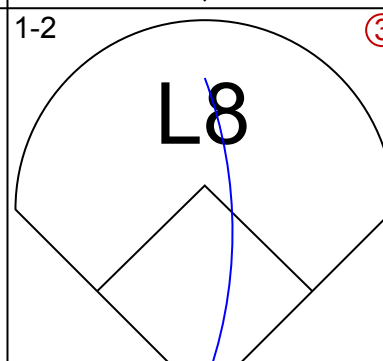
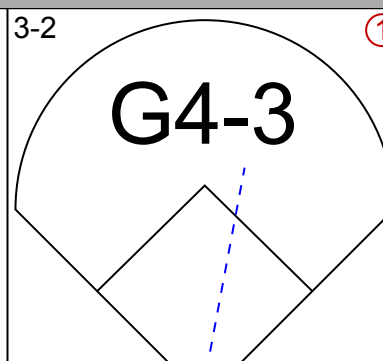
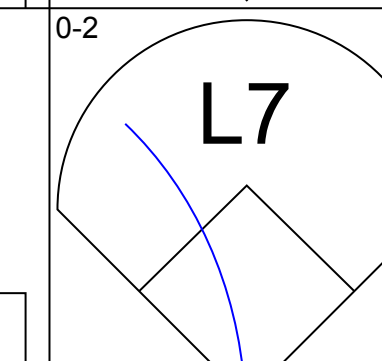
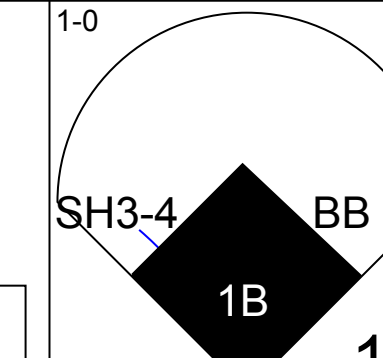
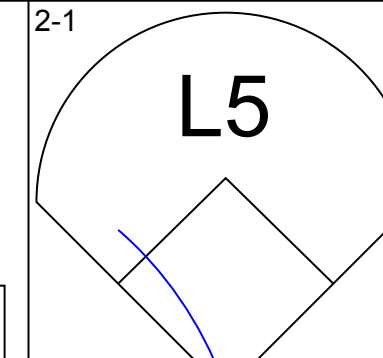
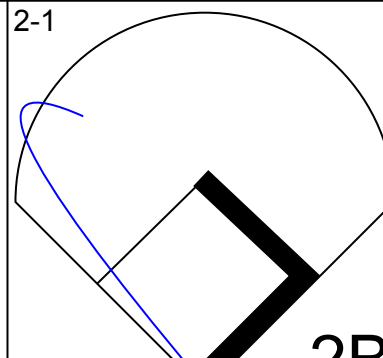
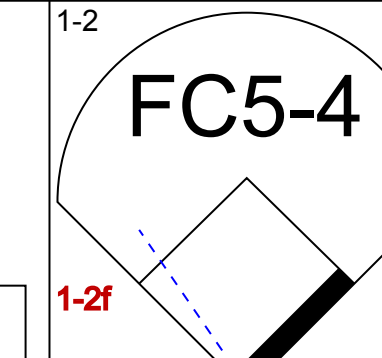
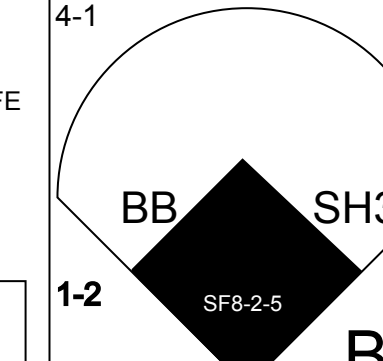
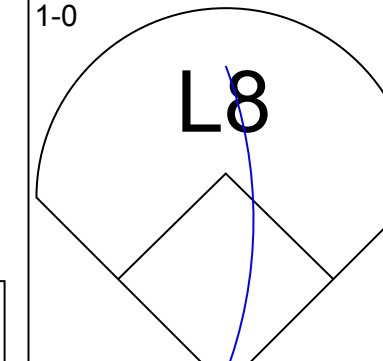
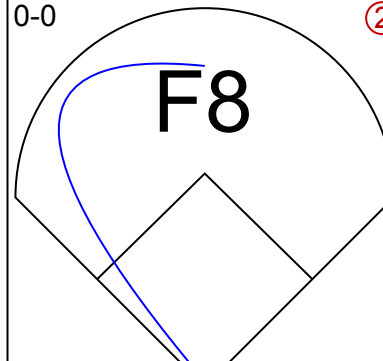
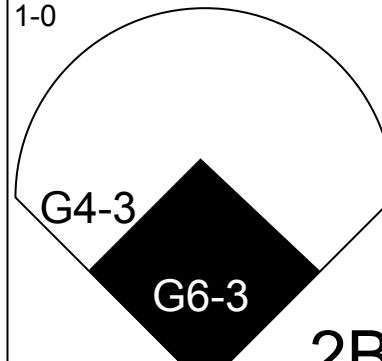
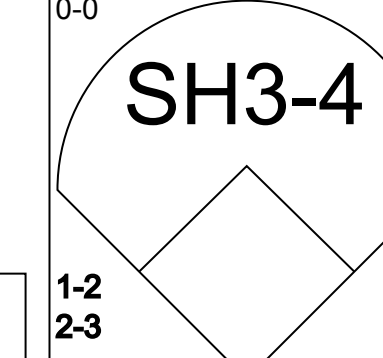
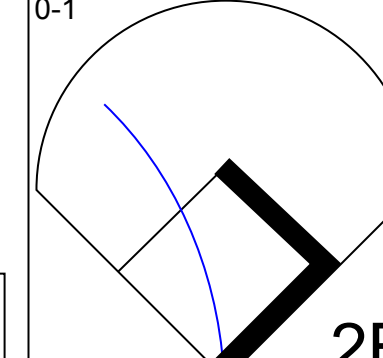
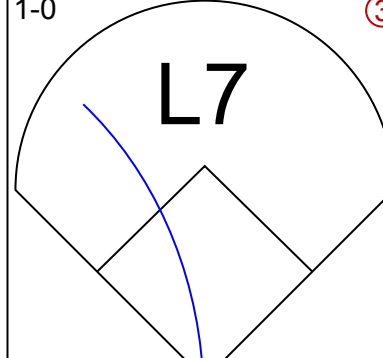
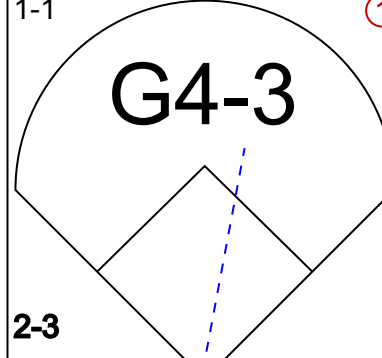
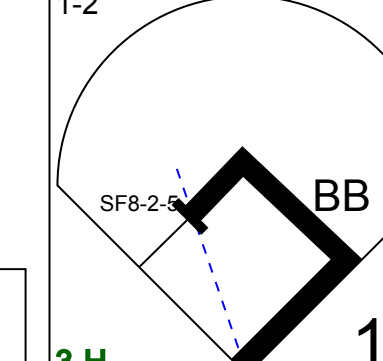
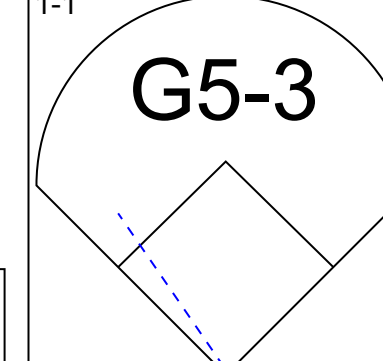
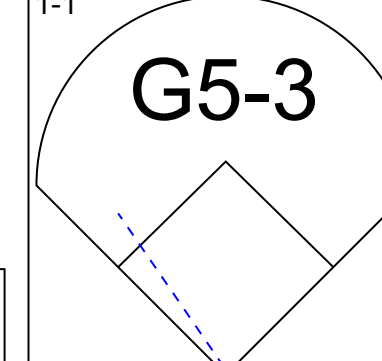
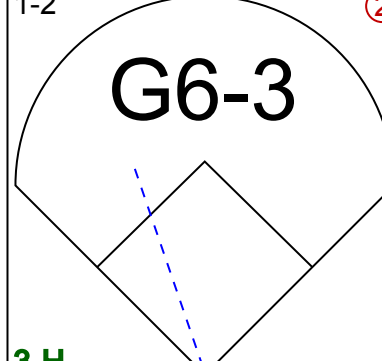
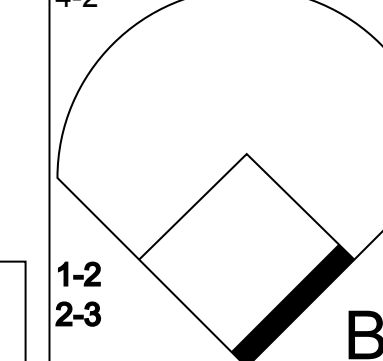
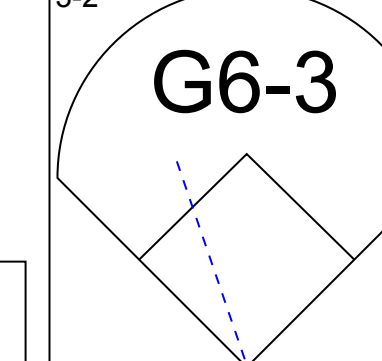
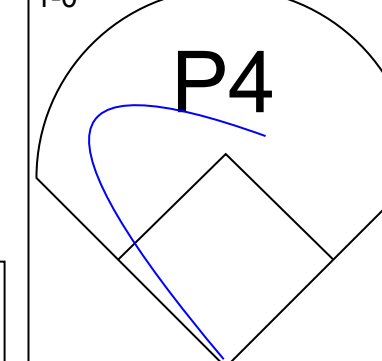
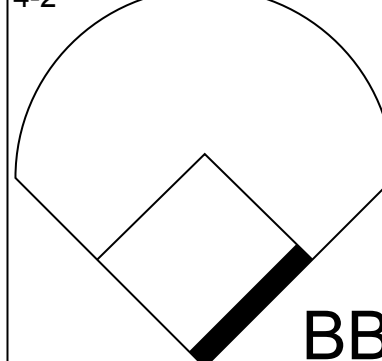
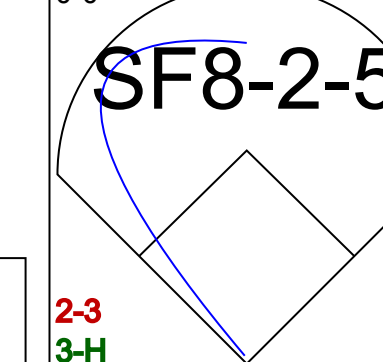
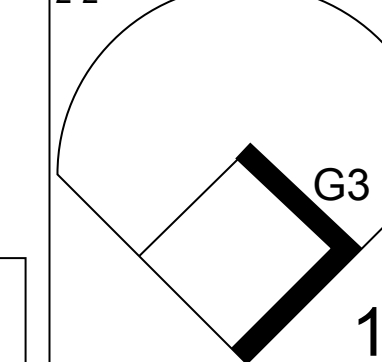
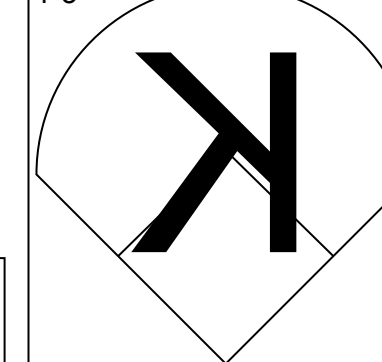
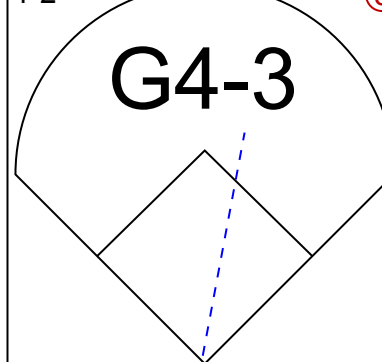
Batter	1	2	3	4	5	6	7	8	9	10	11	12	13	AB	R	H	RBI	BB	SO	LOB	BOTTOM	
Jody Reed, R OBP: 0.331, SLG: 0.341	F7		F8			L8		G3				G6-3		6	0	1	0	0	0	2		
Bob Zuppic, R OBP: 0.354, SLG: 0.420	G5-3					P3		F9				G1-3		5	0	1	0	1	0	0		
Wade Boggs, L OBP: 0.363, SLG: 0.414	G4-3					2B BB		FC6-4 1B	G6-3			F7		5	1	0	0	1	1	2		
Tom Brunansky, R OBP: 0.352, SLG: 0.401			G5-3			P3		HR 2B				K		6	1	2	1	0	1	0		
Jack Clark, R OBP: 0.349, SLG: 0.299			G4-6-3 1B			HR BB		1B G1-3 BB				K		4	3	2	0	2	2	1		
Mo Vaughn, L OBP: 0.377, SLG: 0.345	G4-6-3					HR		G1-3 E 1B				L8		6	2	3	3	0	0	1		
Luis Rivera, R Phil Pizarro, L Tim Naehring, R OBP: 0.343, SLG: 0.299 OBP: 0.311, SLG: 0.362 OBP: 0.292, SLG: 0.322			CS BB			F8		G1-3	F9			K		4	0	0	1	1	1	1		
Herm Winningham, L OBP: 0.270, SLG: 0.309			SAFE SAFE SAFE SAFE SAFE SAFE			K		L8	E2 1B			B1-3		6	1	2	2	0	2	1		
Tony Peña, R Scott Cooper, R John Flaherty, R OBP: 0.271, SLG: 0.288 OBP: 0.303, SLG: 0.303 OBP: 0.152, SLG: 0.156			G1-3			G1-3		L8	K			P6		4	0	2	1	0	1	0		
<b>Inning Stats</b>	R: 0 E: 0 K: 0 S: 7	H: 0 LOB: 0 BB: 0 P: 10	R: 0 E: 0 K: 0 S: 5	H: 1 LOB: 0 BB: 0 P: 9	R: 0 E: 0 K: 1 S: 10	H: 1 LOB: 1 BB: 2 P: 21	R: 0 E: 0 K: 0 S: 17	H: 1 LOB: 1 BB: 1 P: 34	R: 0 E: 0 K: 1 S: 9	H: 0 LOB: 0 BB: 0 P: 12	R: 0 E: 0 K: 1 S: 7	H: 1 LOB: 1 BB: 1 P: 15	R: 0 E: 0 K: 1 S: 7	H: 0 LOB: 0 BB: 0 P: 9	R: 0 E: 0 K: 1 S: 8	H: 0 LOB: 0 BB: 0 P: 12	R: 1 E: 0 K: 0 S: 5	H: 3 LOB: 3 BB: 1 P: 13	1B: 10 2B: 2 3B: 0 HR: 1	SF: 0 SAC: 0 DP: 1 HBP: 0	WP: 0 PB: 0 SB: 0 CS: 2	PA: 53
<b>PITCHER</b>	IP WLS BF H R ER SO BB IBB HBP BLK WP HR S P ERA WHIP	5.1 7.02	1.2 6.36	1.0 3.08	2.0 2.43	2.1 4.15																

Milwaukee Brewers @ Boston Red Sox  
 Fenway Park, Boston, MA  
 Sat Jun 27 1992, 3:33 AM EDT  
 Att. 33,734 - Cloudy - 76 F

AB 47  
 R 8  
 H 13  
 RBI 8  
 BB 6  
 SO 8  
 LOB 8



Batter	1	2	3	4	5	6	7	8	9	AB	R	H	RBI	BB	SO	LOB	TOP								
Pat Listach, S OBP: 0.328, SLG: 0.309										6	1	1	0	0	2	4	<b>Milwaukee Brewers @ Boston Red Sox</b> Fenway Park, Boston, MA Sun Jun 28 1992, 3:33 AM EDT Att: 33,237 - Cloudy - 79 F								
Kevin Seitzer, R OBP: 0.356, SLG: 0.406										4	2	3	0	1	1	0									
Paul Molitor, R OBP: 0.389, SLG: 0.506										4	1	0	1	0	0	5									
Dante Bichette, R OBP: 0.348, SLG: 0.467										5	4	4	3	0	1	0									
Robin Yount, R OBP: 0.345, SLG: 0.417										4	1	1	1	1	0	1									
B.J. Surhoff, L OBP: 0.277, SLG: 0.314										4	0	3	1	0	0	0									
Tim McIntosh, R OBP: 0.246, SLG: 0.226										4	0	0	1	0	0	5									
Franklin Stubbs, L OBP: 0.308, SLG: 0.371										4	0	2	2	1	0	1									
Scott Fletcher, R OBP: 0.374, SLG: 0.401										4	0	1	0	0	1	6									
William Suero, R OBP: 0.316, SLG: 0.250										1	0	0	0	0	0	1									
<b>Inning Stats</b>	R: 2 E: 0 K: 1 S: 11	H: 2 LOB: 0 BB: 0 P: 18	R: 0 E: 0 K: 1 S: 14	H: 1 LOB: 1 BB: 0 P: 20	R: 3 E: 0 K: 0 S: 20	H: 4 LOB: 1 BB: 0 P: 31	R: 0 E: 1 K: 0 S: 7	H: 1 LOB: 2 BB: 1 P: 13	R: 2 E: 0 K: 0 S: 20	H: 3 LOB: 2 BB: 1 P: 31	R: 2 E: 0 K: 0 S: 18	H: 3 LOB: 3 BB: 1 P: 34	R: 0 E: 0 K: 2 S: 11	H: 0 LOB: 0 BB: 0 P: 16	R: 0 E: 0 K: 1 S: 8	H: 0 LOB: 0 BB: 0 P: 11	R: 0 E: 0 K: 0 S: 10	H: 1 LOB: 1 BB: 0 P: 17	1B: 11 2B: 4 3B: 0 HR: 1	SF: 2 SAC: 0 DP: 1 HBP: 1	WP: 0 PB: 0 SB: 1 CS: 0	PA: 46			
<b>PITCHER</b>	IP	WLS	BF	H	R	ER	SO	BB	IBB	HBP	BLK	WP	HR	S	P	ERA	WHIP								
Frank Viola, L ERA: 3.45	4.0	L	23	9	7	7	2	2	0	0	1	0	0	28	42	15.75	2.750								
Matt Young, L ERA: 5.2	1.1		10	5	2	2	0	0	0	1	0	0	0	24	38	13.50	3.750								
Greg Harris, R ERA: 1.45	2.2		9	0	0	0	3	1	0	0	0	0	0	24	38	0.00	0.375								
Tony Fossas, L ERA: 5.06	1.0		4	1	0	0	0	0	0	0	0	0	0	10	17	0.00	1.000								

Batter	1	2	3	4	5	6	7	8	9	AB	R	H	RBI	BB	SO	LOB	BOTTOM								
Herm Winningham, L OBP: 0.269, SLG: 0.307										4	0	1	0	0	0	1	<b>Milwaukee Brewers @ Boston Red Sox</b> Fenway Park, Boston, MA Sun Jun 28 1992, 3:33 AM EDT Att: 33,237 - Cloudy - 79 F								
Bob Zupcic, R OBP: 0.350, SLG: 0.413										4	0	1	0	0	0	2									
Wade Boggs, L OBP: 0.378, SLG: 0.407										4	0	0	0	0	0	1									
Tom Brunansky, R OBP: 0.356, SLG: 0.410										4	1	2	0	0	0	1									
Mo Vaughn, L OBP: 0.382, SLG: 0.356										3	2	1	0	1	0	1									
Scott Cooper, L OBP: 0.309, SLG: 0.311										3	0	1	0	0	0	2									
Luis Rivera, R OBP: 0.341, SLG: 0.298										4	0	1	2	0	0	1									
Tim Lincecum, R OBP: 0.300, SLG: 0.315										2	0	0	0	2	0	0									
John Flaherty, R OBP: 0.162, SLG: 0.171										3	0	1	1	0	1	1									
<b>Inning Stats</b>	R: 0 E: 0 K: 0 S: 9	H: 1 LOB: 0 BB: 0 P: 11	R: 2 E: 0 K: 0 S: 9	H: 2 LOB: 1 BB: 2 P: 19	R: 0 E: 0 K: 0 S: 5	H: 0 LOB: 0 BB: 0 P: 8	R: 0 E: 0 K: 0 S: 7	H: 1 LOB: 1 BB: 0 P: 11	R: 0 E: 0 K: 0 S: 8	H: 1 LOB: 1 BB: 0 P: 16	R: 0 E: 0 K: 0 S: 7	H: 1 LOB: 1 BB: 0 P: 13	R: 0 E: 0 K: 1 S: 6	H: 0 LOB: 0 BB: 0 P: 9	R: 0 E: 0 K: 0 S: 11	H: 1 LOB: 0 BB: 0 P: 12	R: 1 E: 0 K: 0 S: 12	H: 1 LOB: 1 BB: 1 P: 20	1B: 5 2B: 4 3B: 0 HR: 0	SF: 1 SAC: 1 DP: 2 HBP: 0	WP: 0 PB: 0 SB: 0 CS: 0	PA: 36			
<b>PITCHER</b>	IP	WLS	BF	H	R	ER	SO	BB	IBB	HBP	BLK	WP	HR	S	P	ERA	WHIP								
Jaime Navarro, R ERA: 4.01	8.1	W	33	8	3	3	1	2	0	0	0	0	0	65	104	3.24	1.200								
Jim Austin, R ERA: 2.59	0.2		3	0	0	0	0	1	0	0	0	0	0	9	15	0.00	1.500								






Batter	1	2	3	4	5	6	7	8	9	AB	R	H	RBI	BB	SO	LOB	TOP													
<b>Tony Phillips, S</b> OBP: 0.388, SLG: 0.377 (1, 4)	E6 BB E	F8		1B		2B		1B	F9	5	1	2	0	1	0	2														
<b>Dan Gladden, R</b> OBP: 0.348, SLG: 0.416 (1, 7)	L4	HR		P4		2B		2B	2H	5	1	3	0	0	0	2														
<b>Travis Fryman, R</b> OBP: 0.332, SLG: 0.471 (1, 6)	E	1B		BB		HR				4	3	3	3	1	0	2														
<b>Cecil Fielder, R</b> OBP: 0.312, SLG: 0.473 (1, 3)	E6	1B		P4		K				5	2	1	0	0	2	3														
<b>Mickey Tettleton, S</b> OBP: 0.355, SLG: 0.500 (1, 10)	1B	E		1B		K		L7-4	1B	4	1	2	1	1	2	0														
<b>Phil Clark, R</b> OBP: 0.486, SLG: 0.581 (9, PH)	E5	1B				G5-3		2B		4	0	2	0	0	0	2														
<b>Lou Whitaker, L</b> OBP: 0.406, SLG: 0.488 (9, 4)	1B					2B				0	0	0	0	1	0	0														
<b>Skeeter Barnes, R</b> OBP: 0.279, SLG: 0.355 (9, PH)	G5-4-3	1B				K				4	0	1	1	0	1	3														
<b>Mark Carreon, R</b> OBP: 0.309, SLG: 0.411 (9, 9)	1B					G6-3				1	0	0	0	0	0	0														
<b>Mark Carreon, R</b> OBP: 0.309, SLG: 0.411 (9, 9)	G5-4-3	1B				K		L7-4		1	0	0	0	0	0	3														
<b>Chad Kreuter, S</b> OBP: 0.290, SLG: 0.360 (1, 2)	G5-4-3					K				5	0	1	2	0	1	4														
<b>Mitt Cuyler, S</b> OBP: 0.279, SLG: 0.338 (1, 8)						K				5	0	0	0	0	3	2														
<b>Inning Stats</b>	R: 3 E: 3 K: 0 S: 15	H: 2 LOB: 2 BB: 1 P: 25	R: 2 E: 0 K: 1 S: 11	H: 2 LOB: 0 BB: 21	R: 0 E: 0 K: 3 S: 11	H: 1 LOB: 1 BB: 0 P: 17	R: 0 E: 0 K: 2 S: 12	H: 2 LOB: 2 BB: 0 P: 16	R: 0 E: 0 K: 1 S: 7	H: 0 LOB: 0 BB: 0 P: 10	R: 0 E: 0 K: 0 S: 8	H: 1 LOB: 2 BB: 1 P: 14	R: 0 E: 0 K: 1 S: 9	H: 2 LOB: 1 BB: 0 P: 19	R: 0 E: 0 K: 1 S: 13	H: 2 LOB: 2 BB: 0 P: 18	R: 3 E: 0 K: 0 S: 15	H: 3 LOB: 2 BB: 2 P: 28	1B: 8 2B: 6 3B: 0 HR: 2	SF: 0 SAC: 0 DP: 2 HBP: 0	WP: 0 PB: 0 SB: 0 CS: 0	PA: 46								
<b>PITCHER</b>	IP WLS BF L	H R ER SO	BB IBB HBP BLK	WP HR S P	ERA WHIP																									
<b>Joe Hesketh, L</b> ERA: 3.64	7.0	5	2	8	2	0	0	0	0	1	73	122	2.57	1.714																
<b>Danny Darwin, R</b> ERA: 5.1	1.0	4	3	3	1	0	0	0	0	1	20	30	27.00	5.000																
<b>Greg Harris, R</b> ERA: 1.45	0.0	0	0	0	1	0	0	0	0	0	3	7	∞	∞																
<b>Tony Fossas, L</b> ERA: 4.63	1.0	1	0	0	0	0	0	0	0	0	5	9	0.00	1.000																

**Detroit Tigers @ Boston Red Sox**  
Fenway Park, Boston, MA  
Mon Jun 29 1992, 7:05 PM EDT  
Att: 33,388 - Sunny - 81 F


AB	42
R	8
H	15
RBI	7
BB	4
SO	9
LOB	23



Batter	1	2	3	4	5	6	7	8	9	AB	R	H	RBI	BB	SO	LOB	BOTTOM													
<b>Jody Reed, R</b> OBP: 0.330, SLG: 0.344 (1, 4)	G6-3		L9					G5-3		4	0	1	1	0	0	0														
<b>Bob Zupcic, R</b> OBP: 0.346, SLG: 0.406 (8, 7)	F8		G6-3		1B			K		4	0	1	0	0	1	1														
<b>Wade Boggs, L</b> OBP: 0.372, SLG: 0.401 (1, 5)	F7		G6-3		K			F7		4	0	0	0	0	1	2														
<b>Tom Brunansky, R</b> OBP: 0.348, SLG: 0.400 (1, 9)		G5-3	G6-3		L7			F7		4	0	0	0	0	0	1														
<b>Jack Clark, R</b> OBP: 0.352, SLG: 0.306 (1, 10)		2B	1B		K			2B		3	1	1	0	1	1	0														
<b>Mo Vaughn, L</b> OBP: 0.377, SLG: 0.363 (1, 3)		1B	G3		G4-3			F7		4	1	1	0	0	0	1														
<b>Luis Rivera, R</b> OBP: 0.341, SLG: 0.298 (9, PH)		WP	G3		G1-3			F9		3	0	1	1	0	0	1														
<b>Scott Cooper, L</b> OBP: 0.307, SLG: 0.309 (9, PH)		1B						F7		1	0	0	0	0	0	0														
<b>Herm Winningham, L</b> OBP: 0.264, SLG: 0.301 (7, PH)		G3						P2		2	0	0	1	0	1	1														
<b>Tim Lincecum, R</b> OBP: 0.297, SLG: 0.311 (8, 8)		G3						K		1	0	0	0	0	0	0														
<b>Steve Lyons, L</b> OBP: 0.179, SLG: 0.222 (8, 8)		G3						K		0	0	0	0	0	0	0														
<b>Tony Peña, R</b> OBP: 0.268, SLG: 0.284 (1, 2)		G6-3			E5			P6		3	1	0	0	0	0	1														
<b>Inning Stats</b>	R: 0 E: 0 K: 0 S: 6	H: 0 LOB: 0 BB: 0 P: 9	R: 2 E: 0 K: 0 S: 13	H: 2 LOB: 1 BB: 1 P: 23	R: 0 E: 0 K: 1 S: 9	H: 1 LOB: 1 BB: 0 P: 16	R: 0 E: 0 K: 1 S: 6	H: 0 LOB: 0 BB: 0 P: 9	R: 1 E: 1 K: 2 S: 16	H: 1 LOB: 1 BB: 0 P: 24	R: 0 E: 0 K: 0 S: 9	H: 1 LOB: 1 BB: 0 P: 14	R: 0 E: 0 K: 1 S: 9	H: 0 LOB: 0 BB: 0 P: 17	R: 0 E: 0 K: 1 S: 9	H: 0 LOB: 0 BB: 0 P: 13	R: 0 E: 0 K: 0 S: 7	H: 0 LOB: 0 BB: 0 P: 11	1B: 2 2B: 3 3B: 0 HR: 0	SF: 0 SAC: 0 DP: 0 HBP: 0	WP: 1 PB: 0 SB: 0 CS: 0	PA: 34								
<b>PITCHER</b>	IP WLS BF L	H R ER SO	BB IBB HBP BLK	WP HR S P	ERA WHIP																									
<b>Frank Tanana, L</b> ERA: 4.97	7.0	5	3	3	1	0	0	0	0	0	70	112	2.57	0.857																
<b>Kurt Knudsen, R</b> ERA: 2.61	2.0	0	0	0	1	0	0	0	0	0	16	24	0.00	0.000																

**Detroit Tigers @ Boston Red Sox**  
Fenway Park, Boston, MA  
Mon Jun 29 1992, 7:05 PM EDT  
Att: 33,388 - Sunny - 81 F


AB	33
R	3
H	5
RBI	3
BB	1
SO	4
LOB	8



Batter	1	2	3	4	5	6	7	8	9	AB	R	H	RBI	BB	SO	LOB	TOP			
<b>Tony Phillips, S</b> OBP: 0.389, SLG: 0.382	L7	1B		K				G6-3		5	1	2	2	0	1	1				
<b>Lou Whitaker, L</b> OBP: 0.402, SLG: 0.481	G3-1	2B		F7					F7	5	0	1	1	0	0	1				
<b>Travis Fryman, R</b> OBP: 0.330, SLG: 0.470	F8	G4-3			FC6-4		K		F7	5	0	1	0	0	1	1				
<b>Cecil Fielder, R</b> OBP: 0.320, SLG: 0.474		G5-4-3	1B	1B	FC6-4		K		1B	2	1	1	0	3	1	0				
<b>Mickey Tettleton, S</b> OBP: 0.359, SLG: 0.500		G5-4-3	1B	FC6-4		P3	FC6-4		F9	4	0	2	0	1	0	3				
<b>Dan Gladden, R</b> OBP: 0.341, SLG: 0.406	G5-4-3	F9		FC6-4		FC6-4	FC6-4			4	0	0	0	0	0	7				
<b>Scott Livingstone, L</b> OBP: 0.360, SLG: 0.360		BB	1B	F8		K		G4-3		3	1	0	0	1	1	4				
<b>Chad Kreuter, S</b> OBP: 0.289, SLG: 0.356	WP	BB	1B	FC6-4		L1		G4-3		4	1	1	1	0	0	2				
<b>Mitt Cuyler, S</b> OBP: 0.282, SLG: 0.342	WP	2B	1B		B5-3				2B	3	1	1	0	1	1	0				
<b>Inning Stats</b>	R: 0 E: 0 K: 0 S: 5	H: 0 LOB: 0 BB: 0 P: 10	R: 5 E: 0 K: 0 S: 16	H: 4 LOB: 1 BB: 3 P: 33	R: 0 E: 0 K: 0 S: 12	H: 1 LOB: 2 BB: 1 P: 24	R: 0 E: 0 K: 1 S: 8	H: 0 LOB: 0 BB: 0 P: 11	R: 0 E: 0 K: 1 S: 8	H: 1 LOB: 1 BB: 0 P: 20	R: 0 E: 0 K: 2 S: 10	H: 0 LOB: 1 BB: 1 P: 18	R: 0 E: 0 K: 0 S: 6	H: 1 LOB: 1 BB: 0 P: 9	R: 0 E: 0 K: 0 S: 9	H: 1 LOB: 1 BB: 0 P: 12	1B: 6 2B: 3 3B: 0 HR: 0	SF: 0 SAC: 0 DP: 1 HBP: 0	WP: 1 PB: 0 SB: 0 CS: 0	PA: 41
<b>PITCHER</b>	IP	WLS	BF	H	R	ER	SO	BB	IBB	HBP	BLK	WP	HR	S	P	ERA	WHIP			
<b>Mike Gardiner, R</b> ERA: 4.54	(1, 1)	6.0	29	7	5	5	3	5	0	0	0	1	0	62	113	7.50	2.000			
<b>Daryl Irvine, R</b> ERA:	(7, 1)	3.0	W 12	2	0	0	2	1	0	0	0	0	0	25	39	0.00	1.000			

**Detroit Tigers @ Boston Red Sox**  
Fenway Park, Boston, MA  
Tue Jun 30 1992, 7:05 PM EDT  
Att: 33,485 - Sunny - 80 F


AB	35
R	5
H	9
RBI	4
BB	6
SO	5
LOB	19



Batter	1	2	3	4	5	6	7	8	9	AB	R	H	RBI	BB	SO	LOB	BOTTOM			
<b>Jody Reed, R</b> OBP: 0.326, SLG: 0.339	L8		G4-3		F7		FC6-4		HR	4	1	0	0	1	0	2				
<b>Bob Zupcic, R</b> OBP: 0.349, SLG: 0.436	G5-3		F8		G5-3			FC6-4	1B	5	1	2	4	0	0	0				
<b>Wade Boggs, L</b> OBP: 0.368, SLG: 0.395	G4-3		F8			G4-3		FC6-4	2B	4	1	0	0	0	0	1				
<b>Tom Brunansky, R</b> OBP: 0.351, SLG: 0.409		BB	FC6-4	1B	G6-3		K		FC6-5	4	1	2	1	0	1	0				
<b>Jack Clark, R</b> OBP: 0.355, SLG: 0.312		FC6-4	BB		FC5		F8		FC6-5	3	1	1	0	1	0	1				
<b>Steve Lyons, L</b> OBP: 0.179, SLG: 0.222		SF8	BB		2B				2-3	0	0	0	0	0	0	0				
<b>Mo Vaughn, L</b> OBP: 0.381, SLG: 0.355		FC6-4	BB		FC5		F9		K	2	0	0	0	2	1	1				
<b>Luis Rivera, R</b> OBP: 0.335, SLG: 0.292		FC6-4	2B		FC5		L8		G5-3	4	1	0	1	0	0	4				
<b>Phil Plantier, L</b> OBP: 0.315, SLG: 0.363		SF8			K				2B	2	1	1	1	1	1	2				
<b>Tony Peña, R</b> OBP: 0.270, SLG: 0.291		3-H			G4-3				HR	2	0	1	1	0	0	0				
<b>Herm Winningham, L</b> OBP: 0.271, SLG: 0.308										1	0	1	0	0	0	0				
<b>John Flaherty, R</b> OBP: 0.162, SLG: 0.171										0	0	0	0	0	0	0				
<b>Scott Cooper, L</b> OBP: 0.312, SLG: 0.323		1-H							HR	1	1	1	0	0	0	0				
<b>Inning Stats</b>	R: 0 E: 0 K: 0 S: 6	H: 0 LOB: 0 BB: 0 P: 7	R: 3 E: 0 K: 0 S: 13	H: 2 LOB: 1 BB: 2 P: 23	R: 0 E: 0 K: 1 S: 9	H: 0 LOB: 0 BB: 0 P: 14	R: 0 E: 0 K: 1 S: 9	H: 1 LOB: 2 BB: 1 P: 17	R: 0 E: 0 K: 0 S: 8	H: 0 LOB: 0 BB: 0 P: 14	R: 0 E: 0 K: 1 S: 8	H: 0 LOB: 2 BB: 0 P: 12	R: 0 E: 0 K: 1 S: 13	H: 2 LOB: 1 BB: 0 P: 20	R: 4 E: 0 K: 0 S: 7	H: 2 LOB: 2 BB: 2 P: 18	1B: 4 2B: 4 3B: 0 HR: 1	SF: 1 SAC: 0 DP: 0 HBP: 0	WP: 0 PB: 0 SB: 0 CS: 0	PA: 38
<b>PITCHER</b>	IP	WLS	BF	H	R	ER	SO	BB	IBB	HBP	BLK	WP	HR	S	P	ERA	WHIP			
<b>Buddy Groom, L</b> ERA: 4.15	(1, 1)	6.2	26	4	3	3	2	3	0	0	0	0	0	60	100	4.05	1.050			
<b>John Doherty, R</b> ERA: 3.93	(7, 1)	1.0	6	3	1	1	0	0	0	0	0	0	0	16	23	9.00	3.000			
<b>Mike Munoz, L</b> ERA: 4.15	(8, 1)	0.1	1	0	0	0	1	0	0	0	0	0	0	3	5	0.00	0.000			
<b>Mike Henneman, R</b> ERA: 3.72	(9, 1)	0.1	L 5	2	4	4	0	1	1	0	0	0	1	7	18	108.00	9.000			

**Detroit Tigers @ Boston Red Sox**  
Fenway Park, Boston, MA  
Tue Jun 30 1992, 7:05 PM EDT  
Att: 33,485 - Sunny - 80 F

AB	32
R	8
H	9
RBI	8
BB	5
SO	3
LOB	11



Batter	1	2	3	4	5	6	7	8	9	AB	R	H	RBI	BB	SO	LOB	TOP				
<b>Tony Phillips, S</b> OBP: 0.383, SLG: 0.375	L8	G1-3		E3 1B 2B		G3			G3	5	1	0	0	0	0	1					
<b>Lou Whitaker, L</b> OBP: 0.403, SLG: 0.481	S 1B 1B		G6-3	2B 1B		G6-3				4	0	2	0	0	0	0					
<b>Travis Fryman, R</b> OBP: 0.335, SLG: 0.476	1B		F8	2B			CS 1B			4	0	3	1	0	0	0					
<b>Cecil Fielder, R</b> OBP: 0.319, SLG: 0.470	K		1B	P5			K			4	0	1	0	0	2	5					
<b>Mickey Tettleton, S</b> OBP: 0.354, SLG: 0.493	F9		G3		F9		CS	G4-3		4	0	0	0	0	0	3					
<b>Dan Gladden, R</b> OBP: 0.348, SLG: 0.420		E 2B		S G4-3 1B	K			G4-6-3 1B		4	2	3	0	0	1	0					
<b>Dave Bergman, L</b> OBP: 0.299, SLG: 0.250	E4 G4-3 G3		G4-3 E 1B	G4-3		G4-6-3				4	1	1	0	0	0	1					
<b>Scott Livingstone, L</b> OBP: 0.349, SLG: 0.347	G3		G4-3			F9			G3-1	4	0	0	1	0	0	2					
<b>Mitt Cuyler, S</b> OBP: 0.278, SLG: 0.336	G4-3		G4-3			F9			L9	4	0	0	0	0	0	2					
<b>Inning Stats</b>	R: 0 E: 0 K: 1 S: 14	H: 2 LOB: 2 BB: 0 P: 22	R: 1 E: 1 K: 0 S: 9	H: 1 LOB: 1 BB: 0 P: 12	R: 0 E: 0 K: 0 S: 9	H: 1 LOB: 1 BB: 0 P: 13	R: 3 E: 1 K: 0 S: 24	H: 4 LOB: 2 BB: 0 P: 31	R: 0 E: 0 K: 1 S: 10	H: 0 LOB: 0 BB: 0 P: 14	R: 0 E: 0 K: 1 S: 11	H: 1 LOB: 0 BB: 0 P: 14	R: 0 E: 0 K: 0 S: 7	H: 1 LOB: 0 BB: 0 P: 13	R: 0 E: 0 K: 0 S: 8	H: 0 LOB: 0 BB: 0 P: 13	1B: 8 2B: 2 3B: 0 HR: 0	SF: 0 SAC: 0 DP: 1 HBP: 0	WP: 0 PB: 0 SB: 3 CS: 1	PA: 38	
<b>PITCHER</b>	IP	WLS	BF	H	R	ER	SO	BB	IBB	HBP	BLK	WP	HR	S	P	ERA	WHIP				
<b>John Dopson, R</b> ERA: 3.1	(1, 1)	7.0	W	31	9	4	1	3	0	0	0	0	0	83	116	1.29	1.286				
<b>Greg Harris, R</b> ERA: 1.42	(8, 1)	1.0	S	3	1	0	0	0	0	0	0	0	0	7	13	0.00	1.000				
<b>Jeff Reardon, R</b> ERA: 3.38	(9, 1)	1.0	S	3	0	0	0	0	0	0	0	0	0	8	13	0.00	0.000				

**Detroit Tigers @ Boston Red Sox**  
Fenway Park, Boston, MA  
Wed Jul 01 1992, 7:05 PM EDT  
Att: 32,059 - Sunny - 77 F

AB 37  
R 4  
H 10  
RBI 2  
BB 0  
SO 3  
LOB 14



Batter	1	2	3	4	5	6	7	8	9	AB	R	H	RBI	BB	SO	LOB	BOTTOM				
<b>Jody Reed, R</b> OBP: 0.327, SLG: 0.342	L4		SH3 SF8 2B		P3		SF7			3	1	1	1	0	0	0					
<b>Bob Zupic, R</b> OBP: 0.357, SLG: 0.437	F9 1B 1B		SH3		P4		2B BB			2	1	1	0	1	0	0					
<b>Wade Boggs, L</b> OBP: 0.373, SLG: 0.405	1B		BB			G4-3 3B	L7			3	0	2	0	1	0	3					
<b>Tom Brunansky, R</b> OBP: 0.349, SLG: 0.413	F9		SF8		G4-3		2B			3	0	1	4	0	0	3					
<b>Mo Vaughn, L</b> OBP: 0.369, SLG: 0.340	F8		F9		K		F9			4	0	0	0	0	1	4					
<b>Phil Plantier, L</b> OBP: 0.318, SLG: 0.366		G3 1B		L7			1B WP 1B	F7		4	1	2	0	0	0	0					
<b>Herm Winningham, L</b> OBP: 0.271, SLG: 0.308										0	0	0	0	0	0	0					
<b>Tim Lincecum, R</b> OBP: 0.295, SLG: 0.309	G3		P6		P6		SH SF7 1B	L8		4	1	1	0	0	0	1					
<b>Scott Cooper, L</b> OBP: 0.310, SLG: 0.320	K		P5		P5		PB SH 2B 1B	F9		4	1	1	1	0	1	1					
<b>Tony Peña, R</b> OBP: 0.267, SLG: 0.288	L9		L8		L8		SH PB 2B			2	1	0	0	0	0	1					
<b>Inning Stats</b>	R: 0 E: 0 K: 0 S: 15	H: 2 LOB: 2 BB: 0 P: 18	R: 0 E: 0 K: 1 S: 8	H: 1 LOB: 1 BB: 0 P: 10	R: 1 E: 0 K: 0 S: 9	H: 1 LOB: 1 BB: 1 P: 14	R: 0 E: 0 K: 0 S: 6	H: 0 LOB: 0 BB: 0 P: 8	R: 0 E: 0 K: 1 S: 11	H: 1 LOB: 0 BB: 0 P: 17	R: 5 E: 0 K: 0 S: 19	H: 4 LOB: 1 BB: 1 P: 33	R: 0 E: 0 K: 0 S: 5	H: 0 LOB: 0 BB: 0 P: 7	1B: 6 2B: 2 3B: 1 HR: 0	SF: 2 SAC: 2 DP: 0 HBP: 0	WP: 1 PB: 1 SB: 0 CS: 0	PA: 35			
<b>PITCHER</b>	IP	WLS	BF	H	R	ER	SO	BB	IBB	HBP	BLK	WP	HR	S	P	ERA	WHIP				
<b>Bill Gullickson, R</b> ERA: 3.36	(1, 1)	6.1	L	28	8	5	5	2	1	0	0	0	0	65	92	7.11	1.421				
<b>Kurt Knudsen, R</b> ERA: 2.5	(7, 1)	0.0		1	0	0	0	0	1	0	0	0	0	3	7	∞	∞				
<b>Mike Munoz, L</b> ERA: 4.1	(7, 1)	0.1		1	0	0	0	0	0	0	0	0	0	3	4	0.00	0.000				
<b>John Kiely, R</b> ERA: 2.38	(7, 1)	1.1		5	1	1	1	0	0	0	0	0	0	8	12	6.75	0.750				

**Detroit Tigers @ Boston Red Sox**  
Fenway Park, Boston, MA  
Wed Jul 01 1992, 7:05 PM EDT  
Att: 32,059 - Sunny - 77 F

AB 29  
R 6  
H 9  
RBI 6  
BB 2  
SO 2  
LOB 13



Batter	1	2	3	4	5	6	7	8	9	AB	R	H	RBI	BB	SO	LOB	TOP										
Jody Reed, R OBP: 0.326, SLG: 0.341	1-1 G5-3		2-3 K			3-1 L7		0-1 E 1B WP		4	1	1	0	0	1	0											
Bob Zupcic, R OBP: 0.353, SLG: 0.430	1-0 F8		1-0 F8			1-0 F8		0-1 WP E 1B		4	0	1	0	0	0	0											
Wade Boggs, L OBP: 0.374, SLG: 0.405	2-1 G6-3			4-2 G6-4-3 BB			1-0 HR 1B	2-2 E1 WP		3	1	1	0	1	0	2											
Tom Brunansky, R OBP: 0.347, SLG: 0.427		1-1 G6-3		0-0 G6-4-3			1-1 HR	3-2 F9		4	1	1	2	0	0	3											
Jack Clark, R OBP: 0.353, SLG: 0.307		4-0 G6-3 BB BB		3-2 L7			0-3 K		1-1 L4	3	0	0	0	1	1	0											
Mo Vaughn, L OBP: 0.365, SLG: 0.330		4-2 G6-3 BB			3-1 F8		1-0 G3-1		2-0 F8	3	0	0	0	1	0	0											
Tim Lincecum, R OBP: 0.287, SLG: 0.299		1-0 G6-3		0-0 G4-3			3-1 F8		3-3 K	3	0	0	0	0	0	2											
Scott Cooper, L OBP: 0.308, SLG: 0.318		1-2 2-3								1	0	0	0	0	1	0											
Phil Plantier, L OBP: 0.314, SLG: 0.361		1-0 P6					0-1 G4-3		0-1 G3-1	3	0	0	0	0	0	2											
Tony Peña, R OBP: 0.265, SLG: 0.285			3-2 G5-3				2-2 F7		3-2 L6	2	0	0	0	0	0	0											
Herm Winningham, L OBP: 0.269, SLG: 0.305										1	0	0	0	0	0	0											
John Flaherty, R OBP: 0.162, SLG: 0.171										0	0	0	0	0	0	0											
<b>Inning Stats</b>	R: 0 E: 0 K: 0 S: 5	H: 0 LOB: 0 BB: 0 P: 9	R: 0 E: 0 K: 0 S: 7	H: 0 LOB: 2 BB: 2 P: 18	R: 0 E: 0 K: 1 S: 7	H: 0 LOB: 0 BB: 0 P: 13	R: 0 E: 0 K: 0 S: 6	H: 0 LOB: 0 BB: 1 P: 13	R: 0 E: 0 K: 0 S: 5	H: 0 LOB: 0 BB: 0 P: 8	R: 2 E: 0 K: 1 S: 9	H: 2 LOB: 2 BB: 0 P: 15	R: 1 E: 1 K: 0 S: 15	H: 2 LOB: 2 BB: 0 P: 23	R: 0 E: 0 K: 1 S: 6	H: 0 LOB: 0 BB: 0 P: 12	1B: 3 2B: 0 3B: 0 HR: 1	SF: 0 SAC: 0 DP: 1 HBP: 0	WP: 1 PB: 0 SB: 0 CS: 0	PA: 34							
<b>PITCHER</b>	IP	WLS	BF	H	R	ER	SO	BB	IBB	HBP	BLK	WP	HR	S	P	ERA	WHIP										
Wilson Alvarez, L ERA: 4.15	(1, 1)	7.0	W	25	2	2	2	3	0	0	0	0	1	48	91	2.57	0.714										
Brian Drahman, R ERA:	(8, 1)	0.2		5	2	1	0	0	0	0	0	0	0	12	17	0.00	3.000										
Roberto Hernandez, R ERA: 2.12	(8, 1)	1.1	S	4	0	0	1	0	0	0	0	1	0	9	18	0.00	0.000										

**Boston Red Sox @ Chicago White Sox**  
Comiskey Park, Chicago, IL  
Thu Jul 02 1992, 8:05 PM EDT  
Att: 32,448 - Cloudy - 69 F

AB 31  
R 3  
H 4  
RBI 2  
BB 3  
SO 3  
LOB 9



Batter	1	2	3	4	5	6	7	8	9	AB	R	H	RBI	BB	SO	LOB	BOTTOM											
Tim Raines, S OBP: 0.349, SLG: 0.349	1-0 FC5-2 3B	4-2 1B BB		0-1 B1-3		0-0 P4	1-0 SAFE			4	1	2	0	1	0	0												
Robin Ventura, L OBP: 0.408, SLG: 0.462	3-2 FC5-2 2B	0-0 1B 1B		0-0 BB 1B		2-0 P5	2-3 K			5	1	2	1	0	1	3												
Frank Thomas, R OBP: 0.515, SLG: 0.515	1-0 SAFE 1B 2B	3-2 1B 1B		4-2 SAFE 1B BB		0-0 2B 1B		1-1 1B 3B WP		3	2	3	2	1	0	0												
Esteban Beltré, R OBP: 0.154, SLG: 0.154	1-0 SAFE 1B 2B	3-2 1B 1B		1-2 BB		0-0 F8		1-1 L8		1	1	1	0	0	0	0												
George Bell, R OBP: 0.300, SLG: 0.408	2-1 2H 1B	1-0 G3		0-0 F8		2-1 1H 2B		1-1 L8		5	0	2	2	0	0	5												
Dan Pasqua, L OBP: 0.291, SLG: 0.356	1-2 F7		1-0 G4-3		0-0 G3	4-0 IBB		1-1 3B 1B		3	0	0	0	0	0	1												
Shawn Abner, R OBP: 0.355, SLG: 0.368	1-0 SAFE 1B		3-2 G4-3		0-0 F7	1-1 G1-3		2-3 3B 1B		1	1	1	0	1	0	0												
Lance Johnson, L OBP: 0.291, SLG: 0.331	1-1 F7		3-2 G4-3		0-0 F7	1-1 G1-3		1-0 1H 3B		5	0	1	2	0	0	3												
Steve Sax, R OBP: 0.299, SLG: 0.288		1-0 G3-1	1-2 FC6-4 1B		4-2 3B BB		2-0 L9	4-0 G6-4-3 BB		3	1	1	0	2	0	0												
Craig Grebeck, R OBP: 0.347, SLG: 0.418		1-1 FC5-4 1B	2-0 FC6-4		1-1 1H 3B		1-1 G4-3	1-1 G6-4-3		5	0	2	1	0	0	3												
Ron Karkovics, R OBP: 0.309, SLG: 0.325	1-2 SAFE 1B	1-2 FC5-4 1B		3-2 F8		1-1 F7		4-1 1B BB		3	1	0	0	1	0	2												
<b>Inning Stats</b>	R: 2 E: 0 K: 0 S: 12	H: 3 LOB: 1 BB: 0 P: 21	R: 2 E: 0 K: 0 S: 14	H: 3 LOB: 2 BB: 1 P: 25	R: 0 E: 0 K: 0 S: 8	H: 1 LOB: 1 BB: 0 P: 15	R: 0 E: 0 K: 0 S: 9	H: 1 LOB: 2 BB: 1 P: 16	R: 1 E: 0 K: 0 S: 7	H: 1 LOB: 1 BB: 1 P: 14	R: 1 E: 0 K: 0 S: 7	H: 2 LOB: 2 BB: 1 P: 16	R: 0 E: 0 K: 1 S: 8	H: 1 LOB: 2 BB: 1 P: 18	R: 2 E: 0 K: 0 S: 9	H: 3 LOB: 1 BB: 1 P: 18	1B: 10 2B: 2 3B: 3 HR: 0	SF: 0 SAC: 0 DP: 1 HBP: 0	WP: 1 PB: 0 SB: 1 CS: 0	PA: 44								
<b>PITCHER</b>	IP	WLS	BF	H	R	ER	SO	BB	IBB	HBP	BLK	WP	HR	S	P	ERA	WHIP											
Roger Clemens, R ERA: 2.11	(1, 1)	5.0	L	27	3	1	1	1	1	0	0	0	0	15	34	4.50	2.400											
Tom Bolton, L ERA: 3.91	(6, 1)	2.0		11	3	1	1	1	1	0	0	0	0	9	18	18.00	4.000											
Danny Darwin, R ERA: 5.36	(8, 1)	1.0		6	3	2	2	0	1	0	0	0	1	0	9	18	18.00	4.000										

**Boston Red Sox @ Chicago White Sox**  
Comiskey Park, Chicago, IL  
Thu Jul 02 1992, 8:05 PM EDT  
Att: 32,448 - Cloudy - 69 F

AB 38  
R 8  
H 15  
RBI 8  
BB 6  
SO 1  
LOB 17



Batter	1	2	3	4	5	6	7	8	9	10	AB	R	H	RBI	BB	SO	LOB	TOP									
Herm Winningham, L OBP: 0.261, SLG: 0.296 Steve Lyons, L OBP: 0.172, SLG: 0.214	1-3 K		2-1 G1-3			0-0 G4-3			0-2 L3		3	0	0	0	0	1	0	<b>Boston Red Sox @ Chicago White Sox</b> Comiskey Park, Chicago, IL Fri Jul 03 1992, 8:05 PM EDT Att: 35,584 - Cloudy - 72 F									
Jody Reed, R OBP: 0.328, SLG: 0.343	3-2 F9		3-2 F8			3-2 G1-4-3 1B			3-2 G1-6-3 1B		4	1	2	0	0	0	0										
Bob Zupic, R OBP: 0.353, SLG: 0.422 Phil Planter, L OBP: 0.314, SLG: 0.361 Tim Naehring, R OBP: 0.284, SLG: 0.296	4-1 BB			1-3 K		2-0 G1-4-3			0-0 G1-6-3		2	0	0	0	1	1	1										
Tom Brunansky, R OBP: 0.350, SLG: 0.431	4-2 BB			3-2 L6				0-1 G5-3			3	0	1	1	1	0	0										
Mo Vaughn, L OBP: 0.302, SLG: 0.320	2-2 G4-3			2-2 G4-3				1-1 L9			3	0	0	0	1	0	2										
Jack Clark, R OBP: 0.347, SLG: 0.300		3-2 G5-3				3-2 P3			0-0 F7		4	0	0	0	0	1	2										
Scott Cooper, L OBP: 0.299, SLG: 0.308		1-1 F8				1-1 F7			0-1 G4-3		4	0	0	0	0	0	0										
Luis Rivera, R OBP: 0.333, SLG: 0.291		0-0 F7				0-1 1B			2-3 K		4	0	1	0	0	1	0										
Tony Peña, R OBP: 0.260, SLG: 0.280			1-1 G4-3			0-0 L3			0-0 F8		4	0	0	0	0	1	1										
<b>Inning Stats</b>	R: 0 E: 0 K: 1 S: 13	H: 0 LOB: 2 BB: 2 P: 27	R: 0 E: 0 K: 0 S: 8	H: 0 LOB: 0 BB: 0 P: 12	R: 0 E: 0 K: 0 S: 8	H: 0 LOB: 0 BB: 0 P: 14	R: 0 E: 0 K: 1 S: 9	H: 0 LOB: 0 BB: 0 P: 15	R: 0 E: 0 K: 0 S: 8	H: 1 LOB: 1 BB: 0 P: 12	R: 0 E: 0 K: 0 S: 7	H: 1 LOB: 0 BB: 0 P: 11	R: 0 E: 0 K: 0 S: 5	H: 0 LOB: 0 BB: 0 P: 6	R: 0 E: 0 K: 1 S: 6	H: 0 LOB: 0 BB: 0 P: 8	R: 1 E: 0 K: 1 S: 12	H: 2 LOB: 2 BB: 1 P: 22	R: 0 E: 0 K: 1 S: 9	H: 0 LOB: 0 BB: 0 P: 12	1B: 3 2B: 1 3B: 0 HR: 0	SF: 0 SAC: 0 DP: 1 HBP: 0	WP: 0 PA: 36				
<b>PITCHER</b>	IP 8.1	WLS 29	H 3	R 1	ER 1	SO 3	BB 2	IBB 0	HBP 0	BLK 0	WP 0	HR 0	S 70	P 114	ERA 1.08	WHIP 0.600											
Charlie Hough, R ERA: 3.17	0.1	1	0	0	0	0	0	0	0	0	0	0	1	1	0.00	0.000											
Scott Radinsky, L ERA: 2.7	1.1	W	6	1	0	0	2	0	1	0	0	0	0	14	24	0.00	0.750										
Bobby Thigpen, R ERA: 2.86																											

Batter	1	2	3	4	5	6	7	8	9	10	AB	R	H	RBI	BB	SO	LOB	BOTTOM									
Tim Raines, S OBP: 0.353, SLG: 0.349	2-0 S 1B		4-2 1B BB		2-2 G4-3				0-1 E1 G3-6-3		3	1	1	0	2	0	2	<b>Boston Red Sox @ Chicago White Sox</b> Comiskey Park, Chicago, IL Fri Jul 03 1992, 8:05 PM EDT Att: 35,584 - Cloudy - 72 F									
Robin Ventura, L OBP: 0.408, SLG: 0.481	1-3 K		2-2 1B			2-2 G4-3			2-2 G3-6-3		5	0	2	0	0	1	3										
Frank Thomas, R OBP: 0.434, SLG: 0.506	3-2 G5-3		1-1 F8			2-3 K			1-0 F9		5	0	0	0	0	1	5										
George Bell, R OBP: 0.302, SLG: 0.418	0-0 P7			1-3 K		0-1 HR			1-1 G1-6-3		5	1	2	2	0	1	1										
Craig Grebeck, R OBP: 0.345, SLG: 0.415		0-2 G4-3		2-2 L4		2-1 1B			1-2 G5-3		4	0	1	0	0	0	0										
Shawn Abner, R OBP: 0.348, SLG: 0.361		1-0 P7		0-0 F9		1-2 1B			3-2 G5-3		4	0	1	0	0	0	0										
Steve Sax, R OBP: 0.295, SLG: 0.284		0-1 G3				2-1 G5-3			0-1 G5-3		4	0	0	0	0	0	2										
Lance Johnson, L OBP: 0.290, SLG: 0.330			0-0 G4-3			0-2 1B			2-1 G1-3		4	0	1	0	0	0	0										
Ron Karkovics, R OBP: 0.308, SLG: 0.324			0-1 F7			1-1 F7			3-2 E 1B		4	0	1	0	0	0	1										
<b>Inning Stats</b>	R: 0 E: 0 K: 1 S: 8	H: 1 LOB: 1 BB: 0 P: 14	R: 0 E: 0 K: 0 S: 6	H: 0 LOB: 0 BB: 0 P: 7	R: 0 E: 0 K: 0 S: 11	H: 1 LOB: 2 BB: 1 P: 17	R: 0 E: 0 K: 1 S: 7	H: 0 LOB: 0 BB: 0 P: 10	R: 0 E: 0 K: 0 S: 12	H: 1 LOB: 1 BB: 0 P: 15	R: 1 E: 1 K: 0 S: 9	H: 3 LOB: 2 BB: 0 P: 23	R: 0 E: 0 K: 0 S: 6	H: 1 LOB: 1 BB: 0 P: 15	R: 0 E: 0 K: 0 S: 6	H: 0 LOB: 0 BB: 0 P: 9	R: 0 E: 0 K: 0 S: 9	H: 0 LOB: 0 BB: 0 P: 14	R: 1 E: 0 K: 0 S: 12	H: 2 LOB: 2 BB: 1 P: 22	1B: 8 2B: 0 3B: 0 HR: 1	SF: 0 SAC: 0 DP: 1 HBP: 0	WP: 0 PA: 40				
<b>PITCHER</b>	IP 9.0	WLS 35	H 7	R 1	ER 1	SO 3	BB 1	IBB 0	HBP 0	BLK 0	WP 0	HR 1	S 84	P 124	ERA 1.00	WHIP 0.889											
Frank Viola, L ERA: 3.26	0.2	L	5	2	1	0	1	0	0	0	0	0	0	12	22	13.50	4.500										
Greg Harris, R ERA: 1.58																											

AB	33
R	1
H	4
RBI	1
BB	3
SO	5
LOB	7



AB	38
R	2
H	9
RBI	2
BB	2
SO	3
LOB	14



Batter	1	2	3	4	5	6	7	8	9	AB	R	H	RBI	BB	SO	LOB	TOP			
Jody Reed, R OBP: 0.325, SLG: 0.339	2-2 G3	3-2 CS	2-0 G5-3		1-1 G4-3		1-1 F9			4	0	0	0	0	0	0				
Bob Zupcic, R OBP: 0.374, SLG: 0.432	4-2 BB		4-2 BB		0-0 1B		1-2 1B			2	0	2	0	2	0	0				
Mo Vaughn, L OBP: 0.351, SLG: 0.308	0-0 F9		2-3 K		1-0 P5		1-3 K			4	0	0	0	0	2	3				
Tom Brunansky, R OBP: 0.343, SLG: 0.421	2-3 K		1-0 F8			1-1 G5-3		3-3 K		4	0	0	0	0	2	2				
Jack Clark, R OBP: 0.345, SLG: 0.299		1-2 1B FC4-6		0-0 L7		2-0 G4-3		1-2 G5-3		4	1	1	0	0	0	0				
Phil Plantier, L OBP: 0.321, SLG: 0.373	1-1 FC4-6			2-1 1B		0-0 1B		1-3 K		4	1	3	0	0	1	0				
Herm Winningham, L OBP: 0.261, SLG: 0.296	1-3 1B			1-1 1B		4-2 2B				0	0	0	0	0	0	0				
Luis Rivera, R OBP: 0.332, SLG: 0.287	0-3 K			1-1 F9		1-1 1B		2-2 P3		3	0	0	0	1	1	3				
Scott Cooper, L OBP: 0.298, SLG: 0.307	1-2 FC4-6 CS			1-3 K		2-2 1B		1-2 G4-3		4	0	1	2	0	1	2				
Tony Peña, R OBP: 0.260, SLG: 0.279	2-2 1B					1-1 G4-3		1-0 F9		4	0	1	0	0	0	2				
<b>Inning Stats</b>	R: 0 E: 0 K: 1 S: 11	H: 0 LOB: 1 BB: 1 P: 19	R: 1 E: 0 K: 1 S: 17	H: 3 LOB: 1 BB: 0 P: 25	R: 0 E: 0 K: 1 S: 8	H: 0 LOB: 1 BB: 1 P: 17	R: 0 E: 0 K: 1 S: 8	H: 1 LOB: 1 BB: 0 P: 12	R: 0 E: 0 K: 0 S: 6	H: 1 LOB: 2 BB: 0 P: 9	R: 1 E: 0 K: 0 S: 11	H: 2 LOB: 2 BB: 1 P: 21	R: 0 E: 0 K: 1 S: 9	H: 1 LOB: 0 BB: 0 P: 14	R: 0 E: 0 K: 2 S: 9	H: 0 LOB: 0 BB: 0 P: 13	1B: 7 2B: 1 3B: 0 HR: 0	SF: 0 SAC: 0 DP: 0 HBP: 0	WP: 0 PB: 0 SB: 1 CS: 1	PA: 37
<b>PITCHER</b> Jack McDowell, R ERA: 3.54	IP: 9.0 WLS: L BF: 36 H: 8 R: 2 ER: 2 SO: 7 BB: 3 IBB: 0 HBP: 0 BLK: 0 WP: 0 HR: 0 S: 87 P: 141 ERA: 2.00 WHIP: 1.222															<b>PITCHER</b>				

**Boston Red Sox @ Chicago White Sox**  
Comiskey Park, Chicago, IL  
Sat Jul 04 1992, 8:05 PM EDT  
Att: 42,285 - Sunny - 82 F

AB 33  
R 2  
H 8  
RBI 2  
BB 3  
SO 7  
LOB 12



Batter	1	2	3	4	5	6	7	8	9	AB	R	H	RBI	BB	SO	LOB	BOTTOM			
Tim Raines, S OBP: 0.349, SLG: 0.344	1-1 G4-3		0-0 G6-3		2-2 F9			0-2 F9		4	0	0	0	0	0	2				
Robin Ventura, L OBP: 0.404, SLG: 0.455	2-2 G3		1-0 G3-1		2-2 L6			2-2 G6-3		4	0	0	0	0	0	2				
Esteban Beltré, R OBP: 0.154, SLG: 0.154										0	0	0	0	0	0	0				
Frank Thomas, R OBP: 0.438, SLG: 0.517	4-0 BB			2-1 HR		4-1 BB		0-2 P4		2	1	1	1	2	0	0				
George Bell, R OBP: 0.301, SLG: 0.419	1-0 F7			1-3 K		0-0 G4-6-3		0-1 2B		4	0	1	0	0	1	2				
Joey Cora, S OBP: 0.296, SLG: 0.237						1-2 1B				0	0	0	0	0	0	0				
Craig Grebeck, R OBP: 0.339, SLG: 0.407		0-1 F8		3-1 L4		0-0 G5-3		2-3 K		4	0	0	0	0	1	1				
Carlton Fisk, R OBP: 0.250, SLG: 0.188	3-2 F9			1-2 L9			3-2 P6	0-3 K		4	0	0	0	0	1	1				
Steve Sax, R OBP: 0.298, SLG: 0.285		4-0 BB			0-0 1B		3-1 F7			2	0	1	0	1	0	0				
Lance Johnson, L OBP: 0.291, SLG: 0.330	1 SAFE	0-0 G4-3			1-2 1B		1-0 G6-3			3	0	1	0	0	0	1				
Shawn Abner, R OBP: 0.338, SLG: 0.349			1-2 F8		0-2 F8			1-0 G4-3		2	0	0	0	0	0	2				
Warren Newson, L OBP: 0.376, SLG: 0.310										1	0	0	0	0	0	0				
<b>Inning Stats</b>	R: 0 E: 0 K: 0 S: 8	H: 0 LOB: 1 BB: 1 P: 16	R: 0 E: 0 K: 0 S: 7	H: 0 LOB: 0 BB: 1 P: 14	R: 0 E: 0 K: 0 S: 5	H: 0 LOB: 0 BB: 0 P: 7	R: 1 E: 0 K: 1 S: 11	H: 1 LOB: 0 BB: 0 P: 18	R: 0 E: 0 K: 0 S: 14	H: 2 LOB: 2 BB: 0 P: 19	R: 0 E: 0 K: 0 S: 3	H: 0 LOB: 0 BB: 1 P: 7	R: 0 E: 0 K: 0 S: 7	H: 0 LOB: 0 BB: 0 P: 14	R: 0 E: 0 K: 2 S: 12	H: 1 LOB: 1 BB: 0 P: 14	1B: 2 2B: 1 3B: 0 HR: 1	SF: 0 SAC: 0 DP: 1 HBP: 0	WP: 0 PB: 0 SB: 0 CS: 0	PA: 33
<b>PITCHER</b> Joe Hesketh, L ERA: 3.46	IP: 7.0 WLS: W BF: 26 H: 3 R: 1 ER: 1 SO: 1 BB: 3 IBB: 0 HBP: 0 BLK: 0 WP: 0 HR: 1 S: 55 P: 95 ERA: 1.29 WHIP: 0.857															<b>PITCHER</b>				
Daryl Irvine, R ERA:	1.0 S: 3																			
Jeff Reardon, R ERA: 3.24	1.0 S: 4																			

**Boston Red Sox @ Chicago White Sox**  
Comiskey Park, Chicago, IL  
Sat Jul 04 1992, 8:05 PM EDT  
Att: 42,285 - Sunny - 82 F

AB 30  
R 1  
H 4  
RBI 1  
BB 3  
SO 3  
LOB 11




Batter	1	2	3	4	5	6	7	8	9	AB	R	H	RBI	BB	SO	LOB	TOP											
Jody Reed, R OBP: 0.324, SLG: 0.335	G6-3	K			E G1-3 BB		F8			3	0	0	0	1	1	3	<b>Boston Red Sox @ Chicago White Sox</b> Comiskey Park, Chicago, IL Sun Jul 05 1992, 4:33 AM EDT Att: 40,088 - Cloudy - 68 F											
Bob Zupcic, R OBP: 0.370, SLG: 0.421	G4-6-3 BB		G6-3		G1-3		F8			3	0	0	0	1	0	2												
Wade Boggs, L OBP: 0.373, SLG: 0.404	G4-6-3		G6-3		SF9		2B 1B			3	0	1	1	0	0	1												
Tom Brunansky, R OBP: 0.337, SLG: 0.412		G4-3	G6-3		G3		K			4	0	0	0	0	1	2												
Jack Clark, R OBP: 0.352, SLG: 0.306		1B BB		SH1-3 BB		K		2B		2	1	1	0	2	1	0												
Phil Plantier, L OBP: 0.321, SLG: 0.372	BB 1B		SH1-3		P6		K			3	0	1	0	0	1	2												
Tim Lincecum, R OBP: 0.283, SLG: 0.294	BB 1B		FC6-4-5 FC1-6		G5-3					4	0	1	1	0	1	1												
Luis Rivera, R OBP: 0.326, SLG: 0.282	P8		FC1-6				L4			4	0	0	0	0	0	3												
John Flaherty, R OBP: 0.195, SLG: 0.184					G1-3 BB SF9 1B		F7			3	1	1	0	1	0	0												
<b>Inning Stats</b>	R: 0 E: 0 K: 0 S: 5	H: 0 LOB: 0 BB: 1 P: 10	R: 1 E: 0 K: 1 S: 12	H: 2 LOB: 3 BB: 2 P: 27	R: 0 E: 0 K: 0 S: 9	H: 0 LOB: 0 BB: 0 P: 15	R: 0 E: 0 K: 0 S: 4	H: 0 LOB: 1 BB: 1 P: 8	R: 1 E: 1 K: 0 S: 7	H: 1 LOB: 1 BB: 1 P: 11	R: 0 E: 0 K: 1 S: 8	H: 0 LOB: 0 BB: 0 P: 16	R: 0 E: 0 K: 2 S: 6	H: 2 LOB: 2 BB: 0 P: 6	R: 0 E: 0 K: 2 S: 15	H: 0 LOB: 0 BB: 0 P: 11		R: 0 E: 0 K: 1 S: 9	H: 0 LOB: 0 BB: 0 P: 11	1B: 4 2B: 1 3B: 0 HR: 0	SF: 1 SAC: 1 DP: 1 HBP: 0	WP: 0 PB: 0 SB: 0 CS: 0	PA: 36					
<b>PITCHER</b>	IP	WLS	BF	H	R	ER	SO	BB	IBB	HBP	BLK	WP	HR	S	P	ERA	WHIP											
Greg Hibbard, L ERA: 4.22	(1, 1)	7.0	W	28	3	2	2	2	5	0	0	0	0	0	51	93	2.57	1.143										
Roberto Hernandez, R ERA: 2.04	(8, 1)	0.2		4	2	0	0	1	0	0	0	0	0	0	11	12	0.00	3.000										
Scott Radinsky, L ERA: 2.99	(8, 1)	1.1	S	4	0	0	2	0	0	0	0	0	0	0	13	18	0.00	0.000										

AB	29
R	2
H	5
RBI	2
BB	5
SO	5
LOB	14



Batter	1	2	3	4	5	6	7	8	9	AB	R	H	RBI	BB	SO	LOB	BOTTOM											
Joey Cora, S OBP: 0.316, SLG: 0.297	G4-3		F8		HR 2B	FC6-5 1B		2B		5	1	3	0	0	0	1	<b>Boston Red Sox @ Chicago White Sox</b> Comiskey Park, Chicago, IL Sun Jul 05 1992, 4:33 AM EDT Att: 40,088 - Cloudy - 68 F											
Craig Grebeck, R OBP: 0.336, SLG: 0.402	P3		1B		G5-3	FC6-5		L4		5	0	1	0	0	0	5												
Frank Thomas, R OBP: 0.436, SLG: 0.511	F8		F9		HR BB	G1-3				3	1	0	0	1	0	4												
George Bell, R OBP: 0.304, SLG: 0.428		P4		F7	HR	HBP				3	1	1	4	0	0	0												
Dan Pasqua, L OBP: 0.304, SLG: 0.358										2	0	1	0	2	1	1												
Shawn Abner, R OBP: 0.338, SLG: 0.349										0	0	0	0	0	0	0												
Warren Newson, L OBP: 0.371, SLG: 0.299		K		FC3-6 FC6-4				K		3	0	0	0	1	2	3												
Carlton Fisk, R OBP: 0.232, SLG: 0.173				FC6-4		F8		F8		4	0	0	0	0	0	5												
Lance Johnson, L OBP: 0.287, SLG: 0.325			F8		G4-3	K		F8		4	0	0	0	0	1	0												
Esteban Beltrre, R OBP: 0.294, SLG: 0.294			1B		2B HR 1B	FC6-5 1B		G4-3		4	1	3	0	0	0	0												
<b>Inning Stats</b>	R: 0 E: 0 K: 0 S: 6	H: 0 LOB: 0 BB: 0 P: 9	R: 0 E: 0 K: 1 S: 8	H: 0 LOB: 1 BB: 1 P: 13	R: 0 E: 0 K: 0 S: 7	H: 2 LOB: 2 BB: 0 P: 11	R: 0 E: 0 K: 0 S: 12	H: 0 LOB: 1 BB: 1 P: 20	R: 4 E: 0 K: 0 S: 23	H: 4 LOB: 2 BB: 2 P: 40	R: 0 E: 0 K: 1 S: 12	H: 2 LOB: 2 BB: 0 P: 20	R: 0 E: 0 K: 2 S: 11	H: 0 LOB: 1 BB: 0 P: 17	R: 0 E: 0 K: 0 S: 8	H: 1 LOB: 1 BB: 0 P: 13	1B: 6 2B: 2 3B: 0 HR: 1	SF: 0 SAC: 0 DP: 0 HBP: 1	WP: 0 PB: 0 SB: 0 CS: 0	PA: 38								
<b>PITCHER</b>	IP	WLS	BF	H	R	ER	SO	BB	IBB	HBP	BLK	WP	HR	S	P	ERA	WHIP											
Mike Gardiner, R ERA: 4.68	(1, 1)	5.0	L	25	6	4	4	1	4	0	0	0	0	0	56	93	7.20	2.000										
Tom Bolton, L ERA: 3.51	(6, 1)	0.2		4	2	0	0	1	0	0	0	0	0	9	14	0.00	3.000											
Danny Darwin, R ERA: 5.12	(6, 1)	2.1		9	1	0	0	2	0	0	1	0	0	22	36	0.00	0.429											


AB	33
R	4
H	9
RBI	4
BB	4
SO	4
LOB	19



Batter	1	2	3	4	5	6	7	8	9	AB	R	H	RBI	BB	SO	LOB	TOP			
<b>Keith Miller, R</b> OBP: 0.374, SLG: 0.424 (1, 4)	G5-3	BLK 1B		FC6-4			1B 2B	F8		5	1	2	3	0	0	1				
<b>Gregg Jefferies, S</b> OBP: 0.307, SLG: 0.383 (1, 5)	FC4-6 1B	F9			G3-1		S BB 1B		K	5	0	2	1	0	1	2				
<b>Wally Joyner, L</b> OBP: 0.323, SLG: 0.421 (1, 3)	FC4-6			G4-3			CS 1B		K	5	0	1	0	0	2	2				
<b>Kevin McReynolds, R</b> OBP: 0.357, SLG: 0.430 (1, 7)	G5-3			HR			S BB		FC4-6 1B	4	1	2	1	1	1	2				
<b>George Brett, L</b> OBP: 0.319, SLG: 0.394 (1, 10)		G3-1		P5					FC4-6	4	0	0	0	1	0	1				
<b>Jim Eisenreich, L</b> OBP: 0.315, SLG: 0.369 (1, 9)		G4-3		G3-1						4	0	0	0	0	1	3				
<b>Mike MacFarlane, R</b> OBP: 0.299, SLG: 0.392 (1, 2)		E5 1B		G6-3						4	1	0	0	0	1	3				
<b>Brian McRae, S</b> OBP: 0.287, SLG: 0.315 (1, 8)		1B 1B 1B		G3					G4-3	4	2	2	1	0	0	0				
<b>Rico Rossy, R</b> OBP: 0.321, SLG: 0.308 (1, 6)		BLK 1B 1B		FC6-4 1B					G2-3	4	1	3	0	0	0	0				
<b>Inning Stats</b>	R: 0 E: 0 K: 0 S: 13	H: 1 LOB: 1 BB: 0 P: 20	R: 2 E: 1 K: 0 S: 15	H: 3 LOB: 2 BB: 0 P: 26	R: 1 E: 0 K: 0 S: 6	H: 1 LOB: 1 BB: 0 P: 8	R: 0 E: 0 K: 0 S: 8	H: 1 LOB: 1 BB: 0 P: 11	R: 0 E: 0 K: 1 S: 11	H: 0 LOB: 0 BB: 0 P: 14	R: 3 E: 0 K: 2 S: 16	H: 4 LOB: 3 BB: 2 P: 27	R: 0 E: 0 K: 2 S: 9	H: 0 LOB: 0 BB: 0 P: 14	R: 0 E: 0 K: 2 S: 8	H: 1 LOB: 1 BB: 0 P: 9	1B: 9 2B: 3 3B: 0 HR: 1	SF: 0 SAC: 0 DP: 1 HBP: 0	WP: 0 PB: 0 SB: 2 CS: 1	PA: 41
<b>PITCHER</b>	IP	WLS	BF	H	R	ER	SO	BB	IBB	HBP	BLK	WP	HR	S	P	ERA	WHIP			
<b>John Dopson, R</b> ERA: 3.38 (1, 1)	6.0	L	29	11	6	4	2	0	0	0	1	0	1	67	97	6.00	1.833			
<b>Tony Fossas, L</b> ERA: 4.38 (7, 1)	0.2		4	0	0	0	2	2	0	0	0	0	0	10	21	0.00	3.000			
<b>Daryl Irvine, R</b> ERA: (7, 1)	2.1		8	1	0	0	2	0	0	0	0	0	0	18	24	0.00	0.429			

**Kansas City Royals @ Boston Red Sox**  
Fenway Park, Boston, MA  
Mon Jul 06 1992, 7:05 PM EDT  
Att: 28,495 - Sunny - 77 F


AB 39  
R 6  
H 12  
RBI 6  
BB 2  
SO 6  
LOB 14



Batter	1	2	3	4	5	6	7	8	9	AB	R	H	RBI	BB	SO	LOB	BOTTOM			
<b>Jody Reed, R</b> OBP: 0.320, SLG: 0.331 (1, 4)	G4-3		K			F9		G5-3		4	0	0	0	0	1	1				
<b>Bob Zupic, R</b> OBP: 0.372, SLG: 0.422 (1, 8)	G5-3					G3		G4-3		2	0	1	0	0	0	0				
<b>Herm Winningham, L</b> OBP: 0.257, SLG: 0.291 (4, 8)			1B							2	0	0	0	0	0	0				
<b>Wade Boggs, L</b> OBP: 0.368, SLG: 0.398 (1, 5)	P6		L8			F7		G5-3		4	0	0	0	0	0	1				
<b>Tom Brunansky, R</b> OBP: 0.340, SLG: 0.422 (1, 9)		CS-2-6-5 3B		G6-4-3 BB			F8		G1-3	3	0	1	0	1	0	0				
<b>Jack Clark, R</b> OBP: 0.354, SLG: 0.303 (1, 10)		CS-2-6-5 SF7 BB		G6-4-3			F9			2	1	0	0	2	0	1				
<b>Phil Plantier, L</b> OBP: 0.320, SLG: 0.370 (1, 7)		FC5-2-6-5 1B		G3			HR 1B		K	4	1	1	0	0	1	3				
<b>Mo Vaughn, L</b> OBP: 0.348, SLG: 0.336 (1, 3)		SF7			G3-1		HR		K	3	1	1	3	0	1	1				
<b>Luis Rivera, R</b> OBP: 0.326, SLG: 0.282 (1, 6)		G4-3			F8		1B			3	0	1	0	0	0	1				
<b>Tony Peña, R</b> OBP: 0.261, SLG: 0.280 (1, 2)			CS 1B		P5		G4-3			3	0	1	0	0	0	1				
<b>Inning Stats</b>	R: 0 E: 0 K: 0 S: 6	H: 0 LOB: 0 BB: 0 P: 9	R: 1 E: 0 K: 0 S: 9	H: 1 LOB: 1 BB: 1 P: 16	R: 0 E: 0 K: 1 S: 10	H: 2 LOB: 1 BB: 0 P: 14	R: 0 E: 0 K: 0 S: 6	H: 0 LOB: 0 BB: 1 P: 11	R: 0 E: 0 K: 0 S: 7	H: 0 LOB: 0 BB: 0 P: 13	R: 2 E: 0 K: 0 S: 13	H: 3 LOB: 1 BB: 0 P: 21	R: 0 E: 0 K: 0 S: 5	H: 0 LOB: 0 BB: 0 P: 7	R: 0 E: 0 K: 2 S: 10	H: 0 LOB: 1 BB: 1 P: 15	1B: 4 2B: 0 3B: 1 HR: 1	SF: 1 SAC: 0 DP: 1 HBP: 0	WP: 0 PB: 0 SB: 0 CS: 1	PA: 34
<b>PITCHER</b>	IP	WLS	BF	H	R	ER	SO	BB	IBB	HBP	BLK	WP	HR	S	P	ERA	WHIP			
<b>Rick Reed, R</b> ERA: 3.86 (1, 1)	6.2	W	25	5	3	3	1	2	0	0	0	0	1	50	84	4.05	1.050			
<b>Rusty Meacham, R</b> ERA: 1.57 (7, 1)	2.1	S	9	1	0	0	2	1	0	0	0	0	0	19	28	0.00	0.857			

**Kansas City Royals @ Boston Red Sox**  
Fenway Park, Boston, MA  
Mon Jul 06 1992, 7:05 PM EDT  
Att: 28,495 - Sunny - 77 F

AB 30  
R 3  
H 6  
RBI 3  
BB 3  
SO 3  
LOB 9









Batter	1	2	3	4	5	6	7	8	9	AB	R	H	RBI	BB	SO	LOB	TOP					
<b>Keith Miller, R</b> OBP: 0.375, SLG: 0.427 (1, 4)	F9		2B		G4-3		WP 1B G6-3	BB 1B		5	1	4	0	0	0	0	<b>Kansas City Royals @ Boston Red Sox</b> Fenway Park, Boston, MA Wed Jul 08 1992, 7:05 PM EDT Att: 31,196 - Cloudy - 80 F					
<b>Gregg Jefferies, S</b> OBP: 0.309, SLG: 0.391 (1, 5)	L9		K		G4-3		G6-3 WP 1B	BB 1B		4	1	1	0	1	1	2						
<b>Wally Joyner, L</b> OBP: 0.319, SLG: 0.410 (1, 3)	CS BB				G3-1		G6-3	G3-1		3	1	0	1	2	0	5						
<b>Kevin McReynolds, R</b> OBP: 0.364, SLG: 0.428 (1, 7)	CS 1-2	G4-3			1B BB		E BB	BB 1B		3	0	2	1	2	0	0						
<b>George Brett, L</b> OBP: 0.325, SLG: 0.406 (1, 10)					BB 1B		E6	G1-3		5	0	2	0	0	0	3						
<b>Bob Melvin, R</b> OBP: 0.351, SLG: 0.373 <b>Jim Eisenreich, L</b> OBP: 0.309, SLG: 0.361 (8, 9)					SF9 BB		G4-3			1	0	0	1	1	0	2						
<b>Brian McRae, S</b> OBP: 0.285, SLG: 0.310 (1, 8)					G1-6-3 BB		P4			2	0	1	0	0	0	1						
<b>Gary Thurman, R</b> OBP: 0.271, SLG: 0.330 <b>Brent Mayne, L</b> OBP: 0.284, SLG: 0.305 <b>Curtis Wilkerson, S</b> OBP: 0.279, SLG: 0.312 (8, 6)					G4-3		F9			3	0	0	0	0	0	4						
<b>Rico Rossy, R</b> OBP: 0.315, SLG: 0.296 <b>Mike Macfarlane, R</b> OBP: 0.297, SLG: 0.388 (8, 2)					G4-3		G6-3			1	0	0	1	0	0	1						
<b>Inning Stats</b>	R: 0 E: 0 K: 0 S: 7	H: 0 LOB: 0 BB: 1 P: 14	R: 0 E: 0 K: 0 S: 9	H: 1 LOB: 1 BB: 1 P: 14	R: 0 E: 0 K: 1 S: 9	H: 1 LOB: 2 BB: 0 P: 16	R: 1 E: 0 K: 0 S: 10	H: 1 LOB: 2 BB: 2 P: 24	R: 0 E: 1 K: 0 S: 11	H: 0 LOB: 1 BB: 0 P: 22	R: 2 E: 0 K: 0 S: 14	H: 3 LOB: 1 BB: 0 P: 20	R: 1 E: 1 K: 0 S: 11	H: 2 LOB: 3 BB: 1 P: 20	R: 0 E: 0 K: 0 S: 15	H: 1 LOB: 1 BB: 0 P: 22		1B: 9 2B: 1 3B: 0 HR: 0	SF: 1 SAC: 0 DP: 1 HBP: 0	WP: 1 PB: 0 SB: 0 CS: 1	PA: 44	
<b>PITCHER</b>	IP WLS BF H R ER SO	IP WLS BF H R ER SO	IP WLS BF H R ER SO	IP WLS BF H R ER SO	IP WLS BF H R ER SO	IP WLS BF H R ER SO	IP WLS BF H R ER SO	IP WLS BF H R ER SO	IP WLS BF H R ER SO	IP WLS BF H R ER SO	IP WLS BF H R ER SO	IP WLS BF H R ER SO	IP WLS BF H R ER SO	IP WLS BF H R ER SO	IP WLS BF H R ER SO	IP WLS BF H R ER SO	ERA WHIP	ERA WHIP				
<b>Frank Viola, L</b> ERA: 3.3 (1, 1)	6.2	30	6	3	3	1	5	0	0	0	0	0	0	0	0	0	1	0	69	123	4.05	1.650
<b>Daryl Irvine, R</b> ERA: (7, 1)	1.0	8	3	1	0	0	1	0	0	0	0	0	0	0	0	0	0	0	13	23	0.00	4.000
<b>Tony Fossas, L</b> ERA: 4.05 (8, 1)	0.1	W	1	0	0	0	0	0	0	0	0	0	0	0	0	0	0	0	1	1	0.00	0.000
<b>Jeff Reardon, R</b> ERA: 3.21 (9, 1)	1.0	S	4	1	0	0	0	0	0	0	0	0	0	0	0	0	0	0	15	22	0.00	1.000

Batter	1	2	3	4	5	6	7	8	9	AB	R	H	RBI	BB	SO	LOB	BOTTOM					
<b>Jody Reed, R</b> OBP: 0.325, SLG: 0.347 (1, 4)	E6 L4	G6-3			HR		P6	FC 1B		5	1	1	1	0	0	4	<b>Kansas City Royals @ Boston Red Sox</b> Fenway Park, Boston, MA Wed Jul 08 1992, 7:05 PM EDT Att: 31,196 - Cloudy - 80 F					
<b>Phil Plantier, L</b> OBP: 0.322, SLG: 0.380 (1, 7)	L4 1-2				G3		P4	HR		5	1	2	3	0	0	1						
<b>Bob Zupcic, R</b> OBP: 0.370, SLG: 0.413 (1, 8)	BB				P3		P3	G3		4	0	0	0	1	0	2						
<b>Tom Brunansky, R</b> OBP: 0.351, SLG: 0.427 (1, 9)	BB				WP 2B		1B BB	G3-6-3 BB		1	0	1	0	3	0	0						
<b>Jack Clark, R</b> OBP: 0.354, SLG: 0.301 (1, 10)	F7				G6-3		1B	K		4	0	1	0	0	1	4						
<b>Mo Vaughn, L</b> OBP: 0.338, SLG: 0.319 (1, 3)					G4-3		P5	G3-6-3		3	0	0	0	1	0	3						
<b>Scott Cooper, L</b> OBP: 0.319, SLG: 0.315 (1, 5)					G3 BB		E SH 1B	K		3	1	2	0	1	1	0						
<b>Tony Peña, R</b> OBP: 0.272, SLG: 0.300 (1, 2)					G3		L3	FC 1B 2B		4	1	2	0	0	0	2						
<b>Luis Rivera, R</b> OBP: 0.321, SLG: 0.277 <b>Herm Wittingham, L</b> OBP: 0.244, SLG: 0.276 <b>Tim Lincecum, R</b> OBP: 0.281, SLG: 0.291 (1, 6)					G6-3		SH HR	G5-3		2	1	0	1	0	0	3						
<b>Inning Stats</b>	R: 0 E: 1 K: 0 S: 10	H: 2 LOB: 2 BB: 1 P: 14	R: 0 E: 0 K: 0 S: 7	H: 1 LOB: 1 BB: 0 P: 16	R: 0 E: 0 K: 0 S: 5	H: 0 LOB: 1 BB: 1 P: 12	R: 1 E: 1 K: 0 S: 12	H: 2 LOB: 0 BB: 1 P: 26	R: 3 E: 1 K: 0 S: 13	H: 2 LOB: 0 BB: 0 P: 21	R: 0 E: 0 K: 1 S: 5	H: 0 LOB: 1 BB: 1 P: 12	R: 1 E: 0 K: 1 S: 17	H: 2 LOB: 2 BB: 0 P: 26	R: 0 E: 0 K: 0 S: 15	H: 1 LOB: 1 BB: 0 P: 22		1B: 5 2B: 3 3B: 0 HR: 2	SF: 0 SAC: 1 DP: 2 HBP: 0	WP: 1 PB: 0 SB: 0 CS: 0	PA: 39	
<b>PITCHER</b>	IP WLS BF H R ER SO	IP WLS BF H R ER SO	IP WLS BF H R ER SO	IP WLS BF H R ER SO	IP WLS BF H R ER SO	IP WLS BF H R ER SO	IP WLS BF H R ER SO	IP WLS BF H R ER SO	IP WLS BF H R ER SO	IP WLS BF H R ER SO	IP WLS BF H R ER SO	IP WLS BF H R ER SO	IP WLS BF H R ER SO	IP WLS BF H R ER SO	IP WLS BF H R ER SO	IP WLS BF H R ER SO	ERA WHIP	ERA WHIP				
<b>Hipolito Pichardo, R</b> ERA: 3.6 (1, 1)	5.2	29	7	4	4	0	5	0	0	0	0	0	0	0	0	0	1	2	53	105	6.35	2.118
<b>Tom Gordon, R</b> ERA: 5.53 (6, 1)	2.1	L	10	2	1	1	2	1	0	0	0	0	0	0	0	0	0	0	25	44	3.86	1.286

**AB 36**  
**R 4**  
**H 10**  
**RBI 4**  
**BB 6**  
**SO 1**  
**LOB 27**



**AB 32**  
**R 5**  
**H 9**  
**RBI 5**  
**BB 6**  
**SO 2**  
**LOB 20**




Batter	1	2	3	4	5	6	7	8	9	AB	R	H	RBI	BB	SO	LOB	TOP					
<b>Tim Raines, S</b> OBP: 0.354, SLG: 0.350 (1, 7)	G4-3		2B BB	F7		G4-3	3B		1B	5	0	2	2	1	0	3	<b>Chicago White Sox @ Boston Red Sox</b> Fenway Park, Boston, MA Thu Jul 09 1992, 7:05 PM EDT Att: 33,357 - Sunny - 84 F					
<b>Robin Ventura, L</b> OBP: 0.394, SLG: 0.446 (1, 5)	HR 1B		K		G3	G3-1	L8		P5	6	1	1	0	0	1	5						
<b>Frank Thomas, R</b> OBP: 0.440, SLG: 0.521 (1, 3)	HR		2B		1B 1B	HR BB			1B	4	3	4	2	1	0	0						
<b>George Bell, R</b> OBP: 0.306, SLG: 0.434 (1, 10)	F7		IBB		G1-3 1B 1B	HR			P6	4	2	2	3	1	0	1						
<b>Craig Grebeck, R</b> OBP: 0.333, SLG: 0.389 (1, 6)	L7		K		G1-3 1B 1B	G6-3			K	5	1	1	1	0	2	4						
<b>Steve Sax, R</b> OBP: 0.295, SLG: 0.300 (1, 4)		G5-3			G3-1	G1-3			G4-3	P3	5	0	0	0	0	3						
<b>Carlton Fisk, R</b> OBP: 0.273, SLG: 0.200 (1, 2)	1B				K	1B IBB			F8	4	1	2	0	1	1	0						
<b>Lance Johnson, L</b> OBP: 0.297, SLG: 0.331 (1, 8)	K				2B 1B	1B			1B BB	4	1	3	2	1	1	0						
<b>Shawn Abner, R</b> OBP: 0.342, SLG: 0.368 (1, 9)			K		1-3 2B	HR 1B			P6	5	1	2	0	0	2	3						
<b>Inning Stats</b>	R: 2 E: 0 K: 0 S: 8	H: 2 LOB: 0 BB: 0 P: 15	R: 0 E: 0 K: 1 S: 6	H: 1 LOB: 0 BB: 0 P: 11	R: 0 E: 0 K: 3 S: 13	H: 1 LOB: 3 BB: 2 P: 29	R: 0 E: 0 K: 1 S: 10	H: 2 LOB: 2 BB: 0 P: 17	R: 3 E: 0 K: 0 S: 11	H: 4 LOB: 0 BB: 1 P: 20	R: 3 E: 0 K: 1 S: 10	H: 2 LOB: 1 BB: 1 P: 19	R: 2 E: 0 K: 1 S: 14	H: 3 LOB: 1 BB: 0 P: 22	R: 0 E: 0 K: 1 S: 10	H: 1 LOB: 1 BB: 0 P: 12	R: 0 E: 0 K: 0 S: 12	H: 1 LOB: 2 BB: 1 P: 21	1B: 12 2B: 2 3B: 1 HR: 2	SF: 0 SAC: 0 DP: 0 HBP: 0	WP: 0 PB: 0 SB: 0 CS: 0	PA: 47
<b>PITCHER</b>	IP	WLS	BF	H	R	ER	SO	BB	IBB	HBP	BLK	WP	HR	S	P	ERA	WHIP					
<b>Joe Hesketh, L</b> ERA: 3.82 (1, 1)	5.2	L	29	11	6	6	5	1	2	0	0	0	1	52	99	9.53	2.118					
<b>Mike Gardiner, R</b> ERA: 4.9 (6, 1)	3.1		18	6	4	4	2	2	0	0	0	0	1	42	67	10.80	2.400					

Batter	1	2	3	4	5	6	7	8	9	AB	R	H	RBI	BB	SO	LOB	BOTTOM					
<b>Billy Hatcher, R</b> OBP: 0.311, SLG: 0.378 (1, 7)	CS 1B		F9		K				G5-3	4	0	1	0	0	1	0	<b>Chicago White Sox @ Boston Red Sox</b> Fenway Park, Boston, MA Thu Jul 09 1992, 7:05 PM EDT Att: 33,357 - Sunny - 84 F					
<b>Jody Reed, R</b> OBP: 0.322, SLG: 0.343 (1, 4)	F7				G5-3	G5-3			1B 1B	3	0	0	0	0	0	1						
<b>Tim Naehring, R</b> OBP: 0.287, SLG: 0.298 (8, 4)										1	0	1	0	0	0	0						
<b>Phil Plantier, L</b> OBP: 0.325, SLG: 0.382 (1, 10)	FC5-4 1B				F6				F9	4	0	2	0	0	0	0						
<b>Tom Brunansky, R</b> OBP: 0.351, SLG: 0.423 (1, 9)	FC5-4				4-2 BB 2B				F9	2	1	0	0	1	0	1						
<b>Steve Lyons, L</b> OBP: 0.192, SLG: 0.219 (8, 9)	1-2				BB 2B				F9	1	0	0	0	0	0	2						
<b>Mo Vaughn, L</b> OBP: 0.342, SLG: 0.314 (1, 3)		K			2B 1B BB				G6-3	2	1	0	0	2	1	0						
<b>Bob Zupcic, R</b> OBP: 0.367, SLG: 0.416 (1, 8)	F9				0-1 1B 2B				F8	4	1	1	1	0	0	1						
<b>Scott Cooper, L</b> OBP: 0.323, SLG: 0.320 (1, 5)	G3				2-1 1B				K	4	0	2	2	0	1	0						
<b>Tony Peña, R</b> OBP: 0.269, SLG: 0.296 (1, 2)					F9	P5			G3	3	0	0	0	0	0	1						
<b>John Flaherty, R</b> OBP: 0.190, SLG: 0.179 (8, 2)										1	0	0	0	0	1	2						
<b>Luis Rivera, R</b> OBP: 0.316, SLG: 0.272 (1, 6)			L4			F9			K	4	0	0	0	0	1	2						
<b>Inning Stats</b>	R: 0 E: 0 K: 0 S: 11	H: 2 LOB: 1 BB: 0 P: 15	R: 0 E: 0 K: 1 S: 6	H: 0 LOB: 0 BB: 0 P: 7	R: 0 E: 0 K: 0 S: 7	H: 0 LOB: 0 BB: 0 P: 11	R: 3 E: 0 K: 0 S: 14	H: 2 LOB: 1 BB: 2 P: 26	R: 0 E: 0 K: 1 S: 7	H: 0 LOB: 0 BB: 0 P: 13	R: 0 E: 0 K: 0 S: 6	H: 0 LOB: 0 BB: 0 P: 9	R: 0 E: 0 K: 1 S: 7	H: 0 LOB: 0 BB: 0 P: 11	R: 0 E: 0 K: 1 S: 13	H: 2 LOB: 2 BB: 0 P: 19	R: 0 E: 0 K: 1 S: 10	H: 1 LOB: 2 BB: 1 P: 16	1B: 6 2B: 1 3B: 0 HR: 0	SF: 0 SAC: 0 DP: 0 HBP: 0	WP: 0 PB: 0 SB: 0 CS: 1	PA: 36
<b>PITCHER</b>	IP	WLS	BF	H	R	ER	SO	BB	IBB	HBP	BLK	WP	HR	S	P	ERA	WHIP					
<b>Jack McDowell, R</b> ERA: 3.5 (1, 1)	9.0	W	36	7	3	3	5	3	0	0	0	0	0	81	127	3.00	1.111					

Batter	1	2	3	4	5	6	7	8	9	AB	R	H	RBI	BB	SO	LOB	TOP				
<b>Tim Raines, S</b> OBP: 0.355, SLG: 0.352 (1, 7)										4	2	2	0	0	1	0					
<b>Robin Ventura, L</b> OBP: 0.395, SLG: 0.450 (1, 5)										4	1	2	0	0	1	1					
<b>Frank Thomas, R</b> OBP: 0.441, SLG: 0.521 (1, 3)										2	0	1	1	1	0	0					
<b>George Bell, R</b> OBP: 0.309, SLG: 0.435 <b>Joey Votto, S</b> OBP: 0.316, SLG: 0.297 (1, 10)										4	0	2	1	0	0	1					
<b>Dan Pasqua, L</b> OBP: 0.295, SLG: 0.360 <b>Shawn Abner, R</b> OBP: 0.342, SLG: 0.368 (1, 9)										2	0	0	0	1	0	2					
<b>Warren Newson, L</b> OBP: 0.393, SLG: 0.300 (9, 9)										0	1	0	1	1	0	0					
<b>Lance Johnson, L</b> OBP: 0.294, SLG: 0.328 <b>Ron Karkovics, R</b> OBP: 0.300, SLG: 0.331 <b>Esteban Beltre, R</b> OBP: 0.294, SLG: 0.294 (1, 8)										3	0	0	0	0	1	1					
<b>Steve Sax, R</b> OBP: 0.292, SLG: 0.297 (1, 4)										3	0	0	1	0	1	1					
<b>Carlton Fisk, R</b> OBP: 0.271, SLG: 0.203 (1, 2)										4	0	1	1	0	2	0					
<b>Craig Grebeck, R</b> OBP: 0.328, SLG: 0.382 (1, 6)										4	0	0	0	0	3	2					
<b>Inning Stats</b>	R: 1 H: 2 E: 1 K: 1 S: 8	H: 2 LOB: 1 BB: 1 P: 19	R: 0 H: 0 E: 0 K: 2 S: 11	H: 0 LOB: 0 BB: 0 P: 16	R: 1 H: 2 E: 0 K: 0 S: 15	H: 2 LOB: 1 BB: 0 P: 24	R: 0 H: 0 E: 0 K: 1 S: 8	H: 0 LOB: 0 BB: 0 P: 11	R: 0 H: 0 E: 0 K: 3 S: 9	H: 0 LOB: 0 BB: 0 P: 13	R: 0 H: 0 E: 0 K: 0 S: 5	H: 0 LOB: 1 BB: 1 P: 11	R: 0 H: 0 E: 0 K: 1 S: 6	H: 0 LOB: 0 BB: 0 P: 6	R: 3 H: 4 E: 0 K: 1 S: 17	H: 4 LOB: 2 BB: 1 P: 30	1B: 7 2B: 1 3B: 0 HR: 0	SF: 2 SAC: 0 DP: 2 HBP: 0	WP: 0 PB: 0 SB: 0 CS: 0	PA: 36	
<b>PITCHER</b>	IP	WLS	BF	H	R	ER	SO	BB	IBB	HBP	BLK	WP	HR	S	P	ERA	WHIP				
<b>Roger Clemens, R</b> ERA: 2.31 (1, 1)	8.0		32	7	5	5	8	3	0	0	0	0	0	71	119	5.62	1.250				
<b>Tony Fossas, L</b> ERA: 3.95 (9, 1)	0.1		1	0	0	0	0	0	0	0	0	0	0	4	7	0.00	0.000				
<b>Jeff Reardon, R</b> ERA: 3.14 (9, 1)	0.2	W	3	1	0	0	1	0	0	0	0	0	0	7	10	0.00	1.500				

Chicago White Sox @ Boston Red Sox  
Fenway Park, Boston, MA  
Fri Jul 10 1992, 7:05 PM EDT  
Att: 34,288 - Sunny - 82 F

AB 31  
R 5  
H 8  
RBI 5  
BB 3  
SO 9  
LOB 11



Batter	1	2	3	4	5	6	7	8	9	AB	R	H	RBI	BB	SO	LOB	BOTTOM					
<b>Billy Hatcher, R</b> OBP: 0.324, SLG: 0.392 (1, 8)										4	1	2	2	1	0	1						
<b>Jody Reed, R</b> OBP: 0.322, SLG: 0.342 (1, 4)										4	0	1	0	0	0	3						
<b>Phil Plantier, L</b> OBP: 0.325, SLG: 0.379 <b>Luis Rivera, R</b> OBP: 0.314, SLG: 0.271 <b>Herm Winningham, L</b> OBP: 0.244, SLG: 0.276 (1, 9)										2	0	0	0	0	1	1						
<b>Tom Brunansky, R</b> OBP: 0.349, SLG: 0.416 (1, 10)										3	1	0	0	1	0	1						
<b>Bob Zupcic, R</b> OBP: 0.371, SLG: 0.442 (1, 7)										4	1	2	4	0	1	0						
<b>Scott Cooper, L</b> OBP: 0.321, SLG: 0.313 (1, 5)										3	0	0	0	1	2	2						
<b>Tim Lincecum, R</b> OBP: 0.286, SLG: 0.296 (1, 6)										4	0	1	0	0	0	1						
<b>Tony Peña, R</b> OBP: 0.269, SLG: 0.296 (1, 2)										3	1	1	0	0	0	0						
<b>Mo Vaughn, L</b> OBP: 0.346, SLG: 0.336 (1, 3)										4	2	2	0	0	1	1						
<b>Inning Stats</b>	R: 0 H: 0 E: 0 K: 1 S: 6	H: 0 LOB: 0 BB: 1 P: 12	R: 0 H: 0 E: 0 K: 0 S: 8	H: 0 LOB: 1 BB: 1 P: 17	R: 0 H: 0 E: 0 K: 1 S: 5	H: 0 LOB: 0 BB: 0 P: 9	R: 0 H: 1 E: 0 K: 1 S: 9	H: 1 LOB: 2 BB: 0 P: 16	R: 0 H: 1 E: 0 K: 0 S: 10	H: 1 LOB: 0 BB: 0 P: 13	R: 0 H: 1 E: 0 K: 0 S: 8	H: 0 LOB: 0 BB: 0 P: 11	R: 0 H: 0 E: 0 K: 2 S: 7	H: 0 LOB: 0 BB: 0 P: 10	R: 5 H: 4 E: 0 K: 1 S: 17	H: 4 LOB: 1 BB: 1 P: 27	R: 1 H: 2 E: 0 K: 0 S: 7	H: 2 LOB: 1 BB: 0 P: 7	1B: 6 2B: 1 3B: 1 HR: 1	SF: 0 SAC: 1 DP: 1 HBP: 1	WP: 0 PB: 0 SB: 0 CS: 1	PA: 37
<b>PITCHER</b>	IP	WLS	BF	H	R	ER	SO	BB	IBB	HBP	BLK	WP	HR	S	P	ERA	WHIP					
<b>Greg Hibbard, L</b> ERA: 4.2 (1, 1)	7.0		28	6	3	3	5	2	0	1	0	0	0	59	95	3.86	1.143					
<b>Roberto Hernandez, R</b> ERA: 2.21 (8, 1)	0.1		1	0	0	0	0	0	0	0	0	0	0	2	3	0.00	0.000					
<b>Scott Radinsky, L</b> ERA: 2.45 (8, 1)	0.1		1	0	0	0	1	0	0	0	0	0	0	3	4	0.00	0.000					
<b>Bobby Thigpen, R</b> ERA: 3.25 (8, 1)	0.1		3	1	2	2	0	1	0	0	0	0	1	6	13	54.00	6.000					
<b>Terry Leach, R</b> ERA: 1.93 (9, 1)	0.2	L	4	2	1	1	0	0	0	0	0	0	0	7	7	13.50	3.000					

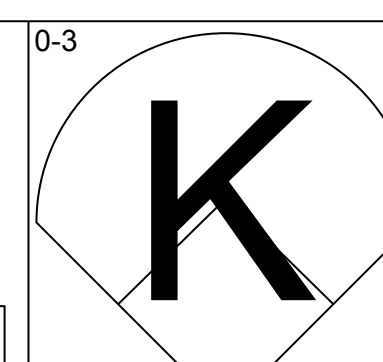
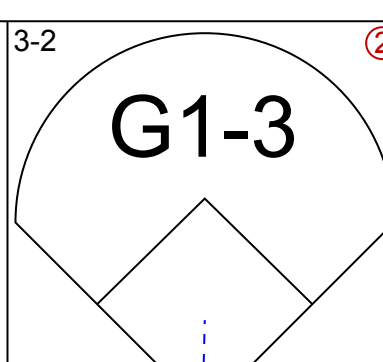
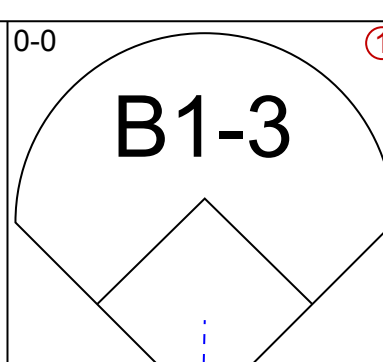
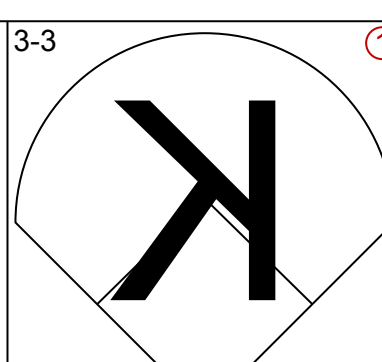
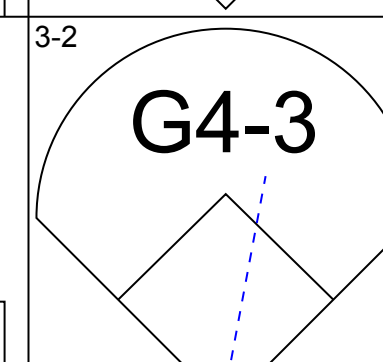
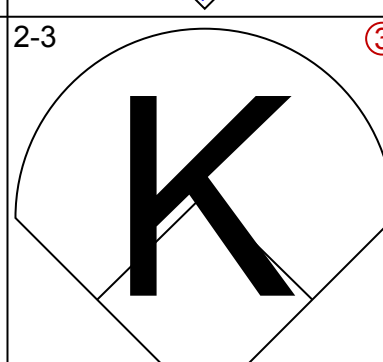
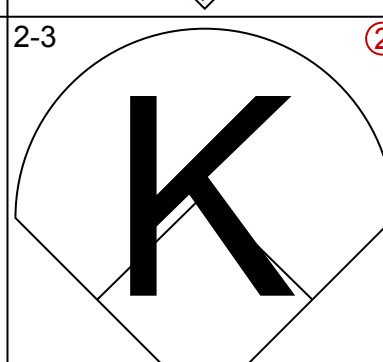
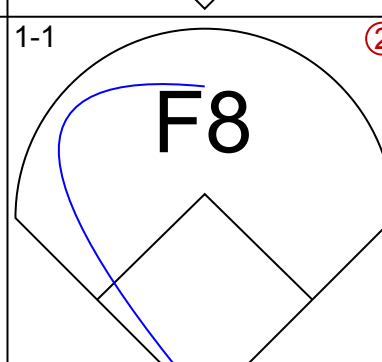
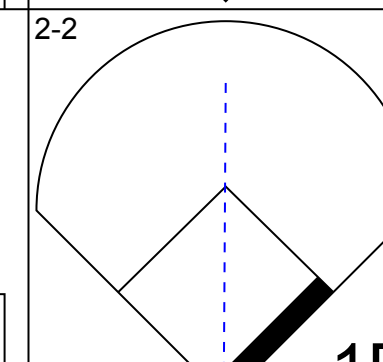
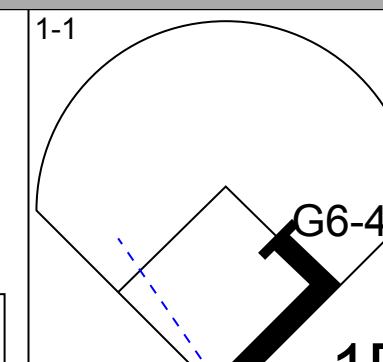
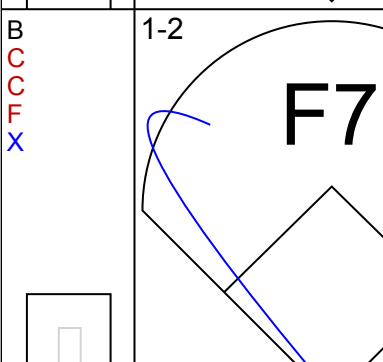
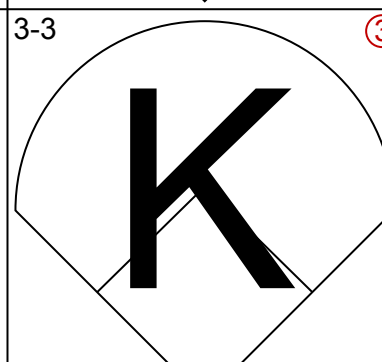
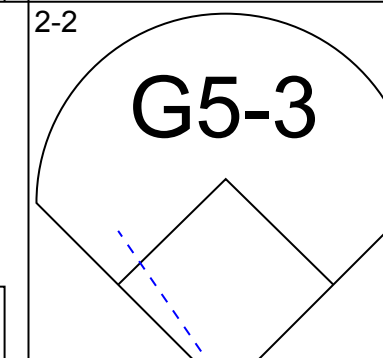
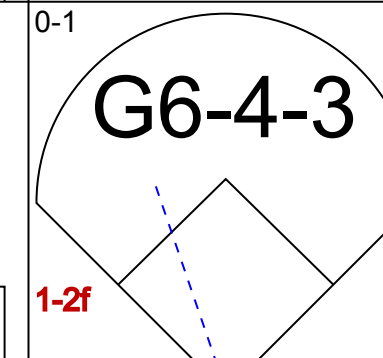
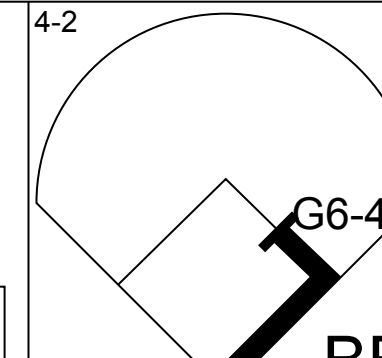
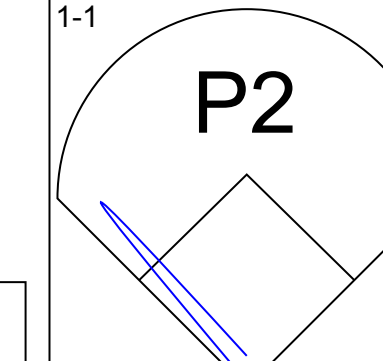
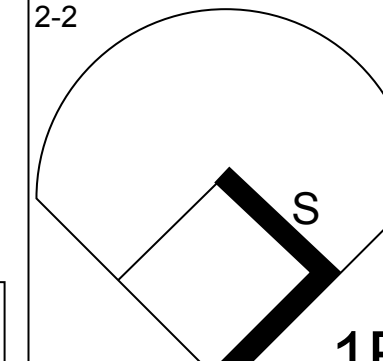
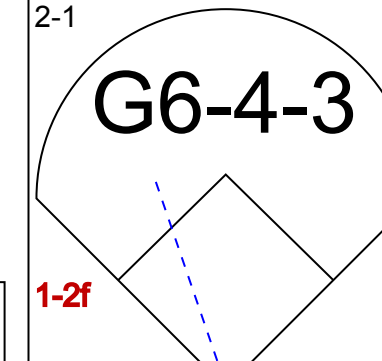
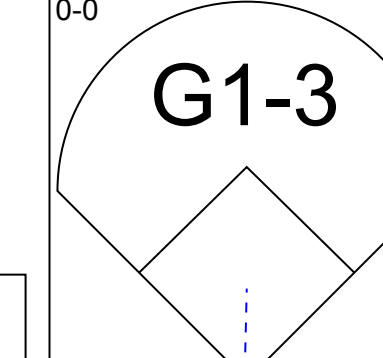
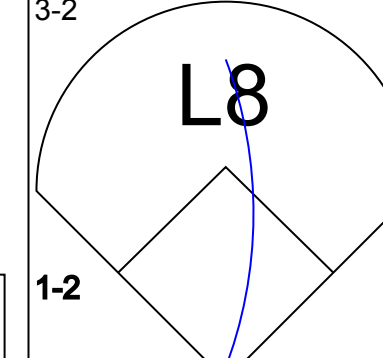
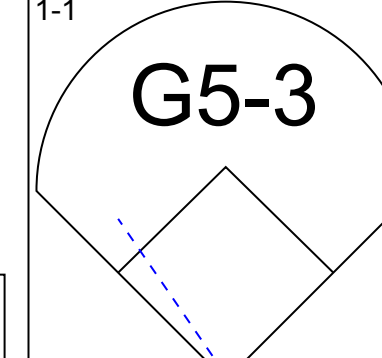
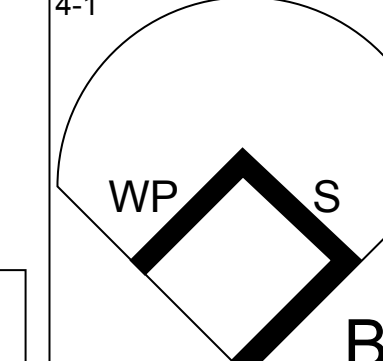
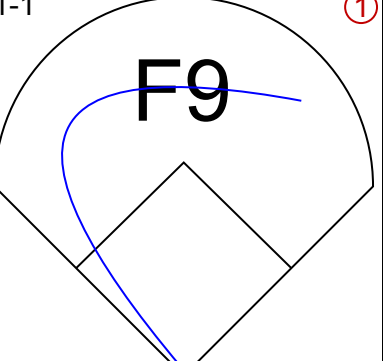
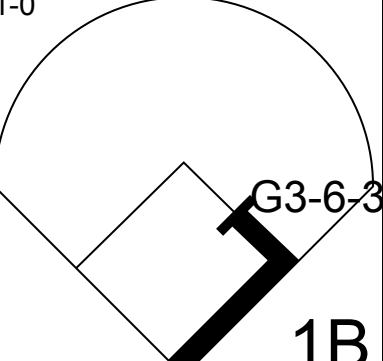
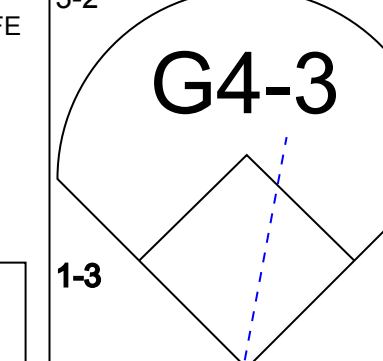
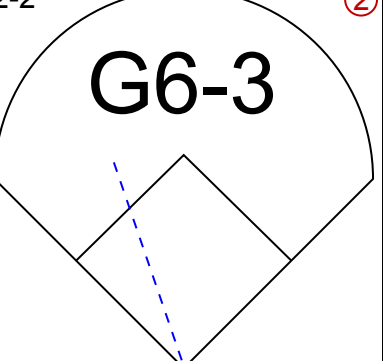
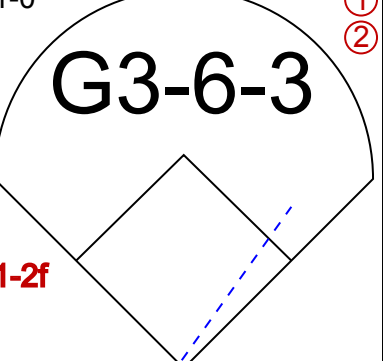
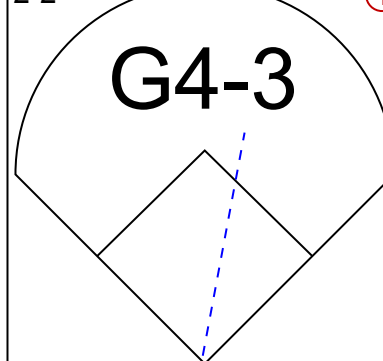
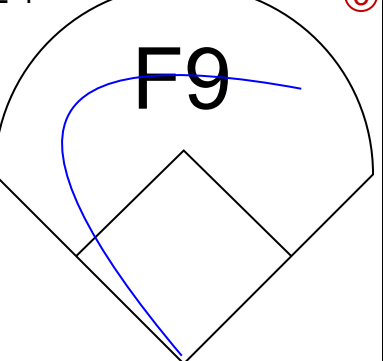
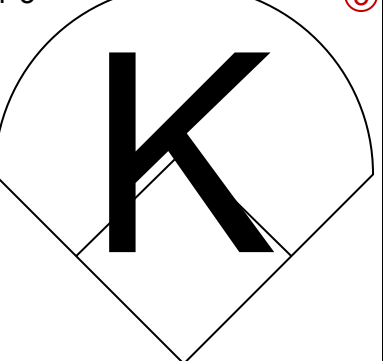
Chicago White Sox @ Boston Red Sox  
Fenway Park, Boston, MA  
Fri Jul 10 1992, 7:05 PM EDT  
Att: 34,288 - Sunny - 82 F

AB 32  
R 6  
H 9  
RBI 6  
BB 3  
SO 6  
LOB 12



Batter	1	2	3	4	5	6	7	8	9	AB	R	H	RBI	BB	SO	LOB	TOP			
Tim Raines, S OBP: 0.354, SLG: 0.349	G4-3 BB		F8		G6-3		G6-3			3	0	0	0	1	0	0	<b>Chicago White Sox @ Boston Red Sox</b> Fenway Park, Boston, MA Sat Jul 11 1992, 3:33 AM EDT Att: 34,288 - Sunny - 78 F			
Robin Ventura, L OBP: 0.394, SLG: 0.448	G4-3		BB BB 1B		L9		P6			4	0	1	0	0	0	1				
Frank Thomas, R OBP: 0.441, SLG: 0.517	G5-3		BB BB 1-2		BB BB S BB		F9			2	0	0	0	2	0	1				
George Bell, R OBP: 0.305, SLG: 0.429	K		F7		F8		P2			4	0	0	0	0	1	4				
Warren Newson, L OBP: 0.397, SLG: 0.301		G1-6-3 1B			L7		L8			3	0	1	0	1	0	0				
Lance Johnson, L OBP: 0.294, SLG: 0.324	G1-6-3 1-2		G1-3		1B BB		G3-1			3	0	0	0	1	0	4				
Craig Grebeck, R OBP: 0.331, SLG: 0.384	G5-3			L6-3 1B		G6-4-3 1B		F9		4	0	2	0	0	0	0				
Joey Cora, S OBP: 0.313, SLG: 0.294			L6-3 HR 1B		G6-4-3 1-2		G4-3			4	1	1	0	0	0	3				
Nelson Santovenia, R OBP: 0.333, SLG: 1.333			HR		G6-3		P5			3	1	1	2	0	0	0				
<b>Inning Stats</b>	R: 0 E: 0 K: 1 S: 13	H: 0 LOB: 1 BB: 1 P: 25	R: 0 E: 0 K: 0 S: 8	H: 1 LOB: 0 BB: 12	R: 2 E: 0 K: 0 S: 18	H: 3 LOB: 3 BB: 2 P: 36	R: 0 E: 0 K: 0 S: 8	H: 1 LOB: 1 BB: 1 P: 9	R: 0 E: 0 K: 0 S: 10	H: 0 LOB: 1 BB: 1 P: 19	R: 0 E: 0 K: 0 S: 9	H: 0 LOB: 0 BB: 0 P: 14	R: 0 E: 0 K: 0 S: 5	H: 0 LOB: 0 BB: 0 P: 5	R: 0 E: 0 K: 0 S: 8	H: 0 LOB: 0 BB: 0 P: 11	1B: 5 2B: 1 3B: 0 HR: 1	SF: 0 SAC: 0 DP: 3 HBP: 0	WP: 0 PB: 0 SB: 1 CS: 0	PA: 35
<b>PITCHER</b>	IP WLS BF H R ER SO BB IBB HBP BLK WP HR S P ERA WHIP																			
John Dopson, R ERA: 3.39	(1, 1) 5.0 W 22 5 2 2 1 4 0 0 0 0 0 1 57 101 3.60 1.800																			
Danny Darwin, R ERA: 4.59	(6, 1) 2.0 7 1 0 0 0 1 0 0 0 0 0 0 14 25 0.00 1.000																			
Greg Harris, R ERA: 1.57	(8, 1) 1.0 3 0 0 0 0 0 0 0 0 0 0 0 5 5 0.00 0.000																			
Daryl Irvine, R ERA:	(9, 1) 1.0 3 0 0 0 0 0 0 0 0 0 0 0 8 11 0.00 0.000																			

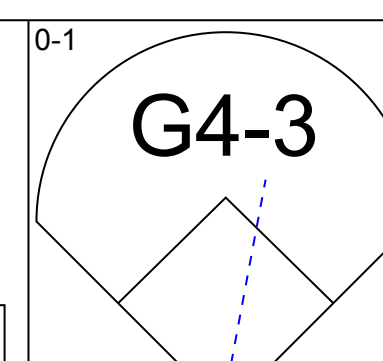
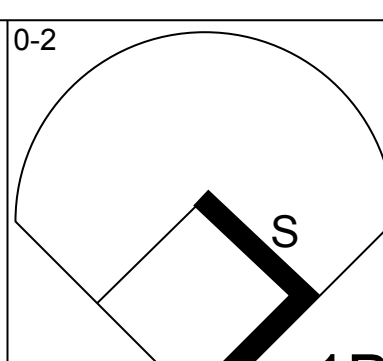
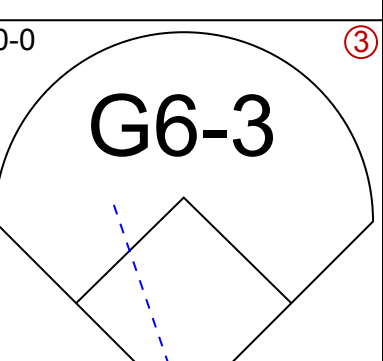
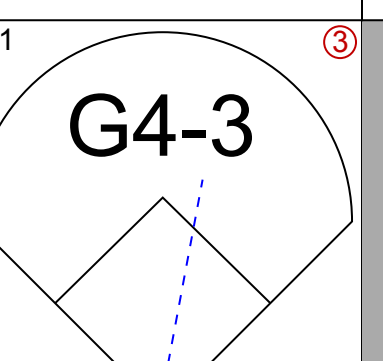
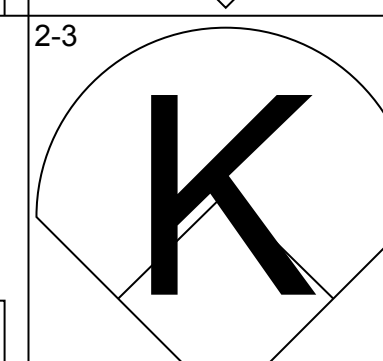
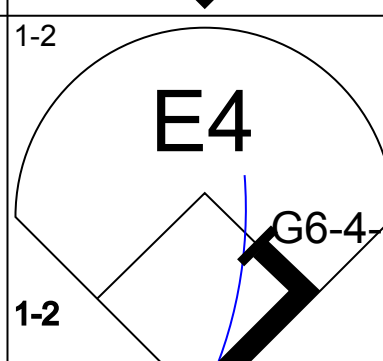
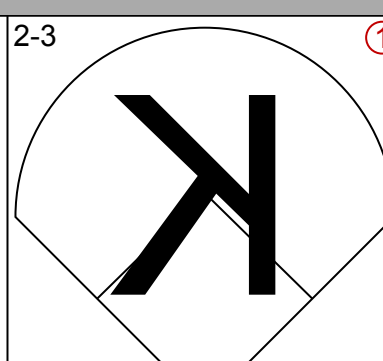
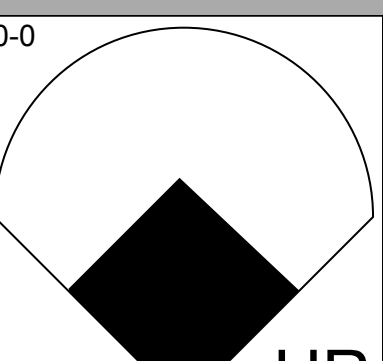
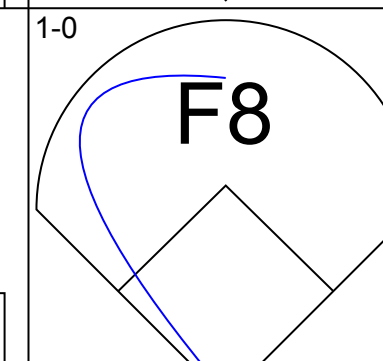
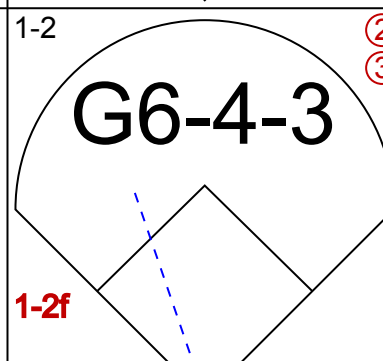
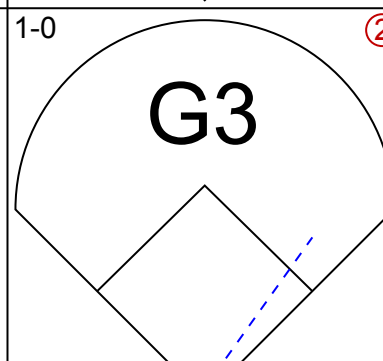
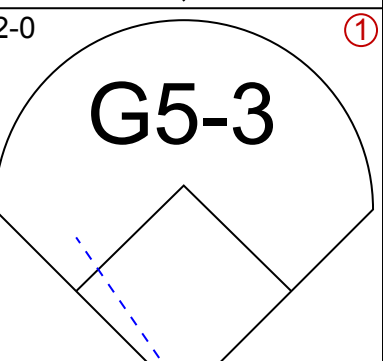
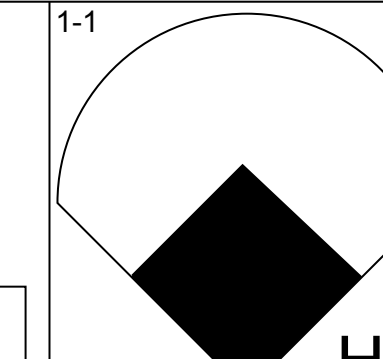
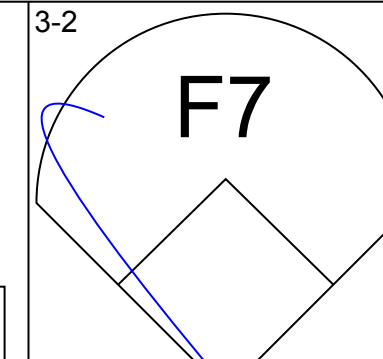
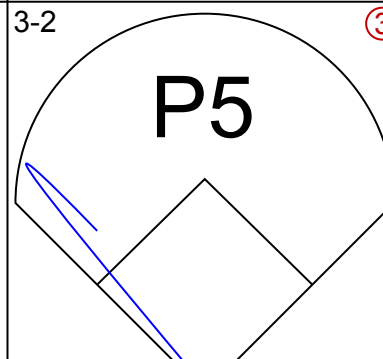
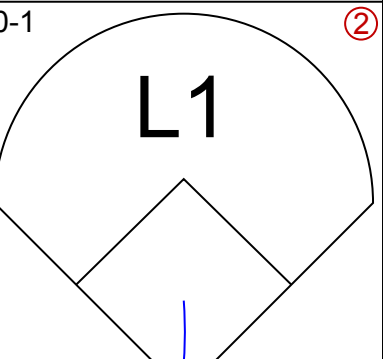
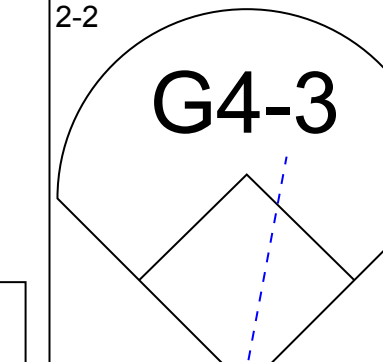
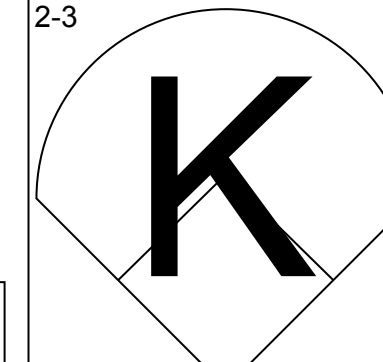
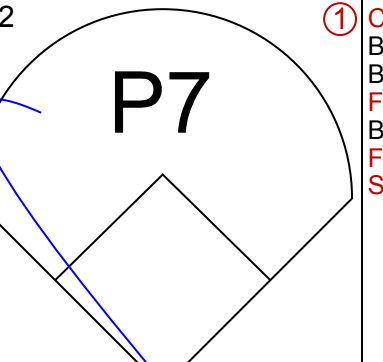
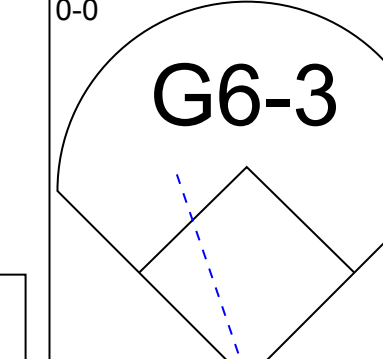
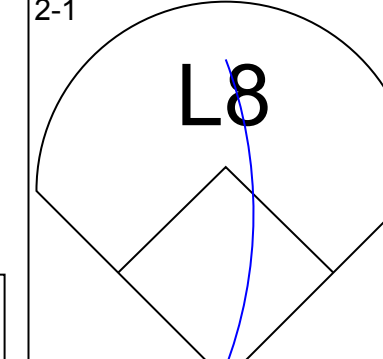
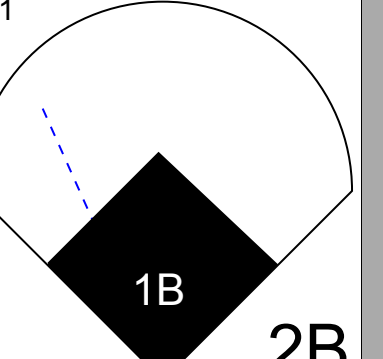
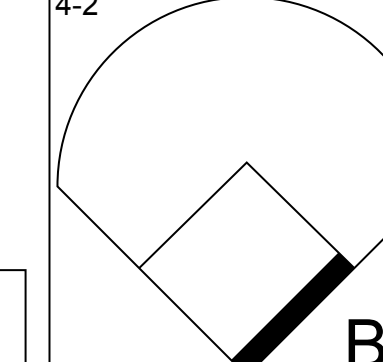
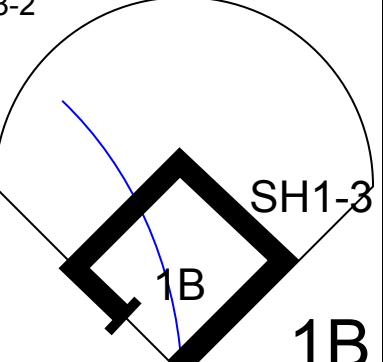
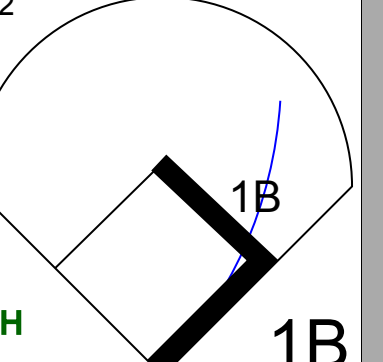
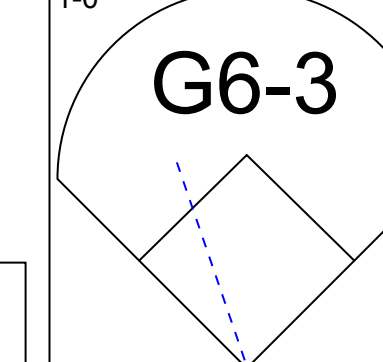
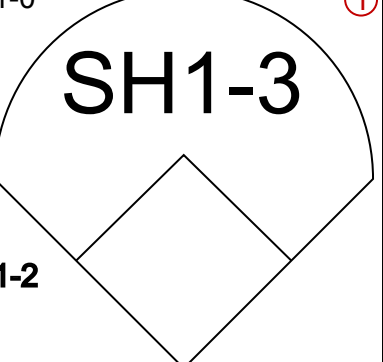
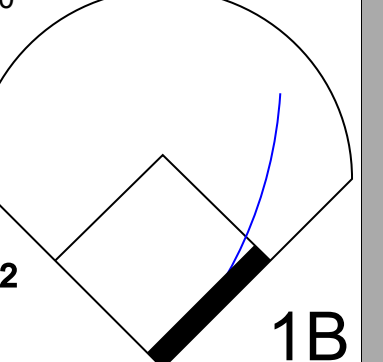
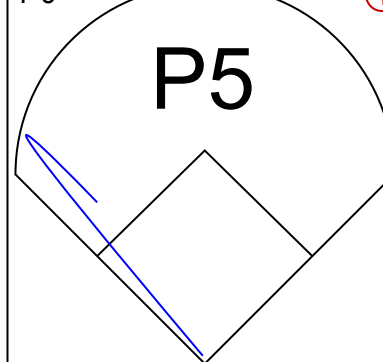
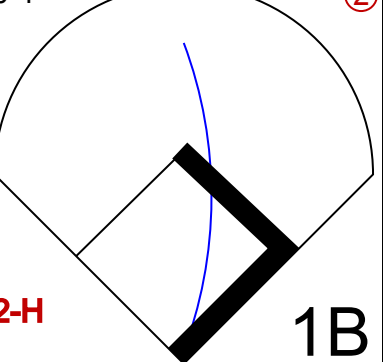
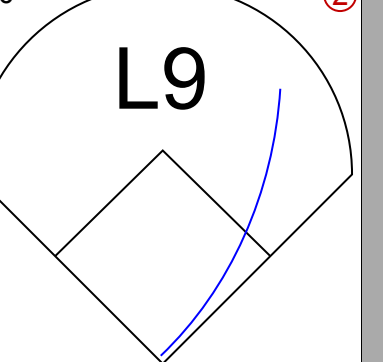
Batter	1	2	3	4	5	6	7	8	9	AB	R	H	RBI	BB	SO	LOB	BOTTOM			
Billy Hatcher, R OBP: 0.328, SLG: 0.402	1B 1B	P6		G5-3		BLK HR 2B	E4 1B			5	2	2	0	0	0	3	<b>Chicago White Sox @ Boston Red Sox</b> Fenway Park, Boston, MA Sat Jul 11 1992, 3:33 AM EDT Att: 34,288 - Sunny - 78 F			
Phil Plantier, L OBP: 0.326, SLG: 0.377	FC5-4 CS 1B		F7	P4		BLK HR BB	K			4	1	1	0	1	1	3				
Wade Boggs, L OBP: 0.370, SLG: 0.398	FC5-4 1B		G4-3		L7		G6-4-3 1B			4	1	2	2	1	0	0				
Scott Cooper, L OBP: 0.321, SLG: 0.313	1-2 2-H 1B				L7		G6-4-3 1B			0	0	0	0	0	0	0				
Tom Brunansky, R OBP: 0.355, SLG: 0.433	FC5-4 1B CS		2B BB		L7		G6-4-3			4	3	2	4	1	0	4				
Bob Zupcic, R OBP: 0.381, SLG: 0.459	FC5-4 1B		2B BB		F7		F7			4	1	3	1	0	0	1				
Herm Winningham, L OBP: 0.242, SLG: 0.274	1-3 3-H 1B		1B 2B		F7		F7			1	0	0	0	0	0	0				
Jody Reed, R OBP: 0.326, SLG: 0.345	F8		1B		HR BB		G5-3			3	1	2	1	1	0	2				
Luis Rivera, R OBP: 0.313, SLG: 0.269			1B		HR BB		G5-3			1	0	0	0	0	0	0				
Mo Vaughn, L OBP: 0.350, SLG: 0.360			BB		HR		BB			3	1	1	3	1	0	3				
Steve Lyons, L OBP: 0.206, SLG: 0.219			F8		HR		BB			0	0	0	0	1	0	0				
Tim Lincecum, R OBP: 0.274, SLG: 0.283	F8				G6-3		G6-3			5	0	0	0	0	0	4				
John Flaherty, R OBP: 0.217, SLG: 0.190	F9				G5-3 BB		G4-3			3	1	1	0	1	0	1				
<b>Inning Stats</b>	R: 1 E: 0 K: 0 S: 17	H: 4 LOB: 2 BB: 0 P: 27	R: 0 E: 0 K: 0 S: 6	H: 0 LOB: 1 BB: 1 P: 13	R: 2 E: 0 K: 0 S: 11	H: 2 LOB: 1 BB: 1 P: 21	R: 0 E: 0 K: 0 S: 8	H: 0 LOB: 1 BB: 1 P: 16	R: 3 E: 0 K: 0 S: 18	H: 2 LOB: 0 BB: 1 P: 31	R: 4 E: 1 K: 1 S: 9	H: 4 LOB: 2 BB: 0 P: 14	R: 0 E: 0 K: 0 S: 8	H: 0 LOB: 1 BB: 1 P: 14	R: 0 E: 0 K: 0 S: 8	H: 0 LOB: 1 BB: 1 P: 14	1B: 10 2B: 2 3B: 0 HR: 2	SF: 0 SAC: 0 DP: 1 HBP: 0	WP: 0 PB: 0 SB: 0 CS: 2	PA: 44
<b>PITCHER</b>	IP WLS BF H R ER SO BB IBB HBP BLK WP HR S P ERA WHIP																			
Kirk McCaskill, R ERA: 4.15	(1, 1) 5.0 L 26 8 6 6 0 4 0 0 0 0 0 1 60 108 10.80 2.400																			
Donn Pate, R ERA: 5.21	(6, 1) 2.0 14 6 5 5 1 1 1 0 1 0 0 1 29 50 22.50 3.500																			
Terry Leach, R ERA: 1.88	(8, 1) 1.0 4 0 0 0 0 0 1 0 0 0 0 0 8 14 0.00 1.000																			

Batter	1	2	3	4	5	6	7	8	9	AB	R	H	RBI	BB	SO	LOB	TOP							
Tim Raines, S OBP: 0.350, SLG: 0.344 (1, 7)										4	0	0	0	0	2	0								
Robin Ventura, L OBP: 0.389, SLG: 0.442 (1, 5)										4	0	0	0	0	2	0								
Frank Thomas, R OBP: 0.442, SLG: 0.517 (1, 3)										4	0	2	0	0	1	0								
George Bell, R OBP: 0.305, SLG: 0.427 (1, 10)										2	0	0	0	1	0	2								
Carlton Fisk, R OBP: 0.274, SLG: 0.209 (1, 2)										3	0	1	0	0	0	1								
Craig Grebeck, R OBP: 0.327, SLG: 0.379 (1, 6)										3	0	0	0	0	0	1								
Steve Sax, R OBP: 0.295, SLG: 0.299 (1, 4)										2	0	1	0	1	0	0								
Lance Johnson, L OBP: 0.291, SLG: 0.321 (1, 8)										3	0	0	0	0	0	2								
Shawn Abner, R OBP: 0.333, SLG: 0.357 Warren Newson, L (8, PH) OBP: 0.393, SLG: 0.298 (8, 9)										2	0	0	0	0	0	0								
										1	0	0	0	0	1	0								
<b>Inning Stats</b>	R: 0 E: 0 K: 1 S: 13	H: 1 LOB: 1 BB: 0 P: 20	R: 0 E: 0 K: 0 S: 9	H: 0 LOB: 1 BB: 1 P: 17	R: 0 E: 0 K: 1 S: 13	H: 0 LOB: 0 BB: 0 P: 20	R: 0 E: 0 K: 0 S: 12	H: 2 LOB: 1 BB: 0 P: 18	R: 0 E: 0 K: 0 S: 9	H: 0 LOB: 0 BB: 0 P: 14	R: 0 E: 0 K: 1 S: 8	H: 0 LOB: 0 BB: 0 P: 11	R: 0 E: 0 K: 0 S: 7	H: 0 LOB: 0 BB: 1 P: 14	R: 0 E: 0 K: 1 S: 5	H: 1 LOB: 0 BB: 0 P: 8	R: 0 E: 0 K: 2 S: 9	H: 0 LOB: 0 BB: 0 P: 16	1B: 4 2B: 0 3B: 0 HR: 0	SF: 0 SAC: 0 DP: 3 HBP: 0	WP: 1 PB: 0 SB: 2 CS: 0	PA: 30		
<b>PITCHER</b>	IP WLS BF H R ER SO BB IBB HBP BLK WP HR S P ERA WHIP	7.0 W 24 3 0 0 3 2 0 0 0 1 0 71 114 0.00 0.714	2.0 S 6 1 0 0 3 0 0 0 0 0 0 14 24 0.00 0.500																					

**Chicago White Sox @ Boston Red Sox**  
Fenway Park, Boston, MA  
Sun Jul 12 1992, 3:33 AM EDT  
Att: 34,105 - Cloudy - 84 F

**AB 28**  
**R 0**  
**H 4**  
**RBI 0**  
**BB 2**  
**SO 6**  
**LOB 6**



Batter	1	2	3	4	5	6	7	8	9	AB	R	H	RBI	BB	SO	LOB	BOTTOM						
Billy Hatcher, R OBP: 0.325, SLG: 0.396 (1, 8)										4	0	1	0	0	0	3							
Bob Zupcic, R OBP: 0.377, SLG: 0.474 (1, 7)										4	1	1	1	0	2	1							
Wade Boggs, L OBP: 0.366, SLG: 0.392 (1, 10)										4	0	0	0	0	0	2							
Tom Brunansky, R OBP: 0.353, SLG: 0.444 (1, 9)										4	1	1	1	0	0	0							
Mo Vaughn, L OBP: 0.342, SLG: 0.349 (1, 3)										4	0	0	0	0	2	0							
Jody Reed, R OBP: 0.326, SLG: 0.348 (1, 4)										3	1	1	0	0	0	0							
Tim Lincecum, R OBP: 0.291, SLG: 0.296 (1, 5)										2	0	2	1	1	0	0							
Tony Peña, R OBP: 0.271, SLG: 0.298 (1, 2)										2	0	1	0	0	0	1							
Luis Rivera, R OBP: 0.313, SLG: 0.270 (1, 6)										3	0	1	0	0	0	2							
<b>Inning Stats</b>	R: 0 E: 0 K: 1 S: 8	H: 0 LOB: 0 BB: 0 P: 11	R: 1 E: 0 K: 0 S: 10	H: 1 LOB: 1 BB: 1 P: 18	R: 0 E: 1 K: 0 S: 11	H: 1 LOB: 1 BB: 0 P: 13	R: 0 E: 0 K: 1 S: 8	H: 0 LOB: 0 BB: 0 P: 15	R: 0 E: 0 K: 0 S: 8	H: 2 LOB: 1 BB: 0 P: 12	R: 0 E: 0 K: 1 S: 7	H: 0 LOB: 0 BB: 0 P: 13	R: 1 E: 0 K: 0 S: 14	H: 3 LOB: 2 BB: 0 P: 20	R: 1 E: 0 K: 1 S: 8	H: 1 LOB: 0 BB: 0 P: 13	1B: 5 2B: 1 3B: 0 HR: 2	SF: 0 SAC: 1 DP: 1 HBP: 0	WP: 0 PB: 0 SB: 1 CS: 0	PA: 32			
<b>PITCHER</b>	IP WLS BF H R ER SO BB IBB HBP BLK WP HR S P ERA WHIP	6.1 L 26 7 2 2 3 1 0 0 0 0 1 63 99 2.84 1.263	1.2 6 1 1 1 1 0 0 0 0 0 0 1 11 16 5.40 0.600																				

**Chicago White Sox @ Boston Red Sox**  
Fenway Park, Boston, MA  
Sun Jul 12 1992, 3:33 AM EDT  
Att: 34,105 - Cloudy - 84 F

**AB 30**  
**R 3**  
**H 8**  
**RBI 3**  
**BB 1**  
**SO 4**  
**LOB 9**



Batter	1	2	3	4	5	6	7	8	9	AB	R	H	RBI	BB	SO	LOB	TOP								
<b>Billy Hatcher, R</b> OBP: 0.328, SLG: 0.397 (1, 8)										5	1	2	0	0	1	0									
<b>Phil Plantier, L</b> OBP: 0.325, SLG: 0.374 (1, 10)										4	0	1	0	0	1	2									
<b>Wade Boggs, L</b> OBP: 0.364, SLG: 0.390 (1, 5)										4	1	1	0	0	0	1									
<b>Tom Brunansky, R</b> OBP: 0.360, SLG: 0.483 (1, 9)										4	3	3	4	0	0	0									
<b>Bob Zupcic, R</b> OBP: 0.387, SLG: 0.482 (1, 7)										4	1	3	0	0	1	0									
<b>Mo Vaughn, L</b> OBP: 0.333, SLG: 0.341 (1, 3)										3	0	0	1	0	2	2									
<b>Tim Lincecum, R</b> OBP: 0.290, SLG: 0.294 (1, 4)										4	0	1	1	0	0	1									
<b>Tony Peña, R</b> OBP: 0.268, SLG: 0.294 (9, PH)										3	0	0	0	0	0	2									
<b>Herm Winningham, L</b> OBP: 0.240, SLG: 0.271 (9, PH)										1	0	0	0	0	1	0									
<b>Luis Rivera, R</b> OBP: 0.310, SLG: 0.267 (9, PH)										3	0	0	0	0	1	0									
<b>Scott Cooper, L</b> OBP: 0.320, SLG: 0.311 (9, PH)										1	0	0	0	0	0	0									
<b>Inning Stats</b>	R: 0 E: 0 K: 0 S: 7	H: 1 LOB: 0 BB: 0 P: 9	R: 1 E: 0 K: 0 S: 12	H: 2 LOB: 1 BB: 0 P: 17	R: 0 E: 0 K: 1 S: 7	H: 0 LOB: 0 BB: 0 P: 12	R: 0 E: 0 K: 1 S: 8	H: 1 LOB: 1 BB: 0 P: 14	R: 0 E: 0 K: 1 S: 7	H: 0 LOB: 0 BB: 0 P: 12	R: 4 E: 0 K: 1 S: 17	H: 5 LOB: 1 BB: 0 P: 22	R: 0 E: 0 K: 0 S: 9	H: 1 LOB: 1 BB: 0 P: 13	R: 1 E: 0 K: 2 S: 12	H: 1 LOB: 0 BB: 0 P: 21	R: 0 E: 0 K: 1 S: 9	H: 0 LOB: 0 BB: 0 P: 14	1B: 8 2B: 2 3B: 0 HR: 2	SF: 1 SAC: 0 DP: 1 HBP: 0	WP: 0 PB: 0 SB: 0 CS: 0	PA: 37			
<b>PITCHER</b>	IP	WLS	BF	H	R	ER	SO	BB	IBB	HBP	BLK	WP	HR	S	P	ERA	WHIP								
<b>Kevin Tapani, R</b> ERA: 4.02 (1, 1)	5.2		25	9	5	5	4	0	0	0	0	0	1	57	85	7.94	1.588								
<b>Carl Willis, R</b> ERA: 3.92 (6, 1)	1.0	W	3	0	0	0	0	0	0	0	0	0	0	6	9	0.00	0.000								
<b>Mark Guthrie, L</b> ERA: 3.42 (7, 1)	0.1		2	1	0	0	0	0	0	0	0	0	0	4	5	0.00	3.000								
<b>Tom Edens, R</b> ERA: 1.34 (8, 1)	1.0		4	1	1	1	2	0	0	0	0	0	1	12	21	9.00	1.000								
<b>Rick Aquilera, R</b> ERA: 2.79 (9, 1)	1.0	S	3	0	0	0	1	0	0	0	0	0	0	9	14	0.00	0.000								

**Boston Red Sox @ Minnesota Twins**  
 Hubert H. Humphrey Metrodome, Minneapolis, MN  
 Thu Jul 16 1992, 8:05 PM EDT  
 Att: 39,895 - Dome - 70 F

AB 36  
 R 6  
 H 11  
 RBI 6  
 BB 0  
 SO 7  
 LOB 8





Batter	1	2	3	4	5	6	7	8	9	AB	R	H	RBI	BB	SO	LOB	BOTTOM								
<b>Chuck Knoblauch, R</b> OBP: 0.397, SLG: 0.366 (1, 4)										5	0	2	0	0	1	1									
<b>Shane Mack, R</b> OBP: 0.372, SLG: 0.461 (1, 7)										3	2	2	1	2	0	1									
<b>Kirby Puckett, R</b> OBP: 0.362, SLG: 0.534 (1, 8)										4	0	2	1	0	0	1									
<b>Chili Davis, S</b> OBP: 0.378, SLG: 0.419 (1, 10)										2	1	1	2	1	0	1									
<b>Pedro Munoz, R</b> OBP: 0.320, SLG: 0.460 (1, 9)										3	1	1	0	1	1	4									
<b>J.T. Bruett, L</b> OBP: 0.279, SLG: 0.205 (8, 9)										0	0	0	0	0	0	0									
<b>Brian Harper, R</b> OBP: 0.330, SLG: 0.393 (1, 2)										4	0	0	0	0	0	4									
<b>Kent Hrbek, L</b> OBP: 0.412, SLG: 0.502 (1, 3)										4	2	2	2	0	1	0									
<b>Scott Leius, R</b> OBP: 0.315, SLG: 0.353 (1, 5)										4	0	0	0	0	1	1									
<b>Greg Gagne, R</b> OBP: 0.295, SLG: 0.368 (1, 6)										4	1	3	1	0	1	0									
<b>Inning Stats</b>	R: 0 E: 0 K: 0 S: 9	H: 1 LOB: 0 BB: 0 P: 18	R: 3 E: 0 K: 2 S: 16	H: 4 LOB: 1 BB: 0 P: 22	R: 1 E: 0 K: 1 S: 13	H: 2 LOB: 1 BB: 0 P: 17	R: 0 E: 0 K: 1 S: 7	H: 1 LOB: 0 BB: 0 P: 9	R: 1 E: 0 K: 0 S: 13	H: 2 LOB: 2 BB: 1 P: 24	R: 2 E: 0 K: 0 S: 19	H: 3 LOB: 3 BB: 2 P: 36	R: 0 E: 0 K: 0 S: 5	H: 0 LOB: 0 BB: 0 P: 9	R: 0 E: 0 K: 1 S: 13	H: 0 LOB: 1 BB: 1 P: 22	1B: 10 2B: 0 3B: 0 HR: 3	SF: 2 SAC: 0 DP: 0 HBP: 0	WP: 1 PB: 1 SB: 4 CS: 1	PA: 39					
<b>PITCHER</b>	IP	WLS	BF	H	R	ER	SO	BB	IBB	HBP	BLK	WP	HR	S	P	ERA	WHIP								
<b>Joe Hesketh, L</b> ERA: 4.09 (1, 1)	4.2		23	10	5	5	4	0	0	0	0	0	3	56	86	9.64	2.143								
<b>Mike Gardiner, R</b> ERA: 5.06 (5, 1)	0.2	L	6	3	2	2	0	1	0	0	0	0	0	14	28	27.00	6.000								
<b>Daryl Irvine, R</b> ERA: (6, 1)	1.2		6	0	0	0	0	1	0	0	0	0	0	12	21	0.00	0.600								
<b>Danny Darwin, R</b> ERA: 4.8 (8, 1)	1.0		4	0	0	0	1	1	0	0	0	0	0	13	22	0.00	1.000								

**Boston Red Sox @ Minnesota Twins**  
 Hubert H. Humphrey Metrodome, Minneapolis, MN  
 Thu Jul 16 1992, 8:05 PM EDT  
 Att: 39,895 - Dome - 70 F

AB 33  
 R 7  
 H 13  
 RBI 7  
 BB 4  
 SO 5  
 LOB 13



Batter	1	2	3	4	5	6	7	8	9	10	AB	R	H	RBI	BB	SO	LOB	TOP					
<b>Billy Hatcher, R</b> OBP: 0.315, SLG: 0.380 (1, 8)	K		K		G4-3		G5-3			G4-3	5	0	0	0	0	2	4	<b>Boston Red Sox @ Minnesota Twins</b> Hubert H. Humphrey Metrodome, Minneapolis, MN Fri Jul 17 1992, 8:05 PM EDT Att. 42,368 - Dome - 70 F  <b>livebaseballscorecards.com</b>  <b>AB 34</b> <b>R 2</b> <b>H 7</b> <b>RBI 2</b> <b>BB 3</b> <b>SO 4</b> <b>LOB 15</b>  					
<b>Bob Zupcic, R</b> OBP: 0.388, SLG: 0.479 (1, 7)	G1-3		BB				G6-3			G1-3	5	1	2	1	0	0	0						
<b>Wade Boggs, L</b> OBP: 0.369, SLG: 0.393 (1, 5)	G6-3		1B								3	0	2	1	1	0	0						
<b>Tom Brunansky, R</b> OBP: 0.354, SLG: 0.474 (1, 3)					FC6-4						4	0	0	0	0	0	5						
<b>Jack Clark, R</b> OBP: 0.348, SLG: 0.285 (1, 10)											4	0	0	0	0	1	2						
<b>Jody Reed, R</b> OBP: 0.328, SLG: 0.346 (1, 4)											2	0	0	0	2	0	0						
<b>Phil Plantier, L</b> OBP: 0.325, SLG: 0.374 (1, 9)											3	1	1	0	0	1	1						
<b>Tony Peña, R</b> OBP: 0.268, SLG: 0.293 (1, 2)											4	0	1	0	0	0	1						
<b>Luis Rivera, R</b> OBP: 0.309, SLG: 0.266 (1, 6)											4	0	1	0	0	0	2						
<b>Inning Stats</b>	R: 0 E: 0 K: 1 S: 9	H: 0 LOB: 0 BB: 0 P: 12	R: 0 E: 0 K: 0 S: 7	H: 0 LOB: 0 BB: 0 P: 10	R: 1 E: 0 K: 1 S: 15	H: 3 LOB: 3 BB: 1 P: 23	R: 0 E: 0 K: 1 S: 8	H: 0 LOB: 0 BB: 0 P: 12	R: 0 E: 0 K: 0 S: 4	H: 0 LOB: 0 BB: 0 P: 7	R: 0 E: 0 K: 1 S: 11	H: 1 LOB: 1 BB: 0 P: 16	R: 0 E: 0 K: 0 S: 9	H: 1 LOB: 2 BB: 1 P: 16	R: 1 E: 0 K: 0 S: 8	H: 2 LOB: 0 BB: 0 P: 11	R: 0 E: 0 K: 0 S: 5		H: 0 LOB: 0 BB: 0 P: 13	R: 0 E: 0 K: 0 S: 10	H: 0 LOB: 0 BB: 0 P: 14	1B: 7 2B: 1 3B: 0 HR: 0	SF: 0 SAC: 1 DP: 2 HBP: 0
<b>PITCHER</b>	IP WLS BF H R ER SO BB IBB HBP BLK WP HR S P ERA WHIP	7.0 0.0 2 2 1 1 0 0 0 0 0 0 0 0 4 1.29 1.000	8.1 0.0 2 2 1 1 0 0 0 0 0 0 0 0 4 7 ∞ ∞	8.1 3.0 W 8 0 0 0 0 1 0 0 0 0 0 19 31 0.00 0.333	<b>PITCHER</b>										IP WLS BF H R ER SO BB IBB HBP BLK WP HR S P ERA WHIP								

Batter	1	2	3	4	5	6	7	8	9	10	AB	R	H	RBI	BB	SO	LOB	BOTTOM					
<b>Chuck Knoblauch, R</b> OBP: 0.401, SLG: 0.370 (1, 4) (9, 6) (10, 4)	G1-3										5	0	3	1	1	0	2	<b>Boston Red Sox @ Minnesota Twins</b> Hubert H. Humphrey Metrodome, Minneapolis, MN Fri Jul 17 1992, 8:05 PM EDT Att. 42,368 - Dome - 70 F  <b>livebaseballscorecards.com</b>  <b>AB 38</b> <b>R 3</b> <b>H 12</b> <b>RBI 3</b> <b>BB 8</b> <b>SO 4</b> <b>LOB 27</b>  					
<b>Shane Mack, R</b> OBP: 0.372, SLG: 0.460 (1, 7)	G1-3		G1-3								5	0	2	1	0	0	2						
<b>Kirby Puckett, R</b> OBP: 0.358, SLG: 0.538 (1, 8) (9, 5) (9, 5) (9, 5) (10, 5)	L8										3	0	2	0	2	0	1						
<b>Chili Davis, S</b> OBP: 0.375, SLG: 0.412 (1, 10)	G5-3										4	0	0	0	1	2	6						
<b>Pedro Munoz, R</b> OBP: 0.313, SLG: 0.450 (1, 9)											5	0	0	0	0	1	4						
<b>Brian Harper, R</b> OBP: 0.336, SLG: 0.396 (1, 2) <b>J.T. Bruett, L</b> OBP: 0.295, SLG: 0.205 (8, PR) (9, 8)											3	0	2	0	1	0	0						
<b>Gene Larkin, S</b> OBP: 0.336, SLG: 0.384 (1, 3) <b>Lenny Webster, R</b> OBP: 0.257, SLG: 0.275 (9, 2)											4	0	1	0	0	0	3						
<b>Scott Lewis, R</b> OBP: 0.238, SLG: 0.354 (8, PH) <b>Randy Bush, L</b> OBP: 0.291, SLG: 0.319 (9, 6) <b>Jeff Reardon, L</b> OBP: 0.358, SLG: 0.313 (9, 5) (10, 6)											2	1	1	0	1	0	0						
<b>Greg Gagne, R</b> OBP: 0.291, SLG: 0.384 (1, 6) <b>Kent Hrbek, L</b> OBP: 0.413, SLG: 0.502 (8, PH) (9, 3)											3	0	0	0	0	1	3						
<b>Inning Stats</b>	R: 0 E: 0 K: 0 S: 9	H: 0 LOB: 1 BB: 1 P: 17	R: 0 E: 0 K: 0 S: 9	H: 0 LOB: 0 BB: 0 P: 13	R: 0 E: 0 K: 0 S: 11	H: 1 LOB: 1 BB: 0 P: 16	R: 0 E: 0 K: 1 S: 10	H: 1 LOB: 2 BB: 1 P: 18	R: 1 E: 1 K: 1 S: 9	H: 3 LOB: 2 BB: 1 P: 17	R: 0 E: 0 K: 0 S: 9	H: 1 LOB: 2 BB: 1 P: 15	R: 0 E: 0 K: 1 S: 6	H: 0 LOB: 1 BB: 0 P: 11	R: 1 E: 0 K: 1 S: 14	H: 3 LOB: 2 BB: 0 P: 22	R: 0 E: 0 K: 0 S: 10		H: 2 LOB: 3 BB: 2 P: 24	R: 1 E: 0 K: 0 S: 7	H: 1 LOB: 1 BB: 1 P: 12	1B: 11 2B: 1 3B: 0 HR: 0	SF: 0 SAC: 0 DP: 2 HBP: 0
<b>PITCHER</b>	IP WLS BF H R ER SO BB IBB HBP BLK WP HR S P ERA WHIP	7.1 1.2 L 10 3	8.1 1.0 1 0 0 0 0 0 0 0 0 0 0 0 1 2 0.00 0.000	10.1 0.1 1 1 0 0 0 0 0 0 0 0 0 0 3 3 ∞ ∞	<b>PITCHER</b>										IP WLS BF H R ER SO BB IBB HBP BLK WP HR S P ERA WHIP								



Batter	1	2	3	4	5	6	7	8	9	AB	R	H	RBI	BB	SO	LOB	TOP			
<b>Billy Hatcher, R</b> OBP: 0.313, SLG: 0.384 (1, 8)										4	1	1	0	0	1	1	<b>Boston Red Sox @ Minnesota Twins</b> Hubert H. Humphrey Metrodome, Minneapolis, MN Sat Jul 18 1992, 4:33 AM EDT Att: 42,078 - Dome - 70 F			
<b>Phil Plantier, L</b> OBP: 0.327, SLG: 0.376 (1, 10)										4	0	2	0	0	0	1				
<b>Wade Boggs, L</b> OBP: 0.368, SLG: 0.391 (1, 5)										4	0	1	1	1	0	2				
<b>Tom Brunansky, R</b> OBP: 0.352, SLG: 0.468 (1, 9)										3	0	0	0	1	2	2				
<b>Bob Zupcic, R</b> OBP: 0.384, SLG: 0.473 (1, 7)										4	0	1	0	0	1	3				
<b>Jody Reed, R</b> OBP: 0.328, SLG: 0.344 (1, 4)										2	0	0	0	1	2	2				
<b>Mo Vaughn, L</b> OBP: 0.337, SLG: 0.336 (1, 3)										2	0	0	0	2	0	1				
<b>Tim Lincecum, R</b> OBP: 0.286, SLG: 0.289 (9, PH)										2	0	0	0	0	0	1				
<b>Herm Winstrom, L</b> OBP: 0.238, SLG: 0.269 (9, PH)										1	0	0	0	0	1	2				
<b>Luis Rivera, R</b> OBP: 0.309, SLG: 0.266 (9, 6)										0	0	0	0	0	0	0				
<b>Tony Peña, R</b> OBP: 0.267, SLG: 0.290 (1, 2)										3	0	0	0	1	0	3				
<b>Inning Stats</b>	R: 1 E: 1 K: 1 S: 10	H: 2 LOB: 1 BB: 0 P: 18	R: 0 E: 0 K: 0 S: 9	H: 0 LOB: 1 BB: 1 P: 19	R: 0 E: 0 K: 1 S: 8	H: 1 LOB: 0 BB: 0 P: 11	R: 0 E: 0 K: 2 S: 7	H: 0 LOB: 0 BB: 0 P: 10	R: 0 E: 0 K: 0 S: 3	H: 1 LOB: 2 BB: 1 P: 23	R: 0 E: 0 K: 0 S: 7	H: 0 LOB: 1 BB: 2 P: 16	R: 0 E: 0 K: 1 S: 9	H: 0 LOB: 0 BB: 0 P: 10	R: 0 E: 0 K: 1 S: 9	H: 1 LOB: 2 BB: 1 P: 15	1B: 4 2B: 1 3B: 0 HR: 0	SF: 0 SAC: 2 DP: 0 HBP: 0	WP: 0 PB: 0 SB: 0 CS: 1	PA: 36
<b>PITCHER</b> <b>Scott Erickson, R</b> ERA: 3.9 (1, 1)	IP: 9.0 WLS: L BF: 36	H: 5 R: 1 ER: 1 SO: 7	BB: 4 IBB: 1 HBP: 0 BLK: 0	WP: 0 HR: 0 S: 75 P: 126	ERA: 1.00 WHIP: 1.000															

AB	29
R	1
H	5
RBI	1
BB	5
SO	7
LOB	18



Batter	1	2	3	4	5	6	7	8	9	AB	R	H	RBI	BB	SO	LOB	BOTTOM					
<b>Chuck Knoblauch, R</b> OBP: 0.397, SLG: 0.366 (1, 4)										4	0	0	0	0	1	0	<b>Boston Red Sox @ Minnesota Twins</b> Hubert H. Humphrey Metrodome, Minneapolis, MN Sat Jul 18 1992, 4:33 AM EDT Att: 42,078 - Dome - 70 F					
<b>Jeff Reboulet, R</b> OBP: 0.339, SLG: 0.294 (1, 5)										3	0	0	0	0	1	0						
<b>Chili Davis, S</b> OBP: 0.374, SLG: 0.411 (9, PH)										1	0	0	0	0	1	0						
<b>Kirby Puckett, R</b> OBP: 0.366, SLG: 0.534 (1, 8)										3	0	0	0	0	0	0						
<b>Kent Hrbek, L</b> OBP: 0.408, SLG: 0.496 (1, 3)										3	0	0	0	0	0	1						
<b>Shane Mack, R</b> OBP: 0.372, SLG: 0.459 (1, 7)										3	0	1	0	0	1	0						
<b>Randy Bush, L</b> OBP: 0.283, SLG: 0.309 (1, 10)										3	0	0	0	0	0	1						
<b>Gene Larkin, S</b> OBP: 0.336, SLG: 0.383 (1, 9)										3	0	1	0	0	1	1						
<b>Lenny Webster, R</b> OBP: 0.250, SLG: 0.268 (9, PH)										2	0	0	0	0	0	2						
<b>Brian Harper, R</b> OBP: 0.334, SLG: 0.394 (9, 2)										1	0	0	0	0	0	0						
<b>Greg Gagne, R</b> OBP: 0.288, SLG: 0.360 (1, 6)										3	0	0	0	0	0	1						
<b>Inning Stats</b>	R: 0 E: 0 K: 0 S: 12	H: 0 LOB: 1 BB: 0 P: 19	R: 0 E: 0 K: 1 S: 11	H: 1 LOB: 0 BB: 0 P: 20	R: 0 E: 0 K: 1 S: 8	H: 0 LOB: 0 BB: 0 P: 12	R: 0 E: 0 K: 1 S: 9	H: 0 LOB: 0 BB: 0 P: 15	R: 0 E: 0 K: 0 S: 8	H: 1 LOB: 1 BB: 0 P: 13	R: 0 E: 0 K: 1 S: 6	H: 0 LOB: 0 BB: 0 P: 9	R: 0 E: 0 K: 0 S: 8	H: 0 LOB: 0 BB: 0 P: 12	R: 0 E: 0 K: 0 S: 5	H: 0 LOB: 0 BB: 0 P: 8	R: 0 E: 0 K: 1 S: 9	H: 0 LOB: 0 BB: 0 P: 13	1B: 2 2B: 0 3B: 0 HR: 0	SF: 0 SAC: 0 DP: 0 HBP: 1	WP: 0 PB: 0 SB: 0 CS: 0	PA: 30
<b>PITCHER</b> <b>Roger Clemens, R</b> ERA: 2.17 (1, 1)	IP: 9.0 WLS: W BF: 30	H: 2 R: 0 ER: 0 SO: 5	BB: 0 IBB: 0 HBP: 1 BLK: 0	WP: 0 HR: 0 S: 76 P: 121	ERA: 0.00 WHIP: 0.222																	

AB	29
R	0
H	2
RBI	0
BB	0
SO	5
LOB	6



Batter	1	2	3	4	5	6	7	8	9	AB	R	H	RBI	BB	SO	LOB	TOP										
<b>Billy Hatcher, R</b> OBP: 0.302, SLG: 0.369 (1, 8)	G6-3		F8	L5		G5-3		G6-3		5	0	0	0	0	0	0	<b>Boston Red Sox @ Minnesota Twins</b> Hubert H. Humphrey Metrodome, Minneapolis, MN Sun Jul 19 1992, 4:33 AM EDT Att: 38,735 - Dome - 70 F <a href="http://livebaseballscorecards.com">livebaseballscorecards.com</a>										
<b>Bob Zupic, R</b> OBP: 0.385, SLG: 0.474 (1, 7)	G6-3		1B	F9		G4-3		1B	1B	4	1	1	0	1	0	0											
<b>Wade Boggs, L</b> OBP: 0.374, SLG: 0.398 (1, 5)	1B		1B	1B		1B		K	1B	5	2	4	0	0	1	0											
<b>Tom Brunansky, R</b> OBP: 0.353, SLG: 0.466 (7, 9)	F8		1B	1B		1B		F9	K	5	1	2	1	0	1	3											
<b>Jack Clark, R</b> OBP: 0.357, SLG: 0.297 (1, 10)		1B	1B	1B		1B		1B	1B	2	1	1	0	3	0	2											
<b>Jody Reed, R</b> OBP: 0.332, SLG: 0.348 (1, 4)	G6-3		1B	1B		1B		1B	1B	5	0	3	3	0	0	3											
<b>Phil Plantier, L</b> OBP: 0.324, SLG: 0.372 (7, PH)	P7		K	K		K		FC5-4	1B	3	0	0	0	0	2	5											
<b>Tim Naehring, R</b> OBP: 0.284, SLG: 0.287 (7, 3)										1	0	0	0	0	0	2											
<b>Scott Cooper, L</b> OBP: 0.320, SLG: 0.311 (7, 3)										0	0	0	0	0	0	0											
<b>Luis Rivera, R</b> OBP: 0.308, SLG: 0.266 (1, 6)	1B		K	K		K		G6-3		4	0	1	1	0	2	4											
<b>John Flaherty, R</b> OBP: 0.204, SLG: 0.178 (8, PH)	L8							G4-3		3	0	0	0	0	1	1											
<b>Herm Winningham, L</b> OBP: 0.236, SLG: 0.267 (8, 2)										1	0	0	0	0	0	0											
<b>Tony Peña, R</b> OBP: 0.267, SLG: 0.290 (8, 2)										0	0	0	0	0	0	0											
<b>Inning Stats</b>	R: 0 E: 0 K: 0 S: 7	H: 1 LOB: 1 BB: 0 P: 12	R: 1 E: 0 K: 0 S: 11	H: 2 LOB: 1 BB: 0 P: 18	R: 2 E: 0 K: 2 S: 22	H: 4 LOB: 3 BB: 1 P: 40	R: 0 E: 0 K: 1 S: 5	H: 0 LOB: 0 BB: 0 P: 6	R: 2 E: 0 K: 2 S: 15	H: 3 LOB: 1 BB: 1 P: 27	R: 0 E: 0 K: 0 S: 6	H: 0 LOB: 0 BB: 0 P: 8	R: 0 E: 0 K: 1 S: 10	H: 1 LOB: 2 BB: 1 P: 18	R: 0 E: 0 K: 0 S: 4	H: 0 LOB: 0 BB: 0 P: 8		R: 0 E: 0 K: 1 S: 13	H: 1 LOB: 2 BB: 1 P: 26	1B: 11 2B: 1 3B: 0 HR: 0	SF: 0 SAC: 0 DP: 0 HBP: 0	WP: 1 PB: 1 SB: 1 CS: 0	PA: 42				
<b>PITCHER</b>	IP	WLS	BF	H	R	ER	SO	BB	IBB	HBP	BLK	WP	HR	S	P	ERA	WHIP										
<b>Bill Krueger, L</b> ERA: 3.35 (1, 1)	2.1		14	6	3	3	0	1	0	0	0	1	0	32	58	11.57	3.000										
<b>Tom Edens, R</b> ERA: 1.85 (3, 1)	2.0		10	4	2	2	3	1	0	0	0	0	0	22	36	9.00	2.500										
<b>Mark Guthrie, L</b> ERA: 3.24 (5, 1)	2.2	W	10	1	0	0	3	1	0	0	0	0	0	22	35	0.00	0.750										
<b>Carl Willis, R</b> ERA: 4.04 (8, 1)	1.0		3	0	0	0	0	0	0	0	0	0	0	4	8	0.00	0.000										
<b>Rick Aquilera, R</b> ERA: 2.72 (9, 1)	1.0	S	5	1	0	0	1	1	0	0	0	0	0	13	26	0.00	2.000										



Batter	1	2	3	4	5	6	7	8	9	AB	R	H	RBI	BB	SO	LOB	BOTTOM										
<b>Chuck Knoblauch, R</b> OBP: 0.397, SLG: 0.366 (1, 4)	F8		G6-3		1B		1B	F8		5	1	2	0	0	0	1	<b>Boston Red Sox @ Minnesota Twins</b> Hubert H. Humphrey Metrodome, Minneapolis, MN Sun Jul 19 1992, 4:33 AM EDT Att: 38,735 - Dome - 70 F <a href="http://livebaseballscorecards.com">livebaseballscorecards.com</a>										
<b>Shane Mack, R</b> OBP: 0.375, SLG: 0.463 (1, 7)	BLK		G6-3		SF7		1B	1B		4	1	3	1	0	0	0											
<b>Kirby Puckett, R</b> OBP: 0.367, SLG: 0.532 (1, 8)	P9		G6-3		1B		1B	SF8		3	1	1	1	0	0	1											
<b>Kent Hrbek, L</b> OBP: 0.405, SLG: 0.490 (1, 3)	G4-3		G3		G3		P6	K		5	0	1	0	0	1	8											
<b>Chili Davis, S</b> OBP: 0.376, SLG: 0.412 (1, 10)			K		G3		2B	1B		4	1	2	2	0	1	1											
<b>Brian Harper, R</b> OBP: 0.340, SLG: 0.406 (1, 2)	F9		1B		FC5-4		1B	1B		4	1	3	2	0	0	0											
<b>Pedro Munoz, R</b> OBP: 0.314, SLG: 0.449 (1, 9)			G5-3		1B		G3	1B		3	0	1	0	0	0	1											
<b>Gene Larkin, S</b> OBP: 0.340, SLG: 0.383 (7, PH)					1B		G3	1B		0	0	0	0	1	0	0											
<b>J.T. Bruett, L</b> OBP: 0.295, SLG: 0.205 (7, PR)					1B		1B	1B		0	0	0	0	0	0	0											
<b>Scott Leius, R</b> OBP: 0.315, SLG: 0.350 (1, 5)			P3		FC5-4		F7-2	P6		3	1	0	1	0	0	2											
<b>Randy Bush, L</b> OBP: 0.280, SLG: 0.305 (7, PH)					SF7					1	0	0	0	0	0	3											
<b>Jeff Reboulet, R</b> OBP: 0.339, SLG: 0.294 (8, 5)					1B		1B	1B		0	0	0	0	0	0	0											
<b>Greg Gagne, R</b> OBP: 0.291, SLG: 0.359 (1, 6)	G5-3		G5-3		1B		G5-3	SF8		3	1	1	0	1	0	0											
<b>Inning Stats</b>	R: 0 E: 0 K: 0 S: 7	H: 1 LOB: 1 BB: 0 P: 9	R: 0 E: 0 K: 1 S: 8	H: 0 LOB: 0 BB: 0 P: 9	R: 0 E: 0 K: 0 S: 7	H: 0 LOB: 0 BB: 0 P: 9	R: 0 E: 0 K: 0 S: 7	H: 1 LOB: 1 BB: 0 P: 12	R: 2 E: 0 K: 0 S: 18	H: 4 LOB: 3 BB: 1 P: 32	R: 1 E: 0 K: 0 S: 10	H: 2 LOB: 0 BB: 0 P: 15	R: 3 E: 0 K: 0 S: 15	H: 4 LOB: 3 BB: 1 P: 26	R: 1 E: 0 K: 1 S: 12	H: 2 LOB: 1 BB: 0 P: 19		1B: 12 2B: 3 3B: 0 HR: 0	SF: 2 SAC: 0 DP: 1 HBP: 1	WP: 0 PB: 0 SB: 0 CS: 0	PA: 40						
<b>PITCHER</b>	IP	WLS	BF	H	R	ER	SO	BB	IBB	HBP	BLK	WP	HR	S	P	ERA	WHIP										
<b>John Dopson, R</b> ERA: 3.44 (1, 1)	4.1		19	5	3	2	1	1	0	0	0	0	0	39	60	4.15	1.385										
<b>Daryl Irvine, R</b> ERA: 2.25 (5, 1)	2.0		10	5	3	3	0	0	0	0	0	0	0	24	36	13.50	2.500										
<b>Greg Harris, R</b> ERA: 1.62 (7, 1)	0.0	L	1	0	0	0	0	0	0	1	0	0	0	0	1	∞	∞										
<b>Tony Fossas, L</b> ERA: 3.77 (7, 1)	0.1		2	1	0	0	0	0	0	0	0	0	0	6	7	0.00	3.000										
<b>Jeff Reardon, R</b> ERA: 3.24 (7, 1)	1.0		7	3	2	2	0	1	0	0	0	0	0	11	21	18.00	4.000										



Batter	1	2	3	4	5	6	7	8	9	AB	R	H	RBI	BB	SO	LOB	TOP								
Billy Hatcher, R OBP: 0.299, SLG: 0.370	1-3 K		0-2 P5					0-1 G4-3		5	1	1	0	0	1	3	<b>Boston Red Sox @ Kansas City Royals</b> Royals Stadium, Kansas City, MO Mon Jul 20 1992, 8:05 PM EDT Att: 30,260 - Cloudy - 70 F								
Bob Zupic, R OBP: 0.379, SLG: 0.465	2-1 G4-3		0-1 P2				0-0 G6-3		1-0 G6-3	5	1	1	0	0	0	2									
Wade Boggs, L OBP: 0.371, SLG: 0.393	0-1 G1-4-3		0-1 G6-3				0-1 F9	4-0 3B	2-1 G1-3	4	1	0	0	1	0	2									
Tom Brunansky, R OBP: 0.354, SLG: 0.478		2-2 G3-1		2-1 P3			1-0 1B	2-1 3B	3-3 K	5	1	2	3	0	1	0									
Scott Cooper, L OBP: 0.329, SLG: 0.318		3-1 BB		1-1 G3-1			2-0 2B	4-0 3B		3	1	2	0	1	0	0									
Tim Lincecum, R OBP: 0.277, SLG: 0.280		1-2 P1		2-2 G6-3			0-0 SH	2-1 P7		3	0	0	0	0	0	3									
Mo Vaughn, L OBP: 0.347, SLG: 0.350		4-0 BB					0-1 WP	1-1 F7		3	0	2	2	1	0	0									
Tony Peña, R OBP: 0.267, SLG: 0.289		0-0 G6-3					0-1 F8	2-1 1B		4	0	1	0	0	1	4									
Luis Rivera, R OBP: 0.307, SLG: 0.263			4-0 BB				3-2 P7	1-2 F8		3	0	0	0	1	0	2									
<b>Inning Stats</b>	R: 0 E: 0 K: 1 S: 7	H: 0 LOB: 0 BB: 0 P: 10	R: 0 E: 0 K: 0 S: 9	H: 1 LOB: 2 BB: 1 P: 19	R: 0 E: 0 K: 0 S: 7	H: 0 LOB: 1 BB: 1 P: 11	R: 0 E: 0 K: 0 S: 7	H: 0 LOB: 0 BB: 0 P: 12	R: 0 E: 0 K: 0 S: 9	H: 1 LOB: 1 BB: 0 P: 12	R: 3 E: 1 K: 1 S: 12	H: 4 LOB: 1 BB: 0 P: 18	R: 2 E: 0 K: 0 S: 10	H: 2 LOB: 2 BB: 2 P: 22	R: 0 E: 0 K: 1 S: 10	H: 1 LOB: 1 BB: 0 P: 13	R: 0 E: 0 K: 1 S: 6	H: 0 LOB: 0 BB: 0 P: 12	1B: 5 2B: 3 3B: 1 HR: 0	SF: 0 SAC: 1 DP: 0 HBP: 0	WP: 1 PB: 0 SB: 0 CS: 0	PA: 40			
<b>PITCHER</b>	IP	WLS	BF	H	R	ER	SO	BB	IBB	HBP	BLK	WP	HR	S	P	ERA	WHIP								
Mike Boddicker, R ERA: 4.42	(1, 1)	5.1	23	5	3	3	1	2	0	0	0	1	0	44	72	5.06	1.312								
Steve Shifflett, R ERA: 3.0	(6, 1)	1.1	L	8	3	2	2	1	0	1	0	0	0	15	24	13.50	2.250								
Mike Magnante, L ERA: 5.12	(7, 1)	2.1		9	1	0	0	1	1	0	0	0	0	18	33	0.00	0.857								

Batter	1	2	3	4	5	6	7	8	9	AB	R	H	RBI	BB	SO	LOB	BOTTOM								
Brian McRae, S OBP: 0.294, SLG: 0.314	0-0 P4	2-2 G5-3		2-2 F7					1-1 G3	5	0	0	0	0	0	2	<b>Boston Red Sox @ Kansas City Royals</b> Royals Stadium, Kansas City, MO Mon Jul 20 1992, 8:05 PM EDT Att: 30,260 - Cloudy - 70 F								
Gregg Jefferies, S OBP: 0.317, SLG: 0.388	1-0 F7		3-2 1B		1-1 E4		1-3 K	2-1 1B		5	1	3	0	0	1	0									
George Brett, L OBP: 0.326, SLG: 0.394	3-1 F8		0-2 1B		4-1 WP		2-3 K	1-0 F8		4	0	1	1	1	1	1									
Chris Gwynn, L OBP: 0.289, SLG: 0.384		0-0 1B		0-0 1B		0-0 F8		2-1 F9		4	1	2	0	0	0	2									
Bob Melvin, R OBP: 0.345, SLG: 0.365		1B		1-2 1B		0-0 F8		0-0 L5		1	0	0	0	0	0	1									
Wally Joyner, L OBP: 0.329, SLG: 0.408		4-1 1B		0-3 K		0-0 F8		0-1 F9		3	1	1	0	1	1	4									
Jim Eisenreich, L OBP: 0.317, SLG: 0.366		1-2 1B		1-2 P4		4-0 1B		1-1 P5		3	0	1	0	1	0	3									
Brent Mayne, L OBP: 0.271, SLG: 0.287		2-3 K		1-2 P6		0-2 G4-3		0-0 1B		4	0	1	0	0	1	8									
Curtis Wilkerson, S OBP: 0.256, SLG: 0.290		0-1 SF8		0-1 G5-3		0-1 E3		3-2 F9		2	0	0	1	0	0	0									
Kevin McReynolds, R OBP: 0.386, SLG: 0.436								2-3 F9		1	0	0	0	0	0	2									
Rico Rossy, R OBP: 0.310, SLG: 0.298								1-2 G4-3		0	0	0	0	0	0	0									
David Howard, S OBP: 0.227, SLG: 0.128		3-H 1B		2-3 K		1-1 K		1-2 G4-3		3	0	1	1	0	2	1									
Mike MacFarlane, R OBP: 0.293, SLG: 0.374										1	0	0	0	0	0	2									
<b>Inning Stats</b>	R: 0 E: 0 K: 0 S: 4	H: 3 LOB: 2 BB: 1 P: 8	R: 2 E: 0 K: 1 S: 13	H: 3 LOB: 2 BB: 1 P: 22	R: 1 E: 0 K: 1 S: 17	H: 3 LOB: 0 BB: 0 P: 22	R: 0 E: 0 K: 1 S: 9	H: 0 LOB: 0 BB: 0 P: 13	R: 0 E: 0 K: 1 S: 9	H: 0 LOB: 3 BB: 2 P: 18	R: 0 E: 1 K: 1 S: 8	H: 0 LOB: 0 BB: 0 P: 12	R: 0 E: 0 K: 2 S: 8	H: 0 LOB: 0 BB: 0 P: 11	R: 0 E: 0 K: 0 S: 12	H: 2 LOB: 2 BB: 0 P: 17	R: 0 E: 0 K: 0 S: 7	H: 1 LOB: 1 BB: 0 P: 13	1B: 8 2B: 2 3B: 0 HR: 0	SF: 1 SAC: 0 DP: 0 HBP: 0	WP: 1 PB: 0 SB: 0 CS: 1	PA: 40			
<b>PITCHER</b>	IP	WLS	BF	H	R	ER	SO	BB	IBB	HBP	BLK	WP	HR	S	P	ERA	WHIP								
Danny Darwin, R ERA: 4.85	(1, 1)	5.0	25	7	3	3	3	2	1	0	0	0	0	26	36	0.00	0.750								
Paul Quantrill, R ERA: 1.61	(6, 1)	2.2	W	10	2	0	0	3	0	0	0	0	0	7	11	0.00	1.500								
Greg Harris, R ERA: 1.61	(8, 1)	0.2		3	1	0	0	0	0	0	0	0	0	1	2	0.00	0.000								
Tony Fossas, L ERA: 3.88	(9, 1)	0.1	S	1	0	0	0	0	0	0	0	0	0	1	2	0.00	0.000								
Jeff Reardon, R ERA: 3.3	(9, 1)	0.1		1	0	0	0	0	0	0	0	0	0	2	4	0.00	0.000								

AB	35
R	5
H	9
RBI	5
BB	4
SO	3
LOB	16



Batter	1	2	3	4	5	6	7	8	9	AB	R	H	RBI	BB	SO	LOB	TOP				
Herm Winingham, L (1, 8) OBP: 0.228, SLG: 0.258	G6-3			G6-3		G4-3			G3-1	4	0	0	0	0	0	1	<b>Boston Red Sox @ Kansas City Royals</b> Royals Stadium, Kansas City, MO Tue Jul 21 1992, 8:05 PM EDT Att: 21,921 - Cloudy - 77 F				
Phil Plantier, L (1, 10) OBP: 0.321, SLG: 0.367	K			F8			G3-1			3	0	0	0	0	1	0					
Wade Boggs, L (1, 5) OBP: 0.369, SLG: 0.390	G5-3			G1-3			G1-3			2	0	0	0	0	0	0					
Scott Cooper, L (6, 5) (8, 4)										1	0	0	0	0	0	0					
Tom Brunansky, R (1, 9) OBP: 0.350, SLG: 0.472		K			G4-3				G4-3	3	0	0	0	0	1	0					
Bob Zupcic, R (1, 7) OBP: 0.373, SLG: 0.457		G6-3			F8				P3	3	0	0	0	0	0	0					
Mo Vaughn, L (1, 3) OBP: 0.341, SLG: 0.343		P4			G3-1				G3-1	3	0	0	0	0	0	0					
Tim Lincecum, R (1, 4) OBP: 0.271, SLG: 0.273				G6-3					G5-3	3	0	0	0	0	1	0					
Tony Peña, R (1, 2) OBP: 0.265, SLG: 0.287				K					F8	2	0	0	0	0	1	0					
John Flaherty, R (6, 2) OBP: 0.200, SLG: 0.174				K					G3	1	0	0	0	0	0	0					
Luis Rivera, R (1, 6) OBP: 0.307, SLG: 0.268				F8					G5-3	3	0	1	0	0	0	0					
<b>Inning Stats</b>	R: 0 E: 0 K: 1 S: 7	H: 0 LOB: 0 BB: 0 P: 10	R: 0 E: 0 K: 1 S: 11	H: 0 LOB: 0 BB: 0 P: 16	R: 0 E: 0 K: 1 S: 8	H: 0 LOB: 0 BB: 0 P: 13	R: 0 E: 0 K: 0 S: 6	H: 0 LOB: 0 BB: 0 P: 11	R: 0 E: 0 K: 0 S: 5	H: 0 LOB: 0 BB: 0 P: 6	R: 0 E: 0 K: 1 S: 12	H: 1 LOB: 1 BB: 0 P: 19	R: 0 E: 0 K: 0 S: 9	H: 0 LOB: 0 BB: 0 P: 13	R: 0 E: 0 K: 0 S: 4	H: 0 LOB: 0 BB: 0 P: 7	R: 0 E: 0 K: 0 S: 7	H: 0 LOB: 0 BB: 0 P: 9	1B: 0 2B: 1 3B: 0 HR: 0	SF: 0 SAC: 0 DP: 0 HBP: 0	WP: 0 PA: 28 CS: 0
<b>PITCHER</b> Hypolito Pichardo, R (1, 1) ERA: 3.07	IP: 9.0 WLS: W BF: 28 H: 1 R: 0 ER: 0 SO: 4 BB: 0 IBB: 0 HBP: 0 BLK: 0 WP: 0 HR: 0 S: 69 P: 104 ERA: 0.00 WHIP: 0.111															<b>PITCHER</b>					

Batter	1	2	3	4	5	6	7	8	9	AB	R	H	RBI	BB	SO	LOB	BOTTOM		
Brian McRae, S (1, 8) OBP: 0.290, SLG: 0.309	K		G4-3		E1			K		5	1	0	0	0	2	2	<b>Boston Red Sox @ Kansas City Royals</b> Royals Stadium, Kansas City, MO Tue Jul 21 1992, 8:05 PM EDT Att: 21,921 - Cloudy - 77 F		
Gregg Jefferies, S (1, 5) OBP: 0.316, SLG: 0.390	G6-3		G1-3		G5-3					4	1	1	0	0	0	1			
George Brett, L (1, 10) OBP: 0.325, SLG: 0.391	FC6-4 HBP			K	G3		G4-3			3	0	0	0	0	1	2			
Kevin McReynolds, R (1, 7) OBP: 0.368, SLG: 0.438	FC6-4			1B	G3-1		F7			3	2	1	0	1	0	1			
Wally Joyner, L (1, 3) OBP: 0.328, SLG: 0.406		G5-3		1B	E3			K		4	2	1	2	0	1	1			
Mike Macfarlane, R (1, 2) OBP: 0.296, SLG: 0.371		F7		FC5-4 1B	1B			K		2	1	0	0	2	1	0			
Gary Thurman, R (1, 9) OBP: 0.273, SLG: 0.330				FC5-4 1B	1B					2	0	1	0	0	0	0			
Jim Eisenreich, L (6, PH) (6, 9)				1B	G3-1					2	0	0	1	0	0	2			
Rico Rossy, R (1, 4) OBP: 0.311, SLG: 0.297			F8	FC5-4	1B			G5-3		4	1	1	2	0	0	2			
David Howard, S (1, 6) OBP: 0.250, SLG: 0.163			G4-3	1B	B1-3			F8		4	0	2	1	0	0	2			
<b>Inning Stats</b>	R: 0 E: 0 K: 1 S: 9	H: 0 LOB: 1 BB: 0 P: 16	R: 0 E: 0 K: 0 S: 4	H: 0 LOB: 0 BB: 0 P: 5	R: 0 E: 0 K: 0 S: 12	H: 1 LOB: 1 BB: 0 P: 18	R: 2 E: 0 K: 1 S: 14	H: 3 LOB: 2 BB: 1 P: 21	R: 6 E: 2 K: 0 S: 14	H: 3 LOB: 1 BB: 2 P: 32	R: 0 E: 0 K: 0 S: 6	H: 0 LOB: 0 BB: 0 P: 8	R: 0 E: 0 K: 2 S: 8	H: 0 LOB: 0 BB: 0 P: 13	R: 0 E: 0 K: 1 S: 7	H: 0 LOB: 0 BB: 0 P: 10	1B: 5 2B: 2 3B: 0 HR: 0	SF: 0 SAC: 0 DP: 0 HBP: 1	WP: 1 PA: 37 CS: 0
<b>PITCHER</b> Joe Hesketh, L (1, 1) ERA: 4.09	IP: 4.1 WLS: L BF: 23 H: 5 R: 6 ER: 4 SO: 2 BB: 1 IBB: 0 HBP: 0 BLK: 0 WP: 0 HR: 0 S: 44 P: 73 ERA: 8.31 WHIP: 1.385															<b>PITCHER</b>			
Daryl Irvine, R (5, 1) ERA: 3.55	0.2	5	2	2	0	0	1	0	0	0	1	0	9	19	0.00	4.500			
Matt Young, L (6, 1) ERA: 4.76	3.0	9	0	0	0	3	0	0	0	0	0	0	21	31	0.00	0.000			

Batter	1	2	3	4	5	6	7	8	9	AB	R	H	RBI	BB	SO	LOB	TOP										
<b>Billy Hatcher, R</b> OBP: 0.309, SLG: 0.379 (1, 8)	0-2 BB SF7 1B	0-0 L5			0-1 E5 1B 1B		1-2 2B 1B		1-3 K	5	3	3	0	0	1	2	<b>Boston Red Sox @ Kansas City Royals</b> Royals Stadium, Kansas City, MO Wed Jul 22 1992, 8:05 PM EDT Att: 22,978 - Sunny - 80 F										
<b>Phil Plantier, L</b> OBP: 0.322, SLG: 0.372 (1, 10)	2-2 BB 1B	1-0 P5			1-3 K		1-0 2B		1-3 K	5	0	2	1	0	2	3											
<b>Wade Boggs, L</b> OBP: 0.371, SLG: 0.389 (1, 5)	4-1 BB 1B		3-2 L8		2-2 1B		3-1 G5-3			3	0	1	1	1	0	1											
<b>Tom Brunansky, R</b> OBP: 0.345, SLG: 0.464 (1, 9)	3-3 K		3-3 K		0-1 P4		1-1 F8			4	0	0	0	0	2	5											
<b>Bob Zupcic, R</b> OBP: 0.370, SLG: 0.455 (1, 7)	1-2 SF7		0-0 P4			0-1 FC3-6 1B		0-0 F7		3	0	1	1	0	0	0											
<b>Mo Vaughn, L</b> OBP: 0.333, SLG: 0.333 (1, 3)	3-3 K			0-3 K		1-2 FC3-6 G1		0-1 G4-3		4	0	0	0	0	2	3											
<b>Tim Lincecum, R</b> OBP: 0.264, SLG: 0.265 (1, 4)		2-3 K		0-3 K		1-0 G1		1-0 G5-3		4	0	0	0	0	2	1											
<b>Tony Peña, R</b> OBP: 0.266, SLG: 0.285 (9, PH)		4-2 WP 1B BB		3-2 F9		0-0 G6-3		1-2 WP S 1B		2	1	0	0	1	0	1											
<b>Luis Rivera, R</b> OBP: 0.307, SLG: 0.269 (9, PH)	1-0 1B				2-2 P3		0-0 G6-3		3-3 K	3	0	1	1	0	0	0											
<b>Scott Cooper, L</b> OBP: 0.326, SLG: 0.314 (9, PH)	1-H 1B							1-2 K		1	0	0	0	0	1	1											
<b>Inning Stats</b>	R: 1 E: 0 K: 2 S: 17	H: 2 LOB: 2 BB: 1 P: 30	R: 1 E: 0 K: 1 S: 10	H: 1 LOB: 1 BB: 1 P: 18	R: 0 E: 0 K: 1 S: 10	H: 0 LOB: 0 BB: 0 P: 16	R: 0 E: 0 K: 2 S: 9	H: 0 LOB: 0 BB: 0 P: 12	R: 1 E: 1 K: 1 S: 13	H: 2 LOB: 1 BB: 0 P: 18	R: 0 E: 0 K: 0 S: 7	H: 1 LOB: 1 BB: 0 P: 9	R: 1 E: 0 K: 0 S: 10	H: 2 LOB: 0 BB: 0 P: 16	R: 0 E: 0 K: 0 S: 4	H: 0 LOB: 0 BB: 0 P: 5	R: 0 E: 0 K: 3 S: 14	H: 1 LOB: 1 BB: 0 P: 20	1B: 8 2B: 1 3B: 0 HR: 0	SF: 1 SAC: 0 DP: 0 HBP: 0	WP: 2 PB: 0 SB: 1 CS: 0	PA: 38					
<b>PITCHER</b>	IP	WLS	BF	H	R	ER	SO	BB	IBB	HBP	BLK	WP	HR	S	P	ERA	WHIP										
<b>Rick Reed, R</b> ERA: 4.31 (1, 1)	0.0		2	2	1	1	0	0	0	0	0	0	0	6	8	∞	∞										
<b>Juan Berenguer, R</b> ERA: 4.95 (1, 1)	3.0	W	12	1	1	1	4	2	0	0	0	1	0	31	56	3.00	1.000										
<b>Tom Gordon, R</b> ERA: 4.66 (4, 1)	3.0		12	3	1	0	3	0	0	0	0	0	0	29	39	0.00	1.000										
<b>Rusty Meacham, R</b> ERA: 1.79 (7, 1)	1.0		5	2	1	1	0	0	0	0	0	0	0	10	16	9.00	2.000										
<b>Jeff Montgomery, R</b> ERA: 1.82 (8, 1)	2.0	S	7	1	0	0	3	0	0	0	0	1	0	18	25	0.00	0.500										

Batter	1	2	3	4	5	6	7	8	9	AB	R	H	RBI	BB	SO	LOB	BOTTOM										
<b>Brian McRae, S</b> OBP: 0.290, SLG: 0.307 (1, 8)	0-0 G6-3			2-2 G4-3	1-1 G1-3 E HBP		1-0 P4			3	1	0	1	0	0	0	<b>Boston Red Sox @ Kansas City Royals</b> Royals Stadium, Kansas City, MO Wed Jul 22 1992, 8:05 PM EDT Att: 22,978 - Sunny - 80 F										
<b>Gregg Jefferies, S</b> OBP: 0.318, SLG: 0.389 (1, 5)	2-1 G5-3			4-1 FC4-6 BB	1-0 G1-3		3-2 E S 1B			3	1	1	1	1	0	2											
<b>George Brett, L</b> OBP: 0.324, SLG: 0.389 (1, 10)	0-0 G4-3			1-1 FC4-6	0-0 E5 E S		2-2 1B			4	0	1	1	0	0	1											
<b>Kevin McReynolds, R</b> OBP: 0.364, SLG: 0.433 (1, 7)		1-3 K		2-0 F9	0-3 K		0-0 F8			4	0	0	0	0	2	3											
<b>Wally Joyner, L</b> OBP: 0.327, SLG: 0.407 (1, 3)		1-0 F7			1-2 1B 2B		1-1 F8		1-0 F8	4	1	1	0	0	0	0											
<b>Mike Macfarlane, R</b> OBP: 0.299, SLG: 0.374 (1, 2)		2-1 G6-3			1-2 L3		1-0 G4-3 HBP		3-2 2B	3	0	1	0	0	0	1											
<b>Gary Thurman, R</b> OBP: 0.272, SLG: 0.321 (1, 9)			2-2 G5-3		4-2 1B 1B HBP BB		1-2 G4-3		2-2 L5	3	1	0	0	1	0	2											
<b>Curtis Wilkerson, S</b> OBP: 0.261, SLG: 0.295 (1, 4)			0-0 G6-3 1B		1-0 HBP 1B G1-3 1B		0-0 P4		0-3 K	4	1	2	0	0	1	2											
<b>David Howard, S</b> OBP: 0.255, SLG: 0.174 (1, 6)			1-1 G6-3		3-2 G1-3 E HBP 1B		1-1 G6-3			3	1	1	1	0	0	1											
<b>Inning Stats</b>	R: 0 E: 0 K: 0 S: 4	H: 0 LOB: 0 BB: 0 P: 6	R: 0 E: 0 K: 1 S: 6	H: 0 LOB: 0 BB: 0 P: 10	R: 0 E: 0 K: 0 S: 6	H: 1 LOB: 0 BB: 0 P: 9	R: 0 E: 0 K: 0 S: 7	H: 0 LOB: 1 BB: 1 P: 16	R: 5 E: 1 K: 1 S: 19	H: 3 LOB: 1 BB: 1 P: 31	R: 0 E: 0 K: 0 S: 6	H: 0 LOB: 1 BB: 0 P: 9	R: 1 E: 1 K: 0 S: 10	H: 2 LOB: 1 BB: 0 P: 17	R: 0 E: 0 K: 1 S: 10	H: 1 LOB: 1 BB: 0 P: 16		1B: 5 2B: 2 3B: 0 HR: 0	SF: 0 SAC: 0 DP: 1 HBP: 2	WP: 0 PB: 0 SB: 2 CS: 0	PA: 35						
<b>PITCHER</b>	IP	WLS	BF	H	R	ER	SO	BB	IBB	HBP	BLK	WP	HR	S	P	ERA	WHIP										
<b>Frank Viola, L</b> ERA: 3.19 (7, 1)	6.2	L	30	6	6	4	2	2	0	2	0	0	0	11	17	0.00	0.750										
<b>Greg Harris, R</b> ERA: 1.57 (7, 1)	1.1		5	1	0	0	1	0	0	0	0	0	0	11	17	0.00	0.750										

AB	35
R	4
H	9
RBI	4
BB	2
SO	10
LOB	17



Batter	1	2	3	4	5	6	7	8	9	AB	R	H	RBI	BB	SO	LOB	TOP										
<b>Chuck Knoblauch, R</b> OBP: 0.400, SLG: 0.375 (1, 4)	1-1 SH1-3 1B		4-2 S 2B BB		2-3 K			1-2 SH CS 1B	1-1 3B	4	2	3	1	1	1	0	<b>Minnesota Twins @ Boston Red Sox</b> Fenway Park, Boston, MA Fri Jul 24, 1992, 7:05 PM EDT Sunny - 77 F										
<b>Jeff Reboulet, R</b> OBP: 0.366, SLG: 0.316 (1, 6)	1 SAFE SH1-3		4-2 2B BB			2-2 G6-3		2-1 SH S 1B	2-3 K	2	1	0	0	1	1	1											
<b>Randy Bush, L</b> OBP: 0.332, SLG: 0.356 <b>Pedro Munoz, R</b> OBP: 0.308, SLG: 0.438 (9, PH) (9, 9)	2 SAFE K	3-3 K	2-2 2B			3-2 HR		2-2 P9	0-0 P3	4	1	2	2	0	1	3											
<b>Kent Hrbek, L</b> OBP: 0.394, SLG: 0.467 (1, 3)	0-0 G4-3		2-1 F8			1-2 G3-1		3-2 P5		4	0	0	0	0	5												
<b>Chili Davis, S</b> OBP: 0.373, SLG: 0.412 (1, 10)		2-3 K		1-3 K		2-3 K		4-0 1B IBB		3	0	0	0	1	3	0											
<b>Shane Mack, R</b> OBP: 0.377, SLG: 0.468 (8, 9) (9, 7)		3-2 G5-3		0-0 G6-3			1-2 G4-3	0-1 1B		4	0	1	2	0	0	0											
<b>Gene Larkin, S</b> OBP: 0.372, SLG: 0.372 <b>Kirby Puckett, R</b> OBP: 0.363, SLG: 0.522 (8, 8)		0-1 L6		1-1 G1-3			2-2 G6-3 1B	3-0 F7		4	0	1	0	0	0	2											
<b>Mike Pagliarulo, L</b> OBP: 0.143, SLG: 0.100 (1, 5)			3-2 G4-3		1-3 K		0-0 G6-3	1-1 SH1-3 3B HBP		3	1	0	0	0	1	1											
<b>Lenny Webster, R</b> OBP: 0.241, SLG: 0.257 (1, 2)			1-1 G6-3		0-0 G6-3		3-2 G6-3	2-0 SH1-3		3	0	0	0	0	0	1											
<b>Inning Stats</b>	R: 0 E: 0 K: 1 S: 9	H: 1 LOB: 1 BB: 0 P: 13	R: 0 E: 0 K: 1 S: 9	H: 0 LOB: 0 BB: 0 P: 14	R: 1 E: 0 K: 0 S: 16	H: 1 LOB: 2 BB: 2 P: 32	R: 0 E: 0 K: 1 S: 6	H: 0 LOB: 0 BB: 0 P: 8	R: 0 E: 0 K: 2 S: 9	H: 0 LOB: 0 BB: 0 P: 12	R: 1 E: 0 K: 0 S: 12	H: 1 LOB: 1 BB: 0 P: 20	R: 0 E: 0 K: 0 S: 13	H: 1 LOB: 1 BB: 0 P: 19	R: 2 E: 0 K: 0 S: 17	H: 2 LOB: 2 BB: 1 P: 31	R: 1 E: 0 K: 1 S: 10	H: 1 LOB: 1 BB: 0 P: 15	1B: 4 2B: 1 3B: 1 HR: 1	SF: 0 SAC: 3 DP: 0 HBP: 1	WP: 0 PB: 0 SB: 2 CS: 1	PA: 39					
<b>PITCHER</b>	IP	WLS	BF	H	R	ER	SO	BB	IBB	HBP	BLK	WP	HR	S	P	ERA	WHIP										
<b>Roger Clemens, R</b> ERA: 2.18 (1, 1)	7.2	L	33	6	4	2	6	2	1	0	0	0	1	90	145	2.35	1.043										
<b>Greg Harris, R</b> ERA: 1.59 (8, 1)	1.0		5	1	1	1	1	0	0	1	0	0	0	10	18	9.00	1.000										
<b>Tony Fossas, L</b> ERA: 3.6 (9, 1)	0.1		1	0	0	0	0	0	0	0	0	0	0	1	1	0.00	0.000										

AB	32
R	5
H	7
RBI	5
BB	3
SO	7
LOB	14



Batter	1	2	3	4	5	6	7	8	9	AB	R	H	RBI	BB	SO	LOB	BOTTOM										
<b>Billy Hatcher, R</b> OBP: 0.307, SLG: 0.371 (1, 8)	0-1 G5-3		2-2 L7			2-1 G4-3			4-2 E BB	3	0	0	0	1	0	0	<b>Minnesota Twins @ Boston Red Sox</b> Fenway Park, Boston, MA Fri Jul 24, 1992, 7:05 PM EDT Sunny - 77 F										
<b>Phil Plantier, L</b> OBP: 0.318, SLG: 0.366 (1, 9)	3-2 G3-1			1-0 F8		3-2 G6-3		0-1 E3	1-2 G6-4-3	4	0	0	0	0	1												
<b>Wade Boggs, L</b> OBP: 0.367, SLG: 0.384 (1, 5)	1-0 G1-3			2-1 G1-3			3-3 K	3-1 G6-4-3		4	0	0	0	0	1	2											
<b>Tom Brunansky, R</b> OBP: 0.344, SLG: 0.462 (1, 10)		0-0 FC6-5 G6-3 1B		2-2 F7			0-0 G5-3			3	0	1	0	0	0	0											
<b>Bob Zupcic, R</b> OBP: 0.364, SLG: 0.446 (1, 7)		0-1 G6-3			1-0 G4-3		2-3 K			3	0	0	0	0	1	1											
<b>Jody Reed, R</b> OBP: 0.329, SLG: 0.345 (1, 4)		1-1 FC6-5 E			0-2 G6-3			0-3 K		3	0	0	0	0	1	1											
<b>Scott Cooper, L</b> OBP: 0.326, SLG: 0.310 (1, 3)		1 SAFE 1 SAFE F7		4-2 FC6-4 BB				0-0 F8		2	0	0	0	1	0	1											
<b>Tony Peña, R</b> OBP: 0.264, SLG: 0.282 <b>Herni Wittingham, L</b> OBP: 0.233, SLG: 0.262 <b>John Flaherty, R</b> OBP: 0.200, SLG: 0.174 (1, 2) (8, PH) (9, 2)			1-0 G6-3		0-0 FC6-4			0-1 G3-1		2	0	0	0	0	0	1											
<b>Luis Rivera, R</b> OBP: 0.305, SLG: 0.266 <b>Mo Vaughn, L</b> OBP: 0.331, SLG: 0.331 (1, 6) (9, PH)			0-0 G5-3			0-0 G5-3			3-2 L7	2	0	0	0	0	0	0											
<b>Inning Stats</b>	R: 0 E: 0 K: 0 S: 6	H: 0 LOB: 0 BB: 0 P: 10	R: 0 E: 1 K: 0 S: 7	H: 1 LOB: 1 BB: 0 P: 10	R: 0 E: 0 K: 0 S: 5	H: 0 LOB: 0 BB: 0 P: 8	R: 0 E: 0 K: 0 S: 6	H: 0 LOB: 0 BB: 0 P: 11	R: 0 E: 0 K: 0 S: 7	H: 0 LOB: 1 BB: 1 P: 12	R: 0 E: 0 K: 2 S: 11	H: 0 LOB: 0 BB: 0 P: 16	R: 0 E: 0 K: 1 S: 6	H: 0 LOB: 0 BB: 0 P: 6	R: 0 E: 1 K: 0 S: 11	H: 0 LOB: 1 BB: 1 P: 21	1B: 1 2B: 0 3B: 0 HR: 0	SF: 0 SAC: 0 DP: 1 HBP: 0	WP: 0 PB: 0 SB: 0 CS: 0	PA: 30							
<b>PITCHER</b>	IP	WLS	BF	H	R	ER	SO	BB	IBB	HBP	BLK	WP	HR	S	P	ERA	WHIP										
<b>Scott Erickson, R</b> ERA: 3.61 (1, 1)	9.0	W	30	1	0	0	3	2	0	0	0	0	0	66	106	0.00	0.333										



Batter	1	2	3	4	5	6	7	8	9	AB	R	H	RBI	BB	SO	LOB	TOP										
Chuck Knoblauch R (1.4) OBP: 0.396, SLG: 0.369	1-1 F8		0-0 G5-3		1-3 K		1-1 F9		1-1 G4-3	5	0	0	0	0	1	3											
Shane Mack R (1.7) OBP: 0.379, SLG: 0.471	1-1 1B 2B		0-1 G5-3		2-3 K		0-0 E5 1B			4	1	2	0	0	1	1											
Kirby Puckett R (1.8) OBP: 0.364, SLG: 0.522	0-0 2B 1B		0-0		2-2 F7		0-1 L9			4	1	2	1	0	0	1											
Kent Hrbek L (1.3) OBP: 0.389, SLG: 0.460	1-1 F7		2-2 F8		0-0 L6		1-3 K			4	0	0	0	0	1	2											
Chili Davis S (1.10) OBP: 0.380, SLG: 0.423	0-1 1-H 2B		0-0 G5-4-3 1B		2-1 1B		0-0 CS 1B			4	0	4	1	0	0	0											
Brian Harper R (1.2) OBP: 0.335, SLG: 0.398	0-1 G4-3		1-1 F9		1-2 L6		1-1 G6-3			4	0	0	0	0	0	4											
Pedro Munoz R (1.9) OBP: 0.307, SLG: 0.439		0-1 G6-3		1-2 G5-4-3 1-2		1-0 G4-3 1B 2B			2-0 G4-3	4	1	1	0	0	0	1											
Scott Leius R (1.5) OBP: 0.311, SLG: 0.348		1-1 G6-3			1-0 G6-3		0-0 G4-3		2-0 G5-3	4	0	0	0	0	0	1											
Greg Gagne R (1.6) OBP: 0.294, SLG: 0.359		0-3 K			0-1 E S 1B		1-1 E 1B		1-1 1B	4	1	3	1	0	1	0											
Inning Stats	R: 2 E: 0 K: 0 S: 11	H: 3 LOB: 1 BB: 0 P: 14	R: 0 E: 0 K: 1 S: 7	H: 0 LOB: 0 BB: 0 P: 8	R: 0 E: 0 K: 0 S: 7	H: 1 LOB: 0 BB: 0 P: 9	R: 0 E: 0 K: 0 S: 7	H: 1 LOB: 1 BB: 0 P: 13	R: 0 E: 0 K: 0 S: 11	H: 1 LOB: 1 BB: 0 P: 16	R: 2 E: 1 K: 10 S: 10	H: 3 LOB: 1 BB: 0 P: 12	R: 0 E: 0 K: 1 S: 7	H: 1 LOB: 0 BB: 0 P: 9	R: 0 E: 0 K: 0 S: 5	H: 1 LOB: 1 BB: 0 P: 10	1B: 9 2B: 3 3B: 0 HR: 0	SF: 0 SAC: 0 DP: 1 HBP: 0	WP: 0 PB: 0 SB: 2 CS: 1	PA: 37							
PITCHER	IP	WLS	BF	H	R	ER	SO	BB	IBB	HBP	BLK	WP	HR	S	P	ERA	WHIP										
John Dopson, R (1.1) ERA: 3.47	7.0		30	10	4	3	3	0	0	0	0	0	0	62	81	3.86	1.429										
Tony Fossas, L (8.1) ERA: 3.52	0.1		1	0	0	0	1	0	0	0	0	0	0	4	5	0.00	0.000										
Darryl Irvine, R (8.1) ERA: 3.14	1.2	W	6	2	0	0	0	0	0	0	0	0	0	8	14	0.00	1.200										

Minnesota Twins @ Boston Red Sox  
Fenway Park, Boston, MA  
Fri Jul 24, 1992, 7:05 PM EDT  
Att: 34,614 - Sunny - 75 F

AB 37  
R 4  
H 12  
RBI 3  
BB 0  
SO 4  
LOB 13



Batter	1	2	3	4	5	6	7	8	9	AB	R	H	RBI	BB	SO	LOB	BOTTOM										
Billy Hatcher R (1.8) OBP: 0.310, SLG: 0.363	2-1 F9		3-2 G4-3		4-0 G6-4-3 BB		4-0 BB 1B		0-0 G6-3	3	0	0	0	2	0	0											
Herm Winningham L (1.7) OBP: 0.242, SLG: 0.279	0-0		2-1		0-0 G6-4-3		1-3 K		3-2 1B	3	1	2	0	0	0	2											
Bob Zupic R (7. PH) OBP: 0.362, SLG: 0.444	2B		1B		1-2 BB		K		1B	1	0	0	0	0	1	3											
Phil Plantier L (8.7) OBP: 0.320, SLG: 0.368	2B		1B		1-2		K		1B	1	1	1	0	0	0	0											
Wade Boggs L (1.5) OBP: 0.370, SLG: 0.388	3-2 P2		2-1 F8		0-0 FC6 1B		0-1 BB 1B		0-2 1B	5	0	3	1	0	0	2											
Tom Brunansky R (1.9) OBP: 0.349, SLG: 0.467	3-2 PB 1B 2B		3-1 F8		1-0 F8 1B		4-2 BB 1B		1-0 1B	4	1	2	3	1	0	2											
Jack Clark R (1.10) OBP: 0.355, SLG: 0.296	3-2 2H 1B				1-3 K2-3		K		K	4	0	1	1	0	3	4											
Jody Reed R (1.4) OBP: 0.326, SLG: 0.341	0-2 F7				0-0 F9		FC6		K	4	0	0	0	0	1	2											
Tim Lincecum R (1.6) OBP: 0.257, SLG: 0.257			0-1 K		0-1 L7				2-1 F8	4	0	0	0	0	1	0											
Mo Vaughn L (1.3) OBP: 0.335, SLG: 0.336			1-0 F8		0-0 F9				3-1 1B 1B	4	1	2	0	0	0	0											
John Flaherty R (1.2) OBP: 0.222, SLG: 0.220			2-2 L6		2-2				1-1 1B BB 1B	4	1	2	0	0	0	1											
Inning Stats	R: 2 E: 0 K: 0 S: 17	H: 3 LOB: 1 BB: 0 P: 28	R: 0 E: 0 K: 1 S: 8	H: 0 LOB: 0 BB: 0 P: 14	R: 0 E: 0 K: 1 S: 10	H: 0 LOB: 0 BB: 0 P: 19	R: 0 E: 0 K: 1 S: 6	H: 0 LOB: 0 BB: 0 P: 7	R: 0 E: 0 K: 1 S: 7	H: 1 LOB: 1 BB: 0 P: 9	R: 2 E: 0 K: 2 S: 18	H: 3 LOB: 3 BB: 2 P: 35	R: 0 E: 0 K: 1 S: 11	H: 1 LOB: 0 BB: 0 P: 14	R: 1 E: 0 K: 0 S: 8	H: 3 LOB: 2 BB: 0 P: 12	1B: 10 2B: 3 3B: 0 HR: 0	SF: 0 SAC: 0 DP: 1 HBP: 0	WP: 0 PB: 1 SB: 0 CS: 0	PA: 40							
PITCHER	IP	WLS	BF	H	R	ER	SO	BB	IBB	HBP	BLK	WP	HR	S	P	ERA	WHIP										
Bill Krueger, L (1.1) ERA: 3.46	6.1		27	8	4	4	3	1	0	0	0	0	0	59	100	5.68	1.421										
Tom Edens, R (7.1) ERA: 1.65	0.0		1	0	0	0	0	1	0	0	0	0	0	4													
Mark Guthrie, L (7.1) ERA: 3.22	0.1		2	1	0	0	1	0	0	0	0	0	0	5	6	0.00	3.000										
Carl Willis, R (7.1) ERA: 4.03	1.2	L	9	3	1	1	2	1	0	0	0	0	0	25	37	5.40	2.400										
Paul Abbott, R (9.1) ERA:	0.0		1	1	0	0	0	0	0	0	0	0	0	1	2												

Minnesota Twins @ Boston Red Sox  
Fenway Park, Boston, MA  
Fri Jul 24, 1992, 7:05 PM EDT  
Att: 34,614 - Sunny - 75 F

AB 37  
R 5  
H 13  
RBI 5  
BB 3  
SO 6  
LOB 16



Batter	1	2	3	4	5	6	7	8	9	AB	R	H	RBI	BB	SO	LOB	TOP								
Shane Mack, R OBP: 0.377, SLG: 0.468 (1, 7)	F8 1-1			G6-3 0-2			1B BB 4-1	F9 1-2		3	1	0	0	1	0	0									
Jeff Reboulet, R OBP: 0.347, SLG: 0.295 (7, 5)	K 0-3			G5-3 1-2			F9 0-2	G6-3 3-2		4	0	0	0	0	1	1									
Kirby Puckett, R OBP: 0.363, SLG: 0.519 (1, 8)	K 1-3			K 1-3			1B BB 1-2 1B 1-3		K 2-3	4	1	1	0	0	3	0									
Kent Hrbek, L OBP: 0.387, SLG: 0.455 (1, 3)		K 2-3			P3 0-0		1B BB 1-2		G4-3 3-2	3	1	0	0	1	1	0									
Chili Davis, S OBP: 0.382, SLG: 0.423 (1, 10)		L7 2-2			G6-3 0-0		1B 1-2			3	0	1	2	1	0	0									
Brian Harper, R OBP: 0.334, SLG: 0.396 (1, 2)		P3 1-1			F8 0-2		1B 1-2 2-H 3-H		F7 1-0	4	0	1	1	0	0	1									
Gene Larkin, S OBP: 0.327, SLG: 0.367 (1, 9)				G6-3 0-0		G3 0-1	P8 1-1			3	0	0	0	0	0	2									
Mike Pagliarulo, L OBP: 0.130, SLG: 0.091 Chuck Knoblauch, R OBP: 0.395, SLG: 0.368 (7, PH) (7, 4)				G4-3 1-1		G3-1 0-1	P4 0-0			2	0	0	0	0	0	0									
Greg Gagne, R OBP: 0.291, SLG: 0.356 (1, 6)				F8 0-2		K 1-3		K 2-3		3	0	0	0	0	2	0									
Inning Stats	R: 0 H: 0 E: 0 K: 2 S: 9	H: 0 LOB: 0 BB: 0 P: 11	R: 0 H: 0 E: 0 K: 1 S: 9	H: 0 LOB: 0 BB: 0 P: 14	R: 0 H: 0 E: 0 K: 0 S: 7	H: 0 LOB: 0 BB: 0 P: 8	R: 0 H: 0 E: 0 K: 1 S: 12	H: 0 LOB: 0 BB: 0 P: 14	R: 0 H: 0 E: 0 K: 0 S: 5	R: 0 H: 0 E: 0 K: 1 S: 7	H: 0 LOB: 0 BB: 0 P: 8	R: 3 H: 3 E: 0 K: 0 S: 18	H: 3 LOB: 2 BB: 2 P: 28	R: 0 H: 0 E: 0 K: 1 S: 9	H: 0 LOB: 0 BB: 0 P: 15	R: 0 H: 0 E: 0 K: 1 S: 9	H: 0 LOB: 1 BB: 1 P: 19	1B: 3 2B: 0 3B: 0 HR: 0	SF: 0 SAC: 0 DP: 0 HBP: 0	WP: 0 PB: 0 SB: 0 CS: 0	PA: 33				
PITCHER	IP	WLS	BF	H	R	ER	SO	BB	IBB	HBP	BLK	WP	HR	S	P	ERA	WHIP								
Danny Darwin, R ERA: 4.8 (1, 1)	6.1	L	22	1	3	3	5	2	0	0	0	0	0	59	78	4.26	0.474								
Paul Quantrill, R ERA (7, 1)	0.0		2	2	0	0	0	0	0	0	0	0	0	5	6										
Tony Fossas, L ERA: 3.45 (7, 1)	0.1		1	0	0	0	0	0	0	0	0	0	0	2	3	0.00	0.000								
Greg Harris, R ERA: 1.63 (7, 1)	2.1		8	0	0	0	2	1	0	0	0	0	0	19	35	0.00	0.429								
Batter	1	2	3	4	5	6	7	8	9	AB	R	H	RBI	BB	SO	LOB	BOTTOM								
Billy Hatcher, R OBP: 0.307, SLG: 0.353 (1, 8)	G4-3 0-1		G6-3 0-0		BB 4-0		G5-3 0-0	FC5-4 2-2		4	0	0	0	1	0	1									
Phil Plantier, L OBP: 0.325, SLG: 0.370 (1, 10)	FC6-4 BB 4-1		F7 1-2		G4-3 0-2		1B 1B 1-2		F8 1B 3-2	4	1	2	0	1	0	1									
Wade Boggs, L OBP: 0.370, SLG: 0.386 (1, 5)	FC6-4 BB 1-2 0-1		BB 4-0		BB 1-0	G6-3 1-1	K 1-3		1B 1-2	4	0	1	0	1	1	2									
Tom Brunansky, R OBP: 0.350, SLG: 0.463 (1, 9)	BB 4-0		F8 1-0			P4 1-0	1B 1-2		K 3-3	4	0	1	0	1	1	3									
Mo Vaughn, L OBP: 0.342, SLG: 0.351 (1, 3)	F7 1-2			L3-6 2B 1-0		BB BB 1B 3-2	BB 1B 1-3 2-H		F8 2-3	5	1	3	1	0	0	4									
Jody Reed, R OBP: 0.324, SLG: 0.337 (1, 4)		G5-3 2-1		L3-6 2-0		1B BB 1B 4-1	F8 2-1		F8 0-1	4	0	0	0	1	0	5									
Herm Winningham, L OBP: 0.243, SLG: 0.273 (1, 7)		G6-3 3-2		L6 1-1		BB BB 1B 4-2			L7 0-0	3	0	0	0	1	0	0									
Tony Peña, R OBP: 0.271, SLG: 0.284 (1, 2)		FC6-4 BB 4-2			G6-3 1-0		1B 1-2 2-3		FC5-4 BB 4-2	2	0	1	1	2	0	0									
Luis Rivera, R OBP: 0.302, SLG: 0.263 Scott Cooper, L OBP: 0.324, SLG: 0.308 (8, PH) (9, 6)		FC6-4 BB 1-2			B3-1 0-1		F7 1-2		K 0-3	3	0	0	0	0	0	4									
Inning Stats	R: 0 H: 0 E: 0 K: 0 S: 8	H: 0 LOB: 2 BB: 2 P: 17	R: 0 H: 0 E: 0 K: 0 S: 11	H: 0 LOB: 1 BB: 1 P: 21	R: 0 H: 0 E: 0 K: 0 S: 5	H: 1 LOB: 0 BB: 0 P: 11	R: 0 H: 0 E: 0 K: 0 S: 4	H: 2 LOB: 3 BB: 2 P: 30	R: 1 H: 3 E: 0 K: 1 S: 14	H: 2 LOB: 2 BB: 0 P: 20	R: 0 H: 0 E: 0 K: 1 S: 10	H: 0 LOB: 1 BB: 1 P: 16	R: 0 H: 2 E: 0 K: 1 S: 14	H: 2 LOB: 2 BB: 0 P: 20	1B: 7 2B: 2 3B: 0 HR: 0	SF: 0 SAC: 0 DP: 1 HBP: 0	WP: 0 PB: 0 SB: 0 CS: 0	PA: 42							
PITCHER	IP	WLS	BF	H	R	ER	SO	BB	IBB	HBP	BLK	WP	HR	S	P	ERA	WHIP								
Willie Banks, R ERA: 4.25 (1, 1)	6.0	W	27	3	1	1	1	7	0	0	0	0	0	18	28	6.75	3.000								
Tom Edens, R ERA: 1.79 (7, 1)	1.1		8	3	1	1	1	1	0	0	0	0	0	20	28	0.00	1.200								
Rick Aguilera, R ERA: 2.62 (8, 1)	1.2	S	7	2	0	0	2	0	0	0	0	0	0	20	28	0.00	1.200								

Minnesota Twins @ Boston Red Sox  
Fenway Park, Boston, MA  
Sat Jul 25 1992, 3:33 AM EDT  
Att: 34,420 - Sunny - 78 F

AB 30  
R 3  
H 3  
RBI 3  
BB 3  
SO 7  
LOB 6



Minnesota Twins @ Boston Red Sox  
Fenway Park, Boston, MA  
Sat Jul 25 1992, 3:33 AM EDT  
Att: 34,420 - Sunny - 78 F

AB 34  
R 2  
H 8  
RBI 2  
SO 3  
LOB 21







Batter	1	2	3	4	5	6	7	8	9	AB	R	H	RBI	BB	SO	LOB	TOP											
<b>Brian Downing, R</b> OBP: 0.416, SLG: 0.439 (1, 10)	3-1 G6-3	3-2 1B 2B		3-1 F7		2-1 1B	4-0 BB			4	1	2	2	1	0	2												
<b>Dean Palmer, R</b> OBP: 0.331, SLG: 0.440 (1, 5)	0-1 G5-3	3-2 1B		4-2 1B BB		2-2 1B	1-2 P5			4	0	2	1	1	0	3												
<b>Rafael Palmeiro, L</b> OBP: 0.354, SLG: 0.425 (1, 3)	1-2 1B	1-1 G4-3		1-3 K		1-0 P2		1-2 G4-3		5	0	1	0	0	1	6												
<b>Ruben Sierra, S</b> OBP: 0.327, SLG: 0.461 (1, 9)	1-0 1B			1-0 1B		0-0 P4		1-2 G3		4	0	2	1	1	0	2												
<b>Juan Gonzalez, R</b> OBP: 0.294, SLG: 0.480 (1, 8)	2-1 FC5-4			0-0 G1-3 P3				0-0 F7		5	0	0	0	0	1	6												
<b>Ivan Rodriguez, R</b> OBP: 0.310, SLG: 0.409 (1, 2)		0-1 E4 1B 2B		0-0 G4-3		2-0 F9			2-1 P9	5	2	1	0	0	0	1												
<b>Dickie Thon, R</b> OBP: 0.327, SLG: 0.371 (7, PH)		2-3 K		3-3 K		0-2 G1-3		3-1 L6		3	0	0	0	0	2	2												
<b>Jeff Huson, L</b> OBP: 0.353, SLG: 0.387 (7, 6)									0-0 P3	2	0	0	0	0	0	1												
<b>Monty Fariss, R</b> OBP: 0.327, SLG: 0.256 (7, PH)		1-1 L9				0-2 G3-1		4-2 BB E		3	1	1	0	0	0	1												
<b>Kevin Reimer, L</b> OBP: 0.349, SLG: 0.468 (7, 7)								1-2 BB 1B		1	0	0	0	1	0	0												
<b>Jeff Frye, R</b> OBP: 0.328, SLG: 0.418 (1, 4)		3-2 1B 2B		2-1 1B BB		2-2 G1-3		2-1 E5 BB		4	1	2	0	0	0	1												
<b>Inning Stats</b>	R: 0 E: 0 K: 0 S: 10	H: 2 LOB: 2 BB: 0 P: 17	R: 3 E: 1 K: 1 S: 21	H: 3 LOB: 1 BB: 0 P: 34	R: 0 E: 0 K: 1 S: 6	H: 0 LOB: 1 BB: 1 P: 13	R: 1 E: 0 K: 1 S: 16	H: 3 LOB: 3 BB: 1 P: 28	R: 0 E: 0 K: 0 S: 7	H: 0 LOB: 0 BB: 0 P: 9	R: 0 E: 0 K: 0 S: 13	H: 2 LOB: 2 BB: 0 P: 20	R: 1 E: 1 K: 1 S: 17	H: 1 LOB: 3 BB: 2 P: 32	R: 0 E: 0 K: 0 S: 7	H: 0 LOB: 0 BB: 0 P: 9	R: 0 E: 0 K: 0 S: 4	H: 0 LOB: 0 BB: 0 P: 6	R: 0 E: 0 K: 0 S: 4	H: 0 LOB: 0 BB: 0 P: 6	1B: 10 2B: 1 3B: 0 HR: 0	SF: 0 SAC: 0 DP: 0 HBP: 0	WP: 0 PB: 0 SB: 0 CS: 0	PA: 44				
<b>PITCHER</b>	IP	WLS	BF	H	R	ER	SO	BB	IBB	HBP	BLK	WP	HR	S	P	ERA	WHIP											
<b>Frank Viola, L</b> ERA: 3.13	(1, 1)	6.0	W	31	10	4	1	3	2	0	0	0	0	0	73	121	1.50	2.000										
<b>Greg Harris, R</b> ERA: 1.59	(7, 1)	2.0		10	1	1	0	1	2	0	0	0	0	0	24	41	0.00	1.500										
<b>Jeff Reardon, R</b> ERA: 3.27	(9, 1)	1.0	S	3	0	0	0	0	0	0	0	0	0	0	4	6	0.00	0.000										

Texas Rangers @ Boston Red Sox  
Fenway Park, Boston, MA  
Mon Jul 27 1992, 7:05 PM EDT  
Att: 32,927 - Cloudy - 79 F

AB 40  
R 5  
H 11  
RBI 4  
BB 4  
SO 4  
LOB 25



Batter	1	2	3	4	5	6	7	8	9	AB	R	H	RBI	BB	SO	LOB	BOTTOM											
<b>Billy Hatcher, R</b> OBP: 0.308, SLG: 0.358 (1, 7)	1-1 BB HR	0-0 E HR		1-0 G3-1			2-1 G6-3	0-0 F8		5	2	2	0	0	0	2												
<b>Herm Winningham, L</b> OBP: 0.243, SLG: 0.288 (1, 8)	4-1 HR	3-2 HR		2-1 G4-3			2-3 K	2-3 K		4	2	1	2	1	2	2												
<b>Phil Plantier, L</b> OBP: 0.327, SLG: 0.370 (1, 9)	4-2 HR	1-0 F8			2-2 G3		2-0 1B			3	1	1	0	1	0	0												
<b>Tom Brunansky, R</b> OBP: 0.358, SLG: 0.478 (1, 10)	3-1 HR	0-1 G6-3			4-1 G5-3 BB		2-1 1B			3	1	2	4	1	0	0												
<b>Mo Vaughn, L</b> OBP: 0.342, SLG: 0.369 (7, PH)	0-1 G4-3	3-1 F9			2-0 G5-3		2-1 P9			3	0	1	0	0	0	1												
<b>Jack Clark, R</b> OBP: 0.352, SLG: 0.293 (8, 5)					1-2 BB					1	0	0	0	0	0	2												
<b>Wade Boggs, L</b> OBP: 0.366, SLG: 0.381 (8, 5)										0	0	0	0	0	0	0												
<b>Jody Reed, R</b> OBP: 0.325, SLG: 0.338 (1, 4)	1-1 L5			0-0 F8		3-3 K		2-1 G4-3 WP 1B		4	1	1	0	0	1	2												
<b>Scott Cooper, L</b> OBP: 0.322, SLG: 0.302 (8, 3)	4-1 G4-3			1-1 G6-3		2-2 G6-3		1-2 G4-3		3	0	0	0	1	0	1												
<b>Tony Peña, R</b> OBP: 0.268, SLG: 0.278 (1, 2)	0-2 G4-3			0-2 G3		1-1 G6-3		4-1 1B BB		3	0	0	0	1	0	2												
<b>John Valentin, R</b> OBP: 0.250, SLG: 0.250 (1, 6)	1-1 G1-3			0-0 F8		0-2 G6-3		2-0 1B		4	0	1	1	0	0	2												
<b>Inning Stats</b>	R: 4 E: 0 K: 0 S: 17	H: 3 LOB: 3 BB: 3 P: 35	R: 2 E: 1 K: 0 S: 11	H: 2 LOB: 0 BB: 0 P: 18	R: 0 E: 0 K: 0 S: 6	H: 0 LOB: 0 BB: 0 P: 7	R: 0 E: 0 K: 0 S: 4	H: 0 LOB: 0 BB: 0 P: 7	R: 0 E: 0 K: 0 S: 9	H: 0 LOB: 1 BB: 1 P: 20	R: 0 E: 0 K: 0 S: 8	H: 0 LOB: 0 BB: 0 P: 11	R: 0 E: 1 K: 1 S: 10	H: 2 LOB: 2 BB: 0 P: 20	R: 1 E: 0 K: 1 S: 14	H: 2 LOB: 2 BB: 1 P: 23	R: 0 E: 0 K: 0 S: 4	H: 0 LOB: 0 BB: 0 P: 6	R: 0 E: 0 K: 0 S: 4	H: 0 LOB: 0 BB: 0 P: 6	1B: 7 2B: 0 3B: 0 HR: 2	SF: 0 SAC: 0 DP: 0 HBP: 0	WP: 1 PB: 0 SB: 0 CS: 0	PA: 38				
<b>PITCHER</b>	IP	WLS	BF	H	R	ER	SO	BB	IBB	HBP	BLK	WP	HR	S	P	ERA	WHIP											
<b>Kevin Brown, R</b> ERA: 3.44	(1, 1)	6.2	L	31	7	6	6	2	4	0	0	0	0	0	63	114	8.10	1.650										
<b>Kenny Rogers, L</b> ERA: 3.51	(7, 1)	0.2		3	1	1	0	0	0	0	0	0	1	0	8	13	13.50	1.500										
<b>Terry Mathews, R</b> ERA: 6.35	(8, 1)	0.2		4	1	0	0	1	1	0	0	0	0	0	8	14	0.00	3.000										

Texas Rangers @ Boston Red Sox  
Fenway Park, Boston, MA  
Mon Jul 27 1992, 7:05 PM EDT  
Att: 32,927 - Cloudy - 79 F

AB 33  
R 7  
H 9  
RBI 7  
BB 5  
SO 3  
LOB 14



Batter	1	2	3	4	5	6	7	8	9	10	AB	R	H	RBI	BB	SO	LOB	TOP					
Brian Downing, R OBP: 0.412, SLG: 0.430	(1,10) 2-3 K		(1,1) G6-3		(2,3) K		(4,2) BB		(2,1) P3		4	0	0	0	1	2	3						
Dean Palmer, R OBP: 0.332, SLG: 0.441	(1,5) 2-0		(1,0) F7		(0,1) G5-3		(2,1) P4		(4,0) BB		4	0	1	0	1	0	5						
Rafael Palmeiro, L OBP: 0.350, SLG: 0.419	(1,3) 1-1 F8		(3,2) G3-1		(0,2) G6-3		(1,2) F7		(1,1) F8		5	0	0	0	0	0	7						
Ruben Sierra, S OBP: 0.325, SLG: 0.460	(1,9) 2-2 G3-1			(0,1) G4-3		(1,0) G3		(1,1) P4		(2,0) G6-3	5	0	1	0	0	0	1						
Juan Gonzalez, R OBP: 0.298, SLG: 0.495	(1,8) 0-3 K		(2,3) K		(1,2) HR		(2,0) G5-3		(3,1) HR		5	2	2	2	0	2	1						
Kevin Reimer, L OBP: 0.351, SLG: 0.471	(1,7) 3-0		(0,2) G4-3		(0,0) F8		(3,2) 2B		(1,1) L9		4	0	2	0	0	0	1						
Monty Fariss, R OBP: 0.321, SLG: 0.250	(8, PR) 1B		(2,3) FC6-4		(1,1) G6-3		(1,3) 2B		(2,2) G4-3		1	0	0	0	0	0	0						
Ivan Rodriguez, R OBP: 0.308, SLG: 0.405	(1,2) 1-1 F8		(0,2) G6-3		(1,1) SH1-4		(1,3) K		(2,2) G4-3		5	0	1	0	0	1	3						
Dickie Thon, R OBP: 0.298, SLG: 0.374	(1,6) 0-0 FC6-4		(1,1) G5-3		(1,1) SH1-4		(1,1) 1B		(1,1) SH3-4		3	0	2	0	0	0	1						
Jeff Frye, R OBP: 0.344, SLG: 0.421	(1,4) 4-1 G6-3		(4,1) BB		(0,0) G5-3		(2,1) 1B		(1,0) SH3-4		2	0	1	0	1	0	1						
Inning Stats	R: 0 E: 0 K: 1 S: 10	H: 1 LOB: 1 BB: 0 P: 17	R: 0 E: 0 K: 1 S: 7	H: 1 LOB: 1 BB: 1 P: 11	R: 0 E: 0 K: 0 S: 7	H: 0 LOB: 1 BB: 1 P: 16	R: 0 E: 0 K: 1 S: 8	H: 1 LOB: 1 BB: 0 P: 12	R: 1 E: 0 K: 0 S: 8	H: 1 LOB: 0 BB: 0 P: 10	R: 0 E: 0 K: 0 S: 12	H: 2 LOB: 3 BB: 1 P: 22	R: 0 E: 0 K: 1 S: 9	H: 1 LOB: 1 BB: 0 P: 16	R: 0 E: 0 K: 0 S: 8	H: 1 LOB: 2 BB: 1 P: 16	R: 1 E: 0 K: 0 S: 8	H: 1 LOB: 0 BB: 0 P: 16	1B: 5 2B: 3 3B: 0 HR: 2	SF: 0 SAC: 2 DP: 0 HBP: 0	WP: 0 PB: 0 SB: 0 CS: 0	PA: 43	
PITCHER	IP	WLS	BF	H	R	ER	SO	BB	IBB	HBP	BLK	WP	HR	S	P	ERA	WHIP						
John Dopson, R ERA: 3.32	(1,1) 6.1		28	7	1	1	4	2	0	0	0	0	0	2	4	0.00	1.421						
Daryl Irvine, R ERA: 4.3	(7,1) 0.1		1	0	0	0	0	0	0	0	0	0	0	2	4	0.00	0.000						
Tony Fossas, L ERA: 3.12	(7,1) 1.0		4	1	0	0	0	0	0	0	0	0	0	9	16	0.00	1.000						
Paul Quantrill, R ERA: 2.89	(8,1) 2.1	L	10	2	1	1	1	1	0	0	0	0	1	19	36	3.86	1.286						

Texas Rangers @ Boston Red Sox  
Fenway Park, Boston, MA

Tue Jul 28 1992, 7:05 PM EDT  
Att. 33,188 - Sunny - 78 F

AB 38  
R 2  
H 10  
RBI 2  
BB 3  
SO 5  
LOB 23



Batter	1	2	3	4	5	6	7	8	9	10	AB	R	H	RBI	BB	SO	LOB	BOTTOM					
Wade Boggs, L OBP: 0.367, SLG: 0.385	(1,5) 1-0 F7		(0,1) L9			(1,2) 1B		(1,1) FC6-4		(1,1) F7	5	1	2	0	0	0	1						
Billy Hatcher, R OBP: 0.316, SLG: 0.366	(1,7) 1-3 K		(2,1) G3-1			(1,2) 1B		(1,1) FC6-4		(0,1) 1B	5	0	3	0	0	1	0						
Phil Plantier, L OBP: 0.327, SLG: 0.367	(1,10) 2-3 K			(4,2) G6-4-3		(0,3) K		(0,0) FC6-4		(1,2) G6-3	2	0	0	0	1	2	2						
Jack Clark, R OBP: 0.351, SLG: 0.292	(8, PH) K							(1,2) 2B			1	0	0	1	0	0	1						
Herm Winningham, L OBP: 0.241, SLG: 0.286	(8, PR) K							(1,2) 1B			1	0	0	0	0	0	1						
Tom Brunansky, R OBP: 0.353, SLG: 0.471	(1,9) 0-0 G5-3			(2,2) G6-4-3		(2,1) G5-4-3		(1,1) F7			4	0	0	0	0	0	4						
Bob Zuppic, R OBP: 0.354, SLG: 0.434	(1,8) 3-3 K			(1,0) P2				(1,1) P4		(1,1) P5	4	0	0	0	0	1	1						
Mo Vaughn, L OBP: 0.345, SLG: 0.372	(1,3) 2-2 1B				(0,0) F9			(1,0) 1B		(3,2) G3-1	4	0	2	0	0	0	0						
Jody Reed, R OBP: 0.327, SLG: 0.336	(1,4) 4-1 1B				(4,2) BB			(3,3) K		(1,1) F8	2	0	0	0	2	1	1						
John Marzano, R OBP: 0.327, SLG: 0.336	(1,4) 1-2 BB				(1,2) BB			(1,2) K		(2,2) G6-3	3	0	0	0	1	1	3						
John Valentin, R OBP: 0.143, SLG: 0.143	(1,6) 1-1 G5-3				(2,2) G6-3			(0,3) K		(1,3) 1B	3	0	0	0	0	1	3						
Scott Cooper, L OBP: 0.326, SLG: 0.313	(10, PH) K										1	0	1	0	0	0	0						
Luis Rivera, R OBP: 0.299, SLG: 0.260	(10, PR) K										0	0	0	0	0	0	0						
Inning Stats	R: 0 E: 0 K: 2 S: 7	H: 0 LOB: 0 BB: 0 P: 11	R: 0 E: 0 K: 2 S: 12	H: 1 LOB: 2 BB: 1 P: 22	R: 0 E: 0 K: 0 S: 6	H: 0 LOB: 0 BB: 1 P: 9	R: 0 E: 0 K: 0 S: 7	H: 0 LOB: 0 BB: 1 P: 14	R: 0 E: 0 K: 0 S: 10	H: 1 LOB: 2 BB: 1 P: 16	R: 0 E: 0 K: 2 S: 11	H: 1 LOB: 2 BB: 1 P: 19	R: 1 E: 0 K: 0 S: 11	H: 2 LOB: 1 BB: 0 P: 16	R: 0 E: 0 K: 0 S: 7	H: 0 LOB: 0 BB: 0 P: 11	R: 0 E: 0 K: 0 S: 8	H: 2 LOB: 1 BB: 0 P: 11	1B: 6 2B: 2 3B: 0 HR: 0	SF: 0 SAC: 0 DP: 2 HBP: 0	WP: 0 PB: 0 SB: 1 CS: 0	PA: 39	
PITCHER	IP	WLS	BF	H	R	ER	SO	BB	IBB	HBP	BLK	WP	HR	S	P	ERA	WHIP						
Jose Guzman, R ERA: 4.1	(1,1) 7.0		28	5	1	1	7	4	0	0	0	0	0	65	109	1.29	1.286						
Terry Mathews, R ERA: 6.35	(8,1) 0.0		1	1	0	0	0	0	0	0	0	0	0	2	3	∞	∞						
Floyd Bannister, L ERA: 6.34	(8,1) 0.1		1	0	0	0	0	0	0	0	0	0	0	1	1	0.00	0.000						
Danny Leon, R ERA: 5.74	(8,1) 1.2	W	5	0	0	0	0	0	0	0	0	0	0	13	20	0.00	0.000						
Jeff Russell, R ERA: 1.81	(10,1) 1.0	S	4	2	0	0	0	0	0	0	0	0	0	8	11	0.00	2.000						

Texas Rangers @ Boston Red Sox  
Fenway Park, Boston, MA

Tue Jul 28 1992, 7:05 PM EDT  
Att. 33,188 - Sunny - 78 F

AB 35  
R 1  
H 8  
RBI 1  
BB 4  
SO 7  
LOB 17



Batter	1	2	3	4	5	6	7	8	9	AB	R	H	RBI	BB	SO	LOB	TOP					
Brian Downing, R (1, 10) OBP: 0.409, SLG: 0.426 Ivan Rodriguez, R (8, PH) OBP: 0.310, SLG: 0.405	1-2 1B SF8 BB	3-3 K		2-3 SAFE K			3-2 G4-3	4-2 BB		4	1	1	0	0	2	2						
Geno Petralli, L (1, 2) OBP: 0.282, SLG: 0.299	4-2 SF8 1B BB		0-0 HR 1B	1-3 SAFE K			4-2 1B BB	1-2 G3		3	1	1	0	2	1	3						
Rafael Palmeiro, L (1, 3) OBP: 0.350, SLG: 0.427	1-1 BB 1B		0-1 HR		1-2 F8		0-3 K		1-0 G3	5	1	2	2	0	1	2						
Ruben Sierra, S (1, 9)	0-1 P6		0-1 F8 S 1B		0-0 E5 G5-4-3		3-2 FC6-4 1B		0-0 F9	5	0	2	1	0	0	3						
Juan Gonzalez, R (1, 8)	2-0 SF8		3-3 K	1-2 SAFE K	2-0 G5-4-3		3-3 FC6-4 1B		3-3 K	4	0	0	1	0	2	4						
Kevin Reimer, L (1, 7) OBP: 0.352, SLG: 0.470	4-1 BB 1B		3-2 F8		3-2 F9			0-1 G3-4-3 3B 1B		3	1	1	0	1	0	1						
Dean Palmer, R (1, 5) OBP: 0.328, SLG: 0.436	2-3 K		1-3 K		3-2 F8			2-1 P4		4	0	0	0	0	2	5						
Dickie Thon, R (1, 6) OBP: 0.295, SLG: 0.370 Jeff Huson, L (8, PH) OBP: 0.351, SLG: 0.385		0-3 K		2-2 G5-3		0-1 G6-3		0-2 G3-4-3		3	0	0	0	0	1	0						
Al Newman, S (1, 4) OBP: 0.304, SLG: 0.242 Monty Fariss, R (8, PH) OBP: 0.333, SLG: 0.311		2-1 G4-3		0-0			0-2 G4-3 S 1B 1B	1-2 2H 3B		3	1	2	0	0	0	0						
Inning Stats	R: 1 E: 0 K: 1 S: 16	H: 2 LOB: 3 BB: 2 P: 30	R: 0 E: 0 K: 2 S: 12	H: 0 LOB: 0 BB: 0 P: 17	R: 2 E: 0 K: 2 S: 14	H: 3 LOB: 1 BB: 0 P: 21	R: 0 E: 0 K: 2 S: 10	H: 1 LOB: 1 BB: 0 P: 15	R: 0 E: 1 K: 0 S: 6	H: 0 LOB: 0 BB: 0 P: 9	R: 0 E: 0 K: 0 S: 10	H: 0 LOB: 0 BB: 0 P: 16	R: 1 E: 0 K: 1 S: 19	H: 2 LOB: 2 BB: 1 P: 30	R: 1 E: 0 K: 0 S: 15	H: 2 LOB: 2 BB: 1 P: 23	R: 0 E: 0 K: 1 S: 5	H: 0 LOB: 0 BB: 0 P: 9	1B: 8 2B: 0 3B: 1 HR: 1	SF: 1 SAC: 0 DP: 1 HBP: 0	WP: 0 PB: 0 SB: 2 CS: 0	PA: 41
PITCHER	IP	WLS	BF	H	R	ER	SO	BB	IBB	HBP	BLK	WP	HR	S	P	ERA	WHIP					
Roger Clemens, R (1, 1) ERA: 2.32	6.1	W	29	7	4	4	7	3	0	0	0	0	1	77	124	5.68	1.579					
Tony Fossas, L (7, 1) ERA: 3.09	0.1		2	1	0	0	1	0	0	0	0	0	0	6	9	0.00	3.000					
Greg Harris, R (7, 1) ERA: 1.68	1.1	S	7	2	1	1	0	1	0	0	0	0	0	19	28	6.75	2.250					
Jeff Reardon, R (9, 1) ERA: 3.18	1.0	S	3	0	0	0	1	0	0	0	0	0	0	5	9	0.00	0.000					

Texas Rangers @ Boston Red Sox  
Fenway Park, Boston, MA  
Wed Jul 29 1992, 7:05 PM EDT  
Att: 31,587 - Cloudy - 75 F

AB 36  
R 5  
H 10  
RBI 5  
BB 4  
SO 9  
LOB 21



Batter	1	2	3	4	5	6	7	8	9	AB	R	H	RBI	BB	SO	LOB	BOTTOM					
Wade Boggs, L (1, 5) OBP: 0.368, SLG: 0.390	4-2 FC 1B E BB		2-1 3B		2-1 P6		0-1 G4-3			3	1	1	0	1	0	1						
Billy Hatcher, R (1, 7) OBP: 0.315, SLG: 0.363	1-2 E G4-6-3 1B		1-0 P6		0-0 L8		2-1 G4-3			4	1	1	0	0	0	2						
Phil Plantier, L (1, 10) OBP: 0.329, SLG: 0.372	1-2 FC G4-6-3		1-2 G4-3			2-0 1B WP 2B	2-1 1B			4	1	2	0	0	0	2						
Mo Vaughn, L (1, 3) OBP: 0.343, SLG: 0.369	0-1 G4-6-3			2-2 P5		0-0 WP 2B 1B	0-1 F7			4	1	1	0	0	0	2						
Bob Zupcic, R (1, 9) OBP: 0.347, SLG: 0.424	1-2 P4			1-2 F8		1-3 K		1-0 P4		4	0	0	0	0	1	1						
Jody Reed, R (1, 4) OBP: 0.329, SLG: 0.340		1-2 FC4-6 1B		2-1 G4-3		1-1 G6-3 E 2B		2-2 L5		4	1	2	1	0	0	0						
Herm Winningham, L (1, 8) OBP: 0.242, SLG: 0.285		1-0 FC4-6 G6-4-3			1-2 2B 1B	0-0 G6-3		1-3 K		4	1	1	0	0	1	2						
Tony Peña, R (1, 2) OBP: 0.272, SLG: 0.289		1-2 G6-4-3			3-1 2B	0-0 E9				3	0	2	2	0	0	1						
John Valentin, R (1, 6) OBP: 0.100, SLG: 0.100			1-0 L8		0-3 K	3-2 F8				3	0	0	0	0	1	2						
Inning Stats	R: 2 E: 1 K: 0 S: 13	H: 1 LOB: 0 BB: 1 P: 20	R: 0 E: 0 K: 0 S: 8	H: 1 LOB: 0 BB: 0 P: 11	R: 0 E: 0 K: 0 S: 8	H: 1 LOB: 1 BB: 0 P: 13	R: 0 E: 0 K: 0 S: 11	H: 0 LOB: 0 BB: 0 P: 16	R: 1 E: 0 K: 1 S: 13	H: 2 LOB: 1 BB: 0 P: 18	R: 3 E: 1 K: 1 S: 13	H: 4 LOB: 1 BB: 0 P: 20	R: 0 E: 0 K: 0 S: 8	H: 1 LOB: 1 BB: 0 P: 12	R: 0 E: 0 K: 1 S: 8	H: 0 LOB: 0 BB: 0 P: 12	R: 0 E: 0 K: 1 S: 8	H: 0 LOB: 0 BB: 0 P: 9	1B: 5 2B: 4 3B: 1 HR: 0	SF: 0 SAC: 0 DP: 2 HBP: 0	WP: 1 PB: 0 SB: 0 CS: 0	PA: 34
PITCHER	IP	WLS	BF	H	R	ER	SO	BB	IBB	HBP	BLK	WP	HR	S	P	ERA	WHIP					
Todd Burns, R (1, 1) ERA: 3.86	5.1	L	24	8	6	4	2	1	0	0	0	0	0	60	21	6.75	1.688					
Kenny Rogers, L (6, 1) ERA: 3.5	1.2		7	2	0	0	0	0	0	0	0	0	0	14	21	0.00	1.200					
Ed Nunez, R (8, 1) ERA: 4.05	1.0		3	0	0	0	1	0	0	0	0	0	0	8	12	0.00	0.000					

Texas Rangers @ Boston Red Sox  
Fenway Park, Boston, MA  
Wed Jul 29 1992, 7:05 PM EDT  
Att: 31,587 - Cloudy - 75 F

AB 33  
R 6  
H 10  
RBI 3  
BB 1  
SO 3  
LOB 13



Batter	1	2	3	4	5	6	7	8	9	AB	R	H	RBI	BB	SO	LOB	TOP				
<b>Brady Anderson, L</b> (1, 7) OBP: 0.373, SLG: 0.474	0-3 K		2-3 K		0-0 L9		0-2 P2	1-3 K		5	0	0	0	0	3	5					
<b>Mike Deversaux, R</b> (1, 8) OBP: 0.320, SLG: 0.469	3-1 F9		2-2 F8		1-1 F7		2-3 K		1-2 E5	5	0	0	0	0	1	3					
<b>Cal Ripken Jr., R</b> (1, 6) OBP: 0.346, SLG: 0.383	0-1 F9			2-0 L9		1-2 1B 2B	0-1 1B		1-1 G6-4-3	5	1	2	0	0	0	1					
<b>Glenn Davis, R</b> (1, 10) OBP: 0.368, SLG: 0.450		1-2 F8		1-1 F9		1-2 F8	0-1 G3		1-1 2B	5	0	1	0	0	0	2					
<b>Randy Milligan, R</b> (1, 3) OBP: 0.388, SLG: 0.373		3-3 K		4-1 BB		2-1 2B 1B WP		4-2 G1-3 1B BB	1-0 F9	3	2	1	0	2	1	1					
<b>Joe Orsulak, L</b> (1, 9) OBP: 0.365, SLG: 0.413		4-2 BB		1-0 F7		0-0 WP 1-3 2-H		0-1 G1-3		3	1	1	1	1	0	2					
<b>Leo Gomez, R</b> (1, 5) OBP: 0.365, SLG: 0.416	1-2 P3				1-1 1B FC5		3-3 K	0-0 L8		4	0	1	0	0	1	3					
<b>Mark McLemore, S</b> (1, 4) OBP: 0.337, SLG: 0.319			0-0 L8		2-1 L9 FC5		2-0 3B	2-1 BB		4	0	3	1	0	0	0					
<b>Jeff Tackett, R</b> (1, 2) OBP: 0.306, SLG: 0.419			0-1 2B		1-3 1B		3-3 K	4-2 1B		3	0	1	0	0	1	3					
<b>Sam Horn, L</b> (8, PH) OBP: 0.339, SLG: 0.434					0-2 FC5					0	0	0	0	1	0	0					
<b>Tommy Shields, L</b> (8, PR)					1-2 3-H					0	0	0	0	0	0	0					
<b>Mark Parent, R</b> (8, 2)								1-2 BB		0	0	0	0	0	0	0					
<b>Inning Stats</b>	R: 0 E: 0 K: 1 S: 7	H: 0 LOB: 0 BB: 0 P: 10	R: 0 E: 0 K: 1 S: 13	H: 0 LOB: 1 BB: 1 P: 22	R: 0 E: 0 K: 1 S: 11	H: 1 LOB: 1 BB: 0 P: 15	R: 0 E: 0 K: 0 S: 5	H: 0 LOB: 1 BB: 1 P: 13	R: 0 E: 0 K: 0 S: 10	H: 2 LOB: 2 BB: 0 P: 14	R: 3 E: 0 K: 2 S: 17	H: 4 LOB: 1 BB: 0 P: 29	R: 0 E: 0 K: 1 S: 11	H: 1 LOB: 0 BB: 0 P: 13	R: 1 E: 0 K: 1 S: 13	H: 1 LOB: 2 BB: 2 P: 24	R: 0 E: 1 K: 0 S: 8	H: 1 LOB: 1 BB: 0 P: 12	1B: 6 2B: 3 3B: 1 HR: 0	SF: 0 SAC: 0 DP: 1 HBP: 0	WP: 2 PA: 41
<b>PITCHER</b>	IP	WLS	BF	H	R	ER	SO	BB	IBB	HBP	BLK	WP	HR	S	P	ERA	WHIP				
<b>Danny Darwin, R</b> (1, 1) ERA: 4.82	5.1		24	6	3	3	3	2	0	0	0	0	0	56	88	5.06	1.500				
<b>Daryl Irvine, R</b> (6, 1) ERA: 4.11	0.2		3	1	0	0	2	0	0	0	0	2	0	7	15	0.00	1.500				
<b>Joe Hesketh, L</b> (7, 1) ERA: 4.28	1.2	W	8	2	1	1	1	1	0	0	0	0	0	18	26	5.40	1.800				
<b>Greg Harris, R</b> (8, 1) ERA: 1.68	0.0		1	0	0	0	0	1	0	0	0	0	0	3	7	∞	∞				
<b>Tony Fossas, L</b> (8, 1) ERA: 3.0	0.1		1	0	0	0	1	0	0	0	0	0	0	3	4	0.00	0.000				

Baltimore Orioles @ Boston Red Sox  
Fenway Park, Boston, MA  
Fri Jul 31 1992, 3:33 AM EDT  
Att: 28,349 - Cloudy - 70 F

AB 37  
R 4  
H 10  
RBI 2  
BB 4  
SO 7  
LOB 20





Batter	1	2	3	4	5	6	7	8	9	AB	R	H	RBI	BB	SO	LOB	BOTTOM				
<b>Wade Boggs, L</b> (1, 5) OBP: 0.369, SLG: 0.392	0-0 L6		1-2 G6-3		1-0 G4-3		2-1 1B 2B	4-0 BB		4	1	1	1	1	0	2					
<b>Billy Hatcher, R</b> (1, 7) OBP: 0.323, SLG: 0.376	2-1 G6-4-3 1B		2-1 L8		0-1 2B		1-1 HR 1B	0-2 P4		5	1	3	3	0	0	2					
<b>Phil Plantier, L</b> (1, 10) OBP: 0.328, SLG: 0.371	1-2 G6-4-3			2-2 P4		2-0 F9		2-0 HR 1B		4	1	1	0	0	0	2					
<b>Tom Brunansky, R</b> (1, 9) OBP: 0.351, SLG: 0.479		1-3 K		2-3 K		2-3 K	2-0 HR			4	1	1	3	0	3	0					
<b>Mo Vaughn, L</b> (1, 3) OBP: 0.346, SLG: 0.368		4-2 1B BB		1-2 1B		2-1 F9	1-2 G1-3			3	0	1	0	1	0	0					
<b>Bob Zupcic, R</b> (1, 8) OBP: 0.350, SLG: 0.431		1-1 G1-3		1-1 L8		1-1 2B	1-1 G6-3			4	0	2	0	0	0	1					
<b>Jody Reed, R</b> (1, 4) OBP: 0.328, SLG: 0.340		0-1 G1-3			2-0 G5-3	2-1 P6		0-0 1B		4	0	1	0	0	0	3					
<b>Tony Peña, R</b> (1, 2) OBP: 0.275, SLG: 0.290		2-2 L8			2-1 G4-3 1B		4-2 SH1-3 2B BB	2-1 L8		3	2	1	0	1	0	2					
<b>John Valentin, R</b> (1, 6) OBP: 0.231, SLG: 0.167			0-0 L8		0-0 G4-3 1B		0-0 SH1-3	4-2 BB		2	1	1	0	1	0	0					
<b>Inning Stats</b>	R: 0 E: 0 K: 0 S: 6	H: 1 LOB: 0 BB: 0 P: 9	R: 0 E: 0 K: 1 S: 14	H: 1 LOB: 2 BB: 1 P: 22	R: 0 E: 0 K: 0 S: 6	H: 0 LOB: 0 BB: 0 P: 9	R: 0 E: 0 K: 1 S: 12	H: 1 LOB: 1 BB: 0 P: 18	R: 2 E: 0 K: 0 S: 8	H: 3 LOB: 1 BB: 0 P: 15	R: 0 E: 0 K: 1 S: 9	H: 1 LOB: 0 BB: 0 P: 16	R: 5 E: 0 K: 0 S: 14	H: 4 LOB: 0 BB: 1 P: 27	R: 0 E: 0 K: 0 S: 8	H: 1 LOB: 2 BB: 2 P: 18	1B: 8 2B: 3 3B: 0 HR: 1	SF: 0 SAC: 1 DP: 1 HBP: 0	WP: 0 PA: 38		
<b>PITCHER</b>	IP	WLS	BF	H	R	ER	SO	BB	IBB	HBP	BLK	WP	HR	S	P	ERA	WHIP				
<b>35 Mike Mussina, R</b> (1, 1) ERA: 2.59	6.0		25	7	2	2	3	1	0	0	0	0	0	55	89	3.00	1.333				
<b>Todd Frohwrith, R</b> (7, 1) ERA: 2.57	0.1	L	6	4	5	5	0	1	0	0	0	0	1	9	20	135.00	15.000				
<b>Pat Clements, L</b> (7, 1) ERA: 2.27	1.2		7	1	0	0	0	2	0	0	0	0	0	13	25	0.00	1.800				

Baltimore Orioles @ Boston Red Sox  
Fenway Park, Boston, MA  
Fri Jul 31 1992, 3:33 AM EDT  
Att: 28,349 - Cloudy - 70 F

AB 33  
R 7  
H 12  
RBI 7  
BB 4  
SO 3  
LOB 12



Batter	1	2	3	4	5	6	7	8	9	AB	R	H	RBI	BB	SO	LOB	TOP			
<b>Brady Anderson, L</b> (1, 9) OBP: 0.372, SLG: 0.473	3-2 HR 1B		2-3 K		3-1 G5-3					3	1	1	0	0	1	0	<b>Baltimore Orioles @ Boston Red Sox</b> Fenway Park, Boston, MA Fri Jul 31 1992, 7:05 PM EDT Att: 32,748 - Cloudy - 76 F			
<b>Mike Deversaux, R</b> (1, 8) OBP: 0.320, SLG: 0.468	0-3 K		1-2 G6-3		1-0 FC6-4 1B					3	0	1	0	0	1	1				
<b>Cal Ripken Jr., R</b> (1, 6) OBP: 0.343, SLG: 0.381	3-1 F9		1-1 G4-3		1-2 L9					3	0	0	0	0	2					
<b>Glenn Davis, R</b> (1, 10) OBP: 0.367, SLG: 0.464	1-0 HR			3-2 G5-3	2-0 FC6-4					3	1	1	2	0	0	1				
<b>Randy Milligan, R</b> (1, 3) OBP: 0.388, SLG: 0.372	2-3 K			3-2 1B 1B	2-3 K					3	0	1	0	0	2	0				
<b>Leo Gomez, R</b> (1, 5) OBP: 0.368, SLG: 0.431		3-2 HR		2-1 F9	2-2 2B					3	1	2	1	0	0	1				
<b>David Segui, S</b> (1, 7) OBP: 0.304, SLG: 0.306		2-0 G5-3		0-0 1B	4-0 IBB					2	0	1	0	1	0	0				
<b>Billy Ripken, R</b> (1, 4) OBP: 0.264, SLG: 0.345		1-0 L5		3-1 G5-3						2	0	0	0	0	2					
<b>Mark Parent, R</b> (1, 2) OBP: 0.500, SLG: 2.000		0-0 G6-3			1-0 HR					2	1	1	1	0	0	0				
<b>Inning Stats</b>	R: 2 E: 0 K: 2 S: 13	H: 2 LOB: 0 BB: 0 P: 22	R: 1 E: 0 K: 0 S: 6	H: 1 LOB: 0 BB: 0 P: 12	R: 0 E: 0 K: 1 S: 8	H: 2 LOB: 0 BB: 0 P: 24	R: 1 E: 0 K: 0 S: 9	H: 2 LOB: 1 BB: 0 P: 17	R: 0 E: 0 K: 1 S: 6	H: 1 LOB: 2 BB: 1 P: 14								1B: 4 2B: 1 3B: 0 HR: 3	SF: 0 SAC: 0 DP: 0 HBP: 0	WP: 0 PB: 0 SB: 0 CS: 0
<b>PITCHER</b>	IP WLS BF H R ER SO BB IBB HBP BLK WP HR S P ERA WHIP																	<b>PITCHER</b>	IP WLS BF H R ER SO BB IBB HBP BLK WP HR S P ERA WHIP	
<b>Matt Young, L</b> (1, 1) ERA: 5.11	4.1 L	19 6 4 4 3	0 0 0 0	0 0 0 0	0 0 0 0	0 0 0 0	0 0 0 0	0 0 0 0	0 0 0 0	0 0 0 0	0 0 0 0	0 0 0 0	0 0 0 0	0 0 0 0	0 0 0 0	0 0 0 0	8.31 1.385			
<b>Paul Quantrill, R</b> (5, 1) ERA: 2.61	1.0 S	6 2 0 0 1	0 1 0 0	0 0 0 0	0 0 0 0	0 0 0 0	0 0 0 0	0 0 0 0	0 0 0 0	0 0 0 0	0 0 0 0	0 0 0 0	0 0 0 0	0 0 0 0	0 0 0 0	0 0 0 0	0.00 2.000			
<b>Wade Boggs, L</b> (1, 5) OBP: 0.368, SLG: 0.391	2-1 L8		1-1 G3		2-0 1B					3	0	1	0	0	0	0	<b>Baltimore Orioles @ Boston Red Sox</b> Fenway Park, Boston, MA Fri Jul 31 1992, 7:05 PM EDT Att: 32,748 - Cloudy - 76 F			
<b>Billy Hatcher, R</b> (1, 7) OBP: 0.328, SLG: 0.383	0-1 2B		4-2 1B BB		0-1 F9					2	1	1	0	1	0	1				
<b>Phil Plantier, L</b> (1, 10) OBP: 0.331, SLG: 0.372	4-0 2B		2-0 1B		1-0 G5-3					2	1	1	0	1	0	0				
<b>Tom Brunansky, R</b> (1, 9) OBP: 0.351, SLG: 0.489	0-3 K		2-3 K		0-0 HR					3	1	1	1	0	2	4				
<b>Mo Vaughn, L</b> (1, 3) OBP: 0.351, SLG: 0.376	2-1 BB 2B		3-2 G4-3		4-1 1B BB					2	0	1	2	1	0	0				
<b>Jody Reed, R</b> (1, 4) OBP: 0.330, SLG: 0.339	4-1 BB BB		3-3 K		4-2 1B BB					1	0	0	0	2	1	0				
<b>Herm Winningham, L</b> (1, 8) OBP: 0.250, SLG: 0.288	4-1 BB BB		0-0 F8		1-1 FC5 1B					2	0	1	0	1	0	0				
<b>John Marzano, R</b> (1, 2) OBP: 0.295, SLG: 0.257	2-0 P4		0-2 P6		1-3 K					3	0	0	0	0	1	6				
<b>Luis Rivera, R</b> (1, 6) OBP: 0.295, SLG: 0.257		3-2 F7		0-0 G6-3	1-0 FC5					3	0	0	0	0	3					
<b>Inning Stats</b>	R: 2 E: 0 K: 1 S: 12	H: 2 LOB: 3 BB: 3 P: 30	R: 0 E: 0 K: 1 S: 12	H: 1 LOB: 2 BB: 1 P: 24	R: 0 E: 0 K: 1 S: 7	H: 1 LOB: 1 BB: 0 P: 13	R: 0 E: 0 K: 0 S: 7	H: 1 LOB: 1 BB: 0 P: 9	R: 1 E: 0 K: 1 S: 12	H: 2 LOB: 3 BB: 2 P: 24								1B: 3 2B: 2 3B: 0 HR: 1	SF: 0 SAC: 0 DP: 0 HBP: 0	WP: 0 PB: 0 SB: 0 CS: 0
<b>PITCHER</b>	IP WLS BF H R ER SO BB IBB HBP BLK WP HR S P ERA WHIP																	<b>PITCHER</b>	IP WLS BF H R ER SO BB IBB HBP BLK WP HR S P ERA WHIP	
<b>Richie Lewis, R</b> (1, 1) ERA: 6.23	4.1 W	24 5 3 3 3	0 0 0 0	0 0 0 0	0 0 0 0	0 0 0 0	0 0 0 0	0 0 0 0	0 0 0 0	0 0 0 0	0 0 0 0	0 0 0 0	0 0 0 0	0 0 0 0	0 0 0 0	0 0 0 0	6.23 2.538			
<b>Storm Davis, R</b> (5, 1) ERA: 3.21	0.2 S	3 1 0 0 1	0 0 0 0	0 0 0 0	0 0 0 0	0 0 0 0	0 0 0 0	0 0 0 0	0 0 0 0	0 0 0 0	0 0 0 0	0 0 0 0	0 0 0 0	0 0 0 0	0 0 0 0	0 0 0 0	0.00 1.500			
<b>AB</b>																	<b>24</b>			
<b>R</b>																	<b>4</b>			
<b>H</b>																	<b>8</b>			
<b>RBI</b>																	<b>4</b>			
<b>BB</b>																	<b>1</b>			
<b>SO</b>																	<b>4</b>			
<b>LOB</b>																	<b>7</b>			
																				
																				

Batter	1	2	3	4	5	6	7	8	9	AB	R	H	RBI	BB	SO	LOB	TOP					
<b>Brady Anderson, L</b> OBP: 0.373, SLG: 0.471	2-0 G5-4-3 1B		3-1 P5		2-3 K		0-0 F8	4-0 FC6-4 IBB		4	0	1	0	1	1	2	Baltimore Orioles @ Boston Red Sox Fenway Park, Boston, MA Sat Aug 01 1992, 3:33 AM EDT Att: 33,788 - Cloudy - 73 F					
<b>Mike Devereaux, R</b> OBP: 0.321, SLG: 0.475	0-0 G5-4-3		3-2 FC6-4 1B		3-3 K		2-1 HR	2-1 SF7		4	1	2	4	0	1	1						
<b>Cal Ripken Jr., R</b> OBP: 0.340, SLG: 0.376	0-0 L8		0-1 FC6-4		1-0 L9		1-2 G5-3	1-0 FC6-4		5	0	0	0	0	0	3						
<b>Glenn Davis, R</b> OBP: 0.365, SLG: 0.456		2-2 F7		2-1 G4-3		3-3 K		4-1 BB HR	1-0 G6-3	3	0	0	0	1	1	0						
<b>Mark McLemore, S</b> OBP: 0.335, SLG: 0.317										1	1	0	0	0	0	0						
<b>Randy Milligan, R</b> OBP: 0.394, SLG: 0.372		4-2 FC5-4 BB		4-2 2B G4-3 BB		4-0 G5-3 BB		4-2 HR BB	1-0 1B 1B	0	2	0	0	4	0	0						
<b>David Segui, S</b> OBP: 0.309, SLG: 0.311								1-2 HR BB		1	0	1	0	0	0	0						
<b>Leo Gomez, R</b> OBP: 0.368, SLG: 0.443	1 SAFE 3-2 FC5-4 1-2 1B		2-1 G4-3 2B		0-2 G5-3		0-2 G5-3	1-1 HR	1-3 K	5	2	2	3	0	1	3						
<b>Joe Orsulak, L</b> OBP: 0.366, SLG: 0.410								1-1 HR	2-0 1B 1B	4	1	1	1	1	0	3						
<b>Billy Ripken, R</b> OBP: 0.272, SLG: 0.356			0-0 G5-3		2-3 3-H 3-2 2B		1-1 HR 1B	0-1 SH1-3 BB	1-3 K	5	1	3	1	0	1	2						
<b>Mark Parent, R</b> OBP: 0.500, SLG: 1.333			4-2 WP 1B BB		3-2 F8		1 SAFE 0-0 SH1-4 1-2	0-0 SH1-3 1-2 2-S		1	1	0	0	1	0	1						
<b>Inning Stats</b>	R: 0 E: 0 K: 0 S: 3	H: 1 LOB: 0 BB: 0 P: 5	R: 0 E: 0 K: 0 S: 10	H: 0 LOB: 1 BB: 1 P: 19	R: 1 E: 0 K: 0 S: 10	H: 1 LOB: 1 BB: 1 P: 20	R: 2 E: 0 K: 0 S: 17	H: 2 LOB: 1 BB: 1 P: 31	R: 0 E: 0 K: 1 S: 8	H: 0 LOB: 1 BB: 1 P: 15	R: 2 E: 0 K: 0 S: 9	H: 2 LOB: 0 BB: 0 P: 13	R: 4 E: 0 K: 0 S: 11	H: 2 LOB: 2 BB: 4 P: 31	R: 0 E: 0 K: 2 S: 9	H: 2 LOB: 0 BB: 0 P: 15		1B: 6 2B: 2 3B: 0 HR: 2	SF: 1 SAC: 2 DP: 1 HBP: 0	WP: 1 PB: 0 SB: 0 CS: 0	PA: 44	
<b>PITCHER</b>	IP	WLS	BF	H	R	ER	SO	BB	IBB	HBP	BLK	WP	HR	S	P	ERA	WHIP					
<b>Frank Viola, L</b> ERA: 3.28	(1, 1)	6.2	L	29	6	5	5	3	4	0	0	0	1	1	65	116	6.75	1.500				
<b>Greg Harris, R</b> ERA: 2.19	(7, 1)	0.1		6	2	4	4	0	3	0	0	0	0	1	10	24	108.00	15.000				
<b>Daryl Irvine, R</b> ERA: 3.63	(8, 1)	2.0		9	2	0	0	2	0	1	0	0	0	0	13	26	0.00	1.000				

Batter	1	2	3	4	5	6	7	8	9	AB	R	H	RBI	BB	SO	LOB	BOTTOM						
<b>Wade Boggs, L</b> OBP: 0.389, SLG: 0.389	4-0 CS BB		1-2 2B 1B		3-2 F8	1-0 G4-3			2-2 G4-3	4	1	1	0	1	0	2	Baltimore Orioles @ Boston Red Sox Fenway Park, Boston, MA Sat Aug 01 1992, 3:33 AM EDT Att: 33,788 - Cloudy - 73 F						
<b>Billy Hatcher, R</b> OBP: 0.330, SLG: 0.389	2-1 G6-3		0-1 F8 1-H 2B		1-0 F7		3-1 G5-3		0-0 1B	5	0	2	1	0	0	1							
<b>Phil Plantier, L</b> OBP: 0.332, SLG: 0.370	1-1 E4 1B		1-1 F8		4-0 BB		1-3 K		0-3 K	4	0	1	0	1	2	2							
<b>Tom Brunansky, R</b> OBP: 0.347, SLG: 0.481	1-3 K		2-3 K		0-1 F8		0-3 K			4	0	0	0	0	3	3							
<b>Mo Vaughn, L</b> OBP: 0.344, SLG: 0.367		0-0 G4-3		0-0 F7		3-3 K		1-1 L7		4	0	0	0	0	1	1							
<b>Bob Zupic, R</b> OBP: 0.353, SLG: 0.432		1-0 G3 1B		0-1 L6		2-0 1B 1B		1-1 P4		4	2	2	0	0	0	0							
<b>Jody Reed, R</b> OBP: 0.282, SLG: 0.340		1-0 G3		2-1 G5-3		1-1 1B 1B		0-1 1B		4	0	2	0	0	0	1							
<b>Tony Peña, R</b> OBP: 0.282, SLG: 0.297		1-1 1B		3-2 PB 1B		1-2 1B 1B		2-0 G4-3		4	0	3	2	0	0	1							
<b>John Valentin, R</b> OBP: 0.235, SLG: 0.188		0-0 F8		3-2 1B		1-2 P4		3-2 P4		4	0	1	0	0	0	3							
<b>Inning Stats</b>	R: 0 E: 1 K: 1 S: 8	H: 1 LOB: 1 BB: 1 P: 15	R: 1 E: 0 K: 0 S: 6	H: 2 LOB: 1 BB: 0 P: 9	R: 1 E: 0 K: 1 S: 15	H: 2 LOB: 1 BB: 0 P: 19	R: 0 E: 0 K: 0 S: 10	H: 2 LOB: 1 BB: 0 P: 18	R: 0 E: 0 K: 1 S: 7	H: 0 LOB: 1 BB: 1 P: 15	R: 1 E: 0 K: 1 S: 15	H: 3 LOB: 2 BB: 0 P: 24	R: 0 E: 0 K: 2 S: 8	H: 0 LOB: 0 BB: 0 P: 12	R: 0 E: 0 K: 0 S: 7	H: 1 LOB: 1 BB: 0 P: 11		R: 0 E: 0 K: 1 S: 10	H: 1 LOB: 1 BB: 0 P: 15	1B: 11 2B: 1 3B: 0 HR: 0	SF: 0 SAC: 0 DP: 0 HBP: 0	WP: 0 PB: 1 SB: 0 CS: 1	PA: 39
<b>PITCHER</b>	IP	WLS	BF	H	R	ER	SO	BB	IBB	HBP	BLK	WP	HR	S	P	ERA		WHIP					
<b>Alan Mills, R</b> ERA: 1.95	(1, 1)	5.0		22	7	2	2	2	2	0	0	0	0	0	46	76		3.60	1.800				
<b>Storm Davis, R</b> ERA: 3.32	(6, 1)	0.2		5	3	1	1	1	0	0	0	0	0	14	22	13.50	4.500						
<b>Pat Clements, L</b> ERA: 2.12	(6, 1)	2.1	W	8	1	0	0	2	0	0	0	0	0	16	25	0.00	0.429						
<b>Gregg Olson, R</b> ERA: 2.29	(9, 1)	1.0		4	1	0	0	1	0	0	0	0	0	10	15	0.00	1.000						

Batter	1	2	3	4	5	6	7	8	9	AB	R	H	RBI	BB	SO	LOB	TOP							
Brady Anderson, L (1, 7) OBP: 0.372, SLG: 0.469	G3		G1-3		G6-3			E8 L9 1B 1B		4	1	1	0	0	0	0								
Mike Deversaux, R (1, 8) OBP: 0.321, SLG: 0.473	L6-4 1B		P6			P6		L9		4	0	1	0	0	0	1								
Cal Ripken Jr., R (1, 6) OBP: 0.341, SLG: 0.377	1-0 1B		P2			F7		1B		4	0	2	1	0	0	0								
Glenn Davis, R (1, 10) Mark McLemore, S (8, PR) OBP: 0.335, SLG: 0.317	L6-4 2-3			4-2 1B BB		E8 1B		1-2 G6-3 1B		3	0	2	0	1	0	2								
Randy Milligan, R (1, 3) David Segui, S (8, 3) OBP: 0.309, SLG: 0.311		0-0 SH2-3 1B		1-1 F7		F7		G6-3		4	0	1	0	0	0	4								
Joe Orsulak, L (1, 9) OBP: 0.369, SLG: 0.411		0-0 SH2-3		1-2 G5-4-3 1B			1-1 F7		1-2 CS HBP	2	0	1	0	0	0	0								
Leo Gomez, R (1, 5) OBP: 0.370, SLG: 0.452		2-0 HBP		0-1 G5-4-3			0-1 HR		0-0 F8	3	1	1	1	0	0	3								
Billy Ripken, R (1, 4) OBP: 0.272, SLG: 0.351		0-3 K		0-2 P3			4-2 G6-4-3 BB		1-2 L6	3	0	0	0	1	1	3								
Jeff Tackett, R (1, 2) OBP: 0.300, SLG: 0.409		3-2 G4-3		0-0 G5-3			2-1 G6-4-3			3	0	0	0	0	0	3								
<b>Inning Stats</b>	R: 0 E: 0 K: 0 S: 8	H: 2 LOB: 1 BB: 0 P: 16	R: 0 E: 0 K: 1 S: 9	H: 1 LOB: 2 BB: 0 P: 14	R: 0 E: 0 K: 0 S: 5	H: 0 LOB: 0 BB: 0 P: 8	R: 0 E: 0 K: 0 S: 9	H: 1 LOB: 1 BB: 0 P: 15	R: 0 E: 0 K: 0 S: 5	H: 0 LOB: 0 BB: 0 P: 6	R: 0 E: 1 K: 0 S: 7	H: 1 LOB: 1 BB: 0 P: 10	R: 1 E: 0 K: 0 S: 14	H: 1 LOB: 0 BB: 1 P: 20	R: 1 E: 1 K: 0 S: 14	H: 3 LOB: 2 BB: 0 P: 20	R: 0 E: 0 K: 0 S: 6	H: 0 LOB: 0 BB: 0 P: 8	1B: 8 2B: 1 3B: 0 HR: 1	SF: 0 SAC: 1 DP: 4 HBP: 2	WP: 0 PB: 0 SB: 0 CS: 1	PA: 35		
<b>PITCHER</b>	IP	WLS	BF	H	R	ER	SO	BB	IBB	HBP	BLK	WP	HR	S	P	ERA	WHIP							
John Dopson, R (1, 1) ERA: 3.17	7.0		27	6	1	1	1	2	0	1	0	0	1	57	89	1.29	1.143							
Tony Fossas, L (8, 1) ERA: 3.0	0.0	L	1	1	1	0	0	0	0	0	0	0	0	2	4	∞	∞							
Paul Quantrill, R (8, 1) ERA: 2.19	2.0		7	2	0	0	0	0	0	1	0	0	0	18	24	0.00	1.000							

**Baltimore Orioles @ Boston Red Sox**  
Fenway Park, Boston, MA  
Sun Aug 02 1992, 3:33 AM EDT  
Att: 33,637 - Sunny - 82 F

AB 30  
R 2  
H 9  
RBI 2  
BB 2  
SO 1  
LOB 16



Batter	1	2	3	4	5	6	7	8	9	AB	R	H	RBI	BB	SO	LOB	BOTTOM							
Wade Boggs, L (1, 10) OBP: 0.372, SLG: 0.391	G6-3		G4-3						1-0 FC 1B	4	0	2	0	1	0	1								
Billy Hatcher, R (1, 7) OBP: 0.327, SLG: 0.380	4-0 BB BB		3-3 K		0-1 G3		0-0 F8		1-1 FC	4	0	0	0	1	1	7								
Phil Plantier, L (1, 9) OBP: 0.327, SLG: 0.364	1-0 P4		3-2 P1			1-0 G3		1-3 K	2-3 K	5	0	0	0	0	2	5								
Mo Vaughn, L (1, 3) Tom Brunansky, R (8, PH) OBP: 0.344, SLG: 0.363 OBP: 0.344, SLG: 0.478	4-1 FC6-4 BB			0-0 F7		2-2 G1-3		1-0 L4	3-2 F8	2	0	0	0	1	0	0								
Bob Zupcic, R (1, 8) OBP: 0.351, SLG: 0.429	2-2 FC6-4			1-3 K		0-0 P3		1-1 WP BB 1B		4	0	1	0	0	1	2								
Jody Reed, R (1, 4) OBP: 0.333, SLG: 0.339		2-0 F7		2-1 F7			4-1 FC5-6 BB	4-2 WP BB		2	0	0	0	2	0	0								
Scott Cooper, L (1, 5) OBP: 0.319, SLG: 0.305		3-1 L9			3-2 G3-1		0-0 FC5-6 2B	2-0 F7		4	1	0	0	0	0	3								
Tony Peña, R (1, 2) Herm Winningham, L (8, PH) OBP: 0.282, SLG: 0.301 OBP: 0.248, SLG: 0.285		2-3 K			1-3 K2-3		1-1 PB 2B		1-3 K	3	0	1	1	0	2	0								
John Valentin, R (1, 6) OBP: 0.333, SLG: 0.278			1-0 G4-3 2B		4-1 1B BB		1-0 G5-3		4-1 FC 1B BB	2	0	1	0	2	0	1								
<b>Inning Stats</b>	R: 0 E: 0 K: 0 S: 7	H: 0 LOB: 2 BB: 2 P: 20	R: 0 E: 0 K: 1 S: 6	H: 0 LOB: 0 BB: 0 P: 13	R: 0 E: 0 K: 1 S: 13	H: 1 LOB: 1 BB: 0 P: 23	R: 0 E: 0 K: 1 S: 6	H: 0 LOB: 0 BB: 0 P: 9	R: 0 E: 0 K: 0 S: 6	H: 1 LOB: 2 BB: 2 P: 9	R: 1 E: 0 K: 0 S: 6	H: 1 LOB: 2 BB: 2 P: 16	R: 0 E: 0 K: 1 S: 9	H: 1 LOB: 3 BB: 1 P: 18	R: 0 E: 0 K: 2 S: 14	H: 1 LOB: 3 BB: 1 P: 26	1B: 3 2B: 2 3B: 0 HR: 0	SF: 0 SAC: 0 DP: 0 HBP: 0	WP: 2 PB: 1 SB: 0 CS: 0	PA: 40				
<b>PITCHER</b>	IP	WLS	BF	H	R	ER	SO	BB	IBB	HBP	BLK	WP	HR	S	P	ERA	WHIP							
Ben McDonald, R (1, 1) ERA: 4.38	7.0		29	3	1	1	4	4	1	0	0	0	0	57	112	1.29	1.000							
Mike Flanagan, L (8, 1) ERA: 6.67	0.1		1	0	0	0	1	0	0	0	0	0	0	3	4	0.00	0.000							
Todd Frohwirth, R (8, 1) ERA: 2.66	0.1		3	1	0	0	0	1	0	0	0	0	0	5	11	0.00	6.000							
Gregg Olson, R (8, 1) ERA: 2.21	1.1	S	7	1	0	0	2	1	0	0	0	1	0	15	29	0.00	1.500							

**Baltimore Orioles @ Boston Red Sox**  
Fenway Park, Boston, MA  
Sun Aug 02 1992, 3:33 AM EDT  
Att: 33,637 - Sunny - 82 F

AB 33  
R 1  
H 5  
RBI 1  
BB 7  
SO 7  
LOB 22





Batter	1	2	3	4	5	6	7	8	9	AB	R	H	RBI	BB	SO	LOB	TOP			
<b>Devon White, S</b> OBP: 0.291, SLG: 0.370	P5			HR		K		G4-3		4	1	1	1	0	1	2	<b>Toronto Blue Jays @ Boston Red Sox</b> Fenway Park, Boston, MA Mon Aug 03 1992, 7:05 PM EDT Att: 34,024 - Sunny - 80 F			
<b>Roberto Alomar, S</b> OBP: 0.410, SLG: 0.448	G3-1			G5-4-3		FC6-4		G6-3		4	0	1	0	0	0	1				
<b>Joe Carter, R</b> OBP: 0.321, SLG: 0.499	F8			G5-4-3		G6-3		F8		3	0	0	0	1	0	1				
<b>Dave Winfield, R</b> OBP: 0.374, SLG: 0.495	F9			G5-4-3		G1-4-3		F8		4	0	0	0	0	0	2				
<b>John Olerud, L</b> OBP: 0.386, SLG: 0.455				F9		L4				1	0	1	0	0	0	0				
<b>Pat Tabler, R</b> OBP: 0.311, SLG: 0.272				1B						2	0	0	0	0	0	1				
<b>Candy Maldonado, R</b> OBP: 0.344, SLG: 0.438	K					F9				3	0	0	0	0	1	0				
<b>Jeff Kent, R</b> OBP: 0.325, SLG: 0.430				G6-4-3		L6-3		K		3	0	1	0	0	1	1				
<b>Pat Borders, R</b> OBP: 0.307, SLG: 0.400				G6-4-3		K		F7		2	0	0	0	0	1	1				
<b>Randy Knorr, R</b> OBP: 0.500, SLG: 0.500										1	0	0	0	0	0	0				
<b>Alfredo Griffin, S</b> OBP: 0.188, SLG: 0.178				K						3	0	2	0	0	1	0				
<b>Inning Stats</b>	R: 0 E: 0 K: 0 S: 6	H: 0 LOB: 0 BB: 0 P: 13	R: 0 E: 0 K: 1 S: 7	H: 1 LOB: 0 BB: 0 P: 11	R: 0 E: 0 K: 1 S: 11	H: 1 LOB: 0 BB: 0 P: 15	R: 1 E: 0 K: 0 S: 12	H: 2 LOB: 1 BB: 1 P: 21	R: 0 E: 1 K: 1 S: 7	H: 0 LOB: 0 BB: 0 P: 13	R: 0 E: 0 K: 0 S: 3	H: 0 LOB: 0 BB: 0 P: 4	R: 0 E: 0 K: 1 S: 10	H: 1 LOB: 1 BB: 0 P: 16	R: 0 E: 0 K: 0 S: 5	H: 0 LOB: 0 BB: 0 P: 8	1B: 4 2B: 2 3B: 0 HR: 1	SF: 0 SAC: 0 DP: 3 HBP: 0	WP: 0 PB: 0 SB: 2 CS: 0	PA: 31
<b>PITCHER</b> <b>Roger Clemens, R</b> ERA: 2.25	IP: 9.0 WLS: W BF: 31 H: 6 R: 1 ER: 1 SO: 5 BB: 1 IBB: 0 HBP: 0 BLK: 0 WP: 0 HR: 1 S: 71 P: 114 ERA: 1.00 WHIP: 0.778																			

Batter	1	2	3	4	5	6	7	8	9	AB	R	H	RBI	BB	SO	LOB	BOTTOM			
<b>Wade Boggs, L</b> OBP: 0.369, SLG: 0.386	G6-3		G4-3		1B	G6-3		L8		4	1	0	0	1	0	2	<b>Toronto Blue Jays @ Boston Red Sox</b> Fenway Park, Boston, MA Mon Aug 03 1992, 7:05 PM EDT Att: 34,024 - Sunny - 80 F			
<b>Billy Hatcher, R</b> OBP: 0.338, SLG: 0.394	1B		G4-3		BB	1B		G5-3		4	2	3	2	1	0	0				
<b>Phil Plantier, L</b> OBP: 0.332, SLG: 0.369			G4-3		BB					4	1	3	0	0	0	1				
<b>Tom Brunansky, R</b> OBP: 0.343, SLG: 0.472	P3		K		BB	FC9-2-1-5				3	0	0	1	1	1	4				
<b>Mo Vaughn, L</b> OBP: 0.347, SLG: 0.368	G5-3		F8		BB					3	0	1	1	1	0	2				
<b>Bob Zupic, R</b> OBP: 0.344, SLG: 0.420			P2		K	K		K		4	0	0	0	0	3	4				
<b>Jody Reed, R</b> OBP: 0.335, SLG: 0.346			K		HR			F7		3	1	1	2	1	1	1				
<b>John Marzano, R</b> OBP: 0.360, SLG: 0.364			P3		K					4	0	0	0	0	3	4				
<b>John Valentin, R</b> OBP: 0.360, SLG: 0.364			G4-3		P3	G6-3		G6-3		4	2	2	0	0	0	0				
<b>Inning Stats</b>	R: 0 E: 0 K: 0 S: 8	H: 1 LOB: 2 BB: 1 P: 17	R: 0 E: 0 K: 1 S: 7	H: 0 LOB: 0 BB: 0 P: 12	R: 2 E: 0 K: 1 S: 10	H: 2 LOB: 0 BB: 0 P: 18	R: 1 E: 0 K: 2 S: 10	H: 1 LOB: 0 BB: 0 P: 14	R: 3 E: 0 K: 2 S: 21	H: 2 LOB: 3 BB: 4 P: 46	R: 1 E: 0 K: 0 S: 10	H: 3 LOB: 1 BB: 0 P: 16	R: 0 E: 0 K: 2 S: 9	H: 1 LOB: 1 BB: 0 P: 14	R: 0 E: 0 K: 0 S: 9	H: 0 LOB: 0 BB: 0 P: 14		1B: 6 2B: 4 3B: 0 HR: 1	SF: 0 SAC: 0 DP: 1 HBP: 0	WP: 0 PB: 0 SB: 1 CS: 0
<b>PITCHER</b> <b>Juan Guzman, R</b> ERA: 2.35	IP: 4.1 WLS: L BF: 23 H: 6 R: 6 ER: 6 SO: 4 BB: 4 IBB: 0 HBP: 0 BLK: 0 WP: 0 HR: 1 S: 49 P: 91 ERA: 12.46 WHIP: 2.308																			
<b>PITCHER</b> <b>Doug Linton, R</b> ERA: 2.45	IP: 3.2 WLS: 15 BF: 4 H: 1 R: 1 ER: 1 SO: 4 BB: 1 IBB: 0 HBP: 0 BLK: 0 WP: 0 HR: 0 S: 35 P: 60 ERA: 2.46 WHIP: 1.364																			

Batter	1	2	3	4	5	6	7	8	9	AB	R	H	RBI	BB	SO	LOB	TOP										
<b>Devon White, S</b> (1, 8) OBP: 0.290, SLG: 0.368	1-1 FC6-4 1B	2-2 G4-3		0-2 G6-3		1-3 K			0-1 E3 G1-3	5	0	1	0	0	1	4											
<b>Roberto Alomar, S</b> (1, 4) OBP: 0.406, SLG: 0.442	1-1 FC6-4 1B		3-2 G6-3		1-2 F8		1-1 B1-3		3-3 K	5	0	0	0	0	1	2											
<b>Joe Carter, R</b> (1, 9) OBP: 0.322, SLG: 0.500	3-2 1B		2-1 S 2B		1-0 G6-3		2-3 K		1-1 G1-3	5	0	2	0	0	1	1											
<b>Dave Winfield, R</b> (1, 10) OBP: 0.375, SLG: 0.500	3-3 K		1-3 K		4-1 HR BB		3-1 HR		2-3 K	4	2	1	1	1	3	4											
<b>Candy Maldonado, R</b> (1, 7) OBP: 0.346, SLG: 0.447	1-3 K		4-2 S BB		0-2 HR		0-1 G5-3			3	1	1	2	1	1	2											
<b>Pat Tabler, R</b> (1, 3) OBP: 0.298, SLG: 0.259		1-2 L8	3-2 G6-3		0-0 G5-3			1-2 G4-3		4	0	0	0	0	0	2											
<b>Jeff Kent, R</b> (1, 5) OBP: 0.323, SLG: 0.444		1-3 K		0-3 K		1-3 K		3-2 HR		4	1	1	1	0	3	0											
<b>Pat Borders, R</b> (1, 2) OBP: 0.310, SLG: 0.406	0-0 1B		2-1 G5-3 2B		3-1 F8		1-3 K			3	0	2	0	0	0	0											
<b>Randy Knorr, R</b> (6, 2) OBP: 0.333, SLG: 0.333										1	0	0	0	0	1	0											
<b>Manuel Lee, S</b> (1, 6) OBP: 0.332, SLG: 0.312	0-1 1B		2-1 G5-3		0-0 1B		0-3 K			4	0	2	0	0	1	1											
<b>Inning Stats</b>	R: 0 E: 0 K: 2 S: 14	H: 2 LOB: 2 BB: 0 P: 23	R: 0 E: 0 K: 1 S: 12	H: 2 LOB: 2 BB: 0 P: 16	R: 0 E: 0 K: 1 S: 15	H: 1 LOB: 1 BB: 1 P: 28	R: 0 E: 0 K: 1 S: 10	H: 1 LOB: 0 BB: 0 P: 14	R: 2 E: 0 K: 0 S: 9	H: 1 LOB: 0 BB: 1 P: 15	R: 0 E: 0 K: 2 S: 9	H: 1 LOB: 0 BB: 0 P: 14	R: 1 E: 0 K: 1 S: 9	H: 1 LOB: 0 BB: 0 P: 15	R: 1 E: 0 K: 2 S: 12	H: 1 LOB: 1 BB: 0 P: 17	R: 0 E: 1 K: 2 S: 11	H: 0 LOB: 1 BB: 0 P: 17	1B: 5 2B: 2 3B: 0 HR: 3	SF: 0 SAC: 0 DP: 0 HBP: 0	WP: 0 PB: 0 SB: 2 CS: 0	PA: 40					
<b>PITCHER</b>	IP	WLS	BF	H	R	ER	SO	BB	IBB	HBP	BLK	WP	HR	S	P	ERA	WHIP										
<b>Joe Hesketh, L</b> (1, 1) ERA: 4.25	5.0	W	24	7	2	2	5	2	0	0	0	0	1	60	96	3.60	1.800										
<b>Greg Harris, R</b> (6, 1) ERA: 2.31	4.0	S	16	3	2	2	7	0	0	0	0	0	2	41	63	4.50	0.750										

Toronto Blue Jays @ Boston Red Sox  
Fenway Park, Boston, MA  
Tue Aug 04 1992, 7:05 PM EDT  
Att: 33,294 - Cloudy - 77 F

AB	38
R	4
H	10
RBI	4
BB	2
SO	12
LOB	16



Batter	1	2	3	4	5	6	7	8	9	AB	R	H	RBI	BB	SO	LOB	BOTTOM										
<b>Wade Boggs, L</b> (1, 5) OBP: 0.367, SLG: 0.392	3-2 G4-3		2-2 G4-3		1-2 HR	3-2 F9		0-1 G3		5	1	1	3	0	0	2											
<b>Billy Hatcher, R</b> (1, 7) OBP: 0.330, SLG: 0.383	2-2 L8		3-1 F9		0-0 G6-3	0-0 G4-3		1-0 G6-3		5	0	0	0	0	0	2											
<b>Phil Plantier, L</b> (1, 10) OBP: 0.331, SLG: 0.367	1-2 G3-1			0-3 K	2-2 G5-3		3-2 PB G4-3 1B			4	1	1	0	0	1	0											
<b>Tom Brunansky, R</b> (1, 9) OBP: 0.346, SLG: 0.489		2-0 F8		2-2 CS 2B	3-1 HR		0-0 G4-3			3	1	2	1	0	0	0											
<b>Herm Winningham, L</b> (7, 8) OBP: 0.247, SLG: 0.284							1-2 G4-3			1	0	0	0	0	0	1											
<b>Bob Zupcic, R</b> (1, 8) OBP: 0.347, SLG: 0.415		2-0 F8		1-2 G4-3	4-1 BB		4-1 1B			2	0	0	0	2	0	1											
<b>Jody Reed, R</b> (1, 4) OBP: 0.336, SLG: 0.346		4-0 HR BB					2-3 BB			3	2	1	0	1	0	3											
<b>Mo Vaughn, L</b> (1, 3) OBP: 0.354, SLG: 0.392		0-1 HR					2-2 L5			4	2	3	3	0	0	0											
<b>Tony Peña, R</b> (1, 2) OBP: 0.285, SLG: 0.304		2-1 G4-3					3-1 HR BB			4	1	2	2	0	0	2											
<b>John Valentin, R</b> (1, 6) OBP: 0.379, SLG: 0.360			3-2 F7				1-0 K			3	1	1	0	1	1	0											
<b>Inning Stats</b>	R: 0 E: 0 K: 0 S: 9	H: 0 LOB: 0 BB: 0 P: 15	R: 2 E: 0 K: 0 S: 6	H: 1 LOB: 0 BB: 1 P: 16	R: 0 E: 0 K: 0 S: 10	H: 0 LOB: 0 BB: 0 P: 18	R: 0 E: 0 K: 1 S: 10	H: 1 LOB: 0 BB: 0 P: 13	R: 6 E: 1 K: 0 S: 19	H: 5 LOB: 1 BB: 2 P: 38	R: 0 E: 0 K: 0 S: 12	H: 2 LOB: 2 BB: 0 P: 18	R: 1 E: 0 K: 0 S: 12	H: 2 LOB: 2 BB: 1 P: 23	R: 0 E: 0 K: 1 S: 7	H: 0 LOB: 0 BB: 0 P: 9	R: 0 E: 0 K: 1 S: 11	H: 0 LOB: 1 BB: 0 P: 17	1B: 7 2B: 1 3B: 0 HR: 3	SF: 0 SAC: 0 DP: 0 HBP: 0	WP: 0 PB: 1 SB: 0 CS: 1	PA: 38					
<b>PITCHER</b>	IP	WLS	BF	H	R	ER	SO	BB	IBB	HBP	BLK	WP	HR	S	P	ERA	WHIP										
<b>David Wells, L</b> (1, 1) ERA: 4.0	5.0	L	24	7	8	8	1	3	0	0	0	0	0	24	41	0.00	2.500										
<b>Dave Stieb, R</b> (6, 1) ERA: 4.82	2.0		11	4	1	0	0	1	0	0	0	0	0	7	9	0.00	0.000										
<b>Mark Eichhorn, R</b> (8, 1) ERA: 2.44	1.0		3	0	0	0	1	0	0	0	0	0	0	7	9	0.00	0.000										

Toronto Blue Jays @ Boston Red Sox  
Fenway Park, Boston, MA  
Tue Aug 04 1992, 7:05 PM EDT  
Att: 33,294 - Cloudy - 77 F

AB	34
R	9
H	11
RBI	9
BB	4
SO	2
LOB	11



Batter	1	2	3	4	5	6	7	8	9	AB	R	H	RBI	BB	SO	LOB	TOP		
Devon White, S (1, 8) OBP: 0.293, SLG: 0.376	1-2 2B 1B	SAFE 0-0 FC4-6 1B			2-2 S 1B		1-1 FC4-6		0-0 3B	5	1	3	0	0	0	2			
Roberto Alomar, S (1, 4) OBP: 0.407, SLG: 0.447	1-1 2B	SAFE 1-2 1B			3-3 K 1B			0-0 1B 2B	2-2 P5	3	1	2	0	0	1	1			
Alfredo Griffin, S (5, 4) OBP: 0.200, SLG: 0.213	1-3 2B 2B	SAFE 1-3 1B			1-2 K			1-3 K	0-1 P4	5	0	0	0	0	2	5			
Joe Carter, R (1, 9) OBP: 0.318, SLG: 0.494	K				2-0 P6		1-1 F9												
Dave Winfield, R (1, 10) OBP: 0.376, SLG: 0.501	1-1 3B 2B				1-1 L7		2-2 F8		4-2 1B BB	3	2	1	2	1	0	0			
Pat Tabler, R (1, 3) OBP: 0.296, SLG: 0.258	2-1 G5-3				2-3 K		0-0 G6-3		1-1 1B BB	4	0	1	0	0	1	1			
Derek Bell, R (1, 7) OBP: 0.313, SLG: 0.330	2-1 K				4-2 BB		1-3 K		0-1 1B	2	0	1	1	1	1	0			
John Olerud, L (8, PH) OBP: 0.388, SLG: 0.457	2H 3H				0-3 K2-3-2 BB		1-3 K		1-2 2H 3H 1B	3	0	0	0	0	2	2			
Kelly Gruber, R (8, PR) OBP: 0.274, SLG: 0.393	2H 3H				1-1 K		1-1 F9		0-3 K	4	0	0	0	0	2	2			
Jeff Kent, R (1, 5) OBP: 0.345, SLG: 0.446	3-1 F8				1-3 K		1-1 F9		1-3 K	3	0	0	0	0	2	2			
Candy Maldonado, R (8, PH) OBP: 0.345, SLG: 0.446	F8				1-3 K		1-1 F9		1-3 K	1	0	0	0	0	1	2			
Pat Borders, R (1, 2) OBP: 0.306, SLG: 0.401					1-2 F8		1-1 F9		0-3 K	4	0	0	0	0	2	2			
Manuel Lee, S (1, 6) OBP: 0.334, SLG: 0.312	4-2 FC4-6 BB				1-1 L7		1-2 FC4-6 1B		1-0 F7	3	0	1	0	1	0	0			
<b>Inning Stats</b>	R: 3 H: 4 E: 0 K: 1 S: 18	WLS: 1 BF: 30 LOB: 30	H: 7 R: 3 ER: 3 SO: 7 BB: 2	R: 3 ER: 3 SO: 7 BB: 2	H: 3 R: 3 ER: 3 SO: 7 BB: 2	H: 0 R: 0 ER: 0 SO: 0 BB: 0	H: 0 R: 0 ER: 0 SO: 0 BB: 0	H: 0 R: 0 ER: 0 SO: 0 BB: 0	H: 1 R: 0 ER: 0 SO: 0 BB: 0	H: 0 R: 0 ER: 0 SO: 0 BB: 0	H: 1 R: 0 ER: 0 SO: 0 BB: 0	H: 0 R: 0 ER: 0 SO: 0 BB: 0	H: 1 R: 0 ER: 0 SO: 0 BB: 0	H: 3 R: 2 ER: 0 SO: 1 BB: 2	H: 1 R: 0 ER: 0 SO: 0 BB: 0	H: 1 R: 0 ER: 0 SO: 0 BB: 0	1B: 6 2B: 4 3B: 2 HR: 0	SF: 0 SAC: 0 DP: 1 HBP: 0	WP: 0 PA: 39 PB: 0 SB: 1 CS: 0
<b>PITCHER</b>	IP	WLS	BF	H	R	ER	SO	BB	IBB	HBP	BLK	WP	HR	S	P	ERA	WHIP		
Danny Darwin, R ERA: 4.73	7.0		28	7	3	3	7	2	0	0	0	0	0	75	117	3.86	1.286		
Daryl Irvine, R ERA: 4.59	0.1	L	4	2	2	2	1	1	0	0	0	0	0	8	14	54.00	9.000		
Jeff Reardon, R ERA: 2.95	1.2		7	2	0	0	2	0	0	0	0	0	0	17	21	0.00	1.200		

Toronto Blue Jays @ Boston Red Sox  
Fenway Park, Boston, MA  
Wed Aug 05 1992, 3:33 AM EDT  
Att: 33,945 - Cloudy - 77 F

AB	36
R	5
H	11
RBI	5
BB	3
SO	10
LOB	16



Batter	1	2	3	4	5	6	7	8	9	AB	R	H	RBI	BB	SO	LOB	BOTTOM		
Wade Boggs, L (1, 5) OBP: 0.368, SLG: 0.392	1-2 B1-3 HBP	SAFE 1-0 SF8			3-3 K		1-1 WP HBP 1B		3-2 F7	0	0	0	1	0	0	0			
Scott Cooper, L (4, 5) OBP: 0.319, SLG: 0.306	B1-3 HBP	SAFE 3H G4-3			1-1 F9		2-1 WP HBP			2	0	0	0	0	0	2			
Billy Hatcher, R (1, 7) OBP: 0.327, SLG: 0.379	B1-3 HBP	SAFE G4-3			1-1 F9		1-2 WP HBP			1	0	0	0	0	0	0			
Bob Zupcic, R (3, 7) OBP: 0.349, SLG: 0.413	B1-3 HBP	SAFE G4-3			1-1 F9		1-2 WP HBP			1	0	0	0	0	0	0			
Phil Plantier, L (1, 10) OBP: 0.328, SLG: 0.362	2-0 L9	SAFE 1-0 G4-3			0-0 F8		1-3 K		1-2 2-3 K	4	0	0	0	0	1	4			
Tom Brunansky, R (1, 9) OBP: 0.342, SLG: 0.482	1-3 K				2-3 K		1-1 G1-3			4	0	0	0	0	2	3			
Mo Vaughn, L (1, 3) OBP: 0.357, SLG: 0.407		SAFE 3-2 HR			1-1 G5-3		3-1 G4-3		2-3 K	3	1	1	1	0	1	0			
Jody Reed, R (1, 4) OBP: 0.338, SLG: 0.346	1-1 1B	SAFE 1-1 1B			4-0 P6 HBP		3-2 F9		1-0 G6-3	3	1	1	0	1	0	0			
Herm Winningham, L (1, 8) OBP: 0.247, SLG: 0.283	1-1 1B	SAFE 1-0 1B			0-0 P6		1-3 K		1-2 G3	4	1	1	0	0	1	2			
Tony Peña, R (1, 2) OBP: 0.285, SLG: 0.303	1-1 1B	SAFE 1-1 1B			2-2 P3		1-3 K		1-1 P6	4	1	1	1	0	1	2			
Luis Rivera, R (1, 6) OBP: 0.295, SLG: 0.257	1-3 3H 1B	SAFE 2-1 G4-3			0-2 P3		0-0 P4		1-2 G4-3	4	0	1	1	0	0	0			
<b>Inning Stats</b>	R: 0 H: 0 E: 0 K: 1 S: 7	WLS: 1 BF: 11 LOB: 11	H: 4 R: 5 ER: 4 SO: 4 BB: 1	H: 5 R: 4 ER: 4 SO: 4 BB: 1	H: 0 R: 0 ER: 0 SO: 0 BB: 0	H: 0 R: 0 ER: 0 SO: 0 BB: 0	H: 0 R: 0 ER: 0 SO: 0 BB: 0	H: 0 R: 0 ER: 0 SO: 0 BB: 0	H: 1 R: 0 ER: 0 SO: 0 BB: 0	H: 0 R: 0 ER: 0 SO: 0 BB: 0	H: 0 R: 0 ER: 0 SO: 0 BB: 0	H: 0 R: 0 ER: 0 SO: 0 BB: 0	H: 0 R: 0 ER: 0 SO: 0 BB: 0	H: 0 R: 0 ER: 0 SO: 0 BB: 0	H: 0 R: 0 ER: 0 SO: 0 BB: 0	H: 0 R: 0 ER: 0 SO: 0 BB: 0	1B: 5 2B: 0 3B: 0 HR: 1	SF: 1 SAC: 0 DP: 0 HBP: 3	WP: 1 PA: 37 PB: 1 SB: 0 CS: 0
<b>PITCHER</b>	IP	WLS	BF	H	R	ER	SO	BB	IBB	HBP	BLK	WP	HR	S	P	ERA	WHIP		
Todd Stittlmeier, R ERA: 5.13	2.2		16	5	4	4	1	1	0	2	0	0	0	26	46	13.50	2.250		
Doug Linton, R ERA: 1.29	3.1		10	0	0	0	4	0	0	0	0	0	0	28	44	0.00	0.000		
Mark Eichhorn, R ERA: 2.36	2.0	W	8	1	0	0	2	0	0	1	0	1	0	18	27	0.00	0.500		
Tom Henke, R ERA: 2.14	1.0	S	3	0	0	0	0	0	0	0	0	0	0	8	13	0.00	0.000		

Toronto Blue Jays @ Boston Red Sox  
Fenway Park, Boston, MA  
Wed Aug 05 1992, 3:33 AM EDT  
Att: 33,945 - Cloudy - 77 F

AB	32
R	4
H	6
RBI	4
BB	1
SO	7
LOB	13



Batter	1	2	3	4	5	6	7	8	9	AB	R	H	RBI	BB	SO	LOB	TOP			
Jody Reed, R OBP: 0.336, SLG: 0.343	P5		P4		G6-3		G4-3			4	0	0	0	1	0	1	<b>Boston Red Sox @ New York Yankees</b> Yankee Stadium, Bronx, NY Thu Aug 06 1992, 3:33 AM EDT Att: 34,496 - Sunny - 72 F			
Herm Wittingham, L OBP: 0.245, SLG: 0.280	K		K				F9		F9	5	0	1	0	0	2	3				
Phil Planter, L OBP: 0.329, SLG: 0.361			K		F8			G5-3	F7	4	1	1	0	1	1	3				
Tom Brunansky, R OBP: 0.338, SLG: 0.475	L6				G5-3		G6-3		G5-3	4	0	0	0	0	0	2				
Mo Vaughn, L OBP: 0.359, SLG: 0.406		1B SH5-3		E			K		K	3	0	1	0	1	2	1				
Bob Zupcic, R OBP: 0.349, SLG: 0.412		SH5-3		P2		G1-3				3	0	1	1	0	0	1				
Scott Cooper, L OBP: 0.323, SLG: 0.316		3B		E8				L6		4	2	2	0	0	0	2				
John Marzano, R OBP: 0.188, SLG: 0.267		1B		FC6-4			E8		F9	4	0	2	1	0	0	2				
John Valentin, R OBP: 0.364, SLG: 0.345	G5-3			FC6-4			F2			4	0	1	0	0	1	2				
<b>Inning Stats</b>	R: 0 E: 0 K: 1 S: 9	H: 1 LOB: 1 BB: 0 P: 15	R: 1 E: 0 K: 0 S: 8	H: 2 LOB: 1 BB: 1 P: 15	R: 0 E: 0 K: 2 S: 11	H: 0 LOB: 0 BB: 0 P: 14	R: 0 E: 1 K: 0 S: 11	H: 1 LOB: 2 BB: 0 P: 17	R: 0 E: 0 K: 1 S: 10	H: 0 LOB: 0 BB: 0 P: 10	R: 1 E: 1 K: 0 S: 9	H: 2 LOB: 1 BB: 0 P: 15	R: 1 E: 0 K: 1 S: 9	H: 1 LOB: 1 BB: 1 P: 19	R: 0 E: 0 K: 0 S: 9	H: 1 LOB: 2 BB: 1 P: 16	1B: 7 2B: 1 3B: 1 HR: 0	SF: 0 SAC: 1 DP: 0 HBP: 0	WP: 0 PB: 0 SB: 0 CS: 0	PA: 39
<b>PITCHER</b>	IP	WLS	BF	H	R	ER	SO	BB	IBB	HBP	BLK	WP	HR	S	P	ERA	WHIP			
Melido Perez, R ERA: 3.08	(1, 1)	8.0	L	34	8	3	3	6	2	0	0	0	0	74	122	3.38	1.250			
Rich Monteleone, R ERA: 2.97	(9, 1)	1.0		5	1	0	0	0	1	0	0	0	0	9	16	0.00	2.000			

Batter	1	2	3	4	5	6	7	8	9	AB	R	H	RBI	BB	SO	LOB	BOTTOM			
Bernie Williams, S OBP: 0.294, SLG: 0.290	G1-6-3			G1-3				G1-6-3		3	0	1	0	0	0	1	<b>Boston Red Sox @ New York Yankees</b> Yankee Stadium, Bronx, NY Thu Aug 06 1992, 3:33 AM EDT Att: 34,496 - Sunny - 72 F			
Andy Stankiewicz, R OBP: 0.341, SLG: 0.357	G1-6-3			G6-3		F9			P2	4	0	0	0	0	0	2				
Don Mattingly, L OBP: 0.325, SLG: 0.419	G4-3					L6			F8	4	0	1	0	0	0	1				
Mel Hall, L OBP: 0.306, SLG: 0.458		G3-1		G4-3			P2			4	0	1	0	0	0	1				
Roberto Kelly, R OBP: 0.329, SLG: 0.416		F8			P6			FC6-4	1B	3	0	0	0	1	0	1				
Randy Velarde, R OBP: 0.318, SLG: 0.402		K			F8		G4-6-3		FC6-4	3	0	0	0	0	1	1				
Charlie Hayes, R OBP: 0.281, SLG: 0.388				G6-3						1	1	0	0	2	0	0				
Mike Stanley, R OBP: 0.364, SLG: 0.422					G1-3					2	0	1	0	1	0	1				
Pat Kelly, R OBP: 0.282, SLG: 0.340				F8		G5-3		SF8		2	0	0	1	0	0	0				
<b>Inning Stats</b>	R: 0 E: 0 K: 0 S: 5	H: 1 LOB: 0 BB: 0 P: 8	R: 0 E: 0 K: 1 S: 6	H: 0 LOB: 0 BB: 0 P: 11	R: 0 E: 0 K: 0 S: 5	H: 1 LOB: 0 BB: 0 P: 7	R: 0 E: 0 K: 0 S: 8	H: 1 LOB: 1 BB: 0 P: 13	R: 0 E: 0 K: 0 S: 6	H: 0 LOB: 1 BB: 0 P: 10	R: 0 E: 0 K: 0 S: 8	H: 0 LOB: 0 BB: 1 P: 16	R: 1 E: 0 K: 0 S: 9	H: 0 LOB: 2 BB: 2 P: 19	R: 0 E: 0 K: 0 S: 11	H: 1 LOB: 1 BB: 0 P: 16	1B: 3 2B: 1 3B: 0 HR: 0	SF: 1 SAC: 0 DP: 3 HBP: 1	WP: 2 PB: 0 SB: 0 CS: 0	PA: 32
<b>PITCHER</b>	IP	WLS	BF	H	R	ER	SO	BB	IBB	HBP	BLK	WP	HR	S	P	ERA	WHIP			
Frank Viola, L ERA: 3.16	(1, 1)	8.2	W	31	4	1	1	1	4	0	0	0	0	63	112	1.04	0.923			
Jeff Reardon, R ERA: 2.92	(9, 1)	0.1	S	1	0	0	0	0	0	0	0	0	0	2	2	0.00	0.000			



Batter	1	2	3	4	5	6	7	8	9	AB	R	H	RBI	BB	SO	LOB	TOP				
Jody Reed, R OBP: 0.336, SLG: 0.345 (1, 4)	G5-3		G5-4-3			G6-3		1B		4	1	1	0	0	0	1					
Phil Plantier, L OBP: 0.324, SLG: 0.353 Tony Peña, R OBP: 0.284, SLG: 0.302 (1, 7) (8, 2)	K		P6			F8		1B	2B	3	1	0	0	1	1	0					
Bob Zupcic, R OBP: 0.345, SLG: 0.411 (1, 8) (8, 7)	F7				F8			1B	IBB	4	0	1	2	0	0	0					
Tom Brunansky, R OBP: 0.341, SLG: 0.474 (1, 9)		F7			G6-3			1B		4	0	1	1	0	1	0					
Mo Vaughn, L OBP: 0.351, SLG: 0.395 Luis Rivera, R OBP: 0.295, SLG: 0.257 (1, 3) (8, 6)		BB			G4-3		P8	F7	1B	4	0	1	0	0	0	2					
Jack Clark, R OBP: 0.348, SLG: 0.309 (1, 10)		K					F8		HR	4	1	1	1	0	2	1					
Scott Cooper, L OBP: 0.325, SLG: 0.311 (1, 5) (8, 3)		BB				F9		G4-3	F7	3	0	1	0	1	0	0					
John Marzano, R OBP: 0.167, SLG: 0.235 Wade Boggs, L OBP: 0.359, SLG: 0.393 (1, 2) (8, PH) (8, 5)		BB				F9		L8	G4-3	2	0	0	0	0	0	3					
John Valentin, R OBP: 0.368, SLG: 0.353 Herm Winingham, L OBP: 0.247, SLG: 0.281 (1, 6) (8, PH) (8, 8)					G5-3			1B	G4-6-3	2	0	1	0	0	0	1					
<b>Inning Stats</b>	R: 0 E: 0 K: 1 S: 9	H: 0 LOB: 0 BB: 0 P: 9	R: 0 E: 0 K: 1 S: 12	H: 1 LOB: 2 BB: 1 P: 23	R: 0 E: 0 K: 0 S: 7	H: 1 LOB: 0 BB: 0 P: 10	R: 0 E: 0 K: 0 S: 7	H: 0 LOB: 0 BB: 0 P: 9	R: 0 E: 0 K: 1 S: 6	H: 0 LOB: 0 BB: 0 P: 9	R: 0 E: 0 K: 1 S: 7	H: 0 LOB: 0 BB: 0 P: 9	R: 3 E: 0 K: 0 S: 18	H: 4 LOB: 2 BB: 1 P: 29	R: 1 E: 0 K: 0 S: 7	H: 2 LOB: 0 BB: 0 P: 11	1B: 7 2B: 1 3B: 0 HR: 1	SF: 0 SAC: 0 DP: 2 HBP: 0	WP: 0 PB: 0 SB: 0 CS: 0	PA: 36	
<b>PITCHER</b>	IP	WLS	BF	H	R	ER	SO	BB	IBB	HBP	BLK	WP	HR	S	P	ERA	WHIP				
Scott Kamieniecki, R ERA: 4.64 Rich Monteleone, R ERA: 3.09 Greg Cadaret, L ERA: 4.72	7.2	L	31	7	3	3	4	1	1	0	0	0	0	72	107	3.52	1.043				

**Boston Red Sox @ New York Yankees**  
Yankee Stadium, Bronx, NY  
Sat Aug 08 1992, 3:33 AM EDT  
Att: 48,774 - Cloudy - 74 F

AB 34  
R 4  
H 9  
RBI 4  
BB 2  
SO 4  
LOB 9



Batter	1	2	3	4	5	6	7	8	9	AB	R	H	RBI	BB	SO	LOB	BOTTOM				
Bernie Williams, S OBP: 0.279, SLG: 0.333 (1, 8)	K		E7		G1-3			F8		4	0	0	0	0	1	1					
Randy Velarde, R OBP: 0.317, SLG: 0.399 (1, 6)	G4-6-3		G4-3		P3			K		4	0	1	0	0	1	2					
Don Mattingly, L OBP: 0.322, SLG: 0.414 (1, 10)	G4-6-3		G4-3			F8		1B		4	0	1	0	0	0	2					
Mel Hall, L OBP: 0.311, SLG: 0.458 Dion James, L OBP: 0.359, SLG: 0.377 (1, 9) (5, 9)		E6	F8			FC5-4		G4-3		2	0	0	0	0	0	1					
Roberto Kelly, R OBP: 0.327, SLG: 0.413 (1, 7)	CI				K		FC5-4		G4-3	3	0	0	0	0	1	1					
Matt Nokes, L OBP: 0.285, SLG: 0.401 (1, 2)	F7				G4-3		F8		HR	4	1	1	1	0	0	3					
Kevin Maas, L OBP: 0.305, SLG: 0.416 Jim Leyritz, R OBP: 0.346, SLG: 0.420 Pat Kelly, R OBP: 0.277, SLG: 0.333 (1, 3) (9, PH) (9, PR)		F8			G3		G4-1		G6-4-3	3	0	0	0	0	0	2					
Charlie Hayes, R OBP: 0.275, SLG: 0.379 (1, 5)	FC4-6					F9		K	G6-4-3	4	0	0	0	0	1	3					
Andy Stankiewicz, R OBP: 0.343, SLG: 0.359 (1, 4)						G1-3		P5		3	1	2	0	0	0	0					
<b>Inning Stats</b>	R: 0 E: 0 K: 1 S: 8	H: 1 LOB: 0 BB: 0 P: 12	R: 0 E: 2 K: 0 S: 10	H: 0 LOB: 2 BB: 0 P: 17	R: 1 E: 1 K: 0 S: 15	H: 1 LOB: 1 BB: 0 P: 23	R: 0 E: 0 K: 1 S: 6	H: 0 LOB: 0 BB: 0 P: 8	R: 0 E: 0 K: 0 S: 7	H: 1 LOB: 1 BB: 0 P: 10	R: 0 E: 0 K: 0 S: 8	H: 1 LOB: 1 BB: 0 P: 16	R: 0 E: 0 K: 1 S: 11	H: 1 LOB: 1 BB: 0 P: 17	R: 1 E: 0 K: 0 S: 6	H: 1 LOB: 1 BB: 0 P: 10	1B: 5 2B: 0 3B: 0 HR: 1	SF: 0 SAC: 0 DP: 2 HBP: 1	WP: 0 PB: 0 SB: 1 CS: 0	PA: 35	
<b>PITCHER</b>	IP	WLS	BF	H	R	ER	SO	BB	IBB	HBP	BLK	WP	HR	S	P	ERA	WHIP				
Roger Clemens, R ERA: 2.2 Tony Fossas, L ERA: 3.0 Jeff Reardon, R ERA: 2.87	8.1	W	33	6	2	1	4	0	0	0	0	0	0	3	6	1.08	0.720				

**Boston Red Sox @ New York Yankees**  
Yankee Stadium, Bronx, NY  
Sat Aug 08 1992, 3:33 AM EDT  
Att: 48,774 - Cloudy - 74 F

AB 33  
R 2  
H 6  
RBI 1  
BB 0  
SO 4  
LOB 16




Batter	1	2	3	4	5	6	7	8	9	AB	R	H	RBI	BB	SO	LOB	TOP		
Wade Boggs, L (1,5) OBP: 0.365, SLG: 0.388	E4 BB	G4-3			F8			F7		4	0	0	0	0	0	2	<b>Boston Red Sox @ New York Yankees</b> Yankee Stadium, Bronx, NY Sun Aug 09 1992, 3:33 AM EDT Att: 41,125 - Overcast - 83 F		
Jody Read, R (1,4) OBP: 0.333, SLG: 0.341	K		L3			F8		P2		4	0	0	0	0	1				
Bob Zupcic, R (1,7) OBP: 0.339, SLG: 0.403	K		P4			P4		K		4	0	0	0	0	2				
Tom Brunansky, R (1,9) OBP: 0.340, SLG: 0.469			F8			K			K	3	0	0	0	1	2				
Mo Vaughn, L (1,3) OBP: 0.346, SLG: 0.387	G3				K			F7		4	0	0	0	0	1				
Jack Clark, R (1,10) OBP: 0.350, SLG: 0.306			1B BB		P4			BB HBP		2	0	0	0	1	1				
Herm Winningham, L (1,8) OBP: 0.243, SLG: 0.276			F8		K			F8		3	0	0	0	0	1				
Tony Peña, R (1,2) OBP: 0.288, SLG: 0.303						P4				2	0	1	0	1	0				
John Valentin, R (1,6) OBP: 0.341, SLG: 0.324			F8			F9		F7		3	0	0	0	0	4				
<b>Inning Stats</b>	R: 0 E: 1 K: 2 S: 11	H: 0 LOB: 2 BB: 1 P: 21	R: 0 E: 0 K: 0 S: 9	H: 1 LOB: 2 BB: 1 P: 17	R: 0 E: 0 K: 0 S: 8	H: 0 LOB: 0 BB: 0 P: 10	R: 0 E: 0 K: 2 S: 8	H: 0 LOB: 0 BB: 0 P: 11	R: 0 E: 0 K: 0 S: 8	H: 0 LOB: 0 BB: 0 P: 10	R: 0 E: 0 K: 1 S: 7	H: 0 LOB: 2 BB: 1 P: 15	R: 0 E: 0 K: 1 S: 11	H: 0 LOB: 0 BB: 0 P: 15	R: 0 E: 0 K: 2 S: 8	H: 0 LOB: 0 BB: 0 P: 14		1B: 1 2B: 0 3B: 0 HR: 0	SF: 0 SAC: 0 DP: 0 HBP: 1
<b>PITCHER</b>	IP WLS BF H R ER SO BB IBB HBP BLK WP HR S P ERA WHIP																		
Sam Miltello, R (1,1) ERA: 1.29	7.0 W 27 1 0 0 5 3 0 1 0 0 0 59 98 0.00 0.571																		
Steve Farr, R (8,1) ERA: 1.29	2.0 S 6 0 0 0 3 0 0 0 0 0 0 0 19 29 0.00 0.000																		


Batter	1	2	3	4	5	6	7	8	9	AB	R	H	RBI	BB	SO	LOB	BOTTOM		
Bernie Williams, S (1,8) OBP: 0.292, SLG: 0.341	1B 2B 1B	G5-3			K			F8		5	1	2	1	0	1	2	<b>Boston Red Sox @ New York Yankees</b> Yankee Stadium, Bronx, NY Sun Aug 09 1992, 3:33 AM EDT Att: 41,125 - Overcast - 83 F		
Randy Velarde, R (1,9) OBP: 0.331, SLG: 0.407	2B SF9 1B		WP 1B		FC5-4 1B			1B BB		3	1	3	1	2	0				
Roberto Kelly, R (1,7) OBP: 0.326, SLG: 0.413	SF9 SF7 2B		F9		FC5-4 1-2			L9		5	1	1	1	0	7				
Don Mattingly, L (1,3) OBP: 0.322, SLG: 0.413	SF9		WP 1B		P4			G3		3	0	1	1	0	3				
Jim Leyritz, R (1,10) OBP: 0.350, SLG: 0.435	SF7		K					1B		3	1	2	1	0	1				
Charlie Hayes, R (1,5) OBP: 0.273, SLG: 0.375	P3		F9					1B 2B		4	0	0	0	0	1				
Mike Stanley, R (1,2) OBP: 0.366, SLG: 0.419			SH5-3 1B		L9			1B BB		3	1	1	0	1	1				
Andy Stankiewicz, R (1,6) OBP: 0.343, SLG: 0.359	SH5-3		F9					L4		3	1	1	1	0	0				
Pat Kelly, R (1,4) OBP: 0.281, SLG: 0.333	K				F7			BB 1B		3	0	1	0	1	1				
<b>Inning Stats</b>	R: 3 E: 0 K: 0 S: 14	H: 3 LOB: 0 BB: 0 P: 22	R: 0 E: 0 K: 1 S: 8	H: 1 LOB: 1 BB: 0 P: 14	R: 0 E: 0 K: 1 S: 15	H: 2 LOB: 0 BB: 0 P: 27	R: 0 E: 0 K: 0 S: 5	H: 0 LOB: 0 BB: 0 P: 8	R: 0 E: 0 K: 1 S: 7	H: 1 LOB: 1 BB: 0 P: 9	R: 0 E: 0 K: 1 S: 6	H: 1 LOB: 1 BB: 0 P: 9	R: 0 E: 0 K: 0 S: 10	H: 0 LOB: 2 BB: 2 P: 21	R: 3 E: 0 K: 1 S: 16	H: 4 LOB: 2 BB: 2 P: 34		1B: 10 2B: 3 3B: 0 HR: 0	SF: 2 SAC: 1 DP: 1 HBP: 0
<b>PITCHER</b>	IP WLS BF H R ER SO BB IBB HBP BLK WP HR S P ERA WHIP																		
Joe Hesketh, L (1,1) ERA: 4.25	6.1 L 29 8 3 3 4 2 0 0 0 0 0 0 61 103 4.26 1.579																		
Greg Harris, R (7,1) ERA: 2.64	1.0 8 4 3 3 1 1 0 0 0 0 0 0 18 33 27.00 5.000																		
Daryl Irvine, R (8,1) ERA: 4.42	0.2 2 0 0 0 0 1 0 0 0 0 0 0 2 8 0.00 1.500																		

Batter	1	2	3	4	5	6	7	8	9	AB	R	H	RBI	BB	SO	LOB	TOP										
Wade Boggs, L (1, 5) OBP: 0.361, SLG: 0.383	G4-3		F7		F7		G6-3		G6-3	5	0	0	0	0	0	2	<b>Boston Red Sox @ Cleveland Indians</b> Cleveland Municipal Stadium, Cleveland, OH Mon Aug 10 1992, 7:05 PM EDT Att: 9,225 - Cloudy - 83 F										
Billy Hatcher, R (1, 7) OBP: 0.335, SLG: 0.399	2B		1B		G4-3					3	2	2	0	1	0	0											
Bob Zupcic, R (1, 8) OBP: 0.338, SLG: 0.400	F9		FC5-4		G5-3		F9			4	0	1	1	0	0	3											
Tom Brunansky, R (1, 9) OBP: 0.345, SLG: 0.475	2H		FC5-4				WP		CS	3	1	2	1	1	0	1											
Jack Clark, R (1, 10) OBP: 0.349, SLG: 0.318	K		HR		G5-3		G5-3		K	4	1	1	2	0	2	3											
Jody Reed, R (1, 4)			F8		G6-3		G6-3		G6-3	4	1	1	0	0	0	1											
Mo Vaughn, L (1, 3)	G4-3				F9		P6		G4-3	4	0	0	0	0	0	2											
Tony Peña, R (1, 2) Scott Cooper, L (9, PH) OBP: 0.288, SLG: 0.302 OBP: 0.309, SLG: 0.309	SF8				K		G6-3		K	1	0	0	1	1	1	0											
John Valentin, R (1, 6) Phil Plantier, L (9, PH) OBP: 0.318, SLG: 0.300 OBP: 0.326, SLG: 0.355	F8				G6-3		G6-3		G6-3	3	0	0	0	0	0	1											
<b>Inning Stats</b>	R: 1 E: 0 K: 1 S: 11	H: 2 LOB: 1 BB: 0 P: 15	R: 1 E: 0 K: 0 S: 5	H: 1 LOB: 0 BB: 0 P: 10	R: 3 E: 0 K: 0 S: 14	H: 3 LOB: 0 BB: 0 P: 22	R: 0 E: 0 K: 1 S: 7	H: 0 LOB: 0 BB: 0 P: 10	R: 0 E: 0 K: 0 S: 7	H: 0 LOB: 1 BB: 1 P: 14	R: 0 E: 0 K: 0 S: 7	H: 0 LOB: 2 BB: 2 P: 18	R: 0 E: 0 K: 1 S: 10	H: 1 LOB: 0 BB: 0 P: 18	R: 0 E: 0 K: 1 S: 10	H: 1 LOB: 1 BB: 0 P: 16		1B: 3 2B: 4 3B: 1 HR: 1	SF: 1 SAC: 0 DP: 1 HBP: 0	WP: 1 PB: 0 SB: 0 CS: 1	PA: 37						
<b>PITCHER</b>	IP	WLS	BF	H	R	ER	SO	BB	IBB	HBP	BLK	WP	HR	S	P	ERA	WHIP										
Dennis Cook, L (1, 1) ERA: 4.09	6.0		25	6	5	5	2	1	0	0	0	1	1	51	82	7.50	1.167										
Jack Armstrong, R (7, 1) ERA: 5.01	2.0	W	8	1	0	0	1	2	0	0	0	0	0	17	36	0.00	1.500										
Steve Olin, R (9, 1) ERA: 1.98	1.0	S	4	1	0	0	1	0	0	0	0	0	0	10	16	0.00	1.000										

Batter	1	2	3	4	5	6	7	8	9	AB	R	H	RBI	BB	SO	LOB	BOTTOM										
Kenny Lofton, L (1, 8) OBP: 0.336, SLG: 0.340	G6-3		1B		F7		G6-3		F8	4	1	1	0	1	0	3	<b>Boston Red Sox @ Cleveland Indians</b> Cleveland Municipal Stadium, Cleveland, OH Mon Aug 10 1992, 7:05 PM EDT Att: 9,225 - Cloudy - 83 F										
Glenallen Hill, R (1, 7) OBP: 0.299, SLG: 0.429	G6-3		F9		G6-3		G6-3		HR	4	1	0	0	1	0	2											
Carlos Baerga, S (1, 4) OBP: 0.353, SLG: 0.482	G6-3		HR				K		HR	5	2	3	3	0	1	1											
Albert Belle, R (1, 10) OBP: 0.321, SLG: 0.487	F7		HR		K		K		HR	4	2	2	4	1	1	2											
Paul Sorrento, L (1, 3) Carlos Martinez, R (7, PH) OBP: 0.351, SLG: 0.444 OBP: 0.283, SLG: 0.329	G6-3		FC4-6		F8		F8		FC4-6	3	0	1	0	0	0	1											
Mark Whiten, S (1, 9) OBP: 0.348, SLG: 0.383	F9		K				G5-3		G5-3	4	0	1	0	0	1	2											
Sandy Alomar Jr., R (1, 2) OBP: 0.290, SLG: 0.327	E		FC4-6				K		1B	3	1	1	0	1	1	2											
Jim Thome, L (1, 5) Brook Jacoby, R (9, 5) OBP: 0.274, SLG: 0.314 OBP: 0.321, SLG: 0.341	E4				G4-3		S		K	4	0	1	0	0	1	2											
Mark Lewis, R (1, 6) OBP: 0.298, SLG: 0.346	K				G6-3		K		E	4	1	1	0	0	2	4											
<b>Inning Stats</b>	R: 0 E: 0 K: 0 S: 5	H: 0 LOB: 1 BB: 1 P: 11	R: 0 E: 1 K: 1 S: 8	H: 0 LOB: 2 BB: 1 P: 17	R: 3 E: 0 K: 1 S: 15	H: 4 LOB: 1 BB: 0 P: 19	R: 0 E: 0 K: 0 S: 6	H: 0 LOB: 0 BB: 0 P: 9	R: 0 E: 0 K: 1 S: 11	H: 1 LOB: 1 BB: 0 P: 14	R: 0 E: 0 K: 2 S: 12	H: 2 LOB: 2 BB: 0 P: 21	R: 1 E: 0 K: 1 S: 13	H: 1 LOB: 1 BB: 1 P: 22	R: 4 E: 1 K: 1 S: 16	H: 3 LOB: 1 BB: 2 P: 29		1B: 8 2B: 0 3B: 0 HR: 3	SF: 0 SAC: 0 DP: 0 HBP: 0	WP: 0 PB: 0 SB: 2 CS: 0	PA: 41						
<b>PITCHER</b>	IP	WLS	BF	H	R	ER	SO	BB	IBB	HBP	BLK	WP	HR	S	P	ERA	WHIP										
Danny Darwin, R (1, 1) ERA: 4.78	6.2		31	8	4	4	6	2	0	0	0	0	2	63	99	5.40	1.500										
Tony Fossas, L (7, 1) ERA: 2.95	0.1		2	0	0	0	0	1	0	0	0	0	0	7	14	0.00	3.000										
Paul Quantrill, R (8, 1) ERA: 1.88	0.2	L	4	2	2	1	1	0	0	0	0	0	0	10	15	13.50	3.000										
Jeff Reardon, R (8, 1) ERA: 3.32	0.1		4	1	2	1	0	2	0	0	0	0	1	6	14	27.00	9.000										



Batter	1	2	3	4	5	6	7	8	9	AB	R	H	RBI	BB	SO	LOB	TOP					
Wade Boggs, L (1.5) OBP: 0.361, SLG: 0.383	G6-3		1B			1B	F9		K	5	0	2	1	0	1	0	<b>Boston Red Sox @ Cleveland Indians</b> Cleveland Municipal Stadium, Cleveland, OH Tue Aug 11 1992, 7:05 PM EDT Att: 15,425 - Sunny - 72 F  <b>AB 32</b> <b>R 1</b> <b>H 7</b> <b>RBI 1</b> <b>BB 4</b> <b>SO 4</b> <b>LOB 17</b> 					
Billy Hatcher, R (1.7) OBP: 0.342, SLG: 0.406	G5-3		1B			1B				4	0	3	0	0	0							
Bob Zupcic, R (1.8) OBP: 0.332, SLG: 0.393	F9		G4-6-3			F9				4	0	0	0	0	5							
Tom Brunansky, R (1.3)		F8				F8				3	0	0	0	1	1							
Jack Clark, R (1.10) OBP: 0.348, SLG: 0.314		F7				E6				3	0	0	0	1	0							
Jody Reed, R (1.4) OBP: 0.333, SLG: 0.343		BB				SH2-4				3	0	1	0	0	0							
Phil Plantier, L (1.9) OBP: 0.328, SLG: 0.353		BB				SH2-4				2	0	0	0	2	1							
John Marzano, R (1.2) OBP: 0.182, SLG: 0.286	G3-1					F9				4	1	1	0	0	5							
John Valentin, R (1.6) OBP: 0.304, SLG: 0.286			G4-3			G4-3				2	0	0	0	0	1							
Scott Cooper, L (6, PH) OBP: 0.322, SLG: 0.308						P6				1	0	0	0	0	3							
Luis Rivera, R (6.6) OBP: 0.294, SLG: 0.256										1	0	0	0	0	1							
<b>Inning Stats</b>	R: 0 E: 0 K: 0 S: 5	H: 0 LOB: 0 BB: 0 P: 9	R: 0 E: 0 K: 0 S: 10	H: 1 LOB: 2 BB: 1 P: 16	R: 0 E: 0 K: 0 S: 7	H: 2 LOB: 1 BB: 0 P: 10	R: 0 E: 0 K: 0 S: 9	H: 0 LOB: 0 BB: 1 P: 17	R: 1 E: 0 K: 1 S: 11	H: 3 LOB: 2 BB: 0 P: 19	R: 0 E: 1 K: 0 S: 7	H: 0 LOB: 3 BB: 2 P: 17	R: 0 E: 0 K: 0 S: 8	H: 1 LOB: 1 BB: 0 P: 11	R: 0 E: 0 K: 0 S: 8	H: 0 LOB: 0 BB: 0 P: 15	R: 0 E: 0 K: 2 S: 9	H: 0 LOB: 0 BB: 0 P: 14	1B: 6 2B: 1 3B: 0 HR: 0	SF: 0 SAC: 1 DP: 2 HBP: 0	WP: 0 PB: 0 SB: 0 CS: 0	PA: 37
<b>PITCHER</b>	IP WLS BF H R ER SO BB IBB HBP BLK WP HR S P ERA WHIP																					
Dave Otto, L (1.1) ERA: 6.14	5.0 W 22 6 1 1 1 3 0 0 0 0 0 0 43 76 1.80 1.800																					
Ted Power, R (6.1) ERA: 2.47	2.2 11 1 0 0 1 0 1 0 0 0 0 0 19 34 0.00 0.375																					
Derek Liliquist, L (8.1) ERA: 1.61	1.1 S 4 0 0 0 2 0 0 0 0 0 0 0 11 18 0.00 0.000																					

Batter	1	2	3	4	5	6	7	8	9	AB	R	H	RBI	BB	SO	LOB	BOTTOM					
Kenny Lofton, L (1.8) OBP: 0.337, SLG: 0.342	2B	BB				F7			G1-3	3	1	1	0	1	0	2	<b>Boston Red Sox @ Cleveland Indians</b> Cleveland Municipal Stadium, Cleveland, OH Tue Aug 11 1992, 7:05 PM EDT Att: 15,425 - Sunny - 72 F  <b>AB 30</b> <b>R 3</b> <b>H 9</b> <b>RBI 3</b> <b>BB 3</b> <b>SO 4</b> <b>LOB 12</b> 					
Glenallen Hill, R (1.7) OBP: 0.299, SLG: 0.430	F9	G4-3				G4-3			G3	4	1	1	1	0	0	3						
Carlos Baerga, S (1.4) OBP: 0.354, SLG: 0.482	F9					G5-4-3			F7	4	0	2	0	0	0	1						
Albert Belle, R (1.10) OBP: 0.318, SLG: 0.484	SF9					G5-4-3			P2	3	0	0	1	0	1	2						
Carlos Martinez, R (1.3) OBP: 0.271, SLG: 0.315	F8					K			F8	4	0	0	0	0	1	0						
Mark Whiten, S (1.9) OBP: 0.349, SLG: 0.385		2B				L4			G5-3	4	0	2	0	0	0	0						
Sandy Alomar Jr., R (1.2) OBP: 0.289, SLG: 0.324		K				G5-3			G1-6-3	3	1	0	0	1	1	2						
Brook Jacoby, R (1.5) OBP: 0.325, SLG: 0.347		F8				F8			BB	2	0	1	0	1	0	1						
Mark Lewis, R (1.6) OBP: 0.301, SLG: 0.352		2B				K			1B	3	0	2	1	0	1	1						
<b>Inning Stats</b>	R: 2 E: 0 K: 0 S: 12	H: 2 LOB: 3 BB: 1 P: 18	R: 0 E: 0 K: 1 S: 14	H: 2 LOB: 3 BB: 1 P: 23	R: 0 E: 0 K: 1 S: 8	H: 1 LOB: 0 BB: 0 P: 12	R: 0 E: 0 K: 1 S: 7	H: 1 LOB: 1 BB: 0 P: 13	R: 0 E: 0 K: 1 S: 11	H: 1 LOB: 1 BB: 0 P: 18	R: 1 E: 0 K: 0 S: 8	H: 1 LOB: 2 BB: 2 P: 20	R: 0 E: 0 K: 0 S: 5	H: 0 LOB: 0 BB: 0 P: 5	R: 0 E: 0 K: 0 S: 7	H: 1 LOB: 0 BB: 0 P: 8	R: 0 E: 0 K: 0 S: 7	H: 1 LOB: 0 BB: 0 P: 8	1B: 5 2B: 4 3B: 0 HR: 0	SF: 1 SAC: 0 DP: 2 HBP: 0	WP: 0 PB: 0 SB: 0 CS: 0	PA: 34
<b>PITCHER</b>	IP WLS BF H R ER SO BB IBB HBP BLK WP HR S P ERA WHIP																					
Frank Viola, L (1.1) ERA: 3.17	8.0 L 34 9 3 3 4 3 0 0 0 0 0 0 72 117 3.38 1.500																					

Batter	1	2	3	4	5	6	7	8	9	AB	R	H	RBI	BB	SO	LOB	TOP			
Wade Boggs, L (1, 10) OBP: 0.362, SLG: 0.383	G5-3	L6		F7			SH3-4 1B SF8 1B		FC6-4 1B	5	1	2	0	0	0	2	<b>Boston Red Sox @ Cleveland Indians</b> Cleveland Municipal Stadium, Cleveland, OH Wed Aug 12 1992, 7:05 PM EDT Att: 11,516 - Sunny - 66 F			
Billy Hatcher, R (1, 7) OBP: 0.341, SLG: 0.400	BB BB	G1-3		P4			SH3-4		K	3	0	0	0	1	1	3				
Bob Zupcic, R (1, 8) OBP: 0.333, SLG: 0.393	F9			1B 1B			2B 1B		FC6-4 FC6-4	5	2	2	1	0	0	2				
Tom Brunansky, R (1, 9) OBP: 0.345, SLG: 0.468	BB BB			F8			SF8		FC6-4	3	0	1	1	1	0	2				
Mo Vaughn, L (1, 3) OBP: 0.343, SLG: 0.387	F8			BB 1B			WP 2B			4	0	2	1	0	0	3				
Jody Reed, R (1, 4) OBP: 0.334, SLG: 0.344		FC6-4 1B		BB 1B			G6-3 G6-3			4	0	2	1	0	0	1				
Scott Cooper, L (1, 5) OBP: 0.321, SLG: 0.303		FC6-4 1B		G6-4-3 BB			P5		K	3	1	0	0	1	1	1				
Tony Peña, R (1, 2) OBP: 0.288, SLG: 0.302		1B		G6-4-3			K		K	4	0	1	0	0	2	3				
Luis Rivera, R (1, 6) OBP: 0.298, SLG: 0.258 (8, PH) Herm Winningham, L (8, PH) John Valentin, R (8, 6) OBP: 0.304, SLG: 0.286		1B		F9			SH3-4 1B BB		F8	2	1	1	1	1	0	0				
<b>Inning Stats</b>	R: 0 E: 0 K: 0 S: 11	H: 0 LOB: 2 BB: 2 P: 21	R: 1 E: 0 K: 0 S: 20	H: 3 LOB: 2 BB: 0 P: 30	R: 1 E: 0 K: 0 S: 9	H: 3 LOB: 2 BB: 1 P: 20	R: 0 E: 0 K: 0 S: 7	H: 0 LOB: 0 BB: 0 P: 11	R: 0 E: 0 K: 1 S: 6	H: 0 LOB: 0 BB: 0 P: 8	R: 3 E: 0 K: 0 S: 11	H: 3 LOB: 1 BB: 1 P: 25	R: 0 E: 0 K: 2 S: 8	H: 0 LOB: 0 BB: 0 P: 12	R: 0 E: 0 K: 1 S: 10	H: 1 LOB: 1 BB: 0 P: 12	1B: 10 2B: 1 3B: 0 HR: 0	SF: 1 SAC: 1 DP: 2 HBP: 0	WP: 1 PB: 0 SB: 0 CS: 0	PA: 40
<b>PITCHER</b>	IP WLS BF H R ER SO BB IBB HBP BLK WP HR S P ERA WHIP	IP WLS BF H R ER SO BB IBB HBP BLK WP HR S P ERA WHIP	IP WLS BF H R ER SO BB IBB HBP BLK WP HR S P ERA WHIP	IP WLS BF H R ER SO BB IBB HBP BLK WP HR S P ERA WHIP	IP WLS BF H R ER SO BB IBB HBP BLK WP HR S P ERA WHIP	IP WLS BF H R ER SO BB IBB HBP BLK WP HR S P ERA WHIP	IP WLS BF H R ER SO BB IBB HBP BLK WP HR S P ERA WHIP	IP WLS BF H R ER SO BB IBB HBP BLK WP HR S P ERA WHIP	IP WLS BF H R ER SO BB IBB HBP BLK WP HR S P ERA WHIP	IP WLS BF H R ER SO BB IBB HBP BLK WP HR S P ERA WHIP	IP WLS BF H R ER SO BB IBB HBP BLK WP HR S P ERA WHIP	IP WLS BF H R ER SO BB IBB HBP BLK WP HR S P ERA WHIP	IP WLS BF H R ER SO BB IBB HBP BLK WP HR S P ERA WHIP	IP WLS BF H R ER SO BB IBB HBP BLK WP HR S P ERA WHIP	IP WLS BF H R ER SO BB IBB HBP BLK WP HR S P ERA WHIP	IP WLS BF H R ER SO BB IBB HBP BLK WP HR S P ERA WHIP	IP WLS BF H R ER SO BB IBB HBP BLK WP HR S P ERA WHIP			
Jose Mesa, R (1, 1) ERA: 4.53	6.0	27	7	3	3	1	4	0	0	0	0	0	0	0	0	0	4.50	1.833		
Kevin Wickander, L (7, 1) ERA: 3.51	0.0	1	1	0	0	0	0	0	0	0	0	0	0	0	0	0	∞	∞		
Eric Plunk, R (7, 1) ERA: 3.73	2.0	8	2	2	2	2	0	0	0	0	1	0	17	28	9.00	1.000				
Steve Olin, R (9, 1) ERA: 1.95	1.0	4	1	0	0	1	0	0	0	0	0	0	10	12	0.00	1.000				

Batter	1	2	3	4	5	6	7	8	9	AB	R	H	RBI	BB	SO	LOB	BOTTOM			
Kenny Lofton, L (1, 8) OBP: 0.339, SLG: 0.342	1B S BB				L8		HBP 1B HBP		E8	0	0	0	0	1	0	0	<b>Boston Red Sox @ Cleveland Indians</b> Cleveland Municipal Stadium, Cleveland, OH Wed Aug 12 1992, 7:05 PM EDT Att: 11,516 - Sunny - 66 F			
Thomas Howard, S (3, PH) OBP: 0.329, SLG: 0.363				1B			1B		1-3 2-H	4	2	2	1	0	0	2				
Glenallen Hill, R (1, 10) OBP: 0.297, SLG: 0.425	K2-3			G4-6-3 1B			F8		G6-3	5	0	1	1	0	1	6				
Carlos Baerga, S (1, 4) OBP: 0.357, SLG: 0.481	G5-4-3 1B			G4-6-3			K		HBP 1B HBP	3	1	1	0	1	1	1				
Albert Belle, R (1, 7) OBP: 0.319, SLG: 0.481	G5-4-3			K			G4-6-3 1B		L8	4	0	1	1	0	1	5				
Paul Sorrento, L (1, 3) OBP: 0.354, SLG: 0.453 (7, PH) Brook Jacoby, R (8, 5) OBP: 0.328, SLG: 0.350				BB			G4-6-3		1-2 2-H 3-H	2	1	1	1	1	0	1				
Mark Whiten, S (1, 9) OBP: 0.348, SLG: 0.389		K		F8			K			4	1	1	0	0	2	3				
Jim Thome, L (1, 5) OBP: 0.297, SLG: 0.305 Sandy Alomar Jr., R (8, 2) OBP: 0.292, SLG: 0.324		F7		G4-1			G4-3		FC3-6 BB	3	0	0	1	0	0	1				
Mark Lewis, R (1, 6) OBP: 0.304, SLG: 0.353		F7		G5-3 1B			G4-3		FC3-6 1B	4	2	2	0	0	0	1				
Junior Ortiz, R (1, 2) OBP: 0.287, SLG: 0.254 Carlos Martinez, R (7, PH) OBP: 0.286, SLG: 0.330				G6-3			G5-3		E	2	0	0	0	0	0	1				
<b>Inning Stats</b>	R: 0 E: 0 K: 1 S: 9	H: 1 LOB: 1 BB: 1 P: 16	R: 1 E: 0 K: 1 S: 12	H: 1 LOB: 0 BB: 0 P: 19	R: 1 E: 0 K: 0 S: 12	H: 2 LOB: 0 BB: 0 P: 15	R: 0 E: 0 K: 1 S: 13	H: 0 LOB: 1 BB: 1 P: 19	R: 0 E: 0 K: 1 S: 6	H: 1 LOB: 1 BB: 0 P: 7	R: 5 E: 0 K: 1 S: 21	H: 5 LOB: 2 BB: 0 P: 36	R: 1 E: 1 K: 0 S: 13	H: 1 LOB: 3 BB: 2 P: 24	R: 0 E: 0 K: 1 S: 10	H: 0 LOB: 0 BB: 0 P: 12	1B: 10 2B: 0 3B: 1 HR: 1	SF: 0 SAC: 0 DP: 3 HBP: 2	WP: 0 PB: 0 SB: 2 CS: 0	PA: 40
<b>PITCHER</b>	IP WLS BF H R ER SO BB IBB HBP BLK WP HR S P ERA WHIP	IP WLS BF H R ER SO BB IBB HBP BLK WP HR S P ERA WHIP	IP WLS BF H R ER SO BB IBB HBP BLK WP HR S P ERA WHIP	IP WLS BF H R ER SO BB IBB HBP BLK WP HR S P ERA WHIP	IP WLS BF H R ER SO BB IBB HBP BLK WP HR S P ERA WHIP	IP WLS BF H R ER SO BB IBB HBP BLK WP HR S P ERA WHIP	IP WLS BF H R ER SO BB IBB HBP BLK WP HR S P ERA WHIP	IP WLS BF H R ER SO BB IBB HBP BLK WP HR S P ERA WHIP	IP WLS BF H R ER SO BB IBB HBP BLK WP HR S P ERA WHIP	IP WLS BF H R ER SO BB IBB HBP BLK WP HR S P ERA WHIP	IP WLS BF H R ER SO BB IBB HBP BLK WP HR S P ERA WHIP	IP WLS BF H R ER SO BB IBB HBP BLK WP HR S P ERA WHIP	IP WLS BF H R ER SO BB IBB HBP BLK WP HR S P ERA WHIP	IP WLS BF H R ER SO BB IBB HBP BLK WP HR S P ERA WHIP	IP WLS BF H R ER SO BB IBB HBP BLK WP HR S P ERA WHIP	IP WLS BF H R ER SO BB IBB HBP BLK WP HR S P ERA WHIP	IP WLS BF H R ER SO BB IBB HBP BLK WP HR S P ERA WHIP			
John Dopson, R (1, 1) ERA: 3.44	6.1	26	8	4	4	4	2	0	0	0	0	0	0	0	0	0	5.68	1.579		
Daryl Irvine, R (7, 1) ERA: 5.79	0.1	5	2	1	1	0	0	0	2	0	0	0	7	13	27.00	6.000				
Tony Fossas, L (7, 1) ERA: 2.89	0.1	2	1	2	2	1	0	0	0	0	0	0	5	7	54.00	3.000				
Paul Quantrill, R (8, 1) ERA: 1.76	1.0	7	1	1	0	0	1	1	0	0	0	0	13	24	0.00	2.000				

AB 34  
R 5  
H 11  
RBI 5  
BB 4  
SO 4  
LOB 17



AB 34  
R 8  
H 12  
RBI 7  
BB 4  
SO 5  
LOB 21



Batter	1	2	3	4	5	6	7	8	9	AB	R	H	RBI	BB	SO	LOB	TOP																					
Wade Boggs, L OBP: 0.380, SLG: 0.379	G3-1		G5-4-3			FC6-4		G3-1		4	1	0	0	1	0	4	<b>Boston Red Sox @ Cleveland Indians</b> Cleveland Municipal Stadium, Cleveland, OH Thu Aug 13 1992, 7:05 PM EDT Att: 26,797 - Sunny - 68 F																					
Billy Hatcher, R OBP: 0.338, SLG: 0.395	K		K						G6-3	5	1	1	2	0	3	0																						
Bob Zupcic, R OBP: 0.331, SLG: 0.389	K								F8	5	0	1	1	0	2	0																						
Tom Brunansky, R OBP: 0.349, SLG: 0.471									F9	5	0	3	1	0	0	0																						
Mo Vaughn, L OBP: 0.341, SLG: 0.384										4	0	1	0	0	1	3																						
Jack Clark, R OBP: 0.346, SLG: 0.310										3	1	0	0	1	2	3																						
Jody Reed, R OBP: 0.332, SLG: 0.342										3	0	0	0	0	0	1																						
Tony Peña, R OBP: 0.291, SLG: 0.305										3	1	1	0	1	1	2																						
John Valentin, R OBP: 0.300, SLG: 0.283										4	0	1	0	0	0	3																						
<b>Inning Stats</b>	R: 0 H: 0 E: 0 K: 2 S: 9	H: 0 LOB: 0 BB: 0 P: 10	R: 0 H: 1 E: 1 K: 2 S: 17	H: 1 LOB: 2 BB: 0 P: 24	R: 0 H: 1 E: 0 K: 1 S: 7	H: 1 LOB: 0 BB: 0 P: 11	R: 0 H: 0 E: 0 K: 1 S: 6	H: 0 LOB: 2 BB: 0 P: 7	R: 4 H: 3 E: 0 K: 1 S: 21	H: 3 LOB: 2 BB: 3 P: 43	R: 0 H: 1 E: 1 K: 0 S: 11	H: 1 LOB: 2 BB: 0 P: 16	R: 0 H: 2 E: 0 K: 2 S: 9	H: 2 LOB: 2 BB: 0 P: 15	R: 0 H: 0 E: 1 K: 0 S: 6	H: 0 LOB: 1 BB: 0 P: 12	R: 0 H: 0 E: 0 K: 0 S: 7	H: 0 LOB: 0 BB: 0 P: 12	1B: 7 2B: 1 3B: 0 HR: 0	SF: 0 SAC: 1 DP: 1 HBP: 0	WP: 0 PB: 0 SB: 0 CS: 0	PA: 40																
<b>PITCHER</b>	IP	WLS	BF	H	R	ER	SO	BB	IBB	HBP	BLK	WP	HR	S	P	ERA	WHIP	<b>PITCHER</b>				IP	WLS	BF	H	R	ER	SO	BB	IBB	HBP	BLK	WP	HR	S	P	ERA	WHIP
Charles Nagy, R ERA: 2.59	(1, 1)	8.0	L	37	8	4	4	9	2	1	0	0	0	0	86	138	4.50	1.250																				
Jack Armstrong, R ERA: 4.97	(9, 1)	1.0		3	0	0	0	0	0	0	0	0	0	0	7	12	0.00	0.000																				

AB	36
R	4
H	8
RBI	4
BB	3
SO	9
LOB	16



Batter	1	2	3	4	5	6	7	8	9	AB	R	H	RBI	BB	SO	LOB	BOTTOM																					
Thomas Howard, S OBP: 0.327, SLG: 0.362	K									4	0	1	0	0	1	2	<b>Boston Red Sox @ Cleveland Indians</b> Cleveland Municipal Stadium, Cleveland, OH Thu Aug 13 1992, 7:05 PM EDT Att: 26,797 - Sunny - 68 F																					
Glenallen Hill, R OBP: 0.300, SLG: 0.438	P3									4	1	2	1	0	1	2																						
Carlos Baerga, S OBP: 0.354, SLG: 0.477	P5									4	0	0	0	0	0	2																						
Albert Belle, R OBP: 0.318, SLG: 0.478										3	0	0	0	1	2	0																						
Paul Sorrento, L OBP: 0.350, SLG: 0.448										4	0	0	0	0	2	3																						
Mark Whiten, S OBP: 0.347, SLG: 0.387										4	1	1	0	0	2	0																						
Sandy Alomar Jr., R OBP: 0.298, SLG: 0.330										4	0	3	0	0	0	0																						
Jim Thome, L OBP: 0.267, SLG: 0.306										3	0	1	1	0	1	2																						
Mark Lewis, R OBP: 0.304, SLG: 0.353										3	0	1	0	0	2	1																						
<b>Inning Stats</b>	R: 0 H: 0 E: 0 K: 1 S: 8	H: 0 LOB: 0 BB: 0 P: 10	R: 0 H: 0 E: 0 K: 3 S: 10	H: 0 LOB: 0 BB: 0 P: 18	R: 0 H: 1 E: 0 K: 1 S: 10	H: 1 LOB: 0 BB: 0 P: 16	R: 0 H: 2 E: 0 K: 0 S: 7	H: 2 LOB: 2 BB: 1 P: 15	R: 1 H: 3 E: 0 K: 1 S: 12	H: 3 LOB: 2 BB: 0 P: 17	R: 0 H: 0 E: 0 K: 1 S: 8	H: 0 LOB: 0 BB: 0 P: 12	R: 0 H: 1 E: 0 K: 2 S: 15	H: 1 LOB: 1 BB: 0 P: 22	R: 1 H: 1 E: 0 K: 0 S: 7	H: 1 LOB: 0 BB: 0 P: 11	R: 0 H: 1 E: 0 K: 2 S: 10	H: 1 LOB: 1 BB: 0 P: 14	1B: 8 2B: 0 3B: 0 HR: 1	SF: 1 SAC: 0 DP: 2 HBP: 0	WP: 0 PB: 0 SB: 0 CS: 0	PA: 35																
<b>PITCHER</b>	IP	WLS	BF	H	R	ER	SO	BB	IBB	HBP	BLK	WP	HR	S	P	ERA	WHIP	<b>PITCHER</b>				IP	WLS	BF	H	R	ER	SO	BB	IBB	HBP	BLK	WP	HR	S	P	ERA	WHIP
Roger Clemens, R ERA: 2.2	(1, 1)	8.0	W	31	8	2	2	9	1	0	0	0	0	0	121	2.25	1.125																					
Jeff Reardon, R ERA: 3.23	(9, 1)	1.0	S	4	1	0	0	2	0	0	0	0	0	10	14	0.00	1.000																					



Batter	1	2	3	4	5	6	7	8	9	10	11	12	13	AB	R	H	RBI	BB	SO	LOB	TOP									
Wade Boggs L (1, 9) OBP: 0.362, SLG: 0.382 Tom Barrett S (10, PR)	G4-3	G6-4-3 1B			G4-3		G4-3 1B			G4-3 SH3 1B		F7		5	0	3	2	0	0	0	0									
Billy Hatcher R (1, 7) OBP: 0.330, SLG: 0.386	P2	G6-4-3					G4-3			SH3		G5-3		5	0	0	0	0	1	3										
Bob Zupcic R (1, 8) OBP: 0.331, SLG: 0.391	FC6-4 1B				F7		P3		G1-3	G4-3		3B 2B		6	1	2	0	0	0	2										
Tom Brunansky R (1, 9) OBP: 0.351, SLG: 0.477	FC6-4 1B				G6-3		HR		G4-3			3B BB		4	2	1	1	2	0	1										
Mo Vaughn L (1, 3) OBP: 0.340, SLG: 0.379 Luis Rivera R (10, PH) OBP: 0.299, SLG: 0.267		2B 1B BB			G3		F9		G5-3		K		3B 1H 2H	3	1	0	0	1	0	0										
Jack Clark R (1, 10) OBP: 0.346, SLG: 0.312		1B 2B			CS BB					G4-3		F8		5	1	1	0	1	2	1										
Jody Reed R (1, 4) OBP: 0.330, SLG: 0.340		2B 1B 1B			G5-3					G6-3		E4		6	1	1	2	0	0	1										
John Marzano R (1, 2) OBP: 0.214, SLG: 0.308		2H 3H			F7					G5-3		K		5	1	1	0	1	1	1										
John Valentin R (1, 6) OBP: 0.286, SLG: 0.255		1B 2B								BB		G6-3		5	0	0	0	1	2	4										
G1-3					K					1B BB		K																		
<b>Inning Stats</b>	R: 0 E: 0 K: 8 S: 8	H: 1 LOB: 1 BB: 0 P: 14	R: 4 E: 0 K: 0 S: 15	H: 4 LOB: 1 BB: 1 P: 28	R: 0 E: 0 K: 0 S: 6	H: 0 LOB: 0 BB: 0 P: 6	R: 0 E: 0 K: 2 S: 6	H: 0 LOB: 0 BB: 1 P: 11	R: 0 E: 0 K: 2 S: 10	H: 0 LOB: 0 BB: 0 P: 13	R: 1 E: 0 K: 1 S: 10	H: 1 LOB: 0 BB: 0 P: 19	R: 0 E: 0 K: 0 S: 12	H: 1 LOB: 2 BB: 1 P: 24	R: 0 E: 0 K: 0 S: 9	H: 0 LOB: 0 BB: 0 P: 13	R: 0 E: 0 K: 1 S: 9	H: 0 LOB: 1 BB: 1 P: 15	R: 0 E: 0 K: 1 S: 16	H: 1 LOB: 2 BB: 1 P: 23	R: 0 E: 0 K: 1 S: 12	H: 0 LOB: 1 BB: 0 P: 16	R: 2 E: 0 K: 1 S: 11	H: 2 LOB: 1 BB: 1 P: 19	R: 0 E: 0 K: 0 S: 4	H: 0 LOB: 0 BB: 0 P: 5	1B: 5 2B: 3 3B: 1 HR: 1	SF: 0 SAC: 1 DP: 1 HBP: 0	W/P: 0 PB: 0 SB: 0 CS: 1	PA: 54
<b>PITCHER</b>	IP	WLS	BF	H	R	ER	SO	BB	IBB	HBP	BLK	WP	HR	S	P	ERA	WHIP													
Chris Bosio R (1, 1) ERA: 3.76	8.0		32	7	5	5	3	3	0	0	0	0	0	1	76	128	5.62	1.250												
Mike Fetters R (9, 1) ERA: 0.63	1.2		8	1	0	0	1	2	0	0	0	0	0	22	34	0.00	1.800													
Jesse Orosco L (10, 1) ERA: 3.25	0.1		1	0	0	0	1	0	0	0	0	0	0	3	4	0.00	0.000													
Doug Henry R (11, 1) ERA: 3.93	2.0		10	2	2	2	2	1	0	0	0	0	0	23	35	9.00	1.500													
Jim Austin R (13, 1) ERA: 2.36	1.0	W	3	0	0	0	0	0	0	0	0	0	0	4	5	0.00	0.000													

**Boston Red Sox @ Milwaukee Brewers**  
**Milwaukee County Stadium, Milwaukee, WI**  
 Fr Aug 14 1992, 8:05 PM EDT  
 Sunny - 69 F

AB	47
R	7
H	10
RBI	7
BB	6
SO	7
LOB	15



Batter	1	2	3	4	5	6	7	8	9	10	11	12	13	AB	R	H	RBI	BB	SO	LOB	BOTTOM							
Pat Listach S (1, 6) OBP: 0.362, SLG: 0.355	F9 E FC5-4 1B	K			K		L7			K		G5-3 SH2-3 1B	K	7	1	2	0	0	4	2								
Kevin Seitzer R (1, 9) OBP: 0.339, SLG: 0.370 Darryl Hamilton L (9, PR) OBP: 0.343, SLG: 0.391 Jim Gamble L (10, 9) OBP: 0.283, SLG: 0.319	E1 FC5-4				1B BB 1B		K			1B BB 1B		SH2-3		4	1	2	0	1	1	1								
Paul Molitor R (1, 3) OBP: 0.387, SLG: 0.470	F9				1B BB 1B		G3-1			SH1-3			HR	4	1	1	0	1	1	3								
Dante Bichette R (1, 9) OBP: 0.337, SLG: 0.440	FC5-4				BB BB 1B		G4-3			SF9 S 1B		G5-3		6	0	2	1	0	0	4								
Robin Yount R (1, 8) OBP: 0.302, SLG: 0.353	K				1B BB 1B		E5 1B			SF9				4	0	0	2	1	2	2								
Greg Vaughn R (1, 7) OBP: 0.287, SLG: 0.383		1B S BB			F8 SF8					P6		F7 F9		4	1	1	1	1	0	2								
John Jaha R (1, 10) OBP: 0.261, SLG: 0.278 Franklin Stubbs L (5, PH) OBP: 0.291, SLG: 0.365	P6				G5-3		P5			P5		1B E 1B		2	0	0	0	0	0	1								
B.J. Surhoff L (1, 2) OBP: 0.304, SLG: 0.322					1B 2B		L9			F8		E 1B		3	1	1	0	1	0	2								
Scott Fletcher R (1, 4) OBP: 0.338, SLG: 0.375					F9					L1		E7 1B 2B		5	1	1	0	1	2	4								
<b>Inning Stats</b>	R: 1 E: 1 K: 1 S: 10	H: 1 LOB: 1 BB: 0 P: 17	R: 1 E: 0 K: 2 S: 11	H: 1 LOB: 1 BB: 1 P: 20	R: 0 E: 0 K: 0 S: 11	H: 0 LOB: 1 BB: 1 P: 19	R: 2 E: 0 K: 1 S: 16	H: 3 LOB: 3 BB: 0 P: 32	R: 0 E: 0 K: 1 S: 9	H: 0 LOB: 0 BB: 0 P: 14	R: 0 E: 1 K: 0 S: 9	H: 1 LOB: 2 BB: 0 P: 14	R: 0 E: 0 K: 0 S: 7	H: 0 LOB: 0 BB: 0 P: 13	R: 1 E: 0 K: 0 S: 14	H: 1 LOB: 2 BB: 1 P: 21	R: 0 E: 0 K: 0 S: 6	H: 0 LOB: 0 BB: 0 P: 7	R: 0 E: 0 K: 1 S: 9	H: 1 LOB: 1 BB: 1 P: 18	R: 2 E: 1 K: 1 S: 12	H: 3 LOB: 1 BB: 0 P: 17	R: 1 E: 0 K: 0 S: 1	H: 1 LOB: 0 BB: 0 P: 1	1B: 11 2B: 1 3B: 0 HR: 1	SF: 2 SAC: 2 DP: 1 HBP: 0	W/P: 0 PB: 0 SB: 4 CS: 0	PA: 56
<b>PITCHER</b>	IP	WLS	BF	H	R	ER	SO	BB	IBB	HBP	BLK	WP	HR	S	P	ERA	WHIP											
Joe Hesketh L (1, 1) ERA: 4.32	4.1		23	6	4	3	6	3	0	0	0	0	0	59	101	6.23	2.077											
Mike Gardner R (5, 1) ERA: 4.92	2.2		11	1	0	0	1	1	0	0	0	0	0	22	38	0.00	0.750											
Paul Quantrill R (8, 1) ERA: 1.98	4.0		15	2	1	1	2	1	1	0	0	0	0	36	59	2.25	0.750											
Jeff Reardon R (12, 1) ERA: 3.83	1.0	L	7	4	3	3	1	0	0	0	0	0	1	13	18	27.00	4.000											

**Boston Red Sox @ Milwaukee Brewers**  
**Milwaukee County Stadium, Milwaukee, WI**  
 Fr Aug 14 1992, 8:05 PM EDT  
 Sunny - 69 F


AB	46
R	8
H	13
RBI	8
BB	6
SO	10
LOB	22



Batter	1	2	3	4	5	6	7	8	9	AB	R	H	RBI	BB	SO	LOB	TOP
Wade Boggs, L (1,5) OBP: 0.362, SLG: 0.381	G1-3		P2			K			SH2-4 1B	4	0	1	0	0	1	2	<b>Boston Red Sox @ Milwaukee Brewers</b> Milwaukee County Stadium, Milwaukee, WI Fri Aug 14 1992, 8:05 PM EDT Att: 25,598 - Sunny - 61 F <a href="http://livebaseballscorecards.com">livebaseballscorecards.com</a>
Billy Hatcher, R (1,7) OBP: 0.326, SLG: 0.381	G4-3			F7		F8			SH2-4	3	0	0	0	0	0	1	
Bob Zupcic, R (1,9) OBP: 0.326, SLG: 0.385	L4			F8		G3-1			F8	4	0	0	0	0	0	2	
Tom Brunansky, R (1,10) OBP: 0.350, SLG: 0.475		P2					K		G6-3	4	0	1	0	0	1	1	
Scott Cooper, L (1,3) OBP: 0.315, SLG: 0.296		P5					F9			3	0	0	0	0	0	1	
John Marzano, R (1,2) OBP: 0.194, SLG: 0.276					G4-3					3	0	0	0	0	0	0	
Herm Winningham, L (1,8) OBP: 0.243, SLG: 0.275							F9		K	3	0	1	0	0	1	0	
Luis Rivera, R (1,6) OBP: 0.297, SLG: 0.265									G4-3	2	0	0	0	0	0	1	
Mo Vaughn, L (8,PH) OBP: 0.338, SLG: 0.377										1	0	0	0	0	0	0	
John Valentin, R (8,6) OBP: 0.286, SLG: 0.255										0	0	0	0	0	0	0	
Tom Barrett, S (1,4)									G4-3	2	0	0	0	1	0	1	
																	WP: 1 PA: 31 FB: 0 SB: 0 CS: 0
<b>Inning Stats</b>	R: 0 E: 0 K: 0 S: 9	H: 0 LOB: 0 BB: 0 P: 15	R: 0 E: 0 K: 0 S: 6	H: 0 LOB: 0 BB: 0 P: 9	R: 0 E: 0 K: 0 S: 11	H: 1 LOB: 1 BB: 0 P: 18	R: 0 E: 0 K: 0 S: 10	H: 1 LOB: 1 BB: 0 P: 16	R: 0 E: 0 K: 0 S: 7	H: 0 LOB: 0 BB: 0 P: 11	R: 0 E: 0 K: 1 S: 5	H: 0 LOB: 0 BB: 0 P: 9	R: 0 E: 0 K: 1 S: 8	H: 0 LOB: 0 BB: 0 P: 11	R: 0 E: 0 K: 0 S: 7	H: 1 LOB: 1 BB: 0 P: 10	1B: 3 SF: 0 2B: 0 SAC: 1 3B: 0 DP: 0 HR: 0 HBP: 0
<b>PITCHER</b>	IP WLS BF H R ER SO BB IBB HBP BLK WP HR S P ERA WHIP																
21 Cal Eldred, R (1,1) ERA: 1.93	8.0 W 28 3 0 0 3 1 0 0 0 0 1 0 66 107 0.00 0.500																
Darren Holmes, R (9,1) ERA: 3.41	1.0 S 3 0 0 0 0 0 0 0 0 0 0 0 6 9 0.00 0.000																

Batter	1	2	3	4	5	6	7	8	9	AB	R	H	RBI	BB	SO	LOB	BOTTOM
Pat Listach, S (1,6) OBP: 0.361, SLG: 0.354	G6-3			L6					G4-3	4	0	1	0	0	0	2	<b>Boston Red Sox @ Milwaukee Brewers</b> Milwaukee County Stadium, Milwaukee, WI Fri Aug 14 1992, 8:05 PM EDT Att: 25,598 - Sunny - 61 F <a href="http://livebaseballscorecards.com">livebaseballscorecards.com</a>
Kevin Seitzer, R (1,5) OBP: 0.338, SLG: 0.367			FC4-6 1B			P3			G3	3	1	0	0	1	0	1	
Paul Molitor, R (1,10) OBP: 0.388, SLG: 0.471			CS 1B			F8			P3	4	0	2	0	0	0	0	
Dante Bichette, R (1,9) OBP: 0.335, SLG: 0.435						L5			F7	3	0	0	0	1	1	2	
Robin Yount, R (1,8) OBP: 0.302, SLG: 0.353										3	0	1	1	0	0	2	
Franklin Stubbs, L (1,3) OBP: 0.288, SLG: 0.361										3	0	0	0	0	1	2	
Greg Vaughn, R (1,7) OBP: 0.290, SLG: 0.386										3	0	2	0	0	1	0	
Tim McIntosh, R (1,2) OBP: 0.225, SLG: 0.203										2	0	0	0	1	1	2	
Jim Gantner, L (1,4) OBP: 0.283, SLG: 0.324										3	0	1	0	0	0	1	
<b>Inning Stats</b>	R: 1 E: 0 K: 1 S: 12	H: 2 LOB: 2 BB: 1 P: 23	R: 0 E: 0 K: 1 S: 8	H: 1 LOB: 0 BB: 0 P: 10	R: 0 E: 0 K: 0 S: 8	H: 2 LOB: 2 BB: 1 P: 14	R: 0 E: 0 K: 1 S: 15	H: 2 LOB: 2 BB: 0 P: 19	R: 0 E: 0 K: 0 S: 8	H: 0 LOB: 0 BB: 0 P: 12	R: 0 E: 0 K: 1 S: 6	H: 0 LOB: 0 BB: 1 P: 11	R: 0 E: 0 K: 0 S: 7	H: 0 LOB: 0 BB: 0 P: 11	R: 0 E: 0 K: 0 S: 7	H: 0 LOB: 0 BB: 0 P: 11	1B: 6 SF: 0 2B: 1 SAC: 0 3B: 0 DP: 1 HR: 0 HBP: 0
<b>PITCHER</b>	IP WLS BF H R ER SO BB IBB HBP BLK WP HR S P ERA WHIP																
Greg Harris, R (1,1) ERA: 2.49	8.0 L 31 7 1 1 4 3 0 0 0 0 0 0 71 111 1.12 1.250																



Batter	1	2	3	4	5	6	7	8	9	AB	R	H	RBI	BB	SO	LOB	TOP		
Wade Boggs, L (1, 10) OBP: 0.359, SLG: 0.381	G6-3		FC6-4			F7			G6-3	4	0	0	0	0	0	2	<b>Boston Red Sox @ Milwaukee Brewers</b> Milwaukee County Stadium, Milwaukee, WI Sun Aug 16 1992, 4:33 AM EDT Att: 27,174 - Sunny - 73 F		
Billy Hatcher, R (1, 7) OBP: 0.320, SLG: 0.372	G4-3			F9		F8			F9	4	0	0	0	0	1				
Herm Winningham, L (1, 8) OBP: 0.249, SLG: 0.281	K			G6-4-3 1B					K	4	0	2	0	0	2				
Tom Brunansky, R (1, 9) OBP: 0.349, SLG: 0.470		K		G6-4-3		G4-6-3				3	0	0	0	1	2				
Mo Vaughn, L (1, 3) OBP: 0.337, SLG: 0.372	G4-3				F9					2	0	0	0	1	0				
John Marzano, R (1, 2) OBP: 0.176, SLG: 0.250	K				K			G5-3		3	0	0	0	0	2				
Scott Cooper, L (1, 5) OBP: 0.310, SLG: 0.292			F7			F8			F8	3	0	0	0	0	0				
Luis Rivera, R (1, 6) OBP: 0.296, SLG: 0.265			P2			SH1-3 1B			F8	3	0	1	0	0	0				
Tom Barrett, S (1, 4) OBP: 0.296, SLG: 0.265				FC6-4 BB		SH1-3			F7	1	0	0	0	1	0				
<b>Inning Stats</b>	R: 0 H: 0 E: 0 K: 1 S: 7	H: 0 LOB: 0 BB: 0 P: 11	R: 0 H: 0 E: 0 K: 2 S: 9	H: 0 LOB: 0 BB: 0 P: 12	R: 0 H: 0 E: 0 K: 0 S: 6	H: 0 LOB: 1 BB: 1 P: 15	R: 0 H: 1 E: 0 K: 0 S: 10	H: 0 LOB: 0 BB: 0 P: 6	R: 0 H: 1 E: 0 K: 0 S: 10	H: 1 LOB: 1 BB: 0 P: 11	R: 0 H: 1 E: 0 K: 0 S: 5	H: 1 LOB: 1 BB: 1 P: 12	R: 0 H: 0 E: 0 K: 0 S: 4	H: 0 LOB: 0 BB: 0 P: 7	R: 0 H: 0 E: 0 K: 1 S: 6		H: 0 LOB: 0 BB: 0 P: 9	1B: 3 2B: 0 3B: 0 HR: 0	SF: 0 SAC: 1 DP: 2 HBP: 0
<b>PITCHER</b> Jaime Navarro, R (1, 1) ERA: 3.08	IP: 9.0 WLS: W BF: 30 H: 3 R: 0 ER: 0 SO: 5 BB: 2 IBB: 0 HBP: 0 BLK: 0 WP: 0 HR: 0 S: 62 P: 99 ERA: 0.00 WHIP: 0.556															<b>PITCHER</b>			

Batter	1	2	3	4	5	6	7	8	9	AB	R	H	RBI	BB	SO	LOB	BOTTOM	
Pat Listach, S (1, 6) OBP: 0.355, SLG: 0.348	F8		FC4-6 E FC		L3			SH3-4		3	0	0	1	0	0	1	<b>Boston Red Sox @ Milwaukee Brewers</b> Milwaukee County Stadium, Milwaukee, WI Sun Aug 16 1992, 4:33 AM EDT Att: 27,174 - Sunny - 73 F	
Darryl Hamilton, L (1, 8) OBP: 0.338, SLG: 0.385	G5-3		FC			F8		F8		4	0	0	0	0	2			
Paul Molitor, R (1, 3) OBP: 0.386, SLG: 0.465	K		K			G6-3				3	0	0	0	1	2			
Greg Vaughn, R (1, 7) OBP: 0.289, SLG: 0.383		K	G5-3							4	0	1	0	0	1			
Dante Bichette, R (1, 9) OBP: 0.331, SLG: 0.429		K			L5					3	0	0	0	0	1			
Kevin Seitzer, R (1, 5) OBP: 0.338, SLG: 0.367					G6-3					3	0	1	0	0	1			
John Jaha, R (1, 10) OBP: 0.245, SLG: 0.259					G5-3					3	0	0	0	0	1			
B.J. Surhoff, L (1, 2) OBP: 0.305, SLG: 0.323						G6-3				3	1	1	0	0	0			
Scott Fletcher, R (1, 4) OBP: 0.341, SLG: 0.375										3	0	2	0	0	0			
<b>Inning Stats</b>	R: 0 H: 0 E: 0 K: 1 S: 7	H: 1 LOB: 1 BB: 0 P: 13	R: 1 H: 2 E: 0 K: 1 S: 11	H: 2 LOB: 2 BB: 0 P: 19	R: 0 H: 0 E: 0 K: 0 S: 7	H: 0 LOB: 0 BB: 0 P: 7	R: 0 H: 1 E: 0 K: 0 S: 10	H: 0 LOB: 0 BB: 0 P: 11	R: 0 H: 1 E: 0 K: 0 S: 7	H: 1 LOB: 2 BB: 1 P: 13	R: 0 H: 1 E: 0 K: 0 S: 8	H: 0 LOB: 0 BB: 0 P: 11	R: 0 H: 1 E: 0 K: 0 S: 7	H: 1 LOB: 1 BB: 1 P: 13	1B: 4 2B: 1 3B: 0 HR: 0	SF: 0 SAC: 1 DP: 0 HBP: 0		WP: 0 PA: 31 PB: 0 SB: 1 CS: 0
<b>PITCHER</b> Frank Viola, L (1, 1) ERA: 3.08	IP: 8.0 WLS: L BF: 31 H: 5 R: 1 ER: 1 SO: 6 BB: 0 IBB: 1 HBP: 0 BLK: 0 WP: 0 HR: 0 S: 67 P: 111 ERA: 1.12 WHIP: 0.625															<b>PITCHER</b>		

Batter	1	2	3	4	5	6	7	8	9	AB	R	H	RBI	BB	SO	LOB	TOP			
Luis Polonia, L OBP: 0.354, SLG: 0.345	G5-3		G2-3		L7		F8			4	0	0	0	0	0	5	<b>California Angels @ Boston Red Sox</b> Fenway Park, Boston, MA Tue Aug 18 1992, 7:05 PM EDT Att: 33,339 - Cloudy - 67 F			
Luis Sojo, R OBP: 0.295, SLG: 0.400	P2			WP BB 1B	F7		F8		4	0	1	0	0	0	2					
Junior Felix, S OBP: 0.287, SLG: 0.368	L8			F8		G3		K	4	0	0	0	0	1	1					
Gary Gaetti, R OBP: 0.267, SLG: 0.328		K		WP BB 1-2		K		G4-3	3	0	0	0	1	2	0					
Chad Curtis, R OBP: 0.336, SLG: 0.386		G6-3		K		P4		G5-3 G4-3 1B	4	0	1	0	0	1	2					
Von Hayes, L OBP: 0.305, SLG: 0.326		L9		K				G4-3 1-2	4	0	1	0	0	1	3					
Gary Disarcina, R OBP: 0.288, SLG: 0.305			G3-1		BB HBP		K	G5-3 2-3	3	0	0	0	0	1	2					
Ron Tingley, R OBP: 0.279, SLG: 0.333			K		F8			K	2	0	0	0	0	1	1					
Lee Stevens, L OBP: 0.276, SLG: 0.336								K	0	0	0	0	1	0	0					
Mike Fitzgerald, R OBP: 0.285, SLG: 0.304								BB	0	0	0	0	0	0	0					
Rob Ducey, L OBP: 0.217, SLG: 0.233									1	0	0	0	0	1	1					
Damon Easley, R OBP: 0.188, SLG: 0.143			S 1B				L8		2	0	1	0	1	0	2					
<b>Inning Stats</b>	R: 0 E: 0 K: 0 S: 6	H: 0 LOB: 0 BB: 0 P: 9	R: 0 E: 0 K: 1 S: 12	H: 0 LOB: 0 BB: 16	R: 0 E: 0 K: 1 S: 9	H: 1 LOB: 1 BB: 0 P: 14	R: 0 E: 0 K: 2 S: 15	H: 1 LOB: 2 BB: 1 P: 25	R: 0 E: 0 K: 0 S: 9	H: 0 LOB: 0 BB: 0 P: 16	R: 0 E: 0 K: 1 S: 10	H: 1 LOB: 2 BB: 1 P: 22	R: 0 E: 0 K: 1 S: 6	H: 0 LOB: 0 BB: 0 P: 9	R: 0 E: 0 K: 1 S: 13	H: 1 LOB: 1 BB: 0 P: 19	1B: 3 2B: 1 3B: 0 HR: 0	SF: 0 SAC: 0 DP: 0 HBP: 1	WP: 1 PB: 0 SB: 1 CS: 0	PA: 35
<b>PITCHER</b> Rogier Clemens, R ERA: 2.1	IP: 9.0 WLS: W BF: 35 H: 4 R: 0 ER: 0 SO: 8 BB: 3 IBB: 0 HBP: 1 BLK: 0 WP: 1 HR: 0 S: 92 P: 142 ERA: 0.00 WHIP: 0.778																			

Batter	1	2	3	4	5	6	7	8	9	AB	R	H	RBI	BB	SO	LOB	BOTTOM			
Wade Boggs, L OBP: 0.361, SLG: 0.388	1B	SF8	FC6-4				HBP BB			3	0	2	1	1	0	2	<b>California Angels @ Boston Red Sox</b> Fenway Park, Boston, MA Tue Aug 18 1992, 7:05 PM EDT Att: 33,339 - Cloudy - 67 F			
Billy Hatcher, R OBP: 0.321, SLG: 0.370	L8			G5-3	K				4	0	1	1	0	1	2					
Bob Zupcic, R OBP: 0.326, SLG: 0.387	K	K		2B 1B		BB G4-3 2B	F8		5	1	2	0	0	2	5					
Tom Brunansky, R OBP: 0.358, SLG: 0.477			1B 1B BB	2B		G4-3 BB BB		1B HR BB	2	2	2	0	3	0	0					
Jack Clark, R OBP: 0.346, SLG: 0.310	K		1B 1B FC6-4 1B	K		G4-3 BB		HR 1B	4	2	2	0	1	2	4					
Jody Reed, R OBP: 0.332, SLG: 0.339		2B SF8 BB	FC6-4 1B		IBB	G4-3		K	3	1	1	0	2	1	4					
Mo Vaughn, L OBP: 0.338, SLG: 0.390		1B 2B	K	G3		K		HR	5	2	2	3	0	2	7					
Tony Peña, R OBP: 0.289, SLG: 0.303	K				G6-3		P2	K	5	0	1	1	0	2	2					
John Valentin, R OBP: 0.281, SLG: 0.259		1B BB	FC6-4 1B		G5-3		P2	F9	4	0	0	1	1	0	2					
<b>Inning Stats</b>	R: 0 E: 0 K: 2 S: 11	H: 2 LOB: 2 BB: 0 P: 20	R: 2 E: 0 K: 2 S: 18	H: 2 LOB: 2 BB: 2 P: 36	R: 2 E: 0 K: 1 S: 13	H: 3 LOB: 2 BB: 1 P: 23	R: 0 E: 0 K: 1 S: 12	H: 2 LOB: 3 BB: 1 P: 26	R: 0 E: 0 K: 1 S: 8	H: 1 LOB: 1 BB: 0 P: 11	R: 1 E: 0 K: 1 S: 9	H: 1 LOB: 2 BB: 2 P: 22	R: 0 E: 0 K: 0 S: 11	H: 0 LOB: 1 BB: 1 P: 22	R: 3 E: 0 K: 2 S: 16	H: 2 LOB: 0 BB: 1 P: 29		1B: 8 2B: 3 3B: 1 HR: 1	SF: 1 SAC: 0 DP: 1 HBP: 1	WP: 0 PB: 0 SB: 0 CS: 0
<b>PITCHER</b> Mark Langston, L ERA: 4.0	IP: 5.0 WLS: L BF: 31 H: 11 R: 5 ER: 5 SO: 7 BB: 4 IBB: 0 HBP: 0 BLK: 0 WP: 0 HR: 0 S: 65 P: 126 ERA: 9.00 WHIP: 3.000																			
Mike Butcher, R ERA: 2.5	IP: 6.1 WLS: 1 BF: 11 H: 2 R: 2 ER: 2 SO: 2 BB: 3 IBB: 0 HBP: 1 BLK: 0 WP: 0 HR: 0 S: 24 P: 48 ERA: 7.71 WHIP: 1.714																			
Steve Frey, L ERA: 3.99	IP: 8.1 WLS: 1 BF: 1 H: 1 R: 1 ER: 1 SO: 0 BB: 0 IBB: 0 HBP: 0 BLK: 0 WP: 0 HR: 0 S: 4 P: 7 ERA: ∞ WHIP: ∞																			
Chuck Crim, R ERA: 5.64	IP: 8.1 WLS: 2 BF: 0 H: 0 R: 0 ER: 0 SO: 1 BB: 0 IBB: 0 HBP: 0 BLK: 0 WP: 0 HR: 0 S: 5 P: 8 ERA: 0.00 WHIP: 0.000																			

AB	31
R	0
H	4
RBI	0
BB	3
SO	8
LOB	19



AB	35
R	8
H	13
RBI	7
BB	8
SO	10
LOB	28





Batter	1	2	3	4	5	6	7	8	9	AB	R	H	RBI	BB	SO	LOB	TOP								
Luis Polonia, L OBP: 0.391, SLG: 0.342 (1, 7)	G6-3		G4-3		G1-3			FC4-2		4	0	0	1	0	0	2	<b>California Angels @ Boston Red Sox</b> Fenway Park, Boston, MA Wed Aug 19 1992, 7:05 PM EDT Att: 32,980 - Cloudy - 71 F								
Luis Sojo, R OBP: 0.299, SLG: 0.399 (1, 4)	P6							G3		3	0	1	0	1	0	1									
Junior Felix, S OBP: 0.284, SLG: 0.364 (1, 8)	G1-3		G4-3						K	4	0	0	0	0	1	3									
Ken Oberkfell, L OBP: 0.260, SLG: 0.234 Von Hayes, L OBP: 0.305, SLG: 0.326 (9, PR)		G3								4	0	2	0	0	0	1									
Chad Curtis, R OBP: 0.332, SLG: 0.381 (1, 9)	K									4	0	0	0	0	3	2									
Lee Stevens, L OBP: 0.275, SLG: 0.339 (1, 3)	G4-3									4	1	1	0	0	0	1									
Gary Disarcina, R OBP: 0.290, SLG: 0.307 (1, 6)										4	0	2	2	0	0	1									
Mike Fitzgerald, R OBP: 0.282, SLG: 0.301 Rob Ducey, L OBP: 0.234, SLG: 0.273 Ron Tingley, R OBP: 0.276, SLG: 0.330 (8, PH)										2	1	0	0	0	0	1									
Damon Easley, R OBP: 0.211, SLG: 0.176 (1, 5)										1	0	1	0	0	0	0									
										1	0	0	0	0	1	1									
<b>Inning Stats</b>	R: 0 E: 0 K: 0 S: 6	H: 0 LOB: 0 BB: 0 P: 9	R: 0 E: 0 K: 1 S: 11	H: 0 LOB: 0 BB: 0 P: 15	R: 1 E: 1 K: 0 S: 11	H: 2 LOB: 2 BB: 1 P: 21	R: 0 E: 0 K: 1 S: 7	H: 1 LOB: 1 BB: 0 P: 12	R: 0 E: 0 K: 1 S: 6	H: 0 LOB: 0 BB: 0 P: 8	R: 0 E: 0 K: 0 S: 6	H: 1 LOB: 0 BB: 0 P: 9	R: 0 E: 0 K: 0 S: 5	H: 0 LOB: 0 BB: 0 P: 8	R: 0 E: 0 K: 0 S: 10	H: 1 LOB: 1 BB: 0 P: 14	R: 2 E: 0 K: 3 S: 18	H: 3 LOB: 1 BB: 0 P: 24	1B: 6 2B: 3 3B: 0 HR: 0	SF: 0 SAC: 0 DP: 1 HBP: 0	WP: 1 PB: 0 SB: 0 CS: 0	PA: 35			
<b>PITCHER</b>	IP	WLS	BF	H	R	ER	SO	BB	IBB	HBP	BLK	WP	HR	S	P	ERA	WHIP								
John Dopson, R ERA: 3.29 (1, 1)	7.1		27	5	1	1	3	1	0	0	1	1	0	57	89	1.23	0.818								
Tony Fossas, L ERA: 2.94 (8, 1)	0.1	1	0	0	0	0	0	0	0	0	0	0	0	2	3	0.00	0.000								
Greg Harris, R ERA: 2.48 (8, 1)	0.1	1	0	0	0	0	0	0	0	0	0	0	0	3	4	0.00	0.000								
Jeff Reardon, R ERA: 4.17 (9, 1)	1.0	L	6	3	2	2	3	0	0	0	0	0	0	18	24	18.00	3.000								

Batter	1	2	3	4	5	6	7	8	9	AB	R	H	RBI	BB	SO	LOB	BOTTOM								
Wade Boggs, L OBP: 0.358, SLG: 0.383 (1, 5)	F8	G6-3		G5-3		G4-3			G4-3	5	0	0	0	0	0	1	<b>California Angels @ Boston Red Sox</b> Fenway Park, Boston, MA Wed Aug 19 1992, 7:05 PM EDT Att: 32,980 - Cloudy - 71 F								
Billy Hatcher, R OBP: 0.323, SLG: 0.370 (1, 7)	G6-3		K					F8		5	1	2	0	0	1	0									
Bob Zupcic, R OBP: 0.327, SLG: 0.385 (1, 8)	BB		K					F9		4	1	1	0	0	1	1									
Tom Brunansky, R OBP: 0.364, SLG: 0.480 (1, 9)	2B									2	0	2	0	2	0	0									
Jack Clark, R OBP: 0.348, SLG: 0.317 (1, 10)	BB									4	0	2	1	0	1	4									
Jody Reed, R OBP: 0.333, SLG: 0.339 (1, 4)	2B									3	0	1	1	1	0	2									
Mo Vaughn, L OBP: 0.337, SLG: 0.385 (1, 3)	BB									3	0	0	0	1	1	6									
Tony Peña, R OBP: 0.288, SLG: 0.302 (1, 2)	K									4	0	1	0	0	0	1									
John Valentin, R OBP: 0.279, SLG: 0.258 (1, 6)										4	0	1	0	0	1	1									
										4	0	1	0	0	1	1									
<b>Inning Stats</b>	R: 1 E: 0 K: 1 S: 26	H: 1 LOB: 3 BB: 2 P: 41	R: 0 E: 0 K: 1 S: 6	H: 0 LOB: 0 BB: 0 P: 9	R: 0 E: 0 K: 2 S: 13	H: 2 LOB: 0 BB: 0 P: 16	R: 0 E: 0 K: 0 S: 8	H: 1 LOB: 1 BB: 1 P: 14	R: 1 E: 0 K: 1 S: 13	H: 3 LOB: 2 BB: 1 P: 21	R: 0 E: 0 K: 0 S: 4	H: 0 LOB: 0 BB: 0 P: 7	R: 0 E: 0 K: 0 S: 5	H: 1 LOB: 1 BB: 0 P: 6	R: 0 E: 0 K: 0 S: 8	H: 1 LOB: 0 BB: 0 P: 12	R: 0 E: 0 K: 0 S: 7	H: 1 LOB: 0 BB: 0 P: 14	1B: 9 2B: 2 3B: 0 HR: 0	SF: 0 SAC: 0 DP: 2 HBP: 1	WP: 0 PB: 0 SB: 0 CS: 0	PA: 39			
<b>PITCHER</b>	IP	WLS	BF	H	R	ER	SO	BB	IBB	HBP	BLK	WP	HR	S	P	ERA	WHIP								
Jim Abbott, L ERA: 2.86 (1, 1)	8.0	W	36	9	2	2	5	4	0	0	0	0	0	83	126	2.25	1.625								
Joe Grahe, R ERA: 3.49 (9, 1)	1.0	S	3	1	0	0	0	0	0	0	0	0	0	7	14	0.00	1.000								

Batter	1	2	3	4	5	6	7	8	9	AB	R	H	RBI	BB	SO	LOB	TOP						
Luis Polonia, L OBP: 0.352, SLG: 0.342 (1, 7)	G4-3	1-1 1B		G3			G1-3 1B		G5-3	5	0	2	0	0	0	1							
Luis Sojo, R OBP: 0.297, SLG: 0.395 (1, 4)	F7	0-0 F9			1-0 1B		G1-3 1B		G4-3	5	0	1	0	0	0	4							
Junior Felix, S OBP: 0.286, SLG: 0.363 (1, 8)	1B		0-1 F7		3-3 K		FC6-4 IBB		L7	4	0	1	0	1	1	1							
Gary Gaetti, R OBP: 0.267, SLG: 0.327 (1, 10)	K		0-0 1B		2-3 K		P5			4	0	1	0	0	2	5							
Chad Curtis, R OBP: 0.331, SLG: 0.377 (1, 9)		4-2 2B BB		1-3 K		1-3 K	FC6-4			3	1	0	0	1	2	5							
Lee Stevens, L OBP: 0.275, SLG: 0.342 (1, 3)	1B 2B		0-1 F8			G4-3		G4-3		4	1	1	1	0	0	1							
Gary Disarcina, R OBP: 0.294, SLG: 0.312 (1, 6)	1B	1-2 1B		2-0 1B		K		G3 1B		4	0	3	1	0	1	0							
Ron Tingley, R OBP: 0.266, SLG: 0.316 (1, 2)	K		2-3 K		2-3 K		K	G3		4	0	0	0	0	3	2							
Damon Easley, R OBP: 0.304, SLG: 0.250 (1, 5)	1B HBP		0-0 1B		1-3 1B		G1-3 1B	G5-3		3	0	2	0	0	0	1							
<b>Inning Stats</b>	R: 0 E: 0 K: 1 S: 15	H: 1 LOB: 1 BB: 0 P: 22	R: 2 E: 0 K: 1 S: 19	H: 3 LOB: 2 BB: 1 P: 33	R: 0 E: 0 K: 1 S: 8	H: 1 LOB: 1 BB: 0 P: 9	R: 0 E: 0 K: 3 S: 11	H: 2 LOB: 1 BB: 0 P: 18	R: 0 E: 0 K: 2 S: 12	H: 0 LOB: 0 BB: 0 P: 18	R: 0 E: 0 K: 0 S: 10	H: 2 LOB: 3 BB: 1 P: 19	R: 0 E: 0 K: 0 S: 6	H: 1 LOB: 1 BB: 0 P: 8	R: 0 E: 0 K: 0 S: 6	H: 0 LOB: 0 BB: 0 P: 9	1B: 10 2B: 1 3B: 0 HR: 0	SF: 0 SAC: 0 DP: 0 HBP: 1	WP: 0 PB: 0 SB: 1 CS: 0	PA: 39			
<b>PITCHER</b>	IP WLS BF L	H R ER 2	SO 9	BB 1	IBB 1	HBP 1	BLK 0	WP 0	HR 0	S 88	P 138	ERA 2.57	WHIP 1.571										
Danny Darwin, R ERA: 4.29 (1, 1)	7.0	2	9	1	1	1	0	0	0	12	17	0.00	0.500										
Paul Quantrill, R ERA: 1.69 (8, 1)	2.0	0	0	0	0	0	0	0	0	0	0	0.00	0.500										

California Angels @ Boston Red Sox  
Fenway Park, Boston, MA  
Thu Aug 20 1992, 7:05 PM EDT  
Att: 32,879 - Sunny - 70 F

AB 36  
R 2  
H 11  
RBI 2  
BB 2  
SO 9  
LOB 20

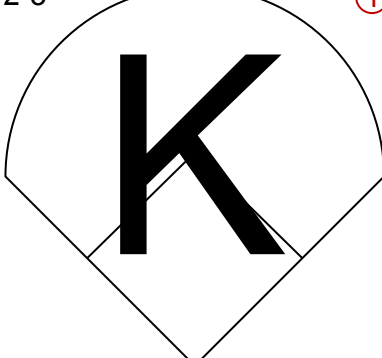
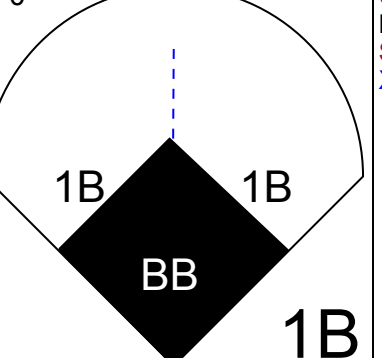
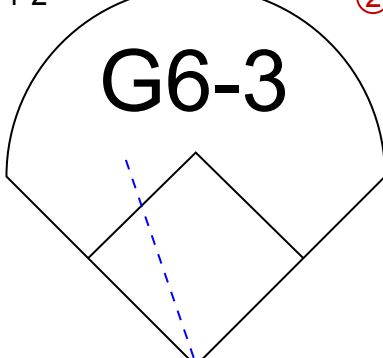
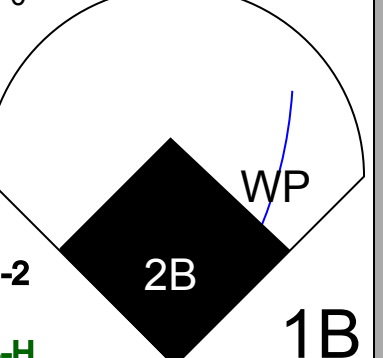
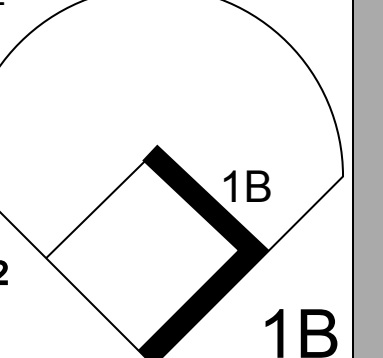
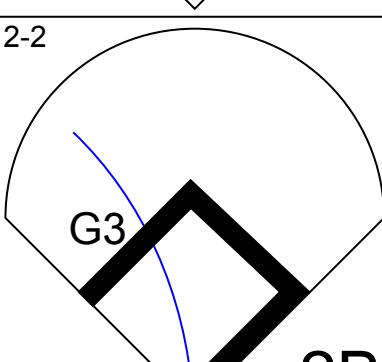
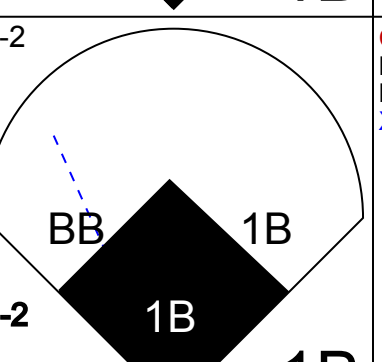
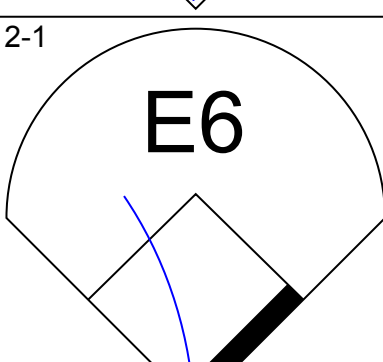
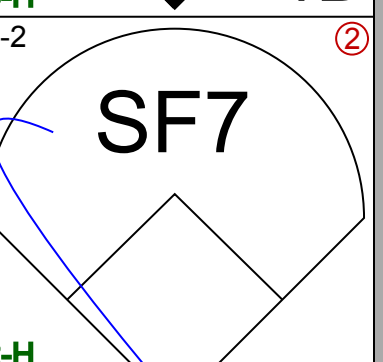
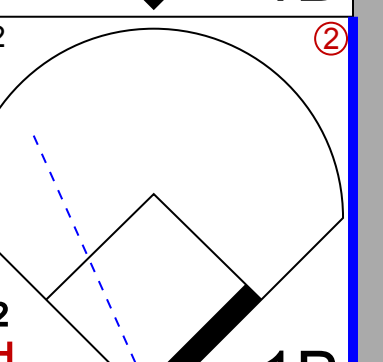
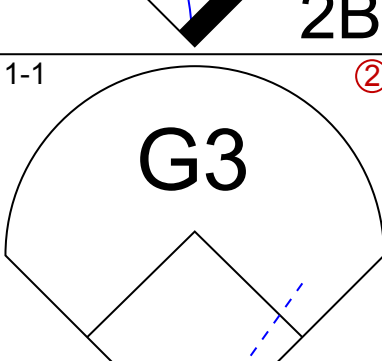
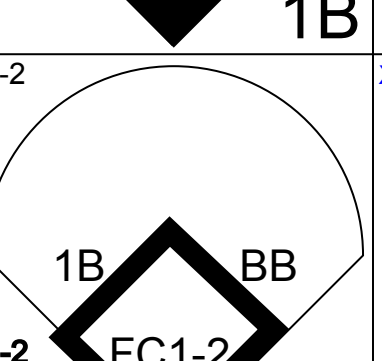
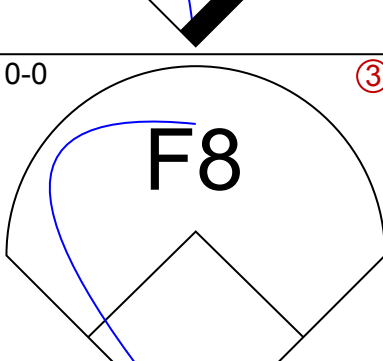
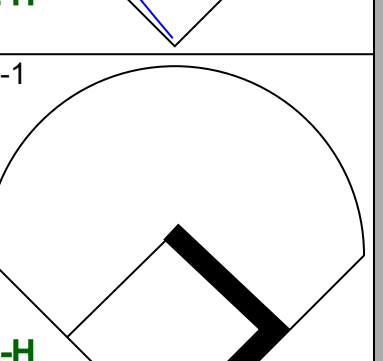
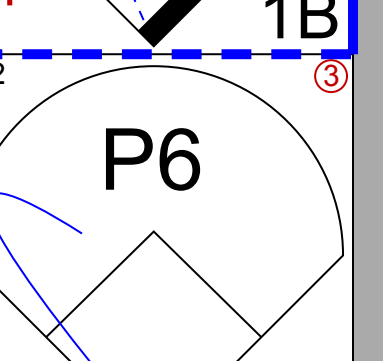
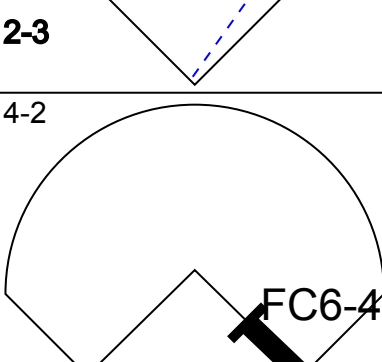
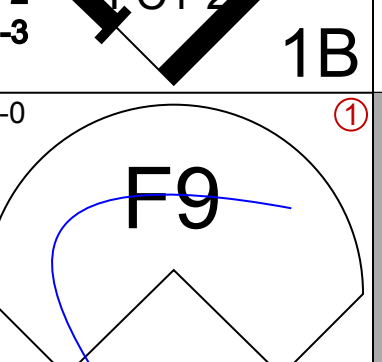
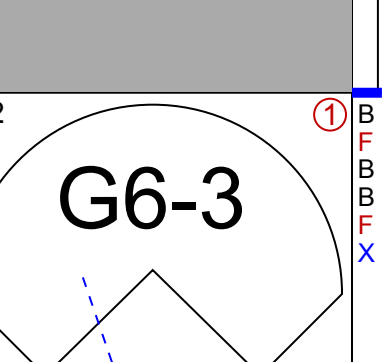
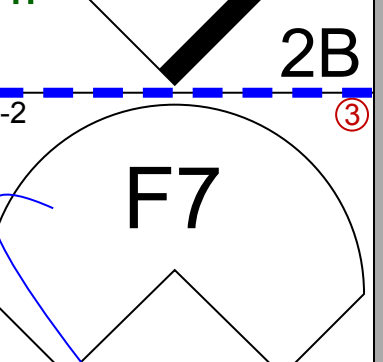
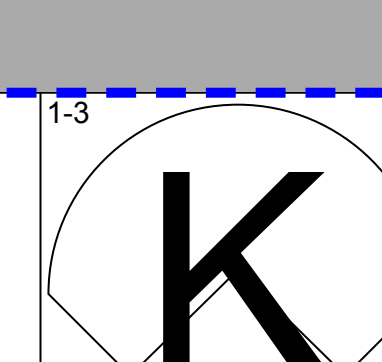
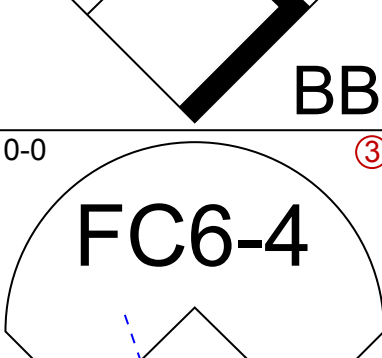
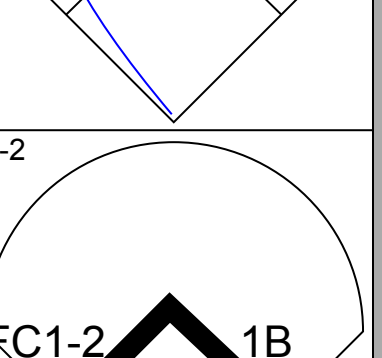
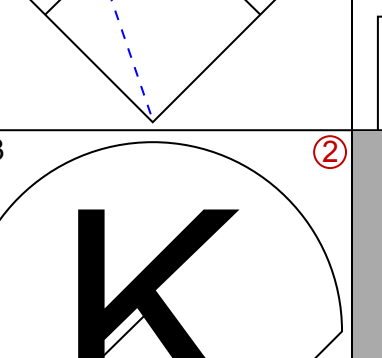
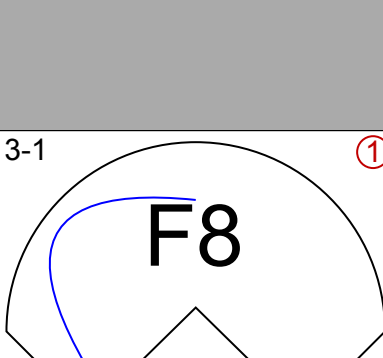
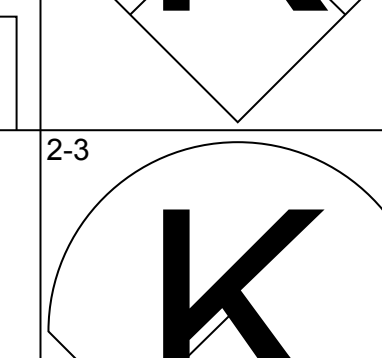
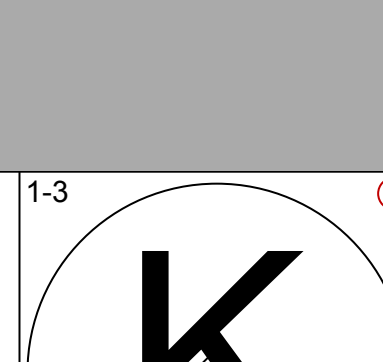
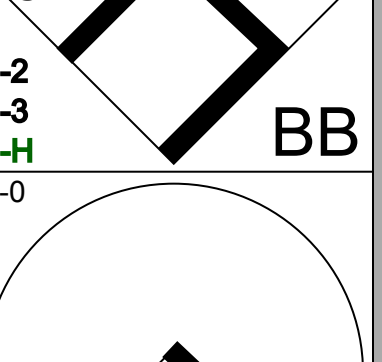
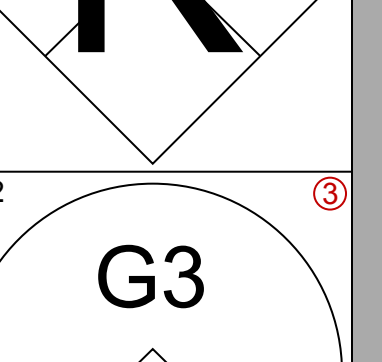
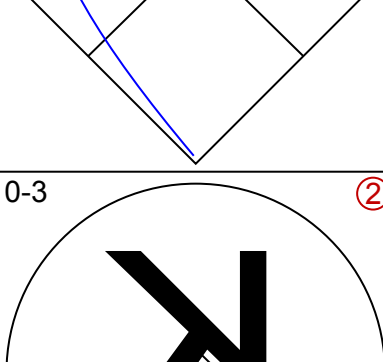
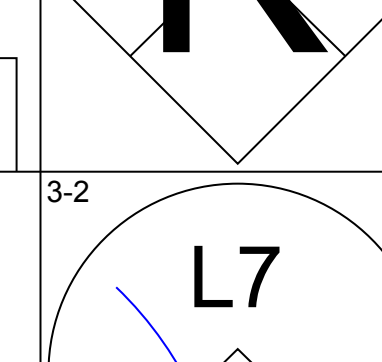
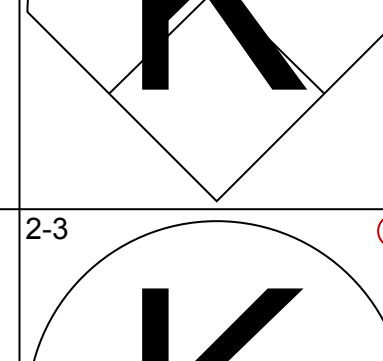
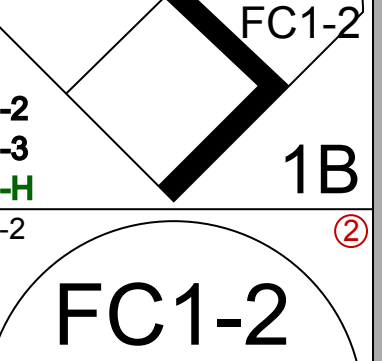
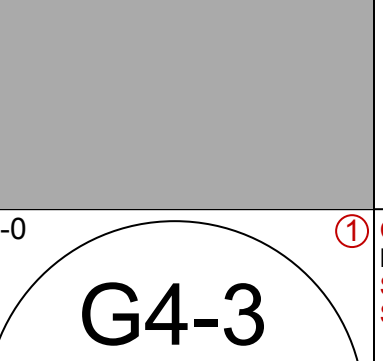
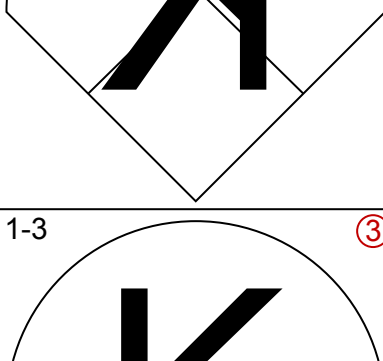
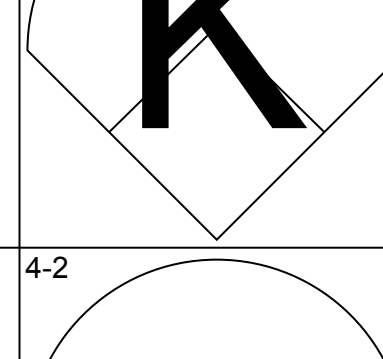
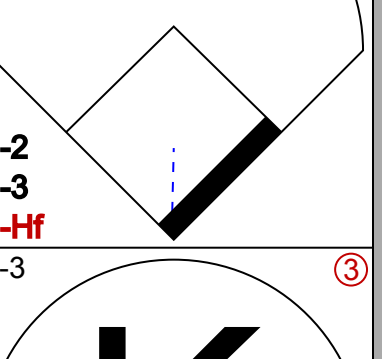
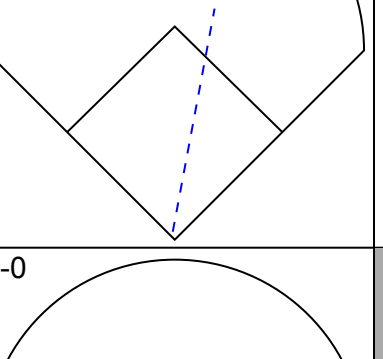
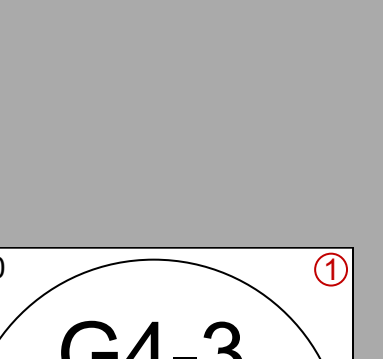

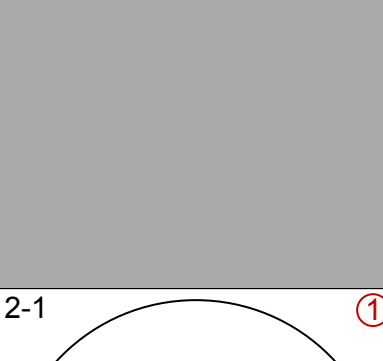
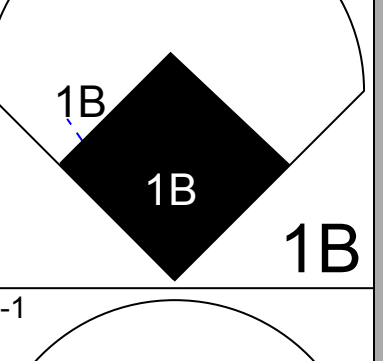
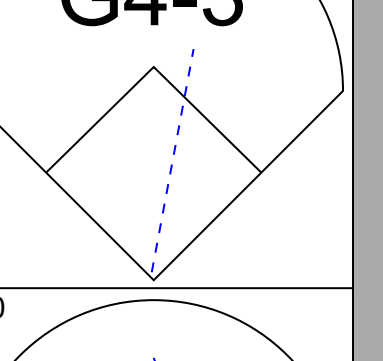


Batter	1	2	3	4	5	6	7	8	9	AB	R	H	RBI	BB	SO	LOB	BOTTOM						
Wade Boggs, L OBP: 0.397, SLG: 0.384 (1, 10)	F8		0-0 2B			G3		F8		4	0	1	0	0	0	0							
Billy Hatcher, R OBP: 0.322, SLG: 0.368 (1, 7)	K		2-0 P5			G6-3			FC3-6 1B	4	0	1	0	0	1	1							
Scott Cooper, L OBP: 0.314, SLG: 0.296 (1, 5)	1B		0-0 1B		0-0 1B		F9		FC3-6 1-2	4	0	2	0	0	0	1							
Tom Brunansky, R OBP: 0.363, SLG: 0.476 (1, 9)	G4-3		2-1 L5-3		1-2 1B		1B BB		L7	3	0	0	0	1	0	3							
Mo Vaughn, L OBP: 0.335, SLG: 0.381 (1, 3)	G4-3		0-1 G4-3		2-2 G3-1		1-2 1B		K	2	0	0	0	0	0	0							
Jack Clark, R OBP: 0.349, SLG: 0.319 (7, PH) (8, 3)										2	0	1	0	0	1	1							
Jody Reed, R OBP: 0.331, SLG: 0.336 (1, 4)	L6		3-1 L6		1-2 G6-3		K			3	0	0	0	0	1	2							
Herm Winningham, L OBP: 0.246, SLG: 0.277 (1, 8)	P5		0-2 P5		2-3 K		P5			2	0	0	0	0	1	0							
Bob Zupcic, R OBP: 0.326, SLG: 0.383 (7, PH) (8, 8)										1	0	0	0	0	0	2							
John Marzano, R OBP: 0.167, SLG: 0.235 (1, 2)			2-0 P2		1-0 G4-3			1-2 CS 1B		2	0	0	0	0	0	0							
Tony Peña, R OBP: 0.250, SLG: 0.304 (8, PH) (9, 2)										1	0	1	0	0	0	0							
John Valentin, R OBP: 0.268, SLG: 0.246 (1, 6)	F8		2-1 F8		0-0 F9			F8		3	0	0	0	0	0	1							
<b>Inning Stats</b>	R: 0 E: 0 K: 1 S: 8	H: 1 LOB: 0 BB: 0 P: 10	R: 0 E: 0 K: 0 S: 7	H: 0 LOB: 0 BB: 0 P: 10	R: 0 E: 0 K: 0 S: 5	H: 1 LOB: 1 BB: 0 P: 11	R: 0 E: 0 K: 0 S: 7	H: 1 LOB: 0 BB: 0 P: 11	R: 0 E: 0 K: 1 S: 7	H: 0 LOB: 0 BB: 0 P: 11	R: 0 E: 0 K: 0 S: 4	H: 0 LOB: 0 BB: 0 P: 6	R: 0 E: 0 K: 1 S: 7	H: 1 LOB: 2 BB: 1 P: 16	R: 0 E: 0 K: 0 S: 10	H: 1 LOB: 0 BB: 0 P: 15	R: 0 E: 0 K: 1 S: 13	H: 1 LOB: 1 BB: 0 P: 17	1B: 5 2B: 2 3B: 0 HR: 0	SF: 0 SAC: 0 DP: 1 HBP: 0	WP: 0 PB: 0 SB: 0 CS: 1	PA: 32	
<b>PITCHER</b>	IP WLS BF W	H R ER 0	SO 2	BB 0	IBB 0	HBP 0	BLK 0	WP 0	HR 0	S 39	P 65	ERA 0.00	WHIP 0.632										
Bert Blyleven, R ERA: 4.71 (7, 1)	0.1	0	1	0	0	0	0	0	0	5	8	0.00	3.000										
Scott Bailes, L ERA: 7.41 (7, 1)	1.1	0	0	0	0	0	0	0	0	11	17	0.00	0.750										
Chuck Crim, R ERA: 5.53 (9, 1)	1.0	0	0	1	0	0	0	0	0	13	17	0.00	1.000										

California Angels @ Boston Red Sox  
Fenway Park, Boston, MA  
Thu Aug 20 1992, 7:05 PM EDT  
Att: 32,879 - Sunny - 70 F

AB 31  
R 0  
H 6  
RBI 0  
BB 1  
SO 4  
LOB 11

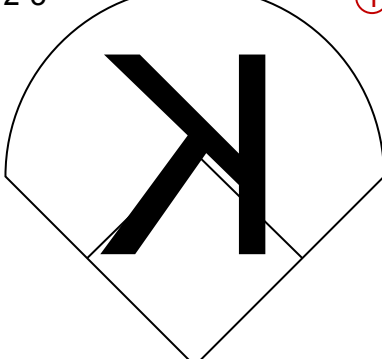

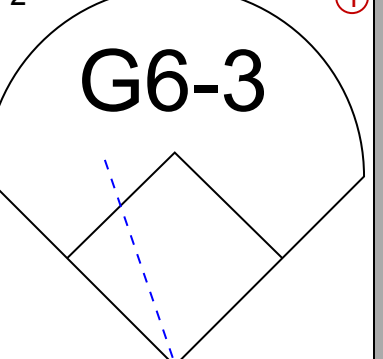
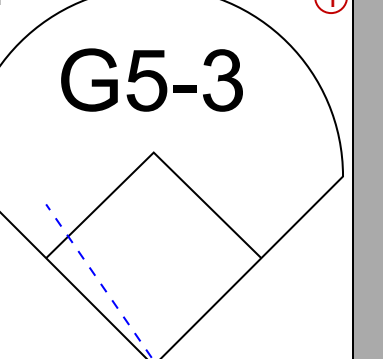
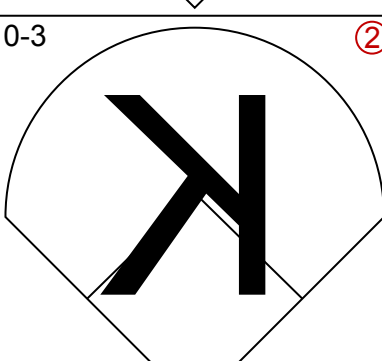
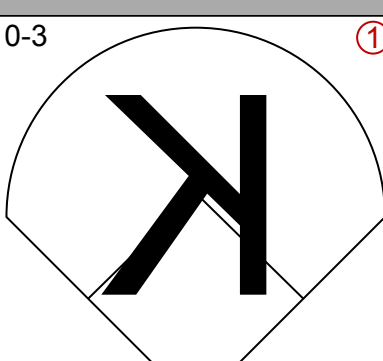
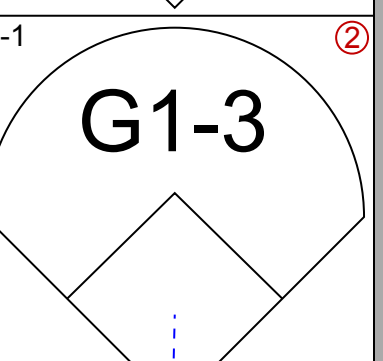
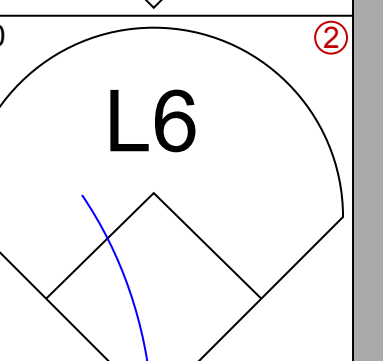
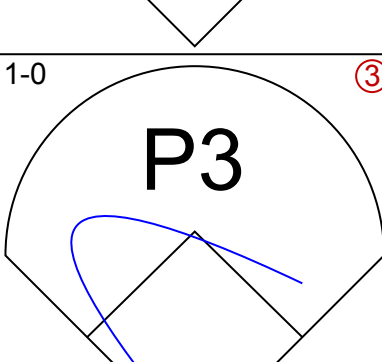
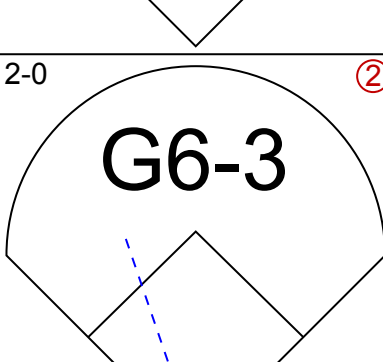
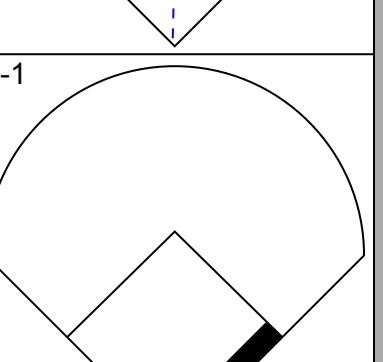
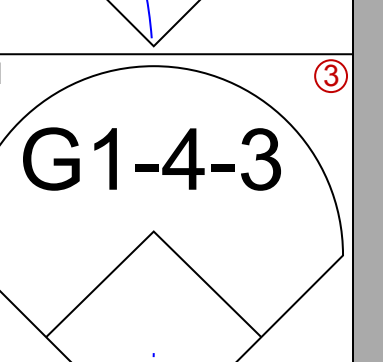
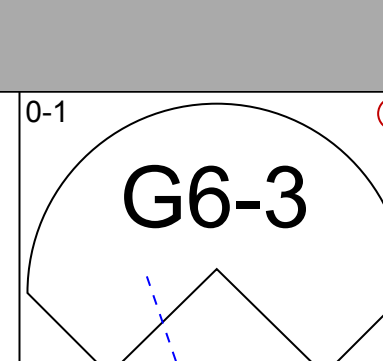
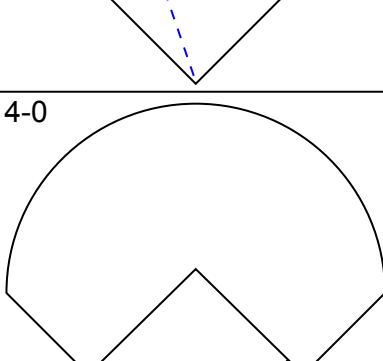
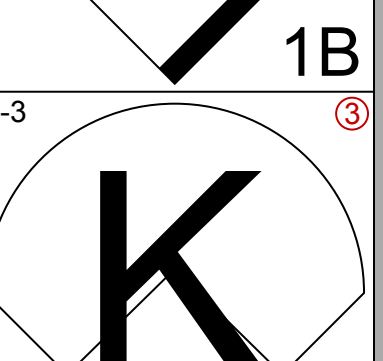
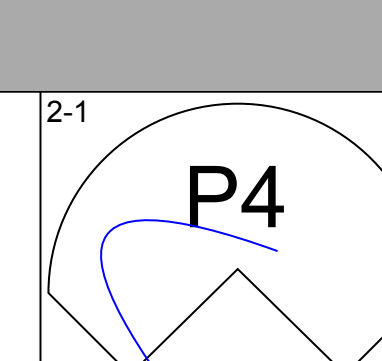
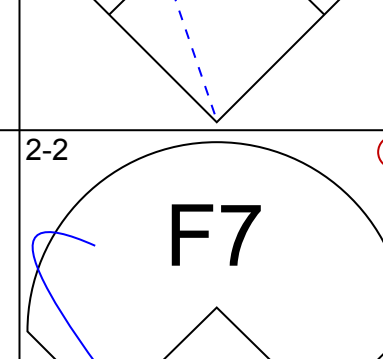
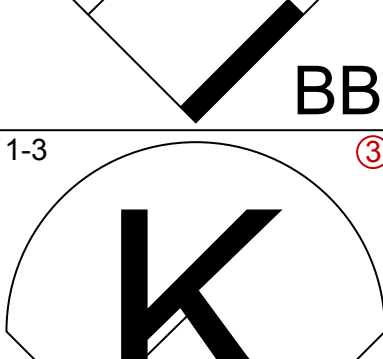
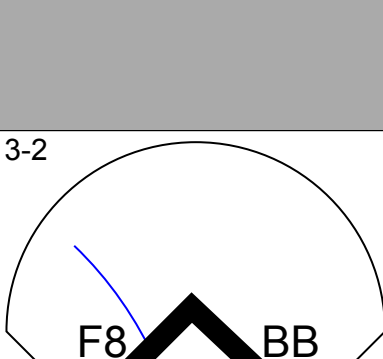
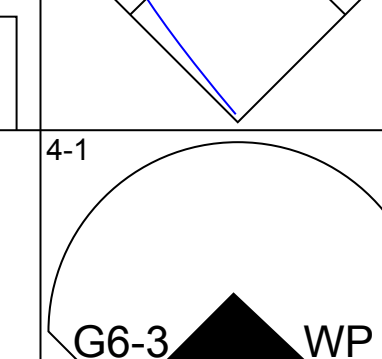
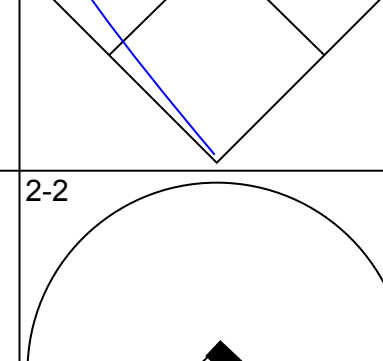
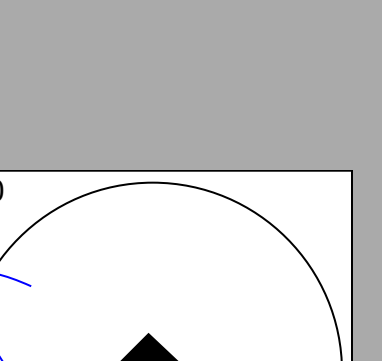
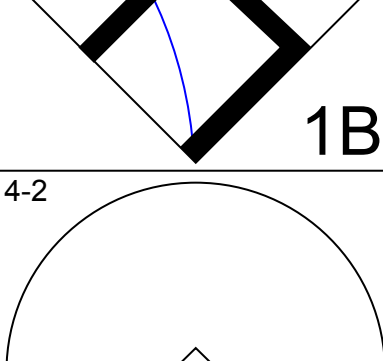
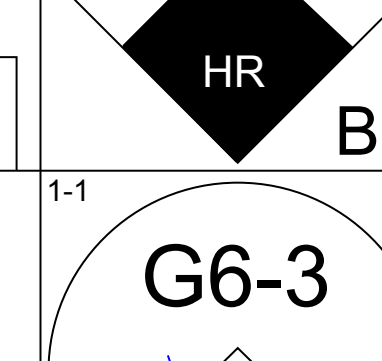
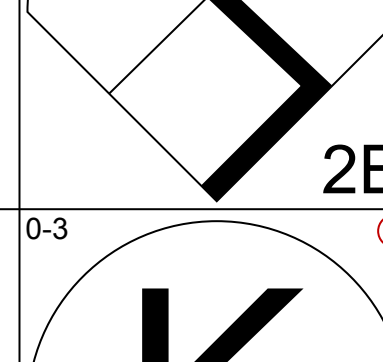
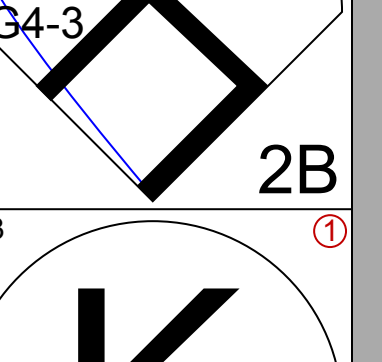
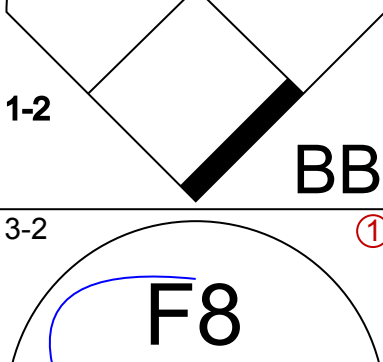
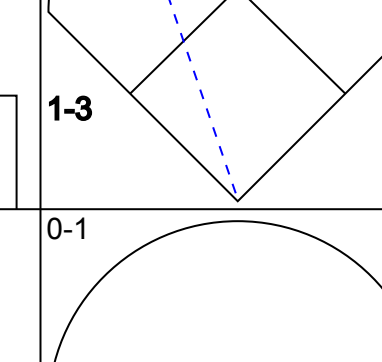

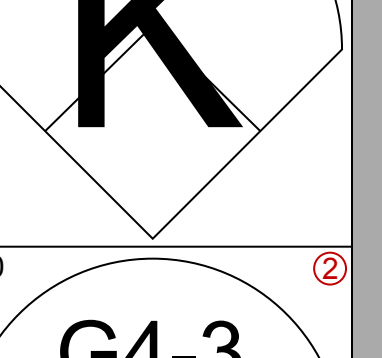
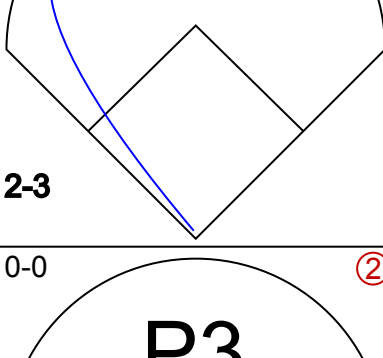
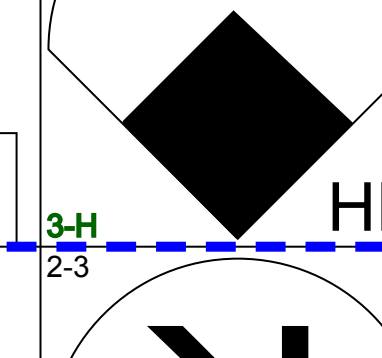
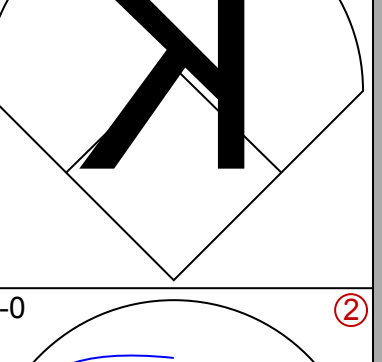
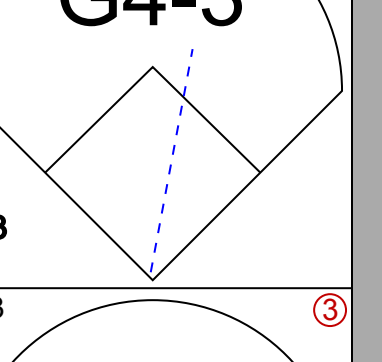
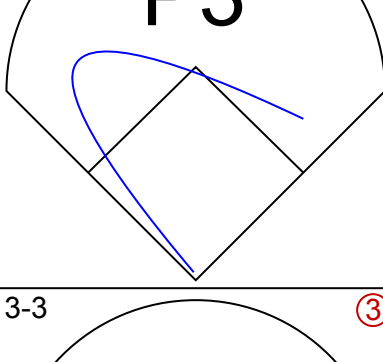


Batter	1	2	3	4	5	6	7	8	9	AB	R	H	RBI	BB	SO	LOB	TOP					
<b>Henry Cotto, R</b> OBP: 0.313, SLG: 0.369 (1, 7)										5	2	3	1	0	1	0						
<b>Edgar Martinez, R</b> OBP: 0.404, SLG: 0.545 <b>Mike Blowers, R</b> OBP: 0.280, SLG: 0.182 (1, 5) (8, 5)										4	1	3	1	0	0	0						
<b>Ken Griffey Jr., L</b> OBP: 0.362, SLG: 0.555 (1, 8)										5	0	2	1	0	0	4						
<b>Lance Parrish, R</b> OBP: 0.295, SLG: 0.453 (1, 10)										4	0	0	0	1	1	4						
<b>Jay Buhner, R</b> OBP: 0.326, SLG: 0.410 (1, 9)										4	0	0	1	1	2	2						
<b>Tino Martinez, L</b> OBP: 0.302, SLG: 0.387 (1, 3)										5	0	1	1	0	2	0						
<b>Bret Boone, R</b> OBP: 0.222, SLG: 0.125 (1, 4)										4	0	0	0	0	2	3						
<b>Dave Valle, R</b> OBP: 0.297, SLG: 0.348 (1, 2)										3	1	1	0	1	1	3						
<b>Omar Vizquel, S</b> OBP: 0.362, SLG: 0.372 (1, 6)										4	1	2	0	0	0	1						
<b>Inning Stats</b>	R: 0 E: 0 K: 1 S: 11	H: 1 LOB: 2 BB: 1 P: 20	R: 0 E: 0 K: 2 S: 10	H: 0 LOB: 1 BB: 1 P: 17	R: 2 E: 0 K: 1 S: 17	H: 4 LOB: 3 BB: 1 P: 31	R: 0 E: 1 K: 0 S: 8	H: 0 LOB: 1 BB: 0 P: 13	R: 0 E: 0 K: 1 S: 9	H: 0 LOB: 0 BB: 0 P: 15	R: 3 E: 0 K: 0 S: 13	H: 4 LOB: 1 BB: 0 P: 19	R: 0 E: 0 K: 2 S: 8	H: 0 LOB: 0 BB: 0 P: 12	R: 0 E: 0 K: 0 S: 13	H: 3 LOB: 2 BB: 0 P: 15	R: 0 E: 0 K: 2 S: 11	H: 0 LOB: 0 BB: 0 P: 17	1B: 10 2B: 2 3B: 0 HR: 0	SF: 1 SAC: 0 DP: 0 HBP: 0	WP: 1 PB: 0 SB: 1 CS: 0	PA: 42
<b>PITCHER</b>	IP	WLS	BF	H	R	ER	SO	BB	IBB	HBP	BLK	WP	HR	S	P	ERA	WHIP					
<b>Frank Viola, L</b> ERA: 3.23 <b>Greg Harris, R</b> ERA: 2.43 <b>Tony Fossas, L</b> ERA: 2.79 <b>Paul Quantrill, R</b> ERA: 1.61	(1, 1)	(6, 1)	(8, 1)	(9, 1)	(1, 1)	(1, 1)	(1, 1)	(1, 1)	(1, 1)	(1, 1)	(1, 1)	(1, 1)	(1, 1)	(1, 1)	(1, 1)	(1, 1)	(1, 1)					

Seattle Mariners @ Boston Red Sox  
Fenway Park, Boston, MA  
Fri Aug 21 1992, 7:05 PM EDT  
Att: 33,444 - Sunny - 77 F

AB 38  
R 5  
H 12  
RBI 5  
BB 3  
SO 9  
LOB 17



Batter	1	2	3	4	5	6	7	8	9	AB	R	H	RBI	BB	SO	LOB	BOTTOM					
<b>Wade Boggs, L</b> OBP: 0.354, SLG: 0.380 (1, 5)										4	0	0	0	0	2	0						
<b>Billy Hatcher, R</b> OBP: 0.317, SLG: 0.362 (1, 7)										4	0	0	0	0	2	0						
<b>Bob Zupcic, R</b> OBP: 0.325, SLG: 0.381 (1, 8)										4	0	1	0	0	0	0						
<b>Tom Brunansky, R</b> OBP: 0.362, SLG: 0.471 (1, 9)										3	0	0	0	1	1	1						
<b>Jack Clark, R</b> OBP: 0.350, SLG: 0.319 (1, 3)										3	1	1	0	1	1	1						
<b>Jody Reed, R</b> OBP: 0.335, SLG: 0.343 (1, 4)										3	0	2	0	1	0	1						
<b>Eric Wedge, R</b> OBP: 0.250, SLG: 1.000 (1, 10)										4	1	1	2	0	2	4						
<b>Tony Peña, R</b> OBP: 0.288, SLG: 0.302 <b>Scott Cooper, L</b> OBP: 0.312, SLG: 0.294 (9, PH)										3	0	0	0	0	1	3						
<b>Luis Rivera, R</b> OBP: 0.293, SLG: 0.262 (1, 6)										3	0	0	0	0	2	3						
<b>Inning Stats</b>	R: 0 E: 0 K: 2 S: 9	H: 0 LOB: 0 BB: 0 P: 12	R: 0 E: 0 K: 1 S: 12	H: 1 LOB: 0 BB: 0 P: 16	R: 0 E: 0 K: 2 S: 8	H: 0 LOB: 0 BB: 0 P: 9	R: 0 E: 0 K: 2 S: 9	H: 0 LOB: 1 BB: 1 P: 16	R: 0 E: 0 K: 1 S: 10	H: 1 LOB: 0 BB: 0 P: 14	R: 0 E: 0 K: 1 S: 12	H: 1 LOB: 1 BB: 0 P: 18	R: 0 E: 0 K: 1 S: 14	H: 1 LOB: 2 BB: 1 P: 27	R: 0 E: 0 K: 0 S: 5	H: 0 LOB: 0 BB: 0 P: 9	R: 2 E: 0 K: 1 S: 10	H: 1 LOB: 0 BB: 1 P: 19	1B: 2 2B: 2 3B: 0 HR: 1	SF: 0 SAC: 0 DP: 0 HBP: 0	WP: 1 PB: 0 SB: 0 CS: 0	PA: 35
<b>PITCHER</b>	IP	WLS	BF	H	R	ER	SO	BB	IBB	HBP	BLK	WP	HR	S	P	ERA	WHIP					
<b>Randy Johnson, L</b> ERA: 3.95 <b>Shawn Barton, L</b> ERA: 2.16 <b>Jeff Nelson, R</b> ERA: 3.32	(1, 1)	(8, 1)	(9, 1)	(1, 1)	(1, 1)	(1, 1)	(1, 1)	(1, 1)	(1, 1)	(1, 1)	(1, 1)	(1, 1)	(1, 1)	(1, 1)	(1, 1)	(1, 1)	(1, 1)					

Seattle Mariners @ Boston Red Sox  
Fenway Park, Boston, MA  
Fri Aug 21 1992, 7:05 PM EDT  
Att: 33,444 - Sunny - 77 F

AB 32  
R 2  
H 5  
RBI 2  
BB 3  
SO 12  
LOB 13



Batter	1	2	3	4	5	6	7	8	9	AB	R	H	RBI	BB	SO	LOB	TOP																			
<b>Henry Cotto, R</b> OBP: 0.315, SLG: 0.369	F9	P5		1B		K				5	1	2	1	0	1	3	<b>Seattle Mariners @ Boston Red Sox</b> Fenway Park, Boston, MA Sat Aug 22 1992, 3:33 AM EDT Att: 33,275 - Sunny - 85 F																			
<b>Edgar Martinez, R</b> OBP: 0.406, SLG: 0.547	1B	2B	G1-2-3	1B	1B	G6-3		G6-3		4	1	2	0	1	0	2																				
<b>Ken Griffey Jr., L</b> OBP: 0.364, SLG: 0.555	G4-6-3	1B	G1-2-3	1B	1B	G5-3		G5-3		5	1	3	2	0	0	1																				
<b>Lance Parrish, R</b> OBP: 0.294, SLG: 0.446 <b>Pete O'Brien, L</b> OBP: 0.273, SLG: 0.369	G4-6-3		G1-2-3	1B	BB	P4		F8		3	1	0	0	1	1	3																				
<b>Jay Buhner, R</b> OBP: 0.324, SLG: 0.414		HR	G1-2-3		F9		K	G6-3		5	1	1	1	0	1	5																				
<b>Tino Martinez, L</b> OBP: 0.304, SLG: 0.388	G1-3	HR	HR	1B		G4-6-3				4	1	2	2	0	1	0																				
<b>Bret Boone, R</b> OBP: 0.231, SLG: 0.417	P4	HR	HR		G4-6-3			E3		4	2	1	2	0	0	1																				
<b>Dave Valle, R</b> OBP: 0.296, SLG: 0.348	1B	1B	F9		G4-3			SH1-4		3	0	1	0	0	0	0																				
<b>Omar Vizquel, S</b> OBP: 0.363, SLG: 0.372	1B			G4-3		G6-3		G1-3		3	0	1	0	1	0	1																				
<b>Inning Stats</b>	R: 1 E: 0 K: 0 S: 8	H: 2 LOB: 0 BB: 0 P: 12	R: 1 E: 0 K: 0 S: 15	H: 3 LOB: 2 BB: 0 P: 24	R: 4 E: 0 K: 0 S: 17	H: 3 LOB: 0 BB: 2 P: 30	R: 1 E: 0 K: 0 S: 12	H: 3 LOB: 2 BB: 0 P: 14	R: 0 E: 0 K: 1 S: 9	H: 0 LOB: 1 BB: 1 P: 16	R: 0 E: 0 K: 3 S: 11	H: 0 LOB: 0 BB: 0 P: 13	R: 1 E: 1 K: 0 S: 8	H: 1 LOB: 1 BB: 0 P: 14	R: 0 E: 0 K: 0 S: 8	H: 0 LOB: 0 BB: 0 P: 13	1B: 10 2B: 1 3B: 0 HR: 2	SF: 0 SAC: 1 DP: 3 HBP: 0	WP: 0 PB: 0 SB: 1 CS: 0	PA: 41																
<b>PITCHER</b>	IP	WLS	BF	H	R	ER	SO	BB	IBB	HBP	BLK	WP	HR	S	P	ERA	WHIP	<b>PITCHER</b>		IP	WLS	BF	H	R	ER	SO	BB	IBB	HBP	BLK	WP	HR	S	P	ERA	WHIP
<b>Joe Hesketh, L</b> ERA: 4.54	2.0		13	6	5	5	0	2	0	0	0	0	1	28	49	22.50	4.000	<b>Jeff Reardon, R</b> ERA: 4.1		0.2		2	0	0	0	0	0	0	0	0	0	0	6	9	0.00	0.000
<b>Mike Gardner, R</b> ERA: 5.09	3.1		10	5	2	2	0	0	0	0	0	0	1	24	31	9.00	2.500																			
<b>Matt Young, L</b> ERA: 5.07	5.1		14	2	1	0	4	1	0	0	0	0	0	32	49	0.00	0.818																			
<b>Greg Harris, R</b> ERA: 2.42	0.1	W	1	0	0	0	0	0	0	0	0	0	0	2	3	0.00	0.000																			
<b>Tony Fossas, L</b> ERA: 2.75	0.1		1	0	0	0	0	0	0	0	0	0	0	2	4	0.00	0.000																			
<b>Wade Boggs, L</b> OBP: 0.354, SLG: 0.382	SH5-3	2B		G4-6-3		P4		F9		4	1	1	0	1	0	4	<b>Seattle Mariners @ Boston Red Sox</b> Fenway Park, Boston, MA Sat Aug 22 1992, 3:33 AM EDT Att: 33,275 - Sunny - 85 F																			
<b>Billy Hatcher, R</b> OBP: 0.316, SLG: 0.364	SH5-3	IBB				G3-1		G6-3		4	0	1	2	0	1	0																				
<b>Bob Zupcic, R</b> OBP: 0.326, SLG: 0.379	BB					P4		HR	1B	4	1	1	0	1	1	2																				
<b>Tom Brunansky, R</b> OBP: 0.365, SLG: 0.482	SF9					F8		HR		3	1	2	3	1	0	0																				
<b>Mo Vaughn, L</b> OBP: 0.333, SLG: 0.379 <b>Jack Clark, R</b> OBP: 0.353, SLG: 0.319 <b>Scott Cooper, L</b> OBP: 0.312, SLG: 0.294	G4-3					F8		1B	1B	4	1	1	0	0	0	3																				
<b>Jody Reed, R</b> OBP: 0.335, SLG: 0.344		G2-3		F8		HR	1B	G3		5	1	2	0	0	0	2																				
<b>Herm Winningham, L</b> OBP: 0.250, SLG: 0.287		G4-3		G4-3		HR	2B	G4-3		5	1	2	1	0	0	3																				
<b>Eric Wedge, R</b> OBP: 0.625, SLG: 1.000		2B				HR	BB			2	2	2	0	2	0	0																				
<b>John Valentin, R</b> OBP: 0.280, SLG: 0.319		2B		L7		HR		P6		4	2	2	4	0	0	4																				
<b>Inning Stats</b>	R: 1 E: 0 K: 0 S: 7	H: 1 LOB: 1 BB: 1 P: 15	R: 2 E: 0 K: 1 S: 14	H: 3 LOB: 1 BB: 1 P: 28	R: 0 E: 0 K: 0 S: 8	H: 0 LOB: 1 BB: 1 P: 15	R: 0 E: 0 K: 0 S: 7	H: 0 LOB: 0 BB: 1 P: 12	R: 4 E: 0 K: 0 S: 17	H: 3 LOB: 3 BB: 1 P: 26	R: 1 E: 0 K: 0 S: 15	H: 4 LOB: 3 BB: 0 P: 25	R: 2 E: 0 K: 0 S: 11	H: 2 LOB: 2 BB: 1 P: 20	R: 5 E: 0 K: 0 S: 11	H: 2 LOB: 2 BB: 1 P: 20	1B: 8 2B: 4 3B: 0 HR: 2	SF: 1 SAC: 1 DP: 1 HBP: 0	WP: 0 PB: 0 SB: 0 CS: 0	PA: 43																
<b>PITCHER</b>	IP	WLS	BF	H	R	ER	SO	BB	IBB	HBP	BLK	WP	HR	S	P	ERA	WHIP	<b>PITCHER</b>		IP	WLS	BF	H	R	ER	SO	BB	IBB	HBP	BLK	WP	HR	S	P	ERA	WHIP
<b>Erik Hanson, R</b> ERA: 4.88	1.2		11	4	3	3	0	1	0	0	0	0	0	17	36	16.20	3.000	<b>Shawn Barton, L</b> ERA: 3.0		0.2		3	1	1	1	0	0	0	0	5	8	13.50	1.500			
<b>Calvin Jones, R</b> ERA: 6.02	3.1		15	3	3	3	2	3	0	0	0	0	0	33	57	8.10	1.800	<b>Russ Swaney, L</b> ERA: 4.79		0.2		4	1	1	1	0	1	0	0	1	8	16	13.50	3.000		
<b>Mike Schooler, R</b> ERA: 5.36	1.2		10	5	2	2	0	0	0	0	0	0	1	25	36	10.80	3.000																			

AB	37
R	8
H	13
RBI	8
BB	3
SO	4
LOB	16



AB	35
R	10
H	14
RBI	10
BB	6
SO	2
LOB	18





Batter	1	2	3	4	5	6	7	8	9	AB	R	H	RBI	BB	SO	LOB	TOP								
Rickey Henderson, R OBP: 0.431, SLG: 0.467	L7		1B E 2B		F9		G4-3 1B		1B SH2-4 FC5-4	5	2	3	1	0	0	0									
Jerry Browne, S OBP: 0.324, SLG: 0.328	S 1B		FC4-6 E HR 1B		CS HBP BB		G4-3		SH2-4	3	1	2	0	1	0	2									
Jose Canseco, R OBP: 0.336, SLG: 0.467	K		E6 FC4-6						FC5-4	4	0	1	2	0	2	4									
Harold Baines, L OBP: 0.325, SLG: 0.369	F7		FC4-6 HR						FC5-4 1B	4	1	0	0	0	2	5									
Randy Ready, R OBP: 0.327, SLG: 0.315			FC4-6 HR						FC5-4 1B 2B	1	1	0	1	0	0	1									
Terry Steinbach, R OBP: 0.360, SLG: 0.442		G6-3							1B 2B	4	2	2	3	1	0	0									
Carney Lansford, R OBP: 0.328, SLG: 0.386	G6-3		F8						1B 2B	5	0	2	2	0	0	0									
Jamie Quirk, L OBP: 0.281, SLG: 0.269	K				G5-3				F9 1B	5	0	1	0	0	1	2									
Mike Bordick, R OBP: 0.355, SLG: 0.362			WP 2B 1B		G4-3				G3-1	4	1	1	0	0	0	2									
Walt Weiss, S OBP: 0.330, SLG: 0.263			K		P4				SH2-4 1B	4	1	2	0	0	1	1									
<b>Inning Stats</b>	R: 0 E: 0 K: 1 S: 10	H: 1 LOB: 1 BB: 0 P: 17	R: 0 E: 0 K: 1 S: 7	H: 0 LOB: 0 BB: 0 P: 13	R: 5 E: 1 K: 1 S: 18	H: 4 LOB: 0 BB: 0 P: 25	R: 0 E: 0 K: 0 S: 6	H: 0 LOB: 0 BB: 0 P: 10	R: 0 E: 0 K: 1 S: 9	H: 0 LOB: 2 BB: 1 P: 22	R: 0 E: 0 K: 0 S: 6	H: 0 LOB: 0 BB: 0 P: 11	R: 0 E: 0 K: 1 S: 14	H: 2 LOB: 0 BB: 0 P: 23	R: 0 E: 0 K: 1 S: 8	H: 1 LOB: 2 BB: 1 P: 17	R: 4 E: 0 K: 0 S: 24	H: 6 LOB: 2 BB: 0 P: 34	1B: 11 2B: 3 3B: 0 HR: 1	SF: 0 SAC: 1 DP: 1 HBP: 1	WP: 1 PB: 0 SB: 1 CS: 1	PA: 43			
<b>PITCHER</b>	IP	WLS	BF	H	R	ER	SO	BB	IBB	HBP	BLK	WP	HR	S	P	ERA	WHIP								
John Dopson, R ERA: 3.37	3.0	L	15	5	5	2	3	0	0	0	0	1	1	35	55	6.00	1.667								
Matt Young, L ERA: 4.73	3.0		10	0	0	0	1	1	0	1	0	0	0	21	43	0.00	0.333								
Greg Harris, R ERA: 2.66	2.1		14	6	3	3	2	1	0	0	0	0	0	35	60	11.57	3.000								
Tony Fossas, L ERA: 2.49	0.1		1	0	0	0	0	0	0	0	0	0	0	4	6	0.00	0.000								
Jeff Reardon, R ERA: 4.29	0.1		3	3	1	1	0	0	0	0	0	0	0	7	8	27.00	9.000								

Oakland Athletics @ Boston Red Sox  
Fenway Park, Boston, MA  
Mon Aug 24 1992, 7:05 PM EDT  
Att: 33,494 - Sunny - 81 F

AB 39  
R 9  
H 14  
RBI 9  
BB 2  
SO 6  
LOB 17



Batter	1	2	3	4	5	6	7	8	9	AB	R	H	RBI	BB	SO	LOB	BOTTOM								
Wade Boggs, L OBP: 0.353, SLG: 0.377	G6-3		FC6-4		G4-3		G3		K	2	0	0	0	0	0	1									
Scott Cooper, L OBP: 0.308, SLG: 0.290			1-2							3	0	0	0	0	1	1									
Jody Read, R OBP: 0.334, SLG: 0.341	P3		P4		G6-3		K			4	0	0	0	0	1	1									
Billy Hatcher, R OBP: 0.313, SLG: 0.357	L4				1B FC5-4 BB		1B G5-3		F9	3	2	1	0	1	0	0									
Tom Brunansky, R OBP: 0.365, SLG: 0.485		L7			FC5-4 1B		P5		G4-3	4	0	2	0	0	0	1									
Mo Vaughn, L OBP: 0.338, SLG: 0.383					FC5-4 BB		G5-3		G4-3	4	1	2	1	0	0	2									
Jack Clark, R OBP: 0.351, SLG: 0.315					1-2 3-H 4-2		1B E 1B		G4-3	3	0	0	1	1	0	3									
Bob Zupcic, R OBP: 0.324, SLG: 0.373					1-2 BB		G5-3		G1-3	3	0	0	1	1	0	3									
Bob Zupcic, R OBP: 0.324, SLG: 0.373		P4			L7		E7 1B		P6	4	0	1	1	0	0	3									
John Marzano, R OBP: 0.154, SLG: 0.216					L7		K			3	0	0	0	0	1	3									
Herm Winningham, L OBP: 0.254, SLG: 0.295					F9					1	0	1	0	0	0	0									
John Valentin, R OBP: 0.293, SLG: 0.333					L7		K		2B	3	0	0	0	1	0	1									
<b>Inning Stats</b>	R: 0 E: 0 K: 0 S: 6	H: 0 LOB: 0 BB: 0 P: 11	R: 0 E: 0 K: 0 S: 8	H: 1 LOB: 1 BB: 0 P: 14	R: 0 E: 0 K: 0 S: 10	H: 0 LOB: 1 BB: 1 P: 19	R: 1 E: 0 K: 0 S: 16	H: 1 LOB: 2 BB: 2 P: 29	R: 0 E: 0 K: 0 S: 10	H: 0 LOB: 0 BB: 0 P: 15	R: 2 E: 1 K: 1 S: 16	H: 3 LOB: 1 BB: 0 P: 27	R: 0 E: 0 K: 1 S: 8	H: 0 LOB: 0 BB: 0 P: 15	R: 0 E: 0 K: 0 S: 10	H: 1 LOB: 1 BB: 0 P: 17	R: 0 E: 0 K: 1 S: 16	H: 1 LOB: 1 BB: 0 P: 28	1B: 5 2B: 2 3B: 0 HR: 0	SF: 0 SAC: 0 DP: 0 HBP: 0	WP: 0 PB: 0 SB: 0 CS: 0	PA: 37			
<b>PITCHER</b>	IP	WLS	BF	H	R	ER	SO	BB	IBB	HBP	BLK	WP	HR	S	P	ERA	WHIP								
Dave Stewart, R ERA: 4.01	5.1	W	23	4	3	3	0	3	0	0	0	0	0	15	26	0.00	0.600								
Jim Corsi, R ERA: 2.17	1.2		6	1	0	0	2	0	0	0	0	0	0	10	17	0.00	1.000								
Bruce Walton, R ERA: 9.9	1.0		4	1	0	0	0	0	0	0	0	0	0	16	28	0.00	1.000								
Todd Revenig, R ERA:	1.0		4	1	0	0	1	0	0	0	0	0	0	16	28	0.00	1.000								

Oakland Athletics @ Boston Red Sox  
Fenway Park, Boston, MA  
Mon Aug 24 1992, 7:05 PM EDT  
Att: 33,494 - Sunny - 81 F

AB 34  
R 3  
H 7  
RBI 3  
BB 3  
SO 3  
LOB 16



Batter	1	2	3	4	5	6	7	8	9	AB	R	H	RBI	BB	SO	LOB	TOP										
Rickey Henderson, R OBP: 0.435, SLG: 0.467 Jamie Quirk, L OBP: 0.260, SLG: 0.267	4-0 FC3-6 BB		2-2 L7		1-2 S 1B		4-0 S E HBP		1-0 F7	2	1	1	1	1	0	0	2 1 1 1 1 0 0 0 1 0 0 0 0 0 0 0										
Jerry Browne, S OBP: 0.355, SLG: 0.324	0-1 FC3-6 G5-4-3 1-2			0-1 G4-3	2-2 G4-3		4-0 E BB		4-1 2B BB	3	0	0	0	2	0	3	3 0 0 0 2 0 0 3										
Jose Canseco, R OBP: 0.337, SLG: 0.469	1-0 G5-4-3 1-2			3-2 F8		2-0 E 1B G5-3 1B	1-2 E5		1-1 2B	5	1	2	0	0	0	2	5 1 2 0 0 0 0 2										
Harold Baines, L OBP: 0.329, SLG: 0.371 Randy Ready, R OBP: 0.333, SLG: 0.315		1-0 1B		0-1 F9		0-0 E4 G5-3 1B	4-0 IBB		4-0 2B IBB	3	0	2	0	1	0	0	3 0 2 0 1 0 0 0 0 0 0 0 0 1 0 0										
Terry Steinbach, R OBP: 0.358, SLG: 0.448	1-2 F8				0-1 HR	2-3 K	1-3 K		0-1 G6-3	5	1	1	1	0	2	9	5 1 1 1 0 2 9										
Carney Lansford, R OBP: 0.325, SLG: 0.382	0-0 F7				2-2 G6-3	2-2 G5-3		0-1 L9		4	0	0	1	0	2		4 0 0 1 0 0 2										
Scott Brosius, R OBP: 0.246, SLG: 0.400	3-2 F7				1-2 P2	2-3 K		0-1 F9		4	0	0	0	0	1	2	4 0 0 0 0 1 2										
Walt Weiss, S OBP: 0.328, SLG: 0.263			1-3 K		0-1 1B 1B		2-3 K	0-0 F7		4	1	1	0	0	2	0	4 1 1 0 0 2 0										
Lance Blankenship, R OBP: 0.383, SLG: 0.336			3-1 P3		3-1 1B 1B		1-2 G5-3		1-3 K	4	0	1	0	0	1	0	4 0 1 0 0 1 0										
<b>Inning Stats</b>	R: 0 E: 0 K: 0 S: 3	H: 0 LOB: 0 BB: 1 P: 8	R: 0 E: 0 K: 0 S: 9	H: 1 LOB: 1 BB: 0 P: 14	R: 0 E: 0 K: 1 S: 10	H: 0 LOB: 0 BB: 0 P: 16	R: 0 E: 0 K: 0 S: 9	H: 0 LOB: 0 BB: 0 P: 12	R: 2 E: 0 K: 0 S: 19	H: 4 LOB: 2 BB: 0 P: 27	R: 1 E: 1 K: 2 S: 13	H: 2 LOB: 1 BB: 2 P: 21	R: 1 E: 1 K: 2 S: 12	H: 0 LOB: 3 BB: 2 P: 29	R: 0 E: 0 K: 0 S: 5	H: 0 LOB: 0 BB: 2 P: 5	R: 0 E: 0 K: 1 S: 9	H: 1 LOB: 3 BB: 2 P: 20	1B: 6 2B: 1 3B: 0 HR: 1	SF: 0 SAC: 0 DP: 1 HBP: 1	WP: 0 PB: 0 SB: 2 CS: 0	PA: 41					
<b>PITCHER</b>	IP	WLS	BF	H	R	ER	SO	BB	IBB	HBP	BLK	WP	HR	S	P	ERA	WHIP	<b>PITCHER</b>									
Danny Darwin, R ERA: 4.18	7.0		32	7	4	2	5	2	1	1	0	0	1	75	127	2.57	1.286										
Paul Quantrill, R ERA: 2.49	1.2	W	7	1	0	0	1	1	0	0	0	0	0	12	19	0.00	1.200										
Tony Fossas, L ERA: 2.49	0.0		1	0	0	0	0	0	0	0	0	0	0	4	0	∞	∞										
Jeff Reardon, R ERA: 4.25	0.1	S	1	0	0	0	0	0	0	0	0	0	0	2	2	0.00	0.000										

Oakland Athletics @ Boston Red Sox  
Fenway Park, Boston, MA  
Tue Aug 25 1992, 7:05 PM EDT  
Att: 33,387 - Sunny - 83 F

AB	35
R	4
H	8
RBI	3
BB	5
SO	6
LOB	18



Batter	1	2	3	4	5	6	7	8	9	AB	R	H	RBI	BB	SO	LOB	BOTTOM										
Billy Hatcher, R OBP: 0.318, SLG: 0.377	0-1 2B G5-3 1B				0-1 FC6-4 CS		1-2 HR	1-0 2B		5	2	3	3	0	0	2	5 2 3 3 0 0 2										
Herm Winningham, L OBP: 0.283, SLG: 0.302	2-0 WP 1B 2B				4-2 1B BB		4-0 G6-3 BB	3-3 K		3	1	1	0	2	1	3	3 1 1 0 2 1 3										
Bob Zupcic, R OBP: 0.323, SLG: 0.371	1-1 P3		2-2 G6-3		0-1 1B		2-2 G6-3			4	0	1	0	0	0	3	4 0 1 0 0 0 3										
Mo Vaughn, L OBP: 0.337, SLG: 0.378	3-1 G5-3		0-2 G4-3		0-3 K		4-0 IBB			3	0	0	1	1	1	3	3 0 0 1 1 1 3										
Eric Wedge, R OBP: 0.338, SLG: 0.538	4-2 1B BB		1-2 G6-3			1-3 K	2-2 P3			3	0	0	0	1	1	2	3 0 0 0 1 1 2										
Jody Reed, R OBP: 0.333, SLG: 0.340	1-1 1B			1-3 K		2-0 G5-3		1-1 F9		4	0	1	1	0	1	0	4 0 1 1 0 1 0										
Scott Cooper, L OBP: 0.316, SLG: 0.304	3-0 L8			2-2 G1-6-3 1B		0-0 2B 1B		1-0 2B 2B		4	1	3	0	0	0	2	4 1 3 0 0 0 2										
Tony Peña, R OBP: 0.287, SLG: 0.303		2-2 G4-3		0-1 G1-6-3		0-0 2B		1-3 K		4	0	1	0	0	1	2	4 0 1 0 0 1 2										
John Valentin, R OBP: 0.306, SLG: 0.359 Wade Boggs, L OBP: 0.355, SLG: 0.377 Luis Rivera, R OBP: 0.293, SLG: 0.262		2-0 2B			2-1 FC6-4 1B		2-0 G6-3	4-0 2B IBB		3	0	2	0	0	0	0	3 0 2 0 0 0 0 0 0 0 0 0 0 1 0 0 0 1 0 0 0 0 0 0										
<b>Inning Stats</b>	R: 2 E: 0 K: 0 S: 13	H: 3 LOB: 2 BB: 1 P: 23	R: 0 E: 0 K: 0 S: 7	H: 1 LOB: 1 BB: 0 P: 11	R: 0 E: 0 K: 1 S: 10	H: 0 LOB: 0 BB: 0 P: 13	R: 0 E: 0 K: 1 S: 9	H: 1 LOB: 0 BB: 0 P: 12	R: 0 E: 0 K: 1 S: 11	H: 2 LOB: 2 BB: 1 P: 17	R: 0 E: 0 K: 1 S: 6	H: 2 LOB: 0 BB: 2 P: 9	R: 1 E: 0 K: 0 S: 10	H: 1 LOB: 2 BB: 2 P: 25	R: 2 E: 0 K: 2 S: 11	H: 2 LOB: 2 BB: 1 P: 22	R: 0 E: 0 K: 2 S: 9	H: 1 LOB: 3 BB: 2 P: 20	1B: 6 2B: 5 3B: 0 HR: 1	SF: 0 SAC: 0 DP: 1 HBP: 0	WP: 1 PB: 0 SB: 0 CS: 1	PA: 38					
<b>PITCHER</b>	IP	WLS	BF	H	R	ER	SO	BB	IBB	HBP	BLK	WP	HR	S	P	ERA	WHIP	<b>PITCHER</b>									
Ron Darling, R ERA: 3.88	6.0		26	9	2	2	3	2	0	0	0	0	1	16	34	10.80	1.800										
Jeff Parrett, R ERA: 3.09	1.2		9	2	2	2	1	1	1	0	0	0	0	5	13	27.00	3.000										
Dennis Eckersley, R ERA: 1.92	0.1	L	3	1	1	1	1	0	1	0	0	0	0	5	13	27.00	3.000										

Oakland Athletics @ Boston Red Sox  
Fenway Park, Boston, MA  
Tue Aug 25 1992, 7:05 PM EDT  
Att: 33,387 - Sunny - 83 F

AB	33
R	5
H	12
RBI	5
BB	5
SO	5
LOB	17



Batter	1	2	3	4	5	6	7	8	9	10	AB	R	H	RBI	BB	SO	LOB	TOP			
Rickey Henderson, R OBP: 0.432, SLG: 0.463	(1,10) 3-2 G6-4-3 1B		(1,2) 1-2 G5-3			(1) 2-2 L9		(3) 0-0 F9		(3) 0-0 FC6-4	5	0	1	0	0	0	3				
Lance Blankenship, R OBP: 0.382, SLG: 0.338	(1,8) 1-2 G6-4-3 1-2f			2B		(2) 1-0 G6-3			(1) 1-0 G1-3		4	1	1	0	0	0	1				
Jose Canseco, R OBP: 0.341, SLG: 0.469	(1,9) 4-2 FC6-4 BB			2B		(3) 3-2 F9-3			(2) 2-3 K		2	0	1	0	2	1	0				
Terry Steinbach, R OBP: 0.354, SLG: 0.443	(1,2) 0-0 FC6-4 1-2f			BB		(3) 0-0 F9-3 1-2		(3) 2-2 F9		(3) 3-3 K	4	0	0	0	0	1	4				
Carney Lansford, R OBP: 0.324, SLG: 0.383	(1,5)									(1) 1-0 G5-3	4	0	1	1	0	1	0				
Randy Ready, R OBP: 0.331, SLG: 0.313	(1,7)									(2) 2-1 1B 1B	4	0	1	0	0	0	1				
Mike Bordick, R OBP: 0.352, SLG: 0.358	(1,4)									(2) 3-2 F7	4	0	0	0	0	0	1				
Walt Weiss, S OBP: 0.327, SLG: 0.263	(1,6)									(1) 1-1 E6 1B	4	0	1	0	0	0	0				
Scott Brosius, R OBP: 0.246, SLG: 0.381	(1,3)									(2) 4-1 FC6-4 BB	3	0	0	0	1	1	0				
<b>Inning Stats</b>	R: 0 E: 0 K: 0 S: 9	H: 1 LOB: 1 BB: 1 P: 17	R: 0 E: 0 K: 1 S: 10	H: 0 LOB: 0 BB: 0 P: 18	R: 0 E: 0 K: 0 S: 5	H: 0 LOB: 0 BB: 0 P: 8	R: 1 E: 0 K: 1 S: 9	H: 2 LOB: 1 BB: 1 P: 21	R: 0 E: 0 K: 0 S: 8	H: 0 LOB: 0 BB: 0 P: 13	R: 0 E: 0 K: 2 S: 8	H: 0 LOB: 0 BB: 0 P: 12	R: 0 E: 0 K: 1 S: 6	H: 0 LOB: 0 BB: 0 P: 8	R: 0 E: 0 K: 2 S: 8	H: 0 LOB: 0 BB: 0 P: 14	R: 0 E: 1 K: 0 S: 10	H: 2 LOB: 3 BB: 1 P: 21	1B: 4 2B: 3 3B: 0 HR: 0	SF: 0 SAC: 0 DP: 2 HBP: 0	WP: 0 PA: 37 PB: 0 SB: 0 CS: 0
<b>PITCHER</b> Frank Viola, L ERA: 3.11	(1,1)	IP: 10.0 W: 37 BF: 6	WLS: 1 R: 1 ER: 1 SO: 4	H: 6 R: 1 ER: 1 SO: 4	BB: 3 IBB: 0 HBP: 0 BLK: 0	WP: 0 HR: 0 S: 84 P: 151	ERA: 0.90 WHIP: 0.900	<b>PITCHER</b>	IP: 10.0 W: 37 BF: 6	WLS: 1 R: 1 ER: 1 SO: 4	H: 6 R: 1 ER: 1 SO: 4	BB: 3 IBB: 0 HBP: 0 BLK: 0	WP: 0 HR: 0 S: 84 P: 151	ERA: 0.90 WHIP: 0.900							

Oakland Athletics @ Boston Red Sox  
Fenway Park, Boston, MA  
Wed Aug 26 1992, 3:33 AM EDT  
Att. 33,193 - Sunny - 85 F

AB	34
R	1
H	6
RBI	1
BB	3
SO	4
LOB	10



Batter	1	2	3	4	5	6	7	8	9	10	AB	R	H	RBI	BB	SO	LOB	BOTTOM					
Billy Hatcher, R OBP: 0.319, SLG: 0.375	(1,7) 3-2 G5-3		(1,2) 1-1 G4-3 1-2f			(1) 2-1 G5-3		(3) 0-1 1B		(2) 4-0 1B BB IBB	4	0	1	0	1	0	2						
Herm Winningham, L OBP: 0.256, SLG: 0.294	(1,8) 1-1 G3					(1) 1-0 P6		(2) 0-0 F7		(2) 2-3 K	5	0	0	0	0	1	4						
Bob Zupic, R OBP: 0.321, SLG: 0.366	(1,9) 2-1 P3					(2) 2-3 K		(3) 0-0 G1-3		(1) 4-2 1B BB	4	0	0	0	1	1	0						
Tom Brunansky, R OBP: 0.368, SLG: 0.494	(1,10)									(1) 1-2 2-3 3-H 1B	4	1	2	2	1	1	0						
Mo Vaughn, L OBP: 0.336, SLG: 0.376	(1,3)									(2) 1-2 2-3 3-H 1B	4	0	1	0	0	0	0						
Jody Reed, R OBP: 0.331, SLG: 0.337	(1,4)									(2) 1-2 1B	4	0	0	0	0	1	2						
Scott Cooper, L OBP: 0.315, SLG: 0.303	(1,5)									(3) 1-2 1B	4	0	1	0	0	1	2						
Tony Peña, R OBP: 0.290, SLG: 0.308	(1,2)									(1) 4-2 BB SH3 BB	2	0	1	0	1	0	1						
Wade Boggs, L OBP: 0.356, SLG: 0.377	(10, PH)									(1) 1-2 1B	0	0	0	0	1	0	0						
Eric Wedge, R OBP: 0.438, SLG: 0.538	(10, PR)									(1) 1-2 1B	0	1	0	0	0	0	0						
John Valentin, R OBP: 0.307, SLG: 0.350	(1,6)									(1) 1-0 SH3	2	0	0	0	1	0	2						
<b>Inning Stats</b>	R: 0 E: 0 K: 0 S: 7	H: 0 LOB: 0 BB: 0 P: 13	R: 0 E: 0 K: 0 S: 5	H: 0 LOB: 0 BB: 0 P: 6	R: 0 E: 0 K: 0 S: 8	H: 1 LOB: 1 BB: 1 P: 14	R: 1 E: 0 K: 1 S: 6	H: 1 LOB: 0 BB: 0 P: 11	R: 0 E: 0 K: 0 S: 11	H: 1 LOB: 2 BB: 1 P: 16	R: 0 E: 0 K: 2 S: 7	H: 0 LOB: 0 BB: 0 P: 10	R: 0 E: 0 K: 0 S: 7	H: 0 LOB: 0 BB: 0 P: 13	R: 0 E: 0 K: 1 S: 11	H: 1 LOB: 2 BB: 1 P: 11	R: 0 E: 0 K: 1 S: 11	H: 1 LOB: 2 BB: 1 P: 20	R: 1 E: 0 K: 1 S: 18	H: 3 LOB: 3 BB: 3 P: 34	1B: 4 2B: 1 3B: 0 HR: 1	SF: 0 SAC: 1 DP: 1 HBP: 0	WP: 0 PA: 40 PB: 0 SB: 0 CS: 0
<b>PITCHER</b> Kelly Downs, R ERA: 3.61	(1,1)	IP: 8.0 W: 29 BF: 4	WLS: 1 R: 1 ER: 1 SO: 3	H: 4 R: 1 ER: 1 SO: 3	BB: 2 IBB: 0 HBP: 0 BLK: 0	WP: 0 HR: 1 S: 57 P: 94	ERA: 1.12 WHIP: 0.750	<b>PITCHER</b>	IP: 8.0 W: 29 BF: 4	WLS: 1 R: 1 ER: 1 SO: 3	H: 4 R: 1 ER: 1 SO: 3	BB: 2 IBB: 0 HBP: 0 BLK: 0	WP: 0 HR: 1 S: 57 P: 94	ERA: 1.12 WHIP: 0.750									
Kevin Campbell, R ERA: 4.37	(9,1)	1.2 L	11 1	2 1	2 2	3 1	0 0	0 0	0 0	29 54	5.40 3.000												

Oakland Athletics @ Boston Red Sox  
Fenway Park, Boston, MA  
Wed Aug 26 1992, 3:33 AM EDT  
Att. 33,193 - Sunny - 85 F

AB	33
R	2
H	6
RBI	2
BB	6
SO	5
LOB	13





Batter	1	2	3	4	5	6	7	8	9	AB	R	H	RBI	BB	SO	LOB	TOP			
Wade Boggs, L (1.5) OBP: 0.356, SLG: 0.374	G6-3		2B 1B BB	G1-3			P2	IBB		3	1	0	0	2	0	2	<b>Boston Red Sox @ California Angels</b> Anaheim Stadium, Anaheim, CA Fri Aug 28 1992, 10:05 PM EDT Att: 29,872 - Sunny - 77 F			
Jody Read, R (1.4) OBP: 0.330, SLG: 0.338	K		1B 2B		G5-3		K	G4-3		5	0	1	0	0	2	3				
Billy Hatcher, R (1.7) OBP: 0.328, SLG: 0.383	1B		1B		G5-3		E8 1B		1B 1B	5	1	4	1	0	0	0				
Tom Brunansky, R (1.9) OBP: 0.371, SLG: 0.493	BB		FC5-2-5				G3		1B 1B	3	1	1	0	2	0	3				
Jack Clark, R (1.3) Herm Winstanley, L (8, PR) Scott Cooper, L (8.3) OBP: 0.350, SLG: 0.311 OBP: 0.256, SLG: 0.294 OBP: 0.318, SLG: 0.303	K		K					SH 1B BB	1B BB	3	0	0	0	1	3	5				
Bob Zupic, R (1.8) OBP: 0.323, SLG: 0.366		G6-4-3 BB	F8			P3		SH 1B G3	G6-4-3 1B	3	1	1	2	1	0	2				
Eric Wedge, R (1.10) Mo Vaughn, L (8, PH) OBP: 0.307, SLG: 0.377	F8			FC4-6 1B		K		G3 1B	K	3	0	1	0	0	1	1				
Tony Peña, R (1.2) OBP: 0.286, SLG: 0.303	G6-4-3		FC4-6 FC5-4		K2-3			G3	G6-4-3	5	0	0	1	0	1	5				
John Valentin, R (1.6) OBP: 0.315, SLG: 0.386			HR		FC5-4		1B E BB	F8		3	2	1	1	1	0	3				
<b>Inning Stats</b>	R: 0 E: 0 K: 2 S: 10	H: 1 LOB: 2 BB: 1 P: 20	R: 0 E: 0 K: 0 S: 8	H: 0 LOB: 0 BB: 1 P: 15	R: 2 E: 0 K: 1 S: 17	H: 3 LOB: 2 BB: 1 P: 27	R: 0 E: 0 K: 0 S: 9	H: 1 LOB: 1 BB: 0 P: 15	R: 0 E: 0 K: 2 S: 13	H: 0 LOB: 0 BB: 0 P: 13	R: 1 E: 1 K: 1 S: 12	H: 1 LOB: 2 BB: 1 P: 24	R: 2 E: 1 K: 0 S: 11	H: 1 LOB: 2 BB: 2 P: 23	R: 2 E: 0 K: 1 S: 11	H: 3 LOB: 1 BB: 1 P: 25		1B: 8 2B: 1 3B: 0 HR: 1	SF: 0 SAC: 1 DP: 2 HBP: 0	WP: 1 PB: 0 SB: 0 CS: 0
<b>PITCHER</b>	IP WLS BF H R ER SO	IP WLS BF H R ER SO	IP WLS BF H R ER SO	IP WLS BF H R ER SO	IP WLS BF H R ER SO	IP WLS BF H R ER SO	IP WLS BF H R ER SO	IP WLS BF H R ER SO	IP WLS BF H R ER SO	IP WLS BF H R ER SO	IP WLS BF H R ER SO	IP WLS BF H R ER SO	IP WLS BF H R ER SO	IP WLS BF H R ER SO	IP WLS BF H R ER SO	IP WLS BF H R ER SO	ERA WHIP	ERA WHIP		
Chuck Finley, L (1.1) ERA: 4.4	7.0	L	33	6	5	3	7	6	0	0	0	0	0	0	0	0	0	3.86	1.714	
Mike Butcher, R (8.1) ERA: 2.99	1.0	5	1	0	0	0	0	0	1	0	0	0	0	0	7	14	0.00	1.000		
Scott Lewis, R (9.1) ERA: 8.05	0.0	2	2	2	2	0	0	0	0	0	0	0	0	4	5	∞	∞			
Scott Bailes, L (9.1) ERA: 6.94	1.0	4	1	0	0	1	1	0	0	0	0	0	0	7	20	0.00	2.000			

AB	35
R	7
H	10
RBI	6
BB	8
SO	8
LOB	26



Batter	1	2	3	4	5	6	7	8	9	AB	R	H	RBI	BB	SO	LOB	BOTTOM					
Luis Polonia, L (1.10) OBP: 0.354, SLG: 0.346	G1-3		1B FC5-2 1B		L6		E6 S		3B	5	0	2	0	0	0	0	<b>Boston Red Sox @ California Angels</b> Anaheim Stadium, Anaheim, CA Fri Aug 28 1992, 10:05 PM EDT Att: 29,872 - Sunny - 77 F					
Luis Sojo, R (1.4) OBP: 0.315, SLG: 0.426	P4		FC5-2 1B		1B		F7		G5-3	5	0	1	0	0	0	4						
Junior Felix, S (1.8) OBP: 0.292, SLG: 0.369	K		1B		1B		G3			4	0	2	0	0	1	1						
Tim Salmon, R (1.9) OBP: 0.250, SLG: 0.286	K		K		K			L5		4	0	0	0	0	3	5						
Lee Stevens, L (1.3) OBP: 0.286, SLG: 0.354	G4-3			FC5-4 BB		FC3-6 1B		2B		3	0	2	0	1	0	0						
Chad Curtis, R (1.7) OBP: 0.333, SLG: 0.375	2B		K		FC3-6 1B		G5-3			4	1	1	0	0	1	3						
Gary Disarcina, R (1.6) OBP: 0.288, SLG: 0.308	G6-3		FC5-4		F8		F8			4	0	0	0	0	0	4						
Damon Easley, R (1.5) OBP: 0.360, SLG: 0.391			1B FC5-2 2B		G4-3		CS 1B		G5-3	4	0	2	1	0	0	1						
Ron Tingley, R (1.2) Rob Ducey, L (6, PH) Mike Fitzgerald, R (7.2) OBP: 0.254, SLG: 0.284 OBP: 0.231, SLG: 0.265 OBP: 0.283, SLG: 0.288	K		K		G6-3		CS		G1-3	2	0	0	0	0	1	1						
<b>Inning Stats</b>	R: 0 E: 0 K: 1 S: 9	H: 0 LOB: 0 BB: 0 P: 14	R: 0 E: 0 K: 1 S: 10	H: 1 LOB: 0 BB: 0 P: 15	R: 0 E: 0 K: 2 S: 17	H: 3 LOB: 3 BB: 0 P: 29	R: 0 E: 0 K: 1 S: 13	H: 0 LOB: 1 BB: 1 P: 21	R: 0 E: 0 K: 1 S: 13	H: 2 LOB: 2 BB: 0 P: 21	R: 1 E: 0 K: 0 S: 14	H: 2 LOB: 0 BB: 0 P: 21	R: 0 E: 1 K: 1 S: 8	H: 0 LOB: 1 BB: 0 P: 11	R: 0 E: 0 K: 0 S: 6	H: 1 LOB: 1 BB: 0 P: 9		R: 0 E: 0 K: 0 S: 10	H: 1 LOB: 1 BB: 0 P: 12	1B: 6 2B: 3 3B: 1 HR: 0	SF: 0 SAC: 0 DP: 0 HBP: 0	WP: 0 PB: 0 SB: 2 CS: 2
<b>PITCHER</b>	IP WLS BF H R ER SO	IP WLS BF H R ER SO	IP WLS BF H R ER SO	IP WLS BF H R ER SO	IP WLS BF H R ER SO	IP WLS BF H R ER SO	IP WLS BF H R ER SO	IP WLS BF H R ER SO	IP WLS BF H R ER SO	IP WLS BF H R ER SO	IP WLS BF H R ER SO	IP WLS BF H R ER SO	IP WLS BF H R ER SO	IP WLS BF H R ER SO	IP WLS BF H R ER SO	IP WLS BF H R ER SO	ERA WHIP	ERA WHIP				
Roger Clemens, R (1.1) ERA: 2.23	7.0	W	30	8	1	0	7	1	0	0	0	0	0	0	0	0	0.00	1.286				
Greg Harris, R (8.1) ERA: 2.6	2.0	8	2	0	0	0	0	0	0	0	0	0	0	16	21	0.00	1.000					



Batter	1	2	3	4	5	6	7	8	9	AB	R	H	RBI	BB	SO	LOB	TOP					
Wade Boggs, L (1, 5) OBP: 0.353, SLG: 0.371	F7			G3		G6-3		G1-3		4	0	0	0	0	0	0						
Jody Read, R (1, 4) OBP: 0.327, SLG: 0.335	K			F8		F8		G1-3		4	0	0	0	0	1	0						
Billy Hatcher, R (1, 7) OBP: 0.327, SLG: 0.381	K			E4 1B		F8			G5-3	4	0	1	0	0	1	0						
Tom Brunansky, R (1, 9) OBP: 0.370, SLG: 0.489		G5-3		G6-3			1B 1B BB		K	3	0	0	0	1	1	1						
Bob Zupcic, R (1, 8) OBP: 0.326, SLG: 0.365		G4-3			4-2 HR BB		1-2 1B		G4-3	3	1	1	0	1	0	0						
Eric Wedge, R (1, 10) OBP: 0.355, SLG: 0.684		K			0-0 HR		1-2 2-3 1B			3	1	2	2	0	1	0						
Mo Vaughn, L (1, 3) OBP: 0.333, SLG: 0.373					0-0 P7		F9		P5	3	0	0	0	0	0	2						
John Valentin, R (1, 6) OBP: 0.305, SLG: 0.372					2-3 K		F9		G1-3	3	0	0	0	0	1	2						
John Marzano, R (1, 2) OBP: 0.143, SLG: 0.200					1-0 G5-3		K			3	0	0	0	0	2	0						
<b>Inning Stats</b>	R: 0 E: 0 K: 2 S: 7	H: 0 LOB: 0 BB: 0 P: 10	R: 0 E: 0 K: 1 S: 6	H: 0 LOB: 0 BB: 0 P: 13	R: 0 E: 0 K: 1 S: 5	H: 0 LOB: 0 BB: 0 P: 8	R: 0 E: 1 K: 0 S: 9	H: 1 LOB: 1 BB: 0 P: 15	R: 2 E: 0 K: 1 S: 10	H: 1 LOB: 0 BB: 1 P: 18	R: 0 E: 0 K: 0 S: 7	H: 0 LOB: 0 BB: 0 P: 10	R: 0 E: 0 K: 0 S: 13	H: 2 LOB: 2 BB: 1 P: 22	R: 0 E: 0 K: 1 S: 7	H: 0 LOB: 0 BB: 0 P: 10	R: 0 E: 0 K: 1 S: 9	H: 0 LOB: 0 BB: 0 P: 12	1B: 3 2B: 0 3B: 0 HR: 1	SF: 0 SAC: 0 DP: 0 HBP: 0	WP: 0 PB: 0 SB: 0 CS: 0	PA: 32
<b>PITCHER</b>	IP	WLS	BF	H	R	ER	SO	BB	IBB	HBP	BLK	WP	HR	S	P	ERA	WHIP					
Mark Langston, L (1, 1) ERA: 3.97	7.0	W	26	4	2	2	5	2	0	0	0	0	1	57	96	2.57	0.857					
Joe Grahe, R (8, 1) ERA: 3.35	2.0		6	0	0	0	2	0	0	0	0	0	0	16	22	0.00	0.000					

**Boston Red Sox @ California Angels**  
 Anaheim Stadium, Anaheim, CA  
 Sat Aug 29 1992, 10:05 PM EDT  
 Att: 24,717 - Sunny - 76 F

AB	30
R	2
H	4
RBI	2
BB	2
SO	7
LOB	5



Batter	1	2	3	4	5	6	7	8	9	AB	R	H	RBI	BB	SO	LOB	BOTTOM				
Luis Polonia, L (1, 10) OBP: 0.354, SLG: 0.346	G4-3			S 1B		FC6-4		F7		5	1	2	1	0	0	2					
Luis Sojo, R (1, 4) OBP: 0.310, SLG: 0.420	G4-3			F8				K		4	0	0	0	0	1	2					
Junior Felix, S (1, 8) OBP: 0.296, SLG: 0.371				2B 1B				2B 1B		3	2	2	1	1	1	0					
Tim Salmon, R (1, 9) OBP: 0.250, SLG: 0.281	K			F7				2B 1B		4	1	1	0	0	1	2					
Lee Stevens, L (1, 3) OBP: 0.289, SLG: 0.365				G4-3				2B		4	0	2	3	0	0	0					
Chad Curtis, R (1, 7) OBP: 0.332, SLG: 0.373				F9				G4-3		4	1	1	0	0	0	2					
Gary Disarcina, R (1, 6) OBP: 0.288, SLG: 0.307				G6-3				L3		4	0	1	1	0	0	1					
Damon Easley, R (1, 5) OBP: 0.352, SLG: 0.367				G6-3				G6-3		3	0	0	0	1	0	0					
John Orton, R (1, 2) OBP: 0.278, SLG: 0.204				1B 1B				F9		3	2	2	0	1	0	0					
<b>Inning Stats</b>	R: 0 E: 0 K: 1 S: 8	H: 0 LOB: 1 BB: 1 P: 14	R: 1 E: 1 K: 0 S: 9	H: 1 LOB: 0 BB: 0 P: 12	R: 3 E: 1 K: 0 S: 17	H: 4 LOB: 1 BB: 0 P: 24	R: 1 E: 0 K: 0 S: 10	H: 1 LOB: 0 BB: 1 P: 20	R: 0 E: 0 K: 1 S: 7	H: 0 LOB: 0 BB: 0 P: 11	R: 0 E: 0 K: 0 S: 10	H: 2 LOB: 2 BB: 1 P: 14	R: 2 E: 0 K: 1 S: 12	H: 3 LOB: 1 BB: 0 P: 14	R: 0 E: 0 K: 0 S: 6	H: 0 LOB: 0 BB: 0 P: 9	1B: 9 2B: 2 3B: 0 HR: 0	SF: 0 SAC: 0 DP: 0 HBP: 0	WP: 0 PB: 0 SB: 3 CS: 1	PA: 37	
<b>PITCHER</b>	IP	WLS	BF	H	R	ER	SO	BB	IBB	HBP	BLK	WP	HR	S	P	ERA	WHIP				
John Dopson, R (1, 1) ERA: 3.56	6.1	L	31	10	7	5	3	3	0	0	0	0	0	67	101	7.11	2.053				
Tony Fossas, L (7, 1) ERA: 2.49	0.0		1	1	0	0	0	0	0	0	0	0	0	3	3	∞	∞				
Mike Gardiner, R (7, 1) ERA: 5.01	1.2		5	0	0	0	0	0	0	0	0	0	0	9	14	0.00	0.000				

**Boston Red Sox @ California Angels**  
 Anaheim Stadium, Anaheim, CA  
 Sat Aug 29 1992, 10:05 PM EDT  
 Att: 24,717 - Sunny - 76 F

AB	34
R	7
H	11
RBI	6
BB	3
SO	3
LOB	9



Batter	1	2	3	4	5	6	7	8	9	10	AB	R	H	RBI	BB	SO	LOB	TOP						
Wade Boggs, L (1,5) OBP: 0.350, SLG: 0.367	G5-3		FC4-6			F9	F9		FC6-2		5	0	0	0	0	0	5	<b>Boston Red Sox @ California Angels</b> Anaheim Stadium, Anaheim, CA Sun Aug 30 1992, 6:33 AM EDT Att: 22,421 - Cloudy - 75 F						
Jody Reed, R (1,4) OBP: 0.324, SLG: 0.331	G6-3		P5			G4-3		K	L5		5	0	0	0	0	1	4							
Billy Hatcher, R (1,7) OBP: 0.331, SLG: 0.383						F8		P5		BB 1B 2B 1B	4	1	2	0	1	0	0							
Tom Brunansky, R (1,9) OBP: 0.370, SLG: 0.486	CS	K	G6-3			G6-3			F7		4	0	1	0	1	1	1							
Bob Zupic, R (1,8)			G5-3			K			F8	BB 2B 1B	5	1	1	0	0	1	3							
Eric Wedge, R (1,10) OBP: 0.344, SLG: 0.591						G5-3			F7	BB 2B	3	1	0	0	2	0	0							
Tony Peña, R (1,2) OBP: 0.285, SLG: 0.301			G1-3			P3		G3-1		BB 1B FC6-2 1B	5	0	1	0	0	1	4							
Scott Cooper, L (1,3) OBP: 0.332, SLG: 0.333									FC6-2 1B	BB 1B 2B	5	1	5	3	0	0	0							
Luis Rivera, R (1,6) OBP: 0.294, SLG: 0.266									FC6-2 1B	BB 1B 2B	3	0	1	1	0	0	2							
Mo Vaughn, L (9,PH) OBP: 0.336, SLG: 0.375									FC6-2 1B	BB 1B	1	0	1	0	0	0	0							
John Valentin, R (9,6) OBP: 0.313, SLG: 0.379									FC6-2 1B	BB 1B	1	0	1	0	0	0	0							
<b>Inning Stats</b>	R: 0 E: 0 K: 0 S: 7	H: 0 LOB: 0 BB: 1 P: 14	R: 0 E: 0 K: 1 S: 14	H: 0 LOB: 1 BB: 1 P: 23	R: 0 E: 0 K: 0 S: 10	H: 1 LOB: 1 BB: 0 P: 12	R: 0 E: 0 K: 1 S: 7	H: 0 LOB: 0 BB: 0 P: 9	R: 0 E: 0 K: 0 S: 5	H: 1 LOB: 1 BB: 0 P: 7	R: 0 E: 0 K: 0 S: 16	H: 2 LOB: 2 BB: 0 P: 22	R: 1 E: 0 K: 0 S: 11	H: 2 LOB: 1 BB: 0 P: 18	R: 0 E: 0 K: 1 S: 9	H: 0 LOB: 1 BB: 1 P: 18	R: 0 E: 0 K: 0 S: 9	H: 3 LOB: 3 BB: 0 P: 14	R: 3 E: 0 K: 1 S: 17	H: 4 LOB: 1 BB: 1 P: 29	1B: 9 2B: 4 3B: 0 HR: 0	SF: 0 SAC: 0 DP: 0 HBP: 0	WP: 0 PB: 0 SB: 0 CS: 1	PA: 46
<b>PITCHER</b>	IP 7.0	WLS 28	BF 6	H 1	R 1	ER 1	SO 2	BB 2	IBB 0	HBP 0	BLK 0	WP 0	HR 0	S 70	P 105	ERA 1.29	WHIP 1.143							
Jim Abbott, L (1,1) ERA: 2.76	2.0	10	3	0	0	1	1	0	0	0	0	0	0	18	32	0.00	2.000							
Chuck Crim, R (8,1) ERA: 5.28	0.2	5	2	3	3	1	1	0	0	0	0	0	0	13	22	40.50	4.500							
Mike Butcher, R (10,1) ERA: 3.7	0.1	2	2	0	0	0	0	0	0	0	0	0	0	4	7	0.00	6.000							
Scott Bailes, L (10,1) ERA: 6.67																								

AB	41
R	4
H	13
RBI	4
BB	4
SO	4
LOB	19

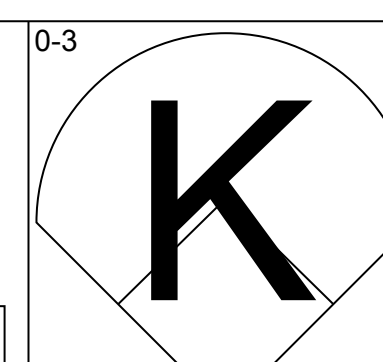
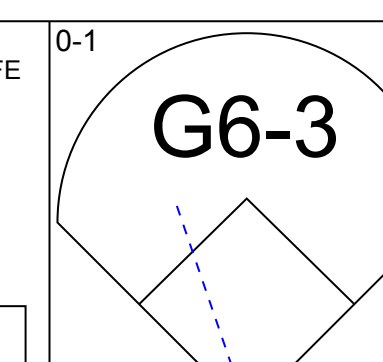
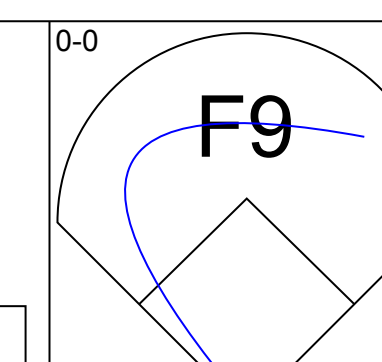
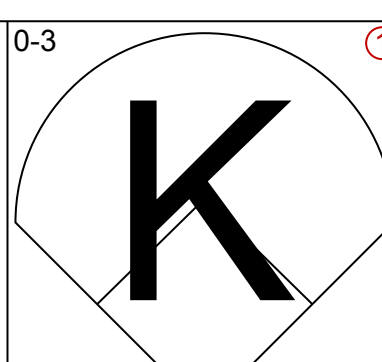
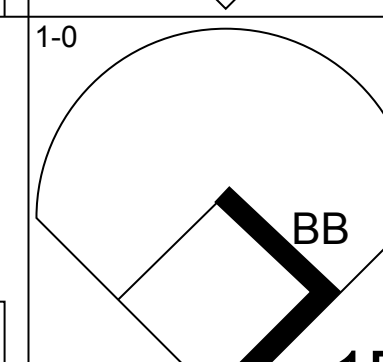
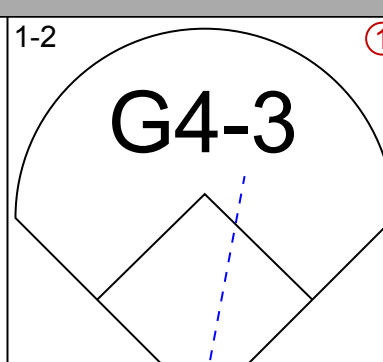
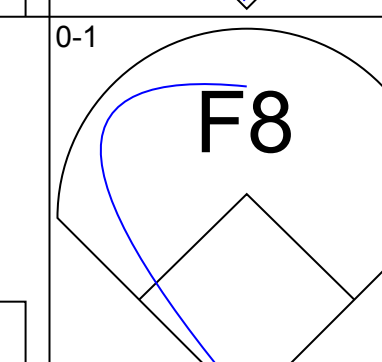
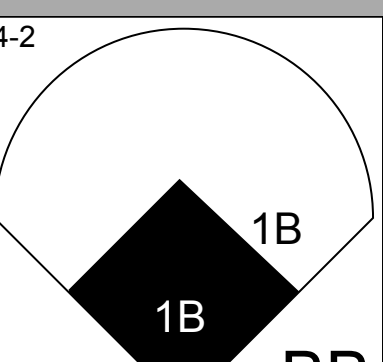
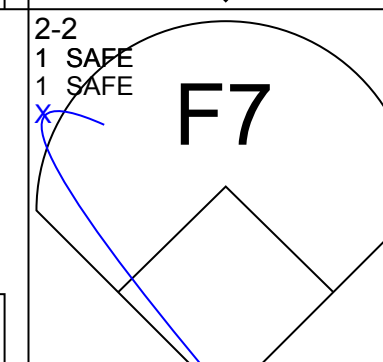
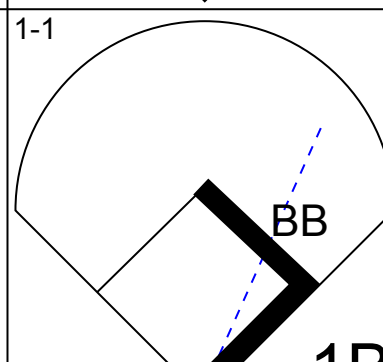
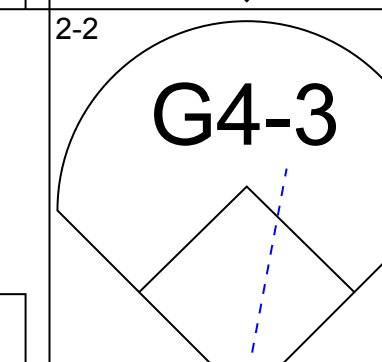
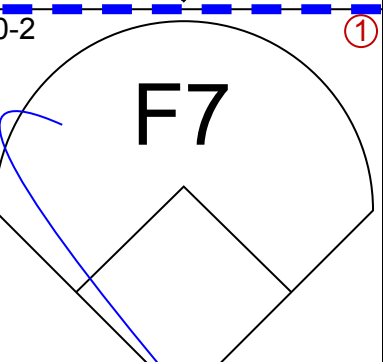
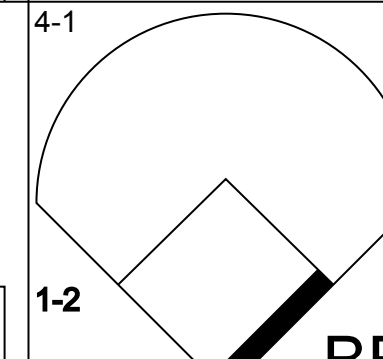
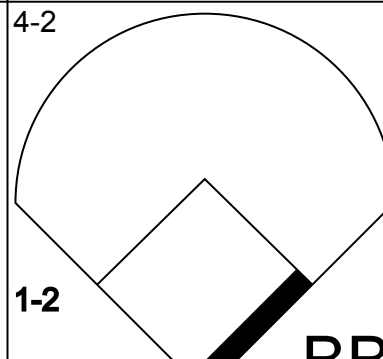
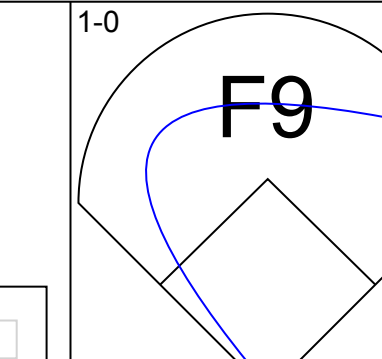
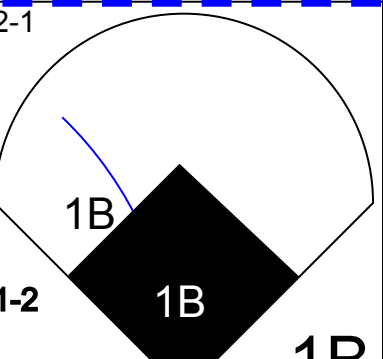
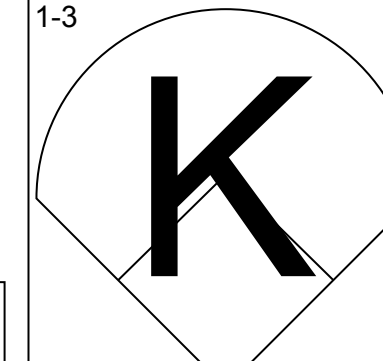
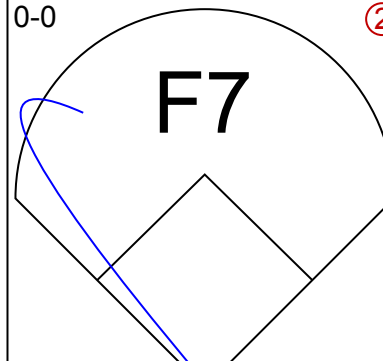
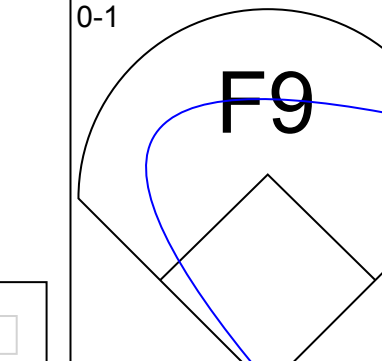
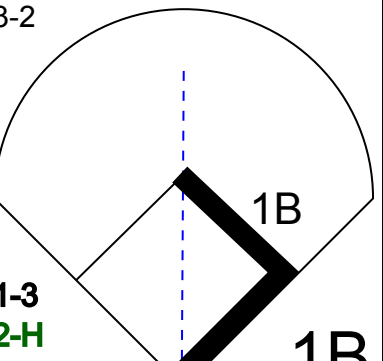
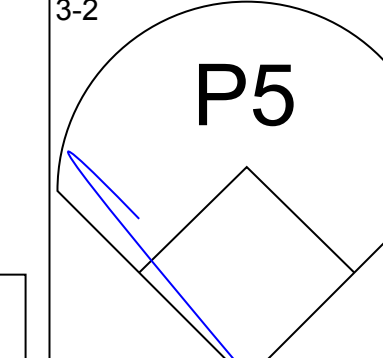
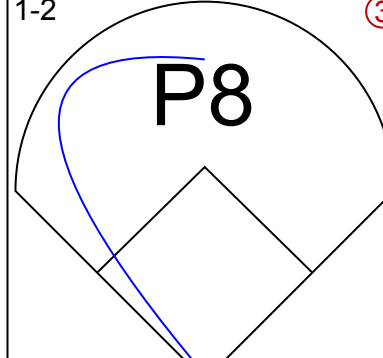
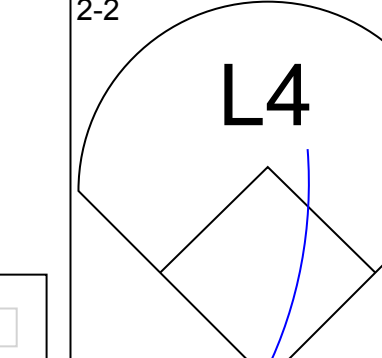
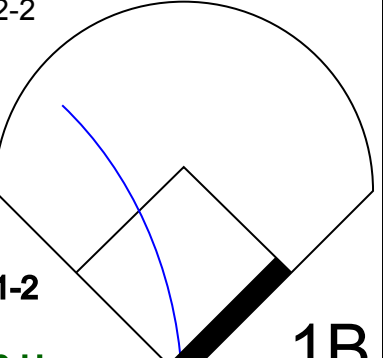
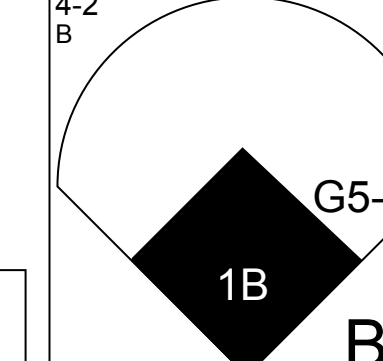
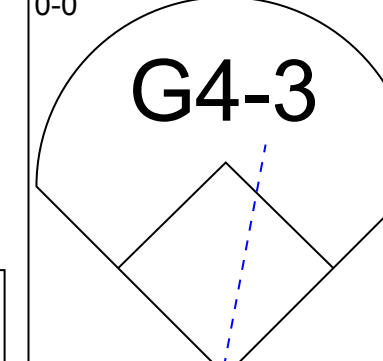
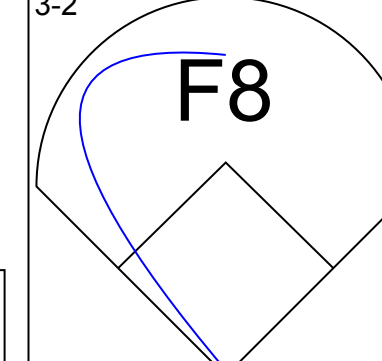
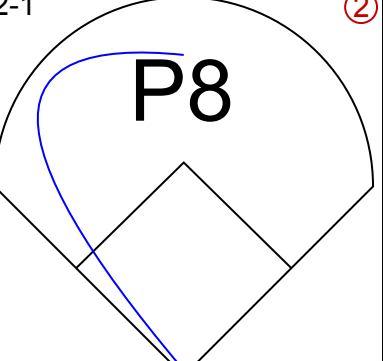
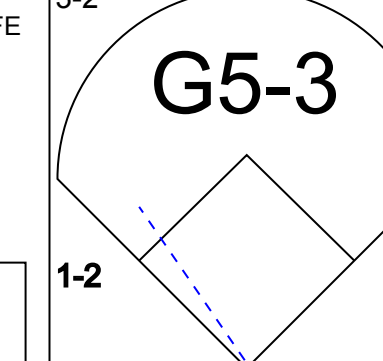
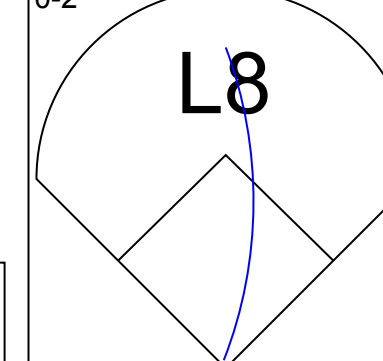
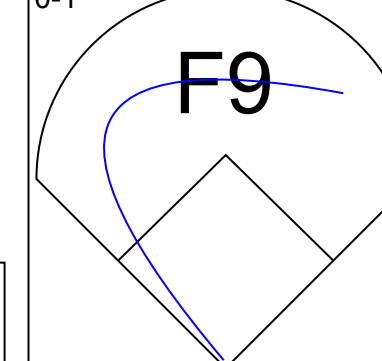
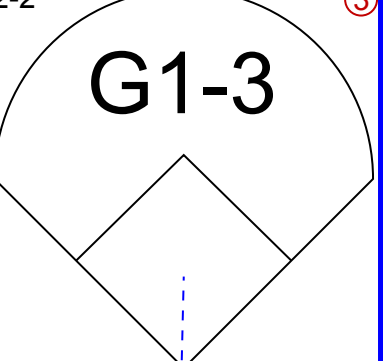
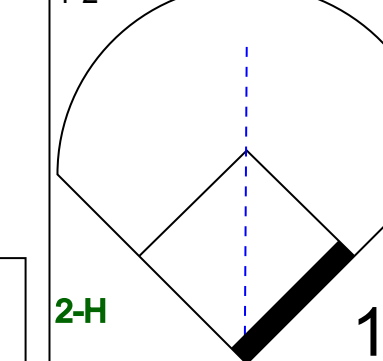
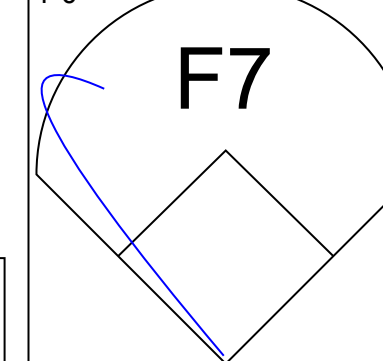
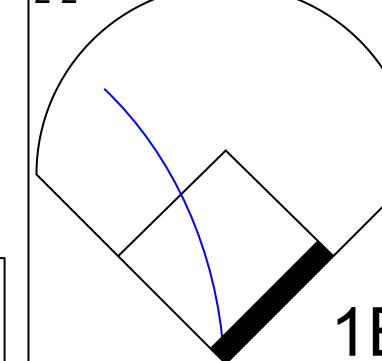
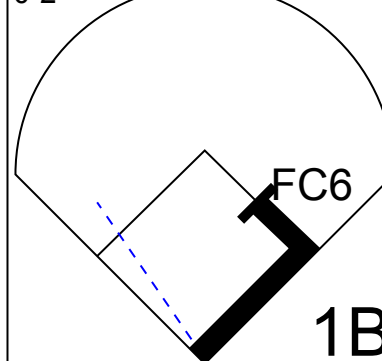


Batter	1	2	3	4	5	6	7	8	9	10	AB	R	H	RBI	BB	SO	LOB	BOTTOM		
Luis Polonia, L (1,10) OBP: 0.352, SLG: 0.344	G6-3			F7		G5-3			K		4	0	0	0	0	1	0	<b>Boston Red Sox @ California Angels</b> Anaheim Stadium, Anaheim, CA Sun Aug 30 1992, 6:33 AM EDT Att: 22,421 - Cloudy - 75 F		
Rob Ducey, L (1,7) OBP: 0.214, SLG: 0.245	P9			F9		F7			G4-3		4	0	0	0	0	0	0			
Junior Felix, S (1,8) OBP: 0.253, SLG: 0.368	K			K					K		4	0	0	0	0	4	0			
Lee Stevens, L (1,3) OBP: 0.289, SLG: 0.363			K			K			K		4	1	1	0	0	3	0			
Chad Curtis, R (1,9) OBP: 0.332, SLG: 0.372			E3			E6			G5-3		4	1	1	0	0	0	0			
Ken Oberfell, L (1,4) OBP: 0.288, SLG: 0.259			L8						F8 SH1	BB	2	0	1	1	1	0	1			
Tim Salmon, R (8,PR) OBP: 0.250, SLG: 0.281									G6-4-3	1B	0	0	0	0	0	0	0			
Luis Sojo, R (9,4) OBP: 0.309, SLG: 0.419									G6-4-3	1B	1	0	0	0	0	0	1			
Gary Disarcina, R (1,6) OBP: 0.286, SLG: 0.305	CS	G3				P4		SH1		L4	3	0	0	0	0	0	1			
Damon Easley, R (1,5) OBP: 0.333, SLG: 0.346				F8		F9			F8		3	0	0	0	0	0	3			
John Orton, R (1,2) OBP: 0.268, SLG: 0.196									F9		2	0	0	0	0	1	0			
Gary Gaetti, R (8,PH) OBP: 0.268, SLG: 0.325											1	0	0	0	0	0	2			
Ron Tingley, R (9,2) OBP: 0.254, SLG: 0.284											0	0	0	0	0	0	0			
<b>Inning Stats</b>	R: 0 E: 0 K: 1 S: 9	H: 0 LOB: 0 BB: 0 P: 11	R: 0 E: 1 K: 1 S: 10	H: 0 LOB: 0 BB: 0 P: 14	R: 0 E: 0 K: 0 S: 9	H: 0 LOB: 0 BB: 0 P: 10	R: 0 E: 0 K: 1 S: 7	H: 0 LOB: 0 BB: 0 P: 9	R: 0 E: 0 K: 2 S: 11	H: 0 LOB: 0 BB: 0 P: 13	R: 0 E: 0 K: 0 S: 5	H: 0 LOB: 2 BB: 1 P: 10	R: 0 E: 0 K: 2 S: 8	H: 0 LOB: 0 BB: 0 P: 9	R: 1 E: 0 K: 0 S: 7	H: 2 LOB: 0 BB: 0 P: 13	1B: 3 2B: 0 3B: 0 HR: 0	SF: 0 SAC: 1 DP: 1 HBP: 0	WP: 0 PB: 0 SB: 0 CS: 1	PA: 35
<b>PITCHER</b>	IP 9.0	WLS 30	BF 1	H 1	R 1	ER 0	SO 9	BB 1	IBB 0	HBP 0	BLK 0	WP 0	HR 0	S 76	P 99	ERA 0.00	WHIP 0.222			
Danny Darwin, R (1,1) ERA: 3.86	0.0	1	1	1	1	0	0	0	0	0	0	0	0	2	2	∞	∞			
Tony Fossas, L (10,1) ERA: 2.91	1.0	3	1	0	0	0	0	0	0	0	0	0	0	5	11	0.00	1.000			
Greg Harris, R (10,1) ERA: 2.57																				

AB	32
R	2
H	3
RBI	1
BB	1
SO	9
LOB	8



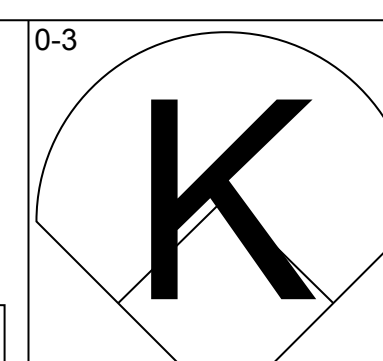
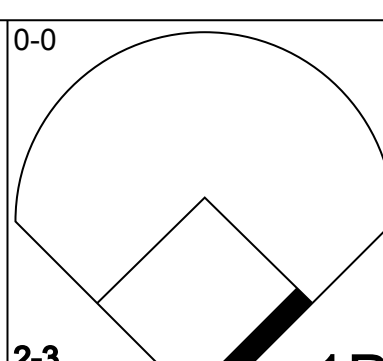
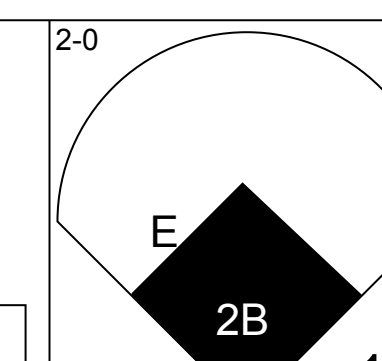
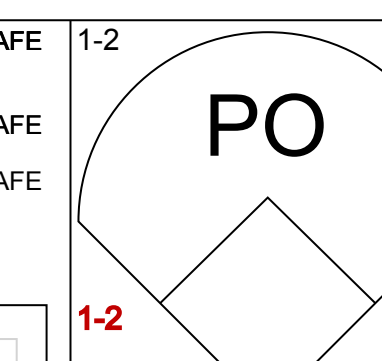
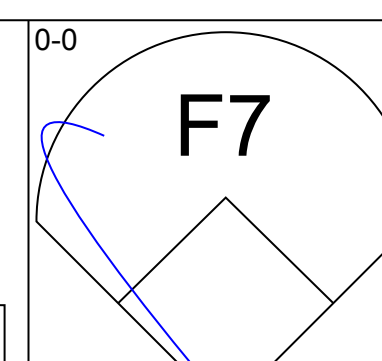
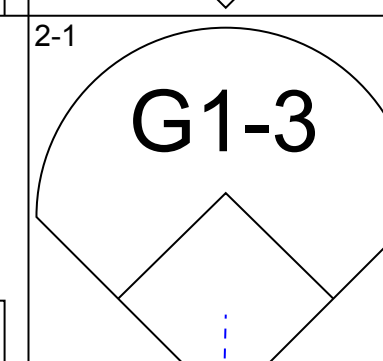
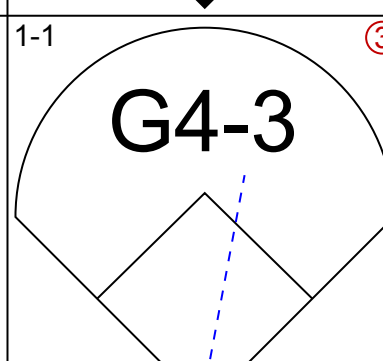
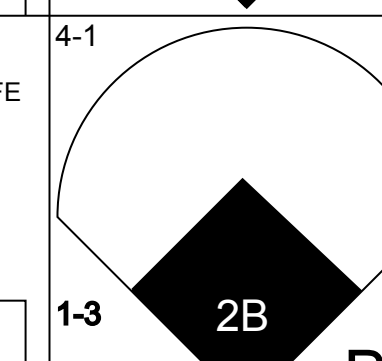
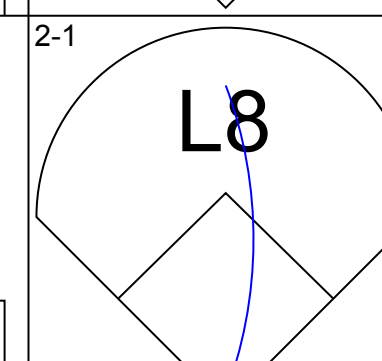
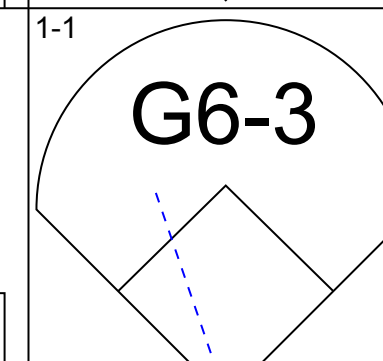
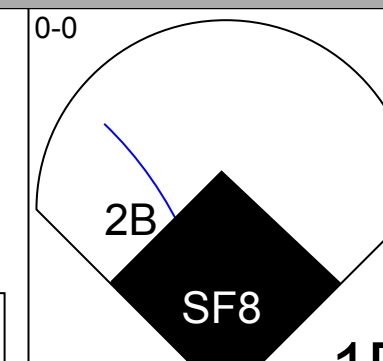
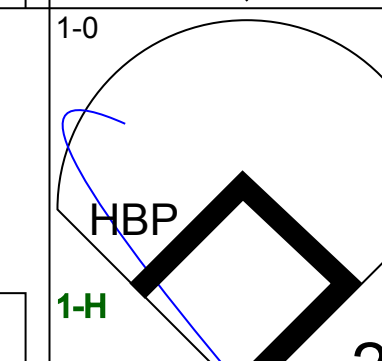
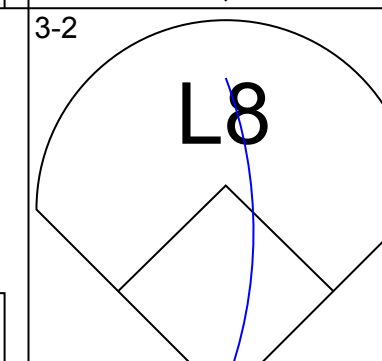
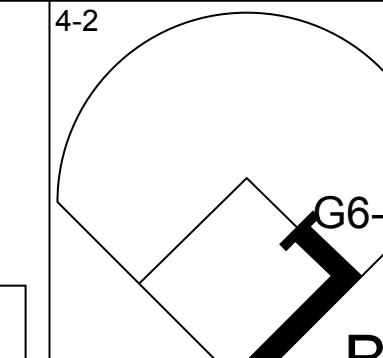
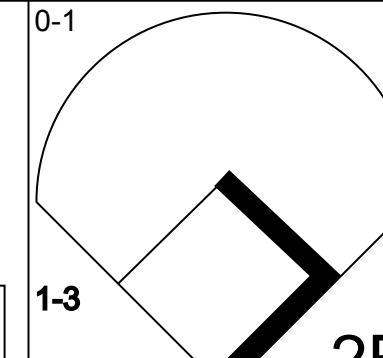
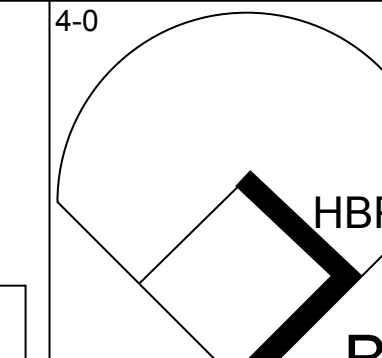
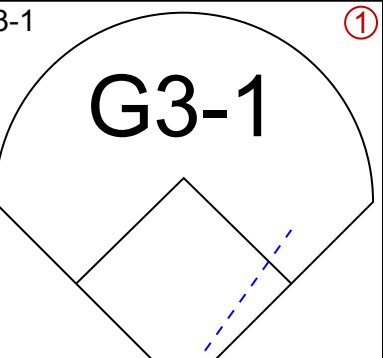
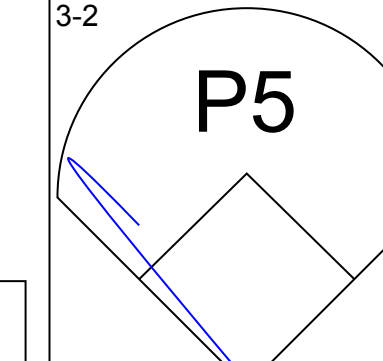
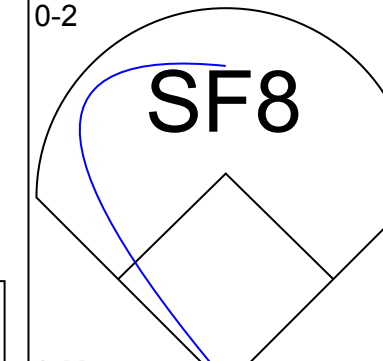
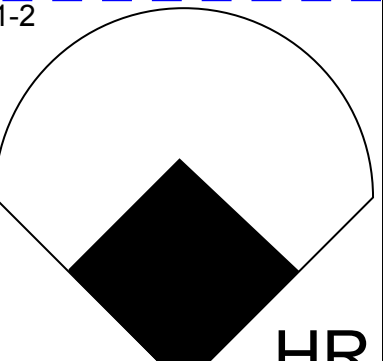
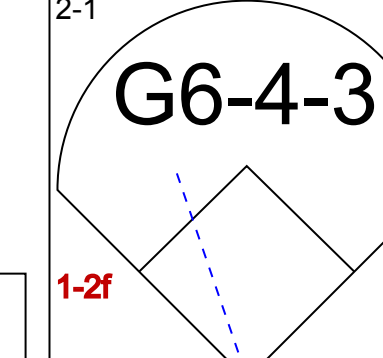
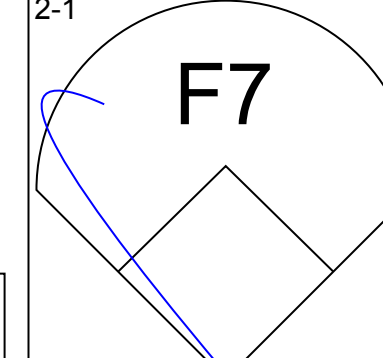
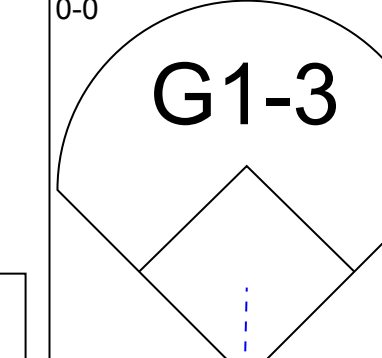
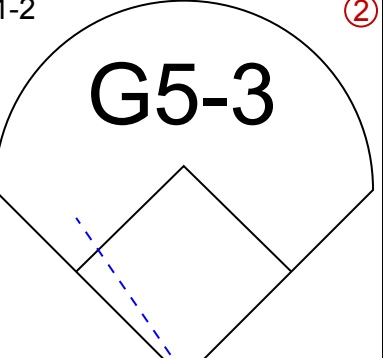
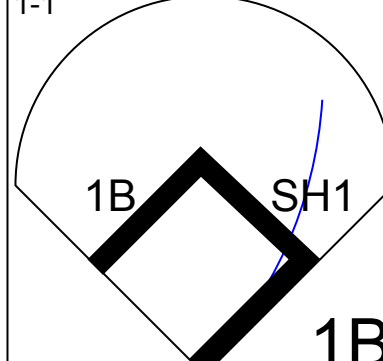
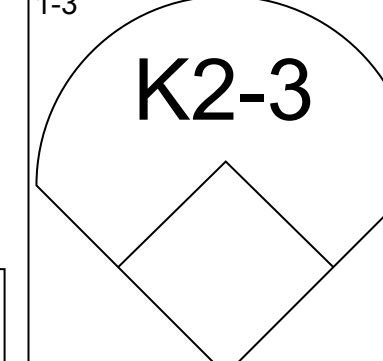
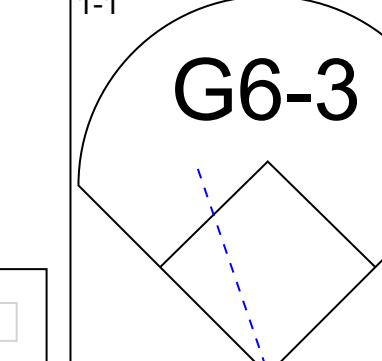
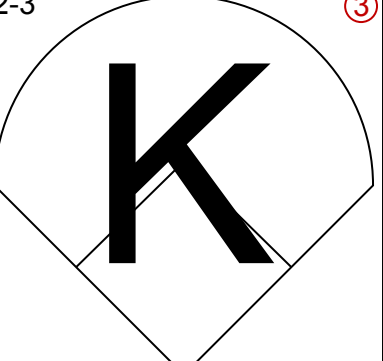
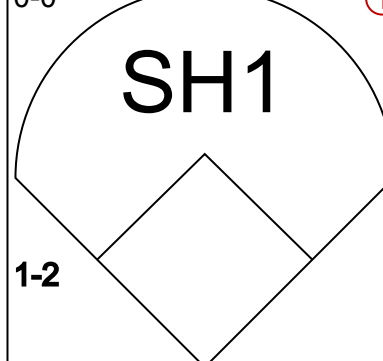
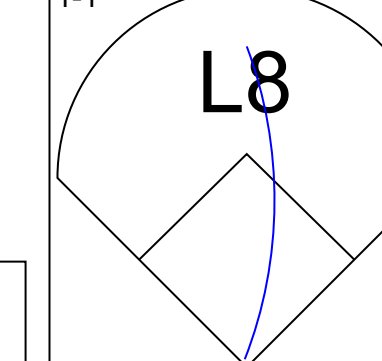
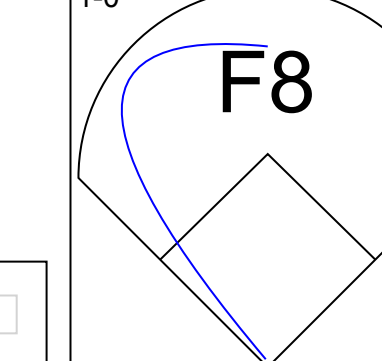
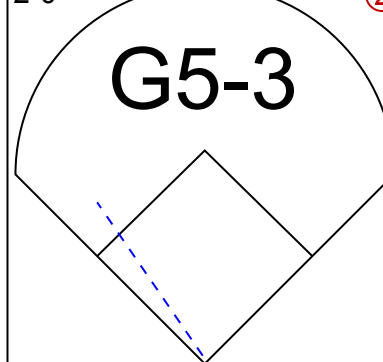
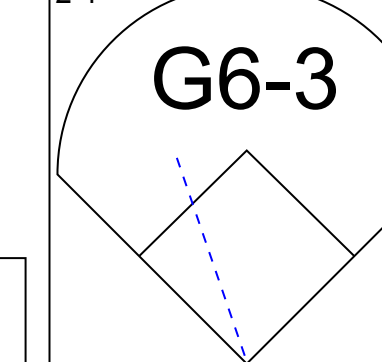
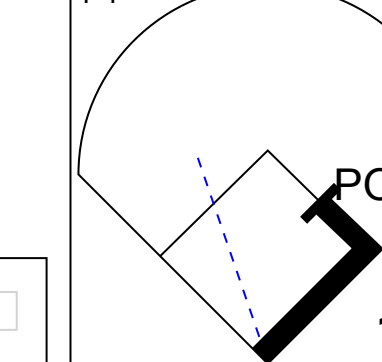


Batter	1	2	3	4	5	6	7	8	9	AB	R	H	RBI	BB	SO	LOB	TOP										
<b>Billy Hatcher, R</b> OBP: 0.325, SLG: 0.372 (1, 7)										5	0	0	0	0	2	3											
<b>Jody Reed, R</b> OBP: 0.327, SLG: 0.330 (1, 4)										4	1	1	0	1	0	1											
<b>Wade Boggs, L</b> OBP: 0.348, SLG: 0.365 (1, 5)										5	0	1	0	0	0	3											
<b>Tom Brunansky, R</b> OBP: 0.371, SLG: 0.482 (1, 9)										2	1	1	0	2	0	0											
<b>Mo Vaughn, L</b> OBP: 0.337, SLG: 0.387 (1, 10)										4	0	1	1	0	1	4											
<b>Bob Zupic, R</b> OBP: 0.323, SLG: 0.358 <b>Herm Winningham, L</b> (8, PH) OBP: 0.259, SLG: 0.296 (8, 8)										3	0	0	0	0	0	2											
<b>Scott Cooper, L</b> OBP: 0.327, SLG: 0.324 (1, 3)										3	1	0	0	1	0	2											
<b>Eric Wedge, R</b> OBP: 0.343, SLG: 0.433 <b>Tony Peña, R</b> OBP: 0.263, SLG: 0.300 (8, 2)										4	0	0	0	0	0	3											
<b>John Valentin, R</b> OBP: 0.327, SLG: 0.400 (1, 6)										4	0	3	1	0	0	0											
<b>Inning Stats</b>	R: 0 E: 0 K: 2 S: 15	H: 1 LOB: 2 BB: 1 P: 23	R: 1 E: 0 K: 0 S: 17	H: 1 LOB: 1 BB: 1 P: 28	R: 0 E: 0 K: 0 S: 13	H: 1 LOB: 2 BB: 1 P: 20	R: 0 E: 0 K: 0 S: 6	H: 0 LOB: 0 BB: 0 P: 7	R: 0 E: 0 K: 0 S: 6	H: 0 LOB: 0 BB: 0 P: 9	R: 0 E: 0 K: 0 S: 12	H: 1 LOB: 1 BB: 0 P: 18	R: 2 E: 0 K: 0 S: 20	H: 3 LOB: 2 BB: 1 P: 35	R: 0 E: 0 K: 1 S: 11	H: 1 LOB: 1 BB: 0 P: 13	1B: 8 2B: 0 3B: 0 HR: 0	SF: 0 SAC: 0 DP: 0 HBP: 0	WP: 0 PB: 0 SB: 0 CS: 0	PA: 39							
<b>PITCHER</b>	IP	WLS	BF	H	R	ER	SO	BB	IBB	HBP	BLK	WP	HR	S	P	ERA	WHIP										
<b>Brian Fisher, R</b> ERA: 3.74 (1, 1)	7.0		29	4	2	2	2	4	0	0	0	0	0	79	121	2.57	1.143										
<b>Russ Swan, L</b> ERA: 4.53 (8, 1)	0.1		1	0	0	0	0	0	0	0	0	0	0	3	3	0.00	0.000										
<b>Jeff Nelson, R</b> ERA: 3.27 (8, 1)	0.0		3	3	1	1	0	0	0	0	0	0	0	8	15	∞	∞										
<b>Shawn Barton, L</b> ERA: 3.48 (8, 1)	0.1		1	0	0	0	0	0	0	0	0	0	0	2	4	0.00	0.000										
<b>Mike Schooler, R</b> ERA: 4.64 (8, 1)	1.1	W	5	1	0	0	1	0	0	0	0	0	0	14	18	0.00	0.750										

**Boston Red Sox @ Seattle Mariners**  
The Kingdom, Seattle, WA  
Tue Sep 01 1992, 10:05 PM EDT  
Att. 12,458 - Dome - 70 F

AB	35
R	3
H	8
RBI	3
BB	4
SO	3
LOB	18



Batter	1	2	3	4	5	6	7	8	9	AB	R	H	RBI	BB	SO	LOB	BOTTOM										
<b>Henry Cotto, R</b> OBP: 0.319, SLG: 0.372 (1, 9)										4	1	2	0	0	1	0											
<b>Edgar Martinez, R</b> OBP: 0.408, SLG: 0.562 (1, 5)										3	1	0	0	1	0	2											
<b>Ken Griffey Jr., L</b> OBP: 0.365, SLG: 0.552 (1, 8)										4	1	2	2	0	0	0											
<b>Lance Parrish, R</b> OBP: 0.311, SLG: 0.463 (1, 10)										2	0	1	0	2	0	0											
<b>Tino Martinez, L</b> OBP: 0.306, SLG: 0.402 (1, 3)										2	1	1	2	0	0	1											
<b>Dave Valle, R</b> OBP: 0.313, SLG: 0.377 (1, 2)										4	0	0	0	0	0	5											
<b>Bret Boone, R</b> OBP: 0.267, SLG: 0.310 (1, 4)										4	0	1	0	0	2	1											
<b>John Moses, S</b> OBP: 0.267, SLG: 0.231 (1, 7)										2	0	0	0	0	0	0											
<b>Omar Vizquel, S</b> OBP: 0.355, SLG: 0.370 (1, 6)										3	0	1	0	0	0	1											
<b>Inning Stats</b>	R: 0 E: 0 K: 1 S: 9	H: 0 LOB: 0 BB: 0 P: 12	R: 0 E: 0 K: 0 S: 7	H: 0 LOB: 0 BB: 1 P: 16	R: 0 E: 0 K: 0 S: 7	H: 2 LOB: 2 BB: 0 P: 11	R: 1 E: 0 K: 1 S: 11	H: 2 LOB: 1 BB: 0 P: 14	R: 2 E: 0 K: 0 S: 8	H: 2 LOB: 3 BB: 2 P: 23	R: 0 E: 0 K: 0 S: 6	H: 1 LOB: 0 BB: 0 P: 11	R: 0 E: 0 K: 0 S: 11	H: 1 LOB: 0 BB: 0 P: 18	R: 1 E: 0 K: 1 S: 11	H: 1 LOB: 0 BB: 0 P: 18	1B: 5 2B: 2 3B: 0 HR: 1	SF: 1 SAC: 1 DP: 1 HBP: 1	WP: 0 PB: 0 SB: 0 CS: 0	PA: 35							
<b>PITCHER</b>	IP	WLS	BF	H	R	ER	SO	BB	IBB	HBP	BLK	WP	HR	S	P	ERA	WHIP										
<b>Matt Young, L</b> ERA: 4.87 (1, 1)	4.2		23	6	3	3	2	3	0	0	0	0	0	41	75	5.79	1.929										
<b>Mike Gardiner, R</b> ERA: 4.89 (8, 1)	2.1		7	1	0	0	0	0	0	0	0	0	0	15	23	0.00	0.429										
<b>Greg Harris, R</b> ERA: 2.64 (8, 1)	1.0	L	4	1	1	1	1	0	0	0	0	0	1	11	18	9.00	1.000										

**Boston Red Sox @ Seattle Mariners**  
The Kingdom, Seattle, WA  
Tue Sep 01 1992, 10:05 PM EDT  
Att. 12,458 - Dome - 70 F

AB	28
R	4
H	8
RBI	4
BB	3
SO	3
LOB	10



Batter	1	2	3	4	5	6	7	8	9	AB	R	H	RBI	BB	SO	LOB	TOP					
<b>Billy Hatcher, R</b> OBP: 0.323, SLG: 0.369 (1, 7)	G6-3	G1-3			F8		2B 1B		G1-3	5	1	1	1	0	0	4	<b>Boston Red Sox @ Seattle Mariners</b> The Kingdom, Seattle, WA Wed Sep 02 1992, 10:05 PM EDT Att: 14,717 - Dome - 70 F					
<b>Herm Winningham, L</b> OBP: 0.285, SLG: 0.282 (1, 8) <b>Bob Zupcic, R</b> OBP: 0.321, SLG: 0.356 (7, 8)	K		G4-3		G4-3		F7		G3-2	3	0	0	0	0	1	0						
<b>Wade Boggs, L</b> OBP: 0.350, SLG: 0.368 (1, 5)	1B		G6-3		G4-3		1H 2H 2B			4	0	2	2	0	0	0						
<b>Tom Brunansky, R</b> OBP: 0.370, SLG: 0.479 (1, 9)	K		G6-3				G1-3 1B		G1-3	4	0	1	0	0	1	2						
<b>Mo Vaughn, L</b> OBP: 0.335, SLG: 0.396 (1, 10)		P7			G3-1		G1-6-3 1-2		HR	4	1	1	1	0	0	1						
<b>Jody Reed, R</b> OBP: 0.326, SLG: 0.328 (1, 4)	G6-3			S 2B BB			F8		F8	3	1	0	0	1	0	0						
<b>Scott Cooper, L</b> OBP: 0.329, SLG: 0.321 (1, 3)		BB 1B BB			G5-3		FC1-5 1B BB		G4-3	2	0	0	0	2	0	1						
<b>Tony Peña, R</b> OBP: 0.288, SLG: 0.308 (1, 2)							FC1-5 1B BB		K	4	1	3	1	0	1	0						
<b>John Valentin, R</b> OBP: 0.333, SLG: 0.398 (1, 6)					G6-3		FC1-5 1B 2B		WP G3-2 1B	3	1	1	0	1	0	3						
<b>Inning Stats</b>	R: 0 E: 0 K: 2 S: 10	H: 1 LOB: 1 BB: 0 P: 14	R: 0 E: 0 K: 0 S: 10	H: 1 LOB: 3 BB: 2 P: 22	R: 0 E: 0 K: 0 S: 4	H: 0 LOB: 0 BB: 0 P: 6	R: 1 E: 0 K: 0 S: 10	H: 1 LOB: 1 BB: 1 P: 17	R: 0 E: 0 K: 0 S: 6	H: 0 LOB: 0 BB: 0 P: 13	R: 0 E: 0 K: 0 S: 5	H: 1 LOB: 0 BB: 0 P: 8	R: 3 E: 0 K: 0 S: 13	H: 3 LOB: 1 BB: 1 P: 23	R: 1 E: 0 K: 1 S: 14	H: 1 LOB: 0 BB: 0 P: 20	R: 0 E: 0 K: 0 S: 10	H: 1 LOB: 0 BB: 0 P: 14	1B: 6 2B: 3 HR: 1	SF: 0 SAC: 0 DP: 2 HBP: 0	WP: 1 PB: 0 SB: 1 CS: 0	PA: 38
<b>PITCHER</b>	IP	WLS	BF	H	R	ER	SO	BB	IBB	HBP	BLK	WP	HR	S	P	ERA	WHIP					
<b>Tim Leary, R</b> ERA: 5.53 (1, 1)	6.1	L	28	6	4	4	2	4	0	0	0	0	0	50	92	5.68	1.579					
<b>Shawn Barton, L</b> ERA: 3.39 (7, 1)	0.1		2	1	0	0	0	0	0	0	0	0	0	6	8	0.00	3.000					
<b>Rich DeLucia, R</b> ERA: 6.41 (7, 1)	1.1		5	1	1	1	1	0	0	0	0	0	1	16	23	6.75	0.750					
<b>Calvin Jones, R</b> ERA: 5.57 (9, 1)	1.0		3	1	0	0	0	0	0	0	0	1	0	10	14	0.00	1.000					

Batter	1	2	3	4	5	6	7	8	9	AB	R	H	RBI	BB	SO	LOB	BOTTOM					
<b>Omar Vizquel, S</b> OBP: 0.354, SLG: 0.368 (1, 6)	K	F7			G5-4-3 1B		F9			4	0	1	0	0	1	4	<b>Boston Red Sox @ Seattle Mariners</b> The Kingdom, Seattle, WA Wed Sep 02 1992, 10:05 PM EDT Att: 14,717 - Dome - 70 F					
<b>Edgar Martinez, R</b> OBP: 0.405, SLG: 0.557 (1, 5)	G6-3		K G6-3		G5-4-3 1-2				P3	4	0	0	0	0	1	1						
<b>Ken Griffey Jr., L</b> OBP: 0.366, SLG: 0.553 (1, 8)	P6		F8			G4-6-3 1B			1B 2B	4	1	2	0	0	0	1						
<b>Tino Martinez, L</b> OBP: 0.308, SLG: 0.403 (1, 3)		FC1-5 1B 1B	G6-3 1-2		G4-6-3 1-2		2H FC6-4 1B			4	0	2	1	0	0	2						
<b>Greg Brolley, L</b> OBP: 0.259, SLG: 0.357 (1, 10)		FC1-5 2B 1B			G1-3		K		FC6-4 1-2	4	1	1	0	0	1	1						
<b>Henry Cotto, R</b> OBP: 0.318, SLG: 0.370 (1, 9)		FC1-5 2B G6-3					G4-3		L6	4	1	1	0	0	0	3						
<b>Dave Valle, R</b> OBP: 0.315, SLG: 0.381 (1, 2)					P4		2B 1B			4	0	2	1	0	0	1						
<b>Bret Boone, R</b> OBP: 0.265, SLG: 0.326 (1, 4)		G6-3			F2				K	4	0	1	1	0	1	2						
<b>John Moses, S</b> OBP: 0.294, SLG: 0.214 (1, 7) <b>Pete O'Brien, L</b> OBP: 0.275, SLG: 0.369 (7, PH) <b>Shane Turner, L</b> OBP: 0.371, SLG: 0.373 (8, 7)					G4-3		F8		K	1	0	0	0	1	0	0						
<b>Inning Stats</b>	R: 0 E: 0 K: 1 S: 6	H: 0 LOB: 0 BB: 0 P: 11	R: 2 E: 0 K: 0 S: 13	H: 3 LOB: 2 BB: 1 P: 24	R: 0 E: 0 K: 1 S: 6	H: 0 LOB: 0 BB: 0 P: 11	R: 0 E: 0 K: 0 S: 7	H: 1 LOB: 1 BB: 0 P: 10	R: 0 E: 0 K: 0 S: 9	H: 1 LOB: 0 BB: 0 P: 13	R: 0 E: 0 K: 1 S: 8	H: 1 LOB: 0 BB: 0 P: 14	R: 0 E: 0 K: 0 S: 9	H: 2 LOB: 2 BB: 0 P: 13	R: 1 E: 0 K: 0 S: 11	H: 2 LOB: 1 BB: 0 P: 18	R: 0 E: 0 K: 2 S: 10	H: 0 LOB: 0 BB: 0 P: 16	1B: 7 2B: 3 HR: 0	SF: 0 SAC: 0 DP: 3 HBP: 0	WP: 1 PB: 0 SB: 0 CS: 0	PA: 36
<b>PITCHER</b>	IP	WLS	BF	H	R	ER	SO	BB	IBB	HBP	BLK	WP	HR	S	P	ERA	WHIP					
<b>Roger Clemens, R</b> ERA: 2.26 (1, 1)	9.0	W	36	10	3	3	5	1	0	0	0	1	0	79	130	3.00	1.222					



Batter	1	2	3	4	5	6	7	8	9	AB	R	H	RBI	BB	SO	LOB	TOP										
<b>Billy Hatcher, R</b> OBP: 0.324, SLG: 0.374 (1, 7)										4	1	1	1	0	0	4	<b>Boston Red Sox @ Oakland Athletics</b> Oakland-Alameda County Coliseum, Oakland, CA Fri Sep 04 1992, 7:05 PM PDT Att: 35,084 - Sunny - 74 F										
<b>Jody Reed, R</b> OBP: 0.327, SLG: 0.327 (1, 4)										4	0	1	2	1	0	1											
<b>Wade Boggs, L</b> OBP: 0.352, SLG: 0.369 (1, 5)										4	0	2	2	1	0	0											
<b>Tom Brunansky, R</b> OBP: 0.366, SLG: 0.473 (1, 9)										5	0	0	0	0	2	6											
<b>Mo Vaughn, L</b> OBP: 0.333, SLG: 0.396 (1, 10)										5	1	1	0	0	1	4											
<b>Bob Zupic, R</b> OBP: 0.325, SLG: 0.363 (1, 8)										5	2	3	1	0	1	0											
<b>Scott Cooper, L</b> OBP: 0.331, SLG: 0.333 (1, 3)										4	2	1	1	1	0	2											
<b>Tony Peña, R</b> OBP: 0.291, SLG: 0.308 (1, 2)										3	1	1	0	1	0	2											
<b>John Valentin, R</b> OBP: 0.330, SLG: 0.392 (1, 6)										4	1	1	1	0	1	4											
<b>Inning Stats</b>	R: 0 E: 0 K: 1 S: 14	H: 1 LOB: 2 BB: 0 P: 23	R: 1 E: 0 K: 2 S: 10	H: 1 LOB: 0 BB: 0 P: 16	R: 0 E: 0 K: 0 S: 7	H: 0 LOB: 1 BB: 0 P: 12	R: 0 E: 0 K: 0 S: 9	H: 1 LOB: 1 BB: 0 P: 14	R: 2 E: 0 K: 0 S: 14	H: 3 LOB: 2 BB: 1 P: 23	R: 3 E: 1 K: 1 S: 14	H: 2 LOB: 2 BB: 2 P: 30	R: 2 E: 0 K: 0 S: 7	H: 3 LOB: 1 BB: 1 P: 14	R: 0 E: 0 K: 1 S: 6	H: 0 LOB: 0 BB: 0 P: 10	R: 0 E: 0 K: 0 S: 5	H: 0 LOB: 0 BB: 0 P: 7	1B: 7 2B: 2 3B: 1 HR: 1	SF: 0 SAC: 0 DP: 1 HBP: 1	WP: 0 PB: 0 SB: 0 CS: 0	PA: 43					
<b>PITCHER</b>	IP	WLS	BF	H	R	ER	SO	BB	IBB	HBP	BLK	WP	HR	S	P	ERA	WHIP										
<b>Dave Stewart, R</b> ERA: 3.9 (1, 1)	5.0	L	24	7	4	3	3	1	0	1	0	0	1	55	90	5.40	1.600										
<b>Jeff Parrett, R</b> ERA: 3.07 (6, 1)	0.2		5	0	0	0	0	2	0	0	0	0	0	5	15	0.00	3.000										
<b>Mike Raczka, L</b> ERA: 6.0 (6, 1)	0.1		5	3	4	2	1	1	0	0	0	0	0	11	22	54.00	12.000										
<b>Shawn Hillegas, R</b> ERA: 5.31 (7, 1)	2.0		6	1	0	0	1	0	0	0	0	0	0	10	15	0.00	0.500										
<b>Jim Corsi, R</b> ERA: 1.87 (9, 1)	1.0		3	0	0	0	0	0	0	0	0	0	0	5	7	0.00	0.000										

Batter	1	2	3	4	5	6	7	8	9	AB	R	H	RBI	BB	SO	LOB	BOTTOM										
<b>Rickey Henderson, R</b> OBP: 0.431, SLG: 0.462 (1, 7)										4	1	2	1	0	0	0	<b>Boston Red Sox @ Oakland Athletics</b> Oakland-Alameda County Coliseum, Oakland, CA Fri Sep 04 1992, 7:05 PM PDT Att: 35,084 - Sunny - 74 F										
<b>Eric Fox, S</b> OBP: 0.299, SLG: 0.393 (8, 8)										1	0	0	0	0	0	0											
<b>Jerry Browne, S</b> OBP: 0.362, SLG: 0.332 (1, 5)										4	0	0	0	1	0	1											
<b>Dave Henderson, R</b> OBP: 0.431, SLG: 0.462 (1, 8)										4	0	1	0	0	0	2											
<b>Scott Brosius, R</b> OBP: 0.236, SLG: 0.348 (8, 7)										1	0	0	0	0	0	1											
<b>Harold Baines, L</b> OBP: 0.325, SLG: 0.370 (1, 10)										5	0	0	0	0	1	4											
<b>Carney Lansford, R</b> OBP: 0.321, SLG: 0.385 (1, 3)										3	0	0	0	0	0	0											
<b>Randy Ready, R</b> OBP: 0.339, SLG: 0.323 (8, 3)										1	1	1	0	0	0	0											
<b>Terry Steinbach, R</b> OBP: 0.345, SLG: 0.423 (1, 2)										2	0	1	0	1	0	0											
<b>Jamie Quirk, L</b> OBP: 0.284, SLG: 0.272 (8, 2)										1	1	1	0	0	0	0											
<b>Willie Wilson, S</b> OBP: 0.342, SLG: 0.347 (1, 9)										3	0	2	0	1	0	2											
<b>Mike Bordick, R</b> OBP: 0.354, SLG: 0.358 (1, 4)										3	0	0	0	0	0	5											
<b>Troy Neel, L</b> OBP: 0.361, SLG: 0.438 (8, PH) (9, 7)										1	0	1	2	0	0	0											
<b>Walt Weiss, S</b> OBP: 0.316, SLG: 0.254 (1, 6)										4	0	0	0	0	1	5											
<b>Inning Stats</b>	R: 0 E: 1 K: 0 S: 8	H: 0 LOB: 1 BB: 0 P: 11	R: 0 E: 0 K: 0 S: 7	H: 1 LOB: 1 BB: 0 P: 9	R: 1 E: 0 K: 1 S: 9	H: 2 LOB: 1 BB: 0 P: 10	R: 0 E: 0 K: 0 S: 12	H: 0 LOB: 2 BB: 2 P: 21	R: 0 E: 0 K: 0 S: 8	H: 1 LOB: 1 BB: 0 P: 13	R: 0 E: 0 K: 0 S: 11	H: 2 LOB: 2 BB: 0 P: 18	R: 0 E: 0 K: 0 S: 9	H: 0 LOB: 0 BB: 0 P: 14	R: 2 E: 0 K: 1 S: 17	H: 3 LOB: 1 BB: 0 P: 24	R: 0 E: 0 K: 0 S: 6	H: 0 LOB: 1 BB: 1 P: 14	1B: 5 2B: 2 3B: 1 HR: 1	SF: 0 SAC: 0 DP: 0 HBP: 0	WP: 0 PB: 0 SB: 0 CS: 0	PA: 40					
<b>PITCHER</b>	IP	WLS	BF	H	R	ER	SO	BB	IBB	HBP	BLK	WP	HR	S	P	ERA	WHIP										
<b>Danny Darwin, R</b> ERA: 3.84 (1, 1)	7.2	W	35	9	3	3	2	2	0	0	0	0	1	80	118	3.52	1.435										
<b>Paul Quantrill, R</b> ERA: 2.17 (8, 1)	1.1		5	0	0	0	0	1	0	0	0	0	0	7	16	0.00	0.750										



Batter	1	2	3	4	5	6	7	8	9	AB	R	H	RBI	BB	SO	LOB	TOP								
<b>Billy Hatcher, R</b> OBP: 0.323, SLG: 0.372 (1, 7)										4	0	1	1	0	0	1									
<b>Scott Cooper, L</b> OBP: 0.328, SLG: 0.330 (1, 3)										5	1	1	1	0	0	2									
<b>Wade Boggs, L</b> OBP: 0.352, SLG: 0.367 (1, 5)										3	1	0	0	1	1	2									
<b>Tom Brunansky, R</b> OBP: 0.365, SLG: 0.471 (1, 9)										4	1	1	0	0	1	3									
<b>Mo Vaughn, L</b> OBP: 0.335, SLG: 0.399 (1, 10)										3	1	1	2	1	0	0									
<b>Bob Zupcic, R</b> OBP: 0.324, SLG: 0.362 (1, 8)										4	1	1	1	0	1	1									
<b>Eric Wedge, R</b> OBP: 0.359, SLG: 0.406 (1, 2)										2	0	0	0	2	0	0									
<b>John Valentin, R</b> OBP: 0.345, SLG: 0.425 (1, 6)										4	2	3	2	0	0	1									
<b>Tim Lincecum, R</b> OBP: 0.263, SLG: 0.259 (1, 4)										3	0	1	0	1	0	2									
<b>Inning Stats</b>	R: 0 E: 0 K: 0 S: 6	H: 1 LOB: 1 BB: 1 P: 14	R: 0 E: 0 K: 0 S: 4	H: 0 LOB: 0 BB: 0 P: 7	R: 1 E: 0 K: 0 S: 14	H: 1 LOB: 1 BB: 1 P: 24	R: 0 E: 0 K: 2 S: 9	H: 0 LOB: 0 BB: 0 P: 12	R: 1 E: 0 K: 0 S: 9	H: 2 LOB: 0 BB: 0 P: 14	R: 3 E: 0 K: 0 S: 14	H: 3 LOB: 2 BB: 2 P: 30	R: 2 E: 0 K: 0 S: 13	H: 2 LOB: 1 BB: 0 P: 20	R: 0 E: 0 K: 0 S: 5	H: 0 LOB: 0 BB: 1 P: 9	R: 0 E: 0 K: 1 S: 7	H: 0 LOB: 0 BB: 0 P: 10	1B: 6 2B: 3 3B: 0 HR: 0	SF: 0 SAC: 1 DP: 2 HBP: 1	WP: 0 PB: 0 SB: 1 CS: 1	PA: 40			
<b>PITCHER</b>	IP	WLS	BF	H	R	ER	SO	BB	IBB	HBP	BLK	WP	HR	S	P	ERA	WHIP								
<b>Ron Darling, R</b> ERA: 4.02 (1, 1)	5.2	L	25	6	5	5	2	4	0	0	0	0	0	52	94	7.94	1.765								
<b>Jeff Parrett, R</b> ERA: 3.24 (6, 1)	1.0		7	3	2	2	0	0	0	1	0	0	0	14	21	18.00	3.000								
<b>Jeff Russell, R</b> ERA: 1.83 (7, 1)	1.1		4	0	0	0	0	1	0	0	0	0	0	8	15	0.00	0.750								
<b>Vince Horsman, L</b> ERA: 2.54 (9, 1)	1.0		3	0	0	0	1	0	0	0	0	0	0	7	10	0.00	0.000								

**Boston Red Sox @ Oakland Athletics**  
Oakland-Alameda County Coliseum, Oakland, CA

Sat Sep 05 1992, 3:33 AM PDT  
Att: 32,610 - Cloudy - 78 F



AB 32  
R 7  
H 9  
RBI 7  
BB 5  
SO 3  
LOB 12

Batter	1	2	3	4	5	6	7	8	9	AB	R	H	RBI	BB	SO	LOB	BOTTOM								
<b>Rickey Henderson, R</b> OBP: 0.432, SLG: 0.464 (1, 7)										3	0	1	1	1	0	0									
<b>Carney Lansford, R</b> OBP: 0.322, SLG: 0.385 (1, 5)										3	1	1	0	0	0	2									
<b>Troy Neel, L</b> OBP: 0.365, SLG: 0.543 (1, 10)										3	1	2	2	0	0	1									
<b>Randy Ready, R</b> OBP: 0.344, SLG: 0.323 (6, PH)										0	0	0	0	1	0	0									
<b>Harold Baines, L</b> OBP: 0.326, SLG: 0.370 (1, 9)										2	0	1	0	0	0	0									
<b>Dave Henderson, R</b> OBP: 0.197, SLG: 0.167 (6, PH)										2	0	0	0	0	2	4									
<b>Terry Steinbach, R</b> OBP: 0.341, SLG: 0.419 (1, 3)										4	0	0	0	0	1	1									
<b>Willie Wilson, S</b> OBP: 0.339, SLG: 0.343 (7, 9)										4	0	0	0	0	1	0									
<b>Jamie Quirk, L</b> OBP: 0.280, SLG: 0.268 (1, 2)										2	0	0	0	0	0	0									
<b>Eric Fox, S</b> OBP: 0.297, SLG: 0.389 (7, PH)										1	0	0	0	0	1	0									
<b>Henry Mercedes, R</b> OBP: 1.000, SLG: 1.000 (8, 2)										0	0	0	0	0	0	0									
<b>Jerry Browne, S</b> OBP: 0.361, SLG: 0.331 (9, PH)										1	0	0	0	0	0	0									
<b>Mike Bordick, R</b> OBP: 0.354, SLG: 0.358 (1, 4)										3	0	1	0	0	0	0									
<b>Walt Weiss, S</b> OBP: 0.313, SLG: 0.251 (1, 6)										3	1	0	0	0	0	1									
<b>Inning Stats</b>	R: 0 E: 0 K: 0 S: 8	H: 1 LOB: 0 BB: 0 P: 11	R: 0 E: 0 K: 0 S: 8	H: 1 LOB: 0 BB: 0 P: 16	R: 0 E: 0 K: 0 S: 6	H: 0 LOB: 0 BB: 0 P: 8	R: 2 E: 0 K: 0 S: 9	H: 1 LOB: 0 BB: 1 P: 17	R: 0 E: 0 K: 1 S: 6	H: 0 LOB: 0 BB: 0 P: 7	R: 0 E: 0 K: 1 S: 11	H: 1 LOB: 2 BB: 0 P: 24	R: 0 E: 0 K: 2 S: 10	H: 0 LOB: 0 BB: 0 P: 12	R: 1 E: 0 K: 1 S: 14	H: 2 LOB: 2 BB: 1 P: 22	R: 0 E: 0 K: 0 S: 4	H: 0 LOB: 0 BB: 0 P: 6	1B: 4 2B: 1 3B: 0 HR: 1	SF: 0 SAC: 0 DP: 2 HBP: 1	WP: 0 PB: 0 SB: 0 CS: 0	PA: 34			
<b>PITCHER</b>	IP	WLS	BF	H	R	ER	SO	BB	IBB	HBP	BLK	WP	HR	S	P	ERA	WHIP								
<b>John Dopson, R</b> ERA: 3.54 (1, 1)	5.2	W	21	4	2	2	1	0	0	0	0	0	0	45	78	3.18	0.882								
<b>Matt Young, L</b> ERA: 4.55 (6, 1)	2.0		8	2	1	1	3	0	0	0	0	0	0	24	31	4.50	1.000								
<b>Greg Harris, R</b> ERA: 2.6 (8, 1)	1.1		5	0	0	0	1	1	0	0	0	0	0	7	14	0.00	0.750								

**Boston Red Sox @ Oakland Athletics**  
Oakland-Alameda County Coliseum, Oakland, CA

Sat Sep 05 1992, 3:33 AM PDT  
Att: 32,610 - Cloudy - 78 F



AB 31  
R 3  
H 6  
RBI 3  
BB 2  
SO 5  
LOB 9



Batter	1	2	3	4	5	6	7	8	9	10	AB	R	H	RBI	BB	SO	LOB	TOP				
<b>Billy Hatcher, R</b> OBP: 0.318, SLG: 0.366 (1, 7)	G3	K		G1-2-3			F8		K		5	0	0	0	0	2	7					
<b>Scott Cooper, L</b> OBP: 0.326, SLG: 0.328 (1, 3)	G4-3			F8			F8		G6-4-3		5	0	1	0	0	0	1					
<b>Wade Boggs, L</b> OBP: 0.351, SLG: 0.365 (1, 5)				F7			G6-3		G6-3		5	0	1	0	0	1	1					
<b>Tom Brunansky, R</b> OBP: 0.358, SLG: 0.464 (1, 9)		1B		F8			G5-3		P2		5	0	0	0	0	2	2					
<b>Mo Vaughn, L</b> OBP: 0.336, SLG: 0.399 (1, 10)																						
<b>Jody Reed, R</b> OBP: 0.330, SLG: 0.329 (1, 4)																						
<b>Bob Zupcic, R</b> OBP: 0.326, SLG: 0.362 (1, 8)																						
<b>Tony Peña, R</b> OBP: 0.290, SLG: 0.307 (1, 2)																						
<b>John Valentin, R</b> OBP: 0.358, SLG: 0.426 (1, 6)																						
<b>Inning Stats</b>	R: 0 E: 0 K: 0 S: 6	H: 1 LOB: 1 BB: 0 P: 10	R: 0 E: 1 K: 1 S: 10	H: 2 LOB: 3 BB: 1 P: 21	R: 0 E: 0 K: 0 S: 8	H: 0 LOB: 0 BB: 0 P: 11	R: 1 E: 0 K: 1 S: 10	H: 2 LOB: 2 BB: 2 P: 21	R: 0 E: 0 K: 0 S: 9	H: 1 LOB: 1 BB: 1 P: 16	R: 0 E: 0 K: 0 S: 7	H: 1 LOB: 0 BB: 0 P: 12	R: 0 E: 1 K: 2 S: 11	H: 1 LOB: 2 BB: 0 P: 18	R: 0 E: 0 K: 2 S: 8	H: 0 LOB: 0 BB: 0 P: 12	R: 0 E: 0 K: 2 S: 13	H: 1 LOB: 1 BB: 0 P: 19	1B: 9 2B: 0 3B: 0 HR: 0	SF: 0 SAC: 0 DP: 2 HBP: 0	WP: 1 PB: 0 SB: 0 CS: 1	PA: 41
<b>PITCHER</b>	IP	WLS	BF	H	R	ER	SO	BB	IBB	HBP	BLK	WP	HR	S	P	ERA	WHIP					
<b>Bobby Witt, R</b> ERA: 4.33 (8, 1)	7.0		29	7	1	1	2	4	0	0	0	0	0	55	98	1.29	1.571					
<b>Rick Honeycutt, L</b> ERA: 3.72 (8, 1)	0.1		1	0	0	0	0	0	0	0	0	0	0	2	4	0.00	0.000					
<b>Jeff Russell, R</b> ERA: 1.81 (8, 1)	0.2		4	1	0	0	2	0	0	0	0	0	0	9	14	0.00	1.500					
<b>Dennis Eckenstey, R</b> ERA: 1.91 (8, 1)	2.0	W	7	1	0	0	4	0	0	0	0	0	0	21	31	0.00	0.500					

**Boston Red Sox @ Oakland Athletics**  
Oakland-Alameda County Coliseum, Oakland, CA

AB 37  
R 1  
H 9  
RBI 1  
BB 4  
SO 8  
LOB 20



WP: 1 PA: 41

Sun Sep 06 1992, 7:05 PM PDT  
Alt. 29.670 - Sunny - 75 F

Batter	1	2	3	4	5	6	7	8	9	10	AB	R	H	RBI	BB	SO	LOB	BOTTOM				
<b>Rickey Henderson, R</b> OBP: 0.429, SLG: 0.458 (1, 7)	F7		G4-3								4	0	0	0	1	1	1					
<b>Lance Blankenship, R</b> OBP: 0.390, SLG: 0.348 (1, 3)	F8										2	0	1	0	2	0	0					
<b>Ruben Sierra, S</b> OBP: 0.316, SLG: 0.444 (1, 10)	G1-3										4	1	1	0	1	0	3					
<b>Dave Henderson, R</b> OBP: 0.207, SLG: 0.207 (1, 8)																						
<b>Carney Lansford, R</b> OBP: 0.324, SLG: 0.383 (1, 5)																						
<b>Terry Steinbach, R</b> OBP: 0.338, SLG: 0.414 (1, 2)																						
<b>Willie Wilson, S</b> OBP: 0.338, SLG: 0.342 (1, 9)																						
<b>Mike Bordick, R</b> OBP: 0.355, SLG: 0.359 (1, 4)																						
<b>Walt Weiss, S</b> OBP: 0.310, SLG: 0.248 (1, 6)																						
<b>Inning Stats</b>	R: 0 E: 0 K: 0 S: 8	H: 0 LOB: 0 BB: 0 P: 12	R: 0 E: 0 K: 1 S: 6	H: 0 LOB: 0 BB: 0 P: 11	R: 1 E: 0 K: 0 S: 9	H: 2 LOB: 0 BB: 0 P: 13	R: 0 E: 0 K: 0 S: 16	H: 1 LOB: 3 BB: 2 P: 28	R: 0 E: 0 K: 0 S: 10	H: 1 LOB: 2 BB: 1 P: 17	R: 0 E: 0 K: 1 S: 7	H: 0 LOB: 0 BB: 0 P: 10	R: 0 E: 0 K: 0 S: 10	H: 0 LOB: 3 BB: 3 P: 25	R: 0 E: 0 K: 1 S: 8	H: 0 LOB: 0 BB: 0 P: 13	R: 1 E: 1 K: 1 S: 11	H: 2 LOB: 1 BB: 0 P: 18	1B: 7 2B: 0 3B: 0 HR: 0	SF: 0 SAC: 2 DP: 2 HBP: 0	WP: 1 PB: 0 SB: 0 CS: 0	PA: 40
<b>PITCHER</b>	IP	WLS	BF	H	R	ER	SO	BB	IBB	HBP	BLK	WP	HR	S	P	ERA	WHIP					
<b>Frank Viola, L</b> ERA: 3.32 (9, 1)	8.0		33	5	1	1	2	5	1	0	0	1	0	74	126	1.12	1.250					
<b>Paul Quantrill, R</b> ERA: 2.05 (9, 1)	1.2	L	7	2	1	0	2	0	0	0	0	0	0	19	31	0.00	1.200					

**Boston Red Sox @ Oakland Athletics**  
Oakland-Alameda County Coliseum, Oakland, CA

AB 32  
R 2  
H 7  
RBI 0  
BB 6  
SO 4  
LOB 20



WP: 1 PA: 40

Sun Sep 06 1992, 7:05 PM PDT  
Alt. 29.670 - Sunny - 75 F

Batter	1	2	3	4	5	6	7	8	9	AB	R	H	RBI	BB	SO	LOB	TOP				
<b>Billy Hatcher, R</b> OBP: 0.313, SLG: 0.360 (1, 7)										5	0	0	0	0	2	5					
<b>Scott Cooper, L</b> OBP: 0.328, SLG: 0.335 (1, 3)										4	0	2	1	0	0	0					
<b>Wade Boggs, L</b> OBP: 0.350, SLG: 0.363 (1, 5)										3	0	0	0	1	1	2					
<b>Mo Vaughn, L</b> OBP: 0.332, SLG: 0.393 (1, 10)										4	0	0	0	0	1	1					
<b>Bob Zupcic, R</b> OBP: 0.325, SLG: 0.360 (1, 9)										4	0	1	0	0	0	1					
<b>Jody Reed, R</b> OBP: 0.329, SLG: 0.329 (1, 4)										4	1	1	0	0	2	1					
<b>Herm Winningham, L</b> OBP: 0.280, SLG: 0.296 (1, 8)										4	1	2	0	0	0	0					
<b>Tony Peña, R</b> OBP: 0.291, SLG: 0.308 (1, 2)										3	0	1	1	0	0	0					
<b>John Valentin, R</b> OBP: 0.371, SLG: 0.450 (1, 6)										3	1	2	1	1	0	0					
<b>Inning Stats</b>	R: 0 E: 0 K: 1 S: 8	H: 0 LOB: 0 BB: 0 P: 14	R: 0 E: 0 K: 0 S: 7	H: 1 LOB: 0 BB: 0 P: 9	R: 0 E: 0 K: 0 S: 5	H: 1 LOB: 1 BB: 0 P: 9	R: 0 E: 0 K: 1 S: 12	H: 0 LOB: 1 BB: 1 P: 20	R: 0 E: 0 K: 1 S: 10	H: 1 LOB: 1 BB: 0 P: 15	R: 0 E: 0 K: 1 S: 5	H: 0 LOB: 0 BB: 0 P: 9	R: 2 E: 0 K: 1 S: 10	H: 3 LOB: 1 BB: 0 P: 18	R: 1 E: 0 K: 0 S: 11	H: 3 LOB: 3 BB: 1 P: 18	1B: 6 2B: 3 3B: 0 HR: 0	SF: 0 SAC: 1 DP: 0 HBP: 0	WP: 2 PB: 0 SB: 0 CS: 1	PA: 38	
<b>PITCHER</b>	IP	WLS	BF	H	R	ER	SO	BB	IBB	HBP	BLK	WP	HR	S	P	ERA	WHIP				
<b>Nolan Ryan, R</b> ERA: 3.99 (1, 1)	8.1	L	31	6	2	2	6	1	0	0	0	2	0	66	108	2.16	0.840				
<b>Matt Whiteside, R</b> ERA: 2.51 (9, 1)	0.2		6	3	1	1	0	1	0	0	0	0	0	10	16	13.50	6.000				

**Boston Red Sox @ Texas Rangers**  
Arlington Stadium, Arlington, TX  
Mon Sep 07 1992, 8:05 PM EDT  
Att: 29,699 - Sunny - 96 F

AB 34  
R 3  
H 9  
RBI 3  
BB 2  
SO 6  
LOB 10



Batter	1	2	3	4	5	6	7	8	9	AB	R	H	RBI	BB	SO	LOB	BOTTOM				
<b>Brian Downing, R</b> OBP: 0.407, SLG: 0.426 (1, 10)										4	0	1	0	0	1	0					
<b>Rafael Palmeiro, L</b> OBP: 0.347, SLG: 0.419 (1, 3)										3	0	0	0	1	3	1					
<b>Jose Canseco, R</b> OBP: 0.338, SLG: 0.455 (1, 9)										3	0	1	0	1	1	1					
<b>Juan Gonzalez, R</b> OBP: 0.304, SLG: 0.537 (8, PH)										0	0	0	0	1	0	0					
<b>Monty Fariss, R</b> OBP: 0.317, SLG: 0.367 (9, 4)										2	0	0	0	0	2	2					
<b>Kevin Reimer, L</b> OBP: 0.343, SLG: 0.463 (1, 7)										4	0	1	0	0	1	4					
<b>Dean Palmer, R</b> OBP: 0.320, SLG: 0.437 (1, 5)										3	0	0	0	0	1	2					
<b>Geno Petralli, L</b> OBP: 0.279, SLG: 0.285 (1, 2)										3	0	0	0	0	1	2					
<b>Jeff Frye, R</b> OBP: 0.299, SLG: 0.324 (8, PH)										2	0	1	0	0	0	0					
<b>Jack Daugherty, S</b> OBP: 0.300, SLG: 0.298 (9, 6)										0	0	0	0	1	0	0					
<b>Mario Diaz, R</b> OBP: 0.176, SLG: 0.176 (9, 6)										0	0	0	0	0	0	0					
<b>Al Newman, S</b> OBP: 0.321, SLG: 0.248 (8, PH)										2	0	0	0	0	0	0					
<b>Ivan Rodriguez, R</b> OBP: 0.299, SLG: 0.367 (9, 8)										1	0	0	0	0	0	1					
<b>Donald Harris, R</b> OBP: 0.143, SLG: 0.143 (9, 8)										0	0	0	0	0	0	0					
<b>Inning Stats</b>	R: 0 E: 0 K: 1 S: 10	H: 0 LOB: 2 BB: 2 P: 23	R: 0 E: 0 K: 0 S: 5	H: 1 LOB: 0 BB: 0 P: 11	R: 0 E: 0 K: 1 S: 12	H: 1 LOB: 1 BB: 0 P: 19	R: 0 E: 0 K: 0 S: 6	H: 1 LOB: 1 BB: 0 P: 11	R: 0 E: 0 K: 3 S: 11	H: 0 LOB: 0 BB: 0 P: 17	R: 0 E: 0 K: 3 S: 11	H: 0 LOB: 0 BB: 0 P: 17	R: 0 E: 0 K: 0 S: 6	H: 0 LOB: 1 BB: 1 P: 12	R: 0 E: 0 K: 1 S: 11	H: 1 LOB: 1 BB: 1 P: 19	1B: 3 2B: 1 3B: 0 HR: 0	SF: 0 SAC: 0 DP: 3 HBP: 1	WP: 0 PB: 1 SB: 0 CS: 1	PA: 33	
<b>PITCHER</b>	IP	WLS	BF	H	R	ER	SO	BB	IBB	HBP	BLK	WP	HR	S	P	ERA	WHIP				
<b>Roger Clemens, R</b> ERA: 2.18 (1, 1)	8.0	W	28	3	0	0	9	3	0	1	0	0	0	67	119	0.00	0.750				
<b>Tony Fossas, L</b> ERA: 3.13 (9, 1)	0.0		1	0	0	0	0	1	0	0	0	0	0	2	6	∞	∞				
<b>Paul Quantrill, R</b> ERA: 2.03 (9, 1)	0.1		2	1	0	0	1	0	0	0	0	0	0	6	9	0.00	3.000				
<b>Joe Hesketh, L</b> ERA: 4.65 (9, 1)	0.2	S	1	0	0	0	0	0	0	0	0	0	0	3	4	0.00	0.000				

**Boston Red Sox @ Texas Rangers**  
Arlington Stadium, Arlington, TX  
Mon Sep 07 1992, 8:05 PM EDT  
Att: 29,699 - Sunny - 96 F

AB 27  
R 0  
H 4  
RBI 0  
BB 4  
SO 10  
LOB 13



Batter	1	2	3	4	5	6	7	8	9	AB	R	H	RBI	BB	SO	LOB	TOP					
<b>Billy Hatcher, R</b> OBP: 0.313, SLG: 0.359 (1, 7)	G4-3		K			BB SF7 1B		B2-3		4	1	1	0	0	1	0						
<b>Scott Cooper, L</b> OBP: 0.335, SLG: 0.343 (1, 5)	G4-3			F9 2B		BB 1B		BB		3	0	2	0	1	0	0						
<b>Wade Boggs, L</b> OBP: 0.350, SLG: 0.360 (1, 10)	G4-3			K		BB 1B		K		3	0	0	0	1	2	2						
<b>Tom Brunansky, R</b> OBP: 0.357, SLG: 0.461 (1, 9)		E5 G4-6-3 1B		F9 2-3		SF7		K		3	0	0	1	0	1	2						
<b>Mo Vaughn, L</b> OBP: 0.332, SLG: 0.392 (9, PH) <b>Eric Wedge, R</b> OBP: 0.350, SLG: 0.394 (9, PH)		G4-6-3 1B		K		G4-3		K		3	0	1	0	0	1	3						
<b>John Valentin, R</b> OBP: 0.359, SLG: 0.435 (1, 6)		G4-6-3 1-2 2-3			G4-3		P9		P4	4	0	0	0	0	0	2						
<b>Herm Winningham, L</b> OBP: 0.281, SLG: 0.296 (9, PH) <b>Bob Zupcic, R</b> OBP: 0.324, SLG: 0.359 (9, PH)		G6-3			K		CS 1B		P3	3	0	1	0	0	1	1						
<b>John Marzano, R</b> OBP: 0.149, SLG: 0.182 (1, 2)			G5-3		F9		HBP			2	0	0	0	0	0	0						
<b>Tim Lincecum, R</b> OBP: 0.258, SLG: 0.254 (1, 4)			K			G6-3		F9		3	0	0	0	0	1	1						
<b>Inning Stats</b>	R: 0 H: 0 E: 0 K: 0 S: 8	H: 0 LOB: 0 BB: 0 P: 10	R: 0 H: 1 E: 1 K: 0 S: 7	H: 1 LOB: 1 BB: 0 P: 12	R: 0 H: 0 E: 0 K: 2 S: 7	H: 0 LOB: 0 BB: 0 P: 8	R: 0 H: 1 E: 0 K: 2 S: 16	H: 1 LOB: 1 BB: 0 P: 26	R: 0 H: 0 E: 0 K: 1 S: 10	H: 0 LOB: 0 BB: 0 P: 15	R: 1 H: 2 E: 0 K: 0 S: 10	H: 2 LOB: 2 BB: 1 P: 19	R: 0 H: 1 E: 0 K: 0 S: 7	H: 1 LOB: 1 BB: 0 P: 14	R: 0 H: 0 E: 0 K: 2 S: 9	H: 0 LOB: 1 BB: 1 P: 15	R: 0 H: 0 E: 0 K: 1 S: 9	H: 0 LOB: 0 BB: 0 P: 15	1B: 4 2B: 1 3B: 0 HR: 0	SF: 1 SAC: 0 DP: 1 HBP: 1	WP: 0 PB: 0 SB: 0 CS: 1	PA: 34
<b>PITCHER</b>	IP	WLS	BF	H	R	ER	SO	BB	IBB	HBP	BLK	WP	HR	S	P	ERA	WHIP					
<b>Kevin Brown, R</b> ERA: 3.18 (1, 1)	8.0	W	31	5	1	1	7	2	0	1	0	0	0	74	119	1.12	0.875					
<b>Kenny Rogers, L</b> ERA: 3.21 (9, 1)	1.0		3	0	0	0	1	0	0	0	0	0	0	9	15	0.00	0.000					

**Boston Red Sox @ Texas Rangers**  
Arlington Stadium, Arlington, TX  
Tue Sep 08 1992, 8:05 PM EDT  
Att: 13,294 - Sunny - 92 F

AB 30  
R 1  
H 5  
RBI 1  
BB 2  
SO 8  
LOB 11



Batter	1	2	3	4	5	6	7	8	9	AB	R	H	RBI	BB	SO	LOB	BOTTOM					
<b>Jack Daugherty, S</b> OBP: 0.298, SLG: 0.296 (1, 7)	BB 2B 1B		K		F8		E3 SH1-4 HR			4	2	1	0	0	1	0						
<b>Ivan Rodriguez, R</b> OBP: 0.297, SLG: 0.364 (1, 2)	K	B2-3			P6		SH1-4			3	0	0	0	0	1	1						
<b>Jose Canseco, R</b> OBP: 0.339, SLG: 0.462 (1, 9)	BB 2B		F9		G5-3		HR			3	2	1	2	1	0	0						
<b>Brian Downing, R</b> OBP: 0.411, SLG: 0.435 (1, 10)	G4-3 2B		HR BB		2B		G5-3			3	1	2	2	1	0	0						
<b>Dean Palmer, R</b> OBP: 0.319, SLG: 0.442 (1, 5)	G4-3		HR		K		K			4	1	1	2	0	2	2						
<b>Rafael Palmeiro, L</b> OBP: 0.348, SLG: 0.417 (1, 3)	BB BB		G3-1		G1-3		G5-4-3 BB			2	0	0	0	2	0	0						
<b>Monty Farris, R</b> OBP: 0.322, SLG: 0.362 (1, 8) <b>David Hulst, L</b> OBP: 0.286, SLG: 0.231 (9, 8)	BB		G6-3		K		G5-4-3 BB			2	0	0	0	2	1	0						
<b>Mario Diaz, R</b> OBP: 0.190, SLG: 0.238 (1, 6)	G1-3				G4-3		G5-4-3			4	0	1	0	0	0	5						
<b>Jeff Frye, R</b> OBP: 0.291, SLG: 0.315 (1, 4)		G5-3			K		G6-3			4	0	0	0	0	1	2						
<b>Inning Stats</b>	R: 2 H: 2 E: 0 K: 1 S: 16	H: 2 LOB: 3 BB: 3 P: 36	R: 0 H: 0 E: 0 K: 1 S: 7	H: 0 LOB: 0 BB: 0 P: 10	R: 2 H: 1 E: 0 K: 0 S: 12	H: 1 LOB: 0 BB: 1 P: 20	R: 0 H: 0 E: 0 K: 1 S: 6	H: 0 LOB: 0 BB: 0 P: 9	R: 0 H: 1 E: 0 K: 1 S: 10	H: 1 LOB: 1 BB: 0 P: 17	R: 0 H: 1 E: 0 K: 1 S: 9	H: 1 LOB: 1 BB: 0 P: 13	R: 2 H: 1 E: 1 K: 1 S: 12	H: 1 LOB: 0 BB: 0 P: 17	R: 0 H: 0 E: 0 K: 0 S: 6	H: 0 LOB: 1 BB: 2 P: 16	1B: 1 2B: 3 3B: 0 HR: 2	SF: 0 SAC: 1 DP: 1 HBP: 0	WP: 0 PB: 0 SB: 0 CS: 0	PA: 36		
<b>PITCHER</b>	IP	WLS	BF	H	R	ER	SO	BB	IBB	HBP	BLK	WP	HR	S	P	ERA	WHIP					
<b>Matt Young, L</b> ERA: 5.1 (1, 1)	0.2	L	7	2	2	2	1	3	0	0	0	0	0	14	32	27.00	7.500					
<b>Mike Gardiner, R</b> ERA: 4.82 (1, 1)	5.1		21	3	3	3	4	1	0	0	0	0	1	48	77	5.06	0.750					
<b>Ken Ryan, R</b> ERA: 16.88 (7, 1)	2.0		8	1	1	0	1	2	0	0	0	0	1	16	29	0.00	1.500					

**Boston Red Sox @ Texas Rangers**  
Arlington Stadium, Arlington, TX  
Tue Sep 08 1992, 8:05 PM EDT  
Att: 13,294 - Sunny - 92 F

AB 29  
R 6  
H 6  
RBI 6  
BB 6  
SO 6  
LOB 10



Batter	1	2	3	4	5	6	7	8	9	AB	R	H	RBI	BB	SO	LOB	TOP					
<b>Billy Hatcher, R</b> OBP: 0.312, SLG: 0.358 (1, 7)	G4-3		L5-3			G3		G5-3		4	0	1	1	0	0	0	<b>Boston Red Sox @ Texas Rangers</b> Arlington Stadium, Arlington, TX Wed Sep 09 1992, 8:05 PM EDT Att: 13,542 - Sunny - 94 F					
<b>Scott Cooper, L</b> OBP: 0.337, SLG: 0.343 (1, 3)	1B		L5-3			1B		K		3	1	1	0	1	1							
<b>Wade Boggs, L</b> OBP: 0.351, SLG: 0.361 (1, 5)	G6-3					F8		1B		4	0	2	0	0	0	1						
<b>Tom Brunansky, R</b> OBP: 0.359, SLG: 0.460 (1, 9)	G6-3					2B		K		3	0	1	0	1	1	3						
<b>Mo Vaughn, L</b> OBP: 0.331, SLG: 0.394 (1, 10)	G4-3					1B		G4-3		4	0	1	1	0	1	1						
<b>Bob Zupcic, R</b> OBP: 0.322, SLG: 0.356 (1, 8)	K					2B		WP		3	0	0	0	0	2	3						
<b>Herm Winningham, L</b> (9, PH) OBP: 0.264, SLG: 0.300	K					K		S		1	0	1	0	0	0	0						
<b>Tony Peña, R</b> OBP: 0.288, SLG: 0.304 (1, 2)	F9					G6-3		G4-3		4	0	0	0	0	0	1						
<b>Luis Rivera, R</b> OBP: 0.292, SLG: 0.265 (1, 6)			SH3-4			K		G4-3		4	1	1	0	0	1	1						
<b>Tim Lincecum, R</b> OBP: 0.255, SLG: 0.250 (1, 4)			SH3-4			G6-3		K		2	0	0	0	0	1	0						
<b>Inning Stats</b>	R: 0 E: 0 K: 0 S: 5	H: 1 LOB: 1 BB: 1 P: 10	R: 0 E: 0 K: 1 S: 6	H: 0 LOB: 0 BB: 0 P: 9	R: 1 E: 0 K: 0 S: 6	H: 2 LOB: 0 BB: 0 P: 8	R: 0 E: 0 K: 1 S: 10	H: 0 LOB: 1 BB: 1 P: 14	R: 0 E: 0 K: 1 S: 6	H: 0 LOB: 0 BB: 0 P: 10	R: 1 E: 0 K: 1 S: 18	H: 3 LOB: 2 BB: 0 P: 25	R: 0 E: 0 K: 1 S: 9	H: 0 LOB: 0 BB: 0 P: 14	R: 0 E: 0 K: 2 S: 10	H: 1 LOB: 1 BB: 0 P: 15	R: 0 E: 0 K: 0 S: 10	H: 1 LOB: 1 BB: 0 P: 18	1B: 7 2B: 2 3B: 0 HR: 0	SF: 0 SAC: 1 DP: 2 HBP: 0	WP: 1 PB: 0 SB: 1 CS: 0	PA: 35
<b>PITCHER</b> <b>Jose Guzman, R</b> ERA: 3.7 (1, 1)	IP: 9.0 WLS: W BF: 35 H: 8 R: 2 ER: 2 SO: 7 BB: 2 IBB: 0 HBP: 0 BLK: 0 WP: 1 HR: 0 S: 80 P: 123 ERA: 2.00 WHIP: 1.111															<b>PITCHER</b>						

Batter	1	2	3	4	5	6	7	8	9	AB	R	H	RBI	BB	SO	LOB	BOTTOM			
<b>Jack Daugherty, S</b> OBP: 0.305, SLG: 0.304 (1, 9)	FC6-4		2B			F9		F7		4	1	2	0	0	0	0	<b>Boston Red Sox @ Texas Rangers</b> Arlington Stadium, Arlington, TX Wed Sep 09 1992, 8:05 PM EDT Att: 13,542 - Sunny - 94 F			
<b>Rafael Palmeiro, L</b> OBP: 0.351, SLG: 0.420 (1, 3)	L4		HR			1B		F9		3	1	2	0	1	0	1				
<b>Jose Canseco, R</b> OBP: 0.343, SLG: 0.473 (1, 10)	FC6-4		HR			1B		F9		4	1	3	3	0	0	1				
<b>Juan Gonzalez, R</b> OBP: 0.301, SLG: 0.532 (1, 8)	FC6-4		K			F7		G6-3		4	0	0	0	0	1	5				
<b>Kevin Reimer, L</b> OBP: 0.341, SLG: 0.459 (1, 7)	G4-3		K			G3		F8		4	0	0	0	0	1	4				
<b>Donald Harris, R</b> OBP: 0.143, SLG: 0.143 (9, 7)	G4-3		K			G3		F8		0	0	0	0	0	0	0				
<b>Dean Palmer, R</b> OBP: 0.317, SLG: 0.438 (1, 5)	F9					F8		K		4	0	0	0	0	2	0				
<b>Ivan Rodriguez, R</b> OBP: 0.294, SLG: 0.360 (1, 2)	K					F8		K		4	0	0	0	0	2	0				
<b>Jeff Frye, R</b> OBP: 0.298, SLG: 0.322 (1, 4)	K							1B		3	0	2	0	0	1	0				
<b>Al Newman, S</b> OBP: 0.317, SLG: 0.244 (1, 6)			L8			G4-3		G3		3	0	0	0	0	2	2				
<b>Inning Stats</b>	R: 0 E: 0 K: 0 S: 9	H: 2 LOB: 2 BB: 0 P: 12	R: 0 E: 0 K: 2 S: 13	H: 0 LOB: 0 BB: 0 P: 17	R: 3 E: 0 K: 2 S: 15	H: 3 LOB: 0 BB: 0 P: 18	R: 0 E: 0 K: 0 S: 11	H: 1 LOB: 1 BB: 0 P: 16	R: 0 E: 0 K: 0 S: 7	H: 1 LOB: 2 BB: 1 P: 13	R: 0 E: 0 K: 2 S: 11	H: 1 LOB: 1 BB: 0 P: 12	R: 0 E: 0 K: 1 S: 6	H: 1 LOB: 1 BB: 0 P: 9	R: 0 E: 0 K: 1 S: 10	H: 0 LOB: 0 BB: 0 P: 14	1B: 7 2B: 1 3B: 0 HR: 1	SF: 0 SAC: 0 DP: 0 HBP: 0	WP: 0 PB: 1 SB: 0 CS: 0	PA: 34
<b>PITCHER</b> <b>Danny Darwin, R</b> ERA: 3.81 (1, 1)	IP: 8.0 WLS: L BF: 34 H: 9 R: 3 ER: 3 SO: 7 BB: 1 IBB: 0 HBP: 0 BLK: 0 WP: 0 HR: 1 S: 82 P: 111 ERA: 3.38 WHIP: 1.250															<b>PITCHER</b>				

AB	32
R	2
H	8
RBI	2
BB	2
SO	7
LOB	11



AB	33
R	3
H	9
RBI	3
BB	1
SO	7
LOB	13



Batter	1	2	3	4	5	6	7	8	9	AB	R	H	RBI	BB	SO	LOB	TOP								
<b>Tony Phillips, S</b> (1, 4) OBP: 0.389, SLG: 0.395	1-1 1B SF7	3-2 1B		4-2 WP G5-3		1-1 F8		2-2 1B SF8	0-0 G3-2-3	5	3	3	0	1	0	4									
<b>Dan Gladden, R</b> (1, 8) OBP: 0.311, SLG: 0.367	1-2 WP 1B	0-0 SF4		1-3 K		1-1 P3		1-1 1B	0-0 P6	5	1	2	1	0	1	4									
<b>Travis Fryman, R</b> (1, 6) OBP: 0.317, SLG: 0.434	3-2 SF7	0-0 3-H 1B		3-2 G5-3		1-0 F8		3-2 SF8		3	0	1	2	0	0	2									
<b>Cecil Fielder, R</b> (1, 3) OBP: 0.324, SLG: 0.461	2-3 K	0-0 1-2 1B		4-1 BB		2-2 G4-3		3-H 1B		4	0	2	1	1	1	1									
<b>Mickey Tettleton, S</b> (1, 2) OBP: 0.371, SLG: 0.469	4-1 1B BB	3-2 G4-3		1-2 F9		3-2 F7		1-3 K		4	0	0	0	1	1	6									
<b>Rob Deer, R</b> (1, 9) OBP: 0.318, SLG: 0.549	0-1 FC6-4 1B		4-2 G5-4-3 BB		3-3 K		0-0 1B		1-1 1B	4	1	3	1	1	1	0									
<b>Mark Carreon, R</b> (1, 7) OBP: 0.289, SLG: 0.351	1-2 FC6-4		0-2 G5-4-3		0-0 G5-4-3 1B		0-1 1B		0-2 1B 1B G3-2-3 1B	5	0	3	0	0	0	3									
<b>Rich Rowland, R</b> (1, 10) <b>Lou Whitaker, L</b> (7, PH) OBP: 0.333, SLG: 0.200 OBP: 0.396, SLG: 0.471		2-1 1B SF4		4-2 BB		1-2 G5-4-3		0-1 F7	3-2 G3-2-3 1B	2	1	1	0	1	0	1									
<b>Skeeter Barnes, R</b> (1, 5) <b>Scott Livingstone, L</b> (8, PH) <b>Phil Clark, R</b> (9, PH) OBP: 0.308, SLG: 0.396 OBP: 0.356, SLG: 0.331 OBP: 0.462, SLG: 0.500		2-3 K		1-0 F8		2-0 1B		1-1 G4-3	0-1 G3-2-3 1B	3	0	1	0	0	1	2									
<b>Inning Stats</b>	R: 2 E: 0 K: 1 S: 17	H: 3 LOB: 2 BB: 1 P: 29	R: 2 E: 0 K: 1 S: 14	H: 4 LOB: 2 BB: 0 P: 24	R: 0 E: 0 K: 0 S: 9	H: 0 LOB: 1 BB: 2 P: 18	R: 0 E: 0 K: 1 S: 12	H: 0 LOB: 2 BB: 0 P: 25	R: 0 E: 0 K: 1 S: 7	H: 1 LOB: 0 BB: 0 P: 11	R: 0 E: 0 K: 0 S: 8	H: 1 LOB: 1 BB: 0 P: 13	R: 0 E: 0 K: 0 S: 11	H: 2 LOB: 2 BB: 0 P: 16	R: 1 E: 0 K: 1 S: 19	H: 3 LOB: 2 BB: 0 P: 29	R: 1 E: 0 K: 0 S: 12	H: 4 LOB: 2 BB: 0 P: 16	1B: 18 2B: 0 3B: 0 HR: 0	SF: 3 SAC: 0 DP: 3 HBP: 0	WP: 2 PB: 0 SB: 0 CS: 0	PA: 47			
<b>PITCHER</b>	IP	WLS	BF	H	R	ER	SO	BB	IBB	HBP	BLK	WP	HR	S	P	ERA	WHIP								
<b>Frank Viola, L</b> (1, 1) ERA: 3.46	1.2		13	7	4	4	2	1	0	0	0	1	0	28	47	21.60	4.800								
<b>Mike Gardner, R</b> (2, 1) ERA: 4.53	4.1	W	17	2	0	0	2	4	0	0	0	0	0	39	73	0.00	1.385								
<b>Paul Quantrill, R</b> (7, 1) ERA: 2.45	2.0		13	7	2	2	1	0	0	0	0	0	0	35	51	9.00	3.500								
<b>Tony Fossas, L</b> (9, 1) ERA: 3.04	0.2	S	3	2	0	0	0	0	0	0	0	0	0	6	9	0.00	3.000								
<b>Ken Ryan, R</b> (9, 1) ERA: 15.0	0.1	S	1	0	0	0	0	0	0	0	0	0	0	1	1	0.00	0.000								

**Detroit Tigers @ Boston Red Sox**  
Fenway Park, Boston, MA  
Fri Sep 11 1992, 7:05 PM EDT  
Att: 32,696 - Sunny - 67 F

AB 39  
R 6  
H 18  
RBI 6  
BB 5  
SO 5  
LOB 25



Batter	1	2	3	4	5	6	7	8	9	AB	R	H	RBI	BB	SO	LOB	BOTTOM								
<b>Billy Hatcher, R</b> (1, 7) OBP: 0.310, SLG: 0.355	1-2 G4-3		0-1 E G6-4-3 1B		1-2 P3		2-3 K	3-2 L5		5	1	1	1	0	1	1									
<b>Scott Cooper, L</b> (1, 3) OBP: 0.338, SLG: 0.344	2-0 F7		0-0 G6-4-3 E 1B		1-0 G4-3		2-1 1B BB	2-3 K		5	1	2	1	0	1	1									
<b>Wade Boggs, L</b> (1, 5) OBP: 0.350, SLG: 0.359	2-3 K		3-2 FC G6-4-3		1-0 L7		4-2 1B BB			3	1	0	1	1	1	2									
<b>Tom Brunansky, R</b> (1, 9) OBP: 0.358, SLG: 0.458		2-2 F8	1-0 G6-4-3		0-2 G3 1B		1-1 L5			4	1	1	0	0	0	4									
<b>Mo Vaughn, L</b> (1, 10) <b>Eric Wedge, R</b> (7, PH) OBP: 0.331, SLG: 0.391 OBP: 0.366, SLG: 0.412		1-1 G4-3	4-0 IBB		2-2 G3		2-1 1B			2	0	0	0	1	0	1									
<b>Jody Reed, R</b> (1, 4) OBP: 0.329, SLG: 0.328		1-0 G1-3	2-0 G5-3		1-2 G3		1-1 FC6-4 1B			4	0	1	1	0	0	3									
<b>Bob Zupcic, R</b> (1, 8) OBP: 0.324, SLG: 0.357			0-1 HBP 1B	1-1 G5-3		2-1 E 1B	3-H FC6-4			4	1	2	1	0	0	2									
<b>Tony Peña, R</b> (1, 2) OBP: 0.290, SLG: 0.309			1-2 1B HBP	1-1 G3-1		1-2 E6		1-1 2B		4	1	2	0	0	0	1									
<b>John Valentin, R</b> (1, 6) <b>Luis Rivera, R</b> (4, 6) OBP: 0.364, SLG: 0.435 OBP: 0.289, SLG: 0.262			2-2 1B FC HBP	0-0 G6-3		1-0 F9		3-1 F7		0	1	0	0	0	0	0									
<b>Inning Stats</b>	R: 0 E: 0 K: 1 S: 7	H: 0 LOB: 0 BB: 0 P: 12	R: 0 E: 0 K: 0 S: 7	H: 0 LOB: 0 BB: 0 P: 11	R: 4 E: 1 K: 0 S: 17	H: 4 LOB: 2 BB: 1 P: 30	R: 0 E: 0 K: 0 S: 5	H: 0 LOB: 0 BB: 0 P: 7	R: 0 E: 0 K: 0 S: 5	H: 0 LOB: 0 BB: 0 P: 8	R: 1 E: 1 K: 0 S: 16	H: 2 LOB: 2 BB: 0 P: 23	R: 2 E: 0 K: 1 S: 16	H: 3 LOB: 2 BB: 1 P: 30	R: 0 E: 0 K: 1 S: 11	H: 1 LOB: 1 BB: 0 P: 20	1B: 9 2B: 1 3B: 0 HR: 0	SF: 0 SAC: 0 DP: 1 HBP: 1	WP: 0 PB: 0 SB: 0 CS: 0	PA: 38					
<b>PITCHER</b>	IP	WLS	BF	H	R	ER	SO	BB	IBB	HBP	BLK	WP	HR	S	P	ERA	WHIP								
<b>John Doherty, R</b> (1, 1) ERA: 3.58	5.2	L	26	6	5	4	1	1	0	0	0	0	0	10	20	18.00	2.000								
<b>Kurt Knudsen, R</b> (6, 1) ERA: 4.3	1.0		5	1	2	2	1	1	0	0	0	0	0	2	4	∞	∞								
<b>Mike Munoz, L</b> (7, 1) ERA: 3.25	0.0		1	1	0	0	0	0	0	0	0	0	0	2	4	∞	∞								
<b>John Kiely, R</b> (7, 1) ERA: 2.25	1.1		6	2	0	0	1	0	0	0	0	0	0	16	28	0.00	1.500								

**Detroit Tigers @ Boston Red Sox**  
Fenway Park, Boston, MA  
Fri Sep 11 1992, 7:05 PM EDT  
Att: 32,696 - Sunny - 67 F

AB 35  
R 7  
H 10  
RBI 6  
BB 2  
SO 3  
LOB 18



Batter	1	2	3	4	5	6	7	8	9	AB	R	H	RBI	BB	SO	LOB	TOP					
<b>Tony Phillips, S</b> OBP: 0.388, SLG: 0.396 (1, 8)	G4-3		BB 2B		BB SF8 1B	G5-3	P4		K	6	1	2	0	0	1	2						
<b>Lou Whitaker, L</b> OBP: 0.397, SLG: 0.470 <b>Dan Gladden, R</b> OBP: 0.314, SLG: 0.373 (1, 4)	L4		BB IBB		SF8 2B BB		2B 1B	F9 2B		1	1	0	0	2	0	0						
<b>Travis Fryman, R</b> OBP: 0.317, SLG: 0.432 <b>Skeeter Barnes, R</b> OBP: 0.310, SLG: 0.404 (1, 6)	K		BB		K		2B 2B	F9		2	0	0	1	1	2	2						
<b>Cecil Fielder, R</b> OBP: 0.327, SLG: 0.462 (1, 10)		F9	K		2B BB		WP 2B	G6-3 IBB		3	1	1	1	2	1	3						
<b>Mickey Tettleton, S</b> OBP: 0.371, SLG: 0.467 (1, 2)	FC6 BB		K		SF8		2B IBB	G6-3		2	1	0	1	2	1	5						
<b>Rob Deer, R</b> OBP: 0.322, SLG: 0.550 (1, 9)	K			K		2B				3	2	1	1	2	2	1						
<b>Dave Bergman, L</b> OBP: 0.281, SLG: 0.259 (1, 3)	FC6			G1-3 1B		F8		SH5-4 1B BB		4	0	2	2	0	0	3						
<b>Mark Carreon, R</b> OBP: 0.268, SLG: 0.349 (1, 7)			P4	G1-3		L6	SF7			4	0	1	2	0	0	1						
<b>Scott Livingstone, L</b> OBP: 0.306, SLG: 0.329 (1, 5)			2B BB 1B	G3-1		F9	G3		FC4-6 1B	5	1	1	0	0	0	3						
<b>Inning Stats</b>	R: 0 E: 0 K: 1 S: 8	H: 0 LOB: 0 BB: 0 P: 12	R: 0 E: 0 K: 1 S: 8	H: 0 LOB: 1 BB: 1 P: 20	R: 1 E: 0 K: 2 S: 14	H: 2 LOB: 2 BB: 2 P: 30	R: 0 E: 0 K: 1 S: 11	H: 1 LOB: 1 BB: 0 P: 17	R: 2 E: 0 K: 1 S: 18	H: 2 LOB: 2 BB: 2 P: 32	R: 0 E: 0 K: 0 S: 6	H: 0 LOB: 0 BB: 0 P: 9	R: 5 E: 0 K: 0 S: 24	H: 4 LOB: 1 BB: 2 P: 42	R: 0 E: 0 K: 0 S: 5	H: 1 LOB: 1 BB: 1 P: 13	R: 1 E: 1 K: 1 S: 8	H: 1 LOB: 1 BB: 1 P: 17	1B: 5 2B: 6 3B: 0 HR: 0	SF: 2 SAC: 1 DP: 1 HBP: 0	WP: 1 PB: 0 SB: 0 CS: 0	PA: 46
<b>PITCHER</b>	IP	WLS	BF	H	R	ER	SO	BB	IBB	HBP	BLK	WP	HR	S	P	ERA	WHIP					
<b>Roger Clemens, R</b> ERA: 2.31 (1, 1)	6.0	L	30	7	5	5	6	4	1	0	0	0	0	74	133	7.50	1.833					
<b>Greg Harris, R</b> ERA: 2.99 (7, 1)	0.1		5	2	3	3	0	1	1	0	0	1	0	13	25	81.00	9.000					
<b>Joe Hesketh, L</b> ERA: 4.65 (7, 1)	2.0		8	1	1	1	0	1	1	0	0	0	0	10	26	4.50	1.000					
<b>Ken Ryan, R</b> ERA: 12.27 (9, 1)	0.2		3	1	0	0	1	0	0	0	0	0	0	5	8	0.00	1.500					

**Detroit Tigers @ Boston Red Sox**  
Fenway Park, Boston, MA  
Sat Sep 12 1992, 3:33 AM EDT  
Att: 32,865 - Cloudy - 64 F

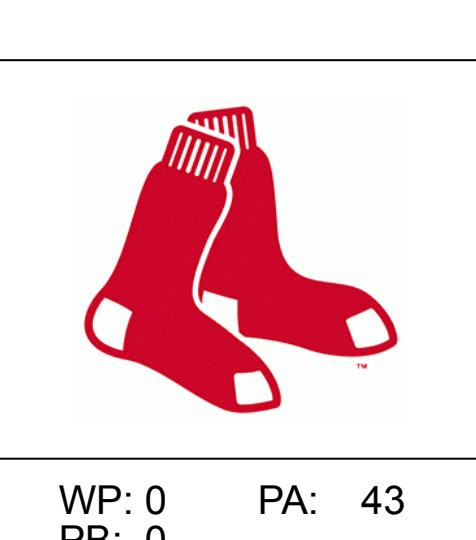
AB	34
R	9
H	11
RBI	9
BB	9
SO	7
LOB	21



Batter	1	2	3	4	5	6	7	8	9	AB	R	H	RBI	BB	SO	LOB	BOTTOM					
<b>Billy Hatcher, R</b> OBP: 0.311, SLG: 0.354 (1, 7)	1B BB		G4-3		G5-3	L5		1B G3 1B		4	0	1	0	1	0	1						
<b>Scott Cooper, L</b> OBP: 0.343, SLG: 0.349 (1, 3)	L9 1B		1B		1B	G4-3		G3		5	1	3	1	0	0	3						
<b>Wade Boggs, L</b> OBP: 0.354, SLG: 0.364 (1, 5)	1B		1B		E 1B 1B		L7	1B		5	1	4	1	0	0	0						
<b>Tom Brunansky, R</b> OBP: 0.356, SLG: 0.454 (1, 9)	L9		F9		E 1B 1B		G6-3	K		5	0	1	1	0	1	6						
<b>Mo Vaughn, L</b> OBP: 0.327, SLG: 0.385 (1, 10)	G3		K		FC 1B		G4-3		G3-1	5	0	0	0	0	1	6						
<b>Jody Reed, R</b> OBP: 0.331, SLG: 0.331 (1, 4)		FC6-4 1B		G6-3		1-2 2H 3H		1B 1B	G1-3	5	1	3	1	0	0	0						
<b>Bob Zupic, R</b> OBP: 0.325, SLG: 0.361 (1, 8)		P5		2B	P4			1B G3 1B	K	5	1	2	0	0	1	3						
<b>Tony Peña, R</b> OBP: 0.288, SLG: 0.307 <b>Herm Winstingham, L</b> OBP: 0.288, SLG: 0.303 <b>Eric Wedge, R</b> OBP: 0.366, SLG: 0.412 (1, 2)	L9		G6-3		F7			G3 1B 1B		3	0	0	0	0	0	2						
<b>John Valentin, R</b> OBP: 0.361, SLG: 0.424 (1, 6)	FC6-4		K					K		3	0	0	0	1	2	4						
<b>Inning Stats</b>	R: 0 E: 0 K: 0 S: 11	H: 2 LOB: 2 BB: 1 P: 22	R: 0 E: 0 K: 0 S: 9	H: 1 LOB: 0 BB: 0 P: 9	R: 0 E: 0 K: 1 S: 10	H: 2 LOB: 2 BB: 0 P: 17	R: 0 E: 0 K: 1 S: 13	H: 1 LOB: 1 BB: 0 P: 18	R: 2 E: 1 K: 0 S: 13	H: 4 LOB: 2 BB: 0 P: 16	R: 0 E: 0 K: 0 S: 7	H: 0 LOB: 0 BB: 1 P: 14	R: 0 E: 0 K: 0 S: 7	H: 0 LOB: 0 BB: 0 P: 13	R: 3 E: 0 K: 2 S: 26	H: 5 LOB: 2 BB: 0 P: 36	R: 0 E: 0 K: 1 S: 7	H: 0 LOB: 0 BB: 0 P: 10	1B: 14 2B: 1 3B: 0 HR: 0	SF: 0 SAC: 0 DP: 0 HBP: 0	WP: 0 PB: 0 SB: 0 CS: 0	PA: 43
<b>PITCHER</b>	IP	WLS	BF	H	R	ER	SO	BB	IBB	HBP	BLK	WP	HR	S	P	ERA	WHIP					
<b>Walt Terrell, R</b> ERA: 5.28 (7, 1)	6.0	W	29	10	2	2	2	2	0	0	0	0	0	17	26	27.00	3.000					
<b>Mark Leiter, R</b> ERA: 4.57 (8, 1)	1.0		6	3	3	3	0	0	0	0	0	0	0	23	33	0.00	1.000					

**Detroit Tigers @ Boston Red Sox**  
Fenway Park, Boston, MA  
Sat Sep 12 1992, 3:33 AM EDT  
Att: 32,865 - Cloudy - 64 F

AB	41
R	5
H	15
RBI	5
BB	2
SO	5
LOB	25



Batter	1	2	3	4	5	6	7	8	9	AB	R	H	RBI	BB	SO	LOB	TOP										
<b>Tony Phillips, S</b> OBP: 0.388, SLG: 0.398 (1, 4)										5	1	2	1	0	1	7											
<b>Dan Gladden, R</b> OBP: 0.311, SLG: 0.368 (1, 8)										5	0	0	0	0	3	6											
<b>Travis Fryman, R</b> OBP: 0.316, SLG: 0.430 (1, 6)										5	1	1	3	0	1	0											
<b>Cecil Fielder, R</b> OBP: 0.325, SLG: 0.459 (1, 10)										5	0	1	0	0	1	3											
<b>Mickey Tettleton, S</b> OBP: 0.373, SLG: 0.465 (1, 2)										2	0	0	0	3	0	1											
<b>Rob Deer, R</b> OBP: 0.323, SLG: 0.545 (1, 9)										3	0	0	0	2	1	2											
<b>Dave Bergman, L</b> OBP: 0.299, SLG: 0.267 (1, 3)										3	2	2	1	2	0	0											
<b>Mark Carreon, R</b> OBP: 0.274, SLG: 0.354 (1, 7)										5	2	3	0	0	0	5											
<b>Scott Livingstone, L</b> OBP: 0.310, SLG: 0.332 (1, 5)										3	1	2	1	0	0	2											
<b>Inning Stats</b>	R: 1 E: 0 K: 1 S: 11	H: 2 LOB: 1 BB: 0 P: 19	R: 0 E: 0 K: 0 S: 8	H: 1 LOB: 2 BB: 1 P: 16	R: 0 E: 0 K: 1 S: 8	H: 0 LOB: 0 BB: 0 P: 13	R: 3 E: 1 K: 0 S: 14	H: 3 LOB: 1 BB: 2 P: 26	R: 0 E: 0 K: 3 S: 11	H: 0 LOB: 1 BB: 1 P: 22	R: 2 E: 1 K: 2 S: 17	H: 2 LOB: 2 BB: 1 P: 28	R: 0 E: 0 K: 0 S: 9	H: 2 LOB: 1 BB: 0 P: 13	R: 1 E: 1 K: 0 S: 16	H: 1 LOB: 2 BB: 2 P: 26	1B: 10 2B: 2 3B: 0 HR: 0	SF: 0 SAC: 1 DP: 3 HBP: 0	WP: 0 PB: 1 SB: 3 CS: 0	PA: 44							
<b>PITCHER</b>	IP	WLS	BF	H	R	ER	SO	BB	IBB	HBP	BLK	WP	HR	S	P	ERA	WHIP										
<b>John Dopson, R</b> ERA: 3.64 (1, 1)	4.0	L	20	6	4	3	2	3	0	0	0	0	0	41	74	6.75	2.250										
<b>Matt Young, L</b> ERA: 4.99 (5, 1)	1.2		10	2	2	0	5	2	0	0	0	0	0	27	49	0.00	2.400										
<b>Paul Quantrill, R</b> ERA: 2.29 (6, 1)	2.1		8	2	0	0	0	0	0	0	0	0	0	18	26	0.00	0.857										
<b>Greg Harris, R</b> ERA: 2.85 (9, 1)	1.0		6	1	1	0	0	1	1	0	0	0	0	16	26	0.00	2.000										

**Detroit Tigers @ Boston Red Sox**  
Fenway Park, Boston, MA  
Sun Sep 13 1992, 3:33 AM EDT  
Att: 32,615 - Sunny - 67 F

AB 36  
R 7  
H 11  
RBI 6  
BB 7  
SO 7  
LOB 26



Batter	1	2	3	4	5	6	7	8	9	AB	R	H	RBI	BB	SO	LOB	BOTTOM										
<b>Billy Hatcher, R</b> OBP: 0.314, SLG: 0.356 (1, 7)										4	0	2	0	0	0	1											
<b>Jody Reed, R</b> OBP: 0.329, SLG: 0.328 (1, 4)										4	0	0	0	0	0	2											
<b>Wade Boggs, L</b> OBP: 0.393, SLG: 0.363 (1, 5)										4	0	1	0	0	0	0											
<b>Tom Brunansky, R</b> OBP: 0.353, SLG: 0.450 (1, 9)										4	0	0	0	0	0	1											
<b>Bob Zupcic, R</b> OBP: 0.327, SLG: 0.361 (1, 8)										3	1	1	0	1	0	0											
<b>Scott Cooper, L</b> OBP: 0.341, SLG: 0.347 (1, 3)										4	0	1	0	0	0	1											
<b>Eric Wedge, R</b> OBP: 0.300, SLG: 0.514 (1, 2)										3	1	2	2	1	1	0											
<b>Tim Lincecum, R</b> OBP: 0.264, SLG: 0.260 (1, 10)										2	0	2	0	0	0	0											
<b>Mo Vaughn, L</b> OBP: 0.325, SLG: 0.382 (7, PH)										2	0	0	0	0	1	5											
<b>Luis Rivera, R</b> OBP: 0.287, SLG: 0.260 (1, 6)										3	0	0	0	0	1	5											
<b>Herm Winningham, L</b> OBP: 0.267, SLG: 0.302 (9, PH)										1	0	0	0	0	1	3											
<b>Inning Stats</b>	R: 0 E: 0 K: 0 S: 9	H: 0 LOB: 0 BB: 0 P: 13	R: 0 E: 0 K: 0 S: 8	H: 0 LOB: 0 BB: 0 P: 13	R: 0 E: 0 K: 2 S: 12	H: 1 LOB: 1 BB: 0 P: 18	R: 0 E: 0 K: 0 S: 6	H: 1 LOB: 0 BB: 0 P: 8	R: 1 E: 0 K: 0 S: 11	H: 2 LOB: 1 BB: 0 P: 18	R: 0 E: 0 K: 0 S: 7	H: 1 LOB: 2 BB: 1 P: 10	R: 1 E: 1 K: 0 S: 13	H: 2 LOB: 2 BB: 1 P: 19	R: 0 E: 0 K: 0 S: 7	H: 1 LOB: 0 BB: 0 P: 9	R: 0 E: 1 K: 2 S: 12	H: 1 LOB: 3 BB: 1 P: 17	1B: 8 2B: 0 3B: 0 HR: 1	SF: 0 SAC: 0 DP: 4 HBP: 0	WP: 0 PB: 0 SB: 0 CS: 0	PA: 36					
<b>PITCHER</b>	IP	WLS	BF	H	R	ER	SO	BB	IBB	HBP	BLK	WP	HR	S	P	ERA	WHIP										
<b>Frank Tanana, L</b> ERA: 4.19 (1, 1)	6.1	W	25	7	2	2	2	1	0	0	0	0	0	64	96	2.84	1.263										
<b>John Kieley, R</b> ERA: 2.17 (7, 1)	1.2		5	1	0	0	0	0	0	0	0	0	0	9	12	0.00	0.600										
<b>Mike Henneman, R</b> ERA: 3.89 (9, 1)	1.0		6	1	0	0	2	1	0	0	0	0	0	12	17	0.00	2.000										

**Detroit Tigers @ Boston Red Sox**  
Fenway Park, Boston, MA  
Sun Sep 13 1992, 3:33 AM EDT  
Att: 32,615 - Sunny - 67 F

AB 34  
R 2  
H 9  
RBI 2  
BB 2  
SO 4  
LOB 18



Batter	1	2	3	4	5	6	7	8	9	AB	R	H	RBI	BB	SO	LOB	TOP											
Pat Listach, S OBP: 0.365, SLG: 0.365 Jim Gantner, L OBP: 0.272, SLG: 0.304	0-2 1B S 1B	3-3 K			0-0 SH1-3 1-2		1-1 WP G4-3 1B		1-0 G1-3	3	1	2	0	0	1	0												
Darryl Hamilton, L OBP: 0.357, SLG: 0.402	3-2 1B 1B		2-1 L7		1-1 L4-6 2-3		2-2 G4-3			4	1	1	1	1	0	0	2											
Paul Molitor, R OBP: 0.389, SLG: 0.462	0-1 1B SF8 1B		0-0 P3			2-1 F8			3-2 G5-3	4	1	1	1	1	0	0	1											
Robin Yount, R OBP: 0.320, SLG: 0.380	2-1 1B		1-1			0-0 HR 1B			1-0 G4-3	4	1	3	1	0	0	0												
Dante Bichette, R OBP: 0.324, SLG: 0.418	2-0 P2		0-0 P3			0-0 P6			0-1 G6-3	4	0	0	0	0	0	0	4											
Greg Vaughn, R OBP: 0.300, SLG: 0.395	1-0 SF8			1-3 K		0-0 HR			0-0 G6-3	3	1	1	3	0	1	0												
Kevin Seitzer, R OBP: 0.332, SLG: 0.361	2-3 K		1-1 G6-3			4-2 CS BB			2-0 FC6-4 1B	3	0	1	0	1	1	1												
B.J. Surhoff, L OBP: 0.307, SLG: 0.318		2-2 G3-1		0-2 F8		1-0 CS			3-2 FC6-4 1-2	4	0	0	0	0	0	1												
Scott Fletcher, R OBP: 0.346, SLG: 0.382 Bill Spiers, L (8, 6)	0-3 K				0-0 L4-6 SH1-3 1B		0-0 G4-3 1B		1-1 F8	3	1	2	0	0	1	0												
<b>Inning Stats</b>	R: 3 E: 0 K: 1 S: 18	H: 4 LOB: 1 BB: 0 P: 28	R: 0 E: 0 K: 2 S: 11	H: 0 LOB: 0 BB: 0 P: 16	R: 0 E: 0 K: 0 S: 6	H: 1 LOB: 1 BB: 0 P: 9	R: 0 E: 0 K: 1 S: 8	H: 0 LOB: 0 BB: 0 P: 10	R: 0 E: 0 K: 0 S: 4	H: 1 LOB: 0 BB: 0 P: 5	R: 2 E: 0 K: 0 S: 7	H: 2 LOB: 1 BB: 1 P: 14	R: 1 E: 0 K: 0 S: 12	H: 2 LOB: 1 BB: 0 P: 17	R: 0 E: 0 K: 0 S: 4	H: 0 LOB: 0 BB: 0 P: 5	R: 0 E: 0 K: 0 S: 7	H: 1 LOB: 1 BB: 0 P: 14	1B: 10 2B: 1 3B: 0 HR: 1	SF: 1 SAC: 1 DP: 1 HBP: 0	WP: 1 PB: 0 SB: 2 CS: 1	PA: 38						
<b>PITCHER</b>	IP	WLS	BF	H	R	ER	SO	BB	IBB	HBP	BLK	WP	HR	S	P	ERA	WHIP											
Danny Darwin, R ERA: 4.0	(1, 1)	7.0	L	30	10	6	6	4	1	0	0	0	1	1	66	99	7.71	1.571										
Daryl Irvine, R ERA: 5.23	(8, 1)	2.0		7	1	0	0	0	0	0	0	0	0	0	11	19	0.00	0.500										

Milwaukee Brewers @ Boston Red Sox  
Fenway Park, Boston, MA  
Mon Sep 14, 1992, 7:05 PM EDT  
Att: 27,578 - Cloudy - 70 F

AB	34
R	6
H	11
RBI	6
BB	1
SO	4
LOB	11



Batter	1	2	3	4	5	6	7	8	9	AB	R	H	RBI	BB	SO	LOB	BOTTOM											
Billy Hatcher, R OBP: 0.310, SLG: 0.351	1-0 P4		0-1 L7			2-2 F9			1-3 K2-3	4	0	0	0	0	1	1												
Scott Cooper, L OBP: 0.337, SLG: 0.342	0-1 G4-3		1-1 G4-3			0-1 G4-3			2-3 K	4	0	0	0	0	1	1												
Wade Boggs, L OBP: 0.353, SLG: 0.362	1-2 G5-3			1-1 CS 1B			1-0 F7		2-0 L7	4	0	1	0	0	0	0												
Mo Vaughn, L OBP: 0.325, SLG: 0.382		0-1 P3		1-3 K			0-0 FC4-6 1B			3	0	1	0	0	1	1												
Phil Plantier, L OBP: 0.325, SLG: 0.350		0-3 K		1-1 G3			2-3 K			3	0	0	0	0	2	1												
Jody Reed, R OBP: 0.329, SLG: 0.328		1-0 1B			0-0 F8		2-2 FC4-6			3	0	1	0	0	0	1												
Bob Zupcic, R OBP: 0.324, SLG: 0.358		0-0 P3			2-1 P6			0-0 F9		3	0	0	0	0	0	1												
Tony Peña, R OBP: 0.285, SLG: 0.304			0-0 F9		1-2 G6-3			1-1 P2		3	0	0	0	0	0	0												
Tim Lincecum, R OBP: 0.265, SLG: 0.262					0-1 1B		0-0 G6-3		0-0 F8	3	0	1	0	0	0	0												
<b>Inning Stats</b>	R: 0 E: 0 K: 0 S: 6	H: 0 LOB: 0 BB: 0 P: 8	R: 0 E: 0 K: 1 S: 7	H: 1 LOB: 1 BB: 0 P: 8	R: 0 E: 0 K: 0 S: 7	H: 1 LOB: 1 BB: 0 P: 8	R: 0 E: 0 K: 1 S: 8	H: 0 LOB: 0 BB: 0 P: 11	R: 0 E: 0 K: 0 S: 6	H: 0 LOB: 0 BB: 0 P: 8	R: 0 E: 0 K: 1 S: 9	H: 1 LOB: 1 BB: 0 P: 14	R: 0 E: 0 K: 0 S: 4	H: 0 LOB: 0 BB: 0 P: 5	R: 0 E: 0 K: 2 S: 9	H: 0 LOB: 0 BB: 0 P: 14	1B: 4 2B: 0 3B: 0 HR: 0	SF: 0 SAC: 0 DP: 0 HBP: 0	WP: 0 PB: 0 SB: 0 CS: 1	PA: 30								
<b>PITCHER</b>	IP	WLS	BF	H	R	ER	SO	BB	IBB	HBP	BLK	WP	HR	S	P	ERA	WHIP											
Chris Bosio, R ERA: 3.66	(1, 1)	8.0	W	27	4	0	3	0	0	0	0	0	0	0	53	71	0.00	0.500										
Doug Henry, R ERA: 4.25	(9, 1)	1.0		3	0	0	0	2	0	0	0	0	0	9	14	0.00	0.000											

Milwaukee Brewers @ Boston Red Sox  
Fenway Park, Boston, MA  
Mon Sep 14, 1992, 7:05 PM EDT  
Att: 27,578 - Cloudy - 70 F

AB	30
R	0
H	4
RBI	0
BB	0
SO	5
LOB	6





Batter	1	2	3	4	5	6	7	8	9	AB	R	H	RBI	BB	SO	LOB	TOP											
Pat Listach, S OBP: 0.365, SLG: 0.367 Bill Spiers, L (8, 6)										5	1	2	2	0	2	0												
Darryl Hamilton, L OBP: 0.355, SLG: 0.359										5	0	1	0	0	1	2												
Paul Molitor, R OBP: 0.392, SLG: 0.463										3	1	2	1	2	0	1												
Robin Yount, R OBP: 0.321, SLG: 0.386 Alex Diaz, S (9, 8)										5	2	2	2	0	1	4												
Dante Bichette, R OBP: 0.322, SLG: 0.415										5	0	1	0	0	0	2												
Greg Vaughn, R OBP: 0.301, SLG: 0.399										4	1	2	1	0	1	1												
Kevin Seitzer, R OBP: 0.334, SLG: 0.361 Jim Gantner, L OBP: 0.271, SLG: 0.302 (7, PH)										1	1	0	0	2	0	0												
Dave Nilsson, L OBP: 0.264, SLG: 0.338										4	1	1	1	0	0	3												
Scott Fletcher, R OBP: 0.342, SLG: 0.378										4	0	0	0	0	1	2												
<b>Inning Stats</b>	R: 0 E: 0 K: 2 S: 9	H: 1 LOB: 1 BB: 1 P: 20	R: 0 E: 0 K: 1 S: 7	H: 0 LOB: 0 BB: 0 P: 12	R: 0 E: 0 K: 1 S: 9	H: 0 LOB: 0 BB: 0 P: 15	R: 1 E: 0 K: 0 S: 10	H: 3 LOB: 3 BB: 1 P: 19	R: 3 E: 0 K: 1 S: 18	H: 3 LOB: 1 BB: 1 P: 26	R: 0 E: 0 K: 0 S: 9	H: 1 LOB: 0 BB: 0 P: 14	R: 0 E: 0 K: 0 S: 6	H: 0 LOB: 0 BB: 1 P: 9	R: 0 E: 0 K: 0 S: 10	H: 0 LOB: 1 BB: 1 P: 17	1B: 7 2B: 3 3B: 0 HR: 1	SF: 0 SAC: 0 DP: 0 HBP: 0	WP: 0 PB: 0 SB: 1 CS: 2	PA: 41								
<b>PITCHER</b>	IP	WLS	BF	H	R	ER	SO	BB	IBB	HBP	BLK	WP	HR	S	P	ERA	WHIP											
Frank Viola, L ERA: 3.68	5.0	L	26	9	7	7	5	2	1	0	0	0	0	1	56	101	12.60	2.200										
Paul Quantrill, R ERA: 2.17	2.0		8	2	0	0	1	0	0	0	0	0	0	0	19	29	0.00	1.000										
Tony Fossas, L ERA: 2.92	1.0		3	0	0	0	0	0	0	0	0	0	0	6	9	0.00	0.000											
Ken Ryan, R ERA: 9.64	1.0		4	0	0	0	0	1	0	0	0	0	0	10	17	0.00	1.000											

Milwaukee Brewers @ Boston Red Sox  
Fenway Park, Boston, MA  
Tue Sep 15, 1992, 7:05 PM EDT  
Att: 23,757 - Sunny - 74 F

AB 37  
R 7  
H 11  
RBI 7  
BB 4  
SO 6  
LOB 16



Batter	1	2	3	4	5	6	7	8	9	AB	R	H	RBI	BB	SO	LOB	BOTTOM										
Billy Hatcher, R OBP: 0.309, SLG: 0.348										3	0	0	0	0	2	3											
Herm Winningham, L OBP: 0.282, SLG: 0.296										4	0	0	0	0	0	1											
Scott Cooper, L OBP: 0.339, SLG: 0.356										4	1	2	1	0	0	1											
Tom Brunansky, R OBP: 0.354, SLG: 0.453										4	0	2	0	0	1	0											
Mo Vaughn, L OBP: 0.325, SLG: 0.379 Steve Lyons, L OBP: 0.206, SLG: 0.219 (5, PR)										2	0	0	0	0	1	3											
Bob Zupcic, R OBP: 0.326, SLG: 0.358 (8, PH)										0	0	0	0	1	0	0											
Jody Reed, R OBP: 0.326, SLG: 0.326										4	0	0	0	0	0	2											
Eric Wedge, R OBP: 0.366, SLG: 0.488										4	1	1	0	0	1	0											
Tony Peña, R OBP: 0.288, SLG: 0.305 John Flaherty, R OBP: 0.232, SLG: 0.231										2	0	1	0	1	0	0											
John Valentin, R OBP: 0.358, SLG: 0.421										3	0	1	1	0	0	1											
<b>Inning Stats</b>	R: 0 E: 0 K: 0 S: 8	H: 1 LOB: 2 BB: 0 P: 13	R: 0 E: 0 K: 1 S: 12	H: 1 LOB: 2 BB: 1 P: 19	R: 0 E: 0 K: 1 S: 8	H: 2 LOB: 1 BB: 0 P: 15	R: 1 E: 1 K: 1 S: 9	H: 2 LOB: 1 BB: 0 P: 12	R: 1 E: 0 K: 0 S: 15	H: 1 LOB: 1 BB: 0 P: 23	R: 0 E: 0 K: 0 S: 7	H: 0 LOB: 0 BB: 0 P: 9	R: 0 E: 0 K: 0 S: 5	H: 0 LOB: 0 BB: 1 P: 9	R: 0 E: 0 K: 0 S: 5	H: 0 LOB: 0 BB: 1 P: 10	R: 0 E: 0 K: 1 S: 6	H: 1 LOB: 0 BB: 0 P: 8	1B: 6 2B: 1 3B: 0 HR: 1	SF: 1 SAC: 0 DP: 2 HBP: 2	WP: 0 PB: 0 SB: 0 CS: 0	PA: 36					
<b>PITCHER</b>	IP	WLS	BF	H	R	ER	SO	BB	IBB	HBP	BLK	WP	HR	S	P	ERA	WHIP										
Ricky Bones, R ERA: 4.49	4.2		23	7	2	1	4	1	0	2	0	0	0	13	20	0.00	0.000										
Jim Austin, R ERA: 1.53	2.1	W	7	0	0	0	0	0	0	0	0	0	0	5	10	0.00	1.000										
Dan Plesac, L ERA: 3.15	1.0		3	0	0	0	0	1	0	0	0	0	0	6	8	0.00	1.000										
Mike Fetters, R ERA: 1.13	1.0		3	1	0	0	1	0	0	0	0	0	0	6	8	0.00	1.000										

Milwaukee Brewers @ Boston Red Sox  
Fenway Park, Boston, MA  
Tue Sep 15, 1992, 7:05 PM EDT  
Att: 23,757 - Sunny - 74 F

AB 31  
R 2  
H 8  
RBI 2  
BB 2  
SO 5  
LOB 11



Batter	1	2	3	4	5	6	7	8	9	10	11	12	13	14	15	AB	R	H	RBI	BB	SO	LOB	TOP				
Pat Listach, S OBP: 0.366, SLG: 0.366 (1.6)	B2-3		1-2 SAFE 1B			4-1 SAFE BB		1-3 SAFE K		0-3 SAFE K		4-2 SAFE BB			1-2 SAFE G6-3	5	0	1	0	2	2	1					
Darryl Hamilton, L OBP: 0.356, SLG: 0.398 (1.7)	F8		2-1 SAFE G3-1			1-3 SAFE K		1-1 SAFE BB 1B		4-1 SAFE 1B		3-2 SAFE P6-4			0-1 SAFE 1B	6	0	2	0	1	1	5					
Paul Mollitor, R OBP: 0.392, SLG: 0.462 (1.3)	L4		2-2 SAFE L4			0-0 SAFE G5-3		0-0 SAFE 1B		2-0 SAFE 1B		1-2 SAFE 1B			3-2 SAFE FC4-6 1B	7	0	3	1	0	0	2					
Robin Yount, R OBP: 0.320, SLG: 0.382 (1.8)		4-1 SAFE FC6-4 BB			0-0 SAFE E5		3-3 SAFE K		0-0 SAFE 1B		1-2 SAFE 1B				1-0 SAFE F9	5	0	0	0	2	1	5					
Greg Vaughn, R OBP: 0.288, SLG: 0.393 (1.10)	FC6-4		1-1 SAFE FC6-4			1-1 SAFE P5		3-2 SAFE L7		1-3 SAFE FC5-4					1-2 SAFE FC4-6	6	0	0	0	0	0	6					
Dante Bichette, R OBP: 0.320, SLG: 0.412 Franklin Stubbs, L OBP: 0.282, SLG: 0.364 Dave Nilsson, L OBP: 0.264, SLG: 0.338 (1.9)	G6-4-3		2-1 SAFE G6-4-3			0-0 SAFE FC6-4		0-0 SAFE P4		1-1 SAFE CS SH1-3 1B					0-1 SAFE G4-3	5	0	1	0	0	0	2					
Kevin Seitzer, R OBP: 0.333, SLG: 0.359 (1.5)			2-2 SAFE FC5-4 1B			0-0 SAFE G6-3		0-3 SAFE K2-3		0-0 SAFE SH1-3					1-0 SAFE L9	5	0	1	0	0	2	0					
B.J. Surhoff, L OBP: 0.303, SLG: 0.314 (1.2)	L9		0-0 SAFE L9			0-0 SAFE G4-3		2-2 SAFE G1-3		1-2 SAFE G4-3					2-2 SAFE G1-3	6	0	0	0	0	0	2					
Scott Fletcher, R OBP: 0.342, SLG: 0.377 Alex Diaz, S OBP: 0.272, SLG: 0.303 (1.4)	FC5-4		0-1 SAFE FC5-4			1-1 SAFE G4-3		0-1 SAFE 1B							1-2 SAFE L9	3	0	1	0	0	0	1					
Jim Gantner, L OBP: 0.272, SLG: 0.303 (8.4)			1-2 SAFE 1B			1-2 SAFE 1B		1B							0-1 SAFE P6-4 BB 1B	3	0	1	0	0	0	0					
<b>Inning Stats</b>	R:0 E:0 K:5 S:6	H:0 LOB:0 BB:0 P:10	R:0 E:0 K:5 S:5	H:0 LOB:0 BB:1 P:12	R:0 E:0 K:10 S:10	H:2 LOB:2 BB:0 P:14	R:0 E:1 K:0 S:5	H:0 LOB:1 BB:0 P:8	R:0 E:0 K:0 S:5	H:0 LOB:0 BB:0 P:8	R:0 E:0 K:1 S:6	H:0 LOB:0 BB:0 P:8	R:0 E:0 K:1 S:9	H:0 LOB:0 BB:0 P:11	R:0 E:0 K:0 S:16	H:1 LOB:1 BB:0 P:21	R:0 E:0 K:0 S:5	H:0 LOB:0 BB:0 P:10	R:0 E:0 K:0 S:10	H:1 LOB:1 BB:0 P:13	1B:10 2B:1 3B:0 HR:0	SF:0 SAC:1 DP:2 HBP:0	WP:0 PB:0 SH:1 CS:1	PA:58			
<b>PITCHER</b>	IP 7.2	WLS 31	BF 31	H 5	R 1	ER 1	SO 4	BB 2	IBB 0	HBP 0	BLK 0	WP 0	HR 0	S 58	P 98	ERA 1.17	WHIP 1.043										
Mike Gardner, R ERA: 4.41 Greg Harris, R ERA: 2.75 Tony Fossas, L ERA: 2.84 Darryl Irvine, R ERA: 4.56	(1.1)	(8.1)	(12.1)	(13.1)																							

**Milwaukee Brewers @ Boston Red Sox**  
Fenway Park, Boston, MA  
Wed Sep 16 1992, 7:05 PM EDT  
Att. 24,106 - Sunny - 81 F

AB 52  
R 1  
H 10  
RBI 1  
BB 5  
SO 6  
LOB 25



Batter	1	2	3	4	5	6	7	8	9	10	11	12	13	14	15	AB	R	H	RBI	BB	SO	LOB	BOTTOM				
Herm Winningham, L OBP: 0.257, SLG: 0.290 Billy Hatcher, R OBP: 0.310, SLG: 0.345 (1.7)	G1-3		0-0 SAFE G6-3			2-1 SAFE G1-3		1-0 SAFE FC4-6 1B							2-2 SAFE SH 1B	4	0	0	1	0	0	1					
Bob Zupcic, R OBP: 0.329, SLG: 0.360 (1.8)	BB G4-3 1B		0-0 SAFE P4			1-2 SAFE F8		0-0 SAFE 1B							2-0 SAFE SH	6	0	3	1	0	0	0					
Scott Cooper, L OBP: 0.336, SLG: 0.352 (1.5)	G4-3		0-1 SAFE G3-1			1-0 SAFE G4-3		1-0 SAFE G1							1-0 SAFE FC4-6 1B	6	0	1	0	0	0	4					
Tom Brunansky, R OBP: 0.364, SLG: 0.448 (1.9)	BB		4-2 SAFE BB			2-3 SAFE K		3-2 SAFE P4							3-2 SAFE F8	4	0	0	0	2	1	1					
Eric Wedge, R OBP: 0.364, SLG: 0.435 (1.10)	BB		1-2 SAFE BB			2-3 SAFE K		3-3 SAFE K							2-2 SAFE G5-3	5	0	0	0	1	3	2					
Steve Lyons, L OBP: 0.200, SLG: 0.211 (1.3)	G4-3		1-1 SAFE G4-3			0-1 SAFE G4-3		0-0 SAFE P4							0-0 SAFE P6	6	0	1	0	0	0	3					
Tim Lincecum, R OBP: 0.262, SLG: 0.258 Phil Plantier, L OBP: 0.324, SLG: 0.349 John Flaherty, R OBP: 0.237, SLG: 0.236 (1.4)	F9		0-0 SAFE F9			0-0 SAFE G4-3		1-3 SAFE K							1-0 SAFE G6-3	2	0	0	0	0	0	0					
Tony Peña, R OBP: 0.287, SLG: 0.304 Mo Vaughn, L OBP: 0.327, SLG: 0.381 Jody Reed, R OBP: 0.328, SLG: 0.328 (1.2)	K		1-3 SAFE K			0-0 SAFE G6-3		3-2 SAFE FC4-6 1B							0-0 SAFE 1B	2	0	0	0	0	1	0					
John Valentin, R OBP: 0.350, SLG: 0.409 (1.6)	F9		0-0 SAFE F9			0-1 SAFE F7		0-0 SAFE E6							1-2 SAFE F9	6	0	1	0	0	0	2					
<b>Inning Stats</b>	R:0 E:0 K:16 S:16	H:1 LOB:3 BB:2 P:30	R:0 E:0 K:1 S:7	H:0 LOB:0 BB:0 P:8	R:0 E:0 K:4 S:4	H:0 LOB:0 BB:0 P:4	R:0 E:0 K:15 S:15	H:0 LOB:0 BB:0 P:19	R:0 E:0 K:0 S:4	H:0 LOB:0 BB:0 P:4	R:0 E:0 K:0 S:4	H:0 LOB:0 BB:0 P:4	R:0 E:0 K:1 S:9	H:1 LOB:2 BB:1 P:20	R:0 E:0 K:0 S:6	H:1 LOB:1 BB:0 P:8	R:0 E:0 K:0 S:9	H:1 LOB:1 BB:0 P:14	R:0 E:0 K:0 S:8	H:1 LOB:0 BB:0 P:12	R:0 E:0 K:0 S:11	H:2 LOB:2 BB:0 P:16	1B:11 2B:0 3B:0 HR:0	SF:0 SAC:1 DP:1 HBP:0	WP:0 PB:0 SH:1 CS:1	PA:56	
<b>PITCHER</b>	IP 10.0	WLS 3	BF 36	H 5	R 1	ER 1	SO 5	BB 2	IBB 0	HBP 0	BLK 0	WP 0	HR 0	S 86	P 132	ERA 0.90	WHIP 0.700										
Bill Wegman, R ERA: 3.23 Jesse Orosco, L ERA: 3.62 Darren Holmes, R ERA: 2.75 Doug Henry, R ERA: 4.3	(1.1)	(11.1)	(11.1)	(14.1)																							

**Milwaukee Brewers @ Boston Red Sox**  
Fenway Park, Boston, MA  
Wed Sep 16 1992, 7:05 PM EDT  
Att. 24,106 - Sunny - 81 F

AB 52  
R 2  
H 11  
RBI 2  
BB 3  
SO 6  
LOB 15



Batter	1	2	3	4	5	6	7	8	9	AB	R	H	RBI	BB	SO	LOB	TOP								
Pat Listach, S OBP: 0.364, SLG: 0.370 Bill Spiers, L (8, 6)	L7	E3 FC4-6	G4-3		FC			HR		5	2	1	1	0	0	5	<b>Milwaukee Brewers @ Boston Red Sox</b> Fenway Park, Boston, MA Thu Sep 17 1992, 7:05 PM EDT Att: 29,515 - Cloudy - 80 F								
Darryl Hamilton, L OBP: 0.354, SLG: 0.396	2B	E6 FC4-6		G4-3	F7			F8		5	1	1	0	0	4										
Paul Molitor, R OBP: 0.321, SLG: 0.464 Jose Valentin, S (8, PR) John Jaha, R OBP: 0.299, SLG: 0.336 (8, 3)	2B	FC		F9	K			3B	1B	5	1	2	1	0	1										
Robin Yount, R OBP: 0.321, SLG: 0.386 Alex Diaz, S (8, 8)	2B	FC4-6						F8		5	1	2	3	0	0										
B.J. Surhoff, L OBP: 0.324, SLG: 0.324 (1, 10)	2B	CS		G4-3				F7		5	1	3	2	0	1										
Dante Bichette, R OBP: 0.324, SLG: 0.417 (1, 9)	K							F9		5	1	3	0	0	1										
Kevin Seitzer, R OBP: 0.332, SLG: 0.357 (1, 5)	G6-3									5	1	1	0	0	2										
Dave Nilsson, L OBP: 0.269, SLG: 0.341 (1, 2)		F8		FC3-5						5	0	2	0	0	1										
Scott Fletcher, R OBP: 0.341, SLG: 0.374 Jim Gantner, L OBP: 0.271, SLG: 0.302 (7, 4)				E4				G4-3		3	1	0	0	0	1										
<b>Inning Stats</b>	R: 3 E: 0 K: 1 S: 13	H: 4 LOB: 1 BB: 0 P: 18	R: 2 E: 2 K: 0 S: 12	H: 0 LOB: 1 BB: 0 P: 20	R: 1 E: 2 K: 0 S: 13	H: 2 LOB: 2 BB: 0 P: 20	R: 0 E: 0 K: 0 S: 10	H: 1 LOB: 1 BB: 0 P: 18	R: 2 E: 1 K: 2 S: 18	H: 3 LOB: 2 BB: 0 P: 26	R: 0 E: 0 K: 0 S: 7	H: 1 LOB: 1 BB: 0 P: 10	R: 0 E: 0 K: 0 S: 8	H: 1 LOB: 0 BB: 0 P: 13	R: 2 E: 0 K: 0 S: 15	H: 3 LOB: 2 BB: 0 P: 20	R: 0 E: 0 K: 1 S: 5	H: 0 LOB: 0 BB: 0 P: 7	1B: 8 2B: 5 3B: 1 HR: 1	SF: 0 SAC: 0 DP: 1 HBP: 1	WP: 0 PB: 0 SB: 0 CS: 3	PA: 46			
<b>PITCHER</b>	IP	WLS	BF	H	R	ER	SO	BB	IBB	HBP	BLK	WP	HR	S	P	ERA	WHIP								
Roger Clemens, R ERA: 2.39 Scott Taylor, L ERA: 5.4 Paul Quantrill, R ERA: 2.15 Tony Fossas, L ERA: 2.73	4.1	L	28	10	8	3	2	0	0	0	0	0	0	59	93	6.23	2.308								

Batter	1	2	3	4	5	6	7	8	9	AB	R	H	RBI	BB	SO	LOB	BOTTOM								
Billy Hatcher, R OBP: 0.311, SLG: 0.352 (1, 7)	G3-1	E6 FC5-4		1B				P2-5		5	1	2	0	0	2	<b>Milwaukee Brewers @ Boston Red Sox</b> Fenway Park, Boston, MA Thu Sep 17 1992, 7:05 PM EDT Att: 29,515 - Cloudy - 80 F									
Bob Zupic, R OBP: 0.327, SLG: 0.358 (1, 8)	G1-3	FC5-4		1B				F8		5	1	1	0	0	4										
Scott Cooper, L OBP: 0.340, SLG: 0.354 (1, 5)	2B			1B				1B		4	0	2	0	1	4										
Tom Brunansky, R OBP: 0.354, SLG: 0.450 (1, 9)	2B							K		5	1	2	1	0	2										
Mo Vaughn, L OBP: 0.328, SLG: 0.385 (1, 3)	F7			1B				G4-3		5	0	2	2	0	1										
Jody Reed, R OBP: 0.328, SLG: 0.326 Steve Lyons, L OBP: 0.200, SLG: 0.211 Tim Lincecum, R OBP: 0.261, SLG: 0.257 (9, PH)		G5-3		F7				P6		3	0	0	0	1	0										
Phil Plantier, L OBP: 0.326, SLG: 0.352 Eric Wedge, R OBP: 0.376, SLG: 0.447 (9, PH)		L1								3	0	1	0	1	0										
Tony Peña, R OBP: 0.286, SLG: 0.307 (1, 2)	1B	FC6-4						2B		5	1	1	0	0	1										
John Valentin, R OBP: 0.351, SLG: 0.409 (1, 6)	1B			G6-3				FC5-4		5	0	2	1	0	2										
<b>Inning Stats</b>	R: 0 E: 0 K: 0 S: 9	H: 1 LOB: 2 BB: 1 P: 17	R: 1 E: 1 K: 0 S: 12	H: 2 LOB: 2 BB: 0 P: 17	R: 0 E: 0 K: 1 S: 11	H: 2 LOB: 3 BB: 1 P: 18	R: 3 E: 0 K: 0 S: 14	H: 4 LOB: 2 BB: 1 P: 20	R: 0 E: 0 K: 1 S: 9	H: 0 LOB: 0 BB: 0 P: 13	R: 0 E: 0 K: 0 S: 9	H: 1 LOB: 1 BB: 0 P: 17	R: 0 E: 0 K: 1 S: 11	H: 1 LOB: 1 BB: 0 P: 15	R: 0 E: 0 K: 1 S: 8	H: 1 LOB: 1 BB: 0 P: 10	1B: 9 2B: 4 3B: 1 HR: 0	SF: 0 SAC: 0 DP: 0 HBP: 0	WP: 0 PB: 0 SB: 0 CS: 0	PA: 45					
<b>PITCHER</b>	IP	WLS	BF	H	R	ER	SO	BB	IBB	HBP	BLK	WP	HR	S	P	ERA	WHIP								
Jaime Navarro, R ERA: 3.42 Jim Austin, R ERA: 1.5 Jesse Orosco, L ERA: 3.51	7.0	W	37	12	4	4	3	3	0	0	0	0	0	11	15	0.00	1.000								

Batter	1	2	3	4	5	6	7	8	9	AB	R	H	RBI	BB	SO	LOB	TOP										
<b>Billy Hatcher, R</b> OBP: 0.312, SLG: 0.351 (1, 7)	4-1 CS BB		0-1 G4-3				0-0 G4-3		1-1 1B		2-1 FC6-4	4	0	1	0	1	0	2									
<b>Herm Winningham, L</b> OBP: 0.280, SLG: 0.280 (1, 8)	4-2 FC3-6 BB		1-0 L7				2-3 K		2-2 1B		0-1 F9	4	0	1	1	1	1	2									
<b>Bob Zupic, R</b> OBP: 0.324, SLG: 0.355 (1, 9)	2-2 FC3-6		2-0 E6				1-2 G4-3		3-2 G5-3			3	1	0	0	0	0	1									
<b>Phil Plantier, L</b> OBP: 0.325, SLG: 0.350 (7, PH) (7, 9)	FC5-4		1B									1	0	0	0	0	0	2									
<b>Tom Brunansky, R</b> OBP: 0.353, SLG: 0.448 (1, 10)	FC5-4		1B									4	0	1	0	0	1	1									
<b>Scott Cooper, L</b> OBP: 0.342, SLG: 0.359 (1, 5)		0-1 G4-3	1-1 1B				1-0 L3		1-0 G3			4	1	2	1	0	0	0									
<b>John Valentin, R</b> OBP: 0.342, SLG: 0.397 (1, 6)		1-2 G4-3	1-3 K				3-1 F8		1-0 L8			4	0	0	0	0	1	3									
<b>Steve Lyons, L</b> OBP: 0.205, SLG: 0.214 (1, 3)		1-2 G4-3					3-2 L7		0-1 G4-3		0-0 FC6-4	4	0	1	1	0	0	0									
<b>Tim Naehring, R</b> OBP: 0.272, SLG: 0.260 (1, 4)		4-0 BB					2-3 K		1-0 FC6-4		4-0 FC6-4	2	0	1	0	2	1	0									
<b>John Marzano, R</b> OBP: 0.140, SLG: 0.170 (1, 2)		3-2 G5-3					1-0 G4-3		0-1 FC6-4		1-3 K	3	1	0	0	0	0	2									
<b>Mo Vaughn, L</b> OBP: 0.327, SLG: 0.384 (9, PH)									1-2 1B			1	0	0	0	0	1	2									
<b>Inning Stats</b>	R: 0 E: 0 K: 0 S: 8	H: 0 LOB: 1 BB: 2 P: 20	R: 1 E: 0 K: 0 S: 12	H: 1 LOB: 1 BB: 1 P: 21	R: 1 E: 1 K: 1 S: 12	H: 2 LOB: 2 BB: 0 P: 18	R: 0 E: 0 K: 1 S: 8	H: 0 LOB: 0 BB: 0 P: 14	R: 0 E: 0 K: 1 S: 6	H: 0 LOB: 0 BB: 0 P: 10	R: 1 E: 0 K: 0 S: 17	H: 3 LOB: 2 BB: 0 P: 24	R: 0 E: 0 K: 0 S: 4	H: 0 LOB: 0 BB: 0 P: 8	R: 0 E: 0 K: 1 S: 8	H: 1 LOB: 2 BB: 1 P: 15	1B: 6 2B: 1 3B: 0 HR: 0	SF: 0 SAC: 0 DP: 0 HBP: 0	WP: 0 PB: 0 SB: 0 CS: 1	PA: 38							
<b>PITCHER</b>	IP	WLS	BF	H	R	ER	SO	BB	IBB	HBP	BLK	WP	HR	S	P	ERA	WHIP										
<b>John Doherty, R</b> ERA: 3.53 (1, 1)	6.2	W	29	6	3	2	4	3	0	0	0	0	0	66	110	2.70	1.350										
<b>Eric King, R</b> ERA: 5.51 (7, 1)	2.1	S	9	1	0	0	1	1	0	0	0	0	0	17	31	0.00	0.857										

**Boston Red Sox @ Detroit Tigers**  
Tiger Stadium, Detroit, MI  
Fri Sep 18 1992, 7:05 PM EDT  
Att: 14,951 - Cloudy - 76 F

AB 34  
R 3  
H 7  
RBI 3  
BB 4  
SO 5  
LOB 15




Batter	1	2	3	4	5	6	7	8	9	AB	R	H	RBI	BB	SO	LOB	BOTTOM											
<b>Tony Phillips, S</b> OBP: 0.391, SLG: 0.401 (1, 4)	2-2 HR	0-1 HR		1-1 F8					1-1 G6-4-3		4-0 2B	4	2	2	1	1	0	1										
<b>Lou Whitaker, L</b> OBP: 0.396, SLG: 0.477 (1, 10)	1-2 F7	1-0 HR		3-2 G6-3					4-1 BB		1-0 1B	4	1	2	5	1	0	1										
<b>Travis Fryman, R</b> OBP: 0.318, SLG: 0.436 (1, 6)	2-0 L5	1-0 G5-3		2-0 F9					1-2 L9		4-2 1B	4	0	0	0	1	0	2										
<b>Cecil Fielder, R</b> OBP: 0.326, SLG: 0.463 (1, 3)	2-2 HR	2-3 K					2-2 F9		4-2 BB		0-0 FC5-4	4	1	2	2	1	1	0										
<b>Mickey Tettleton, S</b> OBP: 0.375, SLG: 0.465 (1, 2)	2-3 K						2-1 F9		2-0 G6-4-3		0-0 FC5-4	5	0	1	0	0	1	5										
<b>Rob Deer, R</b> OBP: 0.332, SLG: 0.548 (1, 9)		4-2 1B	4-1 BB				1-0 FC5-4		1-0 1B		2-2 HR	2	2	2	1	2	0	0										
<b>Dan Gladden, R</b> OBP: 0.305, SLG: 0.361 (1, 8)		1-3 K	1-3 K				1-2 FC5-4		0-1 G3			4	0	0	0	0	2	4										
<b>Mark Carreon, R</b> OBP: 0.281, SLG: 0.355 (1, 7)		1-0 1B	0-0 L5						2-0 P4		1-1 2B	4	2	2	0	0	0	2										
<b>Skeeter Barnes, R</b> OBP: 0.329, SLG: 0.417 (1, 5)		1-0 1B	3-2 G6-3						4-2 BB		1-0 2B	3	2	2	1	1	0	2										
<b>Inning Stats</b>	R: 2 E: 0 K: 1 S: 14	H: 2 LOB: 0 BB: 0 P: 23	R: 5 E: 0 K: 2 S: 16	H: 4 LOB: 0 BB: 1 P: 26	R: 0 E: 0 K: 1 S: 10	H: 1 LOB: 2 BB: 1 P: 18	R: 0 E: 0 K: 0 S: 6	H: 0 LOB: 0 BB: 0 P: 12	R: 0 E: 0 K: 0 S: 10	H: 1 LOB: 1 BB: 0 P: 16	R: 0 E: 0 K: 0 S: 7	H: 0 LOB: 0 BB: 1 P: 14	R: 0 E: 0 K: 0 S: 10	H: 0 LOB: 1 BB: 2 P: 21	R: 3 E: 0 K: 0 S: 13	H: 5 LOB: 3 BB: 2 P: 26	1B: 7 2B: 3 3B: 0 HR: 3	SF: 0 SAC: 0 DP: 2 HBP: 0	WP: 0 PB: 0 SB: 0 CS: 0	PA: 41								
<b>PITCHER</b>	IP	WLS	BF	H	R	ER	SO	BB	IBB	HBP	BLK	WP	HR	S	P	ERA	WHIP											
<b>John Dopson, R</b> ERA: 4.06 (1, 1)	2.0	L	13	6	7	7	3	1	0	0	0	0	0	2	30	49	31.50	3.500										
<b>Matt Young, L</b> ERA: 4.66 (3, 1)	4.0		16	2	0	0	1	3	0	0	0	0	0	34	65	0.00	1.250											
<b>Daryl Irvine, R</b> ERA: 5.4 (7, 1)	1.1		8	3	3	3	0	1	1	0	0	0	1	17	32	20.25	3.000											
<b>Tony Fossas, L</b> ERA: 2.67 (8, 1)	0.2		4	2	0	0	0	1	0	0	0	0	0	5	10	0.00	4.500											

**Boston Red Sox @ Detroit Tigers**  
Tiger Stadium, Detroit, MI  
Fri Sep 18 1992, 7:05 PM EDT  
Att: 14,951 - Cloudy - 76 F

AB 34  
R 10  
H 13  
RBI 10  
BB 7  
SO 4  
LOB 17



Batter	1	2	3	4	5	6	7	8	9	AB	R	H	RBI	BB	SO	LOB	TOP					
<b>Billy Hatcher, R</b> OBP: 0.311, SLG: 0.352 (1, 7)	G6-3		F9			F9 SF8 2B		G6-3		4	1	1	0	0	0	1						
<b>Tony Peña, R</b> OBP: 0.285, SLG: 0.307 (1, 2)	1B		P3			F9		F8		4	0	1	0	0	0	2						
<b>Bob Zupcic, R</b> OBP: 0.324, SLG: 0.354 (1, 8)	1B			F9		SF8		F7		3	0	1	1	0	0	0						
<b>Tom Brunansky, R</b> OBP: 0.351, SLG: 0.444 (1, 9)	F8			P3		F9		G5-3		4	0	0	0	0	0	1						
<b>Eric Wedge, R</b> OBP: 0.383, SLG: 0.429 (9, PR)		P5					F7		FC6 BB	2	0	0	0	2	0	0						
<b>Steve Lyons, L</b> OBP: 0.205, SLG: 0.214 (9, PR)				BB						0	0	0	0	0	0	0						
<b>Jody Reed, R</b> OBP: 0.325, SLG: 0.323 (1, 4)	G4-3			G4-3			G6-3		FC6	4	0	0	0	0	0	2						
<b>Mo Vaughn, L</b> OBP: 0.324, SLG: 0.380 (1, 3)	G3-1				K					3	0	0	0	0	1	0						
<b>John Valentin, R</b> OBP: 0.342, SLG: 0.391 (1, 6)				SH1-4 HBP		G5-3		P4		2	0	0	0	0	0	0						
<b>Tim Lincecum, R</b> OBP: 0.275, SLG: 0.282 (1, 5)				SH1-4		P9				2	1	1	1	0	0	0						
																						
<b>Inning Stats</b>	R: 0 E: 0 K: 0 S: 6	H: 2 LOB: 1 BB: 0 P: 11	R: 0 E: 0 K: 0 S: 9	H: 0 LOB: 0 BB: 0 P: 14	R: 0 E: 0 K: 0 S: 11	H: 0 LOB: 1 BB: 0 P: 17	R: 0 E: 0 K: 0 S: 8	H: 0 LOB: 1 BB: 1 P: 14	R: 0 E: 0 K: 0 S: 9	H: 0 LOB: 0 BB: 0 P: 15	R: 1 E: 0 K: 0 S: 7	H: 1 LOB: 0 BB: 0 P: 14	R: 0 E: 0 K: 0 S: 9	H: 0 LOB: 0 BB: 0 P: 15	R: 1 E: 0 K: 0 S: 8	H: 1 LOB: 1 BB: 0 P: 14	R: 0 E: 0 K: 0 S: 7	H: 0 LOB: 1 BB: 1 P: 14	1B: 2 2B: 1 3B: 0 HR: 1	SF: 1 SAC: 1 DP: 0 HBP: 1	WP: 0 PB: 0 SB: 0 CS: 0	PA: 33
<b>PITCHER</b> <b>Frank Tanana, L</b> ERA: 4.08 (1, 1)	IP: 9.0 WLS: W BF: 33 H: 4 R: 2 ER: 2 SO: 1 BB: 2 IBB: 0 HBP: 1 BLK: 0 WP: 0 HR: 1 S: 74 P: 128 ERA: 2.00 WHIP: 0.667															<b>PITCHER</b>						

**Boston Red Sox @ Detroit Tigers**  
Tiger Stadium, Detroit, MI  
Sat Sep 19 1992, 3:33 AM EDT  
Att: 18,613 - Cloudy - 63 F

AB 28  
R 2  
H 4  
RBI 2  
BB 2  
SO 1  
LOB 6



Batter	1	2	3	4	5	6	7	8	9	AB	R	H	RBI	BB	SO	LOB	BOTTOM					
<b>Tony Phillips, S</b> OBP: 0.393, SLG: 0.402 (1, 8)	F9 BB		BB		K			1B		3	0	2	0	1	1	0						
<b>Lou Whitaker, L</b> OBP: 0.397, SLG: 0.474 (1, 4)	F9		BB		BB			P9		2	0	0	0	2	0	2						
<b>Travis Fryman, R</b> OBP: 0.318, SLG: 0.434 (1, 6)	BB		K		G5-3			P3		3	0	0	0	1	1	4						
<b>Cecil Fielder, R</b> OBP: 0.326, SLG: 0.462 (1, 3)	F9		K			G4-6-3		P6		4	0	1	0	0	1	5						
<b>Mickey Tettleton, S</b> OBP: 0.372, SLG: 0.461 (1, 10)	P2			L9		G4-6-3		F7		4	0	0	0	0	0	3						
<b>Rob Deer, R</b> OBP: 0.328, SLG: 0.542 (1, 9)		P6		K		P4		P4		4	0	0	0	0	1	0						
<b>Scott Livingstone, L</b> OBP: 0.359, SLG: 0.334 (9, PR)		G5-3		G6-3			G4-3		E 2B	4	0	1	0	0	0	0						
<b>Skeeter Barnes, R</b> OBP: 0.329, SLG: 0.417 (9, PR)										0	1	0	0	0	0	0						
<b>Mark Carreon, R</b> OBP: 0.278, SLG: 0.351 (1, 7)		G6-3			E4		F9		E IBB	3	1	0	0	0	0	-1						
<b>Dave Bergman, L</b> OBP: 0.297, SLG: 0.265 (9, PH)										0	1	0	0	1	0	0						
<b>Chad Kreuter, S</b> OBP: 0.300, SLG: 0.328 (1, 2)			F7		K		G3-1		E5	4	0	0	0	0	1	0						
<b>Inning Stats</b>	R: 0 E: 0 K: 0 S: 9	H: 1 LOB: 2 BB: 1 P: 18	R: 0 E: 0 K: 0 S: 9	H: 0 LOB: 0 BB: 0 P: 11	R: 0 E: 0 K: 2 S: 9	H: 0 LOB: 2 BB: 2 P: 19	R: 0 E: 0 K: 1 S: 6	H: 0 LOB: 0 BB: 0 P: 8	R: 1 E: 1 K: 2 S: 11	H: 0 LOB: 1 BB: 1 P: 24	R: 0 E: 0 K: 0 S: 5	H: 1 LOB: 0 BB: 0 P: 8	R: 0 E: 0 K: 0 S: 5	H: 0 LOB: 0 BB: 0 P: 6	R: 0 E: 0 K: 0 S: 5	H: 1 LOB: 1 BB: 0 P: 10	R: 2 E: 1 K: 0 S: 12	H: 1 LOB: 2 BB: 1 P: 23	1B: 3 2B: 1 3B: 0 HR: 0	SF: 0 SAC: 0 DP: 1 HBP: 0	WP: 0 PB: 0 SB: 0 CS: 0	PA: 36
<b>PITCHER</b> <b>Danny Darwin, R</b> ERA: 3.79 (1, 1)	IP: 8.0 WLS: L BF: 5 H: 3 R: 1 ER: 0 SO: 5 BB: 4 IBB: 0 HBP: 0 BLK: 0 WP: 0 HR: 0 S: 12 P: 104 ERA: 0.00 WHIP: 0.875															<b>PITCHER</b>						
<b>Greg Harris, R</b> ERA: 2.73 (9, 1)	IP: 0.2 WLS: L BF: 5 H: 1 R: 2 ER: 0 SO: 0 BB: 0 IBB: 1 HBP: 0 BLK: 0 WP: 0 HR: 0 S: 12 P: 23 ERA: 0.00 WHIP: 1.500															<b>PITCHER</b>						

**Boston Red Sox @ Detroit Tigers**  
Tiger Stadium, Detroit, MI  
Sat Sep 19 1992, 3:33 AM EDT  
Att: 18,613 - Cloudy - 63 F

AB 31  
R 3  
H 4  
RBI 0  
BB 5  
SO 5  
LOB 13



Batter	1	2	3	4	5	6	7	8	9	AB	R	H	RBI	BB	SO	LOB	TOP										
<b>Billy Hatcher, R</b> OBP: 0.313, SLG: 0.353 (1, 7)										5	0	2	0	0	0	2											
<b>Tony Peña, R</b> OBP: 0.282, SLG: 0.303 (1, 2)										5	0	0	0	0	0	4											
<b>Scott Cooper, L</b> OBP: 0.343, SLG: 0.368 (1, 5)										4	1	1	1	1	0	0											
<b>Tom Brunansky, R</b> OBP: 0.350, SLG: 0.441 (1, 9)										3	0	0	0	1	0	0											
<b>Phil Plantier, L</b> OBP: 0.325, SLG: 0.349 (1, 10)										4	1	1	0	0	0	2											
<b>Bob Zupic, R</b> OBP: 0.325, SLG: 0.356 (1, 8)										4	1	2	0	0	1	2											
<b>Steve Lyons, L</b> OBP: 0.229, SLG: 0.283 (1, 3)										4	1	2	1	0	0	1											
<b>John Valentin, R</b> OBP: 0.352, SLG: 0.423 (1, 6)										4	1	3	3	0	0	0											
<b>Tim Naehring, R</b> OBP: 0.274, SLG: 0.288 (1, 4)										4	0	1	0	0	0	3											
<b>Inning Stats</b>	R: 0 E: 0 K: 0 S: 7	H: 1 LOB: 0 BB: 0 P: 9	R: 0 E: 0 K: 0 S: 9	H: 1 LOB: 1 BB: 0 P: 14	R: 0 E: 0 K: 0 S: 10	H: 1 LOB: 1 BB: 0 P: 15	R: 1 E: 0 K: 0 S: 6	H: 1 LOB: 0 BB: 0 P: 13	R: 1 E: 1 K: 0 S: 13	H: 2 LOB: 1 BB: 0 P: 19	R: 0 E: 0 K: 1 S: 7	H: 0 LOB: 1 BB: 2 P: 17	R: 1 E: 0 K: 0 S: 5	H: 2 LOB: 1 BB: 0 P: 8	R: 2 E: 0 K: 0 S: 14	H: 4 LOB: 2 BB: 0 P: 24	R: 0 E: 0 K: 0 S: 5	H: 0 LOB: 0 BB: 0 P: 8	1B: 8 2B: 1 3B: 1 HR: 2	SF: 0 SAC: 0 DP: 1 HBP: 0	WP: 1 PB: 0 SB: 0 CS: 0	PA: 39					
<b>PITCHER</b>	IP	WLS	BF	H	R	ER	SO	BB	IBB	HBP	BLK	WP	HR	S	P	ERA	WHIP										
<b>Bill Gulickson, R</b> ERA: 4.04 (1, 1)	7.2	L	34	11	5	5	1	2	0	0	0	1	2	65	109	5.87	1.696										
<b>John Kieley, R</b> ERA: 2.25 (8, 1)	1.1		5	1	0	0	0	0	0	0	0	0	0	11	18	0.00	0.750										

**Boston Red Sox @ Detroit Tigers**  
Tiger Stadium, Detroit, MI  
Sun Sep 20 1992, 3:33 AM EDT  
Att: 18,459 - Cloudy - 66 F

AB	37
R	5
H	12
RBI	5
BB	2
SO	1
LOB	14



Batter	1	2	3	4	5	6	7	8	9	AB	R	H	RBI	BB	SO	LOB	BOTTOM										
<b>Tony Phillips, S</b> OBP: 0.392, SLG: 0.400 (1, 4)										5	1	1	0	0	1	3											
<b>Dan Gladden, R</b> OBP: 0.304, SLG: 0.357 (1, 8)										4	0	0	0	1	1	0											
<b>Travis Fryman, R</b> OBP: 0.320, SLG: 0.434 (1, 6)										4	2	2	0	1	0	2											
<b>Cecil Fielder, R</b> OBP: 0.325, SLG: 0.461 (1, 3)										5	1	1	1	0	1	4											
<b>Rob Deer, R</b> OBP: 0.334, SLG: 0.546 (1, 9)										3	0	2	1	2	0	0											
<b>Mark Carreon, R</b> OBP: 0.275, SLG: 0.347 (1, 7)										3	0	0	0	0	0	5											
<b>Dave Bergman, L</b> OBP: 0.296, SLG: 0.263 (8, PH)										1	0	0	0	0	0	0											
<b>Phil Clark, R</b> OBP: 0.472, SLG: 0.511 (9, PH)										1	0	1	1	0	0	0											
<b>Skeeter Barnes, R</b> OBP: 0.323, SLG: 0.408 (1, 5)										3	0	0	0	0	1	0											
<b>Scott Livingstone, L</b> OBP: 0.310, SLG: 0.339 (8, PH)										2	0	1	0	0	1	2											
<b>Rich Rowland, R</b> OBP: 0.333, SLG: 0.143 (1, 10)										2	0	0	0	1	1	0											
<b>Lou Whitaker, L</b> OBP: 0.336, SLG: 0.474 (8, PH)										0	0	0	0	1	0	0											
<b>Chad Kreuter, S</b> OBP: 0.306, SLG: 0.326 (1, 2)										1	0	0	0	2	0	1											
<b>Mickey Tettleton, S</b> OBP: 0.372, SLG: 0.460 (8, PH)										1	0	0	0	0	0	2											
<b>Inning Stats</b>	R: 1 E: 0 K: 2 S: 12	H: 2 LOB: 2 BB: 1 P: 21	R: 0 E: 0 K: 0 S: 10	H: 0 LOB: 1 BB: 1 P: 22	R: 1 E: 0 K: 0 S: 10	H: 1 LOB: 1 BB: 1 P: 19	R: 0 E: 0 K: 1 S: 8	H: 0 LOB: 1 BB: 1 P: 13	R: 0 E: 0 K: 0 S: 11	H: 2 LOB: 2 BB: 0 P: 15	R: 0 E: 0 K: 1 S: 8	H: 0 LOB: 1 BB: 1 P: 14	R: 0 E: 0 K: 1 S: 9	H: 0 LOB: 0 BB: 0 P: 12	R: 0 E: 0 K: 0 S: 15	H: 1 LOB: 2 BB: 1 P: 26	R: 2 E: 0 K: 1 S: 13	H: 2 LOB: 2 BB: 2 P: 25	1B: 5 2B: 3 3B: 0 HR: 0	SF: 0 SAC: 0 DP: 0 HBP: 0	WP: 1 PB: 0 SB: 0 CS: 0	PA: 43					
<b>PITCHER</b>	IP	WLS	BF	H	R	ER	SO	BB	IBB	HBP	BLK	WP	HR	S	P	ERA	WHIP										
<b>Frank Viola, L</b> ERA: 3.64 (1, 1)	7.0	W	31	5	2	2	0	5	0	0	0	0	0	68	116	2.57	1.429										
<b>Paul Quantrill, R</b> ERA: 2.59 (8, 1)	1.0		7	2	2	2	0	2	0	0	0	0	0	18	33	18.00	4.000										
<b>Greg Harris, R</b> ERA: 2.71 (9, 1)	0.2		3	0	0	0	0	1	0	0	0	1	0	5	11	0.00	1.500										
<b>Tony Fossas, L</b> ERA: 2.83 (9, 1)	0.1	S	2	1	0	0	1	0	0	0	0	0	0	5	7	0.00	3.000										

**Boston Red Sox @ Detroit Tigers**  
Tiger Stadium, Detroit, MI  
Sun Sep 20 1992, 3:33 AM EDT  
Att: 18,459 - Cloudy - 66 F

AB	35
R	4
H	8
RBI	3
BB	8
SO	6
LOB	19







Batter	1	2	3	4	5	6	7	8	9	AB	R	H	RBI	BB	SO	LOB	TOP					
<b>Kenny Lofton, L</b> OBP: 0.363, SLG: 0.367 (1, 8)	2-2 L4-6 S 1B		0-1 L5			0-0 G6-3 1B 2B	3-2 G3		4-0 IBB	4	1	2	0	1	0	1	<b>Cleveland Indians @ Boston Red Sox</b> Fenway Park, Boston, MA Tue Sep 22 1992, 7:05 PM EDT Att: 24,412 - Cloudy - 77 F					
<b>Felix Fermin, R</b> OBP: 0.309, SLG: 0.302 (1, 6)	1-2 L4-6 1-3		0-0 P3			1-0 G6-3 2-3		1-0 G3	1-3 K	5	0	0	0	0	1	5						
<b>Carlos Baerga, S</b> OBP: 0.348, SLG: 0.439 (1, 4)	2-1 P6			3-2 G3-1		1-2 1B 2B 1B		0-2 G3		4	1	1	1	0	0	0						
<b>Albert Belle, R</b> OBP: 0.325, SLG: 0.480 <b>Thomas Howard, S</b> OBP: 0.313, SLG: 0.343 (1, 7) (8, 7)		2-1 G5-3		3-3 K		3-H 2-0 1B 2B 1B		1-3 K		4	1	1	0	0	2	0						
<b>Paul Sorrento, L</b> OBP: 0.353, SLG: 0.451 (1, 3)	1-2 1B 1B		1-2 L7			0-0 1B 2B			2-2 G4-3	4	0	2	2	0	0	0						
<b>Carlos Martinez, R</b> OBP: 0.284, SLG: 0.391 <b>Brook Jacoby, R</b> OBP: 0.324, SLG: 0.329 (1, 5) (8, 5)	2-0 1B 1-2 1B				2-0 G4-6-3 1B	2-2 P4			2-3 K	3	0	2	0	0	0	1						
<b>Mark Whiten, S</b> OBP: 0.354, SLG: 0.376 (1, 9)	3-3 K				3-2 G4-6-3 1-2		4-1 G4-3 G6-3 BB		1-1 E7 2B	3	1	0	0	1	1	3						
<b>Reggie Jefferson, S</b> OBP: 0.268, SLG: 0.300 (1, 10)	2-3 K				2-3 K		0-0 G6-3		1-0 2B HBP	3	0	0	0	0	2	3						
<b>Junior Ortiz, R</b> OBP: 0.286, SLG: 0.275 (1, 2)			1-2 G6-3			0-3 K	3-1 G4-3		0-0 1-3 2-H 2B	4	0	1	1	0	1	1						
<b>Inning Stats</b>	R: 0 E: 0 K: 0 S: 10	H: 1 LOB: 0 BB: 0 P: 15	R: 0 E: 0 K: 2 S: 13	H: 2 LOB: 2 BB: 0 P: 23	R: 0 E: 0 K: 1 S: 6	H: 0 LOB: 0 BB: 0 P: 7	R: 0 E: 0 K: 1 S: 11	H: 0 LOB: 0 BB: 0 P: 18	R: 0 E: 0 K: 1 S: 7	H: 1 LOB: 0 BB: 0 P: 14	R: 3 E: 0 K: 1 S: 14	H: 4 LOB: 1 BB: 1 P: 20	R: 0 E: 0 K: 0 S: 7	H: 0 LOB: 1 BB: 1 P: 17	R: 0 E: 0 K: 1 S: 7	H: 0 LOB: 0 BB: 0 P: 9		R: 1 E: 1 K: 2 S: 13	H: 1 LOB: 3 BB: 1 P: 24	1B: 6 2B: 4 3B: 0 HR: 0	SF: 0 SAC: 0 DP: 2 HBP: 1	WP: 0 PB: 0 SB: 1 CS: 0
<b>PITCHER</b> <b>Roger Clemens, R</b> ERA: 2.41 (1, 1)	IP: 9.0 WLS: L BF: 38	H: 9 R: 4 ER: 3 SO: 8	BB: 1 IBB: 1 HBP: 1 BLK: 0	WP: 0 HR: 0 S: 88 P: 147	ERA: 3.00 WHIP: 1.111	<b>PITCHER</b>																

Batter	1	2	3	4	5	6	7	8	9	AB	R	H	RBI	BB	SO	LOB	BOTTOM			
<b>Billy Hatcher, R</b> OBP: 0.308, SLG: 0.347 (1, 7) (9, 8)	3-3 K		0-1 G5-4-3 1-2			0-1 G6-3 1B		1-0 F8		4	0	1	0	0	1	1	<b>Cleveland Indians @ Boston Red Sox</b> Fenway Park, Boston, MA Tue Sep 22 1992, 7:05 PM EDT Att: 24,412 - Cloudy - 77 F			
<b>Bob Zupic, R</b> OBP: 0.319, SLG: 0.348 <b>Phil Plantier, L</b> OBP: 0.325, SLG: 0.350 (1, 8) (8, PH) (9, 7)	0-0 G5-3			1-0 G5-3		0-2 G6-3 1-2		1-1 G4-3		3	0	0	0	0	0	1				
<b>Wade Boggs, L</b> OBP: 0.357, SLG: 0.365 <b>Steve Lyons, L</b> OBP: 0.235, SLG: 0.286 (1, 5) (8, PR) (9, 3)	1-2 F7			3-0 HR HBP		4-1 BB		3-2 2B		2	1	1	0	1	0	0				
<b>Tom Brunansky, R</b> OBP: 0.349, SLG: 0.440 (1, 9)		2-2 2B		2-3 K		2-3 K		1-2 F9		4	0	1	0	0	2	3				
<b>Eric Wedge, R</b> OBP: 0.379, SLG: 0.491 <b>Herm Winningham, L</b> OBP: 0.267, SLG: 0.296 <b>Tim Lincecum, R</b> OBP: 0.277, SLG: 0.286 (1, 10) (9, PH) (9, PH)	2-2 F8			0-2 HR		0-3 K		2-2 G4-3		3	1	1	2	0	1	1				
<b>Jody Reed, R</b> OBP: 0.322, SLG: 0.319 (1, 4)	1-2 L9			1-H HR		0-1 G1-3		2-2 L9		2-2 L1	4	0	0	0	0	1				
<b>Scott Cooper, L</b> OBP: 0.343, SLG: 0.369 (1, 3) (9, 5)	0-0 G6-3				0-0 G6-3		1-2 E 1B		1-2 G4-3	4	0	1	0	0	0	1				
<b>Tony Peña, R</b> OBP: 0.280, SLG: 0.301 (1, 2)			1-0 G4-3		2-2 F9		0-0 E4			3	0	0	0	0	0	1				
<b>John Valentin, R</b> OBP: 0.352, SLG: 0.439 (1, 6)			2-0 G5-4-3 1B		2-1 G6-3		0-1 P3			3	0	1	0	0	0	2				
<b>Inning Stats</b>	R: 0 E: 0 K: 1 S: 7	H: 0 LOB: 0 BB: 0 P: 11	R: 0 E: 0 K: 0 S: 11	H: 1 LOB: 1 BB: 0 P: 16	R: 0 E: 0 K: 0 S: 4	H: 1 LOB: 0 BB: 0 P: 7	R: 2 E: 0 K: 1 S: 9	H: 1 LOB: 0 BB: 0 P: 15	R: 0 E: 0 K: 1 S: 9	H: 1 LOB: 1 BB: 1 P: 15	R: 0 E: 1 K: 1 S: 13	H: 1 LOB: 2 BB: 0 P: 16	R: 0 E: 0 K: 0 S: 10	H: 1 LOB: 1 BB: 0 P: 16	R: 0 E: 0 K: 0 S: 10	H: 0 LOB: 0 BB: 0 P: 15		1B: 3 2B: 2 3B: 0 HR: 1	SF: 0 SAC: 0 DP: 2 HBP: 1	WP: 0 PB: 0 SB: 0 CS: 0
<b>PITCHER</b> <b>Alan Embree, L</b> ERA: 6.75 <b>Ted Power, R</b> ERA: 2.37 <b>Eric Plunk, R</b> ERA: 3.46 <b>Derek Lilliquist, L</b> ERA: 1.51 (1, 1) (4, 1) (7, 1) (9, 1)	IP: 2.2 WLS: W BF: 10	H: 2 R: 1 ER: 1 SO: 2	BB: 1 IBB: 0 HBP: 0 BLK: 0	WP: 0 HR: 1 S: 23 P: 35	ERA: 3.38 WHIP: 1.125	<b>PITCHER</b>														



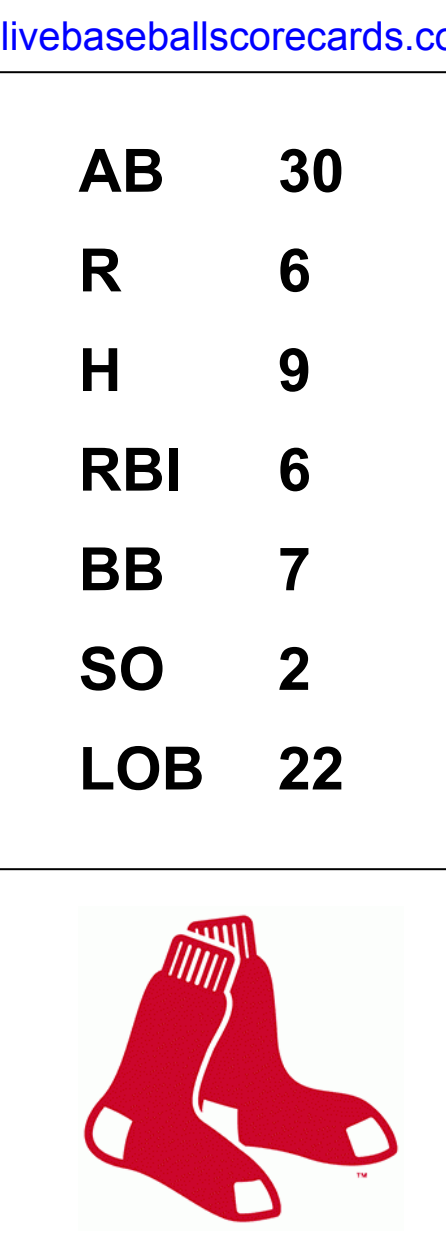
Batter	1	2	3	4	5	6	7	8	9	AB	R	H	RBI	BB	SO	LOB	TOP							
<b>Kenny Lofton, L</b> OBP: 0.363, SLG: 0.366 (1, 8)	4-0 G5-3 BB		1-3 K		0-0 G4-3		3-1 F9-3 1B		0-0 B1-3	4	0	1	0	1	1	1	<b>Cleveland Indians @ Boston Red Sox</b> Fenway Park, Boston, MA Wed Sep 23 1992, 7:05 PM EDT Att: 26,415 - Sunny - 58 F  <b>AB 35</b> <b>R 7</b> <b>H 10</b> <b>RBI 6</b> <b>BB 3</b> <b>SO 4</b> <b>LOB 15</b> 							
<b>Felix Fermin, R</b> OBP: 0.306, SLG: 0.299 (1, 6)	2-2 G5-3			1-1 1B	2-1 G4-3		1-1 F9-3		2-2 G4-3	5	0	1	0	0	0	2								
<b>Carlos Baerga, S</b> OBP: 0.348, SLG: 0.440 (1, 4)	0-1 L7			1-2 HR	1-2 G5-3			0-0 1B E 1B	0-3 K	5	2	2	0	0	1	0								
<b>Albert Belle, R</b> OBP: 0.326, SLG: 0.485 (1, 10)		2-3 K		0-0 HR		1-0 G1-3		0-0 E 1B SF8 1B		4	2	2	2	0	1	0								
<b>Carlos Martinez, R</b> OBP: 0.279, SLG: 0.385 <b>Brook Jacoby, R</b> OBP: 0.323, SLG: 0.327 (7, 5)	1-1 G4-3			0-1 F9		2-2 E1 1B		0-0 P3		3	0	0	0	0	0	0								
<b>Reggie Jefferson, S</b> OBP: 0.311, SLG: 0.386 (1, 3)	2-2 G5-3			1-1 HR		2-2 1B		2-1 E 1B		4	1	3	0	0	0	0								
<b>Mark Whiten, S</b> OBP: 0.355, SLG: 0.375 (1, 9)			4-1 G6-3 BB	4-1 HR		2-3 K		3-2 E3 FC5-4		2	1	0	0	2	1	4								
<b>Glenallen Hill, R</b> OBP: 0.287, SLG: 0.436 (1, 7)			2-1 F8	3-2 HR		3-2 P3		2-1 SF8		3	1	1	4	0	0	3								
<b>Junior Ortiz, R</b> OBP: 0.281, SLG: 0.270 (1, 2)			1-1 G6-3	0-1 F8			1-2 G3		1-2 FC5-4	4	0	0	0	0	0	3								
<b>Inning Stats</b>	R: 0 E: 0 K: 0 S: 5	H: 0 LOB: 0 BB: 1 P: 11	R: 0 E: 0 K: 1 S: 10	H: 0 LOB: 0 BB: 0 P: 15	R: 0 E: 0 K: 1 S: 8	H: 0 LOB: 1 BB: 1 P: 16	R: 5 E: 0 K: 0 S: 17	H: 5 LOB: 0 BB: 0 P: 27	R: 0 E: 0 K: 1 S: 7	H: 1 LOB: 2 BB: 0 P: 26	R: 0 E: 0 K: 0 S: 8	H: 1 LOB: 0 BB: 0 P: 12	R: 2 E: 1 K: 0 S: 13	H: 3 LOB: 2 BB: 0 P: 21	R: 0 E: 0 K: 1 S: 9	H: 0 LOB: 0 BB: 0 P: 11		1B: 6 2B: 2 3B: 1 HR: 2	SF: 1 SAC: 0 DP: 1 HBP: 0	WP: 0 PB: 0 SB: 0 CS: 0	PA: 39			
<b>PITCHER</b>	IP	WLS	BF	H	R	ER	SO	BB	IBB	HBP	BLK	WP	HR	S	P	ERA		WHIP						
<b>Scott Taylor, L</b> ERA: 9.0 <b>Paul Quantrill, R</b> ERA: 2.34 <b>Ken Ryan, R</b> ERA: 7.11	(1, 1) 3.2	L 17	5	5	5	2	2	3	0	0	0	0	2	38	67	12.27		2.182						
<b>PITCHER</b>	IP	WLS	BF	H	R	ER	SO	BB	IBB	HBP	BLK	WP	HR	S	P	ERA	WHIP							
<b>Scott Taylor, L</b> ERA: 9.0 <b>Paul Quantrill, R</b> ERA: 2.34 <b>Ken Ryan, R</b> ERA: 7.11	(4, 1) 3.2	L 16	5	2	0	1	1	0	0	0	0	0	0	38	57	0.00	1.364							
<b>PITCHER</b>	IP	WLS	BF	H	R	ER	SO	BB	IBB	HBP	BLK	WP	HR	S	P	ERA	WHIP							
<b>Scott Taylor, L</b> ERA: 9.0 <b>Paul Quantrill, R</b> ERA: 2.34 <b>Ken Ryan, R</b> ERA: 7.11	(8, 1) 1.2	L 6	0	0	0	1	1	0	0	0	0	0	0	17	25	0.00	0.000							

Batter	1	2	3	4	5	6	7	8	9	AB	R	H	RBI	BB	SO	LOB	BOTTOM							
<b>Billy Hatcher, R</b> OBP: 0.307, SLG: 0.346 (1, 7)	3-1 WP 1B		0-0 G6-3			0-1 G4-3		1-3 K		4	0	1	0	0	1	2	<b>Cleveland Indians @ Boston Red Sox</b> Fenway Park, Boston, MA Wed Sep 23 1992, 7:05 PM EDT Att: 26,415 - Sunny - 58 F  <b>AB 34</b> <b>R 3</b> <b>H 7</b> <b>RBI 3</b> <b>BB 0</b> <b>SO 8</b> <b>LOB 10</b> 							
<b>Scott Cooper, L</b> OBP: 0.341, SLG: 0.367 (1, 3)	1-3 K			1-0 L7		1-3 K		0-0 E9 G4-3 2H 1B		4	0	1	1	0	2	1								
<b>Wade Boggs, L</b> OBP: 0.354, SLG: 0.362 (1, 5)	2-1 L7			1-1 G4-3		0-0 G6-3		0-0 G4-3		4	0	0	1	0	0	2								
<b>Tom Brunansky, R</b> OBP: 0.347, SLG: 0.436 (1, 9)	2-3 K			2-0 E5		2-3 K		1-2 G3		4	0	0	0	0	2	2								
<b>Mo Vaughn, L</b> OBP: 0.325, SLG: 0.399 (1, 10)		0-2 G1-3		1-2 G4-3		0-0 HR		2-3 K		4	1	1	1	0	1	1								
<b>Herm Winningham, L</b> OBP: 0.286, SLG: 0.295 (1, 8)		1-0 CS 1B		3-2 F7		0-1 G4-3		0-1 F8		4	0	1	0	0	0	0								
<b>John Valentin, R</b> OBP: 0.343, SLG: 0.428 (1, 6)		3-3 K		0-2 L8		0-0 G6-3		1-1 P4		4	0	0	0	0	1	1								
<b>Tim Lincecum, R</b> OBP: 0.283, SLG: 0.293 (1, 4)			1-1 L5		2-1 1B			3-1 1B 1B		3	1	2	0	0	0	0								
<b>John Flaherty, R</b> OBP: 0.234, SLG: 0.233 <b>Steve Lyons, L</b> OBP: 0.250, SLG: 0.300 <b>John Marzano, R</b> OBP: 0.140, SLG: 0.170 (8, PH)			1-2 F9		2-3 K2-3			0-2 E 1B G4-3 1B		2	0	0	0	0	1	1								
<b>Inning Stats</b>	R: 0 E: 0 K: 2 S: 10	H: 1 LOB: 1 BB: 0 P: 18	R: 0 E: 0 K: 1 S: 12	H: 1 LOB: 0 BB: 0 P: 16	R: 0 E: 0 K: 0 S: 6	H: 0 LOB: 0 BB: 0 P: 8	R: 0 E: 1 K: 0 S: 7	H: 1 LOB: 1 BB: 0 P: 12	R: 0 E: 0 K: 1 S: 11	H: 1 LOB: 1 BB: 0 P: 18	R: 0 E: 0 K: 1 S: 7	H: 0 LOB: 0 BB: 0 P: 8	R: 1 E: 0 K: 1 S: 7	H: 1 LOB: 0 BB: 0 P: 9	R: 2 E: 1 K: 1 S: 13	H: 3 LOB: 1 BB: 0 P: 18		R: 0 E: 0 K: 1 S: 8	H: 0 LOB: 0 BB: 0 P: 11	1B: 6 2B: 0 3B: 0 HR: 1	SF: 0 SAC: 0 DP: 0 HBP: 0	WP: 1 PB: 0 SB: 0 CS: 1	PA: 34	
<b>PITCHER</b>	IP	WLS	BF	H	R	ER	SO	BB	IBB	HBP	BLK	WP	HR	S	P	ERA		WHIP						
<b>Charles Nagy, R</b> ERA: 2.98 <b>Jack Armstrong, R</b> ERA: 4.79	(1, 1) 8.0	W 31	3	0	0	0	1	0	0	0	0	0	0	8	11	0.00		0.000						
<b>PITCHER</b>	IP	WLS	BF	H	R	ER	SO	BB	IBB	HBP	BLK	WP	HR	S	P	ERA	WHIP							
<b>Charles Nagy, R</b> ERA: 2.98 <b>Jack Armstrong, R</b> ERA: 4.79	(9, 1) 1.0	W 3	0	0	0	0	1	0	0	0	0	0	0	8	11	0.00	0.000							

Batter	1	2	3	4	5	6	7	8	9	AB	R	H	RBI	BB	SO	LOB	TOP										
<b>Kenny Lofton, L</b> OBP: 0.367, SLG: 0.367 (1, 8)	4-2 1B S BB		1-0 G4-6-3 1B		1-2 1-3 2-H 1B		4-1 2B BB		1-3 K	3	0	2	1	2	1	1	<b>Cleveland Indians @ Boston Red Sox</b> Fenway Park, Boston, MA Thu Sep 24 1992, 7:05 PM EDT Att: 28,135 - Cloudy - 53 F										
<b>Felix Fermin, R</b> OBP: 0.315, SLG: 0.311 (1, 6)	1-1 SAFE SAFE SAFE SAFE 1B		0-1 G4-6-3 1B			4-2 1B 3B BB	1-1 1-3 2B	0-0 1-H 2B	3	1	2	0	1	0	1												
<b>Thomas Howard, S</b> OBP: 0.315, SLG: 0.348 (9, PH)	1-3 1B		1-2 1B						1	0	1	1	0	0	0												
<b>Carlos Baerga, S</b> OBP: 0.346, SLG: 0.437 (1, 4)	0-0 P3			3-1 P4		0-1 P6	0-2 P6	0-3 K	5	0	0	0	0	1	6												
<b>Albert Belle, R</b> OBP: 0.326, SLG: 0.484 (1, 7)	0-0 G4-6-3 1-2 1B			0-1 F9		1-0 3B 1B		0-0 F8	4	1	1	0	0	0	2												
<b>Paul Sorrento, L</b> OBP: 0.350, SLG: 0.447 (1, 3)		0-3 K		0-0 L6		0-3 K		1-0 G4-3	4	0	0	0	0	2	2												
<b>Reggie Jefferson, S</b> OBP: 0.347, SLG: 0.479 (1, 10)		0-3 K			0-0 PB 1B	2-1 1-H 3-H 3B		0-2 2B	4	1	3	2	0	1	0												
<b>Carlos Martinez, R</b> OBP: 0.279, SLG: 0.387 (1, 5)		1-1 2B			3-2 P4 1-2 1B	1-2 F9 3B		0-0 P3	4	0	1	0	0	0	3												
<b>Mark Whiten, S</b> OBP: 0.353, SLG: 0.372 (1, 9)		1-3 K			0-0 F8		0-2 F9		1-1 F7	4	0	0	0	0	1	2											
<b>Junior Ortiz, R</b> OBP: 0.281, SLG: 0.267 (1, 2)				3-2 L9		4-0 1B BB		0-0 2B 1B	2	0	0	0	1	0	0												
<b>Wayne Kirby, L</b> OBP: 0.400, SLG: 0.583 (9, PH)							3-2 G4-3			1	1	1	0	0	0												
<b>Inning Stats</b>	R: 0 E: 0 K: 0 S: 6	H: 1 LOB: 1 BB: 1 P: 11	R: 0 E: 0 K: 3 S: 11	H: 1 LOB: 1 BB: 0 P: 13	R: 0 E: 0 K: 0 S: 6	H: 1 LOB: 0 BB: 0 P: 10	R: 0 E: 0 K: 0 S: 5	H: 0 LOB: 0 BB: 0 P: 8	R: 1 E: 0 K: 0 S: 10	H: 2 LOB: 2 BB: 1 P: 18	R: 2 E: 0 K: 1 S: 15	H: 2 LOB: 1 BB: 1 P: 23	R: 0 E: 0 K: 0 S: 13	H: 1 LOB: 2 BB: 1 P: 21	R: 0 E: 0 K: 0 S: 6	H: 1 LOB: 1 BB: 0 P: 7	R: 1 E: 0 K: 2 S: 12	H: 2 LOB: 1 BB: 0 P: 14	1B: 6 2B: 4 3B: 1 HR: 0	SF: 0 SAC: 0 DP: 2 HBP: 0	WP: 0 PB: 1 SB: 1 CS: 0	PA: 39					
<b>PITCHER</b>	IP	WLS	BF	H	R	ER	SO	BB	IBB	HBP	BLK	WP	HR	S	P	ERA	WHIP										
<b>Danny Darwin, R</b> ERA: 3.81 (1, 1)	8.2	W	38	11	4	4	5	4	0	0	0	0	0	79	120	4.15	1.731										
<b>Greg Harris, R</b> ERA: 2.7 (9, 1)	0.1	S	1	0	0	0	1	0	0	0	0	0	0	5	5	0.00	0.000										

Batter	1	2	3	4	5	6	7	8	9	AB	R	H	RBI	BB	SO	LOB	BOTTOM										
<b>Billy Hatcher, R</b> OBP: 0.308, SLG: 0.345 (1, 7)	4-0 BB 2B BB	2-2 G6-3 1-2 1B		2-1 P4		1-2 BB BB 1B		0-1 G1-3	4	1	1	0	1	0	3	<b>Cleveland Indians @ Boston Red Sox</b> Fenway Park, Boston, MA Thu Sep 24 1992, 7:05 PM EDT Att: 28,135 - Cloudy - 53 F											
<b>Scott Cooper, L</b> OBP: 0.342, SLG: 0.363 (1, 5)	4-0 2B BB		1-1 G1-3	0-0 G3		4-2 BB BB		1-2 G3	3	1	0	0	2	0	2												
<b>Wade Boggs, L</b> OBP: 0.397, SLG: 0.363 (1, 10)	4-1 2B BB		1-1 3B 1B		2-1 1B 1B	0-3 K			3	3	2	0	1	1	3												
<b>Tom Brunansky, R</b> OBP: 0.350, SLG: 0.440 (1, 9)	3-2 G4-3 1-H 2-H 3-H 2B		2-0 F7		0-2 2B 1B	4-2 FC6-4 BB		1-2 2-3 3-H BB	3	0	2	4	1	0	1												
<b>Mo Vaughn, L</b> OBP: 0.327, SLG: 0.409 (1, 3)	0-1 G4-3		2-1 3B		0-2 FC8-4 2B	0-0 FC6-4		0-0 1-2 1B	4	0	2	2	0	0	4												
<b>Bob Zupic, R</b> OBP: 0.316, SLG: 0.344 (1, 8)	1-2 G5-3		1-2 P3		0-0 L9		1-3 K		4	0	0	0	0	1	4												
<b>John Valentin, R</b> OBP: 0.341, SLG: 0.423 (1, 6)	2-0 F9			3-2 1B 1B	0-1 FC8-4		0-1 F9		4	0	1	0	0	0	3												
<b>Tony Peña, R</b> OBP: 0.282, SLG: 0.301 (1, 2)		1-2 G3		0-0 1B		4-0 BB SH3 BB BB		1-0 P4	3	1	1	0	1	0	0												
<b>Tim Lincecum, R</b> OBP: 0.284, SLG: 0.289 (1, 4)		4-1 G6-3 BB		2-1 P4		1-0 SH3		0-0 F9	2	0	0	0	1	0	2												
<b>Inning Stats</b>	R: 3 E: 0 K: 0 S: 10	H: 1 LOB: 3 BB: 3 P: 28	R: 0 E: 0 K: 0 S: 9	H: 0 LOB: 1 BB: 1 P: 16	R: 1 E: 0 K: 0 S: 10	H: 2 LOB: 1 BB: 0 P: 17	R: 0 E: 0 K: 0 S: 10	H: 2 LOB: 2 BB: 0 P: 17	R: 1 E: 0 K: 1 S: 12	H: 3 LOB: 3 BB: 3 P: 26	R: 0 E: 0 K: 1 S: 6	H: 0 LOB: 0 BB: 0 P: 8	R: 0 E: 0 K: 0 S: 7	H: 0 LOB: 0 BB: 0 P: 8	1B: 6 2B: 3 3B: 1 HR: 0	SF: 0 SAC: 1 DP: 2 HBP: 0	WP: 0 PB: 0 SB: 0 CS: 0	PA: 38									
<b>PITCHER</b>	IP	WLS	BF	H	R	ER	SO	BB	IBB	HBP	BLK	WP	HR	S	P	ERA	WHIP										
<b>Scott Scudder, R</b> ERA: 5.28 (1, 1)	0.0	L	2	0	2	2	0	2	0	0	0	0	0	8	8	7.20	2.200										
<b>Rod Nichols, R</b> ERA: 4.56 (1, 1)	5.0		24	8	4	4	0	3	0	0	0	0	0	50	87	7.20	2.200										
<b>Mike Christopher, R</b> ERA: 2.92 (6, 1)	0.1		2	1	0	0	0	0	0	0	0	0	0	4	6	0.00	3.000										
<b>Kevin Wickander, L</b> ERA: 3.07 (6, 1)	0.2		4	0	0	0	1	2	0	0	0	0	0	8	16	0.00	3.000										
<b>Jack Armstrong, R</b> ERA: 4.76 (7, 1)	1.0		3	0	0	0	1	0	0	0	0	0	0	6	8	0.00	0.000										
<b>PITCHER</b>	IP	WLS	BF	H	R	ER	SO	BB	IBB	HBP	BLK	WP	HR	S	P	ERA	WHIP										
<b>Steve Olin, R</b> ERA: 2.43 (8, 1)	1.0		3	0	0	0	0	0	0	0	0	0	0	7	8	0.00	0.000										


AB	35
R	4
H	11
RBI	4
BB	4
SO	6
LOB	17



Batter	1	2	3	4	5	6	7	8	9	10	11	12	13	14	AB	R	H	RBI	BB	SO	LOB	TOP				
<b>Billy Hatcher, R</b> OBP: 0.306, SLG: 0.345 (1, 7)															6	1	1	0	0	0	2					
<b>Scott Cooper, L</b> OBP: 0.350, SLG: 0.377 (1, 3)															5	1	3	2	2	0	0					
<b>Wade Boggs, L</b> OBP: 0.352, SLG: 0.358 (1, 5)															7	0	0	0	0	1	6					
<b>Mo Vaughn, L</b> OBP: 0.327, SLG: 0.406 (1, 10)															5	1	1	1	0	1	1					
<b>Bob Zupcic, R</b> OBP: 0.321, SLG: 0.349 (9, 9) (14, 8)															4	1	2	1	2	1	2					
<b>Jody Reed, R</b> OBP: 0.321, SLG: 0.317 (1, 4)															4	1	0	0	1	0	2					
<b>Phil Plantier, L</b> OBP: 0.324, SLG: 0.347 (9, PR) <b>Steve Lyons, L</b> OBP: 0.250, SLG: 0.300 <b>John Marzano, R</b> OBP: 0.137, SLG: 0.167 (9, 2)															3	0	0	0	1	1	1	<b>AB 45</b>				
<b>Tony Peña, R</b> OBP: 0.295, SLG: 0.298 <b>Herm Winningham, L</b> OBP: 0.268, SLG: 0.284 (9, PH) <b>Tom Brunansky, R</b> OBP: 0.351, SLG: 0.440 (14, PH)															3	0	0	0	0	2	1	<b>R 7</b>				
<b>John Valentin, R</b> OBP: 0.341, SLG: 0.420 (1, 6)															6	1	2	2	0	1	3	<b>H 9</b>				
<b>Inning Stats</b>	R: 1 E: 0 K: 0 S: 8	H: 1 LOB: 0 BB: 0 P: 14	R: 0 E: 0 K: 0 S: 9	H: 1 LOB: 1 BB: 0 P: 14	R: 0 E: 0 K: 1 S: 7	H: 0 LOB: 0 BB: 0 P: 11	R: 0 E: 0 K: 1 S: 5	H: 0 LOB: 0 BB: 0 P: 9	R: 1 E: 0 K: 1 S: 18	H: 2 LOB: 1 BB: 0 P: 20	R: 0 E: 0 K: 0 S: 10	H: 0 LOB: 2 BB: 0 P: 12	R: 0 E: 0 K: 0 S: 14	H: 0 LOB: 1 BB: 0 P: 20	R: 0 E: 0 K: 1 S: 16	H: 0 LOB: 0 BB: 1 P: 15	R: 0 E: 0 K: 1 S: 10	H: 0 LOB: 0 BB: 1 P: 13	R: 0 E: 0 K: 0 S: 6	H: 0 LOB: 0 BB: 0 P: 11	R: 4 E: 1 K: 0 S: 22	H: 2 LOB: 2 BB: 3 P: 40	1B: 6 2B: 3 3B: 0 HR: 1	SF: 0 SAC: 3 DP: 3 HBP: 1	WP: 0 PB: 0 SB: 0 CS: 1	PA: 57
<b>35 Mike Mussina, R</b> ERA: 2.56 <b>Storm Davis, R</b> ERA: 3.59 <b>Pat Clements, L</b> ERA: 3.2 <b>Todd Frohwirth, R</b> ERA: 2.46 <b>Jim Poole, L</b> ERA: 2.46	IP: 8.0 WLS: 31 BF: 6 H: 3 R: 3 ER: 5 SO: 5 BB: 1 IBB: 0 HBP: 0 BLK: 0 WP: 0 HR: 1 S: 76 P: 114 ERA: 3.38 WHIP: 0.875	IP: 1.1 WLS: 7 BF: 1 H: 0 R: 0 ER: 0 SO: 0 BB: 2 IBB: 0 HBP: 0 BLK: 0 WP: 0 HR: 19 S: 31 P: 31 ERA: 0.00 WHIP: 2.250	IP: 1.0 WLS: 3 BF: 0 H: 0 R: 0 ER: 0 SO: 1 BB: 1 IBB: 0 HBP: 0 BLK: 0 WP: 0 HR: 8 S: 14 P: 14 ERA: 0.00 WHIP: 1.000	IP: 2.2 WLS: 11 BF: 1 H: 4 R: 3 ER: 1 SO: 2 BB: 0 IBB: 1 HBP: 0 BLK: 0 WP: 0 HR: 26 S: 45 P: 45 ERA: 10.12 WHIP: 1.125	IP: 0.0 WLS: 1 BF: 0 H: 0 R: 0 ER: 0 SO: 0 BB: 1 IBB: 0 HBP: 0 BLK: 0 WP: 0 HR: 3 S: 7 P: 7 ERA: ∞ WHIP: ∞	<b>Mark Williamson, R</b> ERA: 0.66 (14, 1)	IP: 1.0 WLS: 4 BF: 1 H: 0 R: 0 ER: 0 SO: 0 BB: 1 IBB: 0 HBP: 0 BLK: 0 WP: 0 HR: 9 S: 15 P: 15 ERA: 0.00 WHIP: 2.000																			

**Boston Red Sox @ Baltimore Orioles**  
Oriole Park at Camden Yards, Baltimore, MD  
Sat Sep 26 1992, 7:05 PM EDT  
Cloudy - 77 F


<b>AB</b>	45
<b>R</b>	7
<b>H</b>	9
<b>RBI</b>	7
<b>BB</b>	8
<b>SO</b>	7
<b>LOB</b>	20



Batter	1	2	3	4	5	6	7	8	9	10	11	12	13	14	AB	R	H	RBI	BB	SO	LOB	BOTTOM		
<b>Brady Anderson, L</b> OBP: 0.377, SLG: 0.444 (1, 7) <b>Joe Orsulak, L</b> OBP: 0.348, SLG: 0.390 (4, 7)															1	0	0	0	0	0	0			
<b>Luis Mercedes, R</b> OBP: 0.238, SLG: 0.143 <b>David Segui, S</b> OBP: 0.301, SLG: 0.296 (12, PH) (13, 9)															4	0	0	0	0	1	3			
<b>Mike Devereaux, R</b> OBP: 0.321, SLG: 0.466 (1, 8)															6	1	0	0	0	0	5			
<b>Cal Ripken Jr., R</b> OBP: 0.321, SLG: 0.354 (1, 9)															6	1	2	0	0	0	1			
<b>Glenn Davis, R</b> OBP: 0.333, SLG: 0.415 <b>Mark McLemore, S</b> OBP: 0.321, SLG: 0.307 (9, PR)															4	1	2	1	0	0	0			
<b>Randy Milligan, R</b> OBP: 0.384, SLG: 0.362 (1, 3)															4	0	1	1	2	0	2			
<b>Chris Hoiles, R</b> OBP: 0.384, SLG: 0.506 (1, 2)															6	0	0	1	0	1	5	<b>AB 47</b>		
<b>Tim Hulett, R</b> OBP: 0.359, SLG: 0.400 <b>Manny Alexander, R</b> (12, PR) <b>Leo Gomez, R</b> OBP: 0.356, SLG: 0.425 (13, 5)															5	0	3	0	0	1	2	<b>R 3</b>		
<b>Billy Ripken, R</b> OBP: 0.280, SLG: 0.318 <b>Chito Martinez, L</b> OBP: 0.351, SLG: 0.397 <b>Steve Scarsone, R</b> OBP: 0.178, SLG: 0.125 (11, 4)															1	0	1	0	0	0	0	<b>H 9</b>		
<b>Inning Stats</b>	R: 0 E: 0 K: 0 S: 9	H: 0 LOB: 1 BB: 1 P: 22	R: 0 E: 0 K: 0 S: 7	H: 0 LOB: 0 BB: 0 P: 13	R: 3 E: 1 K: 0 S: 13	H: 4 LOB: 1 BB: 0 P: 21	R: 0 E: 0 K: 0 S: 6	H: 0 LOB: 0 BB: 0 P: 11	R: 0 E: 0 K: 0 S: 10	H: 1 LOB: 1 BB: 0 P: 17	R: 0 E: 0 K: 0 S: 7	H: 1 LOB: 2 BB: 0 P: 12	R: 0 E: 0 K: 0 S: 7	H: 1 LOB: 1 BB: 0 P: 12	R: 0 E: 0 K: 0 S: 9	H: 1 LOB: 2 BB: 1 P: 17	R: 0 E: 0 K: 0 S: 8	H: 0 LOB: 0 BB: 1 P: 17	R: 0 E: 0 K: 0 S: 9	H: 0 LOB: 0 BB: 0 P: 17	1B: 9 2B: 1 3B: 0 HR: 0	SF: 0 SAC: 3 DP: 1 HBP: 2	WP: 0 PB: 0 SB: 0 CS: 0	PA: 55
<b>Frank Viola, L</b> ERA: 3.58 <b>Greg Harris, R</b> ERA: 2.27	IP: 9.0 WLS: 35 BF: 6 H: 3 R: 3 ER: 2 SO: 2 BB: 1 IBB: 1 HBP: 0 BLK: 0 WP: 0 HR: 0 S: 79 P: 133 ERA: 2.00 WHIP: 0.778	IP: 5.0 WLS: 20 BF: 3 H: 0 R: 0 ER: 0 SO: 1 BB: 1 IBB: 0 HBP: 0 BLK: 0 WP: 0 HR: 42 S: 76 P: 76 ERA: 0.00 WHIP: 0.800																						

**Boston Red Sox @ Baltimore Orioles**  
Oriole Park at Camden Yards, Baltimore, MD  
Sat Sep 26 1992, 7:05 PM EDT  
Cloudy - 77 F

<b>AB</b>	47
<b>R</b>	3
<b>H</b>	9
<b>RBI</b>	9
<b>BB</b>	3
<b>SO</b>	3
<b>LOB</b>	23



Batter	1	2	3	4	5	6	7	8	9	AB	R	H	RBI	BB	SO	LOB	TOP								
<b>Billy Hatcher, R</b> OBP: 0.303, SLG: 0.341 (1, 7)	F9		F8			FC5-4			G6-3	4	0	0	0	0	0	1									
<b>Jody Reed, R</b> OBP: 0.319, SLG: 0.315 (1, 4)	F9			P3		CS	F8		K	3	0	0	0	0	0	0									
<b>Herm Winningham, L</b> (9, PH) OBP: 0.267, SLG: 0.293	F9			K					K	1	0	0	0	0	1	0									
<b>Bob Zupic, R</b> OBP: 0.323, SLG: 0.351 (1, 8)				K					K	3	0	2	0	0	1	0									
<b>Phil Plantier, L</b> (9, PH) OBP: 0.326, SLG: 0.349	1B								1B	1	0	1	0	0	0	0									
<b>Tom Brunansky, R</b> OBP: 0.348, SLG: 0.436 (1, 9)	G5-3			G5-3			F7		K	4	0	0	0	0	1	3									
<b>Eric Wedge, R</b> OBP: 0.377, SLG: 0.483 (1, 10)			F7				FC6-4			3	0	1	0	0	0	1									
<b>Scott Cooper, L</b> OBP: 0.347, SLG: 0.373 (1, 3)		G4-3			P5-3				G6-3	3	0	0	0	0	0	1									
<b>Tim Lincecum, R</b> OBP: 0.285, SLG: 0.290 (1, 5)			K		P3				K	3	0	1	0	0	1	0									
<b>Luis Rivera, R</b> OBP: 0.288, SLG: 0.261 (1, 6)			F7						F7	2	0	1	0	0	0	0									
<b>Mo Vaughn, L</b> OBP: 0.326, SLG: 0.405 (8, PH)									F7	1	0	0	0	0	0	1									
<b>John Flaherty, R</b> OBP: 0.234, SLG: 0.233 (8, 2)									L6	0	0	0	0	0	0	0									
<b>John Marzano, R</b> OBP: 0.132, SLG: 0.160 (1, 2)			F7							2	0	0	0	0	1	1									
<b>Wade Boggs, L</b> OBP: 0.352, SLG: 0.358 (8, 5)			F7							1	0	0	0	0	0	1									
<b>Inning Stats</b>	R: 0 E: 0 K: 0 S: 8	H: 1 LOB: 1 BB: 0 P: 11	R: 0 E: 0 K: 1 S: 7	H: 0 LOB: 0 BB: 0 P: 15	R: 0 E: 0 K: 0 S: 7	H: 0 LOB: 0 BB: 0 P: 10	R: 0 E: 0 K: 1 S: 6	H: 0 LOB: 0 BB: 0 P: 6	R: 0 E: 0 K: 0 S: 9	H: 1 LOB: 0 BB: 0 P: 12	R: 0 E: 0 K: 1 S: 9	H: 1 LOB: 1 BB: 0 P: 13	R: 0 E: 0 K: 0 S: 8	H: 1 LOB: 1 BB: 0 P: 12	R: 0 E: 0 K: 0 S: 8	H: 1 LOB: 1 BB: 0 P: 12	R: 0 E: 0 K: 2 S: 12	H: 1 LOB: 1 BB: 0 P: 16	1B: 6 2B: 1 3B: 0 HR: 0	SF: 0 SAC: 0 DP: 1 HBP: 0	WP: 0 PB: 0 SB: 0 CS: 1	PA: 32			
<b>PITCHER</b>	IP	WLS	BF	H	R	ER	SO	BB	IBB	HBP	BLK	WP	HR	S	P	ERA	WHIP								
<b>Craig Lefferts, L</b> ERA: 3.65 (1, 1)	7.1	W	25	5	0	0	3	0	0	0	0	0	0	58	85	0.00	0.682								
<b>Gregg Olson, R</b> ERA: 2.01 (8, 1)	1.2	S	6	1	0	0	2	0	0	0	0	0	0	16	22	0.00	0.600								

**Boston Red Sox @ Baltimore Orioles**  
Oriole Park at Camden Yards, Baltimore, MD

Sat Sep 26 1992, 7:05 PM EDT  
Att: 45,454 - Cloudy - 71 F

AB 31  
R 0  
H 6  
RBI 0  
BB 0  
SO 5  
LOB 9



Batter	1	2	3	4	5	6	7	8	9	AB	R	H	RBI	BB	SO	LOB	BOTTOM								
<b>Mark McLemore, S</b> OBP: 0.319, SLG: 0.306 (1, 4)	G4-3		G4-3			F7	G6-4-3			4	1	1	0	0	0	2									
<b>Joe Orsulak, L</b> OBP: 0.345, SLG: 0.386 (1, 7)	G6-3			G1-3		F7		F9		4	0	0	0	0	0	1									
<b>Mike Devereaux, R</b> OBP: 0.321, SLG: 0.465 (1, 8)	K			CS		P6		F7		4	0	1	0	0	1	1									
<b>Cal Ripken Jr., R</b> OBP: 0.320, SLG: 0.355 (1, 6)			K	G5-3				K		4	0	1	1	0	2	1									
<b>Glenn Davis, R</b> OBP: 0.333, SLG: 0.414 (1, 10)			G3-1		G5-3	G5-3				3	0	1	0	0	0	1									
<b>Chito Martinez, L</b> OBP: 0.355, SLG: 0.407 (1, 9)			G3-1							3	1	2	0	0	0	1									
<b>Leo Gomez, R</b> OBP: 0.354, SLG: 0.423 (1, 5)			F8							3	0	0	0	0	1	3									
<b>David Segui, S</b> OBP: 0.306, SLG: 0.306 (1, 3)										2	0	1	0	1	1	0									
<b>Jeff Tackett, R</b> OBP: 0.293, SLG: 0.379 (1, 2)			G6-3		G1-3					3	0	1	1	0	0	2									
<b>Inning Stats</b>	R: 0 E: 0 K: 1 S: 7	H: 0 LOB: 0 BB: 0 P: 10	R: 0 E: 0 K: 1 S: 10	H: 1 LOB: 1 BB: 0 P: 17	R: 0 E: 0 K: 1 S: 6	H: 0 LOB: 0 BB: 0 P: 7	R: 0 E: 0 K: 0 S: 9	H: 1 LOB: 0 BB: 0 P: 10	R: 0 E: 0 K: 0 S: 11	H: 2 LOB: 2 BB: 0 P: 16	R: 1 E: 0 K: 0 S: 8	H: 2 LOB: 1 BB: 0 P: 12	R: 1 E: 0 K: 1 S: 12	H: 2 LOB: 1 BB: 1 P: 22	R: 0 E: 0 K: 1 S: 9	H: 0 LOB: 0 BB: 0 P: 12	1B: 5 2B: 3 3B: 0 HR: 0	SF: 0 SAC: 0 DP: 1 HBP: 0	WP: 0 PB: 0 SB: 2 CS: 1	PA: 31					
<b>PITCHER</b>	IP	WLS	BF	H	R	ER	SO	BB	IBB	HBP	BLK	WP	HR	S	P	ERA	WHIP								
<b>John Dohson, R</b> ERA: 4.0 (1, 1)	6.1	L	27	8	2	2	4	0	0	0	0	0	0	14	19	0.00	1.263								
<b>Matt Young, L</b> ERA: 4.54 (7, 1)	1.2		4	0	0	0	1	0	0	0	0	0	0	14	19	0.00	0.000								

**Boston Red Sox @ Baltimore Orioles**  
Oriole Park at Camden Yards, Baltimore, MD

Sat Sep 26 1992, 7:05 PM EDT  
Att: 45,454 - Cloudy - 71 F

AB 30  
R 2  
H 8  
RBI 2  
BB 1  
SO 5  
LOB 12



Batter	1	2	3	4	5	6	7	8	9	AB	R	H	RBI	BB	SO	LOB	TOP				
<b>Billy Hatcher, R</b> OBP: 0.300, SLG: 0.337 (1, 7)										5	0	0	0	0	0	6	<b>Boston Red Sox @ Baltimore Orioles</b> Oriole Park at Camden Yards, Baltimore, MD Sun Sep 27 1992, 3:33 AM EDT Att: 45,597 - Cloudy - 73 F				
<b>Scott Cooper, L</b> OBP: 0.348, SLG: 0.374 (1, 3)										5	1	2	0	0	1						
<b>Wade Boggs, L</b> OBP: 0.356, SLG: 0.364 (1, 5)										5	3	4	0	0	1						
<b>Tom Brunansky, R</b> OBP: 0.351, SLG: 0.435 (1, 9)										3	1	1	1	2	0						
<b>Mo Vaughn, L</b> OBP: 0.326, SLG: 0.403 (8, PH) <b>Eric Wedge, R</b> OBP: 0.371, SLG: 0.475										4	0	1	1	0	0	4					
<b>Bob Zupic, R</b> OBP: 0.327, SLG: 0.353 (1, 8)										4	1	2	1	1	1	2					
<b>John Valentin, R</b> OBP: 0.342, SLG: 0.419 (1, 6)										5	0	2	1	0	0	4					
<b>Tony Peña, R</b> OBP: 0.279, SLG: 0.297 (1, 2)										5	0	1	0	0	0	2					
<b>Tim Lincecum, R</b> OBP: 0.289, SLG: 0.302 (1, 4)										3	0	2	1	0	0	2					
<b>Inning Stats</b>	R: 1 E: 0 K: 1 S: 15	H: 2 LOB: 2 BB: 1 P: 28	R: 0 E: 0 K: 0 S: 8	H: 1 LOB: 1 BB: 0 P: 15	R: 4 E: 1 K: 0 S: 16	H: 5 LOB: 2 BB: 0 P: 25	R: 0 E: 0 K: 0 S: 15	H: 1 LOB: 3 BB: 0 P: 29	R: 0 E: 0 K: 1 S: 11	H: 1 LOB: 1 BB: 0 P: 16	R: 0 E: 0 K: 0 S: 6	H: 2 LOB: 1 BB: 0 P: 7	R: 0 E: 0 K: 1 S: 11	H: 1 LOB: 1 BB: 0 P: 14	R: 0 E: 0 K: 0 S: 7	H: 1 LOB: 0 BB: 0 P: 9		1B: 13 2B: 2 3B: 0 HR: 0	SF: 1 SAC: 0 DP: 2 HBP: 0	WP: 0 PB: 0 SB: 0 CS: 0	PA: 44
<b>PITCHER</b>	IP	WLS	BF	H	R	ER	SO	BB	IBB	HBP	BLK	WP	HR	S	P	ERA	WHIP				
<b>Rick Sutcliffe, R</b> ERA: 4.47	2.1	L	16	8	5	4	1	1	0	0	0	0	0	36	64	15.43	3.857				
<b>Pat Clements, L</b> ERA: 2.99	3.1		16	3	1	0	1	2	0	0	0	0	0	34	61	0.00	1.500				
<b>Mark Williamson, R</b> ERA: 0.6	1.1		5	2	0	0	0	0	0	0	0	0	0	8	12	0.00	1.500				
<b>Mike Flanagan, L</b> ERA: 8.05	2.0		7	2	0	0	1	0	0	0	0	0	0	18	23	0.00	1.000				

Batter	1	2	3	4	5	6	7	8	9	AB	R	H	RBI	BB	SO	LOB	BOTTOM				
<b>Brady Anderson, L</b> OBP: 0.376, SLG: 0.444 (1, 8)										4	0	1	0	0	2	0	<b>Boston Red Sox @ Baltimore Orioles</b> Oriole Park at Camden Yards, Baltimore, MD Sun Sep 27 1992, 3:33 AM EDT Att: 45,597 - Cloudy - 73 F				
<b>Mark McLemore, S</b> OBP: 0.314, SLG: 0.300 (1, 4)										4	0	0	0	0	1						
<b>Cal Ripken Jr., R</b> OBP: 0.318, SLG: 0.353 (1, 6)										4	0	0	0	0	0						
<b>Glenn Davis, R</b> OBP: 0.331, SLG: 0.411 (1, 10)										3	0	0	0	0	1	0					
<b>Joe Orsulak, L</b> OBP: 0.342, SLG: 0.383 (1, 7)										3	0	0	0	0	0						
<b>Chito Martinez, L</b> OBP: 0.360, SLG: 0.411 (1, 9)										3	1	2	0	0	0	0					
<b>Tim Lincecum, R</b> OBP: 0.358, SLG: 0.407 (1, 5)										3	0	1	1	0	0	1					
<b>David Segui, S</b> OBP: 0.302, SLG: 0.301 (1, 3)										3	0	0	0	0	2	1					
<b>Jeff Tackett, R</b> OBP: 0.289, SLG: 0.374 <b>Rick Dempsey, R</b> OBP: 0.273, SLG: 0.111										2	0	0	0	0	0	0					
<b>Inning Stats</b>	R: 0 E: 0 K: 1 S: 7	H: 0 LOB: 0 BB: 0 P: 11	R: 1 E: 0 K: 0 S: 7	H: 2 LOB: 1 BB: 0 P: 11	R: 0 E: 0 K: 1 S: 9	H: 1 LOB: 0 BB: 0 P: 17	R: 0 E: 0 K: 0 S: 5	H: 0 LOB: 0 BB: 0 P: 6	R: 0 E: 0 K: 1 S: 7	H: 0 LOB: 0 BB: 0 P: 13	R: 0 E: 0 K: 1 S: 5	H: 0 LOB: 0 BB: 0 P: 6	R: 0 E: 0 K: 1 S: 10	H: 1 LOB: 1 BB: 0 P: 11	R: 0 E: 0 K: 0 S: 4	H: 0 LOB: 0 BB: 0 P: 9		1B: 2 2B: 2 3B: 0 HR: 0	SF: 0 SAC: 0 DP: 0 HBP: 0	WP: 1 PB: 0 SB: 0 CS: 0	PA: 30
<b>PITCHER</b>	IP	WLS	BF	H	R	ER	SO	BB	IBB	HBP	BLK	WP	HR	S	P	ERA	WHIP				
<b>Joe Hesketh, L</b> ERA: 4.39	8.0	W	27	4	1	1	5	0	0	0	0	0	0	56	84	1.12	0.500				
<b>Tony Fossas, L</b> ERA: 2.54	1.0		3	0	0	0	0	0	0	0	0	0	0	4	9	0.00	0.000				

Batter	1	2	3	4	5	6	7	8	9	AB	R	H	RBI	BB	SO	LOB	TOP										
<b>Billy Hatcher, R</b> OBP: 0.299, SLG: 0.338 (1, 7)	G5-3		SH3-4 BB 2B	G4-3			G1-6-3		L8	5	1	1	0	0	0	1											
<b>Jody Reed, R</b> OBP: 0.322, SLG: 0.317 (1, 4)	K		BB SH3-4 BB				FC6-4 1B			3	0	2	0	1	1	0											
<b>Bob Zupcic, R</b> OBP: 0.324, SLG: 0.350 (1, 8)	P4		SH3-4				FC6-4			3	0	0	0	0	0	2											
<b>Tom Brunansky, R</b> OBP: 0.352, SLG: 0.435 (1, 9)		P4	K				FC5-4 1B			3	0	1	0	1	1	2											
<b>Eric Wedge, R</b> OBP: 0.384, SLG: 0.492 (1, 10)		G4-3 2B	BB				L9			2	1	1	0	1	0	0											
<b>Mo Vaughn, L</b> OBP: 0.325, SLG: 0.402 (8, PH)			BB							1	0	0	0	0	0	1											
<b>John Valentin, R</b> OBP: 0.346, SLG: 0.414 (1, 6)		G4-3 2B	BB				FC5-4 FC3-6			2	1	0	1	2	0	1											
<b>Scott Cooper, L</b> OBP: 0.346, SLG: 0.372 (1, 3)		G4-3	K				FC3-6			4	0	1	0	0	1	6											
<b>Tim Lincecum, R</b> OBP: 0.290, SLG: 0.309 (1, 5)										3	0	1	2	0	1	1											
<b>Wade Boggs, L</b> OBP: 0.355, SLG: 0.363 (9, PH)										1	0	0	0	0	0	0											
<b>John Flaherty, R</b> OBP: 0.239, SLG: 0.238 (1, 2)		G4-3								3	0	1	0	0	0	1											
<b>Steve Lyons, L</b> OBP: 0.250, SLG: 0.300 (7, PR)										0	0	0	0	0	0	0											
<b>Tony Peña, R</b> OBP: 0.278, SLG: 0.296 (7, 2)										1	0	0	0	0	0	0											
<b>Inning Stats</b>	R: 0 E: 0 K: 1 S: 9	H: 0 LOB: 0 BB: 0 P: 14	R: 2 E: 0 K: 0 S: 14	H: 2 LOB: 1 BB: 1 P: 27	R: 1 E: 0 K: 2 S: 14	H: 1 LOB: 3 BB: 3 P: 31	R: 0 E: 0 K: 1 S: 9	H: 0 LOB: 0 BB: 0 P: 9	R: 0 E: 0 K: 0 S: 8	H: 1 LOB: 1 BB: 0 P: 18	R: 0 E: 0 K: 0 S: 5	H: 1 LOB: 1 BB: 0 P: 10	R: 0 E: 0 K: 0 S: 13	H: 2 LOB: 1 BB: 0 P: 15	R: 0 E: 0 K: 0 S: 9	H: 1 LOB: 1 BB: 0 P: 13	R: 0 E: 0 K: 0 S: 8	H: 0 LOB: 0 BB: 0 P: 13	1B: 5 2B: 3 3B: 0 HR: 0	SF: 0 SAC: 1 DP: 2 HBP: 0	WP: 0 PB: 0 SB: 0 CS: 1	PA: 38					
<b>PITCHER</b>	IP	WLS	BF	H	R	ER	SO	BB	IBB	HBP	BLK	WP	HR	S	P	ERA	WHIP										
<b>Arthur Rhodes, L</b> ERA: 3.8 (1, 1)	6.0		27	6	3	3	4	5	0	0	0	0	0	65	116	4.50	1.833										
<b>Storm Davis, R</b> ERA: 3.5 (7, 1)	2.0	W	7	2	0	0	0	0	0	0	0	0	0	16	21	0.00	1.000										
<b>Jim Poole, L</b> ERA: (9, 1)	1.0		3	0	0	0	0	0	0	0	0	0	0	8	13	0.00	0.000										

**Boston Red Sox @ Baltimore Orioles**  
 Oriole Park at Camden Yards, Baltimore, MD  
 Mon Sep 28 1992, 7:05 PM EDT  
 Att: 45,663 - Cloudy - 67 F

AB 31  
 R 3  
 H 8  
 RBI 3  
 BB 5  
 SO 4  
 LOB 15



Batter	1	2	3	4	5	6	7	8	9	AB	R	H	RBI	BB	SO	LOB	BOTTOM										
<b>Brady Anderson, L</b> OBP: 0.376, SLG: 0.454 (1, 7)	HR					G4-3		HR		5	2	2	2	0	2	3											
<b>Mike Devereaux, R</b> OBP: 0.320, SLG: 0.462 (1, 8)	SF9 BB		F8			G5-3		K		4	1	0	0	1	1	0											
<b>Cal Ripken Jr., R</b> OBP: 0.319, SLG: 0.353 (1, 6)	P4		P4			1B		BB 2B 1B		5	1	2	0	0	1	1											
<b>Glenn Davis, R</b> OBP: 0.333, SLG: 0.410 (1, 10)	E6		1B			P5		BB 2B BB		3	1	1	0	1	0	2											
<b>Randy Milligan, R</b> OBP: 0.384, SLG: 0.361 (1, 3)	SF9		F9			1B		BB 2B BB		1	0	0	1	1	0	1											
<b>David Segui, S</b> OBP: 0.305, SLG: 0.301 (7, 3)								BB 2B BB		0	1	0	0	1	0	0											
<b>Chito Martinez, L</b> OBP: 0.359, SLG: 0.410 (1, 9)	K					L3		BB 1B		3	1	1	0	0	1	1											
<b>Tim Lincecum, R</b> OBP: 0.356, SLG: 0.403 (7, PH)								K		1	0	0	0	0	1	3											
<b>Joe Orsulak, L</b> OBP: 0.342, SLG: 0.383 (8, 9)								BB 1B		0	0	0	0	0	0	0											
<b>Leo Gomez, R</b> OBP: 0.356, SLG: 0.425 (1, 5)			K			WP S BB		1B BB		2	0	1	3	2	1	0											
<b>Billy Ripken, R</b> OBP: 0.276, SLG: 0.314 (1, 4)			F9			L4		P1		4	0	0	0	0	0	4											
<b>Mark Parent, R</b> OBP: 0.259, SLG: 0.292 (1, 2)			1B			K		F8		4	0	2	1	0	1	1											
<b>Inning Stats</b>	R: 2 E: 1 K: 1 S: 20	H: 1 LOB: 1 BB: 1 P: 31	R: 0 E: 0 K: 2 S: 11	H: 1 LOB: 0 BB: 0 P: 17	R: 0 E: 0 K: 0 S: 10	H: 0 LOB: 1 BB: 1 P: 17	R: 0 E: 0 K: 1 S: 10	H: 0 LOB: 1 BB: 1 P: 17	R: 0 E: 0 K: 0 S: 9	H: 1 LOB: 1 BB: 0 P: 10	R: 1 E: 0 K: 0 S: 13	H: 2 LOB: 2 BB: 2 P: 24	R: 3 E: 0 K: 1 S: 17	H: 2 LOB: 1 BB: 2 P: 35	R: 1 E: 0 K: 2 S: 11	H: 1 LOB: 0 BB: 0 P: 20	1B: 6 2B: 1 3B: 0 HR: 2	SF: 1 SAC: 0 DP: 0 HBP: 0	WP: 1 PB: 0 SB: 1 CS: 0	PA: 39							
<b>PITCHER</b>	IP	WLS	BF	H	R	ER	SO	BB	IBB	HBP	BLK	WP	HR	S	P	ERA	WHIP										
<b>Mike Gardiner, R</b> ERA: 4.56 (1, 1)	5.1		24	5	3	2	5	3	0	0	0	0	0	5	9	0.00	6.000										
<b>Paul Quantrill, R</b> ERA: 2.32 (6, 1)	0.1		3	1	0	0	0	1	0	0	0	0	0	5	9	0.00	6.000										
<b>Matt Young, L</b> ERA: 4.52 (6, 1)	0.1		1	0	0	0	0	0	0	0	0	0	0	3	6	0.00	0.000										
<b>Daryl Irvine, R</b> ERA: 8.11 (7, 1)	0.1	L	4	1	3	3	0	2	0	0	0	0	0	9	20	81.00	9.000										
<b>Scott Taylor, L</b> ERA: 9.0 (7, 1)	1.0		5	2	1	1	1	0	0	0	0	0	1	13	25	9.00	2.000										

**Boston Red Sox @ Baltimore Orioles**  
 Oriole Park at Camden Yards, Baltimore, MD  
 Mon Sep 28 1992, 7:05 PM EDT  
 Att: 45,663 - Cloudy - 67 F

AB 32  
 R 7  
 H 9  
 RBI 7  
 BB 6  
 SO 8  
 LOB 16



Batter	1	2	3	4	5	6	7	8	9	AB	R	H	RBI	BB	SO	LOB	TOP				
<b>Billy Hatcher, R</b> OBP: 0.298, SLG: 0.337 (1, 7)	G3-1	F9			G6-3		1B			4	0	1	0	0	0	1	<b>Boston Red Sox @ Toronto Blue Jays</b> SkyDome, Toronto, ON Tue Sep 29 1992, 7:05 PM EDT Att: 50,418 - Dome - 70 F				
<b>Jody Read, R</b> OBP: 0.321, SLG: 0.316 (1, 4)	1B		G5-3		E5		F8			4	0	1	0	0	0	2					
<b>Wade Boggs, L</b> OBP: 0.353, SLG: 0.360 (1, 5)	K		F7		K			G4-3		4	0	0	0	0	2	2					
<b>Tom Brunansky, R</b> OBP: 0.349, SLG: 0.431 (1, 9)	K		K		L9			G5-3		4	0	0	0	0	2	1					
<b>Bob Zupcic, R</b> OBP: 0.322, SLG: 0.347 <b>Herm Winingham, L</b> (8, PH) OBP: 0.270, SLG: 0.296 (8, 8)		L7		P4		F8		1B		3	0	0	0	0	0	0					
<b>Eric Wedge, R</b> OBP: 0.382, SLG: 0.531 <b>Mo Vaughn, L</b> (8, PH) OBP: 0.324, SLG: 0.401 (1, 10)	HR		K		L6			G4-3		3	1	1	1	0	1	0					
<b>John Valentin, R</b> OBP: 0.349, SLG: 0.419 (1, 6)	G3-1 1B			BB			G4-3			3	1	1	0	1	0	0					
<b>Scott Cooper, L</b> OBP: 0.343, SLG: 0.368 (1, 3)	G3-1		G1-3				F7			4	0	0	0	0	0	2					
<b>Tony Peña, R</b> OBP: 0.281, SLG: 0.299 <b>Phil Plantier, L</b> (8, PH) OBP: 0.325, SLG: 0.348 (1, 2)	1B				F7			F7		3	0	2	1	0	0	0					
<b>Inning Stats</b>	R: 0 E: 0 K: 2 S: 11	H: 1 LOB: 1 BB: 0 P: 17	R: 2 E: 0 K: 0 S: 13	H: 3 LOB: 1 BB: 22 P: 22	R: 0 E: 0 K: 1 S: 10	H: 0 LOB: 0 BB: 0 P: 16	R: 0 E: 0 K: 1 S: 7	H: 0 LOB: 1 BB: 1 P: 11	R: 0 E: 1 K: 0 S: 10	H: 0 LOB: 0 BB: 0 P: 6	R: 0 E: 0 K: 0 S: 3	H: 2 LOB: 2 BB: 0 P: 15	R: 0 E: 0 K: 0 S: 9	H: 1 LOB: 1 BB: 0 P: 10	R: 0 E: 0 K: 0 S: 7	H: 0 LOB: 0 BB: 0 P: 9		1B: 5 2B: 1 3B: 0 HR: 1	SF: 0 SAC: 0 DP: 0 HBP: 0	WP: 0 PB: 0 SB: 0 CS: 0	PA: 36
<b>PITCHER</b>	IP	WLS	BF	H	R	ER	SO	BB	IBB	HBP	BLK	WP	HR	S	P	ERA	WHIP				
<b>Jimmy Key, L</b> ERA: 3.48 (1, 1)	6.2	W	28	6	2	2	5	1	0	0	0	0	1	61	96	2.70	1.050				
<b>Duane Ward, R</b> ERA: 2.0 (7, 1)	1.1		5	1	0	0	0	0	0	0	0	0	0	12	14	0.00	0.750				
<b>Tom Henke, R</b> ERA: 2.17 (9, 1)	1.0	S	3	0	0	0	0	0	0	0	0	0	0	7	9	0.00	0.000				

Batter	1	2	3	4	5	6	7	8	9	AB	R	H	RBI	BB	SO	LOB	BOTTOM				
<b>Devon White, S</b> OBP: 0.302, SLG: 0.390 (1, 8)	1B SF7	K		1H SF9		BB BB		G4-3		5	2	3	1	0	1	0	<b>Boston Red Sox @ Toronto Blue Jays</b> SkyDome, Toronto, ON Tue Sep 29 1992, 7:05 PM EDT Att: 50,418 - Dome - 70 F				
<b>Roberto Alomar, S</b> OBP: 0.405, SLG: 0.422 (1, 4)	2B	L4		SF9		BB BB		F9		3	1	1	1	1	0	0					
<b>Joe Carter, R</b> OBP: 0.311, SLG: 0.500 (1, 9)	1B	BB		P9		K				4	0	2	1	0	1	2					
<b>Dave Winfield, R</b> OBP: 0.379, SLG: 0.497 (1, 10)	2B			K				G3		3	1	1	1	2	1	1					
<b>John Olerud, L</b> OBP: 0.375, SLG: 0.454 (1, 3)	2B IBB	F7			G6-3		K			3	0	0	0	1	1	5					
<b>Candy Maldonado, R</b> OBP: 0.356, SLG: 0.461 (1, 7)	2B		F9		BB		FC1-6 BB			2	0	1	1	2	0	0					
<b>Kelly Gruber, R</b> OBP: 0.271, SLG: 0.352 (1, 5)	G4-3		K		F8		FC1-6			4	0	0	0	0	1	4					
<b>Pat Borders, R</b> OBP: 0.291, SLG: 0.379 (1, 2)	BB		F7		F7		K			3	0	0	0	1	1	2					
<b>Alfredo Griffin, S</b> OBP: 0.266, SLG: 0.276 (1, 6)	F9			3B		G3-1		G4-3		4	1	1	0	0	0	4					
<b>Inning Stats</b>	R: 3 E: 0 K: 0 S: 23	H: 4 LOB: 3 BB: 2 P: 37	R: 0 E: 0 K: 1 S: 10	H: 1 LOB: 2 BB: 1 P: 17	R: 0 E: 0 K: 1 S: 8	H: 0 LOB: 0 BB: 0 P: 12	R: 2 E: 0 K: 1 S: 8	H: 2 LOB: 0 BB: 0 P: 11	R: 0 E: 0 K: 2 S: 14	H: 1 LOB: 3 BB: 2 P: 27	R: 0 E: 0 K: 1 S: 12	H: 0 LOB: 1 BB: 1 P: 20	R: 0 E: 0 K: 0 S: 9	H: 1 LOB: 1 BB: 0 P: 14	1B: 5 2B: 3 3B: 1 HR: 0	SF: 2 SAC: 0 DP: 0 HBP: 0		WP: 0 PB: 0 SB: 0 CS: 0	PA: 40		
<b>PITCHER</b>	IP	WLS	BF	H	R	ER	SO	BB	IBB	HBP	BLK	WP	HR	S	P	ERA	WHIP				
<b>Danny Darwin, R</b> ERA: 3.96 (1, 1)	5.1	L	29	8	5	5	3	4	1	0	0	0	0	29	47	8.44	2.250				
<b>Greg Harris, R</b> ERA: 2.51 (6, 1)	2.2		11	1	0	0	3	2	0	0	0	0	0	29	47	0.00	1.125				

Batter	1	2	3	4	5	6	7	8	9	AB	R	H	RBI	BB	SO	LOB	TOP										
<b>Billy Hatcher, R</b> OBP: 0.295, SLG: 0.333 (1, 7)										4	0	0	0	0	2	1	<b>Boston Red Sox @ Toronto Blue Jays</b> SkyDome, Toronto, ON Wed Sep 30 1992, 7:05 PM EDT Att: 50,420 - Dome - 70 F										
<b>Scott Cooper, L</b> OBP: 0.343, SLG: 0.367 (1, 5)										3	0	1	0	0	0												
<b>Wade Boggs, L</b> OBP: 0.352, SLG: 0.358 <b>Jody Reed, R</b> OBP: 0.321, SLG: 0.316 (1, 10) (6, PR)										3	0	0	0	1	0	2											
<b>Mo Vaughn, L</b> OBP: 0.323, SLG: 0.397 (1, 3)										3	0	0	0	1	1	2											
<b>Steve Lyons, L</b> OBP: 0.250, SLG: 0.283 <b>Bob Zupic, R</b> OBP: 0.322, SLG: 0.347 (8, 9)										3	0	0	0	1	1	1											
<b>John Valentin, R</b> OBP: 0.352, SLG: 0.434 (1, 6)										3	1	1	1	1	0	3											
<b>Herm Winningham, L</b> OBP: 0.270, SLG: 0.295 (1, 8)										4	0	1	0	0	2	1											
<b>Tony Peña, R</b> OBP: 0.276, SLG: 0.296 (1, 2)										4	0	0	0	0	2	2											
<b>Tim Naehring, R</b> OBP: 0.289, SLG: 0.307 (1, 4)										4	0	1	0	0	1	0											
<b>Inning Stats</b>	R: 0 E: 1 K: 0 S: 7	H: 0 LOB: 1 BB: 0 P: 13	R: 0 E: 0 K: 2 S: 13	H: 0 LOB: 1 BB: 1 P: 21	R: 0 E: 0 K: 1 S: 10	H: 1 LOB: 1 BB: 0 P: 15	R: 1 E: 0 K: 2 S: 14	H: 2 LOB: 1 BB: 0 P: 19	R: 0 E: 0 K: 1 S: 6	H: 0 LOB: 0 BB: 0 P: 9	R: 0 E: 0 K: 0 S: 5	H: 1 LOB: 1 BB: 1 P: 11	R: 0 E: 0 K: 0 S: 10	H: 1 LOB: 0 BB: 0 P: 13	R: 0 E: 0 K: 1 S: 10	H: 0 LOB: 2 BB: 2 P: 20		R: 0 E: 0 K: 1 S: 10	H: 0 LOB: 0 BB: 0 P: 16	1B: 3 2B: 0 3B: 0 HR: 1	SF: 0 SAC: 0 DP: 0 HBP: 0	WP: 0 PB: 0 SB: 2 CS: 0	PA: 36				
<b>PITCHER</b>	IP	WLS	BF	H	R	ER	SO	BB	IBB	HBP	BLK	WP	HR	S	P	ERA	WHIP										
<b>David Cone, R</b> ERA: 2.87 (1, 1)	8.0	L	33	4	1	1	7	4	0	0	0	0	1	75	121	1.12	1.000										
<b>Duane Ward, R</b> ERA: 1.99 (9, 1)	1.0		3	0	0	0	2	0	0	0	0	0	0	10	16	0.00	0.000										

AB	31
R	1
H	4
RBI	1
BB	4
SO	9
LOB	12



Batter	1	2	3	4	5	6	7	8	9	AB	R	H	RBI	BB	SO	LOB	BOTTOM										
<b>Devon White, S</b> OBP: 0.301, SLG: 0.389 (1, 8)										4	0	1	0	0	1	1	<b>Boston Red Sox @ Toronto Blue Jays</b> SkyDome, Toronto, ON Wed Sep 30 1992, 7:05 PM EDT Att: 50,420 - Dome - 70 F										
<b>Roberto Alomar, S</b> OBP: 0.403, SLG: 0.420 (1, 4)										3	0	0	0	0	1	1											
<b>Joe Carter, R</b> OBP: 0.309, SLG: 0.497 (1, 3)										4	0	0	0	0	1	1											
<b>Dave Winfield, R</b> OBP: 0.377, SLG: 0.493 (1, 9)										4	0	0	0	0	1	1											
<b>Candy Maldonado, R</b> OBP: 0.356, SLG: 0.459 (1, 7)										2	0	0	0	1	1	0											
<b>Kelly Gruber, R</b> OBP: 0.271, SLG: 0.351 (1, 5)										2	0	0	0	1	0	1											
<b>Derek Bell, R</b> OBP: 0.322, SLG: 0.361 (1, 10)										2	0	0	0	0	0	0											
<b>Ed Sprague, R</b> OBP: 0.304, SLG: 0.372 (1, 2)										3	0	0	0	0	0	2											
<b>Alfredo Griffin, S</b> OBP: 0.268, SLG: 0.272 (1, 6)										2	0	0	0	1	0	0											
<b>Inning Stats</b>	R: 0 E: 0 K: 2 S: 10	H: 0 LOB: 0 BB: 0 P: 14	R: 0 E: 0 K: 1 S: 7	H: 0 LOB: 2 BB: 1 P: 15	R: 0 E: 0 K: 0 S: 10	H: 0 LOB: 0 BB: 1 P: 16	R: 0 E: 0 K: 1 S: 9	H: 0 LOB: 0 BB: 1 P: 18	R: 0 E: 0 K: 0 S: 5	H: 0 LOB: 0 BB: 0 P: 7	R: 0 E: 0 K: 1 S: 9	H: 0 LOB: 0 BB: 0 P: 14	R: 0 E: 0 K: 0 S: 8	H: 0 LOB: 0 BB: 0 P: 13	R: 0 E: 0 K: 0 S: 6	H: 0 LOB: 0 BB: 0 P: 8		R: 0 E: 0 K: 0 S: 8	H: 1 LOB: 1 BB: 0 P: 10	1B: 1 2B: 0 3B: 0 HR: 0	SF: 0 SAC: 1 DP: 1 HBP: 1	WP: 0 PB: 0 SB: 0 CS: 0	PA: 31				
<b>PITCHER</b>	IP	WLS	BF	H	R	ER	SO	BB	IBB	HBP	BLK	WP	HR	S	P	ERA	WHIP										
<b>Frank Viola, L</b> ERA: 3.44 (1, 1)	9.0	W	31	1	0	0	5	3	0	1	0	0	0	72	115	0.00	0.444										

AB	26
R	0
H	1
RBI	0
BB	3
SO	5
LOB	7





Batter	1	2	3	4	5	6	7	8	9	AB	R	H	RBI	BB	SO	LOB	TOP										
<b>Bernie Williams, S</b> OBP: 0.355, SLG: 0.409 (1, 8) 										4	1	1	0	1	0	2	<b>New York Yankees @ Boston Red Sox</b> Fenway Park, Boston, MA Fri Oct 02 1992, 7:05 PM EDT Att: 33,097 - Cloudy - 65 F										
<b>Mel Hall, L</b> OBP: 0.311, SLG: 0.430 <b>Roberto Kelly, R</b> OBP: 0.323, SLG: 0.386 (1, 7) (9, 7) 										5	2	2	2	0	1	3											
<b>Don Mattingly, L</b> OBP: 0.329, SLG: 0.419 (1, 3) 										5	0	0	0	0	1	4											
<b>Danny Tartabull, R</b> OBP: 0.411, SLG: 0.495 <b>Gerald Williams, R</b> OBP: 0.304, SLG: 0.739 (1, 9) (9, PR) (9, 9) 										2	0	0	0	3	2	0											
<b>Kevin Maas, L</b> OBP: 0.305, SLG: 0.406 (1, 10) 										5	0	2	2	0	2	3											
<b>Randy Velarde, R</b> OBP: 0.336, SLG: 0.390 (1, 6) 										3	1	1	0	2	1	0											
<b>Matt Nokes, L</b> OBP: 0.293, SLG: 0.425 (1, 2) 										5	1	1	0	0	2	7											
<b>Charlie Hayes, R</b> OBP: 0.301, SLG: 0.415 (1, 5) 										4	0	2	1	0	1	0											
<b>Mike Gallego, R</b> OBP: 0.335, SLG: 0.355 (1, 4) 										4	1	2	0	0	0	2											
<b>Inning Stats</b>	R: 1 E: 0 K: 1 S: 8	H: 1 LOB: 0 BB: 0 P: 11	R: 2 E: 1 K: 0 S: 12	H: 2 LOB: 0 BB: 0 P: 15	R: 0 E: 0 K: 3 S: 11	H: 0 LOB: 0 BB: 2 P: 23	R: 0 E: 0 K: 3 S: 9	H: 0 LOB: 0 BB: 0 P: 13	R: 2 E: 0 K: 1 S: 13	H: 3 LOB: 3 BB: 2 P: 29	R: 1 E: 0 K: 0 S: 12	H: 2 LOB: 1 BB: 0 P: 19	R: 0 E: 0 K: 1 S: 9	H: 2 LOB: 1 BB: 0 P: 15	R: 0 E: 1 K: 0 S: 8	H: 1 LOB: 1 BB: 0 P: 12		R: 0 E: 0 K: 1 S: 8	H: 0 LOB: 2 BB: 2 P: 19	1B: 8 2B: 3 3B: 0 HR: 1	SF: 0 SAC: 0 DP: 2 HBP: 0	WP: 1 PB: 0 CS: 0	PA: 43				
<b>PITCHER</b>	IP	WLS	BF	H	R	ER	SO	BB	IBB	HBP	BLK	WP	HR	S	P	ERA	WHIP										
<b>John Dopson, R</b> ERA: 4.08 (1, 1)	2.0	L	10	3	3	2	1	1	0	0	0	1	1	20	30	9.00	2.000										
<b>Matt Young, L</b> ERA: 4.58 (3, 1)	3.0		15	3	2	2	7	1	2	0	0	0	0	33	61	6.00	1.333										
<b>Paul Quantrill, R</b> ERA: 2.38 (6, 1)	2.2		12	5	1	1	1	0	0	0	0	0	0	26	40	3.38	1.875										
<b>Tony Fossas, L</b> ERA: 2.43 (8, 1)	1.1		6	0	0	0	1	1	1	0	0	0	0	11	25	0.00	0.750										
Batter	1	2	3	4	5	6	7	8	9	AB	R	H	RBI	BB	SO	LOB	BOTTOM										
<b>Billy Hatcher, R</b> OBP: 0.293, SLG: 0.331 <b>Herm Winstanley, L</b> OBP: 0.272, SLG: 0.297 (1, 7) (7, PH) (8, 7) 										3	0	0	0	0	0	3	<b>New York Yankees @ Boston Red Sox</b> Fenway Park, Boston, MA Fri Oct 02 1992, 7:05 PM EDT Att: 33,097 - Cloudy - 65 F										
<b>Scott Cooper, L</b> OBP: 0.344, SLG: 0.372 (1, 5) 										4	0	2	0	0	0	1											
<b>Wade Boggs, L</b> OBP: 0.351, SLG: 0.356 (1, 10) 										3	1	0	0	1	0	3											
<b>Tom Brunansky, R</b> OBP: 0.350, SLG: 0.440 (1, 9) 										4	1	2	1	0	2	1											
<b>Mo Vaughn, L</b> OBP: 0.323, SLG: 0.398 (1, 3) 										4	0	1	1	0	0	1											
<b>Bob Zupic, R</b> OBP: 0.319, SLG: 0.344 (1, 8) 										4	0	0	0	0	0	2											
<b>John Valentin, R</b> OBP: 0.345, SLG: 0.425 (1, 6) 										4	0	0	0	0	0	1											
<b>Tony Peña, R</b> OBP: 0.281, SLG: 0.300 <b>Steve Lyons, L</b> OBP: 0.246, SLG: 0.278 (1, 2) (9, PH) (1, 2) 										2	1	1	0	1	0	1											
<b>Tim Lincecum, R</b> OBP: 0.295, SLG: 0.309 <b>Phil Plantier, L</b> OBP: 0.327, SLG: 0.350 (1, 4) (9, PH) (1, 4) 										2	0	1	0	1	0	1											
<b>Inning Stats</b>	R: 0 E: 0 K: 1 S: 10	H: 1 LOB: 1 BB: 0 P: 14	R: 0 E: 0 K: 0 S: 9	H: 1 LOB: 1 BB: 0 P: 16	R: 0 E: 0 K: 0 S: 7	H: 1 LOB: 1 BB: 1 P: 14	R: 0 E: 0 K: 1 S: 8	H: 0 LOB: 0 BB: 0 P: 13	R: 0 E: 0 K: 0 S: 7	H: 1 LOB: 1 BB: 1 P: 16	R: 1 E: 0 K: 0 S: 16	H: 1 LOB: 1 BB: 1 P: 25	R: 1 E: 0 K: 0 S: 11	H: 2 LOB: 1 BB: 0 P: 18	R: 1 E: 0 K: 0 S: 10	H: 1 LOB: 0 BB: 0 P: 16		R: 0 E: 0 K: 1 S: 9	H: 1 LOB: 1 BB: 0 P: 14	1B: 4 2B: 4 3B: 0 HR: 1	SF: 0 SAC: 0 DP: 2 HBP: 0	WP: 0 PB: 0 CS: 0	PA: 37				
<b>PITCHER</b>	IP	WLS	BF	H	R	ER	SO	BB	IBB	HBP	BLK	WP	HR	S	P	ERA	WHIP										
<b>Bob Wickman, R</b> ERA: 4.11 (1, 1)	6.0	W	24	5	1	1	2	3	0	0	0	0	0	57	98	1.50	1.333										
<b>Rich Monteleone, R</b> ERA: 3.3 (7, 1)	2.0		9	3	2	2	0	0	0	0	0	0	1	21	34	9.00	1.500										
<b>Steve Farr, R</b> ERA: 1.56 (9, 1)	1.0	S	4	1	0	0	1	0	0	0	0	0	0	9	14	0.00	1.000										

Batter	1	2	3	4	5	6	7	8	9	AB	R	H	RBI	BB	SO	LOB	TOP										
<b>Bernie Williams, S</b> (1, 8) OBP: 0.353, SLG: 0.406	1-2 G1-3		1-0 E9 1B	0-0 F8			1-3 K			4	1	1	1	0	1	1	<b>New York Yankees @ Boston Red Sox</b> Fenway Park, Boston, MA Sat Oct 03 1992, 3:33 AM EDT Att: 33,223 - Sunny - 76 F										
<b>Roberto Kelly, R</b> (1, 7) OBP: 0.322, SLG: 0.385	1-2 G6-3		1-2 BB E 1B	1-0 F9			2-0 G5-3			4	1	1	0	0	0	1											
<b>Don Mattingly, L</b> (1, 3) OBP: 0.328, SLG: 0.418	1-1 F9		0-0 E 1B		2-2 G4-3			0-0 G3		4	1	1	1	0	0	0											
<b>Danny Tartabull, R</b> (1, 10) OBP: 0.410, SLG: 0.492		2-3 K	1-2 E1 1B		1-1 G6-3			3-2 G5-3		3	0	0	0	1	1	0											
<b>Mel Hall, L</b> (1, 9) OBP: 0.310, SLG: 0.429	1-0 F7		1-0 BB 1B		1-3 K			0-1 F8		4	0	1	1	0	1	0											
<b>Randy Velarde, R</b> (1, 6) OBP: 0.333, SLG: 0.386	0-1 G6-3		1-3 K			0-0 F7			0-1 G5-3	4	0	0	0	0	1	2											
<b>Matt Nokes, L</b> (1, 2) <b>Dave Silvestri, R</b> (0, PH) OBP: 0.308, SLG: 0.615						0-0 P4			0-0 F8	3	1	1	0	0	0	2											
<b>Charlie Hayes, R</b> (1, 5) OBP: 0.299, SLG: 0.412			2-2 P2	1-2 G4-3		0-1 F9			2-2 F9	4	0	0	0	0	0	1											
<b>Mike Gallego, R</b> (1, 4) OBP: 0.340, SLG: 0.363			3-2 E 2B				3-2 F7			2	1	1	1	1	0	0											
<b>Inning Stats</b>	R: 0 E: 0 K: 0 S: 9	H: 0 LOB: 0 BB: 0 P: 12	R: 0 E: 0 K: 1 S: 6	H: 0 LOB: 0 BB: 0 P: 9	R: 5 E: 2 K: 1 S: 19	H: 6 LOB: 2 BB: 1 P: 32	R: 0 E: 0 K: 0 S: 7	H: 0 LOB: 1 BB: 1 P: 13	R: 0 E: 0 K: 1 S: 9	H: 0 LOB: 0 BB: 0 P: 13	R: 0 E: 0 K: 1 S: 7	H: 0 LOB: 0 BB: 0 P: 13	R: 0 E: 0 K: 0 S: 8	H: 0 LOB: 0 BB: 0 P: 11	R: 0 E: 0 K: 0 S: 6	H: 0 LOB: 0 BB: 0 P: 8		1B: 5 2B: 1 3B: 0 HR: 0	SF: 0 SAC: 0 DP: 0 HBP: 0	WP: 0 PB: 0 SB: 0 CS: 0	PA: 35						
<b>PITCHER</b>	IP	WLS	BF	H	R	ER	SO	BB	IBB	HBP	BLK	WP	HR	S	P	ERA	WHIP										
<b>Mike Gardiner, R</b> (1, 1) ERA: 4.75	2.1		13	5	5	4	1	1	0	0	0	0	0	29	46	15.43	2.571										
<b>Scott Taylor, L</b> (3, 1) ERA: 4.91	6.2	W	22	1	0	0	3	1	0	0	0	0	0	46	69	0.00	0.300										

AB	33
R	5
H	6
RBI	4
BB	2
SO	4
LOB	7



Batter	1	2	3	4	5	6	7	8	9	AB	R	H	RBI	BB	SO	LOB	BOTTOM										
<b>Herm Winningham, L</b> (1, 7) OBP: 0.266, SLG: 0.291	1-0 F8		1-0 F8		0-3 K	1-2 G4-3		0-1 G1-3		5	0	0	0	0	1	0	<b>New York Yankees @ Boston Red Sox</b> Fenway Park, Boston, MA Sat Oct 03 1992, 3:33 AM EDT Att: 33,223 - Sunny - 76 F										
<b>Scott Cooper, L</b> (1, 5) OBP: 0.345, SLG: 0.381	3-1 F8		0-1 G4-3		0-2 E9 HR 1B	1-0 HR		2-2 F7		5	2	2	1	0	0	0											
<b>Wade Boggs, L</b> (1, 10) <b>Phil Plantier, L</b> (5, PH) <b>Eric Wedge, R</b> (8, PH) OBP: 0.390, SLG: 0.531	2-1 F7			2-1 1B	1-1 HR	1-3 K		4-1 BB		2	1	1	0	0	0	0											
<b>Tom Brunansky, R</b> (1, 9) OBP: 0.353, SLG: 0.444		1-0 G3 2B 1B		1-0 1B	2-1 HR			0-0 F7		5	3	3	0	0	0	1											
<b>Mo Vaughn, L</b> (1, 3) OBP: 0.322, SLG: 0.395		3-2 G3		1-3 K	1-3 K		4-2 E S BB		3	0	0	0	1	2	4												
<b>Bob Zupcic, R</b> (1, 8) OBP: 0.321, SLG: 0.351		2-2 P5		2-2 2B 1B	2-0 3B		0-3 K		4	0	2	2	0	1	2												
<b>John Valentin, R</b> (1, 6) OBP: 0.348, SLG: 0.429		0-0 2H 2B		1-2 P2	4-2 BB		0-2 E5 S		3	0	1	1	1	0	3												
<b>Tim Lincecum, R</b> (1, 4) OBP: 0.299, SLG: 0.315		2-1 F9		3-2 2B	1-2 F7		4-2 BB		3	0	1	1	1	0	3												
<b>John Flaherty, R</b> (1, 2) <b>Steve Lyons, L</b> (7, PH) <b>Tony Peña, R</b> (8, 2) OBP: 0.281, SLG: 0.300			3-3 K	1-2 L4		0-2 G1-3	1-1 P5		3	0	0	0	0	1	2												
<b>Inning Stats</b>	R: 0 E: 0 K: 0 S: 5	H: 2 LOB: 1 BB: 0 P: 11	R: 1 E: 0 K: 0 S: 13	H: 2 LOB: 1 BB: 0 P: 21	R: 0 E: 0 K: 1 S: 8	H: 0 LOB: 0 BB: 0 P: 12	R: 2 E: 0 K: 1 S: 21	H: 4 LOB: 2 BB: 0 P: 32	R: 3 E: 1 K: 2 S: 20	H: 4 LOB: 2 BB: 1 P: 31	R: 1 E: 0 K: 1 S: 13	H: 1 LOB: 0 BB: 0 P: 16	R: 0 E: 1 K: 1 S: 18	H: 0 LOB: 3 BB: 2 P: 27	R: 0 E: 0 K: 0 S: 7	H: 0 LOB: 1 BB: 1 P: 13		1B: 5 2B: 3 3B: 1 HR: 2	SF: 0 SAC: 0 DP: 0 HBP: 0	WP: 0 PB: 0 SB: 0 CS: 0	PA: 40						
<b>PITCHER</b>	IP	WLS	BF	H	R	ER	SO	BB	IBB	HBP	BLK	WP	HR	S	P	ERA	WHIP										
<b>Scott Sanderson, R</b> (1, 1) ERA: 4.93	4.1	L	22	9	6	6	3	0	0	0	0	0	0	7	14	0.00	6.000										
<b>Greg Cadaret, L</b> (5, 1) ERA: 4.17	0.1		3	1	0	0	1	1	0	0	0	0	0	7	14	0.00	6.000										
<b>John Habyan, R</b> (5, 1) ERA: 3.84	0.2		2	0	0	0	0	0	0	0	0	0	0	8	9	0.00	0.000										
<b>Jerry Nielsen, L</b> (6, 1) ERA: 4.82	1.0		5	1	1	1	1	1	0	0	0	0	1	13	20	9.00	2.000										
<b>Russ Springer, R</b> (7, 1) ERA: 5.87	0.2		4	0	0	0	1	1	0	0	0	0	0	13	18	0.00	1.500										
<b>PITCHER</b>	IP	WLS	BF	H	R	ER	SO	BB	IBB	HBP	BLK	WP	HR	S	P	ERA	WHIP										
<b>Jeff Johnson, L</b> (8, 1) ERA: 6.66	1.0		4	1	0	0	0	1	0	0	0	0	0	7	13	0.00	1.000										

AB	36
R	7
H	11
RBI	7
BB	4
SO	6
LOB	18



Batter	1	2	3	4	5	6	7	8	9	AB	R	H	RBI	BB	SO	LOB	TOP			
<b>Bernie Williams, S</b> OBP: 0.354, SLG: 0.406 (1, 8)	F9			BB			K		L9	5	0	2	1	0	1	0	<b>New York Yankees @ Boston Red Sox</b> Fenway Park, Boston, MA Sun Oct 04 1992, 3:33 AM EDT Att: 33,229 - Sunny - 57 F			
<b>Mike Gallego, R</b> OBP: 0.343, SLG: 0.358 (1, 4)	BB	F8		BB			G6-3			2	0	0	0	2	0	1				
<b>Don Mattingly, L</b> OBP: 0.327, SLG: 0.416 (1, 3)	P5		G4-3				F8			4	0	0	0	0	1	3				
<b>Danny Tartabull, R</b> OBP: 0.409, SLG: 0.489 (1, 10)	BB			BB			K		K	4	0	1	0	0	2	0				
<b>Roberto Kelly, R</b> OBP: 0.322, SLG: 0.384 (1, 7)	F9		F8				G6-3		FC6-4	4	0	1	0	0	0	3				
<b>Mike Stanley, R</b> OBP: 0.372, SLG: 0.428 (1, 2)		BB		BB			G5-3		F9	2	1	0	0	2	0	1				
<b>Gerald Williams, R</b> OBP: 0.296, SLG: 0.704 (1, 9)		BB	G4-3				E5		FC6-4	4	1	1	1	0	0	3				
<b>Charlie Hayes, R</b> OBP: 0.297, SLG: 0.409 (1, 5)	L7						G6-4-3		F9	4	0	0	0	0	0	2				
<b>Andy Stankiewicz, R</b> OBP: 0.338, SLG: 0.348 (1, 6)	K			F8			P4		G4-3	4	0	0	0	0	1	1				
<b>Inning Stats</b>	R: 0 E: 0 K: 0 S: 13	H: 1 LOB: 2 BB: 1 P: 22	R: 2 E: 0 K: 1 S: 15	H: 2 LOB: 1 BB: 1 P: 29	R: 0 E: 1 K: 0 S: 8	H: 0 LOB: 2 BB: 1 P: 13	R: 0 E: 0 K: 1 S: 12	H: 1 LOB: 2 BB: 1 P: 24	R: 0 E: 0 K: 0 S: 5	H: 0 LOB: 0 BB: 0 P: 5	R: 0 E: 1 K: 1 S: 6	H: 0 LOB: 0 BB: 0 P: 8	R: 0 E: 0 K: 1 S: 10	H: 1 LOB: 1 BB: 0 P: 12	R: 0 E: 0 K: 0 S: 7	H: 0 LOB: 0 BB: 0 P: 10	1B: 4 2B: 1 3B: 0 HR: 0	SF: 0 SAC: 0 DP: 1 HBP: 0	WP: 0 PB: 1 CS: 2	PA: 37
<b>PITCHER</b>	IP	WLS	BF	H	R	ER	SO	BB	IBB	HBP	BLK	WP	HR	S	P	ERA	WHIP			
<b>Joe Hesketh, L</b> ERA: 4.36 (1, 1)	5.0	W	25	4	2	2	3	4	0	0	0	0	0	56	99	3.60	1.600			
<b>Paul Quantrill, R</b> ERA: 2.19 (6, 1)	4.0	S	12	1	0	0	2	0	0	0	0	0	0	27	34	0.00	0.250			

Batter	1	2	3	4	5	6	7	8	9	AB	R	H	RBI	BB	SO	LOB	BOTTOM			
<b>Billy Hatcher, R</b> OBP: 0.290, SLG: 0.328 (1, 7)	F7	FC6-4		SF8		P3		L9		4	0	0	1	0	0	2	<b>New York Yankees @ Boston Red Sox</b> Fenway Park, Boston, MA Sun Oct 04 1992, 3:33 AM EDT Att: 33,229 - Sunny - 57 F			
<b>Scott Cooper, L</b> OBP: 0.346, SLG: 0.383 (1, 5)	G4-3	G6-4-3		G4-3			BB	FC1-6		4	1	1	0	1	0	4				
<b>Wade Boggs, L</b> OBP: 0.353, SLG: 0.358 (1, 10)	BB			F9		K		FC1-6		1	1	1	0	0	0	0				
<b>Eric Wedge, R</b> OBP: 0.370, SLG: 0.500 (3, PH)	BB	BB				K		FC1-6		4	0	0	0	0	2	2				
<b>Mo Vaughn, L</b> OBP: 0.326, SLG: 0.400 (1, 3)	BB			G3-1			BB	K		3	2	2	1	1	0	0				
<b>Luis Rivera, R</b> OBP: 0.297, SLG: 0.260 (6, PH)	BB						BB			1	0	0	0	0	1	1				
<b>Steve Lyons, L</b> OBP: 0.241, SLG: 0.273 (9, 3)	BB						BB			0	0	0	0	0	0	0				
<b>Bob Zupcic, R</b> OBP: 0.322, SLG: 0.352 (1, 8)	BB			K			BB	BB		4	1	2	2	0	2	1				
<b>Phil Plantier, L</b> OBP: 0.332, SLG: 0.361 (1, 9)	BB			SH1-4			BB	BB		1	1	1	0	2	0	0				
<b>Tom Brunansky, R</b> OBP: 0.354, SLG: 0.445 (7, PH)	BB			SH1-4			BB	BB		1	1	1	1	0	0	0				
<b>John Valentin, R</b> OBP: 0.351, SLG: 0.427 (1, 6)	P3			SH1-4			BB	BB		3	0	1	0	1	1	4				
<b>Tony Peña, R</b> OBP: 0.284, SLG: 0.305 (1, 2)		FC6-4		SH1-4		G6-3		BB		3	1	2	2	0	0	0				
<b>Tim Lincecum, R</b> OBP: 0.308, SLG: 0.323 (1, 4)		FC6-4				F9		BB		2	0	1	1	2	0	0				
<b>Inning Stats</b>	R: 2 E: 0 K: 0 S: 15	H: 3 LOB: 2 BB: 1 P: 27	R: 0 E: 0 K: 0 S: 3	H: 1 LOB: 1 BB: 1 P: 9	R: 0 E: 0 K: 1 S: 8	H: 0 LOB: 0 BB: 0 P: 14	R: 1 E: 0 K: 0 S: 12	H: 2 LOB: 2 BB: 1 P: 20	R: 0 E: 0 K: 3 S: 12	H: 1 LOB: 2 BB: 1 P: 20	R: 0 E: 0 K: 0 S: 6	H: 0 LOB: 0 BB: 0 P: 9	R: 5 E: 0 K: 1 S: 17	H: 5 LOB: 1 BB: 2 P: 32	R: 0 E: 0 K: 1 S: 11	H: 0 LOB: 1 BB: 1 P: 17	1B: 8 2B: 4 3B: 0 HR: 0	SF: 1 SAC: 1 DP: 1 HBP: 0	WP: 0 PB: 1 CS: 0	PA: 40
<b>PITCHER</b>	IP	WLS	BF	H	R	ER	SO	BB	IBB	HBP	BLK	WP	HR	S	P	ERA	WHIP			
<b>Scott Kamieniecki, R</b> ERA: 4.36 (1, 1)	6.1	L	32	9	6	5	5	2	3	0	0	0	0	3	6	-	-			
<b>Greg Cadaret, L</b> ERA: 4.25 (7, 1)	0.0		1	1	0	0	0	0	0	0	0	0	0	3	6	-	-			
<b>Russ Springer, R</b> ERA: 6.15 (7, 1)	0.2		3	2	2	2	0	1	0	0	0	0	0	5	10	27.00	4.500			
<b>Jerry Nielsen, L</b> ERA: 4.58 (8, 1)	1.0		4	0	0	0	1	1	0	0	0	0	0	11	17	0.00	1.000			