

Boston Red Sox - 1993

Batter	1	2	3	4	5	6	7	8	9	AB R H RBI BB SO LOB	TOP	
Scott Fletcher, R (1, 4) X	0-0 G5-3 ①		1-2 G5-3 ②		4-0 BB BB 1B BB	1-2 FC6 ③			0-0 SH1-4 ①	3 1 0 0 1 0 3		
Billy Hatcher, R (1, 8) C X OBP: 0.400, SLG: 0.250	0-1 F7 ②		1-2 F7 ③		0-0 BB BB 3B BB		4-1 BB BB	2-2 L6 ②	4 1 1 0 1 0 1			
Mike Greenwell, L (1, 7) B F X Bob Zupcic, R (9, 7) X	1-2 F8 ③			0-0 F9 ①	1-0 BB BB 3B 1B		4-1 BB BB G4-6-3 BB	4-0 IBB	3 0 1 3 2 0 0 0 0 0 0 0 0 0			
Andre Dawson, R (1, 9)		2-2 F7 ①		2-2 G6-3 ②	1-3 K ③		1-0 F8 ①	2-1 F7 ③	5 0 0 0 0 1 5			
Mo Vaughn, L (1, 3) C B X		1-1 G4-3 ②		0-0 BB BB 1B		0-1 L3 ①	3-0 G4-6-3 ② ③		4 0 1 0 0 0 2			
Ivan Calderon, R (1, 10) B B B B		4-0 BB BB		1-3 K ③		0-0 WP 1B 1B		1-0 CS 1B	3 0 2 0 1 1 1			
Scott Cooper, L (1, 5) B B B B		4-0 BB BB		1-2 G6-3 ①	1-2 WP 1B 1B	1-0 F8 ②		2-0 F7 ①	3 0 0 0 1 0 2			
Tony Peña, R (1, 2) B B C B X		2-2 G4-3 ③		1-1 G6-3 ②	0-0 WP 1B	0-0 WP 1B		2-3 K ②	4 0 1 0 0 1 3			
Luis Rivera, R (1, 6) B S X			1-1 B1-3 ①		0-1 BB BB 1B 2B	4-1 FC6 BB		0-1 CS ③	4-2 SH1-4 BB	2 1 1 0 2 0 0		
Inning Stats	R: 0 H: 0 E: 0 LOB: 0 K: 0 BB: 0 S: 6 P: 7	R: 0 H: 0 E: 0 LOB: 2 K: 0 BB: 2 S: 11 P: 24	R: 0 H: 0 E: 0 LOB: 0 K: 0 BB: 0 S: 8 P: 11	R: 0 H: 1 E: 0 LOB: 1 K: 1 BB: 0 S: 8 P: 11	R: 3 H: 3 E: 0 LOB: 1 K: 1 BB: 1 S: 16 P: 24	R: 0 H: 2 E: 0 LOB: 3 K: 0 BB: 1 S: 9 P: 15	R: 0 H: 0 E: 0 LOB: 1 K: 0 BB: 2 S: 4 P: 16	R: 0 H: 1 E: 0 LOB: 0 K: 1 BB: 0 S: 6 P: 11	R: 0 H: 0 E: 0 LOB: 2 K: 0 BB: 2 S: 9 P: 21	1B: 5 SF: 0 2B: 1 SAC: 1 3B: 1 DP: 1 HR: 0 HBP: 0	WP: 1 PA: 41 PB: 0 SB: 0 CS: 1	
PITCHER Kevin Appier, R (1, 1) ERA: 4.5 Tom Gordon, R (7, 1) ERA:	IP WLS BF H R ER SO BB IBB HBP BLK WP HR S P ERA WHIP											PITCHER IP WLS BF H R ER SO BB IBB HBP BLK WP HR S P ERA WHIP

Boston Red Sox @ Kansas City Royals
Kauffman Stadium, Kansas City, MO
 Mon Apr 05 1993, 3:33 AM CDT
 Att. 39,532 - Sunny - 55 F

AB	31
R	3
H	7
RBI	3
BB	8
SO	3
LOB	17



Batter	1	2	3	4	5	6	7	8	9	AB	R	H	RBI	BB	SO	LOB
Keith Miller, R OBP: 0.500, SLG: 0.500 Rico Rossy, R (1, 5) FC4-6 1B			F8 2-0		K 2-3		G4-3 0-1			2	0	1	0	0	0	0
Wally Joyner, L OBP: 0.250, SLG: 0.500 (1, 3) SAFE SAFE			2B 2-2		F7 0-0		G3-1 0-0			4	1	1	0	0	1	1
George Brett, L OBP: 0.500, SLG: 0.667 (1, 10) SAFE			2B 1-2		BB 4-0		G6-3 3-2			3	0	1	1	1	0	1
Felix Jose, S OBP: 0.500, SLG: 0.333 (1, 9) SAFE			2B 1-1		G4-3 0-0		1B 0-1			3	0	1	0	1	0	2
Brent Mayne, L OBP: 0.250, SLG: 0.250 (1, 2) SAFE			1B 0-0		G6-3 3-2		K 0-3			4	0	1	0	0	2	3
Kevin McReynolds, R OBP: 0.250, SLG: 0.500 (1, 7) SAFE			F9 2-1		F9 0-1		F9 0-0			4	0	1	0	0	0	0
Brian McRae, S (1, 8) SAFE			2B 1-1		G3 2-0		G1-3 0-1			3	0	0	0	1	0	0
Jose Lind, R (1, 4) SAFE			BB 1-3		FC6-4 0-1		L9 0-0			4	0	0	0	0	1	2
Greg Gagne, R (1, 6) SAFE			G3 0-0		G4-3 0-0		G6-3 0-0			3	0	0	0	0	0	2

Inning Stats	R: 0	H: 1	E: 0	K: 2	S: 14	LOB: 2	BB: 1	P: 23	R: 0	H: 0	E: 0	K: 1	S: 7	LOB: 0	BB: 0	P: 11	R: 1	H: 2	E: 0	K: 0	S: 13	LOB: 1	BB: 0	P: 19	R: 0	H: 2	E: 0	K: 1	S: 11	LOB: 1	BB: 1	P: 16	R: 0	H: 0	E: 0	K: 1	S: 5	LOB: 0	BB: 0	P: 12	R: 0	H: 1	E: 0	K: 1	S: 9	LOB: 1	BB: 0	P: 12	R: 0	H: 0	E: 0	K: 0	S: 4	LOB: 0	BB: 0	P: 4	R: 0	H: 0	E: 0	K: 0	S: 4	LOB: 0	BB: 0	P: 4
PITCHER	IP	WLS	BF	H	R	ER	SO	BB	IBB	HBP	BLK	WP	HR	S	P	ERA	WHIP																																															
Roger Clemens, R ERA: 1.13 Jeff Russell, R ERA:	8.0	W	32	6	1	1	5	3	0	0	0	0	0	70	108	1.12	1.125																																															
	1.0	S	3	0	0	0	0	0	0	0	0	0	0	4	4	0.00	0.000																																															


BOTTOM

Boston Red Sox @ Kansas City Royals
Kauffman Stadium, Kansas City, MO

Mon Apr 05 1993, 3:33 AM CDT
Att: 39,532 - Sunny - 55 F

livebaseballscorecards.com

AB	32
R	1
H	6
RBI	1
BB	3
SO	5
LOB	11



WP: 0	PA: 35
PB: 0	SB: 1
CS: 0	


Batter	1	2	3	4	5	6	7	8	9	AB R H RBI BB SO LOB	TOP
Scott Fletcher, R (1, 4) OBP: 0.444, SLG: 0.571 	2-2 		2-3 			1-0 3B 	3-2 		1-2 	4 1 2 0 0 1 0	
Billy Hatcher, R (1, 8) OBP: 0.300, SLG: 0.125 	1-1 		3-3 			4-0 G6-3 		2-2 	1-0 	4 0 0 0 1 1 3	
Mike Greenwell, L (1, 7) Bob Zupcic, R (9, 7) 	0-0 				1-1 1B 	1-0 		0-2 		4 1 1 1 0 0 1 0 0 0 0 0 0 0	
Andre Dawson, R (1, 9) OBP: 0.222, SLG: 0.333 		0-1 		2-1 1B 		2-1 		1-0 		4 0 2 1 0 0 1	
Mo Vaughn, L (1, 3) OBP: 0.500, SLG: 0.571 		0-2 		1-0 1-2f 		4-2 		0-1 2B 1B		3 1 2 0 1 0 1	
Ivan Calderon, R (1, 10) OBP: 0.375, SLG: 0.286 		0-3 		1-2 		3-2 		0-1 		4 0 0 0 0 1 5	
Scott Cooper, L (1, 5) OBP: 0.250, SLG: 0.286 		2-3 			1-1 		3-2 		1-2 2B 	4 0 1 1 0 1 2	
Tony Peña, R (1, 2) OBP: 0.375, SLG: 0.375 		0-0 			0-1 1B		1-1 1B		2-1 	4 0 2 0 0 0 3	
Luis Rivera, R (1, 6) OBP: 0.375, SLG: 0.333 			1-0 		3-3 1-2 		0-1 		1-0 HBP	4 0 0 0 0 1 3	
Inning Stats	R: 0 H: 0 E: 0 LOB: 0 K: 0 BB: 0 S: 6 P: 9	R: 0 H: 2 E: 0 LOB: 2 K: 2 BB: 0 S: 13 P: 15	R: 0 H: 0 E: 0 LOB: 0 K: 2 BB: 0 S: 9 P: 15	R: 1 H: 2 E: 1 LOB: 0 K: 0 BB: 0 S: 8 P: 13	R: 0 H: 1 E: 0 LOB: 1 K: 1 BB: 0 S: 8 P: 12	R: 1 H: 1 E: 0 LOB: 2 K: 0 BB: 2 S: 9 P: 24	R: 0 H: 2 E: 1 LOB: 2 K: 0 BB: 0 S: 10 P: 17	R: 0 H: 0 E: 0 LOB: 0 K: 0 BB: 0 S: 7 P: 10	R: 1 H: 2 E: 1 LOB: 3 K: 0 BB: 0 S: 13 P: 19	1B: 5 SF: 0 2B: 5 SAC: 0 3B: 1 DP: 2 HR: 0 HBP: 1	WP: 1 PA: 38 PB: 0 SB: 1 CS: 1
PITCHER David Cone, R (1, 1) ERA: 2.25 Rusty Meacham, R (9, 1) ERA: 9.0	IP WLS BF H R ER SO BB IBB HBP BLK WP HR S P ERA WHIP 8.0 L 31 8 2 2 5 2 0 0 0 1 0 70 115 2.25 1.250 1.0 7 2 1 1 0 0 0 0 1 0 0 0 13 19 9.00 2.000	PITCHER IP WLS BF H R ER SO BB IBB HBP BLK WP HR S P ERA WHIP									

Boston Red Sox @ Kansas City Royals
 Kauffman Stadium, Kansas City, MO
 Wed Apr 07 1993, 7:05 PM CDT
 Att. 14,911 - Unknown - 57 F

AB	35
R	3
H	10
RBI	3
BB	2
SO	5
LOB	19



WP: 1	PA: 38
PB: 0	
SB: 1	
CS: 1	

Batter	1	2	3	4	5	6	7	8	9	AB R H RBI BB SO LOB	TOP																				
Scott Fletcher, R (1, 4) OBP: 0.429, SLG: 0.455 F C B B B B	4-2 1B 2B BB	1-0 1B 1B	1-1 G6-3		0-1 L8		1-0 G4-3			4 2 1 0 1 0 2																					
Carlos Quintana, R (1, 3) OBP: 0.600, SLG: 0.600 1 SAFE 1 SAFE 1 SAFE	1-1 2B 1B	1-3 K	1-1 1B		0-0 G6-4-3 1-2f			1-0 1B		5 1 3 0 0 1 2																					
Mike Greenwell, L (1, 7) OBP: 0.357, SLG: 0.583 B C C X	1-1 G6-3 1B 2B 1-H 2-H	1-3 K	3-1 G4-3		0-0 G6-3			0-0 L9		5 1 1 2 0 1 3																					
Andre Dawson, R (1, 9) Billy Hatcher, R (8, 9) OBP: 0.214, SLG: 0.286 OBP: 0.300, SLG: 0.125 F X	0-1 G5-3	2-2 1B 2B 1B		2-2 G4-3		0-0 G5-3		1-2 P6		5 1 1 0 0 0 2 0 0 0 0 0 0 0																					
Mo Vaughn, L (1, 10) Ivan Calderon, R (8, PH) OBP: 0.500, SLG: 0.545 OBP: 0.333, SLG: 0.250 C S B F B F X	2-2 G6-3 2-3	1-0 2B 1B 1B 1-2 2-H		0-1 G3-1		3-2 1B		0-0 P6		4 1 2 1 0 0 1 1 0 0 0 0 0 1																					
Bob Zupcic, R (1, 8) OBP: 0.600, SLG: 0.800 B C C B C X	3-2 1B 1B 3-H	1-2 1B 2B 1-3 2-H		2-2 2B 1B		1-0 G3		0-1 P5		5 3 3 2 0 0 1																					
Scott Cooper, L (1, 5) OBP: 0.385, SLG: 0.500 B 1 SAFE F C B B B B X	3-2 1B 1B 1B 1-H	1-0 FC4-6 1B 2-H 3-H		1-0 2B			0-1 F7		0-1 G1-3	5 0 3 4 0 0 0																					
Bob Melvin, R (1, 2) OBP: 0.400, SLG: 0.250 X	0-0 1B 1-3	FC4-6 1B 1-2f		1-1 G6-3			4-1 BB		2-3 K	4 0 1 0 1 1 2	AB 41 R 9 H 15 RBI 9 BB 3 SO 3 LOB 17																				
Luis Rivera, R (1, 6) OBP: 0.333, SLG: 0.222 F B B X	1-1 F9		1-2 F8		4-0 G6-4-3 BB		2-2 F7			3 0 0 0 1 0 3																					
Inning Stats	R: 4 E: 0 K: 0 S: 25	H: 5 LOB: 2 BB: 1 P: 40	R: 4 E: 0 K: 2 S: 19	H: 5 LOB: 1 BB: 0 P: 28	R: 0 E: 0 K: 0 S: 10	H: 1 LOB: 1 BB: 0 P: 16	R: 1 E: 0 K: 0 S: 12	H: 2 LOB: 1 BB: 0 P: 18	R: 0 E: 0 K: 0 S: 3	H: 0 LOB: 0 BB: 1 P: 7	R: 0 E: 0 K: 0 S: 6	H: 1 LOB: 1 BB: 0 P: 10	R: 0 E: 0 K: 0 S: 7	H: 0 LOB: 1 BB: 1 P: 14	R: 0 E: 0 K: 0 S: 6	H: 1 LOB: 1 BB: 0 P: 8	R: 0 E: 0 K: 1 S: 7	H: 0 LOB: 0 BB: 0 P: 9	1B: 12 2B: 3 3B: 0 HR: 0	SF: 0 SAC: 0 DP: 1 HBP: 0	WP: 0 PB: 0 SB: 1 CS: 0	PA: 44									
PITCHER	IP WLS BF H R ER SO BB IBB HBP BLK WP HR S P ERA WHIP																														
Mark Gubicza, R (1, 1) ERA: 37.8	1.2	L	14	8	7	7	2	1	0	0	0	0	0	37	58	37.80	5.400														
Hipolito Pichardo, R (2, 1) ERA: 7.71	2.1		12	5	2	2	0	0	0	0	0	0	0	29	44	7.71	2.143														
Frank DiPino, L (5, 1) ERA:	3.0		11	1	0	0	0	2	0	0	0	0	0	16	31	0.00	1.000														
Billy Brewer, L (8, 1) ERA:	1.0		4	1	0	0	0	0	0	0	0	0	0	6	8	0.00	1.000														
Jeff Montgomery, R (9, 1) ERA:	1.0		3	0	0	0	1	0	0	0	0	0	0	7	9	0.00	0.000														

Boston Red Sox @ Kansas City Royals
 Kauffman Stadium, Kansas City, MO
 Thu Apr 08 1993, 7:05 PM CDT
 Att. 15,777 - Unknown - 51 F

livebaseballscorecards.com

Batter	1	2	3	4	5	6	7	8	9	AB	R	H	RBI	BB	SO	LOB
Brian McRae, S OBP: 0.250, SLG: 0.273 (1, 8)	2-1 G3-1	3-2 G3-1			2-3 K			2-1 F8		4	0	0	1	0	1	1
Greg Gagne, R (1, 6)	1-1 L9	1-1 G5-3			1-0 G6-3			1-0 G4-3		4	0	0	0	0	0	1
George Brett, L OBP: 0.250, SLG: 0.300 (1, 10)	0-0 G4-3								1-1 G6-3	4	0	0	0	0	0	0
Felix Jose, S OBP: 0.167, SLG: 0.091 (1, 9)		3-3 K	2-3 K					2-3 K	0-1 G4-3	4	0	0	0	0	3	0
Wally Joyner, L OBP: 0.273, SLG: 0.400 (1, 3)		3-1 BLK 1B	0-3 K					1-0 F8	4-2 BB BB	3	1	1	0	1	1	0
Kevin McReynolds, R OBP: 0.273, SLG: 0.222 (1, 7)		4-2 BLK 1B			1-0 F8			0-0 F9	4-1 BB	2	1	0	0	2	0	0
Mike Macfarlane, R OBP: 0.429, SLG: 0.333 (1, 2)		4-2 1B 2B			1-2 G5-3			3-2 G6-3 1B	3-2 G4-3	3	1	1	0	1	0	2
Phil Hiatt, R OBP: 0.333, SLG: 0.200 (1, 5)		1-2 2B G3-1			3-2 P4			0-0 G6-3		3	1	1	2	0	0	1
Jose Lind, R OBP: 0.182, SLG: 0.364 (1, 4)		1-0 G3-1 2B			0-0 G4-3			1-0 G4-3		3	0	1	1	0	0	0

Inning Stats	R: 0	H: 0	E: 0	K: 0	S: 5	H: 0	LOB: 0	BB: 0	P: 8	R: 4	H: 3	E: 0	K: 1	S: 22	R: 0	H: 0	E: 0	K: 2	S: 7	R: 0	H: 0	E: 0	K: 0	S: 9	R: 0	H: 0	E: 0	K: 1	S: 6	R: 0	H: 0	E: 0	K: 1	S: 5	R: 0	H: 1	E: 0	K: 0	S: 6	R: 0	H: 0	E: 0	K: 0	S: 4	R: 0	H: 0	E: 0	K: 0	S: 10	1B: 2	2B: 2	3B: 0	HR: 0	SF: 0	SAC: 0	DP: 1	HBP: 0	WP: 0	PB: 0	SB: 0	CS: 0	PA: 34
--------------	------	------	------	------	------	------	--------	-------	------	------	------	------	------	-------	------	------	------	------	------	------	------	------	------	------	------	------	------	------	------	------	------	------	------	------	------	------	------	------	------	------	------	------	------	------	------	------	------	------	-------	-------	-------	-------	-------	-------	--------	-------	--------	-------	-------	-------	-------	--------

PITCHER	IP	WLS	BF	H	R	ER	SO	BB	IBB	HBP	BLK	WP	HR	S	P	ERA	WHIP
Joe Hesketh, L ERA: 27.0 (1, 1)	1.1		9	3	4	4	1	2	0	0	1	0	0	22	41	27.00	3.750
Scott Bankhead, R ERA: (2, 1)	3.2	W	11	0	0	0	3	0	0	0	0	0	0	27	41	0.00	0.000
Tony Fossas, L ERA: (6, 1)	1.0		3	0	0	0	1	0	0	0	0	0	0	5	9	0.00	0.000
Paul Quantrill, R ERA: (7, 1)	2.0		6	1	0	0	0	0	0	0	0	0	0	10	17	0.00	0.500
Ken Ryan, R ERA: (9, 1)	1.0		5	0	0	0	0	2	0	0	0	0	0	10	22	0.00	2.000

BOTTOM

Boston Red Sox @ Kansas City Royals
Kauffman Stadium, Kansas City, MO

Thu Apr 08 1993, 7:05 PM CDT
Att: 15,777 - Unknown - 51 F

livebaseballscorecards.com

AB	30
R	4
H	4
RBI	4
BB	4
SO	5
LOB	5



Batter	1	2	3	4	5	6	7	8	9	AB R H RBI BB SO LOB	TOP	
Scott Fletcher, R (1, 4) OBP: 0.333, SLG: 0.333	1-2 G2-3		1-1 P4		0-1 P3			1-0 P4		4 0 0 0 0 0 0		
Scott Cooper, L (1, 5) OBP: 0.353, SLG: 0.438	3-1 G4-3		3-2 E 1B			3-3 K		2-3 K		4 1 1 0 0 2 0		
Mike Greenwell, L (1, 7) OBP: 0.333, SLG: 0.467	2-0 G4-3		4-2 1-H BB			1-0 F8			3-2 F9	3 0 0 0 1 0 0		
Andre Dawson, R (1, 9) OBP: 0.333, SLG: 0.500		0-0 1B 2B	2-1 F8			1-2 WP 2B			0-0 FC3-6 1B	4 0 3 0 0 0 1		
Mo Vaughn, L (1, 3) OBP: 0.375, SLG: 0.400		2-1 F7		2-3 K		1-2 G6-3			2-2 FC3-6 1-2f	4 0 0 0 0 1 3		
Ivan Calderon, R (1, 10) OBP: 0.308, SLG: 0.182		4-2 1B BB		1-3 K			1-3 K		3-2 G3	3 0 0 0 1 2 1		
Bob Zupcic, R (1, 8) OBP: 0.500, SLG: 0.625		3-2 G4-6-3 1B		1-2 P2			3-3 K			3 0 1 0 0 1 0		
Tony Peña, R (1, 2) OBP: 0.273, SLG: 0.273		1-1 G4-6-3 1-2f			0-2 G4-3		0-1 G3			3 0 0 0 0 0 3		
Luis Rivera, R (1, 6) OBP: 0.286, SLG: 0.182			1-3 K			2-3 K		2-2 F8		2 0 0 0 0 2 0		
Ernest Riles, L (8, PH)										0 0 0 0 0 0 0		
Jeff Richardson, R (8, PH)										1 0 0 0 0 0 0		
Inning Stats	R: 0 E: 0 K: 0 S: 6 H: 0 LOB: 0 BB: 0 P: 12	R: 0 E: 0 K: 0 S: 11 H: 2 LOB: 2 BB: 1 P: 21	R: 1 E: 0 K: 1 S: 14 H: 1 LOB: 1 BB: 1 P: 25	R: 0 E: 0 K: 2 S: 9 H: 0 LOB: 0 BB: 0 P: 13	R: 0 E: 0 K: 1 S: 10 H: 0 LOB: 0 BB: 0 P: 12	R: 0 E: 0 K: 1 S: 13 H: 1 LOB: 1 BB: 0 P: 19	R: 0 E: 0 K: 2 S: 8 H: 0 LOB: 0 BB: 0 P: 12	R: 0 E: 0 K: 1 S: 8 H: 0 LOB: 0 BB: 0 P: 13	R: 0 E: 0 K: 0 S: 12 H: 1 LOB: 1 BB: 0 P: 20	1B: 3 2B: 2 3B: 0 HR: 0 SF: 0 SAC: 0 DP: 1 HBP: 0	WP: 1 PB: 0 SB: 0 CS: 0 PA: 33	
PITCHER	IP WLS BF H R ER SO BB IBB HBP BLK WP HR S P ERA WHIP											
Nolan Ryan, R (1, 1) ERA:	6.0 W 23 4 1 0 5 2 0 0 0 1 0 63 102 0.00 1.000											
Matt Whiteside, R (7, 1) ERA: 5.4	1.0 3 0 0 0 2 0 0 0 0 0 0 8 12 0.00 0.000											
Kenny Rogers, L (8, 1) ERA:	1.1 4 0 0 0 1 0 0 0 0 0 0 12 20 0.00 0.000											
Tom Henke, R (9, 1) ERA:	0.2 S 3 1 0 0 0 0 0 0 0 0 0 8 13 0.00 1.500											

Boston Red Sox @ Texas Rangers
Arlington Stadium, Arlington, TX
Fri Apr 09 1993, 8:05 PM EDT
Att. 40,188 - Unknown - 60 F

livebaseballscorecards.com

AB	31
R	1
H	5
RBI	0
BB	2
SO	8
LOB	8



Batter	1	2	3	4	5	6	7	8	9
David Hulse, L (1, 8) OBP: 0.273, SLG: 0.400	1-3 K		0-0 SH2-4		0-0 G3-1		0-0 G4-3		
Rafael Palmeiro, L (1, 3) OBP: 0.286, SLG: 0.462	1-3 K		0-1 E S 1B			0-0 HR		3-1 G4-3	
Jose Canseco, R (1, 9) OBP: 0.250, SLG: 0.545	1-1 F8		3-2 P8			2-1 HR		4-0 BB	
Juan Gonzalez, R (1, 7) OBP: 0.250, SLG: 0.727		1-2 G6-3	1-3 K			1-0 L8		3-3 K	
Julio Franco, R (1, 10) OBP: 0.250, SLG: 0.182		2-2 BB 1B		3-2 F9		0-3 K		4-0 IBB	
Dean Palmer, R (1, 5) OBP: 0.250, SLG: 1.000		1-3 K		2-3 K		0-1 F8		0-0 P4	
Ivan Rodriguez, R (1, 2) OBP: 0.545, SLG: 0.556		4-2 BB		0-0 L4			4-1 SH3-4 BB		
Benji Gil, R (1, 6)		3-2 K			3-3 K		1-0 SH3-4		
Billy Ripken, R (1, 4) OBP: 0.200, SLG: 0.300			1-0 SH2-4 1B 2B		2-2 G3-1		1-1 G1-3		

Inning Stats	R: 0 E: 0 K: 2 S: 8	H: 0 LOB: 0 BB: 0 P: 11	R: 0 E: 0 K: 2 S: 19	H: 1 LOB: 2 BB: 1 P: 30	R: 1 E: 0 K: 1 S: 13	H: 2 LOB: 1 BB: 0 P: 18	R: 0 E: 0 K: 1 S: 7	H: 0 LOB: 0 BB: 0 P: 12	R: 0 E: 0 K: 1 S: 8	H: 0 LOB: 0 BB: 0 P: 13	R: 2 E: 0 K: 1 S: 9	H: 2 LOB: 0 BB: 0 P: 12	R: 0 E: 0 K: 0 S: 5	H: 0 LOB: 1 BB: 1 P: 11	R: 0 E: 0 K: 1 S: 7	H: 0 LOB: 2 BB: 2 P: 20
--------------	------------------------------	----------------------------------	-------------------------------	----------------------------------	-------------------------------	----------------------------------	------------------------------	----------------------------------	------------------------------	----------------------------------	------------------------------	----------------------------------	------------------------------	----------------------------------	------------------------------	----------------------------------

PITCHER	IP	WLS	BF	H	R	ER	SO	BB	IBB	HBP	BLK	WP	HR	S	P	ERA	WHIP
John Dopper, R (1, 1) ERA: 5.4	5.0	L	21	5	3	3	7	1	0	0	0	0	2	58	89	5.40	1.200
Greg Harris, R (6, 1) ERA:	3.0		12	0	0	0	2	2	1	0	0	0	0	18	38	0.00	0.667

AB R H RBI BB SO LOB

3	0	0	0	0	1	1
4	1	2	2	0	1	0
3	1	1	1	1	0	1
4	0	0	0	0	2	2
3	0	1	0	1	1	0
4	0	0	0	0	2	3
1	0	0	0	2	0	0
2	0	0	0	0	2	2
3	1	1	0	0	0	1

AB	R	H	RBI	BB	SO	LOB
27	3	5	3	4	9	10



WP	PA
0	33

Boston Red Sox @ Texas Rangers
Arlington Stadium, Arlington, TX
Fri Apr 09 1993, 8:05 PM EDT
Att: 40,188 - Unknown - 60 F

livebaseballscores.com

Batter	1	2	3	4	5	6	7	8	9	AB R H RBI BB SO LOB	TOP
Scott Fletcher, R (1, 4) <small>OBP: 0.364, SLG: 0.474</small> Ernest Riles, L (8, PH) Jeff Richardson, R (8, 4) <small>OBP: 0.500, SLG: 0.500</small>	 <small>1-2</small>		 <small>1-1</small>		 <small>1-0</small>	 <small>1-1</small>		 <small>3-2</small>	 <small>0-1</small>	4 2 2 1 0 0 0 1 0 0 0 0 0 0 1 0 1 1 0 0 0	
Billy Hatcher, R (1, 8) <small>OBP: 0.400, SLG: 0.308</small>	 <small>1-1</small>		 <small>0-1</small>		 <small>1-2</small>	 <small>3-1</small>		 <small>2-0</small>		5 2 3 1 0 0 1	
Mike Greenwell, L (1, 7) <small>OBP: 0.304, SLG: 0.450</small>	 <small>0-0</small>			 <small>1-1</small>	 <small>1-1</small>	 <small>1-1</small>		 <small>1-1</small>		5 0 1 0 0 0 4	
Andre Dawson, R (1, 9) Bob Zuppic, R (5, 9) <small>OBP: 0.500, SLG: 0.556</small>	 <small>0-0</small>			 <small>1-0</small>	 <small>4-0</small>		 <small>0-0</small>	 <small>4-2</small>		2 0 2 1 1 0 0 1 0 0 0 1 0 0	
Carlos Quintana, R (1, 3) <small>OBP: 0.500, SLG: 0.500</small>	 <small>1-2</small>			 <small>1-0</small>	 <small>3-1</small>		 <small>2-1</small>	 <small>1-2</small>		5 1 2 2 0 0 3	
Ivan Calderon, R (1, 10) <small>OBP: 0.333, SLG: 0.200</small>		 <small>0-0</small>		 <small>2-2</small>	 <small>4-0</small>		 <small>2-1</small>		 <small>2-3</small>	4 1 1 0 1 1 1	
Scott Cooper, L (1, 5) <small>OBP: 0.409, SLG: 0.450</small>		 <small>2-1</small>		 <small>2-2</small>	 <small>2-2</small>		 <small>0-0</small>		 <small>4-0</small>	4 1 2 1 1 0 3	
Tony Peña, R (1, 2) <small>OBP: 0.250, SLG: 0.267</small>		 <small>0-0</small>		 <small>0-2</small>	 <small>1-2</small>		 <small>0-0</small>		 <small>2-1</small>	4 2 1 1 0 0 4	
Luis Rivera, R (1, 6) <small>OBP: 0.263, SLG: 0.133</small>			 <small>0-0</small>		 <small>0-0</small>	 <small>2-1</small>	 <small>1-3</small>		 <small>4-0</small>	4 1 0 0 1 1 2	
Inning Stats	R: 1 H: 2 E: 0 LOB: 1 K: 0 BB: 0 S: 10 P: 13	R: 0 H: 0 E: 0 LOB: 0 K: 0 BB: 0 S: 4 P: 6	R: 0 H: 0 E: 0 LOB: 0 K: 0 BB: 0 S: 5 P: 6	R: 0 H: 1 E: 0 LOB: 1 K: 0 BB: 0 S: 8 P: 13	R: 5 H: 5 E: 1 LOB: 3 K: 0 BB: 2 S: 22 P: 40	R: 0 H: 1 E: 0 LOB: 1 K: 0 BB: 0 S: 8 P: 15	R: 2 H: 3 E: 0 LOB: 1 K: 1 BB: 0 S: 10 P: 15	R: 1 H: 2 E: 0 LOB: 1 K: 0 BB: 1 S: 11 P: 22	R: 1 H: 1 E: 0 LOB: 2 K: 1 BB: 2 S: 8 P: 20	1B: 13 SF: 1 2B: 1 SAC: 0 3B: 1 DP: 0 HR: 0 HBP: 0	WP: 1 PA: 46 PB: 0 SB: 0 CS: 0
PITCHER Craig Lefferts, L (1, 1) <small>ERA: 7.84</small> Brian Bohanon, L (5, 1) <small>ERA: 6.75</small> Robb Nen, R (8, 1) <small>ERA: 9.0</small>	IP WLS BF H R ER SO BB IBB HBP BLK WP HR S P ERA WHIP 4.1 L 23 8 6 5 0 0 0 1 0 0 0 0 43 65 10.38 1.846										

Boston Red Sox @ Texas Rangers
Arlington Stadium, Arlington, TX

Sat Apr 10 1993, 8:05 PM EDT
Att. 30,610 - Unknown - 83 F

livebaseballscorecards.com

AB 40
R 10
H 15
RBI 8
BB 5
SO 2
LOB 18



Batter	1	2	3	4	5	6	7	8	9	AB	R	H	RBI	BB	SO	LOB
David Hulse, L (1, 8) OBP: 0.214, SLG: 0.308 Doug Dascenzo, S (8, PH) OBP: 0.333, SLG: 0.667 (9, 8)	1-0 G4-3		1-3 K		0-3 K			1-1 1B G5-4-3 2B		3	0	0	0	0	2	1
Rafael Palmeiro, L (1, 3) OBP: 0.235, SLG: 0.375 Gary Redus, R (8, PH) OBP: 1.000, SLG: 1.000 (9, 3)	0-1 F8		3-3 K			3-2 G4-3		3-2 1B G5-4-3 2-3		3	0	0	0	0	1	0
Jose Canseco, R (1, 9) OBP: 0.250, SLG: 0.467 Dan Peltier, L (9, 9)	2-2 L6		0-1 CS 1B			0-2 P2		0-0 G5-4-3 1-2f 3-H		4	0	1	0	0	0	1
Juan Gonzalez, R (1, 7) OBP: 0.250, SLG: 0.800		0-0 E3 HBP 1B	1 SAFE 0-1 CS 1-2	0-0 G5-3		1-1 HR		3-1 G6-3		4	1	1	1	0	0	0
Julio Franco, R (1, 10) OBP: 0.200, SLG: 0.143 Butch Davis, R (9, PH) OBP: 1.000, SLG: 2.000		3-2 F9 1 SAFE 1 SAFE 1 SAFE 1 SAFE B		2-2 F9		0-0 F9		0-2 2B		3	0	0	0	0	0	1
Dean Palmer, R (1, 5) OBP: 0.375, SLG: 0.938		0-0 HBP 1-2 1B		2-2 CS 1B			3-2 1B		1-0 F8	4	0	3	0	0	0	1
Ivan Rodriguez, R (1, 2) OBP: 0.500, SLG: 0.455 John Russell, R (8, 2)		1-1 HBP 1-2 2-3 HBP	1 SAFE 1-2 1 SAFE S P 1 SAFE C	1-2 CS 1-2	1-2 G1-3		0-0 F9		2-3 K	2	0	0	0	0	0	1
Benji Gil, R (1, 6) OBP: 0.154, SLG: 0.083		2-3 K		0-1 1B		1-3 K		0-3 K		4	0	1	0	0	3	5
Billy Ripken, R (1, 4) OBP: 0.182, SLG: 0.273 Doug Strange, S (5, PH) OBP: 0.333, SLG: 1.333 (6, 4)		2-2 L4		0-3 K			1-3 K			1	0	0	0	0	0	3
										2	0	0	0	0	2	2

Inning Stats	R: 0	H: 0	E: 0	K: 0	S: 7	R: 0	H: 1	E: 1	K: 1	S: 13	R: 0	H: 1	E: 0	K: 2	S: 10	R: 0	H: 1	E: 0	K: 0	S: 10	R: 0	H: 1	E: 0	K: 2	S: 11	R: 1	H: 1	E: 0	K: 0	S: 10	R: 0	H: 1	E: 0	K: 2	S: 13	R: 1	H: 2	E: 0	K: 0	S: 8	R: 0	H: 1	E: 0	K: 2	S: 15	1B: 6	2B: 2	3B: 0	HR: 1	SF: 0	SAC: 0	DP: 1	HBP: 1	WP: 0	PB: 0	SB: 0	CS: 2	PA: 37
PITCHER	IP	WLS	BF	H	R	ER	SO	BB	IBB	HBP	BLK	WP	HR	S	P	ERA	WHIP																																									
Roger Clemens, R (1, 1) ERA: 1.2	7.0		27	6	1	1	7	0	0	0	0	0	1	74	103	1.29	0.857																																									
Tony Fossas, L (8, 1) ERA: 9.0	0.0		2	2	1	1	0	0	0	0	0	0	0	5	9	∞	∞																																									
Paul Quantrill, R (8, 1) ERA:	2.0		6	1	0	0	2	0	0	0	0	0	0	18	24	0.00	0.500																																									

BOTTOM

Boston Red Sox @ Texas Rangers
Arlington Stadium, Arlington, TX
Sat Apr 10 1993, 8:05 PM EDT
Att: 30,610 - Unknown - 83 F

livebaseballscores.com

AB	34
R	2
H	9
RBI	1
BB	0
SO	9
LOB	16



Batter	1	2	3	4	5	6	7	8	9	AB R H RBI BB SO LOB	TOP											
Scott Fletcher, R (1, 4) <small>OBP: 0.308, SLG: 0.391</small> (8, 6)	1-0 		1-1 		2-0 			1-0 		4 0 0 0 0 0 1												
Billy Hatcher, R (1, 9) <small>OBP: 0.368, SLG: 0.250</small> (7, 8)	3-1 		0-1 		1-0 			1-1 		3 0 0 0 0 0 2												
Mike Greenwell, L (1, 7) <small>OBP: 0.370, SLG: 0.478</small>	4-0 			1-2 		1-3 		1-2 		3 0 2 0 1 1 0												
Andre Dawson, R (1, 10) <small>OBP: 0.360, SLG: 0.458</small>	0-2 		0-1 	0-1 	2-1 		1-1 		4 0 0 0 0 0 4													
Mo Vaughn, L (1, 3) <small>OBP: 0.350, SLG: 0.526</small>		2-0 		3-1 	3-1 	3-1 		0-0 		4 1 1 1 0 0 0												
Ivan Calderon, R (1, 8) <small>OBP: 0.286, SLG: 0.167</small> Bob Zupcic, R (7, 9) <small>OBP: 0.455, SLG: 0.500</small>		1-1 	1-2 		2-0 		1-3 		3 0 0 0 0 0 0 1 0 0 0 0 1 0													
Scott Cooper, L (1, 5) <small>OBP: 0.423, SLG: 0.458</small>		3-2 		1-2 	0-1 		0-2 		4 0 2 0 0 0 0													
Bob Melvin, R (1, 2) <small>OBP: 0.250, SLG: 0.143</small> Carlos Quintana, R (9, PH) <small>OBP: 0.455, SLG: 0.455</small>		2-0 		0-0 	1-3 		1-3 		3 0 0 0 0 1 1 1 0 0 0 0 1 1													
Luis Rivera, R (1, 6) <small>OBP: 0.286, SLG: 0.176</small> Ernest Riles, L (8, PH) (8, 4)			0-3 		0-0 		2-3 		2 0 1 0 0 1 0 1 0 0 0 0 1 0													
Inning Stats	R: 0 H: 0 E: 0 LOB: 1 K: 0 BB: 1 S: 6 P: 14	R: 0 H: 1 E: 0 LOB: 1 K: 0 BB: 0 S: 8 P: 16	R: 0 H: 0 E: 0 LOB: 0 K: 1 BB: 0 S: 7 P: 8	R: 1 H: 2 E: 0 LOB: 0 K: 0 BB: 0 S: 10 P: 15	R: 0 H: 1 E: 1 LOB: 2 K: 0 BB: 0 S: 7 P: 11	R: 0 H: 0 E: 0 LOB: 0 K: 1 BB: 0 S: 8 P: 14	R: 0 H: 0 E: 0 LOB: 0 K: 1 BB: 0 S: 6 P: 9	R: 0 H: 1 E: 0 LOB: 2 K: 1 BB: 0 S: 10 P: 16	R: 0 H: 1 E: 0 LOB: 1 K: 2 BB: 0 S: 11 P: 13	1B: 5 SF: 0 2B: 0 SAC: 0 3B: 0 DP: 1 HR: 1 HBP: 1	WP: 0 PA: 35 PB: 0 SB: 0 CS: 0											
PITCHER Kevin Brown, R (1, 1) <small>ERA: 1.17</small> Tom Henke, R (8, 1) <small>ERA:</small>	IP WLS BF H R ER SO BB IBB HBP BLK WP HR S P ERA WHIP 7.2 W 30 5 1 1 4 1 0 1 0 0 1 60 100 1.17 0.783																					

Boston Red Sox @ Texas Rangers
 Arlington Stadium, Arlington, TX
 Sun Apr 11 1993, 4:33 AM EDT
 Att. 22,743 - Sunny - 84 F

livebaseballscorecards.com

AB	33
R	1
H	6
RBI	1
BB	1
SO	6
LOB	9



Batter	1	2	3	4	5	6	7	8	9	AB	R	H	RBI	BB	SO	LOB
Doug Dascenzo, S OBP: 0.143, SLG: 0.286 (1, 8)	2-1 P4	0-0 F9				2-1 G3	1-2 F7			4	0	0	0	0	0	3
Rafael Palmeiro, L OBP: 0.190, SLG: 0.300 (1, 3)	0-1 L8		1-0 F9			1-2 G3		1-0 F8		4	0	0	0	0	0	0
Jose Canseco, R OBP: 0.300, SLG: 0.412 (1, 9)	4-0 1B BB		0-0 G5-3			1-1 HBP		1-0 G6-3		2	0	0	0	1	0	0
Juan Gonzalez, R OBP: 0.250, SLG: 0.684 (1, 7)	0-1 1-2 1B		2-0 G4-3			1-0 F8		2-2 F8		4	0	1	0	0	0	1
Julio Franco, R OBP: 0.316, SLG: 0.294 Butch Davis, R OBP: 1.000, SLG: 2.000 (1, 10) (8, PR)	2-3 K			4-0 BB BB			1-0 G4-3 1B 2B	0-1 HR 1B		3	1	2	0	1	1	2
Dean Palmer, R OBP: 0.400, SLG: 1.050 (1, 5)		1-0 1B SF9 2B		1-1 L7		0-0 G4-3		2-1 HR		4	2	2	2	0	0	2
Ivan Rodriguez, R OBP: 0.556, SLG: 0.500 (1, 2)		0-0 1-2 1B		4-0 1-2 BB		0-0 BB 1B		2-2 F8		3	0	2	1	1	0	1
Doug Strange, S OBP: 0.143, SLG: 0.667 (1, 4)		0-1 SF9		0-3 K		0-0 P9		0-1 G3-1		3	0	0	1	0	1	4
Benji Gil, R OBP: 0.176, SLG: 0.067 (1, 6)		1-2 F9		1-1 P4		4-1 BB		1-1 L3		3	0	0	0	1	0	4

Inning Stats	R: 0	H: 1	E: 0	K: 1	S: 14	LOB: 2	BB: 1	P: 22	R: 1	H: 2	E: 0	K: 0	S: 8	LOB: 1	BB: 0	P: 10	R: 0	H: 0	E: 0	K: 0	S: 3	LOB: 0	BB: 0	P: 6	R: 0	H: 0	E: 0	K: 0	S: 7	LOB: 1	BB: 0	P: 12	R: 1	H: 2	E: 0	K: 0	S: 9	LOB: 2	BB: 1	P: 15	R: 0	H: 0	E: 0	K: 0	S: 5	LOB: 0	BB: 0	P: 9	R: 2	H: 2	E: 0	K: 0	S: 11	LOB: 1	BB: 0	P: 16
--------------	------	------	------	------	-------	--------	-------	-------	------	------	------	------	------	--------	-------	-------	------	------	------	------	------	--------	-------	------	------	------	------	------	------	--------	-------	-------	------	------	------	------	------	--------	-------	-------	------	------	------	------	------	--------	-------	------	------	------	------	------	-------	--------	-------	-------

PITCHER	IP	WLS	BF	H	R	ER	SO	BB	IBB	HBP	BLK	WP	HR	S	P	ERA	WHIP
Danny Darwin, R ERA: 3.0 (1, 1)	6.0	L	28	5	2	2	2	4	0	1	0	0	0	49	82	3.00	1.500
Greg Harris, R ERA: 3.6 (7, 1)	2.0		8	2	2	2	0	0	0	0	0	0	1	16	25	9.00	1.000

BOTTOM

Boston Red Sox @ Texas Rangers
Arlington Stadium, Arlington, TX

Sun Apr 11 1993, 4:33 AM EDT
Att: 22,743 - Sunny - 84 F

livebaseballscores.com

AB	30
R	4
H	7
RBI	4
BB	4
SO	2
LOB	17



WP: 0	PA: 36
PB: 0	
SB: 0	
CS: 0	

Batter	1	2	3	4	5	6	7	8	9	AB R H RBI BB SO LOB	TOP											
Kenny Lofton, L (1, 8) OBP: 0.303, SLG: 0.323	0-3 K	1-1 G4-3			2-1 G4-3		0-0 L4		0-0 B5-3	5 0 0 0 0 1 4												
Thomas Howard, S (1, 10) OBP: 0.400, SLG: 0.600	0-0 G6-3		0-3 K		0-2 G5-3			0-0 P5-3 1B		4 0 1 0 0 1 0												
Carlos Baerga, S (1, 4) OBP: 0.500, SLG: 0.929	1-3 K		1-0 G5-4-3 HBP		1-0 L7			0-2 P5-3 1-2f		3 0 0 0 0 1 1												
Albert Belle, R (1, 7) OBP: 0.367, SLG: 0.741		3-2 G4-3	3-2 G5-4-3 1-2f		0-0 G6-3			2-2 HR		4 1 1 1 0 0 1												
Paul Sorrento, L (1, 3) OBP: 0.346, SLG: 0.769		2-1 G6-3		1-2 G1-3 FC1-2 1B		0-0 2B		1-0 1B		4 0 3 0 0 0 0												
Carlos Martinez, R (1, 5) OBP: 0.417, SLG: 0.455		2-2 1B 1B 2B		1-2 FC1-2 G1-3 1B		1-0 G2-3		1-0 F9		4 1 2 0 0 0 2												
Glenallen Hill, R (1, 9) OBP: 0.292, SLG: 0.458		2-2 1B HBP 1B		1-2 G1-3		1-1 G5-3		3-2 F9		4 0 1 0 0 0 3												
Sandy Alomar Jr., R (1, 2) OBP: 0.321, SLG: 0.217		1-0 1B HBP		0-1 FC1-2 FC6-4		1-2 L4-3 1B		2-2 G5-3		3 0 1 0 0 0 2												
Felix Fermin, R (1, 6) OBP: 0.308, SLG: 0.217		2-2 1B		1-1 FC6-4		3-2 L4-3		4-2 BB		3 0 1 1 0 0 3												
Jeff Treadway, L (9, PH) OBP: 0.600, SLG: 0.667		1-2 2-3 3-H 1B		1-2 1-2f						0 0 0 0 1 0 0												
Inning Stats	R: 0 E: 0 K: 2 S: 10	H: 0 LOB: 0 BB: 0 P: 11	R: 1 E: 0 K: 0 S: 18	H: 3 LOB: 3 BB: 0 P: 31	R: 0 E: 0 K: 1 S: 6	H: 0 LOB: 0 BB: 0 P: 10	R: 0 E: 0 K: 0 S: 13	H: 2 LOB: 2 BB: 0 P: 17	R: 0 E: 0 K: 0 S: 6	H: 0 LOB: 0 BB: 0 P: 9	R: 0 E: 0 K: 0 S: 5	H: 1 LOB: 1 BB: 0 P: 7	R: 0 E: 0 K: 0 S: 8	H: 1 LOB: 0 BB: 0 P: 12	R: 1 E: 0 K: 0 S: 11	H: 3 LOB: 1 BB: 0 P: 15	R: 0 E: 0 K: 0 S: 9	H: 0 LOB: 1 BB: 1 P: 18	1B: 7 2B: 4 3B: 0 HR: 1	SF: 0 SAC: 0 DP: 3 HBP: 2	WP: 0 PB: 0 SB: 0 CS: 0	PA: 37
PITCHER	IP WLS BF H R ER SO BB IBB HBP BLK WP HR S P ERA WHIP																					
Frank Viola, L (1, 1) ERA: 1.2	7.0 W 28 7 1 1 3 0 0 2 0 0 0 0 66 97 1.29 1.000																					
Paul Quantrill, R (8, 1) ERA: 1.8	1.0 5 3 1 1 0 0 0 0 0 0 0 1 11 15 9.00 3.000																					
Ken Ryan, R (9, 1) ERA:	1.0 4 0 0 0 0 1 0 0 0 0 0 0 9 18 0.00 1.000																					

Cleveland Indians @ Boston Red Sox
Fenway Park, Boston, MA
 Tue Apr 13 1993, 3:33 AM EDT
 Att. 29,606 - Overcast - 48 F

livebaseballscorecards.com

AB 34
R 2
H 10
RBI 2
BB 1
SO 3
LOB 16



Batter	1	2	3	4	5	6	7	8	9
Scott Fletcher, R OBP: 0.290, SLG: 0.464 (1, 4)	G6-3		FC4-6 1B	HR		G4-3		E6	
Billy Hatcher, R OBP: 0.417, SLG: 0.300 (1, 8)	FC6-4 1B		3B	F7			P6	BB	
Mike Greenwell, L OBP: 0.367, SLG: 0.538 (1, 7)	FC6-4 1B		1B				L9	K	
Bob Zupcic, R OBP: 0.417, SLG: 0.455 (8, 7)			3B						
Andre Dawson, R OBP: 0.345, SLG: 0.429 (1, 10)	1B		K				E5 WP		
Ernest Riles, L (7, PR)									
Mo Vaughn, L OBP: 0.375, SLG: 0.522 (1, 3)	G3-1		1B						
Carlos Quintana, R OBP: 0.400, SLG: 0.357 (1, 9)			F9						
Scott Cooper, L OBP: 0.367, SLG: 0.393 (1, 5)									
Tony Peña, R OBP: 0.250, SLG: 0.263 (1, 2)			F7						
Luis Rivera, R OBP: 0.320, SLG: 0.238 (1, 6)			FC4-6 1B						

Inning Stats	R: 0	H: 2	E: 0	K: 0	S: 12	LOB: 2	BB: 0	P: 18	R: 0	H: 0	E: 0	K: 0	S: 8	LOB: 0	BB: 0	P: 12	R: 3	H: 4	E: 0	K: 1	S: 15	LOB: 1	BB: 0	P: 23	R: 2	H: 2	E: 0	K: 0	S: 12	LOB: 0	BB: 0	P: 16	R: 0	H: 0	E: 0	K: 0	S: 7	LOB: 2	BB: 1	P: 15	R: 0	H: 0	E: 0	K: 1	S: 10	LOB: 0	BB: 0	P: 15	R: 1	H: 1	E: 1	K: 0	S: 13	LOB: 2	BB: 0	P: 21	R: 0	H: 1	E: 1	K: 1	S: 9	LOB: 3	BB: 1	P: 20
1B: 8	2B: 0	3B: 1	HR: 1	SF: 0	SAC: 0	DP: 0	HBP: 1	WP: 1	PA: 39																																																							


PITCHER	IP	WLS	BF	H	R	ER	SO	BB	IBB	HBP	BLK	WP	HR	S	P	ERA	WHIP
Jeff Mutis, L ERA: 3.97 (1, 1)	6.0	L	28	8	5	5	2	0	0	0	0	0	1	64	99	7.50	1.333
Kevin Wickander, L ERA: 4.5 (7, 1)	1.0		5	1	1	0	0	0	0	0	0	1	0	13	21	0.00	1.000
Ted Power, R ERA: 18.9 (8, 1)	1.0		6	1	0	0	1	1	0	0	0	0	0	9	20	0.00	2.000

BOTTOM

Cleveland Indians @ Boston Red Sox
 Fenway Park, Boston, MA
 Tue Apr 13 1993, 3:33 AM EDT
 Att. 29,606 - Overcast - 48 F

AB	R	H	RBI	BB	SO	LOB
5	2	1	2	0	0	2
4	1	2	0	1	0	0
3	1	1	2	0	0	1
1	0	0	0	0	1	3
4	0	1	0	0	1	2
0	1	0	0	0	0	0
4	0	2	2	0	0	3
3	0	0	0	1	0	3
4	0	0	0	0	0	2
4	1	1	0	0	0	0
4	0	2	0	0	1	1

AB	36
R	6
H	10
RBI	6
BB	2
SO	3
LOB	17



livebaseballscorecards.com

Batter	1	2	3	4	5	6	7	8	9	AB R H RBI BB SO LOB	TOP												
Thomas Howard, S (1, 8) OBP: 0.450, SLG: 0.600	2-1 G6-3		0-0 1B SF8	3-0 1B		0-3 K			0-1 G4-3-6 1B	5 1 3 1 0 1 0													
Felix Fermin, R (1, 6) OBP: 0.300, SLG: 0.222 Jeff Treadway, L (9, PH) OBP: 0.545, SLG: 0.600	2-2 G5-3		1-1 1B	1-0 F9			0-0 F8		1-2 F9	4 0 1 0 0 0 2 1 0 0 0 0 0 1													
Carlos Baerga, S (1, 4) OBP: 0.486, SLG: 0.969	0-1 HR		1-1 SF8		2-1 E 1B		2-0 P4		0-1 G4-3-6 1-2f	4 1 2 2 0 0 1													
Albert Belle, R (1, 7) OBP: 0.353, SLG: 0.774	3-3 K		0-0 L7		0-1 P3		3-2 HR			4 1 1 1 0 1 2													
Paul Sorrento, L (1, 3) OBP: 0.333, SLG: 0.733		0-0 G4-3 1B 2B	1-0 G4-3		2-2 E6 G6-4-3		3-2 G3			4 1 1 0 0 0 2													
Carlos Martinez, R (1, 5) OBP: 0.393, SLG: 0.462		0-0 G4-3		3-2 1B 2B	2-2 G6-4-3 1-2f			2-2 E5 1B SF7		4 2 1 0 0 0 3													
Reggie Jefferson, S (1, 10) OBP: 0.400, SLG: 0.522		0-2 L8-3 E 1B		2-2 K		2-0 HR		0-2 G4-6-3 1B		4 1 3 2 0 1 1													
Glenallen Hill, R (1, 9) OBP: 0.286, SLG: 0.423		0-0 E5		4-0 1B BB		2-3 K		0-1 SF7		2 0 0 1 1 1 1													
Sandy Alomar Jr., R (1, 2) OBP: 0.281, SLG: 0.185		1-1 L8-3		2-3 K		0-1 L9		0-0 G4-6-3 1-2f		4 0 0 0 0 1 5													
Inning Stats	R: 1 E: 0 K: 1 S: 10	H: 1 LOB: 0 BB: 0 P: 17	R: 1 E: 1 K: 0 S: 8	H: 2 LOB: 1 BB: 0 P: 9	R: 1 E: 0 K: 0 S: 7	H: 2 LOB: 1 BB: 0 P: 10	R: 1 E: 0 K: 2 S: 13	H: 2 LOB: 2 BB: 1 P: 28	R: 0 E: 1 K: 0 S: 11	H: 1 LOB: 1 BB: 0 P: 17	R: 1 E: 0 K: 2 S: 10	H: 1 LOB: 0 BB: 0 P: 14	R: 1 E: 0 K: 0 S: 8	H: 1 LOB: 0 BB: 0 P: 16	R: 1 E: 1 K: 0 S: 9	H: 1 LOB: 0 BB: 0 P: 11	R: 0 E: 0 K: 0 S: 7	H: 1 LOB: 0 BB: 0 P: 8	1B: 7 2B: 3 3B: 0 HR: 3	SF: 2 SAC: 0 DP: 4 HBP: 0	WP: 0 PB: 0 SB: 0 CS: 0	PA: 39	
PITCHER	IP WLS BF H R ER SO BB IBB HBP BLK WP HR S P ERA WHIP																						
John Dopson, R (1, 1) ERA: 7.0	4.0		7 4 4 3 1 0 0 0 0 0 0 0 1 38 64 9.00 2.000																				
Joe Hesketh, L (5, 1) ERA: 15.43	1.0	W	4 1 0 0 0 0 0 0 0 0 0 0 0 11 17 0.00 1.000																				
Scott Bankhead, R (6, 1) ERA: 3.18	2.0		8 2 2 2 0 0 0 0 0 0 0 0 2 18 30 9.00 1.000																				
Greg Harris, R (8, 1) ERA: 3.0	1.0		4 1 1 0 0 0 0 0 0 0 0 0 0 9 11 0.00 1.000																				
Jeff Russell, R (9, 1) ERA: 3.0	1.0		3 1 0 0 0 0 0 0 0 0 0 0 0 7 8 0.00 1.000																				

Cleveland Indians @ Boston Red Sox
Fenway Park, Boston, MA
 Wed Apr 14 1993, 3:33 AM EDT
 Att. 20,390 - Cloudy - 49 F

livebaseballscorecards.com

AB	36
R	7
H	12
RBI	7
BB	1
SO	5
LOB	18



Batter	1	2	3	4	5	6	7	8	9
Scott Fletcher, R (1, 4) <small>OBP: 0.333, SLG: 0.484</small> Ernest Riles, L (8, PH) Jeff Richardson, R (9, 4) <small>OBP: 0.500, SLG: 0.500</small>	1-0 P4		2-3 K	4-2 S 1B BB	4-2 BB		1-0 2B	2-3 K	
Billy Hatcher, R (1, 8) <small>OBP: 0.414, SLG: 0.400</small>	1-3 K		3-1 1B 2B	0-1 F9	1-0 F8		0-1 1B 2B		
Mike Greenwell, L (1, 7) Bob Zupcic, R (7, PR) <small>OBP: 0.417, SLG: 0.455</small> <small>(8, 7)</small>	3-3 K		0-0 BB 1B	4-0 1B 2B	1-2 F9		0-1 G6-3 1B		
Andre Dawson, R (1, 10) <small>OBP: 0.364, SLG: 0.419</small> Ivan Calderon, R (7, PH) <small>OBP: 0.273, SLG: 0.158</small>		0-0 G1-3	4-2 BB 1B	0-1 2B 1B	2-0 G1-3		2-2 G6-3		
Mo Vaughn, L (1, 3) <small>OBP: 0.448, SLG: 0.643</small>		3-1 G4-3 1B 2B	1-0 BB 1B	0-1 2B 2B		2-2 1B 1B 1B	0-3 K		
Carlos Quintana, R (1, 9) <small>OBP: 0.450, SLG: 0.444</small>		2-2 G4-3	2-1 P4	4-1 2B BB		3-1 1B 1B	0-0 1B 2B		
Scott Cooper, L (1, 5) <small>OBP: 0.457, SLG: 0.500</small>		0-1 1B	4-2 BB	2-2 2B 2B		0-1 1B	2-2 1B		
Bob Melvin, R (1, 2) <small>OBP: 0.231, SLG: 0.250</small>		3-2 G1-3	3-2 G4-3	1-1 2B		0-1 L4-5	2-2 K		
Luis Rivera, R (1, 6) <small>OBP: 0.300, SLG: 0.269</small>			2-2 S 2B 2B			0-0 P4	1-3 K		

AB	R	H	RBI	BB	SO	LOB
3	2	1	0	2	1	1
1	0	0	0	0	1	2
0	0	0	0	0	0	0

5	2	2	2	0	1	2
---	---	---	---	---	---	---

4	2	2	1	1	1	1
0	0	0	0	0	0	0

3	1	1	1	1	0	1
1	0	0	0	0	0	1

5	2	4	4	0	1	1
---	---	---	---	---	---	---

4	1	2	0	1	0	3
---	---	---	---	---	---	---

4	1	4	3	1	0	0
---	---	---	---	---	---	---

5	0	1	1	0	1	9
---	---	---	---	---	---	---

5	1	1	0	0	3	5
---	---	---	---	---	---	---

1B	9	SF	0
2B	10	SAC	0
3B	0	DP	2
HR	0	HBP	0

BOTTOM

Cleveland Indians @ Boston Red Sox
Fenway Park, Boston, MA
 Wed Apr 14 1993, 3:33 AM EDT
 Att. 20,390 - Cloudy - 49 F

livebaseballscores.com

AB	40
R	12
H	18
RBI	12
BB	6
SO	9
LOB	26



Inning Stats	R: 0	H: 0	E: 0	K: 2	S: 7	L: 0	LOB: 0	BB: 0	P: 12	R: 1	H: 2	E: 0	K: 0	S: 12	R: 3	H: 4	E: 0	K: 1	S: 28	R: 6	H: 4	E: 0	K: 2	S: 21	R: 0	H: 0	E: 0	K: 0	S: 7	R: 2	H: 3	E: 0	K: 1	S: 11	R: 0	H: 2	E: 0	K: 3	S: 14	R: 0	H: 2	E: 0	K: 3	S: 21	1B: 9	2B: 10	3B: 0	HR: 0	SF: 0	SAC: 0	DP: 2	HBP: 0	WP: 0	PB: 0	SB: 2	CS: 0	PA: 46
--------------	------	------	------	------	------	------	--------	-------	-------	------	------	------	------	-------	------	------	------	------	-------	------	------	------	------	-------	------	------	------	------	------	------	------	------	------	-------	------	------	------	------	-------	------	------	------	------	-------	-------	--------	-------	-------	-------	--------	-------	--------	-------	-------	-------	-------	--------

PITCHER	IP	WLS	BF	H	R	ER	SO	BB	IBB	HBP	BLK	WP	HR	S	P	ERA	WHIP
Mike Bielecki, R (1, 1) <small>ERA: 8.38</small>	3.2	L	22	7	7	7	4	3	1	0	0	0	0	57	101	17.18	2.727
Dennis Cook, L (4, 1) <small>ERA: 23.63</small>	0.0		3	2	2	2	0	1	0	0	0	0	0	6	12	∞	∞
Tom Kramer, R (4, 1) <small>ERA: 1.93</small>	1.1		6	1	1	1	1	1	0	0	0	0	0	12	22	6.75	1.500
Mike Christopher, R (6, 1) <small>ERA: 2.25</small>	1.0		5	3	0	0	0	0	0	0	0	0	0	12	17	0.00	3.000
Derek Liliquist, L (7, 1) <small>ERA: 3.6</small>	1.0		5	3	2	2	1	0	0	0	0	0	0	11	14	18.00	3.000

PITCHER	IP	WLS	BF	H	R	ER	SO	BB	IBB	HBP	BLK	WP	HR	S	P	ERA	WHIP
Eric Plunk, R (8, 1) <small>ERA:</small>	1.0		5	2	0	0	3	0	0	0	0	0	0	14	21	0.00	2.000

Batter	1	2	3	4	5	6	7	8	9	10	11	12	13	AB R H RBI BB SO LOB	TOP																			
Thomas Howard, S (1, 8) OBP: 0.385, SLG: 0.538	0-0 F7		2-2 G4-3		3-2 G4-3		0-1 G3		2-3 K			1-2 2B		6 0 1 0 0 1 0	Cleveland Indians @ Boston Red Sox Fenway Park, Boston, MA Thu Apr 15 1993, 7:05 PM EDT Att: 22,505 - Unknown - 47 F																			
Jeff Treadway, L (1, 5) OBP: 0.529, SLG: 0.625	2-2 F8		1-0 1B		1-2 1B 2B		1-2 F8			2-1 FC6-4 1B		1-2 P5		6 1 3 0 0 0 1																				
Carlos Baerga, S (1, 4) OBP: 0.439, SLG: 0.838	1-1 F8		1-2 G5-3		2-2 G5-3		0-0 G3			1 SAFE 2-1 FC6-4 WP 1-2f		4-0 G6-4-3 IBB		5 0 0 0 1 0 3																				
Albert Belle, R (1, 7) OBP: 0.325, SLG: 0.676		1-0 P3		0-0 F8	0-0 BB 1B		3-1 L9			1-3 K		1-1 G6-4-3		6 0 1 1 0 1 3																				
Paul Sorrento, L (1, 3) OBP: 0.333, SLG: 0.686		3-2 F8		0-3 K	4-0 BB 1B		0-3 K			0-1 P7			2-2 SH1-4 SF8 2B	5 1 1 0 1 2 1																				
Reggie Jefferson, S (1, 10) OBP: 0.452, SLG: 0.571		0-0 1B 2B		3-2 1B 1B	1-3 K		1-1 1B				0-2 G4-3		4-0 SF8 SH1-4 IBB	5 1 3 0 1 1 2																				
Glenallen Hill, R (1, 9) OBP: 0.333, SLG: 0.452		0-0 FC5-4 1B		0-0 1B		0-3 K		1-3 K			0-0 S 1B		0-0 SH1-4	5 0 3 1 0 2 1																				
Felix Fermin, R (1, 6) OBP: 0.303, SLG: 0.233		0-2 FC5-4		0-1 1B		0-1 G3			0-0 G6-3		1 SAFE 3-3 K		1-1 SF8	3 0 1 0 0 0 1																				
Kenny Lofton, L (9, PH) OBP: 0.294, SLG: 0.313		1 SAFE 1 SAFE FC5-4		1-2 2-3 1B							1-3 K		2-3 3-H F9	1 0 0 0 0 0 0																				
Alvaro Espinoza, R (9, 6) OBP: 0.500, SLG: 1.667		1-2f											0-0 F9	1 0 0 1 0 1 1																				
Junior Ortiz, R (1, 2) OBP: 0.379, SLG: 0.444			0-1 G5-3		2-1 G4-3		0-1 G4-3		1-1 G4-3		1-1 L4			4 0 0 0 0 0 3																				
Carlos Martinez, R (11, PH) OBP: 0.273, SLG: 0.179														1 0 0 0 0 0 1																				
Sandy Alomar Jr., R (11, 2) OBP: 0.273, SLG: 0.179														1 0 0 0 0 0 1																				
Inning Stats	R: 0 E: 0 K: 0 S: 6	H: 0 LOB: 0 BB: 0 P: 9	R: 1 E: 0 K: 0 S: 9	H: 2 LOB: 1 BB: 0 P: 13	R: 0 E: 0 K: 0 S: 10	H: 1 LOB: 1 BB: 0 P: 14	R: 0 E: 0 K: 1 S: 15	H: 3 LOB: 3 BB: 0 P: 20	R: 1 E: 0 K: 1 S: 14	H: 2 LOB: 2 BB: 1 P: 25	R: 0 E: 0 K: 1 S: 7	H: 0 LOB: 0 BB: 0 P: 7	R: 0 E: 0 K: 2 S: 10	H: 1 LOB: 1 BB: 0 P: 15	R: 0 E: 0 K: 1 S: 6	H: 0 LOB: 0 BB: 0 P: 9	R: 0 E: 0 K: 1 S: 9	H: 1 LOB: 1 BB: 0 P: 14	R: 0 E: 0 K: 0 S: 11	H: 1 LOB: 1 BB: 0 P: 15	R: 0 E: 0 K: 0 S: 8	H: 1 LOB: 1 BB: 1 P: 15	R: 1 E: 0 K: 0 S: 7	H: 1 LOB: 1 BB: 1 P: 14	1B: 9 2B: 4 3B: 0 HR: 0	SF: 1 SAC: 1 DP: 1 HBP: 0	WP: 1 PB: 0 SB: 2 CS: 0	PA: 54						
PITCHER	IP WLS BF H R ER SO BB IBB HBP BLK WP HR S P ERA WHIP														IP WLS BF H R ER SO BB IBB HBP BLK WP HR S P ERA WHIP																			
Roger Clemens, R (1, 1) ERA: 1.5	9.0																																	
Greg Harris, R (10, 1) ERA: 2.7	0.2	3	1	0	0	1	0	0	0	0	1	0	7	12	0.00	1.500																		
Tony Fossas, L (10, 1) ERA: 6.75	0.1	1	0	0	0	0	0	0	0	0	0	0	2	2	0.00	0.000																		
Ken Ryan, R (11, 1) ERA:	1.0	5	2	0	0	1	0	0	0	0	0	0	14	19	0.00	2.000																		
Paul Quantrill, R (12, 1) ERA: 2.57	2.0	W 8	1	1	1	0	0	2	0	0	0	0	12	25	4.50	0.500																		

AB	49
R	3
H	13
RBI	3
BB	3
SO	8
LOB	18




Batter	1	2	3	4	5	6	7	8	9	10	11	12	13	AB R H RBI BB SO LOB
Scott Fletcher, R (1, 4) OBP: 0.300, SLG: 0.429	2-2 P3		1-0 L8			1-2 K			0-1 SH3		0-3 K			4 0 0 0 0 2 0
Billy Hatcher, R (1, 8) OBP: 0.382, SLG: 0.367	1-0 P3			0-1 G4-3		1-0 P4			0-2 G4-3		0-1 G4-3			5 0 1 0 0 0 0
Mike Greenwell, L (1, 7) OBP: 0.366, SLG: 0.457	1-1 G4-3			0-2 F8			1-0 P6		0-0 G4-3					5 0 0 0 0 0 1
Andre Dawson, R (1, 10) OBP: 0.342, SLG: 0.472		1-1 HR		2-1 G6-3			0-1 G2-3			0-2 G6-3				5 1 1 1 0 1 0
Mo Vaughn, L (1, 3) OBP: 0.441, SLG: 0.697		1-2 G6-3			1-0 HR		2-1 G5-3			1-1 1B				5 1 2 1 0 1 0
Carlos Quintana, R (1, 9) OBP: 0.440, SLG: 0.435		2-2 G4-6-3			2-3 HR			1-0 F7		2-2 F8				5 0 2 0 0 1 1
Bob Zupcic, R (13, PR) OBP: 0.417, SLG: 0.455														0 1 0 0 0 0 0
Scott Cooper, L (1, 5) OBP: 0.450, SLG: 0.486		1-0 G4-6-3			1-2 K			1-3 K		2-2 1B				5 1 2 0 0 2 1
Tony Peña, R (1, 2) OBP: 0.217, SLG: 0.227			1-3 K			1-1 G1-3			0-1 G5-3					3 0 0 0 0 1 0
Ivan Calderon, R (10, PH) OBP: 0.261, SLG: 0.150														1 0 0 0 0 0 2
Bob Melvin, R (11, 2) OBP: 0.214, SLG: 0.250														0 0 0 1 0 0 0
Luis Rivera, R (1, 6) OBP: 0.281, SLG: 0.250			0-3 K						0-0 SH3					2 0 0 0 0 1 0
Ernest Riles, L (9, PH) OBP: 0.250, SLG: 0.500						1-0 P2								1 0 1 0 0 0 0
Jeff Richardson, R (10, 6) OBP: 0.500, SLG: 0.750														2 0 1 1 0 0 0

Inning Stats	R: 0	H: 0	R: 1	H: 2	R: 0	H: 0	R: 0	H: 1	R: 0	H: 0	R: 0	H: 0	R: 0	H: 2	R: 0	H: 0	R: 2	H: 3	1B: 6	SF: 1	WP: 0	PA: 45
IP	9.1	31	5	2	6	0	0	2	69	95	1.93	0.536	0.1	3	2	0	0	0	2B: 2	SAC: 1	PB: 0	
WLS																			3B: 0	DP: 1	SB: 0	
BF																			HR: 2	HBP: 0	CS: 1	
H																						
R																						
ER																						
SO																						
BB																						
IBB																						
HBP																						
BLK																						
WP																						
HR																						
S																						
P																						
ERA																						
WHIP																						

BOTTOM

Cleveland Indians @ Boston Red Sox
Fenway Park, Boston, MA
 Thu Apr 15 1993, 7:05 PM EDT
 Att: 22,505 - Unknown - 47 F

AB	43
R	4
H	10
RBI	4
BB	0
SO	9
LOB	5



Batter	1	2	3	4	5	6	7	8	9	AB R H RBI BB SO LOB	TOP											
Joey Cora, S OBP: 0.485, SLG: 0.643 (1, 4)	1-1 F7		1-1 G4-3 2B		1-1 2B	2-2 FC6-4 1B		0-3 K		5 1 3 1 0 1 1												
Lance Johnson, L OBP: 0.333, SLG: 0.441 (1, 8)	1-0 L8		0-2 G4-3		0-1 2B	1-1 F8			1-1 F7	5 1 1 2 0 0 2												
Frank Thomas, R OBP: 0.341, SLG: 0.371 (1, 3)	1-1 F4		3-1 F9		0-0 2B	3-1 FC6-4 1-2f			0-0 BB SF8 1B	5 1 2 1 0 0 2												
George Bell, R OBP: 0.275, SLG: 0.297 Steve Sax, R (9, PR)		2-2 L7		1-1 HR 1B	2-1 P4		2-1 CS HBP		1-2 SF8 BB 1B	4 1 2 0 0 0 1 0 0 0 0 0 0 0												
Robin Ventura, L OBP: 0.368, SLG: 0.333 (1, 5)		2-2 G3-1		3-2 HR	4-0 IBB		3-3 K 1-2		4-0 BB BB	3 1 1 2 2 1 1												
Ellis Burks, R OBP: 0.364, SLG: 0.633 (1, 9)		3-2 HR		3-2 F7	2-3 K		2-3 K		1-2 SF8	4 1 1 2 0 2 2												
Dan Pasqua, L OBP: 0.375, SLG: 0.250 Mike Huff, R (7, 7)		0-0 CS 1B		2-0 F8	3-1 F8				2-3 3-H													
Ron Karkovice, R OBP: 0.385, SLG: 0.571 (1, 2)		2-2 CS 1-2	1-2 HR	1-0 L8		2-2 SH3 E 1B		3-2 K	4-1 F8	3 0 1 0 0 0 2 1 0 0 0 1 0 0												
Ozzie Guillen, L OBP: 0.333, SLG: 0.269 (1, 6)			1-0 G6-3		1-1 2B 1B	1-1 SH3		0-0 1B		5 2 1 1 0 1 3												
Inning Stats	R: 0 E: 0 K: 0 S: 5	H: 0 LOB: 0 BB: 0 P: 8	R: 1 E: 0 K: 0 S: 16	H: 2 LOB: 0 BB: 0 P: 25	R: 1 E: 0 K: 0 S: 11	H: 2 LOB: 1 BB: 0 P: 17	R: 2 E: 0 K: 0 S: 10	H: 2 LOB: 0 BB: 0 P: 20	R: 3 E: 0 K: 1 S: 14	H: 4 LOB: 2 BB: 1 P: 27	R: 1 E: 2 K: 0 S: 12	H: 1 LOB: 1 BB: 0 P: 21	R: 0 E: 0 K: 2 S: 7	H: 0 LOB: 0 BB: 0 P: 14	R: 0 E: 0 K: 2 S: 12	H: 1 LOB: 1 BB: 0 P: 18	R: 1 E: 0 K: 0 S: 15	H: 2 LOB: 3 BB: 2 P: 28	1B: 7 2B: 5 3B: 0 HR: 3	SF: 1 SAC: 1 DP: 1 HBP: 1	WP: 0 PB: 0 SB: 0 CS: 2	PA: 45
PITCHER	IP WLS BF H R ER SO BB IBB HBP BLK WP HR S P ERA WHIP																					
Danny Darwin, R ERA: 7.2 (1, 1)	4.0 L 19 8 6 6 0 0 0 0 0 0 0 3 46 76 13.50 2.000																					
Scott Bankhead, R ERA: 3.52 (5, 1)	2.0 11 3 2 1 1 0 1 0 0 0 0 0 22 42 4.50 1.500																					
Greg Harris, R ERA: 2.89 (7, 1)	2.2 13 3 1 1 4 2 0 1 0 0 0 0 32 56 3.38 1.875																					
Ken Ryan, R ERA: (9, 1)	0.1 1 0 0 0 0 0 0 0 0 0 0 0 2 4 0.00 0.000																					

Chicago White Sox @ Boston Red Sox
Fenway Park, Boston, MA
Fri Apr 16 1993, 7:05 PM EDT
Att. 26,536 - Unknown - 66 F

livebaseballscorecards.com

AB	38
R	9
H	14
RBI	9
BB	3
SO	5
LOB	14



Batter	1	2	3	4	5	6	7	8	9	AB	R	H	RBI	BB	SO	LOB
Scott Fletcher, R OBP: 0.311, SLG: 0.410 (1, 4) (9, 6)	1-0 F9		1-0 1B 2B HBP	2-1 L7		1-2 G5-3 1B		3-2 L3		4	1	1	0	0	0	1
Billy Hatcher, R OBP: 0.385, SLG: 0.353 (1, 8)	4-1 BB		1-0 2B 1B G4-3	0-0 FC5-4 1-2f		0-1 G5-3 1-2 2-3		1-0 P5		4	1	1	0	1	0	3
Mike Greenwell, L OBP: 0.370, SLG: 0.475 (1, 7)	3-1 P6		1-0 G4-3 1-3 2-H 2B		1-2 BB 1B	2-0 G3-1		0-2 G6-3		5	0	2	1	0	0	3
Mo Vaughn, L OBP: 0.385, SLG: 0.605 (1, 3)	2-2 G4-3		0-1 G4-3 2-3 3-H		0-1 F8		0-1 G5-3		2-3 K	5	0	0	1	0	1	3
Carlos Quintana, R OBP: 0.467, SLG: 0.423 (1, 9)		4-2 HR BB	3-3 K		4-0 BB 1-2		1-1 E 1B		3-1 L8	3	1	1	0	2	1	1
Scott Cooper, L OBP: 0.455, SLG: 0.550 (1, 5)		0-0 HR	4-0 FC5-4 IBB		0-0 F7		1-1 E3 1-2			3	1	1	2	1	0	3
Ivan Calderon, R OBP: 0.222, SLG: 0.125 (1, 10)		0-0 G6-3	0-0 FC5-4 1-2f		0-1 G1-3		2-1 L9			4	0	0	0	0	0	6
Tony Peña, R OBP: 0.185, SLG: 0.192 (1, 2)		1-3 K		1-1 L8		0-1 P5		0-2 F7		4	0	0	0	0	1	2
Luis Rivera, R OBP: 0.314, SLG: 0.300 Ernest Riles, L OBP: 0.200, SLG: 0.400 (8, PH) (9, 4)	1-2 F7		4-2 FC5-4 BB		2-2 G5-3 2B		1-2 P4			2	0	1	0	1	0	0
										1	0	0	0	0	0	0

Inning Stats	R: 0	H: 0	E: 0	K: 10	S: 10	R: 2	H: 1	E: 0	K: 1	S: 11	R: 2	H: 2	E: 0	K: 1	S: 8	R: 0	H: 1	E: 0	K: 0	S: 9	R: 0	H: 2	E: 0	K: 13	S: 13	R: 0	H: 1	E: 1	K: 0	S: 7	R: 0	H: 0	E: 0	K: 0	S: 7	R: 0	H: 0	E: 0	K: 1	S: 12	1B: 4	2B: 2	3B: 0	HR: 1	SF: 0	SAC: 0	DP: 0	HBP: 1	WP: 0	PB: 0	SB: 0	CS: 0	PA: 41
--------------	------	------	------	-------	-------	------	------	------	------	-------	------	------	------	------	------	------	------	------	------	------	------	------	------	-------	-------	------	------	------	------	------	------	------	------	------	------	------	------	------	------	-------	-------	-------	-------	-------	-------	--------	-------	--------	-------	-------	-------	-------	--------

PITCHER	IP	WLS	BF	H	R	ER	SO	BB	IBB	HBP	BLK	WP	HR	S	P	ERA	WHIP
Jack McDowell, R ERA: 5.49 (1, 1)	7.0	W	35	7	4	4	2	4	1	1	0	0	1	70	116	5.14	1.571
Terry Leach, R ERA: 1.42 (8, 1)	1.0		3	0	0	0	0	0	0	0	0	0	0	7	12	0.00	0.000
Scott Radinsky, L ERA: 7.71 (9, 1)	1.0		3	0	0	0	1	0	0	0	0	0	0	12	17	0.00	0.000


BOTTOM

Chicago White Sox @ Boston Red Sox
Fenway Park, Boston, MA
Fri Apr 16 1993, 7:05 PM EDT
Att: 26,536 - Unknown - 66 F

livebaseballscorecards.com

AB	35
R	4
H	7
RBI	4
BB	5
SO	3
LOB	22



Batter	1	2	3	4	5	6	7	8	9	AB R H RBI BB SO LOB	TOP
Joey Cora, S (1, 4) OBP: 0.500, SLG: 0.625 C F B B B B B B	4-2 G6-3 BB		0-0 F7 2		2-1 1B			1-1 FC3-6 1B	1-3 K 1-2 3	4 0 2 0 1 1 2	
Lance Johnson, L (1, 8) OBP: 0.325, SLG: 0.447 C X SAFE	0-1 G6-3 1-2		0-0 2B		0-0 F7 2			3-2 FC3-6 1-2f		4 0 1 0 0 0 3	
Frank Thomas, R (1, 3) OBP: 0.333, SLG: 0.342 B B B B B	4-1 G4-3 BB		2-3 K		3-3 K			0-0 F9		3 0 0 0 1 2 3	
George Bell, R (1, 10) OBP: 0.250, SLG: 0.268 F B B B B X	2-2 G4-3 1-2f			1-2 G6-3			1-1 F7	1-1 L8		4 0 0 0 0 0 3	
Robin Ventura, L (1, 5) OBP: 0.381, SLG: 0.313 B B B B B		4-1 G6-4-3 BB BB		2-3 K			2-0 G4-3	4-0 1B PB 1B BB		2 1 0 0 2 1 0	
Ellis Burks, R (1, 9) OBP: 0.389, SLG: 0.613 Mike Huff, R (8, 9) C B B B B B		4-1 G6-4-3 1-2 BB		4-2 BB BB			2-0 G5-3	3-3 K 1-2	1 1	1 0 0 0 2 0 0 1 0 0 0 0 1 1	
Bo Jackson, R (1, 7) OBP: 0.462, SLG: 0.600 C B B B B X		1-2 G6-4-3 1-2f 2-3		4-0 BB				1-3 K	2-2 FC1-4 1B 2-3 1B	3 0 1 0 1 1 2	AB 30 R 1 H 5 RBI 1 BB 7 SO 7 LOB 19
Ron Karkovics, R (1, 2) OBP: 0.367, SLG: 0.520 C B B B B		1-3 K		3-1 L8				0-0 F9	0-0 FC1-4 1B 1-2 1B	4 0 1 1 0 1 3	
Ozzie Guillen, L (1, 6) OBP: 0.294, SLG: 0.233 S F B B B X			2-2 P3		0-0 F8			1-0 G6-3	0-2 FC1-4 PB 1-2f 2-3	4 0 0 0 0 0 2	
Inning Stats	R: 0 H: 0 E: 0 LOB: 1 K: 0 BB: 2 S: 10 P: 20	R: 0 H: 0 E: 0 LOB: 1 K: 1 BB: 2 S: 8 P: 18	R: 0 H: 1 E: 0 LOB: 1 K: 1 BB: 0 S: 8 P: 12	R: 0 H: 0 E: 0 LOB: 2 K: 1 BB: 2 S: 14 P: 28	R: 0 H: 1 E: 0 LOB: 1 K: 1 BB: 0 S: 8 P: 13	R: 0 H: 0 E: 0 LOB: 0 K: 0 BB: 0 S: 4 P: 9	R: 0 H: 0 E: 0 LOB: 0 K: 1 BB: 0 S: 5 P: 7	R: 0 H: 1 E: 0 LOB: 1 K: 0 BB: 0 S: 8 P: 13	R: 1 H: 2 E: 0 LOB: 2 K: 2 BB: 1 S: 15 P: 25	1B: 4 SF: 0 2B: 1 SAC: 0 3B: 0 DP: 2 HR: 0 HBP: 0	WP: 0 PA: 37 PB: 2 SB: 0 CS: 0
PITCHER Joe Hesketh, L (1, 1) ERA: 3.48 Tony Fossas, L (9, 1) ERA: 10.8 Jeff Russell, R (9, 1) ERA: 2.45	IP WLS BF H R ER SO BB IBB HBP BLK WP HR S P ERA WHIP 8.0 W 31 3 0 0 5 6 0 0 0 0 0 0 65 120 0.00 1.125 0.1 3 1 1 1 1 1 0 0 0 0 0 0 7 16 27.00 6.000 0.2 3 1 0 0 0 1 0 0 0 0 0 0 8 9 0.00 1.500	PITCHER IP WLS BF H R ER SO BB IBB HBP BLK WP HR S P ERA WHIP									

Chicago White Sox @ Boston Red Sox
 Fenway Park, Boston, MA
 Sat Apr 17 1993, 3:33 AM EDT
 Att. 32,994 - Cloudy - 60 F

livebaseballscorecards.com

Batter	1	2	3	4	5	6	7	8	9
Scott Fletcher, R OBP: 0.327, SLG: 0.442 (1, 4)	3-1 2B		3-2 G1-3		1 SAFE 0-0 SH1-3	1-0 1B		0-0 F8	
Bob Zupcic, R OBP: 0.563, SLG: 0.538 (1, 8)	4-2 2B G4-3 BB		3-2 G4-6-3 1B		4-2 1B BB	2-2 1B			
Mike Greenwell, L OBP: 0.380, SLG: 0.500 (1, 7)	1-2 G4-3 1-3 2-H 2B		0-0 G4-6-3 1-2f		1-0 1B 1-3 2-H 2B 1B	2-2 P4			
Andre Dawson, R OBP: 0.357, SLG: 0.462 (1, 10)	0-0 G4-3 2-3 3-H			2-3 K	2-2 2B 1-3 3-H 1B		1-2 1B HBP		
Ernest Riles, L OBP: 0.200, SLG: 0.400 (7, PR)									
Mo Vaughn, L OBP: 0.419, SLG: 0.634 (1, 3)	4-0 G4-3 IBB			3-2 1B	0-0 1B 1-3 3-H 2B		1-2 K		
Ivan Calderon, R OBP: 0.258, SLG: 0.179 (1, 9)	1-0 G4-3 1-2f			2-0 1B 1-2	2-2 G5-3		0-1 G3-6-1 1B		
Scott Cooper, L OBP: 0.417, SLG: 0.500 (1, 5)		0-1 G1-3		2-1 P4	1-2 F7		2-0 G3-6-1 1-2f		
Bob Melvin, R OBP: 0.167, SLG: 0.188 (1, 2)		1-3 K		2-1 G5-3		1-0 G4-3		1-3 K	
Jeff Richardson, R OBP: 0.250, SLG: 0.375 (1, 6)		2-3 K			1-0 E4 SH1-3 1B	0-0 G6-3		1-3 K	

Inning Stats	R: 2	H: 2	E: 0	K: 0	S: 14	LOB: 1	BB: 2	P: 27
	R: 0	H: 0	E: 0	K: 2	S: 9	LOB: 0	BB: 0	P: 12
	R: 0	H: 1	E: 0	K: 0	S: 9	LOB: 0	BB: 0	P: 15
	R: 0	H: 2	E: 0	K: 1	S: 15	LOB: 2	BB: 0	P: 26
	R: 3	H: 3	E: 1	K: 0	S: 17	LOB: 2	BB: 1	P: 28
	R: 0	H: 2	E: 0	K: 0	S: 11	LOB: 2	BB: 0	P: 16
	R: 0	H: 1	E: 0	K: 1	S: 8	LOB: 2	BB: 0	P: 12
	R: 0	H: 0	E: 0	K: 2	S: 7	LOB: 0	BB: 0	P: 9

PITCHER	IP	WLS	BF	H	R	ER	SO	BB	IBB	HBP	BLK	WP	HR	S	P	ERA	WHIP
Kirk McCaskill, R ERA: 5.59 (1, 1)	4.1	L	23	8	5	4	3	2	1	0	0	0	0	57	98	8.31	2.308
Donn Pall, R ERA: 4.91 (5, 1)	1.2		7	2	0	0	0	0	0	0	0	0	0	18	26	0.00	1.200
Bobby Thigpen, R ERA: 12.0 (7, 1)	1.0		4	1	0	0	1	0	0	1	0	0	0	8	12	0.00	1.000
Roberto Hernandez, R ERA: 7.71 (8, 1)	1.0		3	0	0	0	2	0	0	0	0	0	0	7	9	0.00	0.000

AB	R	H	RBI	BB	SO	LOB
4	1	2	0	0	0	0
2	2	2	0	2	0	0
4	1	2	2	0	0	3
3	0	1	2	0	1	1
0	0	0	0	0	0	0
3	0	2	1	1	1	1
4	0	2	0	0	0	4
4	0	0	0	0	0	6
4	0	0	0	0	2	2
4	1	0	0	0	2	0

WP	PA	ERA	WHIP
0	37		
0			
0			
0			

Chicago White Sox @ Boston Red Sox
Fenway Park, Boston, MA
 Sat Apr 17 1993, 3:33 AM EDT
 Att: 32,994 - Cloudy - 60 F

livebaseballscorecards.com

AB	32
R	5
H	11
RBI	5
BB	3
SO	6
LOB	17



Batter	1	2	3	4	5	6	7	8	9	AB R H RBI BB SO LOB	TOP
Joey Cora, S (1, 4) <small>OBP: 0.476, SLG: 0.571</small>	1-0 		4-2 			0-1 		2-2 		3 0 0 0 1 0 0	Chicago White Sox @ Boston Red Sox Fenway Park, Boston, MA Sun Apr 18 1993, 3:33 AM EDT Att. 34,923 - Cloudy - 54 F
Mike Huff, R (1, 8) <small>OBP: 0.273, SLG: 0.300</small>	0-2 		1-2 			0-3 		1-3 		4 0 2 0 0 2 0	
Frank Thomas, R (1, 3) <small>OBP: 0.327, SLG: 0.357</small>	0-0 		2-1 			0-0 		0-1 		4 0 1 0 0 0 2	
George Bell, R (1, 10) <small>OBP: 0.250, SLG: 0.267</small>	1-0 			2-0 		1-2 		0-0 		4 0 1 0 0 0 2	
Robin Ventura, L (1, 5) <small>OBP: 0.370, SLG: 0.333</small>		2-2 		2-2 		1-2 		0-0 		4 0 1 0 0 0 1	
Ellis Burks, R (1, 9) <small>OBP: 0.375, SLG: 0.571</small>		1-2 		3-2 		1-0 		0-2 		4 0 1 0 0 0 1	
Bo Jackson, R (1, 7) <small>OBP: 0.471, SLG: 0.571</small>		1-1 			1-3 	2-2 		1-2 		4 0 2 0 0 1 1	
Carlton Fisk, R (1, 2) <small>OBP: 0.267, SLG: 0.467</small>		2-1 			1-2 	1-2 		0-1 		4 0 1 0 0 0 3	
Ozzie Guillen, L (1, 6) <small>OBP: 0.270, SLG: 0.212</small>			0-0 		0-1 	2-0 				3 0 0 0 0 0 2	
Inning Stats	R: 0 H: 1 E: 0 LOB: 1 K: 0 BB: 0 S: 6 P: 8	R: 0 H: 1 E: 0 LOB: 1 K: 0 BB: 0 S: 13 P: 19	R: 0 H: 1 E: 0 LOB: 1 K: 0 BB: 1 S: 9 P: 16	R: 0 H: 1 E: 0 LOB: 0 K: 0 BB: 0 S: 8 P: 15	R: 0 H: 0 E: 0 LOB: 0 K: 1 BB: 0 S: 8 P: 10	R: 0 H: 1 E: 0 LOB: 1 K: 1 BB: 0 S: 9 P: 10	R: 0 H: 2 E: 0 LOB: 2 K: 0 BB: 0 S: 11 P: 18	R: 0 H: 0 E: 0 LOB: 0 K: 1 BB: 0 S: 8 P: 11	R: 0 H: 2 E: 0 LOB: 2 K: 0 BB: 0 S: 10 P: 11	1B: 6 SF: 0 2B: 3 SAC: 0 3B: 0 DP: 1 HR: 0 HBP: 0	WP: 0 PA: 35 PB: 0 SB: 0 CS: 1
PITCHER Frank Viola, L (1, 1) <small>ERA: 0.75</small>	IP: 9.0 WLS: W BF: 35 H: 9 R: 0 ER: 0 SO: 3 BB: 1 IBB: 0 HBP: 0 BLK: 0 WP: 0 HR: 0 S: 82 P: 118 ERA: 0.00 WHIP: 1.111					PITCHER IP: WLS: BF: H: R: ER: SO: BB: IBB: HBP: BLK: WP: HR: S: P: ERA: WHIP					

livebaseballscorecards.com

AB	34
R	0
H	9
RBI	0
BB	1
SO	3
LOB	12



Batter	1	2	3	4	5	6	7	8	9
Scott Fletcher, R OBP: 0.340, SLG: 0.447 (1, 4)	0-1 G6-3		3-2 1B		0-0 P6			0-0 1B	
Bob Zupcic, R OBP: 0.550, SLG: 0.500 (1, 8)	0-1 G4-3 1B		4-1 1B 1-2 BB		1-0 F7			2-1 P2	
Mike Greenwell, L OBP: 0.407, SLG: 0.563 (1, 7)	1-0 G4-3		1-1 G6-4-3 1B			2-2 SF8 3B		1-1 1B	
Andre Dawson, R OBP: 0.348, SLG: 0.452 (1, 10)	1-1 F8		0-1 G6-4-3			1-2 SF8		0-2 FC6-4 1B	
Jeff Richardson, R OBP: 0.250, SLG: 0.375 (8, PR)			1-2f			3-H		1-2 3-H	
Mo Vaughn, L OBP: 0.426, SLG: 0.614 (1, 3)		4-0 1B BB		0-1 G5-4-3 1B		3-0 G3		0-3 K	
Ivan Calderon, R OBP: 0.229, SLG: 0.156 (1, 9)		1-3 K		1-1 G5-4-3		1-2 G6-3		1-1 FC6-4	
Scott Cooper, L OBP: 0.431, SLG: 0.511 (1, 5)		3-1 PO 1B		2-2 FC6-4 1B			1-1 G3		
Tony Peña, R OBP: 0.167, SLG: 0.172 (1, 2)		1-0 F1		0-0 FC6-4			1-1 L7		
Luis Rivera, R OBP: 0.289, SLG: 0.273 (1, 6)		1-0 PO		1-2 P4			0-0 P4		

AB	R	H	RBI	BB	SO	LOB
4	2	2	0	0	0	0
3	0	1	0	1	0	1
4	1	3	1	0	0	1
3	0	1	2	0	0	3
0	0	0	0	0	0	0
3	1	1	0	1	1	2
4	0	0	0	0	1	4
3	0	2	1	0	0	0
3	0	0	0	0	0	2
3	0	0	0	0	0	0

BOTTOM

Chicago White Sox @ Boston Red Sox
Fenway Park, Boston, MA
 Sun Apr 18 1993, 3:33 AM EDT
 Att: 34,923 - Cloudy - 54 F

livebaseballscorecards.com

AB	30
R	4
H	10
RBI	4
BB	2
SO	2
LOB	13



1B: 9	SF: 1
2B: 0	SAC: 0
3B: 1	DP: 2
HR: 0	HBP: 0

WP: 0	PA: 34
PB: 0	
SB: 2	
CS: 0	

Inning Stats		R: 0	H: 1	R: 1	H: 1	R: 1	H: 2	R: 0	H: 2	R: 0	H: 0	R: 1	H: 1	R: 0	H: 0	R: 1	H: 3
		E: 0	LOB: 1	E: 0	LOB: 0	E: 0	LOB: 1	E: 0	LOB: 1	E: 0	LOB: 0	E: 0	LOB: 0	E: 0	LOB: 0	E: 0	LOB: 2
		K: 0	BB: 0	K: 1	BB: 1	K: 0	BB: 0	K: 0	BB: 0	K: 0	BB: 0	K: 0	BB: 0	K: 0	BB: 0	K: 1	BB: 0
		S: 7	P: 9	S: 6	P: 16	S: 12	P: 21	S: 10	P: 13	S: 4	P: 6	S: 10	P: 17	S: 5	P: 7	S: 14	P: 17

PITCHER		IP	WLS	BF	H	R	ER	SO	BB	IBB	HBP	BLK	WP	HR	S	P	ERA	WHIP
Rodney Bolton, R	(1, 1)	7.1	L	29	8	4	4	1	2	0	0	0	0	0	58	94	4.91	1.364
Scott Radinsky, L	(8, 1)	0.2		4	2	0	0	1	0	0	0	0	0	10	12	0.00	3.000	

Batter	1	2	3	4	5	6	7	8	9	AB R H RBI BB SO LOB	TOP
Joey Cora, S (1, 4) OBP: 0.435, SLG: 0.513 B C B X	2-1 		1-3 			0-0 		1-2 		4 0 0 0 0 1 0	Chicago White Sox @ Boston Red Sox Fenway Park, Boston, MA Mon Apr 19 1993, 3:33 AM EDT Att. 34,556 - Sunny - 69 F
Lance Johnson, L (1, 8) OBP: 0.318, SLG: 0.429 C C C B X	2-2 			0-0 		0-0 		3-2 		4 0 1 0 0 0 0	
Frank Thomas, R (1, 3) OBP: 0.321, SLG: 0.333 C F C	0-3 			2-2 		4-2 			0-0 	3 0 0 0 1 1 1	
George Bell, R (1, 10) OBP: 0.269, SLG: 0.271 C T B B B X		2-2 		2-2 		0-1 			4-0 	3 0 1 0 1 0 1	
Robin Ventura, L (1, 5) OBP: 0.360, SLG: 0.308 B C X		1-1 		4-0 		1-2 			2-3 	3 0 0 0 1 1 3	
Ellis Burks, R (1, 9) OBP: 0.364, SLG: 0.538 B C B B X		3-1 		0-0 			1-1 		0-1 	4 0 1 0 0 0 3	
Dan Pasqua, L (1, 7) OBP: 0.316, SLG: 0.200 1 SAFE SAFE C B B B X		3-3 			2-3 			2-3 		3 0 0 0 0 3 1	
Ron Karkovics, R (1, 2) OBP: 0.333, SLG: 0.464 C T B S X			1-3 		0-3 			2-2 		3 0 0 0 0 2 0	
Ozzie Guillen, L (1, 6) OBP: 0.250, SLG: 0.194 B C F C X			1-2 		0-1 			1-0 		3 0 0 0 0 0 0	
Inning Stats	R: 0 H: 0 E: 0 LOB: 0 K: 1 BB: 0 S: 8 P: 12	R: 0 H: 1 E: 0 LOB: 1 K: 1 BB: 0 S: 12 P: 21	R: 0 H: 0 E: 0 LOB: 0 K: 2 BB: 0 S: 10 P: 13	R: 0 H: 1 E: 0 LOB: 2 K: 0 BB: 1 S: 8 P: 16	R: 0 H: 0 E: 0 LOB: 0 K: 2 BB: 0 S: 8 P: 10	R: 0 H: 1 E: 0 LOB: 2 K: 0 BB: 1 S: 10 P: 15	R: 0 H: 0 E: 0 LOB: 0 K: 1 BB: 0 S: 10 P: 15	R: 0 H: 0 E: 0 LOB: 0 K: 0 BB: 0 S: 9 P: 14	R: 0 H: 0 E: 0 LOB: 1 K: 1 BB: 1 S: 6 P: 12	1B: 3 SF: 0 2B: 0 SAC: 0 3B: 0 DP: 0 HR: 0 HBP: 0	WP: 0 PA: 33 PB: 0 SB: 1 CS: 0
PITCHER John Dopson, R (1, 1) ERA: 3.5	IP WLS BF H R ER SO BB IBB HBP BLK WP HR S P ERA WHIP 9.0 W 33 3 0 0 8 3 0 0 0 0 0 0 81 128 0.00 0.667										

AB	30
R	0
H	3
RBI	0
BB	3
SO	8
LOB	9



Batter	1	2	3	4	5	6	7	8	9	AB R H RBI BB SO LOB	TOP											
Billy Hatcher, R OBP: 0.354, SLG: 0.326 (1, 8)	1-0 L8		1-0 F9			2-2 F8		0-0 G5-3	1-0 1B	5 0 1 0 0 0 0												
Carlos Quintana, R OBP: 0.526, SLG: 0.485 Ivan Calderon, R OBP: 0.222, SLG: 0.152 (8, 9)	1-1 1B SF9 1B		4-0 BB			1-1 BB 1B		3-2 HR 1B	0-0 G4-3	3 1 3 0 1 0 0 1 1 0 0 0 0 1												
Mike Greenwell, L OBP: 0.419, SLG: 0.600 Bob Zuppic, R OBP: 0.550, SLG: 0.500 (1, 7)	3-2 1B		1-0 G6-3			4-0 G5-4-3 BB		0-0 HR		3 1 2 2 1 0 1 0 0 0 0 0 0 0												
Andre Dawson, R OBP: 0.352, SLG: 0.426 (1, 10)	2-2 SF9				2-2 K BB HBP			2-2 F9		2 0 0 1 0 0 3												
Mo Vaughn, L OBP: 0.455, SLG: 0.667 (1, 3)	1-1 G4-3				4-1 CS BB			2-1 1B 2B		3 1 1 0 1 0 1												
John Valentin, R OBP: 0.500, SLG: 1.333 (1, 6)			1-0 F8		2-3 K			4-1 1B BB		3 1 1 1 1 1 2												
Scott Cooper, L OBP: 0.407, SLG: 0.473 (1, 5)			2-1 G3		1-2 2-3			1-2 1B		4 0 1 1 0 0 0												
Tony Peña, R OBP: 0.211, SLG: 0.243 (1, 2)			0-0 G6-3			3-2 F7		1-0 G3-1		4 0 2 0 0 0 0												
Luis Rivera, R OBP: 0.244, SLG: 0.225 (1, 4)			0-1 G5-3			2-1 L7		0-1 1B		4 0 0 0 0 0 2												
						3-1 P2		1-1 F8														
Inning Stats	R: 1 E: 0 K: 0 S: 11	H: 2 LOB: 1 BB: 0 P: 19	R: 0 E: 0 K: 0 S: 4	H: 0 LOB: 0 BB: 0 P: 7	R: 0 E: 0 K: 0 S: 4	H: 0 LOB: 1 BB: 1 P: 10	R: 0 E: 0 K: 1 S: 8	H: 0 LOB: 1 BB: 1 P: 16	R: 0 E: 0 K: 0 S: 7	H: 0 LOB: 0 BB: 0 P: 15	R: 0 E: 0 K: 0 S: 8	H: 1 LOB: 1 BB: 1 P: 15	R: 1 E: 0 K: 0 S: 9	H: 2 LOB: 1 BB: 0 P: 14	R: 3 E: 0 K: 0 S: 15	H: 4 LOB: 2 BB: 1 P: 27	R: 0 E: 0 K: 0 S: 8	H: 2 LOB: 1 BB: 0 P: 11	1B: 8 2B: 2 3B: 0 HR: 2	SF: 1 SAC: 0 DP: 3 HBP: 1	WP: 0 PB: 0 SB: 0 CS: 1	PA: 38
PITCHER	IP WLS BF H R ER SO BB IBB HBP BLK WP HR S P ERA WHIP																					
John Cummings, L ERA: 5.31 Jeff Nelson, R ERA: 5.4	(1, 1) 7.1 L 30 7 5 5 1 3 0 1 0 0 2 56 104 6.14 1.364																					
	(8, 1) 1.2 8 4 0 0 0 0 1 0 0 0 0 0 18 30 0.00 3.000																					

Boston Red Sox @ Seattle Mariners
The Kingdom, Seattle, WA
Tue Apr 20 1993, 10:05 PM EDT
Att. 28,714 - Dome

livebaseballscorecards.com

AB 32
R 5
H 11
RBI 5
BB 4
SO 1
LOB 10



BOTTOM

Boston Red Sox @ Seattle Mariners
The Kingdom, Seattle, WA
Tue Apr 20 1993, 10:05 PM EDT
Att. 28,714 - Dome

livebaseballscorecards.com

AB 28
R 2
H 5
RBI 2
BB 7
SO 3
LOB 16



WP: 0 PA: 37
PB: 0
SB: 1
CS: 1

AB R H RBI BB SO LOB

3 1 0 0 1 1 0

3 0 1 0 1 0 0

2 0 1 1 2 0 0

4 0 0 0 0 0 4

4 1 1 0 0 0 4

2 0 1 0 2 1 0

3 0 1 0 1 0 2

3 0 0 1 0 0 2

1B: 5 SF: 1
2B: 0 SAC: 0
3B: 0 DP: 2
HR: 0 HBP: 0

9

1-1 P5

0-0 1B BB SF8 1B

4-2 1B BB

1-2 1B BB

4-2 1B BB

0-0 1B BB

1-2 1B BB

2-1 SF8

3-H 3-3 K

8

2-2 G3-1

3-2 F7

2-2 G3-1

1-1 P5

0-0 1B BB SF8 1B

4-2 1B BB

0-0 1B BB

2-1 SF8

3-H 3-3 K

7

4-1 G4-6-3 BB

2-2 F9

1-2 G4-6-3 BB

2-2 F9

1-2 G4-6-3

1-0 E 1B

0-0 F7

0-2 F7

0-0 G6-3

6

1-1 1B BB

4-1 G4-6-3 BB

1-2 G4-6-3

2-2 F9

1-2 G4-6-3

1-0 E 1B

0-0 F7

0-2 F7

0-0 G6-3

5

1-3 K

1-1 1B BB

4-1 G4-6-3 BB

2-2 F9

1-2 G4-6-3

1-0 E 1B

0-0 F7

0-2 F7

0-0 G6-3

4

0-0 F8

1-2 G1-3

4-2 BB

0-0 F8

1-2 G1-3

4-2 BB

1-2 F7

0-0 F7

3-2 P3

3

1-2 G4-3

0-0 G4-3

4-2 CS BB

2-2 CS

1-2 G1-3

4-2 BB

1-2 F7

0-0 F7

3-2 P3

2

4-2 BB BB

0-0 G4-3

4-2 CS BB

2-2 CS

1-2 G1-3

2-3 K

4-1 S BB

1-2 F9

1-1 G4-3

1

4-2 BB BB

4-2 BB BB

1-2 G6-4-3 1B

2-0 P2

1-1 G6-4-3

2-3 K

4-1 S BB

1-2 F9

1-1 G4-3

Batter

Omar Vizquel, S (1, 6)
OBP: 0.404, SLG: 0.318

Mike Felder, S (1, 7)
OBP: 0.340, SLG: 0.381

Ken Griffey Jr., L (1, 8)
OBP: 0.383, SLG: 0.571

Tino Martinez, L (1, 3)
OBP: 0.293, SLG: 0.362

Pete O'Brien, L (1, 10)
OBP: 0.444, SLG: 0.600

Jay Buhner, R (1, 9)
OBP: 0.458, SLG: 0.489

Fernando Vina, L (1, 4)
OBP: 0.429, SLG: 0.364

Dave Valle, R (1, 2)
OBP: 0.413, SLG: 0.444

Rich Amaral, R (1, 5)
OBP: 0.333, SLG: 0.383

Lee Tinsley, S (9, PH)
OBP: 0.300, SLG: 0.125

Inning Stats

PITCHER	IP	WLS	BF	H	R	ER	SO	BB	IBB	HBP	BLK	WP	HR	S	P	ERA	WHIP
Roger Clemens, R (1, 1) ERA: 1.48	6.1	W	25	3	1	1	2	6	0	0	0	0	0	60	105	1.42	1.421
Greg Harris, R (7, 1) ERA: 3.18	2.0		9	2	1	1	0	1	0	0	0	0	0	19	31	4.50	1.500
Jeff Russell, R (9, 1) ERA: 2.08	0.2	S	2	0	0	0	1	0	0	0	0	0	0	5	7	0.00	0.000

PITCHER	IP	WLS	BF	H	R	ER	SO	BB	IBB	HBP	BLK	WP	HR	S	P	ERA	WHIP
Roger Clemens, R (1, 1) ERA: 1.48	6.1	W	25	3	1	1	2	6	0	0	0	0	0	60	105	1.42	1.421
Greg Harris, R (7, 1) ERA: 3.18	2.0		9	2	1	1	0	1	0	0	0	0	0	19	31	4.50	1.500
Jeff Russell, R (9, 1) ERA: 2.08	0.2	S	2	0	0	0	1	0	0	0	0	0	0	5	7	0.00	0.000

Batter	1	2	3	4	5	6	7	8	9	AB R H RBI BB SO LOB	TOP											
Ernest Riles, L OBP: 0.222, SLG: 0.250 (1, 4) B C F B B B	4-2 G4-6-3 BB BB		2-2 G3-1			2-2 G4-3			2-1 G6-3	3 0 0 0 1 0 0												
Carlos Quintana, R OBP: 0.489, SLG: 0.436 (1, 9) B B B B	4-1 G4-6-3 1-2 BB			1-0 G5-3				3-2 G6-3		2 0 0 0 1 0 0												
Mike Greenwell, L OBP: 0.377, SLG: 0.532 (1, 7) X	0-0 G4-6-3 1-2f 2-3			0-0 L8				2-1 G6-3		3 0 0 0 0 0 2												
Andre Dawson, R OBP: 0.311, SLG: 0.370 (1, 10) C S S	0-3 K			2-1 P4				1-0 G6-3		3 0 0 0 0 1 1												
Mo Vaughn, L OBP: 0.431, SLG: 0.630 (1, 3) C B S B		2-3 K			2-2 G3-4-1			0-0 F8		3 0 0 0 0 1 0												
Ivan Calderon, R OBP: 0.214, SLG: 0.154 (1, 8) B X		1-0 G1-3			2-0 L8			0-2 G5-3		3 0 0 0 0 0 0												
Scott Cooper, L OBP: 0.375, SLG: 0.433 (1, 5) C C X		0-2 G3			0-0 F9			3-3 K		3 0 0 0 0 1 0												
John Valentin, R OBP: 0.200, SLG: 0.444 (1, 6) S B C			1-3 K			0-2 G4-3			1-0 G6-3	3 0 0 0 0 1 0												
Tony Peña, R OBP: 0.195, SLG: 0.225 (1, 2) F B X			1-1 L4			1-0 G5-3			1-2 G5-3	3 0 0 0 0 0 0												
Inning Stats	R: 0 E: 0 K: 1 S: 7	H: 0 LOB: 1 BB: 2 P: 15	R: 0 E: 0 K: 1 S: 7	H: 0 LOB: 0 BB: 0 P: 10	R: 0 E: 0 K: 1 S: 8	H: 0 LOB: 0 BB: 0 P: 12	R: 0 E: 0 K: 0 S: 4	H: 0 LOB: 0 BB: 0 P: 7	R: 0 E: 0 K: 0 S: 5	H: 0 LOB: 0 BB: 0 P: 9	R: 0 E: 0 K: 0 S: 8	H: 0 LOB: 0 BB: 0 P: 11	R: 0 E: 0 K: 0 S: 6	H: 0 LOB: 0 BB: 0 P: 12	R: 0 E: 0 K: 1 S: 7	H: 0 LOB: 0 BB: 0 P: 10	R: 0 E: 0 K: 0 S: 7	H: 0 LOB: 0 BB: 0 P: 11	1B: 0 2B: 0 3B: 0 HR: 0	SF: 0 SAC: 0 DP: 1 HBP: 0	WP: 0 PB: 0 SB: 0 CS: 0	PA: 28
PITCHER Chris Bosio, R ERA: 3.14 (1, 1)	IP: 9.0 WLS: W BF: 28 H: 0 R: 0 ER: 0 SO: 4 BB: 2 IBB: 0 HBP: 0 BLK: 0 WP: 0 HR: 0 S: 59 P: 97 ERA: 0.00 WHIP: 0.222											PITCHER IP: WLS: BF: H: R: ER: SO: BB: IBB: HBP: BLK: WP: HR: S: P: ERA: WHIP:										

Boston Red Sox @ Seattle Mariners
The Kingdom, Seattle, WA
Thu Apr 22 1993, 10:05 PM EDT
Att. 13,604 - Dome

livebaseballscorecards.com

AB 26
R 0
H 0
RBI 0
BB 2
SO 4
LOB 3



Batter	1	2	3	4	5	6	7	8	9
Mike Felder, S OBP: 0.339, SLG: 0.360 (1, 7)	4-2 BB	1-0 F7		0-0 F9		0-2 1B		2-1 G6-3	
Henry Cotto, R OBP: 0.083, SLG: 0.125 (1, 10)	1-2 F9		1-0 F7	2-2 G1-3		0-0 F8			
Mackey Sasser, L (6, PH)									
Ken Griffey Jr., L OBP: 0.368, SLG: 0.632 (1, 8)	0-0 F7		1-1 F8		1-3 K	3-1 F9			
Jay Buhner, R OBP: 0.448, SLG: 0.463 (1, 9)	2-3 K		4-1 HR		3-2 G5-3		2-3 K		
Bret Boone, R OBP: 0.375, SLG: 0.533 (1, 4)		0-1 1B	0-0 HR		2-2 1B		3-3 K		
Tino Martinez, L OBP: 0.303, SLG: 0.352 (1, 3)	1-2 1B	1-2 FC6-4	3-2 G6-3		2-1 G4-3		4-1 BB		
Mike Blowers, R OBP: 0.308, SLG: 0.304 (1, 5)		1-0 FC6-4		2-2 S		3-3 K	1-2 G6-3		
Dave Valle, R OBP: 0.415, SLG: 0.429 (1, 2)		1-1 FC6-4		1-2 1B		2-0 1B		1-0 P5	
Omar Vizquel, S OBP: 0.400, SLG: 0.327 (1, 6)		2-0 F8		3-2 F8		0-0 E9		2-2 G6-3	

Inning Stats	R: 0	H: 0	E: 0	K: 1	S: 10	LOB: 1	BB: 1	P: 17
	R: 2	H: 3	E: 0	K: 0	S: 11	LOB: 1	BB: 0	P: 17
	R: 2	H: 1	E: 0	K: 0	S: 8	LOB: 0	BB: 1	P: 17
	R: 1	H: 2	E: 0	K: 0	S: 14	LOB: 1	BB: 0	P: 22
	R: 0	H: 1	E: 0	K: 1	S: 12	LOB: 1	BB: 0	P: 20
	R: 2	H: 3	E: 1	K: 1	S: 11	LOB: 1	BB: 0	P: 19
	R: 0	H: 0	E: 0	K: 2	S: 11	LOB: 1	BB: 1	P: 21
	R: 0	H: 1	E: 0	K: 0	S: 7	LOB: 0	BB: 0	P: 12

PITCHER	IP	WLS	BF	H	R	ER	SO	BB	IBB	HBP	BLK	WP	HR	S	P	ERA	WHIP
Joe Hesketh, L ERA: 6.08 (1, 1)	3.0	L	17	6	5	5	1	2	0	0	0	0	1	36	61	15.00	2.667
Paul Quantrill, R ERA: 2.79 (4, 1)	2.2		12	4	2	1	2	0	0	0	0	0	0	28	46	3.38	1.500
Tony Fossas, L ERA: 5.4 (6, 1)	0.1		1	0	0	0	0	0	0	0	0	0	0	2	5	0.00	0.000
Greg Harris, R ERA: 2.92 (7, 1)	1.0		4	0	0	0	2	1	0	0	0	0	0	11	21	0.00	1.000
Ken Ryan, R ERA: (8, 1)	1.0		3	1	0	0	0	0	0	0	0	0	0	7	12	0.00	1.000

BOTTOM

Boston Red Sox @ Seattle Mariners
The Kingdom, Seattle, WA
Thu Apr 22 1993, 10:05 PM EDT
Att. 13,604 - Dome

AB	R	H	RBI	BB	SO	LOB
4	0	1	1	1	0	3
3	0	0	0	0	0	2
1	0	0	0	0	0	1
4	0	0	0	0	1	2
3	1	0	0	1	2	1
4	2	3	2	0	1	0
3	1	1	0	1	0	1
4	1	2	1	0	1	1
4	1	2	2	0	0	1
4	1	2	0	0	0	2

AB	34
R	7
H	11
RBI	6
BB	3
SO	5
LOB	14



1B:	10	SF:	0	WP:	0	PA:	37
2B:	0	SAC:	0	PB:	0		
3B:	0	DP:	1	SB:	2		
HR:	1	HBP:	0	CS:	0		

PITCHER	IP	WLS	BF	H	R	ER	SO	BB	IBB	HBP	BLK	WP	HR	S	P	ERA	WHIP
Joe Hesketh, L ERA: 6.08 (1, 1)	3.0	L	17	6	5	5	1	2	0	0	0	0	1	36	61	15.00	2.667
Paul Quantrill, R ERA: 2.79 (4, 1)	2.2		12	4	2	1	2	0	0	0	0	0	0	28	46	3.38	1.500
Tony Fossas, L ERA: 5.4 (6, 1)	0.1		1	0	0	0	0	0	0	0	0	0	0	2	5	0.00	0.000
Greg Harris, R ERA: 2.92 (7, 1)	1.0		4	0	0	0	2	1	0	0	0	0	0	11	21	0.00	1.000
Ken Ryan, R ERA: (8, 1)	1.0		3	1	0	0	0	0	0	0	0	0	0	7	12	0.00	1.000

Batter	1	2	3	4	5	6	7	8	9	AB R H RBI BB SO LOB	TOP
Billy Hatcher, R (1, 8) OBP: 0.321, SLG: 0.292	0-3 			2-3 		3-1 			3-1 	4 0 0 0 0 2 1	Boston Red Sox @ California Angels Anaheim Stadium, Anaheim, CA Fri Apr 23 1993, 10:05 PM EDT Att: 37,463 - Unknown livebaseballscorecards.com
Carlos Quintana, R (1, 3) OBP: 0.469, SLG: 0.419	2-3 			2-2 			2-0 	1-1 	4 0 1 1 0 1 0		
Mike Greenwell, L (1, 10) OBP: 0.370, SLG: 0.530	1-0 			1-0 			0-3 	1-2 	4 0 1 0 0 1 1		
Andre Dawson, R (1, 9) OBP: 0.297, SLG: 0.351			1-2 			0-0 		2-0 	3 0 0 0 0 0 1		
Ivan Calderon, R (1, 7) OBP: 0.222, SLG: 0.146			1-0 		2-2 			4-2 	2 0 0 0 1 0 0		
John Valentin, R (1, 6) OBP: 0.154, SLG: 0.333			2-3 		2-3 			1-2 	3 0 0 0 0 2 1		
Scott Cooper, L (1, 5) OBP: 0.358, SLG: 0.413				0-0 		0-2 		1-3 	3 0 0 0 0 1 0		
Tony Peña, R (1, 2) OBP: 0.182, SLG: 0.209				0-2 		3-1 		0-0 	3 0 0 0 0 0 0		
Luis Rivera, R (1, 4) OBP: 0.260, SLG: 0.250 Bob Zuppic, R (9, PH) OBP: 0.480, SLG: 0.476				0-0 		0-0 		1-1 	2 0 0 0 0 0 0 1 1 1 0 0 0 0		
Inning Stats	R: 0 E: 0 K: 2 S: 7 H: 0 LOB: 0 BB: 0 P: 10	R: 0 E: 0 K: 1 S: 8 H: 0 LOB: 0 BB: 0 P: 12	R: 0 E: 0 K: 0 S: 5 H: 0 LOB: 0 BB: 0 P: 5	R: 0 E: 0 K: 1 S: 8 H: 1 LOB: 1 BB: 0 P: 13	R: 0 E: 0 K: 1 S: 11 H: 0 LOB: 0 BB: 0 P: 15	R: 0 E: 0 K: 0 S: 5 H: 0 LOB: 0 BB: 0 P: 11	R: 0 E: 0 K: 1 S: 5 H: 0 LOB: 0 BB: 0 P: 9	R: 0 E: 0 K: 1 S: 11 H: 0 LOB: 0 BB: 1 P: 17	R: 1 E: 0 K: 0 S: 10 H: 2 LOB: 1 BB: 0 P: 16	1B: 1 2B: 2 3B: 0 HR: 0 SF: 0 SAC: 0 DP: 1 HBP: 0	WP: 0 PB: 0 SB: 0 CS: 0 PA: 30
PITCHER Mark Langston, L (1, 1) ERA: 2.67	IP: 9.0 WLS: W BF: 30 H: 3 R: 1 ER: 1 SO: 7 BB: 1 IBB: 0 HBP: 0 BLK: 1 WP: 0 HR: 0 S: 70 P: 108 ERA: 1.00 WHIP: 0.444										



Batter	1	2	3	4	5	6	7	8	9
Luis Polonia, L OBP: 0.333, SLG: 0.421 (1, 7)	0-1 G3		0-0 FC5-4 1B			2-2 1B 1B	0-1 G4-3		
Chad Curtis, R OBP: 0.433, SLG: 0.380 (1, 8)	1-1 G5-3		0-0 FC5-4 1-2f			1-2 1B 1B	1-0 PO HBP		
Tim Salmon, R OBP: 0.382, SLG: 0.477 (1, 9)	2-3 K		2-0 F7			1-2 1B E 1B	1-0 PO	3-3 K	
Gary Gaetti, R OBP: 0.353, SLG: 0.357 (1, 10)		1-1 G5-3		1-1 F9		0-0 E1 G4-3 1B		2-3 K	
J.T. Snow, L OBP: 0.436, SLG: 0.804 (1, 3)		2-1 HBP 1B 1B		1-2 G4-3 1B		1-1 G4-3		0-2 F8	
Rene Gonzales, R OBP: 0.415, SLG: 0.286 (1, 5)		4-2 1B CS HBP		0-1 G4-3		4-2 BB			
Damion Easley, R OBP: 0.353, SLG: 0.521 (1, 4)		2-0 CS 1B			2-1 F8	3-2 P7			
Gary Disarcina, R OBP: 0.250, SLG: 0.385 (1, 6)		3-0 P6			0-1 G1-3	0-0 F8			
John Orton, R OBP: 0.321, SLG: 0.536 (1, 2)			2-1 L9		3-1 F9		0-1 F9		

Inning Stats	R: 0 E: 0 K: 1 S: 8	H: 0 LOB: 0 BB: 0 P: 11	R: 1 E: 0 K: 0 S: 8	H: 2 LOB: 1 BB: 0 P: 20	R: 0 E: 0 K: 0 S: 5	H: 1 LOB: 1 BB: 0 P: 9	R: 0 E: 0 K: 0 S: 7	H: 1 LOB: 0 BB: 0 P: 9	R: 0 E: 0 K: 0 S: 6	H: 0 LOB: 0 BB: 0 P: 11	R: 3 E: 1 K: 0 S: 21	H: 4 LOB: 2 BB: 1 P: 31	R: 0 E: 0 K: 0 S: 4	H: 0 LOB: 0 BB: 0 P: 6	R: 0 E: 0 K: 2 S: 10	H: 0 LOB: 0 BB: 0 P: 15
--------------	------------------------------	----------------------------------	------------------------------	----------------------------------	------------------------------	---------------------------------	------------------------------	---------------------------------	------------------------------	----------------------------------	-------------------------------	----------------------------------	------------------------------	---------------------------------	-------------------------------	----------------------------------

PITCHER	IP	WLS	BF	H	R	ER	SO	BB	IBB	HBP	BLK	WP	HR	S	P	ERA	WHIP
Frank Viola, L ERA: 1.53 (1, 1)	5.1	L	24	8	4	3	1	1	0	1	0	0	0	51	84	5.06	1.688
Greg Harris, R ERA: 2.57 (6, 1)	1.2		5	0	0	0	0	0	0	1	0	0	0	8	13	0.00	0.000
Jeff Russell, R ERA: 1.69 (8, 1)	1.0		3	0	0	0	2	0	0	0	0	0	0	10	15	0.00	0.000

BOTTOM

AB	R	H	RBI	BB	SO	LOB
4	1	2	0	0	0	0
3	1	1	0	0	0	1
4	1	1	2	0	2	1
4	0	1	0	0	1	0
4	1	2	0	0	0	1
1	0	0	0	1	0	1
3	0	1	1	0	0	2
3	0	0	0	0	0	4
3	0	0	0	0	0	0

AB 29
R 4
H 8
RBI 3
BB 1
SO 3
LOB 10



WP	HR	S	P	ERA	WHIP
0	0	1	33	0.00	0.000
0	0	1	33	0.00	0.000
0	0	1	33	0.00	0.000

Boston Red Sox @ California Angels
Anaheim Stadium, Anaheim, CA
 Fri Apr 23 1993, 10:05 PM EDT
 Att. 37,463 - Unknown

livebaseballscorecards.com

Batter	1	2	3	4	5	6	7	8	9	AB R H RBI BB SO LOB	TOP											
Bob Zupcic, R (1, 8) OBP: 0.414, SLG: 0.400	1-2 G5-3		1-1 P5			1-0 P4			2-2 F7	4 0 0 0 0 0 1												
Carlos Quintana, R (1, 3) OBP: 0.434, SLG: 0.383	3-2 F9			0-0 G5-3		2-1 G6-3		2-2 FC5-4		4 0 0 0 0 0 1												
Mike Greenwell, L (1, 7) OBP: 0.364, SLG: 0.557	2-0 G4-1			2-2 HR		1-2 G4-3		2-3 K		4 1 1 1 0 1 1												
Andre Dawson, R (1, 9) OBP: 0.309, SLG: 0.361		1-1 1B SF8-2-4 1B		3-2 P2			1-2 F8		0-1 G4-6-3 1B	4 1 2 0 0 0 0												
Mo Vaughn, L (1, 10) OBP: 0.419, SLG: 0.655		0-3 K		1-2 G3			3-1 HR		3-1 G4-6-3	4 1 1 1 0 1 2												
Scott Cooper, L (1, 5) OBP: 0.394, SLG: 0.500		1-0 1 SAFE 1B SF8-2-4 1B		1-0 SH1 SF8 2B			4-2 BB		1-1 HR	3 2 3 1 1 0 0												
John Valentin, R (1, 6) OBP: 0.125, SLG: 0.286		0-2 SF8-2-4		0-1 SH1			0-0 L9		3-2 F9	2 0 0 1 0 0 1												
Ernest Riles, L (1, 4) OBP: 0.167, SLG: 0.200			2-2 P5		3-2 SF8		3-1 L9			2 0 0 1 0 0 1												
Tony Peña, R (1, 2) OBP: 0.174, SLG: 0.200			0-1 G6-3		2-1 L4-3			4-1 FC5-4 BB		2 0 0 0 0 0 0												
Ivan Calderon, R (8, PH) OBP: 0.239, SLG: 0.146										0 0 0 0 1 0 0												
Bob Melvin, R (8, 2) OBP: 0.190, SLG: 0.211										0 0 0 0 0 0 0												
Inning Stats	R: 0 E: 0 K: 0 S: 7	H: 0 LOB: 0 BB: 0 P: 13	R: 1 E: 0 K: 1 S: 9	H: 2 LOB: 0 BB: 0 P: 11	R: 0 E: 0 K: 0 S: 7	H: 0 LOB: 0 BB: 0 P: 10	R: 1 E: 0 K: 0 S: 13	H: 1 LOB: 0 BB: 0 P: 19	R: 1 E: 0 K: 0 S: 8	H: 1 LOB: 0 BB: 0 P: 14	R: 0 E: 0 K: 0 S: 6	H: 0 LOB: 0 BB: 0 P: 10	R: 1 E: 0 K: 0 S: 13	H: 1 LOB: 1 BB: 1 P: 24	R: 0 E: 0 K: 1 S: 11	H: 0 LOB: 1 BB: 1 P: 21	R: 1 E: 0 K: 0 S: 9	H: 2 LOB: 0 BB: 0 P: 16	1B: 3 2B: 2 3B: 0 HR: 3	SF: 2 SAC: 1 DP: 2 HBP: 0	WP: 0 PA: 34 PB: 0 SB: 0 CS: 0	
PITCHER	IP WLS BF H R ER SO BB IBB HBP BLK WP HR S P ERA WHIP																					
Scott Lewis, R (1, 1) ERA: 5.4	5.0		18	4	3	3	1	0	0	0	0	0	1	44	67	5.40	0.800					
Chuck Crim, R (6, 1) ERA:	1.1	W	4	0	0	0	0	0	0	0	0	0	0	9	14	0.00	0.000					
Ken Patterson, L (7, 1) ERA: 3.86	0.0		2	1	1	1	0	1	0	0	0	0	1	7	14	∞	∞					
Julio Valera, R (7, 1) ERA: 4.05	2.2	S	10	2	1	1	1	1	0	0	0	0	1	23	43	3.38	1.125					

Boston Red Sox @ California Angels
Anaheim Stadium, Anaheim, CA

Sat Apr 24 1993, 10:05 PM EDT
Att. 53,394 - Unknown - 66 F

livebaseballscorecards.com

AB	29
R	5
H	7
RBI	5
BB	2
SO	2
LOB	7



Batter	1	2	3	4	5	6	7	8	9
Luis Polonia, L OBP: 0.338, SLG: 0.410 (1, 7)	0-1 G4-3		1-0 L6		4-0 CS BB	2-2 1B		1-0 FC6-4	
Chad Curtis, R OBP: 0.422, SLG: 0.389 (1, 8)	0-0 G6-3			1-1 1B 2B	2-3 K		3-2 G4-3	0-1 CS	
J.T. Snow, L OBP: 0.458, SLG: 0.833 (1, 3)	1-1 PB 1B			3-2 G3		0-0 1B 3B	4-0 1B 2B		
Chili Davis, S OBP: 0.320, SLG: 0.426 (1, 10)	1-3 K			0-2 2B G6-3 1B		2-1 SH2-3 SF9 1B	0-0 2B E 1B		
Tim Salmon, R OBP: 0.407, SLG: 0.532 (1, 9)		2-3 K		1-1 G6-3 2B		4-2 SF9 SH2-3 1B BB	1-0 E6 2B		
Greg Myers, L OBP: 0.222, SLG: 0.346 (1, 2)		0-3 K		0-0 G6-3		0-0 SH2-3	0-1 G4-1		
Rene Gonzales, R OBP: 0.386, SLG: 0.267 (1, 5)		1-0 G5-3		1-3 K		3-2 SF9	1-0 G1-3		
Torey Lovullo, S OBP: 0.308, SLG: 0.333 (1, 4)			1-3 K		0-0 G4-3	4-0 BB 1B IBB		1-0 F8	
Gary Disarcina, R OBP: 0.268, SLG: 0.382 (1, 6)			2-3 K		1-2 CS BB 1B	4-2 1B BB		2-1 E5 FC6-4	

Inning Stats	R: 0	H: 1	E: 0	K: 1	S: 10	R: 0	H: 0	E: 0	K: 2	S: 7	R: 0	H: 0	E: 0	K: 2	S: 10	R: 2	H: 3	E: 0	K: 1	S: 15	R: 0	H: 1	E: 0	K: 1	S: 7	R: 3	H: 3	E: 0	K: 0	S: 21	R: 3	H: 2	E: 1	K: 0	S: 9	R: 0	H: 0	E: 1	K: 0	S: 5
	LOB: 1	BB: 0	P: 12	LOB: 0	BB: 0	P: 10	LOB: 0	BB: 0	P: 14	LOB: 1	BB: 0	P: 21	LOB: 1	BB: 1	P: 14	LOB: 2	BB: 3	P: 40	LOB: 0	BB: 1	P: 18	LOB: 0	BB: 0	P: 9	LOB: 0	BB: 0	P: 9	LOB: 0	BB: 0	P: 9	LOB: 0	BB: 0	P: 9	LOB: 0	BB: 0	P: 9	LOB: 0	BB: 0	P: 9	

PITCHER	IP	WLS	BF	H	R	ER	SO	BB	IBB	HBP	BLK	WP	HR	S	P	ERA	WHIP
John Dopsion, R ERA: 3.91 (1, 1)	5.0		21	6	3	3	7	1	0	0	0	0	0	50	72	5.40	1.400
Scott Bankhead, R ERA: 5.59 (6, 1)	0.2	L	6	1	1	1	0	2	1	0	0	0	0	14	31	13.50	4.500
Ken Ryan, R ERA: 2.45 (6, 1)	2.1		10	3	4	3	0	1	0	0	0	0	0	20	35	11.57	1.714

BOTTOM

Boston Red Sox @ California Angels
Anaheim Stadium, Anaheim, CA

Sat Apr 24 1993, 10:05 PM EDT
Att: 53,394 - Unknown - 66 F

AB	R	H	RBI	BB	SO	LOB
4	0	1	1	1	0	1
4	1	1	0	0	1	2
3	2	2	0	1	0	1
4	3	3	2	0	1	1
3	2	2	1	1	1	0
3	0	0	1	0	1	1
3	0	0	1	0	1	1
3	0	0	0	1	1	0
3	0	1	0	1	1	0

AB	30
R	8
H	10
RBI	6
BB	5
SO	7
LOB	7

WP: 0 PA: 38
PB: 1
SB: 0
CS: 3



WP	HR	S	P	ERA	WHIP
0	0	0	0	5.40	1.400

Batter	1	2	3	4	5	6	7	8	9
Luis Polonia, L OBP: 0.324, SLG: 0.391 (1, 7)	0-1 G4-3		1-0 L5			0-3 K			
Chad Curtis, R OBP: 0.418, SLG: 0.386 (1, 8)	2-1 1B			3-3 K		1-1 F7			
J.T. Snow, L OBP: 0.435, SLG: 0.789 (1, 3)	1-3 K			0-0 P6		3-2 F7			
Chili Davis, S OBP: 0.302, SLG: 0.400 (1, 10)		0-1 G4-3		0-1 L8		3-3 K			
Tim Salmon, R OBP: 0.403, SLG: 0.580 (1, 9)		1-3 K		3-2 P2		3-1 HR			
Rene Gonzales, R OBP: 0.383, SLG: 0.292 (1, 5)		2-1 2B		0-0 L9		2-3 K			
Torey Lovullo, S OBP: 0.313, SLG: 0.533 (1, 4)		2-1 F7		2-0 HR		3-3 K			
Gary Disarcina, R OBP: 0.254, SLG: 0.362 (1, 6)			3-2 G4-3		0-3 K		2-2 P9		
John Orton, R OBP: 0.290, SLG: 0.484 (1, 2)			1-3 K		1-0 G6-3		2-1 L6		

Inning Stats	R: 0	H: 1	E: 0	LOB: 0	K: 1	BB: 0	S: 7	P: 10
	R: 0	H: 1	E: 0	LOB: 1	K: 1	BB: 0	S: 9	P: 14
	R: 0	H: 0	E: 0	LOB: 0	K: 1	BB: 0	S: 8	P: 13
	R: 0	H: 0	E: 0	LOB: 0	K: 1	BB: 0	S: 6	P: 9
	R: 1	H: 1	E: 0	LOB: 0	K: 1	BB: 0	S: 9	P: 14
	R: 0	H: 0	E: 0	LOB: 0	K: 1	BB: 0	S: 7	P: 9
	R: 1	H: 1	E: 0	LOB: 0	K: 2	BB: 0	S: 14	P: 25
	R: 0	H: 0	E: 0	LOB: 0	K: 1	BB: 0	S: 10	P: 17

PITCHER	IP	WLS	BF	H	R	ER	SO	BB	IBB	HBP	BLK	WP	HR	S	P	ERA	WHIP
Roger Clemens, R ERA: 1.64 (1, 1)	8.0	L	27	4	2	2	9	0	0	0	0	0	2	70	111	2.25	0.500

AB R H RBI BB SO LOB


3	0	0	0	0	1	0
3	0	1	0	0	1	0
3	0	0	0	0	1	1
3	0	0	0	0	1	0
3	1	1	1	0	1	0
3	0	1	0	0	1	0
3	1	1	1	0	1	1
3	0	0	0	0	1	0
3	0	0	0	0	1	0

1B: 1	SF: 0	WP: 0	PA: 27
2B: 1	SAC: 0	PB: 0	
3B: 0	DP: 0	SB: 0	
HR: 2	HBP: 0	CS: 0	

Boston Red Sox @ California Angels
Anaheim Stadium, Anaheim, CA
 Sun Apr 25 1993, 10:05 PM EDT
 Att: 39,795 - Sunny - 74 F

livebaseballscorecards.com

AB	27
R	2
H	4
RBI	2
BB	0
SO	9
LOB	2



Batter	1	2	3	4	5	6	7	8	9	AB R H RBI BB SO LOB	TOP
Bob Zupcic, R (1, 8) OBP: 0.394, SLG: 0.370	2-2 P4		4-1 BB		1-3 K		2-2 SF7			2 0 0 1 1 1 0	Boston Red Sox @ Oakland Athletics Oakland-Alameda County Coliseum, Oakland, CA Tue Apr 27 1993, 7:05 PM PDT Att. 20,046 - Unknown - 60 F
John Valentin, R (1, 6) OBP: 0.083, SLG: 0.182	1-0 L9		0-0 L9		2-2 F7		1-0 G6-4-3			4 0 0 0 0 0 3	
Mike Greenwell, L (1, 7) OBP: 0.365, SLG: 0.551	1-0 1B			0-1 1B SF7 2B		2-2 P5		1-2 L9		4 1 2 0 0 0 0	
Andre Dawson, R (1, 9) OBP: 0.303, SLG: 0.348	0-3 K			1-0 1B		0-1 G5-3		1-2 G5-3		4 0 1 0 0 1 1	
Mo Vaughn, L (1, 10) OBP: 0.457, SLG: 0.677		4-1 G1-6-3 BB		3-2 SF7		4-0 BB		4-2 BB		0 0 0 1 3 0 0	
Carlos Quintana, R (1, 3) OBP: 0.414, SLG: 0.365		1 SAFE 2-1 G1-6-3		0-1 FC6 1B		1-2 G1-3		0-1 F7		4 0 1 0 0 0 3	
Scott Cooper, L (1, 5) OBP: 0.392, SLG: 0.479		0-3 K		1-3 K		1-1 1B SF7 1B		2-3 K		4 1 1 0 0 3 2	
Tony Peña, R (1, 2) OBP: 0.176, SLG: 0.200			1-2 G6-3	0-0 FC6		1-1 1B		1-2 P2		3 0 1 0 0 0 2	
Billy Hatcher, R (9, PH) OBP: 0.310, SLG: 0.302				1-2 1B		1-2 1B		3-1 G3		1 0 0 0 0 0 0	
Luis Rivera, R (1, 4) OBP: 0.250, SLG: 0.239			0-2 L8		1-0 G5-3		1-1 G6-4-3 1B			2 0 0 0 0 0 0	
Ernest Riles, L (7, PH) OBP: 0.167, SLG: 0.188										2 0 1 0 0 0 0	
Inning Stats	R: 0 H: 1 E: 0 LOB: 1 K: 1 BB: 0 S: 9 P: 13	R: 0 H: 0 E: 0 LOB: 0 K: 1 BB: 1 S: 7 P: 13	R: 0 H: 0 E: 0 LOB: 1 K: 0 BB: 1 S: 9 P: 14	R: 1 H: 3 E: 0 LOB: 2 K: 1 BB: 0 S: 12 P: 17	R: 0 H: 0 E: 0 LOB: 0 K: 1 BB: 0 S: 8 P: 12	R: 0 H: 0 E: 0 LOB: 1 K: 0 BB: 1 S: 8 P: 15	R: 1 H: 3 E: 0 LOB: 1 K: 0 BB: 0 S: 12 P: 18	R: 0 H: 0 E: 0 LOB: 1 K: 0 BB: 1 S: 13 P: 19	R: 0 H: 0 E: 0 LOB: 0 K: 1 BB: 0 S: 9 P: 15	1B: 6 SF: 2 2B: 1 SAC: 0 3B: 0 DP: 2 HR: 0 HBP: 0	WP: 0 PA: 36 PB: 0 SB: 0 CS: 0
PITCHER	IP WLS BF H R ER SO BB IBB HBP BLK WP HR S P ERA WHIP										
Bobby Witt, R (1, 1) ERA: 3.04	6.0 W 26 6 2 2 4 3 0 0 0 0 0 0 57 90 3.00 1.500										
Rich Gossage, R (7, 1) ERA:	3.0 S 10 1 0 0 1 1 0 0 0 0 0 0 30 46 0.00 0.667										



Batter	1	2	3	4	5	6	7	8	9
Rickey Henderson, R OBP: 0.458, SLG: 0.509 Eric Fox, S OBP: 0.241, SLG: 0.321	2-1 F9		1-2 SH1-3 HR 1B		1-0 HBP	1-3 K		0-0 G5-3	
Kevin Seitzer, R OBP: 0.313, SLG: 0.511	0-2 G6-3		2-1 SH1-3		3-2 BB 1B		2-0 G4-3		
Ruben Sierra, S OBP: 0.299, SLG: 0.516	1-1 1B		1-2 HR		1-1 P5		0-3 K		
Troy Neel, L OBP: 0.333, SLG: 0.468	2-1 F8		1-0 G4-3		4-0 BB		2-3 K		
Mark McGwire, R OBP: 0.429, SLG: 0.581		1-1 HR	0-0 F8		2-1 F8		2-0 HR		
Terry Steinbach, R OBP: 0.323, SLG: 0.419		2-2 1B WP G6-4-3 1B		1-1 G5-3		2-1 E 2B		2-1 G1-3 2B	
Dave Henderson, R OBP: 0.310, SLG: 0.371		1-2 G6-4-3 1B		2-2 G4-3		2-3 K		1-1 F8	
Mike Bordick, R OBP: 0.345, SLG: 0.319		1-2 G6-4-3		0-0 F9		0-2 E3 1B		1-1 G1-3	
Lance Blankenship, R OBP: 0.420, SLG: 0.425		0-1 G6-3			1-2 HR		2-2 K		

AB	R	H	RBI	BB	SO	LOB
3	1	1	0	0	1	1
1	0	0	0	0	0	2
3	0	1	0	0	0	0
4	1	2	2	0	1	1
3	0	0	0	1	1	1
4	2	2	2	0	0	2
4	2	3	0	0	0	0
4	0	1	0	0	1	2
4	0	1	0	0	0	2
3	1	1	1	1	1	1

BOTTOM

Boston Red Sox @ Oakland Athletics
Oakland-Alameda County Coliseum, Oakland, CA

livebaseballscorecards.com

AB	33
R	7
H	12
RBI	5
BB	2
SO	5
LOB	12



1B: 6	SF: 0
2B: 2	SAC: 1
3B: 0	DP: 1
HR: 4	HBP: 1

WP: 1	PA: 37
PB: 0	
SB: 0	
CS: 0	

Inning Stats		R: 0	H: 1	E: 0	K: 0	S: 9	R: 2	H: 3	E: 0	K: 0	S: 14	R: 2	H: 2	E: 0	K: 0	S: 12	R: 0	H: 0	E: 0	K: 0	S: 6	R: 1	H: 2	E: 0	K: 0	S: 10	R: 1	H: 2	E: 1	K: 3	S: 15	R: 0	H: 0	E: 0	K: 2	S: 9	R: 1	H: 2	E: 0	K: 0	S: 8									
PITCHER		IP	WLS	BF	H	R	ER	SO	BB	IBB	HBP	BLK	WP	HR	S	P	ERA	WHIP	PITCHER										IP	WLS	BF	H	R	ER	SO	BB	IBB	HBP	BLK	WP	HR	S	P	ERA	WHIP					
Danny Darwin, R ERA: 8.2	(1, 1)	4.0	L	19	7	5	5	0	0	0	0	0	1	3	44	64	11.25	1.750																																
Paul Quantrill, R ERA: 2.13	(5, 1)	3.0		12	3	1	0	5	1	0	0	0	0	0	31	52	0.00	1.333																																
Ken Ryan, R ERA: 3.24	(8, 1)	1.0		6	2	1	1	0	1	0	0	0	0	1	8	18	9.00	3.000																																

Tue Apr 27 1993, 7:05 PM PDT
Att: 20,046 - Unknown - 60 F

Batter	1	2	3	4	5	6	7	8	9	AB R H RBI BB SO LOB	TOP									
Billy Hatcher, R OBP: 0.302, SLG: 0.293 (1, 8) X	0-0 P4		2-1 G5-3			1-2 G4-3		0-2 1B FC4-6 1B	3-2 F8	5 1 1 0 0 0 1										
Carlos Quintana, R OBP: 0.419, SLG: 0.375 Bob Zupcic, R OBP: 0.394, SLG: 0.370 (8, PR) X (8, 9)	1-2 G6-3		0-0 F8			2-2 1B 1B		1-2 FC4-6 1B 1-3 1B		4 0 2 0 0 0 0 0 0 0 0 0 0 0										
Mike Greenwell, L OBP: 0.360, SLG: 0.537 (1, 7) X	1-0 G3-1			2-2 G5-3		0-0 HBP 1B 1-3		2-0 FC4-6 BB 1B 1-2f 3-H		4 1 1 1 0 0 1										
Andre Dawson, R OBP: 0.300, SLG: 0.333 (1, 10)		0-1 F7		1-0 G6-3		2-1 FC6-4 HBP 1-2		0-0 F9		3 0 0 0 0 0 1										
Mo Vaughn, L OBP: 0.459, SLG: 0.708 (1, 3)		0-2 HR		3-2 F7		2-3 K		4-1 1B BB 1-2		3 1 1 1 1 1 3										
Bob Melvin, R OBP: 0.240, SLG: 0.261 (1, 2)		1-1 1B 1B			2-0 G4-3	0-0 FC6-4 1-2f		3-2 1-3 2-H 1B		4 0 2 1 0 0 3										
Scott Cooper, L OBP: 0.398, SLG: 0.481 (1, 5)		2-0 G5-4-3 1-2 1B			1-0 1B 1B		2-3 K	0-3 K		4 0 2 0 0 2 2										
John Valentin, R OBP: 0.107, SLG: 0.192 (1, 6)		0-1 G5-4-3 1-2f			0-1 SAFE G5-4-3 1-2 1B		0-0 G6-3		0-1 P4	4 0 1 0 0 0 2										
Luis Rivera, R OBP: 0.250, SLG: 0.224 (1, 4)			3-2 P3		0-1 G5-4-3 1-2f		1-0 F8		4-0 CS BB	3 0 0 0 1 0 2										
Inning Stats	R: 0 E: 0 K: 0 S: 6	H: 0 LOB: 0 BB: 0 P: 8	R: 1 E: 0 K: 0 S: 10	H: 3 LOB: 1 BB: 0 P: 13	R: 0 E: 0 K: 0 S: 6	H: 0 LOB: 0 BB: 0 P: 11	R: 0 E: 0 K: 0 S: 8	H: 0 LOB: 0 BB: 0 P: 14	R: 0 E: 0 K: 1 S: 12	H: 2 LOB: 1 BB: 0 P: 9	R: 0 E: 0 K: 1 S: 6	H: 0 LOB: 0 BB: 0 P: 9	R: 2 E: 0 K: 1 S: 18	H: 3 LOB: 2 BB: 1 P: 27	R: 0 E: 0 K: 0 S: 8	H: 0 LOB: 0 BB: 1 P: 15	1B: 9 2B: 0 3B: 0 HR: 1	SF: 0 SAC: 0 DP: 2 HBP: 1	WP: 0 PB: 0 SB: 0 CS: 1	PA: 37
PITCHER	IP WLS BF H R ER SO BB IBB HBP BLK WP HR S P ERA WHIP																			
Bob Welch, R ERA: 5.0 (1, 1)	7.2 L 33 10 3 3 2 1 0 1 0 0 0 1 69 107 3.52 1.435																			
Mike Mohler, L ERA: 9.35 (8, 1)	0.1 1 0 0 0 1 0 0 0 0 0 0 0 3 3 0.00 0.000																			
Ed Nunez, R ERA: 3.24 (9, 1)	1.0 3 0 0 0 0 1 0 0 0 0 0 0 8 15 0.00 1.000																			

Boston Red Sox @ Oakland Athletics
Oakland-Alameda County Coliseum, Oakland, CA

Wed Apr 28 1993, 3:33 AM PDT
Att. 20,783 - Sunny - 69 F

livebaseballscorecards.com

AB	34
R	3
H	10
RBI	3
BB	2
SO	3
LOB	15



Batter	1	2	3	4	5	6	7	8	9
Rickey Henderson, R OBP: 0.447, SLG: 0.492 (1, 10) C C X	0-2 F7 ①		2-3 SAFE SAFE K ①			1-0 F7 ①		0-2 1B SF8 1B	
Lance Blankenship, R OBP: 0.396, SLG: 0.395 Dale Sveum, S OBP: 0.111, SLG: 0.111 (8, PH) (9, 4) B B C X	2-1 F9 ②		3-3 K ② ③ 1-2			2-2 F8 ②		3-2 1B FC6-4 1B ③	
Ruben Sierra, S OBP: 0.310, SLG: 0.515 (1, 9) B B C B	4-1 BB ③			2-2 G1-3 ①		0-0 BB 1B		1-1 SF8 ② 3-H	
Kevin Seitzer, R OBP: 0.308, SLG: 0.479 (1, 5) F B X	1-1 G5-3 ③			1-2 P4 ②		4-2 SAFE 1B BB ③		0-2 FC6-4 1-2f	
Mark McGwire, R OBP: 0.391, SLG: 0.514 (1, 3) F S B B		1-3 K ①		1-2 P4 ③		0-0 L5 ③			2-0 P3 ①
Dave Henderson, R OBP: 0.283, SLG: 0.333 (1, 8) B B C B		1-3 K ②			3-2 F9 ①		0-0 F9 ①		0-0 L4 ②
Terry Steinbach, R OBP: 0.319, SLG: 0.400 (1, 2) F B B B B		4-2 BB ③			0-2 G5-3 ②		0-0 F8 ②		1-3 K ③
Mike Bordick, R OBP: 0.345, SLG: 0.340 (1, 6) B B C B X		1-2 P5 ③			3-2 2B ③		2-2 F8 ③		
Eric Fox, S OBP: 0.250, SLG: 0.300 (1, 7) C B B B B			4-1 CS BB ③		1-1 L7 ③			1-2 F8 ①	

Inning Stats	R: 0 E: 0 K: 0 S: 8	H: 0 LOB: 1 BB: 1 P: 15	R: 0 E: 0 K: 2 S: 11	H: 0 LOB: 1 BB: 1 P: 18	R: 0 E: 0 K: 2 S: 8	H: 0 LOB: 1 BB: 1 P: 16	R: 0 E: 0 K: 0 S: 9	H: 0 LOB: 0 BB: 0 P: 13	R: 0 E: 0 K: 0 S: 12	H: 1 LOB: 1 BB: 0 P: 19	R: 0 E: 0 K: 0 S: 8	H: 1 LOB: 2 BB: 1 P: 15	R: 0 E: 0 K: 0 S: 5	H: 0 LOB: 0 BB: 0 P: 7	R: 1 E: 0 K: 0 S: 15	H: 2 LOB: 1 BB: 0 P: 20	R: 0 E: 0 K: 1 S: 5	H: 0 LOB: 0 BB: 0 P: 8
1B: 3 2B: 2 3B: 0 HR: 0	SF: 1 SAC: 0 DP: 1 HBP: 0	WP: 0 PA: 34																

PITCHER	IP	WLS	BF	H	R	ER	SO	BB	IBB	HBP	BLK	WP	HR	S	P	ERA	WHIP
Frank Viola, L ERA: 1.47 (1, 1)	7.1	W	28	3	1	1	4	4	0	0	0	0	0	67	110	1.23	0.955
Greg Harris, R ERA: 2.57 (8, 1)	0.0		1	1	0	0	0	0	0	0	0	0	0	4	7	∞	∞
Jeff Russell, R ERA: 1.29 (8, 1)	1.2	S	5	0	0	0	1	0	0	0	0	0	0	10	14	0.00	0.000

BOTTOM


Boston Red Sox @ Oakland Athletics
Oakland-Alameda County Coliseum, Oakland, CA

livebaseballscorecards.com

AB	29
R	1
H	4
RBI	1
BB	4
SO	5
LOB	8



Wed Apr 28 1993, 3:33 AM PDT
Att: 20,783 - Sunny - 69 F

Batter	1	2	3	4	5	6	7	8	9	AB R H RBI BB SO LOB	TOP
Luis Polonia, L (1, 7) OBP: 0.313, SLG: 0.368	1-1 G4-3		0-1 F9 1B			0-0 F9		2-1 L5		4 0 1 0 0 0 2	
Chad Curtis, R (1, 8) OBP: 0.367, SLG: 0.324	4-1 BB			2-1 F8			1-1 G5-3		3-2 P6	3 0 0 0 1 0 0	
J.T. Snow, L (1, 3) OBP: 0.389, SLG: 0.687	1-0 F8			1-0 F9			0-0 G3-1		3-3 K	4 0 0 0 0 1 1	
Chili Davis, S (1, 10) OBP: 0.283, SLG: 0.357	1-0 G1-3			1-3 K			0-0 F9		4-2 BB BB	3 0 0 0 1 1 1	
Tim Salmon, R (1, 9) OBP: 0.392, SLG: 0.559		2-1 G5-3			0-3 K			2-1 P4	4-2 BB BB	3 0 0 0 1 1 0	
Rene Gonzales, R (1, 5) OBP: 0.357, SLG: 0.293 (8, 6)		2-2 G4-3			2-1 G5-3			0-0 2B 1B	0-2 G1-3	4 1 1 0 0 0 2	
Damion Easley, R (1, 4) OBP: 0.317, SLG: 0.474		2-1 G6-3			1-1 G5-3			1-0 F8 1-H 2B		3 0 1 1 0 0 0	AB 29 R 1 H 3 RBI 1 BB 4 SO 4 LOB 8
Greg Myers, L (1, 2) OBP: 0.233, SLG: 0.321			0-2 G1-3			0-0 G4-3		4-0 BB		2 0 0 0 1 0 0	
Gary Disarcina, R (1, 6) OBP: 0.239, SLG: 0.333 Gary Gaetti, R (8, PH) OBP: 0.286, SLG: 0.278 (8, 5)			1-1 F9			1-3 K		2-2 F8 2-3		2 0 0 0 0 1 0 1 0 0 0 0 0 2	
Inning Stats	R: 0 E: 0 K: 0 S: 6 H: 0 LOB: 1 BB: 1 P: 12	R: 0 E: 0 K: 0 S: 7 H: 0 LOB: 0 BB: 0 P: 13	R: 0 E: 0 K: 0 S: 7 H: 1 LOB: 1 BB: 0 P: 8	R: 0 E: 0 K: 1 S: 6 H: 0 LOB: 0 BB: 0 P: 10	R: 0 E: 0 K: 1 S: 7 H: 0 LOB: 0 BB: 0 P: 10	R: 0 E: 0 K: 1 S: 5 H: 0 LOB: 0 BB: 0 P: 6	R: 0 E: 0 K: 0 S: 4 H: 0 LOB: 0 BB: 0 P: 5	R: 1 E: 0 K: 0 S: 10 H: 2 LOB: 2 BB: 1 P: 21	R: 0 E: 0 K: 1 S: 20 H: 0 LOB: 2 BB: 2 P: 34	1B: 2 2B: 1 3B: 0 HR: 0 SF: 0 SAC: 0 DP: 0 HBP: 0	WP: 0 PB: 0 SB: 0 CS: 0 PA: 33
PITCHER John Dopson, R (1, 1) ERA: 3.26 Paul Quantrill, R (8, 1) ERA: 1.88	IP WLS BF H R ER SO BB IBB HBP BLK WP HR S P ERA WHIP	7.1 W 26 3 1 1 3 2 0 0 0 0 0 0 46 75 1.23 0.682	1.2 7 0 0 0 1 2 0 0 0 0 0 0 26 44 0.00 1.200								

California Angels @ Boston Red Sox
Fenway Park, Boston, MA
Fri Apr 30 1993, 7:05 PM EDT
Att. 31,432 - Unknown - 53 F

livebaseballscorecards.com

Batter	1	2	3	4	5	6	7	8	9
Scott Fletcher, R (1, 4) <small>OBP: 0.328, SLG: 0.423</small> Luis Rivera, R (7, PR) <small>OBP: 0.250, SLG: 0.224</small> (8, 4)	1-0 G5-3	0-1 G4-3		3-1 G6-3		1-2 PO <small>1-2</small>	1-1 G5-4-3 1B		
Billy Hatcher, R (1, 8) <small>OBP: 0.284, SLG: 0.274</small>	0-1 P3		1-0 P3		2-2 G3		1-1 G5-4-3 <small>1-2f</small>		
Mike Greenwell, L (1, 7) <small>OBP: 0.366, SLG: 0.529</small>	4-0 BB		0-0 F8		1-0 2B 1B		0-0 F7		
Andre Dawson, R (1, 9) <small>OBP: 0.286, SLG: 0.316</small> Bob Zupcic, R (9, 9) <small>OBP: 0.394, SLG: 0.370</small>	2-1 P6		1-2 G1-3		3-3 K		0-0 P2		
Mo Vaughn, L (1, 10) <small>OBP: 0.474, SLG: 0.735</small>		2-2 G6-3 1B 2B		2-3 K	2-2 2B		4-2 BB		
Carlos Quintana, R (1, 3) <small>OBP: 0.409, SLG: 0.356</small>		1-2 G6-3 2-3		4-2 BB HR BB	0-0 G4-3		0-2 L8		
Scott Cooper, L (1, 5) <small>OBP: 0.402, SLG: 0.475</small>		1-1 HR 1B <small>3-H</small>		4-2 HR BB		1-0 L4	1-1 G4-3		
Bob Melvin, R (1, 2) <small>OBP: 0.214, SLG: 0.231</small>		2-0 F8		0-1 F8		2-3 K			
John Valentin, R (1, 6) <small>OBP: 0.194, SLG: 0.464</small>		2-2 HR <small>1-H</small>		1-0 HR <small>1-H</small> <small>2-H</small>		4-0 PO BB			

AB	R	H	RBI	BB	SO	LOB
4	0	1	0	0	0	0
0	0	0	0	0	0	0
4	0	0	0	0	0	1
3	0	1	0	1	0	1
4	0	0	0	0	1	2
0	0	0	0	0	0	0
3	1	2	0	1	1	0
3	1	0	0	1	0	4
3	2	1	1	1	0	1
3	0	0	0	0	1	3
2	2	2	5	1	0	0

BOTTOM

California Angels @ Boston Red Sox
 Fenway Park, Boston, MA
 Fri Apr 30 1993, 7:05 PM EDT
 Att: 31,432 - Unknown - 53 F

livebaseballscorecards.com

AB	29
R	6
H	7
RBI	6
BB	5
SO	3
LOB	12



Inning Stats	R: 0	H: 0	E: 0	K: 0	S: 5	H: 0	LOB: 1	BB: 1	P: 12	R: 3	H: 3	E: 0	K: 0	S: 17	R: 0	H: 0	E: 0	K: 0	S: 6	R: 3	H: 1	E: 0	K: 1	S: 12	R: 0	H: 2	E: 0	K: 1	S: 14	R: 0	H: 0	E: 0	K: 1	S: 8	R: 0	H: 1	E: 0	K: 0	S: 5	R: 0	H: 0	E: 0	K: 0	S: 8	R: 0	H: 0	E: 0	K: 0	S: 8
--------------	------	------	------	------	------	------	--------	-------	-------	------	------	------	------	-------	------	------	------	------	------	------	------	------	------	-------	------	------	------	------	-------	------	------	------	------	------	------	------	------	------	------	------	------	------	------	------	------	------	------	------	------

PITCHER	IP	WLS	BF	H	R	ER	SO	BB	IBB	HBP	BLK	WP	HR	S	P	ERA	WHIP
John Farrell, R (1, 1) <small>ERA: 6.86</small>	4.0	L	19	4	6	6	1	3	0	0	0	0	2	40	69	13.50	1.750
Ken Patterson, L (5, 1) <small>ERA: 3.18</small>	1.0		5	2	0	0	1	0	0	0	0	0	0	14	22	0.00	2.000
Chuck Crim, R (6, 1) <small>ERA:</small>	2.0		6	1	0	0	1	1	0	0	0	0	0	13	23	0.00	1.000
Gene Nelson, R (8, 1) <small>ERA: 1.8</small>	1.0		4	0	0	0	0	1	0	0	0	0	0	8	13	0.00	1.000

WP	HR	S	P	ERA	WHIP
0	0	0	35	0	0
0	0	0	0	0	0
0	0	0	0	0	0
0	0	0	0	0	0
0	0	0	0	0	0

Batter	1	2	3	4	5	6	7	8	9	AB R H RBI BB SO LOB	TOP
Luis Polonia, L OBP: 0.345, SLG: 0.430 (1, 7)	3-2 SH1-3 FC4 2B		1-1 3B		2-2 1B			4-2 BB		3 1 3 0 1 0 0	
Chad Curtis, R OBP: 0.354, SLG: 0.310 (1, 8)	0-0 SH1-3		2-1 P6		1-3 K			1-3 K		3 0 0 0 0 2 4	
J.T. Snow, L OBP: 0.368, SLG: 0.648 (1, 3)	1-0 FC4 BB		3-2 G1-3		0-3 K			1-3 K		4 0 0 1 0 2 2	
Chili Davis, S OBP: 0.297, SLG: 0.356 (1, 10)	4-0 G4-6-3 BB			1-3 K		0-0 1B		2-3 K		3 0 1 0 1 2 1	
Tim Salmon, R OBP: 0.372, SLG: 0.524 (1, 9)	1-1 G4-6-3 1-2f			2-3 K		0-1 P4		3-3 K		4 0 0 0 0 2 3	
Damion Easley, R OBP: 0.297, SLG: 0.443 (1, 4)				2-1 F7		1-2 G6-3		2-1 G4-3		4 0 0 0 0 1 1	
Torey Lovullo, S OBP: 0.250, SLG: 0.421 (1, 5)					2-2 G6-3		1-3 K	1-1 P6		4 0 0 0 0 2 0	
Gary Disarcina, R OBP: 0.229, SLG: 0.319 (1, 6)					0-0 F8		3-2 P3			3 0 0 0 0 0 0	
John Orton, R OBP: 0.250, SLG: 0.425 (1, 2)					0-1 1B 2B		1-2 G4-3			3 0 1 0 0 1 0	
Inning Stats	R: 1 H: 1 E: 0 LOB: 1 K: 0 BB: 1 S: 7 P: 16	R: 0 H: 0 E: 0 LOB: 0 K: 2 BB: 0 S: 11 P: 17	R: 0 H: 1 E: 0 LOB: 1 K: 1 BB: 0 S: 13 P: 20	R: 0 H: 0 E: 0 LOB: 0 K: 2 BB: 0 S: 8 P: 13	R: 0 H: 2 E: 0 LOB: 2 K: 1 BB: 0 S: 12 P: 17	R: 0 H: 1 E: 0 LOB: 1 K: 1 BB: 0 S: 9 P: 10	R: 0 H: 0 E: 0 LOB: 0 K: 1 BB: 0 S: 13 P: 18	R: 0 H: 0 E: 0 LOB: 1 K: 3 BB: 1 S: 14 P: 22	R: 0 H: 0 E: 0 LOB: 0 K: 1 BB: 0 S: 7 P: 13	1B: 2 SF: 0 2B: 2 SAC: 1 3B: 1 DP: 1 HR: 0 HBP: 0	WP: 0 PA: 34 PB: 0 SB: 0 CS: 0
PITCHER Roger Clemens, R ERA: 1.55 (1, 1)	IP WLS BF H R ER SO BB IBB HBP BLK WP HR S P ERA WHIP	8.0 W 31 5 1 1 11 2 0 0 0 0 0 0 87 133 1.12 0.875									
Jeff Russell, R ERA: 1.13 (9, 1)	IP WLS BF H R ER SO BB IBB HBP BLK WP HR S P ERA WHIP	1.0 S 3 0 0 0 1 0 0 0 0 0 0 0 7 13 0.00 0.000									

California Angels @ Boston Red Sox
Fenway Park, Boston, MA
Sat May 01 1993, 3:33 AM EDT
Att. 33,546 - Sunny - 60 F

livebaseballscorecards.com

AB	31
R	1
H	5
RBI	1
BB	2
SO	12
LOB	11



Batter	1	2	3	4	5	6	7	8	9	AB	R	H	RBI	BB	SO	LOB
Scott Fletcher, R OBP: 0.323, SLG: 0.411 (1, 4)	3-2 P5 1B	1-0 1-3 2-H 3-H 1B			0-3 K		3-2 G4-3			4	0	1	2	0	1	0
Bob Zupcic, R OBP: 0.378, SLG: 0.355 (1, 8) (9, 9)	2-2 P5	0-3 1B			1-2 1B 1B		1-2 G4-3			4	0	1	0	0	1	2
Mike Greenwell, L OBP: 0.371, SLG: 0.523 (1, 7)	0-1 G3-1		3-1 G3-1		1 SAFE 0-1 1-2 1B			4-1 BB BB		3	0	1	0	1	0	0
Andre Dawson, R OBP: 0.273, SLG: 0.300 Billy Hatcher, R OBP: 0.264, SLG: 0.274 (1, 9) (9, 8)		0-1 P3	0-0 G5-3		0-2 G4-3			1 SAFE 0-1 1-2f G6-4-3		4	0	0	0	0	0	3
Mo Vaughn, L OBP: 0.476, SLG: 0.722 (1, 10)		1-0 1B 1B	3-2 G4-3			1-0 L8		1-0 1B		4	1	2	0	0	0	0
Carlos Quintana, R OBP: 0.400, SLG: 0.349 (1, 3)		3-2 1B 1-3 1B 1B		0-3 K		0-0 L4-3		2-3 K		4	1	1	0	0	2	1
Scott Cooper, L OBP: 0.411, SLG: 0.482 (1, 5)		1-0 1-2 1B 1B 3-H 1B		2-3 K		1-1 1B				3	1	2	1	0	1	0
John Valentin, R OBP: 0.206, SLG: 0.452 (1, 6)		2-2 1B 1-2 2-3 1B		1-0 G6-3		2-3 1 SAFE K				3	0	1	0	0	1	1
Tony Peña, R OBP: 0.167, SLG: 0.189 (1, 2)		2-3 SAFE K			0-0 G4-3		3-2 L5			3	0	0	0	0	1	3

Inning Stats	R: 0	H: 0	E: 0	K: 0	S: 8	R: 3	H: 5	E: 0	K: 2	S: 17	R: 0	H: 0	E: 0	K: 0	S: 6	R: 0	H: 0	E: 0	K: 2	S: 8	R: 0	H: 2	E: 0	K: 1	S: 14	R: 0	H: 1	E: 0	K: 1	S: 7	R: 0	H: 0	E: 0	K: 0	S: 10	R: 0	H: 1	E: 0	K: 1	S: 8	
	LOB: 0	BB: 0	P: 13	LOB: 2	BB: 0	P: 27	LOB: 0	BB: 0	P: 12		LOB: 0	BB: 0	P: 11	LOB: 1	BB: 0	P: 11	LOB: 0	BB: 0	P: 17		LOB: 1	BB: 1		LOB: 0	BB: 0		LOB: 0	BB: 0		LOB: 1	BB: 1		LOB: 0	BB: 0		LOB: 1	BB: 1		LOB: 0	BB: 0	


PITCHER	IP	WLS	BF	H	R	ER	SO	BB	IBB	HBP	BLK	WP	HR	S	P	ERA	WHIP
Scott Sanderson, R ERA: 3.18 (1, 1)	7.0	L	29	8	3	3	6	0	0	0	0	0	0	70	106	3.86	1.143
Steve Frey, L ERA: 4.15 (8, 1)	0.2		3	1	0	0	0	1	0	0	0	0	0	4	9	0.00	3.000
Joe Grahe, R ERA: 2.7 (8, 1)	0.1		1	0	0	0	1	0	0	0	0	0	0	4	6	0.00	0.000

BOTTOM

California Angels @ Boston Red Sox
 Fenway Park, Boston, MA
 Sat May 01 1993, 3:33 AM EDT
 Att. 33,546 - Sunny - 60 F

livebaseballscorecards.com

AB	32
R	3
H	9
RBI	3
BB	1
SO	7
LOB	10



WP: 0	PA: 33
PB: 0	CS: 0
SB: 0	

Batter	1	2	3	4	5	6	7	8	9	AB R H RBI BB SO LOB	TOP																									
Rich Amaral, R OBP: 0.382, SLG: 0.415 (1, 4) (8, 5)	1-3 K		1-1 G1-3 1B		1-1 G6-3 S 1-3 3-H 1B		1-3 K			4 0 2 1 0 2 1																										
Mike Felder, S OBP: 0.305, SLG: 0.302 (1, 7)	0-0 P3		0-0 G1-3 1-2		2-1 G6-3 1-3		0-3 K			4 0 0 0 0 1 3																										
Ken Griffey Jr., L OBP: 0.402, SLG: 0.607 (1, 10)	4-2 2B BB		0-0 G4-3		4-0 IBB			2-2 G6-3 2B		2 1 1 0 2 0 1																										
Jay Buhner, R OBP: 0.394, SLG: 0.452 (1, 9)	2-1 2B 1-H			1-1 G6-3	1-2 L8			0-1 G6-3 2-3		4 0 1 1 0 0 3																										
Mike Blowers, R OBP: 0.350, SLG: 0.432 Pete O'Brien, L OBP: 0.391, SLG: 0.491 Fernando Vina, L OBP: 0.318, SLG: 0.263 (1, 5) (8, PH) (8, 4)	3-2 G5-3		1-2 2B		1-0 F9		1-3 K		3 0 1 0 0 0 1 1 0 0 0 0 1 1 0 0 0 0 0 0 0																											
Tino Martinez, L OBP: 0.291, SLG: 0.402 (1, 3)		2-3 K		0-1 P2		3-2 G4-3		0-3 K		4 0 0 0 0 2 2																										
Henry Cotto, R OBP: 0.160, SLG: 0.163 (1, 8)		1-2 1B		3-2 F7		1-0 F7		0-2 G5-3		4 0 1 0 0 0 1																										
Dave Valle, R OBP: 0.354, SLG: 0.368 (1, 2)		1-1 F9			4-0 E 1B 1B BB		3-1 1B		2-2 F9	3 1 1 0 1 0 0																										
Omar Vizquel, S OBP: 0.330, SLG: 0.264 (1, 6)			2-3 K		0-0 E4 1B 1-3 1B		1-3 K		2-0 G6-3	4 0 1 0 0 2 1																										
Inning Stats	R: 1 E: 0 K: 1 S: 12	H: 1 LOB: 1 BB: 1 P: 22	R: 0 E: 0 K: 1 S: 9	H: 1 LOB: 0 BB: 0 P: 13	R: 0 E: 0 K: 1 S: 8	H: 1 LOB: 1 BB: 0 P: 11	R: 0 E: 0 K: 0 S: 10	H: 1 LOB: 1 BB: 0 P: 15	R: 1 E: 1 K: 0 S: 10	H: 2 LOB: 2 BB: 2 P: 22	R: 0 E: 0 K: 3 S: 13	H: 1 LOB: 1 BB: 0 P: 17	R: 0 E: 0 K: 2 S: 12	H: 1 LOB: 1 BB: 0 P: 15	R: 0 E: 0 K: 0 S: 8	H: 0 LOB: 0 BB: 0 P: 12	1B: 5 2B: 3 3B: 0 HR: 0	SF: 0 SAC: 0 DP: 0 HBP: 0	WP: 0 PB: 0 SB: 1 CS: 0	PA: 36																
PITCHER	IP WLS BF H R ER SO BB IBB HBP BLK WP HR S P ERA WHIP																																			
Frank Viola, L ERA: 1.76 (1, 1)	4.1 L	19	6	2	2	3	2	0	0	0	0	0	0	42	69	4.15	1.846																			
Paul Quantrill, R ERA: 1.56 (5, 1)	3.0	12	2	0	0	3	0	1	0	0	0	0	0	32	50	0.00	0.667																			
Tony Fossas, L ERA: 4.5 (8, 1)	0.2	2	0	0	0	2	0	0	0	0	0	0	0	6	7	0.00	0.000																			
Ken Ryan, R ERA: 2.89 (9, 1)	1.0	3	0	0	0	0	0	0	0	0	0	0	0	8	12	0.00	0.000																			

Seattle Mariners @ Boston Red Sox
Fenway Park, Boston, MA
 Mon May 03 1993, 7:05 PM EDT
 Att. 20,379 - Unknown - 48 F

livebaseballscorecards.com

AB	33
R	2
H	8
RBI	2
BB	3
SO	8
LOB	14



Batter	1	2	3	4	5	6	7	8	9	AB	R	H	RBI	BB	SO	LOB
Scott Fletcher, R (1, 4) OBP: 0.329, SLG: 0.397 Luis Rivera, R (7, PR) OBP: 0.250, SLG: 0.224 (8, 4) Andre Dawson, R (9, PH) OBP: 0.270, SLG: 0.296	0-1 SH2-3 1B		0-0 F9		0-2 E5 1B		0-2 HBP 1B		1-2 G4-6-3 1-2f	4	0	2	0	0	0	1
Billy Hatcher, R (1, 8) OBP: 0.324, SLG: 0.338	0-0 SH2-3 1-2		2-0 G6-3		3-2 1-2 2-H 1B		1-2 HBP			2	0	1	0	0	0	0
Mike Greenwell, L (1, 7) OBP: 0.362, SLG: 0.505	2-2 F9 SAFE		0-0 1B		0-1 P3		1-1 L8			4	0	1	0	0	0	5
Mo Vaughn, L (1, 3) OBP: 0.433, SLG: 0.650	1-3 K		0-3 K		1-0 P7			0-0 G3		4	0	0	0	0	2	4
Carlos Quintana, R (1, 9) OBP: 0.423, SLG: 0.371		2-2 1B 1B		0-1 G5-3		1-1 G6-4-3 1B		0-0 E6		4	0	2	0	0	0	0
Ivan Calderon, R (1, 10) OBP: 0.241, SLG: 0.163		1-2 1B		1-0 G5-3		0-1 G6-4-3 1-2f		0-1 P4		4	0	1	0	0	0	2
Scott Cooper, L (1, 5) OBP: 0.408, SLG: 0.484		2-2 F7		2-1 1B		2-1 F8		2-3 K		4	0	1	0	0	1	3
Bob Melvin, R (1, 2) OBP: 0.200, SLG: 0.214 Ernest Riles, L (7, PH) OBP: 0.158, SLG: 0.176 Tony Peña, R (8, 2) OBP: 0.169, SLG: 0.190		2-2 K		2-3 K			0-1 G4-3		1-3 K2-3	2	0	0	0	0	2	3
John Valentin, R (1, 6) OBP: 0.214, SLG: 0.395		2-1 F9			0-1 E 1B 1B		2-2 P4		4-2 G4-6-3 BB	1	0	0	0	0	1	0

Inning Stats	R: 0	H: 1	E: 0	LOB: 1	K: 1	BB: 0	S: 12	R: 0	H: 2	E: 0	LOB: 2	K: 1	BB: 0	S: 16	R: 0	H: 1	E: 0	LOB: 1	K: 1	BB: 0	S: 7	R: 0	H: 1	E: 0	LOB: 1	K: 1	BB: 0	S: 10	R: 0	H: 2	E: 1	LOB: 2	K: 0	BB: 0	S: 12	R: 0	H: 1	E: 0	LOB: 0	K: 0	BB: 0	S: 6	R: 0	H: 1	E: 0	LOB: 2	K: 0	BB: 0	S: 14	R: 0	H: 0	E: 1	LOB: 1	K: 1	BB: 0	S: 7	R: 0	H: 0	E: 0	LOB: 0	K: 1	BB: 1	S: 10	R: 0	H: 0	E: 0	LOB: 0	K: 1	BB: 1	S: 10	1B: 9	SF: 0	2B: 0	SAC: 1	3B: 0	DP: 2	HR: 0	HBP: 1	WP: 0	PA: 37
--------------	------	------	------	--------	------	-------	-------	------	------	------	--------	------	-------	-------	------	------	------	--------	------	-------	------	------	------	------	--------	------	-------	-------	------	------	------	--------	------	-------	-------	------	------	------	--------	------	-------	------	------	------	------	--------	------	-------	-------	------	------	------	--------	------	-------	------	------	------	------	--------	------	-------	-------	------	------	------	--------	------	-------	-------	-------	-------	-------	--------	-------	-------	-------	--------	-------	--------

PITCHER	IP	WLS	BF	H	R	ER	SO	BB	IBB	HBP	BLK	WP	HR	S	P	ERA	WHIP
Erik Hanson, R (1, 1) ERA: 1.29	6.2		29	9	0	0	4	0	0	0	0	0	0	75	104	0.00	1.350
Russ Swan, L (7, 1) ERA: 11.05	0.2		2	0	0	0	0	0	0	0	0	0	0	3	4	0.00	0.000
Jeff Nelson, R (8, 1) ERA: 1.13	0.2		3	0	0	0	1	0	0	0	0	0	0	6	8	0.00	0.000
Norm Charlton, L (9, 1) ERA: 2.25	1.0	S	3	0	0	0	1	1	0	0	0	0	0	10	16	0.00	1.000

BOTTOM

Seattle Mariners @ Boston Red Sox
 Fenway Park, Boston, MA
 Mon May 03 1993, 7:05 PM EDT
 Att: 20,379 - Unknown - 48 F

livebaseballscorecards.com

AB	34
R	0
H	9
RBI	0
BB	1
SO	6
LOB	21




Batter	1	2	3	4	5	6	7	8	9	AB R H RBI BB SO LOB	TOP
Rich Amaral, R OBP: 0.383, SLG: 0.425 (1, 4) C X	0-1 1B 1B 1B	2-2 G6-3		1-1 F8	2-2 2B		2-3 K			5 1 2 2 0 1 1	
Henry Cotto, R OBP: 0.182, SLG: 0.185 (1, 7) SAFE C X	0-1 1B 1B SF9	0-2 K		0-0 E5	1-0 L7		1-2 1B			5 1 2 0 0 1 1	
Ken Griffey Jr., L OBP: 0.411, SLG: 0.602 (1, 8) M B L X	1-2 WP 1B 1B	4-2 FC5-4 BB		1-3 K		1-1 1B E 1B	3-1 L3			4 2 2 0 1 1 3	
Jay Buhner, R OBP: 0.386, SLG: 0.439 (1, 9) B F B X	2-1 1B 1B	1-2 FC5-4		1-1 P4		0-3 K		1-2 G6-3		5 0 1 1 0 1 3	
Bill Haselman, R OBP: 0.350, SLG: 0.375 (1, 10) B F X	1-1 SF9		1-0 G4-3		0-1 1B SH1-4 SF7 1B	2-1 E7 1B		3-2 F9		4 1 2 1 0 0 0	
Tino Martinez, L OBP: 0.290, SLG: 0.389 (1, 3) B S F X	1-3 K		1-1 G6-3		1-1 SH1-4	4-0 IBB		1-3 K		3 0 0 0 1 2 2	
Mike Blowers, R OBP: 0.378, SLG: 0.476 (1, 5) C B B X	2-2 BB 1B		2-0 2B		3-2 2B 1B	1-1 G6-4-3			3-3 K	5 1 3 1 0 1 2	
Dave Valle, R OBP: 0.391, SLG: 0.377 (1, 2) SAFE B B B	4-0 FC6-4 BB		4-0 IBB		4-0 2B BB		4-2 1B BB		2-0 G6-4-3 1B	1 1 1 0 4 0 0	
Omar Vizquel, S OBP: 0.315, SLG: 0.253 (1, 6) B C X	1-1 FC6-4		2-0 L7		2-1 SF7		1-3 K		0-1 G6-4-3	4 0 0 1 0 1 7	

Inning Stats	R: 3 E: 0 K: 1 S: 19	H: 5 LOB: 3 BB: 1 P: 31	R: 0 E: 0 K: 1 S: 13	H: 0 LOB: 1 BB: 1 P: 20	R: 0 E: 0 K: 0 S: 5	H: 1 LOB: 2 BB: 1 P: 15	R: 0 E: 1 K: 1 S: 9	H: 0 LOB: 1 BB: 0 P: 11	R: 3 E: 0 K: 0 S: 14	H: 3 LOB: 1 BB: 1 P: 27	R: 1 E: 1 K: 1 S: 10	H: 2 LOB: 1 BB: 1 P: 17	R: 0 E: 0 K: 2 S: 15	H: 1 LOB: 2 BB: 1 P: 26	R: 0 E: 0 K: 1 S: 9	H: 0 LOB: 0 BB: 0 P: 14	R: 0 E: 0 K: 1 S: 6	H: 1 LOB: 0 BB: 0 P: 11	1B: 11 2B: 2 3B: 0 HR: 0	SF: 2 SAC: 1 DP: 2 HBP: 0	WP: 1 PB: 0 SB: 0 CS: 0	PA: 45
--------------	-------------------------------	----------------------------------	-------------------------------	----------------------------------	------------------------------	----------------------------------	------------------------------	----------------------------------	-------------------------------	----------------------------------	-------------------------------	----------------------------------	-------------------------------	----------------------------------	------------------------------	----------------------------------	------------------------------	----------------------------------	-----------------------------------	------------------------------------	----------------------------------	--------

PITCHER	IP	WLS	BF	H	R	ER	SO	BB	IBB	HBP	BLK	WP	HR	S	P	ERA	WHIP
Joe Hesketh, L ERA: 7.13 (1, 1)	4.1	L	25	8	5	5	3	2	1	0	0	1	0	54	89	10.38	2.308
Scott Bankhead, R ERA: 6.35 (5, 1)	1.0		7	3	2	1	1	1	0	0	0	0	0	14	25	9.00	4.000
Greg Harris, R ERA: 2.0 (6, 1)	1.2		7	1	0	0	2	1	1	0	0	0	0	17	33	0.00	1.200
Ken Ryan, R ERA: 2.38 (8, 1)	2.0		6	1	0	0	2	0	0	0	0	0	0	15	25	0.00	0.500

Seattle Mariners @ Boston Red Sox
Fenway Park, Boston, MA
Tue May 04 1993, 7:05 PM EDT
Att. 21,234 - Unknown - 68 F

AB	36
R	7
H	13
RBI	6
BB	6
SO	8
LOB	19




Batter	1	2	3	4	5	6	7	8	9	AB R H RBI BB SO LOB
Billy Hatcher, R OBP: 0.316, SLG: 0.329 (1, 8)	1-1 SH3-4 BLK 1B		0-0 G6-4-3 1-2f		1-0 F8			2-1 F7	1-0 F7	5 0 1 0 0 0 3
John Valentin, R OBP: 0.217, SLG: 0.366 (1, 6)	2-1 SH3-4 1-3		1-0 P3			0-0 G6-3			BB 1B HBP BB F7	3 1 0 0 1 0 2
Mike Greenwell, L OBP: 0.367, SLG: 0.515 (1, 7)	1-3 K			0-0 1B 2B		1-0 G1-3			1-0 HBP BB 1-2 1B	4 2 2 0 0 1 1
Carlos Quintana, R OBP: 0.427, SLG: 0.370 (1, 9)	0-2 G3			1-0 G6-3 1B 2-3 1B		0-1 G5-3			4-2 1B HBP 1-2 1B BB 2-3	3 1 1 0 1 0 1
Mo Vaughn, L OBP: 0.436, SLG: 0.639 (1, 3)		0-2 L8		1-1 G6-3 1-2 1B 3-H		2-2 G4-3			3-2 1B 1B 1-2 1B HBP 2-3 3-H	3 1 1 2 0 0 0
Ivan Calderon, R OBP: 0.241, SLG: 0.170 (1, 10)		1-2 K		0-2 G6-3 1-2f 2-3		1-2 G1-3			0-2 1B 1-2 2-3 3-H 1B	4 1 1 1 0 1 2
Scott Cooper, L OBP: 0.402, SLG: 0.474 (1, 5)		1-0 FC6-4 1B		2-2 L8		0-0 F8			3-3 K	4 0 1 0 0 1 4
Tony Peña, R OBP: 0.164, SLG: 0.183 (1, 2)		1-1 FC6-4			1-2 G6-3			1-0 F8	0-1 1B	2 0 0 0 0 0 1
Ernest Riles, L OBP: 0.150, SLG: 0.167 (8, PH)									1-2 2-3 3-H 1B	1 0 0 0 0 0 0
Bob Melvin, R OBP: 0.226, SLG: 0.241 (9, 2)									1-2 2-3 3-H 1B	1 0 1 1 0 0 0
Luis Rivera, R OBP: 0.254, SLG: 0.231 (1, 4)			1-1 G6-4-3 1B		0-2 G3			1-1 G4-3	3-2 1B	3 0 1 0 0 0 0
Andre Dawson, R OBP: 0.278, SLG: 0.305 (9, PH)									1-2 2-H 3-H 1B	1 0 1 2 0 0 0
Bob Zuppic, R OBP: 0.366, SLG: 0.343 (9, PR)										0 0 0 0 0 0 0

Inning Stats	R: 0 E: 0 K: 1 S: 10	H: 1 LOB: 1 BB: 0 P: 14	R: 0 E: 0 K: 1 S: 9	H: 1 LOB: 1 BB: 0 P: 12	R: 0 E: 0 K: 0 S: 4	H: 1 LOB: 0 BB: 0 P: 6	R: 1 E: 0 K: 0 S: 10	H: 3 LOB: 1 BB: 0 P: 14	R: 0 E: 0 K: 0 S: 7	H: 0 LOB: 0 BB: 0 P: 9	R: 0 E: 0 K: 0 S: 4	H: 0 LOB: 0 BB: 0 P: 5	R: 0 E: 0 K: 0 S: 7	H: 0 LOB: 0 BB: 0 P: 10	R: 0 E: 0 K: 0 S: 5	H: 0 LOB: 0 BB: 0 P: 9	R: 5 E: 0 K: 1 S: 24	H: 4 LOB: 2 BB: 2 P: 44	1B: 9 2B: 1 3B: 0 HR: 0	SF: 0 SAC: 1 DP: 2 HBP: 1
--------------	-------------------------------	----------------------------------	------------------------------	----------------------------------	------------------------------	---------------------------------	-------------------------------	----------------------------------	------------------------------	---------------------------------	------------------------------	---------------------------------	------------------------------	----------------------------------	------------------------------	---------------------------------	-------------------------------	----------------------------------	----------------------------------	------------------------------------

BOTTOM

Seattle Mariners @ Boston Red Sox
Fenway Park, Boston, MA
Tue May 04 1993, 7:05 PM EDT
Att: 21,234 - Unknown - 68 F

AB	34
R	6
H	10
RBI	6
BB	2
SO	3
LOB	14



PITCHER	IP	WLS	BF	H	R	ER	SO	BB	IBB	HBP	BLK	WP	HR	S	P	ERA	WHIP
Tim Leary, R ERA: 5.48 (1, 1)	8.0	W	29	6	2	2	2	1	0	0	1	0	0	58	85	2.25	0.875
Russ Swan, L ERA: 14.73 (9, 1)	0.0		3	1	0	0	0	1	0	1	0	0	0	5	13	∞	∞
Jeff Nelson, R ERA: 2.25 (9, 1)	0.0		1	1	1	1	0	0	0	0	0	0	0	4	4	∞	∞
Norm Charlton, L ERA: 2.0 (9, 1)	1.0	S	5	2	3	3	1	0	0	0	0	0	0	13	21	27.00	2.000

Batter	1	2	3	4	5	6	7	8	9	AB	R	H	RBI	BB	SO	LOB
Billy Hatcher, R OBP: 0.310, SLG: 0.321 (1, 8) C B B X	2-1 G6-3 ①		1-2 L7 ①		1-1 G3-1 SH3 1B ①	1-0 L7 ③		1-2 P6 ③		5	0	1	0	0	0	4
John Valentin, R OBP: 0.204, SLG: 0.341 (1, 6) B C X	1-1 P2 ②		1-3 K ②		2-0 SH3 ① 1-2		0-0 F8 ①			3	0	0	0	0	1	0
Mike Greenwell, L OBP: 0.363, SLG: 0.505 (1, 7) X	0-0 F8 ③		1-1 F9 ③		1-1 G3-1 ② 2-3		1-2 G4-6-3 1B ②			4	0	1	0	0	0	1
Carlos Quintana, R OBP: 0.419, SLG: 0.364 (1, 9) (9, 3) C B X		2-1 G6-3 ①		0-0 1B S 1B ③	2-0 F7 ③		1-2 G4-6-3 ② ③ 1-2f			4	1	1	0	0	0	2
Mo Vaughn, L OBP: 0.449, SLG: 0.678 Bob Zupcic, R OBP: 0.386, SLG: 0.343 (1, 3) (9, 9) C B C B X		2-3 K ②		0-0 1B S 1B ① 1-3		2-0 1B 2B ①		0-1 3B 3B ①		4	2	3	0	0	1	0
Ivan Calderon, R OBP: 0.274, SLG: 0.263 (1, 10) X		0-0 1B 2B ①		3-2 F7 ① 1-3 BB SAFE X		1-0 1B 1B ① 2-H		0-0 3B 3B ① 3-H		4	0	3	2	0	0	2
Scott Cooper, L OBP: 0.406, SLG: 0.469 (1, 5) B X		1-0 BB 1B ① 2-3		4-2 BB SAFE ① 1-2 BB ③-H		2-2 K ① 1 SAFE 1 SAFE 1 SAFE 1 SAFE T C C T C C T C C T		0-3 K ①		3	0	1	0	1	2	2
Bob Melvin, R OBP: 0.286, SLG: 0.258 (1, 2) B B T C B B X		4-2 BB 1B ① 1-2		3-2 P3 ② 1-2 BB ③		0-1 1B ① 1-2		1-0 HBP ①		2	0	1	0	1	0	2
Luis Rivera, R OBP: 0.238, SLG: 0.214 (1, 4) F B B X		1-2 F9 ③		1-2 F7 ③		1-0 F7 ②		1-2 K ② 1 SAFE 1 SAFE 1 SAFE 1 SAFE T C 1 P F T		4	0	0	0	0	1	9

Inning Stats		R: 0	H: 0	E: 0	LOB: 0	K: 0	BB: 0	S: 5	P: 8	R: 0	H: 2	E: 0	LOB: 3	K: 1	BB: 1	S: 12	P: 22	R: 0	H: 0	E: 0	LOB: 0	K: 1	BB: 0	S: 8	P: 11	R: 1	H: 2	E: 0	LOB: 2	K: 0	BB: 1	S: 15	P: 26	R: 0	H: 1	E: 0	LOB: 1	K: 0	BB: 0	S: 6	P: 12	R: 1	H: 3	E: 0	LOB: 2	K: 1	BB: 0	S: 9	P: 16	R: 0	H: 1	E: 0	LOB: 0	K: 0	BB: 0	S: 7	P: 9	R: 1	H: 2	E: 0	LOB: 2	K: 2	BB: 0	S: 13	P: 15
AB	33	R	3	H	11	RBI	2	BB	2	SO	5	LOB	22	1B	7	SF	0	2B	2	SAC	1	3B	2	DP	1	HR	0	HBP	1	WP	0	PA	37	PB	0	SB	2	CS	0																										
PITCHER	IP	WLS	BF	H	R	ER	SO	BB	IBB	HBP	BLK	WP	HR	S	P	ERA	WHIP	PITCHER	IP	WLS	BF	H	R	ER	SO	BB	IBB	HBP	BLK	WP	HR	S	P	ERA	WHIP																														
Ron Darling, R ERA: 4.76 (1, 1)	4.0		18	4	1	1	2	2	0	0	0	0	0	40	67	2.25	1.500	Ed Nunez, R ERA: 3.95 (5, 1)	4.0	L	19	7	2	2	3	0	0	1	0	0	0	35	52	4.50	1.750																														

BOTTOM

Oakland Athletics @ Boston Red Sox
Fenway Park, Boston, MA
Wed May 05 1993, 7:05 PM EDT
Att: 25,496 - Unknown - 71 F

livebaseballscorecards.com



Batter	1	2	3	4	5	6	7	8	9	AB R H RBI BB SO LOB	TOP		
Eric Fox, S OBP: 0.196, SLG: 0.227 (1, 7) C B F X	1-2 CS 1B		1-1 G4-3		2-1 G4-3		2-3 K		1-3 K	5 0 1 0 0 2 2			
Brent Gates, S OBP: 0.500, SLG: 0.429 (1, 4) C SAFE SAFE SAFE SAFE SAFE	0-3 K 1-2			0-0 G4-3		1-0 3B 1B	4-0 BB BB	4-0 G4-3 BB		3 1 1 0 1 1 1			
Ruben Sierra, S OBP: 0.300, SLG: 0.516 (1, 9) B C X	1-1 G6-3			1-0 G5-3		2-1 1-H FC1-2 3B	2-2 G4-3 1-2f			4 0 1 1 0 0 1			
Mark McGwire, R OBP: 0.446, SLG: 0.707 (1, 3) F B X		1-2 F7		0-1 HR		4-0 BB FC1-2 E IBB		2-0 HR		3 3 2 2 1 0 0			
Troy Neel, L OBP: 0.299, SLG: 0.414 (1, 10) C B C S		1-3 K		0-0 G3		1-2 FC1-2 E BB SF8 1-2 3-H		3-3 K		4 1 0 0 0 2 2			
Dave Henderson, R OBP: 0.242, SLG: 0.276 (1, 8) C B B C X		3-2 F8			2-3 K	4-2 E BB		1-3 K		3 0 0 0 1 2 0			
Kevin Seitzer, R OBP: 0.269, SLG: 0.405 (1, 5) C C C B X			2-2 B2-3 1B		1-2 3B 1B	1-2 E6		2-0 G4-3		4 1 2 1 0 0 2			
Mike Bordick, R OBP: 0.313, SLG: 0.310 (1, 6) S SAFE SAFE		0-3 K		1-2 3B	1-2 1-H 3B	3-2 SF8			0-0 F8	3 0 1 2 0 1 1			
Scott Hemond, R OBP: 0.091, SLG: 0.182 (1, 2) SAFE SAFE		1-1 B2-3		0-3 K	0-3 K	2-1 P9		1-3 K		4 0 0 0 0 2 4			
Inning Stats	R: 0 E: 0 K: 1 S: 9 H: 1 LOB: 0 BB: 0 P: 11	R: 0 E: 0 K: 1 S: 9 H: 0 LOB: 0 BB: 0 P: 14	R: 0 E: 0 K: 1 S: 10 H: 1 LOB: 1 BB: 0 P: 14	R: 1 E: 0 K: 0 S: 5 H: 1 LOB: 0 BB: 0 P: 6	R: 1 E: 0 K: 2 S: 19 H: 2 LOB: 1 BB: 0 P: 25	R: 3 E: 1 K: 0 S: 18 H: 2 LOB: 2 BB: 2 P: 36	R: 0 E: 0 K: 1 S: 8 H: 0 LOB: 0 BB: 1 P: 16	R: 1 E: 0 K: 2 S: 8 H: 1 LOB: 0 BB: 0 P: 16	R: 0 E: 0 K: 2 S: 8 H: 0 LOB: 0 BB: 0 P: 10	1B: 4 2B: 0 3B: 2 HR: 2 SF: 1 SAC: 0 DP: 1 HBP: 0	WP: 0 PB: 0 SB: 0 CS: 1 PA: 37		
PITCHER	IP WLS BF H R ER SO BB IBB HBP BLK WP HR S P ERA WHIP											PITCHER	IP WLS BF H R ER SO BB IBB HBP BLK WP HR S P ERA WHIP
Roger Clemens, R ERA: 2.03 (1, 1)	7.0 L 30 7 5 4 6 2 1 0 0 0 0 1 78 122 5.14 1.286												
Greg Harris, R ERA: 2.25 (8, 1)	1.0 4 1 1 1 2 0 0 0 0 0 0 1 8 16 9.00 1.000												
Ken Ryan, R ERA: 2.19 (9, 1)	1.0 3 0 0 0 2 0 0 0 0 0 0 0 8 10 0.00 0.000												

Oakland Athletics @ Boston Red Sox
Fenway Park, Boston, MA
Thu May 06 1993, 3:33 AM EDT
Att. 28,220 - Cloudy - 77 F

livebaseballscorecards.com

AB	33
R	6
H	8
RBI	6
BB	3
SO	10
LOB	13



Batter	1	2	3	4	5	6	7	8	9	AB	R	H	RBI	BB	SO	LOB
Billy Hatcher, R OBP: 0.341, SLG: 0.346 (1, 8)	4-0 G3 S 1B BB	1-1 2-H 3-H 1B			0-0 G6-4-3 1B		0-1 1B			3	1	3	2	1	0	0
John Valentin, R OBP: 0.192, SLG: 0.319 (1, 6)	1-3 K		3-2 G5-3		0-1 G6-4-3 1-2f		3-3 K			3	0	0	0	0	1	2
Ernest Riles, L OBP: 0.143, SLG: 0.158 (7, PH) (8, 4)										1	0	0	0	0	1	2
Mike Greenwell, L OBP: 0.350, SLG: 0.486 (1, 7)	2-2 G3 1-3		2-2 F8			0-0 G4-3		2-2 G3		4	0	0	0	0	0	1
Carlos Quintana, R OBP: 0.422, SLG: 0.370 (1, 9)	1-2 1B		3-0 G5-3			3-1 1B		2-1 G5-3		4	0	2	1	0	0	0
Mo Vaughn, L OBP: 0.431, SLG: 0.648 (1, 3)	1-2 G1-3				0-0 F8		2-3 K		1-2 G4-3	4	0	0	0	0	1	2
Ivan Calderon, R OBP: 0.273, SLG: 0.262 (1, 10)		1-2 2B 1B 1B			0-3 K		0-0 G2-3		1-2 G3	4	1	1	0	0	1	1
Scott Cooper, L OBP: 0.400, SLG: 0.455 (1, 5)		1-3 K			4-2 BB			1-0 G4-3		3	0	0	0	1	1	1
Tony Peña, R OBP: 0.172, SLG: 0.206 (1, 2)		2-1 F9			0-0 F8		2-1 2B		1-3 K	3	0	1	0	0	0	2
Bob Zupcic, R OBP: 0.357, SLG: 0.333 (9, PH)										1	0	0	0	0	1	0
Jeff Richardson, R OBP: 0.286, SLG: 0.385 (8, 6)		0-0 1B 2B			1-1 L9			0-1 F8		3	1	1	0	0	0	1

Inning Stats	R: 1	H: 1	E: 0	K: 1	S: 14	H: 1	LOB: 1	BB: 1	P: 23	R: 2	H: 3	E: 0	K: 1	S: 13	H: 0	LOB: 1	BB: 0	P: 18	R: 0	H: 0	E: 0	K: 0	S: 8	H: 0	LOB: 0	BB: 0	P: 16	R: 0	H: 1	E: 0	K: 1	S: 5	H: 1	LOB: 1	BB: 0	P: 6	R: 0	H: 1	E: 0	K: 1	S: 8	H: 2	LOB: 2	BB: 0	P: 16	R: 0	H: 0	E: 0	K: 0	S: 8	H: 0	LOB: 0	BB: 0	P: 13	R: 0	H: 0	E: 0	K: 1	S: 9	H: 0	LOB: 0	BB: 0	P: 11	1B: 6	SF: 0	2B: 2	SAC: 0	3B: 0	DP: 1	HR: 0	HBP: 0	WP: 0	PA: 35
--------------	------	------	------	------	-------	------	--------	-------	-------	------	------	------	------	-------	------	--------	-------	-------	------	------	------	------	------	------	--------	-------	-------	------	------	------	------	------	------	--------	-------	------	------	------	------	------	------	------	--------	-------	-------	------	------	------	------	------	------	--------	-------	-------	------	------	------	------	------	------	--------	-------	-------	-------	-------	-------	--------	-------	-------	-------	--------	-------	--------

PITCHER	IP	WLS	BF	H	R	ER	SO	BB	IBB	HBP	BLK	WP	HR	S	P	ERA	WHIP
Bobby Witt, R ERA: 4.42 (1, 1)	6.1	W	26	7	3	3	4	2	0	0	0	0	0	59	94	4.26	1.421
Rich Gossage, R ERA: (7, 1)	0.2		3	1	0	0	1	0	0	0	0	0	0	7	10	0.00	1.500
Rick Honeycutt, L ERA: 3.68 (8, 1)	1.0		3	0	0	0	0	0	0	0	0	0	0	8	13	0.00	0.000
Dennis Eckersley, R ERA: 4.22 (9, 1)	1.0	S	3	0	0	0	1	0	0	0	0	0	0	9	11	0.00	0.000

BOTTOM

Oakland Athletics @ Boston Red Sox
Fenway Park, Boston, MA
Thu May 06 1993, 3:33 AM EDT
Att. 28,220 - Cloudy - 77 F

livebaseballscorecards.com

AB	33
R	3
H	8
RBI	3
BB	2
SO	6
LOB	12



Batter	1	2	3	4	5	6	7	8	9	AB R H RBI BB SO LOB	TOP
Billy Hatcher, R OBP: 0.337, SLG: 0.341 (1, 8) C F B X	1-2 F7 ①		2-2 P4 ②			0-0 P2 ②			0-0 SH3-4 1B ①	4 0 1 0 0 0 1	
John Valentin, R OBP: 0.182, SLG: 0.300 (1, 6) X	0-0 L5 ②		2-1 L8 ③			2-1 G4-3 ③			0-1 SH3-4 ① 1-2	3 0 0 0 0 0 1	
Mike Greenwell, L OBP: 0.355, SLG: 0.482 (1, 7) B X	1-0 L5 ③								4-0 G6-4-3 IBB	3 0 1 0 1 1 0	
Carlos Quintana, R OBP: 0.415, SLG: 0.365 (1, 9) (9, 3) F X		0-1 E8 G4-3 SF7 1B				1-2 G4-3 ②			0-0 G6-4-3 ② ③ 1-2f	4 1 1 0 0 1 3	
Mo Vaughn, L OBP: 0.419, SLG: 0.628 Bob Zuppic, R OBP: 0.357, SLG: 0.333 (1, 3) (9, 9) 2 SAFE C B B X		2-2 G4-3 ① 2-3				2-2 G6-3 ③				3 0 0 0 0 0 2 0 0 0 0 0 0 0	
Ivan Calderon, R OBP: 0.261, SLG: 0.254 (1, 10) X		0-0 SF7 ② 3-H				0-0 B2-3 ①			0-2 G1-3 ①	2 0 0 1 0 0 0	
Scott Cooper, L OBP: 0.398, SLG: 0.452 (1, 5) X		0-0 L6 ③				0-1 CS 1B ② ③			1-1 F8 ②	3 0 1 0 0 0 0	
Tony Peña, R OBP: 0.194, SLG: 0.203 (1, 2) C B B B B			4-2 SH1-3 BB			3-2 G6-3 ② ③ 1-2			4-0 BB	1 0 0 0 2 0 1	
Jeff Richardson, R OBP: 0.250, SLG: 0.333 (1, 4) X			0-0 SH1-3 ① 1-2						1-1 L9 ①	2 0 0 0 0 0 1	
Inning Stats	R: 0 E: 0 K: 0 S: 5 H: 0 LOB: 0 BB: 0 P: 7	R: 1 E: 1 K: 0 S: 7 H: 1 LOB: 0 BB: 0 P: 9	R: 0 E: 0 K: 0 S: 8 H: 0 LOB: 1 BB: 1 P: 16	R: 0 E: 0 K: 1 S: 11 H: 0 LOB: 0 BB: 0 P: 16	R: 0 E: 0 K: 0 S: 6 H: 1 LOB: 0 BB: 0 P: 9	R: 0 E: 0 K: 0 S: 5 H: 0 LOB: 0 BB: 0 P: 8	R: 0 E: 0 K: 1 S: 5 H: 1 LOB: 0 BB: 0 P: 8	R: 0 E: 0 K: 0 S: 7 H: 0 LOB: 1 BB: 1 P: 13	R: 0 E: 0 K: 0 S: 4 H: 1 LOB: 1 BB: 1 P: 8	1B: 4 2B: 0 3B: 0 HR: 0 SF: 1 SAC: 2 DP: 2 HBP: 0	WP: 0 PB: 0 SB: 0 CS: 1 PA: 31
PITCHER Bill Wegman, R ERA: 3.75 (1, 1)	IP 9.0 WLS L BF 31 H 4 R 1 ER 0 SO 2 BB 2 IBB 1 HBP 0 BLK 0 WP 0 HR 0 S 58 P 94 ERA 0.00 WHIP 0.667										
PITCHER	IP WLS BF H R ER SO BB IBB HBP BLK WP HR S P ERA WHIP										

Boston Red Sox @ Milwaukee Brewers
Milwaukee County Stadium, Milwaukee, WI

AB	25
R	1
H	4
RBI	1
BB	3
SO	2
LOB	9



Fri May 07 1993, 8:05 PM EDT
Att. 15,058 - Unknown - 61 F

BOTTOM

Boston Red Sox @ Milwaukee Brewers
 Milwaukee County Stadium, Milwaukee, WI

Fri May 07 1993, 8:05 PM EDT
 Att: 15,058 - Unknown - 61 F

livebaseballscorecards.com

AB	30
R	0
H	3
RBI	0
BB	1
SO	5
LOB	7



WP: 0	PA: 31
PB: 0	
SB: 0	
CS: 0	

AB	R	H	RBI	BB	SO	LOB
4	0	0	0	0	0	0
4	0	1	0	0	2	0
3	0	1	0	1	0	1
4	0	0	0	0	0	3
3	0	0	0	0	1	1
3	0	0	0	0	0	0
3	0	1	0	0	1	0
2	0	0	0	0	0	0
1	0	0	0	0	0	1
0	0	0	0	0	0	0
2	0	0	0	0	0	0
1	0	0	0	0	1	1
0	0	0	0	0	0	0

Batter	1	2	3	4	5	6	7	8	9
Pat Listach, S OBP: 0.293, SLG: 0.232 (1, 6)	L8 1-1		G1-3 3-2			G4-3 0-0			B2 0-1
Bill Spiers, L OBP: 0.299, SLG: 0.268 (1, 4) (9, 8)	K 2-3			G4-3 0-0 1B		K 3-3			P5 0-0
Greg Vaughn, R OBP: 0.396, SLG: 0.511 (1, 7)	1B 0-1			F8 0-0		F7 0-0			F7 4-1 BB
Kevin Reimer, L OBP: 0.325, SLG: 0.532 (1, 10)	G3 3-2			G4-3 0-1 1-2		F7 2-1			G3 1-2
Tom Brunansky, R OBP: 0.225, SLG: 0.219 (1, 9)		P5 0-2		P6 0-0		K 2-3			
B.J. Surhoff, L OBP: 0.253, SLG: 0.203 (1, 5)		F7 1-0			F7 1-0			G3 0-0	
John Jaha, R OBP: 0.302, SLG: 0.260 (1, 3)		G5-3 0-2			K 1-3			G4-3 0-2 1B	
Dave Nilsson, L OBP: 0.222, SLG: 0.279 Bill Doran, S OBP: 0.318, SLG: 0.263 (8, PH) (9, 4)			G4-3 0-1		G5-3 0-1			G4-3 1-0 1-2	
Matt Mieske, R OBP: 0.125, SLG: 0.125 Dickie Thon, R OBP: 0.377, SLG: 0.444 Joe Kmak, R OBP: 0.250, SLG: 0.243 (8, PH) (9, 2)			G6-3 0-1			F8 3-2		K 3-3	

Inning	R	H	E	K	S	H	LOB	BB	P
1	0	1	0	1	16	0	1	0	8
2	0	0	0	0	7	0	0	0	8
3	0	0	0	0	7	0	0	0	10
4	0	1	0	0	5	0	1	0	5
5	0	0	0	1	6	0	0	0	8
6	0	0	0	1	10	0	0	0	16
7	0	0	0	1	6	0	0	0	10
8	0	1	0	1	9	0	1	0	13
9	0	0	0	0	7	0	0	0	12

PITCHER	IP	WLS	BF	H	R	ER	SO	BB	IBB	HBP	BLK	WP	HR	S	P	ERA	WHIP
Danny Darwin, R ERA: 5.12 (1, 1)	8.0	W	27	3	0	0	5	0	0	0	0	0	0	60	86	0.00	0.375
Jeff Russell, R ERA: 0.82 (9, 1)	1.0	S	4	0	0	0	0	1	0	0	0	0	0	7	12	0.00	1.000

Batter	1	2	3	4	5	6	7	8	9	AB R H RBI BB SO LOB	TOP											
Bob Zupcic, R OBP: 0.326, SLG: 0.300 (1, 8)	3-2 G4-3 1B		0-0 P4		1-3 K		3-2 G6-3			4 0 0 0 0 1 1	Boston Red Sox @ Milwaukee Brewers Milwaukee County Stadium, Milwaukee, WI Sat May 08 1993, 4:33 AM EDT Att. 25,150 - Sunny - 73 F livebaseballscorecards.com											
Jeff Richardson, R OBP: 0.300, SLG: 0.368 (1, 4) (7, 6)	1-2 1B		1-2 F9			0-0 F7		1-1 G5-3 1B		4 0 2 0 0 0 1												
Mike Greenwell, L OBP: 0.344, SLG: 0.465 (1, 7)	0-0 P5		2-0 F8			0-1 L4		3-1 L7		4 0 0 0 0 0 3												
Carlos Quintana, R OBP: 0.398, SLG: 0.348 (1, 9)	3-3 K				1-2 G6-3		2-1 F9	2-2 G5-3		4 0 0 0 0 1 2												
Mo Vaughn, L OBP: 0.413, SLG: 0.622 (1, 3)		2-1 G3-2-5 2B		1-2 G3		3-2 F7		3-3 K		4 0 1 0 0 1 1												
Ivan Calderon, R OBP: 0.288, SLG: 0.284 (1, 10)		1-2 G3-2-5 1B		0-1 1B		1-1 1B HR 1B		2-3 K		4 1 3 0 0 1 0												
Scott Cooper, L OBP: 0.393, SLG: 0.444 (1, 5)		2-3 1B		2-2 G3-2-5		0-0 F9		1-0 FC6-4 1B		4 0 1 0 0 1 4												
Bob Melvin, R OBP: 0.289, SLG: 0.265 Billy Hatcher, R OBP: 0.333, SLG: 0.337 Luis Rivera, R OBP: 0.238, SLG: 0.214 (1, 2) (9, PH) (9, PR)		3-2 G6-3		1-2 3-HR		3-2 G1-3		2-0 HR 1B		3 1 1 0 0 0 1 1 0 0 0 0 0 1 0 0 0 0 0 0 0												
John Valentin, R OBP: 0.193, SLG: 0.308 Ernest Riles, L OBP: 0.174, SLG: 0.333 (1, 6) (7, PH) (7, 4)			1-1 1B		1-0 G4-3		2-2 HR	1-1 G3		2 0 1 0 0 0 0 2 1 1 3 0 0 1												
Inning Stats	R: 0 E: 0 K: 1 S: 14	H: 1 LOB: 1 BB: 0 P: 21	R: 0 E: 0 K: 0 S: 11	H: 2 LOB: 1 BB: 0 P: 19	R: 0 E: 0 K: 0 S: 7	H: 1 LOB: 1 BB: 0 P: 11	R: 0 E: 0 K: 1 S: 11	H: 1 LOB: 1 BB: 0 P: 14	R: 0 E: 0 K: 1 S: 7	H: 0 LOB: 0 BB: 0 P: 12		R: 0 E: 0 K: 0 S: 5	H: 0 LOB: 0 BB: 0 P: 7	R: 3 E: 0 K: 0 S: 14	H: 3 LOB: 0 BB: 0 P: 25	R: 0 E: 0 K: 1 S: 10	H: 1 LOB: 1 BB: 0 P: 19	R: 0 E: 0 K: 1 S: 7	H: 1 LOB: 1 BB: 0 P: 12	1B: 8 2B: 2 3B: 0 HR: 1	SF: 0 SAC: 0 DP: 1 HBP: 0	WP: 0 PB: 0 SB: 0 CS: 0
PITCHER	IP WLS BF H R ER SO BB IBB HBP BLK WP HR S P ERA WHIP																					
21 Cal Eldred, R ERA: 4.1 (1, 1)	7.0 W 29 9 3 3 3 0 0 0 0 0 0 1 71 112 3.86 1.286																					
Jesse Orosco, L ERA: 6.43 (8, 1)	1.0 3 0 0 0 1 0 0 0 0 0 0 0 8 16 0.00 0.000																					
Doug Henry, R ERA: 7.82 (9, 1)	1.0 S 4 1 0 0 1 0 0 0 0 0 0 0 7 12 0.00 1.000																					




Batter	1	2	3	4	5	6	7	8	9	AB	R	H	RBI	BB	SO	LOB
Pat Listach, S OBP: 0.281, SLG: 0.221 (1, 6)	1-1 E1 1B	3-2 G3			2-3 K		1-2 E1 E WP			4	1	0	0	0	1	1
Bill Spiers, L OBP: 0.309, SLG: 0.270 (1, 4) (8, 8)	2-2 1B 1B		0-1 P6		0-1 G4-3		4-0 E IBB			3	1	1	1	1	0	0
Greg Vaughn, R OBP: 0.400, SLG: 0.543 (1, 7)	1-0 1B 1B		1-1 HR			0-1 P4	1-2 E5			4	2	2	1	0	0	2
Kevin Reimer, L OBP: 0.310, SLG: 0.506 (1, 10)	2-2 F7		1-0 P4			1-3 K	2-3 G3			4	0	0	0	0	1	5
Tom Brunansky, R OBP: 0.227, SLG: 0.221 (1, 9)	3-2 G3 1B		1-0 G1-3			1-3 K		1-1 L9		4	0	1	1	0	1	0
B.J. Surhoff, L OBP: 0.241, SLG: 0.192 (1, 5)	1-0 G3			1-1 F8			3-3 K	2-0 F9		4	0	0	1	0	1	1
John Jaha, R OBP: 0.311, SLG: 0.263 (1, 3)	0-1 L3			0-1 F8			2-2 BLK E 1B	4-1 S BB BB		3	1	1	0	1	0	1
Dave Nilsson, L OBP: 0.213, SLG: 0.267 Bill Doran, S OBP: 0.375, SLG: 0.263 (7, PH) (8, 4)		0-0 P6		2-3 K			4-1 WP E IBB	4-0 1 SAFE 1 SAFE BB BB		2	0	0	0	0	1	0
Matt Mieske, R OBP: 0.100, SLG: 0.100 Dickie Thon, R OBP: 0.371, SLG: 0.438 Joe Kmak, R OBP: 0.244, SLG: 0.237 (8, 2)		0-0 G6-3			2-2 G4-3		0-0 P6	2-2 G5-3		0	1	0	0	0	0	2

Inning Stats	R: 3	H: 3	E: 1	K: 0	S: 17	LOB: 1	BB: 0	P: 27	R: 0	H: 0	E: 0	K: 0	S: 6	LOB: 0	BB: 0	P: 9	R: 1	H: 1	E: 0	K: 0	S: 6	LOB: 0	BB: 0	P: 9	R: 0	H: 0	E: 0	K: 1	S: 7	LOB: 0	BB: 0	P: 10	R: 0	H: 0	E: 0	K: 1	S: 9	LOB: 0	BB: 0	P: 13	R: 0	H: 0	E: 0	K: 2	S: 9	LOB: 0	BB: 0	P: 11	R: 2	H: 1	E: 2	K: 1	S: 20	LOB: 3	BB: 2	P: 37	R: 0	H: 0	E: 0	K: 0	S: 7	LOB: 2	BB: 2	P: 20
--------------	------	------	------	------	-------	--------	-------	-------	------	------	------	------	------	--------	-------	------	------	------	------	------	------	--------	-------	------	------	------	------	------	------	--------	-------	-------	------	------	------	------	------	--------	-------	-------	------	------	------	------	------	--------	-------	-------	------	------	------	------	-------	--------	-------	-------	------	------	------	------	------	--------	-------	-------

PITCHER	IP	WLS	BF	H	R	ER	SO	BB	IBB	HBP	BLK	WP	HR	S	P	ERA	WHIP
Paul Quantrill, R ERA: 2.05	(1, 1)	3.0	L	14	4	4	2	0	0	0	0	0	1	29	45	6.00	1.333
Scott Bankhead, R ERA: 5.02	(4, 1)	3.0		9	0	0	4	0	0	0	0	0	0	25	34	0.00	0.000
Tony Fossas, L ERA: 4.15	(7, 1)	0.1		3	1	2	0	1	0	0	1	0	0	10	19	0.00	3.000
Ken Ryan, R ERA: 2.13	(7, 1)	0.1		4	0	0	0	0	1	0	0	1	0	8	14	0.00	0.000
Greg Harris, R ERA: 2.11	(7, 1)	1.1		6	0	0	0	2	0	0	0	0	0	9	24	0.00	1.500

BOTTOM																
Boston Red Sox @ Milwaukee Brewers Milwaukee County Stadium, Milwaukee, WI Sat May 08 1993, 4:33 AM EDT Att. 25,150 - Sunny - 73 F																
AB	32	R	6	H	5	RBI	4	BB	4	SO	5	LOB	14			
WP	1	PA	36													
PB	0															
SB	1															
CS	0															

PITCHER	IP	WLS	BF	H	R	ER	SO	BB	IBB	HBP	BLK	WP	HR	S	P	ERA	WHIP
																	

Batter	1	2	3	4	5	6	7	8	9	AB R H RBI BB SO LOB	TOP		
Billy Hatcher, R OBP: 0.320, SLG: 0.322 (1, 8) X	0-0 F8		1-1 G4-3			2-1 F9		2-1 F8		4 0 0 0 0 0 1	Boston Red Sox @ Milwaukee Brewers Milwaukee County Stadium, Milwaukee, WI Sun May 09 1993, 4:33 AM EDT Att. 20,398 - Cloudy - 75 F livebaseballscorecards.com		
Ernest Riles, L OBP: 0.192, SLG: 0.375 (1, 4) C Luis Rivera, R OBP: 0.250, SLG: 0.246 (8, PH) F (8, 4) X	3-2 1B 2B		3-1 F9			1-2 G1-3		1-1 1-3 2B		3 0 1 0 0 0 0 1 0 1 0 0 0 0			
Mike Greenwell, L OBP: 0.341, SLG: 0.458 (1, 7) C F B X	2-2 F7				3-2 G1-3		0-0 FC6-4 1B		3-2 G3-1	4 0 1 0 0 0 3			
Carlos Quintana, R OBP: 0.412, SLG: 0.359 (1, 3) C X	0-1 2-3 1B				4-1 FC5-4 BB		2-1 FC6-4 1-2f		1-1 1B	3 0 2 0 1 0 1			
Mo Vaughn, L OBP: 0.398, SLG: 0.598 (1, 10) B B X	3-0 F7				1-1 P5				1-0 F7	4 0 0 0 0 0 4			
Ivan Calderon, R OBP: 0.273, SLG: 0.268 (1, 9) C X		0-1 F8			1-0 FC5-4 1-2f				0-0 F8	4 0 0 0 0 0 2			
Scott Cooper, L OBP: 0.380, SLG: 0.429 (1, 5) C B X		1-2 G4-3				0-0 G3			2-2 G5-3	4 0 0 0 0 0 1			
Tony Peña, R OBP: 0.200, SLG: 0.209 (1, 2) C B X		2-2 F8				0-0 G6-3			3-1 F9	4 0 0 0 0 0 1			
John Valentin, R OBP: 0.183, SLG: 0.291 (1, 6) C B X			2-1 F8			2-0 P6			2-1 2B 1B	3 0 1 0 0 0 0			
									0-0 F7	3 0 0 0 0 0 1			
Inning Stats	R: 0 H: 2 E: 0 LOB: 2 K: 0 BB: 0 S: 11 P: 19	R: 0 H: 0 E: 0 LOB: 0 K: 0 BB: 0 S: 9 P: 12	R: 0 H: 0 E: 0 LOB: 0 K: 0 BB: 0 S: 6 P: 12	R: 0 H: 0 E: 0 LOB: 1 K: 0 BB: 1 S: 8 P: 17	R: 0 H: 0 E: 0 LOB: 0 K: 0 BB: 0 S: 3 P: 5	R: 0 H: 1 E: 0 LOB: 1 K: 0 BB: 0 S: 8 P: 13	R: 0 H: 0 E: 0 LOB: 0 K: 0 BB: 0 S: 6 P: 12	R: 0 H: 2 E: 0 LOB: 2 K: 0 BB: 0 S: 10 P: 18	R: 0 H: 1 E: 0 LOB: 1 K: 0 BB: 0 S: 7 P: 10	1B: 4 SF: 0 2B: 2 SAC: 0 3B: 0 DP: 0 HR: 0 HBP: 0	WP: 0 PA: 34 PB: 0 SB: 0 CS: 0		
PITCHER	IP WLS BF H R ER SO BB IBB HBP BLK WP HR S P ERA WHIP											PITCHER	IP WLS BF H R ER SO BB IBB HBP BLK WP HR S P ERA WHIP
Mike Boddicker, R ERA: 2.29 (1, 1)	7.2 W 28 4 0 0 0 1 0 0 0 0 0 0 56 99 0.00 0.652												
Graeme Lloyd, L ERA: 2.76 (8, 1)	0.1 2 1 0 0 0 0 0 0 0 0 0 0 5 9 0.00 3.000												
Mike Fetters, R ERA: 3.24 (9, 1)	1.0 4 1 0 0 0 0 0 0 0 0 0 0 7 10 0.00 1.000												



Batter	1	2	3	4	5	6	7	8	9	AB R H RBI BB SO LOB	TOP																
Billy Hatcher, R (1, 8) OBP: 0.324, SLG: 0.326	2-1 P3		0-1 G5-3		2-2 FC1-2 1B	0-1 1B		3-2 F8		5 0 2 1 0 0 1																	
Jeff Richardson, R (1, 4) OBP: 0.261, SLG: 0.318 Carlos Quintana, R (9, PH) OBP: 0.408, SLG: 0.355	3-2 G1-4-3		2-1 G1-3		0-0 SH1-3	2-1 P4		1-0 F9	3 0 0 0 0 0 2 1 0 0 0 0 0 0																		
Mike Greenwell, L (1, 7) OBP: 0.351, SLG: 0.455	4-0 BB		1-0 1B		4-0 FC1-2 1B IBB	3-3 K		0-2 G4-3	3 0 1 0 2 1 2																		
Mo Vaughn, L (1, 3) OBP: 0.390, SLG: 0.579	0-3 K		0-1 G3		0-1 FC1-2 1B		1-0 G3	3-2 G4-3	5 0 1 0 0 1 2																		
Ivan Calderon, R (1, 10) OBP: 0.272, SLG: 0.267		3-2 K		2-1 P9	0-0 FC1-2		0-0 G4-6-3 1B		4 0 1 0 0 1 3																		
Scott Cooper, L (1, 5) OBP: 0.384, SLG: 0.431		2-0 1B 1B		2-2 1B 1B	0-0 P3		2-1 G4-6-3		4 0 2 0 0 0 4																		
Bob Zupcic, R (1, 9) OBP: 0.300, SLG: 0.273		1-0 E3 1B		3-3 K		0-0 P4		3-3 K	4 0 0 0 0 2 2																		
John Valentin, R (1, 6) OBP: 0.234, SLG: 0.328		0-1 FC6-4 1B		1-0 1B	1-2 1B		4-1 2B 1B BB	0-2 1B	3 1 3 0 1 0 0																		
Tony Peña, R (1, 2) OBP: 0.205, SLG: 0.229 Ernest Riles, L (8, PH) OBP: 0.185, SLG: 0.360 Bob Melvin, R (8, 2) OBP: 0.289, SLG: 0.265		1-1 FC6-4		3-2 L8		1-0 1B 2B		3-1 F7	3 0 1 0 0 0 4 1 0 0 0 0 0 1 0 0 0 0 0 0 0																		
Inning Stats	R: 0 E: 0 K: 1 S: 8	H: 0 LOB: 1 BB: 1 P: 17	R: 0 E: 1 K: 1 S: 10	H: 2 LOB: 2 BB: 0 P: 17	R: 0 E: 0 K: 0 S: 7	H: 1 LOB: 1 BB: 0 P: 10	R: 0 E: 0 K: 1 S: 13	H: 2 LOB: 2 BB: 0 P: 24	R: 0 E: 0 K: 0 S: 8	H: 2 LOB: 3 BB: 1 P: 14	R: 1 E: 0 K: 1 S: 13	H: 2 LOB: 2 BB: 1 P: 22	R: 0 E: 0 K: 0 S: 4	H: 1 LOB: 0 BB: 0 P: 7	R: 0 E: 0 K: 1 S: 12	H: 1 LOB: 1 BB: 0 P: 21	R: 0 E: 0 K: 0 S: 7	H: 0 LOB: 0 BB: 0 P: 11	1B: 10 2B: 1 3B: 0 HR: 0	SF: 0 SAC: 1 DP: 1 HBP: 0	WP: 0 PB: 0 SB: 0 CS: 0	PA: 40					
35 Mike Mussina, R (1, 1) ERA: 2.43 Jim Poole, L (7, 1) ERA: Todd Frohwrth, R (8, 1) ERA: 1.33 Brad Pennington, L (9, 1) ERA: 2.08	IP	WLS	BF	H	R	ER	SO	BB	IBB	HBP	BLK	WP	HR	S	P	ERA	WHIP										
	6.1		32	10	1	1	4	2	1	0	0	0	0	61	107	1.42	1.895										
	0.2		1	0	0	0	0	0	0	0	0	0	0	2	4	0.00	0.000										
	1.1	W	5	1	0	0	1	0	0	0	0	0	0	13	23	0.00	0.750										
	0.2	S	2	0	0	0	0	0	0	0	0	0	0	6	9	0.00	0.000										

Boston Red Sox @ Baltimore Orioles
Oriole Park at Camden Yards, Baltimore, MD

Mon May 10 1993, 7:05 PM EDT
 Att. 46,372 - Unknown - 87 F

livebaseballscorecards.com

AB	36
R	1
H	11
RBI	1
BB	3
SO	5
LOB	21



Batter	1	2	3	4	5	6	7	8	9	AB R H RBI BB SO LOB	TOP	
Scott Fletcher, R (1, 4) OBP: 0.333, SLG: 0.403 										4 0 1 0 1 0 5		
Billy Hatcher, R (1, 8) OBP: 0.318, SLG: 0.313 										4 0 0 0 1 1 2		
Mike Greenwell, L (1, 7) OBP: 0.360, SLG: 0.468 										5 1 3 0 0 0 3		
Carlos Quintana, R (1, 3) OBP: 0.389, SLG: 0.337 										5 0 0 0 0 1 4		
Mo Vaughn, L (1, 10) OBP: 0.382, SLG: 0.559 										4 1 0 0 1 3 1		
Ivan Calderon, R (1, 9) Bob Zupcic, R (9, 9) OBP: 0.279, SLG: 0.304 OBP: 0.300, SLG: 0.273 										4 2 1 1 1 0 0 0 0 0 0 0 0 0		
Scott Cooper, L (1, 5) OBP: 0.395, SLG: 0.437 										3 0 2 2 0 0 1		
John Valentin, R (1, 6) OBP: 0.235, SLG: 0.323 										4 0 1 0 0 1 4		
Tony Peña, R (1, 2) OBP: 0.234, SLG: 0.257 										4 0 3 1 0 0 1		
Inning Stats	R: 0 H: 1 E: 0 LOB: 1 K: 1 BB: 1 S: 7 P: 16	R: 1 H: 2 E: 0 LOB: 1 K: 2 BB: 0 S: 11 P: 19	R: 0 H: 1 E: 0 LOB: 1 K: 0 BB: 0 S: 8 P: 14	R: 1 H: 2 E: 1 LOB: 2 K: 1 BB: 0 S: 11 P: 15	R: 0 H: 1 E: 0 LOB: 1 K: 0 BB: 0 S: 6 P: 11	R: 0 H: 1 E: 0 LOB: 2 K: 0 BB: 0 S: 9 P: 16	R: 2 H: 2 E: 0 LOB: 2 K: 1 BB: 2 S: 13 P: 25	R: 0 H: 1 E: 0 LOB: 1 K: 0 BB: 1 S: 7 P: 15	R: 0 H: 0 E: 0 LOB: 0 K: 1 BB: 0 S: 6 P: 9	1B: 8 SF: 0 2B: 3 SAC: 0 3B: 0 DP: 2 HR: 1 HBP: 1	WP: 0 PA: 42 PB: 0 SB: 0 CS: 1	
PITCHER	IP WLS BF H R ER SO BB IBB HBP BLK WP HR S P ERA WHIP											
Ben McDonald, R (1, 1) ERA: 5.35	6.2 L 32 9 4 3 5 2 0 1 0 0 0 1 59 104 4.05 1.650											
Alan Mills, R (7, 1) ERA: 4.71	0.2 6 2 0 0 0 2 0 0 0 0 0 0 12 26 0.00 6.000											
Jim Poole, L (8, 1) ERA:	1.2 4 0 0 0 1 0 0 0 0 0 0 0 7 10 0.00 0.000											

Boston Red Sox @ Baltimore Orioles
 Oriole Park at Camden Yards, Baltimore, MD

Tue May 11 1993, 7:05 PM EDT
 Att. 46,460 - Unknown - 91 F

livebaseballscorecards.com

AB 37
R 4
H 11
RBI 4
BB 4
SO 6
LOB 21

Batter	1	2	3	4	5	6	7	8	9	AB R H RBI BB SO LOB
Brady Anderson, L (1, 7) OBP: 0.329, SLG: 0.364	1-3 K		0-0 F8			2-3 K		2-0 P2		4 0 0 0 0 2 3
Mark McLemore, S (1, 9) OBP: 0.372, SLG: 0.435	0-0 F8			3-2 S 1B		3-3 K		2-2 F7		4 0 1 0 0 1 2
Cal Ripken Jr., R (1, 6) OBP: 0.336, SLG: 0.389	2-2 G5-3			2-1 F9			4-0 G4-3 BB		1-1 1B 2B	3 0 1 0 1 0 1
Mark Leonard, L (1, 10)		1-3 K		2-3 K		1-1 G4-3			2-3 K	4 0 0 0 0 3 3
Leo Gomez, R (1, 5) OBP: 0.357, SLG: 0.453		3-3 K		2-2 P6		2-3 K			0-0 K 1B	4 0 1 0 0 2 2
Chris Hoiles, R (1, 2) OBP: 0.363, SLG: 0.393		2-3 K			2-3 K				3-3 K	4 0 0 0 0 4 3
David Segui, S (1, 3) OBP: 0.320, SLG: 0.238			0-0 L4		0-0 G3			0-1 FC6-4 1B	0-0 G4-3	4 0 1 0 0 0 2
Harold Reynolds, S (1, 4) OBP: 0.343, SLG: 0.307			4-2 S BB		3-2 G6-3			2-2 FC6-4 1B		2 0 0 0 1 0 1
Damon Buford, R (1, 8) OBP: 0.448, SLG: 0.680			1-3 K			0-0 B2		1-2 K 1B		3 0 1 0 0 1 1

Inning Stats	R: 0 E: 0 K: 1 S: 7	H: 0 LOB: 0 BB: 0 P: 10	R: 0 E: 0 K: 3 S: 11	H: 0 LOB: 0 BB: 0 P: 17	R: 0 E: 0 K: 1 S: 7	H: 0 LOB: 1 BB: 1 P: 12	R: 0 E: 0 K: 1 S: 14	H: 1 LOB: 1 BB: 0 P: 21	R: 0 E: 0 K: 1 S: 8	H: 0 LOB: 0 BB: 0 P: 13	R: 0 E: 0 K: 2 S: 9	H: 0 LOB: 0 BB: 0 P: 14	R: 0 E: 0 K: 2 S: 10	H: 0 LOB: 1 BB: 1 P: 19	R: 0 E: 0 K: 0 S: 14	H: 2 LOB: 2 BB: 0 P: 21	R: 0 E: 0 K: 2 S: 10	H: 2 LOB: 2 BB: 0 P: 16	1B: 4 2B: 1 3B: 0 HR: 0	SF: 0 SAC: 0 DP: 0 HBP: 0	WP: 0 PB: 0 SB: 2 CS: 0	PA: 34
--------------	------------------------------	----------------------------------	-------------------------------	----------------------------------	------------------------------	----------------------------------	-------------------------------	----------------------------------	------------------------------	----------------------------------	------------------------------	----------------------------------	-------------------------------	----------------------------------	-------------------------------	----------------------------------	-------------------------------	----------------------------------	----------------------------------	------------------------------------	----------------------------------	--------

PITCHER	IP	WLS	BF	H	R	ER	SO	BB	IBB	HBP	BLK	WP	HR	S	P	ERA	WHIP	PITCHER	IP	WLS	BF	H	R	ER	SO	BB	IBB	HBP	BLK	WP	HR	S	P	ERA	WHIP		
Roger Clemens, R (1, 1) ERA: 1.73	9.0	W	34	5	0	0	13	2	0	0	0	0	0	90	143	0.00	0.778																				

BOTTOM

Boston Red Sox @ Baltimore Orioles
 Oriole Park at Camden Yards, Baltimore, MD

Tue May 11 1993, 7:05 PM EDT
 Att: 46,460 - Unknown - 91 F

livebaseballscorecards.com

AB	32
R	0
H	5
RBI	0
BB	2
SO	13
LOB	18



Batter	1	2	3	4	5	6	7	8	9	AB R H RBI BB SO LOB	TOP	
Scott Fletcher, R (1, 4) <small>OBP: 0.329, SLG: 0.437</small> 	3-1 		3-1 F7 		1-1 P7 			1-1 G6-3 		4 1 1 1 0 0 1		
Billy Hatcher, R (1, 8) <small>OBP: 0.315, SLG: 0.311</small> 	3-3 K 		1-1 1B 		0-1 G6-3 			0-1 F8 		4 0 1 0 0 1 0		
Mike Greenwell, L (1, 7) <small>OBP: 0.350, SLG: 0.454</small> 	0-2 G1 		2-2 F8 			3-0 G3-1 		1-0 F8 		4 0 0 0 0 0 2		
Ivan Calderon, R (1, 9) <small>OBP: 0.289, SLG: 0.325</small> Bob Zuppic, R (9, PR) <small>OBP: 0.300, SLG: 0.273</small> 	3-3 K 		0-1 			2-0 F7 		1-1 		4 0 2 1 0 1 0 0 0 0 0 0 0 0		
Mo Vaughn, L (1, 10) <small>OBP: 0.386, SLG: 0.553</small> 		0-0 	3-3 			0-0 F9 		4-0 		3 0 1 0 1 1 2		
Carlos Quintana, R (1, 3) <small>OBP: 0.384, SLG: 0.333</small> 		0-1 		3-3 K 			3-1 G6-3 		0-3 		4 0 1 0 0 2 2	
Scott Cooper, L (1, 5) <small>OBP: 0.391, SLG: 0.426</small> 		2-0 P7 		1-0 P6 			4-2 		2-3 K 		3 0 0 0 1 1 4	
Tony Peña, R (1, 2) <small>OBP: 0.225, SLG: 0.247</small> 		2-2 G5-4-3 		1-0 F8 			2-2 G1-4-3 				3 0 0 0 0 0 3	
Luis Rivera, R (1, 6) <small>OBP: 0.254, SLG: 0.250</small> 			1-1 			1-1 G1-3 		3-3 K 		3 1 1 0 0 1 0		
Inning Stats	R: 1 H: 1 E: 0 LOB: 0 K: 2 BB: 0 S: 16 P: 25	R: 0 H: 2 E: 0 LOB: 1 K: 0 BB: 0 S: 7 P: 11	R: 1 H: 3 E: 0 LOB: 2 K: 1 BB: 0 S: 15 P: 25	R: 0 H: 0 E: 0 LOB: 0 K: 1 BB: 0 S: 5 P: 10	R: 0 H: 0 E: 0 LOB: 0 K: 0 BB: 0 S: 6 P: 8	R: 0 H: 0 E: 0 LOB: 0 K: 0 BB: 0 S: 3 P: 8	R: 0 H: 0 E: 0 LOB: 0 K: 0 BB: 1 S: 8 P: 17	R: 0 H: 0 E: 0 LOB: 0 K: 1 BB: 0 S: 7 P: 11	R: 0 H: 1 E: 0 LOB: 2 K: 2 BB: 1 S: 9 P: 17	1B: 5 SF: 0 2B: 1 SAC: 0 3B: 0 DP: 2 HR: 1 HBP: 0	WP: 0 PA: 34 PB: 0 SB: 0 CS: 0	
PITCHER Fernando Valenzuela, L (1, 1) <small>ERA: 4.7</small> Gregg Olson, R (9, 1) <small>ERA: 2.3</small>	IP WLS BF H R ER SO BB IBB HBP BLK WP HR S P ERA WHIP											PITCHER IP WLS BF H R ER SO BB IBB HBP BLK WP HR S P ERA WHIP

Boston Red Sox @ Baltimore Orioles
 Oriole Park at Camden Yards, Baltimore, MD

Wed May 12 1993, 7:05 PM EDT
 Att. 46,075 - Unknown - 67 F

livebaseballscorecards.com

AB 32
R 2
H 7
RBI 2
BB 2
SO 7
LOB 14



Batter	1	2	3	4	5	6	7	8	9	AB	R	H	RBI	BB	SO	LOB
Brady Anderson, L (1, 7) OBP: 0.320, SLG: 0.353	1-0 F9			0-0 G4-3			1-1 G4-3		1-3 K	4	0	0	0	0	1	0
Mark McLemore, S (1, 9) OBP: 0.357, SLG: 0.416	0-0 L9			0-1 G3			2-1 G3		1-2 F8	4	0	0	0	0	0	0
Cal Ripken Jr., R (1, 6) OBP: 0.329, SLG: 0.380	0-1 P4			0-1 F8			3-1 P5			3	0	0	0	0	0	0
Glenn Davis, R (1, 10) OBP: 0.243, SLG: 0.245			0-2 F8			2-3 K		3-3 K		3	0	0	0	0	2	0
Leo Gomez, R (1, 5) OBP: 0.356, SLG: 0.443			0-1 F7			3-1 G5-3		4-2 2B BB		2	0	0	0	1	0	0
Chris Hoiles, R (1, 2) OBP: 0.352, SLG: 0.379			2-3 K			3-2 F9		0-0 P3		3	0	0	0	0	1	1
David Segui, S (1, 3) OBP: 0.340, SLG: 0.289 Jack Voigt, R (8, PR) (9, 3)			1-2 G4-6-3 1B			1-2 F8		0-1 2B		3	0	2	0	0	0	0
Harold Reynolds, S (1, 4) OBP: 0.333, SLG: 0.297			3-1 G4-6-3 1-2f			2-2 F9		2-3 K		3	0	0	0	0	1	3
Damon Buford, R (1, 8) OBP: 0.406, SLG: 0.607			1-2 P6			0-1 B1-3		1-1 G4-3		3	0	0	0	0	0	0

Inning Stats	R: 0	H: 0	E: 0	LOB: 0	K: 0	S: 4	R: 0	H: 0	E: 0	LOB: 0	K: 1	S: 8	R: 0	H: 1	E: 0	LOB: 0	K: 0	S: 8	R: 0	H: 0	E: 0	LOB: 0	K: 1	S: 5	R: 0	H: 0	E: 0	LOB: 0	K: 1	S: 9	R: 0	H: 0	E: 0	LOB: 0	K: 0	S: 10	R: 0	H: 0	E: 0	LOB: 0	K: 0	S: 6	R: 0	H: 1	E: 0	LOB: 2	K: 2	S: 17	R: 0	H: 0	E: 0	LOB: 0	K: 1	S: 8	1B: 1	SF: 0	2B: 1	SAC: 0	3B: 0	DP: 1	HR: 0	HBP: 0	WP: 0	PA: 29
--------------	------	------	------	--------	------	------	------	------	------	--------	------	------	------	------	------	--------	------	------	------	------	------	--------	------	------	------	------	------	--------	------	------	------	------	------	--------	------	-------	------	------	------	--------	------	------	------	------	------	--------	------	-------	------	------	------	--------	------	------	-------	-------	-------	--------	-------	-------	-------	--------	-------	--------

PITCHER	IP	WLS	BF	H	R	ER	SO	BB	IBB	HBP	BLK	WP	HR	S	P	ERA	WHIP
Danny Darwin, R (1, 1) ERA: 4.12	7.2	W	25	2	0	0	3	1	0	0	0	0	0	64	96	0.00	0.391
Greg Harris, R (8, 1) ERA: 1.88	0.1		1	0	0	0	1	0	0	0	0	0	0	3	5	0.00	0.000
Jeff Russell, R (9, 1) ERA: 0.75	1.0	S	3	0	0	0	1	0	0	0	0	0	0	8	11	0.00	0.000

BOTTOM

Boston Red Sox @ Baltimore Orioles
 Oriole Park at Camden Yards, Baltimore, MD

Wed May 12 1993, 7:05 PM EDT
 Att: 46,075 - Unknown - 67 F

livebaseballscorecards.com

AB	28
R	0
H	2
RBI	0
BB	1
SO	5
LOB	4



Batter	1	2	3	4	5	6	7	8	9	AB R H RBI BB SO LOB	TOP		
Scott Fletcher, R (1, 4) <small>OBP: 0.330, SLG: 0.423</small>	1-1 	0-0 			0-0 		2-0 		1-2 	4 0 2 2 0 0 1			
Billy Hatcher, R (1, 8) <small>OBP: 0.314, SLG: 0.309</small> Mike Greenwell, L (7, PH) <small>OBP: 0.345, SLG: 0.452</small> (7, 7)	0-0 	0-1 	2-3 		0-1 		3-2 			3 0 0 0 0 1 0 1 0 0 0 0 0 2			
Carlos Quintana, R (1, 9) <small>OBP: 0.375, SLG: 0.327</small>	1-2 		1-3 			3-1 		2-1 		4 0 2 0 0 1 0			
Ivan Calderon, R (1, 10) <small>OBP: 0.278, SLG: 0.303</small>	0-0 		2-0 			0-1 		3-2 		4 0 0 0 0 0 2			
Mo Vaughn, L (1, 3) <small>OBP: 0.378, SLG: 0.529</small>		3-3 		2-3 		4-1 		3-1 		3 0 0 0 1 2 1			
Bob Zupcic, R (1, 7) <small>OBP: 0.278, SLG: 0.250</small> (7, 8)		1-3 		0-0 		1-3 		1-0 		4 0 0 0 0 2 2			
Scott Cooper, L (1, 5) <small>OBP: 0.379, SLG: 0.406</small>		2-2 		3-3 			3-1 		0-2 	3 1 0 0 0 1 0			
Bob Melvin, R (1, 2) <small>OBP: 0.310, SLG: 0.316</small>		0-2 			3-2 		1-0 		2-3 	4 2 2 0 0 1 0			
John Valentin, R (1, 6) <small>OBP: 0.247, SLG: 0.358</small> Ernest Riles, L (9, PH) <small>OBP: 0.241, SLG: 0.423</small>		1-0 			1-1 		3-1 		4-0 	2 1 2 2 0 0 0 0 0 0 0 1 0 0			
Inning Stats	R: 0 H: 1 E: 0 LOB: 1 K: 0 BB: 0 S: 8 P: 10	R: 3 H: 3 E: 0 LOB: 0 K: 2 BB: 0 S: 14 P: 21	R: 0 H: 0 E: 0 LOB: 0 K: 2 BB: 0 S: 7 P: 12	R: 0 H: 0 E: 0 LOB: 0 K: 2 BB: 0 S: 9 P: 14	R: 1 H: 1 E: 0 LOB: 0 K: 0 BB: 0 S: 10 P: 14	R: 0 H: 0 E: 0 LOB: 1 K: 1 BB: 1 S: 8 P: 16	R: 0 H: 2 E: 0 LOB: 2 K: 0 BB: 0 S: 9 P: 21	R: 0 H: 1 E: 0 LOB: 1 K: 0 BB: 0 S: 9 P: 18	R: 0 H: 0 E: 0 LOB: 1 K: 1 BB: 1 S: 12 P: 19	1B: 6 SF: 1 2B: 1 SAC: 1 3B: 1 DP: 0 HR: 0 HBP: 1	WP: 0 PA: 38 PB: 0 SB: 0 CS: 1		
PITCHER	IP WLS BF H R ER SO BB IBB HBP BLK WP HR S P ERA WHIP											PITCHER	IP WLS BF H R ER SO BB IBB HBP BLK WP HR S P ERA WHIP
Jim Deshaies, L (1, 1) <small>ERA: 4.13</small>	6.1 W 25 5 4 4 7 1 0 1 0 0 0 58 92 5.68 0.947												
Mike Hartley, R (7, 1) <small>ERA: 3.12</small>	0.1 3 2 0 0 0 0 0 0 0 0 0 4 10 0.00 6.000												
Mark Guthrie, L (7, 1) <small>ERA: 5.63</small>	1.1 5 1 0 0 0 0 0 0 0 0 0 12 24 0.00 0.750												
Rick Aguilera, R (9, 1) <small>ERA: 2.45</small>	1.0 S 4 0 0 0 0 1 1 0 0 0 0 0 12 19 0.00 1.000												

Boston Red Sox @ Minnesota Twins
 Hubert H. Humphrey Metrodome, Minneapolis, MN
 Sat May 15 1993, 4:33 AM EDT
 Att. 33,635 - Dome

livebaseballscorecards.com

AB	32
R	4
H	8
RBI	4
BB	2
SO	8
LOB	8



Batter	1	2	3	4	5	6	7	8	9
Gene Larkin, S (1, 9) OBP: 0.372, SLG: 0.373	3-2 G3	0-2 FC6-4 1B		1-2 G5-3		4-0 IBB		0-0 1B	
Chuck Knoblauch, R (1, 4) OBP: 0.347, SLG: 0.289	1-2 G4-3 HR 1B	2-1 FC6-4		0-1 G1-3		1-2 FC5		3-2 G1-3	
Kirby Puckett, R (1, 8) OBP: 0.360, SLG: 0.475	1-1 G4-3	1-2 F9			0-0 P3		1-3 K		
Kent Hrbek, L (1, 3) OBP: 0.391, SLG: 0.531	3-1 HR		1-1 G3-1		3-2 1B		4-0 BB		
Dave Winfield, R (1, 10) OBP: 0.302, SLG: 0.475	3-2 1B		0-1 HR		3-1 HR		0-3 K		
Brian Harper, R (1, 2) OBP: 0.339, SLG: 0.429	0-1 L8		4-1 BB		1-2 F7		1-1 G4-3		
Pedro Munoz, R (1, 7) OBP: 0.344, SLG: 0.482		1-0 G5-3 BB 1B	2-3 K		0-2 G4-3		1-0 G5-3		
Mike Pagliarulo, L (1, 5) OBP: 0.329, SLG: 0.468		4-2 G5-3 1B BB	1-2 F7		0-0 FC5 S 1B		0-0 1B 2B		
Jeff Reboulet, R (1, 6) OBP: 0.295, SLG: 0.209		2-2 G5-3		2-1 P5		1-1 F9		2-3 K	

Inning Stats	R: 2	H: 3	E: 0	K: 0	S: 19	LOB: 1	BB: 0	P: 29	R: 2	H: 2	E: 0	K: 0	S: 16	LOB: 1	BB: 1	P: 25	R: 1	H: 1	E: 0	K: 1	S: 12	LOB: 1	BB: 1	P: 20	R: 0	H: 0	E: 0	K: 0	S: 7	LOB: 0	BB: 0	P: 10	R: 1	H: 2	E: 0	K: 0	S: 9	LOB: 0	BB: 0	P: 16	R: 0	H: 1	E: 0	K: 0	S: 10	LOB: 2	BB: 1	P: 16	R: 0	H: 0	E: 0	K: 2	S: 9	LOB: 1	BB: 1	P: 15	R: 1	H: 2	E: 0	K: 1	S: 12	LOB: 1	BB: 0	P: 18
--------------	------	------	------	------	-------	--------	-------	-------	------	------	------	------	-------	--------	-------	-------	------	------	------	------	-------	--------	-------	-------	------	------	------	------	------	--------	-------	-------	------	------	------	------	------	--------	-------	-------	------	------	------	------	-------	--------	-------	-------	------	------	------	------	------	--------	-------	-------	------	------	------	------	-------	--------	-------	-------

PITCHER	IP	WLS	BF	H	R	ER	SO	BB	IBB	HBP	BLK	WP	HR	S	P	ERA	WHIP
John Dopson, R (1, 1) ERA: 3.38	2.2	L	16	6	5	5	1	2	0	0	0	0	2	44	70	16.88	3.000
Scott Bankhead, R (3, 1) ERA: 4.76	2.2		10	3	1	1	0	0	0	0	0	0	1	23	34	3.38	1.125
Greg Harris, R (6, 1) ERA: 2.0	2.2		12	2	1	1	3	1	1	0	0	0	0	27	45	3.38	1.125

BOTTOM

AB R H RBI BB SO LOB

4 0 2 3 1 0 0

5 1 1 0 0 0 4

4 0 0 0 0 1 2

3 1 2 2 1 0 0

4 2 3 2 0 1 1

3 0 0 0 1 0 2

4 1 1 0 0 1 1

3 2 2 0 1 0 1

4 0 0 0 0 1 4

AB 34
R 7
H 11
RBI 7
BB 4
SO 4
LOB 15

WP: 0 PA: 38
PB: 0
SB: 1
CS: 0



Boston Red Sox @ Minnesota Twins
Hubert H. Humphrey Metrodome, Minneapolis, MN
 Sat May 15 1993, 4:33 AM EDT
 Att. 33,635 - Dome

Batter	1	2	3	4	5	6	7	8	9	AB R H RBI BB SO LOB	TOP
Scott Fletcher, R (1, 4) OBP: 0.333, SLG: 0.434 	1-2 		0-0 F7 		0-1 G4-3 		0-2 		3-3 	6 1 2 1 0 0 2	
Ernest Riles, L (1, 10) OBP: 0.265, SLG: 0.400 	1-3 		2-3 		3-3 		4-2 	2-2 F8 		4 2 1 0 1 3 2	
Billy Hatcher, R (1, 8) OBP: 0.320, SLG: 0.325 	1-0 F8 		2-1 G5-3 			2-1 	0-1 SH5-4 	2-1 		4 2 2 0 0 0 1	
Mike Greenwell, L (1, 7) OBP: 0.353, SLG: 0.471 	2-2 			1-2 P6 		1-0 	2-1 G3 	1-0 		5 1 3 3 0 0 1	
Carlos Quintana, R (1, 9) OBP: 0.376, SLG: 0.319 (7, 3) 	0-0 G6-3 			2-0 F8 		4-0 	4-0 	0-1 		3 1 0 0 2 0 3	
Mo Vaughn, L (1, 3) Bob Zupcic, R (7, PR) OBP: 0.273, SLG: 0.245 (7, 9) 		0-0 		1-1 G4-3 		0-0 	1 SAFE 	0-0 		4 0 3 3 0 0 0 1 1 0 0 0 0 1	
Scott Cooper, L (1, 5) OBP: 0.379, SLG: 0.406 		1-0 G5-4-3 			1-1 	1-3 	3-2 	1-0 		5 2 2 1 0 1 3	
John Valentin, R (1, 6) OBP: 0.282, SLG: 0.394 		2-1 			2-2 	4-2 	1-0 		0-1 F8 	4 1 3 1 1 1 0	
Tony Peña, R (1, 2) OBP: 0.230, SLG: 0.253 		1-3 			1-1 SH3 	0-1 F9-2 	1-2 		1-3 	4 0 1 1 0 2 4	
Inning Stats	R: 0 H: 2 E: 0 LOB: 2 K: 1 BB: 0 S: 12 P: 17	R: 0 H: 2 E: 0 LOB: 1 K: 1 BB: 0 S: 10 P: 14	R: 0 H: 0 E: 0 LOB: 0 K: 1 BB: 0 S: 6 P: 10	R: 0 H: 0 E: 0 LOB: 0 K: 0 BB: 0 S: 7 P: 11	R: 1 H: 2 E: 0 LOB: 1 K: 1 BB: 0 S: 12 P: 19	R: 2 H: 3 E: 0 LOB: 2 K: 1 BB: 2 S: 11 P: 23	R: 6 H: 5 E: 0 LOB: 1 K: 0 BB: 2 S: 19 P: 35	R: 2 H: 3 E: 0 LOB: 1 K: 0 BB: 0 S: 10 P: 17	R: 0 H: 0 E: 0 LOB: 0 K: 2 BB: 0 S: 8 P: 12	1B: 11 SF: 0 2B: 7 SAC: 2 3B: 0 DP: 2 HR: 0 HBP: 0	WP: 1 PA: 46 PB: 0 SB: 0 CS: 0
PITCHER Willie Banks, R (1, 1) ERA: 3.11 Mark Guthrie, L (6, 1) ERA: 5.51 Mike Hartley, R (6, 1) ERA: 3.67 George Tsamis, L (7, 1) ERA: 5.4 Carl Willis, R (7, 1) ERA: 27.0	IP WLS BF H R ER SO BB IBB HBP BLK WP HR S P ERA WHIP	IP WLS BF H R ER SO BB IBB HBP BLK WP HR S P ERA WHIP			PITCHER Pat Mahomes, R (8, 1) ERA: 8.78	IP WLS BF H R ER SO BB IBB HBP BLK WP HR S P ERA WHIP					

Boston Red Sox @ Minnesota Twins
 Hubert H. Humphrey Metrodome, Minneapolis, MN
 Sun May 16 1993, 4:33 AM EDT
 Att. 35,467 - Dome

AB	40
R	11
H	17
RBI	10
BB	4
SO	7
LOB	17



WP: 1	PA: 46
PB: 0	
SB: 0	
CS: 0	

Willie Banks, R (1, 1) ERA: 3.11 Mark Guthrie, L (6, 1) ERA: 5.51 Mike Hartley, R (6, 1) ERA: 3.67 George Tsamis, L (7, 1) ERA: 5.4 Carl Willis, R (7, 1) ERA: 27.0	IP WLS BF H R ER SO BB IBB HBP BLK WP HR S P ERA WHIP	Pat Mahomes, R (8, 1) ERA: 8.78	IP WLS BF H R ER SO BB IBB HBP BLK WP HR S P ERA WHIP
---	---	---	---

Batter	1	2	3	4	5	6	7	8	9	AB R H RBI BB SO LOB
Gene Larkin, S (1, 9) OBP: 0.361, SLG: 0.352	0-0 E3 FC1-6	0-1 G3		4-0 BB			0-0 G6-3		0-1 F7	4 0 0 0 1 0 0
Jeff Reboulet, R (1, 4) OBP: 0.277, SLG: 0.194	0-0 FC1-6 BB 1B 1-2f	3-2 G6-3		2-2 P3			2-1 F9		1-3 K	5 1 0 0 0 1 2
Kirby Puckett, R (1, 8) OBP: 0.364, SLG: 0.484	2-1 BB 1-2 1B		0-0 B1-3		1-0 L6			2-1 WP SF8 2B		4 2 2 0 0 0 0
Kent Hrbek, L (1, 3) OBP: 0.378, SLG: 0.515	1-3 K		2-2 F7		3-2 G4-3			2-1 SF8 2-H		3 0 0 1 0 1 2
Dave Winfield, R (1, 10) OBP: 0.315, SLG: 0.488	4-2 1B 1-2 2-3 BB		1-0 PB 1B		1-2 G6-3			2-2 1B 2B		3 2 2 0 1 0 0
Brian Harper, R (1, 2) OBP: 0.352, SLG: 0.440	3-2 1B 1-H 2-H 3-H 1B		0-2 1B		2-0 L7			1-0 1B		4 0 3 4 0 0 0
Pedro Munoz, R (1, 7) OBP: 0.340, SLG: 0.471	2-1 SAFE 1B		1-2 L6		2-2 L6			1-3 K		4 0 1 0 0 1 3
Mike Pagliarulo, L (1, 5) OBP: 0.314, SLG: 0.444	0-0 G3-4-3		2-2 G4-3		2-3 K			1-0 G4-3		4 0 0 0 0 1 4
Pat Meares, R (1, 6) OBP: 0.333, SLG: 0.364		1-1 G4-3		0-0 P4			1-2 K		2-3 K	3 0 0 0 0 1 0 1 0 0 0 0 1 0
Randy Bush, L (9, PH) OBP: 0.296, SLG: 0.182										

BOTTOM

Boston Red Sox @ Minnesota Twins
 Hubert H. Humphrey Metrodome, Minneapolis, MN
 Sun May 16 1993, 4:33 AM EDT
 Att. 35,467 - Dome

livebaseballscorecards.com

AB	35
R	5
H	8
RBI	5
BB	2
SO	6
LOB	11



Inning Stats	R: 3	H: 3	E: 1	K: 1	S: 15	H: 3	LOB: 2	BB: 1	P: 27	R: 0	H: 0	E: 0	K: 0	S: 7	R: 1	H: 2	E: 0	K: 0	S: 12	R: 0	H: 0	E: 0	K: 0	S: 7	R: 0	H: 0	E: 0	K: 1	S: 8	R: 0	H: 0	E: 0	K: 1	S: 6	R: 1	H: 3	E: 0	K: 1	S: 12	R: 0	H: 0	E: 0	K: 2	S: 8	R: 0	H: 0	E: 0	K: 0	S: 11	1B: 6	SF: 1	2B: 2	SAC: 0	3B: 0	DP: 0	HR: 0	WP: 1	PB: 1	SB: 0	CS: 0	PA: 38
--------------	------	------	------	------	-------	------	--------	-------	-------	------	------	------	------	------	------	------	------	------	-------	------	------	------	------	------	------	------	------	------	------	------	------	------	------	------	------	------	------	------	-------	------	------	------	------	------	------	------	------	------	-------	-------	-------	-------	--------	-------	-------	-------	-------	-------	-------	-------	--------

PITCHER	IP	WLS	BF	H	R	ER	SO	BB	IBB	HBP	BLK	WP	HR	S	P	ERA	WHIP
Paul Quantrill, R (1, 1) ERA: 1.88	5.2		25	5	4	0	1	2	0	0	0	0	0	54	91	0.00	1.235
Joe Hesketh, L (6, 1) ERA: 7.88	1.2	W	7	2	1	1	2	0	0	0	0	1	0	16	27	5.40	1.200
Ken Ryan, R (8, 1) ERA: 1.69	1.2		6	1	0	0	3	0	0	0	0	0	0	13	19	0.00	0.600

Batter	1	2	3	4	5	6	7	8	9	AB R H RBI BB SO LOB
Scott Fletcher, R OBP: 0.327, SLG: 0.414 (1, 4)	4-1 G6-4-3 1B BB		1-0 L9		0-1 G4-3		1-0 F9		0-2 P3	4 1 0 0 1 0 3
Billy Hatcher, R OBP: 0.315, SLG: 0.319 (1, 8)	0-0 G6-4-3 1B		0-2 F9		0-0 G5-3		1-0 F8		0-3 K	5 0 1 0 0 1 3
Carlos Quintana, R OBP: 0.380, SLG: 0.319 (1, 3)	0-0 G6-4-3 1-2f 2-3			4-0 G6-3 FC3-2 BB		2-2 1B		2-1 G4-3		3 0 1 0 1 0 2
Mike Greenwell, L OBP: 0.361, SLG: 0.479 (1, 7)	1-2 FC5-4 1B			2-1 FC3-2 G6-3 1B		1-3 K		3-3 K		2 0 2 1 0 0 0
Bob Zupcic, R OBP: 0.263, SLG: 0.235 (5, 7)				1-2 1B						2 0 0 0 0 2 1
Ivan Calderon, R OBP: 0.267, SLG: 0.290 (1, 9)	1-1 FC5-4 1-2f			1-2 G6-3		0-2 L8		0-0 G5-3		4 0 0 0 0 0 4
Mo Vaughn, L OBP: 0.385, SLG: 0.527 (1, 10)		2-3 K		0-0 E5 FC3-2		3-1 F7			3-2 2B 1B	4 1 1 0 0 1 3
Scott Cooper, L OBP: 0.383, SLG: 0.423 (1, 5)		3-2 F8		1-0 FC3-2			0-0 F8 WP 2B		0-2 F8 2B	4 1 2 0 0 0 3
John Valentin, R OBP: 0.280, SLG: 0.387 (1, 6)		3-3 K		2-3 K			1-1 F8		0-0 1B	4 0 1 1 0 2 4
Tony Peña, R OBP: 0.233, SLG: 0.247 (1, 2)			0-1 G6-3		0-2 F7		4-2 BB		2-1 F8	2 0 0 0 1 0 0
Ernest Riles, L OBP: 0.257, SLG: 0.387 (9, PH)									2-3 F8	1 0 0 0 0 0 2

Inning Stats	R: 1	H: 2	E: 0	K: 0	S: 8	H: 2	LOB: 1	BB: 1	P: 14	R: 0	H: 0	E: 0	K: 2	S: 13	H: 0	LOB: 0	BB: 0	P: 21	R: 0	H: 0	E: 0	K: 0	S: 6	H: 1	LOB: 3	BB: 1	P: 21	R: 0	H: 0	E: 0	K: 0	S: 6	H: 1	LOB: 1	BB: 0	P: 18	R: 1	H: 1	E: 0	K: 0	S: 7	H: 1	LOB: 1	BB: 1	P: 14	R: 0	H: 0	E: 0	K: 1	S: 8	H: 0	LOB: 0	BB: 0	P: 13	R: 1	H: 3	E: 0	K: 1	S: 17	H: 3	LOB: 2	BB: 0	P: 22	1B: 6	SF: 0	2B: 2	SAC: 0	3B: 0	DP: 1	HR: 0	HBP: 0	WP: 1	PA: 38
--------------	------	------	------	------	------	------	--------	-------	-------	------	------	------	------	-------	------	--------	-------	-------	------	------	------	------	------	------	--------	-------	-------	------	------	------	------	------	------	--------	-------	-------	------	------	------	------	------	------	--------	-------	-------	------	------	------	------	------	------	--------	-------	-------	------	------	------	------	-------	------	--------	-------	-------	-------	-------	-------	--------	-------	-------	-------	--------	-------	--------

PITCHER	IP	WLS	BF	H	R	ER	SO	BB	IBB	HBP	BLK	WP	HR	S	P	ERA	WHIP
Pat Hentgen, R ERA: 3.38 (1, 1)	7.0	W	29	5	2	2	4	3	0	0	0	1	0	63	101	2.57	1.143
Danny Cox, R ERA: 2.76 (8, 1)	1.0		3	0	0	0	1	0	0	0	0	0	0	8	13	0.00	0.000
Duane Ward, R ERA: 3.45 (9, 1)	1.0		6	3	1	1	1	0	0	0	0	0	0	17	22	9.00	3.000

BOTTOM

Toronto Blue Jays @ Boston Red Sox
Fenway Park, Boston, MA
Mon May 17 1993, 7:05 PM EDT
Att: 30,057 - Unknown - 67 F

livebaseballscorecards.com

AB	35
R	3
H	8
RBI	2
BB	3
SO	6
LOB	25



Batter	1	2	3	4	5	6	7	8	9	AB R H RBI BB SO LOB	TOP									
Devon White, S (1, 8) OBP: 0.346, SLG: 0.464	1-0 F9		3-2 G3-1		0-1 F7		2-0 F7		2-2 G3-1	5 0 0 0 0 0 0										
Roberto Alomar, S (1, 4) OBP: 0.371, SLG: 0.356	3-2 F7			0-1 G6-3	1-1 FC6-4 1B			0-3 K	1-0 G3	5 0 1 0 0 1 0										
Paul Molitor, R (1, 10) OBP: 0.395, SLG: 0.494	1-0 P9			2-2 G5-3	0-0 FC6-4 1-2f			3-1 G1-3	3-2 L1-3	5 0 0 0 0 0 1										
Joe Carter, R (1, 7) OBP: 0.354, SLG: 0.685		0-0 2B		0-0 1B 2B		0-0 2B		1-2 1B 1B		4 2 4 0 0 0 0										
John Olerud, L (1, 3) OBP: 0.500, SLG: 0.657		1-1 P5		0-0 1B 2-H 1B		0-0 F9		0-0 1B 1B		4 1 2 1 0 0 2										
Ed Sprague, R (1, 5) OBP: 0.271, SLG: 0.396		3-2 F7		0-1 BB 1-3 1B		1-2 F8		2-0 2B 1-2 2-H 1B 1B		4 1 2 1 0 0 2										
Darrin Jackson, R (1, 9) OBP: 0.276, SLG: 0.345		0-0 L8		4-0 1-2 BB		2-3 K		2-1 1-3 2-H 1B 2B		3 1 1 1 1 1 2										
Pat Borders, R (1, 2) OBP: 0.222, SLG: 0.320			1-1 F8	1-1 G3-1			2-2 F9	1-0 2-H 3-H 1B		4 0 1 2 0 0 3										
Alfredo Griffin, S (1, 6) OBP: 0.375, SLG: 0.364			1-2 G4-3		1-1 G4-3		0-1 P6	0-3 K		3 0 0 0 0 0 0										
Domingo Cedeno, S (7, 6)										1 0 0 0 0 1 1										
Inning Stats	R: 0 E: 0 K: 0 S: 6	H: 0 LOB: 0 BB: 0 P: 11	R: 0 E: 0 K: 0 S: 10	H: 1 LOB: 1 BB: 0 P: 14	R: 0 E: 0 K: 0 S: 13	H: 0 LOB: 0 BB: 0 P: 18	R: 1 E: 0 K: 0 S: 12	H: 3 LOB: 3 BB: 1 P: 19	R: 0 E: 0 K: 1 S: 8	H: 1 LOB: 1 BB: 0 P: 11	R: 0 E: 0 K: 0 S: 6	H: 0 LOB: 0 BB: 0 P: 10	R: 4 E: 0 K: 2 S: 16	H: 5 LOB: 1 BB: 0 P: 25	R: 0 E: 0 K: 0 S: 8	H: 0 LOB: 0 BB: 0 P: 14	1B: 7 2B: 4 3B: 0 HR: 0	SF: 0 SAC: 0 DP: 0 HBP: 0	WP: 0 PB: 0 SB: 0 CS: 0	PA: 39
PITCHER	IP WLS BF H R ER SO BB IBB HBP BLK WP HR S P ERA WHIP																			
Danny Darwin, R (1, 1) ERA: 3.69	7.0 W 28 6 1 1 1 1 1 0 0 0 0 0 0 62 92 1.29 1.000																			
Ken Ryan, R (8, 1) ERA: 3.5	1.0 8 5 4 4 2 0 0 0 0 0 0 0 0 16 25 36.00 5.000																			
Greg Harris, R (9, 1) ERA: 2.15	1.0 3 0 0 0 0 0 0 0 0 0 0 0 0 8 14 0.00 0.000																			

Toronto Blue Jays @ Boston Red Sox
 Fenway Park, Boston, MA
 Wed May 19 1993, 7:05 PM EDT
 Att. 27,465 - Unknown - 53 F

livebaseballscorecards.com

AB	38
R	5
H	11
RBI	5
BB	1
SO	3
LOB	11



Batter	1	2	3	4	5	6	7	8	9	AB	R	H	RBI	BB	SO	LOB
Scott Fletcher, R (1, 4) OBP: 0.333, SLG: 0.411 Jeff Richardson, R (8, 4) OBP: 0.250, SLG: 0.304	4-0 BB BB 2B	2-0 BB BB 2B	0-1 G4-3		2-1 G6-3			2-2 L9		3	2	1	0	1	0	1
Scott Cooper, L (1, 5) OBP: 0.383, SLG: 0.418	4-2 F7 2B G4-1	1-1 F7	1-0 G4-3			0-1 G6-3		1-2 E7 1B		4	1	1	0	1	0	1
Carlos Quintana, R (1, 9) OBP: 0.396, SLG: 0.342	3-1 G4-1 1-3 SF8 2-H	4-1 BB BB 2B	3-2 G5-3			0-0 1B		1-1 1B 2-3		4	2	3	1	1	0	0
Mo Vaughn, L (1, 3) OBP: 0.385, SLG: 0.519	1-1 G4-1 2-3 3-H	4-1 2B BB 1-2 2-3		2-0 G6-4-3 1B		2-0 L9		2-2 F7		4	1	1	1	1	0	4
Ivan Calderon, R (1, 7) OBP: 0.276, SLG: 0.302 Bob Zupcic, R (7, 7) OBP: 0.283, SLG: 0.235	4-2 S 1B BB	0-0 1B 1-H 2-H 3-H		1-0 G6-4-3 1-2f		1-0 F8				3	2	1	3	1	0	2
Billy Hatcher, R (1, 8) OBP: 0.313, SLG: 0.320	0-1 SF8 3-H	2-1 2B 2-H		0-2 L4			0-1 G5-3			3	1	1	2	0	0	0
Ernest Riles, L (1, 10) OBP: 0.289, SLG: 0.441 Luis Rivera, R (7, PH)	2-1 1B 1-H	1-2 1B 1-H			1-1 G4-3		2-1 F9			3	1	2	2	0	0	0
John Valentin, R (1, 6) OBP: 0.279, SLG: 0.380	3-2 G5-3 1 SAFE	0-1 1B 3-H			3-2 G4-3		2-0 P4			4	0	1	1	0	0	1
Tony Peña, R (1, 2) OBP: 0.234, SLG: 0.239		L8 F8			4-2 BB			2-1 L8		3	0	0	0	1	0	1


Inning Stats	R: 4	H: 2	E: 0	K: 0	S: 19	LOB: 1	BB: 3	P: 40	R: 6	H: 5	E: 0	K: 0	S: 17	LOB: 1	BB: 2	P: 32	R: 0	H: 0	E: 0	K: 0	S: 6	LOB: 0	BB: 0	P: 10	R: 0	H: 1	E: 0	K: 0	S: 5	LOB: 0	BB: 0	P: 8	R: 0	H: 0	E: 0	K: 0	S: 9	LOB: 1	BB: 1	P: 19	R: 0	H: 1	E: 0	K: 0	S: 5	LOB: 1	BB: 0	P: 8	R: 0	H: 0	E: 0	K: 0	S: 5	LOB: 0	BB: 0	P: 9	R: 0	H: 2	E: 1	K: 0	S: 13	LOB: 2	BB: 0	P: 21
--------------	------	------	------	------	-------	--------	-------	-------	------	------	------	------	-------	--------	-------	-------	------	------	------	------	------	--------	-------	-------	------	------	------	------	------	--------	-------	------	------	------	------	------	------	--------	-------	-------	------	------	------	------	------	--------	-------	------	------	------	------	------	------	--------	-------	------	------	------	------	------	-------	--------	-------	-------

PITCHER	IP	WLS	BF	H	R	ER	SO	BB	IBB	HBP	BLK	WP	HR	S	P	ERA	WHIP
Dave Stewart, R (1, 1) ERA: 16.88	1.2	L	17	7	10	10	0	5	0	0	0	0	0	34	70	54.00	7.200
Mark Eichhorn, R (2, 1) ERA: 4.11	3.1		11	1	0	0	0	1	0	0	0	0	0	22	39	0.00	0.600
Al Leiter, L (6, 1) ERA: 6.52	1.0		4	1	0	0	0	0	0	0	0	0	0	5	8	0.00	1.000
Tony Castillo, L (7, 1) ERA: 1.54	1.0		3	0	0	0	0	0	0	0	0	0	0	5	9	0.00	0.000
Woody Williams, R (8, 1) ERA: 3.38	1.0		5	2	0	0	0	0	0	0	0	0	0	13	21	0.00	2.000

BOTTOM

Toronto Blue Jays @ Boston Red Sox
 Fenway Park, Boston, MA
 Wed May 19 1993, 7:05 PM EDT
 Att: 27,465 - Unknown - 53 F

AB	33
R	10
H	11
RBI	10
BB	6
SO	0
LOB	10



1B: 8	SF: 1	WP: 0	PA: 40
2B: 3	SAC: 0	PB: 0	
3B: 0	DP: 1	SB: 1	
HR: 0	HBP: 0	CS: 0	

PITCHER	IP	WLS	BF	H	R	ER	SO	BB	IBB	HBP	BLK	WP	HR	S	P	ERA	WHIP
---------	----	-----	----	---	---	----	----	----	-----	-----	-----	----	----	---	---	-----	------

Batter	1	2	3	4	5	6	7	8	9	AB R H RBI BB SO LOB	TOP											
Devon White, S (1, 8) OBP: 0.348, SLG: 0.457	1-1 G6-3	4-1 BB		1-3 K		1-2 F9			0-0 1B SH5-3 FC1-4-6 1B	4 1 1 0 1 1 2												
Roberto Alomar, S (1, 4) OBP: 0.362, SLG: 0.347	3-3 K	0-0 P6		3-1 F8			1-3 K		1-0 SH5-3 1-2	4 0 0 0 0 2 4												
Paul Molitor, R (1, 3) OBP: 0.401, SLG: 0.509	2-2 1B			2-0 FC6-4 1-2f			2-3 K		1-0 1B FC1-4-6 2-3	5 1 3 0 0 1 2												
Joe Carter, R (1, 7) OBP: 0.349, SLG: 0.682	2-1 P2			1-1 G6-3 3-H		0-2 P3	1-1 3B		0-1 FC1-4-6 BB 1-2f 3-H	5 0 1 2 0 0 2												
John Olerud, L (1, 10) OBP: 0.509, SLG: 0.662		4-2 2B BB		1-2 FC1-6-5 2B		2-3 K	4-0 FC6-4 IBB		4-2 BB 1-2	2 1 1 0 3 1 0												
Ed Sprague, R (1, 5) OBP: 0.276, SLG: 0.399		2-1 2B		3-2 FC1-6-5 2B 2-3		4-0 BB	2-1 FC6-4 1-2f		0-3 K	4 1 1 0 1 1 5												
Darrin Jackson, R (1, 9) OBP: 0.268, SLG: 0.333		0-1 F7		1-3 K		1-2 G5-3		0-1 G4-3		4 0 0 0 0 1 4												
Pat Borders, R (1, 2) OBP: 0.231, SLG: 0.328		1-1 2B 2-H 3-H			4-1 SH BB		3-2 L7	2-1 G5-3		3 0 1 2 1 0 0												
Alfredo Griffin, S (1, 6) OBP: 0.333, SLG: 0.320		1-1 G4-3		0-0 SH FC6-4 1-2			2-2 G6-3	2-1 G6-3		3 0 0 0 0 0 1												
Inning Stats	R: 0 E: 0 K: 1 S: 10	H: 1 LOB: 1 BB: 0 P: 18	R: 2 E: 0 K: 0 S: 15	H: 2 LOB: 2 BB: 2 P: 27	R: 1 E: 0 K: 1 S: 14	H: 2 LOB: 1 BB: 0 P: 22	R: 0 E: 1 K: 1 S: 8	H: 0 LOB: 2 BB: 1 P: 18	R: 0 E: 0 K: 1 S: 9	H: 0 LOB: 1 BB: 1 P: 16	R: 0 E: 0 K: 0 S: 11	H: 0 LOB: 0 BB: 0 P: 17	R: 0 E: 0 K: 2 S: 10	H: 1 LOB: 2 BB: 1 P: 20	R: 0 E: 0 K: 0 S: 6	H: 0 LOB: 0 BB: 0 P: 10	R: 1 E: 0 K: 1 S: 13	H: 2 LOB: 2 BB: 1 P: 18	1B: 3 2B: 3 3B: 2 HR: 0	SF: 0 SAC: 2 DP: 0 HBP: 0	WP: 0 PB: 0 SB: 0 CS: 0	PA: 42
PITCHER	IP WLS BF H R ER SO BB IBB HBP BLK WP HR S P ERA WHIP																					
Frank Viola, L (1, 1) ERA: 2.39	6.0		28	5	3	3	4	4	0	0	0	0	0	67	118	4.50	1.500					
Paul Quantrill, R (7, 1) ERA: 2.01	2.2	L	12	3	1	1	2	0	1	0	0	0	0	22	37	3.38	1.125					
Tony Fossas, L (9, 1) ERA: 3.18	0.0		1	0	0	0	0	1	0	0	0	0	0	2	6	∞	∞					
Greg Harris, R (9, 1) ERA: 2.12	0.1		1	0	0	0	1	0	0	0	0	0	0	5	5	0.00	0.000					

Toronto Blue Jays @ Boston Red Sox
Fenway Park, Boston, MA
Thu May 20 1993, 7:05 PM EDT
Att. 18,219 - Unknown - 52 F

livebaseballscorecards.com

AB	34
R	4
H	8
RBI	4
BB	6
SO	7
LOB	20



Batter	1	2	3	4	5	6	7	8	9	AB	R	H	RBI	BB	SO	LOB
Scott Fletcher, R OBP: 0.346, SLG: 0.402 (1, 4)	4-0 BB G6-3		4-2 BB G3 S 1B	4-2 BB 1-2		1-0 F9		1-2 G6-3		2	1	0	0	3	0	3
Scott Cooper, L OBP: 0.371, SLG: 0.404 (1, 5)	1-1 G6-3 1-2f		1-3 BB K	1-1 L7			1-0 G4-3		1-0 G4-3	5	0	0	0	0	1	4
Carlos Quintana, R OBP: 0.384, SLG: 0.331 (1, 9) Bob Zupcic, R OBP: 0.259, SLG: 0.231 (8, 7)	0-2 K		1-1 G3		1-1 F8		1-3 K		0-3 K	4	0	0	0	0	2	1
Mo Vaughn, L OBP: 0.386, SLG: 0.514 (1, 3)		0-0 F7	3-2 1B		1-3 K		1-0 1B		0-0 F7	5	0	2	1	0	1	0
Ivan Calderon, R OBP: 0.275, SLG: 0.293 (1, 7) (8, 9)		2-2 P4	1-0 P5		4-2 BB WP		0-0 P4			3	0	0	0	1	0	2
Billy Hatcher, R OBP: 0.333, SLG: 0.336 (1, 8)		1-1 1B WP 1B		1-0 L9 S 1B	2-2 HBP			2-2 G4-6-3 1B		3	2	3	0	0	0	0
Ernest Riles, L OBP: 0.286, SLG: 0.421 (1, 10)		3-1 WP 1B		3-2 L9	1-1 P6			3-1 G4-6-3		4	0	1	0	0	0	4
Bob Melvin, R OBP: 0.326, SLG: 0.341 (1, 2) Jeff Richardson, R OBP: 0.250, SLG: 0.304 (8, PR) Tony Peña, R OBP: 0.234, SLG: 0.239 (9, 2)		4-2 BB		0-2 K		0-0 F9		1-0 E 2B		3	0	1	0	1	1	1
John Valentin, R OBP: 0.278, SLG: 0.373 (1, 6)		3-3 K		2-2 BB 1B		2-3 K		1-0 E6		0	0	0	0	0	0	0
				3-H 1B				2-3		4	0	1	1	0	2	3

Inning Stats	R: 0	H: 0	E: 0	K: 5	S: 5	R: 1	H: 2	E: 0	K: 13	S: 13	R: 1	H: 1	E: 0	K: 12	S: 12	R: 1	H: 2	E: 0	K: 15	S: 15	R: 0	H: 0	E: 0	K: 17	S: 17	R: 0	H: 0	E: 0	K: 5	S: 5	R: 0	H: 1	E: 1	K: 0	S: 11	R: 0	H: 2	E: 0	K: 5	S: 5	R: 0	H: 0	E: 0	K: 5	S: 5	R: 0	H: 0	E: 0	K: 5	S: 5	1B: 7	2B: 1	3B: 0	HR: 0	SF: 0	SAC: 0	DP: 2	HBP: 1
--------------	------	------	------	------	------	------	------	------	-------	-------	------	------	------	-------	-------	------	------	------	-------	-------	------	------	------	-------	-------	------	------	------	------	------	------	------	------	------	-------	------	------	------	------	------	------	------	------	------	------	------	------	------	------	------	-------	-------	-------	-------	-------	--------	-------	--------

PITCHER	IP	WLS	BF	H	R	ER	SO	BB	IBB	HBP	BLK	WP	HR	S	P	ERA	WHIP
Juan Guzman, R ERA: 4.34 (1, 1)	6.0		28	5	3	3	6	5	0	1	0	2	0	67	117	4.50	1.667
Tony Castillo, L ERA: 1.46 (7, 1)	0.2		3	1	0	0	1	0	0	0	0	0	0	7	10	0.00	1.500
Danny Cox, R ERA: 2.64 (7, 1)	1.1	W	6	2	0	0	0	0	0	0	0	0	0	12	19	0.00	1.500
Duane Ward, R ERA: 3.24 (9, 1)	1.0	S	3	0	0	0	1	0	0	0	0	0	0	5	6	0.00	0.000

BOTTOM

Toronto Blue Jays @ Boston Red Sox
Fenway Park, Boston, MA
 Thu May 20 1993, 7:05 PM EDT
 Att: 18,219 - Unknown - 52 F

livebaseballscorecards.com

AB	34
R	3
H	8
RBI	2
BB	5
SO	8
LOB	18



WP: 2	PA: 40
PB: 0	
SB: 2	
CS: 0	

Batter	1	2	3	4	5	6	7	8	9	AB R H RBI BB SO LOB	TOP											
Dion James, L (1, 8) OBP: 0.400, SLG: 0.475	1-2 P6	2-1 G4-3			2-2 G4-3		1-0 G4-3		0-1 2B	5 0 1 1 0 0 0												
Jim Leyritz, R (1, 3) OBP: 0.446, SLG: 0.620	2-1 1B FC6-4		2-2 K		2-2 G6-3		0-3 K		0-2 F9	5 1 1 0 0 2 1												
Wade Boggs, L (1, 5) OBP: 0.394, SLG: 0.362	1-1 1B FC6-4		2-1 2B 1B		3-1 2B 1B		3-2 1B		4-2 BB	4 0 4 0 1 0 0												
Danny Tartabull, R (1, 9) OBP: 0.333, SLG: 0.418	0-0 1B FC6-4		2-1 F8		0-0 2B		1-1 P3		1-3 K	5 0 1 1 0 1 5												
Paul O'Neill, L (1, 7) OBP: 0.371, SLG: 0.467	0-0 1B BB		0-1 2B		4-1 BB			1-2 F7		3 0 2 0 1 0 0												
Matt Nokes, L (1, 10) OBP: 0.271, SLG: 0.467	4-1 BB		1-3 2B					0-1 K		2 0 0 0 1 2 5												
Mike Humphreys, R (8, PH) OBP: 0.308, SLG: 0.300	1-2 BB		1-3 K		1-3 K					1 0 1 0 0 0 0												
Mike Stanley, R (1, 2) OBP: 0.380, SLG: 0.543	2-3 K			2-3 K		1-3 K		1-3 K		4 0 0 0 0 4 4												
Spike Owen, S (1, 6) OBP: 0.347, SLG: 0.343		2-3 K		2-2 G5-3		1-1 G4-3			1-1 2B	4 1 1 0 0 1 0												
Pat Kelly, R (1, 4) OBP: 0.298, SLG: 0.371		0-0 G5-3		0-0 F9		0-1 F7			3-1 G3-1	4 0 0 0 0 0 1												
Inning Stats	R: 1 E: 0 K: 1 S: 13	H: 3 LOB: 3 BB: 1 P: 23	R: 0 E: 0 K: 1 S: 6	H: 0 LOB: 0 BB: 0 P: 10	R: 0 E: 0 K: 2 S: 13	H: 2 LOB: 2 BB: 0 P: 20	R: 0 E: 0 K: 1 S: 8	H: 0 LOB: 0 BB: 0 P: 12	R: 0 E: 0 K: 1 S: 14	H: 2 LOB: 3 BB: 1 P: 26	R: 0 E: 0 K: 1 S: 7	H: 0 LOB: 0 BB: 0 P: 9	R: 0 E: 0 K: 1 S: 10	H: 1 LOB: 1 BB: 0 P: 15	R: 0 E: 0 K: 1 S: 9	H: 1 LOB: 0 BB: 0 P: 11	R: 1 E: 0 K: 1 S: 16	H: 2 LOB: 2 BB: 1 P: 25	1B: 7 2B: 4 3B: 0 HR: 0	SF: 0 SAC: 0 DP: 0 HBP: 0	WP: 0 PB: 0 SB: 0 CS: 0	PA: 40
PITCHER	IP WLS BF H R ER SO BB IBB HBP BLK WP HR S P ERA WHIP																					
John Dopsos, R (1, 1) ERA: 3.1	7.0 W 31 8 1 1 8 2 0 0 0 0 0 0 71 115 1.29 1.429																					
Tony Fossas, L (8, 1) ERA: 2.7	1.0 3 1 0 0 1 0 0 0 0 0 0 0 9 11 0.00 1.000																					
Ken Ryan, R (9, 1) ERA: 3.79	1.0 6 2 1 1 1 1 0 0 0 0 0 0 16 25 9.00 3.000																					

New York Yankees @ Boston Red Sox
 Fenway Park, Boston, MA
 Fri May 21 1993, 7:05 PM EDT
 Att. 34,170 - Unknown - 68 F

AB	37
R	2
H	11
RBI	2
BB	3
SO	10
LOB	16



Batter	1	2	3	4	5	6	7	8	9	AB R H RBI BB SO LOB
Scott Fletcher, R OBP: 0.368, SLG: 0.426 (1, 4)	4-2 BB BB		3-1 S 1B		0-1 G1-3 1B G4-3 1B		1-1 E6 L5-3		1-1 G6-3	4 1 2 0 1 0 0
Ernest Riles, L OBP: 0.308, SLG: 0.391 (1, 10)	4-0 L3 BB		1-3 K 1B		1-0 G4-3 1B G1-3 1B		3-2 L5-3		3-2 G3-1	4 0 1 0 1 1 2
Carlos Quintana, R OBP: 0.381, SLG: 0.321 (1, 9)	1-2 L3		3-1 P4		3-2 G1-3		4-2 BB		0-1 G4-3	4 0 0 0 1 0 5
Mo Vaughn, L OBP: 0.391, SLG: 0.524 (1, 3)	4-2 CS BB			4-0 1B BB	0-2 G4-3		2-2 F7			2 1 0 1 2 0 2
Ivan Calderon, R OBP: 0.282, SLG: 0.336 (1, 7)	2-0 CS	2-3 K		2-2 P3	0-2 F8			1-0 1B 2B		4 1 1 0 0 1 2
Billy Hatcher, R OBP: 0.336, SLG: 0.333 (1, 8)		3-2 L6		1-0 1B 1B		1-2 1B		3-2 F7		4 0 2 0 0 0 1
Scott Cooper, L OBP: 0.365, SLG: 0.392 (1, 5)		4-1 BB		0-0 1B		0-1 F8		2-1 P5		3 0 1 1 1 0 2
Bob Melvin, R OBP: 0.320, SLG: 0.333 (1, 2)		1-3 K2-3		2-3 K 1B		1-1 P3		2-1 FC6-4 1B		4 0 1 1 0 2 4
John Valentin, R OBP: 0.265, SLG: 0.352 (1, 6)			2-1 L6	3-1 P3		0-0 F9		0-1 FC6-4		4 0 0 0 0 0 4

Inning Stats	R: 0	H: 0	E: 0	K: 0	S: 7	R: 0	H: 0	E: 0	K: 2	S: 12	R: 0	H: 1	E: 0	K: 1	S: 9	R: 1	H: 2	E: 0	K: 1	S: 11	R: 1	H: 2	E: 0	K: 0	S: 13	R: 0	H: 1	E: 0	K: 0	S: 8	R: 0	H: 0	E: 1	K: 0	S: 11	R: 1	H: 2	E: 0	K: 0	S: 8	R: 0	H: 0	E: 0	K: 0	S: 8	R: 0	H: 0	E: 0	K: 0	S: 8	1B: 7	2B: 3	3B: 0	HR: 0	SF: 0	SAC: 0	DP: 2	HBP: 0	WP: 0	PA: 40
--------------	------	------	------	------	------	------	------	------	------	-------	------	------	------	------	------	------	------	------	------	-------	------	------	------	------	-------	------	------	------	------	------	------	------	------	------	-------	------	------	------	------	------	------	------	------	------	------	------	------	------	------	------	-------	-------	-------	-------	-------	--------	-------	--------	-------	--------

PITCHER	IP	WLS	BF	H	R	ER	SO	BB	IBB	HBP	BLK	WP	HR	S	P	ERA	WHIP
Mike Witt, R ERA: 4.02 (1, 1)	5.0	W	23	5	2	2	4	5	0	0	0	0	0	52	105	3.60	2.000
Scott Kamieniecki, R ERA: 3.64 (6, 1)	3.0		13	3	1	1	0	1	0	0	0	0	0	30	50	3.00	1.333
John Habyan, R ERA: 4.71 (9, 1)	1.0		3	0	0	0	0	0	0	0	0	0	0	8	12	0.00	0.000

BOTTOM

New York Yankees @ Boston Red Sox
 Fenway Park, Boston, MA
 Sat May 22 1993, 3:33 AM EDT
 Att. 34,383 - Cloudy - 64 F

livebaseballscorecards.com

AB	33
R	3
H	8
RBI	3
BB	6
SO	4
LOB	22



Batter	1	2	3	4	5	6	7	8	9	AB R H RBI BB SO LOB	TOP						
Dion James, L OBP: 0.396, SLG: 0.479 (1, 7) (8, 9)	0-2 G1-3		0-0 P6		0-1 G4-3		1-0 G4-3			4 0 0 1 0 0 1							
Jim Leyritz, R OBP: 0.438, SLG: 0.610 (1, 3)	3-2 F9 2B		2-2 1B		0-1 P3			0-1 G6-3		4 0 2 0 0 0 0							
Wade Boggs, L OBP: 0.385, SLG: 0.345 (1, 5)	4-1 BB		3-2 G6-3		2-1 L8			1-1 F7		3 0 0 0 1 0 1							
Danny Tartabull, R OBP: 0.344, SLG: 0.441 (1, 10)	0-1 F9			1-3 K		2-3 K		4-1 FC5-4 BB		3 0 0 0 1 2 2							
Paul O'Neill, L OBP: 0.371, SLG: 0.500 Randy Velarde, R OBP: 0.370, SLG: 0.468 (8, PH) (8, 7)	0-1 G6-3			0-1 2B		1-0 HR		1-1 FC5-4		3 1 2 1 0 0 2 1 0 0 0 0 0 1							
Mike Stanley, R OBP: 0.381, SLG: 0.529 Matt Nokes, L OBP: 0.270, SLG: 0.458 (1, 2) (9, PH)		0-1 G5-3		1-3 K		3-3 K		1-1 F9		3 0 0 0 0 2 1 1 0 0 0 0 0 0							
Gerald Williams, R OBP: 0.263, SLG: 0.444 (1, 8)		1-2 G6-3		2-2 G4-3			0-0 E 2B		0-3 K	4 0 1 0 0 1 1	AB 33 R 2 H 6 RBI 2 BB 2 SO 8 LOB 12						
Spike Owen, S OBP: 0.340, SLG: 0.338 (1, 6)		1-3 K			1-1 G1-3 G4-3 2B		3-3 SAFE K		2-1 P5	4 1 1 0 0 2 1							
Pat Kelly, R OBP: 0.291, SLG: 0.361 (1, 4)			3-1 G4-3		0-1 G1-3		2-3 K			3 0 0 0 0 1 2							
Inning Stats	R: 0 H: 1 E: 0 LOB: 2 K: 0 BB: 1 S: 11 P: 18	R: 0 H: 0 E: 0 LOB: 0 K: 1 BB: 0 S: 10 P: 12	R: 0 H: 1 E: 0 LOB: 1 K: 0 BB: 0 S: 11 P: 19	R: 0 H: 1 E: 0 LOB: 1 K: 2 BB: 0 S: 13 P: 17	R: 1 H: 1 E: 0 LOB: 0 K: 0 BB: 0 S: 8 P: 9	R: 1 H: 1 E: 0 LOB: 0 K: 2 BB: 0 S: 11 P: 19	R: 0 H: 1 E: 1 LOB: 1 K: 2 BB: 0 S: 9 P: 14	R: 0 H: 0 E: 0 LOB: 1 K: 0 BB: 1 S: 7 P: 13	R: 0 H: 0 E: 0 LOB: 0 K: 1 BB: 0 S: 7 P: 10	1B: 1 SF: 0 2B: 4 SAC: 0 3B: 0 DP: 0 HR: 1 HBP: 0	WP: 0 PA: 35 PB: 0 SB: 0 CS: 0						
PITCHER	IP WLS BF H R ER SO BB IBB HBP BLK WP HR S P ERA WHIP																
Paul Quantrill, R ERA: 2.17 (1, 1)	6.0	25	6	2	2	5	1	0	0	0	0	0	1	65	95	3.00	1.167
Greg Harris, R ERA: 2.01 (7, 1)	1.2	W	6	0	0	0	2	1	0	0	0	0	0	13	23	0.00	0.600
Tony Fossas, L ERA: 2.57 (8, 1)	0.1		1	0	0	0	0	0	0	0	0	0	0	2	3	0.00	0.000
Jeff Russell, R ERA: 1.93 (9, 1)	1.0	S	3	0	0	0	1	0	0	0	0	0	0	7	10	0.00	0.000

New York Yankees @ Boston Red Sox
 Fenway Park, Boston, MA
 Sun May 23 1993, 7:05 PM EDT
 Att. 33,307 - Unknown - 71 F

livebaseballscorecards.com



Batter	1	2	3	4	5	6	7	8	9
Scott Fletcher, R <small>(1, 4)</small> <small>OBP: 0.355, SLG: 0.413</small>									
Billy Hatcher, R <small>(1, 8)</small> <small>OBP: 0.340, SLG: 0.346</small>									
Carlos Quintana, R <small>(1, 3)</small> <small>OBP: 0.371, SLG: 0.311</small>									
Ivan Calderon, R <small>(1, 9)</small> <small>OBP: 0.281, SLG: 0.342</small>									
Mo Vaughn, L <small>(1, 10)</small> <small>OBP: 0.400, SLG: 0.568</small>									
John Valentin, R <small>(1, 6)</small> <small>OBP: 0.265, SLG: 0.358</small>									
Scott Cooper, L <small>(1, 5)</small> <small>OBP: 0.365, SLG: 0.391</small>									
Bob Zuppic, R <small>(1, 7)</small> <small>OBP: 0.262, SLG: 0.255</small>									
Tony Peña, R <small>(1, 2)</small> <small>OBP: 0.238, SLG: 0.242</small>									

AB	R	H	RBI	BB	SO	LOB
3	0	0	1	0	1	0
4	1	2	0	0	2	1
4	0	0	0	0	1	2
4	0	1	1	0	0	0
3	2	2	2	1	1	0
4	1	1	0	0	0	2
3	0	1	1	0	0	0
3	1	1	0	0	0	1
3	0	1	0	0	0	1

BOTTOM

New York Yankees @ Boston Red Sox
Fenway Park, Boston, MA
 Sun May 23 1993, 7:05 PM EDT
 Att. 33,307 - Unknown - 71 F

AB	31
R	5
H	9
RBI	5
BB	1
SO	5
LOB	7



1B: 3	SF: 1
2B: 4	SAC: 0
3B: 0	DP: 1
HR: 2	HBP: 0

WP: 0	PA: 33
PB: 0	
SB: 0	
CS: 0	

Inning Stats	R: 0	H: 1	E: 0	LOB: 0	K: 1	S: 5	P: 9	R: 0	H: 0	E: 0	LOB: 0	K: 1	S: 9	P: 17	R: 1	H: 2	E: 0	LOB: 1	K: 1	S: 9	P: 13	R: 1	H: 1	E: 0	LOB: 0	K: 0	S: 6	P: 12	R: 0	H: 0	E: 0	LOB: 0	K: 0	S: 6	P: 10	R: 0	H: 0	E: 0	LOB: 0	K: 2	S: 7	P: 9	R: 2	H: 3	E: 1	LOB: 1	K: 0	S: 12	P: 22	R: 1	H: 2	E: 0	LOB: 2	K: 0	S: 10	P: 17
PITCHER	IP	WLS	BF	H	R	ER	SO	BB	IBB	HBP	BLK	WP	HR	S	P	ERA	WHIP																																							
Jimmy Key, L <small>(1, 1)</small> <small>ERA: 2.18</small>	7.0	L	27	7	4	4	5	0	0	0	0	0	0	54	92	5.14	1.000																																							
Rich Monteleone, R <small>(8, 1)</small> <small>ERA: 4.28</small>	1.0		6	2	1	1	0	0	1	0	0	0	0	10	17	9.00	2.000																																							

WP	HR	S	P	ERA	WHIP
0	0	0	0	0	0

Batter	1	2	3	4	5	6	7	8	9	10	AB R H RBI BB SO LOB	TOP										
Scott Fletcher, R OBP: 0.365, SLG: 0.459 (1, 4) B X	1-0 HR		2-2 G5-4-3 1B		1-2 1B SF8 2B		0-2 G6-3		1-0 G4-3		5 2 3 2 0 0 0	<p>Boston Red Sox @ Detroit Tigers Tiger Stadium, Detroit, MI</p> <p>Mon May 24 1993, 7:05 PM EDT Att: 14,881 - Unknown - 74 F</p>										
Billy Hatcher, R OBP: 0.355, SLG: 0.383 (1, 8) X	0-0 F9 G5-3 1B		1-0 G5-4-3 1-2f		0-1 CS 1B		1-0 HR		0-1 1B		5 1 4 1 0 0 1											
Carlos Quintana, R OBP: 0.372, SLG: 0.317 (1, 3) B B 1 SAFE F C X 1 SAFE	3-2 G5-3 1-2		1-1 G4-3		1-0 SF8 3-H		0-0 1B 1B		2-2 1B 1B		4 0 2 1 0 0 1											
Ivan Calderon, R OBP: 0.286, SLG: 0.345 (1, 9) C X	0-1 F9 2-3			0-0 B1-3	0-1 CS 1-2	0-1 2B 1B	0-1 1B		1-1 G2-3		5 1 2 0 0 0 3											
Mo Vaughn, L OBP: 0.394, SLG: 0.553 (1, 10) B B I	4-0 IBB			2-2 L5		1-3 K 1B	0-0 F8			2-3 K	4 0 0 0 1 2 3											
John Valentin, R OBP: 0.271, SLG: 0.370 (1, 6) F C B X	1-2 P3			0-2 1B		1-0 1-H 2B		1-1 G4-3		1-3 K	5 0 2 1 0 1 2											
Scott Cooper, L OBP: 0.371, SLG: 0.406 (1, 5) X		0-0 FC4 1B		2-0 P2		4-0 G1-4-3 IBB		0-0 F7		1-0 2B 3B	4 1 2 0 1 0 1											
Bob Zupcic, R OBP: 0.273, SLG: 0.283 (1, 7) C 1 SAFE 1 SAFE F B X		1-2 FC4 CS 1-2f			1-1 SH1-4 2B 1B	1-0 G1-4-3 1-2f		0-0 F8		2-2 2B 3-H	5 1 2 1 0 0 3											
Tony Peña, R OBP: 0.233, SLG: 0.237 Ernest Riles, L OBP: 0.302, SLG: 0.383 (9, PH) Bob Melvin, R OBP: 0.314, SLG: 0.326 (9, 2) F 1 SAFE 1 SAFE S 1 SAFE T B X		1-3 K 1-2			0-1 SH1-4 1-2		1-0 G5-3		2-2 G3	1-1 G1-3	2 0 0 0 0 1 1 1 0 0 0 0 0 0 1 0 0 0 0 0 1											
Inning Stats	R: 1 E: 0 K: 0 S: 10	H: 2 LOB: 2 BB: 1 P: 19	R: 0 E: 0 K: 1 S: 9	H: 1 LOB: 1 BB: 0 P: 11	R: 0 E: 0 K: 0 S: 7	H: 1 LOB: 1 BB: 0 P: 12	R: 0 E: 0 K: 0 S: 8	H: 1 LOB: 1 BB: 0 P: 14	R: 1 E: 0 K: 1 S: 8	H: 2 LOB: 1 BB: 1 P: 14	R: 1 E: 0 K: 0 S: 9		H: 3 LOB: 2 BB: 0 P: 11	R: 0 E: 0 K: 0 S: 4	H: 0 LOB: 0 BB: 0 P: 5	R: 0 E: 0 K: 0 S: 11	H: 2 LOB: 2 BB: 0 P: 17	R: 1 E: 0 K: 2 S: 14	H: 2 LOB: 1 BB: 0 P: 21	1B: 11 2B: 4 3B: 1 HR: 2	SF: 1 SAC: 1 DP: 3 HBP: 0	WP: 0 PB: 0 SB: 0 CS: 2
PITCHER	IP WLS BF H R ER SO BB IBB HBP BLK WP HR S P ERA WHIP																					
Buddy Groom, L ERA: 6.75 (1, 1)	5.1	24	10	4	4	2	0	1	0	0	0	1	14	22	6.75	1.875						
Dave Haas, R ERA: 4.24 (6, 1)	2.2	11	3	1	1	0	0	1	0	0	0	0	1	14	3.38	1.125						
Mike Henneman, R ERA: 1.52 (9, 1)	1.0	5	2	0	0	0	0	0	0	0	0	0	11	17	0.00	2.000						
Bob MacDonald, L ERA: 3.18 (10, 1)	1.0	L 5	2	1	1	2	0	0	0	0	0	0	14	21	9.00	2.000						

livebaseballscorecards.com

AB	41
R	6
H	17
RBI	6
BB	2
SO	4
LOB	16



Batter	1	2	3	4	5	6	7	8	9	10	AB R H RBI BB SO LOB
Tony Phillips, S (1, 7) OBP: 0.457, SLG: 0.429	0-3 K		1-1 G4-3			0-0 L7		2-3 K		0-0 G1-3	5 0 0 0 0 2 2
Lou Whitaker, L (1, 4) OBP: 0.367, SLG: 0.395	1-0 P4			1-2 P4			1-0 BB 1B	0-0 CS 1B		2-3 K	5 0 2 1 0 1 0
Travis Fryman, R (1, 6) OBP: 0.374, SLG: 0.489	0-3 K			0-2 P2			4-1 L6-3 BB	1-2 FC5-4 1B		2-3 K	4 0 1 0 1 2 0
Cecil Fielder, R (1, 3) OBP: 0.353, SLG: 0.420		0-1 F8		2-0 G5-3			1-2 F7	0-0 FC5-4 1-2f			4 0 0 0 0 0 3
Kirk Gibson, L (1, 10) OBP: 0.450, SLG: 0.562		1-0 G4-3			1-0 L8		2-1 L6-3 1-2		2-2 L7		4 0 0 0 0 0 2
Mickey Tettleton, S (1, 9) OBP: 0.358, SLG: 0.479			3-3 K		1-3 K			0-0 1B 2B	4-1 1B BB		3 1 1 0 1 2 0
Chad Kreuter, S (1, 2) OBP: 0.452, SLG: 0.607				0-1 HR		3-3 K		0-0 3B 1B	0-3 K		4 2 2 1 0 2 1
Scott Livingstone, L (1, 5) OBP: 0.368, SLG: 0.394			0-2 G4-3			1-0 G5-3		0-2 3B 1B	1-2 1B		3 0 1 1 0 0 0
Gary Thurman, R (8, PR) OBP: 0.382, SLG: 0.345								1-2 3B 1B	0-3 1B		0 1 0 0 0 0 0
Alan Trammell, R (9, 5) OBP: 0.404, SLG: 0.462								3-H 1B 3B	2-2 P4		1 0 1 0 0 0 0
Milt Cuyler, S (1, 8) OBP: 0.338, SLG: 0.421			0-0 B1-3			1-0 G4-3		1-1 1B 3B			4 1 1 2 0 0 2

Inning Stats	R: 0 E: 0 K: 2 S: 7	H: 0 LOB: 0 BB: 0 P: 8	R: 0 E: 0 K: 1 S: 6	H: 0 LOB: 0 BB: 0 P: 10	R: 1 E: 0 K: 0 S: 8	H: 1 LOB: 0 BB: 0 P: 9	R: 0 E: 0 K: 0 S: 7	H: 0 LOB: 0 BB: 0 P: 10	R: 0 E: 0 K: 2 S: 7	H: 0 LOB: 0 BB: 0 P: 12	R: 0 E: 0 K: 0 S: 3	H: 0 LOB: 0 BB: 0 P: 5	R: 0 E: 0 K: 0 S: 7	H: 1 LOB: 1 BB: 1 P: 15	R: 4 E: 0 K: 1 S: 15	H: 6 LOB: 1 BB: 0 P: 19	R: 0 E: 0 K: 1 S: 16	H: 1 LOB: 2 BB: 1 P: 25	R: 0 E: 0 K: 2 S: 8	H: 0 LOB: 0 BB: 0 P: 12	1B: 6 2B: 2 3B: 1 HR: 1	SF: 0 SAC: 0 DP: 1 HBP: 0
--------------	------------------------------	---------------------------------	------------------------------	----------------------------------	------------------------------	---------------------------------	------------------------------	----------------------------------	------------------------------	----------------------------------	------------------------------	---------------------------------	------------------------------	----------------------------------	-------------------------------	----------------------------------	-------------------------------	----------------------------------	------------------------------	----------------------------------	----------------------------------	------------------------------------

PITCHER	IP	WLS	BF	H	R	ER	SO	BB	IBB	HBP	BLK	WP	HR	S	P	ERA	WHIP
Danny Darwin, R (1, 1) ERA: 3.88	7.0		26	5	4	4	5	1	0	0	0	0	1	50	74	5.14	0.857
Greg Harris, R (8, 1) ERA: 2.23	1.0		5	3	1	1	1	0	0	0	0	0	0	10	14	9.00	3.000
Ken Ryan, R (9, 1) ERA: 3.6	1.0	W	5	1	0	0	1	1	0	0	0	0	0	16	25	0.00	2.000
Jeff Russell, R (10, 1) ERA: 1.8	1.0	S	3	0	0	0	2	0	0	0	0	0	0	8	12	0.00	0.000


BOTTOM

Boston Red Sox @ Detroit Tigers
Tiger Stadium, Detroit, MI

Mon May 24 1993, 7:05 PM EDT
Att. 14,881 - Unknown - 74 F

livebaseballscorecards.com

AB	37
R	5
H	9
RBI	5
BB	2
SO	9
LOB	10



WP: 0	PA: 39
PB: 0	
SB: 0	
CS: 1	

Batter	1	2	3	4	5	6	7	8	9	AB R H RBI BB SO LOB	TOP
Scott Fletcher, R (1, 4) OBP: 0.354, SLG: 0.442 FFBFBX	3-2 G5-3 	1-0 F7 			1-1 L6 			2-2 F9 		4 0 0 0 0 0 1	Boston Red Sox @ Detroit Tigers Tiger Stadium, Detroit, MI Tue May 25 1993, 7:05 PM EDT Att. 17,514 - Unknown - 64 F livebaseballscorecards.com
Billy Hatcher, R (1, 8) OBP: 0.359, SLG: 0.386 BCCBFX	2-2 G1-3 1B 		0-2 G4-3 			1-2 SH2-3 1B 		0-0 L9 		4 1 2 0 0 0 0	
Carlos Quintana, R (1, 9) OBP: 0.365, SLG: 0.310 BSAFE	1-0 G1-3 		1-1 E5 			1-2 SH2-3 		1-2 F7 		3 0 0 0 0 0 1	
Andre Dawson, R (1, 10) OBP: 0.277, SLG: 0.302 CBBBFX	2-2 BB 1B 		0-1 G5-4-3 			1-0 F7 		0-3 K 		4 0 1 1 0 1 2	
Mo Vaughn, L (1, 3) OBP: 0.402, SLG: 0.550 BCCFBFB	4-2 BB 			2-3 K 		4-2 BB 		4-2 BB 		1 0 0 0 3 1 0	
Ivan Calderon, R (1, 7) OBP: 0.277, SLG: 0.333 FBBX	1-1 F9 			3-3 K 		2-2 L7 		3-1 G4-6-3 		4 0 0 0 0 1 5	
John Valentin, R (1, 6) OBP: 0.264, SLG: 0.359 BCCBFX		3-1 E6 		3-2 F9 			0-3 K 			3 0 0 0 0 1 0	
Scott Cooper, L (1, 5) OBP: 0.376, SLG: 0.407 BSAFE		2-2 FC4-6 			1-0 1B 		2-0 CS HBP 			2 0 1 0 0 0 1	
Tony Peña, R (1, 2) OBP: 0.226, SLG: 0.230 FFX		0-1 F7 			1-2 G5-3 		2-3 K 			3 0 0 0 0 1 2	
Inning Stats	R: 1 H: 2 E: 0 LOB: 2 K: 0 BB: 1 S: 18 P: 31	R: 0 H: 0 E: 1 LOB: 1 K: 0 BB: 0 S: 9 P: 15	R: 0 H: 0 E: 1 LOB: 0 K: 0 BB: 0 S: 7 P: 8	R: 0 H: 0 E: 0 LOB: 0 K: 2 BB: 0 S: 11 P: 19	R: 0 H: 1 E: 0 LOB: 0 K: 0 BB: 0 S: 7 P: 10	R: 0 H: 1 E: 0 LOB: 2 K: 0 BB: 1 S: 14 P: 22	R: 0 H: 0 E: 0 LOB: 0 K: 2 BB: 0 S: 7 P: 11	R: 0 H: 0 E: 0 LOB: 0 K: 0 BB: 0 S: 8 P: 11	R: 0 H: 0 E: 0 LOB: 0 K: 1 BB: 1 S: 12 P: 19	1B: 4 SF: 0 2B: 0 SAC: 1 3B: 0 DP: 2 HR: 0 HBP: 1	WP: 0 PA: 33 PB: 0 SB: 0 CS: 1
PITCHER David Wells, L (1, 1) ERA: 1.83 Mike Henneman, R (9, 1) ERA: 1.48	IP WLS BF H R ER SO BB IBB HBP BLK WP HR S P ERA WHIP 8.1 W 32 4 1 1 5 3 0 1 0 0 0 91 141 1.08 0.840 0.2 S 1 0 0 0 0 0 0 0 0 0 0 0 2 5 0.00 0.000	PITCHER IP WLS BF H R ER SO BB IBB HBP BLK WP HR S P ERA WHIP									



Batter	1	2	3	4	5	6	7	8	9	AB	R	H	RBI	BB	SO	LOB
Tony Phillips, S (1, 4) OBP: 0.455, SLG: 0.426 Gary Thurman, R (2, 7) OBP: 0.351, SLG: 0.313	3-2 G6-3		2-3 K		1-0 FC4-6		1-1 F9			1	0	0	0	0	0	0
Alan Trammell, R (1, 5) OBP: 0.387, SLG: 0.439	2-2 P3		3-2 P3		0-1 P4		1-2 L7			4	0	0	0	0	0	1
Travis Fryman, R (1, 6) OBP: 0.367, SLG: 0.478	3-3 K				2-1 F7				2-2 G6-3	4	0	0	0	0	1	0
Cecil Fielder, R (1, 10) OBP: 0.361, SLG: 0.439			4-2 2B FC1-5 BB		0-0 HR				3-1 G6-3	2	2	1	1	2	0	0
Rob Deer, R (1, 9) OBP: 0.314, SLG: 0.439			0-0 2B		0-1 E4 FC6-4				1-3 K	3	1	1	0	1	1	0
Mickey Tettleton, S (1, 3) OBP: 0.358, SLG: 0.490			0-1 G5-3		1-2 F8				3-2 SH2 3B	3	1	1	2	0	0	3
Skeeter Barnes, R (1, 7) OBP: 0.333, SLG: 0.424 Lou Whitaker, L (7, 4) OBP: 0.367, SLG: 0.395			1-1 FC1-5		2-0 FC6-4				2-1 SH2	2	0	0	1	0	0	3
Chad Kreuter, S (1, 2) OBP: 0.449, SLG: 0.600			2-2 G6-3						3-1 G6-3	3	0	1	0	0	0	2
Milt Cuyler, S (1, 8) OBP: 0.331, SLG: 0.411			0-3 K						3-2 F9	3	0	0	0	0	1	1

Inning Stats	R: 0	H: 0	E: 0	K: 1	S: 12	LOB: 0	BB: 0	P: 20	R: 0	H: 1	E: 0	K: 0	S: 11	LOB: 2	BB: 1	P: 18	R: 0	H: 0	E: 0	K: 2	S: 10	LOB: 0	BB: 0	P: 15	R: 1	H: 1	E: 1	K: 0	S: 9	LOB: 1	BB: 0	P: 14	R: 0	H: 1	E: 0	K: 0	S: 8	LOB: 1	BB: 0	P: 10	R: 3	H: 1	E: 0	K: 0	S: 12	LOB: 0	BB: 2	P: 28	R: 0	H: 0	E: 0	K: 0	S: 9	LOB: 0	BB: 0	P: 14	R: 0	H: 0	E: 0	K: 1	S: 9	LOB: 0	BB: 0	P: 15
1B: 1	SF: 0	2B: 1	SAC: 1	3B: 1	DP: 0	HR: 1	HBP: 0																																																									


PITCHER	IP	WLS	BF	H	R	ER	SO	BB	IBB	HBP	BLK	WP	HR	S	P	ERA	WHIP
Frank Viola, L (1, 1) ERA: 2.72	7.0	L	29	4	4	4	3	3	0	0	0	0	1	71	119	5.14	1.000
Scott Bankhead, R (8, 1) ERA: 4.5	1.0		3	0	0	0	1	0	0	0	0	0	0	9	15	0.00	0.000

BOTTOM


Boston Red Sox @ Detroit Tigers
Tiger Stadium, Detroit, MI

Tue May 25 1993, 7:05 PM EDT
Att: 17,514 - Unknown - 64 F

AB	28
R	4
H	4
RBI	4
BB	3
SO	4
LOB	11



WP	PA	ERA	WHIP
0	32		

Batter	1	2	3	4	5	6	7	8	9	AB R H RBI BB SO LOB	TOP											
Scott Fletcher, R (1, 4) <small>OBP: 0.343, SLG: 0.431</small>	0-0 F9		1-0 L8		0-1 SF7		1-0 F9			3 0 0 1 0 0 1												
Ernest Riles, L (1, 5) <small>OBP: 0.316, SLG: 0.440</small>	4-1 BB			2-1 F8	1-3 K			3-1 HR		3 1 1 1 1 1 1												
Billy Hatcher, R (1, 8) <small>OBP: 0.363, SLG: 0.389</small>	1-1 F7			0-0 1B		0-0 F9		0-0 F7		4 0 2 0 0 0 1												
Mo Vaughn, L (1, 3) <small>OBP: 0.399, SLG: 0.542</small>	1-2 F9			2-2 1B		0-0 F9		1-0 G3-1		4 0 1 0 0 0 2												
Andre Dawson, R (1, 10) <small>OBP: 0.276, SLG: 0.300</small> Luis Rivera, R (8, PR) <small>OBP: 0.250, SLG: 0.246</small>		1-2 L9		2-2 F9		0-0 P3		0-1 1B		4 0 1 0 0 0 3 0 0 0 0 0 0 0												
Ivan Calderon, R (1, 9) <small>OBP: 0.269, SLG: 0.323</small>		1-0 F9		3-2 G1-3		0-0 F9		1-3 K		4 0 0 0 0 1 4												
Bob Zupcic, R (1, 7) <small>OBP: 0.286, SLG: 0.286</small>		1-0 F9			4-2 SH1-4 BB SF7 BB		1-1 1B		0-1 F8	3 1 1 0 1 0 0	AB 31 R 2 H 6 RBI 2 BB 3 SO 5 LOB 14											
John Valentin, R (1, 6) <small>OBP: 0.265, SLG: 0.352</small> Carlos Quintana, R (9, PH) <small>OBP: 0.363, SLG: 0.308</small>			0-1 F8		4-1 SF7 SH1-4 1-2 BB		1-3 K		2-1 G5-3	2 0 0 0 1 1 1 1 0 0 0 0 0 0												
Bob Melvin, R (1, 2) <small>OBP: 0.302, SLG: 0.313</small> Tony Peña, R (7, 2) <small>OBP: 0.224, SLG: 0.228</small>			1-0 G6-3		0-0 SH1-4 1-2 2-3		0-3 K		2-3 K	2 0 0 0 0 1 1 1 0 0 0 0 1 0												
Inning Stats	R: 0 E: 0 K: 0 S: 8	H: 0 LOB: 1 BB: 1 P: 13	R: 0 E: 0 K: 0 S: 5	H: 0 LOB: 0 BB: 0 P: 8	R: 0 E: 0 K: 0 S: 4	H: 0 LOB: 0 BB: 0 P: 6	R: 0 E: 0 K: 0 S: 13	H: 2 LOB: 2 BB: 0 P: 22	R: 1 E: 0 K: 1 S: 9	H: 0 LOB: 1 BB: 2 P: 18	R: 0 E: 0 K: 2 S: 11	H: 1 LOB: 1 BB: 0 P: 14	R: 0 E: 0 K: 2 S: 11	H: 1 LOB: 1 BB: 0 P: 14	R: 1 E: 0 K: 1 S: 9	H: 2 LOB: 1 BB: 0 P: 14	R: 0 E: 0 K: 1 S: 8	H: 0 LOB: 0 BB: 0 P: 12	1B: 5 2B: 0 3B: 0 HR: 1	SF: 1 SAC: 1 DP: 0 HBP: 0	WP: 0 PB: 0 SB: 0 CS: 0	PA: 36
PITCHER	IP WLS BF H R ER SO BB IBB HBP BLK WP HR S P ERA WHIP																					
Bill Gullickson, R (1, 1) <small>ERA: 6.05</small>	7.1 W 30 5 2 2 3 3 0 0 0 0 0 1 57 91 2.46 1.091																					
Bob MacDonald, L (8, 1) <small>ERA: 3.13</small>	0.1 1 0 0 0 0 0 0 0 0 0 0 0 1 2 0.00 0.000																					
Kurt Knudsen, R (8, 1) <small>ERA:</small>	1.1 S 5 1 0 0 2 0 0 0 0 0 0 0 13 18 0.00 0.750																					

Boston Red Sox @ Detroit Tigers
Tiger Stadium, Detroit, MI
 Wed May 26 1993, 3:33 AM EDT
 Att. 27,032 - Sunny - 70 F

livebaseballscorecards.com

Batter	1	2	3	4	5	6	7	8	9	AB R H RBI BB SO LOB	TOP									
David Hulse, L (1, 8) OBP: 0.319, SLG: 0.382	1-1 G3		1-0 L7			0-0 G4-3			1-3 K	4 0 0 0 0 1 0										
Doug Dascenzo, S (1, 9) OBP: 0.197, SLG: 0.250	2-2 F8			1-1 L8			1-3 K		0-1 G3	4 0 0 0 0 1 0										
Jose Canseco, R (1, 10) OBP: 0.335, SLG: 0.497	2-3 K			2-2 F7			2-3 K		2-1 F8	4 0 0 0 0 2 0										
Rafael Palmeiro, L (1, 3) OBP: 0.302, SLG: 0.431		2-1 FC1-6 1B		1-3 K			1-2 E3 3B			3 1 1 0 0 1 0										
Ivan Rodriguez, R (1, 2) OBP: 0.353, SLG: 0.431		1-1 FC1-6 1-2f		2-3 K			1-1 K 1-H 3B			3 0 1 1 0 1 1										
Dean Palmer, R (1, 5) OBP: 0.324, SLG: 0.543		1-3 K		2-3 K			3-3 K			3 0 0 0 0 3 2										
Gary Redus, R (1, 7) OBP: 0.273, SLG: 0.317		0-3 K		0-3 K				4-2 CS BB		2 0 0 0 1 2 1										
Jeff Huson, L (1, 6)			2-2 G1-3			1-1 G6-3		1-3 K		3 0 0 0 0 1 1										
Billy Ripken, R (1, 4) OBP: 0.273, SLG: 0.217			1-0 G6-3			3-2 G6-3		1-1 P5 1-2		2 0 0 0 0 0 0										
Doug Strange, S (8, PH) OBP: 0.320, SLG: 0.430										1 0 0 0 0 0 1										
Inning Stats	R: 0 E: 0 K: 1 S: 9	H: 0 LOB: 0 BB: 0 P: 14	R: 0 E: 0 K: 2 S: 10	H: 1 LOB: 1 BB: 0 P: 14	R: 0 E: 0 K: 0 S: 6	H: 0 LOB: 0 BB: 0 P: 10	R: 0 E: 0 K: 1 S: 8	H: 0 LOB: 0 BB: 0 P: 12	R: 0 E: 0 K: 3 S: 13	H: 0 LOB: 0 BB: 0 P: 17	R: 1 E: 1 K: 3 S: 16	H: 1 LOB: 1 BB: 0 P: 24	R: 0 E: 0 K: 1 S: 8	H: 0 LOB: 0 BB: 1 P: 13	R: 0 E: 0 K: 1 S: 7	H: 0 LOB: 0 BB: 0 P: 10	1B: 1 2B: 0 3B: 1 HR: 0	SF: 0 SAC: 0 DP: 0 HBP: 0	WP: 0 PB: 0 SB: 0 CS: 1	PA: 30
PITCHER Roger Clemens, R (1, 1) ERA: 2.78	IP: 8.0 WLS: W BF: 27 H: 2 R: 1 ER: 0 SO: 11 BB: 1 IBB: 0 HBP: 0 BLK: 0 WP: 0 HR: 0 S: 76 P: 114 ERA: 0.00 WHIP: 0.375																			
Jeff Russell, R (9, 1) ERA: 1.69	IP: 1.0 WLS: S BF: 3 H: 0 R: 0 ER: 0 SO: 1 BB: 0 IBB: 0 HBP: 0 BLK: 0 WP: 0 HR: 0 S: 7 P: 10 ERA: 0.00 WHIP: 0.000																			

Texas Rangers @ Boston Red Sox
Fenway Park, Boston, MA
Fri May 28 1993, 7:05 PM EDT
Att. 32,678 - Unknown - 69 F

livebaseballscorecards.com

AB	29
R	1
H	2
RBI	1
BB	1
SO	12
LOB	6



Batter	1	2	3	4	5	6	7	8	9
Scott Fletcher, R (1, 4) OBP: 0.348, SLG: 0.442 									
Billy Hatcher, R (1, 8) OBP: 0.366, SLG: 0.412 Bob Zuppic, R (7, 8) OBP: 0.286, SLG: 0.286 									
Mo Vaughn, L (1, 3) OBP: 0.401, SLG: 0.547 									
Andre Dawson, R (1, 10) OBP: 0.275, SLG: 0.298 									
Ernest Riles, L (1, 5) OBP: 0.300, SLG: 0.415 Jeff Richardson, R (7, PH) OBP: 0.240, SLG: 0.292 (8, 5) 									
Carlos Quintana, R (1, 9) OBP: 0.360, SLG: 0.301 									
Ivan Calderon, R (1, 7) OBP: 0.261, SLG: 0.313 									
John Valentin, R (1, 6) OBP: 0.274, SLG: 0.352 									
Tony Peña, R (1, 2) OBP: 0.216, SLG: 0.219 									

Inning Stats	R: 2	H: 3	E: 0	K: 1	S: 11	LOB: 2	BB: 1	P: 26	R: 0	H: 1	E: 0	K: 1	S: 12	LOB: 2	BB: 1	P: 20	R: 0	H: 0	E: 1	K: 1	S: 9	LOB: 1	BB: 0	P: 16	R: 2	H: 3	E: 0	K: 0	S: 14	LOB: 1	BB: 0	P: 23	R: 0	H: 0	E: 0	K: 0	S: 8	LOB: 0	BB: 0	P: 13	R: 0	H: 0	E: 1	K: 0	S: 14	LOB: 1	BB: 0	P: 20	R: 0	H: 1	E: 0	K: 0	S: 12	LOB: 1	BB: 0	P: 16	R: 0	H: 0	E: 0	K: 2	S: 9	LOB: 0	BB: 0	P: 14
--------------	------	------	------	------	-------	--------	-------	-------	------	------	------	------	-------	--------	-------	-------	------	------	------	------	------	--------	-------	-------	------	------	------	------	-------	--------	-------	-------	------	------	------	------	------	--------	-------	-------	------	------	------	------	-------	--------	-------	-------	------	------	------	------	-------	--------	-------	-------	------	------	------	------	------	--------	-------	-------

PITCHER	IP	WLS	BF	H	R	ER	SO	BB	IBB	HBP	BLK	WP	HR	S	P	ERA	WHIP
Roger Pavlik, R (1, 1) ERA: 2.84	6.0	L	29	7	4	4	3	2	0	0	0	1	1	68	118	6.00	1.500
Bob Patterson, L (7, 1) ERA: 5.71	0.1		2	1	0	0	0	0	0	0	0	0	0	8	10	0.00	3.000
Matt Whiteside, R (7, 1) ERA: 2.59	0.2		2	0	0	0	0	0	0	0	0	0	0	4	6	0.00	0.000
Tom Henke, R (8, 1) ERA: 1.16	1.0		3	0	0	0	2	0	0	0	0	0	0	9	14	0.00	0.000

AB	R	H	RBI	BB	SO	LOB
4	1	2	0	0	0	1
4	2	2	2	0	0	3
0	0	0	0	0	0	0
4	0	2	0	0	2	4
4	0	1	2	0	0	2
3	0	0	0	0	1	1
1	0	0	0	0	0	1
3	0	0	0	1	0	1
4	0	0	0	0	1	3
3	1	1	0	1	0	0
4	0	0	0	0	1	2

AB	R	H	RBI	BB	SO	LOB
34	4	8	4	2	5	18

Texas Rangers @ Boston Red Sox
 Fenway Park, Boston, MA
 Fri May 28 1993, 7:05 PM EDT
 Att: 32,678 - Unknown - 69 F

WP	HR	S	P	ERA	WHIP
1	0	0	36		

1B	2B	3B	HR	SF	SAC	DP	HBP
5	2	0	1	0	0	0	0

WP	HR	S	P	ERA	WHIP
1	0	0	36		

Batter	1	2	3	4	5	6	7	8	9	AB R H RBI BB SO LOB	TOP									
David Hulse, L (1, 8) OBP: 0.315, SLG: 0.375	1-1 F8		0-0 E3		0-0 1B		0-0 G4-3		0-2 G1-3	5 1 1 0 0 0 0										
Butch Davis, R (1, 7) OBP: 0.235, SLG: 0.500	0-0 P4		1-2 P6		0-3 K		2-2 1B			4 0 1 0 0 1 2										
Jose Canseco, R (1, 10) OBP: 0.328, SLG: 0.486 (8, 1)	1-2 E3		0-2 E6		0-3 K		1-2 G6-3			4 0 0 0 0 1 2										
Rafael Palmeiro, L (1, 3) OBP: 0.296, SLG: 0.421	2-2 L3		1-3 K							4 0 0 0 0 2 2										
Ivan Rodriguez, R (1, 2) Geno Petrali, L (7, 2) OBP: 0.359, SLG: 0.449 OBP: 0.375, SLG: 0.375					0-1 2B		0-1 G3-1		0-0 1B	3 0 2 0 0 0 0 1 0 1 0 0 0 0										
Dean Palmer, R (1, 5) OBP: 0.323, SLG: 0.533					0-3 K		4-0 PB 1B BB		0-0 L3	3 0 0 0 1 2 3										
Doug Strange, S (1, 4) OBP: 0.317, SLG: 0.423					1-1 P6		0-3 K		0-0 G3	4 0 1 0 0 1 3										
Jeff Huson, L (1, 6)					1-1 P6		2-3 K			4 0 0 0 0 2 4										
Doug Dascenzo, S (1, 9) OBP: 0.186, SLG: 0.235					2-2 F8		3-2 F9		2-2 P6	4 0 0 0 0 0 0										
Inning Stats	R: 0 E: 1 K: 0 S: 11	H: 0 LOB: 1 BB: 0 P: 15	R: 0 E: 0 K: 1 S: 8	H: 1 LOB: 1 BB: 0 P: 11	R: 1 E: 2 K: 1 S: 13	H: 0 LOB: 1 BB: 0 P: 17	R: 0 E: 0 K: 3 S: 15	H: 1 LOB: 1 BB: 0 P: 19	R: 0 E: 0 K: 1 S: 11	H: 1 LOB: 2 BB: 1 P: 18	R: 0 E: 0 K: 0 S: 14	H: 1 LOB: 1 BB: 0 P: 19	R: 0 E: 0 K: 0 S: 6	H: 1 LOB: 1 BB: 0 P: 9	R: 0 E: 0 K: 1 S: 8	H: 0 LOB: 0 BB: 0 P: 10	1B: 4 2B: 2 3B: 0 HR: 0	SF: 0 SAC: 0 DP: 0 HBP: 0	WP: 0 PB: 1 SB: 0 CS: 0	PA: 37
PITCHER	IP WLS BF H R ER SO BB IBB HBP BLK WP HR S P ERA WHIP																			
Danny Darwin, R (1, 1) ERA: 3.49	6.0 W 26 4 1 0 8 1 0 0 0 0 0 0 70 95 0.00 0.833																			
Paul Quantrill, R (7, 1) ERA: 2.04	2.0 8 2 0 0 0 0 0 0 0 0 0 0 20 28 0.00 1.000																			
Jose Melendez, R (9, 1) ERA:	1.0 3 0 0 0 0 1 0 0 0 0 0 0 8 10 0.00 0.000																			

Texas Rangers @ Boston Red Sox
 Fenway Park, Boston, MA
 Sat May 29 1993, 3:33 AM EDT
 Att. 32,817 - Sunny - 70 F

livebaseballscorecards.com

AB	36
R	1
H	6
RBI	0
BB	1
SO	9
LOB	16



Batter	1	2	3	4	5	6	7	8	9	10	11	12	AB	R	H	RBI	BB	SO	LOB	TOP						
Doug Dascenzo, S OBP: 0.184, SLG: 0.222 (1, 8) (9, 9)	0-3 K		0-1 SF9	3-1 F8			3-1 G6-3		4-2 FC1-6 BB	0-1 G3-1			4	0	0	1	1	1	3							
Gary Redus, R OBP: 0.280, SLG: 0.362 (1, 9) (9, 7)	0-0 CS 1B 1B		2-1 3-H 3B		1-2 P3		2-3 K		0-0 FC1-6 1B 1-2f		1-2 F7		6	0	2	0	0	1	1							
Ivan Rodriguez, R OBP: 0.364, SLG: 0.451 (1, 2) (9, 8)	0-0 1-2 1B		2-2 G6-3		1-0 1B			3-3 K	1-1 G4-6-3 1B		0-0 B2-3		6	0	3	0	0	1	1							
Juan Gonzalez, R OBP: 0.411, SLG: 0.701 David Hulse, L OBP: 0.318, SLG: 0.377 (1, 10) (8, PR) (9, 8)	3-3 K 2-3		4-0 IBB		0-1 F8		0-0 E6 2B 2B		1-1 G4-6-3 1-2f		1-2 BB 1B		3	0	0	0	1	1	3							
Rafael Palmeiro, L OBP: 0.302, SLG: 0.426 (1, 3)		1-0 G6-3	1-0 F9		1-0 L6		1-0 2B 2B		2-2 1B 1B		4-0 BB		5	2	2	0	1	0	3							
Dean Palmer, R OBP: 0.323, SLG: 0.532 (1, 5)	0-1 1B 1B			2-3 K		0-1 F8		0-1 G1-3 2B 2-H 3-H		0-3 K		2-2 F7		6	0	2	2	0	2	3						
Butch Davis, R OBP: 0.237, SLG: 0.474 Tom Henke, R (9, 1)	1-0 1B			0-0 G5-3		1-0 P4		2-2 G1-3		3-3 K		1-1 G1-3		4	0	1	0	0	0	2						
Geno Petralli, L OBP: 0.375, SLG: 0.375 Jose Canseco, R OBP: 0.327, SLG: 0.484 Jeff Bronkey, R (10, PH) (10, PH) (10, 1)	1-2 G4-6-3 1B					1-0 P6		2-3 BB		0-0 1B 1B		1-2 F8		5	1	2	0	1	0	2						
Doug Strange, S OBP: 0.327, SLG: 0.422 (1, 4)	0-0 G4-6-3 1-2f			1-1 2B 1B		1-2 P6		4-2 BB		1-2 1B 1B		3-2 F7		4	1	2	1	0	1	2						
Jeff Huson, L OBP: 0.182, SLG: 0.455 Julio Franco, R OBP: 0.312, SLG: 0.451 Billy Ripken, R OBP: 0.269, SLG: 0.214 (10, PR) (10, 6)			1-1 SF9 3B	3-2 1-H 2B		1-1 L9		2-3 K		0-2 1B 2-H			4	1	2	1	0	1	2							
Inning Stats	R: 0 E: 0 K: 2 S: 8	H: 2 LOB: 2 BB: 0 P: 11	R: 0 E: 0 K: 0 S: 5	H: 2 LOB: 1 BB: 0 P: 7	R: 1 E: 0 K: 0 S: 12	H: 2 LOB: 2 BB: 1 P: 22	R: 1 E: 0 K: 1 S: 11	H: 2 LOB: 1 BB: 0 P: 20	R: 0 E: 0 K: 0 S: 7	H: 0 LOB: 0 BB: 0 P: 8	R: 0 E: 0 K: 1 S: 7	H: 0 LOB: 0 BB: 0 P: 13	R: 2 E: 1 K: 2 S: 18	H: 2 LOB: 2 BB: 1 P: 30	R: 0 E: 0 K: 0 S: 12	H: 1 LOB: 1 BB: 1 P: 16	R: 1 E: 0 K: 2 S: 18	H: 3 LOB: 2 BB: 0 P: 23	R: 0 E: 0 K: 0 S: 12	H: 1 LOB: 2 BB: 1 P: 20	R: 0 E: 0 K: 0 S: 12	H: 0 LOB: 0 BB: 0 P: 17	1B: 11 2B: 4 3B: 2 HR: 0	SF: 1 SAC: 0 DP: 3 HBP: 0	WP: 0 PB: 0 SB: 0 CS: 1	PA: 54
PITCHER	IP	WLS	BF	H	R	ER	SO	BB	IBB	HBP	BLK	WP	HR	S	P	ERA	WHIP									
Frank Viola, L ERA: 2.82 (1, 1)	7.1		32	10	4	3	5	0	0	0	0	0	0	61	100	3.68	1.364									
Greg Harris, R ERA: 2.16 (8, 1)	0.1		3	1	0	0	0	1	0	0	0	0	0	10	16	0.00	6.000									
Tony Fossas, L ERA: 2.45 (8, 1)	0.1		1	0	0	0	1	0	0	0	0	0	0	3	5	0.00	0.000									
Ken Ryan, R ERA: 3.8 (9, 1)	1.1		6	2	1	1	1	1	0	0	0	0	0	19	25	6.75	2.250									
Joe Hesketh, L ERA: 6.44 (10, 1)	0.1		2	1	0	0	1	0	0	0	0	0	0	4	7	0.00	3.000									
PITCHER	IP	WLS	BF	H	R	ER	SO	BB	IBB	HBP	BLK	WP	HR	S	P	ERA	WHIP									
Jose Melendez, R ERA: (10, 1)	2.1		10	2	0	0	0	1	0	0	0	0	0	13	44	0.00	1.286									

Texas Rangers @ Boston Red Sox
Fenway Park, Boston, MA
Sun May 30 1993, 3:33 AM EDT
Att. 33,797 - Sunny - 70 F

AB	49
R	5
H	16
RBI	5
BB	4
SO	8
LOB	23




Batter	1	2	3	4	5	6	7	8	9	10	11	12	AB	R	H	RBI	BB	SO	LOB
Scott Fletcher, R OBP: 0.358, SLG: 0.441 (1, 4) (10, 5)	3-2 L9		0-0 G4-3		2-0 G6-3 PB 2B		2-3 K		2-1 BB HBP		0-2 P3		5	1	1	0	0	1	0
Billy Hatcher, R OBP: 0.364, SLG: 0.414 (1, 8) (10, 4)	2-1 G4-3		0-1 F7		2-2 L5		1-0 P6		4-0 BB G3-2-3		2-0 G5-3		5	0	0	1	1	0	1
Mo Vaughn, L OBP: 0.412, SLG: 0.544 (1, 3)	3-2 G3-1		1-1 1B 1B		2-2 G6-3		2-2 L3-1		1-2 BB G3-2-3		3-2 F7		6	0	1	0	0	0	4
Andre Dawson, R OBP: 0.272, SLG: 0.305 Tony Peña, R OBP: 0.233, SLG: 0.215 (1, 10) (12, PR)		1-0 G1-3	3-2 FC6-4 1B		1-0 G6-3			1-1 F7		1-1 G5-3		3-2 SH1-4 2B 1B	6	0	2	0	0	0	0
Carlos Quintana, R OBP: 0.361, SLG: 0.305 (1, 9)		0-2 1B 1B	0-0 FC6-4					2-2 G4-3		3-1 2B SF8 1B		0-1 SH1-4	5	2	2	0	0	0	2
Bob Zupic, R OBP: 0.333, SLG: 0.361 (1, 7) (10, 8)		2-1 G5-3		0-1 G1-6-3		0-0 F8 1B 2B		1-3 K		0-1 SF8 2B		4-0 2B IBB	5	1	2	0	1	1	1
John Valentin, R OBP: 0.289, SLG: 0.359 (1, 6)		4-0 1B BB		3-1 PB 1B		1-2 F8		3-3 K		4-0 FC6-4 IBB		1-0 2B	4	0	2	1	2	1	1
Bob Melvin, R OBP: 0.328, SLG: 0.346 (1, 2)		1-1 1B		2-3 K		1-1 1B		3-1 1B BB		1-1 SF8			4	1	3	3	0	1	1
Luis Rivera, R OBP: 0.257, SLG: 0.254 Ernest Riles, L OBP: 0.279, SLG: 0.367 Scott Cooper, L OBP: 0.376, SLG: 0.407 Ivan Calderon, R OBP: 0.269, SLG: 0.313 (1, 5) (2, 5) (8, 5) (9, PH) (10, 7)		0-3 K		2-0 L5		3-2 G3			3-2 BB HBP 1B		0-1 FC6-4		0	0	0	0	0	0	0

Inning Stats	R: 0	H: 0	E: 0	K: 0	S: 9	H: 0	LOB: 0	BB: 0	P: 17	R: 1	H: 2	E: 0	K: 1	S: 13	H: 2	LOB: 2	BB: 1	P: 21	R: 0	H: 2	E: 0	K: 0	S: 11	R: 0	H: 1	E: 0	K: 1	S: 8	H: 1	LOB: 1	BB: 0	P: 15	R: 1	H: 1	E: 0	K: 0	S: 9	H: 1	LOB: 0	BB: 0	P: 16	R: 0	H: 0	E: 0	K: 1	S: 7	H: 0	LOB: 0	BB: 0	P: 12	R: 0	H: 0	E: 0	K: 1	S: 8	H: 0	LOB: 0	BB: 0	P: 12	R: 0	H: 0	E: 0	K: 1	S: 15	H: 2	LOB: 2	BB: 1	P: 31	R: 1	H: 2	E: 0	K: 0	S: 10	H: 2	LOB: 2	BB: 1	P: 19	R: 0	H: 0	E: 0	K: 0	S: 8	H: 2	LOB: 3	BB: 1	P: 17	1B: 10	2B: 4	3B: 0	HR: 0	SF: 1	SAC: 1	DP: 1	HBP: 1	WP: 0	PA: 52
--------------	------	------	------	------	------	------	--------	-------	-------	------	------	------	------	-------	------	--------	-------	-------	------	------	------	------	-------	------	------	------	------	------	------	--------	-------	-------	------	------	------	------	------	------	--------	-------	-------	------	------	------	------	------	------	--------	-------	-------	------	------	------	------	------	------	--------	-------	-------	------	------	------	------	-------	------	--------	-------	-------	------	------	------	------	-------	------	--------	-------	-------	------	------	------	------	------	------	--------	-------	-------	--------	-------	-------	-------	-------	--------	-------	--------	-------	--------

PITCHER	IP	WLS	BF	H	R	ER	SO	BB	IBB	HBP	BLK	WP	HR	S	P	ERA	WHIP
Kevin Brown, R ERA: 1.98 (1, 1)	7.0		30	8	3	2	3	1	0	0	0	0	0	68	113	2.57	1.286
Matt Whiteside, R ERA: 2.49 (8, 1)	1.0		3	0	0	0	1	0	0	0	0	0	0	8	12	0.00	0.000
Tom Henke, R ERA: 1.48 (9, 1)	1.0		6	2	1	1	1	1	0	1	0	0	0	15	31	9.00	3.000
Jeff Bronkey, R ERA: 3.38 (10, 1)	2.1	L	13	4	2	2	0	0	2	0	0	0	0	27	49	7.71	1.714

TEXAS RANGERS @ BOSTON RED SOX
Fenway Park, Boston, MA
 Sun May 30 1993, 3:33 AM EDT
 Att: 33,797 - Sunny - 70 F

AB	R	H	RBI	BB	SO	LOB
45	6	14	5	4	5	16



WP	PA
0	52

Batter	1	2	3	4	5	6	7	8	9	AB R H RBI BB SO LOB
Felix Jose, S (1, 9) OBP: 0.315, SLG: 0.329	0-1 SH 1B 2B		3-1 G6-3	2-0 G4-3			1-0 F7		2-2 F9	5 1 1 0 0 0 2
Brian McRae, S (1, 8) OBP: 0.353, SLG: 0.406	0-0 SH 1B 1B		2-1 G6-3		0-1 G6-3 1B 2B		2-0 G4-3		0-1 F8	4 1 1 0 0 0 0
George Brett, L (1, 10) OBP: 0.274, SLG: 0.358	0-0 1B 1B		2-3 K		0-2 G6-3		0-1 1B		3-2 F7	5 0 2 1 0 1 1
Wally Joyner, L (1, 3) OBP: 0.407, SLG: 0.470	0-1 G4-6-3 1B			2-1 G3	4-0 1B IBB		0-0 F7			3 1 1 0 1 0 1
Mike Macfarlane, R (1, 2) OBP: 0.364, SLG: 0.589	0-3 K			2-3 K	1-2 1B			0-0 BB 1B		4 0 2 1 0 2 3
Chris Gwynn, L (1, 7) OBP: 0.345, SLG: 0.383	0-0 G4-6-3			0-1 1B 1B	1-3 3-H SF7-2-4-3 1B			2-1 L7		3 1 1 1 0 0 4
Phil Hiatt, R (1, 5) OBP: 0.317, SLG: 0.411		0-0 G5-3		1-0 BB 1B 1B		0-0 P4		4-2 BB		3 1 1 0 1 0 0
Greg Gagne, R (1, 6) OBP: 0.311, SLG: 0.364		3-2 F9		4-2 1B BB		1-3 K		3-0 F8		3 0 0 0 1 1 2
Jose Lind, R (1, 4) OBP: 0.239, SLG: 0.273		1-2 G6-3		2-2 1B		1-1 G4-3		3-2 G6-3		4 0 1 2 0 0 2

Inning Stats	R: 1 E: 1 K: 1 S: 10	H: 3 LOB: 2 BB: 0 P: 10	R: 0 E: 0 K: 0 S: 7	H: 0 LOB: 0 BB: 0 P: 11	R: 0 E: 0 K: 1 S: 8	H: 0 LOB: 0 BB: 0 P: 15	R: 2 E: 0 K: 1 S: 14	H: 3 LOB: 2 BB: 1 P: 27	R: 2 E: 0 K: 0 S: 12	H: 2 LOB: 0 BB: 1 P: 17	R: 0 E: 0 K: 1 S: 6	H: 0 LOB: 0 BB: 0 P: 8	R: 0 E: 0 K: 0 S: 5	H: 1 LOB: 1 BB: 0 P: 8	R: 0 E: 0 K: 0 S: 9	H: 1 LOB: 2 BB: 1 P: 21	R: 0 E: 0 K: 0 S: 10	H: 0 LOB: 0 BB: 0 P: 15	1B: 8 2B: 3 3B: 0 HR: 0	SF: 1 SAC: 1 DP: 2 HBP: 0	WP: 0 PB: 0 SB: 0 CS: 0	PA: 39
--------------	-------------------------------	----------------------------------	------------------------------	----------------------------------	------------------------------	----------------------------------	-------------------------------	----------------------------------	-------------------------------	----------------------------------	------------------------------	---------------------------------	------------------------------	---------------------------------	------------------------------	----------------------------------	-------------------------------	----------------------------------	----------------------------------	------------------------------------	----------------------------------	--------


PITCHER	IP	WLS	BF	H	R	ER	SO	BB	IBB	HBP	BLK	WP	HR	S	P	ERA	WHIP
John Dopson, R (1, 1) ERA: 3.55	5.0	L	24	8	5	5	3	1	1	0	0	0	0	51	80	9.00	1.800
Scott Bankhead, R (6, 1) ERA: 3.86	3.0		12	2	0	0	1	1	0	0	0	0	0	20	37	0.00	1.000
Tony Fossas, L (9, 1) ERA: 2.16	1.0		3	0	0	0	0	0	0	0	0	0	0	10	15	0.00	0.000

TOP

Kansas City Royals @ Boston Red Sox
Fenway Park, Boston, MA

Mon May 31 1993, 7:05 PM EDT
Att. 21,487 - Unknown - 63 F

AB	34
R	5
H	10
RBI	5
BB	3
SO	4
LOB	15



Batter	1	2	3	4	5	6	7	8	9	AB R H RBI BB SO LOB
Scott Fletcher, R OBP: 0.366, SLG: 0.458 (1, 4)	0-0 SH1-4 FC6-4 2B		2-3 K		1-0 2B			4-1 1B WP BB	1-0 F7	4 2 2 0 1 1 1
Billy Hatcher, R OBP: 0.361, SLG: 0.410 (1, 8)	1-0 SH1-4 2-3		2-3 K		0-1 P6			2-2 1B WP 1B	0-0 F8	4 1 1 0 0 1 2
Mo Vaughn, L OBP: 0.419, SLG: 0.547 (1, 3)	4-2 FC6-4 BB		3-1 G4-3				2-2 G6-4-3 1B	2-1 WP 1B		3 0 2 0 1 0 1
Andre Dawson, R OBP: 0.271, SLG: 0.303 (1, 10)	0-0 FC6-4			1-0 P4		1-2 G6-4-3		1-0 WP 1B		4 0 1 2 0 0 2
Jim Byrd, R (8, PR)	1-2f 3-H					1-2f		1-2 3-H 1B		0 0 0 0 0 0 0
Ivan Calderon, R OBP: 0.268, SLG: 0.307 (1, 9) (9, 7)	0-3 K			3-3 K		4-2 S BB		2-1 L9		3 0 0 0 1 2 3
Ernest Riles, L OBP: 0.278, SLG: 0.375 (1, 5)		1-1 G3-1		2-2 2B		3-2 K		3-3 K		4 0 1 0 0 2 3
Carlos Quintana, R OBP: 0.361, SLG: 0.305 (9, 9)						1-2		1-2 2-3		0 0 0 0 0 0 0
Bob Zupcic, R OBP: 0.321, SLG: 0.347 (1, 7)		2-3 K		0-1 P3			2-3 K	4-2 BB		3 0 0 0 0 2 1
Scott Cooper, L OBP: 0.380, SLG: 0.407 (8, PH) (9, 5)										0 0 0 0 1 0 0
Tony Peña, R OBP: 0.227, SLG: 0.209 (1, 2)		2-2 G3-1			0-0 F9		2-2 P4	3-3 K		3 0 0 0 0 0 0
Bob Melvin, R OBP: 0.322, SLG: 0.340 (8, PH) (9, 2)										1 0 0 0 0 1 3
John Valentin, R OBP: 0.288, SLG: 0.364 (1, 6)			0-1 2B		2-0 P4		3-2 G4-3		3-3 K	4 0 1 0 0 1 0

Inning Stats	R: 1 E: 0 K: 1 S: 10	H: 1 LOB: 1 BB: 1 P: 15	R: 0 E: 0 K: 1 S: 8	H: 0 LOB: 0 BB: 0 P: 13	R: 0 E: 0 K: 2 S: 13	H: 1 LOB: 1 BB: 0 P: 20	R: 0 E: 0 K: 1 S: 9	H: 1 LOB: 1 BB: 0 P: 15	R: 0 E: 0 K: 0 S: 5	H: 1 LOB: 1 BB: 0 P: 8	R: 0 E: 0 K: 1 S: 13	H: 0 LOB: 0 BB: 0 P: 19	R: 2 E: 0 K: 2 S: 22	H: 3 LOB: 3 BB: 2 P: 43	R: 0 E: 0 K: 1 S: 7	H: 0 LOB: 0 BB: 0 P: 11	1B: 4 2B: 4 3B: 0 HR: 0	SF: 0 SAC: 1 DP: 1 HBP: 0
--------------	-------------------------------	----------------------------------	------------------------------	----------------------------------	-------------------------------	----------------------------------	------------------------------	----------------------------------	------------------------------	---------------------------------	-------------------------------	----------------------------------	-------------------------------	----------------------------------	------------------------------	----------------------------------	----------------------------------	------------------------------------

PITCHER	IP	WLS	BF	H	R	ER	SO	BB	IBB	HBP	BLK	WP	HR	S	P	ERA	WHIP
David Cone, R ERA: 2.87 (1, 1)	7.0	W	30	7	3	3	7	3	0	0	0	1	0	76	127	3.86	1.429
Mark Gubicza, R ERA: 6.04 (8, 1)	1.0		5	1	0	0	2	1	0	0	0	1	0	16	29	0.00	2.000
Jeff Montgomery, R ERA: 2.59 (9, 1)	1.0	S	3	0	0	0	1	0	0	0	0	0	0	7	11	0.00	0.000

BOTTOM

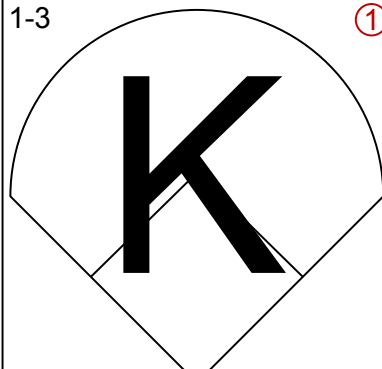
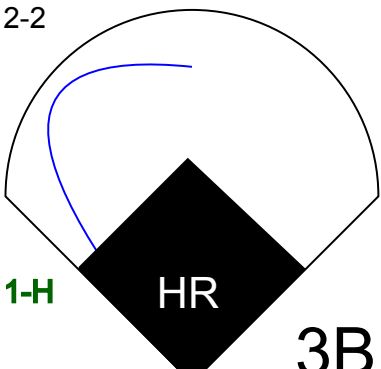
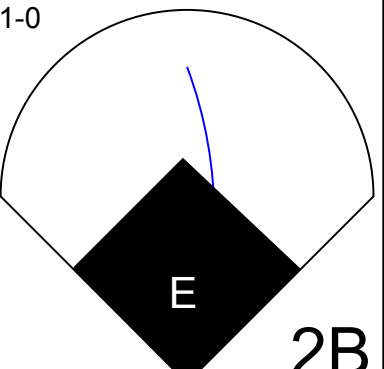
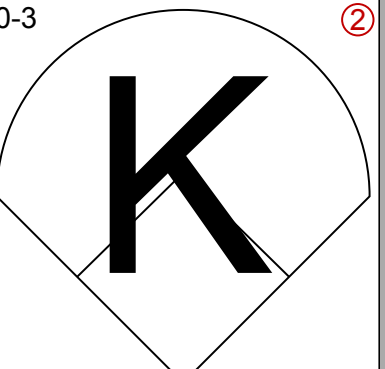
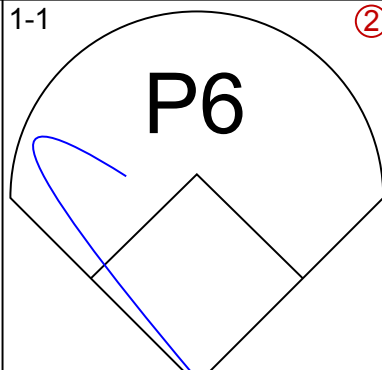
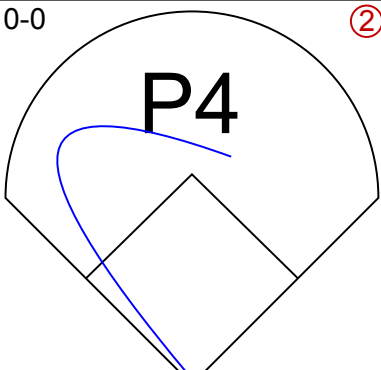
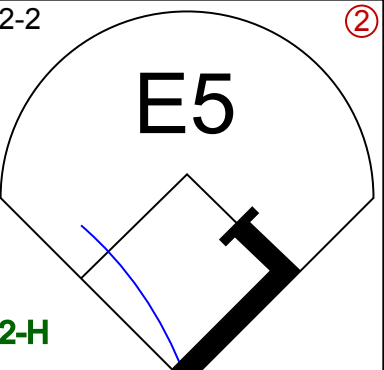
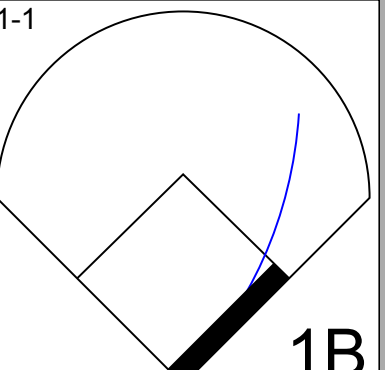
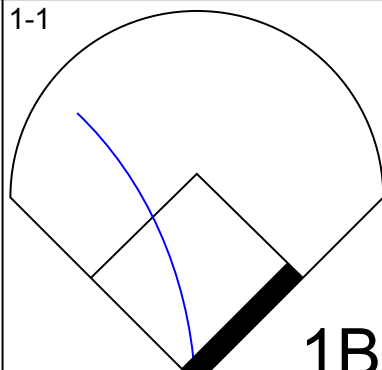
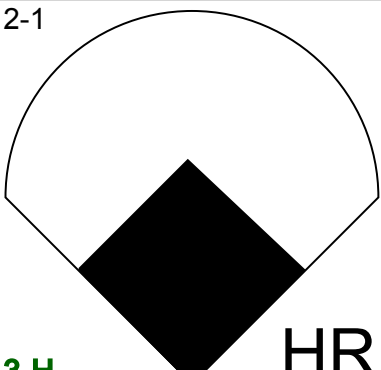
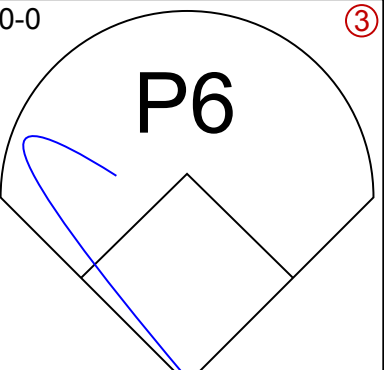
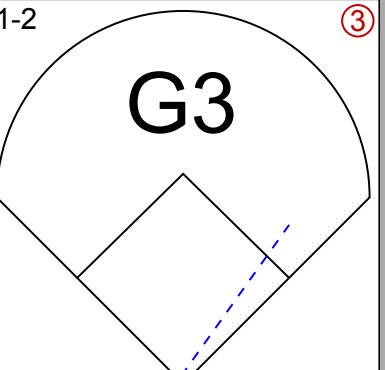
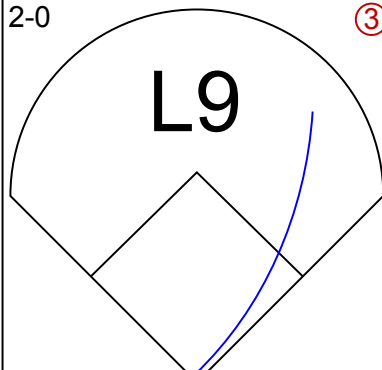
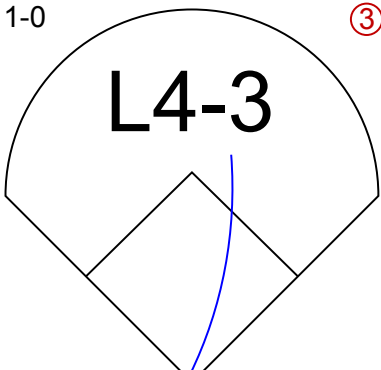
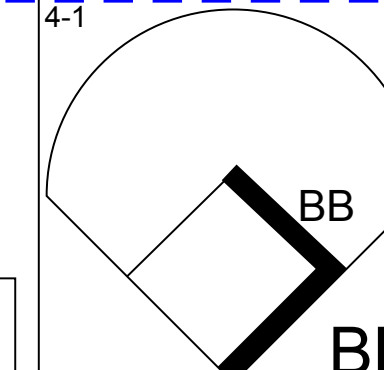
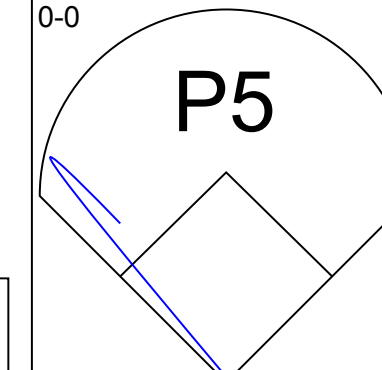
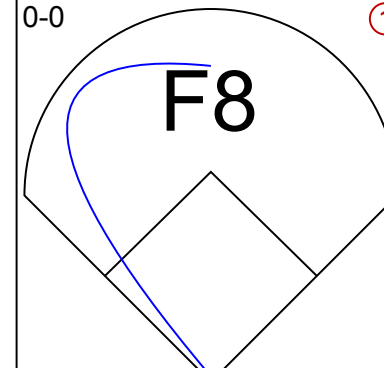
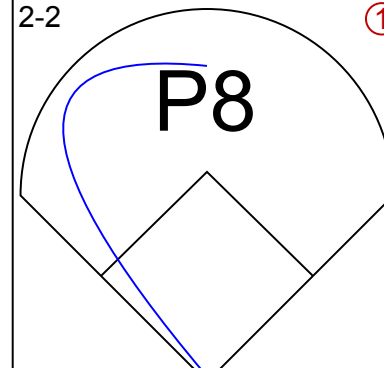
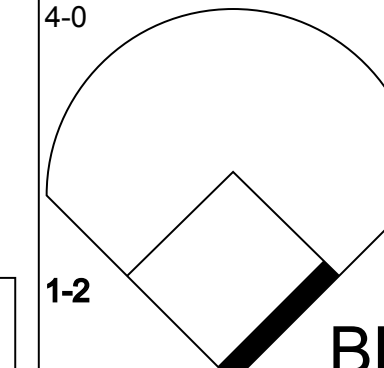
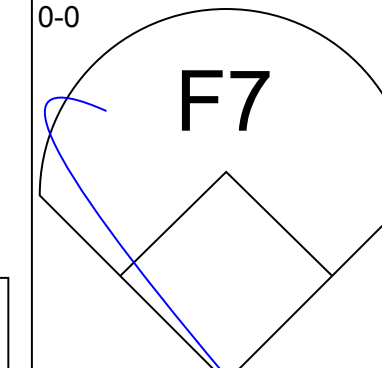
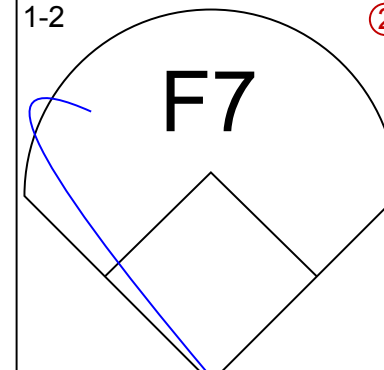
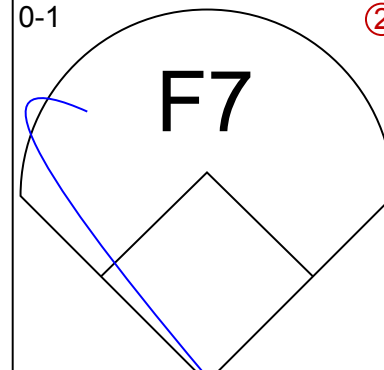
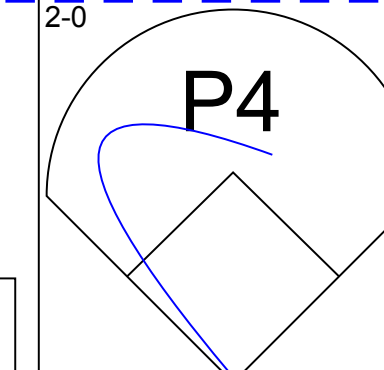
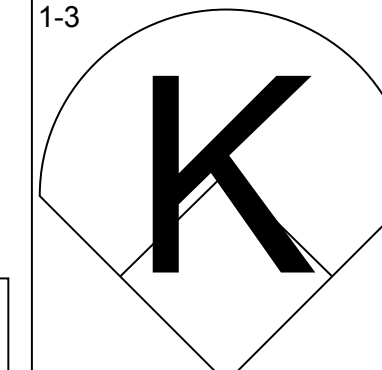
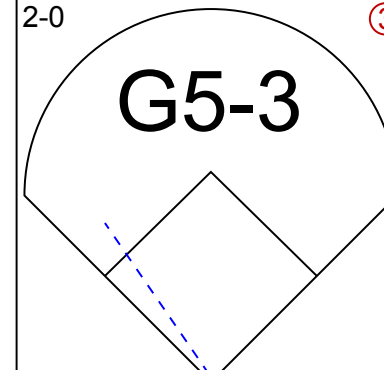
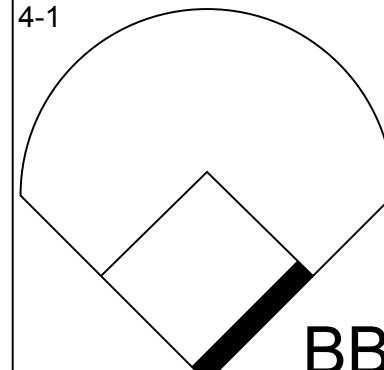
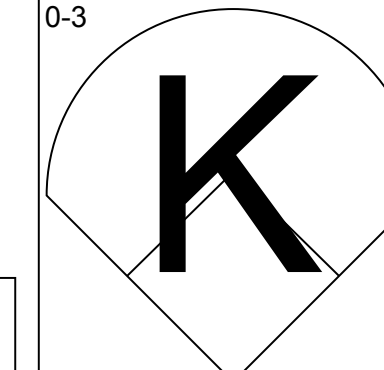
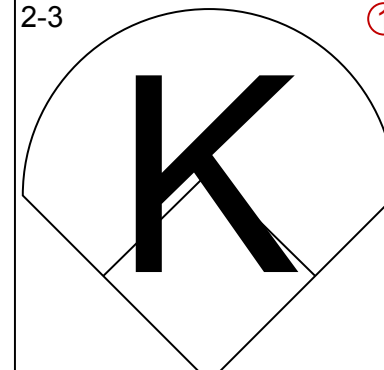
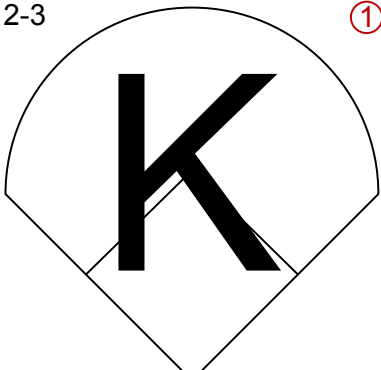
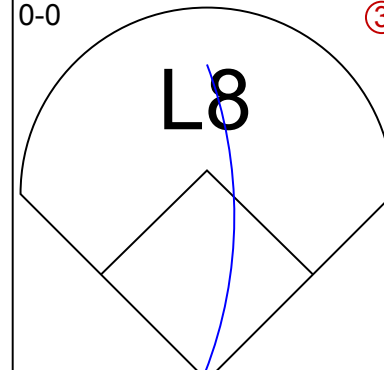
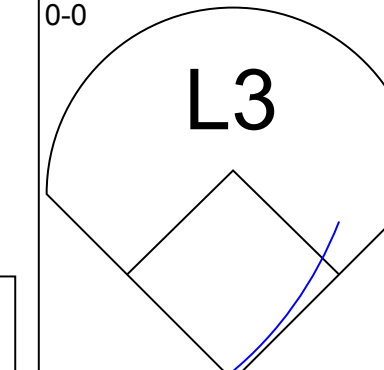
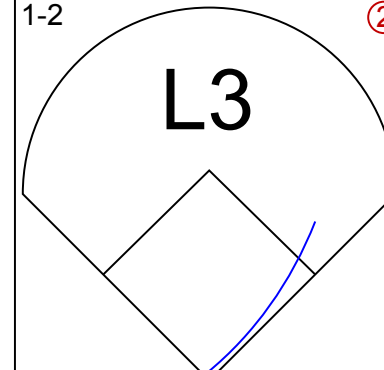
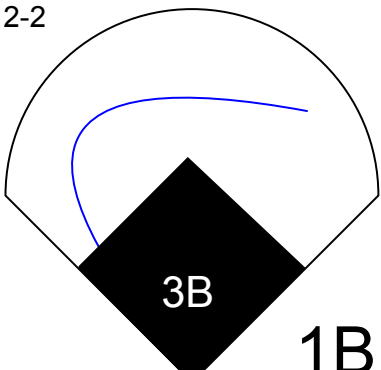
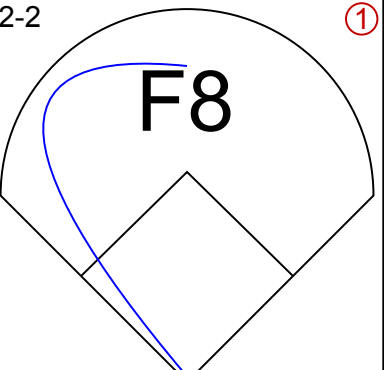
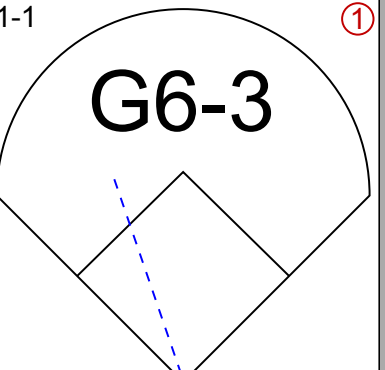
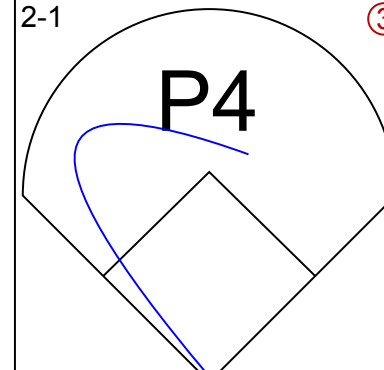
Kansas City Royals @ Boston Red Sox
Fenway Park, Boston, MA
 Mon May 31 1993, 7:05 PM EDT
 Att: 21,487 - Unknown - 63 F

livebaseballscorecards.com

AB	33
R	3
H	8
RBI	2
BB	4
SO	10
LOB	16



WP	PA
2	38
PB: 0	
SB: 1	
CS: 0	

Batter	1	2	3	4	5	6	7	8	9	AB R H RBI BB SO LOB	TOP											
Felix Jose, S (1, 9) OBP: 0.320, SLG: 0.353	1-3 		2-2 1 SAFE 1 SAFE 1 SAFE 1 SAFE B S X  1-H 3B		1-0 B X  2B		0-3 O C C 			4 2 2 1 0 2 0	Kansas City Royals @ Boston Red Sox Fenway Park, Boston, MA Tue Jun 01 1993, 7:05 PM EDT Att. 23,418 - Unknown - 64 F											
Brian McRae, S (1, 8) OBP: 0.351, SLG: 0.403	1-1 C B X 		0-0 X 		2-2 B C SAFE F F X  2-H		1-1 B C X  1B			4 0 1 0 0 0 1												
George Brett, L (1, 10) OBP: 0.278, SLG: 0.378	1-1 F B X 		2-1 B C X  3-H		0-0 X 		1-2 M T SAFE P X  G3			4 1 2 2 0 0 1												
Wally Joyner, L (1, 3) OBP: 0.404, SLG: 0.462	2-0 B B X 		1-0 B X  L4-3		4-1 B B C B  BB BB		0-0 X 			3 0 0 0 1 0 1												
Mike Macfarlane, R (1, 2) OBP: 0.360, SLG: 0.571		0-0 X 		2-2 C B SAFE F F X 		4-0 B B B B  1-2 BB		0-0 X 		3 0 0 0 1 0 0												
Chris Gwynn, L (1, 7) OBP: 0.339, SLG: 0.376		1-2 C T T T T T T T X 		0-1 S X 		2-0 B B X 		1-3 B O C C 		2 0 0 0 0 0 0 2 0 0 0 0 1 2												
Harvey Pulliam, R (6, PH) OBP: 0.256, SLG: 0.341																						
Phil Hiatt, R (1, 5) OBP: 0.315, SLG: 0.402		2-0 X B B 		4-1 B B SAFE F B B  BB		0-3 C S S 		2-3 F B SAFE S B S 		3 0 0 0 1 2 2												
Greg Gagne, R (1, 6) OBP: 0.303, SLG: 0.355			2-3 B C SAFE S S X 		0-0 1 SAFE X  L8		0-0 X  L3		1-2 C B T SAFE F F X  L3	4 0 0 0 0 1 3												
Jose Lind, R (1, 4) OBP: 0.240, SLG: 0.273			2-2 C T SAFE C C X  3B 1B		2-2 C B SAFE F B X 		1-1 C B X  G6-3		2-1 B F SAFE B X 	4 1 1 0 0 0 0												
Inning Stats	R: 0 E: 0 K: 1 S: 8	H: 1 LOB: 1 BB: 0 P: 13	R: 0 E: 0 K: 0 S: 8	H: 0 LOB: 0 BB: 0 P: 11	R: 3 E: 0 K: 1 S: 15	H: 3 LOB: 0 BB: 0 P: 24	R: 0 E: 0 K: 0 S: 7	H: 0 LOB: 1 BB: 1 P: 13	R: 1 E: 1 K: 0 S: 10	H: 1 LOB: 0 BB: 0 P: 15	R: 0 E: 0 K: 1 S: 6	H: 0 LOB: 2 BB: 2 P: 16	R: 0 E: 0 K: 1 S: 11	H: 1 LOB: 1 BB: 0 P: 13	R: 0 E: 0 K: 1 S: 5	H: 0 LOB: 0 BB: 0 P: 6	R: 0 E: 0 K: 1 S: 10	H: 0 LOB: 0 BB: 0 P: 15	1B: 3 2B: 1 3B: 1 HR: 1	SF: 0 SAC: 0 DP: 0 HBP: 0	WP: 0 PB: 0 SB: 0 CS: 0	PA: 36
PITCHER	IP WLS BF H R ER SO BB IBB HBP BLK WP HR S P ERA WHIP																					
Paul Quantrill, R (1, 1) ERA: 2.42	5.0 L 21 5 4 3 2 1 0 0 0 0 0 1 48 76 5.40 1.200																					
Joe Hesketh, L (6, 1) ERA: 6.44	0.0 2 0 0 0 0 2 0 0 0 0 0 0 1 9 ∞ ∞																					
Jose Melendez, R (6, 1) ERA:	4.0 13 1 0 0 4 0 0 0 0 0 0 0 31 41 0.00 0.250																					

livebaseballscorecards.com

AB	33
R	4
H	6
RBI	3
BB	3
SO	6
LOB	10



Batter	1	2	3	4	5	6	7	8	9	AB R H RBI BB SO LOB
--------	---	---	---	---	---	---	---	---	---	----------------------

Scott Fletcher, R <small>OBP: 0.361, SLG: 0.449</small> <small>(1, 4)</small> 											5 0 1 0 0 0 2
--	--	--	--	--	--	--	--	--	--	--	---------------

Billy Hatcher, R <small>OBP: 0.359, SLG: 0.402</small> <small>(1, 8)</small> 												3 0 0 0 1 0 1
---	--	--	--	--	--	--	--	--	--	--	--	---------------

Carlos Quintana, R <small>OBP: 0.358, SLG: 0.303</small> <small>(1, 9)</small> 												4 1 1 0 0 0 2
---	--	--	--	--	--	--	--	--	--	--	--	---------------

Andre Dawson, R <small>OBP: 0.279, SLG: 0.330</small> <small>(1, 10)</small> 												3 1 1 2 1 0 0
---	--	--	--	--	--	--	--	--	--	--	--	---------------

Mo Vaughn, L <small>OBP: 0.416, SLG: 0.537</small> <small>(1, 3)</small> 												3 0 0 0 0 0 0
---	--	--	--	--	--	--	--	--	--	--	--	---------------

Bob Zupcic, R <small>OBP: 0.318, SLG: 0.333</small> <small>(1, 7)</small> 												3 0 0 0 1 0 3
--	--	--	--	--	--	--	--	--	--	--	--	---------------

Scott Cooper, L <small>OBP: 0.372, SLG: 0.398</small> <small>(1, 5)</small> 												4 0 0 0 0 2 1
--	--	--	--	--	--	--	--	--	--	--	--	---------------

Bob Melvin, R <small>OBP: 0.317, SLG: 0.386</small> <small>(1, 2)</small> 												4 1 1 1 0 1 0
--	--	--	--	--	--	--	--	--	--	--	--	---------------

John Valentin, R <small>OBP: 0.289, SLG: 0.371</small> <small>(9, PH)</small> Ernest Riles, L <small>OBP: 0.288, SLG: 0.385</small> <small>(9, PR)</small> Jim Byrd, R <small>(9, PR)</small> 												3 0 1 0 0 0 0 1 0 1 0 0 0 0 0 0 0 0 0 0 0
---	--	--	--	--	--	--	--	--	--	--	--	---

Inning Stats	R: 0	H: 0	E: 0	K: 0	S: 11	LOB: 3	BB: 2	P: 27	R: 0	H: 1	E: 0	K: 0	S: 10	LOB: 1	BB: 0	P: 19	R: 0	H: 0	E: 0	K: 0	S: 3	LOB: 0	BB: 0	P: 6	R: 0	H: 0	E: 0	K: 1	S: 7	LOB: 0	BB: 0	P: 11	R: 1	H: 2	E: 0	K: 0	S: 10	LOB: 1	BB: 0	P: 17	R: 0	H: 0	E: 0	K: 1	S: 9	LOB: 1	BB: 1	P: 15	R: 0	H: 0	E: 0	K: 0	S: 5	LOB: 0	BB: 0	P: 9	R: 2	H: 2	E: 0	K: 0	S: 12	LOB: 0	BB: 0	P: 18	R: 0	H: 1	E: 0	K: 1	S: 12	LOB: 1	BB: 0	P: 15	1B: 3	SF: 0	2B: 1	SAC: 0	3B: 0	DP: 0	HR: 2	HBP: 1	WP: 1	PA: 37
--------------	------	------	------	------	-------	--------	-------	-------	------	------	------	------	-------	--------	-------	-------	------	------	------	------	------	--------	-------	------	------	------	------	------	------	--------	-------	-------	------	------	------	------	-------	--------	-------	-------	------	------	------	------	------	--------	-------	-------	------	------	------	------	------	--------	-------	------	------	------	------	------	-------	--------	-------	-------	------	------	------	------	-------	--------	-------	-------	-------	-------	-------	--------	-------	-------	-------	--------	-------	--------

PITCHER	IP	WLS	BF	H	R	ER	SO	BB	IBB	HBP	BLK	WP	HR	S	P	ERA	WHIP
Chris Haney, L <small>ERA: 3.38</small>	(1, 1)	7.1	31	5	3	3	2	3	0	1	0	1	2	62	116	3.68	1.091
Billy Brewer, L <small>ERA:</small>	(8, 1)	0.1	1	0	0	0	0	0	0	0	0	0	0	3	4	0.00	0.000
Bill Sampen, R <small>ERA: 4.15</small>	(8, 1)	0.1	1	0	0	0	0	0	0	0	0	0	0	2	2	0.00	0.000
Jeff Montgomery, R <small>ERA: 2.51</small>	(9, 1)	1.0	S 4	1	0	0	1	0	0	0	0	0	0	12	15	0.00	1.000

BOTTOM

Kansas City Royals @ Boston Red Sox
Fenway Park, Boston, MA
 Tue Jun 01 1993, 7:05 PM EDT
 Att: 23,418 - Unknown - 64 F

livebaseballscorecards.com

AB	33
R	3
H	6
RBI	3
BB	3
SO	3
LOB	9



Batter	1	2	3	4	5	6	7	8	9	AB R H RBI BB SO LOB	TOP																
Felix Jose, S (1, 9) OBP: 0.322, SLG: 0.346	1-3 K	4-2 BB		1-1 G4-3		3-3 K		4-1 1B BB		3 0 0 0 2 2 1																	
Brian McRae, S (1, 8) OBP: 0.361, SLG: 0.438	3-2 SF7 3B	1-1 G3		0-0 FC4-6 1B		3-2 HR		0-0 1B G4-6-3		5 2 4 4 0 0 3																	
George Brett, L (1, 10) OBP: 0.276, SLG: 0.375	1-0 SF7		1-1 1B 1B	0-0 FC4-6 1-2f		2-0 G4-3		0-2 G4-6-3 1-2f		4 1 1 1 0 0 3																	
Wally Joyner, L (1, 3) OBP: 0.409, SLG: 0.471	0-0 1B		1-1 1B BB SF9 1B		2-1 G3-1		1-2 G4-3	2-1 G4-3 2B		5 1 3 0 0 0 0																	
Chris Gwynn, L (1, 7) OBP: 0.342, SLG: 0.373	1-1 G4-3		4-2 1B BB		3-2 L8		3-3 K	1-3 K		1 0 0 0 1 0 1																	
Harvey Pulliam, R (4, 7) OBP: 0.239, SLG: 0.318			1-2 BB							3 0 0 0 0 2 1																	
Brent Mayne, L (1, 2) OBP: 0.301, SLG: 0.356		3-2 SH2-4 1B	1-1 G6-4-3 1B	1-2 2-3 3-H		2-2 1B	0-1 P2	1-0 G4-3 2-3		5 0 3 1 0 0 1																	
Keith Miller, R (1, 5) OBP: 0.179, SLG: 0.176		2-1 SH2-4 1B	0-0 SF9	0-0 L3				3-1 F9	0-3 K	4 0 1 1 0 1 2																	
Jose Lind, R (1, 4) OBP: 0.248, SLG: 0.276		1-0 SH2-4	0-0 G6-4-3	1-2 2-3		1-0 SH1-4 HR 1B		4-2 BB BB 1B BB		2 2 1 0 1 0 2																	
David Howard, S (1, 6) OBP: 0.333, SLG: 0.286		3-2 K		1-1 G1-3		0-0 SH1-4		4-2 BB BB 1B BB		2 1 0 0 1 1 2																	
Inning Stats	R: 1 E: 0 K: 1 S: 10	H: 2 LOB: 1 BB: 0 P: 16	R: 0 E: 0 K: 1 S: 15	H: 2 LOB: 3 BB: 1 P: 29	R: 2 E: 0 K: 0 S: 10	H: 3 LOB: 1 BB: 1 P: 17	R: 0 E: 0 K: 0 S: 6	H: 1 LOB: 1 BB: 0 P: 8	R: 0 E: 0 K: 1 S: 13	H: 1 LOB: 1 BB: 0 P: 20	R: 2 E: 0 K: 1 S: 10	H: 2 LOB: 0 BB: 0 P: 19	R: 0 E: 0 K: 1 S: 8	H: 0 LOB: 0 BB: 0 P: 12	R: 2 E: 0 K: 0 S: 12	H: 1 LOB: 1 BB: 3 P: 26	R: 0 E: 0 K: 2 S: 9	H: 1 LOB: 1 BB: 0 P: 13	1B: 10 2B: 1 3B: 1 HR: 1	SF: 2 SAC: 2 DP: 2 HBP: 0	WP: 0 PB: 0 SB: 1 CS: 0	PA: 43					
PITCHER	IP	WLS	BF	H	R	ER	SO	BB	IBB	HBP	BLK	WP	HR	S	P	ERA	WHIP										
Roger Clemens, R (1, 1) ERA: 3.1	6.0	L	30	11	5	5	3	2	0	0	0	0	1	64	109	7.50	2.167										
Greg Harris, R (7, 1) ERA: 2.6	1.1		6	0	2	2	1	2	0	0	0	0	0	15	29	13.50	1.500										
Tony Fossas, L (8, 1) ERA: 2.0	0.2		3	1	0	0	0	1	0	0	0	0	0	5	9	0.00	3.000										
Jeff Russell, R (9, 1) ERA: 1.59	1.0		4	1	0	0	2	0	0	0	0	0	0	9	13	0.00	1.000										

Kansas City Royals @ Boston Red Sox
Fenway Park, Boston, MA
 Wed Jun 02 1993, 7:05 PM EDT
 Att. 29,541 - Unknown - 70 F

livebaseballscorecards.com

AB	34
R	7
H	13
RBI	7
BB	5
SO	6
LOB	16



Batter	1	2	3	4	5	6	7	8	9	AB	R	H	RBI	BB	SO	LOB	
Scott Fletcher, R (1, 4) <small>OBP: 0.363, SLG: 0.449</small> Ernest Riles, L (4, 4) <small>OBP: 0.280, SLG: 0.373</small>	2-2 		2-2 		1-3 		3-1 			2	0	1	0	0	0	0	
Billy Hatcher, R (1, 8) <small>OBP: 0.351, SLG: 0.393</small>	0-1 		0-2 			1-1 		2-1 		4	0	0	0	0	0	2	
Mike Greenwell, L (1, 7) <small>OBP: 0.365, SLG: 0.486</small>	2-1 		1-0 			2-2 		2-3 		4	1	2	1	0	1	0	
Andre Dawson, R (1, 10) <small>OBP: 0.278, SLG: 0.328</small>		1-1 	0-0 			0-2 		1-2 		4	0	1	1	0	0	2	
Mo Vaughn, L (1, 3) <small>OBP: 0.422, SLG: 0.545</small>		2-0 		1-1 		4-1 		2-1 		3	0	2	0	1	0	0	
Carlos Quintana, R (1, 9) <small>OBP: 0.350, SLG: 0.296</small>		2-3 		1-1 		1-3 		2-2 		4	0	0	0	0	2	4	
Scott Cooper, L (1, 5) <small>OBP: 0.364, SLG: 0.388</small>		2-2 		2-1 		0-0 		2-1 		4	0	0	0	0	0	4	
Tony Peña, R (1, 2) <small>OBP: 0.221, SLG: 0.204</small> Ivan Calderon, R (9, PH) <small>OBP: 0.267, SLG: 0.304</small>			0-1 		1-2 		1-3 		1-2 		3	0	0	0	0	1	0
John Valentin, R (1, 6) <small>OBP: 0.290, SLG: 0.370</small>			0-1 		1-3 		1-3 			1	0	0	0	0	0	1	

Inning Stats	R: 0	H: 0	E: 0	K: 0	S: 7	R: 0	H: 1	E: 0	K: 1	S: 10	R: 1	H: 3	E: 0	K: 0	S: 12	R: 0	H: 0	E: 0	K: 0	S: 6	R: 0	H: 0	E: 0	K: 2	S: 11	R: 1	H: 2	E: 0	K: 1	S: 13	R: 0	H: 0	E: 0	K: 2	S: 12	R: 0	H: 0	E: 0	K: 1	S: 10	R: 0	H: 1	E: 0	K: 0	S: 10	R: 0	H: 1	E: 0	K: 0	S: 10	1B: 5	2B: 2	3B: 0	HR: 0	SF: 0	SAC: 0	DP: 0	HBP: 0	WP: 1	PB: 0	SB: 0	CS: 0	PA: 35
--------------	------	------	------	------	------	------	------	------	------	-------	------	------	------	------	-------	------	------	------	------	------	------	------	------	------	-------	------	------	------	------	-------	------	------	------	------	-------	------	------	------	------	-------	------	------	------	------	-------	------	------	------	------	-------	-------	-------	-------	-------	-------	--------	-------	--------	-------	-------	-------	-------	--------

PITCHER	IP	WLS	BF	H	R	ER	SO	BB	IBB	HBP	BLK	WP	HR	S	P	ERA	WHIP
Kevin Appier, R (1, 1) <small>ERA: 3.39</small>	8.0	W	31	6	2	2	7	1	0	0	0	0	0	81	120	2.25	0.875
Tom Gordon, R (9, 1) <small>ERA: 5.03</small>	1.0		4	1	0	0	0	0	0	0	0	1	0	10	17	0.00	1.000


BOTTOM

Kansas City Royals @ Boston Red Sox
 Fenway Park, Boston, MA

Wed Jun 02 1993, 7:05 PM EDT
 Att: 29,541 - Unknown - 70 F

AB	34
R	2
H	7
RBI	2
BB	1
SO	7
LOB	13

PITCHER	IP	WLS	BF	H	R	ER	SO	BB	IBB	HBP	BLK	WP	HR	S	P	ERA	WHIP
---------	----	-----	----	---	---	----	----	----	-----	-----	-----	----	----	---	---	-----	------

Batter	1	2	3	4	5	6	7	8	9	AB R H RBI BB SO LOB	TOP														
Bob Zupcic, R OBP: 0.323, SLG: 0.321 (1, 8) (8, 7)	1-1 P2		3-1 P4			4-1 PO BB		4-2 BB BB	0-0 FC5-2 1-2 2-3 3-Hf	3 0 0 0 2 0 4															
John Valentin, R OBP: 0.280, SLG: 0.356 (1, 6)	3-2 F7		1-3 K			1-1 P8		1-2 P6	0-0 F8	5 0 0 0 0 1 6															
Mike Greenwell, L OBP: 0.368, SLG: 0.483 Billy Hatcher, R OBP: 0.351, SLG: 0.393 (1, 7) (8, 8)	1-2 F7			0-0 G4-3		1-2 PO 1-2	0-0 G4-6-3 1B	4-0 BB BB		3 0 1 0 1 0 0 0 0 0 0 0 0 0															
Andre Dawson, R OBP: 0.277, SLG: 0.325 (1, 10)		2-1 F8		1-1 G4-3		1-1 G4-3 1B	0-0 G4-6-3 1B	0-0 L9		4 0 1 0 0 0 2															
Mo Vaughn, L OBP: 0.414, SLG: 0.533 (1, 3)		3-3 K		1-3 K		1-1 G4-6-3 1-2f 2-3			0-3 K	4 0 0 0 0 3 2															
Ivan Calderon, R OBP: 0.279, SLG: 0.307 (1, 9)		4-2 E BB			0-0 F7	4-0 S IBB			0-0 1B 1B	2 1 1 0 2 0 0															
Scott Cooper, L OBP: 0.366, SLG: 0.387 (1, 5)		1 SAFE 1-3 K		1-3 K	2-3 K	4-2 BB			0-0 BB 1B FC5-2 1B	3 0 1 0 1 2 1	AB 30 R 1 H 6 RBI 1 BB 7 SO 9 LOB 18														
Tony Peña, R OBP: 0.226, SLG: 0.209 Carlos Quintana, R OBP: 0.348, SLG: 0.294 Bob Melvin, R OBP: 0.328, SLG: 0.397 (1, 2) (7, PH) (7, 2)			1-2 SH1-4 1B		2-3 K	2-2 P3			0-0 FC5-2 BB 1B 1-2 3-H	2 0 1 0 0 1 0 1 0 0 0 0 0 3 1 0 1 1 0 0 0															
Ernest Riles, L OBP: 0.282, SLG: 0.362 (1, 4)			1-1 SH1-4		2-3 K			2-3 K	4-0 FC5-2 BB 1-2 2-3	2 0 0 0 1 2 0															
Inning Stats	R: 0 E: 0 K: 0 S: 10	H: 0 LOB: 0 BB: 0 P: 15	R: 0 E: 1 K: 2 S: 12	H: 0 LOB: 1 BB: 1 P: 22	R: 0 E: 0 K: 1 S: 13	H: 1 LOB: 1 BB: 0 P: 19	R: 0 E: 0 K: 1 S: 7	H: 0 LOB: 0 BB: 0 P: 9	R: 0 E: 0 K: 2 S: 8	H: 0 LOB: 0 BB: 0 P: 12	R: 0 E: 0 K: 0 S: 11	H: 0 LOB: 0 BB: 1 P: 19	R: 0 E: 0 K: 0 S: 12	H: 2 LOB: 3 BB: 2 P: 23	R: 0 E: 0 K: 1 S: 10	H: 0 LOB: 2 BB: 2 P: 21	R: 1 E: 0 K: 1 S: 8	H: 3 LOB: 3 BB: 1 P: 12	1B: 6 2B: 0 3B: 0 HR: 0	SF: 0 SAC: 1 DP: 1 HBP: 0	WP: 0 PB: 0 SB: 1 CS: 0	PA: 39			
PITCHER	IP WLS BF H R ER SO BB IBB HBP BLK WP HR S P ERA WHIP																								
Wilson Alvarez, L ERA: 2.88 Roberto Hernandez, R ERA: 2.52	(1, 1) 7.2 (8, 1) 1.1	L 8	3 3	0 1	0 1	8 1	5 1	1 0	0 0	0 0	0 0	0 9	0 13	0.00 6.75	1.043 3.000										

Boston Red Sox @ Chicago White Sox
 Comiskey Park, Chicago, IL
 Fri Jun 04 1993, 8:05 PM EDT
 Att. 30,949 - Unknown - 48 F

livebaseballscorecards.com

Batter	1	2	3	4	5	6	7	8	9	AB	R	H	RBI	BB	SO	LOB
Tim Raines, S OBP: 0.485, SLG: 0.679 (1, 7)	0-3 K		4-1 1B BB		1-3 K			0-0 2B G1-2-3 1B		3	0	1	0	1	2	0
Joey Cora, S OBP: 0.368, SLG: 0.376 (1, 4)	0-3 K		1-2 1B		0-0 B1			0-0 2B		4	0	2	0	0	1	0
Frank Thomas, R OBP: 0.386, SLG: 0.495 (1, 3)	4-0 BB		1-1 F9		2-2 E8			4-0 IBB		2	0	0	0	2	0	2
George Bell, R OBP: 0.255, SLG: 0.327 (1, 10)	0-1 L6			0-2 G1-3		1-3 K		0-0 G1-2-3		4	0	0	0	0	1	5
Robin Ventura, L OBP: 0.399, SLG: 0.474 (1, 5)		0-1 G4-1		2-2 G4-3		0-0 P5		0-0 F9		4	0	0	0	0	0	1
Dan Pasqua, L OBP: 0.301, SLG: 0.328 (1, 9)		1-0 F9		3-2 FC6-4 1B		1-3 K		0-3 K		4	0	1	0	0	2	0
Lance Johnson, L OBP: 0.343, SLG: 0.372 (1, 8)		1-2 G4-3		0-0 FC6-4		0-0 G6-3		0-0 G6-3		4	0	0	0	0	0	1
Ron Karkovice, R OBP: 0.295, SLG: 0.433 (1, 2)			0-3 K		0-0 F7		2-1 P5			3	0	0	0	0	1	0
Ozzie Guillen, L OBP: 0.247, SLG: 0.297 (1, 6)			0-0 F9		1-0 F7			0-3 K		3	0	0	0	0	1	0

Inning Stats	R: 0	H: 0	E: 0	K: 2	S: 11	LOB: 1	BB: 1	P: 15	R: 0	H: 0	E: 0	K: 0	S: 6	LOB: 0	BB: 0	P: 8	R: 0	H: 1	E: 0	K: 1	S: 10	LOB: 2	BB: 1	P: 16	R: 0	H: 1	E: 0	K: 0	S: 13	LOB: 1	BB: 0	P: 18	R: 0	H: 0	E: 0	K: 1	S: 5	LOB: 0	BB: 0	P: 7	R: 0	H: 0	E: 1	K: 1	S: 9	LOB: 1	BB: 0	P: 12	R: 0	H: 0	E: 0	K: 1	S: 6	LOB: 0	BB: 0	P: 9	R: 0	H: 2	E: 0	K: 1	S: 6	LOB: 2	BB: 1	P: 10	R: 0	H: 0	E: 0	K: 1	S: 5	LOB: 0	BB: 0	P: 5	1B: 3	SF: 0	2B: 1	SAC: 0	3B: 0	DP: 1	HR: 0	HBP: 0	WP: 0	PA: 34
--------------	------	------	------	------	-------	--------	-------	-------	------	------	------	------	------	--------	-------	------	------	------	------	------	-------	--------	-------	-------	------	------	------	------	-------	--------	-------	-------	------	------	------	------	------	--------	-------	------	------	------	------	------	------	--------	-------	-------	------	------	------	------	------	--------	-------	------	------	------	------	------	------	--------	-------	-------	------	------	------	------	------	--------	-------	------	-------	-------	-------	--------	-------	-------	-------	--------	-------	--------

PITCHER	IP	WLS	BF	H	R	ER	SO	BB	IBB	HBP	BLK	WP	HR	S	P	ERA	WHIP
Danny Darwin, R ERA: 3.12 (1, 1)	7.0		26	2	0	0	6	2	0	0	0	0	0	60	85	0.00	0.571
Tony Fossas, L ERA: 1.93 (8, 1)	0.1		4	2	0	0	1	0	1	0	0	0	0	5	9	0.00	6.000
Greg Harris, R ERA: 2.55 (8, 1)	0.2	W	1	0	0	0	0	0	0	0	0	0	0	1	1	0.00	0.000
Jeff Russell, R ERA: 1.5 (9, 1)	1.0	S	3	0	0	0	1	0	0	0	0	0	0	5	5	0.00	0.000

BOTTOM

Boston Red Sox @ Chicago White Sox
Comiskey Park, Chicago, IL

Fri Jun 04 1993, 8:05 PM EDT
Att: 30,949 - Unknown - 48 F

livebaseballscorecards.com

AB	31
R	0
H	4
RBI	0
BB	3
SO	8
LOB	9



Batter	1	2	3	4	5	6	7	8	9	AB R H RBI BB SO LOB	TOP
Scott Fletcher, R (1, 4) OBP: 0.366, SLG: 0.447 Bob Zuppic, R (8, 8) OBP: 0.330, SLG: 0.321	4-0 BB		1-2 F8		1-1 G4-6-3 1B		0-0 L9		1-2 HBP	3 0 1 0 1 0 3 0 0 0 0 0 0 0	Boston Red Sox @ Chicago White Sox Comiskey Park, Chicago, IL Sat Jun 05 1993, 8:05 PM EDT Att. 41,144 - Unknown - 67 F
Billy Hatcher, R (1, 8) OBP: 0.347, SLG: 0.388 (8, 4)	3-1 P4		0-2 1B		0-1 G4-6-3 1-2f		2-1 F7		0-1 G3	5 0 1 1 0 0 6	
Mike Greenwell, L (1, 7) OBP: 0.359, SLG: 0.471	1-3 K		0-0 G3							4 0 0 0 0 1 2	
Andre Dawson, R (1, 10) OBP: 0.276, SLG: 0.317	4-1 BB			2-1 P4		1-2 L4		0-1 F8		3 0 0 0 1 0 0	
Mo Vaughn, L (1, 3) OBP: 0.416, SLG: 0.532	2-2 PO	2-2 G5-4-3 1B		0-0 F8		1-0 G4-1		1-3 K		4 0 2 0 0 1 0	
Ivan Calderon, R (1, 9) OBP: 0.285, SLG: 0.313		1-0 G5-4-3 1-2f		0-1 F8			1-2 1B 2B 1B		0-0 G3 1B 1B	4 2 2 0 0 0 2	
Scott Cooper, L (1, 5) OBP: 0.369, SLG: 0.386 (7, 6)		1-1 F8		4-0 IBB			0-0 2B 1B		3-2 G3	3 0 1 0 1 0 1	
Bob Melvin, R (1, 2) OBP: 0.309, SLG: 0.371			2-2 L5	0-3 K			2-0 F8		1-0 F9	4 0 0 0 0 1 5	
Luis Rivera, R (1, 6) OBP: 0.264, SLG: 0.277 Ernest Riles, L (7, PH) OBP: 0.300, SLG: 0.394 (7, 5)			3-2 F8 1B 2B		2-3 K		3-2 2B		1-1 HBP	2 1 1 0 0 1 0 2 0 2 2 0 0 0	
Inning Stats	R: 0 H: 0 E: 0 LOB: 1 K: 1 BB: 2 S: 10 P: 23	R: 0 H: 1 E: 0 LOB: 0 K: 0 BB: 0 S: 6 P: 10	R: 1 H: 2 E: 0 LOB: 1 K: 0 BB: 0 S: 14 P: 20	R: 0 H: 1 E: 0 LOB: 2 K: 1 BB: 1 S: 8 P: 14	R: 0 H: 1 E: 0 LOB: 0 K: 1 BB: 0 S: 7 P: 10	R: 0 H: 0 E: 0 LOB: 0 K: 0 BB: 0 S: 7 P: 12	R: 1 H: 3 E: 0 LOB: 2 K: 0 BB: 0 S: 13 P: 21	R: 0 H: 0 E: 0 LOB: 0 K: 1 BB: 0 S: 7 P: 11	R: 1 H: 2 E: 0 LOB: 2 K: 0 BB: 0 S: 11 P: 17	1B: 8 SF: 0 2B: 2 SAC: 0 3B: 0 DP: 2 HR: 0 HBP: 1	WP: 0 PA: 39 PB: 0 SB: 1 CS: 0
PITCHER Jack McDowell, R (1, 1) ERA: 4.1 Scott Radinsky, L (8, 1) ERA: 5.4 Terry Leach, R (9, 1) ERA: 2.53	IP WLS BF H R ER SO BB IBB HBP BLK WP HR S P ERA WHIP 7.0 W 29 8 2 2 3 2 1 0 0 0 0 65 110 2.57 1.429 1.0 3 0 0 0 1 0 0 0 0 0 0 7 11 0.00 0.000 1.0 6 2 1 1 0 0 0 0 1 0 0 0 11 17 9.00 2.000	PITCHER IP WLS BF H R ER SO BB IBB HBP BLK WP HR S P ERA WHIP									

AB	34
R	3
H	10
RBI	3
BB	3
SO	4
LOB	19



Batter	1	2	3	4	5	6	7	8	9
Steve Sax, R (1, 7) OBP: 0.250, SLG: 0.290 Tim Raines, S (6, PH) OBP: 0.485, SLG: 0.673 (7, 7)	0-0 P9		3-2 G6-3	1-0 G4-3		3-2 L6		3-2 1B G3 1B	
Joey Cora, S (1, 4) OBP: 0.373, SLG: 0.376	2-2 K			4-0 2B BB	3-2 2B SF9 1B		2-1 3B BB HBP	2-0 G3 1-2	
Frank Thomas, R (1, 3) OBP: 0.392, SLG: 0.508 Dan Pasqua, L (8, 3) OBP: 0.311, SLG: 0.328	2-2 L9			1-0 2B	2-1 1-3 2B		4-1 1-2 3B BB	4-1 1B BB	
George Bell, R (1, 10) OBP: 0.262, SLG: 0.348		0-1 F9		1-2 F7 1B 2B	1-3 K		1-0 2B 3B	2-0 1-2 2-3 1B	
Robin Ventura, L (1, 5) OBP: 0.399, SLG: 0.478		4-1 G5-3 BB		1-0 F7 2-3	2-1 SF9 3-H		1-2 WP 1B 2B	2-3 K	
Ellis Burks, R (1, 8) OBP: 0.353, SLG: 0.476 (7, 9)		0-1 G5-3 1-2		2-0 E S 1B 3-H	1-1 G3-1		2-1 G5-3 1B 2-H	0-1 1-2 2-H 3-H 1B	
Bo Jackson, R (1, 9) OBP: 0.370, SLG: 0.463 Lance Johnson, L (7, 8) OBP: 0.340, SLG: 0.369		0-0 G5-3		2-3 K		3-3 K	1-0 F7	0-2 K	
Carlton Fisk, R (1, 2) OBP: 0.244, SLG: 0.282			0-1 F7	0-1 1B 1-1-H		0-0 L6 BB 1B	0-1 G5-3 1-2		
Craig Grebeck, R (1, 6) OBP: 0.338, SLG: 0.288			0-1 CS 1B	3-1 1-2 1B		4-2 BB 1-2 BB	3-3 K		

Inning Stats	R: 0	H: 0	E: 0	K: 1	S: 7	R: 0	H: 0	E: 0	K: 0	S: 6	R: 0	H: 1	E: 0	K: 0	S: 7	R: 4	H: 5	E: 0	K: 1	S: 14	R: 1	H: 2	E: 0	K: 1	S: 12	R: 0	H: 1	E: 0	K: 1	S: 13	R: 4	H: 3	E: 0	K: 1	S: 14	R: 2	H: 3	E: 0	K: 2	S: 14
	LOB: 0	BB: 0				LOB: 1	BB: 10				LOB: 2	BB: 0				LOB: 1	BB: 29				LOB: 1	BB: 0				LOB: 1	BB: 1			LOB: 1	BB: 23	LOB: 1	BB: 1			LOB: 2	BB: 1			

PITCHER	IP	WLS	BF	H	R	ER	SO	BB	IBB	HBP	BLK	WP	HR	S	P	ERA	WHIP
Frank Viola, L (1, 1) ERA: 3.24	5.1	L	27	9	5	5	4	3	0	0	0	0	0	54	96	8.44	2.250
Paul Quantrill, R (6, 1) ERA: 2.98	0.2		4	1	3	3	0	1	0	1	0	0	0	8	18	40.50	3.000
Joe Hesketh, L (7, 1) ERA: 6.89	2.0		12	5	3	3	3	1	0	0	0	1	0	25	45	13.50	3.000

BOTTOM

AB	R	H	RBI	BB	SO	LOB
3	0	0	0	0	0	3
2	1	1	0	0	0	2
3	3	1	0	1	1	1
3	2	2	0	1	0	0
0	1	0	0	1	0	0
5	2	3	4	0	1	2
3	1	1	2	1	1	4
5	1	3	4	0	0	2
3	0	0	0	0	2	2
2	0	0	0	0	1	3
4	0	2	1	0	0	1
3	0	2	0	1	1	1

AB 36
R 11
H 15
RBI 11
BB 5
SO 7
LOB 21

WP: 1 **PA: 43**
PB: 0
SB: 1
CS: 1

Boston Red Sox @ Chicago White Sox
Comiskey Park, Chicago, IL
Sat Jun 05 1993, 8:05 PM EDT
Att: 41,144 - Unknown - 67 F



PITCHER	IP	WLS	BF	H	R	ER	SO	BB	IBB	HBP	BLK	WP	HR	S	P	ERA	WHIP
Frank Viola, L (1, 1) ERA: 3.24	5.1	L	27	9	5	5	4	3	0	0	0	0	0	54	96	8.44	2.250
Paul Quantrill, R (6, 1) ERA: 2.98	0.2		4	1	3	3	0	1	0	1	0	0	0	8	18	40.50	3.000
Joe Hesketh, L (7, 1) ERA: 6.89	2.0		12	5	3	3	3	1	0	0	0	1	0	25	45	13.50	3.000

Batter	1	2	3	4	5	6	7	8	9	AB R H RBI BB SO LOB	TOP
Billy Hatcher, R (1, 8) OBP: 0.354, SLG: 0.396	0-1 G6-3		0-0 SH3-4 1B		1-2 F9 1B 2B		2-1 F8 HBP		0-1 G6-3	4 1 2 0 0 0 2	
Ernest Riles, L (1, 4) OBP: 0.289, SLG: 0.378	2-2 P6		1-0 SH3-4		0-0 P4		3-1 F8			3 0 0 0 0 0 2	
John Valentin, R (7, 6) OBP: 0.280, SLG: 0.356			1-2 2-3				1-2			0 0 0 0 0 0 0	
Mike Greenwell, L (1, 7) OBP: 0.363, SLG: 0.465	0-1 F9		4-2 BB		1-1 F9			4-2 BB		2 0 0 0 2 0 1	
Mo Vaughn, L (1, 3) OBP: 0.417, SLG: 0.532		4-0 F8 1B FC4 BB	1-1 SF7		1-1 1B			0-0 P7		2 1 1 2 1 0 1	
Andre Dawson, R (1, 10) OBP: 0.275, SLG: 0.315		2-1 FC4 1B	0-0 F8		1-2 F9			0-2 K		4 0 1 0 0 1 4	
Scott Cooper, L (1, 5) OBP: 0.367, SLG: 0.380		0-1 F8		4-0 G3 SH1-3 BB		1-2 G3-1		1-3 K		3 0 0 0 1 1 3	
Ivan Calderon, R (1, 9) OBP: 0.286, SLG: 0.313		0-0 FC4		0-0 SH1-3		0-1 G6-3			0-1 1B	3 0 1 1 0 0 1	
Tony Peña, R (1, 2) OBP: 0.220, SLG: 0.203		1-2 3-H		1-2							
Scott Fletcher, R (9, PH) OBP: 0.364, SLG: 0.444	0-1 G4-3		3-2 G3		1-0 B2				1-3 K	3 0 0 0 0 0 2 1 0 0 0 0 1 1	
Luis Rivera, R (1, 6) OBP: 0.267, SLG: 0.279			0-0 SH3-4 1B SF7 1B		2-3 K		0-3 K		2-1 G6-3 1B	3 1 1 0 0 2 1 1 0 1 0 0 0 0 0 0 0 0 0 0 0	
Carlos Quintana, R (9, PH) OBP: 0.352, SLG: 0.298											
Bob Zupcic, R (9, PR) OBP: 0.330, SLG: 0.321											
Inning Stats	R: 0 E: 0 K: 0 S: 9 H: 0 LOB: 0 BB: 0 P: 11	R: 1 E: 0 K: 0 S: 7 H: 1 LOB: 1 BB: 1 P: 13	R: 1 E: 0 K: 0 S: 8 H: 2 LOB: 2 BB: 1 P: 14	R: 0 E: 0 K: 1 S: 7 H: 0 LOB: 1 BB: 1 P: 16	R: 1 E: 0 K: 0 S: 11 H: 2 LOB: 1 BB: 0 P: 15	R: 0 E: 0 K: 0 S: 6 H: 0 LOB: 0 BB: 0 P: 8	R: 0 E: 0 K: 1 S: 6 H: 0 LOB: 0 BB: 0 P: 11	R: 0 E: 0 K: 2 S: 9 H: 0 LOB: 1 BB: 1 P: 14	R: 0 E: 0 K: 1 S: 9 H: 2 LOB: 2 BB: 0 P: 12	1B: 6 2B: 1 3B: 0 HR: 0 SF: 1 SAC: 2 DP: 1 HBP: 1	WP: 0 PB: 0 SB: 0 CS: 0 PA: 37
PITCHER	IP WLS BF H R ER SO BB IBB HBP BLK WP HR S P ERA WHIP										
Alex Fernandez, R (1, 1) ERA: 3.02	7.2 W 32 5 3 3 3 4 0 1 0 0 0 60 98 3.52 1.174										
Scott Radinsky, L (8, 1) ERA: 5.32	0.1 1 0 0 0 1 0 0 0 0 0 0 3 4 0.00 0.000										
Roberto Hernandez, R (9, 1) ERA: 2.42	1.0 S 4 2 0 0 1 0 0 0 0 0 0 9 12 0.00 2.000										

Boston Red Sox @ Chicago White Sox
 Comiskey Park, Chicago, IL
 Sun Jun 06 1993, 4:33 AM EDT
 Att. 42,393 - Cloudy - 72 F

livebaseballscorecards.com

AB 29
R 3
H 7
RBI 3
BB 4
SO 5
LOB 18



Batter	1	2	3	4	5	6	7	8	9
Tim Raines, S OBP: 0.486, SLG: 0.655 (1, 7)	0-1 CS 1B		1-1 G3			4-2 BB		0-1 G4-3	
Joey Cora, S OBP: 0.371, SLG: 0.375 (1, 4)	2-2 SAFE SAFE 1-2 1B		1-1 G4-3			1-0 SF7		2-1 G4-3	
Frank Thomas, R OBP: 0.385, SLG: 0.497 (1, 3)	3-2 SAFE 1-2 G4-3		0-0 P7			3-H 1-2 K		1-0 G6-3	
George Bell, R OBP: 0.259, SLG: 0.343 (1, 10)	0-3 K		3-3 K			0-2 P3			
Robin Ventura, L OBP: 0.398, SLG: 0.475 (1, 5)		2-3 K				1-1 G3-1		1-2 FC6-4 1B	
Ellis Burks, R OBP: 0.348, SLG: 0.467 (1, 9)		1-3 K				0-3 K		1-0 FC6-4 3B	
Lance Johnson, L OBP: 0.340, SLG: 0.378 (1, 8)		0-0 G1-3				0-0 G3		0-0 HR 3B	
Ron Karkovice, R OBP: 0.302, SLG: 0.464 (1, 2)			0-0 G5-3			1-2 SH5-3 SF7 2B		0-1 HR	
Ozzie Guillen, L OBP: 0.243, SLG: 0.293 (1, 6)			3-3 K			0-0 SH5-3		1-0 F9	

Inning Stats	R: 0 E: 0 K: 1 S: 11	H: 2 LOB: 1 BB: 0 P: 16	R: 0 E: 0 K: 2 S: 8	H: 0 LOB: 0 BB: 0 P: 11	R: 0 E: 0 K: 1 S: 7	H: 0 LOB: 0 BB: 0 P: 11	R: 0 E: 0 K: 1 S: 8	H: 0 LOB: 0 BB: 0 P: 12	R: 0 E: 0 K: 1 S: 6	H: 0 LOB: 0 BB: 0 P: 7	R: 1 E: 0 K: 1 S: 13	H: 1 LOB: 1 BB: 1 P: 20	R: 3 E: 0 K: 0 S: 12	H: 3 LOB: 0 BB: 0 P: 15	R: 0 E: 0 K: 0 S: 5	H: 0 LOB: 0 BB: 0 P: 8
--------------	-------------------------------	----------------------------------	------------------------------	----------------------------------	------------------------------	----------------------------------	------------------------------	----------------------------------	------------------------------	---------------------------------	-------------------------------	----------------------------------	-------------------------------	----------------------------------	------------------------------	---------------------------------

PITCHER	IP	WLS	BF	H	R	ER	SO	BB	IBB	HBP	BLK	WP	HR	S	P	ERA	WHIP
John Dopper, R ERA: 3.6 (1, 1)	6.2		25	5	3	3	7	1	0	0	0	0	0	62	88	4.05	0.900
Jose Melendez, R ERA: 1.17 (7, 1)	0.1	L	2	1	1	1	0	0	0	0	0	0	1	3	4	27.00	3.000
Tony Fossas, L ERA: 1.8 (8, 1)	0.2		2	0	0	0	0	0	0	0	0	0	0	4	6	0.00	0.000
Scott Bankhead, R ERA: 3.8 (8, 1)	0.1		1	0	0	0	0	0	0	0	0	0	0	1	2	0.00	0.000

BOTTOM

Boston Red Sox @ Chicago White Sox
Comiskey Park, Chicago, IL

Sun Jun 06 1993, 4:33 AM EDT
Att. 42,393 - Cloudy - 72 F

AB	R	H	RBI	BB	SO	LOB
3	0	1	0	1	0	0
3	0	1	1	0	0	0
4	0	0	0	0	1	2
3	0	0	0	0	2	1
3	0	1	0	0	1	0
3	1	0	0	0	2	1
3	1	1	1	0	0	0
3	2	2	2	0	0	0
2	0	0	0	0	1	0

AB	27
R	4
H	6
RBI	4
BB	1
SO	7
LOB	4

WP: 0 PA: 30
PB: 0
SB: 0
CS: 1



WP	HR	S	P	ERA	WHIP
0	0	0	0	0.00	0.000

Batter	1	2	3	4	5	6	7	8	9	AB R H RBI BB SO LOB	TOP		
Scott Fletcher, R (1, 4) <small>OBP: 0.365, SLG: 0.449</small>	1-0 		3-1 		0-0 		1-0 		1-0 	5 0 2 0 0 0 0	Boston Red Sox @ Cleveland Indians Cleveland Municipal Stadium, Cleveland, OH Tue Jun 08 1993, 7:05 PM EDT Att. 14,168 - Unknown - 74 F		
Billy Hatcher, R (1, 8) <small>OBP: 0.355, SLG: 0.392</small>	1-2 		1-0 		0-0 	2-2 		4-0 	4 0 1 0 1 0 0				
Mike Greenwell, L (1, 7) Bob Melvin, R (9, PH) <small>OBP: 0.366, SLG: 0.462</small> <small>OBP: 0.304, SLG: 0.365</small>	2-2 		1-2 		0-0 	4-2 		0-1 	3 1 1 0 1 0 2 1 0 0 0 0 0 3				
Mo Vaughn, L (1, 3) <small>OBP: 0.414, SLG: 0.524</small>		1-1 	2-3 		4-0 	1-3 			3 1 0 0 1 2 3				
Andre Dawson, R (1, 10) <small>OBP: 0.275, SLG: 0.321</small>		2-3 		0-1 	0-2 		2-0 		4 0 1 1 0 1 0				
Scott Cooper, L (1, 5) <small>OBP: 0.365, SLG: 0.374</small>		1-1 		0-0 	4-0 		2-0 		3 0 0 0 1 0 0				
Carlos Quintana, R (1, 9) Bob Zupcic, R (8, 9) <small>OBP: 0.355, SLG: 0.299</small> <small>OBP: 0.330, SLG: 0.321</small>			0-1 	3-2 	1-0 		1-2 		3 1 1 1 0 0 0 0 0 0 0 0 0 0				
John Valentin, R (1, 6) Ernest Riles, L (9, PH) Luis Rivera, R (9, 6) <small>OBP: 0.276, SLG: 0.351</small> <small>OBP: 0.286, SLG: 0.373</small> <small>OBP: 0.267, SLG: 0.279</small>			0-0 		0-0 	1-3 		2-1 	2 0 0 0 0 1 3 1 0 0 0 0 0 0 0 0 0 0 0 0 0				
Tony Peña, R (1, 2) Ivan Calderon, R (9, PH) <small>OBP: 0.223, SLG: 0.231</small> <small>OBP: 0.290, SLG: 0.313</small>			1-1 	0-3 	1-0 		4-2 		3 1 1 2 0 1 3 0 0 0 0 1 0 0				
Inning Stats	R: 0 H: 0 E: 0 LOB: 0 K: 0 BB: 0 S: 8 P: 12	R: 0 H: 0 E: 0 LOB: 0 K: 1 BB: 0 S: 8 P: 12	R: 2 H: 4 E: 0 LOB: 2 K: 1 BB: 0 S: 14 P: 22	R: 0 H: 0 E: 0 LOB: 0 K: 0 BB: 0 S: 6 P: 9	R: 0 H: 0 E: 0 LOB: 0 K: 1 BB: 0 S: 6 P: 6	R: 2 H: 2 E: 0 LOB: 3 K: 1 BB: 2 S: 9 P: 20	R: 0 H: 0 E: 0 LOB: 1 K: 1 BB: 1 S: 11 P: 19	R: 0 H: 0 E: 0 LOB: 0 K: 0 BB: 0 S: 5 P: 10	R: 0 H: 1 E: 0 LOB: 2 K: 0 BB: 2 S: 10 P: 19	1B: 4 SF: 0 2B: 3 SAC: 1 3B: 0 DP: 1 HR: 1 HBP: 1		WP: 0 PA: 39 PB: 0 SB: 0 CS: 0	
PITCHER	IP WLS BF H R ER SO BB IBB HBP BLK WP HR S P ERA WHIP												
Jose Mesa, R (1, 1) <small>ERA: 3.98</small>	5.1		25 6 4 4 3 1 1 1 0 0 0 1 47 75 6.75 1.312										
Heathcliff Slocumb, R (6, 1) <small>ERA: 1.96</small>	1.1		5 0 0 0 1 1 0 0 0 0 0 0 12 21 0.00 0.750										
Cliff Young, L (7, 1) <small>ERA: 4.98</small>	0.1		1 0 0 0 1 0 0 0 0 0 0 0 3 4 0.00 0.000										
Jeremy Hernandez, R (8, 1) <small>ERA: 4.07</small>	1.1		7 1 0 0 0 1 1 0 0 0 0 0 13 27 0.00 1.500										
Derek Lilliquist, L (9, 1) <small>ERA: 1.74</small>	0.2	W	1 0 0 0 0 0 0 0 0 0 0 0 2 2 0.00 0.000										

livebaseballscorecards.com

AB	32
R	4
H	7
RBI	4
BB	5
SO	5
LOB	14



Batter	1	2	3	4	5	6	7	8	9	AB	R	H	RBI	BB	SO	LOB
Kenny Lofton, L OBP: 0.418, SLG: 0.406 (1, 8)	G4-3			K		K		B1-3		4	1	1	1	0	1	0
Wayne Kirby, L OBP: 0.333, SLG: 0.384 (1, 9)	G5-3			P4		L5		K		4	0	0	0	0	1	2
Carlos Baerga, S OBP: 0.319, SLG: 0.493 (1, 4)	G4-3			K		HR		G3		4	1	1	3	0	1	0
Albert Belle, R OBP: 0.364, SLG: 0.603 (1, 7)			F7			P5		E6		4	1	0	0	0	1	0
Paul Sorrento, L OBP: 0.356, SLG: 0.539 (1, 3)			G4-3			K		K		4	0	0	0	0	3	1
Reggie Jefferson, S OBP: 0.324, SLG: 0.420 (1, 10)			K			2B		G2-3		4	0	2	0	0	1	0
Jeff Treadway, L OBP: 0.396, SLG: 0.398 (1, 5)			F7			K		F7		4	0	1	1	0	1	1
Felix Fermin, R OBP: 0.325, SLG: 0.313 (1, 6)			L6			1B		G1-3		2	1	0	0	1	0	0
Jesse Levis, L OBP: 0.095, SLG: 0.150 (1, 2)			G3			1B		F7		2	1	1	0	0	0	0
Glenallen Hill, R OBP: 0.255, SLG: 0.344 (8, PH)						HR				1	0	0	0	0	0	0
Junior Ortiz, R OBP: 0.186, SLG: 0.226 (9, 2)						1B				0	0	0	0	0	0	0

Inning Stats	R: 0	H: 0	E: 0	K: 0	S: 11	R: 0	H: 0	E: 0	K: 1	S: 6	R: 0	H: 0	E: 0	K: 0	S: 10	R: 0	H: 0	E: 0	K: 2	S: 8	R: 0	H: 1	E: 0	K: 3	S: 13	R: 4	H: 3	E: 0	K: 1	S: 13	R: 0	H: 0	E: 0	K: 0	S: 9	R: 0	H: 0	E: 0	K: 1	S: 11	R: 1	H: 2	E: 1	K: 1	S: 13	1B: 4	SF: 0	2B: 1	SAC: 0	3B: 0	DP: 0	HR: 1	HBP: 0	WP: 0	PA: 34
PITCHER	IP	WLS	BF	H	R	ER	SO	BB	IBB	HBP	BLK	WP	HR	S	P	ERA	WHIP																																						
Roger Clemens, R ERA: 3.26 (1, 1)	7.0		26	4	4	4	7	1	0	0	0	0	1	70	115	5.14	0.714																																						
Tony Fossas, L ERA: 1.64 (8, 1)	1.0		3	0	0	0	1	0	0	0	0	0	0	11	15	0.00	0.000																																						
Greg Harris, R ERA: 2.5 (9, 1)	0.2	L	4	1	1	0	1	0	0	0	0	0	0	12	17	0.00	1.500																																						
Jeff Russell, R ERA: 1.5 (9, 1)	0.0		1	1	0	0	0	0	0	0	0	0	0	1	1	∞	∞																																						

BOTTOM

Boston Red Sox @ Cleveland Indians
Cleveland Municipal Stadium, Cleveland, OH

Tue Jun 08 1993, 7:05 PM EDT
Att: 14,168 - Unknown - 74 F

livebaseballscorecards.com

AB	33
R	5
H	6
RBI	5
BB	1
SO	9
LOB	4



Batter	1	2	3	4	5	6	7	8	9	AB R H RBI BB SO LOB	TOP
Brady Anderson, L (1, 7) OBP: 0.311, SLG: 0.340	2-1 F9		3-3 K		0-1 PO WP 2-H 1B			2-1 G3		4 0 1 1 0 1 0	<p>Baltimore Orioles @ Boston Red Sox Fenway Park, Boston, MA</p> <p>Thu Jun 10 1993, 7:05 PM EDT Att. 33,069 - Unknown - 81 F</p>
Mark McLemore, S (1, 9) OBP: 0.364, SLG: 0.381	1-2 G6-3		3-2 G4-3		1-0 PO 1-3	2-3 K		3-3 K		4 0 0 0 0 2 0	
Cal Ripken Jr., R (1, 6) OBP: 0.311, SLG: 0.348	2-2 F8			0-1 G6-3		1-3 K		0-1 F8		4 0 0 0 0 1 0	
Mike Devereaux, R (1, 8) OBP: 0.311, SLG: 0.416		0-0 FC5-4 1B		1-1 G5-3		3-2 1B		1-3 K		4 0 2 0 0 1 0	
Leo Gomez, R (1, 5) OBP: 0.343, SLG: 0.427		1-0 F7		3-2 F9		3-2 F9		0-0 G5-3		4 0 0 0 0 0 2	
Chris Hoiles, R (1, 2) OBP: 0.381, SLG: 0.497		1-2 FC5-4 1B 1-2f			2-1 1B G5-3 2B		4-1 G4-3 BB			2 1 1 0 1 0 1	
David Segui, S (1, 3) OBP: 0.355, SLG: 0.412		1-0 1-2 1B			1-2 1B G5-3 1B		3-1 F7			3 1 2 0 0 0 1	
Jack Voigt, R (1, 10) OBP: 0.306, SLG: 0.333		3-2 F7			0-0 G5-3 1-2 3-H		1-0 G4-3 1-2f			3 0 0 1 0 0 4	
Harold Reynolds, S (1, 4) OBP: 0.335, SLG: 0.282			2-2 G4-3		1-2 G5-3			0-1 G4-3		3 0 0 0 0 0 1	
Inning Stats	R: 0 H: 0 E: 0 LOB: 0 K: 0 BB: 0 S: 8 P: 13	R: 0 H: 2 E: 0 LOB: 2 K: 0 BB: 0 S: 12 P: 18	R: 0 H: 0 E: 0 LOB: 0 K: 1 BB: 0 S: 10 P: 18	R: 0 H: 0 E: 0 LOB: 0 K: 0 BB: 0 S: 10 P: 14	R: 2 H: 3 E: 0 LOB: 0 K: 0 BB: 0 S: 11 P: 16	R: 0 H: 1 E: 0 LOB: 1 K: 2 BB: 0 S: 13 P: 22	R: 0 H: 0 E: 0 LOB: 0 K: 0 BB: 1 S: 4 P: 12	R: 0 H: 0 E: 0 LOB: 0 K: 1 BB: 0 S: 8 P: 13	R: 0 H: 0 E: 0 LOB: 0 K: 1 BB: 0 S: 6 P: 7	1B: 5 SF: 0 2B: 1 SAC: 0 3B: 0 DP: 1 HR: 0 HBP: 0	WP: 1 PA: 33 PB: 0 SB: 0 CS: 0
PITCHER Frank Viola, L (1, 1) ERA: 3.1	IP WLS BF H R ER SO BB IBB HBP BLK WP HR S P ERA WHIP										

livebaseballscorecards.com

AB	31
R	2
H	6
RBI	2
BB	1
SO	5
LOB	9



Batter	1	2	3	4	5	6	7	8	9	AB	R	H	RBI	BB	SO	LOB
Bob Zuppcic, R OBP: 0.323, SLG: 0.326 (1, 8)	2-2 G1-3		0-3 K		0-0 FC6-4		0-1 2B			4	0	1	0	0	1	3
John Valentin, R OBP: 0.275, SLG: 0.373 (1, 6)	2-0 G5-3			1-0 F9		2-2 F9	1-0 G6-3			4	0	0	0	0	0	1
Mike Greenwell, L OBP: 0.355, SLG: 0.446 (1, 7)	2-2 F8			0-0 L7		3-2 BB	0-0 P6			4	0	1	0	0	0	0
Andre Dawson, R OBP: 0.267, SLG: 0.317 (1, 10)		0-2 P4		0-0 P2		2-2 K		3-2 G6-3		4	0	0	0	0	1	1
Mo Vaughn, L OBP: 0.417, SLG: 0.533 (1, 3)		2-0 G4-1			0-1 HR	4-0 BB		2-3 K		3	1	1	1	1	1	0
Ivan Calderon, R OBP: 0.287, SLG: 0.305 (1, 9)		1-0 G6-3			0-1 G4-3	4-0 BB			2-0 F9	3	0	0	0	1	0	0
Scott Cooper, L OBP: 0.362, SLG: 0.370 (1, 5)			3-2 G6-3		3-1 FC4-6	3-1 L7			1-3 K	4	0	2	0	0	1	3
Tony Peña, R OBP: 0.213, SLG: 0.220 (1, 2)			1-0 G6-3		1-0 FC4-6		1-2 F7		2-3 K2-3	3	0	0	0	0	0	2
Ernest Riles, L OBP: 0.307, SLG: 0.377 (9, PH)										1	0	0	0	0	1	0
Luis Rivera, R OBP: 0.295, SLG: 0.300 (1, 4)			3-2 1B		3-2 FC6-4		4-2 2B			2	0	2	0	1	0	0

Inning Stats	R: 0	H: 0	E: 0	K: 10	S: 10	R: 0	H: 0	E: 0	K: 6	S: 6	R: 0	H: 2	E: 0	K: 1	S: 10	R: 0	H: 0	E: 0	K: 0	S: 3	R: 1	H: 3	E: 0	K: 0	S: 12	R: 0	H: 1	E: 0	K: 1	S: 12	R: 0	H: 0	E: 0	K: 1	S: 8	R: 0	H: 0	E: 0	K: 2	S: 7	R: 0	H: 0	E: 0	K: 1	S: 7	1B: 5	SF: 0	2B: 1	SAC: 0	3B: 0	DP: 1	HR: 1	HBP: 0	WP: 0	PA: 35
--------------	------	------	------	-------	-------	------	------	------	------	------	------	------	------	------	-------	------	------	------	------	------	------	------	------	------	-------	------	------	------	------	-------	------	------	------	------	------	------	------	------	------	------	------	------	------	------	------	-------	-------	-------	--------	-------	-------	-------	--------	-------	--------

PITCHER	IP	WLS	BF	H	R	ER	SO	BB	IBB	HBP	BLK	WP	HR	S	P	ERA	WHIP
Jamie Moyer, L ERA: 3.95 (1, 1)	5.2	W	23	6	1	1	2	1	0	0	0	0	1	51	86	1.59	1.235
Todd Frohwrth, R ERA: 2.68 (6, 1)	1.1		6	1	0	0	0	2	0	0	0	0	0	12	25	0.00	2.250
Jim Poole, L ERA: 1.47 (8, 1)	1.0		3	0	0	0	1	0	0	0	0	0	0	8	13	0.00	0.000
Gregg Olson, R ERA: 1.67 (9, 1)	1.0	S	3	0	0	0	2	0	0	0	0	0	0	7	12	0.00	0.000

BOTTOM

Baltimore Orioles @ Boston Red Sox
 Fenway Park, Boston, MA
 Thu Jun 10 1993, 7:05 PM EDT
 Att: 33,069 - Unknown - 81 F

AB	32
R	1
H	7
RBI	1
BB	3
SO	5
LOB	10



PITCHER	IP	WLS	BF	H	R	ER	SO	BB	IBB	HBP	BLK	WP	HR	S	P	ERA	WHIP
---------	----	-----	----	---	---	----	----	----	-----	-----	-----	----	----	---	---	-----	------

Batter	1	2	3	4	5	6	7	8	9	AB	R	H	RBI	BB	SO	LOB	TOP								
Brady Anderson, L (1, 7) OBP: 0.319, SLG: 0.351 Tim Hulett, R (8, 6) OBP: 0.367, SLG: 0.414	2-2 G6-3 2B	4-1 BB		2-2 HR HBP	2-3 K		2-2 F9	1-2 1B 2B		4	3	2	0	1	1	2									
Mark McLemore, S (1, 9) OBP: 0.363, SLG: 0.387	2-2 G6-3	0-0 F8		1-2 SF8	2-2 FC5 1B		1-0 2B	0-1 1B		5	2	2	3	0	0	3									
Cal Ripken Jr., R (1, 6) OBP: 0.316, SLG: 0.370 Damon Buford, R (8, PH) OBP: 0.328, SLG: 0.362	3-2 G6-3		1-0 G6-3	1-1 HR	2-1 FC4-6 1B		0-2 WP 2B	2-1 1B		5	1	3	5	0	0	1									
Harold Baines, L (1, 10) OBP: 0.408, SLG: 0.436	4-0 2B IBB		2-1 G4-3	0-0 G6-3	2-2 FC4-6 1B		2-0 G4-3	1-1 G4-3		5	0	0	0	1	0	4									
Mike Devereaux, R (1, 8) OBP: 0.308, SLG: 0.415 Jack Voigt, R (8, 7) OBP: 0.297, SLG: 0.324	0-2 2B		2-3 K	1-1 G6-3	2-3 K		2-0 G5-3		2-3 K	5	0	1	1	0	2	2									
Leo Gomez, R (1, 5) OBP: 0.343, SLG: 0.426	3-2 P4		4-2 1B 1B BB	1-1 E6 2B	3-3 K		2-1 E6 FC1 SF7	2-3 K		5	3	1	0	1	2	2									
Chris Hoiles, R (1, 2) OBP: 0.380, SLG: 0.491		2-2 G1-3 1B		1-1 1B 1B	2-1 E6 2B	0-0 F9	1-2 FC1 2B 1B	1-2 G5-3		6	3	2	0	0	0	1									
David Segui, S (1, 3) OBP: 0.364, SLG: 0.418		0-0 G1-3		2-0 HBP 1B	0-0 2B FC5 1B	4-2	2-0 SF7			3	2	2	2	1	0	1									
Harold Reynolds, S (1, 4) OBP: 0.337, SLG: 0.291		0-1 L7		0-0 SF8 HBP 1B	0-1 E 2B	3-2 F8	3-H K			5	2	2	2	0	1	3									
Inning Stats	R: 1 E: 0 K: 0 S: 18	H: 2 LOB: 2 BB: 1 P: 32	R: 0 E: 0 K: 0 S: 9	H: 1 LOB: 2 BB: 1 P: 15	R: 0 E: 0 K: 1 S: 6	H: 0 LOB: 0 BB: 0 P: 11	R: 6 E: 0 K: 0 S: 16	H: 4 LOB: 0 BB: 1 P: 28	R: 5 E: 2 K: 2 S: 22	H: 4 LOB: 1 BB: 0 P: 35	R: 0 E: 0 K: 1 S: 10	H: 0 LOB: 1 BB: 1 P: 20	R: 1 E: 0 K: 0 S: 10	H: 2 LOB: 1 BB: 0 P: 17	R: 3 E: 2 K: 1 S: 19	H: 3 LOB: 2 BB: 0 P: 30	R: 0 E: 0 K: 2 S: 13	H: 0 LOB: 0 BB: 0 P: 18	1B: 8 2B: 7 3B: 0 HR: 1	SF: 2 SAC: 0 DP: 0 HBP: 1	WP: 1 PB: 0 SB: 0 CS: 0	PA: 52			
PITCHER	IP	WLS	BF	H	R	ER	SO	BB	IBB	HBP	BLK	WP	HR	S	P	ERA	WHIP								
John Dopson, R (1, 1) ERA: 4.19	3.0	L	19	6	6	6	1	2	1	1	0	0	0	41	75	18.00	2.667								
Jose Melendez, R (4, 1) ERA: 2.25	0.1		2	1	1	1	0	0	0	0	0	0	1	5	7	27.00	3.000								
Joe Hesketh, L (4, 1) ERA: 7.24	1.0		8	3	5	2	1	0	0	0	0	0	0	17	25	18.00	3.000								
Scott Bankhead, R (5, 1) ERA: 3.86	2.0		10	3	1	1	2	1	0	0	0	0	0	26	45	4.50	2.000								
Greg Harris, R (7, 1) ERA: 2.39	1.2		10	3	3	0	1	0	0	0	0	1	0	21	36	0.00	1.800								
PITCHER	IP	WLS	BF	H	R	ER	SO	BB	IBB	HBP	BLK	WP	HR	S	P	ERA	WHIP								
Tony Fossas, L (9, 1) ERA: 1.46	1.0		3	0	0	0	2	0	0	0	0	0	0	13	18	0.00	0.000								

Baltimore Orioles @ Boston Red Sox
Fenway Park, Boston, MA
Fri Jun 11 1993, 7:05 PM EDT
Att. 33,008 - Unknown - 67 F

livebaseballscorecards.com

AB 45
R 16
H 16
RBI 13
BB 4
SO 7
LOB 19



Batter	1	2	3	4	5	6	7	8	9	AB R H RBI BB SO LOB
Billy Hatcher, R OBP: 0.349, SLG: 0.381 (1, 8)	2-2 L3	1-3 K		0-2 F7		3-3 K			3-3 K	5 0 0 0 0 3 4
Carlos Quintana, R OBP: 0.344, SLG: 0.289 (1, 9) (8, 3)	1-2 G6-3		0-1 G6-3	0-0 P3		2-1 G1-3			2-2 G6-3	5 0 0 0 0 0 3
Mike Greenwell, L OBP: 0.353, SLG: 0.438 Bob Zupcic, R OBP: 0.323, SLG: 0.326 (1, 7) (8, 7)	4-1 BB		1-1 G6-3		2-2 G3-1		1-0 P8			3 0 0 0 1 0 0 0 0 0 0 0 0 0
Andre Dawson, R OBP: 0.260, SLG: 0.308 (1, 10)	0-0 F9		0-1 G5-3		0-0 L6		0-3 K			4 0 0 0 0 1 1
Mo Vaughn, L OBP: 0.423, SLG: 0.535 Ivan Calderon, R OBP: 0.287, SLG: 0.305 (1, 3) (8, 9)		0-1 1B 2B 1B		1-0 BB 1B 1B	2-2 2B HBP		0-1 G4-3			3 2 2 0 0 0 0 0 0 0 0 0 0 0
Scott Cooper, L OBP: 0.364, SLG: 0.378 Ernest Riles, L OBP: 0.307, SLG: 0.377 (1, 5) (9, 5)		2-2 L8		3-2 BB 1B	0-0 2B		0-1 G6-3			4 1 2 0 0 0 1 0 0 0 0 0 0 0
Bob Melvin, R OBP: 0.315, SLG: 0.364 (1, 2)		0-0 2B 1B		4-1 1B BB	2-1 F8		1-1 G3-1			3 1 1 0 1 0 2
John Valentin, R OBP: 0.280, SLG: 0.384 (1, 6)		0-1 2B		1-3 K		0-0 1B	0-1 G5-3			4 0 2 2 0 1 3
Luis Rivera, R OBP: 0.293, SLG: 0.297 (1, 4)		2-3 K		0-0 1B		1-2 F8		0-1 F8		4 0 1 2 0 1 2

Inning Stats	R: 0 E: 0 K: 0 S: 10	H: 0 LOB: 1 BB: 1 P: 17	R: 2 E: 0 K: 2 S: 14	H: 3 LOB: 1 BB: 0 P: 19	R: 0 E: 0 K: 0 S: 6	H: 0 LOB: 0 BB: 0 P: 7	R: 2 E: 0 K: 1 S: 16	H: 3 LOB: 2 BB: 1 P: 25	R: 0 E: 0 K: 0 S: 10	H: 1 LOB: 2 BB: 0 P: 16	R: 0 E: 0 K: 1 S: 10	H: 1 LOB: 1 BB: 0 P: 16	R: 0 E: 0 K: 1 S: 6	H: 0 LOB: 0 BB: 0 P: 7	R: 0 E: 0 K: 0 S: 6	H: 0 LOB: 0 BB: 0 P: 7	R: 0 E: 0 K: 1 S: 9	H: 0 LOB: 0 BB: 0 P: 14	1B: 6 2B: 2 3B: 0 HR: 0	SF: 0 SAC: 0 DP: 0 HBP: 1	WP: 0 PB: 0 SB: 1 CS: 0	PA: 38
--------------	-------------------------------	----------------------------------	-------------------------------	----------------------------------	------------------------------	---------------------------------	-------------------------------	----------------------------------	-------------------------------	----------------------------------	-------------------------------	----------------------------------	------------------------------	---------------------------------	------------------------------	---------------------------------	------------------------------	----------------------------------	----------------------------------	------------------------------------	----------------------------------	--------

PITCHER	IP	WLS	BF	H	R	ER	SO	BB	IBB	HBP	BLK	WP	HR	S	P	ERA	WHIP
35 Mike Mussina, R ERA: 3.05 (1, 1)	6.0	W	29	8	4	4	4	2	0	1	0	0	0	66	100	6.00	1.667
Jim Poole, L ERA: 1.4 (7, 1)	1.0		3	0	0	0	1	0	0	0	0	0	0	6	7	0.00	0.000
Todd Frohwrth, R ERA: 2.54 (8, 1)	2.0		6	0	0	0	1	0	0	0	0	0	0	15	21	0.00	0.000

BOTTOM

Baltimore Orioles @ Boston Red Sox
Fenway Park, Boston, MA
Fri Jun 11 1993, 7:05 PM EDT
Att: 33,008 - Unknown - 67 F

livebaseballscorecards.com

AB	35
R	4
H	8
RBI	4
BB	2
SO	6
LOB	16



Batter	1	2	3	4	5	6	7	8	9	AB R H RBI BB SO LOB	TOP																
Brady Anderson, L (1, 7) OBP: 0.317, SLG: 0.348	3-3 K		1-1 F9			0-0 B2		3-2 G4-3	1-0 HBP 1B	5 0 1 1 0 1 0																	
Mark McLemore, S (1, 9) OBP: 0.359, SLG: 0.379	2-3 K		2-0 G3			2-2 L7		3-2 L3	1-1 HBP	4 0 0 1 0 1 0																	
Cal Ripken Jr., R (1, 6) OBP: 0.318, SLG: 0.370	1-1 1B		0-0 F8			2-2 F8			1B G6-3	5 0 2 0 0 0 3																	
Harold Baines, L (1, 10) OBP: 0.403, SLG: 0.430 Damon Buford, R (9, PR) OBP: 0.328, SLG: 0.362	1-0 L8				1-3 K		0-2 P6		2-0 1B 1B	4 0 1 0 0 1 1 0 1 0 0 0 0 0																	
Mike Devereaux, R (1, 8) OBP: 0.306, SLG: 0.417		2-2 E4 1B		2-1 G5-3			3-1 2B 2B		3-1 FC6-2-5-2 1B 1B	4 2 1 0 0 0 2																	
Leo Gomez, R (1, 5) OBP: 0.341, SLG: 0.419		2-3 K		2-2 F7			1-3 K		4-0 1B 1B 1B IBB	3 1 0 0 1 2 2																	
Paul Carey, L (1, 3) OBP: 0.417, SLG: 0.381 David Segui, S (9, 3) OBP: 0.364, SLG: 0.418		0-0 1B				1-0 G4-3		2-2 2B	2-2 1B 1B HBP 1B	4 1 3 2 0 0 0 0 0 0 0 0 0 0																	
Harold Reynolds, S (1, 4) OBP: 0.335, SLG: 0.290		2-2 F9				1-0 F7		3-3 K	2-0 HBP 1B 1B	4 0 1 1 0 1 3																	
Jeff Tackett, R (1, 2) OBP: 0.302, SLG: 0.244		0-0 F9				1-0 L5			2-3 K K	4 0 0 0 0 2 5																	
Inning Stats	R: 0 E: 0 K: 2 S: 10	H: 1 LOB: 1 BB: 0 P: 17	R: 0 E: 1 K: 1 S: 13	H: 1 LOB: 2 BB: 0 P: 18	R: 0 E: 0 K: 0 S: 4	H: 0 LOB: 0 BB: 0 P: 7	R: 0 E: 0 K: 1 S: 9	H: 0 LOB: 0 BB: 0 P: 14	R: 0 E: 0 K: 0 S: 3	H: 0 LOB: 0 BB: 0 P: 6	R: 0 E: 0 K: 0 S: 7	H: 0 LOB: 0 BB: 0 P: 11	R: 1 E: 0 K: 2 S: 15	H: 2 LOB: 1 BB: 0 P: 24	R: 0 E: 0 K: 1 S: 11	H: 0 LOB: 0 BB: 0 P: 19	R: 4 E: 0 K: 1 S: 18	H: 5 LOB: 3 BB: 1 P: 37	1B: 7 2B: 2 3B: 0 HR: 0	SF: 0 SAC: 0 DP: 0 HBP: 1	WP: 0 PB: 0 SB: 0 CS: 0	PA: 39					
PITCHER	IP WLS BF H R ER SO BB IBB HBP BLK WP HR S P ERA WHIP																										
Paul Quantrill, R (1, 1) ERA: 2.75	7.0		4	1	1	6	0	0	0	0	0	0	0	61	97	1.29	0.571										
Greg Harris, R (8, 1) ERA: 3.0	1.1	L	7	2	3	3	0	1	0	0	0	0	0	16	35	20.25	1.500										
Jeff Russell, R (9, 1) ERA: 1.93	0.2		6	3	1	1	0	0	1	0	0	0	0	13	21	13.50	4.500										

Baltimore Orioles @ Boston Red Sox
 Fenway Park, Boston, MA
 Sat Jun 12 1993, 3:33 AM EDT
 Att. 33,222 - Sunny

livebaseballscorecards.com

AB	37
R	5
H	9
RBI	5
BB	1
SO	8
LOB	16



Batter	1	2	3	4	5	6	7	8	9	AB R H RBI BB SO LOB	TOP											
Brady Anderson, L (1, 7) OBP: 0.319, SLG: 0.363	1-2 G6-3 1B	2-1 G4-3 1B			1-2 HR			2-1 G4-6-3 1B		4 1 2 1 0 0 1												
Mark McLemore, S (1, 9) OBP: 0.357, SLG: 0.376	0-0 G3 1B		0-3 K		1-3 K			1-1 G4-6-3 1-2f		4 1 1 0 0 2 1												
Cal Ripken Jr., R (1, 6) OBP: 0.313, SLG: 0.364	1-0 G3 1-2		1-2 G3			1-1 P4		0-0 F8		4 0 0 0 0 0 1												
Harold Baines, L (1, 10) OBP: 0.399, SLG: 0.424	3-2 1B 2-H 1B		2-1 F7			1-2 G6-3			1-2 G4-3	4 0 1 1 0 0 0												
Mike Devereaux, R (1, 8) OBP: 0.305, SLG: 0.413	1-0 1-2 1B			1-3 K		1-3 K			0-2 L7	4 0 1 0 0 2 0												
Leo Gomez, R (1, 5) OBP: 0.335, SLG: 0.411	2-3 K		2-3 K		2-3 K		2-3 K		1-2 L1-3	4 0 0 0 0 3 2												
Chris Hoiles, R (1, 2) OBP: 0.374, SLG: 0.483		2-3 K		2-3 K		2-1 P4				3 0 0 0 0 2 0												
David Segui, S (1, 3) OBP: 0.363, SLG: 0.411		2-2 G3			0-0 F7		4-2 FC6-4 BB			2 0 0 0 1 0 0												
Harold Reynolds, S (1, 4) OBP: 0.335, SLG: 0.296		0-1 2B			2-1 G4-3		0-1 FC6-4 1-2f			3 0 1 0 0 0 1												
Inning Stats	R: 1 E: 0 K: 1 S: 13	H: 3 LOB: 2 BB: 0 P: 21	R: 0 E: 0 K: 1 S: 13	H: 1 LOB: 1 BB: 0 P: 19	R: 0 E: 0 K: 1 S: 10	H: 0 LOB: 0 BB: 0 P: 13	R: 0 E: 0 K: 3 S: 9	H: 0 LOB: 0 BB: 0 P: 14	R: 1 E: 0 K: 1 S: 9	H: 1 LOB: 0 BB: 0 P: 13	R: 0 E: 0 K: 1 S: 8	H: 0 LOB: 0 BB: 0 P: 11	R: 0 E: 0 K: 1 S: 9	H: 0 LOB: 1 BB: 1 P: 17	R: 0 E: 0 K: 0 S: 5	H: 1 LOB: 0 BB: 0 P: 8	R: 0 E: 0 K: 0 S: 14	H: 0 LOB: 0 BB: 0 P: 16	1B: 4 2B: 1 3B: 0 HR: 1	SF: 0 SAC: 0 DP: 1 HBP: 0	WP: 0 PB: 0 SB: 0 CS: 0	PA: 33
PITCHER	IP WLS BF H R ER SO BB IBB HBP BLK WP HR S P ERA WHIP																					
Roger Clemens, R (1, 1) ERA: 3.18	8.0 W 30 6 2 2 9 1 0 0 0 0 1 76 116 2.25 0.875																					
Jeff Russell, R (9, 1) ERA: 1.83	1.0 S 3 0 0 0 0 0 0 0 0 0 0 0 14 16 0.00 0.000																					

Baltimore Orioles @ Boston Red Sox
Fenway Park, Boston, MA
 Sun Jun 13 1993, 3:33 AM EDT
 Att. 33,536 - Sunny - 80 F

livebaseballscorecards.com

AB	32
R	2
H	6
RBI	2
BB	1
SO	9
LOB	6



Batter	1	2	3	4	5	6	7	8	9
Billy Hatcher, R OBP: 0.347, SLG: 0.372 (1, 8)	4-2 3B BB	2-1 G5-3			0-1 G5-3		4-1 CS BB		
Bob Zupcic, R OBP: 0.330, SLG: 0.348 (1, 9)	1-0 1-H FC1-2 3B		2-3 K		2-2 S HBP		1-1 CS 1-2	1-0 G6-3	
Mike Greenwell, L OBP: 0.349, SLG: 0.426 (1, 7)	1-1 FC1-2 1B		0-3 K		3-3 K 1-2			4-2 G4-6-3 BB	
Andre Dawson, R OBP: 0.259, SLG: 0.300 (1, 10)	0-2 FC1-2 1B 1-2 2B		4-2 BB		1-2 L5			1-0 G4-6-3 1-2f	
Mo Vaughn, L OBP: 0.415, SLG: 0.527 (1, 3)	2-1 L7		0-0 G4-3			3-3 K			
John Valentin, R OBP: 0.274, SLG: 0.373 (1, 6)	2-1 1-2 2-H 2B 1B			0-0 P3		3-3 K			
Scott Cooper, L OBP: 0.371, SLG: 0.384 (1, 5)	1-1 1-H 2-H 2B			4-1 BB		1-0 G4-3			
Tony Peña, R OBP: 0.225, SLG: 0.221 (1, 2)		2-1 G4-3		0-0 1 SAFE SAFE P9			1-0 G6-3		
Luis Rivera, R OBP: 0.279, SLG: 0.282 (1, 4)		3-2 P4		1-2 1 SAFE SAFE 1 SAFE F8			3-3 K		

Inning Stats	R: 4	H: 4	E: 0	LOB: 1	K: 0	S: 15	R: 0	H: 0	E: 0	LOB: 0	K: 0	S: 8	R: 0	H: 0	E: 0	LOB: 1	K: 2	S: 11	R: 0	H: 0	E: 0	LOB: 0	K: 0	S: 7	R: 0	H: 0	E: 0	LOB: 0	K: 2	S: 7	R: 0	H: 0	E: 0	LOB: 0	K: 1	S: 8	R: 0	H: 0	E: 0	LOB: 0	K: 0	S: 5	R: 0	H: 0	E: 0	LOB: 0	K: 0	S: 11				
	1B: 2	2B: 1	3B: 1	SF: 0	SAC: 0	DP: 1	HR: 0	WP: 0	PA: 32																																											

PITCHER	IP	WLS	BF	H	R	ER	SO	BB	IBB	HBP	BLK	WP	HR	S	P	ERA	WHIP
Fernando Valenzuela, L ERA: 4.32 (1, 1)	7.1	L	30	4	4	4	6	5	0	1	0	0	0	71	127	4.91	1.227
Mark Williamson, R ERA: 2.81 (8, 1)	0.2		1	0	0	0	0	0	0	0	0	0	0	1	2	0.00	0.000


BOTTOM

Baltimore Orioles @ Boston Red Sox
Fenway Park, Boston, MA

Sun Jun 13 1993, 3:33 AM EDT
Att. 33,536 - Sunny - 80 F

livebaseballscorecards.com

AB 25
R 4
H 4
RBI 4
BB 5
SO 6
LOB 10



Batter	1	2	3	4	5	6	7	8	9	AB R H RBI BB SO LOB	TOP		
Billy Hatcher, R OBP: 0.345, SLG: 0.366 (1, 8)	1-1 G4-3		2-1 L7		4-1 CS BB			3-2 E5 FC4-6		3 0 0 0 1 0 0			
Bob Zuppcic, R OBP: 0.330, SLG: 0.348 (1, 9) Steve Lyons, L (8, PH) (8, 9)	1-1 F8		3-2 FC3-6 1B		3-3 SAFE 1-2			2-1 F8		3 0 1 0 0 1 2 1 0 0 0 0 0 1			
Mike Greenwell, L OBP: 0.347, SLG: 0.422 (1, 7)	2-2 G4-3		0-0 FC3-6 1-2f		2-2 G6-4-3 1B			0-1 FC4-6 1-2f		4 0 1 0 0 0 2			
Andre Dawson, R OBP: 0.253, SLG: 0.292 (1, 10)		1-1 G6-3	0-0 F9		2-2 G6-4-3 1-2f			1-1 G6-3		4 0 0 0 0 0 3			
Mo Vaughn, L OBP: 0.412, SLG: 0.519 (1, 3)		0-2 G6-3		0-0 G1-3		4-1 BB		3-2 G6-3		3 0 0 0 1 0 0			
Scott Cooper, L OBP: 0.369, SLG: 0.378 (1, 5)		4-0 BB BB BB		3-2 G1-3		1-0 P6		2-1 G3		3 0 0 0 1 0 1			
Bob Melvin, R OBP: 0.312, SLG: 0.348 (1, 2) Ernest Riles, L (9, PH) OBP: 0.303, SLG: 0.372		4-1 BB 1-2 BB		1-2 G5-3		0-1 G6-3		3-1 G3		2 0 0 0 1 0 0 1 0 0 0 0 0 0			
John Valentin, R OBP: 0.275, SLG: 0.368 (1, 6)		4-2 FC5-4 1-2 2-3 BB		3-1 P3		3-2 F8				2 0 0 0 1 0 0			
Luis Rivera, R OBP: 0.281, SLG: 0.309 (1, 4)		1-1 FC5-4 1-2f		0-1 3B		0-1 G4-3				3 0 1 0 0 0 3			
Inning Stats	R: 0 E: 0 K: 0 S: 7 H: 0 LOB: 0 BB: 0 P: 11	R: 0 E: 0 K: 0 S: 10 H: 0 LOB: 3 BB: 3 P: 24	R: 0 E: 0 K: 0 S: 8 H: 1 LOB: 1 BB: 0 P: 13	R: 0 E: 0 K: 0 S: 8 H: 0 LOB: 0 BB: 0 P: 12	R: 0 E: 0 K: 1 S: 8 H: 1 LOB: 1 BB: 1 P: 18	R: 0 E: 0 K: 0 S: 8 H: 1 LOB: 1 BB: 1 P: 17	R: 0 E: 0 K: 0 S: 7 H: 0 LOB: 0 BB: 0 P: 10	R: 0 E: 1 K: 0 S: 9 H: 0 LOB: 1 BB: 0 P: 15	R: 0 E: 0 K: 0 S: 8 H: 0 LOB: 0 BB: 0 P: 16	1B: 2 SF: 0 2B: 0 SAC: 0 3B: 1 DP: 1 HR: 0 HBP: 0	WP: 0 PA: 34 PB: 0 SB: 0 CS: 1		
PITCHER	IP WLS BF H R ER SO BB IBB HBP BLK WP HR S P ERA WHIP											PITCHER	IP WLS BF H R ER SO BB IBB HBP BLK WP HR S P ERA WHIP
Scott Kamieniecki, R ERA: 3.95 (1, 1)	8.0 W 31 3 0 0 1 5 0 0 0 0 0 0 65 120 0.00 1.000												
Bobby Munoz, R ERA: 3.52 (9, 1)	1.0 3 0 0 0 0 0 0 0 0 0 0 0 8 16 0.00 0.000												

Boston Red Sox @ New York Yankees
 Yankee Stadium, Bronx, NY
 Mon Jun 14 1993, 7:05 PM EDT
 Att. 25,227 - Unknown - 75 F

AB	29
R	0
H	3
RBI	0
BB	5
SO	1
LOB	12



Batter	1	2	3	4	5	6	7	8	9
Bernie Williams, S OBP: 0.333, SLG: 0.398 (1, 8)	3-2 P5			0-1 F9	1-2 HR		3-1 CS 1B		
Spike Owen, S OBP: 0.324, SLG: 0.322 (1, 6)	0-0 L8			2-2 F8	0-0 G3		SAFE SAFE CS	0-0 F8	
Don Mattingly, L OBP: 0.314, SLG: 0.362 (1, 3)	1-2 F9			1-1 1B		0-0 G6-3		2-3 K	
Kevin Maas, L OBP: 0.335, SLG: 0.439 (1, 10)		0-0 F9		1-0 P4		1-3 K		2-1 P3	
Paul O'Neill, L OBP: 0.359, SLG: 0.515 (1, 9)		3-1 F8			3-2 G4-3 HR 1B	4-2 2B BB			
Dion James, L OBP: 0.345, SLG: 0.455 (1, 7)		2-2 F9			SAFE G4-3	0-1 2B			
Mike Stanley, R OBP: 0.384, SLG: 0.493 (1, 2)			1-3 K		4-0 HR BB	0-0 F8			
Dave Silvestri, R OBP: 0.571, SLG: 0.400 (1, 5)			1-1 L6		4-2 HR BB		2-2 G6-3		
Andy Stankiewicz, R (1, 4)			2-0 F9		1-3 K		1-0 F9		

Inning Stats	R: 0	H: 0	E: 0	K: 0	S: 7	R: 0	H: 0	E: 0	K: 0	S: 6	R: 0	H: 0	E: 0	K: 1	S: 7	R: 0	H: 1	E: 0	K: 0	S: 8	R: 4	H: 2	E: 0	K: 1	S: 17	R: 0	H: 1	E: 0	K: 1	S: 10	R: 0	H: 1	E: 0	K: 0	S: 8	R: 0	H: 0	E: 0	K: 1	S: 7			
	0	0	0	0	11	0	0	0	0	11	0	0	0	1	11	0	2	0	0	12	0	2	0	2	31	0	1	0	0	15	0	1	0	0	16	0	0	0	11	0	0	0	11

AB	R	H	RBI	BB	SO	LOB
4	1	2	4	0	0	0
4	0	0	0	0	0	0
4	0	1	0	0	1	0
4	0	0	0	0	1	1
2	1	1	0	1	0	0
3	0	1	0	0	0	1
2	1	0	0	1	1	2
2	1	0	0	1	0	0
3	0	0	0	0	1	3

PITCHER	IP	WLS	BF	H	R	ER	SO	BB	IBB	HBP	BLK	WP	HR	S	P	ERA	WHIP
Danny Darwin, R ERA: 2.93 (1, 1)	6.0	L	25	4	4	0	3	3	0	0	0	0	1	55	91	0.00	1.167
Scott Bankhead, R ERA: 3.7 (7, 1)	1.0		3	1	0	0	0	0	0	0	0	0	0	8	16	0.00	1.000
Joe Hesketh, L ERA: 7.02 (8, 1)	1.0		3	0	0	0	1	0	0	0	0	0	0	7	11	0.00	0.000

WP	PA	ERA	WHIP
0	32		
0			
1			
1			

Boston Red Sox @ New York Yankees
 Yankee Stadium, Bronx, NY
 Mon Jun 14 1993, 7:05 PM EDT
 Att: 25,227 - Unknown - 75 F

livebaseballscorecards.com

AB	28
R	4
H	5
RBI	4
BB	3
SO	4
LOB	7



Batter	1	2	3	4	5	6	7	8	9
Bernie Williams, S OBP: 0.345, SLG: 0.438 (1, 8)	0-2 G5-4-3 1B		0-0 FC6-4 1-2f		3-2 E BB 1B	2-2 3B		2-2 HR	
Spike Owen, S OBP: 0.317, SLG: 0.314 (1, 6)	1-0 G5-4-3 1-2f			1-3 K	0-0 E5 BB BB 1B	2-0 G4-3		2-1 G4-3	
Jim Leyritz, R OBP: 0.442, SLG: 0.562 Don Mattingly, L OBP: 0.316, SLG: 0.360 (1, 3) (6, 3)	3-2 G6-3			0-2 G4-3	4-1 BB BB 1B BB	4-0 IBB		1-0 L7	
Danny Tartabull, R OBP: 0.335, SLG: 0.421 (1, 10)		1-0 G6-3		2-3 K	4-1 BB 1B BB	2-3 K		1-0 F9	
Mike Stanley, R OBP: 0.386, SLG: 0.510 (1, 2)		2-3 K			0-0 HR			0-1 G6-3	
Paul O'Neill, L OBP: 0.362, SLG: 0.514 (1, 9)		0-1 L9			0-0 1B			0-0 G1-3	
Dave Silvestri, R OBP: 0.636, SLG: 0.625 (1, 5)			4-1 FC6-4 BB		4-1 F9			2-1 2B	
Hensley Meulens, R OBP: 0.273, SLG: 0.476 Dion James, L OBP: 0.347, SLG: 0.450 (1, 7) (5, PH) (6, 7)			2-3 K		0-0 L7			4-0 IBB	
Pat Kelly, R OBP: 0.299, SLG: 0.397 (1, 4)			1-0 F7		2-0 1B E 1B	1-3 K		0-1 P6	

Inning Stats	R: 0	H: 1	E: 0	LOB: 0	K: 0	S: 7	R: 0	H: 0	E: 0	LOB: 0	K: 1	S: 8	R: 0	H: 0	E: 0	LOB: 1	K: 1	S: 6	R: 0	H: 0	E: 0	LOB: 0	K: 2	S: 9	R: 8	H: 6	E: 1	LOB: 2	K: 0	S: 20	R: 0	H: 1	E: 0	LOB: 2	K: 2	S: 11	R: 0	H: 1	E: 0	LOB: 2	K: 0	S: 7	R: 1	H: 1	E: 0	LOB: 0	K: 0	S: 7				
	0	1	0	0	0	7	0	0	0	0	1	8	0	0	0	1	0	1	0	0	0	0	2	9	8	0	1	0	2	0	1	0	0	2	0	1	0	0	1	0	1	0	0	1	0	1	0	0	1	0	1	3

PITCHER	IP	WLS	BF	H	R	ER	SO	BB	IBB	HBP	BLK	WP	HR	S	P	ERA	WHIP
Frank Viola, L ERA: 3.14 (1, 1)	4.2	L	21	5	6	4	4	2	0	0	0	0	1	41	67	7.71	1.500
Greg Harris, R ERA: 3.46 (5, 1)	0.0		2	0	0	0	0	2	0	0	0	0	0	3	11	∞	∞
Joe Hesketh, L ERA: 7.02 (5, 1)	0.0		2	2	2	0	0	0	0	0	0	0	0	4	5	∞	∞
Jose Melendez, R ERA: 1.74 (5, 1)	2.1		11	2	0	0	2	0	2	0	0	0	0	20	38	0.00	0.857
Tony Fossas, L ERA: 2.03 (8, 1)	1.0		4	1	1	1	0	0	0	0	0	0	1	7	13	9.00	1.000

BOTTOM

Boston Red Sox @ New York Yankees
Yankee Stadium, Bronx, NY


Tue Jun 15 1993, 7:05 PM EDT
Att: 30,647 - Unknown - 74 F

AB	R	H	RBI	BB	SO	LOB
5	2	4	2	0	0	1
5	1	0	0	0	1	3
2	1	0	0	1	0	0
1	0	0	0	1	0	0
4	1	0	1	1	2	2
3	2	1	2	1	1	0
4	1	2	2	0	0	0
3	0	2	1	1	0	1
2	0	0	0	0	1	2
1	0	0	0	1	0	2
4	1	1	0	0	1	3

AB	34
R	9
H	10
RBI	8
BB	6
SO	6
LOB	14

livebaseballscorecards.com

WP	PA
0	40



Batter	1	2	3	4	5	6	7	8	9	AB R H RBI BB SO LOB	TOP	
Billy Hatcher, R (1, 8) OBP: 0.348, SLG: 0.374 Bob Zuppic, R (8, 8) OBP: 0.330, SLG: 0.348	1-2 1B HR	3-1 G5-3 1B	1-0 G6-3 2B		0-2 2B 1-H 2-H 3-H		1-1 G5-3 1B		5 1 2 2 0 0 2 0 0 0 0 0 0 0	Boston Red Sox @ New York Yankees Yankee Stadium, Bronx, NY Wed Jun 16 1993, 7:05 PM EDT Att. 28,326 - Unknown - 79 F		
Ivan Calderon, R (1, 9) OBP: 0.304, SLG: 0.323	1-2 1B HR	0-0 E8 2B BLK		1-1 E2 L3		4-2 BB	2-1 1B 1B	4 3 3 0 1 0 0				
Mike Greenwell, L (1, 7) OBP: 0.349, SLG: 0.431	1-1 HR 1-H 3-H	4-0 IBB BLK HBP		1-2 L3 L3 1-1		0-0 F8 F8	2-2 1B 1B G6-3 1-3	4 1 2 3 1 0 2				
Andre Dawson, R (1, 10) OBP: 0.256, SLG: 0.289 Ernest Riles, L (8, PR) OBP: 0.304, SLG: 0.370	0-0 G6-3 G6-3	2-0 HBP BLK		0-0 G6-3 G6-3		0-3 K K	1-0 1B 1B G6-3 1-2 3-H	4 0 1 1 0 1 1 0 0 0 0 0 0 0				
Mo Vaughn, L (1, 3) OBP: 0.412, SLG: 0.518	4-2 BB 2B	1-3 K K			2-1 2B 1B FC5-2	3-1 F8 F8	1-1 G6-3 1-2 2-3	4 0 1 0 1 1 6				
Scott Cooper, L (1, 5) OBP: 0.383, SLG: 0.404	1-2 2B 1-3	4-0 IBB 1-2 2-3 3-H			4-2 BB 1B FC5-2 2B		0-1 F7	3 1 1 0 2 0 2				
John Valentin, R (1, 6) OBP: 0.276, SLG: 0.360	1-0 P4	2-2 F7			0-0 1B 1B FC5-2 2B		4-0 BB BB G3 BB	4 1 1 0 1 0 5				
Tony Peña, R (1, 2) OBP: 0.240, SLG: 0.226	4-2 BB		3-3 K		0-2 2B 1-2 2-3 3-H		4-2 BB BB G3 BB	3 0 0 0 2 1 3				
Luis Rivera, R (1, 4) OBP: 0.278, SLG: 0.303	1-0 P2		1-3 K		2-2 F9		0-2 G3	0-3 K	5 0 0 0 0 2 8			
Inning Stats	R: 3 H: 4 E: 0 LOB: 3 K: 0 BB: 2 S: 22 P: 36	R: 1 H: 1 E: 1 LOB: 3 K: 1 BB: 2 S: 13 P: 29	R: 0 H: 0 E: 0 LOB: 0 K: 2 BB: 0 S: 8 P: 13	R: 0 H: 0 E: 1 LOB: 0 K: 0 BB: 0 S: 7 P: 9	R: 2 H: 3 E: 0 LOB: 2 K: 0 BB: 1 S: 19 P: 27	R: 0 H: 0 E: 0 LOB: 1 K: 1 BB: 1 S: 10 P: 17	R: 0 H: 0 E: 0 LOB: 2 K: 0 BB: 2 S: 10 P: 20	R: 1 H: 3 E: 0 LOB: 2 K: 0 BB: 0 S: 11 P: 17	R: 0 H: 0 E: 0 LOB: 0 K: 1 BB: 0 S: 8 P: 12	1B: 6 SF: 0 2B: 5 SAC: 0 3B: 0 DP: 2 HR: 1 HBP: 1	WP: 0 PA: 45 PB: 0 SB: 0 CS: 0	
PITCHER Melido Perez, R (1, 1) ERA: 4.04 Rich Monteleone, R (7, 1) ERA: 4.02	IP WLS BF H R ER SO BB IBB HBP BLK WP HR S P ERA WHIP 6.0 L 32 8 6 6 4 4 2 1 1 0 1 79 131 9.00 2.000	IP WLS BF H R ER SO BB IBB HBP BLK WP HR S P ERA WHIP 3.0 13 3 1 1 1 2 0 0 0 0 0 29 49 3.00 1.667										

livebaseballscorecards.com

AB	36
R	7
H	11
RBI	6
BB	8
SO	5
LOB	29



Batter	1	2	3	4	5	6	7	8	9	AB R H RBI BB SO LOB
Bernie Williams, S OBP: 0.343, SLG: 0.430 (1, 8) S B C B B B	4-2 G3 1B G4-1 BB		2-3 K			1-1 L8		3-3 K		3 1 0 0 1 2 0
Spike Owen, S OBP: 0.312, SLG: 0.308 (1, 6) X	0-0 G4-1 1-2		0-1 F7			1-1 L9		1-1 G4-3		4 0 0 0 0 0 1
Don Mattingly, L OBP: 0.309, SLG: 0.351 (1, 3) X	0-0 G3 2-3		0-1 G6-3			2-0 G3		2-1 G4-3		4 0 0 0 0 0 1
Kevin Maas, L OBP: 0.333, SLG: 0.434 (1, 10) B B X	2-0 1B		1-0 F9			3-2 G3-1		3-1 G3-1		4 0 1 1 0 0 0
Paul O'Neill, L OBP: 0.361, SLG: 0.512 (1, 9) B S 1 S SAFE	1-3 K		1-0 F8			1-0 1B				3 0 1 0 0 1 1
Dion James, L OBP: 0.347, SLG: 0.442 (1, 7) C B B B B		4-1 G5-3 BB	1-3 K			3-2 P6				2 0 0 0 1 1 1
Mike Stanley, R OBP: 0.380, SLG: 0.500 (1, 2) B B B B B		2-3 K			1-1 G6-3		3-3 K			3 0 0 0 0 2 2
Dave Silvestri, R OBP: 0.500, SLG: 0.455 (1, 5) B B C B X		2-1 G5-3 1-2			0-3 K			0-0 G4-3		3 0 0 0 0 1 1
Pat Kelly, R OBP: 0.300, SLG: 0.396 (1, 4) C B B B X		2-2 G4-1			0-1 1B			1-3 K		3 0 1 0 0 1 1

Inning Stats	R: 1	H: 1	E: 0	K: 1	S: 8	H: 1	LOB: 1	BB: 1	P: 15	R: 0	H: 0	E: 0	K: 1	S: 10	H: 0	LOB: 1	BB: 1	P: 20	R: 0	H: 0	E: 0	K: 1	S: 8	H: 0	LOB: 0	BB: 0	P: 10	R: 0	H: 0	E: 0	K: 1	S: 5	H: 1	LOB: 1	BB: 0	P: 8	R: 0	H: 0	E: 0	K: 0	S: 9	H: 1	LOB: 1	BB: 0	P: 21	R: 0	H: 0	E: 0	K: 2	S: 8	H: 0	LOB: 0	BB: 0	P: 12	R: 0	H: 0	E: 0	K: 0	S: 6	H: 0	LOB: 0	BB: 0	P: 12	1B: 3	2B: 0	3B: 0	HR: 0	SF: 0	SAC: 0	DP: 0	HBP: 0	WP: 0	PB: 0	SB: 0	CS: 0	PA: 31
--------------	------	------	------	------	------	------	--------	-------	-------	------	------	------	------	-------	------	--------	-------	-------	------	------	------	------	------	------	--------	-------	-------	------	------	------	------	------	------	--------	-------	------	------	------	------	------	------	------	--------	-------	-------	------	------	------	------	------	------	--------	-------	-------	------	------	------	------	------	------	--------	-------	-------	-------	-------	-------	-------	-------	--------	-------	--------	-------	-------	-------	-------	--------

PITCHER	IP	WLS	BF	H	R	ER	SO	BB	IBB	HBP	BLK	WP	HR	S	P	ERA	WHIP
John Dopper, R ERA: 3.94 (1, 1)	7.0	W	25	3	1	1	6	2	0	0	0	0	0	54	91	1.29	0.714
Greg Harris, R ERA: 3.29 (8, 1)	2.0		6	0	0	0	2	0	0	0	0	0	0	14	24	0.00	0.000


BOTTOM

Boston Red Sox @ New York Yankees
Yankee Stadium, Bronx, NY

Wed Jun 16 1993, 7:05 PM EDT
Att: 28,326 - Unknown - 79 F

livebaseballscorecards.com

AB	29
R	1
H	3
RBI	1
BB	2
SO	8
LOB	8



Batter	1	2	3	4	5	6	7	8	9	AB R H RBI BB SO LOB	TOP									
Billy Hatcher, R (1, 8) OBP: 0.346, SLG: 0.372	3-2 G4-3			1-1 P3		1-0 G6-3 1B			1-0 L7	4 0 1 0 0 0 0	Boston Red Sox @ Toronto Blue Jays SkyDome, Toronto, ON Thu Jun 17 1993, 7:05 PM EDT Att. 50,528 - Unknown - 68 F									
Ivan Calderon, R (1, 9) OBP: 0.303, SLG: 0.317	2-2 P3			4-2 BB 1B BB		2-1 G6-3 1-2f		0-0 G5-3	3 0 0 0 1 0 1											
Mike Greenwell, L (1, 7) OBP: 0.347, SLG: 0.427	0-3 K			2-2 SAFE BB 1-2 1B		1-1 L9		2-1 F8	4 0 1 0 0 1 0											
Mo Vaughn, L (1, 10) OBP: 0.407, SLG: 0.511			3-3 K	0-1 F7			2-2 G4-3		3 0 0 0 0 1 2											
Carlos Quintana, R (1, 3) OBP: 0.340, SLG: 0.283			2-3 K	4-2 1-2 2-3 BB			2-3 K		2 0 0 0 1 2 0											
Bob Melvin, R (1, 2) OBP: 0.300, SLG: 0.333			2-3 K	2-1 F8			2-3 K		3 0 0 0 0 2 3											
Scott Cooper, L (1, 5) OBP: 0.380, SLG: 0.400				2-0 G4-3		0-0 F8		2-1 G5-3	2 0 0 0 0 0 0											
Bob Zupcic, R (8, PH) OBP: 0.327, SLG: 0.344									1 0 0 0 0 0 0											
Steve Lyons, L (8, 5)									0 0 0 0 0 0 0											
John Valentin, R (1, 6) OBP: 0.271, SLG: 0.354				0-1 F8		2-0 F9		1-1 F9	3 0 0 0 0 0 0											
Luis Rivera, R (1, 4) OBP: 0.270, SLG: 0.293				2-1 P4		2-0 P3		0-0 G5-3	3 0 0 0 0 0 0											
Inning Stats	R: 0 E: 0 K: 1 S: 10	H: 0 LOB: 0 BB: 0 P: 15	R: 0 E: 0 K: 3 S: 12	H: 0 LOB: 0 BB: 0 P: 19	R: 0 E: 0 K: 0 S: 5	H: 0 LOB: 0 BB: 0 P: 9	R: 0 E: 0 K: 0 S: 16	H: 1 LOB: 3 BB: 2 P: 29	R: 0 E: 0 K: 0 S: 3	H: 0 LOB: 0 BB: 0 P: 7	R: 0 E: 0 K: 2 S: 12	H: 0 LOB: 0 BB: 0 P: 18	R: 0 E: 0 K: 0 S: 5	H: 0 LOB: 0 BB: 0 P: 8	R: 0 E: 0 K: 0 S: 4	H: 0 LOB: 0 BB: 0 P: 7	1B: 2 2B: 0 3B: 0 HR: 0	SF: 0 SAC: 0 DP: 1 HBP: 0	WP: 0 PB: 0 SB: 0 CS: 0	PA: 30
PITCHER Al Leiter, L (1, 1) ERA: 5.27	IP: 9.0 WLS: W BF: 30 H: 2 R: 0 ER: 0 SO: 6 BB: 2 IBB: 0 HBP: 0 BLK: 0 WP: 0 HR: 0 S: 72 P: 121 ERA: 0.00 WHIP: 0.444											PITCHER IP: WLS: BF: H: R: ER: SO: BB: IBB: HBP: BLK: WP: HR: S: P: ERA: WHIP								

AB	28
R	0
H	2
RBI	0
BB	2
SO	6
LOB	6



Batter	1	2	3	4	5	6	7	8	9
Devon White, S (1, 8) OBP: 0.371, SLG: 0.490	2-3 K	1-2 FC4-6 HBP		1-1 1B	2-3 K			2-0 2B	
Roberto Alomar, S (1, 4) OBP: 0.388, SLG: 0.448	0-0 1B	3-1 SAFE		3-2 1B		0-2 F9		3-1 F7	
Luis Sojo, R (8, 4) OBP: 0.250, SLG: 0.233		1-2 HBP		1-H 3-H 1B					
Paul Molitor, R (1, 10) OBP: 0.413, SLG: 0.470	1-2 1B	0-2 L8		1-2 BB		1-2 G6-3		1-2 2B	
Joe Carter, R (1, 9) OBP: 0.329, SLG: 0.546	4-1 BB		0-2 P4	0-1 L7		4-2 BB		1-3 K	
John Olerud, L (1, 3) OBP: 0.502, SLG: 0.706	1-1 G4-6-3		1-2 F7		0-0 G4-3 1B	3-1 G3		4-0 3B IBB	
Tony Fernandez, S (1, 6) OBP: 0.325, SLG: 0.350		1-0 L5	1-2 G3		2-0 G4-3		0-0 G5-3	0-1 3B	
Ed Sprague, R (1, 5) OBP: 0.310, SLG: 0.428		0-0 1B		0-0 G4-3	0-0 G3-1 1B		2-0 F8	1-1 F7	
Pat Borders, R (1, 2) OBP: 0.270, SLG: 0.377		4-1 FC4-6 BB		0-1 1B	0-0 G3-1 1B		0-0 1B		
Rob Butler, L (1, 7) OBP: 0.280, SLG: 0.217		3-2 FC4-6 1B		1-3 K	1-0 G3-1		3-3 K		

AB	R	H	RBI	BB	SO	LOB
5	2	2	0	0	2	4
3	0	2	2	0	0	0
1	0	0	0	0	0	1
4	1	2	1	1	0	3
3	0	0	0	2	1	3
4	2	1	0	1	0	4
5	0	1	2	0	0	1
5	1	2	1	0	0	1
3	1	3	0	1	0	0
4	0	1	1	0	2	4

BOTTOM

Boston Red Sox @ Toronto Blue Jays
 SkyDome, Toronto, ON
 Thu Jun 17 1993, 7:05 PM EDT
 Att: 50,528 - Unknown - 68 F

AB	37
R	7
H	14
RBI	7
BB	5
SO	5
LOB	21



1B: 8	SF: 0	WP: 0	PA: 43
2B: 5	SAC: 0	PB: 0	
3B: 1	DP: 1	SB: 4	
HR: 0	HBP: 1	CS: 0	

Inning Stats	R	H	E	K	S	R	H	E	K	S	R	H	E	K	S	R	H	E	K	S	R	H	E	K	S
	0	2	0	1	8	1	2	0	0	20	0	0	0	0	10	0	0	0	0	18	0	0	0	0	0
	0	2	0	1	8	1	2	0	0	20	0	0	0	0	10	0	0	0	0	18	0	0	0	0	0
	0	2	0	1	8	1	2	0	0	20	0	0	0	10	0	0	0	0	0	18	0	0	0	0	0

PITCHER	IP	WLS	BF	H	R	ER	SO	BB	IBB	HBP	BLK	WP	HR	S	P	ERA	WHIP
Paul Quantrill, R (1, 1) ERA: 3.18	4.1	L	26	10	4	4	2	3	0	1	0	0	0	60	90	8.31	3.000
Joe Hesketh, L (5, 1) ERA: 6.75	2.2		11	2	1	1	2	1	0	0	0	0	0	24	42	3.38	1.125
Jose Melendez, R (8, 1) ERA: 3.18	1.0		6	2	2	2	1	0	1	0	0	0	0	12	22	18.00	2.000

WP	HR	S	P	ERA	WHIP
0	0	0	43		

Batter	1	2	3	4	5	6	7	8	9	AB R H RBI BB SO LOB	TOP											
Billy Hatcher, R (1, 8) OBP: 0.343, SLG: 0.369 Bob Zupcic, R (4, 8) OBP: 0.330, SLG: 0.347	0-3 K		1-0 G3		2-2 F7			1-2 1B		2 0 0 0 0 1 0 2 0 1 0 0 0 0												
Ivan Calderon, R (1, 9) OBP: 0.307, SLG: 0.318	4-1 CS BB			2-2 1B 1B		3-2 G1-3-1		1-0 P3		3 1 1 0 1 0 2												
Mike Greenwell, L (1, 7) OBP: 0.346, SLG: 0.423	0-0 L9			2-2 L7		4-0 BB		2-1 SF7		2 0 0 1 1 0 2												
Andre Dawson, R (1, 10) OBP: 0.256, SLG: 0.288	1-2 CS 1-2	0-0 F8		1-2 SAFE 1B 1B		0-1 P2		0-3 3-H K		4 0 1 0 0 1 2												
Mo Vaughn, L (1, 3) OBP: 0.405, SLG: 0.507		0-0 1B		1-2 F7		0-0 L6		0-3 K		4 0 1 0 0 1 3												
Scott Cooper, L (1, 5) OBP: 0.378, SLG: 0.397		1-1 F8		2-2 FC6-4 1B 1-2 2-H		1-0 G4-3		2-3 K		4 0 1 1 0 1 1												
John Valentin, R (1, 6) OBP: 0.271, SLG: 0.351		3-2 G6-3		1-1 FC6-4 1-2f		1-1 P7		1-0 1B		4 0 1 0 0 0 3												
Tony Peña, R (1, 2) OBP: 0.235, SLG: 0.221 Ernest Riles, L (9, PH) OBP: 0.301, SLG: 0.366			0-0 F9		0-2 G5-3		1-3 K		1-3 K2-3	3 0 0 0 0 1 0 1 0 0 0 0 1 1												
Luis Rivera, R (1, 4) OBP: 0.265, SLG: 0.287 Steve Lyons, L (5, 4) OBP: 0.667, SLG: 0.500			2-0 G5-3		3-3 K		0-1 1B SF7 1B			2 0 0 0 0 1 0 1 1 1 0 0 0 0												
Inning Stats	R: 0 E: 0 K: 1 S: 7	H: 0 LOB: 0 BB: 1 P: 12	R: 0 E: 0 K: 0 S: 7	H: 1 LOB: 1 BB: 0 P: 11	R: 0 E: 0 K: 0 S: 3	H: 0 LOB: 0 BB: 0 P: 6	R: 1 E: 0 K: 0 S: 20	H: 3 LOB: 2 BB: 0 P: 29	R: 0 E: 0 K: 1 S: 10	H: 0 LOB: 0 BB: 0 P: 15	R: 0 E: 0 K: 0 S: 7	H: 0 LOB: 1 BB: 1 P: 14	R: 0 E: 0 K: 1 S: 6	H: 0 LOB: 0 BB: 0 P: 9	R: 1 E: 0 K: 1 S: 11	H: 2 LOB: 1 BB: 0 P: 15	R: 0 E: 0 K: 3 S: 12	H: 1 LOB: 1 BB: 0 P: 16	1B: 7 2B: 0 3B: 0 HR: 0	SF: 1 SAC: 0 DP: 0 HBP: 0	WP: 0 PB: 0 SB: 0 CS: 1	PA: 36
PITCHER	IP WLS BF H R ER SO BB IBB HBP BLK WP HR S P ERA WHIP																			PITCHER	IP WLS BF H R ER SO BB IBB HBP BLK WP HR S P ERA WHIP	
Pat Hentgen, R (1, 1) ERA: 3.23 Todd Stottliemyre, R (7, 1) ERA: 4.32 Duane Ward, R (9, 1) ERA: 2.4	6.0 W 23 4 1 1 2 2 0 0 0 0 0 0 54 87 1.50 1.000																					

Boston Red Sox @ Toronto Blue Jays
 SkyDome, Toronto, ON
 Fri Jun 18 1993, 7:05 PM EDT
 Att. 50,509 - Dome

livebaseballscorecards.com

AB	32
R	2
H	7
RBI	2
BB	2
SO	7
LOB	14



BOTTOM

Boston Red Sox @ Toronto Blue Jays
SkyDome, Toronto, ON
Fri Jun 18 1993, 7:05 PM EDT
Att. 50,509 - Dome

livebaseballscorecards.com

AB 34
R 11
H 14
RBI 11
BB 4
SO 6
LOB 18



WP: 0 PA: 44
PB: 0
SB: 0
CS: 0

AB R H RBI BB SO LOB

4 2 2 1 1 0 1

4 3 2 2 1 0 2

5 4 4 1 0 0 0

3 2 1 0 0 2 1

3 0 1 3 1 1 3

4 0 2 2 1 1 1

3 0 1 2 0 1 2

4 0 0 0 0 0 4

0 0 0 0 0 0 0

1B: 6 SF: 3
2B: 6 SAC: 0
3B: 0 DP: 1
HR: 2 HBP: 3

Batter	1	2	3	4	5	6	7	8	9
Devon White, S OBP: 0.375, SLG: 0.502 (1, 8)	0-1 2B 1B	1-0 L5	1-1 F9			4-1 G6-3 BB		0-0 HR	
Roberto Alomar, S OBP: 0.392, SLG: 0.465 (1, 4)	3-2 1B 2B BB	4-1 2B BB		0-0 G4-3		1-2 G6-3 1-2f		0-0 IHR	
Paul Molitor, R OBP: 0.419, SLG: 0.480 (1, 10)	2-2 BB HBP SF8 1B	1-0 2B 2B		0-1 P4		1-1 E1 1B 1B		1-1 1B SF9 1B	
Joe Carter, R OBP: 0.333, SLG: 0.544 (1, 9)	1-0 FC5 BB HBP 1-2	2-0 2B HBP		2-3 K		1-3 K		3-2 2B SF8 1B	
John Olerud, L OBP: 0.500, SLG: 0.706 (1, 3)	2-3 K	2-1 2B		1-0 G4-3		4-0 HBP 1B IBB		1-0 SF9	
Tony Fernandez, S OBP: 0.330, SLG: 0.358 (1, 6)	4-1 1-2 2-3 3-H BB	2-3 K		0-0 G4-3		2-0 HBP 1B		0-0 1-3 2B	
Ed Sprague, R OBP: 0.308, SLG: 0.431 (1, 5)	0-2 SF8		0-0 2B	2-2 G5-3		1-3 K		0-1 SF8	
Pat Borders, R OBP: 0.269, SLG: 0.370 Randy Knorr, R OBP: 0.184, SLG: 0.286 (1, 2) (9, 2)	0-0 FC5		1-2 F7		2-2 G6-3		3-2 HBP	0-0 F7	
Rob Butler, L OBP: 0.276, SLG: 0.259 (1, 7)		1-1 G1-3	2-3 K		2-1 2B		0-0 G3		

Inning Stats	R: 3	H: 3	E: 0	LOB: 2	K: 1	P: 33	R: 3	H: 2	E: 0	LOB: 1	K: 1	P: 25	R: 0	H: 1	E: 0	LOB: 1	K: 1	P: 14	R: 0	H: 0	E: 0	LOB: 0	K: 1	P: 9	R: 0	H: 0	E: 0	LOB: 0	K: 0	P: 8	R: 0	H: 1	E: 0	LOB: 1	K: 0	P: 20	R: 1	H: 2	E: 1	LOB: 3	K: 2	P: 25	R: 4	H: 5	E: 0	LOB: 1	K: 0	P: 17
--------------	------	------	------	--------	------	-------	------	------	------	--------	------	-------	------	------	------	--------	------	-------	------	------	------	--------	------	------	------	------	------	--------	------	------	------	------	------	--------	------	-------	------	------	------	--------	------	-------	------	------	------	--------	------	-------

PITCHER	IP	WLS	BF	H	R	ER	SO	BB	IBB	HBP	BLK	WP	HR	S	P	ERA	WHIP
Roger Clemens, R ERA: 3.63 (1, 1)	2.0	L	15	5	6	6	2	2	0	2	0	0	0	33	58	27.00	3.500
Scott Bankhead, R ERA: 3.25 (3, 1)	3.1		13	2	0	0	2	1	0	0	0	0	0	29	46	0.00	0.900
Greg Harris, R ERA: 3.38 (6, 1)	1.2		8	2	1	1	2	0	1	1	0	0	0	17	30	5.40	1.200
Tony Fossas, L ERA: 4.61 (8, 1)	0.1		6	5	4	4	0	0	0	0	0	0	1	9	14	108.00	15.000
Jose Melendez, R ERA: 3.0 (8, 1)	0.2		2	0	0	0	0	0	0	0	0	0	0	3	3	0.00	0.000

PITCHER	IP	WLS	BF	H	R	ER	SO	BB	IBB	HBP	BLK	WP	HR	S	P	ERA	WHIP
---------	----	-----	----	---	---	----	----	----	-----	-----	-----	----	----	---	---	-----	------

Batter	1	2	3	4	5	6	7	8	9	AB R H RBI BB SO LOB	TOP											
Steve Lyons, L (1, 8) OBP: 0.286, SLG: 0.167	1-2 F8		0-3 K		0-1 G4-3			2-0 L9		4 0 0 0 0 1 2												
Ernest Riles, L (1, 4) OBP: 0.299, SLG: 0.372	0-3 K		2-2 K			2-1 G3-1			3-2 HR 2B	4 1 1 0 0 2 1												
Mo Vaughn, L (1, 3) OBP: 0.402, SLG: 0.500	4-1 BB			1-0 F8		2-3 K			0-3 K	3 0 0 0 1 2 1												
Mike Greenwell, L (1, 10) OBP: 0.348, SLG: 0.439	1-3 K			0-0 1B		2-3 K			0-0 HR	4 1 2 2 0 2 1												
Carlos Quintana, R (1, 9) OBP: 0.338, SLG: 0.299		1-0 G5-3		3-2 F8		2-2 G1-3			1-0 HR	4 1 1 1 0 0 1												
Scott Cooper, L (1, 5) OBP: 0.376, SLG: 0.399		2-3 K		0-0 L7		0-2 G3-1			2-1 1B 2B	4 1 1 0 0 1 1												
Bob Zupcic, R (1, 7) OBP: 0.327, SLG: 0.337		4-2 BB			0-0 P6		0-1 L7		1-3 K	3 0 0 0 1 1 1												
John Valentin, R (1, 6) OBP: 0.266, SLG: 0.345		0-1 B1-3			3-1 F9			0-0 G6-3	0-1 DI 1B	3 0 0 0 0 0 1												
Billy Hatcher, R (9, PH) OBP: 0.346, SLG: 0.372									2-H 1B	1 0 1 1 0 0 0												
Tony Peña, R (1, 2) OBP: 0.244, SLG: 0.238			1-1 CS 1B		1-2 2B			0-0 F8	3-3 K	3 0 2 0 0 0 0												
Ivan Calderon, R (9, PH) OBP: 0.305, SLG: 0.316									1-2 K	1 0 0 0 0 1 1												
Inning Stats	R: 0 E: 0 K: 2 S: 11	H: 0 LOB: 1 BB: 1 P: 17	R: 0 E: 0 K: 1 S: 9	H: 0 LOB: 1 BB: 1 P: 16	R: 0 E: 0 K: 2 S: 9	H: 1 LOB: 0 BB: 0 P: 12	R: 0 E: 0 K: 0 S: 6	H: 1 LOB: 1 BB: 0 P: 10	R: 0 E: 0 K: 0 S: 8	H: 1 LOB: 1 BB: 0 P: 12	R: 0 E: 0 K: 2 S: 10	H: 0 LOB: 0 BB: 0 P: 16	R: 0 E: 0 K: 0 S: 8	H: 0 LOB: 0 BB: 0 P: 10	R: 0 E: 0 K: 0 S: 3	H: 0 LOB: 0 BB: 0 P: 5	R: 4 E: 0 K: 3 S: 19	H: 5 LOB: 1 BB: 0 P: 29	1B: 3 2B: 3 3B: 0 HR: 2	SF: 0 SAC: 0 DP: 0 HBP: 0	WP: 0 PB: 0 SB: 0 CS: 1	PA: 36
PITCHER	IP WLS BF H R ER SO BB IBB HBP BLK WP HR S P ERA WHIP																				IP WLS BF H R ER SO BB IBB HBP BLK WP HR S P ERA WHIP	
Dave Stewart, R (1, 1) ERA: 5.36	8.2 W 35 8 4 4 9 2 0 0 0 0 2 80 121 4.15 1.154																					
Mark Eichhorn, R (9, 1) ERA: 3.3	0.1 1 0 0 0 1 0 0 0 0 0 0 0 3 6 0.00 0.000																					

Boston Red Sox @ Toronto Blue Jays
 SkyDome, Toronto, ON
 Sat Jun 19 1993, 3:33 AM EDT
 Att. 50,510 - Dome

livebaseballscorecards.com

AB	34
R	4
H	8
RBI	4
BB	2
SO	10
LOB	10



Batter	1	2	3	4	5	6	7	8	9	10	11	12	AB	R	H	RBI	BB	SO	LOB	TOP								
Billy Hatcher, R OBP: 0.343, SLG: 0.368 (1, 8)	0-1 E S 1B	1-2 F8		3-2 SAFE G6-3			0-1 SAFE SH1-4		1-0 F9		1-0 FC4-6 WP		5	1	1	0	0	0	5									
Ernest Riles, L OBP: 0.304, SLG: 0.367 John Valentin, R OBP: 0.270, SLG: 0.345 (1, 4) (10, 6)	0-3 K		3-1 L4-6-5 1B		4-0 1B BB		3-2 P4		2-3 K2-3		4-2 1-2 BB		4	0	1	0	1	2	2									
Carlos Quintana, R OBP: 0.333, SLG: 0.295 (1, 9) (8, 3)	3-3 K		3-2 SAFE 1 SAFE L4-6-5 1B		2-3 SAFE K		0-3 K		1-0 F9		2-3 K		6	0	1	0	0	4	6									
Mike Greenwell, L OBP: 0.357, SLG: 0.446 (1, 7)	0-0 1B		1-2 L4-6-5		1-2 1B		2-3 K		0-0 FC6-4 1B		0-2 L6-3 1B		6	0	4	1	0	1	2									
Andre Dawson, R OBP: 0.249, SLG: 0.280 Bob Zupcic, R OBP: 0.325, SLG: 0.333 (1, 10) (10, PR)	0-3 K		1-1 F7		1-3 K		1-1 G5-3		0-1 FC6-4		0-0 L6-3		5	0	0	0	0	2	4									
Mo Vaughn, L OBP: 0.407, SLG: 0.506 Ivan Calderon, R OBP: 0.302, SLG: 0.312 (1, 3) (8, PR) (8, 9)		4-2 FC1-6 1B SF7 BB		1-1 HBP 1B		0-0 F8		3-2 2B		3-1 L8		0-0 P4		3	1	2	0	1	0	0								
Scott Cooper, L OBP: 0.380, SLG: 0.398 (1, 5)	0-1 FC1-6 1B		2-1 L8		0-0 P7		4-0 IBB		4-2 FC4-6 1B BB				3	0	1	0	2	0	1									
Bob Melvin, R OBP: 0.289, SLG: 0.320 Steve Lyons, L OBP: 0.250, SLG: 0.143 Tony Peña, R OBP: 0.242, SLG: 0.236 (1, 2) (8, PH) (8, 2)	2-2 FC1-6		0-3 K		1-2 G6-3		1-1 F9		0-0 B3				3	0	0	0	0	1	3									
Luis Rivera, R OBP: 0.280, SLG: 0.292 (1, 6) (10, 4)	0-0 SF7		1-1 HBP		4-0 SH1-4 BB		1-3 K		1-2 FC4-6 1B				2	0	1	1	1	1	0									
Inning Stats	R: 1 E: 1 K: 3 S: 13	H: 2 LOB: 1 BB: 0 P: 16	R: 1 E: 0 K: 0 S: 14	H: 1 LOB: 1 BB: 1 P: 21	R: 0 E: 0 K: 0 S: 12	H: 2 LOB: 1 BB: 0 P: 20	R: 0 E: 0 K: 1 S: 11	H: 1 LOB: 2 BB: 0 P: 18	R: 0 E: 0 K: 2 S: 9	H: 1 LOB: 1 BB: 1 P: 17	R: 0 E: 0 K: 0 S: 5	H: 0 LOB: 0 BB: 0 P: 6	R: 0 E: 0 K: 1 S: 11	H: 0 LOB: 1 BB: 1 P: 18	R: 0 E: 0 K: 1 S: 11	H: 1 LOB: 2 BB: 1 P: 22	R: 0 E: 0 K: 2 S: 7	H: 0 LOB: 0 BB: 0 P: 11	R: 0 E: 0 K: 0 S: 6	H: 1 LOB: 1 BB: 0 P: 10	R: 0 E: 0 K: 1 S: 16	H: 1 LOB: 3 BB: 2 P: 28	R: 0 E: 0 K: 0 S: 5	H: 1 LOB: 0 BB: 0 P: 5	1B: 10 2B: 3 3B: 0 HR: 0	SF: 1 SAC: 1 DP: 2 HBP: 1	WP: 1 PB: 0 SB: 1 CS: 0	PA: 51
PITCHER	IP	WLS	BF	H	R	ER	SO	BB	IBB	HBP	BLK	WP	HR	S	P	ERA	WHIP											
Juan Guzman, R ERA: 4.9 (1, 1)	7.0		30	7	2	2	7	3	0	1	0	0	0	75	116	2.57	1.429											
Danny Cox, R ERA: 2.01 (8, 1)	3.2		17	3	0	0	3	2	1	0	0	1	0	36	65	0.00	1.364											
Mike Timlin, R ERA: 5.12 (11, 1)	1.1	W	4	1	0	0	1	0	0	0	0	0	0	9	11	0.00	0.750											

Boston Red Sox @ Toronto Blue Jays
SkyDome, Toronto, ON
 Sun Jun 20 1993, 3:33 AM EDT
 Att: 50,520 - Dome

AB	42
R	2
H	11
RBI	2
BB	6
SO	11
LOB	28



Batter	1	2	3	4	5	6	7	8	9	10	11	12	AB R H RBI BB SO LOB
Devon White, S OBP: 0.369, SLG: 0.502	3-2 L8		3-2 G5-3		1-3 K		0-0 SH2-4		1-3 K			0-3 K	5 0 0 0 0 3 0
Roberto Alomar, S OBP: 0.391, SLG: 0.464	0-2 1B		1-1 P4		0-0 G6-3		2-3 K			1-3 K		0-1 BB	6 1 2 0 0 2 2
Paul Molitor, R OBP: 0.421, SLG: 0.491	1-1 P9		0-1 P9		3-3 K		2-1 P4			4-1 WP		4-0 BB	4 0 0 0 2 1 3
Joe Carter, R OBP: 0.334, SLG: 0.550	1-0 P4			3-2 F7		3-2 HR		0-0 G5-3		1-2 K		0-1 BB	6 1 2 2 0 1 2
John Olerud, L OBP: 0.502, SLG: 0.696		4-1 BB		0-0 BB		1-1 G4-3		3-1 F8		4-0 IBB			3 1 1 0 2 0 0
Tony Fernandez, S OBP: 0.335, SLG: 0.355		4-1 BB		4-1 BB		0-1 G4-3		2-0 BB		2-1 F7			3 0 1 0 2 0 2
Ed Sprague, R OBP: 0.305, SLG: 0.425		0-3 K		0-0 F9		4-1 BB		1-2 G4-3					4 0 0 0 1 1 5
Darnell Coles, R OBP: 0.354, SLG: 0.398		0-2 P2		1-1 BB		2-3 K			0-1 G5-3				5 0 1 1 0 2 3
Pat Borders, R OBP: 0.269, SLG: 0.381		0-0 P4		3-1 P3			0-0 SH2-4		1-3 K				3 0 1 0 0 0 4
Turner Ward, S OBP: 0.282, SLG: 0.362													0 0 0 0 0 0 0
Randy Knorr, R OBP: 0.175, SLG: 0.270													2 0 0 0 0 2 0


Inning Stats	R: 0	H: 1	E: 0	K: 10	LOB: 1	BB: 0	P: 15	R: 0	H: 0	E: 0	K: 10	LOB: 2	BB: 2	P: 18	R: 0	H: 0	E: 0	K: 7	LOB: 0	BB: 0	P: 11	R: 1	H: 2	E: 0	K: 13	LOB: 2	BB: 1	P: 24	R: 0	H: 0	E: 0	K: 8	LOB: 0	BB: 0	P: 12	R: 1	H: 1	E: 0	K: 14	LOB: 1	BB: 1	P: 24	R: 0	H: 1	E: 0	K: 9	LOB: 2	BB: 0	P: 11	R: 0	H: 0	E: 0	K: 10	LOB: 2	BB: 2	P: 23	R: 0	H: 0	E: 0	K: 10	LOB: 0	BB: 0	P: 14	R: 1	H: 2	E: 0	K: 7	LOB: 2	BB: 1	P: 11	1B: 7	2B: 0	3B: 0	HR: 1	SF: 0	SAC: 1	DP: 0	HBP: 0	WP: 1	PA: 49
--------------	------	------	------	-------	--------	-------	-------	------	------	------	-------	--------	-------	-------	------	------	------	------	--------	-------	-------	------	------	------	-------	--------	-------	-------	------	------	------	------	--------	-------	-------	------	------	------	-------	--------	-------	-------	------	------	------	------	--------	-------	-------	------	------	------	-------	--------	-------	-------	------	------	------	-------	--------	-------	-------	------	------	------	------	--------	-------	-------	-------	-------	-------	-------	-------	--------	-------	--------	-------	--------

PITCHER	IP	WLS	BF	H	R	ER	SO	BB	IBB	HBP	BLK	WP	HR	S	P	ERA	WHIP
Frank Viola, L ERA: 3.07	(1, 1)	7.2	33	6	2	2	5	4	0	0	0	0	1	74	125	2.35	1.304
Greg Harris, R ERA: 3.13	(8, 1)	3.1	12	0	0	0	6	1	1	0	0	1	0	33	53	0.00	0.300
Jeff Russell, R ERA: 2.14	(12, 1)	0.1	L 4	2	1	1	1	1	0	0	0	0	0	7	11	27.00	9.000

BOTTOM

Boston Red Sox @ Toronto Blue Jays
SkyDome, Toronto, ON
 Sun Jun 20 1993, 3:33 AM EDT
 Att: 50,520 - Dome

AB	R	H	RBI	BB	SO	LOB
41	3	8	3	7	12	21



Batter	1	2	3	4	5	6	7	8	9	AB R H RBI BB SO LOB	TOP											
Chuck Knoblauch, R (1, 4) <small>OBP: 0.367, SLG: 0.339</small>	0-0 G6-3		0-1 G6-3		0-0 P6		1-2 FC4-6 1B		2-3 K	5 0 1 1 0 1 1												
Chip Hale, L (1, 10) <small>OBP: 0.340, SLG: 0.477</small>	1-1 L5			0-0 G6-3	1-2 2B		2-0 FC4-6 BB		0-0 P6	5 1 1 1 0 0 2												
Kirby Puckett, R (1, 8) <small>OBP: 0.347, SLG: 0.449</small>	1-0 F8			2-2 G6-3	2-0 2B		1-3 K		0-0 2B	5 0 2 1 0 1 2												
Dave Winfield, R (1, 9) <small>OBP: 0.299, SLG: 0.394</small>		3-2 G6-3		0-1 BB	2-2 L9		4-2 BB		2-1 F8	4 0 1 0 1 0 2												
Brian Harper, R (1, 2) <small>OBP: 0.354, SLG: 0.453</small>		0-1 1B		4-0 BB		0-1 G4-6-3 1B				3 0 2 0 1 0 3												
Shane Mack, R (1, 7) <small>OBP: 0.276, SLG: 0.360</small>		0-2 K		4-1 BB		3-2 G4-6-3 1-2f		1-2 F9		3 0 0 0 1 1 2												
Mike Pagliarulo, L (1, 5) <small>OBP: 0.343, SLG: 0.480</small>		0-1 G5-3		1-1 F8		0-0 F8		0-0 1B		4 0 1 0 0 0 4												
Dave McCarty, R (1, 3) <small>OBP: 0.325, SLG: 0.394</small>			1-3 K		0-0 F8		2-2 1B	3-2 G4-6-3 1B		4 1 2 0 0 1 0												
Pat Meares, R (1, 6) <small>OBP: 0.339, SLG: 0.405</small> Randy Bush, L (8, PH) <small>OBP: 0.280, SLG: 0.209</small> Jeff Reboulet, R (8, 6) <small>OBP: 0.291, SLG: 0.216</small>			1-2 G4-3		0-0 2B		2-2 FC4-6 1B	0-1 G4-6-3		3 1 2 0 0 0 0 1 0 0 0 0 0 2 0 0 0 0 0 0 0												
Inning Stats	R: 0 E: 0 K: 0 S: 4	H: 0 LOB: 0 BB: 0 P: 6	R: 0 E: 0 K: 1 S: 10	H: 1 LOB: 1 BB: 0 P: 13	R: 0 E: 0 K: 1 S: 8	H: 0 LOB: 0 BB: 0 P: 10	R: 0 E: 0 K: 0 S: 9	H: 1 LOB: 3 BB: 2 P: 20	R: 2 E: 0 K: 0 S: 10	H: 3 LOB: 1 BB: 0 P: 15	R: 0 E: 0 K: 0 S: 7	H: 1 LOB: 0 BB: 0 P: 10	R: 1 E: 0 K: 1 S: 18	H: 3 LOB: 3 BB: 1 P: 29	R: 0 E: 0 K: 0 S: 10	H: 2 LOB: 1 BB: 0 P: 14	R: 0 E: 0 K: 1 S: 7	H: 1 LOB: 1 BB: 0 P: 11	1B: 9 2B: 3 3B: 0 HR: 0	SF: 0 SAC: 0 DP: 2 HBP: 0	WP: 0 PB: 0 SB: 0 CS: 0	PA: 40
PITCHER	IP WLS BF H R ER SO BB IBB HBP BLK WP HR S P ERA WHIP																					
John Dopson, R (1, 1) <small>ERA: 3.92</small>	5.0 W 22 5 2 2 2 2 2 0 0 0 0 0 0 41 64 3.60 1.400																					
Scott Bankhead, R (6, 1) <small>ERA: 3.3</small>	2.1 13 6 1 1 1 1 1 0 0 0 0 0 0 33 51 3.86 3.000																					
Jeff Russell, R (8, 1) <small>ERA: 1.99</small>	1.2 S 5 1 0 0 1 0 0 0 0 0 0 0 0 9 13 0.00 0.600																					

Minnesota Twins @ Boston Red Sox
 Fenway Park, Boston, MA
 Mon Jun 21 1993, 7:05 PM EDT
 Att. 27,779 - Unknown - 81 F

livebaseballscorecards.com

AB	37
R	3
H	12
RBI	3
BB	3
SO	4
LOB	18



Batter	1	2	3	4	5	6	7	8	9	AB R H RBI BB SO LOB
--------	---	---	---	---	---	---	---	---	---	----------------------

Billy Hatcher, R <small>OBP: 0.345, SLG: 0.381</small> (1, 8)	3-3 <small>1-2</small>	1-2 <small>1-2</small>		0-0 <small>2-H 3-H</small>		1-2 <small>1-2</small>				3 1 1 3 0 1 0
Ernest Riles, L <small>OBP: 0.302, SLG: 0.355</small> (1, 4)	4-2 <small>BB PB</small>	2-2 <small>BB</small>		1-0 <small>1-0</small>		1-0 <small>1-0</small>				3 1 0 0 1 0 2
Ivan Calderon, R <small>OBP: 0.301, SLG: 0.307</small> (1, 9)	4-2 <small>BB BB</small>		0-0 <small>1-2</small>		1-0 <small>1-0</small>		1-2 <small>1-2</small>			3 0 0 0 1 0 0
Mike Greenwell, L <small>OBP: 0.364, SLG: 0.451</small> (1, 7)	4-1 <small>BB</small>		2-1 <small>1-2 2-3</small>		1-0 <small>2B</small>		4-1 <small>BB BB BB</small>			2 1 1 0 2 0 0
Andre Dawson, R <small>OBP: 0.249, SLG: 0.279</small> (1, 10)	1-1 <small>1-2 2-3 3-H</small>		0-3 <small>1-2 2-3</small>		2-2 <small>2B</small>		1-1 <small>1-1</small>			4 0 1 2 0 1 3
Mo Vaughn, L <small>OBP: 0.405, SLG: 0.506</small> (1, 3)	2-3 <small>1-1</small>			1-1 <small>1B 2B</small>		0-0 <small>1-1</small>		1-0 <small>1-0</small>		4 1 1 0 0 1 3
Scott Cooper, L <small>OBP: 0.382, SLG: 0.413</small> (1, 5)			0-0 <small>1B</small>		1-0 <small>1-0</small>	2-2 <small>2-2</small>		1-1 <small>1-1</small>		4 1 2 1 0 0 2
John Valentin, R <small>OBP: 0.275, SLG: 0.349</small> (1, 6)				2-2 <small>SH1-3 1B</small>		1-1 <small>1-1</small>		3-3 <small>3-3</small>		4 1 2 0 0 1 1
Tony Peña, R <small>OBP: 0.238, SLG: 0.231</small> (1, 2)				1-1 <small>1-1</small>		1-2 <small>1-2</small>		2-3 <small>2-3</small>		3 0 0 0 0 2 2

Inning Stats	R: 1	H: 0	E: 0	K: 2	S: 15	H: 0	LOB: 2	BB: 3	P: 33	R: 0	H: 1	E: 0	K: 1	S: 11	H: 0	LOB: 0	BB: 0	P: 9	R: 0	H: 0	E: 0	K: 1	S: 7	R: 3	H: 3	E: 0	K: 0	S: 10	H: 0	LOB: 0	BB: 0	P: 16	R: 1	H: 2	E: 0	K: 0	S: 10	R: 0	H: 1	E: 0	K: 0	S: 10	R: 0	H: 0	E: 0	K: 0	S: 7	R: 1	H: 1	E: 0	K: 2	S: 9	H: 1	LOB: 0	BB: 0	P: 16	1B: 4	SF: 0	2B: 2	SAC: 1	3B: 0	DP: 1	HR: 2	HBP: 1	WP: 0	PA: 36
--------------	------	------	------	------	-------	------	--------	-------	-------	------	------	------	------	-------	------	--------	-------	------	------	------	------	------	------	------	------	------	------	-------	------	--------	-------	-------	------	------	------	------	-------	------	------	------	------	-------	------	------	------	------	------	------	------	------	------	------	------	--------	-------	-------	-------	-------	-------	--------	-------	-------	-------	--------	-------	--------

PITCHER	IP	WLS	BF	H	R	ER	SO	BB	IBB	HBP	BLK	WP	HR	S	P	ERA	WHIP
Scott Erickson, R <small>ERA: 5.84</small> (1, 1)	4.0	L	20	4	4	4	4	3	0	1	0	0	1	43	76	9.00	1.750
Mike Trombley, R <small>ERA: 5.58</small> (5, 1)	4.0		16	4	2	2	2	1	0	0	0	0	1	36	59	4.50	1.250

BOTTOM

Minnesota Twins @ Boston Red Sox
 Fenway Park, Boston, MA
 Mon Jun 21 1993, 7:05 PM EDT
 Att: 27,779 - Unknown - 81 F

livebaseballscorecards.com

AB	30
R	6
H	8
RBI	6
BB	4
SO	6
LOB	13



Batter	1	2	3	4	5	6	7	8	9	AB R H RBI BB SO LOB	TOP
Chuck Knoblauch, R (1, 4) OBP: 0.367, SLG: 0.335 B F C F B B X	3-2 G6-3 ①		4-0 BB B B B B		0-0 F8 X		0-1 F9 ② 1 SAFE 1 SAFE C X		4-0 DI BB B B B B	3 0 0 0 2 0 2	
Chip Hale, L (1, 10) OBP: 0.346, SLG: 0.469 B F B C X	2-2 G6-3 ②		0-1 F7 ③ C 1 SAFE 1 SAFE X			0-0 G6-4-3 1B 1B X	1-0 F7 ③ B SAFE X	1-1 F7 ③ B C X	5 1 2 0 0 0 2		
Kirby Puckett, R (1, 8) OBP: 0.345, SLG: 0.446 F B F B X	3-2 G4-3 ③			0-2 G4-3 ① F F C X		0-0 G6-4-3 1B 1-2 X	0-0 G6-3 ③ 1 SAFE 1 SAFE X		0-0 G6-3 ③ B C X	4 0 1 0 0 0 2	
Dave Winfield, R (1, 9) OBP: 0.294, SLG: 0.386 B C B X		2-1 G6-3 ① B C B X		1-0 F9 ② B X		3-1 G6-4-3 ① ② B B C X		1-0 G5-3 ① B X		4 0 0 0 0 0 2	
Brian Harper, R (1, 2) OBP: 0.356, SLG: 0.454 C X		0-1 P4 ② C X		1-1 1B B C X		0-2 1B 1B C F F X		2-0 G6-3 ② B B X		4 0 2 1 0 0 0	
Shane Mack, R (1, 7) OBP: 0.285, SLG: 0.365 C C B B X		2-2 1B C C B B X		0-0 G4-3 ③ X		0-0 FC6 1B X		4-2 BB C B S B B		3 0 2 0 1 0 1	
Mike Pagliarulo, L (1, 5) OBP: 0.333, SLG: 0.465 F 1 SAFE C B 1 SAFE B X	2-2 G5-3 ③ F 1 SAFE C B 1 SAFE B X				1-1 F7 ① C B X	0-0 FC6 ③ 1 SAFE X		1-2 G3 ③ B 1 SAFE S 1 SAFE F 1 SAFE 1 SAFE X		4 0 0 0 0 0 4	
Dave McCarty, R (1, 3) OBP: 0.325, SLG: 0.393 Mike Maksudian, L (9, PH) OBP: 0.353, SLG: 0.250			0-0 P4 ① X		2-1 1B B F B X		1-1 G4-3 ① C B X		2-3 K ① F C B C B B C	3 0 1 0 0 0 0 1 0 0 0 0 1 0	
Jeff Reboulet, R (1, 6) OBP: 0.292, SLG: 0.219 Randy Bush, L (9, PH) OBP: 0.275, SLG: 0.205			2-2 G3 ② B B F C X		0-2 P2 ② C B X		1-1 1B 1B C B X		1-3 K ② B B C C B C	3 0 1 0 0 0 1 1 0 0 0 0 1 0	
Inning Stats	R: 0 H: 0 E: 0 LOB: 0 K: 0 BB: 0 S: 10 P: 18	R: 0 H: 1 E: 0 LOB: 1 K: 0 BB: 0 S: 10 P: 16	R: 0 H: 0 E: 0 LOB: 1 K: 0 BB: 1 S: 6 P: 12	R: 0 H: 1 E: 0 LOB: 1 K: 0 BB: 0 S: 8 P: 10	R: 0 H: 1 E: 0 LOB: 1 K: 0 BB: 0 S: 8 P: 11	R: 1 H: 4 E: 0 LOB: 2 K: 0 BB: 0 S: 10 P: 13	R: 0 H: 2 E: 0 LOB: 2 K: 0 BB: 0 S: 8 P: 11	R: 0 H: 0 E: 0 LOB: 1 K: 0 BB: 1 S: 7 P: 15	R: 0 H: 0 E: 0 LOB: 1 K: 2 BB: 1 S: 8 P: 16	1B: 9 SF: 0 2B: 0 SAC: 0 3B: 0 DP: 1 HR: 0 HBP: 0	WP: 0 PA: 38 PB: 0 SB: 0 CS: 0
PITCHER Paul Quantrill, R (1, 1) ERA: 2.98 Greg Harris, R (7, 1) ERA: 3.04 Jeff Russell, R (9, 1) ERA: 1.9	IP WLS BF H R ER SO BB IBB HBP BLK WP HR S P ERA WHIP 6.2 W 29 9 1 1 0 1 0 1 0 0 0 0 59 90 1.35 1.500 1.1 5 0 0 0 0 1 0 0 0 0 0 0 8 16 0.00 0.750 1.0 S 4 0 0 0 0 2 1 0 0 0 0 0 0 8 16 0.00 1.000	PITCHER IP WLS BF H R ER SO BB IBB HBP BLK WP HR S P ERA WHIP									

Minnesota Twins @ Boston Red Sox
 Fenway Park, Boston, MA
 Tue Jun 22 1993, 7:05 PM EDT
 Att. 29,094 - Unknown - 75 F

livebaseballscorecards.com

AB	35
R	1
H	9
RBI	1
BB	3
SO	2
LOB	14



Batter	1	2	3	4	5	6	7	8	9	AB	R	H	RBI	BB	SO	LOB
Billy Hatcher, R OBP: 0.340, SLG: 0.374 (1, 8) C B X	1-1 F9 1	1-0 P2 2					0-0 G1-3 3			4	0	0	0	0	0	1
Bob Zupcic, R OBP: 0.322, SLG: 0.330 (1, 9) B X	1-0 HR 1B	2-2 SAFE CS 1-2	1-1 P4 1				3-2 L3 2		0-0 F7 1	4	1	1	0	0	0	0
Mike Greenwell, L OBP: 0.366, SLG: 0.471 (1, 7) C B F X	2-2 1-H HR		2-3 K 2				0-0 G1-3 3		1-0 1B 2B	4	2	2	2	0	1	0
Andre Dawson, R OBP: 0.249, SLG: 0.290 (1, 10) C B X	1-1 F7 2		2-1 3B				1-0 G6-3 1		1-2 P3 2	4	0	1	0	0	0	1
Mo Vaughn, L OBP: 0.406, SLG: 0.502 (1, 3) B C B B	4-1 2B BB		3-2 F7 3				0-1 G4-3 2		4-0 1B IBB	2	1	0	0	2	0	1
Bob Melvin, R OBP: 0.299, SLG: 0.342 (1, 2) B B X	2-0 1-H 2B				0-1 F9 1		2-2 E4		0-1 1B 1-3 2-H	4	0	2	2	0	0	0
Scott Cooper, L OBP: 0.377, SLG: 0.408 (1, 5) C C F B X	1-2 F7 3				0-0 F7 2		1-0 G4-3 3			3	0	0	0	0	0	2
John Valentin, R OBP: 0.276, SLG: 0.348 (1, 6) B F B X		2-2 L6 1			3-1 1B			1-2 P2 1		3	0	1	0	0	0	0
Steve Lyons, L OBP: 0.273, SLG: 0.111 (1, 4) B B C B B		4-1 CS BB			2-1 P5 3			1-3 K 2		2	0	0	0	1	1	1

Inning Stats	R: 3	H: 3	LOB: 1	K: 0	S: 14	R: 0	H: 0	LOB: 0	K: 0	S: 7	R: 0	H: 1	LOB: 1	K: 1	S: 14	R: 0	H: 0	LOB: 0	K: 0	S: 6	R: 0	H: 0	LOB: 1	K: 0	S: 7	R: 0	H: 2	LOB: 2	K: 0	S: 7	R: 1	H: 2	LOB: 2	K: 0	S: 7	
	1B: 3	2B: 2	3B: 1	HR: 1	SF: 0	SAC: 0	DP: 0	HBP: 0	WP: 0	PA: 34																										

PITCHER	IP	WLS	BF	H	R	ER	SO	BB	IBB	HBP	BLK	WP	HR	S	P	ERA	WHIP
Jim Deshaies, L ERA: 4.23 (1, 1)	7.1	L	30	6	4	4	2	2	0	0	0	0	1	67	111	4.91	1.091
Carl Willis, R ERA: 7.94 (8, 1)	0.2		3	1	0	0	0	0	1	0	0	0	0	5	10	0.00	1.500

BOTTOM

Minnesota Twins @ Boston Red Sox
Fenway Park, Boston, MA
Tue Jun 22 1993, 7:05 PM EDT
Att: 29,094 - Unknown - 75 F

AB	30
R	4
H	7
RBI	4
BB	3
SO	2
LOB	6



WP	HR	S	P	ERA	WHIP
0	0	0	0	0	0

livebaseballscorecards.com

Batter	1	2	3	4	5	6	7	8	9	AB R H RBI BB SO LOB	TOP
Chuck Knoblauch, R (1, 4) <small>OBP: 0.366, SLG: 0.331</small>	0-1 		4-0 		2-3 		2-0 			3 0 0 0 1 1 1	
Chip Hale, L (1, 10) <small>OBP: 0.321, SLG: 0.434</small>	2-2 		3-2 		3-1 		2-0 			4 0 0 0 0 0 3	
Kirby Puckett, R (1, 8) <small>OBP: 0.340, SLG: 0.439</small>	2-0 		0-1 		0-1 			1-1 		4 0 0 0 0 0 1	
Kent Hrbek, L (1, 3) <small>OBP: 0.358, SLG: 0.470</small>		1-2 	2-3 		2-3 			1-2 		4 0 0 0 0 2 2	
Dave Winfield, R (1, 9) <small>OBP: 0.293, SLG: 0.384</small>		1-3 		0-0 		1-1 		2-2 		4 0 1 0 0 1 0	
Brian Harper, R (1, 2) <small>OBP: 0.359, SLG: 0.459</small>		3-1 		3-2 		0-0 		3-1 		4 0 2 0 0 0 1	
Shane Mack, R (1, 7) <small>OBP: 0.289, SLG: 0.361</small>		3-3 		4-1 		0-3 		4-2 		2 0 0 0 2 2 2	
Mike Pagliarulo, L (1, 5) <small>OBP: 0.338, SLG: 0.481</small>			2-1 	2-2 		2-2 		0-1 		4 1 2 0 0 0 3	
Pat Meares, R (1, 6) <small>OBP: 0.333, SLG: 0.398</small> Randy Bush, L (7, PH) <small>OBP: 0.269, SLG: 0.200</small> Jeff Reboulet, R (7, 6) <small>OBP: 0.292, SLG: 0.219</small>			0-1 	2-3 		3-3 				2 0 0 0 0 1 3	
Inning Stats	R: 0 H: 0 E: 0 LOB: 0 K: 0 BB: 0 S: 6 P: 10	R: 0 H: 1 E: 0 LOB: 1 K: 2 BB: 0 S: 11 P: 19	R: 1 H: 1 E: 1 LOB: 2 K: 1 BB: 1 S: 13 P: 24	R: 0 H: 1 E: 0 LOB: 2 K: 1 BB: 1 S: 11 P: 22	R: 0 H: 0 E: 0 LOB: 0 K: 1 BB: 0 S: 7 P: 12	R: 0 H: 1 E: 0 LOB: 1 K: 2 BB: 0 S: 9 P: 12	R: 0 H: 1 E: 0 LOB: 1 K: 1 BB: 0 S: 9 P: 18	R: 0 H: 0 E: 0 LOB: 0 K: 0 BB: 0 S: 9 P: 13	R: 0 H: 0 E: 0 LOB: 0 K: 0 BB: 1 S: 7 P: 14	1B: 2 SF: 0 2B: 3 SAC: 0 3B: 0 DP: 1 HR: 0 HBP: 0	WP: 0 PA: 35 PB: 0 SB: 0 CS: 0
PITCHER Aaron Sele, R (1, 1) <small>ERA: 2.92</small> Greg Harris, R (8, 1) <small>ERA: 2.92</small>	IP WLS BF H R ER SO BB IBB HBP BLK WP HR S P ERA WHIP 7.0 W 29 5 1 0 8 2 0 0 0 0 0 0 66 117 0.00 1.000 2.0 S 6 0 0 0 0 1 0 0 0 0 0 0 16 27 0.00 0.500	PITCHER IP WLS BF H R ER SO BB IBB HBP BLK WP HR S P ERA WHIP									

Minnesota Twins @ Boston Red Sox
 Fenway Park, Boston, MA
 Wed Jun 23 1993, 7:05 PM EDT
 Att. 30,414 - Unknown - 76 F

livebaseballscorecards.com

AB	32
R	1
H	5
RBI	0
BB	3
SO	8
LOB	17



Batter	1	2	3	4	5	6	7	8	9
Billy Hatcher, R OBP: 0.342, SLG: 0.376 (1, 8) FCBBX	2-2 L8		0-0 G3 S 1B		3-2 F9		1-2 BB 1B		
Bob Zupcic, R OBP: 0.336, SLG: 0.349 (1, 9) CBBCX	1-2 1B 2B 1B		1 SAFE 3-1 F9		0-2 1B 2B		4-0 1-2 BB		
Mike Greenwell, L OBP: 0.368, SLG: 0.472 (1, 7) X	0-0 1-2 2B 1B		1 SAFE 2-1 G3		3-2 2-H PO 1B		0-0 L4		
Andre Dawson, R OBP: 0.254, SLG: 0.300 (1, 10) CX	0-1 1-H 2-H 1B 2B		0-1 L7		0-2 1 SAFE PO 1-2		0-2 G3-4-3 1B		
Mo Vaughn, L OBP: 0.404, SLG: 0.498 (1, 3) CX	0-1 FC5-4 2-H 1B			1-0 F7		1-0 G3-4-3		3-3 K	
John Valentin, R OBP: 0.276, SLG: 0.352 (1, 6) CBX	1-1 FC5-4 1-2f			3-1 G3 2B		0-1 P3		2-3 K	
Scott Cooper, L OBP: 0.373, SLG: 0.403 (1, 5) CBBB		2-2 P2		1-2 G3		1-0 G4-3			
Tony Peña, R OBP: 0.233, SLG: 0.227 (1, 2) CCB		1-3 K		0-2 P5			0-0 G5-3		
Steve Lyons, L OBP: 0.214, SLG: 0.083 (1, 4) FBBX		1-1 B1-3			0-0 P4		0-1 G4-1		

Inning Stats	R: 2 E: 0 K: 0 S: 13	H: 4 LOB: 1 BB: 0 P: 17	R: 0 E: 0 K: 1 S: 9	H: 0 LOB: 0 BB: 0 P: 13	R: 0 E: 0 K: 0 S: 7	H: 1 LOB: 1 BB: 0 P: 12	R: 0 E: 0 K: 0 S: 10	H: 1 LOB: 1 BB: 0 P: 15	R: 1 E: 0 K: 0 S: 13	H: 2 LOB: 0 BB: 0 P: 19	R: 0 E: 0 K: 0 S: 7	H: 1 LOB: 1 BB: 0 P: 9	R: 0 E: 0 K: 0 S: 7	H: 1 LOB: 2 BB: 1 P: 12	R: 0 E: 0 K: 2 S: 10	H: 0 LOB: 0 BB: 0 P: 18
--------------	-------------------------------	----------------------------------	------------------------------	----------------------------------	------------------------------	----------------------------------	-------------------------------	----------------------------------	-------------------------------	----------------------------------	------------------------------	---------------------------------	------------------------------	----------------------------------	-------------------------------	----------------------------------

PITCHER	IP	WLS	BF	H	R	ER	SO	BB	IBB	HBP	BLK	WP	HR	S	P	ERA	WHIP
Eddie Guardado, L ERA: 5.51 (1, 1)	7.0	L	30	10	3	3	1	1	0	0	0	0	0	66	97	3.86	1.571
Rick Aguilera, R ERA: 2.25 (8, 1)	1.0		3	0	0	0	2	0	0	0	0	0	0	10	18	0.00	0.000


MINNESOTA TWINS @ BOSTON RED SOX
Fenway Park, Boston, MA
 Wed Jun 23 1993, 7:05 PM EDT
 Att: 30,414 - Unknown - 76 F

AB	R	H	RBI	BB	SO	LOB
4	0	2	0	0	0	0
3	2	2	0	1	0	1
4	0	2	1	0	0	3
4	1	2	1	0	0	1
4	0	1	1	0	1	1
4	0	1	0	0	1	2
3	0	0	0	0	0	2
3	0	0	0	0	1	1
3	0	0	0	0	0	0

AB	32
R	3
H	10
RBI	3
BB	1
SO	3
LOB	11



WP	PA
0	34

Batter	1	2	3	4	5	6	7	8	9	AB R H RBI BB SO LOB	TOP																								
Tony Phillips, S OBP: 0.433, SLG: 0.403 (1, 7)	2-3 K		0-3 K			4-1 1B BB		0-1 F7		3 0 0 0 1 2 2																									
Lou Whitaker, L OBP: 0.422, SLG: 0.517 (1, 4)	1-0 F7		2-2 F8			0-2 F9		4-2 1B BB		3 0 0 0 1 0 2																									
Travis Fryman, R OBP: 0.354, SLG: 0.463 (1, 6)	0-3 K			0-2 G1-3		1-0 1-2 1B		3-1 G6-4-3 1B		4 0 2 0 0 1 0																									
Cecil Fielder, R OBP: 0.392, SLG: 0.533 (1, 3)		2-1 P3		2-0 PO 2B		0-0 L5		1-1 G6-4-3		4 0 1 0 0 0 5																									
Kirk Gibson, L OBP: 0.345, SLG: 0.433 (1, 10)		1-1 L8		1-0 P6			0-0 L8		3-3 K	4 0 0 0 0 1 1																									
Mickey Tettleton, S OBP: 0.357, SLG: 0.534 (1, 2)		1-0 L9		1-1 PO	3-2 P4		2-2 F8		4-2 FC6-4 BB	3 0 0 0 1 0 0																									
Alan Trammell, R OBP: 0.381, SLG: 0.448 (1, 8) (8, 5)			0-0 1B SF8 1B		1-2 L9		0-1 F9		1-2 FC6-4	4 1 1 0 0 0 1	AB 31 R 2 H 6 RBI 2 BB 3 SO 5 LOB 12																								
Rob Deer, R OBP: 0.307, SLG: 0.405 (1, 9)		1-2 1-3 1B		1-2 F8		0-1 F8		1-0 E5 2B	2-2 F8	4 1 1 0 0 0 1																									
Scott Livingstone, L OBP: 0.326, SLG: 0.337 Milt Cuyler, S OBP: 0.272, SLG: 0.337 (8, PR) (8, 8)			0-1 SF8			1-3 K		2-1 1B 2B		2 0 1 2 0 1 0 0 0 0 0 0 0 0																									
Inning Stats	R: 0 E: 0 K: 2 S: 7	H: 0 LOB: 0 BB: 0 P: 10	R: 0 E: 0 K: 0 S: 5	H: 0 LOB: 0 BB: 0 P: 9	R: 1 E: 0 K: 1 S: 13	H: 2 LOB: 1 BB: 0 P: 16	R: 0 E: 0 K: 0 S: 7	H: 1 LOB: 0 BB: 0 P: 11	R: 0 E: 0 K: 0 S: 8	H: 0 LOB: 0 BB: 0 P: 12	R: 0 E: 0 K: 1 S: 10	H: 1 LOB: 2 BB: 1 P: 16	R: 0 E: 0 K: 0 S: 7	H: 0 LOB: 0 BB: 0 P: 9	R: 1 E: 1 K: 0 S: 12	H: 2 LOB: 2 BB: 1 P: 23	R: 0 E: 0 K: 1 S: 14	H: 0 LOB: 1 BB: 1 P: 24	1B: 4 2B: 2 3B: 0 HR: 0	SF: 1 SAC: 0 DP: 1 HBP: 0	WP: 0 PB: 0 SB: 0 CS: 0	PA: 36													
PITCHER Danny Darwin, R ERA: 3.33 Greg Harris, R ERA: 2.81	(1, 1) 7.0 WLS W	(8, 1) 2.0 S 10	(1, 1) 7.0 WLS W	(8, 1) 2.0 S 10	(1, 1) 7.0 WLS W	(8, 1) 2.0 S 10	(1, 1) 7.0 WLS W	(8, 1) 2.0 S 10	(1, 1) 7.0 WLS W	(8, 1) 2.0 S 10	(1, 1) 7.0 WLS W	(8, 1) 2.0 S 10	(1, 1) 7.0 WLS W	(8, 1) 2.0 S 10	(1, 1) 7.0 WLS W	(8, 1) 2.0 S 10	(1, 1) 7.0 WLS W	(8, 1) 2.0 S 10	IP 7.0	WLS W	BF 25	H 4	R 1	ER 1	SO 4	BB 1	IBB 0	HBP 0	BLK 0	WP 0	HR 0	S 57	P 83	ERA 1.29	WHIP 0.714

Detroit Tigers @ Boston Red Sox
 Fenway Park, Boston, MA
 Fri Jun 25 1993, 7:05 PM EDT
 Att. 33,844 - Unknown - 84 F

livebaseballscorecards.com

Batter	1	2	3	4	5	6	7	8	9
Scott Fletcher, R (1, 4) <small>OBP: 0.369, SLG: 0.451</small>									
Billy Hatcher, R (1, 8) <small>OBP: 0.347, SLG: 0.397</small>									
Mike Greenwell, L (1, 7) <small>OBP: 0.365, SLG: 0.466</small>									
Andre Dawson, R (1, 10) <small>OBP: 0.294, SLG: 0.304</small> Steve Lyons, L (8, PR) <small>OBP: 0.214, SLG: 0.083</small>									
Carlos Quintana, R (1, 9) <small>OBP: 0.333, SLG: 0.295</small> Ernest Riles, L (8, PH) <small>OBP: 0.299, SLG: 0.355</small> Bob Zupcic, R (9, 9) <small>OBP: 0.336, SLG: 0.349</small>									
Mo Vaughn, L (1, 3) <small>OBP: 0.409, SLG: 0.496</small>									
Bob Melvin, R (1, 2) <small>OBP: 0.300, SLG: 0.341</small> Ivan Calderon, R (7, PR) <small>OBP: 0.301, SLG: 0.307</small> Tony Peña, R (8, 2) <small>OBP: 0.232, SLG: 0.225</small>									
Scott Cooper, L (1, 5) <small>OBP: 0.369, SLG: 0.397</small>									
John Valentin, R (1, 6) <small>OBP: 0.280, SLG: 0.351</small>									

Inning Stats	R: 0	H: 0	E: 0	K: 1	S: 6	LOB: 0	BB: 0	P: 11
	R: 0	H: 1	E: 0	K: 2	S: 9	LOB: 2	BB: 1	P: 16
	R: 2	H: 2	E: 0	K: 1	S: 13	LOB: 0	BB: 0	P: 19
	R: 0	H: 0	E: 0	K: 0	S: 11	LOB: 1	BB: 0	P: 18
	R: 0	H: 1	E: 1	K: 0	S: 8	LOB: 1	BB: 0	P: 13
	R: 0	H: 0	E: 0	K: 1	S: 10	LOB: 0	BB: 0	P: 12
	R: 1	H: 2	E: 0	K: 0	S: 8	LOB: 3	BB: 1	P: 14
	R: 5	H: 5	E: 2	K: 0	S: 25	LOB: 2	BB: 1	P: 34

PITCHER	IP	WLS	BF	H	R	ER	SO	BB	IBB	HBP	BLK	WP	HR	S	P	ERA	WHIP
David Wells, L (1, 1) ERA: 2.93	7.0	L	31	8	5	5	5	2	0	0	0	0	1	68	106	6.43	1.429
Mike Henneman, R (8, 1) ERA: 1.85	0.2		6	2	2	0	0	0	1	0	0	0	0	18	27	0.00	3.000
Kurt Knudsen, R (8, 1) ERA: 2.84	0.1		2	1	1	0	0	0	0	0	0	0	0	4	4	0.00	3.000

BOTTOM

Detroit Tigers @ Boston Red Sox
 Fenway Park, Boston, MA
 Fri Jun 25 1993, 7:05 PM EDT
 Att: 33,844 - Unknown - 84 F

AB	R	H	RBI	BB	SO	LOB
5	1	3	0	0	1	2
5	1	3	4	0	0	2
5	1	1	0	0	0	4
4	0	1	0	0	1	0
0	1	0	0	0	0	0
3	0	1	0	0	0	0
0	0	0	1	0	0	0
0	0	0	0	0	0	0
1	1	0	0	2	1	0
3	0	1	0	0	1	3
0	1	0	0	0	0	0
1	0	0	1	0	0	2
3	1	0	0	0	1	5
3	1	1	1	1	0	0

AB	33
R	8
H	11
RBI	7
BB	3
SO	5
LOB	18

WP: 0 PA: 39
 PB: 0
 SB: 0
 CS: 0

PITCHER	IP	WLS	BF	H	R	ER	SO	BB	IBB	HBP	BLK	WP	HR	S	P	ERA	WHIP
David Wells, L (1, 1) ERA: 2.93	7.0	L	31	8	5	5	5	2	0	0	0	0	1	68	106	6.43	1.429
Mike Henneman, R (8, 1) ERA: 1.85	0.2		6	2	2	0	0	0	1	0	0	0	0	18	27	0.00	3.000
Kurt Knudsen, R (8, 1) ERA: 2.84	0.1		2	1	1	0	0	0	0	0	0	0	0	4	4	0.00	3.000

Batter	1	2	3	4	5	6	7	8	9	AB R H RBI BB SO LOB	TOP																
Tony Phillips, S (1, 7) OBP: 0.431, SLG: 0.400	1-2 G6-4-3 1B		2-2 G6-4-3 1-2f			0-0 G6-3	0-1 G4-6-3 1-2f			4 0 1 0 0 0 2																	
Lou Whitaker, L (1, 4) OBP: 0.423, SLG: 0.520	1-1 G6-4-3 1-2f		2-1 G4-3			0-1 2B		4-1 BB		3 0 1 0 1 0 1																	
Travis Fryman, R (1, 6) OBP: 0.345, SLG: 0.450	1-3 K			3-2 G4-3		1-0 L9		0-1 F8		4 0 0 0 0 1 2																	
Cecil Fielder, R (1, 3) OBP: 0.394, SLG: 0.527		1-0 F9		4-1 FC4-6 BB		4-2 BB		2-3 K		2 0 0 0 2 1 1																	
Kirk Gibson, L (1, 10) OBP: 0.343, SLG: 0.430		2-2 1B		0-0 FC4-6 1-2f		1-3 K		3-3 K		4 0 1 0 0 2 4																	
Mickey Tettleton, S (1, 2) OBP: 0.354, SLG: 0.537		2-1 FC5-4 1B		2-1 F8		1-0 HR		2-2 F9		4 1 2 1 0 0 1																	
Rob Deer, R (1, 9) OBP: 0.314, SLG: 0.438		3-1 FC5-4 1-2f		4-0 G6-4-3 BB		0-0 HR		2-3 K		3 1 1 1 1 1 2																	
Scott Livingstone, L (1, 5) OBP: 0.321, SLG: 0.331		2-0 G1-3		1-3 K		1-2 L6		1-2 1B		3 0 0 0 0 1 3																	
Alan Trammell, R (9, PH) OBP: 0.388, SLG: 0.459										1 0 1 0 0 0 0																	
Dan Gladden, R (1, 8) OBP: 0.319, SLG: 0.471			4-1 G6-4-3 BB		2-1 G6-4-3 1-2f		2-2 G4-6-3 1B		1-1 F9	3 0 1 0 1 0 2																	
Inning Stats	R: 0 E: 0 K: 1 S: 8	H: 1 LOB: 0 BB: 0 P: 11	R: 0 E: 0 K: 0 S: 10	H: 2 LOB: 2 BB: 0 P: 19	R: 0 E: 0 K: 0 S: 8	H: 0 LOB: 0 BB: 1 P: 16	R: 0 E: 0 K: 0 S: 7	H: 0 LOB: 1 BB: 1 P: 16	R: 0 E: 0 K: 1 S: 5	H: 0 LOB: 0 BB: 1 P: 12	R: 0 E: 0 K: 1 S: 9	H: 1 LOB: 2 BB: 1 P: 15	R: 2 E: 0 K: 0 S: 11	H: 3 LOB: 0 BB: 0 P: 15	R: 0 E: 0 K: 2 S: 9	H: 0 LOB: 1 BB: 1 P: 18	R: 0 E: 0 K: 1 S: 11	H: 1 LOB: 1 BB: 0 P: 17	1B: 5 2B: 1 3B: 0 HR: 2	SF: 0 SAC: 0 DP: 4 HBP: 0	WP: 0 PB: 0 SB: 0 CS: 0	PA: 36					
PITCHER	IP	WLS	BF	H	R	ER	SO	BB	IBB	HBP	BLK	WP	HR	S	P	ERA	WHIP										
John Dopson, R (1, 1) ERA: 3.84	6.1	W	27	7	2	2	3	4	0	0	0	0	2	56	102	2.84	1.737										
Scott Bankhead, R (7, 1) ERA: 3.03	1.2		5	0	0	0	2	1	0	0	0	0	0	11	20	0.00	0.600										
Joe Hesketh, L (9, 1) ERA: 6.23	1.0		4	1	0	0	1	0	0	0	0	0	0	11	17	0.00	1.000										

Detroit Tigers @ Boston Red Sox
Fenway Park, Boston, MA
 Sun Jun 27 1993, 3:33 AM EDT
 Att. 32,947 - Cloudy - 73 F

livebaseballscorecards.com

AB 31
R 2
H 8
RBI 2
BB 5
SO 6
LOB 18



Batter	1	2	3	4	5	6	7	8	9
Scott Fletcher, R (1, 4) OBP: 0.360, SLG: 0.432 BB 									
Billy Hatcher, R (1, 8) OBP: 0.349, SLG: 0.402 SAFE 									
Mike Greenwell, L (1, 7) OBP: 0.368, SLG: 0.480 Carlos Quintana, R (8, PH) OBP: 0.336, SLG: 0.299 1-2f 2-3 									
Andre Dawson, R (1, 10) OBP: 0.296, SLG: 0.320 									
Mo Vaughn, L (1, 3) OBP: 0.407, SLG: 0.500 									
Bob Zupcic, R (1, 9) OBP: 0.374, SLG: 0.430 1B 									
Scott Cooper, L (1, 5) OBP: 0.379, SLG: 0.404 									
Bob Melvin, R (1, 2) OBP: 0.298, SLG: 0.337 									
John Valentin, R (1, 6) OBP: 0.298, SLG: 0.361 									

Inning Stats	R: 0	H: 1	E: 0	LOB: 1	K: 0	BB: 1	S: 7	P: 14
	R: 0	H: 2	E: 0	LOB: 2	K: 2	BB: 0	S: 13	P: 16
	R: 2	H: 2	E: 0	LOB: 0	K: 0	BB: 0	S: 16	P: 23
	R: 1	H: 3	E: 0	LOB: 2	K: 1	BB: 0	S: 18	P: 22
	R: 0	H: 0	E: 0	LOB: 0	K: 1	BB: 0	S: 8	P: 11
	R: 5	H: 4	E: 0	LOB: 0	K: 1	BB: 1	S: 13	P: 23
	R: 0	H: 1	E: 0	LOB: 1	K: 0	BB: 0	S: 10	P: 13
	R: 0	H: 1	E: 0	LOB: 2	K: 0	BB: 1	S: 11	P: 19

PITCHER	IP	WLS	BF	H	R	ER	SO	BB	IBB	HBP	BLK	WP	HR	S	P	ERA	WHIP
Bill Gullickson, R (1, 1) ERA: 5.43	5.2	L	29	11	7	7	5	2	0	0	0	0	1	72	105	11.12	2.294
Kurt Knudsen, R (6, 1) ERA: 3.21	1.1		6	2	1	1	0	0	0	0	0	0	1	13	17	6.75	1.500
Bob MacDonald, L (8, 1) ERA: 3.69	1.0		5	1	0	0	0	1	0	0	0	0	0	11	19	0.00	2.000

BOTTOM

Detroit Tigers @ Boston Red Sox
 Fenway Park, Boston, MA
 Sun Jun 27 1993, 3:33 AM EDT
 Att. 32,947 - Cloudy - 73 F


AB	R	H	RBI	BB	SO	LOB
4	1	1	1	1	1	3
5	1	2	0	0	0	3
4	2	2	3	0	0	2
1	0	1	0	0	0	0
5	1	1	2	0	0	3
4	0	0	0	0	2	0
4	1	3	0	0	1	0
3	1	2	0	1	0	1
4	0	1	1	0	1	4
2	1	1	1	1	0	2

AB	36
R	8
H	14
RBI	8
BB	3
SO	5
LOB	18

1B	2B	3B	HR	SF	SAC	DP	HBP
10	2	0	2	0	1	1	0

WP	PA
0	40

WP	HR	S	P	ERA	WHIP
0	1	1	1	0.00	2.000

Batter	1	2	3	4	5	6	7	8	9	AB R H RBI BB SO LOB	TOP	
Darryl Hamilton, L (1, 8) OBP: 0.375, SLG: 0.385	1-2 L7		1-1 1B FC6-4 1B		0-0 L4		1-1 G3-1		2-2 G3	5 1 1 0 0 0 3		
Robin Yount, R (1, 3) OBP: 0.332, SLG: 0.381 John Jaha, R (9, 3) OBP: 0.308, SLG: 0.329	0-1 G6-3		2-2 1B FC6-4 1B		0-0 P4			1-2 G6-3		4 0 1 0 0 0 1 0 0 0 0 0 0 0		
Greg Vaughn, R (1, 7) OBP: 0.381, SLG: 0.543	0-0 G6-3		0-2 1B FC6-4 1B 1-2f 3-H		2-2 1B			0-0 F7		4 0 1 1 0 0 1		
Kevin Reimer, L (1, 10) OBP: 0.306, SLG: 0.443		0-0 G1-3	0-0 1B		2-2 P8			1-0 HR		4 1 2 1 0 0 2		
Tom Brunansky, R (1, 9) OBP: 0.272, SLG: 0.311		1-2 1B 3B	0-0 G5-3		1-1 P5			0-0 F7		4 1 1 0 0 0 2		
Dickie Thon, R (1, 6) OBP: 0.341, SLG: 0.366		1-0 1B 1B 3-H		2-2 G3-1		1-2 G6-3			2-2 FC2-5 2B	4 0 2 1 0 0 0		
B.J. Surhoff, L (1, 5) OBP: 0.276, SLG: 0.269		2-0 1B G1-6-3 1B		1-1 1B G4-6-3 1B		1-3 K			0-0 FC2-5 E 2-3	4 0 2 0 0 1 1	AB 37 R 3 H 11 RBI 3 BB 0 SO 3 LOB 15	
Dave Nilsson, L (1, 2) OBP: 0.194, SLG: 0.217		1-1 G1-6-3 1-2f		2-2 G4-6-3 1-2f			0-0 F8		1-3 K	4 0 0 0 0 1 4		
Bill Spiers, L (1, 4) OBP: 0.303, SLG: 0.282			1-0 G6-3		0-1 1B 1B		2-3 K		1-1 E4	4 0 1 0 0 1 1		
Inning Stats	R: 0 E: 0 K: 0 S: 7 H: 0 LOB: 0 BB: 0 P: 8	R: 1 E: 0 K: 0 S: 8 H: 3 LOB: 1 BB: 0 P: 13	R: 1 E: 0 K: 0 S: 12 H: 3 LOB: 2 BB: 0 P: 15	R: 0 E: 0 K: 0 S: 9 H: 1 LOB: 0 BB: 0 P: 14	R: 0 E: 0 K: 0 S: 12 H: 2 LOB: 2 BB: 0 P: 16	R: 0 E: 0 K: 1 S: 8 H: 0 LOB: 0 BB: 0 P: 11	R: 0 E: 0 K: 1 S: 6 H: 0 LOB: 0 BB: 0 P: 9	R: 1 E: 0 K: 0 S: 6 H: 1 LOB: 0 BB: 0 P: 8	R: 0 E: 1 K: 1 S: 14 H: 1 LOB: 2 BB: 0 P: 20	1B: 8 2B: 1 3B: 1 HR: 1 SF: 0 SAC: 0 DP: 2 HBP: 0	WP: 0 PB: 0 SB: 0 CS: 0 PA: 37	
PITCHER Paul Quantrill, R (1, 1) ERA: 3.03 Greg Harris, R (9, 1) ERA: 2.75	IP WLS BF H R ER SO BB IBB HBP BLK WP HR S P ERA WHIP	8.0 32 10 3 3 2 0 0 0 0 0 1 68 94 3.38 1.250	1.0 W 5 1 0 0 1 0 0 0 0 0 0 0 14 20 0.00 1.000	PITCHER IP WLS BF H R ER SO BB IBB HBP BLK WP HR S P ERA WHIP								

Milwaukee Brewers @ Boston Red Sox
Fenway Park, Boston, MA
 Mon Jun 28 1993, 7:05 PM EDT
 Att. 27,982 - Unknown - 81 F

livebaseballscorecards.com

Batter	1	2	3	4	5	6	7	8	9	AB	R	H	RBI	BB	SO	LOB
Scott Fletcher, R OBP: 0.363, SLG: 0.448 (1, 4)	1-0 G5-3		2-1 G6-3		2-0 HR			4-2 PO BB		3	1	1	1	1	0	0
Billy Hatcher, R OBP: 0.348, SLG: 0.411 (1, 8)	1-1 HR		3-2 G6-3		1-2 G1-3			1-2 L4		4	1	1	1	0	0	2
Mike Greenwell, L OBP: 0.366, SLG: 0.476 (1, 7)	0-1 G4-3		1-1 L9				0-0 L7	0-0 PO	0-0 2B 1B	4	1	1	0	0	0	0
Andre Dawson, R OBP: 0.261, SLG: 0.328 (1, 10)	1-2 F7			1-1 G4-3 1B			0-1 P6		0-0 1B 2B	4	0	2	0	0	0	0
Ivan Calderon, R OBP: 0.301, SLG: 0.307 (9, PR)									1-3 1B 2B	0	1	0	0	0	0	0
Mo Vaughn, L OBP: 0.406, SLG: 0.502 (1, 3)		0-0 L9 2B		3-2 G4-3			2-3 K		4-0 1B IBB	3	0	1	0	1	1	1
Bob Zupcic, R OBP: 0.366, SLG: 0.419 (1, 9)		0-0 L7		1-3 K				0-0 F9	1-3 K	3	0	0	0	0	1	2
Ernest Riles, L OBP: 0.296, SLG: 0.351 (9, PH)										1	0	0	0	0	1	3
Scott Cooper, L OBP: 0.377, SLG: 0.402 (1, 5)		0-0 L9		1-0 L8				2-0 F7	3-2 1B	4	0	1	2	0	0	2
John Valentin, R OBP: 0.299, SLG: 0.358 (1, 6)		4-0 BB						2-3 K	1-2 2-H 3-H	2	0	0	0	1	1	0
Tony Peña, R OBP: 0.229, SLG: 0.218 (1, 2)		2-3 K					0-1 G6-3									
Steve Lyons, L OBP: 0.250, SLG: 0.214 (8, PH)									0-2 L4 2B	2	0	0	0	0	1	2
Bob Melvin, R OBP: 0.296, SLG: 0.337 (9, 2)							1-1 G5-3			1	0	1	0	0	0	0

Inning Stats	R: 1	H: 1	E: 0	LOB: 0	K: 0	S: 8	P: 11	R: 0	H: 1	E: 0	LOB: 2	K: 1	S: 8	P: 14	R: 0	H: 0	E: 0	LOB: 0	K: 0	S: 9	P: 15	R: 0	H: 1	E: 0	LOB: 1	K: 1	S: 11	R: 1	H: 1	E: 0	LOB: 0	K: 0	S: 8	P: 12	R: 0	H: 0	E: 0	LOB: 0	K: 1	S: 5	P: 9	R: 0	H: 1	E: 0	LOB: 0	K: 0	S: 8	P: 13	R: 2	H: 3	E: 0	LOB: 2	K: 1	S: 9	P: 17	1B: 3	SF: 0	2B: 4	SAC: 0	3B: 0	DP: 1	HR: 2	HBP: 0	WP: 0	PA: 35
--------------	------	------	------	--------	------	------	-------	------	------	------	--------	------	------	-------	------	------	------	--------	------	------	-------	------	------	------	--------	------	-------	------	------	------	--------	------	------	-------	------	------	------	--------	------	------	------	------	------	------	--------	------	------	-------	------	------	------	--------	------	------	-------	-------	-------	-------	--------	-------	-------	-------	--------	-------	--------

PITCHER	IP	WLS	BF	H	R	ER	SO	BB	IBB	HBP	BLK	WP	HR	S	P	ERA	WHIP
Ricky Bones, R ERA: 4.82 (1, 1)	7.0		26	4	2	2	4	1	0	0	0	0	0	55	86	2.57	0.714
Jim Austin, R ERA: 4.07 (8, 1)	0.2		3	1	0	0	0	1	0	0	0	0	0	8	13	0.00	3.000
Jesse Orosco, L ERA: 3.63 (8, 1)	0.1		1	1	1	1	0	0	0	0	0	0	0	1	1	27.00	3.000
Doug Henry, R ERA: 4.34 (9, 1)	0.1	L	4	2	1	1	1	0	1	0	0	0	0	8	16	27.00	6.000

BOTTOM

Milwaukee Brewers @ Boston Red Sox
 Fenway Park, Boston, MA
 Mon Jun 28 1993, 7:05 PM EDT
 Att: 27,982 - Unknown - 81 F

AB	31
R	4
H	8
RBI	4
BB	3
SO	5
LOB	12



PITCHER	IP	WLS	BF	H	R	ER	SO	BB	IBB	HBP	BLK	WP	HR	S	P	ERA	WHIP
---------	----	-----	----	---	---	----	----	----	-----	-----	-----	----	----	---	---	-----	------

Batter	1	2	3	4	5	6	7	8	9	AB R H RBI BB SO LOB	TOP																									
Bill Spiers, L (1, 4) OBP: 0.301, SLG: 0.276	3-2 F9	0-1 E5		2-1 L6		4-0 FC6-4 BB			3-2 E4 1B SH1-4 FC4-6	4 1 0 1 1 0 2																										
Robin Yount, R (1, 8) OBP: 0.325, SLG: 0.374	3-2 K	3-0 SF9			0-2 G4-3	2-0 FC6-4			0-0 SH1-4	3 0 0 1 0 1 2																										
Greg Vaughn, R (1, 7) OBP: 0.378, SLG: 0.537	0-3 K	2-3 K			0-0 G5-3			1-3 K	3-2 FC4-6 1B	5 0 1 0 0 3 2																										
Kevin Reimer, L (1, 10) OBP: 0.307, SLG: 0.440		4-0 E BB 1B BB		0-0 G6-3	0-0 2B 1B			3-3 K	3-2 FC4-6	4 2 1 1 1 1 1																										
Tom Brunansky, R (1, 9) OBP: 0.276, SLG: 0.315		4-1 E 1B BB		2-2 G5-3	3-2 1-H 2B			3-1 L5	1-3 K	4 1 1 1 1 1 1																										
Dickie Thon, R (1, 6) OBP: 0.345, SLG: 0.365 (8, 5)		0-0 E1 1B E		4-1 BB				1-2 G1-4-3 G6-3 1B		3 2 1 0 1 1 3																										
B.J. Surhoff, L (1, 5) OBP: 0.279, SLG: 0.273 (8, 3)		0-2 E SF9 1B		1-1 P4		1-0 FC5-4 1B		1-0 G6-3		4 1 2 2 0 0 2																										
John Jaha, R (1, 3) OBP: 0.305, SLG: 0.325 Darryl Hamilton, L (8, PH) OBP: 0.375, SLG: 0.385 Tom Lampkin, L (8, PH) OBP: 0.289, SLG: 0.308 Juan Bell, R (8, 6) OBP: 0.322, SLG: 0.356		3-3 K		3-1 G6-3		2-2 FC5-4 WP		0-2 G1-4-3		3 0 0 0 0 1 3 0 0 0 0 0 0 0 1 0 0 0 0 0 1 0 0 0 0 0 0 0																										
Dave Nilsson, L (1, 2) OBP: 0.211, SLG: 0.222		4-1 SF9 E BB		1-1 G4-3		2-3 K		0-1 1B		3 0 1 1 1 1 1																										
Inning Stats	R: 0 E: 0 K: 2 S: 10	H: 0 LOB: 0 BB: 0 P: 16	R: 4 E: 2 K: 2 S: 18	H: 1 LOB: 2 BB: 3 P: 38	R: 0 E: 0 K: 0 S: 7	H: 0 LOB: 1 BB: 1 P: 14	R: 0 E: 0 K: 0 S: 6	H: 0 LOB: 0 BB: 0 P: 12	R: 1 E: 0 K: 1 S: 11	H: 2 LOB: 1 BB: 0 P: 15	R: 0 E: 0 K: 2 S: 8	H: 0 LOB: 0 BB: 0 P: 15	R: 1 E: 0 K: 0 S: 10	H: 2 LOB: 1 BB: 0 P: 12	R: 1 E: 1 K: 1 S: 14	H: 1 LOB: 1 BB: 0 P: 24	1B: 6 2B: 1 3B: 0 HR: 0	SF: 1 SAC: 1 DP: 0 HBP: 0	WP: 1 PB: 0 SB: 0 CS: 0	PA: 41																
PITCHER	IP WLS BF H R ER SO BB IBB HBP BLK WP HR S P ERA WHIP																																			
Aaron Sele, R (1, 1) ERA: 1.42	5.2		28	4	5	2	6	5	0	0	0	1	0	60	111	3.18	1.588																			
Scott Bankhead, R (6, 1) ERA: 2.91	1.1		4	0	0	0	2	0	0	0	0	0	0	9	18	0.00	0.000																			
Greg Harris, R (8, 1) ERA: 2.85	1.1	L	7	3	2	1	0	0	0	0	0	0	0	18	26	6.75	2.250																			
Tony Fossas, L (9, 1) ERA: 4.2	0.1		1	0	0	0	0	0	0	0	0	0	0	3	6	0.00	0.000																			
Jeff Russell, R (9, 1) ERA: 1.88	0.1		1	0	0	0	1	0	0	0	0	0	0	3	4	0.00	0.000																			

Milwaukee Brewers @ Boston Red Sox
 Fenway Park, Boston, MA
 Tue Jun 29 1993, 7:05 PM EDT
 Att. 30,395 - Unknown - 78 F

livebaseballscorecards.com

AB	34
R	7
H	7
RBI	7
BB	5
SO	9
LOB	18



Batter	1	2	3	4	5	6	7	8	9	AB R H RBI BB SO LOB	
Scott Fletcher, R OBP: 0.359, SLG: 0.441 (1, 4)	0-0 FC4-6 1B		1-2 FC6-4 1-2f			2-2 G5-3 2-H			1-2 L9	0-0 L7	5 0 1 1 0 0 3
Billy Hatcher, R OBP: 0.349, SLG: 0.412 (1, 8)	0-2 FC4-6 1-2f			1-2 HR 2B		0-3 K		4-0 1B IBB	1-3 K	4 1 1 0 1 2 2	
Mike Greenwell, L OBP: 0.364, SLG: 0.472 (1, 7)	1 SAFE 1-1 G6-4-3 1-2f			1-0 E5 2-3 HR		2-1 L6		0-0 G1-4-3 1-3 2-H 1B		4 1 1 1 0 0 2	
Andre Dawson, R OBP: 0.260, SLG: 0.327 (1, 10)			1-1 G5-3	2-3 K		1-2 E4 1B		1-0 G1-4-3 1-2f		4 0 1 0 0 1 4	
Mo Vaughn, L OBP: 0.406, SLG: 0.510 (1, 3)		1-2 L5		0-1 HR 1-H 3-H		1-1 F7		1-2 L8		4 1 1 3 0 0 1	
Ivan Calderon, R OBP: 0.300, SLG: 0.302 (1, 9)		1-3 K		0-1 G6-3		4-2 BB		0-0 F9		3 0 0 0 1 1 0	
Carlos Quintana, R OBP: 0.336, SLG: 0.299 (9, 9)										0 0 0 0 0 0 0	
Scott Cooper, L OBP: 0.371, SLG: 0.395 (1, 5)			1-1 G4-3	0-0 G4-3		2-3 K		0-1 G4-3		4 0 0 0 0 1 2	
John Valentin, R OBP: 0.302, SLG: 0.372 (1, 6)			1-3 K		4-0 WP SH3-4 G5-3 BB		0-0 HR		3-3 K	3 2 1 1 1 2 0	
Tony Peña, R OBP: 0.238, SLG: 0.234 (1, 2)			3-2 FC6-4 1B		0-0 SH3-4 1-2		2-2 1B 2B		2-2 2B	2 1 2 0 0 0 0	
Ernest Riles, L OBP: 0.303, SLG: 0.368 (9, PH)										1 0 1 0 0 0 0	
Bob Zuppic, R OBP: 0.366, SLG: 0.419 (9, PR)										0 0 0 0 0 0 0	


Inning Stats	R: 0 E: 0 K: 0 S: 6	H: 1 LOB: 0 BB: 0 P: 7	R: 0 E: 0 K: 1 S: 10	H: 0 LOB: 0 BB: 0 P: 13	R: 0 E: 0 K: 1 S: 16	H: 1 LOB: 1 BB: 0 P: 22	R: 3 E: 1 K: 1 S: 12	H: 2 LOB: 0 BB: 0 P: 16	R: 1 E: 0 K: 1 S: 7	H: 0 LOB: 0 BB: 1 P: 13	R: 0 E: 1 K: 1 S: 12	H: 1 LOB: 2 BB: 1 P: 22	R: 2 E: 0 K: 0 S: 9	H: 3 LOB: 1 BB: 1 P: 17	R: 0 E: 0 K: 0 S: 6	H: 0 LOB: 0 BB: 0 P: 7	R: 0 E: 0 K: 2 S: 11	H: 1 LOB: 1 BB: 0 P: 17	1B: 4 2B: 3 3B: 0 HR: 2	SF: 0 SAC: 1 DP: 2 HBP: 0
--------------	------------------------------	---------------------------------	-------------------------------	----------------------------------	-------------------------------	----------------------------------	-------------------------------	----------------------------------	------------------------------	----------------------------------	-------------------------------	----------------------------------	------------------------------	----------------------------------	------------------------------	---------------------------------	-------------------------------	----------------------------------	----------------------------------	------------------------------------

BOTTOM

Milwaukee Brewers @ Boston Red Sox
Fenway Park, Boston, MA

Tue Jun 29 1993, 7:05 PM EDT
Att: 30,395 - Unknown - 78 F

AB	34
R	6
H	9
RBI	6
BB	3
SO	7
LOB	14



PITCHER	IP	WLS	BF	H	R	ER	SO	BB	IBB	HBP	BLK	WP	HR	S	P	ERA	WHIP
Jaime Navarro, R ERA: 4.39 (1, 1)	5.2		24	5	4	3	4	2	0	0	0	1	1	60	88	4.76	1.235
Graeme Lloyd, L ERA: 2.16 (6, 1)	0.2		6	3	2	2	1	0	1	0	0	0	1	11	20	27.00	4.500
Mike Fetters, R ERA: 3.42 (7, 1)	1.2	W	4	0	0	0	0	0	0	0	0	0	0	7	9	0.00	0.000
Doug Henry, R ERA: 4.2 (9, 1)	1.0	S	4	1	0	0	2	0	0	0	0	0	0	11	17	0.00	1.000

Batter	1	2	3	4	5	6	7	8	9	AB R H RBI BB SO LOB	TOP									
Juan Bell, R (1, 6) OBP: 0.314, SLG: 0.345	1-2 F8		2-1 L1-3		0-0 P6			0-0 L8		4 0 0 0 0 0 1										
Robin Yount, R (1, 8) OBP: 0.329, SLG: 0.393	0-0 2B 1B		0-1 HR		0-0 G5-3			1-0 G5-3		4 2 2 1 0 0 1										
Greg Vaughn, R (1, 7) OBP: 0.373, SLG: 0.529	0-3 K		1-2 F7			1-2 K		1-2 F7		4 0 0 0 0 2 1										
Kevin Reimer, L (1, 10) OBP: 0.307, SLG: 0.441	1-2 2B			1-2 F9		1-1 L6		2-3 K		4 0 1 1 0 1 0										
Tom Brunansky, R (1, 9) OBP: 0.275, SLG: 0.320	0-2 F7			0-1 2B		3-0 G6-3		2-2 G5-3		4 0 1 0 0 0 1										
B.J. Surhoff, L (1, 5) OBP: 0.276, SLG: 0.270		1-1 P5		0-0 P4		2-1 P4		1-1 G5-3		3 0 0 0 0 0 1										
Joe Knak, R (9, PH) OBP: 0.310, SLG: 0.272										1 0 0 0 0 0 0										
Dave Nilsson, L (1, 2) OBP: 0.203, SLG: 0.213		1-2 L9		0-1 F9		1-0 F9				3 0 0 0 0 0 1										
John Jaha, R (1, 3) OBP: 0.309, SLG: 0.333		2-3 K			2-1 SH1-4 1B		0-2 2B			3 0 2 0 0 1 0										
Bill Spiers, L (1, 4) OBP: 0.298, SLG: 0.274			1-1 F8		0-1 SH1-4		0-1 L1			2 0 0 0 0 0 1										
Inning Stats	R: 1 E: 0 K: 1 S: 15	H: 2 LOB: 1 BB: 0 P: 17	R: 0 E: 0 K: 1 S: 10	H: 0 LOB: 0 BB: 0 P: 14	R: 1 E: 0 K: 0 S: 10	H: 1 LOB: 0 BB: 0 P: 14	R: 0 E: 0 K: 0 S: 10	H: 1 LOB: 1 BB: 0 P: 11	R: 0 E: 0 K: 1 S: 6	H: 0 LOB: 0 BB: 0 P: 11	R: 0 E: 0 K: 0 S: 9	H: 1 LOB: 1 BB: 0 P: 12	R: 0 E: 0 K: 0 S: 5	H: 0 LOB: 0 BB: 0 P: 7	R: 0 E: 0 K: 1 S: 8	H: 0 LOB: 0 BB: 0 P: 13	1B: 2 2B: 3 3B: 0 HR: 1	SF: 0 SAC: 1 DP: 0 HBP: 0	WP: 0 PB: 0 SB: 0 CS: 0	PA: 33
PITCHER	IP WLS BF H R ER SO BB IBB HBP BLK WP HR S P ERA WHIP																			
Danny Darwin, R (1, 1) ERA: 3.24	8.0 W 30 6 2 2 3 0 0 0 0 0 0 1 71 94 2.25 0.750																			
Ken Ryan, R (9, 1) ERA: 3.63	1.0 3 0 0 0 1 0 0 0 0 0 0 0 8 13 0.00 0.000																			

Milwaukee Brewers @ Boston Red Sox
 Fenway Park, Boston, MA
 Wed Jun 30 1993, 7:05 PM EDT
 Att. 28,050 - Unknown - 76 F

AB	32
R	2
H	6
RBI	2
BB	0
SO	4
LOB	7



Batter	1	2	3	4	5	6	7	8	9
Scott Fletcher, R (1, 4) <small>OBP: 0.350, SLG: 0.429</small>	1-0 		1-2 		1 SAFE 3-3 1 B BB 1 SAFE 		1-0 	1-0 	
Billy Hatcher, R (1, 8) <small>OBP: 0.353, SLG: 0.416</small>	1-1 			2-1 		2-0 	0-0 	0-0 	
Mike Greenwell, L (1, 7) <small>OBP: 0.365, SLG: 0.473</small>	2-1 			1-1 		2-1 	4-2 	0-0 	
Andre Dawson, R (1, 10) <small>OBP: 0.265, SLG: 0.330</small> Bob Zuppcic, R (7, PR) <small>OBP: 0.366, SLG: 0.419</small> Ivan Calderon, R (8, PH) <small>OBP: 0.299, SLG: 0.300</small>			3-3 			1-2 	1-1 	3-3 	
Mo Vaughn, L (1, 3) <small>OBP: 0.407, SLG: 0.508</small> Steve Lyons, L (7, PR) <small>OBP: 0.235, SLG: 0.200</small> (8, 9)			1-3 		1-0 	4-0 	0-0 	1-1 	
Carlos Quintana, R (1, 9) <small>OBP: 0.344, SLG: 0.310</small> (8, 3)			3-1 		1-2 	0-1 	3-1 		
Bob Melvin, R (1, 2) <small>OBP: 0.296, SLG: 0.333</small>	1-0 				1-1 	1-2 	0-0 		
Scott Cooper, L (1, 5) <small>OBP: 0.377, SLG: 0.405</small>			0-2 		0-0 	2-0 		0-0 	
John Valentin, R (1, 6) <small>OBP: 0.306, SLG: 0.372</small>			0-1 		0-0 	0-0 		4-2 	

Inning Stats	R: 0	H: 0	E: 0	K: 5	S: 5	R: 0	H: 1	E: 0	K: 2	S: 9	R: 0	H: 0	E: 0	K: 0	S: 10	R: 3	H: 4	E: 0	K: 1	S: 11	R: 3	H: 4	E: 0	K: 0	S: 13	R: 3	H: 3	E: 0	K: 0	S: 10	R: 3	H: 3	E: 0	K: 1	S: 11		
	0	0	0	9		0	1	0	0	17	0	0	0	0	11	0	0	0	1	0	17	0	0	0	0	25	0	0	0	0	0	0	0	0	0	0	0

PITCHER	IP	WLS	BF	H	R	ER	SO	BB	IBB	HBP	BLK	WP	HR	S	P	ERA	WHIP
Angel Miranda, L (1, 1) <small>ERA: 3.97</small>	4.1	L	17	4	3	3	3	0	0	0	0	0	0	38	58	6.23	0.923
Mike Ignasiak, R (5, 1) <small>ERA: 4.91</small>	2.0		12	6	4	4	1	0	1	0	0	0	0	19	35	18.00	3.000
Mike Fetters, R (7, 1) <small>ERA: 4.0</small>	0.2		5	2	2	2	0	1	0	0	0	0	0	8	16	27.00	4.500
Jesse Orosco, L (8, 1) <small>ERA: 4.63</small>	1.0		7	3	3	3	1	1	0	0	0	0	0	11	20	27.00	4.000

BOTTOM

Milwaukee Brewers @ Boston Red Sox
 Fenway Park, Boston, MA
 Wed Jun 30 1993, 7:05 PM EDT
 Att: 28,050 - Unknown - 76 F

AB	R	H	RBI	BB	SO	LOB
5	0	0	0	0	1	3
5	3	3	1	0	0	0
4	1	1	2	1	0	1
4	1	2	1	0	2	0
0	1	0	0	0	0	0
1	0	0	0	0	1	1
3	1	1	1	1	1	0
1	0	0	0	0	0	1
3	1	3	3	0	0	0
4	1	1	0	0	0	4
4	2	3	2	0	0	0
3	1	1	2	1	0	2

AB	37
R	12
H	15
RBI	12
BB	3
SO	5
LOB	12

1B: 13	SF: 1	WP: 0	PA: 41
2B: 2	SAC: 0	PB: 0	
3B: 0	DP: 0	SB: 0	
HR: 0	HBP: 0	CS: 1	

Batter	1	2	3	4	5	6	7	8	9	AB R H RBI BB SO LOB	TOP							
Scott Fletcher, R (1, 4) OBP: 0.351, SLG: 0.425 C X	0-1 E6 2B	0-1 1B		2-1 FC5 1B WP		0-1 F9		4-2 G6-3 CS BB		4 2 1 2 1 0 1								
Billy Hatcher, R (1, 8) OBP: 0.357, SLG: 0.423 1 SAFE 1 SAFE B B X	2-0 1B F7-2 2B	2-2 G3		2-1 WP 1B		2-0 BB 1B		2-2 G6-3		5 0 3 1 0 0 2								
Mike Greenwell, L (1, 7) OBP: 0.369, SLG: 0.471 B B C X	2-1 F7-2 1B		3-2 G6-3	1-0 F7		4-0 BB		4-2 BB		3 0 1 0 2 0 1								
Andre Dawson, R (1, 10) OBP: 0.272, SLG: 0.348 Bob Zuppic, R (9, PR) OBP: 0.366, SLG: 0.419 B B S X	2-1 F7-2 1B		1-0 HR		4-2 HR HBP	2-2 G6-3		2-2 CS	1-2 S 1B	4 2 2 1 0 0 4 0 0 0 0 0 0 0								
Mo Vaughn, L (1, 3) OBP: 0.407, SLG: 0.521 B F C X	2-2 G3		2-0 L9		0-1 HR		3-2 1B SF8 2B		1-2 K	5 2 2 2 0 1 2								
Carlos Quintana, R (1, 9) OBP: 0.347, SLG: 0.310 Steve Lyons, L (7, PR) OBP: 0.235, SLG: 0.200 (7, 9)		4-2 FC5-4 BB	3-1 F9		2-0 F8		1-1 CS 1B	3-3 K	3 0 1 0 1 0 0 0 0 0 0 0 0 0									
Ivan Calderon, R (9, PH) OBP: 0.297, SLG: 0.298 (9, 9)							2-3 1B	1-2 K	1 0 0 0 0 1 1									
Scott Cooper, L (1, 5) OBP: 0.377, SLG: 0.414 C X		0-3 K		0-1 HR	3-2 F8		2-2 P8	4-0 IBB	4 1 1 1 1 1 3									
John Valentin, R (1, 6) OBP: 0.304, SLG: 0.374 B C B C X		2-2 FC5-4 2B 1B		1-0 FC5 2B	2-1 F8		3-1 SF8	2-1 G1-3	4 1 1 1 0 0 3									
Tony Peña, R (1, 2) OBP: 0.239, SLG: 0.241 B B X		2-0 1B 2B		0-0 B3		2-3 K	3-2 CS	0-0 P8	4 1 1 0 0 1 1									
Inning Stats	R: 1 H: 2 E: 1 LOB: 1 K: 0 BB: 0 S: 10 P: 18	R: 2 H: 2 E: 0 LOB: 1 K: 1 BB: 1 S: 16 P: 26	R: 1 H: 1 E: 0 LOB: 0 K: 0 BB: 0 S: 7 P: 16	R: 2 H: 3 E: 0 LOB: 1 K: 0 BB: 0 S: 9 P: 15	R: 2 H: 1 E: 0 LOB: 0 K: 0 BB: 0 S: 14 P: 25	R: 0 H: 1 E: 0 LOB: 2 K: 1 BB: 1 S: 12 P: 22	R: 1 H: 2 E: 0 LOB: 1 K: 0 BB: 0 S: 12 P: 24	R: 0 H: 0 E: 0 LOB: 1 K: 2 BB: 2 S: 11 P: 23	R: 0 H: 1 E: 0 LOB: 2 K: 2 BB: 1 S: 11 P: 22	1B: 6 SF: 1 2B: 5 SAC: 0 3B: 0 DP: 1 HR: 3 HBP: 1	WP: 1 PA: 46 PB: 0 SB: 2 CS: 2							
PITCHER	Mike Hampton, L (1, 1) ERA: 9.24	Dwayne Henry, R (4, 1) ERA: 6.56	Bob Ayrault, R (5, 1) ERA: 7.0	Dennis Powell, L (7, 1) ERA: 3.82	Jeff Nelson, R (9, 1) ERA: 3.1	PITCHER	IP WLS BF H R ER SO BB IBB HBP BLK WP HR S P ERA WHIP	IP WLS BF H R ER SO BB IBB HBP BLK WP HR S P ERA WHIP										
	3.0 L 16 6 5 4 1 1 0 0 0 0 2 35 62 12.00 2.333	1.1 8 3 3 3 0 0 0 0 1 0 1 1 14 26 20.25 2.250	1.2 9 3 1 1 1 1 0 0 0 0 0 0 24 43 5.40 2.400	2.1 8 1 0 0 1 2 0 0 0 0 0 0 24 46 0.00 1.286	0.2 3 0 0 0 1 0 1 0 0 0 0 0 5 14 0.00 0.000													

Boston Red Sox @ Seattle Mariners
 The Kingdome, Seattle, WA
 Fri Jul 02 1993, 10:05 PM EDT
 Att. 23,657 - Dome

AB	37
R	9
H	13
RBI	8
BB	5
SO	4
LOB	18



BOTTOM

Boston Red Sox @ Seattle Mariners
The Kingdom, Seattle, WA
Fri Jul 02 1993, 10:05 PM EDT
Att. 23,657 - Dome

livebaseballscores.com

AB 38
R 8
H 12
RBI 8
BB 7
SO 9
LOB 19



WP: 0 PA: 46
PB: 0
SB: 0
CS: 0

AB R H RBI BB SO LOB

4 1 0 0 2 1 0

4 2 1 0 1 0 1

4 2 3 0 1 1 2

5 2 4 4 0 0 1

3 0 0 0 1 1 2

1 0 1 1 0 0 0

0 0 0 0 0 0 0

3 0 2 2 0 0 0

1 0 0 0 1 1 2

5 0 0 0 0 1 6

2 1 1 1 1 0 1

1 0 0 0 0 0 0

5 0 0 0 0 4 4

1B: 9 SF: 0
2B: 1 SAC: 0
3B: 0 DP: 1
HR: 2 HBP: 1

Main table with columns for Batter, Inning (1-9), and Bottom. Each cell contains a batter's name, stats, and a diamond diagram showing the play.

Inning Stats table with columns for Inning (1-9) and Bottom. Each cell contains R, H, E, K, S, LOB, BB, P, and other stats.

Pitcher stats table with columns for Pitcher, IP, WLS, BF, H, R, ER, SO, BB, IBB, HBP, BLK, WP, HR, S, P, ERA, WHIP.

Batter	1	2	3	4	5	6	7	8	9	AB R H RBI BB SO LOB	TOP
Scott Fletcher, R (1, 4) <small>OBP: 0.357, SLG: 0.435</small>	0-0 	2-2 		0-0 			1-2 	1-2 		5 2 3 0 0 0 1	
Billy Hatcher, R (1, 8) <small>OBP: 0.358, SLG: 0.423</small>	0-1 	1-2 			1-1 		0-0 	0-1 		5 1 2 0 0 0 2	
Mike Greenwell, L (1, 7) <small>OBP: 0.367, SLG: 0.472</small>	0-0 		1-2 		2-2 		1-0 		2-3 	4 1 1 2 0 1 0	
Andre Dawson, R (1, 10) <small>OBP: 0.284, SLG: 0.369</small>	4-0 		1-1 		1-1 		1-0 		0-0 	4 1 3 2 1 0 0	
Mo Vaughn, L (1, 3) <small>OBP: 0.406, SLG: 0.519</small> Bob Zuppic, R (7, PH) <small>OBP: 0.368, SLG: 0.429</small> (7, 9)	2-1 		2-0 		0-0 		0-0 		2-0 	1 0 0 1 0 0 1 2 0 1 0 0 0 1	
Carlos Quintana, R (1, 9) <small>OBP: 0.348, SLG: 0.305</small> (7, 3)	3-2 		0-0 			0-2 		4-0 	4-2 	3 0 0 0 2 0 3	
Scott Cooper, L (1, 5) <small>OBP: 0.374, SLG: 0.421</small>		0-1 		2-3 		0-0 	3-1 		2-3 	5 1 1 1 0 2 4	AB 38 R 6 H 13 RBI 6 BB 3 SO 4 LOB 16
John Valentin, R (1, 6) <small>OBP: 0.297, SLG: 0.365</small>		3-2 		1-0 		3-2 	3-1 		1-3 	5 0 0 0 0 1 4	
Tony Peña, R (1, 2) <small>OBP: 0.244, SLG: 0.253</small>		1-2 		3-2 		1-1 		3-2 		4 0 2 0 0 0 0	
Inning Stats	R: 1 H: 2 E: 0 LOB: 2 K: 0 BB: 1 S: 10 P: 19	R: 0 H: 2 E: 0 LOB: 2 K: 0 BB: 0 S: 15 P: 21	R: 0 H: 0 E: 0 LOB: 1 K: 0 BB: 0 S: 6 P: 10	R: 0 H: 1 E: 0 LOB: 1 K: 1 BB: 0 S: 8 P: 14	R: 0 H: 1 E: 0 LOB: 1 K: 0 BB: 0 S: 8 P: 12	R: 1 H: 1 E: 0 LOB: 0 K: 0 BB: 0 S: 12 P: 16	R: 3 H: 4 E: 0 LOB: 2 K: 0 BB: 1 S: 11 P: 24	R: 0 H: 0 E: 0 LOB: 0 K: 0 BB: 0 S: 8 P: 12	R: 1 H: 2 E: 0 LOB: 2 K: 3 BB: 1 S: 15 P: 26	1B: 7 SF: 1 2B: 4 SAC: 1 3B: 0 DP: 0 HR: 2 HBP: 1	WP: 0 PA: 44 PB: 0 SB: 0 CS: 0
PITCHER Dave Fleming, L (1, 1) <small>ERA: 3.92</small> Jeff Nelson, R (7, 1) <small>ERA: 3.1</small> Dennis Powell, L (7, 1) <small>ERA: 3.76</small> Bob Ayrault, R (7, 1) <small>ERA: 6.52</small> Norm Charlton, L (9, 1) <small>ERA: 2.7</small>	IP WLS BF H R ER SO BB IBB HBP BLK WP HR S P ERA WHIP 6.0 0 30 10 5 5 1 0 1 1 0 0 1 64 99 7.50 1.667 0.0 1 1 0 0 0 0 0 0 0 0 0 0 1 2 ∞ ∞ 0.2 3 0 0 0 0 0 1 0 0 0 0 0 3 10 0.00 1.500 1.1 4 0 0 0 0 0 0 0 0 0 0 0 10 17 0.00 0.000 1.0 L 6 2 1 1 3 1 0 0 0 0 1 15 26 9.00 3.000	PITCHER IP WLS BF H R ER SO BB IBB HBP BLK WP HR S P ERA WHIP									

Boston Red Sox @ Seattle Mariners
 The Kingdom, Seattle, WA
 Sat Jul 03 1993, 10:05 PM EDT
 Att. 31,433 - Dome

livebaseballscorecards.com

BOTTOM

Boston Red Sox @ Seattle Mariners
 The Kingdom, Seattle, WA
 Sat Jul 03 1993, 10:05 PM EDT
 Att. 31,433 - Dome

livebaseballscorecards.com

AB	32
R	5
H	9
RBI	5
BB	5
SO	5
LOB	14



WP: 0	PA: 38
PB: 0	
SB: 0	
CS: 0	

AB R H RBI BB SO LOB

5	0	2	0	0	0	0
4	0	0	0	1	1	2
4	2	2	1	0	1	1
2	1	1	0	1	0	1
1	0	0	0	0	1	1
2	0	1	0	2	1	0
4	1	1	1	0	1	4
3	1	2	2	1	0	0
3	0	0	0	0	0	2
1	0	0	0	0	0	3
0	0	0	0	0	0	0
3	0	0	1	0	0	0

1B: 5	SF: 1
2B: 3	SAC: 0
3B: 0	DP: 3
HR: 1	HBP: 0

Batter	1	2	3	4	5	6	7	8	9
Omar Vizquel, S OBP: 0.363, SLG: 0.326 (1, 6)	0-1 F7		0-0 1B		0-2 G5-3		2-1 G4-3		2-1 G4-6-3 1B
Dave Magadan, L OBP: 0.396, SLG: 0.381 (1, 5)	4-2 BB		2-1 G4-3			0-0 G5-3	2-3 K		1-2 G4-6-3 1-2f
Ken Griffey Jr., L OBP: 0.401, SLG: 0.600 (1, 8)	0-3 K			0-0 G4-3		2-0 HR		1-1 2B 1B	
Pete O'Brien, L OBP: 0.344, SLG: 0.417 (1, 10)	2-0 G3-1			2-2 BB 1B		4-1 FC4-6 2B BB		0-3 K	
Greg Litton, R OBP: 0.321, SLG: 0.360 (8, PH)									
Jay Buhner, R OBP: 0.398, SLG: 0.530 (1, 9)		3-3 K		4-2 G4-6-3 1-2 BB		0-1 FC4-6 1-2 1B		4-1 2B G3-2-3 BB	
Tino Martinez, L OBP: 0.349, SLG: 0.462 (1, 3)		1-3 K		1-0 G4-6-3 1-2f		0-1 FC4-6 1-2f 2-3 2B		1-2 2B	
Mackey Sasser, L OBP: 0.288, SLG: 0.356 (1, 7)		0-1 G4-3			0-0 G4-3 SF8 2B	0-0 1-H 3-H 2B		4-0 IBB	
Dave Valle, R OBP: 0.368, SLG: 0.388 (1, 2)			2-2 L9		0-1 G4-3	1-0 L5		1-2 G3-2-3	
Mike Felder, S OBP: 0.278, SLG: 0.289 (8, PH)									
Bill Haselman, R OBP: 0.326, SLG: 0.459 (9, 2)									
Rich Amaral, R OBP: 0.353, SLG: 0.370 (1, 4)			2-1 F8		0-0 SF8		3-2 G6-3		0-2 G4-3

Inning Stats	R: 0	H: 0	E: 0	K: 1	S: 10	H: 0	LOB: 1	BB: 1	P: 16	R: 0	H: 0	E: 0	K: 2	S: 9	H: 0	LOB: 0	BB: 0	P: 13	R: 0	H: 1	E: 0	K: 0	S: 8	H: 1	LOB: 1	BB: 0	P: 14	R: 0	H: 1	E: 0	K: 0	S: 7	R: 1	H: 1	E: 0	K: 0	S: 7	R: 3	H: 3	E: 0	K: 1	S: 9	R: 0	H: 0	E: 0	K: 1	S: 9	R: 1	H: 2	E: 1	K: 1	S: 15	R: 0	H: 1	E: 0	K: 0	S: 8	1B: 5	SF: 1	2B: 3	SAC: 0	3B: 0	DP: 3	HR: 1	HBP: 0	WP: 0	PA: 38
--------------	------	------	------	------	-------	------	--------	-------	-------	------	------	------	------	------	------	--------	-------	-------	------	------	------	------	------	------	--------	-------	-------	------	------	------	------	------	------	------	------	------	------	------	------	------	------	------	------	------	------	------	------	------	------	------	------	-------	------	------	------	------	------	-------	-------	-------	--------	-------	-------	-------	--------	-------	--------

PITCHER	IP	WLS	BF	H	R	ER	SO	BB	IBB	HBP	BLK	WP	HR	S	P	ERA	WHIP
John Dopson, R ERA: 3.99 (1, 1)	5.2		25	6	4	4	3	3	0	0	0	0	1	49	78	6.35	1.588
Ken Ryan, R ERA: 3.42 (6, 1)	1.1		4	0	0	0	1	0	0	0	0	0	0	10	18	0.00	0.000
Tony Fossas, L ERA: 5.28 (8, 1)	0.0		1	1	1	1	0	0	0	0	0	0	0	2	3	∞	∞
Greg Harris, R ERA: 2.8 (8, 1)	1.0	W	5	1	0	0	1	1	1	0	0	0	0	13	23	0.00	2.000
Jeff Russell, R ERA: 1.69 (9, 1)	1.0	S	3	1	0	0	0	0	0	0	0	0	0	8	11	0.00	1.000

Batter	1	2	3	4	5	6	7	8	9	AB R H RBI BB SO LOB	TOP	
Scott Fletcher, R (1, 4) <small>OBP: 0.355, SLG: 0.428</small>	0-1 G6-3			4-1 FC3-6 HBP SF8 BB		0-0 F8		0-0 F9		3 1 0 0 1 0 1		
Billy Hatcher, R (1, 8) Bob Zupcic, R (7, 8) <small>OBP: 0.358, SLG: 0.420</small> <small>OBP: 0.365, SLG: 0.425</small>	2-2 P3			1-2 FC3-6 HBP		0-0 G6-3		0-2 FC6-4		2 0 0 0 0 0 0 1 0 0 0 0 0 1		
Mike Greenwell, L (1, 7) <small>OBP: 0.366, SLG: 0.468</small>	2-0 G5-3			1-2 FC3-6 1-2f 2-3			2-1 1B HR 1B	1-1 G4-3		4 1 1 0 0 0 3		
Andre Dawson, R (1, 10) <small>OBP: 0.283, SLG: 0.369</small>		1-0 G6-3		1-1 SF8		1-0 HR 1B		2-2 F9		3 1 1 1 0 0 0		
Mo Vaughn, L (1, 3) <small>OBP: 0.408, SLG: 0.530</small>		2-3 K		0-0 G3		1-2 HR 1B		1-0 1B E 2B 1B		4 2 2 3 0 1 1		
Carlos Quintana, R (1, 9) <small>OBP: 0.342, SLG: 0.300</small>		1-3 K			3-1 G5-3	2-2 G3		1-1 E5 1B 2B		4 1 0 0 0 1 1		
Scott Cooper, L (1, 5) <small>OBP: 0.369, SLG: 0.415</small>			0-0 G3-1		3-2 P6	0-0 P4		0-0 L8		4 0 0 0 0 0 2		
Bob Melvin, R (1, 2) <small>OBP: 0.294, SLG: 0.330</small>			1-3 K		0-1 G6-3	1-3 K		1-2 2B 1B		4 0 1 0 0 2 0		
John Valentin, R (1, 6) <small>OBP: 0.300, SLG: 0.370</small>			3-2 G5-3			2-2 G6-3		4-2 FC6-4 BB	1-1 2B	3 0 1 2 1 0 0		
Inning Stats	R: 0 E: 0 K: 0 S: 6 H: 0 LOB: 0 BB: 0 P: 10	R: 0 E: 0 K: 2 S: 7 H: 0 LOB: 0 BB: 0 P: 11	R: 0 E: 0 K: 1 S: 8 H: 0 LOB: 0 BB: 0 P: 12	R: 1 E: 0 K: 0 S: 13 H: 0 LOB: 1 BB: 1 P: 20	R: 0 E: 0 K: 0 S: 10 H: 0 LOB: 0 BB: 0 P: 16	R: 0 E: 0 K: 0 S: 5 H: 0 LOB: 0 BB: 0 P: 7	R: 3 E: 0 K: 1 S: 16 H: 3 LOB: 0 BB: 0 P: 23	R: 0 E: 0 K: 0 S: 8 H: 0 LOB: 1 BB: 1 P: 13	R: 2 E: 1 K: 0 S: 12 H: 3 LOB: 2 BB: 0 P: 18	1B: 4 2B: 1 3B: 0 HR: 1 SF: 1 SAC: 0 DP: 0 HBP: 1	WP: 0 PB: 0 SB: 0 CS: 0 PA: 36	
PITCHER	IP WLS BF H R ER SO BB IBB HBP BLK WP HR S P ERA WHIP											
Chris Bosio, R (1, 1) <small>ERA: 3.5</small>	6.0 L 23 3 4 4 3 1 0 1 0 0 0 1 56 87 6.00 0.667											
Jeff Nelson, R (7, 1) <small>ERA: 3.0</small>	1.0 3 0 0 0 1 0 0 0 0 0 0 0 9 12 0.00 0.000											
Brad Holman, R (8, 1) <small>ERA:</small>	2.0 10 3 2 0 0 1 0 0 0 0 0 0 20 31 0.00 2.000											

Boston Red Sox @ Seattle Mariners
 The Kingdom, Seattle, WA
 Sun Jul 04 1993, 10:05 PM EDT
 Att. 20,814 - Dome

AB	32
R	6
H	6
RBI	6
BB	2
SO	4
LOB	9



livebaseballscorecards.com

Batter	1	2	3	4	5	6	7	8	9	10	11	AB R H RBI BB SO LOB	TOP	
Scott Fletcher, R (1, 4) OBP: 0.356, SLG: 0.421	4-2 G4-6-3 1B BB		0-0 P4	0-1 F8			2-2 G4-3		4-2 HR BB		0-0 SH1-4	3 1 0 0 2 0 4	Boston Red Sox @ California Angels Anaheim Stadium, Anaheim, CA Mon Jul 05 1993, 10:05 PM EDT Att: 20,442 - Unknown - 76 F	
Billy Hatcher, R (1, 8) OBP: 0.364, SLG: 0.441	1-1 G4-6-3 1B		3-2 WP G4-3 1B	0-1 FC5-4			1-2 2B		3-1 HR		2-0 SF9	5 2 4 3 0 0 3		
Mike Greenwell, L (1, 7) OBP: 0.368, SLG: 0.465	1-2 G4-6-3 1-2f 2-3		0-0 G4-3			1-0 G4-3		4-0 IBB		0-0 1B	4-1 BB	4 0 1 0 2 0 3		
Andre Dawson, R (1, 10) OBP: 0.280, SLG: 0.363	2-2 G5-3		2-2 2-H 1B			1-0 G6-3		1-1 F9		0-1 P3	0-2 F9	6 0 1 1 0 0 5		
Mo Vaughn, L (1, 3) OBP: 0.404, SLG: 0.522		4-0 G3-1 1B BB	1-3 K			0-3 K		0-2 F7		1-0 F8		4 0 0 0 1 2 1		
Bob Zupcic, R (1, 9) OBP: 0.359, SLG: 0.416		0-2 G3-1 1-2 1B		2-0 P5			2-2 F7		0-0 G6-3		2-0 P3	5 0 1 0 0 0 0		
Scott Cooper, L (1, 5) OBP: 0.373, SLG: 0.416		0-1 G3-1 1-2 2-3 1B		1-0 BB 1B 1B			2-2 G6-4-3 1B		0-0 P6		4-2 BB	4 0 2 0 1 0 2		
John Valentin, R (1, 6) OBP: 0.303, SLG: 0.375		3-0 G5-3		2-1 BB 1-2 1B			2-1 G6-4-3 1-2f		1-0 FC1-6 2B		2-2 F8	5 0 2 0 0 0 4		
Tony Peña, R (1, 2) OBP: 0.251, SLG: 0.251 Ernest Riles, L (9, PH) OBP: 0.300, SLG: 0.365 Bob Melvin, R (9, 2) OBP: 0.301, SLG: 0.337		3-3 K		4-0 FC5-4 1-2 2-3 BB			4-0 G4-3 BB		0-0 FC1-6 CS 2-3		3-1 WP SH1-4 SF9 1B	1 0 0 0 2 1 2 1 0 0 0 0 0 1 1 1 1 0 0 0 0		
Inning Stats	R: 0 H: 1 E: 0 LOB: 1 K: 0 BB: 1 S: 10 P: 18	R: 0 H: 1 E: 0 LOB: 2 K: 1 BB: 1 S: 10 P: 20	R: 1 H: 2 E: 0 LOB: 1 K: 1 BB: 0 S: 11 P: 17	R: 0 H: 2 E: 0 LOB: 3 K: 0 BB: 1 S: 8 P: 17	R: 0 H: 0 E: 0 LOB: 0 K: 1 BB: 0 S: 6 P: 8	R: 0 H: 1 E: 0 LOB: 0 K: 0 BB: 0 S: 8 P: 14	R: 0 H: 1 E: 0 LOB: 2 K: 0 BB: 2 S: 9 P: 21	R: 0 H: 0 E: 0 LOB: 0 K: 0 BB: 0 S: 5 P: 5	R: 2 H: 3 E: 0 LOB: 1 K: 0 BB: 1 S: 11 P: 19	R: 0 H: 0 E: 0 LOB: 1 K: 0 BB: 1 S: 9 P: 18	R: 1 H: 1 E: 0 LOB: 1 K: 0 BB: 1 S: 10 P: 19	1B: 9 SF: 1 2B: 2 SAC: 1 3B: 0 DP: 3 HR: 1 HBP: 0		WP: 2 PA: 49 PB: 0 SB: 1 CS: 1
PITCHER	IP WLS BF H R ER SO BB IBB HBP BLK WP HR S P ERA WHIP Russ Springer, R (1, 1) ERA: 7.24 Steve Frey, L (10, 1) ERA: 2.08 Gene Nelson, R (11, 1) ERA: 1.42													PITCHER IP WLS BF H R ER SO BB IBB HBP BLK WP HR S P ERA WHIP

livebaseballscorecards.com

AB	39
R	4
H	12
RBI	4
BB	8
SO	3
LOB	25



Batter	1	2	3	4	5	6	7	8	9	AB R H RBI BB SO LOB	TOP	
Scott Fletcher, R (1, 4) <small>OBP: 0.359, SLG: 0.428</small>	1-0 		2-1 		2-1 			1-1 		4 0 2 0 0 0 0		
Billy Hatcher, R (1, 8) <small>OBP: 0.362, SLG: 0.436</small>	4-2 		2-1 			2-1 		2-0 		3 1 0 0 1 0 2		
Mike Greenwell, L (1, 7) Bob Zuppcic, R (8, 7) <small>OBP: 0.374, SLG: 0.479</small> <small>OBP: 0.359, SLG: 0.416</small>	1-1 		1-1 			0-0 		1-1 		3 1 2 2 0 0 1 0 0 0 0 0 0 0		
Andre Dawson, R (1, 10) <small>OBP: 0.276, SLG: 0.357</small>	2-3 		0-0 			0-1 		2-2 		4 0 0 0 0 1 4		
Mo Vaughn, L (1, 3) <small>OBP: 0.399, SLG: 0.514</small>	1-0 			0-3 		2-3 		3-2 		4 0 0 0 0 2 1		
Carlos Quintana, R (1, 9) <small>OBP: 0.345, SLG: 0.300</small>		2-2 		1-0 			4-1 		0-0 		3 0 1 0 1 0 0	
Scott Cooper, L (1, 5) <small>OBP: 0.371, SLG: 0.412</small>		2-2 		0-0 			1-0 		4-1 		3 0 0 0 1 0 2	
John Valentin, R (1, 6) <small>OBP: 0.302, SLG: 0.377</small>		0-0 			2-0 		2-3 		3-3 		4 0 1 0 0 2 2	
Tony Peña, R (1, 2) <small>OBP: 0.247, SLG: 0.247</small>		2-3 			2-2 		1-1 				3 0 0 0 0 1 2	
Inning Stats	R: 2 H: 1 E: 0 LOB: 0 K: 1 BB: 1 S: 9 P: 18	R: 0 H: 2 E: 0 LOB: 1 K: 1 BB: 0 S: 10 P: 16	R: 0 H: 1 E: 0 LOB: 1 K: 0 BB: 0 S: 6 P: 11	R: 0 H: 0 E: 0 LOB: 0 K: 1 BB: 0 S: 5 P: 6	R: 0 H: 0 E: 0 LOB: 0 K: 0 BB: 0 S: 6 P: 12	R: 0 H: 1 E: 0 LOB: 1 K: 1 BB: 0 S: 8 P: 12	R: 0 H: 0 E: 0 LOB: 1 K: 1 BB: 1 S: 7 P: 15	R: 0 H: 1 E: 0 LOB: 1 K: 0 BB: 0 S: 9 P: 14	R: 0 H: 0 E: 0 LOB: 1 K: 1 BB: 1 S: 8 P: 18	1B: 3 SF: 0 2B: 2 SAC: 0 3B: 0 DP: 2 HR: 1 HBP: 1	WP: 0 PA: 35 PB: 0 SB: 0 CS: 0	
PITCHER Chuck Finley, L (1, 1) <small>ERA: 2.93</small>	IP: 9.0 WLS: W BF: 35 H: 6 R: 2 ER: 2 SO: 6 BB: 3 IBB: 0 HBP: 1 BLK: 0 WP: 0 HR: 1 S: 68 P: 122 ERA: 2.00 WHIP: 1.000											

Boston Red Sox @ California Angels
 Anaheim Stadium, Anaheim, CA

Tue Jul 06 1993, 10:05 PM EDT
 Att. 19,996 - Unknown - 76 F

livebaseballscorecards.com

AB	31
R	2
H	6
RBI	2
BB	3
SO	6
LOB	14



BOTTOM

Boston Red Sox @ California Angels
Anaheim Stadium, Anaheim, CA

Tue Jul 06 1993, 10:05 PM EDT
Att: 19,996 - Unknown - 76 F

livebaseballscorecards.com

AB	33
R	3
H	6
RBI	2
BB	2
SO	3
LOB	13



WP:	0	PA:	36
PB:	0		
SB:	2		
CS:	0		

AB R H RBI BB SO LOB

4 1 1 0 0 0 2

4 0 1 0 0 1 3

4 0 0 0 0 1 1

3 1 1 1 1 0 1

4 0 1 0 0 0 2

3 0 0 0 0 0 1

0 1 0 0 1 0 0

3 0 0 0 0 0 1

1B:	4	SF:	0
2B:	1	SAC:	1
3B:	0	DP:	0
HR:	1	HBP:	0

1B:	4	SF:	0
2B:	1	SAC:	1
3B:	0	DP:	0
HR:	1	HBP:	0

Batter	1	2	3	4	5	6	7	8	9
Luis Polonia, L OBP: 0.301, SLG: 0.311 (1, 7)	L7		F9		F7			G4-3 E 1B	
Chad Curtis, R OBP: 0.399, SLG: 0.378 (1, 8)	S 1B		K		L9			G4-3	
Tim Salmon, R OBP: 0.369, SLG: 0.498 (1, 9)	K 1-2			P3		G1-3		E6 BB	
Chili Davis, S OBP: 0.312, SLG: 0.425 (1, 10)	G1-3			HR		G1-6-3		BB	
Torey Lovullo, S OBP: 0.342, SLG: 0.400 (1, 4)		G5-3		2B		F7		F7	
Greg Myers, L OBP: 0.309, SLG: 0.371 (1, 2)		F9		P4			L8		SH2-4 1B BB
Damion Easley, R OBP: 0.380, SLG: 0.426 (9, PH)									
J.T. Snow, L OBP: 0.332, SLG: 0.416 (1, 3)		G4-3		F7			F7		SH2-4
Rene Gonzales, R OBP: 0.352, SLG: 0.304 (1, 5)			E4		P4		P5		K
Gary Disarcina, R OBP: 0.284, SLG: 0.351 (1, 6)			F8		1B			G6-3	1B

Inning Stats	R: 0 E: 0 K: 1 S: 11	H: 1 LOB: 1 BB: 0 P: 17	R: 0 E: 0 K: 0 S: 4	H: 0 LOB: 0 BB: 0 P: 4	R: 0 E: 1 K: 1 S: 12	H: 0 LOB: 1 BB: 0 P: 17	R: 1 E: 0 K: 0 S: 6	H: 2 LOB: 1 BB: 0 P: 12	R: 0 E: 0 K: 0 S: 8	H: 1 LOB: 1 BB: 0 P: 8	R: 0 E: 0 K: 0 S: 10	H: 0 LOB: 0 BB: 0 P: 13	R: 0 E: 0 K: 0 S: 3	H: 0 LOB: 0 BB: 0 P: 5	R: 1 E: 1 K: 0 S: 12	H: 1 LOB: 2 BB: 1 P: 19	R: 1 E: 0 K: 1 S: 8	H: 1 LOB: 1 BB: 1 P: 14	1B: 4 2B: 1 3B: 0 HR: 1	SF: 0 SAC: 1 DP: 0 HBP: 0
--------------	-------------------------------	----------------------------------	------------------------------	---------------------------------	-------------------------------	----------------------------------	------------------------------	----------------------------------	------------------------------	---------------------------------	-------------------------------	----------------------------------	------------------------------	---------------------------------	-------------------------------	----------------------------------	------------------------------	----------------------------------	----------------------------------	------------------------------------

PITCHER	IP	WLS	BF	H	R	ER	SO	BB	IBB	HBP	BLK	WP	HR	S	P	ERA	WHIP
Danny Darwin, R ERA: 3.08 (1, 1)	8.0		32	5	2	1	2	1	0	0	0	0	1	66	95	1.12	0.750
Joe Hesketh, L ERA: 6.53 (9, 1)	0.1	L	2	0	1	1	0	1	0	0	0	0	0	3	9	27.00	3.000
Ken Ryan, R ERA: 3.2 (9, 1)	0.1		2	1	0	0	1	0	0	0	0	0	0	5	5	0.00	3.000

Boston Red Sox @ California Angels
 Anaheim Stadium, Anaheim, CA

Wed Jul 07 1993, 6:33 AM EDT
 Att. 29,147 - Sunny - 80 F

livebaseballscorecards.com

AB	31
R	6
H	7
RBI	6
BB	2
SO	2
LOB	9



Batter	1	2	3	4	5	6	7	8	9	AB R H RBI BB SO LOB	TOP																
Scott Fletcher, R (1, 4) OBP: 0.364, SLG: 0.442	2-1 F8		3-2 SF7 3B		1-1 1B		3-2 FC5 BB 1B		0-1 F8	5 1 3 3 0 0 0																	
Bob Zuppic, R (1, 8) OBP: 0.356, SLG: 0.409	2-2 P3		0-1 SF7		1-0 F8		4-2 BB 1-2			2 0 0 1 1 0 1																	
Mike Greenwell, L (1, 7) OBP: 0.369, SLG: 0.471	1-0 G3-1		1-1 G3-1		1-1 G4-3		0-3 K			4 0 0 0 0 1 3																	
Andre Dawson, R (1, 10) OBP: 0.275, SLG: 0.368		1-2 HR		1-2 G6-3		1-2 F7	2-2 FC5			4 1 1 1 0 0 2																	
Mo Vaughn, L (1, 3) OBP: 0.398, SLG: 0.509		0-1 F9		4-1 BB		0-1 F8		2-3 K		3 0 0 0 1 1 0																	
Ivan Calderon, R (1, 9) OBP: 0.296, SLG: 0.297		3-2 P8		1-1 P3		0-2 F9		2-1 G4-3 1B		4 0 1 0 0 0 1																	
Scott Cooper, L (1, 5) OBP: 0.367, SLG: 0.406		1-1 G4-3		0-0 F9			0-1 E3 SH SF8	0-0 G4-3		4 1 0 0 0 0 2																	
Bob Melvin, R (1, 2) OBP: 0.305, SLG: 0.340			1-2 G6-3		0-0 SH1-3 E 1B		1-0 SH S 1B		1-0 G5-3	2 1 1 0 0 0 0																	
Steve Lyons, L (7, PR) OBP: 0.235, SLG: 0.200										0 1 0 0 0 0 0																	
Tony Peña, R (7, 2) OBP: 0.246, SLG: 0.246										1 0 0 0 0 0 0																	
John Valentin, R (1, 6) OBP: 0.302, SLG: 0.383		2-1 3B 2B		1-0 SH1-3		1-2 SF8		0-1 P3		2 1 1 1 0 0 0																	
Inning Stats	R: 0 E: 0 K: 0 S: 7	H: 0 LOB: 0 BB: 0 P: 12	R: 1 E: 0 K: 0 S: 12	H: 1 LOB: 0 BB: 0 P: 17	R: 2 E: 0 K: 0 S: 13	H: 2 LOB: 0 BB: 0 P: 20	R: 0 E: 0 K: 0 S: 7	H: 0 LOB: 1 BB: 1 P: 13	R: 1 E: 1 K: 0 S: 7	H: 2 LOB: 1 BB: 0 P: 11	R: 0 E: 0 K: 0 S: 9	H: 0 LOB: 0 BB: 0 P: 10	R: 2 E: 2 K: 1 S: 20	H: 1 LOB: 2 BB: 1 P: 31	R: 0 E: 0 K: 1 S: 6	H: 1 LOB: 0 BB: 0 P: 10	R: 0 E: 0 K: 0 S: 5	H: 0 LOB: 0 BB: 0 P: 6	1B: 4 2B: 1 3B: 1 HR: 1	SF: 2 SAC: 2 DP: 1 HBP: 0	WP: 0 PB: 0 SB: 1 CS: 0	PA: 37					
PITCHER	IP WLS BF H R ER SO BB IBB HBP BLK WP HR S P ERA WHIP																										
Scott Sanderson, R (1, 1) ERA: 4.04	6.0		24	5	4	4	0	1	0	0	0	0	1	55	83	6.00	1.000										
Mike Butcher, R (7, 1) ERA: 4.7	0.1		5	1	2	0	0	1	0	0	0	0	0	13	22	0.00	6.000										
Ken Patterson, L (7, 1) ERA: 6.19	1.2		5	1	0	0	2	0	0	0	0	0	0	13	19	0.00	0.600										
Doug Linton, R (9, 1) ERA: 6.23	1.0	W	3	0	0	0	0	0	0	0	0	0	0	5	6	0.00	0.000										

BOTTOM

Boston Red Sox @ California Angels
Anaheim Stadium, Anaheim, CA

Wed Jul 07 1993, 6:33 AM EDT
Att. 29,147 - Sunny - 80 F

livebaseballscorecards.com

AB	36
R	7
H	13
RBI	7
BB	3
SO	5
LOB	14



WP:	1	PA:	39
PB:	0		
SB:	2		
CS:	1		

AB R H RBI BB SO LOB

5	2	3	0	0	0	0
4	3	2	2	1	1	3
4	0	1	1	1	1	3
4	0	3	3	0	1	1
4	0	1	0	0	1	2
4	0	0	0	0	0	3
4	0	1	0	0	0	0
3	1	1	0	1	0	1
3	0	0	0	0	1	1
1	0	1	1	0	0	0
0	1	0	0	0	0	0

1B:	10	SF:	0
2B:	2	SAC:	0
3B:	0	DP:	1
HR:	1	HBP:	0

WP: 1 PA: 39

IP	WLS	BF	H	R	ER	SO	BB	IBB	HBP	BLK	WP	HR	S	P	ERA	WHIP
----	-----	----	---	---	----	----	----	-----	-----	-----	----	----	---	---	-----	------

Frank Viola, L	(1, 1)	6.0		28	9	4	4	2	2	0	0	0	0	0	1	0	13	23	0.00	0.500
Greg Harris, R	(7, 1)	2.0		6	0	0	0	3	1	0	0	0	0	0	0	0	13	23	0.00	0.500
Jeff Russell, R	(9, 1)	0.0	L	5	4	3	3	0	0	0	0	0	0	0	0	0	9	14	∞	∞

Batter	1	2	3	4	5	6	7	8	9													
Luis Polonia, L OBP: 0.306, SLG: 0.316 (1, 7)	1-1 G4-3 S 1B		1-0 G4-3		0-1 F7		0-0 CS 1B		0-0 FC4 1B													
Chad Curtis, R OBP: 0.402, SLG: 0.390 (1, 8)	4-0 G4-3 1B BB		0-0 HR		2-2 S 1B		2-3 SAFE 1-2 K		2-0 FC4 1B 1-2 3-H													
Tim Salmon, R OBP: 0.389, SLG: 0.495 (1, 9)	0-1 G4-3		2-1 F7		3-3 SAFE S K		4-2 WP BB		1-2 1B 1-2 2-H													
Chili Davis, S OBP: 0.318, SLG: 0.429 (1, 10)	3-2 2-H 3-H 1B		2-2 1B		1-0 1B		1-3 K															
Torey Lovullo, S OBP: 0.340, SLG: 0.397 (1, 4)	0-1 P4		3-2 G6-3		1-1 FC6-4 1B			2-3 K														
Damion Easley, R OBP: 0.373, SLG: 0.417 (1, 5)	0-0 G1-3			0-0 G3-1	1-1 FC6-4			0-0 G6-3														
J.T. Snow, L OBP: 0.331, SLG: 0.413 (1, 3)		3-1 G5-4-3 1B		2-1 F9		3-2 G6-3		1-0 G6-3														
Gary Disarcina, R OBP: 0.287, SLG: 0.354 (1, 6)		0-2 G5-4-3 1-2f		4-2 FC6-4 BB		1-1 G3		2-1 2B														
Ron Tingley, R OBP: 0.282, SLG: 0.242 (9, PH)		0-2 G4-3		0-0 FC6-4 1-2f		1-3 K		0-1 1B FC4 2B 2-H														
Greg Myers, L OBP: 0.314, SLG: 0.383 (9, PR)																						
Rod Correia, R OBP: 0.500, SLG: 0.500 (9, PR)																						
Inning Stats	R: 2 E: 0 K: 0 S: 11	H: 2 LOB: 1 BB: 1 P: 19	R: 0 E: 0 K: 0 S: 8	H: 1 LOB: 0 BB: 0 P: 11	R: 1 E: 0 K: 0 S: 11	H: 2 LOB: 1 BB: 0 P: 19	R: 0 E: 0 K: 0 S: 9	H: 0 LOB: 1 BB: 1 P: 15	R: 1 E: 0 K: 1 S: 14	H: 3 LOB: 2 BB: 0 P: 22	R: 0 E: 0 K: 1 S: 8	H: 0 LOB: 0 BB: 0 P: 13	R: 0 E: 0 K: 2 S: 9	H: 1 LOB: 1 BB: 1 P: 16	R: 0 E: 0 K: 1 S: 5	H: 0 LOB: 0 BB: 0 P: 8	R: 3 E: 0 K: 0 S: 9	H: 4 LOB: 2 BB: 0 P: 14	1B: 10 2B: 2 3B: 0 HR: 1	SF: 0 SAC: 0 DP: 1 HBP: 0	WP: 1 PB: 0 SB: 2 CS: 1	PA: 39
PITCHER	IP	WLS	BF	H	R	ER	SO	BB	IBB	HBP	BLK	WP	HR	S	P	ERA	WHIP					
Frank Viola, L ERA: 3.68 (1, 1)	6.0		28	9	4	4	2	2	0	0	0	0	0	62	100	6.00	1.833					
Greg Harris, R ERA: 2.7 (7, 1)	2.0		6	0	0	0	3	1	0	0	0	1	0	13	23	0.00	0.500					
Jeff Russell, R ERA: 3.25 (9, 1)	0.0	L	5	4	3	3	0	0	0	0	0	0	0	9	14	∞	∞					

Batter	1	2	3	4	5	6	7	8	9	AB R H RBI BB SO LOB	TOP													
Scott Fletcher, R (1, 4) OBP: 0.369, SLG: 0.448 BB S HR BB	4-2 BB S HR BB	1-1 L8		0-1 PB G6-3 2B		2-2 PB 1B 1B		0-1 P3		4 3 2 0 1 0 1														
Billy Hatcher, R (1, 8) OBP: 0.367, SLG: 0.449 Bob Zupcic, R (6, 8) OBP: 0.354, SLG: 0.406 BB BB HR BB	4-2 BB HR BB	0-0 HR		2-2 G6-3 2-H		0-0 1B PB 1B		2-3 K		3 3 2 4 1 0 0 1 0 0 0 0 1 0														
Mike Greenwell, L (1, 7) OBP: 0.372, SLG: 0.468 BB BB HR BB	4-2 HR BB	4-1 BB		2-3 K		4-1 1B 1B BB		0-1 G4-3		2 1 0 0 3 1 0														
Andre Dawson, R (1, 10) OBP: 0.274, SLG: 0.364 K F7	2-3 K	2-2 F7		3-1 G1-3		0-0 1B 1B		0-0 P4		5 0 1 1 0 1 4														
Mo Vaughn, L (1, 3) OBP: 0.401, SLG: 0.521 HR	3-1 HR		2-3 K		2-2 G4-6-3 1B	1-2 2-3 3-H 1B		3-3 K		5 1 3 5 0 2 0														
Carlos Quintana, R (1, 9) OBP: 0.338, SLG: 0.293 K	1-3 K		1-1 G5-3		3-2 G4-6-3 1-2f	0-1 G1-3		0-0 G4-3		5 0 0 0 0 1 3														
Scott Cooper, L (1, 5) OBP: 0.365, SLG: 0.404 F8	1-2 F8		0-1 2B 1B		1-0 L3		0-3 K			4 1 1 0 0 1 0														
John Valentin, R (1, 6) OBP: 0.301, SLG: 0.385 F8 2B		0-1 F8	3-2 1-H 2B			1-1 F7	2-0 F8			4 0 1 1 0 0 0														
Tony Peña, R (1, 2) OBP: 0.251, SLG: 0.247 HR BB P3		4-0 HR BB	2-1 P3			0-0 1B 1B	0-1 G4-3			3 2 1 0 1 0 1														
Inning Stats	R: 4 E: 0 K: 2 S: 20	H: 1 LOB: 0 BB: 3 P: 39	R: 2 E: 0 K: 0 S: 9	H: 1 LOB: 1 BB: 2 P: 20	R: 1 E: 0 K: 1 S: 12	H: 2 LOB: 1 BB: 0 P: 20	R: 1 E: 0 K: 1 S: 10	H: 1 LOB: 0 BB: 0 P: 17	R: 0 E: 0 K: 0 S: 7	H: 1 LOB: 0 BB: 0 P: 13	R: 3 E: 0 K: 0 S: 12	H: 5 LOB: 2 BB: 1 P: 19	R: 0 E: 0 K: 1 S: 6	H: 0 LOB: 0 BB: 0 P: 8	R: 0 E: 0 K: 1 S: 7	H: 0 LOB: 0 BB: 0 P: 9	R: 0 E: 0 K: 1 S: 5	H: 0 LOB: 0 BB: 0 P: 8	R: 0 E: 0 K: 1 S: 5	H: 0 LOB: 0 BB: 0 P: 8	1B: 7 2B: 2 3B: 0 HR: 2	SF: 0 SAC: 0 DP: 1 HBP: 0	WP: 0 PB: 2 SB: 1 CS: 0	PA: 42
PITCHER	IP WLS BF H R ER SO BB IBB HBP BLK WP HR S P ERA WHIP																							
Todd Van Poppel, R (1, 1) ERA: 21.0 Shawn Hillegas, R (4, 1) ERA: 7.06 Storm Davis, R (6, 1) ERA: 6.18	3.0 L 19 5 8 7 3 5 0 0 0 0 0 2 43 81 21.00 3.333	2.1 12 5 3 3 1 1 0 0 0 0 0 0 24 44 11.57 2.571	3.2 11 1 0 0 3 0 0 0 0 0 0 0 21 28 0.00 0.273																					

Boston Red Sox @ Oakland Athletics
 Oakland-Alameda County Coliseum, Oakland, CA
 Thu Jul 08 1993, 3:33 AM PDT
 Att. 23,197 - Sunny - 65 F

AB	36
R	11
H	11
RBI	11
BB	6
SO	7
LOB	9



livebaseballscorecards.com

Batter	1	2	3	4	5	6	7	8	9	AB R H RBI BB SO LOB
Rickey Henderson, R OBP: 0.468, SLG: 0.512 (1, 7)	1-1 G5-3 ①		3-2 1B 1B		0-1 FC1-6-5-4-6 2B		4-2 1B 1B BB		1-3 K ①	4 2 2 0 1 1 0
Brent Gates, S OBP: 0.375, SLG: 0.386 (1, 4)	0-1 L3		1-1 1B 1B		0-1 FC1-6-5-4-6 FC4-6 2-3		0-0 1-2 HR 1B		2-3 K ②	5 2 2 0 0 1 1
Ruben Sierra, S OBP: 0.301, SLG: 0.423 (1, 9)	3-1 1B 3B		2-0 G4-6-3 1B 1B		2-0 FC4-6 HR 1-2f		1-0 SAFE HR 1B 1-2 2-H		4-2 BB	4 3 3 2 1 0 1
Troy Neel, L OBP: 0.327, SLG: 0.472 (1, 10)	1-2 1B 1B		0-0 G4-6-3 1B 1-2 3-H		3-2 HR 1-H		2-2 HR 1-H 2-H		1-3 K ③	5 2 4 7 0 1 1
Kevin Seitzer, R OBP: 0.322, SLG: 0.358 (1, 3)	1-1 1-2 1B		1-1 G4-6-3 1-2f 2-3		2-1 G6-3		1-1 G6-3			4 0 1 0 0 0 2
Dave Henderson, R OBP: 0.260, SLG: 0.418 (1, 8)	3-3 K ③		2-1 G5-3 ③				1-3 K ①		2-1 F8 ③	4 0 0 0 0 2 3
Craig Paquette, R OBP: 0.287, SLG: 0.484 (1, 5)		1-2 K ①		2-2 G6-3 ①		1-1 G6-4-3 1B		1-3 K ①		4 0 1 0 0 2 0
Mike Bordick, R OBP: 0.339, SLG: 0.316 (1, 6)		0-1 F8 ②		2-1 F8 ②		1-0 G6-4-3 1-2f		3-2 P3 ②		4 0 0 0 0 0 1
Scott Hemond, R OBP: 0.293, SLG: 0.258 Mike Aldrete, L OBP: 0.337, SLG: 0.410 Terry Steinbach, R OBP: 0.344, SLG: 0.439 (1, 2) (8, PH) (9, 2)		1-0 G6-3 ③		1-2 P2 ③			0-0 F8 ①		3-3 K ③	3 0 0 0 0 0 0 1 0 0 0 0 1 0 0 0 0 0 0 0 0

Inning Stats	R: 1 E: 0 K: 1 S: 14	H: 3 LOB: 2 BB: 0 P: 23	R: 0 E: 0 K: 1 S: 6	H: 0 LOB: 0 BB: 0 P: 8	R: 2 E: 0 K: 0 S: 12	H: 4 LOB: 1 BB: 0 P: 20	R: 0 E: 0 K: 0 S: 10	H: 0 LOB: 0 BB: 0 P: 15	R: 2 E: 0 K: 0 S: 10	H: 2 LOB: 0 BB: 0 P: 17	R: 0 E: 0 K: 1 S: 6	H: 1 LOB: 0 BB: 0 P: 9	R: 4 E: 0 K: 0 S: 12	H: 3 LOB: 0 BB: 1 P: 22	R: 0 E: 0 K: 2 S: 10	H: 0 LOB: 0 BB: 0 P: 17	R: 0 E: 0 K: 3 S: 12	H: 0 LOB: 1 BB: 1 P: 20	1B: 9 2B: 1 3B: 1 HR: 2	SF: 0 SAC: 0 DP: 2 HBP: 0	WP: 0 PB: 0 SB: 1 CS: 0	PA: 40
--------------	-------------------------------	----------------------------------	------------------------------	---------------------------------	-------------------------------	----------------------------------	-------------------------------	----------------------------------	-------------------------------	----------------------------------	------------------------------	---------------------------------	-------------------------------	----------------------------------	-------------------------------	----------------------------------	-------------------------------	----------------------------------	----------------------------------	------------------------------------	----------------------------------	--------

PITCHER	IP	WLS	BF	H	R	ER	SO	BB	IBB	HBP	BLK	WP	HR	S	P	ERA	WHIP
John Dopner, R ERA: 4.24 (1, 1)	5.0		23	9	5	5	2	0	0	0	0	0	1	52	83	9.00	1.800
Scott Bankhead, R ERA: 4.17 (6, 1)	1.1		8	4	4	4	1	1	0	0	0	0	1	14	24	27.00	3.750
Greg Harris, R ERA: 2.62 (7, 1)	1.2		5	0	0	0	2	0	0	0	0	0	0	14	24	0.00	0.000
Jeff Russell, R ERA: 3.14 (9, 1)	1.0	S	4	0	0	0	3	1	0	0	0	0	0	12	20	0.00	1.000

BOTTOM

Boston Red Sox @ Oakland Athletics
Oakland-Alameda County Coliseum, Oakland, CA

Thu Jul 08 1993, 3:33 AM PDT
Att. 23,197 - Sunny - 65 F

livebaseballscores.com

AB	38
R	9
H	13
RBI	9
BB	2
SO	8
LOB	9



Batter	1	2	3	4	5	6	7	8	9	AB R H RBI BB SO LOB	TOP	
Scott Fletcher, R (1, 4) <small>OBP: 0.361, SLG: 0.438</small>	1-1 	1-0 			0-1 		2-3 		2-3 	5 0 0 0 0 2 0	Boston Red Sox @ Oakland Athletics Oakland-Alameda County Coliseum, Oakland, CA Fri Jul 09 1993, 7:05 PM PDT Att. 29,901 - Unknown - 65 F livebaseballscorecards.com AB 33 R 2 H 7 RBI 2 BB 3 SO 8 LOB 11 	
Billy Hatcher, R (1, 8) <small>OBP: 0.365, SLG: 0.445</small>	0-0 		0-0 		0-3 		1-0 	2-3 	5 0 1 0 0 2 0			
Mike Greenwell, L (1, 7) <small>OBP: 0.374, SLG: 0.468</small>	0-0 		1-0 		1-0 		0-0 		4 1 2 0 0 0 1			
Andre Dawson, R (1, 10) <small>OBP: 0.273, SLG: 0.363</small>	0-0 		3-2 		1-0 		2-2 		4 0 1 0 0 0 2			
Mo Vaughn, L (1, 3) <small>OBP: 0.405, SLG: 0.522</small> Bob Zuppic, R (8, 9) <small>OBP: 0.354, SLG: 0.406</small>	2-2 		4-0 		2-2 		2-3 		3 1 2 1 1 1 0 0 0 0 0 0 0 0			
Carlos Quintana, R (1, 9) <small>OBP: 0.340, SLG: 0.290</small>	4-0 		1-2 		1-0 		2-3 		2 0 0 0 1 2 2			
Scott Cooper, L (1, 5) <small>OBP: 0.367, SLG: 0.406</small>	2-2 			1-0 		4-2 		1-0 	3 0 1 0 1 0 3			
John Valentin, R (1, 6) <small>OBP: 0.296, SLG: 0.380</small>		2-0 		0-1 		2-1 		1-1 	3 0 0 1 0 0 1			
Tony Peña, R (1, 2) <small>OBP: 0.247, SLG: 0.243</small> Ernest Riles, L (9, PH) <small>OBP: 0.297, SLG: 0.361</small>		1-0 		2-1 		1-2 		2-3 	3 0 0 0 0 0 2 1 0 0 0 0 1 0			
Inning Stats	R: 1 H: 3 E: 0 LOB: 3 K: 0 BB: 1 S: 11 P: 20	R: 0 H: 0 E: 0 LOB: 0 K: 0 BB: 0 S: 3 P: 7	R: 0 H: 1 E: 0 LOB: 2 K: 1 BB: 1 S: 8 P: 17	R: 0 H: 0 E: 0 LOB: 0 K: 0 BB: 0 S: 5 P: 8	R: 0 H: 0 E: 0 LOB: 0 K: 1 BB: 0 S: 7 P: 8	R: 1 H: 1 E: 0 LOB: 2 K: 0 BB: 1 S: 13 P: 24	R: 0 H: 1 E: 0 LOB: 1 K: 1 BB: 0 S: 9 P: 14	R: 0 H: 1 E: 0 LOB: 1 K: 2 BB: 0 S: 9 P: 15	R: 0 H: 0 E: 0 LOB: 0 K: 3 BB: 0 S: 12 P: 18	1B: 6 SF: 1 2B: 1 SAC: 0 3B: 0 DP: 0 HR: 0 HBP: 1	WP: 0 PA: 38 PB: 0 SB: 0 CS: 0	
PITCHER Ron Darling, R (1, 1) <small>ERA: 6.04</small> Ed Nunez, R (7, 1) <small>ERA: 2.58</small> Dennis Eckersley, R (9, 1) <small>ERA: 3.72</small>	IP WLS BF H R ER SO BB IBB HBP BLK WP HR S P ERA WHIP											PITCHER IP WLS BF H R ER SO BB IBB HBP BLK WP HR S P ERA WHIP

Batter	1	2	3	4	5	6	7	8	9
Rickey Henderson, R OBP: 0.463, SLG: 0.504 (1, 7)	1-3 K ①	3-1 FC5-4 1-2f ③			3-1 F7 ②		2-2 G6-3 ③		
Brent Gates, S OBP: 0.370, SLG: 0.379 (1, 4)	1-3 K ②		0-1 P5 ①		0-2 G4-3 ③			2-0 G6-3 ①	
Ruben Sierra, S OBP: 0.298, SLG: 0.418 (1, 9)	1-1 F7 ③		1-1 F7 ②			1-1 F9 ①		2-3 K ②	
Troy Neel, L OBP: 0.335, SLG: 0.511 (1, 10)		2-0 HR ①	1-2 HR ①			1-1 HR 1B ①		1-3 K ③	
Terry Steinbach, R OBP: 0.344, SLG: 0.438 (1, 2)		0-0 1B 1B 1B ①	1-0 F8 ③			1 SAFE F9 ②			
Mike Aldrete, L OBP: 0.348, SLG: 0.457 (1, 3)		0-1 1B 1-2 1B ①		1-2 P6 ①		0-0 HR 1-H ②			
Craig Paquette, R OBP: 0.280, SLG: 0.473 (1, 5)		0-3 K ①		0-0 G6-3 ②		0-1 F7 ③			
Mike Bordick, R OBP: 0.339, SLG: 0.316 (1, 6)		1-0 FC5-4 1-2 2-3 1B ①		3-2 G6-3 ③			2-2 F8 ①		
Lance Blankenship, R OBP: 0.397, SLG: 0.308 (1, 8)		0-3 K ②			0-1 F7 ①		1-3 K ②		

Inning Stats	R: 0	H: 0	E: 0	K: 2	S: 8	LOB: 0	BB: 0	P: 11
	R: 1	H: 4	E: 0	K: 2	S: 13	LOB: 3	BB: 0	P: 19
	R: 1	H: 1	E: 0	K: 0	S: 8	LOB: 0	BB: 0	P: 11
	R: 0	H: 0	E: 0	K: 0	S: 7	LOB: 0	BB: 0	P: 10
	R: 2	H: 2	E: 0	K: 0	S: 8	LOB: 0	BB: 0	P: 10
	R: 0	H: 0	E: 0	K: 1	S: 9	LOB: 0	BB: 0	P: 14
	R: 0	H: 0	E: 0	K: 2	S: 8	LOB: 0	BB: 0	P: 13

PITCHER	IP	WLS	BF	H	R	ER	SO	BB	IBB	HBP	BLK	WP	HR	S	P	ERA	WHIP
Paul Quantrill, R ERA: 2.92 (1, 1)	6.0	L	25	7	4	4	4	0	0	0	0	0	3	51	72	6.00	1.167
Ken Ryan, R ERA: 2.96 (7, 1)	2.0		6	0	0	0	3	0	0	0	0	0	0	17	27	0.00	0.000

AB R H RBI BB SO LOB

4	0	0	0	0	1	3
4	0	0	0	0	1	0
4	0	0	0	0	1	0
4	3	3	2	0	1	0
3	0	1	0	0	0	1
3	1	2	2	0	0	0
3	0	0	0	0	1	2
3	0	1	0	0	0	0
3	0	0	0	0	2	3

AB	R	H	RBI	BB	SO	LOB
31	4	7	4	0	7	9

WP	HR	S	P	ERA	WHIP
0	0	0	0	0	0

BOTTOM

Boston Red Sox @ Oakland Athletics
Oakland-Alameda County Coliseum, Oakland, CA

Fri Jul 09 1993, 7:05 PM PDT
Att: 29,901 - Unknown - 65 F

livebaseballscorecards.com

WP	HR	S	P	ERA	WHIP
0	0	0	0	0	0



Batter	1	2	3	4	5	6	7	8	9	AB R H RBI BB SO LOB	TOP
Scott Fletcher, R (1, 4) OBP: 0.358, SLG: 0.432 C C B B B X	3-2 F7 ①		0-2 G1-6-3 1-2f ② ③ 1 SAFE 1 SAFE			1-1 SH 1B 1B		0-2 P5 ① B C C X	1-1 F9 ②	5 1 1 0 0 0 3	
Bob Zuppic, R (1, 8) OBP: 0.358, SLG: 0.409 B C C B C	2-3 K ②			2-2 G4-3 S 1B 1B		0-1 SH 1B E 1-3		0-0 2B 1B	2-1 P4 ③	4 3 2 0 0 1 2	
Mike Greenwell, L (1, 7) OBP: 0.379, SLG: 0.476 B B C X	2-1 1B			2-0 F7 ①		0-2 FC6-5 S 1B 1-3 3-H		3-2 2B 1-H		4 0 3 2 0 0 1	
Andre Dawson, R (1, 10) OBP: 0.269, SLG: 0.357 X	0-0 P3 ③			1-1 G4-3 1-3 ②		0-2 P4 ①		1-3 K ②		4 0 0 0 0 1 5	
Ivan Calderon, R (1, 9) OBP: 0.295, SLG: 0.296 B C C B		1-3 K ①		0-0 1B 3-H		1-2 FC6-5 1-3 3-H ②		2-1 P6 ③		4 0 1 1 0 1 2	
Scott Cooper, L (1, 5) OBP: 0.362, SLG: 0.401 X	0-0 F7 ②			1-2 F7 ③		2-2 G4-3 ③			3-2 F8 ①	4 0 0 0 0 0 2	
Carlos Quintana, R (1, 3) OBP: 0.343, SLG: 0.295 B C C B B X		1-2 L9 ③			4-1 G6-4-3 BB		0-0 F9 ①		1-1 1B 2B	3 1 1 0 1 0 0	
Bob Melvin, R (1, 2) OBP: 0.303, SLG: 0.337 Steve Lyons, L (9, PR) OBP: 0.235, SLG: 0.200 Tony Peña, R (9, 2) OBP: 0.247, SLG: 0.243			0-3 K ①		0-2 G6-4-3 1-2f ②		0-0 F8 ②		1-1 1B 1B	4 0 1 0 0 1 1 0 0 0 0 0 0 0 0 0 0 0 0 0 0	
John Valentin, R (1, 6) OBP: 0.300, SLG: 0.382 X		0-0 1B G1-6-3		2-2 P4 ③		2-3 K ③		2-3 1B 3-H	1-1 1B	4 0 2 1 0 1 0	
Inning Stats	R: 0 H: 1 E: 0 LOB: 1 K: 1 BB: 0 S: 10 P: 17	R: 0 H: 0 E: 0 LOB: 0 K: 1 BB: 0 S: 8 P: 10	R: 0 H: 1 E: 0 LOB: 0 K: 1 BB: 0 S: 7 P: 7	R: 1 H: 2 E: 0 LOB: 1 K: 0 BB: 0 S: 12 P: 18	R: 0 H: 0 E: 0 LOB: 0 K: 0 BB: 1 S: 7 P: 13	R: 2 H: 2 E: 1 LOB: 1 K: 0 BB: 0 S: 17 P: 21	R: 0 H: 0 E: 0 LOB: 0 K: 1 BB: 0 S: 5 P: 7	R: 1 H: 2 E: 0 LOB: 1 K: 1 BB: 0 S: 14 P: 19	R: 1 H: 3 E: 0 LOB: 2 K: 0 BB: 0 S: 16 P: 25	1B: 9 SF: 0 2B: 2 SAC: 1 3B: 0 DP: 2 HR: 0 HBP: 0	WP: 0 PA: 38 PB: 0 SB: 2 CS: 0
PITCHER Kelly Downs, R (1, 1) ERA: 6.06 Joe Boever, R (9, 1) ERA: 3.14	IP WLS BF H R ER SO BB IBB HBP BLK WP HR S P ERA WHIP 8.0 L 32 8 4 3 5 1 0 0 0 0 0 0 80 112 3.38 1.125						PITCHER IP WLS BF H R ER SO BB IBB HBP BLK WP HR S P ERA WHIP 1.0 6 3 1 1 0 0 0 0 0 0 0 0 16 25 9.00 3.000				

Boston Red Sox @ Oakland Athletics
 Oakland-Alameda County Coliseum, Oakland, CA

Sat Jul 10 1993, 3:33 AM PDT
 Att. 32,202 - Sunny - 65 F

livebaseballscorecards.com

AB	36
R	5
H	11
RBI	4
BB	1
SO	5
LOB	16



Batter	1	2	3	4	5	6	7	8	9	AB	R	H	RBI	BB	SO	LOB
Lance Blankenship, R (1, 7) OBP: 0.390, SLG: 0.301	3-2 G6-3		1-1 G6-3		3-1 P4		2-3 K			4	0	0	0	0	1	2
Brent Gates, S (1, 4) OBP: 0.372, SLG: 0.378	3-2 L7		4-0 BB			2-2 1B S 1B		1-1 G5-3		3	0	1	0	1	0	0
Ruben Sierra, S (1, 9) OBP: 0.297, SLG: 0.415	0-0 F9		3-3 K			4-1 1B 1-2 BB		2-1 G4-3		3	0	0	0	1	1	2
Troy Neel, L (1, 10) OBP: 0.333, SLG: 0.505				1-2 F8		1-0 1-2 2-3 1B		3-2 P5		4	0	1	0	0	1	0
Terry Steinbach, R (1, 2) OBP: 0.346, SLG: 0.439		3-2 1B		2-2 G6-3		1-3 K			0-0 WP 1B	4	0	2	0	0	1	3
Mike Aldrete, L (1, 3) OBP: 0.333, SLG: 0.435		2-2 F8		2-2 L5		2-3 K			1-1 G6-3	4	0	0	0	0	1	5
Dave Henderson, R (1, 8) OBP: 0.254, SLG: 0.408		2-3 K			3-3 K		3-3 K		2-3 K	4	0	0	0	0	4	5
Kevin Seitzer, R (1, 5) OBP: 0.321, SLG: 0.360			3-3 K		1-0 2B		3-2 F9		2-2 G4-3	4	0	1	0	0	1	1
Mike Bordick, R (1, 6) OBP: 0.339, SLG: 0.316			1-1 G6-3 1B		1-0 G6-3		1-2 G6-3			3	0	1	0	0	0	1

Inning Stats	R: 0	H: 0	E: 0	K: 0	S: 8	WLS	BF	H	R	ER	SO	BB	IBB	HBP	BLK	WP	HR	S	P	ERA	WHIP
	0	0	0	0	14		21	4	0	0	5	2	0	0	0	0	0	54	101	0.00	1.200
	0	1	0	0	22			1	1	0											
	0	0	0	0	11			0	0	0											
	0	1	0	0	15			1	1	0											
	0	2	0	0	28			0	3	1											
	0	0	0	0	16			0	0	0											
	0	0	0	0	10			0	0	0											
	0	0	0	0	15			0	0	0											
	0	0	0	0	9			0	0	0											
	0	1	0	0	14			0	1	0											
	0	0	0	0	11			0	0	0											

PITCHER	IP	WLS	BF	H	R	ER	SO	BB	IBB	HBP	BLK	WP	HR	S	P	ERA	WHIP
Aaron Sele, R (1, 1) ERA: 1.05	5.0	W	21	4	0	0	5	2	0	0	0	0	0	54	101	0.00	1.200
Greg Harris, R (6, 1) ERA: 2.45	4.0	S	14	2	0	0	5	0	0	0	0	1	0	39	63	0.00	0.500

BOTTOM

Boston Red Sox @ Oakland Athletics
Oakland-Alameda County Coliseum, Oakland, CA
 Sat Jul 10 1993, 3:33 AM PDT
 Att. 32,202 - Sunny - 65 F

AB	33
R	0
H	6
RBI	0
BB	2
SO	10
LOB	19



WP	PA	ERA	WHIP
1	35		
0			
1			
0			

Batter	1	2	3	4	5	6	7	8	9	AB R H RBI BB SO LOB	TOP
Scott Fletcher, R (1, 4) OBP: 0.364, SLG: 0.438 	2-1 		0-0 		1-0 		2-0 			4 1 3 1 0 0 0	Boston Red Sox @ Oakland Athletics Oakland-Alameda County Coliseum, Oakland, CA Sun Jul 11 1993, 3:33 AM PDT Att. 34,097 - Sunny - 70 F
Billy Hatcher, R (1, 8) OBP: 0.366, SLG: 0.446 	0-1 		2-2 		0-2 		0-0 			4 0 2 0 0 0 2	
Mike Greenwell, L (1, 7) OBP: 0.374, SLG: 0.469 	1-3 		1-0 		2-2 		2-0 			4 0 0 0 0 1 2	
Andre Dawson, R (1, 10) OBP: 0.273, SLG: 0.359 		1-1 	3-2 		1-0 		1-1 			4 1 2 0 0 0 0	
Ernest Riles, L (1, 5) OBP: 0.296, SLG: 0.350 Scott Cooper, L (8, 5) OBP: 0.362, SLG: 0.401 		3-2 	1-0 		2-3 		2-1 			3 0 0 0 0 1 1 0 0 0 0 0 0 0	
Bob Zupcic, R (1, 9) OBP: 0.351, SLG: 0.400 		0-0 		2-3 		0-0 		1-0 		3 0 0 0 0 1 0	
Carlos Quintana, R (1, 3) OBP: 0.341, SLG: 0.295 		1-3 		2-2 		0-2 		1-2 		4 1 1 0 0 1 2	
John Valentin, R (1, 6) OBP: 0.300, SLG: 0.379 		4-2 		0-0 		1-0 		0-1 		2 0 0 0 1 0 0	
Tony Peña, R (1, 2) OBP: 0.244, SLG: 0.239 		2-3 		1-2 		2-2 				3 0 0 0 0 1 3	
Inning Stats	R: 0 H: 1 E: 0 LOB: 0 K: 1 BB: 0 S: 7 P: 10	R: 1 H: 1 E: 0 LOB: 2 K: 2 BB: 1 S: 17 P: 28	R: 1 H: 3 E: 0 LOB: 1 K: 0 BB: 0 S: 9 P: 16	R: 0 H: 0 E: 0 LOB: 0 K: 1 BB: 0 S: 7 P: 11	R: 0 H: 1 E: 0 LOB: 1 K: 0 BB: 0 S: 12 P: 16	R: 0 H: 0 E: 0 LOB: 0 K: 1 BB: 0 S: 5 P: 8	R: 1 H: 2 E: 0 LOB: 1 K: 0 BB: 0 S: 9 P: 14	R: 0 H: 0 E: 0 LOB: 0 K: 0 BB: 0 S: 5 P: 10	R: 0 H: 0 E: 0 LOB: 0 K: 0 BB: 0 S: 6 P: 8	1B: 8 SF: 0 2B: 0 SAC: 2 3B: 0 DP: 2 HR: 0 HBP: 1	WP: 1 PA: 35 PB: 0 SB: 0 CS: 0
PITCHER Bobby Witt, R (1, 1) ERA: 3.77	IP WLS BF H R ER SO BB IBB HBP BLK WP HR S P ERA WHIP 9.0 L 35 8 3 3 5 1 0 1 0 1 0 77 121 3.00 1.000										

livebaseballscorecards.com

AB	31
R	3
H	8
RBI	1
BB	1
SO	5
LOB	10



Batter	1	2	3	4	5	6	7	8	9	AB	R	H	RBI	BB	SO	LOB
Lance Blankenship, R OBP: 0.388, SLG: 0.296 (1, 8)	F9		P2	K						3	0	0	0	1	1	1
Brent Gates, S OBP: 0.370, SLG: 0.376 (1, 4)	G4-3-2		L6 1B			F9				4	0	1	0	0	1	1
Ruben Sierra, S OBP: 0.297, SLG: 0.413 (1, 9)	E1		L6 1B			F8		G4-3		4	0	1	0	0	0	0
Troy Neel, L OBP: 0.332, SLG: 0.500 (1, 3)	FC6-4		L6			K		K		4	0	1	0	0	2	2
Terry Steinbach, R OBP: 0.345, SLG: 0.436 (1, 2)	FC6-4			BB 1B		G6-3		K		4	1	1	0	0	1	2
Mike Aldrete, L OBP: 0.340, SLG: 0.432 (1, 7)		BB		BB 1B		F9		G4-3		3	1	1	0	1	0	0
Dave Henderson, R OBP: 0.250, SLG: 0.401 Rickey Henderson, R OBP: 0.462, SLG: 0.502 (1, 10) (9, PH)			K	K		F8		K		3	0	0	0	0	2	3
Kevin Seitzer, R OBP: 0.324, SLG: 0.360 Scott Hemond, R OBP: 0.293, SLG: 0.258 (1, 5) (9, PR)		P3		BB		F9		1B		3	0	1	0	1	0	1
Mike Bordick, R OBP: 0.338, SLG: 0.315 (1, 6)		L8		BB		G4-3		G1-3		0	0	0	0	0	0	0

Inning Stats	R: 0	H: 1	E: 1	K: 0	S: 13	H: 0	LOB: 2	BB: 0	P: 19	R: 0	H: 0	E: 0	K: 1	S: 12	H: 0	LOB: 1	BB: 1	P: 17	R: 0	H: 2	E: 0	K: 0	S: 8	H: 3	LOB: 1	BB: 0	P: 11	R: 0	H: 0	E: 0	K: 1	S: 7	H: 0	LOB: 0	BB: 0	P: 11	R: 0	H: 0	E: 0	K: 0	S: 6	H: 0	LOB: 0	BB: 0	P: 7	R: 0	H: 0	E: 0	K: 1	S: 12	H: 0	LOB: 1	BB: 1	P: 18	R: 0	H: 0	E: 0	K: 2	S: 8	H: 0	LOB: 0	BB: 0	P: 14	R: 0	H: 1	E: 0	K: 1	S: 10	H: 1	LOB: 1	BB: 0	P: 14	1B: 7	2B: 1	3B: 0	HR: 0	SF: 0	SAC: 0	DP: 1	HBP: 0	WP: 0	PB: 0	SB: 0	CS: 0	PA: 36
--------------	------	------	------	------	-------	------	--------	-------	-------	------	------	------	------	-------	------	--------	-------	-------	------	------	------	------	------	------	--------	-------	-------	------	------	------	------	------	------	--------	-------	-------	------	------	------	------	------	------	--------	-------	------	------	------	------	------	-------	------	--------	-------	-------	------	------	------	------	------	------	--------	-------	-------	------	------	------	------	-------	------	--------	-------	-------	-------	-------	-------	-------	-------	--------	-------	--------	-------	-------	-------	-------	--------

PITCHER	IP	WLS	BF	H	R	ER	SO	BB	IBB	HBP	BLK	WP	HR	S	P	ERA	WHIP
Danny Darwin, R ERA: 3.05 (1, 1)	7.0	W	29	6	2	2	5	3	0	0	0	0	0	75	110	2.57	1.286
Ken Ryan, R ERA: 2.86 (8, 1)	1.0		3	0	0	0	2	0	0	0	0	0	0	8	14	0.00	0.000
Jeff Russell, R ERA: 3.03 (9, 1)	1.0	S	4	1	0	0	1	0	0	0	0	0	0	10	14	0.00	1.000

BOTTOM

Boston Red Sox @ Oakland Athletics
Oakland-Alameda County Coliseum, Oakland, CA

Sun Jul 11 1993, 3:33 AM PDT
Att: 34,097 - Sunny - 70 F

livebaseballscorecards.com

AB	33
R	2
H	7
RBI	2
BB	3
SO	8
LOB	12



BOTTOM

Seattle Mariners @ Boston Red Sox
 Fenway Park, Boston, MA
 Thu Jul 15 1993, 7:05 PM EDT
 Att. 33,342 - Unknown - 82 F

livebaseballscorecards.com

AB	32
R	2
H	6
RBI	2
BB	2
SO	2
LOB	12



WP: 0	PA: 34
PB: 0	
SB: 0	
CS: 0	

AB R H RBI BB SO LOB

3 0 0 1 1 0 1

4 0 1 0 0 0 2

4 1 1 1 0 0 1

3 0 0 0 1 0 0

3 0 1 0 0 1 1

0 0 0 0 0 0 0

1 0 0 0 0 1 0

3 0 0 0 0 0 1

1 0 0 0 0 0 0

3 0 0 0 0 0 1

4 1 1 0 0 0 2

3 0 2 0 0 0 1

2 0 0 0 0 0 3

1 0 0 0 0 0 0

1B: 4 SF: 0

2B: 1 SAC: 0

3B: 0 DP: 2

HR: 1 HBP: 0

WP: 0 PA: 34

PB: 0

SB: 0

CS: 0

1B: 4 SF: 0

2B: 1 SAC: 0

3B: 0 DP: 2

HR: 1 HBP: 0

WP: 0 PA: 34

PB: 0

SB: 0

CS: 0

1B: 4 SF: 0

2B: 1 SAC: 0

3B: 0 DP: 2

HR: 1 HBP: 0

WP: 0 PA: 34

PB: 0

SB: 0

CS: 0

1B: 4 SF: 0

2B: 1 SAC: 0

3B: 0 DP: 2

HR: 1 HBP: 0

WP: 0 PA: 34

PB: 0

SB: 0

CS: 0

1B: 4 SF: 0

2B: 1 SAC: 0

3B: 0 DP: 2

HR: 1 HBP: 0

WP: 0 PA: 34

PB: 0

SB: 0

CS: 0

1B: 4 SF: 0

2B: 1 SAC: 0

3B: 0 DP: 2

HR: 1 HBP: 0

WP: 0 PA: 34

PB: 0

SB: 0

CS: 0

1B: 4 SF: 0

2B: 1 SAC: 0

3B: 0 DP: 2

HR: 1 HBP: 0

WP: 0 PA: 34

PB: 0

SB: 0

CS: 0

1B: 4 SF: 0

2B: 1 SAC: 0

3B: 0 DP: 2

HR: 1 HBP: 0

WP: 0 PA: 34

PB: 0

SB: 0

CS: 0

1B: 4 SF: 0

2B: 1 SAC: 0

3B: 0 DP: 2

HR: 1 HBP: 0

WP: 0 PA: 34

PB: 0

SB: 0

CS: 0

1B: 4 SF: 0

2B: 1 SAC: 0

3B: 0 DP: 2

HR: 1 HBP: 0

WP: 0 PA: 34

PB: 0

SB: 0

CS: 0

1B: 4 SF: 0

2B: 1 SAC: 0

3B: 0 DP: 2

HR: 1 HBP: 0

WP: 0 PA: 34

PB: 0

SB: 0

CS: 0

1B: 4 SF: 0

2B: 1 SAC: 0

3B: 0 DP: 2

HR: 1 HBP: 0

WP: 0 PA: 34

PB: 0

SB: 0

CS: 0

1B: 4 SF: 0

2B: 1 SAC: 0

3B: 0 DP: 2

HR: 1 HBP: 0

WP: 0 PA: 34

PB: 0

SB: 0

CS: 0

1B: 4 SF: 0

2B: 1 SAC: 0

3B: 0 DP: 2

HR: 1 HBP: 0

WP: 0 PA: 34

PB: 0

SB: 0

CS: 0

1B: 4 SF: 0

2B: 1 SAC: 0

3B: 0 DP: 2

HR: 1 HBP: 0

WP: 0 PA: 34

PB: 0

SB: 0

CS: 0

1B: 4 SF: 0

2B: 1 SAC: 0

3B: 0 DP: 2

HR: 1 HBP: 0

WP: 0 PA: 34

PB: 0

SB: 0

CS: 0

1B: 4 SF: 0

2B: 1 SAC: 0

3B: 0 DP: 2

HR: 1 HBP: 0

WP: 0 PA: 34

PB: 0

SB: 0

CS: 0

1B: 4 SF: 0

2B: 1 SAC: 0

3B: 0 DP: 2

HR: 1 HBP: 0

WP: 0 PA: 34

PB: 0

SB: 0

CS: 0

1B: 4 SF: 0

2B: 1 SAC: 0

3B: 0 DP: 2

HR: 1 HBP: 0

WP: 0 PA: 34

PB: 0

SB: 0

CS: 0

1B: 4 SF: 0

2B: 1 SAC: 0

3B: 0 DP: 2

HR: 1 HBP: 0

WP: 0 PA: 34

PB: 0

SB: 0

CS: 0

1B: 4 SF: 0

2B: 1 SAC: 0

3B: 0 DP: 2

HR: 1 HBP: 0

WP: 0 PA: 34

PB: 0

SB: 0

CS: 0

1B: 4 SF: 0

2B: 1 SAC: 0

3B: 0 DP: 2

HR: 1 HBP: 0

WP: 0 PA: 34

PB: 0

SB: 0

CS: 0

1B: 4 SF: 0

2B: 1 SAC: 0

3B: 0 DP: 2

HR: 1 HBP: 0

WP: 0 PA: 34

PB: 0

SB: 0

CS: 0

1B: 4 SF: 0

2B: 1 SAC: 0

3B: 0 DP: 2

HR: 1 HBP: 0

WP: 0 PA: 34

PB: 0

SB: 0

CS: 0

1B: 4 SF: 0

2B: 1 SAC: 0

3B: 0 DP: 2

HR: 1 HBP: 0

WP: 0 PA: 34

PB: 0

SB: 0

CS: 0

1B: 4 SF: 0

2B: 1 SAC: 0

3B: 0 DP: 2

HR: 1 HBP: 0

WP: 0 PA: 34

PB: 0

SB: 0

CS: 0

1B: 4 SF: 0

2B: 1 SAC: 0

3B: 0 DP: 2

HR: 1 HBP: 0

WP: 0 PA: 34

PB: 0

SB: 0

CS: 0

1B: 4 SF: 0

2B: 1 SAC: 0

3B: 0 DP: 2

HR: 1 HBP: 0

WP: 0 PA: 34

PB: 0

SB: 0

CS: 0

1B: 4 SF: 0

2B: 1 SAC: 0

3B: 0 DP: 2

HR: 1 HBP: 0

WP: 0 PA: 34

PB: 0

SB: 0

CS: 0

1B: 4 SF: 0

2B: 1 SAC: 0

3B: 0 DP: 2

HR: 1 HBP: 0

WP: 0 PA: 34

PB: 0

SB: 0

Batter	1	2	3	4	5	6	7	8	9
Scott Fletcher, R <small>OBP: 0.363, SLG: 0.431</small> (1, 4)	1-1 	2-2 G4-3		1-1 		2-0 G6-3		3-2 G4-3	
Billy Hatcher, R <small>OBP: 0.365, SLG: 0.445</small> (1, 8)	0-0 SH1		0-1 G3	0-0 		0-0 G3-1			
Mike Greenwell, L <small>OBP: 0.371, SLG: 0.477</small> (1, 7)	2-0 G3		1-0 G6-3	1-1 		3-3 			
Andre Dawson, R <small>OBP: 0.279, SLG: 0.362</small> (1, 10)	4-1 		2-2 	0-2 		3-1 F8			
Scott Cooper, L <small>OBP: 0.360, SLG: 0.397</small> (1, 5)	1-3 		1-0 	1-1 G4-3		0-1 G3			
Bob Zupcic, R <small>OBP: 0.348, SLG: 0.408</small> (1, 9)		0-1 	2-2 		0-0 G5-3		3-2 F8		
Carlos Quintana, R <small>OBP: 0.335, SLG: 0.288</small> (1, 3)		0-0 	1-2 G5-3		0-0 G6-3		1-0 G4-3		
John Valentin, R <small>OBP: 0.307, SLG: 0.386</small> (1, 6)		4-2 		3-1 F8	3-2 		1-3 		
Tony Peña, R <small>OBP: 0.241, SLG: 0.232</small> (1, 2)		1-2 G5-3		2-1 G4-1	1-0 G5-3		4-1 		

Inning Stats	R: 0	H: 1	E: 0	K: 1	S: 11	R: 0	H: 1	E: 0	K: 0	S: 12	R: 2	H: 3	E: 0	K: 0	S: 14	R: 3	H: 4	E: 0	K: 0	S: 14	R: 0	H: 1	E: 0	K: 0	S: 6	R: 0	H: 0	E: 0	K: 1	S: 7	R: 0	H: 0	E: 0	K: 0	S: 8	R: 0	H: 0	E: 0	K: 1	S: 8					
		LOB: 2		BB: 1	P: 18		LOB: 2		BB: 1	P: 19		LOB: 1		BB: 0	P: 21		LOB: 1		BB: 0	P: 22		LOB: 0		BB: 0	P: 10		LOB: 0		BB: 0	P: 12		LOB: 1		BB: 1	P: 17		LOB: 0		BB: 0	P: 14		LOB: 1		BB: 1	P: 17

PITCHER	IP	WLS	BF	H	R	ER	SO	BB	IBB	HBP	BLK	WP	HR	S	P	ERA	WHIP
Erik Hanson, R <small>ERA: 3.15</small>	(1, 1)	4.0	L	23	9	5	5	1	2	0	0	0	0	51	80	11.25	2.750
Brad Holman, R <small>ERA:</small>	(5, 1)	4.0		14	1	0	2	1	0	0	0	0	0	29	53	0.00	0.500

AB	R	H	RBI	BB	SO	LOB
5	1	2	0	0	0	3
3	1	1	0	0	0	0
4	1	1	2	0	1	1
3	1	2	1	1	0	0
4	1	1	0	0	1	3
4	0	2	2	0	0	0
4	0	0	0	0	0	2
3	0	1	0	1	1	0
3	0	0	0	1	0	3

WP	PA
0	37

Seattle Mariners @ Boston Red Sox
 Fenway Park, Boston, MA
 Fri Jul 16 1993, 7:05 PM EDT
 Att: 33,925 - Unknown - 74 F

AB	33
R	5
H	10
RBI	5
BB	3
SO	3
LOB	12



1B	2B	3B	HR	SF	SAC	DP	HBP	WP	PA
5	5	0	0	0	1	0	0	0	37

Batter	1	2	3	4	5	6	7	8	9	AB R H RBI BB SO LOB	TOP											
Omar Vizquel, S (1, 6) OBP: 0.360, SLG: 0.337	0-2 FC1-5 2B		1-1 F7			0-1 SH5-4 2-3		1-2 F7	0-1 G3	4 0 1 0 0 0 3												
Dave Magadan, L (1, 5) OBP: 0.400, SLG: 0.380	0-0 FC4 1B		1-2 F7			4-2 3B BB		2-1 1B		3 2 1 0 1 0 1												
Ken Griffey Jr., L (1, 8) OBP: 0.404, SLG: 0.596	0-1 FC1-5 1B			0-1 G4-6-3 1B		1-1 3B		0-2 F9		4 0 2 2 0 0 3												
Jay Buhner, R (1, 9) OBP: 0.386, SLG: 0.503	2-2 1B			1-3 K		1-0 P3		2-2 P3		4 0 1 1 0 1 3												
Tino Martinez, L (1, 3) OBP: 0.348, SLG: 0.453	3-2 P5			0-2 G4-6-3		4-0 IBB			1-3 K	3 0 0 0 1 1 2												
Marc Newfield, R (1, 7) OBP: 0.324, SLG: 0.367		1-1 F9			0-0 G3-6-3 1B		2-1 G5-3		0-3 K	4 0 1 0 0 1 2												
Pete O'Brien, L (1, 10) OBP: 0.332, SLG: 0.392 Mike Blowers, R (9, PR) OBP: 0.352, SLG: 0.483		1-1 G1-3			0-0 G3-6-3		2-1 P5		4-2 2B BB	3 0 0 0 1 0 1 0 0 0 0 0 0 0	AB 32											
Bill Haselman, R (1, 2) OBP: 0.333, SLG: 0.471 Mackey Sasser, L (9, PH) OBP: 0.282, SLG: 0.344		1-3 K			2-0 F9		1-2 G6-3		1-0 2B	3 0 0 0 0 1 0 1 0 1 0 0 0 0	R 3											
Rich Amaral, R (1, 4) OBP: 0.360, SLG: 0.368 Mike Felder, S (9, PH) OBP: 0.277, SLG: 0.285			0-0 F9			1-2 SH5-4 3B		1-1 G4-3	4-2 BB	3 1 1 0 0 0 0 0 0 0 0 1 0 0	H 8											
Inning Stats	R: 1 E: 1 K: 0 S: 12	H: 2 LOB: 1 BB: 0 P: 17	R: 0 E: 0 K: 1 S: 7	H: 0 LOB: 0 BB: 0 P: 10	R: 0 E: 0 K: 0 S: 7	H: 0 LOB: 0 BB: 0 P: 9	R: 0 E: 0 K: 1 S: 9	H: 1 LOB: 0 BB: 0 P: 10	R: 0 E: 0 K: 0 S: 3	H: 1 LOB: 0 BB: 0 P: 5	R: 2 E: 0 K: 0 S: 14	H: 2 LOB: 2 BB: 2 P: 27	R: 0 E: 0 K: 0 S: 7	H: 0 LOB: 0 BB: 0 P: 11	R: 0 E: 0 K: 0 S: 12	H: 1 LOB: 1 BB: 0 P: 17	R: 0 E: 0 K: 2 S: 17	H: 1 LOB: 3 BB: 2 P: 27	1B: 4 2B: 3 3B: 1 HR: 0	SF: 0 SAC: 1 DP: 2 HBP: 0	WP: 0 PB: 0 SB: 0 CS: 0	PA: 37
PITCHER	IP WLS BF H R ER SO BB IBB HBP BLK WP HR S P ERA WHIP																					
Danny Darwin, R (1, 1) ERA: 3.09	7.1 W 29 7 3 3 2 1 1 0 0 0 0 65 98 3.68 1.091																					
Tony Fossas, L (8, 1) ERA: 5.29	0.1 1 0 0 0 0 0 0 0 0 0 0 3 3 0.00 0.000																					
Greg Harris, R (8, 1) ERA: 2.42	0.1 1 0 0 0 0 0 0 0 0 0 0 3 5 0.00 0.000																					
Jeff Russell, R (9, 1) ERA: 2.84	1.0 S 6 1 0 0 2 2 0 0 0 0 0 0 17 27 0.00 3.000																					

Seattle Mariners @ Boston Red Sox
Fenway Park, Boston, MA
 Sat Jul 17 1993, 3:33 AM EDT
 Att. 33,190 - Cloudy - 76 F

livebaseballscorecards.com



Batter	1	2	3	4	5	6	7	8	9	AB	R	H	RBI	BB	SO	LOB
Scott Fletcher, R OBP: 0.351, SLG: 0.415 (1, 4)	F9		G6-3		SH5-4		L5	G4-3		4	0	0	1	0	0	4
Billy Hatcher, R OBP: 0.367, SLG: 0.443 (1, 8)	F9		G6-3		K		BB 2B 1B	S 1B		5	1	2	3	0	1	2
Mike Greenwell, L OBP: 0.381, SLG: 0.483 (1, 10) Luis Rivera, R OBP: 0.288, SLG: 0.293 (1, PR)	CS HBP		1B		K		BB 2B	K		0	0	0	0	0	0	0
Andre Dawson, R OBP: 0.282, SLG: 0.370 (1, 9)	CS	K	P2			E6	BB 2B			4	0	1	3	0	1	1
Bob Zupcic, R OBP: 0.345, SLG: 0.399 (1, 7)				P3		F8	K			3	0	0	0	1	1	2
Carlos Quintana, R OBP: 0.336, SLG: 0.288 (1, 3)				K		F8		E BB G4-3 1B		4	1	2	0	0	1	1
Scott Cooper, L OBP: 0.363, SLG: 0.397 (1, 5)				K		K		G4-3 E 1B BB		3	1	0	0	1	3	3
John Valentin, R OBP: 0.305, SLG: 0.379 (1, 6)				K		SH5-4 BB 1B	BB 1B BB	P2		3	1	1	0	1	1	4
John Flaherty, R OBP: 0.500, SLG: 0.667 (1, 2)			G6-3 2B		SH5-4 BB		P6	E6 G4-3 1B		3	2	1	0	1	0	3

Inning Stats	R: 0	H: 0	E: 0	K: 0	S: 9	H: 0	LOB: 1	BB: 0	P: 12	R: 0	H: 1	E: 0	K: 3	S: 17	R: 1	H: 2	E: 0	K: 0	S: 8	R: 0	H: 0	E: 0	K: 2	S: 9	R: 0	H: 1	E: 0	K: 2	S: 10	R: 0	H: 0	E: 1	K: 1	S: 9	R: 3	H: 2	E: 0	K: 1	S: 16	R: 3	H: 2	E: 1	K: 1	S: 13	R: 3	H: 2	E: 1	K: 1	S: 13	1B: 6	2B: 2	3B: 0	HR: 0	SF: 0	SAC: 1	DP: 0	HBP: 1	WP: 0	PB: 0	SB: 1	CS: 1	PA: 40
--------------	------	------	------	------	------	------	--------	-------	-------	------	------	------	------	-------	------	------	------	------	------	------	------	------	------	------	------	------	------	------	-------	------	------	------	------	------	------	------	------	------	-------	------	------	------	------	-------	------	------	------	------	-------	-------	-------	-------	-------	-------	--------	-------	--------	-------	-------	-------	-------	--------


PITCHER	IP	WLS	BF	H	R	ER	SO	BB	IBB	HBP	BLK	WP	HR	S	P	ERA	WHIP
Randy Johnson, L ERA: 3.29 (1, 1)	6.0		26	4	2	2	8	3	0	0	0	0	0	64	97	3.00	1.167
Bob Ayrault, R ERA: 6.55 (7, 1)	0.2		5	2	2	2	0	1	0	0	0	0	0	10	16	27.00	4.500
Jeff Nelson, R ERA: 2.8 (7, 1)	0.1		2	1	1	0	1	0	0	0	0	0	0	6	9	0.00	3.000
Norm Charlton, L ERA: 2.53 (8, 1)	1.0	L	6	1	2	0	1	1	0	0	0	0	0	11	20	0.00	2.000

BOTTOM

Seattle Mariners @ Boston Red Sox
 Fenway Park, Boston, MA
 Sun Jul 18 1993, 3:33 AM EDT
 Att. 33,795 - Sunny - 71 F

livebaseballscorecards.com

AB	32
R	7
H	8
RBI	7
BB	5
SO	10
LOB	23



Batter	1	2	3	4	5	6	7	8	9	AB R H RBI BB SO LOB	TOP											
Luis Polonia, L (1, 7) OBP: 0.316, SLG: 0.322	0-1 PB S 2B 1B	1-0 1-2 3-H 1B			3-1 G6-3		0-1 G3-1	2-3 K		5 1 2 1 0 1 3												
Stan Javier, S (1, 8) OBP: 0.298, SLG: 0.315	3-2 L6 1-2	3-2 G4-3			4-2 BB			1-2 HR 2B	2-3 K	4 1 1 0 1 1 3												
Tim Salmon, R (1, 9) OBP: 0.386, SLG: 0.531	3-1 2-H 2B		0-2 G6-3		0-0 F8			1-0 HR	1-3 K	5 1 2 3 0 1 1												
Chili Davis, S (1, 10) OBP: 0.324, SLG: 0.401	0-1 F9		1-2 G4-3			1-2 L8		1-0 F9 1B 1B	0-2 G5-3	5 1 1 0 0 0 1												
Torey Lovullo, S (1, 4) OBP: 0.338, SLG: 0.379	1-3 K		2-1 G4-3			2-1 F9		1-2 HBP 1B 1-2 1B		4 0 1 0 0 1 1												
Greg Myers, L (1, 2) OBP: 0.301, SLG: 0.385		1-1 G4-3		1-3 K		2-1 HR		3-1 F9		4 1 1 1 0 1 2												
J.T. Snow, L (1, 3) OBP: 0.324, SLG: 0.402		1-2 G3-1		1-1 G3		1-3 K		1-0 HBP 1B		4 0 1 1 0 1 0												
Rod Correia, R (8, PR) OBP: 0.429, SLG: 0.571								1-2 HBP 1B		0 0 0 0 0 0 0												
Rene Gonzales, R (8, 3) OBP: 0.364, SLG: 0.320								3-H 1B		0 0 0 0 0 0 0												
Damion Easley, R (1, 5) OBP: 0.378, SLG: 0.412		4-2 1B 1B BB		2-1 F8			2-2 G3	1-0 P3		3 1 0 0 1 0 2												
Gary Disarcina, R (1, 6) OBP: 0.282, SLG: 0.337		1-1 1B 1-3 1B		1-2 G6-3			1-3 K	1-1 HBP		3 0 1 0 0 1 0												
Inning Stats	R: 1 E: 0 K: 1 S: 13	H: 2 LOB: 1 BB: 0 P: 20	R: 1 E: 0 K: 0 S: 13	H: 2 LOB: 2 BB: 1 P: 24	R: 0 E: 0 K: 0 S: 10	H: 0 LOB: 0 BB: 0 P: 13	R: 0 E: 0 K: 1 S: 7	H: 0 LOB: 0 BB: 0 P: 11	R: 0 E: 0 K: 0 S: 10	H: 0 LOB: 1 BB: 1 P: 18	R: 1 E: 0 K: 1 S: 10	H: 1 LOB: 0 BB: 0 P: 16	R: 0 E: 0 K: 1 S: 8	H: 0 LOB: 0 BB: 0 P: 11	R: 3 E: 0 K: 1 S: 18	H: 5 LOB: 3 BB: 0 P: 30	R: 0 E: 0 K: 2 S: 10	H: 0 LOB: 0 BB: 0 P: 13	1B: 6 2B: 2 3B: 0 HR: 2	SF: 0 SAC: 0 DP: 0 HBP: 1	WP: 0 PB: 1 SB: 1 CS: 0	PA: 40
PITCHER	IP WLS BF H R ER SO BB IBB HBP BLK WP HR S P ERA WHIP																					
Aaron Sele, R (1, 1) ERA: 1.71	6.0 W 25 5 3 3 3 2 0 0 0 0 0 1 63 102 4.50 1.167																					
Paul Quantrill, R (7, 1) ERA: 3.13	1.0 7 4 3 3 1 0 0 0 0 0 0 1 18 25 27.00 4.000																					
Greg Harris, R (8, 1) ERA: 2.34	1.0 5 1 0 0 1 0 0 1 0 0 0 0 8 16 0.00 1.000																					
Jeff Russell, R (9, 1) ERA: 2.76	1.0 S 3 0 0 0 2 0 0 0 0 0 0 0 10 13 0.00 0.000																					

California Angels @ Boston Red Sox
Fenway Park, Boston, MA
Mon Jul 19 1993, 7:05 PM EDT
Att. 30,433 - Unknown - 72 F

livebaseballscorecards.com

AB	37
R	6
H	10
RBI	6
BB	2
SO	7
LOB	13



Batter	1	2	3	4	5	6	7	8	9	AB	R	H	RBI	BB	SO	LOB
Scott Fletcher, R OBP: 0.352, SLG: 0.418 (1, 4)	F9		2B 1B	1B 2B		G5-3	G5-3			5	0	2	1	0	0	0
Billy Hatcher, R OBP: 0.370, SLG: 0.449 (1, 8)	G5-3		2B	2B 1B		1B 1B	E4 FC6-4			5	1	3	1	0	0	0
Mike Greenwell, L OBP: 0.378, SLG: 0.485 (1, 10)	3B		P6	P4		P3	K			5	0	1	0	0	1	6
Andre Dawson, R OBP: 0.284, SLG: 0.375 (1, 9)	G6-3		K			1B SF7 2B	1B 1B	FC6-4		5	2	2	0	0	1	4
Scott Cooper, L OBP: 0.363, SLG: 0.397 (1, 5)		G3	G3-1			1B E 1B	1B 1B	G3		5	2	2	1	0	0	2
Bob Zupcic, R OBP: 0.341, SLG: 0.395 (1, 7)		G6-3		P3	SF7	1B 1B	1B 1B	G5-3		4	1	1	2	0	0	0
Carlos Quintana, R OBP: 0.341, SLG: 0.295 (1, 3)		2B 1B		2B 1B	K	1B 1B	1B 1B	G6-3		5	1	3	1	0	1	1
John Valentin, R OBP: 0.312, SLG: 0.386 (1, 6)		1 SAFE 2B		2B 1B BB	E6	1B 1B	1B			3	1	2	1	1	0	0
John Flaherty, R OBP: 0.250, SLG: 0.286 (1, 2)		K		K	F8	F8				4	0	0	0	0	2	7
Tony Peña, R OBP: 0.237, SLG: 0.228 (9, 2)										0	0	0	0	0	0	0

Inning Stats	R: 0	H: 1	E: 0	LOB: 1	K: 0	P: 8	R: 0	H: 2	E: 0	LOB: 2	K: 1	P: 18	R: 0	H: 2	E: 0	LOB: 2	K: 1	P: 15	R: 2	H: 3	E: 0	LOB: 2	K: 1	P: 19	R: 2	H: 2	E: 1	LOB: 1	K: 1	P: 16	R: 4	H: 6	E: 0	LOB: 2	K: 0	P: 32	R: 0	H: 0	E: 1	LOB: 1	K: 1	P: 15	R: 0	H: 0	E: 0	LOB: 0	K: 0	P: 11	
1B: 11	SF: 1	2B: 4	SAC: 0	3B: 1	DP: 0	HR: 0	HBP: 0	WP: 0	PA: 43	1B: 11	SF: 1	2B: 4	SAC: 0	3B: 1	DP: 0	HR: 0	HBP: 0	WP: 0	PA: 43	1B: 11	SF: 1	2B: 4	SAC: 0	3B: 1	DP: 0	HR: 0	HBP: 0	WP: 0	PA: 43	1B: 11	SF: 1	2B: 4	SAC: 0	3B: 1	DP: 0	HR: 0	HBP: 0	WP: 0	PA: 43	1B: 11	SF: 1	2B: 4	SAC: 0	3B: 1	DP: 0	HR: 0	HBP: 0	WP: 0	PA: 43

PITCHER	IP	WLS	BF	H	R	ER	SO	BB	IBB	HBP	BLK	WP	HR	S	P	ERA	WHIP
Scott Sanderson, R ERA: 4.3 (1, 1)	5.2	L	32	13	7	6	4	1	0	0	0	0	0	61	97	9.53	2.471
Joe Grahe, R ERA: 3.6 (6, 1)	1.1		8	3	1	1	1	0	0	0	0	0	0	15	26	6.75	2.250
Gene Nelson, R ERA: 1.26 (8, 1)	1.0		3	0	0	0	0	0	0	0	0	0	0	7	11	0.00	0.000

BOTTOM

California Angels @ Boston Red Sox
Fenway Park, Boston, MA
Mon Jul 19 1993, 7:05 PM EDT
Att: 30,433 - Unknown - 72 F

livebaseballscorecards.com

AB	41
R	8
H	16
RBI	7
BB	1
SO	5
LOB	20



Batter	1	2	3	4	5	6	7	8	9	AB R H RBI BB SO LOB
Luis Polonia, L (1, 7) OBP: 0.315, SLG: 0.322 Stan Javier, S (9, PH) OBP: 0.295, SLG: 0.312 (9, 7)	0-0 G4-3		1-1 CS 1-3 1B		0-0 FC4-6		0-0 G4-3		2-1 P4	4 0 1 0 0 0 1 1 0 0 0 0 0 1
Chad Curtis, R (1, 8) OBP: 0.380, SLG: 0.380	2-3 K		1-3 K		2-1 CS	0-3 K		0-0 1B G6-3 1B		4 1 1 0 0 3 1
Tim Salmon, R (1, 9) OBP: 0.387, SLG: 0.529	2-1 G6-3			3-2 G5-4-3 1B		4-1 1B BB		0-0 G6-3		3 0 1 0 1 0 1
Chili Davis, S (1, 10) OBP: 0.326, SLG: 0.402 Jim Walewander, S (8, PR)		2-1 F9		0-0 G5-4-3		0-0 HBP 1B		0-0 CS 1B		4 0 2 0 0 0 1 0 0 0 0 0 0 0
Damion Easley, R (1, 5)		1-1 WP 1B		0-0 FC5 1B		1-0 HBP 1B		0-0 1B		3 0 3 1 0 0 0
Rene Gonzales, R (1, 3) OBP: 0.366, SLG: 0.320		4-1 BB		0-1 1B		2-2 F7		2-1 G4-3		3 0 1 0 1 0 5
Gary Disarcina, R (1, 6) OBP: 0.278, SLG: 0.332		1-0 P4		0-0 FC5		1-1 P3			3-2 G6-3	4 0 0 0 0 0 7
Rod Correia, R (1, 4) OBP: 0.400, SLG: 0.500 Torey Lovullo, S (9, PH) OBP: 0.340, SLG: 0.379 (9, 4)		0-1 G4-3			0-1 FC4-6 1B		3-2 G4-3		4-1 BB	3 0 1 0 0 0 2 0 0 0 0 1 0 0
Ron Tingley, R (1, 2) OBP: 0.283, SLG: 0.277 Greg Myers, L (9, PH) OBP: 0.299, SLG: 0.383 (9, 2)			3-2 1B		1 SAFE 1 SAFE CS	0-3 K		3-1 G4-3		3 0 1 0 0 1 1 1 0 0 0 0 1 1

Inning Stats	R: 0 E: 0 K: 1 S: 6	H: 0 LOB: 0 BB: 0 P: 10	R: 0 E: 0 K: 0 S: 8	H: 1 LOB: 2 BB: 1 P: 16	R: 0 E: 0 K: 1 S: 9	H: 2 LOB: 1 BB: 0 P: 14	R: 0 E: 0 K: 0 S: 8	H: 3 LOB: 2 BB: 0 P: 11	R: 0 E: 0 K: 1 S: 8	H: 1 LOB: 0 BB: 0 P: 9	R: 0 E: 0 K: 1 S: 10	H: 1 LOB: 3 BB: 1 P: 18	R: 0 E: 0 K: 0 S: 9	H: 0 LOB: 0 BB: 0 P: 15	R: 1 E: 0 K: 0 S: 6	H: 3 LOB: 1 BB: 0 P: 8	R: 0 E: 0 K: 1 S: 10	H: 0 LOB: 1 BB: 1 P: 20	1B: 11 2B: 1 3B: 0 HR: 0	SF: 0 SAC: 0 DP: 2 HBP: 1	WP: 1 PB: 0 SB: 0 CS: 3	PA: 38
--------------	------------------------------	----------------------------------	------------------------------	----------------------------------	------------------------------	----------------------------------	------------------------------	----------------------------------	------------------------------	---------------------------------	-------------------------------	----------------------------------	------------------------------	----------------------------------	------------------------------	---------------------------------	-------------------------------	----------------------------------	-----------------------------------	------------------------------------	----------------------------------	--------

PITCHER	IP	WLS	BF	H	R	ER	SO	BB	IBB	HBP	BLK	WP	HR	S	P	ERA	WHIP
Frank Viola, L (1, 1) ERA: 3.51	7.1		31	10	1	1	4	2	0	1	0	1	0	61	96	1.23	1.636
Ken Ryan, R (8, 1) ERA: 2.64	1.0		4	1	0	0	0	1	0	0	0	0	0	7	16	0.00	2.000
Tony Fossas, L (9, 1) ERA: 5.09	0.2	W	2	0	0	0	1	0	0	0	0	0	0	6	9	0.00	0.000

TOP

California Angels @ Boston Red Sox
Fenway Park, Boston, MA

Tue Jul 20 1993, 7:05 PM EDT
Att. 31,632 - Unknown - 72 F

AB	33
R	1
H	11
RBI	1
BB	3
SO	5
LOB	21



Batter	1	2	3	4	5	6	7	8	9	AB R H RBI BB SO LOB	TOP		
Luis Polonia, L (1, 7) OBP: 0.314, SLG: 0.321	2-1 F9 S 1B		0-1 G4-3		1-0 G6-3			3-2 G5-3		4 1 1 0 0 0 0			
Chad Curtis, R (1, 8) OBP: 0.379, SLG: 0.378	1 SAFE 1 SAFE 1 SAFE 1 SAFE 1 SAFE 1 SAFE 1 SAFE 1-3	3-2 1 SAFE 1 SAFE 1-3	1-3 K			0-1 G5-3		1-0 WP 1B		4 0 1 0 0 1 1			
Tim Salmon, R (1, 9) OBP: 0.386, SLG: 0.525	1-0 1B		0-1 F9			0-3 K		3-3 K 1-2		4 0 1 1 0 2 1			
Chili Davis, S (1, 10) OBP: 0.325, SLG: 0.403	0-1 P6			2-0 G6-3		0-1 2B		1-2 P4		4 0 1 0 0 0 1			
Greg Myers, L (1, 2) OBP: 0.303, SLG: 0.386	1 SAFE 1 SAFE 1 SAFE 1-3	3-1 S 1B		0-0 1B		1-0 P5		0-1 G1-3		4 0 2 0 0 0 1			
Torey Lovullo, S (1, 4) OBP: 0.335, SLG: 0.372	2-2 G3-1 1-2		2-3 K		2-3 K		0-0 F8		0-2 G1-3	4 0 0 0 0 1 3			
J.T. Snow, L (1, 3) OBP: 0.321, SLG: 0.398			2-3 K		1-0 G4-3		2-3 K			3 0 0 0 0 2 1			
Rene Gonzales, R (1, 5) OBP: 0.362, SLG: 0.315			0-0 G4-3		2-2 G6-3		0-0 G6-3			3 0 0 0 0 0 0			
Gary Disarcina, R (1, 6) OBP: 0.276, SLG: 0.329			2-2 G4-3		1-0 F9			1-3 K		3 0 0 0 0 1 0			
Inning Stats	R: 1 H: 3 E: 0 LOB: 2 K: 0 BB: 0 S: 19 P: 30	R: 0 H: 0 E: 0 LOB: 0 K: 1 BB: 0 S: 7 P: 11	R: 0 H: 0 E: 0 LOB: 0 K: 1 BB: 0 S: 7 P: 8	R: 0 H: 1 E: 0 LOB: 1 K: 1 BB: 0 S: 8 P: 13	R: 0 H: 0 E: 0 LOB: 0 K: 0 BB: 0 S: 6 P: 10	R: 0 H: 1 E: 0 LOB: 1 K: 1 BB: 0 S: 10 P: 11	R: 0 H: 0 E: 0 LOB: 0 K: 1 BB: 0 S: 5 P: 7	R: 0 H: 1 E: 0 LOB: 1 K: 2 BB: 0 S: 13 P: 21	R: 0 H: 0 E: 0 LOB: 0 K: 0 BB: 0 S: 8 P: 9	1B: 5 SF: 0 2B: 1 SAC: 0 3B: 0 DP: 0 HR: 0 HBP: 0	WP: 1 PA: 33 PB: 0 SB: 2 CS: 0		
PITCHER	IP WLS BF H R ER SO BB IBB HBP BLK WP HR S P ERA WHIP											PITCHER	IP WLS BF H R ER SO BB IBB HBP BLK WP HR S P ERA WHIP
Roger Clemens, R (1, 1) ERA: 3.36	8.0 W 30 6 1 1 7 0 0 0 0 1 0 75 111 1.12 0.750												
Jeff Russell, R (9, 1) ERA: 2.67	1.0 S 3 0 0 0 0 0 0 0 0 0 0 8 9 0.00 0.000												

California Angels @ Boston Red Sox
 Fenway Park, Boston, MA
 Wed Jul 21 1993, 3:33 AM EDT
 Att. 34,348 - Sunny - 85 F

livebaseballscorecards.com

AB 33
 R 1
 H 6
 RBI 1
 BB 0
 SO 7
 LOB 8



Batter	1	2	3	4	5	6	7	8	9
Bob Zuppcic, R <small>OBP: 0.331, SLG: 0.381</small> (1, 7) <small>(9, 9)</small>	2-2 G5-3 <small>1</small>	3-3 K <small>1-2</small> <small>2</small> <small>3</small>			3-1 F9 <small>1</small>		2-2 L6 <small>3</small>		
John Valentin, R <small>OBP: 0.315, SLG: 0.388</small> (1, 6)	1-2 G5-3 <small>2</small>		1-0 FC6-4 1B		1-1 CS 1B		2-2 P8 <small>1</small>		
Billy Hatcher, R <small>OBP: 0.368, SLG: 0.447</small> (1, 8)	1-2 1B 2B		1-2 FC6-4 BLK <small>1-2f</small> <small>1</small>		2-2 G4-3 <small>1-2</small> <small>2</small> <small>3</small>		0-0 F8 <small>2</small>		
Andre Dawson, R <small>OBP: 0.287, SLG: 0.370</small> Mike Greenwell, L <small>OBP: 0.377, SLG: 0.480</small> (8, PR) (9, 7)	0-1 2B 1B		1 SAFE 1-2 P2 <small>1-2</small> <small>2</small>		2-3 K <small>1</small>		4-0 BB		
Carlos Quintana, R <small>OBP: 0.335, SLG: 0.293</small> (1, 3)	1-1 1-H 3-H 2B		3-3 K <small>3</small>		3-0 F9 <small>2</small>		0-0 G5-3 <small>3</small>		
Scott Cooper, L <small>OBP: 0.368, SLG: 0.404</small> (1, 5)	1-0 F8 <small>3</small>			2-0 G3-1 <small>1</small>		0-0 1B			
Luis Rivera, R <small>OBP: 0.289, SLG: 0.304</small> (1, 4)		3-2 1B SF9 2B		1-1 F9 <small>2</small>		2-3 K <small>3</small>			
Tony Peña, R <small>OBP: 0.244, SLG: 0.241</small> (1, 2)		0-1 CS 1B		0-0 F9 <small>3</small>		1-0 F9 <small>1</small>			
Ernest Riles, L <small>OBP: 0.294, SLG: 0.379</small> (1, 10)		2-1 SF9 <small>1</small>			1-1 HR		3-3 K <small>2</small>		


Inning Stats	R: 2	H: 3	E: 0	K: 0	S: 16	R: 1	H: 2	E: 0	K: 1	S: 14	R: 0	H: 1	E: 0	K: 1	S: 10	R: 0	H: 0	E: 0	K: 0	S: 4	R: 1	H: 2	E: 0	K: 0	S: 10	R: 0	H: 1	E: 0	K: 2	S: 9	R: 0	H: 0	E: 0	K: 1	S: 10	R: 0	H: 0	E: 0	K: 0	S: 5
	LOB: 1	BB: 0	P: 22	LOB: 1	BB: 0	LOB: 1	BB: 0	LOB: 0	BB: 0	P: 16	LOB: 0	BB: 0	LOB: 0	BB: 0	P: 7	LOB: 1	BB: 0	LOB: 0	BB: 0	P: 17	LOB: 1	BB: 0	LOB: 0	BB: 0	LOB: 1	BB: 0	LOB: 1	BB: 1	LOB: 1	BB: 0	LOB: 0	BB: 1	LOB: 1	BB: 0	LOB: 0	BB: 0	LOB: 1	BB: 1	LOB: 1	

PITCHER	IP	WLS	BF	H	R	ER	SO	BB	IBB	HBP	BLK	WP	HR	S	P	ERA	WHIP
Chuck Finley, L <small>ERA: 2.9</small>	(1, 1)	7.0	28	9	4	4	5	0	0	0	1	0	1	73	116	5.14	1.286
Joe Grahe, R <small>ERA: 3.46</small>	(8, 1)	1.0	4	0	0	0	0	1	0	0	0	0	0	5	11	0.00	1.000

BOTTOM

California Angels @ Boston Red Sox
 Fenway Park, Boston, MA
 Wed Jul 21 1993, 3:33 AM EDT
 Att. 34,348 - Sunny - 85 F

AB	30
R	4
H	9
RBI	4
BB	1
SO	5
LOB	8



1B: 5	SF: 1	WP: 0	PA: 32
2B: 4	SAC: 0	PB: 0	
3B: 0	DP: 1	SB: 0	
HR: 1	HBP: 0	CS: 2	

Batter	1	2	3	4	5	6	7	8	9	AB R H RBI BB SO LOB	TOP					
Rickey Henderson, R OBP: 0.479, SLG: 0.562 (1, 7) C X	0-1 G6-3 2B 1B	1-2 FC5			0-1 HR		3-2 HR		4-1 G4-6-3 BB	4 3 3 3 1 0 1						
Jerry Browne, S OBP: 0.339, SLG: 0.392 (1, 3) B 1 SAFE S 1 SAFE X	1-0 E 1-3 2B	2-1 P6			2-1 G4-6-3 1B		1-1 F8		0-1 G4-6-3 1-2f	5 1 2 0 0 0 4						
Brent Gates, S OBP: 0.361, SLG: 0.358 (1, 4) C X	0-1 P6	1-3 K			2-1 G4-6-3 1-2f			4-1 E G1-3 BB		3 1 0 0 1 1 5						
Troy Neel, L OBP: 0.318, SLG: 0.460 (1, 10) C X	0-1 G6-3				2-3 K			3-1 E1 G1-3 SF9		4 1 0 1 0 1 2						
Terry Steinbach, R OBP: 0.335, SLG: 0.414 (1, 2) S B F X	1-2 E5				0-1 F9		0-1 G5-3		0-0 G1-3	4 0 0 1 0 0 1						
Dave Henderson, R OBP: 0.260, SLG: 0.410 (1, 9) B B C S G 1 SAFE S	2-3 K				0-3 K		0-1 G5-4-3 1B		1-1 SF9	3 0 1 1 0 2 1						
Craig Paquette, R OBP: 0.270, SLG: 0.442 (1, 5) B B C B S B X		3-2 SH1-4 FC5 1B 1B			1-1 G5-3		0-0 G5-4-3 1-2f		0-3 K	4 1 1 0 0 1 1						
Mike Bordick, R OBP: 0.347, SLG: 0.332 (1, 6) C C C X		0-2 FC5 SH1-4 1B			0-1 G6-4-3 1B		1-1 L8		0-1 BB 1B	4 0 3 0 0 0 0						
Lance Blankenship, R OBP: 0.376, SLG: 0.286 (1, 8) Mike Aldrete, L OBP: 0.368, SLG: 0.480 (9, PH) X		0-0 SH1-4			0-2 G6-4-3 1-2f		3-3 K		0-0 P4	2 0 0 0 0 1 1 1 0 0 0 0 0 1						
Inning Stats	R: 2 H: 2 E: 1 LOB: 1 K: 1 BB: 0 S: 13 P: 17	R: 1 H: 2 E: 0 LOB: 2 K: 1 BB: 0 S: 16 P: 23	R: 0 H: 0 E: 0 LOB: 0 K: 1 BB: 0 S: 8 P: 9	R: 0 H: 1 E: 0 LOB: 0 K: 0 BB: 0 S: 7 P: 8	R: 1 H: 2 E: 0 LOB: 0 K: 1 BB: 0 S: 11 P: 17	R: 0 H: 1 E: 0 LOB: 0 K: 0 BB: 0 S: 5 P: 5	R: 1 H: 1 E: 0 LOB: 0 K: 1 BB: 0 S: 10 P: 18	R: 2 H: 0 E: 1 LOB: 0 K: 1 BB: 1 S: 9 P: 17	R: 0 H: 1 E: 0 LOB: 1 K: 0 BB: 1 S: 6 P: 10	1B: 7 SF: 1 2B: 1 SAC: 1 3B: 0 DP: 4 HR: 2 HBP: 0	WP: 0 PA: 38 PB: 0 SB: 0 CS: 0					
PITCHER	IP WLS BF H R ER SO BB IBB HBP BLK WP HR S P ERA WHIP															
Danny Darwin, R ERA: 3.21 (1, 1)	6.2		9	5	4	5	0	0	0	0	0	2	68	94	5.40	1.350
Tony Fossas, L ERA: 5.0 (7, 1)	0.1		3	0	2	0	1	0	0	0	0	0	5	13	0.00	3.000
Ken Ryan, R ERA: 2.56 (8, 1)	1.0	W	3	0	0	0	1	0	0	0	0	0	6	7	0.00	0.000
Jeff Russell, R ERA: 2.6 (9, 1)	1.0	S	4	1	0	0	1	0	0	0	0	0	6	10	0.00	2.000

Oakland Athletics @ Boston Red Sox
Fenway Park, Boston, MA
Thu Jul 22 1993, 7:05 PM EDT
Att. 34,355 - Unknown - 79 F

livebaseballscorecards.com

AB	34
R	7
H	10
RBI	6
BB	2
SO	6
LOB	17



Batter	1	2	3	4	5	6	7	8	9	AB	R	H	RBI	BB	SO	LOB
Scott Fletcher, R OBP: 0.364, SLG: 0.431 (1, 4)	F7		WP E G5-3 1B	1-0 1-2 1B		1-0 2-H 3-H 1B 2B		E4 SH3 1B		5	3	3	2	0	0	0
Billy Hatcher, R OBP: 0.369, SLG: 0.446 (1, 8)	BB BB		G5-3 1-2	L4		1-2 2-H FC4-6 1B		SH3		3	0	1	1	1	0	3
Mike Greenwell, L OBP: 0.383, SLG: 0.485 (1, 7)	G6-4-3 1-2 BB		WP E BB		2-1 G3-1 1B 2B	FC4-6 BB 1B		1B 1B		3	4	2	1	2	0	1
Andre Dawson, R OBP: 0.289, SLG: 0.368 (1, 10)	G6-4-3 1-2f		E5 1B 1-H 2-H		G3-1 2-3	1B BB		1B 1B		4	0	1	0	1	0	3
Mo Vaughn, L OBP: 0.414, SLG: 0.527 (1, 3)		4-1 BB BB BB	G6-4-3 BB	1-2 1B		CS 1B 3-H		FC4-6 1B 1-3 2-H		4	0	4	3	1	0	0
Bob Zupcic, R OBP: 0.331, SLG: 0.381 (8, PR) (9, 9)			1-2 1B			1B 1B		1B		0	0	0	0	0	0	0
Carlos Quintana, R OBP: 0.329, SLG: 0.287 (1, 9) (9, 3)		2-2 G6-4-3 1-2f	G1-3		3-3 1 SAFE 1-2	FC4-6 1-2f		K		5	0	0	0	0	2	8
Scott Cooper, L OBP: 0.368, SLG: 0.407 (1, 5)		3-2 E7		0-0 F8		0-1 SH3-4 2B 2B		G5-4-3 1B		5	1	2	0	0	1	2
John Valentin, R OBP: 0.310, SLG: 0.382 (1, 6)		1-0 F9		3-1 F8		0-0 E3 SH3-4 2B		F9		4	1	0	0	0	0	3
Tony Peña, R OBP: 0.245, SLG: 0.239 (1, 2)			2-2 F8	3-2 1B HBP		0-0 SH3-4 1-2 2-3		G5-4-3 1-2f		2	0	0	0	0	0	1

Inning Stats	R: 0	H: 0	E: 0	K: 0	S: 5	R: 0	H: 0	E: 1	K: 0	S: 14	R: 2	H: 2	E: 1	K: 0	S: 14	R: 0	H: 1	E: 0	K: 0	S: 10	R: 1	H: 2	E: 0	K: 1	S: 12	R: 4	H: 4	E: 1	K: 0	S: 13	R: 0	H: 1	E: 0	K: 0	S: 4	R: 2	H: 3	E: 1	K: 2	S: 16
	LOB: 1	BB: 2	P: 16			LOB: 1	BB: 1	P: 24			LOB: 2	BB: 1	P: 22			LOB: 1	BB: 0	P: 19			LOB: 2	BB: 1	P: 23			LOB: 0	BB: 0	P: 5			LOB: 2	BB: 0	P: 24			LOB: 0	BB: 0	P: 24		


PITCHER	IP	WLS	BF	H	R	ER	SO	BB	IBB	HBP	BLK	WP	HR	S	P	ERA	WHIP
Todd Van Poppel, R ERA: 9.31 (1, 1)	2.2		13	1	2	0	0	4	0	0	0	1	0	29	58	0.00	1.875
Kevin Campbell, R ERA: 2.08 (3, 1)	1.1		7	2	0	0	0	0	0	1	0	0	0	14	22	0.00	1.500
Ron Darling, R ERA: 6.0 (5, 1)	3.0		16	7	5	3	1	1	0	0	0	0	0	29	47	9.00	2.667
Ed Nunez, R ERA: 3.21 (8, 1)	1.0	L	7	3	2	1	2	0	0	0	0	0	0	16	24	9.00	3.000

BOTTOM


Oakland Athletics @ Boston Red Sox
 Fenway Park, Boston, MA
 Thu Jul 22 1993, 7:05 PM EDT
 Att: 34,355 - Unknown - 79 F

livebaseballscorecards.com

AB	35
R	9
H	13
RBI	7
BB	5
SO	3
LOB	21



1B: 10	SF: 0	WP: 1	PA: 43
2B: 4	SAC: 2	PB: 0	
3B: 0	DP: 4	SB: 0	
HR: 0	HBP: 1	CS: 1	

Batter	1	2	3	4	5	6	7	8	9	10	AB R H RBI BB SO LOB	TOP					
Rickey Henderson, R OBP: 0.472, SLG: 0.552 (1, 7) S B C	1-3 K			1-2 G5-3		2-2 G5-3		3-3 K		3-2 G3-1	5 0 0 0 0 2 2						
Brent Gates, S OBP: 0.360, SLG: 0.368 (1, 4) C B X	1-1 G4-3			1-2 G4-3		2-2 P5		1-0 HR			4 1 1 2 0 0 0						
Ruben Sierra, S OBP: 0.297, SLG: 0.422 (1, 9) C B X	2-1 G4-3			2-0 G4-3		2-1 G3		1-0 G3-1			4 0 0 0 0 0 1						
Troy Neel, L OBP: 0.321, SLG: 0.463 (1, 3) C B B X		2-1 L7			0-0 G3 1B 2B		3-3 K		4-1 G5-6-3 BB		3 1 1 0 1 1 0						
Terry Steinbach, R OBP: 0.331, SLG: 0.409 (1, 2) C B S C	1-3 K			1-2 F9		0-1 F8		0-0 F9			4 0 0 0 0 1 2						
Mike Aldrete, L OBP: 0.364, SLG: 0.467 (1, 10) B S B C	3-3 K			4-0 G3 1B BB		2-3 K		1-0 G5-6-3			3 1 0 0 1 2 1						
Dave Henderson, R OBP: 0.266, SLG: 0.411 Lance Blankenship, R OBP: 0.375, SLG: 0.285 (8, PR) (8, 8) C B F B X	3-3 K			2-2 G3 1B 1B		4-2 G5-3 1B BB		2-2 G6-3			2 0 1 0 1 1 0 1 1 0 0 0 0 0	AB 34 R 5 H 6 RBI 5 BB 3 SO 8 LOB 9					
Jerry Browne, S OBP: 0.317, SLG: 0.364 (1, 5) B F B X	2-3 K			0-1 G3		1 SAFE G5-3		1-2 G3			4 0 0 1 0 1 3						
Mike Bordick, R OBP: 0.351, SLG: 0.338 (1, 6) C X	0-1 F8			0-1 1B		3-2 HR 1B		0-1 S 1B			4 1 3 2 0 0 0						
Inning Stats	R: 0 E: 0 K: 1 S: 7	H: 0 LOB: 0 BB: 0 P: 11	R: 0 E: 0 K: 2 S: 8	H: 0 LOB: 0 BB: 0 P: 14	R: 0 E: 0 K: 2 S: 9	H: 0 LOB: 0 BB: 0 P: 14	R: 2 E: 0 K: 0 S: 11	H: 3 LOB: 2 BB: 1 P: 18	R: 0 E: 0 K: 0 S: 8	H: 0 LOB: 0 BB: 0 P: 14	R: 0 E: 0 K: 1 S: 12	H: 1 LOB: 1 BB: 0 P: 18	1B: 4 2B: 1 3B: 0 HR: 1	SF: 0 SAC: 0 DP: 1 HBP: 0	WP: 0 PB: 0 SB: 1 CS: 0	PA: 37	
PITCHER	IP WLS BF H R ER SO BB IBB HBP BLK WP HR S P ERA WHIP																
John Dopson, R ERA: 4.42 Greg Harris, R ERA: 2.5	(1, 1) 7.0	(8, 1) 3.0	25 12	3 3	2 2	3 2	7 1	2 1	0 0	0 0	0 0	0 1	62 25	103 46	3.86 6.00	0.714 1.333	

Oakland Athletics @ Boston Red Sox
Fenway Park, Boston, MA
Fri Jul 23 1993, 7:05 PM EDT
Att. 34,435 - Unknown

livebaseballscorecards.com

Batter	1	2	3	4	5	6	7	8	9	10	AB	R	H	RBI	BB	SO	LOB
Scott Fletcher, R OBP: 0.368, SLG: 0.435 (1, 4)	0-0 FC6-4 1B	1-0 G5-4-3			0-1 G1-3 1B			0-2 2B 1B		1-0 P4	5	1	3	0	0	0	2
Billy Hatcher, R OBP: 0.369, SLG: 0.448 (1, 8)	1-2 FC6-4 BB 1-2f		1-3 K		1-2 G1-3			0-1 HR 2B 1-H		2-2 2B 1B S	5	3	2	1	0	1	2
Mike Greenwell, L OBP: 0.383, SLG: 0.492 (1, 7)	4-0 FC4-6 BB 1-2		0-0 P5		3-2 G3			0-0 HR 2-H		2-3 K 1-2	4	1	1	2	1	1	2
Andre Dawson, R OBP: 0.295, SLG: 0.374 (1, 9)	0-1 FC4-6 S 1-2f		2-1 1B		2-1 1B			1-2 FC4-6 1B		2-2 2B	4	0	3	1	0	0	1
Bob Zupcic, R OBP: 0.335, SLG: 0.391 (8, PR)											1	0	1	1	0	0	0
Mo Vaughn, L OBP: 0.410, SLG: 0.520 (1, 10)	2-2 K 1-2		1-1 G3		3-3 K			2-1 FC4-6 1-2f		2-1 FC4-6 G4-6-3	4	0	0	0	0	2	3
Carlos Quintana, R OBP: 0.328, SLG: 0.284 (1, 3)		4-0 SH3-4 1B BB		3-2 G1-3		0-3 K		1-2 G4-6-3 1-2f			3	1	0	0	1	1	1
Scott Cooper, L OBP: 0.369, SLG: 0.408 (1, 5)		3-2 1B SH3-4 1B 1-2		1-1 G1-6-3 1B				1-2 G4-3		1-2 L8	4	0	2	0	0	0	0
John Valentin, R OBP: 0.307, SLG: 0.377 (1, 6)		0-0 SH3-4 1-2 2-3		1-0 G1-6-3 1-2f				2-1 G6-3		1-2 P6	3	0	0	0	0	0	1
Tony Peña, R OBP: 0.245, SLG: 0.239 (1, 2)		2-1 G5-4-3 1B 2-3 3-H		0-0 G5-3				1-1 G4-3		3-3 K	4	0	1	1	0	1	0

Inning Stats	R: 1	H: 1	E: 0	K: 1	S: 12	H: 1	LOB: 1	BB: 1	P: 19	R: 0	H: 2	E: 0	K: 0	S: 9	H: 1	LOB: 1	BB: 0	P: 13	R: 0	H: 1	E: 0	K: 1	S: 9	H: 1	LOB: 1	BB: 0	P: 13	R: 0	H: 1	E: 0	K: 2	S: 8	H: 0	LOB: 0	BB: 0	P: 12	R: 0	H: 0	E: 0	K: 0	S: 8	R: 3	H: 4	E: 0	K: 0	S: 15	H: 0	LOB: 1	BB: 0	P: 19	R: 0	H: 0	E: 0	K: 1	S: 11	H: 2	LOB: 1	BB: 0	P: 21	R: 1	H: 2	E: 0	K: 1	S: 14	H: 2	LOB: 1	BB: 0	P: 21	1B: 10	SF: 0	2B: 2	SAC: 1	3B: 0	DP: 3	HR: 1	HBP: 0	WP: 0	PA: 40
--------------	------	------	------	------	-------	------	--------	-------	-------	------	------	------	------	------	------	--------	-------	-------	------	------	------	------	------	------	--------	-------	-------	------	------	------	------	------	------	--------	-------	-------	------	------	------	------	------	------	------	------	------	-------	------	--------	-------	-------	------	------	------	------	-------	------	--------	-------	-------	------	------	------	------	-------	------	--------	-------	-------	--------	-------	-------	--------	-------	-------	-------	--------	-------	--------


PITCHER	IP	WLS	BF	H	R	ER	SO	BB	IBB	HBP	BLK	WP	HR	S	P	ERA	WHIP
Mike Mohler, L ERA: 5.14 (1, 1)	3.0		14	4	2	2	2	2	0	0	0	0	0	30	51	6.00	2.000
Bobby Witt, R ERA: 4.06 (4, 1)	4.0		13	3	0	0	2	0	0	0	0	0	0	33	51	0.00	0.750
Dennis Eckersley, R ERA: 4.02 (8, 1)	2.0		9	4	3	3	1	0	0	0	0	0	1	26	35	13.50	2.000
Rich Gossage, R ERA: 5.18 (10, 1)	0.2	L	4	2	1	1	1	0	0	0	0	0	0	14	21	13.50	3.000

BOTTOM

Oakland Athletics @ Boston Red Sox
 Fenway Park, Boston, MA
 Fri Jul 23 1993, 7:05 PM EDT
 Att: 34,435 - Unknown

livebaseballscorecards.com

AB 37
R 6
H 13
RBI 6
BB 2
SO 6
LOB 12



Batter	1	2	3	4	5	6	7	8	9	AB R H RBI BB SO LOB	TOP	
Rickey Henderson, R OBP: 0.469, SLG: 0.547 Lance Blankenship, R OBP: 0.374, SLG: 0.284	2-3 K		1-0 SAFE F9		2-1 G6-3		1-0 SAFE G6-4-3			3 0 0 0 0 1 1 1 0 0 0 0 0 1		
Brent Gates, S OBP: 0.362, SLG: 0.367	1-2 BB 1B 1B		1-1 FC3-6 1B		4-0 BB		1-3 K			3 2 1 0 1 1 1		
Ruben Sierra, S OBP: 0.299, SLG: 0.421	1-0 1-2 1B		4-1 1B 1-2 BB		1-1 P3		2-1 G4-3			3 0 1 0 1 0 1		
Troy Neel, L OBP: 0.324, SLG: 0.461	4-1 1-2 2-3 BB		2-0 1-3 2-H 1B		0-0 G5-3		3-2 F7			3 0 1 1 1 0 0		
Dave Henderson, R OBP: 0.266, SLG: 0.415	0-1 SF9-2-6		1-2 FC4-6		0-0 2B		2-3 K			3 1 1 1 0 1 2		
Jerry Browne, S OBP: 0.297, SLG: 0.339		0-1 G3-1		0-0 P6		1-1 F7		3-1 P6		4 0 0 0 0 0 1		
Craig Paquette, R OBP: 0.270, SLG: 0.444		1-0 G6-3		2-1 F9		1-1 2B		0-3 K		4 0 1 1 0 1 0		
Mike Bordick, R OBP: 0.348, SLG: 0.334 Mike Aldrete, L OBP: 0.361, SLG: 0.462		2-1 G5-3		1-1 G3		0-1 G2-3		2-1 P6		3 0 0 0 0 0 1 1 0 0 0 0 0 0		
Scott Hemond, R OBP: 0.312, SLG: 0.341			1-0 FC3-6 1B		1-0 G5-3		3-2 G6-4-3 HBP			2 0 1 0 0 0 0		
Inning Stats	R: 1 H: 2 E: 0 LOB: 1 K: 1 BB: 1 S: 10 P: 18	R: 0 H: 0 E: 0 LOB: 0 K: 0 BB: 0 S: 5 P: 8	R: 1 H: 2 E: 0 LOB: 2 K: 0 BB: 1 S: 9 P: 19	R: 0 H: 0 E: 0 LOB: 0 K: 0 BB: 0 S: 5 P: 8	R: 0 H: 0 E: 0 LOB: 1 K: 0 BB: 1 S: 5 P: 13	R: 1 H: 2 E: 0 LOB: 1 K: 0 BB: 0 S: 8 P: 10	R: 0 H: 0 E: 0 LOB: 0 K: 1 BB: 0 S: 8 P: 13	R: 0 H: 0 E: 0 LOB: 0 K: 1 BB: 0 S: 10 P: 17	R: 0 H: 0 E: 0 LOB: 0 K: 1 BB: 0 S: 7 P: 12	1B: 4 SF: 1 2B: 3 SAC: 0 3B: 0 DP: 2 HR: 0 HBP: 1	WP: 0 PA: 35 PB: 0 SB: 0 CS: 0	
PITCHER	IP WLS BF H R ER SO BB IBB HBP BLK WP HR S P ERA WHIP											
Aaron Sele, R ERA: 2.15	(1, 1) 6.0 W 27 6 3 3 1 3 0 1 0 0 0 46 83 4.50 1.500											
Scott Bankhead, R ERA: 4.35	(7, 1) 2.0 5 0 0 0 2 0 0 0 0 0 0 14 23 0.00 0.000											
Jeff Russell, R ERA: 2.52	(9, 1) 1.0 S 3 0 0 0 1 0 0 0 0 0 0 7 12 0.00 0.000											

Oakland Athletics @ Boston Red Sox
Fenway Park, Boston, MA
Sat Jul 24 1993, 3:33 AM EDT
Att. 34,379 - Cloudy - 81 F

livebaseballscorecards.com

AB 30
R 3
H 6
RBI 3
BB 3
SO 4
LOB 8



Batter	1	2	3	4	5	6	7	8	9	AB	R	H	RBI	BB	SO	LOB
Scott Fletcher, R OBP: 0.367, SLG: 0.430 (1, 4)	0-0 L4		4-0 G4-3 G5-3 BB		0-0 G1-3		0-1 G4-3			3	0	0	0	1	0	0
Billy Hatcher, R OBP: 0.368, SLG: 0.444 (1, 8)	4-0 G3-6-3 BB		0-1 G5-3		1-3 K		0-2 G3-1			3	0	0	0	1	1	1
Mike Greenwell, L OBP: 0.382, SLG: 0.489 (1, 7)	1-2 G3-6-3 1-2f		1-0 G4-3		2-1 BB 1B		0-0 F9			4	0	1	0	0	0	2
Mo Vaughn, L OBP: 0.411, SLG: 0.520 (1, 3)		1-1 SH3-4 PB HR	1-0 G4-3		0-0 BB		0-2 F9			4	1	2	0	0	0	1
Tony Peña, R OBP: 0.245, SLG: 0.239 (9, 2)					1-2 1B					0	0	0	0	0	0	0
Bob Zupcic, R OBP: 0.341, SLG: 0.389 (1, 9)		1-0 SH3-4		0-2 P4	4-0 BB		4-2 BB			1	0	0	0	2	0	0
Scott Cooper, L OBP: 0.371, SLG: 0.418 (1, 5)		1-0 HR		0-0 HR	1-2 2-3 BB		0-1 F9			4	2	2	2	0	0	4
Ernest Riles, L OBP: 0.309, SLG: 0.415 (1, 10)		1-1 HR		2-0 P6		2-2 CS	4-1 SAFE			3	1	2	1	1	0	1
Luis Rivera, R OBP: 0.288, SLG: 0.330 (1, 6)		1-0 P4		1-0 HR	1-1 SAFE	0-2 SAFE	2-3 BB			4	1	1	2	0	1	3
John Flaherty, R OBP: 0.182, SLG: 0.200 (1, 2)		1-2 P6		1-2 G6-3	0-3 K					3	0	0	0	0	1	1
Carlos Quintana, R OBP: 0.328, SLG: 0.284 (9, 3)					1-2 K					0	0	0	0	0	0	0

Inning Stats	R: 0	H: 0	E: 0	K: 0	S: 4	R: 3	H: 3	E: 0	K: 0	S: 10	R: 0	H: 0	E: 0	K: 0	S: 4	R: 2	H: 2	E: 0	K: 0	S: 9	R: 0	H: 2	E: 0	K: 1	S: 9	R: 0	H: 0	E: 0	K: 0	S: 6	R: 0	H: 0	E: 0	K: 1	S: 13
	0	0	0	0	9	3	3	0	0	16	0	0	0	0	10	2	2	0	0	13	0	2	0	1	11	0	0	0	0	6	0	0	0	23	

PITCHER	IP	WLS	BF	H	R	ER	SO	BB	IBB	HBP	BLK	WP	HR	S	P	ERA	WHIP
Kelly Downs, R ERA: 6.43 (1, 1)	4.2	L	20	5	5	5	1	2	0	0	0	0	3	31	53	9.64	1.500
Vince Horsman, L ERA: 7.36 (5, 1)	0.1		4	2	0	0	0	1	0	0	0	0	0	5	12	0.00	9.000
Joe Boever, R ERA: 3.39 (6, 1)	3.0		11	1	0	0	2	2	0	0	0	0	0	28	40	0.00	1.000

BOTTOM

Oakland Athletics @ Boston Red Sox
Fenway Park, Boston, MA
 Sat Jul 24 1993, 3:33 AM EDT
 Att. 34,379 - Cloudy - 81 F

AB	29
R	5
H	8
RBI	5
BB	5
SO	3
LOB	13



WP	HR	S	P	ERA	WHIP
0	0	0	0	0.00	1.000

Batter	1	2	3	4	5	6	7	8	9	AB R H RBI BB SO LOB	TOP											
Jerry Browne, S OBP: 0.304, SLG: 0.333 (1, 7) (7, 8)	0-1 G6-3		0-1 F8		3-2 1B		4-2 BB		0-0 FC1-5-6-2 1B	4 0 1 0 1 0 2												
Brent Gates, S OBP: 0.365, SLG: 0.369 (1, 4)	4-1 FC4-6 BB		0-0 BB 1B		1-1 F9		1-2 P6		0-0 G5-4-3 1B	4 0 2 0 1 0 2												
Ruben Sierra, S OBP: 0.298, SLG: 0.418 Scott Hemond, R OBP: 0.309, SLG: 0.337 (1, 9) (7, 7)	0-1 FC4-6		4-2 SAFE 1-2 BB		3-2 P6		0-0 P2		1-2 G5-4-3	3 0 0 0 1 0 3 1 0 0 0 0 0 2												
Dave Henderson, R OBP: 0.265, SLG: 0.409 (1, 10)	1-1 P3		0-3 K			4-2 1B G1-3 BB		1-3 K		3 0 0 0 1 2 4												
Terry Steinbach, R OBP: 0.328, SLG: 0.404 (1, 2)		1-1 F9		0-0 E3 1B		3-1 G1-3		1-0 F8		4 0 0 0 0 0 1												
Troy Neel, L OBP: 0.327, SLG: 0.464 (1, 3)		3-1 G6-3 2B		2-3 K		4-1 1B BB		1-1 P5		3 0 1 0 1 1 1												
Craig Paquette, R OBP: 0.275, SLG: 0.445 (1, 5)		0-0 G6-3		2-2 G6-4-3 1-2 1B		2-2 1-2 2-3 1B		2-3 K		4 0 2 0 0 1 1												
Mike Bordick, R OBP: 0.347, SLG: 0.337 (1, 6)		1-3 K		1-0 G6-4-3		1-3 K			0-1 2B	4 1 1 0 0 2 6												
Lance Blankenship, R OBP: 0.373, SLG: 0.281 (7, 9) Mike Aldrete, L OBP: 0.367, SLG: 0.477 (9, PH)			4-0 CS BB		2-1 G1-3		1-3 K		1-2 FC1-5-6-2 2B	2 0 0 0 1 1 3 1 0 1 1 0 0 0												
Inning Stats	R: 0 E: 0 K: 0 S: 7	H: 0 LOB: 1 BB: 1 P: 12	R: 0 E: 0 K: 1 S: 8	H: 1 LOB: 1 BB: 0 P: 13	R: 0 E: 0 K: 1 S: 8	H: 1 LOB: 2 BB: 2 P: 16	R: 0 E: 1 K: 1 S: 8	H: 1 LOB: 1 BB: 0 P: 13	R: 0 E: 0 K: 0 S: 13	H: 1 LOB: 1 BB: 0 P: 22	R: 0 E: 0 K: 2 S: 20	H: 1 LOB: 3 BB: 2 P: 35	R: 0 E: 0 K: 1 S: 10	H: 0 LOB: 1 BB: 1 P: 16	R: 0 E: 0 K: 1 S: 8	H: 0 LOB: 0 BB: 0 P: 12	R: 1 E: 0 K: 0 S: 10	H: 3 LOB: 1 BB: 0 P: 12	1B: 5 2B: 3 3B: 0 HR: 0	SF: 0 SAC: 0 DP: 2 HBP: 0	WP: 0 PB: 0 SB: 0 CS: 1	PA: 39
PITCHER	IP WLS BF H R ER SO BB IBB HBP BLK WP HR S P ERA WHIP																					
Frank Viola, L ERA: 3.37 Paul Quantrill, R ERA: 3.11	(1, 1) (6, 1)	5.1 W 24 4 0 0 3 5 0 0 0 0 0 0 50 93 0.00 1.688																				

Oakland Athletics @ Boston Red Sox
Fenway Park, Boston, MA
Sun Jul 25 1993, 3:33 AM EDT
Att. 34,391 - Sunny - 69 F

livebaseballscorecards.com

AB	33
R	1
H	8
RBI	1
BB	6
SO	7
LOB	25



Batter	1	2	3	4	5	6	7	8	9
Scott Fletcher, R (1, 4) <small>OBP: 0.365, SLG: 0.427</small> Luis Rivera, R (8, 4) <small>OBP: 0.294, SLG: 0.336</small>	2-1 G6-3 1B		0-0 G4-6-3 1B		1-2 G3 1B	2-2 G6-3 1B		1-0 FC4-6 1B	
Bob Zuppic, R (1, 8) <small>OBP: 0.347, SLG: 0.401</small>	1-0 HR 2B		0-0 G4-6-3 1-2f 1B		1-1 2B HR 1B	0-2 1B		2-0 P3 1B	
Mike Greenwell, L (1, 7) <small>OBP: 0.382, SLG: 0.489</small>	0-0 F7 2B		4-2 BB 1B		1-0 1-3 HR 2B	0-0 L4 1B		0-0 FC4-6 1-2f 2B	
Andre Dawson, R (1, 10) <small>OBP: 0.301, SLG: 0.391</small> Ernest Riles, L (7, PR) <small>OBP: 0.315, SLG: 0.415</small>	2-2 HR 2-H		2-1 F9 1B		4-0 HR IBB		2-0 1B 2B	4-0 2B BB	
Mo Vaughn, L (1, 3) <small>OBP: 0.416, SLG: 0.540</small>	2-1 G6-3			0-1 SH1-3 FC6-4 2B	1-1 1-H 2-H 3-H HR		3-2 2B 1B	1-1 1-3 2-H 2B	
Carlos Quintana, R (1, 9) <small>OBP: 0.326, SLG: 0.287</small>		1-3 K		1-1 SH1-3 2-3	0-3 K		1-1 1-3 2B	2-2 G4-3	
Scott Cooper, L (1, 5) <small>OBP: 0.378, SLG: 0.420</small>		4-2 FC6-4 BB		4-0 FC6-4 IBB	1-0 FC6-4 1B		4-0 IBB		
John Valentin, R (1, 6) <small>OBP: 0.303, SLG: 0.372</small>		1-3 K		2-2 FC6-4 1-2f 3-H	1-1 FC6-4 1-2f		1-0 F8		
Tony Peña, R (1, 2) <small>OBP: 0.241, SLG: 0.234</small>		0-0 FC6-4 1-2f		3-2 F7		0-3 K	0-2 L9		

AB	R	H	RBI	BB	SO	LOB
4	0	1	0	0	0	0
1	0	1	0	0	0	0
5	2	3	0	0	0	2
4	2	1	0	1	0	3
3	2	2	2	1	0	1
0	0	0	0	1	0	0
5	2	4	5	0	0	0
4	0	1	0	0	2	2
1	0	1	0	3	0	0
4	0	0	1	0	1	6
4	0	0	0	0	1	5

Inning	R	H	E	K	S	P	BB	IBB	HBP	BLK	WP	HR	S	P	ERA	WHIP
1	2	2	0	9	16											
2	0	0	0	10	16											
3	0	1	0	10	12											
4	1	1	0	10	20											
5	4	4	0	14	24											
6	0	1	0	11	13											
7	0	3	0	10	21											
8	1	2	0	8	18											
9																

PITCHER	IP	WLS	BF	H	R	ER	SO	BB	IBB	HBP	BLK	WP	HR	S	P	ERA	WHIP
Bob Welch, R (1, 1) <small>ERA: 5.02</small>	4.1	L	22	6	6	6	2	2	2	0	0	0	1	41	77	12.46	1.846
Rick Honeycutt, L (5, 1) <small>ERA: 3.63</small>	0.2		4	2	1	1	1	0	0	0	0	0	1	8	11	13.50	3.000
Kevin Campbell, R (6, 1) <small>ERA: 1.42</small>	2.0		10	4	0	0	1	0	1	0	0	0	0	21	34	0.00	2.000
Vince Horsman, L (8, 1) <small>ERA: 7.56</small>	1.0		6	2	1	1	0	1	0	0	0	0	0	8	18	9.00	3.000

BOTTOM

Oakland Athletics @ Boston Red Sox
Fenway Park, Boston, MA
 Sun Jul 25 1993, 3:33 AM EDT
 Att. 34,391 - Sunny - 69 F

AB	35
R	8
H	14
RBI	8
BB	6
SO	4
LOB	19



1B: 6	SF: 0	WP: 0	PA: 42
2B: 6	SAC: 1	PB: 0	
3B: 0	DP: 1	SB: 0	
HR: 2	HBP: 0	CS: 0	

livebaseballscorecards.com

Batter	1	2	3	4	5	6	7	8	9	AB R H RBI BB SO LOB	TOP															
Scott Fletcher, R (1, 4) <small>OBP: 0.364, SLG: 0.424</small>	0-1 P3		0-1 1B		0-0 F9			2-1 F8		4 0 1 0 0 0 1																
Billy Hatcher, R (1, 8) <small>OBP: 0.364, SLG: 0.439</small>	1-0 P3		2-2 F8		3-2 F8			1-0 G6-3		4 0 0 0 0 0 2																
Mike Greenwell, L (1, 7) <small>OBP: 0.377, SLG: 0.482</small>	1-0 G3			2-2 F8		0-0 F9		1-0 F8		4 0 0 0 0 0 0																
Andre Dawson, R (1, 10) <small>OBP: 0.300, SLG: 0.389</small>		2-0 G6-3		1-1 HR		2-1 P4		0-1 G6-3		4 1 1 0 0 0 0																
Mo Vaughn, L (1, 3) <small>OBP: 0.417, SLG: 0.548</small> Carlos Quintana, R (9, PR) <small>OBP: 0.326, SLG: 0.287</small> (9, 3)		1-0 F7		0-0 HR		3-2 L7		1-1 BB HBP		3 1 1 2 0 0 0 0 0 0 0 0 0 0																
Bob Zupcic, R (1, 9) <small>OBP: 0.356, SLG: 0.402</small>		1-1 1B		1-0 G6-3		4-2 L9 SH5-3 BB		4-1 FC5-4 BB		2 0 1 0 2 0 0																
Scott Cooper, L (1, 5) <small>OBP: 0.375, SLG: 0.416</small>		1-0 G4-3		2-0 F8		0-0 SH5-3		2-2 F8		3 0 0 0 0 0 3																
John Valentin, R (1, 6) <small>OBP: 0.302, SLG: 0.370</small>			1-0 F8		1-0 F9 SH1 1B		0-1 L9		1-0 FC5-4		4 0 1 0 0 0 3															
Tony Peña, R (1, 2) <small>OBP: 0.239, SLG: 0.232</small>			0-3 K		1-1 SH1		1-2 P6			2 0 0 0 0 1 1																
Inning Stats	R: 0 E: 0 K: 0 S: 4	H: 0 LOB: 0 BB: 0 P: 6	R: 0 E: 0 K: 0 S: 5	H: 1 LOB: 1 BB: 0 P: 10	R: 0 E: 0 K: 1 S: 11	H: 1 LOB: 1 BB: 0 P: 14	R: 2 E: 0 K: 0 S: 9	H: 2 LOB: 0 BB: 0 P: 15	R: 0 E: 0 K: 0 S: 7	H: 1 LOB: 1 BB: 0 P: 12	R: 0 E: 0 K: 0 S: 6	H: 0 LOB: 0 BB: 0 P: 11	R: 0 E: 0 K: 0 S: 9	H: 0 LOB: 1 BB: 1 P: 14	R: 0 E: 0 K: 0 S: 4	H: 0 LOB: 0 BB: 0 P: 8	R: 0 E: 0 K: 0 S: 12	H: 0 LOB: 2 BB: 1 P: 20	1B: 4 2B: 0 3B: 0 HR: 1	SF: 0 SAC: 2 DP: 0 HBP: 1	WP: 0 PB: 0 SB: 0 CS: 0	PA: 35				
PITCHER	IP WLS BF H R ER SO BB IBB HBP BLK WP HR S P ERA WHIP																									
Rafael Nova, L (1, 1) <small>ERA: 2.16</small>	8.1	33	5	2	2	1	2	0	1	0	0	1	59	99	2.16	0.840										
Graeme Lloyd, L (9, 1) <small>ERA: 2.28</small>	0.2	W	2	0	0	0	0	0	0	0	0	0	8	11	0.00	0.000										

Boston Red Sox @ Milwaukee Brewers
 Milwaukee County Stadium, Milwaukee, WI

Mon Jul 26 1993, 8:05 PM EDT
 Att. 24,645 - Unknown - 84 F

livebaseballscorecards.com

AB	30
R	2
H	5
RBI	2
BB	2
SO	1
LOB	10



Batter	1	2	3	4	5	6	7	8	9	AB R H RBI BB SO LOB
Pat Listach, S OBP: 0.284, SLG: 0.267 (1, 6)	F8		G6-3		K			G6-3		4 0 0 0 0 1 3
Robin Yount, R OBP: 0.329, SLG: 0.385 (1, 8)	K		P4		L8			BB		3 0 0 0 0 1 1 2
Darryl Hamilton, L OBP: 0.375, SLG: 0.392 (1, 7)	G3			L7		G6-3		F8		4 0 0 0 0 0 1
Kevin Reimer, L OBP: 0.297, SLG: 0.423 (1, 10)		E3		G1-3		G3-1		K		4 0 0 0 0 0 1 0
B.J. Surhoff, L OBP: 0.302, SLG: 0.330 (1, 5)		K		1B		F7		HR		4 2 2 0 0 0 1 1
Tom Lampkin, L OBP: 0.304, SLG: 0.386 (1, 2)		1B		1B				F9		3 0 2 1 0 0 1 0
Greg Vaughn, R OBP: 0.369, SLG: 0.528 (9, PH)				2-H						1 0 0 0 0 0 0 1
Tom Brunansky, R OBP: 0.260, SLG: 0.318 (1, 9)		F7				K		HR		4 1 1 2 0 0 1 2
Dave Nilsson, L OBP: 0.286, SLG: 0.299 (1, 3)		F7				G3				3 0 1 0 0 0 0 2
Bill Spiers, L OBP: 0.296, SLG: 0.297 (1, 4)						FC4		F7		3 0 1 0 0 0 0 1

Inning Stats	R: 0	H: 0	E: 0	K: 1	S: 11	R: 0	H: 1	E: 1	K: 1	S: 13	R: 0	H: 1	E: 0	K: 0	S: 7	R: 1	H: 2	E: 0	K: 0	S: 10	R: 0	H: 1	E: 0	K: 2	S: 11	R: 0	H: 0	E: 0	K: 1	S: 7	R: 0	H: 0	E: 0	K: 0	S: 4	R: 0	H: 0	E: 0	K: 1	S: 7	R: 0	H: 0	E: 0	K: 0	S: 9	R: 2	H: 2	E: 0	K: 1	S: 8	1B: 5	SF: 0	2B: 1	SAC: 0	3B: 0	DP: 1	HR: 1	HBP: 0	WP: 0	PA: 34
--------------	------	------	------	------	-------	------	------	------	------	-------	------	------	------	------	------	------	------	------	------	-------	------	------	------	------	-------	------	------	------	------	------	------	------	------	------	------	------	------	------	------	------	------	------	------	------	------	------	------	------	------	------	-------	-------	-------	--------	-------	-------	-------	--------	-------	--------

PITCHER	IP	WLS	BF	H	R	ER	SO	BB	IBB	HBP	BLK	WP	HR	S	P	ERA	WHIP
Roger Clemens, R ERA: 3.22 (1, 1)	7.2		29	5	1	1	5	1	0	0	0	0	0	70	112	1.17	0.783
Tony Fossas, L ERA: 5.3 (8, 1)	0.2		3	1	1	1	1	0	0	0	0	0	0	7	8	13.50	1.500
Jeff Russell, R ERA: 2.75 (9, 1)	0.1	L	2	1	1	1	0	0	0	0	0	0	1	3	4	27.00	3.000

BOTTOM

Boston Red Sox @ Milwaukee Brewers
Milwaukee County Stadium, Milwaukee, WI

Mon Jul 26 1993, 8:05 PM EDT
Att. 24,645 - Unknown - 84 F

livebaseballscores.com

AB	33
R	3
H	7
RBI	3
BB	1
SO	6
LOB	13



Batter	1	2	3	4	5	6	7	8	9	AB R H RBI BB SO LOB	TOP	
Scott Fletcher, R (1, 4) <small>OBP: 0.362, SLG: 0.422</small>	1-1 		0-0 			0-2 			0-0 	4 1 1 0 0 0 2	Boston Red Sox @ Milwaukee Brewers Milwaukee County Stadium, Milwaukee, WI Tue Jul 27 1993, 8:05 PM EDT Att. 18,869 - Unknown - 81 F AB 30 R 2 H 5 RBI 2 BB 1 SO 3 LOB 4 	
Billy Hatcher, R (1, 8) <small>OBP: 0.363, SLG: 0.437</small>	0-2 			1-2 		0-0 		2-2 	4 0 1 1 0 0 0			
Mike Greenwell, L (1, 7) <small>OBP: 0.373, SLG: 0.476</small>	1-1 			2-3 		0-1 		1-0 	4 0 0 0 0 1 1			
Mo Vaughn, L (1, 3) <small>OBP: 0.415, SLG: 0.554</small>		1-1 		1-2 		1-0 		1-3 	4 1 1 1 0 1 0			
Andre Dawson, R (1, 10) <small>OBP: 0.297, SLG: 0.385</small>		0-2 			1-0 		1-1 		3 0 0 0 0 0 0			
Scott Cooper, L (1, 5) <small>OBP: 0.372, SLG: 0.413</small>		2-0 			2-1 		2-0 		3 0 0 0 0 0 0			
Bob Zupcic, R (1, 9) <small>OBP: 0.350, SLG: 0.395</small>			1-2 		2-3 		0-2 		3 0 0 0 0 1 0			
John Valentin, R (1, 6) <small>OBP: 0.306, SLG: 0.377</small>			3-2 		2-2 		1-1 		3 0 2 0 0 0 0			
Tony Peña, R (1, 2) <small>OBP: 0.241, SLG: 0.231</small> Ernest Riles, L (8, PH) <small>OBP: 0.312, SLG: 0.411</small> John Flaherty, R (8, 2) <small>OBP: 0.182, SLG: 0.200</small>			4-1 		3-2 		0-0 		1 0 0 0 1 0 0			
Inning Stats	R: 0 H: 1 E: 0 LOB: 0 K: 0 BB: 0 S: 7 P: 9	R: 0 H: 0 E: 0 LOB: 0 K: 0 BB: 0 S: 6 P: 9	R: 0 H: 1 E: 0 LOB: 1 K: 0 BB: 1 S: 8 P: 16	R: 0 H: 0 E: 0 LOB: 0 K: 1 BB: 0 S: 9 P: 13	R: 0 H: 0 E: 0 LOB: 0 K: 1 BB: 0 S: 6 P: 11	R: 0 H: 0 E: 0 LOB: 0 K: 0 BB: 0 S: 10 P: 15	R: 1 H: 1 E: 0 LOB: 0 K: 0 BB: 0 S: 6 P: 8	R: 0 H: 1 E: 0 LOB: 1 K: 0 BB: 0 S: 7 P: 10	R: 1 H: 1 E: 0 LOB: 0 K: 1 BB: 0 S: 12 P: 16	1B: 3 SF: 0 2B: 1 SAC: 0 3B: 0 DP: 2 HR: 1 HBP: 0		WP: 1 PA: 31 PB: 0 SB: 0 CS: 0
PITCHER Jaime Navarro, R (1, 1) <small>ERA: 5.18</small> Jesse Orosco, L (9, 1) <small>ERA: 4.61</small>	IP WLS BF H R ER SO BB IBB HBP BLK WP HR S P ERA WHIP											PITCHER IP WLS BF H R ER SO BB IBB HBP BLK WP HR S P ERA WHIP

Batter	1	2	3	4	5	6	7	8	9	AB R H RBI BB SO LOB
Pat Listach, S OBP: 0.283, SLG: 0.266 (1, 6)	2-3 		3-2 F9		1 SAFE 0-0 P3		3-1 1B			4 0 1 0 0 1 1
Robin Yount, R OBP: 0.331, SLG: 0.400 (1, 8)	2-1 2B 1B		0-0 HR		1-1 L9		0-1 SF8			3 2 2 2 0 0 1
Darryl Hamilton, L OBP: 0.376, SLG: 0.396 (1, 7)	2-1 F8 1-H 2B		3-2 F7		0-1 G3-1 1B		1-1 F7			4 0 2 1 0 0 1
Kevin Reimer, L OBP: 0.297, SLG: 0.421 (1, 10)	0-0 F8		3-2 L9		0-0 G3-1		3-1 CS 1B			4 0 1 0 0 0 2
B.J. Surhoff, L OBP: 0.299, SLG: 0.326 (1, 5)	2-1 F8			0-0 F8		0-3 K	1-1 E1 G4-3 BLK 1-2			4 0 0 0 0 1 3
Tom Lampkin, L OBP: 0.302, SLG: 0.374 (1, 2)		2-1 P6		1-1 F8		4-0 IBB	0-2 G4-3			3 0 0 0 1 0 1
Tom Brunansky, R OBP: 0.256, SLG: 0.312 (1, 9)		1-3 K		1-3 K		0-2 F7	2-1 P3			4 0 0 0 0 2 3
Dave Nilsson, L OBP: 0.294, SLG: 0.308 (1, 3)		1-1 1B		3-3 K		0-1 1B SF8 1B				3 0 2 0 0 1 0
John Jaha, R OBP: 0.315, SLG: 0.333 (7, PR) (8, 3)										0 1 0 0 0 0 0
Bill Spiers, L OBP: 0.297, SLG: 0.298 (1, 4)		0-1 G4-3		0-1 1B			1-0 SH1-4			2 0 1 0 0 0 1

Inning Stats	R: 1 E: 0 K: 1 S: 10	H: 2 LOB: 1 BB: 0 P: 18	R: 0 E: 0 K: 1 S: 10	H: 1 LOB: 1 BB: 0 P: 14	R: 1 E: 0 K: 0 S: 13	H: 1 LOB: 0 BB: 0 P: 22	R: 0 E: 0 K: 1 S: 6	H: 0 LOB: 0 BB: 0 P: 8	R: 0 E: 0 K: 1 S: 11	H: 1 LOB: 1 BB: 0 P: 15	R: 0 E: 0 K: 1 S: 11	H: 1 LOB: 2 BB: 1 P: 15	R: 1 E: 0 K: 0 S: 10	H: 2 LOB: 1 BB: 0 P: 14	R: 0 E: 1 K: 0 S: 10	H: 1 LOB: 1 BB: 0 P: 16	1B: 7 2B: 1 3B: 0 HR: 1	SF: 1 SAC: 1 DP: 0 HBP: 0	WP: 0 PB: 0 SB: 0 CS: 1	PA: 34
--------------	-------------------------------	----------------------------------	-------------------------------	----------------------------------	-------------------------------	----------------------------------	------------------------------	---------------------------------	-------------------------------	----------------------------------	-------------------------------	----------------------------------	-------------------------------	----------------------------------	-------------------------------	----------------------------------	----------------------------------	------------------------------------	----------------------------------	--------

PITCHER	IP	WLS	BF	H	R	ER	SO	BB	IBB	HBP	BLK	WP	HR	S	P	ERA	WHIP
Danny Darwin, R ERA: 3.24 (1, 1)	7.0	L	30	8	3	3	5	0	1	0	0	0	1	71	106	3.86	1.143
Joe Hesketh, L ERA: 5.72 (8, 1)	0.2		3	1	0	0	0	0	0	0	1	0	0	8	12	0.00	1.500
Ken Ryan, R ERA: 2.53 (8, 1)	0.1		1	0	0	0	0	0	0	0	0	0	0	2	4	0.00	0.000

BOTTOM

Boston Red Sox @ Milwaukee Brewers
Milwaukee County Stadium, Milwaukee, WI

Tue Jul 27 1993, 8:05 PM EDT
Att: 18,869 - Unknown - 81 F

livebaseballscores.com

AB	31
R	3
H	9
RBI	3
BB	1
SO	5
LOB	13



Batter	1	2	3	4	5	6	7	8	9	AB R H RBI BB SO LOB	TOP
Scott Fletcher, R (1, 4) OBP: 0.359, SLG: 0.418 	0-2 		3-2 		1-3 	1-0 			0-0 	5 0 1 1 0 2 2	
Billy Hatcher, R (1, 8) OBP: 0.363, SLG: 0.439 	0-0 		0-0 		0-1 		2-2 		0-2 	5 2 2 0 0 0 2	
Bob Zuppic, R (1, 7) OBP: 0.353, SLG: 0.400 (9, 9) 	2-3 			0-0 		3-1 	1-0 		4-2 	3 1 1 0 1 1 0	
Andre Dawson, R (1, 10) OBP: 0.302, SLG: 0.386 Luis Rivera, R (9, PR) OBP: 0.294, SLG: 0.336 		1-2 		1-2 		0-2 	1-1 		4-0 	4 1 2 1 1 0 1	
Mo Vaughn, L (1, 3) OBP: 0.415, SLG: 0.552 Mike Greenwell, L (9, 7) OBP: 0.373, SLG: 0.476 		2-1 		4-0 		2-2 	0-2 		1-0 	3 1 1 1 1 0 1	
Carlos Quintana, R (1, 9) OBP: 0.328, SLG: 0.287 (9, 3) 		2-3 		2-2 		4-2 		3-1 	2-2 	4 1 1 0 1 1 4	
Scott Cooper, L (1, 5) OBP: 0.370, SLG: 0.411 			2-3 	2-2 		1-2 	1-3 		1-3 	4 1 1 2 0 2 2	
John Valentin, R (1, 6) OBP: 0.308, SLG: 0.380 			2-0 		1-0 	1-3 		1-1 		3 1 1 0 0 1 3	
John Flaherty, R (1, 2) OBP: 0.231, SLG: 0.333 Ernest Riles, L (8, PH) OBP: 0.310, SLG: 0.407 Tony Peña, R (8, 2) OBP: 0.241, SLG: 0.231 			1-3 		0-0 	2-0 		0-3 		2 0 1 2 0 1 1	
Inning Stats	R: 0 E: 0 K: 2 S: 7 H: 0 LOB: 0 BB: 0 P: 9	R: 0 E: 0 K: 1 S: 10 H: 0 LOB: 0 BB: 0 P: 15	R: 1 E: 0 K: 2 S: 13 H: 2 LOB: 1 BB: 0 P: 21	R: 1 E: 0 K: 0 S: 12 H: 1 LOB: 1 BB: 1 P: 21	R: 0 E: 0 K: 1 S: 6 H: 0 LOB: 1 BB: 0 P: 8	R: 4 E: 0 K: 1 S: 19 H: 4 LOB: 1 BB: 1 P: 33	R: 1 E: 0 K: 0 S: 9 H: 2 LOB: 0 BB: 0 P: 13	R: 0 E: 0 K: 2 S: 10 H: 1 LOB: 1 BB: 0 P: 15	R: 1 E: 1 K: 0 S: 12 H: 1 LOB: 3 BB: 2 P: 23	1B: 7 2B: 4 3B: 0 HR: 0 SF: 1 SAC: 2 DP: 1 HBP: 1	WP: 2 PB: 0 SB: 1 CS: 0 PA: 42
PITCHER Angel Miranda, L (1, 1) ERA: 3.63 Graeme Lloyd, L (6, 1) ERA: 2.42 Mike Fetters, R (7, 1) ERA: 4.1 Matt Maysey, R (8, 1) ERA: 2.16	IP WLS BF H R ER SO BB IBB HBP BLK WP HR S P ERA WHIP 5.1 L 24 5 5 5 6 2 0 1 1 1 0 59 94 8.44 1.312 0.2 4 2 1 1 1 0 0 0 0 0 0 8 13 13.50 3.000 1.0 4 2 1 1 0 0 0 0 0 0 0 9 13 9.00 2.000 2.0 10 2 1 1 2 1 1 0 0 1 0 22 38 4.50 1.500	PITCHER IP WLS BF H R ER SO BB IBB HBP BLK WP HR S P ERA WHIP									

Boston Red Sox @ Milwaukee Brewers
 Milwaukee County Stadium, Milwaukee, WI
 Wed Jul 28 1993, 8:05 PM EDT
 Att. 26,770 - Unknown - 78 F

AB	34
R	8
H	11
RBI	7
BB	4
SO	9
LOB	17



WP: 2	PA: 42
PB: 0	
SB: 1	
CS: 0	

Batter	1	2	3	4	5	6	7	8	9	AB R H RBI BB SO LOB
Pat Listach, S OBP: 0.277, SLG: 0.260 (1, 6)	0-0 G1-3		2-2 G1-3		1-1 P5	1-3 K			3-2 K	5 0 0 0 0 2 2
Robin Yount, R OBP: 0.332, SLG: 0.398 (1, 8)	3-2 G3 1B		0-2 F7		4-2 S S E BB	3-2 L8			3-1 F9	4 1 1 0 1 0 2
Darryl Hamilton, L OBP: 0.374, SLG: 0.391 (1, 9)	3-2 G3 1-2			1-1 G3	4-0 S IBB			2-3 K	2-2 G6-3	4 0 0 0 1 1 1
Greg Vaughn, R OBP: 0.368, SLG: 0.524 (1, 7)	2-0 P4			4-1 HBP 3B BB	3-2 E5 FC6			3-3 K		3 1 0 0 1 1 2
Kevin Reimer, L OBP: 0.299, SLG: 0.420 (1, 10)		0-1 L9-3 1B		2-2 SAFE 3B	0-2 FC6			0-2 G4-3		3 1 1 0 0 0 2
B.J. Surhoff, L OBP: 0.301, SLG: 0.343 (1, 5)		1-0 L9-3 1-2		0-0 3B 1-H 2-H		3-1 HR		2-3 K		4 1 2 3 0 1 1
Tom Lampkin, L OBP: 0.300, SLG: 0.362 (1, 2)		4-2 BB		1-3 K		1-2 G1-3		1-1 G4-3		3 0 0 0 1 1 1
Dave Nilsson, L OBP: 0.299, SLG: 0.308 (1, 3)		1-1 G3		1-1 F8		1-2 1B 1B		4-0 BB		3 0 1 0 1 0 2
Bill Spiers, L OBP: 0.295, SLG: 0.296 (1, 4)			1-2 F8		0-0 G3-1		3-1 SAFE SAFE 1B	0-0 P4		2 0 0 0 0 0 0 2 0 1 0 0 0 1
Dickie Thon, R OBP: 0.335, SLG: 0.369 (6, PH) (7, 4)										

Inning Stats	R: 0	H: 1	E: 0	K: 10	LOB: 1	BB: 0	P: 17	R: 0	H: 1	E: 0	K: 7	LOB: 1	BB: 1	P: 13	R: 0	H: 0	E: 0	K: 9	LOB: 0	BB: 0	P: 12	R: 2	H: 1	E: 0	K: 11	LOB: 1	BB: 1	P: 20	R: 1	H: 3	E: 0	K: 18	LOB: 2	BB: 0	P: 30	R: 0	H: 0	E: 0	K: 9	LOB: 0	BB: 0	P: 14	R: 0	H: 0	E: 0	K: 7	LOB: 1	BB: 1	P: 14	R: 0	H: 0	E: 0	K: 9	LOB: 0	BB: 0	P: 17	1B: 4	SF: 0	2B: 1	SAC: 0	3B: 1	DP: 1	HR: 1	HBP: 1	WP: 0	PA: 39
--------------	------	------	------	-------	--------	-------	-------	------	------	------	------	--------	-------	-------	------	------	------	------	--------	-------	-------	------	------	------	-------	--------	-------	-------	------	------	------	-------	--------	-------	-------	------	------	------	------	--------	-------	-------	------	------	------	------	--------	-------	-------	------	------	------	------	--------	-------	-------	-------	-------	-------	--------	-------	-------	-------	--------	-------	--------

PITCHER	IP	WLS	BF	H	R	ER	SO	BB	IBB	HBP	BLK	WP	HR	S	P	ERA	WHIP
John Dopson, R ERA: 4.4 (1, 1)	4.2		22	3	3	2	1	3	1	1	0	0	0	47	84	3.86	1.286
Joe Hesketh, L ERA: 5.83 (5, 1)	0.2		4	2	1	1	0	0	0	0	0	0	1	12	17	13.50	3.000
Greg Harris, R ERA: 2.38 (6, 1)	3.2	W	13	1	0	0	5	1	0	0	0	0	0	34	61	0.00	0.545

BOTTOM

Boston Red Sox @ Milwaukee Brewers
Milwaukee County Stadium, Milwaukee, WI

Wed Jul 28 1993, 8:05 PM EDT
Att: 26,770 - Unknown - 78 F

livebaseballscores.com

AB	33
R	4
H	6
RBI	3
BB	5
SO	6
LOB	14



Batter	1	2	3	4	5	6	7	8	9	AB R H RBI BB SO LOB	TOP											
Billy Hatcher, R (1, 8) OBP: 0.369, SLG: 0.454	2-1 L9 SF8 2B	1-2 HBP		1-0 2-H HR	0-0 2-H 1B			1-0 G6-3		4 2 3 3 0 0 0	Boston Red Sox @ Milwaukee Brewers Milwaukee County Stadium, Milwaukee, WI Thu Jul 29 1993, 4:33 AM EDT Att. 27,105 - Cloudy - 75 F											
Ernest Riles, L (1, 10) OBP: 0.305, SLG: 0.425	1-1 L9 2-3	0-2 F8		1-0 HR	2-1 G4-3			1-1 G3		5 1 1 1 0 0 5												
Mike Greenwell, L (1, 7) OBP: 0.371, SLG: 0.477	1-0 SF8 3-H		0-0 F9	2-1 2B				0-1 G6-3		4 0 1 1 0 0 0												
Mo Vaughn, L (1, 3) OBP: 0.420, SLG: 0.561	4-2 BB		1-1 HR	4-0 IBB			1-2 G3	4-0 BB		2 1 1 1 3 0 0												
Bob Zupcic, R (1, 9) OBP: 0.345, SLG: 0.389	2-2 G1-3		3-2 P3	2-2 K			2-3 K	3-2 F9		5 0 0 0 0 2 4												
Scott Cooper, L (1, 5) OBP: 0.366, SLG: 0.405		0-2 F9	1-2 F9	0-0 P2			2-2 F7	0-0 F8		5 0 0 0 0 0 3												
John Valentin, R (1, 6) OBP: 0.311, SLG: 0.387		4-1 CS BB		1-0 E 3B	0-0 P3		1-0 G6-3			3 1 1 0 1 0 0												
Luis Rivera, R (1, 4) OBP: 0.301, SLG: 0.351		3-2 E 1-2 1B		1-1 E6 SH1-4 HR	0-1 1B 2B		1-2 P3			4 2 2 1 0 0 0												
Tony Peña, R (1, 2) OBP: 0.238, SLG: 0.227		0-0 E1 1-3		1-2 SH1-4 SAFE	0-1 F7			1-0 G3		3 0 0 0 0 0 2												
Inning Stats	R: 1 E: 0 K: 0 S: 10	H: 1 LOB: 1 BB: 1 P: 20	R: 0 E: 1 K: 0 S: 14	H: 1 LOB: 3 BB: 1 P: 22	R: 1 E: 0 K: 0 S: 10	H: 1 LOB: 0 BB: 0 P: 15	R: 4 E: 1 K: 1 S: 16	H: 4 LOB: 2 BB: 1 P: 29	R: 1 E: 0 K: 0 S: 8	H: 2 LOB: 1 BB: 0 P: 10	R: 0 E: 0 K: 1 S: 8	H: 0 LOB: 0 BB: 0 P: 14	R: 0 E: 0 K: 0 S: 8	H: 0 LOB: 0 BB: 0 P: 12	R: 0 E: 0 K: 0 S: 4	H: 0 LOB: 0 BB: 0 P: 7	R: 0 E: 0 K: 0 S: 6	H: 0 LOB: 1 BB: 1 P: 13	1B: 2 2B: 3 3B: 1 HR: 3	SF: 1 SAC: 1 DP: 0 HBP: 1	WP: 0 PB: 0 SB: 0 CS: 1	PA: 42
PITCHER	IP WLS BF H R ER SO BB IBB HBP BLK WP HR S P ERA WHIP																					
Ricky Bones, R (1, 1) ERA: 4.7	4.2 L 28 9 7 6 1 2 1 1 0 0 3 56 92 11.57 2.357																					
Mike Fetters, R (5, 1) ERA: 3.96	1.1 4 0 0 0 1 0 0 0 0 0 0 10 18 0.00 0.000																					
Carlos Maldonado, R (7, 1) ERA: 5.29	2.0 6 0 0 0 0 0 0 0 0 0 0 12 19 0.00 0.000																					
Doug Henry, R (9, 1) ERA: 4.7	1.0 4 0 0 0 0 1 0 0 0 0 0 6 13 0.00 1.000																					

livebaseballscorecards.com

AB	35
R	7
H	9
RBI	7
BB	4
SO	2
LOB	14



Batter	1	2	3	4	5	6	7	8	9	AB R H RBI BB SO LOB
Darryl Hamilton, L (1, 8) OBP: 0.371, SLG: 0.389	1-1 E 1B		3-2 G4-6-3 1-2		2-1 L8	1-2 F7			2-3 K	5 0 1 0 0 1 4
Robin Yount, R (1, 10) OBP: 0.337, SLG: 0.399	0-1 P9		0-0 1B		2-2 1B			2-2 F9	4-1 WP DI BB	4 0 2 1 1 0 1
B.J. Surhoff, L (1, 5) OBP: 0.300, SLG: 0.341	2-1 G3 1-2		2-2 F7		3-1 F8			0-0 G6-4-3 1B	2-3 K	5 0 1 0 0 1 5
Greg Vaughn, R (1, 7) OBP: 0.369, SLG: 0.525	0-0 G5-3			3-0 G3-6-3 HBP		1-2 1B 2B		3-1 G6-4-3 1-2f		3 1 1 0 0 0 2
Kevin Reimer, L (1, 9) OBP: 0.297, SLG: 0.417		1-1 G5-3		0-2 G3-6-3 1-2f		1-1 2B E 1B		1-2 FC4 1B		2 0 0 0 0 0 1 2 0 2 1 0 0 0
Tom Brunansky, R (5, 9) OBP: 0.262, SLG: 0.319										
Tom Lampkin, L (1, 2) OBP: 0.298, SLG: 0.367		3-2 G4-3		1-0 E4		1-1 SAFE 2B 2B		2-2 FC4 1-2		4 1 1 0 0 0 1
John Jaha, R (1, 3) OBP: 0.314, SLG: 0.335		3-3 K		1-0 G5-3		0-1 2B 2B		3-2 F8		4 0 1 1 0 1 2
Pat Listach, S (1, 6) OBP: 0.276, SLG: 0.260			0-1 G5-3		2-1 1B 1B	3-2 F8		1-2 G6-3		4 0 1 0 0 0 2
Juan Bell, R (1, 4) OBP: 0.320, SLG: 0.348			2-2 G4-6-3 1B 1B		0-3 K	4-2 BB		1-1 G4-3		3 1 1 0 1 1 1

Inning Stats	R: 0	H: 1	E: 1	K: 0	S: 7	LOB: 1	BB: 0	P: 10	R: 0	H: 0	E: 0	K: 1	S: 8	LOB: 0	BB: 0	P: 15	R: 1	H: 2	E: 0	K: 0	S: 13	LOB: 1	BB: 0	P: 20	R: 0	H: 0	E: 1	K: 0	S: 6	LOB: 1	BB: 0	P: 11	R: 0	H: 2	E: 0	K: 1	S: 12	LOB: 2	BB: 0	P: 21	R: 2	H: 4	E: 1	K: 0	S: 18	LOB: 2	BB: 1	P: 29	R: 0	H: 1	E: 0	K: 0	S: 7	LOB: 0	BB: 0	P: 12	R: 0	H: 1	E: 0	K: 0	S: 14	LOB: 1	BB: 0	P: 21	R: 0	H: 0	E: 0	K: 2	S: 10	LOB: 1	BB: 1	P: 19	1B: 8	2B: 3	3B: 0	HR: 0	SF: 0	SAC: 0	DP: 2	HBP: 1	WP: 1	PA: 39
--------------	------	------	------	------	------	--------	-------	-------	------	------	------	------	------	--------	-------	-------	------	------	------	------	-------	--------	-------	-------	------	------	------	------	------	--------	-------	-------	------	------	------	------	-------	--------	-------	-------	------	------	------	------	-------	--------	-------	-------	------	------	------	------	------	--------	-------	-------	------	------	------	------	-------	--------	-------	-------	------	------	------	------	-------	--------	-------	-------	-------	-------	-------	-------	-------	--------	-------	--------	-------	--------

PITCHER	IP	WLS	BF	H	R	ER	SO	BB	IBB	HBP	BLK	WP	HR	S	P	ERA	WHIP
Aaron Sele, R (1, 1) ERA: 2.51	5.1	W	25	9	3	3	2	0	0	0	0	0	0	55	89	5.06	1.688
Scott Bankhead, R (6, 1) ERA: 4.17	1.2		6	1	0	0	0	1	0	0	0	0	0	16	29	0.00	1.200
Paul Quantrill, R (8, 1) ERA: 3.07	1.0		4	1	0	0	0	0	0	0	0	0	0	14	21	0.00	1.000
Ken Ryan, R (9, 1) ERA: 2.45	1.0		4	0	0	0	2	1	0	0	0	1	0	10	19	0.00	1.000


BOTTOM

Boston Red Sox @ Milwaukee Brewers
Milwaukee County Stadium, Milwaukee, WI

Thu Jul 29 1993, 4:33 AM EDT
Att: 27,105 - Cloudy - 75 F

livebaseballscorecards.com

AB	36
R	3
H	11
RBI	3
BB	2
SO	4
LOB	19



Batter	1	2	3	4	5	6	7	8	9	AB R H RBI BB SO LOB	TOP											
Scott Fletcher, R (1, 4) OBP: 0.354, SLG: 0.410	1-0 L7	0-0 F9		3-2 G6-3		2-2 G1-3			3-3 K	5 0 0 0 0 1 0												
Billy Hatcher, R (1, 8) OBP: 0.370, SLG: 0.454	1-1 BB HR 1B		3-1 1B 2B 1B	1-1 F9		3-2 G6-3		2-1 G6-3	2-1 G6-3	5 2 2 0 0 0 0												
Mike Greenwell, L (1, 7) OBP: 0.371, SLG: 0.474	4-2 SAFE 1-2 HR BB		0-1 SAFE 1-2 2B 1B	0-0 F9		2-1 F7		1-0 G4-3	1-0 G4-3	4 2 1 0 1 0 0												
Andre Dawson, R (1, 10) OBP: 0.304, SLG: 0.401	0-2 1-H 2-H HR		1-1 1-H 2-H HR 2B	1-2 F9		0-1 L7				4 2 2 5 0 0 0												
Mo Vaughn, L (1, 3) OBP: 0.418, SLG: 0.566	2-1 F7		1-0 2-H HR	0-1 G4-3		1-0 G3-1				4 1 1 2 0 0 0												
Ivan Calderon, R (1, 9) OBP: 0.294, SLG: 0.292	1-1 P3		1-3 K	4-2 BB		1-2 G5-3				3 0 0 0 1 1 0												
Bob Zupcic, R (8, 9) OBP: 0.345, SLG: 0.389										0 0 0 0 0 0 0												
Scott Cooper, L (1, 5) OBP: 0.364, SLG: 0.403		1-3 K	1-0 G3	2-2 G4-3		1-1 BB 1B				4 0 1 0 0 1 1												
John Valentin, R (1, 6) OBP: 0.313, SLG: 0.389		2-2 G5-3	2-1 2B	0-0 L6		4-1 SAFE BB		1-2 BB		3 0 1 0 1 0 0												
Tony Peña, R (1, 2) OBP: 0.238, SLG: 0.242		1-0 HR	2-1 P2	3-2 G1-3		0-3 K				4 1 1 1 0 1 3												
Inning Stats	R: 3 E: 0 K: 0 S: 12	H: 2 LOB: 0 BB: 1 P: 21	R: 1 E: 0 K: 1 S: 11	H: 1 LOB: 0 BB: 0 P: 15	R: 4 E: 0 K: 1 S: 16	H: 5 LOB: 1 BB: 0 P: 27	R: 0 E: 0 K: 0 S: 6	H: 0 LOB: 0 BB: 0 P: 10	R: 0 E: 0 K: 0 S: 10	H: 0 LOB: 1 BB: 1 P: 17	R: 0 E: 0 K: 0 S: 7	H: 0 LOB: 0 BB: 0 P: 12	R: 0 E: 0 K: 0 S: 8	H: 0 LOB: 0 BB: 0 P: 13	R: 0 E: 0 K: 1 S: 10	H: 1 LOB: 2 BB: 1 P: 17	R: 0 E: 0 K: 1 S: 7	H: 0 LOB: 0 BB: 0 P: 13	1B: 4 2B: 2 3B: 0 HR: 3	SF: 0 SAC: 0 DP: 0 HBP: 0	WP: 0 PB: 0 SB: 0 CS: 0	PA: 39
PITCHER	IP WLS BF H R ER SO BB IBB HBP BLK WP HR S P ERA WHIP																					
Jamie Moyer, L (1, 1) ERA: 3.97	2.0 L 13 6 7 7 1 1 0 0 0 0 2 29 46 31.50 3.500																					
Alan Mills, R (3, 1) ERA: 3.97	5.0 18 2 1 1 1 1 0 0 0 0 1 41 69 1.80 0.600																					
Jim Poole, L (8, 1) ERA: 2.06	0.2 3 1 0 0 0 0 0 0 0 0 0 6 9 0.00 1.500																					
Todd Frohwrth, R (8, 1) ERA: 4.21	1.1 5 0 0 0 0 2 1 0 0 0 0 0 11 21 0.00 0.750																					

Boston Red Sox @ Baltimore Orioles
Oriole Park at Camden Yards, Baltimore, MD

AB 36
R 8
H 9
RBI 8
BB 3
SO 4
LOB 4



Fri Jul 30 1993, 7:05 PM EDT
 Att: 46,167 - Unknown

livebaseballscorecards.com

Batter	1	2	3	4	5	6	7	8	9	AB R H RBI BB SO LOB
Brady Anderson, L (1, 7) OBP: 0.335, SLG: 0.409	4-1 SH2-3 BB	3-2 G4-3		4-2 1B BB HR BB	2-1 F8			4-0 SF7 SH BB		2 1 0 0 3 0 3
Mark McLemore, S (1, 4) OBP: 0.358, SLG: 0.393	0-0 SH2-3		3-2 G6-3	4-1 1B HR BB	2-0 L8			1-1 SH		2 1 0 0 1 0 2
Mike Devereaux, R (1, 8) OBP: 0.315, SLG: 0.416	2-2 P6		4-1 1B BB BB	0-1 1-2 HR 1B				0-3 K		4 1 1 0 1 2 4
Harold Baines, L (1, 10) OBP: 0.400, SLG: 0.519	3-2 G6-3		4-2 1-2 BB	0-0 1-1 HR				3-2 SF7		3 1 1 5 1 0 1
Cal Ripken Jr., R (1, 6) OBP: 0.317, SLG: 0.403			2-3 K	4-1 HR BB				2-1 G5-3		4 1 1 1 1 1 4
Jeffrey Hammonds, R (1, 9) OBP: 0.359, SLG: 0.545		1-2 2B	2-1	0-0 F9				2-3 K		2 0 2 0 0 0 0
Jack Voigt, R (4, PH) OBP: 0.373, SLG: 0.373		1-2 1B	1-2 2-3 1B							1 0 0 0 0 0 1
Harold Reynolds, S (7, PH) OBP: 0.346, SLG: 0.320										2 0 0 0 0 1 0
Chris Hoiles, R (1, 2) OBP: 0.401, SLG: 0.547		3-2 1-3 1B 2B	1-1 G4-5-3		1-3 K			2-2 L4		5 1 1 0 0 2 3
David Segui, S (1, 3) OBP: 0.382, SLG: 0.454		1-1 F9		1-1 F8	3-1 1B			2-1 G4-3		5 0 1 0 0 1 1
Tim Lincecum, R (1, 5) OBP: 0.368, SLG: 0.420		2-2 2-H 1B		0-1 G2-3	1-2 1B			1-0 SH SF7		4 1 3 1 0 0 0

Inning Stats	R: 0	H: 0	E: 0	K: 0	S: 9	H: 0	LOB: 1	BB: 1	P: 18	R: 2	H: 4	E: 0	K: 0	S: 16	R: 0	H: 1	E: 0	K: 1	S: 15	R: 4	H: 2	E: 0	K: 0	S: 13	R: 0	H: 2	E: 0	K: 1	S: 12	R: 0	H: 0	E: 0	K: 1	S: 8	R: 0	H: 0	E: 0	K: 1	S: 9	R: 1	H: 1	E: 0	K: 1	S: 9	R: 0	H: 0	E: 0	K: 2	S: 15	1B: 6	SF: 1	2B: 2	SAC: 2	3B: 0	DP: 0	HR: 2	HBP: 0	WP: 0	PA: 44
--------------	------	------	------	------	------	------	--------	-------	-------	------	------	------	------	-------	------	------	------	------	-------	------	------	------	------	-------	------	------	------	------	-------	------	------	------	------	------	------	------	------	------	------	------	------	------	------	------	------	------	------	------	-------	-------	-------	-------	--------	-------	-------	-------	--------	-------	--------

PITCHER	IP	WLS	BF	H	R	ER	SO	BB	IBB	HBP	BLK	WP	HR	S	P	ERA	WHIP
Frank Viola, L (1, 1) ERA: 3.68	3.2		23	7	6	6	1	6	0	0	0	0	2	52	100	14.73	3.545
Paul Quantrill, R (4, 1) ERA: 2.97	3.1	W	12	2	0	0	3	0	0	0	0	0	0	30	51	0.00	0.600
Greg Harris, R (8, 1) ERA: 2.47	1.0		6	1	1	1	1	1	0	0	0	0	0	9	16	9.00	2.000
Jeff Russell, R (9, 1) ERA: 2.68	1.0	S	3	0	0	0	2	0	0	0	0	0	0	15	20	0.00	0.000

BOTTOM

Boston Red Sox @ Baltimore Orioles
 Oriole Park at Camden Yards, Baltimore, MD

Fri Jul 30 1993, 7:05 PM EDT
 Att. 46,167 - Unknown

AB	34
R	7
H	10
RBI	7
BB	7
SO	7
LOB	19



WP	HR	S	P	ERA	WHIP
0	0	0	0	0.00	0.000

livebaseballscorecards.com

Batter	1	2	3	4	5	6	7	8	9	AB R H RBI BB SO LOB	TOP	
Scott Fletcher, R (1, 4) <small>OBP: 0.349, SLG: 0.404</small>	3-3 		1-1 FC5-4 		2-2 G4-3 			2-2 F9 		4 0 0 0 0 1 4	Boston Red Sox @ Baltimore Orioles Oriole Park at Camden Yards, Baltimore, MD Sat Jul 31 1993, 7:05 PM EDT Att: 46,489 - Unknown	
Billy Hatcher, R (1, 8) <small>OBP: 0.366, SLG: 0.448</small>	1-3 			3-2 G5-3 		2-3 		0-3 		4 0 0 0 0 3 1		
Mike Greenwell, L (1, 7) <small>OBP: 0.370, SLG: 0.470</small>	1-3 			4-2 		0-0 G4-3 			1-3 	3 0 0 0 1 2 0		
Andre Dawson, R (1, 9) <small>OBP: 0.304, SLG: 0.399</small>		2-3 		1-2 		1-2 G5-3 			0-3 	4 0 1 0 0 2 0		
Mo Vaughn, L (1, 3) <small>OBP: 0.414, SLG: 0.559</small>		2-1 F9 		0-0 G6-4-3 			1-0 L9 		1-3 	4 0 0 0 0 1 2		
Ivan Calderon, R (1, 10) <small>OBP: 0.295, SLG: 0.292</small>		3-2 G3-1 		1-1 SH1-4 			3-1 P2 			3 0 1 0 0 0 0		
Scott Cooper, L (1, 5) <small>OBP: 0.364, SLG: 0.401</small>			2-0 G4-3 		4-0 		0-0 F8 			2 0 0 0 1 0 0		
John Valentin, R (1, 6) <small>OBP: 0.311, SLG: 0.387</small>			2-3 		1-0 SH1-4 			2-3 		2 0 0 0 0 2 0		
Tony Peña, R (1, 2) <small>OBP: 0.241, SLG: 0.241</small> Ernest Riles, L (8, PH) <small>OBP: 0.311, SLG: 0.430</small> Bob Melvin, R (8, 2) <small>OBP: 0.300, SLG: 0.333</small>			4-2 		1-3 			3-2 		1 0 0 0 1 1 2		
Inning Stats	R: 0 H: 0 E: 0 LOB: 0 K: 3 BB: 0 S: 10 P: 15	R: 0 H: 0 E: 0 LOB: 0 K: 1 BB: 0 S: 11 P: 18	R: 0 H: 0 E: 0 LOB: 1 K: 1 BB: 1 S: 9 P: 18	R: 0 H: 1 E: 0 LOB: 1 K: 0 BB: 1 S: 11 P: 19	R: 0 H: 1 E: 0 LOB: 2 K: 1 BB: 1 S: 10 P: 19	R: 0 H: 0 E: 0 LOB: 0 K: 1 BB: 0 S: 9 P: 12	R: 0 H: 0 E: 0 LOB: 0 K: 0 BB: 0 S: 4 P: 8	R: 0 H: 1 E: 0 LOB: 1 K: 2 BB: 0 S: 14 P: 21	R: 0 H: 0 E: 0 LOB: 0 K: 3 BB: 0 S: 9 P: 11	1B: 3 SF: 0 2B: 0 SAC: 1 3B: 0 DP: 1 HR: 0 HBP: 0	WP: 0 PA: 32 PB: 0 SB: 0 CS: 0	
PITCHER Ben McDonald, R (1, 1) <small>ERA: 3.17</small> Mark Williamson, R (8, 1) <small>ERA: 4.01</small> Gregg Olson, R (9, 1) <small>ERA: 1.71</small>	IP WLS BF H R ER SO BB IBB HBP BLK WP HR S P ERA WHIP											PITCHER IP WLS BF H R ER SO BB IBB HBP BLK WP HR S P ERA WHIP

livebaseballscorecards.com

AB	28
R	0
H	3
RBI	0
BB	3
SO	12
LOB	9



Batter	1	2	3	4	5	6	7	8	9	AB R H RBI BB SO LOB	TOP
Scott Fletcher, R (1, 4) OBP: 0.354, SLG: 0.413	1-0 G4-3 2B		0-0 G5-4-3 1B		1-1 1B		1-0 G4-6-3 1-2f			4 0 3 0 0 0 1	<p>Boston Red Sox @ Baltimore Orioles Oriole Park at Camden Yards, Baltimore, MD</p> <p>Sun Aug 01 1993, 3:33 AM EDT Att. 45,299 - Cloudy - 93 F</p>
Billy Hatcher, R (1, 8) OBP: 0.362, SLG: 0.444	1-0 B3		0-0 G5-4-3 1-2f		1-1 P4			0-0 G4-3		4 0 0 0 0 0 3	
Mike Greenwell, L (1, 7) OBP: 0.371, SLG: 0.473	0-0 G4-3 2-3			0-0 F8		1-0 CS G1-3 1B		2-0 2B		4 0 2 0 0 0 1	
Andre Dawson, R (1, 10) OBP: 0.303, SLG: 0.407	1-0 G5-3			3-1 HR		2-2 G1-3 1-2		0-2 G5-3		4 1 1 1 0 0 3	
Mo Vaughn, L (1, 3) OBP: 0.417, SLG: 0.559 Carlos Quintana, R (9, 3) OBP: 0.328, SLG: 0.287		1-3 K		1-0 1B		4-0 CS 2B IBB		4-0 IBB		2 1 1 0 2 1 0 0 0 0 0 0 0 0	
Bob Zupcic, R (1, 9) OBP: 0.348, SLG: 0.397		0-0 FC6-4 1B		0-0 F9		2-2 1-H 2-3 2B		0-1 F7		4 0 2 1 0 0 3	
Ernest Riles, L (1, 5) OBP: 0.304, SLG: 0.419 Scott Cooper, L (7, 5) OBP: 0.363, SLG: 0.399		0-0 FC6-4 1-2f FC6-4		1-3 K		1-1 G3			0-1 F8	3 0 0 0 0 1 3 1 0 0 0 0 0 0	
Bob Melvin, R (1, 2) OBP: 0.289, SLG: 0.321		3-1 FC6-4 1-2f		2-1 F9		2-2 G6-3		2-2 L6		4 0 0 0 0 0 1	
John Valentin, R (1, 6) OBP: 0.311, SLG: 0.385			3-2 L5		0-2 G1-3		2-1 G4-6-3 1B		2-0 F7	4 0 1 0 0 0 0	
Inning Stats	R: 0 H: 1 E: 0 LOB: 1 K: 0 BB: 0 S: 4 P: 7	R: 0 H: 1 E: 0 LOB: 1 K: 1 BB: 0 S: 7 P: 11	R: 0 H: 1 E: 0 LOB: 0 K: 0 BB: 0 S: 5 P: 8	R: 1 H: 2 E: 0 LOB: 1 K: 1 BB: 0 S: 8 P: 13	R: 0 H: 1 E: 0 LOB: 1 K: 0 BB: 0 S: 10 P: 14	R: 1 H: 2 E: 0 LOB: 1 K: 0 BB: 1 S: 9 P: 19	R: 0 H: 1 E: 0 LOB: 0 K: 0 BB: 0 S: 6 P: 11	R: 0 H: 1 E: 0 LOB: 2 K: 0 BB: 1 S: 8 P: 14	R: 0 H: 0 E: 0 LOB: 0 K: 0 BB: 0 S: 6 P: 10	1B: 6 SF: 0 2B: 3 SAC: 0 3B: 0 DP: 2 HR: 1 HBP: 0	
PITCHER Rick Sutcliffe, R (1, 1) ERA: 5.18 Todd Frohwirth, R (7, 1) ERA: 4.03	IP WLS BF H R ER SO BB IBB HBP BLK WP HR S P ERA WHIP										
	6.1 L 27 9 2 2 2 0 1 0 0 0 1 48 81 2.84 1.421										
	2.2 9 1 0 0 0 0 1 0 0 0 0 15 26 0.00 0.375										

AB	34
R	2
H	10
RBI	2
BB	2
SO	2
LOB	15



livebaseballscorecards.com

Batter	1	2	3	4	5	6	7	8	9	AB	R	H	RBI	BB	SO	LOB
Harold Reynolds, S (1, 4) OBP: 0.341, SLG: 0.313	1-3 K		1-0 L9		2-0 F9			2-1 F9		4	0	0	0	0	1	1
Mark McLemore, S (1, 9) OBP: 0.361, SLG: 0.395	1-3 K		4-1 BB			1-0 1B		2-2 2B		3	0	2	0	1	1	0
Mike Devereaux, R (1, 8) OBP: 0.317, SLG: 0.415	0-2 1B		3-3 K			2-1 F9		2-2 G5-3		4	0	1	0	0	1	4
Harold Baines, L (1, 10) OBP: 0.396, SLG: 0.508	0-2 G3			4-0 BB		0-2 L9		2-1 G4-3		3	0	0	0	1	0	3
Cal Ripken Jr., R (1, 6) OBP: 0.315, SLG: 0.399		1-0 F9		2-1 P3		0-1 P6			1-1 F9	4	0	0	0	0	0	2
Jeffrey Hammonds, R (1, 7) OBP: 0.344, SLG: 0.522		1-2 P9		1-2 P3			0-1 L6		2-3 K	4	0	0	0	0	1	1
Chris Hoiles, R (1, 2) OBP: 0.401, SLG: 0.552		3-0 F8		3-2 F7			3-2 HR		2-3 K	4	1	1	1	0	1	1
David Segui, S (1, 3) OBP: 0.386, SLG: 0.465			1-1 2B		1-1 F8		0-0 F7			3	0	1	0	0	0	0
Tim Hulett, R (1, 5) OBP: 0.358, SLG: 0.407			1-2 G1-3		1-3 K		2-3 K			3	0	0	0	0	2	1

Inning Stats	R: 0	H: 1	E: 0	K: 2	S: 13	R: 0	H: 0	E: 0	K: 0	S: 6	R: 0	H: 1	E: 0	K: 1	S: 11	R: 0	H: 0	E: 0	K: 0	S: 9	R: 0	H: 1	E: 0	K: 1	S: 6	R: 1	H: 1	E: 0	K: 1	S: 12	R: 0	H: 1	E: 0	K: 0	S: 10	R: 0	H: 0	E: 0	K: 2	S: 10	1B: 2	2B: 2	3B: 0	HR: 1	SF: 0	SAC: 0	DP: 0	HBP: 0	WP: 0	PB: 0	SB: 0	CS: 0	PA: 34
--------------	------	------	------	------	-------	------	------	------	------	------	------	------	------	------	-------	------	------	------	------	------	------	------	------	------	------	------	------	------	------	-------	------	------	------	------	-------	------	------	------	------	-------	-------	-------	-------	-------	-------	--------	-------	--------	-------	-------	-------	-------	--------

PITCHER	IP	WLS	BF	H	R	ER	SO	BB	IBB	HBP	BLK	WP	HR	S	P	ERA	WHIP
Danny Darwin, R (1, 1) ERA: 3.16	6.1	W	25	4	1	1	4	2	0	0	0	0	1	61	98	1.42	0.947
Greg Harris, R (7, 1) ERA: 2.42	1.1		5	1	0	0	1	0	0	0	0	0	0	12	20	0.00	0.750
Tony Fossas, L (8, 1) ERA: 5.12	0.1		1	0	0	0	0	0	0	0	0	0	0	2	4	0.00	0.000
Jeff Russell, R (9, 1) ERA: 2.61	1.0	S	3	0	0	0	2	0	0	0	0	0	0	10	15	0.00	0.000

BOTTOM

Boston Red Sox @ Baltimore Orioles
 Oriole Park at Camden Yards, Baltimore, MD

Sun Aug 01 1993, 3:33 AM EDT
 Att: 45,299 - Cloudy - 93 F

livebaseballscorecards.com

AB	32
R	1
H	5
RBI	1
BB	2
SO	7
LOB	13



Batter	1	2	3	4	5	6	7	8	9	AB R H RBI BB SO LOB	TOP	
Scott Fletcher, R (1, 4) <small>OBP: 0.353, SLG: 0.414</small>	2-2 		1-0 		0-0 		2-0 			4 0 1 0 0 0 2	Boston Red Sox @ Minnesota Twins Hubert H. Humphrey Metrodome, Minneapolis, MN Tue Aug 03 1993, 8:05 PM EDT Att. 27,497 - Dome	
Billy Hatcher, R (1, 8) <small>OBP: 0.363, SLG: 0.444</small>	2-1 		1-1 		0-0 		1-2 			4 0 2 0 0 0 1		
Mike Greenwell, L (1, 7) <small>OBP: 0.367, SLG: 0.467</small>	3-3 		1-2 		0-0 		0-0 			4 0 0 0 0 1 3		
Andre Dawson, R (1, 10) <small>OBP: 0.305, SLG: 0.412</small>		2-1 		2-0 		0-3 		1-3 		4 1 2 0 0 2 1		
Mo Vaughn, L (1, 3) <small>OBP: 0.416, SLG: 0.558</small>		3-2 		0-3 		1-0 		1-2 		4 0 1 0 0 1 3		
Ivan Calderon, R (1, 9) <small>OBP: 0.294, SLG: 0.296</small>		1-0 		3-2 		3-1 		2-3 		4 0 1 1 0 1 2		
Scott Cooper, L (1, 5) <small>OBP: 0.359, SLG: 0.395</small>		2-2 		1-3 		1-0 		2-1 		4 0 0 0 0 1 2		
John Valentin, R (1, 6) <small>OBP: 0.313, SLG: 0.388</small>		2-1 		2-1 		4-2 		2-3 		3 0 1 0 1 1 1		
Tony Peña, R (1, 2) <small>OBP: 0.239, SLG: 0.240</small> Ernest Riles, L (7, PH) <small>OBP: 0.301, SLG: 0.415</small> Bob Melvin, R (7, 2) <small>OBP: 0.289, SLG: 0.321</small>			1-0 		0-2 		3-3 			1 0 0 0 0 0 0		
Inning Stats	R: 0 H: 0 E: 0 LOB: 0 K: 1 BB: 0 S: 8 P: 15	R: 1 H: 2 E: 0 LOB: 1 K: 0 BB: 0 S: 13 P: 23	R: 0 H: 2 E: 0 LOB: 1 K: 0 BB: 0 S: 9 P: 13	R: 0 H: 1 E: 0 LOB: 1 K: 2 BB: 0 S: 11 P: 17	R: 0 H: 1 E: 0 LOB: 1 K: 0 BB: 0 S: 7 P: 9	R: 0 H: 1 E: 0 LOB: 1 K: 1 BB: 0 S: 7 P: 11	R: 0 H: 0 E: 0 LOB: 1 K: 1 BB: 1 S: 7 P: 17	R: 0 H: 1 E: 0 LOB: 1 K: 1 BB: 0 S: 12 P: 15	R: 0 H: 0 E: 0 LOB: 0 K: 2 BB: 0 S: 11 P: 17	1B: 3 SF: 0 2B: 5 SAC: 1 3B: 0 DP: 1 HR: 0 HBP: 0	WP: 0 PA: 35 PB: 0 SB: 0 CS: 0	
PITCHER Willie Banks, R (1, 1) <small>ERA: 4.11</small> Carl Willis, R (8, 1) <small>ERA: 5.1</small>	IP WLS BF H R ER SO BB IBB HBP BLK WP HR S P ERA WHIP 7.0 W 28 7 1 1 5 1 0 0 0 0 0 0 62 105 1.29 1.143											PITCHER IP WLS BF H R ER SO BB IBB HBP BLK WP HR S P ERA WHIP 2.0 7 1 0 0 3 0 0 0 0 0 0 0 23 32 0.00 0.500

livebaseballscorecards.com

AB	33
R	1
H	8
RBI	1
BB	1
SO	8
LOB	16



Batter	1	2	3	4	5	6	7	8	9	AB	R	H	RBI	BB	SO	LOB
Shane Mack, R OBP: 0.351, SLG: 0.438 (1, 8)	2-2 G6-4-3 1B	1-2 G4-3			0-0 G5-3		1-1 SH HR	4-2 BB		3	1	1	0	1	0	1
Chuck Knoblauch, R OBP: 0.359, SLG: 0.346 (1, 4)	0-0 G6-4-3 1B		0-0 G4-3 FC4 2B		1-2 G5-3		2-3 K	3-2 L7		5	1	2	0	0	1	4
Kirby Puckett, R OBP: 0.348, SLG: 0.457 (1, 9)	1-1 G6-4-3		2-2 G4-3		0-0 2B		2-1 HR			4	1	2	3	0	0	3
Kent Hrbek, L OBP: 0.345, SLG: 0.440 (1, 3)	1-0 G1		1-0 FC4		2-0 G6-3		4-2 1B BB			3	0	0	1	1	0	2
Dave Winfield, R OBP: 0.332, SLG: 0.492 (1, 10)		2-2 1B BB BLK 1B	1-3 K		1-0 G5-3		3-1 G6-4-3 1B			4	1	2	0	0	1	1
Brian Harper, R OBP: 0.353, SLG: 0.450 (1, 2)		4-0 BLK 1B G6-3 BB	0-1 F8		1-0 2B		1-2 G6-4-3			3	1	1	0	1	0	3
Mike Pagliarulo, L OBP: 0.350, SLG: 0.434 (1, 5)		0-0 G6-3 BLK 1B		3-3 K		4-0 G4-6-3 IBB		1-2 G3		3	0	1	0	1	1	0
Pedro Munoz, R OBP: 0.291, SLG: 0.410 (1, 7)		3-3 K		0-0 L9		1-0 G4-6-3		2-3 K		4	0	0	0	0	2	4
Pat Meares, R OBP: 0.310, SLG: 0.371 (1, 6)		1-0 G6-3		1-0 G4-3			3-1 SH HR 1B	0-0 BB 1B		4	1	2	1	0	0	1

Inning Stats	R: 0	H: 2	E: 0	K: 0	S: 7	H: 2	LOB: 1	BB: 0	P: 11	R: 2	H: 2	E: 0	K: 1	S: 15	H: 1	LOB: 1	BB: 0	P: 17	R: 0	H: 0	E: 0	K: 1	S: 5	R: 0	H: 1	E: 0	K: 0	S: 7	R: 0	H: 1	E: 0	K: 0	S: 3	R: 3	H: 3	E: 0	K: 1	S: 17	R: 0	H: 1	E: 0	K: 1	S: 13	R: 0	H: 1	E: 0	K: 1	S: 23	1B: 7	2B: 3	3B: 0	HR: 1	SF: 0	SAC: 1	DP: 3	HBP: 0	WP: 0	PA: 38
--------------	------	------	------	------	------	------	--------	-------	-------	------	------	------	------	-------	------	--------	-------	-------	------	------	------	------	------	------	------	------	------	------	------	------	------	------	------	------	------	------	------	-------	------	------	------	------	-------	------	------	------	------	-------	-------	-------	-------	-------	-------	--------	-------	--------	-------	--------

PITCHER	IP	WLS	BF	H	R	ER	SO	BB	IBB	HBP	BLK	WP	HR	S	P	ERA	WHIP
John Dopner, R ERA: 4.48 (1, 1)	6.0	L	27	8	4	4	3	1	1	0	1	0	0	52	88	6.00	1.500
Greg Harris, R ERA: 2.63 (7, 1)	1.0		6	2	2	2	1	1	0	0	0	0	1	15	27	18.00	3.000
Joe Hesketh, L ERA: 5.7 (8, 1)	1.0		5	1	0	0	1	1	0	0	0	0	0	13	23	0.00	2.000

BOTTOM

Boston Red Sox @ Minnesota Twins
 Hubert H. Humphrey Metrodome, Minneapolis, MN

Tue Aug 03 1993, 8:05 PM EDT
 Att. 27,497 - Dome

livebaseballscorecards.com

AB	33
R	6
H	11
RBI	5
BB	4
SO	5
LOB	19



Batter	1	2	3	4	5	6	7	8	9	AB R H RBI BB SO LOB	TOP
Scott Fletcher, R (1, 4) <small>OBP: 0.354, SLG: 0.418</small>	1-3 	4-2 		1-0 		0-1 			2-1 	4 1 1 1 1 1 0	
Billy Hatcher, R (1, 8) <small>OBP: 0.361, SLG: 0.441</small>	1-0 	1-3 		3-1 			3-2 		2-1 	5 0 1 0 0 1 2	
Mike Greenwell, L (1, 7) <small>OBP: 0.370, SLG: 0.469</small>	1-0 		1-1 	0-0 			1-2 		1-1 	5 0 3 1 0 0 0	
Andre Dawson, R (1, 10) <small>OBP: 0.302, SLG: 0.406</small>	0-2 		0-0 	1-1 			0-1 			4 0 0 0 0 0 4	
Mo Vaughn, L (1, 3) <small>OBP: 0.411, SLG: 0.552</small>		1-3 	3-3 		1-3 			1-1 		4 0 0 0 0 3 0	
Ivan Calderon, R (1, 9) <small>OBP: 0.298, SLG: 0.300</small>		1-0 		2-0 	2-1 			2-0 		4 2 2 0 0 0 0	
Scott Cooper, L (1, 5) <small>OBP: 0.363, SLG: 0.407</small>		0-1 		0-1 	2-0 			3-2 		4 2 3 2 0 0 0	
Bob Melvin, R (1, 2) <small>OBP: 0.280, SLG: 0.309</small>		0-1 		2-0 		1-0 		0-0 		4 0 0 1 0 0 2	
John Valentin, R (1, 6) <small>OBP: 0.312, SLG: 0.386</small>		1-1 		0-1 	0-0 			1-1 		4 0 1 0 0 0 3	
Inning Stats	R: 0 H: 1 E: 0 LOB: 1 K: 1 BB: 0 S: 8 P: 11	R: 2 H: 3 E: 0 LOB: 2 K: 2 BB: 1 S: 15 P: 23	R: 0 H: 1 E: 0 LOB: 0 K: 1 BB: 0 S: 7 P: 11	R: 3 H: 5 E: 0 LOB: 2 K: 0 BB: 0 S: 12 P: 21	R: 0 H: 0 E: 0 LOB: 0 K: 1 BB: 0 S: 6 P: 11	R: 0 H: 0 E: 0 LOB: 0 K: 0 BB: 0 S: 4 P: 5	R: 0 H: 0 E: 0 LOB: 0 K: 0 BB: 0 S: 8 P: 12	R: 0 H: 1 E: 1 LOB: 2 K: 0 BB: 0 S: 9 P: 16	R: 0 H: 0 E: 0 LOB: 0 K: 0 BB: 0 S: 6 P: 11	1B: 8 SF: 0 2B: 1 SAC: 0 3B: 2 DP: 1 HR: 0 HBP: 0	WP: 0 PA: 39 PB: 0 SB: 0 CS: 0
PITCHER Scott Erickson, R (1, 1) <small>ERA: 5.47</small>	IP: 9.0 WLS: L BF: 39 H: 11 R: 5 ER: 5 SO: 5 BB: 1 IBB: 0 HBP: 0 BLK: 0 WP: 0 HR: 0 S: 75 P: 121 ERA: 5.00 WHIP: 1.333					PITCHER IP: WLS: BF: H: R: ER: SO: BB: IBB: HBP: BLK: WP: HR: S: P: ERA: WHIP					

Boston Red Sox @ Minnesota Twins
 Hubert H. Humphrey Metrodome, Minneapolis, MN
 Wed Aug 04 1993, 8:05 PM EDT
 Att. 24,352 - Dome

livebaseballscorecards.com

AB	38
R	5
H	11
RBI	5
BB	1
SO	5
LOB	11



Batter	1	2	3	4	5	6	7	8	9	AB R H RBI BB SO LOB
Shane Mack, R OBP: 0.354, SLG: 0.442 (1, 8)	2-3 K		4-2 1B BB		2-2 FC6 1B		0-1 G4-3 3B 2B		0-2 G4-3	4 1 2 0 1 1 0
Chuck Knoblauch, R OBP: 0.359, SLG: 0.345 (1, 4) (9, 6)	1-0 G4-3		3-1 FC5 HBP 1-3 1B		0-0 F9		1-0 G4-3		4-2 2B BB	4 1 1 0 1 0 2
Kirby Puckett, R OBP: 0.349, SLG: 0.460 (1, 9)	2-1 F9		2-1 HBP		1-1 FC6 1-2f		3-2 1B 3B		1-3 K	4 1 1 1 0 1 2
Kent Hrbek, L OBP: 0.346, SLG: 0.441 (1, 3) Jeff Reboulet, R OBP: 0.301, SLG: 0.238 (9, PR)		1-0 G3	1-1 FC5 2-3f		0-0 F7		4-1 1B BB		3-2 2B	4 0 1 1 1 0 3 0 0 0 0 0 0 0
Dave Winfield, R OBP: 0.338, SLG: 0.497 (1, 10)		1-2 G4-3		0-0 1B SF9 2B		3-2 FC3-6 1B	1-2 1B		4-2 BB	4 1 3 1 1 0 0
Brian Harper, R OBP: 0.357, SLG: 0.452 (1, 2)		0-1 1B		0-1 G5-3		1-0 FC3-6 1B	2-2 1B		0-0 P4	5 0 3 0 0 0 3
Mike Pagliarulo, L OBP: 0.348, SLG: 0.431 (1, 5)		1-1 P7		3-1 CS 2-3 1B		0-0 FC3-6 1-2f 2-3		1-2 G6-3		4 0 1 0 0 0 3
Gene Larkin, S OBP: 0.361, SLG: 0.321 (1, 7)			2-0 F7	1-0 SF9		1-3 K		1-1 P6		3 0 0 1 0 1 2
Pat Meares, R OBP: 0.306, SLG: 0.366 (1, 6) Chip Hale, L OBP: 0.368, SLG: 0.376 (8, PH) (9, 4)			1-0 G3	1-1 CS 1-2	3-2 G6-3		1-0 G6-3	3-2 G1-3		3 0 0 0 0 0 0 1 0 0 0 0 0 0

BOTTOM

Boston Red Sox @ Minnesota Twins
 Hubert H. Humphrey Metrodome, Minneapolis, MN
 Wed Aug 04 1993, 8:05 PM EDT
 Att. 24,352 - Dome

livebaseballscorecards.com

AB	36
R	4
H	12
RBI	4
BB	4
SO	3
LOB	15



Inning Stats	R: 0	H: 0	E: 0	K: 1	S: 6	LOB: 0	BB: 0	P: 11	R: 0	H: 1	E: 0	K: 0	S: 8	LOB: 1	BB: 0	P: 11	R: 0	H: 1	E: 0	K: 0	S: 9	LOB: 3	BB: 1	P: 22	R: 1	H: 2	E: 0	K: 0	S: 7	LOB: 0	BB: 0	P: 12	R: 0	H: 1	E: 0	K: 1	S: 10	LOB: 1	BB: 0	P: 15	R: 2	H: 4	E: 0	K: 0	S: 18	LOB: 2	BB: 1	P: 30	R: 0	H: 0	E: 0	K: 0	S: 8	LOB: 0	BB: 0	P: 13	R: 1	H: 1	E: 0	K: 1	S: 15	LOB: 2	BB: 2	P: 27	1B: 8	SF: 1	2B: 3	SAC: 0	3B: 1	DP: 0	HR: 0	HBP: 1	WP: 0	PA: 43
--------------	------	------	------	------	------	--------	-------	-------	------	------	------	------	------	--------	-------	-------	------	------	------	------	------	--------	-------	-------	------	------	------	------	------	--------	-------	-------	------	------	------	------	-------	--------	-------	-------	------	------	------	------	-------	--------	-------	-------	------	------	------	------	------	--------	-------	-------	------	------	------	------	-------	--------	-------	-------	-------	-------	-------	--------	-------	-------	-------	--------	-------	--------

PITCHER	IP	WLS	BF	H	R	ER	SO	BB	IBB	HBP	BLK	WP	HR	S	P	ERA	WHIP
Aaron Sele, R ERA: 2.72 (1, 1)	6.2	W	31	9	3	3	2	2	0	1	0	0	0	60	104	4.05	1.650
Paul Quantrill, R ERA: 2.93 (7, 1)	1.1		5	2	0	0	0	0	0	0	0	0	0	17	25	0.00	1.500
Jeff Russell, R ERA: 2.77 (9, 1)	1.0	S	6	1	1	1	1	2	0	0	0	0	0	15	27	9.00	3.000

Batter	1	2	3	4	5	6	7	8	9	AB R H RBI BB SO LOB	TOP											
Bob Zuppic, R (1, 8) OBP: 0.346, SLG: 0.410	0-2 F9			2-1 F7		3-1 HR	1 SAFE 1-3 K			4 1 1 1 0 1 1												
John Valentin, R (1, 6) OBP: 0.308, SLG: 0.381	1-1 G6-3			1-2 G5-3		3-3 K		2-0 P5		4 0 0 0 0 1 0												
Mike Greenwell, L (1, 7) OBP: 0.372, SLG: 0.468	0-2 G2-3			0-0 G4-3		1-1 2B SF8 1B		1-1 FC4-6 HBP		3 1 1 0 0 0 0												
Andre Dawson, R (1, 10) OBP: 0.304, SLG: 0.411		2-1 P4			3-2 BB 1B	1 SAFE 0-0 SF8 2B		1-2 FC4-6 FC6-4		4 0 2 0 0 0 1												
Ivan Calderon, R (1, 9) OBP: 0.297, SLG: 0.301		2-0 P3			0-0 BB 1B	1-1 SF8		1-1 FC6-4		3 0 1 1 0 0 1												
Carlos Quintana, R (1, 3) OBP: 0.324, SLG: 0.284			3-1 L7		0-0 B2	3-3 K		1-3 K		3 0 0 0 0 1 3												
Mo Vaughn, L (9, PH) OBP: 0.410, SLG: 0.550										1 0 0 0 0 1 0												
Scott Cooper, L (1, 5) OBP: 0.362, SLG: 0.404				2-2 F9		4-2 BB		1-0 F7		3 0 0 0 1 0 0												
Luis Rivera, R (1, 4) OBP: 0.294, SLG: 0.342				1-3 K		2-2 P3		2-3 K		3 0 0 0 0 2 3												
Scott Fletcher, R (8, 4) OBP: 0.353, SLG: 0.417										1 0 0 0 0 0 0												
Tony Peña, R (1, 2) OBP: 0.241, SLG: 0.241				3-1 G5-3		0-0 F8		1-2 1B		3 0 1 0 0 0 3												
Inning Stats	R: 0 E: 0 K: 0 S: 9	H: 0 LOB: 0 BB: 0 P: 10	R: 0 E: 0 K: 0 S: 5	H: 0 LOB: 0 BB: 0 P: 12	R: 0 E: 0 K: 1 S: 9	H: 0 LOB: 0 BB: 0 P: 15	R: 0 E: 0 K: 0 S: 6	H: 0 LOB: 0 BB: 0 P: 9	R: 0 E: 0 K: 0 S: 11	H: 2 LOB: 3 BB: 1 P: 20	R: 2 E: 0 K: 2 S: 13	H: 3 LOB: 1 BB: 0 P: 24	R: 0 E: 0 K: 2 S: 10	H: 1 LOB: 1 BB: 0 P: 15	R: 0 E: 0 K: 0 S: 7	H: 0 LOB: 1 BB: 0 P: 12	R: 0 E: 0 K: 1 S: 10	H: 0 LOB: 0 BB: 0 P: 16	1B: 4 2B: 1 3B: 0 HR: 1	SF: 1 SAC: 0 DP: 0 HBP: 1	WP: 0 PB: 0 SB: 0 CS: 0	PA: 35
PITCHER	IP WLS BF H R ER SO BB IBB HBP BLK WP HR S P ERA WHIP																					
Jim Deshaies, L (1, 1) ERA: 4.47	7.1 L 30 6 2 2 5 1 0 1 0 0 0 1 65 110 2.46 0.955																					
Mike Trombley, R (8, 1) ERA: 4.74	0.2 2 0 0 0 0 0 0 0 0 0 0 0 5 7 0.00 0.000																					
Rick Aguilera, R (9, 1) ERA: 2.76	1.0 3 0 0 0 0 1 0 0 0 0 0 0 10 16 0.00 0.000																					

Boston Red Sox @ Minnesota Twins
 Hubert H. Humphrey Metrodome, Minneapolis, MN
 Thu Aug 05 1993, 4:33 AM EDT
 Att. 30,715 - Dome

AB	32
R	2
H	6
RBI	2
BB	1
SO	6
LOB	12



livebaseballscorecards.com

BOTTOM

Boston Red Sox @ Minnesota Twins
Hubert H. Humphrey Metrodome, Minneapolis, MN
Thu Aug 05 1993, 4:33 AM EDT
Att. 30,715 - Dome

livebaseballscores.com

AB 30
R 1
H 5
RBI 1
BB 3
SO 3
LOB 17



WP: 0 PA: 35
PB: 0
SB: 0
CS: 1

AB R H RBI BB SO LOB

4 0 1 0 0 1 3

4 0 1 0 0 0 1

4 0 0 0 0 1 2

4 0 0 0 0 1 2

3 1 2 0 1 0 0

1 0 0 0 1 0 1

1 0 0 0 0 0 1

0 0 0 0 0 0 0

3 0 1 0 0 0 2

3 0 0 1 0 0 3

1 0 0 0 0 0 1

2 0 0 0 0 0 1

0 0 0 0 1 0 0

1B: 5 SF: 0

2B: 1 SAC: 1

3B: 0 DP: 1

HR: 0 HBP: 1

R: 0 H: 1

E: 0 LOB: 1

K: 2 BB: 0

S: 8 P: 14

R: 0 H: 0

E: 0 LOB: 1

K: 0 BB: 1

S: 12 P: 20

R: 0 H: 0

E: 0 LOB: 1

K: 0 BB: 1

S: 12 P: 20

R: 0 H: 2

E: 0 LOB: 3

K: 0 BB: 1

S: 15 P: 25

R: 0 H: 1

E: 0 LOB: 1

K: 2 BB: 0

S: 8 P: 14

R: 0 H: 0

E: 0 LOB: 1

K: 0 BB: 1

S: 12 P: 20

R: 0 H: 0

E: 0 LOB: 0

K: 1 BB: 0

S: 6 P: 10

R: 0 H: 0

E: 0 LOB: 0

K: 1 BB: 0

S: 7 P: 12

R: 0 H: 0

E: 0 LOB: 0

K: 1 BB: 0

S: 6 P: 10

R: 0 H: 0

E: 0 LOB: 0

K: 0 BB: 0

S: 6 P: 12

R: 0 H: 0

E: 0 LOB: 0

K: 0 BB: 0

S: 6 P: 12

R: 0 H: 0

E: 0 LOB: 0

K: 0 BB: 0

S: 6 P: 12

R: 0 H: 0

E: 0 LOB: 0

K: 0 BB: 0

S: 6 P: 12

R: 0 H: 0

E: 0 LOB: 0

K: 0 BB: 0

S: 6 P: 12

R: 0 H: 0

E: 0 LOB: 0

K: 0 BB: 0

S: 6 P: 12

R: 0 H: 0

E: 0 LOB: 0

K: 0 BB: 0

S: 6 P: 12

R: 0 H: 0

E: 0 LOB: 0

K: 0 BB: 0

S: 6 P: 12

R: 0 H: 0

E: 0 LOB: 0

K: 0 BB: 0

S: 6 P: 12

R: 0 H: 0

E: 0 LOB: 0

K: 0 BB: 0

S: 6 P: 12

R: 0 H: 0

E: 0 LOB: 0

K: 0 BB: 0

S: 6 P: 12

R: 0 H: 0

E: 0 LOB: 0

K: 0 BB: 0

S: 6 P: 12

R: 0 H: 0

E: 0 LOB: 0

K: 0 BB: 0

S: 6 P: 12

R: 0 H: 0

E: 0 LOB: 0

K: 0 BB: 0

S: 6 P: 12

R: 0 H: 0

E: 0 LOB: 0

K: 0 BB: 0

S: 6 P: 12

R: 0 H: 0

E: 0 LOB: 0

K: 0 BB: 0

S: 6 P: 12

R: 0 H: 0

E: 0 LOB: 0

K: 0 BB: 0

S: 6 P: 12

R: 0 H: 0

E: 0 LOB: 0

K: 0 BB: 0

S: 6 P: 12

R: 0 H: 0

E: 0 LOB: 0

K: 0 BB: 0

S: 6 P: 12

R: 0 H: 0

E: 0 LOB: 0

K: 0 BB: 0

S: 6 P: 12

R: 0 H: 0

E: 0 LOB: 0

K: 0 BB: 0

S: 6 P: 12

R: 0 H: 0

E: 0 LOB: 0

K: 0 BB: 0

S: 6 P: 12

R: 0 H: 0

E: 0 LOB: 0

K: 0 BB: 0

S: 6 P: 12

R: 0 H: 0

E: 0 LOB: 0

K: 0 BB: 0

S: 6 P: 12

R: 0 H: 0

E: 0 LOB: 0

K: 0 BB: 0

S: 6 P: 12

R: 0 H: 0

E: 0 LOB: 0

K: 0 BB: 0

S: 6 P: 12

R: 0 H: 0

E: 0 LOB: 0

K: 0 BB: 0

S: 6 P: 12

R: 0 H: 0

E: 0 LOB: 0

K: 0 BB: 0

S: 6 P: 12

R: 0 H: 0

E: 0 LOB: 0

K: 0 BB: 0

S: 6 P: 12

R: 0 H: 0

E: 0 LOB: 0

K: 0 BB: 0

S: 6 P: 12

R: 0 H: 0

E: 0 LOB: 0

K: 0 BB: 0

S: 6 P: 12

R: 0 H: 0

E: 0 LOB: 0

K: 0 BB: 0

S: 6 P: 12

R: 0 H: 0

E: 0 LOB: 0

K: 0 BB: 0

S: 6 P: 12

R: 0 H: 0

E: 0 LOB: 0

K: 0 BB: 0

S: 6 P: 12

R: 0 H: 0

E: 0 LOB: 0

K: 0 BB: 0

S: 6 P: 12

R: 0 H: 0

E: 0 LOB: 0

K: 0 BB: 0

S: 6 P: 12

R: 0 H: 0

E: 0 LOB: 0

K: 0 BB: 0

S: 6 P: 12

R: 0 H: 0

E: 0 LOB: 0

K: 0 BB: 0

S: 6 P: 12

R: 0 H: 0

E: 0 LOB: 0

K: 0 BB: 0

S: 6 P: 12

R: 0 H: 0

E: 0 LOB: 0

K: 0 BB: 0

S: 6 P: 12

R: 0 H: 0

E: 0 LOB: 0

K: 0 BB: 0

S: 6 P: 12

R: 0 H: 0

E: 0 LOB: 0

K: 0 BB: 0

S: 6 P: 12

R: 0 H: 0

E: 0 LOB: 0

K: 0 BB: 0

S: 6 P: 12

R: 0 H: 0

E: 0 LOB: 0

K: 0 BB: 0

S: 6 P: 12

R: 0 H: 0

E: 0 LOB: 0

K: 0 BB: 0

S: 6 P: 12

R: 0 H: 0

E: 0 LOB: 0

K: 0 BB: 0

S: 6 P: 12

R: 0 H: 0

E: 0 LOB: 0

K: 0 BB: 0

S: 6 P: 12

R: 0 H: 0

E: 0 LOB: 0

K: 0 BB: 0

S: 6 P: 12

R: 0 H: 0

E: 0 LOB: 0

K: 0 BB: 0

S: 6 P: 12

R: 0 H: 0

E: 0 LOB: 0

K: 0 BB: 0

S: 6 P: 12

R: 0 H: 0

E: 0 LOB: 0

K: 0 BB: 0

S: 6 P: 12

R: 0 H: 0

E: 0 LOB: 0

K: 0 BB: 0

S: 6 P: 12

R: 0 H: 0

E: 0 LOB: 0

K: 0 BB: 0

S: 6 P: 12

R: 0 H: 0

E: 0 LOB: 0

K: 0 BB: 0

S: 6 P: 12

R: 0 H: 0

E: 0 LOB: 0

K: 0 BB: 0

S: 6 P: 12

R: 0 H: 0

<

BOTTOM

Boston Red Sox @ Detroit Tigers
Tiger Stadium, Detroit, MI
Fri Aug 06 1993, 7:05 PM EDT
Att: 32,206 - Unknown - 63 F

livebaseballscorecards.com

AB	30
R	5
H	6
RBI	5
BB	4
SO	8
LOB	13



WP:	1	PA:	34
PB:	0	SB:	0
CS:	0		

AB R H RBI BB SO LOB

3	1	1	2	1	0	0
2	0	0	0	2	0	1
4	0	0	0	0	0	3
4	0	1	0	0	2	2
3	1	1	0	1	1	2
4	1	1	2	0	2	3
4	0	0	0	0	1	1
3	2	2	1	0	0	0
3	0	0	0	0	2	1
1B:	3	SF:	0			
2B:	0	SAC:	0			
3B:	0	DP:	0			
HR:	3	HBP:	0			


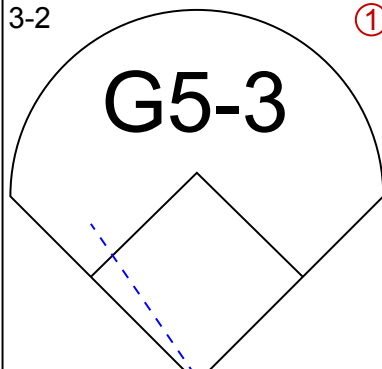
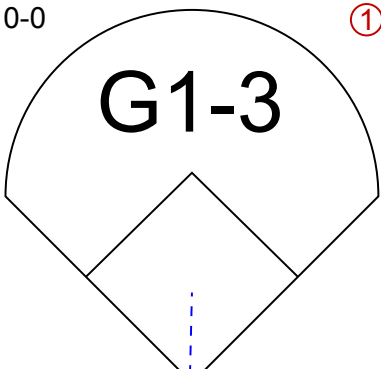
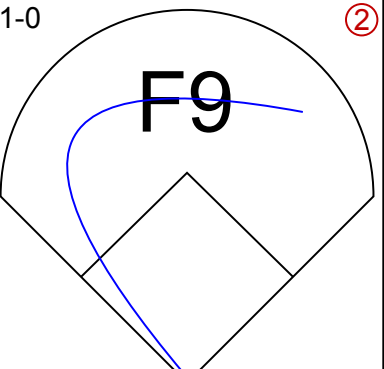
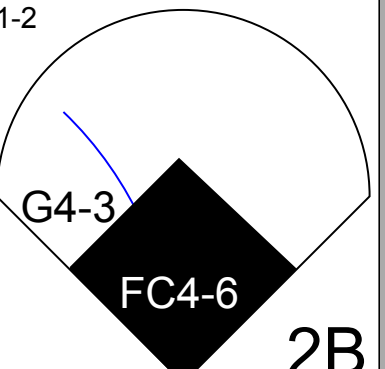
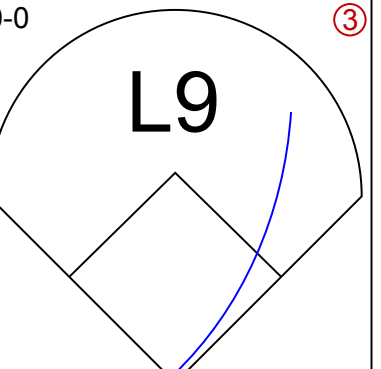

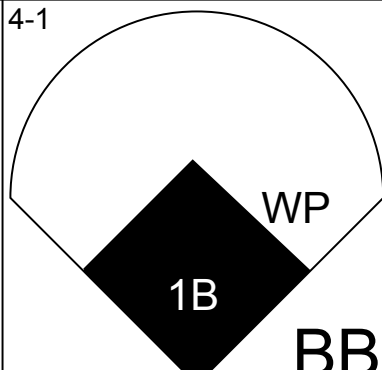
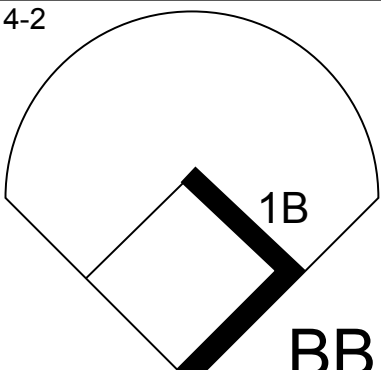
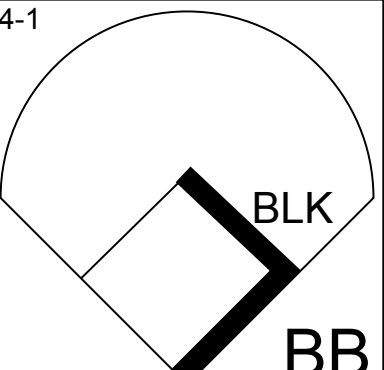
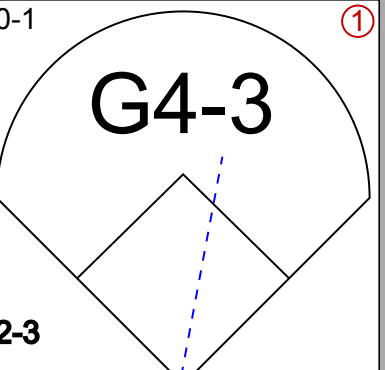


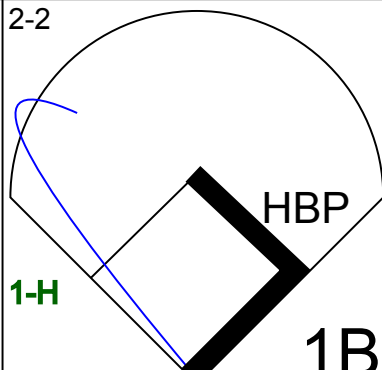
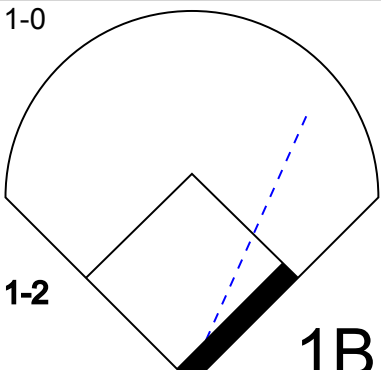
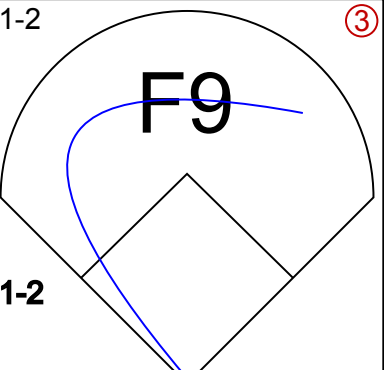
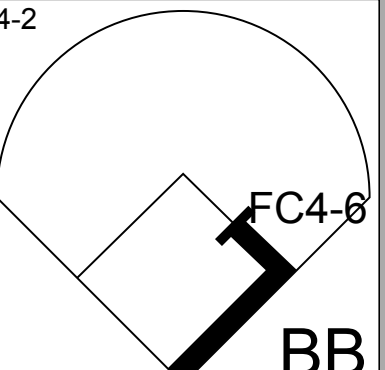


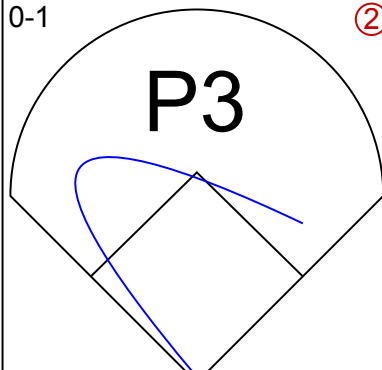
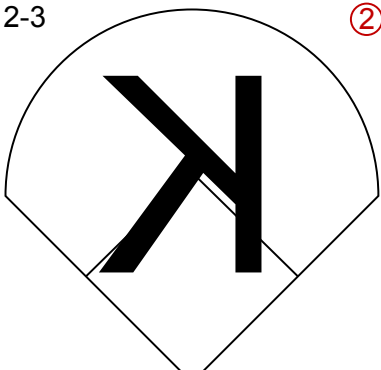
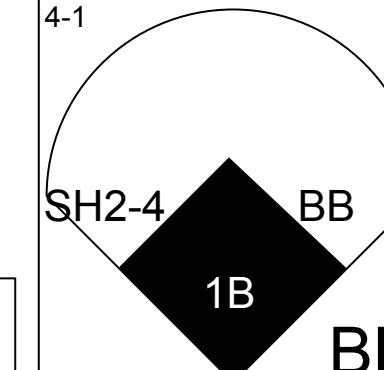
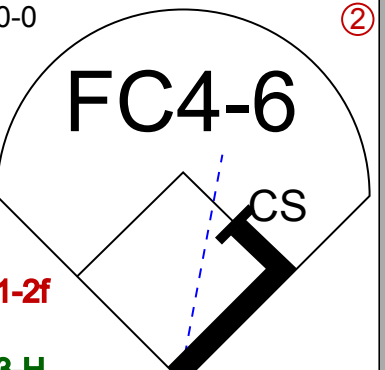


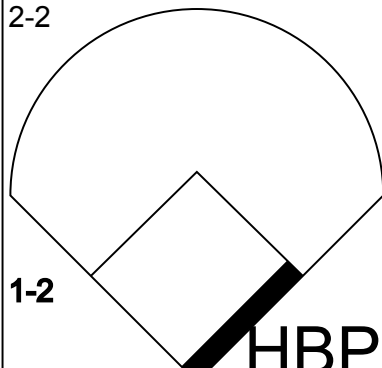
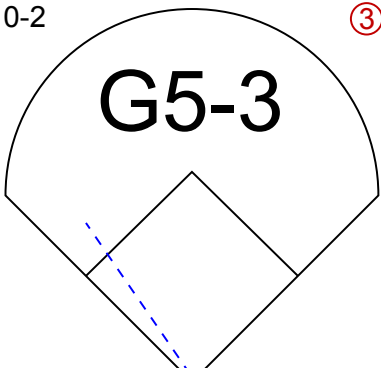
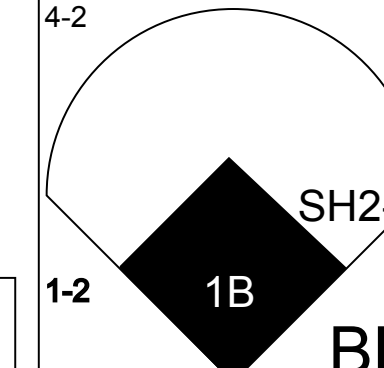
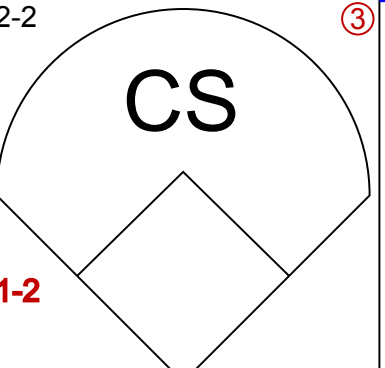
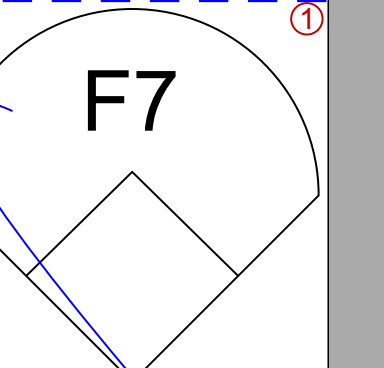


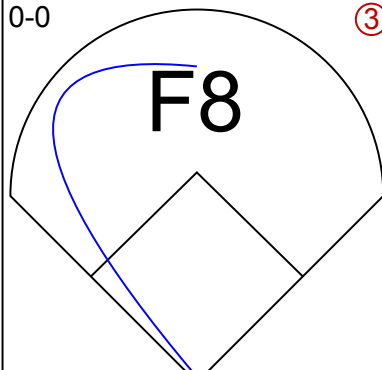
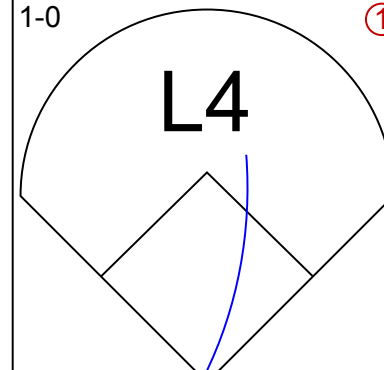
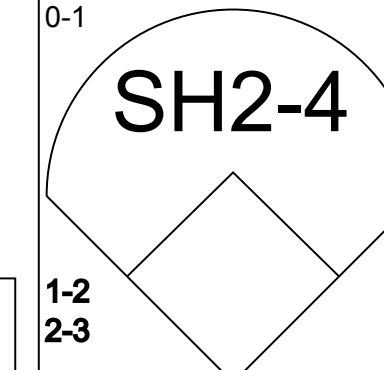
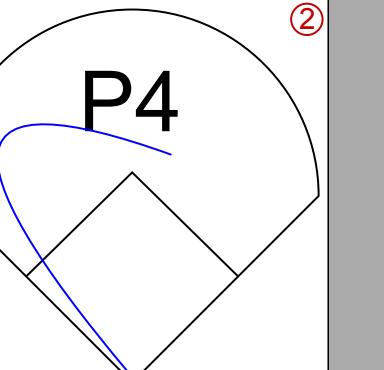

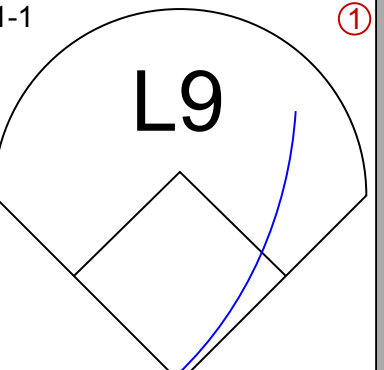
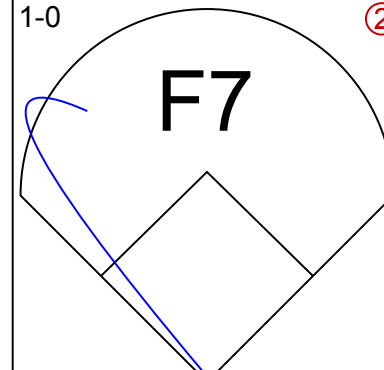
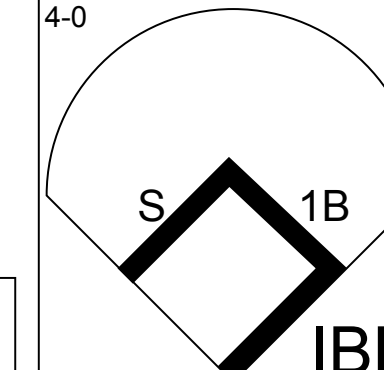
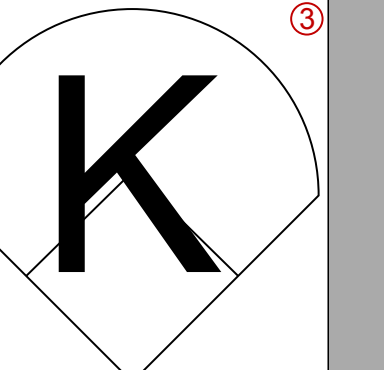

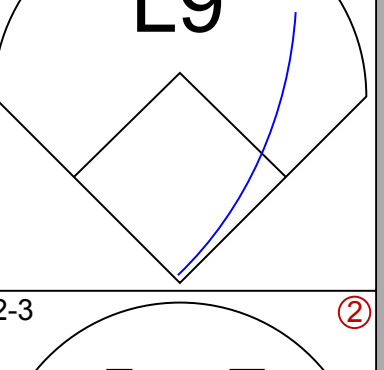
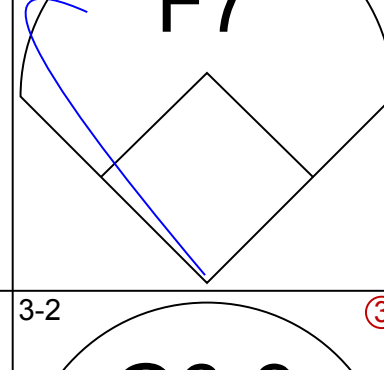
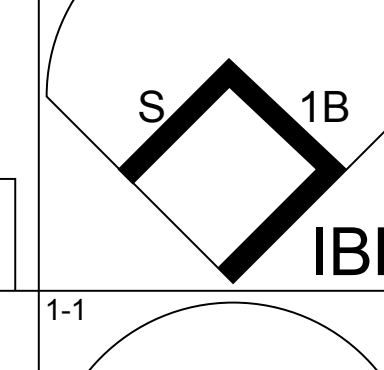
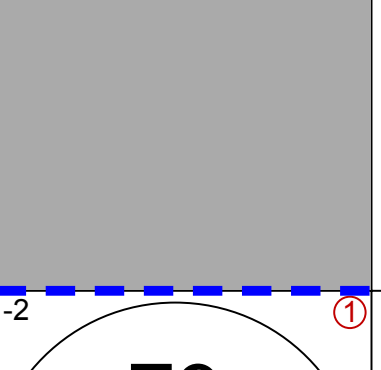

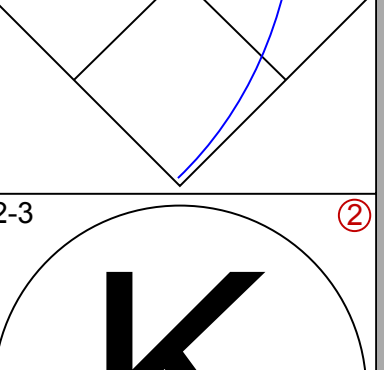

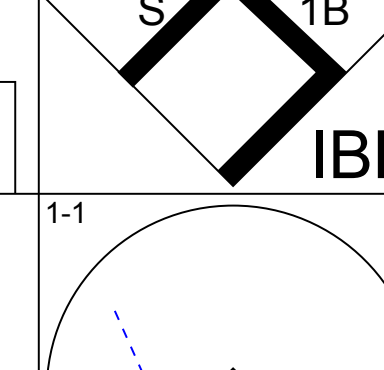
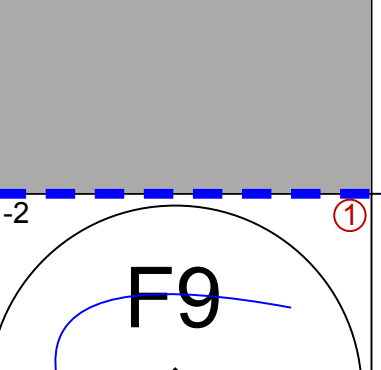
Batter	1	2	3	4	5	6	7	8	9								
Dan Gladden, R OBP: 0.302, SLG: 0.430 (1, 7)	4-2 G4-3 G3 BB		1-0 1-H HR	2-1 G4-3			0-0 G1-3										
Lou Whitaker, L OBP: 0.412, SLG: 0.473 (1, 4)	2-0 G3 1-2		4-2 G5-3 WP BB		4-2 FC4-6 1B BB		3-2 F9										
Travis Fryman, R OBP: 0.362, SLG: 0.477 (1, 5)	3-2 G4-3 2-3		1-0 G5-3 1-3		1-1 P4 1 SAFE		3-2 P5										
Cecil Fielder, R OBP: 0.376, SLG: 0.505 (1, 3)	3-2 F9		2-3 K		1-2 FC4-6 1B		1-3 K										
Mickey Tettleton, S OBP: 0.350, SLG: 0.507 (1, 9)		2-3 K		1-2 HR 1B		1-1 FC4-6 1-2f 2-3		4-1 BB									
Kirk Gibson, L OBP: 0.345, SLG: 0.463 (1, 8)		1-1 G6-3		0-1 1-H HR		2-3 K		3-3 K 1 SAFE 1 SAFE									
Alan Trammell, R OBP: 0.354, SLG: 0.411 (1, 6)		3-1 G4-3		1-3 K		2-1 G4-3		0-0 F8									
Scott Livingstone, L OBP: 0.313, SLG: 0.339 (1, 10)			1-2 HR 1B	1-2 HR		1-0 L9											
Chad Kreuter, S OBP: 0.353, SLG: 0.464 (1, 2)			1-3 K 1 SAFE 1 SAFE 1 SAFE 1 SAFE	2-3 K		0-2 G4-3											
Inning Stats	R: 0 E: 0 K: 0 S: 12	H: 0 LOB: 1 BB: 1 P: 24	R: 0 E: 0 K: 1 S: 7	H: 0 LOB: 0 BB: 0 P: 13	R: 2 E: 0 K: 2 S: 14	H: 2 LOB: 1 BB: 1 P: 24	R: 3 E: 0 K: 2 S: 17	H: 3 LOB: 0 BB: 0 P: 24	R: 0 E: 0 K: 1 S: 14	H: 1 LOB: 2 BB: 1 P: 23	R: 0 E: 0 K: 0 S: 6	H: 0 LOB: 0 BB: 0 P: 9	R: 0 E: 0 K: 0 S: 8	H: 0 LOB: 0 BB: 0 P: 14	R: 0 E: 0 K: 2 S: 8	H: 0 LOB: 1 BB: 1 P: 16	
PITCHER	IP WLS BF H R ER SO	IP WLS BF H R ER SO	IP WLS BF H R ER SO	IP WLS BF H R ER SO	IP WLS BF H R ER SO	IP WLS BF H R ER SO	IP WLS BF H R ER SO	IP WLS BF H R ER SO	IP WLS BF H R ER SO	IP WLS BF H R ER SO	IP WLS BF H R ER SO	IP WLS BF H R ER SO	IP WLS BF H R ER SO	IP WLS BF H R ER SO	IP WLS BF H R ER SO	IP WLS BF H R ER SO	
Roger Clemens, R ERA: 3.55 (1, 1)	4.0 L																
Scott Bankhead, R ERA: 3.86 (5, 1)	3.0	10	1	0	0	1	0	0	0	0	0	0	0	0	0	0	0
Greg Harris, R ERA: 2.58 (8, 1)	0.1	2	0	0	0	1	1	0	0	0	0	0	0	0	0	0	0
Tony Fossas, L ERA: 4.95 (8, 1)	0.2	2	0	0	0	1	0	0	0	0	0	0	0	0	0	0	0

WP: 1 PA: 34

PB: 0 SB: 0

CS: 0

ERA WHIP

Batter	1	2	3	4	5	6	7	8	9	AB R H RBI BB SO LOB	TOP
Scott Fletcher, R (1, 4) <small>OBP: 0.349, SLG: 0.414</small> 	3-2 		0-0 		1-0 		1-2 		0-0 	5 1 1 0 0 0 0	Boston Red Sox @ Detroit Tigers Tiger Stadium, Detroit, MI Sat Aug 07 1993, 3:33 AM EDT Att. 38,112 - Cloudy - 70 F livebaseballscorecards.com
Billy Hatcher, R (1, 8) <small>OBP: 0.362, SLG: 0.435</small> 	4-1 		4-2 		4-1 		0-1 		2-3 	1 1 0 0 3 0 1	
Mike Greenwell, L (1, 7) <small>OBP: 0.375, SLG: 0.471</small> 	2-2 		1-0 		1-2 		4-2 		1-2 	3 0 2 1 1 0 1	
Andre Dawson, R (1, 9) Bob Zuppic, R (9, 9) <small>OBP: 0.301, SLG: 0.403</small> <small>OBP: 0.341, SLG: 0.403</small> 	0-1 		2-3 			4-1 	0-0 		1-2f 	3 1 0 1 1 1 4 0 0 0 0 0 0 0	
Mo Vaughn, L (1, 3) <small>OBP: 0.408, SLG: 0.542</small> 	2-2 		0-2 		4-2 	2-2 	0-0 		1-2 	2 1 0 0 1 0 2	
Ivan Calderon, R (1, 10) <small>OBP: 0.293, SLG: 0.297</small> 	0-0 			1-0 		0-1 		2-0 		3 0 0 0 0 0 2	
Scott Cooper, L (1, 5) <small>OBP: 0.361, SLG: 0.408</small> 		1-1 		1-0 		4-0 		1-3 		3 0 0 0 1 1 0	
John Valentin, R (1, 6) <small>OBP: 0.306, SLG: 0.377</small> 		2-3 		3-2 		1-1 		1-2 		4 0 1 2 0 1 0	
Tony Peña, R (1, 2) <small>OBP: 0.237, SLG: 0.237</small> 		1-1 			1-0 	2-0 		1-1 		4 0 0 0 0 0 2	
Inning Stats	R: 1 H: 1 E: 0 LOB: 2 K: 0 BB: 1 S: 12 P: 23	R: 0 H: 0 E: 0 LOB: 0 K: 1 BB: 0 S: 7 P: 11	R: 0 H: 1 E: 0 LOB: 2 K: 1 BB: 1 S: 10 P: 17	R: 0 H: 0 E: 0 LOB: 0 K: 0 BB: 0 S: 5 P: 10	R: 0 H: 0 E: 0 LOB: 1 K: 0 BB: 1 S: 7 P: 13	R: 2 H: 1 E: 0 LOB: 1 K: 0 BB: 3 S: 8 P: 23	R: 1 H: 1 E: 0 LOB: 0 K: 0 BB: 1 S: 13 P: 20	R: 0 H: 0 E: 0 LOB: 0 K: 1 BB: 0 S: 5 P: 8	R: 0 H: 0 E: 0 LOB: 0 K: 0 BB: 0 S: 6 P: 8	1B: 3 SF: 0 2B: 1 SAC: 1 3B: 0 DP: 1 HR: 0 HBP: 1	WP: 1 PA: 38 PB: 0 SB: 1 CS: 1
PITCHER Sean Bergman, R (1, 1) <small>ERA: 5.06</small> Storm Davis, R (6, 1) <small>ERA: 5.55</small> Bob MacDonald, L (8, 1) <small>ERA: 4.5</small> Mike Henneman, R (9, 1) <small>ERA: 2.08</small>	IP WLS BF H R ER SO BB IBB HBP BLK WP HR S P ERA WHIP 5.1 L 26 3 3 3 2 5 1 1 1 1 0 48 94 5.06 1.500 1.2 5 1 1 1 0 1 0 0 0 0 0 14 23 5.40 1.200 1.0 3 0 0 0 1 0 0 0 0 0 0 5 8 0.00 0.000 1.0 3 0 0 0 0 0 0 0 0 0 0 6 8 0.00 0.000	PITCHER IP WLS BF H R ER SO BB IBB HBP BLK WP HR S P ERA WHIP									



Batter	1	2	3	4	5	6	7	8	9	AB R H RBI BB SO LOB	TOP
Scott Fletcher, R (1, 4) <small>OBP: 0.348, SLG: 0.412</small>	1-1 		0-0 			0-1 			3-2 	4 1 1 0 0 0 1	
Billy Hatcher, R (1, 8) <small>OBP: 0.358, SLG: 0.430</small>	1-2 			1-2 		2-0 			2-3 	4 0 0 0 0 1 1	
Mike Greenwell, L (1, 10) <small>OBP: 0.377, SLG: 0.472</small>	2-1 			1-0 			0-1 		0-0 	4 0 2 0 0 0 0	
Andre Dawson, R (1, 9) <small>OBP: 0.300, SLG: 0.401</small>		1-1 		1-1 			0-0 		0-1 	4 0 1 0 0 0 1	
Bob Zupcic, R (1, 7) <small>OBP: 0.345, SLG: 0.404</small> Mo Vaughn, L (9, PH) <small>OBP: 0.407, SLG: 0.540</small>		1-1 			4-2 		1-0 		1-0 	2 0 1 0 1 0 0 1 0 0 1 0 0 2	
Carlos Quintana, R (1, 3) <small>OBP: 0.322, SLG: 0.281</small> Ernest Riles, L (9, PH) <small>OBP: 0.297, SLG: 0.408</small>		1-2 			0-0 			2-2 	0-1 	2 0 0 0 0 0 1 1 0 0 0 0 0 2	
Bob Melvin, R (1, 2) <small>OBP: 0.266, SLG: 0.293</small>			2-1 		0-1 					3 0 0 0 0 1 1	
John Valentin, R (1, 6) <small>OBP: 0.309, SLG: 0.379</small>			3-2 		1-2 			1-2 		3 0 2 0 0 0 1	
Luis Rivera, R (1, 5) <small>OBP: 0.287, SLG: 0.333</small>			3-3 			2-3 		1-3 		3 0 0 0 0 3 2	
Inning Stats	R: 0 H: 0 E: 0 LOB: 0 K: 0 BB: 0 S: 8 P: 12	R: 0 H: 1 E: 0 LOB: 0 K: 0 BB: 0 S: 8 P: 11	R: 0 H: 1 E: 0 LOB: 1 K: 1 BB: 0 S: 10 P: 18	R: 0 H: 0 E: 0 LOB: 0 K: 0 BB: 0 S: 7 P: 10	R: 0 H: 0 E: 0 LOB: 1 K: 0 BB: 1 S: 8 P: 13	R: 0 H: 0 E: 0 LOB: 0 K: 1 BB: 0 S: 7 P: 11	R: 0 H: 1 E: 0 LOB: 0 K: 0 BB: 0 S: 4 P: 5	R: 0 H: 1 E: 0 LOB: 1 K: 2 BB: 0 S: 15 P: 22	R: 1 H: 3 E: 0 LOB: 2 K: 1 BB: 0 S: 12 P: 18	1B: 7 SF: 0 2B: 0 SAC: 1 3B: 0 DP: 1 HR: 0 HBP: 0	WP: 0 PA: 33 PB: 0 SB: 1 CS: 1
PITCHER Tom Bolton, L (1, 1) <small>ERA: 4.84</small> Mike Henneman, R (9, 1) <small>ERA: 2.04</small>	IP WLS BF H R ER SO BB IBB HBP BLK WP HR S P ERA WHIP 8.0 W 28 5 1 1 4 1 0 0 0 0 0 0 70 108 1.12 0.750 1.0 5 2 0 0 1 0 0 0 0 0 0 0 9 12 0.00 2.000										

Boston Red Sox @ Detroit Tigers
 Tiger Stadium, Detroit, MI
 Sun Aug 08 1993, 3:33 AM EDT
 Att. 38,016 - Sunny - 74 F

livebaseballscorecards.com

AB	31
R	1
H	7
RBI	1
BB	1
SO	5
LOB	12



Batter	1	2	3	4	5	6	7	8	9	AB R H RBI BB SO LOB	TOP
Wade Boggs, L (1, 5) OBP: 0.375, SLG: 0.375	1-1 L8		2-1 1B		4-2 BB		1-2 G5-3			3 0 1 0 1 0 1	
Jim Leyritz, R (1, 7) OBP: 0.414, SLG: 0.505	2-2 L9		3-3 K		2-2 G4-3			1-1 G3		4 0 0 0 0 1 4	
Don Mattingly, L (1, 3) OBP: 0.370, SLG: 0.482	2-1 G3-1			2-2 K		1-2 F7		2-1 G6-3		4 0 0 0 0 1 0	
Danny Tartabull, R (1, 10) OBP: 0.370, SLG: 0.532		1-0 G6-3		2-1 F9		1-1 F9		1-1 G3		4 0 0 0 0 0 0	
Mike Stanley, R (1, 2) OBP: 0.395, SLG: 0.555		1-2 1B		3-2 F9		4-0 FC5-4 BB			1-2 K	3 0 1 0 1 1 0	
Bernie Williams, S (1, 8) OBP: 0.333, SLG: 0.416		2-3 K		2-1 P4 BB 1B		1 SAFE 0-0 FC5-4			1-2 E6	4 0 1 0 0 1 2	
Paul O'Neill, L (1, 9) OBP: 0.364, SLG: 0.523		3-2 G4-3		4-1 BB 1-2 BB			1-1 G4-3		3-3 K	3 0 0 0 1 1 2	
Mike Gallego, R (1, 6) OBP: 0.354, SLG: 0.417			1-1 F9		2-2 L8		2-1 2B		3-2 G5-3	4 0 1 0 0 0 3	
Pat Kelly, R (1, 4) OBP: 0.320, SLG: 0.394			0-1 G6-3		2-1 P4		0-0 G1-3			3 0 0 0 0 0 3	
Inning Stats	R: 0 E: 0 K: 0 S: 7 H: 0 LOB: 0 BB: 0 P: 12	R: 0 E: 0 K: 1 S: 12 H: 1 LOB: 1 BB: 0 P: 19	R: 0 E: 0 K: 1 S: 9 H: 1 LOB: 1 BB: 0 P: 15	R: 0 E: 0 K: 1 S: 12 H: 0 LOB: 0 BB: 0 P: 19	R: 0 E: 0 K: 0 S: 14 H: 1 LOB: 3 BB: 2 P: 30	R: 0 E: 0 K: 0 S: 6 H: 0 LOB: 1 BB: 1 P: 12	R: 0 E: 0 K: 0 S: 8 H: 1 LOB: 1 BB: 0 P: 12	R: 0 E: 0 K: 2 S: 12 H: 0 LOB: 0 BB: 0 P: 10	R: 0 E: 1 K: 2 S: 12 H: 0 LOB: 1 BB: 0 P: 20	1B: 3 2B: 1 3B: 0 HR: 0 SF: 0 SAC: 0 DP: 0 HBP: 0	WP: 0 PB: 0 SB: 0 CS: 0 PA: 35
PITCHER	IP WLS BF H R ER SO BB IBB HBP BLK WP HR S P ERA WHIP										
Frank Viola, L (1, 1) ERA: 3.41	6.0 W 24 3 0 0 3 3 0 0 0 0 0 0 60 107 0.00 1.000										
Joe Hesketh, L (7, 1) ERA: 5.19	3.0 S 11 1 0 0 2 0 0 0 0 0 0 0 26 42 0.00 0.333										

New York Yankees @ Boston Red Sox
 Fenway Park, Boston, MA
 Tue Aug 10 1993, 7:05 PM EDT
 Att. 34,413 - Unknown - 74 F

livebaseballscorecards.com

AB	32
R	0
H	4
RBI	0
BB	3
SO	5
LOB	15



Batter	1	2	3	4	5	6	7	8	9
Scott Fletcher, R <small>OBP: 0.347, SLG: 0.410</small> (1, 4)	0-1 F9	2-2 G6-3			2-1 1B		2-0 F7		
Billy Hatcher, R <small>OBP: 0.357, SLG: 0.429</small> (1, 8)	1-0 G1-3		3-1 F8		0-2 L7		1-2 1B		
Mike Greenwell, L <small>OBP: 0.375, SLG: 0.472</small> (1, 7)	1-0 1B 2B		0-1 L9		0-0 G3		1-0 F7		
Andre Dawson, R <small>OBP: 0.300, SLG: 0.399</small> (1, 10)	2-2 2B 1B		1-0 G5-3			2-0 G6-3	2-0 L7		
Mo Vaughn, L <small>OBP: 0.408, SLG: 0.551</small> (1, 3)	1-0 1-H 2B			2-1 G3-1		1-1 HR		2-1 G5-3	
Bob Zupcic, R <small>OBP: 0.344, SLG: 0.406</small> (1, 9)			3-1 G5-3		2-0 E5 FC3-6	1-1 2B		2-2 F9	
Scott Cooper, L <small>OBP: 0.362, SLG: 0.406</small> (1, 5)			4-1 2B G4-3 BB		1-0 FC3-6	4-0 HR BB		1-1 G3-1	
John Valentin, R <small>OBP: 0.312, SLG: 0.395</small> (1, 6)			0-1 G4-3 2B		0-1 F8	0-1 HR			
Tony Peña, R <small>OBP: 0.234, SLG: 0.233</small> (1, 2)			1-1 G4-3			1-1 G1-3	0-0 G4-3		

AB	R	H	RBI	BB	SO	LOB
4	0	1	0	0	0	1
4	0	1	0	0	0	1
4	1	1	0	0	0	2
4	0	1	1	0	0	1
4	1	2	1	0	0	0
4	0	1	0	0	0	0
2	2	0	0	2	0	1
3	1	2	2	0	0	1
3	0	0	1	0	0	1

WP	HR	S	P	ERA	WHIP
0	0	0	0	0.00	0.500
0	0	0	0	7.50	1.667

Inning Stats		R	H	E	K	S	IP	WLS	BF	H	R	ER	SO	BB	IBB	HBP	BLK	WP	HR	S	P	ERA	WHIP	
Scott Kamieniecki, R <small>ERA: 4.15</small> (1, 1)		1	3	0	0	10	6.0	L	27	8	5	5	0	2	0	0	0	0	0	2	48	83	7.50	1.667
Paul Gibson, L <small>ERA: 3.71</small> (7, 1)		0	0	0	0	0	2.0		7	1	0	0	0	0	0	0	0	0	0	15	26	0.00	0.500	

BOTTOM

New York Yankees @ Boston Red Sox
 Fenway Park, Boston, MA
 Tue Aug 10 1993, 7:05 PM EDT
 Att: 34,413 - Unknown - 74 F

livebaseballscorecards.com

AB	32
R	5
H	9
RBI	5
BB	2
SO	0
LOB	8



1B: 3	SF: 0	WP: 0	PA: 34
2B: 4	SAC: 0	PB: 0	
3B: 0	DP: 0	SB: 1	
HR: 2	HBP: 0	CS: 0	

Batter	1	2	3	4	5	6	7	8	9	AB R H RBI BB SO LOB	TOP
Wade Boggs, L (1, 5) OBP: 0.378, SLG: 0.379	4-2 1B BB BB	1-2 G6-3		0-1 BB BB 1B 1B		0-1 L6			1-0 BLK 1B 2B	4 3 2 0 1 0 0	
Dion James, L (1, 7) OBP: 0.407, SLG: 0.513	0-1 BB BB 1B 1B	0-1 G5-3		4-0 1B BB 1B 2B		0-2 G3-6-3 1B			4-1 BLK 1B BB	3 2 2 0 2 0 0	
Don Mattingly, L (1, 3) OBP: 0.373, SLG: 0.480	4-1 1B BB 1-2 E BB		1-1 L7	2-1 1B		3-1 G3-6-3 1B			4-0 FC4-6 1B IBB	3 1 1 2 2 0 1	
Danny Tartabull, R (1, 10) OBP: 0.371, SLG: 0.530	1-3 K		1-1 L6	1-3 K		1-1 1B			1-2 FC4-6 1B	5 0 2 2 0 2 4	
Paul O'Neill, L (1, 9) OBP: 0.367, SLG: 0.520	4-2 E SF8 1-2 2-3 3-H BB		4-2 HBP BB		4-2 L5-3 BB				1-3 K	2 1 0 1 3 2 3	
Bernie Williams, S (1, 8) OBP: 0.336, SLG: 0.417	0-1 E8 SF8 1-3 2-H 3-H 1B		1-0 1-2 HBP		0-0 L5-3 1-2			0-1 1B 1B	2-1 FC4-6 1-2f 2-3	4 0 2 1 0 0 3	
Matt Nokes, L (1, 2) OBP: 0.288, SLG: 0.445 Mike Stanley, R (8, PH) OBP: 0.392, SLG: 0.551	1-0 SF8 2-3 3-H		1-1 G3-1		2-2 L3			0-2 K	1-2 L9	2 0 0 1 0 0 2 2 0 0 0 0 1 3	AB 33 R 8 H 11 RBI 7 BB 8 SO 8 LOB 19
Randy Velarde, R (1, 6) OBP: 0.368, SLG: 0.450	0-3 K			2-3 K		3-2 F7		2-1 G5-4-3 1B		4 0 1 0 0 2 1	
Mike Gallego, R (1, 4) OBP: 0.353, SLG: 0.415		0-0 G4-3		1-1 BB 1B 1B 1B		3-3 K		1-0 G5-4-3 1-2f		4 1 1 0 0 1 2	
Inning Stats	R: 4 H: 2 E: 1 LOB: 1 K: 2 BB: 3 S: 18 P: 32	R: 0 H: 0 E: 0 LOB: 0 K: 0 BB: 0 S: 6 P: 7	R: 0 H: 0 E: 0 LOB: 2 K: 0 BB: 1 S: 8 P: 16	R: 2 H: 3 E: 0 LOB: 1 K: 2 BB: 1 S: 12 P: 22	R: 0 H: 0 E: 0 LOB: 0 K: 0 BB: 1 S: 7 P: 13	R: 0 H: 0 E: 0 LOB: 0 K: 1 BB: 0 S: 12 P: 18	R: 0 H: 2 E: 0 LOB: 1 K: 1 BB: 0 S: 10 P: 15	R: 0 H: 2 E: 0 LOB: 1 K: 1 BB: 0 S: 9 P: 11	R: 2 H: 2 E: 0 LOB: 2 K: 1 BB: 2 S: 17 P: 31	1B: 10 SF: 1 2B: 2 SAC: 0 3B: 0 DP: 3 HR: 0 HBP: 1	WP: 0 PA: 43 PB: 0 SB: 0 CS: 0
PITCHER	IP WLS BF H R ER SO BB IBB HBP BLK WP HR S P ERA WHIP										
Roger Clemens, R (1, 1) ERA: 3.71	6.0 L 28 5 6 5 5 6 0 1 0 0 0 0 63 108 7.50 1.833										
Tony Fossas, L (7, 1) ERA: 4.64	1.0 5 3 0 0 1 0 0 0 0 0 0 0 12 17 0.00 3.000										
Paul Quantrill, R (8, 1) ERA: 3.26	2.0 10 3 2 2 2 1 1 0 1 0 0 0 24 40 9.00 2.000										

New York Yankees @ Boston Red Sox
Fenway Park, Boston, MA
Wed Aug 11 1993, 7:05 PM EDT
Att. 34,470 - Unknown - 67 F

livebaseballscorecards.com



Batter	1	2	3	4	5	6	7	8	9	AB	R	H	RBI	BB	SO	LOB
Scott Fletcher, R OBP: 0.348, SLG: 0.410 (1, 4)	1-1 G5-3		0-1 L8		2-1 G5-3		1-1 1B		0-0 DI 1B	5	1	2	1	0	0	2
Billy Hatcher, R OBP: 0.355, SLG: 0.426 (1, 8)	3-1 G5-3		0-0 L9		1-2 F9		0-1 FC5 1B 2-H		0-1 L9 1-2	5	0	1	1	0	0	3
Mike Greenwell, L OBP: 0.377, SLG: 0.475 (1, 7)	0-0 2B		1-1 L7				1-1 L9 1-2 1B			4	0	2	0	0	0	2
Andre Dawson, R OBP: 0.302, SLG: 0.409 (1, 10)	3-1 G6-3			2-1 HR		0-2 FC5-4 1B 2-3f	1-2 FC5 2-3f			4	1	2	1	0	0	3
Mo Vaughn, L OBP: 0.404, SLG: 0.545 (1, 3)		1-2 G4-3		3-2 F8		0-1 L8		0-2 K		4	0	0	0	0	1	1
Bob Zupcic, R OBP: 0.338, SLG: 0.398 (1, 9)		2-2 P3		1-3 K		0-1 FC5-4 1-2f		3-3 K		4	0	0	0	0	2	1
Tim Lincecum, R OBP: 0.250, SLG: 0.250 (1, 5)		0-1 F8		2-1 1B			0-3 K	1-0 G5-3		4	0	1	0	0	1	0
John Valentin, R OBP: 0.314, SLG: 0.394 (1, 6)			4-2 1B BB	2-1 L3			1-1 G4-3 1B		0-0 G6-3	3	1	1	0	1	0	1
Tony Peña, R OBP: 0.235, SLG: 0.235 (1, 2)			2-1 1B		0-1 L9		0-2 G4-3		2-3 K	3	0	1	0	0	0	1
Scott Cooper, L OBP: 0.361, SLG: 0.405 (9, PH)										1	0	0	0	0	1	0

Inning Stats	R: 0	H: 1	E: 0	LOB: 1	K: 0	S: 7	R: 0	H: 0	E: 0	LOB: 0	K: 0	S: 8	R: 0	H: 1	E: 0	LOB: 2	K: 0	S: 10	R: 1	H: 2	E: 0	LOB: 1	K: 1	S: 12	R: 0	H: 0	E: 0	LOB: 0	K: 0	S: 7	R: 0	H: 1	E: 0	LOB: 1	K: 0	S: 10	R: 2	H: 4	E: 0	LOB: 2	K: 1	S: 17	R: 0	H: 0	E: 0	LOB: 0	K: 2	S: 7	R: 0	H: 1	E: 0	LOB: 1	K: 1	S: 8	1B: 8	SF: 0	2B: 1	SAC: 0	3B: 0	DP: 0	HR: 1	HBP: 0	WP: 0	PA: 38
--------------	------	------	------	--------	------	------	------	------	------	--------	------	------	------	------	------	--------	------	-------	------	------	------	--------	------	-------	------	------	------	--------	------	------	------	------	------	--------	------	-------	------	------	------	--------	------	-------	------	------	------	--------	------	------	------	------	------	--------	------	------	-------	-------	-------	--------	-------	-------	-------	--------	-------	--------

PITCHER	IP	WLS	BF	H	R	ER	SO	BB	IBB	HBP	BLK	WP	HR	S	P	ERA	WHIP
Jimmy Key, L ERA: 2.74 (1, 1)	6.2	W	30	9	3	3	2	1	0	0	0	0	1	67	100	4.05	1.500
Bob Wickman, R ERA: 4.58 (7, 1)	2.1	S	8	1	0	0	3	0	0	0	0	0	0	19	26	0.00	0.429

BOTTOM

New York Yankees @ Boston Red Sox
Fenway Park, Boston, MA
 Wed Aug 11 1993, 7:05 PM EDT
 Att: 34,470 - Unknown - 67 F

livebaseballscorecards.com

AB	37
R	3
H	10
RBI	3
BB	1
SO	5
LOB	14



Batter	1	2	3	4	5	6	7	8	9	AB R H RBI BB SO LOB	TOP											
Wade Boggs, L (1, 5) OBP: 0.385, SLG: 0.381	1-1 BB 1B		4-2 1B BB		4-1 BB		4-2 1B BB		4-2 F8 SH3-4 1B BB	1 2 1 0 4 0 0												
Dion James, L (1, 7) OBP: 0.408, SLG: 0.513 Randy Velarde, R (9, PH) OBP: 0.368, SLG: 0.450	2-0 L6		0-0 BB 1B		0-0 G1-6-3		2-1 1B FC5-2 1B		1-1 SH3-4	4 0 2 1 0 0 2 0 0 0 0 0 0 0												
Don Mattingly, L (1, 3) OBP: 0.373, SLG: 0.478	1-3 K		3-2 L6		1-2 L4		0-0 F8 FC5-2 1B		4-0 1B IBB	4 0 1 1 1 1 3												
Danny Tartabull, R (1, 10) OBP: 0.369, SLG: 0.523	4-0 BB		2-3 K		0-1 F9		0-0 FC5-2		3-1 F8	4 0 0 0 1 1 6												
Paul O'Neill, L (1, 9) OBP: 0.367, SLG: 0.517	0-0 F8		4-2 BB		3-3 K		1-2 F8		0-0 1B	4 0 1 1 1 1 4												
Bernie Williams, S (1, 8)		3-2 G4-3	1-3 K		2-1 1B 1B		0-1 G4-3		3-1 G4-3	5 1 1 0 0 1 7												
Mike Stanley, R (1, 2) OBP: 0.391, SLG: 0.547		2-1 F7		2-2 P3		0-1 1B 1B		3-1 P5		4 0 1 0 0 0 0												
Mike Gallego, R (1, 6) OBP: 0.351, SLG: 0.412		2-3 K		1-1 G6-3		0-2 1B		0-1 G5-3		4 0 1 1 0 1 0												
Pat Kelly, R (1, 4) OBP: 0.319, SLG: 0.393			2-1 BB 1B		2-3 K2-3		0-0 F9		2-2 L6	4 1 1 0 0 1 2												
Inning Stats	R: 0 E: 0 K: 1 S: 9	H: 1 LOB: 2 BB: 1 P: 17	R: 0 E: 0 K: 1 S: 9	H: 0 LOB: 0 BB: 0 P: 16	R: 1 E: 0 K: 2 S: 21	H: 2 LOB: 3 BB: 2 P: 37	R: 0 E: 0 K: 1 S: 9	H: 0 LOB: 0 BB: 0 P: 14	R: 0 E: 0 K: 0 S: 6	H: 0 LOB: 0 BB: 1 P: 11	R: 1 E: 0 K: 1 S: 15	H: 3 LOB: 2 BB: 0 P: 20	R: 1 E: 0 K: 0 S: 11	H: 2 LOB: 2 BB: 1 P: 18	R: 0 E: 0 K: 0 S: 9	H: 0 LOB: 0 BB: 0 P: 14	R: 1 E: 0 K: 0 S: 11	H: 1 LOB: 2 BB: 2 P: 26	1B: 9 2B: 0 3B: 0 HR: 0	SF: 0 SAC: 1 DP: 1 HBP: 0	WP: 0 PB: 0 SB: 0 CS: 0	PA: 42
PITCHER	IP WLS BF H R ER SO BB IBB HBP BLK WP HR S P ERA WHIP																					
Aaron Sele, R (1, 1) ERA: 2.91	6.0 L 29 7 3 3 6 5 0 0 0 0 0 0 73 125 4.50 2.000																					
Joe Hesketh, L (7, 1) ERA: 5.13	0.2 3 1 0 0 0 0 0 0 0 0 0 0 5 6 0.00 1.500																					
Scott Bankhead, R (7, 1) ERA: 3.74	1.1 4 0 0 0 0 0 0 0 0 0 0 0 11 16 0.00 0.000																					
Tony Fossas, L (9, 1) ERA: 5.06	0.0 1 0 1 1 0 1 0 0 0 0 0 0 4 8 ∞ ∞																					
Greg Harris, R (9, 1) ERA: 2.54	1.0 5 1 0 0 0 0 0 1 0 0 0 0 7 18 0.00 1.000																					

New York Yankees @ Boston Red Sox
 Fenway Park, Boston, MA
 Thu Aug 12 1993, 7:05 PM EDT
 Att. 34,403 - Unknown - 67 F

AB	34
R	4
H	9
RBI	4
BB	7
SO	6
LOB	24



WP: 0	PA: 42
-------	--------

ERA	WHIP
-----	------

Batter	1	2	3	4	5	6	7	8	9	AB R H RBI BB SO LOB	TOP	
Rickey Henderson, R OBP: 0.453, SLG: 0.521 (1, 7)	2-3 K		1-1 FC5-4 1B		1-1 F9		0-1 FC6-4 1B		0-0 G5-4-3 1-2f	4 0 0 0 0 1 2		
Devon White, S OBP: 0.339, SLG: 0.454 (1, 8)	0-2 P4		3-1 FC5-4 WP 1-2f		0-2 L7		1-2 FC6-4 1-2f			4 1 1 0 0 0 1		
Roberto Alomar, S OBP: 0.388, SLG: 0.460 (1, 4)	0-0 S 1B		1-0 L9		0-0 BB 1B SF8-2-5			3-1 L7		4 1 3 0 0 0 0		
Joe Carter, R OBP: 0.305, SLG: 0.471 (1, 9)	1-2 S 1-3			3-2 1B 2B 1B		0-0 1B		1-2 F8		5 0 1 0 0 2 3		
John Olerud, L OBP: 0.493, SLG: 0.662 (1, 3)		1-3 K		0-0 2B 1B L5		3-3 K		0-1 P4		3 1 3 1 1 0 0		
Paul Molitor, R OBP: 0.404, SLG: 0.493 (1, 10)		2-2 FC5-4 1B		2-2 1B 2B 1-3 2-H		4-0 1B		0-0 1B 2B		3 0 0 1 0 0 4		
Tony Fernandez, S OBP: 0.344, SLG: 0.392 (1, 6)		0-2 FC5-4 FC4 1-2f		2-1 F9		0-0 SF8-2-5 2-3 3-H			2-2 G1-3	4 0 1 1 0 0 3		
Ed Sprague, R OBP: 0.296, SLG: 0.380 (1, 5)		0-0 FC4 1-2f		1-2 L5			1-1 P6		0-1 1B 1B 2-H	4 0 1 0 0 0 0 0 0 0 0 0 0 0		
Alfredo Griffin, S OBP: 0.260, SLG: 0.282 (9, PR)												
Pat Borders, R OBP: 0.265, SLG: 0.352 (1, 2)			0-0 L8		1-2 L6		1-2 F7		1-0 G5-4-3 1B	4 0 2 0 0 0 2		
Inning Stats	R: 0 H: 1 E: 0 LOB: 1 K: 1 BB: 0 S: 9 P: 12	R: 0 H: 1 E: 0 LOB: 1 K: 1 BB: 0 S: 11 P: 14	R: 0 H: 1 E: 1 LOB: 1 K: 0 BB: 0 S: 6 P: 11	R: 1 H: 3 E: 0 LOB: 1 K: 0 BB: 0 S: 17 P: 25	R: 0 H: 0 E: 0 LOB: 0 K: 0 BB: 0 S: 9 P: 11	R: 1 H: 2 E: 0 LOB: 1 K: 1 BB: 1 S: 7 P: 14	R: 0 H: 1 E: 0 LOB: 1 K: 0 BB: 0 S: 12 P: 15	R: 0 H: 0 E: 0 LOB: 0 K: 0 BB: 0 S: 7 P: 11	R: 1 H: 3 E: 0 LOB: 2 K: 0 BB: 0 S: 9 P: 12	1B: 10 SF: 1 2B: 4 SAC: 0 3B: 0 DP: 3 HR: 0 HBP: 0	WP: 1 PA: 37 PB: 0 SB: 1 CS: 0	
PITCHER	IP WLS BF H R ER SO BB IBB HBP BLK WP HR S P ERA WHIP											
Danny Darwin, R ERA: 3.05 (1, 1)	6.2 W 28 9 2 2 3 1 0 0 0 1 0 66 96 2.70 1.500											
Greg Harris, R ERA: 2.5 (7, 1)	1.1 4 0 0 0 0 0 0 0 0 0 0 12 17 0.00 0.000											
Jeff Russell, R ERA: 2.79 (9, 1)	1.0 S 5 3 1 1 0 0 0 0 0 0 0 9 12 9.00 3.000											

Toronto Blue Jays @ Boston Red Sox
Fenway Park, Boston, MA
Fri Aug 13 1993, 7:05 PM EDT
Att. 34,276 - Unknown - 70 F

livebaseballscorecards.com

AB 35
R 3
H 12
RBI 3
BB 1
SO 3
LOB 15



Batter	1	2	3	4	5	6	7	8	9	AB	R	H	RBI	BB	SO	LOB
Scott Fletcher, R OBP: 0.348, SLG: 0.415 (1, 4)	2-2 1B SF9 1B		0-0 SH1-3 SF8 2B	0-0 FC1-5 2B		3-1 G4-3				4	2	3	1	0	0	0
Mike Greenwell, L OBP: 0.375, SLG: 0.470 (1, 7)	2-0 CS 1B		0-0 SH1-3 2-3	4-0 FC1-5 2-3 IBB			0-0 G3			2	0	1	0	1	0	0
Andre Dawson, R OBP: 0.304, SLG: 0.405 (1, 10)	0-1 SF9 3-H		3-2 SF8 2B HBP	1-2 FC1-5 1-2			1-0 P4			2	1	0	1	0	0	2
Mo Vaughn, L OBP: 0.401, SLG: 0.537 (1, 3)	3-1 BLK 1B		4-1 2B 1-2 BB	2-2 L9			1-0 L7			3	1	1	0	1	0	2
Billy Hatcher, R OBP: 0.356, SLG: 0.428 (1, 8)	1-3 1B		0-0 SF8 2-3 3-H		1-0 CS 1B		0-1 1B 1B			3	0	2	1	0	1	1
Scott Cooper, L OBP: 0.360, SLG: 0.405 (1, 5)		2-2 E4 B1-3	2-1 2B		2-1 G4-3		2-1 G6-4-3 1B			4	0	2	2	0	0	1
Bob Zuppcic, R OBP: 0.330, SLG: 0.388 (1, 9)		0-2 P6	1-3 K		2-3 K		0-2 K			4	0	0	0	0	3	4
Tony Peña, R OBP: 0.231, SLG: 0.231 (1, 2)		0-0 B1-3		0-0 F9		2-2 G5-3		2-1 G6-4-3		4	0	0	0	0	0	3
John Valentin, R OBP: 0.317, SLG: 0.404 (1, 6)		0-2 G6-3		1-2 2B 3B		2-2 F7				3	1	1	0	0	0	1


Inning Stats	R: 1	H: 3	E: 0	K: 1	S: 12	R: 0	H: 0	E: 1	K: 0	S: 11	R: 3	H: 2	E: 0	K: 1	S: 11	R: 1	H: 2	E: 0	K: 0	S: 12	R: 0	H: 1	E: 0	K: 1	S: 6	R: 0	H: 0	E: 0	K: 0	S: 9	R: 0	H: 2	E: 0	K: 1	S: 11
		LOB: 1		BB: 0	P: 20		LOB: 1		BB: 0	P: 13		LOB: 2		BB: 1	P: 21		LOB: 0		BB: 0	P: 11		LOB: 0		BB: 0	P: 5		LOB: 1		BB: 0	P: 13		LOB: 0		BB: 0	P: 13

PITCHER	IP	WLS	BF	H	R	ER	SO	BB	IBB	HBP	BLK	WP	HR	S	P	ERA	WHIP
Todd Stottlemire, R ERA: 4.77 (1, 1)	4.0	L	22	7	5	5	2	1	1	1	1	0	0	46	74	11.25	2.000
Danny Cox, R ERA: 2.8 (5, 1)	3.0		9	1	0	0	1	0	0	0	0	0	0	18	32	0.00	0.333
Mark Eichhorn, R ERA: 2.76 (8, 1)	1.0		4	2	0	0	1	0	0	0	0	0	0	11	13	0.00	2.000

BOTTOM

Toronto Blue Jays @ Boston Red Sox
 Fenway Park, Boston, MA
 Fri Aug 13 1993, 7:05 PM EDT
 Att: 34,276 - Unknown - 70 F

AB	29
R	5
H	10
RBI	5
BB	2
SO	4
LOB	14



WP	PA	ERA	WHIP
0	35		

Batter	1	2	3	4	5	6	7	8	9	AB R H RBI BB SO LOB	TOP											
Devon White, S (1, 8) OBP: 0.340, SLG: 0.460	2-0 HR		1-0 FC5-2 1B	0-0 L9		2-2 F7		1-3 K		5 1 2 1 0 1 4												
Roberto Alomar, S (1, 4) OBP: 0.390, SLG: 0.463	1-1 G6-4-3 1B		2-1 FC5-2 SF7 2B		2-0 G4-3	4-2 BB		3-2 G4-3	4 1 2 0 1 0 0													
Paul Molitor, R (1, 10) OBP: 0.400, SLG: 0.488	2-3 K		2-1 FC5-2		1-2 G6-3	3-1 P4		0-0 G5-3	5 0 0 0 0 1 5													
Joe Carter, R (1, 9) OBP: 0.304, SLG: 0.476	2-2 G6-4-3 1-2f		0-1 SF7 3-H		2-1 HR		0-3 K	1-0 P2	4 1 1 2 0 1 1													
John Olerud, L (1, 3) OBP: 0.493, SLG: 0.659		1-2 G3-4-1	4-0 IBB		2-0 1B		0-0 F7		3 0 1 0 1 0 0													
Tony Fernandez, S (1, 6) OBP: 0.343, SLG: 0.391		3-2 E 1B	2-1 G1-3		1-2 G4-3		0-0 G6-3		4 1 1 0 0 0 3													
Darnell Coles, R (1, 7) OBP: 0.329, SLG: 0.365		2-2 F8 1-H		2-2 L5		0-0 F8 1B 2B		0-0 G6-3	3 0 1 0 0 0 0 1 1 0 0 0 0 0													
Willie Canate, R (6, PR) OBP: 0.216, SLG: 0.257																						
Ed Sprague, R (1, 5) OBP: 0.295, SLG: 0.377		4-0 BB		0-2 G6-3		3-2 F8		0-0 G6-3	3 0 0 0 1 0 1													
Pat Borders, R (1, 2) OBP: 0.270, SLG: 0.355		2-2 G1-3		0-0 1B		1-1 S 1B 3-H		4-1 BB	3 0 2 1 1 0 1													
Inning Stats	R: 1 E: 0 K: 1 S: 10	H: 2 LOB: 0 BB: 0 P: 16	R: 1 E: 1 K: 0 S: 15	H: 1 LOB: 1 BB: 1 P: 27	R: 1 E: 0 K: 0 S: 9	H: 2 LOB: 2 BB: 1 P: 20	R: 0 E: 0 K: 0 S: 8	H: 1 LOB: 1 BB: 0 P: 10	R: 1 E: 0 K: 0 S: 11	H: 2 LOB: 1 BB: 0 P: 19	R: 1 E: 0 K: 0 S: 18	H: 2 LOB: 2 BB: 1 P: 31	R: 0 E: 0 K: 1 S: 5	H: 0 LOB: 0 BB: 0 P: 5	R: 0 E: 0 K: 1 S: 6	H: 0 LOB: 1 BB: 1 P: 11	R: 0 E: 0 K: 0 S: 6	H: 0 LOB: 0 BB: 0 P: 10	1B: 6 2B: 2 3B: 0 HR: 2	SF: 1 SAC: 0 DP: 1 HBP: 0	WP: 0 PB: 0 SB: 2 CS: 0	PA: 40
PITCHER	IP WLS BF H R ER SO BB IBB HBP BLK WP HR S P ERA WHIP																					
John Dopson, R (1, 1) ERA: 4.49	5.0 L 24 8 4 3 1 1 1 0 0 0 0 2 53 92 5.40 1.800																					
Paul Quantrill, R (6, 1) ERA: 3.23	4.0 16 2 1 1 2 2 0 0 0 0 0 0 35 57 2.25 1.000																					

Toronto Blue Jays @ Boston Red Sox
Fenway Park, Boston, MA
Sat Aug 14 1993, 3:33 AM EDT
Att. 33,924 - Sunny - 81 F

livebaseballscorecards.com

AB 35
R 5
H 10
RBI 4
BB 4
SO 3
LOB 15



Batter	1	2	3	4	5	6	7	8	9	AB	R	H	RBI	BB	SO	LOB
Scott Fletcher, R OBP: 0.347, SLG: 0.416 (1, 4)	F8		G4-3		F8			1B 2B		4	1	1	0	0	0	1
Mike Greenwell, L OBP: 0.374, SLG: 0.468 (1, 7)	F9		P4			P2		1B 1B		4	0	1	1	0	0	1
Andre Dawson, R OBP: 0.306, SLG: 0.409 (1, 10)	F9		K			2B		1B		4	0	2	0	0	1	1
Mo Vaughn, L OBP: 0.398, SLG: 0.532 (1, 3)		G3		P3		F7		L8		4	0	0	0	0	0	3
Billy Hatcher, R OBP: 0.357, SLG: 0.428 (1, 8)		1B PB BB		1B		F8		F8		3	1	1	0	1	0	3
Scott Cooper, L OBP: 0.359, SLG: 0.404 (1, 5)		SAFE SAFE SAFE 1B		F9			F9		K	4	0	1	0	0	1	1
Carlos Quintana, R OBP: 0.319, SLG: 0.278 (1, 9)		L6		K			P3		G1-3	3	0	0	0	0	1	2
Ivan Calderon, R OBP: 0.291, SLG: 0.291 (9, PH)		1-2 3-H								1	0	0	0	0	0	0
Bob Melvin, R OBP: 0.256, SLG: 0.281 (1, 2)		G6-3		L9			F8		E9 1B	3	0	0	0	0	0	1
Bob Zupcic, R OBP: 0.333, SLG: 0.391 (9, PH)										1	0	1	0	0	0	0
John Valentin, R OBP: 0.317, SLG: 0.400 (1, 6)			G4-3 WP BB		K				K	3	0	0	0	1	2	1

Inning Stats	R: 0	H: 0	E: 0	K: 0	S: 6	R: 1	H: 1	E: 0	K: 0	S: 11	R: 0	H: 0	E: 0	K: 1	S: 11	R: 0	H: 1	E: 0	K: 1	S: 9	R: 0	H: 0	E: 0	K: 1	S: 7	R: 0	H: 1	E: 0	K: 0	S: 11	R: 0	H: 0	E: 0	K: 0	S: 3	R: 1	H: 3	E: 0	K: 0	S: 15	R: 0	H: 1	E: 1	K: 2	S: 10	1B: 5	2B: 2	3B: 0	HR: 0	SF: 0	SAC: 0	DP: 0	HBP: 0	WP: 1	PB: 1	SB: 0	CS: 0	PA: 36
--------------	------	------	------	------	------	------	------	------	------	-------	------	------	------	------	-------	------	------	------	------	------	------	------	------	------	------	------	------	------	------	-------	------	------	------	------	------	------	------	------	------	-------	------	------	------	------	-------	-------	-------	-------	-------	-------	--------	-------	--------	-------	-------	-------	-------	--------

PITCHER	IP	WLS	BF	H	R	ER	SO	BB	IBB	HBP	BLK	WP	HR	S	P	ERA	WHIP
Pat Hentgen, R ERA: 3.72 (1, 1)	7.0		26	3	1	0	3	2	0	0	0	1	0	58	100	0.00	0.714
Woody Williams, R ERA: 4.99 (8, 1)	0.1		2	1	1	1	0	0	0	0	0	0	0	7	12	27.00	3.000
Tony Castillo, L ERA: 2.83 (8, 1)	0.1		3	2	0	0	0	0	0	0	0	0	0	5	10	0.00	6.000
Mark Eichhorn, R ERA: 2.74 (8, 1)	0.1		1	0	0	0	0	0	0	0	0	0	0	3	5	0.00	0.000
Duane Ward, R ERA: 1.85 (9, 1)	1.0	S	4	1	0	0	2	0	0	0	0	0	0	10	16	0.00	1.000

BOTTOM

Toronto Blue Jays @ Boston Red Sox
Fenway Park, Boston, MA
Sat Aug 14 1993, 3:33 AM EDT
Att: 33,924 - Sunny - 81 F

livebaseballscorecards.com

AB	34
R	2
H	7
RBI	1
BB	2
SO	5
LOB	14



Batter	1	2	3	4	5	6	7	8	9	AB R H RBI BB SO LOB	TOP											
Devon White, S (1, 8) OBP: 0.342, SLG: 0.463	1-1 G4-3		1-1 SH4-3 1B	3-0 BB 1B		0-3 K		4-2 BB		4 2 2 0 1 1 0												
Roberto Alomar, S (1, 4) OBP: 0.391, SLG: 0.464	0-0 2B		0-1 SH4-3	4-2 1B		2-3 K		0-3 K		3 0 1 0 1 2 2												
Paul Molitor, R (1, 3) OBP: 0.402, SLG: 0.488	1-3 K		2-0 HR 1B	2-1 1B			4-2 BB BB	2-2 P5		4 1 2 3 1 1 3												
Joe Carter, R (1, 9) OBP: 0.305, SLG: 0.481	3-2 P5		2-2 HR 1-H	2-3 K			4-2 SAFE BB FC6-4 BB	2-3 K		4 1 1 2 1 2 3												
John Olerud, L (1, 10) OBP: 0.490, SLG: 0.654		3-1 G4-3	1-1 F9		0-3 K		2-3 K	2-1 BB HR 1B		5 1 1 0 0 2 2												
Darnell Coles, R (1, 7) Willie Canate, R (7, 7) OBP: 0.237, SLG: 0.257		0-0 HR	3-2 G5-3		1-0 1B 1B		2-3 K	4-0 HR BB		4 1 2 1 0 1 2 0 1 0 0 1 0 0												
Ed Sprague, R (1, 5) OBP: 0.297, SLG: 0.384		1-1 P4		2-3 K	1-2 1B		3-1 FC6-4	0-0 HR		5 1 2 3 0 1 2												
Pat Borders, R (1, 2) OBP: 0.274, SLG: 0.358		1-0 1B		2-0 BB 1B 1B	1-3 K			2-1 SH5-3 1B	1-1 G4-3	5 1 3 0 0 1 1												
Alfredo Griffin, S (1, 6) OBP: 0.247, SLG: 0.267		2-3 K		0-3 K		1-0 F9		0-0 SH5-3	0-2 P6	4 0 0 0 0 2 2												
Inning Stats	R: 0 E: 0 K: 1 S: 15	H: 1 LOB: 1 BB: 0 P: 20	R: 1 E: 0 K: 1 S: 11	H: 2 LOB: 1 BB: 0 P: 18	R: 3 E: 0 K: 0 S: 14	H: 3 LOB: 0 BB: 0 P: 23	R: 2 E: 0 K: 3 S: 17	H: 3 LOB: 2 BB: 1 P: 32	R: 0 E: 0 K: 2 S: 13	H: 2 LOB: 1 BB: 0 P: 16	R: 0 E: 0 K: 2 S: 7	H: 0 LOB: 0 BB: 0 P: 10	R: 0 E: 0 K: 2 S: 13	H: 0 LOB: 2 BB: 2 P: 28	R: 0 E: 0 K: 1 S: 14	H: 1 LOB: 2 BB: 1 P: 22	R: 3 E: 0 K: 1 S: 14	H: 2 LOB: 0 BB: 1 P: 23	1B: 9 2B: 2 3B: 0 HR: 3	SF: 0 SAC: 2 DP: 0 HBP: 0	WP: 0 PB: 0 SB: 0 CS: 0	PA: 45
PITCHER	IP WLS BF H R ER SO BB IBB HBP BLK WP HR S P ERA WHIP																					
Roger Clemens, R (1, 1) ERA: 3.99	3.2 L 21 9 6 6 4 1 0 0 0 0 2 53 87 14.73 2.727																					
Scott Bankhead, R (4, 1) ERA: 3.56	2.1 9 2 0 0 5 1 0 0 0 0 0 27 39 0.00 1.286																					
Greg Harris, R (7, 1) ERA: 2.73	3.0 15 3 3 3 4 3 0 0 0 0 1 38 66 9.00 2.000																					

Toronto Blue Jays @ Boston Red Sox
 Fenway Park, Boston, MA
 Sun Aug 15 1993, 3:33 AM EDT
 Att. 33,380 - Sunny - 80 F

livebaseballscorecards.com

AB	38
R	9
H	14
RBI	9
BB	5
SO	13
LOB	17



Batter	1	2	3	4	5	6	7	8	9	AB R H RBI BB SO LOB	TOP
Tim Raines, S (1, 7) OBP: 0.406, SLG: 0.504 BFBX	2-1 HR 1B		2-0 L9		2-1 F8		3-2 F7		4-0 FC5-4 IBB	4 1 1 0 1 0 1	
Joey Cora, S (1, 4) OBP: 0.368, SLG: 0.364 B1SAFE CCLFLFX	3-2 F7		0-2 F8		0-1 G4-3		2-1 G6-3		2-0 FC5-4 1-2f	5 0 0 0 0 0 5	
Frank Thomas, R (1, 3) OBP: 0.429, SLG: 0.608 C1SAFE B1SAFE X	1-1 HR 1-H		4-2 BB		1-0 G6-3		2-0 F8			3 1 1 2 1 0 0	
Robin Ventura, L (1, 5) OBP: 0.375, SLG: 0.430 B1SAFE CCLFLFX	1-2 2B		0-0 F9		3-1 WP 2B 1B		4-2 G5-4-3 BB			3 1 2 0 1 0 1	
Ellis Burks, R (1, 9) OBP: 0.350, SLG: 0.462 B1SAFE CCLFLFX	2-3 K			1-2 S 1B		1-0 F8 1-2		1-1 G5-4-3 1-2f		4 0 1 0 0 1 3	
Steve Sax, R (1, 10) OBP: 0.320, SLG: 0.363 C1SAFE X	0-1 G4-3			0-3 K		2-2 2B 2-H		1-2 2B 1B		4 0 2 1 0 1 2	
Lance Johnson, L (1, 8) OBP: 0.350, SLG: 0.390 CCLFLFX		1-2 G1-3		1-1 F9		0-2 G1-3		2-0 B5		4 0 0 0 0 0 3	
Ron Karkovice, R (1, 2) OBP: 0.288, SLG: 0.440 B1SAFE CCLFLFX		3-2 F8		0-3 K 1-2		0-3 K		0-1 2B 1-3		4 0 1 0 0 2 1	
Ozzie Guillen, L (1, 6) OBP: 0.285, SLG: 0.376 B1SAFE CCLFLFX		1-0 F8		0-1 G6-3		2-1 WP 2B		0-0 F7		4 0 1 0 0 0 2	
Inning Stats	R: 2 H: 3 E: 0 LOB: 1 K: 1 BB: 0 S: 17 P: 26	R: 0 H: 0 E: 0 LOB: 0 K: 0 BB: 0 S: 9 P: 14	R: 0 H: 0 E: 0 LOB: 1 K: 0 BB: 1 S: 8 P: 14	R: 0 H: 1 E: 0 LOB: 1 K: 2 BB: 0 S: 12 P: 13	R: 0 H: 0 E: 0 LOB: 0 K: 0 BB: 0 S: 6 P: 8	R: 1 H: 2 E: 0 LOB: 1 K: 0 BB: 0 S: 10 P: 17	R: 0 H: 1 E: 0 LOB: 1 K: 1 BB: 0 S: 10 P: 17	R: 0 H: 0 E: 0 LOB: 0 K: 0 BB: 1 S: 5 P: 12	R: 0 H: 2 E: 0 LOB: 3 K: 0 BB: 1 S: 8 P: 17	1B: 4 SF: 0 2B: 4 SAC: 0 3B: 0 DP: 1 HR: 1 HBP: 0	WP: 2 PA: 38 PB: 0 SB: 1 CS: 0
PITCHER	Aaron Sele, R (1, 1) ERA: 2.97 IP 8.0 WLS L BF 33 H 8 R 3 ER 3 SO 4 BB 2 IBB 0 HBP 0 BLK 0 WP 2 HR 1 S 80 P 125 ERA 3.38 WHIP 1.250	Tony Fossas, L (9, 1) ERA: 4.98 IP 0.1 WLS L BF 1 H 0 R 0 ER 0 SO 0 BB 0 IBB 0 HBP 0 BLK 0 WP 0 HR 0 S 1 P 3 ERA 0.00 WHIP 0.000	Scott Bankhead, R (9, 1) ERA: 3.56 IP 0.0 WLS L BF 1 H 1 R 0 ER 0 SO 0 BB 0 IBB 0 HBP 0 BLK 0 WP 0 HR 0 S 2 P 2 ERA ∞ WHIP ∞	Joe Hesketh, L (9, 1) ERA: 5.06 IP 0.2 WLS L BF 3 H 0 R 0 ER 0 SO 0 BB 0 IBB 0 HBP 0 BLK 0 WP 0 HR 0 S 2 P 8 ERA 0.00 WHIP 0.000	PITCHER	IP WLS BF H R ER SO BB IBB HBP BLK WP HR S P ERA WHIP					

Chicago White Sox @ Boston Red Sox
 Fenway Park, Boston, MA
 Tue Aug 17 1993, 7:05 PM EDT
 Att. 32,744 - Unknown - 71 F

AB	35
R	3
H	9
RBI	3
BB	3
SO	4
LOB	18



Batter	1	2	3	4	5	6	7	8	9	AB R H RBI BB SO LOB
Scott Fletcher, R OBP: 0.345, SLG: 0.415 (1, 4)	0-0 G4-3		3-1 G4-3	0-2 K			1-1 1B			4 0 1 0 0 1 1
Billy Hatcher, R OBP: 0.357, SLG: 0.425 (1, 8)	2-2 F8		0-0 2B 1B	2-2 1B			2-3 K			4 1 2 0 0 1 1
Mike Greenwell, L OBP: 0.371, SLG: 0.466 (1, 7)	0-0 1B		1-3 1B 2B			1-0 F8	0-0 F9			4 1 2 0 0 0 1
Andre Dawson, R OBP: 0.304, SLG: 0.405 (1, 10)	3-1 L7		0-0 1B 1B			2-2 G6-3		0-0 G6-3		4 0 1 2 0 0 1
Mo Vaughn, L OBP: 0.390, SLG: 0.522 (1, 3)			0-2 F8			2-2 F7		1-1 P5		4 0 0 0 0 1 1
Bob Zupcic, R OBP: 0.332, SLG: 0.388 (1, 9)			0-0 1B			2-1 P4		0-3 K		4 0 1 0 0 2 0
Scott Cooper, L OBP: 0.358, SLG: 0.404 (1, 5)			2-1 G4-3			1-3 K		2-3 K		4 0 1 0 0 2 2
Tony Peña, R OBP: 0.235, SLG: 0.234 (1, 2)			1-0 1B 1B			0-0 G1-3		0-3 K		3 0 2 0 0 0 0 1 0 0 0 0 1 0
Tim Naehring, R OBP: 0.167, SLG: 0.167 (9, PH)			1-2 1B			1-0 SH1-3 1B		0-3 K		
John Valentin, R OBP: 0.314, SLG: 0.394 (1, 6)			1-2 P2			0-0 SH1-3		1-1 F9		3 0 0 0 0 0 2

Inning Stats	R: 0	H: 1	E: 0	LOB: 1	K: 0	S: 8	P: 13	R: 0	H: 2	E: 0	LOB: 2	K: 2	S: 13	R: 0	H: 4	E: 0	LOB: 2	K: 0	S: 12	R: 0	H: 2	E: 0	LOB: 2	K: 1	S: 8	R: 0	H: 0	E: 0	LOB: 0	K: 0	S: 8	R: 0	H: 0	E: 0	LOB: 0	K: 1	S: 6	R: 0	H: 1	E: 0	LOB: 1	K: 1	S: 10	R: 0	H: 0	E: 0	LOB: 0	K: 1	S: 6	R: 0	H: 0	E: 0	LOB: 0	K: 2	S: 10	R: 0	H: 0	E: 0	LOB: 0	K: 2	S: 13	1B: 9	SF: 0	2B: 1	SAC: 1	3B: 0	DP: 0	HR: 0	HBP: 0	WP: 0	PA: 36
--------------	------	------	------	--------	------	------	-------	------	------	------	--------	------	-------	------	------	------	--------	------	-------	------	------	------	--------	------	------	------	------	------	--------	------	------	------	------	------	--------	------	------	------	------	------	--------	------	-------	------	------	------	--------	------	------	------	------	------	--------	------	-------	------	------	------	--------	------	-------	-------	-------	-------	--------	-------	-------	-------	--------	-------	--------

PITCHER	IP	WLS	BF	H	R	ER	SO	BB	IBB	HBP	BLK	WP	HR	S	P	ERA	WHIP
Jack McDowell, R ERA: 3.55 (1, 1)	8.0	W	33	10	2	2	6	0	0	0	0	0	0	71	104	2.25	1.250
Roberto Hernandez, R ERA: 2.13 (9, 1)	1.0	S	3	0	0	0	2	0	0	0	0	0	0	10	13	0.00	0.000

BOTTOM

Chicago White Sox @ Boston Red Sox
Fenway Park, Boston, MA
Tue Aug 17 1993, 7:05 PM EDT
Att: 32,744 - Unknown - 71 F

livebaseballscorecards.com

AB	35
R	2
H	10
RBI	2
BB	0
SO	8
LOB	9



Batter	1	2	3	4	5	6	7	8	9	AB R H RBI BB SO LOB	TOP	
Tim Raines, S (1, 7) <small>OBP: 0.404, SLG: 0.498</small>	0-0 B1-3			4-2 G3-6-1 BB			0-0 P6		0-0 F8	3 0 0 0 1 0 0	Chicago White Sox @ Boston Red Sox Fenway Park, Boston, MA Wed Aug 18 1993, 7:05 PM EDT Att. 31,550 - Sunny - 72 F	
Joey Cora, S (1, 4) <small>OBP: 0.367, SLG: 0.361</small>	0-1 F8			0-0 G3-6-1 1-2f			4-2 BB	2-3 K	3 0 0 0 1 1 1			
Frank Thomas, R (1, 3) <small>OBP: 0.427, SLG: 0.604</small>	3-0 F9			0-1 F9			1-0 F8		3 0 0 0 0 0 1			
Robin Ventura, L (1, 5) <small>OBP: 0.373, SLG: 0.427</small>							3-2 F8		3 0 0 0 0 0 1			
Ellis Burks, R (1, 9) <small>OBP: 0.348, SLG: 0.459</small>								2-2 G1-3	3 0 0 0 0 0 0			
Dan Pasqua, L (1, 10) <small>OBP: 0.308, SLG: 0.311</small>								0-0 3B	3 0 1 0 0 0 0			
Lance Johnson, L (1, 8) <small>OBP: 0.348, SLG: 0.387</small>								0-0 G1-3	3 0 0 0 0 0 1			
Michael LaValliere, L (1, 2) <small>OBP: 0.324, SLG: 0.314</small>								3-2 F7	3 0 0 0 0 1 1			
Ozzie Guillen, L (1, 6) <small>OBP: 0.282, SLG: 0.372</small>								0-1 G6-3	3 0 0 0 0 0 0			
Inning Stats	R: 0 H: 0 E: 0 LOB: 0 K: 0 BB: 0 S: 4 P: 7	R: 0 H: 0 E: 0 LOB: 0 K: 0 BB: 0 S: 6 P: 8	R: 0 H: 0 E: 0 LOB: 0 K: 0 BB: 0 S: 9 P: 12	R: 0 H: 0 E: 0 LOB: 0 K: 0 BB: 1 S: 6 P: 10	R: 0 H: 0 E: 0 LOB: 0 K: 0 BB: 0 S: 7 P: 10	R: 0 H: 0 E: 0 LOB: 0 K: 1 BB: 0 S: 5 P: 7	R: 0 H: 0 E: 0 LOB: 1 K: 0 BB: 1 S: 7 P: 15	R: 0 H: 1 E: 0 LOB: 1 K: 0 BB: 0 S: 12 P: 17	R: 0 H: 0 E: 0 LOB: 0 K: 1 BB: 0 S: 6 P: 8	1B: 0 SF: 0 2B: 0 SAC: 0 3B: 1 DP: 1 HR: 0 HBP: 0	WP: 0 PA: 29 PB: 0 SB: 0 CS: 0	
PITCHER Danny Darwin, R (1, 1) <small>ERA: 2.89</small>	IP WLS BF H R ER SO BB IBB HBP BLK WP HR S P ERA WHIP 9.0 W 29 1 0 0 2 2 0 0 0 0 0 0 62 94 0.00 0.333											PITCHER IP WLS BF H R ER SO BB IBB HBP BLK WP HR S P ERA WHIP

livebaseballscorecards.com

AB	27
R	0
H	1
RBI	0
BB	2
SO	2
LOB	5



Batter	1	2	3	4	5	6	7	8	9	AB R H RBI BB SO LOB	TOP											
Wayne Kirby, L OBP: 0.340, SLG: 0.421 (1, 8) (8, 9)	0-0 G6-3		1-1 P4		0-2 3B	4-2 BB		1-0 PO		4 0 2 3 1 0 1												
Felix Fermin, R OBP: 0.305, SLG: 0.306 (1, 6)	0-1 P4		1-0 G1-6-3		1-1 G4-3	1-0 FC6-4		0-0 PO	1-0 G6-3	5 0 0 0 0 0 5												
Carlos Baerga, S OBP: 0.347, SLG: 0.496 (1, 4)	2-2 1B			0-1 G4-3	4-0 IBB		0-1 FC6-4		1-0 2B	4 1 3 0 1 0 0												
Albert Belle, R OBP: 0.381, SLG: 0.583 (1, 7)	2-2 L6			2-1 1B	0-0 G5-4-3		0-0 F9		2-1 L7	5 0 1 0 0 0 5												
Paul Sorrento, L OBP: 0.325, SLG: 0.430 (1, 3)				1-2 P6		1-0 BB		4-0 FC6-4	4-0 IBB	3 1 1 0 2 0 1												
Sandy Alomar Jr., R OBP: 0.300, SLG: 0.423 (1, 2)				2-0 F8		1-1 G5-3		0-1 FC6-4	0-0 FC6-4	5 0 0 1 0 0 5												
Jim Thome, L OBP: 0.321, SLG: 0.440 Alvaro Espinoza, R OBP: 0.309, SLG: 0.385 (1, 5) (9, 5)				4-2 BB		3-2 1B		1-0 L8	0-1 G3	3 1 1 0 1 0 2 0 0 0 0 0 0 0	AB 35 R 5 H 11 RBI 5 BB 7 SO 1 LOB 20											
Reggie Jefferson, S OBP: 0.304, SLG: 0.369 (1, 10)				0-0 G4-3		1-0 1B		4-0 BB	2-0 G4-3	3 1 1 0 1 0 1												
Glenallen Hill, R OBP: 0.268, SLG: 0.374 Kenny Lofton, L OBP: 0.392, SLG: 0.411 (1, 9) (8, 8)				1-0 1B		0-0 1B		4-1 BB	1-3 K	3 1 2 1 1 1 0 0 0 0 0 0 0 0												
Inning Stats	R: 0 E: 0 K: 0 S: 11	H: 1 LOB: 1 BB: 0 P: 15	R: 0 E: 0 K: 0 S: 9	H: 0 LOB: 1 BB: 1 P: 17	R: 0 E: 0 K: 0 S: 5	H: 1 LOB: 0 BB: 0 P: 7	R: 0 E: 0 K: 0 S: 9	H: 1 LOB: 1 BB: 0 P: 14	R: 3 E: 0 K: 0 S: 12	H: 4 LOB: 1 BB: 1 P: 21	R: 1 E: 0 K: 0 S: 8	H: 1 LOB: 3 BB: 3 P: 24	R: 1 E: 0 K: 0 S: 7	H: 1 LOB: 1 BB: 1 P: 11	R: 0 E: 0 K: 1 S: 5	H: 1 LOB: 0 BB: 0 P: 9	R: 0 E: 0 K: 0 S: 5	H: 1 LOB: 2 BB: 1 P: 13	1B: 7 2B: 3 3B: 1 HR: 0	SF: 0 SAC: 0 DP: 2 HBP: 0	WP: 0 PB: 0 SB: 1 CS: 0	PA: 43
PITCHER	IP WLS BF H R ER SO BB IBB HBP BLK WP HR S P ERA WHIP																					
Paul Quantrill, R ERA: 3.41 Ken Ryan, R ERA: 2.38 Greg Harris, R ERA: 2.74	(1, 1) 5.0 L 23 8 4 4 0 1 1 0 0 0 0 47 76 7.20 1.800	(6, 1) 1.0 6 0 0 0 0 2 1 0 0 0 0 7 22 0.00 2.000	(7, 1) 3.0 13 3 1 1 1 0 2 0 0 0 0 17 33 3.00 1.000																			

Cleveland Indians @ Boston Red Sox
Fenway Park, Boston, MA
Thu Aug 19 1993, 7:05 PM EDT
Att. 32,644 - Unknown - 69 F

livebaseballscorecards.com



Batter	1	2	3	4	5	6	7	8	9	AB	R	H	RBI	BB	SO	LOB
Scott Fletcher, R OBP: 0.349, SLG: 0.417 (1, 4)	F8		G6-3 2B		G6-3 1B		G5-4-3 1-2f		G6-3	5	0	2	0	0	0	1
Billy Hatcher, R OBP: 0.356, SLG: 0.432 (1, 8)	G4-3		G6-3 2-3		G6-3 1-2f			HR	P3	5	1	1	1	0	0	2
Mike Greenwell, L OBP: 0.366, SLG: 0.458 (1, 7)	F7		P6		G3			P4		4	0	0	0	0	0	1
Andre Dawson, R OBP: 0.305, SLG: 0.409 (1, 10)		G5-3			E G6-3 1B			1B 2B		4	1	3	0	0	0	0
Luis Rivera, R OBP: 0.287, SLG: 0.333 (8, PR)								1B 2B		0	1	0	0	0	0	0
Mo Vaughn, L OBP: 0.396, SLG: 0.520 (1, 3)		1B BB			E7 1B			1B BB		2	2	1	0	2	0	1
Bob Zupcic, R OBP: 0.328, SLG: 0.382 (8, PR)					1-3 1B			1B		0	1	0	0	0	0	0
Scott Cooper, L OBP: 0.355, SLG: 0.398 (1, 5)		1B 1B			G6-3			L8		4	0	1	1	0	1	4
Carlos Quintana, R OBP: 0.318, SLG: 0.278 (1, 9)		K			L8			L9		4	0	1	1	0	1	4
John Valentin, R OBP: 0.323, SLG: 0.407 (1, 6)		1B			1B BB			G5-4-3 BB		2	0	2	2	2	0	0
Tony Peña, R OBP: 0.237, SLG: 0.234 (1, 2)			P4		1-3 2-H 1B			1-3 2-H 1B		3	0	1	1	0	0	1
Tim Naehring, R OBP: 0.091, SLG: 0.091 (9, PH)					1-3 2-H 1B			B2		1	0	0	0	0	1	0

Inning Stats	R: 0	H: 0	E: 0	K: 0	S: 6	R: 1	H: 2	E: 0	K: 1	S: 9	R: 0	H: 1	E: 0	K: 0	S: 7	R: 2	H: 3	E: 1	K: 0	S: 16	R: 0	H: 1	E: 0	K: 0	S: 7	R: 0	H: 1	E: 0	K: 1	S: 11	R: 0	H: 0	E: 0	K: 0	S: 2	R: 3	H: 4	E: 0	K: 0	S: 14	R: 0	H: 0	E: 0	K: 1	S: 8	1B: 8	2B: 3	3B: 0	HR: 1	SF: 0	SAC: 0	DP: 2	HBP: 0	WP: 0	PB: 0	SB: 0	CS: 0	PA: 38
--------------	------	------	------	------	------	------	------	------	------	------	------	------	------	------	------	------	------	------	------	-------	------	------	------	------	------	------	------	------	------	-------	------	------	------	------	------	------	------	------	------	-------	------	------	------	------	------	-------	-------	-------	-------	-------	--------	-------	--------	-------	-------	-------	-------	--------

PITCHER	IP	WLS	BF	H	R	ER	SO	BB	IBB	HBP	BLK	WP	HR	S	P	ERA	WHIP
Jose Mesa, R ERA: 4.25 (1, 1)	7.0		28	8	3	3	2	3	0	0	0	0	0	58	102	3.86	1.571
Eric Plunk, R ERA: 3.48 (8, 1)	0.1		4	2	3	3	0	1	0	0	0	0	1	9	14	81.00	9.000
Jerry Dipoto, R ERA: 3.18 (8, 1)	1.2	W	6	2	0	0	1	0	0	0	0	0	0	13	16	0.00	1.200

BOTTOM

Cleveland Indians @ Boston Red Sox

Fenway Park, Boston, MA

Fri Aug 20 1993, 7:05 PM EDT

Att: 31,819 - Unknown - 74 F

livebaseballscorecards.com

AB	34
R	6
H	12
RBI	6
BB	4
SO	3
LOB	14



Batter	1	2	3	4	5	6	7	8	9	AB R H RBI BB SO LOB	TOP											
Wayne Kirby, L OBP: 0.337, SLG: 0.412 (1, 8) (9, 9)	3-2 FC1-5 1B HBP	2-2 G6-3 1-2f			2-3 K		2-1 FC4-6 1-2f 2-3 3-H		0-0 SH 1B	3 1 0 1 0 1 3												
Felix Fermin, R OBP: 0.303, SLG: 0.304 Jeff Treadway, L OBP: 0.343, SLG: 0.379 Alvaro Espinoza, R OBP: 0.307, SLG: 0.384 (1, 6) (7, PH) (7, 6)	2-1 FC1-5 1B 1B	3-1 G4-3			0-0 L4		1-3 K		0-1 B2-4	3 1 1 0 0 0 0 1 0 0 0 0 1 2 1 0 0 0 0 0 1												
Carlos Baerga, S OBP: 0.346, SLG: 0.491 (1, 4)	2-0 FC1-5 1B 1-2 2-3f				2-1 F7		1-0 E SF9 1B		1-0 HBP 2B 1B	5 3 2 1 0 1 4												
Albert Belle, R OBP: 0.382, SLG: 0.576 (1, 7)	3-1 E2 1B 1-H 2-H				4-1 CS BB		0-0 E6 1-3 G6-4-3		3-1 G6-3 1-2 2B 1B HBP	3 1 1 1 1 0 1												
Paul Sorrento, L OBP: 0.328, SLG: 0.435 (1, 3)	1-0 FC4				2-3 K 1-2		1-0 SF9		2-2 HBP 1B 1-3 2B 1B	4 1 2 2 0 1 2												
Candy Maldonado, R OBP: 0.282, SLG: 0.289 Kenny Lofton, L OBP: 0.392, SLG: 0.411 (1, 9) (9, PR) (9, 8)	1-3 K				3-2 F9		1-0 G6-4-3 1-2f		0-3 K 2-H 3-H 1B	5 0 1 2 0 2 4 0 0 0 0 0 0 0												
Jim Thome, L OBP: 0.324, SLG: 0.375 (1, 5)	2-3 K				1-1 G4-3		2-2 HBP FC4-6 1B 1B		2-0 HBP K	4 1 1 0 0 2 3												
Reggie Jefferson, S OBP: 0.308, SLG: 0.387 (1, 10)		3-2 1B 2B			3-3 K		2-1 FC4-6 HBP 1-2 1B		0-0 G4-3	5 1 2 0 0 1 3												
Sandy Alomar Jr., R OBP: 0.322, SLG: 0.433 (1, 2)		2-1 G6-3 1B 2-H			3-2 F8		2-2 FC4-6 HBP 1-2 2-3		3-2 SH 1B	3 1 2 1 0 0 0												
Inning Stats	R: 2 E: 1 K: 2 S: 14	H: 2 LOB: 2 BB: 0 P: 28	R: 1 E: 0 K: 0 S: 10	H: 2 LOB: 0 BB: 0 P: 20	R: 0 E: 0 K: 1 S: 6	H: 0 LOB: 1 BB: 1 P: 14	R: 0 E: 0 K: 1 S: 8	H: 0 LOB: 0 BB: 0 P: 15	R: 0 E: 0 K: 1 S: 7	H: 0 LOB: 0 BB: 0 P: 12	R: 1 E: 1 K: 0 S: 4	H: 1 LOB: 0 BB: 0 P: 7	R: 1 E: 0 K: 2 S: 16	H: 2 LOB: 2 BB: 0 P: 26	R: 0 E: 0 K: 1 S: 9	H: 1 LOB: 2 BB: 0 P: 16	R: 5 E: 1 K: 1 S: 19	H: 4 LOB: 1 BB: 0 P: 29	1B: 10 2B: 3 3B: 0 HR: 0	SF: 1 SAC: 1 DP: 3 HBP: 4	WP: 0 PB: 0 SB: 0 CS: 1	PA: 44
PITCHER	IP WLS BF H R ER SO BB IBB HBP BLK WP HR S P ERA WHIP																				PITCHER	IP WLS BF H R ER SO BB IBB HBP BLK WP HR S P ERA WHIP
Roger Clemens, R ERA: 4.07 (1, 1)	6.0 L 26 7 5 4 5 1 0 1 0 0 0 54 105 6.00 1.333																					
Greg Harris, R ERA: 2.87 (7, 1)	2.1 L 13 3 3 2 3 0 0 2 0 0 0 27 44 7.71 1.286																					
Ken Ryan, R ERA: 2.91 (9, 1)	0.0 3 2 2 2 0 0 0 0 1 0 0 0 7 12 ∞ ∞																					
Tony Fossas, L ERA: 4.7 (9, 1)	0.2 2 0 0 0 0 1 0 0 0 0 0 0 5 6 0.00 0.000																					

Cleveland Indians @ Boston Red Sox
Fenway Park, Boston, MA
Sat Aug 21 1993, 3:33 AM EDT
Att. 32,888 - Sunny - 71 F

livebaseballscorecards.com

AB	37
R	10
H	12
RBI	8
BB	1
SO	9
LOB	23



Batter	1	2	3	4	5	6	7	8	9	AB	R	H	RBI	BB	SO	LOB
Scott Fletcher, R OBP: 0.352, SLG: 0.422 (1, 4)	0-1 SH1-3 SF8 2B	1 SAFE 2-1 L8		1-1 1-2 2-H 1B		2-0 P7		2-2 1B		5	1	3	1	0	0	3
Billy Hatcher, R OBP: 0.355, SLG: 0.430 (1, 8)	0-0 SH1-3 2-3		0-0 G3	2-3 K		1-1 1B 1-2 3-H 1B			2-2 G3	4	0	1	1	0	1	2
Mo Vaughn, L OBP: 0.396, SLG: 0.522 (1, 10)	2-1 SF8 3-H		1-1 1B FC5-2 2B	2-3 K		2-0 1-3 2-H 1B			2-2 G6-3	4	0	2	2	0	1	2
Andre Dawson, R OBP: 0.307, SLG: 0.412 (1, 9)	1-0 2B		1-2 FC5-2 2-3 1B		0-1 G5-3			0-1 G5-3	1-2 F8	5	0	2	0	0	0	0
Bob Zupcic, R OBP: 0.324, SLG: 0.377 Mike Greenwell, L OBP: 0.367, SLG: 0.458 (1, 7) (7, PH) (8, 7)	3-3 K		0-1 FC5-2 1-2 3-H		3-1 F9			4-2 BB		3	0	0	0	0	1	3
Carlos Quintana, R OBP: 0.314, SLG: 0.274 (1, 3)		0-0 G6-3	0-1 G1-3		0-3 K			0-1 F9		4	0	0	0	0	1	3
John Valentin, R OBP: 0.325, SLG: 0.411 (1, 6)		1-1 1B 2B		3-1 G5-3		2-2 1B 1B		0-2 P4		4	2	2	0	0	0	1
Tim Naehring, R OBP: 0.267, SLG: 0.267 Bob Melvin, R OBP: 0.258, SLG: 0.290 (1, 5) (9, 2)		1-1 2-H 1B		0-1 BB 1B 1B		3-1 1B 1B		3-3 K		4	2	3	1	0	1	0
Tony Peña, R OBP: 0.238, SLG: 0.232 Scott Cooper, L OBP: 0.354, SLG: 0.397 (1, 2) (8, PH) (9, 5)		1-3 K		4-2 1B 1-2 BB		1-2 P4		3-1 P6		2	0	0	0	1	1	3
										1	0	0	0	0	0	0

Inning Stats	R: 1	H: 2	E: 0	K: 1	S: 9	R: 1	H: 2	E: 0	K: 1	S: 10	R: 0	H: 2	E: 0	K: 0	S: 10	R: 1	H: 2	E: 0	K: 2	S: 14	R: 0	H: 0	E: 0	K: 1	S: 7	R: 2	H: 4	E: 0	K: 0	S: 12	R: 0	H: 0	E: 0	K: 0	S: 10	R: 0	H: 1	E: 0	K: 1	S: 8	R: 0	H: 0	E: 0	K: 0	S: 13	1B: 9	SF: 1	2B: 4	SAC: 1	3B: 0	DP: 0	HR: 0	HBP: 0	WP: 0	PA: 40
PITCHER	IP	WLS	BF	H	R	ER	SO	BB	IBB	HBP	BLK	WP	HR	S	P	ERA	WHIP																																						
Bob Ojeda, L ERA: 5.4 (1, 1)	5.0		25	9	4	4	5	1	0	0	0	0	0	53	83	7.20	2.000																																						
Bill Wertz, R ERA: 3.45 (6, 1)	3.0	W	12	4	1	1	1	1	0	0	0	0	0	27	48	3.00	1.667																																						
Jerry Dipoto, R ERA: 3.09 (9, 1)	1.0		3	0	0	0	0	0	0	0	0	0	0	13	18	0.00	0.000																																						

BOTTOM

Cleveland Indians @ Boston Red Sox
Fenway Park, Boston, MA
Sat Aug 21 1993, 3:33 AM EDT
Att: 32,888 - Sunny - 71 F

livebaseballscorecards.com

AB 36
R 5
H 13
RBI 5
BB 2
SO 6
LOB 17



Batter	1	2	3	4	5	6	7	8	9	10	11	AB R H RBI BB SO LOB	TOP																	
Wayne Kirby, L OBP: 0.334, SLG: 0.406 (1, 8) (8, 9)	0-2 E1 FC1-5		0-2 L8		0-0 G3			1-3 K	2-3 K		4-0 FC4-6 IBB	5 0 0 0 1 2 2																		
Felix Fermin, R OBP: 0.301, SLG: 0.302 (1, 6) (8, 9)	1-1 FC1-5 BB		0-0 G6-3		1-0 G3-6-3 1B			2-1 G4-3	0-2 FC5		0-0 FC4-6 1-2f	6 0 1 0 0 0 5																		
Carlos Baerga, S OBP: 0.348, SLG: 0.491 (1, 4) (8, 9)	4-2 1-2 BB			1-1 S 1B		0-0 G3-6-3 1-2f		1-2 2B 1B		3-2 G4-3		4 1 2 0 1 0 1																		
Albert Belle, R OBP: 0.380, SLG: 0.574 (1, 7) (8, 9)	1-3 K			2-3 B SAFE SAFE SAFE SAFE 1-2 K		3-3 K		0-0 1B 2B		1-3 K		5 1 1 1 0 4 3																		
Paul Sorrento, L OBP: 0.328, SLG: 0.433 Randy Milligan, R OBP: 0.396, SLG: 0.413 (8, PH) (8, 3)	3-2 L8			4-1 BB			0-0 F7	1-1 1B		0-0 F9		2 0 0 0 1 0 2 2 0 1 1 0 0 0																		
Candy Maldonado, R OBP: 0.263, SLG: 0.285 Kenny Lofton, L OBP: 0.392, SLG: 0.411 (8, PH) (8, 8)		0-0 F9		2 SAFE 3-2 F7			4-2 2B BB	2-0 G4-3			1-0 1B G3 1B	2 0 0 0 1 0 2 2 1 1 0 0 0 1																		
Jim Thome, L OBP: 0.333, SLG: 0.405 (1, 5) (8, 9)		1-3 K		3-2 G3			0-1 2B			2-3 K	1 SAFE 2-0 1 SAFE 1-3 G3 1B	5 0 2 0 0 2 2	AB 43 R 3 H 10 RBI 3 BB 4 SO 10 LOB 24																	
Reggie Jefferson, S OBP: 0.306, SLG: 0.384 (1, 10) (8, 9)		3-2 F7			2-3 K		1-2 F7		0-0 FC5 1B 1B		0-2 G3 1-2 3-H	5 0 1 1 0 1 3																		
Junior Ortiz, R OBP: 0.273, SLG: 0.286 Jeff Treadway, L OBP: 0.341, SLG: 0.377 Sandy Alomar Jr., R OBP: 0.325, SLG: 0.434 (7, PH) (7, 2)			0-0 F9		1-3 K		0-0 L9		1-1 1B 1-2		1-1 F8	2 0 0 0 0 1 0 1 0 0 0 0 0 2 2 0 1 0 0 0 1																		
Inning Stats	R: 0 E: 1 K: 1 S: 14	H: 0 LOB: 2 BB: 1 P: 23	R: 0 E: 0 K: 1 S: 9	H: 0 LOB: 0 BB: 0 P: 13	R: 0 E: 0 K: 0 S: 5	H: 0 LOB: 0 BB: 0 P: 5	R: 0 E: 0 K: 1 S: 19	H: 1 LOB: 2 BB: 1 P: 32	R: 0 E: 0 K: 2 S: 7	H: 0 LOB: 0 BB: 0 P: 10	R: 0 E: 0 K: 1 S: 5	H: 1 LOB: 0 BB: 0 P: 9	R: 0 E: 0 K: 1 S: 9	H: 1 LOB: 2 BB: 1 P: 14	R: 2 E: 0 K: 1 S: 13	H: 3 LOB: 1 BB: 0 P: 20	R: 0 E: 0 K: 2 S: 12	H: 2 LOB: 2 BB: 0 P: 17	R: 0 E: 0 K: 1 S: 8	H: 0 LOB: 0 BB: 0 P: 12	R: 1 E: 0 K: 0 S: 10	H: 2 LOB: 2 BB: 1 P: 17	1B: 8 2B: 2 3B: 0 HR: 0	SF: 0 SAC: 0 DP: 1 HBP: 0	WP: 0 PB: 0 SB: 1 CS: 0	PA: 47				
PITCHER	IP WLS BF H R ER SO BB IBB HBP BLK WP HR S P ERA WHIP															IP WLS BF H R ER SO BB IBB HBP BLK WP HR S P ERA WHIP														
Aaron Sele, R ERA: 2.67 John Dopson, R ERA: 4.6 Tony Fossas, L ERA: 4.7 Ken Ryan, R ERA: 2.89	(1, 1) (8, 1) (8, 1) (8, 1)	7.0 0.2 0.0 3.1	27 4 1 15	3 2 1 4	0 2 0 1	0 2 0 1	6 1 0 3	3 0 0 1	0 0 0 1	0 0 0 0	0 0 0 0	0 0 0 0	0 0 0 0	0 0 0 0	0 0 0 0	0 0 0 0	0 0 0 0	0 0 0 0	0 0 0 0	0 0 0 0	0 0 0 0	0 0 0 0	0 0 0 0	0 0 0 0	0 0 0 0	0 0 0 0	0.00 27.00 ∞ 2.70	0.857 3.000 ∞ 1.200		

Cleveland Indians @ Boston Red Sox
 Fenway Park, Boston, MA
 Sun Aug 22 1993, 3:33 AM EDT
 Att: 33,560 - Sunny - 70 F

livebaseballscorecards.com



Batter	1	2	3	4	5	6	7	8	9	10	11	AB	R	H	RBI	BB	SO	LOB	BOTTOM							
Scott Fletcher, R OBP: 0.349, SLG: 0.421	(1, 4) F9	(2, 2) F9			(1, 1) 2B		(0, 1) F8	(0, 0) FC4-6		(1, 0) F8		6	0	1	0	0	0	4	Cleveland Indians @ Boston Red Sox Fenway Park, Boston, MA Sun Aug 22 1993, 3:33 AM EDT Att: 33,560 - Sunny - 70 F							
Billy Hatcher, R OBP: 0.353, SLG: 0.427	(1, 8) 1B			(0, 0) P4	(0, 1) F8		(2, 2) F9	(1, 0) F9		(2, 1) F8		6	0	1	0	0	0	4								
Mike Greenwell, L OBP: 0.367, SLG: 0.456	(1, 7) 1B			(2, 2) L3	(0, 1) F8		(0, 0) 2B		(0, 0) G3		(0, 1) E6	6	0	2	0	0	0	1								
Andre Dawson, R OBP: 0.307, SLG: 0.421	(1, 10) P3			(1, 1) P5		(2, 0) HR	(2, 1) 2B		(2, 1) F8		(0, 1) FC4-6	6	1	2	1	0	0	3								
Mo Vaughn, L OBP: 0.398, SLG: 0.521	(1, 3) L9			(1, 2) 1B		(0, 0) F7	(4, 0) IBB		(4, 1) 1B		(3, 3) K	3	0	1	0	2	0	2								
Bob Zupcic, R OBP: 0.324, SLG: 0.377												0	0	0	0	0	0	0								
Carlos Quintana, R OBP: 0.313, SLG: 0.273												1	0	0	0	0	1	1								
Rob Deer, R OBP: 0.306, SLG: 0.392		(3, 0) HR		(0, 0) 1B		(3, 2) L5	(1, 0) F9		(3, 2) 1B		(0, 1) FC5-4	6	1	3	1	0	0	4								
Scott Cooper, L OBP: 0.355, SLG: 0.400	(1, 5) 3B			(1, 3) K		(1, 0) 2B			(1, 2) P6			4	0	1	0	0	1	4								
John Valentin, R OBP: 0.328, SLG: 0.418	(1, 6) K			(1, 1) F7-2		(0, 0) 2B			(1, 2) SH1-3			4	0	2	0	1	1	3								
Bob Melvin, R OBP: 0.252, SLG: 0.283	(1, 2) G6-3			(0, 0) K		(3, 3) K			(0, 0) SH1-3			3	0	0	0	0	2	3								
Ernest Riles, L OBP: 0.302, SLG: 0.408												0	0	0	0	1	0	0								
Tony Peña, R OBP: 0.238, SLG: 0.232												0	0	0	0	0	0	0								
Inning Stats	R: 0 E: 0 K: 0 S: 12	H: 2 LOB: 2 BB: 0 P: 15	R: 1 E: 0 K: 1 S: 11	H: 2 LOB: 1 BB: 0 P: 17	R: 0 E: 0 K: 0 S: 6	H: 0 LOB: 0 BB: 0 P: 9	R: 0 E: 0 K: 1 S: 13	H: 2 LOB: 1 BB: 0 P: 15	R: 0 E: 0 K: 1 S: 9	H: 1 LOB: 1 BB: 0 P: 12	R: 1 E: 0 K: 1 S: 11	H: 2 LOB: 2 BB: 0 P: 20	R: 0 E: 0 K: 0 S: 9	H: 2 LOB: 3 BB: 1 P: 18	R: 0 E: 0 K: 0 S: 6	H: 1 LOB: 2 BB: 1 P: 15	R: 0 E: 0 K: 0 S: 11	H: 1 LOB: 2 BB: 1 P: 21	R: 0 E: 0 K: 0 S: 7	H: 0 LOB: 1 BB: 1 P: 14	R: 0 E: 1 K: 1 S: 11	H: 0 LOB: 1 BB: 0 P: 14	1B: 6 2B: 5 3B: 1 HR: 2	SF: 0 SAC: 1 DP: 1 HBP: 1	WP: 0 PB: 0 SB: 0 CS: 0	PA: 51
PITCHER	IP	WLS	BF	H	R	ER	SO	BB	IBB	HBP	BLK	WP	HR	S	P	ERA	WHIP									
Derek Lilliquist, L ERA: 1.86	(1, 1)	5.2	25	8	2	2	3	0	0	1	0	0	2	56	79	3.18	1.412									
Tom Kramer, R ERA: 3.99	(6, 1)	4.1	W	22	5	0	1	2	2	0	0	0	0	39	77	0.00	1.615									
Jerry Dipoto, R ERA: 3.0	(11, 1)	1.0	S	4	0	0	1	0	0	0	0	0	0	11	14	0.00	0.000									

AB	45
R	2
H	13
RBI	2
BB	4
SO	5
LOB	29



Batter	1	2	3	4	5	6	7	8	9	AB R H RBI BB SO LOB	TOP
Scott Fletcher, R (1, 4) OBP: 0.353, SLG: 0.421	1-3 		4-0 		0-0 		2-1 		0-0 	4 0 2 0 1 1 1	
Scott Cooper, L (1, 5) OBP: 0.351, SLG: 0.396	1-3 		3-3 		2-1 		1-1 		2-2 	5 0 0 0 0 2 5	
Andre Dawson, R (1, 10) OBP: 0.304, SLG: 0.417	2-2 		0-1 			0-1 	0-0 			4 0 0 0 0 0 3	
Mo Vaughn, L (1, 3) OBP: 0.401, SLG: 0.531		0-0 		2-2 		0-1 		1-2 		4 2 3 1 0 0 0	
Rob Deer, R (1, 9) OBP: 0.305, SLG: 0.390		2-0 		1-3 		1-3 		1-3 		4 0 1 0 0 3 1	
Mike Greenwell, L (1, 7) OBP: 0.366, SLG: 0.454		0-1 		3-3 		2-0 		3-2 		4 0 1 0 0 1 2	
Billy Hatcher, R (1, 8) OBP: 0.356, SLG: 0.436		0-1 		3-1 		0-0 		1-2 		4 1 3 1 0 0 2	
Bob Melvin, R (1, 2) OBP: 0.246, SLG: 0.277 Ernest Riles, L (9, PH) OBP: 0.300, SLG: 0.405		1-0 		2-3 		1-3 		2-2 		3 0 0 0 0 2 3 1 0 0 1 0 0 0	
John Valentin, R (1, 6) OBP: 0.330, SLG: 0.419			0-0 		0-3 		0-1 		1-0 	4 0 2 0 0 1 0	
Inning Stats	R: 0 H: 0 E: 0 LOB: 0 K: 2 BB: 0 S: 9 P: 13	R: 1 H: 3 E: 0 LOB: 1 K: 0 BB: 0 S: 7 P: 10	R: 0 H: 1 E: 0 LOB: 1 K: 1 BB: 1 S: 6 P: 13	R: 1 H: 2 E: 0 LOB: 1 K: 3 BB: 0 S: 14 P: 25	R: 0 H: 1 E: 0 LOB: 0 K: 1 BB: 0 S: 6 P: 8	R: 0 H: 2 E: 0 LOB: 2 K: 1 BB: 0 S: 9 P: 12	R: 0 H: 1 E: 1 LOB: 2 K: 1 BB: 0 S: 12 P: 16	R: 0 H: 0 E: 0 LOB: 0 K: 1 BB: 0 S: 9 P: 14	R: 1 H: 2 E: 0 LOB: 1 K: 0 BB: 0 S: 13 P: 19	1B: 9 SF: 0 2B: 1 SAC: 0 3B: 1 DP: 1 HR: 1 HBP: 0	WP: 0 PA: 38 PB: 0 SB: 1 CS: 0
PITCHER Roger Pavlik, R (1, 1) ERA: 4.01 Cris Carpenter, R (9, 1) ERA: 3.09 Tom Henke, R (9, 1) ERA: 2.79	IP WLS BF H R ER SO BB IBB HBP BLK WP HR S P ERA WHIP 8.0 W 33 10 2 2 10 1 0 0 0 0 1 72 111 2.25 1.375 0.2 4 2 1 1 0 0 0 0 0 0 0 10 14 13.50 3.000 0.1 S 1 0 0 0 0 0 0 0 0 0 0 3 5 0.00 0.000	PITCHER IP WLS BF H R ER SO BB IBB HBP BLK WP HR S P ERA WHIP									

Boston Red Sox @ Texas Rangers
 Arlington Stadium, Arlington, TX

Tue Aug 24 1993, 8:05 PM EDT
 Att. 19,465 - Unknown - 87 F

livebaseballscorecards.com

AB	37
R	3
H	12
RBI	3
BB	1
SO	10
LOB	17

Batter	1	2	3	4	5	6	7	8	9	AB R H RBI BB SO LOB	TOP
--------	---	---	---	---	---	---	---	---	---	----------------------	-----

Scott Fletcher, R (1, 4) <small>OBP: 0.350, SLG: 0.418</small> Tim Naehring, R (7, PH) <small>OBP: 0.235, SLG: 0.235</small>	1-2 		2-0 		1-2 		1-1 		1-2 	3 0 0 0 0 0 2 0 0 0 0 0	
Scott Cooper, L (1, 5) <small>OBP: 0.353, SLG: 0.396</small> Ernest Riles, L (7, PH) <small>OBP: 0.305, SLG: 0.405</small>	1-2 		4-2 		0-1 		4-2 			2 0 1 0 1 0 0 0 0 0 1 0	
Andre Dawson, R (1, 10) <small>OBP: 0.308, SLG: 0.417</small>	0-1 		2-2 		4-2 		1-0 			2 0 1 0 1 0 1	
Mo Vaughn, L (1, 3) <small>OBP: 0.400, SLG: 0.530</small>	2-2 			1-1 	1-1 		1-3 			4 0 1 0 0 2 5	
Rob Deer, R (1, 9) <small>OBP: 0.302, SLG: 0.386</small>	1-3 			2-1 		2-2 		0-0 		4 0 0 0 0 1 3	
Mike Greenwell, L (1, 7) Carlos Quintana, R (7, 7) <small>OBP: 0.315, SLG: 0.276</small>		1-0 		1-2 		0-1 		2-1 		3 1 0 0 0 0 1 0 1 0 0 0	
Billy Hatcher, R (1, 8) Bob Zupcic, R (7, 8) <small>OBP: 0.323, SLG: 0.376</small>		0-1 		1-0 		1-1 		1-0 		2 0 0 0 0 0 1 0 0 0 0 0	
Tony Peña, R (1, 2) <small>OBP: 0.238, SLG: 0.232</small>		2-1 		2-2 			3-1 			4 0 1 1 0 0 0	
John Valentin, R (1, 6) <small>OBP: 0.329, SLG: 0.417</small>			0-3 	2-3 			2-0 			4 1 1 0 0 2 2	

Inning Stats	R: 0 H: 2 E: 0 LOB: 2 K: 2 BB: 0 S: 15 P: 20	R: 0 H: 0 E: 0 LOB: 0 K: 0 BB: 0 S: 5 P: 8	R: 0 H: 0 E: 0 LOB: 1 K: 1 BB: 1 S: 10 P: 18	R: 1 H: 2 E: 0 LOB: 2 K: 1 BB: 0 S: 14 P: 23	R: 0 H: 0 E: 0 LOB: 1 K: 0 BB: 1 S: 9 P: 15	R: 0 H: 0 E: 0 LOB: 0 K: 0 BB: 0 S: 9 P: 12	R: 1 H: 1 E: 0 LOB: 2 K: 1 BB: 1 S: 10 P: 22	R: 0 H: 1 E: 0 LOB: 0 K: 0 BB: 0 S: 4 P: 7	R: 0 H: 0 E: 0 LOB: 0 K: 0 BB: 0 S: 8 P: 11	1B: 5 SF: 0 2B: 1 SAC: 0 3B: 0 DP: 1 HR: 0 HBP: 2	WP: 1 PA: 37 PB: 0 SB: 0 CS: 0
--------------	---	---	---	---	--	--	---	---	--	--	---

PITCHER	IP	WLS	BF	H	R	ER	SO	BB	IBB	HBP	BLK	WP	HR	S	P	ERA	WHIP
Steve Dreyer, R (1, 1) ERA: 5.51	6.1	W	27	5	2	2	4	2	0	1	0	0	0	65	104	2.84	1.105
Brian Bohanon, L (7, 1) ERA: 3.66	0.2		4	0	0	0	1	1	0	1	0	1	0	7	14	0.00	1.500
Matt Whiteside, R (8, 1) ERA: 3.47	1.0		3	1	0	0	0	0	0	0	0	0	0	4	7	0.00	1.000
Bob Patterson, L (9, 1) ERA: 4.7	1.0		3	0	0	0	0	0	0	0	0	0	0	8	11	0.00	0.000

Boston Red Sox @ Texas Rangers
 Arlington Stadium, Arlington, TX
 Wed Aug 25 1993, 8:05 PM EDT
 Att. 18,381 - Unknown - 97 F

livebaseballscorecards.com

AB	32
R	2
H	6
RBI	1
BB	3
SO	5
LOB	14



Batter	1	2	3	4	5	6	7	8	9
David Hulse, L OBP: 0.333, SLG: 0.373 (1, 8)	0-0 1B	2-2 L5			0-0 L4	1-1 1B		1-2 G4-3	
Doug Strange, S OBP: 0.310, SLG: 0.347 (1, 4)	2-0 L9		1-1 F8		1-0 1B	0-1 F7		0-0 P7	
Rafael Palmeiro, L OBP: 0.372, SLG: 0.583 (1, 3)	4-2 1B 1-2 HR BB		1-1 F7		4-0 1B E IBB	0-1 F8		2-3 K	
Juan Gonzalez, R OBP: 0.377, SLG: 0.629 (1, 7)	1-1 1-2 2-H HR 1B		0-0 1B		1-1 L7		1-0 1B 2B 1B		
Julio Franco, R OBP: 0.363, SLG: 0.440 (1, 10)	3-2 F9		2-2 L6		2-2 E8 1-H 2-H 1B		1-1 1-2 2B 1B		
Ivan Rodriguez, R OBP: 0.332, SLG: 0.438 (1, 2)	1-2 1-H 2-H HR			3-2 K	0-3 SAFE K		0-0 1-H 2-H 2B		
Dean Palmer, R OBP: 0.319, SLG: 0.505 (1, 5)	1-3 K			0-2 P6		0-2 HR	1-0 P5		
Dan Peltier, L OBP: 0.361, SLG: 0.368 (1, 9)		2-1 F8		2-2 2B		0-0 F8	0-1 G1-3		
Donald Harris, R OBP: 0.280, SLG: 0.333 (7, 9)									
Manuel Lee, S OBP: 0.248, SLG: 0.185 (1, 6)		2-2 L6		2-2 F9		2-2 1B 2B	1-2 G6-3		

Inning Stats	R: 4	H: 3	E: 0	K: 1	S: 17	LOB: 0	BB: 1	P: 29	R: 0	H: 0	E: 0	K: 0	S: 9	LOB: 0	BB: 0	P: 15	R: 0	H: 1	E: 0	K: 0	S: 8	LOB: 1	BB: 0	P: 12	R: 0	H: 1	E: 0	K: 1	S: 14	LOB: 1	BB: 0	P: 21	R: 2	H: 2	E: 1	K: 1	S: 11	LOB: 1	BB: 1	P: 19	R: 2	H: 3	E: 0	K: 0	S: 16	LOB: 1	BB: 0	P: 19	R: 2	H: 3	E: 0	K: 0	S: 11	LOB: 1	BB: 0	P: 15	R: 0	H: 0	E: 0	K: 1	S: 7	LOB: 0	BB: 0	P: 10
--------------	------	------	------	------	-------	--------	-------	-------	------	------	------	------	------	--------	-------	-------	------	------	------	------	------	--------	-------	-------	------	------	------	------	-------	--------	-------	-------	------	------	------	------	-------	--------	-------	-------	------	------	------	------	-------	--------	-------	-------	------	------	------	------	-------	--------	-------	-------	------	------	------	------	------	--------	-------	-------

PITCHER	IP	WLS	BF	H	R	ER	SO	BB	IBB	HBP	BLK	WP	HR	S	P	ERA	WHIP
Paul Quantrill, R ERA: 3.66 (1, 1)	4.2	L	23	7	6	5	2	1	1	0	0	0	1	55	92	9.64	1.714
Ken Ryan, R ERA: 3.32 (5, 1)	0.2		5	3	2	2	1	0	0	0	0	0	1	16	19	27.00	4.500
Tony Fossas, L ERA: 4.91 (6, 1)	2.2		11	3	2	2	1	0	0	0	0	0	0	22	29	6.75	1.125

BOTTOM

Boston Red Sox @ Texas Rangers
Arlington Stadium, Arlington, TX

Wed Aug 25 1993, 8:05 PM EDT
Att: 18,381 - Unknown - 97 F

AB	R	H	RBI	BB	SO	LOB
5	1	2	1	0	0	0
5	1	1	0	0	0	2
3	2	0	0	2	1	1
4	2	3	1	0	0	2
4	1	2	1	0	0	3
4	1	2	5	0	2	1
4	1	1	1	0	1	1
3	0	1	0	0	0	0
1	0	0	0	0	0	1
4	1	1	0	0	0	2

AB	37
R	10
H	13
RBI	9
BB	2
SO	4
LOB	13



1B	7	SF	0	WP	0	PA	39
2B	4	SAC	0	PB	0		
3B	0	DP	0	SB	1		
HR	2	HBP	0	CS	0		

PITCHER	IP	WLS	BF	H	R	ER	SO	BB	IBB	HBP	BLK	WP	HR	S	P	ERA	WHIP
---------	----	-----	----	---	---	----	----	----	-----	-----	-----	----	----	---	---	-----	------

Batter	1	2	3	4	5	6	7	8	9	AB R H RBI BB SO LOB	TOP
Scott Fletcher, R (1, 4) <small>OBP: 0.348, SLG: 0.415</small>	0-0 	0-2 FC6-4 			2-1 G5-3 		3-2 G5-3 		1-0 G1-6-3 	5 1 1 0 0 0 2	
Scott Cooper, L (1, 5) <small>OBP: 0.349, SLG: 0.391</small>	0-0 G1-3 		0-2 F8 		1-1 G3-1 		0-1 F8 		3-2 G3 	5 0 0 0 0 0 3	
Andre Dawson, R (1, 10) <small>OBP: 0.313, SLG: 0.424</small>	2-2 		0-1 G6-3 		1-2 		2-0 			3 1 2 1 0 0 0	
Mo Vaughn, L (1, 3) <small>OBP: 0.400, SLG: 0.529</small>	0-1 		1-3 K 		4-0 		0-0 L7 			3 0 1 1 1 1 1	
Rob Deer, R (1, 9) <small>OBP: 0.301, SLG: 0.382</small>	1-3 K 			4-2 	1-3 K 		0-1 F8 			3 0 0 0 1 2 3	
Mike Greenwell, L (1, 7) <small>OBP: 0.360, SLG: 0.446</small>	2-1 G3 			2-0 G1 		0-2 G3-1 		1-2 F9 		4 0 0 0 0 0 2	
Billy Hatcher, R (1, 8) <small>OBP: 0.353, SLG: 0.431</small>				2-1 P2 		1-1 G4-3 		0-3 K 		4 0 0 0 0 1 1	
Tony Peña, R (1, 2) <small>OBP: 0.242, SLG: 0.233</small> Bob Zupcic, R (9, PR) <small>OBP: 0.323, SLG: 0.376</small> Bob Melvin, R (9, 2) <small>OBP: 0.246, SLG: 0.277</small>			1-2 G4-3 		4-1 	1-3 K 		0-0 		3 0 1 0 1 1 0 0 0 0 0 0 0 0 0 0 0 0 0 0 0	
John Valentin, R (1, 6) <small>OBP: 0.331, SLG: 0.426</small>		1-2 		0-0 L9 		1-1 		0-2 L9 		4 1 2 1 0 0 3	
Inning Stats	R: 2 H: 3 E: 0 LOB: 1 K: 1 BB: 0 S: 13 P: 18	R: 0 H: 1 E: 0 LOB: 1 K: 0 BB: 0 S: 11 P: 14	R: 0 H: 0 E: 0 LOB: 0 K: 1 BB: 0 S: 8 P: 9	R: 0 H: 0 E: 0 LOB: 2 K: 0 BB: 2 S: 7 P: 19	R: 0 H: 1 E: 0 LOB: 2 K: 1 BB: 1 S: 10 P: 19	R: 0 H: 0 E: 0 LOB: 0 K: 1 BB: 0 S: 8 P: 10	R: 1 H: 1 E: 0 LOB: 1 K: 0 BB: 0 S: 8 P: 14	R: 0 H: 0 E: 0 LOB: 0 K: 1 BB: 0 S: 8 P: 9	R: 0 H: 1 E: 0 LOB: 2 K: 0 BB: 0 S: 8 P: 12	1B: 4 SF: 0 2B: 2 SAC: 0 3B: 0 DP: 0 HR: 1 HBP: 1	WP: 0 PA: 38 PB: 0 SB: 0 CS: 0
PITCHER Kevin Brown, R (1, 1) <small>ERA: 3.91</small>	IP: 9.0 WLS: L BF: 38 H: 7 R: 3 ER: 3 SO: 5 BB: 2 IBB: 1 HBP: 1 BLK: 0 WP: 0 HR: 1 S: 81 P: 124 ERA: 3.00 WHIP: 1.000										

Boston Red Sox @ Texas Rangers
 Arlington Stadium, Arlington, TX

Thu Aug 26 1993, 8:05 PM EDT
 Att. 21,017 - Unknown - 94 F

livebaseballscorecards.com

AB	34
R	3
H	7
RBI	3
BB	3
SO	5
LOB	15



Batter	1	2	3	4	5	6	7	8	9	AB	R	H	RBI	BB	SO	LOB
Gary Redus, R OBP: 0.332, SLG: 0.474 (1, 9) FBB CBB BB	4-2 1B BB		1-1 F7		3-3 K			1-1 SAFE 1-2 G4-6-3 1B		3	0	1	0	1	1	0
Mario Diaz, R OBP: 0.287, SLG: 0.373 (1, 6) Geno Petrali, L OBP: 0.373, SLG: 0.303 (8, PH) Manuel Lee, S OBP: 0.248, SLG: 0.185 (9, 6) X	0-0 P5		3-2 G6-3			1-0 G1-3		2-2 G4-6-3 1-2f		3	0	0	0	0	0	1
Rafael Palmeiro, L OBP: 0.371, SLG: 0.580 (1, 3) BB X	2-0 1-2 1B		1-2 G3			1-1 F8			2-3 K	4	0	1	0	0	1	0
Juan Gonzalez, R OBP: 0.373, SLG: 0.623 (1, 7) CBB SFB X	1-3 K			1-1 F7		1-2 P4			0-2 F8	4	0	0	0	0	1	2
Julio Franco, R OBP: 0.362, SLG: 0.438 (1, 10) C X	0-1 F8			1-0 G4-3			0-0 G6-3 1B		1-3 K	4	0	1	0	0	1	2
Ivan Rodriguez, R OBP: 0.334, SLG: 0.451 (1, 2) SBB X		1-1 2B		0-0 HR		1-1 G6-3 1-2f				3	1	2	1	0	0	1
Dean Palmer, R OBP: 0.317, SLG: 0.501 (1, 5) SBB X		1-1 L8		3-3 K		2-2 G3-1				3	0	0	0	0	1	1
Doug Strange, S OBP: 0.308, SLG: 0.344 (1, 4) S C C S		0-3 K			0-1 L4			1-1 G6-3		3	0	0	0	0	1	1
David Hulse, L OBP: 0.331, SLG: 0.370 (1, 8) CBB S X		1-2 G6-3			1-0 G4-3			1-1 E3 1B		3	0	0	0	0	0	1

Inning Stats	R: 0	H: 1	E: 0	LOB: 2	K: 1	BB: 1	S: 9	R: 0	H: 1	E: 0	LOB: 1	K: 1	BB: 0	S: 10	R: 0	H: 0	E: 0	LOB: 0	K: 0	BB: 0	S: 8	R: 1	H: 1	E: 0	LOB: 0	K: 1	BB: 0	S: 7	R: 0	H: 0	E: 0	LOB: 0	K: 1	BB: 0	S: 6	R: 0	H: 0	E: 0	LOB: 0	K: 0	BB: 0	S: 6	R: 0	H: 1	E: 0	LOB: 0	K: 0	BB: 0	S: 6	R: 0	H: 1	E: 1	LOB: 1	K: 0	BB: 0	S: 9	R: 0	H: 1	E: 0	LOB: 0	K: 2	BB: 0	S: 10	R: 0	H: 0	E: 0	LOB: 0	K: 2	BB: 0	S: 10	1B: 3	SF: 0	2B: 1	SAC: 0	3B: 0	DP: 2	HR: 1	HBP: 0	WP: 0	PA: 32
--------------	------	------	------	--------	------	-------	------	------	------	------	--------	------	-------	-------	------	------	------	--------	------	-------	------	------	------	------	--------	------	-------	------	------	------	------	--------	------	-------	------	------	------	------	--------	------	-------	------	------	------	------	--------	------	-------	------	------	------	------	--------	------	-------	------	------	------	------	--------	------	-------	-------	------	------	------	--------	------	-------	-------	-------	-------	-------	--------	-------	-------	-------	--------	-------	--------

PITCHER	IP	WLS	BF	H	R	ER	SO	BB	IBB	HBP	BLK	WP	HR	S	P	ERA	WHIP
Frank Viola, L ERA: 3.37 (1, 1)	7.1	W	27	4	1	1	4	1	0	0	0	0	1	56	88	1.23	0.682
Greg Harris, R ERA: 2.85 (8, 1)	0.2		2	1	0	0	0	0	0	0	0	0	0	5	8	0.00	1.500
Tony Fossas, L ERA: 4.85 (9, 1)	0.1		1	0	0	0	1	0	0	0	0	0	0	3	5	0.00	0.000
Jeff Russell, R ERA: 2.68 (9, 1)	0.2	S	2	0	0	0	1	0	0	0	0	0	0	7	8	0.00	0.000

BOTTOM

Boston Red Sox @ Texas Rangers
Arlington Stadium, Arlington, TX

Thu Aug 26 1993, 8:05 PM EDT
Att: 21,017 - Unknown - 94 F

livebaseballscorecards.com

AB	31
R	1
H	5
RBI	1
BB	1
SO	6
LOB	11



Batter	1	2	3	4	5	6	7	8	9	AB	R	H	RBI	BB	SO	LOB	TOP				
Scott Fletcher, R (1, 4) <small>OBP: 0.349, SLG: 0.420</small>	0-1 G6-3	1-2 2B		1-2 F7			0-2 F9	0-0 2B		5	0	2	3	0	0	0					
Billy Hatcher, R (1, 8) <small>OBP: 0.349, SLG: 0.426</small>	1-1 F7	0-0 F7			1-0 G4-3		0-0 L7	1-0 P6		5	0	0	0	0	0	2					
Andre Dawson, R (1, 10) <small>OBP: 0.316, SLG: 0.427</small> Bob Zuppic, R (8, PR) <small>OBP: 0.323, SLG: 0.376</small>	2-1 1B			2-1 1B		1-1 L6	2-2 1B	2-2 E5		5	0	3	0	0	0	1					
Mo Vaughn, L (1, 3) <small>OBP: 0.400, SLG: 0.526</small>	4-2 1B			1-0 1B		0-0 F8	0-0 G4-3	1-3 K		4	0	1	0	1	1	3					
Rob Deer, R (1, 9) <small>OBP: 0.300, SLG: 0.378</small>	4-0 1B			3-0 P6		0-0 G1-3		1-2 P4	2-3 K	4	0	0	0	1	1	2					
Mike Greenwell, L (1, 7) <small>OBP: 0.359, SLG: 0.443</small>	3-2 G3-1			0-0 F8		2-2 L9		0-0 2B	0-1 F8	5	1	1	0	0	0	5					
Tim Lincecum, R (1, 5) <small>OBP: 0.250, SLG: 0.211</small> Scott Cooper, L (8, PH) <small>OBP: 0.350, SLG: 0.394</small> (8, 5)				0-1 FC5-4		4-1 BB		1-2 2B	3-1 G1	2	0	0	0	1	0	2					
Tony Peña, R (1, 2) <small>OBP: 0.243, SLG: 0.234</small> Ernest Riles, L (8, PH) <small>OBP: 0.310, SLG: 0.405</small> Bob Melvin, R (8, 2) <small>OBP: 0.246, SLG: 0.277</small>				1-2 1B		0-0 G4-3		4-0 2B		3	1	1	0	0	0	1					
John Valentin, R (1, 6) <small>OBP: 0.333, SLG: 0.430</small>	1-2 1B			2-2 G1-3		0-1 FC6-4		0-0 2B		4	1	2	2	0	0	2					
Inning Stats	R: 0 E: 0 K: 0 S: 12	H: 1 LOB: 3 BB: 2 P: 26	R: 1 E: 0 K: 0 S: 15	H: 3 LOB: 1 BB: 0 P: 20	R: 0 E: 0 K: 0 S: 7	H: 2 LOB: 2 BB: 0 P: 13	R: 0 E: 0 K: 0 S: 7	H: 0 LOB: 0 BB: 0 P: 10	R: 0 E: 1 K: 0 S: 8	H: 0 LOB: 2 BB: 1 P: 16	R: 0 E: 0 K: 0 S: 9	H: 1 LOB: 1 BB: 0 P: 11	R: 4 E: 1 K: 1 S: 16	H: 4 LOB: 2 BB: 1 P: 26	R: 0 E: 0 K: 1 S: 9	H: 0 LOB: 0 BB: 0 P: 14	1B: 7 2B: 4 3B: 0 HR: 0	SF: 0 SAC: 0 DP: 0 HBP: 0	WP: 0 PB: 0 SB: 0 CS: 0	PA: 43	
PITCHER	IP	WLS	BF	H	R	ER	SO	BB	IBB	HBP	BLK	WP	HR	S	P	ERA	WHIP				
Chris Haney, L (1, 1) <small>ERA: 4.78</small>	7.0	L	31	7	1	1	0	3	0	0	0	0	0	62	102	1.29	1.429				
Mark Gubicza, R (8, 1) <small>ERA: 4.58</small>	0.2		8	4	4	4	0	0	1	0	0	0	0	13	22	54.00	6.000				
Billy Brewer, L (8, 1) <small>ERA: 2.86</small>	0.1		1	0	0	0	1	0	0	0	0	0	0	3	4	0.00	0.000				
John Habyan, R (9, 1) <small>ERA: 3.88</small>	1.0		3	0	0	0	1	0	0	0	0	0	0	9	14	0.00	0.000				

Boston Red Sox @ Kansas City Royals
Kauffman Stadium, Kansas City, MO

Fri Aug 27 1993, 7:05 PM CDT
 Att. 24,928 - Unknown - 84 F

AB	39
R	5
H	11
RBI	5
BB	4
SO	2
LOB	18



WP: 0	PA: 43
-------	--------

ERA	WHIP
-----	------

Batter	1	2	3	4	5	6	7	8	9	AB	R	H	RBI	BB	SO	LOB
Felix Jose, S OBP: 0.305, SLG: 0.348 (1, 9) S X	0-1 F7		2-0 F7		3-3 K			3-2 WP 1B		4	0	1	0	0	1	2
Brian McRae, S OBP: 0.343, SLG: 0.437 (1, 8) B B F F X	2-2 G3		2-2 FC4-6 1B			3-2 L5		1-0 F8		4	0	1	0	0	0	1
George Brett, L OBP: 0.297, SLG: 0.423 (1, 10) B B X	2-0 G6-3		0-0 FC4-6 1-2f			0-0 G4-3		2-3 K		4	0	0	0	0	1	3
Wally Joyner, L OBP: 0.375, SLG: 0.463 (1, 3) B B F B X		2-1 G3		3-2 G3		3-1 G4-3		0-0 2B		4	0	1	0	0	0	0
Kevin McReynolds, R OBP: 0.317, SLG: 0.405 (1, 7) C X T B B B T C		3-2 G6-3		0-1 F9			3-2 G5-3	4-1 BB		3	0	0	0	1	0	0
Brent Mayne, L OBP: 0.304, SLG: 0.337 (1, 2) C H		1-1 HBP		1-0 G3			4-2 FC6-4 BB	0-1 F8		2	0	0	0	1	0	2
Greg Gagne, R OBP: 0.325, SLG: 0.418 (1, 6) X		0-0 G1-3			2-1 F7		0-1 FC6-4 1-2f	1-0 L9		4	0	0	0	0	0	4
Jose Lind, R OBP: 0.272, SLG: 0.294 (1, 4) C X			0-1 G5-3		0-2 G6-3		0-0 L9	2-1 F9		4	0	0	0	0	0	3
Keith Miller, R OBP: 0.212, SLG: 0.196 (1, 5) F B B X			2-1 1B 1B		1-1 1B			2-1 G4-3		3	0	2	0	0	0	0

Inning Stats	R: 0	H: 0	E: 0	K: 0	S: 6	R: 0	H: 0	E: 0	K: 0	S: 9	R: 0	H: 2	E: 0	K: 0	S: 9	R: 0	H: 0	E: 0	K: 0	S: 6	R: 0	H: 1	E: 0	K: 1	S: 11	R: 0	H: 0	E: 0	K: 0	S: 6	R: 0	H: 0	E: 0	K: 0	S: 11	R: 0	H: 1	E: 0	K: 1	S: 10	R: 0	H: 1	E: 0	K: 0	S: 7	1B: 4	SF: 0	2B: 1	SAC: 0	3B: 0	DP: 0	HR: 0	HBP: 1	WP: 1	PA: 35
	0	0	0	0	6	0	0	0	0	9	0	0	0	0	9	0	0	0	0	6	0	0	0	0	1	11	0	0	0	0	6	0	0	0	6	0	1	0	0	10	0	1	0	0	7	4	0	1	0	0	0	1	35		

PITCHER	IP	WLS	BF	H	R	ER	SO	BB	IBB	HBP	BLK	WP	HR	S	P	ERA	WHIP
Roger Clemens, R ERA: 3.89 (1, 1)	7.0	W	26	3	0	0	1	1	0	1	0	0	0	58	96	0.00	0.571
Greg Harris, R ERA: 2.82 (8, 1)	1.0		4	1	0	0	1	0	0	0	0	1	0	10	18	0.00	1.000
Scott Bankhead, R ERA: 3.35 (9, 1)	1.0		5	1	0	0	0	1	0	0	0	0	0	7	14	0.00	2.000

BOTTOM

Boston Red Sox @ Kansas City Royals
Kauffman Stadium, Kansas City, MO

livebaseballscorecards.com

AB	32
R	0
H	5
RBI	0
BB	2
SO	2
LOB	15



PITCHER	IP	WLS	BF	H	R	ER	SO	BB	IBB	HBP	BLK	WP	HR	S	P	ERA	WHIP

Fri Aug 27 1993, 7:05 PM CDT
Att: 24,928 - Unknown - 84 F

Batter	1	2	3	4	5	6	7	8	9	10	11	AB R H RBI BB SO LOB	TOP			
Scott Fletcher, R (1, 4) OBP: 0.347, SLG: 0.417	0-0 G6-3		1-2 F9		0-0 G6-3			1-1 1B		0-2 F9		5 0 1 0 0 0 0				
Mike Greenwell, L (1, 7) OBP: 0.359, SLG: 0.445	3-1 CS 1B		2-2 G3-1			2-2 G4-3		0-0 L9		0-0 F9 2B		5 1 2 0 0 0 1				
Andre Dawson, R (1, 10) OBP: 0.317, SLG: 0.425	4-2 S BB		1-0 1B			3-1 G6-3		0-1 F7		0-1 F9		4 0 1 0 1 0 2				
Mo Vaughn, L (1, 3) OBP: 0.399, SLG: 0.523 Billy Hatcher, R (9, PR) OBP: 0.349, SLG: 0.426 Carlos Quintana, R (9, 3) OBP: 0.314, SLG: 0.275	3-3 K		3-3 K			1-0 1B		1-1 E4 G4-3		0-0 G3		4 0 1 0 0 2 2 0 0 0 0 0 0 0 1 0 0 0 0 0 1				
Rob Deer, R (1, 9) OBP: 0.299, SLG: 0.378		0-0 F7		0-0 G6-3		1-1 G5-3		3-3 K		2-2 2B		5 0 1 1 0 1 2				
Scott Cooper, L (1, 5) OBP: 0.350, SLG: 0.393		1-2 WP 2B 1B		2-1 F7		3-3 K		1-0 G4-3		4-0 IBB		4 1 1 0 1 1 1				
John Valentin, R (1, 6) OBP: 0.328, SLG: 0.424		1-2 P4		2-3 K		1-2 P5		1-0 G6-3		1-3 K		5 0 0 0 0 2 5				
Bob Melvin, R (1, 2) OBP: 0.255, SLG: 0.293 Ernest Riles, L (10, PH) OBP: 0.308, SLG: 0.402 Tony Peña, R (10, 2) OBP: 0.243, SLG: 0.234		1-1 2B		3-2 P4 1B		0-2 G6-3		0-3 K				3 0 2 1 0 0 0 1 0 0 0 0 1 0 0 0 0 0 0 0 0				
Bob Zupcic, R (1, 8) OBP: 0.317, SLG: 0.369		2-3 K		0-2 P4		1-3 K		1-0 F7				4 0 0 0 0 2 2				
Inning Stats	R: 0 H: 1 E: 0 LOB: 1 K: 1 BB: 1 S: 8 P: 18	R: 1 H: 2 E: 0 LOB: 1 K: 1 BB: 0 S: 12 P: 17	R: 0 H: 1 E: 0 LOB: 1 K: 1 BB: 0 S: 11 P: 18	R: 0 H: 0 E: 0 LOB: 0 K: 1 BB: 0 S: 7 P: 11	R: 0 H: 1 E: 0 LOB: 0 K: 0 BB: 0 S: 7 P: 10	R: 0 H: 1 E: 0 LOB: 1 K: 0 BB: 0 S: 8 P: 15	R: 0 H: 0 E: 0 LOB: 0 K: 1 BB: 0 S: 10 P: 14	R: 0 H: 1 E: 0 LOB: 1 K: 1 BB: 0 S: 10 P: 12	R: 0 H: 0 E: 1 LOB: 2 K: 1 BB: 0 S: 7 P: 13	R: 0 H: 0 E: 0 LOB: 0 K: 1 BB: 0 S: 8 P: 9	R: 1 H: 2 E: 0 LOB: 2 K: 1 BB: 1 S: 11 P: 18	1B: 6 SF: 0 2B: 3 SAC: 0 3B: 0 DP: 0 HR: 0 HBP: 0	WP: 1 PA: 43 PB: 0 SB: 1 CS: 1			
PITCHER	IP WLS BF H R ER SO BB IBB HBP BLK WP HR S P ERA WHIP															
Kevin Appier, R (1, 1) ERA: 2.91	8.0	30	7	1	1	6	1	0	0	0	1	0	73	115	1.12	1.000
Stan Belinda, R (9, 1) ERA: 3.63	2.0	7	0	0	0	2	0	0	0	0	0	0	15	22	0.00	0.000
Jeff Montgomery, R (11, 1) ERA: 2.1	1.0	L 6	2	1	1	1	0	1	0	0	0	0	11	18	9.00	2.000

Boston Red Sox @ Kansas City Royals
Kauffman Stadium, Kansas City, MO
Sat Aug 28 1993, 3:33 AM CDT
Att. 25,638 - Overcast - 82 F

AB	41
R	2
H	9
RBI	2
BB	2
SO	9
LOB	16



Batter	1	2	3	4	5	6	7	8	9	10	11	AB R H RBI BB SO LOB	BOTTOM																		
Felix Jose S OBP: 0.304, SLG: 0.346 (1, 9)	1-3 K			3-2 L5		0-0 G6-3		0-0 SH5-4 1B		1-3 K		5 0 1 0 0 2 0	Boston Red Sox @ Kansas City Royals Kauffman Stadium, Kansas City, MO Sat Aug 28 1993, 3:33 AM CDT Att. 25,638 - Overcast - 82 F																		
Brian McRae S OBP: 0.344, SLG: 0.436 (1, 8)	0-0 G4-3			4-2 G4-6-3 BB		3-3 K		1-1 SH5-4		4-2 S BB		2 0 0 0 2 1 0																			
George Brett L OBP: 0.301, SLG: 0.421 (1, 10)	2-2 G6-3			0-0 G4-6-3				4-0 1B BB		4-0 1-2 IBB		2 1 0 0 3 0 1																			
Mike MacFarlane R OBP: 0.356, SLG: 0.510 (1, 2)		1-3 K				2-3 K		0-0 FC5-4 1B		1-0 F8		5 0 1 0 0 3 5																			
Wally Joyner L OBP: 0.376, SLG: 0.461 (1, 3)		2-2 G4-3				4-2 FC6-4 BB		0-0 FC5-4 1B		2-2 G3-1		4 0 1 1 1 1 5																			
Gary Gaetti R OBP: 0.301, SLG: 0.421 (1, 5)		1-3 K				0-0 FC6-4 HBP		0-0 B3		1-0 SH1-4 1B		5 0 1 0 0 1 3																			
Kevin McReynolds R OBP: 0.316, SLG: 0.401 (1, 7)						1-2 HBP		0-1 FC5-4		0-0 SH1-4		3 0 0 0 0 1 2																			
Greg Gagne R OBP: 0.321, SLG: 0.413 (1, 6)						1-2 HBP		1-3 K		1-3 K		5 0 0 0 0 5 5																			
Jose Lind R OBP: 0.272, SLG: 0.293 (1, 4)						1-3 K		2-2 SH5-4 1B		0-0 P2		4 0 1 0 0 1 1																			
Inning Stats	R: 0 E: 0 K: 1 S: 8	H: 0 LOB: 0 BB: 0 P: 11	R: 0 E: 0 K: 2 S: 9	H: 0 LOB: 0 BB: 0 P: 13	R: 0 E: 0 K: 2 S: 8	H: 0 LOB: 0 BB: 0 P: 11	R: 0 E: 0 K: 0 S: 7	H: 0 LOB: 0 BB: 1 P: 14	R: 0 E: 0 K: 2 S: 14	H: 0 LOB: 2 BB: 1 P: 23	R: 0 E: 0 K: 2 S: 7	H: 0 LOB: 0 BB: 0 P: 11		R: 1 E: 0 K: 1 S: 15	H: 2 LOB: 2 BB: 1 P: 20	R: 0 E: 0 K: 2 S: 16	H: 2 LOB: 3 BB: 1 P: 24	R: 0 E: 0 K: 1 S: 7	H: 1 LOB: 1 BB: 0 P: 9	R: 0 E: 0 K: 1 S: 11	H: 0 LOB: 2 BB: 2 P: 23	R: 0 E: 0 K: 1 S: 12	H: 0 LOB: 0 BB: 0 P: 15	1B: 5 2B: 0 3B: 0 HR: 0	SF: 0 SAC: 2 DP: 1 HBP: 1	WP: 0 PB: 0 SB: 2 CS: 0	PA: 44				
PITCHER	IP WLS BF H R ER SO BB IBB HBP BLK WP HR S P ERA WHIP																														
Aaron Sele R ERA: 2.55 (1, 1)	7.0	28	4	1	1	10	3	0	1	0	0	0	0	0	74	111	1.29	1.000													
Greg Harris R ERA: 2.8 (8, 1)	0.2	3	0	0	0	1	0	1	0	0	0	0	0	5	10	0.00	0.000														
Tony Fossas L ERA: 4.78 (8, 1)	0.1	1	0	0	0	1	0	0	0	0	0	0	0	5	6	0.00	0.000														
Ken Ryan R ERA: 3.2 (9, 1)	1.1	7	1	0	0	2	1	1	0	0	0	0	0	14	25	0.00	1.500														
Jeff Russell R ERA: 2.58 (10, 1)	1.2	W 5	0	0	0	1	0	0	0	0	0	0	0	16	22	0.00	0.000														

livebaseballscorecards.com

AB	35
R	1
H	5
RBI	1
BB	6
SO	15
LOB	22



Batter	1	2	3	4	5	6	7	8	9	10	11	12	AB R H RBI BB SO LOB	TOP											
Scott Fletcher, R OBP: 0.344, SLG: 0.413 (1, 4)	 1-3		 0-2 1B		 3-1		 2-0		 0-1			 1-0	6 0 1 0 0 1 2												
Mike Greenwell, L OBP: 0.361, SLG: 0.446 (1, 7)	 1-0		 2-1 1B			 2-2 1B	 0-1		 0-0			 0-0 1B	6 1 3 0 0 0 2												
Andre Dawson, R OBP: 0.313, SLG: 0.419 (1, 10)	 2-2		 0-0 2-Hr			 1-3	 2-3			 0-1		 0-0 1-2f	6 0 0 0 0 2 4												
Mo Vaughn, L OBP: 0.399, SLG: 0.529 (1, 3)		 0-0		 2-2		 0-0 1B		 1-0		 1-3			5 2 2 1 0 1 0												
Rob Deer, R OBP: 0.295, SLG: 0.373 (1, 9)		 1-1		 1-0		 2-2		 2-1		 0-3			5 0 0 0 0 1 2												
Scott Cooper, L OBP: 0.353, SLG: 0.392 (1, 5)		 4-1 WP		 0-0		 1-0 1B		 4-2		 3-2			3 1 1 1 2 0 0												
Billy Hatcher, R OBP: 0.352, SLG: 0.430 (1, 8)		 1-1 2B		 2-1		 0-2 1B		 0-3		 0-1 1B			5 0 3 1 0 1 1												
Tony Peña, R OBP: 0.244, SLG: 0.236 (1, 2)		 2-3		 1-0		 1-3		 1-2		 1-3			3 0 1 0 0 2 3												
Ernest Riles, L OBP: 0.306, SLG: 0.396 (9, PH)		 2-3 3-H		 1-1		 1-1		 1-2		 0-0 1-2f			1 0 0 0 0 0 0												
Bob Melvin, R OBP: 0.254, SLG: 0.291 (9, 2)		 1-2		 1-1									1 0 0 0 0 1 1												
Tim Naehring, R OBP: 0.217, SLG: 0.182 (1, 6)													3 0 0 0 0 0 2												
John Valentin, R OBP: 0.329, SLG: 0.427 (8, 6)													2 0 1 0 0 0 1												
Inning Stats	R: 0 E: 0 K: 1 S: 7	H: 0 LOB: 0 BB: 0 P: 11	R: 2 E: 0 K: 1 S: 12	H: 2 LOB: 1 BB: 1 P: 21	R: 0 E: 0 K: 0 S: 6	H: 1 LOB: 0 BB: 0 P: 8	R: 0 E: 0 K: 0 S: 7	H: 0 LOB: 0 BB: 0 P: 10	R: 0 E: 0 K: 2 S: 18	H: 1 LOB: 1 BB: 0 P: 14	R: 0 E: 0 K: 1 S: 9	H: 0 LOB: 1 BB: 1 P: 16	R: 0 E: 0 K: 0 S: 8	H: 0 LOB: 0 BB: 0 P: 9	R: 0 E: 0 K: 1 S: 10	H: 1 LOB: 1 BB: 0 P: 13	R: 0 E: 0 K: 0 S: 3	H: 1 LOB: 0 BB: 0 P: 4	1B: 9 2B: 3 3B: 0 HR: 1	SF: 0 SAC: 0 DP: 2 HBP: 0	WP: 1 PB: 0 SB: 1 CS: 0	PA: 48			
PITCHER	IP WLS BF H R ER SO BB IBB HBP BLK WP HR S P ERA WHIP																								
David Cone, R ERA: 3.39 (1, 1)	8.2																								
Billy Brewer, L ERA: 2.83 (9, 1)	0.1	1	0	0	0	0	0	0	0	0	0	0	0	0	0	0	0	0	0	0	0	0	0	0	0
Stan Belinda, R ERA: 3.57 (10, 1)	1.0	3	0	0	0	2	0	0	0	0	0	0	0	0	0	0	0	0	0	0	0	0	0	0	0
Mark Gubicza, R ERA: 4.48 (11, 1)	2.0	W 7	2	0	0	1	0	0	0	0	0	0	0	0	0	0	0	0	0	0	0	0	0	0	0

Boston Red Sox @ Kansas City Royals
Kauffman Stadium, Kansas City, MO
Sun Aug 29 1993, 3:33 AM CDT
Att. 23,396 - Cloudy - 73 F

AB	46
R	4
H	12
RBI	3
BB	2
SO	9
LOB	18



Batter	1	2	3	4	5	6	7	8	9	10	11	12	AB	R	H	RBI	BB	SO	LOB
Chris Gwynn, L OBP: 0.357, SLG: 0.403 (1, 9)	0-0 G3-1		0-0 F8 WP 2B		0-2 L9		2-2 G4-3	SAFE 0-3 K			0-0 1B 1B		6	1	2	0	0	1	3
Brian McRae, S OBP: 0.341, SLG: 0.431 (1, 8)	1-1 B1-3		1-1 F8		2-3 K		0-0 F8		1-1 G3		SAFE 0-1 SAFE L7		6	0	0	0	0	1	2
George Brett, L OBP: 0.307, SLG: 0.427 (1, 10)	2-1 1B		4-0 S BB		0-1 1B 2B		1-1 1B		2-3 K		SAFE 2-2 1-2 1B		5	1	4	0	1	1	0
Mike Macfarlane, R OBP: 0.356, SLG: 0.505 (1, 2)	1-1 F9		3-H F7		3-0 1B		2-3 K		4-2 BB		3-3 K		5	0	1	1	1	2	5
Wally Joyner, L OBP: 0.377, SLG: 0.465 (1, 3)		0-0 SF7 3B	4-0 IBB		0-1 F9		2-3 K		0-1 G4-3		2-1 1B SH1-4		5	2	2	0	1	1	2
Gary Gaetti, R OBP: 0.299, SLG: 0.418 (1, 5)		0-0 SF7	2-3 K		0-3 K		3-2 BB 1B		1-3 K		1-0 SH1-4		4	0	1	1	0	3	2
Kevin McReynolds, R OBP: 0.320, SLG: 0.412 (1, 7)		0-0 1B		1-2 P4		3-2 HR		2-3 K		3-1 F8		4-0 1B IBB	5	1	2	1	1	1	1
Jose Lind, R OBP: 0.270, SLG: 0.291 Hubie Brooks, R OBP: 0.329, SLG: 0.363 Greg Gagne, R OBP: 0.322, SLG: 0.413 (1, 4) (8, PH) (8, PR)	2-2 F9	SAFE 2-2 F9	1-0 F9		1-1 G6-3		4-2 BB BB		0-0 F7		2-2 1B		3	0	0	0	0	0	1
Rico Rossy, R OBP: 0.321, SLG: 0.384 (1, 6) (9, 4)	0-0 F8		1-3 K		0-3 K		4-2 BB		2-1 L8				0	0	0	0	1	0	0
													2	0	1	1	0	0	0
													4	0	0	0	1	2	1

Inning Stats	R: 0	H: 1	E: 0	K: 0	S: 7	H: 2	LOB: 1	BB: 0	P: 11	R: 1	H: 2	E: 0	K: 1	S: 10	H: 1	LOB: 0	BB: 0	P: 13	R: 0	H: 0	E: 0	K: 1	S: 10	R: 1	H: 1	E: 0	K: 2	S: 13	H: 1	LOB: 3	BB: 2	P: 17	R: 0	H: 1	E: 0	K: 3	S: 19	R: 0	H: 0	E: 0	K: 1	S: 9	R: 0	H: 0	E: 0	K: 1	S: 6	R: 0	H: 0	E: 0	K: 1	S: 6	R: 0	H: 2	E: 0	K: 0	S: 14	R: 1	H: 2	E: 0	K: 0	S: 6	1B: 9	2B: 2	3B: 1	HR: 1	SF: 1	DP: 0	HBP: 0	WP: 1	PA: 53
--------------	------	------	------	------	------	------	--------	-------	-------	------	------	------	------	-------	------	--------	-------	-------	------	------	------	------	-------	------	------	------	------	-------	------	--------	-------	-------	------	------	------	------	-------	------	------	------	------	------	------	------	------	------	------	------	------	------	------	------	------	------	------	------	-------	------	------	------	------	------	-------	-------	-------	-------	-------	-------	--------	-------	--------

PITCHER	IP	WLS	BF	H	R	ER	SO	BB	IBB	HBP	BLK	WP	HR	S	P	ERA	WHIP
Danny Darwin, R ERA: 2.99	7.0		31	8	4	4	6	1	1	0	0	1	1	72	108	5.14	1.286
Tony Fossas, L ERA: 4.73	0.1		1	0	0	0	1	0	0	0	0	0	0	3	5	0.00	0.000
Paul Quantrill, R ERA: 3.65	0.1		4	1	0	0	1	2	0	0	0	0	0	13	26	0.00	9.000
Greg Harris, R ERA: 2.76	1.1		5	0	0	0	2	1	0	0	0	0	0	12	19	0.00	0.750
Scott Bankhead, R ERA: 3.23	2.0		8	2	0	0	2	0	0	0	0	0	0	20	31	0.00	1.000


BOTTOM

Boston Red Sox @ Kansas City Royals
Kauffman Stadium, Kansas City, MO

Sun Aug 29 1993, 3:33 AM CDT
Att: 23,396 - Cloudy - 73 F

livebaseballscorecards.com

AB	45
R	5
H	13
RBI	4
BB	6
SO	12
LOB	17



Batter	1	2	3	4	5	6	7	8	9	AB R H RBI BB SO LOB	TOP											
Rob Ducey, L (1, 8) OBP: 0.400, SLG: 1.250	2-2 L9		2-3 K			3-2 SF9 3B		3-2 SF9 1-H		3 1 1 1 0 1 0												
Gary Redus, R (1, 9) OBP: 0.346, SLG: 0.487	1-2 1B			3-3 K		0-0 SF9		0-0 1B FC4-6		3 1 2 1 0 1 0												
Rafael Palmeiro, L (1, 3) OBP: 0.373, SLG: 0.574	3-1 L8			1-1 G6-3		1-0 F7		1-1 FC4-6 1B		4 0 1 0 0 0 1												
Juan Gonzalez, R (1, 7) OBP: 0.373, SLG: 0.634	2-2 P6			0-1 WP 1B		0-0 G6-3		2-0 FC4-6 1-2f 3-H		4 0 1 1 0 0 2												
Julio Franco, R (1, 10) OBP: 0.363, SLG: 0.438		3-2 F8		4-2 1-2 BB			4-2 FC6-4 BB	1-3 K		2 0 0 0 2 1 1												
Ivan Rodriguez, R (1, 2) OBP: 0.326, SLG: 0.437		0-0 G1-3		1-0 G1-3		1-0 FC6-4 FC4-6 1-2f		1-2 K		4 0 0 0 0 1 3												
Dean Palmer, R (1, 5) OBP: 0.319, SLG: 0.502		2-2 G1-3			0-0 G4-3		1-0 FC4-6 1-2f	1-2 1B		1 0 0 0 0 0 0												
Jeff Huson, L (4, 5) OBP: 0.147, SLG: 0.235										3 0 1 0 0 0 1	AB 32											
Doug Strange, S (1, 4) OBP: 0.303, SLG: 0.344			2-3 K		0-0 P4		1-1 G6-3	0-0 L9		4 0 0 0 0 1 2	R 3											
Manuel Lee, S (1, 6) OBP: 0.243, SLG: 0.179			3-2 1-3		3-2 G1-3		2-2 E4 WP SF9	1-3 K		4 1 0 0 0 1 1	H 6											
Inning Stats	R: 0 E: 0 K: 0 S: 15	H: 1 LOB: 1 BB: 0 P: 23	R: 0 E: 0 K: 0 S: 7	H: 0 LOB: 0 BB: 0 P: 12	R: 0 E: 0 K: 2 S: 12	H: 0 LOB: 0 BB: 0 P: 19	R: 0 E: 0 K: 1 S: 11	H: 1 LOB: 2 BB: 1 P: 20	R: 0 E: 0 K: 0 S: 5	H: 0 LOB: 0 BB: 0 P: 8	R: 1 E: 0 K: 0 S: 8	H: 1 LOB: 0 BB: 0 P: 12	R: 0 E: 0 K: 0 S: 6	H: 0 LOB: 1 BB: 1 P: 13	R: 2 E: 2 K: 1 S: 13	H: 2 LOB: 1 BB: 0 P: 22	R: 0 E: 0 K: 2 S: 10	H: 1 LOB: 1 BB: 0 P: 13	1B: 5 2B: 0 3B: 1 HR: 0	SF: 2 SAC: 0 DP: 0 HBP: 0	WP: 2 PB: 0 SB: 0 CS: 0	PA: 36
PITCHER	IP WLS BF H R ER SO BB IBB HBP BLK WP HR S P ERA WHIP												PITCHER	IP WLS BF H R ER SO BB IBB HBP BLK WP HR S P ERA WHIP								
Frank Viola, L (1, 1) ERA: 3.27	7.1 W 30 5 3 1 3 2 0 0 0 2 0 73 122 1.23 0.955																					
Ken Ryan, R (8, 1) ERA: 3.07	1.2 6 1 0 0 3 0 0 0 0 0 0 14 20 0.00 0.600																					

Texas Rangers @ Boston Red Sox
Fenway Park, Boston, MA
 Mon Aug 30 1993, 7:05 PM EDT
 Att. 32,781 - Unknown - 73 F

livebaseballscorecards.com



Batter	1	2	3	4	5	6	7	8	9
Scott Fletcher, R (1, 4) <small>OBP: 0.344, SLG: 0.412</small> Tim Naehring, R (3, 4) <small>OBP: 0.222, SLG: 0.192</small>	0-2 G6-3		0-2 G5-3		2-1 E 1B 1B	0-2 L4	2-1 P3		
Mike Greenwell, L (1, 7) <small>OBP: 0.363, SLG: 0.450</small>	1-0 G5-3		0-0 2B		0-0 E 1B 1-2 BLK	2-1 E4 1B 2-H		0-1 G3-1	
Andre Dawson, R (1, 10) <small>OBP: 0.314, SLG: 0.418</small>	1-0 BB 1B		2-2 F9		0-0 BLK E 1B 1-2 2-3	0-2 E4 HBP WP 1-2		1-2 G3-1	
Mo Vaughn, L (1, 3) <small>OBP: 0.401, SLG: 0.528</small>	4-0 1-2 BB			2-2 SH1-4 BB G4-3 1B	2-3 K	4-1 HBP IBB		1-0 G4-3	
Rob Deer, R (1, 9) <small>OBP: 0.297, SLG: 0.371</small>	0-1 G4-3			4-2 G4-3 SH1-4 BB 1-2	1-0 E5 BLK 2B 1-2 2-3 3-H	2-0 HBP			
Scott Cooper, L (1, 5) <small>OBP: 0.353, SLG: 0.394</small>		2-2 G3		0-0 SH1-4 1-2 2-3	1-0 G6-3 2B 1-H 2-H 3-H	1-1 F8			
Billy Hatcher, R (1, 8) <small>OBP: 0.351, SLG: 0.427</small>		2-2 G4-3		4-0 G4-3 IBB	0-1 G6-3		0-1 P6		
Tony Peña, R (1, 2) <small>OBP: 0.244, SLG: 0.247</small>		1-3 K		0-2 G4-3 1-2 2-3 3-H	2-2 G4-3		1-2 HR		
John Valentin, R (1, 6) <small>OBP: 0.329, SLG: 0.428</small>			2-3 K	1-0 G6-3		1-2 1B 2B	2-1 F9		


Inning Stats	R: 0	H: 1	E: 0	LOB: 2	K: 0	S: 7	P: 13	R: 0	H: 0	E: 0	LOB: 0	K: 1	S: 10	R: 0	H: 1	E: 0	LOB: 1	K: 1	S: 14	R: 1	H: 1	E: 0	LOB: 2	K: 0	S: 14	R: 4	H: 4	E: 1	LOB: 1	K: 1	S: 16	R: 1	H: 2	E: 1	LOB: 3	K: 0	S: 14	R: 1	H: 1	E: 0	LOB: 0	K: 0	S: 9	R: 0	H: 0	E: 0	LOB: 0	K: 0	S: 6

PITCHER	IP	WLS	BF	H	R	ER	SO	BB	IBB	HBP	BLK	WP	HR	S	P	ERA	WHIP
Kevin Brown, R (1, 1) ERA: 4.03	5.2	L	32	9	6	5	3	2	2	1	1	1	0	73	116	7.94	1.941
Bob Patterson, L (6, 1) ERA: 4.56	2.1		8	1	1	1	0	0	0	0	0	0	1	17	25	3.86	0.429

AB R H RBI BB SO LOB

1	0	0	0	0	0	0
4	1	1	0	0	0	1
5	1	3	1	0	0	0
5	1	2	0	0	0	2
3	1	1	0	2	1	3
2	1	0	1	1	0	4
3	0	1	2	0	0	3
3	0	0	0	1	0	1
4	1	1	2	0	1	3
4	1	1	0	0	1	2

AB 34
R 7
H 10
RBI 6
BB 4
SO 3
LOB 19



WP: 1 **PA: 40**
PB: 0
SB: 0
CS: 0

Texas Rangers @ Boston Red Sox
Fenway Park, Boston, MA
 Mon Aug 30 1993, 7:05 PM EDT
 Att: 32,781 - Unknown - 73 F

livebaseballscorecards.com

Batter	1	2	3	4	5	6	7	8	9	AB	R	H	RBI	BB	SO	LOB	TOP								
Rob Ducey, L (1, 8) OBP: 0.400, SLG: 0.750	1-1 F7	1-0 1B			2-3 K		4-1 E BB	0-1 FC6-4 FC6		4	1	1	1	1	1	2									
Mario Diaz, R (1, 5) OBP: 0.279, SLG: 0.362	3-2 G6-3	1-2 G1-3			1-0 G6-3		0-0 F9	0-0 FC6		5	0	0	0	0	0	6									
Rafael Palmeiro, L (1, 3) OBP: 0.377, SLG: 0.576	1-2 1B		0-2 G6-3 1B			4-1 HR BB	2-2 E7 BB 1B 1B		1-1 E3 G5-4-3	4	2	3	1	1	0	0									
Juan Gonzalez, R (1, 7) OBP: 0.374, SLG: 0.637	3-2 F9		3-1 P3			0-0 HR	4-1 BB 1B IBB		0-0 G5-4-3	4	2	1	2	1	0	3									
Julio Franco, R (1, 10) OBP: 0.363, SLG: 0.436		1-0 BB 1B	2-1 G6-3			3-1 G6-3	4-1 1B BB		3-1 F9	4	1	1	0	1	0	1									
Geno Petralli, L (1, 2) OBP: 0.382, SLG: 0.317		0-3 K		3-1 G1-6-3 1B		3-2 G4-6-3 1B	0-1 1B 1B			4	0	3	2	0	1	1									
Doug Strange, S (1, 4) OBP: 0.302, SLG: 0.342		4-2 1B FC3-2 BB		0-0 F7		2-0 G4-6-3	2-3 K			3	0	0	0	1	1	4									
Dan Peltier, L (1, 9) OBP: 0.367, SLG: 0.374		1-2 FC3-2 1B		0-1 G1-6-3			0-0 SH2-4 1B	0-1 FC6-4 1B		3	1	2	1	0	0	1									
Donald Harris, R (7, PR) OBP: 0.283, SLG: 0.315		1-3 2-H 1B		1-2f			0-0 SH2-4 1B	0-1 FC6-4 1B		1	1	1	0	0	0	0									
Manuel Lee, S (1, 6) OBP: 0.238, SLG: 0.175		0-1 FC3-2 1B		0-1 E6 G6-3			1-2 SH2-4	1-0 F8		3	0	0	0	0	0	3									
Inning Stats	R: 0 E: 0 K: 0 S: 14	H: 1 LOB: 1 BB: 0 P: 22	R: 2 E: 0 K: 1 S: 18	H: 3 LOB: 2 BB: 1 P: 26	R: 0 E: 0 K: 0 S: 8	H: 1 LOB: 0 BB: 0 P: 13	R: 0 E: 0 K: 0 S: 5	H: 1 LOB: 0 BB: 0 P: 8	R: 0 E: 1 K: 1 S: 6	H: 0 LOB: 0 BB: 0 P: 9	R: 2 E: 0 K: 0 S: 8	H: 2 LOB: 0 BB: 1 P: 20	R: 4 E: 1 K: 1 S: 14	H: 3 LOB: 2 BB: 3 P: 30	R: 0 E: 0 K: 0 S: 6	H: 1 LOB: 1 BB: 0 P: 7	R: 0 E: 1 K: 0 S: 5	H: 0 LOB: 0 BB: 0 P: 9	1B: 11 2B: 0 3B: 0 HR: 1	SF: 0 SAC: 1 DP: 5 HBP: 0	WP: 0 PB: 0 SB: 0 CS: 0	PA: 41			
PITCHER	IP	WLS	BF	H	R	ER	SO	BB	IBB	HBP	BLK	WP	HR	S	P	ERA	WHIP								
Roger Clemens, R (1, 1) ERA: 4.06	6.2	L	29	9	6	6	2	3	0	0	0	0	1	63	106	8.10	1.800								
Tony Fossas, L (7, 1) ERA: 5.06	0.0		1	1	0	0	0	0	0	0	0	0	0	3	5	∞	∞								
John Dopson, R (7, 1) ERA: 4.65	2.1		11	2	2	2	1	1	1	0	0	0	0	18	33	7.71	1.286								

Texas Rangers @ Boston Red Sox
Fenway Park, Boston, MA
 Tue Aug 31 1993, 7:05 PM EDT
 Att. 30,455 - Unknown - 77 F

livebaseballscorecards.com

AB	35
R	8
H	12
RBI	7
BB	5
SO	3
LOB	21



Batter	1	2	3	4	5	6	7	8	9	AB	R	H	RBI	BB	SO	LOB					
Billy Hatcher, R OBP: 0.348, SLG: 0.423 (1, 8)	0-0 F7		1-0 G4-3		0-0 L1-3			1-2 P5		4	0	0	0	0	0	2					
Bob Zupcic, R OBP: 0.316, SLG: 0.367 (1, 7)	1-0 2B 1B		1-1 G1-3			0-0 G3-1		0-1 G6-4-3		4	0	1	0	0	0	1					
Andre Dawson, R OBP: 0.315, SLG: 0.424 (1, 10)	0-1 L7			3-2 2B		2-2 2B			0-2 F8	4	0	2	0	0	0	1					
Mo Vaughn, L OBP: 0.400, SLG: 0.527 (1, 3)	0-0 1-3 2B			2-3 K		0-0 L9			1-3 K	4	0	1	0	0	2	2					
Rob Deer, R OBP: 0.294, SLG: 0.367 (1, 9)	1-2 G3-1			2-3 K		2-3 K			1-3 K	4	0	0	0	0	3	4					
John Valentin, R OBP: 0.326, SLG: 0.424 (1, 6)		2-2 L1		0-0 G5-3			0-1 P4			3	0	0	0	0	0	1					
Tim Lincecum, R OBP: 0.233, SLG: 0.179 (1, 4)		3-2 F7			4-2 SH1-3 1B BB		0-0 G4-3			2	1	0	0	1	0	0					
Tony Peña, R OBP: 0.242, SLG: 0.245 (1, 2)		0-1 G6-3			0-0 SH1-3		1-2 G5-3			2	0	0	0	0	0	0					
Luis Ortiz, R OBP: 0.667, SLG: 0.667 (1, 5)			1-0 G4-3		0-0 L1-3 1B			1-1 G6-4-3 1B		3	0	2	1	0	0	0					
Inning Stats	R: 0 E: 0 K: 0 S: 8	H: 2 LOB: 2 BB: 0 P: 10	R: 0 E: 0 K: 0 S: 10	H: 0 LOB: 0 BB: 0 P: 15	R: 0 E: 0 K: 0 S: 4	H: 1 LOB: 1 BB: 0 P: 7	R: 0 E: 0 K: 2 S: 10	H: 1 LOB: 0 BB: 1 P: 9	R: 0 E: 0 K: 1 S: 10	H: 1 LOB: 1 BB: 0 P: 14	R: 0 E: 0 K: 0 S: 9	H: 0 LOB: 0 BB: 0 P: 10	R: 0 E: 0 K: 0 S: 7	H: 1 LOB: 0 BB: 0 P: 9	R: 0 E: 0 K: 2 S: 9	H: 0 LOB: 0 BB: 0 P: 11	1B: 3 2B: 4 3B: 0 HR: 0	SF: 0 SAC: 1 DP: 2 HBP: 0	WP: 0 PB: 0 SB: 0 CS: 0	PA: 32	
PITCHER Kenny Rogers, L ERA: 4.41 (1, 1)	IP 9.0	WLS W	BF 32	H 6	R 1	ER 1	SO 5	BB 1	IBB 0	HBP 0	BLK 0	WP 0	HR 0	S 72	P 102	ERA 1.00	WHIP 0.778				

BOTTOM

Texas Rangers @ Boston Red Sox
Fenway Park, Boston, MA
Tue Aug 31 1993, 7:05 PM EDT
Att: 30,455 - Unknown - 77 F

livebaseballscorecards.com

AB	30
R	1
H	6
RBI	1
BB	1
SO	5
LOB	11



Batter	1	2	3	4	5	6	7	8	9	10	11	12	AB R H RBI BB SO LOB	TOP								
Rob Ducey, L OBP: 0.438, SLG: 0.667 (1, 8)	G3		WP SF9 2B		G6-4-3 1-2f		P5		IBB		SH FC5-2 SH1-4 1B	2B IBB	4 2 1 1 2 0 2									
Mario Diaz, R OBP: 0.273, SLG: 0.355 Gary Redus, R OBP: 0.344, SLG: 0.484 Dean Palmer, R OBP: 0.319, SLG: 0.502 Billy Ripken, R OBP: 0.285, SLG: 0.226 (11, 5)	E6		SF9			P4	G6-4-3		F8		SH1-4	L6 2B	3 0 0 1 0 0 1 1 0 0 0 0 0 2 0 0 0 0 0 0 0 1 0 1 1 0 0 0									
Rafael Palmeiro, L OBP: 0.377, SLG: 0.572 (1, 3)	K		G3			P4		G6-3 2B 1B	G3		FC5-2 1B IBB	IBB	5 2 1 0 2 1 3									
Juan Gonzalez, R OBP: 0.371, SLG: 0.629 (1, 7)	G6-3			E6 SH1-4 1B F7-2		HBP 1B 1B		G3		P3	FC5-2 1B	L6	7 1 1 0 0 0 8									
Julio Franco, R OBP: 0.366, SLG: 0.438 Donald Harris, R OBP: 0.283, SLG: 0.315 David Hulse, L OBP: 0.332, SLG: 0.371 Jeff Huson, L OBP: 0.147, SLG: 0.235 (11, PR)		K		SH1-4 1B		HBP 1B 1B		G6-3		BLK 1B	1B		5 1 3 0 0 1 1 0 0 0 0 0 0 0 1 0 1 2 0 0 0 0 0 0 0 0 0 0									
Ivan Rodriguez, R OBP: 0.327, SLG: 0.436 Geno Petralli, L OBP: 0.381, SLG: 0.327 (6, 2)		K		SH1-4		1B HBP				L7	G3		1 0 0 0 0 1 0 3 0 1 1 0 0 3									
Doug Strange, S OBP: 0.305, SLG: 0.342 (1, 4)	L3			F7-2		1B		G6-3					5 1 2 2 1 0 3									
Dan Peltier, L OBP: 0.364, SLG: 0.371 Doug Descenzo, S OBP: 0.213, SLG: 0.278 (9, PR)			E6 2B		K	P3				SH1-4 1B	FC6-4 IBB	SH1-4 1B	4 1 1 0 0 1 2 1 0 0 0 0 0 2									
Manuel Lee, S OBP: 0.250, SLG: 0.179 (1, 6)			K						SH1-4			E3 2B	3 1 1 0 2 1 1									
Inning Stats	R: 0 E: 1 K: 1 S: 7	H: 0 LOB: 1 BB: 0 P: 11	R: 0 E: 0 K: 2 S: 11	H: 0 LOB: 0 BB: 0 P: 14	R: 2 E: 1 K: 1 S: 16	H: 1 LOB: 0 BB: 0 P: 27	R: 0 E: 0 K: 0 S: 10	H: 1 LOB: 1 BB: 0 P: 17	R: 0 E: 0 K: 0 S: 7	H: 1 LOB: 0 BB: 0 P: 11	R: 1 E: 0 K: 0 S: 11	H: 2 LOB: 1 BB: 0 P: 20	R: 0 E: 0 K: 0 S: 9	H: 1 LOB: 2 BB: 1 P: 15	R: 2 E: 1 K: 0 S: 19	H: 1 LOB: 2 BB: 2 P: 33	R: 2 E: 1 K: 0 S: 10	H: 2 LOB: 2 BB: 2 P: 22	1B: 10 2B: 5 3B: 0 HR: 0	SF: 1 SAC: 5 DP: 4 HBP: 1	WP: 1 PB: 0 SB: 0 CS: 0	PA: 58
PITCHER	IP WLS BF H R ER SO P ERA WHIP																			IP WLS BF H R ER SO P ERA WHIP		
Aaron Sele, R ERA: 2.59 (1, 1)	5.2 24 4 4 2 5 106 3.18 0.882																			Paul Quantrill, R ERA: 3.69 (11, 1)	1.0 L 9 3 2 1 0 9 9.00 3.000	
Scott Bankhead, R ERA: 3.15 (6, 1)	1.1 5 2 0 0 0 0 0.00 1.500																			Cory Bailey, R ERA: (12, 1)	0.2 1 0 0 0 0 0 0.00 0.000	
Tony Fossas, L ERA: 5.4 (8, 1)	0.0 1 1 1 1 0 0 ∞ ∞																					
Greg Harris, R ERA: 2.67 (8, 1)	3.0 14 3 0 0 0 0 0.00 1.000																					
Ken Ryan, R ERA: 3.05 (11, 1)	0.1 4 0 2 0 0 1 0.00 3.000																					

Texas Rangers @ Boston Red Sox
Fenway Park, Boston, MA
Wed Sep 01 1993, 7:05 PM EDT
Att. 27,396 - Unknown - 68 F

livebaseballscorecards.com

AB	44
R	9
H	13
RBI	8
BB	7
SO	5
LOB	28




Batter	1	2	3	4	5	6	7	8	9	10	11	12	AB	R	H	RBI	BB	SO	LOB
Billy Hatcher, R OBP: 0.349, SLG: 0.423	2-2 P4		0-0 F7	1-1 F9		0-2 1B		0-0 1B		2-0 1B	0-0 FC5		7	0	3	0	0	0	2
Mike Greenwell, L OBP: 0.364, SLG: 0.454	1-1 G4-3		0-0 HR		4-0 1B 1B 1B BB	1-3 K		1-3 K		4-0 1B	1-2 IBB	1-0 L7	5	2	1	1	2	2	2
Andre Dawson, R OBP: 0.319, SLG: 0.427 Bob Zupcic, R OBP: 0.316, SLG: 0.367 Ernest Riles, L OBP: 0.303, SLG: 0.395 Luis Ortiz, R OBP: 0.400, SLG: 0.400	1-2 1B		1-1 L7		0-2 1B 1B 1B		2-2 2B SF7 1B	3-3 K		2-0 G4-3		3-2 G6-3	4	0	3	0	0	0	0
Mo Vaughn, L OBP: 0.404, SLG: 0.532	1-2 G6-3		4-2 2B BB		0-0 1B	1-2 2-3 1B		2-2 SAFE 2B		3-3 K		3-2 2B FC5-4 1B	6	2	4	0	1	1	1
Rob Deer, R OBP: 0.296, SLG: 0.363		4-2 SH3-4 SF8 BB	4-1 2B BB		2-3 K		1-2 HBP		1-1 F7		1-1 F9	0-1 FC4-6	4	1	0	0	2	1	5
Scott Cooper, L OBP: 0.359, SLG: 0.405		1-2 SAFE SH3-4 1B	2-1 2B		1-2 G6-4-3 1B		0-0 SF7		4-0 BB		0-0 FC5-4 E 2B		4	1	4	3	1	0	0
John Valentin, R OBP: 0.325, SLG: 0.420		2-1 SAFE SH3-4 1-2 2-3	0-0 G1-3		1-1 G6-4-3 1-2f		0-3 K		2-3 K		1-2 FC5-4 HBP		4	0	0	0	0	2	8
Bob Melvin, R OBP: 0.245, SLG: 0.283 Scott Fletcher, R OBP: 0.343, SLG: 0.411 Tony Peña, R OBP: 0.242, SLG: 0.245	1-0 SF8			0-3 K		1-0 F9	0-3 K2-3			1-2 G6-3	1-1 FC5-4 E		4	0	0	1	0	2	2
Tim Lincecum, R OBP: 0.194, SLG: 0.147	2-3 K			2-0 F8		0-0 G6-3		2-3 K		3-3 K	1-0 E5		1	0	0	0	0	3	2

Inning Stats	R: 0	H: 1	E: 0	LOB: 1	K: 0	BB: 0	S: 13	P: 18	R: 1	H: 1	E: 0	LOB: 1	K: 1	BB: 2	S: 13	P: 23	R: 2	H: 2	E: 0	LOB: 2	K: 0	BB: 2	S: 10	P: 21	R: 0	H: 0	E: 0	LOB: 0	K: 1	BB: 0	S: 7	P: 10	R: 1	H: 3	E: 0	LOB: 2	K: 1	BB: 1	S: 12	P: 20	R: 0	H: 1	E: 0	LOB: 1	K: 1	BB: 0	S: 8	P: 10	R: 1	H: 2	E: 0	LOB: 2	K: 2	BB: 0	S: 17	P: 22	R: 0	H: 1	E: 0	LOB: 1	K: 3	BB: 0	S: 11	P: 17	R: 0	H: 0	E: 0	LOB: 1	K: 2	BB: 1	S: 10	P: 20	R: 0	H: 1	E: 0	LOB: 2	K: 0	BB: 0	S: 11	P: 19	R: 2	H: 2	E: 1	LOB: 2	K: 0	BB: 0	S: 12	P: 19	R: 0	H: 1	E: 0	LOB: 1	K: 0	BB: 0	S: 7	P: 12	1B: 11	SF: 2	2B: 3	SAC: 1	3B: 0	DP: 1	HR: 1	HBP: 2	WP: 0	PA: 59
--------------	------	------	------	--------	------	-------	-------	-------	------	------	------	--------	------	-------	-------	-------	------	------	------	--------	------	-------	-------	-------	------	------	------	--------	------	-------	------	-------	------	------	------	--------	------	-------	-------	-------	------	------	------	--------	------	-------	------	-------	------	------	------	--------	------	-------	-------	-------	------	------	------	--------	------	-------	-------	-------	------	------	------	--------	------	-------	-------	-------	------	------	------	--------	------	-------	-------	-------	------	------	------	--------	------	-------	-------	-------	------	------	------	--------	------	-------	------	-------	--------	-------	-------	--------	-------	-------	-------	--------	-------	--------

PITCHER	IP	WLS	BF	H	R	ER	SO	BB	IBB	HBP	BLK	WP	HR	S	P	ERA	WHIP
Roger Pavlik, R ERA: 3.98	4.1		23	6	4	4	3	4	0	0	0	0	1	50	85	8.31	2.308
Brian Bohanon, L ERA: 3.78	0.0		1	1	0	0	0	0	0	0	0	0	0	3	4	∞	∞
Matt Whiteside, R ERA: 3.45	1.1		4	1	0	0	0	0	0	0	0	0	0	7	9	0.00	0.750
Craig Lefferts, L ERA: 5.81	0.1		1	0	0	0	1	0	0	0	0	0	0	3	4	0.00	0.000
Cris Carpenter, R ERA: 3.15	1.1		8	3	1	1	3	0	0	1	0	0	0	21	28	6.75	2.250

TEXAS RANGERS @ BOSTON RED SOX
Fenway Park, Boston, MA
 Wed Sep 01 1993, 7:05 PM EDT
 Att: 27,396 - Unknown - 68 F

AB	R	H	RBI	BB	SO	LOB
48	7	15	6	6	12	27



Batter	1	2	3	4	5	6	7	8	9	AB R H RBI BB SO LOB	TOP											
Chris Gwynn, L (1, 7) OBP: 0.357, SLG: 0.406	1-1 G4-6-3 1B		0-1 G6-3			3-2 1B 2B	0-1 L7		1-0 P5	5 1 2 0 0 0 2	Kansas City Royals @ Boston Red Sox Fenway Park, Boston, MA Fri Sep 03 1993, 7:05 PM EDT Att. 28,323 - Unknown - 85 F											
Brian McRae, S (1, 8) OBP: 0.341, SLG: 0.433	2-0 G4-6-3 1-2f			1-0 HR		0-1 P5		1-1 BB SF8 1B	4-2 FC4-6 BB	4 2 2 1 1 0 2												
George Brett, L (1, 10) OBP: 0.306, SLG: 0.425	2-0 G3-1			2-1 HR		4-0 1B IBB		1-2 G4-3	1-0 FC4-6 1-2f	4 1 1 1 1 0 3												
Mike Macfarlane, R (1, 2) OBP: 0.354, SLG: 0.494		0-1 F9		0-0 P4		0-0 FC5 1B		4-0 SF8 IBB		3 0 1 1 1 0 0												
Wally Joyner, L (1, 3) OBP: 0.373, SLG: 0.471		0-0		1-2 F7		1-0 FC3-2-5-2-6		4-2 FC6-4 BB		3 1 1 1 1 0 2												
Rico Rossy, R (8, PR) OBP: 0.310, SLG: 0.368				HR		1-2 3-H		1-2 2-3		0 0 0 0 0 0 0												
Gary Gaetti, R (1, 5) OBP: 0.293, SLG: 0.420		1-3 K		1-0 P6		0-0 FC5		3-2 SF8		3 0 0 1 0 1 2												
Felix Jose, S (1, 9) OBP: 0.300, SLG: 0.340		1-3 K			2-3 K		0-0 G3-1	0-1 FC6-4		4 0 0 0 0 2 2												
Greg Gagne, R (1, 6) OBP: 0.324, SLG: 0.415			0-3 K		2-2 P3		4-1 BLK BB		0-0 G6-3 S 1B	3 0 1 0 1 1 0												
Jose Lind, R (1, 4) OBP: 0.268, SLG: 0.286			0-0 F9		2-2 G6-3		0-0 F9		0-2 G6-3	4 0 0 0 0 0 2												
Inning Stats	R: 0 E: 0 K: 0 S: 4	H: 1 LOB: 0 BB: 0 P: 9	R: 1 E: 0 K: 2 S: 10	H: 1 LOB: 0 BB: 0 P: 12	R: 0 E: 0 K: 1 S: 6	H: 0 LOB: 0 BB: 0 P: 6	R: 2 E: 0 K: 0 S: 8	H: 2 LOB: 0 BB: 0 P: 13	R: 0 E: 0 K: 1 S: 12	H: 0 LOB: 0 BB: 0 P: 18	R: 1 E: 0 K: 0 S: 11	H: 2 LOB: 2 BB: 1 P: 19	R: 0 E: 0 K: 0 S: 5	H: 0 LOB: 1 BB: 1 P: 9	R: 1 E: 0 K: 0 S: 16	H: 1 LOB: 2 BB: 2 P: 29	R: 0 E: 0 K: 0 S: 9	H: 1 LOB: 2 BB: 1 P: 15	1B: 4 2B: 1 3B: 0 HR: 3	SF: 1 SAC: 0 DP: 1 HBP: 0	WP: 0 PB: 0 SB: 1 CS: 0	PA: 39
PITCHER	IP WLS BF H R ER SO BB IBB HBP BLK WP HR S P ERA WHIP																				PITCHER	IP WLS BF H R ER SO BB IBB HBP BLK WP HR S P ERA WHIP
Danny Darwin, R (1, 1) ERA: 3.1	5.1 L 22 6 4 4 4 0 1 0 0 0 3 49 74 6.75 1.125																					
John Dopson, R (6, 1) ERA: 4.66	1.2 7 1 1 1 0 1 0 0 0 1 0 0 9 15 5.40 1.200																					
Scott Taylor, L (8, 1) ERA:	0.1 3 0 0 0 0 1 1 0 0 0 0 0 7 16 0.00 3.000																					
Paul Quantrill, R (8, 1) ERA: 3.65	1.1 6 1 0 0 0 1 0 0 0 0 0 0 15 23 0.00 1.500																					
Tony Fossas, L (9, 1) ERA: 5.33	0.1 1 0 0 0 0 0 0 0 0 0 0 0 1 2 0.00 0.000																					

livebaseballscorecards.com

AB	33
R	5
H	8
RBI	5
BB	5
SO	4
LOB	15



Batter	1	2	3	4	5	6	7	8	9	AB	R	H	RBI	BB	SO	LOB
Billy Hatcher, R OBP: 0.348, SLG: 0.422 (1, 8)	0-2 L9		0-1 G5-3			0-0 G4-6-3 1B		2-2 L8		4	0	1	0	0	0	1
Mike Greenwell, L OBP: 0.365, SLG: 0.457 (1, 7)	1-2 G4-3			0-2 FC4-6 1B		0-0 G4-6-3		0-0 2B		4	0	2	0	0	0	1
Andre Dawson, R OBP: 0.316, SLG: 0.423 (1, 10)	3-3 K			0-1 FC4-6 BB 1-2f		2-3 K		2-2 L8		4	0	0	0	0	2	2
Mo Vaughn, L OBP: 0.403, SLG: 0.536 (1, 3)		0-1 F7		1-3 K		0-0 HR			2-2 F8	4	1	1	1	0	1	1
Scott Cooper, L OBP: 0.360, SLG: 0.404 (1, 5)		1-3 K		4-1 FC5-4 BB 1-2		1-1 G4-3			2-1 BB 1B	3	0	1	0	1	1	0
Rob Deer, R OBP: 0.298, SLG: 0.361 (1, 9)		2-3 K		0-0 FC5-4 1-2f		4-2 1B BB			4-2 1-2 BB	2	0	0	0	2	1	2
John Valentin, R OBP: 0.326, SLG: 0.419 (1, 6)			4-2 FC4-6 BB		0-1 G4-3		3-2 G1-6-3 1B		1-3 K	3	0	1	0	1	1	2
Bob Melvin, R OBP: 0.242, SLG: 0.279 (1, 2)			1-2 FC4-6 1-2f		0-2 G5-3		0-0 G1-6-3 1-2f		0-3 K	2	0	0	0	0	0	1
Ernest Riles, L OBP: 0.301, SLG: 0.392 (7, PH)										1	0	0	0	0	0	2
Tony Peña, R OBP: 0.241, SLG: 0.244 (8, 2)										1	0	0	0	0	1	2
Tim Naehring, R OBP: 0.179, SLG: 0.135 (1, 4)			1-1 F8		1-3 K			3-2 P6		3	0	0	0	0	1	1

Inning Stats	R: 0	H: 0	E: 0	K: 1	S: 12	LOB: 0	BB: 0	P: 16	R: 0	H: 0	E: 0	K: 2	S: 9	LOB: 0	BB: 0	P: 12	R: 0	H: 0	E: 0	K: 0	S: 9	LOB: 1	BB: 1	P: 15	R: 0	H: 1	E: 0	K: 1	S: 10	LOB: 2	BB: 1	P: 15	R: 0	H: 0	E: 0	K: 1	S: 8	LOB: 0	BB: 0	P: 9	R: 0	H: 1	E: 0	K: 1	S: 5	LOB: 0	BB: 0	P: 7	R: 1	H: 2	E: 0	K: 0	S: 10	LOB: 1	BB: 1	P: 18	R: 0	H: 1	E: 0	K: 0	S: 15	LOB: 1	BB: 0	P: 22	R: 0	H: 1	E: 0	K: 2	S: 16	LOB: 2	BB: 1	P: 25	1B: 4	SF: 0	2B: 1	SAC: 0	3B: 0	DP: 2	HR: 1	HBP: 0	WP: 0	PA: 35
--------------	------	------	------	------	-------	--------	-------	-------	------	------	------	------	------	--------	-------	-------	------	------	------	------	------	--------	-------	-------	------	------	------	------	-------	--------	-------	-------	------	------	------	------	------	--------	-------	------	------	------	------	------	------	--------	-------	------	------	------	------	------	-------	--------	-------	-------	------	------	------	------	-------	--------	-------	-------	------	------	------	------	-------	--------	-------	-------	-------	-------	-------	--------	-------	-------	-------	--------	-------	--------


PITCHER	IP	WLS	BF	H	R	ER	SO	BB	IBB	HBP	BLK	WP	HR	S	P	ERA	WHIP
Kevin Appier, R ERA: 2.83 (1, 1)	6.0		21	2	0	0	6	2	0	0	0	0	0	53	74	0.00	0.667
Billy Brewer, L ERA: 2.93 (7, 1)	0.1		2	1	1	1	0	0	0	0	0	0	1	3	4	27.00	3.000
Stan Belinda, R ERA: 3.43 (7, 1)	1.1		6	2	0	0	0	1	0	0	0	0	0	14	26	0.00	2.250
Jeff Montgomery, R ERA: 2.03 (8, 1)	1.1		6	1	0	0	2	1	0	0	0	0	0	24	35	0.00	1.500

BOTTOM

Kansas City Royals @ Boston Red Sox
Fenway Park, Boston, MA

Fri Sep 03 1993, 7:05 PM EDT
Att: 28,323 - Unknown - 85 F

AB	31
R	1
H	6
RBI	1
BB	4
SO	8
LOB	15



Batter	1	2	3	4	5	6	7	8	9	AB R H RBI BB SO LOB	TOP																
Greg Gagne, R (1, 6) OBP: 0.324, SLG: 0.416	1-3 K		0-0 SH3-4		1-1 E5		2-3 K		0-1 HR	4 1 1 0 0 2 1																	
Brian McRae, S (1, 8) OBP: 0.340, SLG: 0.437	1-3 K		0-0 G5-3		1-0 FC6-4		2-1 E1		2-2 HR	5 1 1 2 0 1 2																	
George Brett, L (1, 10) OBP: 0.307, SLG: 0.427	1-2 2B		1-2 F7		3-2 SAFE 1B		1-0 G1-3		2-2 G4-3	5 0 2 0 0 0 2																	
Mike Macfarlane, R (1, 2) Felix Jose, S (9, PR) Brent Mayne, L (9, 2) OBP: 0.352, SLG: 0.488 OBP: 0.300, SLG: 0.340 OBP: 0.303, SLG: 0.335	0-1 G5-3				1-1 F8				4-2 3B	4 0 0 0 1 2 3 0 1 0 0 0 0 0 0 0 0 0 0 0 0																	
Kevin McReynolds, R (1, 7) OBP: 0.319, SLG: 0.416		2-1 F7			0-0 E6		3-2 G4-3		1-2 F7	5 1 1 1 0 0 0																	
Gary Gaetti, R (1, 3) OBP: 0.295, SLG: 0.419		0-0 1B			2-2 SAFE SAFE F7		3-2 G6-3		4-2 BB	3 0 1 1 1 0 1																	
Hubie Brooks, R (1, 9) Kevin Koslofski, L (8, PR) (8, 9)		3-1 F7			2-0 1B		1-2 1B		4-2 BB	3 0 2 0 1 0 1 1 0 0 0 0 1 1																	
Jose Lind, R (1, 4) Chris Gwynn, L (8, PH) Rico Rossy, R (8, 4) OBP: 0.266, SLG: 0.284 OBP: 0.360, SLG: 0.406 OBP: 0.310, SLG: 0.368		2-0 F9			1-2 G5-3		2-2 F9		4-1 BB	3 0 0 0 0 0 4 0 0 0 0 1 0 0 0 0 0 0 0 0 0																	
Keith Miller, R (1, 5) OBP: 0.226, SLG: 0.196			4-2 SH3-4 BB		4-2 E5 BB		3-3 K		0-3 K	2 0 0 0 2 2 3																	
Inning Stats	R: 0 E: 0 K: 2 S: 11	H: 1 LOB: 1 BB: 0 P: 14	R: 0 E: 0 K: 0 S: 6	H: 1 LOB: 1 BB: 0 P: 13	R: 0 E: 0 K: 0 S: 11	H: 0 LOB: 1 BB: 1 P: 16	R: 0 E: 1 K: 1 S: 13	H: 1 LOB: 2 BB: 0 P: 19	R: 0 E: 1 K: 0 S: 12	H: 1 LOB: 2 BB: 1 P: 22	R: 0 E: 0 K: 0 S: 12	H: 1 LOB: 1 BB: 0 P: 21	R: 0 E: 1 K: 2 S: 11	H: 0 LOB: 1 BB: 0 P: 19	R: 0 E: 0 K: 2 S: 14	H: 0 LOB: 3 BB: 3 P: 29	R: 4 E: 0 K: 1 S: 15	H: 3 LOB: 1 BB: 1 P: 25	1B: 4 2B: 2 3B: 1 HR: 1	SF: 1 SAC: 1 DP: 0 HBP: 0	WP: 0 PB: 0 SB: 1 CS: 0	PA: 43					
PITCHER	IP WLS BF H R ER SO BB IBB HBP BLK WP HR S P ERA WHIP																										
Frank Viola, L (1, 1) ERA: 3.15	6.2		29	5	0	0	5	2	0	0	0	0	0	75	122	0.00	1.050										
Tony Fossas, L (7, 1) ERA: 5.27	0.1		1	0	0	0	0	0	0	0	0	0	0	1	2	0.00	0.000										
Greg Harris, R (8, 1) ERA: 2.83	1.0		8	2	2	2	2	3	0	0	0	0	1	19	36	18.00	5.000										
Scott Taylor, L (9, 1) ERA:	0.1		1	0	0	0	0	0	0	0	0	0	0	3	5	0.00	0.000										
Ken Ryan, R (9, 1) ERA: 3.43	0.2	L	4	1	2	2	1	1	0	0	0	0	0	7	13	27.00	3.000										

Kansas City Royals @ Boston Red Sox
Fenway Park, Boston, MA

AB	35
R	4
H	8
RBI	4
BB	6
SO	8
LOB	18



Sat Sep 04 1993, 3:33 AM EDT
Att. 31,223 - Overcast - 68 F

WP: 0	PA: 43
-------	--------

Batter	1	2	3	4	5	6	7	8	9	AB R H RBI BB SO LOB	TOP											
Felix Jose, S (1, 9) OBP: 0.303, SLG: 0.343	2-3 K		3-2 FC6-4 1B			0-0 G3-1 BB 1B	3-3 K		0-0 1B	5 1 3 0 0 2 0												
Brian McRae, S (1, 8) OBP: 0.338, SLG: 0.434	3-2 G4-3		1-1 FC6-4 1-2f			4-2 BB G3-1 HR BB	2-3 K		2-2 F9	4 1 0 0 1 1 4												
George Brett, L (1, 10) OBP: 0.306, SLG: 0.427	0-0 L7				1-0 L6	0-0 G3-1		1-2 G6-4-3 2B	0-0 G4-3	5 0 1 0 0 0 4												
Wally Joyner, L (1, 3) OBP: 0.376, SLG: 0.470		4-2 G4-6-3 BB			1-1 F7	4-0 BB HR IBB		4-2 G6-4-3 BB		1 1 0 0 3 0 0												
Kevin McReynolds, R (1, 7) OBP: 0.315, SLG: 0.411		1-3 K			3-2 L8	2-3 K		0-0 G6-4-3 1-2f 2-3		4 0 0 0 0 2 6												
Brent Mayne, L (1, 2) OBP: 0.313, SLG: 0.337		0-0 G4-6-3 1-2f				1-1 FC6-4 1B		4-0 IBB		2 1 1 1 2 0 1												
Gary Gaetti, R (1, 5) OBP: 0.294, SLG: 0.428			1-2 G4-3			1-1 F7		1-1 L8		4 1 1 4 0 0 3												
Greg Gagne, R (1, 6) OBP: 0.323, SLG: 0.413			2-3 K			1-2 K		1-1 G4-3		3 0 0 0 1 2 1												
Jose Lind, R (1, 4) OBP: 0.268, SLG: 0.284			0-0 1B			1-1 FC6-4 1-2f		1-1 G6-3		3 0 1 0 1 0 1												
Inning Stats	R: 0 E: 0 K: 1 S: 9	H: 0 LOB: 0 BB: 0 P: 14	R: 0 E: 0 K: 1 S: 7	H: 0 LOB: 0 BB: 1 P: 12	R: 0 E: 0 K: 1 S: 16	H: 2 LOB: 2 BB: 0 P: 23	R: 0 E: 0 K: 0 S: 6	H: 0 LOB: 0 BB: 0 P: 11	R: 0 E: 0 K: 1 S: 9	H: 1 LOB: 1 BB: 0 P: 13	R: 5 E: 0 K: 1 S: 11	H: 2 LOB: 0 BB: 3 P: 26	R: 0 E: 0 K: 2 S: 12	H: 0 LOB: 0 BB: 0 P: 18	R: 0 E: 0 K: 0 S: 8	H: 1 LOB: 2 BB: 2 P: 18	R: 0 E: 0 K: 0 S: 12	H: 1 LOB: 2 BB: 2 P: 21	1B: 5 2B: 1 3B: 0 HR: 1	SF: 0 SAC: 0 DP: 2 HBP: 0	WP: 0 PB: 0 SB: 1 CS: 1	PA: 39
PITCHER	IP WLS BF H R ER SO BB IBB HBP BLK WP HR S P ERA WHIP																					
Roger Clemens, R (1, 1) ERA: 4.15	7.0 L 29 5 5 5 7 3 1 0 0 0 0 1 70 117 6.43 1.143																					
Scott Taylor, L (8, 1) ERA:	0.0 2 1 0 0 0 1 0 0 0 0 0 0 5 10 ∞ ∞																					
Paul Quantrill, R (8, 1) ERA: 3.62	1.0 3 0 0 0 0 0 1 0 0 0 0 0 3 8 0.00 0.000																					
Cory Bailey, R (9, 1) ERA:	0.2 4 1 0 0 0 2 0 0 0 0 0 0 11 20 0.00 4.500																					
Tony Fossas, L (9, 1) ERA: 5.2	0.1 1 0 0 0 0 0 0 0 0 0 0 0 1 1 0.00 0.000																					

Kansas City Royals @ Boston Red Sox
Fenway Park, Boston, MA
 Sun Sep 05 1993, 3:33 AM EDT
 Att. 32,012 - Sunny - 78 F

livebaseballscorecards.com

AB	31
R	5
H	7
RBI	5
BB	8
SO	7
LOB	20



Batter	1	2	3	4	5	6	7	8	9	AB	R	H	RBI	BB	SO	LOB
Scott Fletcher, R (1, 4) <small>OBP: 0.342, SLG: 0.410</small> Steve Lyons, L (9, 4) <small>OBP: 0.235, SLG: 0.200</small>	1-1 		1 SAFE 3-3 		1-0 			1-1 		4	0	1	0	0	1	1
Billy Hatcher, R (1, 8) <small>OBP: 0.347, SLG: 0.418</small> Bob Zupcic, R (9, 8) <small>OBP: 0.315, SLG: 0.365</small>	3-2 		1 SAFE 0-2 		3-2 			1-1 		3	0	0	0	0	0	2
Mike Greenwell, L (1, 7) <small>OBP: 0.359, SLG: 0.448</small>	0-1 		1-2 		0-1 			1-3 		4	0	0	0	0	1	3
Andre Dawson, R (1, 10) <small>OBP: 0.317, SLG: 0.428</small> Jeff McNeely, R (9, PR)	0-1 			1-2 			1-2 		4-2 	3	0	0	0	0	0	1
Mo Vaughn, L (1, 3) <small>OBP: 0.401, SLG: 0.533</small>		1-2 		0-1 			2-1 		3-2 	4	0	1	1	0	0	0
Scott Cooper, L (1, 5) <small>OBP: 0.358, SLG: 0.400</small>		1-0 		4-1 			2-1 		1-0 	3	1	1	0	1	0	1
Rob Deer, R (1, 9) <small>OBP: 0.300, SLG: 0.358</small>		2-2 		2-1 			1-1 		0-3 	4	0	1	0	0	1	2
Tony Peña, R (1, 2) <small>OBP: 0.237, SLG: 0.240</small> Greg Blosser, L (7, PH) Bob Melvin, R (8, 2) <small>OBP: 0.242, SLG: 0.279</small>		3-2 		2-2 			1-2 			2	0	0	0	0	0	2
John Valentin, R (1, 6) <small>OBP: 0.324, SLG: 0.415</small>			0-1 		1-2 			3-2 		1	0	0	0	0	0	0

Inning Stats	R: 0	H: 1	E: 0	LOB: 1	K: 0	BB: 0	S: 9	R: 0	H: 1	E: 0	LOB: 1	K: 0	BB: 0	S: 11	R: 0	H: 1	E: 0	LOB: 1	K: 1	BB: 0	S: 12	R: 1	H: 2	E: 0	LOB: 1	K: 0	BB: 1	S: 13	R: 0	H: 0	E: 0	LOB: 1	K: 0	BB: 0	S: 9	R: 0	H: 0	E: 0	LOB: 0	K: 0	BB: 0	S: 7	R: 0	H: 0	E: 0	LOB: 0	K: 0	BB: 0	S: 8	R: 0	H: 0	E: 0	LOB: 0	K: 1	BB: 0	S: 7	R: 1	H: 0	E: 0	LOB: 1	K: 1	BB: 0	S: 11	1B: 5	SF: 0	2B: 0	SAC: 0	3B: 0	DP: 0	HR: 0	HBP: 2	WP: 3	PA: 34
--------------	------	------	------	--------	------	-------	------	------	------	------	--------	------	-------	-------	------	------	------	--------	------	-------	-------	------	------	------	--------	------	-------	-------	------	------	------	--------	------	-------	------	------	------	------	--------	------	-------	------	------	------	------	--------	------	-------	------	------	------	------	--------	------	-------	------	------	------	------	--------	------	-------	-------	-------	-------	-------	--------	-------	-------	-------	--------	-------	--------

PITCHER	IP	WLS	BF	H	R	ER	SO	BB	IBB	HBP	BLK	WP	HR	S	P	ERA	WHIP
Tom Gordon, R (1, 1) <small>ERA: 3.76</small>	7.0	W	27	5	1	1	1	1	0	1	0	2	0	69	108	1.29	0.857
Stan Belinda, R (8, 1) <small>ERA: 3.47</small>	2.0		7	0	1	1	2	0	0	1	0	1	0	18	29	4.50	0.000

BOTTOM

Kansas City Royals @ Boston Red Sox
 Fenway Park, Boston, MA

Sun Sep 05 1993, 3:33 AM EDT
 Att: 32,012 - Sunny - 78 F

AB	31
R	2
H	5
RBI	1
BB	1
SO	3
LOB	12

PITCHER	IP	WLS	BF	H	R	ER	SO	BB	IBB	HBP	BLK	WP	HR	S	P	ERA	WHIP
---------	----	-----	----	---	---	----	----	----	-----	-----	-----	----	----	---	---	-----	------

Batter	1	2	3	4	5	6	7	8	9	AB R H RBI BB SO LOB	TOP
Ernest Riles, L (1, 4) OBP: 0.301, SLG: 0.382 Tim Naehring, R (7, 4) OBP: 0.195, SLG: 0.154	1-3 K	0-2 F9			1-2 F8		3-1 G4-3		2-2 FC5-4	4 0 0 0 0 1 3 1 0 0 0 0 0 2	
Billy Hatcher, R (1, 8) OBP: 0.348, SLG: 0.419	1-2 E6 1B		1-1 G4-3		0-0 CS 1B			1-3 K		4 0 2 0 0 1 0	
Mike Greenwell, L (1, 7) OBP: 0.359, SLG: 0.447 Bob Zuppic, R (9, 7) OBP: 0.315, SLG: 0.365	1-2 P6		2-2 G1-3		1-1 CS 1-2	0-0 F7		1-1 G6-4-3 1B		4 0 1 0 0 0 1 0 0 0 0 0 0 0	
Andre Dawson, R (1, 10) OBP: 0.315, SLG: 0.424	1-3 K		2-1 F9		1-2 G5-3		0-1 G6-4-3			4 0 0 0 0 1 2	
Mo Vaughn, L (1, 3) OBP: 0.398, SLG: 0.528 Carlos Quintana, R (9, 3) OBP: 0.313, SLG: 0.274			1-1 L8		0-0 G4-3		0-2 G1-3		0-0 G4-3	4 0 0 0 0 0 0 0 0 0 0 0 0 0	
Rob Deer, R (1, 9) OBP: 0.304, SLG: 0.380		1-2 G6-3 1B 2B		2-3 K			0-0 HR		2-2 HR	4 3 3 2 0 1 0	
Scott Cooper, L (1, 5) OBP: 0.359, SLG: 0.400		1-1 G6-3 2-3		3-2 1B		0-0 G3-1		1-1 WP HBP		3 0 1 0 0 0 1	
John Valentin, R (1, 6) OBP: 0.326, SLG: 0.417 Luis Rivera, R (4, PH) OBP: 0.288, SLG: 0.328 (4, 6)		1-1 1B 1B 3-H		1-2 F9		0-0 P5		4-1 FC5-4 BB		1 0 1 1 0 0 0 2 0 0 0 1 0 1	
Bob Melvin, R (1, 2) OBP: 0.248, SLG: 0.285	1-1 SAFE SAFE 1-1 SAFE	1-1 1B		1-0 P9		2-1 1B		0-0 F7		4 0 2 0 0 0 2	
Inning Stats	R: 0 H: 1 E: 1 LOB: 1 K: 2 BB: 0 S: 12 P: 16	R: 1 H: 3 E: 0 LOB: 2 K: 0 BB: 0 S: 14 P: 19	R: 0 H: 0 E: 0 LOB: 0 K: 0 BB: 0 S: 7 P: 12	R: 0 H: 1 E: 0 LOB: 1 K: 1 BB: 0 S: 11 P: 17	R: 0 H: 1 E: 0 LOB: 0 K: 0 BB: 0 S: 7 P: 9	R: 0 H: 0 E: 0 LOB: 0 K: 0 BB: 0 S: 7 P: 8	R: 1 H: 2 E: 0 LOB: 1 K: 0 BB: 0 S: 7 P: 12	R: 0 H: 1 E: 0 LOB: 0 K: 1 BB: 0 S: 7 P: 9	R: 1 H: 1 E: 0 LOB: 2 K: 0 BB: 1 S: 10 P: 19	1B: 7 SF: 0 2B: 1 SAC: 0 3B: 0 DP: 1 HR: 2 HBP: 1	WP: 1 PA: 38 PB: 0 SB: 0 CS: 1
PITCHER Jack McDowell, R (1, 1) ERA: 3.31 Chuck Cary, L (9, 1) ERA: 5.4	IP WLS BF H R ER SO BB IBB HBP BLK WP HR S P ERA WHIP	8.1 L 33 10 3 3 4 0 0 0 0 0 2 76 108 3.24 1.200	0.2 4 0 0 0 0 1 0 1 0 1 0 6 13 0.00 1.500								

Boston Red Sox @ Chicago White Sox
Comiskey Park, Chicago, IL
Mon Sep 06 1993, 8:05 PM EDT
Att. 40,475 - Unknown - 66 F

AB	35
R	3
H	10
RBI	3
BB	1
SO	4
LOB	12



Batter	1	2	3	4	5	6	7	8	9	AB R H RBI BB SO LOB
Tim Raines, S OBP: 0.401, SLG: 0.491 (1, 7)	4-1 FC6-4 BB		4-1 SH5-4 BB		2-1 F8		4-2 WP BB		0-1 G3-1	2 0 0 0 3 0 1
Joey Cora, S OBP: 0.351, SLG: 0.351 (1, 4)	2-1 FC6-4 G4-6-3 1-2f		2-0 SH5-4		3-2 F9		1-0 L9		0-0 B5-3	4 0 0 0 0 0 3
Frank Thomas, R OBP: 0.428, SLG: 0.631 (1, 3)	2-2 G4-6-3 1-2f		4-0 IBB		2-1 BB 1B		1-1 P4			3 0 1 0 1 0 2
Robin Ventura, L OBP: 0.377, SLG: 0.430 (1, 5)		2-1 G4-3	2-3 K		4-1 BB		2-2 G4-3			3 0 0 0 1 1 4
George Bell, R OBP: 0.262, SLG: 0.382 (1, 10)		2-2 HBP	1-2 G1-3		1-3 K			2-3 K		0 0 0 0 0 0 0
Warren Newson, L OBP: 0.400, SLG: 0.375 (2, PR)										3 0 0 0 0 2 5
Ellis Burks, R OBP: 0.353, SLG: 0.471 (1, 9)		1-0 FC6-4 1B 1-2f		4-1 1B WP SF8 BB		1-0 FC4-6 1B		1-3 K		3 1 1 0 1 1 1
Lance Johnson, L OBP: 0.357, SLG: 0.397 (1, 8)		0-0 1B		1-2 G6-4-3 1B		0-0 FC4-6 1-2f		0-3 K		4 0 2 0 0 1 1
Michael LaValliere, L OBP: 0.289, SLG: 0.282 (1, 2)		1-3 K		2-0 SF8		3-1 F9		0-2 L7		3 0 0 1 0 1 3
Ozzie Guillen, L OBP: 0.294, SLG: 0.382 (1, 6)			0-0 E9 SH5-4 1B		2-0 G6-4-3 1-2f		1-1 G4-3		1-2 G3-1 1B	4 0 2 0 0 0 2

Inning Stats	R: 0 E: 0 K: 0 S: 9	H: 0 LOB: 0 BB: 1 P: 17	R: 0 E: 0 K: 1 S: 11	H: 1 LOB: 2 BB: 0 P: 17	R: 0 E: 1 K: 1 S: 11	H: 1 LOB: 3 BB: 2 P: 24	R: 1 E: 0 K: 0 S: 6	H: 1 LOB: 0 BB: 1 P: 15	R: 0 E: 0 K: 1 S: 11	H: 1 LOB: 2 BB: 1 P: 23	R: 0 E: 0 K: 0 S: 8	H: 1 LOB: 1 BB: 0 P: 11	R: 0 E: 0 K: 0 S: 8	H: 0 LOB: 1 BB: 1 P: 16	R: 0 E: 0 K: 3 S: 11	H: 0 LOB: 0 BB: 0 P: 14	R: 0 E: 0 K: 0 S: 10	H: 1 LOB: 1 BB: 0 P: 11	1B: 6 2B: 0 3B: 0 HR: 0	SF: 1 SAC: 1 DP: 2 HBP: 1
--------------	------------------------------	----------------------------------	-------------------------------	----------------------------------	-------------------------------	----------------------------------	------------------------------	----------------------------------	-------------------------------	----------------------------------	------------------------------	----------------------------------	------------------------------	----------------------------------	-------------------------------	----------------------------------	-------------------------------	----------------------------------	----------------------------------	------------------------------------

PITCHER	IP	WLS	BF	H	R	ER	SO	BB	IBB	HBP	BLK	WP	HR	S	P	ERA	WHIP
Aaron Sele, R ERA: 2.58 (1, 1)	4.0		18	3	1	1	2	3	1	1	0	1	0	37	73	2.25	1.500
Scott Bankhead, R ERA: 3.04 (5, 1)	2.0	W	10	2	0	0	1	2	0	0	0	0	0	21	40	0.00	2.000
Greg Harris, R ERA: 2.75 (7, 1)	3.0	S	10	1	0	0	3	0	0	0	0	1	0	27	35	0.00	0.333

BOTTOM

Boston Red Sox @ Chicago White Sox
Comiskey Park, Chicago, IL

Mon Sep 06 1993, 8:05 PM EDT
Att: 40,475 - Unknown - 66 F

livebaseballscorecards.com

AB	29
R	1
H	6
RBI	1
BB	6
SO	6
LOB	22



WP	PA	ERA	WHIP
2	38		
0			
0			


Batter	1	2	3	4	5	6	7	8	9	AB R H RBI BB SO LOB	TOP											
Billy Hatcher, R (1, 8) OBP: 0.345, SLG: 0.415	1-2 P4		0-0 L8		0-0 G5-3			2-2 F9	1-3 K	5 0 0 0 0 1 2												
Mike Greenwell, L (1, 7) OBP: 0.362, SLG: 0.452	1-2 F7		3-2 2B			0-1 HR 1B		0-0 FC5 HBP 1B		4 1 3 0 0 0 0 0 0 0 0 0 0 0												
Bob Zupcic, R (8, 7) OBP: 0.315, SLG: 0.365																						
Andre Dawson, R (1, 10) OBP: 0.314, SLG: 0.421	2-2 G1-3		1-0 F8			0-0 G4-3		1-0 HBP		3 0 0 0 0 0 2 0 0 0 0 0 0 0												
Jeff McNeely, R (8, PR)																						
Mo Vaughn, L (1, 3) OBP: 0.398, SLG: 0.535		1-2 G4-3		0-1 PB 1B		1-1 HR		2-1 F7		4 1 2 2 0 0 2												
Rob Deer, R (1, 9) OBP: 0.303, SLG: 0.379		2-1 HR 1B		3-0 F7		1-3 K		2-2 FC5		4 1 1 0 0 1 3												
Scott Cooper, L (1, 5) OBP: 0.356, SLG: 0.396		0-1 F7		1-2 F7		0-1 L4			0-3 K	4 0 0 0 0 1 2												
Bob Melvin, R (1, 2) OBP: 0.248, SLG: 0.304		1 SAFE 0-0 HR		1-1 P3			1-1 G6-3		2-0 G5-3	4 1 1 2 0 0 1												
Tim Lincecum, R (1, 4) OBP: 0.200, SLG: 0.163		0-1 G6-3			0-0 F8		0-1 F7		0-1 1B 1B	4 0 1 0 0 0 0												
Luis Rivera, R (1, 6) OBP: 0.287, SLG: 0.325			1-2 F9		1-0 L8		0-2 L7		1-0 1B	4 0 1 0 0 0 0												
Inning Stats	R: 0 E: 0 K: 0 S: 10	H: 0 LOB: 0 BB: 0 P: 14	R: 2 E: 0 K: 0 S: 10	H: 2 LOB: 0 BB: 0 P: 13	R: 0 E: 0 K: 0 S: 8	H: 1 LOB: 1 BB: 0 P: 13	R: 0 E: 0 K: 0 S: 8	H: 1 LOB: 1 BB: 0 P: 13	R: 0 E: 0 K: 1 S: 10	H: 0 LOB: 0 BB: 0 P: 4	R: 2 E: 0 K: 1 S: 10	H: 2 LOB: 0 BB: 0 P: 12	R: 0 E: 0 K: 0 S: 7	H: 0 LOB: 0 BB: 0 P: 8	R: 0 E: 0 K: 0 S: 10	H: 1 LOB: 2 BB: 0 P: 17	R: 0 E: 0 K: 2 S: 10	H: 2 LOB: 2 BB: 0 P: 14	1B: 6 2B: 1 3B: 0 HR: 2	SF: 0 SAC: 0 DP: 0 HBP: 1	WP: 0 PB: 1 SB: 0 CS: 0	PA: 37
PITCHER	IP WLS BF H R ER SO BB IBB HBP BLK WP HR S P ERA WHIP																					
Tim Belcher, R (1, 1) ERA: 4.62	7.1 L 30 7 4 4 1 0 0 1 0 0 0 2 61 85 4.91 0.955																					
Scott Radinsky, L (8, 1) ERA: 4.53	1.2 7 2 0 0 2 0 0 0 0 0 0 0 15 23 0.00 1.200																					

Boston Red Sox @ Chicago White Sox
 Comiskey Park, Chicago, IL
 Tue Sep 07 1993, 8:05 PM EDT
 Att. 27,966 - Unknown - 72 F

livebaseballscorecards.com

AB	36
R	4
H	9
RBI	4
BB	0
SO	3
LOB	12



Batter	1	2	3	4	5	6	7	8	9	AB R H RBI BB SO LOB	TOP
Billy Hatcher, R (1, 8) OBP: 0.343, SLG: 0.412 Jeff McNeely, R (6, 8) OBP: 1.000, SLG: 1.000	0-0 G5-3		0-0 G5-3			2-3 K			2-1 FC4-6 1B	3 0 0 0 0 1 0 1 1 1 0 0 0 0	Boston Red Sox @ Chicago White Sox Comiskey Park, Chicago, IL Wed Sep 08 1993, 8:05 PM EDT Att. 36,433 - Unknown - 66 F
Mike Greenwell, L (1, 7) OBP: 0.360, SLG: 0.449 Bob Zuppcic, R (8, 7) OBP: 0.318, SLG: 0.368	2-2 E6 1B		0-0 G3			2-0 F7		0-0 FC4-6 1B	3 0 0 0 0 0 1 1 0 1 0 0 0 0		
Scott Cooper, L (1, 5) OBP: 0.354, SLG: 0.393 Luis Ortiz, R (8, 5) OBP: 0.333, SLG: 0.333	2-2 L8			3-3 K		0-0 F7		0-0 FC4-6 1B	3 0 0 0 0 1 2 1 0 0 0 0 0 2		
Mo Vaughn, L (1, 3) OBP: 0.398, SLG: 0.533 Carlos Quintana, R (8, 3) OBP: 0.315, SLG: 0.276	3-2 1-2 1B			1-3 K		0-3 K		2-2 1-2 3-H 1B	3 0 1 0 0 2 0 1 0 1 1 0 0 0		
Rob Deer, R (1, 9) OBP: 0.301, SLG: 0.375	3-3 K			1-3 K		0-3 K		0-0 P4	4 0 0 0 0 3 4		
Greg Blosser, L (1, 10)		2-3 K			1-1 L8		1-0 G4-3	1-3 K	4 0 0 0 0 2 2		
Bob Melvin, R (1, 2) OBP: 0.245, SLG: 0.300 Steve Lyons, L (8, PH) OBP: 0.222, SLG: 0.188		2-3 K			2-2 F8			3-2 P5	2 0 0 0 0 1 0 1 0 0 0 0 0 0	AB 33 R 1 H 5 RBI 1 BB 0 SO 14 LOB 12	
Tim Naehring, R (1, 4) OBP: 0.208, SLG: 0.174		2-3 K			2-3 K			0-2 G1-6-3 1B	3 0 1 0 0 2 0		
Luis Rivera, R (1, 6) OBP: 0.283, SLG: 0.320 Ernest Riles, L (8, PH) OBP: 0.299, SLG: 0.379			2-3 K			1-3 K		0-2 G1-6-3	2 0 0 0 0 2 0 1 0 0 0 0 0 1		
Inning Stats	R: 0 H: 1 E: 1 LOB: 2 K: 1 BB: 0 S: 15 P: 25	R: 0 H: 0 E: 0 LOB: 0 K: 3 BB: 0 S: 11 P: 17	R: 0 H: 0 E: 0 LOB: 0 K: 1 BB: 0 S: 7 P: 9	R: 0 H: 0 E: 0 LOB: 0 K: 3 BB: 0 S: 13 P: 18	R: 0 H: 0 E: 0 LOB: 0 K: 1 BB: 0 S: 8 P: 13	R: 0 H: 0 E: 0 LOB: 1 K: 2 BB: 0 S: 8 P: 13	R: 0 H: 0 E: 0 LOB: 0 K: 2 BB: 0 S: 7 P: 8	R: 0 H: 1 E: 0 LOB: 0 K: 0 BB: 0 S: 10 P: 13	R: 1 H: 3 E: 0 LOB: 2 K: 1 BB: 0 S: 11 P: 16	1B: 5 SF: 0 2B: 0 SAC: 0 3B: 0 DP: 1 HR: 0 HBP: 0	
PITCHER Jason Bere, R (1, 1) ERA: 3.77 Roberto Hernandez, R (9, 1) ERA: 2.33	IP WLS BF H R ER SO BB IBB HBP BLK WP HR S P ERA WHIP 8.0 W 27 2 0 0 13 0 0 0 0 1 0 79 116 0.00 0.250 1.0 6 3 1 1 1 0 0 0 0 0 0 11 16 9.00 3.000	PITCHER IP WLS BF H R ER SO BB IBB HBP BLK WP HR S P ERA WHIP									

Batter	1	2	3	4	5	6	7	8	9
Kenny Lofton, L OBP: 0.405, SLG: 0.414 (1, 8)	1-0 F7	1-3 K			2-3 K	1-2 G4-3		1-0 1B	
Wayne Kirby, L OBP: 0.333, SLG: 0.393 (1, 9)	4-0 BB S BB		1-0 G1		0-0 G3		2-2 G3	0-3 K	
Carlos Baerga, S OBP: 0.351, SLG: 0.487 (1, 4)	3-1 F7		1-1 G3-1		0-0 PB 2B		1-1 G4-6-3 1B	2-1 F7	
Albert Belle, R OBP: 0.378, SLG: 0.564 (1, 7)	4-2 BB 1-2 BB		0-0 L7		1-0 S 2B		1-2 G4-6-3 1-2f		
Jim Thome, L OBP: 0.421, SLG: 0.506 (1, 5)	4-0 BB			3-2 HR		2-2 F7		4-1 1B 2B BB	
Alvaro Espinoza, R OBP: 0.303, SLG: 0.389 (9, 5)	1-2 2-3 BB								
Paul Sorrento, L OBP: 0.328, SLG: 0.424 (1, 3)	1-2 L4		1-3 K		4-0 S 2B			0-1 2B 1B 1B	
Jeff Treadway, L OBP: 0.366, SLG: 0.419 (1, 10)			3-1 F7		2-1 F9		1-2 F9	0-1 1B 2B	
Felix Fermin, R OBP: 0.300, SLG: 0.318 (1, 6)			1-3 K		1-1 F9		2-2 1B 2B	1-3 K	
Junior Ortiz, R OBP: 0.286, SLG: 0.298 (1, 2)			1-0 HBP		1-2 L9		2-2 1B	1-2 1B	
Reggie Jefferson, S OBP: 0.290, SLG: 0.370 (8, PH)									
Sandy Alomar Jr., R OBP: 0.318, SLG: 0.421 (9, 2)									

Inning Stats	R: 0	H: 0	E: 0	K: 0	S: 9	LOB: 3	BB: 3	P: 26
	R: 0	H: 0	E: 0	K: 2	S: 8	LOB: 1	BB: 0	P: 14
	R: 0	H: 0	E: 0	K: 0	S: 4	LOB: 0	BB: 0	P: 6
	R: 1	H: 1	E: 0	K: 1	S: 10	LOB: 0	BB: 0	P: 17
	R: 0	H: 0	E: 0	K: 1	S: 7	LOB: 0	BB: 0	P: 10
	R: 3	H: 4	E: 0	K: 0	S: 19	LOB: 2	BB: 1	P: 32
	R: 0	H: 1	E: 0	K: 0	S: 8	LOB: 0	BB: 0	P: 12
	R: 3	H: 4	E: 0	K: 2	S: 17	LOB: 2	BB: 1	P: 26

PITCHER	IP	WLS	BF	H	R	ER	SO	BB	IBB	HBP	BLK	WP	HR	S	P	ERA	WHIP
Roger Clemens, R ERA: 4.33 (1, 1)	7.1	L	36	9	7	7	5	4	1	1	0	0	1	76	134	8.59	1.773
Tony Fossas, L ERA: 4.91 (8, 1)	0.2		3	1	0	0	1	0	0	0	0	0	0	6	9	0.00	1.500

BOTTOM

Boston Red Sox @ Cleveland Indians
Cleveland Municipal Stadium, Cleveland, OH

Fri Sep 10 1993, 7:05 PM EDT
Unknown - 64 F

AB	R	H	RBI	BB	SO	LOB
5	0	1	0	0	2	3
4	0	0	0	1	1	2
5	1	2	0	0	0	3
3	1	1	1	1	0	1
2	2	1	1	2	0	1
0	0	0	0	0	0	0
3	2	1	0	1	1	3
4	1	1	1	0	0	2
4	0	1	2	0	2	2
2	0	1	0	0	0	0
1	0	1	2	0	0	0
0	0	0	0	0	0	0

AB	33
R	7
H	10
RBI	7
BB	5
SO	6
LOB	17



1B	2B	3B	HR	SF	SAC	DP	HBP	WP	PA
6	3	0	1	0	1	0	0	0	39

WP	PA	ERA	WHIP
0	39		

Batter	1	2	3	4	5	6	7	8	9	10	11	AB R H RBI BB SO LOB	TOP
Scott Fletcher, R OBP: 0.345, SLG: 0.411	1-2 BB G4-3 1B		1-0 G6-3		1-1 K BB 1B	3-2 2-H 1B			0-1 L4		0-0 1B	6 0 4 1 0 0 0	
Mike Greenwell, L OBP: 0.362, SLG: 0.458	0-0 F8		0-2 G1-3		4-0 1-2 BB	3-2 K			0-3 K		0-0 1B	5 0 1 1 1 2 2	
Scott Cooper, L OBP: 0.351, SLG: 0.389	3-2 G4-3 1-2		1-1 F8		2-3 K		0-0 L5		0-3 K		1-0 G3	6 0 0 0 0 2 5	
Mo Vaughn, L OBP: 0.396, SLG: 0.534	4-1 BB BB			2-1 HR	1-3 K		1-2 G3		2-2 1B			4 1 2 1 1 1 1	
Rob Deer, R OBP: 0.305, SLG: 0.370	4-1 BB 1-2 2-3		1-3 K		4-2 1B BB		0-1 P3		0-0 F7			3 1 0 0 2 1 1	
Bob Zupcic, R OBP: 0.319, SLG: 0.366	0-0 F8		4-2 FC3-6 BB		2-1 1B G6-3 1B		1-1 G6-3		1-2 P4			4 1 1 0 1 0 4	
Tim Naehring, R OBP: 0.286, SLG: 0.352		3-2 G6-4-3 1B		3-2 FC3-6 1B		3-1 1B G6-3 1B		3-2 P6		2-0 P6		5 1 3 1 0 0 0	
John Valentin, R OBP: 0.325, SLG: 0.414			1-2 1B		1-2 1B		1-3 2-H 1B 1B		0-1 G6-3			0 0 0 0 0 0 0	
Tony Peña, R OBP: 0.236, SLG: 0.238		2-2 G6-4-3		1-0 FC3-6		0-1 G6-3		1-2 P6		0-3 K		2 0 0 0 0 0 3	
Ernest Riles, L OBP: 0.295, SLG: 0.373		1-2 1B		1-2 2-3		1-2 3-H 1-2		1-2 P6				1 0 0 1 0 0 1	
Bob Melvin, R OBP: 0.244, SLG: 0.292												2 0 0 0 0 1 0	
Jeff McNeely, R OBP: 0.333, SLG: 0.333		1-1 G6-3		1-3 K		1-2 F7						2 0 0 0 0 1 2	
Greg Blosser, L OBP: 0.341, SLG: 0.409											1-1 1B 1B	1 0 0 0 0 0 1	
Billy Hatcher, R												2 1 1 0 0 0 0	
Inning Stats	R: 0 H: 1 E: 0 LOB: 3 K: 0 BB: 2 S: 12 P: 23	R: 0 H: 1 E: 0 LOB: 0 K: 0 BB: 0 S: 8 P: 14	R: 0 H: 0 E: 0 LOB: 0 K: 0 BB: 0 S: 6 P: 8	R: 1 H: 2 E: 0 LOB: 2 K: 2 BB: 1 S: 17 P: 29	R: 0 H: 1 E: 0 LOB: 1 K: 2 BB: 1 S: 9 P: 17	R: 3 H: 3 E: 0 LOB: 1 K: 1 BB: 1 S: 19 P: 35	R: 0 H: 0 E: 0 LOB: 0 K: 0 BB: 0 S: 6 P: 7	R: 0 H: 0 E: 0 LOB: 0 K: 0 BB: 0 S: 8 P: 13	R: 0 H: 0 E: 0 LOB: 0 K: 1 BB: 0 S: 8 P: 9	R: 0 H: 1 E: 0 LOB: 1 K: 1 BB: 0 S: 11 P: 14	R: 1 H: 3 E: 0 LOB: 2 K: 1 BB: 0 S: 10 P: 14	1B: 11 SF: 0 2B: 0 SAC: 0 3B: 0 DP: 1 HR: 1 HBP: 0	WP: 0 PA: 48 PB: 0 SB: 0 CS: 0
PITCHER	IP WLS BF H R ER SO BB IBB HBP BLK WP HR S P ERA WHIP												
Bob Milacki, R ERA: 2.61	(1, 1) 5.0 22 5 1 1 4 4 0 0 0 0 1 52 91 1.80 1.800												
Tom Kramer, R ERA: 4.02	(6, 1) 0.2 6 3 3 3 0 1 0 0 0 0 0 15 28 40.50 6.000												
Bill Wertz, R ERA: 4.01	(6, 1) 5.1 L 20 4 1 1 4 0 0 0 0 0 0 47 64 1.69 0.750												

Boston Red Sox @ Cleveland Indians
Cleveland Municipal Stadium, Cleveland, OH

Fri Sep 10 1993, 7:05 PM EDT
 Att: 36,261 - Unknown - 60 F

livebaseballscorecards.com

AB 43
R 5
H 12
RBI 5
BB 5
SO 8
LOB 20



Batter	1	2	3	4	5	6	7	8	9	10	11	AB R H RBI BB SO LOB	BOTTOM												
Kenny Lofton, L OBP: 0.404, SLG: 0.413 (1, 8)	2-2 G4-3		1-1 S G4-3 SF7 1B		2-0 1B SF7 1B		3-2 F8		0-2 L8		1-3 K	6 2 2 0 0 1 1	Boston Red Sox @ Cleveland Indians Cleveland Municipal Stadium, Cleveland, OH Fri Sep 10 1993, 7:05 PM EDT Att: 36,261 - Unknown - 60 F livebaseballscorecards.com												
Felix Fermin, R OBP: 0.301, SLG: 0.319 (1, 6)	1-1 1B E 1B		1-2 G4-3		3-2 1-3 1B		0-0 F9		1-2 G5-3			5 1 2 0 0 0 2													
Carlos Baerga, S OBP: 0.351, SLG: 0.486 (1, 4)	2-2 E8 1-H SF 1B		4-1 2-3 BB		3-2 3-H SF7		2-2 G5-3		2-2 G4-3			3 1 1 1 1 0 0													
Albert Belle, R OBP: 0.379, SLG: 0.564 (1, 7)	0-0 SF		2-0 3-H SF7		1-0 F8		4-2 F9 BB BB		0-1 S 1B			2 0 1 2 1 0 1													
Randy Milligan, R OBP: 0.413, SLG: 0.420 Paul Sorrento, L OBP: 0.328, SLG: 0.423 (1, 3) (8, PH) (9, 3)	2-2 P3		3-2 F9		2-2 G6-3 B1-5 1B		1-2 BB		3-3 K			3 0 1 0 0 0 2 1 0 0 0 1 1 1													
Manny Ramirez, R OBP: 0.179, SLG: 0.407 (1, 10)	0-0 F7			0-3 K		1-1 1-2 G6-3 1B		1-0 F9		4-2 BB		4 0 1 0 1 1 3													
Candy Maldonado, R OBP: 0.287, SLG: 0.313 Wayne Kirby, L OBP: 0.332, SLG: 0.392 (1, 9) (10, PH) (11, 9)		4-2 CS BB		1-3 K		3-2 G6-3		3-3 K		1-3 K		3 0 0 0 0 1 2 4 1 0 0 0 0 1 2													
Alvaro Espinoza, R OBP: 0.300, SLG: 0.384 Jim Thome, L OBP: 0.413, SLG: 0.494 (1, 5) (9, PH) (10, 5)		2-2 K		0-2 P2		1-1 B1-5			2-3 K		3-3 K	3 0 0 0 0 1 3 2 0 0 0 0 2 0													
Sandy Alomar Jr., R OBP: 0.315, SLG: 0.420 (1, 2)		2-3 K			0-2 P3		0-0 F9		1-2 2B		1-1 F9	5 0 1 0 0 1 0													
Inning Stats	R: 2 E: 2 K: 0 S: 14	H: 2 LOB: 1 BB: 0 P: 21	R: 0 E: 0 K: 2 S: 11	H: 0 LOB: 0 BB: 1 P: 19	R: 1 E: 0 K: 0 S: 10	H: 1 LOB: 1 BB: 1 P: 21	R: 0 E: 0 K: 2 S: 9	H: 0 LOB: 0 BB: 0 P: 10	R: 1 E: 0 K: 0 S: 11	H: 2 LOB: 1 BB: 0 P: 20	R: 0 E: 0 K: 0 S: 5	H: 0 LOB: 0 BB: 0 P: 8		R: 0 E: 0 K: 1 S: 10	H: 0 LOB: 2 BB: 2 P: 24	R: 0 E: 0 K: 1 S: 13	H: 1 LOB: 1 BB: 0 P: 17	R: 0 E: 0 K: 2 S: 14	H: 1 LOB: 2 BB: 1 P: 24	R: 0 E: 0 K: 2 S: 8	H: 0 LOB: 0 BB: 0 P: 13	1B: 8 2B: 2 3B: 0 HR: 0	SF: 3 SAC: 0 DP: 1 HBP: 0	WP: 0 PB: 0 SB: 2 CS: 1	PA: 46
PITCHER	IP WLS BF H R ER SO BB IBB HBP BLK WP HR S P ERA WHIP																								
Frank Viola, L ERA: 3.17 (1, 1)	7.0		29	7	4	3	4	2	0	0	0	0	0	0	71	117	3.86	1.286							
Greg Harris, R ERA: 2.68 (8, 1)	2.1		11	2	0	0	2	2	0	0	0	0	0	0	28	48	0.00	1.714							
Tony Fossas, L ERA: 4.85 (10, 1)	0.1		1	0	0	0	1	0	0	0	0	0	0	0	3	6	0.00	0.000							
Ken Ryan, R ERA: 3.27 (10, 1)	1.1	W	5	0	0	0	3	1	0	0	0	0	0	0	14	24	0.00	0.750							

AB	38
R	4
H	9
RBI	3
BB	5
SO	10
LOB	19



Batter	1	2	3	4	5	6	7	8	9	AB R H RBI BB SO LOB	TOP																
Billy Hatcher, R (1, 8) OBP: 0.338, SLG: 0.406 Steve Lyons, L (9, PH) OBP: 0.211, SLG: 0.176	2-2 P5		0-0 G4-3		1-2 P2		0-0 G6-3		1-3 K	4 0 0 0 0 0 0 1 0 0 0 0 1 1																	
Mike Greenwell, L (1, 10) OBP: 0.361, SLG: 0.456	0-0 G3		2-1 1B		1-0 F8			0-0 L4-3		4 0 1 0 0 0 0																	
Tim Naehring, R (1, 4) OBP: 0.300, SLG: 0.362	1-0 G5-3		2-2 1B		1-2 G3-6-1		1-2 G5-3	1-0 2B		4 0 2 0 0 0 0																	
Mo Vaughn, L (1, 3) OBP: 0.397, SLG: 0.533		4-0 1B HR	0-2 G3-6-1		3-2 E		3-1 F7			3 1 1 0 1 0 3																	
Rob Deer, R (1, 9) OBP: 0.307, SLG: 0.374		2-2 1B HR		2-3 K		2-2 E4		0-1 2B		4 1 2 0 0 1 1																	
Scott Cooper, L (1, 5) OBP: 0.351, SLG: 0.395		1-0 1B HR		0-2 F7		2-1 F7		1-1 P6		4 1 1 3 0 0 4																	
John Valentin, R (1, 6) OBP: 0.327, SLG: 0.415		2-1 P3		3-2 1B		0-2 FC5-4				4 0 2 0 0 0 2																	
Greg Blosser, L (1, 7) OBP: 0.111, SLG: 0.111 Bob Zupcic, R (7, 7) OBP: 0.318, SLG: 0.364		2-2 P6-7-4		0-1 F8			0-0 F8			3 0 1 0 0 0 1 1 0 0 0 0 1 1																	
Tony Peña, R (1, 2) OBP: 0.233, SLG: 0.236 Ernest Riles, L (9, PH) OBP: 0.293, SLG: 0.370		3-1 P6-7-4		0-0 P4			2-1 P5			3 0 0 0 0 0 1 1 0 0 0 0 0 1																	
Inning Stats	R: 0 E: 0 K: 0 S: 5	H: 0 LOB: 0 BB: 0 P: 8	R: 3 E: 0 K: 0 S: 16	H: 3 LOB: 0 BB: 1 P: 30	R: 0 E: 0 K: 1 S: 9	H: 2 LOB: 1 BB: 0 P: 13	R: 0 E: 0 K: 1 S: 12	H: 1 LOB: 1 BB: 0 P: 17	R: 0 E: 0 K: 0 S: 5	H: 0 LOB: 0 BB: 0 P: 7	R: 0 E: 1 K: 0 S: 14	H: 1 LOB: 2 BB: 0 P: 22	R: 0 E: 0 K: 0 S: 4	H: 0 LOB: 0 BB: 0 P: 6	R: 0 E: 0 K: 0 S: 8	H: 2 LOB: 2 BB: 0 P: 13	R: 0 E: 0 K: 2 S: 13	H: 1 LOB: 1 BB: 0 P: 21	1B: 8 2B: 2 3B: 0 HR: 1	SF: 0 SAC: 0 DP: 2 HBP: 0	WP: 0 PB: 0 SB: 1 CS: 0	PA: 37					
PITCHER	IP WLS BF H R ER SO BB IBB HBP BLK WP HR S P ERA WHIP																										
Julian Tavarez, R (1, 1) ERA: 6.82	7.1		30	8	3	3	1	1	0	0	0	0	1	67	106	3.68	1.227										
Derek Lilliquist, L (8, 1) ERA: 2.07	0.2	W	3	1	0	0	0	0	0	0	0	0	0	6	10	0.00	1.500										
Eric Plunk, R (9, 1) ERA: 2.84	1.0		4	1	0	0	2	0	0	0	0	0	0	13	21	0.00	1.000										

Boston Red Sox @ Cleveland Indians
Cleveland Municipal Stadium, Cleveland, OH

Sat Sep 11 1993, 3:33 AM EDT
Att. 28,788 - Sunny - 60 F

livebaseballscorecards.com

AB	36
R	3
H	10
RBI	3
BB	1
SO	3
LOB	15



Batter	1	2	3	4	5	6	7	8	9
Kenny Lofton, L (1, 8) OBP: 0.404, SLG: 0.412	1-0 PB 1B		2-2 L7		2-2 G6-3		2-2 K	4-1 S HR BB	
Wayne Kirby, L (1, 9) OBP: 0.329, SLG: 0.389 Candy Maldonado, R (7, PH) OBP: 0.289, SLG: 0.331	2-2 P3		0-0 B1-3		0-3 K		3-2 G6-3	2-0 1-H HR	
Carlos Baerga, S (1, 4) OBP: 0.355, SLG: 0.494	3-2 K			2-0 HR		1-0 G6-3 S 1B		1-2 1B	
Albert Belle, R (1, 7) OBP: 0.379, SLG: 0.563	2-1 1B			0-3 K		2-2 G6-3		2-1 1B	
Jim Thome, L (1, 5) OBP: 0.407, SLG: 0.495	3-3 K			2-3 K		0-3 K2-3		0-0 1-H E 2B	
Paul Sorrento, L (1, 3) OBP: 0.330, SLG: 0.421		0-3 K		4-0 1B BB		4-0 IBB		1-2 E4 1B PB	
Manny Ramirez, R (1, 10) OBP: 0.219, SLG: 0.419		1-2 G4-3		1-2 1B		2-3 K		3-2 SH1-3 1-H SF8 1B	
Alvaro Espinoza, R (1, 6) OBP: 0.297, SLG: 0.381 Jeff Treadway, L (7, PH) OBP: 0.364, SLG: 0.417 Felix Fermin, R (8, 6) OBP: 0.301, SLG: 0.319		1-3 K		2-2 K			1-1 F8	0-0 SH1-3	
Sandy Alomar Jr., R (1, 2) OBP: 0.314, SLG: 0.415			0-0 G5-3		1-1 G6-3		4-2 HBP	0-2 SF8	

Inning Stats	R: 1	H: 2	E: 0	K: 2	S: 15	LOB: 1	BB: 0	P: 25	R: 0	H: 0	E: 0	K: 2	S: 9	LOB: 0	BB: 0	P: 11	R: 0	H: 0	E: 0	K: 0	S: 6	LOB: 0	BB: 0	P: 8	R: 1	H: 2	E: 0	K: 3	S: 15	LOB: 2	BB: 1	P: 26	R: 0	H: 0	E: 0	K: 1	S: 8	LOB: 0	BB: 0	P: 11	R: 0	H: 1	E: 0	K: 2	S: 10	LOB: 2	BB: 1	P: 19	R: 0	H: 0	E: 0	K: 1	S: 11	LOB: 1	BB: 0	P: 21	R: 7	H: 6	E: 1	K: 1	S: 25	LOB: 1	BB: 1	P: 42	R: 0	H: 0	E: 0	K: 1	S: 11	LOB: 0	BB: 0	P: 21
--------------	------	------	------	------	-------	--------	-------	-------	------	------	------	------	------	--------	-------	-------	------	------	------	------	------	--------	-------	------	------	------	------	------	-------	--------	-------	-------	------	------	------	------	------	--------	-------	-------	------	------	------	------	-------	--------	-------	-------	------	------	------	------	-------	--------	-------	-------	------	------	------	------	-------	--------	-------	-------	------	------	------	------	-------	--------	-------	-------

AB	R	H	RBI	BB	SO	LOB
4	2	1	0	1	1	1
3	0	0	0	0	1	1
2	1	1	2	0	0	1
5	2	4	1	0	1	1
5	1	2	1	0	2	2
4	1	1	2	0	3	2
2	1	0	0	2	1	0
4	1	2	1	0	1	2
2	0	0	0	0	2	2
1	0	0	0	0	0	0
0	0	0	0	0	0	0
2	0	0	1	0	0	0

WP	HR	S	P	ERA	WHIP
0	0	3	6	0.00	0.000
0	0	0	0	0.00	0.000
0	0	0	0	54.00	6.000
0	0	0	0	∞	∞
0	1	13	23	40.50	6.000

PITCHER	IP	WLS	BF	H	R	ER	SO	BB	IBB	HBP	BLK	WP	HR	S	P	ERA	WHIP
Aaron Sele, R (1, 1) ERA: 2.5	6.1		27	5	2	1	10	1	1	1	0	0	1	68	110	1.42	0.947
Scott Taylor, L (7, 1) ERA: 3.0	0.1		1	0	0	0	1	0	0	0	0	0	0	3	5	0.00	0.000
Paul Quantrill, R (7, 1) ERA: 3.76	0.1	L	3	2	2	2	0	0	0	0	0	0	0	8	14	54.00	6.000
Tony Fossas, L (8, 1) ERA: 5.16	0.0		2	1	1	1	0	0	0	0	0	0	0	4	5	∞	∞
Scott Bankhead, R (8, 1) ERA: 3.47	0.2		6	3	4	3	0	1	0	0	0	0	1	13	23	40.50	6.000

PITCHER	IP	WLS	BF	H	R	ER	SO	BB	IBB	HBP	BLK	WP	HR	S	P	ERA	WHIP
Cory Bailey, R (8, 1) ERA: 6.75	0.1		1	0	0	0	1	0	0	0	0	0	0	3	6	6.75	0.000

Boston Red Sox @ Cleveland Indians
Cleveland Municipal Stadium, Cleveland, OH
 Sat Sep 11 1993, 3:33 AM EDT
 Att: 28,788 - Sunny - 60 F

livebaseballscorecards.com

AB	34
R	9
H	11
RBI	8
BB	3
SO	12
LOB	12



1B: 8	SF: 1	WP: 0	PA: 40
2B: 1	SAC: 1	PB: 2	
3B: 0	DP: 0	SB: 2	
HR: 2	HBP: 1	CS: 0	

Batter	1	2	3	4	5	6	7	8	9	AB R H RBI BB SO LOB	TOP											
Scott Fletcher, R (1, 4) <small>OBP: 0.348, SLG: 0.412</small> Steve Lyons, L (8, 4) <small>OBP: 0.250, SLG: 0.222</small>	1-1 G6-3	0-1 1B		0-1 1B 2B		0-0 BB			1-2 BB 1B	4 2 2 0 1 0 2 1 0 1 0 0 0 0												
Mike Greenwell, L (1, 7) <small>OBP: 0.364, SLG: 0.459</small> Bob Zupcic, R (6, 7) <small>OBP: 0.320, SLG: 0.363</small>	2-0 1B E 1B	1-0 P6		2-1 2B 1B		0-1 1B E 1B		0-0 G4-3	4-2 BB 1B	4 2 3 0 0 0 1 1 0 0 0 1 0 0												
Tim Naehring, R (1, 10) <small>OBP: 0.303, SLG: 0.375</small>	2-1 E4 1B	1-1 P3		0-1 G4-3 2B		1-0 E 1B		3-2 G4-3	2-2 L9	6 1 2 4 0 0 4												
Mo Vaughn, L (1, 3) <small>OBP: 0.394, SLG: 0.528</small> Carlos Quintana, R (7, PH) <small>OBP: 0.314, SLG: 0.275</small>	0-3 K		0-0 G4-3	0-0 G4-3		0-2 E3 1B		3-1 G5-3	0-0 L8	4 1 0 1 0 1 4 2 0 0 0 0 0 2												
Rob Deer, R (1, 9) <small>OBP: 0.310, SLG: 0.383</small> Greg Blosser, L (8, 7) <small>OBP: 0.111, SLG: 0.111</small>	1-2 1B		4-1 BB	0-2 P5		0-3 K			1-1 HR	4 1 2 1 1 1 3 0 0 0 0 0 0 0												
Scott Cooper, L (1, 5) <small>OBP: 0.349, SLG: 0.393</small>	0-0 L8		0-3 K			1-2 BB 1B			0-0 L9	5 1 1 2 0 2 4												
John Valentin, R (1, 6) <small>OBP: 0.330, SLG: 0.415</small> Luis Rivera, R (8, PH) <small>OBP: 0.281, SLG: 0.317</small>		3-1 HR 1B	4-2 BB	1-2 BB		4-2 1B BB		1-2 G1-6-3		2 1 1 0 2 0 0 1 0 0 0 0 0 0												
Bob Melvin, R (1, 2) <small>OBP: 0.249, SLG: 0.314</small>		1-0 HR	3-2 F9			1-1 G6-3		0-1 F7		5 1 2 3 0 0 2												
Jeff McNeely, R (1, 8) <small>OBP: 0.250, SLG: 0.250</small>		0-3 K		3-3 K					0-0 P3	5 1 1 0 0 3 2												
Inning Stats	R: 0 E: 1 K: 1 S: 12	H: 2 LOB: 3 BB: 0 P: 18	R: 2 E: 0 K: 1 S: 12	H: 3 LOB: 1 BB: 0 P: 17	R: 0 E: 0 K: 1 S: 10	H: 0 LOB: 2 BB: 2 P: 21	R: 2 E: 0 K: 1 S: 14	H: 3 LOB: 1 BB: 0 P: 18	R: 0 E: 0 K: 1 S: 7	H: 0 LOB: 0 BB: 0 P: 10	R: 6 E: 1 K: 2 S: 34	H: 5 LOB: 2 BB: 2 P: 48	R: 0 E: 0 K: 0 S: 6	H: 0 LOB: 0 BB: 0 P: 12	R: 1 E: 0 K: 0 S: 9	H: 1 LOB: 0 BB: 0 P: 11	R: 0 E: 0 K: 0 S: 11	H: 1 LOB: 2 BB: 1 P: 18	1B: 12 2B: 1 3B: 0 HR: 2	SF: 0 SAC: 0 DP: 0 HBP: 0	WP: 0 PB: 0 SB: 1 CS: 0	PA: 49
PITCHER	IP WLS BF H R ER SO BB IBB HBP BLK WP HR S P ERA WHIP																					
Jason Grimsley, R (1, 1) <small>ERA: 8.1</small> Jeff Mutis, L (6, 1) <small>ERA: 5.78</small>	5.0 L 28 9 6 6 5 3 0 0 0 0 0 1 57 89 10.80 2.400																					
	4.0 21 6 5 4 2 2 0 0 0 0 0 1 58 84 9.00 2.000																					

Boston Red Sox @ Cleveland Indians
Cleveland Municipal Stadium, Cleveland, OH
 Sun Sep 12 1993, 3:33 AM EDT
 Att. 30,170 - Cloudy - 66 F

livebaseballscorecards.com

AB	44
R	11
H	15
RBI	11
BB	5
SO	7
LOB	24



Batter	1	2	3	4	5	6	7	8	9	AB R H RBI BB SO LOB
Kenny Lofton, L (1, 8) OBP: 0.404, SLG: 0.411 Candy Maldonado, R (7, 9) OBP: 0.291, SLG: 0.333	1-1 G3 E G4-3 1B	1-0 G6-3		0-0 G5-3			1-2 2B 1B		2-3 K	3 1 1 0 0 0 4 2 0 1 0 0 1 0
Wayne Kirby, L (1, 9) OBP: 0.329, SLG: 0.390 (7, 8)	0-1 G3 1-3		2-1 P4		1-0 G4-3		3-2 1-3 2B			4 0 1 0 0 0 1
Carlos Baerga, S (1, 4) OBP: 0.353, SLG: 0.491 Jeff Treadway, L (7, 4) OBP: 0.362, SLG: 0.415	1-0 G4-3 3-H		0-2 G6-3		0-0 L9		0-0 G4-3			3 0 0 1 0 0 0 1 0 0 0 0 0 2
Albert Belle, R (1, 7) OBP: 0.381, SLG: 0.564	2-2 1B		3-0 1B		0-1 G4-3			3-2 1B		4 0 3 0 0 0 0
Jim Thome, L (1, 5) OBP: 0.393, SLG: 0.474	2-0 G4-3		1-1 F8			2-3 K		0-0 L8		4 0 0 0 0 1 3
Paul Sorrento, L (1, 3) OBP: 0.330, SLG: 0.420 Reggie Jefferson, S (8, PH) (9, 3)			3-1 1B 1B		1-0 F9		3-2 F8		1-3 K	3 0 1 0 0 0 0 1 0 0 0 0 1 1
Manny Ramirez, R (1, 10) OBP: 0.222, SLG: 0.400			2-0 P3		2-1 1B 1B		2-1 L8		2-3 K	4 0 1 0 0 1 2
Felix Fermin, R (1, 6) OBP: 0.303, SLG: 0.321 Alvaro Espinoza, R (8, 6) OBP: 0.296, SLG: 0.380			2-2 1B		2-2 1-2 1B		0-1 G6-3		0-2 G5-3	3 0 2 0 0 0 0 1 0 0 0 0 0 0
Sandy Alomar Jr., R (1, 2) OBP: 0.309, SLG: 0.408 Junior Ortiz, R (8, 2) OBP: 0.285, SLG: 0.296			0-3 K		1-0 P6		0-0 P6		1-2 G3	3 0 0 0 0 1 4 1 0 0 0 0 0 0

Inning Stats	R: 1 E: 1 K: 0 S: 9	H: 2 LOB: 1 BB: 0 P: 15	R: 0 E: 0 K: 1 S: 10	H: 2 LOB: 2 BB: 0 P: 18	R: 0 E: 0 K: 0 S: 10	H: 1 LOB: 1 BB: 0 P: 15	R: 0 E: 0 K: 0 S: 8	H: 2 LOB: 2 BB: 0 P: 14	R: 0 E: 0 K: 0 S: 4	H: 0 LOB: 0 BB: 0 P: 5	R: 0 E: 0 K: 1 S: 9	H: 0 LOB: 0 BB: 0 P: 16	R: 0 E: 0 K: 0 S: 12	H: 2 LOB: 2 BB: 0 P: 16	R: 0 E: 0 K: 2 S: 11	H: 1 LOB: 1 BB: 0 P: 17	R: 0 E: 0 K: 1 S: 10	H: 0 LOB: 0 BB: 0 P: 13	1B: 9 2B: 1 3B: 0 HR: 0	SF: 0 SAC: 0 DP: 0 HBP: 0
--------------	------------------------------	----------------------------------	-------------------------------	----------------------------------	-------------------------------	----------------------------------	------------------------------	----------------------------------	------------------------------	---------------------------------	------------------------------	----------------------------------	-------------------------------	----------------------------------	-------------------------------	----------------------------------	-------------------------------	----------------------------------	----------------------------------	------------------------------------

PITCHER	IP	WLS	BF	H	R	ER	SO	BB	IBB	HBP	BLK	WP	HR	S	P	ERA	WHIP
Nate Minchey, R (1, 1) ERA: 1.0	9.0	W	37	10	1	1	5	0	0	0	0	0	0	83	129	1.00	1.111


BOTTOM

Boston Red Sox @ Cleveland Indians
Cleveland Municipal Stadium, Cleveland, OH

Sun Sep 12 1993, 3:33 AM EDT
Att: 30,170 - Cloudy - 66 F

livebaseballscorecards.com

AB	37
R	1
H	10
RBI	1
BB	0
SO	5
LOB	17



WP: 0	PA: 37
PB: 0	
SB: 0	
CS: 0	


Batter	1	2	3	4	5	6	7	8	9	AB	R	H	RBI	BB	SO	LOB
Scott Fletcher, R (1, 4) Steve Lyons, L (9, 4) OBP: 0.343, SLG: 0.405 OBP: 0.238, SLG: 0.211	3-2 G5-3	1-0 FC6-4			3-2 P3		0-0 G1-3		0-2 P3	4	0	0	0	0	0	2
Mike Greenwell, L (1, 7) Greg Blosser, L (9, 7) OBP: 0.369, SLG: 0.464 OBP: 0.111, SLG: 0.111	1-0 G6-3				1-1 HR		0-0			4	1	3	0	0	0	0
Tim Naehring, R (1, 10) OBP: 0.338, SLG: 0.408	3-0				1-3 K		1-1 L5			3	0	1	0	0	1	2
Mo Vaughn, L (1, 3) Ernest Riles, L (9, 3) OBP: 0.399, SLG: 0.536 OBP: 0.293, SLG: 0.370	3-3 K				0-1 HR		2-1 F8			3	1	2	2	1	1	1
Rob Deer, R (1, 9) Bob Zupcic, R (8, PH) (9, 9) OBP: 0.311, SLG: 0.380 OBP: 0.318, SLG: 0.361		0-1 BB			1-1 F8		1-2 G6-3			3	1	1	0	0	0	2
Billy Hatcher, R (1, 8) Jeff McNeely, R (8, PH) (9, 8) OBP: 0.335, SLG: 0.401 OBP: 0.222, SLG: 0.222	1-1 L8				0-1 P6		0-1 F7		1-2 F8	3	0	0	0	0	0	3
Scott Cooper, L (1, 5) Luis Ortiz, R (8, PH) (9, 5) OBP: 0.349, SLG: 0.392 OBP: 0.286, SLG: 0.286		0-1 BB			1-2 G4-3		1-1 F7		0-0 P6	3	0	1	0	0	0	0
John Valentin, R (1, 6) Luis Rivera, R (9, 6) OBP: 0.332, SLG: 0.416 OBP: 0.279, SLG: 0.315		4-2 FC6-4			2-2 L9		3-2 F9		0-0 P3	2	0	0	0	1	0	0
Bob Melvin, R (1, 2) Tony Peña, R (2, 2) John Flaherty, R (9, 2) OBP: 0.250, SLG: 0.315 OBP: 0.231, SLG: 0.234 OBP: 0.214, SLG: 0.308		0-0 SF8			1-0 F8		0-1 F8		2-3 K	0	0	0	0	0	0	0

Inning Stats	R: 0	H: 1	E: 0	K: 1	S: 9	R: 1	H: 2	E: 0	K: 0	S: 11	R: 0	H: 1	E: 0	K: 0	S: 6	R: 0	H: 0	E: 0	K: 1	S: 7	R: 2	H: 2	E: 0	K: 1	S: 12	R: 0	H: 0	E: 0	K: 0	S: 8	R: 0	H: 1	E: 0	K: 0	S: 6	R: 0	H: 1	E: 0	K: 0	S: 11	R: 0	H: 0	E: 0	K: 1	S: 8	R: 0	H: 0	E: 0	K: 1	S: 10	1B: 6	SF: 1	2B: 1	SAC: 1	3B: 0	DP: 0	HR: 1	HBP: 0	WP: 0	PA: 37
--------------	------	------	------	------	------	------	------	------	------	-------	------	------	------	------	------	------	------	------	------	------	------	------	------	------	-------	------	------	------	------	------	------	------	------	------	------	------	------	------	------	-------	------	------	------	------	------	------	------	------	------	-------	-------	-------	-------	--------	-------	-------	-------	--------	-------	--------

PITCHER	IP	WLS	BF	H	R	ER	SO	BB	IBB	HBP	BLK	WP	HR	S	P	ERA	WHIP
Fernando Valenzuela, L (1, 1) ERA: 4.82	9.0	W	37	8	3	3	3	2	0	0	0	0	1	78	121	3.00	1.111

Baltimore Orioles @ Boston Red Sox
 Fenway Park, Boston, MA
 Tue Sep 14 1993, 7:05 PM EDT
 Att: 26,367 - Unknown - 79 F

AB	33
R	3
H	8
RBI	3
BB	2
SO	3
LOB	13



Batter	1	2	3	4	5	6	7	8	9	AB R H RBI BB SO LOB	TOP											
Brady Anderson, L (1, 9) OBP: 0.373, SLG: 0.444	4-1 S BB	2-2 G4-3 1-3 2-H 2B		1-1 1B		2-1 G6-3			2-3 K	4 0 2 1 1 1 0												
Mark McLemore, S (1, 4) OBP: 0.349, SLG: 0.376	1-0 F8	1-1 G4-3		1-3 K			2-0 G5-3		4-2 FC6-4 BB	4 0 0 1 1 1 3												
Mike Devereaux, R (1, 8) OBP: 0.311, SLG: 0.410	0-3 K	1-1 G4-3			4-2 G5-4-3 1B BB		3-1 G6-3		0-0 FC6-4 1-2f	4 1 0 0 1 1 3												
Harold Baines, L (1, 10) OBP: 0.400, SLG: 0.503	2-2 G4 1-2			4-2 FC6-4 BB	2-2 G5-4-3 1B		1-1 F9			3 0 1 0 1 0 1												
Cal Ripken Jr., R (1, 6) OBP: 0.328, SLG: 0.426		0-1 BLK FC3-2 2B	1-0 P4		2-1 G5-4-3 1-2f 2-3		0-0 2B			4 0 2 0 0 0 3												
Chris Hoiles, R (1, 2) OBP: 0.421, SLG: 0.593		1-0 FC3-2 1B 2-3 HBP	2-2 FC6-4 WP 1-2f		3-1 1B 3-H		2-3 K			3 1 1 1 0 1 2												
Mike Pagliarulo, L (1, 5) OBP: 0.345, SLG: 0.448		1-1 FC3 1B 1-2	2-2 G1-3		1-0 L7		1-3 K			4 1 0 0 0 1 5												
Lonnie Smith, R (1, 7) OBP: 0.419, SLG: 0.437		0-0 FC3-2 1B 2B 1-2 2-3 3-H		1-3 K		2-2 G6-3		3-3 K		4 1 0 0 0 2 4												
David Segui, S (1, 3) OBP: 0.365, SLG: 0.419		2-2 2B G4-3 1B 1-2 2-H 3-H		2-1 4-3		2-1 G4-3		0-2 L4		4 1 1 2 0 0 0												
Inning Stats	R: 0 E: 0 K: 1 S: 9	H: 0 LOB: 1 BB: 1 P: 16	R: 4 E: 0 K: 0 S: 15	H: 3 LOB: 1 BB: 0 P: 23	R: 0 E: 0 K: 0 S: 11	H: 0 LOB: 1 BB: 1 P: 20	R: 0 E: 0 K: 2 S: 10	H: 1 LOB: 1 BB: 0 P: 15	R: 1 E: 0 K: 0 S: 10	H: 2 LOB: 1 BB: 1 P: 22	R: 0 E: 0 K: 0 S: 9	H: 0 LOB: 0 BB: 0 P: 15	R: 0 E: 0 K: 0 S: 5	H: 0 LOB: 0 BB: 0 P: 11	R: 0 E: 0 K: 3 S: 10	H: 1 LOB: 1 BB: 0 P: 16	R: 0 E: 0 K: 1 S: 10	H: 0 LOB: 1 BB: 1 P: 16	1B: 4 2B: 3 3B: 0 HR: 0	SF: 0 SAC: 0 DP: 1 HBP: 1	WP: 1 PB: 0 SB: 1 CS: 0	PA: 39
PITCHER	IP WLS BF H R ER SO BB IBB HBP BLK WP HR S P ERA WHIP																					
Roger Clemens, R (1, 1) ERA: 4.46	5.0 W 25 6 5 5 3 3 0 1 1 1 0 55 96 9.00 1.800																					
Paul Quantrill, R (6, 1) ERA: 3.64	1.2 5 0 0 0 0 0 0 0 0 0 0 12 23 0.00 0.000																					
Tony Fossas, L (7, 1) ERA: 5.1	0.1 1 0 0 0 0 0 0 0 0 0 0 2 3 0.00 0.000																					
Greg Harris, R (8, 1) ERA: 2.56	2.0 S 8 1 0 0 4 1 0 0 0 0 0 20 32 0.00 1.000																					

Baltimore Orioles @ Boston Red Sox
Fenway Park, Boston, MA
 Wed Sep 15 1993, 7:05 PM EDT
 Att. 27,545 - Unknown - 81 F

livebaseballscorecards.com

AB	34
R	5
H	7
RBI	5
BB	4
SO	7
LOB	21



Batter	1	2	3	4	5	6	7	8	9
Scott Fletcher, R OBP: 0.342, SLG: 0.404 (1, 4)	0-3 K	0-1 3-H 1B		1-1 F8		2-1 G6-4-3 1-2f			
Mike Greenwell, L OBP: 0.372, SLG: 0.467 (1, 7)	1-0 2B		0-0 G6-3	4-0 2B		0-1 F7			
Tim Naehring, R OBP: 0.346, SLG: 0.440 (1, 10)	0-2 L5-4 1-H 2B		3-2 G6-3	1-0 1B		0-1 G1-3			
Mo Vaughn, L OBP: 0.399, SLG: 0.535 (1, 3)	4-2 BB		1-3 K	2-2 1B		2-3 K			
Rob Deer, R OBP: 0.311, SLG: 0.377 (1, 9)	1-1 L5-4		4-1 BB	3-3 K		0-1 P2			
Scott Cooper, L OBP: 0.350, SLG: 0.392 (1, 5)		0-0 SH1-3 SF8 1B	4-0 BB		0-0 P6		3-1 L5		
Billy Hatcher, R OBP: 0.335, SLG: 0.400 (1, 8)		1-2 SF8 SH1-3 1B	3-3 K		3-2 E5		0-0 B1-3		
John Valentin, R OBP: 0.330, SLG: 0.413 (1, 6)		2-1 SH1-3		1-0 G6-3		2-3 K		1-1 L7	
Tony Peña, R OBP: 0.235, SLG: 0.243 (1, 2)		0-1 SF8		0-0 2B		2-2 G6-4-3 1B			

Inning Stats	R: 1	H: 2	E: 0	K: 1	S: 12	LOB: 1	BB: 1	P: 18	R: 2	H: 3	E: 0	K: 0	S: 11	LOB: 1	BB: 0	P: 14	R: 0	H: 1	E: 0	K: 2	S: 15	LOB: 3	BB: 2	P: 30	R: 3	H: 3	E: 0	K: 1	S: 14	LOB: 1	BB: 1	P: 25	R: 0	H: 0	E: 1	K: 1	S: 9	LOB: 0	BB: 0	P: 14	R: 0	H: 1	E: 0	K: 0	S: 8	LOB: 0	BB: 0	P: 12	R: 0	H: 0	E: 0	K: 1	S: 7	LOB: 0	BB: 0	P: 9	R: 0	H: 0	E: 0	K: 0	S: 5	LOB: 0	BB: 0	P: 9
1B: 6	SF: 1	2B: 5	SAC: 1	3B: 0	DP: 2	HR: 0	HBP: 0	WP: 0	PA: 35																																																							


PITCHER	IP	WLS	BF	H	R	ER	SO	BB	IBB	HBP	BLK	WP	HR	S	P	ERA	WHIP
35 Mike Mussina, R ERA: 4.46 (1, 1)	3.2	L	22	9	6	6	3	3	1	0	0	0	0	47	79	14.73	3.273
Todd Frohwrth, R ERA: 3.53 (4, 1)	4.1		13	1	0	0	3	0	0	0	0	0	0	34	52	0.00	0.231

BOTTOM

Baltimore Orioles @ Boston Red Sox
 Fenway Park, Boston, MA
 Wed Sep 15 1993, 7:05 PM EDT
 Att: 27,545 - Unknown - 81 F

livebaseballscorecards.com

AB	29
R	6
H	10
RBI	6
BB	4
SO	6
LOB	11



BOTTOM

Boston Red Sox @ New York Yankees
Yankee Stadium, Bronx, NY

livebaseballscorecards.com

AB	35
R	4
H	9
RBI	4
BB	5
SO	6
LOB	14



WP:	0	PA:	41
PB:	0		
SB:	0		
CS:	0		

Thu Sep 16 1993, 7:05 PM EDT
Att: 38,704 - Unknown - 61 F

AB R H RBI BB SO LOB

5 0 0 0 0 2 2
2 0 1 0 0 0 0
3 1 2 0 0 0 0

4 1 2 0 1 0 1
0 0 0 0 0 0 0

3 0 0 0 2 1 1

3 0 0 1 1 1 3

3 0 0 0 1 1 3

3 1 0 0 0 0 2

1 0 1 1 0 0 0
0 0 0 0 0 0 0

4 1 2 1 0 0 2

4 0 1 1 0 1 0

1B: 6 SF: 1
2B: 2 SAC: 0
3B: 0 DP: 0
HR: 1 HBP: 0

Batter	1	2	3	4	5	6	7	8	9
Wade Boggs, L OBP: 0.381, SLG: 0.370 (1, 5) C C B X	1-2 L9 ①		0-3 K ②			0-1 L8 ①	2-3 K ③		3-2 F7 ②
Jim Leyritz, R OBP: 0.422, SLG: 0.539 Dion James, L OBP: 0.392, SLG: 0.468 (1, 9) (6, PH) (7, 7) F B X	1-1 P4 ②		2-1 1B ③			3-2 P2 ②		3-2 BB SF9 1B ①	3-2 2B 1B ①
Don Mattingly, L OBP: 0.368, SLG: 0.453 Andy Stankiewicz, R (1, 3) (9, PR) F X	0-1 F7 ③		2-2 G6-3 ③			1-1 2B ③		4-1 SF9 BB 1B 1-2 BB ①	0-2 2B 1-3 2B ①
Danny Tartabull, R OBP: 0.356, SLG: 0.509 (1, 10) F B B X		2-1 G5-3 ①		2-1 L9 ①		2-3 K ③		4-2 1B BB 1-2 2-3 BB ①	4-1 BB ③
Mike Stanley, R OBP: 0.393, SLG: 0.553 (1, 2) B B B X		3-1 L7 ②		3-2 L9 ②			4-2 FC1-6 BB ①	3-2 SF9 ①	2-3 K ③
Bernie Williams, S OBP: 0.342, SLG: 0.415 (1, 8) C B B B F B B X		4-2 BB ③		3-3 K ③			3-2 F7 ①	3-2 P6 ②	
Paul O'Neill, L OBP: 0.372, SLG: 0.499 (1, 7) (7, 9) F B X		2-2 G6-3 ③			2-1 G4-3 ①		0-1 FC1-6 1B 1-2f 1B ②	1-2 FC6-4 1B 1-2 3-H 1B ②	
Matt Nokes, L OBP: 0.296, SLG: 0.437 Gerald Williams, R OBP: 0.196, SLG: 0.321 (8, PH) (8, PR) (9, 9) F B X					0-0 G6-3 ②		3-2 1B 1-3 1B ①	2-2 FC6-4 ③	
Mike Gallego, R OBP: 0.378, SLG: 0.436 (1, 4) S B B B X			1-1 HR ①		1-0 G6-3 ②		0-1 1B 1-3 3-H 1B ③		
Randy Velarde, R OBP: 0.364, SLG: 0.476 (1, 6) S B B B X			3-2 F7 ①		1-0 G1-3 ③				3-3 K ①

Inning Stats	R: 0 H: 0 E: 0 K: 7	H: 0 LOB: 0 BB: 9	R: 0 H: 0 E: 0 K: 11	H: 0 LOB: 1 BB: 22	R: 1 H: 2 E: 0 K: 14	H: 2 LOB: 1 BB: 0 P: 22	R: 0 H: 0 E: 0 K: 8	H: 0 LOB: 0 BB: 16	R: 0 H: 0 E: 0 K: 4	H: 0 LOB: 0 BB: 7	R: 0 H: 1 E: 0 K: 10	H: 1 LOB: 1 BB: 16	R: 1 H: 2 E: 0 K: 17	H: 2 LOB: 2 BB: 29	R: 2 H: 2 E: 0 K: 23	H: 2 LOB: 2 BB: 42	R: 0 H: 2 E: 0 K: 20	H: 2 LOB: 3 BB: 35	1B: 6 2B: 2 3B: 0 HR: 1	SF: 1 SAC: 0 DP: 0 HBP: 0	WP: 0 PB: 0 SB: 0 CS: 0	PA: 41
--------------	---------------------	-------------------	----------------------	--------------------	----------------------	-------------------------	---------------------	--------------------	---------------------	-------------------	----------------------	--------------------	----------------------	--------------------	----------------------	--------------------	----------------------	--------------------	-------------------------	---------------------------	-------------------------	--------

PITCHER	IP	WLS	BF	H	R	ER	SO	BB	IBB	HBP	BLK	WP	HR	S	P	ERA	WHIP
Frank Viola, L ERA: 3.14 (1, 1)	5.0	W	18	2	1	1	2	1	0	0	0	0	1	44	76	1.80	0.600
Scott Bankhead, R ERA: 3.53 (6, 1)	1.2		9	3	1	1	1	1	0	0	0	0	0	24	40	5.40	2.400
Tony Fossas, L ERA: 5.64 (7, 1)	0.1		3	1	2	2	1	1	0	0	0	0	0	8	17	54.00	6.000
Ken Ryan, R ERA: 3.83 (8, 1)	0.1		2	0	0	0	0	1	0	0	0	0	0	6	13	0.00	3.000
Greg Harris, R ERA: 2.52 (8, 1)	1.2	S	9	3	0	0	2	1	0	0	0	0	0	32	52	0.00	2.400

Batter	1	2	3	4	5	6	7	8	9	AB R H RBI BB SO LOB	TOP																		
Scott Fletcher, R (1, 4) <small>OBP: 0.343, SLG: 0.402</small>	3-3 		0-0 		4-1 	3-1 			1-0 	4 0 0 0 1 1 1																			
Mike Greenwell, L (1, 7) <small>OBP: 0.371, SLG: 0.464</small>	4-2 		1-1 		0-2 			1-0 	1-3 	4 0 0 0 1 1 1																			
Tim Lincecum, R (1, 10) <small>OBP: 0.345, SLG: 0.440</small>	2-0 		2-3 		2-2 			2-2 		4 0 1 0 0 1 2																			
Mo Vaughn, L (1, 3) <small>OBP: 0.402, SLG: 0.534</small>	2-3 			0-0 	2-2 			0-2 		4 1 1 0 0 1 3																			
Carlos Quintana, R (1, 9) <small>OBP: 0.319, SLG: 0.275</small>		4-2 		2-2 		4-2 		3-2 		2 2 0 0 2 0 2																			
Bob Zupcic, R (1, 8) <small>OBP: 0.321, SLG: 0.364</small>		3-2 		2-2 		0-0 		1-3 		3 0 2 1 0 1 0																			
Scott Cooper, L (1, 5) <small>OBP: 0.352, SLG: 0.394</small>		3-1 		3-1 		1-2 		2-2 		3 1 1 1 0 0 1																			
John Valentin, R (1, 6) <small>OBP: 0.335, SLG: 0.418</small>		0-3 		0-0 		0-0 		2-1 		4 0 2 2 0 1 1																			
Bob Melvin, R (1, 2) <small>OBP: 0.246, SLG: 0.309</small> Ernest Riles, L (9, PH) <small>OBP: 0.296, SLG: 0.368</small>		0-3 		0-0 		1-3 		0-0 		3 0 0 0 0 2 4 1 0 0 0 0 0 0																			
Inning Stats	R: 0 H: 0 E: 0 LOB: 1 K: 2 BB: 1 S: 10 P: 21	R: 1 H: 1 E: 1 LOB: 1 K: 2 BB: 1 S: 15 P: 25	R: 0 H: 0 E: 0 LOB: 0 K: 1 BB: 0 S: 8 P: 11	R: 1 H: 3 E: 0 LOB: 2 K: 0 BB: 0 S: 12 P: 19	R: 0 H: 0 E: 0 LOB: 1 K: 0 BB: 1 S: 10 P: 18	R: 2 H: 2 E: 0 LOB: 1 K: 1 BB: 1 S: 14 P: 23	R: 0 H: 1 E: 0 LOB: 1 K: 0 BB: 0 S: 11 P: 17	R: 0 H: 0 E: 0 LOB: 0 K: 1 BB: 0 S: 10 P: 15	R: 0 H: 0 E: 0 LOB: 0 K: 1 BB: 0 S: 5 P: 7	1B: 6 SF: 1 2B: 1 SAC: 1 3B: 0 DP: 0 HR: 0 HBP: 0	WP: 1 PA: 38 PB: 0 SB: 1 CS: 0																		
PITCHER	IP WLS BF H R ER SO BB IBB HBP BLK WP HR S P ERA WHIP												PITCHER	IP WLS BF H R ER SO BB IBB HBP BLK WP HR S P ERA WHIP															
Sterling Hitchcock, L (1, 1) <small>ERA: 3.86</small>	5.0		22	4	2	1	5	3	0	0	1	1	0	55	94	1.80	1.400												
Bob Wickman, R (6, 1) <small>ERA: 4.49</small>	1.0		6	2	2	2	1	1	0	0	0	0	0	14	23	18.00	3.000												
Paul Gibson, L (7, 1) <small>ERA: 3.59</small>	2.0	W	7	1	0	0	1	0	0	0	0	0	0	21	32	0.00	0.500												
Lee Smith, R (9, 1) <small>ERA: 4.09</small>	1.0	S	3	0	0	0	1	0	0	0	0	0	0	5	7	0.00	0.000												

Boston Red Sox @ New York Yankees
 Yankee Stadium, Bronx, NY

livebaseballscorecards.com

AB	32
R	4
H	7
RBI	4
BB	4
SO	8
LOB	15



Fri Sep 17 1993, 7:05 PM EDT
 Att. 48,051 - Unknown - 64 F

Batter	1	2	3	4	5	6	7	8	9	AB R H RBI BB SO LOB	TOP																
Scott Fletcher, R (1, 4) OBP: 0.343, SLG: 0.402 B C C B S	2-3 		1-1 	0-0 G4-6-3 1-2f		3-2 			2-1 	5 1 2 0 0 1 2																	
Mike Greenwell, L (1, 7) OBP: 0.369, SLG: 0.461 B X	1-0 		0-0 		1-2 	2-3 		0-1 	5 0 1 0 0 1 3																		
Tim Naehring, R (1, 5) OBP: 0.356, SLG: 0.448 Scott Cooper, L (9, PH) OBP: 0.352, SLG: 0.394 C C B B B X	3-2 		0-0 		1-1 		3-2 	0-0 	3 1 2 0 0 0 0 0 0 0 0 0 0 0																		
Mo Vaughn, L (1, 3) OBP: 0.405, SLG: 0.541 C B B B B X	3-2 		4-2 		2-0 		2-2 	4-0 	3 1 2 2 2 0 0																		
Rob Deer, R (1, 10) OBP: 0.308, SLG: 0.375 B C C F B B S	3-3 		1-3 		2-3 		0-1 	1-0 	5 0 1 0 0 3 8																		
Carlos Quintana, R (1, 9) OBP: 0.318, SLG: 0.272 Ernest Riles, L (9, PH) OBP: 0.294, SLG: 0.365 Steve Lyons, L (9, 8) OBP: 0.238, SLG: 0.211		0-0 	4-1 		3-3 		0-1 	2-3 	3 0 0 1 1 1 3 1 0 0 0 0 1 3 0 0 0 0 0 0 0																		
John Valentin, R (1, 6) OBP: 0.332, SLG: 0.414 B C C B B B B		3-3 	1-3 			1-1 		1-0 	4 0 0 0 0 2 3																		
Bob Zupcic, R (1, 8) OBP: 0.320, SLG: 0.370 C B B C B B B X		3-2 		1-2 		2-3 		1-1 	4 0 1 0 0 1 0																		
Tony Peña, R (1, 2) OBP: 0.240, SLG: 0.245 C B B B B B C		3-3 		3-1 		0-0 		3-1 	4 0 2 0 0 1 1																		
Inning Stats	R: 2 H: 2 E: 0 LOB: 0 K: 2 BB: 0 S: 14 P: 26	R: 0 H: 1 E: 0 LOB: 1 K: 2 BB: 0 S: 11 P: 20	R: 1 H: 2 E: 0 LOB: 3 K: 2 BB: 2 S: 15 P: 26	R: 0 H: 1 E: 0 LOB: 0 K: 0 BB: 0 S: 6 P: 10	R: 0 H: 2 E: 0 LOB: 2 K: 2 BB: 0 S: 12 P: 21	R: 0 H: 1 E: 1 LOB: 2 K: 2 BB: 0 S: 14 P: 22	R: 0 H: 1 E: 0 LOB: 1 K: 0 BB: 0 S: 10 P: 15	R: 0 H: 0 E: 0 LOB: 0 K: 0 BB: 0 S: 5 P: 10	R: 0 H: 1 E: 1 LOB: 3 K: 1 BB: 1 S: 10 P: 19	1B: 9 SF: 0 2B: 0 SAC: 2 3B: 1 DP: 1 HR: 1 HBP: 0	WP: 0 PA: 42 PB: 0 SB: 0 CS: 0																
PITCHER	IP WLS BF H R ER SO BB IBB HBP BLK WP HR S P ERA WHIP											PITCHER	IP WLS BF H R ER SO BB IBB HBP BLK WP HR S P ERA WHIP														
Jimmy Key, L (1, 1) ERA: 2.98	6.0		29	9	3	3	10	2	0	0	0	0	1	72	125	4.50	1.833										
Bobby Munoz, R (7, 1) ERA: 5.54	2.0		8	2	0	0	0	0	0	0	0	0	0	17	29	0.00	1.000										
Paul Assenmacher, L (9, 1) ERA: 3.54	0.1		3	0	0	0	0	0	1	0	0	0	0	3	7	0.00	0.000										
Bob Wickman, R (9, 1) ERA: 4.47	0.2	W	2	0	0	0	1	0	0	0	0	0	0	5	8	0.00	0.000										

Boston Red Sox @ New York Yankees
 Yankee Stadium, Bronx, NY
 Sat Sep 18 1993, 3:33 AM EDT
 Att: 55,672 - Overcast

livebaseballscorecards.com

AB 37
R 3
H 11
RBI 3
BB 3
SO 11
LOB 23



Batter	1	2	3	4	5	6	7	8	9	AB	R	H	RBI	BB	SO	LOB
Wade Boggs, L (1, 5) OBP: 0.380, SLG: 0.367 Andy Stankiewicz, R (9, PR)	3-2 G6-3		1-1 F8			4-0 BB		4-2 FC3-8 BB	2-2 BB 1B	3	0	1	1	2	0	1
Dion James, L (1, 7) OBP: 0.389, SLG: 0.464	0-1 4-3			1-0 F9		1-2 F9		0-2 FC3-6 1B	4-2 BB 1B	4	0	0	0	1	0	3
Don Mattingly, L (1, 3) OBP: 0.367, SLG: 0.453	1-1 L7			1-0 G6-3		3-1 L6		3-2 P3	1-1 BB 1B	5	0	1	2	0	0	3
Danny Tartabull, R (1, 10) OBP: 0.358, SLG: 0.511		2-3 K		0-0 2B		2-3 K		2-2 1B		4	0	2	0	0	2	2
Paul O'Neill, L (1, 9) OBP: 0.372, SLG: 0.505		3-2 G1-4-3		1-1 L7			2-2 HR	2-3 K		4	1	1	1	0	1	3
Matt Nokes, L (1, 2) OBP: 0.295, SLG: 0.433		0-1 P4			1-1 G6-3		0-1 1B		0-1 G6-3	4	0	1	0	0	0	0
Bernie Williams, S (1, 8) OBP: 0.339, SLG: 0.410			2-2 G4-6-3 1B		1-0 F8		2-3 K		1-1 G6-3	4	0	1	0	0	1	1
Mike Gallego, R (1, 4) OBP: 0.376, SLG: 0.430			3-2 G4-6-3 1-2f		0-3 K		1-0 L7		3-1 1B HBP	3	1	0	0	0	1	2
Randy Velarde, R (1, 6) OBP: 0.372, SLG: 0.497 Mike Stanley, R (9, PH) OBP: 0.396, SLG: 0.555 Gerald Williams, R (9, PR) OBP: 0.196, SLG: 0.321			1-2 2B		0-0 F9 2B		1-3 K		0-1 BB 1B 1B	3	0	2	0	0	1	1

Inning Stats	R: 0	H: 0	E: 0	K: 0	S: 7	R: 0	H: 0	E: 0	K: 1	S: 8	R: 0	H: 2	E: 0	K: 0	S: 11	R: 0	H: 1	E: 0	K: 0	S: 5	R: 0	H: 0	E: 0	K: 1	S: 6	R: 0	H: 1	E: 0	K: 2	S: 13	R: 0	H: 1	E: 0	K: 1	S: 17	R: 3	H: 3	E: 0	K: 0	S: 18	1B: 6	SF: 0	2B: 3	SAC: 0	3B: 0	DP: 1	HR: 1	HBP: 1	WP: 0	PA: 39
--------------	------	------	------	------	------	------	------	------	------	------	------	------	------	------	-------	------	------	------	------	------	------	------	------	------	------	------	------	------	------	-------	------	------	------	------	-------	------	------	------	------	-------	-------	-------	-------	--------	-------	-------	-------	--------	-------	--------

PITCHER	IP	WLS	BF	H	R	ER	SO	BB	IBB	HBP	BLK	WP	HR	S	P	ERA	WHIP
Nate Minchey, R (1, 1) ERA: 1.2	6.0		24	6	1	1	3	1	0	0	0	0	1	55	88	1.50	1.167
Ken Ryan, R (7, 1) ERA: 3.72	1.1		5	0	0	0	2	1	0	0	0	0	0	13	21	0.00	0.750
Tony Fossas, L (8, 1) ERA: 5.52	0.1		1	0	0	0	0	0	0	0	0	0	0	4	6	0.00	0.000
Greg Harris, R (8, 1) ERA: 2.75	1.0	L	9	4	3	3	1	1	0	1	0	0	0	25	40	27.00	5.000

BOTTOM

Boston Red Sox @ New York Yankees
 Yankee Stadium, Bronx, NY
 Sat Sep 18 1993, 3:33 AM EDT
 Att. 55,672 - Overcast

livebaseballscores.com

AB	35
R	4
H	10
RBI	4
BB	3
SO	6
LOB	16



Batter	1	2	3	4	5	6	7	8	9	AB R H RBI BB SO LOB	TOP
Scott Fletcher, R (1, 4) <small>OBP: 0.343, SLG: 0.401</small>	1-2 		0-0 	3-1 		1-2 		2-1 	2-1 	6 1 2 1 0 0 0	Boston Red Sox @ New York Yankees Yankee Stadium, Bronx, NY Sun Sep 19 1993, 3:33 AM EDT Att. 53,510 - Sunny - 69 F
Bob Zuppcic, R (1, 7) <small>OBP: 0.318, SLG: 0.371</small> (8, 8)	1-1 		0-1 	2-1 		2-1 		2-1 		5 2 1 1 0 0 1	
Tim Naehring, R (1, 10) <small>OBP: 0.368, SLG: 0.444</small>	2-3 		1-0 		4-0 		2-1 	4-0 		3 1 1 0 2 1 0	
Mo Vaughn, L (1, 3) <small>OBP: 0.405, SLG: 0.540</small>		3-3 	3-1 		1-0 		1-3 	2-1 		5 0 2 1 0 2 1	
Rob Deer, R (1, 9) <small>OBP: 0.309, SLG: 0.380</small>		1-1 	2-0 		1-0 		2-1 	0-2 		5 2 2 0 0 0 6	
John Valentin, R (1, 6) <small>OBP: 0.337, SLG: 0.427</small>		0-0 	3-1 		0-0 		4-0 	3-2 		4 1 3 4 1 0 2	
Scott Cooper, L (1, 5) <small>OBP: 0.350, SLG: 0.394</small>		0-1 	1-2 		0-1 		0-0 	0-2 		5 0 1 0 0 0 8	
Bob Melvin, R (1, 2) <small>OBP: 0.250, SLG: 0.314</small>		4-2 		0-0 	0-1 			0-1 	1-0 	4 1 1 0 1 0 1	
Jeff McNeely, R (1, 8) <small>OBP: 0.167, SLG: 0.167</small> Greg Blosser, L (8, PH) <small>OBP: 0.091, SLG: 0.091</small> (8, 7)		0-1 		2-2 		3-1 		3-2 	0-3 	3 0 0 0 0 0 2 2 0 0 0 0 1 1	
Inning Stats	R: 0 H: 0 E: 0 LOB: 0 K: 1 BB: 0 S: 8 P: 12	R: 1 H: 2 E: 1 LOB: 2 K: 1 BB: 1 S: 12 P: 20	R: 1 H: 2 E: 2 LOB: 3 K: 0 BB: 0 S: 13 P: 23	R: 0 H: 1 E: 0 LOB: 1 K: 0 BB: 0 S: 8 P: 15	R: 2 H: 2 E: 0 LOB: 1 K: 0 BB: 1 S: 8 P: 13	R: 0 H: 0 E: 0 LOB: 0 K: 0 BB: 0 S: 7 P: 13	R: 0 H: 1 E: 0 LOB: 2 K: 1 BB: 1 S: 9 P: 18	R: 4 H: 5 E: 0 LOB: 2 K: 0 BB: 1 S: 24 P: 40	R: 0 H: 0 E: 0 LOB: 0 K: 1 BB: 0 S: 6 P: 9	1B: 7 SF: 0 2B: 4 SAC: 0 3B: 1 DP: 0 HR: 1 HBP: 0	WP: 0 PA: 46 PB: 0 SB: 1 CS: 0
PITCHER Frank Tanana, L (1, 1) <small>ERA: 4.45</small> Steve Farr, R (8, 1) <small>ERA: 4.08</small> Paul Assenmacher, L (8, 1) <small>ERA: 3.54</small> Rich Monteleone, R (8, 1) <small>ERA: 5.02</small> Steve Howe, L (8, 1) <small>ERA: 5.18</small>	IP WLS BF H R ER SO BB IBB HBP BLK WP HR S P ERA WHIP 7.0 L 34 8 4 3 3 2 1 0 0 0 0 1 65 114 3.86 1.429 0.1 5 3 4 4 0 1 0 0 0 0 0 0 13 24 108.00 12.000 0.0 1 1 0 0 0 0 0 0 0 0 0 0 2 4 ∞ ∞ 0.1 2 1 0 0 0 0 0 0 0 0 0 0 6 9 0.00 3.000 0.1 1 0 0 0 0 0 0 0 0 0 0 0 3 3 0.00 0.000	PITCHER Domingo Jean, R (9, 1) <small>ERA: 4.86</small>	IP WLS BF H R ER SO BB IBB HBP BLK WP HR S P ERA WHIP 1.0 3 0 0 0 0 0 0 0 0 0 0 0 6 9 0.00 0.000								

livebaseballscorecards.com

AB	42
R	8
H	13
RBI	7
BB	4
SO	4
LOB	22



Batter	1	2	3	4	5	6	7	8	9
Wade Boggs, L (1, 5) OBP: 0.380, SLG: 0.366	0-1 F7		4-2 BB			1-2 G4-3		0-1 BB 1B	
Dion James, L (1, 7) OBP: 0.390, SLG: 0.472	1-1 L9		1-0 F7			2-2 HR		4-2 BB 1B	
Don Mattingly, L (1, 3) OBP: 0.368, SLG: 0.452	1-2 G4-3			3-2 L3 1B		4-1 BB		2-3 K	
Danny Tartabull, R (1, 10) OBP: 0.356, SLG: 0.506		1-3 K		1-2 L3		1-3 K		3-3 K	
Paul O'Neill, L (1, 9) OBP: 0.371, SLG: 0.509		0-1 G1-3		0-2 F7			3-1 F9	1-1 HR	
Mike Stanley, R (1, 2) OBP: 0.392, SLG: 0.549		0-1 F9			1-3 K		2-3 K	0-2 F9	
Bernie Williams, S (1, 8) OBP: 0.338, SLG: 0.411			1-1 F9 G6-3 2B		3-1 F8		2-1 F8	1-0 F8	
Mike Gallego, R (1, 4) OBP: 0.375, SLG: 0.427			1-2 F9		0-0 G6-3			4-1 BB 1B BB	2-2 L9
Randy Velarde, R (1, 6) OBP: 0.367, SLG: 0.490			3-1 G6-3			2-1 F8		1-3 K	

AB	R	H	RBI	BB	SO	LOB
3	0	1	0	1	0	0
3	1	1	1	1	0	1
3	0	1	0	1	1	3
4	0	0	0	0	3	5
4	1	1	1	0	0	0
4	0	0	0	0	2	0
4	1	1	0	0	0	0
3	0	0	0	1	0	1
3	0	0	1	0	1	1

BOTTOM

Boston Red Sox @ New York Yankees
 Yankee Stadium, Bronx, NY
 Sun Sep 19 1993, 3:33 AM EDT
 Att: 53,510 - Sunny - 69 F


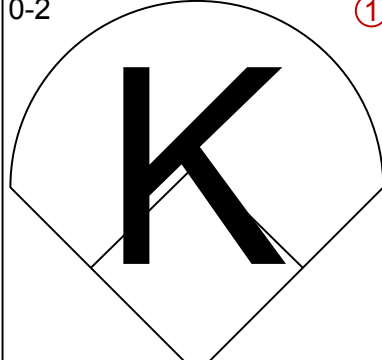
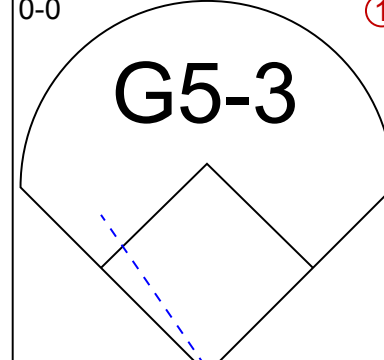
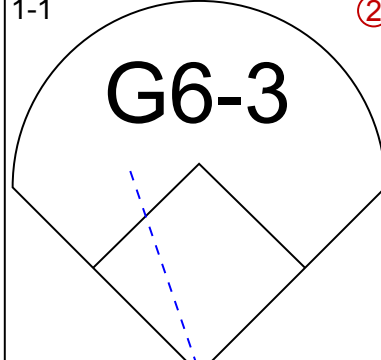
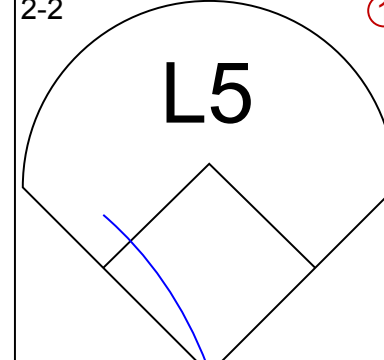

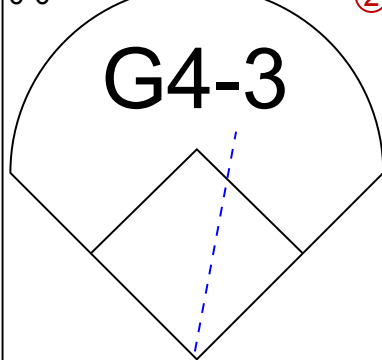
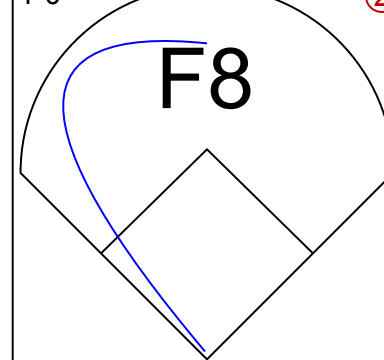
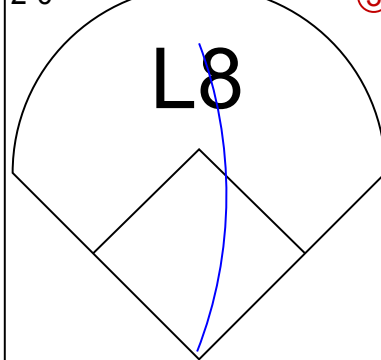
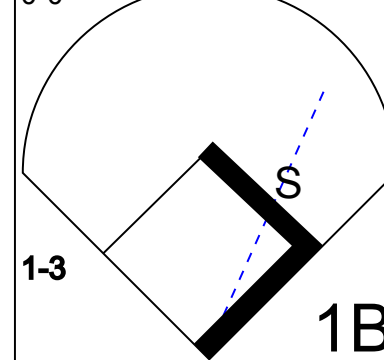

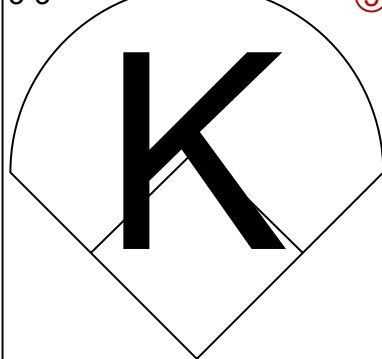
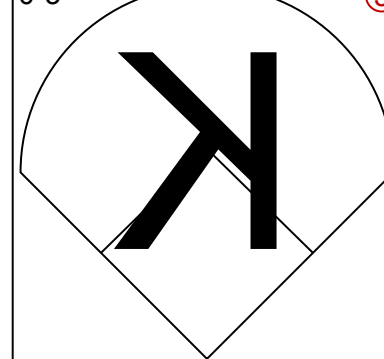
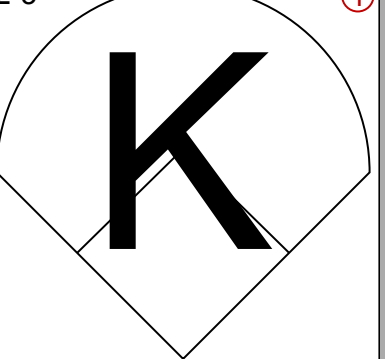
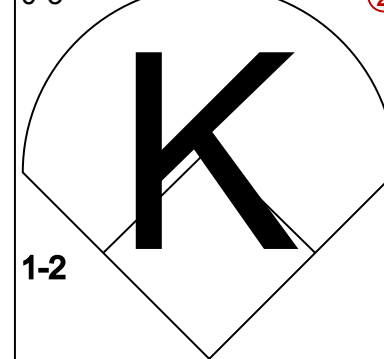

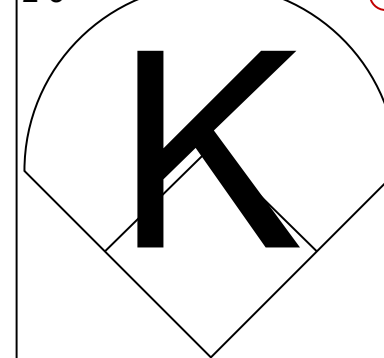
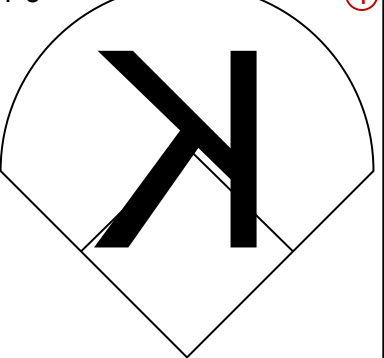
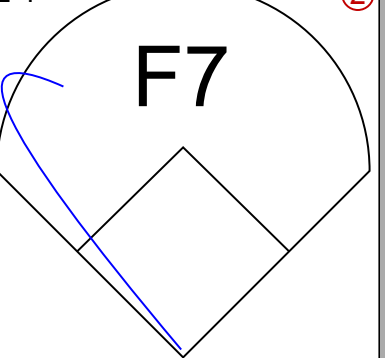
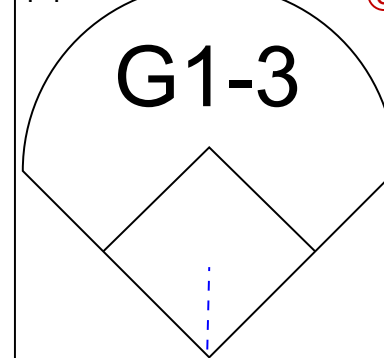

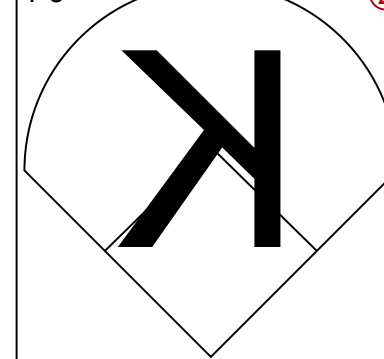
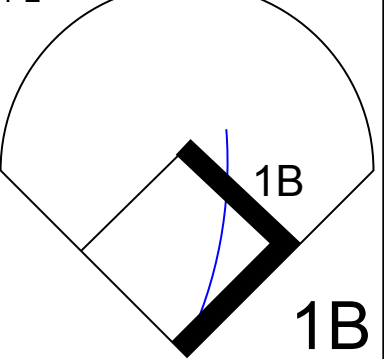
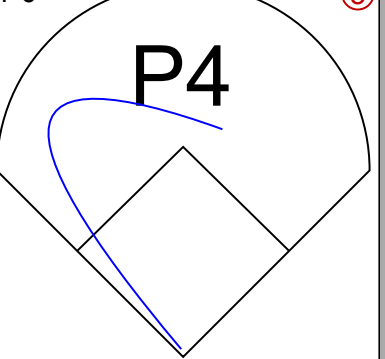

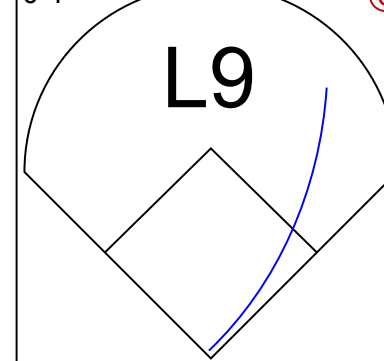
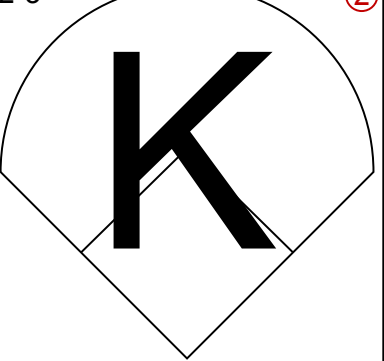


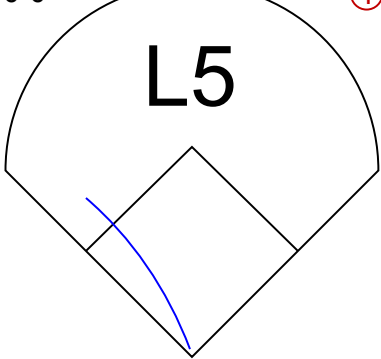
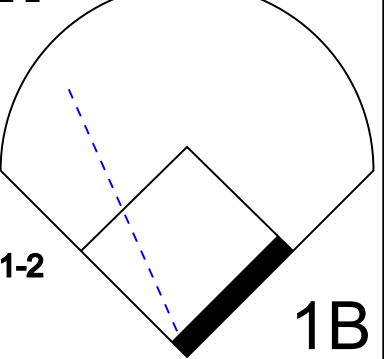
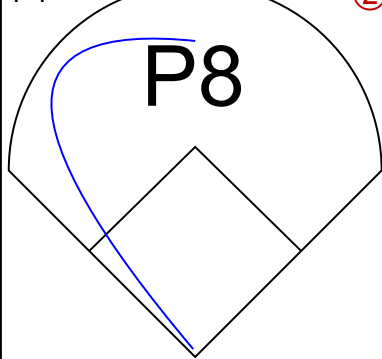


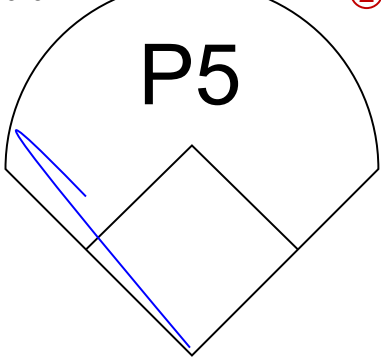
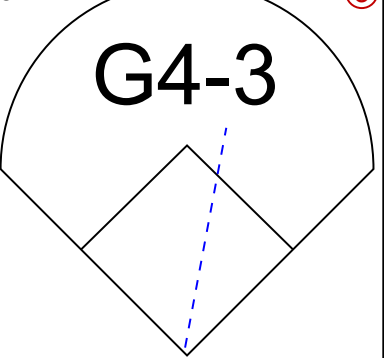
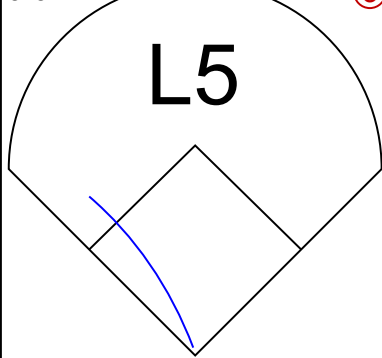

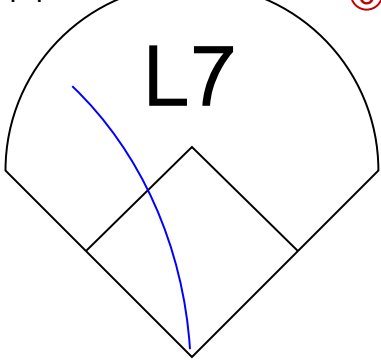
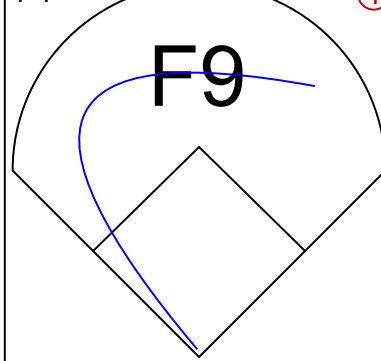
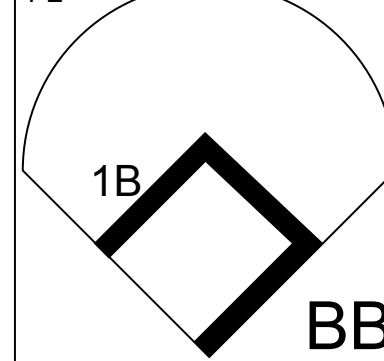
AB	31
R	3
H	5
RBI	3
BB	4
SO	7
LOB	11



Inning Stats	R: 0	H: 0	E: 0	K: 0	S: 7	R: 0	H: 0	E: 0	K: 1	S: 8	R: 1	H: 1	E: 0	K: 0	S: 10	R: 0	H: 1	E: 0	K: 0	S: 10	R: 0	H: 0	E: 0	K: 1	S: 6	R: 1	H: 1	E: 0	K: 1	S: 13	R: 0	H: 0	E: 0	K: 1	S: 8	R: 0	H: 1	E: 0	K: 3	S: 16	R: 1	H: 1	E: 0	K: 0	S: 9	1B: 2	2B: 2	3B: 0	HR: 2	SF: 0	SAC: 0	DP: 1	HBP: 0	WP: 0	PB: 0	SB: 0	CS: 0	PA: 35
--------------	------	------	------	------	------	------	------	------	------	------	------	------	------	------	-------	------	------	------	------	-------	------	------	------	------	------	------	------	------	------	-------	------	------	------	------	------	------	------	------	------	-------	------	------	------	------	------	-------	-------	-------	-------	-------	--------	-------	--------	-------	-------	-------	-------	--------

PITCHER	IP	WLS	BF	H	R	ER	SO	BB	IBB	HBP	BLK	WP	HR	S	P	ERA	WHIP
Danny Darwin, R (1, 1) ERA: 3.27	6.0	W	22	3	2	2	3	2	0	0	0	0	1	54	85	3.00	0.833
Scott Bankhead, R (7, 1) ERA: 3.45	1.1		7	1	0	0	2	2	0	0	0	0	0	18	34	0.00	2.250
Scott Taylor, L (8, 1) ERA: 6.75	1.2		6	1	1	1	2	0	0	0	0	0	1	15	24	5.40	0.600

PITCHER	IP	WLS	BF	H	R	ER	SO	BB	IBB	HBP	BLK	WP	HR	S	P	ERA	WHIP
---------	----	-----	----	---	---	----	----	----	-----	-----	-----	----	----	---	---	-----	------

Batter	1	2	3	4	5	6	7	8	9	AB R H RBI BB SO LOB	TOP	
Scott Fletcher, R (1, 4) OBP: 0.340, SLG: 0.398 	0-2 			0-0 		1-1 			2-2 	4 0 0 0 0 1 1		
Mike Greenwell, L (1, 7) OBP: 0.369, SLG: 0.459 Jeff McNeely, R (9, PR) OBP: 0.167, SLG: 0.167 	0-0 			1-0 		2-0 			0-0 	4 0 1 0 0 0 0 0 0 0 0 0 0 0		
Tim Naehring, R (1, 10) OBP: 0.354, SLG: 0.426 	3-3 			0-3 			2-3 		0-3 	4 0 0 0 0 4 2		
Mo Vaughn, L (1, 3) OBP: 0.402, SLG: 0.536 		2-3 			1-3 		2-1 		1-1 	4 0 0 0 0 2 3		
Rob Deer, R (1, 9) OBP: 0.309, SLG: 0.380 		1-3 			1-2 		1-0 			3 0 1 0 0 1 0		
Scott Cooper, L (1, 5) OBP: 0.349, SLG: 0.391 		0-1 			2-3 			2-3 		3 0 0 0 0 2 1		
John Valentin, R (1, 6) OBP: 0.337, SLG: 0.426 			0-0 		2-2 		1-1 		1-1 	3 0 1 0 0 0 0		
Bob Zuppic, R (1, 8) OBP: 0.314, SLG: 0.366 			0-0 		3-2 			0-0 		3 0 0 0 0 0 2		
Tony Peña, R (1, 2) OBP: 0.238, SLG: 0.243 Greg Blosser, L (9, PH) OBP: 0.167, SLG: 0.091 			1-1 			1-1 			4-2 	2 0 0 0 0 0 0 0 0 0 0 1 0 0		
Inning Stats	R: 0 E: 0 K: 2 S: 7 H: 0 LOB: 0 BB: 0 P: 10	R: 0 E: 0 K: 2 S: 9 H: 0 LOB: 0 BB: 0 P: 12	R: 0 E: 0 K: 0 S: 4 H: 0 LOB: 0 BB: 0 P: 5	R: 0 E: 0 K: 1 S: 5 H: 0 LOB: 0 BB: 0 P: 6	R: 0 E: 0 K: 2 S: 15 H: 2 LOB: 2 BB: 0 P: 24	R: 0 E: 0 K: 0 S: 5 H: 0 LOB: 0 BB: 0 P: 9	R: 0 E: 0 K: 1 S: 6 H: 0 LOB: 0 BB: 0 P: 11	R: 0 E: 0 K: 1 S: 6 H: 0 LOB: 0 BB: 0 P: 9	R: 0 E: 0 K: 1 S: 14 H: 1 LOB: 3 BB: 1 P: 21	1B: 3 2B: 0 3B: 0 HR: 0 SF: 0 SAC: 0 DP: 0 HBP: 0	WP: 0 PB: 0 SB: 1 CS: 0 PA: 31	
PITCHER Todd Stottlemyre, R (1, 1) ERA: 4.56	IP: 9.0 WLS: W BF: 31 H: 3 R: 0 ER: 0 SO: 10 BB: 1 IBB: 0 HBP: 0 BLK: 0 WP: 0 HR: 0 S: 71 P: 107 ERA: 0.00 WHIP: 0.444											PITCHER IP: WLS: BF: H: R: ER: SO: BB: IBB: HBP: BLK: WP: HR: S: P: ERA: WHIP

Boston Red Sox @ Toronto Blue Jays
 SkyDome, Toronto, ON
 Tue Sep 21 1993, 7:05 PM EDT
 Att. 50,524 - Dome

livebaseballscorecards.com

AB 30
R 0
H 3
RBI 0
BB 1
SO 10
LOB 9



BOTTOM

Boston Red Sox @ Toronto Blue Jays
SkyDome, Toronto, ON
Wed Sep 22 1993, 7:05 PM EDT
Att: 50,532 - Dome

livebaseballscorecards.com

AB 41
R 5
H 12
RBI 5
BB 3
SO 5
LOB 20



WP: 0 PA: 45
PB: 0
SB: 1
CS: 0

Batter	1	2	3	4	5	6	7	8	9	10	AB	R	H	RBI	BB	SO	LOB
Rickey Henderson, R OBP: 0.433, SLG: 0.473 (1, 7)	G6-3		F9		F7		HR		F9		5	1	1	1	0	0	2
Devon White, S OBP: 0.339, SLG: 0.440 (1, 8)	K		K		K		G6-3		K		5	0	0	0	0	4	2
Roberto Alomar, S OBP: 0.402, SLG: 0.480 (1, 4)	2B		1B		BB		G6-3		2B		4	0	3	2	1	0	0
Joe Carter, R OBP: 0.311, SLG: 0.488 (1, 9)	L8		P4		F9			F8	F7		5	0	0	0	0	0	5
John Olerud, L OBP: 0.476, SLG: 0.606 (1, 3)		G3		1B BB		E6		L8		K	4	1	0	0	1	1	0
Paul Molitor, R OBP: 0.408, SLG: 0.511 (1, 10)		2B 1B		F8		F9		1B		1B	5	1	3	0	0	0	2
Tony Fernandez, S OBP: 0.351, SLG: 0.399 (1, 6)		2B		1B		FC4-6		G3		1B	5	0	3	1	0	0	2
Ed Sprague, R OBP: 0.308, SLG: 0.394 (1, 5)				1B		FC6-4					3	0	2	1	0	0	1
Alfredo Griffin, S OBP: 0.233, SLG: 0.241 (9, PR)									F9		0	1	0	0	0	0	0
Darnell Coles, R OBP: 0.318, SLG: 0.385 (10, PH)		2B		1B					F9 BB HBP		1	0	0	0	0	0	2
Pat Borders, R OBP: 0.285, SLG: 0.362 (1, 2)		G6-3		F8			L7		2B BB		3	0	0	0	1	0	2
Willie Canate, R OBP: 0.273, SLG: 0.256 (9, PR)										G4-3	0	1	0	0	0	0	0
Randy Knorr, R OBP: 0.258, SLG: 0.379 (10, 2)											0	0	0	0	0	0	0
Turner Ward, S OBP: 0.289, SLG: 0.310 (10, PH)											1	0	0	0	0	0	2

Batter	1	2	3	4	5	6	7	8	9	10
Rickey Henderson, R OBP: 0.433, SLG: 0.473 (1, 7)	G6-3		F9		F7		HR		F9	
Devon White, S OBP: 0.339, SLG: 0.440 (1, 8)	K		K		K		G6-3		K	
Roberto Alomar, S OBP: 0.402, SLG: 0.480 (1, 4)	2B		1B		BB		G6-3		2B	
Joe Carter, R OBP: 0.311, SLG: 0.488 (1, 9)	L8		P4		F9			F8	F7	
John Olerud, L OBP: 0.476, SLG: 0.606 (1, 3)		G3		1B BB		E6		L8		K
Paul Molitor, R OBP: 0.408, SLG: 0.511 (1, 10)		2B 1B		F8		F9		1B		1B
Tony Fernandez, S OBP: 0.351, SLG: 0.399 (1, 6)		2B		1B		FC4-6		G3		1B
Ed Sprague, R OBP: 0.308, SLG: 0.394 (1, 5)				1B		FC6-4				
Alfredo Griffin, S OBP: 0.233, SLG: 0.241 (9, PR)									F9	
Darnell Coles, R OBP: 0.318, SLG: 0.385 (10, PH)		2B		1B					F9 BB HBP	
Pat Borders, R OBP: 0.285, SLG: 0.362 (1, 2)		G6-3		F8			L7		2B BB	
Willie Canate, R OBP: 0.273, SLG: 0.256 (9, PR)										G4-3
Randy Knorr, R OBP: 0.258, SLG: 0.379 (10, 2)										
Turner Ward, S OBP: 0.289, SLG: 0.310 (10, PH)										

Inning Stats	R: 0	H: 1	E: 0	K: 1	S: 9	R: 1	H: 3	E: 0	K: 0	S: 14	R: 0	H: 1	E: 0	K: 1	S: 10	R: 1	H: 2	E: 0	K: 0	S: 8	R: 0	H: 0	E: 0	K: 1	S: 10	R: 0	H: 0	E: 1	K: 0	S: 8	R: 1	H: 1	E: 0	K: 0	S: 8	R: 0	H: 1	E: 0	K: 0	S: 11	R: 2	H: 1	E: 0	K: 1	S: 10	R: 0	H: 2	E: 0	K: 1	S: 15	1B: 7	2B: 4	3B: 0	HR: 1	SF: 0	SAC: 0	DP: 0	HBP: 1	WP: 0	PA: 45
--------------	------	------	------	------	------	------	------	------	------	-------	------	------	------	------	-------	------	------	------	------	------	------	------	------	------	-------	------	------	------	------	------	------	------	------	------	------	------	------	------	------	-------	------	------	------	------	-------	------	------	------	------	-------	-------	-------	-------	-------	-------	--------	-------	--------	-------	--------

PITCHER	IP	WLS	BF	H	R	ER	SO	BB	IBB	HBP	BLK	WP	HR	S	P	ERA	WHIP
Aaron Sele, R ERA: 2.73 (1, 1)	6.1		28	8	3	3	3	2	0	0	0	0	1	63	106	4.26	1.579
Scott Taylor, L ERA: 5.68 (7, 1)	0.2		2	0	0	0	0	0	0	0	0	0	0	4	9	0.00	0.000
Greg Harris, R ERA: 3.03 (8, 1)	1.0		6	1	2	2	0	1	0	1	0	0	0	13	23	18.00	2.000
Ken Ryan, R ERA: 3.56 (9, 1)	2.0	W	9	3	0	0	2	0	0	0	0	0	0	23	36	0.00	1.500

PITCHER	IP	WLS	BF	H	R	ER	SO	BB	IBB	HBP	BLK	WP	HR	S	P	ERA	WHIP
---------	----	-----	----	---	---	----	----	----	-----	-----	-----	----	----	---	---	-----	------

Batter	1	2	3	4	5	6	7	8	9	AB R H RBI BB SO LOB	TOP									
Scott Fletcher, R (1, 4) OBP: 0.342, SLG: 0.408	0-0 F8		0-0 F7		0-0 F9			0-0 G6-3		4 0 0 0 0 0 2	Boston Red Sox @ Toronto Blue Jays SkyDome, Toronto, ON Thu Sep 23 1993, 7:05 PM EDT Att. 50,528 - Dome									
Mike Greenwell, L (1, 7) OBP: 0.371, SLG: 0.469 Bob Zupcic, R (8, PR) OBP: 0.313, SLG: 0.360 (8, 7)	0-0 P5			0-0 F7		0-0 1B		0-0 1B		4 0 2 0 0 0 0 0 0 0 0 0 0 0										
Carlos Quintana, R (1, 3) OBP: 0.315, SLG: 0.269 Tim Naehring, R (8, PH) OBP: 0.360, SLG: 0.432 (8, 5)	0-0 F9			0-0 F9		0-3 K		0-0 1B		3 0 0 0 0 1 1 1 0 1 0 0 0 0										
Mo Vaughn, L (1, 10) OBP: 0.401, SLG: 0.537		0-0 G5-3		4-0 WP BB		0-3 K		0-3 K		3 0 0 0 1 2 3										
Rob Deer, R (1, 9) OBP: 0.308, SLG: 0.383		0-0 F7		0-0 P2		0-3 K		0-0 P6		4 0 0 0 0 1 4										
Scott Cooper, L (1, 5) OBP: 0.348, SLG: 0.391 (8, 3)		4-0 BB			0-0 S 1B		0-0 G6-3 G4-3 2B		0-0 F7			3 1 2 0 1 0 0								
John Valentin, R (1, 6) OBP: 0.333, SLG: 0.418	0-0 F8				0-0 F8		0-0 G6-3		0-0 F9			4 0 0 0 0 0 3								
John Flaherty, R (1, 2) OBP: 0.188, SLG: 0.267 Greg Blosser, L (7, PH) OBP: 0.118, SLG: 0.063 Tony Peña, R (7, 2) OBP: 0.238, SLG: 0.243 Ernest Riles, L (9, PH) OBP: 0.290, SLG: 0.360			0-0 P6		0-0 P6		0-0 G4-3		0-3 K			2 0 0 0 0 0 1 1 0 0 1 0 0 0 0 0 0 0 0 0 0 1 0 0 0 0 1 0								
Jeff McNeely, R (1, 8) OBP: 0.200, SLG: 0.143			0-0 G6-3		4-0 BB		0-0 F9					2 0 0 0 1 0 0								
Inning Stats	R: 0 E: 0 K: 0 S: 3	H: 0 LOB: 0 BB: 0 P: 3	R: 0 E: 0 K: 0 S: 3	H: 0 LOB: 1 BB: 1 P: 7	R: 0 E: 0 K: 0 S: 3	H: 0 LOB: 0 BB: 0 P: 3	R: 0 E: 0 K: 0 S: 4	H: 1 LOB: 2 BB: 1 P: 8	R: 0 E: 0 K: 3 S: 10	H: 1 LOB: 1 BB: 0 P: 10		R: 1 E: 0 K: 0 S: 4	H: 1 LOB: 0 BB: 0 P: 4	R: 0 E: 0 K: 1 S: 7	H: 2 LOB: 2 BB: 0 P: 7	R: 0 E: 0 K: 1 S: 5	H: 0 LOB: 0 BB: 0 P: 5	1B: 4 2B: 1 3B: 0 HR: 0	SF: 0 SAC: 0 DP: 0 HBP: 0	WP: 1 PB: 0 SB: 1 CS: 0
PITCHER	IP WLS BF H R ER SO BB IBB HBP BLK WP HR S P ERA WHIP																			
Dave Stewart, R (1, 1) ERA: 4.53	7.0 W 27 3 1 1 3 3 0 0 0 1 0 30 42 1.29 0.857																			
Danny Cox, R (8, 1) ERA: 3.1	1.0 5 2 0 0 1 0 0 0 0 0 0 7 7 0.00 2.000																			
Duane Ward, R (9, 1) ERA: 2.33	1.0 3 0 0 0 1 0 0 0 0 0 0 5 5 0.00 0.000																			

livebaseballscorecards.com

AB	32
R	1
H	5
RBI	1
BB	3
SO	5
LOB	14



Batter	1	2	3	4	5	6	7	8	9
Rickey Henderson, R OBP: 0.431, SLG: 0.471	0-0 G5-3		0-0 3B 1B		0-0 G6-3		0-0 P4		
Devon White, S OBP: 0.338, SLG: 0.438	0-0 G4-3		4-0 3B BB		0-0 G3-1		0-0 F9		
Roberto Alomar, S OBP: 0.405, SLG: 0.491	0-0 HR		0-0 3B		4-0 FC5-4 BB		4-0 E S BB		
Joe Carter, R OBP: 0.309, SLG: 0.484	0-0 F9		0-3 K		0-0 FC5-4		0-0 P6		
John Olerud, L OBP: 0.477, SLG: 0.612		0-0 HR	4-0 IBB		0-0 L6		1-0 G6-4-3 HBP		
Paul Molitor, R OBP: 0.406, SLG: 0.507	0-0 G4-3		0-0 F8		0-0 F8		0-0 G6-4-3		
Tony Fernandez, S OBP: 0.349, SLG: 0.396		0-0 L8		0-0 G4-3		0-0 F7			
Ed Sprague, R OBP: 0.307, SLG: 0.392		0-0 G6-3		0-0 F3		0-0 P4			
Pat Borders, R OBP: 0.285, SLG: 0.368			0-3 K2-3	0-3 K		0-0 HR			

Inning Stats	R: 1	H: 1	E: 0	LOB: 0	K: 0	BB: 0	S: 4	P: 4	R: 1	H: 1	E: 0	LOB: 0	K: 0	BB: 0	S: 4	P: 4	R: 2	H: 2	E: 0	LOB: 2	K: 2	BB: 2	S: 9	P: 17	R: 0	H: 0	E: 0	LOB: 0	K: 1	BB: 0	S: 5	P: 5	R: 0	H: 0	E: 0	LOB: 1	K: 0	BB: 1	S: 3	P: 7	R: 0	H: 0	E: 0	LOB: 0	K: 0	BB: 0	S: 3	P: 3	R: 1	H: 1	E: 0	LOB: 0	K: 0	BB: 0	S: 4	P: 4	R: 0	H: 0	E: 0	LOB: 1	K: 0	BB: 1	S: 2	P: 7
--------------	------	------	------	--------	------	-------	------	------	------	------	------	--------	------	-------	------	------	------	------	------	--------	------	-------	------	-------	------	------	------	--------	------	-------	------	------	------	------	------	--------	------	-------	------	------	------	------	------	--------	------	-------	------	------	------	------	------	--------	------	-------	------	------	------	------	------	--------	------	-------	------	------


AB	R	H	RBI	BB	SO	LOB
4	1	1	0	0	0	0
3	1	0	0	1	0	0
2	1	2	3	2	0	0
4	0	0	0	0	1	3
2	1	1	1	1	0	0
4	0	0	0	0	0	4
3	0	0	0	0	0	0
3	0	0	0	0	0	0
3	1	1	1	0	2	0

BOTTOM

Boston Red Sox @ Toronto Blue Jays
 SkyDome, Toronto, ON
 Thu Sep 23 1993, 7:05 PM EDT
 Att. 50,528 - Dome

livebaseballscorecards.com

AB	28
R	5
H	5
RBI	5
BB	4
SO	3
LOB	7



PITCHER	IP	WLS	BF	H	R	ER	SO	BB	IBB	HBP	BLK	WP	HR	S	P	ERA	WHIP
Nate Minchey, R ERA: 2.95	6.1	L	27	5	5	5	3	2	1	0	0	0	3	30	42	7.11	1.105
Cory Bailey, R ERA: 3.18	1.0		4	0	0	0	0	1	0	0	0	0	0	3	7	0.00	1.000
Tony Fossas, L ERA: 5.52	0.0		1	0	0	0	0	0	0	1	0	0	0	1	1	∞	∞
Paul Quantrill, R ERA: 3.64	0.2		1	0	0	0	0	0	0	0	0	0	0	1	1	0.00	0.000

Batter	1	2	3	4	5	6	7	8	9	AB R H RBI BB SO LOB	TOP																
Chuck Knoblauch, R (1, 4) <small>OBP: 0.353, SLG: 0.349</small>	0-1 L4		0-1 1B 2-3 1B		0-1 G1-3		3-3 K		0-0 L4-3	5 0 1 0 0 1 0																	
Chip Hale, L (1, 10) <small>OBP: 0.405, SLG: 0.417</small>	0-0 HR 1B		0-0 BB 2-3 3-H 1B		1-0 F7		1-2 G4-3	1-2 G6-3	5 1 2 1 0 0 0																		
Kirby Puckett, R (1, 8) <small>OBP: 0.344, SLG: 0.469</small>	2-3 SAFE SAFE K		1-3 K		0-3 K		0-0 F9		4 0 0 0 0 3 3																		
Kent Hrbek, L (1, 3) <small>OBP: 0.346, SLG: 0.459</small>	0-0 1-H HR		4-1 BB 1-2 BB		1-0 G4-3		2-1 1B 2B		3 2 2 2 1 0 0																		
Brian Harper, R (1, 2) <small>OBP: 0.349, SLG: 0.423</small> Lenny Webster, R (3, 2) <small>OBP: 0.267, SLG: 0.245</small> Dave Winfield, R (8, PH) <small>OBP: 0.318, SLG: 0.439</small> Derek Parks, R (8, 2) <small>OBP: 0.333, SLG: 0.333</small>	1-1 P6		1-3 K		2-1 S 1B		1-0 BB 1B 1B		2 0 0 0 0 1 3 1 0 1 0 0 0 0 1 0 1 1 0 0 0 0 0 0 0 0 0 0																		
Pedro Munoz, R (1, 7) <small>OBP: 0.297, SLG: 0.410</small>		2-3 K	0-0 F8		3-3 K		0-0 BB 1B		4 0 1 0 0 2 4																		
Scott Stahoviak, L (1, 5) <small>OBP: 0.200, SLG: 0.209</small> Terry Jorgensen, R (8, PH) <small>OBP: 0.272, SLG: 0.290</small>		0-1 G1-3		3-3 K		1-3 K		4-2 BB	3 0 0 0 0 2 1 0 0 0 0 1 0 0																		
Dave McCarty, R (1, 9) <small>OBP: 0.260, SLG: 0.282</small>		0-1 G4-3		0-0 G5-3		1-2 G5-3		1-3 K	4 0 0 0 0 1 3																		
Denny Hocking, S (1, 6) <small>OBP: 0.282, SLG: 0.182</small>			2-2 1B 1B E6		1-0 P5		2-3 K		1-3 K	4 1 0 0 0 2 0																	
Inning Stats	R: 2 E: 0 K: 1 S: 13	H: 2 LOB: 0 BB: 0 P: 16	R: 0 E: 0 K: 1 S: 7	H: 0 LOB: 0 BB: 0 P: 9	R: 1 E: 1 K: 2 S: 15	H: 2 LOB: 3 BB: 1 P: 23	R: 0 E: 0 K: 1 S: 5	H: 0 LOB: 0 BB: 0 P: 9	R: 0 E: 0 K: 1 S: 6	H: 0 LOB: 0 BB: 0 P: 7	R: 0 E: 0 K: 2 S: 11	H: 1 LOB: 1 BB: 0 P: 18	R: 0 E: 0 K: 2 S: 10	H: 0 LOB: 0 BB: 0 P: 16	R: 1 E: 0 K: 1 S: 15	H: 3 LOB: 3 BB: 1 P: 24	R: 0 E: 0 K: 1 S: 7	H: 0 LOB: 0 BB: 0 P: 9	1B: 6 2B: 1 3B: 0 HR: 1	SF: 0 SAC: 0 DP: 0 HBP: 0	WP: 0 PB: 0 SB: 1 CS: 0	PA: 38					
PITCHER	IP	WLS	BF	H	R	ER	SO	BB	IBB	HBP	BLK	WP	HR	S	P	ERA	WHIP										
Danny Darwin, R (1, 1) <small>ERA: 3.28</small>	7.2		31	6	4	3	10	1	0	0	0	0	1	75	109	3.52	0.913										
Greg Harris, R (8, 1) <small>ERA: 3.03</small>	0.0		2	2	0	0	0	0	0	0	0	0	0	2	3	∞	∞										
Scott Taylor, L (8, 1) <small>ERA: 5.68</small>	0.0		1	0	0	0	0	1	0	0	0	0	0	2	6	∞	∞										
Ken Ryan, R (8, 1) <small>ERA: 3.47</small>	1.1	W	4	0	0	0	2	0	0	0	0	0	0	10	13	0.00	0.000										

Minnesota Twins @ Boston Red Sox
Fenway Park, Boston, MA
Fri Sep 24 1993, 7:05 PM EDT
Att. 27,571 - Unknown - 64 F

livebaseballscorecards.com

AB	36
R	4
H	8
RBI	4
BB	2
SO	12
LOB	14



Batter	1	2	3	4	5	6	7	8	9
Scott Fletcher, R (1, 4) OBP: 0.345, SLG: 0.408 C F F B X	1-2 G5-3 		2-1 S 1B 3-H	0-1 FC5 2-3f			4-2 S 1B 2B BB	4-0 1B 2B 1-2 2-3	
Mike Greenwell, L (1, 7) Steve Lyons, L (8, PR) OBP: 0.227, SLG: 0.200 X	0-0 1B 		0-0 P6 		0-0 F9 		1-1 S 2B 1B C 1 SAFE B X	2-0 2B 1B 1-3 2-H 3-H	
Tim Naehring, R (1, 10) OBP: 0.371, SLG: 0.450 B B F X SAFE	2-1 F9 		1-1 WP 1B 1-H		1-1 FC6-4 1B 		3-3 K 1-2 2-3	0-2 2B 1-H 3-H	
Mo Vaughn, L (1, 3) OBP: 0.400, SLG: 0.533 1 SAFE X	0-0 G4-3 		1-2 G4-3 1-2		0-0 F7 		4-0 2B IBB	1-3 K 	
Rob Deer, R (1, 9) OBP: 0.307, SLG: 0.384		1-3 K 		0-0 G5-3 	0-0 FC6-4 1-2f		0-2 2B 1-3 2-H 3-H		
Scott Cooper, L (1, 5) OBP: 0.348, SLG: 0.390		1-0 F8 		0-1 1B 1B 		0-1 L7 	1-2 G4-3 		
John Valentin, R (1, 6) Jeff McNeely, R (8, PR) Luis Rivera, R (9, 6) OBP: 0.279, SLG: 0.315		1-1 G5-3 		0-0 FC5 1B 1-3		3-3 K 		4-0 BB SH1-3 1B BB	
Bob Zuppic, R (1, 8) OBP: 0.313, SLG: 0.364 (9, 7)			0-1 PB 1B 2B 	0-3 K 		2-1 G5-3 		0-1 SH1-3 1-2	
Tony Peña, R (1, 2) Greg Blosser, L (7, PH) John Flaherty, R (8, 2) OBP: 0.235, SLG: 0.267			2-0 P5 2-3 	4-2 BB 			1-1 G6-3 	3-2 BB 1B HBP	

Inning Stats	R: 0 E: 0 K: 8 S: 8	H: 1 LOB: 1 BB: 0 P: 11	R: 0 E: 0 K: 6 S: 6	H: 0 LOB: 0 BB: 0 P: 9	R: 2 E: 0 K: 0 S: 12	H: 3 LOB: 1 BB: 0 P: 18	R: 0 E: 0 K: 1 S: 11	H: 2 LOB: 3 BB: 1 P: 15	R: 0 E: 0 K: 0 S: 5	H: 1 LOB: 1 BB: 0 P: 6	R: 0 E: 0 K: 1 S: 7	H: 0 LOB: 0 BB: 0 P: 12	R: 2 E: 0 K: 1 S: 15	H: 2 LOB: 2 BB: 2 P: 29	R: 3 E: 0 K: 1 S: 12	H: 2 LOB: 2 BB: 2 P: 26
--------------	------------------------------	----------------------------------	------------------------------	---------------------------------	-------------------------------	----------------------------------	-------------------------------	----------------------------------	------------------------------	---------------------------------	------------------------------	----------------------------------	-------------------------------	----------------------------------	-------------------------------	----------------------------------

PITCHER	IP	WLS	BF	H	R	ER	SO	BB	IBB	HBP	BLK	WP	HR	S	P	ERA	WHIP
Scott Erickson, R (1, 1) ERA: 5.31	6.1		29	8	4	4	3	2	0	0	0	1	0	55	83	5.68	1.579
Carl Willis, R ERA: 3.07	0.1		3	1	0	0	1	0	1	0	0	0	0	6	13	0.00	3.000
Larry Casian, L ERA: 2.61	0.1	L	1	0	0	0	0	0	0	0	0	0	0	3	4	0.00	0.000
Brett Merriman, R ERA: 12.05	0.1		4	0	3	3	0	2	0	1	0	0	0	5	16	81.00	6.000
Eddie Guardado, L ERA: 6.18	0.2		3	2	0	0	1	0	0	0	0	0	0	7	10	0.00	3.000

AB	R	H	RBI	BB	SO	LOB
3	3	1	1	2	0	3
5	1	3	2	0	0	1
0	0	0	0	0	0	0
5	0	3	2	0	1	3
4	0	0	0	1	1	5
4	0	1	2	0	1	1
4	0	1	0	0	0	2
3	0	1	0	1	1	0
0	1	0	0	0	0	0
0	0	0	0	0	0	0
3	1	1	0	0	1	2
1	0	0	0	1	0	1
1	0	0	0	0	0	0
0	1	0	0	0	0	0

WP	HR	S	P	ERA	WHIP
1	0	1	40		
1	0	1	3		
0	0	0	0		
1	0	1	3		
0	0	0	0		

Minnesota Twins @ Boston Red Sox
 Fenway Park, Boston, MA
 Fri Sep 24 1993, 7:05 PM EDT
 Att: 27,571 - Unknown - 64 F

livebaseballscorecards.com

AB	33
R	7
H	11
RBI	7
BB	5
SO	5
LOB	18



Batter	1	2	3	4	5	6	7	8	9	10	AB	R	H	RBI	BB	SO	LOB	TOP								
Chuck Knoblauch, R (1, 4) <small>OBP: 0.353, SLG: 0.348</small>	1-1 G4-3	1-2 P6			1-1 SH1-4		0-0 G1-3		0-0 G6-3	2-0 HBP	4	0	1	0	0	0	0									
Pat Meares, R (1, 6) <small>OBP: 0.267, SLG: 0.310</small>	1-0 1B	0-0 P3			0-2 G4-3		1-1 E9		0-2 G6-3	3-2 G4-3	6	2	1	0	0	0	4									
Brian Harper, R (1, 10) <small>OBP: 0.348, SLG: 0.420</small>	1-1 1B				2-1 1B		3-2 P3			2-3 K	5	1	1	1	0	1	2									
Kent Hrbek, L (1, 3) Denny Hocking, S (10, PR) Terry Jorgensen, R (10, 3) <small>OBP: 0.282, SLG: 0.182</small> <small>OBP: 0.272, SLG: 0.290</small>	1-1 1B				0-2 G1-3		4-0 BLK			4-2 BB	3	1	1	1	2	0	1									
Dave Winfield, R (1, 9) <small>OBP: 0.319, SLG: 0.438</small>	3-1 1B				2-3 K		0-0 G1-3			4-2 1B	4	1	1	1	1	2	1									
Pedro Munoz, R (1, 7) <small>OBP: 0.299, SLG: 0.410</small>	1-1 F9				2-2 1B		2-0 L6		1-2 G3	1-1 1B	5	1	2	1	0	0	2									
Dave McCarty, R (1, 8) <small>OBP: 0.265, SLG: 0.287</small>	2-2 1B				1-2 F9		0-0 1B		0-0 G6-3	2-2 1B	5	1	3	2	0	0	1									
Scott Stahoviak, L (1, 5) <small>OBP: 0.200, SLG: 0.208</small>	2-2 G4-3				0-3 K		1-1 1B		0-0 P6	1-3 K	5	0	1	0	0	2	5									
Derek Parks, R (1, 2) <small>OBP: 0.300, SLG: 0.300</small> Chip Hale, L (10, PH) <small>OBP: 0.408, SLG: 0.425</small> Jeff Reboulet, R (10, PR) <small>OBP: 0.346, SLG: 0.290</small> Lenny Webster, R (10, 2) <small>OBP: 0.267, SLG: 0.245</small>		2-1 G5-3			3-1 1B		0-1 G1-3		0-1 F9	0-0 2B	4	1	1	0	0	0	2									
Inning Stats	R: 3 E: 1 K: 0 S: 20	H: 4 LOB: 2 BB: 0 P: 32	R: 0 E: 0 K: 0 S: 7	H: 0 LOB: 0 BB: 0 P: 10	R: 0 E: 0 K: 1 S: 9	H: 0 LOB: 0 BB: 0 P: 12	R: 0 E: 0 K: 1 S: 13	H: 1 LOB: 0 BB: 0 P: 15	R: 1 E: 0 K: 0 S: 11	H: 2 LOB: 1 BB: 0 P: 18	R: 0 E: 0 K: 0 S: 7	H: 2 LOB: 2 BB: 0 P: 10	R: 1 E: 1 K: 1 S: 9	H: 0 LOB: 1 BB: 1 P: 18	R: 0 E: 0 K: 0 S: 5	H: 0 LOB: 0 BB: 0 P: 6	R: 0 E: 0 K: 0 S: 6	H: 1 LOB: 0 BB: 0 P: 6	R: 4 E: 0 K: 2 S: 23	H: 3 LOB: 2 BB: 2 P: 42	1B: 12 2B: 1 3B: 0 HR: 0	SF: 0 SAC: 1 DP: 1 HBP: 1	WP: 2 PB: 0 SB: 0 CS: 1	PA: 47		
PITCHER	IP WLS BF H R ER SO BB IBB HBP BLK WP HR S P ERA WHIP																									
John Dopson, R (1, 1) <small>ERA: 4.96</small>	4.2																									
Tony Fossas, L <small>ERA: 5.46</small>	0.1	1	0	0	0	0	0	0	0	0	0	0	0	0	0	0	0	0	0	0	0	0	0	0	0	0
Cory Bailey, R <small>ERA: 1.86</small>	4.0	16	3	1	0	1	0	1	0	1	0	1	0	27	40	0.00	0.750									
Greg Harris, R <small>ERA: 3.26</small>	0.1	L	4	1	4	4	1	2	0	0	0	0	0	12	23	108.00	9.000									
Ken Ryan, R <small>ERA: 3.6</small>	0.2	5	2	0	0	0	1	0	0	1	0	1	0	11	19	0.00	3.000									

Minnesota Twins @ Boston Red Sox
Fenway Park, Boston, MA
Sat Sep 25 1993, 3:33 AM EDT
Att: 33,020 - Sunny - 69 F

livebaseballscorecards.com

AB 42
R 9
H 13
RBI 8
BB 3
SO 5
LOB 18



Batter	1	2	3	4	5	6	7	8	9	AB R H RBI BB SO LOB	TOP		
Chuck Knoblauch, R (1, 4) OBP: 0.357, SLG: 0.351	3-1 		1-2 G6-3 		0-0 		4-2 	3-2 		4 1 3 1 1 0 0			
Jeff Reboulet, R (1, 6) OBP: 0.355, SLG: 0.299	2-2 L8 		1-0 		4-1 		3-2 	2-1 		4 1 3 1 1 0 1			
Kirby Puckett, R (1, 8) OBP: 0.343, SLG: 0.468	3-2 L7 		0-1 		0-2 K 		1-3 K 	1-1 FC1-4-6 		5 1 1 1 0 2 6			
Kent Hrbek, L (1, 3) OBP: 0.354, SLG: 0.458	0-0 		4-0 		4-0 		4-0 		0-1 L6 	2 0 1 1 3 0 0			
Pedro Munoz, R (1, 7) OBP: 0.298, SLG: 0.407	1-1 L6 		1-1 		2-1 F9 		3-3 K 	1-3 K 		5 0 1 1 0 2 6			
Dave McCarty, R (1, 9) OBP: 0.261, SLG: 0.282		1-1 L8 	0-1 L7 		1-1 G5-3 			2-1 L9 	3-0 F9 	5 0 0 0 0 0 2			
Scott Stahoviak, L (1, 5) OBP: 0.222, SLG: 0.216		0-1 F7 		0-2 		4-2 		0-0 G3 		3 0 1 0 1 0 0			
Bernardo Brito, R (1, 10) OBP: 0.240, SLG: 0.520		2-2 F8 		2-2 G1-6-3 		2-3 K 		1-2 		4 1 1 0 0 1 2			
Derek Parks, R (1, 2) OBP: 0.286, SLG: 0.231			1-1 G4-3 		2-0 F7 		0-0 F9 	4-0 		3 1 0 0 1 0 0			
Inning Stats	R: 1 H: 2 E: 0 LOB: 1 K: 0 BB: 0 S: 11 P: 20	R: 0 H: 0 E: 0 LOB: 0 K: 0 BB: 0 S: 7 P: 10	R: 2 H: 3 E: 0 LOB: 2 K: 0 BB: 1 S: 12 P: 20	R: 0 H: 1 E: 0 LOB: 0 K: 0 BB: 0 S: 11 P: 15	R: 0 H: 1 E: 0 LOB: 2 K: 1 BB: 2 S: 7 P: 17	R: 0 H: 0 E: 0 LOB: 0 K: 1 BB: 1 S: 9 P: 16	R: 0 H: 1 E: 0 LOB: 3 K: 2 BB: 2 S: 14 P: 29	R: 2 H: 3 E: 0 LOB: 2 K: 0 BB: 1 S: 14 P: 27	R: 0 H: 0 E: 0 LOB: 0 K: 1 BB: 0 S: 6 P: 10	1B: 10 SF: 0 2B: 1 SAC: 0 3B: 0 DP: 1 HR: 0 HBP: 0	WP: 0 PA: 42 PB: 0 SB: 4 CS: 2		
PITCHER	IP WLS BF H R ER SO BB IBB HBP BLK WP HR S P ERA WHIP											PITCHER	IP WLS BF H R ER SO BB IBB HBP BLK WP HR S P ERA WHIP
Paul Quantrill, R (1, 1) ERA: 3.71	5.0 L 23 7 3 3 1 1 2 0 0 0 0 0 48 82 5.40 1.600												
Scott Bankhead, R (6, 1) ERA: 3.36	1.2 7 1 0 0 2 2 0 0 0 0 0 0 18 33 0.00 1.800												
Scott Taylor, L (7, 1) ERA: 7.04	1.1 9 3 2 2 1 2 0 0 0 0 0 0 19 39 13.50 3.750												
Tony Fossas, L (9, 1) ERA: 5.29	1.0 3 0 0 0 1 0 0 0 0 0 0 0 6 10 0.00 0.000												

Minnesota Twins @ Boston Red Sox
 Fenway Park, Boston, MA
 Sun Sep 26 1993, 3:33 AM EDT
 Att. 29,097 - Cloudy - 64 F

livebaseballscorecards.com

AB	35
R	5
H	11
RBI	5
BB	7
SO	5
LOB	17



Batter	1	2	3	4	5	6	7	8	9	AB	R	H	RBI	BB	SO	LOB
Jeff McNeely, R (1, 8) OBP: 0.316, SLG: 0.294 Scott Fletcher, R (9, PH) OBP: 0.344, SLG: 0.407	1-0 L5-4 2B		1-0 S 1B		4-0 1B BB	0-3 K			2-3 K	3	0	2	0	1	1	3
Tim Naehring, R (1, 4) OBP: 0.383, SLG: 0.450	4-1 BB BB		2-3 K 1-2		3-2 FC5-4 1-3 1B		1-0 G4-6-3 1B		0-0 1B 1B	4	0	3	0	1	1	1
Andre Dawson, R (1, 10) OBP: 0.312, SLG: 0.420	1-2 L5-4 2-3		1-1 P3		1-1 FC5-4 1-2f		1-0 F7		1-1 P5	5	0	0	0	0	0	7
Mo Vaughn, L (1, 3) OBP: 0.403, SLG: 0.540	4-1 1-2 BB			4-0 FC5-4 BB		1-0 2B 2B		1-0 G4-6-3 1-2f	0-0 1-2 1B	3	1	2	0	2	0	1
John Valentin, R (1, 6) OBP: 0.337, SLG: 0.427	1-2 P6			2-2 F7		0-1 G1-3		1-0 1B 2B	1-0 F8	5	1	1	0	0	0	6
Scott Cooper, L (1, 5) OBP: 0.347, SLG: 0.391 Luis Ortiz, R (8, PH) OBP: 0.333, SLG: 0.333 (9, 5)		3-2 F7		1-0 F8		0-1 C1 2B		0-0 G6-4-3 2-3 1B		2	0	0	0	0	0	1
Bob Zupcic, R (1, 9) OBP: 0.315, SLG: 0.367 (9, 7)		2-1 F7		2-1 FC5-4 1-2f		0-2 1-3 2-H 2B		2-1 G6-4-3 1-2 3-H 1B		4	0	2	2	0	0	1
Greg Blosser, L (1, 7) OBP: 0.136, SLG: 0.050 Rob Deer, R (8, PH) OBP: 0.306, SLG: 0.388 (9, 9)		1-1 F8			1-3 K		1-0 L6		3-2 G6-4-3 1-2f 2-3	3	0	0	0	0	1	2
John Flaherty, R (1, 2) OBP: 0.238, SLG: 0.222 Ernest Riles, L (6, PH) OBP: 0.293, SLG: 0.357 Tony Peña, R (7, 2) OBP: 0.242, SLG: 0.248 Mike Greenwell, L (8, PH) OBP: 0.374, SLG: 0.466 Bob Melvin, R (9, 2) OBP: 0.250, SLG: 0.312			1-2 P6		2-2 G4-3		4-0 BB		2-2 P5	2	0	0	0	0	0	0

Inning Stats	R: 0	H: 1	E: 0	K: 0	S: 9	H: 0	LOB: 2	BB: 2	P: 20	R: 0	H: 0	E: 0	K: 0	S: 7	H: 1	LOB: 1	BB: 0	P: 13	R: 0	H: 0	E: 0	K: 0	S: 10	H: 1	LOB: 1	BB: 0	P: 15	R: 0	H: 0	E: 0	K: 0	S: 7	H: 0	LOB: 1	BB: 1	P: 16	R: 0	H: 1	E: 0	K: 1	S: 14	H: 2	LOB: 3	BB: 1	P: 18	R: 0	H: 1	E: 0	K: 0	S: 3	H: 1	LOB: 0	BB: 0	P: 6	R: 1	H: 3	E: 0	K: 0	S: 10	H: 3	LOB: 1	BB: 0	P: 18	R: 0	H: 2	E: 0	K: 1	S: 10	H: 2	LOB: 2	BB: 0	P: 14	1B: 7	2B: 5	3B: 0	HR: 0	SF: 0	SAC: 0	DP: 3	HBP: 0	WP: 0	PB: 0	SB: 1	CS: 0	PA: 41
--------------	------	------	------	------	------	------	--------	-------	-------	------	------	------	------	------	------	--------	-------	-------	------	------	------	------	-------	------	--------	-------	-------	------	------	------	------	------	------	--------	-------	-------	------	------	------	------	-------	------	--------	-------	-------	------	------	------	------	------	------	--------	-------	------	------	------	------	------	-------	------	--------	-------	-------	------	------	------	------	-------	------	--------	-------	-------	-------	-------	-------	-------	-------	--------	-------	--------	-------	-------	-------	-------	--------

PITCHER	IP	WLS	BF	H	R	ER	SO	BB	IBB	HBP	BLK	WP	HR	S	P	ERA	WHIP
Mike Trombley, R (1, 1) ERA: 4.92	6.0		28	5	1	1	3	5	0	0	0	0	0	59	106	1.50	1.667
George Tsamis, L (7, 1) ERA: 6.01	1.0		6	4	1	1	0	0	0	0	0	0	0	7	13	9.00	4.000
Brett Merriman, R (8, 1) ERA: 11.69	0.2		1	0	0	0	0	0	0	0	0	0	0	3	6	0.00	0.000
Larry Casian, L (8, 1) ERA: 2.67	0.1		1	0	0	0	0	0	0	0	0	0	0	3	5	0.00	0.000
Rick Aguilera, R (9, 1) ERA: 3.16	1.0	S	5	2	0	0	1	0	0	0	0	0	0	10	14	0.00	2.000

MINNESOTA TWINS @ BOSTON RED SOX
Fenway Park, Boston, MA
 Sun Sep 26 1993, 3:33 AM EDT
 Att: 29,097 - Cloudy - 64 F

AB 35
R 2
H 11
RBI 2
BB 5
SO 4
LOB 25

PITCHER	IP	WLS	BF	H	R	ER	SO	BB	IBB	HBP	BLK	WP	HR	S	P	ERA	WHIP
---------	----	-----	----	---	---	----	----	----	-----	-----	-----	----	----	---	---	-----	------

Batter	1	2	3	4	5	6	7	8	9	AB R H RBI BB SO LOB	TOP											
Tony Phillips, S OBP: 0.445, SLG: 0.400 (1, 9)	1-2 K		0-0 G3	1-0 F7			3-3 K		1-1 G4-3	5 0 0 0 0 2 1												
Lou Whitaker, L OBP: 0.417, SLG: 0.458 (1, 4)	4-0 BB		4-2 BB		0-0 L9		0-0 FC6-4 1B		4-2 BB 1B WP BB	2 1 1 0 3 0 0												
Travis Fryman, R OBP: 0.384, SLG: 0.498 (1, 5)	1-3 SAFE SAFE SAFE		0-3 SAFE SAFE SAFE		3-1 HR		1-1 L7		1-2 WP BB 1B	5 1 2 1 0 2 3												
Cecil Fielder, R OBP: 0.368, SLG: 0.469 (1, 3)	1-1 F9		0-2 G5-3		3-0 P4		0-0 FC6-4 1-2f		1-2 K	5 0 0 0 0 1 5												
Mickey Tettleton, S OBP: 0.368, SLG: 0.488 (1, 7)			0-3 K		0-1 L8			2-1 2B 2B	4-2 WP BB	4 1 1 0 1 2 0												
Scott Livingstone, L OBP: 0.327, SLG: 0.358 (1, 10)			1-2 2B		1-0 P6		0-3 K		0-0 F9 G4-3 2B	3 0 1 0 0 1 0												
Skeeter Barnes, R OBP: 0.313, SLG: 0.380 (8, PH)									1-2 2-3 3-H BB	1 1 1 1 1 0 0												
Chad Kreuter, S OBP: 0.366, SLG: 0.471 (1, 2)			4-2 BB		0-0 E 1B 1B		3-1 1B		1-1 F9 2-3	4 1 2 0 1 1 4												
Danny Bautista, R OBP: 0.256, SLG: 0.286 (1, 8)			1-3 K		0-1 E9 1B 1B		1-3 K		0-1 G4-3	3 1 1 0 0 2 3												
Kirk Gibson, L OBP: 0.340, SLG: 0.436 (8, 8)										1 0 0 1 0 0 0												
Chris Gomez, R OBP: 0.304, SLG: 0.313 (1, 6)			0-3 K		1-0 1B		2-3 K		1-3 K	3 0 1 2 0 2 3												
Alan Trammell, R OBP: 0.383, SLG: 0.488 (8, 6)										1 0 0 0 0 1 0												
Inning Stats	R: 0 E: 0 K: 2 S: 10	H: 0 LOB: 1 BB: 1 P: 17	R: 0 E: 0 K: 3 S: 16	H: 1 LOB: 2 BB: 1 P: 22	R: 0 E: 0 K: 1 S: 9	H: 0 LOB: 1 BB: 1 P: 13	R: 2 E: 1 K: 1 S: 9	H: 3 LOB: 1 BB: 0 P: 12	R: 1 E: 0 K: 0 S: 6	H: 1 LOB: 0 BB: 0 P: 12	R: 0 E: 0 K: 3 S: 11	H: 1 LOB: 1 BB: 0 P: 17	R: 0 E: 0 K: 1 S: 8	H: 1 LOB: 1 BB: 0 P: 12	R: 2 E: 0 K: 1 S: 10	H: 2 LOB: 0 BB: 0 P: 14	R: 1 E: 0 K: 2 S: 17	H: 1 LOB: 3 BB: 3 P: 32	1B: 6 2B: 3 3B: 0 HR: 1	SF: 0 SAC: 0 DP: 0 HBP: 0	WP: 1 PB: 0 SB: 0 CS: 0	PA: 43
PITCHER	IP WLS BF H R ER SO BB IBB HBP BLK WP HR S P ERA WHIP																					
Aaron Sele, R ERA: 2.74 (1, 1)	6.1 W 29 7 3 2 11 3 0 0 0 0 1 66 101 2.84 1.579																					
Jeff Russell, R ERA: 2.54 (7, 1)	0.2 2 0 0 0 0 0 0 0 0 0 0 3 4 0.00 0.000																					
Scott Taylor, L ERA: 9.0 (8, 1)	0.1 3 2 2 2 0 0 0 0 0 0 0 5 8 54.00 6.000																					
Cory Bailey, R ERA: 2.38 (8, 1)	1.2 9 1 1 1 3 3 0 0 0 1 0 22 38 5.40 2.400																					

Detroit Tigers @ Boston Red Sox
Fenway Park, Boston, MA
Tue Sep 28 1993, 7:05 PM EDT
Sunny - 68 F

livebaseballscorecards.com

AB	37
R	6
H	10
RBI	5
BB	6
SO	14
LOB	19



Batter	1	2	3	4	5	6	7	8	9
Scott Fletcher, R <small>OBP: 0.344, SLG: 0.408</small> (1, 4)	 1-0	 1-0			 1-2	 1-2		 4-1	
Mike Greenwell, L <small>OBP: 0.377, SLG: 0.470</small> Bob Zupcic, R <small>OBP: 0.318, SLG: 0.373</small> (7, PR) (8, 7)	 1-2		 0-0		 2-H		 0-0	 0-0	
Andre Dawson, R <small>OBP: 0.311, SLG: 0.425</small> (1, 10)	 1-3		 1-1		 2-2		 1-2	 2-0	
Mo Vaughn, L <small>OBP: 0.401, SLG: 0.543</small> (1, 3)	 2-3		 0-3		 0-2		 2-2	 1-1	
Rob Deer, R <small>OBP: 0.305, SLG: 0.389</small> (1, 9)		 0-3		 2-3	 0-0		 1-3		
Tim Lincecum, R <small>OBP: 0.378, SLG: 0.451</small> (1, 5)		 2-2		 2-3	 1-1		 2-2		
John Valentin, R <small>OBP: 0.342, SLG: 0.435</small> (1, 6)		 4-2		 3-1		 3-1		 0-0	
Tony Peña, R <small>OBP: 0.240, SLG: 0.246</small> (1, 2)		 2-2		 3-3		 2-1		 0-3	
Jeff McNeely, R <small>OBP: 0.435, SLG: 0.400</small> (1, 8)		 0-0			 4-0	 1-1		 1-0	

Inning Stats	R: 1	H: 2	E: 0	K: 2	S: 10	LOB: 0	BB: 0	P: 15
	R: 1	H: 2	E: 0	K: 1	S: 14	LOB: 2	BB: 1	P: 23
	R: 0	H: 0	E: 0	K: 1	S: 7	LOB: 0	BB: 0	P: 8
	R: 0	H: 1	E: 0	K: 3	S: 15	LOB: 1	BB: 0	P: 25
	R: 3	H: 3	E: 0	K: 0	S: 15	LOB: 1	BB: 1	P: 23
	R: 1	H: 2	E: 0	K: 0	S: 9	LOB: 0	BB: 0	P: 16
	R: 2	H: 2	E: 0	K: 1	S: 17	LOB: 1	BB: 0	P: 23
	R: 3	H: 3	E: 0	K: 1	S: 10	LOB: 1	BB: 1	P: 18

PITCHER	IP	WLS	BF	H	R	ER	SO	BB	IBB	HBP	BLK	WP	HR	S	P	ERA	WHIP
Bill Krueger, L <small>ERA: 3.63</small>	(1, 1)	4.2	L	23	8	5	5	7	2	0	0	0	1	59	91	9.64	2.143
Mike Gardiner, R <small>ERA: 5.06</small>	(5, 1)	1.1		5	2	1	1	0	0	0	0	1	0	11	19	6.75	1.500
Buddy Groom, L <small>ERA: 6.14</small>	(7, 1)	0.1		3	2	2	2	0	0	0	0	0	1	9	12	54.00	6.000
Greg Gohr, R <small>ERA: 5.96</small>	(7, 1)	1.2		9	3	3	3	2	0	1	0	0	0	18	29	16.20	1.800

AB	R	H	RBI	BB	SO	LOB
4	2	1	0	1	0	4
4	1	3	2	0	0	0
1	1	1	2	0	0	0
4	1	1	3	0	1	2
5	1	1	2	0	2	2
4	0	1	0	0	3	1
4	1	1	0	0	1	2
3	2	3	0	1	0	0
3	0	0	0	0	2	4
3	2	3	1	1	0	0

AB	R	H	RBI	BB	SO	LOB
35	11	15	10	3	9	15



Detroit Tigers @ Boston Red Sox
 Fenway Park, Boston, MA
 Tue Sep 28 1993, 7:05 PM EDT
 Sunny - 68 F

livebaseballscorecards.com

Batter	1	2	3	4	5	6	7	8	9	10	11	AB R H RBI BB SO LOB	TOP												
Dan Gladden, R OBP: 0.304, SLG: 0.430 (1, 7)	G6-3	K		P6			F9	1B		P4		6 0 1 2 0 1 2													
Alan Trammell, R OBP: 0.387, SLG: 0.491 (1, 6)	E6			L7			S	1B		WP	1B	4 2 2 0 2 0 0													
Travis Fryman, R OBP: 0.382, SLG: 0.497 (1, 5)	F9						K	K		F9		6 1 1 1 0 2 5													
Mickey Tettleton, S OBP: 0.370, SLG: 0.487 (1, 3) (11, 2)							K			G6-3		5 0 2 0 1 1 1													
Kirk Gibson, L OBP: 0.337, SLG: 0.432 Cecil Fielder, R OBP: 0.368, SLG: 0.468 (1, 10) (9, PH)	G1-3			E4			F9	G5-3		P3		4 0 0 0 0 0 4 1 0 0 0 1 0 0													
Eric Davis, R OBP: 0.322, SLG: 0.424 (1, 8)				G6-4-3				1B		F7		4 1 0 0 2 1 5													
Chad Kreuter, S OBP: 0.366, SLG: 0.468 Skeeter Barnes, R OBP: 0.317, SLG: 0.384 (1, 2) (11, PH) (11, 3)							K	WP				4 1 1 0 1 2 1 1 0 1 1 0 0 0													
Danny Bautista, R OBP: 0.283, SLG: 0.311 Tony Phillips, S OBP: 0.444, SLG: 0.399 (1, 9) (8, PH) (8, 9)				G5-3				WP		E5		3 1 2 0 0 0 2 3 1 1 0 0 1 3													
Chris Gomez, R OBP: 0.305, SLG: 0.322 Lou Whitaker, L OBP: 0.415, SLG: 0.456 (1, 4) (8, PH) (8, 4)							K	L5		G1-3		3 0 1 1 0 2 1 2 0 0 0 0 0 4													
Inning Stats	R: 0 E: 1 K: 0 S: 10	H: 1 LOB: 2 BB: 0 P: 17	R: 1 E: 0 K: 1 S: 19	H: 2 LOB: 1 BB: 0 P: 26	R: 2 E: 1 K: 0 S: 12	H: 2 LOB: 2 BB: 2 P: 32	R: 0 E: 0 K: 1 S: 10	H: 0 LOB: 0 BB: 0 P: 17	R: 0 E: 0 K: 2 S: 15	H: 1 LOB: 1 BB: 1 P: 23	R: 0 E: 0 K: 2 S: 11	H: 0 LOB: 1 BB: 1 P: 20	R: 3 E: 0 K: 1 S: 23	H: 4 LOB: 2 BB: 1 P: 34	R: 0 E: 0 K: 0 S: 5	H: 0 LOB: 0 BB: 0 P: 11	R: 0 E: 1 K: 1 S: 14	H: 0 LOB: 1 BB: 0 P: 19	R: 1 E: 0 K: 2 S: 15	H: 2 LOB: 3 BB: 2 P: 27	1B: 9 2B: 3 3B: 0 HR: 0	SF: 0 SAC: 0 DP: 1 HBP: 0	WP: 2 PB: 0 SB: 1 CS: 1	PA: 53	
PITCHER	IP	WLS	BF	H	R	ER	SO	BB	IBB	HBP	BLK	WP	HR	S	P	ERA	WHIP								
Nate Minchey, R ERA: 2.96 (1, 1)	6.0		27	6	3	2	4	2	1	0	0	0	0	73	128	3.00	1.333								
Scott Bankhead, R ERA: 3.3 (7, 1)	1.0		4	0	0	0	2	1	0	0	0	0	0	11	20	0.00	1.000								
Greg Harris, R ERA: 3.48 (8, 1)	1.0		8	4	3	3	1	1	0	0	0	1	0	23	34	27.00	5.000								
Tony Fossas, L ERA: 5.09 (9, 1)	3.0	L	14	2	1	1	3	1	1	0	0	1	0	34	57	3.00	1.000								

Detroit Tigers @ Boston Red Sox
 Fenway Park, Boston, MA
 Tue Sep 28 1993, 7:05 PM EDT
 Att: 24,446 - Unknown - 61 F

AB	46
R	7
H	12
RBI	5
BB	7
SO	10
LOB	28



livebaseballscorecards.com

Batter	1	2	3	4	5	6	7	8	9	AB	R	H	RBI	BB	SO	LOB
Scott Fletcher, R OBP: 0.342, SLG: 0.403 (1, 4)	G6-3		G4-6-3 1B		K		SH1-4		G5-3	4	0	1	1	0	1	1
Mike Greenwell, L OBP: 0.378, SLG: 0.473 (1, 7) Bob Zuppic, R OBP: 0.318, SLG: 0.376 (9, PR)			G4-6-3 1-2f		F9		G5-4-3 1B		G5-3 2-2 3-H	5	0	3	2	0	0	1
Andre Dawson, R OBP: 0.312, SLG: 0.428 (1, 10)	F7		F9		F9		G5-4-3 1-2f		P3	5	0	1	0	0	0	4
Mo Vaughn, L OBP: 0.398, SLG: 0.535 (1, 3)	G6-3				K		G3		F8	4	0	0	0	0	1	2
Rob Deer, R OBP: 0.307, SLG: 0.395 (1, 9)					K		G5-3		K	4	1	1	0	0	2	0
Scott Cooper, L OBP: 0.352, SLG: 0.397 (1, 5)					G3		G3		G3	4	2	2	0	0	0	0
John Valentin, R OBP: 0.347, SLG: 0.441 (1, 6)					G3		FC4-6 BB		G5-3 BB	2	2	2	2	2	0	0
Tony Peña, R OBP: 0.243, SLG: 0.247 (1, 2) Tim Naehring, R OBP: 0.383, SLG: 0.465 (9, PH) Steve Lyons, L OBP: 0.227, SLG: 0.200 (9, PR)					G3		FC4-6 1-2f		G5-4-3 1-2f 3-H	3	0	1	1	0	0	2
Jeff McNeely, R OBP: 0.367, SLG: 0.333 (1, 8) Ernest Riles, L OBP: 0.295, SLG: 0.355 (9, PH)					G4-3		SH1-4 1B		K	3	1	1	0	0	0	1

Inning Stats	R: 0	H: 1	E: 0	LOB: 1	K: 0	BB: 0	S: 11	R: 2	H: 3	E: 0	LOB: 0	K: 0	BB: 0	S: 11	R: 0	H: 1	E: 0	LOB: 1	K: 1	BB: 0	S: 12	R: 0	H: 0	E: 0	LOB: 1	K: 0	BB: 1	S: 7	R: 1	H: 2	E: 0	LOB: 0	K: 0	BB: 0	S: 6	R: 0	H: 0	E: 0	LOB: 0	K: 1	BB: 0	S: 11	R: 2	H: 2	E: 0	LOB: 2	K: 1	BB: 1	S: 13	1B: 8	SF: 0	2B: 5	SAC: 1	3B: 0	DP: 3	HR: 0	HBP: 0	WP: 0	PA: 39
--------------	------	------	------	--------	------	-------	-------	------	------	------	--------	------	-------	-------	------	------	------	--------	------	-------	-------	------	------	------	--------	------	-------	------	------	------	------	--------	------	-------	------	------	------	------	--------	------	-------	-------	------	------	------	--------	------	-------	-------	-------	-------	-------	--------	-------	-------	-------	--------	-------	--------

PITCHER	IP	WLS	BF	H	R	ER	SO	BB	IBB	HBP	BLK	WP	HR	S	P	ERA	WHIP
John Doherty, R ERA: 4.44 (1, 1)	7.0		30	11	5	5	3	1	0	0	0	0	0	71	105	6.43	1.714
Joe Boever, R ERA: 3.65 (8, 1)	1.0	W	4	0	1	1	1	1	0	0	0	0	0	12	20	9.00	1.000
Mike Henneman, R ERA: 2.69 (9, 1)	1.0	S	5	2	1	1	1	0	0	0	0	0	0	12	17	9.00	2.000

BOTTOM

Detroit Tigers @ Boston Red Sox
Fenway Park, Boston, MA
 Wed Sep 29 1993, 7:05 PM EDT
 Att: 20,926 - Unknown - 61 F

livebaseballscorecards.com

AB	36
R	7
H	13
RBI	6
BB	2
SO	5
LOB	13



Batter	1	2	3	4	5	6	7	8	9	AB R H RBI BB SO LOB	TOP																
Tony Phillips, S (1, 7) OBP: 0.444, SLG: 0.398	1-1 G4-6-3 1B		1-1 G6-3		3-1 F7		4-2 SH2-4 BB		2-3 K	4 0 1 0 1 1 2																	
Lou Whitaker, L (1, 4) OBP: 0.416, SLG: 0.455	1-2 G4-6-3 1-2f			2-1 FC5-4 1B	4-0 BB BB		1-1 SH2-4		1-2 F7	3 0 1 0 1 0 1																	
Travis Fryman, R (1, 5) OBP: 0.381, SLG: 0.491	0-1 F7			2-2 FC5-4 G5-3 1-2f	4-2 BB		2-3 K		4-2 HR BB	3 1 0 0 2 1 2																	
Mickey Tettleton, S (1, 3) OBP: 0.372, SLG: 0.493		1-0 G4-3		2-2 G5-3	0-0 G4-3		2-3 K		1-0 HR	5 1 1 2 0 1 5																	
Scott Livingstone, L (1, 10) OBP: 0.328, SLG: 0.359 Eric Davis, R (8, PH) OBP: 0.321, SLG: 0.422		0-1 G3		0-1 G3		0-0 2B SF8 1B		0-0 G6-3	1-3 K	3 1 1 0 0 0 1 2 0 0 0 0 1 0																	
Chad Kreuter, S (1, 2) OBP: 0.373, SLG: 0.488		3-2 G4-3			1-0 1B 2B	3-2 SF8 SF9 2B		2-2 G5-3-2		4 2 2 0 0 0 0																	
Skeeter Barnes, R (1, 9) OBP: 0.318, SLG: 0.386			1-0 G6-3		1-2 2B 1B	0-2 SF8		4-2 S 1B BB		2 2 1 1 1 0 0																	
Danny Bautista, R (1, 8) OBP: 0.327, SLG: 0.377			2-1 S 1B		0-0 SH2-4 1-H 2-H 2B	0-0 SF9		3-1 1-H 1B		3 0 3 4 0 0 0																	
Chris Gomez, R (1, 6) OBP: 0.298, SLG: 0.314			1-0 F7		1-0 SH2-4	0-1 G5-3		1-2 P6		3 0 0 0 0 0 2																	
Inning Stats	R: 0 E: 0 K: 0 S: 8	H: 1 LOB: 0 BB: 0 P: 10	R: 0 E: 0 K: 0 S: 6	H: 0 LOB: 0 BB: 0 P: 10	R: 0 E: 0 K: 0 S: 6	H: 1 LOB: 1 BB: 0 P: 11	R: 0 E: 0 K: 0 S: 11	H: 1 LOB: 1 BB: 0 P: 16	R: 2 E: 0 K: 0 S: 12	H: 3 LOB: 3 BB: 2 P: 26	R: 2 E: 0 K: 0 S: 10	H: 2 LOB: 0 BB: 0 P: 13	R: 0 E: 0 K: 2 S: 10	H: 0 LOB: 1 BB: 1 P: 19	R: 1 E: 0 K: 0 S: 12	H: 1 LOB: 1 BB: 1 P: 22	R: 2 E: 0 K: 2 S: 12	H: 1 LOB: 0 BB: 1 P: 21	1B: 7 2B: 2 3B: 0 HR: 1	SF: 2 SAC: 2 DP: 1 HBP: 0	WP: 0 PB: 0 SB: 2 CS: 0	PA: 41					
PITCHER	IP WLS BF H R ER SO BB IBB HBP BLK WP HR S P ERA WHIP																										
John Dopson, R (1, 1) ERA: 5.0	6.0		27	8	4	4	0	2	0	0	0	0	0	53	86	6.00	1.667										
Scott Taylor, L (7, 1) ERA: 8.38	1.2	L	7	0	1	1	2	2	0	0	0	0	0	17	32	5.40	1.200										
Cory Bailey, R (8, 1) ERA: 4.26	0.1		2	1	0	0	0	0	0	0	0	0	0	5	9	0.00	3.000										
Tony Fossas, L (9, 1) ERA: 5.45	1.0		5	1	2	2	2	1	0	0	0	0	1	12	21	18.00	2.000										

Detroit Tigers @ Boston Red Sox
Fenway Park, Boston, MA
 Thu Sep 30 1993, 7:05 PM EDT
 Att. 22,822 - Unknown - 55 F

AB	32
R	7
H	10
RBI	7
BB	5
SO	4
LOB	13



BOTTOM

Detroit Tigers @ Boston Red Sox
 Fenway Park, Boston, MA
 Thu Sep 30 1993, 7:05 PM EDT
 Att: 22,822 - Unknown - 55 F

livebaseballscorecards.com

AB	32
R	4
H	5
RBI	3
BB	1
SO	6
LOB	6



AB R H RBI BB SO LOB

4	0	0	0	0	0	0
3	2	2	1	1	0	0
3	0	0	0	0	0	1
4	1	0	1	0	0	2
4	0	0	0	0	3	1
4	1	1	0	0	0	0
4	0	1	1	0	1	0
3	0	1	0	0	1	0
2	0	0	0	0	0	2
1	0	0	0	0	1	0
0	0	0	0	0	0	0

Batter	1	2	3	4	5	6	7	8	9
Bob Zuppcic, R OBP: 0.314, SLG: 0.371 (1, 8)	2-1 F8		0-0 L5		2-2 F8		2-1 L7		
Mike Greenwell, L OBP: 0.380, SLG: 0.483 (1, 7)	4-2 BB			2-0 FC4-6 3B	0-0 HR			1-2 G3	
Andre Dawson, R OBP: 0.312, SLG: 0.425 (1, 10)	0-2 F8			2-2 FC4-6 HBP	1-1 G2-3			2-2 L7	
Mo Vaughn, L OBP: 0.395, SLG: 0.531 (1, 3)	0-0 G4-3			0-0 FC4-6 1B E	3-2 P5			1-1 F7	
Rob Deer, R OBP: 0.305, SLG: 0.391 (1, 9)		2-3 K		1 SAFE 0-0 P5		3-3 K		1-3 K	
Scott Cooper, L OBP: 0.351, SLG: 0.396 (1, 5)		2-0 F7		1-1 E7 1B 1B		3-1 F9		3-1 F7	
Tim Lincecum, R OBP: 0.379, SLG: 0.458 (1, 4)		0-1 P6		1-0 2B 1B		2-2 K		0-0 F9	
John Valentin, R OBP: 0.347, SLG: 0.442 (1, 6)			2-2 L7	1-0 2B		2-3 K			
John Flaherty, R OBP: 0.200, SLG: 0.182 (1, 2)			3-2 F9	1-0 G4-3		0-3 K			
Greg Blosser, L OBP: 0.125, SLG: 0.045 (7, PH)									
Tony Peña, R OBP: 0.243, SLG: 0.247 (8, 2)									

Inning Stats	R: 0	H: 0	E: 0	K: 0	S: 9	R: 0	H: 0	E: 0	K: 1	S: 6	R: 0	H: 0	E: 0	K: 0	S: 7	R: 3	H: 4	E: 1	K: 0	S: 12	R: 1	H: 1	E: 0	K: 2	S: 10	R: 0	H: 0	E: 0	K: 2	S: 10	R: 0	H: 0	E: 0	K: 2	S: 10	R: 0	H: 0	E: 0	K: 0	S: 8	R: 0	H: 0	E: 0	K: 1	S: 7	R: 0	H: 0	E: 0	K: 1	S: 11	1B: 2	SF: 0	2B: 1	SAC: 0	3B: 1	DP: 0	HR: 1	HBP: 1	WP: 0	PA: 34
--------------	------	------	------	------	------	------	------	------	------	------	------	------	------	------	------	------	------	------	------	-------	------	------	------	------	-------	------	------	------	------	-------	------	------	------	------	-------	------	------	------	------	------	------	------	------	------	------	------	------	------	------	-------	-------	-------	-------	--------	-------	-------	-------	--------	-------	--------

PITCHER	IP	WLS	BF	H	R	ER	SO	BB	IBB	HBP	BLK	WP	HR	S	P	ERA	WHIP
Bill Gullickson, R ERA: 5.37 (1, 1)	5.0		22	5	4	4	1	1	0	1	0	0	1	44	73	7.20	1.200
Kurt Knudsen, R ERA: 4.78 (6, 1)	2.0	W	6	0	0	0	4	0	0	0	0	0	0	20	32	0.00	0.000
Bob MacDonald, L ERA: 5.23 (8, 1)	1.0		3	0	0	0	0	0	0	0	0	0	0	8	12	0.00	0.000
Joe Boever, R ERA: 3.62 (9, 1)	1.0	S	3	0	0	0	1	0	0	0	0	0	0	7	11	0.00	0.000

Batter	1	2	3	4	5	6	7	8	9	AB	R	H	RBI	BB	SO	LOB
Jeff McNeely, R OBP: 0.382, SLG: 0.310 (1, 8)	1-1 G4-3		1-3 K		4-2 BB		4-2 BB			2	0	0	0	2	1	0
Scott Fletcher, R OBP: 0.342, SLG: 0.403 (1, 10)	2-2 F9			0-0 1B SF9	3-1 F9		2-3 K			3	1	1	0	0	0	1
Luis Ortiz, R OBP: 0.300, SLG: 0.300 (7, PH)					1-2					1	0	0	0	0	1	2
Scott Cooper, L OBP: 0.352, SLG: 0.397 (1, 5)	1-0 F7			1 SAFE 1 SAFE 1-3 SF8	2-1 F7		1-0 G6-4-3 1B			4	1	2	0	0	0	0
Mo Vaughn, L OBP: 0.393, SLG: 0.528 (1, 3)		2-3 K		0-2 SF9	0-0 G3-1		0-3 K			3	0	0	1	0	2	1
Tim Lincecum, R OBP: 0.367, SLG: 0.446 (1, 4)		2-1 G4-3		1-3 3-H 2-2 SF8	1-3 K		2-1 G6-4-3			3	0	0	1	0	1	1
John Valentín, R OBP: 0.348, SLG: 0.448 (1, 6)		0-2 F9		3-H 4-1 BB	1-0 HR		1-0 F7			3	1	1	1	1	0	0
Greg Blosser, L OBP: 0.148, SLG: 0.120 (1, 7)		2-2 SH1-3 WP		1-1 F7	1-1 F7		2-3 K			3	1	1	0	0	0	1
Carlos Quintana, R OBP: 0.315, SLG: 0.268 (9, PH)										1	0	0	0	0	1	0
Bob Zupcic, R OBP: 0.311, SLG: 0.367 (1, 9)			0-1 SH1-3		0-1 G5-3		1-3 K		0-3 K	3	0	0	0	0	2	0
John Flaherty, R OBP: 0.214, SLG: 0.200 (1, 2)			2-3				2-0 BB			3	0	1	0	0	1	0
			3-2 F8		1-3 K											
			3-H													

Inning Stats	R: 0	H: 0	E: 0	K: 0	S: 6	R: 0	H: 0	E: 0	K: 1	S: 8	R: 1	H: 1	E: 0	K: 1	S: 11	R: 2	H: 2	E: 1	K: 0	S: 13	R: 0	H: 0	E: 0	K: 1	S: 12	R: 0	H: 0	E: 0	K: 1	S: 7	R: 1	H: 2	E: 0	K: 2	S: 13	R: 0	H: 1	E: 0	K: 1	S: 6	R: 0	H: 0	E: 0	K: 2	S: 7	R: 0	H: 0	E: 0	K: 2	S: 10	R: 0	H: 0	E: 0	K: 1	S: 10	1B: 4	SF: 2	2B: 1	SAC: 1	3B: 0	DP: 1	HR: 1	HBP: 0	WP: 1	PA: 35
--------------	------	------	------	------	------	------	------	------	------	------	------	------	------	------	-------	------	------	------	------	-------	------	------	------	------	-------	------	------	------	------	------	------	------	------	------	-------	------	------	------	------	------	------	------	------	------	------	------	------	------	------	-------	------	------	------	------	-------	-------	-------	-------	--------	-------	-------	-------	--------	-------	--------

PITCHER	IP	WLS	BF	H	R	ER	SO	BB	IBB	HBP	BLK	WP	HR	S	P	ERA	WHIP
Jaime Navarro, R ERA: 5.33 (1, 1)	6.2	W	28	5	4	3	5	3	0	0	0	1	1	66	107	4.05	1.200
Mike Ignasiak, R ERA: 4.05 (7, 1)	0.1		1	0	0	0	1	0	0	0	0	0	0	4	6	0.00	0.000
Jesse Orosco, L ERA: 3.2 (8, 1)	2.0		6	1	0	0	3	0	0	0	0	0	0	13	19	0.00	0.500

BOTTOM

Milwaukee Brewers @ Boston Red Sox
Fenway Park, Boston, MA
Fri Oct 01 1993, 7:05 PM EDT
Att: 22,138 - Unknown - 56 F

livebaseballscorecards.com

AB	29
R	4
H	6
RBI	3
BB	3
SO	9
LOB	6



Batter	1	2	3	4	5	6	7	8	9	AB R H RBI BB SO LOB	TOP											
Alex Diaz, S (1, 8) OBP: 0.317, SLG: 0.349	1-0 G5-4-3 1B	1-0 G3			0-0 SH3	0-0 G1-3		1-2 K		4 0 1 0 0 1 4												
Kevin Seitzer, R (1, 5) OBP: 0.338, SLG: 0.397	2-2 G5-4-3 1-2f	2-1 F7			1-0 1B		1-1 G6-3	0-1 G5-3		5 0 1 1 0 0 4												
B.J. Surhoff, L (1, 7) OBP: 0.314, SLG: 0.389	0-2 1B		2-1 P6		1-1 F9		3-1 G4-3		2-2 G6-3	5 0 1 0 0 0 1												
Greg Vaughn, R (1, 10) OBP: 0.369, SLG: 0.482	1-3 K		1-0 G5-3		1-0 G2-3		1-3 K		0-0 L5-3	5 0 0 0 0 2 2												
Dave Nilsson, L (1, 2) OBP: 0.334, SLG: 0.373		0-1 2B 1B	0-1 G6-3			1-2 G1-3		1-0 SH1-4 1B 2B	2-3 K	5 2 2 0 0 1 0												
John Jaha, R (1, 3) OBP: 0.337, SLG: 0.417		0-2 HR 2B		0-3 K		1-1 E6 WP E		4-1 SH1-4 1B BB		3 3 1 1 1 1 0												
Matt Mieske, R (1, 9) OBP: 0.310, SLG: 0.426		1-2 HR		3-3 K		0-0 F9		0-0 SH1-4		3 1 1 2 0 1 1												
Juan Bell, R (1, 4) OBP: 0.315, SLG: 0.326		2-0 F9		0-0 F9		3-1 E8 1B 1B		3-0 1B		4 1 2 2 0 0 0												
Jose Valentin, S (1, 6) OBP: 0.364, SLG: 0.438		4-1 WP G3 BB			0-2 SH3 1B		0-1 1B	4-2 BB		2 1 2 1 2 0 0												
Inning Stats	R: 0 E: 0 K: 1 S: 11	H: 2 LOB: 1 BB: 0 P: 15	R: 3 E: 0 K: 0 S: 14	H: 3 LOB: 1 BB: 1 P: 24	R: 0 E: 0 K: 0 S: 5	H: 0 LOB: 0 BB: 0 P: 8	R: 0 E: 0 K: 2 S: 7	H: 0 LOB: 0 BB: 0 P: 10	R: 1 E: 0 K: 0 S: 8	H: 2 LOB: 1 BB: 0 P: 11	R: 2 E: 2 K: 0 S: 11	H: 2 LOB: 1 BB: 0 P: 16	R: 0 E: 0 K: 1 S: 7	H: 0 LOB: 0 BB: 0 P: 12	R: 2 E: 0 K: 1 S: 11	H: 2 LOB: 2 BB: 2 P: 24	R: 0 E: 0 K: 1 S: 7	H: 0 LOB: 0 BB: 0 P: 11	1B: 8 2B: 2 3B: 0 HR: 1	SF: 0 SAC: 2 DP: 1 HBP: 0	WP: 2 PB: 0 SB: 0 CS: 0	PA: 41
PITCHER	IP WLS BF H R ER SO BB IBB HBP BLK WP HR S P ERA WHIP																					
Nate Minchey, R (1, 1) ERA: 3.55	5.2 L 26 8 6 4 3 1 0 0 0 0 2 1 53 81 6.35 1.588																					
Scott Taylor, L (6, 1) ERA: 8.18	1.1 6 2 1 1 1 0 0 0 0 0 0 0 11 17 6.75 1.500																					
Jeff Russell, R (8, 1) ERA: 2.7	0.1 4 1 1 1 0 2 0 0 0 0 0 0 5 16 27.00 9.000																					
Tony Fossas, L (8, 1) ERA: 5.18	1.2 5 0 0 0 0 2 0 0 0 0 0 0 12 17 0.00 0.000																					

Milwaukee Brewers @ Boston Red Sox
 Fenway Park, Boston, MA
 Sat Oct 02 1993, 3:33 AM EDT
 Att. 28,521 - Sunny - 74 F

AB	36
R	8
H	11
RBI	7
BB	3
SO	6
LOB	12



Batter	1	2	3	4	5	6	7	8	9	AB	R	H	RBI	BB	SO	LOB
Jeff McNeely, R (1, 8) OBP: 0.395, SLG: 0.375 Ernest Riles, L (8, PH) OBP: 0.293, SLG: 0.352 Steve Lyons, L (9, 8) OBP: 0.227, SLG: 0.200	3-2 3B		2-3 2		4-0 BB		0-1 1	1-2 3		3	1	1	0	1	1	0
Mike Greenwell, L (1, 7) OBP: 0.380, SLG: 0.481 Bob Zuppic, R (7, PR) OBP: 0.310, SLG: 0.365 (8, 7)	1-1 1		1-1 3		0-0 1B 1-2f		0-1 1B		0-2 1	4	0	1	0	0	0	1
Andre Dawson, R (1, 10) OBP: 0.313, SLG: 0.425	2-1 2			1-1 1B	2-1 1-2		1-2 1-2f		0-0 2	5	1	2	0	0	0	1
Mo Vaughn, L (1, 3) OBP: 0.391, SLG: 0.527	3-3 3			0-0 1-3	0-1 3			1-2 1	1-0 3	5	0	1	0	0	1	2
Tim Lincecum, R (1, 4) OBP: 0.371, SLG: 0.444		4-1 BB		1-3 1		0-2 1		2-0 1B		3	1	1	0	1	1	2
Scott Cooper, L (1, 5) OBP: 0.355, SLG: 0.399		1-2 1B		0-0 2		2-1 1B		4-2 BB		2	1	2	1	1	0	0
Rob Deer, R (1, 9) OBP: 0.304, SLG: 0.389		0-0 1		1-0 3		2-3 2		4-2 BB		3	0	0	0	1	1	4
John Valentin, R (1, 6) OBP: 0.347, SLG: 0.448		2-2 1-2f		0-3 1	1-2 1-H		3-2 2		4-2 1-2f 2-3 3-H	4	0	1	2	0	1	4
Tony Peña, R (1, 2) OBP: 0.249, SLG: 0.261		0-1 1		1-1 1	1-1 3		4-2 1-2			3	1	2	1	1	0	1

Inning Stats	R: 1	H: 1	R: 0	H: 1	R: 0	H: 1	R: 1	H: 2	R: 1	H: 2	R: 0	H: 1	R: 1	H: 1	R: 0	H: 0	1B: 7	SF: 1
	E: 1	LOB: 0	E: 0	LOB: 1	E: 0	LOB: 0	E: 0	LOB: 1	E: 0	LOB: 2	E: 0	LOB: 1	E: 0	LOB: 3	E: 0	LOB: 0	2B: 2 <td>SAC: 0</td>	SAC: 0
	K: 1	BB: 0	K: 0	BB: 1	K: 1	BB: 0	K: 1	BB: 0	K: 1	BB: 1	K: 0	BB: 0	K: 0	BB: 3	K: 0	BB: 0	3B: 1 <td>DP: 2</td>	DP: 2
	S: 14	P: 23	S: 10	P: 17	S: 7	P: 10	S: 8	P: 11	S: 10	P: 17	S: 7	P: 8	S: 21	P: 40	S: 6	P: 7	HR: 1 <td>HBP: 0</td>	HBP: 0

PITCHER	IP	WLS	BF	H	R	ER	SO	BB	IBB	HBP	BLK	WP	HR	S	P	ERA	WHIP
Ricky Bones, R (1, 1) ERA: 4.86	5.1	W	24	8	4	4	4	2	0	0	0	0	1	54	85	6.75	1.875
Mike Ignasiak, R (6, 1) ERA: 3.86	1.2		6	2	0	0	1	0	0	0	0	0	0	17	22	0.00	1.200
Angel Miranda, L (8, 1) ERA: 3.3	0.1		3	1	1	1	0	1	0	0	0	0	0	7	14	27.00	6.000
Mark Kiefer, R (8, 1) ERA:	1.2	S	7	0	0	0	0	2	0	0	0	0	0	20	33	0.00	1.200

BOTTOM

Milwaukee Brewers @ Boston Red Sox
 Fenway Park, Boston, MA
 Sat Oct 02 1993, 3:33 AM EDT
 Att. 28,521 - Sunny - 74 F

AB	34
R	5
H	11
RBI	4
BB	5
SO	5
LOB	18

WP	PA
0	40
PB: 0	
SB: 1	
CS: 0	

