

Boston Red Sox - 1994

Batter	1	2	3	4	5	6	7	8	9	AB	R	H	RBI	BB	SO	LOB	TOP										
Tony Phillips, S OBP: 0.400, SLG: 0.500	G5-3		1B	FC5-4	L6			CS BB		4	1	1	3	1	0	2											
Lou Whitaker, L OBP: 0.400, SLG: 0.250	K		1B	G4-3			G3	BB		4	0	1	1	1	1	1											
Eric Davis, R OBP: 0.200, SLG: 0.200	K		1B		K		G6-3	K		5	0	1	0	0	3	1											
Cecil Fielder, R		F9	L8		L9		G6-3	K		5	0	0	0	0	1	3											
Travis Fryman, R OBP: 0.400, SLG: 0.500	K		1B		2B		E6	F8		4	1	1	0	1	1	0											
Mickey Tettleton, S Mitt Cuyler, S	K		K		2B		F8	FC6-4 HBP		4	1	1	1	0	2	4											
Kirk Gibson, L OBP: 0.400, SLG: 0.250			2B	L9	2B		G4-3	K		4	2	1	0	1	1	2											
Alan Trammell, R OBP: 0.800, SLG: 1.000			1B	1B	1B		1B	FC6-4		3	2	2	2	2	0	1											
Junior Felix, S OBP: 0.500, SLG: 0.500			2B	1B	1B		K			4	1	2	1	0	1	4											
Inning Stats	R: 0 E: 0 K: 2 S: 12	H: 0 LOB: 0 BB: 0 P: 16	R: 0 E: 0 K: 2 S: 10	H: 0 LOB: 0 BB: 0 P: 18	R: 3 E: 0 K: 1 S: 18	H: 4 LOB: 3 BB: 2 P: 36	R: 1 E: 0 K: 0 S: 10	H: 2 LOB: 1 BB: 0 P: 15	R: 4 E: 0 K: 1 S: 14	H: 4 LOB: 1 BB: 1 P: 27	R: 0 E: 0 K: 0 S: 12	H: 0 LOB: 0 BB: 0 P: 16	R: 0 E: 1 K: 1 S: 12	H: 0 LOB: 2 BB: 1 P: 24	R: 0 E: 0 K: 2 S: 10	H: 0 LOB: 1 BB: 0 P: 22	R: 0 E: 0 K: 1 S: 10	H: 0 LOB: 1 BB: 0 P: 18	1B: 6 2B: 4 3B: 0 HR: 0	SF: 0 SAC: 0 DP: 0 HBP: 1	WP: 0 PB: 0 SB: 0 CS: 1	PA: 44					
PITCHER	IP	WLS	BF	H	R	ER	SO	BB	IBB	HBP	BLK	WP	HR	S	P	ERA	WHIP										
Roger Clemens, R ERA: 15.43	4.2		26	9	8	8	6	2	1	0	0	0	0	62	109	15.43	2.357										
Paul Quantrill, R ERA	5.1		7	1	0	0	0	0	0	0	0	0	0	20	30	0.00	0.600										
Joe Hesketh, L ERA	7.1		5	0	0	0	1	2	1	0	0	0	0	10	25	0.00	2.000										
Scott Bankhead, R ERA	8.1	W	2	0	0	0	2	0	0	0	0	0	0	6	10	0.00	0.000										
Jeff Russell, R ERA	9.1	S	4	0	0	0	1	0	0	1	0	0	0	10	18	0.00	0.000										

Detroit Tigers @ Boston Red Sox
Fenway Park, Boston, MA
Mon Apr 04 1994, 3:33 AM EDT
Att: 34,023 - Sunny - 51 F

AB 37
R 8
H 10
RBI 8
BB 6
SO 10
LOB 18



Batter	1	2	3	4	5	6	7	8	9	AB	R	H	RBI	BB	SO	LOB	BOTTOM										
Otis Nixon, S	G5-3		BB			G1-3		2B PB BB		2	2	0	1	3	0	0											
Billy Hatcher, R OBP: 0.600, SLG: 0.667	BB		BB	G4-3		G3		PB 2B		3	1	1	2	2	0	3											
Mike Greenwell, L	F7		L8	G3		G4-3		BB		4	0	0	0	1	0	3											
Mo Vaughn, L OBP: 0.200, SLG: 0.200	F8		2B	P6		F7		K		5	1	1	1	0	1	3											
Andre Dawson, R OBP: 0.500, SLG: 1.500		HR	2B	G5-3		G5-3				4	2	2	2	0	0	0											
Scott Cooper, L OBP: 0.500, SLG: 0.667	L6		2B	F8		F8		1B 2B		3	2	1	0	1	0	0											
John Valentin, R OBP: 0.750, SLG: 1.000	BB		2B	P3		P3		2B 1B		3	1	2	2	1	0	0											
Dave Valle, R	G6-3		BB	P5		P5		K		2	0	0	0	1	0	1											
Damon Berryhill, S	G6-3		BB	P5		P5		K		1	0	0	0	0	1	2											
Scott Fletcher, R	L9		F9			G6-3		P7		4	0	0	0	0	0	6											
Inning Stats	R: 0 E: 0 K: 0 S: 6	H: 0 LOB: 1 BB: 1 P: 17	R: 1 E: 0 K: 0 S: 8	H: 1 LOB: 1 BB: 1 P: 20	R: 5 E: 0 K: 0 S: 18	H: 3 LOB: 3 BB: 5 P: 42	R: 0 E: 0 K: 0 S: 8	H: 0 LOB: 0 BB: 0 P: 9	R: 0 E: 0 K: 0 S: 4	H: 0 LOB: 0 BB: 0 P: 9	R: 0 E: 0 K: 0 S: 9	H: 0 LOB: 0 BB: 0 P: 17	R: 0 E: 0 K: 0 S: 4	H: 0 LOB: 0 BB: 0 P: 6	R: 3 E: 0 K: 2 S: 12	H: 3 LOB: 2 BB: 2 P: 26	R: 0 E: 0 K: 0 S: 10	H: 0 LOB: 1 BB: 0 P: 18	1B: 2 2B: 4 3B: 0 HR: 1	SF: 0 SAC: 0 DP: 0 HBP: 0	WP: 0 PB: 1 SB: 2 CS: 0	PA: 40					
PITCHER	IP	WLS	BF	H	R	ER	SO	BB	IBB	HBP	BLK	WP	HR	S	P	ERA	WHIP										
Mike Moore, R ERA: 23.14	2.1		16	4	6	6	0	4	1	0	0	0	0	26	64	23.14	3.429										
Mike Gardiner, R ERA	3.1		13	0	0	0	0	1	1	0	0	0	0	27	50	0.00	0.273										
Storm Davis, R ERA: 9.0	7.1	L	11	3	3	2	2	2	0	0	0	0	0	16	32	9.00	2.500										

Detroit Tigers @ Boston Red Sox
Fenway Park, Boston, MA
Mon Apr 04 1994, 3:33 AM EDT
Att: 34,023 - Sunny - 51 F

AB 31
R 9
H 7
RBI 8
BB 9
SO 2
LOB 18



Batter	1	2	3	4	5	6	7	8	9	AB	R	H	RBI	BB	SO	LOB	TOP								
Tony Phillips, S (1, 7) OBP: 0.400, SLG: 0.444	G6-3		P4	FC5			FC5-4 FC3-6 1B		G4-6-3 1B	5	1	2	0	0	0	3									
Juan Samuel, R (1, 4) OBP: 0.750, SLG: 0.667				P3	BB		FC5-4 1B		G4-6-3 1-2	3	0	2	0	1	0	0									
Lou Whitaker, L (9, PH) OBP: 0.333, SLG: 0.200	BB									1	0	0	0	0	0	1									
Eric Davis, R (1, 8) OBP: 0.222, SLG: 0.125	P3			3B	BB		FC5-4 FC3-6 1-2			3	1	0	0	1	0	4									
Cecil Fielder, R (1, 3) OBP: 0.222, SLG: 0.375	F8			2B			FC3-6 1-2			3	1	1	2	1	0	2									
Travis Fryman, R (1, 5) OBP: 0.333, SLG: 0.500		L5		1B	1B		K			4	1	1	1	0	2	3									
Alan Trammell, R (1, 6) OBP: 0.556, SLG: 0.571		P2		1B			K			4	0	1	0	0	1	2									
Mickey Tettleton, S (1, 10) OBP: 0.222, SLG: 0.250				1B			K			4	0	0	0	0	2	2									
Danny Bautista, R (1, 9) OBP: 0.667, SLG: 0.667				CS	1B		P4			3	0	2	1	0	0	0									
Kirk Gibson, L (8, PH) OBP: 0.333, SLG: 0.200				FC5	1B		G4-3			1	0	0	0	0	0	0									
Chad Kreuter, S (1, 2) OBP: 0.400, SLG: 0.400				L8			G4-3			2	0	0	0	1	0	1									
Junior Felix, S (9, PH)					BB					1	0	0	0	0	0	0									
Inning Stats	R: 0 E: 0 K: 0 S: 9	H: 0 LOB: 1 BB: 1 P: 17	R: 0 E: 0 K: 0 S: 7	H: 0 LOB: 0 BB: 0 P: 11	R: 0 E: 0 K: 0 S: 9	H: 1 LOB: 0 BB: 0 P: 16	R: 3 E: 0 K: 1 S: 16	H: 4 LOB: 3 BB: 2 P: 30	R: 0 E: 0 K: 2 S: 15	H: 1 LOB: 2 BB: 1 P: 23	R: 0 E: 0 K: 1 S: 8	H: 0 LOB: 0 BB: 0 P: 12	R: 1 E: 0 K: 1 S: 19	H: 2 LOB: 1 BB: 0 P: 25	R: 0 E: 0 K: 0 S: 4	H: 0 LOB: 0 BB: 0 P: 8	R: 0 E: 0 K: 0 S: 5	H: 1 LOB: 0 BB: 0 P: 7	1B: 7 2B: 1 3B: 1 HR: 0	SF: 0 SAC: 0 DP: 1 HBP: 0	WP: 0 PB: 0 SB: 0 CS: 1	PA: 38			
PITCHER	IP	WLS	BF	H	R	ER	SO	BB	IBB	HBP	BLK	WP	HR	S	P	ERA	WHIP								
Frank Viola, L (1, 1) ERA: 6.23	4.1		22	6	3	3	1	4	0	0	0	0	0	49	88	6.23	2.308								
Ricky Tricek, R (5, 1) ERA:	1.2	W	5	0	0	0	3	0	0	0	0	0	0	15	21	0.00	0.000								
Greg Harris, R (7, 1) ERA: 4.5	2.0		8	2	1	1	1	0	0	0	0	0	0	23	33	4.50	1.000								
Jeff Russell, R (9, 1) ERA:	1.0	S	3	1	0	0	0	0	0	0	0	0	0	5	7	0.00	1.000								

Detroit Tigers @ Boston Red Sox
Fenway Park, Boston, MA
Wed Apr 06 1994, 3:33 AM EDT
Att: 17,977 - Overcast - 59 F

AB	34
R	4
H	9
RBI	4
BB	4
SO	5
LOB	18

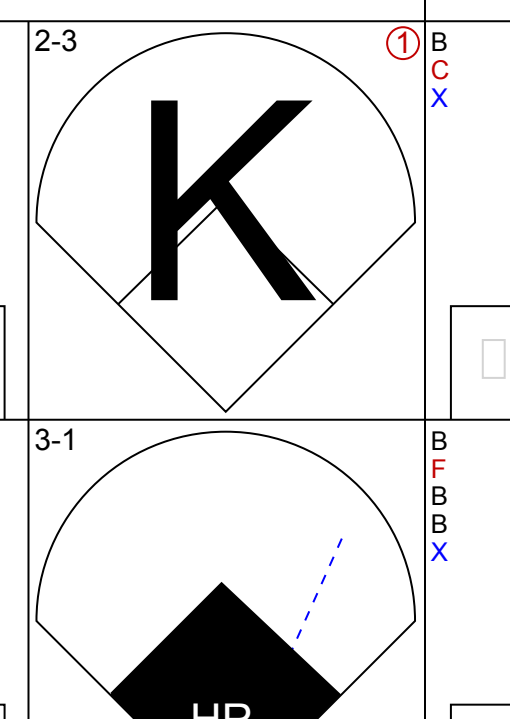
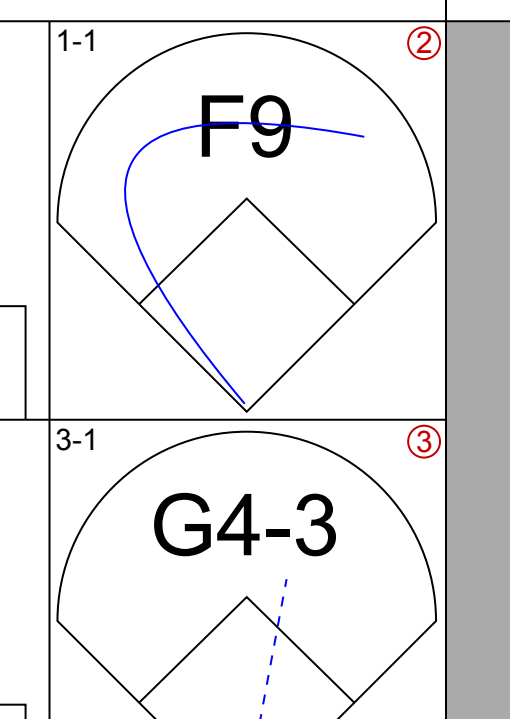
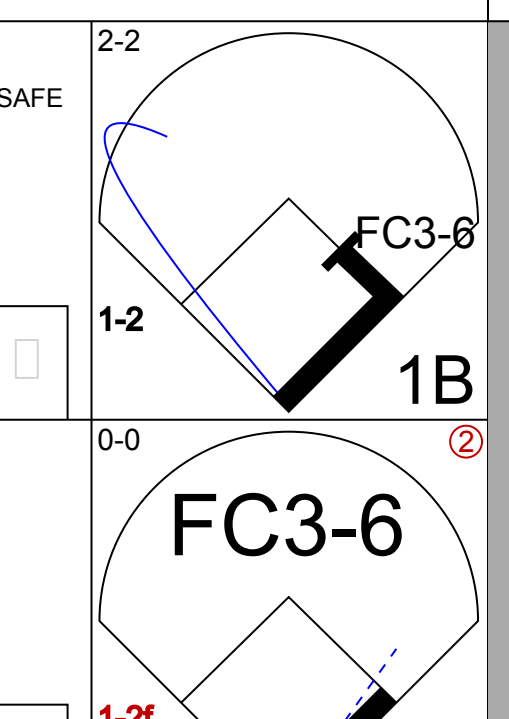
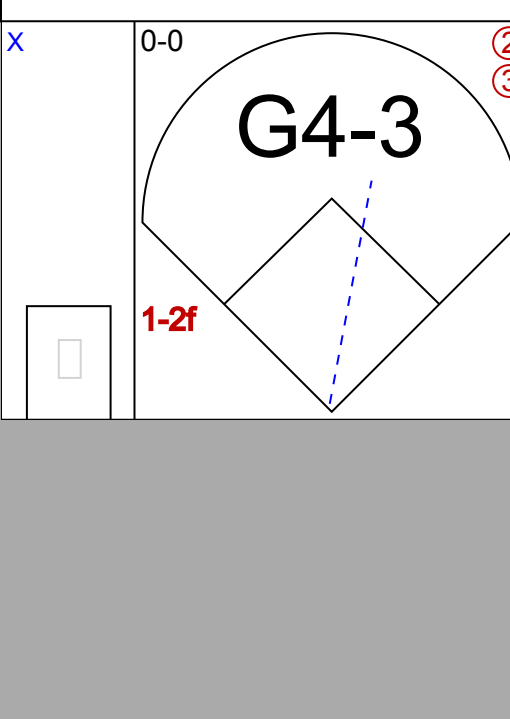
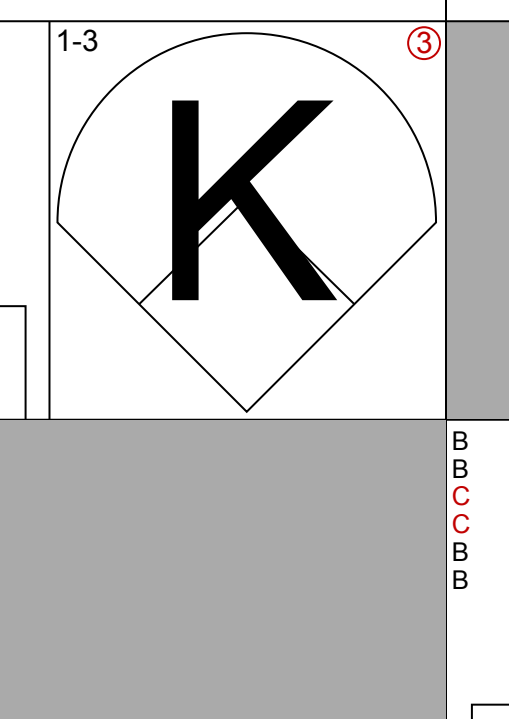
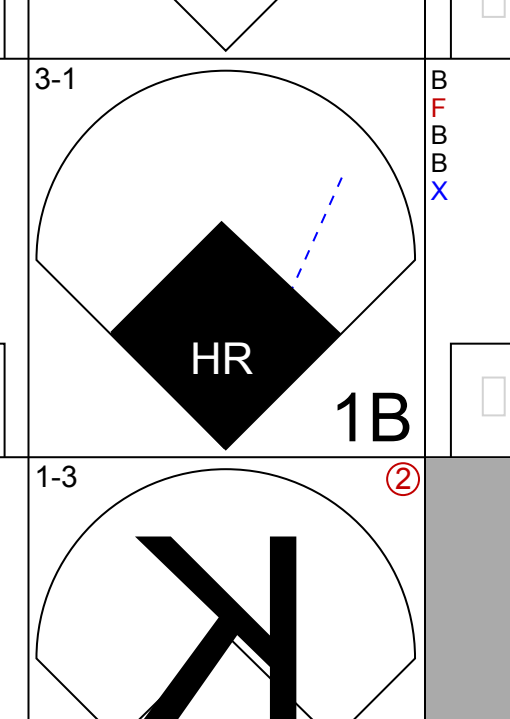
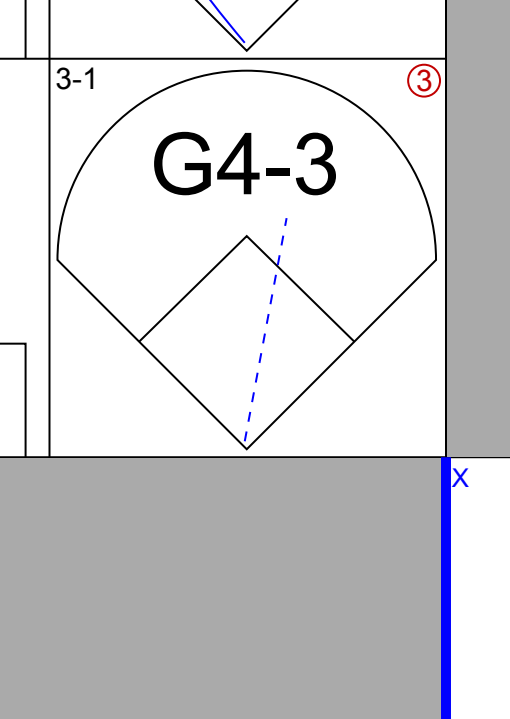
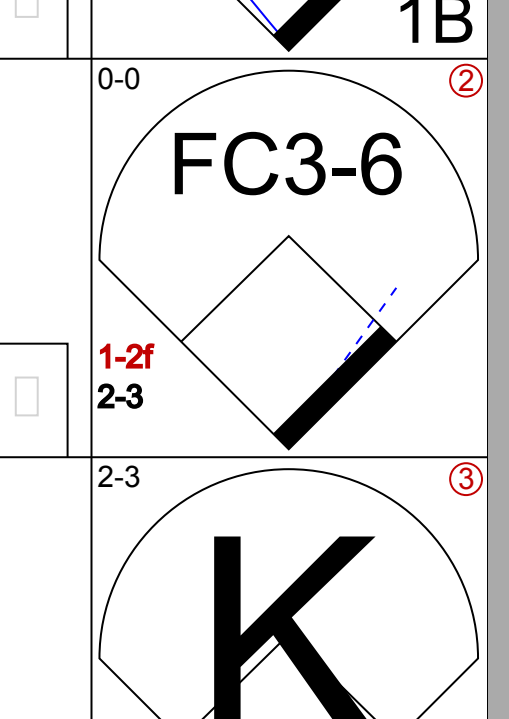
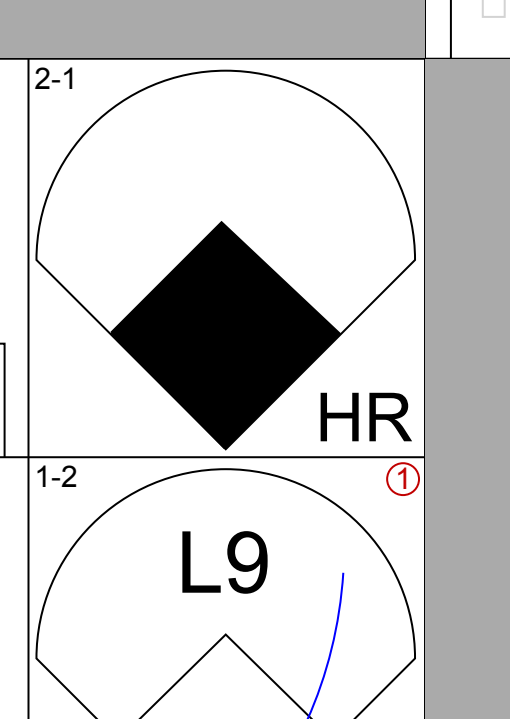
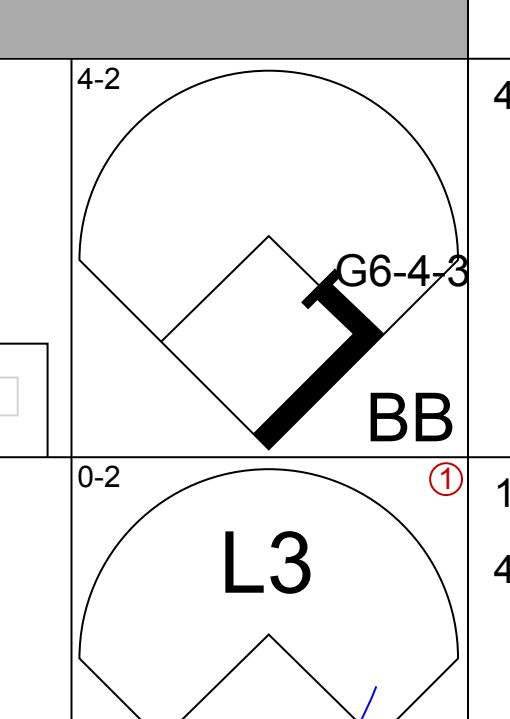
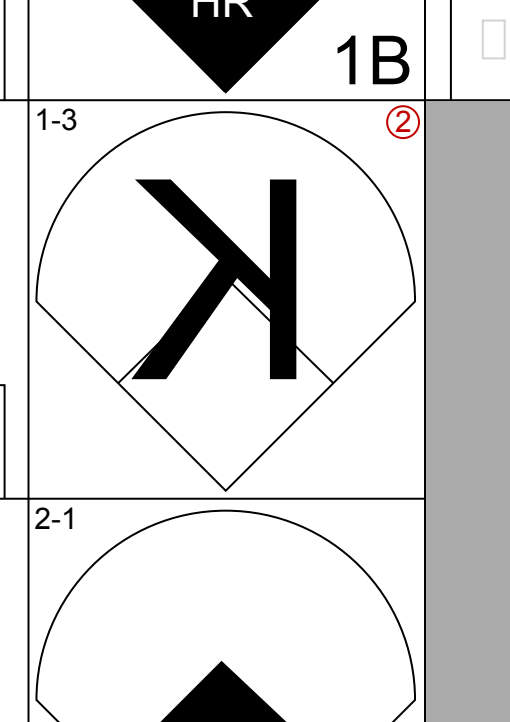
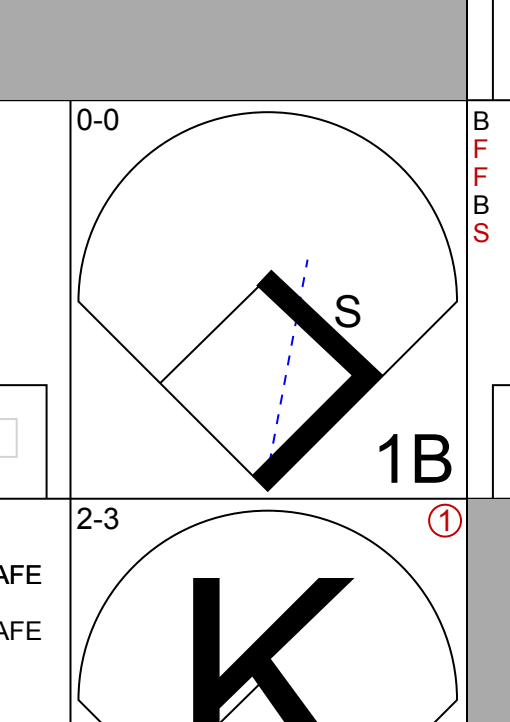
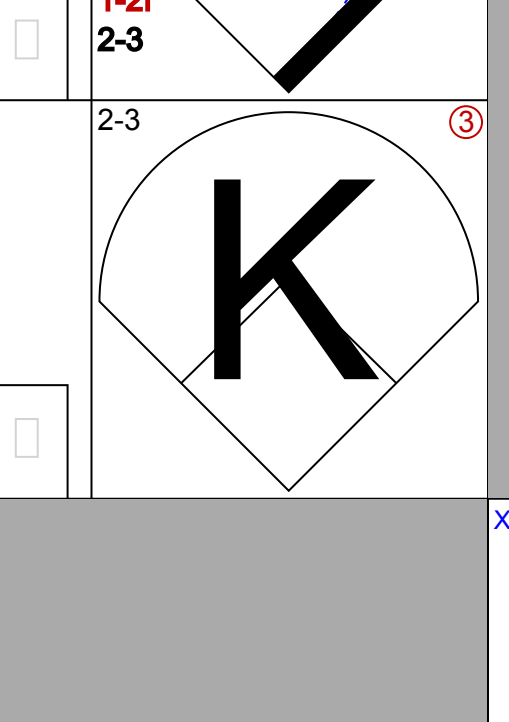
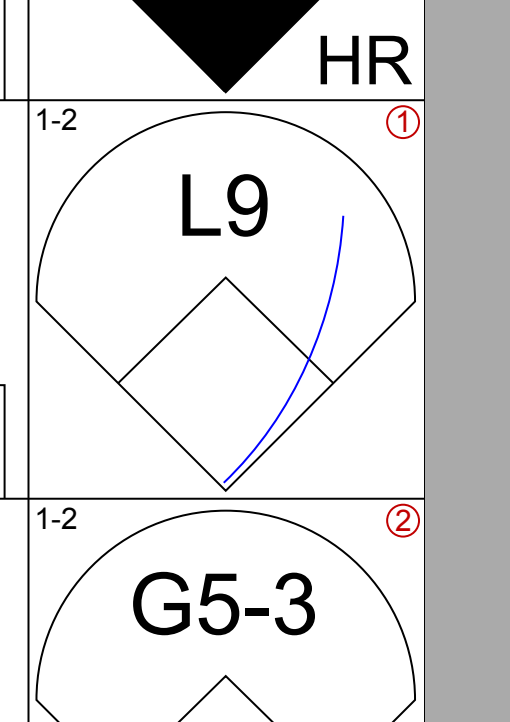
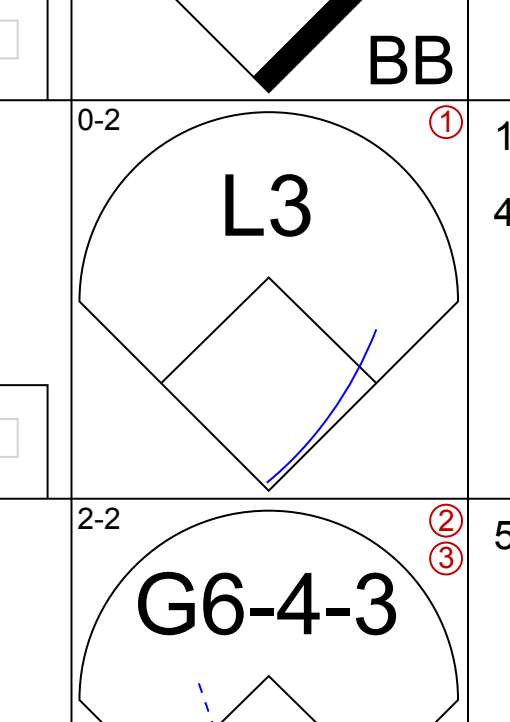
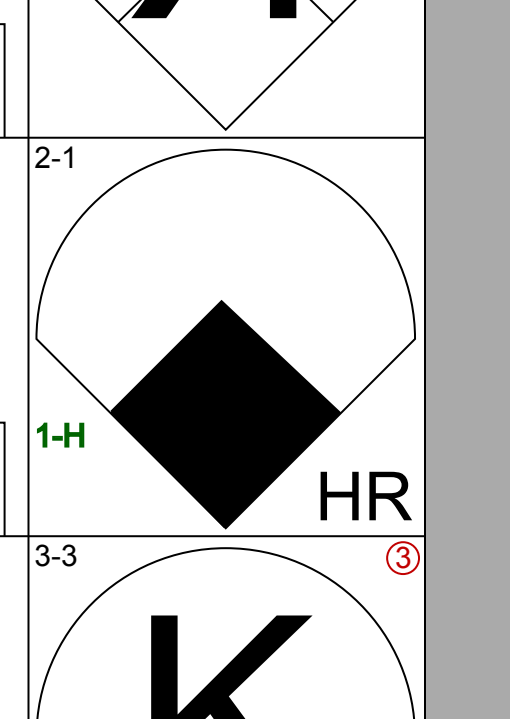
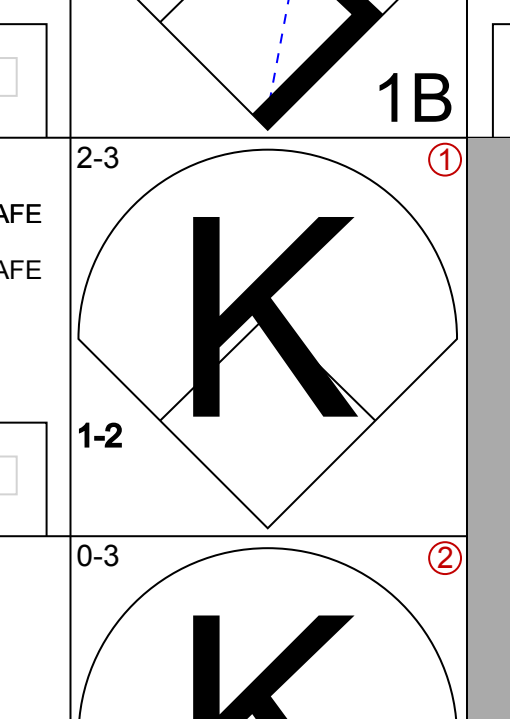
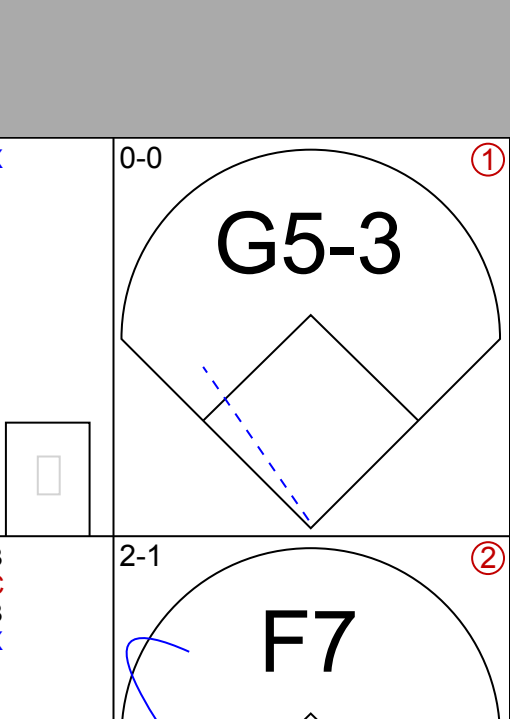
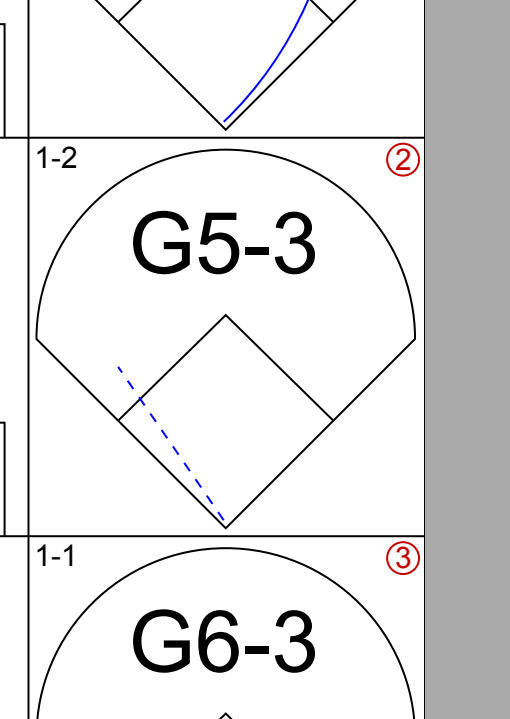
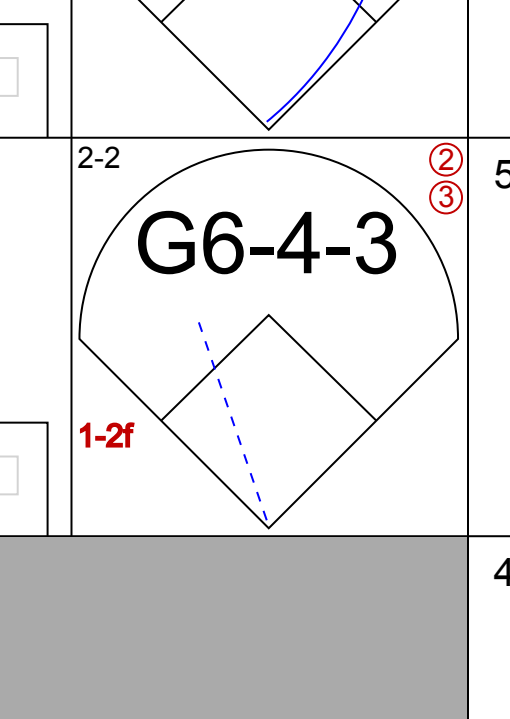
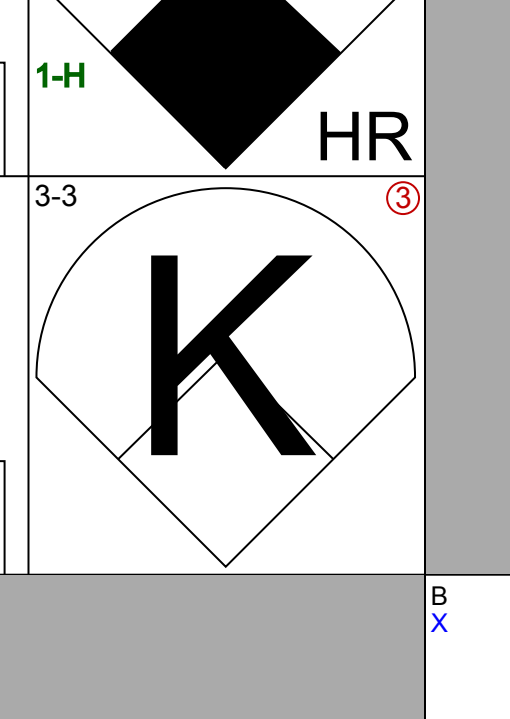
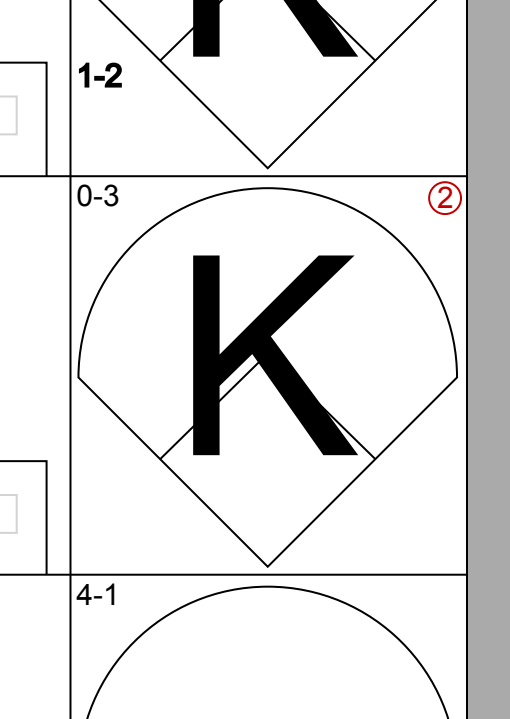
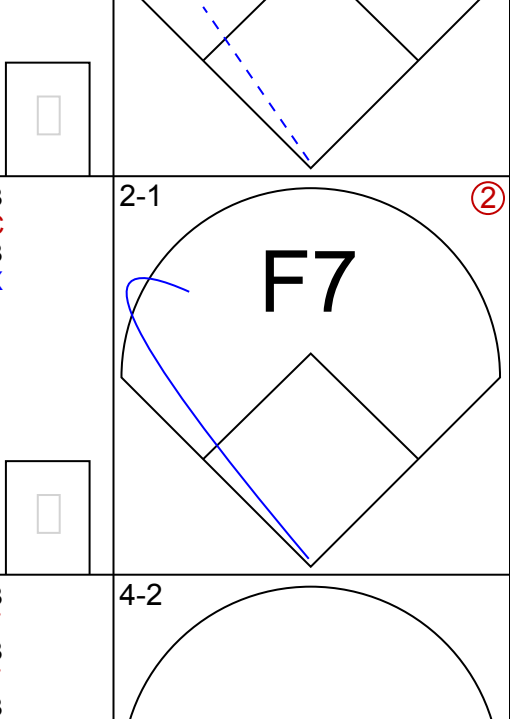
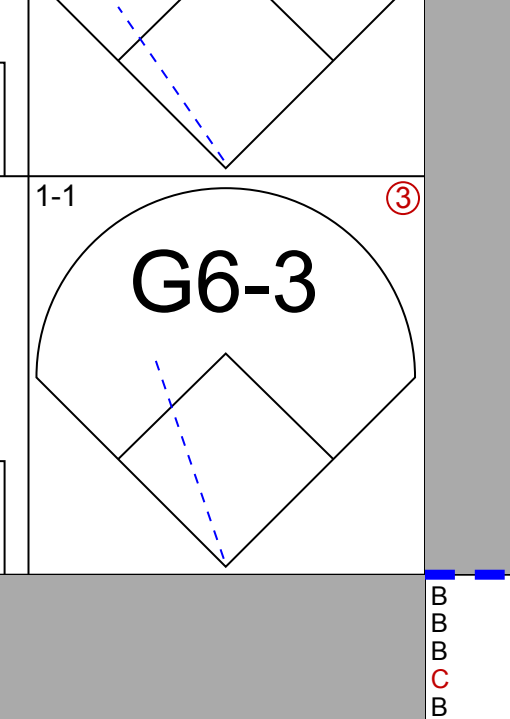
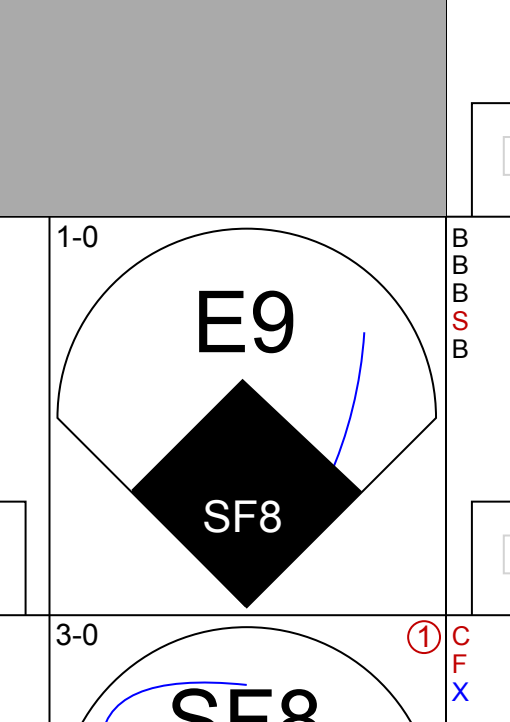
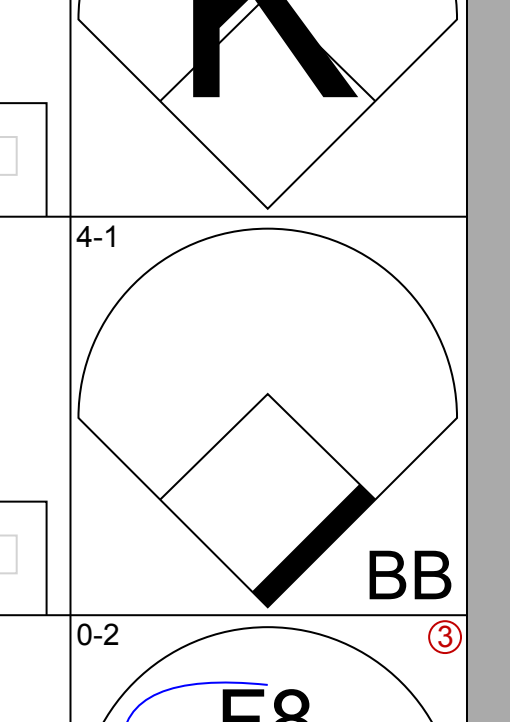
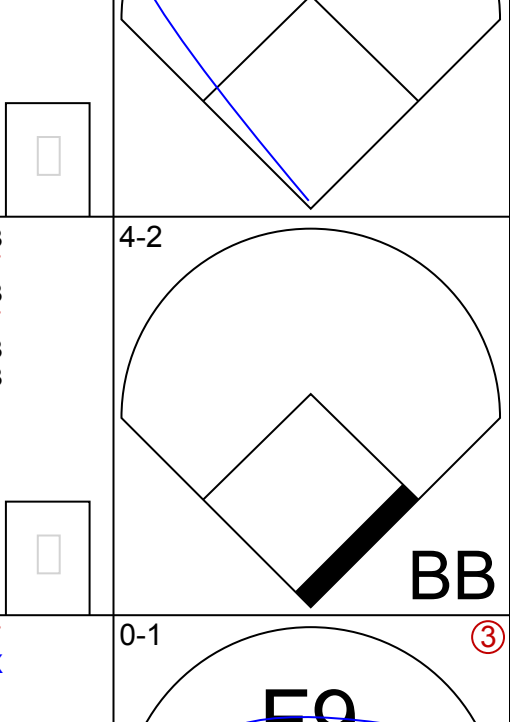
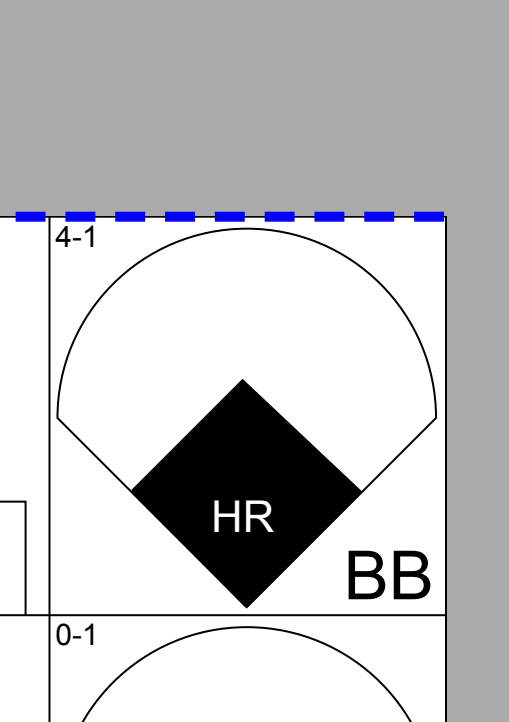
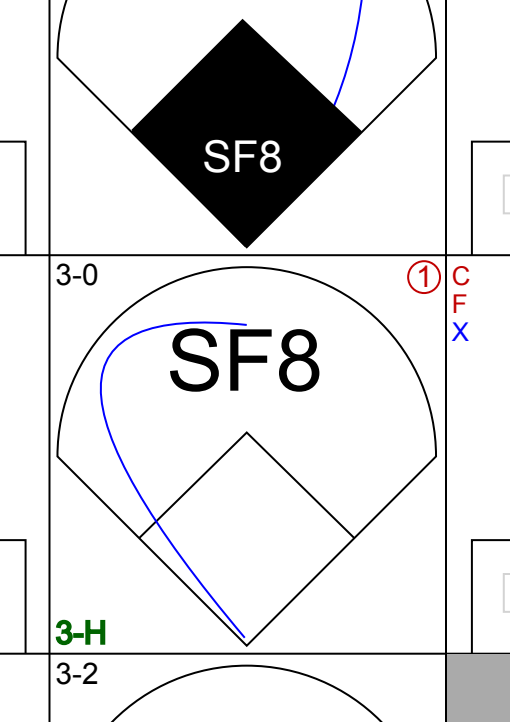
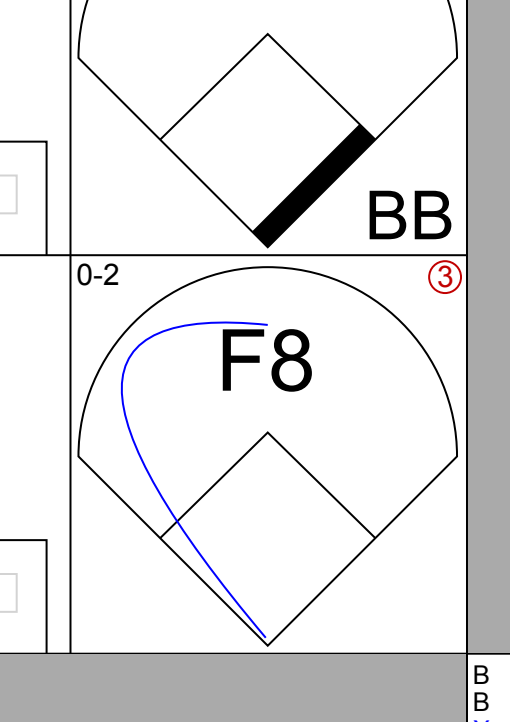
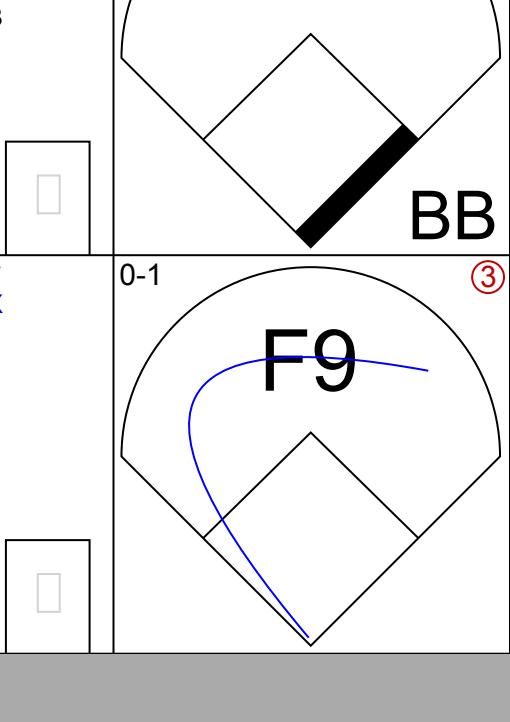
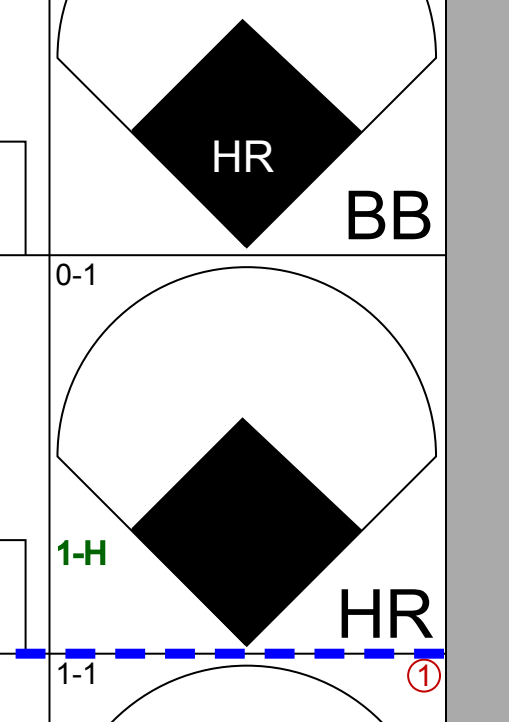
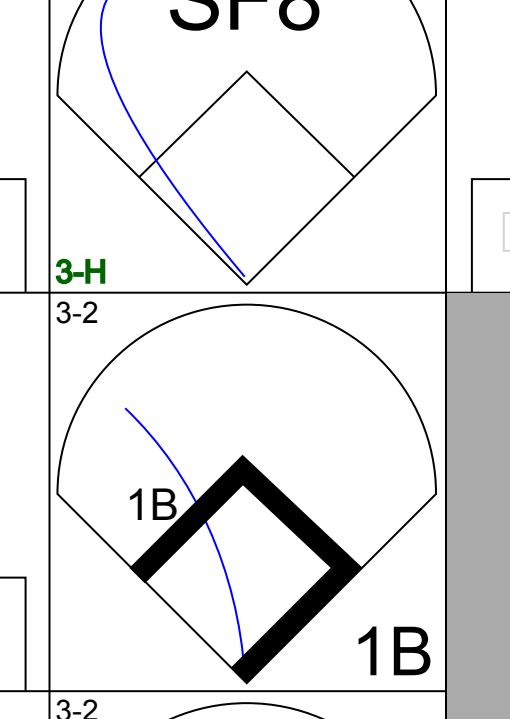
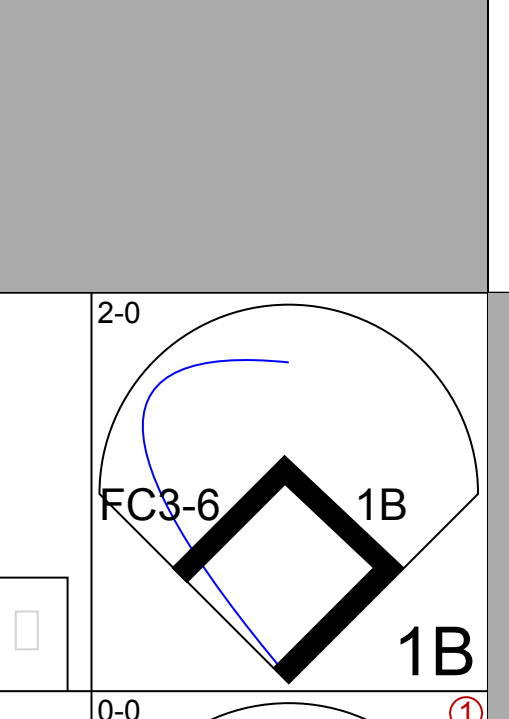
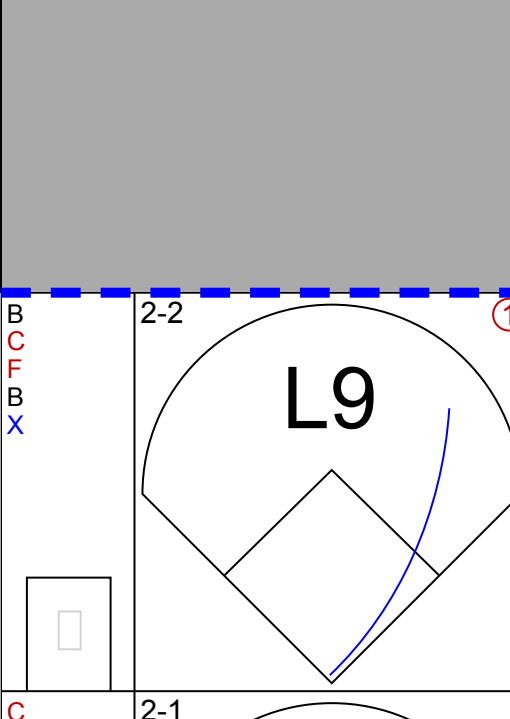
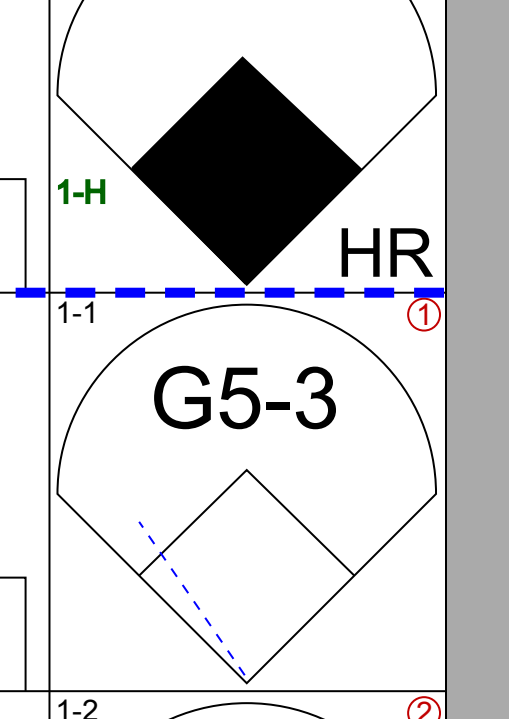
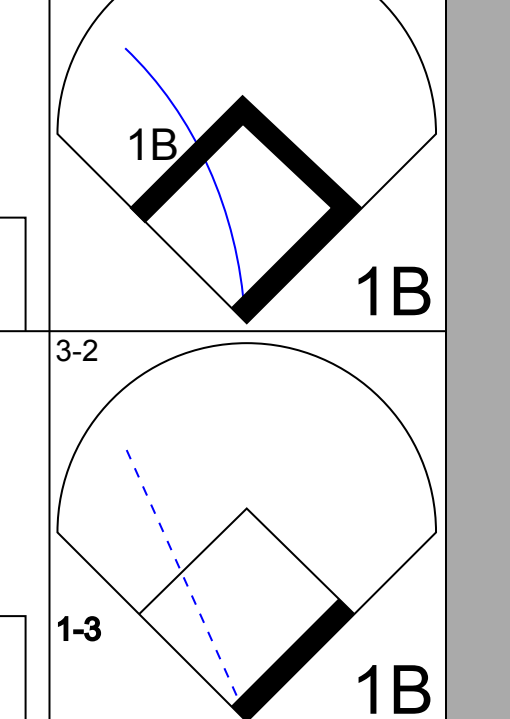
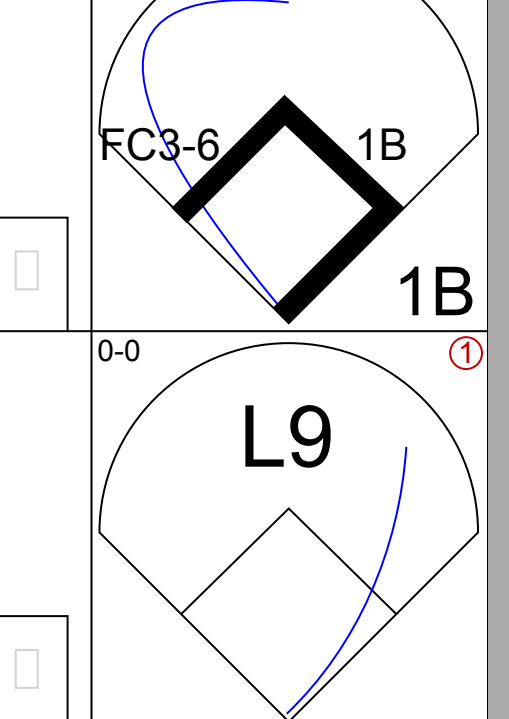
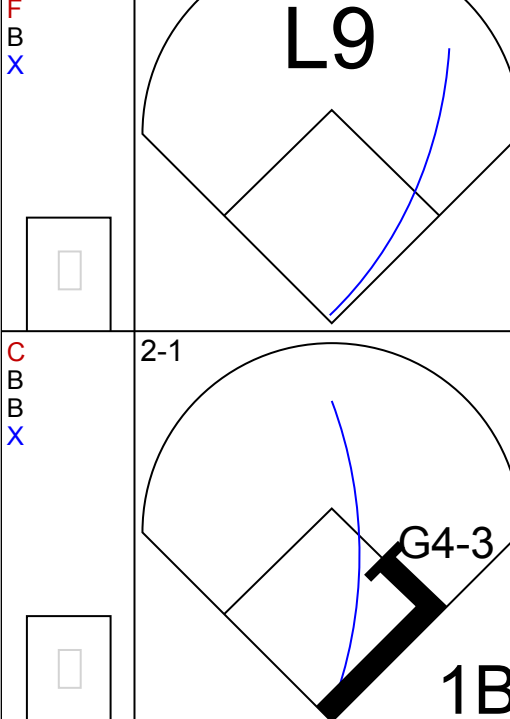
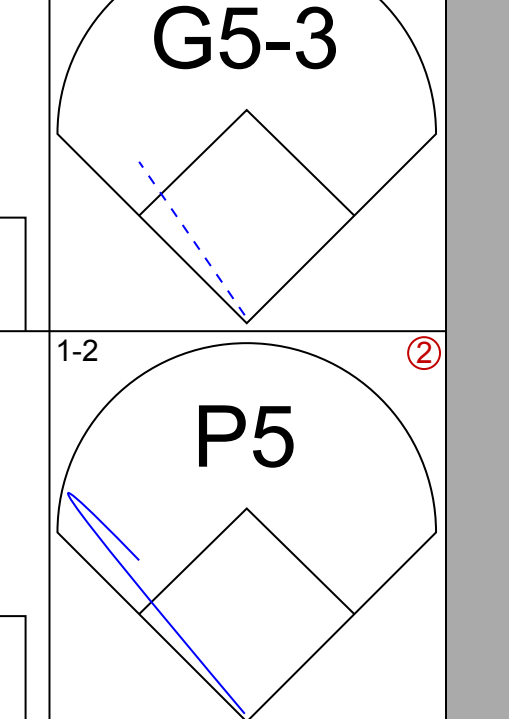


Batter	1	2	3	4	5	6	7	8	9	AB	R	H	RBI	BB	SO	LOB	BOTTOM								
Otis Nixon, S (1, 8) OBP: 0.444, SLG: 0.167	G1-3			1B HR	G4-3		P7			4	1	1	0	0	0	0									
Tim Lincecum, R (1, 5) OBP: 0.250, SLG: 0.250				1B HR	G5-3		P3			4	1	1	0	0	0	0									
Scott Cooper, L (8, 5) OBP: 0.500, SLG: 0.667	F8									0	0	0	0	0	0	0									
Mike Greenwell, L (1, 7) OBP: 0.222, SLG: 0.500	G3-1			1B HR		G4-3		P3		4	1	1	3	0	0	0									
Mo Vaughn, L (1, 3) OBP: 0.222, SLG: 0.222		K		2B	1B	G3		G4-3		4	0	1	0	0	1	0									
Andre Dawson, R (1, 10) OBP: 0.500, SLG: 1.250		F9		1-3	2B	3B	2B	P5		4	1	2	0	0	0	0									
John Valentin, R (1, 6) OBP: 0.714, SLG: 0.750		F8		G5-4-3	BB	3B	IBB			1	1	0	0	2	0	0									
Dave Valle, R (1, 2) OBP: 0.333, SLG: 0.600				F9	K	1-2	3B			3	0	1	2	0	1	3									
Lee Tinsley, S (1, 9) ERA:				F8	G5-4-3	P3				3	0	0	0	0	4										
Scott Fletcher, R (1, 4) ERA:		F8			G4-3		K			3	0	0	0	1	0										
Inning Stats	R: 0 E: 0 K: 0 S: 12	H: 0 LOB: 0 BB: 0 P: 17	R: 0 E: 0 K: 1 S: 8	H: 0 LOB: 0 BB: 0 P: 11	R: 0 E: 0 K: 0 S: 7	H: 0 LOB: 0 BB: 0 P: 10	R: 3 E: 0 K: 1 S: 14	H: 5 LOB: 2 BB: 1 P: 22	R: 0 E: 0 K: 0 S: 8	H: 0 LOB: 0 BB: 0 P: 12	R: 2 E: 0 K: 0 S: 10	H: 2 LOB: 1 BB: 1 P: 19	R: 0 E: 0 K: 1 S: 8	H: 0 LOB: 0 BB: 0 P: 10	R: 0 E: 0 K: 0 S: 6	H: 0 LOB: 0 BB: 0 P: 8	R: 0 E: 0 K: 0 S: 5	H: 0 LOB: 0 BB: 0 P: 7	1B: 3 2B: 2 3B: 1 HR: 1	SF: 0 SAC: 0 DP: 1 HBP: 0	WP: 0 PB: 0 SB: 0 CS: 0	PA: 32			
PITCHER	IP	WLS	BF	H	R	ER	SO	BB	IBB	HBP	BLK	WP	HR	S	P	ERA	WHIP								
David Wells, L (1, 1) ERA: 7.5	6.0	L	26	7	5	5	2	1	0	0	0	0	0	14	18	7.50	1.333								
Joe Boever, R (7, 1) ERA:	2.0		6	0	0	0	1	0	0	0	0	0	0	14	18	0.00	0.000								

Detroit Tigers @ Boston Red Sox
Fenway Park, Boston, MA
Wed Apr 06 1994, 3:33 AM EDT
Att: 17,977 - Overcast - 59 F

AB	30
R	5
H	7
RBI	5
BB	2
SO	3
LOB	7

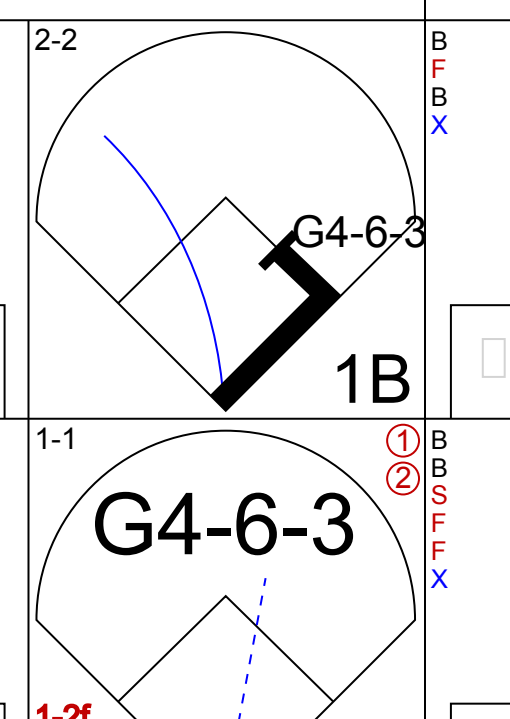
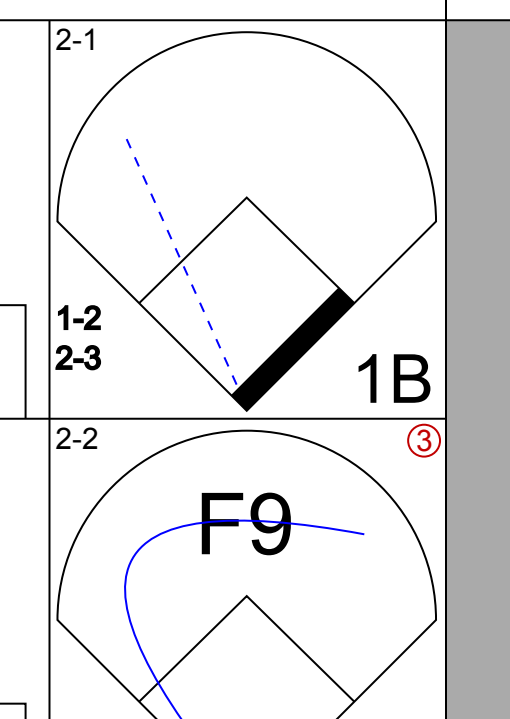
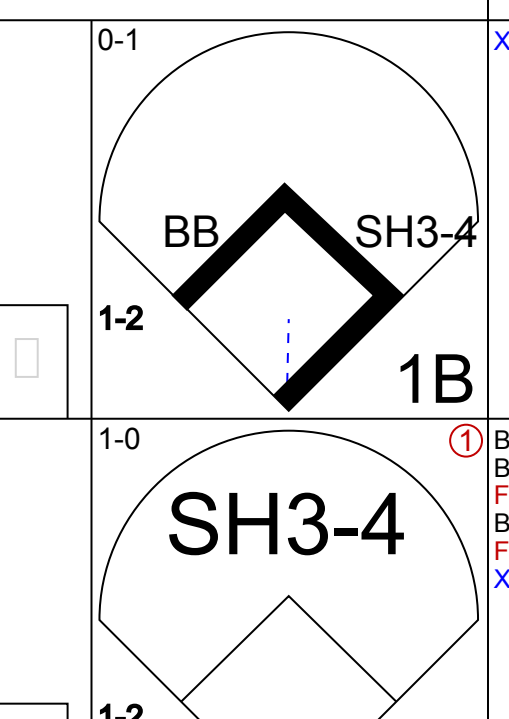

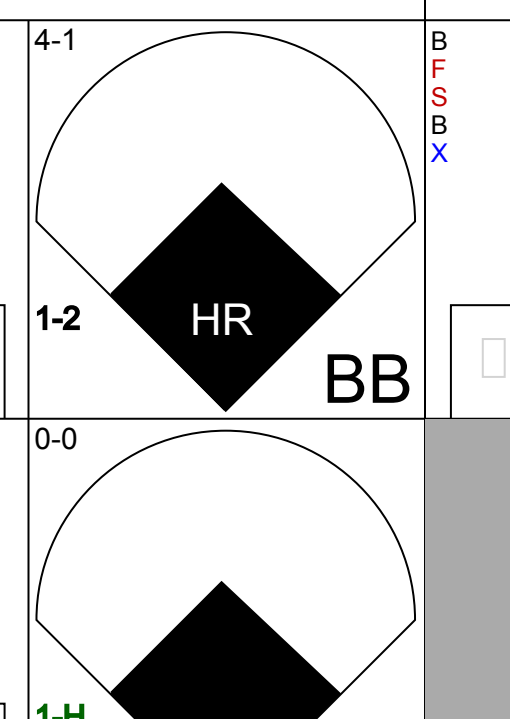

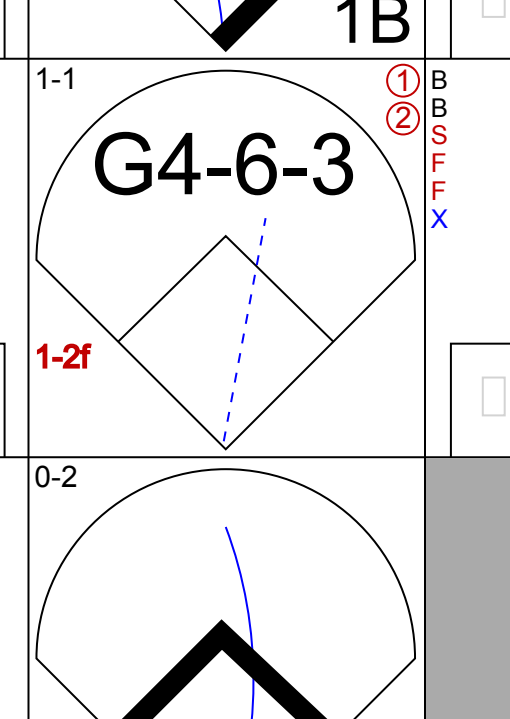
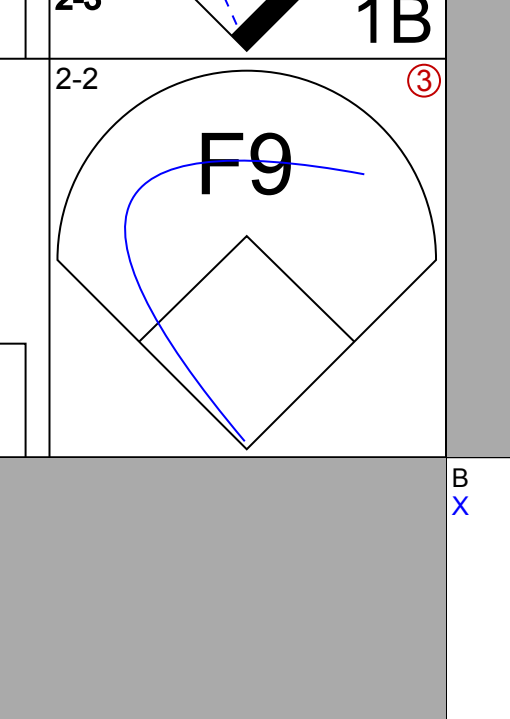
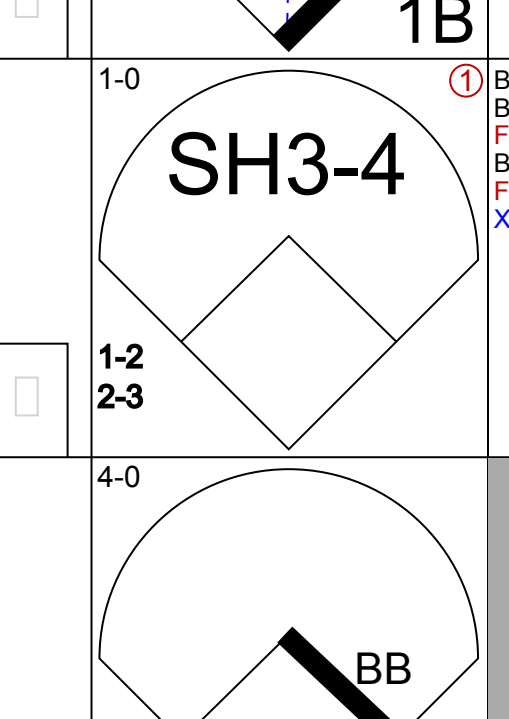
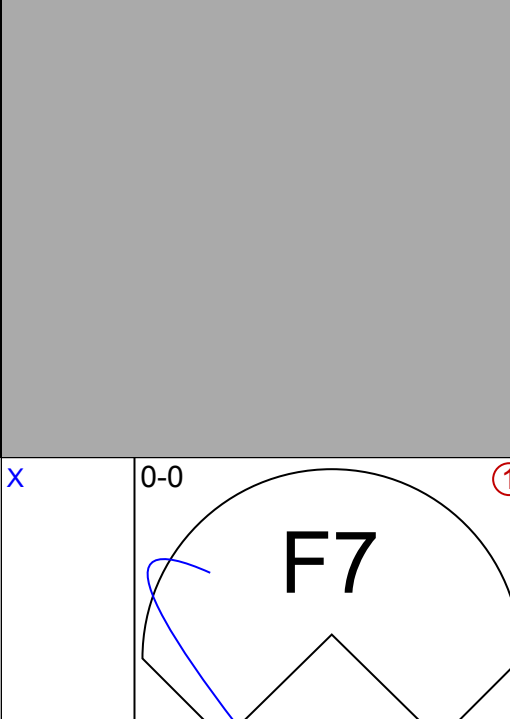
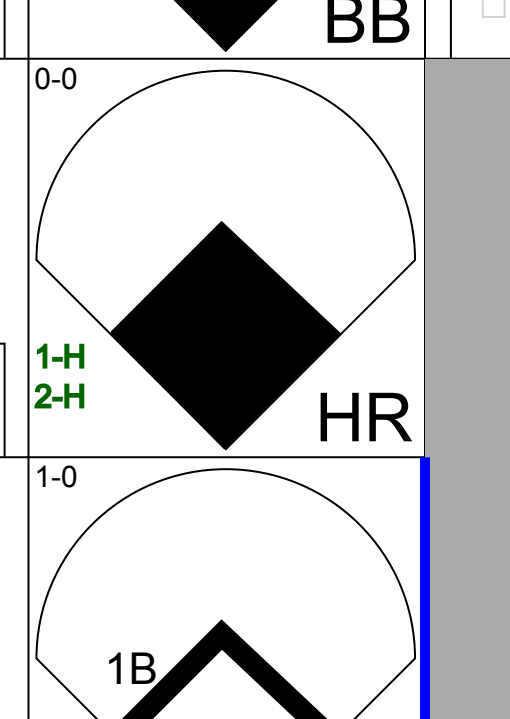
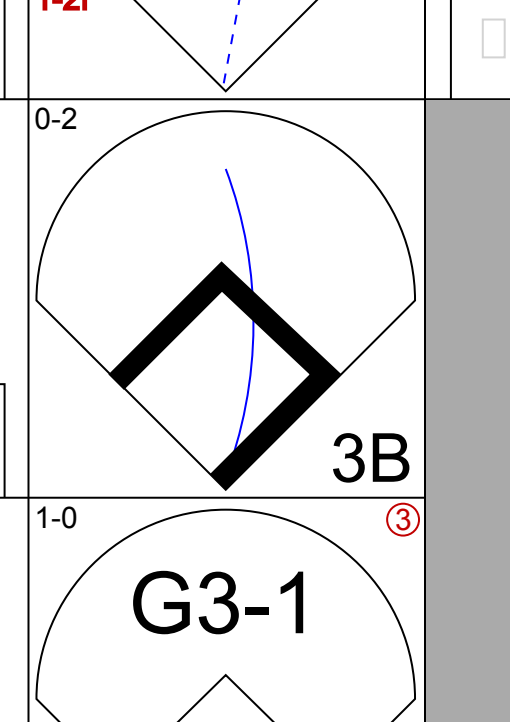
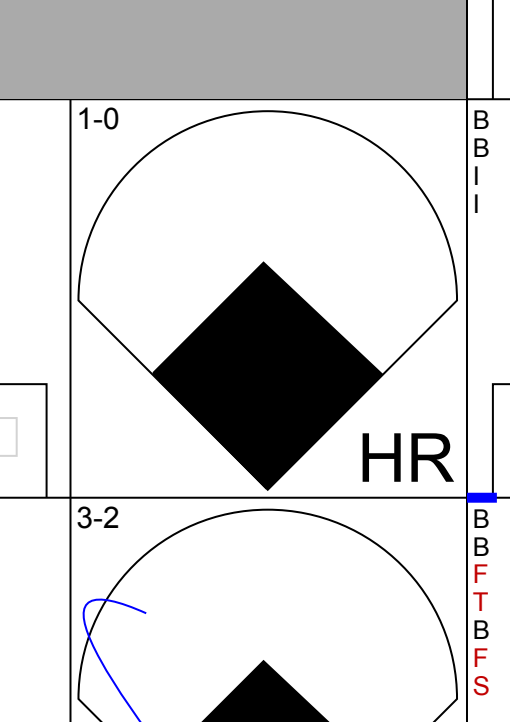
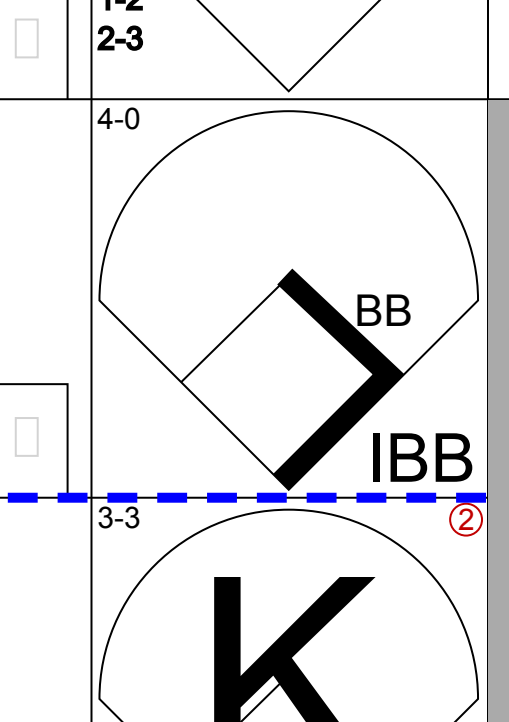
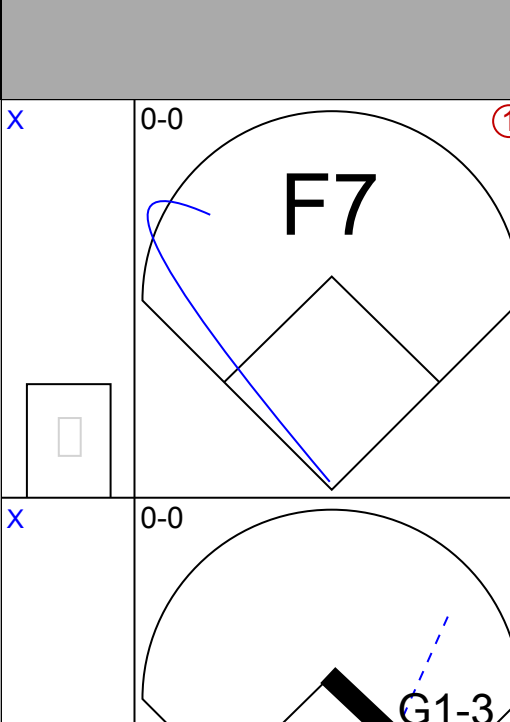
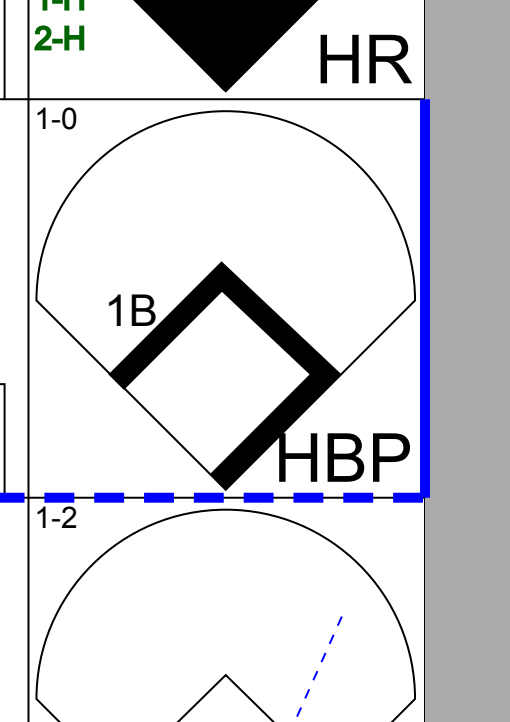
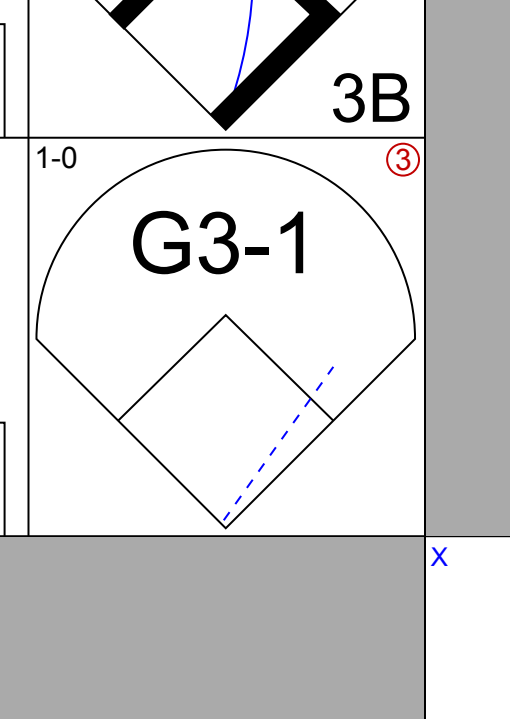
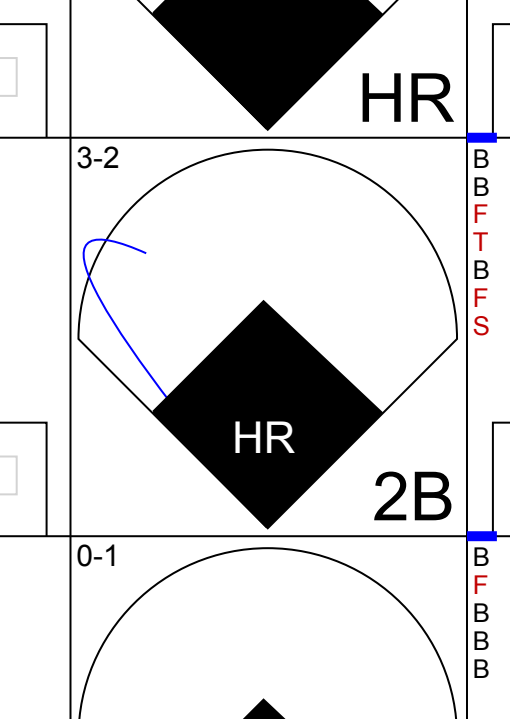
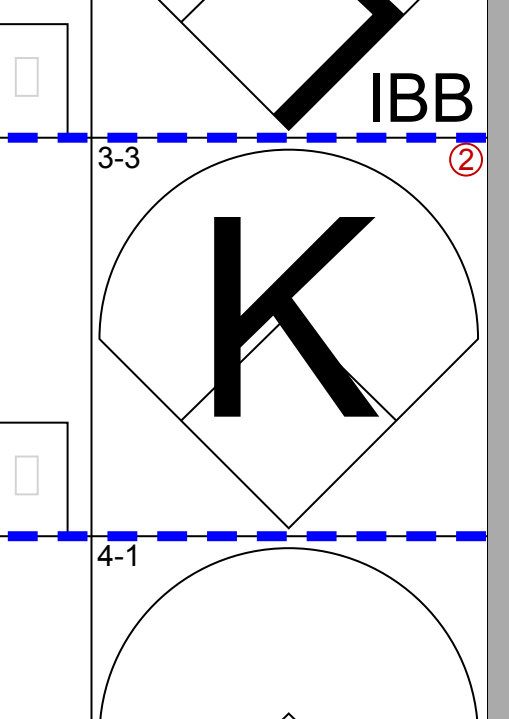
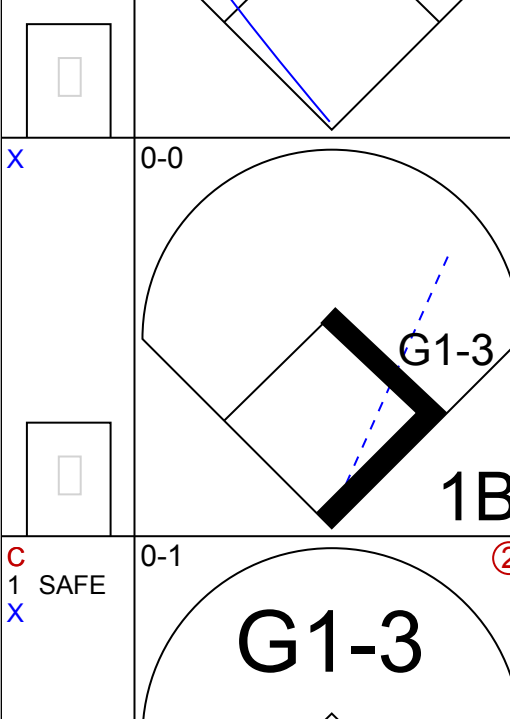
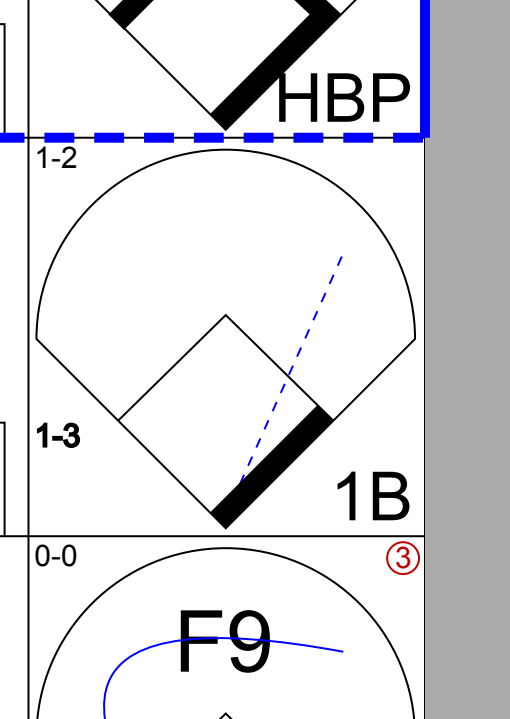
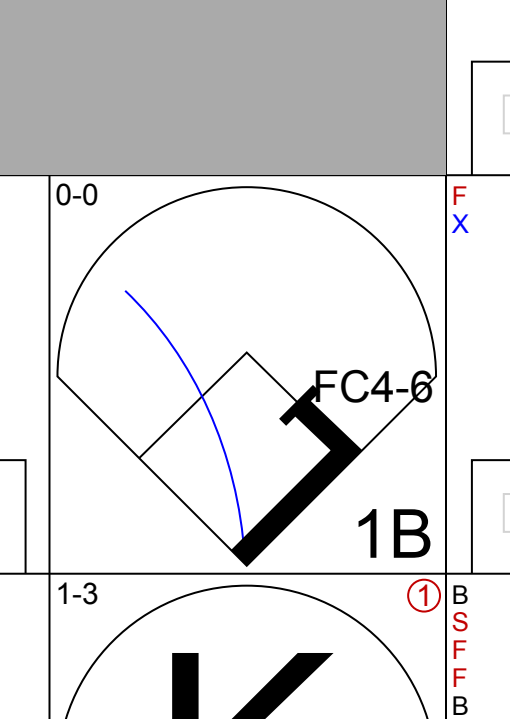
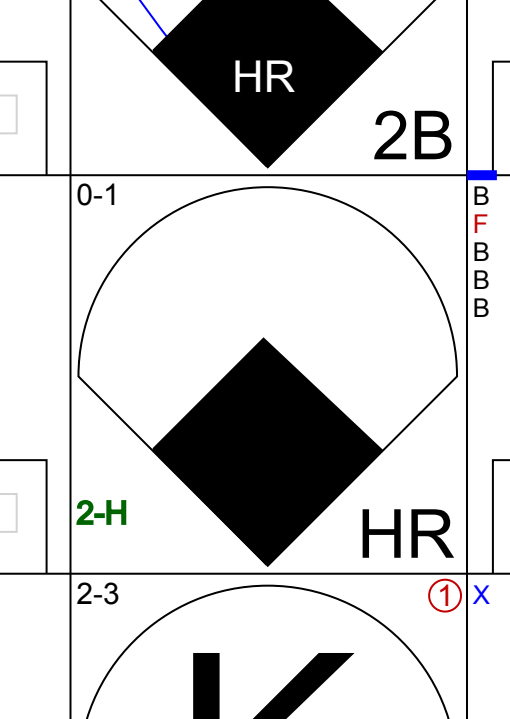
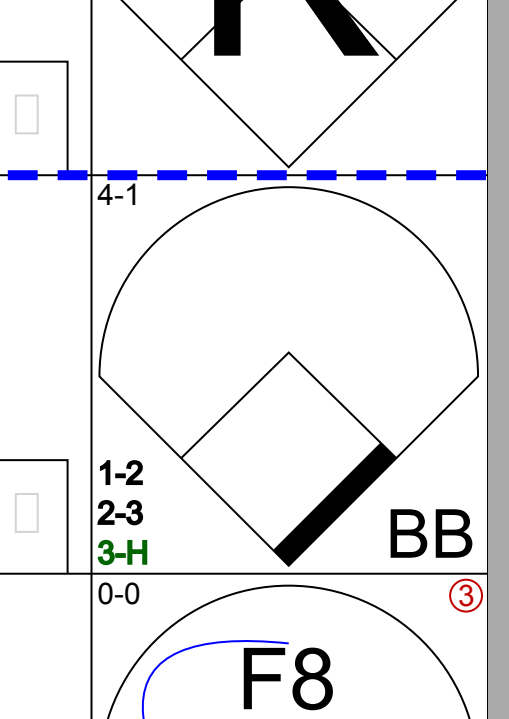
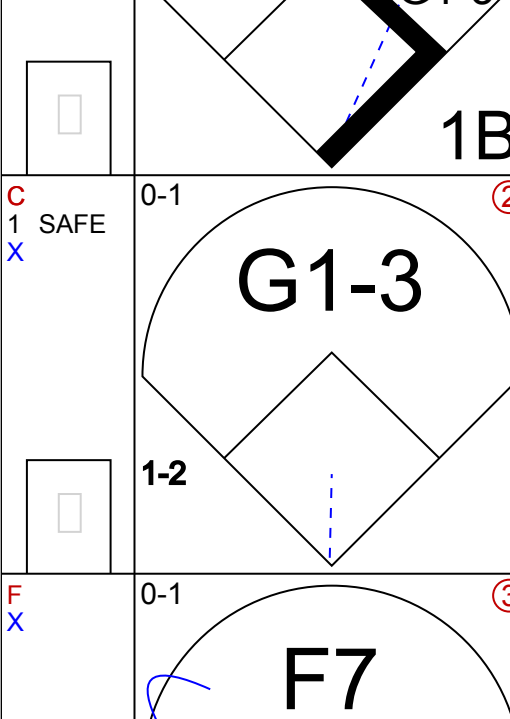
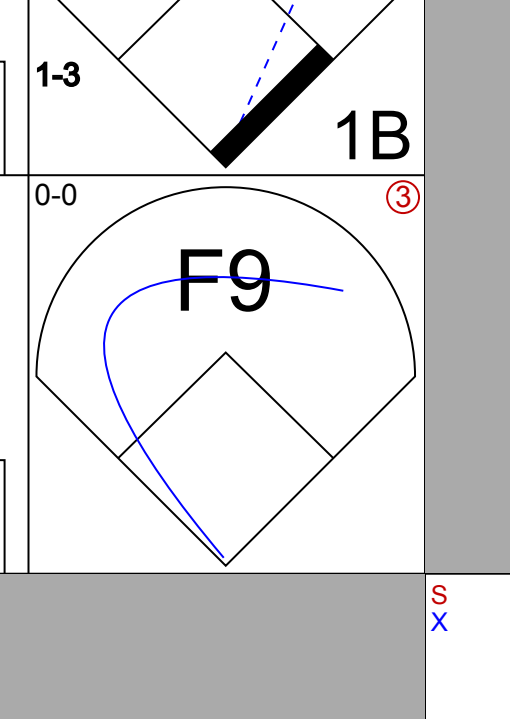
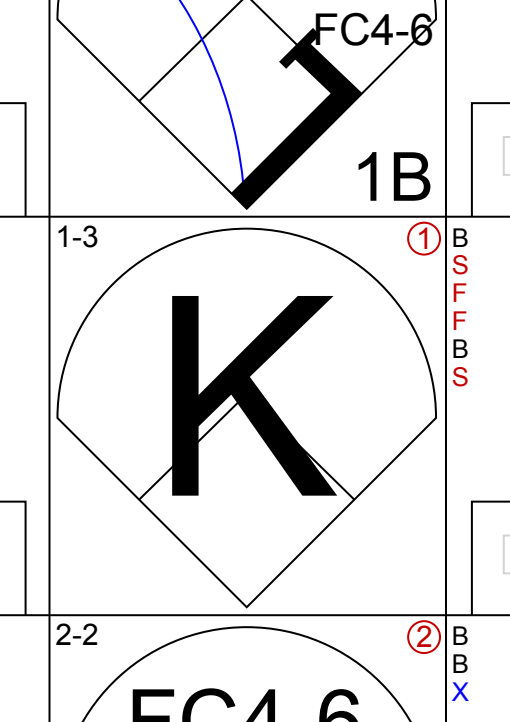
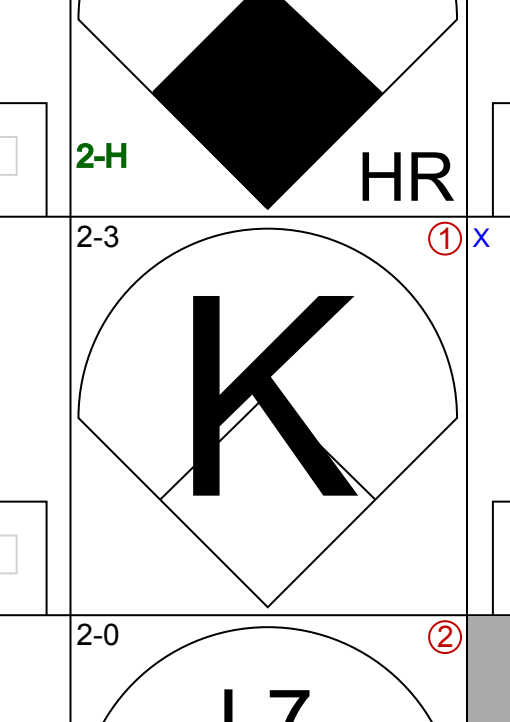
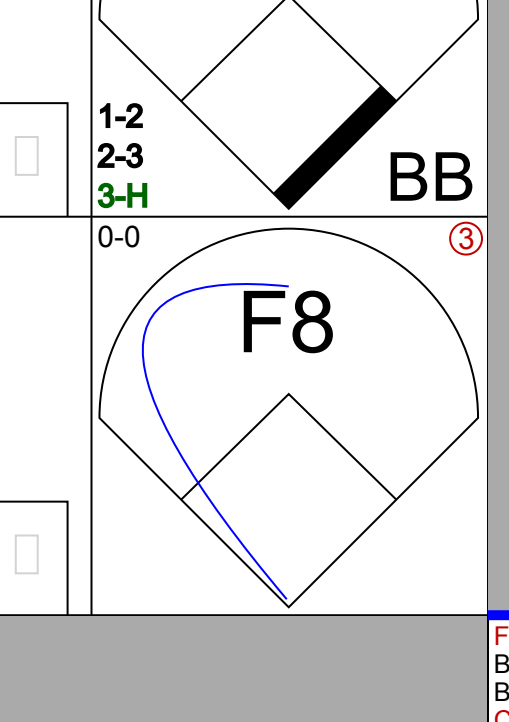
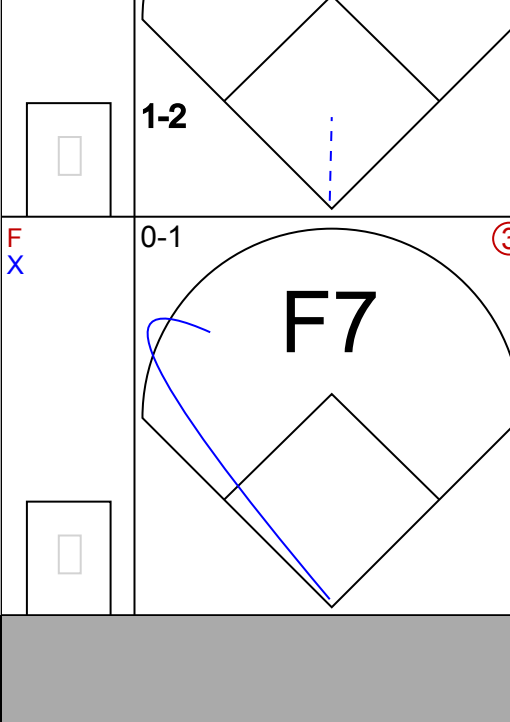
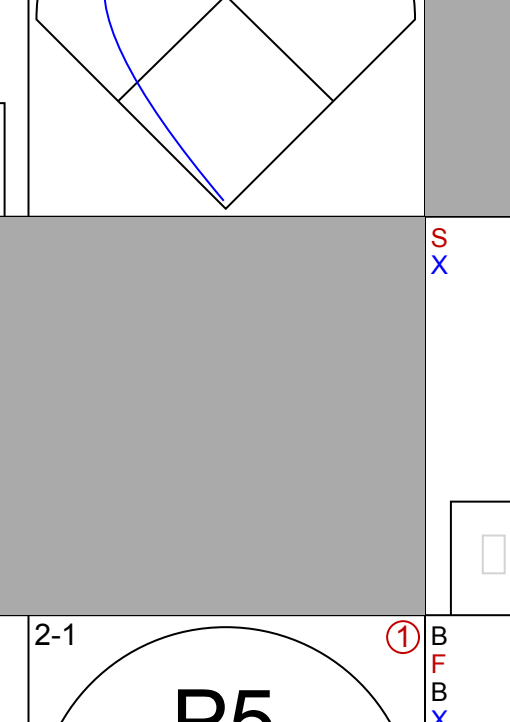
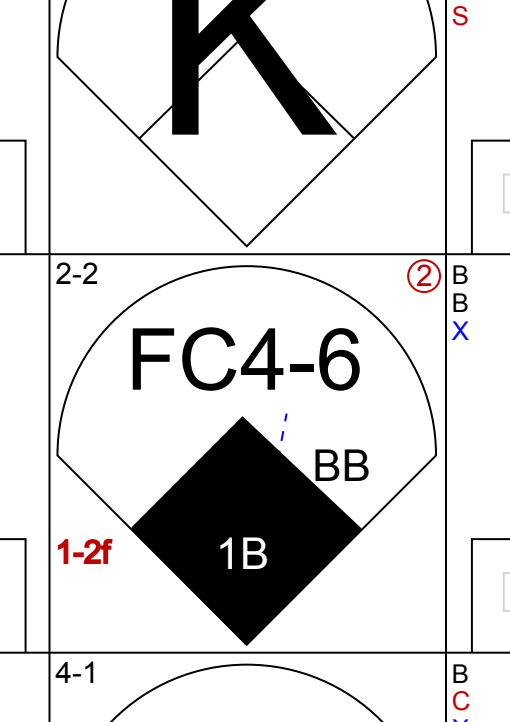
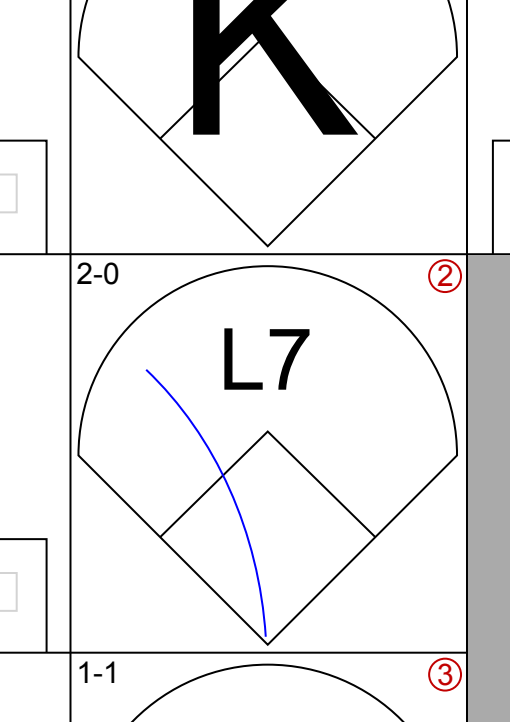
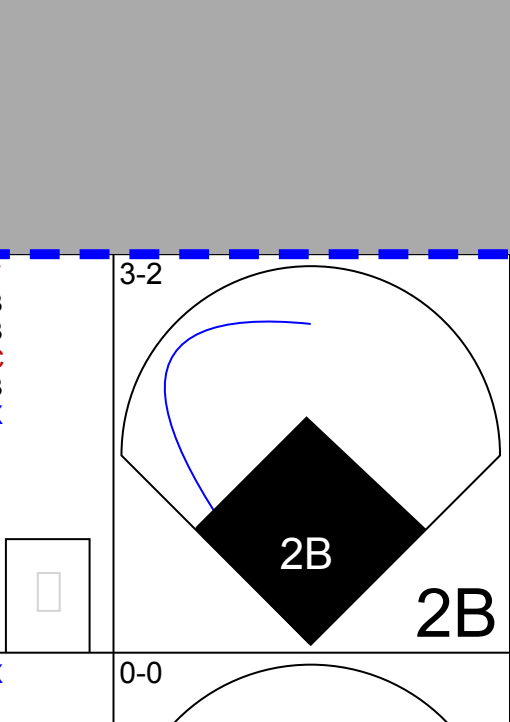
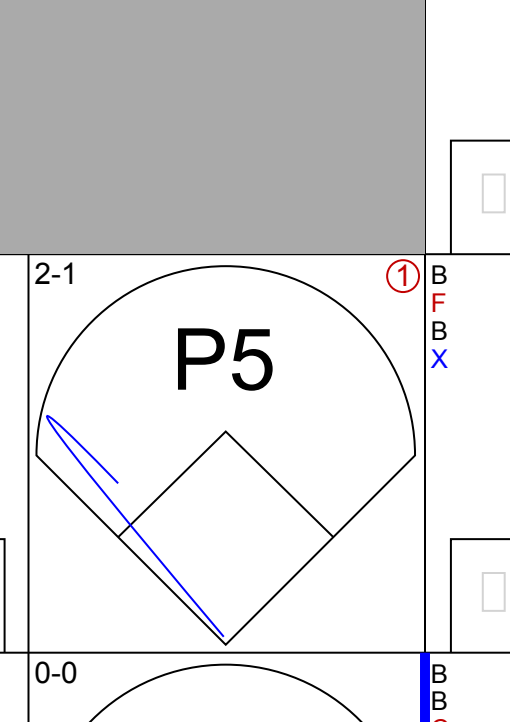

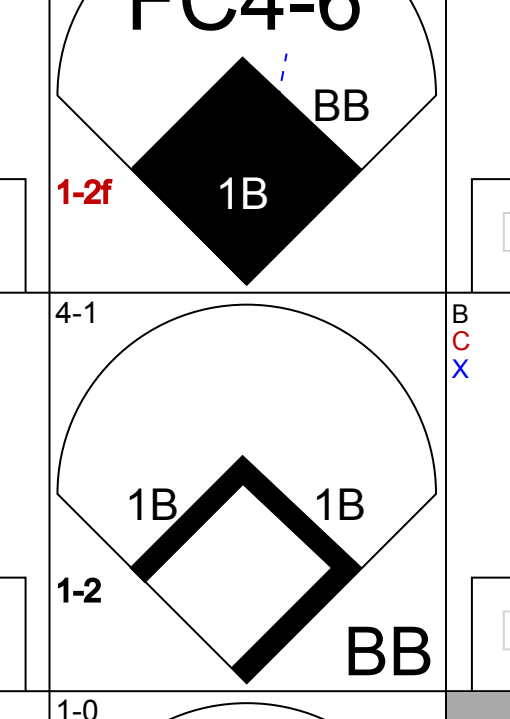
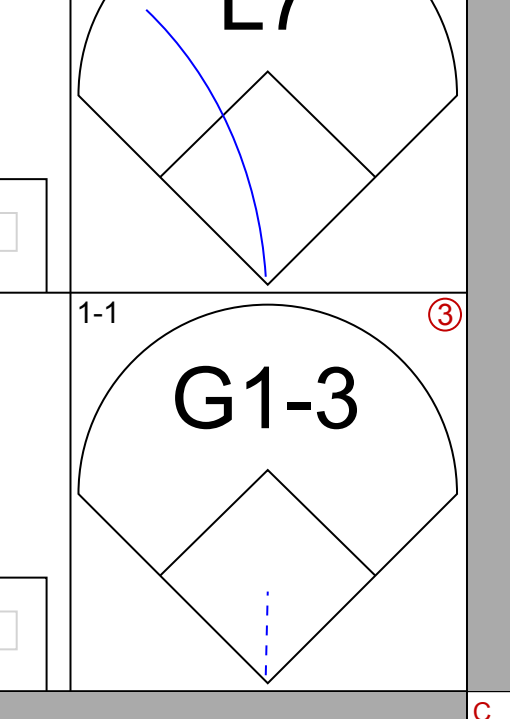
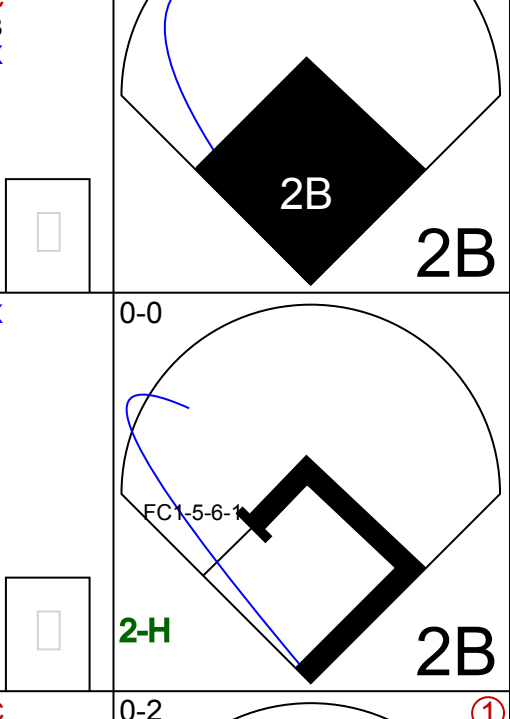
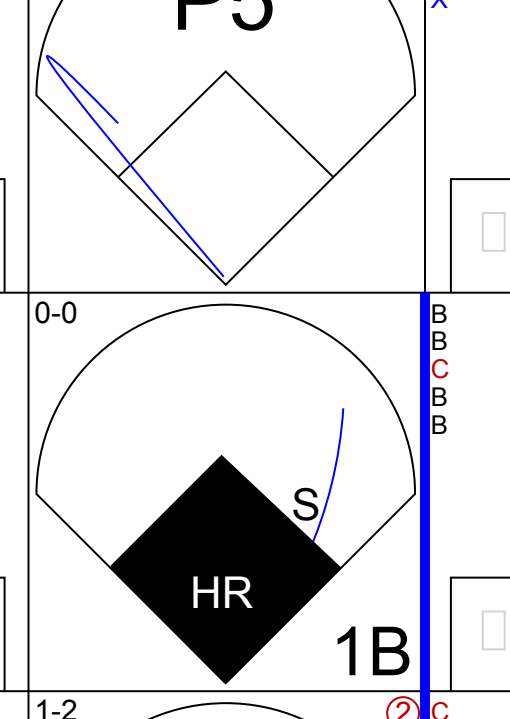

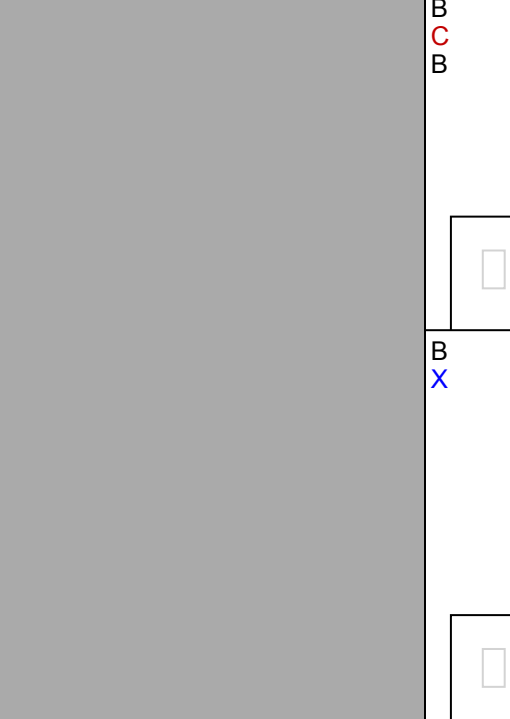
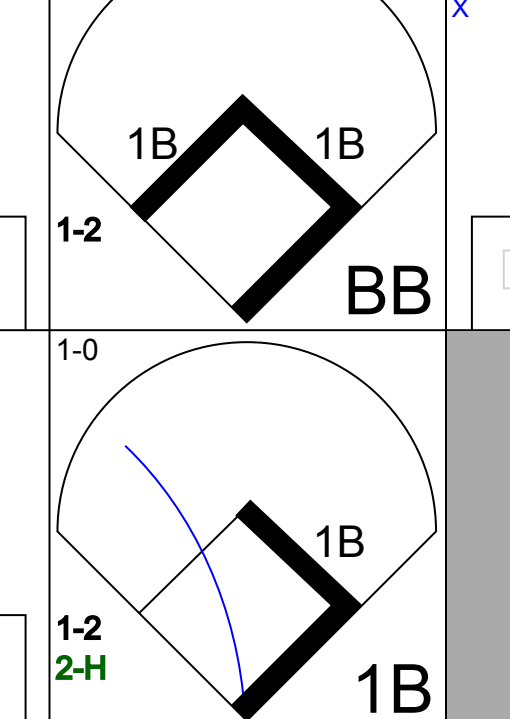
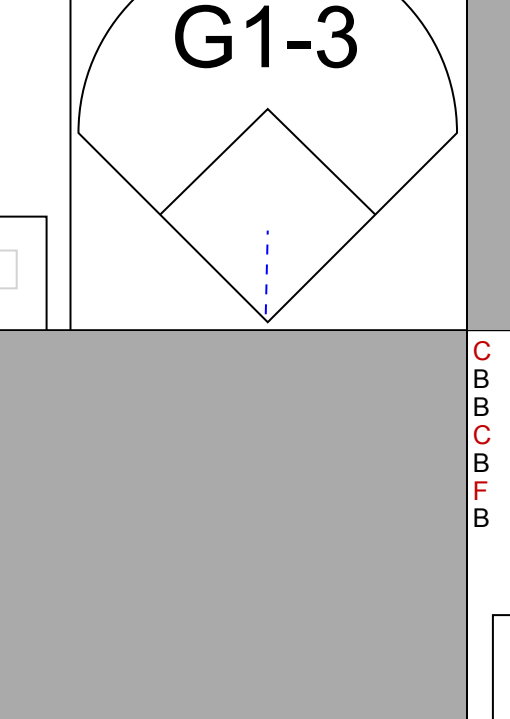
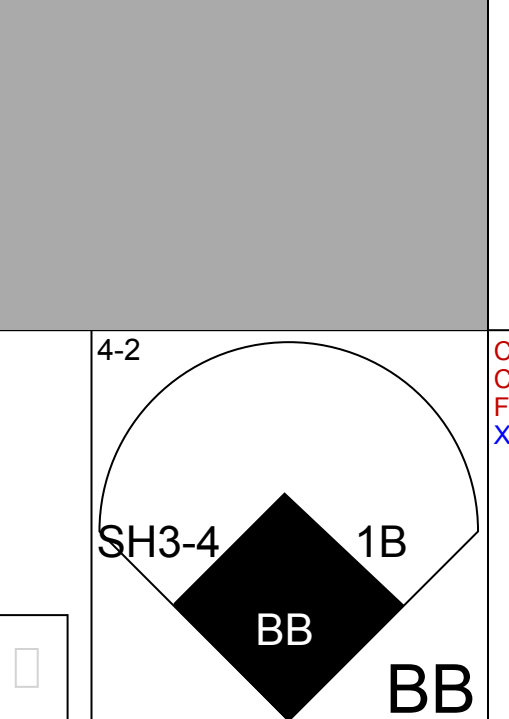
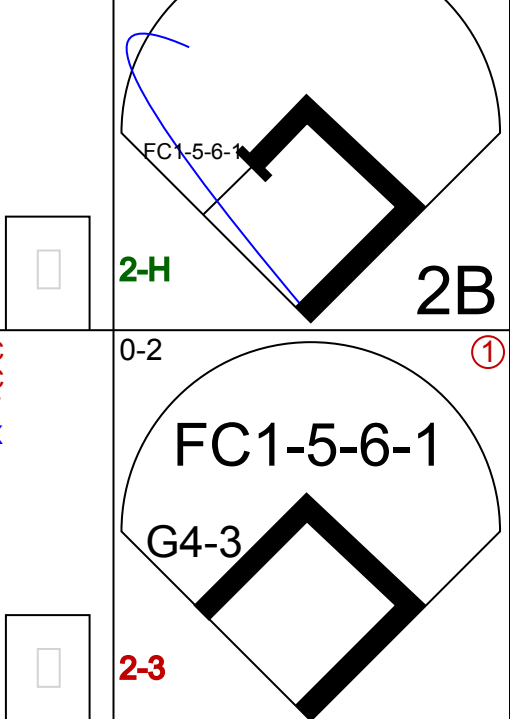
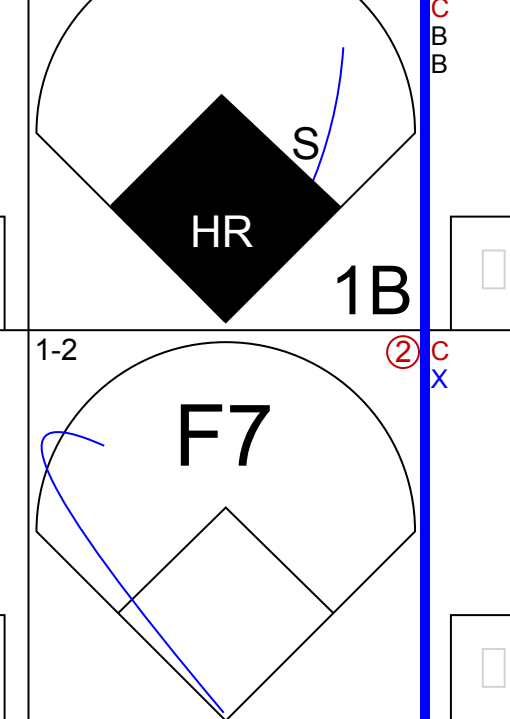



Batter	1	2	3	4	5	6	7	8	9	AB	R	H	RBI	BB	SO	LOB	TOP					
Tony Phillips, S OBP: 0.333, SLG: 0.357 (1, 7)				 1B		 1-2				5	0	1	0	0	2	3						
Lou Whitaker, L OBP: 0.455, SLG: 0.667 (1, 4)	 1B			 1-2 2-3			 HR	 BB		4	2	2	1	1	0	4						
Eric Davis, R OBP: 0.200, SLG: 0.111 Mitt Cuyler, S OBP: 0.250, SLG: 0.250 (1, 8) (2, 8)			 1B							1	0	0	0	0	1	1						
Cecil Fielder, R OBP: 0.214, SLG: 0.538 (1, 3)	 1H		 1-2					 1-2		5	1	1	2	0	1	2						
Travis Fryman, R OBP: 0.231, SLG: 0.333 (1, 5)										4	0	0	0	0	2	1						
Mickey Tettleton, S OBP: 0.385, SLG: 0.222 (1, 2)		 SF8	 BB		 BB			 BB		1	2	0	0	3	0	0						
Kirk Gibson, L OBP: 0.222, SLG: 0.143 Danny Bautista, R OBP: 0.750, SLG: 1.500 (8, PH) (8, 9)		 3H						 1H		2	0	0	1	0	0	3						
Alan Trammell, R OBP: 0.538, SLG: 0.545 (1, 6)		 1B		 1B						4	0	2	0	0	0	0						
Scott Livingstone, L OBP: 0.500, SLG: 0.500 (1, 10)		 1-3				 1B				4	0	2	0	0	0	1						
Inning Stats	R: 2 E: 0 K: 3 S: 14	H: 2 LOB: 0 BB: 0 P: 25	R: 1 E: 1 K: 0 S: 14	H: 2 LOB: 2 BB: 1 P: 28	R: 0 E: 0 K: 2 S: 12	H: 1 LOB: 2 BB: 1 P: 18	R: 0 E: 0 K: 1 S: 10	H: 2 LOB: 1 BB: 0 P: 15	R: 0 E: 0 K: 0 S: 7	H: 0 LOB: 1 BB: 1 P: 13	R: 0 E: 0 K: 0 S: 6	H: 1 LOB: 0 BB: 0 P: 10	R: 1 E: 0 K: 0 S: 11	H: 1 LOB: 0 BB: 0 P: 16	R: 2 E: 0 K: 1 S: 13	H: 1 LOB: 0 BB: 1 P: 20	R: 0 E: 0 K: 0 S: 9	H: 0 LOB: 0 BB: 1 P: 15	1B: 7 2B: 0 3B: 0 HR: 3	SF: 1 SAC: 0 DP: 2 HBP: 0	WP: 0 PB: 0 SB: 1 CS: 0	PA: 40
PITCHER	IP	WLS	BF	H	R	ER	SO	BB	IBB	HBP	BLK	WP	HR	S	P	ERA	WHIP					
Danny Darwin, R ERA: 3.6 (1, 1)	5.0	W	25	7	3	2	6	2	0	0	0	0	1	57	99	3.60	1.800					
Scott Bankhead, R ERA: 3.39 (6, 1)	2.0		7	2	1	1	0	0	0	0	0	0	1	17	26	4.50	1.000					
Tony Fossas, L ERA: (8, 1)	0.0		2	1	2	2	0	1	0	0	0	0	1	3	7	∞	∞					
Greg Harris, R ERA: 2.25 (8, 1)	2.0	S	6	0	0	0	1	1	0	0	0	0	0	19	28	0.00	0.500					

Detroit Tigers @ Boston Red Sox
Fenway Park, Boston, MA
Thu Apr 07 1994, 3:33 AM EDT
Att: 15,304 - Cloudy - 59 F

AB 35
R 6
H 10
RBI 6
BB 4
SO 7
LOB 18



Batter	1	2	3	4	5	6	7	8	9	AB	R	H	RBI	BB	SO	LOB	BOTTOM				
Otis Nixon, S OBP: 0.533, SLG: 0.364 (1, 8)	 1B	 1B		 1B			 BB	 1-2		5	1	3	0	1	0	3					
Tim Lincecum, R OBP: 0.250, SLG: 0.625 (1, 4)	 1-2			 1-2 2-3			 1H 2H			4	1	1	3	0	0	5					
Mike Greenwell, L OBP: 0.429, SLG: 1.000 Rich Rowland, R (7, PR) (8, 2)				 IBB			 HBP			3	1	2	1	1	0	0					
Mo Vaughn, L OBP: 0.357, SLG: 0.429 (1, 3)			 2B			 1B	 1-3			5	1	3	0	0	1	4					
Andre Dawson, R OBP: 0.538, SLG: 1.250 (1, 10)		 1B	 2H	 1-2 2-3 3-H		 1-2				4	1	2	3	1	0	3					
Scott Cooper, L OBP: 0.222, SLG: 0.250 (1, 5)										5	0	0	0	0	2	5					
John Valentin, R OBP: 0.583, SLG: 0.667 (1, 6)		 1B			 2B			 1B		5	2	2	0	0	0	1					
Damon Berryhill, S OBP: 0.600, SLG: 0.750 Lee Tinsley, S (7, PR) (8, 7)		 1B			 2B		 1B	 1-2		3	0	2	1	1	0	0					
Greg Blosser, L OBP: 0.500, SLG: 0.333 Billy Hatcher, R OBP: 0.500, SLG: 0.500 (1, 9) (8, 9)	 1-2 2H		 BB	 1B	 G4-3					3	1	1	1	1	0	2					
Inning Stats	R: 0 E: 0 K: 0 S: 10	H: 2 LOB: 1 BB: 0 P: 14	R: 1 E: 0 K: 1 S: 15	H: 3 LOB: 3 BB: 1 P: 27	R: 3 E: 0 K: 1 S: 13	H: 3 LOB: 0 BB: 0 P: 22	R: 1 E: 0 K: 1 S: 12	H: 1 LOB: 3 BB: 3 P: 28	R: 1 E: 0 K: 0 S: 12	H: 2 LOB: 1 BB: 0 P: 18	R: 0 E: 0 K: 0 S: 6	H: 1 LOB: 1 BB: 0 P: 6	R: 3 E: 0 K: 0 S: 13	H: 3 LOB: 2 BB: 1 P: 21	R: 0 E: 0 K: 0 S: 10	H: 1 LOB: 2 BB: 1 P: 18	1B: 9 2B: 3 3B: 1 HR: 3	SF: 0 SAC: 1 DP: 1 HBP: 1	WP: 0 PB: 0 SB: 1 CS: 0	PA: 46	
PITCHER	IP	WLS	BF	H	R	ER	SO	BB	IBB	HBP	BLK	WP	HR	S	P	ERA	WHIP				
Tim Belcher, R ERA: 13.5 (1, 1)	0.1	L	1	0	0	0	1	0	0	0	0	0	0	4	7	0.00	0.000				
Bill Krueger, L ERA: (4, 1)	0.1		2	0	0	0	0	1	0	0	0	0	0	2	6	0.00	3.000				
Mike Gardiner, R ERA: (5, 1)	2.2		15	5	4	4	0	1	0	1	0	0	1	27	40	13.50	2.250				
Bill Gullickson, R ERA: 13.5 Mike Henneman, R ERA: (7, 1)	1.1		7	2	0	0	0	1	0	0	0	0	0	14	23	0.00	2.250				

Detroit Tigers @ Boston Red Sox
Fenway Park, Boston, MA
Thu Apr 07 1994, 3:33 AM EDT
Att: 15,304 - Cloudy - 59 F

AB 38
R 9
H 16
RBI 9
BB 6
SO 3
LOB 25



Batter	1	2	3	4	5	6	7	8	9	AB	R	H	RBI	BB	SO	LOB	TOP								
Otis Nixon, S (1, 8) <small>OBP: 0.542, SLG: 0.353</small>	G4-3		1B				2B SF7		E 1B BB	3	1	2	0	2	0	0	Boston Red Sox @ Chicago White Sox Comiskey Park, Chicago, IL Sat Apr 09 1994, 4:33 AM EDT Att: 27,429 - Sunny - 65 F								
Billy Hatcher, R (1, 9) <small>OBP: 0.333, SLG: 0.417</small> Greg Blosser, L (9, PH) <small>OBP: 0.400, SLG: 0.250</small>	F9		P2			L9			K	4	0	1	0	0	0	2									
Mike Greenwell, L (1, 7)	L7		F9				SF7		E1 1B	3	1	1	2	1	0	1									
Mo Vaughn, L (1, 3)		F7				G3			K	5	0	0	0	0	3	5									
Andre Dawson, R (1, 10)		1B SF8				G4-3			K	4	2	2	2	0	1	0									
Tim Lincecum, R (1, 4) <small>OBP: 0.438, SLG: 0.667</small>						2H HR			P4	4	0	3	0	0	0	0									
Scott Cooper, L (1, 5) <small>OBP: 0.118, SLG: 0.133</small>									G6-3	3	0	0	1	0	1	2									
John Valentin, R (1, 6) <small>OBP: 0.450, SLG: 0.529</small>									F8	4	0	0	0	0	1	2									
Dave Valle, R (1, 2) <small>OBP: 0.231, SLG: 0.333</small> Damon Berryhill, S (9, PH) <small>OBP: 0.867, SLG: 0.800</small> Scott Fletcher, R (9, PR)									1B	3	0	0	0	0	0	0									
Inning Stats	R: 0 E: 0 K: 0 S: 8	H: 0 LOB: 0 BB: 0 P: 13	R: 1 E: 0 K: 1 S: 10	H: 2 LOB: 1 BB: 0 P: 14	R: 0 E: 0 K: 0 S: 9	H: 1 LOB: 1 BB: 0 P: 11	R: 0 E: 0 K: 1 S: 7	H: 1 LOB: 1 BB: 0 P: 9	R: 0 E: 0 K: 0 S: 8	H: 0 LOB: 1 BB: 1 P: 16	R: 2 E: 0 K: 1 S: 18	H: 2 LOB: 1 BB: 1 P: 31	R: 1 E: 0 K: 1 S: 12	H: 2 LOB: 0 BB: 0 P: 17	R: 0 E: 0 K: 1 S: 10	H: 0 LOB: 0 BB: 0 P: 13		R: 1 E: 1 K: 2 S: 16	H: 2 LOB: 3 BB: 1 P: 26	1B: 7 2B: 2 3B: 0 HR: 1	SF: 2 SAC: 0 DP: 0 HBP: 0	WP: 1 PB: 0 SB: 2 CS: 0	PA: 40		
PITCHER	IP	WLS	BF	H	R	ER	SO	BB	IBB	HBP	BLK	WP	HR	S	P	ERA	WHIP								
Jack McDowell, R (1, 1) <small>ERA: 5.14</small>	7.0	W	31	8	4	4	4	2	0	0	0	1	1	72	111	5.14	1.429								
Roberto Hernandez, R (8, 1) <small>ERA: 3.0</small>	2.0	S	9	2	1	1	3	1	0	0	0	0	0	26	39	4.50	1.500								

AB	35
R	5
H	10
RBI	5
BB	3
SO	7
LOB	14



Batter	1	2	3	4	5	6	7	8	9	AB	R	H	RBI	BB	SO	LOB	BOTTOM								
Tim Lincecum, S (1, 7) <small>OBP: 0.292, SLG: 0.500</small> Darrin Jackson, R (8, 9) <small>OBP: 0.375, SLG: 0.714</small>	B1-3		1B				F8			4	1	2	0	0	0	1	Boston Red Sox @ Chicago White Sox Comiskey Park, Chicago, IL Sat Apr 09 1994, 4:33 AM EDT Att: 27,429 - Sunny - 65 F								
Joey Cora, S (1, 4) <small>OBP: 0.200, SLG: 0.167</small>	F7		SF4			FC4-6			L6	4	1	0	1	0	0	5									
Frank Thomas, R (1, 3) <small>OBP: 0.500, SLG: 0.611</small>										3	1	2	1	1	1	3									
Julio Franco, R (1, 10) <small>OBP: 0.304, SLG: 0.474</small>		F9								4	0	1	2	0	1	3									
Robin Ventura, L (1, 5)										4	0	1	1	0	0	0									
Dan Pasqua, L (1, 9) <small>OBP: 0.286, SLG: 0.857</small>										4	0	1	0	0	1	2									
Lance Johnson, L (1, 8) <small>OBP: 0.238, SLG: 0.158</small>										4	0	0	0	0	0	1									
Michael LaValliere, L (1, 2) <small>OBP: 0.571, SLG: 0.400</small> Ron Karkovics, R (7, PR) <small>OBP: 0.500, SLG: 1.100</small>										3	0	2	0	0	0	0									
Ozzie Guillen, L (1, 6) <small>OBP: 0.286, SLG: 0.333</small>										4	2	2	0	0	1	1									
Inning Stats	R: 0 E: 0 K: 0 S: 10	H: 0 LOB: 1 BB: 1 P: 19	R: 0 E: 0 K: 1 S: 9	H: 0 LOB: 0 BB: 0 P: 12	R: 1 E: 0 K: 0 S: 10	H: 3 LOB: 2 BB: 0 P: 16	R: 0 E: 0 K: 0 S: 5	H: 0 LOB: 0 BB: 0 P: 8	R: 0 E: 0 K: 0 S: 11	H: 1 LOB: 1 BB: 0 P: 17	R: 1 E: 0 K: 0 S: 13	H: 2 LOB: 1 BB: 0 P: 19	R: 3 E: 0 K: 1 S: 29	H: 5 LOB: 2 BB: 0 P: 42	R: 1 E: 0 K: 1 S: 11	H: 1 LOB: 1 BB: 1 P: 18		1B: 9 2B: 1 3B: 0 HR: 2	SF: 1 SAC: 0 DP: 0 HBP: 0	WP: 0 PB: 0 SB: 0 CS: 0	PA: 38				
PITCHER	IP	WLS	BF	H	R	ER	SO	BB	IBB	HBP	BLK	WP	HR	S	P	ERA	WHIP								
Roger Clemens, R (1, 1) <small>ERA: 10.13</small>	1.0	L	6	3	1	1	1	0	0	0	0	0	0	23	35	9.00	3.000								
Greg Harris, R (7, 1) <small>ERA: 3.6</small>	0.2		3	1	1	1	1	0	0	0	0	0	1	8	10	13.50	1.500								
Tony Fossas, L (8, 1) <small>ERA: 16.2</small>	0.1		2	0	0	0	0	1	0	0	0	0	0	3	8	0.00	3.000								
Ricky Tricek, R (8, 1) <small>ERA: 11.57</small>																									

AB	35
R	6
H	12
RBI	6
BB	2
SO	4
LOB	16



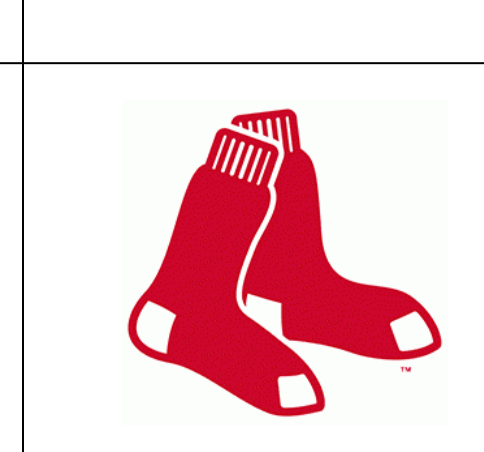
Batter	1	2	3	4	5	6	7	8	9	AB	R	H	RBI	BB	SO	LOB	TOP			
Otis Nixon, S (1, 8) <small>OBP: 0.519, SLG: 0.316</small> Lee Tinsley, S (6, 8) <small>OBP: 0.400, SLG: 0.250</small>	L6		K			1B BB		1B		2	0	0	0	1	1	0	Boston Red Sox @ Chicago White Sox Comiskey Park, Chicago, IL Sun Apr 10 1994, 4:33 AM EDT Att: 23,848 - Cloudy - 49 F			
Scott Fletcher, R (1, 4) <small>OBP: 0.091, SLG: 0.091</small>	K			F7		1B		G2		4	0	1	0	0	1	1				
Mike Greenwell, L (1, 7) <small>OBP: 0.407, SLG: 0.667</small>	G1-3			G1-3		F8		F5		4	0	0	0	0	0	3				
Mo Vaughn, L (1, 3) <small>OBP: 0.333, SLG: 0.370</small>		F7 1B		FC6-4 1B		F9			K	4	0	2	0	0	1	2				
Andre Dawson, R (1, 10) <small>OBP: 0.400, SLG: 0.917</small>		CS 1B		FC6-4			G1-3		F8	4	0	1	0	0	0	1				
Damon Berryhill, S (1, 2) <small>OBP: 0.444, SLG: 0.500</small> Rich Rowland, R (7, 2)	F7				F9		F9		K	3	0	0	0	0	0	2				
Tim Lincecum, R (1, 5) <small>OBP: 0.421, SLG: 0.611</small>	L6				K			1B		3	0	1	0	0	1	2				
John Valentin, R (1, 6) <small>OBP: 0.391, SLG: 0.450</small>			G5-3		F8		G5-3			3	0	0	0	0	0	1				
Greg Blosser, L (1, 9) <small>OBP: 0.250, SLG: 0.143</small>	F8					K		G6-3		3	0	0	0	0	1	0				
Inning Stats	R: 0 E: 0 K: 1 S: 5	H: 0 LOB: 0 BB: 0 P: 5	R: 0 E: 0 K: 0 S: 4	H: 2 LOB: 1 BB: 0 P: 4	R: 0 E: 0 K: 1 S: 5	H: 0 LOB: 0 BB: 0 P: 5	R: 0 E: 0 K: 0 S: 4	H: 1 LOB: 1 BB: 0 P: 4	R: 0 E: 0 K: 1 S: 5	H: 0 LOB: 0 BB: 0 P: 5	R: 0 E: 0 K: 0 S: 6	H: 1 LOB: 2 BB: 1 P: 10	R: 0 E: 0 K: 0 S: 4	H: 1 LOB: 1 BB: 0 P: 4	R: 0 E: 0 K: 2 S: 7	H: 0 LOB: 0 BB: 0 P: 7		1B: 6 2B: 0 3B: 0 HR: 0	SF: 0 SAC: 0 DP: 0 HBP: 0	WP: 0 PB: 0 SB: 0 CS: 1
PITCHER Alex Fernandez, R (1, 1) <small>ERA: 1.2</small>	IP: 9.0 WLS: W BF: 33 H: 6 R: 0 ER: 0 SO: 6 BB: 1 IBB: 0 HBP: 0 BLK: 0 WP: 0 HR: 0 S: 44 P: 48 ERA: 0.00 WHIP: 0.778																			

Batter	1	2	3	4	5	6	7	8	9	AB	R	H	RBI	BB	SO	LOB	BOTTOM			
Lance Johnson, L (1, 8) <small>OBP: 0.269, SLG: 0.174</small>	F9 2B 1B		2B E BB	K		F8		G4-3		4	2	1	1	1	1	1	Boston Red Sox @ Chicago White Sox Comiskey Park, Chicago, IL Sun Apr 10 1994, 4:33 AM EDT Att: 23,848 - Cloudy - 49 F			
Craig Grebeck, R (1, 4) <small>OBP: 0.556, SLG: 0.750</small>	K		E 2B		G4-3	F3		3H 1B		5	1	2	0	0	1	2				
Frank Thomas, R (1, 3) <small>OBP: 0.483, SLG: 0.591</small>	F9		E9 1B 2B		1B BB	K		F9		4	2	1	2	1	1	3				
Julio Franco, R (1, 10) <small>OBP: 0.333, SLG: 0.522</small>	2B		FC6-4 1B		F9		G6-3			4	0	2	2	0	0	1				
Robin Ventura, L (1, 5) <small>OBP: 0.423, SLG: 0.833</small>	F8		K		1B 1B		G3			4	1	1	0	0	1	2				
Darin Jackson, R (1, 9) <small>OBP: 0.450, SLG: 0.688</small>		S BB	F3		1B E 1B		BB			2	1	1	1	2	0	1				
Joe Hall, R (1, 7) <small>OBP: 0.400, SLG: 0.400</small> Warren Newson, L (7, PH) <small>OBP: 0.415</small>	K		FC6-4		E9 1B		F7			3	0	1	1	0	1	2				
Ron Karkovice, R (1, 2) <small>OBP: 0.438, SLG: 0.929</small>	K			K	K			G4-3 2B		4	1	1	0	0	3	2				
Ozzie Guillen, L (1, 6) <small>OBP: 0.280, SLG: 0.360</small>	K			G4-3				G4-3		4	0	1	0	0	1	2				
Inning Stats	R: 1 E: 0 K: 1 S: 7	H: 2 LOB: 1 BB: 0 P: 7	R: 0 E: 0 K: 3 S: 9	H: 0 LOB: 1 BB: 1 P: 13	R: 3 E: 1 K: 1 S: 8	H: 3 LOB: 1 BB: 1 P: 12	R: 0 E: 0 K: 2 S: 7	H: 0 LOB: 0 BB: 0 P: 7	R: 3 E: 1 K: 1 S: 8	H: 3 LOB: 1 BB: 1 P: 12	R: 0 E: 0 K: 1 S: 6	H: 1 LOB: 1 BB: 0 P: 6	R: 0 E: 0 K: 0 S: 3	H: 0 LOB: 1 BB: 1 P: 7	R: 1 E: 0 K: 0 S: 5	H: 2 LOB: 1 BB: 0 P: 5		1B: 6 2B: 5 3B: 0 HR: 0	SF: 0 SAC: 0 DP: 0 HBP: 0	WP: 0 PB: 0 SB: 2 CS: 0
PITCHER Joe Hesketh, L (1, 1) <small>ERA: 9.53</small> Paul Quantrill, R (5, 1) <small>ERA: 4.15</small> Ricky Tricek, R (7, 1) <small>ERA: 8.31</small>	IP: 4.2 WLS: L BF: 23 H: 6 R: 6 ER: 6 SO: 7 BB: 3 IBB: 0 HBP: 0 BLK: 0 WP: 0 HR: 0 S: 34 P: 46 ERA: 11.57 WHIP: 1.929																			

Batter	1	2	3	4	5	6	7	8	9	10	AB	R	H	RBI	BB	SO	LOB	TOP							
Otis Nixon, S <small>OBP: 0.469, SLG: 0.391</small>											4	1	1	1	0	1	1								
Billy Hatcher, R <small>OBP: 0.350, SLG: 0.438</small>											4	2	2	1	0	0	0								
Mike Greenwell, L <small>OBP: 0.406, SLG: 0.615</small>											5	1	2	0	0	0	1								
Mo Vaughn, L <small>OBP: 0.344, SLG: 0.406</small>											5	0	2	3	0	1	1								
Andre Dawson, R Scott Fletcher, R <small>OBP: 0.091, SLG: 0.091</small>											4	0	0	0	1	1	4								
Tim Lincecum, R <small>OBP: 0.417, SLG: 0.696</small>											5	1	2	2	0	0	3								
Scott Cooper, L <small>OBP: 0.182, SLG: 0.158</small>											4	0	1	0	1	0	0								
John Valentin, R <small>OBP: 0.464, SLG: 0.542</small>											4	1	3	1	1	0	0								
Dave Valle, R <small>OBP: 0.188, SLG: 0.267</small>											3	0	0	0	0	0	4								
Lee Tinsley, S Damon Berryhill, S <small>OBP: 0.364, SLG: 0.400</small>											0	1	0	0	0	0	0								
Inning Stats	R: 1 E: 0 K: 1 S: 14	H: 2 LOB: 1 BB: 0 P: 23	R: 1 E: 0 K: 0 S: 11	H: 3 LOB: 1 BB: 0 P: 19	R: 0 E: 0 K: 0 S: 11	H: 0 LOB: 0 BB: 0 P: 9	R: 0 E: 0 K: 0 S: 8	H: 0 LOB: 0 BB: 0 P: 16	R: 0 E: 0 K: 1 S: 9	H: 0 LOB: 0 BB: 0 P: 14	R: 0 E: 0 K: 0 S: 5	H: 0 LOB: 0 BB: 0 P: 6	R: 3 E: 1 K: 1 S: 23	H: 4 LOB: 2 BB: 0 P: 37	R: 0 E: 0 K: 0 S: 8	H: 0 LOB: 0 BB: 0 P: 12	R: 3 E: 0 K: 0 S: 15	H: 3 LOB: 3 BB: 3 P: 33	1B: 8 2B: 4 3B: 2 HR: 0	SF: 2 SAC: 0 DP: 2 HBP: 0	WP: 1 PB: 0 SB: 2 CS: 0	PA: 45			
PITCHER	IP 6.0	WLS 22	BF 6	H 2	R 2	ER 2	SO 2	BB 0	IBB 0	HBP 0	BLK 0	WP 1	HR 0	S 60	P 93	ERA 3.00	WHIP 1.000								
Hipolito Pichardo, R <small>ERA: 3.82</small>	1.1	7	2	3	2	0	0	0	0	0	0	0	0	15	21	13.50	1.500								
Mike Magnante, L <small>ERA: 9.64</small>	2.2	L	16	5	3	3	1	2	1	0	0	0	0	36	67	10.12	2.625								

Boston Red Sox @ Kansas City Royals
Kauffman Stadium, Kansas City, MO
Mon Apr 11 1994, 7:05 PM CDT
Att: 15,883 - Unknown - 47 F


AB	40
R	8
H	13
RBI	8
BB	3
SO	3
LOB	17



Batter	1	2	3	4	5	6	7	8	9	10	AB	R	H	RBI	BB	SO	LOB	BOTTOM							
Vince Coleman, S <small>OBP: 0.333, SLG: 0.583</small>											5	2	3	1	0	0	2								
Wally Joyner, L <small>OBP: 0.238, SLG: 0.316</small>											5	0	0	0	0	1	3								
Brian McRae, S <small>OBP: 0.550, SLG: 0.588</small>											4	0	2	2	1	0	0								
Mike Macfarlane, R <small>OBP: 0.353, SLG: 0.467</small>											4	0	0	0	1	1	2								
Gary Gaetti, R <small>OBP: 0.351, SLG: 0.333</small>											5	0	0	0	0	0	3								
Hubie Brooks, R <small>OBP: 0.288, SLG: 0.167</small>											5	0	0	0	0	1	2								
Dave Henderson, R <small>OBP: 0.118, SLG: 0.235</small>											5	2	2	0	0	0	0								
Jose Lind, R <small>OBP: 0.389, SLG: 0.471</small>											3	1	2	1	1	0	1								
David Howard, S <small>ERA: 13.5</small>											2	0	0	1	1	1	2								
Inning Stats	R: 1 E: 0 K: 0 S: 12	H: 2 LOB: 1 BB: 0 P: 16	R: 0 E: 0 K: 1 S: 10	H: 0 LOB: 1 BB: 1 P: 16	R: 0 E: 0 K: 0 S: 7	H: 0 LOB: 0 BB: 0 P: 12	R: 0 E: 0 K: 0 S: 5	H: 0 LOB: 0 BB: 0 P: 11	R: 1 E: 0 K: 0 S: 12	H: 2 LOB: 1 BB: 0 P: 17	R: 0 E: 0 K: 1 S: 10	H: 0 LOB: 0 BB: 0 P: 15	R: 0 E: 0 K: 0 S: 7	H: 1 LOB: 2 BB: 1 P: 15	R: 0 E: 0 K: 0 S: 9	H: 0 LOB: 2 BB: 2 P: 21	R: 3 E: 1 K: 2 S: 21	H: 4 LOB: 1 BB: 0 P: 31	R: 0 E: 0 K: 0 S: 9	H: 0 LOB: 0 BB: 0 P: 17	1B: 4 2B: 4 3B: 1 HR: 0	SF: 1 SAC: 0 DP: 0 HBP: 0	WP: 0 PB: 0 SB: 2 CS: 0	PA: 43	
PITCHER	IP 6.2	WLS 27	BF 5	H 2	R 2	ER 2	SO 2	BB 2	IBB 0	HBP 0	BLK 0	WP 0	HR 0	S 61	P 98	ERA 2.70	WHIP 1.050								
Paul Quantrill, R <small>ERA: 3.18</small>	0.1	1	0	0	0	0	0	0	0	0	0	0	0	2	4	0.00	0.000								
Greg Harris, R <small>ERA: 3.0</small>	1.0	5	0	0	0	0	0	2	0	0	0	0	0	9	21	0.00	2.000								
Jeff Russell, R <small>ERA: 8.1</small>	0.1	4	3	3	3	1	0	0	0	0	0	0	0	13	20	81.00	9.000								
Tony Fossas, L <small>ERA: 13.5</small>	0.1	1	0	0	0	1	0	0	0	0	0	0	0	4	7	0.00	0.000								

Boston Red Sox @ Kansas City Royals
Kauffman Stadium, Kansas City, MO
Mon Apr 11 1994, 7:05 PM CDT
Att: 15,883 - Unknown - 47 F

AB	38
R	5
H	9
RBI	5
BB	4
SO	4
LOB	15



Batter	1	2	3	4	5	6	7	8	9	AB	R	H	RBI	BB	SO	LOB	TOP							
Otis Nixon, S (1, 8) OBP: 0.459, SLG: 0.370 Lee Tinsley, S (6, 8) OBP: 0.429, SLG: 0.200										4	2	1	0	1	1	2								
Billy Hatcher, R (1, 9) OBP: 0.407, SLG: 0.619										5	3	2	2	2	1	1								
Mike Greenwell, L (1, 7) OBP: 0.389, SLG: 0.621 Greg Blosser, L (6, 7) OBP: 0.364, SLG: 0.125										3	1	1	2	0	0	0								
Mo Vaughn, L (1, 3) OBP: 0.395, SLG: 0.556										4	3	2	4	2	1	0								
Andre Dawson, R (1, 10) OBP: 0.382, SLG: 0.742 Scott Fletcher, R (7, PH) OBP: 0.231, SLG: 0.167										3	2	1	1	0	1	0								
Tim Lincecum, R (1, 4) OBP: 0.400, SLG: 0.593										4	3	0	0	2	0	5								
Scott Cooper, L (1, 5) OBP: 0.321, SLG: 0.600										6	2	5	5	0	0	1								
John Valentin, R (1, 6) OBP: 0.471, SLG: 0.607										4	2	1	3	2	0	2								
Dave Valle, R (1, 2) OBP: 0.250, SLG: 0.444 Rich Rowland, R (7, PH) OBP: 0.231, SLG: 0.167										3	1	1	1	1	1	2								
Inning Stats	R: 6 E: 0 K: 1 S: 20	H: 5 LOB: 1 BB: 2 P: 40	R: 1 E: 0 K: 1 S: 9	H: 1 LOB: 0 BB: 0 P: 15	R: 2 E: 0 K: 1 S: 11	H: 2 LOB: 0 BB: 0 P: 17	R: 0 E: 0 K: 1 S: 7	H: 0 LOB: 0 BB: 0 P: 11	R: 0 E: 0 K: 1 S: 10	H: 1 LOB: 1 BB: 0 P: 14	R: 8 E: 2 K: 0 S: 29	H: 2 LOB: 1 BB: 4 P: 57	R: 4 E: 0 K: 0 S: 12	H: 2 LOB: 1 BB: 2 P: 25	R: 1 E: 1 K: 0 S: 8	H: 1 LOB: 2 BB: 3 P: 22	R: 0 E: 0 K: 0 S: 14	H: 1 LOB: 3 BB: 2 P: 27	1B: 4 2B: 4 3B: 2 HR: 5	SF: 1 SAC: 0 DP: 1 HBP: 2	WP: 0 PB: 0 SB: 1 CS: 0	PA: 57		
PITCHER	IP WLS BF H R ER SO BB IBB HBP BLK WP HR S P ERA WHIP	IP WLS BF H R ER SO BB IBB HBP BLK WP HR S P ERA WHIP	IP WLS BF H R ER SO BB IBB HBP BLK WP HR S P ERA WHIP	IP WLS BF H R ER SO BB IBB HBP BLK WP HR S P ERA WHIP	IP WLS BF H R ER SO BB IBB HBP BLK WP HR S P ERA WHIP	IP WLS BF H R ER SO BB IBB HBP BLK WP HR S P ERA WHIP	IP WLS BF H R ER SO BB IBB HBP BLK WP HR S P ERA WHIP	IP WLS BF H R ER SO BB IBB HBP BLK WP HR S P ERA WHIP	IP WLS BF H R ER SO BB IBB HBP BLK WP HR S P ERA WHIP	IP WLS BF H R ER SO BB IBB HBP BLK WP HR S P ERA WHIP	IP WLS BF H R ER SO BB IBB HBP BLK WP HR S P ERA WHIP	IP WLS BF H R ER SO BB IBB HBP BLK WP HR S P ERA WHIP	IP WLS BF H R ER SO BB IBB HBP BLK WP HR S P ERA WHIP	IP WLS BF H R ER SO BB IBB HBP BLK WP HR S P ERA WHIP	IP WLS BF H R ER SO BB IBB HBP BLK WP HR S P ERA WHIP	IP WLS BF H R ER SO BB IBB HBP BLK WP HR S P ERA WHIP	IP WLS BF H R ER SO BB IBB HBP BLK WP HR S P ERA WHIP	IP WLS BF H R ER SO BB IBB HBP BLK WP HR S P ERA WHIP	IP WLS BF H R ER SO BB IBB HBP BLK WP HR S P ERA WHIP	IP WLS BF H R ER SO BB IBB HBP BLK WP HR S P ERA WHIP	IP WLS BF H R ER SO BB IBB HBP BLK WP HR S P ERA WHIP	IP WLS BF H R ER SO BB IBB HBP BLK WP HR S P ERA WHIP	IP WLS BF H R ER SO BB IBB HBP BLK WP HR S P ERA WHIP	
Kevin Appier, R (1, 1) ERA: 13.5	3.0 L 19 8 9 9 3 2 0 0 0 0 0 3 40 72 27.00 3.333	2.0 6 1 0 0 2 0 0 0 0 0 0 1 17 25 0.00 0.500	1.0 12 2 8 2 0 4 0 1 0 0 1 29 57 18.00 6.000	1.0 8 2 4 4 0 2 0 1 0 0 1 12 25 36.00 4.000	2.0 12 2 1 1 0 5 0 0 0 0 0 22 49 4.50 3.500																			

Boston Red Sox @ Kansas City Royals
 Kauffman Stadium, Kansas City, MO
 Tue Apr 12 1994, 7:05 PM CDT
 Att: 13,968 - Unknown - 48 F

AB 41
 R 22
 H 15
 RBI 19
 BB 13
 SO 5
 LOB 21



Batter	1	2	3	4	5	6	7	8	9	AB	R	H	RBI	BB	SO	LOB	BOTTOM						
Vince Coleman, S (1, 7) OBP: 0.345, SLG: 0.552										5	1	2	0	0	0	1							
Brian McRae, S (1, 8) OBP: 0.478, SLG: 0.500 Kevin Koslofski, L (7, PH) OBP: 0.500, SLG: 0.250										3	0	0	0	0	0	0							
Wally Joyner, L (1, 3) OBP: 0.308, SLG: 0.417										5	3	3	1	0	0	0							
Mike Macfarlane, R (1, 2) OBP: 0.350, SLG: 0.412 Brent Mayne, L (7, 2) OBP: 0.286, SLG: 0.333										2	1	0	0	1	0	0							
Dave Henderson, R (1, 9) OBP: 0.200, SLG: 0.450 Tom Goodwin, L (7, 9) OBP: 0.409, SLG: 0.421										3	2	2	3	0	0	0							
Bob Hamelin, L (1, 10) OBP: 0.388, SLG: 0.500 Gary Gaetti, R (8, 5) OBP: 0.409, SLG: 0.421										4	1	3	3	0	0	0							
Jose Lind, R (1, 4) OBP: 0.348, SLG: 0.409										5	0	1	1	0	1	2							
David Howard, S (1, 6) OBP: 0.300, SLG: 0.286										4	0	1	1	1	1	2							
Terry Shumpert, R (1, 5) OBP: 0.200, SLG: 0.200										5	0	1	0	0	1	5							
Inning Stats	R: 0 E: 0 K: 0 S: 7	H: 0 LOB: 0 BB: 0 P: 11	R: 1 E: 0 K: 1 S: 18	H: 3 LOB: 2 BB: 0 P: 21	R: 3 E: 0 K: 0 S: 19	H: 2 LOB: 0 BB: 1 P: 31	R: 0 E: 0 K: 2 S: 11	H: 1 LOB: 1 BB: 0 P: 14	R: 0 E: 0 K: 0 S: 4	H: 0 LOB: 0 BB: 0 P: 6	R: 0 E: 0 K: 0 S: 12	H: 1 LOB: 2 BB: 1 P: 19	R: 4 E: 0 K: 0 S: 16	H: 4 LOB: 0 BB: 0 P: 26	R: 0 E: 0 K: 0 S: 6	H: 1 LOB: 1 BB: 0 P: 9	R: 3 E: 0 K: 1 S: 18	H: 3 LOB: 1 BB: 1 P: 29	1B: 10 2B: 3 3B: 0 HR: 2	SF: 0 SAC: 0 DP: 0 HBP: 0	WP: 0 PB: 0 SB: 0 CS: 0	PA: 45	
PITCHER	IP WLS BF H R ER SO BB IBB HBP BLK WP HR S P ERA WHIP	IP WLS BF H R ER SO BB IBB HBP BLK WP HR S P ERA WHIP	IP WLS BF H R ER SO BB IBB HBP BLK WP HR S P ERA WHIP	IP WLS BF H R ER SO BB IBB HBP BLK WP HR S P ERA WHIP	IP WLS BF H R ER SO BB IBB HBP BLK WP HR S P ERA WHIP	IP WLS BF H R ER SO BB IBB HBP BLK WP HR S P ERA WHIP	IP WLS BF H R ER SO BB IBB HBP BLK WP HR S P ERA WHIP	IP WLS BF H R ER SO BB IBB HBP BLK WP HR S P ERA WHIP	IP WLS BF H R ER SO BB IBB HBP BLK WP HR S P ERA WHIP	IP WLS BF H R ER SO BB IBB HBP BLK WP HR S P ERA WHIP	IP WLS BF H R ER SO BB IBB HBP BLK WP HR S P ERA WHIP	IP WLS BF H R ER SO BB IBB HBP BLK WP HR S P ERA WHIP	IP WLS BF H R ER SO BB IBB HBP BLK WP HR S P ERA WHIP	IP WLS BF H R ER SO BB IBB HBP BLK WP HR S P ERA WHIP	IP WLS BF H R ER SO BB IBB HBP BLK WP HR S P ERA WHIP	IP WLS BF H R ER SO BB IBB HBP BLK WP HR S P ERA WHIP	IP WLS BF H R ER SO BB IBB HBP BLK WP HR S P ERA WHIP	IP WLS BF H R ER SO BB IBB HBP BLK WP HR S P ERA WHIP	IP WLS BF H R ER SO BB IBB HBP BLK WP HR S P ERA WHIP	IP WLS BF H R ER SO BB IBB HBP BLK WP HR S P ERA WHIP	IP WLS BF H R ER SO BB IBB HBP BLK WP HR S P ERA WHIP	IP WLS BF H R ER SO BB IBB HBP BLK WP HR S P ERA WHIP	IP WLS BF H R ER SO BB IBB HBP BLK WP HR S P ERA WHIP
Danny Darwin, R (1, 1) ERA: 4.91	6.0 W 27 7 4 4 3 2 0 0 0 0 0 1 71 102 6.00 1.500	2.1 14 6 6 6 1 1 0 0 0 0 1 30 48 23.14 3.000	0.2 4 2 1 1 0 0 0 0 0 1 0 0 10 16 13.50 3.000																				

Boston Red Sox @ Kansas City Royals
 Kauffman Stadium, Kansas City, MO
 Tue Apr 12 1994, 7:05 PM CDT
 Att: 13,968 - Unknown - 48 F

AB 42
 R 11
 H 15
 RBI 11
 BB 3
 SO 4
 LOB 17



Batter	1	2	3	4	5	6	7	8	9	AB	R	H	RBI	BB	SO	LOB	TOP			
Otis Nixon, S <small>OBP: 0.439, SLG: 0.355</small> (1, 8)	G6-3		CS 1B			G1-3		K		4	0	1	0	0	1	1	Boston Red Sox @ Kansas City Royals Kauffman Stadium, Kansas City, MO Wed Apr 13 1994, 7:05 PM CDT Att: 15,845 - Unknown - 73 F			
Billy Hatcher, R <small>OBP: 0.387, SLG: 0.542</small> (1, 9)	G6-3		CS	G4-3		S BB		FC1-6		3	0	0	0	1	0	1				
Mike Greenwell, L <small>OBP: 0.375, SLG: 0.606</small> (1, 7)	F7			WP SF7 2B		K		G4-3		4	1	1	0	0	1	2				
Mo Vaughn, L <small>OBP: 0.381, SLG: 0.513</small> (1, 3)		G3		K		K			WP BB	3	0	0	0	1	2	2				
Andre Dawson, R <small>OBP: 0.368, SLG: 0.697</small> (1, 10)		S BB		SF7			F7		F9	2	0	0	1	1	0	1				
Tim Lincecum, R <small>OBP: 0.382, SLG: 0.548</small> (1, 4)	F9			F7		G3-1 1B			L6	4	0	1	0	0	0	3				
Scott Cooper, L <small>OBP: 0.281, SLG: 0.517</small> (1, 5)						G3-1 1-2			G4-3	4	0	0	0	0	2	3				
John Valentin, R <small>OBP: 0.432, SLG: 0.548</small> (1, 6)			K			L6			G5-3	3	0	0	0	0	1	1				
Dave Valle, R <small>OBP: 0.261, SLG: 0.400</small> (1, 2)			G5-3			G5-3			FC1-6 BB	2	0	0	0	1	0	0				
Inning Stats	R: 0 E: 0 K: 0 S: 5	H: 0 LOB: 0 BB: 0 P: 8	R: 0 E: 0 K: 1 S: 10	H: 0 LOB: 1 BB: 1 P: 20	R: 0 E: 0 K: 1 S: 7	H: 1 LOB: 0 BB: 0 P: 11	R: 1 E: 0 K: 1 S: 12	H: 1 LOB: 1 BB: 0 P: 17	R: 0 E: 0 K: 2 S: 11	H: 0 LOB: 1 BB: 1 P: 20	R: 0 E: 0 K: 0 S: 11	H: 1 LOB: 1 BB: 0 P: 18	R: 0 E: 0 K: 1 S: 8	H: 0 LOB: 1 BB: 1 P: 16	R: 0 E: 0 K: 0 S: 9	H: 0 LOB: 1 BB: 1 P: 17	1B: 2 2B: 1 3B: 0 HR: 0	SF: 1 SAC: 0 DP: 0 HBP: 0	WP: 3 PB: 0 SB: 2 CS: 1	PA: 35
PITCHER	IP	WLS	BF	H	R	ER	SO	BB	IBB	HBP	BLK	WP	HR	S	P	ERA	WHIP			
Tom Gordon, R <small>ERA: 3.97</small>	(1, 1)	7.2	29	3	1	1	7	3	0	0	0	1	0	70	119	1.17	0.783			
Billy Brewer, L <small>ERA: 1.69</small>	(8, 1)	1.1	5	0	0	0	0	1	0	0	0	1	0	10	18	0.00	0.750			

Batter	1	2	3	4	5	6	7	8	9	AB	R	H	RBI	BB	SO	LOB	BOTTOM					
Vince Coleman, S <small>OBP: 0.303, SLG: 0.485</small> (1, 7)	G4-3		FC6-4 1-2F			G6-3		P4		4	0	0	0	0	0	2	Boston Red Sox @ Kansas City Royals Kauffman Stadium, Kansas City, MO Wed Apr 13 1994, 7:05 PM CDT Att: 15,845 - Unknown - 73 F					
Brian McRae, S <small>OBP: 0.444, SLG: 0.435</small> (1, 8)	G5-3		G4-3			BB		K		3	0	0	0	1	1	2						
Wally Joyner, L <small>OBP: 0.333, SLG: 0.407</small> (1, 3)						F9			G4-3	3	0	1	0	1	0	1						
Dave Henderson, R <small>OBP: 0.167, SLG: 0.375</small> (1, 9)	FC5-4 1-2F					F9		P4		4	1	0	0	0	0	3						
Bob Hamelin, L <small>OBP: 0.391, SLG: 0.619</small> (1, 10)		G3		G4-3		G6-3 BB			E6 HR	3	1	1	2	1	0	1						
Gary Gaetti, R <small>OBP: 0.360, SLG: 0.364</small> (1, 5)			E5 G6-3			K		G6-3		3	0	0	0	0	1	1						
Brent Mayne, L <small>OBP: 0.300, SLG: 0.333</small> (1, 2)						FC4 1B		K		3	0	1	0	0	1	1						
Jose Lind, R <small>OBP: 0.320, SLG: 0.375</small> Hubie Brooks, R <small>OBP: 0.250, SLG: 0.143</small> Terry Shumpert, R <small>OBP: 0.200, SLG: 0.200</small> (1, 4) (8, PH) (9, 4)			G5-3			FC4		K		2	0	0	0	0	0	1						
David Howard, S <small>OBP: 0.333, SLG: 0.333</small> Mike Macfarlane, R <small>OBP: 0.381, SLG: 0.444</small> Greg Gagne, R (8, PR) (9, 6)						F8				2	0	1	0	0	0	1						
Inning Stats	R: 0 E: 0 K: 0 S: 15	H: 1 LOB: 1 BB: 0 P: 20	R: 0 E: 1 K: 0 S: 6	H: 0 LOB: 0 BB: 0 P: 8	R: 0 E: 0 K: 0 S: 8	H: 1 LOB: 1 BB: 0 P: 11	R: 0 E: 0 K: 0 S: 6	H: 0 LOB: 0 BB: 1 P: 13	R: 0 E: 0 K: 1 S: 13	H: 1 LOB: 1 BB: 0 P: 17	R: 0 E: 0 K: 0 S: 8	H: 0 LOB: 0 BB: 1 P: 14	R: 0 E: 0 K: 1 S: 6	H: 0 LOB: 0 BB: 1 P: 12	R: 0 E: 0 K: 2 S: 11	H: 1 LOB: 0 BB: 0 P: 21	R: 2 E: 1 K: 0 S: 6	H: 1 LOB: 0 BB: 0 P: 8	1B: 4 2B: 0 3B: 0 HR: 1	SF: 0 SAC: 0 DP: 2 HBP: 0	WP: 0 PB: 0 SB: 0 CS: 1	PA: 32
PITCHER	IP	WLS	BF	H	R	ER	SO	BB	IBB	HBP	BLK	WP	HR	S	P	ERA	WHIP					
Aaron Sele, R <small>ERA: 0.73</small>	(1, 1)	7.1	27	4	0	0	3	3	0	0	0	0	0	67	105	0.00	0.955					
Greg Harris, R <small>ERA: 2.7</small>	(8, 1)	0.2	2	0	0	0	1	0	0	0	0	0	0	6	11	0.00	0.000					
Tony Fossas, L <small>ERA: 12.0</small>	(9, 1)	0.1	1	0	0	0	0	0	0	0	0	0	0	1	2	0.00	0.000					
Jeff Russell, R <small>ERA: 10.8</small>	(9, 1)	0.0	L 2	1	2	1	0	0	0	0	0	0	1	5	6	∞	∞					

Batter	1	2	3	4	5	6	7	8	9	AB	R	H	RBI	BB	SO	LOB	TOP				
Rickey Henderson, R OBP: 0.518, SLG: 0.389 Geronimo Berroa, R OBP: 0.472, SLG: 0.818	1-2 F8		2-2 G4-3		1-1 F8		4-2 BB		2-3 K	3	0	0	0	1	0	0					
Stan Javier, S OBP: 0.458, SLG: 0.571 Junior Noboa, R OBP: 0.345, SLG: 0.357	3-2 G3-1			0-0 B1-3	3-2 FC6-4 1B		1-3 K		1-1 F7	4	0	1	0	0	1	1					
Ruben Sierra, S OBP: 0.286, SLG: 0.579	0-1 G4-3			0-0 HR	0-3 K		1-3 K			4	1	1	1	0	2	2					
Mark McGwire, R OBP: 0.566, SLG: 0.800		4-0 BB		0-1 WP 1B 1B	0-0 FC6-4			4-1 HR BB		2	2	1	0	2	0	1					
Troy Neel, L OBP: 0.477, SLG: 0.711		1-3 K		2-2 WP 1B 1B		3-3 K		2-1 HR		4	2	2	2	0	2	1					
Terry Steinbach, R OBP: 0.387, SLG: 0.733		2-3 K		1-3 K		2-2 G4-3		1-3 K		4	0	0	0	0	3	3					
Mike Brumley, S OBP: 0.500, SLG: 0.500		2-2 F7		2-0 1B		1-2 1B		3-3 K		4	0	2	2	0	1	1					
Scott Brosius, R OBP: 0.264, SLG: 0.265			3-2 P2	1-2 1B		0-3 K		1-2 F7		4	0	1	0	0	1	1					
Mike Bordick, R OBP: 0.327, SLG: 0.292 Mike Aldrete, L OBP: 0.313, SLG: 0.083		2-2 F8		2-2 F7		1-1 L9		1-1 L7		3	0	0	0	0	0	2					
Inning Stats	R: 0 E: 0 K: 0 S: 9	H: 0 LOB: 0 BB: 0 P: 13	R: 0 E: 0 K: 2 S: 10	H: 0 LOB: 1 BB: 1 P: 19	R: 0 E: 0 K: 0 S: 11	H: 0 LOB: 0 BB: 0 P: 18	R: 3 E: 0 K: 1 S: 18	H: 5 LOB: 2 BB: 0 P: 26	R: 0 E: 0 K: 2 S: 14	H: 1 LOB: 1 BB: 0 P: 20	R: 0 E: 0 K: 1 S: 11	H: 0 LOB: 1 BB: 1 P: 17	R: 2 E: 0 K: 2 S: 16	H: 1 LOB: 0 BB: 1 P: 27	R: 0 E: 0 K: 1 S: 7	H: 0 LOB: 0 BB: 0 P: 11	1B: 6 2B: 0 3B: 0 HR: 2	SF: 0 SAC: 0 DP: 0 HBP: 0	WP: 1 PB: 0 SB: 0 CS: 0	PA: 38	
PITCHER	IP	WLS	BF	H	R	ER	SO	BB	IBB	HBP	BLK	WP	HR	S	P	ERA	WHIP				
Aaron Sele, R ERA: 1.86	7.0	W	30	7	3	3	8	2	0	0	0	1	1	83	127	3.86	1.286				
Greg Harris, R ERA: 6.0	2.0		8	1	2	2	3	1	0	0	0	0	1	23	38	9.00	1.000				

Oakland Athletics @ Boston Red Sox
Fenway Park, Boston, MA
Tue Apr 19 1994, 3:33 AM EDT
Att: 21,745 - Cloudy - 71 F

AB	35
R	5
H	8
RBI	5
BB	3
SO	11
LOB	12



Batter	1	2	3	4	5	6	7	8	9	AB	R	H	RBI	BB	SO	LOB	BOTTOM				
Otis Nixon, S OBP: 0.344, SLG: 0.280	1-0 B3-1		3-1 L6-4		1-0 F7		0-1 L7			5	0	1	0	0	0	3					
Billy Hatcher, R OBP: 0.388, SLG: 0.500	1-1 G1-3		0-1 BB BB 1B	2-1 L7	3-3 K			1-2 HR 1B		5	2	2	0	0	1	2					
Mike Greenwell, L OBP: 0.351, SLG: 0.638	1-0 F9		4-0 BB BB HR BB	2-2 E3 1B 1B		2-0 G4-3		1-0 HR HR		4	3	1	2	1	0	0					
Mo Vaughn, L OBP: 0.441, SLG: 0.679		3-2 HR	2-2 K	1-1 1B		3-2 HR		4-2 F9 1B SF8 BB		4	3	3	2	1	1	2					
Tim Lincecum, R OBP: 0.451, SLG: 0.733		1-0 HR	4-0 HR BB	0-1 1B		1-0 HR		1-0 1B 1B		4	3	4	3	1	0	0					
Damon Bernhill, S OBP: 0.405, SLG: 0.474		1-1 FC5-4 1B	4-1 HR BB	1-1 G4-3		0-1 F9		3-2 F9		4	1	1	1	1	0	4					
John Valentin, R OBP: 0.407, SLG: 0.477		2-2 FC5-4 1B	0-0 P5		1-0 G1-3		0-3 K		0-1 SF8	4	0	0	1	0	1	4					
Scott Cooper, L OBP: 0.356, SLG: 0.595		1-2 L6-4 BB	2-2 HR		0-0 2B 1B			0-2 G3		5	1	4	4	0	0	0					
Dave Valle, R OBP: 0.250, SLG: 0.321		4-1 BB	4-1 G6-3		2-3 K			1-3 K		4	0	0	0	1	2	3					
Inning Stats	R: 0 E: 0 K: 0 S: 4	H: 4 LOB: 2 BB: 1 P: 7	R: 2 E: 1 K: 0 S: 17	H: 4 LOB: 3 BB: 1 P: 32	R: 5 E: 0 K: 1 S: 12	H: 2 LOB: 0 BB: 3 P: 28	R: 1 E: 1 K: 0 S: 12	H: 2 LOB: 2 BB: 0 P: 19	R: 0 E: 0 K: 2 S: 11	H: 2 LOB: 0 BB: 0 P: 17	R: 2 E: 0 K: 1 S: 8	H: 0 LOB: 0 BB: 0 P: 9	R: 3 E: 0 K: 0 S: 20	H: 4 LOB: 2 BB: 1 P: 32	R: 0 E: 0 K: 1 S: 7	H: 0 LOB: 0 BB: 0 P: 11	1B: 9 2B: 2 3B: 0 HR: 6	SF: 1 SAC: 0 DP: 1 HBP: 0	WP: 0 PB: 0 SB: 0 CS: 0	PA: 45	
PITCHER	IP	WLS	BF	H	R	ER	SO	BB	IBB	HBP	BLK	WP	HR	S	P	ERA	WHIP				
Bob Welch, R ERA: 6.14	2.2	L	17	6	3	2	2	0	0	0	0	0	2	30	51	6.75	2.250				
Carlos Reyes, R ERA: 4.52	3.1		15	6	3	2	2	0	0	0	0	0	2	30	51	6.75	2.250				
Ed Nunez, R ERA: 16.62	1.2		5	0	0	0	2	0	0	0	0	0	0	13	14	0.00	0.000				
Dave Righetti, L ERA: 20.25	0.1		8	4	3	3	0	1	0	0	0	0	1	20	32	27.00	5.000				

Oakland Athletics @ Boston Red Sox
Fenway Park, Boston, MA
Tue Apr 19 1994, 3:33 AM EDT
Att: 21,745 - Cloudy - 71 F

AB	39
R	13
H	16
RBI	13
BB	5
SO	5
LOB	18




Batter	1	2	3	4	5	6	7	8	9	AB	R	H	RBI	BB	SO	LOB	TOP					
Rickey Henderson, R OBP: 0.500, SLG: 0.359	4-2 BB		3-2 G6-3			1-1 L3		3-2 G5-3		3	0	0	0	1	0	0						
Stan Javier, S OBP: 0.446, SLG: 0.550	1-3 K			1-0 G4-3 1B		2-2 G4-3		2-3 K	2-3 K	4	0	1	0	0	2	1						
Ruben Sierra, S OBP: 0.269, SLG: 0.541	2-2 P4			2-2 L7		2-3 K		1-0 G6-3		4	0	0	0	0	1	2						
Troy Neel, L OBP: 0.438, SLG: 0.643	3-1 L7			1-2 G4-3		2-3 K		1-3 K		4	0	0	0	0	2	2						
Mike Aldrete, L OBP: 0.263, SLG: 0.067		2-3 K		2-2 G3-1		0-0 G4-3				3	0	0	0	0	1	1						
Terry Steinbach, R OBP: 0.385, SLG: 0.702		3-3 K			3-2 P3	4-2 FC6-4 BB				2	0	0	0	1	1	0						
Mike Brumley, S OBP: 0.455, SLG: 0.455		1-3 K			2-0 1B	0-1 FC6-4				3	0	1	0	0	1	1						
Mike Bordick, R OBP: 0.310, SLG: 0.275			1-2 G4-3		0-2 F9			1-1 G6-3		3	0	0	0	0	0	1						
Scott Hemond, R OBP: 0.459, SLG: 0.794			0-3 K		2-3 K			0-0 G4-3		2	0	0	0	0	2	1						
Junior Noboa, R OBP: 0.345, SLG: 0.357										1	0	0	0	0	0	0						
										0	0	0	0	0	0	0						
Inning Stats	R: 0 E: 0 K: 1 S: 12	H: 0 LOB: 1 BB: 1 P: 22	R: 0 E: 0 K: 3 S: 11	H: 0 LOB: 0 BB: 0 P: 17	R: 0 E: 0 K: 1 S: 10	H: 0 LOB: 0 BB: 0 P: 14	R: 0 E: 0 K: 0 S: 11	H: 1 LOB: 1 BB: 0 P: 16	R: 0 E: 0 K: 1 S: 10	H: 1 LOB: 1 BB: 0 P: 17	R: 0 E: 0 K: 1 S: 8	H: 0 LOB: 0 BB: 0 P: 13	R: 0 E: 0 K: 1 S: 9	H: 0 LOB: 1 BB: 1 P: 15	R: 0 E: 0 K: 0 S: 6	H: 0 LOB: 0 BB: 0 P: 10	R: 0 E: 0 K: 2 S: 9	H: 0 LOB: 0 BB: 0 P: 13	1B: 2 2B: 0 3B: 0 HR: 0	SF: 0 SAC: 0 DP: 0 HBP: 0	WP: 0 PB: 0 SB: 0 CS: 0	PA: 31
PITCHER Rogier Clemens, R ERA: 4.23	IP: 9.0 WLS: W BF: 31	H: 2 R: 0 ER: 0 SO: 10	BB: 2 IBB: 0 HBP: 0 BLK: 0	WP: 0 HR: 0 S: 86 P: 137	ERA: 0.00 WHIP: 0.444	PITCHER IP: WLS: BF: H: R: ER: SO: BB: IBB: HBP: BLK: WP: HR: S: P: ERA: WHIP																

Oakland Athletics @ Boston Red Sox
Fenway Park, Boston, MA
Wed Apr 20 1994, 7:05 PM EDT
Att: 25,372 - Unknown - 55 F

livebaseballscorecards.com

AB 29
R 0
H 2
RBI 0
BB 2
SO 10
LOB 9



Batter	1	2	3	4	5	6	7	8	9	AB	R	H	RBI	BB	SO	LOB	BOTTOM					
Otis Nixon, S OBP: 0.323, SLG: 0.259	2-3 K		1-0 F7			2-3 K		0-0 B1		4	0	0	0	0	2	1						
Billy Hatcher, R OBP: 0.415, SLG: 0.565	0-0 CS 1B			1-1 G6-3		0-1 3B		0-0 1B		4	0	3	0	0	0	0						
Mike Greenwell, L OBP: 0.328, SLG: 0.588	3-2 G1-3			0-0 G4-3		0-1 G3		3-1 P6		4	0	0	0	0	0	4						
Mo Vaughn, L OBP: 0.444, SLG: 0.679		4-1 BB		1-3 K		1-1 SH3-4 SF8 2B		1-3 K		3	1	1	0	1	2	2						
Tim Naehring, R OBP: 0.434, SLG: 0.702		0-2 F8			2-2 G6-3		0-0 SH3-4			2	0	0	0	0	0	1						
Scott Cooper, L OBP: 0.333, SLG: 0.568		0-3 K			0-2 F7		2-3 SF8			2	0	0	1	0	1	1						
John Valentin, R OBP: 0.421, SLG: 0.553		1-3 K			0-0 1B		3-H 1-1 HR			3	1	2	1	0	1	1						
Lee Tinsley, S OBP: 0.273, SLG: 0.111			1-0 G4-3		2-3 K		1-0 G6-3			3	0	0	0	0	1	1						
Dave Valle, R OBP: 0.257, SLG: 0.323			2-3 K			0-0 L8		0-2 1B 1B		3	0	1	0	0	1	0						
Inning Stats	R: 0 E: 0 K: 1 S: 10	H: 1 LOB: 0 BB: 0 P: 15	R: 0 E: 0 K: 2 S: 11	H: 0 LOB: 1 BB: 1 P: 16	R: 0 E: 0 K: 1 S: 6	H: 0 LOB: 0 BB: 0 P: 10	R: 0 E: 0 K: 1 S: 6	H: 0 LOB: 0 BB: 0 P: 8	R: 0 E: 0 K: 1 S: 11	H: 1 LOB: 1 BB: 0 P: 15	R: 0 E: 0 K: 1 S: 8	H: 1 LOB: 1 BB: 0 P: 10	R: 2 E: 0 K: 0 S: 7	H: 2 LOB: 0 BB: 0 P: 11	R: 0 E: 0 K: 1 S: 10	H: 2 LOB: 2 BB: 0 P: 14	R: 0 E: 0 K: 1 S: 10	H: 2 LOB: 2 BB: 0 P: 14	1B: 4 2B: 1 3B: 1 HR: 1	SF: 1 SAC: 1 DP: 0 HBP: 0	WP: 0 PB: 0 SB: 0 CS: 1	PA: 31
PITCHER Steve Karsay, R ERA: 1.17	IP: 8.0 WLS: L BF: 31	H: 7 R: 2 ER: 2 SO: 8	BB: 1 IBB: 0 HBP: 0 BLK: 0	WP: 0 HR: 1 S: 69 P: 99	ERA: 2.25 WHIP: 1.000	PITCHER IP: WLS: BF: H: R: ER: SO: BB: IBB: HBP: BLK: WP: HR: S: P: ERA: WHIP																

Oakland Athletics @ Boston Red Sox
Fenway Park, Boston, MA
Wed Apr 20 1994, 7:05 PM EDT
Att: 25,372 - Unknown - 55 F

livebaseballscorecards.com

AB 28
R 2
H 7
RBI 2
BB 1
SO 8
LOB 11



Batter	1	2	3	4	5	6	7	8	9	AB	R	H	RBI	BB	SO	LOB	TOP						
Rickey Henderson, R (1, 10) OBP: 0.492, SLG: 0.349	G5-3		FC5-4 BB	S 2B 1B		K			F7	4	1	1	1	1	1	1							
Stan Javier, S (1, 8) OBP: 0.443, SLG: 0.554	G1-3		FC5-4 1B	3-H 2B		K			BB 1B	5	1	2	2	0	1	2							
Gerónimo Berroa, R (1, 7) OBP: 0.476, SLG: 0.789 Mike Brumley, S (9, PR) OBP: 0.455, SLG: 0.455 Dennis Eckerlesley, R (9, 1)	2B		1-H 1B	P4				G6-3	FC6 BB	4	0	2	1	1	0	1							
Mark McGwire, R (1, 3) OBP: 0.552, SLG: 0.744	BB		K					K	K	3	0	0	0	2	3	3							
Ruben Sierra, S (1, 9) OBP: 0.250, SLG: 0.500	K			F8	F7			F8	FC6	5	0	0	0	0	1	5							
Terry Steinbach, R (1, 2) OBP: 0.375, SLG: 0.686		G6-3		2B 1B	G6-4-3 1B			F9		4	1	2	0	0	0	0							
Scott Brosius, R (1, 5) OBP: 0.246, SLG: 0.245	K		F7	G6-4-3				G4-3		4	0	0	0	0	1	3							
Mike Bordick, R (1, 6) OBP: 0.339, SLG: 0.327	K		1-H 1B 2B					1B	1B	4	1	3	1	0	1	0							
Scott Hemond, R (1, 4)			L6	E5 1B 2B				G6-3	F8	4	1	0	0	0	0	3							
Inning Stats	R: 0 E: 0 K: 1 S: 15	H: 1 LOB: 2 BB: 1 P: 27	R: 0 E: 0 K: 2 S: 8	H: 0 LOB: 0 BB: 0 P: 14	R: 1 E: 0 K: 1 S: 9	H: 1 LOB: 1 BB: 1 P: 16	R: 4 E: 1 K: 0 S: 21	H: 4 LOB: 1 BB: 0 P: 31	R: 0 E: 0 K: 0 S: 9	H: 1 LOB: 1 BB: 1 P: 19	R: 0 E: 0 K: 1 S: 11	H: 0 LOB: 0 BB: 0 P: 7	R: 0 E: 0 K: 0 S: 8	H: 1 LOB: 1 BB: 0 P: 15	R: 0 E: 0 K: 1 S: 16	H: 1 LOB: 2 BB: 1 P: 23	1B: 7 2B: 3 3B: 0 HR: 0	SF: 0 SAC: 0 DP: 1 HBP: 0	WP: 0 PB: 1 SB: 2 CS: 0	PA: 41			
PITCHER	IP WLS BF H R ER SO	IP WLS BF H R ER SO	IP WLS BF H R ER SO	IP WLS BF H R ER SO	IP WLS BF H R ER SO	IP WLS BF H R ER SO	IP WLS BF H R ER SO	IP WLS BF H R ER SO	IP WLS BF H R ER SO	IP WLS BF H R ER SO	IP WLS BF H R ER SO	IP WLS BF H R ER SO	IP WLS BF H R ER SO	IP WLS BF H R ER SO	IP WLS BF H R ER SO	IP WLS BF H R ER SO	BB IBB HBP BLK	WP HR S P	ERA WHIP	ERA WHIP			
Joe Hesketh, L (1, 1) ERA: 6.52	3.2	20	6	5	1	4	2	0	0	0	0	0	0	0	0	0	0	0	0	51	85	2.46	2.182
Paul Quantrill, R (4, 1) ERA: 1.74	3.1	12	2	0	0	3	1	0	0	0	0	0	0	0	0	0	0	0	0	27	47	0.00	0.900
Scott Bankhead, R (8, 1) ERA: 1.23	2.0	W	9	2	0	0	1	1	0	0	0	0	0	0	0	0	0	0	0	24	38	0.00	1.500

Oakland Athletics @ Boston Red Sox
Fenway Park, Boston, MA
Thu Apr 21 1994, 3:33 AM EDT
Att: 28,032 - Sunny - 53 F

AB	37
R	5
H	10
RBI	5
BB	4
SO	8
LOB	18



Batter	1	2	3	4	5	6	7	8	9	AB	R	H	RBI	BB	SO	LOB	BOTTOM						
Otis Nixon, S (1, 8) OBP: 0.343, SLG: 0.322	G6-3		B1-3						2B	5	0	3	1	0	0	0							
Billy Hatcher, R (1, 9) OBP: 0.404, SLG: 0.531	G5-3		CS HBP						2B	3	0	0	0	0	0	2							
Mike Greenwell, L (1, 7) OBP: 0.323, SLG: 0.556	F8		K						1B BB	3	1	0	0	1	1	2							
Mo Vaughn, L (1, 3) OBP: 0.448, SLG: 0.667		BB BB 1B		K					F8	4	1	2	0	0	1	0							
Tim Lincecum, R (1, 4) OBP: 0.456, SLG: 0.694		BB BB		K					1B 2B 1B	2	1	1	2	2	1	0							
Damon Berryhill, S (1, 10) OBP: 0.385, SLG: 0.409	F8								F7	3	0	0	0	1	0	4							
John Valentin, R (1, 6) OBP: 0.410, SLG: 0.529	P5								2B 1B	4	1	1	0	0	1	3							
Scott Cooper, L (1, 5) OBP: 0.365, SLG: 0.596 Lee Tinsley, S (9, PR) OBP: 0.273, SLG: 0.111	FC6-4 BB								E9 2B 1B	3	0	2	2	1	0	0							
Dave Valle, R (1, 2) OBP: 0.237, SLG: 0.294 Andre Dawson, R (9, PH) OBP: 0.362, SLG: 0.634 Scott Fletcher, R (9, PR) OBP: 0.235, SLG: 0.188	FC6-4 BB								2B 2B	1	0	1	1	0	0	0							
Inning Stats	R: 0 E: 0 K: 0 S: 7	H: 0 LOB: 0 BB: 0 P: 11	R: 0 E: 0 K: 0 S: 14	H: 1 LOB: 2 BB: 2 P: 25	R: 0 E: 0 K: 1 S: 6	H: 0 LOB: 0 BB: 0 P: 10	R: 0 E: 0 K: 3 S: 11	H: 0 LOB: 1 BB: 1 P: 17	R: 0 E: 0 K: 1 S: 7	H: 1 LOB: 1 BB: 0 P: 10	R: 4 E: 0 K: 1 S: 19	H: 4 LOB: 0 BB: 1 P: 34	R: 0 E: 0 K: 0 S: 4	H: 0 LOB: 0 BB: 1 P: 13	R: 2 E: 1 K: 0 S: 12	H: 3 LOB: 1 BB: 0 P: 18	1B: 6 2B: 4 3B: 0 HR: 0	SF: 0 SAC: 0 DP: 2 HBP: 1	WP: 0 PB: 0 SB: 0 CS: 1	PA: 37			
PITCHER	IP WLS BF H R ER SO	IP WLS BF H R ER SO	IP WLS BF H R ER SO	IP WLS BF H R ER SO	IP WLS BF H R ER SO	IP WLS BF H R ER SO	IP WLS BF H R ER SO	IP WLS BF H R ER SO	IP WLS BF H R ER SO	IP WLS BF H R ER SO	IP WLS BF H R ER SO	IP WLS BF H R ER SO	IP WLS BF H R ER SO	IP WLS BF H R ER SO	IP WLS BF H R ER SO	IP WLS BF H R ER SO	BB IBB HBP BLK	WP HR S P	ERA WHIP	ERA WHIP			
Bobby Witt, R (1, 1) ERA: 7.86	5.1	25	5	4	4	5	4	0	0	0	0	0	0	0	0	0	0	0	9	14	0.00	3.000	
Steve Ontiveros, R (6, 1) ERA: 9.72	0.2	3	2	0	0	1	0	0	0	0	0	0	0	0	0	0	0	0	7	18	0.00	0.500	
John Briscoe, R (7, 1) ERA: 1.93	2.0	5	0	0	0	0	1	0	0	0	0	0	0	0	0	0	0	0	12	18	54.00	9.000	
Dennis Eckerlesley, R (9, 1) ERA: 5.06	0.1	L	4	3	2	2	0	0	0	0	0	0	0	0	0	0	0	0	0	12	18	54.00	9.000

Oakland Athletics @ Boston Red Sox
Fenway Park, Boston, MA
Thu Apr 21 1994, 3:33 AM EDT
Att: 28,032 - Sunny - 53 F

AB	31
R	6
H	10
RBI	6
BB	5
SO	6
LOB	14



Batter	1	2	3	4	5	6	7	8	9	AB	R	H	RBI	BB	SO	LOB	TOP										
Spike Owen, S OBP: 0.455, SLG: 0.444 (1, 5)	F9		2-2 1-H 2B		1-1 2-H 1B		0-1 F7			4	0	2	2	0	0	0	California Angels @ Boston Red Sox Fenway Park, Boston, MA Sat Apr 23 1994, 3:33 AM EDT Att: 33,889 - Sunny - 59 F										
Dwight Smith, L OBP: 0.371, SLG: 0.406 (1, 7)	G4-3		G4-3		FC6 1B 1-2			1-2 G6-3		4	0	0	0	0	0	2											
Tim Salmon, R OBP: 0.383, SLG: 0.485 (1, 9)	F9			0-0 F8 FC5-4 1B	2-2 1-3 1B			1-2 K		4	1	2	0	0	1	0											
Chili Davis, S OBP: 0.500, SLG: 0.591 (1, 10)		2-1 L5-3 1B		4-1 FC5-4 1B	0-0 F8			3-3 K		3	0	1	0	1	1	2											
Eduardo Perez, R OBP: 0.292, SLG: 0.531 (1, 3)	L5-3			0-2 F8		1-0 P4		4-2 FC4-6 BB		3	0	0	0	1	0	3											
Chad Curtis, R OBP: 0.256, SLG: 0.224 (1, 8)	K			0-0 FC5-4 1-2		1-1 L4		0-1 FC4-6 1-2		4	0	0	1	0	1	2											
Greg Myers, L OBP: 0.251, SLG: 0.273 Chris Turner, R OBP: 0.194, SLG: 0.111 (5, 2)			3-3 K	1-2 F7		1-2 P3		2-3 K		2	0	0	0	0	1	1											
Harold Reynolds, S OBP: 0.393, SLG: 0.412 Bo Jackson, R OBP: 0.370, SLG: 0.585 (9, PH)			0-2 K 2B 1B		1-2 L4		0-1 G3-1		1-3 K	3	1	1	0	0	0	0											
Gary Disarcina, R OBP: 0.357, SLG: 0.364 (1, 6)			0-0 F8		0-1 E9 1B		1-1 F8			3	1	1	0	0	0	1											
Inning Stats	R: 0 E: 0 K: 0 S: 7	H: 0 LOB: 0 BB: 0 P: 10	R: 0 E: 0 K: 1 S: 6	H: 1 LOB: 0 BB: 0 P: 9	R: 1 E: 0 K: 1 S: 21	H: 2 LOB: 1 BB: 0 P: 26	R: 1 E: 0 K: 0 S: 9	H: 1 LOB: 1 BB: 1 P: 14	R: 1 E: 1 K: 0 S: 15	H: 3 LOB: 2 BB: 0 P: 20	R: 0 E: 0 K: 0 S: 8	H: 0 LOB: 0 BB: 0 P: 11	R: 0 E: 0 K: 0 S: 6	H: 0 LOB: 0 BB: 0 P: 7	R: 0 E: 0 K: 2 S: 9	H: 0 LOB: 1 BB: 1 P: 14		R: 0 E: 0 K: 2 S: 14	H: 0 LOB: 1 BB: 1 P: 21	1B: 6 2B: 2 3B: 0 HR: 0	SF: 0 SAC: 0 DP: 1 HBP: 0	WP: 0 PB: 0 SB: 0 CS: 0	PA: 35				
PITCHER	IP	WLS	BF	H	R	ER	SO	BB	IBB	HBP	BLK	WP	HR	S	P	ERA	WHIP										
Danny Darwin, R ERA: 6.2 (1, 1)	7.0	W	28	7	3	3	2	1	0	0	0	0	0	72	97	3.86	1.143										
Ken Ryan, R ERA: (8, 1)	1.0		3	0	0	0	2	0	0	0	0	0	0	9	14	0.00	0.000										
Jeff Russell, R ERA: 7.71 (9, 1)	1.0	S	4	0	0	0	2	1	0	0	0	0	0	14	21	0.00	1.000										

Batter	1	2	3	4	5	6	7	8	9	AB	R	H	RBI	BB	SO	LOB	BOTTOM										
Otis Nixon, S OBP: 0.342, SLG: 0.313 (1, 8)	FC6-4 1B		G6-3	K		G4-3				4	0	1	0	0	1	2	California Angels @ Boston Red Sox Fenway Park, Boston, MA Sat Apr 23 1994, 3:33 AM EDT Att: 33,889 - Sunny - 59 F										
Billy Hatcher, R OBP: 0.431, SLG: 0.564 (1, 9)	FC6-4 G4-3 1B		0-2 HR		4-2 1B BB	0-1 F8				3	3	1	0	1	0	2											
Mike Greenwell, L OBP: 0.338, SLG: 0.587 (1, 7)	G4-3		0-0 2-H HR		3-0 1-3 SF8 1B		2-2 F7			4	2	2	2	0	0	1											
Tim Lincecum, R OBP: 0.500, SLG: 0.709 (1, 4)	G4-3		1-1 G5-3		3-2 F8 E 1B		4-2 BB			3	0	2	2	1	0	0											
Mo Vaughn, L OBP: 0.447, SLG: 0.642 (1, 3)	G4-3		1-1 1B		3-H 2-2 SF8		0-0 F8			3	0	1	1	0	0	2											
Damon Berryhill, S OBP: 0.333, SLG: 0.346 (1, 10)		0-0 G3	0-0 G4-3		1-0 F8		1-3 K			4	0	0	0	0	1	3											
John Valentin, R OBP: 0.391, SLG: 0.492 (1, 6)		1-1 1B 1B		3-2 E7 G4-3 1B	3-3 K		1-3 K			4	0	2	0	0	2	1											
Scott Cooper, L OBP: 0.367, SLG: 0.611 (1, 5)		1-1 SAFE SAFE 1B		1-0 G4-3		0-0 G6-3		2-3 K		4	0	1	0	0	1	1											
Dave Valle, R OBP: 0.238, SLG: 0.316 (1, 2)		1-3 K		1-0 G1-3		2-1 G4-3 2B		2-1 G4-3		4	0	1	0	0	1	2											
Inning Stats	R: 1 E: 0 K: 0 S: 13	H: 2 LOB: 1 BB: 0 P: 18	R: 0 E: 0 K: 1 S: 8	H: 2 LOB: 1 BB: 0 P: 11	R: 2 E: 0 K: 0 S: 13	H: 3 LOB: 1 BB: 0 P: 18	R: 0 E: 1 K: 1 S: 9	H: 1 LOB: 1 BB: 0 P: 17	R: 2 E: 1 K: 1 S: 13	H: 2 LOB: 1 BB: 1 P: 29	R: 0 E: 0 K: 0 S: 7	H: 1 LOB: 1 BB: 0 P: 9	R: 0 E: 0 K: 1 S: 15	H: 0 LOB: 1 BB: 1 P: 22	R: 0 E: 0 K: 2 S: 8	H: 0 LOB: 0 BB: 0 P: 13		1B: 8 2B: 2 3B: 0 HR: 1	SF: 1 SAC: 0 DP: 0 HBP: 0	WP: 0 PB: 0 SB: 0 CS: 0	PA: 36						
PITCHER	IP	WLS	BF	H	R	ER	SO	BB	IBB	HBP	BLK	WP	HR	S	P	ERA	WHIP										
John Dopson, R ERA: 6.0 (1, 1)	4.0	L	22	10	5	5	2	1	0	0	0	0	0	29	44	0.00	0.667										
Craig Lefferts, L ERA: 1.0 (5, 1)	3.0		11	1	0	0	2	1	0	0	0	0	0	8	13	0.00	0.000										
Joe Grahe, R ERA: 4.32 (8, 1)	1.0		3	0	0	0	2	0	0	0	0	0	0	8	13	0.00	0.000										

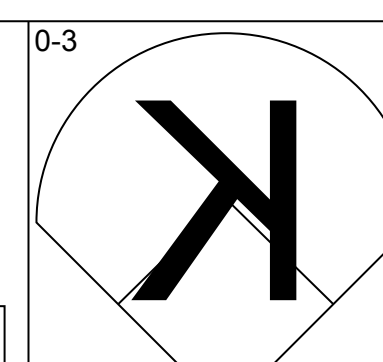
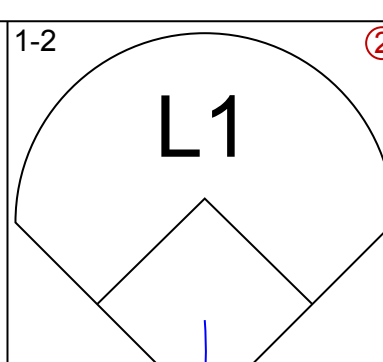
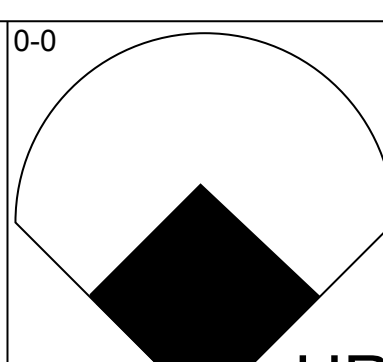
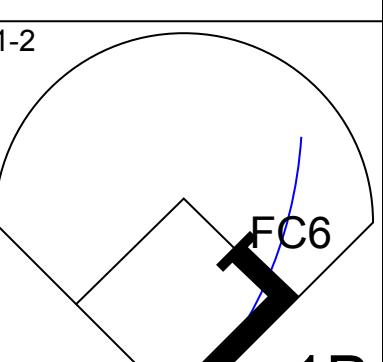
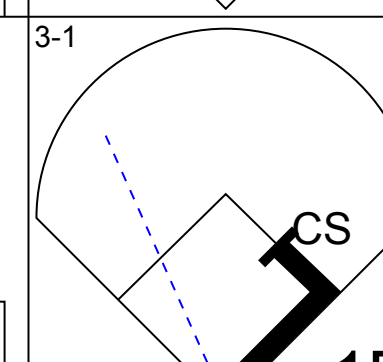
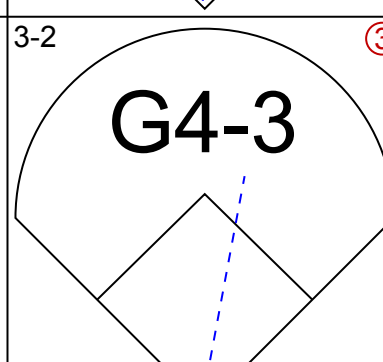
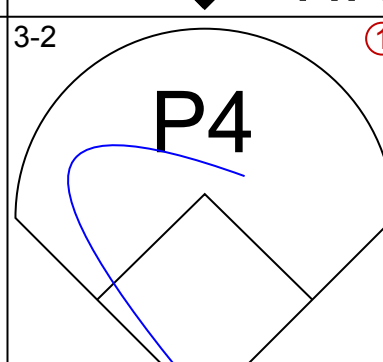
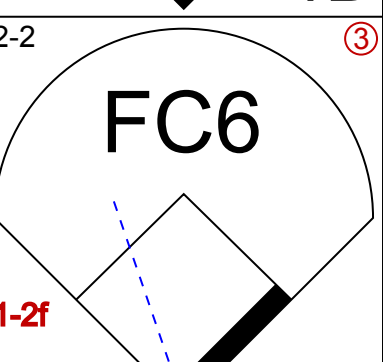
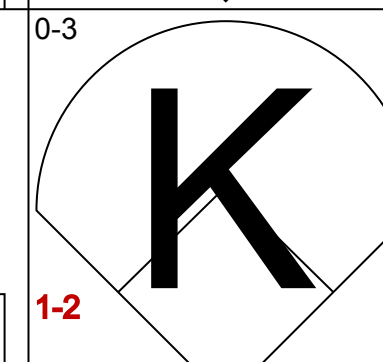
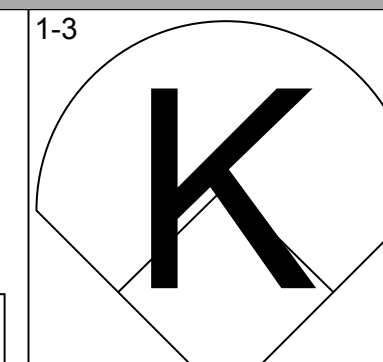
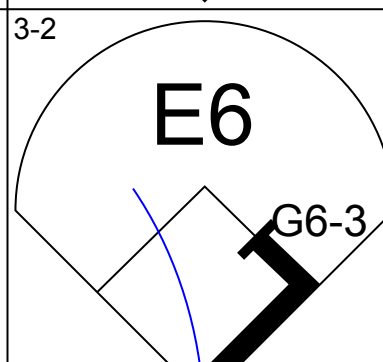
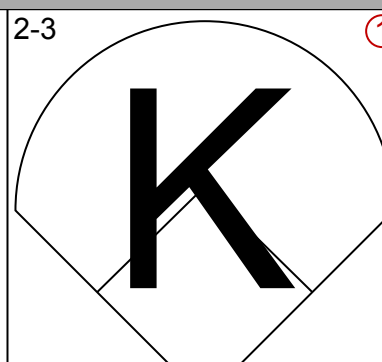
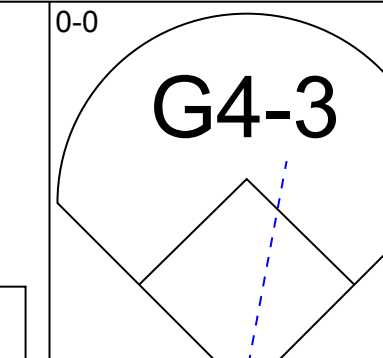
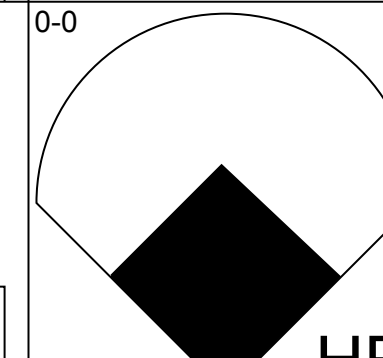
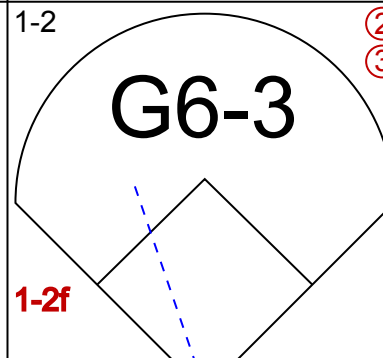
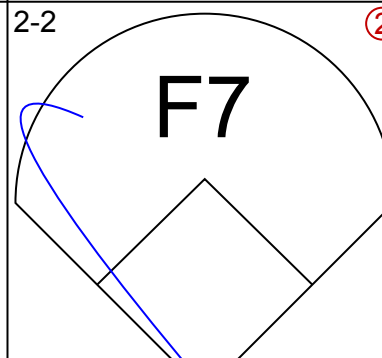
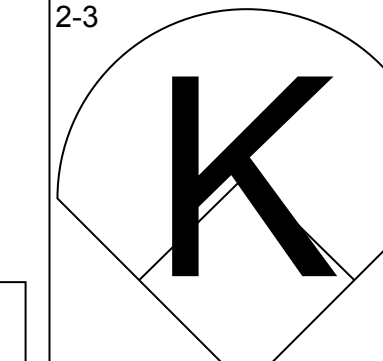
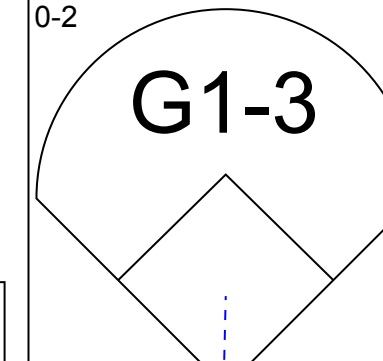
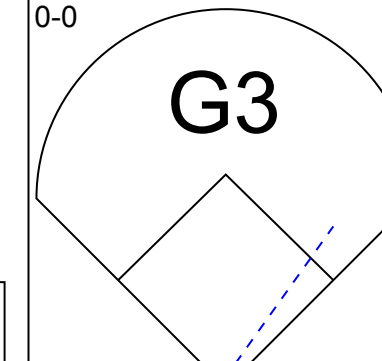
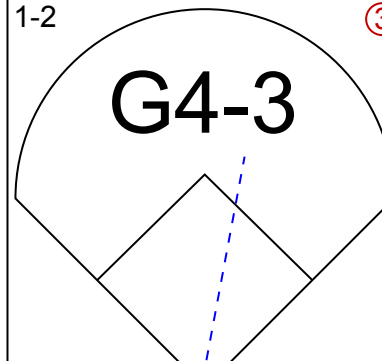
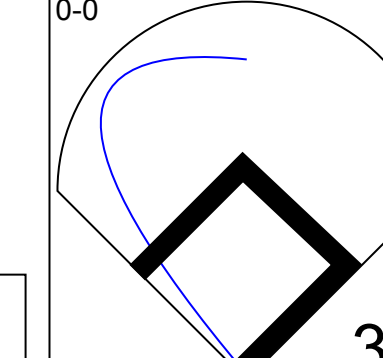
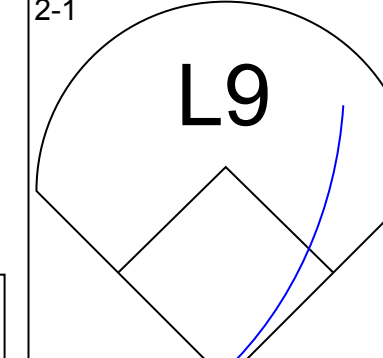
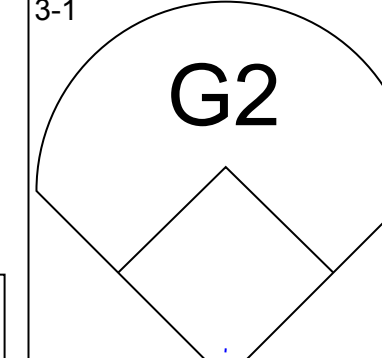
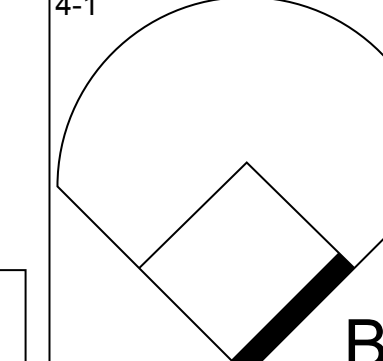
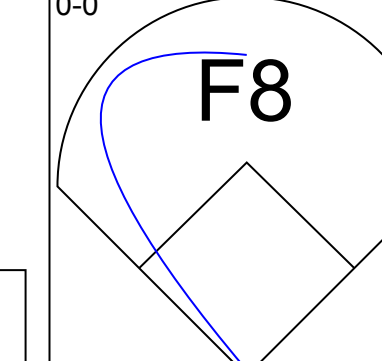
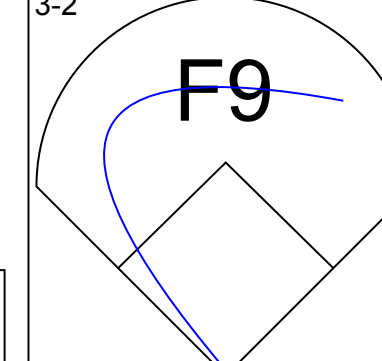
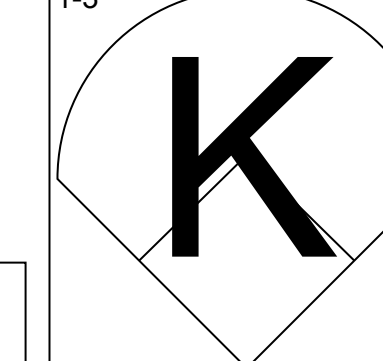
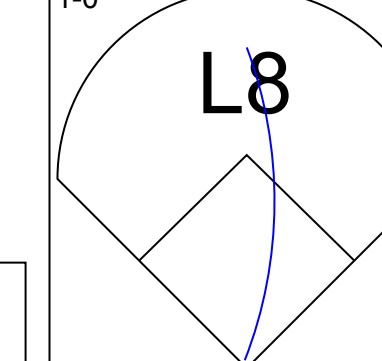
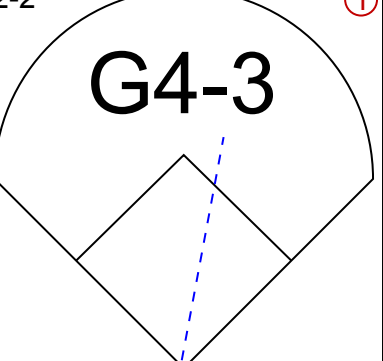

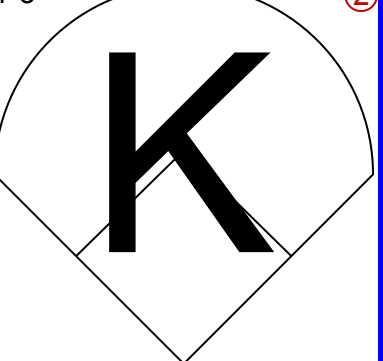
Batter	1	2	3	4	5	6	7	8	9	AB	R	H	RBI	BB	SO	LOB	TOP					
Damon Easley, R OBP: 0.355, SLG: 0.426	G1-3		1B	L4			G1-3		L4	4	1	1	1	1	0	1	California Angels @ Boston Red Sox Fenway Park, Boston, MA Sun Apr 24 1994, 3:33 AM EDT Att: 32,521 - Sunny - 73 F					
Dwight Smith, L OBP: 0.375, SLG: 0.389	F7		2B			G5-3	G1-3		K	4	1	1	2	1	1	1						
Tim Salmon, R OBP: 0.365, SLG: 0.458	G6-3		K			G5-3	G5-3			4	0	0	0	0	1	3						
Chili Davis, S OBP: 0.500, SLG: 0.594		F7				G5-4-3			P5	3	0	1	1	1	0	0						
Eduardo Perez, R OBP: 0.289, SLG: 0.515		F8	G5-3			G5-4-3			WP BB	4	0	1	0	0	0	3						
Jim Edmonds, L OBP: 0.550, SLG: 0.438			K				K		WP BB	3	0	1	0	1	2	1						
Chris Turner, R OBP: 0.206, SLG: 0.103 Bo Jackson, R OBP: 0.362, SLG: 0.571 Jorge Fabregas, L OBP: 0.282, SLG: 0.438	FC6-4			G6-3			K		K	2	0	0	0	0	1	1						
Harold Reynolds, S OBP: 0.400, SLG: 0.396					1B		F7		F9	2	1	0	0	2	0	2						
Gary Disarcina, R OBP: 0.351, SLG: 0.357			2B				G4-3		P4	4	1	1	0	0	0	2						
Inning Stats	R: 0 E: 0 K: 0 S: 5	H: 0 LOB: 0 BB: 0 P: 10	R: 0 E: 0 K: 0 S: 9	H: 1 LOB: 1 BB: 0 P: 12	R: 4 E: 0 K: 2 S: 16	H: 4 LOB: 1 BB: 1 P: 26	R: 0 E: 0 K: 0 S: 7	H: 0 LOB: 1 BB: 1 P: 15	R: 0 E: 0 K: 2 S: 9	H: 0 LOB: 0 BB: 0 P: 13	R: 0 E: 0 K: 0 S: 8	H: 0 LOB: 1 BB: 1 P: 16	R: 0 E: 0 K: 1 S: 8	H: 1 LOB: 2 BB: 1 P: 18	R: 0 E: 0 K: 1 S: 7	H: 0 LOB: 0 BB: 0 P: 9		1B: 4 2B: 2 3B: 0 HR: 0	SF: 0 SAC: 0 DP: 2 HBP: 1	WP: 1 PB: 0 SB: 1 CS: 0	PA: 38	
PITCHER	IP	WLS	BF	H	R	ER	SO	BB	IBB	HBP	BLK	WP	HR	S	P	ERA	WHIP					
Aaron Sele, R ERA: 2.81	(1, 1)	6.1	W	28	5	4	4	4	4	1	1	0	0	0	53	98	5.68	1.421				
Greg Harris, R ERA: 3.95	(7, 1)	1.2		7	1	0	0	1	1	0	0	0	1	0	13	27	0.00	1.200				
Jeff Russell, R ERA: 6.35	(9, 1)	1.0	S	3	0	0	0	1	0	0	0	0	0	0	7	9	0.00	0.000				

AB	31
R	4
H	6
RBI	4
BB	6
SO	6
LOB	16



Batter	1	2	3	4	5	6	7	8	9	AB	R	H	RBI	BB	SO	LOB	BOTTOM					
Otis Nixon, S OBP: 0.349, SLG: 0.314	2B			G1		L3				3	1	1	0	1	0	2	California Angels @ Boston Red Sox Fenway Park, Boston, MA Sun Apr 24 1994, 3:33 AM EDT Att: 32,521 - Sunny - 73 F					
Billy Hatcher, R OBP: 0.420, SLG: 0.559	HBP	G6-4-3		F9		F8				4	1	1	1	0	0	3						
Mike Greenwell, L OBP: 0.333, SLG: 0.561	HBP		F7		P4		P5			3	1	0	0	1	0	0						
Tim Naehring, R OBP: 0.486, SLG: 0.672	1B	G6-3		K		K				3	0	0	0	0	2	0						
Mo Vaughn, L OBP: 0.450, SLG: 0.643	K					F8				3	0	1	0	1	1	3						
John Valentin, R OBP: 0.384, SLG: 0.476			F8		FC6-4		P2			4	0	1	2	0	0	2						
Scott Cooper, L OBP: 0.375, SLG: 0.707	K						K			4	2	2	2	0	2	2						
Dave Valle, R OBP: 0.239, SLG: 0.333	K2-3				F8		P2			4	0	1	0	0	1	2						
Scott Fletcher, R OBP: 0.261, SLG: 0.190		L4					SH1-3			2	0	1	0	0	0	0						
Inning Stats	R: 3 E: 0 K: 3 S: 17	H: 2 LOB: 2 BB: 2 P: 31	R: 0 E: 0 K: 0 S: 7	H: 1 LOB: 0 BB: 0 P: 9	R: 0 E: 0 K: 0 S: 12	H: 1 LOB: 1 BB: 0 P: 23	R: 1 E: 0 K: 0 S: 11	H: 2 LOB: 1 BB: 0 P: 16	R: 0 E: 0 K: 1 S: 8	H: 0 LOB: 0 BB: 1 P: 13	R: 1 E: 0 K: 0 S: 6	H: 2 LOB: 1 BB: 0 P: 9	R: 0 E: 0 K: 1 S: 6	H: 0 LOB: 0 BB: 0 P: 8	R: 0 E: 0 K: 1 S: 11	H: 0 LOB: 0 BB: 0 P: 16		1B: 3 2B: 3 3B: 0 HR: 2	SF: 0 SAC: 1 DP: 1 HBP: 1	WP: 1 PB: 0 SB: 0 CS: 0	PA: 35	
PITCHER	IP	WLS	BF	H	R	ER	SO	BB	IBB	HBP	BLK	WP	HR	S	P	ERA	WHIP					
Phil Leftwich, R ERA: 7.15	(1, 1)	6.0	L	29	8	5	4	3	0	1	0	0	1	0	61	101	7.50	1.833				
Ken Patterson, L ERA:	(7, 1)	0.2		2	0	0	0	1	0	0	0	0	0	4	6	0.00	0.000					
Bob Patterson, L ERA: 4.91	(7, 1)	1.1		4	0	0	0	1	0	0	0	0	0	13	18	0.00	0.000					

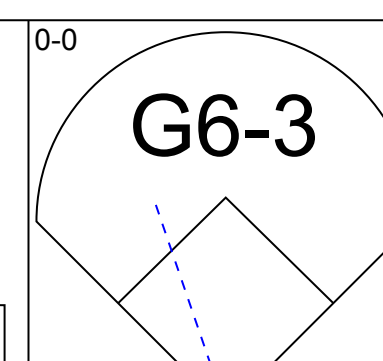
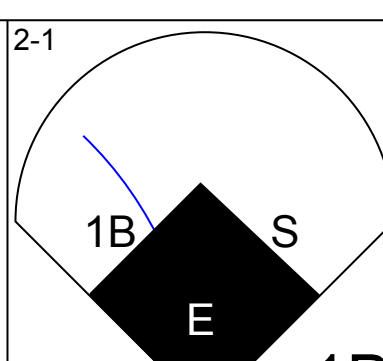
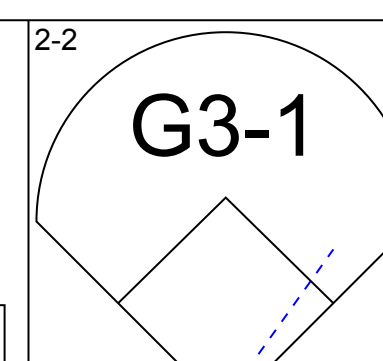
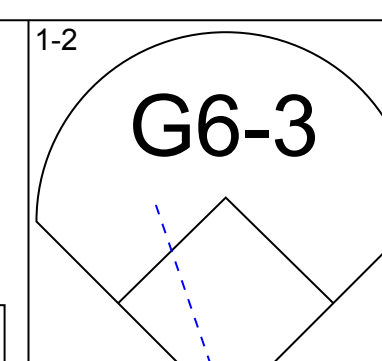
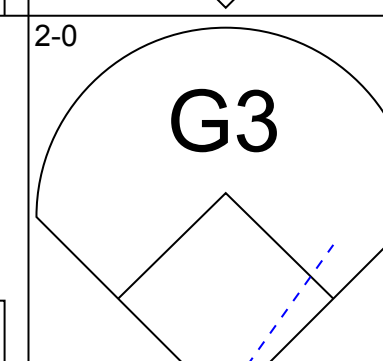
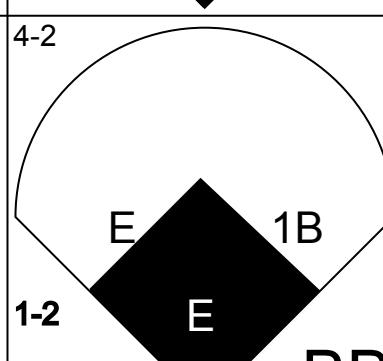
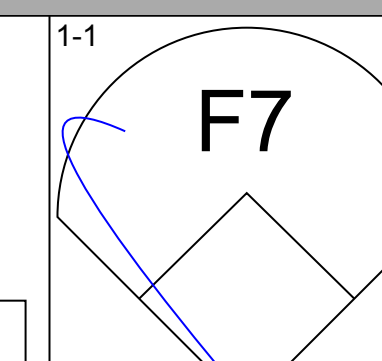
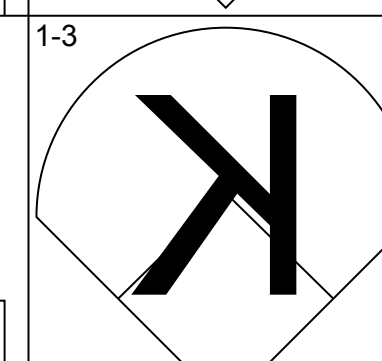
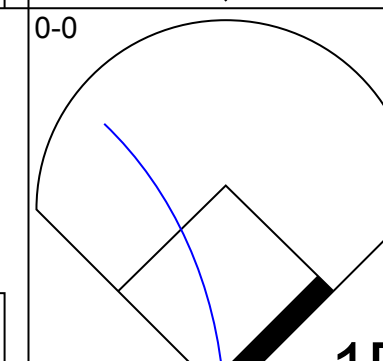
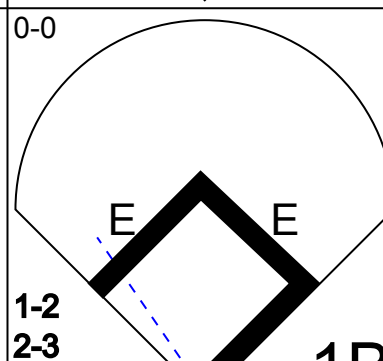
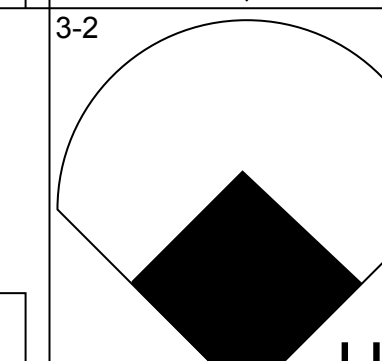
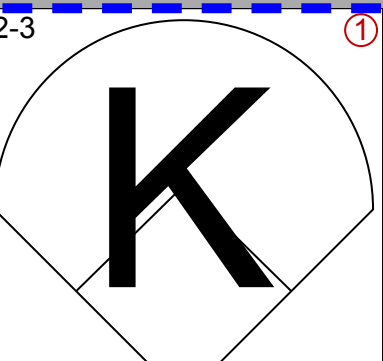
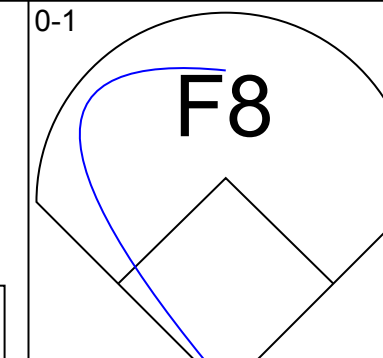
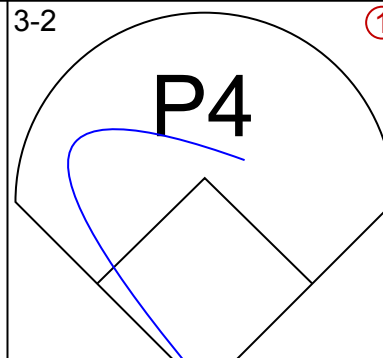
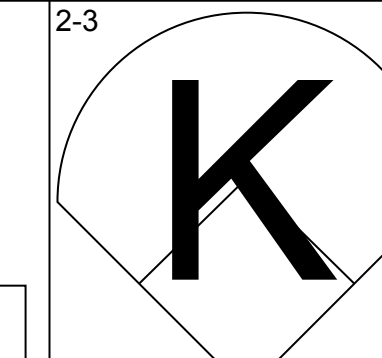
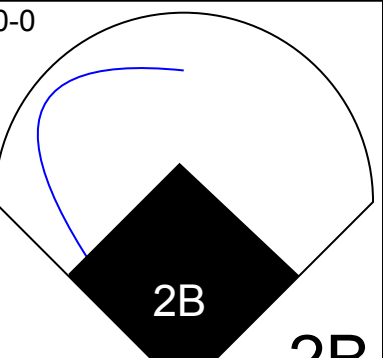
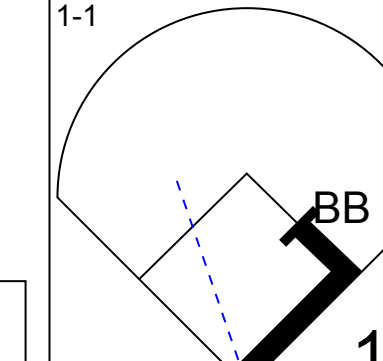
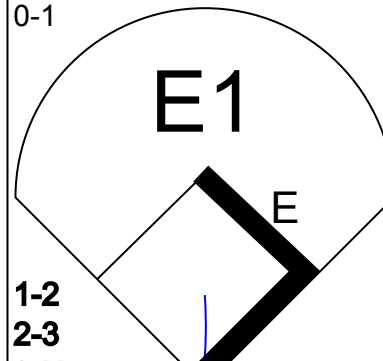
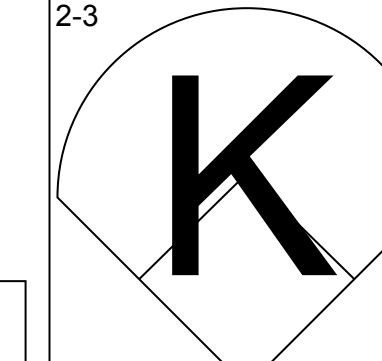
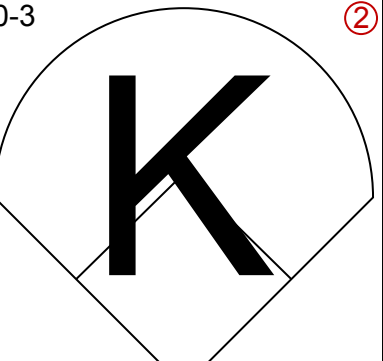
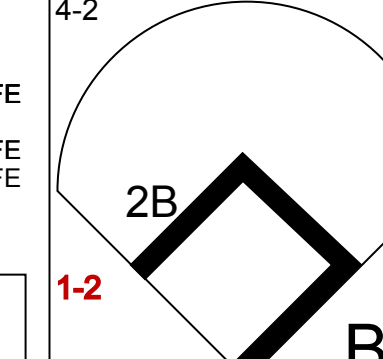
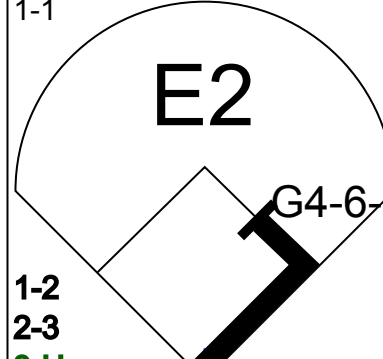
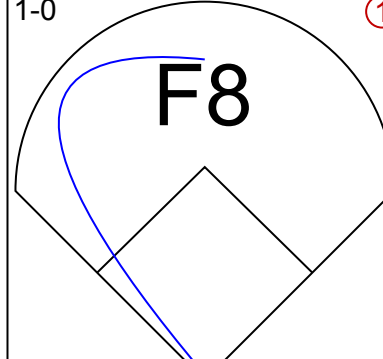
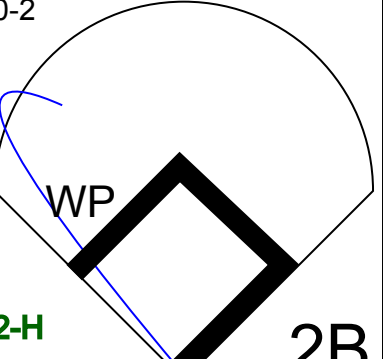
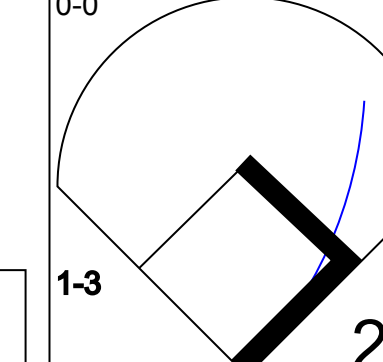
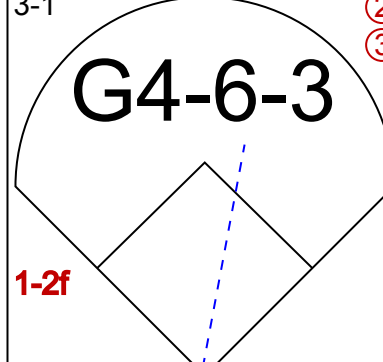
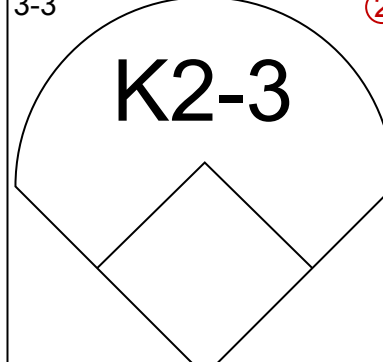
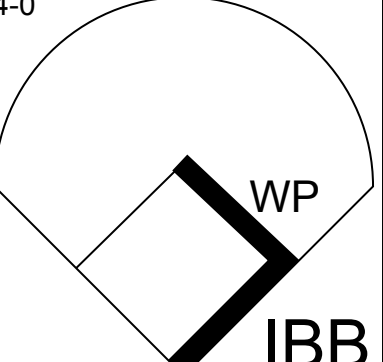
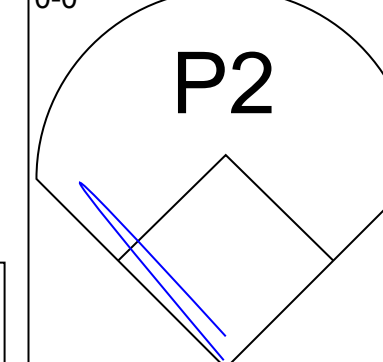
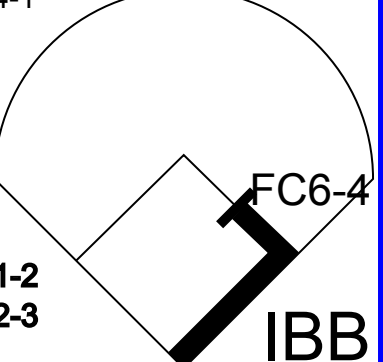
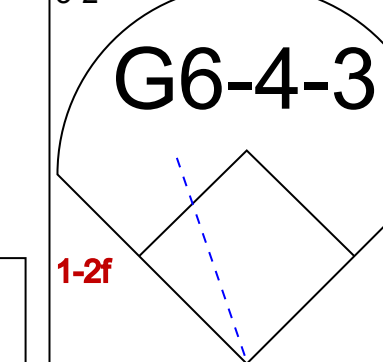
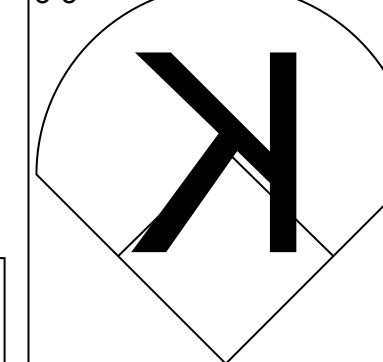
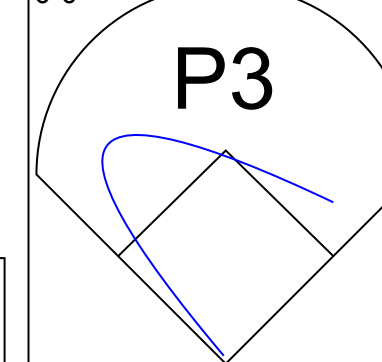
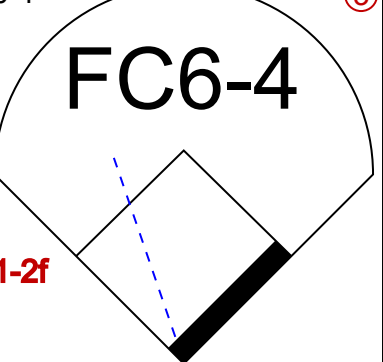


Batter	1	2	3	4	5	6	7	8	9	AB	R	H	RBI	BB	SO	LOB	TOP					
Scott Fletcher, R OBP: 0.296, SLG: 0.360 (1, 4)										4	1	2	1	0	1	0						
Billy Hatcher, R OBP: 0.411, SLG: 0.540 (1, 9)										4	0	1	0	0	0	1						
Tim Naehring, R OBP: 0.459, SLG: 0.629 (1, 5)										4	0	0	0	0	3	1						
Andrew Dawson, R OBP: 0.353, SLG: 0.667 (1, 10)										4	1	1	1	0	0	1						
Mo Vaughn, L OBP: 0.429, SLG: 0.608 (1, 3)										4	0	0	0	0	1	0						
John Valentin, R OBP: 0.382, SLG: 0.500 (1, 6)										3	0	1	0	0	0	0						
Dave Valle, R OBP: 0.245, SLG: 0.318 (1, 2)										2	0	0	0	1	0	0						
Bob Zupcic, R (1, 7)										3	0	0	0	0	1	2						
Lee Tinsley, S OBP: 0.231, SLG: 0.091 (1, 8)										2	0	0	0	0	2	0						
Rich Rowland, R OBP: 0.250, SLG: 0.162 (8, PH)										1	0	0	0	0	1	0						
Otis Nixon, S OBP: 0.349, SLG: 0.314 (8, 8)										0	0	0	0	0	0	0						
Inning Stats	R: 0 E: 0 K: 2 S: 8	H: 1 LOB: 0 BB: 0 P: 11	R: 0 E: 0 K: 2 S: 9	H: 1 LOB: 2 BB: 1 P: 16	R: 0 E: 0 K: 1 S: 11	H: 0 LOB: 0 BB: 0 P: 17	R: 1 E: 0 K: 1 S: 12	H: 1 LOB: 0 BB: 0 P: 15	R: 0 E: 0 K: 1 S: 5	H: 0 LOB: 0 BB: 0 P: 8	R: 1 E: 1 K: 0 S: 12	H: 1 LOB: 0 BB: 0 P: 19	R: 0 E: 0 K: 0 S: 6	H: 0 LOB: 0 BB: 0 P: 12	R: 0 E: 0 K: 1 S: 13	H: 1 LOB: 1 BB: 0 P: 19	R: 0 E: 0 K: 1 S: 9	H: 0 LOB: 0 BB: 0 P: 14	1B: 2 2B: 0 3B: 1 HR: 2	SF: 0 SAC: 0 DP: 1 HBP: 0	WP: 0 PB: 0 SB: 0 CS: 1	PA: 32
PITCHER Randy Johnson, L ERA: 4.88 (1, 1)	IP: 9.0 WLS: W BF: 32	H: 5 R: 2 ER: 2 SO: 9	BB: 1 IBB: 0 HBP: 0 BLK: 0	WP: 0 HR: 2 S: 85 P: 131	ERA: 2.00 WHIP: 0.667											ERA: 2.00 WHIP: 0.667						

Boston Red Sox @ Seattle Mariners
The Kingdom, Seattle, WA
Mon Apr 25 1994, 10:05 PM EDT
Att: 35,468 - Dome

AB 31
R 2
H 5
RBI 2
BB 1
SO 9
LOB 5



Batter	1	2	3	4	5	6	7	8	9	AB	R	H	RBI	BB	SO	LOB	BOTTOM					
Rich Amaral, R OBP: 0.359, SLG: 0.420 (1, 6) (9, 4)										4	1	1	0	0	0	0						
Reggie Jefferson, S OBP: 0.424, SLG: 0.600 (1, 10)										3	1	0	0	1	1	0						
Ken Griffey Jr., L OBP: 0.400, SLG: 0.747 (1, 8)										4	1	3	1	0	1	0						
Jay Buhner, R OBP: 0.403, SLG: 0.656 (1, 9)										4	1	1	0	0	1	4						
Eric Anthony, L OBP: 0.294, SLG: 0.459 (1, 7)										4	0	1	0	0	2	3						
Tino Martinez, L OBP: 0.270, SLG: 0.259 (1, 3)										3	0	1	2	1	0	2						
Torey Lovullo, S OBP: 0.353, SLG: 0.333 (1, 4) (9, 5)										3	0	1	0	1	1	3						
Mike Blowers, R OBP: 0.246, SLG: 0.177 (1, 5) (8, PH)										2	0	0	0	1	1	0						
Darren Bragg, L OBP: 0.220, SLG: 0.222 (9, 6)										0	0	0	0	1	0	0						
Felix Fermin, R OBP: 0.360, SLG: 0.348 (9, 6)										0	0	0	0	0	0	0						
Dan Wilson, R OBP: 0.235, SLG: 0.277 (1, 2)										4	0	0	0	0	1	6						
Inning Stats	R: 0 E: 0 K: 0 S: 5	H: 1 LOB: 1 BB: 0 P: 7	R: 0 E: 0 K: 0 S: 9	H: 2 LOB: 2 BB: 2 P: 21	R: 2 E: 2 K: 0 S: 16	H: 2 LOB: 2 BB: 1 P: 29	R: 0 E: 0 K: 1 S: 9	H: 0 LOB: 0 BB: 0 P: 14	R: 1 E: 0 K: 2 S: 12	H: 1 LOB: 0 BB: 0 P: 20	R: 0 E: 0 K: 2 S: 10	H: 0 LOB: 0 BB: 0 P: 15	R: 0 E: 0 K: 1 S: 7	H: 0 LOB: 0 BB: 0 P: 9	R: 1 E: 0 K: 2 S: 14	H: 2 LOB: 3 BB: 2 P: 24	R: 0 E: 0 K: 2 S: 9	H: 0 LOB: 0 BB: 0 P: 14	1B: 4 2B: 3 3B: 0 HR: 1	SF: 0 SAC: 0 DP: 2 HBP: 0	WP: 1 PB: 0 SB: 1 CS: 0	PA: 36
PITCHER Roger Clemens, R ERA: 3.63 (1, 1)	IP: 7.0 WLS: L BF: 29	H: 6 R: 3 ER: 1 SO: 6	BB: 3 IBB: 0 HBP: 0 BLK: 0	WP: 0 HR: 1 S: 68 P: 115	ERA: 1.29 WHIP: 1.286											ERA: 1.29 WHIP: 1.286						
Tony Fossas, L ERA: 7.94 (8, 1)	0.2	5	2	1	1	2	0	1	0	0	0	11	17	13.50	3.000							
Scott Bankhead, R ERA: 1.17 (8, 1)	0.1	2	0	0	0	0	0	1	0	0	3	7	0.00	0.000								

Boston Red Sox @ Seattle Mariners
The Kingdom, Seattle, WA
Mon Apr 25 1994, 10:05 PM EDT
Att: 35,468 - Dome

AB 31
R 4
H 8
RBI 3
BB 5
SO 8
LOB 18



Batter	1	2	3	4	5	6	7	8	9	10	AB	R	H	RBI	BB	SO	LOB	TOP							
Otis Nixon, S OBP: 0.345, SLG: 0.324 (1, 8)											4	1	1	0	0	2	2	Boston Red Sox @ Seattle Mariners The Kingdom, Seattle, WA Tue Apr 26 1994, 10:05 PM EDT Att. 14,093 - Dome							
Billy Hatcher, R OBP: 0.395, SLG: 0.515 (1, 9)											3	0	0	0	0	0	2								
Mike Greenwell, L OBP: 0.329, SLG: 0.536 (1, 7)											3	1	0	1	1	0	0								
Andre Dawson, R OBP: 0.345, SLG: 0.694 (1, 10)											4	1	1	2	0	1	0								
Mo Vaughn, L OBP: 0.420, SLG: 0.584 (1, 3)											3	0	0	0	1	1	0								
John Valentin, R OBP: 0.363, SLG: 0.471 (1, 6)											4	0	0	0	0	1	0								
Scott Cooper, L OBP: 0.353, SLG: 0.661 (1, 5)											4	0	0	0	0	1	0								
Damon Berryhill, S OBP: 0.364, SLG: 0.379 Bob Zupcic, R (8, PR)											3	0	2	0	0	0	0								
Dave Valle, R OBP: 0.240, SLG: 0.311 (8, 2)											0	0	0	0	0	0	0								
Scott Fletcher, R OBP: 0.276, SLG: 0.333 (1, 4)											2	0	0	0	0	0	2								
Inning Stats	R: 2 E: 0 K: 1 S: 9	H: 1 LOB: 0 BB: 2 P: 22	R: 0 E: 0 K: 0 S: 8	H: 1 LOB: 1 BB: 0 P: 13	R: 1 E: 0 K: 1 S: 8	H: 1 LOB: 0 BB: 0 P: 12	R: 0 E: 0 K: 0 S: 6	H: 0 LOB: 0 BB: 0 P: 11	R: 0 E: 0 K: 0 S: 5	H: 0 LOB: 0 BB: 0 P: 10	R: 0 E: 0 K: 0 S: 7	H: 0 LOB: 0 BB: 0 P: 12	R: 0 E: 0 K: 1 S: 8	H: 0 LOB: 2 BB: 0 P: 10	R: 0 E: 0 K: 2 S: 11	H: 0 LOB: 0 BB: 0 P: 17	R: 0 E: 0 K: 2 S: 11	H: 0 LOB: 0 BB: 0 P: 15	1B: 2 2B: 1 3B: 0 HR: 1	SF: 0 SAC: 2 DP: 1 HBP: 0	WP: 0 PB: 0 SB: 0 CS: 1	PA: 36			
PITCHER	IP 8.0	WLS 29	BF 4	H 3	R 3	ER 3	SO 3	BB 2	IBB 0	HBP 0	BLK 0	WP 0	HR 1	S 61	P 105	ERA 3.38	WHIP 0.750								
Chris Bosio, R ERA: 3.13	(1, 1)	2.0	W	6	0	0	0	3	0	0	0	0	0	0	0	0	0	0	0	0	0	0	0	0	0
Bobby Ayala, R ERA: 0.87	(9, 1)	2.0	W	6	0	0	0	3	0	0	0	0	0	0	0	0	0	0	0	0	0	0	0	0	0

AB	31
R	3
H	4
RBI	3
BB	2
SO	6
LOB	6



Batter	1	2	3	4	5	6	7	8	9	10	AB	R	H	RBI	BB	SO	LOB	BOTTOM							
Brian Turang, R OBP: 0.143, SLG: 0.286 (1, 7)											3	0	0	0	0	2	0	Boston Red Sox @ Seattle Mariners The Kingdom, Seattle, WA Tue Apr 26 1994, 10:05 PM EDT Att. 14,093 - Dome							
Darren Bragg, L OBP: 0.238, SLG: 0.211 (8, 7)											1	0	0	0	0	1	1								
Eric Anthony, L OBP: 0.266, SLG: 0.452 (9, PH) (10, 7)											1	0	0	0	0	1	1								
Rich Amaral, R OBP: 0.373, SLG: 0.459 (1, 4)											5	2	3	0	0	0	0								
Ken Griffey Jr., L OBP: 0.400, SLG: 0.722 (1, 8)											4	1	1	0	1	1	2								
Jay Buhner, R OBP: 0.408, SLG: 0.636 (1, 9)											2	1	0	0	2	0	2								
Greg Pirk, R OBP: 0.320, SLG: 0.875 Reggie Jefferson, S OBP: 0.472, SLG: 0.645 (6, PH)											2	0	1	1	0	0	1								
Reggie Jefferson, S OBP: 0.472, SLG: 0.645 (6, PH)											1	0	1	2	2	0	0								
Mike Blowers, R OBP: 0.250, SLG: 0.185 Torey Lovullo, S OBP: 0.333, SLG: 0.313 (9, 5)											3	0	1	0	0	0	2								
Torey Lovullo, S OBP: 0.333, SLG: 0.313 (9, 5)											2	0	0	1	0	0	4								
Tino Martinez, L OBP: 0.289, SLG: 0.259 (1, 3)											4	0	1	0	0	1	2								
Dan Wilson, R OBP: 0.241, SLG: 0.280 (1, 2)											3	0	1	0	0	0	0								
Felix Fermin, R OBP: 0.333, SLG: 0.320 (1, 6)											4	0	0	0	0	0	2								
Inning Stats	R: 0 E: 0 K: 1 S: 6	H: 0 LOB: 0 BB: 0 P: 8	R: 0 E: 0 K: 0 S: 7	H: 1 LOB: 1 BB: 1 P: 14	R: 0 E: 0 K: 0 S: 11	H: 0 LOB: 0 BB: 0 P: 15	R: 1 E: 0 K: 0 S: 8	H: 2 LOB: 1 BB: 0 P: 13	R: 0 E: 0 K: 1 S: 7	H: 0 LOB: 0 BB: 0 P: 11	R: 2 E: 0 K: 2 S: 13	H: 2 LOB: 1 BB: 1 P: 24	R: 0 E: 0 K: 1 S: 6	H: 1 LOB: 1 BB: 0 P: 6	R: 0 E: 0 K: 0 S: 11	H: 1 LOB: 2 BB: 1 P: 21	R: 0 E: 0 K: 1 S: 8	H: 1 LOB: 1 BB: 2 P: 12	R: 1 E: 0 K: 0 S: 3	H: 1 LOB: 3 BB: 2 P: 12	1B: 5 2B: 4 3B: 0 HR: 0	SF: 0 SAC: 2 DP: 1 HBP: 0	WP: 0 PB: 0 SB: 1 CS: 0	PA: 42	
PITCHER	IP 5.2	WLS 21	BF 4	H 2	R 2	ER 1	SO 4	BB 1	IBB 0	HBP 0	BLK 0	WP 0	HR 0	S 47	P 75	ERA 3.18	WHIP 0.882								
Joe Hesketh, L ERA: 5.28	(6, 1)	1.0	6	2	1	1	0	1	0	0	0	0	0	0	8	13	9.00	3.000							
Paul Quantrill, R ERA: 2.36	(7, 1)	0.1	2	1	0	0	1	0	0	0	0	0	0	0	6	9	0.00	3.000							
Ken Ryan, R ERA: 7.5	(8, 1)	0.1	1	0	0	0	0	0	0	0	0	0	0	3	4	0.00	0.000								
Tony Fossas, L ERA: 7.5	(8, 1)	2.0	L	12	2	1	1	1	0	3	0	0	0	16	35	4.50	1.000								
Greg Harris, R ERA: 4.02	(8, 1)	2.0	L	12	2	1	1	1	0	3	0	0	0	16	35	4.50	1.000								

AB	35
R	4
H	9
RBI	4
BB	5
SO	6
LOB	17



Batter	1	2	3	4	5	6	7	8	9	AB	R	H	RBI	BB	SO	LOB	TOP					
Otis Nixon, S <small>OBP: 0.352, SLG: 0.325</small> (1, 8)										3	0	1	0	1	0	0	Boston Red Sox @ Oakland Athletics Oakland-Alameda County Coliseum, Oakland, CA <small>Wed Apr 27 1994, 7:05 PM PDT</small> <small>Att: 15,250 - Unknown - 60 F</small>					
Billy Hatcher, R <small>OBP: 0.375, SLG: 0.486</small> (1, 9)										4	0	0	1	0	1	4						
Mike Greenwell, L <small>OBP: 0.326, SLG: 0.521</small> (1, 7)										4	0	1	0	0	0	2						
Andre Dawson, R <small>OBP: 0.322, SLG: 0.642</small> (1, 10)										4	0	0	0	0	1	1						
Mo Vaughn, L <small>OBP: 0.424, SLG: 0.570</small> (1, 3)										2	0	0	0	2	1	0						
Tim Lincecum, R <small>OBP: 0.449, SLG: 0.606</small> (1, 4)										4	0	1	0	0	0	3						
Scott Cooper, L <small>OBP: 0.366, SLG: 0.662</small> (1, 5)										3	1	2	0	0	0	1						
John Valentin, R <small>OBP: 0.349, SLG: 0.452</small> (1, 6)										3	0	0	0	0	1	3						
Dave Valle, R <small>OBP: 0.245, SLG: 0.298</small> (1, 2)										2	0	0	0	0	2	1						
Inning Stats	R: 0 E: 0 K: 1 S: 5	H: 0 LOB: 0 BB: 0 P: 9	R: 0 E: 0 K: 0 S: 3	H: 0 LOB: 0 BB: 0 P: 6	R: 1 E: 0 K: 1 S: 13	H: 1 LOB: 2 BB: 1 P: 23	R: 0 E: 0 K: 0 S: 10	H: 0 LOB: 0 BB: 1 P: 18	R: 0 E: 0 K: 1 S: 13	H: 2 LOB: 2 BB: 0 P: 17	R: 0 E: 0 K: 0 S: 7	H: 0 LOB: 0 BB: 0 P: 9	R: 0 E: 0 K: 0 S: 6	H: 1 LOB: 0 BB: 0 P: 8	R: 0 E: 0 K: 1 S: 7	H: 0 LOB: 0 BB: 0 P: 13	R: 0 E: 0 K: 1 S: 8	H: 1 LOB: 1 BB: 1 P: 14	1B: 5 2B: 0 3B: 0 HR: 0	SF: 0 SAC: 0 DP: 3 HBP: 1	WP: 0 PB: 0 SB: 1 CS: 0	PA: 33
PITCHER	IP WLS BF H R ER SO BB IBB HBP BLK WP HR S P ERA WHIP																					
Ron Darling, R <small>ERA: 4.6</small> (1, 1)	9.0 L 33 5 1 1 6 2 1 1 0 0 0 72 117 1.00 0.778																					

AB 29
R 1
H 5
RBI 1
BB 3
SO 6
LOB 15



Batter	1	2	3	4	5	6	7	8	9	AB	R	H	RBI	BB	SO	LOB	BOTTOM					
Stan Javier, S <small>OBP: 0.425, SLG: 0.544</small> (1, 8)										2	0	0	0	2	0	0	Boston Red Sox @ Oakland Athletics Oakland-Alameda County Coliseum, Oakland, CA <small>Wed Apr 27 1994, 7:05 PM PDT</small> <small>Att: 15,250 - Unknown - 60 F</small>					
Mike Bordick, R <small>OBP: 0.321, SLG: 0.307</small> (1, 6)										3	0	0	0	0	0	2						
Mike Aldrete, L <small>OBP: 0.333, SLG: 0.364</small> (9, PH)										0	0	0	0	1	0	0						
John Briscoe, R (9, PR)										0	0	0	0	0	0	0						
Geronimo Berroa, R <small>OBP: 0.449, SLG: 0.644</small> (1, 7)										3	0	0	0	1	1	1						
Ruben Sierra, S <small>OBP: 0.255, SLG: 0.495</small> (1, 9)										3	0	0	0	1	1	2						
Troy Neel, L <small>OBP: 0.391, SLG: 0.536</small> (1, 3)										3	0	1	0	0	0	1						
Terry Steinbach, R <small>OBP: 0.375, SLG: 0.656</small> (1, 10)										2	0	0	0	1	0	2						
Scott Brosius, R <small>OBP: 0.257, SLG: 0.294</small> (1, 5)										2	0	0	0	0	0	1						
Mike Brumley, S <small>OBP: 0.278, SLG: 0.278</small> (8, PH) (9, 5)										1	0	0	0	0	0	0						
Junior Noboa, R <small>OBP: 0.357, SLG: 0.400</small> (1, 4)										3	0	1	0	0	1	0						
Scott Hemond, R <small>OBP: 0.147, SLG: 0.033</small> (1, 2)										3	0	0	0	0	0	1						
Inning Stats	R: 0 E: 0 K: 1 S: 6	H: 0 LOB: 0 BB: 0 P: 11	R: 0 E: 0 K: 0 S: 3	H: 0 LOB: 1 BB: 2 P: 13	R: 0 E: 0 K: 0 S: 9	H: 0 LOB: 1 BB: 1 P: 16	R: 0 E: 0 K: 0 S: 6	H: 1 LOB: 1 BB: 1 P: 12	R: 0 E: 0 K: 0 S: 6	H: 1 LOB: 0 BB: 0 P: 11	R: 0 E: 0 K: 0 S: 6	H: 0 LOB: 0 BB: 1 P: 12	R: 0 E: 0 K: 1 S: 7	H: 0 LOB: 0 BB: 0 P: 11	R: 0 E: 0 K: 1 S: 5	H: 0 LOB: 0 BB: 0 P: 9	R: 0 E: 0 K: 0 S: 9	H: 0 LOB: 1 BB: 1 P: 17	1B: 1 2B: 2 3B: 0 HR: 0	SF: 0 SAC: 0 DP: 4 HBP: 0	WP: 0 PB: 0 SB: 0 CS: 0	PA: 31
PITCHER	IP WLS BF H R ER SO BB IBB HBP BLK WP HR S P ERA WHIP																					
Frank Viola, L <small>ERA: 4.45</small> (1, 1)	6.0 W 21 2 0 0 0 5 0 0 0 0 0 0 0 0 0.00 1.167																					
Scott Bankhead, R <small>ERA: 0.53</small> (7, 1)	2.0 6 0 0 0 2 0 0 0 0 0 0 12 20 0.00 0.000																					
Jeff Russell, R <small>ERA: 5.4</small> (9, 1)	1.0 S 4 0 0 0 0 1 0 0 0 0 0 0 9 17 0.00 1.000																					

AB 25
R 0
H 2
RBI 0
BB 6
SO 3
LOB 10



Batter	1	2	3	4	5	6	7	8	9	AB	R	H	RBI	BB	SO	LOB	TOP						
Otis Nixon, S <small>OBP: 0.347, SLG: 0.321</small> 										4	0	1	0	0	0	0							
Billy Hatcher, R <small>OBP: 0.369, SLG: 0.466</small> 										3	0	0	0	1	1	0							
Mike Greenwell, L <small>OBP: 0.311, SLG: 0.494</small> Lee Tinsley, S <small>OBP: 0.231, SLG: 0.091</small> 										4	0	0	0	0	1	2							
Mo Vaughn, L <small>OBP: 0.438, SLG: 0.573</small> 										3	2	2	0	1	1	0							
Andre Dawson, R <small>OBP: 0.333, SLG: 0.649</small> Bob Zupcic, R <small>(8, PR)</small> 										4	1	2	0	0	0	3							
Scott Cooper, L <small>OBP: 0.373, SLG: 0.710</small> 										4	1	2	4	0	0	0							
Tim Lincecum, R <small>OBP: 0.439, SLG: 0.580</small> 										3	0	0	0	0	1	1							
Damon Berryhill, S <small>OBP: 0.324, SLG: 0.333</small> 										4	0	0	0	0	2	2							
John Valentin, R <small>OBP: 0.337, SLG: 0.434</small> 										3	0	0	0	0	0	1							
Inning Stats	R: 0 E: 0 K: 1 S: 8	H: 0 LOB: 0 BB: 0 P: 10	R: 2 E: 0 K: 2 S: 17	H: 2 LOB: 1 BB: 1 P: 28	R: 0 E: 0 K: 1 S: 7	H: 2 LOB: 2 BB: 1 P: 13	R: 0 E: 0 K: 0 S: 8	H: 0 LOB: 0 BB: 0 P: 9	R: 0 E: 0 K: 1 S: 4	H: 0 LOB: 0 BB: 0 P: 6	R: 2 E: 0 K: 1 S: 9	H: 2 LOB: 1 BB: 0 P: 15	R: 0 E: 0 K: 0 S: 5	H: 0 LOB: 0 BB: 0 P: 10	R: 0 E: 0 K: 1 S: 7	H: 1 LOB: 1 BB: 0 P: 9	R: 0 E: 0 K: 0 S: 6	H: 0 LOB: 0 BB: 0 P: 10	1B: 4 2B: 2 3B: 0 HR: 1	SF: 0 SAC: 0 DP: 0 HBP: 1	WP: 0 PB: 0 SB: 1 CS: 1	PA: 36	
PITCHER	IP WLS BF H R ER SO BB IBB HBP BLK WP HR S P ERA WHIP	IP WLS BF H R ER SO BB IBB HBP BLK WP HR S P ERA WHIP	IP WLS BF H R ER SO BB IBB HBP BLK WP HR S P ERA WHIP	IP WLS BF H R ER SO BB IBB HBP BLK WP HR S P ERA WHIP	IP WLS BF H R ER SO BB IBB HBP BLK WP HR S P ERA WHIP	IP WLS BF H R ER SO BB IBB HBP BLK WP HR S P ERA WHIP	IP WLS BF H R ER SO BB IBB HBP BLK WP HR S P ERA WHIP	IP WLS BF H R ER SO BB IBB HBP BLK WP HR S P ERA WHIP	IP WLS BF H R ER SO BB IBB HBP BLK WP HR S P ERA WHIP	IP WLS BF H R ER SO BB IBB HBP BLK WP HR S P ERA WHIP	IP WLS BF H R ER SO BB IBB HBP BLK WP HR S P ERA WHIP	IP WLS BF H R ER SO BB IBB HBP BLK WP HR S P ERA WHIP	IP WLS BF H R ER SO BB IBB HBP BLK WP HR S P ERA WHIP	IP WLS BF H R ER SO BB IBB HBP BLK WP HR S P ERA WHIP	IP WLS BF H R ER SO BB IBB HBP BLK WP HR S P ERA WHIP	IP WLS BF H R ER SO BB IBB HBP BLK WP HR S P ERA WHIP	IP WLS BF H R ER SO BB IBB HBP BLK WP HR S P ERA WHIP	IP WLS BF H R ER SO BB IBB HBP BLK WP HR S P ERA WHIP	IP WLS BF H R ER SO BB IBB HBP BLK WP HR S P ERA WHIP	IP WLS BF H R ER SO BB IBB HBP BLK WP HR S P ERA WHIP	IP WLS BF H R ER SO BB IBB HBP BLK WP HR S P ERA WHIP	IP WLS BF H R ER SO BB IBB HBP BLK WP HR S P ERA WHIP	IP WLS BF H R ER SO BB IBB HBP BLK WP HR S P ERA WHIP

Boston Red Sox @ Oakland Athletics
Oakland-Alameda County Coliseum, Oakland, CA
Thu Apr 28 1994, 3:33 AM PDT
Att: 17,142 - Sunny - 64 F

AB	32
R	4
H	7
RBI	4
BB	2
SO	6
LOB	9




Batter	1	2	3	4	5	6	7	8	9	AB	R	H	RBI	BB	SO	LOB	BOTTOM						
Stan Javier, S <small>OBP: 0.413, SLG: 0.518</small> 										4	0	0	0	1	0	4							
Mike Aldrete, L <small>OBP: 0.333, SLG: 0.480</small> Rickey Henderson, R <small>OBP: 0.440, SLG: 0.300</small> Junior Noboa, R <small>OBP: 0.357, SLG: 0.400</small> Mark McGwire, R <small>OBP: 0.487, SLG: 0.569</small> 										3	1	1	1	0	1	0							
Troy Neel, L <small>OBP: 0.397, SLG: 0.550</small> 										4	0	2	0	0	0	1							
Geronimo Berroa, R <small>OBP: 0.438, SLG: 0.619</small> 										4	0	1	0	0	2	2							
Ruben Sierra, S <small>OBP: 0.255, SLG: 0.495</small> 										4	0	1	0	0	0	3							
Terry Steinbach, R <small>OBP: 0.388, SLG: 0.632</small> 										4	0	1	0	0	0	0							
Mike Brumley, S <small>OBP: 0.273, SLG: 0.238</small> 										3	0	0	0	1	3	1							
Scott Brosius, R <small>OBP: 0.256, SLG: 0.292</small> 										4	0	1	0	0	1	2							
Mike Bordick, R <small>OBP: 0.341, SLG: 0.321</small> 										3	0	2	0	1	0	0							
Inning Stats	R: 0 E: 1 K: 1 S: 10	H: 0 LOB: 1 BB: 0 P: 12	R: 0 E: 0 K: 1 S: 7	H: 0 LOB: 0 BB: 0 P: 10	R: 0 E: 0 K: 0 S: 8	H: 0 LOB: 0 BB: 0 P: 12	R: 1 E: 0 K: 1 S: 9	H: 2 LOB: 1 BB: 0 P: 16	R: 0 E: 0 K: 2 S: 19	H: 2 LOB: 2 BB: 0 P: 25	R: 0 E: 0 K: 1 S: 12	H: 1 LOB: 1 BB: 0 P: 17	R: 0 E: 0 K: 1 S: 8	H: 2 LOB: 2 BB: 0 P: 13	R: 0 E: 0 K: 1 S: 12	H: 2 LOB: 1 BB: 0 P: 22	R: 0 E: 0 K: 1 S: 13	H: 0 LOB: 3 BB: 3 P: 29	1B: 6 2B: 2 3B: 0 HR: 1	SF: 0 SAC: 0 DP: 1 HBP: 0	WP: 0 PB: 0 SB: 0 CS: 0	PA: 38	
PITCHER	IP WLS BF H R ER SO BB IBB HBP BLK WP HR S P ERA WHIP	IP WLS BF H R ER SO BB IBB HBP BLK WP HR S P ERA WHIP	IP WLS BF H R ER SO BB IBB HBP BLK WP HR S P ERA WHIP	IP WLS BF H R ER SO BB IBB HBP BLK WP HR S P ERA WHIP	IP WLS BF H R ER SO BB IBB HBP BLK WP HR S P ERA WHIP	IP WLS BF H R ER SO BB IBB HBP BLK WP HR S P ERA WHIP	IP WLS BF H R ER SO BB IBB HBP BLK WP HR S P ERA WHIP	IP WLS BF H R ER SO BB IBB HBP BLK WP HR S P ERA WHIP	IP WLS BF H R ER SO BB IBB HBP BLK WP HR S P ERA WHIP	IP WLS BF H R ER SO BB IBB HBP BLK WP HR S P ERA WHIP	IP WLS BF H R ER SO BB IBB HBP BLK WP HR S P ERA WHIP	IP WLS BF H R ER SO BB IBB HBP BLK WP HR S P ERA WHIP	IP WLS BF H R ER SO BB IBB HBP BLK WP HR S P ERA WHIP	IP WLS BF H R ER SO BB IBB HBP BLK WP HR S P ERA WHIP	IP WLS BF H R ER SO BB IBB HBP BLK WP HR S P ERA WHIP	IP WLS BF H R ER SO BB IBB HBP BLK WP HR S P ERA WHIP	IP WLS BF H R ER SO BB IBB HBP BLK WP HR S P ERA WHIP	IP WLS BF H R ER SO BB IBB HBP BLK WP HR S P ERA WHIP	IP WLS BF H R ER SO BB IBB HBP BLK WP HR S P ERA WHIP	IP WLS BF H R ER SO BB IBB HBP BLK WP HR S P ERA WHIP	IP WLS BF H R ER SO BB IBB HBP BLK WP HR S P ERA WHIP	IP WLS BF H R ER SO BB IBB HBP BLK WP HR S P ERA WHIP	IP WLS BF H R ER SO BB IBB HBP BLK WP HR S P ERA WHIP

Boston Red Sox @ Oakland Athletics
Oakland-Alameda County Coliseum, Oakland, CA
Thu Apr 28 1994, 3:33 AM PDT
Att: 17,142 - Sunny - 64 F

AB	35
R	1
H	9
RBI	1
BB	3
SO	9
LOB	16




Batter	1	2	3	4	5	6	7	8	9	AB	R	H	RBI	BB	SO	LOB	TOP										
Otis Nixon, S OBP: 0.350, SLG: 0.318 (1, 8)	4-1 1B BB	0-0 S 1B		0-0 B5-3			1-1 G6-3		3-3 K	4	1	1	0	1	1	1											
Mike Greenwell, L OBP: 0.319, SLG: 0.488 (1, 7)	1-0 1B HR	4-1 S HBP			2-1 G4-3		2-0 G3-1			3	1	1	0	0	0	0											
Tim Lincecum, R OBP: 0.442, SLG: 0.575 (1, 6)	0-1 HR	0-2 FC6-4			2-3 K			0-0 G6-4-3 HR 1B		4	2	2	1	0	1	2											
Mo Vaughn, L OBP: 0.450, SLG: 0.612 (1, 3)	1-2 HR		1-2 G4-3		2-0 E 1B			4-2 G6-4-3 BB		3	1	2	3	1	0	0											
Andre Dawson, R OBP: 0.313, SLG: 0.607 (1, 10)	0-1 F9		0-2 F8		1-3 K			1-0 G6-4-3		4	0	0	0	0	1	3											
Scott Cooper, L OBP: 0.397, SLG: 0.726 (1, 5)	1-3 K		2-2 G3			0-1 G6-3		0-0 HR		4	1	1	2	0	1	0											
Billy Hatcher, R OBP: 0.352, SLG: 0.442 (1, 9)	0-1 P3			1-0 G6-3		2-0 F7		0-0 G3		4	0	0	0	0	0	0											
Dave Valle, R OBP: 0.246, SLG: 0.294 (1, 2)		2-3 K		0-0 F9		0-0 CS 1B		0-0 G3		4	0	1	0	0	1	0											
Scott Fletcher, R OBP: 0.273, SLG: 0.323 (1, 4)		1-2 G6-3		1-0 1B		2-0 CS	0-0 L9	1-1 F8		4	0	1	0	0	0	0											
Inning Stats	R: 4 E: 0 K: 1 S: 14	H: 3 LOB: 0 BB: 1 P: 21	R: 0 E: 0 K: 1 S: 14	H: 1 LOB: 2 BB: 0 P: 21	R: 0 E: 0 K: 0 S: 11	H: 0 LOB: 0 BB: 0 P: 14	R: 0 E: 0 K: 0 S: 4	H: 1 LOB: 1 BB: 0 P: 6	R: 0 E: 1 K: 2 S: 9	H: 1 LOB: 1 BB: 0 P: 16	R: 0 E: 0 K: 0 S: 4	H: 1 LOB: 0 BB: 0 P: 8	R: 0 E: 0 K: 0 S: 4	H: 0 LOB: 0 BB: 0 P: 7	R: 2 E: 0 K: 0 S: 6	H: 2 LOB: 0 BB: 1 P: 11	R: 0 E: 0 K: 1 S: 7	H: 0 LOB: 0 BB: 0 P: 11	1B: 7 2B: 0 3B: 0 HR: 2	SF: 0 SAC: 0 DP: 1 HBP: 1	WP: 0 PB: 0 SB: 1 CS: 1	PA: 38					
PITCHER	IP	WLS	BF	H	R	ER	SO	BB	IBB	HBP	BLK	WP	HR	S	P	ERA	WHIP										
Phil Leftwich, R ERA: 6.82 (1, 1)	7.2	L	32	8	5	5	4	2	0	1	0	0	1	64	102	5.87	1.304										
Bob Patterson, L ERA: 5.0 (8, 1)	1.1		5	1	1	1	1	0	0	0	0	0	1	9	13	6.75	0.750										

Boston Red Sox @ California Angels
Anaheim Stadium, Anaheim, CA
Fri Apr 29 1994, 10:05 PM EDT
Att: 30,178 - Unknown - 70 F

AB 34
R 6
H 9
RBI 6
BB 2
SO 5
LOB 6



Batter	1	2	3	4	5	6	7	8	9	AB	R	H	RBI	BB	SO	LOB	BOTTOM										
Damon Easley, R OBP: 0.361, SLG: 0.442 (1, 5)	0-1 G1-3			1-1 G6-3		1-1 1B		1-0 HR	1-3 K	5	1	2	2	0	1	2											
Dwight Smith, L OBP: 0.333, SLG: 0.408 (1, 7)	2-3 K			2-3 K		0-2 P6		0-1 G4-6-3 1B	0-1 G4-3	5	1	1	0	0	2	3											
Tim Salmon, R OBP: 0.317, SLG: 0.396 (1, 9)	1-0 G6-3			1-3 K		3-3 K		3-2 E5 G4-6-3 1B		4	0	0	0	0	2	2											
Chili Davis, S OBP: 0.467, SLG: 0.591 (8, PR)		1-3 K		3-2 G4-3		3-2 HR		4-1 G4-6-3 BB		3	1	1	1	1	1	0											
Rex Hudler, R OBP: 0.320, SLG: 0.478 (8, PR)										0	0	0	0	0	0	0											
Eduardo Perez, R OBP: 0.266, SLG: 0.435 (1, 3)		0-0 G4-3		2-0 FC5 1B		4-2 S BB		2-2 G4-6-3		3	0	1	0	1	0	2											
Chad Curtis, R OBP: 0.272, SLG: 0.309 (1, 8)		1-3 K		1-3 K		1-3 F8		1-1 G1-3		4	0	0	0	0	2	4											
Jorge Fabregas, L OBP: 0.583, SLG: 0.583 (1, 2)			0-0 G3-6-3 1B		3-1 1B	1-1 P6		1-0 E FC5 1B		4	0	3	0	0	0	1											
Harold Reynolds, S OBP: 0.338, SLG: 0.328 (1, 4)			0-0 F9		3-2 FC5	2-2 P5		1-1 FC5 SH3-4		4	0	0	0	0	0	5											
Gary Disarcina, R OBP: 0.345, SLG: 0.341 (1, 6)			1-1 G3-6-3		1-0 G6-3		0-1 HR 1B		0-0 SH3-4	3	1	1	0	0	0	1											
Inning Stats	R: 0 E: 0 K: 1 S: 9	H: 0 LOB: 0 BB: 0 P: 12	R: 0 E: 0 K: 2 S: 8	H: 0 LOB: 0 BB: 0 P: 10	R: 0 E: 0 K: 0 S: 4	H: 1 LOB: 0 BB: 0 P: 5	R: 0 E: 0 K: 2 S: 11	H: 0 LOB: 0 BB: 0 P: 15	R: 0 E: 0 K: 1 S: 10	H: 1 LOB: 1 BB: 0 P: 15	R: 1 E: 0 K: 0 S: 12	H: 1 LOB: 1 BB: 1 P: 22	R: 3 E: 1 K: 0 S: 18	H: 3 LOB: 2 BB: 1 P: 29	R: 0 E: 1 K: 1 S: 9	H: 1 LOB: 2 BB: 0 P: 12	1B: 7 2B: 0 3B: 0 HR: 2	SF: 0 SAC: 1 DP: 2 HBP: 0	WP: 0 PB: 0 SB: 1 CS: 0	PA: 38							
PITCHER	IP	WLS	BF	H	R	ER	SO	BB	IBB	HBP	BLK	WP	HR	S	P	ERA	WHIP										
Aaron Sele, R ERA: 2.56 (1, 1)	6.0	W	23	5	1	1	7	1	0	0	0	0	1	59	93	1.50	1.000										
Scott Bankhead, R ERA: 2.53 (7, 1)	1.0		6	3	3	2	0	0	0	0	0	0	1	12	16	18.00	3.000										
Greg Harris, R ERA: 3.63 (8, 1)	1.0		4	0	0	0	0	1	0	0	0	0	0	13	23	0.00	1.000										
Ken Ryan, R ERA: (9, 1)	1.0	S	5	1	0	0	1	0	0	0	0	0	0	9	12	0.00	1.000										

Boston Red Sox @ California Angels
Anaheim Stadium, Anaheim, CA
Fri Apr 29 1994, 10:05 PM EDT
Att: 30,178 - Unknown - 70 F

AB 35
R 4
H 9
RBI 3
BB 2
SO 8
LOB 20



Batter	1	2	3	4	5	6	7	8	9	AB	R	H	RBI	BB	SO	LOB	TOP
Otis Nixon, S <small>OBP: 0.333, SLG: 0.300</small> 										5	0	0	0	0	1	2	
Mike Greenwell, L <small>OBP: 0.323, SLG: 0.488</small> 										4	1	1	0	1	1	0	
Tim Lincecum, R <small>OBP: 0.429, SLG: 0.551</small> 										5	1	1	0	0	0	3	
Mo Vaughn, L <small>OBP: 0.448, SLG: 0.596</small> 										4	1	1	0	0	1	1	
Andre Dawson, R <small>OBP: 0.333, SLG: 0.615</small> Lee Tinsley, S <small>(9, PR) OBP: 0.231, SLG: 0.091</small> 										4	0	2	2	1	1	1	
Scott Cooper, L <small>OBP: 0.381, SLG: 0.724</small> 										3	1	1	1	2	0	3	
Billy Hatcher, R <small>OBP: 0.337, SLG: 0.420</small> 										4	0	0	0	0	0	5	
Damon Berryhill, S <small>OBP: 0.293, SLG: 0.297</small> 										4	0	0	0	0	0	1	
Scott Fletcher, R <small>OBP: 0.270, SLG: 0.314</small> 										4	0	1	0	0	0	1	
Inning Stats <small>R: 1 H: 2 E: 0 LOB: 3 K: 0 BB: 1 S: 16</small>	<small>R: 0 H: 0 E: 0 LOB: 0 K: 0 BB: 0 S: 8</small>	<small>R: 0 H: 0 E: 0 LOB: 0 K: 0 BB: 0 S: 8</small>	<small>R: 0 H: 1 E: 0 LOB: 0 K: 1 BB: 0 P: 13</small>	<small>R: 1 H: 1 E: 1 LOB: 1 K: 1 BB: 0 P: 13</small>	<small>R: 2 H: 2 E: 1 LOB: 1 K: 0 BB: 0 S: 17</small>	<small>R: 0 H: 1 E: 0 LOB: 2 K: 0 BB: 1 S: 6</small>	<small>R: 0 H: 0 E: 0 LOB: 1 K: 2 BB: 1 P: 20</small>	<small>R: 0 H: 0 E: 1 LOB: 0 K: 0 BB: 0 S: 5</small>	<small>R: 0 H: 0 E: 0 LOB: 0 K: 0 BB: 0 S: 5</small>	<small>1B: 4 SF: 0 2B: 3 SAC: 0 3B: 0 DP: 0 HR: 0 HBP: 1</small>	<small>WP: 0 PA: 42 PB: 0 SB: 1 CS: 0</small>						
PITCHER Mark Leiter, R <small>ERA: 3.71</small> Craig Lafferty, L <small>ERA: 2.25</small>	<small>IP: 8.0 WLS: L BF: 37 H: 7 R: 4 ER: 1 SO: 4 BB: 2 IBB: 1 HBP: 1 BLK: 0 WP: 0 HR: 0 S: 82 P: 131 ERA: 1.12 WHIP: 1.125</small>																

Boston Red Sox @ California Angels
 Anaheim Stadium, Anaheim, CA
 Sat Apr 30 1994, 10:05 PM EDT
 Att: 55,057 - Unknown

AB	37
R	4
H	7
RBI	3
BB	4
SO	4
LOB	17



Batter	1	2	3	4	5	6	7	8	9	AB	R	H	RBI	BB	SO	LOB	BOTTOM
Damon Easley, R <small>OBP: 0.347, SLG: 0.422</small> 										4	0	0	0	0	1	2	
Dwight Smith, L <small>OBP: 0.328, SLG: 0.396</small> 										4	0	1	0	0	0	1	
Tim Salmon, R <small>OBP: 0.315, SLG: 0.389</small> 										4	0	1	0	0	1	1	
Chili Davis, S <small>OBP: 0.463, SLG: 0.578</small> Bo Jackson, R <small>OBP: 0.333, SLG: 0.500</small> 										2	0	0	0	0	2	1	
Eduardo Perez, R <small>OBP: 0.265, SLG: 0.427</small> 										4	0	1	0	0	1	2	
Chad Curtis, R <small>OBP: 0.262, SLG: 0.297</small> 										4	0	0	0	0	0	3	
Jorge Fabregas, L <small>OBP: 0.467, SLG: 0.467</small> 										3	0	0	0	0	1	0	
Harold Reynolds, S <small>OBP: 0.351, SLG: 0.348</small> 										2	1	1	0	1	1	0	
Gary Disarcina, R <small>OBP: 0.344, SLG: 0.341</small> 										3	0	1	1	0	1	1	
Inning Stats <small>R: 0 H: 0 E: 0 LOB: 0 K: 1 BB: 0 S: 7</small>	<small>R: 0 H: 0 E: 0 LOB: 0 K: 0 BB: 0 S: 6</small>	<small>R: 1 H: 1 E: 0 LOB: 1 K: 2 BB: 1 P: 21</small>	<small>R: 0 H: 1 E: 0 LOB: 0 K: 2 BB: 0 S: 12</small>	<small>R: 0 H: 0 E: 0 LOB: 0 K: 1 BB: 0 P: 14</small>	<small>R: 0 H: 1 E: 0 LOB: 0 K: 0 BB: 0 S: 8</small>	<small>R: 0 H: 0 E: 0 LOB: 0 K: 1 BB: 0 S: 6</small>	<small>R: 0 H: 1 E: 0 LOB: 1 K: 1 BB: 0 P: 17</small>	<small>R: 0 H: 1 E: 0 LOB: 2 K: 0 BB: 1 S: 13</small>	<small>1B: 4 SF: 0 2B: 1 SAC: 0 3B: 0 DP: 1 HR: 0 HBP: 1</small>	<small>WP: 0 PA: 33 PB: 0 SB: 2 CS: 1</small>							
PITCHER Roger Clemens, R <small>ERA: 3.16</small> Ken Ryan, R <small>ERA</small> Greg Harris, R <small>ERA: 3.57</small>	<small>IP: 8.0 WLS: W BF: 28 H: 4 R: 1 ER: 1 SO: 8 BB: 1 IBB: 0 HBP: 1 BLK: 0 WP: 0 HR: 0 S: 66 P: 114 ERA: 1.12 WHIP: 0.625</small>																

Boston Red Sox @ California Angels
 Anaheim Stadium, Anaheim, CA
 Sat Apr 30 1994, 10:05 PM EDT
 Att: 55,057 - Unknown

AB	30
R	1
H	5
RBI	1
BB	2
SO	8
LOB	11



Batter	1	2	3	4	5	6	7	8	9	AB	R	H	RBI	BB	SO	LOB	TOP			
Otis Nixon, S (1, 8) OBP: 0.330, SLG: 0.297 Lee Tinsley, S (2, 8) OBP: 0.353, SLG: 0.333	G3-1					F7				1	0	0	0	0	0	0	Boston Red Sox @ California Angels Anaheim Stadium, Anaheim, CA Sun May 01 1994, 10:05 PM EDT Att: 34,810 - Unknown - 70 F			
Billy Hatcher, R (1, 9) OBP: 0.340, SLG: 0.419	F7					F8				5	1	2	3	0	0	2				
Mike Greenwell, L (1, 7) OBP: 0.320, SLG: 0.477 Bob Zupcic, R (6, 7)	F7					G3-1				4	1	1	0	0	0	2				
Andre Dawson, R (1, 10) OBP: 0.316, SLG: 0.580 Rich Rowland, R (8, PH) OBP: 0.231, SLG: 0.167	K				F7	F8				4	0	0	0	0	2	2				
Mo Vaughn, L (1, 3) OBP: 0.464, SLG: 0.624	1B					K				4	3	3	0	0	1	0				
Tim Lincecum, R (1, 6) OBP: 0.438, SLG: 0.566	1B					F8				5	0	3	2	0	0	1				
Scott Cooper, L (1, 5) OBP: 0.382, SLG: 0.713	SF9					K				4	2	2	2	0	0	1				
Dave Valle, R (1, 2) OBP: 0.274, SLG: 0.296	1B					G6-4-3				3	1	1	0	2	1	2				
Scott Fletcher, R (1, 4) OBP: 0.262, SLG: 0.300	K					G5-3				5	1	1	1	0	1	4				
Inning Stats	R: 0 E: 0 K: 0 S: 6	H: 0 LOB: 0 BB: 0 P: 9	R: 1 E: 0 K: 2 S: 17	H: 3 LOB: 2 BB: 0 P: 26	R: 7 E: 1 K: 0 S: 21	H: 7 LOB: 2 BB: 1 P: 33	R: 1 E: 0 K: 0 S: 11	H: 3 LOB: 1 BB: 0 P: 18	R: 0 E: 0 K: 0 S: 9	H: 0 LOB: 0 BB: 0 P: 12	R: 1 E: 0 K: 0 S: 10	H: 2 LOB: 2 BB: 1 P: 17	R: 0 E: 0 K: 1 S: 9	H: 1 LOB: 1 BB: 0 P: 11	R: 0 E: 0 K: 1 S: 7	H: 0 LOB: 0 BB: 0 P: 9		1B: 12 2B: 4 3B: 0 HR: 0 SF: 1 SAC: 0 DP: 1 HBP: 1	WP: 0 PB: 1 SB: 0 CS: 0	PA: 45
PITCHER	IP WLS BF H R ER SO BB IBB HBP BLK WP HR S P ERA WHIP	IP WLS BF H R ER SO BB IBB HBP BLK WP HR S P ERA WHIP																		
Brian Anderson, L (1, 1) ERA: 4.54 Scott Lewis, R (3, 1) ERA: 6.23 John Dopson, R (6, 1) ERA: 5.9 Joe Grahe, R (8, 1) ERA: 4.76	2.2 L 18 8 8 8 2 1 0 1 0 0 0 36 57 27.00 3.375	2.1 11 5 1 1 0 0 0 0 0 0 0 0 28 41 3.86 2.143	2.0 9 2 1 1 2 1 0 0 0 0 0 0 17 29 4.50 1.500	2.0 7 1 0 0 2 0 0 0 0 0 0 0 16 20 0.00 0.500																

Boston Red Sox @ California Angels
 Anaheim Stadium, Anaheim, CA
 Sun May 01 1994, 10:05 PM EDT
 Att: 34,810 - Unknown - 70 F

AB 41
 R 10
 H 16
 RBI 9
 BB 2
 SO 6
 LOB 14



Batter	1	2	3	4	5	6	7	8	9	AB	R	H	RBI	BB	SO	LOB	BOTTOM				
Damon Easley, R (1, 5) OBP: 0.340, SLG: 0.413 Spike Owen, S (6, 5) OBP: 0.389, SLG: 0.333	K					F8				2	0	0	0	0	1	0	Boston Red Sox @ California Angels Anaheim Stadium, Anaheim, CA Sun May 01 1994, 10:05 PM EDT Att: 34,810 - Unknown - 70 F				
Chad Curtis, R (1, 8) OBP: 0.281, SLG: 0.295	1B					L8				4	0	1	0	0	0	1					
Tim Salmon, R (1, 9) OBP: 0.313, SLG: 0.384	K					F9				4	0	1	1	0	2	1					
Chili Davis, S (1, 10) OBP: 0.464, SLG: 0.585	K					G5-4-3				4	0	2	0	0	1	2					
Bo Jackson, R (1, 7) OBP: 0.310, SLG: 0.462	K					F8				4	0	0	0	0	1	2					
Eduardo Perez, R (1, 3) OBP: 0.275, SLG: 0.424	1B					G5-4-3				3	0	1	0	1	0	1					
Chris Turner, R (1, 2) OBP: 0.182, SLG: 0.103	FC6-4					E1				4	0	0	0	0	0	3					
Rex Hudler, R (1, 4) OBP: 0.321, SLG: 0.462	1B					G6-3				3	0	1	0	0	0	3					
Gary Disarcina, R (1, 6) OBP: 0.333, SLG: 0.330	K					G5-3				3	0	0	0	0	1	2					
Inning Stats	R: 0 E: 0 K: 3 S: 11	H: 1 LOB: 1 BB: 0 P: 15	R: 0 E: 0 K: 2 S: 10	H: 2 LOB: 2 BB: 0 P: 14	R: 0 E: 0 K: 0 S: 6	H: 0 LOB: 0 BB: 0 P: 10	R: 0 E: 0 K: 0 S: 3	H: 1 LOB: 0 BB: 0 P: 5	R: 0 E: 1 K: 0 S: 8	H: 0 LOB: 0 BB: 0 P: 11	R: 0 E: 0 K: 1 S: 6	H: 0 LOB: 0 BB: 0 P: 10	R: 0 E: 0 K: 0 S: 8	H: 1 LOB: 2 BB: 1 P: 15	R: 1 E: 0 K: 0 S: 13	H: 2 LOB: 1 BB: 0 P: 22		R: 0 E: 0 K: 0 S: 5	H: 0 LOB: 0 BB: 0 P: 7	1B: 6 2B: 1 3B: 0 HR: 0 SF: 0 SAC: 0 DP: 2 HBP: 0	WP: 0 PB: 0 SB: 1 CS: 0
PITCHER	IP WLS BF H R ER SO BB IBB HBP BLK WP HR S P ERA WHIP	IP WLS BF H R ER SO BB IBB HBP BLK WP HR S P ERA WHIP																			
Joe Hesketh, L (1, 1) ERA: 3.83 Paul Quantrill, R (8, 1) ERA: 2.7	7.0 W 26 5 0 0 6 1 0 0 0 0 0 52 80 0.00 0.857	2.0 8 2 1 1 0 0 0 0 0 0 0 0 18 29 4.50 1.000																			

Boston Red Sox @ California Angels
 Anaheim Stadium, Anaheim, CA
 Sun May 01 1994, 10:05 PM EDT
 Att: 34,810 - Unknown - 70 F

AB 33
 R 1
 H 7
 RBI 1
 BB 1
 SO 6
 LOB 15



Batter	1	2	3	4	5	6	7	8	9	AB	R	H	RBI	BB	SO	LOB	TOP				
Brian Turang, R OBP: 0.250, SLG: 0.341 (1, 7)			B1-3		G1-3			P4		4	0	0	0	0	1	1					
Torey Lovullo, S OBP: 0.271, SLG: 0.250 (1, 4)	F7		G3-1			F7			G3	4	0	0	0	0	0	1					
Ken Griffey Jr., L OBP: 0.383, SLG: 0.689 (1, 8)	G6-3			HR		G4-3			K	4	1	1	0	0	1	0					
Reggie Jefferson, S OBP: 0.542, SLG: 0.780 (1, 10)		PB		HR		G4-3			FC4-6	4	1	3	2	0	0	0					
Eric Anthony, L OBP: 0.304, SLG: 0.476 (1, 9)	F8			K		G3-1			FC4-6	4	0	0	0	0	1	2					
Tino Martinez, L OBP: 0.274, SLG: 0.284 (1, 3)	F8			P5			F8			3	0	0	0	0	0	1					
Mike Blowers, R OBP: 0.275, SLG: 0.210 (1, 5)	K2-3			G5-3			F8			3	0	0	0	0	1	1					
Felix Fermin, R OBP: 0.350, SLG: 0.368 (1, 6)			B1-3		G4-3			L1-3		3	0	1	0	0	0	0					
Dan Wilson, R OBP: 0.239, SLG: 0.233 Mackey Sasser, L (8, PH)			K		P2			G6-3		2	0	0	0	0	1	1					
										1	0	0	0	0	0	0					
Inning Stats	R: 0 E: 0 K: 1 S: 8	H: 0 LOB: 0 BB: 0 P: 13	R: 0 E: 0 K: 1 S: 10	H: 1 LOB: 1 BB: 0 P: 15	R: 0 E: 0 K: 1 S: 12	H: 1 LOB: 1 BB: 0 P: 15	R: 2 E: 0 K: 1 S: 10	H: 2 LOB: 0 BB: 0 P: 19	R: 0 E: 0 K: 0 S: 7	H: 0 LOB: 0 BB: 0 P: 12	R: 0 E: 0 K: 0 S: 5	H: 0 LOB: 0 BB: 0 P: 9	R: 0 E: 0 K: 0 S: 7	H: 0 LOB: 0 BB: 0 P: 8	R: 0 E: 0 K: 1 S: 8	H: 1 LOB: 1 BB: 0 P: 12	1B: 4 2B: 0 3B: 0 HR: 1	SF: 0 SAC: 0 DP: 0 HBP: 0	WP: 0 PB: 1 CS: 0	PA: 32	
PITCHER	IP	WLS	BF	H	R	ER	SO	BB	IBB	HBP	BLK	WP	HR	S	P	ERA	WHIP				
Danny Darwin, R ERA: 4.66 Todd Frohwirth, R ERA:	7.1	W	26	4	2	2	4	0	0	0	0	0	1	61	96	2.46	0.545				
	1.2	S	6	1	0	0	1	0	0	0	0	0	0	13	18	0.00	0.600				

Seattle Mariners @ Boston Red Sox
Fenway Park, Boston, MA
Wed May 04 1994, 7:05 PM EDT
Att: 24,807 - Unknown - 55 F

AB 32
R 2
H 5
RBI 2
BB 0
SO 5
LOB 7

Batter	1	2	3	4	5	6	7	8	9	AB	R	H	RBI	BB	SO	LOB	BOTTOM				
Lee Tinsley, S OBP: 0.407, SLG: 0.250 (1, 8)	G4-3	G6-4-3		F9				G6-3		3	0	0	0	2	0	1					
Billy Hatcher, R OBP: 0.340, SLG: 0.404 (1, 9)	HR	G6-4-3		G5-3		P4				3	1	0	0	1	0	4					
Mike Greenwell, L OBP: 0.321, SLG: 0.505 (1, 7)	HR		G4-3		G4-3		F9			4	1	1	2	0	0	0					
Andre Dawson, R OBP: 0.329, SLG: 0.571 (1, 10)	BB	G6-4-3	P5		F9		G3-1			4	0	1	0	0	0	0					
Mo Vaughn, L OBP: 0.462, SLG: 0.630 (1, 3)	F8		HR		K					3	1	1	1	1	1	1					
Tim Lincecum, R OBP: 0.419, SLG: 0.538 (1, 6)	BB		WP			L7		K		3	0	1	0	1	1	1					
Scott Cooper, L OBP: 0.398, SLG: 0.679 (1, 5)	F8		BB			G4-3		F7		2	1	0	0	1	0	2					
Damon Berryhill, S OBP: 0.311, SLG: 0.317 (1, 2)		FC1-2-6	G6-3		G4-3		G4-3		G4-3	4	0	2	0	0	0	3					
Scott Fletcher, R OBP: 0.261, SLG: 0.295 (1, 4)	FC1-2-6		G3			BB		G4-3		4	0	1	1	0	0	2					
Inning Stats	R: 2 E: 0 K: 0 S: 9	H: 2 LOB: 2 BB: 2 P: 24	R: 0 E: 0 K: 0 S: 7	H: 1 LOB: 1 BB: 1 P: 13	R: 1 E: 0 K: 0 S: 10	H: 2 LOB: 2 BB: 1 P: 20	R: 0 E: 0 K: 0 S: 5	H: 0 LOB: 0 BB: 0 P: 8	R: 0 E: 0 K: 1 S: 6	H: 0 LOB: 0 BB: 0 P: 12	R: 1 E: 0 K: 0 S: 12	H: 1 LOB: 2 BB: 1 P: 26	R: 0 E: 0 K: 1 S: 7	H: 0 LOB: 1 BB: 1 P: 14	R: 0 E: 0 K: 0 S: 7	H: 1 LOB: 1 BB: 0 P: 10	1B: 4 2B: 1 3B: 0 HR: 2	SF: 0 SAC: 0 DP: 1 HBP: 1	WP: 1 PB: 0 CS: 0	PA: 37	
PITCHER	IP	WLS	BF	H	R	ER	SO	BB	IBB	HBP	BLK	WP	HR	S	P	ERA	WHIP				
Greg Hibbard, L ERA: 4.5 Bill Rifeley, R ERA: Tim Davis, L ERA:	5.2	L	28	6	4	4	1	5	0	1	0	0	0	10	18	6.35	1.941				
	1.1		5	0	0	0	1	1	0	0	0	0	0	7	10	0.00	1.000				
	1.0		4	1	0	0	0	0	0	0	0	0	0	7	10	0.00	1.000				


Seattle Mariners @ Boston Red Sox
Fenway Park, Boston, MA
Wed May 04 1994, 7:05 PM EDT
Att: 24,807 - Unknown - 55 F

AB 30
R 4
H 7
RBI 4
BB 6
SO 2
LOB 14

Batter	1	2	3	4	5	6	7	8	9	AB	R	H	RBI	BB	SO	LOB	TOP					
Lee Tinsley, S OBP: 0.355, SLG: 0.208 (1, 8)	G5-3			K			G4-3		G6-3	4	0	0	0	0	1	0	Boston Red Sox @ New York Yankees Yankee Stadium, Bronx, NY Fri May 06 1994, 7:05 PM EDT Att: 30,979 - Unknown - 58 F					
Billy Hatcher, R OBP: 0.336, SLG: 0.398 (1, 9)	F9			L7-4 WP 1B			G3-1		L9	4	0	1	0	0	0	0						
Mike Greenwell, L OBP: 0.319, SLG: 0.495 (1, 7)	G4-3			L7-4 1-3					F8	4	0	1	0	0	0	1						
Andre Dawson, R OBP: 0.318, SLG: 0.550 (1, 10)		P2			G5-3				F7	3	0	0	0	0	0	1						
Mo Vaughn, L OBP: 0.451, SLG: 0.612 (1, 3)	G4-3				E4 G6-4-3				K	3	0	0	0	0	1	0						
Tim Lincecum, R OBP: 0.417, SLG: 0.543 (1, 6)	G6-3				G6-4-3 1-2				1B 2B	3	1	1	0	0	0	1						
Scott Cooper, L OBP: 0.396, SLG: 0.667 (1, 5)			E1 G6-4-3		G4-3				2H 1B	3	0	1	1	0	0	0						
Dave Valle, R OBP: 0.265, SLG: 0.283 (1, 2)			P3		P2				G2	3	0	0	0	0	0	2						
Scott Fletcher, R OBP: 0.245, SLG: 0.277 (1, 4)			G6-4-3 1-2		L8				F8	3	0	0	0	0	0	2						
Inning Stats	R: 0 E: 0 K: 0 S: 4	H: 0 LOB: 0 BB: 0 P: 6	R: 0 E: 0 K: 0 S: 11	H: 0 LOB: 0 BB: 0 P: 16	R: 0 E: 1 K: 0 S: 9	H: 0 LOB: 0 BB: 0 P: 12	R: 0 E: 0 K: 1 S: 8	H: 1 LOB: 0 BB: 0 P: 12	R: 0 E: 0 K: 0 S: 4	H: 0 LOB: 0 BB: 0 P: 5	R: 0 E: 0 K: 0 S: 7	H: 0 LOB: 0 BB: 0 P: 10	R: 0 E: 0 K: 0 S: 7	H: 1 LOB: 1 BB: 0 P: 10	R: 1 E: 0 K: 1 S: 12	H: 2 LOB: 1 BB: 0 P: 13	R: 0 E: 0 K: 0 S: 7	H: 0 LOB: 0 BB: 0 P: 10	1B: 3 2B: 2 3B: 0 HR: 0	SF: 0 SAC: 0 DP: 3 HBP: 0	WP: 1 PB: 0 SB: 0 CS: 0	PA: 30
PITCHER Jimmy Key, L ERA: 2.94 (1, 1)	IP: 9.0 WLS: W BF: 30 H: 4 R: 1 ER: 1 SO: 2 BB: 0 IBB: 0 HBP: 0 BLK: 0 WP: 1 HR: 0 S: 69 P: 94 ERA: 1.00 WHIP: 0.444															PITCHER						

Batter	1	2	3	4	5	6	7	8	9	AB	R	H	RBI	BB	SO	LOB	BOTTOM			
Luis Polonia, L OBP: 0.359, SLG: 0.354 (1, 7)	G1-3		FC5-4 1-2		F7		K			4	0	0	0	0	1	2	Boston Red Sox @ New York Yankees Yankee Stadium, Bronx, NY Fri May 06 1994, 7:05 PM EDT Att: 30,979 - Unknown - 58 F			
Wade Boggs, L OBP: 0.400, SLG: 0.329 (1, 5)	K		G1-3		G4-3		F7			4	0	0	0	0	1	2				
Don Mattingly, L OBP: 0.410, SLG: 0.420 (1, 3)	G6-3			E 1B 1B					G4-6-3 BB	3	1	2	0	1	0	0				
Danny Tartabull, R OBP: 0.347, SLG: 0.452 (1, 10)		P3		E5 1B 1B			F8		P4	4	1	0	0	0	0	3				
Paul O'Neill, L OBP: 0.563, SLG: 0.779 (1, 9)				1B WP 1B					G4-6-3 1-2	3	1	2	1	1	0	1				
Jim Leyritz, R OBP: 0.436, SLG: 0.756 (1, 2)				1B 3H 1B			G4-3			3	0	0	0	0	1	3				
Daryl Boston, L OBP: 0.227, SLG: 0.190 Bernie Williams, S OBP: 0.310, SLG: 0.369 (1, 8) (9, 8)				K			F8			3	0	1	1	0	1	1				
Mike Gallego, R OBP: 0.317, SLG: 0.308 (1, 6)				K						0	0	0	0	0	0	0				
Pat Kelly, R OBP: 0.370, SLG: 0.371 (1, 4)				G4-3 1B			FC5-4 1B		SH3-4 1B	3	0	1	0	0	0	1				
Inning Stats	R: 0 E: 0 K: 1 S: 6	H: 0 LOB: 0 BB: 0 P: 9	R: 0 E: 0 K: 1 S: 10	H: 0 LOB: 1 BB: 1 P: 17	R: 0 E: 0 K: 0 S: 5	H: 1 LOB: 1 BB: 0 P: 8	R: 3 E: 1 K: 2 S: 22	H: 3 LOB: 1 BB: 0 P: 34	R: 0 E: 0 K: 0 S: 7	H: 1 LOB: 1 BB: 0 P: 14	R: 0 E: 0 K: 0 S: 4	H: 1 LOB: 1 BB: 0 P: 5	R: 0 E: 0 K: 1 S: 9	H: 1 LOB: 1 BB: 0 P: 14	R: 0 E: 0 K: 0 S: 5	H: 0 LOB: 0 BB: 1 P: 12	1B: 7 2B: 0 3B: 0 HR: 0	SF: 0 SAC: 1 DP: 1 HBP: 0	WP: 2 PB: 0 SB: 0 CS: 0	PA: 32
PITCHER Aron Sele, R ERA: 2.68 Paul Quantrill, R ERA: 2.51 Tony Fossas, L ERA: 7.71 Greg Harris, R ERA: 3.86 (1, 1) (6, 1) (7, 1) (8, 1)	IP: 5.1 WLS: L BF: 23 H: 6 R: 3 ER: 2 SO: 4 BB: 1 IBB: 0 HBP: 0 BLK: 0 WP: 1 HR: 0 S: 52 P: 85 ERA: 3.38 WHIP: 1.312															PITCHER				

AB	30
R	1
H	4
RBI	1
BB	0
SO	2
LOB	7



Batter	1	2	3	4	5	6	7	8	9	AB	R	H	RBI	BB	SO	LOB	TOP		
Lee Tinsley, S OBP: 0.361, SLG: 0.185 (1, 8)										3	1	0	0	2	1	1	Boston Red Sox @ New York Yankees Yankee Stadium, Bronx, NY Sat May 07 1994, 3:33 AM EDT Att: 44,712 - Sunny - 64 F		
Tim Lincecum, R OBP: 0.411, SLG: 0.541 (1, 4)										4	1	1	1	0	2	1			
Mike Greenwell, L OBP: 0.325, SLG: 0.485 Otis Nixon, S OBP: 0.330, SLG: 0.297 (1, 7) (8, 8)										2	1	0	0	1	0	1			
Mo Vaughn, L OBP: 0.452, SLG: 0.636 (1, 3)										4	1	2	2	0	1	1			
Andre Dawson, R OBP: 0.304, SLG: 0.524 (1, 10)										4	0	0	0	0	0	1			
Scott Cooper, L OBP: 0.390, SLG: 0.659 (1, 5)										4	0	1	0	0	1	2			
Billy Hatcher, R OBP: 0.325, SLG: 0.382 (1, 9)										4	0	0	0	0	0	1			
Damon Berryhill, S OBP: 0.286, SLG: 0.289 (1, 2)										4	0	0	0	0	2	0			
Carlos Rodriguez, S OBP: 0.500, SLG: 1.250 (1, 6)										4	1	2	1	0	1	0			
Inning Stats	R: 2 E: 1 K: 2 S: 11	H: 1 LOB: 1 BB: 1 P: 19	R: 0 E: 0 K: 0 S: 10	H: 0 LOB: 0 BB: 0 P: 15	R: 0 E: 0 K: 0 S: 4	H: 0 LOB: 0 BB: 0 P: 5	R: 1 E: 0 K: 0 S: 8	H: 1 LOB: 1 BB: 1 P: 16	R: 0 E: 0 K: 1 S: 10	H: 1 LOB: 1 BB: 0 P: 17	R: 2 E: 0 K: 1 S: 12	H: 2 LOB: 1 BB: 0 P: 15	R: 0 E: 0 K: 2 S: 8	H: 0 LOB: 0 BB: 0 P: 14	1B: 2 2B: 2 3B: 0 HR: 2	SF: 0 SAC: 0 DP: 0 HBP: 1	WP: 1 PB: 0 SB: 0 CS: 1	PA: 37	
PITCHER	IP WLS BF H R ER SO BB IBB HBP BLK WP HR S P ERA WHIP																		
Melido Perez, R ERA: 3.83 (1, 1)	7.0	28	4	3	2	5	3	0	0	0	0	1	1	56	98	2.57	1.000		
Paul Gibson, L ERA: 4.5 (8, 1)	0.1	3	1	2	2	1	0	0	1	0	0	1	7	10	54.00	3.000			
Bob Wickman, R ERA: 2.93 (8, 1)	1.2	W	6	1	0	0	2	0	0	0	0	0	0	13	19	0.00	0.600		

Batter	1	2	3	4	5	6	7	8	9	AB	R	H	RBI	BB	SO	LOB	BOTTOM			
Luis Polonia, L OBP: 0.371, SLG: 0.378 (1, 7)										3	3	1	0	2	0	0	Boston Red Sox @ New York Yankees Yankee Stadium, Bronx, NY Sat May 07 1994, 3:33 AM EDT Att: 44,712 - Sunny - 64 F			
Wade Boggs, L OBP: 0.418, SLG: 0.348 Gerald Williams, R OBP: 0.429, SLG: 0.571 (1, 5) (8, FR)										4	0	3	1	1	0	0				
Don Mattingly, L OBP: 0.409, SLG: 0.413 (1, 3)										4	0	1	1	1	0	3				
Danny Tartabull, R OBP: 0.341, SLG: 0.440 (1, 10)										5	1	1	0	0	1	5				
Paul O'Neill, L OBP: 0.574, SLG: 0.788 (1, 9)										3	1	2	0	2	0	1				
Randy Velarde, R OBP: 0.373, SLG: 0.386 (1, 6)										4	0	0	1	0	2	6				
Bernie Williams, S OBP: 0.308, SLG: 0.356 (1, 8)										3	0	0	0	1	1	3				
Mike Stanley, R OBP: 0.302, SLG: 0.289 (1, 2)										4	0	1	2	0	3	3				
Mike Gallego, R OBP: 0.308, SLG: 0.298 Daryl Boston, L OBP: 0.217, SLG: 0.182 Pat Kelly, R OBP: 0.370, SLG: 0.371 (1, 4) (8, PH) (9, 4)										3	0	0	0	0	1	1				
Inning Stats	R: 1 E: 0 K: 0 S: 15	H: 1 LOB: 2 BB: 2 P: 29	R: 0 E: 0 K: 3 S: 14	H: 0 LOB: 0 BB: 0 P: 21	R: 0 E: 0 K: 0 S: 5	H: 0 LOB: 0 BB: 1 P: 9	R: 2 E: 1 K: 1 S: 16	H: 2 LOB: 1 BB: 0 P: 25	R: 0 E: 0 K: 2 S: 13	H: 1 LOB: 1 BB: 0 P: 21	R: 1 E: 0 K: 0 S: 12	H: 1 LOB: 1 BB: 1 P: 19	R: 0 E: 0 K: 2 S: 13	H: 1 LOB: 2 BB: 1 P: 20	R: 2 E: 0 K: 0 S: 9	H: 2 LOB: 2 BB: 2 P: 20	1B: 7 2B: 1 3B: 1 HR: 0	SF: 1 SAC: 0 DP: 1 HBP: 0	WP: 1 PB: 0 SB: 3 CS: 0	PA: 42
PITCHER	IP WLS BF H R ER SO BB IBB HBP BLK WP HR S P ERA WHIP																			
Roger Clemens, R ERA: 2.96 (7, 1)	6.0	26	5	3	1	7	3	0	0	0	0	0	6	6	27.00	3.000				
Scott Bankhead, R ERA: 2.51 (7, 1)	0.1	2	1	1	1	0	0	0	0	0	0	0	5	12	0.00	3.000				
Tony Fossas, L ERA: 7.36 (7, 1)	0.1	2	0	0	0	0	1	0	0	0	1	0	5	12	0.00	3.000				
Todd Frohwrth, R ERA: (7, 1)	0.1	1	0	0	0	0	0	0	0	0	0	0	1	1	0.00	0.000				
Ken Ryan, R ERA: (8, 1)	1.0	5	1	0	0	2	1	0	0	0	0	0	13	20	0.00	2.000				
PITCHER	IP WLS BF H R ER SO BB IBB HBP BLK WP HR S P ERA WHIP																			
Jeff Russell, R ERA: 6.48 (9, 1)	0.2	L	6	2	2	0	1	1	0	0	0	0	9	20	27.00	4.500				

Batter	1	2	3	4	5	6	7	8	9	AB	R	H	RBI	BB	SO	LOB	TOP										
Darryl Hamilton, L OBP: 0.360, SLG: 0.351 (1, 8)	3-2 BB 1B	4-1 1B FC3 BB	2-0 1B			1-0 F7		3-3 K	2-3 K	5	2	2	0	1	2	1											
Bill Spillers, L OBP: 0.388, SLG: 0.366 (1, 6) (5, 5)	1-3 K	0-0 E FC3 1B	2-1 1B			0-0 G4-3		4-0 BB HBP 2B BB	2-1 G4-3	5	1	2	2	1	1	2											
Turner Ward, S OBP: 0.418, SLG: 0.504 (1, 9)	4-1 1B BB	0-0 FC3	1-2 G3			1-3 K		3-1 BB 2B HBP		3	1	0	1	1	1	3											
Greg Vaughn, R OBP: 0.356, SLG: 0.458 (1, 7)	0-0 1B	2-2 K				1-1 F8		4-0 2B 1B	2-3 2B BB	4	1	2	1	1	1	2											
Dave Nilsson, L OBP: 0.287, SLG: 0.426 (1, 10)	4-1 IBB	4-0 IBB				1-1 L8		3-2 P4	2-2 F8	3	0	0	0	2	0	4											
John Jaha, R OBP: 0.330, SLG: 0.447 (1, 3)	3-3 K	1-3 K				2-1 G6-3		4-2 2B 1B	0-0 2B	4	0	1	2	1	2	6											
Kevin Seltzer, R OBP: 0.370, SLG: 0.523 Jose Valentin, S OBP: 0.243, SLG: 0.294 (1, 5) (5, 6)	2-2 F9		0-0 FC1-5 2B			2-2 G6-3		2-1 2B	2-2 P3	3	0	1	0	0	0	3											
Jody Reed, R OBP: 0.393, SLG: 0.273 (1, 4)		1-1 BB 1B	4-2 FC1-5 1B BB			2-2 G6-3		0-3 K	1-0 S 1B	4	1	2	0	1	1	2											
Mike Matheny, R OBP: 0.222, SLG: 0.125 Brian Harper, R OBP: 0.264, SLG: 0.291 (7, PH) (7, 2)		0-3 K 1B	0-0 FC1-5 1B			0-2 K		3-1 P5	1-2 G5-3	3	1	0	0	0	2	3											
Inning Stats	R: 1 E: 0 K: 2 S: 20	H: 2 LOB: 3 BB: 2 P: 37	R: 2 E: 1 K: 3 S: 18	H: 2 LOB: 3 BB: 2 P: 29	R: 1 E: 0 K: 0 S: 12	H: 3 LOB: 2 BB: 1 P: 21	R: 0 E: 0 K: 0 S: 6	H: 0 LOB: 0 BB: 0 P: 10	R: 0 E: 0 K: 1 S: 9	H: 0 LOB: 0 BB: 0 P: 13	R: 0 E: 0 K: 1 S: 5	H: 0 LOB: 0 BB: 0 P: 7	R: 1 E: 0 K: 1 S: 15	H: 2 LOB: 2 BB: 1 P: 28	R: 2 E: 0 K: 1 S: 13	H: 1 LOB: 2 BB: 2 P: 31	R: 0 E: 0 K: 1 S: 9	H: 1 LOB: 1 BB: 0 P: 15	1B: 8 2B: 3 3B: 0 HR: 0	SF: 0 SAC: 0 DP: 0 HBP: 1	WP: 0 PB: 0 SB: 1 CS: 0	PA: 47					
PITCHER	IP	WLS	BF	H	R	ER	SO	BB	IBB	HBP	BLK	WP	HR	S	P	ERA	WHIP										
Danny Darwin, R ERA: 5.0 (1, 1)	6.1	L	33	8	5	5	7	4	2	0	0	0	0	78	133	7.11	1.895										
Todd Frothing, R ERA: 4.91 (7, 1)	0.2		3	1	0	0	1	0	0	0	0	0	0	7	12	0.00	1.500										
Tony Fossas, L ERA: 9.39 (8, 1)	0.1		3	0	2	2	1	1	0	1	0	0	0	4	14	54.00	3.000										
Paul Quantrill, R ERA: 2.89 (8, 1)	1.2		8	2	0	0	1	1	0	0	0	0	0	18	32	0.00	1.800										

Milwaukee Brewers @ Boston Red Sox
Fenway Park, Boston, MA
Mon May 09 1994, 7:05 PM EDT
Att: 21,844 - Unknown - 74 F

AB 38
R 7
H 11
RBI 7
BB 8
SO 10
LOB 31



Batter	1	2	3	4	5	6	7	8	9	AB	R	H	RBI	BB	SO	LOB	BOTTOM										
Otis Nixon, S OBP: 0.333, SLG: 0.313 (1, 8)	0-1 2B 1B	2-0 2B			1-2 G6-3			2-3 K		4	0	2	2	0	1	0											
Tim Lincecum, R OBP: 0.400, SLG: 0.557 (1, 6)	0-1 L6	2-2 G6-3			3-2 G5-3			2-2 G4-3 2B		4	0	1	0	0	0	2											
Mike Greenwell, L OBP: 0.305, SLG: 0.450 (1, 7)	0-0 F8		3-1 F7			0-2 L3		2-1 G4-3		4	0	0	0	0	0	2											
Mo Vaughn, L OBP: 0.448, SLG: 0.678 (1, 3)	1-0 2B		1-1 G3			0-0 F8		1-3 K		4	0	1	0	0	1	1											
Andre Dawson, R OBP: 0.280, SLG: 0.478 (1, 10)	0-1 P6		1-3 K			1-3 K			1-1 G6-3	4	0	0	0	0	2	2											
Scott Cooper, L OBP: 0.381, SLG: 0.657 (1, 5)		0-0 2B 1B			2-2 P4			1-1 F9	1-0 HR	4	2	2	1	0	0	0											
Billy Hatcher, R OBP: 0.306, SLG: 0.358 (1, 9)		1-2 L7			0-1 F7			0-1 P5	2-1 G6-3	4	0	0	0	0	0	1											
Rich Rowland, R OBP: 0.211, SLG: 0.333 Damon Berryhill, S OBP: 0.294, SLG: 0.298 (9, PH)		1-3 K			2-2 G1-3			3-3 K	1-3 K	3	0	0	0	0	2	1											
Scott Fletcher, R OBP: 0.273, SLG: 0.365 (1, 4)		0-0 2B				0-0 G5-3			1-0 HR	3	2	2	1	0	0	0											
Inning Stats	R: 0 E: 0 K: 0 S: 8	H: 2 LOB: 2 BB: 0 P: 9	R: 2 E: 1 K: 1 S: 14	H: 3 LOB: 1 BB: 0 P: 20	R: 0 E: 0 K: 1 S: 8	H: 0 LOB: 0 BB: 0 P: 13	R: 0 E: 0 K: 0 S: 9	H: 0 LOB: 0 BB: 0 P: 13	R: 0 E: 0 K: 1 S: 9	H: 0 LOB: 0 BB: 0 P: 10	R: 0 E: 0 K: 1 S: 9	H: 0 LOB: 0 BB: 0 P: 13	R: 1 E: 0 K: 2 S: 12	H: 2 LOB: 1 BB: 0 P: 20	R: 1 E: 0 K: 1 S: 8	H: 1 LOB: 0 BB: 0 P: 13	1B: 2 2B: 4 3B: 0 HR: 2	SF: 0 SAC: 0 DP: 0 HBP: 0	WP: 0 PB: 0 SB: 0 CS: 0	PA: 35							
PITCHER	IP	WLS	BF	H	R	ER	SO	BB	IBB	HBP	BLK	WP	HR	S	P	ERA	WHIP										
Mike Ignasiak, R ERA: 3.6 (1, 1)	5.0	W	20	5	2	2	2	0	0	0	0	0	0	18	23	0.00	0.000										
Jesse Orosco, L ERA: 6.94 (6, 1)	2.0		6	0	0	0	2	0	0	0	0	0	0	18	23	0.00	0.000										
Jeff Bronckey, R ERA: 1.84 (8, 1)	0.1		3	2	1	1	1	0	0	0	0	0	1	7	12	27.00	6.000										
Graeme Lloyd, L ERA: 3.38 Bob Scanlan, R ERA: 3.19 (8, 1) (9, 1)	0.2		2	0	0	0	1	0	0	0	0	0	0	5	8	0.00	0.000										
Bob Scanlan, R ERA: 3.19 (9, 1)	1.0		4	1	1	1	1	0	0	0	0	0	1	8	13	9.00	1.000										

Milwaukee Brewers @ Boston Red Sox
Fenway Park, Boston, MA
Mon May 09 1994, 7:05 PM EDT
Att: 21,844 - Unknown - 74 F

AB 35
R 4
H 8
RBI 4
BB 0
SO 7
LOB 9



Batter	1	2	3	4	5	6	7	8	9	AB	R	H	RBI	BB	SO	LOB	TOP					
Darryl Hamilton, L OBP: 0.366, SLG: 0.351 Matt Mieske, R OBP: 0.317, SLG: 0.306	4-2 S 1B BB		2-1 G3		3-2 F8		1 SAFE 0-1 2B 1B	0-0 SH1-3		0	1	0	0	1	0	0						
Bill Spiers, L OBP: 0.400, SLG: 0.395	2-1 F9 1-H 1B		1-1 P4		3-2 G4-3		1-2 1B WP 2B	3-2 E 1B		5	1	3	3	0	0	0						
Turner Ward, S OBP: 0.424, SLG: 0.500	4-1 S 1-2 BB		1-1 2B 1B		0-0 L8		4-1 WP 1B WP BB	0-0 F8		3	2	1	0	2	0	1						
Greg Vaughn, R OBP: 0.355, SLG: 0.471 Alex Diaz, S OBP: 0.288, SLG: 0.476	1-3 K		1-1 1-H 2B		0-3 K		2-1 WP 2B 1B	1-1 G1-3		3	0	1	1	0	2	2						
Dave Nilsson, L OBP: 0.275, SLG: 0.407	0-1 F9 2-3		1-2 L8		1-0 G4-3		1-2 2-3 3-H 1B		3-3 K		5	0	0	0	0	2	5					
John Jaha, R OBP: 0.333, SLG: 0.456	1-3 K 1-2			3-3 K		2-1 1B	2-2 1B 2B	0-0 G4-3		5	1	2	1	0	2	2						
Brian Harper, R OBP: 0.272, SLG: 0.298		2-1 P4		1-1 L9		1-1 P3	2-H 1B	1-2 1B		5	0	2	1	0	0	1						
Jody Reed, R OBP: 0.385, SLG: 0.269		2-3 K		0-2 1B			L5 G4-3	3-2 L9		5	0	1	0	0	1	2						
Jose Valentin, S OBP: 0.268, SLG: 0.342		2-0 P6		2-2 G6-3			1-1 1B 2B 1B	0-1 SH1-3 1B 2B		4	2	2	0	0	0	1						
Inning Stats	R: 1 E: 0 K: 2 S: 14	H: 1 LOB: 2 BB: 2 P: 26	R: 0 E: 0 K: 1 S: 6	H: 0 LOB: 0 BB: 0 P: 12	R: 1 E: 0 K: 0 S: 11	H: 2 LOB: 1 BB: 0 P: 17	R: 0 E: 0 K: 1 S: 13	H: 1 LOB: 0 BB: 0 P: 18	R: 0 E: 0 K: 1 S: 8	H: 0 LOB: 0 BB: 0 P: 14	R: 0 E: 0 K: 1 S: 9	H: 1 LOB: 1 BB: 0 P: 13	R: 6 E: 0 K: 1 S: 22	H: 6 LOB: 1 BB: 1 P: 32	R: 1 E: 1 K: 0 S: 12	H: 2 LOB: 1 BB: 0 P: 16	R: 0 E: 0 K: 1 S: 10	H: 1 LOB: 1 BB: 0 P: 17	1B: 10 2B: 4 3B: 0 HR: 0	SF: 0 SAC: 1 DP: 0 HBP: 0	WP: 2 PB: 0 SB: 2 CS: 0	PA: 44
PITCHER	IP WLS BF H R ER SO BB IBB HBP BLK WP HR S P ERA WHIP	5.0 21 4 2 2 4 2 0 0 0 0 0 52 87 3.60 1.200	1.1 8 4 3 3 1 0 0 0 0 0 0 17 23 20.25 3.000	0.1 L 2 2 2 1 1 0 0 0 0 2 0 10 18 54.00 9.000	0.2 4 2 2 2 0 0 0 0 0 0 0 7 7 27.00 3.000	1.0 4 1 0 0 1 0 0 0 0 0 0 12 19 0.00 1.000											Ken Ryan, R ERA: 3.6	0.2 3 1 0 0 0 0 0 0 0 0 7 11 0.00 1.500				

Milwaukee Brewers @ Boston Red Sox
Fenway Park, Boston, MA
Tue May 10 1994, 7:05 PM EDT
Att: 20,473 - Unknown - 67 F

AB 40
R 9
H 14
RBI 7
BB 3
SO 7
LOB 15



Batter	1	2	3	4	5	6	7	8	9	AB	R	H	RBI	BB	SO	LOB	BOTTOM					
Otis Nixon, S OBP: 0.345, SLG: 0.320	2-2 BB S 1B		4-2 G4-3 S 1B BB	1-3 K		3-2 1B 1B			1-1 F9	4	1	2	0	1	1	1						
Scott Fletcher, R OBP: 0.283, SLG: 0.357	1 SAFE 4-1 E S 1-3 G3 BB		0-2 G4-3	0-0 F8		1-3 1B			2-2 F7	4	1	1	0	1	0	2						
Mike Greenwell, L OBP: 0.301, SLG: 0.435	1 SAFE 1-1 G3 1-H		4-2 1B 1B BB		1-3 K		0-0 F7		1-1 G3	4	1	0	1	1	1	2						
Mo Vaughn, L OBP: 0.449, SLG: 0.669	2-3 K		1-1 1B 1B 1B		4-2 S 1B BB		2-3 K			3	1	1	1	1	2	0						
Tim Lincecum, R OBP: 0.403, SLG: 0.555		3-3 K	0-0 1B		0-0 S 1B		1-3 K			4	0	2	2	0	2	0						
Scott Cooper, L OBP: 0.385, SLG: 0.676		0-1 HR	4-0 IBB		1-2 1B		1-3 K			3	1	1	1	1	1	2						
Billy Hatcher, R OBP: 0.296, SLG: 0.345		0-2 F8	0-0 G1-3		0-0 G5-3			2-2 G5-3		4	0	0	0	0	0	4						
Damon Berryhill, S OBP: 0.273, SLG: 0.275		2-3 K		2-2 G6-3			2-3 K		3-2 F7	4	0	0	0	0	2	0						
Carlos Rodriguez, S OBP: 0.375, SLG: 1.000			1-3 K	1-1 3B		2-2 G5-3		3-2 F9		4	0	1	0	0	1	0						
Inning Stats	R: 1 E: 0 K: 1 S: 9	H: 1 LOB: 0 BB: 1 P: 18	R: 1 E: 0 K: 2 S: 11	H: 1 LOB: 0 BB: 0 P: 16	R: 3 E: 0 K: 1 S: 15	H: 2 LOB: 2 BB: 3 P: 29	R: 0 E: 0 K: 1 S: 9	H: 1 LOB: 1 BB: 0 P: 13	R: 0 E: 0 K: 2 S: 10	H: 1 LOB: 2 BB: 1 P: 16	R: 0 E: 0 K: 1 S: 14	H: 2 LOB: 2 BB: 0 P: 21	R: 0 E: 0 K: 1 S: 9	H: 0 LOB: 0 BB: 0 P: 12	R: 0 E: 0 K: 0 S: 15	H: 0 LOB: 0 BB: 0 P: 23	R: 0 E: 0 K: 0 S: 7	H: 0 LOB: 0 BB: 0 P: 11	1B: 6 2B: 0 3B: 1 HR: 1	SF: 0 SAC: 0 DP: 0 HBP: 0	WP: 0 PB: 0 SB: 5 CS: 0	PA: 39
PITCHER	IP WLS BF H R ER SO BB IBB HBP BLK WP HR S P ERA WHIP	6.0 30 6 0 0 4 4 1 0 0 0 0 24 35 0.00 0.000	2.0 6 0 0 0 2 0 0 0 0 0 0 24 35 0.00 0.000	1.0 3 0 0 0 0 0 0 0 0 0 0 7 11 0.00 0.000																		

Milwaukee Brewers @ Boston Red Sox
Fenway Park, Boston, MA
Tue May 10 1994, 7:05 PM EDT
Att: 20,473 - Unknown - 67 F

AB 34
R 5
H 8
RBI 5
BB 5
SO 10
LOB 11



Batter	1	2	3	4	5	6	7	8	9	AB	R	H	RBI	BB	SO	LOB	TOP			
Jody Reed, R OBP: 0.380, SLG: 0.268 Jeff Cirillo, R (7, 5)	G5-3		G1-3 BB G4-3 1B	K			G4-6-3			4	1	1	0	0	1	3				
Bill Spillers, L OBP: 0.416, SLG: 0.390 (7, 6)	BB		G4-3 G1-3 BB		G6-3			BB		1	0	0	0	3	0	0				
Turner Ward, S OBP: 0.413, SLG: 0.483 Alex Diaz, S OBP: 0.288, SLG: 0.476 (8, 8)	F8		G1-3		G4-3			K		4	0	0	0	0	1	4				
Greg Vaughn, R OBP: 0.333, SLG: 0.436 (1, 7)	G4-3		G4-3		G3			L5		4	0	0	1	0	0	3				
Dave Nilsson, L OBP: 0.276, SLG: 0.400 Mike Matheny, R OBP: 0.211, SLG: 0.118 (7, 2)		FC6-4 BB	G4-3				K		K	2	0	0	0	1	1	1				
John Jaha, R OBP: 0.336, SLG: 0.457 (1, 3)		FC6-4 1B		2B			G6-4-3 1B		G6-3	4	0	2	0	0	0	1				
Brian Harper, R OBP: 0.260, SLG: 0.284 (1, 10)		L4		F7			G6-4-3		G3-1	4	0	0	0	0	0	3				
Matt Mieske, R OBP: 0.356, SLG: 0.375 (1, 9)		1B		2B			G5-3		1B	4	0	3	0	0	0	0				
Jose Valentin, S OBP: 0.267, SLG: 0.333 (7, 4)	P3		L7				G4-6-3 1B		F8	4	0	1	0	0	0	5				
Inning Stats	R: 0 E: 0 K: 0 S: 7	H: 0 LOB: 1 BB: 1 P: 16	R: 0 E: 0 K: 0 S: 9	H: 1 LOB: 2 BB: 1 P: 20	R: 1 E: 0 K: 0 S: 9	H: 1 LOB: 1 BB: 1 P: 20	R: 0 E: 0 K: 1 S: 16	H: 2 LOB: 2 BB: 0 P: 23	R: 0 E: 0 K: 0 S: 5	H: 1 LOB: 0 BB: 0 P: 8	R: 0 E: 0 K: 0 S: 8	H: 1 LOB: 0 BB: 0 P: 13	R: 0 E: 0 K: 2 S: 10	H: 0 LOB: 1 BB: 1 P: 16	R: 0 E: 0 K: 0 S: 8	H: 1 LOB: 1 BB: 0 P: 11	1B: 6 2B: 1 3B: 0 HR: 0	SF: 0 SAC: 0 DP: 2 HBP: 0	WP: 0 PB: 0 SB: 0 CS: 0	PA: 36
PITCHER Aaron Sele, R ERA: 2.35 (1, 1)	IP: 9.0 WLS: W BF: 36 H: 7 R: 1 ER: 1 SO: 4 BB: 4 IBB: 0 HBP: 0 BLK: 0 WP: 0 HR: 0 S: 78 P: 134 ERA: 1.00 WHIP: 1.222															PITCHER				

Milwaukee Brewers @ Boston Red Sox
Fenway Park, Boston, MA
Wed May 11 1994, 7:05 PM EDT
Att: 21,471 - Unknown - 66 F

AB 32
R 1
H 7
RBI 1
BB 4
SO 4
LOB 21



Batter	1	2	3	4	5	6	7	8	9	AB	R	H	RBI	BB	SO	LOB	BOTTOM			
Otis Nixon, S OBP: 0.355, SLG: 0.321 (1, 8)	1B 2B BB	G5-3		HR 1B		G4-3		1B BB		3	2	1	0	2	0	0				
Andy Tomberlin, L OBP: 0.200, SLG: 0.200 (1, 9)	K	G3-1		L6		L9		G6-4-3 1B		5	0	1	0	0	1	2				
Mike Greenwell, L OBP: 0.304, SLG: 0.458 (1, 7)	2B 1B		HR	F7		G4-3		G6-4-3		5	2	2	1	0	0	3				
Mo Vaughn, L OBP: 0.458, SLG: 0.702 (1, 3)	1B 2B		G4-3	HR		PB 1B BB				3	2	2	3	1	0	0				
Andre Dawson, R OBP: 0.298, SLG: 0.490 Lee Tinsley, S OBP: 0.361, SLG: 0.185 (7, PR)	BB 1B		BB 1B	G6-3		PB 1B		PB 1B		4	1	3	1	0	0	0				
Scott Cooper, L OBP: 0.380, SLG: 0.657 (1, 5)	1B BB		P4	G4-3		P6				3	0	0	0	1	0	3				
Rich Rowland, R OBP: 0.261, SLG: 0.333 (1, 2)	G5-4-3 1B		BB BB	K		P4				3	0	1	2	1	1	2				
Scott Fletcher, R OBP: 0.297, SLG: 0.356 (1, 4)	G5-4-3		BB	BB		F8				3	0	1	0	1	0	4				
Carlos Rodriguez, S OBP: 0.250, SLG: 0.667 (1, 6)		F9	L4	K		F8				4	0	0	0	0	1	4				
Inning Stats	R: 4 E: 0 K: 1 S: 11	H: 4 LOB: 1 BB: 2 P: 23	R: 0 E: 0 K: 0 S: 3	H: 0 LOB: 0 BB: 0 P: 5	R: 1 E: 0 K: 0 S: 13	H: 2 LOB: 2 BB: 2 P: 25	R: 2 E: 0 K: 0 S: 7	H: 2 LOB: 0 BB: 0 P: 14	R: 0 E: 0 K: 2 S: 12	H: 1 LOB: 1 BB: 0 P: 19	R: 0 E: 0 K: 0 S: 4	H: 0 LOB: 0 BB: 0 P: 7	R: 0 E: 0 K: 0 S: 9	H: 1 LOB: 3 BB: 1 P: 19	R: 0 E: 0 K: 0 S: 3	H: 1 LOB: 1 BB: 1 P: 9	1B: 8 2B: 1 3B: 0 HR: 2	SF: 0 SAC: 0 DP: 2 HBP: 0	WP: 0 PB: 1 SB: 2 CS: 0	PA: 39
PITCHER 21 Cal Eldred, R ERA: 4.31 Mike Fetters, R ERA: 2.77 (8, 1)	IP: 7.0 WLS: L BF: 35 H: 10 R: 7 ER: 7 SO: 3 BB: 5 IBB: 0 HBP: 0 BLK: 0 WP: 0 HR: 2 S: 59 P: 112 ERA: 9.00 WHIP: 2.143															PITCHER				

Milwaukee Brewers @ Boston Red Sox
Fenway Park, Boston, MA
Wed May 11 1994, 7:05 PM EDT
Att: 21,471 - Unknown - 66 F

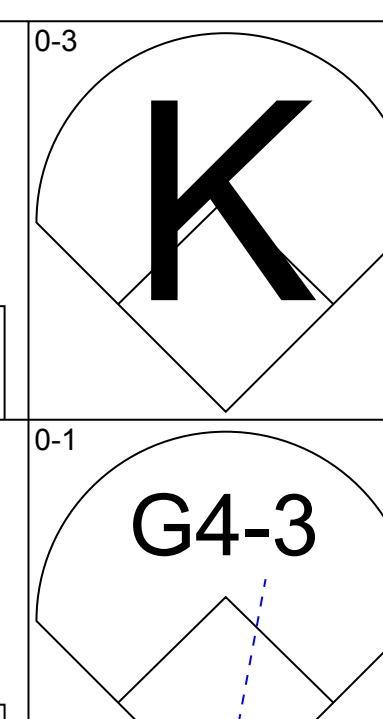
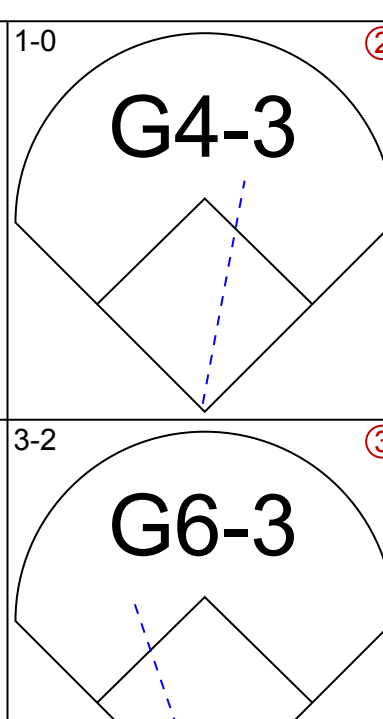

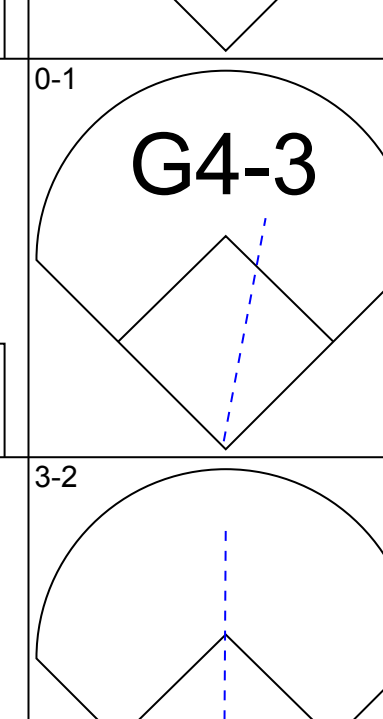
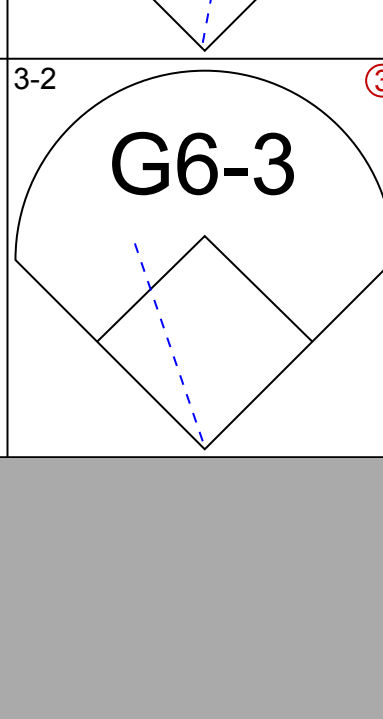
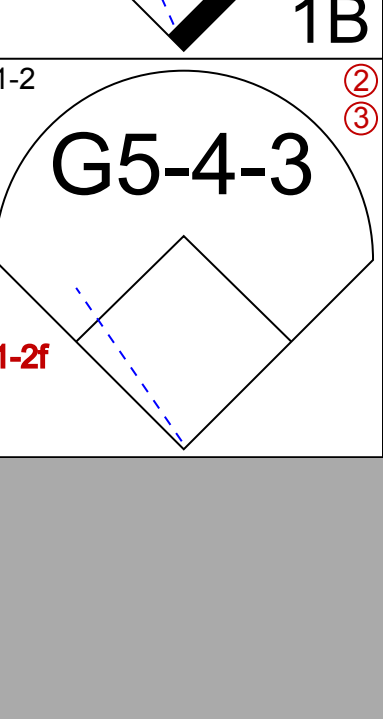
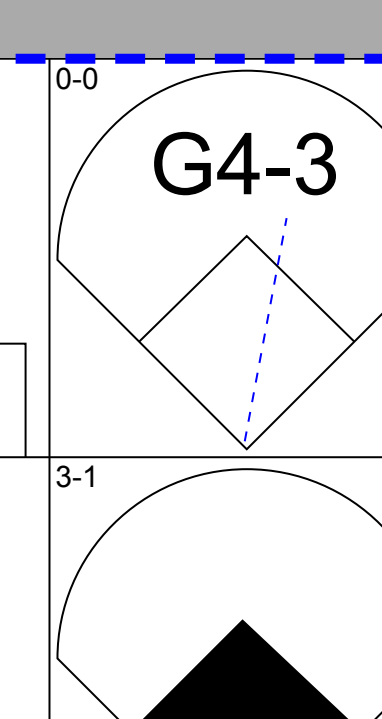
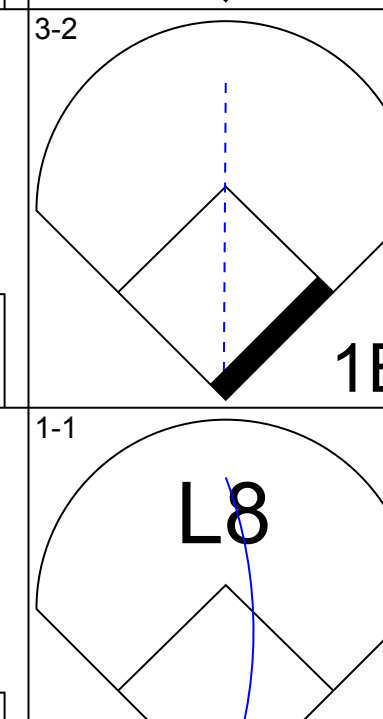
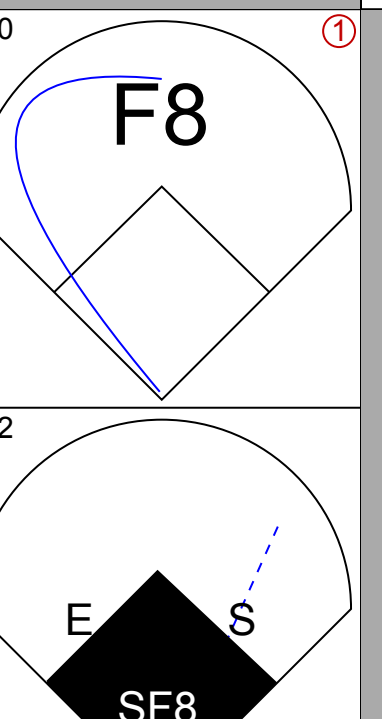
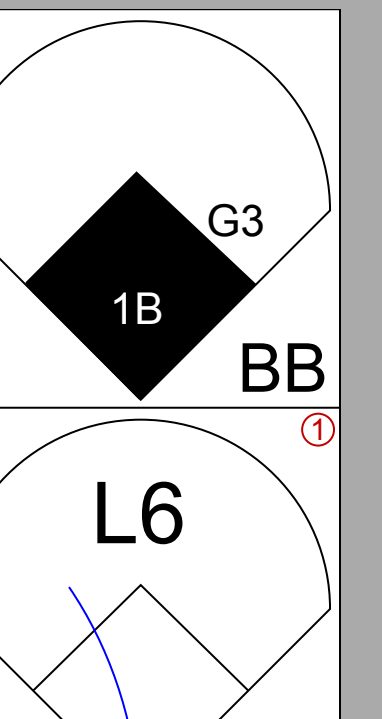
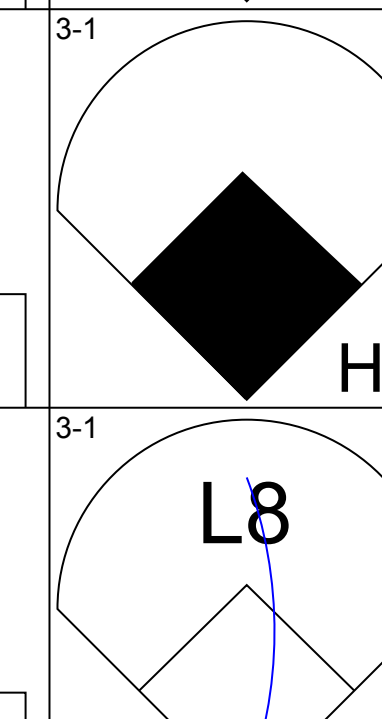
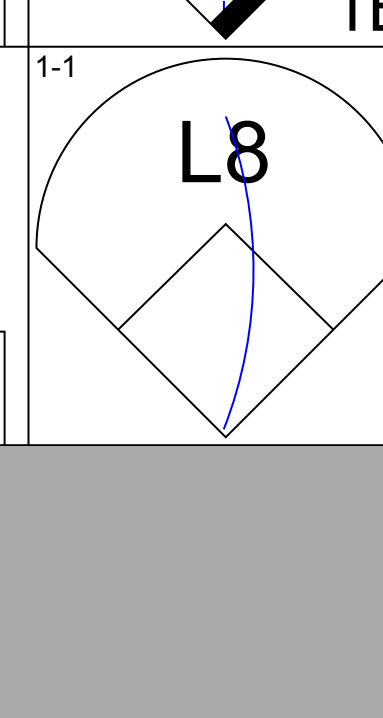
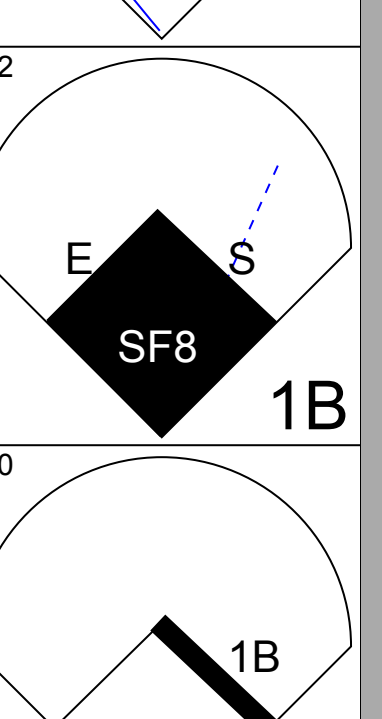
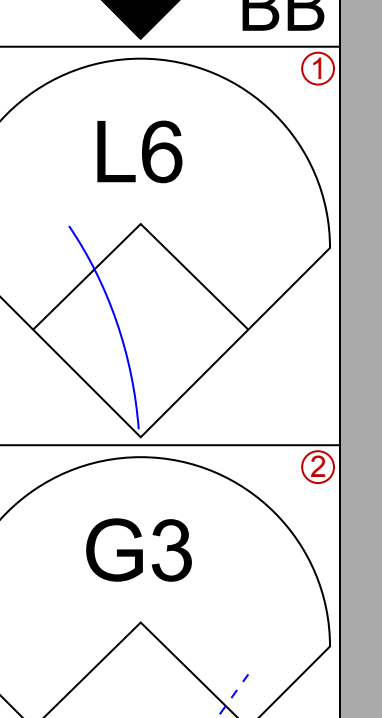
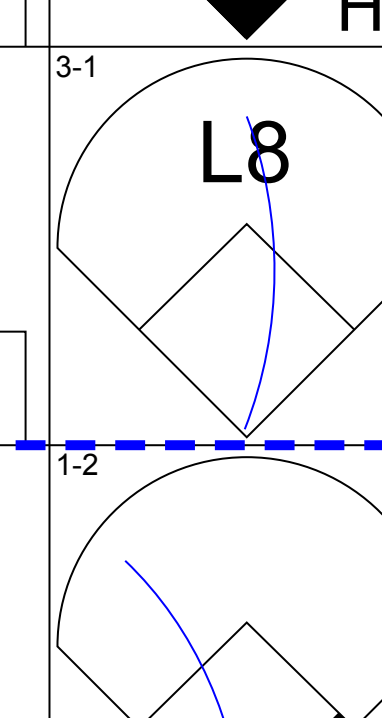
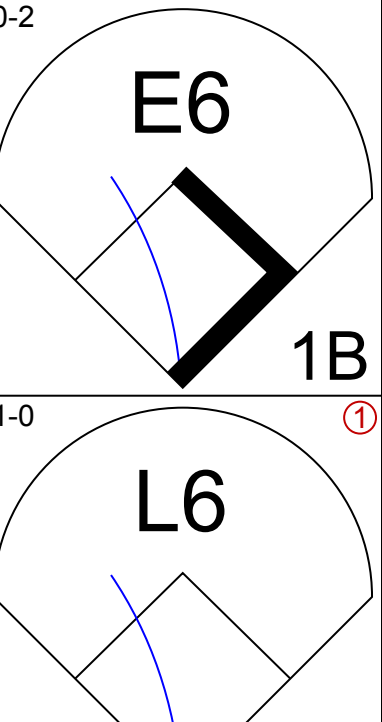
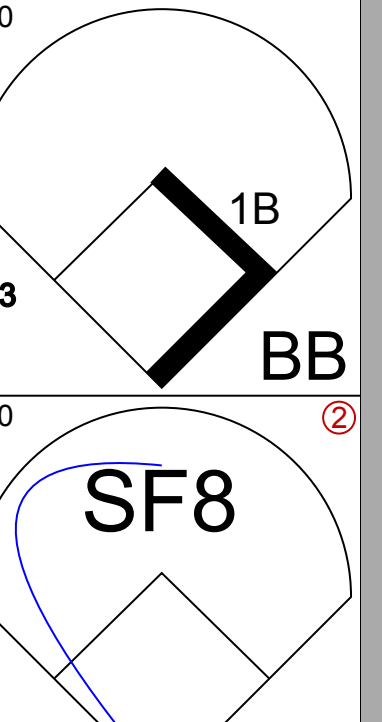
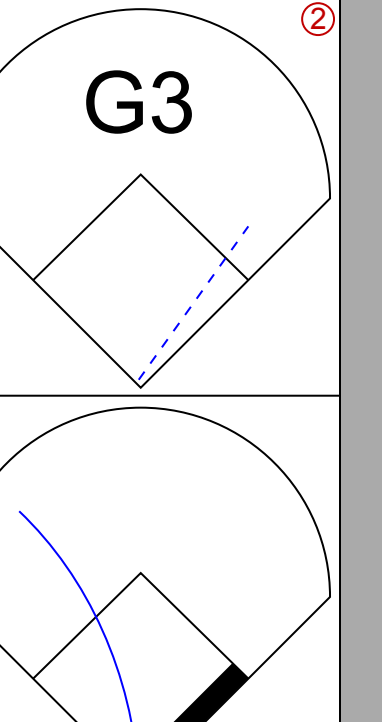
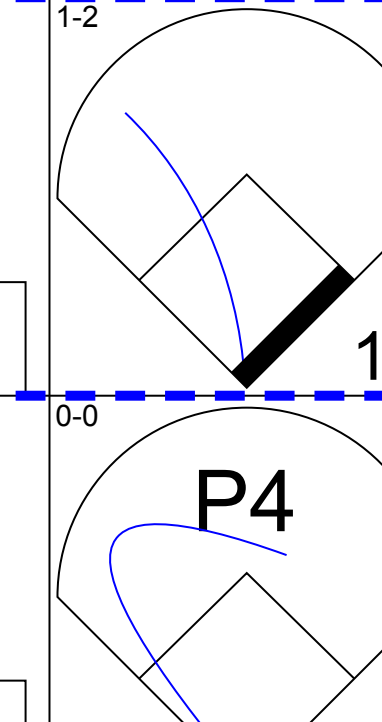

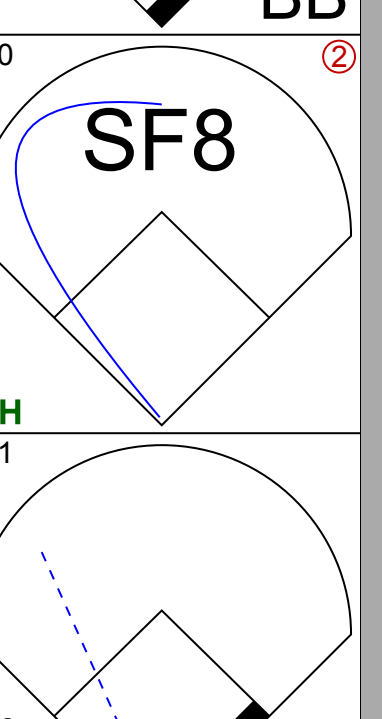
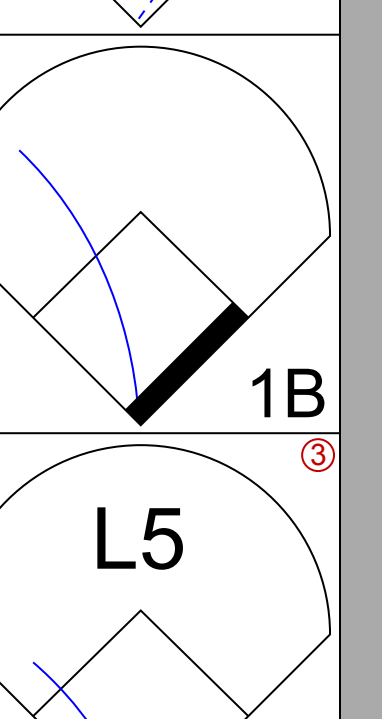
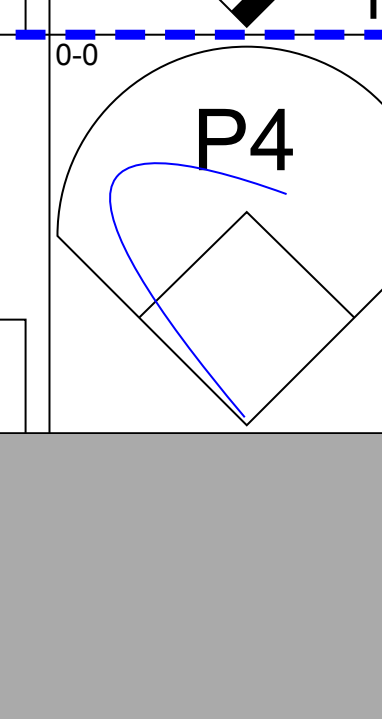

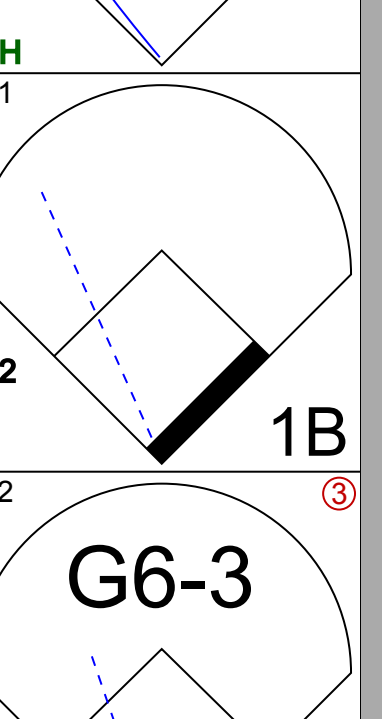
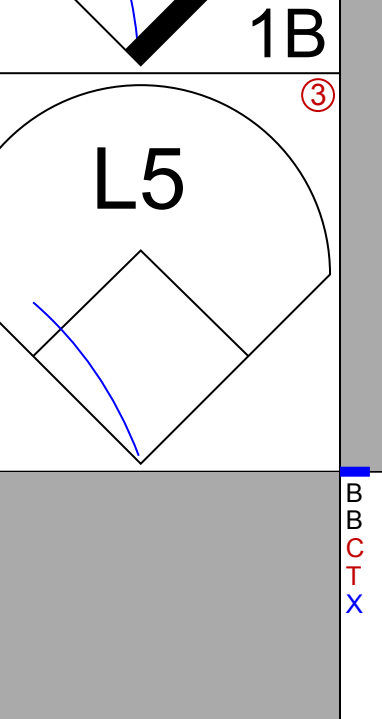
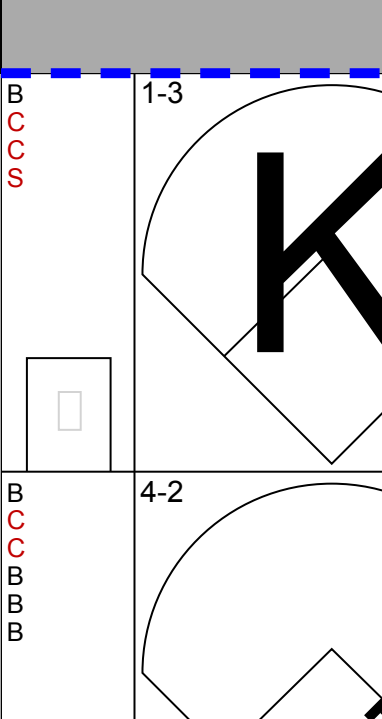

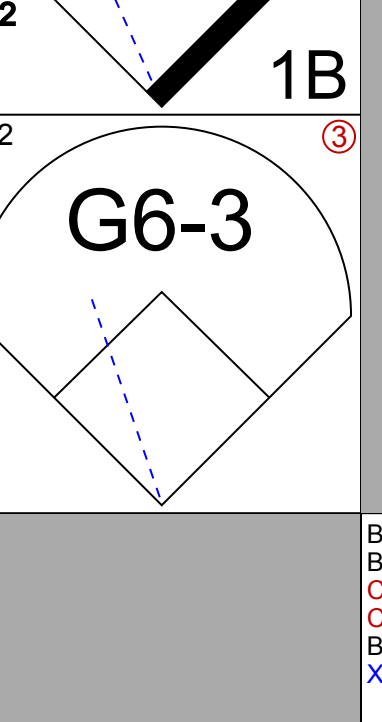
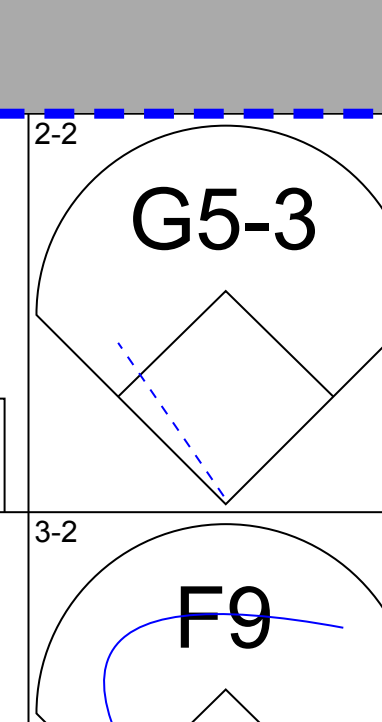
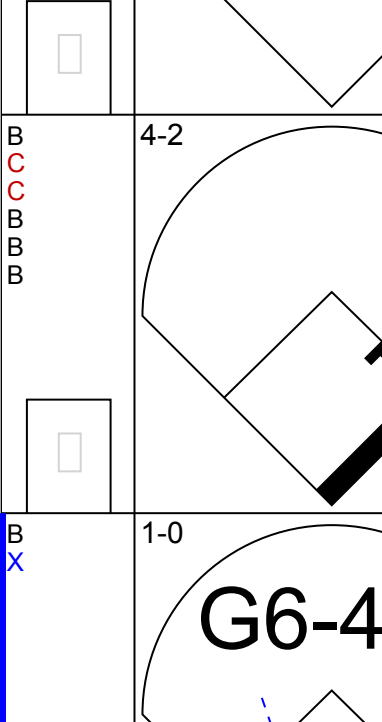
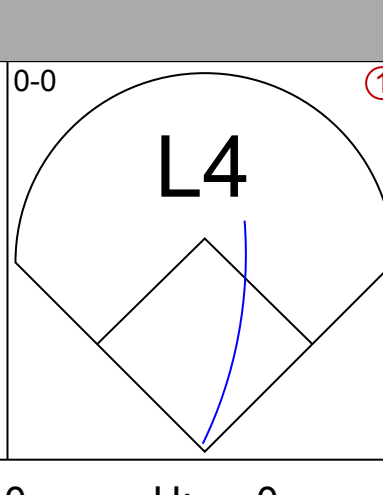
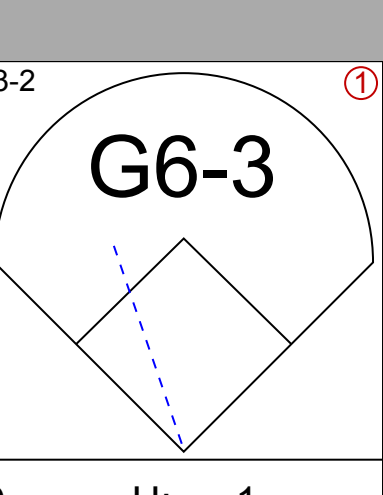
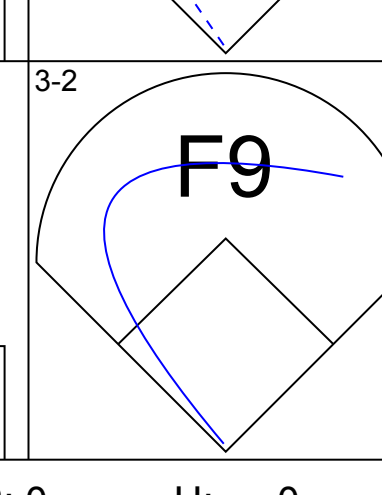
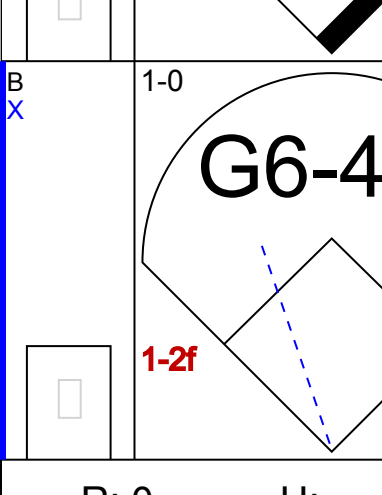
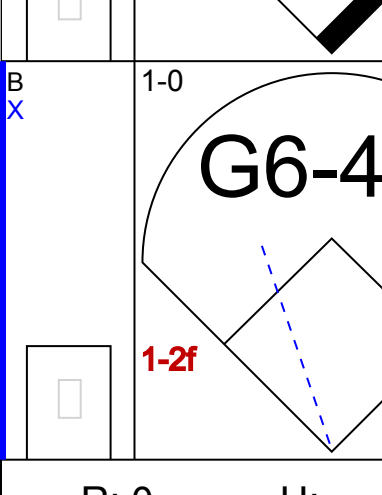
AB 33
R 7
H 11
RBI 7
BB 6
SO 3
LOB 18

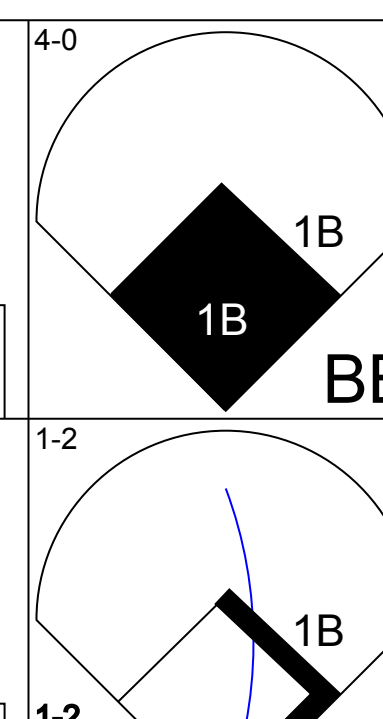
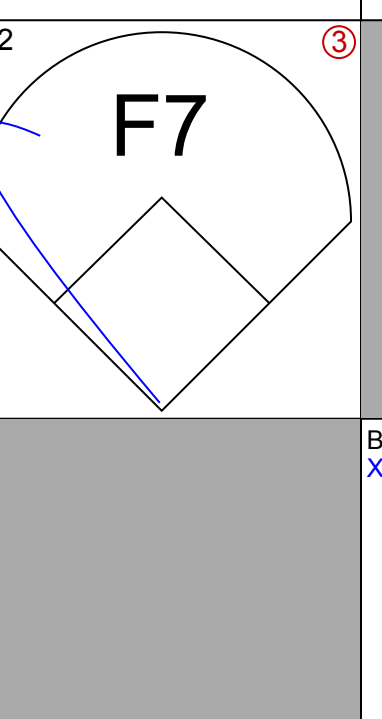
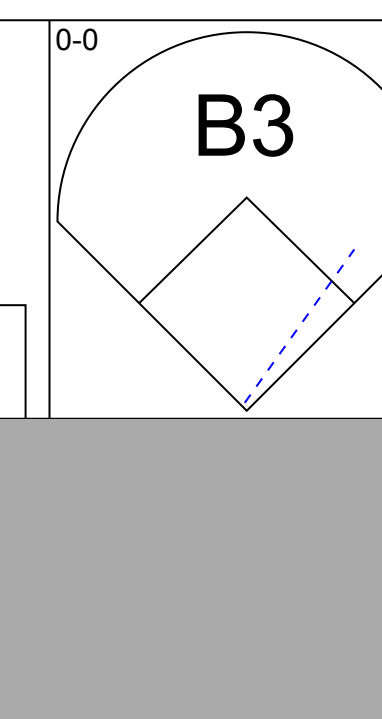
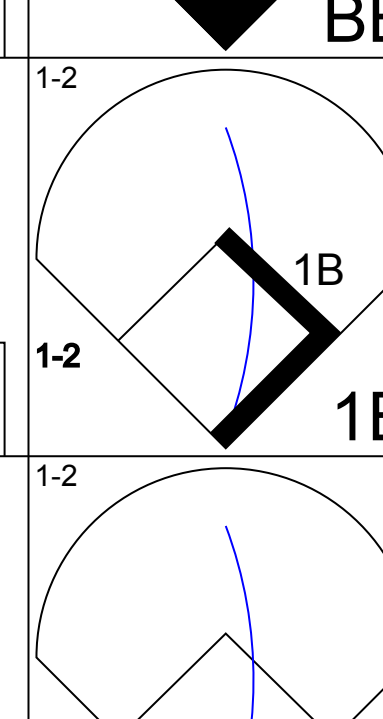
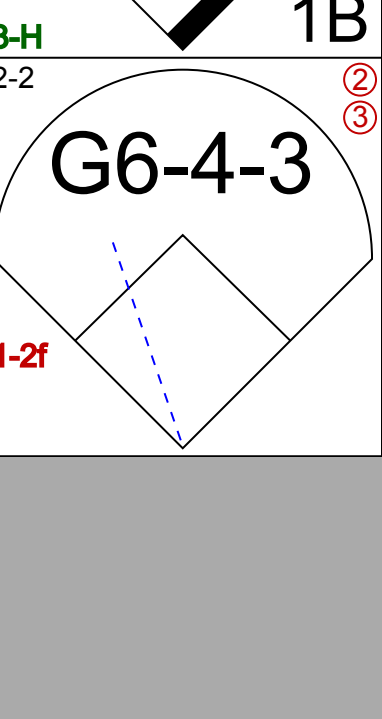
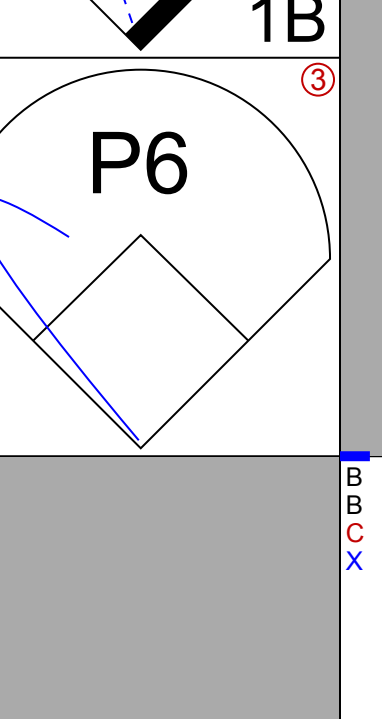
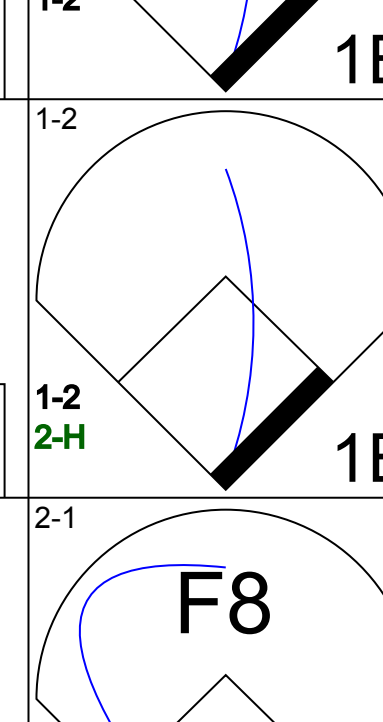
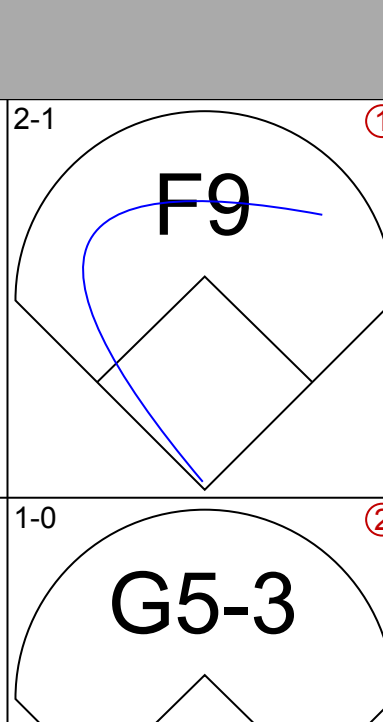
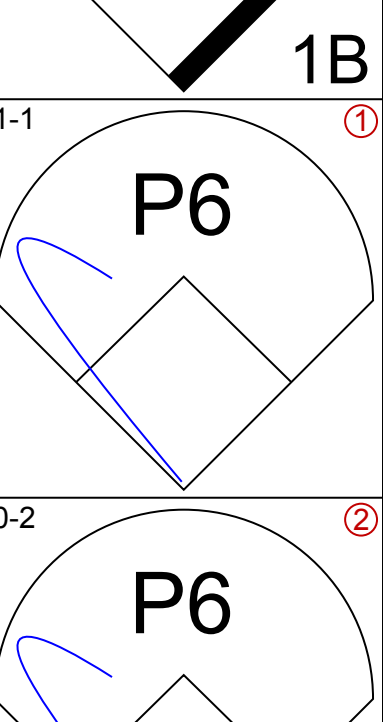
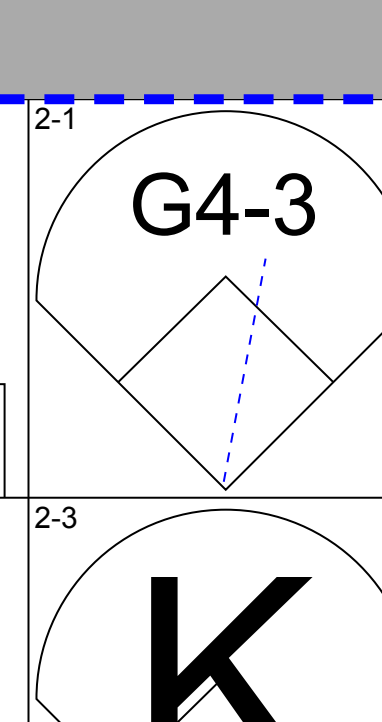
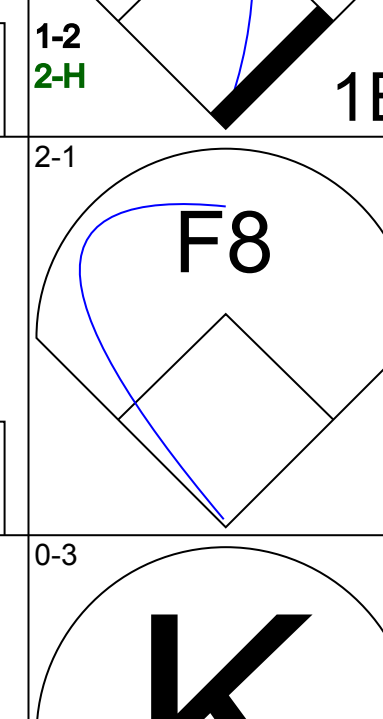
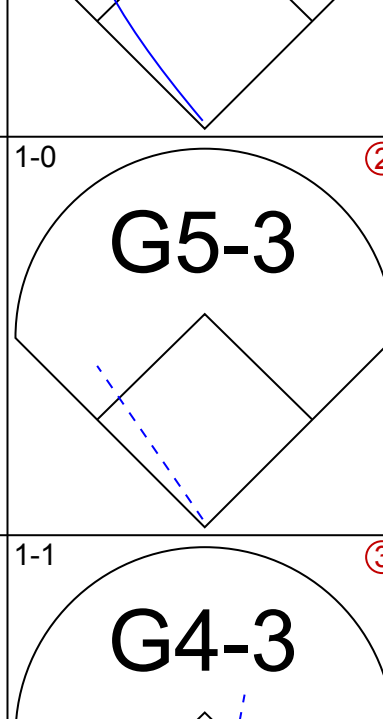
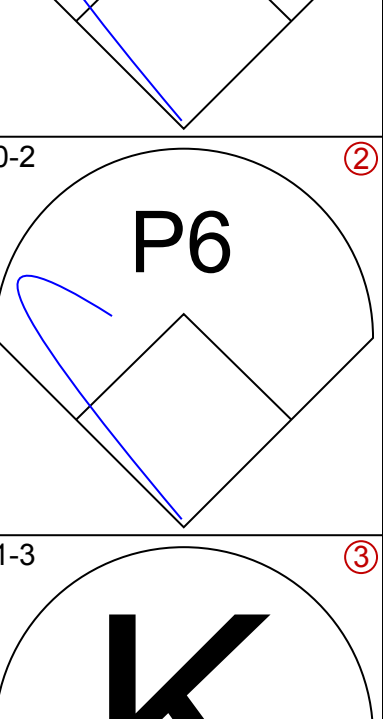
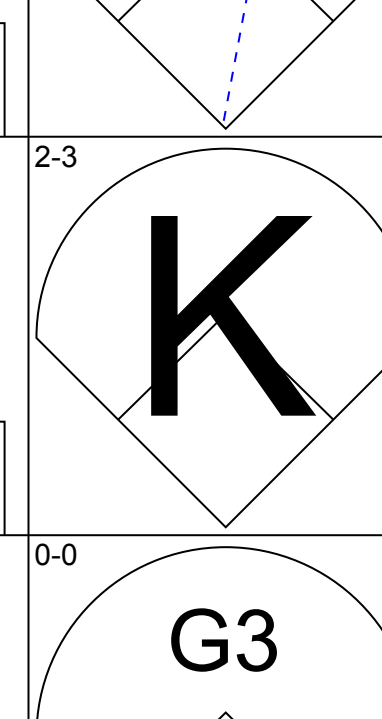
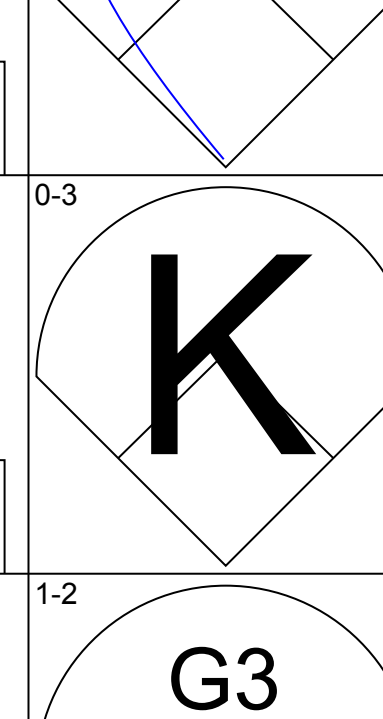
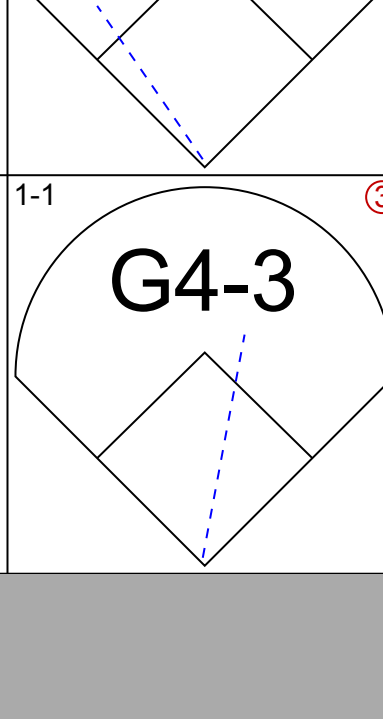
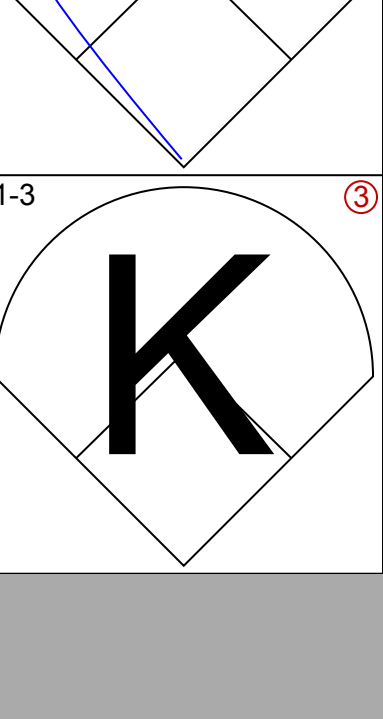
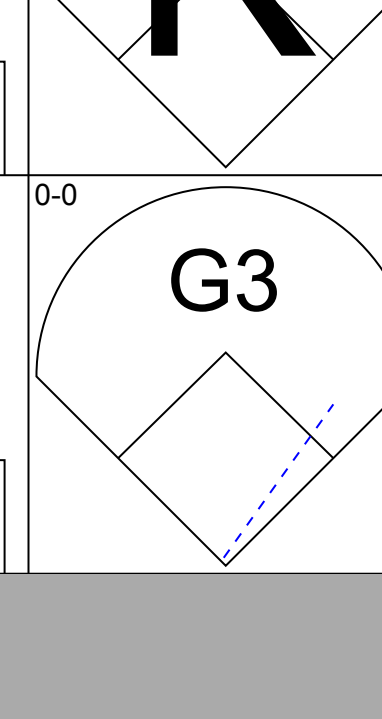
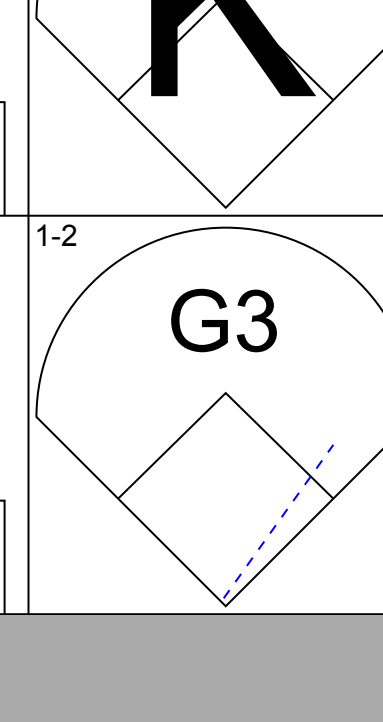
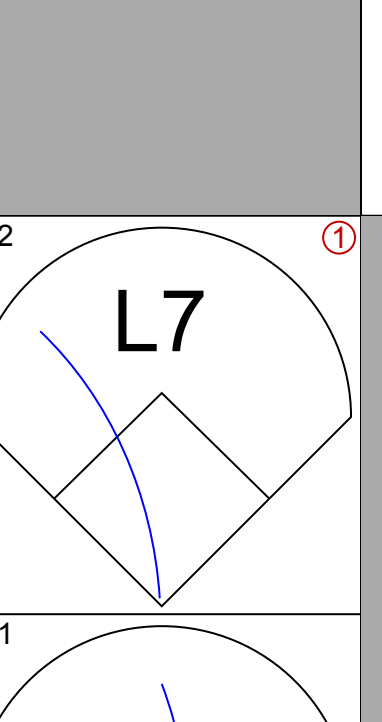
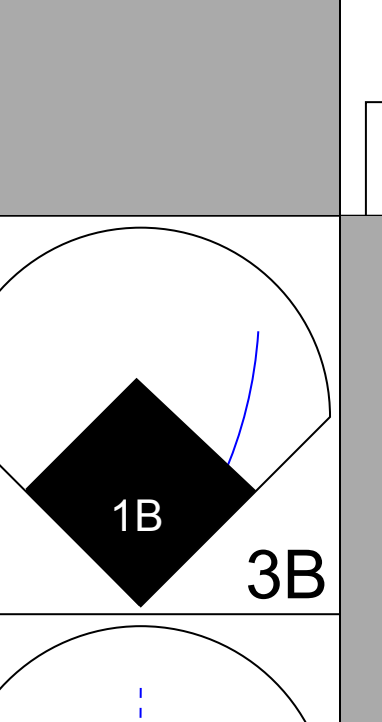
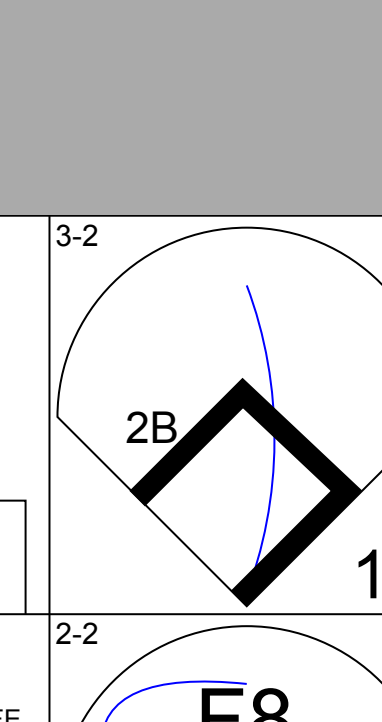
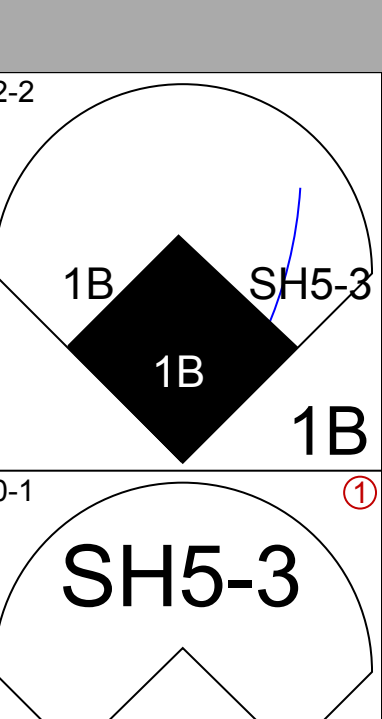
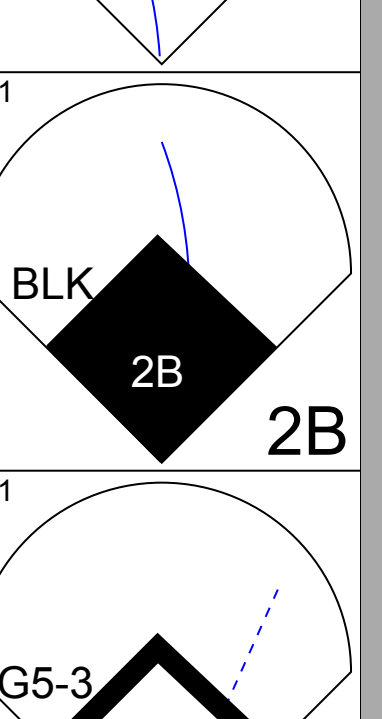
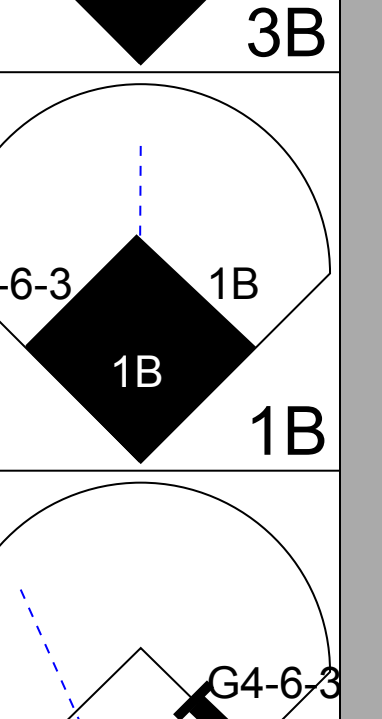
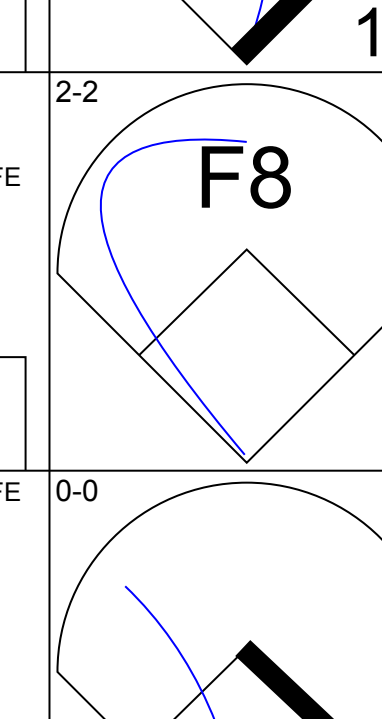
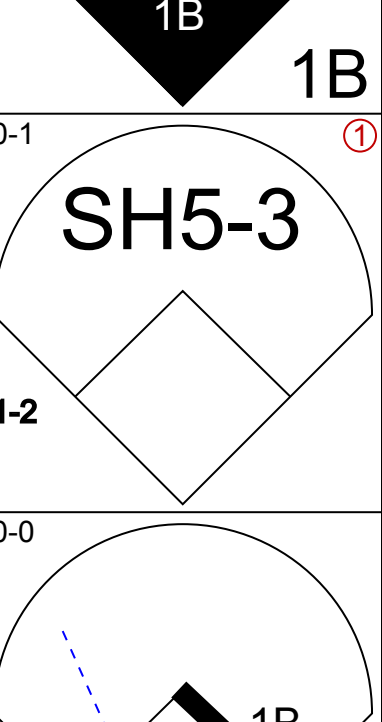
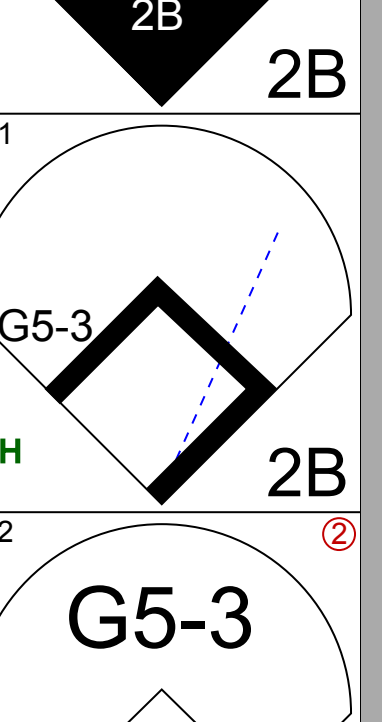
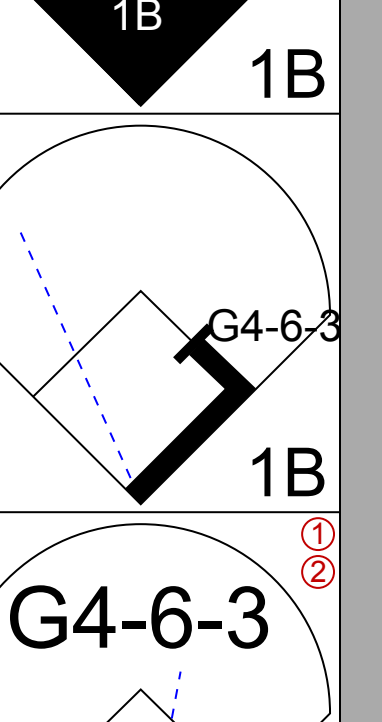
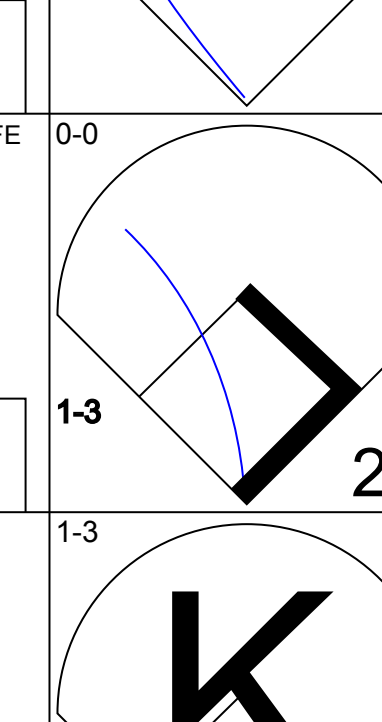
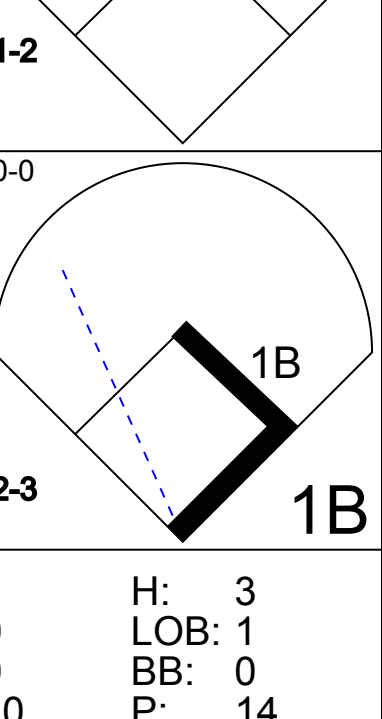
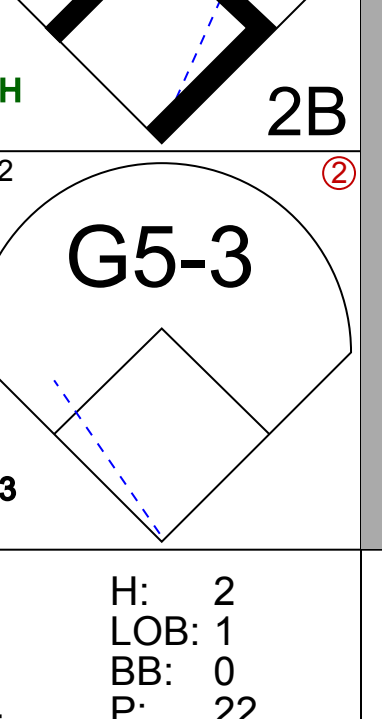
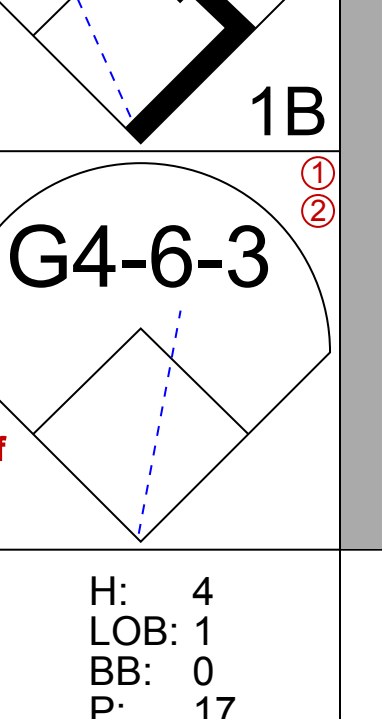
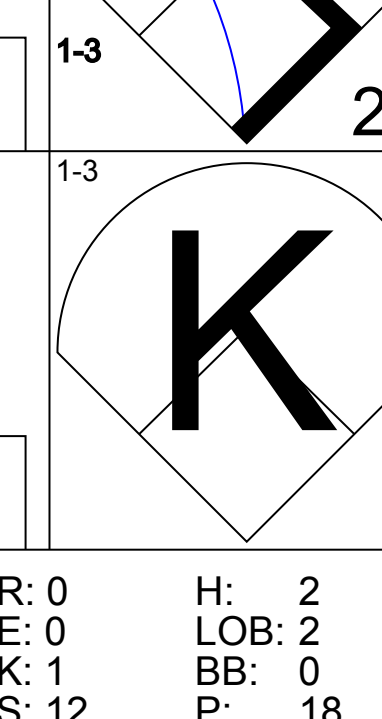


Batter	1	2	3	4	5	6	7	8	9	AB	R	H	RBI	BB	SO	LOB	TOP											
Alex Diaz, S OBP: 0.286, SLG: 0.455 (1, 8)	G4-3		CS BB			F8		FC5-4		3	0	0	0	1	0	1	Milwaukee Brewers @ Boston Red Sox Fenway Park, Boston, MA Thu May 12, 1994, 7:05 PM EDT Att: 22,126 - Unknown - 60 F											
Bill Spillers, L OBP: 0.398, SLG: 0.370 (1, 6)	F7		CS	K		G4-3		K		4	0	0	0	0	2	1												
Turner Ward, S OBP: 0.401, SLG: 0.468 (1, 9) (8, 7)	K			F8			K		F7	4	0	0	0	0	2	0												
Greg Vaughn, R OBP: 0.333, SLG: 0.421 Matt Mieske, R OBP: 0.348, SLG: 0.366 (8, 9)		S BB		P4		L5		K		2	0	0	0	1	0	0												
Brian Harper, R OBP: 0.270, SLG: 0.304 (1, 10)	G1-3			G5-3		2B		1B 2B		4	1	2	0	0	0	1												
John Jaha, R OBP: 0.333, SLG: 0.448 Dave Nilsson, L OBP: 0.288, SLG: 0.405 (7, 3) (7, 3)	K			K		BB		2B 1B		2	0	0	0	0	2	1												
Jody Reed, R OBP: 0.384, SLG: 0.297 (1, 4)	F8			2B		K		2B		4	0	2	1	0	1	3												
Jeff Cirillo, R (1, 5) Tom Brunansky, R OBP: 0.214, SLG: 0.231 (9, PH)			K	K				F8		3	0	0	0	0	2	1												
Mike Matheny, R OBP: 0.217, SLG: 0.143 (1, 2)	G4-3			G5-3		G5-3		FC5-4 1B		4	0	1	0	0	0	3												
Inning Stats	R: 0 E: 0 K: 1 S: 6	H: 0 LOB: 0 BB: 0 P: 8	R: 0 E: 0 K: 1 S: 15	H: 0 LOB: 1 BB: 1 P: 23	R: 0 E: 0 K: 1 S: 7	H: 0 LOB: 0 BB: 1 P: 14	R: 0 E: 0 K: 1 S: 8	H: 0 LOB: 0 BB: 0 P: 13	R: 0 E: 0 K: 2 S: 12	H: 1 LOB: 1 BB: 0 P: 18	R: 0 E: 0 K: 0 S: 8	H: 0 LOB: 0 BB: 0 P: 13	R: 0 E: 0 K: 2 S: 16	H: 1 LOB: 2 BB: 1 P: 23	R: 0 E: 0 K: 1 S: 9	H: 1 LOB: 1 BB: 0 P: 16		R: 1 E: 0 K: 1 S: 16	H: 3 LOB: 3 BB: 1 P: 22	1B: 3 2B: 3 HR: 0	SF: 0 SAC: 0 DP: 0 HBP: 0	WP: 0 PB: 0 CS: 1	PA: 37					
PITCHER	IP	WLS	BF	H	R	ER	SO	BB	IBB	HBP	BLK	WP	HR	S	P	ERA		WHIP										
Roger Clemens, R ERA: 2.59 (1, 1)	7.0	W	25	2	0	0	8	3	0	0	0	0	0	72	112	0.00		0.714										
Ken Ryan, R (8, 1)	1.0		4	1	0	0	1	0	0	0	0	0	0	9	16	0.00	1.000											
Jeff Russell, R ERA: 6.1 (9, 1)	1.0	S	7	3	1	1	1	1	0	0	0	0	0	16	22	9.00	4.000											

Batter	1	2	3	4	5	6	7	8	9	AB	R	H	RBI	BB	SO	LOB	BOTTOM											
Otis Nixon, S OBP: 0.359, SLG: 0.321 (1, 8)	FC4-6 BB		S WP 1B		G6-3		FC6			3	0	1	0	1	0	2	Milwaukee Brewers @ Boston Red Sox Fenway Park, Boston, MA Thu May 12, 1994, 7:05 PM EDT Att: 22,126 - Unknown - 60 F											
Andy Tomberlin, L OBP: 0.111, SLG: 0.111 (1, 9)	FC4-6		L8		G5-3			G2-3		4	0	0	0	0	0	2												
Mike Greenwell, L OBP: 0.310, SLG: 0.451 (1, 7)	F7		BB		G3			2B 1B BB		2	1	0	0	2	0	1												
Andre Dawson, R OBP: 0.296, SLG: 0.490 Lee Tinsley, S OBP: 0.361, SLG: 0.185 (8, PR)	F8		F8		F9			1B 2B		4	0	1	0	0	0	3												
Mo Vaughn, L OBP: 0.452, SLG: 0.685 (1, 3)		F7		F9		L7		1B IBB		3	0	0	0	1	0	0												
Scott Cooper, L OBP: 0.384, SLG: 0.657 (1, 5)		E BB		WP SF9 2B		P4		K		3	1	1	0	1	1	3												
Damon Berryhill, S OBP: 0.259, SLG: 0.294 Tim Naehring, R OBP: 0.408, SLG: 0.559 Rich Rowland, R OBP: 0.261, SLG: 0.333 (9, 2)		E5		SF9		F7		1B		2	0	0	1	0	0	1												
Scott Fletcher, R OBP: 0.299, SLG: 0.344 (1, 4)	L6-4		L6-4		G6-3			1B BB		1	0	1	2	0	0	0												
Carlos Rodriguez, S OBP: 0.287, SLG: 0.600 (1, 6)			P4		F9			FC6 1B		3	0	1	0	0	0	0												
Inning Stats	R: 0 E: 0 K: 0 S: 8	H: 0 LOB: 1 BB: 1 P: 14	R: 0 E: 1 K: 0 S: 9	H: 0 LOB: 1 BB: 1 P: 17	R: 0 E: 0 K: 0 S: 10	H: 1 LOB: 2 BB: 1 P: 20	R: 1 E: 0 K: 0 S: 6	H: 1 LOB: 0 BB: 0 P: 9	R: 0 E: 0 K: 0 S: 8	H: 0 LOB: 0 BB: 0 P: 12	R: 0 E: 0 K: 0 S: 5	H: 0 LOB: 0 BB: 0 P: 9	R: 0 E: 0 K: 0 S: 14	H: 1 LOB: 2 BB: 1 P: 25	R: 2 E: 0 K: 1 S: 11	H: 2 LOB: 2 BB: 2 P: 24		1B: 3 2B: 3 HR: 0	SF: 1 SAC: 0 DP: 1 HBP: 0	WP: 2 PB: 0 CS: 0	PA: 34							
PITCHER	IP	WLS	BF	H	R	ER	SO	BB	IBB	HBP	BLK	WP	HR	S	P	ERA		WHIP										
Ricky Bones, R ERA: 1.46 (1, 1)	7.1	L	31	4	3	3	0	5	0	0	0	0	0	66	117	3.68		1.227										
Graeme Lloyd, L ERA: 2.92 (8, 1)	0.2		3	1	0	0	1	0	1	0	0	0	0	5	13	0.00	1.500											



Batter	1	2	3	4	5	6	7	8	9	AB	R	H	RBI	BB	SO	LOB	TOP					
Devon White, S OBP: 0.361, SLG: 0.521										4	0	1	0	0	2	0	Toronto Blue Jays @ Boston Red Sox Fenway Park, Boston, MA Fri May 13 1994, 7:05 PM EDT Att: 32,579 - Unknown - 56 F					
Roberto Alomar, S OBP: 0.365, SLG: 0.415										4	0	0	0	0	0	1						
Paul Molitor, R OBP: 0.388, SLG: 0.497										3	2	2	1	1	0	0						
Joe Carter, R OBP: 0.366, SLG: 0.645										4	1	1	0	0	0	2						
John Olerud, L OBP: 0.396, SLG: 0.500										3	0	2	0	1	0	1						
Ed Sprague, R OBP: 0.364, SLG: 0.457										3	0	1	2	0	0	2						
Mike Huff, R OBP: 0.439, SLG: 0.412										4	0	1	0	0	2	2						
Pat Borders, R OBP: 0.281, SLG: 0.327										3	0	0	0	1	1	3						
Dick Schofield, R OBP: 0.338, SLG: 0.343										3	0	0	0	0	0	0						
Carlos Delgado, L OBP: 0.310, SLG: 0.469										1	0	0	0	0	0	1						
Inning Stats	R: 0 E: 0 K: 1 S: 12	H: 1 LOB: 1 BB: 0 P: 16	R: 0 E: 1 K: 2 S: 10	H: 1 LOB: 1 BB: 0 P: 14	R: 0 E: 0 K: 0 S: 6	H: 0 LOB: 0 BB: 0 P: 10	R: 1 E: 0 K: 0 S: 10	H: 2 LOB: 2 BB: 1 P: 21	R: 0 E: 0 K: 0 S: 8	H: 1 LOB: 0 BB: 0 P: 14	R: 1 E: 0 K: 0 S: 7	H: 1 LOB: 1 BB: 1 P: 16	R: 0 E: 0 K: 1 S: 9	H: 0 LOB: 0 BB: 0 P: 15	R: 1 E: 0 K: 0 S: 9	H: 2 LOB: 1 BB: 0 P: 16	R: 0 E: 0 K: 1 S: 6	H: 0 LOB: 0 BB: 1 P: 12	1B: 7 2B: 0 3B: 0 HR: 1	SF: 1 SAC: 0 DP: 2 HBP: 0	WP: 0 PB: 0 SB: 1 CS: 0	PA: 36
PITCHER	IP	WLS	BF	H	R	ER	SO	BB	IBB	HBP	BLK	WP	HR	S	P	ERA	WHIP					
Joe Hesketh, L ERA: 4.11	(1, 1)	6.0	W	25	6	2	2	3	2	0	0	0	0	53	91	3.00	1.333					
Paul Quantrill, R ERA: 2.75	(7, 1)	1.0		3	0	0	0	1	0	0	0	0	0	9	15	0.00	0.000					
Greg Harris, R ERA: 5.48	(8, 1)	0.2		3	1	1	0	0	0	0	0	0	1	5	11	13.50	1.500					
Chris Howard, L ERA:	(8, 1)	0.0		1	1	0	0	0	0	0	0	0	0	3	4	∞	∞					
Todd Frohwrth, R ERA: 5.79	(8, 1)	0.1		1	0	0	0	0	0	0	0	0	0	1	1	0.00	0.000					

Batter	1	2	3	4	5	6	7	8	9	AB	R	H	RBI	BB	SO	LOB	BOTTOM				
Otis Nixon, S OBP: 0.368, SLG: 0.327										4	1	2	2	1	0	3	Toronto Blue Jays @ Boston Red Sox Fenway Park, Boston, MA Fri May 13 1994, 7:05 PM EDT Att: 32,579 - Unknown - 56 F				
Scott Fletcher, R OBP: 0.310, SLG: 0.354										4	0	2	0	0	0	3					
Mike Greenwell, L OBP: 0.308, SLG: 0.444										4	0	1	1	0	0	1					
Andre Dawson, R OBP: 0.286, SLG: 0.471										4	0	0	0	0	1	3					
Mo Vaughn, L OBP: 0.440, SLG: 0.664										4	0	0	0	0	2	3					
Scott Cooper, L OBP: 0.388, SLG: 0.670										4	1	2	0	0	0	2					
Billy Hatcher, R OBP: 0.310, SLG: 0.368										4	3	3	1	0	0	1					
Carlos Rodriguez, S OBP: 0.389, SLG: 0.778										3	0	3	1	0	0	0					
Rich Rowland, R OBP: 0.259, SLG: 0.320										4	0	1	0	0	1	5					
Inning Stats	R: 1 E: 0 K: 1 S: 17	H: 2 LOB: 2 BB: 1 P: 26	R: 1 E: 0 K: 0 S: 10	H: 3 LOB: 1 BB: 0 P: 14	R: 0 E: 0 K: 0 S: 5	H: 0 LOB: 0 BB: 0 P: 9	R: 1 E: 0 K: 0 S: 14	H: 2 LOB: 1 BB: 0 P: 22	R: 0 E: 0 K: 0 S: 10	H: 1 LOB: 1 BB: 0 P: 13	R: 2 E: 0 K: 0 S: 12	H: 4 LOB: 1 BB: 0 P: 17	R: 0 E: 0 K: 1 S: 7	H: 0 LOB: 0 BB: 0 P: 11	R: 0 E: 0 K: 1 S: 12	H: 2 LOB: 2 BB: 0 P: 18	1B: 10 2B: 3 3B: 1 HR: 0	SF: 0 SAC: 1 DP: 2 HBP: 0	WP: 0 PB: 0 SB: 0 CS: 0	PA: 37	
PITCHER	IP	WLS	BF	H	R	ER	SO	BB	IBB	HBP	BLK	WP	HR	S	P	ERA	WHIP				
Pat Hentgen, R ERA: 4.26	(1, 1)	6.0	L	29	12	5	2	2	1	0	0	0	0	68	101	7.50	2.167				
Tony Castillo, L ERA: 2.41	(7, 1)	2.0		8	2	0	0	2	0	0	0	0	0	19	29	0.00	1.000				

Batter	1	2	3	4	5	6	7	8	9	AB	R	H	RBI	BB	SO	LOB	TOP											
Devon White, S OBP: 0.363, SLG: 0.542 Rob Butler, L OBP: 0.667, SLG: 0.667	0-1 HR		0-3 K		0-0 SAFE		0-0 G4-6-3 1B		0-0 G4-3	2	1	1	1	0	1	0												
Roberto Alomar, S OBP: 0.376, SLG: 0.425 Domingo Cedeno, S OBP: 0.192, SLG: 0.227	2-2 G5-3 1B		1-2 1B		2-2 G4-6-3 1-2 3-H 2-3		1-0 1B		3-1 G4-3	4	0	3	0	0	0	1												
Paul Molitor, R OBP: 0.376, SLG: 0.483	1-0 P8		2-1 F9		0-0 K		0-0 L9			4	0	0	0	0	1	4												
Joe Carter, R OBP: 0.370, SLG: 0.640 Mike Huff, R OBP: 0.439, SLG: 0.412	0-2 G5-3				0-1 F9		1-1 S 1B		1-0 FC3-6 1B	4	0	2	0	0	0	1												
John Olerud, L OBP: 0.392, SLG: 0.492	1-0 L7				1-1 1B		3-2 F9 1B		2-1 FC3-6 FC6-4 1B	4	0	1	0	0	0	3												
Ed Sprague, R OBP: 0.361, SLG: 0.451		1-3 K			0-3 K		1-3 K		0-1 FC6-4 1B	4	0	1	0	0	3	2												
Carlos Delgado, L OBP: 0.370, SLG: 0.465 Darnell Coles, R OBP: 0.265, SLG: 0.267	0-0 P6				1-2 1B		2-2 G4-3		1-2 FC6-4	3	0	1	0	0	0	1												
Randy Knorr, R OBP: 0.182, SLG: 0.133	0-3 K				3-3 K				1-0 F8	4	0	0	0	0	3	4												
Dick Schofield, R OBP: 0.333, SLG: 0.338			0-0 P4		3-2 1B G4-6-3 1B		2-2 G5-3		0-1 G4-3	4	1	1	0	0	0	0												
Inning Stats	R: 1 E: 0 K: 0 S: 14	H: 2 LOB: 1 BB: 0 P: 18	R: 0 E: 0 K: 2 S: 7	H: 0 LOB: 0 BB: 0 P: 8	R: 0 E: 0 K: 1 S: 10	H: 1 LOB: 1 BB: 0 P: 12	R: 0 E: 0 K: 2 S: 15	H: 2 LOB: 2 BB: 0 P: 20	R: 1 E: 0 K: 1 S: 10	H: 2 LOB: 1 BB: 0 P: 21	R: 0 E: 0 K: 1 S: 14	H: 1 LOB: 1 BB: 0 P: 21	R: 0 E: 0 K: 1 S: 11	H: 2 LOB: 2 BB: 0 P: 14	R: 0 E: 0 K: 0 S: 9	H: 2 LOB: 2 BB: 0 P: 14	R: 0 E: 0 K: 0 S: 5	H: 0 LOB: 0 BB: 0 P: 8	1B: 11 2B: 0 3B: 0 HR: 1	SF: 0 SAC: 0 DP: 1 HBP: 0	WP: 0 PB: 0 SB: 1 CS: 0	PA: 38						
PITCHER	IP	WLS	BF	H	R	ER	SO	BB	IBB	HBP	BLK	WP	HR	S	P	ERA	WHIP											
Danny Darwin, R ERA: 4.67	(1, 1)	7.0	W	30	10	2	2	8	0	0	0	0	0	1	81	110	2.57	1.429										
Chris Howard, L ERA	(8, 1)	1.0		5	2	0	0	0	0	0	0	0	0	9	14	0.00	2.000											
Todd Frohwirth, R ERA: 4.76	(9, 1)	1.0		3	0	0	0	0	0	0	0	0	0	5	8	0.00	0.000											

Toronto Blue Jays @ Boston Red Sox
Fenway Park, Boston, MA
Sat May 14 1994, 3:33 AM EDT
Att: 33,771 - Sunny - 66 F

AB 38
R 2
H 12
RBI 1
BB 0
SO 8
LOB 18



Batter	1	2	3	4	5	6	7	8	9	AB	R	H	RBI	BB	SO	LOB	BOTTOM											
Otis Nixon, S OBP: 0.362, SLG: 0.316 Andy Tomberlin, L OBP: 0.111, SLG: 0.111	3-3 K	3-2 G4-3			3-3 K		4-1 S 1B BB	2-2 FC3		4	1	0	1	1	2	4												
Scott Fletcher, R OBP: 0.316, SLG: 0.371	1-0 F8		2-1 G6-3		2-1 1B		1-1 F9 1-H HR	1-2 L6-4		5	2	2	2	0	0	2												
Mo Vaughn, L OBP: 0.435, SLG: 0.652	3-3 K		1-3 K		3-1 HR 1B		0-0 F9			4	1	1	1	0	2	1												
Andre Dawson, R OBP: 0.302, SLG: 0.537		0-1 SH1-4 1B	3-3 K		2-0 HR 1B		3-1 HR			4	3	3	4	0	1	0												
Billy Hatcher, R OBP: 0.308, SLG: 0.364		2-1 1B SH1-4 1B			1-0 G5-3		0-0 G1-3			4	1	1	0	0	1	0												
Scott Cooper, L OBP: 0.386, SLG: 0.661		0-1 SH1-4			2-2 G6-4-3 1B		1-0 F7		1-3 K	3	0	1	0	0	1	0												
Damon Berryhill, S OBP: 0.258, SLG: 0.263		3-1 B3 1B			3-2 G6-4-3 1-2		1-3 K		1-3 K BB	4	1	1	1	0	2	1												
Lee Tinsley, S OBP: 0.400, SLG: 0.233		0-1 B3 1B			2-2 SH3-4 2B 1B		1-3 K		4-1 1B FC3 BB	3	2	2	1	1	1	0												
Carlos Rodriguez, S OBP: 0.381, SLG: 0.714		1-2 3-H 1B			0-0 SH3-4		1-2 P6		1-0 L6-4 FC3 1B	3	0	1	1	0	0	2												
Inning Stats	R: 0 E: 0 K: 2 S: 7	H: 0 LOB: 0 BB: 0 P: 14	R: 2 E: 0 K: 0 S: 18	H: 4 LOB: 2 BB: 0 P: 28	R: 0 E: 0 K: 2 S: 10	H: 0 LOB: 0 BB: 0 P: 16	R: 0 E: 0 K: 0 S: 8	H: 1 LOB: 0 BB: 0 P: 14	R: 4 E: 0 K: 1 S: 14	H: 4 LOB: 0 BB: 0 P: 26	R: 0 E: 0 K: 2 S: 7	H: 0 LOB: 0 BB: 0 P: 10	R: 3 E: 0 K: 1 S: 16	H: 2 LOB: 0 BB: 1 P: 25	R: 2 E: 0 K: 2 S: 15	H: 1 LOB: 1 BB: 1 P: 25	R: 2 E: 0 K: 2 S: 15	H: 1 LOB: 1 BB: 1 P: 25	1B: 9 2B: 2 3B: 0 HR: 2	SF: 0 SAC: 2 DP: 2 HBP: 0	WP: 1 PB: 0 SB: 1 CS: 0	PA: 38						
PITCHER	IP	WLS	BF	H	R	ER	SO	BB	IBB	HBP	BLK	WP	HR	S	P	ERA	WHIP											
Al Leiter, L ERA: 4.71	(1, 1)	5.0	L	23	9	6	6	5	0	0	0	0	0	1	57	98	10.80	1.800										
Mike Timlin, R ERA: 9.2	(6, 1)	1.1		6	1	2	2	2	1	0	0	0	0	0	17	25	13.50	1.500										
Greg Cadaret, L ERA: 6.0	(7, 1)	0.1		1	0	0	0	0	0	0	0	0	0	1	1	0.00	0.000											
Woody Williams, R ERA: 6.5	(7, 1)	1.1		8	2	3	3	3	1	0	0	0	1	1	20	34	20.25	2.250										

Toronto Blue Jays @ Boston Red Sox
Fenway Park, Boston, MA
Sat May 14 1994, 3:33 AM EDT
Att: 33,771 - Sunny - 66 F

AB 34
R 11
H 12
RBI 11
BB 2
SO 10
LOB 10



Batter	1	2	3	4	5	6	7	8	9	AB	R	H	RBI	BB	SO	LOB	TOP								
Otis Nixon, S (1, 8) <small>OBP: 0.357, SLG: 0.311</small>	G1-3		L7		FC6-4 1B		K		K	5	0	1	1	0	2	4	Boston Red Sox @ Baltimore Orioles Oriole Park at Camden Yards, Baltimore, MD Tue May 17 1994, 7:05 PM EDT Att: 47,420 - Unknown - 59 F								
Scott Fletcher, R (1, 4) <small>OBP: 0.300, SLG: 0.351</small>	P3			F8	FC6-4 1-2 3-H			G1-3		4	0	0	0	0	0	2									
Mike Greenwell, L (1, 7) <small>OBP: 0.307, SLG: 0.438</small>	K			1B		G4-3		L5		4	0	1	0	0	1	0									
Mo Vaughn, L (1, 3) <small>OBP: 0.430, SLG: 0.640</small>		K		K		G3		1B	1B	4	0	1	0	0	2	1									
Andre Dawson, R (1, 10) <small>OBP: 0.300, SLG: 0.527</small> Lee Tinsley, S (8, PR) <small>OBP: 0.400, SLG: 0.233</small>	P4			F9		K		1B		4	0	1	0	0	1	1									
Scott Cooper, L (1, 5) <small>OBP: 0.375, SLG: 0.639</small>	K				G3		K	F8		4	0	0	0	0	2	2									
Tim Lincecum, R (1, 6) <small>OBP: 0.419, SLG: 0.591</small> Carlos Rodriguez, S (9, PR) <small>OBP: 0.381, SLG: 0.714</small>			G6-3		1B 1B		HR	SH3 1B		4	2	3	1	0	0	0									
Billy Hatcher, R (1, 9) <small>OBP: 0.309, SLG: 0.358</small>	G6-3			F8				SH3		2	0	0	0	1	0	1									
Damon Berryhill, S (1, 2) <small>OBP: 0.273, SLG: 0.279</small>				1B	1B		F8	K		4	0	2	0	0	1	3									
Inning Stats	R: 0 E: 0 K: 1 S: 8	H: 0 LOB: 0 BB: 0 P: 14	R: 0 E: 0 K: 2 S: 11	H: 0 LOB: 0 BB: 0 P: 16	R: 0 E: 0 K: 0 S: 12	H: 1 LOB: 1 BB: 0 P: 18	R: 0 E: 0 K: 1 S: 7	H: 1 LOB: 1 BB: 0 P: 9	R: 1 E: 0 K: 0 S: 10	H: 3 LOB: 2 BB: 0 P: 17	R: 0 E: 0 K: 1 S: 7	H: 0 LOB: 0 BB: 0 P: 10	R: 1 E: 0 K: 2 S: 11	H: 1 LOB: 1 BB: 1 P: 21	R: 0 E: 0 K: 0 S: 13	H: 2 LOB: 2 BB: 0 P: 18	R: 0 E: 0 K: 2 S: 13	H: 1 LOB: 2 BB: 0 P: 19	1B: 8 2B: 0 3B: 0 HR: 1	SF: 0 SAC: 1 DP: 0 HBP: 0	WP: 0 PB: 0 SB: 0 CS: 0	PA: 37			
PITCHER	IP	WLS	BF	H	R	ER	SO	BB	IBB	HBP	BLK	WP	HR	S	P	ERA	WHIP								
35 Mike Mussina, R (1, 1) <small>ERA: 2.45</small> Lee Smith, R (9, 1) <small>ERA: 0.57</small>	8.0	W	33	8	2	2	7	1	0	0	0	0	1	79	123	2.25	1.125								

Batter	1	2	3	4	5	6	7	8	9	AB	R	H	RBI	BB	SO	LOB	BOTTOM								
Brady Anderson, L (1, 7) <small>OBP: 0.311, SLG: 0.369</small>	S BB		K		K		K			3	0	0	0	1	3	3	Boston Red Sox @ Baltimore Orioles Oriole Park at Camden Yards, Baltimore, MD Tue May 17 1994, 7:05 PM EDT Att: 47,420 - Unknown - 59 F								
Mike Deversaux, R (1, 8) <small>OBP: 0.246, SLG: 0.402</small>	K		G4-3		SF7			K		3	0	0	1	0	2	1									
Rafael Palmeiro, L (1, 3) <small>OBP: 0.424, SLG: 0.647</small>	K			G3	FC4-6 1-2			1B SF8 1B		4	1	1	0	0	1	3									
Harold Baines, L (1, 10) <small>OBP: 0.396, SLG: 0.554</small> Damon Buford, R (8, PR) <small>OBP: 0.500, SLG: 0.500</small>	K					HR		WP 1B		4	1	3	1	0	1	1									
Cal Ripken Jr., R (1, 6) <small>OBP: 0.315, SLG: 0.391</small>			K		P6		P3	SF8		3	0	0	1	0	1	1									
Chris Hoiles, R (1, 2) <small>OBP: 0.398, SLG: 0.429</small>	G5-3			F9			K	G5-3		4	0	0	0	0	1	2									
Leo Gomez, R (1, 5) <small>OBP: 0.439, SLG: 0.583</small>				1B			E SF7 BB	K		2	1	1	0	1	1	0									
Mark McLemore, S (1, 4) <small>OBP: 0.385, SLG: 0.269</small>		G3					E BB	G4-3		2	0	0	0	1	0	1									
Jack Voigt, R (1, 9) <small>OBP: 0.286, SLG: 0.254</small>			K		FC1 FC4-6		F9			3	0	0	0	0	1	2									
Inning Stats	R: 0 E: 0 K: 3 S: 9	H: 0 LOB: 1 BB: 1 P: 17	R: 0 E: 0 K: 1 S: 13	H: 1 LOB: 1 BB: 0 P: 20	R: 0 E: 0 K: 2 S: 9	H: 0 LOB: 0 BB: 0 P: 13	R: 0 E: 0 K: 0 S: 7	H: 1 LOB: 1 BB: 0 P: 9	R: 1 E: 1 K: 1 S: 14	H: 0 LOB: 2 BB: 2 P: 27	R: 1 E: 0 K: 2 S: 10	H: 1 LOB: 0 BB: 0 P: 17	R: 0 E: 0 K: 1 S: 6	H: 0 LOB: 0 BB: 0 P: 10	R: 1 E: 0 K: 1 S: 12	H: 2 LOB: 2 BB: 0 P: 19	1B: 4 2B: 0 3B: 0 HR: 1	SF: 2 SAC: 0 DP: 0 HBP: 0	WP: 1 PB: 0 SB: 1 CS: 0	PA: 33					
PITCHER	IP	WLS	BF	H	R	ER	SO	BB	IBB	HBP	BLK	WP	HR	S	P	ERA	WHIP								
Roger Clemens, R (1, 1) <small>ERA: 2.54</small>	8.0	L	33	5	3	2	11	3	0	0	0	1	1	80	132	2.25	1.000								

Batter	1	2	3	4	5	6	7	8	9	AB	R	H	RBI	BB	SO	LOB	TOP										
Otis Nixon, S <small>OBP: 0.372, SLG: 0.331</small> (1, 8)	B2	1B	CS	FC1-2		1-1		3-2		5	1	4	1	0	0	0	Boston Red Sox @ Baltimore Orioles Oriole Park at Camden Yards, Baltimore, MD Wed May 18, 1994, 7:05 PM EDT Att: 47,612 - Unknown - 63 F										
Andy Tomberlin, L <small>OBP: 0.154, SLG: 0.154</small> (1, 9)	1B	1B		1B		1-2		1-3		4	0	1	0	0	2	6											
Billy Hatcher, R <small>OBP: 0.307, SLG: 0.355</small> (8, 9)	1B					K		K		1	0	0	0	0	1	1											
Mike Greenwell, L <small>OBP: 0.310, SLG: 0.433</small> (1, 7)	BB	1B		FC1-2		F7			G3-1	4	0	1	2	1	0	3											
Mo Vaughn, L <small>OBP: 0.436, SLG: 0.636</small> (1, 3)	F8	FC6-4		K					1B	4	0	2	1	1	1	3											
Andre Dawson, R <small>OBP: 0.288, SLG: 0.504</small> (1, 10)	K	FC6-4							K	5	0	0	0	0	3	6											
Scott Cooper, L <small>OBP: 0.376, SLG: 0.637</small> (1, 5)		SH5-4	CS	G3		K			F8	5	1	2	0	0	1	2											
Tim Lincecum, R <small>OBP: 0.421, SLG: 0.585</small> (1, 4)		1B	SH5-4	G6-3		F8				3	1	1	0	1	0	1											
Carlos Rodriguez, S <small>OBP: 0.333, SLG: 0.625</small> (1, 6)		SH5-4	K			G5-3			G6-3	3	0	0	0	0	1	2											
Dave Valle, R <small>OBP: 0.278, SLG: 0.286</small> (1, 2)	1B	1B	F7			E5			1B	3	2	1	0	1	0	2											
Inning Stats	R: 0 E: 0 K: 1 S: 9	H: 1 LOB: 2 BB: 1 P: 19	R: 4 E: 0 K: 1 S: 20	H: 4 LOB: 2 BB: 2 P: 38	R: 0 E: 0 K: 1 S: 12	H: 2 LOB: 1 BB: 0 P: 16	R: 0 E: 0 K: 1 S: 8	H: 1 LOB: 1 BB: 0 P: 16	R: 0 E: 0 K: 2 S: 11	H: 0 LOB: 0 BB: 0 P: 10	R: 0 E: 1 K: 1 S: 11	H: 1 LOB: 2 BB: 0 P: 21	R: 0 E: 0 K: 2 S: 12	H: 0 LOB: 1 BB: 1 P: 18	R: 1 E: 0 K: 1 S: 10	H: 2 LOB: 0 BB: 0 P: 19	R: 0 E: 0 K: 1 S: 8	H: 1 LOB: 1 BB: 0 P: 11	1B: 11 2B: 1 3B: 0 HR: 0	SF: 0 SAC: 1 DP: 0 HBP: 0	WP: 0 PB: 0 SB: 3 CS: 2	PA: 43					
PITCHER	IP	WLS	BF	H	R	ER	SO	BB	IBB	HBP	BLK	WP	HR	S	P	ERA	WHIP										
Ben McDonald, R <small>ERA: 3.75</small> (1, 1)	3.0	L	19	8	4	4	3	3	0	0	0	0	0	42	75	12.00	3.667										
Tom Bolton, L <small>ERA:</small> (4, 1)	3.0		12	1	0	0	2	1	0	0	0	0	0	26	52	0.00	0.667										
Mark Williamson, R <small>ERA: 4.15</small> (7, 1)	1.1		5	1	1	0	2	0	0	0	0	0	0	13	18	0.00	0.750										
Jim Poole, L <small>ERA: 5.99</small> (8, 1)	1.2		6	2	0	0	2	0	0	0	0	0	0	14	23	0.00	1.200										

Batter	1	2	3	4	5	6	7	8	9	AB	R	H	RBI	BB	SO	LOB	BOTTOM										
Brady Anderson, L <small>OBP: 0.321, SLG: 0.375</small> (1, 7)	L9		1B					F8		3	1	2	0	1	0	0	Boston Red Sox @ Baltimore Orioles Oriole Park at Camden Yards, Baltimore, MD Wed May 18, 1994, 7:05 PM EDT Att: 47,612 - Unknown - 63 F										
Mike Deversaux, R <small>OBP: 0.246, SLG: 0.397</small> (1, 8)	G4-3		P2					F8		4	1	1	0	0	1	2											
Rafael Palmeiro, L <small>OBP: 0.419, SLG: 0.635</small> (1, 3)	L9		G4-6-3					K		4	0	1	0	0	1	2											
Harold Baines, L <small>OBP: 0.390, SLG: 0.552</small> (1, 10)	G4-3		G4-6-3						G1-3	4	0	1	1	0	0	3											
Cal Ripken Jr., R <small>OBP: 0.320, SLG: 0.394</small> (1, 6)	2H								K	4	0	2	1	0	1	1											
Chris Hoiles, R <small>OBP: 0.357, SLG: 0.414</small> (1, 2)	L6		G5-4-3						K	4	0	0	0	0	1	3											
Leo Gomez, R <small>OBP: 0.417, SLG: 0.549</small> (1, 5)	F7		K						F9	3	0	0	0	0	1	0											
Mark McLemore, S <small>OBP: 0.376, SLG: 0.261</small> (1, 4)	G1-3								K	3	0	0	0	0	1	0											
Jack Voigt, R <small>OBP: 0.274, SLG: 0.242</small> (1, 9)	K								K	3	0	0	0	0	3	0											
Inning Stats	R: 2 E: 0 K: 0 S: 15	H: 3 LOB: 1 BB: 0 P: 21	R: 0 E: 0 K: 1 S: 9	H: 0 LOB: 0 BB: 0 P: 10	R: 0 E: 0 K: 0 S: 11	H: 1 LOB: 1 BB: 1 P: 20	R: 0 E: 0 K: 1 S: 10	H: 1 LOB: 0 BB: 0 P: 14	R: 0 E: 0 K: 2 S: 10	H: 1 LOB: 1 BB: 0 P: 13	R: 0 E: 0 K: 0 S: 7	H: 1 LOB: 1 BB: 0 P: 9	R: 0 E: 0 K: 1 S: 6	H: 0 LOB: 0 BB: 0 P: 11	R: 0 E: 0 K: 1 S: 6	H: 0 LOB: 0 BB: 0 P: 9		R: 0 E: 0 K: 2 S: 13	H: 0 LOB: 0 BB: 0 P: 21	1B: 6 2B: 1 3B: 0 HR: 0	SF: 0 SAC: 0 DP: 2 HBP: 0	WP: 0 PB: 0 SB: 0 CS: 0	PA: 33				
PITCHER	IP	WLS	BF	H	R	ER	SO	BB	IBB	HBP	BLK	WP	HR	S	P	ERA	WHIP										
Aaron Sele, R <small>ERA: 2.29</small> (1, 1)	9.0	W	33	7	2	2	9	1	0	0	0	0	0	89	128	2.00	0.889										

Batter	1	2	3	4	5	6	7	8	9	AB	R	H	RBI	BB	SO	LOB	TOP							
Otis Nixon, S <small>OBP: 0.373, SLG: 0.328</small> 	3-2 F9 		1-2 F9 			0-1 3B 	0-0 F9 		4-1 IBB 	4	1	1	0	1	0	3								
Scott Fletcher, R <small>OBP: 0.298, SLG: 0.372</small> Mike Greenwell, L <small>OBP: 0.308, SLG: 0.430</small> Dave Valle, R <small>OBP: 0.276, SLG: 0.286</small>	1-2 F8 		0-1 F8 			1-2 1B 	2-2 L9 		0-0 G4-3 	4	1	1	1	0	0	3								
Tim Naehring, R <small>OBP: 0.409, SLG: 0.566</small>	0-3 K 			0-2 G6-3 		1-2 K 		1-2 F7 		4	0	0	0	0	2	1								
Mo Vaughn, L <small>OBP: 0.431, SLG: 0.632</small>		2-2 L8 		0-3 K 		0-0 E4 		1-3 K 		4	0	1	1	0	2	0								
Andre Dawson, R <small>OBP: 0.287, SLG: 0.521</small>		1-1 G5-3 		0-0 G4-3 		0-2 G6-3 		1-2 		4	1	1	1	0	0	2								
Billy Hatcher, R <small>OBP: 0.298, SLG: 0.344</small>		1-1 L8 			1-1 F9 	0-1 G6-3 		0-0 HR 		4	0	0	0	0	0	2								
Damon Berryhill, S <small>OBP: 0.271, SLG: 0.277</small> Andy Tomberlin, L <small>OBP: 0.154, SLG: 0.154</small> Scott Cooper, L <small>OBP: 0.376, SLG: 0.637</small>		2-3 K 			2-2 G6-3 		1-2 G6-3 		1-1 SH1-4 	4	0	1	0	0	1	1								
Lee Tinsley, S <small>OBP: 0.419, SLG: 0.250</small>			2-3 K 		1-0 		0-1 		0-1 SH1-4 	2	0	1	0	0	1	0								
Carlos Rodriguez, S <small>OBP: 0.397, SLG: 0.630</small>			1-2 		0-0 G3 		4-2 		0-3 K 	3	0	1	0	1	1	3								
Inning Stats	R: 0 H: 0 E: 0 K: 1 S: 12	H: 0 LOB: 0 BB: 0 P: 16	R: 0 H: 1 E: 0 K: 1 S: 14	H: 1 LOB: 1 BB: 0 P: 20	R: 0 H: 1 E: 0 K: 1 S: 13	H: 1 LOB: 1 BB: 0 P: 17	R: 0 H: 0 E: 0 K: 1 S: 9	H: 0 LOB: 0 BB: 0 P: 9	R: 0 H: 0 E: 0 K: 0 S: 8	H: 0 LOB: 1 BB: 0 P: 12	R: 2 H: 2 E: 1 K: 1 S: 14	H: 2 LOB: 1 BB: 0 P: 16	R: 0 H: 1 E: 0 K: 0 S: 15	H: 1 LOB: 2 BB: 1 P: 22	R: 1 H: 1 E: 0 K: 1 S: 11	H: 1 LOB: 0 BB: 0 P: 14	R: 0 H: 1 E: 0 K: 1 S: 9	H: 1 LOB: 2 BB: 1 P: 14	1B: 3 2B: 2 3B: 1 HR: 1	SF: 0 SAC: 1 DP: 0 HBP: 1	WP: 0 PA: 38 PB: 0 SB: 1 CS: 0			
PITCHER	IP WLS BF H R ER SO BB IBB HBP BLK WP HR S P ERA WHIP	IP WLS BF H R ER SO BB IBB HBP BLK WP HR S P ERA WHIP	IP WLS BF H R ER SO BB IBB HBP BLK WP HR S P ERA WHIP	IP WLS BF H R ER SO BB IBB HBP BLK WP HR S P ERA WHIP	IP WLS BF H R ER SO BB IBB HBP BLK WP HR S P ERA WHIP	IP WLS BF H R ER SO BB IBB HBP BLK WP HR S P ERA WHIP	IP WLS BF H R ER SO BB IBB HBP BLK WP HR S P ERA WHIP	IP WLS BF H R ER SO BB IBB HBP BLK WP HR S P ERA WHIP	IP WLS BF H R ER SO BB IBB HBP BLK WP HR S P ERA WHIP	IP WLS BF H R ER SO BB IBB HBP BLK WP HR S P ERA WHIP	IP WLS BF H R ER SO BB IBB HBP BLK WP HR S P ERA WHIP	IP WLS BF H R ER SO BB IBB HBP BLK WP HR S P ERA WHIP	IP WLS BF H R ER SO BB IBB HBP BLK WP HR S P ERA WHIP	IP WLS BF H R ER SO BB IBB HBP BLK WP HR S P ERA WHIP	IP WLS BF H R ER SO BB IBB HBP BLK WP HR S P ERA WHIP	IP WLS BF H R ER SO BB IBB HBP BLK WP HR S P ERA WHIP	IP WLS BF H R ER SO BB IBB HBP BLK WP HR S P ERA WHIP	IP WLS BF H R ER SO BB IBB HBP BLK WP HR S P ERA WHIP	IP WLS BF H R ER SO BB IBB HBP BLK WP HR S P ERA WHIP	IP WLS BF H R ER SO BB IBB HBP BLK WP HR S P ERA WHIP	IP WLS BF H R ER SO BB IBB HBP BLK WP HR S P ERA WHIP	IP WLS BF H R ER SO BB IBB HBP BLK WP HR S P ERA WHIP	IP WLS BF H R ER SO BB IBB HBP BLK WP HR S P ERA WHIP	IP WLS BF H R ER SO BB IBB HBP BLK WP HR S P ERA WHIP

Boston Red Sox @ Baltimore Orioles
 Oriole Park at Camden Yards, Baltimore, MD
 Thu May 19 1994, 7:05 PM EDT
 Att: 47,467 - Unknown - 59 F

AB 34
 R 3
 H 7
 RBI 3
 BB 2
 SO 7
 LOB 17



Batter	1	2	3	4	5	6	7	8	9	AB	R	H	RBI	BB	SO	LOB	BOTTOM							
Brady Anderson, L <small>OBP: 0.326, SLG: 0.374</small>	2-0 F7 		2-2 S 		4-2 			0-0 F7 		3	1	1	0	1	0	0								
Mike Deversaux, R <small>OBP: 0.254, SLG: 0.403</small>	0-0 		1 SAFE 		4-2 BB 			2-1 G3-1 		3	1	1	0	1	0	1								
Rafael Palmeiro, L <small>OBP: 0.415, SLG: 0.636</small>	1-0 F7 		0-1 SF9 		0-2 F8 			2-2 		3	0	1	1	0	0	1								
Harold Baines, L <small>OBP: 0.394, SLG: 0.550</small>	2-0 		3-H 		1-0 			2-1 L7 		4	0	2	1	0	0	2								
Cal Ripken Jr., R <small>OBP: 0.318, SLG: 0.390</small>	0-0 FC6-4 			2-2 P5 		0-1 F8 		1-2 		4	0	1	0	0	0	2								
Chris Hoiles, R <small>OBP: 0.347, SLG: 0.400</small>		2-3 K 		3-2 L8 		2-3 K 		0-3 K 		4	0	0	0	0	3	2								
Leo Gomez, R <small>OBP: 0.391, SLG: 0.509</small>		0-1 F7 		2-3 K 			0-0 G6-3 		2-3 K 	4	0	0	0	0	2	1								
Mark McLemore, S <small>OBP: 0.365, SLG: 0.252</small>		1-2 L8 			1-2 L7 		1-1 F8 		1-1 F7 	4	0	0	0	0	0	1								
Mark Smith, R <small>OBP: 0.143, SLG: 0.143</small>			0-3 K 		0-0 F7 		3-2 G3 			3	0	0	0	0	1	0								
Inning Stats	R: 1 H: 2 E: 0 K: 0 S: 5	H: 2 LOB: 1 BB: 0 P: 10	R: 0 H: 0 E: 0 K: 1 S: 9	H: 0 LOB: 0 BB: 0 P: 12	R: 1 H: 1 E: 0 K: 1 S: 11	H: 1 LOB: 1 BB: 1 P: 17	R: 0 H: 0 E: 0 K: 1 S: 10	H: 0 LOB: 0 BB: 0 P: 17	R: 0 H: 1 E: 0 K: 1 S: 10	H: 1 LOB: 1 BB: 0 P: 13	R: 0 H: 0 E: 0 K: 0 S: 8	H: 0 LOB: 0 BB: 0 P: 12	R: 0 H: 1 E: 0 K: 0 S: 9	H: 1 LOB: 1 BB: 0 P: 15	R: 0 H: 1 E: 0 K: 2 S: 13	H: 1 LOB: 1 BB: 0 P: 17	1B: 4 2B: 2 3B: 0 HR: 0	SF: 1 SAC: 0 DP: 0 HBP: 0	WP: 0 PA: 35 PB: 0 SB: 2 CS: 0					
PITCHER	IP WLS BF H R ER SO BB IBB HBP BLK WP HR S P ERA WHIP	IP WLS BF H R ER SO BB IBB HBP BLK WP HR S P ERA WHIP	IP WLS BF H R ER SO BB IBB HBP BLK WP HR S P ERA WHIP	IP WLS BF H R ER SO BB IBB HBP BLK WP HR S P ERA WHIP	IP WLS BF H R ER SO BB IBB HBP BLK WP HR S P ERA WHIP	IP WLS BF H R ER SO BB IBB HBP BLK WP HR S P ERA WHIP	IP WLS BF H R ER SO BB IBB HBP BLK WP HR S P ERA WHIP	IP WLS BF H R ER SO BB IBB HBP BLK WP HR S P ERA WHIP	IP WLS BF H R ER SO BB IBB HBP BLK WP HR S P ERA WHIP	IP WLS BF H R ER SO BB IBB HBP BLK WP HR S P ERA WHIP	IP WLS BF H R ER SO BB IBB HBP BLK WP HR S P ERA WHIP	IP WLS BF H R ER SO BB IBB HBP BLK WP HR S P ERA WHIP	IP WLS BF H R ER SO BB IBB HBP BLK WP HR S P ERA WHIP	IP WLS BF H R ER SO BB IBB HBP BLK WP HR S P ERA WHIP	IP WLS BF H R ER SO BB IBB HBP BLK WP HR S P ERA WHIP	IP WLS BF H R ER SO BB IBB HBP BLK WP HR S P ERA WHIP	IP WLS BF H R ER SO BB IBB HBP BLK WP HR S P ERA WHIP	IP WLS BF H R ER SO BB IBB HBP BLK WP HR S P ERA WHIP	IP WLS BF H R ER SO BB IBB HBP BLK WP HR S P ERA WHIP	IP WLS BF H R ER SO BB IBB HBP BLK WP HR S P ERA WHIP	IP WLS BF H R ER SO BB IBB HBP BLK WP HR S P ERA WHIP	IP WLS BF H R ER SO BB IBB HBP BLK WP HR S P ERA WHIP	IP WLS BF H R ER SO BB IBB HBP BLK WP HR S P ERA WHIP	IP WLS BF H R ER SO BB IBB HBP BLK WP HR S P ERA WHIP

Boston Red Sox @ Baltimore Orioles
 Oriole Park at Camden Yards, Baltimore, MD
 Thu May 19 1994, 7:05 PM EDT
 Att: 47,467 - Unknown - 59 F

AB 32
 R 2
 H 6
 RBI 2
 BB 2
 SO 6
 LOB 10



Batter	1	2	3	4	5	6	7	8	9	AB	R	H	RBI	BB	SO	LOB	TOP								
Otis Nixon, S <small>OBP: 0.368, SLG: 0.323</small> Lee Tinsley, S <small>OBP: 0.400, SLG: 0.235</small>	L7		G5-3			G6-3			P5	2	0	0	0	0	0	0									
Billy Hatcher, R <small>OBP: 0.297, SLG: 0.341</small>	F8			P4		P2			1B	4	0	1	0	0	0	0									
Mo Vaughn, L <small>OBP: 0.426, SLG: 0.623</small> Rich Rowland, R <small>OBP: 0.276, SLG: 0.333</small>	G6-3			P6			F7		1B	2	0	0	0	0	0	0									
Andre Dawson, R <small>OBP: 0.295, SLG: 0.548</small> Scott Fletcher, R <small>OBP: 0.306, SLG: 0.380</small>		G6-3		HR			G4-6-3		1B	3	1	2	1	0	0	0									
Mike Greenwell, L <small>OBP: 0.308, SLG: 0.435</small> Damon Berryhill, S <small>OBP: 0.268, SLG: 0.273</small>				G3			G4-6-3		G4-6-3	3	0	1	0	0	0	1									
Tim Lincecum, R <small>OBP: 0.400, SLG: 0.552</small>	F8					F7			P5	3	0	0	0	0	0	1									
Scott Cooper, L <small>OBP: 0.368, SLG: 0.622</small>	F8					F7			F7	3	0	0	0	0	0	1									
Dave Valle, R <small>OBP: 0.267, SLG: 0.273</small>			F8			G4-3			K	3	0	0	0	0	1	0									
Carlos Rodriguez, S <small>OBP: 0.355, SLG: 0.586</small>			G3-1			P3			1B	2	1	0	0	1	0	0									
Inning Stats	R: 0 E: 0 K: 0 S: 9	H: 0 LOB: 0 BB: 0 P: 14	R: 0 E: 0 K: 0 S: 10	H: 1 LOB: 1 BB: 0 P: 18	R: 0 E: 0 K: 0 S: 6	H: 0 LOB: 0 BB: 0 P: 11	R: 1 E: 0 K: 0 S: 6	H: 1 LOB: 0 BB: 0 P: 12	R: 0 E: 0 K: 0 S: 7	H: 0 LOB: 0 BB: 0 P: 11	R: 0 E: 0 K: 0 S: 6	H: 0 LOB: 1 BB: 0 P: 10	R: 0 E: 0 K: 0 S: 10	H: 1 LOB: 1 BB: 0 P: 14	R: 0 E: 0 K: 1 S: 7	H: 0 LOB: 0 BB: 0 P: 12	R: 1 E: 0 K: 0 S: 11	H: 3 LOB: 2 BB: 1 P: 24	1B: 4 2B: 1 3B: 0 HR: 1	SF: 0 SAC: 0 DP: 2 HBP: 0	WP: 0 PB: 0 SB: 0 CS: 0	PA: 32			
PITCHER	IP	WLS	BF	H	R	ER	SO	BB	IBB	HBP	BLK	WP	HR	S	P	ERA	WHIP								
22 Carlos Pulido, L <small>ERA: 4.62</small> Dave Stevens, R <small>ERA: 2.25</small> Brett Merriman, R <small>ERA: 2.25</small>	7.0	W	23	3	1	1	0	0	0	0	0	0	1	54	90	1.29	0.429								

Boston Red Sox @ Minnesota Twins
Hubert H. Humphrey Metrodome, Minneapolis, MN
Fri May 20 1994, 8:05 PM EDT
Att: 20,766 - Dome

AB 31
R 2
H 6
RBI 2
BB 1
SO 1
LOB 7



Batter	1	2	3	4	5	6	7	8	9	AB	R	H	RBI	BB	SO	LOB	BOTTOM								
Chuck Knoblauch, R <small>OBP: 0.406, SLG: 0.500</small> Jeff Reboulet, R <small>OBP: 0.370, SLG: 0.435</small>	SF7	SF9	1B			K				2	3	2	2	1	0	0									
Scott Leius, R <small>OBP: 0.323, SLG: 0.443</small>	F9	1B	G1-3						G6-3	4	4	2	1	1	0	1									
Kirby Puckett, R <small>OBP: 0.373, SLG: 0.545</small> Steve Dunn, L <small>OBP: 0.222, SLG: 0.308</small>	SF7	FC5	G1-3							3	1	3	7	0	0	0									
Shane Mack, R <small>OBP: 0.483, SLG: 0.755</small>	BB	1B	G1-3						F9	4	1	2	3	2	0	2									
Dave Winfield, R <small>OBP: 0.320, SLG: 0.449</small> Chip Hale, L <small>OBP: 0.345, SLG: 0.298</small>	L8	F7	K						F9	3	1	0	0	1	1	4									
Pedro Munoz, R <small>OBP: 0.384, SLG: 0.450</small> Alex Cole, L <small>OBP: 0.404, SLG: 0.416</small>		FC5		F7		K			1B	2	1	1	0	0	0	2									
Dave McCarty, R <small>OBP: 0.316, SLG: 0.414</small>		2B	L6						P4	6	2	2	1	0	0	1									
Matt Walbeck, S <small>OBP: 0.243, SLG: 0.300</small> Derek Parks, R <small>OBP: 0.233, SLG: 0.310</small>	1B	SF9	2B						F8	4	3	3	2	0	0	0									
Pat Meares, R <small>OBP: 0.336, SLG: 0.316</small>	1B	1B	2B						K	5	3	2	2	1	2	2									
Inning Stats	R: 1 E: 0 K: 0 S: 17	H: 0 LOB: 1 BB: 2 P: 32	R: 5 E: 1 K: 0 S: 28	H: 7 LOB: 2 BB: 0 P: 43	R: 4 E: 0 K: 1 S: 16	H: 3 LOB: 1 BB: 2 P: 34	R: 0 E: 0 K: 0 S: 5	H: 0 LOB: 0 BB: 0 P: 10	R: 11 E: 0 K: 2 S: 34	H: 10 LOB: 2 BB: 2 P: 59	R: 0 E: 0 K: 2 S: 10	H: 1 LOB: 1 BB: 0 P: 15	R: 0 E: 0 K: 0 S: 5	H: 0 LOB: 1 BB: 1 P: 11	R: 0 E: 0 K: 1 S: 12	H: 1 LOB: 1 BB: 0 P: 15	1B: 16 2B: 5 3B: 0 HR: 1	SF: 2 SAC: 0 DP: 0 HBP: 1	WP: 2 PB: 0 SB: 1 CS: 0	PA: 54					
PITCHER	IP	WLS	BF	H	R	ER	SO	BB	IBB	HBP	BLK	WP	HR	S	P	ERA	WHIP								
Joe Hesketh, L <small>ERA: 5.12</small> Paul Quantill, R <small>ERA: 3.6</small> Todd Frohwrth, R <small>ERA: 12.46</small> Greg Harris, R <small>ERA: 7.71</small> Ken Ryan, R <small>ERA: 7.71</small>	1.0	L	8	3	4	4	0	2	0	0	0	0	0	26	48	36.00	5.000								
Andy Tomberlin, L <small>ERA: 2.0</small>	2.0		8	0	0	0	1	0	0	0	0	0	0	16	21	54.00	12.000								

Boston Red Sox @ Minnesota Twins
Hubert H. Humphrey Metrodome, Minneapolis, MN
Fri May 20 1994, 8:05 PM EDT
Att: 20,766 - Dome

AB 44
R 21
H 22
RBI 21
BB 7
SO 6
LOB 19



Batter	1	2	3	4	5	6	7	8	9	AB	R	H	RBI	BB	SO	LOB	TOP								
Otis Nixon, S <small>OBP: 0.358, SLG: 0.315</small> (1, 8)	G6-3		G4-3	G5-3			K		K	5	0	0	0	0	2	3									
Billy Hatcher, R <small>OBP: 0.287, SLG: 0.328</small> (1, 9)	F7		G4-3		P1		K2-3		G4-3	5	0	0	0	0	1	1									
Mo Vaughn, L <small>OBP: 0.433, SLG: 0.643</small> (1, 3)	F9			1B	K		HR		HR	4	3	2	1	1	1	0									
Andre Dawson, R <small>OBP: 0.284, SLG: 0.541</small> (1, 10)		F8		K	G3		HR		G1-3	5	1	1	2	0	1	1									
Mike Greenwell, L <small>OBP: 0.311, SLG: 0.445</small> (1, 7)	F7			1B		SH			G4-3	4	2	2	0	0	0	0									
Tim Lincecum, R <small>OBP: 0.395, SLG: 0.534</small> (1, 4)	G5-3			1B		SH			F9	3	1	1	0	0	0	0									
Scott Cooper, L <small>OBP: 0.368, SLG: 0.607</small> (1, 5)			K		F8				2B	4	1	2	2	0	1	1									
Damon Berryhill, S <small>OBP: 0.276, SLG: 0.338</small> (1, 2)				HR	K		FC6-4			4	1	2	2	0	1	3									
Carlos Rodriguez, S <small>OBP: 0.388, SLG: 0.543</small> (1, 6)					G4-3		G4-3		G5-3	4	0	2	1	0	0	1									
Inning Stats	R: 0 E: 0 K: 0 S: 9	H: 0 LOB: 0 BB: 0 P: 16	R: 0 E: 0 K: 0 S: 6	H: 0 LOB: 0 BB: 0 P: 10	R: 1 E: 0 K: 1 S: 10	H: 2 LOB: 1 BB: 0 P: 18	R: 3 E: 0 K: 2 S: 17	H: 5 LOB: 2 BB: 0 P: 22	R: 0 E: 0 K: 1 S: 7	H: 0 LOB: 0 BB: 0 P: 13	R: 1 E: 1 K: 0 S: 13	H: 1 LOB: 1 BB: 0 P: 18	R: 2 E: 0 K: 2 S: 13	H: 1 LOB: 0 BB: 1 P: 21	R: 1 E: 0 K: 0 S: 6	H: 2 LOB: 2 BB: 0 P: 8	R: 1 E: 0 K: 1 S: 9	H: 1 LOB: 0 BB: 0 P: 13	1B: 7 2B: 2 3B: 0 HR: 3	SF: 0 SAC: 1 DP: 0 HBP: 0	WP: 0 PB: 0 SB: 0 CS: 0	PA: 40			
PITCHER	IP	WLS	BF	H	R	ER	SO	BB	IBB	HBP	BLK	WP	HR	S	P	ERA	WHIP								
Jim Deshaies, L <small>ERA: 7.04</small> (1, 1)	6.0	L	27	8	5	4	4	0	0	0	0	0	1	62	97	6.00	1.333								
Mark Guthrie, L <small>ERA: 9.41</small> (7, 1)	2.0		9	3	3	3	2	1	0	0	0	0	1	19	29	13.50	2.000								
Carl Willis, R <small>ERA: 6.94</small> (9, 1)	1.0		4	1	1	1	1	0	0	0	0	0	1	9	13	9.00	1.000								

Boston Red Sox @ Minnesota Twins
 Hubert H. Humphrey Metrodome, Minneapolis, MN
 Sun May 22 1994, 4:33 AM EDT
 Att: 21,971 - Dome

AB 38
 R 9
 H 12
 RBI 8
 BB 1
 SO 7
 LOB 10



Batter	1	2	3	4	5	6	7	8	9	AB	R	H	RBI	BB	SO	LOB	BOTTOM								
Chuck Knoblauch, R <small>OBP: 0.393, SLG: 0.481</small> (1, 4)	G4-3		F8		G5-4-3		L8			4	0	0	0	0	0	1									
Alex Cole, L <small>OBP: 0.409, SLG: 0.432</small> (1, 8)	F9			FC6-4	BB				K	4	1	2	0	0	1	0									
Kirby Puckett, R <small>OBP: 0.384, SLG: 0.544</small> (1, 9)				FC6-4	BB				FC4-6	2	0	2	0	2	0	0									
Shane Mack, R <small>OBP: 0.441, SLG: 0.672</small> (1, 7)	K2-3			FC6-4	K				FC4-6	4	1	0	1	0	2	5									
Dave Winfield, R <small>OBP: 0.310, SLG: 0.438</small> (1, 10)		G4-3				L9			F8	4	0	1	1	0	0	1									
Chip Hale, L <small>OBP: 0.355, SLG: 0.288</small> (1, 5)		F7				K			G3	3	0	0	0	1	1	0									
Dave McCarty, R <small>OBP: 0.313, SLG: 0.429</small> (1, 3)		G6-3			K				K	4	0	1	0	0	2	2									
Matt Walbeck, S <small>OBP: 0.246, SLG: 0.291</small> (1, 2)					G3				P6	3	0	0	0	0	1	2									
Derek Parks, R <small>OBP: 0.226, SLG: 0.300</small> (9, 2)									K	1	0	0	0	0	1	1									
Jeff Reboulet, R <small>OBP: 0.350, SLG: 0.392</small> (1, 6)									G6-3	2	0	0	0	1	0	0									
Steve Dunn, L <small>OBP: 0.214, SLG: 0.296</small> (9, PH)									F8	1	0	0	0	0	0	1									
Inning Stats	R: 0 E: 0 K: 1 S: 6	H: 1 LOB: 1 BB: 0 P: 9	R: 0 E: 0 K: 0 S: 7	H: 0 LOB: 0 BB: 0 P: 11	R: 0 E: 0 K: 1 S: 6	H: 0 LOB: 0 BB: 0 P: 13	R: 2 E: 0 K: 1 S: 14	H: 2 LOB: 2 BB: 2 P: 28	R: 0 E: 0 K: 2 S: 7	H: 0 LOB: 0 BB: 0 P: 11	R: 0 E: 0 K: 0 S: 5	H: 0 LOB: 0 BB: 0 P: 6	R: 0 E: 0 K: 1 S: 11	H: 1 LOB: 1 BB: 0 P: 15	R: 0 E: 0 K: 1 S: 9	H: 1 LOB: 1 BB: 0 P: 18	1B: 3 2B: 2 3B: 1 HR: 0	SF: 0 SAC: 0 DP: 1 HBP: 0	WP: 0 PB: 0 SB: 0 CS: 0	PA: 36					
PITCHER	IP	WLS	BF	H	R	ER	SO	BB	IBB	HBP	BLK	WP	HR	S	P	ERA	WHIP								
Roger Clemens, R <small>ERA: 2.51</small> (1, 1)	8.0	W	32	5	2	2	7	4	0	0	0	0	0	71	119	2.25	1.125								
Greg Harris, R <small>ERA: 7.4</small> (9, 1)	1.0		4	1	0	0	1	0	0	0	0	0	0	9	18	0.00	1.000								

Boston Red Sox @ Minnesota Twins
 Hubert H. Humphrey Metrodome, Minneapolis, MN
 Sun May 22 1994, 4:33 AM EDT
 Att: 21,971 - Dome

AB 32
 R 2
 H 6
 RBI 2
 BB 4
 SO 8
 LOB 13



Batter	1	2	3	4	5	6	7	8	9	AB	R	H	RBI	BB	SO	LOB	TOP								
Kenny Lofton, L OBP: 0.427, SLG: 0.579 (1, 8)	L7		CS 1B		1B 3B	1-3 2-H 1B		K		5	1	3	1	0	1	1	Cleveland Indians @ Boston Red Sox Fenway Park, Boston, MA Tue May 24 1994, 7:05 PM EDT Att: 29,696 - Unknown - 56 F								
Wayne Kirby, L OBP: 0.282, SLG: 0.321 (1, 9)	G5-3		G3		HBP 1B BB	F9		G4-3		4	1	0	0	1	0	4									
Carlos Baerga, S OBP: 0.316, SLG: 0.478 (1, 4)	F9			1B S 1B	1B HBP		1B 1B	G1-3		4	1	2	0	0	0	0									
Albert Belle, R OBP: 0.479, SLG: 0.747 (1, 7)		K		K	1-2 2-2 1B		F9	G4-6-3 1B		5	0	2	2	0	2	2									
Eddie Murray, S OBP: 0.300, SLG: 0.460 (1, 10)	F7			1B 1B	G3		F8	G4-6-3 1B		5	0	1	0	0	0	4									
Paul Sorrento, L OBP: 0.328, SLG: 0.409 (1, 3)		HR		G6-3 1B			G4-3 BB	1B		3	2	3	2	1	0	0									
Sandy Alomar Jr., R OBP: 0.299, SLG: 0.310 (1, 2)		BB		G6-3			G4-3	F8		3	0	0	0	1	0	5									
Jim Thome, L OBP: 0.307, SLG: 0.398 (1, 5)	G4-3			G4-3			1B IBB	SH1-3 2B		3	0	1	0	1	0	1									
Rene Gonzales, R OBP: 0.500, SLG: 0.250 (9, 5)										0	0	0	0	0	0	0									
Alvaro Espinoza, R OBP: 0.260, SLG: 0.257 (1, 6)			G4-3		P4		K	SH1-3		3	0	0	0	0	1	2									
Inning Stats	R: 0 E: 0 K: 0 S: 8	H: 0 LOB: 0 BB: 0 P: 15	R: 1 E: 0 K: 1 S: 9	H: 1 LOB: 1 BB: 1 P: 21	R: 0 E: 0 K: 0 S: 7	H: 1 LOB: 0 BB: 0 P: 12	R: 1 E: 0 K: 1 S: 11	H: 3 LOB: 1 BB: 0 P: 16	R: 2 E: 0 K: 0 S: 13	H: 2 LOB: 2 BB: 1 P: 25	R: 1 E: 0 K: 1 S: 8	H: 1 LOB: 2 BB: 2 P: 16	R: 0 E: 0 K: 0 S: 13	H: 2 LOB: 2 BB: 0 P: 16	R: 0 E: 0 K: 1 S: 11	H: 1 LOB: 1 BB: 0 P: 16	R: 0 E: 0 K: 0 S: 3	H: 1 LOB: 0 BB: 0 P: 6	1B: 9 2B: 1 3B: 1 HR: 1	SF: 0 SAC: 1 DP: 2 HBP: 1	WP: 0 PB: 0 SB: 1 CS: 1	PA: 41			
PITCHER	IP	WLS	BF	H	R	ER	SO	BB	IBB	HBP	BLK	WP	HR	S	P	ERA	WHIP								
Aaron Sele, R ERA: 2.82 (1, 1)	5.2	L	28	8	5	5	3	3	1	1	0	0	1	55	104	7.94	1.941								
Chris Howard, L ERA: (6, 1)	2.1		10	3	0	0	1	0	0	0	0	0	0	25	33	0.00	1.286								
Todd Frohwirth, R ERA: 11.17 (9, 1)	1.0	S	3	1	0	0	0	0	0	0	0	0	0	3	6	0.00	1.000								

AB	35
R	5
H	12
RBI	5
BB	4
SO	4
LOB	19



Batter	1	2	3	4	5	6	7	8	9	AB	R	H	RBI	BB	SO	LOB	BOTTOM								
Otis Nixon, S OBP: 0.365, SLG: 0.324 (1, 8)	B1-3			G6-3			E S G6-3 1B		D S 1B	5	2	3	1	0	0	0	Cleveland Indians @ Boston Red Sox Fenway Park, Boston, MA Tue May 24 1994, 7:05 PM EDT Att: 29,696 - Unknown - 56 F								
Andy Tomberlin, L OBP: 0.273, SLG: 0.300 (1, 9)							K		K	4	0	1	0	1	3	5									
Mo Vaughn, L OBP: 0.426, SLG: 0.629 (1, 3)	F8			F7			G6-3			5	0	1	2	0	1	2									
Mike Greenwell, L OBP: 0.308, SLG: 0.437 (1, 7)	G4-3						P4		G4-3	5	0	1	0	0	0	2									
Andre Dawson, R OBP: 0.282, SLG: 0.537 (1, 10)										1	0	0	0	0	0	0									
Billy Hatcher, R OBP: 0.288, SLG: 0.324 (3, PH)	G5-3			FC3-6 BB			G5-3		K	2	0	0	0	1	1	0									
Scott Cooper, L OBP: 0.365, SLG: 0.597 (1, 5)							K		G4-3	4	1	1	0	0	1	2									
Tim Lincecum, R OBP: 0.404, SLG: 0.534 (1, 4)										2	0	1	0	2	0	0									
Dave Valle, R OBP: 0.247, SLG: 0.250 (1, 2)										3	0	0	0	0	0	5									
Damon Berryhill, S OBP: 0.273, SLG: 0.333 (8, PH)	F9						G6-3		G4-3	1	0	0	0	0	0	1									
Carlos Rodriguez, S OBP: 0.333, SLG: 0.487 (1, 6)							G3		G6-3	4	0	0	0	0	0	2									
Inning Stats	R: 0 E: 0 K: 0 S: 7	H: 0 LOB: 1 BB: 1 P: 15	R: 1 E: 1 K: 1 S: 18	H: 3 LOB: 3 BB: 0 P: 27	R: 0 E: 0 K: 1 S: 8	H: 1 LOB: 3 BB: 2 P: 19	R: 0 E: 0 K: 0 S: 8	H: 1 LOB: 1 BB: 0 P: 11	R: 0 E: 0 K: 0 S: 7	H: 0 LOB: 0 BB: 0 P: 9	R: 1 E: 1 K: 1 S: 13	H: 1 LOB: 0 BB: 0 P: 18	R: 0 E: 0 K: 1 S: 9	H: 0 LOB: 1 BB: 1 P: 19	R: 1 E: 0 K: 1 S: 18	H: 2 LOB: 1 BB: 0 P: 25	1B: 7 2B: 0 3B: 1 HR: 0	SF: 0 SAC: 0 DP: 0 HBP: 0	WP: 0 PB: 0 SB: 3 CS: 0	PA: 40					
PITCHER	IP	WLS	BF	H	R	ER	SO	BB	IBB	HBP	BLK	WP	HR	S	P	ERA	WHIP								
Jack Morris, R ERA: 5.12 (1, 1)	7.0	W	31	6	2	0	4	3	0	0	0	0	0	69	111	0.00	1.286								
Jose Mesa, R ERA: 3.79 (8, 1)	1.0		4	0	0	0	1	1	0	0	0	0	0	9	19	0.00	1.000								
Paul Shuey, R ERA: 1.8 (9, 1)	1.0	S	5	2	1	1	1	0	0	0	0	0	0	18	25	9.00	2.000								

AB	36
R	3
H	8
RBI	3
BB	4
SO	6
LOB	19



Batter	1	2	3	4	5	6	7	8	9	AB	R	H	RBI	BB	SO	LOB	TOP			
Kenny Lofton, L OBP: 0.426, SLG: 0.574 (1, 8)										5	2	2	0	0	1	4	Cleveland Indians @ Boston Red Sox Fenway Park, Boston, MA Thu May 26 1994, 7:05 PM EDT Att: 28,380 - Unknown - 54 F			
Alvaro Espinoza, R OBP: 0.298, SLG: 0.266 (1, 6) (7, 4)										5	0	2	0	0	0	1				
Carlos Baerga, S OBP: 0.320, SLG: 0.478 Rene Gonzalez, R OBP: 0.429, SLG: 0.250 (1, 4) (7, 6)										4	2	2	0	0	0	1				
Albert Belle, R OBP: 0.485, SLG: 0.742 Ruben Amaro Jr, S (7, PR) (7, 7)										1	0	0	0	2	0	1				
Eddie Murray, S OBP: 0.303, SLG: 0.465 (1, 3)										5	0	2	1	0	0	4				
Candy Maldonado, R OBP: 0.222, SLG: 0.667 (1, 10)										5	0	2	0	0	2	4				
Manny Ramirez, R OBP: 0.319, SLG: 0.500 (1, 9)										4	0	1	0	1	1	5				
Sandy Alomar Jr., R OBP: 0.291, SLG: 0.337 (1, 2)										5	1	1	1	0	0	5				
Jim Thome, L OBP: 0.305, SLG: 0.394 (1, 5)										4	0	1	0	0	1	3				
Inning Stats	R: 2 E: 1 K: 0 S: 11	H: 2 LOB: 0 BB: 0 P: 16	R: 0 E: 1 K: 1 S: 16	H: 1 LOB: 2 BB: 1 P: 28	R: 0 E: 0 K: 0 S: 8	H: 0 LOB: 1 BB: 1 P: 17	R: 0 E: 0 K: 0 S: 7	H: 1 LOB: 1 BB: 0 P: 11	R: 0 E: 0 K: 0 S: 10	H: 2 LOB: 2 BB: 0 P: 20	R: 1 E: 0 K: 2 S: 15	H: 2 LOB: 3 BB: 0 P: 22	R: 2 E: 0 K: 1 S: 12	H: 3 LOB: 1 BB: 0 P: 18	R: 0 E: 0 K: 1 S: 13	H: 1 LOB: 1 BB: 0 P: 20		1B: 11 2B: 2 3B: 0 HR: 1	SF: 1 SAC: 0 DP: 1 HBP: 1	WP: 0 PB: 0 SB: 0 CS: 0
PITCHER	IP WLS BF H R ER SO	IP WLS BF H R ER SO	IP WLS BF H R ER SO	IP WLS BF H R ER SO	IP WLS BF H R ER SO	IP WLS BF H R ER SO	IP WLS BF H R ER SO	IP WLS BF H R ER SO	IP WLS BF H R ER SO	IP WLS BF H R ER SO	IP WLS BF H R ER SO	IP WLS BF H R ER SO	IP WLS BF H R ER SO	IP WLS BF H R ER SO	IP WLS BF H R ER SO	IP WLS BF H R ER SO	ERA WHIP	ERA WHIP		
Joe Hesketh, L ERA: 4.54 (1, 1)	6.0 W 28	7 2 1 2	2 2 1 2	3 0 0 0	0 0 0 0	0 0 1 0	0 0 0 0	0 1 12 18	0 0 13 20	1.50 1.667										
Paul Quantrill, R ERA: 3.99 (7, 1)	1.0 6 2 1	1 1 2 0	0 0 0 0	0 0 0 0	0 0 0 0	0 0 0 0	0 1 12 18	18.00 3.000												
Greg Harris, R ERA: 7.82 (8, 1)	1.0 6 3 2	2 2 1 0	0 0 0 0	0 0 0 0	0 0 0 0	0 0 0 0	0 0 0 0	0.00 1.000												
Jeff Russell, R ERA: 5.11 (9, 1)	1.0 4 1 0	0 0 1 0	0 0 0 0	0 0 0 0	0 0 0 0	0 0 0 0	0 0 0 0													

AB	39
R	5
H	13
RBI	3
BB	3
SO	6
LOB	29



Batter	1	2	3	4	5	6	7	8	9	AB	R	H	RBI	BB	SO	LOB	BOTTOM			
Otis Nixon, S OBP: 0.368, SLG: 0.336 Lee Tinsley, S OBP: 0.391, SLG: 0.229 (1, 8) (7, 8)										4	2	2	1	0	0	3	Cleveland Indians @ Boston Red Sox Fenway Park, Boston, MA Thu May 26 1994, 7:05 PM EDT Att: 28,380 - Unknown - 54 F			
Carlos Rodriguez, S OBP: 0.319, SLG: 0.455 (1, 6)										5	1	1	0	0	0	3				
Mo Vaughn, L OBP: 0.420, SLG: 0.613 Greg Litton, R (1, 3) (8, 3)										4	1	0	0	1	0	2				
Tim Lincecum, R OBP: 0.397, SLG: 0.522 (1, 4)										5	2	1	1	0	1	1				
Mike Greenwell, L OBP: 0.313, SLG: 0.452 Andy Tomberlin, L OBP: 0.261, SLG: 0.286 (1, 7) (7, 7)										4	1	2	3	0	0	0				
Luis Ortiz, R OBP: 0.400, SLG: 0.750 (1, 10)										4	2	2	2	0	1	0				
Scott Cooper, L OBP: 0.379, SLG: 0.608 (1, 5)										4	2	3	0	1	0	1				
Damon Berryhill, S OBP: 0.284, SLG: 0.395 Rich Rowland, R OBP: 0.290, SLG: 0.379 (1, 2) (8, 2)										4	2	2	2	0	1	3				
Billy Hatcher, R OBP: 0.297, SLG: 0.340 (1, 9)										5	0	3	3	0	1	2				
Inning Stats	R: 3 E: 0 K: 0 S: 14	H: 4 LOB: 1 BB: 0 P: 25	R: 8 E: 2 K: 0 S: 24	H: 6 LOB: 2 BB: 2 P: 49	R: 0 E: 0 K: 0 S: 7	H: 0 LOB: 0 BB: 0 P: 11	R: 0 E: 0 K: 0 S: 12	H: 2 LOB: 2 BB: 0 P: 19	R: 0 E: 0 K: 0 S: 7	H: 0 LOB: 0 BB: 0 P: 12	R: 2 E: 0 K: 1 S: 16	H: 3 LOB: 1 BB: 0 P: 26	R: 0 E: 0 K: 1 S: 11	H: 0 LOB: 0 BB: 0 P: 16	R: 0 E: 0 K: 2 S: 11	H: 2 LOB: 2 BB: 0 P: 14		1B: 8 2B: 8 3B: 0 HR: 1	SF: 1 SAC: 0 DP: 0 HBP: 0	WP: 0 PB: 0 SB: 1 CS: 0
PITCHER	IP WLS BF H R ER SO	IP WLS BF H R ER SO	IP WLS BF H R ER SO	IP WLS BF H R ER SO	IP WLS BF H R ER SO	IP WLS BF H R ER SO	IP WLS BF H R ER SO	IP WLS BF H R ER SO	IP WLS BF H R ER SO	IP WLS BF H R ER SO	IP WLS BF H R ER SO	IP WLS BF H R ER SO	IP WLS BF H R ER SO	IP WLS BF H R ER SO	IP WLS BF H R ER SO	IP WLS BF H R ER SO	ERA WHIP	ERA WHIP		
Julian Tavarez, R ERA: 21.6 (1, 1)	1.2 L 14	8 R 5 0	5 0 0 0	1 0 0 0	0 0 0 0	0 0 0 0	0 0 0 0	0 0 0 0	0 0 0 0	27.00 3.600										
Bill Wertz, R ERA: 10.38 (2, 1)	4.1 23 9 5	4 1 1 0	1 0 0 0	0 0 0 0	0 0 0 0	0 0 0 0	0 0 0 0	8.31 2.308												
Eric Plunk, R ERA: 4.05 (7, 1)	1.0 3 0 0	0 0 1 0	0 0 0 0	0 0 0 0	0 0 0 0	0 0 0 0	0 0 0 0	0.00 0.000												
Steve Farr, R ERA: 5.4 (8, 1)	1.0 5 2 0	0 0 2 0	0 0 0 0	0 0 0 0	0 0 0 0	0 0 0 0	0 0 0 0	0.00 2.000												

AB	42
R	13
H	17
RBI	12
BB	2
SO	4
LOB	16



Batter	1	2	3	4	5	6	7	8	9	AB	R	H	RBI	BB	SO	LOB	TOP						
Otis Nixon, S <small>OBP: 0.371, SLG: 0.335</small>										3	0	1	0	1	1	0	Boston Red Sox @ Texas Rangers The Ballpark at Arlington, Arlington, TX Fri May 27 1994, 8:05 PM EDT Att: 43,761 - Unknown - 78 F						
Carlos Rodriguez, S <small>OBP: 0.300, SLG: 0.426</small>										3	0	0	0	0	0	1							
Mo Vaughn, L <small>OBP: 0.411, SLG: 0.599</small>										4	0	0	0	0	1	2							
Tim Naehring, R <small>OBP: 0.388, SLG: 0.507</small>										4	0	0	0	0	2	1							
Mike Greenwell, L <small>OBP: 0.311, SLG: 0.453</small>										4	2	1	0	0	0	0							
Luis Ortiz, R <small>OBP: 0.286, SLG: 0.500</small>										2	0	0	0	0	0	1							
Andy Tomberlin, L <small>OBP: 0.250, SLG: 0.273</small>										1	0	0	0	0	0	0							
Scott Cooper, L <small>OBP: 0.362, SLG: 0.605</small>										4	0	2	1	0	0	2							
Lee Tinsley, S <small>OBP: 0.391, SLG: 0.229</small>										0	0	0	0	0	0	0							
Damon Berryhill, S <small>OBP: 0.282, SLG: 0.425</small>										4	1	1	2	0	1	2							
Billy Hatcher, R <small>OBP: 0.292, SLG: 0.333</small>										3	0	0	0	0	0	0							
Inning Stats	R: 0 E: 0 K: 1 S: 9	H: 0 LOB: 0 BB: 16	R: 1 E: 0 K: 0 S: 9	H: 2 LOB: 1 BB: 16	R: 0 E: 0 K: 0 S: 17	H: 1 LOB: 1 BB: 0 P: 22	R: 0 E: 1 K: 1 S: 9	H: 0 LOB: 1 BB: 0 P: 12	R: 0 E: 0 K: 1 S: 9	H: 0 LOB: 0 BB: 8	R: 2 E: 0 K: 0 S: 7	H: 1 LOB: 0 BB: 9	R: 0 E: 0 K: 1 S: 9	H: 0 LOB: 1 BB: 17	R: 0 E: 0 K: 0 S: 6	H: 1 LOB: 1 BB: 8	1B: 3 2B: 1 3B: 0 HR: 1	SF: 0 SAC: 1 DP: 0 HBP: 0	WP: 0 PB: 0 SB: 0 CS: 0	PA: 35			
PITCHER	IP WLS BF H R ER SO BB IBB HBP BLK WP HR S P ERA WHIP	IP WLS BF H R ER SO BB IBB HBP BLK WP HR S P ERA WHIP	IP WLS BF H R ER SO BB IBB HBP BLK WP HR S P ERA WHIP	IP WLS BF H R ER SO BB IBB HBP BLK WP HR S P ERA WHIP	IP WLS BF H R ER SO BB IBB HBP BLK WP HR S P ERA WHIP	IP WLS BF H R ER SO BB IBB HBP BLK WP HR S P ERA WHIP	IP WLS BF H R ER SO BB IBB HBP BLK WP HR S P ERA WHIP	IP WLS BF H R ER SO BB IBB HBP BLK WP HR S P ERA WHIP	IP WLS BF H R ER SO BB IBB HBP BLK WP HR S P ERA WHIP	IP WLS BF H R ER SO BB IBB HBP BLK WP HR S P ERA WHIP	IP WLS BF H R ER SO BB IBB HBP BLK WP HR S P ERA WHIP	IP WLS BF H R ER SO BB IBB HBP BLK WP HR S P ERA WHIP	IP WLS BF H R ER SO BB IBB HBP BLK WP HR S P ERA WHIP	IP WLS BF H R ER SO BB IBB HBP BLK WP HR S P ERA WHIP	IP WLS BF H R ER SO BB IBB HBP BLK WP HR S P ERA WHIP	IP WLS BF H R ER SO BB IBB HBP BLK WP HR S P ERA WHIP	IP WLS BF H R ER SO BB IBB HBP BLK WP HR S P ERA WHIP	IP WLS BF H R ER SO BB IBB HBP BLK WP HR S P ERA WHIP	IP WLS BF H R ER SO BB IBB HBP BLK WP HR S P ERA WHIP	IP WLS BF H R ER SO BB IBB HBP BLK WP HR S P ERA WHIP	IP WLS BF H R ER SO BB IBB HBP BLK WP HR S P ERA WHIP	IP WLS BF H R ER SO BB IBB HBP BLK WP HR S P ERA WHIP	IP WLS BF H R ER SO BB IBB HBP BLK WP HR S P ERA WHIP

AB 32
R 3
H 5
RBI 3
BB 1
SO 5
LOB 9



Batter	1	2	3	4	5	6	7	8	9	AB	R	H	RBI	BB	SO	LOB	BOTTOM						
David Hulse, L <small>OBP: 0.335, SLG: 0.344</small>										5	1	1	0	0	0	0	Boston Red Sox @ Texas Rangers The Ballpark at Arlington, Arlington, TX Fri May 27 1994, 8:05 PM EDT Att: 43,761 - Unknown - 78 F						
Jeff Eves, R <small>OBP: 0.500, SLG: 0.571</small>										2	1	2	0	1	0	0							
Jose Canseco, R <small>OBP: 0.422, SLG: 0.521</small>										3	1	0	0	1	0	3							
Will Clark, L <small>OBP: 0.467, SLG: 0.583</small>										3	1	2	2	1	0	2							
Juan Gonzalez, R <small>OBP: 0.314, SLG: 0.439</small>										2	0	0	0	2	1	2							
29 Rusty Greer, L <small>OBP: 0.442, SLG: 0.600</small>										4	0	1	2	0	2	2							
Ivan Rodriguez, R <small>OBP: 0.365, SLG: 0.440</small>										4	0	0	0	0	2	4							
Doug Strange, S <small>OBP: 0.264, SLG: 0.336</small>										3	0	1	0	1	1	0							
Manuel Lee, S <small>OBP: 0.314, SLG: 0.325</small>										4	0	0	0	0	2	4							
Inning Stats	R: 0 E: 0 K: 0 S: 12	H: 1 LOB: 2 BB: 1 P: 23	R: 0 E: 0 K: 2 S: 13	H: 1 LOB: 0 BB: 18	R: 2 E: 0 K: 1 S: 7	H: 1 LOB: 0 BB: 16	R: 0 E: 0 K: 2 S: 11	H: 0 LOB: 0 BB: 18	R: 0 E: 0 K: 1 S: 12	H: 1 LOB: 1 BB: 0 P: 14	R: 0 E: 0 K: 1 S: 16	H: 1 LOB: 2 BB: 2 P: 31	R: 2 E: 0 K: 1 S: 16	H: 2 LOB: 2 BB: 30	R: 0 E: 0 K: 0 S: 5	H: 0 LOB: 0 BB: 8		1B: 5 2B: 1 3B: 0 HR: 1	SF: 0 SAC: 1 DP: 0 HBP: 0	WP: 0 PB: 0 SB: 1 CS: 0	PA: 37		
PITCHER	IP WLS BF H R ER SO BB IBB HBP BLK WP HR S P ERA WHIP	IP WLS BF H R ER SO BB IBB HBP BLK WP HR S P ERA WHIP	IP WLS BF H R ER SO BB IBB HBP BLK WP HR S P ERA WHIP	IP WLS BF H R ER SO BB IBB HBP BLK WP HR S P ERA WHIP	IP WLS BF H R ER SO BB IBB HBP BLK WP HR S P ERA WHIP	IP WLS BF H R ER SO BB IBB HBP BLK WP HR S P ERA WHIP	IP WLS BF H R ER SO BB IBB HBP BLK WP HR S P ERA WHIP	IP WLS BF H R ER SO BB IBB HBP BLK WP HR S P ERA WHIP	IP WLS BF H R ER SO BB IBB HBP BLK WP HR S P ERA WHIP	IP WLS BF H R ER SO BB IBB HBP BLK WP HR S P ERA WHIP	IP WLS BF H R ER SO BB IBB HBP BLK WP HR S P ERA WHIP	IP WLS BF H R ER SO BB IBB HBP BLK WP HR S P ERA WHIP	IP WLS BF H R ER SO BB IBB HBP BLK WP HR S P ERA WHIP	IP WLS BF H R ER SO BB IBB HBP BLK WP HR S P ERA WHIP	IP WLS BF H R ER SO BB IBB HBP BLK WP HR S P ERA WHIP	IP WLS BF H R ER SO BB IBB HBP BLK WP HR S P ERA WHIP	IP WLS BF H R ER SO BB IBB HBP BLK WP HR S P ERA WHIP	IP WLS BF H R ER SO BB IBB HBP BLK WP HR S P ERA WHIP	IP WLS BF H R ER SO BB IBB HBP BLK WP HR S P ERA WHIP	IP WLS BF H R ER SO BB IBB HBP BLK WP HR S P ERA WHIP	IP WLS BF H R ER SO BB IBB HBP BLK WP HR S P ERA WHIP	IP WLS BF H R ER SO BB IBB HBP BLK WP HR S P ERA WHIP	IP WLS BF H R ER SO BB IBB HBP BLK WP HR S P ERA WHIP

AB 30
R 4
H 7
RBI 4
BB 6
SO 8
LOB 17



Batter	1	2	3	4	5	6	7	8	9	AB	R	H	RBI	BB	SO	LOB	TOP
Otis Nixon, S <small>OBP: 0.369, SLG: 0.331</small> 										4	0	0	0	0	1	0	
Billy Hatcher, R <small>OBP: 0.292, SLG: 0.331</small> 										4	1	2	0	0	1	0	
Mo Vaughn, L <small>OBP: 0.418, SLG: 0.607</small> 										3	1	1	0	0	1	0	
Tim Lincecum, R <small>OBP: 0.379, SLG: 0.487</small> 										4	1	1	1	0	0	3	
Mike Greenwell, L <small>OBP: 0.321, SLG: 0.473</small> Lee Tinsley, S <small>OBP: 0.383, SLG: 0.222</small> 										2	1	1	1	1	0	0	
Luis Ortiz, R <small>OBP: 0.200, SLG: 0.357</small> 										4	1	1	2	0	2	1	
Scott Cooper, L <small>OBP: 0.376, SLG: 0.587</small> 										4	1	1	0	0	1	1	
Damon Berryhill, S <small>OBP: 0.289, SLG: 0.434</small> 										3	0	1	2	0	0	0	
Carlos Rodriguez, S <small>OBP: 0.293, SLG: 0.418</small> 										4	0	0	0	0	0	1	
Inning Stats <small>R: 0, H: 0, E: 0, K: 2, S: 9</small>	<small>R: 3, H: 2, E: 0, K: 0, S: 14</small>	<small>R: 0, H: 1, E: 0, K: 1, S: 11</small>	<small>R: 1, H: 2, E: 0, K: 0, S: 11</small>	<small>R: 2, H: 3, E: 0, K: 1, S: 12</small>	<small>R: 0, H: 0, E: 0, K: 0, S: 8</small>	<small>R: 0, H: 0, E: 0, K: 1, S: 6</small>	<small>R: 0, H: 0, E: 0, K: 1, S: 7</small>	<small>R: 0, H: 0, E: 0, K: 1, S: 8</small>	<small>R: 0, H: 0, E: 0, K: 1, S: 7</small>	<small>1B: 5, 2B: 3, 3B: 0, HR: 0</small>	<small>SF: 1, SAC: 0, DP: 1, HBP: 1</small>	<small>WP: 0, PB: 0, SB: 0, CS: 0</small>	<small>PA: 36</small>				
PITCHER Kenny Rogers, L <small>ERA: 4.44</small>	<small>IP: 9.0, WLS: W, BF: 36, H: 8, R: 6, ER: 6, SO: 6, BB: 1, IBB: 0, HBP: 1, BLK: 0, WP: 0, HR: 0, S: 86, P: 136, ERA: 6.00, WHIP: 1.000</small>																

Boston Red Sox @ Texas Rangers
The Ballpark at Arlington, Arlington, TX
Sun May 29, 1994, 4:33 AM EDT
Att: 46,354 - Sunny - 81 F

AB 33
R 6
H 8
RBI 6
BB 1
SO 6
LOB 6



Batter	1	2	3	4	5	6	7	8	9	AB	R	H	RBI	BB	SO	LOB	BOTTOM
David Hulse, L <small>OBP: 0.329, SLG: 0.347</small> 										5	0	1	1	0	0	3	
Jeff Eves, R <small>OBP: 0.475, SLG: 0.530</small> 										5	0	1	0	0	0	2	
Jose Canseco, R <small>OBP: 0.412, SLG: 0.525</small> 										5	1	1	0	0	2	2	
Will Clark, L <small>OBP: 0.471, SLG: 0.582</small> 										4	1	2	1	1	0	0	
Juan Gonzalez, R <small>OBP: 0.315, SLG: 0.436</small> Oddibe McDowell, L <small>OBP: 0.500, SLG: 0.419</small> 										2	0	1	0	0	0	1	
29 Rusty Greer, L <small>OBP: 0.431, SLG: 0.583</small> 										4	2	3	1	0	0	2	
Dean Palmer, R <small>OBP: 0.304, SLG: 0.439</small> 										4	1	1	3	0	1	3	
Ivan Rodriguez, R <small>OBP: 0.365, SLG: 0.459</small> 										4	1	2	1	0	0	1	
Manuel Lee, S <small>OBP: 0.322, SLG: 0.331</small> 										4	1	3	1	0	0	0	
Inning Stats <small>R: 1, H: 2, E: 0, K: 0, S: 10</small>	<small>R: 2, H: 4, E: 0, K: 1, S: 15</small>	<small>R: 0, H: 2, E: 0, K: 0, S: 8</small>	<small>R: 0, H: 0, E: 0, K: 0, S: 10</small>	<small>R: 5, H: 6, E: 0, K: 1, S: 20</small>	<small>R: 0, H: 0, E: 0, K: 0, S: 10</small>	<small>R: 0, H: 2, E: 0, K: 0, S: 7</small>	<small>R: 0, H: 0, E: 0, K: 1, S: 6</small>	<small>R: 0, H: 0, E: 0, K: 1, S: 8</small>	<small>1B: 10, 2B: 4, 3B: 0, HR: 2</small>	<small>SF: 0, SAC: 0, DP: 1, HBP: 0</small>	<small>WP: 0, PB: 0, SB: 0, CS: 0</small>	<small>PA: 41</small>					
PITCHER Danny Darwin, R <small>ERA: 5.23</small> Paul Quanttrill, R <small>ERA: 3.69</small> Chris Howard, L <small>ERA:</small> Todd Frohwirth, R <small>ERA: 10.5</small>	<small>IP: 4.2, WLS: L, BF: 26, H: 13, R: 8, ER: 8, SO: 2, BB: 0, IBB: 0, HBP: 0, BLK: 0, WP: 0, HR: 2, S: 58, P: 91, ERA: 15.43, WHIP: 2.786</small>																


Boston Red Sox @ Texas Rangers
The Ballpark at Arlington, Arlington, TX
Sun May 29, 1994, 4:33 AM EDT
Att: 46,354 - Sunny - 81 F

AB 39
R 8
H 16
RBI 8
BB 2
SO 3
LOB 14



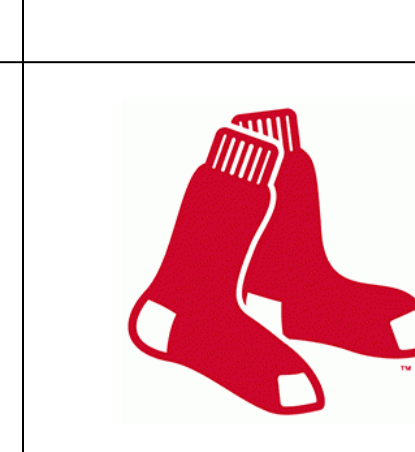
Batter	1	2	3	4	5	6	7	8	9	10	AB	R	H	RBI	BB	SO	LOB	TOP							
Vince Coleman, S OBP: 0.255, SLG: 0.319											5	0	1	0	0	2	1	Kansas City Royals @ Boston Red Sox Fenway Park, Boston, MA Mon May 30 1994, 3:33 AM EDT Alt. 33,341 - Sunny - 81 F							
Brian McRae, S OBP: 0.400, SLG: 0.435											3	1	1	0	1	0	0								
Wally Joyner, L OBP: 0.389, SLG: 0.475											4	1	2	3	1	0	2								
Bob Hamelin, L OBP: 0.388, SLG: 0.585											2	2	1	0	2	1	0								
Gary Gaetti, R OBP: 0.358, SLG: 0.516											5	0	3	0	0	1	4								
Felix Jose, S OBP: 0.326, SLG: 0.394											4	0	1	0	1	0	2								
Mike Macfarlane, R OBP: 0.392, SLG: 0.466											3	0	0	1	2	2	3								
Jose Lind, R OBP: 0.277, SLG: 0.323												4	0	0	0	0	1		5						
Dave Henderson, R (10, PH) OBP: 0.259, SLG: 0.406											1	0	0	0	0	0	0								
Terry Shumpert, R OBP: 0.274, SLG: 0.548											0	0	0	0	0	0	0								
David Howard, S OBP: 0.324, SLG: 0.192											3	1	0	0	1	2	0								
Inning Stats	R: 0 E: 0 K: 1 S: 12	H: 1 LOB: 2 BB: 1 P: 18	R: 0 E: 0 K: 0 S: 7	H: 0 LOB: 0 BB: 1 P: 16	R: 0 E: 0 K: 1 S: 12	H: 1 LOB: 1 BB: 0 P: 22	R: 1 E: 1 K: 1 S: 11	H: 1 LOB: 1 BB: 0 P: 19	R: 4 E: 0 K: 2 S: 15	H: 3 LOB: 2 BB: 4 P: 37	R: 0 E: 0 K: 1 S: 7	H: 0 LOB: 0 BB: 0 P: 12	R: 0 E: 0 K: 2 S: 14	H: 3 LOB: 2 BB: 0 P: 21	R: 0 E: 0 K: 3 S: 11	H: 0 LOB: 0 BB: 0 P: 14	R: 0 E: 0 K: 0 S: 3	H: 0 LOB: 1 BB: 2 P: 11	R: 0 E: 0 K: 1 S: 7	H: 0 LOB: 0 BB: 0 P: 10	1B: 7 2B: 1 3B: 1 HR: 1	SF: 0 SAC: 1 DP: 3 HBP: 0	WP: 1 PB: 0 SB: 0 CS: 0	PA: 44	
PITCHER	IP 4.1	WLS 2.2	BF 23	H 6	R 5	ER 4	SO 2	BB 4	IBB 0	HBP 0	BLK 0	WP 0	HR 1	S 51	P 96	ERA 8.31	WHIP 2.308								
Aaron Sele, R ERA: 3.18	(1, 1)	2.2	11	3	0	0	3	1	1	0	0	1	0	27	49	0.00	1.500								
Greg Harris, R ERA: 6.83	(5, 1)	1.0	3	0	0	0	3	0	0	0	0	0	0	11	14	0.00	0.000								
Paul Quantrell, R ERA: 3.52	(8, 1)	2.0	W	7	0	0	0	1	2	0	0	0	0	10	21	0.00	1.000								
Ken Ryan, R ERA:	(9, 1)																								

AB	34
R	5
H	9
RBI	4
BB	8
SO	9
LOB	17



Batter	1	2	3	4	5	6	7	8	9	10	AB	R	H	RBI	BB	SO	LOB	BOTTOM							
Otis Nixon, S OBP: 0.375, SLG: 0.341											4	1	2	0	1	0	1	Kansas City Royals @ Boston Red Sox Fenway Park, Boston, MA Mon May 30 1994, 3:33 AM EDT Alt. 33,341 - Sunny - 81 F							
Billy Hatcher, R OBP: 0.295, SLG: 0.333											5	0	2	0	0	1	2								
Mo Vaughn, L OBP: 0.417, SLG: 0.599											4	1	1	1	1	2	3								
Tim Lincecum, R OBP: 0.374, SLG: 0.477											5	1	1	0	0	2	4								
Mike Greenwell, L OBP: 0.328, SLG: 0.497											4	1	2	1	1	0	0								
Scott Cooper, L OBP: 0.376, SLG: 0.579											4	1	1	1	1	0	1								
Luis Ortiz, R OBP: 0.167, SLG: 0.313											2	0	0	1	0	1	1								
Andy Tomberlin, L (8, PH) OBP: 0.286, SLG: 0.423											2	1	2	1	0	0	0								
Rich Rowland, R OBP: 0.250, SLG: 0.324											3	0	0	0	0	2	3								
Damon Berryhill, S (8, PH) OBP: 0.293, SLG: 0.447											2	0	1	1	0	1	0								
Carlos Rodriguez, S OBP: 0.290, SLG: 0.424											4	0	1	0	0	0	0								
Inning Stats	R: 3 E: 1 K: 1 S: 21	H: 4 LOB: 2 BB: 2 P: 37	R: 0 E: 0 K: 1 S: 11	H: 1 LOB: 2 BB: 1 P: 19	R: 0 E: 0 K: 0 S: 6	H: 1 LOB: 1 BB: 0 P: 7	R: 0 E: 0 K: 1 S: 8	H: 0 LOB: 0 BB: 0 P: 10	R: 0 E: 0 K: 2 S: 10	H: 0 LOB: 0 BB: 0 P: 14	R: 0 E: 0 K: 2 S: 9	H: 0 LOB: 0 BB: 0 P: 13	R: 0 E: 0 K: 2 S: 12	H: 1 LOB: 1 BB: 0 P: 18	R: 2 E: 0 K: 2 S: 14	H: 2 LOB: 0 BB: 0 P: 21	R: 0 E: 0 K: 1 S: 13	H: 1 LOB: 2 BB: 1 P: 19	R: 1 E: 0 K: 0 S: 7	H: 3 LOB: 2 BB: 0 P: 12	1B: 7 2B: 4 3B: 0 HR: 2	SF: 1 SAC: 0 DP: 0 HBP: 0	WP: 0 PB: 0 SB: 1 CS: 0	PA: 44	
PITCHER	IP 7.0	WLS 0.1	BF 30	H 7	R 3	ER 3	SO 6	BB 2	IBB 1	HBP 0	BLK 0	WP 0	HR 0	S 77	P 118	ERA 3.86	WHIP 1.286								
Kevin Appier, R ERA: 5.99	(1, 1)	0.1	1	0	0	0	1	0	0	0	0	0	0	4	4	0.00	0.000								
Stan Belinda, R ERA: 5.3	(8, 1)	0.1	2	1	1	1	0	0	0	0	0	0	1	6	10	27.00	3.000								
Mike Magnante, L ERA: 3.01	(8, 1)	1.1	7	2	1	1	2	1	0	0	0	0	1	17	26	6.75	2.250								
Jeff Montgomery, R ERA: 5.89	(8, 1)	0.1	L	4	3	1	1	0	0	0	0	0	0	7	12	27.00	9.000								
Hipolito Pichardo, R ERA: 5.02	(10, 1)																								

AB	39
R	6
H	13
RBI	6
BB	4
SO	9
LOB	15



Batter	1	2	3	4	5	6	7	8	9	AB	R	H	RBI	BB	SO	LOB	TOP					
Vince Coleman, S (1, 10) OBP: 0.249, SLG: 0.312	G4-3		L7		K		G6-3		F9	5	0	0	0	0	1	0	Kansas City Royals @ Boston Red Sox Fenway Park, Boston, MA Tue May 31 1994, 7:05 PM EDT Att: 22,537 - Unknown - 75 F					
Wally Joyner, L (1, 3) OBP: 0.388, SLG: 0.473	G5-3		G6-3		G6-4-3		1B		2B	5	2	2	0	0	0	1						
Brian McRae, S (1, 8) OBP: 0.414, SLG: 0.455	1B				HR		1B		2B	5	1	5	1	0	0	0						
Dave Henderson, R (1, 7) OBP: 0.274, SLG: 0.400		F9			HR		1B		L7	4	1	1	1	1	0	1						
Gary Gaetti, R (1, 5) OBP: 0.350, SLG: 0.503	E1				F8		K		FC1-2	4	1	0	0	0	1	4						
Felix Jose, S (1, 9) OBP: 0.324, SLG: 0.385	K				HR		F9		K	3	1	0	0	1	2	3						
Mike MacFarlane, R (1, 2) OBP: 0.401, SLG: 0.500	2B				HR		HR		G4-3	3	2	2	4	0	0	0						
Greg Gagne, R (1, 6) OBP: 0.355, SLG: 0.392	1B				K		HR		F8	4	1	2	3	0	1	0						
Jose Lind, R (1, 4) OBP: 0.269, SLG: 0.313	1B				G4-3		G6-3		K	4	0	0	0	0	2	0						
Inning Stats	R: 0 E: 0 K: 0 S: 6	H: 1 LOB: 1 BB: 0 P: 10	R: 1 E: 1 K: 1 S: 8	H: 2 LOB: 2 BB: 0 P: 12	R: 0 E: 0 K: 1 S: 7	H: 0 LOB: 0 BB: 0 P: 12	R: 4 E: 0 K: 1 S: 13	H: 2 LOB: 0 BB: 0 P: 23	R: 0 E: 0 K: 1 S: 11	H: 1 LOB: 0 BB: 0 P: 13	R: 2 E: 0 K: 1 S: 7	H: 1 LOB: 0 BB: 0 P: 11	R: 1 E: 0 K: 1 S: 11	H: 3 LOB: 2 BB: 0 P: 16	R: 0 E: 0 K: 1 S: 8	H: 0 LOB: 0 BB: 0 P: 13	R: 1 E: 0 K: 0 S: 7	H: 2 LOB: 0 BB: 0 P: 11	1B: 8 2B: 2 3B: 0 HR: 2	SF: 0 SAC: 0 DP: 1 HBP: 1	WP: 0 PB: 1 SB: 3 CS: 0	PA: 40
PITCHER	IP	WLS	BF	H	R	ER	SO	BB	IBB	HBP	BLK	WP	HR	S	P	ERA	WHIP					
Joe Hesketh, L (1, 1) ERA: 5.19	5.2	L	26	7	7	6	5	2	0	1	0	0	2	51	80	9.53	1.588					
Todd Frothing, R (6, 1) ERA: 8.42	2.1		10	3	1	1	2	0	0	0	0	0	0	20	30	3.86	1.286					
Chris Howard, L (9, 1) ERA: 1.5	1.0		4	2	1	1	0	0	0	0	0	0	0	7	11	9.00	2.000					

Batter	1	2	3	4	5	6	7	8	9	AB	R	H	RBI	BB	SO	LOB	BOTTOM					
Otis Nixon, S (1, 8) OBP: 0.376, SLG: 0.339	G4-3	FC5-2		F7		G6-3		G6-3		4	0	1	1	1	0	3	Kansas City Royals @ Boston Red Sox Fenway Park, Boston, MA Tue May 31 1994, 7:05 PM EDT Att: 22,537 - Unknown - 75 F					
Billy Hatcher, R (1, 9) OBP: 0.292, SLG: 0.329	G1-3	G4-3			L9		F8			5	0	1	0	0	0	5						
Mo Vaughn, L (1, 3) OBP: 0.412, SLG: 0.604	G4-3		G5-3		K		K		HR	5	1	1	1	0	2	4						
Tim Lincecum, R (1, 4) OBP: 0.374, SLG: 0.468	K		K		1B		G6-3		FC1-5	3	1	0	0	2	2	1						
Mike Greenwell, L (1, 10) OBP: 0.335, SLG: 0.497		K	L9		1B		G4-3		FC6-4	4	2	2	0	1	1	0						
Scott Cooper, L (1, 5) OBP: 0.377, SLG: 0.585	G3			1B		G4-3		G4-3	FC1-5	5	1	2	1	0	0	4						
Damon Berryhill, S (1, 2) OBP: 0.320, SLG: 0.461		WP			FC4-6		FC3-6		FC6-4	4	2	3	2	1	0	2						
Lee Tinsley, S (9, PR) OBP: 0.383, SLG: 0.222		1B			1B		1B		FC6-4	0	0	0	0	0	0	0						
Andy Tomberlin, L (1, 7) OBP: 0.313, SLG: 0.393		1B			FC4-6		FC3-6		G3	2	0	0	0	2	1	2						
Luis Ortiz, R (9, PH) OBP: 0.158, SLG: 0.294		FC5-2			G1-3		K			1	0	0	0	0	0	2						
Carlos Rodriguez, S (1, 6) OBP: 0.288, SLG: 0.413		FC5-2			G1-3		FC3-6		G1-3	4	0	1	1	0	0	3						
Inning Stats	R: 0 E: 0 K: 1 S: 10	H: 0 LOB: 1 BB: 1 P: 19	R: 2 E: 1 K: 1 S: 13	H: 1 LOB: 2 BB: 2 P: 24	R: 0 E: 0 K: 1 S: 5	H: 0 LOB: 0 BB: 0 P: 6	R: 1 E: 0 K: 0 S: 10	H: 2 LOB: 1 BB: 0 P: 14	R: 1 E: 0 K: 1 S: 10	H: 3 LOB: 2 BB: 1 P: 19	R: 1 E: 0 K: 1 S: 17	H: 2 LOB: 2 BB: 1 P: 26	R: 1 E: 0 K: 0 S: 11	H: 1 LOB: 1 BB: 1 P: 19	R: 0 E: 0 K: 0 S: 8	H: 0 LOB: 0 BB: 0 P: 12	R: 1 E: 0 K: 0 S: 15	H: 2 LOB: 2 BB: 1 P: 22	1B: 9 2B: 1 3B: 1 HR: 1	SF: 0 SAC: 0 DP: 1 HBP: 0	WP: 2 PB: 0 SB: 1 CS: 1	PA: 44
PITCHER	IP	WLS	BF	H	R	ER	SO	BB	IBB	HBP	BLK	WP	HR	S	P	ERA	WHIP					
Tom Gordon, R (1, 1) ERA: 4.6	7.0	W	35	9	6	6	6	6	0	0	0	2	0	76	127	7.71	2.143					
Billy Brewer, L (8, 1) ERA: 2.78	1.2		8	2	1	1	0	1	0	0	0	0	1	20	30	5.40	1.800					
Rusty Meacham, R (9, 1) ERA: 2.77	0.1	S	1	0	0	0	0	0	0	0	0	0	0	3	4	0.00	0.000					

Batter	1	2	3	4	5	6	7	8	9	AB	R	H	RBI	BB	SO	LOB	TOP											
Oddibe McDowell, L OBP: 0.465, SLG: 0.397	0-1 P2	4-2 BB	2-3 K		1-2 G4-3		1-1 SH1-4	1-1 1B		4	0	1	0	1	1	3												
Jeff Eves, R OBP: 0.476, SLG: 0.557	3-3 K	1-2 G4-3		1-0 HR	2-1 L5		0-3 K	3-2 P5		6	1	1	0	0	2	6												
Jose Canseco, R OBP: 0.421, SLG: 0.574	4-2 1B		2-2 1B 2B	1-1 HR		3-2 1B	4-0 1B 2B		1-0 FC4-6 1B	4	3	4	2	2	0	0												
Will Clark, L OBP: 0.469, SLG: 0.571	0-0 1B		2-1 2B 2B	1-1 1B		1-3 K	1-0 2B		0-2 FC4-6 2B 1B	6	1	4	2	0	1	2												
Juan Gonzalez, R OBP: 0.313, SLG: 0.437	1-2 F8		0-0 P6	1-2 1B		0-0 2B	1-1 1B		1-3 K	6	1	3	1	0	1	5												
29 Rusty Greer, L OBP: 0.432, SLG: 0.603		3-2 2B	0-1 BB	0-1 P5		2-1 HR	3-3 K		0-0 FC5-4 1B	6	2	4	3	0	1	4												
Dean Palmer, R OBP: 0.408, SLG: 0.493	1-2 G3-1		1-3 K	0-0 F9		1-0 G6-3		4-2 G4-3	0-1 FC5-4	4	0	1	1	1	1	4	AB 44											
Billy Ripken, R OBP: 0.306, SLG: 0.388										1	0	0	0	0	0	2	R 10											
Ivan Rodriguez, R OBP: 0.371, SLG: 0.441	1-2 G3-1		4-0 BB	1-0 G6-3			1-0 SH1-4 1B		0-1 G4-3	4	1	1	0	1	0	4	H 19											
Esteban Beltre, R OBP: 0.269, SLG: 0.143	2-2 G4-3		4-1 BB				4-1 SH1-4 1B		0-0 E6	3	1	0	1	2	0	2	RBI 10											
Inning Stats	R: 0 E: 0 K: 1 S: 12	H: 1 LOB: 2 BB: 1 P: 20	R: 1 E: 0 K: 0 S: 18	H: 2 LOB: 2 BB: 1 P: 30	R: 2 E: 0 K: 2 S: 21	H: 3 LOB: 3 BB: 2 P: 36	R: 2 E: 0 K: 0 S: 12	H: 4 LOB: 2 BB: 0 P: 17	R: 0 E: 0 K: 0 S: 6	H: 0 LOB: 0 BB: 0 P: 9	R: 2 E: 0 K: 1 S: 13	H: 3 LOB: 0 BB: 0 P: 20	R: 3 E: 0 K: 2 S: 15	H: 3 LOB: 2 BB: 2 P: 30	R: 0 E: 0 K: 0 S: 12	H: 1 LOB: 2 BB: 0 P: 20	R: 0 E: 0 K: 1 S: 12	H: 2 LOB: 2 BB: 0 P: 14	1B: 10 2B: 8 3B: 0 HR: 2	SF: 0 SAC: 1 DP: 2 HBP: 0	WP: 0 PB: 0 SB: 0 CS: 1	PA: 52						
PITCHER	IP	WLS	BF	H	R	ER	SO	BB	IBB	HBP	BLK	WP	HR	S	P	ERA	WHIP											
Danny Darwin, R ERA: 5.5	(1, 1)	5.0	L	30	11	6	6	3	3	1	0	0	0	1	74	120	10.80	2.800										
Chris Howard, L ERA: 3.24	(6, 1)	0.2		3	2	1	1	1	0	0	0	0	0	1	7	10	13.50	3.000										
Greg Harris, R ERA: 9.0	(6, 1)	1.0		6	1	3	3	1	1	1	0	0	0	0	9	20	27.00	2.000										
Tony Fossas, L ERA: 7.45	(7, 1)	0.1		3	2	0	0	1	0	0	0	0	0	7	12	0.00	6.000											
Todd Frohwith, R ERA: 8.2	(8, 1)	2.0		10	3	0	0	1	1	0	0	0	0	24	34	0.00	2.000											
Batter	1	2	3	4	5	6	7	8	9	AB	R	H	RBI	BB	SO	LOB	BOTTOM											
Otis Nixon, S OBP: 0.379, SLG: 0.348	1-0 SH1 HR		0-1 FC5-4 2B		2-1 G5-3		0-2 G6-3		0-0 G4-3	5	1	1	0	0	0	3												
Tim Lincecum, R OBP: 0.368, SLG: 0.473	2-1 SH1		1-0 2B		0-3 K			0-0 G6-3		3	0	1	0	0	1	1												
Mo Vaughn, L OBP: 0.408, SLG: 0.615	2-0 HR		3-3 K			0-0 HR		4-0 1B		3	2	2	3	1	1	2												
Greg Litton, R OBP: 0.306, SLG: 0.388										0	0	0	0	0	0	0												
Wes Chamberlain, R OBP: 0.298, SLG: 0.420	2-2 G6-3		0-1 G3-1			0-0 F8		1-0 1B		4	0	1	0	0	0	2												
Damon Berryhill, S OBP: 0.330, SLG: 0.470	1-1 G6-3			1-2 P3		3-3 K		0-2 L3		4	0	0	0	0	1	2												
Scott Cooper, L OBP: 0.374, SLG: 0.568		1-1 F8		1-1 G4-3		2-2 G1-3		1-3 K		4	0	0	0	0	1	2												
Rich Rowland, R OBP: 0.275, SLG: 0.421		3-0 1B		3-2 P4			2-2 HR		1-2 G5-3	4	1	2	1	0	0	0	AB 34											
Lee Tinsley, S OBP: 0.346, SLG: 0.195		2-2 L1-3			2-3 K			2-3 K		4	0	0	0	0	2	1	R 4											
Carlos Rodriguez, S OBP: 0.295, SLG: 0.419			4-1 FC5-4					1-0 G1-3		3	0	2	0	1	0	0	RBI 4											
Inning Stats	R: 2 E: 0 K: 0 S: 9	H: 2 LOB: 0 BB: 0 P: 17	R: 0 E: 0 K: 0 S: 6	H: 1 LOB: 0 BB: 0 P: 12	R: 0 E: 0 K: 1 S: 9	H: 1 LOB: 1 BB: 1 P: 17	R: 0 E: 0 K: 0 S: 8	H: 0 LOB: 0 BB: 0 P: 13	R: 0 E: 0 K: 2 S: 9	H: 1 LOB: 0 BB: 0 P: 13	R: 1 E: 0 K: 1 S: 10	H: 1 LOB: 0 BB: 0 P: 15	R: 1 E: 0 K: 0 S: 10	H: 1 LOB: 0 BB: 0 P: 15	R: 0 E: 0 K: 1 S: 8	H: 1 LOB: 1 BB: 1 P: 14	R: 0 E: 0 K: 0 S: 9	H: 1 LOB: 2 BB: 0 P: 12	1B: 3 2B: 4 3B: 0 HR: 3	SF: 0 SAC: 1 DP: 1 HBP: 0	WP: 0 PB: 0 SB: 0 CS: 0	PA: 37						
PITCHER	IP	WLS	BF	H	R	ER	SO	BB	IBB	HBP	BLK	WP	HR	S	P	ERA	WHIP											
Kenny Rogers, L ERA: 4.5	(1, 1)	7.0	W	28	7	4	4	5	1	0	0	0	0	3	61	102	5.14	1.143										
Matt Whiteside, R ERA: 4.99	(8, 1)	0.2		4	1	0	0	0	1	0	0	0	0	5	10	0.00	3.000											
Rick Honeycutt, L ERA: 6.75	(8, 1)	1.1		5	1	0	0	1	0	0	0	0	0	12	16	0.00	0.750											

Texas Rangers @ Boston Red Sox
Fenway Park, Boston, MA
Sat Jun 04 1994, 3:33 AM EDT
Att: 32,325 - Sunny - 67 F

AB 44
R 10
H 19
RBI 10
BB 7
SO 7
LOB 32



Texas Rangers @ Boston Red Sox
Fenway Park, Boston, MA
Sat Jun 04 1994, 3:33 AM EDT
Att: 32,325 - Sunny - 67 F

AB 34
R 4
H 9
RBI 4
BB 2
SO 6
LOB 13



Batter	1	2	3	4	5	6	7	8	9	10	AB	R	H	RBI	BB	SO	LOB	TOP						
Oddibe McDowell, L OBP: 0.481, SLG: 0.429	G3		K	2B		CS			G6-3	HR	5	2	3	0	1	1	1							
Jeff Frye, R OBP: 0.459, SLG: 0.527	L4		BB	F7		CS	P5		B3	F7	5	1	0	0	1	0	4							
Jose Canseco, R OBP: 0.427, SLG: 0.594	K		BB						G6-3	HR	5	4	3	3	1	1	1							
Will Clark, L OBP: 0.479, SLG: 0.585		FC5-4	BB	1B					PB	G4-3	4	1	3	4	2	0	0							
Juan Gonzalez, R OBP: 0.310, SLG: 0.433	FC5-4		BB	1B					IBB		4	0	1	2	0	1	3							
29 Rusty Greer, L OBP: 0.430, SLG: 0.583	P6		BB	1B							4	0	1	0	1	0	3							
Dean Palmer, R OBP: 0.322, SLG: 0.475	F9										5	0	0	0	0	1	7							
Billy Ripken, R OBP: 0.306, SLG: 0.388											0	0	0	0	0	0	0							
Ivan Rodriguez, R OBP: 0.371, SLG: 0.435			BB	1B							4	1	1	0	1	0	0							
Esteban Beltre, R OBP: 0.233, SLG: 0.120			SH5-4	F9						FC1-6	4	1	0	0	0	1	1							
Inning Stats	R: 0 E: 0 K: 1 S: 8	H: 0 LOB: 0 BB: 1 P: 13	R: 0 E: 0 K: 0 S: 7	H: 0 LOB: 1 BB: 1 P: 11	R: 4 E: 0 K: 2 S: 19	H: 4 LOB: 2 BB: 2 P: 37	R: 0 E: 0 K: 0 S: 6	H: 1 LOB: 1 BB: 0 P: 10	R: 1 E: 0 K: 0 S: 15	H: 2 LOB: 1 BB: 0 P: 21	R: 0 E: 0 K: 0 S: 4	H: 1 LOB: 0 BB: 0 P: 6	R: 1 E: 0 K: 0 S: 12	H: 2 LOB: 1 BB: 0 P: 24	R: 0 E: 0 K: 1 S: 6	H: 0 LOB: 0 BB: 0 P: 9	R: 1 E: 0 K: 0 S: 14	H: 1 LOB: 3 BB: 2 P: 26	R: 3 E: 0 K: 0 S: 13	H: 1 LOB: 0 BB: 2 P: 28	1B: 8 2B: 2 3B: 1 HR: 1	SF: 1 SAC: 1 DP: 0 HBP: 0	WP: 1 PB: 1 SB: 1 CS: 1	PA: 50
PITCHER	IP	WLS	BF	H	R	ER	SO	BB	IBB	HBP	BLK	WP	HR	S	P	ERA	WHIP							
Aaron Sele, R ERA: 3.63	(1.1)	7.0	33	10	6	6	3	3	0	0	0	1	0	71	122	7.71	1.857							
Ken Ryan, R ERA:	(8.1)	2.0	10	1	1	0	2	1	1	0	0	0	0	20	35	0.00	1.000							
Jeff Russell, R ERA: 5.87	(10.1)	1.0	L	6	1	3	0	2	0	0	0	0	1	13	28	27.00	3.000							

Texas Rangers @ Boston Red Sox
Fenway Park, Boston, MA
Sun Jun 05 1994, 3:33 AM EDT
Att. 33,803 - Sunny - 81 F


AB 40
R 10
H 12
RBI 9
BB 7
SO 5
LOB 20



Batter	1	2	3	4	5	6	7	8	9	10	AB	R	H	RBI	BB	SO	LOB	BOTTOM						
Otis Nixon, S OBP: 0.373, SLG: 0.347	G6-3	E5			K					B2	6	0	1	1	0	1	2							
Greg Litton, R OBP: 0.363, SLG: 0.465	F7	FC6			G6-3					L7	3	0	0	0	0	0	3							
Tim Naehring, R OBP: 0.363, SLG: 0.465											3	0	0	0	0	0	2							
Mo Vaughn, L OBP: 0.412, SLG: 0.612	1B				E9					HR	4	2	2	0	1	1	0							
Wes Chamberlain, R OBP: 0.315, SLG: 0.465											5	1	3	2	0	0	0							
Mike Greenwell, L OBP: 0.338, SLG: 0.476	K				G4-3						4	1	1	0	1	1	3							
Damon Berryhill, S OBP: 0.325, SLG: 0.457											5	1	1	0	0	2	1							
Andy Tomberlin, L OBP: 0.306, SLG: 0.355											0	0	0	0	0	0	0							
Scott Cooper, L OBP: 0.375, SLG: 0.580		G4-3			G4-3					G3	5	2	2	2	0	0	1							
Rich Rowland, R OBP: 0.279, SLG: 0.400											2	0	0	0	1	1	0							
Lee Tinsley, S OBP: 0.340, SLG: 0.190											1	0	0	0	0	0	2							
Dave Valle, R OBP: 0.244, SLG: 0.247											1	0	0	0	0	0	2							
Carlos Rodriguez, S OBP: 0.301, SLG: 0.418					G1-3					G3-1	5	0	2	1	0	1	0							
Inning Stats	R: 0 E: 0 K: 1 S: 12	H: 1 LOB: 2 BB: 1 P: 20	R: 0 E: 1 K: 1 S: 15	H: 1 LOB: 3 BB: 1 P: 22	R: 0 E: 0 K: 0 S: 8	H: 1 LOB: 1 BB: 0 P: 13	R: 0 E: 0 K: 1 S: 8	H: 0 LOB: 0 BB: 0 P: 11	R: 1 E: 1 K: 1 S: 14	H: 2 LOB: 1 BB: 0 P: 19	R: 0 E: 0 K: 2 S: 16	H: 1 LOB: 0 BB: 0 P: 24	R: 0 E: 0 K: 0 S: 8	H: 0 LOB: 0 BB: 0 P: 12	R: 3 E: 0 K: 0 S: 13	H: 4 LOB: 2 BB: 1 P: 23	R: 2 E: 1 K: 0 S: 14	H: 2 LOB: 2 BB: 0 P: 20	R: 0 E: 0 K: 0 S: 7	H: 0 LOB: 0 BB: 0 P: 13	1B: 9 2B: 1 3B: 0 HR: 2	SF: 0 SAC: 0 DP: 0 HBP: 0	WP: 1 PB: 1 SB: 0 CS: 0	PA: 47
PITCHER	IP	WLS	BF	H	R	ER	SO	BB	IBB	HBP	BLK	WP	HR	S	P	ERA	WHIP							
Kevin Brown, R ERA: 5.68	(1.1)	7.1	33	7	4	3	7	3	0	0	0	0	0	84	129	3.68	1.364							
Rick Honeycutt, L ERA: 7.31	(8.1)	0.0	1	1	0	0	0	0	0	0	0	0	0	1	3	∞	∞							
Cris Carpenter, R ERA: 3.49	(8.1)	0.2	6	4	3	3	0	0	0	0	0	0	1	14	19	40.50	6.000							
Darren Oliver, L ERA: 3.92	(9.1)	0.2	3	0	0	0	0	0	0	0	0	0	0	6	9	0.00	0.000							
Jay Howell, R ERA: 8.1	(9.1)	1.1	W	4	0	0	0	0	0	0	0	1	0	10	17	0.00	0.000							

Texas Rangers @ Boston Red Sox
Fenway Park, Boston, MA
Sun Jun 05 1994, 3:33 AM EDT
Att. 33,803 - Sunny - 81 F

AB 44
R 7
H 12
RBI 6
BB 3
SO 7
LOB 16



Batter	1	2	3	4	5	6	7	8	9	AB	R	H	RBI	BB	SO	LOB	TOP					
Otis Nixon, S <small>OBP: 0.373, SLG: 0.350</small> <small>(1, 8)</small>	L3		SAFE 1-2 CS BB		G3-1			CS 1B		3	0	1	0	1	0	0	Boston Red Sox @ Detroit Tigers Tiger Stadium, Detroit, MI Tue Jun 07 1994, 3:33 AM EDT Att: 13,708 - Cloudy - 81 F					
John Valentin, R <small>OBP: 0.378, SLG: 0.477</small> <small>(1, 6)</small>	1B 2B		SAFE 1-2 CS BB		G3-1			SAFE 1-0 P4		4	2	2	0	0	1	2						
Mo Vaughn, L <small>OBP: 0.405, SLG: 0.595</small> <small>(1, 3)</small>	2H 1B		SAFE 1-2 CS BB		G6-4-3			SAFE 3-3 K		4	0	2	1	0	1	2						
Wes Chamberlain, R <small>OBP: 0.296, SLG: 0.432</small> <small>(1, 9)</small>	K		SAFE 1-2 CS BB		G6-4-3			SAFE 1-0 K		4	0	1	1	0	1	2						
Damon Berryhill, S <small>OBP: 0.320, SLG: 0.460</small> <small>(1, 2)</small>		1B			L9			SAFE 1-2 K		4	0	1	0	0	2	0						
Scott Cooper, L <small>OBP: 0.377, SLG: 0.573</small> <small>(1, 5)</small>	K				HR 1B			SAFE 3-2 G3-1		3	1	1	0	1	1	1						
Greg Litton, R <small>OBP: 0.111, SLG: 0.125</small> <small>(1, 4)</small>	F9				L8			SAFE 0-3 K		4	0	0	0	0	2	3						
Rich Rowland, R <small>OBP: 0.277, SLG: 0.455</small> <small>(1, 10)</small>	K				HR			SAFE 1-1 G5-3		3	1	1	2	0	1	1						
Lee Tinsley, S <small>OBP: 0.368, SLG: 0.289</small> <small>(1, 7)</small>					K			SAFE 1-0 HR		3	1	2	1	0	1	0						
Inning Stats	R: 1 E: 0 K: 1 S: 15	H: 2 LOB: 0 BB: 0 P: 26	R: 0 E: 0 K: 2 S: 8	H: 1 LOB: 1 BB: 0 P: 10	R: 0 E: 0 K: 1 S: 10	H: 1 LOB: 0 BB: 1 P: 17	R: 0 E: 0 K: 0 S: 4	H: 1 LOB: 0 BB: 0 P: 7	R: 2 E: 0 K: 1 S: 12	H: 2 LOB: 0 BB: 0 P: 19	R: 1 E: 0 K: 1 S: 8	H: 2 LOB: 0 BB: 0 P: 11	R: 0 E: 0 K: 1 S: 13	H: 0 LOB: 0 BB: 0 P: 17	R: 1 E: 0 K: 1 S: 11	H: 2 LOB: 1 BB: 0 P: 15	R: 0 E: 0 K: 2 S: 15	H: 0 LOB: 1 BB: 1 P: 23	1B: 7 2B: 2 3B: 0 HR: 2	SF: 0 SAC: 0 DP: 1 HBP: 0	WP: 0 PB: 0 SB: 0 CS: 3	PA: 34
PITCHER	IP WLS BF H R ER SO BB IBB HBP BLK WP HR S P ERA WHIP																					
David Wells, L <small>ERA: 5.48</small> <small>(1, 1)</small>	5.0 L 19 7 3 3 5 1 0 0 0 0 0 1 49 79 5.40 1.600																					
Joe Boever, R <small>ERA: 4.17</small> <small>(6, 1)</small>	2.0 7 2 1 1 2 0 0 0 0 0 0 0 21 28 4.50 1.000																					
Phil Stidham, R <small>ERA: 23.63</small> <small>(8, 1)</small>	1.0 4 2 1 1 1 0 0 0 0 0 0 0 11 15 9.00 2.000																					
Storm Davis, R <small>ERA: 3.91</small> <small>(9, 1)</small>	1.0 4 0 0 0 2 1 0 0 0 0 0 0 15 23 0.00 1.000																					

Batter	1	2	3	4	5	6	7	8	9	AB	R	H	RBI	BB	SO	LOB	BOTTOM					
Tony Phillips, S <small>OBP: 0.417, SLG: 0.467</small> <small>(1, 7)</small>	K		G5-3 BB		1B			G5-3		3	0	1	0	1	1	0	Boston Red Sox @ Detroit Tigers Tiger Stadium, Detroit, MI Tue Jun 07 1994, 3:33 AM EDT Att: 13,708 - Cloudy - 81 F					
Lou Whitaker, L <small>OBP: 0.366, SLG: 0.521</small> <small>(1, 4)</small>	BB		SAFE 1-1 SAFE K		K			K		3	0	0	0	1	3	2						
Travis Fryman, R <small>OBP: 0.357, SLG: 0.507</small> <small>(1, 5)</small>	F9		G5-3		G3			2-1 K		4	0	1	0	0	0	2						
Cecil Fielder, R <small>OBP: 0.357, SLG: 0.538</small> <small>(1, 3)</small>	K		K		K			F8		4	0	0	0	0	3	3						
Kirk Gibson, L <small>OBP: 0.367, SLG: 0.539</small> <small>(1, 10)</small>	K		G4-3		K			K		3	0	0	0	1	2	0						
Mickey Tettleton, S <small>OBP: 0.442, SLG: 0.509</small> <small>(1, 2)</small>	1B BB		K		K			G6-3		3	1	1	1	1	1	1						
Junior Felix, S <small>OBP: 0.372, SLG: 0.577</small> <small>(1, 9)</small>	K		K		L3			HR K		4	0	1	0	0	2	1						
Alan Trammell, R <small>OBP: 0.371, SLG: 0.480</small> <small>(1, 6)</small>	1B		G6-3		G6-3			G1-6-3		4	0	2	0	0	0	1						
Danny Bautista, R <small>OBP: 0.260, SLG: 0.419</small> <small>(1, 8)</small>	K		K		G5-3			G1-6-3		2	0	0	0	0	1	2						
Juan Samuel, R <small>OBP: 0.383, SLG: 0.537</small> <small>(6, 8)</small>								1-2		1	0	0	0	0	0	1						
Inning Stats	R: 0 E: 0 K: 2 S: 12	H: 0 LOB: 1 BB: 1 P: 21	R: 0 E: 0 K: 3 S: 12	H: 1 LOB: 1 BB: 1 P: 20	R: 0 E: 0 K: 2 S: 9	H: 0 LOB: 1 BB: 1 P: 18	R: 0 E: 0 K: 1 S: 9	H: 0 LOB: 0 BB: 0 P: 13	R: 0 E: 0 K: 1 S: 10	H: 1 LOB: 1 BB: 0 P: 17	R: 0 E: 0 K: 2 S: 8	H: 0 LOB: 0 BB: 0 P: 12	R: 1 E: 0 K: 1 S: 11	H: 2 LOB: 0 BB: 0 P: 16	R: 0 E: 0 K: 1 S: 12	H: 1 LOB: 1 BB: 0 P: 15	R: 0 E: 0 K: 0 S: 9	H: 1 LOB: 1 BB: 1 P: 15	1B: 3 2B: 1 3B: 1 HR: 1	SF: 0 SAC: 0 DP: 2 HBP: 0	WP: 0 PB: 0 SB: 0 CS: 0	PA: 35
PITCHER	IP WLS BF H R ER SO BB IBB HBP BLK WP HR S P ERA WHIP																					
Roger Clemens, R <small>ERA: 2.45</small> <small>(1, 1)</small>	7.0 W 27 4 1 1 12 3 0 0 0 0 0 1 71 117 1.29 1.000																					
Ken Ryan, R <small>ERA:</small> <small>(8, 1)</small>	2.0 8 2 0 0 1 1 0 0 0 0 0 0 21 30 0.00 1.500																					


AB	32
R	5
H	11
RBI	5
BB	2
SO	10
LOB	11



Batter	1	2	3	4	5	6	7	8	9	AB	R	H	RBI	BB	SO	LOB	TOP					
Otis Nixon, S <small>OBP: 0.370, SLG: 0.347</small> 										5	0	1	0	0	1	4	Boston Red Sox @ Detroit Tigers Tiger Stadium, Detroit, MI Wed Jun 08 1994, 3:33 AM EDT Att: 17,414 - Sunny - 64 F					
John Valentin, R <small>OBP: 0.363, SLG: 0.456</small> 										4	0	0	0	0	2	3						
Mo Vaughn, L <small>OBP: 0.404, SLG: 0.606</small> Dave Valle, R <small>OBP: 0.253, SLG: 0.257</small> 										3	1	1	1	0	1	0						
Wes Chamberlain, R <small>OBP: 0.284, SLG: 0.414</small> 										4	0	0	0	0	1	2						
Mike Greenwell, L <small>OBP: 0.350, SLG: 0.478</small> 										2	1	0	0	2	0	0						
Scott Cooper, L <small>OBP: 0.371, SLG: 0.564</small> Greg Litton, R <small>OBP: 0.100, SLG: 0.111</small> 										3	0	0	0	0	0	1						
Rich Rowland, R <small>OBP: 0.275, SLG: 0.500</small> 										4	1	1	2	0	0	1						
Andy Tomberlin, L <small>OBP: 0.310, SLG: 0.333</small> Lee Tinsley, S <small>OBP: 0.373, SLG: 0.298</small> 										2	0	1	0	0	0	0						
Carlos Rodriguez, S <small>OBP: 0.318, SLG: 0.422</small> 										2	1	2	1	1	0	0						
Inning Stats	R: 1 E: 0 K: 2 S: 13	H: 1 LOB: 0 BB: 0 P: 20	R: 2 E: 0 K: 0 S: 11	H: 2 LOB: 1 BB: 1 P: 24	R: 0 E: 0 K: 0 S: 9	H: 0 LOB: 0 BB: 0 P: 13	R: 0 E: 0 K: 0 S: 11	H: 0 LOB: 0 BB: 0 P: 15	R: 0 E: 0 K: 0 S: 7	H: 1 LOB: 1 BB: 0 P: 12	R: 0 E: 0 K: 1 S: 6	H: 0 LOB: 0 BB: 0 P: 10	R: 0 E: 0 K: 1 S: 9	H: 0 LOB: 0 BB: 0 P: 12	R: 1 E: 0 K: 1 S: 7	H: 2 LOB: 1 BB: 1 P: 13		R: 1 E: 0 K: 1 S: 12	H: 2 LOB: 2 BB: 1 P: 19	1B: 6 2B: 0 3B: 0 HR: 2	SF: 0 SAC: 1 DP: 1 HBP: 0	WP: 1 PB: 0 SB: 1 CS: 0
PITCHER	IP WLS BF H R ER SO BB IBB HBP BLK WP HR S P ERA WHIP	IP WLS BF H R ER SO BB IBB HBP BLK WP HR S P ERA WHIP																				
Bill Gullickson, R <small>ERA: 6.88</small>	5.0	W	20	4	3	3	2	1	0	0	0	0	0	0	0	6	10	5.40	1.000			
Mike Gardner, R <small>ERA: 3.49</small>	1.0		3	0	0	0	1	0	0	0	0	0	0	0	0	6	10	0.00	0.000			
Storm Davis, R <small>ERA: 3.76</small>	1.0		3	0	0	0	1	0	0	0	0	0	0	0	9	12	0.00	0.000				
Phil Stidham, R <small>ERA: 19.64</small>	1.0		5	2	1	1	1	1	0	0	0	0	0	0	7	13	9.00	3.000				
Mike Henneman, R <small>ERA: 4.91</small>	1.0		6	2	1	1	1	1	0	0	0	0	0	0	12	19	9.00	3.000				

Batter	1	2	3	4	5	6	7	8	9	AB	R	H	RBI	BB	SO	LOB	BOTTOM			
Tony Phillips, S <small>OBP: 0.423, SLG: 0.463</small> 										2	1	0	0	4	1	0	Boston Red Sox @ Detroit Tigers Tiger Stadium, Detroit, MI Wed Jun 08 1994, 3:33 AM EDT Att: 17,414 - Sunny - 64 F			
Lou Whitaker, L <small>OBP: 0.371, SLG: 0.521</small> 										4	1	1	2	2	1	5				
Travis Fryman, R <small>OBP: 0.360, SLG: 0.504</small> 										5	1	2	0	1	2	6				
Cecil Fielder, R <small>OBP: 0.362, SLG: 0.554</small> Skeeter Barnes, R <small>OBP: 0.337, SLG: 0.571</small> 										5	3	3	2	0	0	4				
Kirk Gibson, L <small>OBP: 0.370, SLG: 0.544</small> Juan Samuel, R <small>OBP: 0.375, SLG: 0.524</small> 										4	3	2	1	0	0	1				
Mickey Tettleton, S <small>OBP: 0.445, SLG: 0.506</small> 										3	1	1	0	1	0	4				
Junior Felix, S <small>OBP: 0.381, SLG: 0.584</small> 										4	2	2	2	1	2	3				
Chris Gomez, R <small>OBP: 0.374, SLG: 0.472</small> 										5	1	3	4	0	0	2				
Chad Kreuter, S <small>OBP: 0.327, SLG: 0.242</small> 										4	1	1	2	1	0	2				
Inning Stats	R: 0 E: 0 K: 1 S: 12	H: 0 LOB: 1 BB: 2 P: 23	R: 1 E: 0 K: 1 S: 10	H: 3 LOB: 1 BB: 0 P: 19	R: 0 E: 0 K: 0 S: 5	H: 0 LOB: 0 BB: 1 P: 11	R: 3 E: 0 K: 2 S: 23	H: 3 LOB: 3 BB: 2 P: 44	R: 10 E: 1 K: 0 S: 28	H: 8 LOB: 1 BB: 2 P: 53	R: 0 E: 0 K: 1 S: 9	H: 0 LOB: 2 BB: 1 P: 18	R: 0 E: 0 K: 2 S: 9	H: 0 LOB: 1 BB: 1 P: 16	R: 0 E: 1 K: 0 S: 12	H: 1 LOB: 2 BB: 0 P: 18		1B: 10 2B: 4 3B: 0 HR: 1	SF: 0 SAC: 0 DP: 2 HBP: 1	WP: 1 PB: 0 SB: 1 CS: 1
PITCHER	IP WLS BF H R ER SO BB IBB HBP BLK WP HR S P ERA WHIP	IP WLS BF H R ER SO BB IBB HBP BLK WP HR S P ERA WHIP																		
Gar Finnvid, R <small>ERA: 4.78</small>	3.1	L	17	6	4	4	2	3	0	0	0	0	0	0	0	1	39	74	10.80	2.700
Chris Howard, L <small>ERA: 2.89</small>	0.1		3	0	0	0	1	1	1	0	0	1	0	0	8	19	0.00	3.000		
Todd Frohwirth, R <small>ERA: 10.13</small>	0.2		8	3	6	5	1	2	0	0	0	0	0	0	16	36	67.50	7.500		
Greg Harris, R <small>ERA: 9.53</small>	2.2		16	5	4	4	3	3	0	0	0	0	0	33	55	13.50	3.000			
Jeff Russell, R <small>ERA: 5.51</small>	1.0		5	1	0	0	0	0	0	0	0	0	0	12	18	0.00	1.000			

AB	33
R	5
H	8
RBI	5
BB	3
SO	6
LOB	12



AB	38
R	14
H	15
RBI	13
BB	10
SO	7
LOB	29



Batter	1	2	3	4	5	6	7	8	9	AB	R	H	RBI	BB	SO	LOB	TOP					
Brady Anderson, L OBP: 0.338, SLG: 0.379	1-3 K		2-1 2B	2-2 1B		3-3 K		0-0 HR	4-2 BB	5	2	3	2	1	2	0						
Chris Sabo, R OBP: 0.327, SLG: 0.461	1-0 1B		1-2 2B	0-0 F7		3-3 K		2-0 HR	1-2 FC6-2	5	2	2	2	0	1	4						
Jack Voigt, R OBP: 0.319, SLG: 0.339			2B SF8 HBP					2-H HR	FC6-2 G4-6-3	0	0	0	0	0	0	0						
Rafael Palmeiro, L OBP: 0.422, SLG: 0.586	2-2 F7		1-1 SF8	0-0 G1-3		2-3 K		0-2 FC1-6	0-0 G4-6-3	6	1	2	1	0	1	5						
Cal Ripken Jr., R OBP: 0.336, SLG: 0.442	1-2 L4		0-1 SF8		3-2 G3-1		2-2 G4-6-3	1-2 FC1-6		4	1	3	1	0	0	1						
Harold Baines, L OBP: 0.345, SLG: 0.497		1-0 HR			1-0 G3-1		3-1 G4-6-3	0-0 FC1-6		3	1	1	1	1	0	2						
Lonnie Smith, R OBP: 0.262, SLG: 0.200			4-0 IBB		2-3 G3-1		1-2 G4-6-3	1-2 FC1-6		1	0	0	0	0	0	2						
Leo Gomez, R OBP: 0.413, SLG: 0.583		3-2 1B	1-1 SF8		0-2 1B		4-1 BB	1-2 L3		3	0	2	2	1	0	2						
Chris Hoiles, R OBP: 0.340, SLG: 0.396		2-2 F9	3-H F9		0-0 P2		2-3 K		0-1 2B	5	1	1	0	0	1	4						
Mark McLemore, S OBP: 0.364, SLG: 0.319		3-2 1B		0-2 1B	1-1 1B			2-3 K	0-0 FC6-2	5	1	4	0	0	1	0						
Mike Devereaux, R OBP: 0.275, SLG: 0.350		1-2 1B	1-1 G5-4-3		0-1 G5-3			2-2 2B	0-0 FC6-2	5	1	2	1	0	1	5						
Inning Stats	R: 0 E: 0 K: 1 S: 11	H: 1 LOB: 1 BB: 0 P: 16	R: 1 E: 0 K: 0 S: 13	H: 3 LOB: 1 BB: 0 P: 23	R: 3 E: 0 K: 0 S: 13	H: 2 LOB: 1 BB: 1 P: 24	R: 1 E: 0 K: 1 S: 16	H: 2 LOB: 1 BB: 0 P: 18	R: 1 E: 0 K: 3 S: 10	H: 3 LOB: 2 BB: 0 P: 18	R: 0 E: 0 K: 1 S: 11	H: 1 LOB: 1 BB: 1 P: 22	R: 3 E: 0 K: 1 S: 20	H: 5 LOB: 2 BB: 0 P: 28	R: 1 E: 0 K: 0 S: 10	H: 3 LOB: 2 BB: 1 P: 15	1B: 12 2B: 6 3B: 0 HR: 2	SF: 2 SAC: 0 DP: 3 HBP: 1	WP: 0 PB: 0 SB: 0 CS: 0	PA: 48		
PITCHER	IP	WLS	BF	H	R	ER	SO	BB	IBB	HBP	BLK	WP	HR	S	P	ERA	WHIP					
Danny Darwin, R ERA: 5.92	(1, 1)	4.1	24	10	6	6	2	0	1	1	0	0	0	1	61	93	12.46	2.308				
Greg Harris, R ERA: 8.94	(5, 1)	2.2	10	2	0	0	4	1	0	0	0	0	0	0	26	46	0.00	1.125				
Ken Ryan, R ERA: 1.42	(8, 1)	0.1	L	6	5	3	3	1	0	0	0	0	0	1	15	22	81.00	15.000				
Tony Fossas, L ERA: 8.18	(8, 1)	0.1		1	0	0	0	0	0	0	0	0	0	0	1	1	0.00	0.000				
Todd Frohwith, R ERA: 10.38	(8, 1)	0.1		4	3	1	1	0	0	0	0	0	0	0	8	9	27.00	9.000				
Joe Hesketh, L ERA: 5.4	(9, 1)	1.0		3	0	0	0	1	0	0	0	0	0	0	6	11	0.00	1.000				

Baltimore Orioles @ Boston Red Sox
Fenway Park, Boston, MA
Fri Jun 10 1994, 7:05 PM EDT
Att: 33,673 - Unknown - 74 F

AB 42
R 10
H 20
RBI 10
BB 3
SO 7
LOB 25



Batter	1	2	3	4	5	6	7	8	9	AB	R	H	RBI	BB	SO	LOB	BOTTOM				
Otis Nixon, S OBP: 0.374, SLG: 0.357	0-0 G6-3	1-0 FC6-4		2-2 WP	1-0 2B		2-1 1B			5	1	3	1	0	0	2					
John Valentin, R OBP: 0.374, SLG: 0.463	3-2 HR	3-2 P3		1-2 HBP	1-1 G4-3			3-2 G3-6-1		5	2	3	1	0	0	4					
Mo Vaughn, L OBP: 0.408, SLG: 0.616	1-0 HR		1-0 2B	1-2 HBP		1-2 P5		1-1 G3-6-1		3	2	1	2	0	0	1					
Andre Dawson, R OBP: 0.293, SLG: 0.554	0-1 G5-3		0-0 SF9	1-3 K		1-2 2B		0-1 1B		5	1	3	0	0	1	2					
Mike Greenwell, L OBP: 0.351, SLG: 0.479	3-0 1B		0-0 SF9	1-2 1B		0-0 P5		0-1 G4-3		4	0	2	2	0	0	2					
Wes Chamberlain, R OBP: 0.290, SLG: 0.408	2-0 F9		4-0 IBB	1-1 G6-3		3-1 G3-1			2-2 1B	4	0	1	0	1	0	4					
Scott Cooper, L OBP: 0.372, SLG: 0.563		1-0 FC6-4	1-0 SF8		1-1 E2		0-0 WP		3-3 K	4	0	2	1	0	1	1					
Damon Berryhill, S OBP: 0.315, SLG: 0.449		1-1 FC6-4	3-H G1-3		2-1 F9		2-3 K		2-3 K	5	0	1	0	0	2	4					
Carlos Rodriguez, S OBP: 0.312, SLG: 0.409		2-2 F7		2-1 G4-3		2-3 K		2-2 1B	2-3 K	5	1	1	0	0	2	4					
Inning Stats	R: 2 E: 0 K: 0 S: 10	H: 3 LOB: 1 BB: 0 P: 19	R: 0 E: 0 K: 0 S: 11	H: 2 LOB: 2 BB: 0 P: 19	R: 2 E: 0 K: 0 S: 5	H: 1 LOB: 1 BB: 1 P: 14	R: 2 E: 0 K: 1 S: 16	H: 3 LOB: 2 BB: 0 P: 25	R: 0 E: 0 K: 1 S: 11	H: 1 LOB: 1 BB: 0 P: 18	R: 0 E: 0 K: 0 S: 11	H: 3 LOB: 1 BB: 0 P: 16	R: 1 E: 0 K: 1 S: 10	H: 2 LOB: 1 BB: 0 P: 14	R: 0 E: 0 K: 3 S: 16	H: 1 LOB: 1 BB: 0 P: 25	1B: 13 2B: 3 3B: 0 HR: 1	SF: 2 SAC: 0 DP: 1 HBP: 2	WP: 2 PB: 0 SB: 1 CS: 0	PA: 45	
PITCHER	IP	WLS	BF	H	R	ER	SO	BB	IBB	HBP	BLK	WP	HR	S	P	ERA	WHIP				
Jamie Moyer, L ERA: 5.54	(1, 1)	3.1	21	8	6	6	0	0	0	0	0	1	0	34	66	16.20	2.400				
Mike Oquist, R ERA: 4.91	(4, 1)	3.2	W	17	7	1	3	0	0	0	0	1	0	44	68	2.46	1.909				
Tom Bolton, L ERA: 3.86	(8, 1)	1.0		3	1	0	0	0	0	0	0	0	0	6	7	0.00	1.000				
Lee Smith, R ERA: 1.5	(9, 1)	1.0	S	4	1	0	3	0	0	0	0	0	0	16	25	0.00	1.000				

Baltimore Orioles @ Boston Red Sox
Fenway Park, Boston, MA
Fri Jun 10 1994, 7:05 PM EDT
Att: 33,673 - Unknown - 74 F

AB 40
R 7
H 17
RBI 7
BB 1
SO 6
LOB 24




Batter	1	2	3	4	5	6	7	8	9	AB	R	H	RBI	BB	SO	LOB	TOP										
Brady Anderson, L (1, 9) OBP: 0.336, SLG: 0.372	1-3 K		4-0 G5-3 BB		0-1 F7		1-0 F7		1-3 K	4	0	0	0	1	2	1	Baltimore Orioles @ Boston Red Sox Fenway Park, Boston, MA Sat Jun 11 1994, 3:33 AM EDT Att: 33,295 - Sunny - 80 F										
Chris Sabo, R (1, 7) OBP: 0.321, SLG: 0.441	4-0 2B BB		1-0 G5-3		1-1 G3-1		1-3 K		1-0 F7	4	1	0	0	1	1	2											
Rafael Palmeiro, L (1, 3) OBP: 0.421, SLG: 0.584	0-2 G6-3 1-H 1B 2B		2-0 HBP		0-0 L9		1-1 L3		2-2 G3	4	1	1	1	0	0	1											
Cal Ripken Jr., R (1, 6) OBP: 0.331, SLG: 0.435	0-1 G6-3		0-1 L7			2-1 G6-3		0-0 G5-3		4	0	0	0	0	0	3											
Harold Baines, L (1, 10) OBP: 0.354, SLG: 0.518	1-1 FC5-4 1B		3-2 F8			0-0 HR		4-1 FC6-4 1B BB		3	2	2	2	1	0	2											
Leo Gomez, R (1, 5) OBP: 0.216, SLG: 0.577	2-2 FC5-4			1-3 K		4-2 BB		0-1 FC6-4 1B		3	0	1	0	1	1	1											
Mark McLemore, S (1, 4) OBP: 0.362, SLG: 0.314		0-1 L7		4-1 S BB		1-2 L8		3-2 FC6-4 1B 1-2 2-3		3	1	0	0	1	0	3											
Mike Devereaux, R (1, 8) OBP: 0.275, SLG: 0.348		3-2 G4-3		0-0 F9		2-3 K		0-0 1-H 3-H 1B		4	0	1	1	0	1	2											
Jeff Tackett, R (1, 2) OBP: 0.222, SLG: 0.240		1-3 K		2-3 K			4-1 BB	0-3 K		3	0	0	0	1	3	2											
Inning Stats	R: 2 H: 2 E: 0 K: 1 S: 16	H: 2 LOB: 1 BB: 1 P: 24	R: 0 H: 0 E: 0 K: 1 S: 8	H: 0 LOB: 0 BB: 0 P: 12	R: 0 H: 0 E: 0 K: 0 S: 7	H: 0 LOB: 2 BB: 1 P: 17	R: 0 H: 0 E: 0 K: 2 S: 9	H: 0 LOB: 1 BB: 1 P: 16	R: 0 H: 0 E: 0 K: 0 S: 5	H: 0 LOB: 0 BB: 0 P: 6	R: 1 H: 1 E: 0 K: 1 S: 12	H: 1 LOB: 1 BB: 1 P: 21	R: 0 H: 0 E: 0 K: 1 S: 7	H: 0 LOB: 1 BB: 1 P: 14	R: 2 H: 2 E: 0 K: 1 S: 11	H: 2 LOB: 1 BB: 1 P: 18	R: 0 H: 0 E: 0 K: 1 S: 10	H: 0 LOB: 0 BB: 0 P: 14	1B: 3 2B: 1 3B: 0 HR: 1	SF: 0 SAC: 0 DP: 0 HBP: 1	WP: 0 PB: 0 SB: 1 CS: 0	PA: 39					
PITCHER	IP	WLS	BF	H	R	ER	SO	BB	IBB	HBP	BLK	WP	HR	S	P	ERA	WHIP										
Aaron Sele, R (1, 1) ERA: 3.84	7.2	L	35	5	5	5	6	6	0	1	0	0	1	72	125	5.87	1.435										
Ken Ryan, R (8, 1) ERA: 1.4	0.1		1	0	0	0	1	0	0	0	0	0	0	3	3	0.00	0.000										
Chris Howard, L (9, 1) ERA: 2.61	1.0		3	0	0	0	1	0	0	0	0	0	0	10	14	0.00	0.000										

Batter	1	2	3	4	5	6	7	8	9	AB	R	H	RBI	BB	SO	LOB	BOTTOM										
Otis Nixon, S (1, 8) OBP: 0.372, SLG: 0.355	2-0 G3-1 S 1B		1-2 G5-3			3-2 G6-3			0-0 L5	4	0	1	0	0	0	2	Baltimore Orioles @ Boston Red Sox Fenway Park, Boston, MA Sat Jun 11 1994, 3:33 AM EDT Att: 33,295 - Sunny - 80 F										
John Valentin, R (1, 6) OBP: 0.360, SLG: 0.444	0-0 P4			1-0 P2			1-1 F8		1-2 F9	4	0	0	0	0	0	3											
Mo Vaughn, L (1, 3) OBP: 0.406, SLG: 0.614	3-1 G3-1			0-3 K			0-0 G6-3		0-2 2-H 3-H 2B	4	0	1	2	0	1	1											
Andre Dawson, R (1, 10) OBP: 0.285, SLG: 0.538	0-0 F9			2-0 F9			0-1 F8		2-2 P3	4	0	0	0	0	0	2											
Mike Greenwell, L (1, 7) OBP: 0.351, SLG: 0.477		1-0 G4-6-3 1B			3-3 K			3-2 G4-3		3	0	1	0	0	1	0											
Wes Chamberlain, R (1, 9) OBP: 0.291, SLG: 0.400		0-2 G4-6-3			4-1 CS BB			1-2 G6-3		2	0	0	0	1	0	1											
Scott Cooper, L (1, 5) OBP: 0.367, SLG: 0.554		1-3 K			3-3 K			0-2 G1-3		3	0	0	0	0	2	1											
Damon Berryhill, S (1, 2) OBP: 0.315, SLG: 0.446			2-3 K			2-2 P5			3-2 2B 2B 1B	3	1	1	0	0	1	0											
Carlos Rodriguez, S (1, 4) OBP: 0.313, SLG: 0.418			1-2 G4-3			2-0 G3			1-1 2B 2B	3	1	1	0	0	0	0											
Inning Stats	R: 0 H: 1 E: 0 K: 0 S: 5	H: 1 LOB: 0 BB: 0 P: 10	R: 0 H: 1 E: 0 K: 1 S: 9	H: 1 LOB: 0 BB: 0 P: 11	R: 0 H: 0 E: 0 K: 1 S: 10	H: 0 LOB: 0 BB: 0 P: 14	R: 0 H: 0 E: 0 K: 2 S: 7	H: 0 LOB: 0 BB: 1 P: 17	R: 0 H: 0 E: 0 K: 0 S: 10	H: 0 LOB: 0 BB: 0 P: 17	R: 0 H: 0 E: 0 K: 0 S: 5	H: 0 LOB: 0 BB: 0 P: 6	R: 0 H: 0 E: 0 K: 0 S: 15	H: 0 LOB: 0 BB: 0 P: 19	R: 2 H: 3 E: 0 K: 0 S: 15	H: 3 LOB: 1 BB: 0 P: 22	R: 0 H: 0 E: 0 K: 0 S: 15	H: 0 LOB: 0 BB: 0 P: 22	1B: 3 2B: 2 3B: 0 HR: 0	SF: 0 SAC: 0 DP: 1 HBP: 0	WP: 0 PB: 0 SB: 1 CS: 1	PA: 31					
PITCHER	IP	WLS	BF	H	R	ER	SO	BB	IBB	HBP	BLK	WP	HR	S	P	ERA	WHIP										
35 Mike Mussina, R (1, 1) ERA: 2.73	8.2	W	30	5	2	2	5	1	0	0	0	0	0	78	119	2.08	0.692										
Alan Mills, R (9, 1) ERA: 7.13	0.1	S	1	0	0	0	0	0	0	0	0	0	0	3	5	0.00	0.000										

AB	32
R	5
H	5
RBI	4
BB	6
SO	8
LOB	17



AB	30
R	2
H	5
RBI	2
BB	1
SO	5
LOB	10



Batter	1	2	3	4	5	6	7	8	9	AB	R	H	RBI	BB	SO	LOB	TOP										
Chuck Knoblauch, R (1.4) OBP: 0.389, SLG: 0.494	G6-3		FC5 1B		G4-3 G1-3 2B	BB		G6-3		4	1	2	2	1	0	1	Minnesota Twins @ Boston Red Sox Fenway Park, Boston, MA Mon Jun 13 1994, 7:05 PM EDT Att: 29,159 - Unknown - 80 F										
Alex Cole, L (1.8) OBP: 0.411, SLG: 0.462	K		K		G4-3	F8		G3-1		5	0	0	1	0	2	7											
Kirby Puckett, R (1.9) OBP: 0.362, SLG: 0.530	G4-3		FC5		G1-3		P3		L8	5	0	0	1	0	0	2											
Kent Hrbek, L (1.3) OBP: 0.377, SLG: 0.363		F8	P5		K		BB		K	4	0	0	0	1	2	3											
Dave Winfield, R (1.10) OBP: 0.321, SLG: 0.401	P4			P4		G6-3	K		1B	5	0	1	0	0	1	1											
Shane Mack, R (1.7) OBP: 0.386, SLG: 0.549	K			L9		1B 2B	L9		1B	5	1	2	0	0	1	1											
Chip Hale, L (1.5) OBP: 0.399, SLG: 0.386			1B			2B		FC1-6	F8	3	0	3	0	0	0	0											
Dave McCarty, R (9. PH) OBP: 0.336, SLG: 0.406			1B	HBP		1B		1B		1	0	0	0	0	0	2											
Pat Meares, R (9.6) OBP: 0.316, SLG: 0.324			1B			1B		FC1-6 2B G6-3		0	0	0	0	0	0	0											
Matt Walbeck, S (1.2) OBP: 0.266, SLG: 0.298			1B	F7		K		FC1-6 2B G6-3		4	2	1	0	0	1	4											
Jeff Reboulet, R (1.6) OBP: 0.391, SLG: 0.444			FC5 1B		2B G4-3 BB			G6-3		3	1	3	1	1	0	0											
Inning Stats	R: 0 E: 0 K: 1 S: 10	H: 0 LOB: 0 BB: 0 P: 17	R: 0 E: 0 K: 1 S: 7	H: 0 LOB: 0 BB: 0 P: 12	R: 1 E: 0 K: 1 S: 23	H: 4 LOB: 3 BB: 0 P: 34	R: 0 E: 0 K: 0 S: 7	H: 0 LOB: 1 BB: 0 P: 15	R: 2 E: 0 K: 1 S: 9	H: 1 LOB: 3 BB: 1 P: 17	R: 0 E: 0 K: 1 S: 9	H: 0 LOB: 1 BB: 1 P: 14	R: 1 E: 0 K: 0 S: 10	H: 2 LOB: 1 BB: 0 P: 15	R: 0 E: 0 K: 1 S: 11	H: 2 LOB: 2 BB: 0 P: 16	1B: 9 2B: 3 3B: 0 HR: 0	SF: 0 SAC: 0 DP: 0 HBP: 1	WP: 0 PB: 0 SB: 0 CS: 0	PA: 43							
PITCHER	IP	WLS	BF	H	R	ER	SO	BB	IBB	HBP	BLK	WP	HR	S	P	ERA	WHIP										
Roger Clemens, R (1.1) ERA: 2.67	6.0	L	29	8	4	4	5	2	0	1	0	0	0	72	126	6.00	1.667										
Ken Ryan, R (7.1) ERA: 1.59	2.0		9	2	1	1	1	1	0	0	0	0	0	19	29	4.50	1.500										
Chris Howard, L (9.1) ERA: 2.38	1.0		5	2	0	0	1	0	0	0	0	0	0	11	16	0.00	2.000										
Batter	1	2	3	4	5	6	7	8	9	AB	R	H	RBI	BB	SO	LOB	BOTTOM										
Otis Nixon, S (1.8) OBP: 0.367, SLG: 0.350	L9		2B 1B	K			L8		G1-3	5	0	1	0	0	1	2	Minnesota Twins @ Boston Red Sox Fenway Park, Boston, MA Mon Jun 13 1994, 7:05 PM EDT Att: 29,159 - Unknown - 80 F										
John Valentin, R (1.6) OBP: 0.381, SLG: 0.467	1B 3B		2B		K		G6-3		F8	5	1	2	0	0	1	0											
Mo Vaughn, L (1.3) OBP: 0.409, SLG: 0.614	G4-3		G6-4-3		E6 BLK				1B	1	0	1	1	0	0	0											
Carlos Rodriguez, S (5.4) OBP: 0.324, SLG: 0.433	1B		HBP				2B			3	0	2	0	0	0	0											
Andre Dawson, R (1.10) OBP: 0.281, SLG: 0.539	G4-3		G6-4-3		K		F7		K	5	0	0	0	0	2	7											
Mike Greenwell, L (1.7) OBP: 0.352, SLG: 0.472		G5-4-3 BB		2B BB		G6-3		L7		0	0	0	0	1	0	0											
Lee Tinsley, S (4.7) OBP: 0.371, SLG: 0.286										2	1	0	0	1	0	1											
Wes Chamberlain, R (1.9) OBP: 0.297, SLG: 0.407		G5-4-3 1B		2B		1B		E6 G4-3 1B		4	0	3	1	0	0	0											
Damon Berryhill, S (1.2) OBP: 0.321, SLG: 0.456		G5-4-3		2B		P4		G4-3 1B		4	0	2	0	0	0	3											
Scott Cooper, L (1.5) OBP: 0.358, SLG: 0.537		K		K		K		G4-3		4	0	0	0	0	3	6											
Greg Litton, R (1.4) OBP: 0.071, SLG: 0.077			P5		K		F8		G6-3	4	0	0	0	1	5												
Inning Stats	R: 1 E: 0 K: 0 S: 6	H: 2 LOB: 0 BB: 0 P: 10	R: 0 E: 0 K: 1 S: 9	H: 1 LOB: 1 BB: 1 P: 18	R: 0 E: 0 K: 0 S: 10	H: 2 LOB: 2 BB: 0 P: 13	R: 1 E: 0 K: 3 S: 19	H: 2 LOB: 1 BB: 1 P: 31	R: 0 E: 0 K: 2 S: 11	H: 0 LOB: 1 BB: 0 P: 17	R: 0 E: 0 K: 1 S: 11	H: 1 LOB: 1 BB: 0 P: 19	R: 0 E: 0 K: 0 S: 11	H: 1 LOB: 1 BB: 0 P: 18	R: 0 E: 1 K: 0 S: 11	H: 1 LOB: 2 BB: 0 P: 16	R: 0 E: 0 K: 1 S: 11	H: 1 LOB: 1 BB: 0 P: 16	1B: 6 2B: 4 3B: 1 HR: 0	SF: 0 SAC: 0 DP: 3 HBP: 1	WP: 0 PB: 0 SB: 0 CS: 0	PA: 40					
PITCHER	IP	WLS	BF	H	R	ER	SO	BB	IBB	HBP	BLK	WP	HR	S	P	ERA	WHIP										
Jim Deshaies, L (1.1) ERA: 6.6	6.0	W	27	8	2	2	7	2	0	1	1	0	0	66	108	3.00	1.667										
Larry Casian, L (7.1) ERA: 6.19	0.2		3	1	0	0	0	0	0	0	0	0	0	7	12	0.00	1.500										
Carl Willis, R (7.1) ERA: 5.86	0.2		4	1	0	0	0	0	0	0	0	0	0	11	15	0.00	1.500										
Mark Guthrie, L (8.1) ERA: 7.18	0.2		2	0	0	0	0	0	0	0	0	0	0	4	7	0.00	0.000										
Rick Aquilera, R (9.1) ERA: 4.98	1.0	S	4	1	0	0	1	0	0	0	0	0	0	11	16	0.00	1.000										

Batter	1	2	3	4	5	6	7	8	9	AB	R	H	RBI	BB	SO	LOB	TOP					
Chuck Knoblauch, R OBP: 0.385, SLG: 0.488 (1, 4)	G6-3		S	L4		F8			G6-4-3	5	0	1	2	0	0	3						
Alex Cole, L OBP: 0.415, SLG: 0.463 (1, 8)	K		S			G3				4	1	2	0	1	1	1						
Kirby Puckett, R OBP: 0.363, SLG: 0.526 (1, 9)			F9		E3				F8	4	1	1	0	1	0	3						
Kent Hrbek, L OBP: 0.373, SLG: 0.359 (1, 3)	G4-3		F7			L4-3				4	0	1	0	0	0	4						
Dave Winfield, R OBP: 0.316, SLG: 0.395 (1, 10)		K	G4-3		SF7					3	0	0	1	0	1	2						
Shane Mack, R OBP: 0.382, SLG: 0.537 (1, 7)					E6				K	3	1	0	0	1	1	1						
Scott Leius, R OBP: 0.333, SLG: 0.475 (1, 5)	G6-4-3		G3-1			K			K	4	0	1	0	0	2	2						
Matt Walbeck, S OBP: 0.261, SLG: 0.292 (1, 2)			E5		G3-1				K	4	1	0	1	0	1	1						
Pat Meares, R OBP: 0.327, SLG: 0.349 (1, 6)					K				G6-4-3	4	1	3	0	0	1	1						
Inning Stats	R: 0 E: 0 K: 1 S: 8	H: 0 LOB: 1 BB: 1 P: 17	R: 0 E: 0 K: 1 S: 7	H: 0 LOB: 0 BB: 1 P: 14	R: 2 E: 1 K: 0 S: 11	H: 2 LOB: 2 BB: 1 P: 19	R: 1 E: 1 K: 1 S: 10	H: 1 LOB: 1 BB: 0 P: 13	R: 2 E: 0 K: 0 S: 10	H: 2 LOB: 1 BB: 0 P: 14	R: 0 E: 0 K: 0 S: 7	H: 1 LOB: 1 BB: 0 P: 11	R: 0 E: 0 K: 0 S: 7	H: 1 LOB: 0 BB: 0 P: 12	R: 0 E: 0 K: 3 S: 12	H: 0 LOB: 0 BB: 0 P: 17	R: 0 E: 0 K: 0 S: 17	H: 2 LOB: 1 BB: 0 P: 24	1B: 7 2B: 3 3B: 0 HR: 0	SF: 1 SAC: 0 DP: 3 HBP: 0	WP: 0 PB: 0 SB: 4 CS: 0	PA: 39
PITCHER	IP	WLS	BF	H	R	ER	SO	BB	IBB	HBP	BLK	WP	HR	S	P	ERA	WHIP					
Gar Finnold, R ERA: 4.75 (1, 1)	4.0	L	22	5	5	2	3	3	0	0	0	0	0	40	69	4.50	2.000					
Scott Bankhead, R ERA: 3.29 (5, 1)	2.0		7	1	0	0	1	0	0	0	0	0	0	13	19	0.00	0.500					
Greg Harris, R ERA: 8.21 (7, 1)	2.0		6	1	0	0	3	0	0	0	0	0	0	19	29	0.00	0.500					
Jeff Russell, R ERA: 4.91 (9, 1)	1.0		4	2	0	0	0	0	0	0	0	0	0	17	24	0.00	2.000					

Minnesota Twins @ Boston Red Sox
Fenway Park, Boston, MA
Tue Jun 14 1994, 7:05 PM EDT
Att: 27,874 - Unknown - 80 F

AB 35
R 5
H 9
RBI 4
BB 3
SO 7
LOB 18

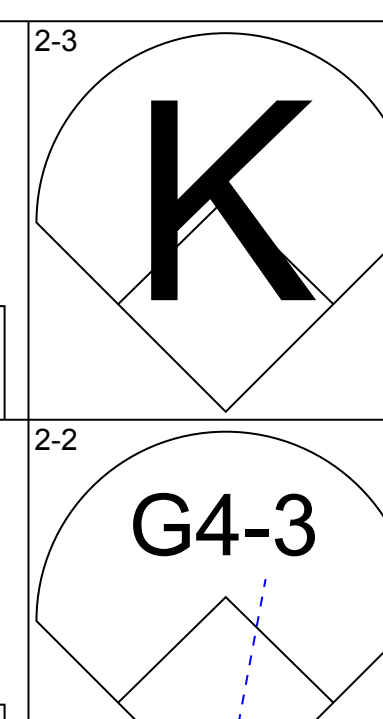
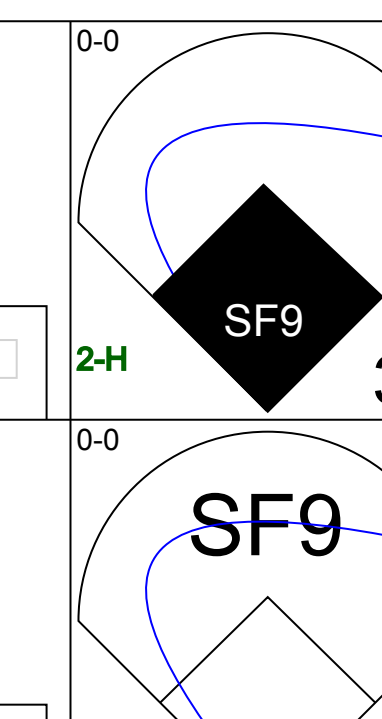
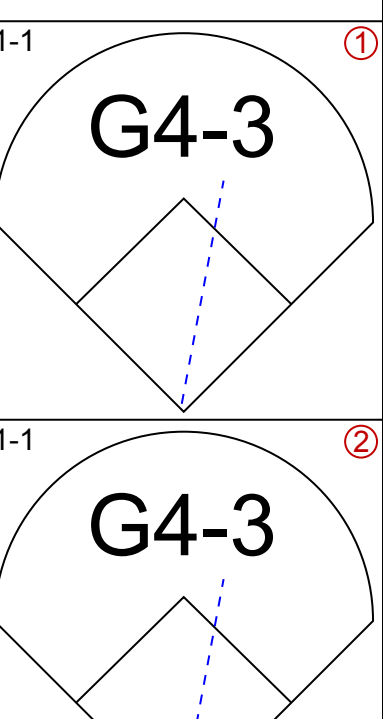
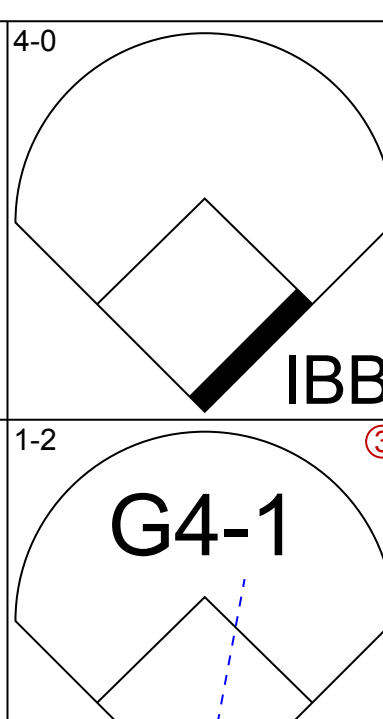
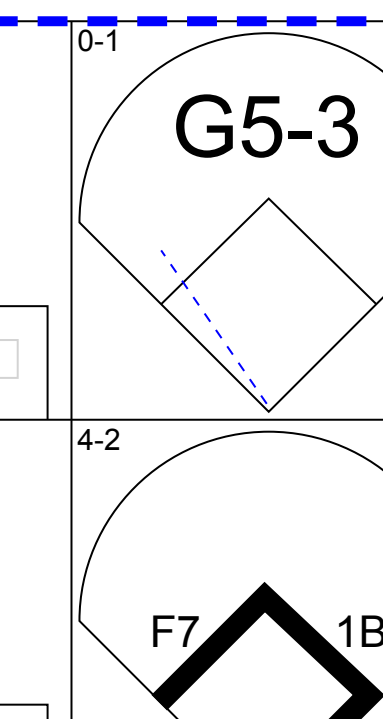
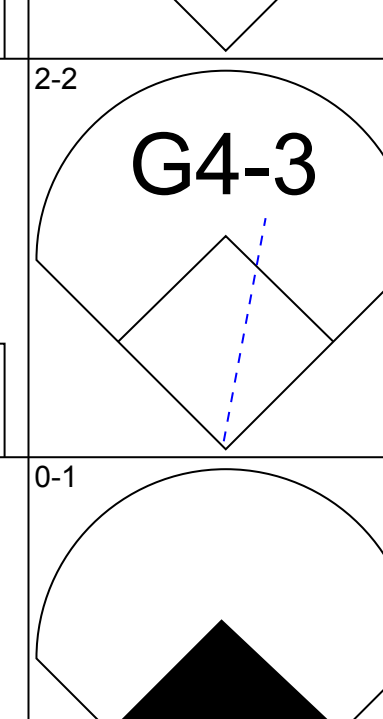
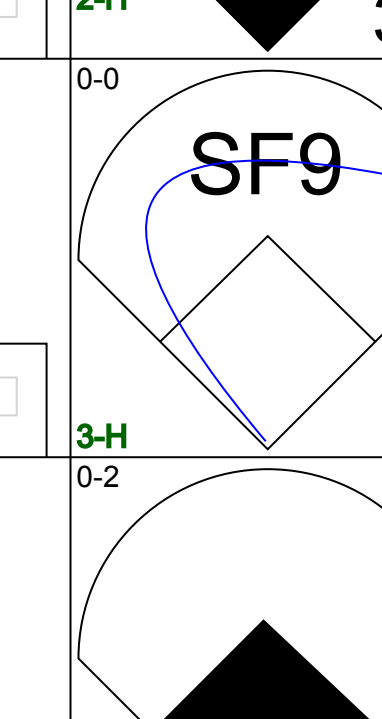
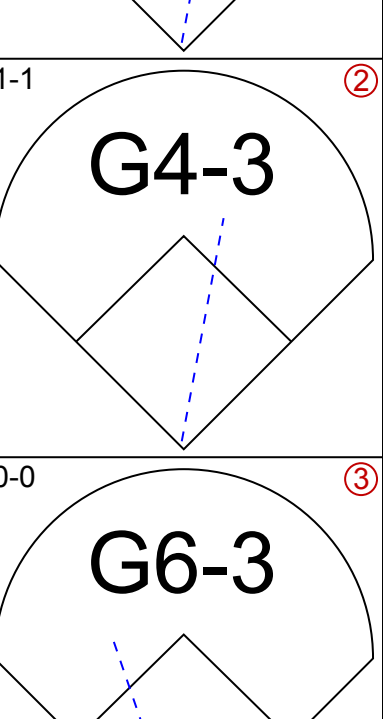
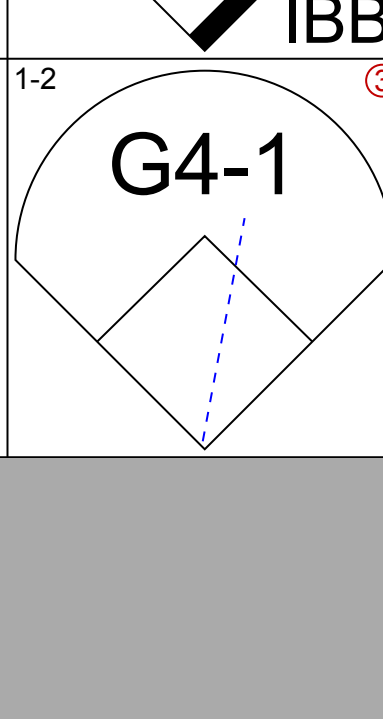
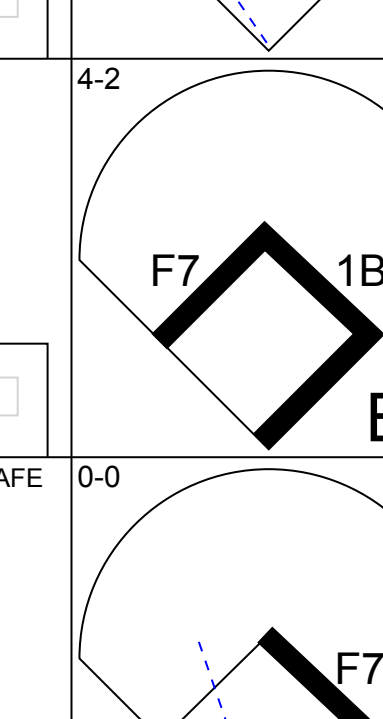
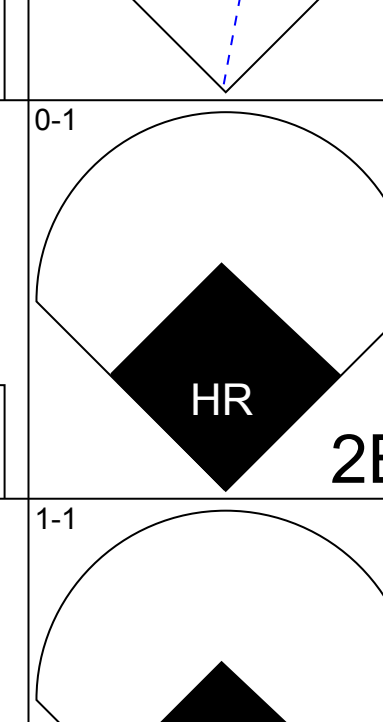
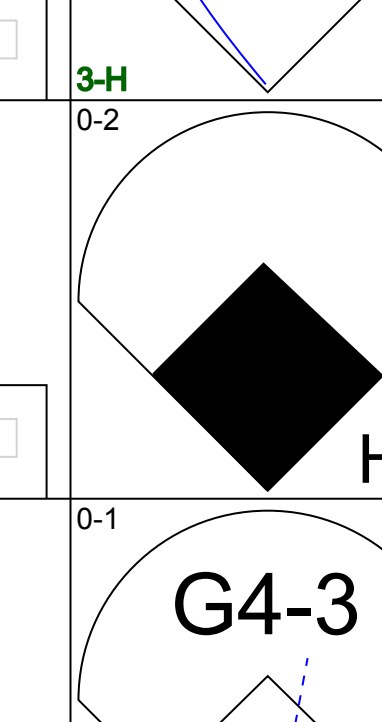
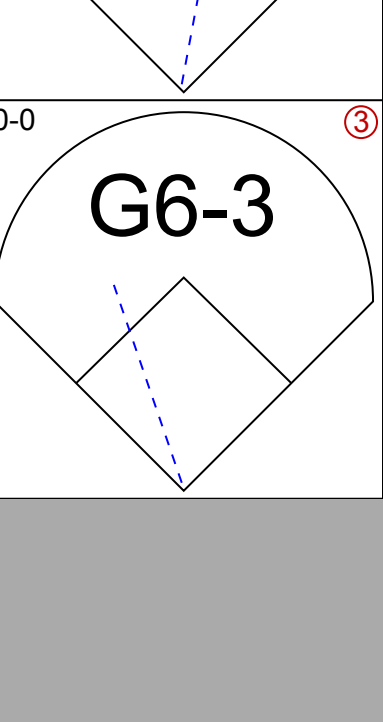
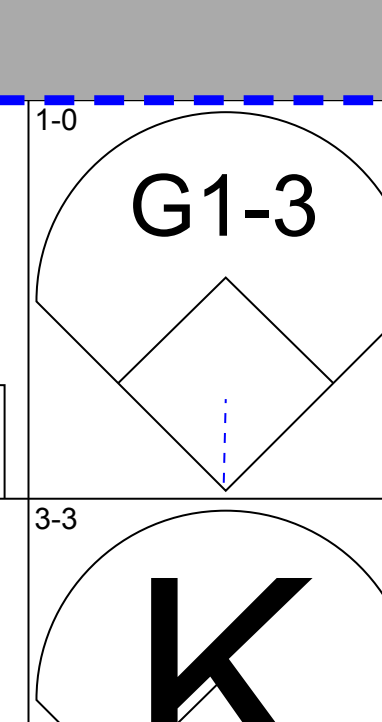
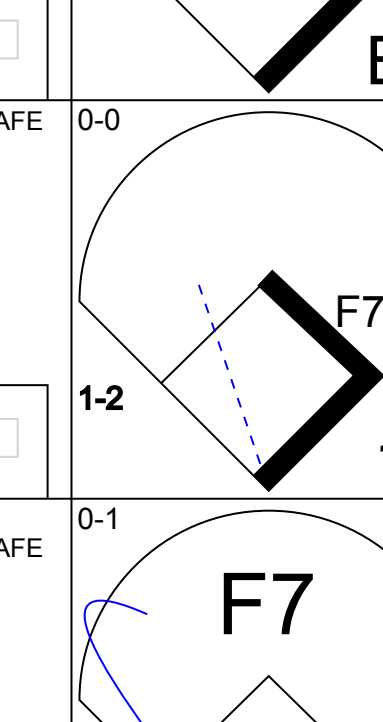
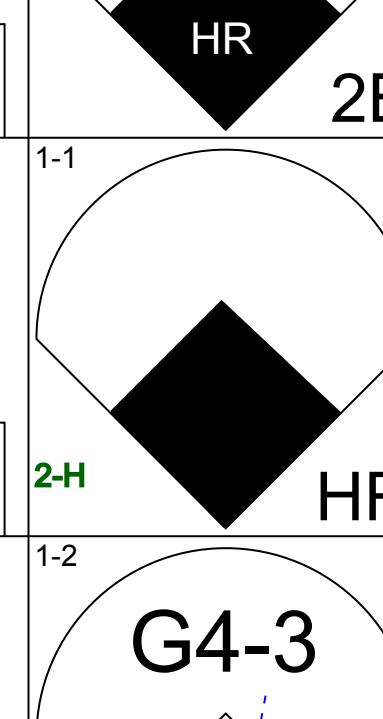
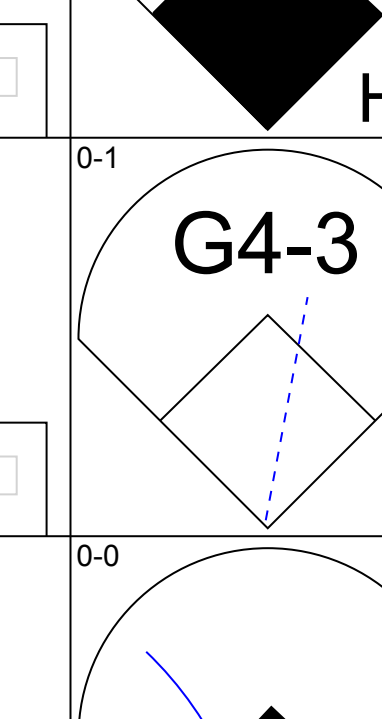
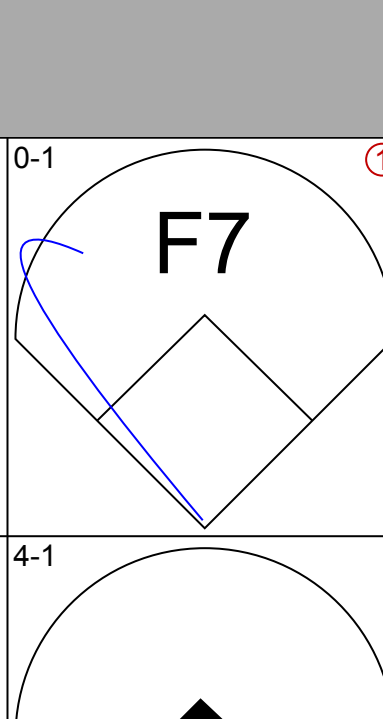
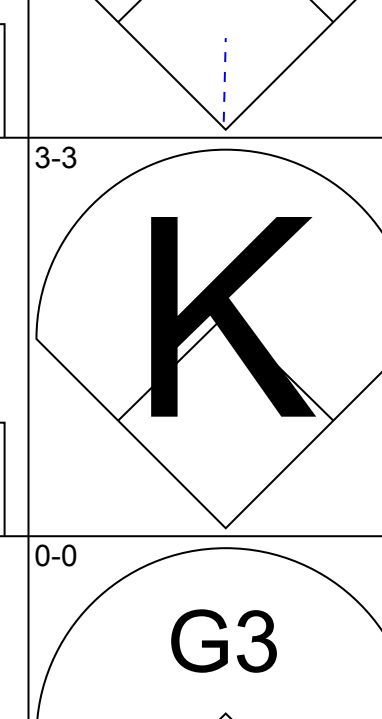
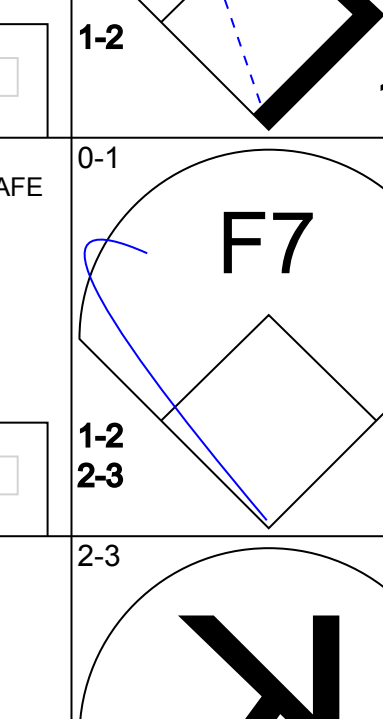
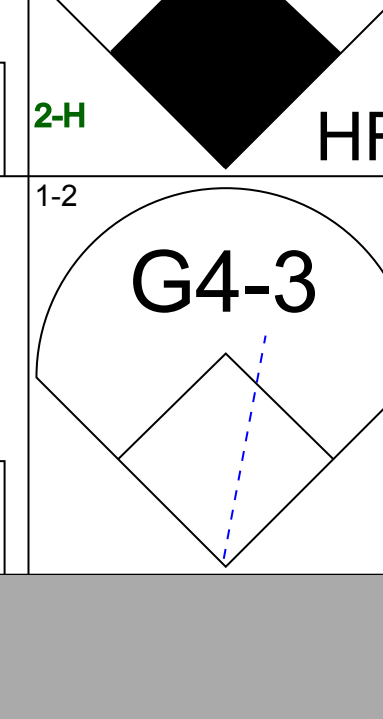
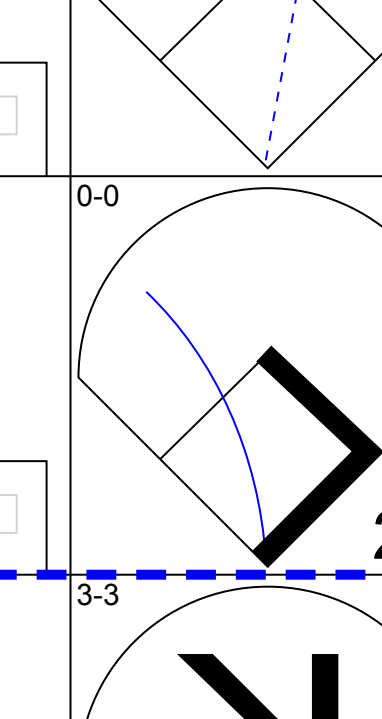
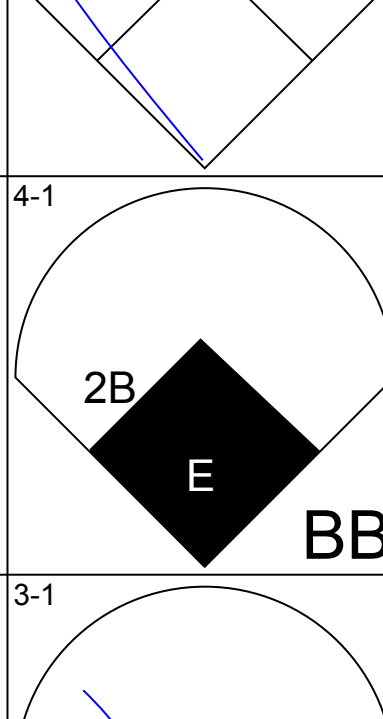
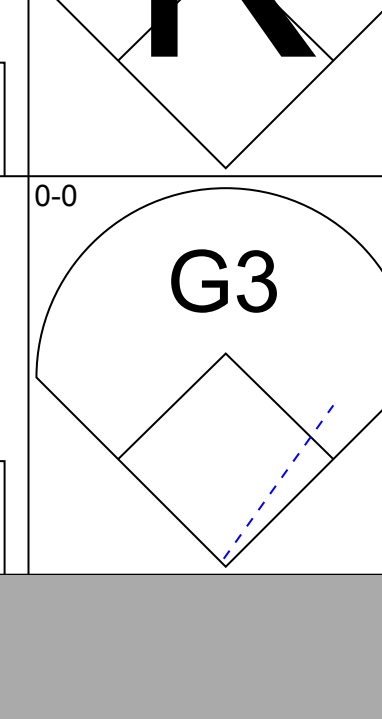
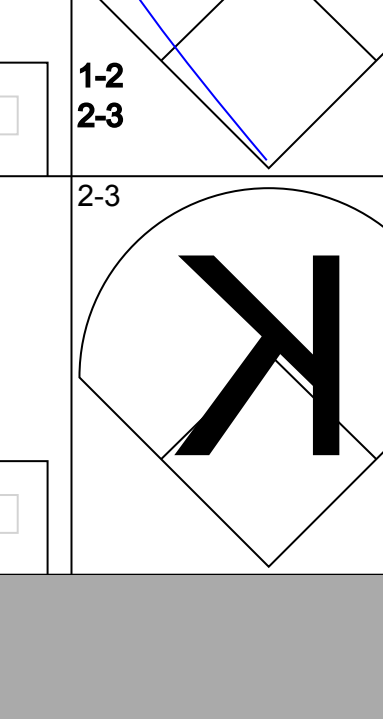
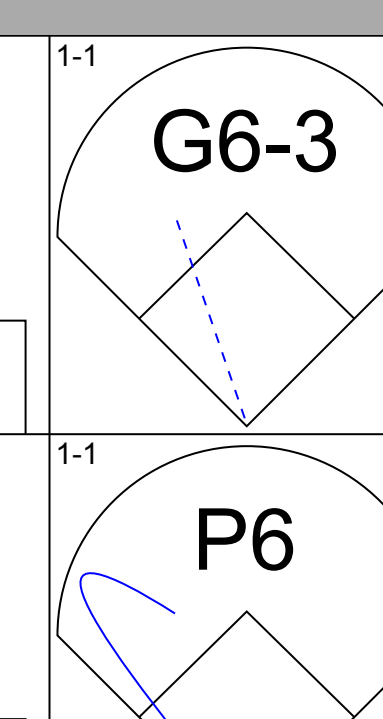
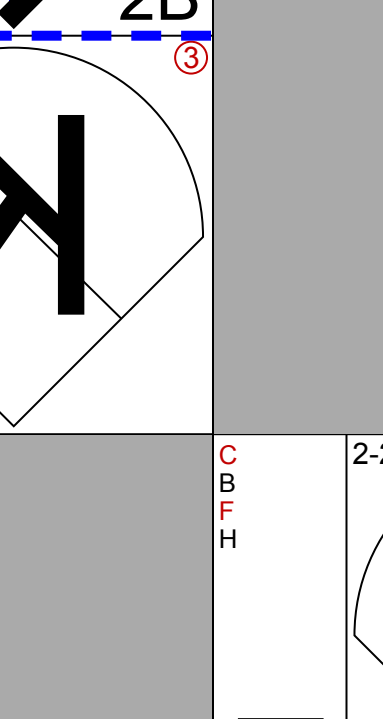
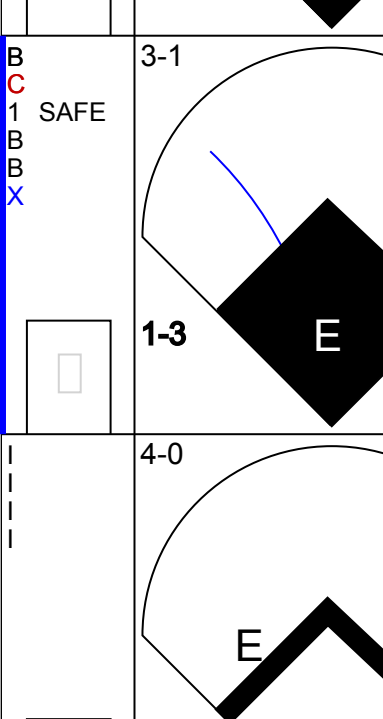
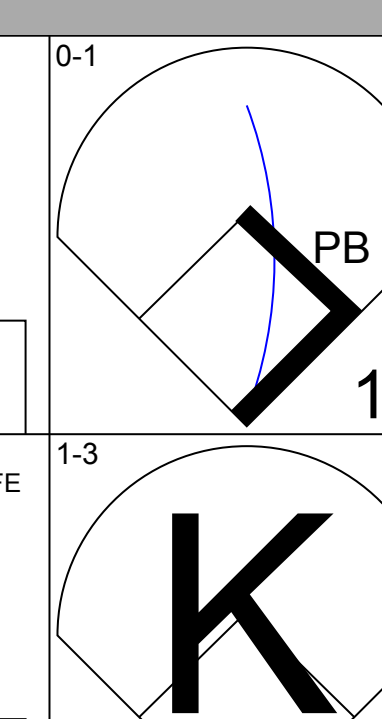
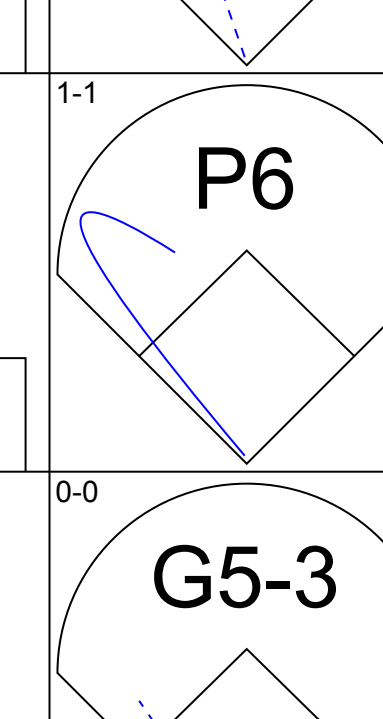
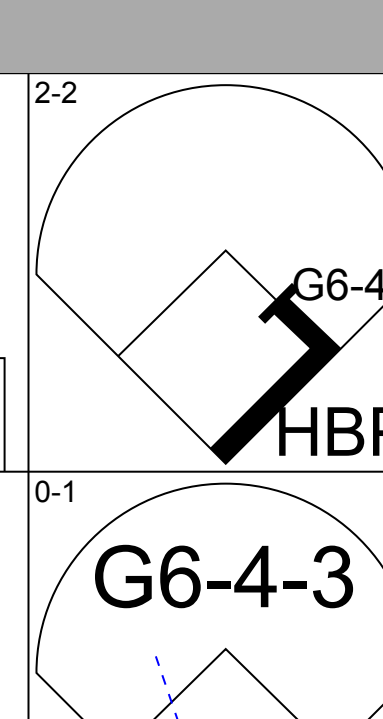
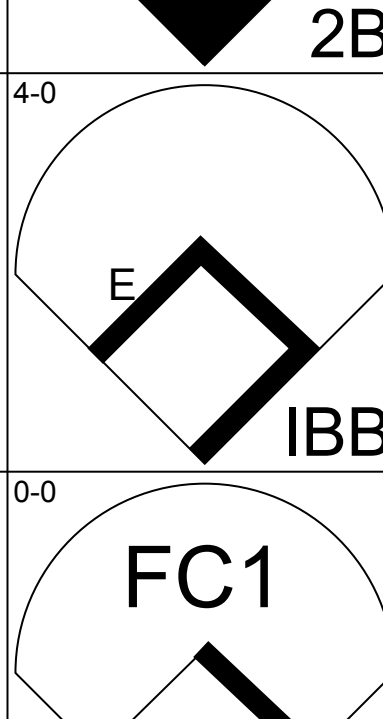
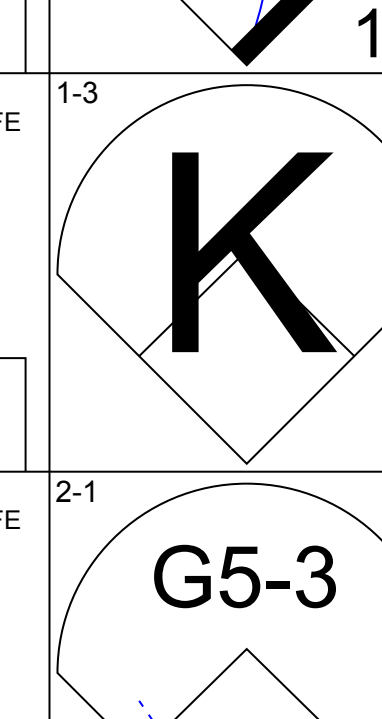
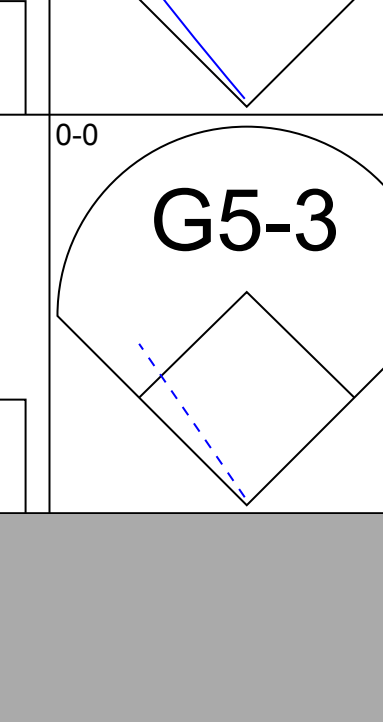
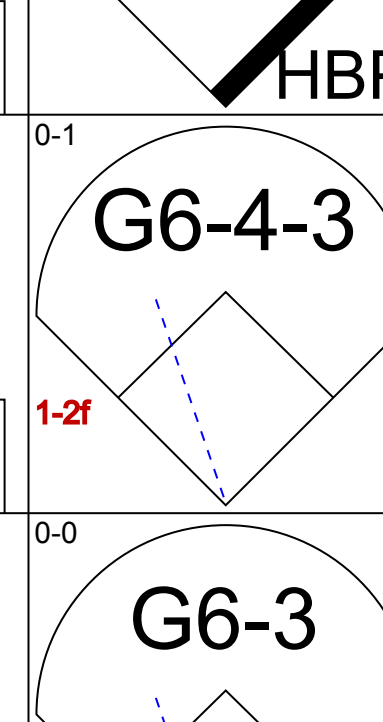
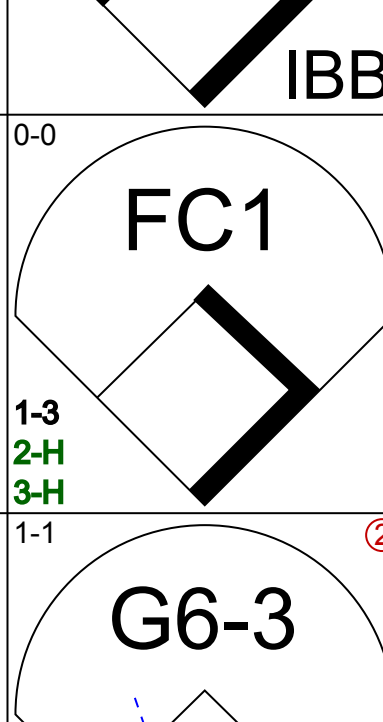
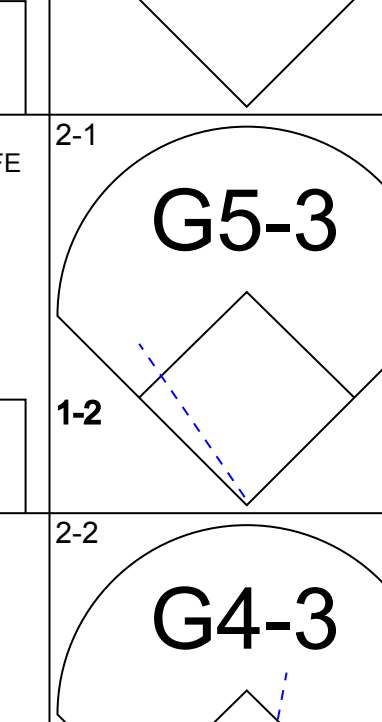
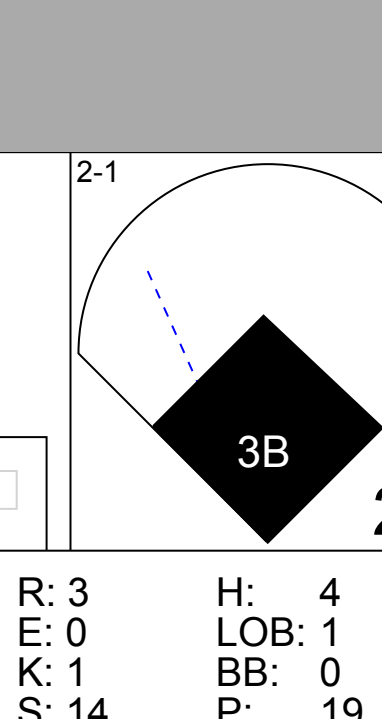
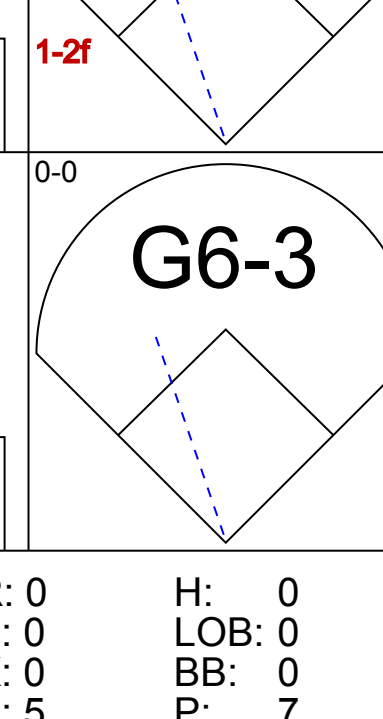
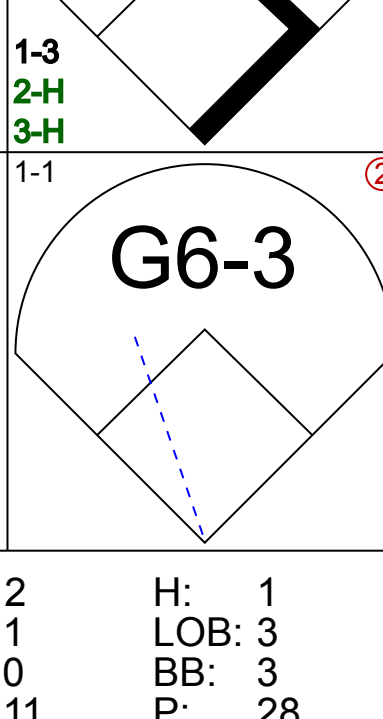
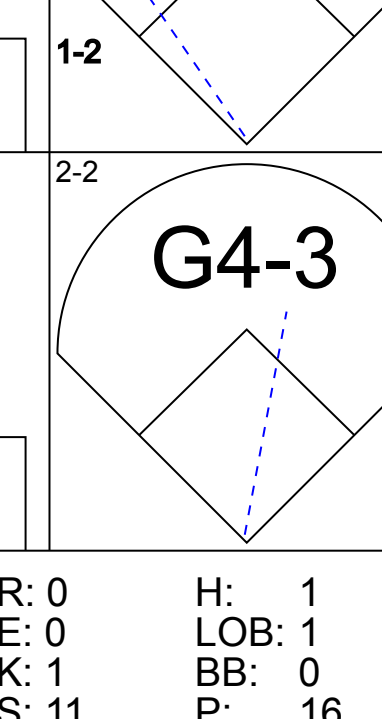


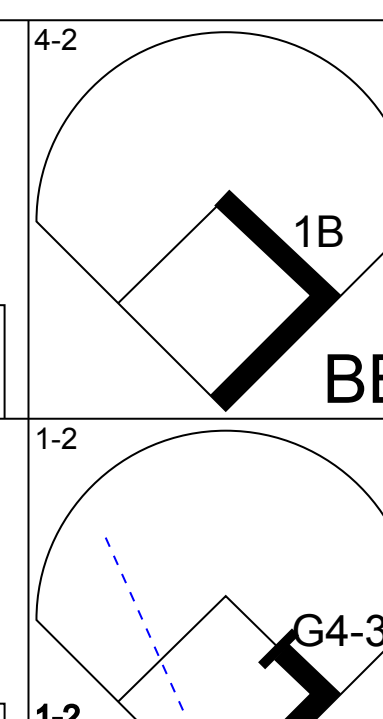
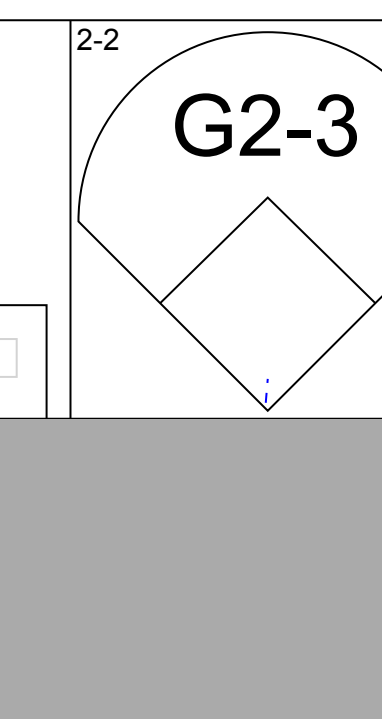
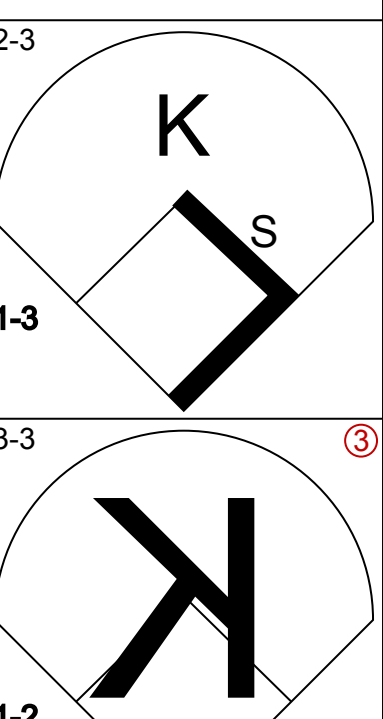
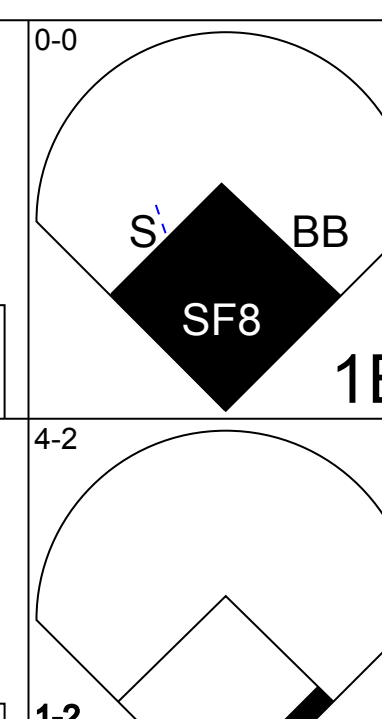
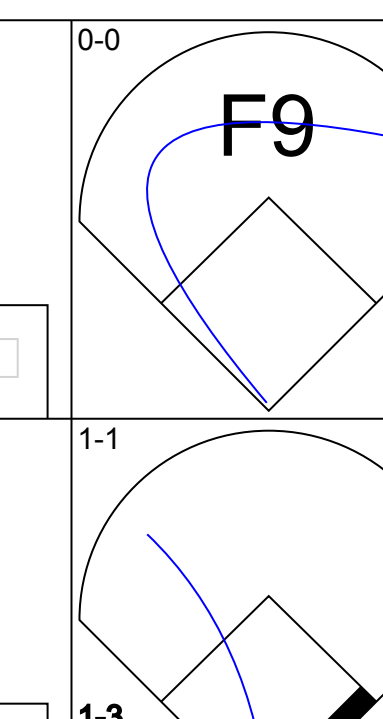
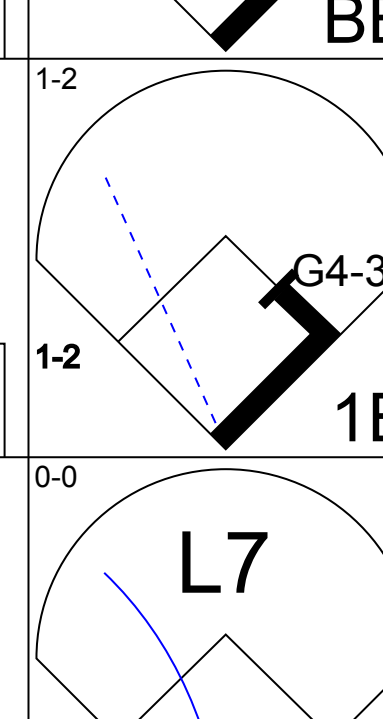
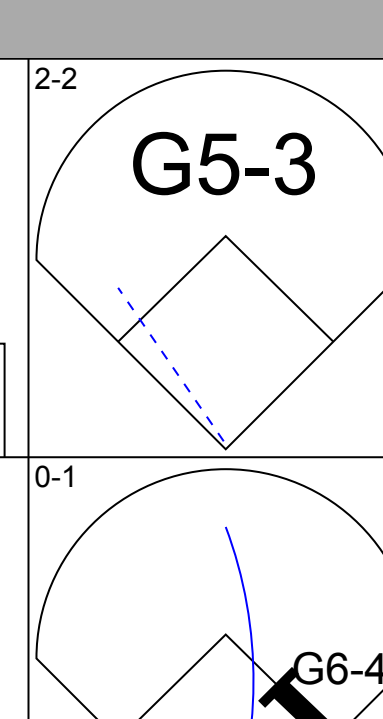
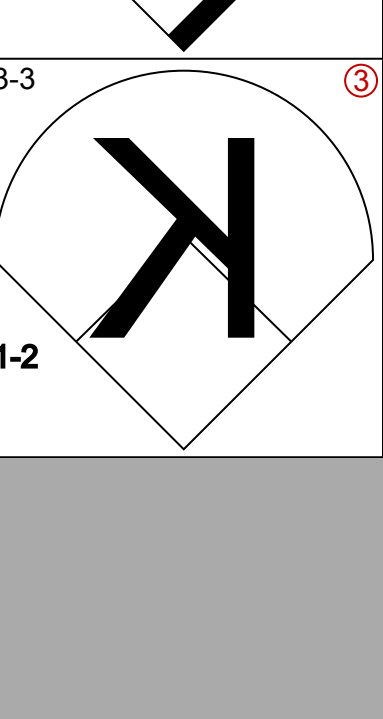
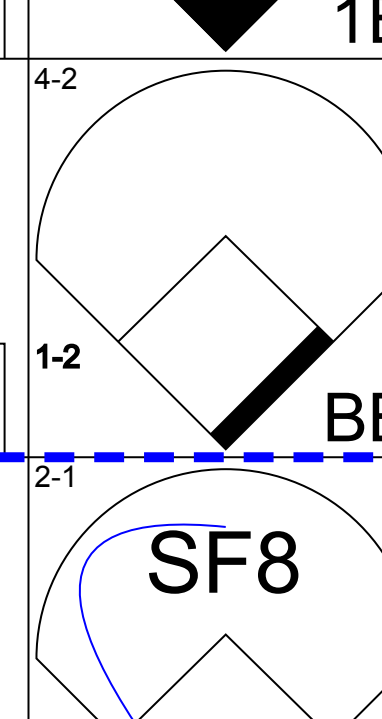
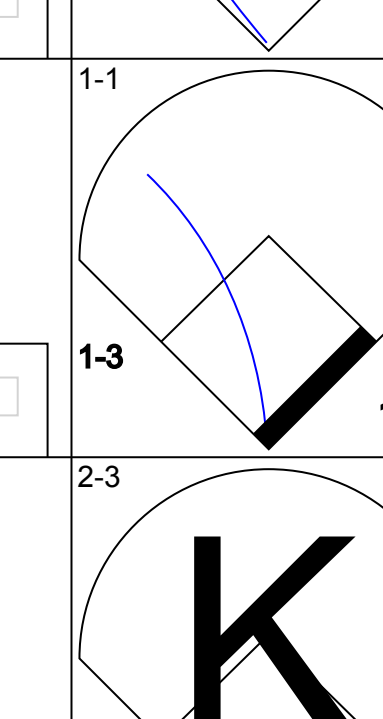
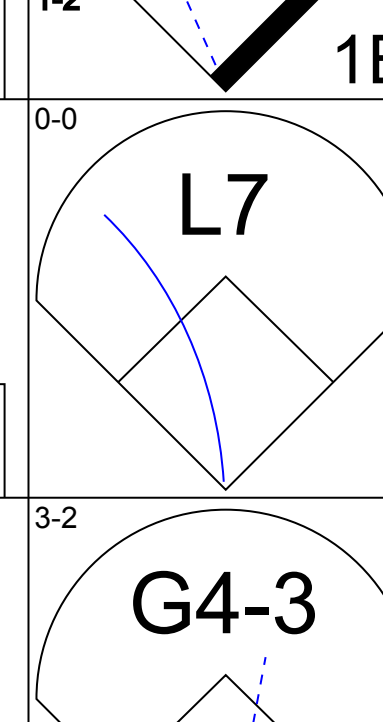
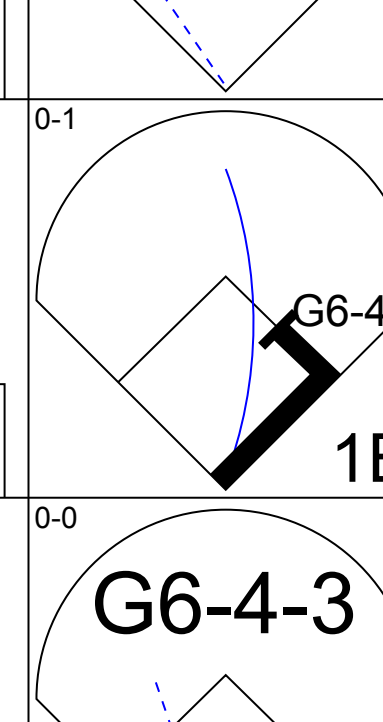
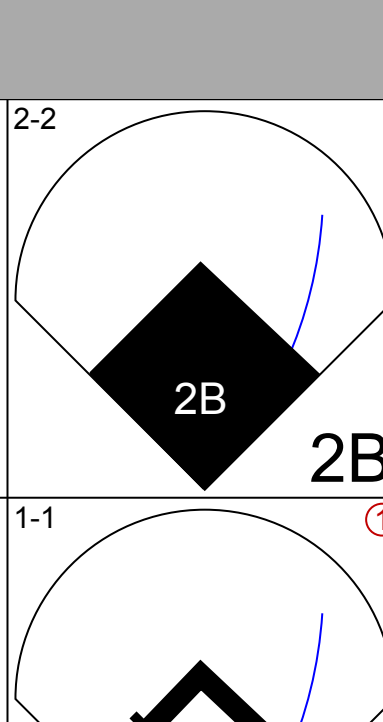
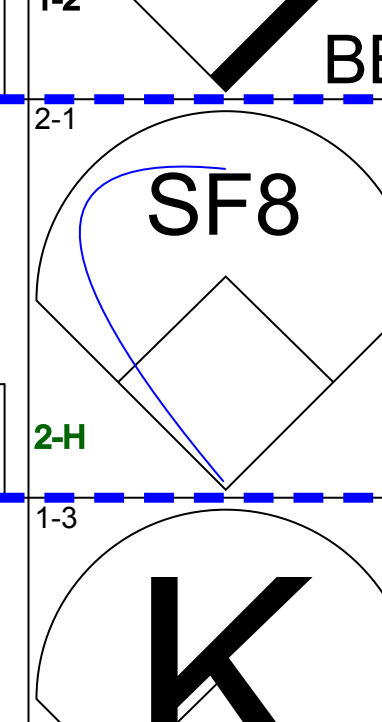
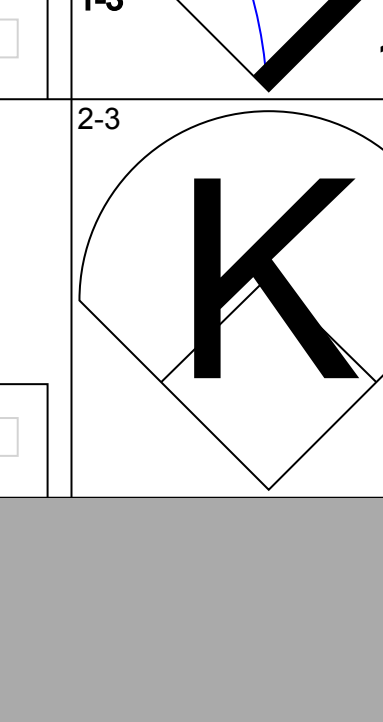
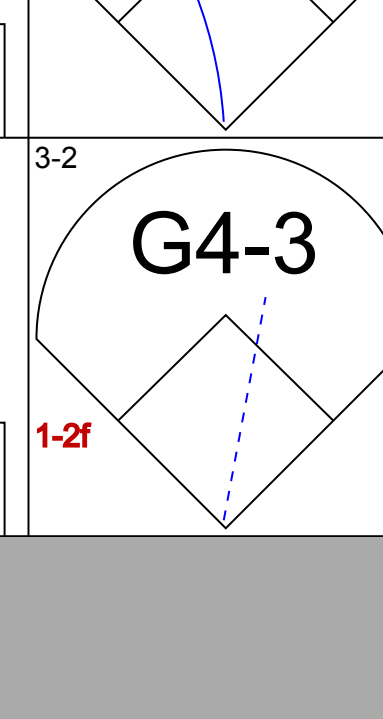
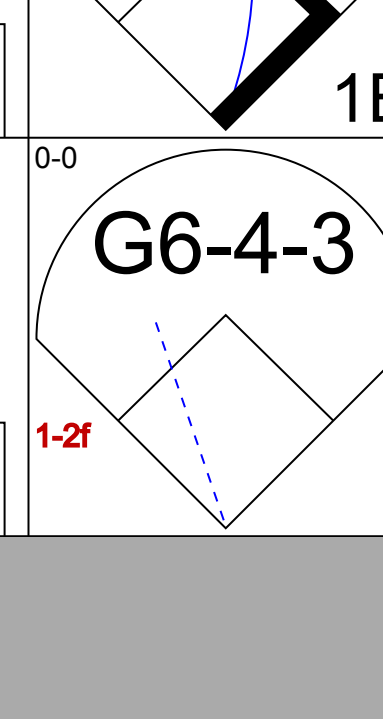
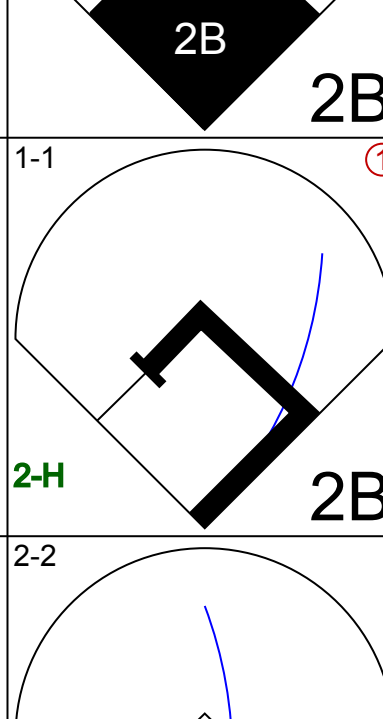
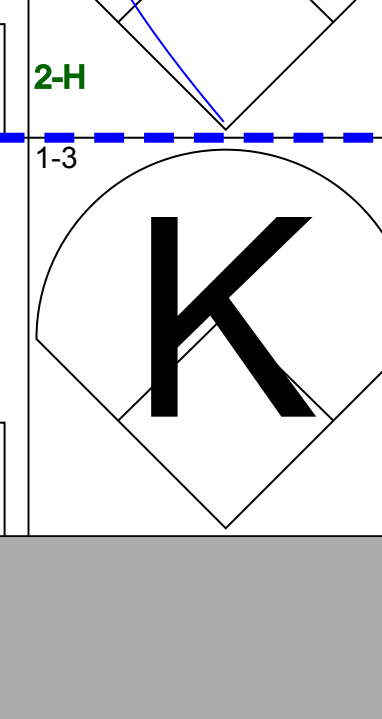
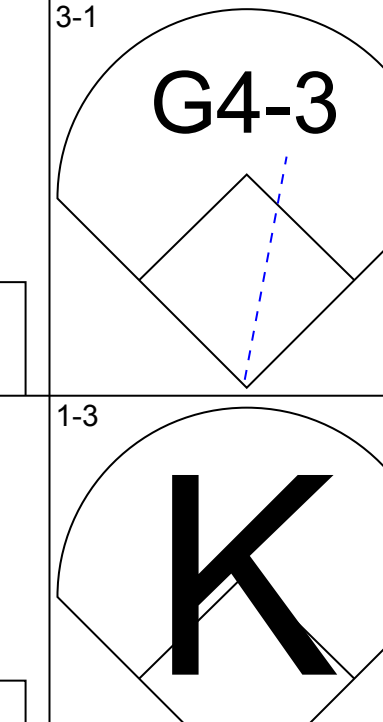
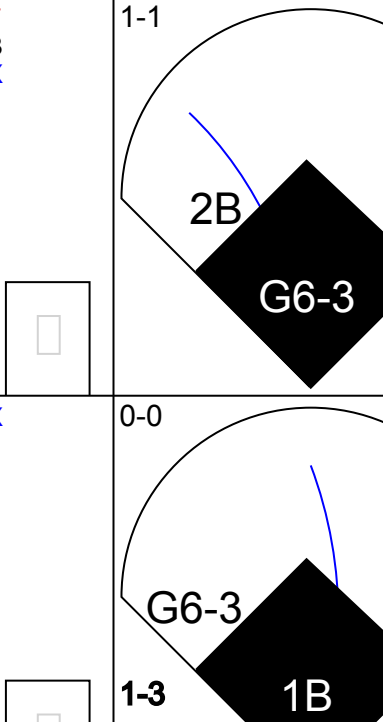
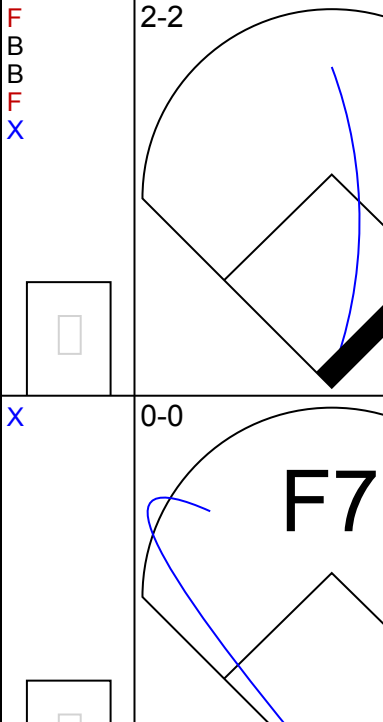
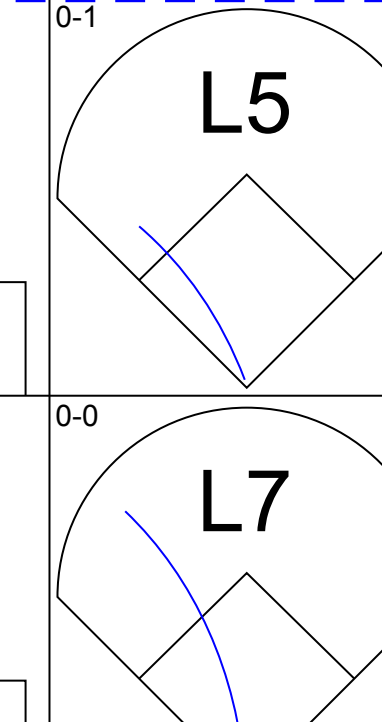
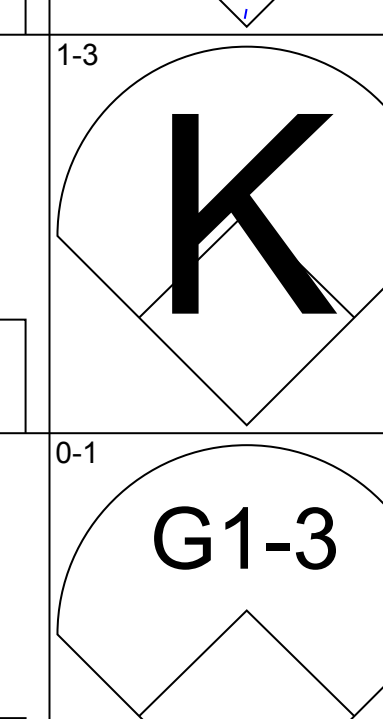
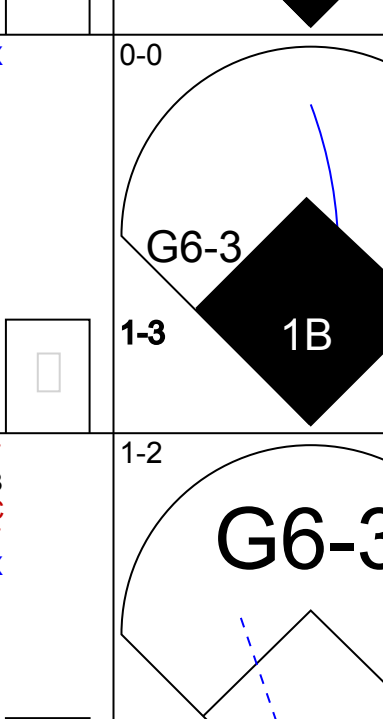
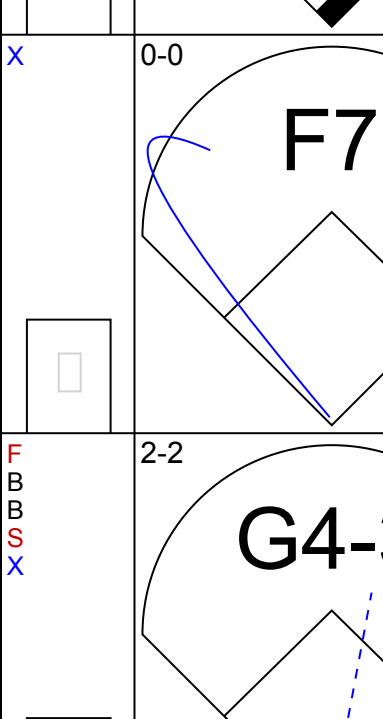
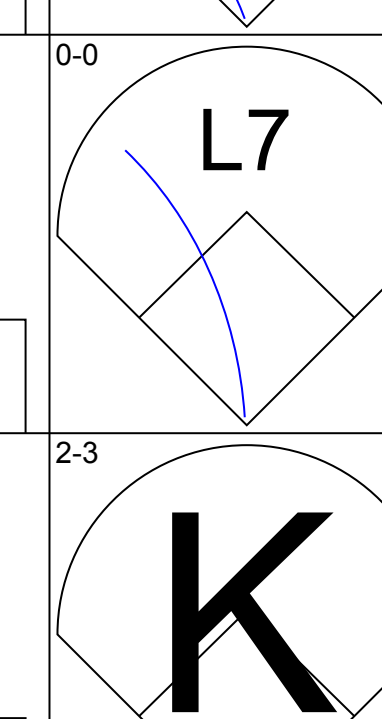
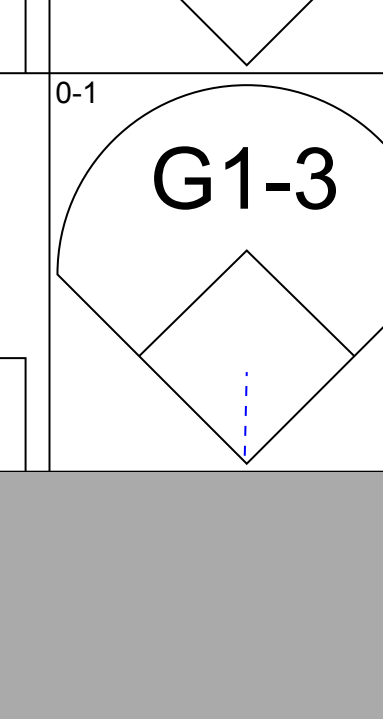
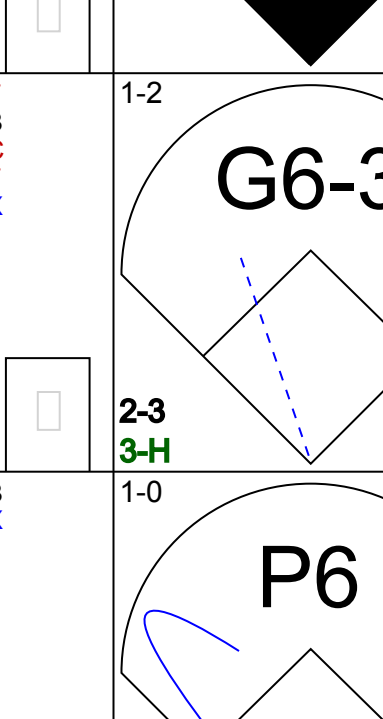
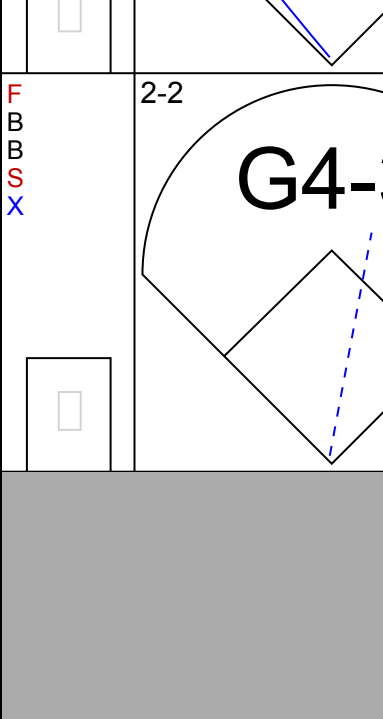
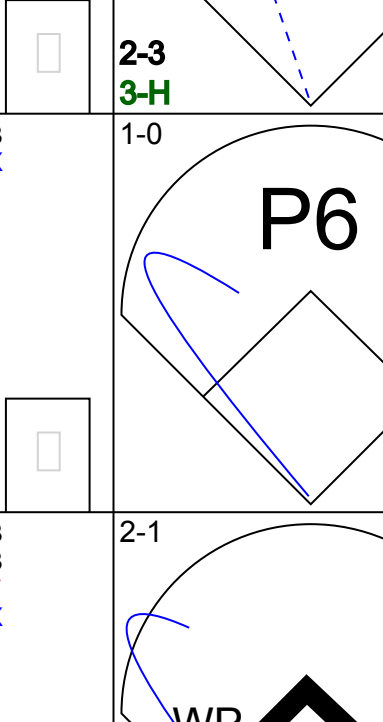


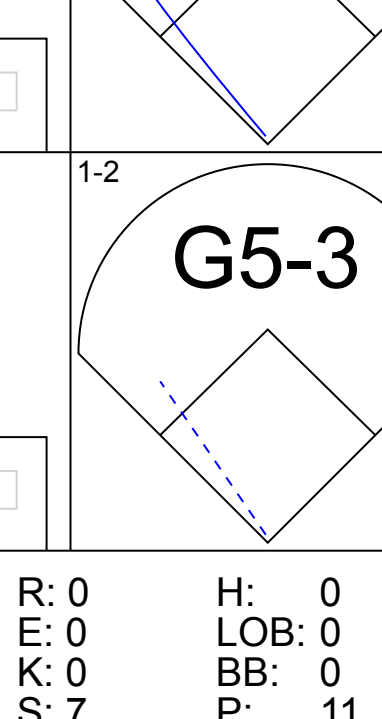
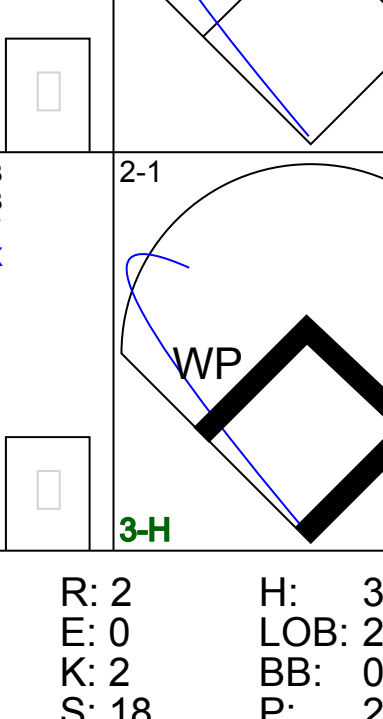
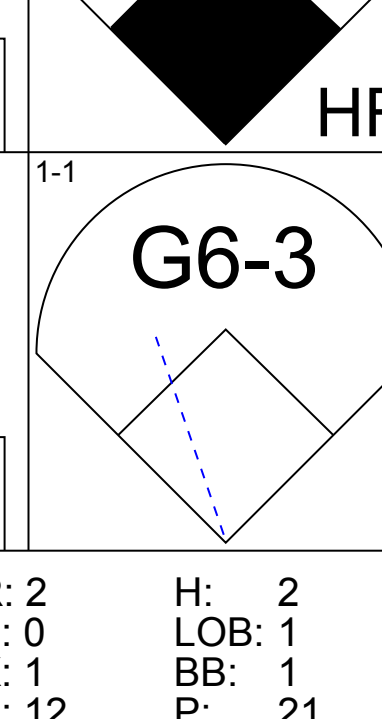
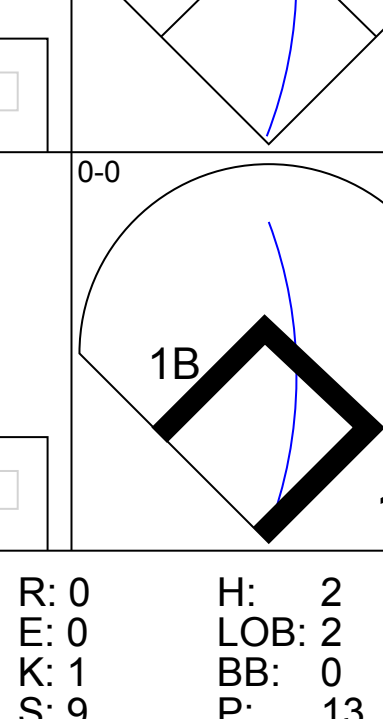
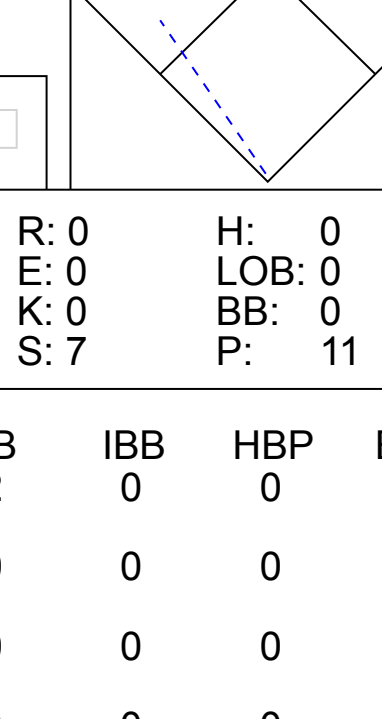
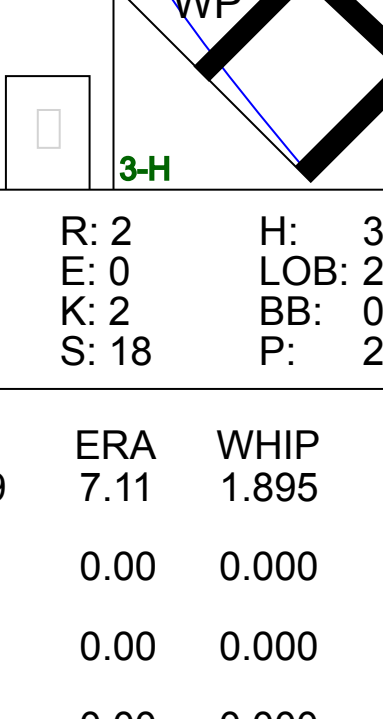
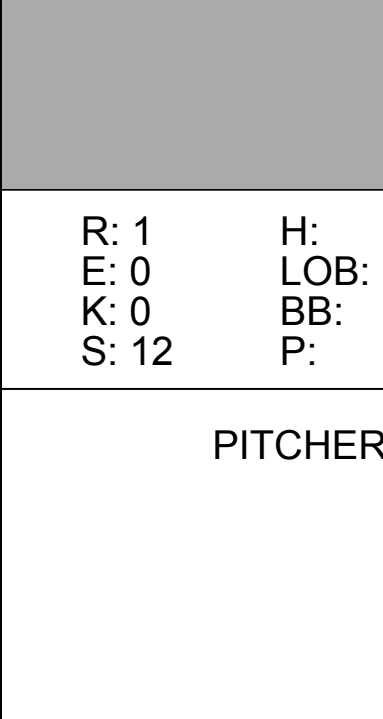
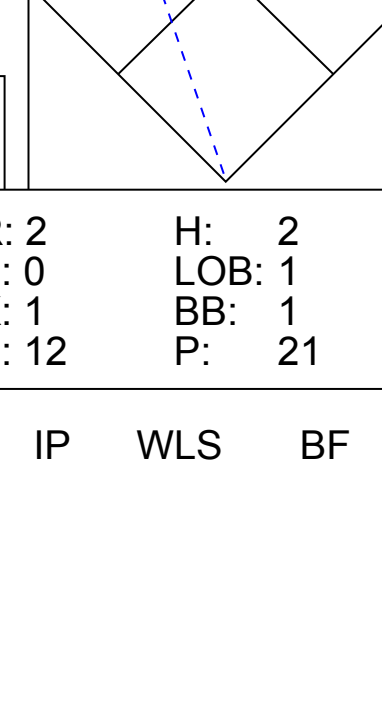
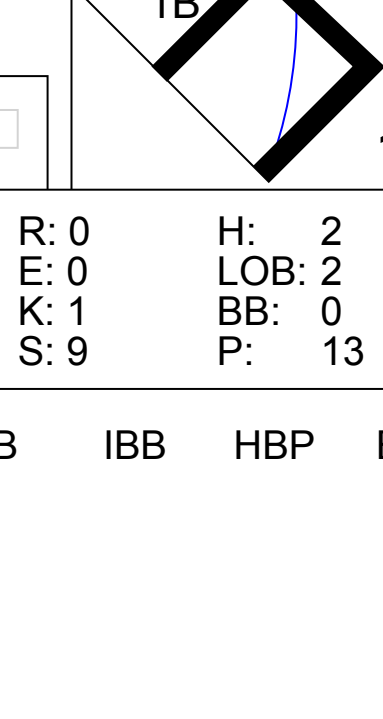
Batter	1	2	3	4	5	6	7	8	9	AB	R	H	RBI	BB	SO	LOB	BOTTOM				
Otis Nixon, S OBP: 0.372, SLG: 0.353 (1, 8)	G5-3		WP			G6-3			G1-3	4	1	2	0	1	0	1					
Lee Tinsley, S OBP: 0.379, SLG: 0.275 (1, 9)			WP			G4-3				2	1	0	0	2	0	1					
Mo Vaughn, L OBP: 0.402, SLG: 0.603 (1, 3)	K		P6			L9			F7	4	0	0	0	0	1	5					
Andre Dawson, R OBP: 0.280, SLG: 0.551 (1, 10)	G5-3					G6-3			F9	4	1	1	3	0	0	3					
Mike Greenwell, L OBP: 0.359, SLG: 0.472 (1, 7)		G4-6-3				F8			F8	2	1	1	0	2	0	0					
Damon Berryhill, S OBP: 0.319, SLG: 0.445 (1, 2)						F7			F8	3	0	0	0	1	1	2					
Scott Cooper, L OBP: 0.361, SLG: 0.541 (1, 5)		G4-6-3				F7			F9	4	0	2	0	0	0	2					
John Valentin, R OBP: 0.358, SLG: 0.459 (1, 6)						G6-3			P3	4	0	1	1	0	0	2					
Carlos Rodriguez, S OBP: 0.314, SLG: 0.420 Wes Chamberlain, R OBP: 0.303, SLG: 0.412 (9, PH)		G4-3				L3				3	0	0	0	0	0	2					
Inning Stats	R: 0 E: 0 K: 1 S: 10	H: 1 LOB: 1 BB: 1 P: 16	R: 1 E: 0 K: 0 S: 8	H: 1 LOB: 2 BB: 2 P: 19	R: 3 E: 0 K: 1 S: 10	H: 1 LOB: 1 BB: 3 P: 28	R: 0 E: 0 K: 0 S: 10	H: 1 LOB: 0 BB: 0 P: 11	R: 0 E: 0 K: 0 S: 6	H: 1 LOB: 1 BB: 0 P: 13	R: 0 E: 0 K: 0 S: 8	H: 0 LOB: 0 BB: 0 P: 11	R: 0 E: 0 K: 0 S: 8	H: 1 LOB: 1 BB: 0 P: 12	R: 0 E: 0 K: 0 S: 9	H: 1 LOB: 1 BB: 0 P: 14	1B: 6 2B: 3 3B: 0 HR: 1	SF: 0 SAC: 0 DP: 4 HBP: 0	WP: 1 PB: 0 SB: 3 CS: 1	PA: 37	
PITCHER	IP	WLS	BF	H	R	ER	SO	BB	IBB	HBP	BLK	WP	HR	S	P	ERA	WHIP				
Pat Mahomes, R ERA: 5.43 (1, 1)	2.1		13	3	4	4	1	5	0	0	0	0	0	28	44	0.00	1.091				
Dave Stevens, R ERA: 6.89 (3, 1)	3.2	W	13	3	0	0	1	1	0	0	0	0	0	11	15	0.00	0.000				
Mark Guthrie, L ERA: 6.89 (7, 1)	1.1		4	0	0	0	0	0	0	0	0	0	0	3	4	0.00	0.000				
Carl Willis, R ERA: 5.8 (8, 1)	0.1		1	0	0	0	0	0	0	0	0	0	0	2	4	0.00	3.000				
Larry Casian, L ERA: 6.12 (8, 1)	0.1		2	1	0	0	0	0	0	0	0	0	0	2	4	0.00	3.000				

Minnesota Twins @ Boston Red Sox
Fenway Park, Boston, MA
Tue Jun 14 1994, 7:05 PM EDT
Att: 27,874 - Unknown - 80 F

AB 31
R 4
H 8
RBI 4
BB 6
SO 2
LOB 18



Batter	1	2	3	4	5	6	7	8	9	AB	R	H	RBI	BB	SO	LOB	TOP					
Chuck Knoblauch, R OBP: 0.385, SLG: 0.492 (1, 4)										4	1	1	1	1	1	0	Minnesota Twins @ Boston Red Sox Fenway Park, Boston, MA Wed Jun 15 1994, 7:05 PM EDT Att: 30,243 - Unknown - 62 F livebaseballscorecards.com					
Alex Cole, L OBP: 0.410, SLG: 0.456 (1, 8)										3	0	0	1	1	0	3						
Shane Mack, R OBP: 0.389, SLG: 0.567 (1, 7)										5	2	3	1	0	0	0						
Kent Hrbek, L OBP: 0.367, SLG: 0.377 (1, 3)										5	1	1	2	0	1	2						
Dave Winfield, R OBP: 0.318, SLG: 0.397 (1, 10)										4	1	1	0	1	1	2						
Chip Hale, L OBP: 0.388, SLG: 0.375 (1, 5)										2	0	0	0	0	1	1						
Scott Leius, R OBP: 0.340, SLG: 0.486 (6, 5)										2	1	2	0	0	0	0						
Dave McCarty, R OBP: 0.342, SLG: 0.398 (1, 9)										2	0	0	0	1	1	1						
Matt Walbeck, S OBP: 0.256, SLG: 0.286 (1, 2)										4	0	0	0	0	0	3						
Jeff Reboulet, R OBP: 0.385, SLG: 0.447 (1, 6)										4	1	1	0	0	0	3						
Inning Stats	R: 2 E: 0 K: 1 S: 14	H: 2 LOB: 0 BB: 0 P: 20	R: 0 E: 0 K: 0 S: 5	H: 0 LOB: 0 BB: 0 P: 7	R: 3 E: 0 K: 1 S: 14	H: 4 LOB: 1 BB: 0 P: 19	R: 0 E: 0 K: 0 S: 5	H: 0 LOB: 0 BB: 0 P: 7	R: 0 E: 0 K: 0 S: 5	H: 0 LOB: 0 BB: 0 P: 7	R: 2 E: 1 K: 0 S: 11	H: 1 LOB: 3 BB: 3 P: 28	R: 0 E: 0 K: 1 S: 5	H: 0 LOB: 0 BB: 0 P: 9	R: 0 E: 0 K: 1 S: 11	H: 1 LOB: 1 BB: 0 P: 16	R: 0 E: 0 K: 1 S: 12	H: 1 LOB: 2 BB: 1 P: 18	1B: 2 2B: 4 3B: 1 HR: 2	SF: 1 SAC: 0 DP: 1 HBP: 1	WP: 0 PB: 1 SB: 0 CS: 0	PA: 41
PITCHER	IP	WLS	BF	H	R	ER	SO	BB	IBB	HBP	BLK	WP	HR	S	P	ERA	WHIP					
Danny Darwin, R ERA: 6.3 (1, 1)	2.2	L	14	6	5	5	1	0	0	0	0	0	2	29	39	16.88	2.250					
Joe Hesketh, L ERA: 5.16 (3, 1)	3.1		15	1	2	0	1	1	2	1	0	0	0	25	49	0.00	0.600					
Ken Ryan, R ERA: 1.54 (7, 1)	2.0		7	1	0	0	2	0	0	0	0	0	0	16	25	0.00	0.500					
Greg Harris, R ERA: 8.02 (9, 1)	1.0		5	1	0	0	1	1	0	0	0	0	0	12	18	0.00	2.000					

Batter	1	2	3	4	5	6	7	8	9	AB	R	H	RBI	BB	SO	LOB	BOTTOM					
Otis Nixon, S OBP: 0.372, SLG: 0.351 (1, 8)										4	1	1	0	1	1	2	Minnesota Twins @ Boston Red Sox Fenway Park, Boston, MA Wed Jun 15 1994, 7:05 PM EDT Att: 30,243 - Unknown - 62 F livebaseballscorecards.com					
John Valentin, R OBP: 0.387, SLG: 0.461 (1, 6)										4	0	2	0	1	1	2						
Mo Vaughn, L OBP: 0.402, SLG: 0.605 (1, 3)										4	1	2	1	0	1	4						
Andre Dawson, R OBP: 0.280, SLG: 0.550 (1, 10)										4	0	1	1	0	1	4						
Mike Greenwell, L OBP: 0.361, SLG: 0.473 (1, 7)										4	1	2	0	0	0	0						
Damon Berryhill, S OBP: 0.317, SLG: 0.447 (1, 2)										4	1	1	0	0	1	1						
Wes Chamberlain, R OBP: 0.300, SLG: 0.409 (1, 9)										1	0	0	0	0	0	0						
Lee Tinsley, S OBP: 0.362, SLG: 0.259 (3, 9)										3	0	0	1	0	1	2						
Scott Cooper, L OBP: 0.359, SLG: 0.550 (1, 5)										4	1	1	1	0	0	1						
Carlos Rodriguez, S OBP: 0.321, SLG: 0.423 (1, 4)										4	0	2	1	0	0	0						
Inning Stats	R: 0 E: 0 K: 0 S: 12	H: 1 LOB: 1 BB: 1 P: 20	R: 0 E: 0 K: 1 S: 7	H: 0 LOB: 0 BB: 0 P: 11	R: 0 E: 0 K: 0 S: 7	H: 0 LOB: 0 BB: 0 P: 11	R: 0 E: 0 K: 0 S: 6	H: 1 LOB: 0 BB: 0 P: 8	R: 2 E: 0 K: 2 S: 18	H: 3 LOB: 2 BB: 0 P: 28	R: 1 E: 0 K: 0 S: 12	H: 3 LOB: 1 BB: 0 P: 19	R: 2 E: 0 K: 1 S: 12	H: 2 LOB: 1 BB: 1 P: 21	R: 0 E: 0 K: 1 S: 6	H: 0 LOB: 0 BB: 0 P: 8	R: 0 E: 0 K: 1 S: 9	H: 2 LOB: 2 BB: 0 P: 13	1B: 8 2B: 3 3B: 0 HR: 1	SF: 1 SAC: 0 DP: 2 HBP: 0	WP: 2 PB: 0 SB: 0 CS: 0	PA: 39
PITCHER	IP	WLS	BF	H	R	ER	SO	BB	IBB	HBP	BLK	WP	HR	S	P	ERA	WHIP					
Scott Erickson, R ERA: 5.38 (1, 1)	6.1	W	29	10	5	5	3	2	0	0	0	0	1	68	109	7.11	1.895					
Mark Guthrie, L ERA: 6.82 (7, 1)	0.1		1	0	0	0	0	0	0	0	0	0	0	2	4	0.00	0.000					
Brett Merriman, R ERA: 4.61 (7, 1)	0.1		1	0	0	0	1	0	0	0	0	0	0	4	5	0.00	0.000					
Larry Casian, L ERA: 5.94 (8, 1)	1.0	S	3	0	0	0	1	0	0	0	0	0	0	6	8	0.00	0.000					
Rick Aquiera, R ERA: 4.58 (9, 1)	1.0	S	5	2	0	0	1	0	0	0	0	0	0	9	13	0.00	2.000					

Batter	1	2	3	4	5	6	7	8	9	AB	R	H	RBI	BB	SO	LOB	TOP								
Otis Nixon, S <small>OBP: 0.370, SLG: 0.349</small>	G6-3		F8		G5-3			FC4 SH2-4 1B		4	0	1	0	0	0	1									
John Valentin, R <small>OBP: 0.359, SLG: 0.449</small>	G4-3		G5-4-3		F9			SH2-4		3	0	0	0	0	0	1									
Mo Vaughn, L <small>OBP: 0.399, SLG: 0.597</small>	K			K		G4-3		FC4 IBB		3	0	0	0	1	2	0									
Andre Dawson, R <small>OBP: 0.279, SLG: 0.543</small>		HR 1B		K HR		P4		FC4		4	2	1	1	0	1	2									
Scott Cooper, L <small>OBP: 0.357, SLG: 0.558</small>	P5			HR		G4-3		F7		4	1	1	2	0	0	3									
Tom Brunansky, R <small>OBP: 0.273, SLG: 0.500</small>	HR			K			K2-3		HR	4	2	2	3	0	2	0									
Rich Rowland, R <small>OBP: 0.273, SLG: 0.471</small>				FC4 BB			K		G4-3	3	0	0	0	1	2	0									
Lee Tinsley, S <small>OBP: 0.342, SLG: 0.241</small>				FC4			L8		G5-3	4	0	0	0	0	1	1									
Carlos Rodriguez, S <small>OBP: 0.327, SLG: 0.426</small>			G5-4-3 1B		F8			SH2-4 1B FC4 1B	G4-3	4	1	2	0	0	0	0									
Inning Stats	R: 0 E: 0 K: 1 S: 7	H: 0 LOB: 0 BB: 0 P: 9	R: 2 E: 0 K: 2 S: 11	H: 2 LOB: 0 BB: 0 P: 16	R: 0 E: 0 K: 0 S: 7	H: 1 LOB: 0 BB: 0 P: 8	R: 2 E: 0 K: 3 S: 14	H: 1 LOB: 1 BB: 1 P: 26	R: 0 E: 0 K: 0 S: 9	H: 0 LOB: 0 BB: 0 P: 16	R: 0 E: 0 K: 0 S: 5	H: 0 LOB: 0 BB: 0 P: 9	R: 0 E: 0 K: 2 S: 11	H: 0 LOB: 0 BB: 0 P: 14	R: 1 E: 0 K: 0 S: 7	H: 2 LOB: 2 BB: 1 P: 12	R: 1 E: 0 K: 0 S: 8	H: 1 LOB: 0 BB: 0 P: 11	1B: 4 2B: 0 3B: 0 HR: 3	SF: 0 SAC: 1 DP: 1 HBP: 0	WP: 1 PB: 0 SB: 0 CS: 0	PA: 36			
PITCHER	IP	WLS	BF	H	R	ER	SO	BB	IBB	HBP	BLK	WP	HR	S	P	ERA	WHIP								
Jason Grimsley, R <small>ERA: 3.97</small>	(1, 1)	7.2	31	6	5	5	8	1	1	0	0	1	2	70	109	5.87	0.913								
Derek Lilliquist, L <small>ERA: 5.4</small>	(8, 1)	0.1	1	0	0	0	0	0	0	0	0	0	0	1	1	0.00	0.000								
Steve Farr, R <small>ERA: 5.02</small>	(9, 1)	1.0	W	4	1	1	1	0	0	0	0	0	1	8	11	9.00	1.000								

Boston Red Sox @ Cleveland Indians
 Jacobs Field, Cleveland, OH
 Thu Jun 16 1994, 7:05 PM EDT
 Att: 41,631 - Unknown - 83 F

AB 33
 R 6
 H 7
 RBI 6
 BB 2
 SO 8
 LOB 8



Batter	1	2	3	4	5	6	7	8	9	AB	R	H	RBI	BB	SO	LOB	BOTTOM								
Kenny Lofton, L <small>OBP: 0.418, SLG: 0.528</small>	L9		L9-4-3		SF7				F7	4	0	1	1	0	0	2									
Omar Vizquel, S <small>OBP: 0.354, SLG: 0.423</small>	F8			G4-3					F7	5	0	3	1	0	0	0									
Ruben Amaro Jr, S <small>(8, FR)</small>					1B				2B 1B	0	1	0	0	0	0	0									
Carlos Baerga, S <small>OBP: 0.311, SLG: 0.465</small>	FC6-4 1B			G3-1	F8		FC6-4		1B 2B	5	1	2	1	0	0	4									
Albert Belle, R <small>OBP: 0.463, SLG: 0.689</small>	FC6-4			2B 1B		F7		1B G5-4-3 1B	1B	5	2	3	2	0	0	1									
Eddie Murray, S <small>OBP: 0.312, SLG: 0.465</small>				2B					1B	4	0	3	1	0	0	0									
Paul Sorrento, L <small>OBP: 0.328, SLG: 0.402</small>				2B					1B	3	0	0	0	0	1	2									
Candy Maldonado, R <small>OBP: 0.362, SLG: 0.511</small>				K					G5-4-3	1	0	0	0	0	0	1									
Rene Gonzales, R <small>OBP: 0.423, SLG: 0.550</small>										0	0	0	0	0	0	0									
Manny Ramirez, R <small>OBP: 0.342, SLG: 0.511</small>									1B	3	1	1	0	0	2	0									
Wayne Kirby, L <small>OBP: 0.308, SLG: 0.374</small>					1B SF7 1B				P6	1	0	0	0	0	0	0									
Jim Thome, L <small>OBP: 0.332, SLG: 0.461</small>					1B				F7	4	0	1	0	0	1	0									
Sandy Alomar Jr, R <small>OBP: 0.313, SLG: 0.403</small>									1B 2B	4	2	3	0	0	0	2									
Inning Stats	R: 0 E: 0 K: 0 S: 7	H: 1 LOB: 1 BB: 0 P: 12	R: 0 E: 0 K: 1 S: 8	H: 0 LOB: 0 BB: 0 P: 12	R: 0 E: 0 K: 1 S: 6	H: 1 LOB: 0 BB: 0 P: 9	R: 1 E: 0 K: 1 S: 11	H: 2 LOB: 1 BB: 0 P: 19	R: 1 E: 0 K: 0 S: 8	H: 3 LOB: 2 BB: 0 P: 12	R: 1 E: 0 K: 1 S: 16	H: 3 LOB: 2 BB: 0 P: 23	R: 1 E: 0 K: 0 S: 10	H: 2 LOB: 0 BB: 0 P: 16	R: 3 E: 0 K: 0 S: 15	H: 4 LOB: 1 BB: 0 P: 19	1B: 14 2B: 4 3B: 0 HR: 0	SF: 1 SAC: 0 DP: 3 HBP: 0	WP: 0 PB: 0 SB: 0 CS: 0	PA: 40					
PITCHER	IP	WLS	BF	H	R	ER	SO	BB	IBB	HBP	BLK	WP	HR	S	P	ERA	WHIP								
Aaron Sele, R <small>ERA: 3.86</small>	(1, 1)	6.2	29	11	3	3	4	0	0	0	0	0	0	3	4	4.05	1.650								
Chris Howard, L <small>ERA: 2.31</small>	(7, 1)	0.1	1	0	0	0	0	0	0	0	0	0	0	3	4	0.00	0.000								
Greg Harris, R <small>ERA: 8.23</small>	(8, 1)	0.0	2	2	1	1	0	0	0	0	0	0	0	6	9	∞	∞								
Tony Fossas, L <small>ERA: 7.5</small>	(8, 1)	0.2	1	0	0	0	0	0	0	0	0	0	0	3	4	0.00	0.000								
Sergio Valdez, R <small>ERA</small>	(8, 1)	0.1	1	0	0	0	0	0	0	0	0	0	0	1	3	0.00	0.000								

Boston Red Sox @ Cleveland Indians
 Jacobs Field, Cleveland, OH
 Thu Jun 16 1994, 7:05 PM EDT
 Att: 41,631 - Unknown - 83 F

AB 39
 R 7
 H 17
 RBI 6
 BB 0
 SO 4
 LOB 12



Batter	1	2	3	4	5	6	7	8	9	AB	R	H	RBI	BB	SO	LOB	TOP	
Otis Nixon, S (1, 8) <small>OBP: 0.365, SLG: 0.343</small>	G1-3		G4-3			G6-3	G3-1			4	0	0	0	0	0	0	Boston Red Sox @ Cleveland Indians Jacobs Field, Cleveland, OH Fri Jun 17 1994, 7:05 PM EDT Att: 41,189 - Unknown - 83 F	
John Valentin, R (1, 6) <small>OBP: 0.358, SLG: 0.455</small> Greg Litton, R (6, 4) <small>OBP: 0.067, SLG: 0.071</small>	1B 2B		G6-3			K		K		3	1	1	0	0	1	0		
Mo Vaughn, L (1, 3) <small>OBP: 0.395, SLG: 0.590</small> Lee Tinsley, S (6, 9) <small>OBP: 0.351, SLG: 0.254</small>	K		G3			F8	FC6-4 1B			3	0	0	0	0	1	1		
Andre Dawson, R (1, 10) <small>OBP: 0.284, SLG: 0.542</small>	1B 2H 1B			1B		G6-3	L7			4	0	2	1	0	0	1		
Mike Greenwell, L (1, 7) <small>OBP: 0.364, SLG: 0.473</small>	F8 1-3 1B			F8		1B	FC6-4			4	0	2	0	0	0	2		
Tom Brunansky, R (1, 9) <small>OBP: 0.270, SLG: 0.472</small>	F9			P5		FC6-4 1B				4	0	1	0	0	0	3		
Scott Cooper, L (1, 5) <small>OBP: 0.360, SLG: 0.555</small>		L3		1-2 1B		FC6-4				3	0	1	0	1	0	2		
Damon Berryhill, S (1, 2) <small>OBP: 0.308, SLG: 0.434</small>		G4-3		P6			G4-3			4	0	0	0	0	0	3		
Carlos Rodriguez, S (1, 4) <small>OBP: 0.316, SLG: 0.411</small>		F8				G3-1	K			4	0	0	0	0	1	1		
Inning Stats	R: 1 E: 0 K: 1 S: 17	H: 3 LOB: 2 BB: 0 P: 25	R: 0 E: 0 K: 0 S: 9	H: 0 LOB: 0 BB: 0 P: 13	R: 0 E: 0 K: 0 S: 6	H: 2 LOB: 2 BB: 0 P: 21	R: 0 E: 0 K: 1 S: 7	H: 2 LOB: 0 BB: 0 P: 7	R: 0 E: 0 K: 1 S: 5	H: 0 LOB: 1 BB: 0 P: 5	R: 0 E: 0 K: 1 S: 13	H: 1 LOB: 1 BB: 0 P: 15	R: 0 E: 0 K: 0 S: 5	H: 0 LOB: 1 BB: 1 P: 12	1B: 7 2B: 1 3B: 0 HR: 0	SF: 0 SAC: 0 DP: 0 HBP: 0	WP: 0 PB: 0 SB: 0 CS: 0	PA: 36
PITCHER	IP WLS BF H R ER SO BB IBB HBP BLK WP HR S P ERA WHIP																	
Dennis Martinez, R (1, 1) <small>ERA: 3.7</small> Paul Shuey, R (9, 1) <small>ERA: 3.46</small>	8.0 W 32 8 1 1 4 0 0 0 0 0 0 0 106 1.12 1.000																	

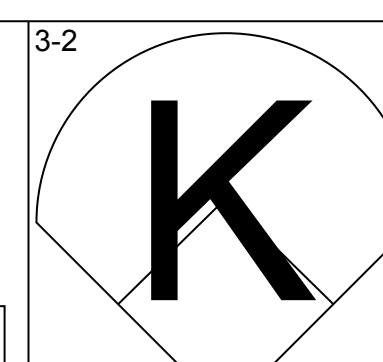
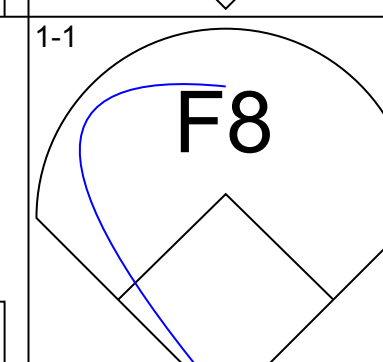
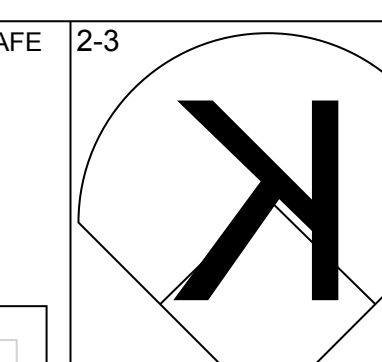
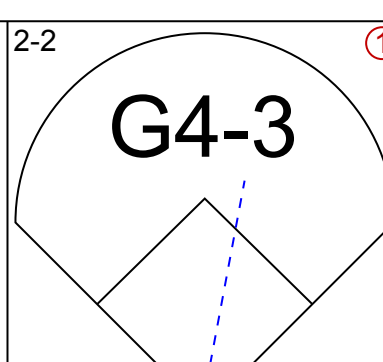
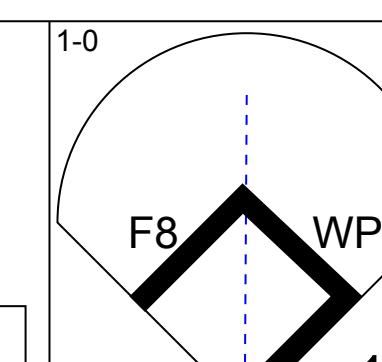
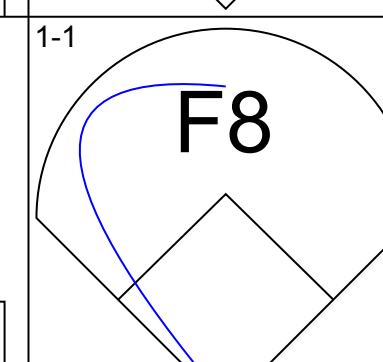
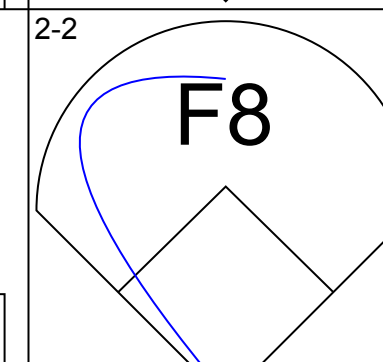
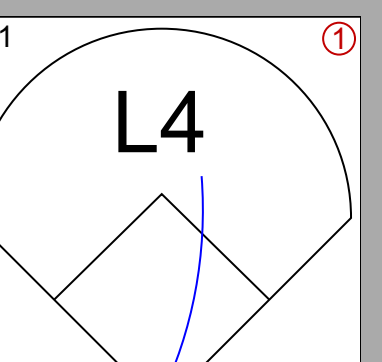
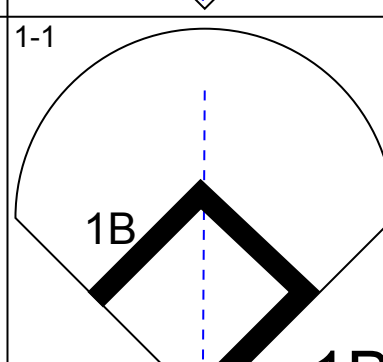
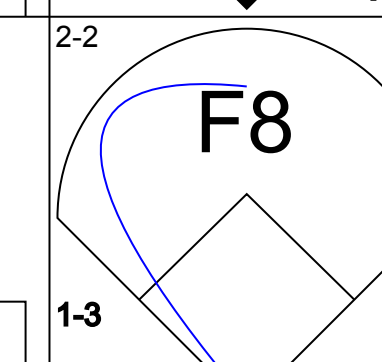
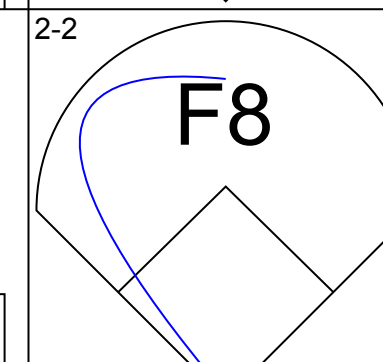

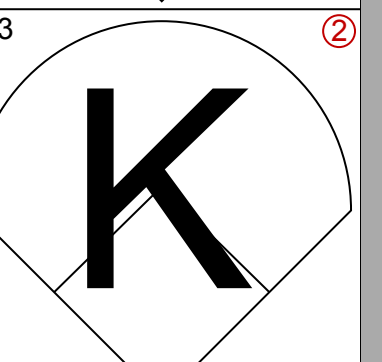
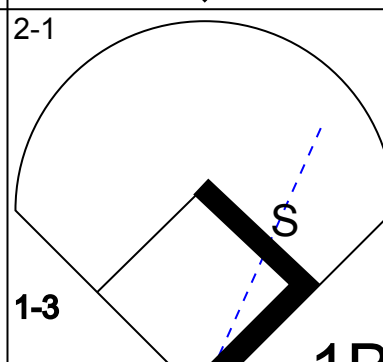
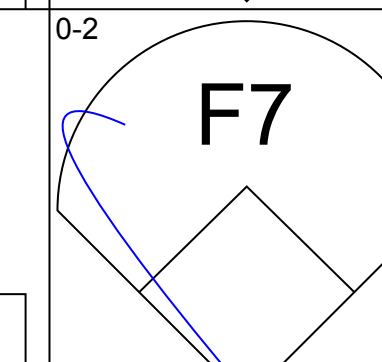

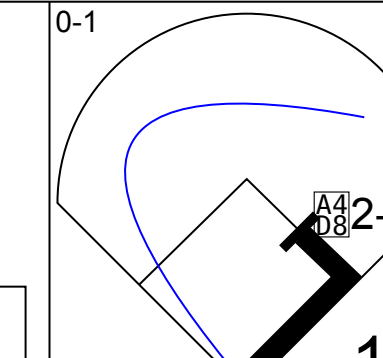

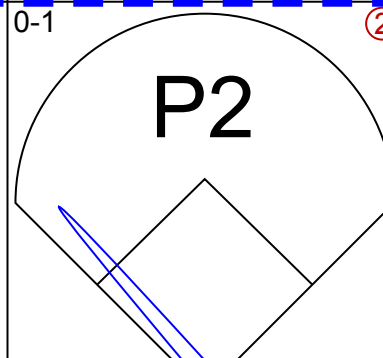
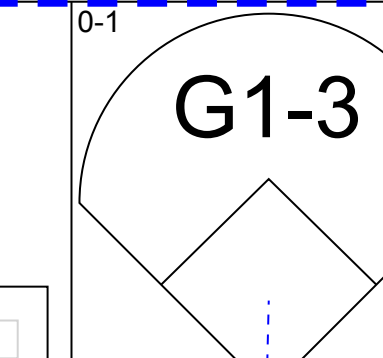


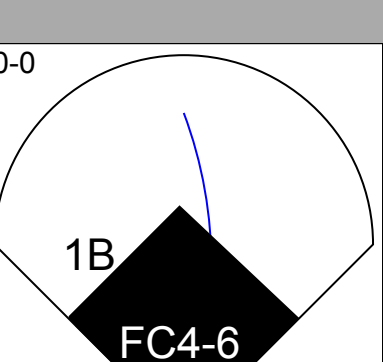
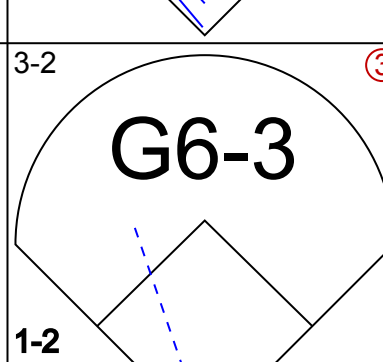
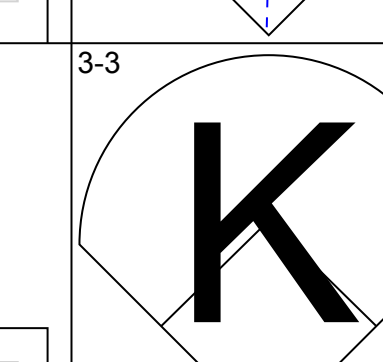


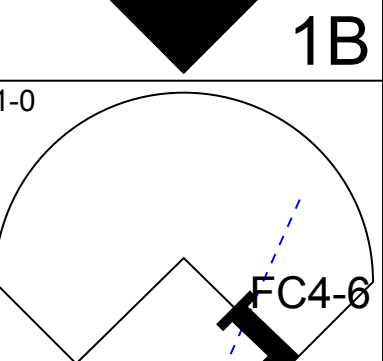
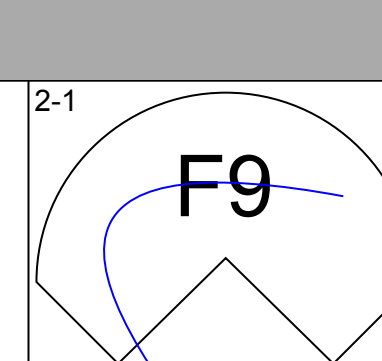
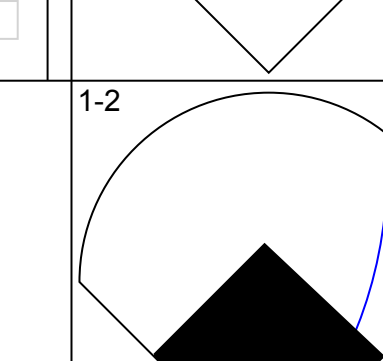

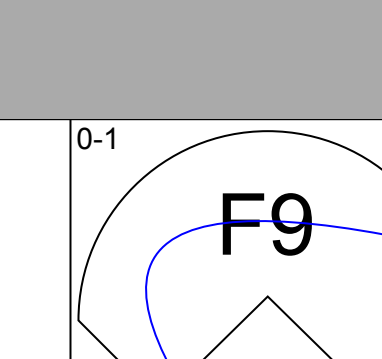
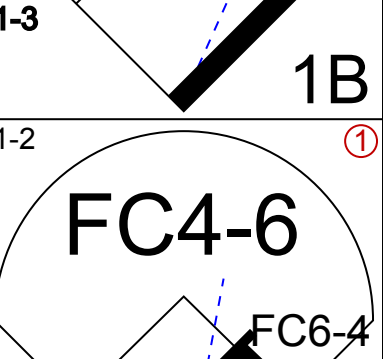
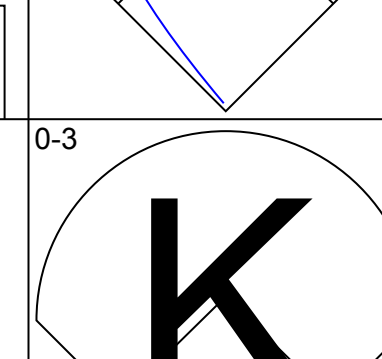
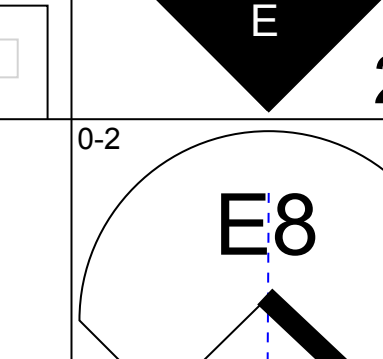

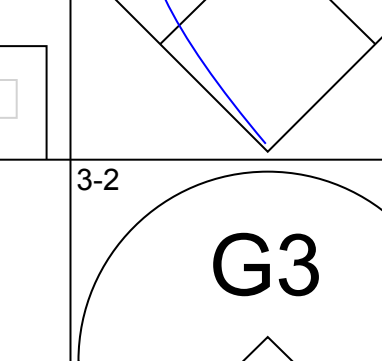
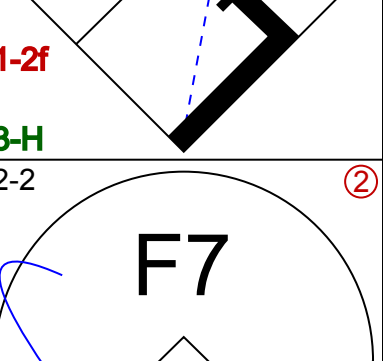
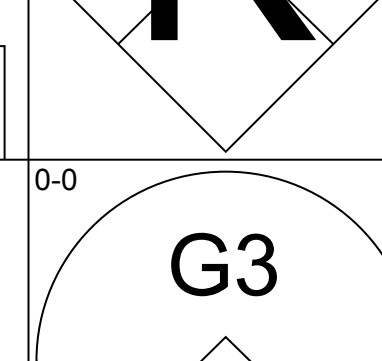
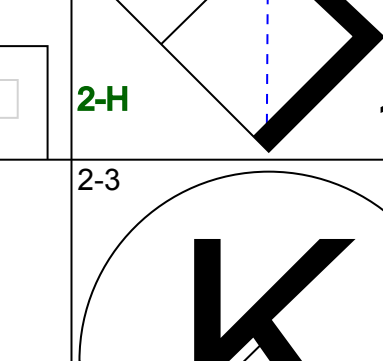

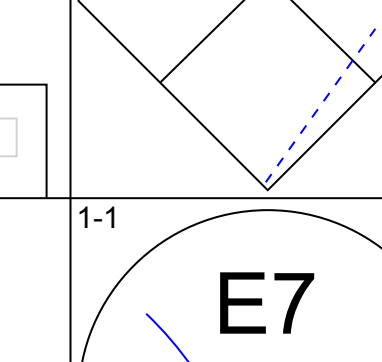
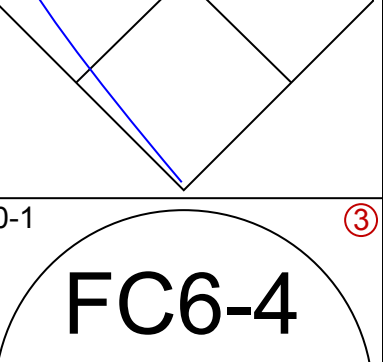
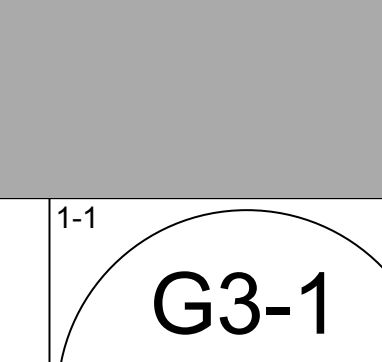

AB	35
R	1
H	8
RBI	1
BB	1
SO	4
LOB	13

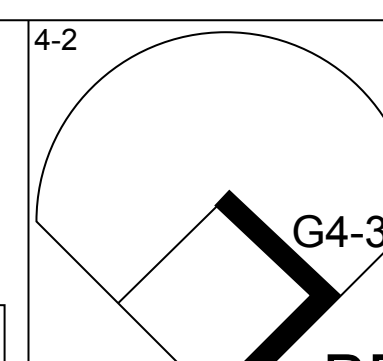
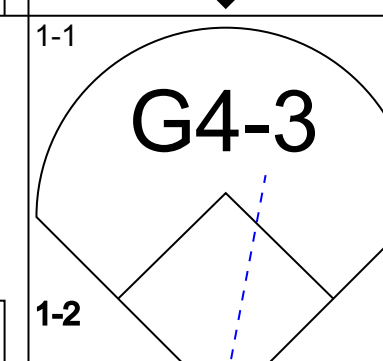
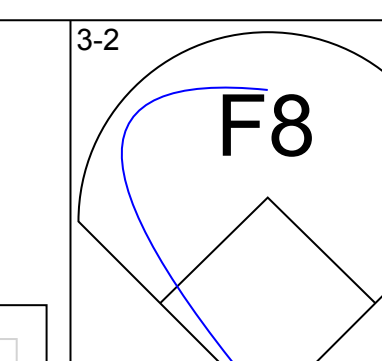
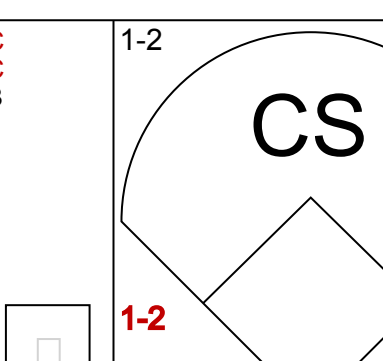
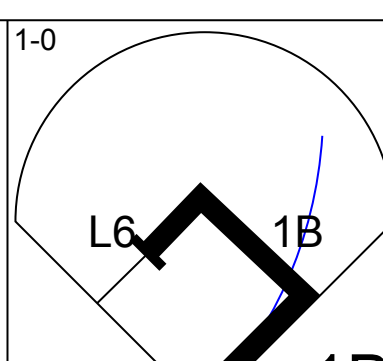
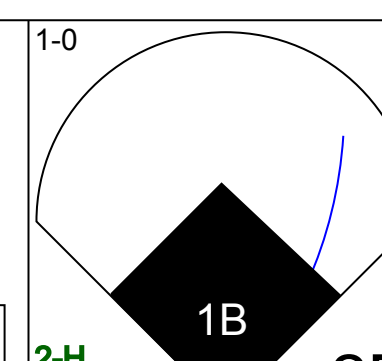
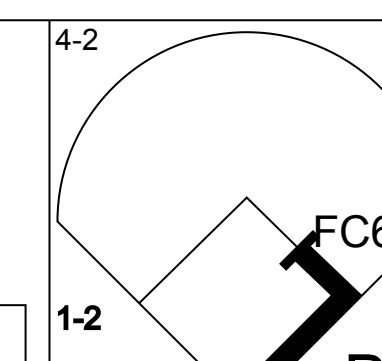
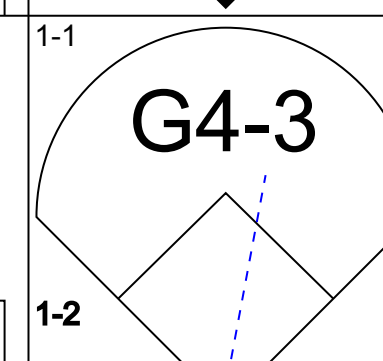
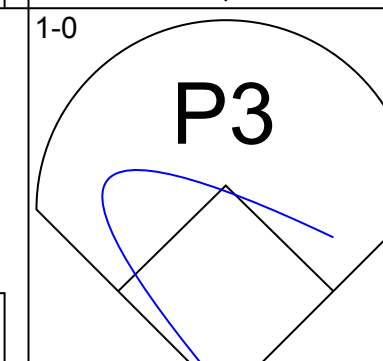
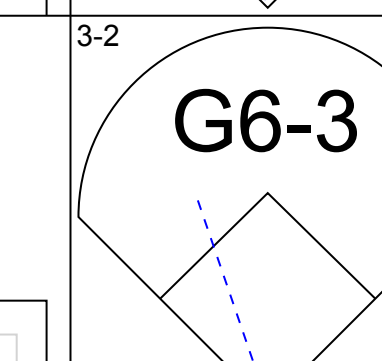
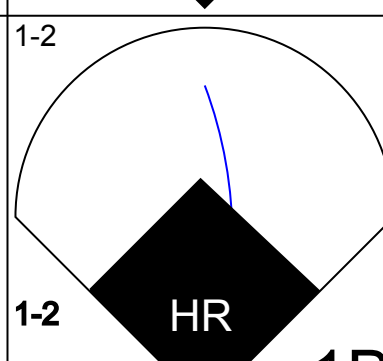
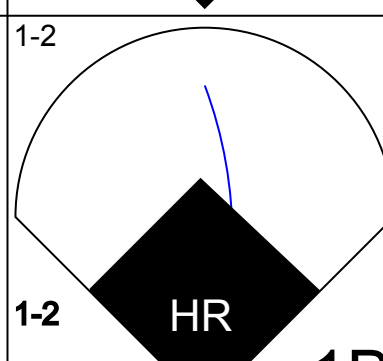
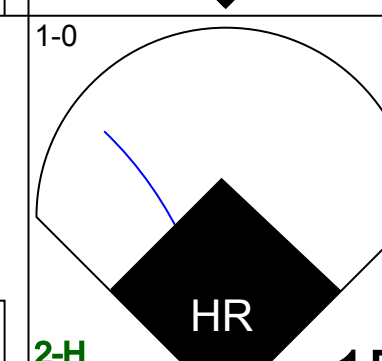
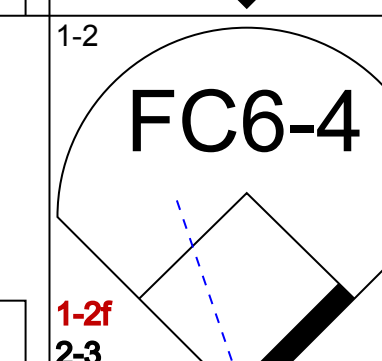
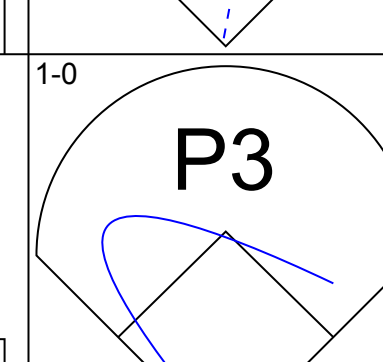
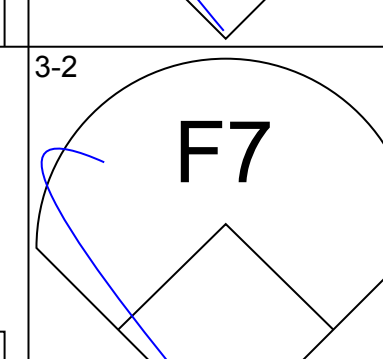
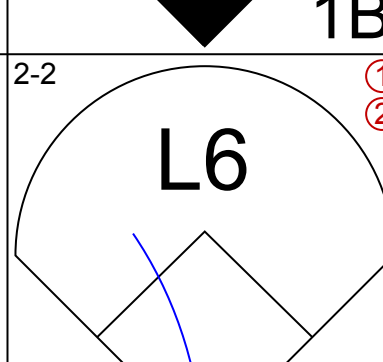
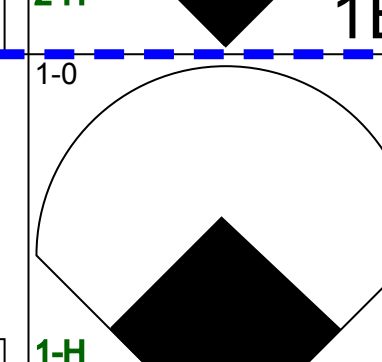
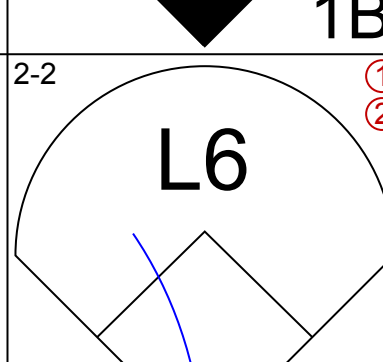
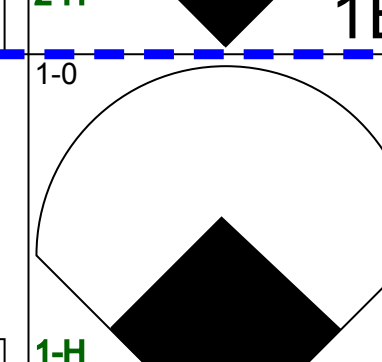
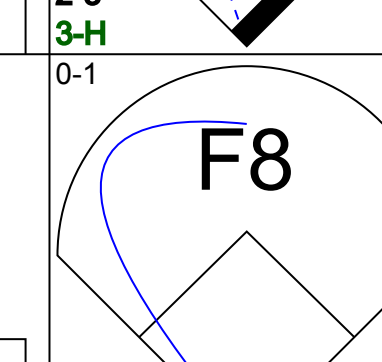
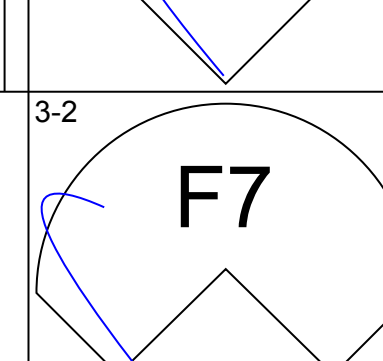
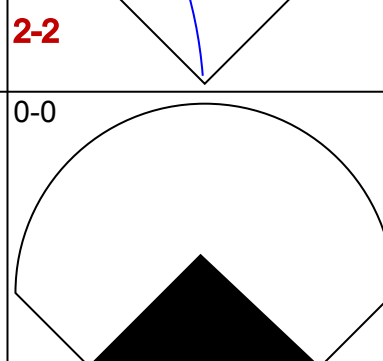
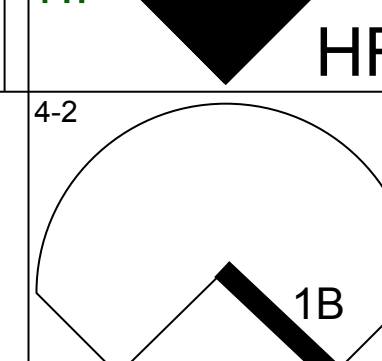
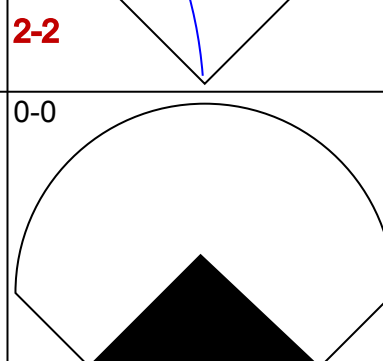
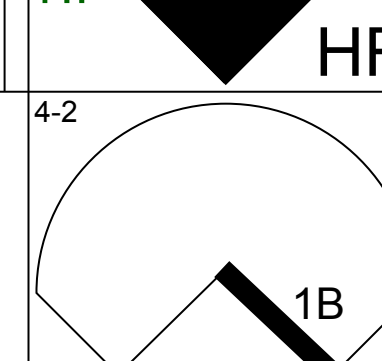
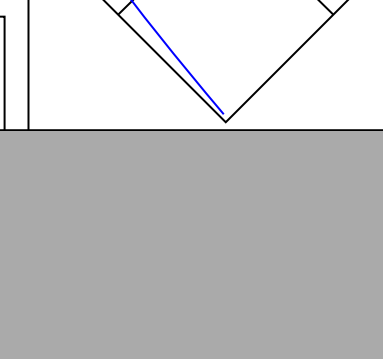
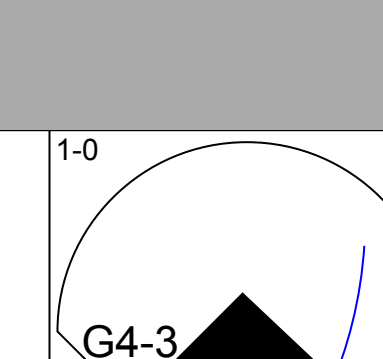
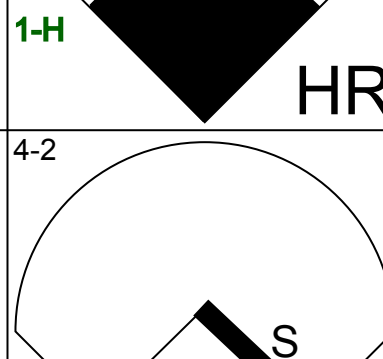
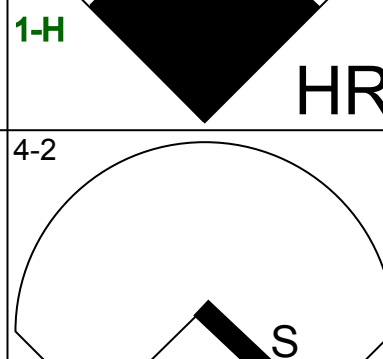
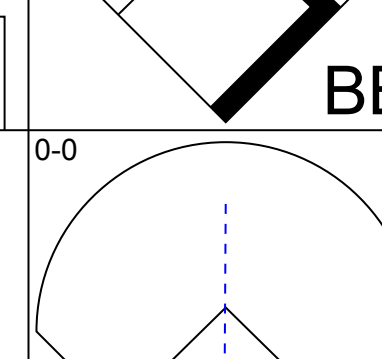


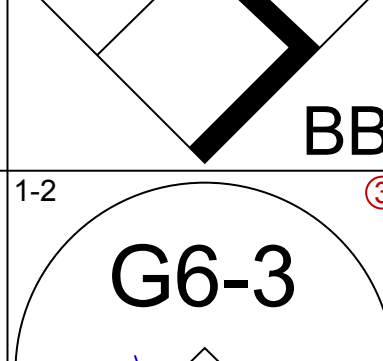
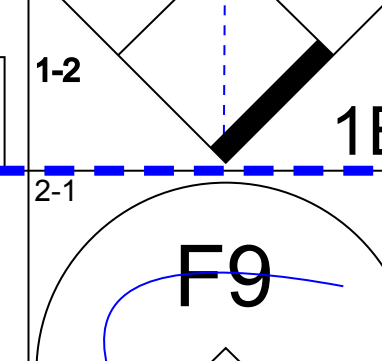
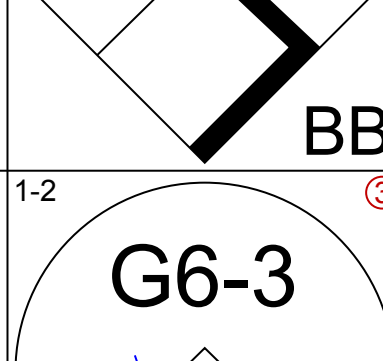
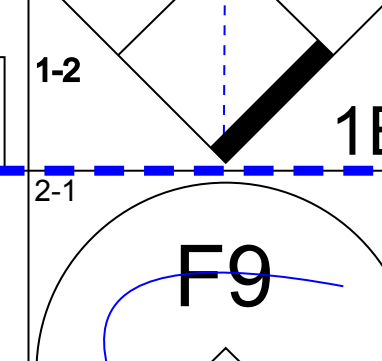

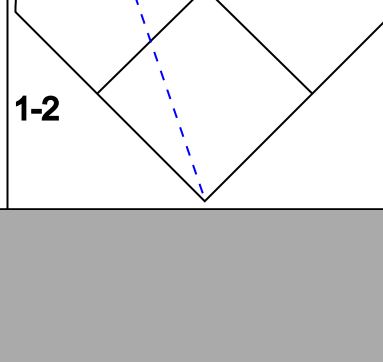
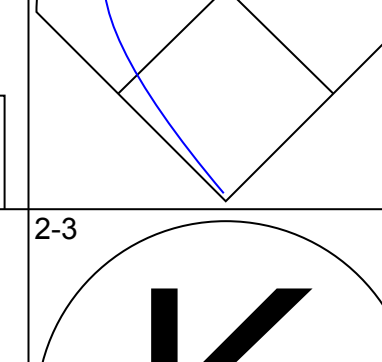

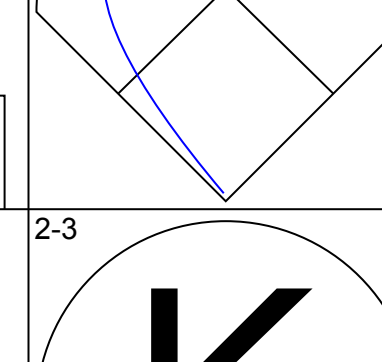
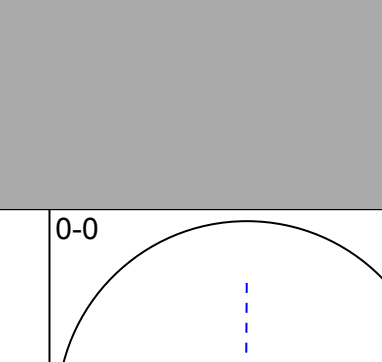

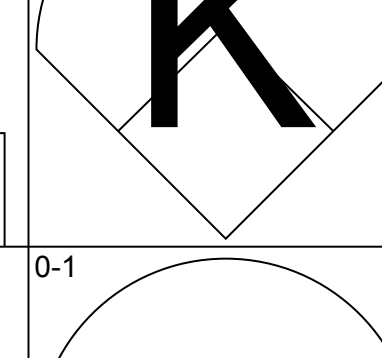

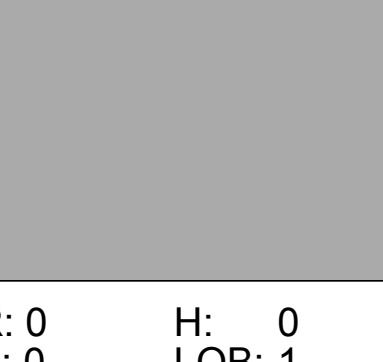
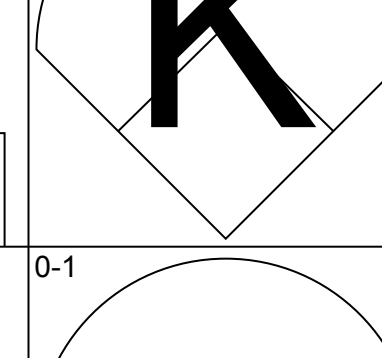
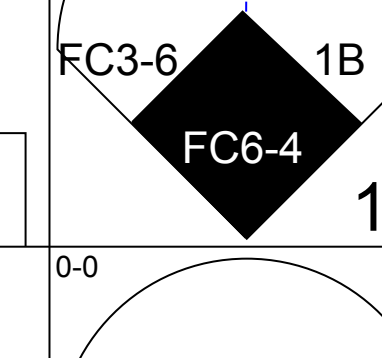
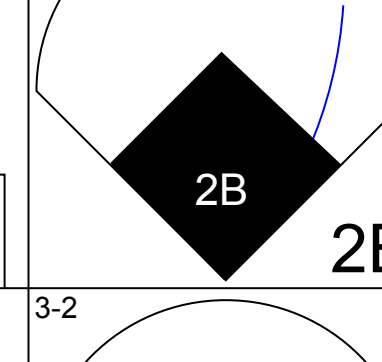

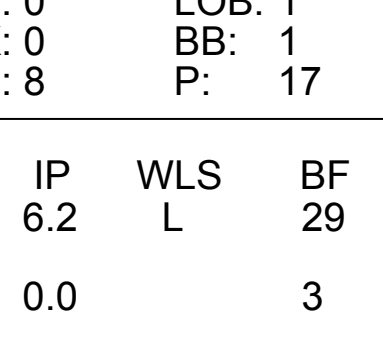

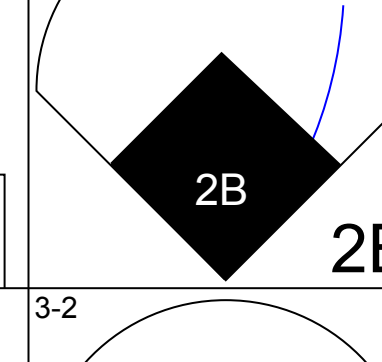
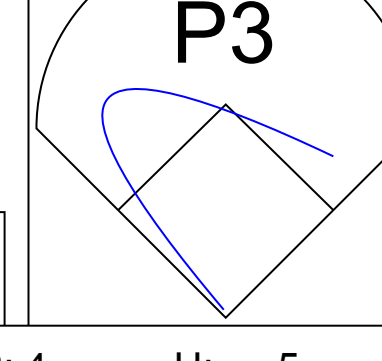



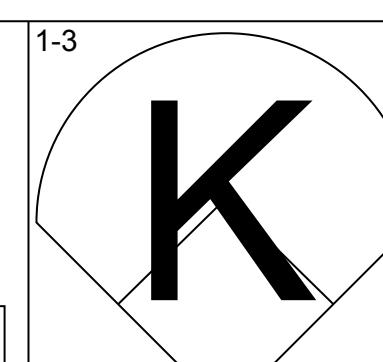
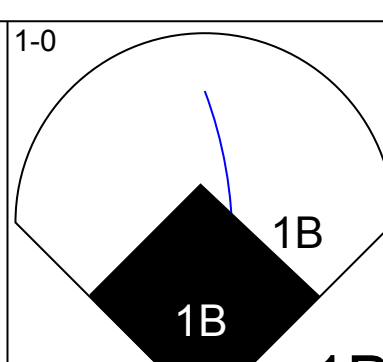
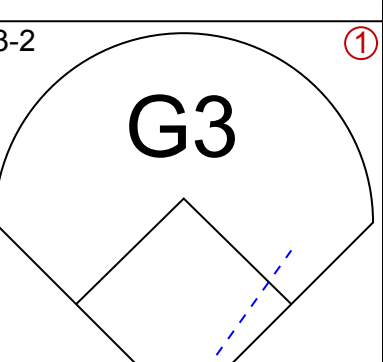
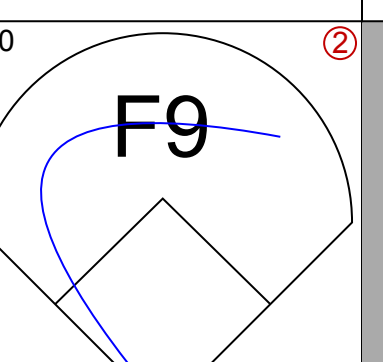
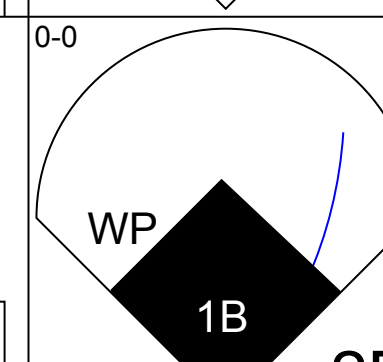
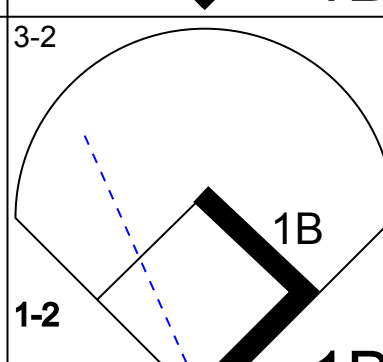
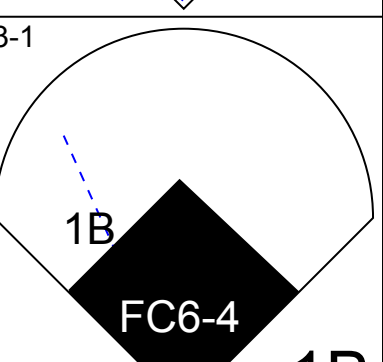
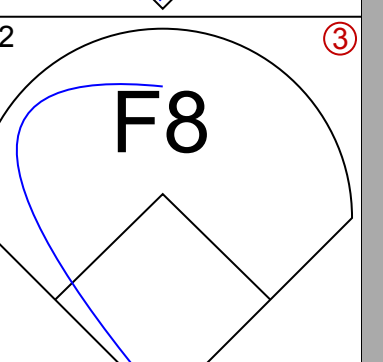
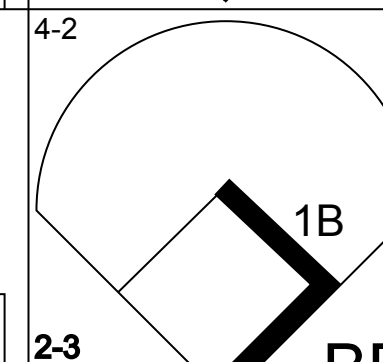
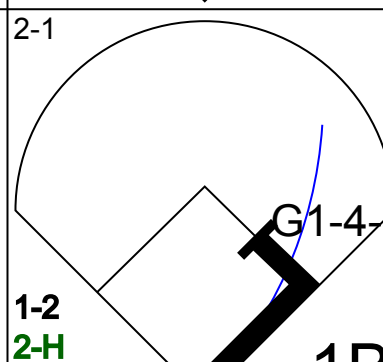
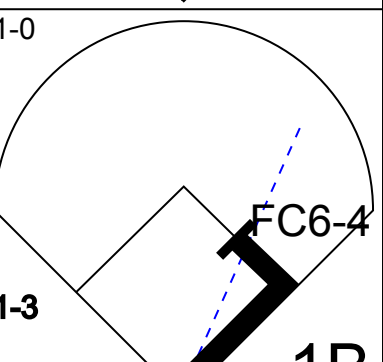

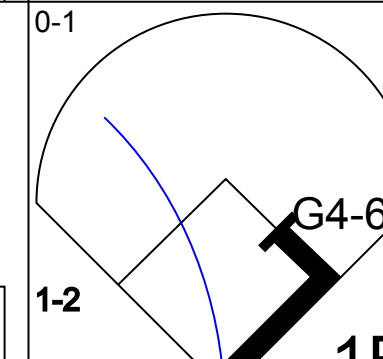
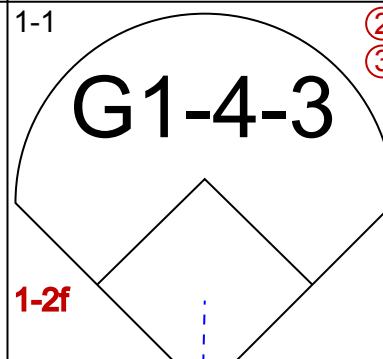
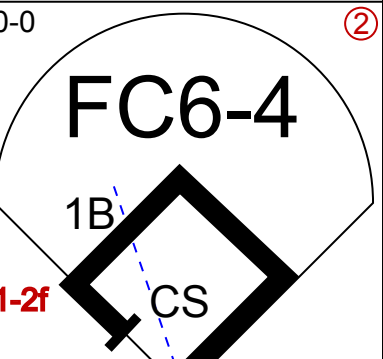

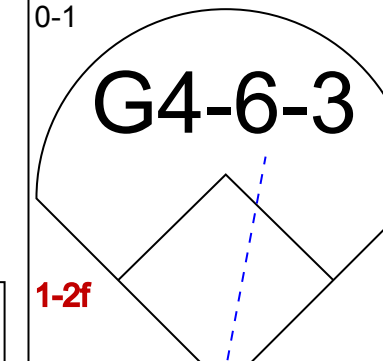
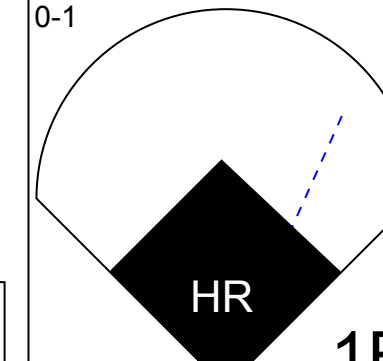

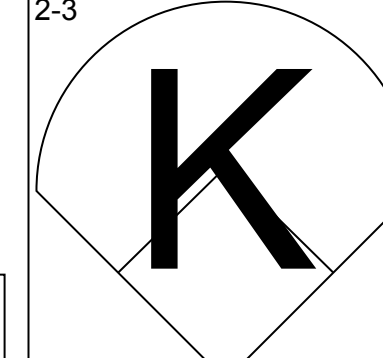


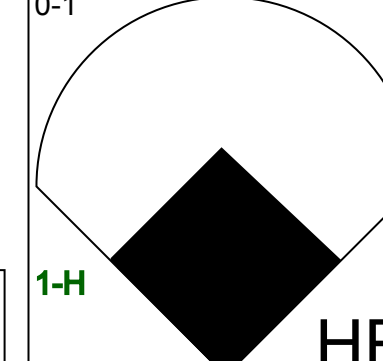


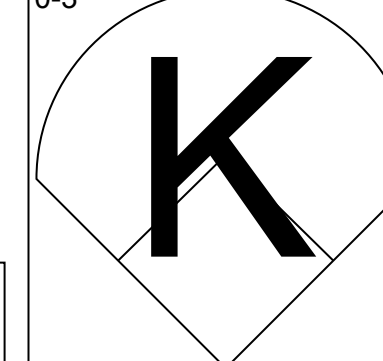


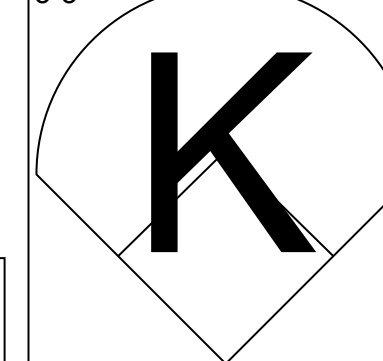
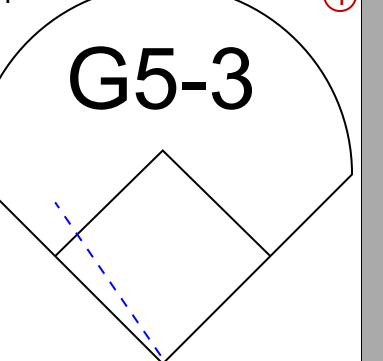
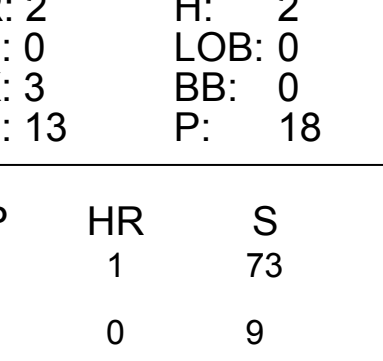
Batter	1	2	3	4	5	6	7	8	9	AB	R	H	RBI	BB	SO	LOB	BOTTOM			
Kenny Lofton, L (1, 8) <small>OBP: 0.422, SLG: 0.533</small> Ruben Amaro Jr, S (8, 8) <small>OBP: 0.125, SLG: 0.250</small>	F9			1B SF8 BB		G4-3 2B				3	1	2	1	1	0	0	Boston Red Sox @ Cleveland Indians Jacobs Field, Cleveland, OH Fri Jun 17 1994, 7:05 PM EDT Att: 41,189 - Unknown - 83 F			
Omar Vizquel, S (1, 6) <small>OBP: 0.357, SLG: 0.421</small>	G3-1	CS 1B		2B 1B		G4-3	G5-3			5	1	2	0	0	0	2				
Carlos Baerga, S (1, 4) <small>OBP: 0.310, SLG: 0.467</small> Alvaro Espinoza, R (6, PH) <small>OBP: 0.281, SLG: 0.319</small>	L9			1B 2B		G2-3	G6-3			3	0	1	1	0	0	1				
Albert Belle, R (1, 7) <small>OBP: 0.467, SLG: 0.695</small>		1B WP SF7 1B		2B 1B		G4-3 2B				4	2	3	1	0	0	1				
Eddie Murray, S (1, 10) <small>OBP: 0.311, SLG: 0.462</small>		2B 1B		FC3-5-2-6 2B		K	F7			4	2	1	0	0	1	3				
Paul Sorrento, L (1, 3) <small>OBP: 0.325, SLG: 0.398</small>		SF7		2B IBB		P6	G4-3			2	0	0	1	1	0	1				
Manny Ramirez, R (1, 9) <small>OBP: 0.351, SLG: 0.528</small> Wayne Kirby, L (7, 9) <small>OBP: 0.314, SLG: 0.374</small>		2B 2B		2B 2B						2	1	2	2	1	0	0				
Jim Thome, L (1, 5) <small>OBP: 0.330, SLG: 0.462</small>		2B 2B		G3		P6	G4-3			4	1	1	2	0	0	4				
Sandy Alomar Jr., R (1, 2) <small>OBP: 0.306, SLG: 0.392</small>	F9			G1-3		G4-3	G5-3			4	0	0	0	0	0	1				
Inning Stats	R: 0 E: 0 K: 0 S: 8	H: 0 LOB: 0 BB: 0 P: 15	R: 4 E: 0 K: 0 S: 19	H: 5 LOB: 0 BB: 0 P: 27	R: 3 E: 0 K: 0 S: 15	H: 4 LOB: 1 BB: 1 P: 24	R: 1 E: 0 K: 0 S: 12	H: 1 LOB: 1 BB: 1 P: 21	R: 0 E: 0 K: 1 S: 9	H: 0 LOB: 1 BB: 1 P: 16	R: 0 E: 0 K: 0 S: 9	H: 1 LOB: 1 BB: 0 P: 15	R: 0 E: 0 K: 0 S: 9	H: 1 LOB: 2 BB: 1 P: 19	R: 0 E: 0 K: 0 S: 8	H: 1 LOB: 1 BB: 0 P: 11	1B: 6 2B: 7 3B: 0 HR: 0	SF: 2 SAC: 0 DP: 0 HBP: 0	WP: 1 PB: 0 SB: 0 CS: 1	PA: 40
PITCHER	IP WLS BF H R ER SO BB IBB HBP BLK WP HR S P ERA WHIP																			
Nate Minchey, R (1, 1) <small>ERA: 21.6</small> Chris Howard, L (3, 1) <small>ERA: 2.57</small> Ricky Tricek, R (6, 1) <small>ERA: 13.5</small> Tony Fossas, L (8, 1) <small>ERA: 6.92</small>	2.2 L 16 1 1 1 1 2 0 0 0 0 0 0 27 44 3.86 1.286																			

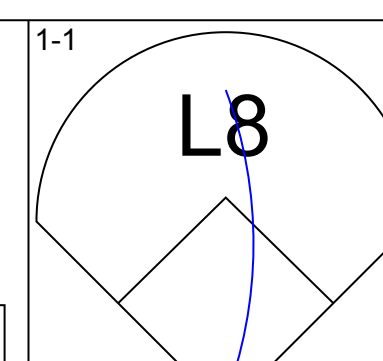
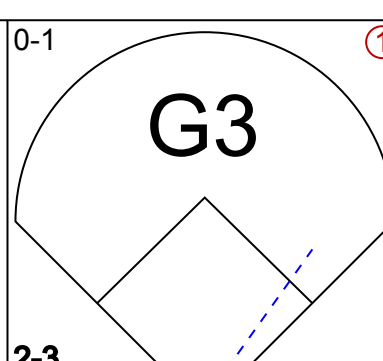
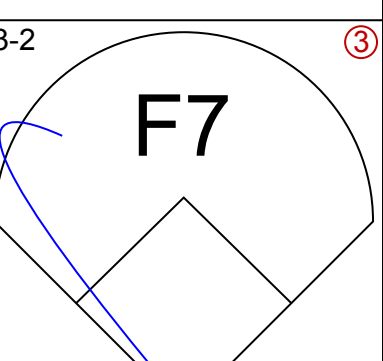
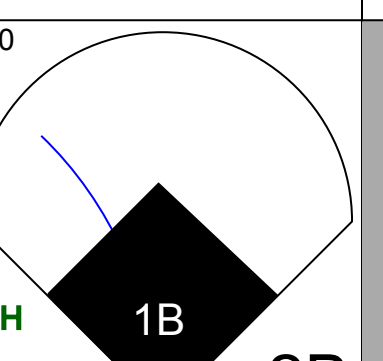
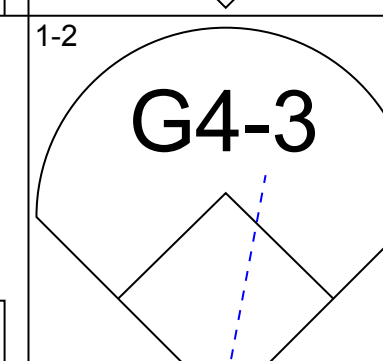
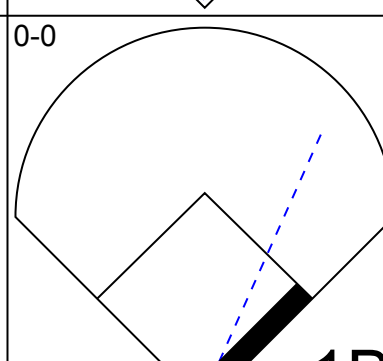

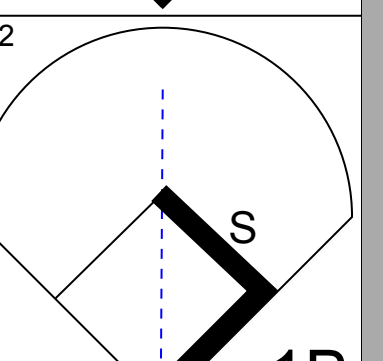
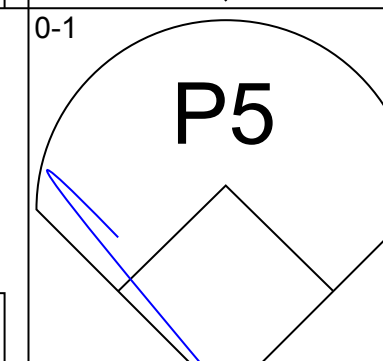
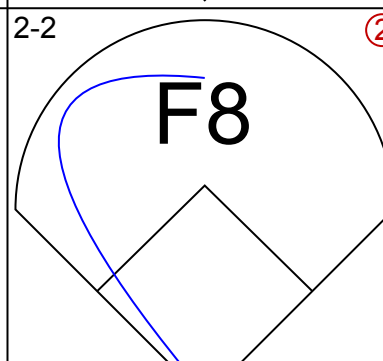

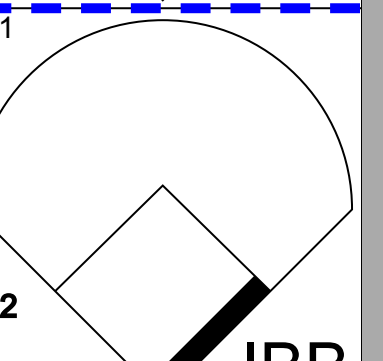
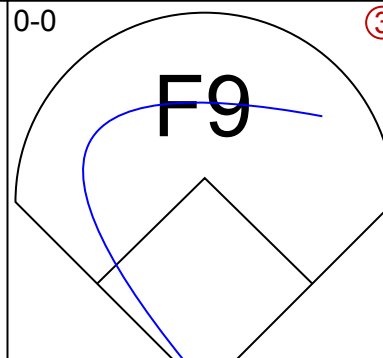

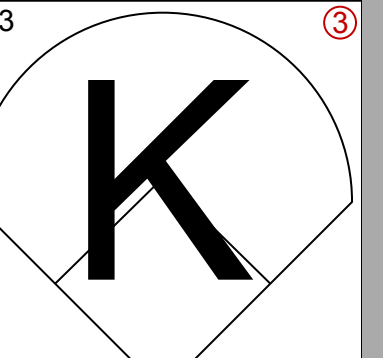

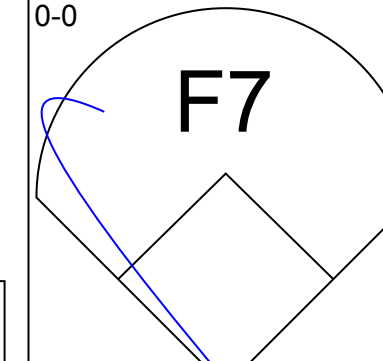


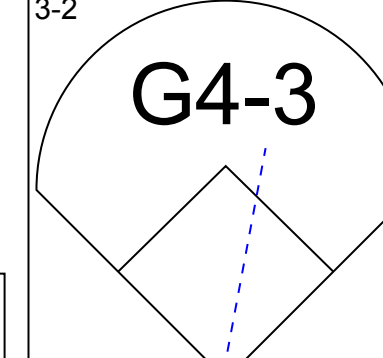

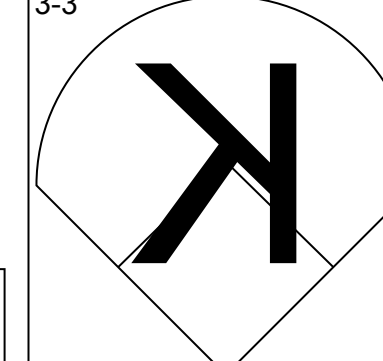
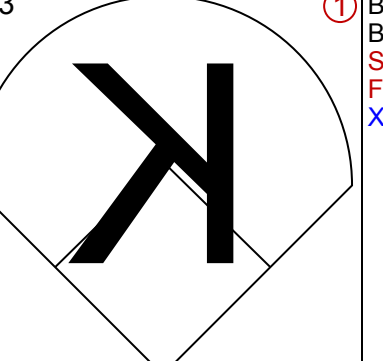
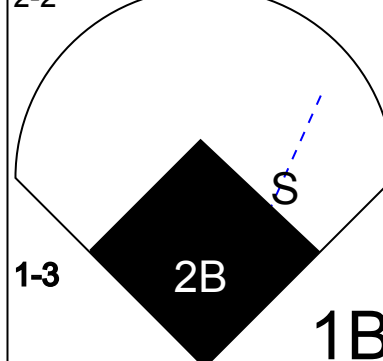

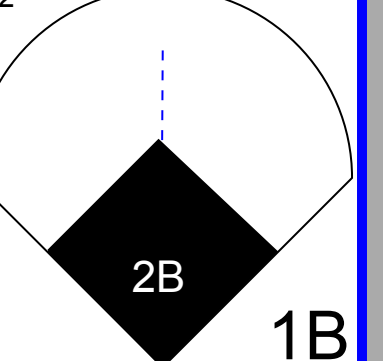
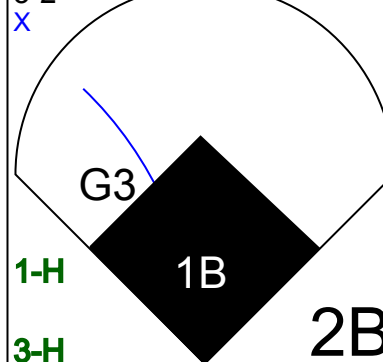
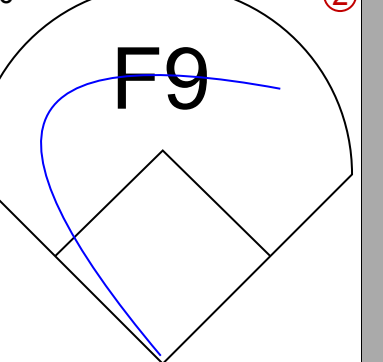
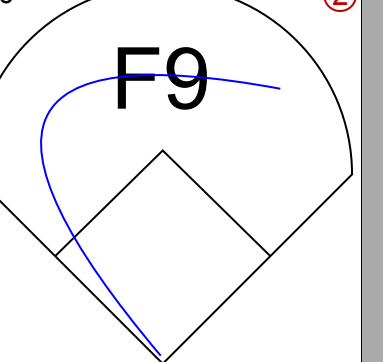

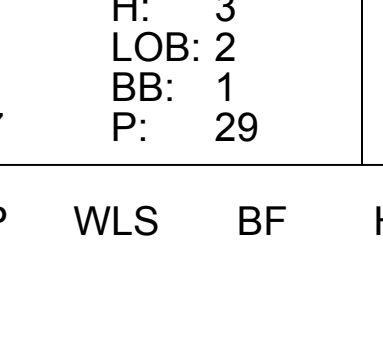
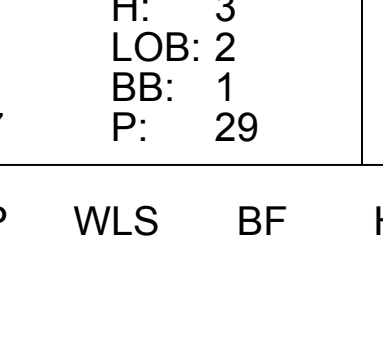



AB	33
R	8
H	13
RBI	8
BB	4
SO	1
LOB	14



Batter	1	2	3	4	5	6	7	8	9	AB	R	H	RBI	BB	SO	LOB	TOP
Otis Nixon, S <small>OBP: 0.363, SLG: 0.342</small> 										4	0	1	0	0	2	1	Boston Red Sox @ Cleveland Indians Jacobs Field, Cleveland, OH Sat Jun 18 1994, 3:33 AM EDT Att: 41,759 - Sunny - 87 F
John Valentin, R <small>OBP: 0.355, SLG: 0.448</small> 										4	0	1	0	0	0	1	
Mo Vaughn, L <small>OBP: 0.393, SLG: 0.584</small> 										4	0	1	0	0	1	1	
Andrew Dawson, R <small>OBP: 0.283, SLG: 0.535</small> 										4	0	1	0	0	1	2	
Mike Greenwell, L <small>OBP: 0.362, SLG: 0.469</small> 										4	1	1	0	0	1	3	
Tom Brunansky, R <small>OBP: 0.293, SLG: 0.500</small> 										4	1	2	0	0	1	1	
Scott Cooper, L <small>OBP: 0.358, SLG: 0.550</small> 										4	0	1	1	0	1	1	
Damon Berryhill, S <small>OBP: 0.300, SLG: 0.421</small> 										4	0	0	0	0	1	2	
Carlos Rodriguez, S <small>OBP: 0.308, SLG: 0.400</small> 										3	0	0	0	0	0	1	
Inning Stats <small>R: 0 H: 0 E: 0 K: 1 S: 12</small>	<small>R: 0 H: 1 E: 0 K: 1 S: 10</small>	<small>R: 0 H: 0 E: 1 K: 1 S: 10</small>	<small>R: 0 H: 0 E: 1 K: 1 S: 12</small>	<small>R: 0 H: 0 E: 0 K: 2 S: 13</small>	<small>R: 1 H: 2 E: 0 K: 0 S: 11</small>	<small>R: 0 H: 2 E: 0 K: 0 S: 12</small>	<small>R: 0 H: 0 E: 0 K: 1 S: 6</small>	<small>R: 0 H: 1 E: 0 K: 0 S: 9</small>	<small>R: 1 H: 2 E: 1 K: 2 S: 16</small>	<small>1B: 7 SF: 0 2B: 2 SAC: 0 3B: 0 DP: 1 HR: 0 HBP: 0</small>	<small>WP: 1 PA: 35</small>						
PITCHER Mark Clark, R <small>ERA: 3.76</small> Eric Plunk, R <small>ERA: 2.5</small> Jose Mesa, R <small>ERA: 3.98</small>	<small>IP: 5.1 WLS: 21 BF: 5 H: 1 R: 1 ER: 1 SO: 5 BB: 0 IBB: 0 HBP: 0 BLK: 0 WP: 0 HR: 0 S: 65 P: 94 ERA: 1.69 WHIP: 0.938</small>								<small>IP: 2.2 WLS: 9 BF: 1 H: 0 R: 0 ER: 0 SO: 1 BB: 0 IBB: 0 HBP: 0 BLK: 0 WP: 0 HR: 0 S: 20 P: 29 ERA: 0.00 WHIP: 0.375</small>								
																	

Batter	1	2	3	4	5	6	7	8	9	AB	R	H	RBI	BB	SO	LOB	BOTTOM
Kenny Lofton, L <small>OBP: 0.427, SLG: 0.538</small> Ruben Amaro Jr, S <small>OBP: 0.222, SLG: 0.250</small> 										3	1	2	1	1	0	0	Boston Red Sox @ Cleveland Indians Jacobs Field, Cleveland, OH Sat Jun 18 1994, 3:33 AM EDT Att: 41,759 - Sunny - 87 F
Omar Vizquel, S <small>OBP: 0.380, SLG: 0.420</small> 										5	2	2	2	0	0	3	
Carlos Baerga, S <small>OBP: 0.308, SLG: 0.473</small> 										5	1	1	2	0	0	5	
Albert Belle, R <small>OBP: 0.467, SLG: 0.702</small> 										3	1	1	2	1	1	1	
Eddie Murray, S <small>OBP: 0.318, SLG: 0.468</small> 										3	1	2	0	1	1	0	
Paul Sorrento, L <small>OBP: 0.318, SLG: 0.389</small> 										4	0	0	0	0	0	4	
Jim Thome, L <small>OBP: 0.330, SLG: 0.465</small> Alvaro Espinoza, R <small>OBP: 0.286, SLG: 0.324</small> 										3	0	1	1	0	1	0	
Tony Peña, R <small>OBP: 0.380, SLG: 0.462</small> 										4	1	2	0	0	1	1	
Wayne Kirby, L <small>OBP: 0.312, SLG: 0.363</small> 										3	0	0	0	1	0	4	
Inning Stats <small>R: 0 H: 0 E: 0 K: 0 S: 8</small>	<small>R: 1 H: 2 E: 0 K: 1 S: 15</small>	<small>R: 0 H: 0 E: 0 K: 1 S: 10</small>	<small>R: 0 H: 0 E: 0 K: 2 S: 9</small>	<small>R: 0 H: 0 E: 0 K: 0 S: 8</small>	<small>R: 2 H: 3 E: 0 K: 0 S: 14</small>	<small>R: 4 H: 5 E: 0 K: 1 S: 18</small>	<small>R: 1 H: 2 E: 0 K: 0 S: 15</small>	<small>1B: 6 SF: 0 2B: 5 SAC: 0 3B: 0 DP: 1 HR: 2 HBP: 0</small>	<small>WP: 0 PA: 40</small>								
PITCHER Roger Clemens, R <small>ERA: 3.02</small> Sergio Valdez, R <small>ERA: 27.0</small> Tony Fossas, L <small>ERA: 6.91</small>	<small>IP: 6.2 WLS: 29 BF: 8 H: 6 R: 6 ER: 6 SO: 4 BB: 3 IBB: 0 HBP: 0 BLK: 0 WP: 0 HR: 1 S: 76 P: 128 ERA: 8.10 WHIP: 1.650</small>								<small>IP: 0.0 WLS: 3 BF: 2 H: 1 R: 1 ER: 1 SO: 0 BB: 1 IBB: 0 HBP: 0 BLK: 0 WP: 0 HR: 4 S: 9 P: 9 ERA: 0.00 WHIP: 0.000</small>								
																	

Batter	1	2	3	4	5	6	7	8	9	AB	R	H	RBI	BB	SO	LOB	TOP					
Carlos Rodriguez, S OBP: 0.306, SLG: 0.395 (1, 4)											4	1	1	0	0	1	Boston Red Sox @ Cleveland Indians Jacobs Field, Cleveland, OH Sun Jun 19 1994, 3:33 AM EDT Att: 41,833 - Sunny - 85 F					
John Valentin, R OBP: 0.366, SLG: 0.465 (1, 6)											4	2	3	0	0	0						
Mo Vaughn, L OBP: 0.398, SLG: 0.585 (1, 3)											3	0	2	1	1	0						
Andre Dawson, R OBP: 0.283, SLG: 0.528 (1, 10)											4	0	1	2	0	0						
Mike Greenwell, L OBP: 0.364, SLG: 0.470 (1, 7)											4	1	2	0	0	0						
Scott Cooper, L OBP: 0.356, SLG: 0.544 (1, 5)											4	0	1	0	0	3						
Tom Brunansky, R OBP: 0.289, SLG: 0.545 (1, 9)											4	1	1	2	0	1						
Lee Tinsley, S OBP: 0.338, SLG: 0.242 (9, PH)											3	0	0	0	0	1						
Damon Berryhill, S OBP: 0.305, SLG: 0.426 (9, PH)											1	0	1	0	0	0						
Rich Rowland, R OBP: 0.259, SLG: 0.444 (9, PH)											3	0	0	0	0	2						
Wes Chamberlain, R OBP: 0.298, SLG: 0.405 (9, PH)											1	0	0	0	0	1						
Inning Stats	R: 1 E: 0 K: 1 S: 12	H: 2 LOB: 1 BB: 1 P: 17	R: 0 E: 0 K: 0 S: 5	H: 1 LOB: 0 BB: 0 P: 8	R: 1 E: 0 K: 1 S: 12	H: 3 LOB: 1 BB: 0 P: 20	R: 2 E: 0 K: 3 S: 13	H: 2 LOB: 0 BB: 0 P: 18	R: 1 E: 0 K: 0 S: 13	H: 3 LOB: 1 BB: 0 P: 22	R: 0 E: 0 K: 1 S: 12	H: 0 LOB: 0 BB: 0 P: 15	R: 0 E: 0 K: 0 S: 6	H: 0 LOB: 0 BB: 0 P: 9	R: 0 E: 0 K: 0 S: 6	H: 0 LOB: 0 BB: 0 P: 9	R: 0 E: 0 K: 2 S: 13	H: 1 LOB: 1 BB: 0 P: 18	1B: 10 2B: 1 3B: 0 HR: 1	SF: 0 SAC: 0 DP: 2 HBP: 0	WP: 1 PB: 0 SB: 0 CS: 2	PA: 37
PITCHER	IP	WLS	BF	H	R	ER	SO	BB	IBB	HBP	BLK	WP	HR	S	P	ERA	WHIP					
Jack Morris, R ERA: 4.91 (1, 1)	7.0	W	29	11	5	5	6	1	0	0	0	1	1	73	109	6.43	1.714					
Derek Lilliquist, L ERA: 4.85 (8, 1)	1.1		4	0	0	0	1	0	0	0	0	0	0	9	14	0.00	0.000					
Paul Shuey, R ERA: 3.27 (9, 1)	0.2	S	3	1	0	0	1	0	0	0	0	0	0	10	13	0.00	1.500					

Batter	1	2	3	4	5	6	7	8	9	AB	R	H	RBI	BB	SO	LOB	BOTTOM				
Kenny Lofton, L OBP: 0.424, SLG: 0.538 (1, 8)											4	1	1	1	0	0	Boston Red Sox @ Cleveland Indians Jacobs Field, Cleveland, OH Sun Jun 19 1994, 3:33 AM EDT Att: 41,833 - Sunny - 85 F				
Omar Vizquel, S OBP: 0.366, SLG: 0.424 (1, 6)											4	0	2	2	0	1					
Carlos Baerga, S OBP: 0.311, SLG: 0.471 (1, 4)											3	1	1	0	1	0					
Albert Belle, R OBP: 0.464, SLG: 0.699 (1, 7)											4	0	1	1	0	2					
Eddie Murray, S OBP: 0.313, SLG: 0.461 (1, 10)											4	0	0	0	0	0					
Paul Sorrento, L OBP: 0.312, SLG: 0.380 (1, 3)											4	0	0	0	0	2					
Manny Ramirez, R OBP: 0.350, SLG: 0.520 (1, 9)											3	1	0	0	1	2					
Wayne Kirby, L OBP: 0.312, SLG: 0.363 (9, 9)											0	0	0	0	0	0					
Jim Thome, L OBP: 0.335, SLG: 0.468 (1, 5)											3	2	2	0	0	0					
Alvaro Espinoza, R OBP: 0.296, SLG: 0.324 (8, 5)											0	0	0	0	0	0					
Sandy Alomar Jr., R OBP: 0.306, SLG: 0.397 (1, 2)											3	1	1	2	0	0					
Inning Stats	R: 0 E: 0 K: 0 S: 7	H: 0 LOB: 0 BB: 0 P: 9	R: 0 E: 0 K: 2 S: 7	H: 0 LOB: 0 BB: 0 P: 11	R: 3 E: 0 K: 0 S: 23	H: 3 LOB: 1 BB: 1 P: 33	R: 0 E: 0 K: 1 S: 10	H: 0 LOB: 0 BB: 0 P: 16	R: 0 E: 0 K: 0 S: 11	H: 0 LOB: 0 BB: 0 P: 14	R: 1 E: 0 K: 2 S: 12	H: 2 LOB: 1 BB: 0 P: 18	R: 2 E: 0 K: 2 S: 17	H: 3 LOB: 2 BB: 1 P: 29	R: 0 E: 0 K: 0 S: 5	H: 0 LOB: 0 BB: 0 P: 8	1B: 5 2B: 3 3B: 0 HR: 0	SF: 0 SAC: 0 DP: 0 HBP: 0	WP: 0 PB: 0 SB: 3 CS: 0	PA: 34	
PITCHER	IP	WLS	BF	H	R	ER	SO	BB	IBB	HBP	BLK	WP	HR	S	P	ERA	WHIP				
Gar Finnold, R ERA: 4.93 (1, 1)	4.1		17	3	3	3	3	1	0	0	0	0	0	50	72	6.23	0.923				
Chris Howard, L ERA: 3.0 (5, 1)	1.0		4	1	1	1	1	0	0	0	0	0	0	12	16	9.00	1.000				
Greg Harris, R ERA: 8.39 (6, 1)	1.1	L	8	4	2	2	2	0	0	0	0	0	0	19	29	13.50	3.000				
Jeff Russell, R ERA: 5.75 (7, 1)	1.1		5	0	0	0	1	0	1	0	0	0	0	11	21	0.00	0.000				

Batter	1	2	3	4	5	6	7	8	9	AB R H RBI BB SO LOB	TOP	
Otis Nixon, S (1, 8) OBP: 0.360, SLG: 0.336										4 1 0 0 1 1 3	Boston Red Sox @ Toronto Blue Jays SkyDome, Toronto, ON Mon Jun 20 1994, 7:05 PM EDT Att: 50,028 - Unknown - 72 F	
John Valentin, R (1, 6) OBP: 0.374, SLG: 0.489										4 1 2 3 1 0 1		
Mo Vaughn, L (1, 3) OBP: 0.394, SLG: 0.577										5 1 1 0 0 4 4		
Andre Dawson, R (1, 10) Lee Tinsley, S (8, PR) OBP: 0.287, SLG: 0.522 OBP: 0.336, SLG: 0.242										2 0 0 0 0 1 2 0 0 0 0 0 0 0		
Mike Greenwell, L (1, 7) OBP: 0.362, SLG: 0.466										4 0 1 0 0 1 1		
Tom Brunansky, R (1, 9) OBP: 0.285, SLG: 0.511										3 0 0 1 0 2 2		
Scott Cooper, L (1, 5) OBP: 0.358, SLG: 0.541										3 1 1 0 1 0 2		
Damon Berryhill, S (1, 2) OBP: 0.297, SLG: 0.414										4 0 0 0 0 3 4		
Scott Fletcher, R (1, 4) OBP: 0.311, SLG: 0.373										3 0 0 0 1 1 1		
Inning Stats	R: 0 H: 0 E: 0 K: 1 S: 11	H: 0 R: 0 ER: 0 LOB: 0 BB: 2 P: 21	H: 0 R: 0 ER: 0 LOB: 0 BB: 0 P: 11	H: 0 R: 0 ER: 1 LOB: 1 BB: 0 P: 16	H: 0 R: 0 ER: 0 LOB: 0 BB: 0 P: 8	H: 1 R: 0 ER: 0 LOB: 1 BB: 0 P: 17	H: 3 R: 3 ER: 1 LOB: 2 BB: 0 P: 23	H: 0 R: 0 ER: 0 LOB: 0 BB: 0 P: 12	H: 1 R: 1 ER: 0 LOB: 2 BB: 2 P: 27	1B: 4 2B: 0 3B: 0 HR: 1		SF: 1 SAC: 0 DP: 1 HBP: 2
PITCHER	IP WLS BF H R ER SO BB IBB HBP BLK WP HR S P ERA WHIP											IP WLS BF H R ER SO BB IBB HBP BLK WP HR S P ERA WHIP
Todd Stottlemyre, R (1, 1) ERA: 3.84	7.1 L 31 4 3 2 9 2 0 2 0 0 1 76 115 2.46 0.818											
Woody Williams, R (8, 1) ERA: 5.63	1.1 7 1 1 1 3 2 0 0 0 0 1 0 18 28 6.75 2.250											
Dave Righetti, L (9, 1) ERA: 15.12	0.1 1 0 0 0 1 0 0 0 0 0 0 0 3 3 0.00 0.000											

Batter	1	2	3	4	5	6	7	8	9	AB R H RBI BB SO LOB	BOTTOM	
Devon White, S (1, 8) OBP: 0.337, SLG: 0.496										4 0 0 0 0 0 1	Boston Red Sox @ Toronto Blue Jays SkyDome, Toronto, ON Mon Jun 20 1994, 7:05 PM EDT Att: 50,028 - Unknown - 72 F	
Roberto Alomar, S (1, 4) OBP: 0.393, SLG: 0.487									4 1 1 0 0 1 1			
Paul Molitor, R (1, 10) OBP: 0.417, SLG: 0.521									4 0 2 0 0 0 0			
Joe Carter, R (1, 9) OBP: 0.342, SLG: 0.567									2 0 0 1 1 0 1			
Mike Huff, R (1, 7) OBP: 0.414, SLG: 0.458									3 0 0 0 0 0 1			
John Olerud, L (9, PH) OBP: 0.378, SLG: 0.435									1 0 0 0 0 0 1			
Darnell Coles, R (1, 3) OBP: 0.200, SLG: 0.222									3 0 0 0 0 1 1			
Ed Sprague, R (1, 5) OBP: 0.295, SLG: 0.364									3 0 1 0 0 0 0			
Pat Borders, R (1, 2) OBP: 0.298, SLG: 0.327									3 0 0 0 0 0 1			
Domingo Cedenio, S (1, 6) OBP: 0.239, SLG: 0.293									3 0 1 0 0 0 0			
Inning Stats	R: 0 H: 1 E: 0 K: 1 S: 13	H: 0 R: 0 ER: 0 LOB: 0 BB: 0 P: 8	H: 1 R: 0 ER: 0 LOB: 1 BB: 0 P: 14	H: 0 R: 0 ER: 0 LOB: 1 BB: 1 P: 13	H: 1 R: 0 ER: 0 LOB: 0 BB: 0 P: 6	H: 0 R: 0 ER: 0 LOB: 0 BB: 0 P: 10	H: 0 R: 0 ER: 0 LOB: 0 BB: 0 P: 8	H: 0 R: 0 ER: 0 LOB: 0 BB: 0 P: 9	H: 2 R: 1 ER: 0 LOB: 1 BB: 0 P: 25	1B: 5 2B: 0 3B: 0 HR: 0	SF: 1 SAC: 0 DP: 1 HBP: 0	WP: 1 PA: 32 FB: 0 SB: 1 CS: 0
PITCHER	IP WLS BF H R ER SO BB IBB HBP BLK WP HR S P ERA WHIP											IP WLS BF H R ER SO BB IBB HBP BLK WP HR S P ERA WHIP
Joe Hesketh, L (1, 1) ERA: 4.55	7.0 W 24 3 0 0 2 1 0 0 0 0 1 0 50 76 0.00 0.571											
Jeff Russell, R (8, 1) ERA: 5.73	1.2 7 2 1 1 0 0 0 0 0 0 1 0 19 29 5.40 1.200											
Tony Fossas, L (9, 1) ERA: 6.75	0.1 S 1 0 0 0 0 0 0 0 0 0 0 0 3 5 0.00 0.000											



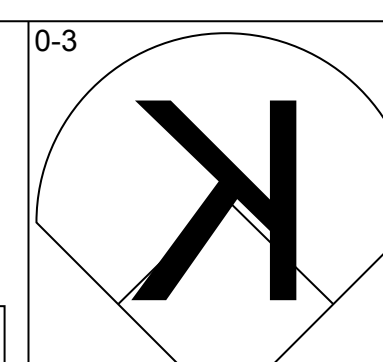
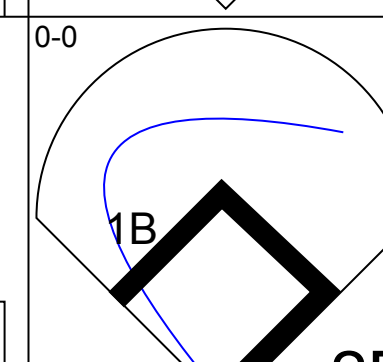
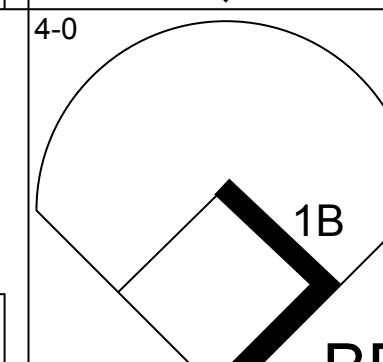
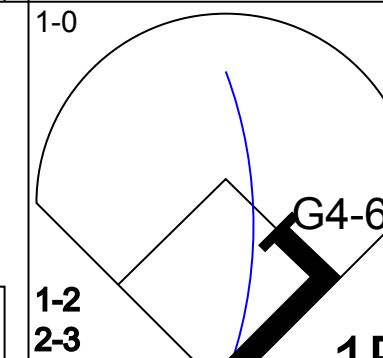
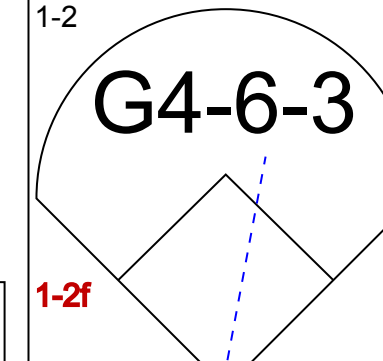




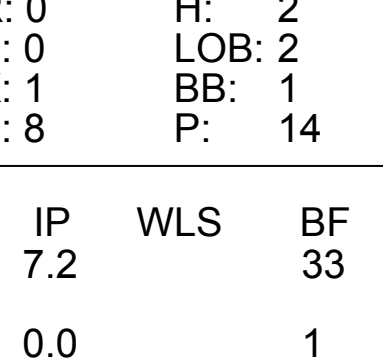
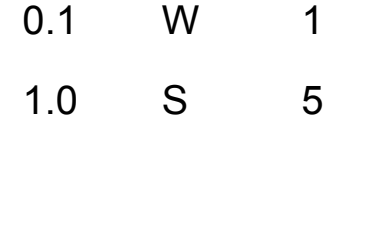
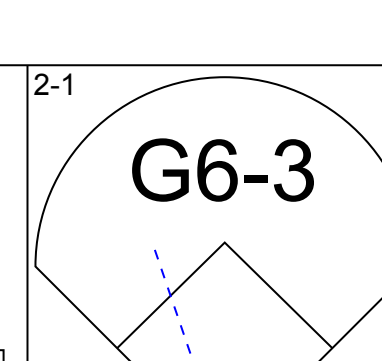
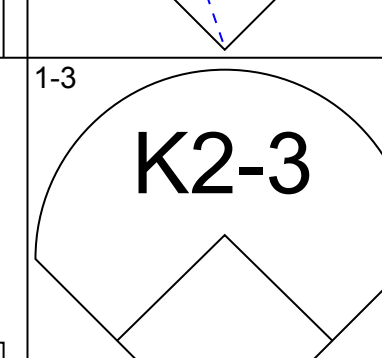
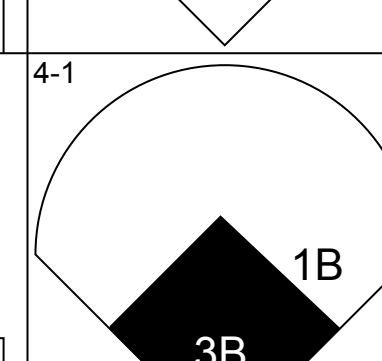
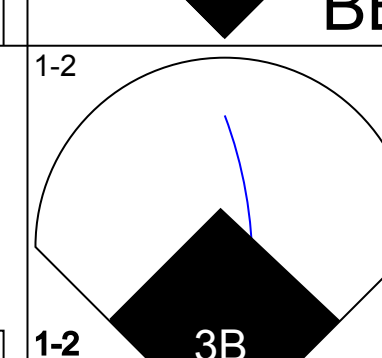
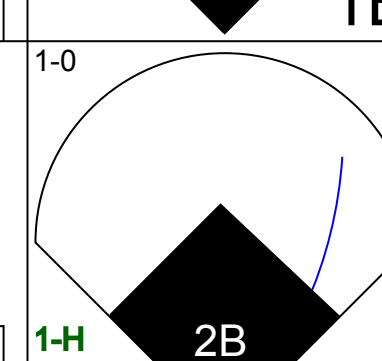
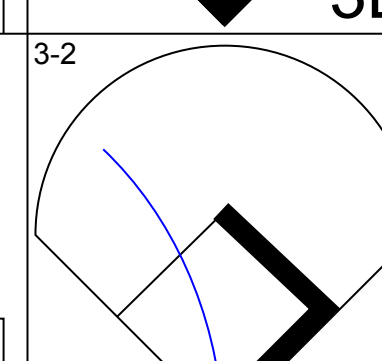
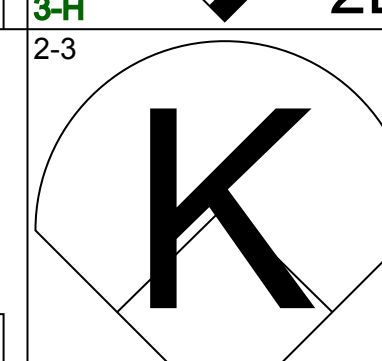


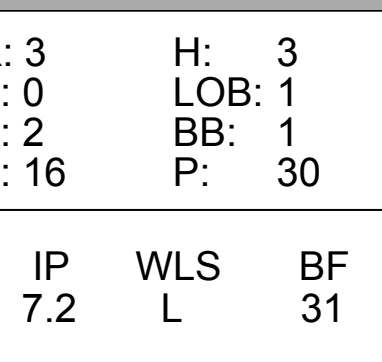
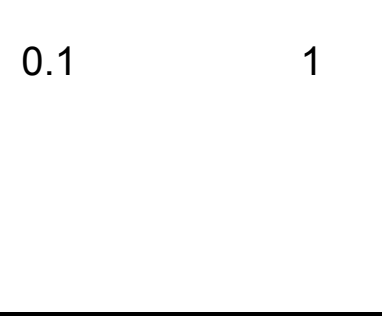
Batter	1	2	3	4	5	6	7	8	9	AB	R	H	RBI	BB	SO	LOB	TOP
Otis Nixon, S <small>OBP: 0.364, SLG: 0.333</small> 										4	1	1	0	1	3	1	Boston Red Sox @ Toronto Blue Jays SkyDome, Toronto, ON Wed Jun 22 1994, 7:05 PM EDT Att: 50,288 - Unknown - 81 F AB 35 R 3 H 9 RBI 3 BB 7 SO 10 LOB 20
John Valentin, R <small>OBP: 0.395, SLG: 0.496</small> 										4	1	2	0	1	1	1	
Scott Cooper, L <small>OBP: 0.351, SLG: 0.533</small> 										5	0	1	1	0	1	2	
Tom Brunansky, R <small>OBP: 0.317, SLG: 0.509</small> 										3	0	2	2	2	1	2	
Mike Greenwell, L <small>OBP: 0.377, SLG: 0.480</small> 										4	0	3	0	1	1	1	
Wes Chamberlain, R <small>OBP: 0.291, SLG: 0.402</small> Andre Dawson, R <small>OBP: 0.290, SLG: 0.516</small> 										4	0	0	0	0	1	7	
Damon Berryhill, S <small>OBP: 0.296, SLG: 0.405</small> 										3	0	0	0	1	0	2	
Scott Fletcher, R <small>OBP: 0.313, SLG: 0.374</small> 										4	0	0	0	0	1	1	
Lee Tinsley, S <small>OBP: 0.353, SLG: 0.250</small> 										3	1	0	0	1	1	1	
Inning Stats <small>R: 1 H: 3 E: 0 LOB: 2 K: 1 S: 13</small>	<small>R: 0 H: 0 E: 0 LOB: 0 K: 0 S: 7</small>	<small>R: 1 H: 2 E: 0 LOB: 1 K: 2 S: 16</small>	<small>R: 0 H: 0 E: 0 LOB: 0 K: 1 S: 6</small>	<small>R: 1 H: 1 E: 0 LOB: 3 K: 2 S: 18</small>	<small>R: 0 H: 1 E: 0 LOB: 2 K: 1 S: 11</small>	<small>R: 0 H: 1 E: 0 LOB: 2 K: 1 S: 11</small>	<small>R: 0 H: 0 E: 0 LOB: 0 K: 0 S: 5</small>	<small>R: 0 H: 1 E: 0 LOB: 2 K: 0 S: 13</small>	<small>1B: 7 SF: 0 2B: 2 SAC: 0 3B: 0 DP: 0 HR: 0 HBP: 0</small>	<small>WP: 1 PA: 42 FB: 0 SB: 4 CS: 0</small>							
PITCHER Dave Stewart, R <small>ERA: 5.59</small> Tony Castillo, L <small>ERA: 2.48</small> Woody Williams, R <small>ERA: 5.57</small>	<small>IP: 6.0 WLS: L BF: 29 H: 7 R: 3 ER: 3 SO: 7 BB: 4 IBB: 1 HBP: 0 BLK: 0 WP: 1 HR: 0 S: 71 P: 113 ERA: 4.50 WHIP: 1.833</small>								<small>IP: 2.2 WLS: 12 BF: 2 H: 2 R: 0 ER: 0 SO: 3 BB: 2 IBB: 0 HBP: 0 BLK: 0 WP: 0 HR: 28 S: 45 P: 45 ERA: 0.00 WHIP: 1.500</small>								

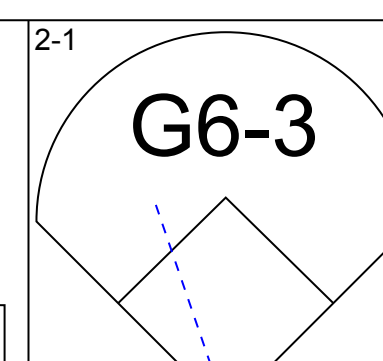
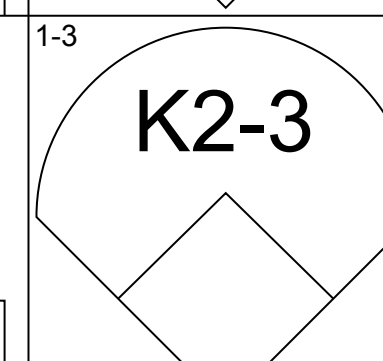
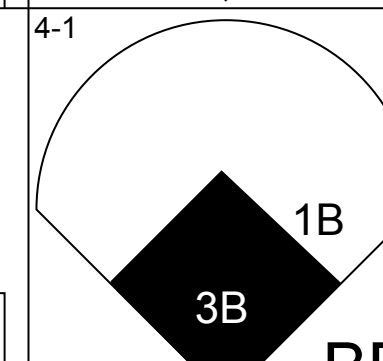
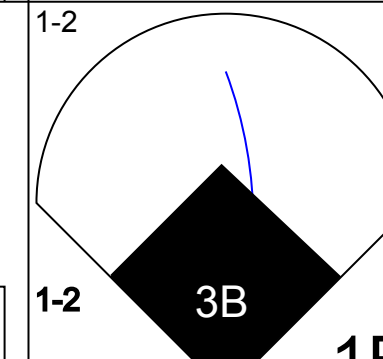
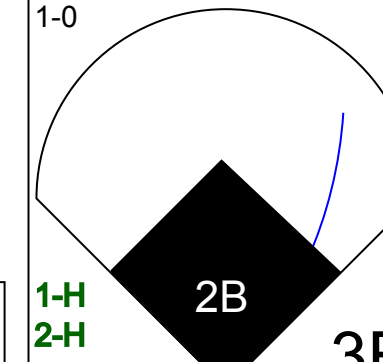
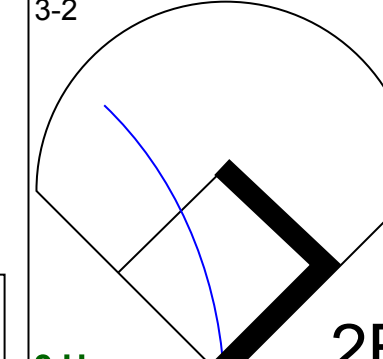
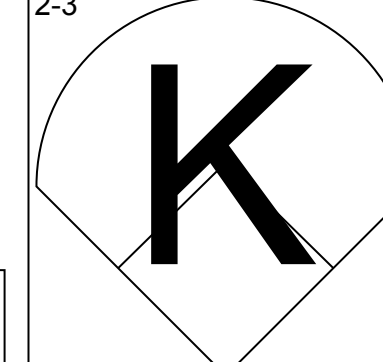


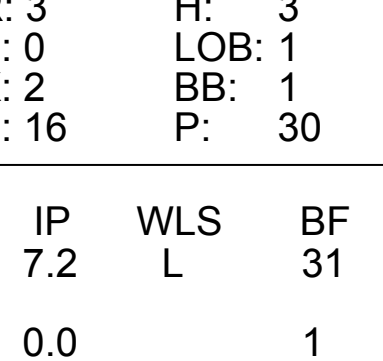

Batter	1	2	3	4	5	6	7	8	9	AB	R	H	RBI	BB	SO	LOB	BOTTOM
Devon White, S <small>OBP: 0.336, SLG: 0.489</small> 										3	2	1	0	1	1	0	Boston Red Sox @ Toronto Blue Jays SkyDome, Toronto, ON Wed Jun 22 1994, 7:05 PM EDT Att: 50,288 - Unknown - 81 F AB 30 R 2 H 5 RBI 2 BB 5 SO 9 LOB 13
Roberto Alomar, S <small>OBP: 0.393, SLG: 0.485</small> 										4	0	1	0	0	1	1	
Paul Molitor, R <small>OBP: 0.416, SLG: 0.515</small> 										2	0	1	2	1	1	0	
Joe Carter, R <small>OBP: 0.337, SLG: 0.559</small> 										4	0	0	0	0	1	3	
John Olerud, L <small>OBP: 0.374, SLG: 0.430</small> 										4	0	1	0	0	0	2	
Shawn Green, L <small>OBP: 0.143, SLG: 0.190</small> Mike Huff, R <small>OBP: 0.404, SLG: 0.444</small> 										2	0	0	0	0	1	1	
Darnell Coles, R <small>OBP: 0.241, SLG: 0.234</small> 										2	0	1	0	2	0	0	
Pat Borders, R <small>OBP: 0.292, SLG: 0.320</small> Randy Knorr, R <small>OBP: 0.226, SLG: 0.293</small> Rob Butler, L <small>OBP: 0.211, SLG: 0.167</small> 										1	0	0	0	0	0	1	
Domingo Cedenio, S <small>OBP: 0.216, SLG: 0.261</small> 										4	0	0	0	0	2	2	
Inning Stats <small>R: 1 H: 2 E: 0 LOB: 1 K: 0 S: 12</small>	<small>R: 0 H: 0 E: 0 LOB: 1 K: 1 S: 10</small>	<small>R: 0 H: 0 E: 0 LOB: 0 K: 2 S: 8</small>	<small>R: 0 H: 1 E: 0 LOB: 2 K: 3 S: 15</small>	<small>R: 1 H: 1 E: 0 LOB: 1 K: 1 S: 13</small>	<small>R: 0 H: 1 E: 0 LOB: 1 K: 1 S: 9</small>	<small>R: 0 H: 0 E: 0 LOB: 0 K: 1 S: 6</small>	<small>R: 0 H: 0 E: 0 LOB: 0 K: 0 S: 5</small>	<small>R: 0 H: 0 E: 0 LOB: 1 K: 0 S: 14</small>	<small>1B: 4 SF: 1 2B: 1 SAC: 0 3B: 0 DP: 1 HR: 0 HBP: 0</small>	<small>WP: 1 PA: 36 FB: 0 SB: 0 CS: 0</small>							
PITCHER Nate Minchey, R <small>ERA: 12.6</small> Chris Howard, L <small>ERA: 2.65</small> Jeff Russell, R <small>ERA: 5.48</small> Ken Ryan, R <small>ERA: 1.42</small>	<small>IP: 5.0 WLS: W BF: 22 H: 4 R: 2 ER: 2 SO: 7 BB: 3 IBB: 0 HBP: 0 BLK: 0 WP: 1 HR: 0 S: 58 P: 96 ERA: 3.60 WHIP: 1.400</small>								<small>IP: 2.0 WLS: 7 BF: 1 H: 0 R: 0 ER: 0 SO: 2 BB: 0 IBB: 0 HBP: 0 BLK: 0 WP: 0 HR: 15 S: 25 P: 25 ERA: 0.00 WHIP: 0.500</small>								

Batter	1	2	3	4	5	6	7	8	9	AB	R	H	RBI	BB	SO	LOB	TOP											
Otis Nixon, S <small>OBP: 0.364, SLG: 0.335</small> 										5	1	2	0	0	0	2	Boston Red Sox @ Milwaukee Brewers Milwaukee County Stadium, Milwaukee, WI Fri Jun 24 1994, 8:05 PM EDT Att: 18,914 - Unknown - 66 F											
John Valentin, R <small>OBP: 0.394, SLG: 0.489</small> 										2	0	0	0	1	1													
Mo Vaughn, L <small>OBP: 0.400, SLG: 0.587</small> 										4	0	2	2	0	0	3												
Andre Dawson, R <small>OBP: 0.289, SLG: 0.508</small> Lee Tinsley, S <small>OBP: 0.353, SLG: 0.250</small> 										3	0	0	0	1	1	4												
Mike Greenwell, L <small>OBP: 0.372, SLG: 0.472</small> 										4	1	0	0	0	1	4												
Tom Brunansky, R <small>OBP: 0.313, SLG: 0.492</small> 										4	1	1	0	0	1	0												
Scott Cooper, L <small>OBP: 0.349, SLG: 0.529</small> 										4	0	1	0	0	0	2												
Damon Berryhill, S <small>OBP: 0.294, SLG: 0.401</small> 										4	0	1	2	0	0	1												
Scott Fletcher, R <small>OBP: 0.320, SLG: 0.372</small> 										3	1	1	0	1	0	0												
Inning Stats	R: 0 E: 0 K: 1 S: 15	H: 1 LOB: 2 BB: 1 P: 25	R: 0 E: 0 K: 1 S: 10	H: 0 LOB: 0 BB: 0 P: 15	R: 2 E: 0 K: 0 S: 10	H: 3 LOB: 0 BB: 0 P: 18	R: 0 E: 0 K: 0 S: 5	H: 1 LOB: 1 BB: 0 P: 11	R: 0 E: 0 K: 1 S: 8	H: 0 LOB: 0 BB: 0 P: 12	R: 0 E: 0 K: 0 S: 6	H: 0 LOB: 0 BB: 0 P: 11	R: 0 E: 1 K: 0 S: 13	H: 0 LOB: 1 BB: 0 P: 17	R: 2 E: 0 K: 0 S: 12	H: 2 LOB: 2 BB: 2 P: 27	1B: 8 2B: 0 3B: 0 HR: 0	SF: 0 SAC: 1 DP: 2 HBP: 0	WP: 0 PB: 0 SB: 1 CS: 0	PA: 37								
PITCHER	IP	WLS	BF	H	R	ER	SO	BB	IBB	HBP	BLK	WP	HR	S	P	ERA	WHIP											
Ricky Bones, R <small>ERA: 3.05</small>	(1, 1)	7.0		26	6	2	2	4	1	0	0	0	0	0	61	104	2.57	1.000										
Mike Ignasiak, R <small>ERA: 4.81</small>	(8, 1)	0.2		3	0	0	0	0	0	0	0	0	0	10	13	0.00	0.000											
Jesse Orosco, L <small>ERA: 5.22</small>	(8, 1)	0.1		1	0	0	0	0	0	0	0	0	0	3	4	0.00	0.000											
Mike Fetters, R <small>ERA: 2.76</small>	(9, 1)	0.1	L	3	1	2	2	0	1	0	0	0	0	4	11	54.00	6.000											
Graeme Lloyd, L <small>ERA: 4.79</small>	(9, 1)	0.2		4	1	0	0	0	0	1	0	0	0	8	16	0.00	1.500											


Batter	1	2	3	4	5	6	7	8	9	AB	R	H	RBI	BB	SO	LOB	BOTTOM											
Jody Reed, R <small>OBP: 0.375, SLG: 0.339</small> 										4	0	0	0	1	0	2	Boston Red Sox @ Milwaukee Brewers Milwaukee County Stadium, Milwaukee, WI Fri Jun 24 1994, 8:05 PM EDT Att: 18,914 - Unknown - 66 F											
Kevin Seitzer, R <small>OBP: 0.388, SLG: 0.507</small> Bill Spiers, L <small>OBP: 0.337, SLG: 0.316</small> 										3	0	1	1	0	0	0												
B.J. Surhoff, L <small>OBP: 0.361, SLG: 0.552</small> 										3	1	1	1	1	0	1												
Greg Vaughn, R <small>OBP: 0.356, SLG: 0.551</small> 										4	0	1	0	0	2	3												
Dave Nilsson, L <small>OBP: 0.328, SLG: 0.476</small> 										4	0	0	0	0	2	4												
Brian Harper, R <small>OBP: 0.310, SLG: 0.385</small> 										4	0	0	0	0	0	1												
Matt Mieske, R <small>OBP: 0.365, SLG: 0.492</small> 										4	0	0	0	0	1	1												
Alex Diaz, S <small>OBP: 0.303, SLG: 0.416</small> 										3	1	3	0	1	0	0												
Jose Valentin, S <small>OBP: 0.302, SLG: 0.394</small> 										3	1	1	0	0	0	2												
Inning Stats	R: 0 E: 0 K: 0 S: 6	H: 0 LOB: 0 BB: 0 P: 11	R: 0 E: 0 K: 2 S: 11	H: 1 LOB: 1 BB: 0 P: 19	R: 1 E: 0 K: 1 S: 23	H: 3 LOB: 3 BB: 2 P: 40	R: 0 E: 0 K: 0 S: 9	H: 0 LOB: 1 BB: 1 P: 18	R: 1 E: 0 K: 1 S: 10	H: 1 LOB: 0 BB: 0 P: 17	R: 0 E: 0 K: 0 S: 5	H: 0 LOB: 0 BB: 0 P: 10	R: 1 E: 0 K: 0 S: 9	H: 1 LOB: 2 BB: 0 P: 16	R: 0 E: 0 K: 1 S: 8	H: 0 LOB: 0 BB: 0 P: 13	R: 0 E: 0 K: 0 S: 7	H: 1 LOB: 1 BB: 0 P: 11	1B: 5 2B: 1 3B: 0 HR: 1	SF: 0 SAC: 1 DP: 0 HBP: 1	WP: 1 PB: 1 SB: 2 CS: 1	PA: 37						
PITCHER	IP	WLS	BF	H	R	ER	SO	BB	IBB	HBP	BLK	WP	HR	S	P	ERA	WHIP											
Roger Clemens, R <small>ERA: 3.0</small>	(1, 1)	6.2		29	6	3	2	4	3	0	1	0	0	1	71	127	2.70	1.350										
Chris Howard, L <small>ERA: 2.6</small>	(7, 1)	0.1		1	0	0	0	0	0	0	0	0	0	2	4	0.00	0.000											
Greg Harris, R <small>ERA: 8.2</small>	(8, 1)	1.0	W	3	0	0	0	1	0	0	0	0	0	8	13	0.00	0.000											
Ken Ryan, R <small>ERA: 1.37</small>	(9, 1)	1.0	S	4	1	0	0	0	0	0	0	0	0	7	11	0.00	1.000											




Batter	1	2	3	4	5	6	7	8	9	AB	R	H	RBI	BB	SO	LOB	TOP
Otis Nixon, S <small>OBP: 0.360, SLG: 0.336</small> 										5	1	1	0	0	2	1	Boston Red Sox @ Milwaukee Brewers Milwaukee County Stadium, Milwaukee, WI Sun Jun 26 1994, 4:33 AM EDT Att: 29,414 - Sunny - 71 F
John Valentin, R <small>OBP: 0.401, SLG: 0.497</small> 									4	0	1	0	1	0	1		
Mo Vaughn, L <small>OBP: 0.401, SLG: 0.586</small> 									3	0	1	1	2	0	0		
Andre Dawson, R <small>OBP: 0.303, SLG: 0.551</small> Lee Tinsley, S <small>OBP: 0.353, SLG: 0.250</small> Damon Berryhill, S <small>OBP: 0.288, SLG: 0.390</small> 									4	0	2	0	0	1	2		
Mike Greenwell, L <small>OBP: 0.373, SLG: 0.481</small> 									3	0	0	0	1	1	6		
Tom Brunansky, R <small>OBP: 0.324, SLG: 0.471</small> 									4	1	2	0	0	0	2		
Scott Cooper, L <small>OBP: 0.348, SLG: 0.516</small> 									4	0	1	1	0	0	3		
Rich Rowland, R <small>OBP: 0.254, SLG: 0.419</small> 									4	1	1	1	0	1	4		
Carlos Rodriguez, S <small>OBP: 0.302, SLG: 0.382</small> 									3	0	0	1	1	0	2		
Inning Stats R: 0 H: 2 E: 0 LOB: 2 K: 1 BB: 1 S: 8 P: 14	R: 0 H: 0 E: 0 LOB: 0 K: 0 BB: 0 S: 7 P: 10	R: 1 H: 2 E: 0 LOB: 2 K: 2 BB: 1 S: 17 P: 24	R: 2 H: 2 E: 0 LOB: 0 K: 1 BB: 0 S: 16 P: 22	R: 0 H: 0 E: 0 LOB: 0 K: 0 BB: 0 S: 4 P: 5	R: 0 H: 1 E: 0 LOB: 2 K: 0 BB: 1 S: 10 P: 19	R: 0 H: 0 E: 0 LOB: 0 K: 0 BB: 0 S: 9 P: 13	R: 1 H: 2 E: 0 LOB: 2 K: 1 BB: 2 S: 15 P: 21	R: 0 H: 0 E: 0 LOB: 2 K: 1 BB: 2 S: 9 P: 23	1B: 5 SF: 0 2B: 4 SAC: 0 3B: 0 DP: 1 HR: 0 HBP: 0	WP: 0 PA: 40 SB: 0 CS: 0							
PITCHER Bob Scanlan, R <small>ERA: 4.69</small> Jesse Orosco, L <small>ERA: 5.59</small> Jaime Navarro, R <small>ERA: 7.31</small> Mike Fetters, R <small>ERA: 2.51</small>	IP WLS BF H R ER SO BB IBB HBP BLK WP HR S P ERA WHIP 7.2 33 8 4 4 4 3 0 0 0 0 0 0 4 6 4.70 1.435 0.0 1 1 0 0 0 0 0 0 0 0 0 0 3 3 0.00 0.000 0.1 W 1 0 0 0 1 0 0 0 0 0 0 0 9 23 0.00 1.000 1.0 S 5 0 0 0 1 1 1 0 0 0 0 0 9 23 0.00 1.000	PITCHER IP WLS BF H R ER SO BB IBB HBP BLK WP HR S P ERA WHIP 7.2 33 8 4 4 4 3 0 0 0 0 0 0 4 6 4.70 1.435 0.0 1 1 0 0 0 0 0 0 0 0 0 0 3 3 0.00 0.000 0.1 W 1 0 0 0 1 0 0 0 0 0 0 0 9 23 0.00 1.000 1.0 S 5 0 0 0 1 1 1 0 0 0 0 0 9 23 0.00 1.000															

Batter	1	2	3	4	5	6	7	8	9	AB	R	H	RBI	BB	SO	LOB	BOTTOM
Jody Reed, R <small>OBP: 0.361, SLG: 0.324</small> 										4	0	0	0	0	0	0	Boston Red Sox @ Milwaukee Brewers Milwaukee County Stadium, Milwaukee, WI Sun Jun 26 1994, 4:33 AM EDT Att: 29,414 - Sunny - 71 F
John Jaha, R <small>OBP: 0.347, SLG: 0.396</small> 									4	0	0	0	0	2	0		
B.J. Surhoff, L <small>OBP: 0.367, SLG: 0.532</small> 								1	2	0	0	3	0	0			
Kevin Seitzer, R <small>OBP: 0.388, SLG: 0.523</small> 									4	1	1	0	0	1	2		
Dave Nilsson, L <small>OBP: 0.333, SLG: 0.486</small> 									4	1	3	3	0	1	0		
Greg Vaughn, R <small>OBP: 0.362, SLG: 0.585</small> 									4	1	2	2	0	0	2		
Matt Mieske, R <small>OBP: 0.357, SLG: 0.471</small> 									3	0	0	0	0	1	2		
Alex Diaz, S <small>OBP: 0.299, SLG: 0.400</small> 								2	0	0	0	1	0	0			
Jose Valentin, S <small>OBP: 0.298, SLG: 0.385</small> 									3	0	0	0	0	2	1		
Inning Stats R: 3 H: 3 E: 0 LOB: 1 K: 2 BB: 1 S: 16 P: 30	R: 0 H: 0 E: 0 LOB: 0 K: 1 BB: 0 S: 6 P: 7	R: 0 H: 0 E: 0 LOB: 0 K: 1 BB: 0 S: 7 P: 10	R: 1 H: 1 E: 0 LOB: 1 K: 1 BB: 1 S: 12 P: 22	R: 0 H: 0 E: 0 LOB: 1 K: 0 BB: 1 S: 6 P: 15	R: 0 H: 1 E: 0 LOB: 0 K: 0 BB: 0 S: 5 P: 8	R: 0 H: 0 E: 0 LOB: 0 K: 1 BB: 0 S: 5 P: 6	R: 1 H: 1 E: 0 LOB: 1 K: 1 BB: 1 S: 15 P: 26	1B: 3 SF: 0 2B: 1 SAC: 0 3B: 1 DP: 1 HR: 1 HBP: 0	WP: 0 PA: 33 SB: 0 CS: 0								
PITCHER Tim Van Egmond, R <small>ERA: 5.87</small> Chris Howard, L <small>ERA: 3.57</small> Sergio Valdez, R <small>ERA: 3.0</small>	IP WLS BF H R ER SO BB IBB HBP BLK WP HR S P ERA WHIP 7.2 L 31 5 5 5 7 4 0 0 0 0 0 0 3 5 5.87 1.174 0.0 1 1 0 0 0 0 0 0 0 0 0 0 5 8 0.00 0.000 0.1 1 0 0 0 0 0 0 0 0 0 0 0 5 8 0.00 0.000	PITCHER IP WLS BF H R ER SO BB IBB HBP BLK WP HR S P ERA WHIP 7.2 L 31 5 5 5 7 4 0 0 0 0 0 0 3 5 5.87 1.174 0.0 1 1 0 0 0 0 0 0 0 0 0 0 5 8 0.00 0.000 0.1 1 0 0 0 0 0 0 0 0 0 0 0 5 8 0.00 0.000															

AB	35
R	4
H	9
RBI	4
BB	5
SO	6
LOB	23




AB	29
R	5
H	6
RBI	5
BB	4
SO	7
LOB	7



Batter	1	2	3	4	5	6	7	8	9	10	AB	R	H	RBI	BB	SO	LOB	TOP																		
Luis Polonia, L OBP: 0.372, SLG: 0.387 (1, 7)	0-0 1B 2B		0-0 L6			0-0 HR 1B		0-0 G6-3			4	2	2	0	0	0	0																			
Jim Leyritz, R OBP: 0.391, SLG: 0.560 (1, 2)	0-0 FC4-6 2H 1B		0-0 F9			0-0 HR		0-3 K			4	1	2	3	0	1	0																			
Wade Boggs, L OBP: 0.436, SLG: 0.496 (1, 5)	0-0 FC4-6 1-2f 1-2			0-0 G5-3		4-0 BB			4-0 G4-3 BB		2	0	0	0	2	0	1																			
Paul O'Neill, L OBP: 0.463, SLG: 0.603 (1, 9)	0-0 L4-3			0-0 G4-3		0-0 F8			0-0 G4-3 1-2f		4	0	0	0	0	0	3																			
Matt Nokes, L OBP: 0.360, SLG: 0.609 (1, 3)		0-0 G4-3		0-0 G4-3		0-0 P5			0-3 K		4	0	0	0	0	1	1																			
Danny Tartabull, R OBP: 0.345, SLG: 0.472 (1, 10)		0-3 K			0-3 K				0-0 HR		4	1	1	1	0	3	0																			
Bernie Williams, S OBP: 0.381, SLG: 0.459 (1, 8)		4-0 BB			4-0 CS BB				0-0 G6-3		2	0	0	0	2	1	0																			
Randy Velarde, R OBP: 0.337, SLG: 0.404 (1, 6)		0-3 K			0-3 K				0-0 G4-3		4	0	0	0	0	3	2																			
Dave Silvestri, R (1, 4)			0-3 K			0-3 K			0-0 G6-3		4	0	0	0	0	3	0																			
Inning Stats	R: 1 E: 0 K: 0 S: 4	H: 2 LOB: 0 BB: 0 P: 4	R: 0 E: 0 K: 2 S: 7	H: 0 LOB: 1 BB: 1 P: 11	R: 0 E: 0 K: 1 S: 5	H: 0 LOB: 0 BB: 0 P: 5	R: 0 E: 0 K: 2 S: 6	H: 0 LOB: 0 BB: 1 P: 10	R: 2 E: 0 K: 1 S: 7	H: 2 LOB: 1 BB: 1 P: 11	R: 0 E: 0 K: 3 S: 9	H: 0 LOB: 0 BB: 0 P: 9	R: 0 E: 0 K: 1 S: 5	H: 0 LOB: 0 BB: 0 P: 5	R: 0 E: 0 K: 1 S: 4	H: 0 LOB: 0 BB: 1 P: 8	R: 1 E: 0 K: 1 S: 6	H: 1 LOB: 0 BB: 0 P: 6	1B: 2 2B: 0 3B: 0 HR: 2	SF: 0 SAC: 0 DP: 2 HBP: 0	WP: 0 PB: 0 SB: 0 CS: 1	PA: 36														
PITCHER	IP WLS BF H R ER SO BB IBB HBP BLK WP HR S P ERA WHIP	PITCHER																																		
Roger Clemens, R ERA: 3.03 (1, 1)	8.0	29	4	3	3	10	3	0	0	0	0	0	1	46	58	3.38	0.875																			
Tony Fossas, L ERA: 9.5 (9, 1)	1.0	3	0	0	0	1	1	0	0	0	0	0	0	4	8	0.00	1.000																			
Jeff Russell, R ERA: 5.0 (10, 1)	1.0	L	4	1	1	1	0	0	0	0	0	0	1	6	6	9.00	1.000																			

New York Yankees @ Boston Red Sox
Fenway Park, Boston, MA
Wed Jun 29 1994, 7:05 PM EDT
Att: 32,704 - Unknown - 71 F

AB 32
R 4
H 5
RBI 4
BB 4
SO 12
LOB 7





Batter	1	2	3	4	5	6	7	8	9	10	AB	R	H	RBI	BB	SO	LOB	BOTTOM																		
Otis Nixon, S OBP: 0.360, SLG: 0.330 (1, 8)	0-0 E6 G4-6-3 1B		4-0 S BB		0-0 G3-1		0-0 G6-3			0-3 K	4	1	1	0	1	1	1																			
John Valentin, R OBP: 0.392, SLG: 0.500 (1, 6)	4-0 S4-6-3 E BB		0-0 G5-3 1-2			0-0 FC5-4 BB FC1-6 1B		0-0 G6-3		0-0 E6 F9 1B	4	1	1	0	1	0	1																			
Mo Vaughn, L OBP: 0.406, SLG: 0.578 (1, 3)	0-0 E3 G4-6-3 1-2 2-3 3-4		4-0 IBB			4-0 FC5-4 BB		0-0 G4-3		0-0 1B	3	0	1	0	2	0	2																			
Andre Dawson, R OBP: 0.299, SLG: 0.531 (1, 10)	0-0 G4-6-3 1-2f 2-3 3-4		0-0 G3-1			0-0 FC5-4 FC1-6		0-0 G5-3		0-0 F9	5	0	0	0	0	0	8																			
Mike Greenwell, L OBP: 0.370, SLG: 0.476 (1, 7)	0-0 G3-1			0-0 G4-3		0-0 FC1-6 1-2f 3-H		0-0 G6-3		4-0 1B FC6 BB	4	1	0	1	1	0	4																			
Tom Brunansky, R OBP: 0.317, SLG: 0.440 (1, 9)		0-0 G1-3			0-0 F9			0-0 G6-3			4	0	1	0	0	0	1																			
Lee Tinsley, S OBP: 0.353, SLG: 0.250 (9, PR) (10, 9)										0-0 FC6 1B	0	0	0	0	0	0	0																			
Scott Cooper, L OBP: 0.339, SLG: 0.511 (1, 5)		0-0 G1-3						0-0 G5-3		0-0 FC6 G5-3	3	0	0	0	0	0	0																			
Wes Chamberlain, R ERA: 5.27 (9, PH)										1-2f 3-H	1	0	0	1	0	0	1																			
Carlos Rodriguez, S OBP: 0.302, SLG: 0.382 (9, PR) (10, 5)										0-0 G5-3	0	0	0	0	0	0	0																			
Damon Berryhill, S OBP: 0.281, SLG: 0.395 (1, 2)		0-0 P5				0-3 K		0-0 F8		0-0 G5-3	4	0	0	0	0	1	1																			
Scott Fletcher, R OBP: 0.308, SLG: 0.355 (1, 4)			0-0 G5-3			0-0 F9		4-0 BB		0-0 F7	3	0	0	0	1	0	2																			
Inning Stats	R: 2 E: 2 K: 0 S: 4	H: 1 LOB: 1 BB: 1 P: 8	R: 0 E: 0 K: 0 S: 3	H: 0 LOB: 0 BB: 0 P: 3	R: 0 E: 0 K: 0 S: 3	H: 0 LOB: 0 BB: 0 P: 3	R: 0 E: 0 K: 1 S: 5	H: 0 LOB: 0 BB: 0 P: 5	R: 1 E: 0 K: 0 S: 4	H: 1 LOB: 1 BB: 1 P: 8	R: 0 E: 0 K: 0 S: 3	H: 0 LOB: 0 BB: 0 P: 7	R: 0 E: 0 K: 0 S: 3	H: 0 LOB: 0 BB: 0 P: 3	R: 1 E: 0 K: 0 S: 4	H: 1 LOB: 2 BB: 1 P: 8	R: 0 E: 1 K: 1 S: 7	H: 1 LOB: 2 BB: 0 P: 7	1B: 4 2B: 0 3B: 0 HR: 0	SF: 0 SAC: 0 DP: 1 HBP: 0	WP: 0 PB: 0 SB: 1 CS: 0	PA: 41														
PITCHER	IP WLS BF H R ER SO BB IBB HBP BLK WP HR S P ERA WHIP	PITCHER																																		
Scott Kamieniecki, R ERA: 3.52 (1, 1)	8.0	31	2	2	1	1	4	1	0	0	0	0	0	28	48	1.12	0.750																			
Sterling Hitchcock, L ERA: 5.27 (9, 1)	0.0	1	0	1	1	0	1	0	0	0	0	0	0	4	4	∞	∞																			
Bob Wickman, R ERA: 2.86 (9, 1)	0.0	1	1	0	0	0	0	0	0	0	0	0	0	1	1	∞	∞																			
Steve Howe, L ERA: 2.86 (9, 1)	2.0	W	8	1	0	0	1	0	0	0	0	0	0	10	10	0.00	0.500																			

New York Yankees @ Boston Red Sox
Fenway Park, Boston, MA
Wed Jun 29 1994, 7:05 PM EDT
Att: 32,704 - Unknown - 71 F

AB 35
R 3
H 4
RBI 2
BB 6
SO 2
LOB 21



Batter	1	2	3	4	5	6	7	8	9	AB	R	H	RBI	BB	SO	LOB	TOP										
Bernie Williams, S OBP: 0.381, SLG: 0.459 (1, 8)	4-2 1B PB BB	2-2 G3 2B		2-3 K		2-2 CS 1-2	1-0 L7		0-1 SAFE L4	4	1	1	0	1	1	1	New York Yankees @ Boston Red Sox Fenway Park, Boston, MA Thu Jun 30 1994, 7:05 PM EDT Att: 32,967 - Unknown - 78 F livebaseballscores.com AB 32 R 5 H 9 RBI 4 BB 7 SO 7 LOB 17 										
Luis Polonia, L OBP: 0.372, SLG: 0.387 (1, 7)	0-0 F G4-3 1B	0-1 G3		2-2 G4-3			0-2 G1-3		2-1 1-2 1B	5	1	2	0	0	0	1											
Jim Leyritz, R OBP: 0.382, SLG: 0.544 (1, 2)	3-2 G4-3 1-H 2-3	1-0 P2			1-3 K		1-0 G5-3		2-3 K	5	0	0	1	0	2	3											
Danny Tartabull, R OBP: 0.346, SLG: 0.469 (1, 10)				1-1 1B SF7 1B		0-0 G6-3		4-0 G6-4-3 BB BB	3-2 F8	4	1	1	0	1	1	2											
Mike Stanley, R OBP: 0.347, SLG: 0.456 (1, 3)	2-1 1B			1-1 F9		1-3 K		4-2 G6-4-3 BB		3	0	1	0	1	1	1											
Randy Velarde, R OBP: 0.347, SLG: 0.431 (8, PH)	1-2 BB 1B			0-0 WP 1B			0-1 HR		2-2 G6-4-3 1-2 2-3	3	2	3	1	0	0	0											
Wade Boggs, L OBP: 0.334, SLG: 0.494 (8, 5)	1-3 1B			1-3 1B						1	0	0	0	0	0	2											
Dave Silvestri, R (1, 4)	4-2 BB			1-0 SF7			4-2 CS BB		4-2 FC6-4 BB	0	0	0	1	3	0	0											
Gerald Williams, R OBP: 0.294, SLG: 0.490 (6, PH)	1-3 K			2-2 CS 1B			2-0 F7		1-0 FC6-4 1-2	2	0	1	1	0	1	3											
Paul O'Neill, L OBP: 0.460, SLG: 0.598 (6, 9)				1-H CS 1B						2	0	0	0	0	0	3											
Kevin Elster, R (1, 6)				2-2 G5-3 1 SAFE 1 SAFE		2-0 CS		2-3 K 1 SAFE	4-2 1B BB	3	0	0	0	0	1	1											
Daryl Boston, L OBP: 0.277, SLG: 0.450 (9, PH)				1-2 CS 1-2		0-0 G6-3				0	0	0	0	1	0	0											
Inning Stats	R: 2 E: 0 K: 2 S: 20	H: 3 LOB: 3 BB: 2 P: 37	R: 0 E: 0 K: 0 S: 11	H: 1 LOB: 1 BB: 0 P: 16	R: 2 E: 0 K: 0 S: 9	H: 3 LOB: 0 BB: 0 P: 16	R: 0 E: 0 K: 1 S: 7	H: 0 LOB: 0 BB: 0 P: 11	R: 0 E: 0 K: 1 S: 13	H: 1 LOB: 0 BB: 1 P: 22	R: 0 E: 0 K: 0 S: 5	H: 0 LOB: 0 BB: 0 P: 7	R: 0 E: 0 K: 0 S: 10	H: 0 LOB: 2 BB: 3 P: 25	R: 0 E: 0 K: 1 S: 13	H: 1 LOB: 2 BB: 1 P: 24	1B: 7 2B: 1 3B: 0 HR: 1	SF: 1 SAC: 0 DP: 1 HBP: 0	WP: 1 PB: 1 SB: 0 CS: 2	PA: 42							
PITCHER	IP	WLS	BF	H	R	ER	SO	BB	IBB	HBP	BLK	WP	HR	S	P	ERA	WHIP										
Joe Hesketh, L ERA: 5.04 (1, 1)	5.0		24	8	5	5	5	2	0	0	0	1	1	58	93	9.00	2.000										
Sergio Valdez, R ERA: 2.94 (6, 1)	2.0		8	0	0	0	1	3	0	0	0	0	0	19	38	0.00	1.500										
Cory Bailey, R ERA: (8, 1)	0.2	W	2	0	0	0	0	1	0	0	0	0	0	6	12	0.00	1.500										
Chris Howard, L ERA: 3.38 (8, 1)	0.1	S	1	0	0	0	0	0	0	0	0	0	0	1	2	0.00	0.000										
Ken Ryan, R ERA: 1.23 (9, 1)	1.0		5	1	0	0	1	1	0	0	0	0	0	13	24	0.00	2.000										

Batter	1	2	3	4	5	6	7	8	9	AB	R	H	RBI	BB	SO	LOB	BOTTOM										
Scott Fletcher, R OBP: 0.312, SLG: 0.351 (1, 4)	1-1 G6-3		0-0 G4-1 1-2		0-0 WP HR 1B		2-2 L9	2-2 BB HBP		4	1	1	0	0	0	1	New York Yankees @ Boston Red Sox Fenway Park, Boston, MA Thu Jun 30 1994, 7:05 PM EDT Att: 32,967 - Unknown - 78 F livebaseballscores.com AB 33 R 6 H 8 RBI 6 BB 5 SO 5 LOB 17 										
John Valentin, R OBP: 0.387, SLG: 0.488 (1, 6)	0-2 L6		3-2 P4		1-0 P6 1-2		1-3 K	4-1 BB		4	0	0	0	1	1	2											
Mo Vaughn, L OBP: 0.403, SLG: 0.582 (1, 3)	0-3 K				0-1 HR		1-3 K	2-1 F9		5	1	1	2	0	2	2											
Andre Dawson, R OBP: 0.298, SLG: 0.531 (1, 10)		0-0 G5-3 1B 2B		0-3 K	1-1 L8		0-0 P4			4	1	1	0	0	1	1											
Tom Brunansky, R OBP: 0.318, SLG: 0.429 (1, 7)		1-2 G5-3		4-2 BB BB		2-3 K2-3		4-2 S BB		2	0	0	0	1	1	1											
Otis Nixon, S OBP: 0.362, SLG: 0.330 (8, PH)		2-3 G5-3		1 SAFE BB BB		0-0 1B		1-1 G6-3		0	1	0	0	1	0	0											
Wes Chamberlain, R OBP: 0.294, SLG: 0.392 (9, 7)		0-1 G6-4-3 1B		1 SAFE BB BB		1-2 1B		1-2 1B		3	0	2	1	1	0	1											
Mike Greenwell, L OBP: 0.370, SLG: 0.478 (9, 7)		3-H G6-4-3 1-2		4-1 BB BB		1-2 1B		2-2 E5 3B		0	0	0	0	0	0	0											
Scott Cooper, L OBP: 0.341, SLG: 0.509 (1, 5)		1-2 G6-4-3 1-2		1-2 BB		1-2 1B		1-1 1B		3	1	1	0	1	0	2											
Rich Rowland, R OBP: 0.247, SLG: 0.388 (8, PH)			1-0 F9		1-2 G5-3		2-2 F8		2-0 G3 3B	3	0	0	0	0	0	5											
Damon Berryhill, S OBP: 0.265, SLG: 0.411 (9, 2)								1-H 2-H G3 3B		1	1	1	2	0	0	0											
Lee Tinsley, S OBP: 0.348, SLG: 0.250 (9, 9)			3-2 G4-1 1B		1-1 G6-3		2-2 L6		1-0 G3	4	0	1	1	0	0	2											
Inning Stats	R: 0 E: 0 K: 1 S: 8	H: 0 LOB: 0 BB: 0 P: 9	R: 1 E: 0 K: 0 S: 9	H: 2 LOB: 0 BB: 0 P: 12	R: 0 E: 0 K: 0 S: 12	H: 1 LOB: 1 BB: 0 P: 19	R: 0 E: 0 K: 1 S: 16	H: 0 LOB: 3 BB: 3 P: 29	R: 2 E: 0 K: 0 S: 8	H: 2 LOB: 0 BB: 0 P: 11	R: 0 E: 0 K: 2 S: 12	H: 0 LOB: 1 BB: 0 P: 16	R: 3 E: 1 K: 0 S: 17	H: 1 LOB: 2 BB: 2 P: 35	1B: 5 2B: 1 3B: 1 HR: 1	SF: 0 SAC: 0 DP: 1 HBP: 1	WP: 2 PB: 0 SB: 1 CS: 0	PA: 39									
PITCHER	IP	WLS	BF	H	R	ER	SO	BB	IBB	HBP	BLK	WP	HR	S	P	ERA	WHIP										
Terry Mulholland, L ERA: 6.2 (7, 1)	6.0		27	7	3	3	3	3	0	0	0	1	1	69	103	4.50	1.667										
Donn Pall, R ERA: 3.56 (7, 1)	0.2		2	0	0	0	1	0	0	0	0	0	0	8	11	0.00	0.000										
Sterling Hitchcock, L ERA: 0.27 (7, 1)	0.0		1	0	0	0	1	0	0	0	0	1	0	3	4	*	*										
Bob Wickman, R ERA: 3.0 (8, 1)	1.0	L	7	1	3	1	0	1	0	1	0	0	0	15	27	9.00	2.000										
Xavier Hernandez, R ERA: 5.93 (8, 1)	0.1		2	0	0	0	0	1	0	0	0	0	0	3	9	0.00	3.000										

Batter	1	2	3	4	5	6	7	8	9	AB	R	H	RBI	BB	SO	LOB	TOP										
Rickey Henderson, R OBP: 0.414, SLG: 0.386 (1, 7)										4	1	2	0	1	0	3											
Stan Javier, S OBP: 0.375, SLG: 0.455 (1, 8)										3	2	2	0	2	0	0											
Troy Neel, L OBP: 0.346, SLG: 0.447 (1, 10)										4	1	1	2	0	0	3											
Ruben Sierra, S OBP: 0.290, SLG: 0.478 (1, 9)										5	1	2	1	0	1	3											
Mark McGwire, R OBP: 0.477, SLG: 0.519 (1, 3)										4	0	3	1	1	0	1											
Brent Gates, S OBP: 0.357, SLG: 0.386 (1, 4)										5	0	0	0	0	1	7											
Terry Steinbach, R OBP: 0.328, SLG: 0.453 (1, 2)										4	1	1	1	0	0	0											
Mike Bordick, R OBP: 0.339, SLG: 0.356 (1, 6)										4	0	1	1	0	0	0											
Scott Brosius, R OBP: 0.294, SLG: 0.380 (1, 5)										3	0	1	0	1	0	0											
Inning Stats	R: 5 E: 0 K: 0 S: 24	H: 5 LOB: 2 BB: 2 P: 49	R: 0 E: 0 K: 0 S: 10	H: 2 LOB: 2 BB: 0 P: 19	R: 0 E: 0 K: 0 S: 9	H: 1 LOB: 1 BB: 0 P: 17	R: 0 E: 0 K: 0 S: 2	H: 0 LOB: 0 BB: 1 P: 8	R: 0 E: 0 K: 0 S: 4	H: 1 LOB: 0 BB: 0 P: 5	R: 0 E: 0 K: 0 S: 8	H: 1 LOB: 0 BB: 0 P: 11	R: 0 E: 0 K: 1 S: 11	H: 0 LOB: 2 BB: 2 P: 23	R: 0 E: 0 K: 0 S: 6	H: 0 LOB: 0 BB: 0 P: 10	R: 1 E: 0 K: 1 S: 16	H: 3 LOB: 2 BB: 0 P: 24	1B: 9 2B: 5 3B: 0 HR: 0	SF: 0 SAC: 1 DP: 1 HBP: 0	WP: 0 PB: 1 SB: 1 CS: 0	PA: 43					
PITCHER	IP	WLS	BF	H	R	ER	SO	BB	IBB	HBP	BLK	WP	HR	S	P	ERA	WHIP										
Tim Van Emdom, R ERA: 10.8 (1, 1)	0.2	L	8	5	5	5	0	1	0	0	0	0	0	20	38	67.50	9.000										
Ricky Tricek, R ERA: 10.2 (1, 1)	3.1		14	3	0	0	0	2	0	0	0	0	0	25	55	0.00	1.500										
Sergio Valdez, R ERA: 2.16 (5, 1)	2.0		7	2	0	0	0	1	0	0	0	0	0	14	22	0.00	1.500										
Chris Howard, L ERA: 3.05 (7, 1)	2.0		7	0	0	0	1	0	1	0	0	0	0	15	27	0.00	0.000										
Jeff Russell, R ERA: 5.14 (9, 1)	1.0		6	3	1	1	1	0	0	0	0	0	0	16	24	9.00	3.000										

Oakland Athletics @ Boston Red Sox
Fenway Park, Boston, MA
Fri Jul 01 1994, 7:05 PM EDT
Att: 28,336 - Unknown - 85 F

AB 36
R 6
H 13
RBI 6
BB 5
SO 2
LOB 17



Batter	1	2	3	4	5	6	7	8	9	AB	R	H	RBI	BB	SO	LOB	BOTTOM										
Otis Nixon, S OBP: 0.357, SLG: 0.325 (1, 8)										4	0	0	0	0	0	0											
Scott Cooper, L OBP: 0.338, SLG: 0.504 ERA: 10.2 (1, 5)										3	0	0	0	0	1	0											
Scott Fletcher, R OBP: 0.317, SLG: 0.351 (9, PH)										0	1	0	0	1	0	0											
John Valentin, R OBP: 0.390, SLG: 0.488 (1, 6)										4	1	2	0	0	1	1											
Mo Vaughn, L OBP: 0.404, SLG: 0.591 (1, 3)										4	1	2	3	0	1	1											
Mike Greenwell, L OBP: 0.372, SLG: 0.482 (1, 7)										4	0	2	0	0	0	1											
Andre Dawson, R OBP: 0.293, SLG: 0.521 (1, 10)										4	0	0	0	0	2	3											
Damon Berryhill, S OBP: 0.280, SLG: 0.404 (1, 2)										3	0	0	0	0	0	0											
Lee Tinsley, S OBP: 0.337, SLG: 0.240 (1, 9)										3	0	0	0	0	1	0											
Carlos Rodriguez, S OBP: 0.295, SLG: 0.373 (1, 4)										3	0	0	0	0	0	0											
Inning Stats	R: 2 E: 1 K: 1 S: 13	H: 3 LOB: 1 BB: 0 P: 18	R: 0 E: 0 K: 0 S: 8	H: 0 LOB: 0 BB: 0 P: 15	R: 0 E: 0 K: 1 S: 10	H: 1 LOB: 1 BB: 0 P: 17	R: 0 E: 0 K: 0 S: 7	H: 1 LOB: 0 BB: 0 P: 10	R: 0 E: 0 K: 1 S: 9	H: 0 LOB: 0 BB: 0 P: 14	R: 0 E: 0 K: 1 S: 7	H: 0 LOB: 0 BB: 0 P: 13	R: 0 E: 0 K: 1 S: 8	H: 0 LOB: 0 BB: 0 P: 13	R: 0 E: 0 K: 0 S: 6	H: 0 LOB: 0 BB: 0 P: 9	R: 1 E: 0 K: 1 S: 11	H: 1 LOB: 1 BB: 1 P: 17	1B: 4 2B: 1 3B: 0 HR: 1	SF: 0 SAC: 0 DP: 1 HBP: 0	WP: 0 PB: 0 SB: 1 CS: 0	PA: 33					
PITCHER	IP	WLS	BF	H	R	ER	SO	BB	IBB	HBP	BLK	WP	HR	S	P	ERA	WHIP										
Ron Darling, R ERA: 4.74 (1, 1)	8.0	W	28	5	2	2	5	0	0	0	0	0	0	68	109	2.25	0.625										
Dave Leiper, L ERA: 1.13 (9, 1)	0.0		1	0	1	1	0	1	0	0	0	0	0	2	6	-	-										
Dennis Eckersley, R ERA: 4.8 (9, 1)	1.0		4	1	0	0	1	0	0	0	0	0	0	9	11	0.00	1.000										

Oakland Athletics @ Boston Red Sox
Fenway Park, Boston, MA
Fri Jul 01 1994, 7:05 PM EDT
Att: 28,336 - Unknown - 85 F

AB 32
R 3
H 6
RBI 3
BB 1
SO 6
LOB 6



Batter	1	2	3	4	5	6	7	8	9	AB	R	H	RBI	BB	SO	LOB	TOP										
Rickey Henderson, R OBP: 0.413, SLG: 0.382 Eric Fox, S OBP: 0.250, SLG: 0.317	2-2 HBP		2-1 G4-3		3-1 G6-3			1-1 F9	4-1 FC6 BB	2	0	0	0	0	0	0	Oakland Athletics @ Boston Red Sox Fenway Park, Boston, MA Sat Jul 02 1994, 3:33 AM EDT Att: 31,792 - Sunny - 87 F										
Stan Javier, S OBP: 0.375, SLG: 0.455	4-2 BB		1-3 K		0-3 K		0-0 2B	1-1 FC6	4	0	1	0	1	2	3												
Troy Neel, L OBP: 0.340, SLG: 0.437	2-3 K		1-2 G6-3		1-0 G3		3-2 P5		4	0	0	0	0	1	3												
Ruben Sierra, S OBP: 0.287, SLG: 0.474 Mike Aldrete, L OBP: 0.313, SLG: 0.380	0-3 K		1-3 K		2-1 P3		3-2 L8		3	0	0	0	0	2	2												
Geronomo Berroa, R OBP: 0.397, SLG: 0.492	3-0 L8		2-1 G5-3		0-1 1B		2-1 1B	2-1 1B	4	1	2	0	0	0	2												
Brent Gates, S OBP: 0.355, SLG: 0.383		1-1 G6-3		3-2 L6		2-1 F9		1-2 G3 1B	4	0	1	0	0	0	1												
Terry Steinbach, R OBP: 0.328, SLG: 0.464 Scott Hemond, R OBP: 0.248, SLG: 0.308	0-3 K		1-2 HR		0-2 F8		1-0 1B	1-2 2H 1B	3	1	1	1	0	1	1												
Mike Bordick, R OBP: 0.341, SLG: 0.358	0-1 1B		0-0 P4		2-1 1B		1-2 1B	1-2 2-3 G3	4	0	2	0	0	0	2												
Scott Brosius, R OBP: 0.289, SLG: 0.373	1-3 K		0-1 P5		2-2 F7		0-3 K		4	0	0	0	0	2	5												
Inning Stats	R: 0 H: 0 E: 0 K: 2 S: 13	H: 0 LOB: 2 BB: 1 P: 23	R: 0 H: 1 E: 0 K: 2 S: 11	LOB: 1 BB: 0 P: 13	R: 0 H: 0 E: 0 K: 1 S: 8	H: 0 LOB: 0 BB: 0 P: 12	R: 0 H: 0 E: 0 K: 1 S: 12	H: 0 LOB: 0 BB: 0 P: 18	R: 1 H: 1 E: 0 K: 0 S: 8	H: 1 LOB: 0 BB: 0 P: 12	R: 0 H: 0 E: 0 K: 1 S: 6	H: 0 LOB: 0 BB: 0 P: 9	R: 0 H: 2 E: 0 K: 0 S: 13	H: 2 LOB: 2 BB: 0 P: 19	R: 0 H: 1 E: 0 K: 0 S: 9	H: 1 LOB: 1 BB: 0 P: 16		R: 1 H: 3 E: 0 K: 1 S: 16	H: 3 LOB: 3 BB: 1 P: 26	1B: 6 2B: 1 3B: 0 HR: 1	SF: 0 SAC: 0 DP: 0 HBP: 1	WP: 0 PB: 0 SB: 1 CS: 0	PA: 38				
PITCHER	IP	WLS	BF	H	R	ER	SO	BB	IBB	HBP	BLK	WP	HR	S	P	ERA	WHIP										
Aaron Sele, R ERA: 3.58 Cory Bailey, R ERA: 3.35	8.0	W	31	5	1	1	7	1	0	1	0	0	1	80	122	1.12	0.750										
9.1	1.0	7	3	1	1	1	1	1	0	0	0	0	0	16	26	9.00	4.000										

Batter	1	2	3	4	5	6	7	8	9	AB	R	H	RBI	BB	SO	LOB	BOTTOM										
Otis Nixon, S OBP: 0.361, SLG: 0.323	4-2 2B E BB		1-1 G6-3		4-0 S E BB		4-1 BB	0-0 G6-3		2	2	0	0	3	0	1	Oakland Athletics @ Boston Red Sox Fenway Park, Boston, MA Sat Jul 02 1994, 3:33 AM EDT Att: 31,792 - Sunny - 87 F										
Scott Fletcher, R OBP: 0.315, SLG: 0.356	0-1 E7 HR 2B		1-0 L8		1-1 P6		2-3 K		4	1	1	0	0	1	2												
John Valentin, R OBP: 0.392, SLG: 0.486	3-2 F8		4-0 BB BB		0-0 E5 WP HR 1B		0-3 K		3	1	1	0	1	1	1												
Mo Vaughn, L OBP: 0.409, SLG: 0.601	1-1 HR		4-1 G4-6-3 BB		4-0 WP HR IBB		2-3 K2-3		2	2	1	2	2	1	0												
Mike Greenwell, L OBP: 0.370, SLG: 0.477	3-2 F8		0-0 G4-6-3		4-2 HR BB		2-0 G4-3		3	1	0	0	1	0	2												
Tom Brunansky, R OBP: 0.337, SLG: 0.475 Lee Tinsley, S OBP: 0.337, SLG: 0.240	4-1 BB		0-3 K		0-0 HR		2-1 1B		3	1	2	4	1	1	0												
Scott Cooper, L OBP: 0.337, SLG: 0.500	2-2 G4-3		1-3 K		0-1 F7		1-0 HR 1B		4	1	1	0	0	1	1												
Wes Chamberlain, R OBP: 0.293, SLG: 0.410		2-1 F9		3-3 K		0-0 P3		0-0 HR	4	1	1	2	0	1	0												
Rich Rowland, R OBP: 0.234, SLG: 0.366		1-1 G6-3		3-2 F8		1-0 P4		2-3 K	4	0	0	0	0	1	1												
Inning Stats	R: 3 H: 2 E: 1 K: 0 S: 18	H: 0 LOB: 0 BB: 2 P: 35	R: 0 H: 0 E: 0 K: 0 S: 6	H: 0 LOB: 0 BB: 0 P: 10	R: 0 H: 0 E: 0 K: 3 S: 11	H: 0 LOB: 0 BB: 2 P: 12	R: 0 H: 0 E: 0 K: 3 S: 11	H: 0 LOB: 0 BB: 0 P: 15	R: 5 H: 2 E: 1 K: 0 S: 14	H: 2 LOB: 0 BB: 3 P: 30	R: 0 H: 0 E: 0 K: 1 S: 8	H: 0 LOB: 1 BB: 1 P: 15	R: 0 H: 0 E: 0 K: 2 S: 9	H: 0 LOB: 0 BB: 0 P: 13	R: 2 H: 3 E: 0 K: 1 S: 8	H: 3 LOB: 1 BB: 0 P: 13		1B: 3 2B: 1 3B: 0 HR: 3	SF: 0 SAC: 0 DP: 1 HBP: 0	WP: 1 PB: 0 SB: 1 CS: 0	PA: 37						
PITCHER	IP	WLS	BF	H	R	ER	SO	BB	IBB	HBP	BLK	WP	HR	S	P	ERA	WHIP										
Todd Van Poppel, R ERA: 6.7 Billy Taylor, R ERA: 3.99 Vince Horsman, L ERA: 2.95 Roger Smithberg, R ERA: 15.43	4.2	L	23	3	7	7	3	6	1	0	0	0	1	16	23	5.40	1.200										
5.1	1.2	7	1	1	1	2	1	0	0	0	0	0	1	4	8	0.00	0.000										
7.1	0.2	2	0	0	0	1	0	0	0	0	0	0	0	4	8	0.00	0.000										
8.1	1.0	5	3	2	2	1	0	0	0	0	0	0	1	8	13	18.00	3.000										

AB	35
R	2
H	8
RBI	2
BB	2
SO	8
LOB	20



AB	29
R	10
H	7
RBI	8
BB	8
SO	7
LOB	8



Batter	1	2	3	4	5	6	7	8	9	AB	R	H	RBI	BB	SO	LOB	TOP										
Spike Owen, S (1, 5) OBP: 0.391, SLG: 0.400	F8		G3-1			PB BB		BB BB		2	0	0	0	2	0	1	California Angels @ Boston Red Sox Fenway Park, Boston, MA Mon Jul 04 1994, 3:33 AM EDT Att: 26,624 - Sunny - 78 F										
Damion Easley, R (1, 4) OBP: 0.291, SLG: 0.320	G6-3			K2-3		K		L8		4	0	0	0	0	2	2											
Tim Salmon, R (1, 9) OBP: 0.380, SLG: 0.516	P3			K		G5-3			1B G3 1B	4	1	1	0	0	1	1											
Chili Davis, S (1, 10) OBP: 0.431, SLG: 0.547		G4-6-3 1B		K		F8			G4-3 G3 1B	4	0	2	0	0	1	1											
Jim Edmonds, L (1, 7) OBP: 0.367, SLG: 0.422	G4-6-3				K		G4-3		G3	4	0	0	1	0	1	2											
Chad Curtis, R (1, 8) OBP: 0.302, SLG: 0.378				K			K		G4-3	4	0	1	0	0	2	1											
J.T. Snow, L (1, 3) OBP: 0.235, SLG: 0.250			K			FC6-4 BB			G4-3	3	0	0	0	1	2	1											
Greg Myers, L (1, 2) OBP: 0.264, SLG: 0.258			E3			K			G6-3	2	0	0	0	0	1	2											
Rex Hudler, R (8, PH) OBP: 0.356, SLG: 0.632			G6-3							1	0	0	0	0	0	0											
Chris Turner, R (8, 2) OBP: 0.196, SLG: 0.160										0	0	0	0	0	0	0											
Gary Disarcina, R (1, 6) OBP: 0.297, SLG: 0.349		G6-3			FC6-4			L8		3	0	0	0	0	0	3											
Inning Stats	R: 0 E: 0 K: 0 S: 8	H: 0 LOB: 0 BB: 0 P: 12	R: 0 E: 0 K: 1 S: 8	H: 1 LOB: 0 BB: 0 P: 10	R: 0 E: 1 K: 1 S: 11	H: 0 LOB: 1 BB: 0 P: 18	R: 0 E: 0 K: 3 S: 13	H: 0 LOB: 0 BB: 0 P: 20	R: 0 E: 0 K: 2 S: 10	H: 1 LOB: 2 BB: 1 P: 15	R: 0 E: 0 K: 1 S: 9	H: 0 LOB: 1 BB: 1 P: 17	R: 0 E: 0 K: 2 S: 8	H: 0 LOB: 0 BB: 0 P: 13	R: 0 E: 0 K: 0 S: 6	H: 0 LOB: 1 BB: 1 P: 15	R: 1 E: 0 K: 0 S: 13	H: 2 LOB: 1 BB: 0 P: 18	1B: 3 2B: 1 3B: 0 HR: 0	SF: 0 SAC: 0 DP: 1 HBP: 0	WP: 0 PB: 1 SB: 0 CS: 0	PA: 34					
PITCHER	IP	WLS	BF	H	R	ER	SO	BB	IBB	HBP	BLK	WP	HR	S	P	ERA	WHIP										
Roger Clemens, R (1, 1) ERA: 2.86	7.0	W	25	2	0	0	10	2	0	0	0	0	0	67	105	0.00	0.571										
Chris Howard, L (8, 1) ERA: 2.91	1.0		4	0	0	0	0	1	0	0	0	0	0	6	15	0.00	1.000										
Ken Ryan, R (9, 1) ERA: 1.48	1.0		5	2	1	1	0	0	0	0	0	0	0	13	18	9.00	2.000										

Batter	1	2	3	4	5	6	7	8	9	AB	R	H	RBI	BB	SO	LOB	BOTTOM										
Lee Tinsley, S (1, 8) OBP: 0.330, SLG: 0.228	K			G4-3				G6-3		3	0	0	0	1	1	0	California Angels @ Boston Red Sox Fenway Park, Boston, MA Mon Jul 04 1994, 3:33 AM EDT Att: 26,624 - Sunny - 78 F										
Scott Fletcher, R (1, 4) OBP: 0.304, SLG: 0.336		FC6-4 BB			F8		P3			3	0	0	0	1	0	2											
John Valentin, R (1, 6) OBP: 0.403, SLG: 0.494	FC5-4 BB		FC5-4		F9			P2		4	0	2	1	0	0	1											
Mo Vaughn, L (1, 3) OBP: 0.402, SLG: 0.588	F9				F9			G6-3		4	0	0	0	0	1	4											
Andre Dawson, R (1, 10) OBP: 0.295, SLG: 0.520		2B 1B	G5-3		F9			1B		4	1	2	0	0	0	1											
Mike Greenwell, L (1, 7) OBP: 0.365, SLG: 0.468	L8		F7			F8		G3		4	0	0	0	0	0	2											
Tom Brunansky, R (1, 9) OBP: 0.333, SLG: 0.465				K						3	1	1	0	0	2	0											
Scott Cooper, L (1, 5) OBP: 0.336, SLG: 0.498		BLK 1B 2B			F7					3	1	1	2	0	1	0											
Damon Berryhill, S (1, 2) OBP: 0.282, SLG: 0.398		FC6-4 BB 1B			F7					3	1	1	1	0	0	0											
Inning Stats	R: 0 E: 0 K: 1 S: 10	H: 0 LOB: 1 BB: 1 P: 18	R: 4 E: 0 K: 1 S: 22	H: 5 LOB: 2 BB: 1 P: 39	R: 0 E: 0 K: 1 S: 6	H: 0 LOB: 0 BB: 0 P: 10	R: 0 E: 0 K: 0 S: 8	H: 0 LOB: 0 BB: 0 P: 11	R: 0 E: 0 K: 2 S: 14	H: 1 LOB: 1 BB: 0 P: 18	R: 0 E: 0 K: 2 S: 7	H: 0 LOB: 0 BB: 0 P: 10	R: 0 E: 0 K: 0 S: 7	H: 0 LOB: 0 BB: 0 P: 10	R: 0 E: 0 K: 0 S: 9	H: 1 LOB: 1 BB: 0 P: 10		1B: 4 2B: 3 3B: 0 HR: 0	SF: 0 SAC: 0 DP: 0 HBP: 0	WP: 0 PB: 0 SB: 0 CS: 0	PA: 33						
PITCHER	IP	WLS	BF	H	R	ER	SO	BB	IBB	HBP	BLK	WP	HR	S	P	ERA	WHIP										
Phil Letwich, R (1, 1) ERA: 4.74	8.0	L	33	7	4	4	5	2	0	0	0	0	0	83	126	4.50	1.125										

AB	31
R	1
H	4
RBI	1
BB	3
SO	10
LOB	14



AB	31
R	4
H	7
RBI	4
BB	2
SO	5
LOB	10




Batter	1	2	3	4	5	6	7	8	9	AB R H RBI BB SO LOB	TOP											
Chad Curtis, R OBP: 0.303, SLG: 0.376	L9	K			G6-3		1B		G5-3	5 1 1 1 1 1 2	California Angels @ Boston Red Sox Fenway Park, Boston, MA Tue Jul 05 1994, 7:05 PM EDT Att: 26,199 - Unknown - 80 F											
Spike Owen, S OBP: 0.397, SLG: 0.403	1B		2B		F9		1B		G3-1	4 1 2 2 1 0 2												
Tim Salmon, R OBP: 0.383, SLG: 0.521	1B		2B		K		E5		HR	5 1 3 0 0 1 1												
Chili Davis, S OBP: 0.431, SLG: 0.556	F8		SF7-6-4-5			G3	FC4-6		HR	3 1 1 3 1 0 1												
Bo Jackson, R OBP: 0.348, SLG: 0.469		F9	G6-3			G5-3	K		F7	4 0 0 0 0 1 3												
J.T. Snow, L OBP: 0.233, SLG: 0.248										1 0 0 0 0 0 0												
Jim Edmonds, L OBP: 0.363, SLG: 0.416		G4-3			G5-3		G4-3		FC4-6	5 1 1 0 0 0 3												
Damion Easley, R OBP: 0.294, SLG: 0.326		1B			L8		F9		G6-3	5 2 2 0 0 0 0												
Chris Turner, R OBP: 0.234, SLG: 0.222		1B			1B		1B		2B	5 2 5 2 0 0 0												
Gary Disarcina, R OBP: 0.298, SLG: 0.350	E3				FC5-4		1B		FC5-4	5 1 2 1 0 1 3												
Inning Stats	R: 0 E: 0 K: 0 S: 8	H: 2 LOB: 1 BB: 0 P: 14	R: 2 E: 1 K: 1 S: 13	H: 3 LOB: 1 BB: 0 P: 19	R: 1 E: 0 K: 0 S: 7	H: 1 LOB: 0 BB: 1 P: 17	R: 0 E: 0 K: 0 S: 9	H: 1 LOB: 1 BB: 0 P: 13	R: 0 E: 0 K: 1 S: 8	H: 0 LOB: 0 BB: 0 P: 16	R: 0 E: 0 K: 0 S: 5	H: 0 LOB: 0 BB: 0 P: 10	R: 3 E: 1 K: 1 S: 19	H: 4 LOB: 3 BB: 1 P: 33	R: 0 E: 0 K: 0 S: 12	H: 1 LOB: 2 BB: 1 P: 22	R: 4 E: 0 K: 1 S: 18	H: 5 LOB: 1 BB: 0 P: 25	1B: 12 2B: 5 HR: 1	SF: 1 SAC: 0 DP: 1 HBP: 0	WP: 1 PB: 0 SB: 2 CS: 0	PA: 46
PITCHER	IP WLS BF H R ER SO BB IBB HBP BLK WP HR S P ERA WHIP											PITCHER	IP WLS BF H R ER SO BB IBB HBP BLK WP HR S P ERA WHIP									
Joe Hesketh, L ERA: 5.21	(1, 1) 6.1 L 27 9 5 5 2 1 0 0 0 0 1 0 56 101 7.11 1.579																					
Ricky Tricek, R ERA: 9.72	(7, 1) 1.2 11 3 1 1 1 1 1 0 0 0 0 25 43 5.40 2.400																					
Sergio Valdez, R ERA: 7.2	(9, 1) 1.0 8 5 4 4 1 0 0 0 0 0 1 18 25 36.00 5.000																					


AB	42
R	10
H	17
RBI	9
BB	3
SO	4
LOB	15



Batter	1	2	3	4	5	6	7	8	9	AB R H RBI BB SO LOB	BOTTOM									
Scott Fletcher, R OBP: 0.296, SLG: 0.326	F8			K	F9			P3		4 0 0 0 0 1 1	California Angels @ Boston Red Sox Fenway Park, Boston, MA Tue Jul 05 1994, 7:05 PM EDT Att: 26,199 - Unknown - 80 F									
John Valentin, R OBP: 0.405, SLG: 0.508	L7			F9		FC6-4		HR		3 1 1 1 1 0 0										
Mo Vaughn, L OBP: 0.403, SLG: 0.589	G3			BB		L8		2B		3 0 1 0 1 0 1										
Andre Dawson, R OBP: 0.290, SLG: 0.511		P6		K		F8		G5-3		4 0 0 0 0 1 3										
Mike Greenwell, L OBP: 0.363, SLG: 0.468	L7				1B	FC6-4		G3-1		4 1 1 0 0 0 2										
Wes Chamberlain, R OBP: 0.297, SLG: 0.410	G1-3				1B		G6-4-3		L4	4 1 2 1 0 0 0										
Scott Cooper, L OBP: 0.334, SLG: 0.493			F8		K		G6-4-3		BB	3 0 0 0 1 1 2										
Rich Rowland, R OBP: 0.247, SLG: 0.365			F9		1B				F9	3 0 1 0 1 0 1										
Lee Tinsley, S OBP: 0.317, SLG: 0.220			G5-3		SF9		L7		K	3 0 0 1 0 1 2										
Inning Stats	R: 0 E: 0 K: 0 S: 5	H: 0 LOB: 0 BB: 0 P: 9	R: 0 E: 0 K: 0 S: 6	H: 0 LOB: 0 BB: 0 P: 9	R: 0 E: 0 K: 2 S: 9	H: 0 LOB: 1 BB: 1 P: 16	R: 2 E: 0 K: 1 S: 13	H: 3 LOB: 1 BB: 0 P: 17	R: 0 E: 0 K: 0 S: 5	H: 0 LOB: 1 BB: 1 P: 11		R: 0 E: 0 K: 0 S: 10	H: 1 LOB: 1 BB: 1 P: 18	R: 1 E: 0 K: 0 S: 9	H: 2 LOB: 1 BB: 0 P: 14	R: 0 E: 0 K: 1 S: 15	H: 0 LOB: 1 BB: 1 P: 20	1B: 3 2B: 2 HR: 1	SF: 1 SAC: 0 DP: 1 HBP: 0	WP: 0 PB: 0 SB: 0 CS: 0
PITCHER	IP WLS BF H R ER SO BB IBB HBP BLK WP HR S P ERA WHIP											PITCHER	IP WLS BF H R ER SO BB IBB HBP BLK WP HR S P ERA WHIP							
Chuck Finley, L ERA: 4.09	(1, 1) 8.0 W 32 6 3 3 3 3 0 0 0 0 0 1 63 103 3.38 1.125																			
Mark Leiter, R ERA: 4.34	(9, 1) 1.0 4 0 0 0 1 1 0 0 0 0 0 0 15 20 0.00 1.000																			



Batter	1	2	3	4	5	6	7	8	9	AB	R	H	RBI	BB	SO	LOB	TOP										
Chad Curtis, R OBP: 0.303, SLG: 0.385 (1, 8)	E5 FC3-2	SF8		HR		F8	K	1B		5	1	2	3	0	1	1	California Angels @ Boston Red Sox Fenway Park, Boston, MA Wed Jul 06 1994, 7:05 PM EDT Att: 28,763 - Unknown - 91 F AB 41 R 10 H 14 RBI 10 BB 8 SO 5 LOB 25 										
Spike Owen, S OBP: 0.389, SLG: 0.393 Mark Dalesandro, R OBP: 0.286, SLG: 0.250 (7, PH) (7, 5)	P6	G6-3		P4		K	HR	F8		4	0	0	1	0	1	2											
Tim Salmon, R OBP: 0.392, SLG: 0.517 Rex Hudler, R OBP: 0.375, SLG: 0.667 (1, 9) (5, 7)	FC3-2 BB	F8		G5-3		WP 1B	HR		K	2	0	0	0	1	0	1											
Chili Davis, S OBP: 0.438, SLG: 0.573 (1, 10)	FC3-2 BB		HR	G6-3		1B	HR	1B		4	1	3	1	2	0	0											
Jim Edmonds, L OBP: 0.357, SLG: 0.405 (1, 7) (5, 9)	FC3-2		F8		E4 G3 G6-3	F7		K		5	0	0	0	1	1	6											
Damon Easley, R OBP: 0.291, SLG: 0.322 (1, 4)	F8		S 1B		G6-3		K		F7	6	0	1	0	0	1	7											
J.T. Snow, L OBP: 0.248, SLG: 0.257 (1, 3)		BB SF8 1B BB	F8		G3		HR 1B	G4-3 SH1-4 1B		4	3	2	0	1	0	2											
Greg Myers, L OBP: 0.303, SLG: 0.324 (1, 2)		SF8 G6-3 1B		FC5-4 1B			HR	SH1-4		2	2	2	2	2	0	0											
Gary Disarcina, R OBP: 0.300, SLG: 0.352 (1, 6)		G6-3 BB	FC5-4		G5-3		HR 1B 2B	G4-3		4	1	1	0	1	0	5											
Inning Stats	R: 0 E: 1 K: 0 S: 16	H: 0 LOB: 3 BB: 2 P: 28	R: 2 E: 0 K: 0 S: 11	H: 1 LOB: 1 BB: 2 P: 21	R: 1 E: 0 K: 0 S: 8	H: 2 LOB: 2 BB: 1 P: 19	R: 1 E: 0 K: 0 S: 9	H: 1 LOB: 0 BB: 0 P: 16	R: 0 E: 1 K: 1 S: 12	H: 0 LOB: 2 BB: 1 P: 18	R: 0 E: 0 K: 2 S: 26	H: 1 LOB: 2 BB: 1 P: 45	R: 1 E: 0 K: 0 S: 12	H: 2 LOB: 1 BB: 0 P: 19	R: 0 E: 0 K: 2 S: 13	H: 1 LOB: 1 BB: 0 P: 20	1B: 8 2B: 2 3B: 0 HR: 4	SF: 1 SAC: 1 DP: 0 HBP: 0	WP: 1 PB: 0 SB: 4 CS: 0	PA: 51							
PITCHER	IP	WLS	BF	H	R	ER	SO	BB	IBB	HBP	BLK	WP	HR	S	P	ERA	WHIP										
Tim Van Egmond, R ERA: 8.79 (1, 1)	6.0		32	5	4	4	1	4	3	0	0	1	2	64	120	6.00	1.500										
Cory Bailey, R ERA: 14.73 (7, 1)	1.0	L	10	6	5	5	2	0	1	0	0	0	2	26	45	45.00	6.000										
Tony Fossas, L ERA: 5.14 (8, 1)	2.0		9	3	1	1	2	0	0	0	0	0	0	25	39	4.50	1.500										


Batter	1	2	3	4	5	6	7	8	9	AB	R	H	RBI	BB	SO	LOB	BOTTOM										
John Valentin, R OBP: 0.409, SLG: 0.519 (1, 6)	P4		2B		G2-3	2B		FC5-4 BB		4	0	2	1	1	0	1	California Angels @ Boston Red Sox Fenway Park, Boston, MA Wed Jul 06 1994, 7:05 PM EDT Att: 28,763 - Unknown - 91 F AB 38 R 6 H 12 RBI 6 BB 2 SO 5 LOB 15 										
Tim Lincecum, R OBP: 0.370, SLG: 0.469 Scott Fletcher, R OBP: 0.294, SLG: 0.323 (1, 4) (7, 4)	L9		2B		G5-3	1B		FC5-4		3	0	1	1	1	0	2											
Mo Vaughn, L OBP: 0.400, SLG: 0.582 (1, 3)	K		F7		1B	1B		G6-3		5	0	1	0	0	1	2											
Andre Dawson, R OBP: 0.289, SLG: 0.517 (1, 10)		G6-3	F7		L6		HR	G6-3		5	1	1	1	0	0	4											
Mike Greenwell, L OBP: 0.361, SLG: 0.467 (1, 7)		P7		G3		HR	P6	L8		5	1	1	0	0	0	0											
Tom Brunansky, R OBP: 0.330, SLG: 0.489 (1, 9)		P5		P5		HR	K			4	1	1	2	0	1	0											
Scott Cooper, L OBP: 0.340, SLG: 0.507 (1, 5)			1B 2B	F8		2B 1B		3B		4	1	3	0	0	0	0											
Damon Berryhill, S OBP: 0.281, SLG: 0.394 (1, 2)			SH3-4 2B 1B		K	F8		P6		4	1	1	1	0	1	2											
Lee Tinsley, S OBP: 0.317, SLG: 0.224 (1, 8)			SH3-4		E3 G2-3 1B 1B	K		K		3	1	1	0	0	2	2											
Inning Stats	R: 0 E: 0 K: 1 S: 8	H: 0 LOB: 0 BB: 0 P: 14	R: 0 E: 0 K: 0 S: 6	H: 0 LOB: 0 BB: 0 P: 12	R: 2 E: 0 K: 0 S: 14	H: 3 LOB: 1 BB: 1 P: 23	R: 0 E: 0 K: 0 S: 8	H: 0 LOB: 0 BB: 0 P: 15	R: 1 E: 1 K: 1 S: 12	H: 3 LOB: 2 BB: 0 P: 16	R: 2 E: 0 K: 1 S: 15	H: 4 LOB: 2 BB: 0 P: 22	R: 1 E: 0 K: 1 S: 9	H: 1 LOB: 0 BB: 0 P: 15	R: 0 E: 0 K: 1 S: 9	H: 1 LOB: 2 BB: 1 P: 16	R: 0 E: 0 K: 0 S: 10	H: 0 LOB: 0 BB: 0 P: 14	1B: 5 2B: 4 3B: 1 HR: 2	SF: 0 SAC: 1 DP: 0 HBP: 0	WP: 0 PB: 0 SB: 0 CS: 0	PA: 41					
PITCHER	IP	WLS	BF	H	R	ER	SO	BB	IBB	HBP	BLK	WP	HR	S	P	ERA	WHIP										
Russ Springer, R ERA: 7.18 (6, 1)	5.0		24	8	3	5	2	1	0	0	0	0	1	17	26	5.40	1.800										
Bob Patterson, L ERA: 5.65 (7, 1)	1.2	W	8	3	1	1	1	0	0	0	0	0	0	12	21	0.00	1.500										
Mark Leiter, R ERA: 4.27 (9, 1)	1.0		3	0	0	0	0	0	0	0	0	0	0	10	14	0.00	0.000										

Batter	1	2	3	4	5	6	7	8	9	AB	R	H	RBI	BB	SO	LOB	TOP				
Brian Turang, R OBP: 0.243, SLG: 0.272 (1, 7)	G6-3		B5-3		G4-3		F7			4	0	0	0	0	0	1					
Felix Fermin, R OBP: 0.354, SLG: 0.407 (1, 4)	CS 1B BB		3B 1B		3H 1B			G6-3		3	1	2	1	1	0	0					
Ken Griffey Jr., L OBP: 0.411, SLG: 0.708 (1, 8)	CS 1B		1H 3B		FC6-4 1B			P4		4	0	3	1	0	0	0					
Edgar Martinez, R OBP: 0.403, SLG: 0.480 (1, 5)	1-2 BB		2-3 K		FC6-4			F8		3	0	0	0	1	1	3					
Mike Blowers, R OBP: 0.341, SLG: 0.421 (1, 3)	F9			G5-3		L6 BB 1B			3-1 HR	4	1	2	1	0	0	2					
Keith Mitchell, R OBP: 0.352, SLG: 0.429 (1, 9)		G5-3		G6-3		L6 BB			2-2 G5-3	3	0	0	0	1	0	0					
Marc Newfield, R OBP: 0.229, SLG: 0.212 (1, 10)		G5-4-3 1B		P4		L6 1-2 2-2			0-2 F8	4	0	1	0	0	0	2					
Bill Haselman, R OBP: 0.230, SLG: 0.337 Reggie Jefferson, S OBP: 0.387, SLG: 0.554 (9, PH)		G5-4-3			E6 G4-3 1B			F9	1-0 F9	3	1	0	0	0	0	1					
Alex Rodriguez, R (1, 6)			G5-3		F8			G6-3		3	0	0	0	0	0	1					
Inning Stats	R: 0 E: 0 K: 0 S: 8	H: 1 LOB: 2 BB: 2 P: 18	R: 0 E: 0 K: 0 S: 8	H: 1 LOB: 0 BB: 0 P: 14	R: 1 E: 0 K: 1 S: 13	H: 2 LOB: 1 BB: 0 P: 21	R: 0 E: 0 K: 0 S: 8	H: 0 LOB: 0 BB: 0 P: 11	R: 1 E: 1 K: 0 S: 10	H: 2 LOB: 2 BB: 1 P: 15	R: 0 E: 0 K: 0 S: 6	H: 0 LOB: 0 BB: 0 P: 8	R: 0 E: 0 K: 0 S: 6	H: 0 LOB: 0 BB: 0 P: 13	R: 1 E: 0 K: 0 S: 9	H: 1 LOB: 0 BB: 0 P: 15	1B: 6 2B: 0 3B: 2 HR: 1	SF: 0 SAC: 0 DP: 1 HBP: 0	WP: 0 PB: 0 CS: 2	PA: 35	
PITCHER	IP	WLS	BF	H	R	ER	SO	BB	IBB	HBP	BLK	WP	HR	S	P	ERA	WHIP				
Chris Nabholz, L ERA: 8.1 Ken Ryan, R ERA: 2.16	(1, 1)	8.0	W	32	8	3	2	1	3	0	0	0	0	1	66	117	2.25	1.375			
(9, 1)	1.0	S	3	0	0	0	0	0	0	0	0	0	0	7	10	0.00	0.000				

Seattle Mariners @ Boston Red Sox
Fenway Park, Boston, MA
Fri Jul 08 1994, 7:05 PM EDT
Att: 33,355 - Unknown - 68 F

livebaseballscores.com

AB 32
R 3
H 8
RBI 3
BB 3
SO 1
LOB 10




Batter	1	2	3	4	5	6	7	8	9	AB	R	H	RBI	BB	SO	LOB	BOTTOM			
Scott Fletcher, R OBP: 0.291, SLG: 0.319 (1, 4)	G4-3 1B		CS 1B		G6-4-3		F7			4	0	2	0	0	0	1				
Tim Lincecum, R OBP: 0.381, SLG: 0.454 (1, 3)	K		F9		G6-3		F8			4	0	0	0	0	1	2				
John Valentin, R OBP: 0.417, SLG: 0.539 (1, 6)	G4-3		BB			HR	1B			3	1	2	1	1	0	1				
Andre Dawson, R OBP: 0.287, SLG: 0.510 (1, 10)	F9		K			HR	P2			4	1	1	0	0	1	3				
Tom Brunansky, R OBP: 0.333, SLG: 0.500 (1, 7)		FC1-5 BB		E5		HR		K		3	1	1	2	1	1	0				
Wes Chamberlain, R OBP: 0.301, SLG: 0.408 (1, 9)		FC1-5 1B		K		K		K		4	0	1	0	0	3	1				
Scott Cooper, L OBP: 0.334, SLG: 0.498 (1, 5)		FC1-5		K		G4-3		G6-3		4	0	0	0	0	1	3				
Rich Rowland, R OBP: 0.241, SLG: 0.388 (1, 2)		F8		P2		HR				3	1	1	1	0	0	3				
Lee Tinsley, S OBP: 0.318, SLG: 0.231 (1, 8)		G1-3			G6-4-3 1B		G4-3			3	0	1	0	0	0	2				
Inning Stats	R: 0 E: 0 K: 1 S: 8	H: 1 LOB: 1 BB: 0 P: 12	R: 0 E: 0 K: 0 S: 12	H: 1 LOB: 2 BB: 1 P: 23	R: 0 E: 0 K: 1 S: 9	H: 1 LOB: 1 BB: 1 P: 17	R: 0 E: 1 K: 2 S: 11	H: 0 LOB: 1 BB: 0 P: 17	R: 0 E: 0 K: 0 S: 8	H: 1 LOB: 0 BB: 0 P: 13	R: 4 E: 0 K: 1 S: 24	H: 4 LOB: 0 BB: 0 P: 39	R: 0 E: 0 K: 0 S: 8	H: 1 LOB: 1 BB: 0 P: 14	R: 0 E: 0 K: 2 S: 12	H: 0 LOB: 0 BB: 0 P: 17	1B: 5 2B: 1 3B: 0 HR: 3	SF: 0 SAC: 0 DP: 1 HBP: 0	WP: 0 PB: 0 CS: 1	PA: 34
PITCHER	IP	WLS	BF	H	R	ER	SO	BB	IBB	HBP	BLK	WP	HR	S	P	ERA	WHIP			
Dave Fleming, L ERA: 6.75 Bill Riskey, R ERA: 4.46 Rich Gossage, R ERA: 4.75	(1, 1)	5.0	L	9	3	2	2	1	0	0	0	0	2	24	39	9.00	1.500			
(8, 1)	1.0		3	0	0	0	2	0	0	0	0	0	0	12	17	0.00	0.000			

Seattle Mariners @ Boston Red Sox
Fenway Park, Boston, MA
Fri Jul 08 1994, 7:05 PM EDT
Att: 33,355 - Unknown - 68 F

livebaseballscores.com

AB 32
R 4
H 9
RBI 4
BB 2
SO 7
LOB 16



Batter	1	2	3	4	5	6	7	8	9	AB	R	H	RBI	BB	SO	LOB	TOP										
Felix Fermin, R OBP: 0.351, SLG: 0.404	G1-3	FC5		G6-3		L7		E8		5	0	1	0	0	0	3	Seattle Mariners @ Boston Red Sox Fenway Park, Boston, MA Sat Jul 09 1994, 3:33 AM EDT Att: 33,092 - Sunny - 75 F										
Reggie Jefferson, S OBP: 0.391, SLG: 0.560 Marc Newfield, R OBP: 0.222, SLG: 0.206	1B	F8			PB	F7		F8		4	2	2	0	0	0	2											
Ken Griffey Jr., L OBP: 0.408, SLG: 0.701	1B					F9		L9		5	0	1	0	0	1												
Edgar Martinez, R OBP: 0.410, SLG: 0.509	1B	BB			HR	1B		HR		3	3	2	2	2	0												
Mike Blowers, R OBP: 0.347, SLG: 0.425 Brian Turang, R OBP: 0.243, SLG: 0.272	1B			G6-3		HR		HR		5	1	3	2	0	1												
Tino Martinez, L OBP: 0.298, SLG: 0.435	F8			L7		HR		G4-6-3		4	1	1	3	0	0												
Keith Mitchell, R OBP: 0.339, SLG: 0.411		G4-3				F7		P4		4	0	0	0	0	0												
Dan Wilson, R OBP: 0.269, SLG: 0.355		FC5		G1-3				G4-3		4	0	1	0	0	1												
Alex Rodriguez, R OBP: 0.286, SLG: 0.286		E5								4	0	2	0	0	1												
Inning Stats	R: 1 E: 0 K: 0 S: 10	H: 3 LOB: 2 BB: 1 P: 19	R: 0 E: 1 K: 0 S: 10	H: 1 LOB: 2 BB: 0 P: 13	R: 1 E: 0 K: 1 S: 13	H: 1 LOB: 0 BB: 0 P: 19	R: 0 E: 0 K: 0 S: 9	H: 1 LOB: 1 BB: 0 P: 17	R: 4 E: 0 K: 1 S: 18	H: 3 LOB: 0 BB: 1 P: 32	R: 0 E: 0 K: 0 S: 8	H: 0 LOB: 0 BB: 0 P: 10	R: 1 E: 0 K: 0 S: 7	H: 2 LOB: 0 BB: 0 P: 12	R: 0 E: 1 K: 0 S: 12	H: 2 LOB: 2 BB: 0 P: 17		R: 0 E: 0 K: 1 S: 9	H: 0 LOB: 0 BB: 0 P: 12	1B: 9 2B: 1 3B: 0 HR: 3	SF: 0 SAC: 0 DP: 1 HBP: 0	WP: 0 PB: 1 CS: 0	PA: 41				
PITCHER	IP	WLS	BF	H	R	ER	SO	BB	IBB	HBP	BLK	WP	HR	S	P	ERA	WHIP										
Sergio Valdez, R ERA: 8.16	4.1	L	23	8	5	5	1	1	1	0	0	0	1	50	85	10.38	2.077										
Chris Howard, L ERA: 3.42	2.0		8	2	2	2	2	0	0	0	0	0	2	23	32	9.00	1.000										
Scott Bankhead, R ERA: 3.05	1.1		6	3	0	0	0	0	0	0	0	0	0	12	20	0.00	2.250										
Tony Fossas, L ERA: 4.98	0.2		2	0	0	0	0	0	0	0	0	0	0	4	4	0.00	0.000										
Cory Bailey, R ERA: 12.46	0.2		2	0	0	0	1	0	0	0	0	0	0	7	10	0.00	0.000										
Batter	1	2	3	4	5	6	7	8	9	AB	R	H	RBI	BB	SO	LOB	BOTTOM										
Scott Fletcher, R OBP: 0.294, SLG: 0.329 Carlos Rodriguez, S OBP: 0.290, SLG: 0.364 Mo Vaughn, L OBP: 0.399, SLG: 0.581	SH1-3			P4					P6	2	1	1	0	0	1	0	Seattle Mariners @ Boston Red Sox Fenway Park, Boston, MA Sat Jul 09 1994, 3:33 AM EDT Att: 33,092 - Sunny - 75 F										
John Valentin, R OBP: 0.419, SLG: 0.538	SH1-3		G6-3		WP	L7				4	1	2	0	0	1												
Scott Cooper, L OBP: 0.335, SLG: 0.497	1B				G3			L1-3		5	0	2	1	0	2												
Andre Dawson, R OBP: 0.283, SLG: 0.502	K				G1-3			F7		4	0	0	0	0	2												
Mike Greenwell, L OBP: 0.364, SLG: 0.484								G4-3		4	2	3	2	0	0												
Tom Brunansky, R OBP: 0.330, SLG: 0.485	L6								K	3	0	0	0	1	2												
Damon Berryhill, S OBP: 0.284, SLG: 0.391								F7		4	0	1	0	0	1												
Wes Chamberlain, R OBP: 0.306, SLG: 0.413								L5		3	0	1	1	1	1												
Lee Tinsley, S OBP: 0.307, SLG: 0.221	G3								K	4	0	0	0	0	1												
Inning Stats	R: 1 E: 0 K: 1 S: 7	H: 2 LOB: 1 BB: 0 P: 10	R: 0 E: 0 K: 1 S: 9	H: 1 LOB: 1 BB: 1 P: 18	R: 0 E: 0 K: 2 S: 12	H: 1 LOB: 1 BB: 0 P: 18	R: 1 E: 0 K: 1 S: 11	H: 3 LOB: 2 BB: 0 P: 15	R: 2 E: 0 K: 0 S: 13	H: 2 LOB: 1 BB: 1 P: 23	R: 0 E: 0 K: 1 S: 9	H: 1 LOB: 0 BB: 0 P: 14	R: 0 E: 0 K: 0 S: 7	H: 0 LOB: 0 BB: 0 P: 9	R: 0 E: 0 K: 1 S: 7	H: 0 LOB: 0 BB: 0 P: 13		R: 0 E: 0 K: 1 S: 7	H: 1 LOB: 1 BB: 0 P: 12	1B: 7 2B: 3 3B: 0 HR: 1	SF: 0 SAC: 1 DP: 0 HBP: 0	WP: 1 PB: 0 CS: 0	PA: 39				
PITCHER	IP	WLS	BF	H	R	ER	SO	BB	IBB	HBP	BLK	WP	HR	S	P	ERA	WHIP										
Chris Bosio, R ERA: 4.32	5.0		25	9	4	4	5	2	0	0	0	0	0	9	14	0.00	1.000										
Mitt Hill, R ERA: 6.46	1.0		4	1	0	0	1	0	0	0	0	0	0	7	9	0.00	0.000										
Kevin King, L ERA: 3.68	1.0		3	0	0	0	0	0	0	0	0	0	0	7	9	0.00	0.000										
Bobby Ayala, R ERA: 1.67	2.0	S	7	1	0	0	2	0	0	0	0	0	0	14	25	0.00	0.500										

AB	39
R	7
H	13
RBI	7
BB	2
SO	4
LOB	12



AB	36
R	4
H	11
RBI	4
BB	2
SO	8
LOB	16



Batter	1	2	3	4	5	6	7	8	9	AB	R	H	RBI	BB	SO	LOB	TOP					
Felix Fermin, R (1, 4) OBP: 0.347, SLG: 0.398 Luis Sojo, R (8, 4) OBP: 0.295, SLG: 0.393	1-1 P5		0-0 G6-3		0-0 B2-3		0-1 F9		0-1 P6	4	0	0	0	0	0	1						
Keith Mitchell, R (1, 9) OBP: 0.345, SLG: 0.414	0-1 L5		3-1 1B		1-1 L8			2-2 1B		4	0	2	0	0	0	1						
Ken Griffey Jr., L (1, 8) OBP: 0.407, SLG: 0.697 Brian Turang, R (6, 8) OBP: 0.250, SLG: 0.279	2-2 1B		0-1 F7		0-0 P1			1-2 1B		3	0	1	0	0	0	1						
Edgar Martinez, R (1, 10) OBP: 0.408, SLG: 0.504	0-2 1B		2-2 P4		2-3 K			3-2 F7		4	0	1	0	0	1	3						
Mike Blowers, R (1, 5) OBP: 0.350, SLG: 0.421	4-0 1B			1-1 G5-3		4-0 HR		0-0 F9		2	1	0	0	2	0	2						
Marc Newfield, R (1, 7) OBP: 0.225, SLG: 0.289	1-2 F8			0-1 G5-3		0-0 HR		0-1 F9		4	1	1	2	0	0	5						
Tino Martinez, L (1, 3)		3-2 F8		2-0 F8		0-3 K			1-2 2B	4	0	1	0	0	1	0						
Dan Wilson, R (1, 2) OBP: 0.269, SLG: 0.353		2-3 K			0-1 B2-3			1-0 P3		4	0	1	0	0	1	1						
Alex Rodriguez, R (1, 6)		0-0 F9			3-3 K			3-3 K		4	0	0	0	0	3	2						
Inning Stats	R: 0 E: 0 K: 0 S: 15	H: 2 LOB: 3 BB: 1 P: 23	R: 0 E: 0 K: 1 S: 9	H: 0 LOB: 0 BB: 0 P: 14	R: 0 E: 0 K: 0 S: 8	H: 1 LOB: 1 BB: 0 P: 13	R: 0 E: 0 K: 0 S: 5	H: 0 LOB: 0 BB: 0 P: 8	R: 0 E: 0 K: 1 S: 11	H: 1 LOB: 0 BB: 1 P: 15	R: 2 E: 0 K: 2 S: 8	H: 1 LOB: 0 BB: 1 P: 14	R: 0 E: 0 K: 1 S: 6	H: 0 LOB: 0 BB: 0 P: 10	R: 0 E: 0 K: 0 S: 13	H: 2 LOB: 2 BB: 0 P: 19	R: 0 E: 0 K: 1 S: 11	H: 1 LOB: 1 BB: 0 P: 17	1B: 6 2B: 1 3B: 0 HR: 1	SF: 0 SAC: 0 DP: 0 HBP: 0	WP: 0 PB: 0 SB: 0 CS: 0	PA: 37
PITCHER	IP	WLS	BF	H	R	ER	SO	BB	IBB	HBP	BLK	WP	HR	S	P	ERA	WHIP					
Joe Hesketh, L (1, 1) ERA: 4.99 Steve Farr, R (8, 1) ERA: 4.67	7.0	W	28	5	2	2	5	2	0	0	0	0	1	62	97	2.57	1.000					

Seattle Mariners @ Boston Red Sox
Fenway Park, Boston, MA
Sun Jul 10 1994, 3:33 AM EDT
Att: 33,555 - Sunny - 88 F

AB	35
R	2
H	8
RBI	2
BB	2
SO	6
LOB	17



Batter	1	2	3	4	5	6	7	8	9	AB	R	H	RBI	BB	SO	LOB	BOTTOM				
Scott Fletcher, R (1, 4) OBP: 0.291, SLG: 0.324	2-2 1B	2-1 FC5-2	1-1 L8		2-1 FC4-6		1-1 L3			5	2	1	1	0	0	5					
Tim Lincecum, R (1, 3) OBP: 0.357, SLG: 0.447	0-0 1B	1-2 F9		1-2 G6-3	2-1 FC4-6			2-2 F8		5	0	1	0	0	0	2					
John Valentin, R (1, 6) OBP: 0.418, SLG: 0.542	0-1 SF9	2-2 2B		0-2 FC6-4		2-2 P3		1-0 F9		4	0	2	2	0	0	0					
Andre Dawson, R (1, 10) OBP: 0.279, SLG: 0.494 Wes Chamberlain, R (8, PH) OBP: 0.304, SLG: 0.411	1-2 G6-3	1-1 P2		1-2 FC6-4		1-0 P4		2-3 K		4	0	0	0	0	0	3					
Mike Greenwell, L (1, 7) OBP: 0.360, SLG: 0.477	2-2 G4-3			1-0 G3		2-2 F9				4	0	0	0	0	0	2					
Tom Brunansky, R (1, 9) OBP: 0.336, SLG: 0.490		4-1 1B	1-2 G6-3		0-0 BB		2-3 K			3	2	1	0	1	1	0					
Scott Cooper, L (1, 5) ERA: 10.45 Carlos Rodriguez, S (7, PH) OBP: 0.295, SLG: 0.376		1-2 1B	0-0 HR		4-2 BB		2-1 L9			2	2	2	0	1	0	0					
Rich Rowland, R (1, 2) OBP: 0.264, SLG: 0.440		1-2 1B	3-1 HR		2-3 K		2-2 1B			4	2	3	2	0	1	2					
Lee Tinsley, S (1, 8) OBP: 0.322, SLG: 0.245		0-1 1B	0-0 2B		4-1 FC4-6		1-0 L9			3	1	2	1	1	0	2					
Inning Stats	R: 1 E: 0 K: 0 S: 14	H: 2 LOB: 1 BB: 0 P: 19	R: 4 E: 1 K: 0 S: 21	H: 4 LOB: 1 BB: 1 P: 33	R: 2 E: 0 K: 0 S: 10	H: 3 LOB: 1 BB: 0 P: 16	R: 0 E: 0 K: 0 S: 10	H: 1 LOB: 1 BB: 0 P: 13	R: 2 E: 1 K: 1 S: 11	H: 1 LOB: 1 BB: 2 P: 23	R: 0 E: 0 K: 0 S: 8	H: 0 LOB: 0 BB: 0 P: 13	R: 0 E: 0 K: 1 S: 11	H: 2 LOB: 2 BB: 0 P: 19	R: 0 E: 0 K: 1 S: 8	H: 0 LOB: 0 BB: 0 P: 13	1B: 8 2B: 4 3B: 0 HR: 1	SF: 1 SAC: 0 DP: 0 HBP: 0	WP: 0 PB: 0 SB: 0 CS: 0	PA: 40	
PITCHER	IP	WLS	BF	H	R	ER	SO	BB	IBB	HBP	BLK	WP	HR	S	P	ERA	WHIP				
Jim Converse, R (1, 1) ERA: 10.45 Mike Hill, R (2, 1) ERA: 6.75 Tim Davis, L (5, 1) ERA: 3.41	1.2	L	12	6	5	4	0	1	0	0	0	0	1	29	45	10.12	2.250				

Seattle Mariners @ Boston Red Sox
Fenway Park, Boston, MA
Sun Jul 10 1994, 3:33 AM EDT
Att: 33,555 - Sunny - 88 F

AB	36
R	9
H	13
RBI	6
BB	3
SO	3
LOB	16



Batter	1	2	3	4	5	6	7	8	9	AB	R	H	RBI	BB	SO	LOB	TOP					
Otis Nixon, S (1, 8) <small>OBP: 0.365, SLG: 0.322</small>	G5-3		E BB		SH5-4		1B BB		SH3 BB	1	1	0	0	3	0	0	Boston Red Sox @ Oakland Athletics Oakland-Alameda County Coliseum, Oakland, CA Thu Jul 14 1994, 7:05 PM PDT Att: 40,457 - Unknown - 63 F livebaseballscorecards.com					
Tim Naehring, R (1, 4) <small>OBP: 0.359, SLG: 0.446</small>	K		K		FC5-2 BB		1B		SH3	3	0	1	0	1	2	1						
John Valentin, R (1, 6) <small>OBP: 0.422, SLG: 0.539</small>	2B BB		E9		FC5-2 HBP		1B		G5-3	3	0	1	2	1	0	2						
Mo Vaughn, L (1, 3) <small>OBP: 0.399, SLG: 0.579</small>	2B		F7		FC5-2 HBP		K		CS	4	0	1	0	1	1	7						
Andre Dawson, R (1, 10) <small>OBP: 0.274, SLG: 0.486</small>	P1-3				F8		K		CS	4	0	0	0	0	1	7						
Mike Greenwell, L (1, 7) <small>OBP: 0.356, SLG: 0.470</small>	K				P6		FC6-4			4	0	0	0	0	1	2						
Tom Brunansky, R (1, 9) <small>OBP: 0.325, SLG: 0.472</small>	G6-3		K		P6				G6-3	4	0	0	0	0	1	0						
Scott Cooper, L (1, 5) <small>OBP: 0.343, SLG: 0.498</small>	F9				SH5-4 HBP		F7		F7	3	1	1	0	1	0	0						
Damon Berryhill, S (1, 2) <small>OBP: 0.284, SLG: 0.385</small>			K		HBP SH5-4		F8		L7	3	0	0	0	1	1	1						
Inning Stats	R: 0 E: 0 K: 1 S: 12	H: 1 LOB: 2 BB: 1 P: 22	R: 0 E: 0 K: 1 S: 9	H: 0 LOB: 0 BB: 0 P: 15	R: 0 E: 1 K: 2 S: 11	H: 0 LOB: 2 BB: 1 P: 20	R: 0 E: 0 K: 1 S: 5	H: 0 LOB: 0 BB: 0 P: 7	R: 1 E: 0 K: 0 S: 10	H: 1 LOB: 3 BB: 2 P: 19	R: 0 E: 0 K: 0 S: 9	H: 0 LOB: 1 BB: 1 P: 18	R: 1 E: 0 K: 2 S: 15	H: 2 LOB: 2 BB: 1 P: 24	R: 0 E: 0 K: 0 S: 7	H: 0 LOB: 0 BB: 0 P: 12	R: 0 E: 0 K: 0 S: 4	H: 0 LOB: 1 BB: 2 P: 13	1B: 3 2B: 1 3B: 0 HR: 0	SF: 0 SAC: 2 DP: 0 HBP: 1	WP: 0 PB: 0 SB: 0 CS: 1	PA: 41
PITCHER	IP	WLS	BF	H	R	ER	SO	BB	IBB	HBP	BLK	WP	HR	S	P	ERA	WHIP					
Todd Van Poppel, R (1, 1) <small>ERA: 6.39</small>	6.0	L	30	4	2	2	5	6	0	1	0	0	0	62	113	3.00	1.667					
Dave Leiper, L (7, 1) <small>ERA: 0.97</small>	0.1		1	0	0	0	1	0	0	0	0	0	0	3	3	0.00	0.000					
Billy Taylor, R (7, 1) <small>ERA: 3.73</small>	0.1		1	0	0	0	1	0	0	0	0	0	0	3	5	0.00	0.000					
Ed Vosberg, L (7, 1) <small>ERA: 5.4</small>	1.1		5	0	0	0	0	1	0	0	0	0	0	11	21	0.00	0.750					
Mark Acre, R (9, 1) <small>ERA: 2.66</small>	1.0		3	0	0	0	0	0	1	0	0	0	0	3	8	0.00	0.000					

Batter	1	2	3	4	5	6	7	8	9	AB	R	H	RBI	BB	SO	LOB	BOTTOM					
Stan Javier, S (1, 8) <small>OBP: 0.368, SLG: 0.435</small>	G5-3		G3			G6-3		G4-6-3 BB		3	0	0	0	1	0	1	Boston Red Sox @ Oakland Athletics Oakland-Alameda County Coliseum, Oakland, CA Thu Jul 14 1994, 7:05 PM PDT Att: 40,457 - Unknown - 63 F livebaseballscorecards.com					
Brent Gates, S (1, 4) <small>OBP: 0.337, SLG: 0.365</small>	G5-3		G6-3			G4-3		G4-6-3		4	0	0	0	0	0	2						
Geronimo Berroa, R (1, 7) <small>OBP: 0.393, SLG: 0.489</small>	BB		K			G6-3		K		3	0	0	0	1	2	1						
Ruben Sierra, S (1, 9) <small>OBP: 0.287, SLG: 0.475</small>	G4-3				G4-3		CI FC3-2 1B		L8	4	0	1	0	0	0	1						
Troy Neel, L (1, 10) <small>OBP: 0.356, SLG: 0.483</small>			F9 S BB		K		K		HR	3	1	1	1	1	2	1						
Mark McWire, R (1, 3) <small>OBP: 0.436, SLG: 0.500</small>	K				F8		E5 FC3-2 CI		G5-3	4	0	0	0	0	1	2						
Terry Steinbach, R (1, 2) <small>OBP: 0.331, SLG: 0.452</small>	F9					G5-3		CI FC3-2		G6-3	3	0	0	0	0	1						
Scott Brosius, R (1, 5) <small>OBP: 0.290, SLG: 0.400</small> Mike Aldrete, L (7, PH) <small>OBP: 0.311, SLG: 0.376</small> Scott Hemond, R (7, PR) <small>OBP: 0.269, SLG: 0.314</small> Mike Bordick, R (1, 6) <small>OBP: 0.339, SLG: 0.365</small>	K						K			2	0	0	0	0	2	1						
Inning Stats	R: 0 E: 0 K: 0 S: 10	H: 0 LOB: 1 BB: 1 P: 19	R: 0 E: 0 K: 2 S: 11	H: 0 LOB: 1 BB: 1 P: 21	R: 0 E: 0 K: 1 S: 9	H: 0 LOB: 1 BB: 1 P: 15	R: 0 E: 0 K: 1 S: 7	H: 0 LOB: 0 BB: 0 P: 14	R: 0 E: 0 K: 1 S: 6	H: 0 LOB: 0 BB: 0 P: 9	R: 0 E: 0 K: 0 S: 6	H: 0 LOB: 0 BB: 0 P: 7	R: 0 E: 2 K: 1 S: 16	H: 1 LOB: 3 BB: 0 P: 25	R: 0 E: 0 K: 1 S: 6	H: 0 LOB: 0 BB: 1 P: 13	R: 1 E: 0 K: 0 S: 7	H: 1 LOB: 0 BB: 0 P: 12	1B: 1 2B: 0 3B: 0 HR: 1	SF: 0 SAC: 0 DP: 1 HBP: 0	WP: 0 PB: 0 SB: 2 CS: 0	PA: 34
PITCHER	IP	WLS	BF	H	R	ER	SO	BB	IBB	HBP	BLK	WP	HR	S	P	ERA	WHIP					
Roger Clemens, R (1, 1) <small>ERA: 2.73</small>	9.0	W	34	2	1	1	7	4	0	0	0	0	1	78	135	1.00	0.667					



Batter	1	2	3	4	5	6	7	8	9	AB R H RBI BB SO LOB	TOP
Otis Nixon, S <small>OBP: 0.364, SLG: 0.321</small> 										4 0 1 0 0 2 0	Boston Red Sox @ Oakland Athletics Oakland-Alameda County Coliseum, Oakland, CA Fri Jul 15 1994, 7:05 PM PDT Att: 23,607 - Unknown - 62 F livebaseballscorecards.com
Tim Lincecum, R <small>OBP: 0.357, SLG: 0.442</small> 									4 0 1 0 0 1 0		
John Valentin, R <small>OBP: 0.419, SLG: 0.534</small> 									4 0 1 0 0 1 2		
Mo Vaughn, L <small>OBP: 0.397, SLG: 0.575</small> Scott Fletcher, R <small>OBP: 0.291, SLG: 0.324</small> 									4 0 1 0 0 1 3 0 1 0 0 0 0 0		
Andre Dawson, R <small>OBP: 0.275, SLG: 0.484</small> Lee Tinsley, S <small>OBP: 0.322, SLG: 0.245</small> Mike Greenwell, L <small>OBP: 0.358, SLG: 0.472</small> 									3 0 1 0 0 0 2 0 0 0 0 0 0 0 1 1 1 1 0 0 0		
Scott Cooper, L <small>OBP: 0.342, SLG: 0.495</small> 									4 1 1 0 0 0 1		
Tom Brunansky, R <small>OBP: 0.331, SLG: 0.500</small> 									4 1 2 3 0 1 1		
Wes Chamberlain, R <small>OBP: 0.302, SLG: 0.406</small> 									4 0 1 0 0 0 2		
Rich Rowland, R <small>OBP: 0.255, SLG: 0.425</small> 									3 0 0 0 0 1 1		
Inning Stats R: 0 H: 2 E: 0 LOB: 2 K: 2 BB: 0 S: 15 P: 20	R: 0 H: 1 E: 0 LOB: 1 K: 2 BB: 0 S: 11 P: 15	R: 0 H: 0 E: 0 LOB: 0 K: 1 BB: 0 S: 7 P: 12	R: 0 H: 0 E: 0 LOB: 0 K: 0 BB: 0 S: 8 P: 13	R: 0 H: 1 E: 0 LOB: 0 K: 0 BB: 0 S: 5 P: 7	R: 0 H: 1 E: 0 LOB: 1 K: 0 BB: 0 S: 8 P: 12	R: 0 H: 1 E: 0 LOB: 1 K: 0 BB: 0 S: 6 P: 8	R: 0 H: 0 E: 0 LOB: 0 K: 1 BB: 0 S: 8 P: 12	R: 4 H: 4 E: 0 LOB: 1 K: 1 BB: 0 S: 20 P: 31	1B: 9 SF: 0 2B: 0 SAC: 0 3B: 0 DP: 2 HR: 1 HBP: 0	WP: 1 PA: 35 PB: 0 SB: 0 CS: 2	
PITCHER Steve Ontiveros, R <small>ERA: 2.92</small> Dennis Eckersley, R <small>ERA: 5.05</small>	IP WLS BF H R ER SO BB IBB HBP BLK WP HR S P ERA WHIP 8.0 2 28 6 0 0 6 0 0 0 0 1 0 68 99 0.00 0.750	IP WLS BF H R ER SO BB IBB HBP BLK WP HR S P ERA WHIP 1.0 L 7 4 4 4 1 0 0 0 0 0 0 1 20 31 36.00 4.000	PITCHER IP WLS BF H R ER SO BB IBB HBP BLK WP HR S P ERA WHIP	IP WLS BF H R ER SO BB IBB HBP BLK WP HR S P ERA WHIP							

Batter	1	2	3	4	5	6	7	8	9	AB R H RBI BB SO LOB	BOTTOM
Rickey Henderson, R <small>OBP: 0.412, SLG: 0.387</small> 										2 1 0 0 2 1 1	Boston Red Sox @ Oakland Athletics Oakland-Alameda County Coliseum, Oakland, CA Fri Jul 15 1994, 7:05 PM PDT Att: 23,607 - Unknown - 62 F livebaseballscorecards.com
Stan Javier, S <small>OBP: 0.367, SLG: 0.433</small> 									4 0 1 0 0 2 3		
Geronimo Berroa, R <small>OBP: 0.392, SLG: 0.493</small> 									4 0 1 1 0 2 1		
Ruben Sierra, S <small>OBP: 0.284, SLG: 0.471</small> 									3 0 0 0 0 0 1		
Mark McGwire, R <small>OBP: 0.427, SLG: 0.487</small> 									3 0 0 0 0 0 1		
Terry Steinbach, R <small>OBP: 0.334, SLG: 0.452</small> 									2 0 1 0 1 0 0		
Scott Brosius, R <small>OBP: 0.286, SLG: 0.395</small> 									3 0 0 0 0 1 2		
Mike Bordick, R <small>OBP: 0.336, SLG: 0.362</small> 									3 0 0 0 0 0 1		
Scott Hemond, R <small>OBP: 0.272, SLG: 0.312</small> Troy Neel, L <small>OBP: 0.355, SLG: 0.480</small> 									1 0 0 0 1 0 0 1 0 0 0 0 0 0		
Inning Stats R: 1 H: 1 E: 0 LOB: 1 K: 1 BB: 1 S: 11 P: 23	R: 0 H: 1 E: 0 LOB: 0 K: 1 BB: 0 S: 7 P: 10	R: 0 H: 0 E: 0 LOB: 0 K: 0 BB: 1 S: 5 P: 11	R: 0 H: 0 E: 0 LOB: 0 K: 1 BB: 0 S: 5 P: 7	R: 0 H: 0 E: 0 LOB: 0 K: 0 BB: 1 S: 4 P: 9	R: 0 H: 0 E: 0 LOB: 0 K: 1 BB: 1 S: 8 P: 13	R: 0 H: 0 E: 0 LOB: 0 K: 0 BB: 0 S: 12 P: 19	R: 0 H: 0 E: 0 LOB: 0 K: 0 BB: 0 S: 11 P: 15	R: 0 H: 1 E: 0 LOB: 1 K: 2 BB: 0 S: 9 P: 12	1B: 2 SF: 0 2B: 1 SAC: 0 3B: 1 DP: 3 HR: 0 HBP: 0	WP: 1 PA: 30 PB: 0 SB: 2 CS: 1	
PITCHER Chris Nabholz, L <small>ERA: 6.32</small> Ken Ryan, R <small>ERA: 2.1</small>	IP WLS BF H R ER SO BB IBB HBP BLK WP HR S P ERA WHIP 8.0 W 26 2 1 1 4 4 0 0 0 0 1 0 63 107 1.12 0.750	IP WLS BF H R ER SO BB IBB HBP BLK WP HR S P ERA WHIP 1.0 S 4 1 0 0 2 0 0 0 0 0 1 0 9 12 0.00 1.000	PITCHER IP WLS BF H R ER SO BB IBB HBP BLK WP HR S P ERA WHIP	IP WLS BF H R ER SO BB IBB HBP BLK WP HR S P ERA WHIP							

Batter	1	2	3	4	5	6	7	8	9	AB	R	H	RBI	BB	SO	LOB	TOP					
Otis Nixon, S <small>OBP: 0.365, SLG: 0.323</small> 			F7 		G6-3 					4	0	2	0	0	0	0						
Tim Naehring, R <small>OBP: 0.350, SLG: 0.448</small> 			G6-3 					F9 		4	0	2	0	0	0	1						
John Valentin, R <small>OBP: 0.414, SLG: 0.526</small> Carlos Rodriguez, S <small>OBP: 0.300, SLG: 0.381</small> 			K 		L5 					3	0	0	0	0	1	3						
Mo Vaughn, L <small>OBP: 0.394, SLG: 0.570</small> Wes Chamberlain, R <small>OBP: 0.301, SLG: 0.494</small> 				F7 		P6 		K 		3	0	0	0	0	1	2						
Tom Brunansky, R <small>OBP: 0.320, SLG: 0.482</small> 				L4 		K 		G6-3 		4	0	0	0	0	2	4						
Scott Cooper, L <small>OBP: 0.343, SLG: 0.495</small> Stan Royer, R <small>OBP: 0.169, SLG: 0.305</small> 						F7 		G5-3 		2	0	1	0	0	0	0						
Rich Rowland, R <small>OBP: 0.255, SLG: 0.418</small> 							F7 		F8 		4	0	1	0	0	1	0					
Scott Fletcher, R <small>OBP: 0.290, SLG: 0.322</small> 				FC6-4 			B1-3 				4	0	1	0	0	0	2					
Lee Tinsley, S <small>OBP: 0.311, SLG: 0.235</small> 					F8 		G5-3 		K 		4	0	0	0	0	1	2					
Inning Stats	R: 0 E: 0 K: 2 S: 11	H: 2 LOB: 2 BB: 0 P: 16	R: 0 E: 1 K: 1 S: 8	H: 0 LOB: 1 BB: 0 P: 10	R: 0 E: 0 K: 1 S: 10	H: 0 LOB: 0 BB: 0 P: 18	R: 0 E: 0 K: 0 S: 9	H: 2 LOB: 2 BB: 0 P: 14	R: 0 E: 0 K: 0 S: 6	H: 1 LOB: 1 BB: 0 P: 10	R: 0 E: 0 K: 1 S: 7	H: 0 LOB: 0 BB: 0 P: 11	R: 0 E: 0 K: 0 S: 3	H: 0 LOB: 0 BB: 0 P: 4	R: 0 E: 0 K: 1 S: 14	H: 2 LOB: 2 BB: 0 P: 23	R: 0 E: 0 K: 1 S: 9	H: 1 LOB: 1 BB: 0 P: 15	1B: 7 2B: 1 3B: 0 HR: 0	SF: 0 SAC: 0 DP: 0 HBP: 0	WP: 0 PB: 0 SB: 1 CS: 0	PA: 36
PITCHER	IP	WLS	BF	H	R	ER	SO	BB	IBB	HBP	BLK	WP	HR	S	P	ERA	WHIP					
Ron Darling, R ERA: 4.36	7.0	W	27	5	0	0	5	0	0	0	0	0	0	54	83	0.00	0.714					
Vince Horsman, L ERA: 4.71	0.1	3	2	0	0	0	0	0	0	0	0	0	0	6	10	0.00	6.000					
Billy Taylor, R ERA: 3.67	0.2	2	0	0	0	1	0	0	0	0	0	0	0	8	13	0.00	0.000					
John Briscoe, R ERA: 4.0	1.0	4	1	0	0	1	0	0	0	0	0	0	0	9	15	0.00	1.000					

Boston Red Sox @ Oakland Athletics
Oakland-Alameda County Coliseum, Oakland, CA

Sat Jul 16 1994, 7:05 PM PDT
Att: 26,540 - Unknown

AB 36
R 0
H 8
RBI 0
BB 0
SO 7
LOB 16



Batter	1	2	3	4	5	6	7	8	9	AB	R	H	RBI	BB	SO	LOB	BOTTOM					
Rickey Henderson, R <small>OBP: 0.413, SLG: 0.380</small> Gerónimo Berroa, R <small>OBP: 0.390, SLG: 0.461</small> 		P6 				P3 		K 		3	1	1	1	0	0	1						
Stan Javier, S <small>OBP: 0.369, SLG: 0.431</small> 			1B 	P6 		F7 				2	2	0	0	1	0	1						
Troy Neel, L <small>OBP: 0.357, SLG: 0.481</small> 			1B 	F7 		G6-4-3 				4	1	2	0	0	1	2						
Ruben Sierra, S <small>OBP: 0.284, SLG: 0.477</small> 			F7 	P4 		G6-4-3 				4	1	1	2	0	0	4						
Terry Steinbach, R <small>OBP: 0.333, SLG: 0.449</small> 			BB 		P4 		P3 			4	1	1	1	0	0	0						
Mike Aldrete, L <small>OBP: 0.309, SLG: 0.372</small> 			1B 		P4 		G4-3 			4	0	1	0	0	1	2						
Brent Gates, S <small>OBP: 0.365</small> Scott Hemond, R <small>OBP: 0.272, SLG: 0.305</small> 		G5-3 	HR 		F9 		G6-3 			0	0	0	0	0	0	0						
Scott Brosius, R <small>OBP: 0.289, SLG: 0.421</small> 			BB 		K 					3	1	0	0	1	0	1						
Mike Bordick, R <small>OBP: 0.338, SLG: 0.368</small> 			HR 		K 					4	2	2	5	0	2	1						
Inning Stats	R: 3 E: 0 K: 1 S: 17	H: 2 LOB: 0 BB: 1 P: 25	R: 0 E: 0 K: 1 S: 8	H: 0 LOB: 1 BB: 1 P: 17	R: 5 E: 0 K: 1 S: 15	H: 3 LOB: 0 BB: 1 P: 29	R: 0 E: 0 K: 0 S: 6	H: 0 LOB: 1 BB: 0 P: 11	R: 0 E: 0 K: 1 S: 10	H: 1 LOB: 1 BB: 0 P: 16	R: 0 E: 0 K: 0 S: 9	H: 0 LOB: 0 BB: 0 P: 15	R: 0 E: 0 K: 0 S: 4	H: 1 LOB: 0 BB: 0 P: 7	R: 1 E: 0 K: 1 S: 14	H: 2 LOB: 1 BB: 0 P: 23	R: 0 E: 0 K: 1 S: 9	H: 0 LOB: 0 BB: 0 P: 15	1B: 4 2B: 0 3B: 1 HR: 4	SF: 0 SAC: 0 DP: 1 HBP: 2	WP: 0 PB: 0 SB: 0 CS: 0	PA: 37
PITCHER	IP	WLS	BF	H	R	ER	SO	BB	IBB	HBP	BLK	WP	HR	S	P	ERA	WHIP					
Aaron Sele, R ERA: 3.93	3.0	L	18	8	8	8	3	3	0	1	0	0	0	3	40	71	24.00	2.667				
Jose Melendez, R ERA: 3.04	0.0	1	0	0	0	0	0	0	0	0	0	0	0	0	1	∞	∞					
Chris Howard, L ERA: 3.04	3.0	10	1	0	0	1	0	0	0	0	0	0	0	25	41	0.00	0.333					
Tony Fossas, L ERA: 4.94	2.0	8	3	1	1	1	1	0	0	0	0	0	1	18	30	4.50	1.500					

Boston Red Sox @ Oakland Athletics
Oakland-Alameda County Coliseum, Oakland, CA

Sat Jul 16 1994, 7:05 PM PDT
Att: 26,540 - Unknown

AB 32
R 9
H 9
RBI 9
BB 3
SO 5
LOB 13



Batter	1	2	3	4	5	6	7	8	9	AB	R	H	RBI	BB	SO	LOB	TOP			
Otis Nixon, S (1, 8) <small>OBP: 0.367, SLG: 0.321</small>	G4-3		L9	BB		SH1			SH1-4 SF7 BB	2	1	0	0	2	0	0				
Tim Naehring, R (1, 4) <small>OBP: 0.365, SLG: 0.449</small>	G5-3 1B		L5	1B		K			SH1-4 BB	4	0	2	0	1	1	3				
John Valentin, R (1, 6) <small>OBP: 0.407, SLG: 0.516</small>	G5-3		F9		P3	F9			SH1-4	4	0	0	0	0	0	3				
Mo Vaughn, L (1, 3) <small>OBP: 0.397, SLG: 0.567</small>	HBP		G3		1B		F9		IBB	3	1	1	0	1	0	1				
Tom Brunansky, R (1, 9) <small>OBP: 0.323, SLG: 0.479</small>	F7			2B 1B	E4 1B		CS BB		SF7	3	1	1	1	1	0	3				
Scott Cooper, L (1, 5) <small>OBP: 0.341, SLG: 0.490</small>		L4		L7			F7		K	5	0	1	1	0	1	4				
Wes Chamberlain, R (1, 10) <small>OBP: 0.305, SLG: 0.413</small>		1B			F7			G4-3		4	1	2	0	0	0	2				
Damon Berryhill, S (1, 2) <small>OBP: 0.283, SLG: 0.387</small>		F8			F7					4	0	1	2	0	1	3				
Lee Tinsley, S (1, 7) <small>OBP: 0.312, SLG: 0.238</small>										3	0	1	0	0	2	2				
Mike Greenwell, L (8, PH) <small>OBP: 0.356, SLG: 0.471</small>										1	0	0	0	0	0	0				
Inning Stats	R: 0 E: 0 K: 0 S: 12	H: 1 LOB: 2 BB: 0 P: 20	R: 0 E: 0 K: 1 S: 8	H: 1 LOB: 1 BB: 0 P: 11	R: 0 E: 0 K: 0 S: 7	H: 1 LOB: 1 BB: 0 P: 13	R: 2 E: 0 K: 1 S: 13	H: 3 LOB: 2 BB: 1 P: 19	R: 1 E: 0 K: 0 S: 10	H: 2 LOB: 2 BB: 0 P: 16	R: 0 E: 0 K: 0 S: 9	H: 0 LOB: 0 BB: 1 P: 16	R: 0 E: 0 K: 1 S: 10	H: 0 LOB: 0 BB: 3 P: 15	R: 1 E: 0 K: 0 S: 11	H: 0 LOB: 2 BB: 3 P: 27	1B: 7 2B: 2 3B: 0 HR: 0	SF: 1 SAC: 2 DP: 0 HBP: 1	WP: 0 PB: 0 SB: 1 CS: 1	PA: 42
PITCHER	IP	WLS	BF	H	R	ER	SO	BB	IBB	HBP	BLK	WP	HR	S	P	ERA	WHIP			
Carlos Reyes, R (1, 1) <small>ERA: 4.36</small>	2.0		9	2	0	0	1	0	0	1	0	0	0	20	31	0.00	1.000			
Bob Welch, R (3, 1) <small>ERA: 7.34</small>	4.0		21	7	3	2	2	1	0	0	0	0	0	38	60	4.50	2.000			
Ed Vosberg, L (7, 1) <small>ERA: 4.5</small>	1.0		3	0	0	0	2	1	0	0	0	0	0	9	16	0.00	1.000			
Mark Acre, R (8, 1) <small>ERA: 3.04</small>	1.2	L	8	0	1	1	1	2	1	0	0	0	0	18	37	5.40	1.200			
Dave Leiper, L (9, 1) <small>ERA: 0.84</small>	0.1		1	0	0	0	1	0	0	0	0	0	0	3	5	0.00	0.000			

Boston Red Sox @ Oakland Athletics
Oakland-Alameda County Coliseum, Oakland, CA
Sun Jul 17 1994, 3:33 AM PDT
Att: 31,480 - Sunny - 65 F

AB 33
R 4
H 9
RBI 4
BB 5
SO 5
LOB 21



Batter	1	2	3	4	5	6	7	8	9	AB	R	H	RBI	BB	SO	LOB	BOTTOM					
Rickey Henderson, R (1, 7) <small>OBP: 0.416, SLG: 0.379</small>	G5-3		2B SF8 BB		BB WP BB		CS 1B		E4 G6-4-3	3	1	1	0	2	0	0						
Stan Javier, S (1, 8) <small>OBP: 0.368, SLG: 0.431</small>	K		S 1-3 2B		BB BB		K		G6-4-3	4	0	1	0	1	2	2						
Geronimo Berroa, R (1, 10) <small>OBP: 0.389, SLG: 0.498</small>	HR		K		P4		P3			4	1	1	1	0	1	5						
Ruben Sierra, S (1, 9) <small>OBP: 0.286, SLG: 0.484</small>	2B		SF8		P2			G4-3 2B		3	0	2	1	0	0	3						
Mark McGwire, R (1, 3) <small>OBP: 0.422, SLG: 0.474</small>	K		K		BB			G4-3		3	0	0	1	1	2	3						
Terry Steinbach, R (1, 2) <small>OBP: 0.335, SLG: 0.454</small>		SH1-3 2B		K	K				S 1B	4	0	2	0	0	2	3						
Scott Brosius, R (1, 5) <small>OBP: 0.287, SLG: 0.418</small>										2	0	0	0	0	0	0						
Troy Neel, L (8, PH) <small>OBP: 0.356, SLG: 0.478</small>		SH1-3		G5-3		P5		K		1	0	0	0	0	1	2						
Francisco Matos, R (9, 4)										0	0	0	0	0	0	0						
Mike Bordick, R (1, 6) <small>OBP: 0.334, SLG: 0.363</small>		L9		F8		K		K		4	0	0	0	0	2	3						
Scott Hemond, R (1, 4) <small>OBP: 0.273, SLG: 0.306</small>		F8			E6 WP BB 1B				G5-3	3	1	1	0	0	1	1						
Mike Aldrete, L (9, PH) <small>OBP: 0.307, SLG: 0.370</small>										1	0	0	0	0	0	0						
Inning Stats	R: 1 E: 0 K: 2 S: 17	H: 2 LOB: 1 BB: 0 P: 27	R: 0 E: 0 K: 0 S: 9	H: 1 LOB: 1 BB: 0 P: 13	R: 1 E: 0 K: 2 S: 11	H: 1 LOB: 1 BB: 1 P: 22	R: 0 E: 0 K: 1 S: 8	H: 0 LOB: 0 BB: 0 P: 9	R: 1 E: 1 K: 1 S: 15	H: 1 LOB: 3 BB: 3 P: 34	R: 0 E: 0 K: 2 S: 8	H: 0 LOB: 0 BB: 0 P: 9	R: 0 E: 0 K: 1 S: 9	H: 1 LOB: 0 BB: 0 P: 15	R: 0 E: 0 K: 2 S: 16	H: 2 LOB: 2 BB: 0 P: 26	R: 0 E: 1 K: 0 S: 8	H: 0 LOB: 0 BB: 0 P: 13	1B: 3 2B: 4 3B: 0 HR: 1	SF: 1 SAC: 1 DP: 1 HBP: 0	WP: 1 PB: 0 SB: 2 CS: 1	PA: 38
PITCHER	IP	WLS	BF	H	R	ER	SO	BB	IBB	HBP	BLK	WP	HR	S	P	ERA	WHIP					
Joe Hesketh, L (1, 1) <small>ERA: 5.07</small>	4.0		20	5	3	3	5	3	0	0	0	0	0	53	89	6.75	2.000					
Scott Bankhead, R (5, 1) <small>ERA: 2.66</small>	3.0		10	1	0	0	4	1	0	0	0	0	0	24	40	0.00	0.667					
Steve Farr, R (8, 1) <small>ERA: 4.42</small>	1.0	W	5	2	0	0	2	0	0	0	0	0	0	16	26	0.00	2.000					
Ken Ryan, R (9, 1) <small>ERA: 2.04</small>	1.0	S	3	0	0	0	0	0	0	0	0	0	0	8	13	0.00	0.000					

Boston Red Sox @ Oakland Athletics
Oakland-Alameda County Coliseum, Oakland, CA
Sun Jul 17 1994, 3:33 AM PDT
Att: 31,480 - Sunny - 65 F

AB 32
R 3
H 8
RBI 3
BB 4
SO 11
LOB 22



Batter	1	2	3	4	5	6	7	8	9	AB	R	H	RBI	BB	SO	LOB	TOP							
Otis Nixon, S (1, 8) OBP: 0.367, SLG: 0.325 Lee Tinsley, S (7, 8) OBP: 0.307, SLG: 0.234										3	1	1	0	0	0	2								
Tim Naehring, R (1, 4) OBP: 0.372, SLG: 0.459										2	1	2	1	1	0	0								
John Valentin, R (1, 6) OBP: 0.409, SLG: 0.534										4	2	2	2	0	0	3								
Mo Vaughn, L (1, 3) OBP: 0.396, SLG: 0.568 Stan Royer, R (6, 3) OBP: 0.167, SLG: 0.300										3	0	1	1	0	0	1								
Tom Brunansky, R (1, 9) OBP: 0.321, SLG: 0.471										4	0	1	0	0	1	1								
Mike Greenwell, L (1, 7) OBP: 0.355, SLG: 0.466										3	0	0	0	0	1	1								
Wes Chamberlain, R (1, 10) OBP: 0.304, SLG: 0.409										4	0	1	0	0	1	2								
Scott Cooper, L (1, 5) OBP: 0.340, SLG: 0.487										4	0	1	0	0	1	1								
Rich Rowland, R (1, 2) OBP: 0.255, SLG: 0.404										3	0	0	0	1	2	2								
Inning Stats	R: 2 H: 3 E: 0 K: 1 S: 15	H: 3 R: 4 ER: 0 LOB: 1 BB: 0 P: 23	R: 0 H: 1 E: 0 K: 1 S: 8	H: 1 R: 4 ER: 0 LOB: 0 BB: 0 P: 11	R: 0 H: 0 E: 0 K: 0 S: 6	H: 0 R: 0 ER: 0 LOB: 0 BB: 1 P: 12	R: 0 H: 0 E: 0 K: 1 S: 5	H: 0 R: 1 ER: 0 LOB: 0 BB: 0 P: 9	R: 0 H: 1 E: 0 K: 0 S: 9	H: 1 R: 0 ER: 0 LOB: 0 BB: 1 P: 16	R: 0 H: 0 E: 0 K: 1 S: 11	H: 0 R: 0 ER: 0 LOB: 0 BB: 0 P: 14	R: 0 H: 1 E: 0 K: 0 S: 9	H: 3 R: 2 ER: 0 LOB: 2 BB: 0 P: 12	R: 2 H: 3 E: 0 K: 0 S: 23	H: 3 R: 4 ER: 0 LOB: 2 BB: 0 P: 41	R: 0 H: 0 E: 0 K: 2 S: 9	H: 0 R: 0 ER: 0 LOB: 0 BB: 0 P: 9	1B: 4 2B: 4 3B: 0 HR: 1	SF: 1 2B: 4 3B: 0 HR: 1	WP: 1 PB: 0 SB: 0 CS: 0	PA: 37		
PITCHER	IP WLS BF H R ER SO BB IBB HBP BLK WP HR S P ERA WHIP	IP WLS BF H R ER SO BB IBB HBP BLK WP HR S P ERA WHIP	IP WLS BF H R ER SO BB IBB HBP BLK WP HR S P ERA WHIP	IP WLS BF H R ER SO BB IBB HBP BLK WP HR S P ERA WHIP	IP WLS BF H R ER SO BB IBB HBP BLK WP HR S P ERA WHIP	IP WLS BF H R ER SO BB IBB HBP BLK WP HR S P ERA WHIP	IP WLS BF H R ER SO BB IBB HBP BLK WP HR S P ERA WHIP	IP WLS BF H R ER SO BB IBB HBP BLK WP HR S P ERA WHIP	IP WLS BF H R ER SO BB IBB HBP BLK WP HR S P ERA WHIP	IP WLS BF H R ER SO BB IBB HBP BLK WP HR S P ERA WHIP	IP WLS BF H R ER SO BB IBB HBP BLK WP HR S P ERA WHIP	IP WLS BF H R ER SO BB IBB HBP BLK WP HR S P ERA WHIP	IP WLS BF H R ER SO BB IBB HBP BLK WP HR S P ERA WHIP	IP WLS BF H R ER SO BB IBB HBP BLK WP HR S P ERA WHIP	IP WLS BF H R ER SO BB IBB HBP BLK WP HR S P ERA WHIP	IP WLS BF H R ER SO BB IBB HBP BLK WP HR S P ERA WHIP	IP WLS BF H R ER SO BB IBB HBP BLK WP HR S P ERA WHIP	IP WLS BF H R ER SO BB IBB HBP BLK WP HR S P ERA WHIP	IP WLS BF H R ER SO BB IBB HBP BLK WP HR S P ERA WHIP	IP WLS BF H R ER SO BB IBB HBP BLK WP HR S P ERA WHIP	IP WLS BF H R ER SO BB IBB HBP BLK WP HR S P ERA WHIP	IP WLS BF H R ER SO BB IBB HBP BLK WP HR S P ERA WHIP	IP WLS BF H R ER SO BB IBB HBP BLK WP HR S P ERA WHIP	IP WLS BF H R ER SO BB IBB HBP BLK WP HR S P ERA WHIP

Boston Red Sox @ California Angels
 Anaheim Stadium, Anaheim, CA
 Mon Jul 18 1994, 10:05 PM EDT
 Att: 17,019 - Unknown - 70 F

AB 33
 R 4
 H 9
 RBI 4
 BB 2
 SO 7
 LOB 13



Batter	1	2	3	4	5	6	7	8	9	AB	R	H	RBI	BB	SO	LOB	BOTTOM						
Chad Curtis, R (1, 8) OBP: 0.310, SLG: 0.406										5	3	4	3	0	0	0							
Spike Owen, S (1, 5) OBP: 0.394, SLG: 0.425										4	2	1	2	1	0	2							
Jim Edmonds, L (1, 9) OBP: 0.356, SLG: 0.409										5	2	3	2	0	1	0							
Chili Davis, S (1, 10) OBP: 0.442, SLG: 0.576 Rex Hudler, R (6, PH) OBP: 0.333, SLG: 0.574										3	0	0	0	1	2	2							
Bo Jackson, R (1, 7) OBP: 0.337, SLG: 0.484 Mark Dalesandro, R (7, 7) OBP: 0.238, SLG: 0.211										2	1	0	1	1	1	2							
Greg Myers, L (1, 2) OBP: 0.304, SLG: 0.337										3	1	1	0	1	0	0							
J.T. Snow, L (1, 3) OBP: 0.266, SLG: 0.308										4	1	1	4	0	0	0							
Damon Easley, R (1, 4) OBP: 0.286, SLG: 0.323										4	2	2	0	0	1	0							
Gary Disarcina, R (1, 6) OBP: 0.304, SLG: 0.348										4	1	2	1	0	0	1							
Inning Stats	R: 9 H: 7 E: 0 K: 1 S: 32	H: 7 R: 4 ER: 0 LOB: 2 BB: 4 P: 61	R: 0 H: 0 E: 0 K: 1 S: 9	H: 0 R: 5 ER: 0 LOB: 0 BB: 0 P: 14	R: 1 H: 1 E: 0 K: 1 S: 12	H: 1 R: 0 ER: 0 LOB: 0 BB: 0 P: 19	R: 0 H: 1 E: 0 K: 2 S: 8	H: 1 R: 0 ER: 0 LOB: 1 BB: 0 P: 13	R: 2 H: 2 E: 0 K: 0 S: 9	H: 2 R: 1 ER: 0 LOB: 0 BB: 0 P: 14	R: 1 H: 1 E: 0 K: 0 S: 6	H: 1 R: 0 ER: 0 LOB: 2 BB: 0 P: 9	R: 0 H: 2 E: 0 K: 0 S: 13	H: 2 R: 0 ER: 0 LOB: 2 BB: 0 P: 16	R: 0 H: 0 E: 0 K: 1 S: 11	H: 0 R: 0 ER: 0 LOB: 0 BB: 0 P: 18	1B: 5 2B: 4 3B: 2 HR: 3	SF: 1 2B: 4 3B: 0 HR: 3	WP: 0 PB: 0 SB: 0 CS: 0	PA: 41			
PITCHER	IP WLS BF H R ER SO BB IBB HBP BLK WP HR S P ERA WHIP	IP WLS BF H R ER SO BB IBB HBP BLK WP HR S P ERA WHIP	IP WLS BF H R ER SO BB IBB HBP BLK WP HR S P ERA WHIP	IP WLS BF H R ER SO BB IBB HBP BLK WP HR S P ERA WHIP	IP WLS BF H R ER SO BB IBB HBP BLK WP HR S P ERA WHIP	IP WLS BF H R ER SO BB IBB HBP BLK WP HR S P ERA WHIP	IP WLS BF H R ER SO BB IBB HBP BLK WP HR S P ERA WHIP	IP WLS BF H R ER SO BB IBB HBP BLK WP HR S P ERA WHIP	IP WLS BF H R ER SO BB IBB HBP BLK WP HR S P ERA WHIP	IP WLS BF H R ER SO BB IBB HBP BLK WP HR S P ERA WHIP	IP WLS BF H R ER SO BB IBB HBP BLK WP HR S P ERA WHIP	IP WLS BF H R ER SO BB IBB HBP BLK WP HR S P ERA WHIP	IP WLS BF H R ER SO BB IBB HBP BLK WP HR S P ERA WHIP	IP WLS BF H R ER SO BB IBB HBP BLK WP HR S P ERA WHIP	IP WLS BF H R ER SO BB IBB HBP BLK WP HR S P ERA WHIP	IP WLS BF H R ER SO BB IBB HBP BLK WP HR S P ERA WHIP	IP WLS BF H R ER SO BB IBB HBP BLK WP HR S P ERA WHIP	IP WLS BF H R ER SO BB IBB HBP BLK WP HR S P ERA WHIP	IP WLS BF H R ER SO BB IBB HBP BLK WP HR S P ERA WHIP	IP WLS BF H R ER SO BB IBB HBP BLK WP HR S P ERA WHIP	IP WLS BF H R ER SO BB IBB HBP BLK WP HR S P ERA WHIP	IP WLS BF H R ER SO BB IBB HBP BLK WP HR S P ERA WHIP	IP WLS BF H R ER SO BB IBB HBP BLK WP HR S P ERA WHIP

Boston Red Sox @ California Angels
 Anaheim Stadium, Anaheim, CA
 Mon Jul 18 1994, 10:05 PM EDT
 Att: 17,019 - Unknown - 70 F

AB 36
 R 13
 H 14
 RBI 13
 BB 4
 SO 6
 LOB 7



Batter	1	2	3	4	5	6	7	8	9	AB	R	H	RBI	BB	SO	LOB	TOP					
Otis Nixon, S (1, 8) <small>OBP: 0.363, SLG: 0.320</small>										4	0	0	0	0	2	0						
Tim Naehring, R (1, 3) <small>OBP: 0.368, SLG: 0.450</small>										4	0	0	0	1	0	1						
John Valentin, R (1, 6) <small>OBP: 0.406, SLG: 0.527</small>										3	1	0	0	1	0	2						
Andre Dawson, R (1, 10) <small>OBP: 0.278, SLG: 0.496</small>										4	2	2	1	0	2	1						
Tom Brunansky, R (1, 7) <small>OBP: 0.326, SLG: 0.476</small>										3	0	1	0	1	2	0						
Wes Chamberlain, R (1, 9) <small>OBP: 0.314, SLG: 0.437</small>										3	1	2	2	1	0	2						
Lee Tinsley, S (8, PH) <small>OBP: 0.307, SLG: 0.234</small>										0	0	0	0	0	0	0						
Stan Royer, R (1, 5) Scott Cooper, L (8, PH) <small>OBP: 0.339, SLG: 0.486</small>										3	0	1	1	0	0	2						
Damon Berryhill, S (1, 2) <small>OBP: 0.282, SLG: 0.385</small>										4	0	1	0	0	2	2						
Scott Fletcher, R (1, 4) Mike Greenwell, L (9, PH) <small>OBP: 0.354, SLG: 0.464</small>										3	0	0	0	0	1	0						
Inning Stats	R: 0 E: 0 K: 2 S: 10	H: 0 LOB: 1 BB: 1 P: 17	R: 1 E: 0 K: 1 S: 10	H: 1 LOB: 0 BB: 0 P: 18	R: 0 E: 0 K: 0 S: 6	H: 0 LOB: 0 BB: 0 P: 8	R: 0 E: 0 K: 1 S: 9	H: 1 LOB: 2 BB: 1 P: 18	R: 0 E: 0 K: 2 S: 7	H: 0 LOB: 0 BB: 0 P: 11	R: 2 E: 0 K: 1 S: 10	H: 2 LOB: 2 BB: 2 P: 23	R: 0 E: 1 K: 0 S: 8	H: 0 LOB: 1 BB: 0 P: 14	R: 1 E: 0 K: 2 S: 13	H: 3 LOB: 2 BB: 0 P: 18	R: 0 E: 0 K: 1 S: 9	H: 0 LOB: 0 BB: 0 P: 12	1B: 3 2B: 2 3B: 0 HR: 2	SF: 0 SAC: 1 DP: 0 HBP: 0	WP: 0 PB: 0 SB: 0 CS: 0	PA: 38
PITCHER	IP WLS BF H R ER SO BB IBB HBP BLK WP HR S P ERA WHIP																					
Mark Langston, L (1, 1) <small>ERA: 4.38</small>	7.0 W 30 4 3 3 7 4 0 0 0 0 0 1 60 109 3.86 1.143																					
Mark Leiter, R (8, 1) <small>ERA: 4.3</small>	0.1 3 2 1 1 1 0 0 0 0 0 0 1 7 11 27.00 6.000																					
Bob Patterson, L (8, 1) <small>ERA: 4.96</small>	0.2 2 1 0 0 1 0 0 0 0 0 0 0 6 7 0.00 1.500																					
Joe Grahe, R (9, 1) <small>ERA: 5.73</small>	1.0 S 3 0 0 0 1 0 0 0 0 0 0 0 9 12 0.00 0.000																					

Boston Red Sox @ California Angels
 Anaheim Stadium, Anaheim, CA
 Tue Jul 19 1994, 10:05 PM EDT
 Att: 20,335 - Unknown - 72 F

AB 33
 R 4
 H 7
 RBI 4
 BB 4
 SO 10
 LOB 11



Batter	1	2	3	4	5	6	7	8	9	AB	R	H	RBI	BB	SO	LOB	BOTTOM			
Chad Curtis, R (1, 8) <small>OBP: 0.317, SLG: 0.417</small>										2	1	2	3	2	0	0				
Spike Owen, S (1, 5) <small>OBP: 0.391, SLG: 0.421</small>										4	0	1	0	0	1	2				
Jim Edmonds, L (1, 9) <small>OBP: 0.358, SLG: 0.406</small>										2	1	0	0	2	2	1				
Chili Davis, S (1, 10) <small>OBP: 0.442, SLG: 0.585</small>										4	1	2	2	0	1	2				
Bo Jackson, R (1, 7) Rex Hudler, R (8, 7) <small>OBP: 0.337, SLG: 0.478</small> <small>OBP: 0.339, SLG: 0.574</small>										2	0	0	0	1	2	1				
Greg Myers, L (1, 2) <small>OBP: 0.305, SLG: 0.337</small>										3	0	1	0	0	0	2				
J.T. Snow, L (1, 3) <small>OBP: 0.265, SLG: 0.307</small>										4	0	1	1	0	2	3				
Damon Easley, R (1, 4) <small>OBP: 0.282, SLG: 0.318</small>										4	1	0	0	0	0	1				
Gary Disarcina, R (1, 6) <small>OBP: 0.305, SLG: 0.349</small>										2	1	1	0	0	0	0				
Inning Stats	R: 0 E: 0 K: 1 S: 10	H: 0 LOB: 1 BB: 1 P: 15	R: 0 E: 0 K: 2 S: 13	H: 0 LOB: 1 BB: 1 P: 19	R: 0 E: 0 K: 0 S: 8	H: 0 LOB: 0 BB: 1 P: 16	R: 2 E: 0 K: 2 S: 16	H: 3 LOB: 1 BB: 1 P: 28	R: 2 E: 0 K: 1 S: 12	H: 2 LOB: 0 BB: 0 P: 17	R: 0 E: 0 K: 1 S: 10	H: 1 LOB: 1 BB: 0 P: 16	R: 1 E: 1 K: 1 S: 12	H: 1 LOB: 2 BB: 1 P: 20	R: 1 E: 0 K: 0 S: 10	H: 1 LOB: 0 BB: 0 P: 14	1B: 6 2B: 0 3B: 0 HR: 2	SF: 0 SAC: 2 DP: 1 HBP: 0	WP: 1 PB: 0 SB: 1 CS: 3	PA: 36
PITCHER	IP WLS BF H R ER SO BB IBB HBP BLK WP HR S P ERA WHIP																			
Roger Clemens, R (1, 1) <small>ERA: 2.86</small>	6.2 L 30 7 5 4 8 5 0 0 0 0 0 0 80 130 5.40 1.800																			
Steve Farr, R (7, 1) <small>ERA: 4.58</small>	1.1 5 1 1 1 0 1 0 0 0 0 0 0 11 15 6.75 1.500																			

Boston Red Sox @ California Angels
 Anaheim Stadium, Anaheim, CA
 Tue Jul 19 1994, 10:05 PM EDT
 Att: 20,335 - Unknown - 72 F

AB 27
 R 6
 H 8
 RBI 6
 BB 6
 SO 8
 LOB 12



Batter	1	2	3	4	5	6	7	8	9	AB	R	H	RBI	BB	SO	LOB	TOP					
Otis Nixon, S <small>OBP: 0.360, SLG: 0.317</small> 	0-1 B1-3 		4-2 		1-0 SF7 		3-2 L6 		2-2 F7 	3	0	1	1	0	2							
Tim Lincecum, R <small>OBP: 0.369, SLG: 0.449</small> 	2-1 F8 		0-1 F8 		3-H 1-2 FC5-4 1B 		1-2 		3-2 F9 	5	0	2	0	0	0	3						
John Valentin, R <small>OBP: 0.400, SLG: 0.518</small> 	0-1 G6-3 		0-1 F9 		1-1 FC5-4 1-2 		1-0 F8 			4	0	0	0	0	0	3						
Mo Vaughn, L <small>OBP: 0.392, SLG: 0.561</small> 		2-3 K 		2-3 K 		1-3 K 		2-2 F9 		4	0	0	0	0	3	0						
Tom Brunansky, R <small>OBP: 0.324, SLG: 0.477</small> 	1-3 K 		2-2 P3 		2-1 2B 		3-3 K 			4	1	1	0	0	2	0						
Mike Greenwell, L <small>OBP: 0.356, SLG: 0.466</small> 	1-2 G4-3 		4-1 		3-2 2B 		0-2 G3-1 			3	0	1	1	1	0	0						
Wes Chamberlain, R <small>OBP: 0.313, SLG: 0.433</small> 			1-1 HR 1B 		2-1 F9 		1-3 K 		3-3 K 	4	1	1	0	0	2	2						
Scott Cooper, L <small>OBP: 0.338, SLG: 0.483</small> 			2-2 F7 		0-0 F8 		0-0 F7 		1-2 1B 	4	0	1	0	0	0	2						
Damon Berryhill, S <small>OBP: 0.291, SLG: 0.412</small> 			3-2 HR 		3-2 E9 SF7 2B 		2-3 K 		1-2 1B 	4	2	3	2	0	1	0						
Inning Stats	R: 0 E: 0 K: 0 S: 6	H: 0 LOB: 0 BB: 0 P: 8	R: 0 E: 0 K: 2 S: 9	H: 0 LOB: 0 BB: 0 P: 13	R: 2 E: 0 K: 0 S: 18	H: 2 LOB: 1 BB: 1 P: 28	R: 0 E: 0 K: 1 S: 10	H: 0 LOB: 1 BB: 1 P: 20	R: 1 E: 1 K: 0 S: 11	H: 2 LOB: 1 BB: 0 P: 17	R: 1 E: 0 K: 2 S: 14	H: 2 LOB: 1 BB: 0 P: 21	R: 0 E: 0 K: 1 S: 15	H: 1 LOB: 1 BB: 0 P: 22	R: 0 E: 0 K: 1 S: 15	H: 0 LOB: 0 BB: 0 P: 20	R: 0 E: 0 K: 2 S: 22	H: 2 LOB: 2 BB: 0 P: 32	1B: 5 2B: 3 3B: 0 HR: 1	SF: 1 SAC: 0 DP: 0 HBP: 0	WP: 0 PB: 0 SB: 0 CS: 0	PA: 38
PITCHER	IP WLS BF H R ER SO BB IBB HBP BLK WP HR S P ERA WHIP	IP WLS BF H R ER SO BB IBB HBP BLK WP HR S P ERA WHIP																				
Phil Lottich, R <small>ERA: 4.96</small>	5.1 W 24 6 4 4 4 2 0 0 0 0 1 63 101 6.75 1.500																					
Russ Springer, R <small>ERA: 6.85</small>	6.1 S 14 3 0 0 4 0 0 0 0 0 0 57 80 0.00 0.818																					

Boston Red Sox @ California Angels
 Anaheim Stadium, Anaheim, CA
 Wed Jul 20 1994, 10:05 PM EDT
 Att: 17,180 - Unknown - 71 F

AB 35
 R 4
 H 9
 RBI 4
 BB 2
 SO 8
 LOB 12




Batter	1	2	3	4	5	6	7	8	9	AB	R	H	RBI	BB	SO	LOB	BOTTOM			
Chad Curtis, R <small>OBP: 0.319, SLG: 0.416</small> 	4-1 1B 1B HBP 	4-1 1B BB 		1-3 K 		1-1 SF8 				1	1	0	1	1	1	0				
Spike Owen, S <small>OBP: 0.397, SLG: 0.433</small> 	2-1 1B G5-4-3 1B 	1-0 			1-0 G4-3 SF8 2B 	0-1 L8 				4	2	3	2	0	0	0				
Jim Edmonds, L <small>OBP: 0.356, SLG: 0.403</small> 	1-1 G5-4-3 1B 	3-3 K 			1-2 G4-3 		2-3 K 			4	0	1	1	0	2	3				
Chili Davis, S <small>OBP: 0.440, SLG: 0.592</small> 	1-0 G5-4-3 		2-0 		0-0 SF8 		1-0 F9 			3	1	1	2	0	0	1				
Bo Jackson, R <small>OBP: 0.346, SLG: 0.503</small> Rex Hudler, R <small>OBP: 0.339, SLG: 0.574</small> 	1-1 		0-1 G5-3 		3-2 1B 		0-0 		0-0 HR 	4	1	3	1	0	0	0				
J.T. Snow, L <small>OBP: 0.265, SLG: 0.305</small> 	1-0 G5-3 		1-0 P3 		0-0 		1-2 1B 		1-0 L8 	4	0	1	0	0	0	1				
Damion Easley, R <small>OBP: 0.279, SLG: 0.314</small> 		1-0 G6-3 	2-3 K 		0-0 P1 			1-0 G4-3 		4	0	0	0	0	1	2				
Chris Turner, R <small>OBP: 0.267, SLG: 0.275</small> 		1-1 BB 1B 1B 		2-3 K 		0-1 G4-3 SF8 2B 		1-0 G6-3 		4	2	2	0	0	1	0				
Gary Disarcina, R <small>OBP: 0.304, SLG: 0.348</small> 		1-0 		0-1 G4-3 		0-0 G4-3 		2-2 G4-3 		4	1	1	0	0	0	1				
Inning Stats	R: 2 E: 0 K: 0 S: 9	H: 3 LOB: 1 BB: 0 P: 19	R: 2 E: 0 K: 1 S: 9	H: 3 LOB: 1 BB: 1 P: 20	R: 1 E: 0 K: 1 S: 7	H: 1 LOB: 0 BB: 0 P: 12	R: 0 E: 0 K: 2 S: 9	H: 0 LOB: 0 BB: 0 P: 12	R: 1 E: 0 K: 0 S: 10	H: 3 LOB: 2 BB: 0 P: 15	R: 1 E: 0 K: 0 S: 7	H: 1 LOB: 0 BB: 0 P: 8	R: 1 E: 0 K: 1 S: 6	H: 1 LOB: 0 BB: 0 P: 10	R: 0 E: 0 K: 0 S: 5	H: 0 LOB: 0 BB: 0 P: 9	1B: 8 2B: 2 3B: 0 HR: 2	SF: 2 SAC: 0 DP: 1 HBP: 1	WP: 0 PB: 0 SB: 1 CS: 0	PA: 36
PITCHER	IP WLS BF H R ER SO BB IBB HBP BLK WP HR S P ERA WHIP	IP WLS BF H R ER SO BB IBB HBP BLK WP HR S P ERA WHIP																		
Chris Nabholz, L <small>ERA: 7.0</small>	4.2 L 24 10 6 6 4 1 0 1 0 0 0 8 9 6.75 2.357																			
Scott Bankhead, R <small>ERA: 2.88</small>	5.1 5 1 1 1 0 0 0 0 0 0 0 0 8 9 6.75 0.750																			
Chris Howard, L <small>ERA: 3.34</small>	7.1 4 1 1 1 1 0 0 0 0 0 0 1 6 10 9.00 1.000																			
Ken Ryan, R <small>ERA: 1.98</small>	8.1 3 0 0 0 0 0 0 0 0 0 0 0 5 9 0.00 0.000																			

Boston Red Sox @ California Angels
 Anaheim Stadium, Anaheim, CA
 Wed Jul 20 1994, 10:05 PM EDT
 Att: 17,180 - Unknown - 71 F

AB 32
 R 8
 H 12
 RBI 7
 BB 1
 SO 5
 LOB 8




Batter	1	2	3	4	5	6	7	8	9	AB	R	H	RBI	BB	SO	LOB	TOP			
Felix Fermin, R OBP: 0.345, SLG: 0.392 (1, 4)	1-2 G6-4-3 1B		2-2 E8 E 1B 1B		2-1 G1-3	0-1 G1-3		1 SAFE SAFE 0-0 SH3	4 1 2 1 0 0 1											
Eric Anthony, L OBP: 0.295, SLG: 0.387 (1, 7)	0-0 G6-4-3		4-2 E 1B BB		4-1 2B BB		1-3 K	2-1 1B	3 2 1 1 2 1 1											
Ken Griffey Jr., L OBP: 0.410, SLG: 0.702 (1, 8)	1-0 FC5-4 1B		0-2 E4 1B SF8		0-0 L9		0-1 F7	1-3 K	5 1 1 0 0 1 4											
Jay Buhner, R OBP: 0.378, SLG: 0.509 (1, 9)	1-1 FC5-4		2-2 1B		1-2 2B		2-0 G5-3	1-0 P3	5 0 2 3 0 0 2											
Edgar Martinez, R OBP: 0.413, SLG: 0.514 (1, 5)		4-2 G4-6-3 BB	1 SAFE SAFE SF8		4-2 BB		1-2 G4-3		1 0 0 1 2 0 0											
Reggie Jefferson, S OBP: 0.389, SLG: 0.550 (8, PH)	1 SAFE SAFE G4-6-3	0-2 L3	3-H 2-2 L3		2-0 F8		1-1 L5		3 0 0 0 0 0 4 1 0 0 0 0 0 0											
Tino Martinez, L OBP: 0.310, SLG: 0.459 (1, 10)	2-2 G6-3			1-3 K		0-0 FC4 1B		1-2 1B	4 0 2 0 0 1 0								AB 34 R 6 H 10 RBI 6 BB 4 SO 5 LOB 15			
Dan Wilson, R OBP: 0.263, SLG: 0.342 (1, 2)			2-1 G6-3	3-2 P6		0-2 FC4		0-3 K	4 0 0 0 0 1 2											
Alex Rodriguez, R OBP: 0.314, SLG: 0.250 (1, 6)			0-0 E 1B	1-3 K		1-2 L9		1-2 SH3 1B	4 2 2 0 0 1 1											
Inning Stats	R: 0 E: 0 K: 0 S: 7	H: 2 LOB: 1 BB: 0 P: 10	R: 0 E: 0 K: 0 S: 9	H: 0 LOB: 0 BB: 1 P: 15	R: 4 E: 2 K: 0 S: 24	H: 3 LOB: 1 BB: 1 P: 36	R: 0 E: 0 K: 2 S: 11	H: 0 LOB: 0 BB: 0 P: 16	R: 1 E: 0 K: 0 S: 14	H: 1 LOB: 2 BB: 2 P: 26	R: 0 E: 0 K: 1 S: 6	H: 0 LOB: 0 BB: 0 P: 9	R: 0 E: 0 K: 1 S: 13	H: 1 LOB: 1 BB: 0 P: 16	R: 1 E: 0 K: 1 S: 10	H: 2 LOB: 1 BB: 0 P: 15	1B: 9 2B: 1 3B: 0 HR: 0	SF: 1 SAC: 1 DP: 2 HBP: 0	WP: 0 PB: 0 SB: 1 CS: 0	PA: 40
PITCHER	IP WLS BF H R ER SO	IP WLS BF H R ER SO	IP WLS BF H R ER SO	IP WLS BF H R ER SO	IP WLS BF H R ER SO	IP WLS BF H R ER SO	IP WLS BF H R ER SO	IP WLS BF H R ER SO	IP WLS BF H R ER SO	IP WLS BF H R ER SO	IP WLS BF H R ER SO	IP WLS BF H R ER SO	IP WLS BF H R ER SO	IP WLS BF H R ER SO	IP WLS BF H R ER SO	IP WLS BF H R ER SO	ERA WHIP	ERA WHIP		
Aaron Sele, R ERA: 3.96 (1, 1)	6.0 L 28 7 5 3 2																4.50 1.833			
Chris Howard, L ERA: 3.16 (7, 1)	1.2 6 1 0 0 1																0.00 0.600			
Steve Farr, R ERA: 4.87 (8, 1)	0.2 4 2 1 1 1																13.50 3.000			
Tony Fossas, L ERA: 4.68 (9, 1)	0.1 1 0 0 0 1																0.00 0.000			
Scott Bankhead, R ERA: 2.84 (9, 1)	0.1 1 0 0 0 0																0.00 0.000			

Seattle Mariners @ Boston Red Sox
Fenway Park, Boston, MA
Fri Jul 22 1994, 7:05 PM EDT
Att: 11,776 - Cloudy - 92 F

AB 34
R 6
H 10
RBI 6
BB 4
SO 5
LOB 15



Batter	1	2	3	4	5	6	7	8	9	AB	R	H	RBI	BB	SO	LOB	BOTTOM					
Otis Nixon, S OBP: 0.355, SLG: 0.312 (1, 8)	3-2 G4-3		2-1 G3-1		2-3 K		0-3 K		2-3 K	5 0 0 0 0 3 4												
Scott Fletcher, R OBP: 0.284, SLG: 0.321 (1, 4)	1-2 G6-3			0-1 G5-3		2-2 E 2B	1-3 K		1-2 G4-3	4 1 1 0 0 1 1 1 0 0 0 0 0 1												
Mo Vaughn, L OBP: 0.391, SLG: 0.559 (9, PH)						1-1 1B FC5-2 HBP	4-1 2B BB		1-0 G6-3	3 1 1 0 1 1 1												
John Valentin, R OBP: 0.404, SLG: 0.515 (1, 6)	0-1 1B			1-3 K		1-1 1B FC5-2 HBP	1-2 2B BB			4 0 2 2 0 1 3												
Tom Brunansky, R OBP: 0.329, SLG: 0.485 (1, 9)	2-3 K			2-2 1B		3-2 F8	1-2 2B			4 0 2 2 0 1 3												
Tim Lincecum, R OBP: 0.363, SLG: 0.441 (1, 3)				1-0 F8		3-1 E6 FC5-2 1B	1-3 K			4 0 0 0 0 2 3												
Wes Chamberlain, R OBP: 0.317, SLG: 0.431 (1, 10)		3-2 F9			4-2 BB BB	1-0 FC5-2 1B		2-3 K	3 0 1 0 1 1 0													
Rich Rowland, R OBP: 0.248, SLG: 0.392 (1, 2)					0-3 K				3 0 0 0 0 2 4 1 0 0 0 0 0 0								AB 35 R 3 H 6 RBI 2 BB 3 SO 15 LOB 21					
Damon Berryhill, S OBP: 0.290, SLG: 0.410 (9, 2)						1-2 2-3 3-H																
Stan Royer, R OBP: 0.167, SLG: 0.288 (8, PH)					0-3 K				3 0 0 0 0 3 4 1 0 0 0 0 1 0													
Scott Cooper, L OBP: 0.337, SLG: 0.481 (9, 5)						1-3 K																
Lee Tinsley, S OBP: 0.308, SLG: 0.229 (1, 7)					4-2 BB				2 1 0 0 1 0 0 1 0 1 0 0 0 0													
Mike Greenwell, L OBP: 0.358, SLG: 0.468 (9, PH)					1-2 BB		0-1 E6 2B															
Inning Stats	R: 0 E: 1 K: 1 S: 14	H: 1 LOB: 1 BB: 0 P: 20	R: 0 E: 0 K: 2 S: 12	H: 0 LOB: 0 BB: 0 P: 19	R: 0 E: 0 K: 1 S: 8	H: 0 LOB: 0 BB: 0 P: 13	R: 0 E: 0 K: 1 S: 11	H: 1 LOB: 1 BB: 0 P: 15	R: 0 E: 0 K: 3 S: 19	H: 0 LOB: 2 BB: 2 P: 29	R: 1 E: 1 K: 1 S: 17	H: 2 LOB: 3 BB: 0 P: 28	R: 2 E: 1 K: 3 S: 16	H: 1 LOB: 1 BB: 1 P: 23	R: 0 E: 0 K: 2 S: 7	H: 0 LOB: 0 BB: 0 P: 12	R: 0 E: 0 K: 1 S: 9	H: 1 LOB: 1 BB: 0 P: 13	1B: 4 2B: 2 3B: 0 HR: 0	SF: 0 SAC: 0 DP: 0 HBP: 1	WP: 0 PB: 0 SB: 1 CS: 0	PA: 39
PITCHER	IP WLS BF H R ER SO	IP WLS BF H R ER SO	IP WLS BF H R ER SO	IP WLS BF H R ER SO	IP WLS BF H R ER SO	IP WLS BF H R ER SO	IP WLS BF H R ER SO	IP WLS BF H R ER SO	IP WLS BF H R ER SO	IP WLS BF H R ER SO	IP WLS BF H R ER SO	IP WLS BF H R ER SO	IP WLS BF H R ER SO	IP WLS BF H R ER SO	IP WLS BF H R ER SO	IP WLS BF H R ER SO	ERA WHIP	ERA WHIP				
Randy Johnson, L ERA: 3.37 (1, 1)	6.2 W 31 5 3 1 11																1.35 1.200					
Bill Rife, R ERA: 4.42 (7, 1)	1.1 4 0 0 0 3																0.00 0.000					
Bobby Ayala, R ERA: 2.83 (9, 1)	1.0 S 4 1 0 0 1																0.00 1.000					

Seattle Mariners @ Boston Red Sox
Fenway Park, Boston, MA
Fri Jul 22 1994, 7:05 PM EDT
Att: 11,776 - Cloudy - 92 F


AB 35
R 3
H 6
RBI 2
BB 3
SO 15
LOB 21



Batter	1	2	3	4	5	6	7	8	9	AB	R	H	RBI	BB	SO	LOB	TOP					
Brian Turang, R OBP: 0.242, SLG: 0.277 Eric Anthony, L OBP: 0.295, SLG: 0.383 (7, PH)	0-3 K		0-1 SAFE L3				2-3 K	1-3 K	0-0 G4-3	3	0	0	0	0	2	1						
Edgar Martinez, R OBP: 0.411, SLG: 0.510	2-3 K			2-0 G5-3		1-0 L8		0-0 1B		4	0	1	0	0	1	0						
Ken Griffey Jr., L OBP: 0.411, SLG: 0.699	4-1 FC6-4 BB			0-0 G3		1-2 HR 1B		1-1 F9		3	1	1	0	1	0	0						
Jay Buhner, R OBP: 0.379, SLG: 0.519	0-1 FC6-4			2-0 1B		1-2 HR 1B		3-3 K		4	1	2	2	0	1	1						
Mike Blowers, R OBP: 0.355, SLG: 0.455		3-1 L4-3 1B		1-1 G1-3		3-3 K			3-2 G4-3	4	0	1	0	0	1	1						
Keith Mitchell, R OBP: 0.336, SLG: 0.383		1-2 L4-3			0-0 L6		1-3 K		2-2 2B 1B	4	1	1	0	0	1	1						
Luis Sojo, R OBP: 0.302, SLG: 0.414 (7, PH)		2-1 F8			1-1 2B		2-2 2B		1-2 1B 2B	4	2	3	0	0	0	0						
Dan Wilson, R OBP: 0.264, SLG: 0.346 Tino Martinez, L OBP: 0.309, SLG: 0.458 (9, PH)			1-3 K		0-1 P2		0-0 WP 2B		2-2 G1-3	3	0	1	1	0	1	1						
Alex Rodriguez, R OBP: 0.324, SLG: 0.265 Reggie Jefferson, S OBP: 0.378, SLG: 0.346 Felix Fermin, R OBP: 0.347, SLG: 0.394 (7, PH)			2-2 L3 1B		1-1 F8		3-3 K		0-2 2B 1B	2	0	1	0	0	0	1						
Inning Stats	R: 0 E: 0 K: 2 S: 10	H: 0 LOB: 1 BB: 1 P: 16	R: 0 E: 0 K: 0 S: 7	H: 1 LOB: 0 BB: 0 P: 13	R: 0 E: 0 K: 1 S: 9	H: 1 LOB: 0 BB: 0 P: 12	R: 0 E: 0 K: 0 S: 5	H: 1 LOB: 1 BB: 0 P: 10	R: 0 E: 0 K: 0 S: 7	H: 1 LOB: 1 BB: 0 P: 9	R: 2 E: 0 K: 3 S: 20	H: 2 LOB: 0 BB: 0 P: 28	R: 1 E: 0 K: 3 S: 13	H: 2 LOB: 1 BB: 0 P: 20	R: 0 E: 0 K: 1 S: 6	H: 1 LOB: 0 BB: 0 P: 10	R: 2 E: 0 K: 0 S: 16	H: 3 LOB: 1 BB: 0 P: 24	1B: 7 2B: 6 3B: 0 HR: 1	SF: 0 SAC: 0 DP: 2 HBP: 0	WP: 1 PB: 0 CS: 0	PA: 37
PITCHER	IP	WLS	BF	H	R	ER	SO	BB	IBB	HBP	BLK	WP	HR	S	P	ERA	WHIP					
Joe Hesketh, L ERA: 5.01	6.1	W	26	8	3	3	6	1	0	0	0	0	1	65	98	4.26	1.421					
Scott Bankhead, R ERA: 2.97	1.2		5	1	0	0	3	0	0	0	0	1	0	12	20	0.00	0.600					
Ken Ryan, R ERA: 2.41	1.0	S	6	3	2	2	0	0	0	0	0	0	0	16	24	18.00	3.000					

Seattle Mariners @ Boston Red Sox
Fenway Park, Boston, MA
Sat Jul 23 1994, 3:33 AM EDT
Overcast - 88 F

AB 36
R 5
H 12
RBI 5
BB 1
SO 9
LOB 11



Batter	1	2	3	4	5	6	7	8	9	AB	R	H	RBI	BB	SO	LOB	BOTTOM					
Otis Nixon, S OBP: 0.361, SLG: 0.320	1-0 E7 1B			0-0 G6-3		2-2 CS 1B		0-0 BB 1B		5	1	4	0	0	0	0						
Tim Lincecum, R OBP: 0.357, SLG: 0.433	0-0 SH 2B	3-1 G6-4-3			0-0 G6-3	2-0 G5-3		1-1 P4		4	1	0	0	0	0	5						
John Valentin, R OBP: 0.411, SLG: 0.517	2-3 2B SF9	4-0 BB			3-2 WP 1B		3-2 G6-3	4-2 G3-6-4 BB		3	2	2	2	2	0	0						
Mo Vaughn, L OBP: 0.391, SLG: 0.563	1-0 SF9 2B	1-3 K			2-3 K		1-0 K	0-0 G3-6-1		5	0	2	1	0	2	5						
Tom Brunansky, R OBP: 0.333, SLG: 0.478	4-0 SF9 BB		1-0 G1-3		4-0 1B IBB		3-3 K		2-0 0 IBB	2	0	0	0	2	1	1						
Mike Greenwell, L OBP: 0.359, SLG: 0.468	0-0 SF9		2-0 G3-1		0-0 1B		4-0 IBB		1-2 2B IBB	2	0	1	2	1	0	0						
Wes Chamberlain, R OBP: 0.316, SLG: 0.424	4-0 IBB		3-2 G4-3		3-3 K		1-3 K			3	0	0	0	1	2	4						
Scott Cooper, L OBP: 0.336, SLG: 0.477	3-2 L8		1-3 K		0-0 K		0-0 F9		4-2 1B BB BB	3	1	0	0	1	1	3						
Damon Berryhill, S OBP: 0.294, SLG: 0.424	2-0 P3		1-0 G5-3		1-2 HR			4-0 BB 1B BB		3	1	1	1	1	0	3						
Inning Stats	R: 3 E: 2 K: 0 S: 13	H: 3 LOB: 3 BB: 2 P: 31	R: 0 E: 0 K: 1 S: 7	H: 1 LOB: 1 BB: 1 P: 17	R: 0 E: 0 K: 0 S: 7	H: 0 LOB: 0 BB: 0 P: 13	R: 0 E: 0 K: 1 S: 5	H: 0 LOB: 0 BB: 0 P: 7	R: 1 E: 0 K: 2 S: 12	H: 2 LOB: 2 BB: 1 P: 24	R: 1 E: 0 K: 0 S: 9	H: 2 LOB: 0 BB: 0 P: 14	R: 0 E: 0 K: 2 S: 12	H: 1 LOB: 2 BB: 1 P: 24	R: 1 E: 0 K: 0 S: 10	H: 1 LOB: 2 BB: 3 P: 23	1B: 7 2B: 2 3B: 0 HR: 1	SF: 1 SAC: 1 DP: 2 HBP: 0	WP: 1 PB: 0 CS: 1	PA: 40		
PITCHER	IP	WLS	BF	H	R	ER	SO	BB	IBB	HBP	BLK	WP	HR	S	P	ERA	WHIP					
Dave Fleming, L ERA: 6.75	5.1	L	28	8	5	4	4	2	2	0	0	0	1	52	103	6.75	1.875					
Jeff Nelson, R ERA: 2.15	1.2		6	1	0	0	2	0	1	0	0	0	0	13	27	0.00	0.600					
Kevin King, L ERA: 6.52	0.0		3	1	1	1	0	2	0	0	0	0	0	4	12	∞	∞					
Rich Gossage, R ERA: 4.99	1.0		3	0	0	0	0	1	0	0	0	0	0	6	11	0.00	1.000					

Seattle Mariners @ Boston Red Sox
Fenway Park, Boston, MA
Sat Jul 23 1994, 3:33 AM EDT
Overcast - 88 F

AB 30
R 6
H 10
RBI 6
BB 8
SO 6
LOB 21




Batter	1	2	3	4	5	6	7	8	9	10	11	AB	R	H	RBI	BB	SO	LOB	TOP
Felix Fermin, R OBP: 0.347, SLG: 0.394 (1, 4)	G3 G4-3 1B	G3			G6-3			G4-3 G1-3 1B		F8		5	1	2	0	0	0	2	
Eric Anthony, L OBP: 0.375, SLG: 0.382 (1, 7)	G4-3							G1-3		G6-3		3	0	1	0	0	1	1	
Keith Mitchell, R OBP: 0.331, SLG: 0.376 (8, PH)												2	0	0	0	0	0	1	
Ken Griffey Jr., L OBP: 0.409, SLG: 0.701 (1, 8)	G3							G4-3				5	1	1	1	0	1	3	
Jay Buhner, R OBP: 0.380, SLG: 0.517 (1, 9)	F9							G4-3				5	1	2	1	0	0	2	
Edgar Martinez, R OBP: 0.406, SLG: 0.502 (1, 5)								G4-3				4	0	0	0	0	1	2	
Reggie Jefferson, S OBP: 0.326, SLG: 0.348 (1, 10)								G4-3				5	1	2	1	0	1	0	
Luis Sojo, R OBP: 0.302, SLG: 0.414 (11, PR)								G4-3				0	1	0	0	0	0	0	
Tino Martinez, L OBP: 0.314, SLG: 0.475 (1, 3)								G4-3				5	1	3	1	0	0	1	
Chris Howard, R OBP: 0.250, SLG: 0.167 (1, 2)								G4-3				3	0	1	2	0	0	1	
Alex Rodriguez, R OBP: 0.310, SLG: 0.256 (1, 6)								G4-3				5	0	1	0	0	2	1	

Seattle Mariners @ Boston Red Sox
Fenway Park, Boston, MA
Sat Jul 23 1994, 7:05 PM EDT
Alt. 17,168 - Overcast - 75 F

livebaseballscores.com

AB 42
R 6
H 13
RBI 6
BB 0
SO 6
LOB 14




Inning Stats	R: 0	H: 1	E: 0	LOB: 1	K: 0	BB: 0	S: 8	P: 14	R: 1	H: 3	E: 0	LOB: 2	K: 1	BB: 0	S: 13	P: 20	R: 0	H: 0	E: 0	LOB: 0	K: 1	BB: 0	S: 9	P: 14	R: 0	H: 0	E: 0	LOB: 0	K: 0	BB: 0	S: 6	P: 11	R: 0	H: 0	E: 0	LOB: 0	K: 0	BB: 0	S: 5	P: 9	R: 1	H: 1	E: 0	LOB: 1	K: 2	BB: 0	S: 10	P: 13	R: 1	H: 1	E: 0	LOB: 0	K: 0	BB: 0	S: 6	P: 11	R: 1	H: 2	E: 0	LOB: 1	K: 0	BB: 0	S: 8	P: 11	R: 0	H: 1	E: 0	LOB: 0	K: 1	BB: 0	S: 7	P: 10	R: 3	H: 4	E: 0	LOB: 1	K: 1	BB: 0	S: 18	P: 23	1B: 9	SF: 1	2B: 2	SAC: 2	3B: 0	DP: 0	HR: 2	HBP: 0	WP: 0	PA: 45
--------------	------	------	------	--------	------	-------	------	-------	------	------	------	--------	------	-------	-------	-------	------	------	------	--------	------	-------	------	-------	------	------	------	--------	------	-------	------	-------	------	------	------	--------	------	-------	------	------	------	------	------	--------	------	-------	-------	-------	------	------	------	--------	------	-------	------	-------	------	------	------	--------	------	-------	------	-------	------	------	------	--------	------	-------	------	-------	------	------	------	--------	------	-------	-------	-------	-------	-------	-------	--------	-------	-------	-------	--------	-------	--------

Batter	1	2	3	4	5	6	7	8	9	10	11	AB	R	H	RBI	BB	SO	LOB	BOTTOM
Otis Nixon, S OBP: 0.359, SLG: 0.318 (1, 8)	G5-3							G4-3				5	1	1	1	0	1	0	
Scott Fletcher, R OBP: 0.276, SLG: 0.311 (1, 4)	F9							G4-3				5	0	0	0	0	0	1	
John Valentin, R OBP: 0.415, SLG: 0.527 (1, 6)	L6											5	0	3	1	0	1	0	
Mo Vaughn, L OBP: 0.391, SLG: 0.558 (1, 3)												3	0	0	0	2	3	1	
Tom Brunansky, R OBP: 0.329, SLG: 0.464 (1, 10)												4	0	0	0	1	1	3	
Mike Greenwell, L OBP: 0.354, SLG: 0.461 (1, 7)	G4-3											5	0	0	0	0	1	3	
Wes Chamberlain, R OBP: 0.313, SLG: 0.414 (1, 9)												4	1	0	0	1	0	0	
Scott Cooper, L OBP: 0.335, SLG: 0.474 (1, 5)												4	0	1	0	0	0	1	
Rich Rowland, R OBP: 0.232, SLG: 0.394 (1, 2)												2	0	1	0	0	0	0	
Damon Berryhill, S OBP: 0.291, SLG: 0.420 (6, PR)												2	1	0	0	0	0	1	

Seattle Mariners @ Boston Red Sox
Fenway Park, Boston, MA
Sat Jul 23 1994, 7:05 PM EDT
Alt. 17,168 - Overcast - 75 F

livebaseballscores.com

AB 39
R 3
H 6
RBI 2
BB 4
SO 7
LOB 10



Inning Stats	R: 0	H: 0	E: 0	LOB: 0	K: 0	BB: 0	S: 6	P: 9	R: 0	H: 0	E: 0	LOB: 0	K: 1	BB: 0	S: 8	P: 10	R: 0	H: 0	E: 0	LOB: 0	K: 0	BB: 0	S: 6	P: 11	R: 0	H: 0	E: 0	LOB: 0	K: 1	BB: 0	S: 7	P: 11	R: 3	H: 3	E: 1	LOB: 3	K: 0	BB: 2	S: 12	P: 23	R: 0	H: 1	E: 0	LOB: 1	K: 0	BB: 0	S: 10	P: 12	R: 0	H: 1	E: 0	LOB: 3	K: 0	BB: 2	S: 13	P: 25	R: 0	H: 0	E: 0	LOB: 0	K: 0	BB: 0	S: 5	P: 9	R: 0	H: 1	E: 0	LOB: 1	K: 2	BB: 0	S: 12	P: 18	R: 0	H: 0	E: 0	LOB: 0	K: 1	BB: 0	S: 7	P: 7	1B: 4	SF: 0	2B: 2	SAC: 0	3B: 0	DP: 1	HR: 0	HBP: 0	WP: 0	PA: 43
--------------	------	------	------	--------	------	-------	------	------	------	------	------	--------	------	-------	------	-------	------	------	------	--------	------	-------	------	-------	------	------	------	--------	------	-------	------	-------	------	------	------	--------	------	-------	-------	-------	------	------	------	--------	------	-------	-------	-------	------	------	------	--------	------	-------	-------	-------	------	------	------	--------	------	-------	------	------	------	------	------	--------	------	-------	-------	-------	------	------	------	--------	------	-------	------	------	-------	-------	-------	--------	-------	-------	-------	--------	-------	--------

PITCHER	IP	WLS	BF	H	R	ER	SO	BB	IBB	HBP	BLK	WP	HR	S	P	ERA	WHIP
John Cummings, L ERA: 6.14 (1, 1)	5.1		19	2	3	2	4	1	0	0	0	0	0	43	70	3.38	0.562
Shawn Boskie, R ERA: 4.92 (6, 1)	1.2		8	2	0	0	0	0	1	0	0	0	0	16	23	0.00	1.200
Bill Riskey, R ERA: 4.22 (8, 1)	2.0		9	1	0	0	0	1	1	0	0	0	0	18	34	0.00	1.000
Bobby Ayala, R ERA: 2.72 (10, 1)	2.0	W	7	1	0	0	3	0	0	0	0	0	0	19	25	0.00	0.500

Batter	1	2	3	4	5	6	7	8	9	AB	R	H	RBI	BB	SO	LOB	TOP										
Felix Fermin, R OBP: 0.343, SLG: 0.389 (1, 4)			G1-3		G1-3		G4-3			4	0	0	0	0	1	1	Seattle Mariners @ Boston Red Sox Fenway Park, Boston, MA Sun Jul 24 1994, 3:33 AM EDT Att: 22,411 - Cloudy - 85 F										
Eric Anthony, L OBP: 0.292, SLG: 0.377 (1, 7)			G6-3			G4-3			3	0	0	0	0	1	0												
Keith Mitchell, R OBP: 0.328, SLG: 0.373 (8, 7)									1	0	0	0	0	1	0												
Ken Griffey Jr., L OBP: 0.409, SLG: 0.699 (1, 8)									4	1	2	0	0	2	0												
Jay Buhner, R OBP: 0.378, SLG: 0.513 (1, 9)									4	0	1	1	0	0	1												
Edgar Martinez, R OBP: 0.404, SLG: 0.496 (1, 5)	G1-3								3	0	0	0	1	0	1												
Reggie Jefferson, S OBP: 0.377, SLG: 0.543 (9, PH)									3	0	1	0	0	1	2												
Mike Blowers, R OBP: 0.359, SLG: 0.457 (9, PH)									1	0	1	0	0	0	0												
Tino Martinez, L OBP: 0.318, SLG: 0.476 (9, PH)									2	1	1	0	1	0	1												
Luis Sojo, R OBP: 0.306, SLG: 0.418 (9, PH)									1	0	1	0	0	0	0												
Dan Wilson, R OBP: 0.260, SLG: 0.340 (1, 2)									4	0	0	0	0	1	5												
Alex Rodriguez, R OBP: 0.289, SLG: 0.244 (1, 6)									2	0	0	1	0	1	2												
Inning Stats	R: 1 E: 0 K: 2 S: 14	H: 2 LOB: 1 BB: 0 P: 19	R: 0 E: 0 K: 2 S: 17	H: 1 LOB: 1 BB: 0 P: 24	R: 0 E: 0 K: 1 S: 8	H: 0 LOB: 0 BB: 0 P: 11	R: 0 E: 0 K: 0 S: 6	H: 0 LOB: 0 BB: 0 P: 13	R: 0 E: 0 K: 1 S: 10	H: 1 LOB: 2 BB: 1 P: 18	R: 0 E: 0 K: 0 S: 9	H: 1 LOB: 0 BB: 0 P: 10	R: 0 E: 0 K: 2 S: 8	H: 0 LOB: 0 BB: 0 P: 10	R: 0 E: 0 K: 0 S: 14	H: 2 LOB: 1 BB: 0 P: 22	1B: 7 2B: 0 3B: 0 HR: 0	SF: 1 SAC: 0 DP: 1 HBP: 0	WP: 0 PB: 1 SB: 0 CS: 0	PA: 35							
PITCHER	IP	WLS	BF	H	R	ER	SO	BB	IBB	HBP	BLK	WP	HR	S	P	ERA	WHIP										
Roger Clemens, R ERA: 2.78 (1, 1)	7.0	W	28	5	2	1	6	2	0	0	0	0	0	71	108	1.29	1.000										
Tony Fossas, L ERA: 4.39 (8, 1)	1.1		6	2	0	0	2	0	0	0	0	0	0	21	30	0.00	1.500										
Ken Ryan, R ERA: 2.37 (9, 1)	0.2		1	0	0	0	0	0	0	0	0	0	0	1	2	0.00	0.000										

Batter	1	2	3	4	5	6	7	8	9	AB	R	H	RBI	BB	SO	LOB	BOTTOM										
Otis Nixon, S OBP: 0.360, SLG: 0.319 (1, 8)				G5-3		P3			E8	5	1	2	1	0	1	1	Seattle Mariners @ Boston Red Sox Fenway Park, Boston, MA Sun Jul 24 1994, 3:33 AM EDT Att: 22,411 - Cloudy - 85 F										
Tim Lincecum, R OBP: 0.382, SLG: 0.434 (1, 4)	G5-3									4	0	2	1	1	1												
John Valentin, R OBP: 0.411, SLG: 0.535 (1, 6)			SF9		G6-3				FC5-4	4	1	1	3	0	1												
Mo Vaughn, L OBP: 0.389, SLG: 0.553 (1, 3)										5	0	1	0	0	4												
Mike Greenwell, L OBP: 0.361, SLG: 0.476 (1, 10)										5	3	4	1	0	0												
Tom Brunansky, R OBP: 0.325, SLG: 0.462 (1, 9)										5	0	1	1	0	2												
Scott Cooper, L OBP: 0.334, SLG: 0.470 (1, 5)										3	0	0	0	1	0												
Damon Berryhill, S OBP: 0.304, SLG: 0.433 (1, 2)										3	1	3	1	1	0												
Lee Tinsley, S OBP: 0.313, SLG: 0.239 (1, 7)										4	2	2	0	0	0												
Inning Stats	R: 3 E: 1 K: 0 S: 17	H: 6 LOB: 2 BB: 1 P: 31	R: 1 E: 0 K: 2 S: 11	H: 1 LOB: 1 BB: 1 P: 18	R: 1 E: 0 K: 1 S: 11	H: 2 LOB: 1 BB: 0 P: 19	R: 0 E: 0 K: 1 S: 6	H: 0 LOB: 0 BB: 0 P: 9	R: 0 E: 0 K: 1 S: 10	H: 1 LOB: 3 BB: 1 P: 17	R: 0 E: 0 K: 2 S: 14	H: 1 LOB: 1 BB: 0 P: 18	R: 3 E: 1 K: 0 S: 16	H: 5 LOB: 2 BB: 0 P: 24	R: 0 E: 0 K: 2 S: 8	H: 0 LOB: 0 BB: 0 P: 12		1B: 12 2B: 2 3B: 0 HR: 2	SF: 1 SAC: 0 DP: 0 HBP: 0	WP: 3 PB: 0 SB: 0 CS: 0	PA: 42						
PITCHER	IP	WLS	BF	H	R	ER	SO	BB	IBB	HBP	BLK	WP	HR	S	P	ERA	WHIP										
George Glinatsis, R ERA: 13.5 (1, 1)	0.2	L	6	5	3	3	0	0	0	0	0	0	0	0	0	40.50	7.500										
Tim Davis, L ERA: 4.31 (1, 1)	3.2		18	5	2	2	5	2	0	0	0	2	1	40	65	4.91	1.909										
Kevin King, L ERA: 6.75 (5, 1)	2.1		13	5	3	2	2	1	0	0	0	0	0	28	41	7.71	2.571										
Rich Gossage, R ERA: 4.95 (7, 1)	0.1		2	1	0	0	0	0	0	0	0	0	0	6	9	0.00	3.000										
Jeff Nelson, R ERA: 2.08 (8, 1)	1.0		3	0	0	0	2	0	0	0	0	0	0	8	12	0.00	0.000										

Batter	1	2	3	4	5	6	7	8	9	AB	R	H	RBI	BB	SO	LOB	TOP					
Otis Nixon, S <small>OBP: 0.365, SLG: 0.323</small> 										5	1	3	0	1	1	1	Boston Red Sox @ New York Yankees Yankee Stadium, Bronx, NY Tue Jul 26 1994, 7:05 PM EDT Att: 38,448 - Unknown - 77 F					
Tim Lincecum, R <small>OBP: 0.359, SLG: 0.442</small> 										5	1	1	2	0	1	4						
John Valentin, R <small>OBP: 0.414, SLG: 0.533</small> 										3	2	1	0	2	2	1						
Mo Vaughn, L <small>OBP: 0.394, SLG: 0.568</small> 										5	2	4	4	0	0	1						
Tom Brunansky, R <small>OBP: 0.333, SLG: 0.459</small> 										3	1	1	0	2	0	1						
Mike Greenwell, L <small>OBP: 0.356, SLG: 0.468</small> 										5	0	0	0	0	0	8						
Wes Chamberlain, R <small>OBP: 0.315, SLG: 0.414</small> 										5	1	2	0	0	1	4						
Scott Cooper, L <small>OBP: 0.335, SLG: 0.467</small> 										4	0	1	0	1	2	7						
Damon Berryhill, S <small>OBP: 0.310, SLG: 0.441</small> 										5	2	3	2	0	0	2						
Inning Stats	R: 0 E: 0 K: 2 S: 10	H: 1 LOB: 1 BB: 0 P: 14	R: 0 E: 0 K: 1 S: 10	H: 0 LOB: 1 BB: 1 P: 17	R: 3 E: 1 K: 0 S: 18	H: 2 LOB: 1 BB: 2 P: 31	R: 0 E: 0 K: 0 S: 13	H: 3 LOB: 1 BB: 0 P: 21	R: 0 E: 0 K: 1 S: 15	H: 3 LOB: 3 BB: 0 P: 19	R: 4 E: 0 K: 0 S: 18	H: 3 LOB: 0 BB: 1 P: 26	R: 0 E: 0 K: 2 S: 9	H: 0 LOB: 0 BB: 1 P: 24	R: 0 E: 0 K: 2 S: 9	H: 0 LOB: 2 BB: 1 P: 14	R: 2 E: 0 K: 1 S: 19	H: 4 LOB: 2 BB: 1 P: 32	1B: 12 2B: 2 3B: 0 HR: 2	SF: 0 SAC: 0 DP: 2 HBP: 0	WP: 0 PB: 0 SB: 0 CS: 1	PA: 47
PITCHER	IP WLS BF H R ER SO BB IBB HBP BLK WP HR S P ERA WHIP																					
Jimmy Key, L <small>ERA: 3.45</small> Xavier Hernandez, R <small>ERA: 5.85</small> Joe Ausanio, R <small>ERA: 4.91</small> Paul Gibson, L <small>ERA: 5.33</small>																						

Batter	1	2	3	4	5	6	7	8	9	AB	R	H	RBI	BB	SO	LOB	BOTTOM			
Bernie Williams, S <small>OBP: 0.391, SLG: 0.460</small> 										4	1	2	0	1	0	0	Boston Red Sox @ New York Yankees Yankee Stadium, Bronx, NY Tue Jul 26 1994, 7:05 PM EDT Att: 38,448 - Unknown - 77 F			
Don Mattingly, L <small>OBP: 0.398, SLG: 0.417</small> 										4	0	0	0	1	2	3				
Paul O'Neill, L <small>OBP: 0.467, SLG: 0.605</small> 										4	1	0	0	1	4	4				
Danny Tartabull, R <small>OBP: 0.358, SLG: 0.483</small> 										4	1	2	0	1	1	0				
Mike Stanley, R <small>OBP: 0.369, SLG: 0.519</small> 										4	1	2	1	1	0	3				
Jim Leyritz, R <small>OBP: 0.376, SLG: 0.540</small> Matt Nokes, L <small>OBP: 0.390, SLG: 0.782</small> 										3	1	2	1	0	0	1				
Randy Velarde, R <small>OBP: 0.340, SLG: 0.432</small> 										4	1	1	0	1	1	5				
Mike Gallego, R <small>OBP: 0.322, SLG: 0.355</small> Luis Polonia, L <small>OBP: 0.369, SLG: 0.381</small> 										3	0	1	3	1	1	2				
Pat Kelly, R <small>OBP: 0.342, SLG: 0.397</small> Daryl Boston, L <small>OBP: 0.273, SLG: 0.400</small> 										4	0	0	0	0	0	2				
Inning Stats	R: 5 E: 0 K: 1 S: 14	H: 3 LOB: 1 BB: 3 P: 34	R: 0 E: 0 K: 1 S: 6	H: 0 LOB: 0 BB: 0 P: 11	R: 0 E: 0 K: 1 S: 7	H: 1 LOB: 1 BB: 0 P: 12	R: 0 E: 0 K: 2 S: 14	H: 1 LOB: 2 BB: 1 P: 22	R: 0 E: 0 K: 0 S: 8	H: 0 LOB: 0 BB: 0 P: 13	R: 0 E: 0 K: 1 S: 11	H: 1 LOB: 2 BB: 1 P: 21	R: 0 E: 0 K: 2 S: 10	H: 0 LOB: 2 BB: 2 P: 23	R: 2 E: 0 K: 0 S: 12	H: 3 LOB: 1 BB: 0 P: 19	1B: 9 2B: 1 3B: 0 HR: 1	SF: 0 SAC: 0 DP: 0 HBP: 0	WP: 3 PB: 0 SB: 0 CS: 0	PA: 45
PITCHER	IP WLS BF H R ER SO BB IBB HBP BLK WP HR S P ERA WHIP																			
Chris Nabholz, L <small>ERA: 7.24</small> Chris Howard, L <small>ERA: 3.27</small> Scott Bankhead, R <small>ERA: 2.54</small> Tony Fossas, L <small>ERA: 4.33</small> Steve Farr, R <small>ERA: 5.09</small>																				
Ken Ryan, R <small>ERA: 2.33</small>																				

Batter	1	2	3	4	5	6	7	8	9	10	11	AB	R	H	RBI	BB	SO	LOB	TOP
Otis Nixon, S <small>OBP: 0.368, SLG: 0.325</small> 												4	1	2	1	1	0	0	
Tim Naehring, R <small>OBP: 0.366, SLG: 0.437</small> 												5	0	1	0	0	2	3	
John Valentin, R <small>OBP: 0.417, SLG: 0.536</small> 												4	1	2	1	1	0	2	
Mo Vaughn, L <small>OBP: 0.394, SLG: 0.563</small> 												3	0	0	0	2	1	1	
Mike Greenwell, L <small>OBP: 0.351, SLG: 0.461</small> 												5	0	0	0	0	2	5	
Tom Brunansky, R <small>OBP: 0.324, SLG: 0.444</small> 												5	0	0	1	0	1	2	
Scott Cooper, L <small>OBP: 0.336, SLG: 0.466</small> 												5	1	2	0	0	1	2	
Eric Wedge, R <small>OBP: 0.336, SLG: 0.466</small> 												4	0	0	0	0	2	2	
Damon Berryhill, S <small>OBP: 0.309, SLG: 0.438</small> 												4	0	1	0	0	1	1	
Inning Stats <small>R: 0 H: 1 E: 0 LOB: 2 K: 1 BB: 2 S: 11</small>		<small>R: 0 H: 1 E: 0 LOB: 1 K: 0 BB: 0 S: 8</small>	<small>R: 0 H: 0 E: 0 LOB: 0 K: 1 BB: 0 S: 10</small>	<small>R: 0 H: 0 E: 0 LOB: 0 K: 0 BB: 0 S: 3</small>	<small>R: 1 H: 3 E: 0 LOB: 2 K: 1 BB: 0 S: 15</small>	<small>R: 0 H: 0 E: 0 LOB: 0 K: 2 BB: 0 S: 10</small>	<small>R: 0 H: 0 E: 0 LOB: 0 K: 2 BB: 0 S: 8</small>	<small>R: 2 H: 3 E: 0 LOB: 2 K: 0 BB: 1 S: 10</small>	<small>R: 0 H: 0 E: 0 LOB: 0 K: 0 BB: 0 S: 5</small>	<small>R: 0 H: 0 E: 0 LOB: 1 K: 0 BB: 1 S: 5</small>	<small>R: 0 H: 0 E: 0 LOB: 0 K: 3 BB: 0 S: 12</small>	<small>1B: 7 2B: 1 3B: 0 HR: 0</small>	<small>SF: 0 SAC: 1 DP: 1 HBP: 0</small>	<small>WP: 1 PB: 0 SB: 0 CS: 1</small>	<small>PA: 43</small>				
PITCHER <small>Melido Perez, R ERA: 3.7</small> <small>Steve Howe, L ERA: 1.91</small> <small>Bob Wickman, R ERA: 3.0</small>	<small>IP: 7.0 WLS: 3.1 BF: 11 H: 0 R: 0 ER: 0 SO: 1 BB: 1 IBB: 1 HBP: 0 BLK: 0 WP: 0 HR: 0 S: 19 ERA: 0.00 WHIP: 0.300</small>					PITCHER <small>Ken Ryan, R ERA: 2.5</small>	<small>IP: 1.0 WLS: 1.0 BF: 5 H: 2 R: 1 ER: 1 SO: 1 BB: 0 IBB: 0 HBP: 0 BLK: 0 WP: 0 HR: 0 S: 17 ERA: 9.00 WHIP: 2.000</small>												

Boston Red Sox @ New York Yankees
 Yankee Stadium, Bronx, NY
 Wed Jul 27 1994, Postponed
 Att. 42,482 - Unknown - 79 F

AB	39
R	3
H	8
RBI	3
BB	4
SO	10
LOB	18



Batter	1	2	3	4	5	6	7	8	9	10	11	AB	R	H	RBI	BB	SO	LOB	BOTTOM
Luis Polonia, L <small>OBP: 0.369, SLG: 0.384</small> 												5	0	2	0	0	1	1	
Wade Boggs, L <small>OBP: 0.441, SLG: 0.484</small> 												3	0	1	0	2	0	1	
Paul O'Neill, L <small>OBP: 0.463, SLG: 0.597</small> 												4	1	0	0	1	0	6	
Matt Nokes, L <small>OBP: 0.371, SLG: 0.741</small> Danny Tartabull, R <small>OBP: 0.350, SLG: 0.480</small> 												3	0	0	0	0	1	1	
Don Mattingly, L <small>OBP: 0.394, SLG: 0.414</small> 												5	0	1	0	0	0	1	
Mike Stanley, R <small>OBP: 0.378, SLG: 0.549</small> Gerald Williams, R <small>OBP: 0.311, SLG: 0.562</small> Jim Leyritz, R <small>OBP: 0.375, SLG: 0.538</small> 												3	2	3	3	1	0	0	
Bernie Williams, S <small>OBP: 0.391, SLG: 0.462</small> 												5	1	2	0	0	0	3	
Mike Gallego, R <small>OBP: 0.327, SLG: 0.363</small> 												5	0	3	1	0	1	3	
Pat Kelly, R <small>OBP: 0.338, SLG: 0.391</small> 												3	0	0	0	0	0	1	
Inning Stats <small>R: 0 H: 0 E: 0 LOB: 0 K: 0 BB: 0 S: 5</small>		<small>R: 0 H: 1 E: 0 LOB: 1 K: 0 BB: 1 S: 8</small>	<small>R: 0 H: 1 E: 0 LOB: 2 K: 0 BB: 1 S: 8</small>	<small>R: 1 H: 2 E: 0 LOB: 1 K: 0 BB: 0 S: 10</small>	<small>R: 0 H: 1 E: 0 LOB: 0 K: 0 BB: 0 S: 12</small>	<small>R: 2 H: 1 E: 0 LOB: 0 K: 1 BB: 1 S: 15</small>	<small>R: 0 H: 2 E: 0 LOB: 3 K: 0 BB: 1 S: 10</small>	<small>R: 0 H: 1 E: 0 LOB: 2 K: 1 BB: 0 S: 11</small>	<small>R: 0 H: 1 E: 0 LOB: 1 K: 1 BB: 0 S: 10</small>	<small>R: 0 H: 0 E: 0 LOB: 0 K: 1 BB: 0 S: 7</small>	<small>R: 1 H: 2 E: 0 LOB: 1 K: 0 BB: 0 S: 10</small>	<small>1B: 7 2B: 3 3B: 0 HR: 2</small>	<small>SF: 0 SAC: 1 DP: 1 HBP: 0</small>	<small>WP: 1 PB: 0 SB: 0 CS: 1</small>	<small>PA: 45</small>				
PITCHER <small>Aaron Sele, R ERA: 3.97</small> <small>Chris Howard, L ERA: 3.24</small> <small>Steve Fair, R ERA: 4.94</small> <small>Scott Bankhead, R ERA: 2.45</small> <small>Tony Fossas, L ERA: 4.23</small>	<small>IP: 6.1 WLS: 0.1 BF: 28 H: 0 R: 0 ER: 0 SO: 0 BB: 3 IBB: 0 HBP: 0 BLK: 0 WP: 0 HR: 0 S: 63 ERA: 4.26 WHIP: 1.737</small>					PITCHER <small>Ken Ryan, R ERA: 2.5</small>	<small>IP: 1.0 WLS: 1.0 BF: 5 H: 2 R: 1 ER: 1 SO: 1 BB: 0 IBB: 0 HBP: 0 BLK: 0 WP: 0 HR: 0 S: 17 ERA: 9.00 WHIP: 2.000</small>												

Boston Red Sox @ New York Yankees
 Yankee Stadium, Bronx, NY
 Wed Jul 27 1994, Postponed
 Att. 42,482 - Unknown - 79 F


AB	39
R	4
H	12
RBI	4
BB	4
SO	4
LOB	20



Batter	1	2	3	4	5	6	7	8	9	AB	R	H	RBI	BB	SO	LOB	TOP							
Jody Reed, R OBP: 0.358, SLG: 0.323	G5-3		P3														4 0 1 0 0 1 1							
Alex Diaz, S OBP: 0.285, SLG: 0.369	G6-3			G4-3		SF7		G4-3									3 0 0 1 0 0 0							
Kevin Seitzer, R OBP: 0.357, SLG: 0.450	P3			L9													3 0 1 0 1 0 0							
Greg Vaughn, R OBP: 0.360, SLG: 0.520					K												4 0 0 0 0 1 3							
Dave Nilsson, L OBP: 0.330, SLG: 0.481						F8											3 0 1 0 1 0 0							
Matt Mieske, R OBP: 0.337, SLG: 0.468																	4 0 0 0 0 2 2							
John Jaha, R OBP: 0.336, SLG: 0.398																	3 1 2 1 0 0 0							
Jeff Cirillo, R OBP: 0.312, SLG: 0.376																	3 0 0 0 0 0 1							
Jose Valentin, S OBP: 0.327, SLG: 0.430																	2 1 0 0 1 0 1							
Inning Stats	R: 0 E: 0 K: 0 S: 11	H: 0 LOB: 0 BB: 0 P: 17	R: 0 E: 0 K: 1 S: 7	H: 0 LOB: 0 BB: 0 P: 9	R: 0 E: 0 K: 1 S: 10	H: 1 LOB: 1 BB: 0 P: 13	R: 0 E: 0 K: 1 S: 6	H: 0 LOB: 0 BB: 0 P: 12	R: 0 E: 0 K: 0 S: 4	H: 0 LOB: 0 BB: 0 P: 7	R: 0 E: 0 K: 0 S: 4	H: 0 LOB: 0 BB: 0 P: 7	R: 1 E: 0 K: 0 S: 9	H: 1 LOB: 2 BB: 2 P: 19	R: 1 E: 0 K: 0 S: 6	H: 1 LOB: 1 BB: 1 P: 11	R: 0 E: 0 K: 1 S: 8	H: 0 LOB: 0 BB: 0 P: 12	R: 0 E: 0 K: 1 S: 12	H: 2 LOB: 1 BB: 0 P: 17	1B: 4 2B: 0 3B: 0 HR: 1	SF: 1 SAC: 0 DP: 2 HBP: 0	WP: 0 PB: 0 SB: 0 CS: 0	PA: 33
PITCHER Tim Van Egmond, R ERA: 7.26	IP: 9.0 WLS: W BF: 33 H: 5 R: 2 ER: 2 SO: 4 BB: 3 IBB: 0 HBP: 0 BLK: 0 WP: 0 HR: 1 S: 73 P: 117 ERA: 2.00 WHIP: 0.889															PITCHER	IP: 9.0 WLS: W BF: 33 H: 5 R: 2 ER: 2 SO: 4 BB: 3 IBB: 0 HBP: 0 BLK: 0 WP: 0 HR: 1 S: 73 P: 117 ERA: 2.00 WHIP: 0.889							

Milwaukee Brewers @ Boston Red Sox
Fenway Park, Boston, MA
Fri Jul 29 1994, 7:05 PM EDT
Att: 33,528 - Unknown - 86 F

AB 29
R 2
H 5
RBI 2
BB 3
SO 4
LOB 8



Batter	1	2	3	4	5	6	7	8	9	AB	R	H	RBI	BB	SO	LOB	BOTTOM			
Otis Nixon, S OBP: 0.370, SLG: 0.326																	3 1 1 0 1 0 1			
Tim Lincecum, R OBP: 0.394, SLG: 0.443																	4 2 3 1 0 0 2			
John Valentin, R OBP: 0.419, SLG: 0.534																	2 0 1 1 1 0 1			
Mo Vaughn, L OBP: 0.394, SLG: 0.576																	4 2 2 4 0 0 3			
Tom Brunansky, R OBP: 0.320, SLG: 0.452																	2 0 0 1 1 0 1			
Wes Chamberlain, R OBP: 0.304, SLG: 0.399																	4 0 0 0 0 1 2			
Scott Cooper, L OBP: 0.332, SLG: 0.458																	4 0 0 0 0 1 0			
Eric Wedge, R (1, 10)																	2 0 0 0 1 1 0			
Lee Tinsley, S OBP: 0.304, SLG: 0.231 (7, PR)																	1 1 0 0 0 0 0			
Damon Berryhill, S OBP: 0.315, SLG: 0.442																	3 1 2 0 1 0 0			
Inning Stats	R: 2 E: 0 K: 0 S: 12	H: 2 LOB: 1 BB: 1 P: 21	R: 0 E: 0 K: 1 S: 10	H: 1 LOB: 2 BB: 1 P: 20	R: 0 E: 0 K: 1 S: 6	H: 1 LOB: 0 BB: 0 P: 11	R: 0 E: 0 K: 1 S: 9	H: 0 LOB: 0 BB: 0 P: 12	R: 0 E: 0 K: 0 S: 13	H: 1 LOB: 1 BB: 0 P: 18	R: 1 E: 0 K: 0 S: 4	H: 1 LOB: 0 BB: 0 P: 5	R: 4 E: 0 K: 0 S: 16	H: 3 LOB: 1 BB: 2 P: 32	R: 0 E: 0 K: 1 S: 8	H: 0 LOB: 1 BB: 1 P: 15	1B: 6 2B: 1 3B: 0 HR: 2	SF: 2 SAC: 1 DP: 1 HBP: 0	WP: 0 PB: 0 SB: 0 CS: 0	PA: 37
PITCHER Angel Miranda, L ERA: 8.19	IP: 6.1 WLS: L BF: 28 H: 7 R: 6 ER: 6 SO: 2 BB: 3 IBB: 0 HBP: 0 BLK: 0 WP: 0 HR: 1 S: 57 P: 97 ERA: 8.53 WHIP: 1.579															PITCHER	IP: 6.1 WLS: L BF: 28 H: 7 R: 6 ER: 6 SO: 2 BB: 3 IBB: 0 HBP: 0 BLK: 0 WP: 0 HR: 1 S: 57 P: 97 ERA: 8.53 WHIP: 1.579			
Jaime Navarro, R ERA: 6.66	IP: 0.2 WLS: L BF: 5 H: 2 R: 1 ER: 1 SO: 0 BB: 1 IBB: 0 HBP: 0 BLK: 0 WP: 0 HR: 0 S: 13 P: 22 ERA: 13.50 WHIP: 4.500															PITCHER	IP: 0.2 WLS: L BF: 5 H: 2 R: 1 ER: 1 SO: 0 BB: 1 IBB: 0 HBP: 0 BLK: 0 WP: 0 HR: 0 S: 13 P: 22 ERA: 13.50 WHIP: 4.500			
Teddy Higuera, L ERA: 7.45	IP: 1.0 WLS: L BF: 4 H: 0 R: 0 ER: 0 SO: 1 BB: 1 IBB: 0 HBP: 0 BLK: 0 WP: 0 HR: 0 S: 8 P: 15 ERA: 0.00 WHIP: 1.000															PITCHER	IP: 1.0 WLS: L BF: 4 H: 0 R: 0 ER: 0 SO: 1 BB: 1 IBB: 0 HBP: 0 BLK: 0 WP: 0 HR: 0 S: 8 P: 15 ERA: 0.00 WHIP: 1.000			

Milwaukee Brewers @ Boston Red Sox
Fenway Park, Boston, MA
Fri Jul 29 1994, 7:05 PM EDT
Att: 33,528 - Unknown - 86 F


AB 29
R 7
H 9
RBI 7
BB 5
SO 3
LOB 10



Batter	1	2	3	4	5	6	7	8	9	AB	R	H	RBI	BB	SO	LOB	TOP				
Jody Reed, R OBP: 0.359, SLG: 0.332 (1, 4)	G5-3		G4-3 1B		G6-3	G5-3		HR		5	1	2	3	0	0	3					
Bill Spiers, L OBP: 0.326, SLG: 0.319 (1, 5)	1B 3B		G4-3		G3-1		K	F7		5	1	1	0	0	1	1					
Kevin Seitzer, R OBP: 0.358, SLG: 0.451 (1, 3)	G6-3		G1-6-3 BB		G5-3		F8		G5-3	4	0	1	0	1	0	1					
Dave Nilsson, L OBP: 0.328, SLG: 0.475 (1, 2)	FC5 1B BB		G1-6-3		G5-3		E5		G4-3	4	0	0	0	1	0	3					
John Jaha, R OBP: 0.340, SLG: 0.411 (1, 10)	1-2 3-H 1B			HR		FC1-6 BB	F8		K	4	1	2	2	1	1	1					
Troy O'Leary, L OBP: 0.285, SLG: 0.326 (1, 7)	FC5		1B CS 1B		FC1-6 BB BB		F7			4	0	1	0	0	0	3					
Turner Ward, S OBP: 0.333, SLG: 0.369 (1, 8)		G5-3	1-2 CS 1B		1-2 SAFE SAFE BB BB		4-1 BB HR BB			2	1	1	0	2	0	0					
Matt Mieske, R OBP: 0.332, SLG: 0.460 (1, 9)		F9	2-3 K		1-1 F9		G5-3			4	0	0	0	0	1	5					
Jose Valentin, S OBP: 0.330, SLG: 0.427 (1, 6)		F8	1-2 F9		4-2 BB		HR BB			2	1	0	0	2	0	1					
Inning Stats	R: 1 E: 0 K: 0 S: 9	H: 2 LOB: 2 BB: 1 P: 21	R: 0 E: 0 K: 0 S: 4	H: 0 LOB: 0 BB: 0 P: 8	R: 0 E: 0 K: 0 S: 9	H: 1 LOB: 1 BB: 1 P: 18	R: 1 E: 0 K: 1 S: 13	H: 3 LOB: 1 BB: 0 P: 21	R: 0 E: 0 K: 0 S: 8	H: 0 LOB: 3 BB: 3 P: 27	R: 0 E: 1 K: 1 S: 8	H: 0 LOB: 1 BB: 0 P: 14	R: 3 E: 0 K: 0 S: 7	H: 1 LOB: 2 BB: 2 P: 20	R: 0 E: 0 K: 1 S: 9	H: 0 LOB: 0 BB: 0 P: 12	1B: 4 2B: 1 3B: 1 HR: 2	SF: 0 SAC: 0 DP: 1 HBP: 0	WP: 1 PB: 0 SB: 0 CS: 2	PA: 41	
PITCHER	IP	WLS	BF	H	R	ER	SO	BB	IBB	HBP	BLK	WP	HR	S	P	ERA	WHIP				
Roger Clemens, R ERA: 2.78 (1, 1)	7.0	L	32	7	2	2	2	5	0	0	0	0	1	63	120	2.57	1.714				
Scott Bankhead, R ERA: 3.25 (8, 1)	1.0		6	1	3	3	0	2	0	0	0	1	1	7	20	27.00	3.000				
Jose Melendez, R ERA: 11.37 (9, 1)	1.0		3	0	0	0	1	0	0	0	0	0	0	9	12	0.00	0.000				

Milwaukee Brewers @ Boston Red Sox
Fenway Park, Boston, MA
Sat Jul 30 1994, 3:33 AM EDT
Att: 33,081 - Cloudy - 87 F

AB 34
R 5
H 8
RBI 5
BB 7
SO 3
LOB 18



Batter	1	2	3	4	5	6	7	8	9	AB	R	H	RBI	BB	SO	LOB	BOTTOM					
Otis Nixon, S OBP: 0.366, SLG: 0.321 (1, 8)	G5-3		G6-3		E6		G3		FC6-4	5	0	0	1	0	0	2						
Tim Lincecum, R OBP: 0.366, SLG: 0.441 (1, 10)	BB 1B BB		K		L7			BB 1B		3	0	1	0	1	1	1						
John Valentin, R OBP: 0.417, SLG: 0.527 (1, 6)	F7		F8		P3			BB		3	0	0	0	1	0	2						
Mo Vaughn, L OBP: 0.395, SLG: 0.574 (1, 3)	BB 1B			K		G4-6-3 HBP		K		3	0	1	0	0	2	2						
Scott Cooper, L OBP: 0.331, SLG: 0.455 (1, 5)	F7 BB			F7		G4-6-3		F8		3	0	0	0	1	0	3						
Tom Brunansky, R OBP: 0.319, SLG: 0.453 (1, 9)	F7			F7		F8		L6		4	0	1	0	0	0	5						
Damon Berryhill, S OBP: 0.314, SLG: 0.439 (1, 2)		G3		G4-3			FC4-6 1B		G4-3	4	0	1	0	0	0	1						
Scott Fletcher, R OBP: 0.277, SLG: 0.317 Carlos Rodriguez, S OBP: 0.305, SLG: 0.385 (9, PH)		G3-1			SH1-3 E 2B		K		FC6-4 1B	3	1	1	0	0	1	1						
Lee Tinsley, S OBP: 0.300, SLG: 0.227 Wes Chamberlain, R OBP: 0.302, SLG: 0.397 (9, PH)		G4-3			SH1-3		FC4-6 S		P4	2	0	0	0	0	0	1						
Inning Stats	R: 0 E: 0 K: 0 S: 14	H: 1 LOB: 3 BB: 2 P: 29	R: 0 E: 0 K: 0 S: 8	H: 0 LOB: 0 BB: 0 P: 11	R: 0 E: 0 K: 1 S: 7	H: 0 LOB: 0 BB: 0 P: 13	R: 0 E: 0 K: 1 S: 11	H: 1 LOB: 1 BB: 0 P: 17	R: 1 E: 1 K: 0 S: 8	H: 1 LOB: 1 BB: 0 P: 9	R: 0 E: 0 K: 0 S: 3	H: 0 LOB: 0 BB: 0 P: 7	R: 0 E: 0 K: 1 S: 10	H: 1 LOB: 1 BB: 0 P: 16	R: 0 E: 0 K: 1 S: 14	H: 1 LOB: 2 BB: 1 P: 28	R: 0 E: 0 K: 0 S: 7	H: 1 LOB: 1 BB: 0 P: 12	1B: 4 2B: 2 3B: 0 HR: 0	SF: 0 SAC: 1 DP: 1 HBP: 1	WP: 0 PB: 0 SB: 1 CS: 0	PA: 37
PITCHER	IP	WLS	BF	H	R	ER	SO	BB	IBB	HBP	BLK	WP	HR	S	P	ERA	WHIP					
21 Cal Eldred, R ERA: 4.41 (1, 1)	6.0	W	25	4	1	1	2	2	0	0	0	0	0	8	13	0.00	1.000					
Mike Ignasiak, R ERA: 4.4 (7, 1)	1.0		3	0	0	0	1	0	0	0	0	0	0	8	13	0.00	0.000					
Jose Mercedes, R ERA: 2.33 (8, 1)	0.0		2	1	0	0	0	1	0	0	0	0	0	5	12	∞	∞					
Graeme Lloyd, L ERA: 4.67 (8, 1)	0.2		2	0	0	0	1	0	0	0	0	0	0	6	10	0.00	0.000					
Mike Fetters, R ERA: 2.62 (8, 1)	1.1	S	5	1	0	0	0	0	0	0	0	0	0	10	18	0.00	0.750					

Milwaukee Brewers @ Boston Red Sox
Fenway Park, Boston, MA
Sat Jul 30 1994, 3:33 AM EDT
Att: 33,081 - Cloudy - 87 F

AB 32
R 1
H 6
RBI 1
BB 3
SO 4
LOB 19



Batter	1	2	3	4	5	6	7	8	9	AB	R	H	RBI	BB	SO	LOB	TOP					
Jody Reed, R OBP: 0.361, SLG: 0.332	4-0 BB BB G1-2-3 BB		4-0 WP BB BB	0-1 F8		1-2 2-H 3-H 1B		0-3 SAFE K		3	0	1	2	2	1	4						
Turner Ward, S OBP: 0.337, SLG: 0.369	4-1 BB 1-2 BB		1-2 L7		2-2 BB 1B		4-2 BB 1-2 2-3 BB		3	1	1	0	2	1	2							
Kevin Seitzer, R OBP: 0.365, SLG: 0.449	4-2 BB		4-0 WP 1-2 BB		4-0 1B 1-2 BB		3-2 G6-3		4-2 BB	1	0	0	1	4	0	1						
Greg Vaughn, R OBP: 0.355, SLG: 0.512	2-1 P5		1-3 K		0-0 F7		1-2 F7		0-1 3-H P3	5	0	0	0	0	1	10						
John Jaha, R OBP: 0.338, SLG: 0.407	1-2 G1-2-3 3-H		2-2 G5-3		0-0 WP S 1-3 2-H 1B		1-2 G5-3		0-0 P5	5	1	1	1	0	0	8						
Matt Mieske, R OBP: 0.337, SLG: 0.461		3-1 F7		0-0 G3		3-2 CS 1-H 1B		4-0 BB		1-1 F8 1B	4	0	2	1	1	0	0					
Dave Valle, R OBP: 0.350, SLG: 0.398		4-2 BB		2-0 1B 1B		2-2 CS 1-2		4-0 2B 1B BB		1-1 F7	3	1	1	0	2	0	2					
Jeff Cirillo, R OBP: 0.327, SLG: 0.393		1-3 K		0-2 1-2 1B		1-2 1-3 1B		4-2 BB BB BB BB		2-2 F9	4	2	2	0	1	1	2					
Jose Valentin, S OBP: 0.328, SLG: 0.420		0-3 K		2-1 F7		0-0 P6		4-1 BB BB BB		1-1 L5	4	0	0	0	1	1	6					
Inning Stats	R: 0 E: 0 K: 0 S: 8	H: 0 LOB: 2 BB: 3 P: 23	R: 0 E: 0 K: 2 S: 11	H: 0 LOB: 1 BB: 1 P: 19	R: 0 E: 0 K: 1 S: 10	H: 2 LOB: 2 BB: 2 P: 22	R: 0 E: 0 K: 0 S: 10	H: 2 LOB: 0 BB: 1 P: 14	R: 2 E: 0 K: 0 S: 12	H: 3 LOB: 0 BB: 1 P: 23	R: 2 E: 0 K: 1 S: 16	H: 2 LOB: 1 BB: 1 P: 27	R: 0 E: 0 K: 0 S: 9	H: 0 LOB: 1 BB: 1 P: 16	R: 1 E: 0 K: 1 S: 14	H: 0 LOB: 3 BB: 4 P: 30	R: 0 E: 0 K: 0 S: 9	H: 1 LOB: 1 BB: 0 P: 14	1B: 7 2B: 1 3B: 0 HR: 0	SF: 0 SAC: 0 DP: 1 HBP: 0	WP: 2 PB: 0 SB: 1 CS: 1	PA: 46
PITCHER	IP WLS BF H R ER SO BB IBB HBP BLK WP HR S P ERA WHIP																					
Chris Nabholz, L ERA: 7.24	(1, 1) 5.0 L 26 6 4 4 3 8 0 0 0 0 2 0 54 109 7.20 2.800																					
Jose Melendez, R ERA: 9.72	(6, 1) 2.0 10 1 1 1 1 3 0 0 0 0 0 0 25 46 4.50 2.000																					
Tony Fossas, L ERA: 3.86	(8, 1) 2.0 9 1 0 0 1 2 0 0 0 0 0 0 20 33 0.00 1.500																					

Milwaukee Brewers @ Boston Red Sox
Fenway Park, Boston, MA
Sun Jul 31 1994, 3:33 AM EDT
Att: 32,220 - Cloudy - 86 F

AB 32
R 5
H 8
RBI 5
BB 13
SO 5
LOB 35



Batter	1	2	3	4	5	6	7	8	9	AB	R	H	RBI	BB	SO	LOB	BOTTOM					
Carlos Rodriguez, S OBP: 0.303, SLG: 0.381	2-1 F9		1-1 F8-3 1-2		1-2 CS 1B		1-2 F8		1-2 2B G6-3 1B	4	1	1	0	0	0	3						
Tim Lincecum, R OBP: 0.397, SLG: 0.446	3-1 G5-3						1-0 G6-4-3 1-2		0-1 1-3 1B 2B	4	1	2	0	0	0	2						
John Valentin, R OBP: 0.412, SLG: 0.519	1-2 F7						1-0 F7		3-2 G6-3	4	0	0	1	0	1	2						
Mo Vaughn, L OBP: 0.393, SLG: 0.570		1-1 F8					1-3 K		3-H 2-0 K	4	0	1	1	0	2	1						
Mike Greenwell, L OBP: 0.347, SLG: 0.455		3-1 G3-1					1-0 G3		2-0 P6	4	0	0	0	0	1	1						
Scott Cooper, L OBP: 0.332, SLG: 0.455		2-2 1B					2-3 K		0-2 F7	2	0	1	0	0	1	0						
Scott Fletcher, R OBP: 0.275, SLG: 0.315										1	0	0	0	0	0	0						
Damon Berryhill, S OBP: 0.310, SLG: 0.433							0-0 G3		2-1 F8	3	0	0	0	0	1	1						
Rich Rowland, R OBP: 0.252, SLG: 0.394										0	0	0	0	0	0	0						
Wes Chamberlain, R OBP: 0.303, SLG: 0.396							0-1 1B 1B		3-2 G4-3	3	0	1	0	0	0	0						
Lee Tinsley, S OBP: 0.301, SLG: 0.230							1-2 1B 1B		2-3 K	3	0	1	0	0	1	1						
Inning Stats	R: 0 E: 0 K: 0 S: 10	H: 0 LOB: 0 BB: 0 P: 16	R: 0 E: 0 K: 1 S: 13	H: 1 LOB: 1 BB: 0 P: 21	R: 0 E: 1 K: 0 S: 5	H: 0 LOB: 0 BB: 0 P: 7	R: 0 E: 0 K: 2 S: 9	H: 1 LOB: 1 BB: 0 P: 16	R: 0 E: 0 K: 2 S: 7	H: 0 LOB: 0 BB: 0 P: 10	R: 0 E: 0 K: 0 S: 13	H: 2 LOB: 1 BB: 0 P: 15	R: 0 E: 0 K: 1 S: 5	H: 0 LOB: 0 BB: 0 P: 8	R: 0 E: 0 K: 0 S: 10	H: 0 LOB: 0 BB: 0 P: 15	R: 2 E: 0 K: 1 S: 15	H: 3 LOB: 1 BB: 0 P: 25	1B: 6 2B: 3 3B: 0 HR: 0	SF: 0 SAC: 0 DP: 3 HBP: 0	WP: 0 PB: 0 SB: 0 CS: 1	PA: 32
PITCHER	IP WLS BF H R ER SO BB IBB HBP BLK WP HR S P ERA WHIP																					
Ricky Bones, R ERA: 3.34	(1, 1) 1.2 W 14 3 0 0 5 0 0 0 0 0 0 0 39 55 0.00 0.692																					
Jaime Navarro, R ERA: 6.31	(2, 1) 4.1 8 1 1 1 2 0 0 0 0 0 0 0 22 33 3.86 0.429																					
Graeme Lloyd, L ERA: 4.81	(7, 1) 0.1 3 2 1 1 0 0 0 0 0 0 0 0 7 12 27.00 6.000																					
Mike Ignasiak, R ERA: 4.56	(9, 1) 0.1 S 1 0 0 0 0 0 0 0 0 0 0 0 1 3 0.00 0.000																					
Mike Fetters, R ERA: 2.6	(9, 1) 0.1 S 1 0 0 0 0 0 0 0 0 0 0 0 1 3 0.00 0.000																					

Milwaukee Brewers @ Boston Red Sox
Fenway Park, Boston, MA
Sun Jul 31 1994, 3:33 AM EDT
Att: 32,220 - Cloudy - 86 F

AB 32
R 2
H 7
RBI 2
BB 0
SO 7
LOB 11



Batter	1	2	3	4	5	6	7	8	9	AB	R	H	RBI	BB	SO	LOB	TOP								
Dick Schofield, R OBP: 0.328, SLG: 0.349	F7		G4-3		2B SF9 1B		L3		G4-1	5	1	1	1	0	0	4									
Roberto Alomar, S OBP: 0.392, SLG: 0.468	G4-6-3 1B		K		SF9 1-3 2B			G3		4	0	2	0	0	0	1									
Paul Molitor, R OBP: 0.414, SLG: 0.516	G4-6-3 1-2			1B 1B BB	SF9			F8		2	0	0	1	1	0	1									
Joe Carter, R OBP: 0.323, SLG: 0.542		G6-4-3 1B		1-2 1B	P4			G5-3		4	0	2	0	0	0	1									
John Olerud, L OBP: 0.385, SLG: 0.458	F7			K			P4		G4-3	4	0	0	0	0	1	3									
Mike Huff, R OBP: 0.373, SLG: 0.418	G6-4-3 1-2			F9			G6-3		1B S	4	1	1	0	0	0	3									
Darnell Coles, R OBP: 0.264, SLG: 0.357			SH1-3 G4-3 1B	FC6-4 1-2 2-3 1B			P4		P6	4	1	2	0	0	0	1									
Pat Borders, R OBP: 0.288, SLG: 0.339							P4			2	0	0	0	1	0	3									
Devon White, S OBP: 0.318, SLG: 0.470			SH1-3 BB	FC6-4 1-2					1B 1-H	1	0	1	1	0	0	0									
Domingo Cedeno, S OBP: 0.223, SLG: 0.262										0	0	0	0	0	0	0									
Rob Butler, L OBP: 0.257, SLG: 0.212			SH1-3		L8					3	0	2	0	0	0	0									
Inning Stats	R: 0 E: 0 K: 0 S: 6	H: 1 LOB: 0 BB: 0 P: 9	R: 0 E: 0 K: 0 S: 9	H: 1 LOB: 0 BB: 0 P: 14	R: 1 E: 0 K: 1 S: 9	H: 1 LOB: 1 BB: 1 P: 14	R: 0 E: 0 K: 1 S: 11	H: 2 LOB: 3 BB: 1 P: 21	R: 1 E: 0 K: 0 S: 9	H: 2 LOB: 1 BB: 0 P: 15	R: 0 E: 0 K: 0 S: 5	H: 0 LOB: 0 BB: 0 P: 7	R: 0 E: 0 K: 1 S: 8	H: 1 LOB: 0 BB: 0 P: 13	R: 0 E: 0 K: 0 S: 7	H: 0 LOB: 0 BB: 0 P: 10	R: 1 E: 0 K: 0 S: 14	H: 3 LOB: 2 BB: 0 P: 22	1B: 10 2B: 2 3B: 0 HR: 0	SF: 1 SAC: 1 DP: 3 HBP: 0	WP: 0 PB: 0 SB: 1 CS: 0	PA: 37			
PITCHER	IP	WLS	BF	H	R	ER	SO	BB	IBB	HBP	BLK	WP	HR	S	P	ERA	WHIP								
Nate Minchey, R ERA: 8.61	(1, 1)	7.0	W	28	8	2	2	2	2	0	0	0	0	57	93	2.57	1.429								
Ken Ryan, R ERA: 2.55	(8, 1)	2.0	S	9	3	1	1	0	0	0	0	0	0	21	32	4.50	1.500								

Toronto Blue Jays @ Boston Red Sox
Fenway Park, Boston, MA
Mon Aug 01 1994, 7:05 PM EDT
Att: 33,429 - Unknown - 82 F

AB	33
R	3
H	11
RBI	3
BB	2
SO	2
LOB	17



Batter	1	2	3	4	5	6	7	8	9	AB	R	H	RBI	BB	SO	LOB	BOTTOM								
Otis Nixon, S OBP: 0.366, SLG: 0.320	2B S 1B	F7		K			SH1-3 1B			4	1	2	0	0	1	2									
Carlos Rodriguez, S OBP: 0.304, SLG: 0.387	1B 1-H 2B		G4-3		P2		SH1-3 1-2			3	1	1	1	0	0	0									
John Valentin, R OBP: 0.414, SLG: 0.528	HR 2-H 1B				F7		F7			4	1	2	1	0	0	1									
Mo Vaughn, L OBP: 0.395, SLG: 0.575	HR 1-H		K							2	1	1	2	2	1	1									
Tim Lincecum, R OBP: 0.362, SLG: 0.438	L6-3 1B		K		P4		K			4	0	1	0	0	2	4									
Scott Cooper, L OBP: 0.332, SLG: 0.453	F7			K						4	0	2	0	0	1	1									
Tom Brunansky, R OBP: 0.306, SLG: 0.432	L6-3 1-2		G4-3		G4-3		FC6-4 1-2		F7	4	0	0	0	0	0	3									
Damon Berryhill, S OBP: 0.312, SLG: 0.430		K			1B BB		P5		G4-6-3 1-2	3	0	0	0	1	1	2									
Wes Chamberlain, R OBP: 0.299, SLG: 0.389										3	0	1	0	0	1	1									
Lee Tinsley, S OBP: 0.301, SLG: 0.230		K			1-2 1B		F7			0	0	0	0	0	0	0									
Inning Stats	R: 4 E: 0 K: 0 S: 24	H: 5 LOB: 0 BB: 0 P: 35	R: 0 E: 0 K: 2 S: 11	H: 0 LOB: 0 BB: 0 P: 15	R: 0 E: 0 K: 2 S: 10	H: 1 LOB: 2 BB: 1 P: 18	R: 0 E: 0 K: 2 S: 13	H: 1 LOB: 1 BB: 1 P: 24	R: 0 E: 0 K: 0 S: 9	H: 0 LOB: 1 BB: 1 P: 17	R: 0 E: 0 K: 1 S: 8	H: 1 LOB: 2 BB: 1 P: 14	R: 0 E: 0 K: 0 S: 11	H: 1 LOB: 0 BB: 0 P: 18	1B: 8 2B: 2 3B: 0 HR: 1	SF: 0 SAC: 1 DP: 2 HBP: 0	WP: 0 PB: 0 SB: 1 CS: 0	PA: 35							
PITCHER	IP	WLS	BF	H	R	ER	SO	BB	IBB	HBP	BLK	WP	HR	S	P	ERA	WHIP								
Brad Cornett, R ERA: 6.88	(1, 1)	3.2	L	18	7	4	4	4	0	0	0	0	0	55	87	9.82	2.182								
Woody Williams, R ERA: 3.98	(4, 1)	3.1		14	2	0	0	2	1	1	0	0	0	27	49	0.00	0.900								
Mike Timlin, R ERA: 5.35	(8, 1)	1.0		3	1	0	0	0	0	0	0	0	0	11	18	0.00	1.000								

Toronto Blue Jays @ Boston Red Sox
Fenway Park, Boston, MA
Mon Aug 01 1994, 7:05 PM EDT
Att: 33,429 - Unknown - 82 F

AB	31
R	4
H	10
RBI	4
BB	3
SO	7
LOB	15



Batter	1	2	3	4	5	6	7	8	9	AB	R	H	RBI	BB	SO	LOB	TOP										
Devon White, S (1, 8) OBP: 0.316, SLG: 0.465										4	0	0	0	1	2	3	Toronto Blue Jays @ Boston Red Sox Fenway Park, Boston, MA Tue Aug 02 1994, 7:05 PM EDT Att: 32,976 - Unknown - 88 F										
Roberto Alomar, S (1, 4) OBP: 0.392, SLG: 0.467										5	1	2	0	0	1	2											
Paul Molitor, R (1, 10) OBP: 0.416, SLG: 0.518										4	2	2	0	1	0	2											
Joe Carter, R (1, 9) OBP: 0.321, SLG: 0.538										5	1	1	2	0	1	3											
John Olerud, L (1, 3) OBP: 0.387, SLG: 0.469										5	2	3	1	0	1	3											
Mike Huff, R (1, 7) OBP: 0.369, SLG: 0.411										5	2	1	0	0	0	3											
Ed Sprague, R (1, 5) OBP: 0.286, SLG: 0.359										5	0	3	3	0	0	2											
Pat Borders, R (1, 2) OBP: 0.291, SLG: 0.342										4	0	2	1	0	2	1											
Dick Schofield, R (1, 6) OBP: 0.327, SLG: 0.346										3	0	0	0	1	1	2											
Inning Stats	R: 4 E: 1 K: 2 S: 16	H: 4 LOB: 1 BB: 0 P: 25	R: 0 E: 0 K: 2 S: 12	H: 0 LOB: 1 BB: 1 P: 23	R: 0 E: 0 K: 0 S: 7	H: 1 LOB: 0 BB: 0 P: 9	R: 0 E: 0 K: 1 S: 8	H: 2 LOB: 1 BB: 0 P: 9	R: 3 E: 2 K: 1 S: 13	H: 2 LOB: 2 BB: 1 P: 23	R: 0 E: 0 K: 1 S: 13	H: 2 LOB: 0 BB: 0 P: 25	R: 0 E: 0 K: 0 S: 9	H: 0 LOB: 1 BB: 0 P: 18	R: 0 E: 0 K: 0 S: 6	H: 2 LOB: 1 BB: 0 P: 9	1B: 10 2B: 3 3B: 0 HR: 1	SF: 0 SAC: 0 DP: 3 HBP: 0	WP: 1 PB: 0 SB: 3 CS: 0	PA: 43							
PITCHER	IP	WLS	BF	H	R	ER	SO	BB	IBB	HBP	BLK	WP	HR	S	P	ERA	WHIP										
Joe Hesketh, L (1, 1) ERA: 4.58	5.0		26	9	7	2	6	2	0	0	0	1	0	56	89	3.60	2.200										
Scott Bankhead, R (6, 1) ERA: 3.34	2.0	L	9	3	1	1	2	0	0	0	0	0	1	30	48	4.50	1.500										
Chris Howard, L (8, 1) ERA: 3.38	0.2		3	0	0	0	0	1	0	0	0	0	0	6	15	0.00	1.500										
Jose Melendez, R (8, 1) ERA: 8.38	1.1		5	2	0	0	0	0	0	0	0	0	0	9	12	0.00	1.500										

Batter	1	2	3	4	5	6	7	8	9	AB	R	H	RBI	BB	SO	LOB	BOTTOM										
Otis Nixon, S (1, 8) OBP: 0.361, SLG: 0.316										5	0	0	0	0	2	0	Toronto Blue Jays @ Boston Red Sox Fenway Park, Boston, MA Tue Aug 02 1994, 7:05 PM EDT Att: 32,976 - Unknown - 88 F										
Carlos Rodriguez, S (1, 4) OBP: 0.307, SLG: 0.384										4	0	1	0	1	0	0											
John Valentin, R (1, 6) OBP: 0.411, SLG: 0.524										2	0	0	0	0	0	2											
Scott Fletcher, R (4, 5) OBP: 0.278, SLG: 0.313										1	0	0	0	1	0	0											
Mike Greenwell, L (9, PH) OBP: 0.348, SLG: 0.453										1	0	0	0	0	0	0											
Mo Vaughn, L (1, 3) OBP: 0.398, SLG: 0.575										5	2	3	0	0	1	1											
Lee Tinsley, S (9, PR) OBP: 0.301, SLG: 0.230										0	0	0	0	0	0	0											
Tim Lincecum, R (1, 10) OBP: 0.359, SLG: 0.437										5	1	1	0	0	1	4											
Scott Cooper, L (1, 5) OBP: 0.337, SLG: 0.458										3	1	2	2	1	0	0											
Tom Brunansky, R (1, 7) OBP: 0.305, SLG: 0.424										3	1	0	0	1	1	3											
Damon Berryhill, S (1, 2) OBP: 0.315, SLG: 0.431										4	1	2	1	0	0	1											
Wes Chamberlain, R (1, 9) OBP: 0.298, SLG: 0.401										4	1	1	4	0	1	2											
Inning Stats	R: 0 E: 0 K: 0 S: 11	H: 1 LOB: 2 BB: 1 P: 23	R: 0 E: 0 K: 0 S: 6	H: 0 LOB: 0 BB: 0 P: 11	R: 0 E: 0 K: 1 S: 12	H: 1 LOB: 1 BB: 0 P: 19	R: 0 E: 0 K: 1 S: 18	H: 5 LOB: 0 BB: 1 P: 32	R: 1 E: 0 K: 0 S: 13	H: 2 LOB: 1 BB: 1 P: 21	R: 0 E: 0 K: 2 S: 12	H: 0 LOB: 1 BB: 1 P: 20	R: 0 E: 0 K: 2 S: 12	H: 1 LOB: 1 BB: 0 P: 15	R: 0 E: 0 K: 0 S: 5	H: 0 LOB: 0 BB: 0 P: 8	R: 0 E: 1 K: 0 S: 4	H: 0 LOB: 1 BB: 0 P: 6	1B: 7 2B: 2 3B: 0 HR: 1	SF: 0 SAC: 0 DP: 1 HBP: 0	WP: 0 PB: 0 SB: 1 CS: 0	PA: 41					
PITCHER	IP	WLS	BF	H	R	ER	SO	BB	IBB	HBP	BLK	WP	HR	S	P	ERA	WHIP										
Dave Stewart, R (1, 1) ERA: 5.73	5.0		27	9	7	2	6	3	0	0	0	0	0	60	106	12.60	2.400										
Danny Cox, R (6, 1) ERA: 1.84	3.0	W	11	1	0	0	4	1	0	0	0	0	0	29	43	0.00	0.667										
Darren Hall, R (9, 1) ERA: 3.58	1.0	S	3	0	0	0	0	0	0	0	0	0	0	4	6	0.00	0.000										




Batter	1	2	3	4	5	6	7	8	9	AB	R	H	RBI	BB	SO	LOB	TOP								
Devon White, S OBP: 0.313, SLG: 0.459 (1, 8)	G1-3		K		F6		G1-3		L3	5	0	0	0	0	1	3	Toronto Blue Jays @ Boston Red Sox Fenway Park, Boston, MA Wed Aug 03 1994, 3:33 AM EDT Att: 32,047 - Sunny - 83 F								
Roberto Alomar, S OBP: 0.393, SLG: 0.468 (1, 4)	1B		1B		FC5-2		F8			4	0	2	0	0	0	3									
Paul Molitor, R OBP: 0.414, SLG: 0.516 (1, 10)	K		FC6-4		1B				G5-3	4	0	1	1	0	1	2									
Joe Carter, R OBP: 0.321, SLG: 0.534 (1, 9)	L5				G3				BB	3	0	0	0	1	0	3									
John Olerud, L OBP: 0.386, SLG: 0.465 (1, 3)		G3			F9		F9		BB	3	0	0	0	1	0	0									
Mike Huff, R OBP: 0.366, SLG: 0.425 (1, 7)	K				HR		F8		BB	4	1	1	1	0	2	2									
Ed Sprague, R OBP: 0.286, SLG: 0.358 (1, 5)	1B				G5-3		F2			4	0	1	0	0	0	2									
Dick Schofield, R OBP: 0.326, SLG: 0.345 (1, 6)	K				1B		K		F8	4	0	1	0	0	2	1									
Randy Knorr, R OBP: 0.298, SLG: 0.438 (1, 2)			G5-3		1B		G1-3		K	4	1	2	0	0	1	0									
Inning Stats	R: 0 E: 0 K: 1 S: 6	H: 1 LOB: 1 BB: 0 P: 6	R: 0 E: 0 K: 2 S: 8	H: 1 LOB: 1 BB: 0 P: 8	R: 0 E: 0 K: 1 S: 6	H: 1 LOB: 1 BB: 0 P: 6	R: 1 E: 0 K: 0 S: 4	H: 1 LOB: 0 BB: 0 P: 4	R: 1 E: 0 K: 0 S: 6	H: 3 LOB: 2 BB: 0 P: 6	R: 0 E: 0 K: 0 S: 3	H: 0 LOB: 0 BB: 0 P: 3	R: 0 E: 0 K: 1 S: 6	H: 1 LOB: 1 BB: 0 P: 6	R: 0 E: 0 K: 1 S: 5	H: 0 LOB: 2 BB: 2 P: 13	R: 0 E: 0 K: 1 S: 5	H: 0 LOB: 0 BB: 0 P: 5	1B: 7 2B: 0 3B: 0 HR: 1	SF: 0 SAC: 0 DP: 0 HBP: 0	WP: 0 PB: 0 SB: 1 CS: 0	PA: 37			
PITCHER	IP	WLS	BF	H	R	ER	SO	BB	IBB	HBP	BLK	WP	HR	S	P	ERA	WHIP								
Tim Van Emdom, R ERA: 6.34 (1, 1)	7.1	W	32	8	2	2	5	2	0	0	0	0	1	40	48	2.46	1.364								
Steve Farr, R ERA: 5.06 (8, 1)	1.2		5	0	0	0	2	0	0	0	0	0	0	9	9	0.00	0.000								

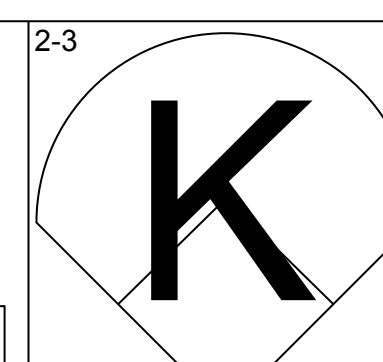
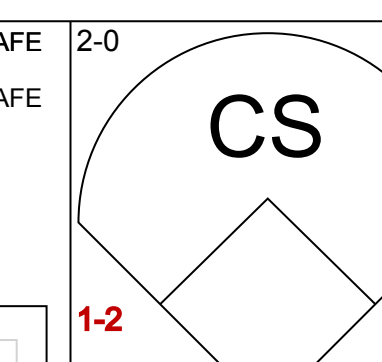
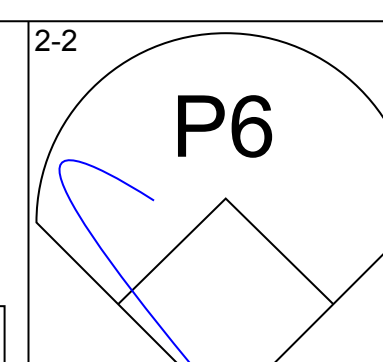
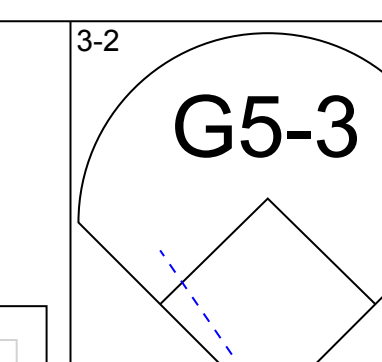
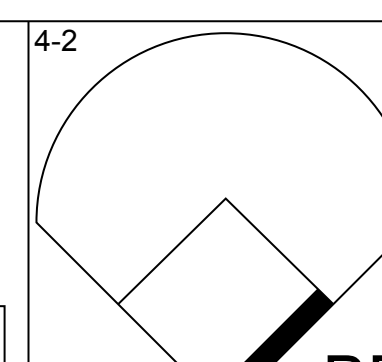
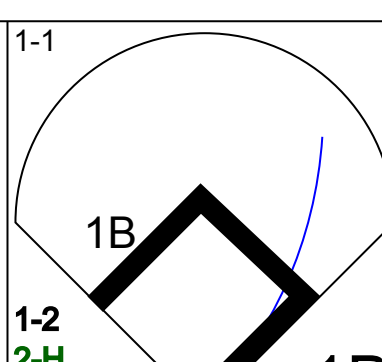
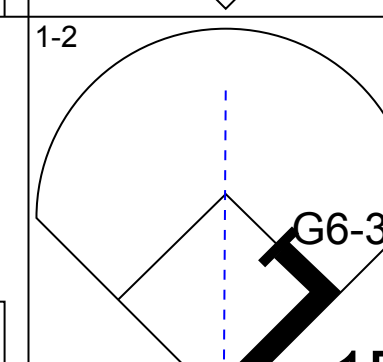
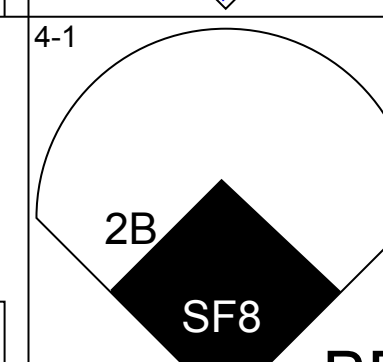
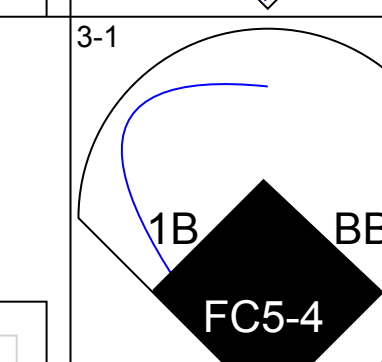
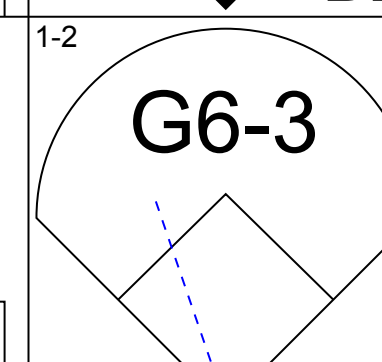
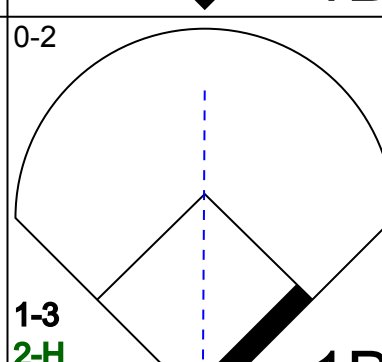
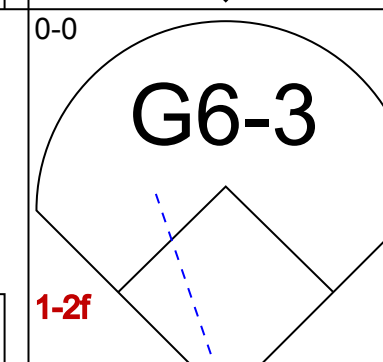
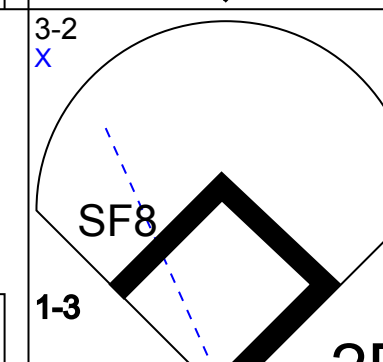
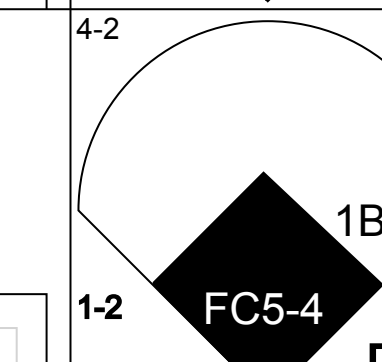
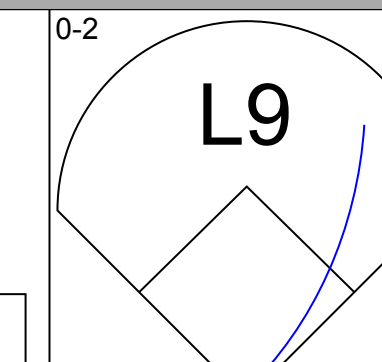
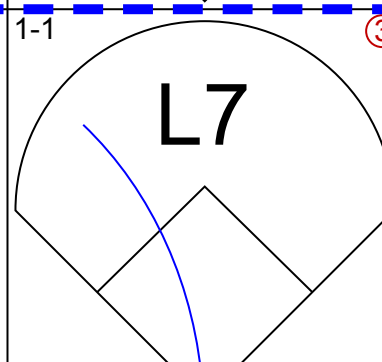
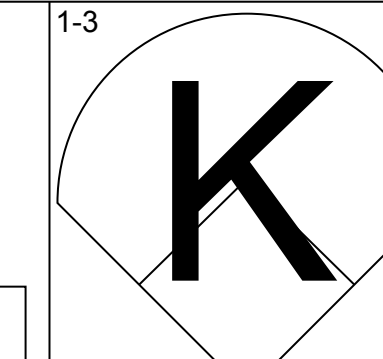
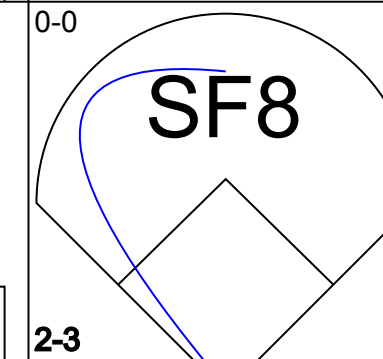
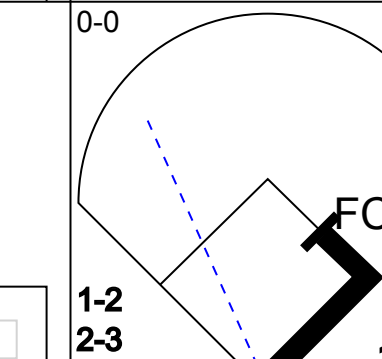
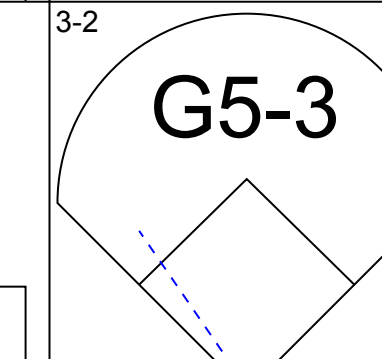
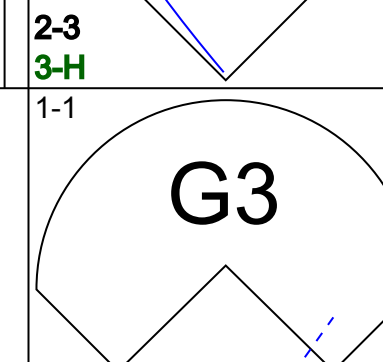
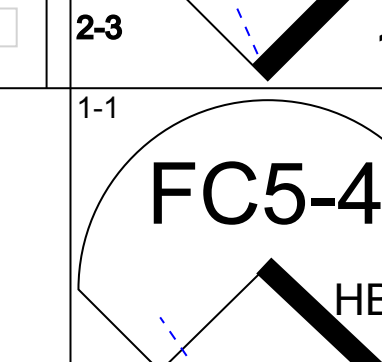
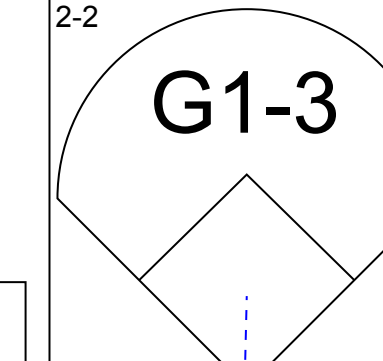
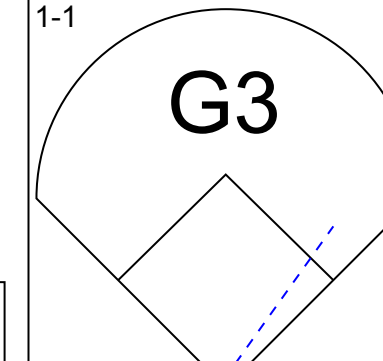
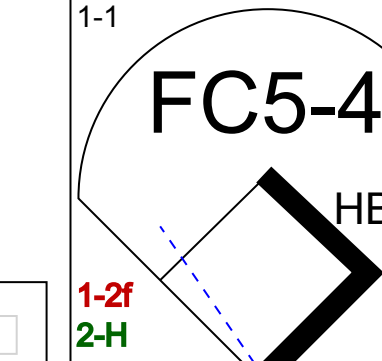
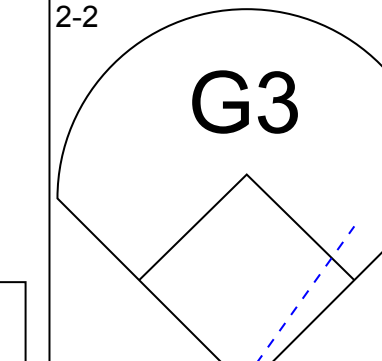
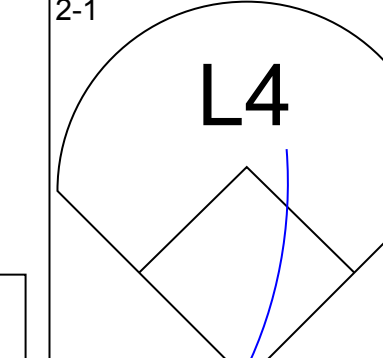
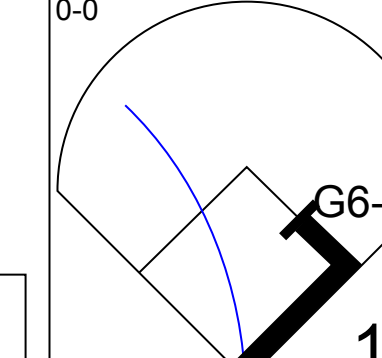
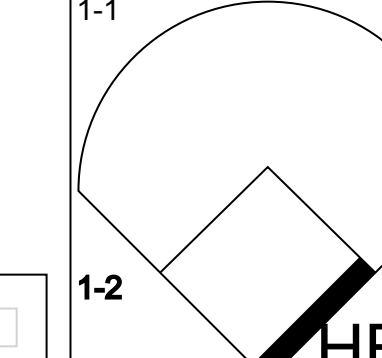
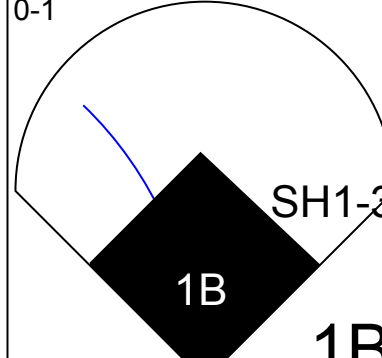
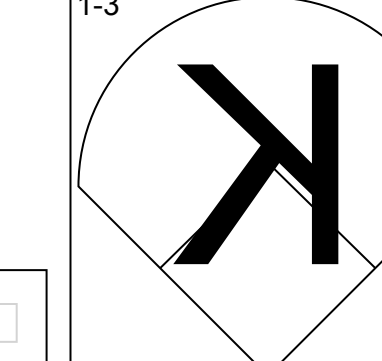
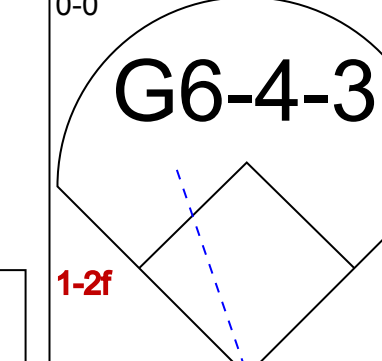
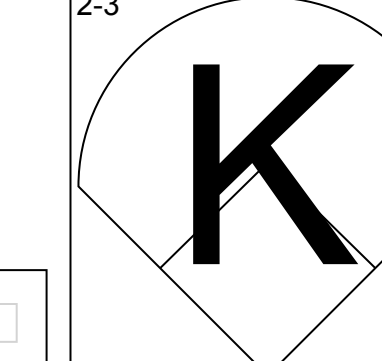
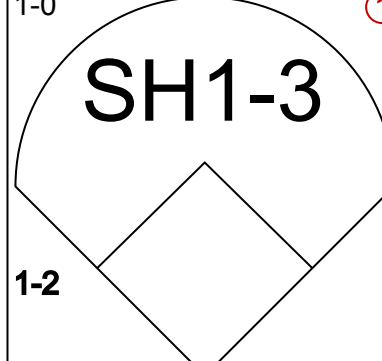
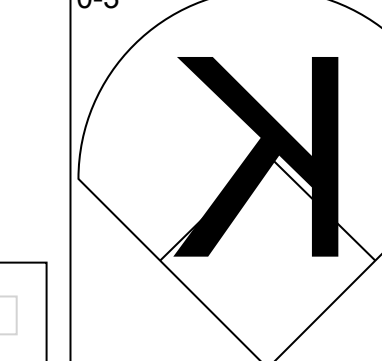
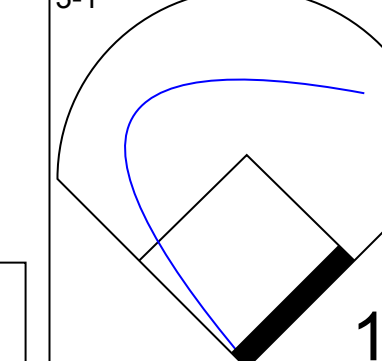
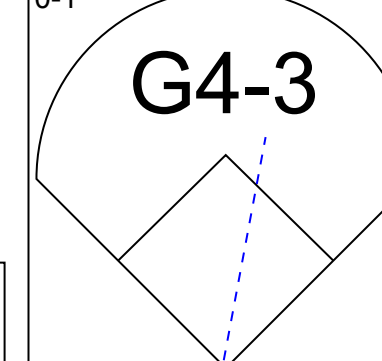
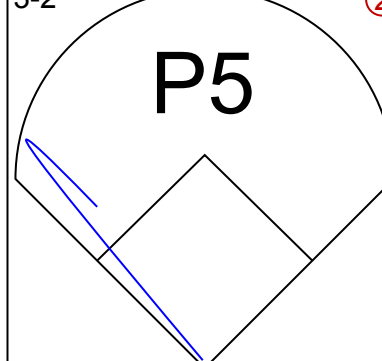
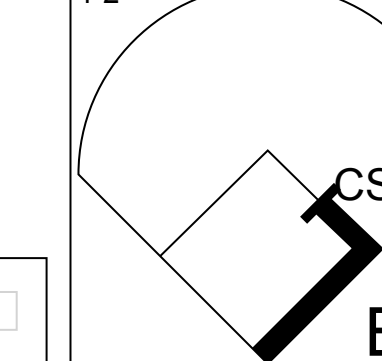
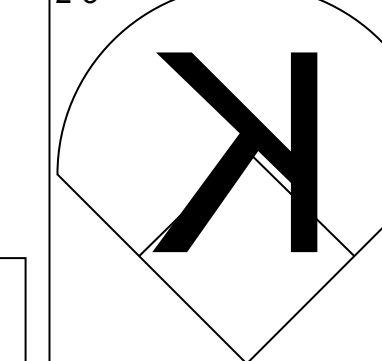
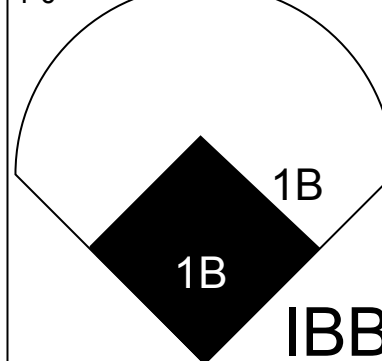
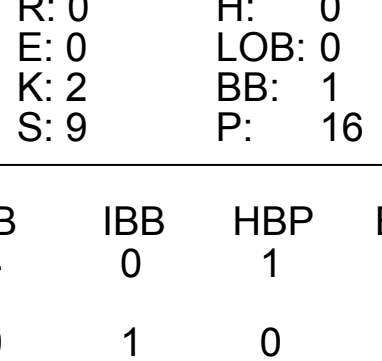
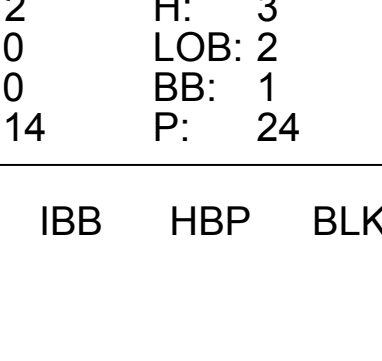
Batter	1	2	3	4	5	6	7	8	9	AB	R	H	RBI	BB	SO	LOB	BOTTOM								
Otis Nixon, S OBP: 0.364, SLG: 0.316 (1, 8)	1B		1B		SH		F8		G4-3	3	2	1	0	2	0	0	Toronto Blue Jays @ Boston Red Sox Fenway Park, Boston, MA Wed Aug 03 1994, 3:33 AM EDT Att: 32,047 - Sunny - 83 F								
Carlos Rodriguez, S OBP: 0.312, SLG: 0.387 (1, 6)	1B		1B		1B		HBP		P4	4	1	2	0	0	0	1									
Tim Lincecum, R OBP: 0.363, SLG: 0.442 (1, 4)	1B		1B		HR		K		K	4	1	2	3	1	2	1									
Mo Vaughn, L OBP: 0.399, SLG: 0.573 (1, 3)	K		K		1B		K		K	3	1	1	1	0	2	4									
Tom Brunansky, R OBP: 0.303, SLG: 0.438 (1, 10)	G6-3		K		1B		K		K	4	1	1	3	0	2	6									
Wes Chamberlain, R OBP: 0.293, SLG: 0.393 (1, 9)		F8		K2-3	K		G4-3			4	0	0	0	0	2	0									
Scott Cooper, L OBP: 0.333, SLG: 0.453 (1, 5)		K2-3		F8	K		F7			4	0	0	0	0	2	0									
Rich Rowland, R OBP: 0.265, SLG: 0.394 (1, 2)		P3		G6-3	1B		BB		BB	3	0	1	0	1	0	0									
Lee Tinsley, S OBP: 0.299, SLG: 0.238 (1, 7)			K		2B		G1			4	1	1	0	0	1	2									
Inning Stats	R: 0 E: 0 K: 1 S: 6	H: 1 LOB: 2 BB: 1 P: 10	R: 0 E: 0 K: 1 S: 5	H: 0 LOB: 0 BB: 0 P: 5	R: 1 E: 0 K: 3 S: 11	H: 2 LOB: 1 BB: 1 P: 15	R: 0 E: 0 K: 1 S: 5	H: 0 LOB: 0 BB: 0 P: 5	R: 6 E: 0 K: 2 S: 13	H: 5 LOB: 1 BB: 1 P: 17	R: 0 E: 0 K: 2 S: 8	H: 1 LOB: 2 BB: 0 P: 9	R: 0 E: 0 K: 0 S: 3	H: 0 LOB: 1 BB: 1 P: 7	R: 0 E: 0 K: 1 S: 5	H: 0 LOB: 0 BB: 0 P: 5	1B: 6 2B: 2 3B: 0 HR: 1	SF: 0 SAC: 1 DP: 0 HBP: 1	WP: 1 PB: 0 SB: 0 CS: 0	PA: 39					
PITCHER	IP	WLS	BF	H	R	ER	SO	BB	IBB	HBP	BLK	WP	HR	S	P	ERA	WHIP								
Al Leiter, L ERA: 4.9 (1, 1)	4.0	L	22	6	6	6	6	3	0	0	0	0	1	31	43	4.50	1.500								
Tony Castillo, L ERA: 2.39 (5, 1)	2.0		10	3	1	1	4	0	0	1	0	0	1	17	18	4.50	1.500								
Mike Timlin, R ERA: 5.21 (7, 1)	1.0		4	0	0	0	0	1	0	0	0	0	0	3	7	0.00	1.000								
Dave Righetti, L ERA: 11.94 (8, 1)	1.0		3	0	0	0	1	0	0	0	0	0	0	5	5	0.00	0.000								

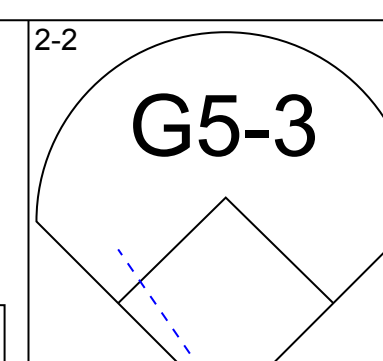
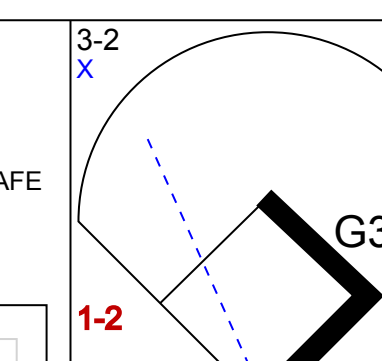
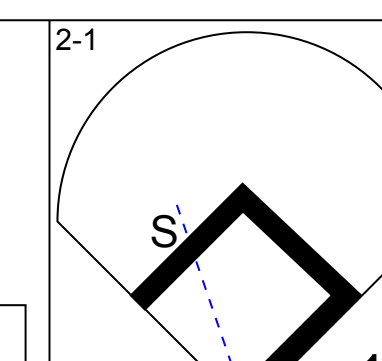
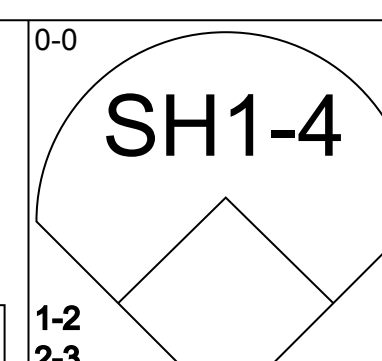
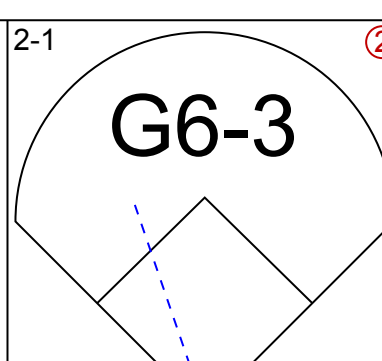
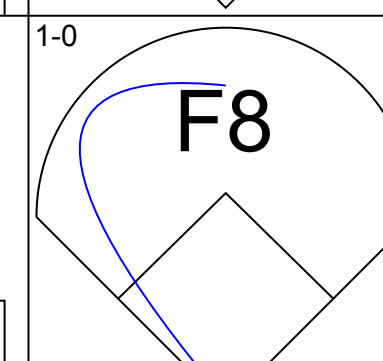
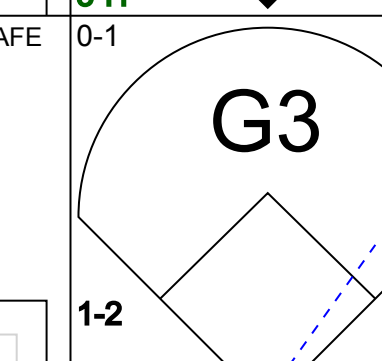
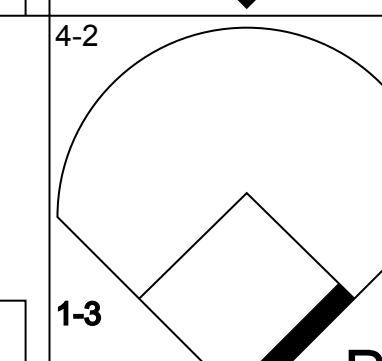
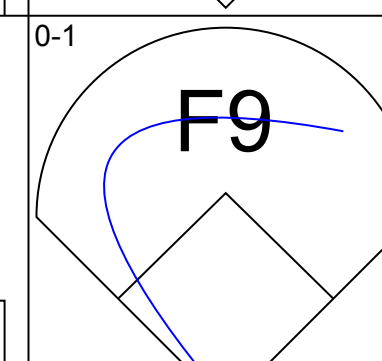
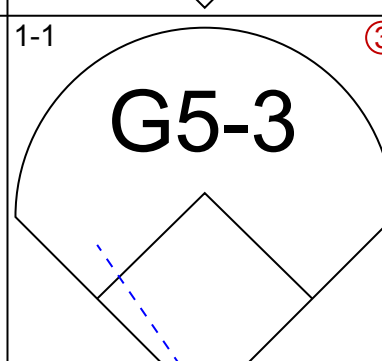
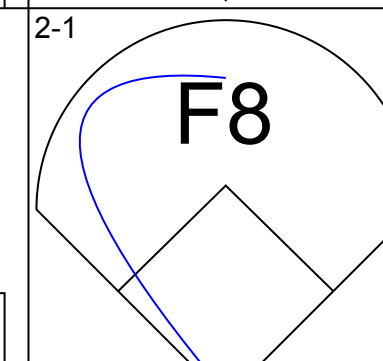
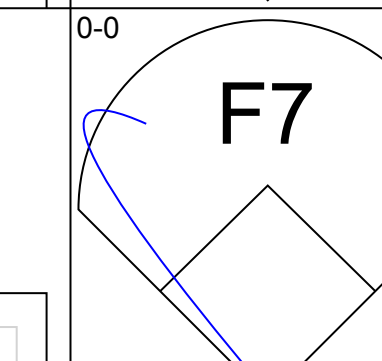
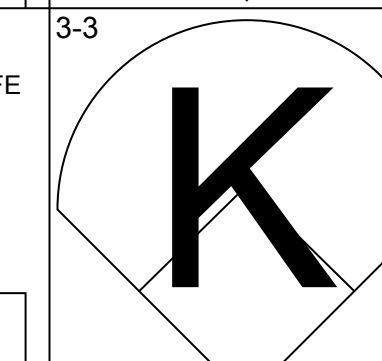
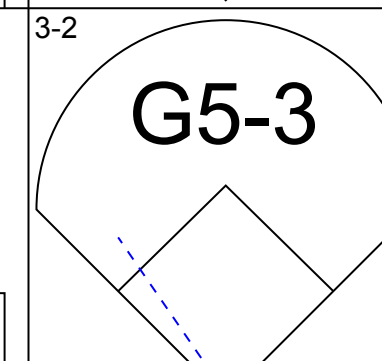
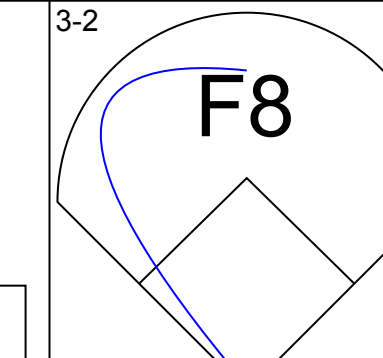
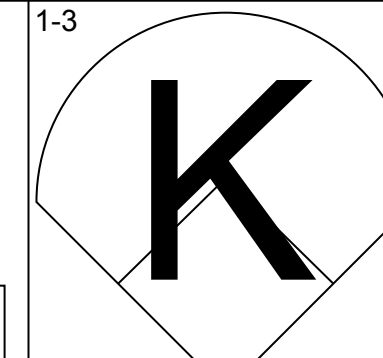
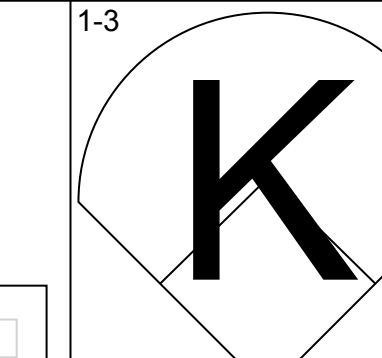
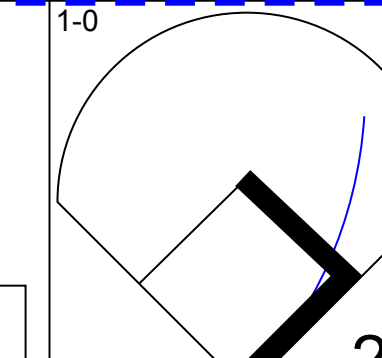
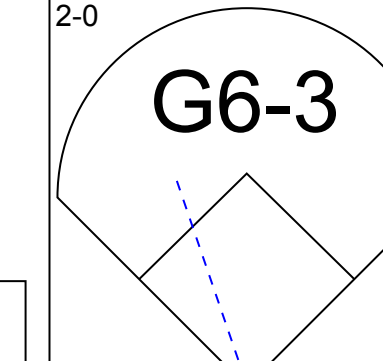
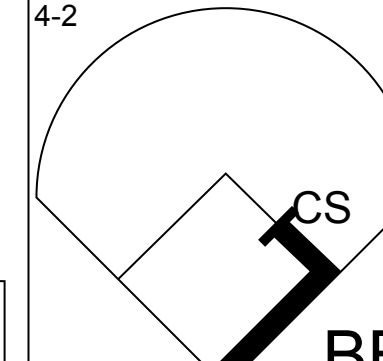
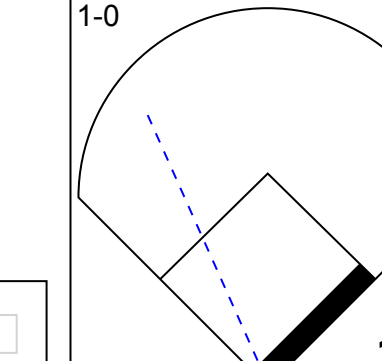
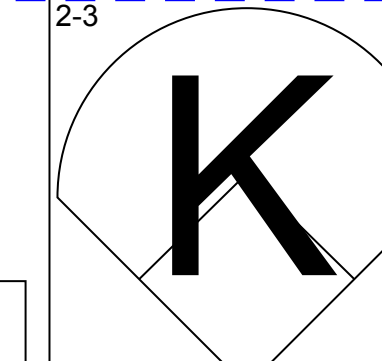
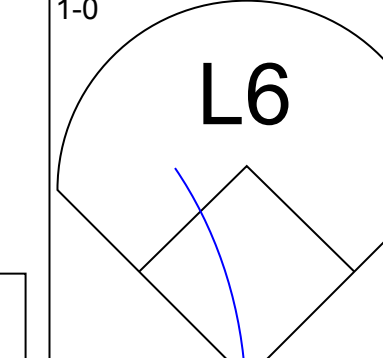
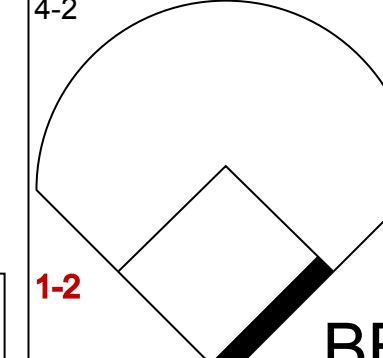
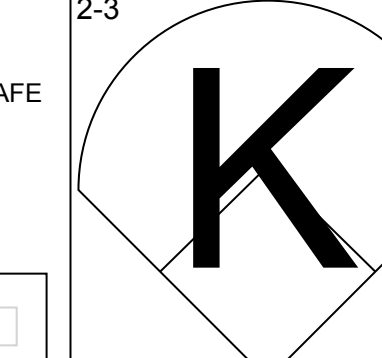
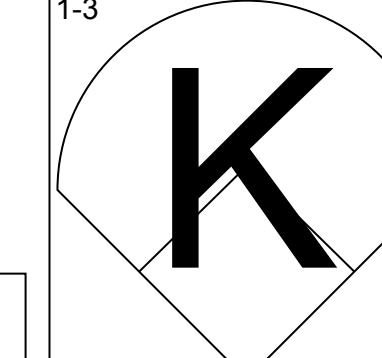
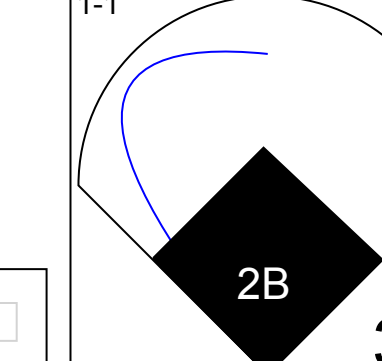
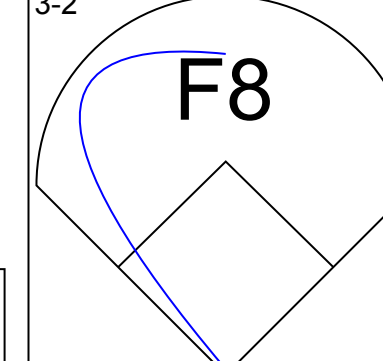
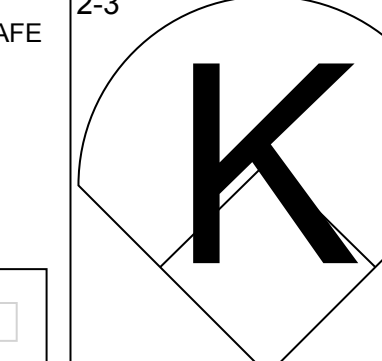
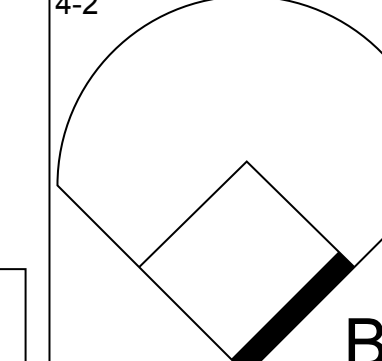
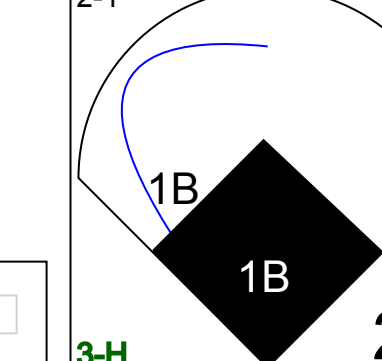
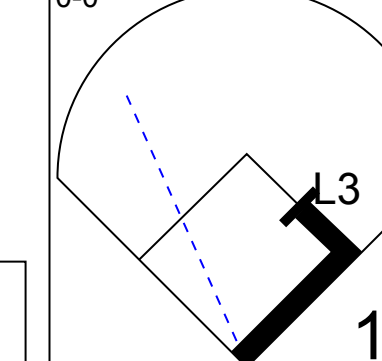
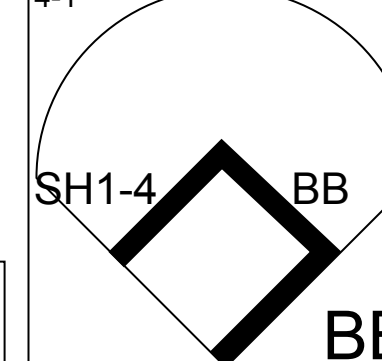


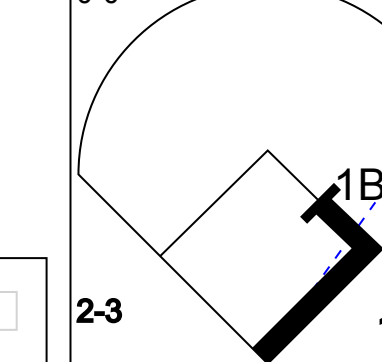
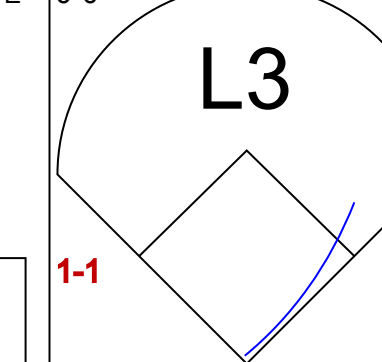
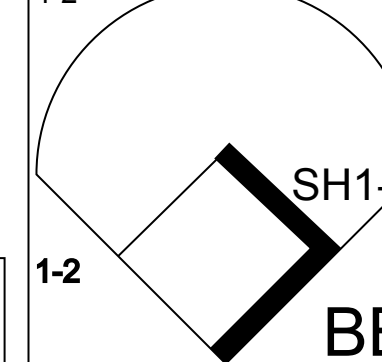
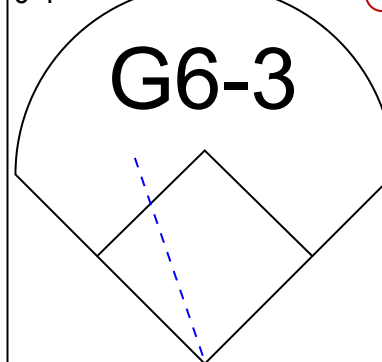
AB	35
R	2
H	8
RBI	2
BB	2
SO	7
LOB	16



AB	33
R	7
H	9
RBI	7
BB	4
SO	11
LOB	14




Batter	1	2	3	4	5	6	7	8	9	AB	R	H	RBI	BB	SO	LOB	TOP					
Devon White, S (1, 8) OBP: 0.314, SLG: 0.457										4	0	1	1	1	1	0	Toronto Blue Jays @ Boston Red Sox Fenway Park, Boston, MA Thu Aug 04 1994, 7:05 PM EDT Att: 33,199 - Unknown - 86 F					
Dick Schofield, R (1, 6) OBP: 0.333, SLG: 0.350										4	2	3	1	1	0	1						
Paul Molitor, R (1, 10) OBP: 0.414, SLG: 0.515										4	1	1	0	1	0	3						
Joe Carter, R (1, 9) OBP: 0.320, SLG: 0.532										3	0	1	1	0	1	0						
Rob Butler, L (8, 9) OBP: 0.297, SLG: 0.212										0	0	0	0	0	0	0						
John Olerud, L (1, 3) OBP: 0.382, SLG: 0.459										4	0	0	2	0	0	2						
Mike Huff, R (1, 7) OBP: 0.374, SLG: 0.429										3	1	2	0	0	0	0						
Ed Sprague, R (1, 5) OBP: 0.284, SLG: 0.355										3	0	0	0	0	2	3						
Pat Borders, R (1, 2) OBP: 0.291, SLG: 0.340										4	0	1	0	0	1	1						
Domingo Cedenio, S (1, 4) OBP: 0.227, SLG: 0.256										2	0	0	0	1	2	1						
Roberto Alomar, S (9, PH) OBP: 0.395, SLG: 0.468										0	1	0	0	1	0	0						
Inning Stats	R: 0 E: 0 K: 1 S: 7	H: 1 LOB: 0 BB: 0 P: 10	R: 0 E: 0 K: 1 S: 8	H: 0 LOB: 0 BB: 0 P: 13	R: 0 E: 0 K: 2 S: 9	H: 0 LOB: 0 BB: 0 P: 16	R: 1 E: 0 K: 0 S: 12	H: 1 LOB: 1 BB: 1 P: 22	R: 0 E: 0 K: 1 S: 7	H: 2 LOB: 1 BB: 0 P: 12	R: 2 E: 0 K: 1 S: 14	H: 2 LOB: 2 BB: 1 P: 28	R: 0 E: 0 K: 1 S: 11	H: 0 LOB: 1 BB: 1 P: 17	R: 0 E: 0 K: 0 S: 12	H: 0 LOB: 0 BB: 0 P: 17	R: 2 E: 0 K: 0 S: 14	H: 3 LOB: 2 BB: 1 P: 24	1B: 8 2B: 1 3B: 0 HR: 0	SF: 1 SAC: 1 DP: 2 HBP: 1	WP: 0 PB: 0 SB: 0 CS: 1	PA: 40
PITCHER	IP	WLS	BF	H	R	ER	SO	BB	IBB	HBP	BLK	WP	HR	S	P	ERA	WHIP					
Roger Clemens, R (1, 1) ERA: 2.8	8.0	L	32	6	3	3	7	4	0	1	0	0	0	80	135	3.38	1.250					
Jose Melendez, R (9, 1) ERA: 9.58	0.2		6	3	2	2	0	0	1	0	0	0	0	12	21	27.00	4.500					
Todd Frohwirth, R (9, 1) ERA: 10.23	0.1		1	0	0	0	0	0	0	0	0	0	0	2	3	0.00	0.000					

Batter	1	2	3	4	5	6	7	8	9	AB	R	H	RBI	BB	SO	LOB	BOTTOM				
Otis Nixon, S (1, 8) OBP: 0.366, SLG: 0.318										4	0	2	1	0	0	0	Toronto Blue Jays @ Boston Red Sox Fenway Park, Boston, MA Thu Aug 04 1994, 7:05 PM EDT Att: 33,199 - Unknown - 86 F				
Carlos Rodriguez, S (1, 5) OBP: 0.309, SLG: 0.377										4	0	0	0	1	0	3					
John Valentin, R (1, 6) OBP: 0.406, SLG: 0.516										4	0	0	0	0	1	5					
Mo Vaughn, L (1, 3) OBP: 0.397, SLG: 0.572										4	0	1	0	0	2	0					
Lee Tinsley, S (8, PR) OBP: 0.299, SLG: 0.238										0	0	0	0	0	0	0					
Tim Lincecum, R (1, 10) OBP: 0.365, SLG: 0.441										3	0	1	0	1	1	1					
Damon Berryhill, S (1, 2) OBP: 0.314, SLG: 0.426										3	0	0	0	1	2	2					
Tom Brunansky, R (1, 7) OBP: 0.307, SLG: 0.447										3	1	1	0	1	1	2					
Wes Chamberlain, R (1, 9) OBP: 0.301, SLG: 0.402										3	1	2	1	1	1	2					
Scott Fletcher, R (1, 4) OBP: 0.283, SLG: 0.314										3	0	1	0	1	0	1					
Inning Stats	R: 0 E: 0 K: 0 S: 6	H: 0 LOB: 0 BB: 0 P: 11	R: 0 E: 0 K: 0 S: 6	H: 0 LOB: 0 BB: 0 P: 12	R: 2 E: 0 K: 0 S: 14	H: 4 LOB: 1 BB: 0 P: 20	R: 0 E: 0 K: 1 S: 10	H: 0 LOB: 1 BB: 2 P: 22	R: 0 E: 0 K: 3 S: 11	H: 1 LOB: 1 BB: 0 P: 17	R: 0 E: 0 K: 0 S: 9	H: 0 LOB: 2 BB: 2 P: 20	R: 0 E: 0 K: 3 S: 13	H: 1 LOB: 1 BB: 1 P: 23	R: 0 E: 0 K: 0 S: 6	H: 0 LOB: 0 BB: 0 P: 9	1B: 5 2B: 3 3B: 1 HR: 0	SF: 0 SAC: 1 DP: 1 HBP: 0	WP: 0 PB: 0 SB: 2 CS: 1	PA: 38	
PITCHER	IP	WLS	BF	H	R	ER	SO	BB	IBB	HBP	BLK	WP	HR	S	P	ERA	WHIP				
Todd Stittlemire, R (1, 1) ERA: 4.14	7.0	W	30	7	2	2	5	5	0	0	0	0	0	67	122	2.57	1.714				
Dave Righetti, L (8, 1) ERA: 11.94	0.0		1	1	0	0	0	0	0	0	0	0	0	1	2	-	-				
Woody Williams, R (8, 1) ERA: 3.9	1.0		4	0	0	0	3	1	0	0	0	0	0	12	21	0.00	1.000				
Darren Hall, R (9, 1) ERA: 3.45	1.0	S	3	0	0	0	0	0	0	0	0	0	0	6	9	0.00	0.000				

AB	31
R	5
H	9
RBI	5
BB	5
SO	7
LOB	11



AB	31
R	2
H	8
RBI	2
BB	6
SO	8
LOB	16



Batter	1	2	3	4	5	6	7	8	9	AB	R	H	RBI	BB	SO	LOB	TOP								
Kenny Lofton, L OBP: 0.417, SLG: 0.545 (1, 8)	0-3 K		0-0 F7		0-0 SF9		0-0 E8 G6-3		0-0 FC6-4	4	1	0	1	0	1	2	Cleveland Indians @ Boston Red Sox Fenway Park, Boston, MA Sat Aug 06 1994, 3:33 AM EDT Att: 24,934 - Sunny - 79 F								
Wayne Kirby, L OBP: 0.333, SLG: 0.396 Candy Maldonado, R (7, PH) OBP: 0.337, SLG: 0.460 (7, 7)	0-0 G4-3		0-0 1B		0-0 2B 1B		0-0 G6-3			3	1	2	0	0	0	0									
Carlos Baerga, S OBP: 0.331, SLG: 0.516 (1, 4)	0-0 G4-3		0-0 P6		0-0 1B 2B		0-0 G1			4	1	1	0	0	0	2									
Eddie Murray, S OBP: 0.309, SLG: 0.440 (1, 10)		0-3 K		0-0 F7		0-0 1B		0-0 F8		4	0	1	2	0	1	0									
Jim Thome, L OBP: 0.355, SLG: 0.525 (1, 5)		0-0 2B		0-0 BB		0-0 P5		0-0 G3		3	0	1	0	1	0	1									
Manny Ramirez, R OBP: 0.353, SLG: 0.513 (1, 9)	0-3 K		0-3 K		0-0 F9		0-3 K			4	0	0	0	0	3	2									
Paul Sorrento, L OBP: 0.341, SLG: 0.449 (1, 3)	0-0 L6		0-3 K		0-0 F5		0-0 F9		0-0 F9	4	0	0	0	0	1	2									
Sandy Alomar Jr., R OBP: 0.340, SLG: 0.481 (1, 2)			4-0 1B BB		0-0 1B PB SF9 1B		0-0 F2		0-0 F7	3	1	1	0	1	0	0									
Omar Vizquel, S OBP: 0.319, SLG: 0.315 (1, 6)			0-3 K		0-0 1B		0-0 F8		0-0 FC6-4 1B	4	0	2	0	0	1	1									
Inning Stats	R: 0 E: 0 K: 1 S: 5	H: 0 LOB: 0 BB: 0 P: 5	R: 0 E: 0 K: 2 S: 8	H: 1 LOB: 1 BB: 0 P: 8	R: 0 E: 0 K: 1 S: 6	H: 1 LOB: 2 BB: 1 P: 10	R: 0 E: 0 K: 2 S: 7	H: 0 LOB: 1 BB: 1 P: 11	R: 3 E: 0 K: 0 S: 7	H: 5 LOB: 1 BB: 0 P: 7	R: 0 E: 0 K: 0 S: 3	H: 0 LOB: 0 BB: 0 P: 3	R: 1 E: 1 K: 0 S: 4	H: 0 LOB: 0 BB: 0 P: 4	R: 0 E: 0 K: 1 S: 5	H: 0 LOB: 0 BB: 0 P: 5		R: 0 E: 0 K: 0 S: 4	H: 1 LOB: 1 BB: 0 P: 4	1B: 6 2B: 2 3B: 0 HR: 0	SF: 1 SAC: 0 DP: 0 HBP: 0	WP: 0 PB: 1 SB: 0 CS: 0	PA: 37		
PITCHER	IP	WLS	BF	H	R	ER	SO	BB	IBB	HBP	BLK	WP	HR	S	P	ERA	WHIP								
Aaron Sele, R ERA: 3.83 Chris Howard, L ERA: 3.03	(1, 1) 5.0	W 23	7	3	3	3	6	2	0	0	0	0	0	33	41	5.40	1.800								

Batter	1	2	3	4	5	6	7	8	9	AB	R	H	RBI	BB	SO	LOB	BOTTOM								
Otis Nixon, S OBP: 0.371, SLG: 0.323 (1, 8)	4-0 BB E	0-0 S 2B 1B	0-0 G6-4-3 1B		0-3 K		0-0 1B 1B			4	3	3	1	1	1	1	Cleveland Indians @ Boston Red Sox Fenway Park, Boston, MA Sat Aug 06 1994, 3:33 AM EDT Att: 24,934 - Sunny - 79 F								
Carlos Rodriguez, S OBP: 0.311, SLG: 0.373 (1, 4)	4-0 BB E	0-0 G4-3	0-0 G6-4-3 1B		0-0 F7		0-0 1B 1B			4	1	1	0	1	0	5									
John Valentin, R OBP: 0.415, SLG: 0.532 (1, 6)	0-0 E6 G3 2B	0-0 2B			0-0 HBP 1B		0-0 PB 1B 1B		0-0 1B 1B	5	2	5	5	0	0	0									
Mo Vaughn, L OBP: 0.397, SLG: 0.568 (1, 3)	0-0 G3	4-0 FC6-4 BB			1-0 HBP		0-3 K K		0-3 K K	3	0	0	1	1	2	3									
Andre Dawson, R OBP: 0.281, SLG: 0.492 (1, 10)	1-0 FC6-4 HBP	0-0 FC6-4			0-3 K		0-0 K K		0-3 K K	4	0	1	1	0	2	6									
Tim Lincecum, R OBP: 0.386, SLG: 0.438 (1, 5)	0-0 FC6-4 1B		1-0 BB 1B HBP		0-3 K		0-3 K K		0-0 F9	4	1	1	0	0	2	3									
Tom Brunansky, R OBP: 0.305, SLG: 0.440 (1, 7)	0-0 FC6-4		0-0 1B BB 1B		0-0 P4		0-0 F8		0-3 K	5	0	1	0	0	1	5									
Wes Chamberlain, R OBP: 0.294, SLG: 0.393 (1, 9)	0-3 K		0-0 F7		0-0 L8		0-0 G5-3		0-3 K	5	0	0	0	0	2	4									
Rich Rowland, R OBP: 0.282, SLG: 0.396 (1, 2)		0-0 G5-3	4-0 1B BB		0-0 1B		4-0 1B 1B BB			2	1	1	0	2	0	0									
Inning Stats	R: 3 E: 1 K: 1 S: 7	H: 2 LOB: 2 BB: 2 P: 16	R: 1 E: 0 K: 0 S: 5	H: 2 LOB: 2 BB: 1 P: 9	R: 1 E: 0 K: 0 S: 4	H: 2 LOB: 2 BB: 1 P: 9	R: 0 E: 0 K: 2 S: 8	H: 1 LOB: 0 BB: 0 P: 9	R: 0 E: 0 K: 1 S: 6	H: 1 LOB: 1 BB: 0 P: 6	R: 1 E: 0 K: 2 S: 9	H: 2 LOB: 1 BB: 1 P: 9	R: 2 E: 0 K: 2 S: 10	H: 3 LOB: 2 BB: 1 P: 14	R: 0 E: 0 K: 2 S: 7	H: 0 LOB: 0 BB: 0 P: 7		1B: 11 2B: 2 3B: 0 HR: 0	SF: 0 SAC: 0 DP: 1 HBP: 3	WP: 0 PB: 2 SB: 1 CS: 0	PA: 44				
PITCHER	IP	WLS	BF	H	R	ER	SO	BB	IBB	HBP	BLK	WP	HR	S	P	ERA	WHIP								
Jason Grimsley, R ERA: 4.75 Derek Lilliquist, L ERA: 5.27 Jose Mesa, R ERA: 4.08 Larry Casian, L ERA: 6.75 Eric Plunk, R ERA: 2.66	(1, 1) 2.1	L 18	4	1	0	4	4	0	0	1	0	0	0	20	21	0.00	1.333								

Batter	1	2	3	4	5	6	7	8	9	AB R H RBI BB SO LOB	TOP											
Kenny Lofton, L (1, 8) OBP: 0.414, SLG: 0.540	3-3 K		4-1 HR BB		1-1 F8		0-1 F8		1-3 K	4 1 0 0 1 2 1	Cleveland Indians @ Boston Red Sox Fenway Park, Boston, MA Sat Aug 06 1994, 7:05 PM EDT Att: 32,405 - Unknown - 66 F											
Omar Vizquel, S (1, 6) OBP: 0.321, SLG: 0.314	1-0 G4-3		4-0 HR BB		1-1 G5-3		1-0 FC4-6 1B		2-2 F7	4 1 1 0 1 0 0												
Carlos Baerga, S (1, 4) OBP: 0.334, SLG: 0.531	2-1 HR		0-0 HR		1-1 G5-3		2-2 FC4-6 1-2 2-3		1-0 1B	5 2 3 4 0 0 2												
Eddie Murray, S (1, 10) OBP: 0.308, SLG: 0.437	0-0 G5-3		1-0 HR 1B			1-2 F9	0-2 G4-3		2-3 K	5 1 1 0 0 1 3												
Manny Ramirez, R (1, 9) OBP: 0.356, SLG: 0.524 Ruben Amaro Jr, S (8, PH) OBP: 0.176, SLG: 0.133		2-0 G6-3	0-0 HR		4-0 S BB			4-1 BB BB		2 1 1 2 1 0 0 0 0 0 0 1 0 0												
Candy Maldonado, R (1, 7) OBP: 0.333, SLG: 0.444		1-0 F8	1-3 K		4-0 G4-6-3 IBB			1-2 F9		3 0 0 0 1 1 1												
Paul Sorrento, L (1, 3) OBP: 0.340, SLG: 0.444		0-3 K		1-3 K		0-1 G4-6-3 1-2		4-2 BB		3 0 0 0 1 2 2												
Tony Peña, R (1, 2) OBP: 0.360, SLG: 0.467			2-0 L8	2-1 G6-3			0-1 1B 2B	1-3 K		4 1 1 0 0 1 2												
Alvaro Espinoza, R (1, 5) OBP: 0.263, SLG: 0.313			0-1 G6-3	1-2 G3		2-1 FC4-6 2H 1B		0-0 F8		4 0 1 1 0 0 2												
Inning Stats	R: 1 E: 0 K: 1 S: 7	H: 1 LOB: 0 BB: 0 P: 13	R: 0 E: 0 K: 1 S: 5	H: 0 LOB: 0 BB: 0 P: 8	R: 5 E: 0 K: 1 S: 10	H: 3 LOB: 0 BB: 2 P: 22	R: 0 E: 0 K: 1 S: 9	H: 0 LOB: 0 BB: 0 P: 13	R: 0 E: 0 K: 0 S: 6	H: 0 LOB: 0 BB: 0 P: 9		R: 0 E: 0 K: 0 S: 6	H: 0 LOB: 0 BB: 2 P: 15	R: 1 E: 0 K: 0 S: 13	H: 3 LOB: 2 BB: 0 P: 18	R: 0 E: 0 K: 1 S: 13	H: 0 LOB: 2 BB: 2 P: 23	R: 0 E: 0 K: 0 S: 11	H: 1 LOB: 1 BB: 0 P: 17	1B: 4 2B: 1 3B: 0 HR: 3	SF: 0 SAC: 0 DP: 1 HBP: 0	WP: 0 PB: 0 SB: 1 CS: 0
PITCHER	IP WLS BF H R ER SO BB IBB HBP BLK WP HR S P ERA WHIP											PITCHER	IP WLS BF H R ER SO BB IBB HBP BLK WP HR S P ERA WHIP									
Chris Nabholz, L (1, 1) ERA: 7.44	6.0 L 25 4 6 6 4 3 1 0 0 0 3 43 80 9.00 1.167																					
Steve Farr, R (7, 1) ERA: 5.14	1.1 9 3 1 1 0 2 0 0 0 0 0 20 34 6.75 3.750																					
Todd Frohwirth, R (8, 1) ERA: 9.93	0.2 2 0 0 0 1 0 0 0 0 0 0 6 7 0.00 0.000																					
Tony Fossas, L (9, 1) ERA: 3.73	1.0 4 1 0 0 2 0 0 0 0 0 0 11 17 0.00 1.000																					

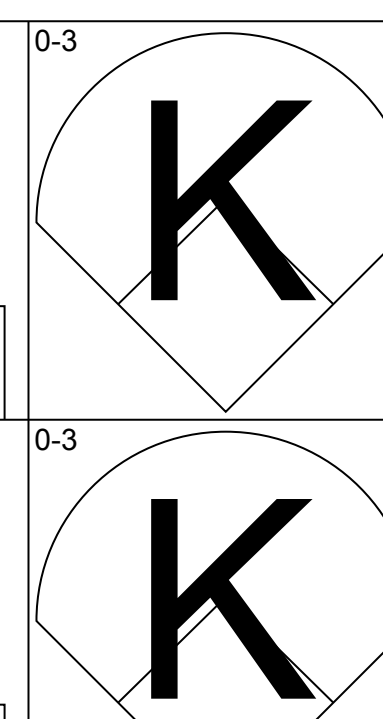
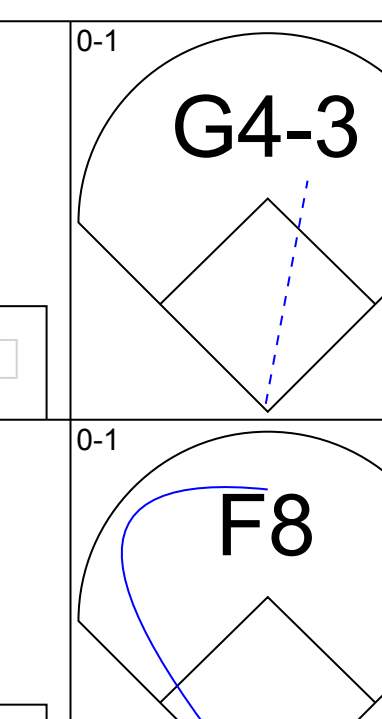
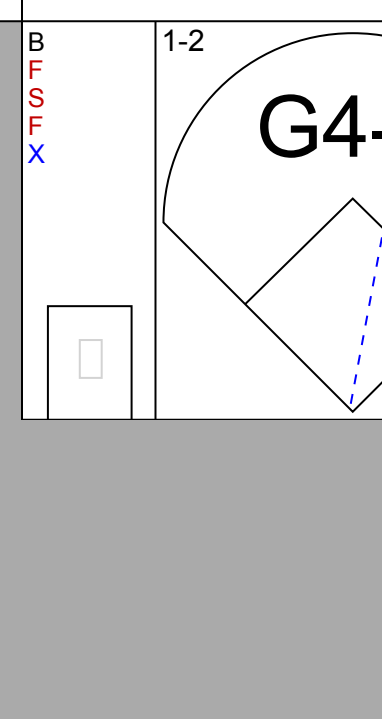
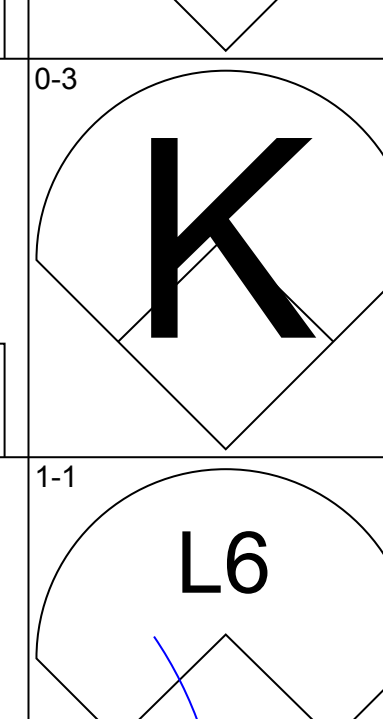
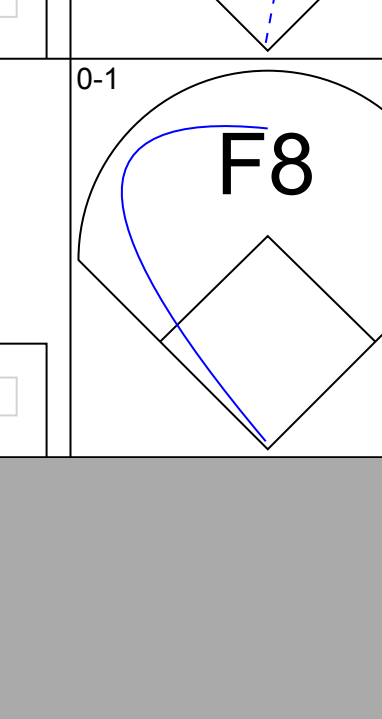
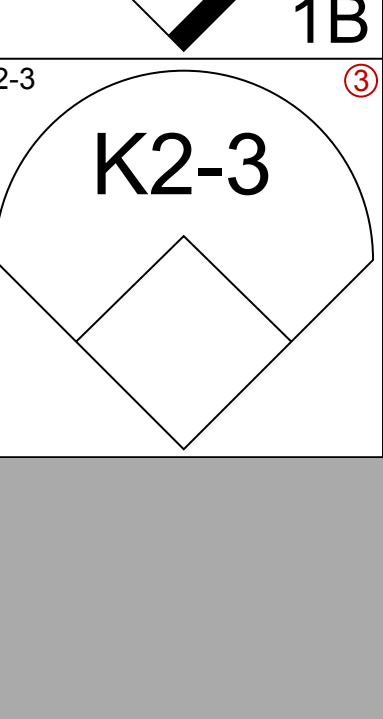
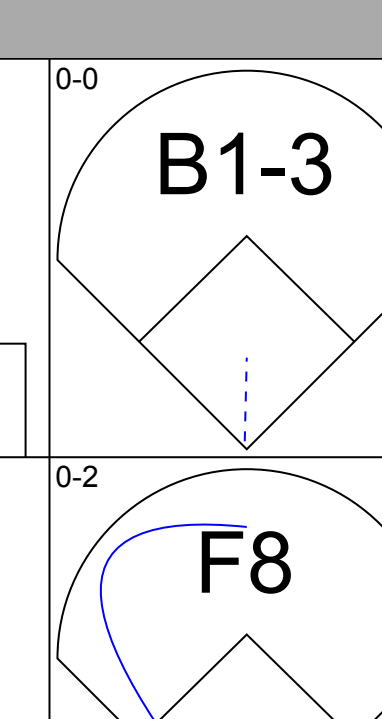
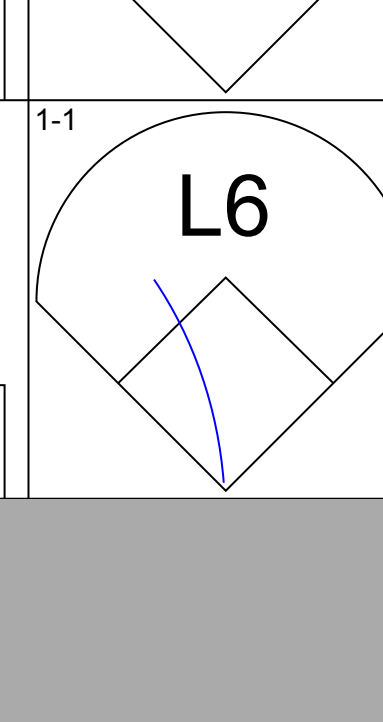
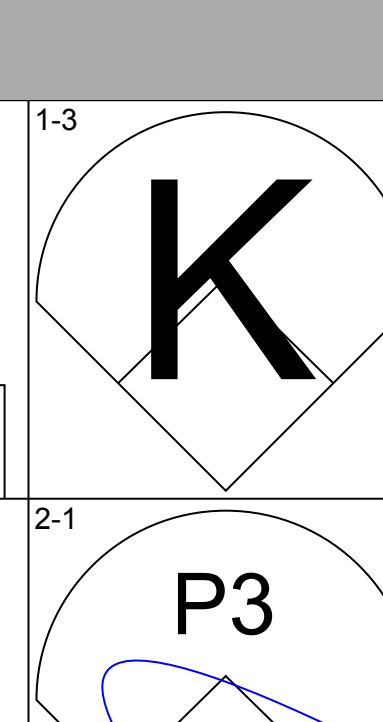
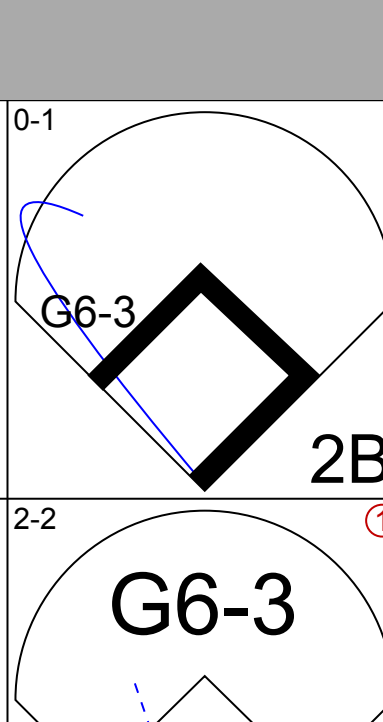
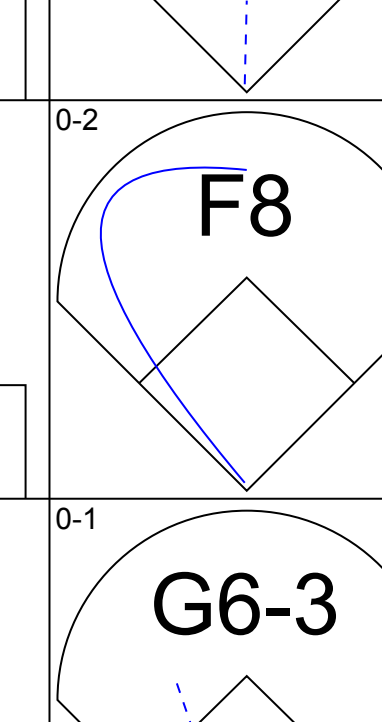
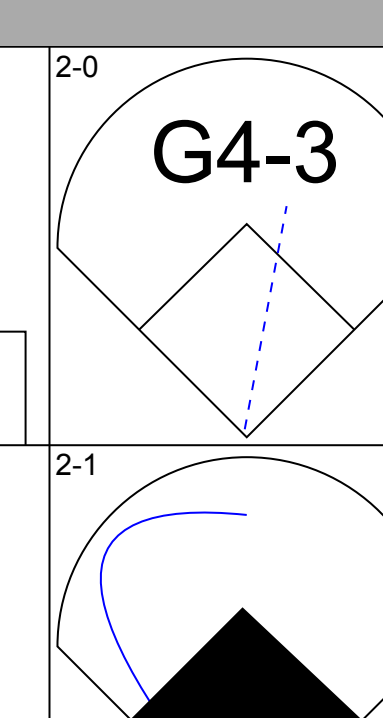
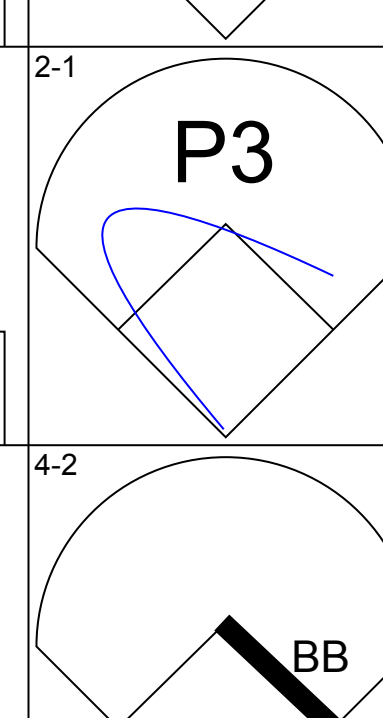
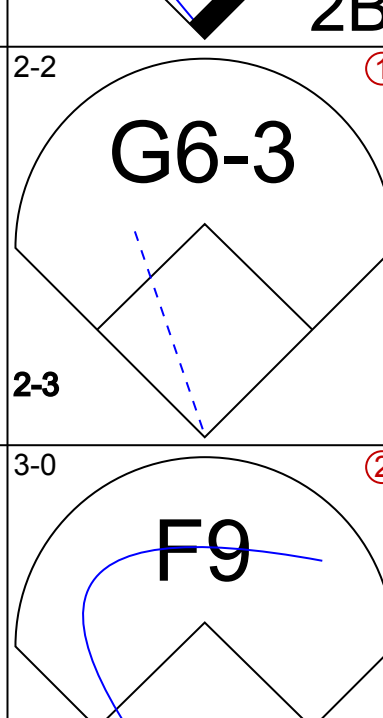
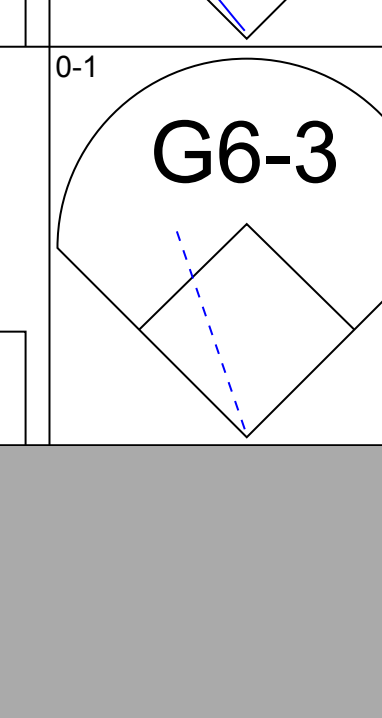
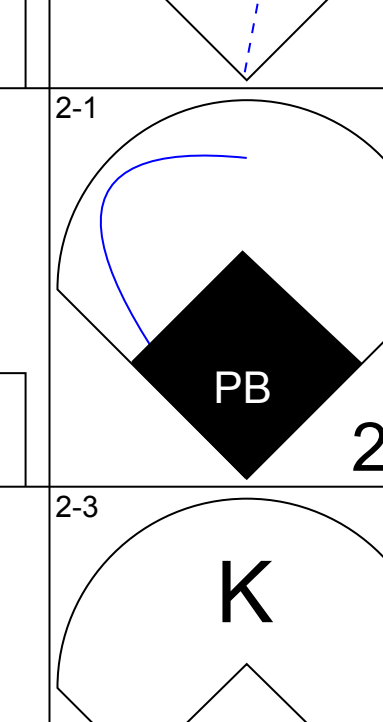
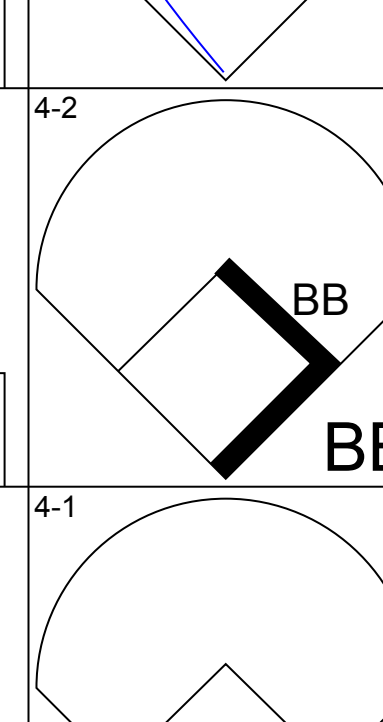
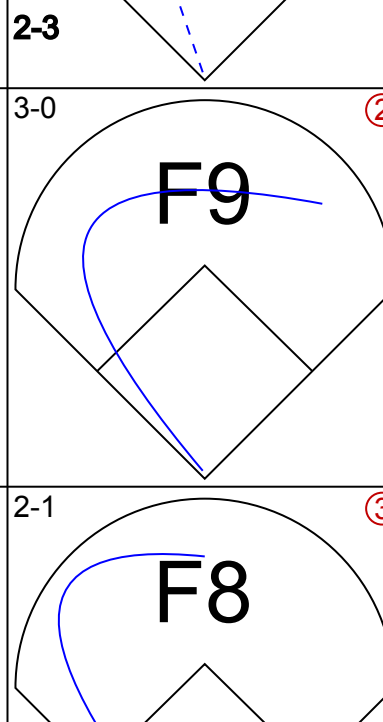
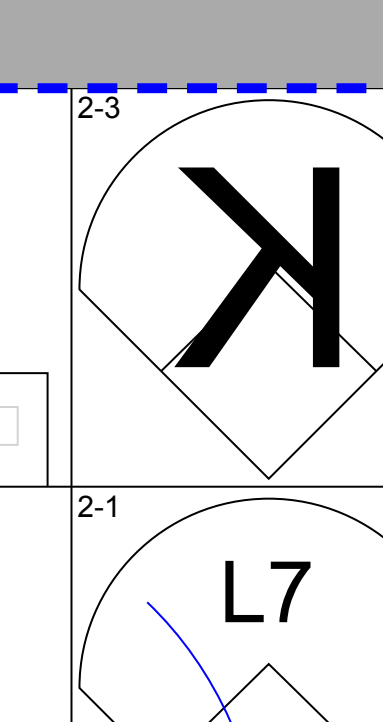
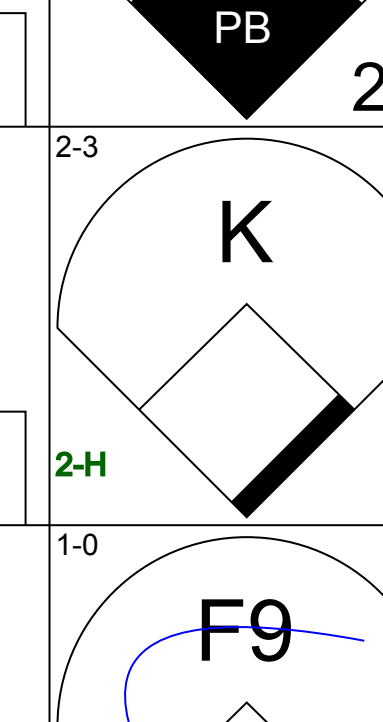
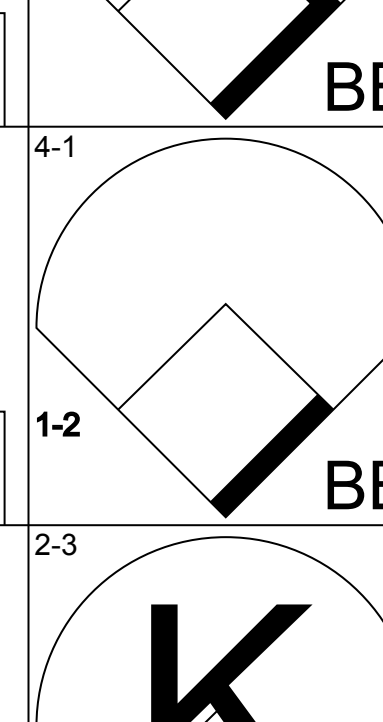
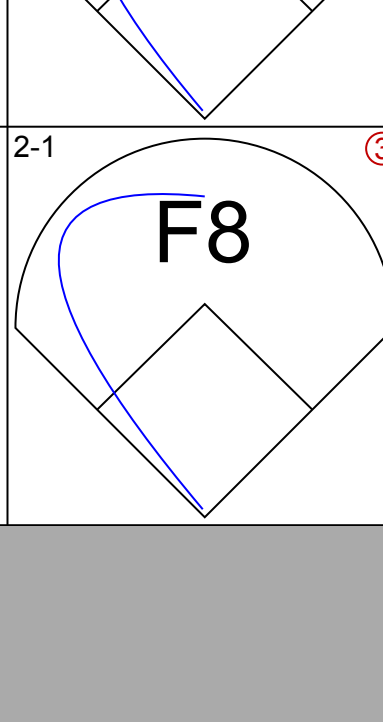
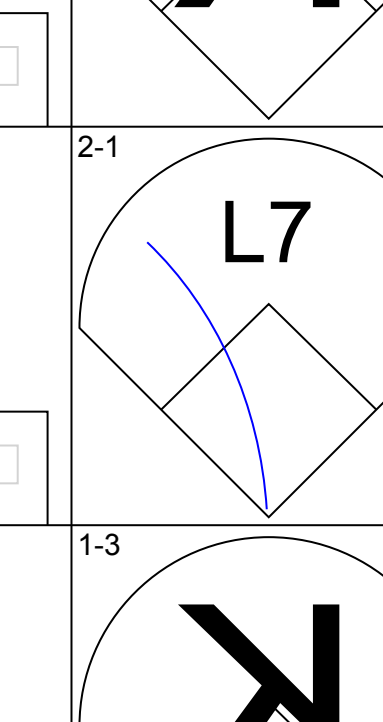
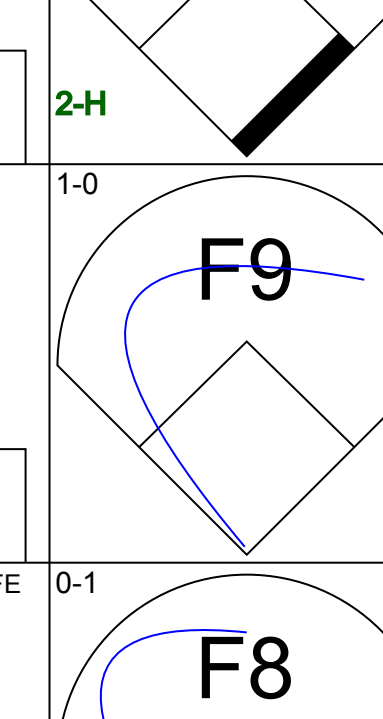
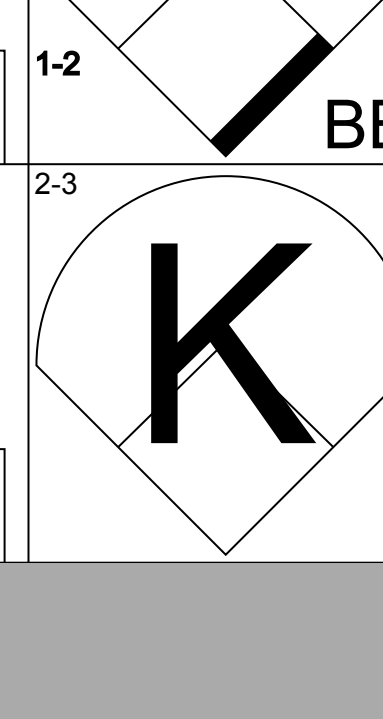
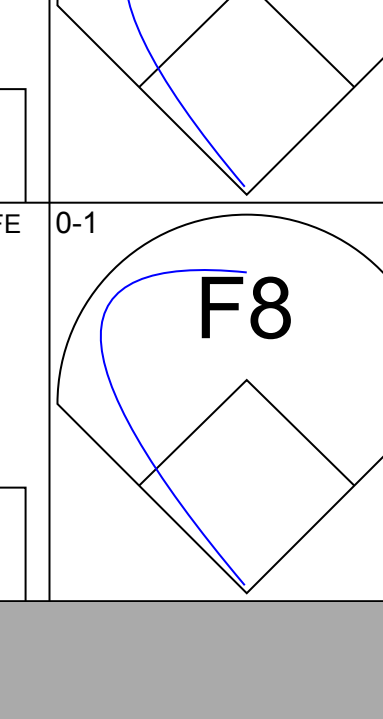

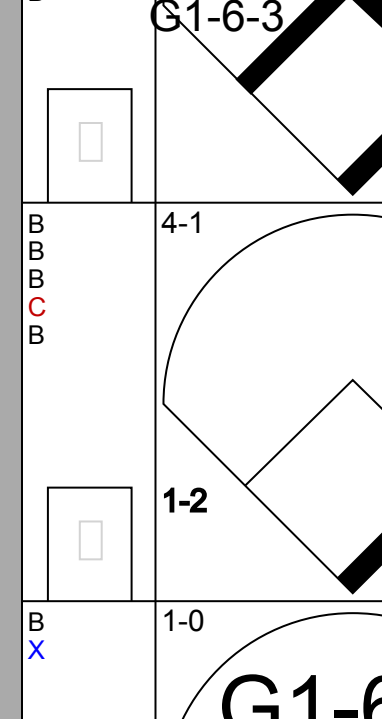
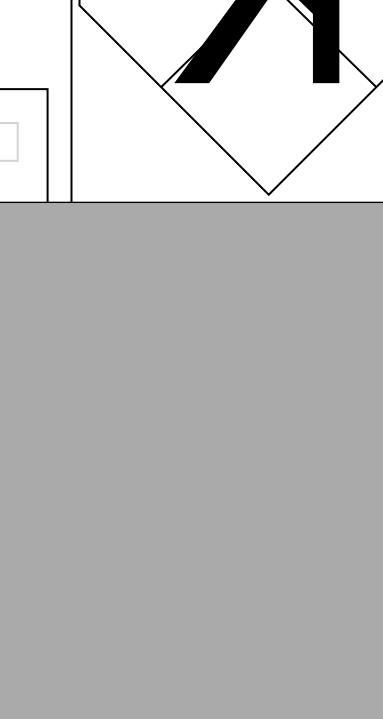
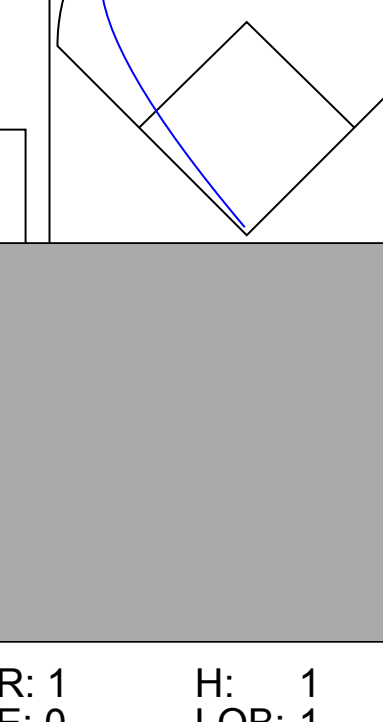
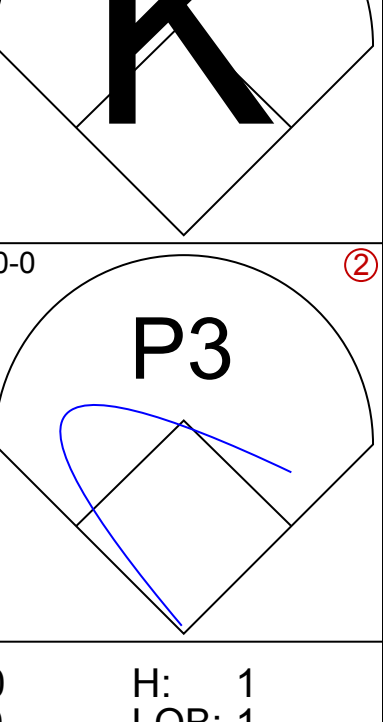
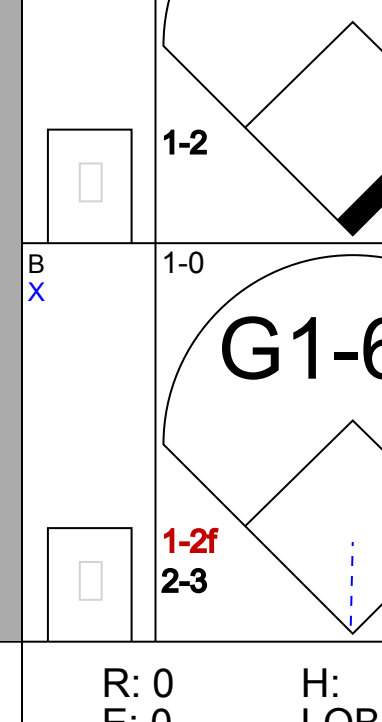
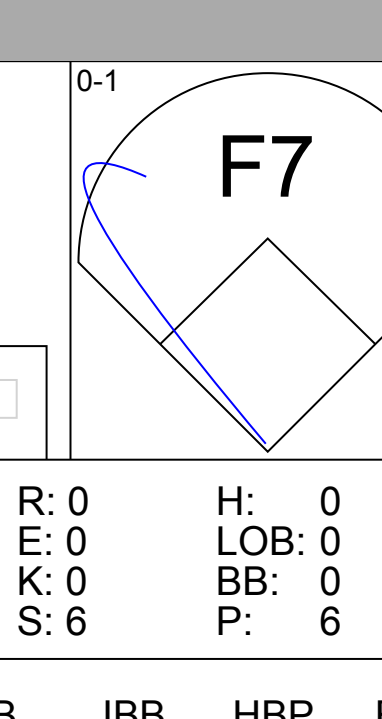
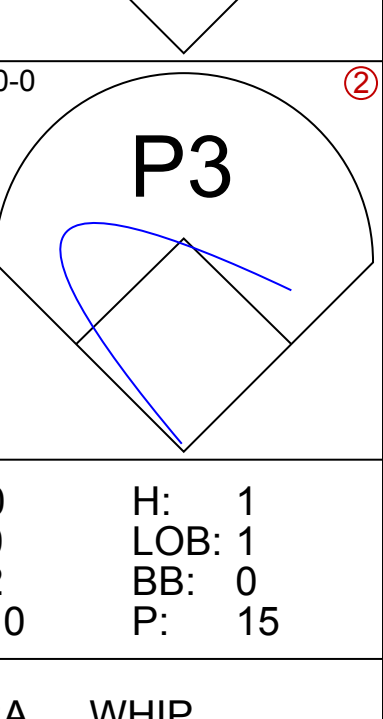
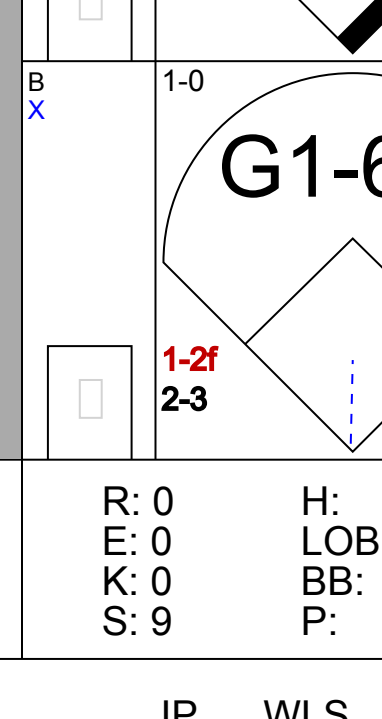
Batter	1	2	3	4	5	6	7	8	9	AB R H RBI BB SO LOB	BOTTOM									
Otis Nixon, S (1, 8) OBP: 0.370, SLG: 0.322	0-1 G6-3 1B		2-2 G1-3			1-3 K			0-2 G5-3	4 0 1 0 0 1 1	Cleveland Indians @ Boston Red Sox Fenway Park, Boston, MA Sat Aug 06 1994, 7:05 PM EDT Att: 32,405 - Unknown - 66 F									
Scott Fletcher, R (1, 4) OBP: 0.277, SLG: 0.306	2-2 F8		0-0 G6-3			1-3 K			3-2 F3	4 0 0 0 0 1 2										
John Valentin, R (1, 6) OBP: 0.410, SLG: 0.525	3-2 G6-3 1-2			2-2 G5-3		1-0 G5-3			2-2 F9	4 0 0 0 0 0 2										
Mo Vaughn, L (1, 3) OBP: 0.395, SLG: 0.563	3-2 G3-1			1-0 G3-1		0-0 G3				3 0 0 0 0 0 1										
Andre Dawson, R (1, 10) OBP: 0.278, SLG: 0.487		0-3 K		0-0 F8		1-2 F7				3 0 0 0 0 1 0										
Damon Berryhill, S (1, 2) OBP: 0.311, SLG: 0.420		1-3 K			2-0 F7			1-0 F8		3 0 0 0 0 1 0										
Tim Lincecum, R (1, 5) OBP: 0.365, SLG: 0.437		1-1 1B			1-0 G6-3			1-0 G2-3		3 0 1 0 0 0 0										
Tom Brunansky, R (1, 7) OBP: 0.300, SLG: 0.433		1-3 K			3-2 G6-3			2-1 L9		3 0 0 0 0 1 1										
Wes Chamberlain, R (1, 9) OBP: 0.295, SLG: 0.389			1-0 G1-3			1-3 K			4-1 G5-3 BB	2 0 0 0 1 1 0										
Inning Stats	R: 0 E: 0 K: 0 S: 12	H: 1 LOB: 1 BB: 0 P: 20	R: 0 E: 0 K: 3 S: 11	H: 1 LOB: 0 BB: 0 P: 14	R: 0 E: 0 K: 0 S: 5	H: 0 LOB: 0 BB: 0 P: 8	R: 0 E: 0 K: 0 S: 5	H: 0 LOB: 0 BB: 0 P: 8	R: 0 E: 0 K: 3 S: 9	H: 0 LOB: 0 BB: 0 P: 12		R: 0 E: 0 K: 0 S: 5	H: 0 LOB: 0 BB: 0 P: 7	R: 0 E: 0 K: 0 S: 4	H: 0 LOB: 0 BB: 0 P: 8	R: 0 E: 0 K: 0 S: 10	H: 0 LOB: 1 BB: 1 P: 19	1B: 2 2B: 0 3B: 0 HR: 0	SF: 0 SAC: 0 DP: 0 HBP: 0	WP: 0 PB: 0 SB: 0 CS: 0
PITCHER	IP WLS BF H R ER SO BB IBB HBP BLK WP HR S P ERA WHIP											PITCHER	IP WLS BF H R ER SO BB IBB HBP BLK WP HR S P ERA WHIP							
Dennis Martinez, R (1, 1) ERA: 3.52	9.0 W 30 2 0 0 6 1 0 0 0 0 0 68 109 0.00 0.333																			

AB	34
R	7
H	8
RBI	7
BB	6
SO	7
LOB	13



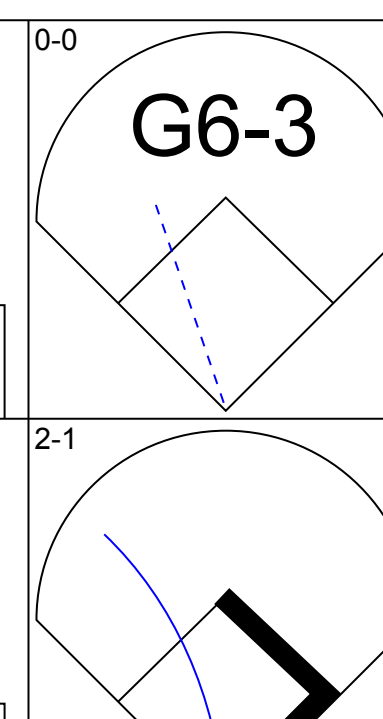
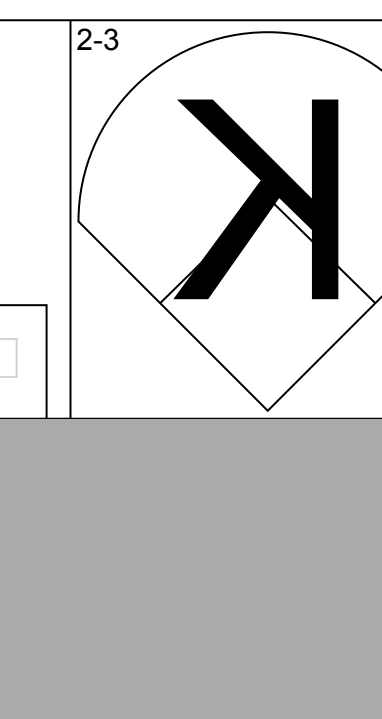
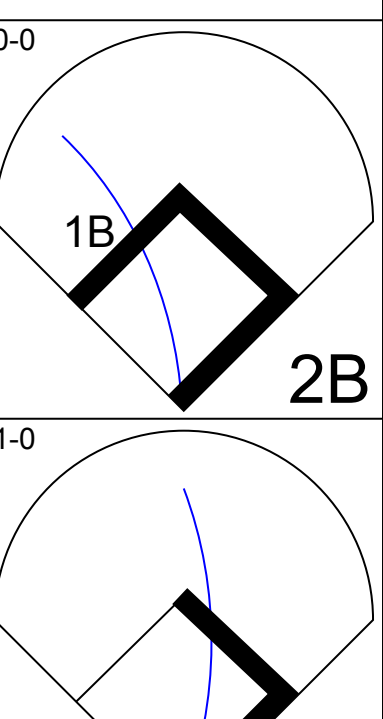

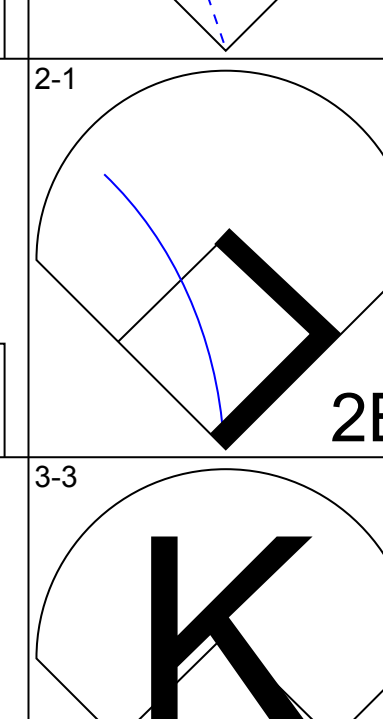
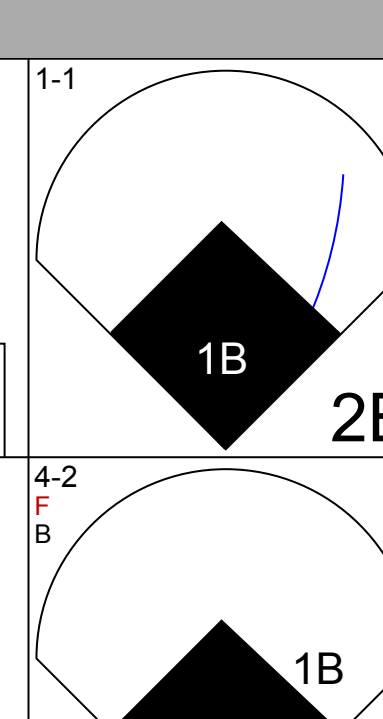
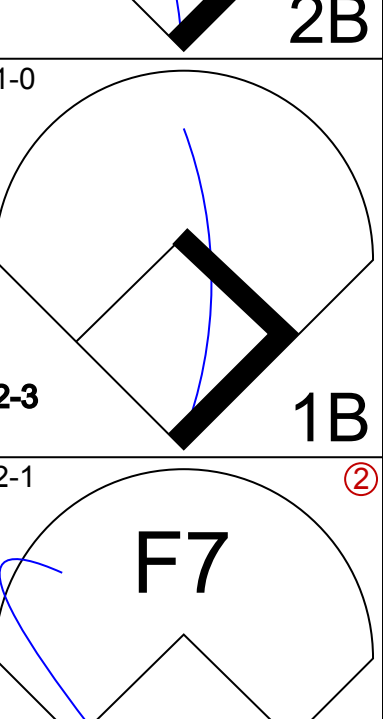
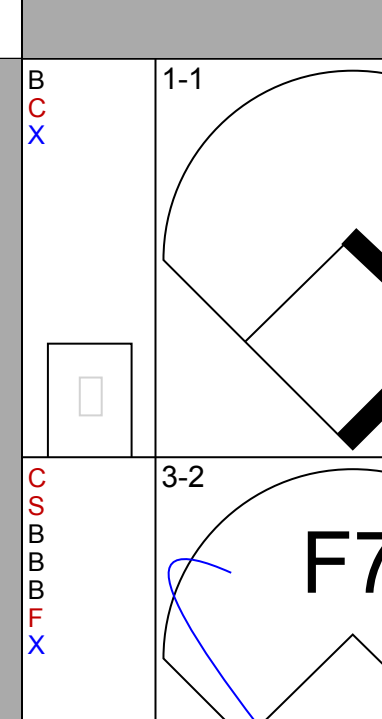
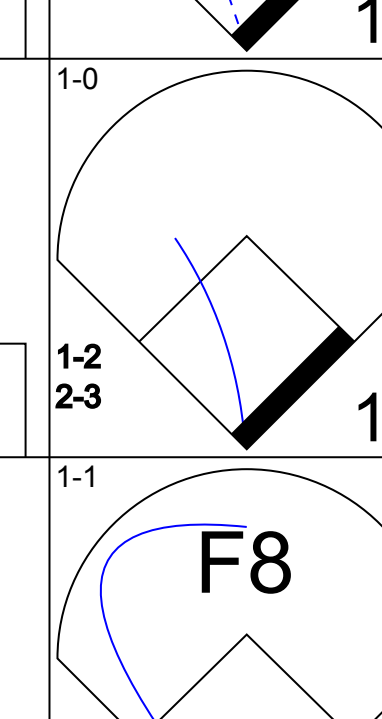
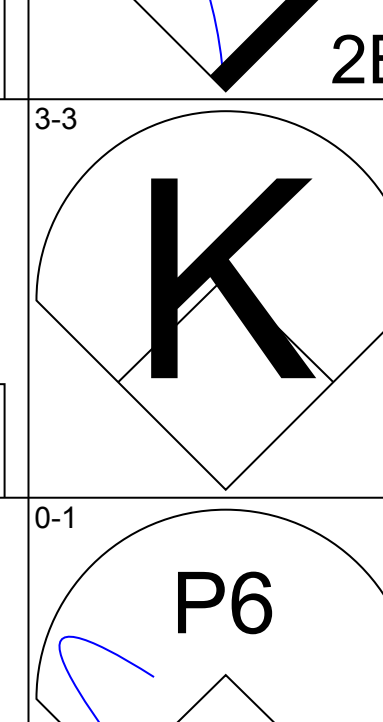
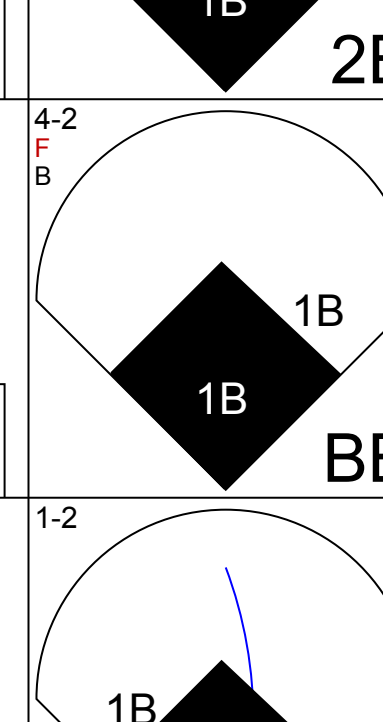
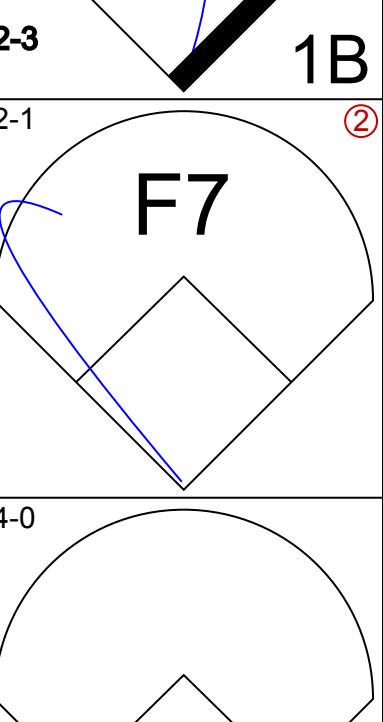
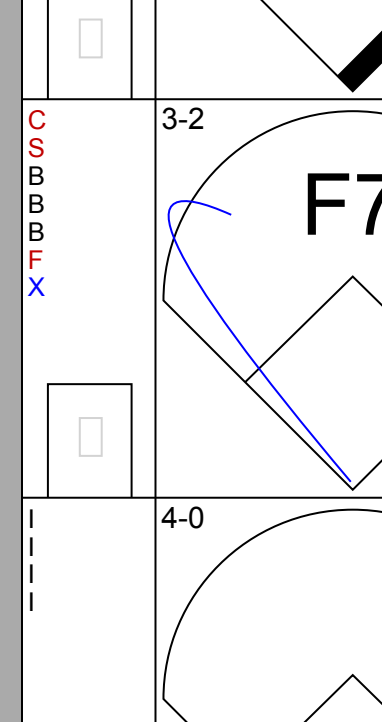
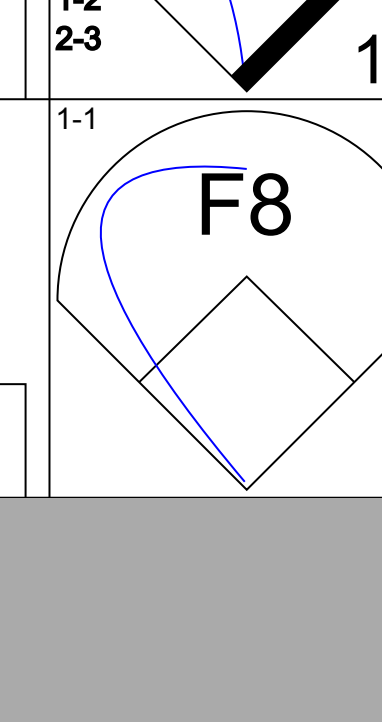
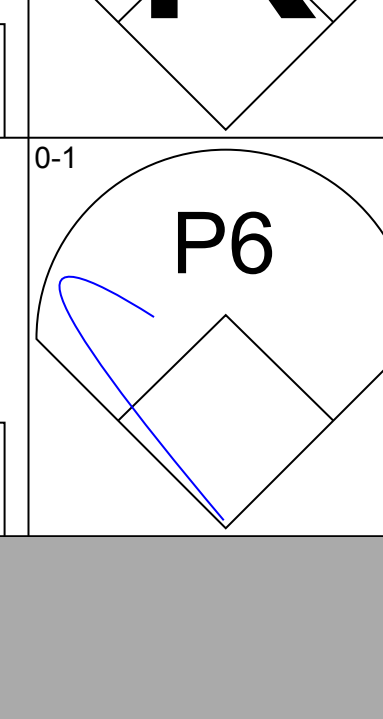
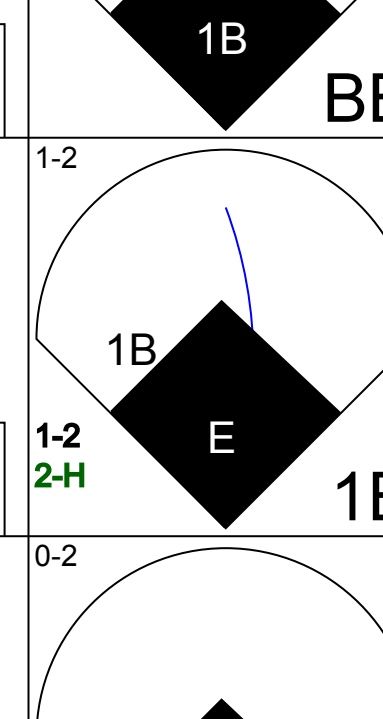
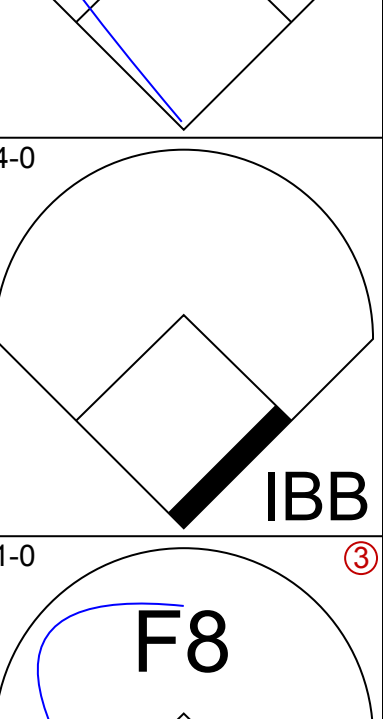
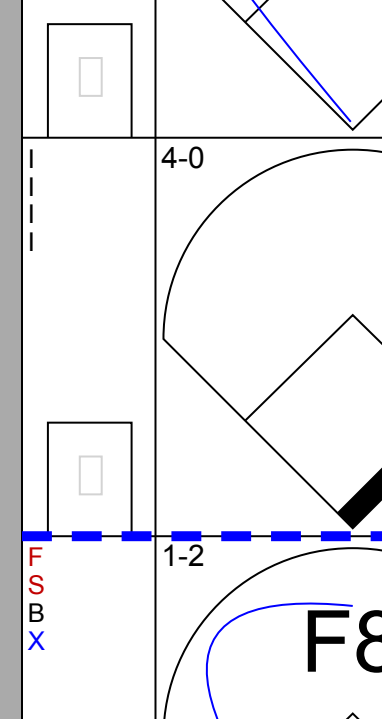

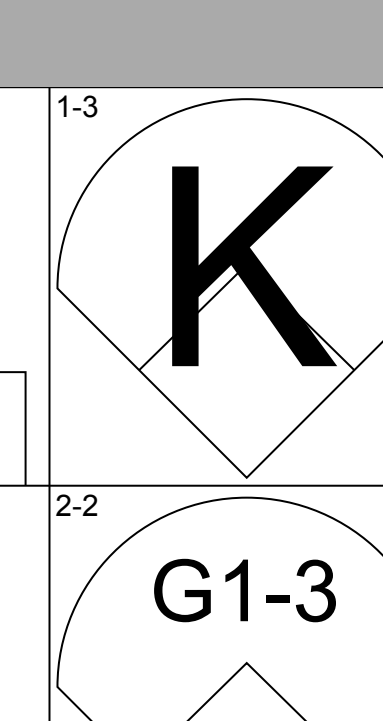
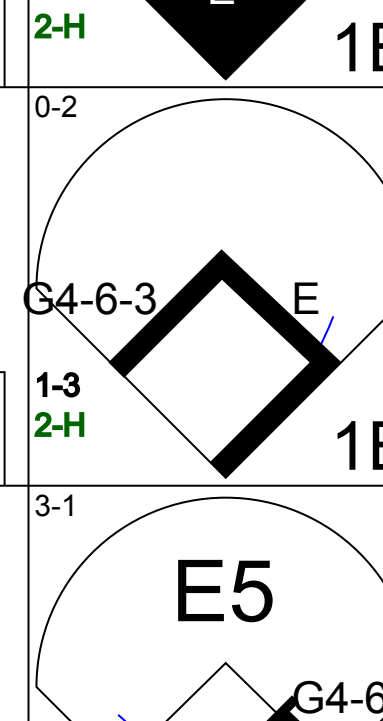
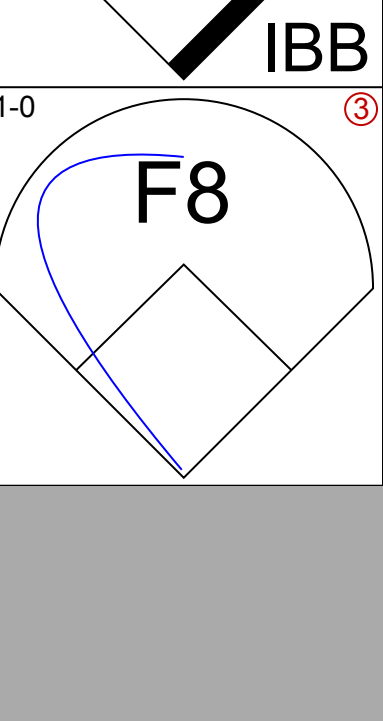
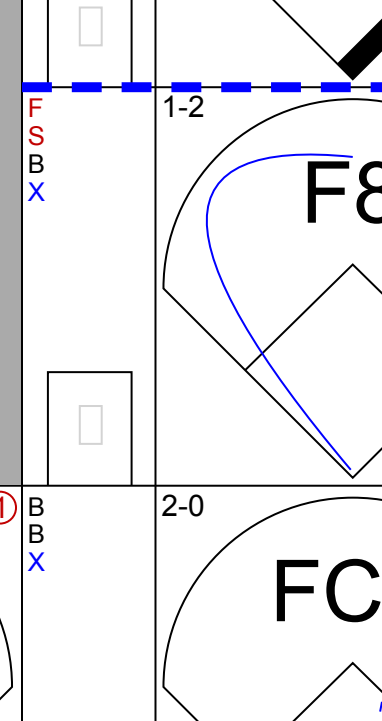
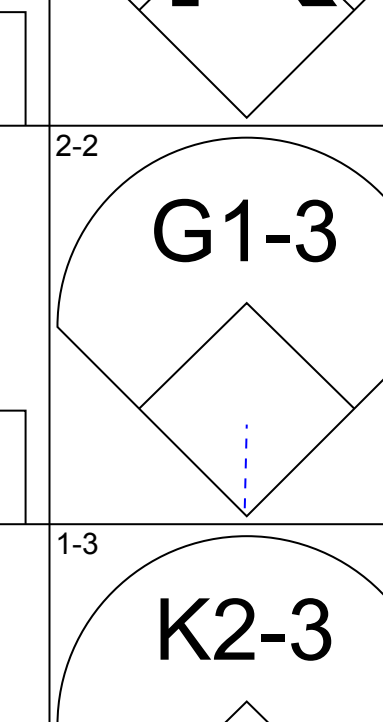
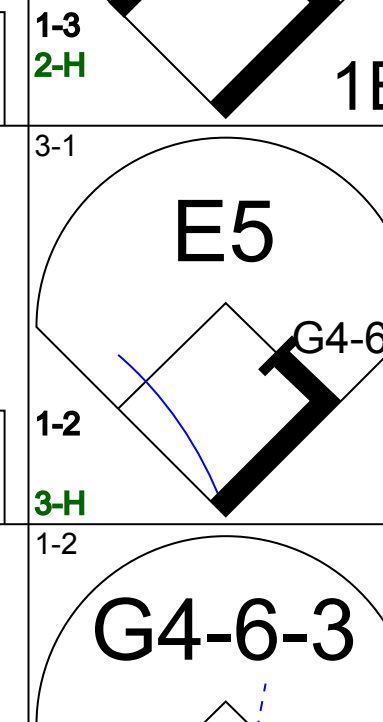
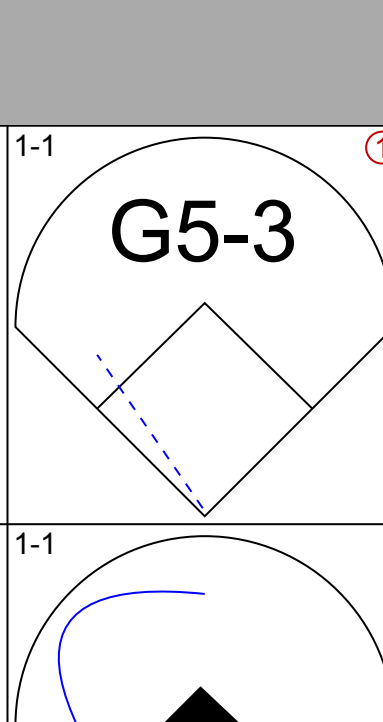

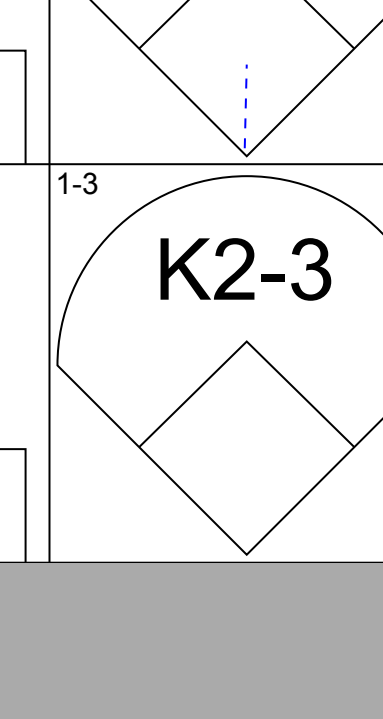
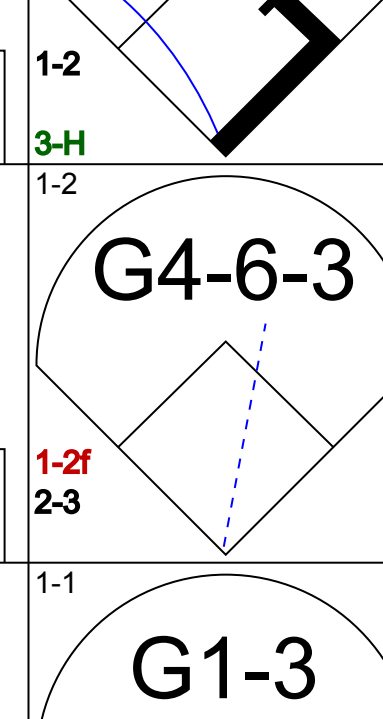
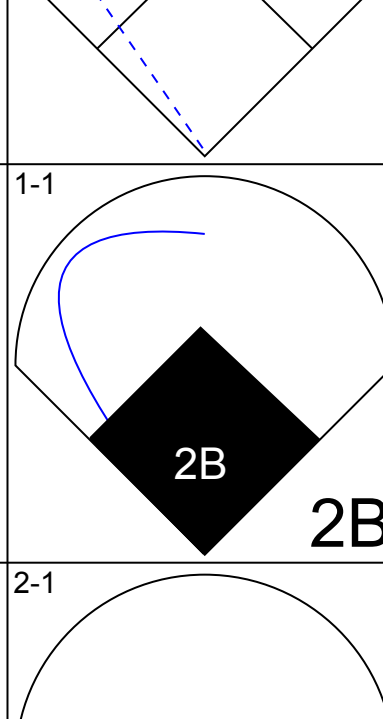
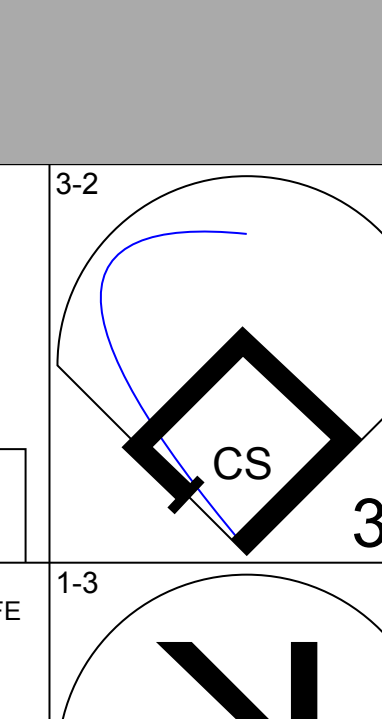
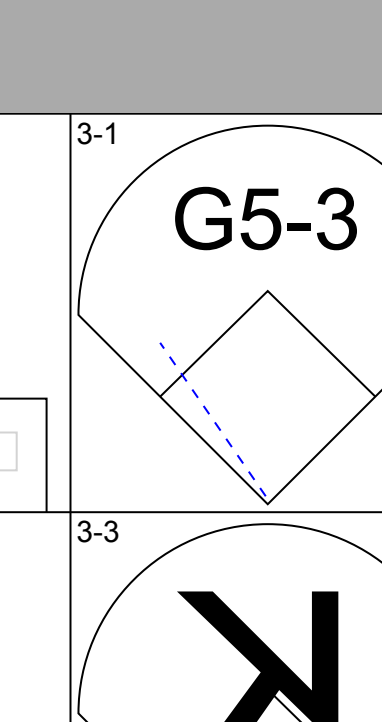
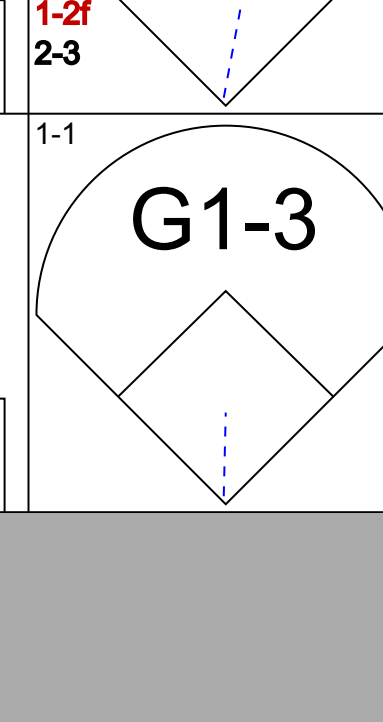
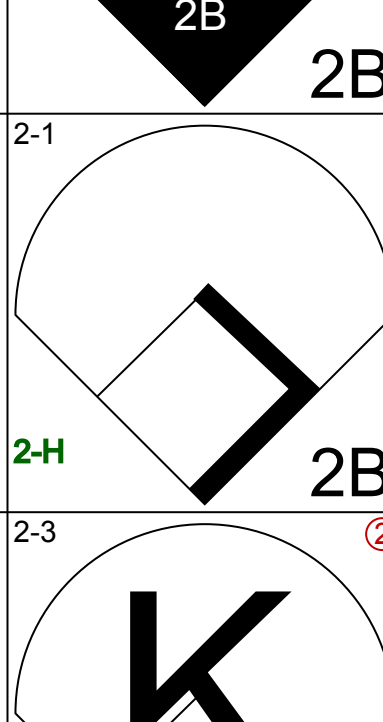
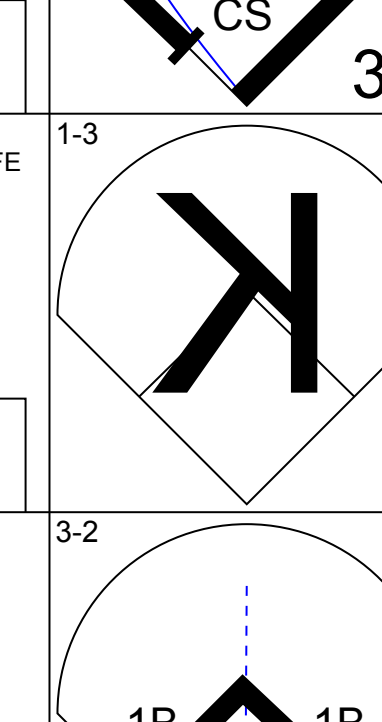
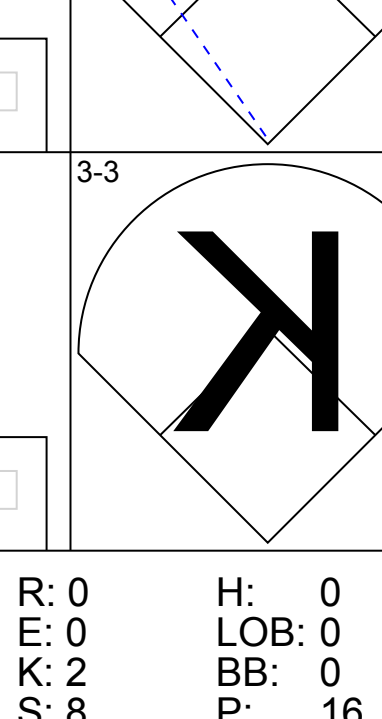
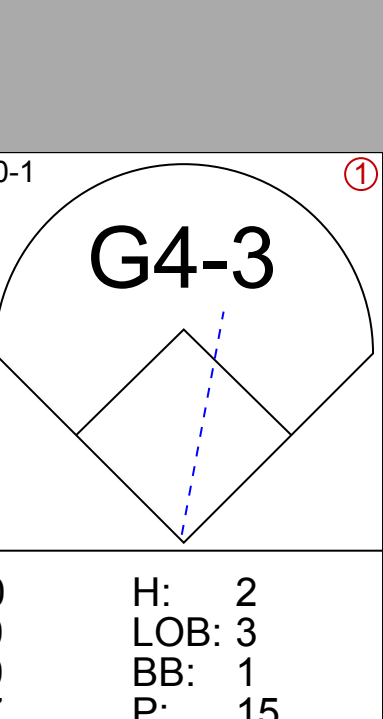
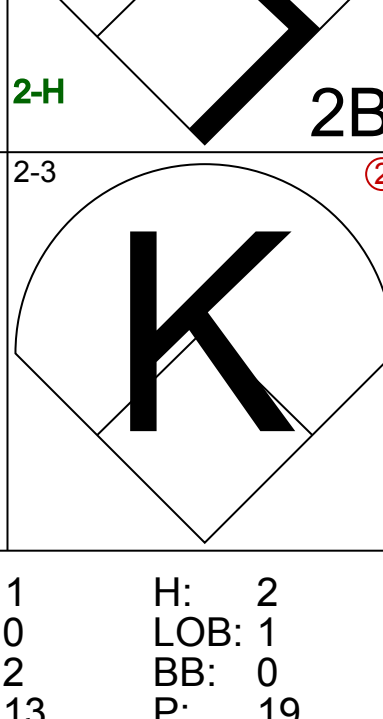
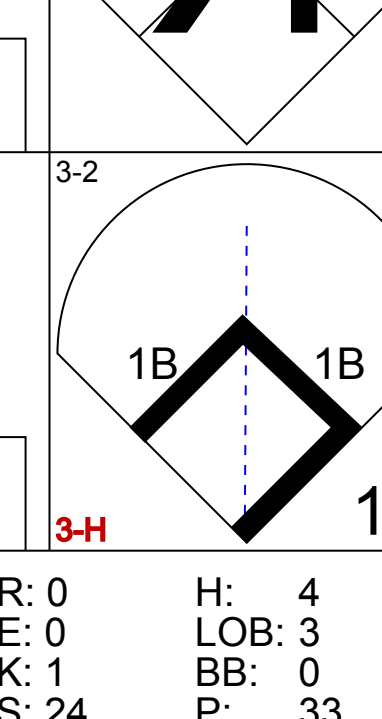
AB	29
R	0
H	2
RBI	0
BB	1
SO	6
LOB	7



Batter	1	2	3	4	5	6	7	8	9	AB	R	H	RBI	BB	SO	LOB	TOP					
Kenny Lofton, L OBP: 0.413, SLG: 0.537										4	0	1	0	0	1	1	Cleveland Indians @ Boston Red Sox Fenway Park, Boston, MA Sun Aug 07 1994, 3:33 AM EDT Sunny - 83 F					
Omar Vizquel, S OBP: 0.316, SLG: 0.310										4	0	0	0	0	2	1						
Carlos Baerga, S OBP: 0.333, SLG: 0.531										4	0	1	0	0	1	0						
Eddie Murray, S OBP: 0.305, SLG: 0.433										4	0	0	0	0	1							
Manny Ramirez, R OBP: 0.358, SLG: 0.525										3	1	1	0	1	1	1						
Candy Maldonado, R OBP: 0.333, SLG: 0.435										2	0	0	0	1	1	1						
Wayne Kirby, L OBP: 0.332, SLG: 0.393										1	0	0	0	0	0	0						
Paul Sorrento, L OBP: 0.339, SLG: 0.440										3	0	0	0	1	2	3						
Tony Peña, R OBP: 0.359, SLG: 0.458										2	0	0	0	1	1	1						
Alvaro Espinoza, R OBP: 0.259, SLG: 0.309										3	0	0	0	0	2							
Inning Stats	R: 0 E: 0 K: 2 S: 8	H: 0 LOB: 0 BB: 0 P: 9	R: 1 E: 0 K: 1 S: 9	H: 1 LOB: 1 BB: 0 P: 16	R: 0 E: 0 K: 0 S: 6	H: 0 LOB: 0 BB: 0 P: 6	R: 0 E: 0 K: 2 S: 13	H: 0 LOB: 2 BB: 2 P: 26	R: 0 E: 0 K: 0 S: 10	H: 1 LOB: 1 BB: 0 P: 15	R: 0 E: 0 K: 0 S: 8	H: 1 LOB: 1 BB: 0 P: 15	R: 0 E: 0 K: 0 S: 9	H: 0 LOB: 2 BB: 2 P: 19	R: 0 E: 0 K: 0 S: 6	H: 0 LOB: 0 BB: 0 P: 6	R: 0 E: 0 K: 2 S: 8	H: 0 LOB: 0 BB: 0 P: 13	1B: 1 2B: 2 3B: 0 HR: 0	SF: 0 SAC: 0 DP: 1 HBP: 0	WP: 0 PB: 2 SB: 0 CS: 0	PA: 34
PITCHER	IP	WLS	BF	H	R	ER	SO	BB	IBB	HBP	BLK	WP	HR	S	P	ERA	WHIP					
Joe Hesketh, L ERA: 4.26	8.0	W	31	3	1	0	7	4	0	0	0	0	0	69	112	0.00	0.875					
Ken Ryan, R ERA: 2.49	1.0	S	3	0	0	0	2	0	0	0	0	0	0	8	13	0.00	0.000					

AB	30
R	1
H	3
RBI	0
BB	4
SO	9
LOB	11



Batter	1	2	3	4	5	6	7	8	9	AB	R	H	RBI	BB	SO	LOB	BOTTOM					
Otis Nixon, S OBP: 0.370, SLG: 0.325										5	0	2	0	0	2	1	Cleveland Indians @ Boston Red Sox Fenway Park, Boston, MA Sun Aug 07 1994, 3:33 AM EDT Sunny - 83 F					
Carlos Rodriguez, S OBP: 0.331, SLG: 0.411										5	1	5	0	0	0	0						
John Valentin, R OBP: 0.407, SLG: 0.517										4	1	0	0	1	1	7						
Mo Vaughn, L OBP: 0.398, SLG: 0.563										2	1	1	1	2	0	1						
Andre Dawson, R OBP: 0.277, SLG: 0.483									4	0	1	1	0	1	5							
Tim Lincecum, R OBP: 0.381, SLG: 0.431									4	0	0	1	0	0	3							
Wes Chamberlain, R OBP: 0.298, SLG: 0.404									4	1	2	0	0	1	2							
Rich Rowland, R OBP: 0.281, SLG: 0.400									4	0	1	1	0	1	2							
Lee Tinsley, S OBP: 0.298, SLG: 0.238									4	0	1	0	0	2	1							
Inning Stats	R: 0 E: 0 K: 1 S: 8	H: 1 LOB: 0 BB: 0 P: 13	R: 0 E: 0 K: 2 S: 11	H: 0 LOB: 0 BB: 0 P: 15	R: 0 E: 0 K: 2 S: 8	H: 0 LOB: 0 BB: 0 P: 16	R: 3 E: 1 K: 0 S: 23	H: 3 LOB: 1 BB: 1 P: 34	R: 0 E: 0 K: 2 S: 13	H: 2 LOB: 1 BB: 0 P: 19	R: 1 E: 0 K: 0 S: 10	H: 2 LOB: 1 BB: 1 P: 21	R: 0 E: 0 K: 1 S: 24	H: 4 LOB: 3 BB: 0 P: 33	R: 0 E: 0 K: 2 S: 8	H: 0 LOB: 0 BB: 0 P: 13		1B: 6 2B: 6 3B: 1 HR: 0	SF: 0 SAC: 0 DP: 1 HBP: 0	WP: 0 PB: 0 SB: 0 CS: 1	PA: 39	
PITCHER	IP	WLS	BF	H	R	ER	SO	BB	IBB	HBP	BLK	WP	HR	S	P	ERA	WHIP					
Chad Ogea, R ERA: 6.06	6.1	L	31	4	4	4	7	1	2	0	0	0	0	28	40	0.00	2.400					
Eric Plunk, R ERA: 2.59	1.2		8	4	0	0	1	0	0	0	0	0	0	0	0	0	0.00	2.400				

AB	36
R	4
H	13
RBI	4
BB	3
SO	8
LOB	22



Batter	1	2	3	4	5	6	7	8	9	AB	R	H	RBI	BB	SO	LOB	TOP
Otis Nixon, S <small>OBP: 0.364, SLG: 0.320</small> 										5	0	0	0	0	1	3	Boston Red Sox @ Minnesota Twins Hubert H. Humphrey Metrodome, Minneapolis, MN Mon Aug 08 1994, 8:05 PM EDT Att: 22,733 - Dome livebaseballscorecards.com
Scott Fletcher, R <small>OBP: 0.298, SLG: 0.333</small> Mo Vaughn, L <small>OBP: 0.404, SLG: 0.561</small> 										3	0	1	0	1	0	1	
John Valentin, R <small>OBP: 0.403, SLG: 0.510</small> 										4	0	1	0	0	0	4	
Andre Dawson, R <small>OBP: 0.277, SLG: 0.479</small> 										4	0	0	0	0	0	2	
Tim Lincecum, R <small>OBP: 0.355, SLG: 0.421</small> 										4	0	1	0	0	1	1	
Tom Brunansky, R <small>OBP: 0.299, SLG: 0.426</small> 										4	0	1	0	0	0	1	
Rich Rowland, R <small>OBP: 0.288, SLG: 0.430</small> 										4	2	2	1	0	0	1	
Greg Litton, R <small>OBP: 0.111, SLG: 0.118</small> Carlos Rodriguez, S <small>OBP: 0.331, SLG: 0.405</small> 										3	0	1	0	0	1	0	
Lee Tinsley, S <small>OBP: 0.317, SLG: 0.293</small> 										4	0	2	1	0	1	0	
Inning Stats R: 0 H: 1 E: 0 LOB: 1 K: 0 BB: 0 S: 9 P: 14	R: 0 H: 0 E: 0 LOB: 0 K: 0 BB: 0 S: 8 P: 15	R: 0 H: 0 E: 1 LOB: 1 K: 2 BB: 0 S: 8 P: 12	R: 0 H: 1 E: 0 LOB: 1 K: 0 BB: 0 S: 10 P: 17	R: 1 H: 1 E: 0 LOB: 0 K: 0 BB: 0 S: 7 P: 9	R: 0 H: 1 E: 0 LOB: 1 K: 1 BB: 0 S: 14 P: 18	R: 1 H: 3 E: 0 LOB: 3 K: 0 BB: 1 S: 17 P: 27	R: 0 H: 1 E: 0 LOB: 1 K: 1 BB: 0 S: 9 P: 16	R: 0 H: 1 E: 0 LOB: 1 K: 1 BB: 0 S: 13 P: 17	1B: 8 SF: 0 2B: 3 SAC: 0 3B: 0 DP: 0 HR: 1 HBP: 0	WP: 0 PA: 38 PB: 1 SB: 2 CS: 0							
PITCHER Kevin Tapani, R <small>ERA: 4.62</small> Carl Willis, R <small>ERA: 8.02</small> Rick Aguilera, R <small>ERA: 3.59</small>	IP: 7.0 WLS: W BF: 30 H: 7 R: 2 ER: 2 SO: 3 BB: 1 IBB: 0 HBP: 0 BLK: 0 WP: 0 HR: 1 S: 73 P: 112 ERA: 2.57 WHIP: 1.143	PITCHER IP WLS BF H R ER SO BB IBB HBP BLK WP HR S P ERA WHIP															

Batter	1	2	3	4	5	6	7	8	9	AB	R	H	RBI	BB	SO	LOB	BOTTOM
Chuck Knoblauch, R <small>OBP: 0.376, SLG: 0.459</small> 										5	1	2	0	0	1	2	Boston Red Sox @ Minnesota Twins Hubert H. Humphrey Metrodome, Minneapolis, MN Mon Aug 08 1994, 8:05 PM EDT Att: 22,733 - Dome livebaseballscorecards.com
Alex Cole, L <small>OBP: 0.375, SLG: 0.407</small> 									5	1	1	0	0	0	2		
Kirby Puckett, R <small>OBP: 0.354, SLG: 0.526</small> 									3	1	1	1	1	1	1		
Kent Hrbek, L <small>OBP: 0.357, SLG: 0.432</small> Jeff Reboulet, R <small>OBP: 0.322, SLG: 0.376</small> 									1	0	1	0	1	0	0		
Shane Mack, R <small>OBP: 0.392, SLG: 0.556</small> 									3	1	2	2	1	0	1		
Scott Leius, R <small>OBP: 0.319, SLG: 0.416</small> 									3	1	0	0	1	1	5		
Pedro Munoz, R <small>OBP: 0.346, SLG: 0.508</small> 									3	1	0	0	1	1	5		
Matt Walbeck, S <small>OBP: 0.236, SLG: 0.282</small> 									3	0	1	0	0	0	2		
Pat Meares, R <small>OBP: 0.309, SLG: 0.353</small> 									4	0	2	2	0	0	1		
Inning Stats R: 0 H: 2 E: 1 LOB: 3 K: 1 BB: 1 S: 14 P: 25	R: 0 H: 0 E: 0 LOB: 0 K: 0 BB: 0 S: 5 P: 5	R: 0 H: 0 E: 0 LOB: 0 K: 0 BB: 0 S: 7 P: 12	R: 0 H: 0 E: 0 LOB: 0 K: 0 BB: 1 S: 5 P: 12	R: 0 H: 1 E: 0 LOB: 1 K: 0 BB: 0 S: 9 P: 16	R: 3 H: 2 E: 1 LOB: 2 K: 0 BB: 2 S: 20 P: 39	R: 2 H: 4 E: 0 LOB: 2 K: 1 BB: 0 S: 16 P: 25	R: 0 H: 1 E: 0 LOB: 1 K: 1 BB: 0 S: 10 P: 15	1B: 8 SF: 0 2B: 3 SAC: 1 3B: 0 DP: 1 HR: 0 HBP: 0	WP: 0 PA: 38 PB: 0 SB: 1 CS: 0								
PITCHER Ricky Tricek, R <small>ERA: 8.06</small> Steve Farr, R <small>ERA: 5.72</small> Jose Melendez, R <small>ERA: 6.46</small> Tony Fossas, L <small>ERA: 3.86</small>	IP: 5.2 WLS: L BF: 23 H: 4 R: 3 ER: 2 SO: 0 BB: 3 IBB: 0 HBP: 0 BLK: 0 WP: 0 HR: 0 S: 20 P: 39 ERA: 54.00 WHIP: 15.000	PITCHER IP WLS BF H R ER SO BB IBB HBP BLK WP HR S P ERA WHIP															

