

Boston Red Sox - 1995

Batter	1	2	3	4	5	6	7	8	9	AB	R	H	RBI	BB	SO	LOB	TOP					
Chuck Knoblauch, R (1.4)										3	0	0	0	1	0	0						
Alex Cole, L (1.8)										2	0	0	0	1	0	0						
Kirby Puckett, R (1.9)										4	0	0	0	0	0	2						
Pedro Munoz, R (1.10)										4	0	0	0	0	3	3						
Kevin Maas, L (1.3) OBP: 0.333, SLG: 0.333										3	0	1	0	0	0	1						
Marty Cordova, R (1.7)										3	0	0	0	0	2	2						
Scott Leius, R (1.5) OBP: 0.333, SLG: 0.333										3	0	1	0	0	0	1						
Pat Meares, R (1.6)										3	0	0	0	0	1	2						
Matt Walbeck, S (1.2)										3	0	0	0	0	1	0						
Inning Stats	R: 0 E: 0 K: 1 S: 9	H: 0 LOB: 1 BB: 1 P: 16	R: 0 E: 0 K: 0 S: 10	H: 0 LOB: 0 BB: 0 P: 18	R: 0 E: 0 K: 0 S: 7	H: 0 LOB: 0 BB: 0 P: 11	R: 0 E: 0 K: 0 S: 6	H: 0 LOB: 0 BB: 0 P: 6	R: 0 E: 0 K: 1 S: 10	H: 1 LOB: 1 BB: 0 P: 14	R: 0 E: 0 K: 0 S: 5	H: 0 LOB: 0 BB: 0 P: 8	R: 0 E: 0 K: 2 S: 8	H: 0 LOB: 1 BB: 0 P: 12	R: 0 E: 0 K: 2 S: 8	H: 1 LOB: 0 BB: 0 P: 13	R: 0 E: 0 K: 1 S: 10	H: 0 LOB: 1 BB: 1 P: 20	1B: 2 2B: 1 3B: 0 HR: 0	SF: 0 SAC: 1 DP: 1 HBP: 0	WP: 1 PB: 0 SB: 0 CS: 0	PA: 31
PITCHER	IP	WLS	BF	H	R	ER	SO	BB	IBB	HBP	BLK	WP	HR	S	P	ERA	WHIP					
Aaron Sele, R (1.1) ERA: 1.93	5.0	W	17	1	0	0	2	1	0	0	0	1	0	42	65	0.00	0.400					
Frankie Rodriguez, R (6.1) ERA: 1.93	1.0		3	0	0	0	0	0	0	0	0	0	0	5	8	0.00	0.000					
Alejandro Pena, R (7.1) ERA: 1.93	1.0		4	0	0	0	2	0	0	0	0	0	0	8	12	0.00	0.000					
Jeff Pierce, R (8.1) ERA: 1.93	1.0		3	1	0	0	2	0	0	0	0	0	0	8	13	0.00	1.000					
Ken Ryan, R (9.1) ERA: 1.93	1.0		4	0	0	0	1	1	0	0	0	0	0	10	20	0.00	1.000					

Minnesota Twins @ Boston Red Sox
Fenway Park, Boston, MA
Wed Apr 26 1995, 3:33 AM EDT
Att: 32,980 - Sunny - 63 F

AB 28
R 0
H 2
RBI 0
BB 2
SO 7
LOB 11

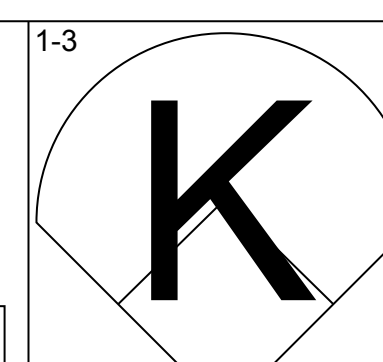
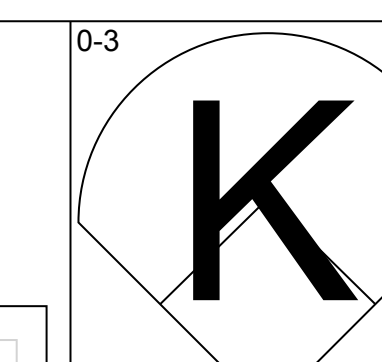
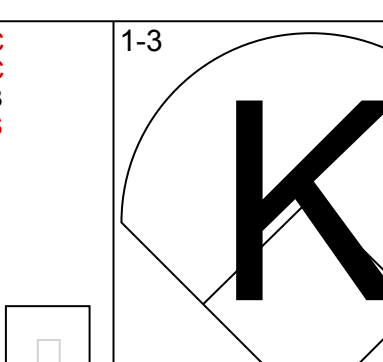
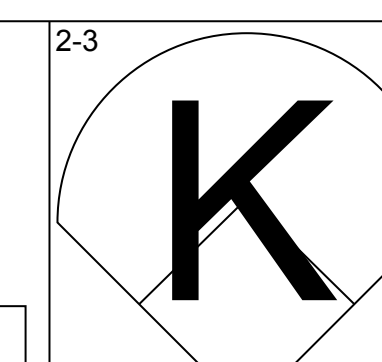
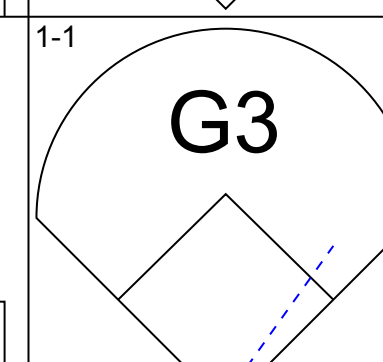
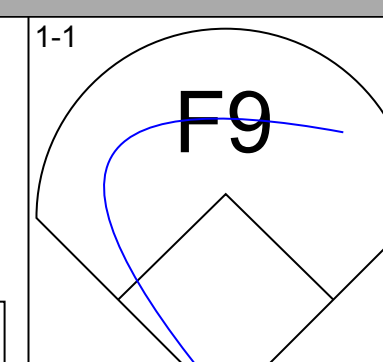
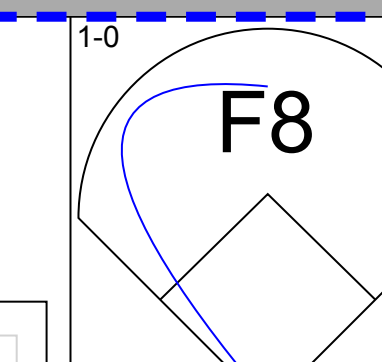
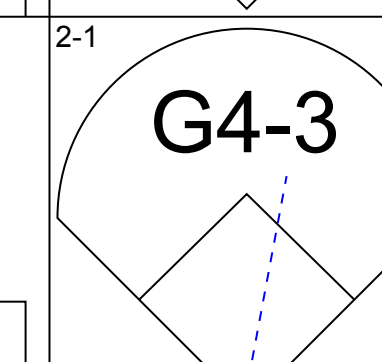
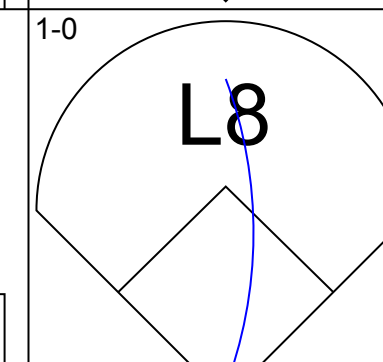
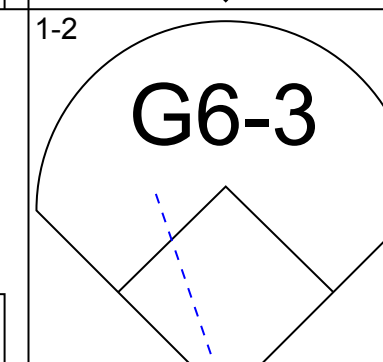
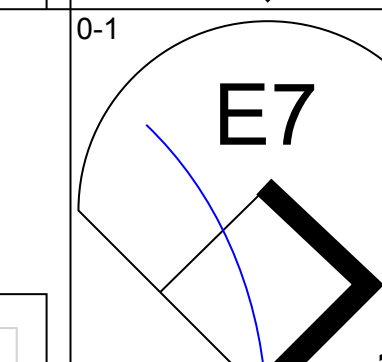
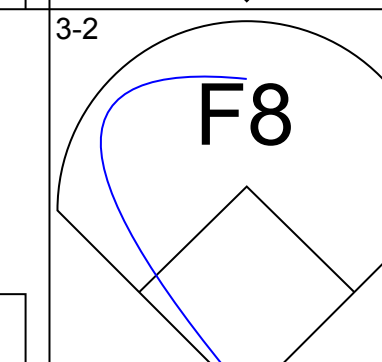
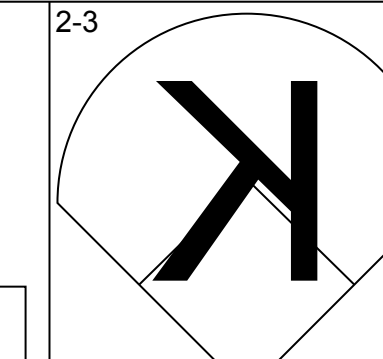
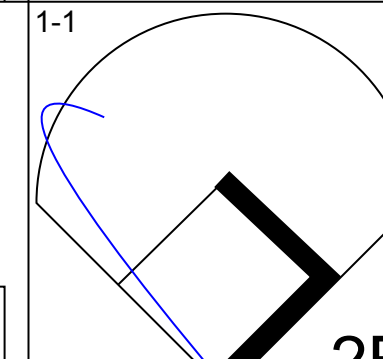
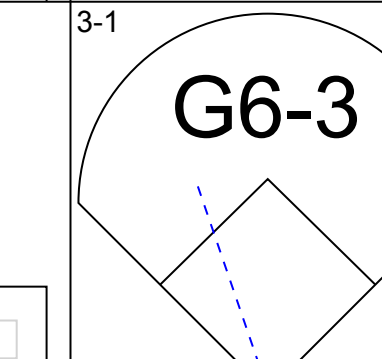
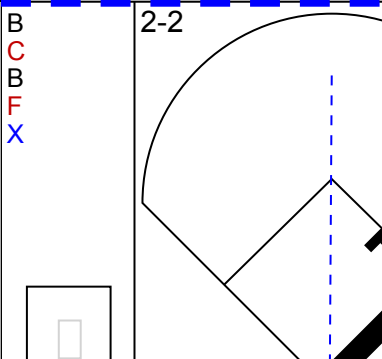
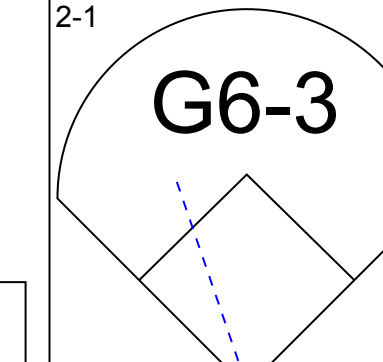
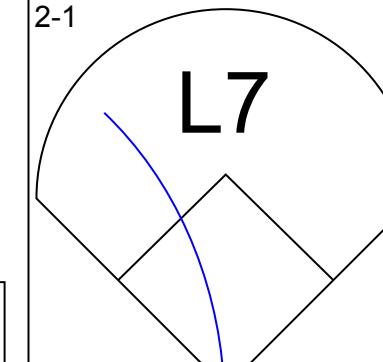
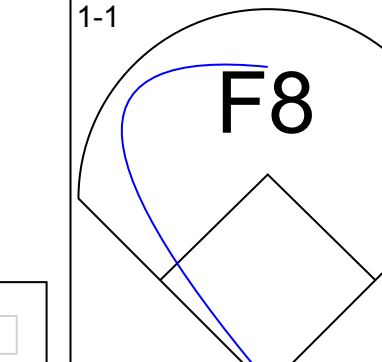
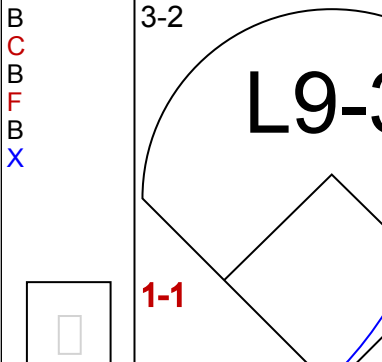
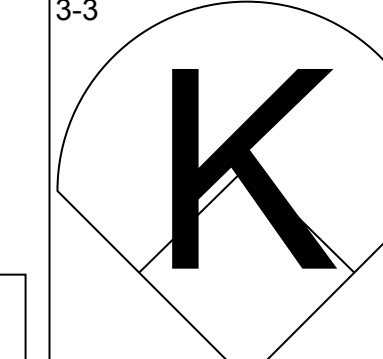
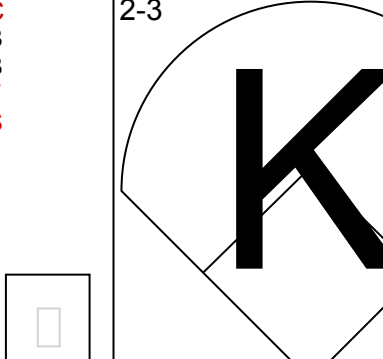

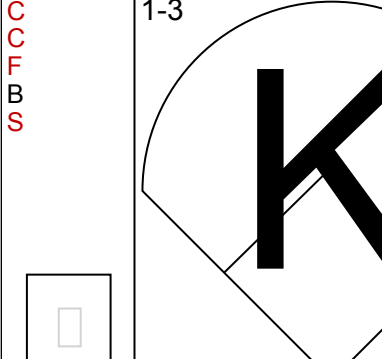
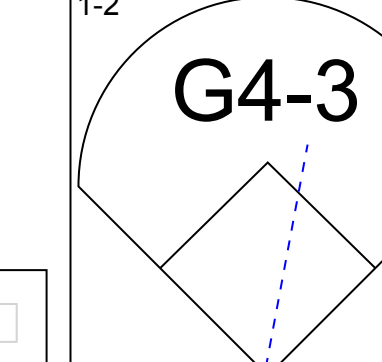
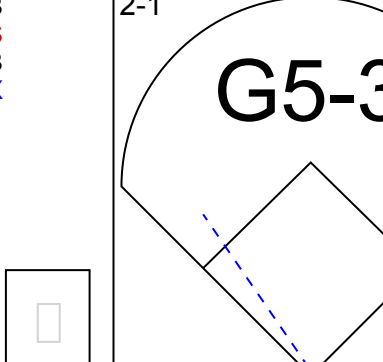

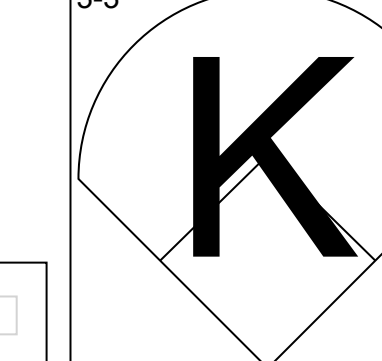
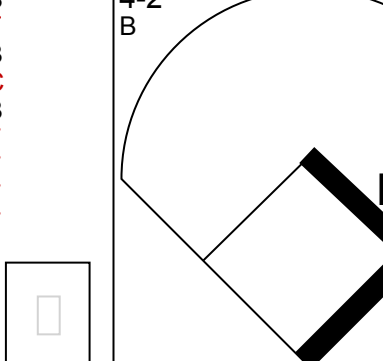

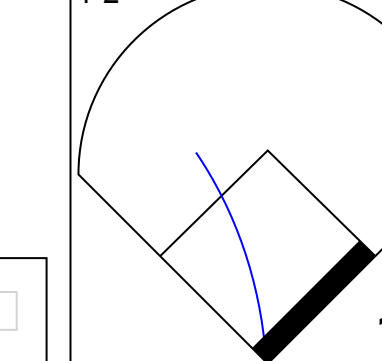
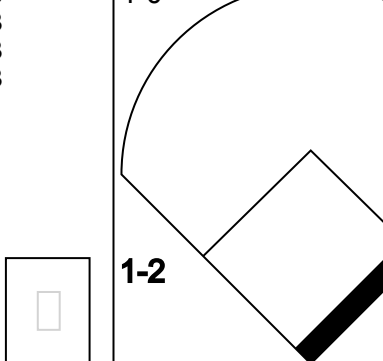



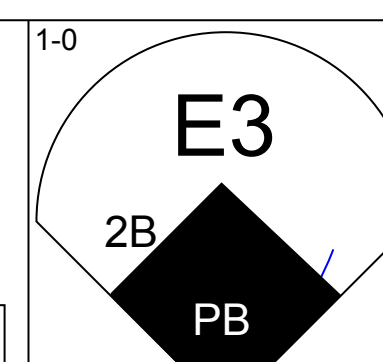
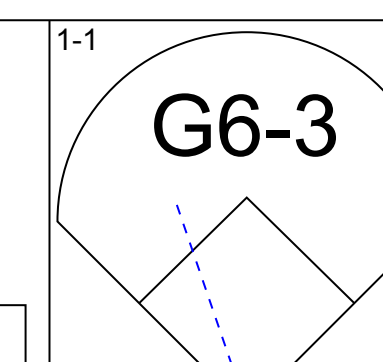
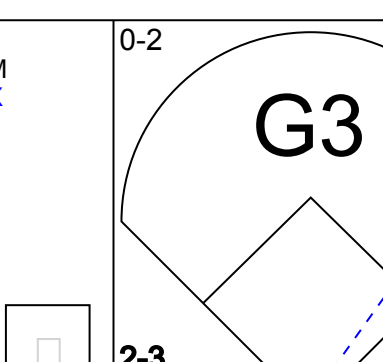
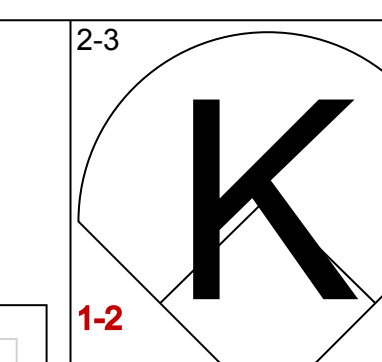
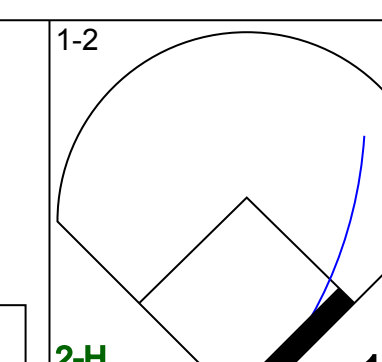
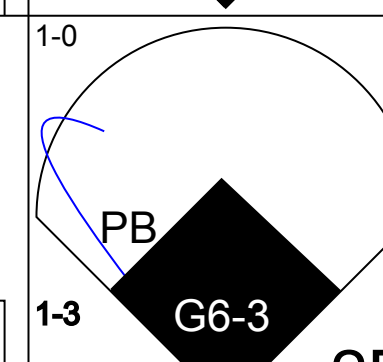
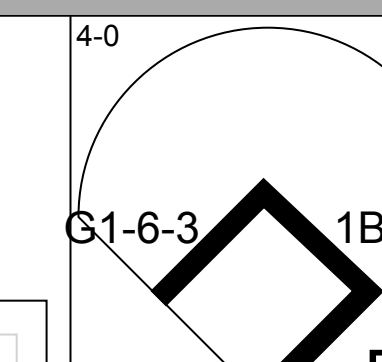
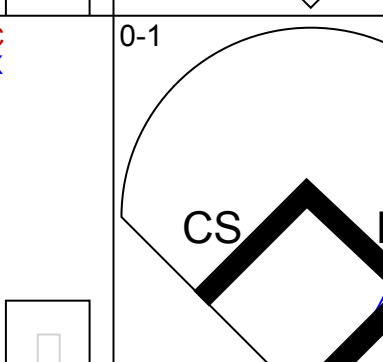

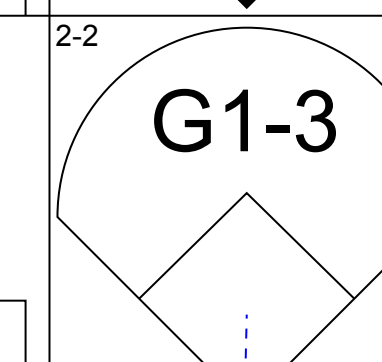

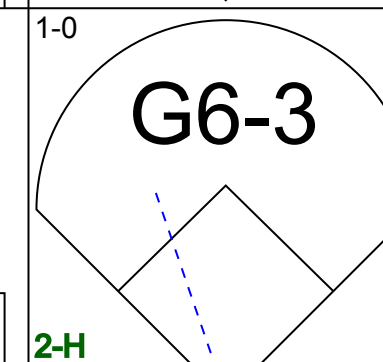
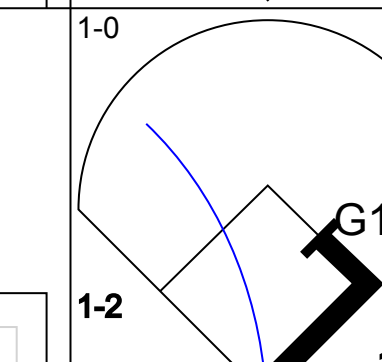
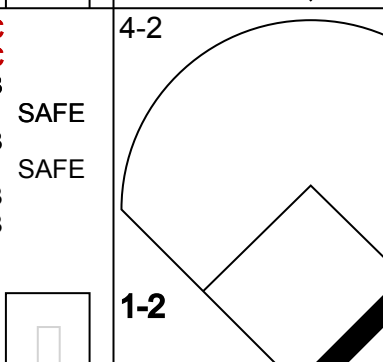

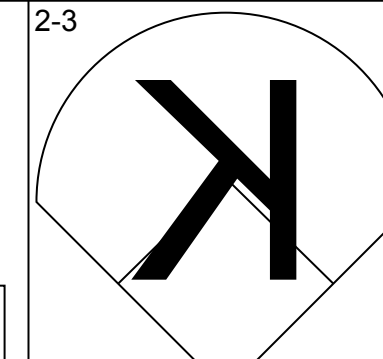
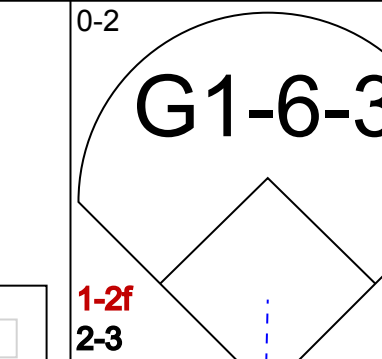
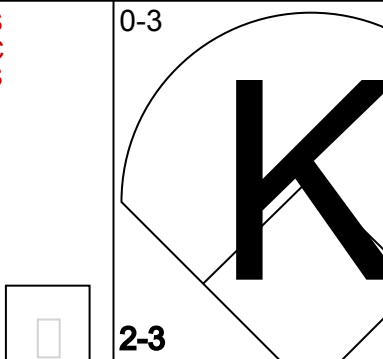

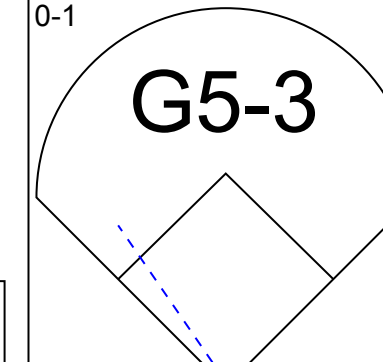
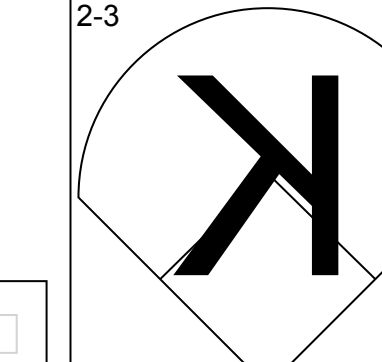
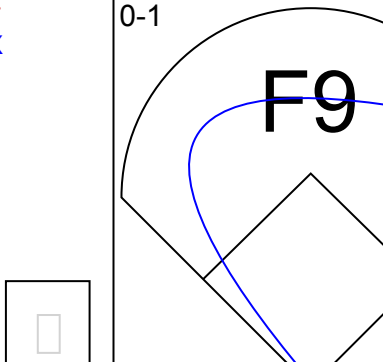
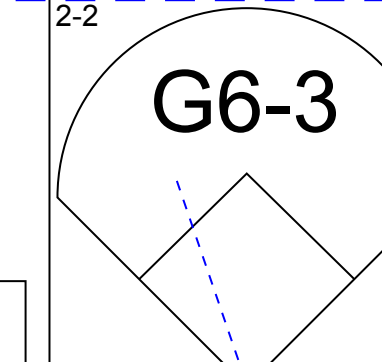
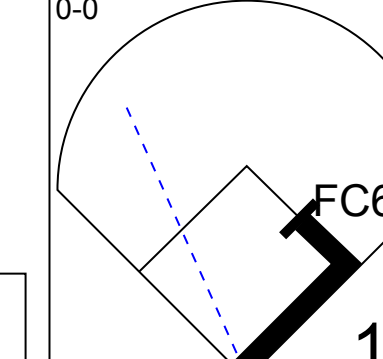
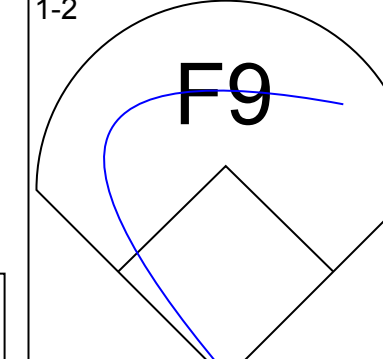
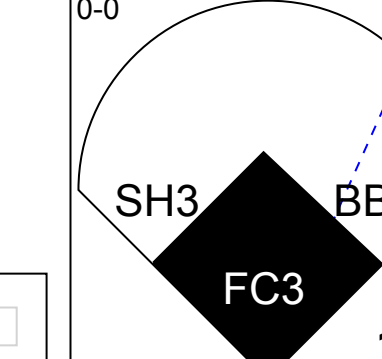
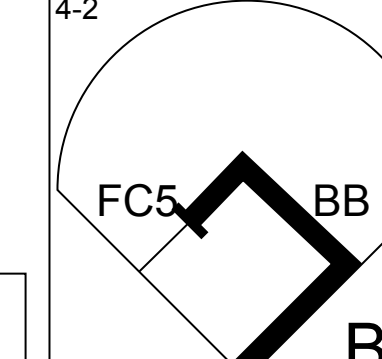
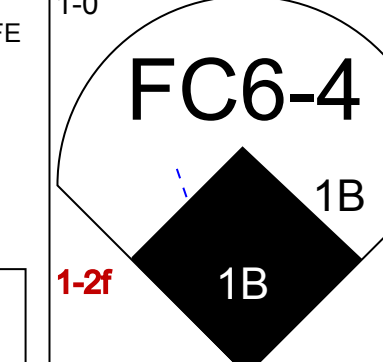
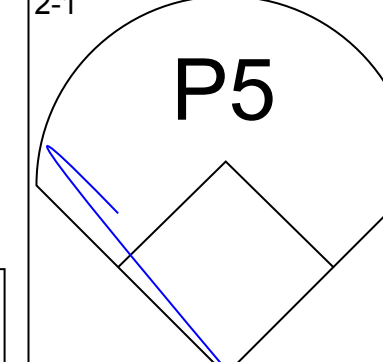
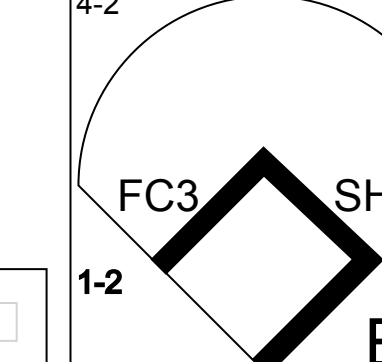
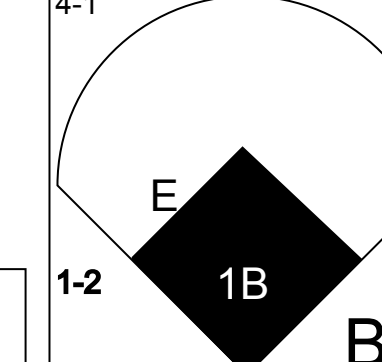
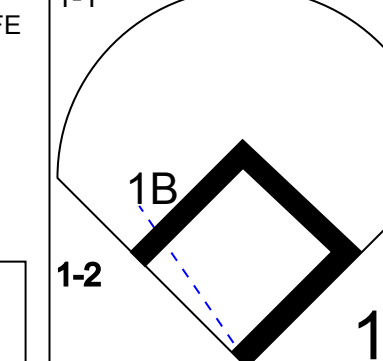
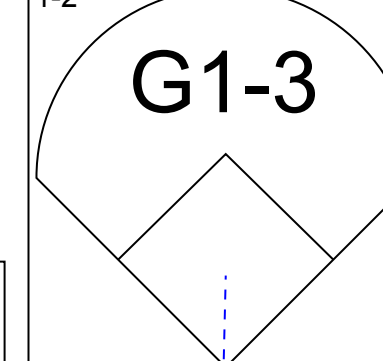
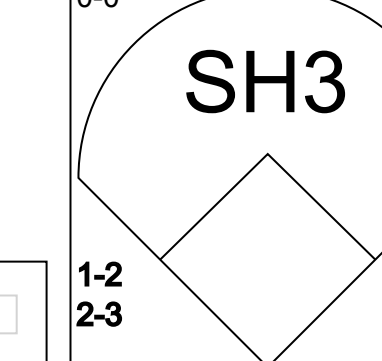
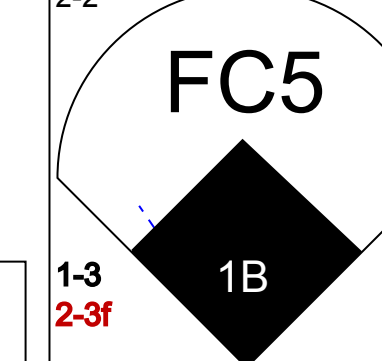
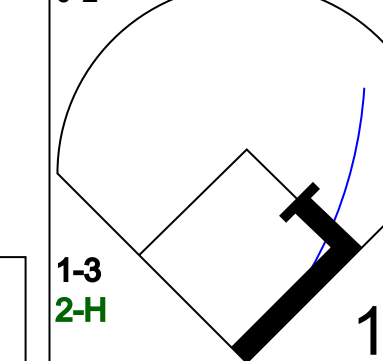
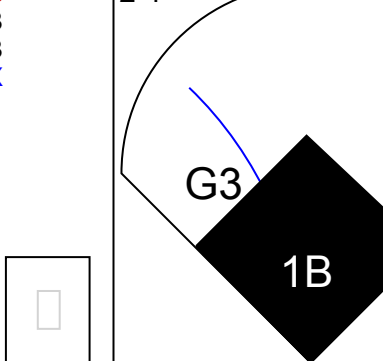
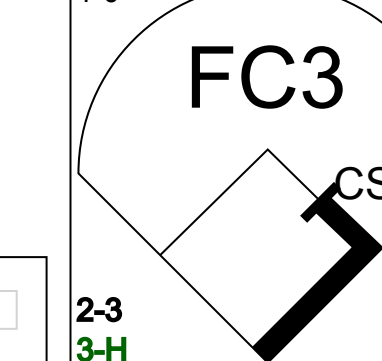
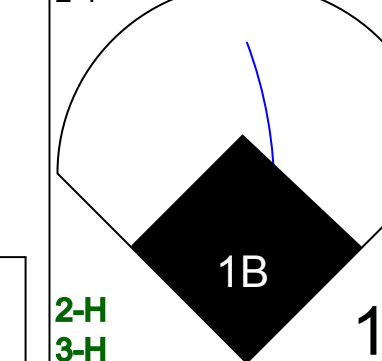
Batter	1	2	3	4	5	6	7	8	9	AB	R	H	RBI	BB	SO	LOB	BOTTOM				
Luis Altea, S (1.4) OBP: 0.600, SLG: 0.500										4	2	2	0	1	0	0					
John Valentin, R (1.6) OBP: 0.400, SLG: 0.750										4	1	1	0	1	0	2					
Jose Canseco, R (1.10) OBP: 0.600, SLG: 0.500										4	1	2	2	1	1	2					
Mo Vaughn, L (1.3) OBP: 0.600, SLG: 0.750										4	1	2	3	1	0	1					
Mark Whiten, S (1.9) OBP: 0.400, SLG: 0.250										4	2	1	0	1	1	4					
Mike Greenwell, L (1.7) OBP: 0.800, SLG: 1.000										5	0	4	2	0	0	0					
Mike Macfarlane, R (1.2)										2	1	0	0	2	0	2					
Tim Lincecum, R (1.5) OBP: 0.250, SLG: 0.250										4	0	1	1	0	2	3					
Lee Tinsley, S (1.8) OBP: 0.200, SLG: 0.200										5	1	1	1	0	2	4					
Inning Stats	R: 0 E: 0 K: 0 S: 9	H: 1 LOB: 1 BB: 0 P: 15	R: 1 E: 0 K: 1 S: 10	H: 2 LOB: 0 BB: 0 P: 11	R: 0 E: 0 K: 0 S: 9	H: 1 LOB: 1 BB: 0 P: 13	R: 0 E: 0 K: 1 S: 9	H: 1 LOB: 2 BB: 1 P: 15	R: 1 E: 0 K: 2 S: 16	H: 2 LOB: 2 BB: 1 P: 31	R: 7 E: 0 K: 0 S: 26	H: 5 LOB: 3 BB: 4 P: 51	R: 0 E: 0 K: 1 S: 11	H: 1 LOB: 2 BB: 1 P: 19	R: 0 E: 0 K: 1 S: 8	H: 1 LOB: 1 BB: 0 P: 12	1B: 11 2B: 2 3B: 1 HR: 0	SF: 0 SAC: 1 DP: 1 HBP: 1	WP: 0 PB: 1 SB: 1 CS: 0	PA: 45	
PITCHER	IP	WLS	BF	H	R	ER	SO	BB	IBB	HBP	BLK	WP	HR	S	P	ERA	WHIP				
Scott Erickson, R (1.1) ERA: 1.93	4.2	L	22	7	2	1	3	2	0	0	0	0	0	50	79	1.93	1.929				
Mark Guthrie, L (5.1) ERA: 1.93	0.2		2	0	0	0	1	0	0	0	0	0	0	5	10	0.00	0.000				
Carl Willis, R (6.1) ERA: 135.0	0.1		6	2	3	3	0	3	0	0	0	0	0	9	22	81.00	15.000				
Vince Horsman, L (6.1) ERA: 135.0	0.0		3	2	3	3	0	1	0	0	0	0	0	12	20	∞	∞				
Mo Sanford, R (6.1) ERA: 135.0	2.1		12	3	1	1	2	1	0	1	0	0	0	22	36	3.86	1.714				

Minnesota Twins @ Boston Red Sox
Fenway Park, Boston, MA
Wed Apr 26 1995, 3:33 AM EDT
Att: 32,980 - Sunny - 63 F

AB 36
R 9
H 14
RBI 9
BB 7
SO 6
LOB 18



Batter	1	2	3	4	5	6	7	8	9	AB	R	H	RBI	BB	SO	LOB	TOP										
Ray Durham, S OBP: 0.211, SLG: 0.222 (1, 4)										4	0	0	0	0	4	3	Chicago White Sox @ Boston Red Sox Fenway Park, Boston, MA Sat Apr 29 1995, 3:33 AM EDT Att: 27,631 - Cloudy - 52 F										
Tim Lincecum, S OBP: 0.429, SLG: 0.615 (1, 7)										4	0	0	0	0	0	0											
Frank Thomas, R OBP: 0.556, SLG: 0.929 (1, 10)										4	0	1	0	0	0	0											
Chris Sabo, R OBP: 0.167, SLG: 0.294 (1, 3)										4	0	2	0	0	1	1											
Robin Ventura, L OBP: 0.250, SLG: 0.429 (1, 5)										4	0	0	0	0	0	3											
Dave Martinez, L OBP: 0.200, SLG: 0.200 (1, 9)										4	0	0	0	0	3	0											
Lance Johnson, L OBP: 0.200, SLG: 0.143 (1, 8)										3	0	1	0	0	0	0											
Michael LaValliere, L ERA: (7, PH) Ron Karkovice, R OBP: 0.300, SLG: 0.250 (7, 2)										1	0	0	0	1	1	0											
Craig Grebeck, R OBP: 0.333, SLG: 0.200 (1, 6)										2	0	1	0	1	0	1											
Inning Stats	R: 0 E: 0 K: 1 S: 8	H: 0 LOB: 0 BB: 0 P: 11	R: 0 E: 0 K: 2 S: 8	H: 0 LOB: 0 BB: 0 P: 15	R: 0 E: 0 K: 2 S: 14	H: 1 LOB: 1 BB: 0 P: 19	R: 0 E: 0 K: 0 S: 9	H: 1 LOB: 1 BB: 0 P: 14	R: 0 E: 1 K: 0 S: 7	H: 1 LOB: 1 BB: 0 P: 12	R: 0 E: 0 K: 0 S: 9	H: 1 LOB: 1 BB: 0 P: 14	R: 0 E: 0 K: 1 S: 9	H: 0 LOB: 0 BB: 0 P: 16	R: 0 E: 0 K: 1 S: 10	H: 1 LOB: 0 BB: 0 P: 16	1B: 4 2B: 2 3B: 0 HR: 0	SF: 0 SAC: 0 DP: 1 HBP: 0	WP: 0 PB: 0 SB: 1 CS: 0	PA: 33							
PITCHER	IP	WLS	BF	H	R	ER	SO	BB	IBB	HBP	BLK	WP	HR	S	P	ERA	WHIP										
Erik Hanson, R ERA: (1, 1)	5.0	W	19	2	0	0	7	2	0	0	0	0	0	53	86	0.00	0.800										
Mike Hartley, R ERA: (6, 1)	1.0		4	1	0	0	0	0	0	0	0	0	0	7	12	0.00	1.000										
Derek Lilliquist, L ERA: (7, 1)	0.1		2	1	0	0	0	0	0	0	0	0	0	4	7	0.00	3.000										
Jeff Pierce, R ERA: (7, 1)	1.2		5	0	0	0	1	0	0	0	0	0	0	14	23	0.00	0.000										
Ken Ryan, R ERA: (9, 1)	1.0		3	1	0	0	1	0	0	0	0	0	0	10	16	0.00	1.000										

Batter	1	2	3	4	5	6	7	8	9	AB	R	H	RBI	BB	SO	LOB	BOTTOM										
Luis Altea, S OBP: 0.313, SLG: 0.214 (1, 4)										5	1	1	1	0	1	4	Chicago White Sox @ Boston Red Sox Fenway Park, Boston, MA Sat Apr 29 1995, 3:33 AM EDT Att: 27,631 - Cloudy - 52 F										
John Valentin, R OBP: 0.583, SLG: 0.667 (1, 6)										4	1	2	1	1	0	1											
Jose Canseco, R OBP: 0.467, SLG: 0.300 (1, 10)										3	0	1	1	1	1	0											
Mo Vaughn, L OBP: 0.267, SLG: 0.231 (1, 3)										4	0	0	0	0	3	4											
Mark Whiten, S OBP: 0.333, SLG: 0.167 (1, 9)										4	0	0	0	0	1	3											
Mike Greenwell, L OBP: 0.643, SLG: 0.667 (1, 7)										3	1	2	0	1	0	0											
Bill Haselman, R SAFE (1, 2)										2	2	0	0	2	0	1											
Tim Lincecum, R SAFE (1, 5)										3	1	1	0	0	0	2											
Lee Tinsley, S OBP: 0.500, SLG: 0.750 (1, 8)										4	2	3	4	0	0	1											
Inning Stats	R: 2 E: 1 K: 1 S: 8	H: 1 LOB: 0 BB: 0 P: 13	R: 1 E: 0 K: 0 S: 10	H: 3 LOB: 1 BB: 0 P: 13	R: 0 E: 0 K: 1 S: 7	H: 1 LOB: 1 BB: 1 P: 14	R: 0 E: 0 K: 0 S: 13	H: 0 LOB: 0 BB: 0 P: 17	R: 1 E: 0 K: 1 S: 14	H: 2 LOB: 2 BB: 1 P: 20	R: 0 E: 0 K: 2 S: 8	H: 0 LOB: 0 BB: 0 P: 12	R: 3 E: 1 K: 0 S: 19	H: 2 LOB: 1 BB: 2 P: 36	1B: 8 2B: 2 3B: 0 HR: 0	SF: 0 SAC: 1 DP: 1 HBP: 0	WP: 0 PB: 1 SB: 0 CS: 2	PA: 38									
PITCHER	IP	WLS	BF	H	R	ER	SO	BB	IBB	HBP	BLK	WP	HR	S	P	ERA	WHIP										
Wilson Alvarez, L ERA: 3.6 (1, 1)	5.0	L	23	7	4	2	3	2	0	0	0	0	0	52	77	3.60	1.800										
Isidro Marquez, R ERA: 7.39 (6, 1)	2.0		8	1	1	1	3	1	0	0	0	0	0	18	29	4.50	1.000										
Atlee Hammaker, L ERA: 27.0 (8, 1)	1.0		7	2	3	3	0	2	0	0	0	0	0	19	36	27.00	4.000										

AB	31
R	0
H	5
RBI	0
BB	2
SO	9
LOB	9



AB	32
R	8
H	10
RBI	7
BB	5
SO	6
LOB	16



Batter	1	2	3	4	5	6	7	8	9	AB	R	H	RBI	BB	SO	LOB	TOP			
Ray Durham, S OBP: 0.240, SLG: 0.217	4-1 G3 2B BB		0-0 G6-3 WP 1B	3-1 F6	0-0 L3		0-3 K	0-1 L8		5	2	1	1	1	1	6	Chicago White Sox @ Boston Red Sox Fenway Park, Boston, MA Sun Apr 30 1995, 3:33 AM EDT Att: 30,658 - Overcast - 46 F			
Tim Raines, S OBP: 0.450, SLG: 0.579	0-0 G3		2-2 G1-6-3	0-1 1B	2-1		2-2 G4-3	3-2 E G1-3 1B		6	1	3	3	0	0	2				
Frank Thomas, R OBP: 0.500, SLG: 0.800	3-2 2B		1-0 G6-3	0-1 1B	1-2 1B	2-3 1B		0-3 K	1-3 K	6	0	2	3	0	2	3				
Chris Sabo, R OBP: 0.208, SLG: 0.304	1-2 G1-3		2-3 K	0-0 FC6-4 1B	1-2 1B	2-0 F8		2-2 1B S HR 1B	0-0 G1-3	6	1	2	1	0	1	2				
Robin Ventura, L OBP: 0.318, SLG: 0.353	2-1 F8			1-3 2-3 3-H 1B	1-2 1B	4-1 HR BB		4-2 1B HR BB	3-2 E6	3	3	0	0	3	0	4				
Mike Devereaux, R OBP: 0.276, SLG: 0.412		2-0 FC4-6 1B		0-0 1B	1-1 1B	0-0 HR		0-3 K	2-0 G5-3	6	2	3	2	0	1	6				
Lance Johnson, L OBP: 0.300, SLG: 0.263	1-0 FC4-6 1-2 CS		2-0 BB 1B	0-0 SH1-4 PB 1B	0-0 G4-3			0-0 HR 1B		5	3	3	1	0	0	1				
Ron Karkovics, R OBP: 0.400, SLG: 0.545	1-2 K		1-2 1B BB	2-2 SH1-4 HBP 1B	0-1 P4			0-1 HR		3	3	1	4	1	1	1				
Craig Grebeck, R OBP: 0.500, SLG: 0.500			1-1 E9 1B	4-2 1B BB	1-1 SH1-4		0-2 L4	1-0 2B		3	2	2	1	1	0	0				
Inning Stats	R: 1 E: 0 K: 0 S: 12	H: 1 LOB: 1 BB: 1 P: 22	R: 0 E: 0 K: 1 S: 6	H: 1 LOB: 0 BB: 0 P: 10	R: 2 E: 1 K: 1 S: 14	H: 2 LOB: 0 BB: 0 P: 20	R: 6 E: 0 K: 0 S: 20	H: 5 LOB: 2 BB: 3 P: 43	R: 2 E: 0 K: 0 S: 18	H: 2 LOB: 1 BB: 1 P: 24	R: 2 E: 0 K: 1 S: 9	H: 0 LOB: 0 BB: 0 P: 11	R: 4 E: 0 K: 2 S: 20	H: 4 LOB: 1 BB: 1 P: 27	R: 0 E: 1 K: 1 S: 12	H: 1 LOB: 2 BB: 0 P: 21	1B: 13 2B: 2 3B: 0 HR: 2	SF: 0 SAC: 1 DP: 0 HBP: 1	WP: 2 PB: 1 SB: 1 CS: 1	PA: 51
PITCHER	IP WLS BF H R ER SO	IP WLS BF H R ER SO	IP WLS BF H R ER SO	IP WLS BF H R ER SO	IP WLS BF H R ER SO	IP WLS BF H R ER SO	IP WLS BF H R ER SO	IP WLS BF H R ER SO	IP WLS BF H R ER SO	IP WLS BF H R ER SO	IP WLS BF H R ER SO	IP WLS BF H R ER SO	IP WLS BF H R ER SO	IP WLS BF H R ER SO	IP WLS BF H R ER SO	IP WLS BF H R ER SO	ERA WHIP	ERA WHIP		
Frankie Rodriguez, R ERA: 13.5	(1, 1) 3.0 L 16 6 6 6 2	(1, 1) 3.0 L 16 6 6 6 2	(1, 1) 3.0 L 16 6 6 6 2	(1, 1) 3.0 L 16 6 6 6 2	(1, 1) 3.0 L 16 6 6 6 2	(1, 1) 3.0 L 16 6 6 6 2	(1, 1) 3.0 L 16 6 6 6 2	(1, 1) 3.0 L 16 6 6 6 2	(1, 1) 3.0 L 16 6 6 6 2	(1, 1) 3.0 L 16 6 6 6 2	(1, 1) 3.0 L 16 6 6 6 2	(1, 1) 3.0 L 16 6 6 6 2	(1, 1) 3.0 L 16 6 6 6 2	(1, 1) 3.0 L 16 6 6 6 2	(1, 1) 3.0 L 16 6 6 6 2	(1, 1) 3.0 L 16 6 6 6 2	18.00 2.667	18.00 2.667		
Keith Shepherd, R ERA: 36.0	(4, 1) 0.1 5 2 2 2 0	(4, 1) 0.1 5 2 2 2 0	(4, 1) 0.1 5 2 2 2 0	(4, 1) 0.1 5 2 2 2 0	(4, 1) 0.1 5 2 2 2 0	(4, 1) 0.1 5 2 2 2 0	(4, 1) 0.1 5 2 2 2 0	(4, 1) 0.1 5 2 2 2 0	(4, 1) 0.1 5 2 2 2 0	(4, 1) 0.1 5 2 2 2 0	(4, 1) 0.1 5 2 2 2 0	(4, 1) 0.1 5 2 2 2 0	(4, 1) 0.1 5 2 2 2 0	(4, 1) 0.1 5 2 2 2 0	(4, 1) 0.1 5 2 2 2 0	(4, 1) 0.1 5 2 2 2 0	54.00 12.000	54.00 12.000		
Mike Hartley, R ERA: 7.71	(4, 1) 3.2 17 4 5 5 1	(4, 1) 3.2 17 4 5 5 1	(4, 1) 3.2 17 4 5 5 1	(4, 1) 3.2 17 4 5 5 1	(4, 1) 3.2 17 4 5 5 1	(4, 1) 3.2 17 4 5 5 1	(4, 1) 3.2 17 4 5 5 1	(4, 1) 3.2 17 4 5 5 1	(4, 1) 3.2 17 4 5 5 1	(4, 1) 3.2 17 4 5 5 1	(4, 1) 3.2 17 4 5 5 1	(4, 1) 3.2 17 4 5 5 1	(4, 1) 3.2 17 4 5 5 1	(4, 1) 3.2 17 4 5 5 1	(4, 1) 3.2 17 4 5 5 1	(4, 1) 3.2 17 4 5 5 1	12.27 1.364	12.27 1.364		
Alejandro Pena, R ERA: 9.0	(8, 1) 1.0 8 4 4 4 2	(8, 1) 1.0 8 4 4 4 2	(8, 1) 1.0 8 4 4 4 2	(8, 1) 1.0 8 4 4 4 2	(8, 1) 1.0 8 4 4 4 2	(8, 1) 1.0 8 4 4 4 2	(8, 1) 1.0 8 4 4 4 2	(8, 1) 1.0 8 4 4 4 2	(8, 1) 1.0 8 4 4 4 2	(8, 1) 1.0 8 4 4 4 2	(8, 1) 1.0 8 4 4 4 2	(8, 1) 1.0 8 4 4 4 2	(8, 1) 1.0 8 4 4 4 2	(8, 1) 1.0 8 4 4 4 2	(8, 1) 1.0 8 4 4 4 2	(8, 1) 1.0 8 4 4 4 2	36.00 5.000	36.00 5.000		
Jeff Pierce, R ERA:	(9, 1) 1.0 5 1 0 0 1	(9, 1) 1.0 5 1 0 0 1	(9, 1) 1.0 5 1 0 0 1	(9, 1) 1.0 5 1 0 0 1	(9, 1) 1.0 5 1 0 0 1	(9, 1) 1.0 5 1 0 0 1	(9, 1) 1.0 5 1 0 0 1	(9, 1) 1.0 5 1 0 0 1	(9, 1) 1.0 5 1 0 0 1	(9, 1) 1.0 5 1 0 0 1	(9, 1) 1.0 5 1 0 0 1	(9, 1) 1.0 5 1 0 0 1	(9, 1) 1.0 5 1 0 0 1	(9, 1) 1.0 5 1 0 0 1	(9, 1) 1.0 5 1 0 0 1	(9, 1) 1.0 5 1 0 0 1	0.00 1.000	0.00 1.000		

Batter	1	2	3	4	5	6	7	8	9	AB	R	H	RBI	BB	SO	LOB	BOTTOM					
Luis Altea, S OBP: 0.250, SLG: 0.167	2-1 L8		0-1 L3	0-0 F8		2-1 L3		2-2 G5-3	1-3 K	4	0	0	0	0	0	3	Chicago White Sox @ Boston Red Sox Fenway Park, Boston, MA Sun Apr 30 1995, 3:33 AM EDT Att: 30,658 - Overcast - 46 F					
Terry Shumpert, R ERA: 13.5	(8, FH) (9, 4)			3-2 F8		1-1				2	0	0	0	0	1	2						
John Valentin, R OBP: 0.600, SLG: 0.750	0-0		2-1 HR	3-2 F8			2-2 E G4-3 1B	0-1 E4		4	2	3	0	0	0	0						
Steve Rodriguez, R ERA: 7.71	(8, FH) (9, 6)		1B							1	0	0	0	0	0	0						
Mo Vaughn, L OBP: 0.316, SLG: 0.471	2-2 P4		1-0 HR		2-0 HR 1B		0-0 G4-3	1-1 G4-3		4	2	2	2	0	0	2						
18 Reggie Jefferson, S ERA: 9.0	(8, PH) (9, 3)		2-H HR				1-2			1	0	0	0	0	0	1						
Jose Canseco, R OBP: 0.474, SLG: 0.538	1-0 P4		4-2 E S 2B BB		1-2 HR		2-2 E5 G4-3 1B	1-3 K		3	3	1	2	1	0	1						
Bill Haselman, R ERA: 9.0	(9, PH)				1-H HR					1	0	0	0	0	1	0						
Mike Greenwell, L OBP: 0.556, SLG: 0.563		1-0 G4-3 1B	1-3 K		3-3 K		0-0 G4-3	4-2 1B		4	1	1	0	0	2	2						
Wes Chamberlain, R ERA: 9.0	(9, 9)						2-3			0	1	0	0	1	0	0						
Mike Macfarlane, R OBP: 0.500, SLG: 0.400		2-1 L6	0-0 PB 2B		2-1 L6		0-0	2-3 1B	2-3 K	4	0	2	2	0	0	1						
Rich Rowland, R ERA: 9.0	(9, 2)		3-H 2B				3-H 1B			1	0	0	0	0	1	1						
Troy O'Leary, L OBP: 0.200, SLG: 0.200	3-2 G4-3		1-2 G4-3		0-2 G4-3		3-H 1-0 G4-3		1-2 E PB 1B	5	1	1	0	0	0	3						
Tim Lincecum, R OBP: 0.471, SLG: 0.467		0-0 1B	1-1 F7		3-2 F8			0-0 E 1B	1-0 E6 PB	5	1	2	1	0	0	2						
Lee Tinsley, S OBP: 0.526, SLG: 0.688		2-2 1B		2-3 K		0-0 L3 1B		2-2 E1	4-0 1B	4	0	2	0	1	1	0						
Inning Stats	R: 0 E: 0 K: 0 S: 8	H: 1 LOB: 1 BB: 0 P: 13	R: 1 E: 0 K: 0 S: 13	H: 3 LOB: 2 BB: 0 P: 21	R: 3 E: 0 K: 1 S: 17	H: 3 LOB: 1 BB: 1 P: 27	R: 0 E: 0 K: 1 S: 9	H: 0 LOB: 0 BB: 0 P: 14	R: 2 E: 0 K: 0 S: 12	H: 2 LOB: 0 BB: 0 P: 20	R: 0 E: 0 K: 0 S: 6	H: 1 LOB: 0 BB: 0 P: 11	R: 2 E: 1 K: 0 S: 11	H: 2 LOB: 1 BB: 0 P: 16	R: 1 E: 2 K: 0 S: 11	H: 1 LOB: 1 BB: 0 P: 16	R: 2 E: 1 K: 3 S: 19	H: 1 LOB: 2 BB: 2 P: 33	1B: 10 2B: 3 3B: 0 HR: 2	SF: 0 SAC: 0 DP: 1 HBP: 0	WP: 0 PB: 2 SB: 1 CS: 0	PA: 46
PITCHER	IP WLS BF H R ER SO	IP WLS BF H R ER SO	IP WLS BF H R ER SO	IP WLS BF H R ER SO	IP WLS BF H R ER SO	IP WLS BF H R ER SO	IP WLS BF H R ER SO	IP WLS BF H R ER SO	IP WLS BF H R ER SO	IP WLS BF H R ER SO	IP WLS BF H R ER SO	IP WLS BF H R ER SO	IP WLS BF H R ER SO	IP WLS BF H R ER SO	IP WLS BF H R ER SO	IP WLS BF H R ER SO	ERA WHIP	ERA WHIP				
James Baldwin, R ERA: 9.82	(1, 1) 3.2 W 9 3 2 2 1	(1, 1) 3.2 W 9 3 2 2 1	(1, 1) 3.2 W 9 3 2 2 1	(1, 1) 3.2 W 9 3 2 2 1	(1, 1) 3.2 W 9 3 2 2 1	(1, 1) 3.2 W 9 3 2 2 1	(1, 1) 3.2 W 9 3 2 2 1	(1, 1) 3.2 W 9 3 2 2 1	(1, 1) 3.2 W 9 3 2 2 1	(1, 1) 3.2 W 9 3 2 2 1	(1, 1) 3.2 W 9 3 2 2 1	(1, 1) 3.2 W 9 3 2 2 1	(1, 1) 3.2 W 9 3 2 2 1	(1, 1) 3.2 W 9 3 2 2 1	(1, 1) 3.2 W 9 3 2 2 1	(1, 1) 3.2 W 9 3 2 2 1	7.71 1.286	7.71 1.286				
Jose DeLeon, R ERA: 13.5	(4, 1) 2.1 W 9 3 2 2 1	(4, 1) 2.1 W 9 3 2 2 1	(4, 1) 2.1 W 9 3 2 2 1	(4, 1) 2.1 W 9 3 2 2 1	(4, 1) 2.1 W 9 3 2 2 1	(4, 1) 2.1 W 9 3 2 2 1	(4, 1) 2.1 W 9 3 2 2 1	(4, 1) 2.1 W 9 3 2 2 1	(4, 1) 2.1 W 9 3 2 2 1	(4, 1) 2.1 W 9 3 2 2 1	(4, 1) 2.1 W 9 3 2 2 1	(4, 1) 2.1 W 9 3 2 2 1	(4, 1) 2.1 W 9 3 2 2 1	(4, 1) 2.1 W 9 3 2 2 1	(4, 1) 2.1 W 9 3 2 2 1	(4, 1) 2.1 W 9 3 2 2 1	0.00 1.500	0.00 1.500				
Kirk McCaskill, R ERA: 9.0	(7, 1) 2.0 11 3 3 0 0	(7, 1) 2.0 11 3 3 0 0	(7, 1) 2.0 11 3 3 0 0	(7, 1) 2.0 11 3 3 0 0	(7, 1) 2.0 11 3 3 0 0	(7, 1) 2.0 11 3 3 0 0	(7, 1) 2.0 11 3 3 0 0	(7, 1) 2.0 11 3 3 0 0	(7, 1) 2.0 11 3 3 0 0	(7, 1) 2.0 11 3 3 0 0	(7, 1) 2.0 11 3 3 0 0	(7, 1) 2.0 11 3 3 0 0	(7, 1) 2.0 11 3 3 0 0	(7, 1) 2.0 11 3 3 0 0	(7, 1) 2.0 11 3 3 0 0	(7, 1) 2.0 11 3 3 0 0	0.00 3.000	0.00 3.000				
Roberto Hernandez, R ERA:	(9, 1) 1.0 7 1 2 0 3	(9, 1) 1.0 7 1 2 0 3	(9, 1) 1.0 7 1 2 0 3	(9, 1) 1.0 7 1 2 0 3	(9, 1) 1.0 7 1 2 0 3	(9, 1) 1.0 7 1 2 0 3	(9, 1) 1.0 7 1 2 0 3	(9, 1) 1.0 7 1 2 0 3	(9, 1) 1.0 7 1 2 0 3	(9, 1) 1.0 7 1 2 0 3	(9, 1) 1.0 7 1 2 0 3	(9, 1) 1.0 7 1 2 0 3	(9, 1) 1.0 7 1 2 0 3	(9, 1) 1.0 7 1 2 0 3	(9, 1) 1.0 7 1 2 0 3	(9, 1) 1.0 7 1 2 0 3	0.00 3.000	0.00 3.000				

Chicago White Sox @ Boston Red Sox
 Fenway Park, Boston, MA
 Sun Apr 30 1995, 3:33 AM EDT
 Att: 30,658 - Overcast - 46 F

AB 43
 R 17
 H 17
 RBI 16
 BB 6
 SO 6
 LOB 25



Chicago White Sox @ Boston Red Sox
 Fenway Park, Boston, MA
 Sun Apr 30 1995, 3:33 AM EDT
 Att: 30,658 - Overcast - 46 F

AB 43
 R 11

Batter	1	2	3	4	5	6	7	8	9	AB	R	H	RBI	BB	SO	LOB	TOP				
Luis Alicaia, S OBP: 0.250, SLG: 0.182	L8		K		G6-3			SH5-3 1B		4	0	1	0	0	1	1	Boston Red Sox @ New York Yankees Yankee Stadium, Bronx, NY Mon May 01 1995, 7:05 PM EDT Att: 17,412 - Unknown - 60 F				
John Valentin, R OBP: 0.565, SLG: 0.684	G6-4-3 1B		P4		G6-3			SH5-3		3	0	1	0	0	0	1					
Jose Canseco, R OBP: 0.478, SLG: 0.500	G6-4-3			F7		G3-6-1 1B		BB		3	0	1	0	1	0	1					
Mo Vaughn, L OBP: 0.261, SLG: 0.381		F8		K		G3-6-1 1-2		F8		4	0	0	0	0	1	3					
Mark Whiten, S OBP: 0.368, SLG: 0.250		1B		1B HR		G5-3		G1-3		4	1	2	0	0	0	2					
Mike Greenwell, L OBP: 0.500, SLG: 0.500	F8			1B HR			F7	G6-3		4	1	1	0	0	0	1					
Mike Macfarlane, R OBP: 0.444, SLG: 0.571	K			1-3 HR			K	L7		4	1	1	3	0	2	1					
Tim Lincecum, R OBP: 0.429, SLG: 0.421			G5-3	K			1-3 HR	L9		4	0	1	0	0	1	0					
Lee Tinsley, S OBP: 0.500, SLG: 0.632					K			L1		3	0	1	0	0	1	1					
Inning Stats	R: 0 E: 0 K: 0 S: 6	H: 1 LOB: 0 BB: 0 P: 8	R: 0 E: 0 K: 1 S: 7	H: 1 LOB: 1 BB: 0 P: 11	R: 0 E: 0 K: 1 S: 7	H: 1 LOB: 1 BB: 0 P: 9	R: 3 E: 0 K: 2 S: 14	H: 3 LOB: 0 BB: 0 P: 24	R: 0 E: 0 K: 1 S: 5	H: 1 LOB: 0 BB: 0 P: 8	R: 0 E: 0 K: 1 S: 8	H: 1 LOB: 1 BB: 0 P: 11	R: 0 E: 0 K: 0 S: 9	H: 1 LOB: 2 BB: 1 P: 14	R: 0 E: 0 K: 0 S: 8	H: 0 LOB: 0 BB: 0 P: 11	1B: 8 2B: 0 3B: 0 HR: 1	SF: 0 SAC: 1 DP: 2 HBP: 0	WP: 0 PB: 0 SB: 0 CS: 0	PA: 35	
PITCHER	IP	WLS	BF	H	R	ER	SO	BB	IBB	HBP	BLK	WP	HR	S	P	ERA	WHIP				
Jimmy Key, L ERA: 4.5	(1, 1)	7.0	27	8	3	3	6	0	0	0	0	0	1	54	80	3.86	1.143				
Bob Wickman, R ERA: 7.39	(8, 1)	0.1	3	1	0	0	0	1	0	0	0	0	0	5	9	0.00	6.000				
Steve Howe, L ERA:	(8, 1)	1.0	W	3	0	0	0	0	0	0	0	0	0	8	10	0.00	0.000				
John Wetteland, R ERA:	(9, 1)	0.2	S	2	0	0	0	0	0	0	0	0	0	4	6	0.00	0.000				

AB 33
R 3
H 9
RBI 3
BB 1
SO 6
LOB 11



Batter	1	2	3	4	5	6	7	8	9	AB	R	H	RBI	BB	SO	LOB	BOTTOM					
Luis Polonia, L OBP: 0.278, SLG: 0.235	L7	L8		K		G6-3				4	0	0	0	0	1	3	Boston Red Sox @ New York Yankees Yankee Stadium, Bronx, NY Mon May 01 1995, 7:05 PM EDT Att: 17,412 - Unknown - 60 F					
Wade Boggs, L OBP: 0.391, SLG: 0.353	G4-3		L9	G4-3			P6			4	0	0	0	0	0	2						
Paul O'Neill, L OBP: 0.435, SLG: 0.667	HR		E	2B	1B SF7		P4			4	3	3	1	0	0	0						
Danny Tartabull, R OBP: 0.478, SLG: 0.588	1B		K		SF7 1B		L5			4	0	2	0	0	1	1						
Don Mattingly, L OBP: 0.304, SLG: 0.364	1B		E6		SF7			2B 2B		3	1	2	1	0	0	0						
Jim Leyritz, R OBP: 0.286, SLG: 0.571	G4-3		L6		K			1B 2B		4	1	1	1	0	1	4						
Bernie Williams, S OBP: 0.333, SLG: 0.474		F9		L8	G4-3			G4-6-3 1B		4	0	1	1	0	0	1						
Tony Fernandez, S OBP: 0.450, SLG: 0.400		G5-3 1B		1B BB		F8		G4-6-3		3	0	1	0	1	0	1						
Pat Kelly, R OBP: 0.353, SLG: 0.313	G5-3			1-3 1B				K		4	0	1	0	0	2	1						
Inning Stats	R: 1 E: 0 K: 0 S: 15	H: 3 LOB: 2 BB: 0 P: 23	R: 0 E: 0 K: 0 S: 10	H: 1 LOB: 1 BB: 0 P: 16	R: 1 E: 1 K: 1 S: 13	H: 1 LOB: 1 BB: 0 P: 21	R: 0 E: 0 K: 1 S: 11	H: 1 LOB: 2 BB: 1 P: 20	R: 1 E: 0 K: 1 S: 8	H: 2 LOB: 1 BB: 0 P: 12	R: 0 E: 0 K: 1 S: 6	H: 0 LOB: 0 BB: 0 P: 11	R: 0 E: 0 K: 0 S: 10	H: 0 LOB: 0 BB: 0 P: 14	R: 2 E: 0 K: 1 S: 8	H: 3 LOB: 0 BB: 0 P: 12	1B: 7 2B: 3 3B: 0 HR: 1	SF: 1 SAC: 0 DP: 1 HBP: 0	WP: 0 PB: 0 SB: 0 CS: 0	PA: 36		
PITCHER	IP	WLS	BF	H	R	ER	SO	BB	IBB	HBP	BLK	WP	HR	S	P	ERA	WHIP					
Aaron Sele, R ERA: 1.8	(1, 1)	5.0	25	8	3	2	3	1	0	0	0	0	0	0	57	92	3.60	1.800				
Joel Johnston, R ERA:	(6, 1)	1.0	3	0	0	0	1	0	0	0	0	0	0	6	11	0.00	0.000					
Derek Lilliquist, L ERA: 3.38	(7, 1)	1.0	L	4	1	1	1	0	0	0	0	0	0	11	15	9.00	1.000					
Jeff Pierce, R ERA: 1.93	(8, 1)	1.0	4	2	1	1	1	0	0	0	0	0	0	7	11	9.00	2.000					




Batter	1	2	3	4	5	6	7	8	9	AB	R	H	RBI	BB	SO	LOB	TOP										
Luis Alicaia, S OBP: 0.276, SLG: 0.160 (1, 4)	G1-3		HR	HR		F8		K		3	2	0	0	2	1	0											
John Valentin, R OBP: 0.571, SLG: 0.773 (1, 6)	L7		HR	HR		18 WP			F8	3	2	1	4	1	0	0											
Mo Vaughn, L OBP: 0.250, SLG: 0.462 (1, 3)	G4-3		G4-3			K			K	5	1	1	4	0	2	1											
Jose Canseco, R OBP: 0.500, SLG: 0.529 Wes Chamberlain, R (2, PR) 18 Reggie Jefferson, S (6, PH)		1B	L1-3	G4-3		F7			G5-3	1	0	1	0	0	0	0											
Mark Whiten, S OBP: 0.348, SLG: 0.250 (1, 9)	G5-3		1B	G6-3						4	0	1	0	0	0	1											
Mike Greenwell, L OBP: 0.462, SLG: 0.458 (1, 7)	P6		1B	G3-1						4	0	1	0	0	0	1											
Mike Macfarlane, R OBP: 0.409, SLG: 0.471 (1, 2)	P4				G5-3					3	0	0	0	1	1	1											
Tim Lincecum, R OBP: 0.400, SLG: 0.391 (1, 5)										4	1	1	0	0	2	3											
Lee Tinsley, S OBP: 0.500, SLG: 0.652 (1, 8)										4	2	2	0	0	2	0											
Inning Stats	R: 0 E: 0 K: 0 S: 8	H: 0 LOB: 0 BB: 0 P: 14	R: 0 E: 0 K: 0 S: 9	H: 1 LOB: 1 BB: 0 P: 19	R: 4 E: 0 K: 0 S: 17	H: 5 LOB: 3 BB: 2 P: 37	R: 4 E: 0 K: 0 S: 8	H: 2 LOB: 0 BB: 1 P: 20	R: 0 E: 0 K: 1 S: 6	H: 0 LOB: 1 BB: 1 P: 13	R: 0 E: 0 K: 1 S: 9	H: 0 LOB: 0 BB: 0 P: 16	R: 0 E: 0 K: 3 S: 11	H: 0 LOB: 0 BB: 0 P: 16	R: 0 E: 0 K: 1 S: 5	H: 0 LOB: 0 BB: 0 P: 7	1B: 5 2B: 1 3B: 0 HR: 2	SF: 0 SAC: 0 DP: 0 HBP: 1	WP: 1 PB: 0 SB: 1 CS: 0	PA: 40							
PITCHER	IP	WLS	BF	H	R	ER	SO	BB	IBB	HBP	BLK	WP	HR	S	P	ERA	WHIP										
Sterling Hitchcock, L ERA: 13.5	2.2	L	16	6	4	4	0	2	0	0	0	0	1	32	68	13.50	3.000										
Brian Boehringer, R ERA: 7.1	3.1		15	2	4	4	3	2	0	1	0	1	1	26	50	10.80	1.200										
Joe Ausanio, R ERA:	2.0		6	0	0	0	4	0	0	0	0	0	0	20	32	0.00	0.000										
Jeff Patterson, R ERA:	1.0		3	0	0	0	1	0	0	0	0	0	0	5	7	0.00	0.000										

Boston Red Sox @ New York Yankees
 Yankee Stadium, Bronx, NY
 Tue May 02 1995, 7:05 PM EDT
 Att: 13,694 - Unknown - 48 F

livebaseballscorecards.com

AB	35
R	8
H	8
RBI	8
BB	4
SO	8
LOB	8




Batter	1	2	3	4	5	6	7	8	9	AB	R	H	RBI	BB	SO	LOB	BOTTOM										
Bernie Williams, S OBP: 0.320, SLG: 0.435 (1, 8)	G3					G6-3			G3	4	0	1	0	0	0	0											
Randy Velarde, R OBP: 0.687, SLG: 0.333 Dion James, L (9, PH) OBP: 0.333, SLG: 0.333	G1-6-3		L8			G5-3			G4-3	3	0	1	0	0	0	2											
Jim Leyritz, R OBP: 0.222, SLG: 0.444 (1, 2)	G1-6-3				L5				F8	4	0	0	0	0	1	1											
Danny Tartabull, R OBP: 0.423, SLG: 0.500 (1, 9)		G6-3				G5-3			K	3	0	0	0	0	1	0											
Mike Stanley, R OBP: 0.188, SLG: 0.133 (1, 10)		G5-3				P3			G6-3	3	0	0	0	0	0	0											
Don Mattingly, L OBP: 0.289, SLG: 0.320 (1, 3)					G4-3				F9	3	0	0	0	0	0	0											
Tony Fernandez, S OBP: 0.435, SLG: 0.353 Dave Silvestri, R (9, 6)						G5-3			P7	2	0	0	0	1	0	0											
Gerald Williams, R OBP: 0.500, SLG: 1.500 Luis Polonia, L (8, PH) OBP: 0.263, SLG: 0.222 (9, 7)						G5-4-3			P6	2	0	1	0	0	0	1											
Pat Kelly, R OBP: 0.350, SLG: 0.278 (1, 4)						G6-3			K2-3	2	0	0	0	1	1	1											
Inning Stats	R: 0 E: 0 K: 0 S: 4	H: 1 LOB: 0 BB: 0 P: 6	R: 0 E: 0 K: 0 S: 5	H: 0 LOB: 0 BB: 0 P: 8	R: 0 E: 0 K: 0 S: 5	H: 1 LOB: 2 BB: 2 P: 15	R: 0 E: 0 K: 0 S: 5	H: 0 LOB: 0 BB: 0 P: 8	R: 0 E: 0 K: 1 S: 9	H: 0 LOB: 0 BB: 0 P: 17	R: 0 E: 0 K: 1 S: 5	H: 0 LOB: 0 BB: 0 P: 8	R: 0 E: 0 K: 1 S: 8	H: 0 LOB: 0 BB: 0 P: 12	R: 0 E: 0 K: 0 S: 9	H: 0 LOB: 0 BB: 0 P: 12	1B: 2 2B: 0 3B: 1 HR: 0	SF: 0 SAC: 0 DP: 2 HBP: 0	WP: 0 PB: 0 SB: 0 CS: 0	PA: 30							
PITCHER	IP	WLS	BF	H	R	ER	SO	BB	IBB	HBP	BLK	WP	HR	S	P	ERA	WHIP										
Vaughn Eshelman, L ERA:	6.0	W	21	3	0	0	0	2	0	0	0	0	0	13	20	0.00	0.833										
Joel Johnston, R ERA:	7.1		6	0	0	0	2	0	0	0	0	0	0	9	12	0.00	0.000										
Ken Ryan, R ERA:	1.0		3	0	0	0	0	0	0	0	0	0	0	9	12	0.00	0.000										

Boston Red Sox @ New York Yankees
 Yankee Stadium, Bronx, NY
 Tue May 02 1995, 7:05 PM EDT
 Att: 13,694 - Unknown - 48 F

livebaseballscorecards.com

AB	28
R	0
H	3
RBI	0
BB	2
SO	3
LOB	5



Batter	1	2	3	4	5	6	7	8	9	AB	R	H	RBI	BB	SO	LOB	TOP				
Luis Altea, S OBP: 0.289, SLG: 0.156 Troy O'Leary, L OBP: 0.286, SLG: 0.286	K		G5-3		G4-6-3 BB		F8		F7	3	0	0	0	1	1	2	Boston Red Sox @ New York Yankees Yankee Stadium, Bronx, NY Thu May 04 1995, 7:05 PM EDT Att: 18,994 - Unknown - 66 F				
John Valentin, R OBP: 0.500, SLG: 0.700	HR		F7		F8		FC5			3	1	0	0	1	0	3					
Mo Vaughn, L OBP: 0.316, SLG: 0.500	HR				G4-6-3				G5-3	3	1	1	2	0	0	1					
Mark Whiten, S OBP: 0.242, SLG: 0.167	G6-3		E4				K		L9	4	0	0	0	0	1	1					
Mike Greenwell, L OBP: 0.417, SLG: 0.424			G3-1				CS BB			3	0	2	0	1	0	2					
Mike Macfarlane, R OBP: 0.333, SLG: 0.360	G6-3				G5-3		K		P6	4	0	0	0	0	1	3					
18 Reggie Jefferson, S OBP: 0.100, SLG: 0.100			F7		K		FC5 1B		L6	4	0	1	0	0	1	0					
Tim Naehring, R OBP: 0.382, SLG: 0.484	P3				HR		K			3	1	1	1	1	1	1					
Lee Tinsley, S OBP: 0.486, SLG: 0.645	K				G4-3		FC5 1B		K	4	0	1	0	0	2	1					
Inning Stats	R: 2 H: 2 E: 0 K: 1 S: 15	H: 2 LOB: 1 BB: 1 P: 30	R: 0 H: 0 E: 0 K: 1 S: 9	H: 0 LOB: 0 BB: 0 P: 11	R: 0 H: 0 E: 1 K: 0 S: 7	H: 3 LOB: 2 BB: 0 P: 15	R: 1 H: 1 E: 0 K: 1 S: 9	H: 1 LOB: 0 BB: 0 P: 12	R: 0 H: 0 E: 0 K: 2 S: 6	H: 0 LOB: 1 BB: 1 P: 10	R: 0 H: 2 E: 0 K: 1 S: 14	H: 2 LOB: 2 BB: 0 P: 21	R: 0 H: 1 E: 0 K: 0 S: 6	H: 1 LOB: 1 BB: 0 P: 10	R: 0 H: 0 E: 0 K: 1 S: 9	H: 0 LOB: 1 BB: 1 P: 16		1B: 3 2B: 2 3B: 0 HR: 2	SF: 0 SAC: 0 DP: 2 HBP: 1	WP: 0 PB: 0 SB: 0 CS: 1	PA: 37
PITCHER	IP	WLS	BF	H	R	ER	SO	BB	IBB	HBP	BLK	WP	HR	S	P	ERA	WHIP				
Melido Perez, R ERA: 2.77	(1, 1)	7.0	29	5	3	3	6	3	0	1	0	0	2	67	113	3.86	1.143				
Steve Howe, L ERA:	(8, 1)	0.2	3	1	0	0	0	0	0	0	0	0	0	5	9	0.00	1.500				
Joe Ausanio, R ERA:	(8, 1)	0.1	W	1	0	0	0	0	0	0	0	0	0	1	1	0.00	0.000				
John Wetteland, R ERA:	(9, 1)	1.0	S	4	0	0	1	1	0	0	0	0	0	9	16	0.00	1.000				

Batter	1	2	3	4	5	6	7	8	9	AB	R	H	RBI	BB	SO	LOB	BOTTOM				
Luis Polonia, L OBP: 0.208, SLG: 0.174 Randy Velarde, R OBP: 0.625, SLG: 0.600	F8		G3		G6-3		F9			3	0	0	0	0	0	2	Boston Red Sox @ New York Yankees Yankee Stadium, Bronx, NY Thu May 04 1995, 7:05 PM EDT Att: 18,994 - Unknown - 66 F				
Gerald Williams, R OBP: 0.500, SLG: 1.500							P6			0	0	0	0	0	0	0					
Wade Boggs, L OBP: 0.394, SLG: 0.370	E3 2B		G4-3 1B							4	2	2	0	0	0	1					
Paul O'Neill, L OBP: 0.485, SLG: 0.769	K		1B G4-3 CS 1B		L4				HR	4	1	2	1	0	1	2					
Danny Tartabull, R OBP: 0.400, SLG: 0.483			G4-3		K				K	4	0	1	1	0	2	3					
Don Mattingly, L OBP: 0.333, SLG: 0.471	F7						F7		HR	4	1	2	2	0	0	1					
Mike Stanley, R OBP: 0.265, SLG: 0.217			G3-1 2B		K		G1-3		G3-1 PB 1B BB	3	1	1	0	1	1	2					
Bernie Williams, S OBP: 0.257, SLG: 0.344			G3-1		G6-3		K		G3-1	4	0	0	0	0	1	2					
Tony Fernandez, S OBP: 0.438, SLG: 0.360					G1-3		F9 SH3 1B			3	0	2	1	0	0	0					
Pat Kelly, R OBP: 0.308, SLG: 0.250	K				K		SH3		K	3	0	0	0	0	3	3					
Inning Stats	R: 1 H: 1 E: 1 K: 1 S: 11	H: 1 LOB: 1 BB: 0 P: 18	R: 0 H: 1 E: 0 K: 1 S: 12	H: 1 LOB: 2 BB: 0 P: 21	R: 1 H: 3 E: 0 K: 1 S: 11	H: 3 LOB: 0 BB: 0 P: 19	R: 0 H: 0 E: 0 K: 1 S: 7	H: 0 LOB: 0 BB: 0 P: 12	R: 0 H: 1 E: 0 K: 1 S: 8	H: 1 LOB: 1 BB: 0 P: 12	R: 0 H: 0 E: 0 K: 1 S: 10	H: 0 LOB: 0 BB: 0 P: 15	R: 0 H: 1 E: 0 K: 0 S: 7	H: 1 LOB: 1 BB: 0 P: 12	R: 3 H: 3 E: 0 K: 2 S: 18	H: 3 LOB: 1 BB: 1 P: 32	1B: 6 2B: 3 3B: 0 HR: 2	SF: 0 SAC: 1 DP: 1 HBP: 1	WP: 0 PB: 1 SB: 3 CS: 1	PA: 36	
PITCHER	IP	WLS	BF	H	R	ER	SO	BB	IBB	HBP	BLK	WP	HR	S	P	ERA	WHIP				
Erik Hanson, R ERA: 0.75	(1, 1)	6.1	27	7	2	1	6	0	0	1	0	0	1	6	10	13.50	1.500				
Derek Lilliquist, L ERA: 4.5	(7, 1)	0.2	3	1	1	1	0	0	0	0	0	0	1	7	14	27.00	6.000				
Joel Johnston, R ERA: 5.4	(8, 1)	0.1	L	3	1	1	1	1	0	0	0	0	1	7	14	13.50	1.500				
Alejandro Pena, R ERA: 5.4	(8, 1)	0.2	3	1	1	1	1	0	0	0	0	0	0	8	14	13.50	1.500				

Batter	1	2	3	4	5	6	7	8	9	AB	R	H	RBI	BB	SO	LOB	TOP								
Lee Tinsley, S OBP: 0.512, SLG: 0.676 (1, 8)											6	2	4	1	0	2	3								
John Valentin, R OBP: 0.500, SLG: 0.778 (1, 6)											6	3	3	2	0	0	4								
Mo Vaughn, L OBP: 0.326, SLG: 0.556 (1, 3)											4	1	1	2	1	0	2								
Jose Canseco, R OBP: 0.483, SLG: 0.524 Terry Shumpert, R (8, PR)											4	0	1	0	1	1	3								
Mike Greenwell, L OBP: 0.415, SLG: 0.447 (1, 7)											5	1	2	2	0	0	4								
Mark Whiten, S OBP: 0.283, SLG: 0.286 (1, 9)											5	2	2	2	0	1	4								
Bill Haselman, R OBP: 0.400, SLG: 0.250 (1, 2)											5	0	2	0	0	1	0								
Tim Lincecum, R OBP: 0.385, SLG: 0.472 (1, 5)											5	1	2	0	0	0	2								
Luis Alicea, S OBP: 0.262, SLG: 0.143 (1, 4)											3	0	0	1	0	1	2								
Inning Stats	R: 0 E: 0 K: 0 S: 12	H: 1 LOB: 2 BB: 1 P: 22	R: 1 E: 0 K: 1 S: 10	H: 2 LOB: 1 BB: 0 P: 13	R: 1 E: 0 K: 0 S: 7	H: 1 LOB: 1 BB: 1 P: 13	R: 0 E: 0 K: 0 S: 7	H: 0 LOB: 0 BB: 0 P: 11	R: 2 E: 0 K: 2 S: 13	H: 3 LOB: 1 BB: 0 P: 23	R: 0 E: 0 K: 1 S: 10	H: 2 LOB: 2 BB: 0 P: 15	R: 3 E: 1 K: 2 S: 17	H: 3 LOB: 1 BB: 0 P: 32	R: 2 E: 0 K: 0 S: 9	H: 3 LOB: 2 BB: 0 P: 13	R: 1 E: 0 K: 0 S: 10	H: 2 LOB: 1 BB: 0 P: 15	1B: 10 2B: 4 3B: 0 HR: 3	SF: 1 SAC: 1 DP: 0 HBP: 0	WP: 1 PB: 0 SB: 0 CS: 0	PA: 47			
PITCHER	IP	WLS	BF	H	R	ER	SO	BB	IBB	HBP	BLK	WP	HR	S	P	ERA	WHIP								
Mike Moore, R ERA: 3.71 (1, 1)	5.0		24	7	4	4	3	2	0	0	0	1	0	49	82	7.20	1.800								
Mike Gardner, R ERA: 5.88 (6, 1)	1.2		11	5	3	3	2	0	0	0	0	0	2	22	39	16.20	3.000								
Felipe Lira, R ERA: 4.15 (7, 1)	0.1	L	3	2	2	2	1	0	0	0	0	0	1	9	12	54.00	6.000								
Brian Bohanon, L ERA: 7.11 (8, 1)	1.0		4	1	0	0	0	0	0	0	0	0	0	5	9	0.00	1.000								
Joe Boever, R ERA: 27.0 (9, 1)	1.0		5	2	1	1	0	0	0	0	0	0	0	10	15	9.00	2.000								

Boston Red Sox @ Detroit Tigers
Tiger Stadium, Detroit, MI
Fri May 05 1995, 7:05 PM EDT
Att: 10,041 - Unknown - 62 F

AB 43
R 10
H 17
RBI 10
BB 2
SO 6
LOB 24



Batter	1	2	3	4	5	6	7	8	9	AB	R	H	RBI	BB	SO	LOB	BOTTOM								
Chad Curtis, R OBP: 0.400, SLG: 0.419 (1, 8)										2	1	0	1	2	0	2									
Scott Fletcher, R OBP: 0.161, SLG: 0.103 (1, 4)										4	1	1	0	1	1	0									
Bobby Higginson, L OBP: 0.241, SLG: 0.464 (1, 9)										4	1	2	0	1	1	4									
Cecil Fielder, R OBP: 0.189, SLG: 0.265 (1, 3)										5	0	0	0	0	1	7									
Kirk Gibson, L OBP: 0.409, SLG: 0.600 (1, 10)										3	1	0	0	1	1	1									
Travis Fryman, R OBP: 0.324, SLG: 0.333 (1, 5)										3	1	1	4	1	1	1									
Franklin Stubbs, L OBP: 0.533, SLG: 0.667 (1, 7)										3	1	1	0	1	1	0									
Chris Gomez, R OBP: 0.290, SLG: 0.500 (1, 6)										3	1	1	1	0	0	0									
John Flaherty, R OBP: 0.360, SLG: 0.478 Danny Bautista, R (9, PH)										2	0	0	0	0	2	2									
Inning Stats	R: 4 E: 0 K: 1 S: 13	H: 2 LOB: 0 BB: 2 P: 29	R: 0 E: 0 K: 1 S: 9	H: 0 LOB: 0 BB: 0 P: 14	R: 1 E: 1 K: 2 S: 16	H: 1 LOB: 1 BB: 0 P: 26	R: 2 E: 0 K: 0 S: 7	H: 2 LOB: 0 BB: 0 P: 14	R: 0 E: 0 K: 1 S: 9	H: 1 LOB: 0 BB: 0 P: 15	R: 0 E: 0 K: 1 S: 10	H: 0 LOB: 2 BB: 2 P: 22	R: 0 E: 0 K: 0 S: 10	H: 0 LOB: 1 BB: 1 P: 19	R: 0 E: 0 K: 1 S: 9	H: 0 LOB: 0 BB: 0 P: 11	R: 0 E: 0 K: 2 S: 12	H: 0 LOB: 2 BB: 2 P: 26	1B: 4 2B: 1 3B: 0 HR: 1	SF: 1 SAC: 2 DP: 1 HBP: 0	WP: 1 PB: 0 SB: 0 CS: 0	PA: 40			
PITCHER	IP	WLS	BF	H	R	ER	SO	BB	IBB	HBP	BLK	WP	HR	S	P	ERA	WHIP								
Frankie Rodriguez, R ERA: 12.86 (1, 1)	3.0		15	3	5	4	4	1	1	0	0	0	0	10	19	18.00	3.000								
Brian Looney, L ERA: 18.0 (4, 1)	1.0		6	3	2	2	0	0	0	0	0	0	0	24	47	0.00	1.125								
Jeff Pierce, R ERA: 1.95 (5, 1)	2.2		10	0	0	0	2	3	0	0	0	0	0	2	4	0.00	0.000								
Derek Lilliquist, L ERA: 4.15 (7, 1)	0.1	W	1	0	0	0	0	0	0	0	0	0	0	2	4	0.00	0.000								
Ken Ryan, R ERA: (8, 1)	2.0	S	8	0	0	0	3	2	0	0	0	0	0	21	37	0.00	1.000								

Boston Red Sox @ Detroit Tigers
Tiger Stadium, Detroit, MI
Fri May 05 1995, 7:05 PM EDT
Att: 10,041 - Unknown - 62 F

AB 30
R 7
H 6
RBI 6
BB 7
SO 9
LOB 17



Batter	1	2	3	4	5	6	7	8	9	AB	R	H	RBI	BB	SO	LOB	TOP					
Lee Tinsley, S OBP: 0.490, SLG: 0.609 (1, 8)	G5-3	K			G4-3	SH3-4				5	0	2	0	0	1	1						
John Valentin, R OBP: 0.519, SLG: 0.844 Steve Rodriguez, R (9, PH) (9, 6)	HR			FC4-6 1B	1B	1B	K		P3	5	3	4	3	0	1	1						
Mo Vaughn, L OBP: 0.333, SLG: 0.477 (1, 3)	K		FC4-6 1B		1B	1B	K		K	5	2	1	0	1	3	3						
Mark Whiten, S OBP: 0.289, SLG: 0.293 Wes Chamberlain, R OBP: 0.000, SLG: 0.333 Troy O'Leary, L OBP: 0.400, SLG: 0.800 (6, PH) (6, 9)	1B		5-3		1B	1B			G5-3	2	0	1	0	0	0	1						
Mike Greenwell, L OBP: 0.431, SLG: 0.447 (1, 7)	F7		FC6-4 1B		1B	1B	HR		1B	5	1	3	2	0	0	2						
Tim Lincecum, R OBP: 0.396, SLG: 0.442 (1, 5)		BB G5-4-3 1B	FC6-4 1B		F7	G5-3			BB 1B	4	1	1	1	1	0	5						
Mike MacFarlane, R OBP: 0.371, SLG: 0.483 (1, 2)		G5-4-3 1B		G5-3	FC5-4 1B	HR			BB	4	1	2	2	1	0	3						
Bill Haselman, R OBP: 0.429, SLG: 0.273 1B Reggie Jefferson, S OBP: 0.200, SLG: 0.214 (8, PH)		G5-4-3 BB		F9					K	3	1	1	0	1	0	0						
Luis Alicaia, S OBP: 0.239, SLG: 0.128 (1, 4)	G5-4-3		G6-3			SH SH3-4 2B			K	4	1	0	0	0	1	4						
Inning Stats	R: 1 E: 0 K: 1 S: 12	H: 2 LOB: 1 BB: 0 P: 20	R: 1 E: 0 K: 1 S: 12	H: 1 LOB: 1 BB: 2 P: 27	R: 1 E: 0 K: 0 S: 11	H: 2 LOB: 1 BB: 0 P: 17	R: 0 E: 0 K: 0 S: 4	H: 0 LOB: 0 BB: 0 P: 6	R: 1 E: 0 K: 0 S: 13	H: 3 LOB: 3 BB: 1 P: 21	R: 7 E: 0 K: 0 S: 17	H: 5 LOB: 0 BB: 1 P: 29	R: 0 E: 0 K: 2 S: 9	H: 1 LOB: 1 BB: 0 P: 16	R: 1 E: 0 K: 2 S: 15	H: 2 LOB: 2 BB: 1 P: 23	R: 0 E: 0 K: 1 S: 8	H: 1 LOB: 1 BB: 0 P: 11	1B: 12 2B: 2 3B: 0 HR: 3	SF: 0 SAC: 2 DP: 1 HBP: 0	WP: 0 PB: 0 SB: 1 CS: 0	PA: 49
PITCHER	IP	WLS	BF	H	R	ER	SO	BB	IBB	HBP	BLK	WP	HR	S	P	ERA	WHIP					
Buddy Groom, L ERA: 7.04 (1, 1)	4.1	L	23	8	4	4	2	3	0	0	0	0	1	46	84	8.31	2.538					
Mike Gardner, R ERA: 12.91 (5, 1)	1.1		11	5	7	7	0	0	1	0	0	0	2	22	34	47.25	3.750					
Ben Blomdahl, R ERA: 6.75 (6, 1)	1.1		5	1	0	0	2	0	0	0	0	0	0	10	18	0.00	0.750					
Joe Boever, R ERA: 15.75 (8, 1)	2.0		10	3	1	1	3	1	0	0	0	0	0	23	34	4.50	2.000					

Boston Red Sox @ Detroit Tigers
Tiger Stadium, Detroit, MI
Sun May 07 1995, 3:33 AM EDT
Att: 10,752 - Sunny - 65 F

AB 42
R 12
H 17
RBI 11
BB 5
SO 7
LOB 24



Batter	1	2	3	4	5	6	7	8	9	AB	R	H	RBI	BB	SO	LOB	BOTTOM				
Chad Curtis, R OBP: 0.367, SLG: 0.359 (1, 8)	G6-3		1B HBP		F7			F8		3	0	0	0	0	0	0					
Alan Trammell, R OBP: 0.714, SLG: 0.667 Scott Fletcher, R OBP: 0.156, SLG: 0.100 (7, 4)	1B		1B			G6-3		F7		3	0	2	0	0	0	0					
Juan Samuel, R OBP: 0.357, SLG: 0.455 (1, 10)	K		K			P3			F8	4	0	0	0	0	2	3					
Cecil Fielder, R OBP: 0.217, SLG: 0.333 (1, 3)	G5-3			G6-3		FC4-6 1B			HR	4	1	2	1	0	0	1					
Travis Fryman, R OBP: 0.289, SLG: 0.289 (1, 5)		G6-3		F8		FC4-6			K	4	0	0	0	0	1	1					
Danny Bautista, R OBP: 0.421, SLG: 0.412 (1, 9)	F8			WP 2B				F8		4	0	1	0	0	1	0					
Chris Gomez, R OBP: 0.237, SLG: 0.394 (7, 6)	K			L9				F8		3	0	0	0	0	1	1					
Milt Cuyler, S (1, 7)			G6-3					G6-3		3	0	0	0	0	0	0					
John Flaherty, R OBP: 0.321, SLG: 0.423 (1, 2)			L7					F8		3	0	0	0	0	0	0					
Inning Stats	R: 0 E: 0 K: 1 S: 12	H: 1 LOB: 0 BB: 0 P: 21	R: 0 E: 0 K: 1 S: 9	H: 0 LOB: 0 BB: 0 P: 11	R: 0 E: 0 K: 1 S: 10	H: 1 LOB: 2 BB: 0 P: 17	R: 0 E: 0 K: 0 S: 10	H: 1 LOB: 1 BB: 0 P: 14	R: 0 E: 0 K: 0 S: 7	H: 0 LOB: 0 BB: 0 P: 14	R: 0 E: 0 K: 0 S: 5	H: 0 LOB: 0 BB: 0 P: 8	R: 0 E: 0 K: 0 S: 10	H: 0 LOB: 0 BB: 0 P: 14	R: 1 E: 0 K: 2 S: 10	H: 1 LOB: 0 BB: 0 P: 16	1B: 3 2B: 1 3B: 0 HR: 1	SF: 0 SAC: 0 DP: 0 HBP: 1	WP: 1 PB: 0 SB: 0 CS: 0	PA: 33	
PITCHER	IP	WLS	BF	H	R	ER	SO	BB	IBB	HBP	BLK	WP	HR	S	P	ERA	WHIP				
Vaughn Eshelman, L ERA: 6.0 (1, 1)	7.0	W	26	4	0	0	3	0	0	1	0	0	0	61	97	0.00	0.571				
Mike Hartley, R ERA: 6.0 (8, 1)	1.0		3	0	0	0	0	0	0	0	0	0	0	10	14	0.00	0.000				
Frankie Rodriguez, R ERA: 12.36 (9, 1)	1.0		4	1	1	1	2	0	0	0	0	0	1	10	16	9.00	1.000				

Boston Red Sox @ Detroit Tigers
Tiger Stadium, Detroit, MI
Sun May 07 1995, 3:33 AM EDT
Att: 10,752 - Sunny - 65 F

AB 32
R 1
H 5
RBI 1
BB 0
SO 5
LOB 6



Batter	1	2	3	4	5	6	7	8	9	AB	R	H	RBI	BB	SO	LOB	TOP										
Brady Anderson, L (1, 7) OBP: 0.429, SLG: 0.647	G4-3		K SH5-3 1B		G1-6-3		B1-3			4	0	1	0	0	0	2	Baltimore Orioles @ Boston Red Sox Fenway Park, Boston, MA Tue May 09 1995, 7:05 PM EDT Att: 22,006 - Unknown - 66 F										
Bret Barberie, S (1, 4) OBP: 0.397, SLG: 0.280	G6-3		SH5-3		K		F9			3	0	0	0	0	1												
Rafael Palmeiro, L (1, 3) OBP: 0.411, SLG: 0.574	F8		K			BB 1B BB		F9		3	1	0	0	1	1												
Cal Ripken Jr., R (1, 6) OBP: 0.385, SLG: 0.413		G6-3 HR BB				K		G6-3		3	1	1	0	1	1												
Sherman Obando, R (1, 10) OBP: 0.429, SLG: 0.385		G6-3				FC5 1B BB		L7		2	0	0	0	0	1	2											
Harold Baines, L (6, PH) OBP: 0.395, SLG: 0.444										1	0	0	0	1	0	0											
Chris Hoiles, R (1, 2) OBP: 0.498, SLG: 0.652										3	1	2	3	1	1	0											
Jeff Manto, R (1, 5) OBP: 0.125, SLG: 0.125										4	0	1	0	0	0	4											
Jeffrey Hammonds, R (1, 9) OBP: 0.250, SLG: 0.368										4	0	1	0	0	1	3											
Damon Buford, R (1, 8) OBP: 0.250, SLG: 0.250										1	0	0	0	1	0	1											
Kevin Bass, S (7, PH) OBP: 0.250, SLG: 0.250										1	0	0	0	0	0	0											
Inning Stats	R: 0 E: 0 K: 0 S: 6	H: 0 LOB: 0 BB: 0 P: 11	R: 2 E: 0 K: 1 S: 18	H: 2 LOB: 1 BB: 1 P: 29	R: 0 E: 0 K: 1 S: 6	H: 1 LOB: 0 BB: 0 P: 10	R: 0 E: 0 K: 1 S: 7	H: 1 LOB: 1 BB: 1 P: 17	R: 0 E: 0 K: 1 S: 10	H: 1 LOB: 1 BB: 1 P: 19	R: 1 E: 0 K: 0 S: 12	H: 1 LOB: 2 BB: 2 P: 23	R: 0 E: 0 K: 0 S: 9	H: 0 LOB: 0 BB: 0 P: 13	R: 0 E: 0 K: 0 S: 8	H: 0 LOB: 0 BB: 0 P: 11	R: 0 E: 0 K: 1 S: 7	H: 0 LOB: 0 BB: 0 P: 13	1B: 4 2B: 1 3B: 0 HR: 1	SF: 0 SAC: 1 DP: 2 HBP: 0	WP: 0 PB: 0 SB: 0 CS: 0	PA: 35					
PITCHER	IP	WLS	BF	H	R	ER	SO	BB	IBB	HBP	BLK	WP	HR	S	P	ERA	WHIP										
Rheal Cormier, L (1, 1) ERA: 4.11	5.0		20	5	2	2	4	3	0	0	0	0	1	47	86	3.60	1.600										
Jeff Pierce, R (6, 1) ERA: 2.53	1.1		7	1	1	1	1	2	0	0	0	0	0	17	31	6.75	2.250										
Derek Lilliquist, L (7, 1) ERA: 3.38	1.0		3	0	0	0	0	0	0	0	0	0	0	6	7	0.00	0.000										
Stan Belinda, R (8, 1) ERA:	1.2	W	5	0	0	0	1	0	0	0	0	0	0	13	22	0.00	0.000										

Batter	1	2	3	4	5	6	7	8	9	AB	R	H	RBI	BB	SO	LOB	BOTTOM										
Lee Tinsley, S (1, 8) OBP: 0.473, SLG: 0.580	K		BB HBP 1B		P5		G3			4	1	1	0	0	1	2	Baltimore Orioles @ Boston Red Sox Fenway Park, Boston, MA Tue May 09 1995, 7:05 PM EDT Att: 22,006 - Unknown - 66 F										
John Valentin, R (1, 6) OBP: 0.500, SLG: 0.792	K		HBP BB		G1-4-3		G4-3			3	0	0	0	1	1	2											
Mo Vaughn, L (1, 3) OBP: 0.362, SLG: 0.543		HR								2	1	1	2	2	0	0											
Jose Canseco, R (1, 10) OBP: 0.485, SLG: 0.478										2	0	0	1	1	2	1											
Mike Greenwell, L (1, 7) OBP: 0.400, SLG: 0.412										4	0	0	0	0	1	4											
Tim Lincecum, R (1, 5) OBP: 0.385, SLG: 0.413										3	0	0	0	1	1	4											
Mike Macfarlane, R (1, 2) OBP: 0.378, SLG: 0.487										1	0	0	0	0	0	1											
Rich Rowland, R (6, 2)										2	0	0	0	0	0	0											
Troy O'Leary, L (1, 9) OBP: 0.286, SLG: 0.571										4	0	0	0	0	1	2											
Luis Alica, S (1, 4) OBP: 0.265, SLG: 0.146										2	1	1	0	1	1	0											
Wes Chamberlain, R (9, PH) OBP: 0.667, SLG: 1.250										1	1	1	1	0	0	0											
Inning Stats	R: 1 E: 0 K: 3 S: 16	H: 1 LOB: 0 BB: 0 P: 24	R: 0 E: 0 K: 1 S: 10	H: 0 LOB: 1 BB: 1 P: 18	R: 2 E: 0 K: 0 S: 9	H: 2 LOB: 2 BB: 2 P: 22	R: 0 E: 0 K: 0 S: 10	H: 0 LOB: 2 BB: 1 P: 20	R: 0 E: 0 K: 0 S: 12	H: 0 LOB: 1 BB: 1 P: 20	R: 0 E: 0 K: 1 S: 9	H: 0 LOB: 0 BB: 0 P: 13	R: 0 E: 0 K: 1 S: 10	H: 0 LOB: 1 BB: 1 P: 16	R: 0 E: 0 K: 1 S: 6	H: 0 LOB: 0 BB: 0 P: 8	R: 1 E: 0 K: 1 S: 5	H: 1 LOB: 0 BB: 0 P: 11	1B: 2 2B: 0 3B: 0 HR: 2	SF: 0 SAC: 0 DP: 1 HBP: 2	WP: 0 PB: 0 SB: 0 CS: 0	PA: 36					
PITCHER	IP	WLS	BF	H	R	ER	SO	BB	IBB	HBP	BLK	WP	HR	S	P	ERA	WHIP										
Ben McDonald, R (1, 1) ERA: 2.65	5.0		24	3	3	3	4	5	0	2	0	0	1	57	104	5.40	1.600										
Alan Mills, R (6, 1) ERA: 9.0	3.0		10	0	0	0	3	1	0	0	0	0	0	25	37	0.00	0.333										
Jesse Orosco, L (9, 1) ERA: 3.0	0.1		1	0	0	0	1	0	0	0	0	0	0	3	6	0.00	0.000										
Armando Benitez, R (9, 1) ERA: 2.08	0.0	L	1	1	1	1	0	0	0	0	0	0	1	2	5	∞	∞										

Batter	1	2	3	4	5	6	7	8	9	AB	R	H	RBI	BB	SO	LOB	TOP								
Brady Anderson, L (1, 7) OBP: 0.410, SLG: 0.607	2-2 SH5-3 1B		2-1 E4		0-2 FC1-6 1B		0-1 P3		2-1 G4-3	5	0	1	1	0	0	3									
Bret Barberie, S (1, 4) OBP: 0.394, SLG: 0.296	0-1 SH5-3		1-3 K		2-1		1-0			2	0	1	0	0	1	1									
Jack Voigt, R (7, PH) OBP: 1.000, SLG: 1.000	1-2				1-2		1-2			1	0	1	0	0	0	0									
Manny Alexander, R (7, 4) OBP: 0.222, SLG: 0.176					1B					0	0	0	0	0	0	0									
Rafael Palmeiro, L (1, 3) OBP: 0.383, SLG: 0.529	2-2 F7				1-3 K		1-3			4	0	0	0	0	2	5									
Cal Ripken Jr., R (1, 6) OBP: 0.357, SLG: 0.380	1-1 G1-3				2-3 K		2-0 L8		2-2 L9	4	0	0	0	0	1	1									
Harold Baines, L (1, 10) OBP: 0.383, SLG: 0.425		2-2 G4-1			2-2 G4-3		0-0		2-2 F8	4	0	1	0	0	0	0									
Chris Hoiles, R (1, 2) OBP: 0.482, SLG: 0.593	2-2 K				1-1 E 1B SF8		3-2 K		2-3 K	4	1	1	0	0	3	1									
Andy Van Slyke, L (1, 8) OBP: 0.298, SLG: 0.452	0-1 G5-3				2-2 SF8 1B FC1-6		1-3 K		2-2 P7	4	1	1	0	0	1	1									
Sherman Obando, R (1, 9) OBP: 0.412, SLG: 0.375			3-2 G6-3		3-2 E5 1B FC1-6		0-1		2-3 K	3	0	1	0	0	0	2									
Kevin Bass, S (9, PH) OBP: 0.240, SLG: 0.238					1-2 2-3					1	0	0	0	0	1	0									
Leo Gomez, R (1, 5) OBP: 0.205, SLG: 0.143			2-2 L6		3-2 SF8		1-2		4-0	2	0	0	1	0	0	1									
Matt Nokes, L (9, PH) OBP: 0.111, SLG: 0.235					2-3 3H				BB	0	0	0	0	1	0	0									
Inning Stats	R: 0 E: 0 K: 0 S: 10	H: 1 LOB: 1 BB: 0 P: 15	R: 0 E: 0 K: 1 S: 8	H: 0 LOB: 0 BB: 12 P: 12	R: 0 E: 1 K: 1 S: 11	H: 0 LOB: 1 BB: 0 P: 19	R: 0 E: 0 K: 1 S: 9	H: 0 LOB: 0 BB: 0 P: 16	R: 2 E: 1 K: 1 S: 21	H: 3 LOB: 2 BB: 0 P: 33	R: 0 E: 0 K: 1 S: 9	H: 1 LOB: 1 BB: 0 P: 15	R: 0 E: 0 K: 1 S: 16	H: 2 LOB: 2 BB: 0 P: 19	R: 0 E: 0 K: 1 S: 12	H: 0 LOB: 0 BB: 0 P: 18	R: 0 E: 0 K: 1 S: 9	H: 0 LOB: 1 BB: 1 P: 19	1B: 7 2B: 0 3B: 0 HR: 0	SF: 1 SAC: 1 DP: 0 HBP: 0	WP: 0 PB: 0 SB: 0 CS: 0	PA: 37			
PITCHER	IP	WLS	BF	H	R	ER	SO	BB	IBB	HBP	BLK	WP	HR	S	P	ERA	WHIP								
Erik Hanson, R (1, 1) ERA: 1.1	5.0	W	21	4	2	1	4	0	0	0	0	0	0	59	95	1.80	0.800								
Alejandro Pena, R (6, 1) ERA: 3.27	1.1		6	2	0	0	2	0	0	0	0	0	0	18	25	0.00	1.500								
Derek Lilliquist, L (7, 1) ERA: 3.0	0.2		3	1	0	0	1	0	0	0	0	0	0	7	9	0.00	1.500								
Stan Belinda, R (8, 1) ERA:	1.0		3	0	0	0	1	0	0	0	0	0	0	12	18	0.00	0.000								
Ken Ryan, R (9, 1) ERA:	1.0		4	0	0	0	1	1	0	0	0	0	0	9	19	0.00	1.000								

Baltimore Orioles @ Boston Red Sox
Fenway Park, Boston, MA
Wed May 10 1995, 7:05 PM EDT
Att: 19,776 - Unknown - 57 F

AB 34
R 2
H 7
RBI 2
BB 1
SO 9
LOB 15



Batter	1	2	3	4	5	6	7	8	9	AB	R	H	RBI	BB	SO	LOB	BOTTOM								
Lee Tinsley, S (1, 8) OBP: 0.467, SLG: 0.618	1-3 K		1-2 G5-3	0-0 HR		3-2 G3		2-1 S E 1B		5	1	2	2	0	1	1									
John Valentin, R (1, 6) OBP: 0.508, SLG: 0.760	4-1 G3 1B BB		4-2 HR BB	G4-3 BB		2-2 P3		1-2 K		2	2	0	0	3	1	2									
Mo Vaughn, L (1, 3) OBP: 0.365, SLG: 0.580	0-1 G3		1-0 HR	G4-3		4-0		3-2 G4-3		4	1	1	2	1	0	3									
Jose Canseco, R (1, 10) OBP: 0.486, SLG: 0.481	3-2 2H 1B		2-3 K			0-1 FC3-6 1B		2-1 L9		4	0	2	1	0	1	2									
Wes Chamberlain, R (1, 9) OBP: 0.625, SLG: 1.000	3-3 K		4-0 S BB			1-1 FC3-6 1B		1-0 G3		1	0	0	0	1	1	1									
Troy O'Leary, L (5, PH) OBP: 0.313, SLG: 0.563						1-2				2	0	1	0	0	0	0									
Mike Greenwell, L (1, 7) OBP: 0.380, SLG: 0.389		1-1 L8	2-1 F7			0-0 FC3-6		4-1 FC6-4 BB		3	0	0	0	1	0	3									
Bill Haselman, R (1, 2) OBP: 0.444, SLG: 0.286		4-2		1-1 CS 2B 1B		2-3 K		0-1 P6		3	1	1	0	1	1	3									
Tim Lincecum, R (1, 5) OBP: 0.375, SLG: 0.420		2-2 P4		2-1 F9 HR 2B		0-1 G1-3		1-1 FC6-4		4	1	1	1	0	0	4									
Luis Alícea, S (1, 4) OBP: 0.264, SLG: 0.136		0-3 K		0-2 F9		4-2 G3 BB		2-2 L9		3	0	0	0	1	1	2									
Inning Stats	R: 1 E: 0 K: 2 S: 19	H: 1 LOB: 1 BB: 1 P: 30	R: 0 E: 0 K: 1 S: 15	H: 0 LOB: 1 BB: 1 P: 22	R: 2 E: 0 K: 1 S: 13	H: 1 LOB: 2 BB: 2 P: 27	R: 3 E: 0 K: 0 S: 13	H: 3 LOB: 0 BB: 1 P: 22	R: 0 E: 0 K: 1 S: 10	H: 2 LOB: 2 BB: 0 P: 13	R: 0 E: 0 K: 0 S: 11	H: 0 LOB: 2 BB: 2 P: 25	R: 0 E: 0 K: 0 S: 6	H: 0 LOB: 1 BB: 1 P: 12	R: 0 E: 1 K: 1 S: 13	H: 1 LOB: 1 BB: 0 P: 20	1B: 5 2B: 1 3B: 0 HR: 2	SF: 0 SAC: 0 DP: 1 HBP: 0	WP: 0 PB: 0 SB: 2 CS: 1	PA: 39					
PITCHER	IP	WLS	BF	H	R	ER	SO	BB	IBB	HBP	BLK	WP	HR	S	P	ERA	WHIP								
Sid Fernandez, L (1, 1) ERA: 7.15	3.1	L	19	5	6	5	4	4	0	0	0	0	0	2	55	9.00	2.700								
Mike Oquist, R (4, 1) ERA: 2.39	2.2		12	2	0	0	1	2	1	0	0	0	0	26	49	0.00	1.500								
Jamie Moyer, L (7, 1) ERA: 5.4	2.0		8	1	0	0	1	1	0	0	0	0	0	19	32	0.00	1.000								

Baltimore Orioles @ Boston Red Sox
Fenway Park, Boston, MA
Wed May 10 1995, 7:05 PM EDT
Att: 19,776 - Unknown - 57 F

AB 31
R 6
H 8
RBI 6
BB 8
SO 6
LOB 21




Batter	1	2	3	4	5	6	7	8	9	AB R H RBI BB SO LOB	TOP									
Luis Polonia, L OBP: 0.346, SLG: 0.370 (1, 7)										6 4 4 0 0 0 2	New York Yankees @ Boston Red Sox Fenway Park, Boston, MA Fri May 12 1995, 7:05 PM EDT Att: 32,754 - Unknown - 55 F									
Tony Fernandez, S OBP: 0.403, SLG: 0.340 (1, 6)										4 2 1 1 1 0 1										
Wade Boggs, L OBP: 0.440, SLG: 0.440 Russ Davis, R (9, 3)										4 1 2 3 0 1 0 0 0 0 0 0 0 0										
Jim Leyritz, R OBP: 0.364, SLG: 0.426 (1, 2)										3 1 0 0 2 2 3										
Dion James, L OBP: 0.471, SLG: 0.529 Dave Silvestri, R OBP: 0.600, SLG: 1.333 (8, PH)										3 0 0 0 0 0 2 1 2 1 3 0 0 0										
Danny Tartabull, R OBP: 0.333, SLG: 0.404 Gerald Williams, R OBP: 0.364, SLG: 0.700 (8, 9)										4 0 0 0 0 0 1 0 0 0 1 0 0 0										
Randy Velarde, R OBP: 0.385, SLG: 0.364 (1, 5)										4 1 1 2 1 2 1										
Bernie Williams, S OBP: 0.309, SLG: 0.459 (1, 8)										3 0 1 0 2 1 2										
Pat Kelly, R OBP: 0.385, SLG: 0.400 (1, 4)										4 1 1 1 0 2 2										
Inning Stats	R: 1 E: 0 K: 1 S: 8	H: 1 LOB: 0 BB: 0 P: 13	R: 0 E: 1 K: 1 S: 7	H: 0 LOB: 1 BB: 0 P: 9	R: 0 E: 0 K: 1 S: 7	H: 0 LOB: 0 BB: 0 P: 13	R: 0 E: 0 K: 0 S: 12	H: 0 LOB: 0 BB: 1 P: 20	R: 0 E: 0 K: 2 S: 15	H: 2 LOB: 1 BB: 0 P: 17		R: 0 E: 0 K: 1 S: 8	H: 1 LOB: 1 BB: 0 P: 11	R: 4 E: 0 K: 0 S: 15	H: 3 LOB: 1 BB: 2 P: 27	R: 6 E: 2 K: 1 S: 22	H: 4 LOB: 2 BB: 2 P: 38	1B: 6 2B: 3 3B: 1 HR: 1	SF: 2 SAC: 0 DP: 0 HBP: 2	WP: 1 PB: 1 SB: 0 CS: 0
PITCHER	IP WLS BF H R ER SO BB IBB HBP BLK WP HR S P ERA WHIP																			
Aaron Sele, R ERA: 3.27 (1, 1)	7.0 L 29 6 4 3 7 2 0 0 0 0 1 0 71 111 3.86 1.143																			
Derek Lilliquist, L ERA: 5.68 (8, 1)	0.1 3 1 2 2 0 0 1 0 0 0 0 1 8 15 54.00 3.000																			
Joel Johnston, R ERA: 11.25 (8, 1)	0.2 6 1 3 3 0 2 0 1 0 0 0 0 9 20 40.50 4.500																			
Mike Hartley, R ERA: 9.0 (9, 1)	1.0 8 3 3 3 1 1 0 1 0 0 0 0 17 27 27.00 4.000																			

AB	36
R	12
H	11
RBI	11
BB	6
SO	8
LOB	14



Batter	1	2	3	4	5	6	7	8	9	AB R H RBI BB SO LOB	BOTTOM											
Lee Tinsley, S OBP: 0.453, SLG: 0.593 (1, 8)										4 0 1 1 0 2 1	New York Yankees @ Boston Red Sox Fenway Park, Boston, MA Fri May 12 1995, 7:05 PM EDT Att: 32,754 - Unknown - 55 F											
John Valentin, R OBP: 0.478, SLG: 0.704 (1, 6)										4 0 0 0 0 1 1												
Mo Vaughn, L OBP: 0.358, SLG: 0.611 (1, 3)										4 1 1 1 0 0 0												
Jose Canseco, R OBP: 0.439, SLG: 0.419 (1, 10)										4 0 0 0 0 2 0												
Mike Macfarlane, R OBP: 0.366, SLG: 0.424 (1, 2)										3 0 0 0 1 1 0												
Mike Greenwell, L OBP: 0.385, SLG: 0.362 (1, 7)										4 0 0 0 0 2 1												
Tim Lincecum, R OBP: 0.373, SLG: 0.415 (1, 5)										3 1 1 0 0 0 1												
Wes Chamberlain, R OBP: 0.600, SLG: 0.857 Troy O'Leary, L OBP: 0.294, SLG: 0.529 (8, PH)										2 0 1 0 0 1 0 1 0 0 0 0 0 1												
Terry Shumpert, R (1, 4)										2 0 0 0 1 0 3												
Inning Stats	R: 0 E: 0 K: 1 S: 10	H: 0 LOB: 0 BB: 0 P: 16	R: 0 E: 0 K: 1 S: 7	H: 0 LOB: 0 BB: 0 P: 9	R: 0 E: 0 K: 2 S: 12	H: 0 LOB: 1 BB: 1 P: 18	R: 0 E: 0 K: 0 S: 6	H: 0 LOB: 0 BB: 0 P: 10	R: 0 E: 0 K: 1 S: 19	H: 1 LOB: 2 BB: 1 P: 31		R: 0 E: 0 K: 1 S: 9	H: 0 LOB: 0 BB: 0 P: 15	R: 0 E: 0 K: 1 S: 9	H: 0 LOB: 0 BB: 0 P: 11	R: 1 E: 0 K: 0 S: 10	H: 2 LOB: 1 BB: 0 P: 18	R: 1 E: 0 K: 2 S: 12	H: 1 LOB: 0 BB: 0 P: 21	1B: 3 2B: 0 3B: 0 HR: 1	SF: 0 SAC: 0 DP: 0 HBP: 0	WP: 0 PB: 0 SB: 1 CS: 0
PITCHER	IP WLS BF H R ER SO BB IBB HBP BLK WP HR S P ERA WHIP																					
Sterling Hitchcock, L ERA: 6.59 (1, 1)	7.0 W 25 2 1 1 7 2 0 0 0 0 0 1 75 115 4.50 1.000																					
Scott Bankhead, R ERA: 5.87 (8, 1)	2.0 8 2 1 1 2 0 0 0 0 0 0 1 19 34 4.50 1.000																					



Batter	1	2	3	4	5	6	7	8	9	AB	R	H	RBI	BB	SO	LOB	TOP								
Bernie Williams, S OBP: 0.329, SLG: 0.453	G5-3			G5-4-3 BB		FC6 HR BB				3	1	1	1	2	0	1	New York Yankees @ Boston Red Sox Fenway Park, Boston, MA Sat May 13 1995, 3:33 AM EDT Att: 32,695 - Overcast - 55 F								
Tony Fernandez, S OBP: 0.373, SLG: 0.309	G3-1		G5-4-3			P4	L9			5	0	0	0	0	1	5									
Wade Boggs, L OBP: 0.322, SLG: 0.415	K			F8				L7		3	1	0	0	1	1	0									
Jim Leyritz, R OBP: 0.373, SLG: 0.480		G6-3 BB			K				K	3	1	1	3	1	2	0									
Danny Tartabull, R OBP: 0.357, SLG: 0.407		K				BB				2	0	1	0	2	1	1									
Mike Stanley, R OBP: 0.351, SLG: 0.298	G6-3					BB				3	0	0	0	1	1	3									
Randy Velarde, R OBP: 0.333, SLG: 0.308			G6-3		F8					4	0	0	0	0	2	2									
Luis Polonia, L OBP: 0.321, SLG: 0.340		G6-3				K			G4-3	4	0	0	0	0	1	2									
Pat Kelly, R OBP: 0.400, SLG: 0.391			K							1	0	0	0	2	1	0									
Dion James, L OBP: 0.500, SLG: 0.529						FC6 BB	S BB			0	1	0	0	1	0	0									
Inning Stats	R: 0 E: 0 K: 1 S: 7	H: 0 LOB: 0 BB: 0 P: 12	R: 0 E: 0 K: 1 S: 9	H: 0 LOB: 0 BB: 1 P: 18	R: 0 E: 0 K: 1 S: 8	H: 0 LOB: 0 BB: 0 P: 13	R: 0 E: 0 K: 0 S: 4	H: 0 LOB: 0 BB: 1 P: 11	R: 0 E: 0 K: 2 S: 12	H: 0 LOB: 2 BB: 2 P: 25	R: 3 E: 0 K: 0 S: 15	H: 1 LOB: 2 BB: 3 P: 33	R: 0 E: 0 K: 1 S: 9	H: 0 LOB: 2 BB: 2 P: 21	R: 0 E: 0 K: 2 S: 12	H: 1 LOB: 1 BB: 0 P: 18	R: 1 E: 0 K: 2 S: 18	H: 1 LOB: 1 BB: 1 P: 28	1B: 2 2B: 0 3B: 0 HR: 1	SF: 0 SAC: 0 DP: 2 HBP: 0	WP: 0 PB: 0 SB: 2 CS: 0	PA: 38			
PITCHER	IP	WLS	BF	H	R	ER	SO	BB	IBB	HBP	BLK	WP	HR	S	P	ERA	WHIP								
Vaughn Eshelman, L ERA: 1.45	5.2	W	22	1	3	3	5	6	0	0	0	0	1	48	101	4.76	1.235								
Stan Belinda, R ERA: 1.45	1.1		7	0	0	0	1	3	0	0	0	0	0	16	32	0.00	2.250								
Derek Liliquist, L ERA: 5.4	0.1		1	0	0	0	0	0	0	0	0	0	0	2	3	0.00	0.000								
Ken Ryan, R ERA: 0.93	1.2	S	8	2	1	1	4	1	0	0	0	0	0	28	43	5.40	1.800								


Batter	1	2	3	4	5	6	7	8	9	AB	R	H	RBI	BB	SO	LOB	BOTTOM									
Lee Tinsley, S OBP: 0.420, SLG: 0.547	G5-3	G3		K				F8		5	0	0	0	0	2	4	New York Yankees @ Boston Red Sox Fenway Park, Boston, MA Sat May 13 1995, 3:33 AM EDT Att: 32,695 - Overcast - 55 F									
John Valentin, R OBP: 0.485, SLG: 0.724	K			F8				F8		4	1	1	1	0	1	2										
Mo Vaughn, L OBP: 0.380, SLG: 0.672	S 1B			HR						4	1	3	1	0	1	0										
Jose Canseco, R OBP: 0.400, SLG: 0.371	G6-3		K			G5-3			G6-4-3	4	0	0	0	0	1	2										
Mike Greenwell, L OBP: 0.388, SLG: 0.377		PB BB G4-3 1B		1B BB		G4-3			HR 1B	3	3	2	0	1	0	0										
Mike MacFarlane, R OBP: 0.378, SLG: 0.500		G4-3 PB BB		P4		K			HR	3	1	1	2	1	1	1										
Troy O'Leary, L OBP: 0.381, SLG: 0.550	G4-3			E 1B						3	0	2	1	1	0	1										
Tim Lincecum, R OBP: 0.397, SLG: 0.439	G6-3		E8							4	0	3	1	0	0	1										
Luis Alicea, S OBP: 0.268, SLG: 0.130			L8			SH1-3 1B			G4-6-3 1B	2	0	0	0	1	0	3										
Inning Stats	R: 0 E: 0 K: 1 S: 9	H: 1 LOB: 1 BB: 0 P: 17	R: 1 E: 0 K: 0 S: 14	H: 1 LOB: 2 BB: 2 P: 31	R: 3 E: 1 K: 1 S: 12	H: 4 LOB: 2 BB: 1 P: 23	R: 0 E: 0 K: 2 S: 11	H: 0 LOB: 0 BB: 0 P: 16	R: 0 E: 0 K: 1 S: 6	H: 0 LOB: 0 BB: 0 P: 12	R: 0 E: 0 K: 1 S: 8	H: 1 LOB: 2 BB: 1 P: 15	R: 2 E: 0 K: 0 S: 13	H: 4 LOB: 1 BB: 0 P: 23	R: 0 E: 0 K: 0 S: 8	H: 1 LOB: 0 BB: 0 P: 13	1B: 9 2B: 0 3B: 0 HR: 3	SF: 0 SAC: 1 DP: 2 HBP: 0	WP: 0 PB: 1 SB: 1 CS: 0	PA: 37						
PITCHER	IP	WLS	BF	H	R	ER	SO	BB	IBB	HBP	BLK	WP	HR	S	P	ERA	WHIP									
Bob Wickman, R ERA: 5.4	2.2	L	17	6	4	3	2	3	0	0	0	0	0	2	34	70	10.12	3.375								
Andy Pettitte, L ERA: 5.14	3.1		13	2	1	1	4	1	0	0	0	0	0	28	48	2.70	0.900									
Joe Ausanio, R ERA: 4.66	1.0		5	4	1	1	0	0	0	0	0	0	1	13	23	9.00	4.000									
Bob MacDonald, L ERA: 0.00	1.0		2	0	0	0	0	0	0	0	0	0	0	6	9	0.00	0.000									



Batter	1	2	3	4	5	6	7	8	9	AB	R	H	RBI	BB	SO	LOB	TOP										
Bernie Williams , S (1, 8) OBP: 0.321, SLG: 0.426	4-2 BB G6-4-3		2-0 G6-4-3			1-0 L8		1-2 FC5-4	2-1 F8	4	0	0	0	1	0	5											
Randy Velarde , R (1, 7) OBP: 0.324, SLG: 0.300	1-0 G6-4-3			1-0 G4-3		0-1 1B		1-1 G6-4-3		4	0	1	0	0	0	2											
Jim Leyritz , R (1, 3) Luis Polonia , L (9, PR) OBP: 0.321, SLG: 0.340	3-2 P4			1-1 G4-3		0-0 L9			3-2 E BB 1B	4	0	1	0	0	0	1											
Danny Tartabull , R (1, 10) OBP: 0.365, SLG: 0.403		0-0 G5-3		1-1 G5-3		1-0 1B			4-2 E2 FC6-4 1B SF BB	3	1	1	0	1	0	0											
Mike Stanley , R (1, 2) OBP: 0.361, SLG: 0.333		3-1 2B			1-1 F9	1-0 F9			0-0 FC6-4 1B	4	0	2	1	0	0	2											
Gerald Williams , R (1, 9) OBP: 0.287, SLG: 0.500		0-1 G6-3			3-2 G6-3		2-3 K		4-2 FC6-4 1B SF WP	4	0	0	0	0	1	3											
Russ Davis , R (1, 5) Tony Fernandez , S (9, PH) OBP: 0.368, SLG: 0.309		2-1 F8			0-0 1B		2-3 K		0-0 SF	3	0	1	0	0	1	1											
Kevin Elster , R (1, 6) Wade Boggs , L (9, PH) OBP: 0.451, SLG: 0.415			0-3 K		2-2 1B	1-3 1B		1-0 F9	4-0 WP IBB	3	0	1	0	0	1	0											
Pat Kelly , R (1, 4) Dion James , L (9, PH) Don Mattingly , L (9, 3) OBP: 0.350, SLG: 0.500			1-1 1B		2-0 F9			0-0 FC5-4 1B	4-2 1B BB	3	0	2	0	0	0	2											
Inning Stats	R: 0 E: 0 K: 0 S: 9	H: 0 LOB: 0 BB: 1 P: 17	R: 0 E: 0 K: 0 S: 7	H: 1 LOB: 1 BB: 0 P: 12	R: 0 E: 0 K: 1 S: 6	H: 1 LOB: 0 BB: 0 P: 9	R: 0 E: 0 K: 0 S: 5	H: 0 LOB: 0 BB: 0 P: 8	R: 0 E: 0 K: 0 S: 12	H: 2 LOB: 2 BB: 0 P: 20	R: 0 E: 0 K: 2 S: 6	H: 0 LOB: 0 BB: 0 P: 14	R: 0 E: 0 K: 0 S: 6	H: 1 LOB: 0 BB: 0 P: 8	R: 2 E: 2 K: 0 S: 23	H: 2 LOB: 3 BB: 3 P: 42	1B: 8 2B: 1 3B: 0 HR: 0	SF: 1 SAC: 0 DP: 3 HBP: 0	WP: 1 PB: 0 SB: 0 CS: 0	PA: 37							
PITCHER	IP	WLS	BF	H	R	ER	SO	BB	IBB	HBP	BLK	WP	HR	S	P	ERA	WHIP										
Zane Smith , L (1, 1) ERA: 4.15	6.0	23	6	0	0	1	1	0	0	0	0	0	0	45	75	0.00	1.167										
Rheal Cormier , L (7, 1) ERA: 4.15	2.0	7	2	1	1	2	0	0	0	0	0	0	0	19	23	4.50	1.000										
Stan Belinda , R (9, 1) ERA: 1.59	0.2	5	1	1	1	0	1	1	0	0	0	0	0	13	23	13.50	3.000										
Derek Lilliquist , L (9, 1) ERA: 5.4	0.0	1	0	0	0	0	1	0	0	0	0	1	0	4	8	=	=										
Alejandro Pena , R (9, 1) ERA: 3.18	0.1	W	1	0	0	0	0	0	0	0	0	0	0	2	4	0.00	0.000										

New York Yankees @ Boston Red Sox
Fenway Park, Boston, MA
Sun May 14 1995, 3:33 AM EDT
Att. 32,526 - Sunny - 57 F

AB 32
R 2
H 9
RBI 2
BB 4
SO 3
LOB 16



Batter	1	2	3	4	5	6	7	8	9	AB	R	H	RBI	BB	SO	LOB	BOTTOM										
Lee Tinsley , S (1, 8) OBP: 0.397, SLG: 0.515	1-1 G6-3		1-2 G4-6-3		0-3 K		2-1 CS	0-0 B1-3		4	0	0	0	0	1	2											
John Valentin , R (1, 6) OBP: 0.453, SLG: 0.689	1-3 K		4-2 FC4-6 BB		1-3 K			1-0 P3		3	0	0	0	1	2	1											
Mo Vaughn , L (1, 3) OBP: 0.373, SLG: 0.645	1-3 K		0-1 FC4-6			3-1 G3		1-2 1B		4	0	1	0	0	1	1											
Jose Canseco , R (1, 10) OBP: 0.367, SLG: 0.333		3-2 P4		3-3 K		3-3 K		0-1 G4-3		4	0	0	0	0	2	1											
Mike Greenwell , L (1, 7) OBP: 0.380, SLG: 0.385		2-0 L9		1-1 F9 1B	2B		1-0 F8		2-2 P6	4	1	1	0	0	0	0											
Mike Macfarlane , R (1, 2) OBP: 0.388, SLG: 0.564		1-2 2B HBP		0-2 F9			1-2 P8		1-0 HR	3	1	1	1	0	0	1											
Troy O'Leary , L (1, 9) OBP: 0.456, SLG: 0.652		1-1 2B		3-2 PO 1B			0-0 E7 1B			3	1	3	1	0	0	0											
Tim Lincecum , R (1, 5) OBP: 0.379, SLG: 0.417		1-2 G3		1-0 PO		1-1 G6-3		1-3 K		3	0	0	0	0	1	3											
Luis Alicea , S (1, 4) OBP: 0.305, SLG: 0.167			4-2 G4-6-3 BB			3-2 S 1B		1-0 CS 1B		2	0	2	1	1	0	0											
Inning Stats	R: 0 E: 0 K: 2 S: 9	H: 0 LOB: 0 BB: 0 P: 12	R: 0 E: 0 K: 0 S: 11	H: 1 LOB: 2 BB: 0 P: 19	R: 0 E: 0 K: 0 S: 10	H: 0 LOB: 1 BB: 2 P: 19	R: 1 E: 0 K: 1 S: 13	H: 2 LOB: 0 BB: 0 P: 21	R: 0 E: 0 K: 2 S: 15	H: 1 LOB: 1 BB: 0 P: 20	R: 0 E: 0 K: 1 S: 7	H: 0 LOB: 0 BB: 0 P: 14	R: 1 E: 1 K: 1 S: 12	H: 2 LOB: 0 BB: 0 P: 15	R: 0 E: 0 K: 0 S: 7	H: 1 LOB: 0 BB: 0 P: 9	R: 1 E: 0 K: 0 S: 5	H: 1 LOB: 0 BB: 0 P: 8	1B: 5 2B: 2 3B: 0 HR: 1	SF: 0 SAC: 0 DP: 1 HBP: 1	WP: 0 PB: 0 SB: 0 CS: 1	PA: 35					
PITCHER	IP	WLS	BF	H	R	ER	SO	BB	IBB	HBP	BLK	WP	HR	S	P	ERA	WHIP										
Jack McDowell , R (1, 1) ERA: 4.0	8.0	31	7	2	1	7	2	0	0	0	0	0	1	5	8	27.00	3.000										
Steve Howe , L (9, 1) ERA: 2.7	0.1	L	2	1	1	1	0	0	0	0	0	0	1	5	8	27.00	3.000										

New York Yankees @ Boston Red Sox
Fenway Park, Boston, MA
Sun May 14 1995, 3:33 AM EDT
Att. 32,526 - Sunny - 57 F

AB 30
R 3
H 8
RBI 3
BB 2
SO 7
LOB 9



Batter	1	2	3	4	5	6	7	8	9	AB	R	H	RBI	BB	SO	LOB	TOP					
Lee Tinsley, S (1, 8) OBP: 0.385, SLG: 0.486	1-1 L7	1-1 G1-3			4-1 WP SF7 PB BB		0-0 G4-3		1-3 K	4	1	0	0	1	1	3	Boston Red Sox @ Milwaukee Brewers Milwaukee County Stadium, Milwaukee, WI Tue May 16 1995, 8:05 PM EDT Att. 7,714 - Unknown - 71 F livebaseballscores.com					
John Valentin, R (1, 6) OBP: 0.438, SLG: 0.646	3-2 HBP		0-0 G6-3		1-2 P4		2-1 G5-3		2-3 K	4	0	0	0	0	1	3						
Mo Vaughn, L (1, 3) OBP: 0.380, SLG: 0.738	3-3 K		0-0		2-2 SF7			0-0	HR	3	2	2	3	0	1	1						
Mike Macfarlane, R (1, 2) OBP: 0.377, SLG: 0.535	3-0 F8		0-1 G5-3		1-0 E S 1B			0-1 G4-3		4	0	1	0	0	0	1						
Mike Greenwell, L (1, 7)		0-0 G4-3	3-2 G5-3		2-0 G3-1			2-2 F7		4	0	0	0	0	0	1						
18 Reggie Jefferson, S (1, 10) OBP: 0.283, SLG: 0.295		0-0 1B SF8 1B		0-3 K			1-3 K		4-2 WP BB	3	1	1	0	1	2	0						
Tim Lincecum, R (1, 5) OBP: 0.371, SLG: 0.406		2-2 1B		3-2 L6			1-1 G6-3		3-3 K	4	0	1	0	0	1	1						
Troy O'Leary, L (1, 9) OBP: 0.429, SLG: 0.593		2-0		1-0 G1-3			2-3 K		1-2 P6	4	0	1	0	0	1	0						
Luis Alicea, S (1, 4) OBP: 0.317, SLG: 0.180		2-2 SF8			1-1 PB WP HBP			0-0 G6-3		2	1	1	1	0	0	0						
		3H							1B													
Inning Stats	R: 0 E: 0 K: 1 S: 9	H: 0 LOB: 1 BB: 0 P: 19	R: 1 E: 0 K: 0 S: 11	H: 3 LOB: 2 BB: 0 P: 18	R: 1 E: 0 K: 0 S: 7	H: 1 LOB: 0 BB: 0 P: 10	R: 0 E: 0 K: 1 S: 7	H: 0 LOB: 0 BB: 0 P: 11	R: 2 E: 0 K: 0 S: 10	H: 1 LOB: 1 BB: 1 P: 21	R: 0 E: 0 K: 2 S: 9	H: 0 LOB: 0 BB: 0 P: 13	R: 0 E: 0 K: 0 S: 4	H: 0 LOB: 0 BB: 0 P: 6	R: 1 E: 0 K: 1 S: 11	H: 1 LOB: 1 BB: 0 P: 20	R: 0 E: 0 K: 12 S: 12	H: 1 LOB: 1 BB: 0 P: 19	1B: 5 2B: 0 3B: 0 HR: 2	SF: 2 SAC: 0 DP: 0 HBP: 2	WP: 2 PB: 1 CS: 0	PA: 38
PITCHER	IP WLS BF H R ER SO BB IBB HBP BLK WP HR S P ERA WHIP																					
Bob Scanlan, R (1, 1) ERA: 3.43	7.2 L 33 6 5 5 4 2 0 2 0 1 2 65 112 5.87 1.043																					
Mike Fetters, R (8, 1) ERA: 2.08	1.1 5 1 0 0 3 0 0 0 0 1 0 15 25 0.00 0.750																					

Batter	1	2	3	4	5	6	7	8	9	AB	R	H	RBI	BB	SO	LOB	BOTTOM			
Pat Listach, S (1, 4) OBP: 0.290, SLG: 0.303	1-0 G5-3		0-3 K		2-2 G4-3			2-1 G6-3		4	0	0	0	0	1	0	Boston Red Sox @ Milwaukee Brewers Milwaukee County Stadium, Milwaukee, WI Tue May 16 1995, 8:05 PM EDT Att. 7,714 - Unknown - 71 F livebaseballscores.com			
Darryl Hamilton, L (1, 8) OBP: 0.373, SLG: 0.291	1-3 K		2-2 FC4-6 1B		0-3 K			2-2 G4-3		4	0	1	0	0	2	0				
Kevin Seitzer, R (1, 5) OBP: 0.414, SLG: 0.541	2-2 FC6-4 1B		1-1 FC4-6 1-2		0-2 G6-3			2-2 L8		4	0	1	0	0	0	1				
Greg Vaughn, R (1, 10) OBP: 0.354, SLG: 0.379	0-0 FC6-4 1-2		1-2 G1-3		2-3 K			3-3 K		4	0	0	0	0	2	2				
Derrick May, L (1, 7) OBP: 0.255, SLG: 0.224		2-1 P5		2-2 F8			0-1 P3		0-0 F8	4	0	0	0	0	0	0				
John Jaha, R (1, 3) OBP: 0.350, SLG: 0.622		3-2 G6-3		0-3 K			2-3 K			3	0	0	0	0	2	0				
Joe Oliver, R (1, 2) OBP: 0.410, SLG: 0.607		1-1 E3 1B		3-2 G4-3			2-2 1B			3	0	1	0	0	0	0				
Turner Ward, S (1, 9) OBP: 0.328, SLG: 0.327		2-2 1B		0-0 F8			1-3 K			3	0	1	0	0	1	1				
Jose Valentin, S (1, 6) OBP: 0.220, SLG: 0.212		1-1 L3		1-3 K			1-3 K			3	0	0	0	0	2	2				
Inning Stats	R: 0 E: 0 K: 1 S: 8	H: 1 LOB: 1 BB: 0 P: 12	R: 0 E: 1 K: 0 S: 17	H: 1 LOB: 2 BB: 0 P: 26	R: 0 E: 0 K: 1 S: 11	H: 1 LOB: 1 BB: 0 P: 15	R: 0 E: 0 K: 1 S: 12	H: 0 LOB: 0 BB: 0 P: 17	R: 0 E: 0 K: 2 S: 10	H: 0 LOB: 0 BB: 0 P: 12	R: 0 E: 0 K: 2 S: 12	H: 1 LOB: 1 BB: 0 P: 17	R: 0 E: 0 K: 1 S: 8	H: 0 LOB: 0 BB: 0 P: 13	R: 0 E: 0 K: 1 S: 12	H: 0 LOB: 0 BB: 0 P: 17	1B: 4 2B: 0 3B: 0 HR: 0	SF: 0 SAC: 0 DP: 0 HBP: 0	WP: 0 PB: 0 CS: 0	PA: 32
PITCHER	IP WLS BF H R ER SO BB IBB HBP BLK WP HR S P ERA WHIP																			
Erik Hanson, R (1, 1) ERA: 0.71	9.0 W 32 4 0 0 10 0 0 0 0 0 0 98 140 0.00 0.444																			

Batter	1	2	3	4	5	6	7	8	9	AB	R	H	RBI	BB	SO	LOB	TOP								
Kenny Lofton, L OBP: 0.338, SLG: 0.443 (1, 8)	G6-3		CS G5-3 BB		G1		1B 2B		F9	4	0	1	0	1	0	1									
Omar Vizquel, S OBP: 0.224, SLG: 0.200 (1, 6)	G5-3		G5-3			3B 1B	1B BB			3	1	1	0	1	0	1									
Carlos Baerga, S OBP: 0.447, SLG: 0.579 (1, 4)	FC6-4 1B		G5-3			SF8 3B	G6-4-3 1B			4	1	3	2	0	0	1									
Albert Belle, R OBP: 0.386, SLG: 0.573 (1, 7)	FC6-4			G6-3		G4-3	G6-4-3			4	0	0	0	0	0	5									
Eddie Murray, S OBP: 0.436, SLG: 0.662 (1, 3)		G6-3		K		SF8		L3		3	0	0	1	0	1	0									
Manny Ramirez, R OBP: 0.450, SLG: 0.696 (1, 9)		K		K		3H 1B		K		4	0	1	0	0	3	0									
Dave Winfield, R OBP: 0.269, SLG: 0.217 (1, 10)		E 1B 1B			K	L9		P5		4	0	1	0	0	1	1									
Jim Thome, L OBP: 0.394, SLG: 0.516 (1, 5)		E4			G4-3		2B 1B	P5		4	1	2	0	0	0	0									
Tony Peña, R OBP: 0.245, SLG: 0.245 Wayne Kirby, L OBP: 0.316, SLG: 0.316 (9, PH)		L9				F9		K		3	0	1	0	0	0	3									
Inning Stats	R: 0 E: 0 K: 0 S: 12	H: 1 LOB: 1 BB: 0 P: 17	R: 0 E: 1 K: 1 S: 11	H: 2 LOB: 2 BB: 0 P: 19	R: 0 E: 0 K: 2 S: 15	H: 0 LOB: 0 BB: 1 P: 20	R: 0 E: 0 K: 2 S: 7	H: 0 LOB: 0 BB: 0 P: 10	R: 0 E: 0 K: 1 S: 14	H: 1 LOB: 1 BB: 0 P: 19	R: 2 E: 0 K: 0 S: 13	H: 3 LOB: 1 BB: 0 P: 16	R: 1 E: 0 K: 0 S: 13	H: 3 LOB: 2 BB: 1 P: 20	R: 0 E: 0 K: 1 S: 10	H: 0 LOB: 0 BB: 0 P: 14	R: 0 E: 0 K: 1 S: 11	H: 0 LOB: 0 BB: 0 P: 17	1B: 8 2B: 1 3B: 1 HR: 0	SF: 1 SAC: 0 DP: 1 HBP: 0	WP: 0 PB: 0 SB: 0 CS: 1	PA: 37			
PITCHER	IP	WLS	BF	H	R	ER	SO	BB	IBB	HBP	BLK	WP	HR	S	P	ERA	WHIP								
Vaughn Eshelman, L ERA: 1.82 (1, 1)	6.0	25	7	2	2	4	4	1	0	0	0	0	0	72	101	3.00	1.333								
Jeff Pierce, R ERA: 3.27 (7, 1)	0.1	2	1	1	1	0	0	0	0	0	0	0	0	6	7	27.00	3.000								
Derek Liliquist, L ERA: 5.4 (7, 1)	0.0	3	2	0	0	0	0	1	0	0	0	0	0	6	11	∞	∞								
Stan Belinda, R ERA: 1.08 (7, 1)	2.2	W	7	0	0	0	2	0	0	0	0	0	0	22	33	0.00	0.000								

Cleveland Indians @ Boston Red Sox
Fenway Park, Boston, MA
Thu May 18, 1995, 7:05 PM EDT
Att: 24,285 - Unknown - 65 F

AB 34
R 3
H 10
RBI 3
BB 2
SO 6
LOB 12



Batter	1	2	3	4	5	6	7	8	9	AB	R	H	RBI	BB	SO	LOB	BOTTOM								
Lee Tinsley, S OBP: 0.393, SLG: 0.481 Mark Whiten, S OBP: 0.271, SLG: 0.273 (2, 9)	E1 F9 1B		G4-3		G1-3		L1			1	1	1	0	0	0	0									
John Valentin, R OBP: 0.427, SLG: 0.597 (1, 6)	F9		FC6-4 1B		G6-3		P3			4	0	1	0	0	0	1									
Mo Vaughn, L OBP: 0.398, SLG: 0.722 (1, 3)	S E IBB		K			1B FC6-4 2B		K		3	2	1	0	1	2	1									
Mike Macfarlane, R OBP: 0.371, SLG: 0.608 (1, 2)	K		FC6-4			L8		HR		4	1	1	1	0	1	4									
Mike Greenwell, L OBP: 0.381, SLG: 0.382 (1, 7)	E5			K		1B FC6-4 IBB		1B		3	0	2	1	1	1	0									
18 Reggie Jefferson, S OBP: 0.231, SLG: 0.208 Bill Haselman, R OBP: 0.421, SLG: 0.267 (8, PH)	K			K		FC6-4 2B		F9		3	0	0	0	0	2	3									
18 Eric Plunk, R OBP: 0.267, SLG: 0.267 (8, PH)										1	0	0	0	0	0	1									
Tim Lincecum, R OBP: 0.403, SLG: 0.443 (1, 5)										3	0	3	1	0	0	0									
Troy O'Leary, L OBP: 0.361, SLG: 0.514 (2, 8)										4	0	1	0	0	0	5									
Luis Alicea, S OBP: 0.314, SLG: 0.164 (1, 4)										3	0	0	0	0	0	0									
Inning Stats	R: 2 E: 2 K: 2 S: 15	H: 2 LOB: 1 BB: 1 P: 28	R: 0 E: 0 K: 0 S: 6	H: 1 LOB: 0 BB: 0 P: 9	R: 0 E: 0 K: 1 S: 11	H: 1 LOB: 1 BB: 0 P: 13	R: 0 E: 0 K: 2 S: 9	H: 1 LOB: 2 BB: 0 P: 13	R: 0 E: 0 K: 0 S: 5	H: 0 LOB: 0 BB: 0 P: 8	R: 1 E: 0 K: 0 S: 8	H: 2 LOB: 2 BB: 1 P: 18	R: 0 E: 0 K: 0 S: 5	H: 0 LOB: 0 BB: 0 P: 7	R: 1 E: 0 K: 1 S: 13	H: 3 LOB: 2 BB: 0 P: 19	1B: 6 2B: 3 3B: 0 HR: 1	SF: 0 SAC: 0 DP: 0 HBP: 1	WP: 0 PB: 0 SB: 1 CS: 1	PA: 35					
PITCHER	IP	WLS	BF	H	R	ER	SO	BB	IBB	HBP	BLK	WP	HR	S	P	ERA	WHIP								
Dennis Martinez, R ERA: 2.03 (1, 1)	7.0	L	3	2	1	1	1	0	0	0	0	0	1	6	6	27.00	6.000								
Jim Poole, L ERA: 2.53 (8, 1)	0.1	L	3	2	1	1	1	0	0	0	0	0	0	6	6	27.00	6.000								
Eric Plunk, R ERA: 0.77 (8, 1)	0.2	L	3	1	0	0	0	0	0	0	0	0	0	7	13	0.00	1.500								

Cleveland Indians @ Boston Red Sox
Fenway Park, Boston, MA
Thu May 18, 1995, 7:05 PM EDT
Att: 24,285 - Unknown - 65 F

AB 32
R 4
H 10
RBI 3
BB 2
SO 6
LOB 15



Batter	1	2	3	4	5	6	7	8	9	AB	R	H	RBI	BB	SO	LOB	TOP								
Kenny Lofton, L OBP: 0.380, SLG: 0.493 (1, 8)										3	4	3	0	2	0	0	Cleveland Indians @ Boston Red Sox Fenway Park, Boston, MA Fri May 19 1995, 7:05 PM EDT Att: 23,507 - Unknown - 56 F								
Omar Vizquel, S OBP: 0.244, SLG: 0.224 (1, 6)										5	1	3	2	0	0	2									
Carlos Baerga, S OBP: 0.433, SLG: 0.556 (1, 4)										5	1	1	1	0	0	3									
Albert Belle, R OBP: 0.386, SLG: 0.595 (1, 7)										4	1	1	3	1	0	1									
Eddie Murray, S OBP: 0.410, SLG: 0.618 (1, 3)										5	0	0	0	0	2	2									
Manny Ramirez, R OBP: 0.286, SLG: 0.740 (1, 9)										4	1	2	1	0	0	0									
Dave Winfield, R OBP: 0.286, SLG: 0.240 (7, PH)										2	0	1	0	0	0	0									
Jim Thome, L OBP: 0.400, SLG: 0.515 (1, 5)										4	0	2	0	0	2	1									
Tony Peña, R OBP: 0.236, SLG: 0.235 (7, PH)										2	0	0	0	0	0	2									
Paul Sorrento, L OBP: 0.260, SLG: 0.623 (7, 2)										1	0	0	0	0	1	1									
Scooter Tucker, R OBP: 0.250, SLG: 0.625 (7, 2)										1	0	0	0	0	1	1									
Inning Stats	R: 1 E: 0 K: 0 S: 7	H: 2 LOB: 0 BB: 0 P: 9	R: 0 E: 0 K: 1 S: 9	H: 0 LOB: 0 BB: 0 P: 15	R: 0 E: 0 K: 1 S: 12	H: 1 LOB: 1 BB: 0 P: 17	R: 0 E: 0 K: 0 S: 3	H: 0 LOB: 0 BB: 0 P: 5	R: 0 E: 0 K: 0 S: 6	H: 3 LOB: 1 BB: 0 P: 7	R: 1 E: 0 K: 0 S: 12	H: 2 LOB: 1 BB: 1 P: 23	R: 0 E: 0 K: 1 S: 13	H: 1 LOB: 1 BB: 0 P: 18	R: 1 E: 1 K: 1 S: 10	H: 0 LOB: 1 BB: 1 P: 17	R: 6 E: 0 K: 2 S: 22	H: 4 LOB: 0 BB: 2 P: 38	1B: 9 2B: 1 3B: 1 HR: 2	SF: 0 SAC: 0 DP: 3 HBP: 0	WP: 0 PB: 0 SB: 1 CS: 0	PA: 41			
PITCHER	IP	WLS	BF	H	R	ER	SO	BB	IBB	HBP	BLK	WP	HR	S	P	ERA	WHIP								
Zane Smith, L ERA: 1.5 (1, 1)	6.0		23	8	2	2	2	1	0	0	0	0	0	49	76	3.00	1.500								
Jeff Pierce, R ERA: 2.92 (7, 1)	1.1		6	1	1	0	1	1	0	0	0	0	0	17	26	0.00	1.500								
Ken Ryan, R ERA: 5.25 (8, 1)	1.1	L	11	4	6	6	3	1	1	0	0	0	2	27	45	40.50	3.750								
Alejandro Pena, R ERA: 2.7 (9, 1)	0.1		1	0	0	0	0	0	0	0	0	0	0	1	2	0.00	0.000								

AB 37
R 9
H 13
RBI 7
BB 4
SO 6
LOB 13



Batter	1	2	3	4	5	6	7	8	9	AB	R	H	RBI	BB	SO	LOB	BOTTOM								
Troy O'Leary, L OBP: 0.366, SLG: 0.525 (1, 8)										5	2	2	0	0	1	3	Cleveland Indians @ Boston Red Sox Fenway Park, Boston, MA Fri May 19 1995, 7:05 PM EDT Att: 23,507 - Unknown - 56 F								
John Valentin, R OBP: 0.426, SLG: 0.573 (1, 6)										3	0	0	0	2	0	1									
Mo Vaughn, L OBP: 0.409, SLG: 0.727 (1, 3)										5	0	3	1	0	2	3									
Mike Macfarlane, R OBP: 0.373, SLG: 0.574 (1, 2)										3	0	0	1	1	2	4									
Mike Greenwell, L OBP: 0.371, SLG: 0.363 (1, 7)										4	0	0	1	1	0	6									
Mark Whiten, S OBP: 0.284, SLG: 0.250 (1, 9)										4	0	0	0	1	1	5									
Tim Lincecum, R OBP: 0.415, SLG: 0.459 (1, 5)										4	1	2	0	1	0	3									
18 Reggie Jefferson, S OBP: 0.250, SLG: 0.269 (5, PH)										2	1	1	0	0	0	1									
Wes Chamberlain, R OBP: 0.462, SLG: 0.600 (5, PH)										3	0	0	0	0	1	1									
Luis Alicaia, S OBP: 0.307, SLG: 0.153 (1, 4)										4	1	0	1	1	1	1									
Inning Stats	R: 1 E: 0 K: 1 S: 9	H: 2 LOB: 1 BB: 0 P: 11	R: 0 E: 0 K: 1 S: 18	H: 1 LOB: 2 BB: 1 P: 29	R: 0 E: 0 K: 1 S: 9	H: 0 LOB: 1 BB: 0 P: 14	R: 4 E: 1 K: 1 S: 13	H: 2 LOB: 3 BB: 4 P: 34	R: 0 E: 0 K: 1 S: 8	H: 1 LOB: 1 BB: 0 P: 15	R: 0 E: 0 K: 2 S: 8	H: 0 LOB: 0 BB: 0 P: 11	R: 0 E: 1 K: 0 S: 7	H: 1 LOB: 2 BB: 0 P: 12	R: 0 E: 0 K: 0 S: 7	H: 0 LOB: 0 BB: 0 P: 9	1B: 4 2B: 4 3B: 0 HR: 0	SF: 0 SAC: 0 DP: 0 HBP: 1	WP: 1 PB: 0 SB: 0 CS: 0	PA: 45					
PITCHER	IP	WLS	BF	H	R	ER	SO	BB	IBB	HBP	BLK	WP	HR	S	P	ERA	WHIP								
Mark Clark, R ERA: 9.9 (1, 1)	3.1		19	5	5	3	3	2	0	1	0	0	0	43	68	8.10	2.100								
Jason Grimsley, R ERA: 6.23 (4, 1)	0.2		6	1	0	0	1	3	0	0	0	0	0	7	22	0.00	6.000								
Dennis Cook, L ERA: 7.56 (5, 1)	1.2		8	1	0	0	2	2	0	0	0	1	0	20	36	0.00	1.800								
Julian Tavarez, R ERA: 0.84 (6, 1)	2.1	W	9	1	0	0	2	0	0	0	0	0	0	16	24	0.00	0.429								
Jose Mesa, R ERA: 2.61 (9, 1)	1.0		3	0	0	0	0	0	0	0	0	0	0	7	9	0.00	0.000								

AB 37
R 5
H 8
RBI 4
BB 7
SO 8
LOB 28



Batter	1	2	3	4	5	6	7	8	9	AB	R	H	RBI	BB	SO	LOB	TOP			
Kenny Lofton, L OBP: 0.369, SLG: 0.468	4-1 1B BB		2-3 K		1-0 G1-3		2-3 K	2-2 G4-3		4	1	0	0	1	2	0	Cleveland Indians @ Boston Red Sox Fenway Park, Boston, MA Sat May 20 1995, 3:33 AM EDT Att: 29,412 - Sunny - 70 F livebaseballscorecards.com			
Omar Vizquel, S OBP: 0.253, SLG: 0.225	2-2 P8		1-0 S 1B		2-3 K		4-2 BB		1-2 G6-3	4	0	1	0	1	1	1				
Carlos Baerga, S OBP: 0.432, SLG: 0.547	2-2 1B		1-0 F9		3-2 G6-3		1-2 L4		0-0 FC5-4 1B	5	0	2	0	0	0	2				
Albert Belle, R OBP: 0.387, SLG: 0.619	2-2 G4-3 1B			0-0 G6-3		2-1 F7		1-1 HR	0-1 FC5-4 1B	5	1	2	2	0	0	1				
Eddie Murray, S OBP: 0.409, SLG: 0.600	1-1 G4-3			2-1 HR 1B		4-0 1B BB		1-0 F7	1-0 G4-3	4	1	1	0	1	0	3				
Manny Ramirez, R OBP: 0.466, SLG: 0.779		1-0 G5-3		3-2 HR		1-1 1B		1-1 HR 1B		4	2	3	2	0	0	0				
Dave Winfield, R OBP: 0.290, SLG: 0.286		0-1 F9		1-1 G1-3 2B		3-1 F9		2-0 HR 1B		3	0	1	0	0	0	2				
Paul Sorrento, L OBP: 0.276, SLG: 0.630				2-1 G1-3		0-3 K		1-2 HR 1B		1	1	1	0	0	0	0				
Jim Thome, L OBP: 0.392, SLG: 0.543		2-0 G1-3		2-3				2-0 HR		4	1	1	3	0	1	3				
Scotter Tucker, R OBP: 0.200, SLG: 0.500			1-2 G5-3		1-1 P4		1-0 P6	2-2 P2		2	0	0	0	0	0	1				
Wayne Kirby, L OBP: 0.320, SLG: 0.286										1	0	0	0	0	0	0				
Tony Peña, R OBP: 0.232, SLG: 0.231										1	0	0	0	0	0	0				
Inning Stats	R: 1 E: 0 K: 0 S: 13	H: 2 LOB: 1 BB: 1 P: 24	R: 0 E: 0 K: 0 S: 4	H: 0 LOB: 0 BB: 0 P: 7	R: 0 E: 0 K: 1 S: 8	H: 1 LOB: 1 BB: 0 P: 13	R: 2 E: 0 K: 0 S: 12	H: 3 LOB: 1 BB: 0 P: 21	R: 0 E: 0 K: 1 S: 10	H: 1 LOB: 2 BB: 1 P: 20	R: 0 E: 0 K: 1 S: 11	H: 0 LOB: 0 BB: 1 P: 19	R: 4 E: 0 K: 0 S: 14	H: 4 LOB: 0 BB: 0 P: 25	R: 0 E: 0 K: 0 S: 7	H: 1 LOB: 1 BB: 0 P: 9	1B: 8 2B: 1 3B: 0 HR: 3	SF: 0 SAC: 0 DP: 1 HBP: 0	WP: 0 PB: 0 SB: 1 CS: 0	PA: 41
PITCHER	IP WLS BF H R ER SO BB IBB HBP BLK WP HR S P ERA WHIP																			
Rheal Cormier, L ERA: 4.37	5.1 24 7 3 3 2 2 0 0 0 0 1 49 90 5.06 1.688																			
Jeff Pierce, R ERA: 2.57	1.2 6 0 0 0 2 1 0 0 0 0 0 17 28 0.00 0.600																			
Alejandro Pena, R ERA: 4.61	0.1 L 4 3 3 3 0 0 0 0 0 0 1 6 11 81.00 9.000																			
Derek Liliquist, L ERA: 6.14	0.2 3 1 1 1 0 0 0 0 0 0 1 8 14 13.50 1.500																			
Tim Van Egmond, R ERA:	1.0 4 1 0 0 0 0 0 0 0 0 0 7 9 0.00 1.000																			

Batter	1	2	3	4	5	6	7	8	9	AB	R	H	RBI	BB	SO	LOB	BOTTOM			
Troy O'Leary, L OBP: 0.356, SLG: 0.523	2-2 G3-1		1-1 G4-3		1-0 1B 2B		0-0 SH1-3		1-3 K	4	1	1	0	0	1	0	Cleveland Indians @ Boston Red Sox Fenway Park, Boston, MA Sat May 20 1995, 3:33 AM EDT Att: 29,412 - Sunny - 70 F livebaseballscorecards.com			
John Valentin, R OBP: 0.444, SLG: 0.595	1-2 1B 2B		2-0 1B		0-0 F7		4-0 IBB		0-0 1B	4	2	3	0	1	0	1				
Mo Vaughn, L OBP: 0.408, SLG: 0.704	4-0 1B BB		2-2 1B		1-3 K		1-3 K		2-3 K	4	2	1	0	1	3	4				
18 Reggie Jefferson, S OBP: 0.290, SLG: 0.345	2-2 G1-3		0-0 1B		0-0 2B		1-0 L7			3	0	2	2	0	0	2				
Mike Macfarlane, R OBP: 0.388, SLG: 0.564	1-2 1B		1-3 1B		2-3 2B					1	0	0	0	0	0	2				
Mike Greenwell, L OBP: 0.387, SLG: 0.381	0-0 1B		1-0 1B		2-3 K			2-2 1B		4	0	3	3	0	1	1				
Tim Lincecum, R OBP: 0.395, SLG: 0.436	3-1 G5-3		2-2 G5-4-3			1-2 G1		2-3 K		4	0	0	0	0	1	4				
Mark Whiten, S OBP: 0.246, SLG: 0.231		0-0 G4-3		2-0 G4-3		1-1 G4-3		3-3 K		4	0	0	0	0	1	1				
Rich Rowland, R OBP: 0.304, SLG: 0.159		1-3 K		2-1 G5-3		3-0 G5-3		3-3 K		4	0	0	0	0	2	1				
Luis Alicea, S OBP: 0.304, SLG: 0.159		2-2 P4		0-2 G3			1-0 SH1-3 1B		2-2 F7	4	0	1	0	0	0	0				
Inning Stats	R: 2 E: 0 K: 0 S: 12	H: 2 LOB: 1 BB: 1 P: 24	R: 0 E: 0 K: 1 S: 7	H: 0 LOB: 0 BB: 0 P: 10	R: 2 E: 0 K: 0 S: 11	H: 4 LOB: 1 BB: 0 P: 19	R: 0 E: 0 K: 0 S: 6	H: 0 LOB: 0 BB: 0 P: 10	R: 1 E: 0 K: 2 S: 10	H: 2 LOB: 1 BB: 0 P: 14	R: 0 E: 0 K: 1 S: 6	H: 0 LOB: 0 BB: 0 P: 11	R: 0 E: 0 K: 3 S: 17	H: 1 LOB: 1 BB: 0 P: 27	R: 0 E: 0 K: 2 S: 12	H: 1 LOB: 1 BB: 0 P: 17	1B: 8 2B: 3 3B: 0 HR: 0	SF: 0 SAC: 1 DP: 1 HBP: 0	WP: 0 PB: 0 SB: 0 CS: 0	PA: 39
PITCHER	IP WLS BF H R ER SO BB IBB HBP BLK WP HR S P ERA WHIP																			
Orel Hershiser, R ERA: 4.35	6.0 26 8 5 5 3 1 0 0 0 0 0 5 11 7.50 1.500																			
Dennis Cook, L ERA: 7.0	0.2 4 1 0 0 1 0 1 0 0 0 0 5 11 0.00 1.500																			
Eric Plunk, R ERA: 0.69	1.1 W 5 1 0 0 3 0 0 0 0 0 0 18 29 0.00 0.750																			
Jose Mesa, R ERA: 2.38	1.0 S 4 1 0 0 2 0 0 0 0 0 0 12 17 0.00 1.000																			

Batter	1	2	3	4	5	6	7	8	9	AB	R	H	RBI	BB	SO	LOB	TOP					
Kenny Lofton, L OBP: 0.371, SLG: 0.476 (1, 8)										5	1	2	1	0	0	2	Cleveland Indians @ Boston Red Sox Fenway Park, Boston, MA Sun May 21 1995, 3:33 AM EDT Att: 32,339 - Sunny - 79 F					
Omar Vizquel, S OBP: 0.270, SLG: 0.239 (1, 6)										3	1	2	1	1	0	1						
Carlos Baerga, S OBP: 0.440, SLG: 0.626 (1, 4)										5	3	3	3	0	2	1						
Albert Belle, R OBP: 0.378, SLG: 0.596 (1, 7)										5	0	1	0	0	1	1						
Eddie Murray, S OBP: 0.409, SLG: 0.583 (1, 10)										4	1	1	0	1	1	0						
Jim Thome, L OBP: 0.393, SLG: 0.560 (1, 5)										5	2	2	1	0	3	2						
Manny Ramirez, R OBP: 0.462, SLG: 0.756 (1, 9)										5	1	2	3	0	1	0						
Paul Sorrento, L OBP: 0.317, SLG: 0.737 (1, 3)										3	3	2	3	2	0	1						
Tony Peña, R OBP: 0.254, SLG: 0.255 (8, PH)										3	0	2	0	0	1	1						
Wayne Kirby, L OBP: 0.306, SLG: 0.273 (8, PH)										1	0	0	0	0	1	0						
Scotter Tucker, R OBP: 0.200, SLG: 0.500 (8, 2)										0	0	0	0	0	0	0						
Inning Stats	R: 2 E: 0 K: 1 S: 13	H: 2 LOB: 0 BB: 0 P: 21	R: 1 E: 0 K: 2 S: 14	H: 2 LOB: 1 BB: 0 P: 23	R: 0 E: 0 K: 2 S: 14	H: 3 LOB: 2 BB: 0 P: 19	R: 1 E: 0 K: 0 S: 11	H: 2 LOB: 2 BB: 1 P: 22	R: 0 E: 0 K: 2 S: 10	H: 0 LOB: 0 BB: 0 P: 16	R: 0 E: 0 K: 2 S: 10	H: 0 LOB: 1 BB: 1 P: 19	R: 2 E: 0 K: 0 S: 10	H: 1 LOB: 0 BB: 1 P: 21	R: 3 E: 0 K: 1 S: 16	H: 4 LOB: 0 BB: 0 P: 25	R: 3 E: 0 K: 0 S: 13	H: 3 LOB: 0 BB: 1 P: 24	1B: 9 2B: 5 3B: 0 HR: 4	SF: 1 SAC: 0 DP: 2 HBP: 0	WP: 0 PB: 0 SB: 1 CS: 1	PA: 44
PITCHER	IP	WLS	BF	H	R	ER	SO	BB	IBB	HBP	BLK	WP	HR	S	P	ERA	WHIP					
Erik Hanson, R ERA: 1.78 (1, 1)	5.0		23	9	4	4	7	1	0	0	0	0	1	62	101	7.20	2.000					
Tim Van Egmond, R ERA: 7.71 (6, 1)	1.1		7	1	2	2	2	2	0	0	0	0	0	14	28	13.50	2.250					
Stan Belinda, R ERA: 3.0 (7, 1)	0.2		4	2	2	2	0	0	0	0	0	0	0	12	20	27.00	3.000					
Ken Ryan, R ERA: 5.54 (8, 1)	1.0		4	2	1	1	1	0	0	0	0	0	1	10	17	9.00	2.000					
Jeff Pierce, R ERA: 4.4 (9, 1)	0.1	L	5	3	3	3	0	0	1	0	0	0	0	11	21	81.00	9.000					
Alejandro Pena, R ERA: 4.4 (9, 1)	0.2		1	0	0	0	0	0	0	0	0	0	0	2	3	0.00	0.000					
Batter	1	2	3	4	5	6	7	8	9	AB	R	H	RBI	BB	SO	LOB	BOTTOM					
Terry Shupert, R OBP: 0.267, SLG: 0.231 (1, 4)										6	1	2	1	0	1	4	Cleveland Indians @ Boston Red Sox Fenway Park, Boston, MA Sun May 21 1995, 3:33 AM EDT Att: 32,339 - Sunny - 79 F					
John Valentin, R OBP: 0.452, SLG: 0.614 (1, 6)										4	0	2	1	0	0	0						
Mo Vaughn, L OBP: 0.408, SLG: 0.718 (1, 3)										4	1	1	1	1	2	2						
Mike Macfarlane, R OBP: 0.380, SLG: 0.569 (1, 2)										3	1	2	0	0	0	2						
Rich Rowland, R OBP: 0.097, SLG: 0.133 (6, 2)										2	0	1	0	0	1	1						
Mike Greenwell, L OBP: 0.388, SLG: 0.416 (1, 7)										5	2	2	2	0	0	3						
Tim Lincecum, R OBP: 0.426, SLG: 0.524 (1, 5)										4	3	4	1	1	0	0						
Mark Whiten, S ERA: 17.36 (1, 9)										1	0	0	0	0	0	2						
Wes Chamberlain, R OBP: 0.400, SLG: 0.500 (3, 9)										2	0	0	0	0	1	2						
Troy O'Leary, L OBP: 0.362, SLG: 0.543 (7, PH) (8, 9)										2	1	1	2	0	1	0						
Bill Haselman, R OBP: 0.435, SLG: 0.294 (1, 10)										0	0	0	1	0	0	0						
1B Reggie Jefferson, S OBP: 0.281, SLG: 0.345 (8, PH)										5	1	2	1	0	1	4						
Ron Mahay, L OBP: 0.400, SLG: 0.600 (1, 8)										5	1	2	1	0	1	4						
Inning Stats	R: 0 E: 0 K: 0 S: 9	H: 1 LOB: 1 BB: 1 P: 18	R: 4 E: 0 K: 0 S: 21	H: 6 LOB: 1 BB: 0 P: 32	R: 2 E: 0 K: 3 S: 18	H: 3 LOB: 0 BB: 0 P: 27	R: 1 E: 0 K: 0 S: 7	H: 2 LOB: 0 BB: 0 P: 12	R: 1 E: 1 K: 0 S: 10	H: 0 LOB: 1 BB: 1 P: 16	R: 0 E: 0 K: 2 S: 9	H: 0 LOB: 0 BB: 0 P: 15	R: 1 E: 0 K: 1 S: 14	H: 3 LOB: 1 BB: 0 P: 21	R: 0 E: 0 K: 1 S: 11	H: 1 LOB: 1 BB: 0 P: 17	R: 1 E: 0 K: 0 S: 10	H: 2 LOB: 1 BB: 0 P: 16	1B: 7 2B: 8 3B: 0 HR: 3	SF: 2 SAC: 0 DP: 3 HBP: 2	WP: 2 PB: 0 SB: 1 CS: 0	PA: 47
PITCHER	IP	WLS	BF	H	R	ER	SO	BB	IBB	HBP	BLK	WP	HR	S	P	ERA	WHIP					
Bud Black, L ERA: 17.36 (1, 1)	2.0		14	9	6	6	0	1	0	0	0	0	1	34	55	27.00	5.000					
Jason Grimsley, R ERA: 5.4 (3, 1)	3.2		17	3	2	1	5	1	0	2	0	1	1	39	64	2.46	1.091					
Jim Poole, L ERA: 2.45 (6, 1)	0.1		1	0	0	0	0	0	0	0	0	0	0	1	1	0.00	0.000					
Julian Tavarez, R ERA: 1.5 (7, 1)	1.1		6	3	1	1	1	0	0	0	0	0	0	16	24	6.75	2.250					
Paul Assenmacher, L ERA: (8, 1)	0.2	W	3	1	0	0	1	0	0	0	0	0	0	9	14	0.00	1.500					
Jose Mesa, R ERA: 2.92 (9, 1)	1.0		5	2	1	1	0	0	0	0	0	0	1	1	0	9.00	2.000					

Batter	1	2	3	4	5	6	7	8	9	10	AB	R	H	RBI	BB	SO	LOB	TOP							
Troy O'Leary, L OBP: 0.365, SLG: 0.588 (1, 9)	G4-3		G3-6-3															5	1	2	3	0	1	1	
John Valentin, R OBP: 0.440, SLG: 0.591 (1, 6)	K		K															5	0	1	1	0	3	1	
Mo Vaughn, L OBP: 0.398, SLG: 0.685 (1, 3)	K																	4	0	0	0	1	1	0	
18 Reggie Jefferson, S OBP: 0.305, SLG: 0.364 (10, PH)																		4	0	2	0	0	1	2	
Wes Chamberlain, R OBP: 0.375, SLG: 0.462 (10, PH)																		1	0	0	0	0	0	0	
Mike Greenwell, L OBP: 0.379, SLG: 0.398 (1, 7)	L9																	4	1	0	0	1	0	3	
Tim Lincecum, R OBP: 0.438, SLG: 0.529 (1, 5)																		3	0	1	0	2	1	1	
Bill Haselman, R OBP: 0.500, SLG: 0.429 (1, 2)																		4	2	3	0	0	1	2	
Ron Mahay, L OBP: 0.400, SLG: 0.556 (1, 8)																		4	1	1	1	1	2	5	
Luis Alica, S OBP: 0.305, SLG: 0.167 (8, PH)																		3	0	1	0	0	2	3	
Mike Macfarlane, R OBP: 0.360, SLG: 0.569 (8, PH)																		0	0	0	0	0	0	0	
Terry Shumpert, R OBP: 0.235, SLG: 0.200 (8, 4)																		2	0	0	0	0	1	3	
Inning Stats	R: 0 E: 0 K: 2 S: 10	H: 0 LOB: 0 BB: 0 P: 13	R: 0 E: 0 K: 2 S: 9	H: 1 LOB: 2 BB: 1 P: 17	R: 0 E: 0 K: 1 S: 7	H: 1 LOB: 0 BB: 0 P: 10	R: 0 E: 1 K: 1 S: 10	H: 0 LOB: 1 BB: 0 P: 17	R: 1 E: 0 K: 1 S: 11	H: 2 LOB: 1 BB: 0 P: 20	R: 0 E: 0 K: 0 S: 4	H: 1 LOB: 0 BB: 0 P: 9	R: 3 E: 0 K: 2 S: 20	H: 4 LOB: 2 BB: 1 P: 34	R: 0 E: 0 K: 1 S: 12	H: 2 LOB: 1 BB: 0 P: 18	R: 0 E: 0 K: 3 S: 10	H: 0 LOB: 0 BB: 0 P: 16	R: 1 E: 0 K: 0 S: 17	H: 0 LOB: 3 BB: 3 P: 37	1B: 6 2B: 4 3B: 1 HR: 0	SF: 0 SAC: 0 DP: 2 HBP: 1	WP: 0 PB: 0 SB: 1 CS: 1	PA: 46	
PITCHER	IP WLS BF H R ER SO BB IBB HBP BLK WP HR S P ERA WHIP	IP WLS BF H R ER SO BB IBB HBP BLK WP HR S P ERA WHIP	IP WLS BF H R ER SO BB IBB HBP BLK WP HR S P ERA WHIP	IP WLS BF H R ER SO BB IBB HBP BLK WP HR S P ERA WHIP	IP WLS BF H R ER SO BB IBB HBP BLK WP HR S P ERA WHIP	IP WLS BF H R ER SO BB IBB HBP BLK WP HR S P ERA WHIP	IP WLS BF H R ER SO BB IBB HBP BLK WP HR S P ERA WHIP	IP WLS BF H R ER SO BB IBB HBP BLK WP HR S P ERA WHIP	IP WLS BF H R ER SO BB IBB HBP BLK WP HR S P ERA WHIP	IP WLS BF H R ER SO BB IBB HBP BLK WP HR S P ERA WHIP	IP WLS BF H R ER SO BB IBB HBP BLK WP HR S P ERA WHIP	IP WLS BF H R ER SO BB IBB HBP BLK WP HR S P ERA WHIP	IP WLS BF H R ER SO BB IBB HBP BLK WP HR S P ERA WHIP	IP WLS BF H R ER SO BB IBB HBP BLK WP HR S P ERA WHIP	IP WLS BF H R ER SO BB IBB HBP BLK WP HR S P ERA WHIP	IP WLS BF H R ER SO BB IBB HBP BLK WP HR S P ERA WHIP	IP WLS BF H R ER SO BB IBB HBP BLK WP HR S P ERA WHIP	IP WLS BF H R ER SO BB IBB HBP BLK WP HR S P ERA WHIP	IP WLS BF H R ER SO BB IBB HBP BLK WP HR S P ERA WHIP	IP WLS BF H R ER SO BB IBB HBP BLK WP HR S P ERA WHIP	IP WLS BF H R ER SO BB IBB HBP BLK WP HR S P ERA WHIP	IP WLS BF H R ER SO BB IBB HBP BLK WP HR S P ERA WHIP	IP WLS BF H R ER SO BB IBB HBP BLK WP HR S P ERA WHIP	IP WLS BF H R ER SO BB IBB HBP BLK WP HR S P ERA WHIP	
Chris Bosio, R ERA: 2.38 (1, 1)	6.1	7	3	3	7	BB: 1	IBB: 0	HBP: 0	BLK: 0	WP: 0	HR: 0	S: 58	P: 96	ERA: 4.26	WHIP: 1.263										
Bill Rife, R ERA: 0.60 (7, 1)	1.2	9	4	1	1	3	1	0	0	0	0	25	42	5.40	3.000										
Bobby Ayala, R ERA: 2.7 (9, 1)	1.0	3	0	0	0	3	0	0	0	0	0	10	16	0.00	0.000										
Steve Frey, L ERA: 5.14 (10, 1)	0.2	L	6	0	1	0	3	0	1	0	0	14	31	13.50	4.500										
Jeff Nelson, R ERA: 2.09 (10, 1)	0.1	1	0	0	0	0	0	0	0	0	0	3	6	0.00	0.000										

Boston Red Sox @ Seattle Mariners
The Kingdom, Seattle, WA
Tue May 23 1995, 10:05 PM EDT
Att. 11,868 - Dome - 68 F

AB 39
R 5
H 11
RBI 5
BB 5
SO 13
LOB 21



Batter	1	2	3	4	5	6	7	8	9	10	AB	R	H	RBI	BB	SO	LOB	BOTTOM							
Joey Cora, S OBP: 0.337, SLG: 0.388 (1, 4)	F7																	4	0	0	0	1	0	0	
Darren Bragg, L OBP: 0.343, SLG: 0.305 (1, 7)																		3	2	2	1	1	1	3	
Rich Amaral, R OBP: 0.385, SLG: 0.364 (8, PH)																		0	0	0	0	0	0	0	
Chad Kreuter, S OBP: 0.250, SLG: 0.231 (9, 2)																		2	0	1	0	0	0	0	
Ken Griffey Jr., L OBP: 0.364, SLG: 0.467 (1, 8)																		4	1	0	0	2	2	7	
Jay Buhner, R OBP: 0.297, SLG: 0.490 (1, 9)																		5	1	1	1	1	1	5	
Edgar Martinez, R OBP: 0.429, SLG: 0.616 (1, 10)																		5	0	3	1	0	1	1	
Alex Rodriguez, R OBP: 0.320, SLG: 0.440 (9, PR)																		0	0	0	0	0	0	0	
Tino Martinez, L OBP: 0.409, SLG: 0.500 (1, 3)																		3	0	0	0	2	1	2	
Doug Strange, S OBP: 0.275, SLG: 0.316 (1, 5)																		1	0	0	0	1	0	0	
Mike Blowers, R OBP: 0.179, SLG: 0.157 (8, 5)																		2	0	0	0	0	2	3	
Dan Wilson, R OBP: 0.388, SLG: 0.403 (1, 2)																		3	0	2	0	0	1	0	
Alex Diaz, S OBP: 0.296, SLG: 0.423 (9, 7)																		1	0	0	0	0	0	2	
Luis Sojo, R OBP: 0.345, SLG: 0.444 (1, 6)																		4	0	0	0	0	0	7	
Inning Stats	R: 2 E: 1 K: 0 S: 21	H: 2 LOB: 1 BB: 1 P: 33	R: 0 E: 0 K: 1 S: 8	H: 1 LOB: 3 BB: 1 P: 18	R: 0 E: 0 K: 1 S: 9	H: 1 LOB: 3 BB: 1 P: 19	R: 2 E: 0 K: 2 S: 14	H: 2 LOB: 0 BB: 0 P: 26	R: 0 E: 0 K: 2 S: 8	H: 0 LOB: 0 BB: 0 P: 9	R: 0 E: 0 K: 1 S: 6	H: 0 LOB: 1 BB: 1 P: 14	R: 0 E: 0 K: 1 S: 7	H: 0 LOB: 1 BB: 2 P: 16	R: 0 E: 0 K: 1 S: 14	H: 2 LOB: 3 BB: 0 P: 20	R: 0 E: 0 K: 1 S: 10	H: 1 LOB: 2 BB: 1 P: 18	R: 0 E: 0 K: 0 S: 12	H: 0 LOB: 1 BB: 1 P: 25	1B: 4 2B: 3 3B: 0 HR: 2	SF: 0 SAC: 1 DP: 1 HBP: 3	WP: 1 PB: 0 SB: 1 CS: 0	PA: 49	
PITCHER	IP WLS BF H R ER SO BB IBB HBP BLK WP HR S P ERA WHIP	IP WLS BF H R ER SO BB IBB HBP BLK WP HR S P ERA WHIP	IP WLS BF H R ER SO BB IBB HBP BLK WP HR S P ERA WHIP	IP WLS BF H R ER SO BB IBB HBP BLK WP HR S P ERA WHIP	IP WLS BF H R ER SO BB IBB HBP BLK WP HR S P ERA WHIP	IP WLS BF H R ER SO BB IBB HBP BLK WP HR S P ERA WHIP	IP WLS BF H R ER SO BB IBB HBP BLK WP HR S P ERA WHIP	IP WLS BF H R ER SO BB IBB HBP BLK WP HR S P ERA WHIP	IP WLS BF H R ER SO BB IBB HBP BLK WP HR S P ERA WHIP	IP WLS BF H R ER SO BB IBB HBP BLK WP HR S P ERA WHIP	IP WLS BF H R ER SO BB IBB HBP BLK WP HR S P ERA WHIP	IP WLS BF H R ER SO BB IBB HBP BLK WP HR S P ERA WHIP	IP WLS BF H R ER SO BB IBB HBP BLK WP HR S P ERA WHIP	IP WLS BF H R ER SO BB IBB HBP BLK WP HR S P ERA WHIP	IP WLS BF H R ER SO BB IBB HBP BLK WP HR S P ERA WHIP	IP WLS BF H R ER SO BB IBB HBP BLK WP HR S P ERA WHIP	IP WLS BF H R ER SO BB IBB HBP BLK WP HR S P ERA WHIP	IP WLS BF H R ER SO BB IBB HBP BLK WP HR S P ERA WHIP	IP WLS BF H R ER SO BB IBB HBP BLK WP HR S P ERA WHIP	IP WLS BF H R ER SO BB IBB HBP BLK WP HR S P ERA WHIP	IP WLS BF H R ER SO BB IBB HBP BLK WP HR S P ERA WHIP	IP WLS BF H R ER SO BB IBB HBP BLK WP HR S P ERA WHIP	IP WLS BF H R ER SO BB IBB HBP BLK WP HR S P ERA WHIP	IP WLS BF H R ER SO BB IBB HBP BLK WP HR S P ERA WHIP	
Aaron Sele, R ERA: 3.06 (1, 1)	4.0	6	4	3	4	BB: 2	IBB: 0	HBP: 2	BLK: 0	WP: 1	HR: 2	S: 52	P: 96	ERA: 6.75	WHIP: 2.250										
Tim Van Emdon, R ERA: 4.15 (5, 1)	2.0	8	0	0	2	2	0	0	0	0	0	14	27	0.00	1.000										
Rheal Cormier, L ERA: 4.13 (7, 1)	1.1	6	1	0	0	1	1	0	1	0	0	13	21	0.00	1.500										
Stan Belinda, R ERA: 2.53 (8, 1)	1.2	W	8	2	0	2	0	1	0	0	0	18	29	0.00	1.200										
Ken Ryan, R ERA: 5.14 (10, 1)	1.0	S	4	0	0	0	1	0	0	0	0	12	25	0.00	1.000										

Boston Red Sox @ Seattle Mariners
The Kingdom, Seattle, WA
Tue May 23 1995, 10:05 PM EDT
Att. 11,868 - Dome - 68 F

AB 37
R 4
H 9
RBI 3
BB 8
SO 9
LOB 30




Batter	1	2	3	4	5	6	7	8	9	AB	R	H	RBI	BB	SO	LOB	TOP				
Terry Shupert, R OBP: 0.348, SLG: 0.350 (1, 4)	1-0 1B	0-0 2B		3-1 E5 FC3-6 1B	0-0 G4-3		1-1 G3 1B		4-1 DI BB	5	2	3	0	1	0	0					
John Valentin, R OBP: 0.452, SLG: 0.582 (1, 6)	1-1 BB 1B	4-2 BB		4-0 FC3-6 BB	4-2 1B BB		3-2 G3		1-3 K	3	1	1	0	3	1	3					
Mo Vaughn, L OBP: 0.395, SLG: 0.663 (1, 3)	0-0 BB BB SF7 1B	1-3 K		1-0 FC3-6 BB 1B	0-0 1B		1-3 K		0-0 G4-3	6	2	2	1	0	2	7					
Mike Macfarlane, R OBP: 0.382, SLG: 0.548 (1, 2)	4-1 SF7 BB	0-1 G5-3		2-2 BB 18 SF7 1B	1-3 K		0-1 G1-3			4	1	1	1	1	1	6					
Mike Greenwell, L OBP: 0.398, SLG: 0.394 (1, 7)	4-2 FC5-4 BB		2-2 P5	4-1 BB BB		4-0 BB		2-2 18 DI HBP		1	0	0	1	3	0	0					
Tim Lincecum, R OBP: 0.436, SLG: 0.511 (1, 5)	2-3 K		4-1 FC1-4 BB	4-1 BB		1-0 P2		1-1 F9		3	0	0	1	2	1	5					
Bill Haselman, R OBP: 0.455, SLG: 0.455 18 Reggie Jefferson, S (4, PH)	1-1 SF7		2-2 FC1-4 1B	1-0 SF7		1-3 K		1-3 K		1	0	1	1	0	0	0					
Wes Chamberlain, R OBP: 0.286, SLG: 0.333 (1, 9)	2-3 FC5-4		2-1 FC1-4	0-3 K		2-1 L7		2-2 F8		5	0	0	0	0	1	8					
Ron Mahay, L OBP: 0.333, SLG: 0.385 (1, 8)		1-3 K	0-1 F7		1-0 L3		1-2 G3 1B HBP		3-2 F8	4	0	0	0	0	1	2					
Inning Stats	R: 3 E: 0 K: 1 S: 14	H: 3 LOB: 2 BB: 2 P: 27	R: 0 E: 0 K: 2 S: 11	H: 1 LOB: 2 BB: 1 P: 17	R: 0 E: 0 K: 0 S: 11	H: 1 LOB: 2 BB: 3 P: 21	R: 3 E: 1 K: 1 S: 13	H: 1 LOB: 2 BB: 1 P: 32	R: 0 E: 0 K: 1 S: 9	H: 0 LOB: 1 BB: 1 P: 14	R: 0 E: 0 K: 1 S: 13	H: 1 LOB: 2 BB: 0 P: 19	R: 0 E: 0 K: 1 S: 11	H: 0 LOB: 1 BB: 1 P: 17	R: 0 E: 0 K: 1 S: 10	H: 0 LOB: 1 BB: 1 P: 18	1B: 7 2B: 1 3B: 0 HR: 0	SF: 2 SAC: 0 DP: 0 HBP: 2	WP: 0 PB: 0 SB: 1 CS: 0	PA: 48	
PITCHER	IP	WLS	BF	H	R	ER	SO	BB	IBB	HBP	BLK	WP	HR	S	P	ERA	WHIP				
Tim Davis, L ERA: 6.38	3.1		23	6	6	4	3	6	0	0	0	0	0	44	87	10.80	3.600				
Rafael Carmona, R ERA: 2.51	2.2	W	12	1	0	0	3	3	0	0	0	0	0	20	39	0.00	1.500				
Jeff Nelson, R ERA: 1.69	3.0	S	13	1	0	0	3	1	0	2	0	0	0	34	54	0.00	0.667				

Boston Red Sox @ Seattle Mariners
The Kingdom, Seattle, WA
Wed May 24 1995, 10:05 PM EDT
Att. 10,041 - Dome - 68 F

livebaseballscorecards.com

AB 34
R 6
H 8
RBI 6
BB 10
SO 9
LOB 33




Batter	1	2	3	4	5	6	7	8	9	AB	R	H	RBI	BB	SO	LOB	BOTTOM				
Rich Amaral, R OBP: 0.375, SLG: 0.357 (1, 7)	2-1 G4-3	0-0 L8		0-1 2B SF7 1B	0-0 BB FC6-4 1B	0-2 G4-3		0-0 G6-3		6	2	2	0	0	0	2					
Luis Sojo, R OBP: 0.365, SLG: 0.475 (1, 4)	1-1 L9		2-2 1B	2-2 BB 2B	0-1 FC6-4 BB 3B	1-1 L8				5	3	3	0	0	0	1					
Ken Griffey Jr., L OBP: 0.384, SLG: 0.484 Alex Diaz, S OBP: 0.296, SLG: 0.423 (8, 8)	0-0 E 2B		1-1 1B	4-0 BB 2B	4-1 FC6-4 BB		0-1 F9			3	3	2	0	2	0	0					
Jay Buhner, R OBP: 0.311, SLG: 0.510 Darren Bragg, L OBP: 0.342, SLG: 0.300 (4, 9)	3-2 E9 2B		2-1 1B G6-4-3	2-1 SF7	0-0 FC6-4 3B		4-2 HR BB			2	1	2	2	0	0	0					
Edgar Martinez, R OBP: 0.437, SLG: 0.607 (1, 10)	2-1 F9		0-0 G6-4-3 1B	4-1 2B	4-0 3B		1-3 K			3	2	1	1	2	1	2					
Mike Blowers, R OBP: 0.230, SLG: 0.339 (1, 5)		1-0 G3 1B 2B	0-2 G6-4-3	3-1 2B	1-2 3B		1-0 HR			5	2	4	8	0	0	1					
Tino Martinez, L OBP: 0.408, SLG: 0.481 (1, 3)		2-1 P3		4-0 BB	0-2 F7		2-0 G4-3			3	0	0	0	2	0	2					
Dan Wilson, R OBP: 0.375, SLG: 0.403 (1, 2)		1-0 G3	1-0 G4-3	0-0 F8		1-2 G4-3 2B		2-2 F8		5	0	1	0	0	0	4					
Alex Rodriguez, R OBP: 0.300, SLG: 0.400 (1, 6)		3-2 1B		2-2 K	2-3 K		1-2 P6		2-1 L6	5	0	1	1	0	2	1					
Inning Stats	R: 1 E: 1 K: 0 S: 11	H: 2 LOB: 1 BB: 0 P: 19	R: 0 E: 0 K: 0 S: 12	H: 2 LOB: 1 BB: 0 P: 19	R: 3 E: 0 K: 0 S: 17	H: 4 LOB: 1 BB: 1 P: 27	R: 4 E: 0 K: 1 S: 15	H: 3 LOB: 2 BB: 3 P: 36	R: 4 E: 0 K: 1 S: 16	H: 3 LOB: 1 BB: 2 P: 27	R: 0 E: 0 K: 0 S: 14	H: 1 LOB: 1 BB: 0 P: 17	R: 2 E: 0 K: 1 S: 9	H: 1 LOB: 0 BB: 1 P: 17	R: 0 E: 0 K: 0 S: 6	H: 0 LOB: 0 BB: 0 P: 10	1B: 8 2B: 6 3B: 1 HR: 1	SF: 1 SAC: 0 DP: 1 HBP: 0	WP: 0 PB: 0 SB: 1 CS: 0	PA: 46	
PITCHER	IP	WLS	BF	H	R	ER	SO	BB	IBB	HBP	BLK	WP	HR	S	P	ERA	WHIP				
Vaughn Eshelman, L ERA: 3.25	3.0		17	8	5	5	0	1	0	0	0	0	0	40	65	15.00	3.000				
Jeff Pierce, R ERA: 6.6	0.2	L	8	3	4	4	1	1	2	0	0	0	0	14	35	54.00	6.000				
Alejandro Pena, R ERA: 5.96	2.1		13	4	4	4	1	1	1	0	0	0	0	31	45	15.43	2.143				
Derek Lilliquist, L ERA: 6.75	2.0		8	1	2	2	1	1	0	0	0	0	1	15	27	9.00	1.000				

Boston Red Sox @ Seattle Mariners
The Kingdom, Seattle, WA
Wed May 24 1995, 10:05 PM EDT
Att. 10,041 - Dome - 68 F

livebaseballscorecards.com

AB 38
R 15
H 16
RBI 14
BB 7
SO 3
LOB 15




Batter	1	2	3	4	5	6	7	8	9	AB	R	H	RBI	BB	SO	LOB	TOP								
Troy O'Leary, L (1, 9) OBP: 0.333, SLG: 0.536	1-1 L5		0-3 K		0-1 G6-3		0-1 L6		2-1 F7	5	0	0	0	0	1	2									
John Valentin, R (1, 6) OBP: 0.454, SLG: 0.666	2-0 HR		4-2 BB		2-1 G1-6-3			0-1 G6-3		3	1	1	1	1	0	1									
Mo Vaughn, L (1, 3) OBP: 0.381, SLG: 0.636	2-3 K		1-2 G4-3			0-2 F7		3-3 K		4	0	0	0	0	2	1									
Mike Greenwell, L (1, 7) OBP: 0.384, SLG: 0.378	1-1 G4-3			1-3 K		2-3 K		0-0 E3		4	0	0	0	0	2	0									
Mike Macfarlane, R (1, 2) OBP: 0.388, SLG: 0.531		1-2 K		1-2 G6-3		4-0 18 2B		4-0 BB		2	0	0	0	2	1	0									
18 Reggie Jefferson, S (1, 10) OBP: 0.279, SLG: 0.399		3-1 F8		2-0 G4-3		3-2 BB		1-3 BB		4	0	1	0	0	1	2									
Tim Lincecum, R (1, 5) Terry Shumpert, R (9, PR) OBP: 0.348, SLG: 0.350	2-1 F9				2-1 G4-3		1-3 K		1-2 BB	4	1	2	0	0	1	2									
Ron Mahay, L (1, 8) Bill Haselman, R (9, PH) OBP: 0.278, SLG: 0.313			0-1 G6-3		1-2 G4-3		2-2 F7		2-3 K	3	0	0	0	0	0	1									
Luis Alica, S (1, 4) Wes Chamberlain, R (9, PH) OBP: 0.318, SLG: 0.246		1-0 HR			3-1 G6-3		2-2 G3		0-0 P3	1	0	0	0	0	0	1									
Inning Stats	R: 1 E: 0 K: 1 S: 9	H: 1 LOB: 0 BB: 0 P: 15	R: 0 E: 0 K: 1 S: 7	H: 0 LOB: 0 BB: 0 P: 13	R: 1 E: 0 K: 1 S: 13	H: 1 LOB: 1 BB: 1 P: 19	R: 0 E: 0 K: 1 S: 8	H: 0 LOB: 0 BB: 0 P: 12	R: 1 E: 0 K: 0 S: 11	H: 2 LOB: 1 BB: 0 P: 19	R: 0 E: 0 K: 2 S: 12	H: 1 LOB: 2 BB: 1 P: 22	R: 0 E: 0 K: 0 S: 8	H: 0 LOB: 0 BB: 0 P: 12	R: 0 E: 1 K: 2 S: 9	H: 0 LOB: 2 BB: 1 P: 17	R: 0 E: 0 K: 1 S: 10	H: 1 LOB: 1 BB: 0 P: 15	1B: 1 2B: 3 3B: 0 HR: 2	SF: 0 SAC: 0 DP: 0 HBP: 0	WP: 0 PB: 0 SB: 0 CS: 0	PA: 37			
PITCHER	IP	WLS	BF	H	R	ER	SO	BB	IBB	HBP	BLK	WP	HR	S	P	ERA	WHIP								
Tim Belcher, R (1, 1) ERA: 5.06	5.2	W	24	5	3	3	5	2	0	0	0	0	2	57	96	4.76	1.235								
Bill Riskey, R (6, 1) ERA: 0.59	1.2		5	0	0	0	1	0	0	0	0	0	0	13	18	0.00	0.000								
Bobby Ayala, R (8, 1) ERA: 2.4	1.2	S	8	1	0	0	3	1	0	0	0	0	0	17	30	0.00	1.200								

Boston Red Sox @ Seattle Mariners
The Kingdom, Seattle, WA
Thu May 25 1995, 6:33 AM EDT
Att. 12,194 - Dome - 68 F

livebaseballscorecards.com

AB 34
R 3
H 6
RBI 3
BB 3
SO 9
LOB 11




Batter	1	2	3	4	5	6	7	8	9	AB	R	H	RBI	BB	SO	LOB	BOTTOM								
Rich Amaral, R (1, 7) OBP: 0.361, SLG: 0.375	2-1 G6-3	0-0 CS	3-2 G6-3		3-1 2B		2-2 G4-3			4	0	1	0	0	0	0									
Luis Sojo, R (1, 4) OBP: 0.358, SLG: 0.452	2-1 G1-3		1-2 G6-3		3-2 HBP		0-0 G5-3			3	0	0	0	0	0	0									
Ken Griffey Jr., L (1, 8) OBP: 0.371, SLG: 0.464	1-0 G3		1-0 P3		0-2 F7		1-2 G3-1		1-2 G3-1	4	0	0	0	0	0	2									
Jay Buhner, R (1, 10) OBP: 0.299, SLG: 0.490		1-2 G3-1		0-0 P4	2-0 G6-3		0-0 G6-3		0-0 G6-3	4	0	0	0	0	0	2									
Edgar Martinez, R (1, 3) OBP: 0.443, SLG: 0.620		2-2 G1-3		0-1 1B		3-2 G6-4-3				3	1	2	0	0	0	0									
Tino Martinez, L (9, 3) OBP: 0.408, SLG: 0.481				1-1 2B		3-2 1B				0	0	0	0	0	0	0									
Mike Blowers, R (1, 5) OBP: 0.234, SLG: 0.339		1-0 1B		1-1 G1-3		3-2 G6-4-3		1-2 1B		3	1	1	0	0	0	2									
Alex Rodriguez, R (1, 6) OBP: 0.333, SLG: 0.424		1-2 2B		0-2 1B		0-0 G5-3				3	1	2	1	0	0	0									
Chad Kreuter, S (1, 2) OBP: 0.258, SLG: 0.276		0-0 E		0-0 G1-3			2-3 K			3	1	1	2	0	1	1									
Alex Diaz, S (1, 9) OBP: 0.267, SLG: 0.379		0-0 E4		1-0 F7		1-0 F8				3	0	0	0	0	0	0									
Inning Stats	R: 0 E: 0 K: 0 S: 5	H: 0 LOB: 0 BB: 0 P: 10	R: 3 E: 1 K: 0 S: 14	H: 3 LOB: 0 BB: 0 P: 19	R: 0 E: 0 K: 0 S: 7	H: 0 LOB: 0 BB: 0 P: 12	R: 1 E: 0 K: 0 S: 9	H: 2 LOB: 1 BB: 0 P: 10	R: 0 E: 0 K: 0 S: 9	H: 1 LOB: 2 BB: 0 P: 18	R: 0 E: 0 K: 0 S: 7	H: 1 LOB: 0 BB: 0 P: 13	R: 0 E: 0 K: 1 S: 7	H: 0 LOB: 0 BB: 0 P: 12	R: 0 E: 0 K: 0 S: 5	H: 0 LOB: 0 BB: 0 P: 6	R: 0 E: 0 K: 0 S: 5	H: 0 LOB: 0 BB: 0 P: 6	1B: 4 2B: 3 3B: 0 HR: 0	SF: 0 SAC: 0 DP: 1 HBP: 1	WP: 0 PB: 0 SB: 1 CS: 1	PA: 32			
PITCHER	IP	WLS	BF	H	R	ER	SO	BB	IBB	HBP	BLK	WP	HR	S	P	ERA	WHIP								
Zane Smith, L (1, 1) ERA: 2.37	7.0	L	28	7	4	3	1	0	0	0	0	0	0	58	94	3.86	1.000								
Rheal Cormier, L (8, 1) ERA: 3.95	1.0		3	0	0	0	0	0	0	0	0	0	0	5	6	0.00	0.000								

Boston Red Sox @ Seattle Mariners
The Kingdom, Seattle, WA
Thu May 25 1995, 6:33 AM EDT
Att. 12,194 - Dome - 68 F

livebaseballscorecards.com

AB 30
R 4
H 7
RBI 3
BB 0
SO 1
LOB 7



Batter	1	2	3	4	5	6	7	8	9	AB	R	H	RBI	BB	SO	LOB	TOP						
Steve Rodriguez, R (1.4) OBP: 0.286, SLG: 0.167	G6-3		E1					K		4	1	1	0	1	1	0	Boston Red Sox @ California Angels Anaheim Stadium, Anaheim, CA Sun May 28 1995, 6:33 AM EDT Att: 27,497 - Sunny - 72 F						
John Valentin, R (1.6) OBP: 0.440, SLG: 0.566	P4		K					F8		5	0	1	1	0	2	3							
Mo Vaughn, L (1.3) OBP: 0.398, SLG: 0.643	BB 1B		E9					K		4	1	3	1	1	1	2							
Mike Macfarlane, R (1.10) OBP: 0.376, SLG: 0.473	BB 1B		K					K		4	0	0	0	1	3	3							
Tim Lincecum, R (1.5) OBP: 0.454, SLG: 0.510	BB 1B							K		4	0	2	1	1	1	2							
Mike Greenwell, L (1.7) OBP: 0.357, SLG: 0.348	K		K					L8		5	0	0	0	0	2	7							
Rich Rowland, R (1.2) OBP: 0.100, SLG: 0.150			K					F9		4	0	0	0	0	2	1							
Wes Chamberlain, R (1.9) OBP: 0.259, SLG: 0.292			K					L6		4	1	1	0	0	2	2							
Karl Rhodes, L (1.8) OBP: 0.154, SLG: 0.087	G6-3							G4-3		3	0	0	0	1	0	1							
Inning Stats	R: 1 E: 0 K: 1 S: 10	H: 1 LOB: 2 BB: 2 P: 25	R: 0 E: 0 K: 2 S: 8	H: 0 LOB: 0 BB: 0 P: 13	R: 1 E: 2 K: 3 S: 13	H: 1 LOB: 2 BB: 1 P: 24	R: 0 E: 0 K: 0 S: 10	H: 1 LOB: 1 BB: 0 P: 15	R: 1 E: 0 K: 1 S: 16	H: 2 LOB: 2 BB: 1 P: 29	R: 0 E: 1 K: 1 S: 10	H: 1 LOB: 2 BB: 0 P: 14	R: 0 E: 0 K: 2 S: 10	H: 0 LOB: 1 BB: 0 P: 17	R: 0 E: 0 K: 2 S: 10	H: 1 LOB: 1 BB: 0 P: 13		1B: 8 2B: 0 3B: 0 HR: 0	SF: 0 SAC: 0 DP: 0 HBP: 0	WP: 0 PB: 0 SB: 1 CS: 0	PA: 42		
PITCHER	IP WLS BF H R ER SO	IP WLS BF H R ER SO	IP WLS BF H R ER SO	IP WLS BF H R ER SO	IP WLS BF H R ER SO	IP WLS BF H R ER SO	IP WLS BF H R ER SO	IP WLS BF H R ER SO	IP WLS BF H R ER SO	IP WLS BF H R ER SO	IP WLS BF H R ER SO	IP WLS BF H R ER SO	IP WLS BF H R ER SO	IP WLS BF H R ER SO	IP WLS BF H R ER SO	IP WLS BF H R ER SO	ERA WHIP	ERA WHIP					
Chuck Finley, L (1.1) ERA: 2.74	5.2	W	29	6	3	2	9	5	0	0	0	0	0	0	0	0	0	0	0	65	124	3.18	1.941
Bob Patterson, L (6.1) ERA: 1.93	1.2		7	1	0	0	2	0	0	0	0	0	0	0	0	0	0	0	0	18	25	0.00	0.600
Troy Percival, R (8.1) ERA: 3.77	1.2		6	1	0	0	3	0	0	0	0	0	0	0	0	0	0	0	0	17	25	0.00	0.600
Batter	1	2	3	4	5	6	7	8	9	AB	R	H	RBI	BB	SO	LOB	BOTTOM						
Tony Phillips, S (1.7) OBP: 0.415, SLG: 0.464	K	G3	F8					G6-3		4	0	0	0	1	1	2	Boston Red Sox @ California Angels Anaheim Stadium, Anaheim, CA Sun May 28 1995, 6:33 AM EDT Att: 27,497 - Sunny - 72 F						
Jim Edmonds, L (1.8) OBP: 0.344, SLG: 0.486	FC7-4 BB	BB 1B						2B SF8 BB		2	2	1	0	3	1	2							
Tim Salmon, R (1.9) OBP: 0.440, SLG: 0.529	FC7-4 BB 1B	BB 1B						SF8 2B		5	1	2	1	0	1	4							
Chili Davis, S (1.10) OBP: 0.474, SLG: 0.611	BB 1B	G4-3						SF8		4	2	2	2	0	0	4							
J.T. Snow, L (1.3) OBP: 0.358, SLG: 0.509	BB 1B							P3		4	1	2	2	1	0	1							
Greg Myers, L (1.2) OBP: 0.338, SLG: 0.468	BB 1B							G3-1		5	0	2	2	0	0	1							
Spike Owen, S (1.5) OBP: 0.322, SLG: 0.346	G3							L8		4	1	1	0	0	0	4							
Damon Easley, R (1.4) OBP: 0.311, SLG: 0.340		G4-1	G1-5-3					G6-3		4	0	0	0	0	0	3							
Gary Disarcina, R (1.6) OBP: 0.388, SLG: 0.561	G3 BB							G5-3		3	1	2	1	1	0	0							
Inning Stats	R: 2 E: 0 K: 1 S: 17	H: 3 LOB: 1 BB: 1 P: 33	R: 1 E: 0 K: 0 S: 20	H: 2 LOB: 2 BB: 1 P: 31	R: 2 E: 0 K: 0 S: 11	H: 3 LOB: 1 BB: 0 P: 21	R: 0 E: 0 K: 1 S: 14	H: 3 LOB: 2 BB: 1 P: 23	R: 0 E: 0 K: 0 S: 9	H: 0 LOB: 0 BB: 0 P: 12	R: 0 E: 0 K: 0 S: 7	H: 0 LOB: 0 BB: 0 P: 10	R: 1 E: 0 K: 0 S: 12	H: 1 LOB: 1 BB: 1 P: 19	R: 0 E: 0 K: 0 S: 10	H: 0 LOB: 0 BB: 0 P: 10		1B: 8 2B: 3 3B: 0 HR: 1	SF: 1 SAC: 0 DP: 0 HBP: 0	WP: 1 PB: 0 SB: 2 CS: 0	PA: 42		
PITCHER	IP WLS BF H R ER SO	IP WLS BF H R ER SO	IP WLS BF H R ER SO	IP WLS BF H R ER SO	IP WLS BF H R ER SO	IP WLS BF H R ER SO	IP WLS BF H R ER SO	IP WLS BF H R ER SO	IP WLS BF H R ER SO	IP WLS BF H R ER SO	IP WLS BF H R ER SO	IP WLS BF H R ER SO	IP WLS BF H R ER SO	IP WLS BF H R ER SO	IP WLS BF H R ER SO	IP WLS BF H R ER SO	ERA WHIP	ERA WHIP					
Tim Van Eegmond, R (1.1) ERA: 7.45	2.1	L	16	7	5	5	1	2	0	0	0	0	0	0	0	0	0	0	0	42	77	19.29	3.857
Alejandro Pena, R (3.1) ERA: 5.75	3.2		18	4	2	2	2	3	0	0	0	0	0	0	0	0	0	0	0	39	64	4.91	1.909
Derek Lilliquist, L (7.1) ERA: 5.84	2.0		8	1	1	1	0	1	0	0	0	0	0	0	0	0	0	0	0	19	29	4.50	1.000

Batter	1	2	3	4	5	6	7	8	9	AB	R	H	RBI	BB	SO	LOB	TOP					
Troy O'Leary, L OBP: 0.347, SLG: 0.514	F8	L4					G4-3			4	1	1	1	1	0	3						
John Valentin, R OBP: 0.432, SLG: 0.550	P3		F8	F8				F9		5	0	1	1	0	0	3						
Mo Vaughn, L OBP: 0.399, SLG: 0.629	K		L7					K		4	1	1	0	1	2	0						
18 Reggie Jefferson, S OBP: 0.286, SLG: 0.380			G6-3					K		4	2	1	0	1	2	2						
Mike Greenwell, L OBP: 0.366, SLG: 0.353		K		E3				G1-6-3		4	2	2	0	1	1	1						
Tim Lincecum, R OBP: 0.480, SLG: 0.519								G1-6-3		4	2	2	2	1	0	2						
Mike MacFarlane, R OBP: 0.378, SLG: 0.500								P3		4	1	1	3	1	1	3						
Karl Rhodes, L OBP: 0.161, SLG: 0.074								P8		4	0	0	1	1	0	3						
Luis Alicaia, S OBP: 0.347, SLG: 0.338								G3		3	0	1	1	1	0	0						
Inning Stats	R: 0 E: 0 K: 1 S: 11	H: 0 LOB: 0 BB: 0 P: 16	R: 2 E: 0 K: 1 S: 12	H: 2 LOB: 2 BB: 3 P: 30	R: 0 E: 0 K: 0 S: 6	H: 0 LOB: 0 BB: 0 P: 9	R: 1 E: 1 K: 1 S: 15	H: 1 LOB: 3 BB: 2 P: 30	R: 6 E: 0 K: 1 S: 23	H: 5 LOB: 2 BB: 3 P: 47	R: 0 E: 0 K: 0 S: 8	H: 1 LOB: 0 BB: 0 P: 9	R: 0 E: 0 K: 0 S: 5	H: 0 LOB: 0 BB: 0 P: 8	R: 0 E: 0 K: 2 S: 9	H: 0 LOB: 0 BB: 0 P: 15	R: 0 E: 0 K: 0 S: 6	H: 1 LOB: 1 BB: 0 P: 9	1B: 7 2B: 3 3B: 0 HR: 1	SF: 0 SAC: 0 DP: 2 HBP: 0	WP: 1 PB: 0 SB: 1 CS: 1	PA: 44
PITCHER	IP	WLS	BF	H	R	ER	SO	BB	IBB	HBP	BLK	WP	HR	S	P	ERA	WHIP					
Dave Stewart, R ERA: 7.52	4.0	L	22	4	5	4	3	6	0	0	0	0	0	46	92	9.00	2.500					
Carlos Reyes, R ERA: 4.57	5.0		22	6	4	4	3	2	0	0	0	1	1	49	81	7.20	1.600					

Boston Red Sox @ Oakland Athletics
Oakland-Alameda County Coliseum, Oakland, CA
Mon May 29 1995, 3:33 AM PDT
Att: 30,846 - Sunny - 60 F

AB 36
R 9
H 10
RBI 9
BB 8
SO 6
LOB 17





Batter	1	2	3	4	5	6	7	8	9	AB	R	H	RBI	BB	SO	LOB	BOTTOM					
Rickey Henderson, R OBP: 0.407, SLG: 0.462				G4-3			F9			4	1	2	0	0	0	0						
Stan Javier, S OBP: 0.316, SLG: 0.308								G6-3		4	2	2	0	0	0	1						
Geronimo Berroa, R OBP: 0.434, SLG: 0.583								G6-3		4	1	1	0	0	0	2						
Ruben Sierra, S OBP: 0.310, SLG: 0.482								P5		4	1	1	1	0	0	2						
Terry Steinbach, R OBP: 0.336, SLG: 0.550								P7		4	0	2	3	0	1	0						
Mike Aldrete, L OBP: 0.394, SLG: 0.500								K		3	0	0	0	1	1	1						
Scott Brosius, R OBP: 0.412, SLG: 0.463										3	0	0	0	0	1	2						
Andy Tomberlin, L OBP: 0.341, SLG: 0.526										1	1	1	1	0	0	0						
Brent Gates, S OBP: 0.282, SLG: 0.209										4	0	0	0	0	1	0						
Mike Bordick, R OBP: 0.294, SLG: 0.250										3	0	0	0	0	0	0						
Inning Stats	R: 0 E: 0 K: 0 S: 10	H: 1 LOB: 0 BB: 0 P: 15	R: 0 E: 0 K: 1 S: 7	H: 0 LOB: 0 BB: 0 P: 11	R: 0 E: 0 K: 0 S: 6	H: 0 LOB: 0 BB: 0 P: 8	R: 3 E: 1 K: 0 S: 13	H: 4 LOB: 0 BB: 0 P: 20	R: 0 E: 0 K: 1 S: 10	H: 0 LOB: 0 BB: 0 P: 13	R: 2 E: 0 K: 1 S: 16	H: 3 LOB: 2 BB: 1 P: 26	R: 0 E: 0 K: 0 S: 5	H: 0 LOB: 0 BB: 0 P: 7	R: 0 E: 0 K: 0 S: 5	H: 0 LOB: 0 BB: 0 P: 8	R: 1 E: 0 K: 1 S: 9	H: 1 LOB: 0 BB: 0 P: 16	1B: 7 2B: 1 3B: 0 HR: 1	SF: 0 SAC: 0 DP: 1 HBP: 0	WP: 0 PB: 0 SB: 1 CS: 1	PA: 35
PITCHER	IP	WLS	BF	H	R	ER	SO	BB	IBB	HBP	BLK	WP	HR	S	P	ERA	WHIP					
Zane Smith, L ERA: 3.28	5.2	W	23	8	5	4	2	0	0	0	0	0	0	11	19	0.00	0.600					
Rheal Cormier, L ERA: 3.45	1.2		6	0	0	0	1	1	0	0	0	0	0	1	19	0.00	0.600					
Stan Belinda, R ERA: 2.7	1.2		6	1	1	1	1	0	0	0	0	0	1	12	20	5.40	0.600					

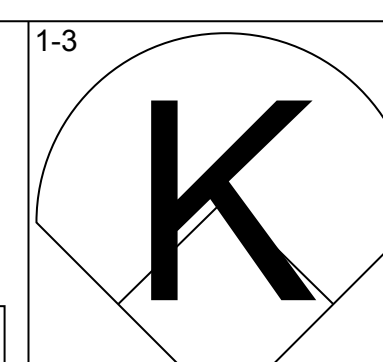
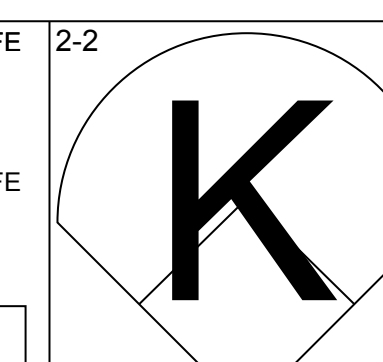
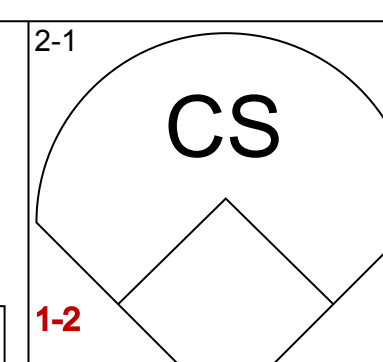
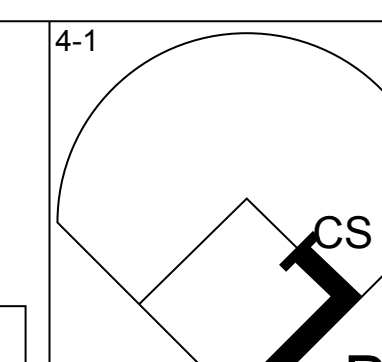
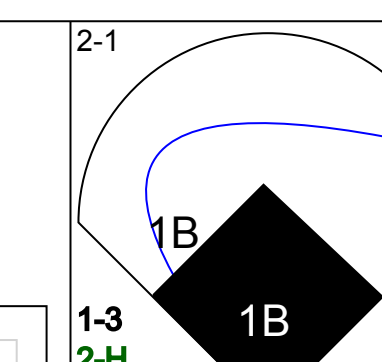
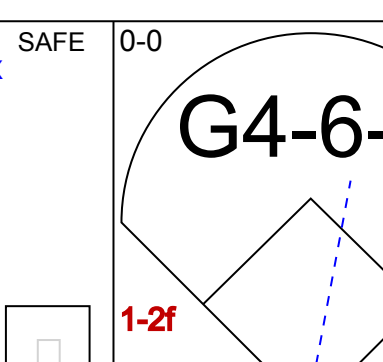
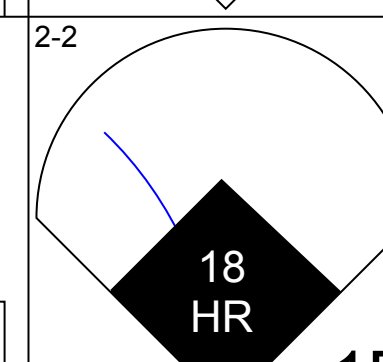
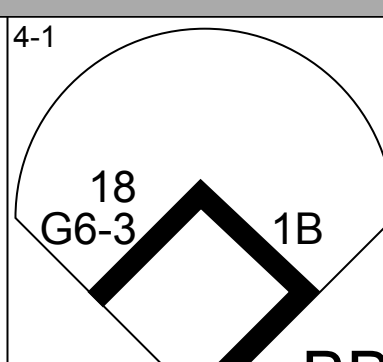
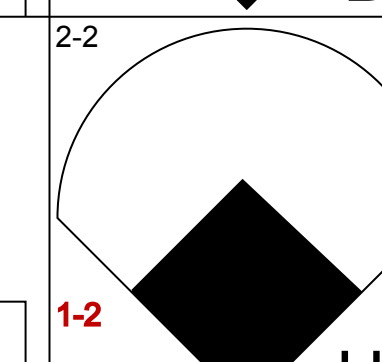
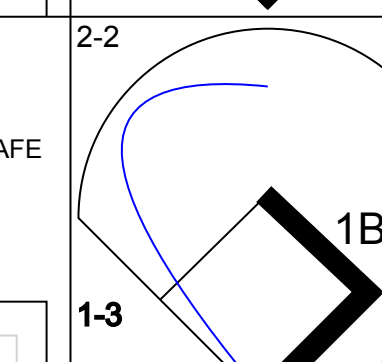
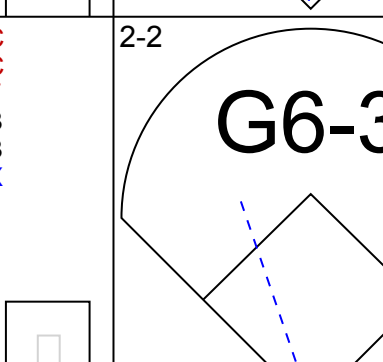
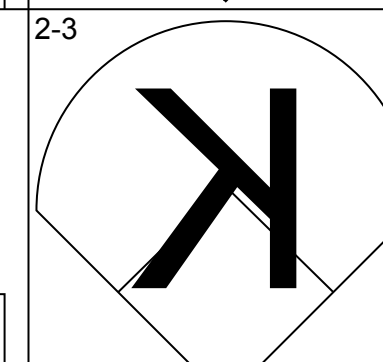
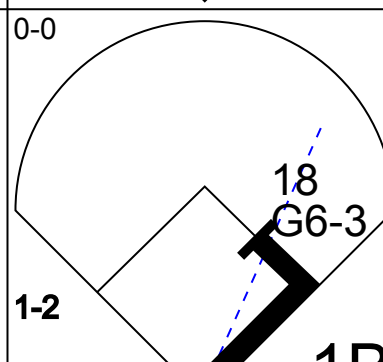
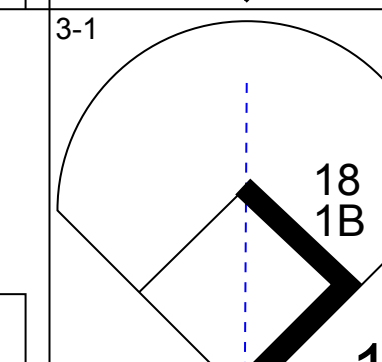
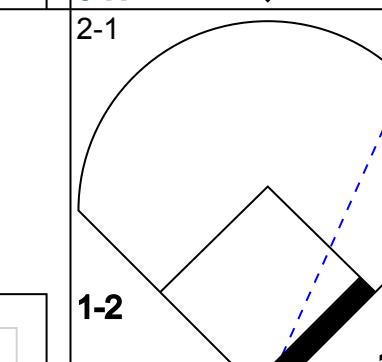
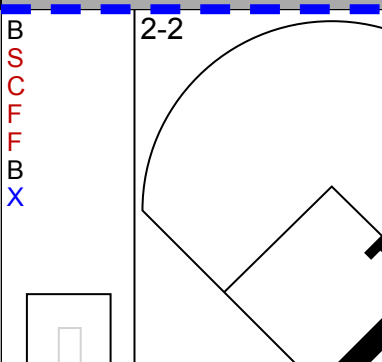
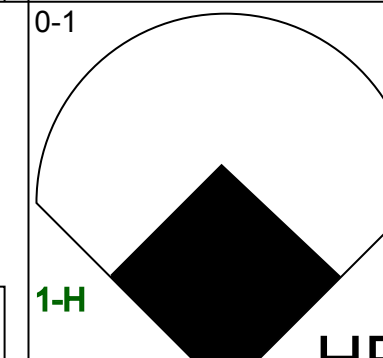
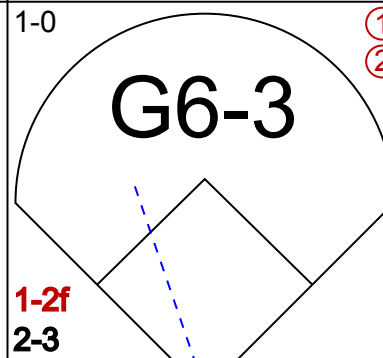
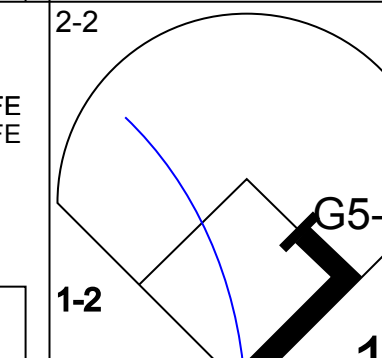
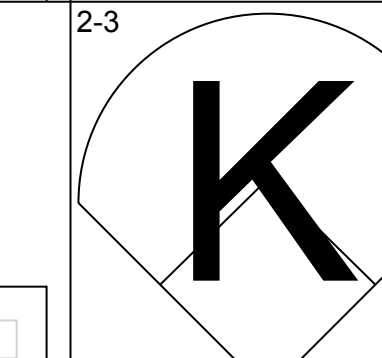
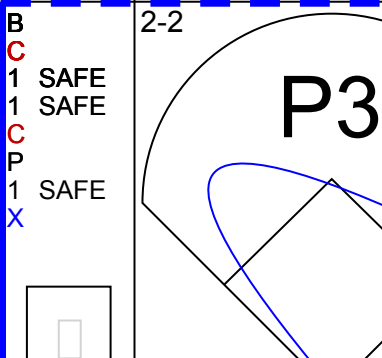
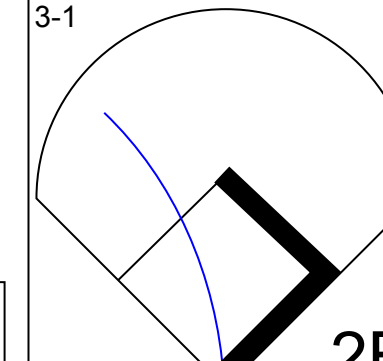
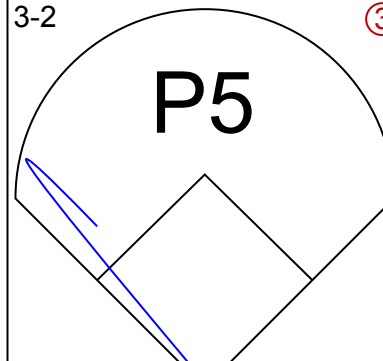
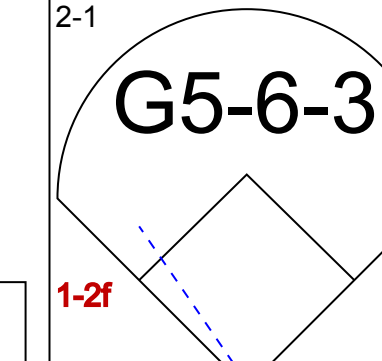

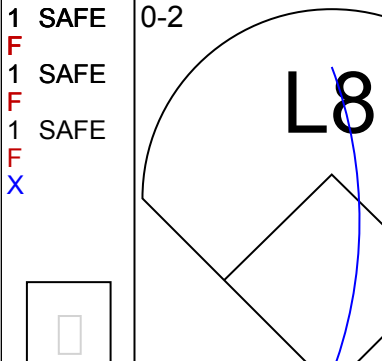
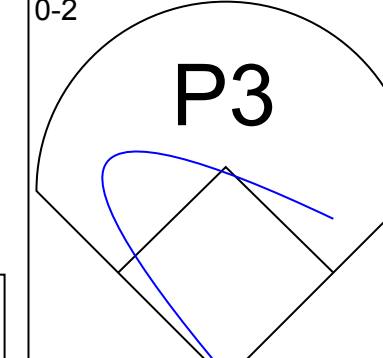
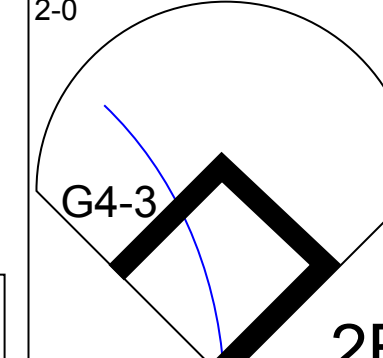
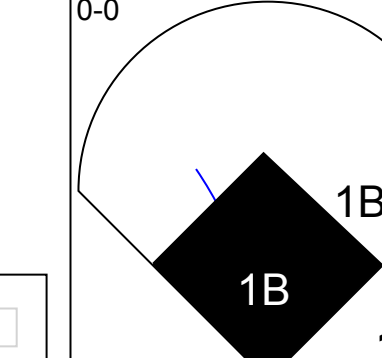
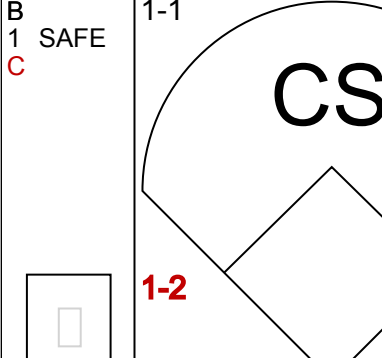
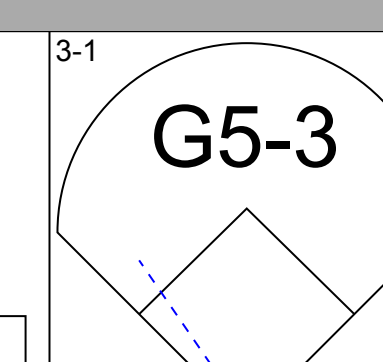
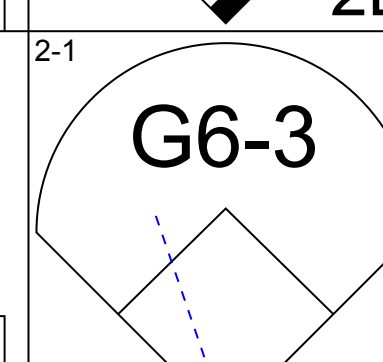
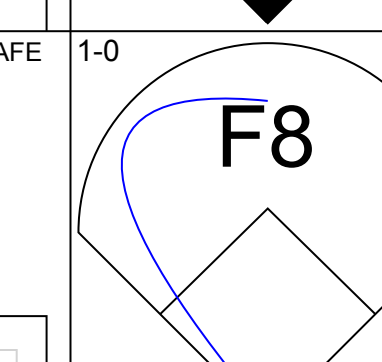
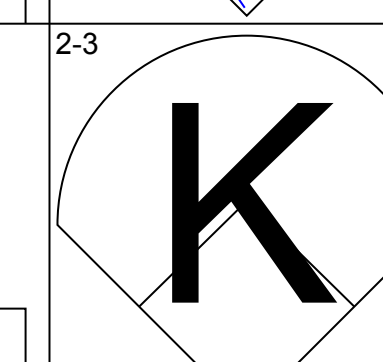
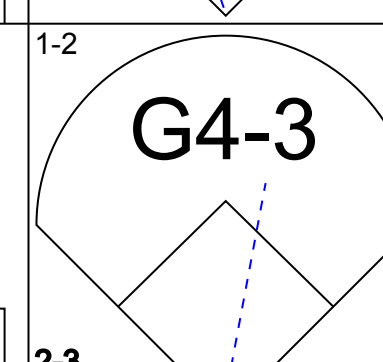
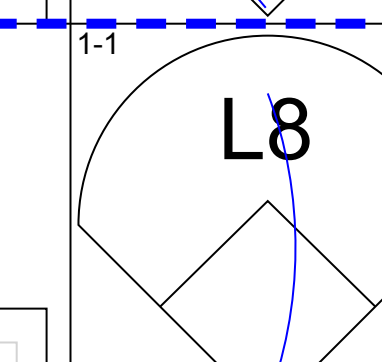
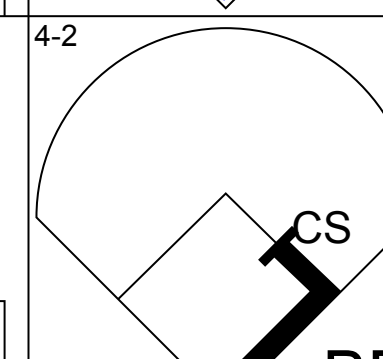
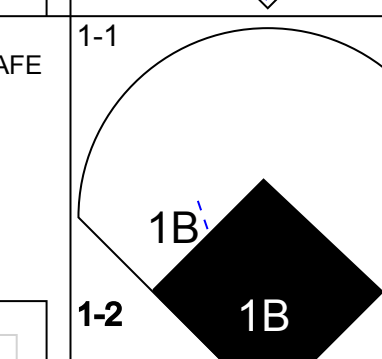
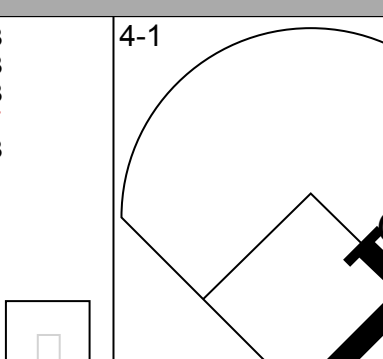
Boston Red Sox @ Oakland Athletics
Oakland-Alameda County Coliseum, Oakland, CA
Mon May 29 1995, 3:33 AM PDT
Att: 30,846 - Sunny - 60 F

AB 34
R 6
H 9
RBI 5
BB 1
SO 4
LOB 8



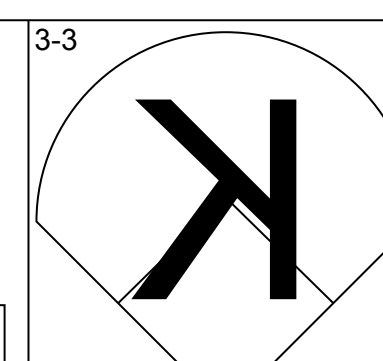
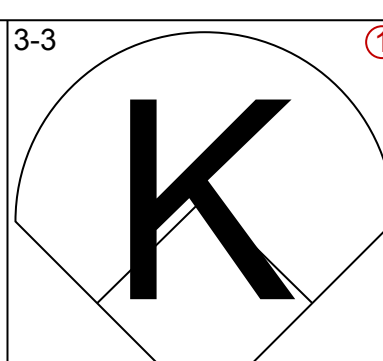
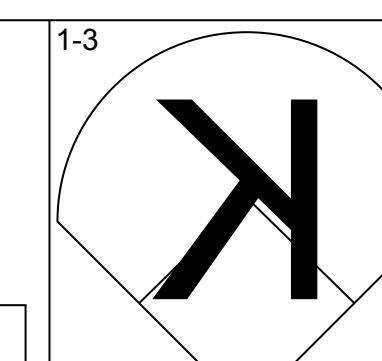
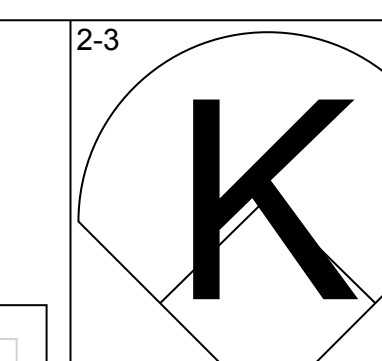
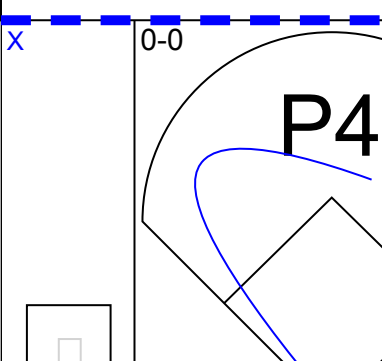
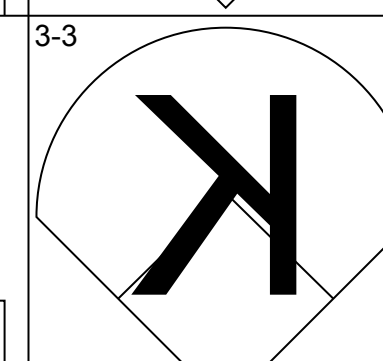
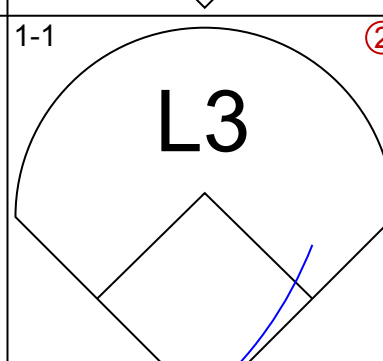
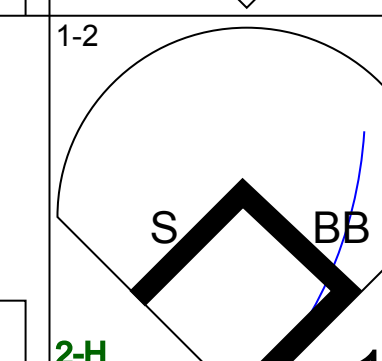
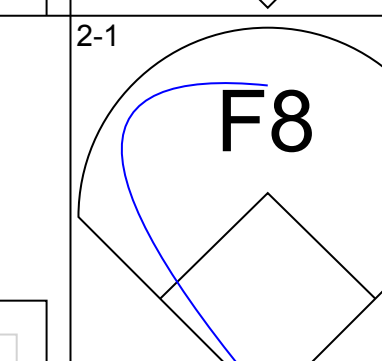
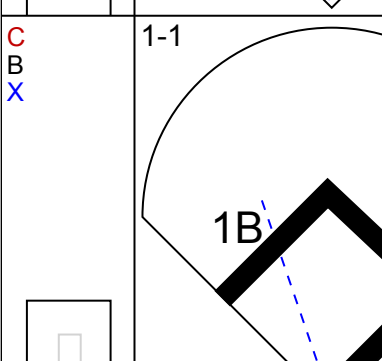

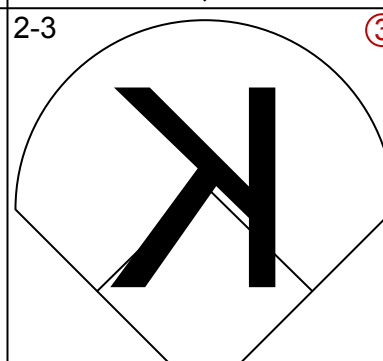
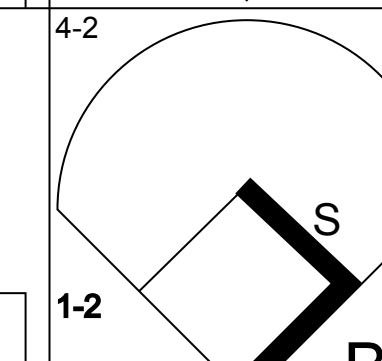
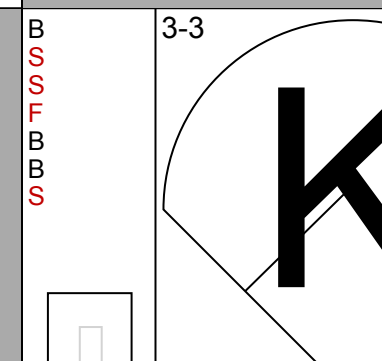
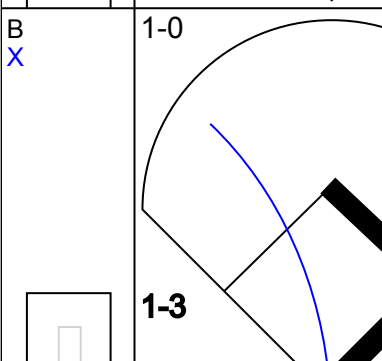
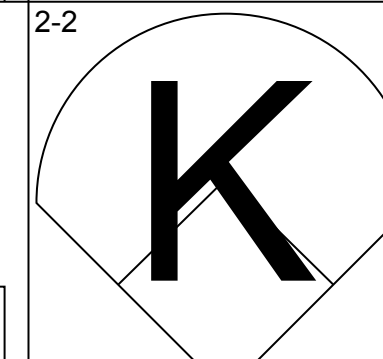
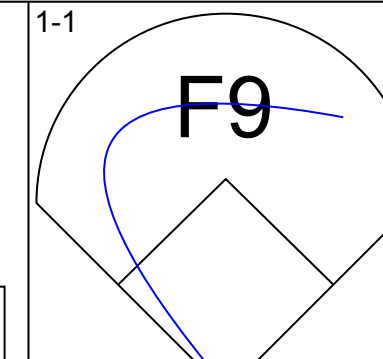
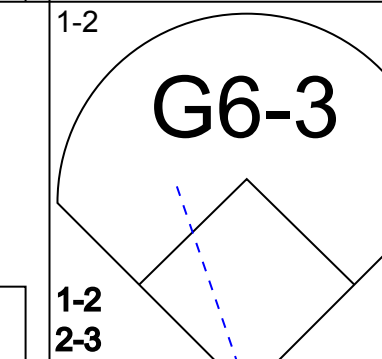
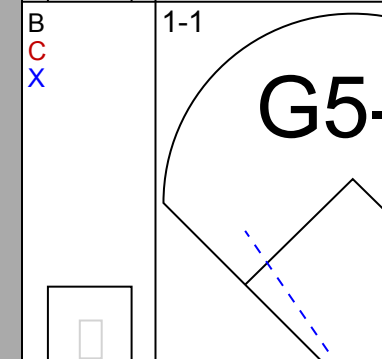
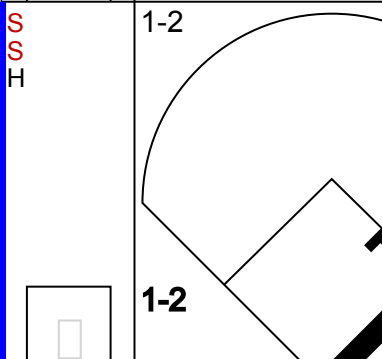

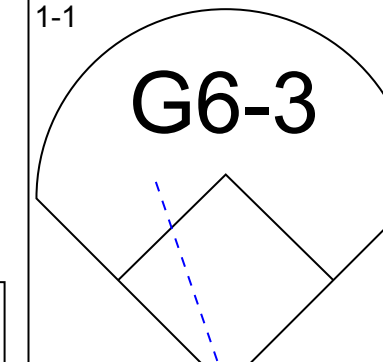

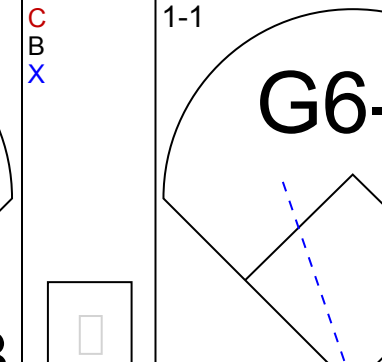
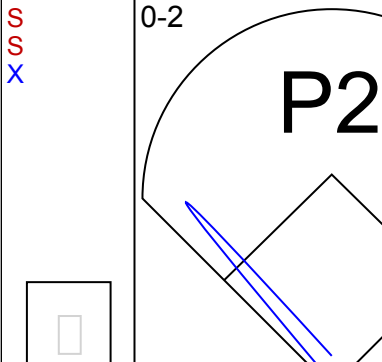
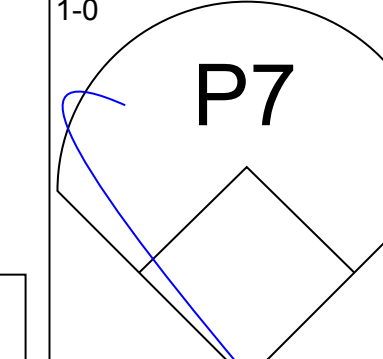
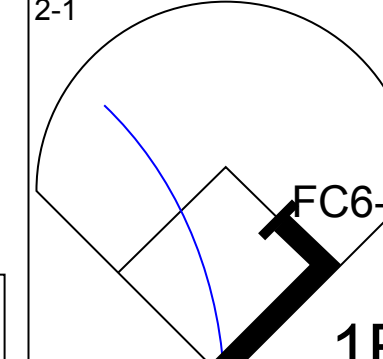
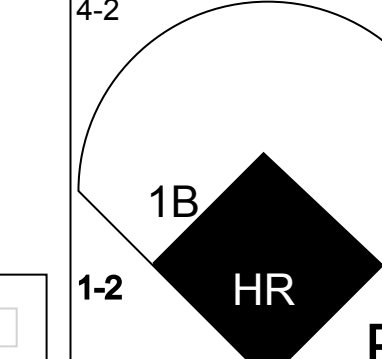
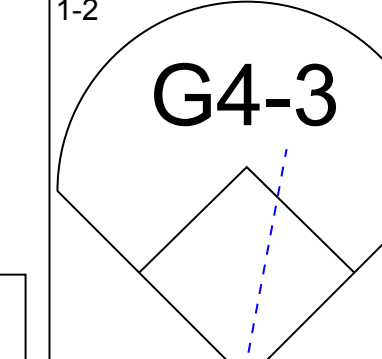
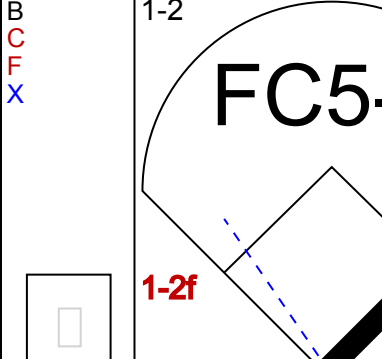
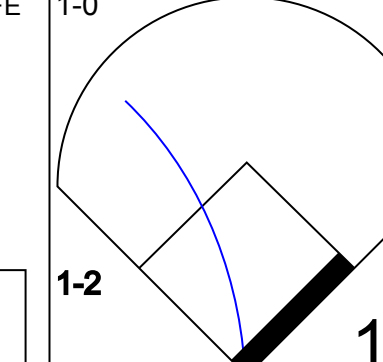
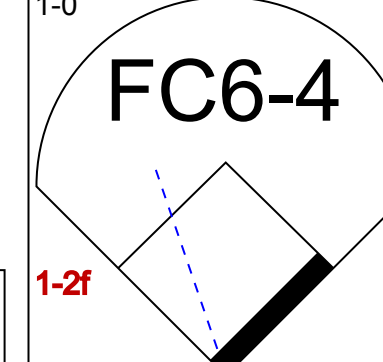

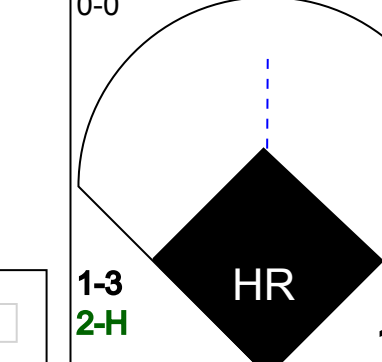
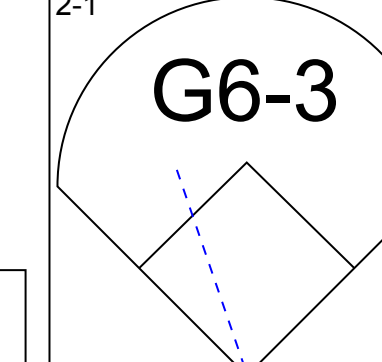
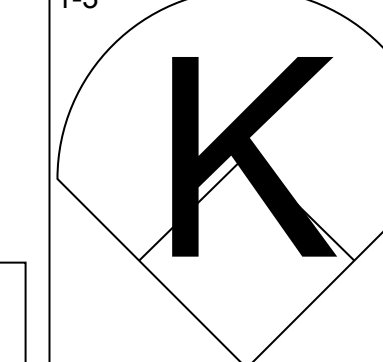

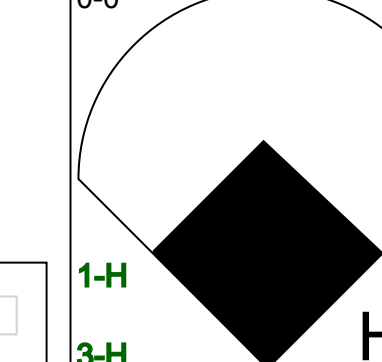
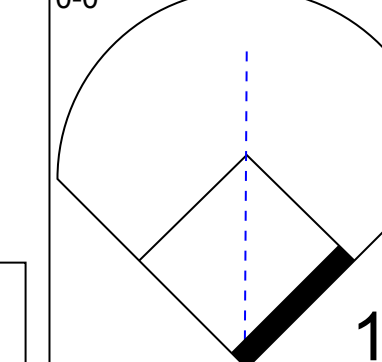
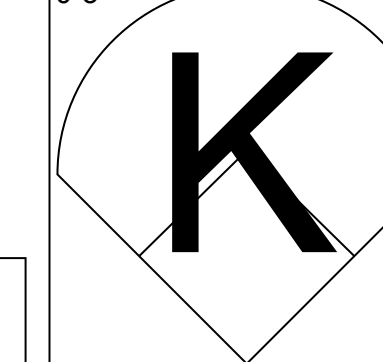
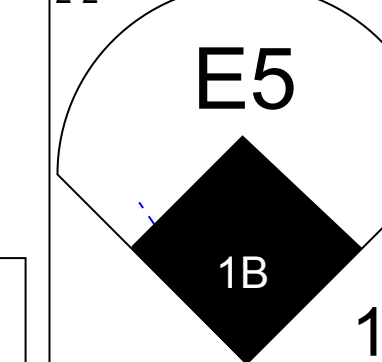
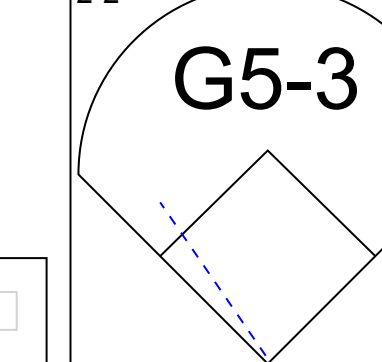
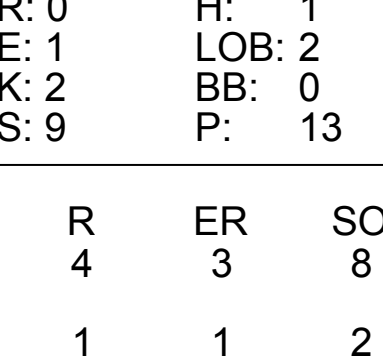
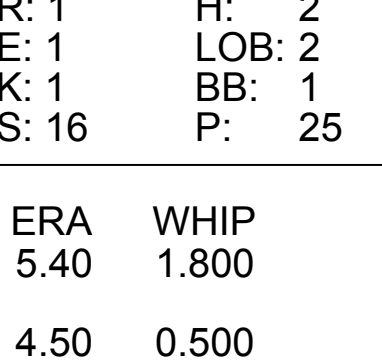
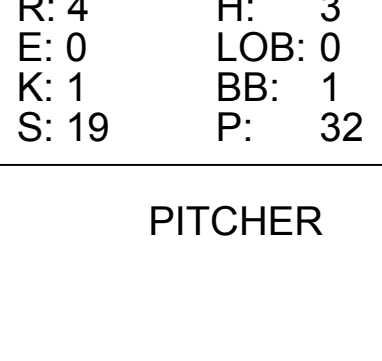
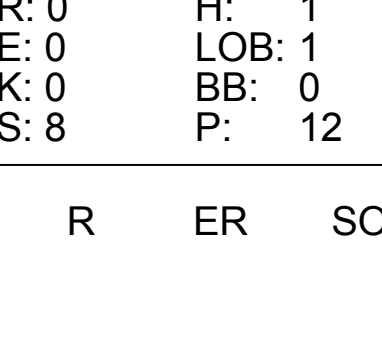
Batter	1	2	3	4	5	6	7	8	9	AB	R	H	RBI	BB	SO	LOB	TOP			
Troy O'Leary, L (1, 9) OBP: 0.342, SLG: 0.500	0-0 CS 1B			1-0 G3		0-2 G6-3			2-2 G5-3	4	0	1	0	0	0	0	Boston Red Sox @ Oakland Athletics Oakland-Alameda County Coliseum, Oakland, CA Tue May 30 1995, 7:05 PM PDT Att: 11,224 - Unknown - 61 F AB 28 R 1 H 4 RBI 1 BB 1 SO 5 LOB 5 			
John Valentin, R (1, 6) OBP: 0.427, SLG: 0.535	1-0 P6			0-0 P3		3-2 F7			4-2 BB	3	0	0	0	1	0					
Mo Vaughn, L (1, 3) OBP: 0.394, SLG: 0.617	1-3 K			1-1 CS 1B			2-1 G3		0-0 L7	4	0	1	0	0	1	2				
18 Reggie Jefferson, S (1, 10) OBP: 0.288, SLG: 0.377		2-1 F7		1-1 CS	1-0 2B SF7 1B		1-1 G4-3			3	1	1	0	0	0	0				
Mike Greenwell, L (1, 7) OBP: 0.366, SLG: 0.361		0-1 P5			1-3 2B		1-1 L8			3	0	1	0	0	0	0				
Tim Lincecum, R (1, 5) OBP: 0.449, SLG: 0.509		2-2 G6			3-2 SF7			1-3 K		2	0	0	1	0	1	0				
Mike MacFarlane, R (1, 2) OBP: 0.366, SLG: 0.481				3-2 P6		3-2 G5-3		1-0 P5		3	0	0	0	0	0	1				
Karl Rhodes, L (1, 8) OBP: 0.147, SLG: 0.067				0-3 K		1-0 G3-1		0-0 L3		3	0	0	0	0	1	1				
Luis Alicea, S (1, 4) OBP: 0.337, SLG: 0.325				1-3 K			0-0 F7		3-3 K	3	0	0	0	0	2	0				
Inning Stats	R: 0 E: 0 K: 1 S: 5	H: 1 LOB: 1 BB: 0 P: 7	R: 0 E: 0 K: 0 S: 8	H: 0 LOB: 0 BB: 0 P: 12	R: 0 E: 0 K: 2 S: 14	H: 0 LOB: 0 BB: 0 P: 18	R: 0 E: 0 K: 0 S: 5	H: 1 LOB: 1 BB: 0 P: 8	R: 1 E: 0 K: 0 S: 11	H: 2 LOB: 1 BB: 0 P: 19	R: 0 E: 0 K: 0 S: 7	H: 0 LOB: 0 BB: 0 P: 10	R: 0 E: 0 K: 1 S: 6	H: 0 LOB: 0 BB: 0 P: 10	R: 0 E: 0 K: 1 S: 6	H: 0 LOB: 1 BB: 1 P: 23	1B: 3 2B: 2 3B: 0 HR: 0	SF: 1 SAC: 0 DP: 1 HBP: 0	WP: 0 PB: 0 CS: 2	PA: 31
PITCHER Ron Darling, R (1, 1) ERA: 5.51	IP: 9.0 WLS: L BF: 30 H: 4 R: 1 ER: 1 SO: 5 BB: 1 IBB: 0 HBP: 0 BLK: 0 WP: 0 HR: 0 S: 76 P: 115 ERA: 1.00 WHIP: 0.556															PITCHER				

Batter	1	2	3	4	5	6	7	8	9	AB	R	H	RBI	BB	SO	LOB	BOTTOM					
Stan Javier, S (1, 7) OBP: 0.314, SLG: 0.299	1-0 G5-3		4-2 CS BB			1-1 G4-3		3-2 L6		3	0	0	0	1	0	3	Boston Red Sox @ Oakland Athletics Oakland-Alameda County Coliseum, Oakland, CA Tue May 30 1995, 7:05 PM PDT Att: 11,224 - Unknown - 61 F AB 29 R 0 H 3 RBI 0 BB 2 SO 5 LOB 7 					
Andy Tomberlin, L (1, 8) OBP: 0.311, SLG: 0.476	0-2 G3		0-1 CS	0-0 G3-1			1-0 G3		2-3 K	4	0	0	0	0	1	0						
Geronimo Berroa, R (1, 10) OBP: 0.429, SLG: 0.570	1-0 1B			3-2 P2			1-1 F7		2-1 F9	4	0	1	0	0	0	0						
Mark McGwire, R (1, 3) OBP: 0.443, SLG: 0.693	2-2 G6-3			1-1 P3			2-2 G5-3		3-2 F8	3	0	0	0	0	0	1						
Craig Piquette, R (9, 5) OBP: 0.256, SLG: 0.375										0	0	0	0	0	0	0						
Rickey Henderson, R (9, PH) OBP: 0.404, SLG: 0.457										1	0	0	0	0	0	0						
Ruben Sierra, S (1, 9) OBP: 0.302, SLG: 0.470		3-3 K			0-3 K			1-2 G4-3		3	0	0	0	0	2	0						
Terry Steinbach, R (1, 2) OBP: 0.336, SLG: 0.544		0-3 K			0-0 F7			2-2 1B FC5-2 1B		3	0	1	0	0	1	0						
Scott Brosius, R (1, 5) OBP: 0.404, SLG: 0.451		1-2 G5-3			1-1 P4			4-2 FC5-2 1B BB		2	0	0	0	0	0	0						
Mike Aldrete, L (6, PH) OBP: 0.412, SLG: 0.500								1-2 FC5-2 1B BB		0	0	0	0	1	0	0						
Brent Gates, S (1, 4) OBP: 0.283, SLG: 0.213				0-0 G3			2-2 G4-3		1-0 FC5-2 1B	3	0	1	0	0	0	0						
Mike Bordick, R (1, 6) OBP: 0.278, SLG: 0.235				1-3 K			0-2 G5-3		2-0 FC5-2	3	0	0	0	0	1	3						
Inning Stats	R: 0 E: 0 K: 0 S: 10	H: 1 LOB: 1 BB: 0 P: 14	R: 0 E: 0 K: 2 S: 9	H: 0 LOB: 0 BB: 0 P: 13	R: 0 E: 0 K: 1 S: 8	H: 0 LOB: 0 BB: 1 P: 13	R: 0 E: 0 K: 0 S: 6	H: 0 LOB: 0 BB: 0 P: 10	R: 0 E: 0 K: 1 S: 6	H: 0 LOB: 0 BB: 0 P: 7	R: 0 E: 0 K: 0 S: 9	H: 0 LOB: 0 BB: 0 P: 12	R: 0 E: 0 K: 0 S: 6	H: 0 LOB: 0 BB: 0 P: 10	R: 0 E: 0 K: 0 S: 13	H: 2 LOB: 3 BB: 1 P: 26	R: 0 E: 0 K: 1 S: 12	H: 0 LOB: 0 BB: 0 P: 19	1B: 3 2B: 0 3B: 0 HR: 0	SF: 0 SAC: 0 DP: 0 HBP: 0	WP: 0 PB: 0 CS: 1	PA: 32
PITCHER 49 Tim Wakefield, R (1, 1) ERA: 0.63 Stan Belinda, R (8, 1) ERA: 2.63 Rheal Cormier, L (8, 1) ERA: 3.41 Ken Ryan, R (9, 1) ERA: 4.5	IP: 7.1 WLS: W BF: 24 H: 2 R: 0 ER: 0 SO: 4 BB: 1 IBB: 0 HBP: 0 BLK: 0 WP: 0 HR: 0 S: 60 P: 88 ERA: 0.00 WHIP: 0.409															PITCHER						

Batter	1	2	3	4	5	6	7	8	9	AB	R	H	RBI	BB	SO	LOB	TOP			
Troy O'Leary, L OBP: 0.346, SLG: 0.487 (1, 9)										4	1	1	1	1	2	2	Boston Red Sox @ Oakland Athletics Oakland-Alameda County Coliseum, Oakland, CA Wed May 31 1995, 3:33 AM PDT Att: 14,616 - Sunny - 63 F			
John Valentin, R OBP: 0.439, SLG: 0.568 (1, 6)										4	2	3	2	1	0	0				
Mo Vaughn, L OBP: 0.408, SLG: 0.624 (1, 3)										5	0	4	1	0	1	1				
18 Reggie Jefferson, S OBP: 0.302, SLG: 0.439 Mike Macfarlane, R OBP: 0.363, SLG: 0.476 (9, PH)										4	1	2	2	0	1	4				
Mike Greenwell, L OBP: 0.360, SLG: 0.363 (1, 7)										5	0	1	0	0	0	4				
Tim Lincecum, R OBP: 0.458, SLG: 0.523 (1, 5)										3	1	2	0	1	0	1				
Bill Haselman, R OBP: 0.429, SLG: 0.370 (1, 2)										4	0	0	0	0	0	3				
Karl Rhodes, L OBP: 0.132, SLG: 0.059 (1, 8)										4	0	0	0	0	2	3				
Luis Allicea, S OBP: 0.362, SLG: 0.333 (1, 4)										1	1	1	0	3	0	0				
Inning Stats	R: 2 E: 0 K: 2 S: 16	H: 3 LOB: 1 BB: 0 P: 24	R: 0 E: 0 K: 2 S: 10	H: 0 LOB: 1 BB: 1 P: 21	R: 0 E: 0 K: 0 S: 6	H: 1 LOB: 1 BB: 1 P: 14	R: 0 E: 0 K: 0 S: 10	H: 1 LOB: 1 BB: 1 P: 21	R: 1 E: 0 K: 1 S: 12	H: 3 LOB: 1 BB: 1 P: 25	R: 3 E: 0 K: 1 S: 17	H: 5 LOB: 0 BB: 2 P: 28	R: 0 E: 0 K: 0 S: 6	H: 0 LOB: 0 BB: 1 P: 12	R: 0 E: 0 K: 0 S: 14	H: 1 LOB: 0 BB: 0 P: 18	1B: 10 2B: 2 3B: 0 HR: 2	SF: 0 SAC: 0 DP: 3 HBP: 0	WP: 0 PB: 0 SB: 0 CS: 3	PA: 43
PITCHER	IP WLS BF H R ER SO BB IBB HBP BLK WP HR S P ERA WHIP	IP WLS BF H R ER SO BB IBB HBP BLK WP HR S P ERA WHIP	IP WLS BF H R ER SO BB IBB HBP BLK WP HR S P ERA WHIP	IP WLS BF H R ER SO BB IBB HBP BLK WP HR S P ERA WHIP	IP WLS BF H R ER SO BB IBB HBP BLK WP HR S P ERA WHIP	IP WLS BF H R ER SO BB IBB HBP BLK WP HR S P ERA WHIP	IP WLS BF H R ER SO BB IBB HBP BLK WP HR S P ERA WHIP	IP WLS BF H R ER SO BB IBB HBP BLK WP HR S P ERA WHIP	IP WLS BF H R ER SO BB IBB HBP BLK WP HR S P ERA WHIP	IP WLS BF H R ER SO BB IBB HBP BLK WP HR S P ERA WHIP	IP WLS BF H R ER SO BB IBB HBP BLK WP HR S P ERA WHIP	IP WLS BF H R ER SO BB IBB HBP BLK WP HR S P ERA WHIP	IP WLS BF H R ER SO BB IBB HBP BLK WP HR S P ERA WHIP	IP WLS BF H R ER SO BB IBB HBP BLK WP HR S P ERA WHIP	IP WLS BF H R ER SO BB IBB HBP BLK WP HR S P ERA WHIP	IP WLS BF H R ER SO BB IBB HBP BLK WP HR S P ERA WHIP	IP WLS BF H R ER SO BB IBB HBP BLK WP HR S P ERA WHIP	IP WLS BF H R ER SO BB IBB HBP BLK WP HR S P ERA WHIP	IP WLS BF H R ER SO BB IBB HBP BLK WP HR S P ERA WHIP	IP WLS BF H R ER SO BB IBB HBP BLK WP HR S P ERA WHIP

AB	35
R	6
H	14
RBI	6
BB	6
SO	6
LOB	19



Batter	1	2	3	4	5	6	7	8	9	AB	R	H	RBI	BB	SO	LOB	BOTTOM					
Rickey Henderson, R OBP: 0.387, SLG: 0.433 (1, 10)										5	0	0	0	0	4	1	Boston Red Sox @ Oakland Athletics Oakland-Alameda County Coliseum, Oakland, CA Wed May 31 1995, 3:33 AM PDT Att: 14,616 - Sunny - 63 F					
Stan Javier, S OBP: 0.317, SLG: 0.304 (1, 8)										5	0	2	1	0	1	0						
Geronimo Berroa, R OBP: 0.435, SLG: 0.564 (1, 7)										3	0	1	0	2	2	0						
Scott Brosius, R OBP: 0.388, SLG: 0.430 (1, 3)										4	0	0	0	0	1	3						
Mark McGwire, R OBP: 0.447, SLG: 0.693 (9, PH)										0	0	0	0	0	0	0						
Terry Steinbach, R OBP: 0.331, SLG: 0.528 (1, 2)										5	1	1	0	0	0	3						
Brent Gates, S OBP: 0.288, SLG: 0.215 (1, 4)										4	1	1	0	1	0	4						
Mike Bordick, R OBP: 0.293, SLG: 0.255 (1, 6)										4	1	2	1	0	0	1						
Andy Tomberlin, L OBP: 0.313, SLG: 0.533 Ruben Sierra, S OBP: 0.308, SLG: 0.475 (9, PH)										3	1	1	3	0	1	2						
Craig Paquette, R OBP: 0.261, SLG: 0.372 Mike Aldrete, L OBP: 0.400, SLG: 0.483 (9, PH)										1	0	0	0	0	0	1						
Inning Stats	R: 0 E: 0 K: 3 S: 11	H: 0 LOB: 1 BB: 1 P: 23	R: 0 E: 1 K: 2 S: 9	H: 1 LOB: 2 BB: 0 P: 13	R: 0 E: 0 K: 2 S: 9	H: 0 LOB: 0 BB: 0 P: 15	R: 0 E: 0 K: 0 S: 7	H: 1 LOB: 1 BB: 0 P: 12	R: 1 E: 1 K: 1 S: 16	H: 2 LOB: 2 BB: 1 P: 25	R: 4 E: 0 K: 1 S: 19	H: 3 LOB: 0 BB: 1 P: 32	R: 0 E: 0 K: 1 S: 8	H: 0 LOB: 0 BB: 0 P: 13	R: 0 E: 0 K: 0 S: 8	H: 1 LOB: 1 BB: 0 P: 12	R: 0 E: 0 K: 0 S: 12	H: 2 LOB: 3 BB: 0 P: 16	1B: 9 2B: 0 3B: 0 HR: 1	SF: 0 SAC: 0 DP: 0 HBP: 1	WP: 0 PB: 0 SB: 2 CS: 0	PA: 42
PITCHER	IP WLS BF H R ER SO BB IBB HBP BLK WP HR S P ERA WHIP	IP WLS BF H R ER SO BB IBB HBP BLK WP HR S P ERA WHIP	IP WLS BF H R ER SO BB IBB HBP BLK WP HR S P ERA WHIP	IP WLS BF H R ER SO BB IBB HBP BLK WP HR S P ERA WHIP	IP WLS BF H R ER SO BB IBB HBP BLK WP HR S P ERA WHIP	IP WLS BF H R ER SO BB IBB HBP BLK WP HR S P ERA WHIP	IP WLS BF H R ER SO BB IBB HBP BLK WP HR S P ERA WHIP	IP WLS BF H R ER SO BB IBB HBP BLK WP HR S P ERA WHIP	IP WLS BF H R ER SO BB IBB HBP BLK WP HR S P ERA WHIP	IP WLS BF H R ER SO BB IBB HBP BLK WP HR S P ERA WHIP	IP WLS BF H R ER SO BB IBB HBP BLK WP HR S P ERA WHIP	IP WLS BF H R ER SO BB IBB HBP BLK WP HR S P ERA WHIP	IP WLS BF H R ER SO BB IBB HBP BLK WP HR S P ERA WHIP	IP WLS BF H R ER SO BB IBB HBP BLK WP HR S P ERA WHIP	IP WLS BF H R ER SO BB IBB HBP BLK WP HR S P ERA WHIP	IP WLS BF H R ER SO BB IBB HBP BLK WP HR S P ERA WHIP	IP WLS BF H R ER SO BB IBB HBP BLK WP HR S P ERA WHIP	IP WLS BF H R ER SO BB IBB HBP BLK WP HR S P ERA WHIP	IP WLS BF H R ER SO BB IBB HBP BLK WP HR S P ERA WHIP	IP WLS BF H R ER SO BB IBB HBP BLK WP HR S P ERA WHIP		



Batter	1	2	3	4	5	6	7	8	9	AB	R	H	RBI	BB	SO	LOB	TOP										
Rich Amaral, R OBP: 0.400, SLG: 0.490 (1, 8)	L8		G4-3	F9				E6	FC5-4	6	0	1	0	0	0	3	Seattle Mariners @ Boston Red Sox Fenway Park, Boston, MA Sat Jun 03 1995, 3:33 AM EDT Att: 27,301 - Overcast - 78 F										
Luis Sojo, R OBP: 0.348, SLG: 0.440 (1, 4)	BB		1B	SF9	1B		G1-3	G3		5	2	3	0	0	0	1											
Edgar Martinez, R OBP: 0.434, SLG: 0.579 (1, 10)	G6-4-3				1B		HR	P3		4	1	3	0	1	0	1											
Jay Buhner, R OBP: 0.338, SLG: 0.549 (1, 9)	G6-4-3		SF9		HR		F8	P6		4	1	1	2	0	0	4											
Mike Blowers, R OBP: 0.284, SLG: 0.346 Alex Diaz, S OBP: 0.356, SLG: 0.473 (9, PH)			G6-3		L7			G4-3	BB	3	0	1	0	1	0	3											
Marc Newfield, R OBP: 0.290, SLG: 0.435 Joey Cora, S OBP: 0.314, SLG: 0.347 (9, PH)			G4-3		2B		HR	P6		4	2	3	0	0	3	livebaseballscores.com											
Tino Martinez, L OBP: 0.412, SLG: 0.604 (1, 3)	K			G6-3	2B		2B	G4-3	L8	5	2	2	1	0	1	3											
Dan Wilson, R OBP: 0.358, SLG: 0.360 Darren Bragg, L OBP: 0.326, SLG: 0.282 (9, PH)				G6-3			K	P4	G4-3	3	0	0	0	1	1	2											
Felix Fermin, R OBP: 0.273, SLG: 0.269 Doug Strange, S OBP: 0.327, SLG: 0.340 (9, PH)			FC6-4		G6-3		2B	G1-3	FC5-4	4	0	1	2	0	0	2											
Inning Stats	R: 0 E: 0 K: 0 S: 7	H: 1 LOB: 1 BB: 1 P: 15	R: 0 E: 0 K: 1 S: 11	H: 1 LOB: 2 BB: 1 P: 18	R: 1 E: 0 K: 0 S: 13	H: 2 LOB: 0 BB: 0 P: 22	R: 2 E: 0 K: 0 S: 8	H: 2 LOB: 0 BB: 0 P: 14	R: 5 E: 0 K: 1 S: 17	H: 7 LOB: 2 BB: 1 P: 27	R: 0 E: 0 K: 0 S: 8	H: 1 LOB: 2 BB: 1 P: 13	R: 0 E: 1 K: 0 S: 11	H: 0 LOB: 1 BB: 0 P: 16	R: 0 E: 0 K: 0 S: 14	H: 0 LOB: 3 BB: 3 P: 31		1B: 8 2B: 5 3B: 0 HR: 1	SF: 1 SAC: 0 DP: 1 HBP: 0	WP: 0 PB: 0 CS: 0	PA: 46						
PITCHER	IP	WLS	BF	H	R	ER	SO	BB	IBB	HBP	BLK	WP	HR	S	P	ERA	WHIP										
Zane Smith, L ERA: 4.71 (1, 1)	4.0		22	9	6	6	1	2	0	0	0	0	0	46	78	13.50	2.750										
Alejandro Pena, R ERA: 6.1 (5, 1)	0.1	2	1	1	1	1	0	0	0	0	0	0	1	4	8	27.00	3.000										
Rheal Cormier, L ERA: 3.31 (5, 1)	3.0	W	14	4	1	1	1	1	0	0	0	0	0	28	44	3.00	1.667										
Stan Belinda, R ERA: 2.16 (8, 1)	0.2		2	0	0	0	0	0	0	0	0	0	0	4	6	0.00	0.000										
Ken Ryan, R ERA: 4.0 (9, 1)	1.0	S	6	0	0	0	0	3	0	0	0	0	0	14	31	0.00	3.000										

Batter	1	2	3	4	5	6	7	8	9	AB	R	H	RBI	BB	SO	LOB	BOTTOM										
Troy O'Leary, L OBP: 0.330, SLG: 0.460 (1, 8)	E1		G3		F8					4	1	1	2	1	0	0	Seattle Mariners @ Boston Red Sox Fenway Park, Boston, MA Sat Jun 03 1995, 3:33 AM EDT Att: 27,301 - Overcast - 78 F										
John Valentin, R OBP: 0.456, SLG: 0.661 (1, 6)	BB		2B		L8		F8			4	1	1	0	1	0	2											
Mo Vaughn, L OBP: 0.420, SLG: 0.614 (1, 3)	BB				1B			K		3	2	1	0	2	1	0											
18 Reggie Jefferson, S OBP: 0.343, SLG: 0.460 Rich Rowland, R OBP: 0.095, SLG: 0.143 (8, PH)	BB				1B			G6-3		3	2	2	2	1	0	0											
Mike Greenwell, L OBP: 0.369, SLG: 0.418 (1, 7)	BB				1B			G6-3		1	0	0	0	0	0	0											
Mike Greenwell, L OBP: 0.369, SLG: 0.418 (1, 7)	L9		G4-3		3B		HR		1B	5	2	3	3	0	0	5											
Tim Lincecum, R OBP: 0.457, SLG: 0.525 (1, 5)	BB				1B				1B	5	1	4	1	0	1	1											
Mike Macfarlane, R OBP: 0.360, SLG: 0.494 (1, 2)	G3				1B			FC6-4		3	1	0	1	1	0	4											
Wes Chamberlain, R OBP: 0.233, SLG: 0.259 Karl Rhoades, L OBP: 0.140, SLG: 0.077 (7, PH)	G3-1		F7		L8			G4-3		3	0	0	0	0	0	3											
Luis Alicea, S OBP: 0.345, SLG: 0.308 (1, 4)			G4-3		P4			F7		4	0	0	0	0	0	2											
Inning Stats	R: 4 E: 1 K: 0 S: 18	H: 3 LOB: 1 BB: 1 P: 33	R: 0 E: 0 K: 0 S: 9	H: 0 LOB: 3 BB: 3 P: 25	R: 2 E: 0 K: 0 S: 13	H: 2 LOB: 1 BB: 1 P: 23	R: 3 E: 0 K: 1 S: 12	H: 3 LOB: 0 BB: 0 P: 18	R: 0 E: 0 K: 0 S: 5	H: 0 LOB: 0 BB: 0 P: 8	R: 1 E: 0 K: 0 S: 15	H: 2 LOB: 1 BB: 0 P: 22	R: 0 E: 0 K: 1 S: 10	H: 0 LOB: 2 BB: 0 P: 15	R: 0 E: 0 K: 1 S: 10	H: 2 LOB: 2 BB: 0 P: 15	1B: 7 2B: 3 3B: 1 HR: 1	SF: 1 SAC: 0 DP: 0 HBP: 0	WP: 1 PB: 0 CS: 0	PA: 43							
PITCHER	IP	WLS	BF	H	R	ER	SO	BB	IBB	HBP	BLK	WP	HR	S	P	ERA	WHIP										
Rafael Carmona, R ERA: 7.11 (1, 1)	3.0	L	20	5	6	5	0	5	0	0	0	0	1	28	41	15.00	3.333										
Bob Wells, R ERA: 8.77 (4, 1)	2.2		13	5	4	4	1	0	0	0	0	0	1	28	42	13.50	1.875										
Jeff Nelson, R ERA: 1.37 (6, 1)	1.1		5	0	0	0	0	1	0	0	0	0	0	16	25	0.00	0.750										
Steve Frey, L ERA: 3.18 (8, 1)	1.0		5	2	0	0	1	0	0	0	0	0	0	10	15	0.00	2.000										



Batter	1	2	3	4	5	6	7	8	9	10	AB	R	H	RBI	BB	SO	LOB	TOP							
Joey Cora, S OBP: 0.318, SLG: 0.350 (1, 4)	G4-3		P5			WP 1B		1B		B5-3	5	0	2	0	0	0	2	Seattle Mariners @ Boston Red Sox Fenway Park, Boston, MA Sun Jun 04 1995, 3:33 AM EDT Att. 28,512 - Sunny - 75 F							
Alex Diaz, S OBP: 0.328, SLG: 0.433 (1, 8)	K		F9			F8		B2-3		G4-3	5	0	0	0	0	1	4								
Edgar Martinez, R OBP: 0.435, SLG: 0.570 (1, 10)	P3			L9 WP BB		BB				G1-3	2	0	0	0	2	0	0								
Jay Buhner, R OBP: 0.328, SLG: 0.532 (1, 9)		K		L9		K				G5-3	4	0	0	0	0	2	3								
Tino Martinez, L OBP: 0.407, SLG: 0.591 (1, 3)		1B		P4				G4-3		P3	4	0	1	0	0	0	1								
Mike Blowers, R OBP: 0.253, SLG: 0.353 (1, 5)		1B		K				L7		FC1 SH3-4 E 1B	4	1	2	0	0	1	1								
Darren Bragg, L OBP: 0.327, SLG: 0.284 (1, 7)		1B		P4				PO 1B		SH3-4	3	0	1	0	0	1	2								
Dan Wilson, R OBP: 0.354, SLG: 0.348 (1, 2)	G1-3			F7				PO P2		B5-3 E HBP	3	0	0	0	0	0	2								
Felix Fermin, R OBP: 0.254, SLG: 0.250 (1, 6)			P6			G6-3		L8		FC1 B5-3	4	0	0	0	0	0	1								
Inning Stats	R: 0 E: 0 K: 1 S: 7	H: 0 LOB: 0 BB: 0 P: 11	R: 0 E: 0 K: 2 S: 13	H: 2 LOB: 2 BB: 0 P: 20	R: 0 E: 0 K: 0 S: 5	H: 0 LOB: 0 BB: 0 P: 10	R: 0 E: 0 K: 1 S: 12	H: 0 LOB: 1 BB: 1 P: 21	R: 0 E: 0 K: 0 S: 9	H: 1 LOB: 0 BB: 0 P: 12	R: 0 E: 0 K: 0 S: 6	H: 1 LOB: 0 BB: 0 P: 13	R: 0 E: 0 K: 0 S: 9	H: 1 LOB: 1 BB: 0 P: 10	R: 0 E: 0 K: 0 S: 6	H: 0 LOB: 0 BB: 0 P: 8	R: 1 E: 1 K: 0 S: 11		H: 1 LOB: 2 BB: 0 P: 18	1B: 6 2B: 0 3B: 0 HR: 0	SF: 0 SAC: 1 DP: 0 HBP: 1	WP: 2 PA: 39			
PITCHER 49 Tim Wakefield, R ERA: 0.37 (1, 1)	IP 10.0	WLS W 38	BF H 6	R ER 0	SO 5	BB 2	IBB 0	HBP 1	BLK 0	WP 2	HR 0	S 86	P 135	ERA 0.00	WHIP 0.800										

Batter	1	2	3	4	5	6	7	8	9	10	AB	R	H	RBI	BB	SO	LOB	BOTTOM							
Troy O'Leary, L OBP: 0.344, SLG: 0.522 (1, 8)	G4-3		1B			L3				HR	5	1	3	2	0	0	1	Seattle Mariners @ Boston Red Sox Fenway Park, Boston, MA Sun Jun 04 1995, 3:33 AM EDT Att. 28,512 - Sunny - 75 F							
John Valentin, R OBP: 0.453, SLG: 0.651 Steve Rodriguez, R OBP: 0.222, SLG: 0.125 (6, PR) (7, 6)	K		L4			FC4-6 HBP		F9			2	0	0	0	0	1	2								
Mo Vaughn, L OBP: 0.416, SLG: 0.600 (1, 3)	K					FC4-6 1-2r		IBB			3	0	0	0	1	2	1								
18 Reggie Jefferson, S OBP: 0.324, SLG: 0.433 (1, 10)		G3-1		F9		K		F8			4	0	0	0	0	1	3								
Mike Greenwell, L OBP: 0.366, SLG: 0.413 (1, 7)		F7				F7				P2	4	0	1	0	0	0	1								
Tim Lincecum, R OBP: 0.444, SLG: 0.508 (1, 5)		G6-3		FC4-6 1B				P4		G5-3	4	0	0	0	0	0	1								
Mike Macfarlane, R OBP: 0.357, SLG: 0.495 (1, 2)			L5			G4-3 2B		G5-3		F8	4	0	1	0	0	0	0								
Wes Chamberlain, R OBP: 0.206, SLG: 0.226 (1, 9)			L3			G4-3		F7		K	4	0	0	0	0	1	1								
Luis Alicea, S OBP: 0.345, SLG: 0.309 Bill Haselman, R OBP: 0.522, SLG: 0.379 Terry Shumpert, R OBP: 0.348, SLG: 0.350 (10, PH) (10, PR)						G4-3		K		HR 1B	3	0	1	0	0	0	1								
Inning Stats	R: 0 E: 0 K: 2 S: 9	H: 0 LOB: 0 BB: 0 P: 12	R: 0 E: 0 K: 0 S: 5	H: 0 LOB: 0 BB: 0 P: 8	R: 0 E: 0 K: 0 S: 10	H: 2 LOB: 2 BB: 0 P: 14	R: 0 E: 0 K: 1 S: 11	H: 1 LOB: 1 BB: 0 P: 14	R: 0 E: 0 K: 0 S: 6	H: 1 LOB: 1 BB: 0 P: 10	R: 0 E: 0 K: 0 S: 9	H: 0 LOB: 0 BB: 0 P: 13	R: 0 E: 0 K: 1 S: 7	H: 0 LOB: 0 BB: 0 P: 8	R: 0 E: 0 K: 0 S: 4	H: 0 LOB: 0 BB: 0 P: 5	R: 2 E: 0 K: 1 S: 8		H: 2 LOB: 1 BB: 0 P: 12	1B: 4 2B: 1 3B: 1 HR: 1	SF: 0 SAC: 0 DP: 0 HBP: 1	WP: 0 PA: 37			
PITCHER Tim Belcher, R ERA: 2.81 Bobby Ayala, R ERA: 3.1 (10, 1)	IP 9.0	WLS L 34	BF H 5	R ER 0	SO 5	BB 0	IBB 1	HBP 1	BLK 0	WP 0	HR 0	S 67	P 97	ERA 0.00	WHIP 0.556										

AB	34
R	1
H	6
RBI	0
BB	2
SO	5
LOB	16



AB	35
R	2
H	7
RBI	2
BB	1
SO	6
LOB	12



Batter	1	2	3	4	5	6	7	8	9	AB	R	H	RBI	BB	SO	LOB	TOP											
Tony Phillips, S OBP: 0.408, SLG: 0.423 (1, 7)	F9			E6					K	3	0	0	0	2	1	2	California Angels @ Boston Red Sox Fenway Park, Boston, MA Mon Jun 05 1995, 7:05 PM EDT Att: 22,027 - Unknown - 80 F											
Jim Edmonds, L OBP: 0.331, SLG: 0.450 (1, 8)	HR			L7						5	1	2	0	0	2	5												
Tim Salmon, R OBP: 0.418, SLG: 0.527 (1, 9)	HR			F8		G4-3			F9	5	1	2	2	0	0	2												
Chili Davis, S OBP: 0.479, SLG: 0.579 (1, 10)				WP					FC3-6	4	0	3	0	0	0	1												
J.T. Snow, L OBP: 0.342, SLG: 0.479 (1, 3)				G4-3		G3-6-3				4	0	1	0	0	1	3												
Rex Hudler, R OBP: 0.200, SLG: 0.265 (1, 4)	FC6-4			L8					P6	4	0	0	0	0	0	4												
Spike Owen, S OBP: 0.284, SLG: 0.324 (1, 5)				G4-3					L9	4	0	1	0	0	0	2												
Jorge Fabregas, L OBP: 0.267, SLG: 0.267 (9, PR)				FC4-6					L8	4	0	2	0	0	0	1												
Damon Easley, R OBP: 0.326, SLG: 0.369 (9, PR)				FC6						0	0	0	0	0	0	0												
Gary Disarcina, R OBP: 0.359, SLG: 0.504 (1, 6)				F9					K	4	0	0	0	0	1	3												
Inning Stats	R: 2 E: 0 K: 1 S: 12	H: 3 LOB: 1 BB: 0 P: 16	R: 0 E: 0 K: 1 S: 11	H: 1 LOB: 2 BB: 1 P: 20	R: 0 E: 0 K: 0 S: 10	H: 1 LOB: 0 BB: 0 P: 16	R: 0 E: 1 K: 0 S: 13	H: 1 LOB: 2 BB: 0 P: 20	R: 0 E: 0 K: 0 S: 9	H: 0 LOB: 0 BB: 0 P: 12	R: 0 E: 0 K: 0 S: 3	H: 0 LOB: 0 BB: 0 P: 5	R: 0 E: 0 K: 1 S: 7	H: 0 LOB: 0 BB: 1 P: 15	R: 0 E: 0 K: 0 S: 10	H: 2 LOB: 2 BB: 0 P: 14	R: 0 E: 0 K: 2 S: 12	H: 2 LOB: 2 BB: 0 P: 18	1B: 10 2B: 0 3B: 0 HR: 1	SF: 0 SAC: 0 DP: 1 HBP: 0	WP: 1 PB: 0 SB: 1 CS: 1	PA: 40						
PITCHER	IP	WLS	BF	H	R	ER	SO	BB	IBB	HBP	BLK	WP	HR	S	P	ERA	WHIP											
Erik Hanson, R ERA: 2.61 (1, 1)	7.0	W	29	7	2	2	3	2	0	0	0	1	1	65	104	2.57	1.286											
Mike Maddux, R ERA: 6.59 (8, 1)	0.1		3	2	0	0	0	0	0	0	0	0	0	6	10	0.00	6.000											
Stan Belinda, R ERA: 2.08 (9, 1)	0.2		2	0	0	0	0	0	0	0	0	0	0	4	4	0.00	0.000											
Ken Ryan, R ERA: 3.79 (9, 1)	1.0	S	5	2	0	0	2	0	0	0	0	0	0	12	18	0.00	2.000											
Batter	1	2	3	4	5	6	7	8	9	AB	R	H	RBI	BB	SO	LOB	BOTTOM											
Troy O'Leary, L OBP: 0.350, SLG: 0.521 (1, 8)	G4-3			L4						4	0	2	0	0	0	0	California Angels @ Boston Red Sox Fenway Park, Boston, MA Mon Jun 05 1995, 7:05 PM EDT Att: 22,027 - Unknown - 80 F											
Terry Shumpert, R OBP: 0.333, SLG: 0.333 (1, 6)	HR			K						4	1	1	0	0	1	3												
Mo Vaughn, L OBP: 0.412, SLG: 0.612 (1, 3)									K	4	1	1	1	0	2	1												
18 Reggie Jefferson, S OBP: 0.338, SLG: 0.478 (8, PH)				G3						2	1	1	2	1	0	0												
Bill Hasselman, R OBP: 0.421, SLG: 0.367 (8, PH)				HR						1	0	0	0	0	0	0												
Mike Greenwell, L OBP: 0.357, SLG: 0.401 (1, 7)				K						4	0	0	0	0	2	1												
Tim Lincecum, R OBP: 0.446, SLG: 0.508 (1, 5)				F8						2	0	1	0	1	0	0												
Mike Macfarlane, R OBP: 0.347, SLG: 0.479 (1, 2)				FC5-4						3	0	0	0	0	0	3												
Wes Chamberlain, R OBP: 0.189, SLG: 0.206 (1, 9)				L6						3	0	0	0	0	1	1												
Luis Alicea, S OBP: 0.345, SLG: 0.309 (1, 4)				CS						3	0	1	0	0	1	0												
Inning Stats	R: 2 E: 0 K: 2 S: 13	H: 2 LOB: 0 BB: 0 P: 20	R: 0 E: 0 K: 0 S: 7	H: 1 LOB: 0 BB: 0 P: 11	R: 0 E: 0 K: 1 S: 8	H: 0 LOB: 0 BB: 0 P: 12	R: 1 E: 0 K: 1 S: 9	H: 1 LOB: 0 BB: 0 P: 12	R: 0 E: 0 K: 1 S: 8	H: 2 LOB: 2 BB: 0 P: 12	R: 0 E: 0 K: 0 S: 9	H: 0 LOB: 2 BB: 2 P: 22	R: 0 E: 0 K: 1 S: 9	H: 1 LOB: 1 BB: 0 P: 15	R: 0 E: 0 K: 1 S: 8	H: 0 LOB: 0 BB: 0 P: 10	1B: 5 2B: 0 3B: 0 HR: 2	SF: 0 SAC: 0 DP: 0 HBP: 0	WP: 0 PB: 0 SB: 1 CS: 1	PA: 33								
PITCHER	IP	WLS	BF	H	R	ER	SO	BB	IBB	HBP	BLK	WP	HR	S	P	ERA	WHIP											
Mike Bielecki, R ERA: 4.26 (7, 1)	6.0	L	25	6	3	3	5	1	1	0	0	0	0	2	54	89	4.50	1.167										
Mike Butcher, R ERA: 4.91 (8, 1)	1.0		4	1	0	0	1	0	0	0	0	0	0	9	15	0.00	1.000											
Bob Patterson, L ERA: 2.16 (8, 1)	1.0		3	0	0	0	1	0	0	0	0	0	0	8	10	0.00	0.000											

Batter	1	2	3	4	5	6	7	8	9	AB R H RBI BB SO LOB	TOP											
Tony Phillips, S OBP: 0.417, SLG: 0.476 (1, 7)	L7	K		HR	HR		1B		FC6-4 1B	6 2 4 4 0 1 2	California Angels @ Boston Red Sox Fenway Park, Boston, MA Tue Jun 06 1995, 7:05 PM EDT Att: 23,977 - Unknown - 75 F											
Rex Hudler, R OBP: 0.244, SLG: 0.400 (1, 4)	1B	HR		E5 2B	G5-3		1B		FC6-4 1B	6 3 3 3 0 0 2												
Tim Salmon, R OBP: 0.424, SLG: 0.533 (1, 9)	FC6-4 1B	1B		2B	G5-3		L7			4 1 2 2 1 0 1												
Chili Davis, S OBP: 0.470, SLG: 0.565 (1, 10)	F9	1B		K			K			5 0 1 0 0 3 2												
J.T. Snow, L OBP: 0.338, SLG: 0.476 (1, 3)	FC6-4 1-2	P5		2B			K		P3	5 0 1 1 0 1 3												
Carlos Martinez, R OBP: 0.333, SLG: 0.381 (1, 5)		1B SF8		G5-3	F8		HR		G4-3	5 2 2 1 0 0 1												
Jim Edmonds, L OBP: 0.333, SLG: 0.456 (1, 8)		1B HR		L6			L9		G6-3	5 1 2 0 0 0 0												
Jorge Fabregas, L OBP: 0.250, SLG: 0.222 (1, 2)		SF8		G4-3			P7		G3-1	3 1 0 1 1 0 1												
Gary Disarcina, R OBP: 0.367, SLG: 0.504 (1, 6)		HR 1B		G4-3			F7		1B	4 2 2 0 1 0 0												
Inning Stats	R: 1 E: 0 K: 0 S: 7	H: 2 LOB: 1 BB: 0 P: 12	R: 4 E: 0 K: 1 S: 18	H: 5 LOB: 2 BB: 1 P: 31	R: 0 E: 0 K: 0 S: 9	H: 0 LOB: 0 BB: 0 P: 13	R: 3 E: 1 K: 1 S: 13	H: 3 LOB: 1 BB: 0 P: 17	R: 3 E: 0 K: 0 S: 15	H: 1 LOB: 0 BB: 2 P: 29	R: 1 E: 0 K: 2 S: 13	H: 2 LOB: 1 BB: 0 P: 23	R: 0 E: 0 K: 0 S: 11	H: 2 LOB: 1 BB: 0 P: 13	R: 0 E: 0 K: 1 S: 6	H: 0 LOB: 0 BB: 0 P: 9	R: 0 E: 0 K: 0 S: 8	H: 2 LOB: 2 BB: 0 P: 13	1B: 9 2B: 4 3B: 0 HR: 4	SF: 1 SAC: 0 DP: 0 HBP: 0	WP: 0 PB: 0 SB: 1 CS: 0	PA: 47
PITCHER	IP WLS BF H R ER SO BB IBB HBP BLK WP HR S P ERA WHIP											PITCHER	IP WLS BF H R ER SO BB IBB HBP BLK WP HR S P ERA WHIP									
Brian Looney, L ERA: 23.63 (1, 1)	1.2 L 13 7 5 5 1 1 0 0 0 0 0 1 23 41 27.00 4.800																					
Alejandro Pena, R ERA: 6.75 (2, 1)	3.1 17 4 6 4 1 2 0 0 0 0 0 2 39 61 10.80 1.800																					
Derek Liliquist, L ERA: 5.08 (6, 1)	3.0 12 4 1 1 3 0 0 0 0 0 0 1 30 45 3.00 1.333																					
Mike Maddux, R ERA: 6.14 (9, 1)	1.0 5 2 0 0 0 0 0 0 0 0 0 0 8 13 0.00 2.000																					

Batter	1	2	3	4	5	6	7	8	9	AB R H RBI BB SO LOB	BOTTOM									
Terry Shupert, R OBP: 0.323, SLG: 0.296 (1, 4) (7, 5)	K			1B BB			G6-3		G6-3	3 0 0 0 1 1 0	California Angels @ Boston Red Sox Fenway Park, Boston, MA Tue Jun 06 1995, 7:05 PM EDT Att: 23,977 - Unknown - 75 F									
John Valentin, R OBP: 0.448, SLG: 0.639 (1, 6) Steve Rodriguez, R OBP: 0.222, SLG: 0.125 (9, 6)	F8			1B			G5-3		G5-3	4 0 1 0 0 0 0 0 0 0 0 0 0 0										
Mo Vaughn, L OBP: 0.493, SLG: 0.691 (1, 3) 18 Reggie Jefferson, S OBP: 0.338, SLG: 0.478 (9, 3)	F7			P6			G4-6-3 1B		G4-3	4 0 1 0 0 0 2 0 0 0 0 0 0 0										
Mike Macfarlane, R OBP: 0.350, SLG: 0.480 (1, 2) Rich Rowland, R OBP: 0.174, SLG: 0.217 (6, 2)		K		1B 1B			G4-6-3 1B		G4-3 1B	2 0 1 0 0 1 0 2 1 2 0 0 0 0										
Mike Greenwell, L OBP: 0.356, SLG: 0.421 (1, 7) Karl Rhodes, L OBP: 0.159, SLG: 0.125 (7, 8)		HR		F8			G4-6-3		G4-3 2B	3 1 1 1 0 0 3 1 1 1 0 0 0 0										
Tim Lincecum, R OBP: 0.447, SLG: 0.504 (1, 5) Luis Alicea, S OBP: 0.342, SLG: 0.306 (7, 4)		P9		1B			F8		G4-3	3 0 1 0 0 0 1 1 0 0 1 0 0 1										
Bill Haselman, R OBP: 0.429, SLG: 0.382 (1, 10)		G6-3		G5-4-3 1B			G5-4-3 1B		G4-3	4 0 2 1 0 0 0										
Wes Chamberlain, R OBP: 0.171, SLG: 0.184 (1, 9)				G1-3			G5-4-3		K	4 0 0 0 0 1 4										
Troy O'Leary, L OBP: 0.340, SLG: 0.505 (1, 8) (7, 7)				K			L7		G4-3	3 0 0 0 0 1 0										
Inning Stats	R: 0 E: 0 K: 1 S: 9	H: 0 LOB: 0 BB: 0 P: 12	R: 1 E: 0 K: 1 S: 10	H: 1 LOB: 0 BB: 0 P: 14	R: 0 E: 0 K: 1 S: 14	H: 1 LOB: 2 BB: 1 P: 21	R: 0 E: 0 K: 0 S: 9	H: 3 LOB: 2 BB: 0 P: 15	R: 0 E: 0 K: 0 S: 5	H: 2 LOB: 1 BB: 0 P: 9	R: 0 E: 0 K: 0 S: 6	H: 1 LOB: 0 BB: 0 P: 9	R: 0 E: 0 K: 0 S: 5	H: 0 LOB: 0 BB: 0 P: 6	R: 2 E: 0 K: 1 S: 11	H: 2 LOB: 0 BB: 0 P: 16	1B: 8 2B: 1 3B: 0 HR: 1	SF: 0 SAC: 0 DP: 3 HBP: 0	WP: 0 PB: 0 SB: 0 CS: 0	PA: 35
PITCHER	IP WLS BF H R ER SO BB IBB HBP BLK WP HR S P ERA WHIP											PITCHER	IP WLS BF H R ER SO BB IBB HBP BLK WP HR S P ERA WHIP							
Mark Langston, L ERA: 4.85 (1, 1)	6.0 W 24 7 1 1 3 1 0 0 0 0 0 0 54 77 1.50 1.333																			
Mike James, R ERA: 3.35 (7, 1)	3.0 S 11 3 2 2 1 0 0 0 0 0 0 0 22 31 6.00 1.000																			

Batter	1	2	3	4	5	6	7	8	9	AB	R	H	RBI	BB	SO	LOB	TOP										
Tony Phillips, S OBP: 0.408, SLG: 0.463 (1, 7)										4	0	0	0	0	4	4											
Jim Edmonds, L OBP: 0.331, SLG: 0.457 (1, 8)										4	0	1	0	0	1	2											
Tim Salmon, R OBP: 0.414, SLG: 0.518 (1, 9)										4	0	0	0	0	1	2											
Chili Davis, S OBP: 0.459, SLG: 0.549 (1, 10)										4	0	0	0	0	1	1											
J.T. Snow, L OBP: 0.335, SLG: 0.470 (1, 3)										4	1	1	0	0	1	1											
Carlos Martinez, R OBP: 0.429, SLG: 0.478 (1, 5)										2	0	2	0	1	0	0											
Spike Owen, S OBP: 0.282, SLG: 0.321 (1, 4)										4	0	1	1	0	0	3											
Jorge Fabregas, L OBP: 0.217, SLG: 0.190 16 Garret Anderson, L (9, PH)										3	0	0	0	0	1	1											
Gary Disarcina, R OBP: 0.373, SLG: 0.511 (1, 6)										2	0	1	0	1	0	0											
Inning Stats	R: 0 E: 0 K: 2 S: 10	H: 0 LOB: 0 BB: 0 P: 17	R: 0 E: 0 K: 2 S: 12	H: 1 LOB: 1 BB: 0 P: 18	R: 0 E: 0 K: 2 S: 11	H: 1 LOB: 1 BB: 0 P: 15	R: 0 E: 0 K: 0 S: 6	H: 0 LOB: 0 BB: 0 P: 11	R: 0 E: 0 K: 0 S: 15	H: 1 LOB: 2 BB: 2 P: 26	R: 0 E: 0 K: 0 S: 8	H: 0 LOB: 0 BB: 0 P: 9	R: 0 E: 1 K: 1 S: 14	H: 0 LOB: 1 BB: 0 P: 22	R: 1 E: 0 K: 0 S: 9	H: 3 LOB: 1 BB: 0 P: 18	1B: 3 2B: 4 3B: 0 HR: 0	SF: 0 SAC: 0 DP: 2 HBP: 1	WP: 1 PB: 0 SB: 0 CS: 0	PA: 35							
PITCHER	IP	WLS	BF	H	R	ER	SO	BB	IBB	HBP	BLK	WP	HR	S	P	ERA	WHIP										
Roger Clemens, R ERA: 4.5 (1, 1)	5.0	W	19	2	0	0	8	2	0	0	0	0	0	54	87	0.00	0.800										
Rheal Cormier, L ERA: 3.09 (6, 1)	2.2		10	1	0	0	1	0	0	1	0	1	0	24	40	0.00	0.375										
Stan Belinda, R ERA: 2.04 (8, 1)	0.1		1	0	0	0	0	0	0	0	0	0	0	4	6	0.00	0.000										
Ken Ryan, R ERA: 4.05 (9, 1)	1.0		5	3	1	1	0	0	0	0	0	0	0	9	18	9.00	3.000										

California Angels @ Boston Red Sox
Fenway Park, Boston, MA
Wed Jun 07 1995, 7:05 PM EDT
Att: 23,372 - Unknown - 67 F

AB 32
R 1
H 6
RBI 1
BB 2
SO 9
LOB 16



Batter	1	2	3	4	5	6	7	8	9	AB	R	H	RBI	BB	SO	LOB	BOTTOM										
Luis Altea, S OBP: 0.350, SLG: 0.327 (1, 4)										3	1	2	1	0	0	0											
John Valentin, R OBP: 0.444, SLG: 0.625 (1, 6)										3	1	0	0	1	0	2											
Mo Vaughn, L OBP: 0.410, SLG: 0.596 (1, 3)										3	0	1	0	1	2	1											
Tim Lincecum, R OBP: 0.455, SLG: 0.515 (1, 5)										3	1	2	2	1	0	0											
Mike Greenwell, L OBP: 0.360, SLG: 0.419 Karl Rhodes, L (8, PR) (9, 8)										3	0	1	0	1	0	0											
Mike Macfarlane, R OBP: 0.355, SLG: 0.475 (1, 2)										3	1	1	1	1	1	3											
Bill Haselman, R OBP: 0.351, SLG: 0.351 18 Reggie Jefferson, S (8, PH) Rich Rowland, R (8, PH)										3	0	0	0	0	0	3											
Wes Chamberlain, R OBP: 0.178, SLG: 0.214 (1, 9)										4	1	1	0	0	1	5											
Troy O'Leary, L OBP: 0.352, SLG: 0.515 (9, 7)										2	0	2	1	0	0	0											
Inning Stats	R: 0 E: 0 K: 0 S: 8	H: 0 LOB: 2 BB: 2 P: 16	R: 0 E: 0 K: 0 S: 8	H: 0 LOB: 1 BB: 1 P: 14	R: 1 E: 0 K: 0 S: 6	H: 2 LOB: 0 BB: 0 P: 11	R: 0 E: 0 K: 1 S: 12	H: 0 LOB: 0 BB: 0 P: 16	R: 0 E: 0 K: 1 S: 9	H: 0 LOB: 0 BB: 0 P: 11	R: 0 E: 0 K: 1 S: 11	H: 1 LOB: 1 BB: 0 P: 15	R: 2 E: 0 K: 1 S: 13	H: 4 LOB: 2 BB: 0 P: 20	R: 2 E: 0 K: 1 S: 16	H: 3 LOB: 3 BB: 2 P: 32	1B: 7 2B: 3 3B: 0 HR: 0	SF: 0 SAC: 2 DP: 1 HBP: 0	WP: 1 PB: 0 SB: 0 CS: 1	PA: 37							
PITCHER	IP	WLS	BF	H	R	ER	SO	BB	IBB	HBP	BLK	WP	HR	S	P	ERA	WHIP										
Chuck Finley, L ERA: 2.92 (1, 1)	7.0	L	28	8	4	4	4	3	0	0	0	0	0	69	107	5.14	1.571										
Mike Butcher, R ERA: 5.52 (8, 1)	0.0		1	0	0	0	0	1	0	0	0	0	0	2	6												
Mitch Williams, L ERA: 8.0 (8, 1)	0.0		1	1	0	0	0	0	0	0	0	0	0	2	4												
Troy Percival, R ERA: 3.38 (8, 1)	0.1		3	1	1	1	0	0	1	0	0	0	0	4	11	27.00	3.000										
Bob Patterson, L ERA: 2.08 (8, 1)	0.2		2	0	0	0	1	0	0	0	0	0	0	6	7	0.00	0.000										

California Angels @ Boston Red Sox
Fenway Park, Boston, MA
Wed Jun 07 1995, 7:05 PM EDT
Att: 23,372 - Unknown - 67 F

AB 28
R 5
H 10
RBI 5
BB 5
SO 5
LOB 17



Batter	1	2	3	4	5	6	7	8	9	AB	R	H	RBI	BB	SO	LOB	TOP					
Rickey Henderson, R OBP: 0.386, SLG: 0.404	G6-3			L7						3	0	1	1	0	0	0	Oakland Athletics @ Boston Red Sox Fenway Park, Boston, MA Fri Jun 09 1995, 7:05 PM EDT Att: 30,304 - Unknown - 65 F					
Geronimo Berroa, R OBP: 0.390, SLG: 0.534	K			K						4	0	0	0	0	3	4						
Ruben Sierra, S OBP: 0.339, SLG: 0.560	G1			G5-3						4	0	0	0	0	0	0						
Mark McGwire, R OBP: 0.409, SLG: 0.605		G6-3			F7					4	0	0	0	0	1	0						
Terry Steinbach, R OBP: 0.326, SLG: 0.508		G6-3			G5-3					4	0	1	0	0	0	0						
Brent Gates, S OBP: 0.293, SLG: 0.232		P5			F8					4	0	0	0	0	1	1						
Scott Brosius, R OBP: 0.382, SLG: 0.405				G5-3		G4-3				2	1	0	0	1	0	0						
Stan Javier, S OBP: 0.315, SLG: 0.303				F8		L9				3	0	1	0	0	0	0						
Mike Bordick, R OBP: 0.333, SLG: 0.337				G4-3						2	0	0	0	1	0	2						
Inning Stats	R: 0 H: 0 E: 0 K: 1 S: 10	H: 0 LOB: 0 BB: 0 P: 15	R: 0 H: 0 E: 0 K: 0 S: 9	H: 0 LOB: 0 BB: 0 P: 14	R: 0 H: 0 E: 0 K: 0 S: 6	H: 0 LOB: 0 BB: 0 P: 9	R: 0 H: 0 E: 0 K: 1 S: 9	H: 0 LOB: 0 BB: 0 P: 14	R: 0 H: 0 E: 0 K: 0 S: 4	H: 0 LOB: 0 BB: 0 P: 4	R: 0 H: 0 E: 0 K: 0 S: 9	H: 0 LOB: 0 BB: 0 P: 16	R: 0 H: 0 E: 0 K: 1 S: 9	H: 0 LOB: 0 BB: 0 P: 13	R: 1 H: 2 E: 0 K: 2 S: 14	H: 2 LOB: 2 BB: 1 P: 23	R: 0 H: 1 E: 0 K: 0 S: 4	H: 1 LOB: 1 BB: 0 P: 5	1B: 2 2B: 1 3B: 0 HR: 0	SF: 0 SAC: 0 DP: 0 HBP: 1	WP: 0 PB: 0 SB: 0 CS: 0	PA: 33
PITCHER 49 Tim Wakefield, R ERA: 0.54	IP: 9.0 WLS: W BF: 33 H: 3 R: 1 ER: 1 SO: 5 BB: 2 IBB: 0 HBP: 1 BLK: 0 WP: 0 HR: 0 S: 74 P: 113 ERA: 1.00 WHIP: 0.556																					

Batter	1	2	3	4	5	6	7	8	9	AB	R	H	RBI	BB	SO	LOB	BOTTOM			
Lee Tinsley, S OBP: 0.409, SLG: 0.488	G6-3			G4-3						3	0	0	0	1	0	1	Oakland Athletics @ Boston Red Sox Fenway Park, Boston, MA Fri Jun 09 1995, 7:05 PM EDT Att: 30,304 - Unknown - 65 F			
John Valentin, R OBP: 0.427, SLG: 0.593	P5			G4-3						4	0	0	0	0	1	1				
Mo Vaughn, L OBP: 0.412, SLG: 0.589	K				F8					2	1	0	0	2	1	0				
Mark Whiten, S OBP: 0.226, SLG: 0.211		F8			K					4	0	0	0	0	2	3				
Mike Greenwell, L OBP: 0.376, SLG: 0.449										4	3	3	0	0	0	0				
Tim Lincecum, R OBP: 0.450, SLG: 0.511 Terry Shumpert, R OBP: 0.382, SLG: 0.367										1	0	1	1	0	0	0				
										3	0	3	2	0	0	0				
Troy O'Leary, L OBP: 0.351, SLG: 0.509										4	0	1	1	0	0	2				
Mike Macfarlane, R OBP: 0.344, SLG: 0.449										4	0	0	0	0	1	4				
Luis Alicea, S OBP: 0.351, SLG: 0.330										2	0	0	0	1	0	0				
Inning Stats	R: 0 H: 0 E: 0 K: 1 S: 8	H: 2 LOB: 1 BB: 0 P: 12	R: 1 H: 2 E: 0 K: 0 S: 11	H: 2 LOB: 1 BB: 0 P: 19	R: 0 H: 0 E: 0 K: 0 S: 12	H: 0 LOB: 0 BB: 0 P: 16	R: 1 H: 2 E: 0 K: 1 S: 11	H: 2 LOB: 0 BB: 0 P: 16	R: 0 H: 0 E: 0 K: 0 S: 7	H: 0 LOB: 1 BB: 1 P: 12	R: 2 H: 3 E: 0 K: 1 S: 16	H: 3 LOB: 2 BB: 1 P: 27	R: 0 H: 0 E: 0 K: 1 S: 11	H: 0 LOB: 2 BB: 2 P: 20	R: 0 H: 1 E: 0 K: 1 S: 14	H: 1 LOB: 1 BB: 0 P: 17	1B: 5 2B: 3 3B: 0 HR: 0	SF: 0 SAC: 0 DP: 0 HBP: 0	WP: 0 PB: 0 SB: 0 CS: 1	PA: 36
PITCHER Dave Stewart, R ERA: 7.11 Mark Acree, R ERA: 5.4	IP: 6.0 WLS: L BF: 26 H: 7 R: 4 ER: 4 SO: 3 BB: 2 IBB: 0 HBP: 0 BLK: 0 WP: 0 HR: 0 S: 65 P: 102 ERA: 6.00 WHIP: 1.500																			

Batter	1	2	3	4	5	6	7	8	9	AB	R	H	RBI	BB	SO	LOB	TOP						
Rickey Henderson, R OBP: 0.386, SLG: 0.420	2-2 1B 2B	1-3 K		1-2 FC6-4 1-2		3-2 2B		1-3 K		5	1	2	1	0	2	2							
Gerónimo Berroa, R OBP: 0.341, SLG: 0.561	1-2 2H 1B		2-2 F9		3-3 K	0-1 G5-3			2-3 K	5	0	1	1	0	2	1							
Rubén Sierra, S OBP: 0.306, SLG: 0.466	1-3 K		0-1 P6		0-0 G4-3		3-1 HR 2B		3-2 1B 1B	5	2	2	0	0	1	1							
Mark McGwire, R OBP: 0.426, SLG: 0.659	4-0 1-2 BB		0-0 HR		4-2 BB BB		1-1 2H HR		2-2 1B 1B	3	3	3	3	2	0	0							
Terry Steinbach, R OBP: 0.329, SLG: 0.496	0-3 K		1-0 G5-3		4-2 FC6-4 BB		1-1 G4-3		4-0 1B IBB	3	0	0	0	2	1	2							
Brent Gates, S OBP: 0.296, SLG: 0.238	1-1 F8			2-1 1B	1-0 FC6-4 1-2		1-1 G3		3-2 1B	5	0	2	2	0	0	4							
Scott Brosius, R OBP: 0.383, SLG: 0.431		3-1 HR		2-2 FC6-4 1B		2-1 P4		1-3 K		5	1	2	1	0	2	2	AB 40						
Stan Javier, S OBP: 0.305, SLG: 0.292		3-3 K		0-0 F7		1-2 L7		2-1 L8	0-1 F9	5	0	0	0	0	1	4	R 8						
Mike Bordick, R OBP: 0.330, SLG: 0.333		0-2 P6		0-3 K		2-1 2B 1B		1-2 G1-3		4	1	1	0	0	1	2	H 13						
Inning Stats	R: 1 E: 0 K: 2 S: 15	H: 2 LOB: 2 BB: 1 P: 24	R: 1 E: 0 K: 2 S: 12	H: 1 LOB: 0 BB: 0 P: 19	R: 1 E: 0 K: 0 S: 7	H: 1 LOB: 0 BB: 0 P: 10	R: 0 E: 0 K: 1 S: 12	H: 2 LOB: 2 BB: 0 P: 17	R: 0 E: 0 K: 1 S: 10	H: 0 LOB: 2 BB: 2 P: 22	R: 1 E: 0 K: 0 S: 13	H: 2 LOB: 1 BB: 0 P: 21	R: 2 E: 0 K: 1 S: 11	H: 2 LOB: 0 BB: 0 P: 18	R: 0 E: 0 K: 1 S: 9	H: 0 LOB: 0 BB: 0 P: 13	R: 2 E: 0 K: 2 S: 21	H: 3 LOB: 2 BB: 1 P: 35	1B: 7 2B: 3 3B: 0 HR: 3	SF: 0 SAC: 0 DP: 0 HBP: 0	WP: 0 PB: 0 SB: 0 CS: 0	PA: 44	
PITCHER	IP WLS BF H R ER SO BB IBB HBP BLK WP HR S P ERA WHIP	6.0 L 1 1 1 1 0 0 0 0 0 0 2 69 113 6.00 1.833	7.1 L 1 1 1 1 2 0 0 0 0 0 1 18 26 4.50 0.500	9.1 L 2 2 2 1 0 1 0 0 0 0 0 11 22 54.00 6.000	9.1 L 3 1 0 0 1 0 0 0 0 0 0 10 13 0.00 1.500																		

Oakland Athletics @ Boston Red Sox
Fenway Park, Boston, MA
Sat Jun 10 1995, 3:33 AM EDT
Att: 31,418 - Sunny - 68 F

AB 40
R 8
H 13
RBI 8
BB 4
SO 10
LOB 18



Batter	1	2	3	4	5	6	7	8	9	AB	R	H	RBI	BB	SO	LOB	BOTTOM						
Lee Tinsley, S OBP: 0.396, SLG: 0.506	0-0 G4-3					2-1 G5-3		1-1 F8		5	1	1	1	0	0	4							
John Valentin, R OBP: 0.432, SLG: 0.597	2-1 2B		4-1 BB HBP SF8 BB	2-2 FC5-4 1B		2-0 P4		2-3 K		4	1	2	0	1	1	1							
Mo Vaughn, L OBP: 0.417, SLG: 0.584	1-3 K		1-1 BB HBP	1-2 FC5-4 1B		4-1 BB		3-3 K		3	1	1	0	1	2	1							
Mark Whiten, S OBP: 0.239, SLG: 0.230	3-3 K		4-2 E 1B BB	1-1 FC5-4		1-3 K		0-1 2B		4	2	1	0	1	2	4							
Mike Greenwell, L OBP: 0.376, SLG: 0.456		0-0 G5-4-3 1B	1-2 SF8	0-1 G4-3		3-1 G6-3		3-2 2H 2B		4	0	2	2	0	0	1							
Bill Haselman, R OBP: 0.373, SLG: 0.310		1-2 G5-4-3	2-2 E5 1B 1B		3-2 G6-3		0-0 G5-3		0-3 K	4	0	0	0	0	0	2							
18 Reggie Jefferson, S OBP: 0.333, SLG: 0.479			1-3 2H 1B							1	0	0	0	0	1	1							
Troy O'Leary, L OBP: 0.353, SLG: 0.504		1-2 2B 1B	1-2 1B		2-1 L7		2-0 G5-3		1-0 G3-1	5	0	2	1	0	0	1	AB 38						
Terry Shumpert, R OBP: 0.395, SLG: 0.412		2-0 1B	2-3 K		2-2 1B			3-2 G4-3		4	0	2	0	0	1	2	R 5						
Luis Alica, S OBP: 0.356, SLG: 0.345		3-3 K	2-1 1B		0-0 F9			1-0 F8 2B		4	0	2	0	0	1	3	H 13						
Inning Stats	R: 0 E: 0 K: 2 S: 9	H: 1 LOB: 1 BB: 0 P: 15	R: 0 E: 0 K: 1 S: 11	H: 3 LOB: 2 BB: 0 P: 18	R: 4 E: 1 K: 1 S: 26	H: 3 LOB: 3 BB: 2 P: 47	R: 0 E: 0 K: 0 S: 10	H: 2 LOB: 1 BB: 0 P: 14	R: 0 E: 0 K: 1 S: 7	H: 0 LOB: 1 BB: 1 P: 16	R: 0 E: 0 K: 0 S: 4	H: 0 LOB: 0 BB: 0 P: 9	R: 0 E: 0 K: 1 S: 9	H: 1 LOB: 1 BB: 0 P: 16	R: 2 E: 0 K: 2 S: 13	H: 2 LOB: 1 BB: 0 P: 20	1B: 7 2B: 5 3B: 0 HR: 1	SF: 1 SAC: 0 DP: 2 HBP: 1	WP: 0 PB: 0 SB: 0 CS: 0	PA: 43			
PITCHER	IP WLS BF H R ER SO BB IBB HBP BLK WP HR S P ERA WHIP	3.0 L 10 2 0 0 0 1 0 0 0 0 0 24 41 0.00 1.125	4.1 L 10 2 0 0 0 1 0 0 0 0 0 16 29 0.00 0.429	6.1 W 8 1 0 0 2 0 0 0 0 0 0 13 20 9.00 2.000	9.1 L 5 2 1 1 2 0 0 0 0 0 0 13 20 9.00 2.000																		

Oakland Athletics @ Boston Red Sox
Fenway Park, Boston, MA
Sat Jun 10 1995, 3:33 AM EDT
Att: 31,418 - Sunny - 68 F

AB 38
R 5
H 13
RBI 4
BB 3
SO 8
LOB 20



Batter	1	2	3	4	5	6	7	8	9	AB	R	H	RBI	BB	SO	LOB	TOP								
Rickey Henderson, R OBP: 0.380, SLG: 0.407 Craig Paquette, R OBP: 0.365, SLG: 0.500	F7		G5-3		P3		F9		2B	4	1	0	0	1	0	0									
Geronimo Berroa, R OBP: 0.385, SLG: 0.526	CS		K		F8		F9		2B	5	1	2	2	0	1	0									
Ruben Sierra, S OBP: 0.343, SLG: 0.563 Andy Tomberlin, L OBP: 0.306, SLG: 0.466	K				G5-3		F8		2B	5	0	2	2	0	1	1									
Mark McGwire, R OBP: 0.437, SLG: 0.728 Mike Aldrete, L OBP: 0.333, SLG: 0.368									2B	4	3	3	3	1	1	1									
Terry Steinbach, R OBP: 0.327, SLG: 0.485 Eric Helfand, L OBP: 0.278, SLG: 0.375									2B	4	3	3	3	1	1	1									
Brent Gates, S OBP: 0.293, SLG: 0.237									2B	4	3	3	3	1	1	1									
Scott Brosius, R OBP: 0.393, SLG: 0.437									2B	4	3	3	3	1	1	1									
Stan Javier, S OBP: 0.310, SLG: 0.298									2B	4	3	3	3	1	1	1									
Mike Bordick, R OBP: 0.327, SLG: 0.330									2B	4	3	3	3	1	1	1									
Inning Stats	R: 0 E: 0 K: 1 S: 7	H: 1 LOB: 1 BB: 0 P: 12	R: 1 E: 0 K: 1 S: 11	H: 2 LOB: 1 BB: 0 P: 18	R: 0 E: 0 K: 1 S: 5	H: 0 LOB: 0 BB: 0 P: 8	R: 1 E: 0 K: 0 S: 10	H: 3 LOB: 2 BB: 1 P: 18	R: 0 E: 0 K: 0 S: 6	H: 0 LOB: 0 BB: 0 P: 12	R: 1 E: 1 K: 0 S: 12	H: 2 LOB: 2 BB: 0 P: 22	R: 0 E: 0 K: 0 S: 8	H: 0 LOB: 0 BB: 0 P: 10	R: 0 E: 0 K: 1 S: 13	H: 1 LOB: 1 BB: 0 P: 18	R: 5 E: 0 K: 0 S: 20	H: 4 LOB: 2 BB: 3 P: 35	1B: 8 2B: 3 3B: 0 HR: 3	SF: 0 SAC: 0 DP: 2 HBP: 0	WP: 0 PB: 0 SB: 1 CS: 1	PA: 42			
PITCHER	IP	WLS	BF	H	R	ER	SO	BB	IBB	HBP	BLK	WP	HR	S	P	ERA	WHIP								
Zane Smith, L ERA: 5.4	6.0	L	26	8	3	3	3	1	0	0	0	0	3	21	90	4.50	1.500								
Mike Maddux, R ERA: 5.79	2.0		7	1	0	0	1	0	0	0	0	0	0	5	28	0.00	0.500								
Rheal Cormier, L ERA: 3.72	0.0		3	2	3	3	0	1	0	0	0	0	0	8	13	∞	∞								
Ken Ryan, R ERA: 5.14	0.0		3	2	2	2	0	1	0	0	0	0	0	7	13	0.00	1.000								
Joe Hudson, R ERA:	1.0		3	0	0	0	0	1	0	0	0	0	0	7	13	0.00	1.000								

Oakland Athletics @ Boston Red Sox
Fenway Park, Boston, MA
Sun Jun 11, 1995, 3:33 AM EDT
Att: 29,737 - Overcast - 68 F

AB	38
R	8
H	13
RBI	8
BB	4
SO	4
LOB	14



Batter	1	2	3	4	5	6	7	8	9	AB	R	H	RBI	BB	SO	LOB	BOTTOM								
Lee Tinsley, S OBP: 0.392, SLG: 0.505	G4-3		G4-3		G3			1B		4	1	1	0	0	0	1									
Troy O'Leary, L OBP: 0.355, SLG: 0.504	B1-3		G3-1		G4-3			1B		4	0	2	0	0	0	1									
John Valentin, R OBP: 0.433, SLG: 0.595	B1-3				FC6-4		G5-3	1B		4	0	2	1	0	0	1									
Mo Vaughn, L OBP: 0.424, SLG: 0.583					FC6-4		G6-3	1B		2	0	1	0	1	1	2									
Mike Greenwell, L OBP: 0.368, SLG: 0.445	L8				K		G6-3			4	0	0	0	0	1	7									
Mark Whiten, S OBP: 0.239, SLG: 0.231					FC6-4			K		4	0	1	0	0	1	2									
Mike Macfarlane, R OBP: 0.341, SLG: 0.436					P6					3	0	0	0	0	1	3									
Terry Shumpert, R OBP: 0.375, SLG: 0.389 Chris Donnels, L OBP: 0.343, SLG: 0.281					F8					2	0	0	0	0	0	0									
Luis Alicea, S OBP: 0.353, SLG: 0.342					L8					4	0	1	0	0	1	2									
Inning Stats	R: 0 E: 0 K: 0 S: 10	H: 1 LOB: 2 BB: 1 P: 14	R: 0 E: 0 K: 0 S: 6	H: 0 LOB: 0 BB: 0 P: 7	R: 0 E: 0 K: 0 S: 4	H: 0 LOB: 0 BB: 0 P: 6	R: 0 E: 0 K: 1 S: 11	H: 1 LOB: 2 BB: 0 P: 20	R: 0 E: 1 K: 0 S: 6	H: 1 LOB: 1 BB: 0 P: 9	R: 0 E: 0 K: 2 S: 9	H: 0 LOB: 1 BB: 0 P: 15	R: 1 E: 0 K: 1 S: 11	H: 3 LOB: 1 BB: 0 P: 17	R: 0 E: 0 K: 3 S: 11	H: 1 LOB: 1 BB: 0 P: 13	1B: 7 2B: 1 3B: 0 HR: 0	SF: 0 SAC: 0 DP: 2 HBP: 2	WP: 1 PB: 0 SB: 1 CS: 0	PA: 36					
PITCHER	IP	WLS	BF	H	R	ER	SO	BB	IBB	HBP	BLK	WP	HR	S	P	ERA	WHIP								
Todd Stottlemire, R ERA: 4.83	7.0	W	30	7	1	1	3	1	0	2	0	0	0	60	90	1.29	1.143								
Rick Honeycutt, L ERA: 3.86	1.0		2	0	0	0	1	0	0	0	0	0	0	4	7	0.00	0.000								
Carlos Reyes, R ERA: 4.01	1.0		4	1	0	0	3	0	0	0	0	0	0	11	13	0.00	1.000								

Oakland Athletics @ Boston Red Sox
Fenway Park, Boston, MA
Sun Jun 11, 1995, 3:33 AM EDT
Att: 29,737 - Overcast - 68 F

AB	33
R	1
H	8
RBI	1
BB	1
SO	7
LOB	21



Batter	1	2	3	4	5	6	7	8	9	AB	R	H	RBI	BB	SO	LOB	TOP					
Lee Tinsley, S OBP: 0.377, SLG: 0.490										6	2	1	0	0	2	6						
John Valentin, R OBP: 0.442, SLG: 0.630										4	4	3	4	2	0	1						
Mo Vaughn, L OBP: 0.411, SLG: 0.572										5	0	0	0	0	3	4						
18 Reggie Jefferson, S OBP: 0.348, SLG: 0.531										5	3	3	4	0	0	1						
Mike Greenwell, L OBP: 0.366, SLG: 0.457										4	1	1	2	0	0	0						
Mark Whiten, S OBP: 0.243, SLG: 0.235										2	0	2	0	3	0	0						
Troy O'Leary, L OBP: 0.383, SLG: 0.524										2	0	2	0	3	0	0						
Chris Donnels, L OBP: 0.317, SLG: 0.243										4	0	0	0	1	0	5						
Mike Macfarlane, R OBP: 0.324, SLG: 0.403										4	0	0	0	1	1	1						
Luis Alica, S OBP: 0.356, SLG: 0.336										4	1	2	0	1	1	4						
Inning Stats	R: 4 E: 0 K: 0 S: 11	H: 4 LOB: 0 BB: 1 P: 19	R: 2 E: 0 K: 1 S: 12	H: 2 LOB: 1 BB: 0 P: 17	R: 0 E: 0 K: 2 S: 23	H: 0 LOB: 3 BB: 3 P: 41	R: 2 E: 0 K: 1 S: 12	H: 1 LOB: 1 BB: 2 P: 23	R: 0 E: 0 K: 0 S: 5	H: 0 LOB: 0 BB: 0 P: 10	R: 0 E: 0 K: 1 S: 7	H: 0 LOB: 0 BB: 0 P: 11	R: 0 E: 0 K: 0 S: 10	H: 1 LOB: 1 BB: 0 P: 13	R: 2 E: 0 K: 1 S: 12	H: 3 LOB: 2 BB: 1 P: 25	R: 1 E: 0 K: 1 S: 10	H: 2 LOB: 1 BB: 0 P: 19	1B: 6 2B: 4 3B: 1 HR: 3	SF: 0 SAC: 0 DP: 1 HBP: 1	WP: 0 PB: 0 SB: 4 CS: 0	PA: 48
PITCHER	IP WLS BF H R ER SO BB IBB HBP BLK WP HR S P ERA WHIP																					
Pat Hentgen, R ERA: 6.28	(1, 1)	2.0	L	13	6	6	6	1	1	0	1	0	0	0	0	2	23	36	27.00	3.500		
Woody Williams, R ERA: 3.69	(3, 1)	5.0		23	2	2	2	4	6	0	0	0	0	0	1	57	98	3.60	1.600			
Duane Ward, R ERA: 19.29	(8, 1)	0.2		6	3	2	2	1	1	0	0	0	0	0	0	9	21	27.00	6.000			
Darren Hall, R ERA: 7.27	(8, 1)	1.1		6	2	1	1	1	0	0	0	0	0	0	0	13	23	6.75	1.500			

Boston Red Sox @ Toronto Blue Jays
SkyDome, Toronto, ON
Tue Jun 13 1995, 7:05 PM EDT
Att: 36,297 - Unknown - 72 F

AB 39
R 11
H 13
RBI 11
BB 8
SO 7
LOB 22

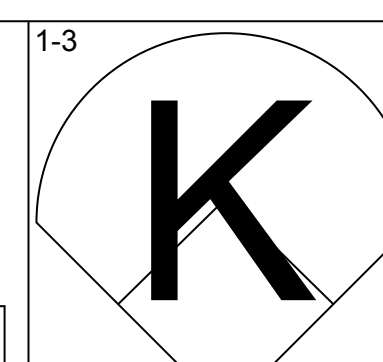
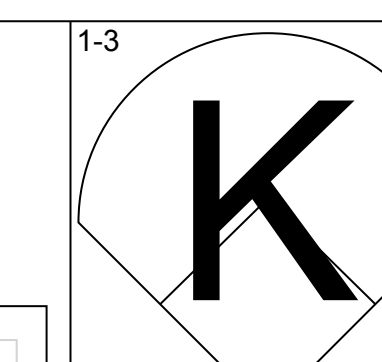
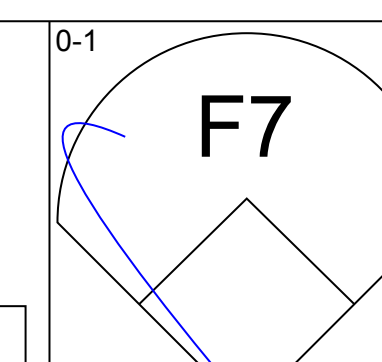
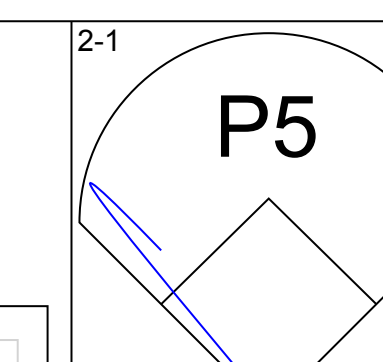
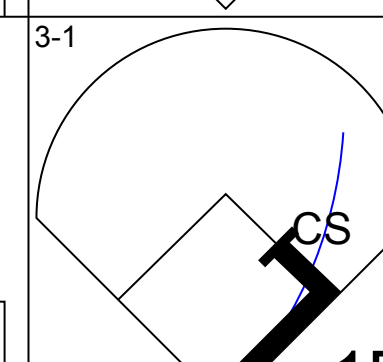
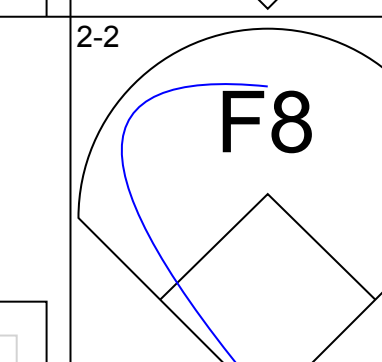
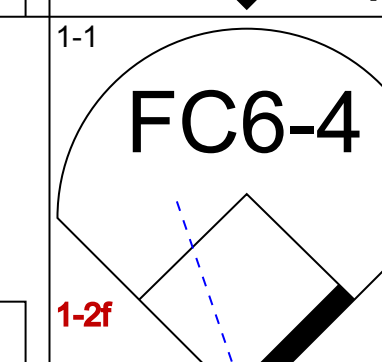
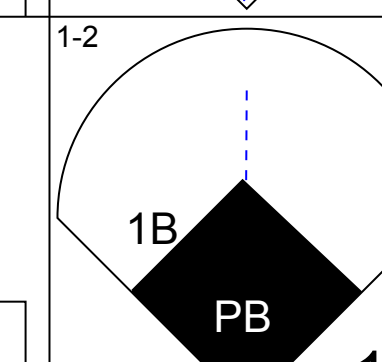
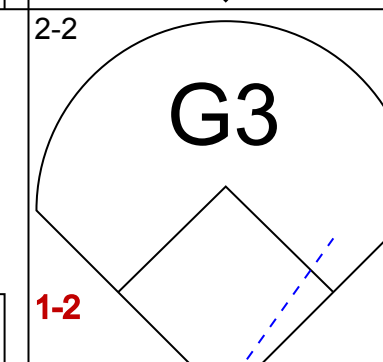
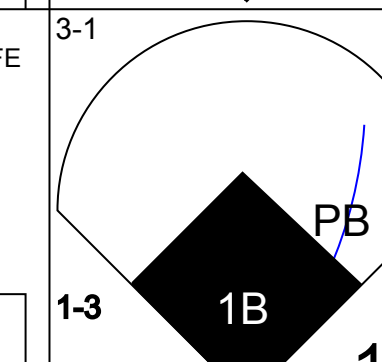
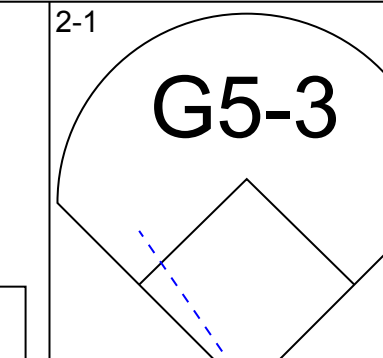
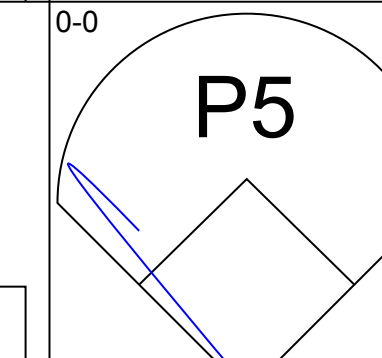

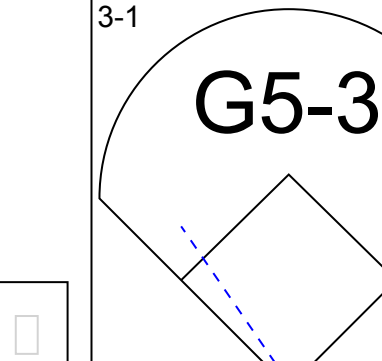
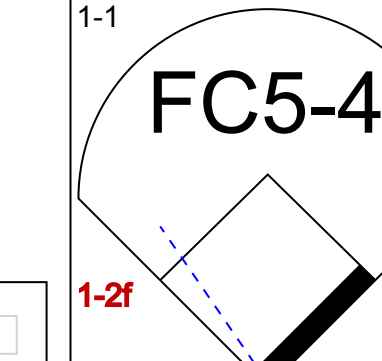
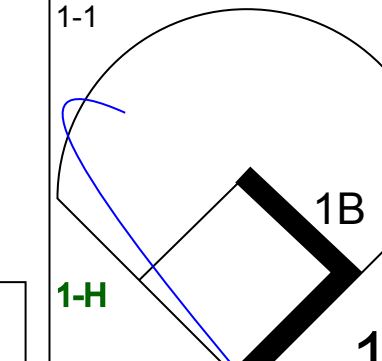

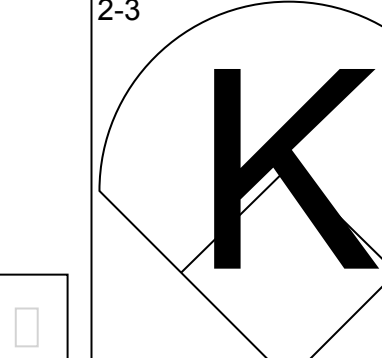
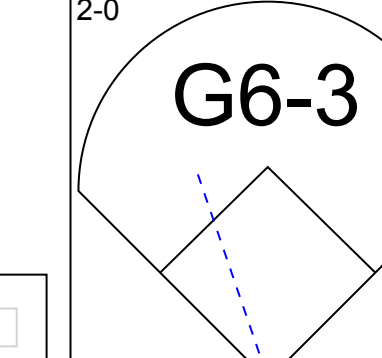
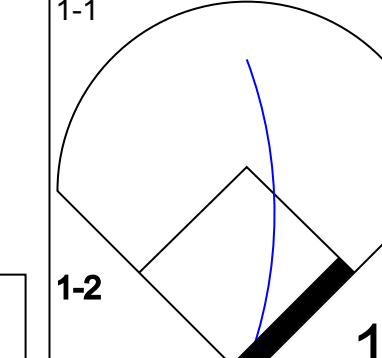

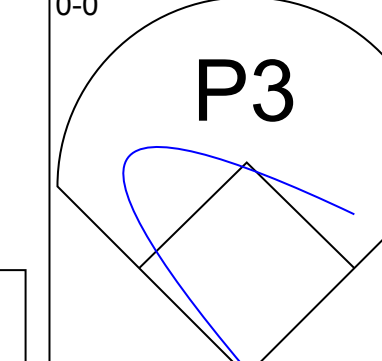

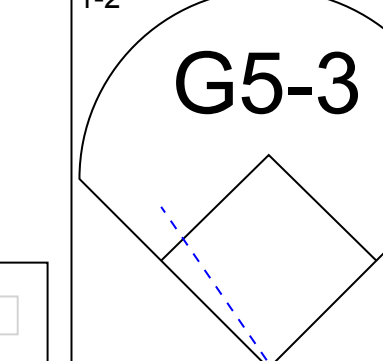
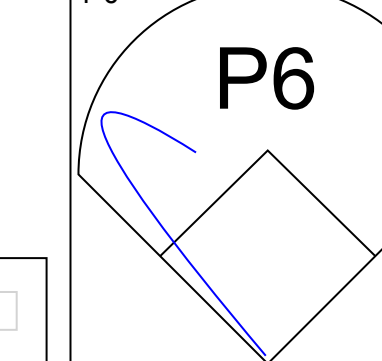
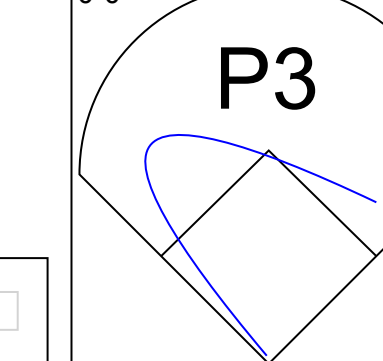
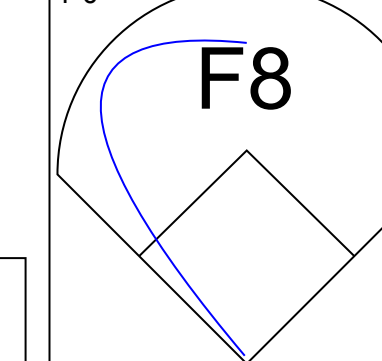


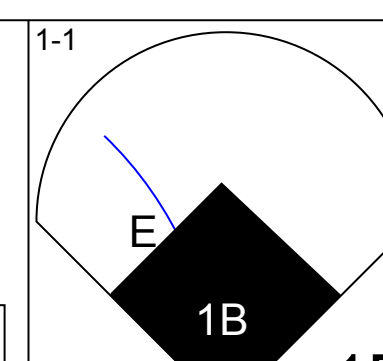
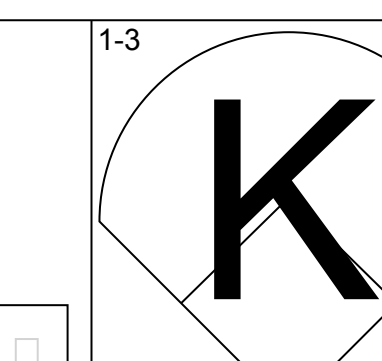
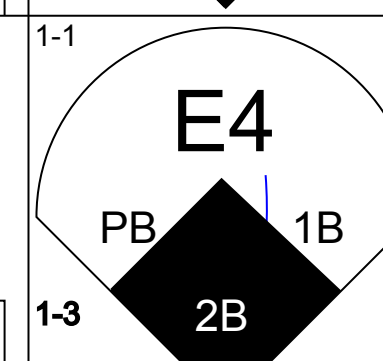
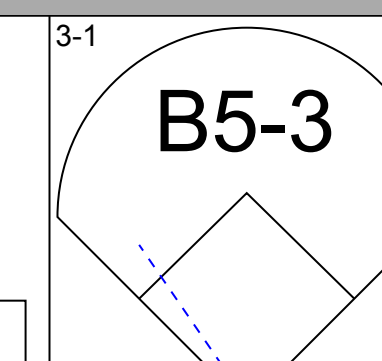
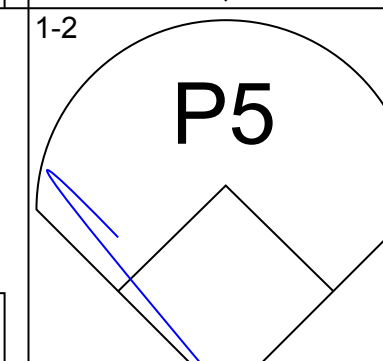
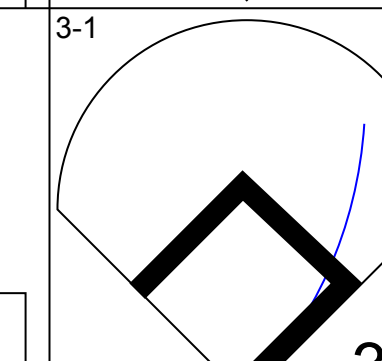
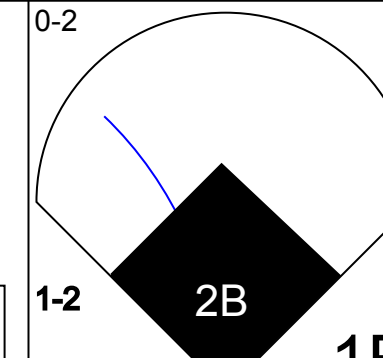
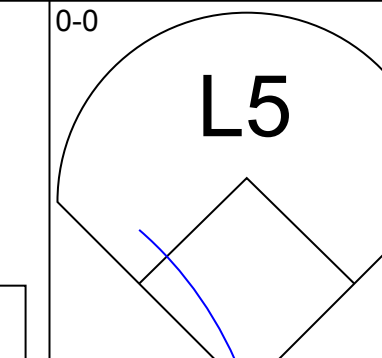
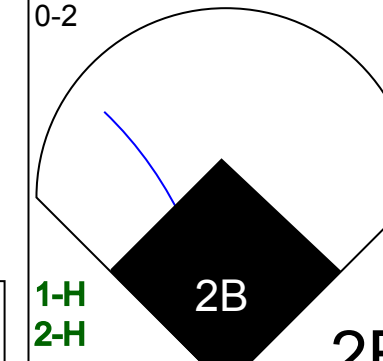
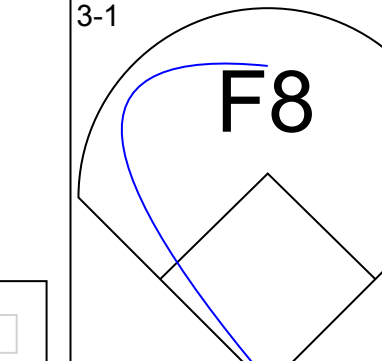
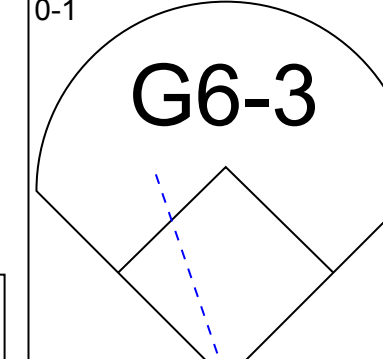
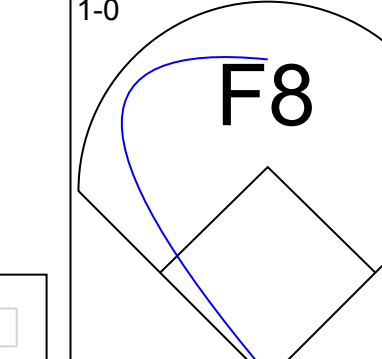
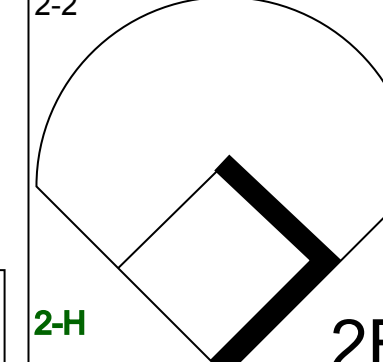
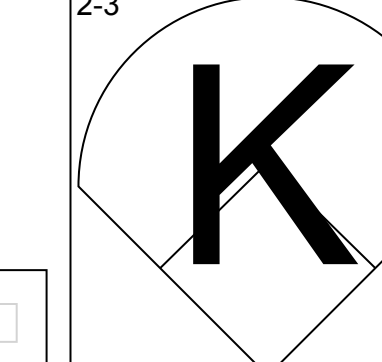
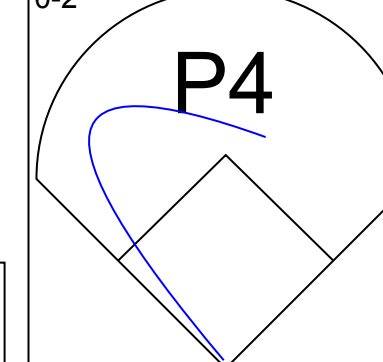
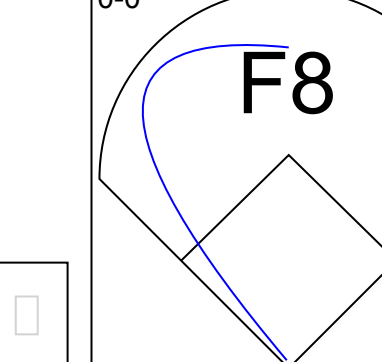
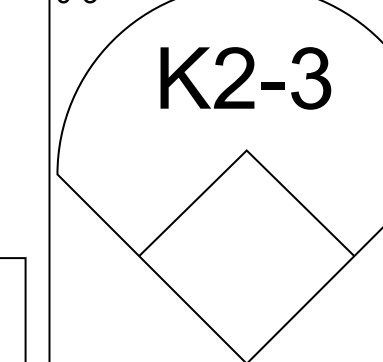
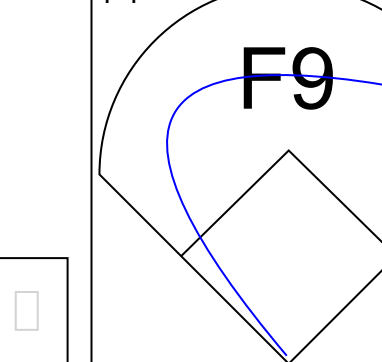
Batter	1	2	3	4	5	6	7	8	9	AB	R	H	RBI	BB	SO	LOB	BOTTOM					
Devon White, S OBP: 0.357, SLG: 0.472										4	2	2	1	1	1	0						
Paul Molitor, R OBP: 0.323, SLG: 0.331										1	2	1	2	2	0	0						
Roberto Alomar, S OBP: 0.388, SLG: 0.536										5	0	2	2	0	1	4						
Joe Carter, R OBP: 0.347, SLG: 0.463										5	1	2	0	0	1	4						
John Olerud, L OBP: 0.343, SLG: 0.352										4	0	1	1	0	2	2						
Ed Sprague, R OBP: 0.377, SLG: 0.490										4	0	1	1	0	2	2						
Candy Maldonado, R OBP: 0.333, SLG: 0.364										4	1	1	0	0	1	1						
Randy Knorr, R OBP: 0.305, SLG: 0.403										3	1	0	0	1	0	0						
Alex Gonzalez, R OBP: 0.331, SLG: 0.375										4	0	0	0	0	2	2						
Inning Stats	R: 1 E: 1 K: 2 S: 13	H: 2 LOB: 2 BB: 1 P: 23	R: 2 E: 0 K: 1 S: 10	H: 2 LOB: 1 BB: 1 P: 21	R: 1 E: 0 K: 1 S: 12	H: 2 LOB: 0 BB: 0 P: 18	R: 0 E: 0 K: 0 S: 8	H: 0 LOB: 0 BB: 0 P: 15	R: 0 E: 0 K: 0 S: 7	H: 1 LOB: 1 BB: 1 P: 13	R: 0 E: 0 K: 1 S: 5	H: 0 LOB: 0 BB: 0 P: 7	R: 1 E: 0 K: 2 S: 11	H: 1 LOB: 1 BB: 0 P: 17	R: 0 E: 0 K: 2 S: 8	H: 0 LOB: 0 BB: 0 P: 13	R: 2 E: 0 K: 1 S: 18	H: 2 LOB: 1 BB: 1 P: 30	1B: 6 2B: 3 3B: 1 HR: 0	SF: 1 SAC: 0 DP: 2 HBP: 1	WP: 2 PB: 0 SB: 1 CS: 0	PA: 40
PITCHER	IP WLS BF H R ER SO BB IBB HBP BLK WP HR S P ERA WHIP																					
Vaughn Eshelman, L ERA: 4.11	(1, 1)	3.0		16	6	4	4	4	2	0	0	0	0	0	35	62	12.00	2.667				
Mike Maddux, R ERA: 5.16	(4, 1)	4.0	W	15	2	1	1	3	1	0	1	0	0	0	31	52	2.25	0.750				
Joe Hudson, R ERA: 4.91	(8, 1)	2.0		9	2	2	2	3	1	0	0	0	0	1	0	26	43	9.00	1.500			

Boston Red Sox @ Toronto Blue Jays
SkyDome, Toronto, ON
Tue Jun 13 1995, 7:05 PM EDT
Att: 36,297 - Unknown - 72 F

AB 34
R 7
H 10
RBI 7
BB 4
SO 10
LOB 15



Batter	1	2	3	4	5	6	7	8	9	AB	R	H	RBI	BB	SO	LOB	TOP								
Lee Tinsley, S OBP: 0.370, SLG: 0.477 (1, 8)										5	0	1	0	0	2	0	Boston Red Sox @ Toronto Blue Jays SkyDome, Toronto, ON Wed Jun 14 1995, 7:05 PM EDT Att: 37,898 - Unknown - 68 F								
John Valentin, R OBP: 0.443, SLG: 0.627 (1, 6)										4	1	2	0	0	0	2									
Mo Vaughn, L OBP: 0.413, SLG: 0.588 (1, 3)										4	2	2	1	0	0	1									
Tim Lincecum, R OBP: 0.445, SLG: 0.500 (1, 10)										3	0	0	0	1	0	2									
Mark Whiten, S OBP: 0.244, SLG: 0.236 (1, 9)										4	0	1	1	0	1	1									
Troy O'Leary, L OBP: 0.387, SLG: 0.523 (1, 7)										4	0	2	0	0	1	1									
Mike Macfarlane, R OBP: 0.329, SLG: 0.397 (1, 2)										2	0	0	0	2	0	2									
Luis Alicea, S OBP: 0.353, SLG: 0.333 (1, 4)										4	0	1	0	0	0	3									
Chris Donnels, L OBP: 0.295, SLG: 0.225 (1, 5)										3	0	0	0	0	0	2									
Bill Haselman, R OBP: 0.365, SLG: 0.302 (9, PH)										1	0	0	0	0	0	0									
Inning Stats	R: 0 E: 0 K: 1 S: 9	H: 1 LOB: 0 BB: 0 P: 15	R: 0 E: 0 K: 1 S: 10	H: 1 LOB: 2 BB: 1 P: 20	R: 0 E: 0 K: 1 S: 8	H: 0 LOB: 0 BB: 0 P: 12	R: 1 E: 0 K: 1 S: 9	H: 1 LOB: 0 BB: 0 P: 14	R: 0 E: 0 K: 0 S: 5	H: 2 LOB: 2 BB: 0 P: 15	R: 0 E: 0 K: 0 S: 5	H: 0 LOB: 1 BB: 1 P: 14	R: 0 E: 0 K: 0 S: 5	H: 0 LOB: 0 BB: 1 P: 12	R: 2 E: 0 K: 0 S: 13	H: 4 LOB: 2 BB: 0 P: 19	R: 0 E: 0 K: 0 S: 6	H: 0 LOB: 0 BB: 0 P: 9	1B: 8 2B: 0 3B: 0 HR: 1	SF: 0 SAC: 0 DP: 1 HBP: 0	WP: 0 PB: 1 SB: 0 CS: 1	PA: 37			
PITCHER	IP	WLS	BF	H	R	ER	SO	BB	IBB	HBP	BLK	WP	HR	S	P	ERA	WHIP								
Al Leiter, L ERA: 2.45 (1, 1)	7.2	W	32	8	3	3	4	3	0	0	0	0	1	63	117	3.52	1.435								
Tony Castillo, L ERA: 2.28 (8, 1)	1.1	S	5	1	0	0	0	0	0	0	0	0	0	9	13	0.00	0.750								

Batter	1	2	3	4	5	6	7	8	9	AB	R	H	RBI	BB	SO	LOB	BOTTOM								
Devon White, S OBP: 0.365, SLG: 0.483 (1, 8)										4	2	3	0	0	1	0	Boston Red Sox @ Toronto Blue Jays SkyDome, Toronto, ON Wed Jun 14 1995, 7:05 PM EDT Att: 37,898 - Unknown - 68 F								
Paul Molitor, R OBP: 0.321, SLG: 0.324 (1, 10)										3	1	0	0	1	1	2									
Roberto Alomar, S OBP: 0.390, SLG: 0.550 (1, 4)										3	0	2	1	0	0	2									
Joe Carter, R OBP: 0.345, SLG: 0.457 (1, 7)										4	1	1	1	0	0	4									
John Olerud, L OBP: 0.346, SLG: 0.358 (1, 3)										3	1	1	2	1	0	1									
Ed Sprague, R OBP: 0.374, SLG: 0.480 (1, 5)										3	0	0	0	1	0	3									
Shawn Green, L ERA: 1.12 (1, 9)										3	0	1	1	0	1	0									
Mike Huff, R OBP: 0.346, SLG: 0.250 (6, PH) (9, 9)										0	0	0	0	0	0	0									
Lance Parrish, R OBP: 0.247, SLG: 0.368 (1, 2)										4	0	0	0	0	1	2									
Tomas Perez, S OBP: 0.250, SLG: 0.375 (1, 6)										4	0	0	0	0	1	1									
Inning Stats	R: 4 E: 1 K: 0 S: 21	H: 4 LOB: 1 BB: 0 P: 26	R: 0 E: 0 K: 2 S: 12	H: 2 LOB: 0 BB: 0 P: 15	R: 0 E: 0 K: 1 S: 7	H: 0 LOB: 0 BB: 0 P: 13	R: 0 E: 0 K: 1 S: 7	H: 0 LOB: 0 BB: 0 P: 9	R: 0 E: 0 K: 1 S: 8	H: 1 LOB: 2 BB: 0 P: 16	R: 0 E: 0 K: 1 S: 8	H: 0 LOB: 0 BB: 0 P: 12	R: 1 E: 0 K: 0 S: 8	H: 1 LOB: 1 BB: 1 P: 16	R: 0 E: 0 K: 0 S: 7	H: 0 LOB: 1 BB: 1 P: 14	1B: 4 2B: 3 3B: 1 HR: 0	SF: 1 SAC: 1 DP: 0 HBP: 0	WP: 1 PB: 1 SB: 1 CS: 0	PA: 36					
PITCHER	IP	WLS	BF	H	R	ER	SO	BB	IBB	HBP	BLK	WP	HR	S	P	ERA	WHIP								
49 Tim Wakefield, R ERA: 1.12 (1, 1)	7.0	L	33	8	5	3	5	3	0	0	0	0	0	70	112	3.86	1.571								
Derek Lilliquist, L ERA: 4.96 (8, 1)	0.1		1	0	0	0	0	0	0	0	0	0	0	2	2	0.00	0.000								
Ken Ryan, R ERA: 5.01 (8, 1)	0.2		2	0	0	0	0	0	0	0	0	0	0	4	7	0.00	0.000								

AB 34
R 3
H 9
RBI 2
BB 3
SO 4
LOB 14



AB 31
R 5
H 8
RBI 5
BB 3
SO 5
LOB 15



Batter	1	2	3	4	5	6	7	8	9	AB	R	H	RBI	BB	SO	LOB	TOP					
David Hulse, L OBP: 0.343, SLG: 0.434 (1, 9)	1-1 G4-3 1B 2B	1-2 G3			0-0 G4-3		2-2 L8		1-3 K	5	1	1	0	0	1	1						
Darryl Hamilton, L OBP: 0.342, SLG: 0.318 (1, 8)	0-0 G4-3 2-3		0-3 K		0-1 G1		3-2 E5 1B		1-2 P6	5	0	0	0	0	1	2						
Kevin Seitzer, R OBP: 0.424, SLG: 0.497 Jeff Cirillo, R OBP: 0.364, SLG: 0.471 (1, 5)	4-2 1B 2B BB		0-0 G6-3		2-1 1B 1B		1-1 1B 1B			3	2	2	0	1	0	0						
Joe Oliver, R OBP: 0.356, SLG: 0.490 (1, 2)	1-2 2B G5-3 1B		1-0 L3		1-2 F8 1B		1-1 F8			4	1	1	1	0	0	3						
John Jaha, R OBP: 0.372, SLG: 0.628 (1, 3)	1-0 1-3 2-H 2B		2-2 G5-3		2-2 WP 1B 1B		2-1 1B			4	0	3	1	0	0	0						
Greg Vaughn, R OBP: 0.280, SLG: 0.335 (1, 10)	0-0 G5-3		1-0 G5-3		1-2 WP 1B		2-3 K			4	0	1	2	0	1	1						
Derrick May, L OBP: 0.275, SLG: 0.319 Matt Mieske, R OBP: 0.395, SLG: 0.423 (1, 7)	0-0 G6-3		1-1 1B		2-3 K		1-2 2-3 F7			4	0	1	0	0	1	3						
Pat Listach, S OBP: 0.275, SLG: 0.262 Fernando Vina, L OBP: 0.306, SLG: 0.346 (1, 4)		2-2 G5-3		1-2 G3		2-1 L7		0-1 G4-3	3	0	0	0	0	0	0	3						
Jose Valentin, S OBP: 0.264, SLG: 0.380 (1, 6)	1-2 K		0-0 P4		0-2 F9		1-0 2B			4	0	1	0	0	1	0						
Inning Stats	R: 3 E: 0 K: 0 S: 11	H: 3 LOB: 1 BB: 1 P: 18	R: 0 E: 0 K: 1 S: 10	H: 0 LOB: 0 BB: 0 P: 14	R: 0 E: 0 K: 1 S: 5	H: 0 LOB: 0 BB: 0 P: 6	R: 0 E: 0 K: 0 S: 9	H: 1 LOB: 1 BB: 0 P: 14	R: 0 E: 0 K: 0 S: 4	H: 0 LOB: 0 BB: 0 P: 4	R: 1 E: 0 K: 1 S: 16	H: 3 LOB: 2 BB: 0 P: 26	R: 0 E: 1 K: 0 S: 15	H: 1 LOB: 0 BB: 0 P: 21	R: 0 E: 0 K: 1 S: 7	H: 1 LOB: 0 BB: 0 P: 12	R: 0 E: 0 K: 1 S: 10	H: 1 LOB: 0 BB: 0 P: 13	1B: 7 2B: 3 3B: 0 HR: 0	SF: 0 SAC: 0 DP: 0 HBP: 0	WP: 1 PB: 0 SB: 0 CS: 0	PA: 38
PITCHER	IP WLS BF H R ER SO BB IBB HBP BLK WP HR S P ERA WHIP	IP WLS BF H R ER SO BB IBB HBP BLK WP HR S P ERA WHIP																				
Erik Hanson, R ERA: 3.23 Stan Belinda, R ERA: 2.1	(1, 1) 7.0 L 31 8 4 4 3 1 0 0 0 1 0 70 103 5.14 1.286	(8, 1) 2.0 7 2 0 0 2 0 0 0 0 0 0 0 17 25 0.00 1.000																				

Milwaukee Brewers @ Boston Red Sox
Fenway Park, Boston, MA
Fri Jun 16 1995, 7:05 PM EDT
Att: 29,086 - Unknown - 82 F

AB 37
R 4
H 10
RBI 4
BB 1
SO 5
LOB 13



Batter	1	2	3	4	5	6	7	8	9	AB	R	H	RBI	BB	SO	LOB	BOTTOM					
Lee Tinsley, S OBP: 0.371, SLG: 0.469 (1, 8)	4-0 G3 G4-3 2B BB	0-0 FC6-4 1-2			1-3 K		1-2 FC6-4 1B		1-3 K	4	1	1	0	1	2	2						
John Valentin, R OBP: 0.452, SLG: 0.632 (1, 6)	1-2 G4-3		0-1 2B		2-2 CS 1B		1-2 FC6-4 1B		3-2 1B	5	0	4	1	0	0	1						
Mo Vaughn, L OBP: 0.412, SLG: 0.586 (1, 3)	2-2 G3		3-1 1-2 2B		4-0 1-2 BB		2-1 L7		1-3 K	4	0	1	0	1	1	4						
Tim Lincecum, R OBP: 0.446, SLG: 0.493 (1, 5)	4-2 2B BB		4-2 G6-4-3 BB		1-0 P4		2-2 FC6-4 1-2 2-3			2	1	0	0	2	0	3						
Mark Whiten, S OBP: 0.256, SLG: 0.263 (1, 9)	3-2 1-1 3-H 2B		0-0 G6-4-3		2-2 FC4-6 1B		0-0 G4-3			4	0	2	2	0	0	4						
Mike Greenwell, L OBP: 0.359, SLG: 0.446 (1, 10)	3-2 G3		2-2 G4-3		1-1 FC4-6 18 G4-3 1B		1-2 F8			4	0	0	0	0	0	2						
Mike Macfarlane, R OBP: 0.327, SLG: 0.392 (1, 2)		2-1 G5-3		2-2 P3		0-0 18 G4-3 1B		1-3 K	4	0	1	0	0	1	0							
Troy O'Leary, L OBP: 0.387, SLG: 0.515 18 Reggie Jefferson, S OBP: 0.341, SLG: 0.518 (1, 7)		1-0 L7		2-3 K		3-2 G4-3		1-2 G4-3	2	0	0	0	0	1	0							
Luis Alicea, S OBP: 0.350, SLG: 0.326 (1, 4)		4-1 FC6-4 BB		3-1 E5 PB 1B		1-0 L4		2-3 K	3	1	0	0	1	1	2							
Inning Stats	R: 2 E: 0 K: 0 S: 19	H: 1 LOB: 1 BB: 2 P: 36	R: 0 E: 0 K: 0 S: 5	H: 0 LOB: 1 BB: 1 P: 12	R: 0 E: 0 K: 1 S: 7	H: 2 LOB: 1 BB: 1 P: 14	R: 0 E: 0 K: 1 S: 10	H: 0 LOB: 0 BB: 0 P: 16	R: 1 E: 1 K: 1 S: 9	H: 1 LOB: 1 BB: 1 P: 20	R: 0 E: 0 K: 0 S: 10	H: 2 LOB: 2 BB: 0 P: 17	R: 0 E: 0 K: 1 S: 9	H: 0 LOB: 0 BB: 0 P: 16	R: 0 E: 0 K: 3 S: 14	H: 1 LOB: 1 BB: 0 P: 21	1B: 7 2B: 2 3B: 0 HR: 0	SF: 0 SAC: 0 DP: 1 HBP: 0	WP: 0 PB: 1 SB: 0 CS: 1	PA: 39		
PITCHER	IP WLS BF H R ER SO BB IBB HBP BLK WP HR S P ERA WHIP	IP WLS BF H R ER SO BB IBB HBP BLK WP HR S P ERA WHIP																				
Angel Miranda, L ERA: 4.73 Bill Wegman, R ERA: 6.2 Graeme Lloyd, L ERA: 5.82 Mike Fetters, R ERA: 0.96	(1, 1) 5.0 W 22 4 3 2 2 5 0 0 0 0 0 50 98 3.60 1.800	(6, 1) 2.0 10 4 0 0 0 0 0 0 0 0 0 0 20 33 0.00 2.000	(8, 1) 1.0 3 0 0 0 1 0 0 0 0 0 0 9 12 0.00 0.000	(9, 1) 1.0 S 4 1 0 0 3 0 0 0 0 0 0 14 21 0.00 1.000																		

Milwaukee Brewers @ Boston Red Sox
Fenway Park, Boston, MA
Fri Jun 16 1995, 7:05 PM EDT
Att: 29,086 - Unknown - 82 F

AB 34
R 3
H 9
RBI 3
BB 5
SO 6
LOB 20



Batter	1	2	3	4	5	6	7	8	9	AB	R	H	RBI	BB	SO	LOB	TOP								
Pat Listach, S OBP: 0.274, SLG: 0.261 (1, 4)										4	0	1	0	0	1	1									
Darryl Hamilton, L OBP: 0.354, SLG: 0.350 (1, 8)										4	0	2	1	0	1	1									
Kevin Seitzer, R OBP: 0.433, SLG: 0.494 (1, 5) (4, 3)										3	0	1	0	1	1	1									
Greg Vaughn, R OBP: 0.282, SLG: 0.354 (1, 10)										4	0	0	0	0	0	3									
John Jaha, R OBP: 0.366, SLG: 0.602 Jeff Cirillo, R OBP: 0.375, SLG: 0.493 (1, 3) (4, 5)										2	0	0	0	0	1	0									
Joe Oliver, R OBP: 0.361, SLG: 0.497 Mike Matheny, R OBP: 0.273, SLG: 0.381 David Hulse, L OBP: 0.336, SLG: 0.417 (1, 2) (4, 2) (8, PH) (6, 7)										2	1	2	0	0	0	0									
B.J. Surhoff, L OBP: 0.390, SLG: 0.358 (1, 7) (8, 2)										4	0	2	1	0	0	1									
Matt Mieske, R OBP: 0.374, SLG: 0.395 (1, 9)										4	0	0	0	0	1	2									
Jose Valentin, S OBP: 0.275, SLG: 0.413 (1, 6)										4	1	1	0	0	2	0									
Inning Stats	R: 0 E: 0 K: 0 S: 8	H: 2 LOB: 1 BB: 0 P: 14	R: 0 E: 0 K: 0 S: 11	H: 1 LOB: 1 BB: 0 P: 17	R: 0 E: 0 K: 2 S: 10	H: 1 LOB: 1 BB: 0 P: 14	R: 1 E: 0 K: 1 S: 10	H: 2 LOB: 1 BB: 0 P: 17	R: 1 E: 0 K: 0 S: 9	H: 2 LOB: 2 BB: 1 P: 19	R: 0 E: 0 K: 1 S: 8	H: 1 LOB: 1 BB: 0 P: 14	R: 0 E: 0 K: 2 S: 8	H: 0 LOB: 0 BB: 0 P: 12	R: 0 E: 0 K: 1 S: 10	H: 1 LOB: 1 BB: 0 P: 13	R: 0 E: 0 K: 1 S: 8	H: 0 LOB: 0 BB: 0 P: 10	1B: 8 2B: 2 3B: 0 HR: 0	SF: 0 SAC: 0 DP: 1 HBP: 0	WP: 0 PB: 0 SB: 3 CS: 0	PA: 36			
PITCHER	IP	WLS	BF	H	R	ER	SO	BB	IBB	HBP	BLK	WP	HR	S	P	ERA	WHIP								
Zane Smith, L ERA: 4.95 Stan Belinda, R ERA: 1.95 (1, 1) (8, 1)	7.0	W	29	9	2	2	6	1	0	0	0	0	0	64	107	2.57	1.429								

Milwaukee Brewers @ Boston Red Sox
Fenway Park, Boston, MA
Sun Jun 18 1995, 3:33 AM EDT
Att: 28,646 - Sunny - 91 F

AB 35
R 2
H 10
RBI 2
BB 1
SO 8
LOB 10



Batter	1	2	3	4	5	6	7	8	9	AB	R	H	RBI	BB	SO	LOB	BOTTOM								
Lee Tinsley, S OBP: 0.371, SLG: 0.463 (1, 8)										4	1	2	1	0	0	1									
John Valentin, R OBP: 0.435, SLG: 0.603 (1, 6)										4	0	0	0	0	0	4									
Mo Vaughn, L OBP: 0.402, SLG: 0.586 (1, 3)										3	0	0	1	0	1	0									
18 Reggie Jefferson, S OBP: 0.337, SLG: 0.494 Bill Hasselman, R OBP: 0.358, SLG: 0.295 (1, 10) (8, PH)										3	0	1	0	0	0	0									
Tim Naehring, R OBP: 0.457, SLG: 0.520 (1, 5)										3	1	2	1	1	1	1									
Mike Greenwell, L OBP: 0.355, SLG: 0.438 (1, 7)										4	1	2	0	0	0	2									
Mark Whiten, S OBP: 0.281, SLG: 0.259 (1, 9)										3	1	1	0	0	0	2									
Mike Macfarlane, R OBP: 0.333, SLG: 0.389 (1, 2)										1	0	0	0	2	0	1									
Luis Alicea, S OBP: 0.352, SLG: 0.328 Chris Donnels, L OBP: 0.283, SLG: 0.220 (1, 4) (7, PH) (8, 4)										2	0	1	0	0	0	1									
Inning Stats	R: 1 E: 0 K: 0 S: 7	H: 1 LOB: 0 BB: 0 P: 11	R: 0 E: 0 K: 0 S: 8	H: 2 LOB: 1 BB: 0 P: 9	R: 0 E: 0 K: 0 S: 5	H: 1 LOB: 0 BB: 0 P: 8	R: 0 E: 0 K: 1 S: 7	H: 1 LOB: 1 BB: 0 P: 10	R: 0 E: 0 K: 0 S: 4	H: 0 LOB: 0 BB: 1 P: 11	R: 0 E: 0 K: 1 S: 10	H: 0 LOB: 0 BB: 0 P: 18	R: 3 E: 0 K: 0 S: 17	H: 4 LOB: 2 BB: 1 P: 30	R: 0 E: 0 K: 0 S: 9	H: 0 LOB: 1 BB: 1 P: 19	1B: 8 2B: 0 3B: 0 HR: 1	SF: 2 SAC: 0 DP: 2 HBP: 0	WP: 1 PB: 0 SB: 1 CS: 1	PA: 33					
PITCHER	IP	WLS	BF	H	R	ER	SO	BB	IBB	HBP	BLK	WP	HR	S	P	ERA	WHIP								
Ricky Bones, R ERA: 3.89 Al Reyes, R ERA: 3.32 Graeme Lloyd, L ERA: 5.56 (1, 1) (7, 1) (8, 1)	6.1	L	26	8	4	3	2	2	0	0	0	0	0	11	15	0.00	1.509								

Milwaukee Brewers @ Boston Red Sox
Fenway Park, Boston, MA
Sun Jun 18 1995, 3:33 AM EDT
Att: 28,646 - Sunny - 91 F

AB 28
R 4
H 9
RBI 4
BB 3
SO 2
LOB 12



Batter	1	2	3	4	5	6	7	8	9	AB	R	H	RBI	BB	SO	LOB	TOP		
Lee Tinsley, S OBP: 0.362, SLG: 0.446 (1, 8)	G4-3		FC6-4 WP			G1-3		2-1 DI 1B		4	0	1	1	0	0	2	Boston Red Sox @ Cleveland Indians Jacobs Field, Cleveland, OH Tue Jun 20 1995, 7:05 PM EDT Att: 40,190 - Unknown - 86 F		
John Valentin, R OBP: 0.431, SLG: 0.606 (1, 6)	G6-3		2-1 P6			G6-3		F8		4	0	0	0	0	0	3			
Mo Vaughn, L OBP: 0.395, SLG: 0.568 (1, 3)	F7					F7		G4-3		4	0	0	0	0	0	1			
Jose Canseco, R OBP: 0.340, SLG: 0.302 (1, 10)		K				F7		G6-3		4	0	0	0	0	1	0			
Tim Lincecum, R OBP: 0.443, SLG: 0.500 Chris Donnels, L OBP: 0.298, SLG: 0.310 (8, 5)	G6-3					F9		G4-3 1B		3	0	1	0	0	0	0			
Mike Greenwell, L OBP: 0.349, SLG: 0.428 (1, 7)	L4					F7		G4-3 1-2		4	0	0	0	0	0	1			
Mark Whiten, S OBP: 0.250, SLG: 0.247 (1, 9)			L4			K		K		4	0	0	0	0	2	1			
Mike Macfarlane, R OBP: 0.356, SLG: 0.420 (1, 2)			FC6-4 1B					F9 1B		2	1	2	0	0	0	0			
Luis Alicaia, S OBP: 0.349, SLG: 0.326 (1, 4)			FC6-4 1B			G3		F9		3	0	1	0	0	0	2			
Inning Stats	R: 0 H: 0 E: 0 K: 0 S: 11	H: 0 LOB: 0 BB: 0 P: 16	R: 0 H: 0 E: 0 K: 1 S: 7	H: 0 LOB: 0 BB: 0 P: 10	R: 0 H: 2 E: 0 K: 0 S: 9	H: 2 LOB: 2 BB: 0 P: 13	R: 0 H: 0 E: 0 K: 0 S: 8	H: 0 LOB: 0 BB: 0 P: 10	R: 0 H: 0 E: 0 K: 1 S: 10	H: 0 LOB: 1 BB: 0 P: 18	R: 0 H: 1 E: 0 K: 1 S: 12	H: 1 LOB: 1 BB: 0 P: 15	R: 1 H: 2 E: 0 K: 0 S: 11	H: 2 LOB: 1 BB: 0 P: 17	R: 1 H: 1 E: 0 K: 0 S: 6	H: 1 LOB: 0 BB: 0 P: 9		1B: 4 2B: 1 3B: 0 HR: 1	SF: 0 SAC: 0 DP: 0 HBP: 1
PITCHER	IP	WLS	BF	H	R	ER	SO	BB	IBB	HBP	BLK	WP	HR	S	P	ERA	WHIP		
Chad Ogea, R ERA: 1.89 (1, 1)	8.0	W	30	5	1	1	3	0	0	1	0	1	0	75	109	1.12	0.625		
Gregg Olson, R ERA: 9.0 (9, 1)	1.0		4	1	1	1	0	0	0	0	0	0	1	6	9	9.00	1.000		

Batter	1	2	3	4	5	6	7	8	9	AB	R	H	RBI	BB	SO	LOB	BOTTOM		
Kenny Lofton, L OBP: 0.372, SLG: 0.485 (1, 8)	K		F7					K		5	1	2	4	0	2	1	Boston Red Sox @ Cleveland Indians Jacobs Field, Cleveland, OH Tue Jun 20 1995, 7:05 PM EDT Att: 40,190 - Unknown - 86 F		
Omar Vizquel, S OBP: 0.323, SLG: 0.342 (1, 6)	K		G6-3				F7	G5-3		5	1	1	0	0	1	3			
Carlos Baerga, S OBP: 0.378, SLG: 0.517 Alvaro Espinoza, R OBP: 0.320, SLG: 0.318 (9, 4)							G5-3			4	1	3	2	0	0	0			
Albert Belle, R OBP: 0.387, SLG: 0.630 (1, 7)	G6-3						K	K		4	0	0	0	0	2	3			
Eddie Murray, S OBP: 0.355, SLG: 0.487 (1, 10)							F7			3	1	1	1	1	0	0			
Manny Ramirez, R OBP: 0.446, SLG: 0.671 (1, 9)							G4-6-3 BB			4	0	2	0	0	0	1			
Herbert Perry, R OBP: 0.455, SLG: 1.000 (1, 3)							P4			4	2	2	1	0	0	1			
Jim Thome, L OBP: 0.442, SLG: 0.679 (1, 5)										4	2	3	0	0	1	2			
Tony Peña, R OBP: 0.279, SLG: 0.320 (1, 2)										3	1	1	1	1	2	3			
Inning Stats	R: 0 H: 1 E: 0 K: 2 S: 11	H: 0 LOB: 1 BB: 0 P: 22	R: 0 H: 0 E: 0 K: 0 S: 7	H: 0 LOB: 1 BB: 1 P: 13	R: 0 H: 1 E: 0 K: 1 S: 11	H: 1 LOB: 1 BB: 0 P: 16	R: 0 H: 0 E: 0 K: 1 S: 7	H: 0 LOB: 0 BB: 0 P: 12	R: 0 H: 4 E: 0 K: 1 S: 12	H: 4 LOB: 1 BB: 1 P: 23	R: 1 H: 2 E: 1 K: 2 S: 9	H: 2 LOB: 1 BB: 0 P: 14	R: 2 H: 3 E: 0 K: 1 S: 12	H: 3 LOB: 1 BB: 0 P: 17	R: 2 H: 4 E: 0 K: 0 S: 15	H: 4 LOB: 1 BB: 0 P: 21		1B: 12 2B: 3 3B: 0 HR: 0	SF: 0 SAC: 0 DP: 1 HBP: 0
PITCHER	IP	WLS	BF	H	R	ER	SO	BB	IBB	HBP	BLK	WP	HR	S	P	ERA	WHIP		
Vaughn Eshelman, L ERA: 5.2 (1, 1)	4.2	L	21	6	4	4	4	2	0	0	0	0	0	45	82	7.71	1.714		
Mike Maddux, R ERA: 4.88 (5, 1)	1.1		6	2	1	0	3	0	0	0	0	0	0	12	18	0.00	1.500		
Derek Lilliquist, L ERA: 5.71 (7, 1)	1.0		5	3	2	2	1	0	0	0	0	0	0	12	17	18.00	3.000		
Joe Hudson, R ERA: 6.35 (8, 1)	1.0		6	4	2	2	0	0	0	0	0	0	0	15	21	18.00	4.000		

Batter	1	2	3	4	5	6	7	8	9	AB	R	H	RBI	BB	SO	LOB	TOP											
Lee Tinsley, S OBP: 0.359, SLG: 0.440	1-0 SH1-3 1B		1-3 K		2-3 SAFE K			0-1 P7		4	0	1	0	0	2	1	Boston Red Sox @ Cleveland Indians Jacobs Field, Cleveland, OH Wed Jun 21 1995, 7:05 PM EDT Att: 41,948 - Unknown - 82 F											
John Valentin, R OBP: 0.425, SLG: 0.597	2-1 SH1-3		1-2 G6-3		2-2 P5			1-1 G4-3		3	0	0	0	0	0	1												
Mo Vaughn, L OBP: 0.397, SLG: 0.582	1-3 K		3-1 HR		3-3 K			1-1 WP 1B		4	1	2	1	0	2	2												
Jose Canseco, R OBP: 0.316, SLG: 0.277	0-1 G5-3		0-3 K		0-0 G5-3			1-3 K		4	0	0	0	0	2	2												
Mike Greenwell, L OBP: 0.352, SLG: 0.449		2-1 HR		0-1 G3 SF8 2B		1-2 G1-3		3-1 G4-3		4	2	2	1	0	0	0												
Chris Donnels, L OBP: 0.275, SLG: 0.283		2-1 G1-3		2-2 G3		2-1 L6		1-3 K		4	0	0	0	0	1	1												
Mark Whiten, S OBP: 0.240, SLG: 0.239		0-2 G6-3		2-1 SF8			2-1 F7		1-2 G5-3		3	0	0	1	0	0												
Mike Macfarlane, R OBP: 0.355, SLG: 0.414		4-2 BB		3-H 3-2 P3			3-3 K			2	0	0	0	1	1	0												
Luis Alicea, S OBP: 0.349, SLG: 0.326		1-3 K			1-1 CS 1B			1-0 F7		3	0	1	0	0	1	1												
Inning Stats	R: 0 E: 0 K: 1 S: 8	H: 1 LOB: 1 BB: 0 P: 12	R: 1 E: 0 K: 1 S: 13	H: 1 LOB: 1 BB: 1 P: 22	R: 1 E: 0 K: 2 S: 11	H: 1 LOB: 0 BB: 0 P: 16	R: 1 E: 0 K: 0 S: 10	H: 1 LOB: 0 BB: 0 P: 17	R: 0 E: 0 K: 2 S: 11	H: 0 LOB: 1 BB: 0 P: 19	R: 0 E: 0 K: 0 S: 7	H: 0 LOB: 0 BB: 0 P: 10	R: 0 E: 0 K: 1 S: 6	H: 0 LOB: 0 BB: 0 P: 12	R: 0 E: 0 K: 1 S: 11	H: 1 LOB: 1 BB: 0 P: 14	R: 0 E: 0 K: 1 S: 8	H: 0 LOB: 0 BB: 0 P: 13	1B: 3 2B: 1 3B: 0 HR: 2	SF: 1 SAC: 1 DP: 0 HBP: 0	WP: 1 PB: 0 SB: 1 CS: 1	PA: 34						
PITCHER	IP	WLS	BF	H	R	ER	SO	BB	IBB	HBP	BLK	WP	HR	S	P	ERA	WHIP											
Orel Hershiser, R ERA: 3.77	(1, 1)	3.0	L	14	4	3	3	4	1	0	0	0	0	2	34	52	9.00	1.667										
Jim Poole, L ERA: 2.42	(4, 1)	3.0		10	1	0	0	2	0	0	0	0	0	26	44	0.00	0.333											
Julian Tavarez, R ERA: 1.02	(7, 1)	2.0		7	1	0	0	2	0	0	0	0	1	0	17	26	0.00	0.500										
Paul Assenmacher, L ERA:	(9, 1)	1.0		3	0	0	0	1	0	0	0	0	0	8	13	0.00	0.000											

Batter	1	2	3	4	5	6	7	8	9	AB	R	H	RBI	BB	SO	LOB	BOTTOM											
Kenny Lofton, L OBP: 0.365, SLG: 0.476	2-2 G3		1-1 FC6-4 1-2		0-0 B4-3			2-1 F7		4	0	0	0	0	0	1	Boston Red Sox @ Cleveland Indians Jacobs Field, Cleveland, OH Wed Jun 21 1995, 7:05 PM EDT Att: 41,948 - Unknown - 82 F											
Omar Vizquel, S OBP: 0.317, SLG: 0.335	1-2 G4-3			1-2 F7		2-2 G6-3		2-2 L8		4	0	0	0	0	0	0												
Carlos Baerga, S OBP: 0.376, SLG: 0.512	1-0 L8			1-0 BB 1B		3-2 E4		1-1 P6		4	0	1	0	0	0	0												
Albert Belle, R OBP: 0.380, SLG: 0.617		0-0 P5		1-1 P8		1-1 SAFE F8-6-4-3 1-1		0-1 G6-3		4	0	0	0	0	0	2												
Eddie Murray, S OBP: 0.358, SLG: 0.485		0-1 G3-1		4-2 SAFE BB			1-3 K	2-1 BB 1B		3	0	1	0	1	1	0												
Alvaro Espinoza, R OBP: 0.320, SLG: 0.318				1-2 BB			1-2 K	0-1 BB 1B		0	0	0	0	0	0	0												
Jim Thome, L OBP: 0.438, SLG: 0.669		1-3 K		1-0 L3			1-2 BB 1B	0-1 P6		4	0	1	0	0	1	3												
Manny Ramirez, R OBP: 0.444, SLG: 0.677			3-3 K		1-0 G5-3 3B		1-3 K			3	1	1	0	0	2	1												
Paul Sorrento, L OBP: 0.345, SLG: 0.636			2-1 FC1-8 1B		2-3 K		3-2 G3			3	0	1	0	0	1	2												
Tony Peña, R OBP: 0.275, SLG: 0.315			2-1 FC1-6 1-2		0-1 G5-3 3H			3-3 K		2	0	0	1	0	0	1												
Wayne Kirby, L OBP: 0.313, SLG: 0.349										1	0	0	0	0	1	0												
Scotter Tucker, R OBP: 0.276, SLG: 0.217										0	0	0	0	0	0	0												
Inning Stats	R: 0 E: 0 K: 0 S: 7	H: 0 LOB: 0 BB: 0 P: 11	R: 0 E: 0 K: 1 S: 6	H: 0 LOB: 0 BB: 0 P: 7	R: 0 E: 0 K: 1 S: 10	H: 1 LOB: 1 BB: 0 P: 18	R: 0 E: 0 K: 0 S: 11	H: 1 LOB: 2 BB: 1 P: 19	R: 1 E: 0 K: 1 S: 7	H: 1 LOB: 0 BB: 0 P: 10	R: 0 E: 1 K: 0 S: 10	H: 0 LOB: 0 BB: 0 P: 16	R: 0 E: 0 K: 2 S: 12	H: 1 LOB: 1 BB: 0 P: 18	R: 0 E: 0 K: 1 S: 8	H: 0 LOB: 0 BB: 0 P: 15	R: 0 E: 0 K: 0 S: 8	H: 1 LOB: 1 BB: 0 P: 11	1B: 4 2B: 1 3B: 1 HR: 0	SF: 0 SAC: 0 DP: 1 HBP: 0	WP: 0 PB: 0 SB: 0 CS: 0	PA: 33						
PITCHER	IP	WLS	BF	H	R	ER	SO	BB	IBB	HBP	BLK	WP	HR	S	P	ERA	WHIP											
Erik Hanson, R ERA: 2.99	(1, 1)	8.0	W	29	4	1	1	6	1	0	0	0	0	0	71	114	1.12	0.625										
Stan Belinda, R ERA: 1.88	(9, 1)	1.0	S	4	1	0	0	0	0	0	0	0	0	8	11	0.00	1.000											

AB	31
R	3
H	6
RBI	3
BB	1
SO	9
LOB	8



AB	32
R	1
H	5
RBI	1
BB	1
SO	6
LOB	10



Batter	1	2	3	4	5	6	7	8	9	AB	R	H	RBI	BB	SO	LOB	TOP										
Lee Tinsley, S (1, 8) OBP: 0.356, SLG: 0.435	1-0 G6-4-3 1B		2-2 F7		2-0 G4-3		1-3 K		0-1 SH1-4	4	0	1	0	0	1	0	Boston Red Sox @ Baltimore Orioles Oriole Park at Camden Yards, Baltimore, MD Thu Jun 22 1995, 7:05 PM EDT Att: 45,081 - Unknown - 83 F										
John Valentin, R (1, 6) OBP: 0.416, SLG: 0.582	1-0 G6-4-3		1-3 K		0-0 F7		2-3 K		0-3 K	5	0	0	0	0	3	2											
Mo Vaughn, L (1, 3) OBP: 0.397, SLG: 0.591	2-2 G3		2-1 HR		4-1 BB		0-0 F8		0-1 L9	4	1	1	1	1	0	1											
Jose Canseco, R (1, 10) OBP: 0.311, SLG: 0.260		0-3 K	0-0 G6-3		4-1 BB				3-3 K	3	0	0	0	1	2	0											
Mike Greenwell, L (1, 7) OBP: 0.355, SLG: 0.448		0-1 1B		3-2 L7		1-2 P5			4-2 1B	3	2	1	0	1	0	2											
Tim Lincecum, R (1, 5) OBP: 0.449, SLG: 0.500		4-1 1B		4-2 BB			2-2 1B		1-0 L8	2	1	1	0	2	0	1											
Troy O'Leary, L (1, 9) OBP: 0.392, SLG: 0.519		0-0 G4-3		4-2 BB		1-2 F7			2-1 WP	3	0	2	1	1	0	1											
Mark Whiten, S (8, PR) OBP: 0.240, SLG: 0.239		1-3 2-H		1-2 BB					1-3 1B	0	0	0	0	0	0	0											
Mike Macfarlane, R (1, 2) OBP: 0.347, SLG: 0.401		2-2 G4-3		2-0 F7		2-2 F8			1-3 K	4	0	0	1	0	1	5											
Luis Alicea, S (1, 4) OBP: 0.347, SLG: 0.319		1-2 G6-3		0-1 L8		0-0 G4-3			4-2 SH1-4	3	0	0	0	1	0	4											
Inning Stats	R: 0 E: 0 K: 0 S: 5	H: 1 LOB: 0 BB: 0 P: 9	R: 2 E: 0 K: 1 S: 14	H: 2 LOB: 1 BB: 1 P: 21	R: 1 E: 0 K: 1 S: 9	H: 1 LOB: 0 BB: 0 P: 14	R: 0 E: 0 K: 0 S: 16	H: 0 LOB: 2 BB: 2 P: 29	R: 0 E: 0 K: 0 S: 11	H: 1 LOB: 1 BB: 0 P: 16	R: 0 E: 0 K: 2 S: 8	H: 0 LOB: 0 BB: 0 P: 11	R: 1 E: 0 K: 2 S: 11	H: 1 LOB: 2 BB: 1 P: 22	R: 0 E: 0 K: 1 S: 10	H: 0 LOB: 1 BB: 1 P: 14	1B: 5 2B: 0 3B: 0 HR: 1	SF: 0 SAC: 1 DP: 1 HBP: 0	WP: 2 PB: 0 SB: 1 CS: 0	PA: 39							
PITCHER	IP	WLS	BF	H	R	ER	SO	BB	IBB	HBP	BLK	WP	HR	S	P	ERA	WHIP										
Kevin Brown, R (1, 1) ERA: 3.91	1.1	L	7	3	2	2	1	1	0	0	0	0	0	13	21	13.50	3.000										
Mike Oquist, R (2, 1) ERA: 4.21	4.2		20	2	1	1	1	4	0	0	0	0	1	49	86	1.93	1.286										
Gene Harris, R (7, 1) ERA: 4.03	2.0		8	1	1	1	4	1	0	0	0	1	0	19	33	4.50	1.000										
Jesse Orosco, L (9, 1) ERA: 2.76	1.0		4	0	0	0	1	1	0	0	0	0	0	10	14	0.00	1.000										

Batter	1	2	3	4	5	6	7	8	9	AB	R	H	RBI	BB	SO	LOB	BOTTOM										
Brady Anderson, L (1, 7) OBP: 0.348, SLG: 0.464	3-1 P4		1-1 HBP		1-2 G1-3		4-1 BB		2-3 K	3	0	0	0	1	1	2	Boston Red Sox @ Baltimore Orioles Oriole Park at Camden Yards, Baltimore, MD Thu Jun 22 1995, 7:05 PM EDT Att: 45,081 - Unknown - 83 F										
Jeffrey Hammonds, R (1, 9) OBP: 0.301, SLG: 0.483	2-2 G5-3		1-2 P5		0-1 1B		4-0 BB		0-0 FC6-4	4	0	1	1	1	0	2											
Rafael Palmeiro, L (1, 3) OBP: 0.370, SLG: 0.562	2-1 L8			0-2 G4-6-3	3-2 G4-3		1-1 L7			4	0	1	0	0	0	4											
Cal Ripken Jr., R (1, 6) OBP: 0.335, SLG: 0.450		2-3 K		0-0 G4-6-3	1-2 1B		1-1 F8		1-2 G6-3	4	0	1	0	0	1	0											
Harold Baines, L (1, 10) OBP: 0.424, SLG: 0.527		0-1 G4-3		2-2 G4-6-3		1-0 G4-3		2-3 K		3	0	0	0	0	0	2											
Kevin Bass, S (8, PH) OBP: 0.362, SLG: 0.468				1-2 2-3						1	0	0	0	0	1	0											
Jeff Manto, R (1, 5) OBP: 0.305, SLG: 0.548		2-0 1B		4-1 FC6-4		2-2 P3		1-0 1B		3	0	2	0	1	0	0											
Chris Hoiles, R (1, 2) OBP: 0.313, SLG: 0.348		0-1 P6		2-2 FC6-4			0-0 G5-3		1-1 G4-3	4	0	0	0	0	0	4											
Manny Alexander, R (1, 4) OBP: 0.290, SLG: 0.318			3-2 L8		1-1 E8		0-1 L7		3-1 FC6-4	3	1	1	0	0	0	0											
Bret Barberie, S (9, PH) OBP: 0.349, SLG: 0.340					0-0 1B					1	0	1	0	0	0	0											
Curtis Goodwin, L (1, 8) OBP: 0.395, SLG: 0.387			0-1 G5-6-3		0-0 B3		1-1 BB		3-3 K	4	0	1	0	0	1	2											
Inning Stats	R: 0 E: 0 K: 0 S: 8	H: 0 LOB: 0 BB: 0 P: 15	R: 0 E: 0 K: 1 S: 8	H: 1 LOB: 1 BB: 0 P: 12	R: 0 E: 0 K: 0 S: 11	H: 0 LOB: 1 BB: 0 P: 16	R: 0 E: 0 K: 0 S: 12	H: 2 LOB: 2 BB: 1 P: 20	R: 1 E: 1 K: 0 S: 12	H: 2 LOB: 1 BB: 0 P: 17	R: 0 E: 0 K: 0 S: 6	H: 0 LOB: 0 BB: 0 P: 10	R: 0 E: 0 K: 1 S: 11	H: 1 LOB: 1 BB: 0 P: 16	R: 0 E: 0 K: 2 S: 12	H: 1 LOB: 1 BB: 0 P: 20	1B: 7 2B: 1 3B: 0 HR: 0	SF: 0 SAC: 0 DP: 1 HBP: 1	WP: 0 PB: 0 SB: 0 CS: 0	PA: 38							
PITCHER	IP	WLS	BF	H	R	ER	SO	BB	IBB	HBP	BLK	WP	HR	S	P	ERA	WHIP										
Roger Clemens, R (1, 1) ERA: 3.14	6.2	W	29	6	1	0	1	3	0	1	0	0	0	63	105	0.00	1.350										
Rheal Cormier, L (7, 1) ERA: 4.14	1.0		4	1	0	0	1	0	0	0	0	0	0	11	16	0.00	1.000										
Stan Belinda, R (8, 1) ERA: 1.8	1.1	S	5	1	0	0	2	0	0	0	0	0	0	14	23	0.00	0.750										




Batter	1	2	3	4	5	6	7	8	9	AB R H RBI BB SO LOB	TOP											
Lee Tinsley, S OBP: 0.377, SLG: 0.475	0-1 SH2-3 G3-1 2B		0-1 HR		4-0 1B BB		4-2 1B BB		2-1 1B 1B	3 3 3 2 2 0 0	Boston Red Sox @ Baltimore Orioles Oriole Park at Camden Yards, Baltimore, MD Fri Jun 23 1995, 7:05 PM EDT Att: 46,306 - Unknown - 71 F											
Troy O'Leary, L OBP: 0.401, SLG: 0.525	0-0 SH2-3 2-3		0-0 G3		3-2 1B 1B		2-2 1B 1B	0-0 1B 1B	4 1 3 0 0 0 0													
Mo Vaughn, L OBP: 0.397, SLG: 0.586	1-0 G3-1		3-2 F8-4 1B		1-2 1B 1B		1-2 G4-3	1-3 K	5 0 2 1 0 1 4													
Jose Canseco, R OBP: 0.303, SLG: 0.255	0-0 G4-3		2-2 F8-4 1B		0-1 L7		1-3 K	1-2 1B 1B	5 0 1 1 0 1 3													
Tim Lincecum, R OBP: 0.443, SLG: 0.491		0-3 K		1-2 L9		0-0 F9		3-1 F9 1B	5 0 1 1 0 1 0													
Mike Greenwell, L OBP: 0.356, SLG: 0.441		4-0 BB BB		3-2 G4-3		1-1 L9		4-0 1B K	3 0 0 0 2 1 2													
Mike MacFarlane, R OBP: 0.345, SLG: 0.397		2-2 F9		3-2 1B		1-2 G5-3		2-3 K	4 0 1 0 0 1 2													
Luis Alicaia, S OBP: 0.350, SLG: 0.320		4-2 1B BB		1-2 G1-3		3-3 K		3-2 1B 1B	3 1 1 0 1 1 1													
Terry Shumpert, R OBP: 0.300, SLG: 0.304 Matt Stairs, L (9, PH)		0-3 K		1-1 L7		1-3 K		2-3 K	3 0 0 0 0 2 2 1 0 0 0 0 1 1													
Inning Stats	R: 1 E: 0 K: 0 S: 5	H: 1 LOB: 0 BB: 0 P: 6	R: 0 E: 0 K: 2 S: 11	H: 0 LOB: 2 BB: 2 P: 21	R: 1 E: 0 K: 0 S: 12	H: 2 LOB: 0 BB: 0 P: 17	R: 0 E: 0 K: 0 S: 14	H: 1 LOB: 1 BB: 0 P: 22	R: 0 E: 0 K: 0 S: 10	H: 2 LOB: 2 BB: 1 P: 19	R: 0 E: 0 K: 2 S: 6	H: 0 LOB: 0 BB: 0 P: 8	R: 0 E: 0 K: 2 S: 23	H: 1 LOB: 2 BB: 1 P: 34	R: 0 E: 0 K: 2 S: 9	H: 0 LOB: 1 BB: 1 P: 19	R: 3 E: 0 K: 3 S: 22	H: 5 LOB: 2 BB: 0 P: 31	1B: 10 2B: 2 3B: 0 HR: 1	SF: 0 SAC: 1 DP: 1 HBP: 0	WP: 0 PB: 0 SB: 0 CS: 0	PA: 42
PITCHER	IP WLS BF H R ER SO BB IBB HBP BLK WP HR S P ERA WHIP											PITCHER	IP WLS BF H R ER SO BB IBB HBP BLK WP HR S P ERA WHIP									
35 Mike Mussina, R ERA: 4.91	(1, 1) 6.2 W 29 7 2 2 4 4 0 0 0 0 0 1 78 123 2.70 1.650																					
Jesse Orosco, L ERA: 2.7	(7, 1) 0.1 1 0 0 0 0 0 0 0 0 0 0 0 3 4 0.00 0.000																					
Armando Benitez, R ERA: 5.4	(8, 1) 1.0 4 0 0 0 2 1 0 0 0 0 0 0 9 19 0.00 1.000																					
Doug Jones, R ERA: 4.37	(9, 1) 0.2 7 5 3 3 2 0 0 0 0 0 0 0 19 28 40.50 7.500																					
Mark Lee, L ERA: 3.68	(9, 1) 0.1 S 1 0 0 0 1 0 0 0 0 0 0 0 3 3 0.00 0.000																					


Batter	1	2	3	4	5	6	7	8	9	AB R H RBI BB SO LOB	BOTTOM									
Brady Anderson, L OBP: 0.354, SLG: 0.480	2-1 2B SF8 1B		1-3 K		0-0 G2-3		0-2 HR		4-1 G6-4-3 BB	4 2 2 1 1 1 1	Boston Red Sox @ Baltimore Orioles Oriole Park at Camden Yards, Baltimore, MD Fri Jun 23 1995, 7:05 PM EDT Att: 46,306 - Unknown - 71 F									
Jeffrey Hammonds, R OBP: 0.297, SLG: 0.451	1-0 L7		2-0 G4-6-3 2B 1B		0-0 G6-3		1-0 G5-3	1-2 G6-4-3	5 1 1 0 0 0 2											
Rafael Palmeiro, L OBP: 0.372, SLG: 0.566	1-2 E 2B		1-1 FC1 G4-6-3 2B		3-2 G1-6-3 1B		1-3 K		4 3 2 0 0 1 1											
Cal Ripken Jr., R OBP: 0.333, SLG: 0.448	3-1 SF8		3-1 G4-6-3		2-2 G1-6-3 1B		1-0 G6-3		3 1 1 1 0 0 3											
Jeff Manto, R OBP: 0.303, SLG: 0.547	3-2 E6 2H		2-1 2B		1-1 G1-6-3		1-1 G6-3		4 0 1 2 0 0 2											
Kevin Bass, S OBP: 0.366, SLG: 0.465	0-3 K		1-3 K		1-0 1B		4-2 G1-3 BB		3 0 1 2 1 2 2											
Chris Hoiles, R OBP: 0.311, SLG: 0.346		0-0 G6-3		0-1 P6		0-0 FC6-4 1B		3-2 G1-3	4 0 1 0 0 0 1											
Bret Barberie, S OBP: 0.345, SLG: 0.347		2-1 G6-3		3-2 2B		2-2 FC6-4		2-2 G3-1	4 0 1 0 0 0 3											
Curtis Goodwin, L OBP: 0.376, SLG: 0.367		3-1 G3		0-1 F9		0-3 K		0-0 L4	4 0 0 0 0 1 1											
Inning Stats	R: 2 E: 1 K: 1 S: 15	H: 2 LOB: 1 BB: 0 P: 25	R: 0 E: 0 K: 0 S: 5	H: 0 LOB: 0 BB: 0 P: 10	R: 2 E: 1 K: 2 S: 13	H: 2 LOB: 1 BB: 0 P: 23	R: 0 E: 0 K: 0 S: 8	H: 1 LOB: 1 BB: 0 P: 11	R: 2 E: 0 K: 0 S: 17	H: 4 LOB: 2 BB: 0 P: 26	R: 1 E: 0 K: 2 S: 12	H: 1 LOB: 1 BB: 0 P: 15	R: 0 E: 0 K: 0 S: 11	H: 0 LOB: 0 BB: 1 P: 21	R: 0 E: 0 K: 0 S: 5	H: 0 LOB: 0 BB: 1 P: 10	1B: 6 2B: 3 3B: 0 HR: 1	SF: 1 SAC: 0 DP: 1 HBP: 0	WP: 1 PB: 0 SB: 0 CS: 0	PA: 38
PITCHER	IP WLS BF H R ER SO BB IBB HBP BLK WP HR S P ERA WHIP											PITCHER	IP WLS BF H R ER SO BB IBB HBP BLK WP HR S P ERA WHIP							
Zane Smith, L ERA: 5.03	(1, 1) 4.2 L 25 9 6 3 3 0 0 0 0 0 0 1 16 21 6.75 0.750																			
Frankie Rodriguez, R ERA: 11.57	(5, 1) 1.1 6 1 1 1 2 0 0 0 0 0 0 1 16 21 6.75 0.750																			
Mike Maddux, R ERA: 4.66	(7, 1) 1.0 4 0 0 0 0 1 0 0 0 0 0 0 11 21 0.00 1.000																			
Derek Lilliquist, L ERA: 5.4	(8, 1) 1.0 3 0 0 0 0 1 0 0 0 0 0 0 5 10 0.00 1.000																			

Batter	1	2	3	4	5	6	7	8	9	AB	R	H	RBI	BB	SO	LOB	TOP								
Lee Tinsley, S OBP: 0.377, SLG: 0.469 (1, 8)										4	0	1	0	1	0	6	Boston Red Sox @ Baltimore Orioles Oriole Park at Camden Yards, Baltimore, MD Sat Jun 24 1995, 7:05 PM EDT Att: 47,262 - Unknown - 83 F								
John Valentin, R OBP: 0.412, SLG: 0.572 (1, 6)										5	0	1	1	0	0	3									
Mo Vaughn, L OBP: 0.397, SLG: 0.589 (1, 3)										4	1	1	0	1	1	2									
Jose Canseco, R OBP: 0.324, SLG: 0.305 (1, 10)										4	3	2	1	1	0	2									
Mike Greenwell, L OBP: 0.361, SLG: 0.445 (1, 7)										5	1	3	1	0	0	2									
Tim Lincecum, R OBP: 0.437, SLG: 0.482 (1, 5)										5	0	1	1	0	1	5									
Troy O'Leary, L OBP: 0.401, SLG: 0.521 (1, 9)										5	0	2	1	0	1	3									
Mike Macfarlane, R OBP: 0.348, SLG: 0.400 (8, PR)										4	0	2	0	0	0	2									
Terry Shumpert, R OBP: 0.300, SLG: 0.304 (8, PR)										0	1	0	0	0	0	0									
Bill Haselman, R OBP: 0.352, SLG: 0.295 (8, 2)										0	0	0	1	0	0	0									
Luis Allicea, S OBP: 0.354, SLG: 0.320 (1, 4)										3	0	1	0	1	1	1									
Inning Stats	R: 0 E: 0 K: 0 S: 5	H: 1 LOB: 1 BB: 1 P: 12	R: 0 E: 0 K: 1 S: 14	H: 2 LOB: 3 BB: 1 P: 22	R: 2 E: 0 K: 1 S: 15	H: 4 LOB: 2 BB: 0 P: 21	R: 0 E: 0 K: 0 S: 8	H: 1 LOB: 1 BB: 0 P: 10	R: 0 E: 0 K: 0 S: 11	H: 1 LOB: 1 BB: 0 P: 19	R: 0 E: 0 K: 1 S: 7	H: 0 LOB: 1 BB: 1 P: 13	R: 1 E: 0 K: 1 S: 10	H: 2 LOB: 1 BB: 0 P: 16	R: 1 E: 0 K: 0 S: 8	H: 2 LOB: 1 BB: 0 P: 13	R: 2 E: 2 K: 0 S: 12	H: 1 LOB: 1 BB: 1 P: 20	1B: 11 2B: 2 3B: 1 HR: 0	SF: 1 SAC: 1 DP: 0 HBP: 0	WP: 1 PB: 0 SB: 2 CS: 1	PA: 45			
PITCHER	IP	WLS	BF	H	R	ER	SO	BB	IBB	HBP	BLK	WP	HR	S	P	ERA	WHIP								
Scott Klasingbeck, R ERA: 4.91 (1, 1)	6.0		29	9	2	2	3	3	0	0	0	1	0	60	97	3.00	2.000								
Mark Lee, L ERA: 4.32 (7, 1)	1.0		5	2	1	1	1	0	0	0	0	0	0	10	16	9.00	2.000								
Gene Harris, R ERA: 4.3 (8, 1)	0.2		4	2	1	1	0	0	0	0	0	0	0	7	11	13.50	3.000								
Jesse Orosco, L ERA: 3.12 (8, 1)	0.2	L	5	1	2	1	0	1	0	0	0	0	0	9	18	13.50	3.000								
Terry Clark, R ERA: 1.99 (9, 1)	0.2		2	0	0	0	0	0	0	0	0	0	0	4	4	0.00	0.000								

Batter	1	2	3	4	5	6	7	8	9	AB	R	H	RBI	BB	SO	LOB	BOTTOM								
Brady Anderson, L OBP: 0.352, SLG: 0.490 (1, 7)										4	1	1	2	0	1	2	Boston Red Sox @ Baltimore Orioles Oriole Park at Camden Yards, Baltimore, MD Sat Jun 24 1995, 7:05 PM EDT Att: 47,262 - Unknown - 83 F								
Kevin Bass, S OBP: 0.383, SLG: 0.454 (1, 9)										3	0	0	1	1	1	2									
Rafael Palmeiro, L OBP: 0.370, SLG: 0.559 (1, 3)										4	0	1	0	0	1	1									
Cal Ripken Jr., R OBP: 0.327, SLG: 0.440 (1, 6)										4	0	0	0	0	1	2									
Harold Baines, L OBP: 0.420, SLG: 0.519 (1, 10)										4	0	1	0	0	0	0									
Jeff Manto, R OBP: 0.309, SLG: 0.566 (1, 5)										4	1	2	1	0	0	1									
Chris Hoiles, R OBP: 0.311, SLG: 0.341 (1, 2)										2	0	0	0	1	0	1									
Gregg Zaun, S OBP: 0.309, SLG: 0.341 (7, PR)										1	1	0	0	0	0	0									
Manny Alexander, R OBP: 0.302, SLG: 0.322 (1, 4)										2	1	1	0	1	0	1									
Jeffrey Hammonds, R OBP: 0.294, SLG: 0.447 (9, PH)										1	0	0	0	0	0	0									
Curtis Goodwin, L OBP: 0.375, SLG: 0.366 (1, 8)										3	1	1	0	0	1	2									
Inning Stats	R: 0 E: 0 K: 1 S: 11	H: 0 LOB: 1 BB: 1 P: 17	R: 0 E: 0 K: 0 S: 9	H: 0 LOB: 0 BB: 0 P: 13	R: 2 E: 1 K: 1 S: 13	H: 1 LOB: 1 BB: 1 P: 21	R: 0 E: 0 K: 0 S: 8	H: 1 LOB: 1 BB: 0 P: 13	R: 0 E: 0 K: 1 S: 7	H: 1 LOB: 1 BB: 0 P: 10	R: 0 E: 0 K: 1 S: 6	H: 1 LOB: 1 BB: 0 P: 7	R: 2 E: 0 K: 1 S: 12	H: 1 LOB: 1 BB: 1 P: 18	R: 0 E: 0 K: 0 S: 7	H: 1 LOB: 0 BB: 0 P: 12	R: 1 E: 0 K: 1 S: 12	H: 1 LOB: 0 BB: 0 P: 13	1B: 5 2B: 0 3B: 0 HR: 2	SF: 0 SAC: 1 DP: 1 HBP: 0	WP: 0 PB: 0 SB: 0 CS: 0	PA: 36			
PITCHER	IP	WLS	BF	H	R	ER	SO	BB	IBB	HBP	BLK	WP	HR	S	P	ERA	WHIP								
49 Tim Wakefield, R ERA: 1.72 (1, 1)	7.0		29	5	4	2	4	3	0	0	0	0	0	66	99	2.57	1.143								
Rheal Cormier, L ERA: 4.04 (8, 1)	1.0	W	3	1	0	0	0	0	0	0	0	0	0	7	12	0.00	1.000								
Stan Belinda, R ERA: 2.03 (9, 1)	1.0	S	4	1	1	1	1	0	0	0	0	0	1	12	13	9.00	1.000								



Batter	1	2	3	4	5	6	7	8	9	AB	R	H	RBI	BB	SO	LOB	TOP										
Mike Huff, R (1, 8) OBP: 0.361, SLG: 0.327 Alex Gonzalez, R (9, PR) OBP: 0.339, SLG: 0.389 (9, 6)	G5-3			FC4-6 BB		K		G1-3 1B	1-0 1B	4	0	2	2	1	1	1	Toronto Blue Jays @ Boston Red Sox Fenway Park, Boston, MA Mon Jun 26 1995, 7:05 PM EDT Att: 26,716 - Unknown - 68 F AB 36 R 3 H 9 RBI 3 BB 2 SO 6 LOB 21 										
Paul Molitor, R (1, 10) OBP: 0.327, SLG: 0.320	F8			K		L7		G1-3 1B	2-0 1B 2-2 2-H 3-H	5	0	1	0	0	1	3											
Roberto Alomar, S (1, 4) OBP: 0.373, SLG: 0.532	K			FC4-6 1-2		E5		G1-3	2-0 1-2 2-3	4	0	0	0	0	1	4											
Joe Carter, R (1, 7) OBP: 0.336, SLG: 0.458 (9, 8)				F7		F7		K	3-3	4	0	1	0	0	1	5											
John Olerud, L (1, 3) OBP: 0.321, SLG: 0.323	F9					P4		G3-1	4-2 1B 2B	3	1	0	0	1	0	1											
Ed Sprague, R (1, 5) OBP: 0.382, SLG: 0.489	G6-3					G4-3		P6	0-0 1-2 1B	4	1	1	0	0	0	1											
Candy Maldonado, R (1, 9) OBP: 0.387, SLG: 0.558 (9, 7)				G5-3		2B		2B	3-2 1-3 2-H	4	1	3	1	0	0	0											
Lance Parrish, R (1, 2) OBP: 0.250, SLG: 0.330	F8			F8		F9		K	0-0 G5-3	4	0	0	0	0	1	4											
Domingo Cedeño, S (1, 6) OBP: 0.373, SLG: 0.396 Shawn Green, L (9, PH) OBP: 0.324, SLG: 0.473 (9, 9)				K				G3	1-1 P6	3	0	1	0	0	1	0											
Inning Stats	R: 0 E: 0 K: 1 S: 6	H: 0 LOB: 0 BB: 0 P: 9	R: 0 E: 0 K: 0 S: 7	H: 1 LOB: 0 BB: 0 P: 12	R: 0 E: 0 K: 1 S: 10	H: 0 LOB: 0 BB: 0 P: 14	R: 0 E: 0 K: 1 S: 8	H: 0 LOB: 1 BB: 1 P: 13	R: 0 E: 0 K: 1 S: 8	H: 1 LOB: 1 BB: 0 P: 15	R: 0 E: 1 K: 1 S: 11	H: 1 LOB: 2 BB: 0 P: 17	R: 0 E: 0 K: 1 S: 6	H: 1 LOB: 1 BB: 0 P: 10	R: 0 E: 0 K: 1 S: 8	H: 2 LOB: 2 BB: 0 P: 15	R: 3 E: 0 K: 0 S: 14	H: 3 LOB: 1 BB: 1 P: 25	1B: 6 2B: 3 3B: 0 HR: 0	SF: 0 SAC: 0 DP: 0 HBP: 0	WP: 0 PB: 0 SB: 0 CS: 1	PA: 38					
PITCHER	IP	WLS	BF	H	R	ER	SO	BB	IBB	HBP	BLK	WP	HR	S	P	ERA	WHIP										
Erik Hanson, R (1, 1) ERA: 2.91 Stan Belinda, R (9, 1) ERA: 2.25	8.0		33	7	2	2	6	2	0	0	0	0	0	67	112	2.25	1.125										

Batter	1	2	3	4	5	6	7	8	9	AB	R	H	RBI	BB	SO	LOB	BOTTOM										
Lee Tinsley, S (1, 8) OBP: 0.369, SLG: 0.455	L9			F7	L8			K		4	0	0	0	0	1	2	Toronto Blue Jays @ Boston Red Sox Fenway Park, Boston, MA Mon Jun 26 1995, 7:05 PM EDT Att: 26,716 - Unknown - 68 F AB 31 R 4 H 5 RBI 4 BB 3 SO 8 LOB 10 										
John Valentin, R (1, 6) OBP: 0.404, SLG: 0.558	K			K		P5		K		4	0	0	0	0	3	1											
Mo Vaughn, L (1, 3) OBP: 0.390, SLG: 0.573	K			BB HBP		K		G4-3		3	0	0	0	0	2	0											
Jose Canseco, R (1, 10) OBP: 0.329, SLG: 0.338				P7		K2-3		L3		3	0	0	0	1	1	0											
Tim Lincecum, R (1, 5) OBP: 0.433, SLG: 0.491				HR		L9		L7		3	1	1	2	1	0	0											
Mike Greenwell, L (1, 7) OBP: 0.359, SLG: 0.442				2B		L3		1B HBP		3	1	1	0	0	0	3											
Mike Macfarlane, R (1, 2) OBP: 0.346, SLG: 0.416				P6		HR		L8		4	1	1	1	0	1	2											
Troy O'Leary, L (1, 9) OBP: 0.381, SLG: 0.493				G4-3		L6		F8		4	0	0	0	0	0	2											
Luis Alicaia, S (1, 4) OBP: 0.365, SLG: 0.323				BB HBP		G6-3		1B		3	1	2	1	1	0	0											
Inning Stats	R: 0 E: 0 K: 2 S: 10	H: 0 LOB: 0 BB: 0 P: 18	R: 1 E: 0 K: 0 S: 17	H: 2 LOB: 1 BB: 0 P: 29	R: 1 E: 0 K: 1 S: 16	H: 1 LOB: 3 BB: 2 P: 30	R: 0 E: 0 K: 1 S: 10	H: 0 LOB: 1 BB: 1 P: 17	R: 0 E: 0 K: 2 S: 8	H: 0 LOB: 0 BB: 0 P: 16	R: 1 E: 0 K: 0 S: 7	H: 1 LOB: 0 BB: 0 P: 10	R: 0 E: 0 K: 2 S: 9	H: 0 LOB: 0 BB: 0 P: 13	R: 0 E: 0 K: 0 S: 9	H: 0 LOB: 0 BB: 0 P: 12	R: 1 E: 0 K: 0 S: 5	H: 1 LOB: 1 BB: 0 P: 11	1B: 2 2B: 1 3B: 0 HR: 2	SF: 0 SAC: 0 DP: 0 HBP: 2	WP: 0 PB: 0 SB: 1 CS: 0	PA: 36					
PITCHER	IP	WLS	BF	H	R	ER	SO	BB	IBB	HBP	BLK	WP	HR	S	P	ERA	WHIP										
Al Leiter, L (1, 1) ERA: 2.97 Tony Castillo, L (7, 1) ERA: 2.94	6.0	L	26	4	3	3	6	3	0	1	0	0	0	23	36	3.38	0.375										

Batter	1	2	3	4	5	6	7	8	9	AB	R	H	RBI	BB	SO	LOB	TOP					
Alex Gonzalez, R (1, 6) OBP: 0.337, SLG: 0.390	G5-3		G6-3		FC6 1B		CS 1B		HR 1B	5	2	2	1	0	0	1	Toronto Blue Jays @ Boston Red Sox Fenway Park, Boston, MA Wed Jun 28 1995, 7:05 PM EDT Att: 31,467 - Unknown - 67 F					
Paul Molitor, R (1, 10) OBP: 0.330, SLG: 0.337	G5-3			G6-3	1B		K		HR 1B	5	2	2	3	0	1							
Roberto Alomar, S (1, 4) OBP: 0.374, SLG: 0.526	G6-3			1B	F9				2B	4	1	2	0	1	0	2						
Joe Carter, R (1, 8) OBP: 0.330, SLG: 0.443	G5-3			BB 1B	1B		F8		P4	4	0	1	0	1	0	2						
John Olerud, L (1, 3) OBP: 0.325, SLG: 0.328	G4-3			BB 1B	1B			P4	G1-6-3 2B	4	0	2	3	1	0	0						
Ed Sprague, R (1, 5) OBP: 0.365, SLG: 0.464	E3			G6-4-3			K		G1-6-3 2B	5	0	0	0	0	2	4						
Candy Maldonado, R (1, 7) OBP: 0.412, SLG: 0.554	G6-3				1B BLK SF9 BB				K	3	1	1	0	2	1	2						
Lance Parrish, R (1, 2) OBP: 0.250, SLG: 0.327			L6		FC6 1B		F8		K	4	1	1	0	0	1	2						
Shawn Green, L (1, 9) OBP: 0.318, SLG: 0.482			G3		SF9		G4-3		1B 3B	3	1	1	1	0	0	1						
Inning Stats	R: 0 E: 0 K: 0 S: 6	H: 0 LOB: 0 BB: 0 P: 11	R: 0 E: 1 K: 0 S: 7	H: 0 LOB: 1 BB: 0 P: 13	R: 0 E: 0 K: 0 S: 8	H: 0 LOB: 0 BB: 0 P: 14	R: 0 E: 0 K: 0 S: 13	H: 2 LOB: 2 BB: 1 P: 26	R: 4 E: 1 K: 0 S: 16	H: 3 LOB: 2 BB: 2 P: 36	R: 0 E: 0 K: 1 S: 11	H: 0 LOB: 1 BB: 1 P: 17	R: 0 E: 0 K: 1 S: 5	H: 1 LOB: 1 BB: 1 P: 10	R: 0 E: 0 K: 2 S: 11	H: 1 LOB: 1 BB: 0 P: 13	R: 4 E: 0 K: 1 S: 16	H: 5 LOB: 1 BB: 0 P: 22	1B: 8 2B: 2 3B: 1 HR: 1	SF: 1 SAC: 0 DP: 1 HBP: 0	WP: 0 PB: 0 SB: 0 CS: 1	PA: 43
PITCHER	IP	WLS	BF	H	R	ER	SO	BB	IBB	HBP	BLK	WP	HR	S	P	ERA	WHIP					
Zane Smith, L (1, 1) ERA: 4.73	5.0	L	23	5	4	1	0	2	1	0	1	0	0	50	100	1.80	1.400					
Frankie Rodriguez, R (6, 1) ERA: 9.45	3.0		12	2	0	0	4	2	0	0	0	0	0	27	40	0.00	1.333					
Derek Liliquist, L (9, 1) ERA: 6.1	0.0		3	3	3	3	0	0	0	0	0	0	1	4	6	∞	∞					
Mike Maddux, R (9, 1) ERA: 5.34	1.0		5	2	1	1	1	0	0	0	0	0	0	12	16	9.00	2.000					

AB	37
R	8
H	12
RBI	8
BB	5
SO	5
LOB	15



Batter	1	2	3	4	5	6	7	8	9	AB	R	H	RBI	BB	SO	LOB	BOTTOM					
Lee Tinsley, S (1, 8) OBP: 0.356, SLG: 0.454	G4-3		G4-3			G3-1		K2-3		4	0	0	0	0	1	1	Toronto Blue Jays @ Boston Red Sox Fenway Park, Boston, MA Wed Jun 28 1995, 7:05 PM EDT Att: 31,467 - Unknown - 67 F					
John Valentin, R (1, 6) OBP: 0.390, SLG: 0.535	K		K			K		F9		4	0	0	0	0	3	1						
Mo Vaughn, L (1, 3) OBP: 0.395, SLG: 0.580					F8		K		HBP HR 1B	3	1	1	0	1	1	0						
Jose Canseco, R (1, 10) OBP: 0.330, SLG: 0.356	K				2B		2B		HR HBP 1B	3	1	2	0	0	1	1						
Mike Greenwell, L (1, 7) OBP: 0.362, SLG: 0.455			HR		G6-3		P2		K	4	1	1	1	0	1	4						
Troy O'Leary, L (1, 9) OBP: 0.375, SLG: 0.519	G4-3		G4-3		G1-3		F8		HR	4	1	1	3	0	0	2						
Chris Donnels, L (1, 5) OBP: 0.255, SLG: 0.260			G6-3		K		K		K	3	0	0	0	0	2	1						
Juan Bell, R (9, PH)									K	1	0	0	0	0	1	0						
Bill Haselman, R (1, 2) OBP: 0.361, SLG: 0.392					L8		L8		P6	2	0	0	0	0	1	0						
Matt Stairs, L (8, PH) OBP: 0.333, SLG: 0.333										1	0	0	0	0	0	0						
Mike Macfarlane, R (9, 2) OBP: 0.348, SLG: 0.412										1	0	0	0	0	0	0						
Luis Alicea, S (1, 4) OBP: 0.362, SLG: 0.323			K				F8		2B	3	0	1	0	0	1	0						
Inning Stats	R: 0 E: 0 K: 2 S: 15	H: 0 LOB: 1 BB: 1 P: 22	R: 1 E: 0 K: 1 S: 11	H: 1 LOB: 0 BB: 0 P: 17	R: 0 E: 0 K: 2 S: 9	H: 0 LOB: 0 BB: 0 P: 14	R: 0 E: 0 K: 0 S: 10	H: 1 LOB: 1 BB: 0 P: 16	R: 0 E: 0 K: 1 S: 7	H: 0 LOB: 0 BB: 0 P: 9	R: 0 E: 0 K: 2 S: 9	H: 0 LOB: 0 BB: 0 P: 11	R: 0 E: 0 K: 1 S: 11	H: 1 LOB: 1 BB: 0 P: 17	R: 0 E: 0 K: 1 S: 9	H: 1 LOB: 1 BB: 0 P: 12	R: 3 E: 0 K: 2 S: 22	H: 2 LOB: 0 BB: 0 P: 33	1B: 1 2B: 3 3B: 0 HR: 2	SF: 0 SAC: 0 DP: 0 HBP: 1	WP: 0 PB: 0 SB: 0 CS: 0	PA: 35
PITCHER	IP	WLS	BF	H	R	ER	SO	BB	IBB	HBP	BLK	WP	HR	S	P	ERA	WHIP					
David Cone, R (1, 1) ERA: 3.4	8.1	W	33	6	4	4	11	1	0	1	0	0	0	94	139	4.32	0.840					
Tony Castillo, L (9, 1) ERA: 2.85	0.2		2	0	0	0	1	0	0	0	0	0	0	9	12	0.00	0.000					

AB	33
R	4
H	6
RBI	4
BB	1
SO	12
LOB	10



Batter	1	2	3	4	5	6	7	8	9	AB	R	H	RBI	BB	SO	LOB	TOP			
Chad Curtis, R OBP: 0.357, SLG: 0.466 (1, 8)	1-1 F8		1-2 CS 1B		0-0 F7			0-0 P5		4	0	1	0	0	0	0				
Chris Gomez, R OBP: 0.397, SLG: 0.397 (1, 4)	1-2 HR		3-2 SAFE SAFE 1-2 3B		1-0 G6-3			1-2 P4		4	1	2	1	0	0	0				
Travis Fryman, R OBP: 0.340, SLG: 0.332 (1, 5)	1-2 L9		0-0 F8		2-1 G4-3			0-1 FC3-6 1B		4	0	1	0	0	0	1				
Cecil Fielder, R OBP: 0.369, SLG: 0.533 (1, 3)	3-3 K		1-0 1B 2B		1-3 K			1-0 P4		4	0	1	0	0	2	1				
Kirk Gibson, L OBP: 0.370, SLG: 0.493 (1, 10)		3-1 1B 2B	1-0 F8		1-0 F9			0-1 FC3-6 FC5-4		4	0	1	0	0	0	2				
Bobby Higginson, L OBP: 0.357, SLG: 0.475 (1, 7)		3-3 K	1-2 G6-4-3 1B		4-1 WP BB			0-1 FC5-4		3	0	1	0	1	1	2				
Alan Trammell, R OBP: 0.392, SLG: 0.405 (1, 6)		3-1 E7 1B	2-3 G6-4-3		1-2 F8			1-2 F8		3	0	1	0	0	0	3				
John Flaherty, R OBP: 0.335, SLG: 0.528 (1, 2)		0-1 G4-3	0-3 K		0-0 G5-3			0-0 G5-3		3	0	0	0	0	1	2				
Danny Bautista, R OBP: 0.261, SLG: 0.281 (1, 9)		1-0 G5-3	1-3 K		0-1 G5-3					3	0	0	0	0	1	0				
Inning Stats	R: 1 E: 0 K: 1 S: 14	H: 1 LOB: 0 BB: 0 P: 20	R: 0 E: 1 K: 1 S: 11	H: 2 LOB: 1 BB: 0 P: 20	R: 0 E: 0 K: 0 S: 9	H: 2 LOB: 1 BB: 0 P: 14	R: 0 E: 0 K: 0 S: 8	H: 0 LOB: 0 BB: 0 P: 9	R: 0 E: 0 K: 1 S: 6	H: 0 LOB: 0 BB: 0 P: 10	R: 0 E: 0 K: 0 S: 6	H: 0 LOB: 1 BB: 1 P: 12	R: 0 E: 0 K: 0 S: 6	H: 0 LOB: 0 BB: 0 P: 7	R: 0 E: 0 K: 0 S: 7	H: 1 LOB: 1 BB: 0 P: 8	1B: 4 2B: 2 3B: 1 HR: 1	SF: 0 SAC: 0 DP: 1 HBP: 0	WP: 1 PB: 0 SB: 0 CS: 1	PA: 33
PITCHER 49 Tim Wakefield, R ERA: 1.61 (1, 1)	IP: 9.0 WLS: W BF: 33	H: 8 R: 1 ER: 1 SO: 5	BB: 1 IBB: 0 HBP: 0 BLK: 0	WP: 1 HR: 1 S: 75 P: 111	ERA: 1.00 WHIP: 1.000											IP: 9.0 WLS: W BF: 33	H: 8 R: 1 ER: 1 SO: 5	BB: 1 IBB: 0 HBP: 0 BLK: 0	WP: 1 HR: 1 S: 75 P: 111	ERA: 1.00 WHIP: 1.000

Detroit Tigers @ Boston Red Sox
Fenway Park, Boston, MA
Thu Jun 29 1995, 3:33 AM EDT
Att: 28,457 - Sunny - 83 F

AB 32
R 1
H 8
RBI 1
BB 1
SO 5
LOB 11



Batter	1	2	3	4	5	6	7	8	9	AB	R	H	RBI	BB	SO	LOB	BOTTOM			
Lee Tinsley, S OBP: 0.354, SLG: 0.451 (1, 8)	3-2 G5-3		1-3 K		2-3 K			0-1 SH5-3		1	0	0	0	0	0	0				
Matt Stairs, L OBP: 0.200, SLG: 0.200 (3, 9)								1-2 SH5-3		2	0	0	0	0	2	0				
John Valentin, R OBP: 0.391, SLG: 0.536 (1, 6)	1-1 1B 2B		2-2 F9		1-0 P4			1-2 BB HBP 1B HBP		3	2	1	0	0	0	0				
Mo Vaughn, L OBP: 0.393, SLG: 0.572 (1, 3)	3-1 L9		2-2 L6		1-0 G6-3			3-2 BB 1B HBP		3	1	0	0	0	0	1				
Jose Canseco, R OBP: 0.348, SLG: 0.368 (1, 10)	2-1 2H 1B		3-2 1B WP 1B		3-1 G4-3			4-2 1B E BB		3	1	2	2	1	0	0				
Mike Greenwell, L OBP: 0.360, SLG: 0.451 (1, 7)	2-1 G3		2-0 L6		2-0 L4			1-2 E9 1B 1B		4	1	1	2	0	0	2				
Tim Lincecum, R OBP: 0.434, SLG: 0.495 (1, 5)		3-1 1B 1B	3-2 G4-6-3 1B		3-2 L9			0-2 BB 1B		4	0	3	1	0	0	0				
Troy O'Leary, L OBP: 0.376, SLG: 0.509 (1, 9)		0-0 F7	0-0 G4-6-3		2-2 F9			3-H 4-2 BB		3	0	0	0	1	0	3				
Mike Macfarlane, R OBP: 0.351, SLG: 0.433 (1, 2)		2-2 G4-6-3 1B	1-3 1B		1-2 HR			1-2 BB		4	1	2	1	0	1	2				
Luis Alicea, S OBP: 0.360, SLG: 0.321 (1, 4)		0-0 G4-6-3	0-0 G4-3		0-1 G4-3			HBP SH5-3 BB 1B F8		4	1	1	0	0	0	4				
Inning Stats	R: 1 E: 0 K: 0 S: 11	H: 2 LOB: 1 BB: 0 P: 22	R: 0 E: 0 K: 0 S: 7	H: 2 LOB: 1 BB: 0 P: 12	R: 0 E: 0 K: 1 S: 10	H: 0 LOB: 0 BB: 0 P: 15	R: 0 E: 0 K: 0 S: 13	H: 2 LOB: 1 BB: 0 P: 21	R: 1 E: 0 K: 1 S: 13	H: 1 LOB: 0 BB: 0 P: 17	R: 0 E: 0 K: 0 S: 4	H: 0 LOB: 0 BB: 0 P: 10	R: 0 E: 0 K: 0 S: 11	H: 0 LOB: 0 BB: 0 P: 19	R: 5 E: 1 K: 1 S: 24	H: 3 LOB: 2 BB: 2 P: 40	1B: 8 2B: 1 3B: 0 HR: 1	SF: 0 SAC: 1 DP: 2 HBP: 2	WP: 1 PB: 0 SB: 0 CS: 0	PA: 36
PITCHER Mike Moore, R ERA: 5.95 Kevin Wickander, L ERA: 3.66 Brian Maxcy, R ERA: 3.86 (1, 1)	IP: 7.1 WLS: L BF: 29	H: 8 R: 4 ER: 4 SO: 2	BB: 0 IBB: 0 HBP: 1 BLK: 0	WP: 1 HR: 1 S: 78 P: 128	ERA: 4.91 WHIP: 1.091											IP: 8.0 WLS: L BF: 32	H: 10 R: 7 ER: 3 SO: 12	BB: 2 IBB: 0 HBP: 2 BLK: 0	WP: 1 HR: 1 S: 123 P: 173	ERA: 3.86 WHIP: 1.091

Detroit Tigers @ Boston Red Sox
Fenway Park, Boston, MA
Thu Jun 29 1995, 3:33 AM EDT
Att: 28,457 - Sunny - 83 F


AB 31
R 7
H 10
RBI 6
BB 2
SO 3
LOB 12



Batter	1	2	3	4	5	6	7	8	9	AB	R	H	RBI	BB	SO	LOB	TOP										
Chad Curtis, R OBP: 0.358, SLG: 0.462 (1, 8)										4	2	1	0	1	1	1											
Chris Gomez, R OBP: 0.322, SLG: 0.395 (1, 4)										1	1	0	0	4	0	0											
Travis Fryman, R OBP: 0.341, SLG: 0.333 (1, 5)										5	1	2	1	0	0	4											
Cecil Fielder, R OBP: 0.374, SLG: 0.533 (1, 10)										4	2	2	1	1	0	2											
Juan Samuel, R OBP: 0.442, SLG: 0.725 (1, 3)										3	0	1	2	2	1	2											
Alan Trammell, R OBP: 0.400, SLG: 0.422 (1, 6)										5	1	3	0	0	1	2											
Joe Hall, R OBP: 0.111, SLG: 0.111 (1, 7)										5	0	0	0	0	0	5											
Danny Bautista, R OBP: 0.255, SLG: 0.275 (8, PH)										3	0	0	0	0	1	1											
Bobby Higginson, L OBP: 0.355, SLG: 0.472 (8, 9)										1	0	0	0	0	0	0											
Ron Tingley, R OBP: 0.270, SLG: 0.232 (8, PH)										3	0	1	0	0	1	0											
Franklin Stubbs, L OBP: 0.340, SLG: 0.291 (8, 2)										1	0	0	0	0	1	0											
John Flaherty, R OBP: 0.335, SLG: 0.528 (8, 2)										0	0	0	0	0	0	0											
Inning Stats	R: 3 E: 0 K: 0 S: 18	H: 2 LOB: 1 BB: 2 P: 33	R: 0 E: 0 K: 1 S: 15	H: 1 LOB: 2 BB: 1 P: 22	R: 1 E: 0 K: 0 S: 10	H: 2 LOB: 1 BB: 1 P: 17	R: 1 E: 0 K: 1 S: 12	H: 2 LOB: 2 BB: 1 P: 22	R: 1 E: 0 K: 1 S: 13	H: 1 LOB: 0 BB: 0 P: 19	R: 0 E: 0 K: 1 S: 6	H: 0 LOB: 0 BB: 0 P: 11	R: 0 E: 0 K: 0 S: 9	H: 1 LOB: 1 BB: 0 P: 13	R: 1 E: 0 K: 1 S: 10	H: 1 LOB: 2 BB: 1 P: 24	R: 0 E: 0 K: 1 S: 7	H: 0 LOB: 0 BB: 1 P: 16	1B: 9 2B: 1 3B: 0 HR: 0	SF: 0 SAC: 0 DP: 1 HBP: 0	WP: 1 PB: 1 SB: 1 CS: 1	PA: 43					
PITCHER	IP	WLS	BF	H	R	ER	SO	BB	IBB	HBP	BLK	WP	HR	S	P	ERA	WHIP										
Vaughn Eshelman, L ERA: 6.43 (1, 1)	3.2		20	5	5	4	1	5	0	0	0	0	0	46	81	9.82	2.727										
Mike Maddux, R ERA: 5.23 (4, 1)	2.1		10	3	1	1	3	0	0	0	0	1	0	28	43	3.86	1.286										
Ken Ryan, R ERA: 4.97 (7, 1)	1.2	L	8	1	1	1	1	2	0	0	0	0	0	15	29	5.40	1.800										
Stan Belinda, R ERA: 2.06 (8, 1)	1.1		5	1	0	0	1	1	0	0	0	0	0	11	24	0.00	1.500										

Detroit Tigers @ Boston Red Sox
Fenway Park, Boston, MA
Fri Jun 30 1995, 7:05 PM EDT
Att: 31,349 - Unknown - 85 F


AB 35
R 7
H 10
RBI 4
BB 8
SO 6
LOB 17



Batter	1	2	3	4	5	6	7	8	9	AB	R	H	RBI	BB	SO	LOB	BOTTOM										
Lee Tinsley, S OBP: 0.346, SLG: 0.440 (1, 8)										4	0	0	0	0	1	0											
John Valentin, R OBP: 0.392, SLG: 0.531 (1, 6)										4	1	1	0	1	0	2											
Mo Vaughn, L OBP: 0.390, SLG: 0.564 (1, 3)										5	0	1	0	0	1	1											
Jose Canseco, R OBP: 0.351, SLG: 0.407 (1, 10)										5	1	2	2	0	2	1											
Troy O'Leary, L OBP: 0.384, SLG: 0.527 (1, 9)										4	2	3	0	0	0	2											
Tim Lincecum, R OBP: 0.440, SLG: 0.503 (1, 5)										3	2	2	1	1	0	2											
Matt Stairs, L OBP: 0.333, SLG: 0.444 (1, 7)										4	0	2	2	0	0	2											
Mike Macfarlane, R OBP: 0.344, SLG: 0.422 (1, 2)										4	0	0	0	0	2	3											
Luis Alicea, S OBP: 0.358, SLG: 0.320 (1, 4)										4	0	1	1	0	0	0											
Inning Stats	R: 1 E: 0 K: 0 S: 14	H: 3 LOB: 2 BB: 0 P: 21	R: 0 E: 0 K: 0 S: 5	H: 0 LOB: 0 BB: 0 P: 7	R: 0 E: 0 K: 0 S: 8	H: 0 LOB: 1 BB: 1 P: 18	R: 2 E: 0 K: 1 S: 9	H: 3 LOB: 0 BB: 0 P: 16	R: 0 E: 0 K: 1 S: 14	H: 0 LOB: 0 BB: 0 P: 17	R: 3 E: 0 K: 1 S: 21	H: 5 LOB: 2 BB: 0 P: 30	R: 0 E: 0 K: 2 S: 10	H: 1 LOB: 2 BB: 1 P: 20	R: 0 E: 0 K: 0 S: 6	H: 0 LOB: 0 BB: 0 P: 10	R: 0 E: 0 K: 1 S: 10	H: 0 LOB: 0 BB: 0 P: 16	1B: 7 2B: 5 3B: 0 HR: 1	SF: 0 SAC: 1 DP: 1 HBP: 0	WP: 0 PB: 0 SB: 1 CS: 1	PA: 40					
PITCHER	IP	WLS	BF	H	R	ER	SO	BB	IBB	HBP	BLK	WP	HR	S	P	ERA	WHIP										
27 Pat Ahearn, R ERA: 11.7 (1, 1)	3.0		16	6	3	3	0	1	0	0	0	0	1	28	38	13.50	1.500										
Mike Gardiner, R ERA: 12.75 (4, 1)	2.0		8	3	3	3	2	0	0	0	0	0	0	28	38	13.50	1.500										
Joe Boever, R ERA: 4.17 (6, 1)	3.0	W	13	3	0	0	3	0	1	0	0	0	0	28	48	0.00	1.000										
Mike Henneman, R ERA: 2.11 (9, 1)	1.0	S	3	0	0	0	1	0	0	0	0	0	0	10	16	0.00	0.000										

Detroit Tigers @ Boston Red Sox
Fenway Park, Boston, MA
Fri Jun 30 1995, 7:05 PM EDT
Att: 31,349 - Unknown - 85 F

AB 37
R 6
H 12
RBI 6
BB 2
SO 6
LOB 13



Batter	1	2	3	4	5	6	7	8	9	AB	R	H	RBI	BB	SO	LOB	TOP								
Chad Curtis, R OBP: 0.359, SLG: 0.462 (1, 8)	G6-3		1B	L6		G5-4-3			1B	4	2	1	0	1	0	2									
Scott Fletcher, R OBP: 0.321, SLG: 0.284 (1, 4)	FC5-4		1B	WP			G6-3		K	3	1	1	1	2	1	2									
Travis Fryman, R OBP: 0.343, SLG: 0.331 (1, 5)	L6		1B	K			F9		1B	4	2	1	1	1	1	2									
Cecil Fielder, R OBP: 0.375, SLG: 0.554 (1, 3)	FC5-4		1B			G6-3			2B	5	2	1	2	0	0	2									
Kirk Gibson, L OBP: 0.367, SLG: 0.487 (8, PH)		E4	1B			K			1B	3	0	1	1	0	1	0									
Juan Samuel, R OBP: 0.454, SLG: 0.744 (8, PH)			1B			K			2B	2	2	2	2	0	0	0									
Bobby Higginson, L OBP: 0.352, SLG: 0.478 (8, PH)		P6	SF9			F8			1B	2	0	0	1	0	0	1									
Joe Hall, R OBP: 0.182, SLG: 0.100 (8, 7)										1	0	0	0	0	0	1									
Franklin Stubbs, L OBP: 0.347, SLG: 0.300 (9, 7)									1B	1	0	1	1	0	0	0									
John Flaherty, R OBP: 0.337, SLG: 0.526 (8, PH)		F8	K						1B	3	0	1	0	0	1	2									
Ron Tingley, R OBP: 0.277, SLG: 0.246 (8, 2)			K						1B	1	0	1	2	0	0	0									
Chris Gomez, R OBP: 0.326, SLG: 0.408 (1, 6)		G1-3	K						K	5	0	0	0	0	3	5									
Danny Bautista, R OBP: 0.265, SLG: 0.279 (1, 9)			1B			P5			1B	5	2	3	0	0	0	2									
Inning Stats	R: 0 E: 0 K: 0 S: 14	H: 0 LOB: 1 BB: 1 P: 24	R: 0 E: 1 K: 0 S: 8	H: 0 LOB: 1 BB: 0 P: 14	R: 5 E: 0 K: 2 S: 28	H: 5 LOB: 1 BB: 0 P: 42	R: 0 E: 0 K: 1 S: 8	H: 0 LOB: 1 BB: 1 P: 17	R: 0 E: 0 K: 1 S: 7	H: 0 LOB: 0 BB: 0 P: 9	R: 0 E: 0 K: 1 S: 8	H: 2 LOB: 1 BB: 0 P: 13	R: 0 E: 0 K: 0 S: 6	H: 0 LOB: 0 BB: 0 P: 8	R: 1 E: 0 K: 0 S: 8	H: 1 LOB: 0 BB: 0 P: 13	R: 5 E: 0 K: 2 S: 18	H: 5 LOB: 2 BB: 2 P: 31	1B: 12 2B: 1 3B: 0 HR: 0	SF: 2 SAC: 0 DP: 1 HBP: 0	WP: 1 PB: 1 SB: 1 CS: 0	PA: 45			
PITCHER	IP	WLS	BF	H	R	ER	SO	BB	IBB	HBP	BLK	WP	HR	S	P	ERA	WHIP								
Roger Clemens, R ERA: 4.17 (1, 1)	5.1		27	7	5	5	5	2	0	0	0	1	0	72	118	8.44	1.688								
Rheal Cormier, L ERA: 3.75 (6, 1)	2.2		8	1	1	0	0	0	0	0	0	0	0	15	22	0.00	0.375								
Ken Ryan, R ERA: 5.59 (9, 1)	0.0		2	1	2	2	0	1	0	0	0	0	0	4	10	∞	∞								
Stan Belinda, R ERA: 2.75 (9, 1)	1.0	W	8	4	3	3	2	1	0	0	0	0	0	14	21	27.00	5.000								

Detroit Tigers @ Boston Red Sox
Fenway Park, Boston, MA
Sun Jul 02 1995, 3:33 AM EDT
Att: 34,344 - Overcast - 82 F

AB 39
R 11
H 13
RBI 11
BB 4
SO 7
LOB 19



Batter	1	2	3	4	5	6	7	8	9	AB	R	H	RBI	BB	SO	LOB	BOTTOM								
Luis Altea, S OBP: 0.347, SLG: 0.309 (1, 4)	F9		K			G3			G5-3	5	0	1	0	0	1	4									
John Valentin, R OBP: 0.399, SLG: 0.530 (1, 6)		HBP	2B	F7		HR	HBP		P4	3	2	1	1	0	0	2									
Mo Vaughn, L OBP: 0.390, SLG: 0.582 (1, 3)	K		G1-3	HR		HR			F8	5	2	2	3	0	1	3									
Jose Canseco, R OBP: 0.374, SLG: 0.433 (1, 10)	G5-3		2B	E5		G6-3			K	4	1	1	0	1	1	1									
Tim Lincecum, R OBP: 0.436, SLG: 0.495 (9, PR)	L8		3B	G5-4-3		G6-3			1B	4	1	1	2	1	0	2									
Juan Bell, R OBP: 0.333, SLG: 0.474 (9, PH)			3B	2B		K			1B	0	1	0	0	0	0	0									
Mike Macfarlane, R OBP: 0.347, SLG: 0.421 (1, 2)			3B	L5		K			1B	3	1	1	0	1	1	0									
18 Reggie Jefferson, S OBP: 0.333, SLG: 0.474 (9, PH)			3B						1B	0	0	0	0	1	0	0									
Troy O'Leary, L OBP: 0.390, SLG: 0.543 (1, 9)	G4-6-3		WP			K			3B	4	1	2	3	1	1	1									
Lee Tinsley, S OBP: 0.351, SLG: 0.441 (1, 8)			1B			K			G4-3	5	2	3	1	0	1	1									
Matt Stairs, L OBP: 0.471, SLG: 0.500 (1, 7)			1B						G5-3	4	1	3	1	0	0	1									
Inning Stats	R: 0 E: 0 K: 1 S: 8	H: 0 LOB: 0 BB: 0 P: 14	R: 0 E: 0 K: 0 S: 4	H: 1 LOB: 0 BB: 0 P: 6	R: 8 E: 0 K: 1 S: 46	H: 8 LOB: 2 BB: 2 P: 68	R: 1 E: 1 K: 0 S: 12	H: 1 LOB: 0 BB: 0 P: 17	R: 0 E: 0 K: 2 S: 9	H: 1 LOB: 1 BB: 0 P: 11	R: 2 E: 0 K: 1 S: 7	H: 2 LOB: 0 BB: 0 P: 8	R: 0 E: 0 K: 0 S: 12	H: 1 LOB: 1 BB: 0 P: 20	R: 0 E: 0 K: 1 S: 6	H: 0 LOB: 0 BB: 0 P: 8	R: 1 E: 0 K: 0 S: 7	H: 1 LOB: 3 BB: 3 P: 19	1B: 9 2B: 2 3B: 2 HR: 2	SF: 0 SAC: 0 DP: 3 HBP: 2	WP: 2 PB: 0 SB: 1 CS: 0	PA: 44			
PITCHER	IP	WLS	BF	H	R	ER	SO	BB	IBB	HBP	BLK	WP	HR	S	P	ERA	WHIP								
Brian Bohanon, L ERA: 6.46 (1, 1)	2.2		14	5	5	5	2	1	0	0	0	1	0	22	33	81.00	15.000								
Mike Gardiner, R ERA: 14.59 (3, 1)	0.1		6	4	3	3	0	1	0	0	0	1	0	22	33	81.00	15.000								
Brian Maxcy, R ERA: 4.5 (4, 1)	4.0		17	5	3	3	3	0	0	1	0	0	2	40	56	6.75	1.250								
Kevin Wickander, L ERA: 3.18 (8, 1)	1.0		3	0	0	0	1	0	0	0	0	0	0	6	8	0.00	0.000								
Joe Boveer, R ERA: 4.37 (9, 1)	0.0	L	4	1	1	1	0	2	1	0	0	1	0	7	19	∞	∞								

Detroit Tigers @ Boston Red Sox
Fenway Park, Boston, MA
Sun Jul 02 1995, 3:33 AM EDT
Att: 34,344 - Overcast - 82 F

AB 37
R 12
H 15
RBI 11
BB 5
SO 6
LOB 15



Batter	1	2	3	4	5	6	7	8	9	AB	R	H	RBI	BB	SO	LOB	TOP					
Lee Tinsley, S OBP: 0.347, SLG: 0.431 (1, 8)										4	1	0	0	0	1	2						
John Valentin, R OBP: 0.396, SLG: 0.523 (1, 6)										5	1	1	1	0	2	4						
Mo Vaughn, L OBP: 0.397, SLG: 0.618 (1, 3)										4	3	3	6	1	0	0						
Jose Canseco, R OBP: 0.375, SLG: 0.419 (1, 10)										3	1	0	0	1	1	1						
Troy O'Leary, L OBP: 0.396, SLG: 0.539 (1, 9)										3	2	1	0	2	0	0						
Tim Lincecum, R OBP: 0.439, SLG: 0.505 (1, 5)										4	1	2	2	1	1	1						
Matt Stairs, L OBP: 0.500, SLG: 0.550 (1, 7)										4	1	2	2	1	0	1						
Mike MacFarlane, R OBP: 0.336, SLG: 0.408 (1, 2)										5	0	0	1	0	1	4						
Luis Alica, S OBP: 0.358, SLG: 0.315 (1, 4)										3	2	2	0	2	0	0						
Inning Stats	R: 0 E: 0 K: 2 S: 10	H: 0 LOB: 1 BB: 1 P: 19	R: 0 E: 0 K: 1 S: 11	H: 0 LOB: 1 BB: 2 P: 22	R: 3 E: 0 K: 1 S: 13	H: 3 LOB: 0 BB: 0 P: 21	R: 7 E: 0 K: 1 S: 21	H: 4 LOB: 2 BB: 3 P: 44	R: 0 E: 0 K: 0 S: 8	H: 0 LOB: 0 BB: 0 P: 15	R: 1 E: 0 K: 0 S: 13	H: 2 LOB: 1 BB: 1 P: 24	R: 0 E: 0 K: 0 S: 10	H: 1 LOB: 1 BB: 0 P: 15	R: 1 E: 0 K: 0 S: 11	H: 1 LOB: 0 BB: 0 P: 18	R: 0 E: 0 K: 0 S: 6	H: 0 LOB: 1 BB: 1 P: 15	1B: 6 2B: 1 3B: 2 HR: 2	SF: 0 SAC: 1 DP: 0 HBP: 2	WP: 0 PB: 0 SB: 0 CS: 0	PA: 46
PITCHER	IP	WLS	BF	H	R	ER	SO	BB	IBB	HBP	BLK	WP	HR	S	P	ERA	WHIP					
Kevin Appier, R ERA: 3.02 (1, 1)	3.2	L	23	6	10	10	4	5	0	2	0	0	1	50	96	24.55	3.000					
Rusty Meacham, R ERA: 3.99 (4, 1)	3.1		15	4	1	1	2	2	0	0	0	0	0	36	64	2.70	1.800					
Billy Brewer, L ERA: 4.37 (8, 1)	2.0		8	1	1	1	0	1	0	0	0	0	1	17	33	4.50	1.000					

Boston Red Sox @ Kansas City Royals
Kauffman Stadium, Kansas City, MO
Mon Jul 03 1995, 7:05 PM CDT
Att: 24,742 - Unknown - 78 F

AB 35
R 12
H 11
RBI 12
BB 8
SO 6
LOB 13



Batter	1	2	3	4	5	6	7	8	9	AB	R	H	RBI	BB	SO	LOB	BOTTOM				
Vince Coleman, S OBP: 0.348, SLG: 0.408 (1, 7)										4	1	2	1	0	0	0					
Wally Joyner, L OBP: 0.403, SLG: 0.429 (1, 3)										4	0	0	1	0	1	3					
Phil Hiatt, R OBP: 0.338, SLG: 0.404 (1, 9)										3	0	1	1	0	1	0					
Jon Nunnally, L OBP: 0.367, SLG: 0.570 (8, 9)										1	0	0	0	0	1	0					
Gary Gaetti, R OBP: 0.328, SLG: 0.530 (1, 5)										4	0	1	0	0	0	1					
Chris James, R OBP: 0.273, SLG: 0.400 (1, 10)										2	1	1	0	0	0	0					
Bob Hamelin, L OBP: 0.294, SLG: 0.296 (6, PH)										2	0	0	0	0	0	1					
Pat Borders, R OBP: 0.272, SLG: 0.444 (1, 2)										3	1	1	1	0	0	1					
Jeff Grotewold, L OBP: 0.409, SLG: 0.389 (8, PH)										1	0	0	0	0	0	0					
Edgar Caceres, S OBP: 0.367, SLG: 0.464 (8, 6)										4	1	1	0	0	0	2					
David Howard, S OBP: 0.175, SLG: 0.167 (1, 6)										2	0	0	1	0	0	1					
Keith Lockhart, L OBP: 0.465, SLG: 0.610 (7, PH) (8, 4)										2	0	1	0	0	1	0					
Tom Goodwin, L OBP: 0.366, SLG: 0.342 (1, 8)										3	1	1	0	0	1	1					
Inning Stats	R: 0 E: 0 K: 2 S: 11	H: 0 LOB: 0 BB: 0 P: 17	R: 0 E: 0 K: 0 S: 4	H: 0 LOB: 0 BB: 0 P: 7	R: 3 E: 0 K: 0 S: 12	H: 4 LOB: 1 BB: 0 P: 21	R: 2 E: 0 K: 0 S: 10	H: 2 LOB: 0 BB: 0 P: 15	R: 0 E: 0 K: 0 S: 8	H: 1 LOB: 1 BB: 0 P: 9	R: 0 E: 0 K: 1 S: 13	H: 2 LOB: 1 BB: 0 P: 21	R: 0 E: 0 K: 1 S: 5	H: 0 LOB: 0 BB: 0 P: 10	R: 0 E: 0 K: 1 S: 8	H: 0 LOB: 0 BB: 0 P: 12	1B: 4 2B: 5 3B: 0 HR: 0	SF: 0 SAC: 0 DP: 0 HBP: 0	WP: 0 PB: 0 SB: 2 CS: 1	PA: 35	
PITCHER	IP	WLS	BF	H	R	ER	SO	BB	IBB	HBP	BLK	WP	HR	S	P	ERA	WHIP				
Zane Smith, L ERA: 5.09 (1, 1)	5.0	W	21	6	5	5	2	0	0	0	0	0	0	45	75	9.00	1.200				
Mike Maddux, R ERA: 4.63 (6, 1)	4.0	S	14	3	0	0	3	0	0	0	0	0	0	34	52	0.00	0.750				

Boston Red Sox @ Kansas City Royals
Kauffman Stadium, Kansas City, MO
Mon Jul 03 1995, 7:05 PM CDT
Att: 24,742 - Unknown - 78 F

AB 35
R 5
H 9
RBI 5
BB 0
SO 5
LOB 10



Batter	1	2	3	4	5	6	7	8	9	AB	R	H	RBI	BB	SO	LOB	TOP			
Lee Tinsley, S OBP: 0.355, SLG: 0.438										4	2	3	1	0	1	1				
John Valentin, R OBP: 0.389, SLG: 0.517										3	0	0	2	0	1	3				
Mo Vaughn, L OBP: 0.395, SLG: 0.611										3	1	0	0	1	0	1				
Jose Canseco, R OBP: 0.379, SLG: 0.454										4	1	2	3	0	2	0				
Troy O'Leary, L OBP: 0.388, SLG: 0.527										4	0	0	0	0	1	1				
Tim Lincecum, R OBP: 0.440, SLG: 0.503										3	0	1	0	1	0	0				
Matt Stairs, L OBP: 0.423, SLG: 0.458										4	0	0	0	0	0	3				
Mike Macfarlane, R OBP: 0.341, SLG: 0.413										3	1	1	0	0	0	0				
Luis Alicaia, S OBP: 0.360, SLG: 0.319										4	1	2	0	0	0	1				
Inning Stats	R: 1 E: 0 K: 1 S: 7	H: 1 LOB: 0 BB: 0 P: 17	R: 0 E: 0 K: 0 S: 6	H: 0 LOB: 0 BB: 0 P: 11	R: 0 E: 0 K: 0 S: 7	H: 1 LOB: 1 BB: 0 P: 11	R: 0 E: 0 K: 1 S: 8	H: 0 LOB: 0 BB: 0 P: 14	R: 0 E: 0 K: 0 S: 6	H: 1 LOB: 1 BB: 0 P: 10	R: 0 E: 0 K: 0 S: 6	H: 2 LOB: 1 BB: 0 P: 10	R: 5 E: 0 K: 1 S: 14	H: 4 LOB: 1 BB: 2 P: 31	R: 0 E: 0 K: 1 S: 9	H: 0 LOB: 1 BB: 0 P: 12	1B: 7 2B: 1 3B: 0 HR: 1	SF: 2 SAC: 1 DP: 1 HBP: 1	WP: 0 PB: 1 SB: 2 CS: 0	PA: 38
PITCHER	IP WLS BF H R ER SO BB IBB HBP BLK WP HR S P ERA WHIP																			
Mark Gubicza, R ERA: 3.98	(1, 1)	7.1 L 31 9 6 5 3 0 1 0 0 0 1 56 106 6.14 1.227																		
Hipolito Pichardo, R ERA: 4.13	(8, 1)	1.2 7 0 0 0 2 1 0 1 0 0 0 0 13 21 0.00 0.600																		

Boston Red Sox @ Kansas City Royals
Kauffman Stadium, Kansas City, MO

AB 32
R 6
H 9
RBI 6
BB 2
SO 5
LOB 10



WP: 0 PA: 38
PB: 1
SB: 2
CS: 0

Boston Red Sox @ Kansas City Royals
Kauffman Stadium, Kansas City, MO

AB 36
R 5
H 11
RBI 4
BB 2
SO 6
LOB 19



Batter	1	2	3	4	5	6	7	8	9	AB	R	H	RBI	BB	SO	LOB	BOTTOM					
Keith Lockhart, L OBP: 0.466, SLG: 0.578										5	0	1	0	0	1	4						
Tom Goodwin, L OBP: 0.382, SLG: 0.338										5	0	1	0	0	1	4						
Wally Joyner, L OBP: 0.399, SLG: 0.441										4	1	1	2	0	1	3						
Gary Gaetti, R OBP: 0.333, SLG: 0.545										5	1	3	1	0	1	2						
Bob Hamelin, L OBP: 0.285, SLG: 0.286										4	0	0	0	0	0	1						
Jon Nunnally, L OBP: 0.378, SLG: 0.613										3	1	2	1	1	1	1						
Phil Hiatt, R OBP: 0.319, SLG: 0.377										4	0	0	0	0	1	3						
David Howard, S OBP: 0.183, SLG: 0.175										3	0	1	0	0	0	1						
Jeff Grotewold, L OBP: 0.422, SLG: 0.389										0	1	0	0	1	0	0						
Brent Mayne, L OBP: 0.263, SLG: 0.294										3	0	2	0	0	0	0						
Chris Stynes, R OBP: 0.333, SLG: 0.200										0	1	0	0	0	0	0						
Inning Stats	R: 0 E: 0 K: 1 S: 6	H: 0 LOB: 0 BB: 0 P: 11	R: 0 E: 0 K: 1 S: 9	H: 1 LOB: 1 BB: 1 P: 16	R: 0 E: 0 K: 1 S: 12	H: 2 LOB: 2 BB: 0 P: 20	R: 1 E: 0 K: 0 S: 11	H: 2 LOB: 1 BB: 0 P: 14	R: 0 E: 0 K: 1 S: 8	H: 1 LOB: 1 BB: 0 P: 11	R: 0 E: 0 K: 1 S: 10	H: 1 LOB: 1 BB: 0 P: 18	R: 0 E: 0 K: 0 S: 4	H: 1 LOB: 1 BB: 0 P: 6	R: 2 E: 0 K: 0 S: 9	H: 2 LOB: 0 BB: 0 P: 13	R: 2 E: 1 K: 2 S: 17	H: 1 LOB: 1 BB: 1 P: 29	1B: 6 2B: 1 3B: 1 HR: 3	SF: 1 SAC: 1 DP: 0 HBP: 0	WP: 1 PB: 1 SB: 1 CS: 0	PA: 40
PITCHER	IP WLS BF H R ER SO BB IBB HBP BLK WP HR S P ERA WHIP																					
49 Tim Wakefield, R ERA: 1.82	(1, 1)	8.0 W 35 10 4 3 4 2 0 0 0 0 1 0 3 71 115 3.38 1.500																				
Stan Belinda, R ERA: 2.68	(9, 1)	1.0 S 5 1 1 0 2 0 0 0 0 0 1 0 15 23 0.00 1.000																				

Boston Red Sox @ Kansas City Royals
Kauffman Stadium, Kansas City, MO

AB 36
R 5
H 11
RBI 4
BB 2
SO 6
LOB 19



WP: 1 PA: 40
PB: 1
SB: 1
CS: 0

Batter	1	2	3	4	5	6	7	8	9	AB	R	H	RBI	BB	SO	LOB	TOP								
Lee Tinsley, S OBP: 0.353, SLG: 0.431	1-3 K		1-1 G6-3			4-0 1B SF7 BB	2-3 K			3	1	0	0	1	2	2	Boston Red Sox @ Kansas City Royals Kauffman Stadium, Kansas City, MO Wed Jul 05 1995, 7:05 PM CDT Att: 7,511 - Unknown - 82 F								
John Valentin, R OBP: 0.394, SLG: 0.523	2-0 P7			4-0 1B BB		0-0 1B		2-1 2B		3	0	2	0	1	0	0									
Mo Vaughn, L OBP: 0.397, SLG: 0.610	0-0 G3			0-0 1B		0-0 SF7		4-0 G6-4-3 IBB		2	0	1	1	1	0	0									
Jose Canseco, R OBP: 0.367, SLG: 0.436		2-2 G6-3		2-2 F9		0-0 F9		0-0 P2		4	0	0	0	0	0	5									
Troy O'Leary, L OBP: 0.385, SLG: 0.522		0-0 G6-4-3 1B		2-3 K		1-2 G4-3		0-0 G6-4-3		4	0	1	0	0	1	5									
Tim Lincecum, R OBP: 0.437, SLG: 0.498		1-0 G6-4-3		1-1 F9			2-2 F9		1-2 FC1-6 1B	4	0	1	0	0	0	3									
Matt Stairs, L OBP: 0.414, SLG: 0.556			2-3 K2-3		1-2 G6-3		0-0 HR		0-1 FC1-6	3	1	1	1	0	1	0									
Willie McGee, S									1-2 1-2	1	0	0	0	0	0	1									
Mike MacFarlane, R OBP: 0.335, SLG: 0.403		2-2 G6-3		1-3 K		2-3 K		1-1 P4		4	0	0	0	0	2	1									
Luis Alica, S OBP: 0.358, SLG: 0.317		1-2 1B		2-1 L4		1-2 FC3-6		0-0 L8		4	0	1	0	0	0	2									
Inning Stats	R: 0 E: 0 K: 1 S: 5	H: 0 LOB: 0 BB: 0 P: 8	R: 0 E: 0 K: 0 S: 6	H: 1 LOB: 0 BB: 0 P: 9	R: 0 E: 0 K: 1 S: 12	H: 1 LOB: 1 BB: 0 P: 18	R: 0 E: 0 K: 1 S: 9	H: 1 LOB: 2 BB: 1 P: 18	R: 0 E: 0 K: 1 S: 8	H: 0 LOB: 0 BB: 0 P: 12	R: 1 E: 0 K: 0 S: 6	H: 1 LOB: 1 BB: 1 P: 11	R: 1 E: 0 K: 2 S: 19	H: 1 LOB: 1 BB: 0 P: 26	R: 0 E: 0 K: 0 S: 4	H: 1 LOB: 1 BB: 1 P: 10	R: 0 E: 0 K: 0 S: 8	H: 1 LOB: 1 BB: 0 P: 10	1B: 5 2B: 1 3B: 0 HR: 1	SF: 1 SAC: 0 DP: 2 HBP: 0	WP: 1 PB: 0 SB: 0 CS: 0	PA: 36			
PITCHER	IP	WLS	BF	H	R	ER	SO	BB	IBB	HBP	BLK	WP	HR	S	P	ERA	WHIP								
Tom Gordon, R ERA: 3.99	(1, 1)	7.0	30	6	2	2	6	2	1	0	0	1	1	67	110	2.57	1.143								
Hippolito Pichardo, R ERA: 3.89	(8, 1)	2.0	W	6	1	0	0	0	0	0	0	0	0	10	12	0.00	0.500								

Batter	1	2	3	4	5	6	7	8	9	AB	R	H	RBI	BB	SO	LOB	BOTTOM								
Vince Coleman, S OBP: 0.355, SLG: 0.410	2-1 1B	3-1 E5		1-0 G3			1-2 CS		4-0 IBB	4	0	2	0	1	0	2	Boston Red Sox @ Kansas City Royals Kauffman Stadium, Kansas City, MO Wed Jul 05 1995, 7:05 PM CDT Att: 7,511 - Unknown - 82 F								
Wally Joyner, L OBP: 0.401, SLG: 0.442	2-2 1B	0-0 G6-3			1-3 K		1-2 CS	3-2 SH5-4 2B	0-1 SF7	4	0	2	0	0	1	3									
Edgar Caceres, S OBP: 0.361, SLG: 0.464	1-2 1B				3-3 K		1-2 1-2	2-1 SH5-4	3-H	0	1	0	1	0	0	0									
Phil Hiatt, R OBP: 0.319, SLG: 0.422	1-3 K		1-1 HR		3-3 K		1-2 1-2	2-1 SH5-4		3	1	1	1	0	2	3									
Gary Gaetti, R OBP: 0.336, SLG: 0.546	2-3 K		1-1 G5-3 HBP		0-0 F8			1-0 FC3-6 PO	2B	3	0	1	1	0	1	2									
Chris James, R OBP: 0.214, SLG: 0.308	0-1 F9		1-0 F8			3-2 G6-3		4-2 FC3-6 BB		3	0	0	0	0	0	3									
Bob Hamelin, L OBP: 0.290, SLG: 0.286										0	0	0	0	1	0	0									
Pat Borders, R OBP: 0.283, SLG: 0.430		1-1 G4-3		0-0 G5-3		0-3 K		0-1 FC3-6 PO		3	0	0	0	0	1	1									
Keith Lockhart, L OBP: 0.459, SLG: 0.569			1-2 1B					1-2 2-3		1	0	0	0	0	0	2									
Chris Stynes, R OBP: 0.333, SLG: 0.231		1-0 E		0-0 G5-3		0-3 K		3-1 PO	4-1 SH2-4 BB	3	0	1	0	0	1	1									
Brent Mayne, L OBP: 0.268, SLG: 0.294								1-2 3-H		0	1	0	0	1	0	0									
David Howard, S OBP: 0.203, SLG: 0.183		1-0 E		0-0 G5-3			1-3 K		4-0 SH2-4 BB	3	0	1	0	1	1	0									
Tom Goodwin, L OBP: 0.357, SLG: 0.333		3-2 P5		2-2 F8			2-2 F8		1-0 SH2-4	3	0	0	0	0	0	2									
Inning Stats	R: 0 E: 0 K: 2 S: 15	H: 2 LOB: 2 BB: 0 P: 22	R: 0 E: 1 K: 0 S: 11	H: 2 LOB: 3 BB: 0 P: 20	R: 1 E: 0 K: 0 S: 6	H: 1 LOB: 1 BB: 0 P: 9	R: 0 E: 0 K: 0 S: 6	H: 0 LOB: 0 BB: 0 P: 9	R: 0 E: 0 K: 2 S: 7	H: 0 LOB: 0 BB: 0 P: 11	R: 0 E: 0 K: 2 S: 9	H: 0 LOB: 0 BB: 0 P: 12	R: 0 E: 0 K: 1 S: 11	H: 1 LOB: 0 BB: 0 P: 16	R: 1 E: 0 K: 0 S: 11	H: 2 LOB: 1 BB: 1 P: 24	R: 1 E: 0 K: 0 S: 4	H: 0 LOB: 2 BB: 3 P: 17	1B: 6 2B: 2 3B: 0 HR: 1	SF: 1 SAC: 2 DP: 1 HBP: 1	WP: 1 PB: 0 SB: 0 CS: 2	PA: 40			
PITCHER	IP	WLS	BF	H	R	ER	SO	BB	IBB	HBP	BLK	WP	HR	S	P	ERA	WHIP								
Rheal Cormier, L ERA: 3.44	(1, 1)	7.0	28	6	1	1	7	0	0	0	0	1	1	65	99	1.29	0.857								
Joe Hudson, R ERA: 7.5	(8, 1)	0.1	3	2	1	1	0	0	0	0	0	0	0	6	12	27.00	6.000								
Vaughn Eshelman, L ERA: 6.43	(8, 1)	0.0	1	0	0	0	0	1	0	0	0	0	0	2	6	*	*								
Frankie Rodriguez, R ERA: 10.57	(8, 1)	0.2	L	3	0	1	1	0	2	0	0	0	0	4	15	13.50	3.000								
Derek Lilquist, L ERA: 6.04	(9, 1)	0.2	3	0	0	0	0	0	1	0	0	0	0	3	8	0.00	0.000								

AB	32
R	2
H	7
RBI	2
BB	3
SO	6
LOB	19



Batter	1	2	3	4	5	6	7	8	9	AB	R	H	RBI	BB	SO	LOB	TOP								
Lee Tinsley, S OBP: 0.357, SLG: 0.434										4	1	3	1	0	0	2	Boston Red Sox @ Minnesota Twins Hubert H. Humphrey Metrodome, Minneapolis, MN Fri Jul 07 1995, 8:05 PM EDT Att: 12,594 - Dome								
John Valentin, R OBP: 0.387, SLG: 0.522										3	0	0	1	1	0	3									
Mo Vaughn, L OBP: 0.393, SLG: 0.610										4	0	0	1	0	3	1									
Jose Canseco, R OBP: 0.359, SLG: 0.411										2	0	0	0	2	2	0									
Troy O'Leary, L OBP: 0.389, SLG: 0.554										3	1	1	0	1	0	1									
Tim Lincecum, R OBP: 0.431, SLG: 0.502										4	1	1	2	0	1	3									
Matt Stairs, L OBP: 0.417, SLG: 0.529										3	0	1	0	0	0	0									
Willie McGee, S OBP: 0.667, SLG: 0.667										1	1	1	0	0	0	0									
Mike MacFarlane, R OBP: 0.333, SLG: 0.400										4	0	1	0	0	1	1									
Luis Alicea, S OBP: 0.350, SLG: 0.315										4	1	1	0	0	1	3									
Inning Stats	R: 0 E: 0 K: 1 S: 5	H: 1 LOB: 0 BB: 0 P: 5	R: 2 E: 0 K: 1 S: 7	H: 2 LOB: 0 BB: 0 P: 7	R: 1 E: 0 K: 1 S: 6	H: 1 LOB: 0 BB: 0 P: 6	R: 0 E: 0 K: 2 S: 7	H: 0 LOB: 0 BB: 0 P: 7	R: 0 E: 0 K: 0 S: 3	H: 0 LOB: 0 BB: 0 P: 3	R: 1 E: 0 K: 0 S: 4	H: 1 LOB: 1 BB: 1 P: 8	R: 0 E: 0 K: 0 S: 5	H: 2 LOB: 2 BB: 0 P: 5	R: 0 E: 0 K: 1 S: 4	H: 0 LOB: 2 BB: 3 P: 16	R: 1 E: 0 K: 2 S: 9	H: 2 LOB: 1 BB: 0 P: 9	1B: 5 2B: 3 3B: 0 HR: 1	SF: 1 SAC: 1 DP: 1 HBP: 0	WP: 0 PB: 0 SB: 1 CS: 1	PA: 38			
PITCHER	IP	WLS	BF	H	R	ER	SO	BB	IBB	HBP	BLK	WP	HR	S	P	ERA	WHIP								
Greg Harris, R ERA: 5.71	(1, 1)	7.0	29	7	4	4	5	2	0	0	0	0	1	37	45	5.14	1.286								
Mark Guthrie, L ERA: 5.5	(8, 1)	0.1	3	0	0	0	1	2	0	0	0	0	0	3	11	0.00	6.000								
Erik Schullstrom, R ERA: 7.75	(8, 1)	0.2	1	0	0	0	0	0	0	0	0	0	0	1	1	0.00	0.000								
Eddie Guardado, L ERA: 6.04	(9, 1)	0.2	L	4	2	1	1	2	0	0	0	0	0	8	8	13.50	3.000								
Dave Stevens, R ERA: 5.6	(9, 1)	0.1	1	0	0	0	0	0	0	0	0	0	0	1	1	0.00	0.000								

Batter	1	2	3	4	5	6	7	8	9	AB	R	H	RBI	BB	SO	LOB	BOTTOM								
Chuck Knoblauch, R OBP: 0.402, SLG: 0.410										5	1	3	2	0	0	0	Boston Red Sox @ Minnesota Twins Hubert H. Humphrey Metrodome, Minneapolis, MN Fri Jul 07 1995, 8:05 PM EDT Att: 12,594 - Dome								
Dan Masteller, L OBP: 0.297, SLG: 0.154										5	1	1	1	0	1	4									
Kirby Puckett, R OBP: 0.345, SLG: 0.449										5	0	1	0	0	2	1									
Matt Merullo, L OBP: 0.328, SLG: 0.349										5	0	0	1	0	0	2									
Marty Cordova, R OBP: 0.340, SLG: 0.491										2	0	0	0	0	1	1									
Scott Leius, R OBP: 0.330, SLG: 0.376										1	0	0	0	0	0	0									
Scott Stahowiak, L OBP: 0.331, SLG: 0.363										4	0	1	0	0	1	0									
Rich Becker, L OBP: 0.321, SLG: 0.298										3	0	0	0	1	2	2									
Chip Hale, L OBP: 0.406, SLG: 0.517										4	1	3	0	0	0	0									
Jeff Reboulet, R OBP: 0.325, SLG: 0.383										3	1	1	0	1	1	2									
Inning Stats	R: 0 E: 0 K: 2 S: 7	H: 0 LOB: 0 BB: 0 P: 7	R: 0 E: 0 K: 0 S: 3	H: 0 LOB: 0 BB: 0 P: 3	R: 4 E: 0 K: 2 S: 12	H: 5 LOB: 1 BB: 0 P: 12	R: 0 E: 0 K: 1 S: 7	H: 2 LOB: 3 BB: 1 P: 11	R: 0 E: 0 K: 0 S: 4	H: 1 LOB: 2 BB: 0 P: 5	R: 0 E: 0 K: 1 S: 5	H: 0 LOB: 0 BB: 0 P: 5	R: 0 E: 0 K: 0 S: 3	H: 0 LOB: 0 BB: 0 P: 3	R: 0 E: 0 K: 1 S: 6	H: 1 LOB: 2 BB: 1 P: 10	R: 0 E: 0 K: 1 S: 6	H: 1 LOB: 1 BB: 0 P: 6	1B: 7 2B: 2 3B: 1 HR: 0	SF: 0 SAC: 0 DP: 0 HBP: 1	WP: 0 PB: 0 SB: 1 CS: 0	PA: 40			
PITCHER	IP	WLS	BF	H	R	ER	SO	BB	IBB	HBP	BLK	WP	HR	S	P	ERA	WHIP								
Roger Clemens, R ERA: 4.25	(1, 1)	7.2	35	9	4	4	7	2	0	1	0	0	0	46	55	4.70	1.435								
Stan Belinda, R ERA: 2.65	(8, 1)	0.1	W	1	0	0	0	0	0	0	0	0	0	1	1	0.00	0.000								
Rick Aguilera, R ERA: 2.42	(9, 1)	1.0	S	4	1	0	0	1	0	0	0	0	0	6	6	0.00	1.000								



Batter	1	2	3	4	5	6	7	8	9	AB	R	H	RBI	BB	SO	LOB	TOP											
Lee Tinsley, S OBP: 0.355, SLG: 0.427	K	K					G6-3			3	0	0	0	1	2	3	Boston Red Sox @ Minnesota Twins Hubert H. Humphrey Metrodome, Minneapolis, MN Sat Jul 08 1995, 8:05 PM EDT Att: 14,838 - Dome livebaseballscorecards.com											
John Valentin, R OBP: 0.382, SLG: 0.514	K	G6-3			FC6-4 BB		G5-3			4	1	0	0	0	1	4												
Mo Vaughn, L OBP: 0.391, SLG: 0.609	K				HR		F8			4	1	1	0	0	2	0												
Jose Canseco, R OBP: 0.364, SLG: 0.450		P4			HR		P4			4	1	2	3	0	0	0												
Troy O'Leary, L OBP: 0.387, SLG: 0.553		1B 2B			F7		K2-3			4	1	1	0	0	1	1												
Tim Lincecum, R OBP: 0.431, SLG: 0.502					F7					2	1	1	1	0	0	1												
Chris Donnels, L OBP: 0.241, SLG: 0.245		BB HBP 1B			G6-3		K			2	0	0	0	0	1	0												
Matt Stairs, L OBP: 0.410, SLG: 0.500		HBP BB HBP			F9		F9			2	0	0	0	0	1	0												
Willie McGee, S OBP: 0.500, SLG: 0.500					K					1	0	0	0	0	0	0												
Mike MacFarlane, R OBP: 0.332, SLG: 0.393		HBP BB			F9		G5-3			3	0	0	0	1	0	0												
Luis Alicea, S OBP: 0.349, SLG: 0.310					F8		G6-3			3	0	0	1	0	0	0												
Inning Stats	R: 0 E: 0 K: 3 S: 9	H: 0 LOB: 0 BB: 0 P: 9	R: 2 E: 0 K: 1 S: 7	H: 2 LOB: 3 BB: 1 P: 13	R: 0 E: 0 K: 1 S: 6	H: 1 LOB: 1 BB: 0 P: 6	R: 0 E: 0 K: 0 S: 3	H: 0 LOB: 0 BB: 0 P: 3	R: 3 E: 0 K: 0 S: 5	H: 2 LOB: 0 BB: 1 P: 9	R: 0 E: 0 K: 1 S: 5	H: 0 LOB: 0 BB: 0 P: 5	R: 0 E: 0 K: 0 S: 3	H: 0 LOB: 0 BB: 0 P: 3	R: 0 E: 0 K: 2 S: 7	H: 0 LOB: 0 BB: 0 P: 7	R: 0 E: 0 K: 0 S: 3	H: 0 LOB: 0 BB: 0 P: 3	1B: 1 2B: 3 3B: 0 HR: 1	SF: 0 SAC: 0 DP: 0 HBP: 2	WP: 0 PB: 0 SB: 0 CS: 0	PA: 36						
PITCHER	IP	WLS	BF	H	R	ER	SO	BB	IBB	HBP	BLK	WP	HR	S	P	ERA	WHIP											
Kevin Tapani, R ERA: 4.84	(1, 1)	7.1		31	5	5	5	6	2	0	2	0	0	1	39	49	6.14	0.955										
Mark Guthrie, L ERA: 5.25	(8, 1)	1.2	W	5	0	0	0	2	0	0	0	0	0	0	9	9	0.00	0.000										

Batter	1	2	3	4	5	6	7	8	9	AB	R	H	RBI	BB	SO	LOB	BOTTOM											
Chuck Knoblauch, R OBP: 0.399, SLG: 0.406	G3		F8	K		G4-3		SH1-4 1B		5	1	1	2	0	1	4	Boston Red Sox @ Minnesota Twins Hubert H. Humphrey Metrodome, Minneapolis, MN Sat Jul 08 1995, 8:05 PM EDT Att: 14,838 - Dome livebaseballscorecards.com											
Rich Becker, L OBP: 0.313, SLG: 0.289	K		P1		G4-3		G3	SH1-4		4	0	0	0	0	1	1												
Kirby Puckett, R OBP: 0.349, SLG: 0.454	E3			F9 1B 2B	G3-1		G3	1B IBB		4	1	2	0	1	0	0												
Pedro Munoz, R OBP: 0.330, SLG: 0.536	L5			G4-3	G5-3		FC3-4-6 BB	1B		5	0	1	2	0	0	3												
Dan Masteller, L OBP: 0.257, SLG: 0.133		K		F9		P6		G5-3		4	0	0	0	1	1	2												
Scott Leius, R OBP: 0.333, SLG: 0.375		G6-3		1B BB		FC4-6 1B		F8		3	1	1	0	1	0	2												
Scott Stahoviak, L OBP: 0.335, SLG: 0.362		K		1B WP 1B		FC4-6 1B 2B				3	3	1	1	1	1	1												
Jeff Reboulet, R OBP: 0.339, SLG: 0.396				K	WP 1B			1B 1B		4	2	3	1	0	1	0												
Matt Walbeck, S OBP: 0.288, SLG: 0.302				WP BB	K			SH1-4 1B 1B		3	1	2	2	1	1	1												
Inning Stats	R: 0 E: 1 K: 1 S: 6	H: 0 LOB: 1 BB: 0 P: 6	R: 0 E: 0 K: 2 S: 7	H: 0 LOB: 0 BB: 0 P: 7	R: 0 E: 0 K: 1 S: 5	H: 0 LOB: 1 BB: 1 P: 9	R: 3 E: 0 K: 2 S: 11	H: 3 LOB: 2 BB: 1 P: 15	R: 0 E: 0 K: 0 S: 3	H: 0 LOB: 0 BB: 0 P: 3	R: 2 E: 0 K: 0 S: 6	H: 3 LOB: 1 BB: 0 P: 6	R: 0 E: 0 K: 0 S: 4	H: 1 LOB: 2 BB: 1 P: 8	R: 4 E: 0 K: 0 S: 6	H: 4 LOB: 1 BB: 2 P: 14		1B: 9 2B: 2 3B: 0 HR: 0	SF: 0 SAC: 1 DP: 0 HBP: 0	WP: 2 PB: 0 SB: 0 CS: 0	PA: 41							
PITCHER	IP	WLS	BF	H	R	ER	SO	BB	IBB	HBP	BLK	WP	HR	S	P	ERA	WHIP											
Erik Hanson, R ERA: 3.61	(1, 1)	6.0		28	6	5	5	6	2	0	0	0	0	3	38	46	7.50	1.333										
Joe Hudson, R ERA: 6.14	(7, 1)	0.2		4	1	0	0	0	1	0	0	0	0	0	3	7	0.00	3.000										
Stan Belinda, R ERA: 3.58	(7, 1)	0.1	L	5	3	4	4	0	1	0	0	0	0	0	4	8	108.00	12.000										
Rheal Cormier, L ERA: 3.38	(8, 1)	1.0		4	1	0	0	0	0	1	0	0	0	0	3	7	0.00	1.000										



Batter	1	2	3	4	5	6	7	8	9	AB	R	H	RBI	BB	SO	LOB	TOP								
Willie McGee, S OBP: 0.333, SLG: 0.250 (1, 8)	G6-3		SF8 2B BB		G4-3	FC4-6			K	4	1	0	0	1	1	2	Boston Red Sox @ Minnesota Twins Hubert H. Humphrey Metrodome, Minneapolis, MN Sun Jul 09 1995, 4:33 AM EDT Att: 18,574 - Dome								
Troy O'Leary, L OBP: 0.392, SLG: 0.570 (1, 9)	K2-3		SF8							3	1	2	3	1	1	0									
Mo Vaughn, L OBP: 0.391, SLG: 0.607 (1, 3)	K									4	0	1	1	1	2	1									
Jose Canseco, R OBP: 0.365, SLG: 0.448 (1, 10)										5	0	2	0	0	3	3									
18 Reggie Jefferson, S OBP: 0.330, SLG: 0.469 Matt Stearns, L OBP: 0.391, SLG: 0.462 Lee Tinsley, S OBP: 0.353, SLG: 0.425 (1, 7)										1	0	0	0	0	0	1									
										3	0	0	0	0	0	3									
										1	0	0	0	0	0	1									
John Valentin, R OBP: 0.384, SLG: 0.529 (1, 6)										4	1	2	1	0	0	1									
Chris Donnels, L OBP: 0.226, SLG: 0.228 (1, 5)										4	0	0	0	0	0	2									
Mike Macfarlane, R OBP: 0.335, SLG: 0.392 (1, 2)										3	1	1	0	0	1	1									
Juan Bell, R OBP: 0.600, SLG: 1.500 (1, 4)										3	3	2	1	1	1	1									
Inning Stats	R: 0 E: 0 K: 2 S: 7	H: 0 LOB: 0 BB: 0 P: 7	R: 0 E: 0 K: 0 S: 4	H: 1 LOB: 1 BB: 0 P: 4	R: 3 E: 0 K: 1 S: 7	H: 2 LOB: 1 BB: 2 P: 15	R: 0 E: 0 K: 0 S: 3	H: 0 LOB: 0 BB: 0 P: 3	R: 1 E: 0 K: 1 S: 7	H: 2 LOB: 2 BB: 1 P: 11	R: 0 E: 0 K: 1 S: 4	H: 0 LOB: 0 BB: 1 P: 8	R: 0 E: 0 K: 1 S: 6	H: 1 LOB: 1 BB: 0 P: 7	R: 0 E: 0 K: 1 S: 6	H: 1 LOB: 1 BB: 0 P: 6	R: 2 E: 0 K: 2 S: 10	H: 3 LOB: 1 BB: 0 P: 10	1B: 4 2B: 3 3B: 0 HR: 3	SF: 1 SAC: 0 DP: 1 HBP: 1	WP: 1 PB: 0 SB: 1 CS: 0	PA: 41			
PITCHER	IP	WLS	BF	H	R	ER	SO	BB	IBB	HBP	BLK	WP	HR	S	P	ERA	WHIP								
Frankie Rodriguez, R ERA: 10.31 (1, 1)	3.0	L	14	3	3	3	3	2	0	0	0	1	0	18	26	9.00	1.667								
Eddie Guardado, L ERA: 5.92 (4, 1)	1.0		3	0	0	0	0	0	0	0	0	0	0	3	3	0.00	0.000								
Scott Kligenbeck, R ERA: 5.13 (5, 1)	2.0		11	3	2	2	2	1	0	1	0	0	2	13	18	9.00	2.000								
Rich Robertson, L ERA: 6.15 (7, 1)	1.0		3	0	0	0	1	1	0	0	0	0	0	4	8	0.00	1.000								
Erik Schullstrom, R ERA: 7.38 (8, 1)	1.0		4	1	0	0	1	0	0	0	0	0	0	6	6	0.00	1.000								
PITCHER	IP	WLS	BF	H	R	ER	SO	BB	IBB	HBP	BLK	WP	HR	S	P	ERA	WHIP								
Pat Mahomes, R ERA: 7.63 (9, 1)	1.0		6	3	2	2	2	0	0	0	0	0	1	10	10	18.00	3.000								

AB	35
R	7
H	10
RBI	6
BB	4
SO	9
LOB	16



Batter	1	2	3	4	5	6	7	8	9	AB	R	H	RBI	BB	SO	LOB	BOTTOM								
Chuck Knoblauch, R OBP: 0.393, SLG: 0.399 (1, 4)	G6-3		F9			G6-3		G6-4-3		4	0	0	0	0	0	4	Boston Red Sox @ Minnesota Twins Hubert H. Humphrey Metrodome, Minneapolis, MN Sun Jul 09 1995, 4:33 AM EDT Att: 18,574 - Dome								
Dan Masteller, L OBP: 0.282, SLG: 0.152 (1, 7)	F8									3	0	1	0	1	0	0									
Kirby Puckett, R OBP: 0.345, SLG: 0.447 (1, 9)	K2-3									4	0	0	0	0	1	2									
Matt Merullo, L OBP: 0.325, SLG: 0.345 (1, 2)										4	0	1	0	0	0	1									
Scott Leius, R OBP: 0.332, SLG: 0.369 (1, 5)										3	0	0	0	1	1	2									
Chip Hale, L OBP: 0.371, SLG: 0.469 (1, 10)										3	0	0	0	0	0	2									
Jeff Reboulet, R OBP: 0.347, SLG: 0.398 (1, 6)										2	0	1	0	1	0	0									
Scott Stahviak, L OBP: 0.329, SLG: 0.355 (1, 3)										3	0	0	0	0	0	2									
Rich Becker, L OBP: 0.320, SLG: 0.292 (1, 8)										2	0	1	0	1	1	1									
Inning Stats	R: 0 E: 0 K: 1 S: 5	H: 0 LOB: 0 BB: 0 P: 5	R: 0 E: 0 K: 1 S: 5	H: 0 LOB: 0 BB: 0 P: 5	R: 0 E: 0 K: 1 S: 5	H: 0 LOB: 1 BB: 1 P: 9	R: 0 E: 0 K: 0 S: 3	H: 0 LOB: 0 BB: 0 P: 3	R: 0 E: 0 K: 0 S: 2	H: 0 LOB: 0 BB: 1 P: 6	R: 0 E: 0 K: 0 S: 3	H: 0 LOB: 2 BB: 2 P: 11	R: 0 E: 0 K: 0 S: 4	H: 2 LOB: 1 BB: 0 P: 4	R: 0 E: 1 K: 0 S: 4	H: 2 LOB: 1 BB: 0 P: 4		1B: 4 2B: 0 3B: 0 HR: 0	SF: 0 SAC: 0 DP: 3 HBP: 0	WP: 0 PB: 0 SB: 0 CS: 0	PA: 32				
PITCHER	IP	WLS	BF	H	R	ER	SO	BB	IBB	HBP	BLK	WP	HR	S	P	ERA	WHIP								
49 Tim Wakefield, R ERA: 1.61 (1, 1)	9.0	W	32	4	0	0	3	4	0	0	0	0	0	34	50	0.00	0.889								
PITCHER	IP	WLS	BF	H	R	ER	SO	BB	IBB	HBP	BLK	WP	HR	S	P	ERA	WHIP								



Batter	1	2	3	4	5	6	7	8	9	AB	R	H	RBI	BB	SO	LOB	TOP							
Otis Nixon, S <small>OBP: 0.336, SLG: 0.317</small> (1, 8)	F7	G6-3		K	G5-3			F8		5	0	1	0	0	1	0								
Mark McLemore, S <small>OBP: 0.393, SLG: 0.405</small> Jeff Frye, R <small>OBP: 0.352, SLG: 0.349</small> (1, 4)	HR	K		1B	G6-3			G3-1		4	1	2	0	0	1	2								
Will Clark, L <small>OBP: 0.375, SLG: 0.457</small> (1, 3)	K	G6-3		1B	G4-3			G4-3		5	0	1	1	0	1	2								
Juan Gonzalez, R <small>OBP: 0.279, SLG: 0.634</small> (1, 10)	HR	G4-3		L5	K			K		5	1	1	2	0	2	3								
29 Rusty Greer, L <small>OBP: 0.359, SLG: 0.398</small> (1, 9)	1B			F8				G4-3		4	1	1	0	1	0	0								
Mickey Tettleton, S <small>OBP: 0.396, SLG: 0.438</small> Jack Voigt, R <small>OBP: 0.290, SLG: 0.370</small> (1, 7)	F9			BB	BB			K		2	1	0	0	3	1	1								
Ivan Rodriguez, R <small>OBP: 0.364, SLG: 0.537</small> (1, 2)		HR		K	HR			E		5	3	3	4	0	1	2								
Mike Pagliarulo, L <small>OBP: 0.290, SLG: 0.333</small> (1, 5)		HR		K	G4-3			E1		4	1	2	2	0	1	1								
Benji Gil, R <small>OBP: 0.293, SLG: 0.385</small> (1, 6)		1B		K	G4-3			G3		3	1	0	0	1	1	1								
Inning Stats	R: 2 E: 0 K: 1 S: 12	H: 3 LOB: 1 BB: 0 P: 22	R: 3 E: 0 K: 1 S: 13	H: 3 LOB: 1 BB: 1 P: 22	R: 0 E: 0 K: 2 S: 8	H: 0 LOB: 1 BB: 1 P: 15	R: 0 E: 0 K: 2 S: 11	H: 2 LOB: 2 BB: 0 P: 16	R: 3 E: 0 K: 0 S: 12	H: 1 LOB: 0 BB: 2 P: 23	R: 0 E: 0 K: 1 S: 6	H: 0 LOB: 0 BB: 0 P: 8	R: 1 E: 1 K: 1 S: 9	H: 2 LOB: 1 BB: 0 P: 12	R: 0 E: 0 K: 0 S: 7	H: 0 LOB: 0 BB: 0 P: 10	R: 0 E: 0 K: 1 S: 12	H: 0 LOB: 1 BB: 1 P: 22	1B: 5 2B: 1 3B: 1 HR: 4	SF: 0 SAC: 0 DP: 0 HBP: 0	WP: 1 PB: 0 SB: 0 CS: 0	PA: 43		
PITCHER	IP	WLS	BF	H	R	ER	SO	BB	IBB	HBP	BLK	WP	HR	S	P	ERA	WHIP							
Roger Clemens, R <small>ERA: 5.3</small>	4.0	L	25	9	8	8	6	4	0	0	0	1	4	53	93	18.00	3.250							
Mike Maddux, R <small>ERA: 4.07</small>	2.0	6	0	0	0	1	0	0	0	0	0	0	0	9	13	0.00	0.000							
Rheal Cormier, L <small>ERA: 3.41</small>	2.0	8	2	1	1	1	0	0	0	0	0	0	0	16	24	4.50	1.000							
Stan Belinda, R <small>ERA: 3.49</small>	1.0	4	0	0	0	1	1	1	0	0	0	0	0	12	22	0.00	1.000							

Texas Rangers @ Boston Red Sox
 Fenway Park, Boston, MA
 Thu Jul 13 1995, 7:05 PM EDT
 Att: 33,315 - Unknown - 87 F

AB 38
 R 9
 H 11
 RBI 9
 BB 5
 SO 9
 LOB 12



Batter	1	2	3	4	5	6	7	8	9	AB	R	H	RBI	BB	SO	LOB	BOTTOM							
Willie McGee, S <small>OBP: 0.357, SLG: 0.385</small> (1, 9)	G4-3			2B	BB	G4-3		FC1-5		5	1	2	1	0	0	3								
John Valentin, R <small>OBP: 0.384, SLG: 0.525</small> (1, 6)	L7		G6-3		BB		WP	K		4	2	1	0	1	1	3								
Mo Vaughn, L <small>OBP: 0.391, SLG: 0.605</small> (1, 3)	F8			BB	HR	G4-3		G4-3		4	1	1	3	1	0	3								
Jose Canseco, R <small>OBP: 0.359, SLG: 0.467</small> (1, 10)		G6-3		G5-4-3	HR		SF8		L8	4	1	1	3	0	0	1								
Troy O'Leary, L <small>OBP: 0.387, SLG: 0.561</small> (1, 7)	K			G4-3	K		1B		F8	5	0	1	0	0	2	0								
Lee Tinsley, S <small>OBP: 0.350, SLG: 0.420</small> (1, 8)	E4				L9		K		K	5	0	1	0	0	2	0								
Chris Donnels, L <small>OBP: 0.246, SLG: 0.267</small> Tim Lincecum, R <small>OBP: 0.430, SLG: 0.500</small> Juan Bell, R <small>OBP: 0.600, SLG: 1.500</small> (1, 5)	G3				1B		2B		K	3	2	2	0	0	0	1								
Mike Macfarlane, R <small>OBP: 0.342, SLG: 0.402</small> Bill Haselman, R <small>OBP: 0.368, SLG: 0.386</small> (1, 2)				K	BB		1B	FC1-5		3	1	2	0	1	1	0								
Luis Alicea, S <small>OBP: 0.344, SLG: 0.307</small> (1, 4)				L7	K		SF8	SH		2	0	0	1	0	1	2								
Inning Stats	R: 0 E: 0 K: 0 S: 7	H: 0 LOB: 0 BB: 0 P: 11	R: 0 E: 1 K: 1 S: 9	H: 0 LOB: 0 BB: 0 P: 14	R: 0 E: 0 K: 1 S: 10	H: 1 LOB: 1 BB: 0 P: 11	R: 0 E: 0 K: 0 S: 4	H: 0 LOB: 0 BB: 1 P: 10	R: 6 E: 0 K: 2 S: 27	H: 5 LOB: 0 BB: 1 P: 43	R: 1 E: 0 K: 1 S: 10	H: 2 LOB: 2 BB: 0 P: 18	R: 1 E: 1 K: 1 S: 18	H: 3 LOB: 2 BB: 0 P: 27	R: 0 E: 1 K: 1 S: 9	H: 0 LOB: 2 BB: 1 P: 16	R: 0 E: 0 K: 1 S: 10	H: 0 LOB: 0 BB: 0 P: 13	1B: 6 2B: 4 3B: 0 HR: 1	SF: 2 SAC: 1 DP: 1 HBP: 0	WP: 1 PB: 0 SB: 0 CS: 0	PA: 42		
PITCHER	IP	WLS	BF	H	R	ER	SO	BB	IBB	HBP	BLK	WP	HR	S	P	ERA	WHIP							
Bob Tewksbury, R <small>ERA: 3.66</small>	4.2	22	6	6	6	3	2	0	0	0	0	0	0	13	22	6.75	1.500							
Dennis Cook, L <small>ERA: 4.61</small>	1.1	6	2	1	1	2	0	0	0	0	0	0	0	14	20	13.50	4.500							
Matt Whiteside, R <small>ERA: 3.54</small>	0.2	5	3	1	1	0	0	0	0	0	0	0	0	4	7	0.00	0.000							
Terry Burrows, L <small>ERA: 5.97</small>	0.1	1	0	0	0	1	0	0	0	0	0	0	0	7	13	0.00	1.500							
Roger McDowell, R <small>ERA: 4.01</small>	0.2	4	0	0	0	1	1	0	0	0	0	0	0	7	13	0.00	1.500							
Ed Vosberg, L <small>ERA: 2.66</small> Jeff Russell, R <small>ERA: 2.69</small> (8, 1)	1.0	S	3	0	0	0	1	0	0	0	0	0	0	10	13	0.00	0.000							

Texas Rangers @ Boston Red Sox
 Fenway Park, Boston, MA
 Thu Jul 13 1995, 7:05 PM EDT
 Att: 33,315 - Unknown - 87 F

AB 36
 R 8
 H 11
 RBI 8
 BB 3
 SO 8
 LOB 15



Batter	1	2	3	4	5	6	7	8	9	AB	R	H	RBI	BB	SO	LOB	TOP
Otis Nixon, S <small>OBP: 0.334, SLG: 0.315</small> 										5	0	1	0	0	2	0	
Jeff Frys, R <small>OBP: 0.358, SLG: 0.363</small> 										5	1	3	0	0	1	1	
Will Clark, L <small>OBP: 0.386, SLG: 0.470</small> 										3	0	3	1	1	0	0	
Juan Gonzalez, R <small>OBP: 0.278, SLG: 0.621</small> 										3	0	0	0	1	2	5	
29 Rusty Greer, L <small>OBP: 0.357, SLG: 0.392</small> 										3	0	0	0	1	2	6	
Mickey Tettleton, S <small>OBP: 0.358, SLG: 0.450</small> 										3	1	1	1	1	1	1	
Ivan Rodriguez, R <small>OBP: 0.358, SLG: 0.527</small> 										4	0	0	0	0	1	2	
Mike Pagliarulo, L <small>OBP: 0.289, SLG: 0.331</small> 										4	0	1	0	0	0	0	
Benji Gil, R <small>OBP: 0.289, SLG: 0.380</small> Mark McLemore, S <small>OBP: 0.392, SLG: 0.403</small> 										3	0	0	0	0	1	2	
Inning Stats <small>R: 0, H: 2, E: 0, LOB: 2, K: 1, BB: 0, S: 13, P: 21</small>	<small>R: 0, H: 1, E: 0, LOB: 2, K: 0, BB: 1, S: 12, P: 19</small>	<small>R: 0, H: 2, E: 0, LOB: 2, K: 3, BB: 0, S: 18, P: 24</small>	<small>R: 0, H: 0, E: 0, LOB: 0, K: 0, BB: 1, S: 5, P: 10</small>	<small>R: 0, H: 1, E: 0, LOB: 3, K: 2, BB: 2, S: 21, P: 33</small>	<small>R: 1, H: 1, E: 0, LOB: 1, K: 1, BB: 0, S: 9, P: 15</small>	<small>R: 1, H: 2, E: 0, LOB: 1, K: 1, BB: 0, S: 12, P: 15</small>	<small>R: 0, H: 0, E: 0, LOB: 0, K: 1, BB: 0, S: 7, P: 12</small>	<small>R: 0, H: 0, E: 0, LOB: 0, K: 1, BB: 0, S: 7, P: 9</small>	<small>1B: 6, 2B: 3, 3B: 0, HR: 1, SF: 0, SAC: 0, DP: 2, HBP: 0</small>	<small>WP: 0, PB: 0, SB: 0, CS: 1, PA: 38</small>							
PITCHER 49 Tim Wakefield, R <small>ERA: 1.7</small> Stan Belinda, R <small>ERA: 3.35</small> Rick Aguilera, R <small>ERA: 2.33</small>	<small>IP: 6.1, WLS: W, BF: 30, H: 9, R: 2, ER: 2, SO: 7, BB: 4, IBB: 0, HBP: 0, BLK: 0, WP: 0, HR: 1, S: 86, P: 131, ERA: 2.84, WHIP: 2.053</small>																

Texas Rangers @ Boston Red Sox
Fenway Park, Boston, MA
Fri Jul 14, 1995, 7:05 PM EDT
Att: 32,348 - Unknown - 97 F

AB	34
R	2
H	9
RBI	2
BB	4
SO	10
LOB	17



Batter	1	2	3	4	5	6	7	8	9	AB	R	H	RBI	BB	SO	LOB	BOTTOM
Lee Tinsley, S <small>OBP: 0.351, SLG: 0.413</small> 										3	1	0	0	2	1	3	
Willie McGee, S <small>OBP: 0.421, SLG: 0.611</small> 										5	1	3	1	0	0	2	
John Valentin, R <small>OBP: 0.381, SLG: 0.523</small> 										5	1	1	1	0	0	4	
Jose Canseco, R <small>OBP: 0.361, SLG: 0.460</small> 										4	0	1	0	1	0	4	
Troy O'Leary, L <small>OBP: 0.394, SLG: 0.565</small> 										2	1	1	0	2	0	1	
Tim Lincecum, R <small>OBP: 0.435, SLG: 0.498</small> 										1	1	0	0	3	1	3	
Chris Donnels, L <small>OBP: 0.275, SLG: 0.286</small> 										3	0	2	2	1	0	3	
Mike Macfarlane, R <small>OBP: 0.341, SLG: 0.399</small> 										4	0	1	1	0	0	6	
Luis Alicea, S <small>OBP: 0.347, SLG: 0.317</small> 										3	0	1	0	0	1	4	
Inning Stats <small>R: 0, H: 0, E: 0, LOB: 0, K: 0, BB: 0, S: 11, P: 16</small>	<small>R: 0, H: 1, E: 0, LOB: 3, K: 1, BB: 3, S: 10, P: 26</small>	<small>R: 3, H: 3, E: 0, LOB: 2, K: 0, BB: 2, S: 21, P: 32</small>	<small>R: 0, H: 1, E: 0, LOB: 2, K: 0, BB: 1, S: 12, P: 19</small>	<small>R: 2, H: 2, E: 0, LOB: 1, K: 0, BB: 1, S: 10, P: 20</small>	<small>R: 0, H: 1, E: 0, LOB: 3, K: 1, BB: 2, S: 14, P: 28</small>	<small>R: 0, H: 1, E: 0, LOB: 0, K: 1, BB: 0, S: 11, P: 17</small>	<small>R: 0, H: 1, E: 0, LOB: 0, K: 0, BB: 0, S: 4, P: 6</small>	<small>1B: 5, 2B: 4, 3B: 2, HR: 0, SF: 0, SAC: 0, DP: 3, HBP: 1</small>	<small>WP: 1, PB: 0, SB: 0, CS: 1, PA: 40</small>								
PITCHER Roger Pavlik, R <small>ERA: 5.74</small> Chris Nething, R <small>ERA: 4.11</small> Dennis Cook, L <small>ERA: 4.2</small> Roger McDowell, R <small>ERA: 3.92</small>	<small>IP: 2.2, WLS: L, BF: 16, H: 4, R: 3, ER: 3, SO: 3, BB: 5, IBB: 0, HBP: 0, BLK: 0, WP: 0, HR: 0, S: 39, P: 70, ERA: 10.12, WHIP: 3.375</small>																

Texas Rangers @ Boston Red Sox
Fenway Park, Boston, MA
Fri Jul 14, 1995, 7:05 PM EDT
Att: 32,348 - Unknown - 97 F

AB	30
R	5
H	10
RBI	5
BB	9
SO	3
LOB	30



Batter	1	2	3	4	5	6	7	8	9	AB	R	H	RBI	BB	SO	LOB	TOP							
Otis Nixon, S <small>OBP: 0.335, SLG: 0.317</small> 					B5-3 		F8 	F7 		5	1	2	0	0	0	1								
Mark McLemore, S <small>OBP: 0.388, SLG: 0.397</small> 					L9 		G4-3 		L8 	4	1	0	0	1	0	1								
Will Clark, L <small>OBP: 0.390, SLG: 0.478</small> 								G3 		5	1	3	0	0	1	2								
Juan Gonzalez, R <small>OBP: 0.295, SLG: 0.622</small> 				G5-3 						3	1	2	0	2	0	1								
29 Rusty Greer, L <small>OBP: 0.362, SLG: 0.397</small> 							G3-1 			5	1	3	2	0	0	4								
Ivan Rodriguez, R <small>OBP: 0.336, SLG: 0.522</small> 				G5-4-3 			G5-3 			4	1	1	0	0	0	3								
Mike Pagliarulo, L <small>OBP: 0.288, SLG: 0.336</small> 					K 			G3 		4	1	1	3	0	1	2								
Jeff Frye, R <small>OBP: 0.361, SLG: 0.371</small> 					K 			G4-3 		4	0	2	1	0	1	0								
Benji Gil, R <small>OBP: 0.285, SLG: 0.373</small> 					F9 			F9 		4	0	0	0	0	0	2								
Inning Stats <small>R: 2, H: 2, E: 0, K: 1, S: 14</small>	<small>H: 2, R: 3, LOB: 2, BB: 2, P: 28</small>	<small>R: 0, H: 2, E: 0, K: 0, S: 9</small>	<small>H: 2, R: 3, LOB: 1, BB: 0, P: 13</small>	<small>R: 1, H: 2, E: 0, K: 0, S: 8</small>	<small>H: 2, R: 3, LOB: 0, BB: 0, P: 13</small>	<small>R: 0, H: 0, E: 0, K: 0, S: 11</small>	<small>H: 0, R: 0, LOB: 0, BB: 0, P: 16</small>	<small>R: 0, H: 2, E: 0, K: 0, S: 13</small>	<small>H: 2, R: 0, LOB: 2, BB: 0, P: 20</small>	<small>R: 0, H: 0, E: 0, K: 0, S: 14</small>	<small>H: 0, R: 0, LOB: 0, BB: 0, P: 18</small>	<small>R: 0, H: 0, E: 0, K: 0, S: 7</small>	<small>H: 0, R: 0, LOB: 0, BB: 0, P: 10</small>	<small>R: 4, H: 4, E: 0, K: 0, S: 16</small>	<small>H: 4, R: 1, LOB: 1, BB: 1, P: 29</small>	<small>R: 0, H: 2, E: 0, K: 0, S: 12</small>	<small>H: 1, R: 0, LOB: 1, BB: 0, P: 20</small>	<small>1B: 11, 2B: 3, 3B: 0, HR: 0</small>	<small>SF: 0, SAC: 0, DP: 3, HBP: 0</small>	<small>WP: 0, PB: 1, SB: 2, CS: 0</small>	<small>PA: 41</small>			
PITCHER <small>Erik Hanson, R (1, 1) ERA: 3.66</small> <small>Joe Hudson, R (7, 1) ERA: 8.31</small> <small>Derek Lilliquist, L (8, 1) ERA: 6.26</small> <small>Brian Bark, L (9, 1) ERA:</small>	<small>IP: 6.0, WLS: L, BF: 26, H: 8, R: 3, ER: 3, SO: 3, BB: 2, IBB: 0, HBP: 0, BLK: 0, WP: 0, HR: 0, S: 69, P: 108, ERA: 4.50, WHIP: 1.667</small>	<small>IP: 1.1, WLS: 7, BF: 7, H: 2, R: 3, ER: 3, SO: 1, BB: 0, IBB: 0, HBP: 0, BLK: 0, WP: 0, HR: 15, P: 27, ERA: 20.25, WHIP: 2.250</small>	<small>IP: 0.2, WLS: 4, BF: 2, H: 2, R: 1, ER: 1, SO: 0, BB: 0, IBB: 0, HBP: 0, BLK: 0, WP: 0, HR: 8, P: 12, ERA: 13.50, WHIP: 3.000</small>	<small>IP: 1.0, WLS: 4, BF: 2, H: 2, R: 0, ER: 0, SO: 0, BB: 0, IBB: 0, HBP: 0, BLK: 0, WP: 0, HR: 12, P: 20, ERA: 0.00, WHIP: 2.000</small>	PITCHER <small>IP: 6.0, WLS: 3, BF: 26, H: 8, R: 3, ER: 3, SO: 3, BB: 2, IBB: 0, HBP: 0, BLK: 0, WP: 0, HR: 0, S: 69, P: 108, ERA: 4.50, WHIP: 1.667</small>	<small>IP: 1.1, WLS: 7, BF: 7, H: 2, R: 3, ER: 3, SO: 1, BB: 0, IBB: 0, HBP: 0, BLK: 0, WP: 0, HR: 15, P: 27, ERA: 20.25, WHIP: 2.250</small>	<small>IP: 0.2, WLS: 4, BF: 2, H: 2, R: 1, ER: 1, SO: 0, BB: 0, IBB: 0, HBP: 0, BLK: 0, WP: 0, HR: 8, P: 12, ERA: 13.50, WHIP: 3.000</small>	<small>IP: 1.0, WLS: 4, BF: 2, H: 2, R: 0, ER: 0, SO: 0, BB: 0, IBB: 0, HBP: 0, BLK: 0, WP: 0, HR: 12, P: 20, ERA: 0.00, WHIP: 2.000</small>	<small>IP: 6.0, WLS: 3, BF: 26, H: 8, R: 3, ER: 3, SO: 3, BB: 2, IBB: 0, HBP: 0, BLK: 0, WP: 0, HR: 0, S: 69, P: 108, ERA: 4.50, WHIP: 1.667</small>	<small>IP: 1.1, WLS: 7, BF: 7, H: 2, R: 3, ER: 3, SO: 1, BB: 0, IBB: 0, HBP: 0, BLK: 0, WP: 0, HR: 15, P: 27, ERA: 20.25, WHIP: 2.250</small>	<small>IP: 0.2, WLS: 4, BF: 2, H: 2, R: 1, ER: 1, SO: 0, BB: 0, IBB: 0, HBP: 0, BLK: 0, WP: 0, HR: 8, P: 12, ERA: 13.50, WHIP: 3.000</small>	<small>IP: 1.0, WLS: 4, BF: 2, H: 2, R: 0, ER: 0, SO: 0, BB: 0, IBB: 0, HBP: 0, BLK: 0, WP: 0, HR: 12, P: 20, ERA: 0.00, WHIP: 2.000</small>	<small>IP: 6.0, WLS: 3, BF: 26, H: 8, R: 3, ER: 3, SO: 3, BB: 2, IBB: 0, HBP: 0, BLK: 0, WP: 0, HR: 0, S: 69, P: 108, ERA: 4.50, WHIP: 1.667</small>	<small>IP: 1.1, WLS: 7, BF: 7, H: 2, R: 3, ER: 3, SO: 1, BB: 0, IBB: 0, HBP: 0, BLK: 0, WP: 0, HR: 15, P: 27, ERA: 20.25, WHIP: 2.250</small>	<small>IP: 0.2, WLS: 4, BF: 2, H: 2, R: 1, ER: 1, SO: 0, BB: 0, IBB: 0, HBP: 0, BLK: 0, WP: 0, HR: 8, P: 12, ERA: 13.50, WHIP: 3.000</small>	<small>IP: 1.0, WLS: 4, BF: 2, H: 2, R: 0, ER: 0, SO: 0, BB: 0, IBB: 0, HBP: 0, BLK: 0, WP: 0, HR: 12, P: 20, ERA: 0.00, WHIP: 2.000</small>	<small>IP: 6.0, WLS: 3, BF: 26, H: 8, R: 3, ER: 3, SO: 3, BB: 2, IBB: 0, HBP: 0, BLK: 0, WP: 0, HR: 0, S: 69, P: 108, ERA: 4.50, WHIP: 1.667</small>	<small>IP: 1.1, WLS: 7, BF: 7, H: 2, R: 3, ER: 3, SO: 1, BB: 0, IBB: 0, HBP: 0, BLK: 0, WP: 0, HR: 15, P: 27, ERA: 20.25, WHIP: 2.250</small>	<small>IP: 0.2, WLS: 4, BF: 2, H: 2, R: 1, ER: 1, SO: 0, BB: 0, IBB: 0, HBP: 0, BLK: 0, WP: 0, HR: 8, P: 12, ERA: 13.50, WHIP: 3.000</small>	<small>IP: 1.0, WLS: 4, BF: 2, H: 2, R: 0, ER: 0, SO: 0, BB: 0, IBB: 0, HBP: 0, BLK: 0, WP: 0, HR: 12, P: 20, ERA: 0.00, WHIP: 2.000</small>	<small>IP: 6.0, WLS: 3, BF: 26, H: 8, R: 3, ER: 3, SO: 3, BB: 2, IBB: 0, HBP: 0, BLK: 0, WP: 0, HR: 0, S: 69, P: 108, ERA: 4.50, WHIP: 1.667</small>	<small>IP: 1.1, WLS: 7, BF: 7, H: 2, R: 3, ER: 3, SO: 1, BB: 0, IBB: 0, HBP: 0, BLK: 0, WP: 0, HR: 15, P: 27, ERA: 20.25, WHIP: 2.250</small>	<small>IP: 0.2, WLS: 4, BF: 2, H: 2, R: 1, ER: 1, SO: 0, BB: 0, IBB: 0, HBP: 0, BLK: 0, WP: 0, HR: 8, P: 12, ERA: 13.50, WHIP: 3.000</small>	<small>IP: 1.0, WLS: 4, BF: 2, H: 2, R: 0, ER: 0, SO: 0, BB: 0, IBB: 0, HBP: 0, BLK: 0, WP: 0, HR: 12, P: 20, ERA: 0.00, WHIP: 2.000</small>

Texas Rangers @ Boston Red Sox
Fenway Park, Boston, MA
Sat Jul 15 1995, 7:05 PM EDT
Att: 34,004 - Unknown - 83 F

AB	38
R	7
H	14
RBI	6
BB	3
SO	3
LOB	16




Batter	1	2	3	4	5	6	7	8	9	AB	R	H	RBI	BB	SO	LOB	BOTTOM				
Willie McGee, S <small>OBP: 0.375, SLG: 0.522</small> 					G4-3 			G4-3 	G5-3 	5	0	1	0	0	1	3					
Matt Stairs, L <small>OBP: 0.391, SLG: 0.500</small> Lee Tinsley, S <small>OBP: 0.349, SLG: 0.411</small> 			F7 				L1 			3	1	1	0	1	0	1					
John Valentin, R <small>OBP: 0.376, SLG: 0.515</small> 					P6 		F9 	G4-3 		4	0	0	1	0	0	1					
Jose Canseco, R <small>OBP: 0.358, SLG: 0.449</small> 					P6 				E3 	3	0	0	0	1	0	1					
Troy O'Leary, L <small>OBP: 0.396, SLG: 0.564</small> 							F8 			4	0	2	0	0	0	1					
Tim Lincecum, R <small>OBP: 0.426, SLG: 0.489</small> 					FC6-4 			L7 	F8 	4	0	0	0	0	0	3					
Chris Donnels, L <small>OBP: 0.288, SLG: 0.288</small> 							L7 			3	1	1	0	1	0	0					
Bill Haselman, R <small>OBP: 0.361, SLG: 0.377</small> 							G6-3 			4	0	1	0	0	1	1					
Luis Allicea, S <small>OBP: 0.349, SLG: 0.314</small> 										2	0	0	0	2	0	1					
Inning Stats <small>R: 0, H: 0, E: 0, K: 1, S: 6</small>	<small>H: 0, R: 0, LOB: 1, BB: 1, P: 15</small>	<small>R: 0, H: 0, E: 0, K: 0, S: 5</small>	<small>H: 0, R: 1, LOB: 0, BB: 0, P: 10</small>	<small>R: 0, H: 1, E: 0, K: 1, S: 8</small>	<small>H: 1, R: 0, LOB: 1, BB: 0, P: 11</small>	<small>R: 0, H: 1, E: 0, K: 0, S: 8</small>	<small>H: 1, R: 0, LOB: 1, BB: 0, P: 11</small>	<small>R: 0, H: 0, E: 0, K: 0, S: 7</small>	<small>H: 0, R: 0, LOB: 1, BB: 1, P: 16</small>	<small>R: 0, H: 0, E: 0, K: 0, S: 10</small>	<small>H: 0, R: 0, LOB: 1, BB: 1, P: 17</small>	<small>R: 0, H: 1, E: 0, K: 0, S: 6</small>	<small>H: 1, R: 0, LOB: 1, BB: 0, P: 7</small>	<small>R: 1, H: 2, E: 1, K: 0, S: 8</small>	<small>H: 2, R: 0, LOB: 2, BB: 2, P: 15</small>	<small>R: 1, H: 1, E: 0, K: 1, S: 16</small>	<small>H: 1, R: 0, LOB: 1, BB: 2, P: 26</small>	<small>1B: 5, 2B: 0, 3B: 1, HR: 0</small>	<small>SF: 0, SAC: 0, DP: 1, HBP: 0</small>	<small>WP: 0, PB: 0, SB: 0, CS: 0</small>	<small>PA: 38</small>
PITCHER <small>Kevin Gross, R (1, 1) ERA: 6.89</small> <small>Matt Whiteside, R (8, 1) ERA: 3.81</small> <small>Ed Vosberg, L (9, 1) ERA: 2.53</small>	<small>IP: 7.2, WLS: W, BF: 32, H: 5, R: 1, ER: 1, SO: 2, BB: 3, IBB: 0, HBP: 0, BLK: 0, WP: 0, HR: 0, S: 57, P: 99, ERA: 1.17, WHIP: 1.043</small>	<small>IP: 0.1, WLS: 4, BF: 1, H: 1, R: 1, ER: 1, SO: 0, BB: 0, IBB: 0, HBP: 0, BLK: 0, WP: 0, HR: 12, P: 22, ERA: 27.00, WHIP: 9.000</small>	<small>IP: 1.0, WLS: 2, BF: 0, H: 0, R: 0, ER: 0, SO: 1, BB: 0, IBB: 0, HBP: 0, BLK: 0, WP: 0, HR: 5, P: 7, ERA: 0.00, WHIP: 0.000</small>	<small>IP: 7.2, WLS: W, BF: 32, H: 5, R: 1, ER: 1, SO: 2, BB: 3, IBB: 0, HBP: 0, BLK: 0, WP: 0, HR: 0, S: 57, P: 99, ERA: 1.17, WHIP: 1.043</small>	PITCHER <small>IP: 7.2, WLS: W, BF: 32, H: 5, R: 1, ER: 1, SO: 2, BB: 3, IBB: 0, HBP: 0, BLK: 0, WP: 0, HR: 0, S: 57, P: 99, ERA: 1.17, WHIP: 1.043</small>	<small>IP: 0.1, WLS: 4, BF: 1, H: 1, R: 1, ER: 1, SO: 0, BB: 0, IBB: 0, HBP: 0, BLK: 0, WP: 0, HR: 12, P: 22, ERA: 27.00, WHIP: 9.000</small>	<small>IP: 1.0, WLS: 2, BF: 0, H: 0, R: 0, ER: 0, SO: 1, BB: 0, IBB: 0, HBP: 0, BLK: 0, WP: 0, HR: 5, P: 7, ERA: 0.00, WHIP: 0.000</small>	<small>IP: 7.2, WLS: W, BF: 32, H: 5, R: 1, ER: 1, SO: 2, BB: 3, IBB: 0, HBP: 0, BLK: 0, WP: 0, HR: 0, S: 57, P: 99, ERA: 1.17, WHIP: 1.043</small>	<small>IP: 0.1, WLS: 4, BF: 1, H: 1, R: 1, ER: 1, SO: 0, BB: 0, IBB: 0, HBP: 0, BLK: 0, WP: 0, HR: 12, P: 22, ERA: 27.00, WHIP: 9.000</small>	<small>IP: 1.0, WLS: 2, BF: 0, H: 0, R: 0, ER: 0, SO: 1, BB: 0, IBB: 0, HBP: 0, BLK: 0, WP: 0, HR: 5, P: 7, ERA: 0.00, WHIP: 0.000</small>	<small>IP: 7.2, WLS: W, BF: 32, H: 5, R: 1, ER: 1, SO: 2, BB: 3, IBB: 0, HBP: 0, BLK: 0, WP: 0, HR: 0, S: 57, P: 99, ERA: 1.17, WHIP: 1.043</small>	<small>IP: 0.1, WLS: 4, BF: 1, H: 1, R: 1, ER: 1, SO: 0, BB: 0, IBB: 0, HBP: 0, BLK: 0, WP: 0, HR: 12, P: 22, ERA: 27.00, WHIP: 9.000</small>	<small>IP: 1.0, WLS: 2, BF: 0, H: 0, R: 0, ER: 0, SO: 1, BB: 0, IBB: 0, HBP: 0, BLK: 0, WP: 0, HR: 5, P: 7, ERA: 0.00, WHIP: 0.000</small>	<small>IP: 7.2, WLS: W, BF: 32, H: 5, R: 1, ER: 1, SO: 2, BB: 3, IBB: 0, HBP: 0, BLK: 0, WP: 0, HR: 0, S: 57, P: 99, ERA: 1.17, WHIP: 1.043</small>	<small>IP: 0.1, WLS: 4, BF: 1, H: 1, R: 1, ER: 1, SO: 0, BB: 0, IBB: 0, HBP: 0, BLK: 0, WP: 0, HR: 12, P: 22, ERA: 27.00, WHIP: 9.000</small>	<small>IP: 1.0, WLS: 2, BF: 0, H: 0, R: 0, ER: 0, SO: 1, BB: 0, IBB: 0, HBP: 0, BLK: 0, WP: 0, HR: 5, P: 7, ERA: 0.00, WHIP: 0.000</small>	<small>IP: 7.2, WLS: W, BF: 32, H: 5, R: 1, ER: 1, SO: 2, BB: 3, IBB: 0, HBP: 0, BLK: 0, WP: 0, HR: 0, S: 57, P: 99, ERA: 1.17, WHIP: 1.043</small>	<small>IP: 0.1, WLS: 4, BF: 1, H: 1, R: 1, ER: 1, SO: 0, BB: 0, IBB: 0, HBP: 0, BLK: 0, WP: 0, HR: 12, P: 22, ERA: 27.00, WHIP: 9.000</small>	<small>IP: 1.0, WLS: 2, BF: 0, H: 0, R: 0, ER: 0, SO: 1, BB: 0, IBB: 0, HBP: 0, BLK: 0, WP: 0, HR: 5, P: 7, ERA: 0.00, WHIP: 0.000</small>		

Texas Rangers @ Boston Red Sox
Fenway Park, Boston, MA
Sat Jul 15 1995, 7:05 PM EDT
Att: 3

Batter	1	2	3	4	5	6	7	8	9	AB	R	H	RBI	BB	SO	LOB	TOP								
Otis Nixon, S OBP: 0.337, SLG: 0.319 (1, 8)										4	1	2	0	0	1	0	Texas Rangers @ Boston Red Sox Fenway Park, Boston, MA Sun Jul 16 1995, 7:05 PM EDT Att: 30,295 - Unknown - 77 F								
Mark McLemore, S OBP: 0.395, SLG: 0.392 (1, 7)										3	1	0	0	1	0	1									
Will Clark, L OBP: 0.388, SLG: 0.474 (1, 3)										4	1	1	2	0	0	1									
Juan Gonzalez, R OBP: 0.294, SLG: 0.632 (1, 10)										4	1	1	3	0	1	0									
Ivan Rodriguez, R OBP: 0.350, SLG: 0.513 (1, 2)										4	0	0	0	0	0	0									
Luis Ortiz, R OBP: 0.285, SLG: 0.388 (1, 5)										3	0	0	0	0	0	0									
Mike Pagliarulo, L OBP: 0.293, SLG: 0.336 (9, PH) (9, 5)										0	0	0	0	1	0	0									
Jack Voigt, R OBP: 0.289, SLG: 0.354 (9, PH) (9, 9)										2	0	0	0	1	1	0									
29 Rusty Greer, L OBP: 0.361, SLG: 0.395 (9, 9)										3	0	0	0	0	1	1									
Jeff Frye, R OBP: 0.356, SLG: 0.365 (1, 4)										3	0	0	0	0	1	1									
Benji Gil, R OBP: 0.285, SLG: 0.370 (1, 6)										2	1	0	0	1	0	0									
Inning Stats	R: 0 E: 0 K: 1 S: 9	H: 0 LOB: 0 BB: 0 P: 13	R: 0 E: 0 K: 0 S: 4	H: 0 LOB: 0 BB: 0 P: 10	R: 5 E: 1 K: 0 S: 17	H: 3 LOB: 0 BB: 3 P: 34	R: 0 E: 0 K: 1 S: 7	H: 0 LOB: 0 BB: 0 P: 11	R: 0 E: 0 K: 0 S: 6	H: 0 LOB: 0 BB: 0 P: 9	R: 0 E: 0 K: 1 S: 9	H: 0 LOB: 0 BB: 0 P: 14	R: 0 E: 0 K: 1 S: 5	H: 0 LOB: 0 BB: 0 P: 10	R: 0 E: 0 K: 0 S: 7	H: 1 LOB: 1 BB: 1 P: 0	R: 0 E: 0 K: 0 S: 11	H: 0 LOB: 1 BB: 1 P: 18	1B: 3 2B: 0 3B: 0 HR: 1	SF: 0 SAC: 0 DP: 1 HBP: 0	WP: 1 PB: 0 SB: 0 CS: 0	PA: 34			
PITCHER	IP	WLS	BF	H	R	ER	SO	BB	IBB	HBP	BLK	WP	HR	S	P	ERA	WHIP								
Zane Smith, L ERA: 5.83 (1, 1)	6.0	L	23	3	5	5	3	3	0	0	0	0	1	52	91	7.50	1.000								
Mike Maddux, R ERA: 3.89 (7, 1)	2.0		7	1	0	0	1	0	0	0	0	1	0	12	20	0.00	0.500								
Stan Belinda, R ERA: 3.27 (9, 1)	1.0		4	0	0	0	0	1	0	0	0	0	0	11	18	0.00	1.000								

AB	30
R	5
H	4
RBI	5
BB	4
SO	4
LOB	4



Batter	1	2	3	4	5	6	7	8	9	AB	R	H	RBI	BB	SO	LOB	BOTTOM								
Lee Tinsley, S OBP: 0.350, SLG: 0.411 (1, 8)										5	1	2	0	0	0	1	Texas Rangers @ Boston Red Sox Fenway Park, Boston, MA Sun Jul 16 1995, 7:05 PM EDT Att: 30,295 - Unknown - 77 F								
Willie McGee, S OBP: 0.321, SLG: 0.444 (1, 9)										4	0	0	0	0	3	3									
Mo Vaughn, L OBP: 0.393, SLG: 0.602 (1, 3)										3	1	1	1	1	1	1									
Jose Canseco, R OBP: 0.368, SLG: 0.454 (1, 10)										3	0	2	0	1	1	0									
Tim Lincecum, R OBP: 0.429, SLG: 0.486 (1, 5)										3	0	1	0	1	0	4									
John Valentin, R OBP: 0.372, SLG: 0.509 (1, 6)										3	0	0	1	0	0	3									
Troy O'Leary, L OBP: 0.389, SLG: 0.553 (1, 7)										4	0	0	0	0	2	3									
Mike Macfarlane, R OBP: 0.343, SLG: 0.403 (1, 2)										3	0	1	0	1	0	0									
Juan Bell, R OBP: 0.375, SLG: 0.857 (1, 4)										3	0	0	0	0	1	2									
Matt Stairs, L OBP: 0.383, SLG: 0.488 (9, PH)										1	0	0	0	0	1	0									
Inning Stats	R: 0 E: 0 K: 2 S: 10	H: 1 LOB: 2 BB: 1 P: 18	R: 0 E: 0 K: 0 S: 13	H: 1 LOB: 1 BB: 0 P: 18	R: 0 E: 0 K: 1 S: 6	H: 0 LOB: 0 BB: 0 P: 9	R: 0 E: 0 K: 1 S: 7	H: 0 LOB: 1 BB: 1 P: 13	R: 0 E: 0 K: 2 S: 11	H: 0 LOB: 1 BB: 1 P: 17	R: 0 E: 0 K: 0 S: 9	H: 1 LOB: 1 BB: 1 P: 22	R: 0 E: 0 K: 1 S: 5	H: 0 LOB: 0 BB: 0 P: 12	R: 2 E: 0 K: 1 S: 15	H: 4 LOB: 2 BB: 0 P: 28	R: 0 E: 0 K: 1 S: 6	H: 0 LOB: 0 BB: 0 P: 8	1B: 6 2B: 1 3B: 0 HR: 0	SF: 1 SAC: 0 DP: 1 HBP: 0	WP: 1 PB: 0 SB: 0 CS: 0	PA: 37			
PITCHER	IP	WLS	BF	H	R	ER	SO	BB	IBB	HBP	BLK	WP	HR	S	P	ERA	WHIP								
Kenny Rogers, L ERA: 2.84 (1, 1)	7.0	W	27	3	0	0	7	4	0	0	0	0	0	67	109	0.00	1.000								
Terry Burrows, L ERA: 6.43 (8, 1)	0.1		3	2	2	2	0	0	0	0	0	0	0	8	12	54.00	6.000								
Roger McDowell, R ERA: 3.86 (8, 1)	0.2		4	2	0	0	1	0	0	0	0	0	0	7	16	0.00	3.000								
Jeff Russell, R ERA: 2.75 (9, 1)	1.0	S	3	0	0	0	1	0	0	0	0	0	0	6	8	0.00	0.000								



Batter	1	2	3	4	5	6	7	8	9	AB	R	H	RBI	BB	SO	LOB	TOP											
Keith Lockhart, L OBP: 0.408, SLG: 0.539 David Howard, S OBP: 0.237, SLG: 0.258	3-2 HR		0-0 1B SF9	1-2 P4		1-2 E6		2-2 1B		4	2	2	1	0	0	1	Kansas City Royals @ Boston Red Sox Fenway Park, Boston, MA Mon Jul 17 1995, 7:05 PM EDT Att: 24,891 - Unknown - 67 F											
Tom Goodwin, L OBP: 0.358, SLG: 0.335	0-0 F7		3-1 2B S		0-0 F8	0-1 1B		2-3 3-H 2-1 L4		5	1	2	0	0	0	2												
Wally Joyner, L OBP: 0.399, SLG: 0.435	3-2 1B		0-0 SF9		4-0 2B BB	0-0 G4-3		1-2 G6-3		3	0	1	1	1	0	4												
Gary Gaetti, R OBP: 0.319, SLG: 0.523	2-3 K		3-H 2-2 2B		1-0 1-3 2B		0-3 K		0-2 K	5	0	2	1	0	3	1												
Bob Hamelin, L OBP: 0.279, SLG: 0.306	1-2 K		0-3 2B		0-1 F8		2-3 K		1-3 K	5	0	0	0	0	4	4												
Jon Nunnally, L OBP: 0.385, SLG: 0.619		3-2 G4-3	0-0 F8		4-0 IBB		1-1 P8		0-1 L4	4	0	0	0	1	0	1												
Greg Gagne, R OBP: 0.332, SLG: 0.406		3-3 K		0-0 G3-1 2B		0-0 F9		2-2 SH5-4 1B		4	1	2	0	0	1	3												
Chris James, R OBP: 0.353, SLG: 0.438 Phil Hiett, R OBP: 0.291, SLG: 0.333	1-0 S 1B		0-0 G3-1		1-1 L8		2-2 SAFE 1B SH5-4		1-2 1B	4	0	2	0	0	0	1												
Brent Mayne, L OBP: 0.244, SLG: 0.273	2-2 G3		1-0 P6		0-1 F9		0-0 SH5-4		1-2 2-3	0	0	0	0	0	0	2												
Inning Stats	R: 1 E: 0 K: 2 S: 16	H: 2 LOB: 1 BB: 0 P: 25	R: 0 E: 0 K: 1 S: 10	H: 1 LOB: 1 BB: 0 P: 19	R: 2 E: 0 K: 1 S: 14	H: 3 LOB: 1 BB: 0 P: 17	R: 0 E: 0 K: 0 S: 6	H: 1 LOB: 1 BB: 0 P: 8	R: 0 E: 0 K: 0 S: 5	H: 1 LOB: 3 BB: 2 P: 14	R: 0 E: 1 K: 0 S: 10	H: 0 LOB: 0 BB: 0 P: 11	R: 0 E: 0 K: 2 S: 8	H: 3 LOB: 2 BB: 0 P: 24	R: 0 E: 0 K: 2 S: 10	H: 0 LOB: 0 BB: 0 P: 11		1B: 8 2B: 3 3B: 0 HR: 1	SF: 1 SAC: 1 DP: 0 HBP: 0	WP: 0 PB: 0 SB: 2 CS: 0	PA: 42							
PITCHER	IP	WLS	BF	H	R	ER	SO	BB	IBB	HBP	BLK	WP	HR	S	P	ERA	WHIP											
Jeff Suppan, R ERA: 4.76	(1, 1)	5.2	L	29	9	3	3	4	1	1	0	0	0	1	60	94	4.76	1.765										
Rheal Cormier, L ERA: 3.43	(6, 1)	2.1		10	3	1	1	2	0	0	0	0	0	0	25	36	3.86	1.286										
Stan Belinda, R ERA: 3.19	(9, 1)	1.0		3	0	0	0	2	0	0	0	0	0	0	10	11	0.00	0.000										


Batter	1	2	3	4	5	6	7	8	9	AB	R	H	RBI	BB	SO	LOB	BOTTOM											
Lee Tinsley, S OBP: 0.347, SLG: 0.404	2-2 G1-3			0-1 G1-3		1-1 G5-3		2-3 K	1 SAFE 4-2 FC4-6 BB	4	0	0	1	1	1	1	Kansas City Royals @ Boston Red Sox Fenway Park, Boston, MA Mon Jul 17 1995, 7:05 PM EDT Att: 24,891 - Unknown - 67 F											
Troy O'Leary, L OBP: 0.385, SLG: 0.545	1-0 G4-3			1-1 F8		2-1 G1-3		2-2 2B 1B	0-1 FC4-6	5	1	1	0	0	0	3												
Mo Vaughn, L OBP: 0.391, SLG: 0.597	2-3 K			3-2 G1-3		3-2 1B		2-1 L7		4	0	1	1	0	1	1												
Jose Canseco, R OBP: 0.371, SLG: 0.455		1-1 L7			2-3 K	0-2 1B		0-2 2B 1B		4	0	2	0	0	1	0												
Mark Whiten, S OBP: 0.240, SLG: 0.250		1-0 G1-3			3-3 K	3-0 G6-3		0-0 1-3 2-H 2B		4	0	1	1	0	1	2												
Tim Lincecum, R OBP: 0.430, SLG: 0.482		1-3 K			4-1 BB		4-0 WP G4-3 BB	0-1 G6-3		2	0	0	0	2	1	2												
Mike Macfarlane, R OBP: 0.342, SLG: 0.495			2-2 L3-6 2B		3-2 F8		2-3 K		1-1 F9	4	0	1	0	0	1	2												
Luis Alicea, S OBP: 0.349, SLG: 0.319 Willie McGee, S OBP: 0.310, SLG: 0.429			2-2 L3-6			0-1 1B G5-3 2B		0-0 G4-3		3	1	1	0	0	0	2												
Juan Bell, R OBP: 0.364, SLG: 0.700 Matt Stairs, L OBP: 0.375, SLG: 0.477			2-0 F8			1-0 G1-3 G5-3 1B		2-2 G4-3	1 SAFE 3-1 L7	3	1	1	0	0	0	1												
Inning Stats	R: 0 E: 0 K: 1 S: 7	H: 0 LOB: 0 BB: 0 P: 12	R: 0 E: 0 K: 1 S: 6	H: 0 LOB: 0 BB: 0 P: 9	R: 0 E: 0 K: 0 S: 8	H: 1 LOB: 0 BB: 0 P: 14	R: 0 E: 0 K: 0 S: 7	H: 0 LOB: 0 BB: 0 P: 11	R: 0 E: 0 K: 2 S: 11	H: 0 LOB: 1 BB: 1 P: 23	R: 2 E: 0 K: 0 S: 14	H: 4 LOB: 2 BB: 0 P: 24	R: 0 E: 0 K: 1 S: 7	H: 0 LOB: 1 BB: 1 P: 15	R: 1 E: 0 K: 1 S: 15	H: 3 LOB: 2 BB: 0 P: 21		R: 0 E: 1 K: 0 S: 11	H: 0 LOB: 2 BB: 1 P: 19	1B: 5 2B: 4 3B: 0 HR: 0	SF: 0 SAC: 0 DP: 1 HBP: 0	WP: 1 PB: 0 SB: 1 CS: 0	PA: 38					
PITCHER	IP	WLS	BF	H	R	ER	SO	BB	IBB	HBP	BLK	WP	HR	S	P	ERA	WHIP											
Mark Gubicza, R ERA: 3.82	(1, 1)	5.2	W	21	4	2	2	4	1	0	0	0	0	0	49	86	3.18	0.882										
Hipolito Pichardo, R ERA: 3.83	(6, 1)	2.0		10	3	1	1	2	1	0	0	0	1	0	23	40	4.50	2.000										
Jeff Montgomery, R ERA: 3.19	(8, 1)	1.1	S	7	1	0	0	0	1	0	0	0	0	0	14	22	0.00	1.500										




Batter	1	2	3	4	5	6	7	8	9	AB	R	H	RBI	BB	SO	LOB	TOP					
Keith Lockhart, L OBP: 0.392, SLG: 0.516	L9		G4-3		F7			G3		4	0	0	0	0	0	1	Kansas City Royals @ Boston Red Sox Fenway Park, Boston, MA Tue Jul 18 1995, 3:33 AM EDT Att: 26,960 - Overcast - 65 F					
Tom Goodwin, L OBP: 0.360, SLG: 0.335	G4-3		CS, PB, BB		CS	G3-6-3, 1B		K		3	0	1	0	1	1	0						
Wally Joyner, L OBP: 0.401, SLG: 0.434	1B		BB		G3-6-3			G6-3		3	0	1	0	1	0	1						
Gary Gaetti, R OBP: 0.322, SLG: 0.527	P4		CS	P2					2B	4	0	2	0	0	0	1						
Chris James, R OBP: 0.342, SLG: 0.500		F9		HR				F7		4	1	1	1	0	1	2						
Jon Nunnally, L OBP: 0.375, SLG: 0.603		K		K				F7		4	0	0	0	0	2	1						
Brent Mayne, L OBP: 0.250, SLG: 0.274		HBP		G4-3				G4-3		3	0	1	0	0	0	1						
Greg Gagne, R OBP: 0.332, SLG: 0.401		K		G4-3				G4-6-3		2	0	0	0	1	1	1						
Bob Hamelin, L OBP: 0.280, SLG: 0.301			K		G4-3			G4-6-3		2	0	0	0	0	1	2						
Inning Stats	R: 0 E: 0 K: 0 S: 9	H: 1 LOB: 1 BB: 0 P: 14	R: 0 E: 0 K: 2 S: 9	H: 0 LOB: 1 BB: 0 P: 15	R: 0 E: 0 K: 1 S: 11	H: 0 LOB: 1 BB: 2 P: 21	R: 1 E: 0 K: 1 S: 9	H: 1 LOB: 0 BB: 0 P: 14	R: 0 E: 0 K: 0 S: 5	H: 0 LOB: 0 BB: 0 P: 8	R: 0 E: 0 K: 1 S: 11	H: 2 LOB: 1 BB: 0 P: 17	R: 0 E: 1 K: 0 S: 7	H: 1 LOB: 1 BB: 1 P: 12	R: 0 E: 0 K: 1 S: 8	H: 0 LOB: 0 BB: 0 P: 11	R: 0 E: 0 K: 0 S: 8	H: 1 LOB: 1 BB: 0 P: 10	1B: 4 2B: 1 3B: 0 HR: 1	SF: 0 SAC: 0 DP: 2 HBP: 2	WP: 0 PB: 1 SB: 0 CS: 2	PA: 36
PITCHER	IP	WLS	BF	H	R	ER	SO	BB	IBB	HBP	BLK	WP	HR	S	P	ERA	WHIP					
Roger Clemens, R ERA: 4.75	(1, 1)	8.0	W	30	5	1	1	6	3	0	2	0	0	1	69	112	1.12	1.000				
Rick Aguilera, R ERA: 2.25	(9, 1)	1.0	S	4	1	0	0	0	0	0	0	0	0	8	10	0.00	1.000					

Batter	1	2	3	4	5	6	7	8	9	AB	R	H	RBI	BB	SO	LOB	BOTTOM					
Willie McGee, S OBP: 0.364, SLG: 0.469	2B, SF7, 1B		FC4-6, 1B		1B			G6-3		4	1	3	0	0	0	1	Kansas City Royals @ Boston Red Sox Fenway Park, Boston, MA Tue Jul 18 1995, 3:33 AM EDT Att: 26,960 - Overcast - 65 F					
Matt Stairs, L OBP: 0.365, SLG: 0.479	2B		K		F7			F7		4	0	1	0	0	1	4						
Mo Vaughn, L OBP: 0.392, SLG: 0.596	K		K			G3-1, 1B	1B, 1B	1B, 1B		4	1	2	1	0	2	4						
Jose Canseco, R OBP: 0.374, SLG: 0.460	SF7		FC4-6			G3-1, 1B	1B, 1B	1B, 1B		3	1	2	1	0	0	2						
Mark Whiten, S OBP: 0.241, SLG: 0.250	G6-3		G4-3		G3-1		1B, 1B	1B, 1B		4	0	1	1	0	0	3						
John Valentin, R OBP: 0.373, SLG: 0.507		L7		G6-3			BB	1B, 1B		3	0	1	1	1	0	0						
Mike Macfarlane, R OBP: 0.336, SLG: 0.397		K		G5-3			K	L9		4	0	0	0	0	2	5						
Chris Donnels, L OBP: 0.273, SLG: 0.271		F9					K	K		4	0	0	0	0	2	3						
Luis Alicea, S OBP: 0.355, SLG: 0.332				1B			F7	SH1-4, 1B, 2B		4	1	3	0	0	0	0						
Inning Stats	R: 1 E: 0 K: 1 S: 11	H: 2 LOB: 1 BB: 0 P: 19	R: 0 E: 0 K: 1 S: 10	H: 0 LOB: 0 BB: 0 P: 17	R: 0 E: 0 K: 2 S: 14	H: 2 LOB: 2 BB: 0 P: 20	R: 0 E: 0 K: 0 S: 7	H: 0 LOB: 0 BB: 0 P: 12	R: 0 E: 0 K: 1 S: 11	H: 1 LOB: 1 BB: 0 P: 17	R: 0 E: 0 K: 2 S: 12	H: 2 LOB: 3 BB: 1 P: 21	R: 3 E: 0 K: 0 S: 26	H: 5 LOB: 2 BB: 0 P: 35	R: 0 E: 0 K: 0 S: 6	H: 1 LOB: 0 BB: 0 P: 8	R: 0 E: 0 K: 0 S: 6	H: 1 LOB: 0 BB: 0 P: 8	1B: 11 2B: 2 3B: 0 HR: 0	SF: 1 SAC: 1 DP: 0 HBP: 0	WP: 0 PB: 0 SB: 0 CS: 1	PA: 37
PITCHER	IP	WLS	BF	H	R	ER	SO	BB	IBB	HBP	BLK	WP	HR	S	P	ERA	WHIP					
Tom Gordon, R ERA: 3.83	(1, 1)	6.2	L	31	10	4	4	7	1	0	0	0	0	83	131	5.40	1.650					
Rusty Meacham, R ERA: 3.94	(7, 1)	1.1		6	3	0	0	0	0	0	0	0	0	14	18	0.00	2.250					

AB 29
R 1
H 6
RBI 1
BB 3
SO 6
LOB 10



AB 34
R 4
H 13
RBI 4
BB 1
SO 7
LOB 22



Batter	1	2	3	4	5	6	7	8	9	AB	R	H	RBI	BB	SO	LOB	TOP				
Willie McGee, S OBP: 0.391, SLG: 0.463 (1, 8)	G3			L3		L7		G6-3		4	0	0	0	0	0	1	Boston Red Sox @ Chicago White Sox Comiskey Park, Chicago, IL Thu Jul 20 1995, 8:05 PM EDT Att: 21,235 - Unknown - 76 F livebaseballscorecards.com				
John Valentin, R OBP: 0.375, SLG: 0.518 (1, 6)	K			1B 2B		G6-3		K		4	1	1	0	0	2	1					
Mo Vaughn, L OBP: 0.391, SLG: 0.598 (1, 3)	K			K			HR		F8	4	1	1	1	0	2	1					
Jose Canseco, R OBP: 0.374, SLG: 0.472 (1, 10)		P6				L9			HR	4	1	2	2	0	0	0					
Troy O'Leary, L OBP: 0.380, SLG: 0.538 (7, 7)	G3			1B		L9			HR	3	0	0	0	0	1	1					
Lee Tinsley, S OBP: 0.344, SLG: 0.396 (9, PH)				K				G6-4-3		0	0	0	0	0	1	0					
Tim Lincecum, R OBP: 0.425, SLG: 0.472 (1, 5)	K						WP		G6-4-3	3	0	1	0	1	1	1					
Matt Stairs, L OBP: 0.345, SLG: 0.451 Mark Whiten, S OBP: 0.241, SLG: 0.250 (7, 9)			G4-3		G6-3		K			3	0	0	0	0	1	2					
Bill Haselman, R OBP: 0.360, SLG: 0.375 (1, 2)			G6-3		G6-3					3	0	1	0	0	0	0					
Luis Alicea, S OBP: 0.359, SLG: 0.336 (1, 4)			K					SH1-3		2	0	0	0	0	2	0					
Inning Stats	R: 0 E: 0 K: 2 S: 10	H: 0 LOB: 0 BB: 0 P: 16	R: 0 E: 0 K: 1 S: 11	H: 0 LOB: 0 BB: 0 P: 15	R: 0 E: 0 K: 1 S: 8	H: 0 LOB: 0 BB: 0 P: 14	R: 1 E: 0 K: 2 S: 11	H: 2 LOB: 1 BB: 0 P: 17	R: 0 E: 0 K: 1 S: 7	H: 0 LOB: 0 BB: 0 P: 11	R: 1 E: 0 K: 1 S: 16	H: 2 LOB: 1 BB: 0 P: 23	R: 0 E: 0 K: 1 S: 9	H: 1 LOB: 1 BB: 0 P: 13	R: 1 E: 0 K: 0 S: 11	H: 1 LOB: 0 BB: 1 P: 19	1B: 3 2B: 1 3B: 0 HR: 2	SF: 0 SAC: 1 DP: 2 HBP: 0	WP: 1 PB: 0 SB: 0 CS: 0	PA: 33	
PITCHER	IP	WLS	BF	H	R	ER	SO	BB	IBB	HBP	BLK	WP	HR	S	P	ERA	WHIP				
Alex Fernandez, R ERA: 5.36 (1, 1)	6.0		20	2	1	1	7	1	0	0	0	0	0	54	86	1.50	0.500				
Kirk McCaskill, R ERA: 4.7 (7, 1)	2.0	L	9	3	1	1	2	0	0	0	0	1	1	25	36	4.50	1.500				
Tim Fortugno, L ERA: 4.89 (9, 1)	0.1		3	1	1	1	0	1	0	0	0	0	1	10	17	27.00	6.000				
Matt Karchner, R ERA: (9, 1)	0.2		1	0	0	0	0	0	0	0	0	0	0	1	2	0.00	0.000				

Batter	1	2	3	4	5	6	7	8	9	AB	R	H	RBI	BB	SO	LOB	BOTTOM					
Lance Johnson, L OBP: 0.325, SLG: 0.355 (1, 8)	G4-3	F7			K		G5-3		FC3-6	5	0	1	0	0	1	2	Boston Red Sox @ Chicago White Sox Comiskey Park, Chicago, IL Thu Jul 20 1995, 8:05 PM EDT Att: 21,235 - Unknown - 76 F livebaseballscorecards.com					
Tim Raines, S OBP: 0.384, SLG: 0.444 (1, 7)	2B			1B	G4-1		G1-3		FC3-6	3	0	0	0	2	0	1						
Frank Thomas, R OBP: 0.482, SLG: 0.664 (1, 3)	K			L5		HR			BB	4	1	1	1	1	1	2						
Robin Ventura, L OBP: 0.366, SLG: 0.498 (1, 5)				K		K		G6-3	L9	5	0	1	0	0	2	3						
John Kruk, L OBP: 0.429, SLG: 0.427 Ray Durham, S OBP: 0.329, SLG: 0.407 (1, 10)	L7			1B		G4-3	E	FC5	1B	4	0	3	0	0	0	2						
Dave Martinez, L OBP: 0.333, SLG: 0.442 Lyle Mouton, R OBP: 0.409, SLG: 0.412 (8, PH)		L8		1B		E4	G4-3		FC5	1B	3	0	1	0	0	0						
Norberto Martin, R OBP: 0.284, SLG: 0.290 (1, 4)					G6-4-3		G4-3		FC5	4	0	2	0	0	0	4						
Michael LaValliere, L OBP: 0.261, SLG: 0.242 (1, 2)		K			G6-4-3		G4-3		G4-3	4	0	0	0	0	1	7						
Ozzie Guillen, L OBP: 0.307, SLG: 0.355 (1, 6)		L8			K		G6-3		P5	4	0	0	0	0	1	4						
Inning Stats	R: 0 E: 0 K: 1 S: 12	H: 1 LOB: 2 BB: 1 P: 23	R: 0 E: 0 K: 1 S: 12	H: 2 LOB: 2 BB: 0 P: 17	R: 0 E: 0 K: 1 S: 10	H: 1 LOB: 0 BB: 0 P: 21	R: 0 E: 0 K: 1 S: 10	H: 1 LOB: 0 BB: 0 P: 14	R: 1 E: 1 K: 2 S: 17	H: 1 LOB: 0 BB: 0 P: 25	R: 0 E: 0 K: 0 S: 8	H: 1 LOB: 2 BB: 0 P: 13	R: 0 E: 0 K: 0 S: 5	H: 0 LOB: 0 BB: 0 P: 10	R: 0 E: 0 K: 0 S: 11	H: 2 LOB: 2 BB: 0 P: 15		R: 0 E: 0 K: 0 S: 12	H: 1 LOB: 1 BB: 1 P: 20	1B: 8 2B: 1 3B: 0 HR: 1	SF: 0 SAC: 0 DP: 1 HBP: 0	WP: 0 PB: 0 SB: 1 CS: 0
PITCHER	IP	WLS	BF	H	R	ER	SO	BB	IBB	HBP	BLK	WP	HR	S	P	ERA	WHIP					
Erik Hanson, R ERA: 3.53 (1, 1)	6.0	W	27	7	1	1	1	0	0	0	0	0	0	11	19	0.00	1.500					
Rheal Cormier, R ERA: 3.34 (7, 1)	1.1		6	2	0	0	0	0	0	0	0	0	0	11	19	0.00	1.500					
Mike Maddux, R ERA: 3.83 (8, 1)	0.2		2	0	0	0	0	0	0	0	0	0	0	5	6	0.00	0.000					
Rick Aguilera, R ERA: 2.67 (9, 1)	1.0	S	5	1	0	0	0	1	0	0	0	0	0	12	20	0.00	2.000					



Batter	1	2	3	4	5	6	7	8	9	AB	R	H	RBI	BB	SO	LOB	TOP								
Chuck Knoblauch, R (1, 4) <small>OBP: 0.405, SLG: 0.416</small> Chip Hale, L (7, 4) <small>OBP: 0.362, SLG: 0.429</small>	G3-1		G5-4-3				G6-3			4	1	1	0	0	0	2	Minnesota Twins @ Boston Red Sox Fenway Park, Boston, MA Fri Jul 21, 1995, 7:05 PM EDT Att: 31,124 - Unknown - 83 F								
Pat Meares, R (1, 6) <small>OBP: 0.310, SLG: 0.476</small>	F8						G6-3			4	1	1	1	0	0	2									
Kirby Puckett, R (1, 9) <small>OBP: 0.349, SLG: 0.456</small> Dan Masteller, L (7, 3) <small>OBP: 0.254, SLG: 0.206</small>	G6-3									3	0	1	2	0	0	0									
Pedro Munoz, R (1, 3) <small>OBP: 0.353, SLG: 0.581</small> Scott Stahoviak, L (8, PH) <small>OBP: 0.319, SLG: 0.337</small>		G5-3								3	0	1	0	0	0	2									
Marty Cordova, R (1, 7) <small>OBP: 0.348, SLG: 0.496</small>		G6-3								4	1	1	0	0	1	2									
Scott Leius, R (1, 5) <small>OBP: 0.326, SLG: 0.352</small>		L6								4	0	2	0	0	0	1									
Riccardo Ingram, R (1, 10) <small>OBP: 0.400, SLG: 0.250</small>										4	0	1	1	0	0	4									
Matt Walbeck, S (1, 2) <small>OBP: 0.299, SLG: 0.313</small> Matt Merullo, L (7, 2) <small>OBP: 0.321, SLG: 0.347</small>										3	0	1	0	0	0	1									
Rich Becker, L (1, 8) <small>OBP: 0.290, SLG: 0.257</small>										4	1	0	0	0	0	2									
Inning Stats	R: 0 E: 0 K: 0 S: 5	H: 0 LOB: 0 BB: 0 P: 7	R: 0 E: 0 K: 0 S: 7	H: 0 LOB: 0 BB: 0 P: 13	R: 0 E: 1 K: 0 S: 6	H: 1 LOB: 1 BB: 0 P: 12	R: 1 E: 0 K: 1 S: 14	H: 3 LOB: 2 BB: 0 P: 24	R: 2 E: 1 K: 0 S: 11	H: 3 LOB: 1 BB: 0 P: 15	R: 1 E: 0 K: 0 S: 13	H: 1 LOB: 0 BB: 0 P: 21	R: 0 E: 0 K: 0 S: 4	H: 0 LOB: 0 BB: 0 P: 5	R: 1 E: 0 K: 0 S: 9	H: 3 LOB: 1 BB: 0 P: 13		R: 0 E: 0 K: 0 S: 7	H: 0 LOB: 2 BB: 1 P: 15	1B: 8 2B: 2 3B: 0 HR: 1	SF: 0 SAC: 0 DP: 3 HBP: 1	WP: 0 PB: 0 SB: 0 CS: 0	PA: 39		
PITCHER Zane Smith, L (1, 1) <small>ERA: 5.78</small> Joe Hudson, R (6, 1) <small>ERA: 6.57</small>	IP	WLS	BF	H	R	ER	SO	BB	IBB	HBP	BLK	WP	HR	S	P	ERA	WHIP								

Batter	1	2	3	4	5	6	7	8	9	AB	R	H	RBI	BB	SO	LOB	BOTTOM								
Troy O'Leary, L (1, 9) <small>OBP: 0.383, SLG: 0.548</small>										5	2	2	2	1	1	5	Minnesota Twins @ Boston Red Sox Fenway Park, Boston, MA Fri Jul 21, 1995, 7:05 PM EDT Att: 31,124 - Unknown - 83 F								
John Valentin, R (1, 6) <small>OBP: 0.377, SLG: 0.524</small>										4	3	1	1	2	1	5									
Mo Vaughn, L (1, 3) <small>OBP: 0.394, SLG: 0.607</small>										4	1	2	5	1	0	1									
Jose Canseco, R (1, 10) <small>OBP: 0.369, SLG: 0.463</small>										5	0	1	0	0	1	7									
Mike Greenwell, L (1, 7) <small>OBP: 0.361, SLG: 0.463</small>										5	1	2	1	0	1	0									
Tim Lincecum, R (1, 5) <small>OBP: 0.421, SLG: 0.466</small>										5	1	1	0	0	0	2									
Lee Tinsley, S (1, 8) <small>OBP: 0.353, SLG: 0.410</small>										5	3	4	0	0	0	0									
Mike Macfarlane, R (1, 2) <small>OBP: 0.343, SLG: 0.416</small> Bill Haselman, R (6, PH) <small>OBP: 0.354, SLG: 0.379</small>										2	2	1	0	0	0	2									
Luis Alicea, S (1, 4) <small>OBP: 0.361, SLG: 0.339</small>										4	0	2	2	0	0	2									
Inning Stats	R: 2 E: 1 K: 1 S: 11	H: 2 LOB: 0 BB: 0 P: 20	R: 2 E: 1 K: 1 S: 19	H: 3 LOB: 3 BB: 1 P: 34	R: 0 E: 0 K: 0 S: 10	H: 2 LOB: 2 BB: 0 P: 13	R: 2 E: 1 K: 1 S: 10	H: 1 LOB: 1 BB: 1 P: 17	R: 2 E: 0 K: 1 S: 12	H: 3 LOB: 1 BB: 1 P: 21	R: 1 E: 0 K: 0 S: 11	H: 1 LOB: 0 BB: 0 P: 18	R: 0 E: 0 K: 0 S: 8	H: 1 LOB: 2 BB: 1 P: 17	R: 2 E: 0 K: 0 S: 12	H: 4 LOB: 2 BB: 0 P: 21		1B: 11 2B: 2 3B: 0 HR: 4	SF: 0 SAC: 1 DP: 1 HBP: 1	WP: 1 PB: 0 SB: 0 CS: 0	PA: 47				
PITCHER Mike Trombley, R (1, 1) <small>ERA: 5.34</small> Scott Klingsbeck, R (4, 1) <small>ERA: 6.16</small> Erik Schullstrom, R (7, 1) <small>ERA: 7.25</small>	IP	WLS	BF	H	R	ER	SO	BB	IBB	HBP	BLK	WP	HR	S	P	ERA	WHIP								

Batter	1	2	3	4	5	6	7	8	9	AB	R	H	RBI	BB	SO	LOB	TOP										
Chuck Knoblauch, R OBP: 0.408, SLG: 0.417	4-2 S PB HR BB	1-2 2B 1B		2-0 2B 1B		2-2 P3		1-2 G3		4	3	2	1	1	0	1											
Rich Becker, L OBP: 0.293, SLG: 0.273	2-0 F9	1-1 2B 1B		3-1 2B 1B		0-0 G4-3			2-3 K2-3	5	0	2	4	0	1	1											
Kirby Puckett, R OBP: 0.352, SLG: 0.466	0-1 HR	G4-3		1-1 F8			0-1 G5-3 1B		4-1 G3 1B BB	4	1	2	2	1	0	2											
Pedro Munoz, R OBP: 0.347, SLG: 0.570	1-3 K			1-2 F7		0-0 F9		1-3 K	0-0 G3 1B	4	0	0	0	0	2	2											
Chip Hale, L OBP: 0.375, SLG: 0.442									1-2 G3 1B	1	0	1	0	0	0	0											
Marty Cordova, R OBP: 0.342, SLG: 0.487	2-2 F9			0-0 F8			0-1 G5-3		1-1 G3	5	0	0	0	0	0	3											
Scott Leius, R OBP: 0.324, SLG: 0.349									1-2 K	5	0	1	0	0	1	3											
Scott Stahoviak, L OBP: 0.317, SLG: 0.341																											
Pat Meares, R OBP: 0.309, SLG: 0.471																											
Matt Walbeck, S OBP: 0.307, SLG: 0.327																											
Inning Stats	R: 2 E: 0 K: 1 S: 12	H: 1 LOB: 0 BB: 1 P: 21	R: 3 E: 0 K: 0 S: 16	H: 4 LOB: 1 BB: 0 P: 24	R: 0 E: 0 K: 0 S: 7	H: 0 LOB: 0 BB: 0 P: 8	R: 3 E: 0 K: 0 S: 10	H: 4 LOB: 1 BB: 0 P: 16	R: 0 E: 0 K: 0 S: 8	H: 0 LOB: 1 BB: 0 P: 10	R: 0 E: 0 K: 0 S: 7	H: 0 LOB: 0 BB: 0 P: 12	R: 0 E: 0 K: 1 S: 12	H: 1 LOB: 1 BB: 0 P: 17	R: 0 E: 0 K: 2 S: 13	H: 1 LOB: 2 BB: 1 P: 16	R: 0 E: 0 K: 2 S: 10	H: 1 LOB: 2 BB: 1 P: 18	1B: 8 2B: 4 3B: 0 HR: 1	SF: 0 SAC: 0 DP: 0 HBP: 0	WP: 0 PB: 1 SB: 1 CS: 0	PA: 42					
PITCHER	IP	WLS	BF	H	R	ER	SO	BB	IBB	HBP	BLK	WP	HR	S	P	ERA	WHIP										
Jeff Suppan, R ERA: 11.0	3.1	L	19	8	8	8	1	1	0	0	0	0	1	40	60	21.60	2.700										
Mike Maddux, R ERA: 3.54	3.2		14	3	0	0	1	0	0	0	0	0	0	32	48	0.00	0.818										
Rheal Cormier, L ERA: 3.27	1.1		5	1	0	0	3	0	0	0	0	0	0	16	21	0.00	0.750										
Stan Belinda, R ERA: 3.14	0.2		4	1	0	0	1	1	0	0	0	0	0	7	13	0.00	3.000										
Batter	1	2	3	4	5	6	7	8	9	AB	R	H	RBI	BB	SO	LOB	BOTTOM										
Willie McGee, S OBP: 0.362, SLG: 0.500	1-3 K		2-2 G3-1		0-0 FC3-6 1B			2-3 K L4-6 BB		5	2	1	1	0	2	2											
John Valentin, R OBP: 0.383, SLG: 0.524	1-0 G5-4-3 1B		0-0 F9		4-0 1B HR BB		4-1 WP BB	4-2 1B BB		2	1	1	0	3	0	0											
Mo Vaughn, L OBP: 0.394, SLG: 0.602	2-0 G5-4-3		4-1 FC6-4 BB		0-1 1B HR		3-3 K	0-0 L4-6		4	1	1	1	1	1	5											
Jose Canseco, R OBP: 0.370, SLG: 0.481		2-0 G6-4-3 1B 2B	1-0 FC6-4		0-0 HR		2-3 K	0-0 F8		5	2	2	3	0	1	1											
Mike Greenwell, L OBP: 0.369, SLG: 0.470		1-2 G6-4-3 1B		0-0 F9		0-0 BB 1B		0-1 2B 1B		5	0	4	0	0	0	0											
Tim Lincecum, R OBP: 0.420, SLG: 0.467		1-1 G6-4-3		1-3 K		4-1 BB		2-3 K		4	0	1	0	1	2	3											
Mark Whiten, S OBP: 0.239, SLG: 0.241		4-0 2B BB		1-0 G1-3		2-3 K		2-2 K		4	1	0	0	1	2	5											
Mike Macfarlane, R OBP: 0.340, SLG: 0.416		0-2 1B 2B		1-1 G6-3		0-1 F8		2-2 G6-3	0-0 L9	5	0	1	2	0	2	2											
Luis Alica, S OBP: 0.361, SLG: 0.336		1-1 G3		4-2 FC3-6 BB		2-3 K		2-2 WP 2B		2	0	0	0	1	1	1											
Troy O'Leary, L OBP: 0.386, SLG: 0.555										1	0	1	0	0	0	0											
Lee Tinsley, S OBP: 0.353, SLG: 0.410										0	0	0	0	0	0	0											
Juan Bell, R OBP: 0.364, SLG: 0.700										0	0	0	0	0	0	0											
Inning Stats	R: 0 E: 0 K: 1 S: 5	H: 1 LOB: 0 BB: 0 P: 9	R: 2 E: 0 K: 0 S: 15	H: 3 LOB: 1 BB: 1 P: 25	R: 0 E: 0 K: 0 S: 7	H: 0 LOB: 1 BB: 1 P: 14	R: 0 E: 0 K: 1 S: 5	H: 0 LOB: 0 BB: 0 P: 7	R: 4 E: 0 K: 1 S: 13	H: 3 LOB: 2 BB: 3 P: 28	R: 1 E: 0 K: 2 S: 11	H: 1 LOB: 1 BB: 1 P: 20	R: 0 E: 0 K: 3 S: 10	H: 1 LOB: 1 BB: 0 P: 16	R: 0 E: 0 K: 1 S: 15	H: 1 LOB: 2 BB: 1 P: 25	R: 0 E: 0 K: 0 S: 7	H: 2 LOB: 2 BB: 0 P: 9	1B: 7 2B: 4 3B: 0 HR: 2	SF: 0 SAC: 0 DP: 3 HBP: 0	WP: 2 PB: 0 SB: 0 CS: 0	PA: 44					
PITCHER	IP	WLS	BF	H	R	ER	SO	BB	IBB	HBP	BLK	WP	HR	S	P	ERA	WHIP										
Greg Harris, R ERA: 7.07	4.2		22	6	6	6	2	4	0	0	0	0	1	40	72	11.57	2.143										
Eddie Guardado, L ERA: 5.74	1.1		8	2	1	1	3	2	0	0	0	1	1	16	31	6.75	3.000										
Pat Mahomes, R ERA: 7.33	1.1		8	2	0	0	4	1	0	0	0	1	0	24	40	0.00	2.250										
Mark Guthrie, L ERA: 4.69	0.2	W	1	0	0	0	0	0	0	0	0	0	0	1	1	0.00	0.000										
Dave Stevens, R ERA: 4.79	1.0	S	5	2	0	0	0	0	0	0	0	0	0	7	9	0.00	2.000										

Minnesota Twins @ Boston Red Sox
Fenway Park, Boston, MA
Sat Jul 22 1995, 3:33 AM EDT
Att: 34,384 - Sunny - 78 F

AB	40
R	8
H	13
RBI	8
BB	2
SO	6
LOB	15



Minnesota Twins @ Boston Red Sox
Fenway Park, Boston, MA
Sat Jul 22 1995, 3:33 AM EDT
Att: 34,384 - Sunny - 78 F

AB	37
R	7
H	12
RBI	7
BB	7
SO	9
LOB	19



Batter	1	2	3	4	5	6	7	8	9	AB	R	H	RBI	BB	SO	LOB	TOP										
Chuck Knoblauch, R OBP: 0.408, SLG: 0.415	1-2 E7 1B	4-1 1B FC6-4 BB	2-2 F9			2-3 K		2-3 K		4	2	1	0	1	2	0											
Rich Becker, L OBP: 0.296, SLG: 0.273	1-2 1B HBP	0-0 FC6-4 1B	0-3 K			2-2 P4			3-1 G3	4	1	1	0	0	1	0											
Kirby Puckett, R OBP: 0.353, SLG: 0.464	0-0 BB 1B	1-1 FC6-4 2B	2-3 K			4-2 BB			1-0 G6-3	4	2	1	2	1	1	1											
Matt Merullo, L OBP: 0.331, SLG: 0.359	3-2 1B 2H	0-1 1B 1B		1-2 G4-3		0-2 F8			4-2 BB	4	2	2	2	1	0	1											
Marty Cordova, R OBP: 0.340, SLG: 0.482	0-1 F8	2-2 1B S		3-1 F9			2-2 G4-3		2-2 F7	5	1	1	0	0	0	3											
Chip Hale, L OBP: 0.385, SLG: 0.435	4-2 1B 2-3	2-2 G3-1 1B		0-1 G3			2-1 F7			3	0	1	1	1	0	0											
Dan Masteller, L OBP: 0.253, SLG: 0.209	0-0 P5	1-1 G3-1 1B			0-0 P2		0-1 G3			4	0	1	1	0	0	3											
Scott Stahoviak, L OBP: 0.316, SLG: 0.339	1-2 1B 2H	0-0 G3-1			3-3 K			1-2 G4-3		4	0	1	2	0	1	2											
Pat Meares, R OBP: 0.304, SLG: 0.463	1-2 P2	1-1 G5-3			2-0 G6-3			1-0 G6-3		4	0	0	0	0	0	4											
Inning Stats	R: 4 E: 1 K: 0 S: 26	H: 4 LOB: 2 BB: 1 P: 37	R: 4 E: 0 K: 0 S: 17	H: 5 LOB: 2 BB: 1 P: 28	R: 0 E: 0 K: 2 S: 9	H: 0 LOB: 0 BB: 0 P: 13	R: 0 E: 0 K: 1 S: 7	H: 0 LOB: 0 BB: 0 P: 12	R: 0 E: 0 K: 1 S: 12	H: 0 LOB: 1 BB: 1 P: 20	R: 0 E: 0 K: 0 S: 9	H: 0 LOB: 0 BB: 0 P: 13	R: 0 E: 0 K: 1 S: 7	H: 0 LOB: 0 BB: 0 P: 11	R: 0 E: 0 K: 0 S: 8	H: 0 LOB: 1 BB: 1 P: 18	1B: 8 2B: 1 3B: 0 HR: 0	SF: 0 SAC: 0 DP: 0 HBP: 1	WP: 0 PB: 0 SB: 1 CS: 0	PA: 41							
PITCHER	IP	WLS	BF	H	R	ER	SO	BB	IBB	HBP	BLK	WP	HR	S	P	ERA	WHIP										
Roger Clemens, R ERA: 5.81	(1, 1)	1.1	L	16	9	8	8	0	2	0	1	0	0	40	61	54.00	8.250										
Rheal Cormier, L ERA: 3.04	(2, 1)	4.2		15	0	0	0	4	1	0	0	0	0	38	60	0.00	0.214										
Joe Hudson, R ERA: 5.65	(7, 1)	2.0		6	0	0	0	1	0	0	0	0	0	16	24	0.00	0.000										
Stan Belinda, R ERA: 3.07	(9, 1)	1.0		4	0	0	0	0	1	0	0	0	0	8	18	0.00	1.000										

Minnesota Twins @ Boston Red Sox
Fenway Park, Boston, MA
Sun Jul 23 1995, 3:33 AM EDT
Att: 34,205 - Overcast - 77 F

AB	36
R	8
H	9
RBI	8
BB	4
SO	5
LOB	14



Batter	1	2	3	4	5	6	7	8	9	AB	R	H	RBI	BB	SO	LOB	BOTTOM										
Troy O'Leary, L OBP: 0.382, SLG: 0.551	2-1 L8	1-1 2B		1-1 F6		3-2 G6-3		3-1 L3		5	0	1	0	0	0	0											
John Valentin, R OBP: 0.384, SLG: 0.524	3-2 1B	4-2 BB		0-0 P3		1-0 F8			1-2 F8	4	1	1	0	1	0	0											
Mo Vaughn, L OBP: 0.397, SLG: 0.601	1-2 G3	2-3 K			0-1 1B SF9		1-1 1B S		4-2 FC4-6 BB	4	1	2	0	1	1	4											
Jose Canseco, R OBP: 0.371, SLG: 0.478	1-0 2B		1-0 G3		1-0 1B S		2-3 K		1-2 F7	5	1	2	1	0	1	2											
Mike Greenwell, L OBP: 0.374, SLG: 0.477	1-1 2B		4-0 FC3-6 1B		0-1 SF9		0-2 BB		0-1 FC4-6	3	0	2	1	1	0	1											
Tim Lincecum, R OBP: 0.425, SLG: 0.469	2-3 K		1-1 FC3-6 1B		2-1 1B		4-1 G5-4-3 BB			3	0	2	0	1	1	2											
Lee Tinsley, S OBP: 0.352, SLG: 0.407			1-1 F7		1-1 FC3-6		1-2 G5-4-3			4	0	1	1	0	0	5											
Mike Macfarlane, R OBP: 0.338, SLG: 0.410		4-2 2B			0-0 F8					3	0	0	0	1	0	4											
Luis Alcega, S OBP: 0.355, SLG: 0.330		1-0 F8		2-1 F9				2-1 F9		4	0	0	0	0	0	1											
Inning Stats	R: 1 E: 0 K: 1 S: 14	H: 3 LOB: 0 BB: 0 P: 24	R: 0 E: 0 K: 1 S: 18	H: 1 LOB: 3 BB: 2 P: 31	R: 0 E: 0 K: 0 S: 6	H: 1 LOB: 2 BB: 1 P: 12	R: 0 E: 0 K: 0 S: 5	H: 0 LOB: 0 BB: 0 P: 8	R: 2 E: 0 K: 0 S: 10	H: 4 LOB: 1 BB: 0 P: 14	R: 0 E: 0 K: 1 S: 12	H: 2 LOB: 2 BB: 1 P: 20	R: 0 E: 0 K: 0 S: 5	H: 0 LOB: 0 BB: 0 P: 10	R: 0 E: 0 K: 0 S: 12	H: 0 LOB: 1 BB: 1 P: 18	1B: 8 2B: 3 3B: 0 HR: 0	SF: 1 SAC: 0 DP: 2 HBP: 0	WP: 0 PB: 0 SB: 2 CS: 0	PA: 41							
PITCHER	IP	WLS	BF	H	R	ER	SO	BB	IBB	HBP	BLK	WP	HR	S	P	ERA	WHIP										
Kevin Tapani, R ERA: 5.05	(1, 1)	6.1	W	32	11	3	3	3	3	0	0	0	0	21	110	4.26	2.211										
Pat Mahomes, R ERA: 6.96	(7, 1)	2.2		9	0	0	0	0	2	0	0	0	0	21	37	0.00	0.750										

Minnesota Twins @ Boston Red Sox
Fenway Park, Boston, MA
Sun Jul 23 1995, 3:33 AM EDT
Att: 34,205 - Overcast - 77 F


AB	35
R	3
H	11
RBI	3
BB	5
SO	3
LOB	19




Batter	1	2	3	4	5	6	7	8	9	AB	R	H	RBI	BB	SO	LOB	TOP			
Chuck Knoblauch, R (1, 4) OBP: 0.410, SLG: 0.423										4	0	2	0	0	1	1	Minnesota Twins @ Boston Red Sox Fenway Park, Boston, MA Mon Jul 24 1995, 7:05 PM EDT Att: 26,333 - Unknown - 82 F			
Rich Becker, L (1, 8) OBP: 0.290, SLG: 0.267										4	0	0	0	0	2	4				
Kirby Puckett, R (9, PH) OBP: 0.352, SLG: 0.462										1	0	0	0	0	2	2				
Marty Cordova, R (1, 7) OBP: 0.342, SLG: 0.480										3	0	1	0	1	1	1				
Pedro Munoz, R (1, 10) OBP: 0.351, SLG: 0.571										3	0	2	0	0	0	1				
Chip Hale, L (8, PH) OBP: 0.377, SLG: 0.426										1	0	0	0	0	0	2				
Scott Stahoviak, L (1, 3) OBP: 0.320, SLG: 0.345										3	1	1	0	1	0	2				
Scott Leius, R (1, 5) OBP: 0.320, SLG: 0.344										3	0	0	0	0	1	3				
Matt Merullo, L (8, PH) OBP: 0.329, SLG: 0.357										1	0	0	0	0	0	3				
Pat Meares, R (8, 6) OBP: 0.304, SLG: 0.463										0	0	0	0	0	0	0				
Dan Masteller, L (1, 9) OBP: 0.253, SLG: 0.211										4	0	1	0	0	0	2				
Jeff Reboulet, R (1, 6) OBP: 0.362, SLG: 0.400										4	0	2	1	0	1	1				
Matt Walbeck, S (1, 2) OBP: 0.301, SLG: 0.320										4	0	0	0	0	2	3				
Inning Stats	R: 0 E: 0 K: 2 S: 10	H: 1 LOB: 0 BB: 0 P: 18	R: 0 E: 0 K: 0 S: 12	H: 1 LOB: 1 BB: 0 P: 14	R: 0 E: 0 K: 2 S: 11	H: 1 LOB: 1 BB: 0 P: 15	R: 0 E: 0 K: 1 S: 8	H: 0 LOB: 0 BB: 0 P: 14	R: 0 E: 0 K: 1 S: 10	H: 0 LOB: 0 BB: 0 P: 15	R: 1 E: 1 K: 0 S: 6	H: 2 LOB: 1 BB: 1 P: 13	R: 0 E: 0 K: 0 S: 12	H: 1 LOB: 3 BB: 1 P: 17	R: 0 E: 0 K: 1 S: 11	H: 2 LOB: 2 BB: 1 P: 15	1B: 7 2B: 1 3B: 1 HR: 0	SF: 0 SAC: 0 DP: 0 HBP: 1	WP: 0 PB: 0 SB: 1 CS: 2	PA: 39
PITCHER	IP	WLS	BF	H	R	ER	SO	BB	IBB	HBP	BLK	WP	HR	S	P	ERA	WHIP			
49 Tim Wakefield, R (1, 1) ERA: 1.63	7.1	W	30	7	1	1	7	1	0	1	0	0	0	72	112	1.23	1.091			
Stan Belinda, R (8, 1) ERA: 3.05	0.1		2	0	0	0	0	1	0	0	0	0	0	6	10	0.00	3.000			
Rick Aguilera, R (8, 1) ERA: 2.56	1.1	S	6	2	0	0	1	0	0	0	0	0	0	14	17	0.00	1.500			

Batter	1	2	3	4	5	6	7	8	9	AB	R	H	RBI	BB	SO	LOB	BOTTOM			
Willie McGee, S (1, 8) OBP: 0.333, SLG: 0.460										4	0	0	0	0	1	2	Minnesota Twins @ Boston Red Sox Fenway Park, Boston, MA Mon Jul 24 1995, 7:05 PM EDT Att: 26,333 - Unknown - 82 F			
John Valentin, R (1, 6) OBP: 0.385, SLG: 0.520										2	0	0	0	2	1	0				
Mo Vaughn, L (1, 3) OBP: 0.395, SLG: 0.603										4	1	1	0	0	0	2				
Jose Canseco, R (1, 10) OBP: 0.368, SLG: 0.472										4	0	1	1	0	1	2				
Mike Greenwell, L (1, 7) OBP: 0.372, SLG: 0.473										4	2	1	0	0	0	1				
Tim Lincecum, R (1, 5) OBP: 0.426, SLG: 0.467										3	1	1	0	1	0	1				
Troy O'Leary, L (1, 9) ERA: 5.87										4	0	2	1	0	0	1				
Lee Tinsley, S (9, 8) OBP: 0.352, SLG: 0.407										0	0	0	0	0	0	0				
Mike Macfarlane, R (1, 2) OBP: 0.338, SLG: 0.409										3	0	1	1	0	0	2				
Luis Alicea, S (1, 4) OBP: 0.351, SLG: 0.328										2	0	0	1	0	1	1				
Inning Stats	R: 0 E: 0 K: 1 S: 12	H: 0 LOB: 1 BB: 1 P: 23	R: 1 E: 0 K: 0 S: 13	H: 3 LOB: 2 BB: 0 P: 17	R: 0 E: 0 K: 1 S: 10	H: 0 LOB: 0 BB: 0 P: 14	R: 0 E: 0 K: 0 S: 10	H: 0 LOB: 1 BB: 1 P: 20	R: 0 E: 0 K: 1 S: 6	H: 0 LOB: 0 BB: 0 P: 6	R: 3 E: 0 K: 0 S: 12	H: 4 LOB: 1 BB: 0 P: 20	R: 0 E: 0 K: 1 S: 13	H: 0 LOB: 1 BB: 1 P: 23	R: 0 E: 0 K: 0 S: 5	H: 0 LOB: 0 BB: 0 P: 8	1B: 5 2B: 1 3B: 1 HR: 0	SF: 1 SAC: 0 DP: 0 HBP: 0	WP: 0 PB: 0 SB: 0 CS: 0	PA: 34
PITCHER	IP	WLS	BF	H	R	ER	SO	BB	IBB	HBP	BLK	WP	HR	S	P	ERA	WHIP			
Brad Radke, R (1, 1) ERA: 5.87	6.0	L	27	7	4	4	3	2	0	0	0	0	0	18	31	0.00	0.500			
Scott Klingsbeck, R (7, 1) ERA: 5.85	2.0		7	0	0	0	1	1	0	0	0	0	0	18	31	0.00	0.500			



Batter	1	2	3	4	5	6	7	8	9	AB	R	H	RBI	BB	SO	LOB	TOP		
Lance Johnson, L (1, 8) OBP: 0.326, SLG: 0.350	2-3 K	3-1 E9			0-0 G4-3			0-0 SH5-3	4-0 1B	3	1	1	1	1	1	0	Chicago White Sox @ Boston Red Sox Fenway Park, Boston, MA Tue Jul 25 1995, 7:05 PM EDT Att: 33,069 - Unknown - 77 F		
Dave Martinez, L (1, 7) OBP: 0.339, SLG: 0.448	3-1 K	2-3 K			1-2 P6			3-2 1B	0-2 1B	3	0	1	0	0	1	1			
Lyle Mouton, R (8, PH) OBP: 0.467, SLG: 0.583	G6-3	K						2-H 1B	1-3 2-H 3-H 1B	2	1	2	3	0	0	0			
John Kruk, L (1, 10) OBP: 0.409, SLG: 0.401	G6-3				3-2 P4			2-2 1B	0-0 P7	3	0	0	0	0	0	1			
Tim Raines, S (8, PH) OBP: 0.370, SLG: 0.445						0-1 L1-3		1-3 1B		2	0	1	0	0	0	2			
Frank Thomas, R (1, 3) OBP: 0.487, SLG: 0.664					1-2 F9		1-1 G5-3	0-0 SF9	1-1 1B	3	0	1	2	1	0	0			
Robin Ventura, L (1, 5) OBP: 0.360, SLG: 0.481	0-2 G3-1				2-3 K		2-3 K	3-H F8	2-3 K	5	0	0	0	0	3	5			
Mike Devereaux, R (1, 9) OBP: 0.353, SLG: 0.427		4-2 1B			4-0 G4-6-3			1-2 G6-3	1-2 1B	2	1	1	0	2	0	0			
Norberto Martin, R (1, 4) OBP: 0.289, SLG: 0.299		2-2 F9			0-1 G4-6-3			3-3 K	1-0 1B	4	1	1	0	0	1	2			
Ron Karkovice, R (1, 2) OBP: 0.312, SLG: 0.411		1-2 E			3-3 K			3-2 F7	4-2 1B	3	2	1	0	0	1	0			
Ozzie Guillen, L (1, 6) OBP: 0.305, SLG: 0.351		2-3 K						0-0 F7	0-0 SH5-3	4	2	1	0	0	1	4			
									1-3 2-H 3-H 1B										
Inning Stats	R: 0 H: 1 E: 0 K: 1 S: 12	H: 2 R: 2 ER: 1 LOB: 1 SO: 20	H: 0 R: 0 ER: 0 LOB: 0 SO: 9	H: 0 R: 0 ER: 0 LOB: 0 SO: 5	H: 0 R: 0 ER: 0 LOB: 0 SO: 5	H: 0 R: 0 ER: 0 LOB: 0 SO: 5	H: 0 R: 0 ER: 0 LOB: 0 SO: 8	H: 0 R: 0 ER: 0 LOB: 0 SO: 11	H: 0 R: 0 ER: 0 LOB: 0 SO: 18	H: 3 R: 2 ER: 1 LOB: 1 SO: 13	H: 4 R: 4 ER: 1 LOB: 2 SO: 19	1B: 9 2B: 1 3B: 0 HR: 0	SF: 1 SAC: 1 DP: 1 HBP: 1	WP: 0 PB: 0 SB: 0 CS: 0	PA: 41				
PITCHER	IP WLS BF H R ER SO BB IBB HBP BLK WP HR S P ERA WHIP																		
Erik Hanson, R (1, 1) ERA: 3.42	6.0	23	3	2	1	6	3	0	0	0	0	0	0	0	59	99		1.50	1.000
Joe Hudson, R (7, 1) ERA: 5.29	1.0	3	0	0	0	1	0	0	0	0	0	0	0	0	11	18		0.00	0.000
Rheal Cormier, L (8, 1) ERA: 3.29	0.1	L	4	3	2	2	0	0	0	0	0	0	0	0	8	13		54.00	9.000
Stan Belinda, R (8, 1) ERA: 3.6	0.2	5	2	3	3	0	0	0	1	0	0	0	0	0	14	22		40.50	3.000
Mike Maddux, R (9, 1) ERA: 3.65	1.0	6	2	1	1	1	0	1	0	0	0	0	0	0	10	17		9.00	2.000

Batter	1	2	3	4	5	6	7	8	9	AB	R	H	RBI	BB	SO	LOB	BOTTOM		
Troy O'Leary, L (1, 9) OBP: 0.382, SLG: 0.548	1-0 G1-3		1-2 L4		0-0 G3			4-2 BB		3	0	0	0	1	0	2	Chicago White Sox @ Boston Red Sox Fenway Park, Boston, MA Tue Jul 25 1995, 7:05 PM EDT Att: 33,069 - Unknown - 77 F		
Luis Alicea, S (8, PR) OBP: 0.351, SLG: 0.328								0-2 1B		3	1	0	0	1	1	2			
John Valentin, R (1, 6) OBP: 0.383, SLG: 0.515	4-0 1B		2-2 E5		2-3 K			0-2 L9		3	1	0	0	1	1	2			
Mo Vaughn, L (1, 3) OBP: 0.393, SLG: 0.598	0-0 F9		1-1 G3		1-3 1B			0-2 G3		4	0	1	0	0	1	3			
Jose Canseco, R (1, 10) OBP: 0.368, SLG: 0.470	1-0 F9		1-2 FC4-6		2-3 K			3-1 G5-3		3	0	1	2	0	1	2			
Matt Stairs, L (9, PH) OBP: 0.339, SLG: 0.442	1-2 3-H		2-H 3-H 1B		3-3 K			3-2 F7		4	0	0	0	0	1	1			
Mike Greenwell, L (1, 7) OBP: 0.366, SLG: 0.466		0-1 F8	0-1 FC4-6		3-2 F9			1-1 1B		4	0	1	0	0	1	0			
Tim Lincecum, R (1, 5) OBP: 0.424, SLG: 0.464		1-3 K			3-2 F9			2-0 F9		4	0	1	0	0	1	0			
Lee Tinsley, S (1, 8) OBP: 0.350, SLG: 0.404		1-3 K			0-0 CS			1-2 G3-1	0-3 K	4	0	1	0	0	2	1			
Bill Haselman, R (1, 2) OBP: 0.363, SLG: 0.377			3-2 BB		2-0 L8			1-2 G6-3		3	1	1	0	0	0	1			
Juan Bell, R (1, 4) OBP: 0.385, SLG: 0.636			4-0 BB		2-3 K			0-0 L8		1	1	0	0	1	1	0			
Willie McGee, S (8, PH) OBP: 0.327, SLG: 0.451			1-2 G3							1	0	0	0	0	0	0			
																			
Inning Stats	R: 0 H: 1 E: 0 K: 0 S: 3	H: 0 R: 0 ER: 0 LOB: 0 SO: 12	H: 2 R: 3 ER: 1 LOB: 1 SO: 17	H: 1 R: 0 ER: 0 LOB: 0 SO: 7	H: 0 R: 0 ER: 0 LOB: 0 SO: 5	H: 0 R: 0 ER: 0 LOB: 0 SO: 7	H: 0 R: 0 ER: 0 LOB: 0 SO: 9	H: 0 R: 0 ER: 0 LOB: 0 SO: 11	H: 0 R: 0 ER: 0 LOB: 0 SO: 15	H: 0 R: 0 ER: 0 LOB: 0 SO: 11	H: 0 R: 0 ER: 0 LOB: 1 SO: 10	H: 1 R: 0 ER: 0 LOB: 1 SO: 12	1B: 5 2B: 0 3B: 0 HR: 0	SF: 0 SAC: 0 DP: 0 HBP: 0	WP: 0 PB: 0 SB: 0 CS: 1	PA: 34			
PITCHER	IP WLS BF H R ER SO BB IBB HBP BLK WP HR S P ERA WHIP																		
Jason Bere, R (1, 1) ERA: 5.42	7.1	28	4	3	0	7	3	0	0	0	0	0	0	0	66	108		0.00	0.955
Roberto Hernandez, R (8, 1) ERA: 4.24	1.2	S	6	1	0	0	0	0	0	0	0	0	0	0	18	25		0.00	0.600

Batter	1	2	3	4	5	6	7	8	9	AB	R	H	RBI	BB	SO	LOB	TOP								
Tim Raines, S (1, 10) OBP: 0.368, SLG: 0.443	1-1 L5-3 1B			2-3 K		1-0 L7		2-2 G4-3		4	0	1	0	0	1	0	Chicago White Sox @ Boston Red Sox Fenway Park, Boston, MA Wed Jul 26 1995, 7:05 PM EDT Att: 33,457 - Unknown - 85 F								
Lance Johnson, L (1, 8) OBP: 0.325, SLG: 0.349	0-0 L5-3			1-1 G4-3		3-1 F7		2-1 1B		4	0	1	0	0	0	1									
Frank Thomas, R (1, 3) OBP: 0.487, SLG: 0.665	2-1 G6-3			1-0 2B		1-1 1B		2-3 K		4	1	2	0	0	1	1									
Lyle Mouton, R (1, 7) OBP: 0.455, SLG: 0.593		2-1 E6		3-2 2B		1-3 K		2-2 P6		3	0	1	1	0	1	1									
Dave Martinez, L (9, PH) OBP: 0.336, SLG: 0.444				2H						1	0	0	0	0	0	0									
Mike Devereaux, R (1, 9) OBP: 0.347, SLG: 0.420		1-2 G1-4-3		3-1 G6-3						4	0	0	0	0	0	2									
Ray Durham, S (1, 4) OBP: 0.339, SLG: 0.422		2-1 F8			0-1 F9 PB					4	2	3	1	0	0	0									
Craig Grebeck, R (1, 5) OBP: 0.395, SLG: 0.410				0-1 G5-3		3-2 F9		3-2 G6-3		3	0	0	0	0	0	1									
Ron Ventura, L (9, PH) OBP: 0.362, SLG: 0.486					1-3					1	0	1	1	0	0	0									
Michael LaValliere, L (1, 2) OBP: 0.254, SLG: 0.234				2-1 G3		2-1 G1-3		2-0 G4-3		2	0	0	0	0	0	1									
Ron Karkovice, R (7, PH) OBP: 0.309, SLG: 0.407					0-0					2	0	0	0	0	0	1									
Ozzie Guillen, L (1, 6) OBP: 0.301, SLG: 0.346				2-2 G1-3		0-1 L7		1-1 L8		3	0	0	0	0	0	1									
Inning Stats	R: 0 E: 0 K: 0 S: 5	H: 1 LOB: 0 BB: 0 P: 8	R: 0 E: 1 K: 0 S: 7	H: 0 LOB: 0 BB: 0 P: 12	R: 0 E: 0 K: 0 S: 8	H: 0 LOB: 0 BB: 0 P: 12	R: 1 E: 0 K: 1 S: 12	H: 2 LOB: 1 BB: 0 P: 22	R: 0 E: 0 K: 1 S: 10	H: 1 LOB: 1 BB: 0 P: 13	R: 0 E: 0 K: 1 S: 8	H: 1 LOB: 0 BB: 0 P: 14	R: 1 E: 0 K: 0 S: 8	H: 1 LOB: 0 BB: 0 P: 14	R: 0 E: 0 K: 1 S: 13	H: 1 LOB: 1 BB: 0 P: 20	R: 1 E: 0 K: 0 S: 14	H: 2 LOB: 1 BB: 0 P: 22	1B: 4 2B: 5 3B: 0 HR: 1	SF: 0 SAC: 0 DP: 2 HBP: 0	WP: 0 PB: 1 SB: 0 CS: 0	PA: 35			
PITCHER	IP	WLS	BF	H	R	ER	SO	BB	IBB	HBP	BLK	WP	HR	S	P	ERA	WHIP								
Zane Smith, L (1, 1) ERA: 5.51	6.2	W	25	6	2	2	2	0	0	0	0	0	1	57	92	2.70	0.900								
Joe Hudson, R (7, 1) ERA: 4.95	1.1		5	1	0	0	1	0	0	0	0	0	0	14	23	0.00	0.750								
Rick Aguilera, R (9, 1) ERA: 2.76	1.0	S	5	2	1	1	0	0	0	0	0	0	0	14	22	9.00	2.000								

Batter	1	2	3	4	5	6	7	8	9	AB	R	H	RBI	BB	SO	LOB	BOTTOM								
Willie McGee, S (1, 8) OBP: 0.333, SLG: 0.436	2-3 K			4-2 2B		0-0 E4		1-0 2B		4	2	1	0	1	1	3	Chicago White Sox @ Boston Red Sox Fenway Park, Boston, MA Wed Jul 26 1995, 7:05 PM EDT Att: 33,457 - Unknown - 85 F								
Troy O'Leary, L (1, 9) OBP: 0.383, SLG: 0.555	0-3 K			1-2 P2		0-1 1B		2-2 BB		4	1	2	1	0	1	3									
Lee Tinsley, S (8, PH) OBP: 0.353, SLG: 0.407				1-H		1-3 1B		1-3 2B		1	1	1	0	0	0	0									
Mo Vaughn, L (1, 3) OBP: 0.396, SLG: 0.595	0-0 1B			0-0 P6		2-1 F7		4-0 1B		3	1	1	0	2	0	1									
Dave Hollins, S (1, 10) OBP: 0.393, SLG: 0.407	1-3 K			1-2 G6-3		4-0 FC6-4		1-0 1B		4	0	1	1	1	2	4									
Mike Greenwell, L (1, 7) OBP: 0.367, SLG: 0.464				0-1 G4-3		0-0 FC6-4		2-2 E7		5	0	2	3	0	0	2									
Tim Lincecum, R (1, 5) OBP: 0.423, SLG: 0.467				1-2 E		2-1 1B		1-2 FC4		5	0	2	0	0	1	4									
Mike MacFarlane, R (1, 2) OBP: 0.336, SLG: 0.404				2-3 K		1-0 G4-3		2-2 F8		5	0	1	0	0	2	5									
Luis Alicea, S (1, 4) OBP: 0.357, SLG: 0.336				0-1 E		2-1 G3		1-0 G3		3	0	2	0	1	0	0									
Juan Bell, R (1, 6) OBP: 0.294, SLG: 0.467				1-2 1B		1-3 K		0-0 F8		4	0	0	0	0	1	5									
Inning Stats	R: 0 E: 0 K: 3 S: 11	H: 1 LOB: 1 BB: 0 P: 14	R: 0 E: 0 K: 1 S: 13	H: 2 LOB: 2 BB: 0 P: 18	R: 1 E: 0 K: 0 S: 14	H: 1 LOB: 1 BB: 1 P: 21	R: 0 E: 1 K: 2 S: 16	H: 1 LOB: 3 BB: 1 P: 24	R: 0 E: 0 K: 0 S: 6	H: 1 LOB: 2 BB: 1 P: 15	R: 3 E: 1 K: 0 S: 16	H: 4 LOB: 2 BB: 1 P: 27	R: 0 E: 0 K: 0 S: 10	H: 1 LOB: 1 BB: 0 P: 15	R: 1 E: 0 K: 2 S: 15	H: 2 LOB: 2 BB: 1 P: 28	1B: 9 2B: 4 3B: 0 HR: 0	SF: 0 SAC: 0 DP: 0 HBP: 0	WP: 1 PB: 0 SB: 0 CS: 0	PA: 43					
PITCHER	IP	WLS	BF	H	R	ER	SO	BB	IBB	HBP	BLK	WP	HR	S	P	ERA	WHIP								
Alex Fernandez, R (1, 1) ERA: 5.35	7.0	L	37	11	4	4	6	3	0	0	0	0	0	3	134	5.14	2.000								
Tim Lincecum, L (8, 1) ERA: 5.59	0.0		2	1	1	1	0	1	0	0	0	0	0	3	9	∞	∞								
Jose DeLeon, R (8, 1) ERA: 5.13	1.0		4	1	0	0	2	0	0	0	0	1	0	12	19	0.00	1.000								

Batter	1	2	3	4	5	6	7	8	9	AB	R	H	RBI	BB	SO	LOB	TOP											
Lance Johnson, L (1, 8) OBP: 0.326, SLG: 0.352	G4-3		F7		F8		G5-3 1B		1-2 1B 2B	5	1	2	1	0	0	0	Chicago White Sox @ Boston Red Sox Fenway Park, Boston, MA Thu Jul 27 1995, 3:33 AM EDT Att: 34,474 - Sunny - 92 F											
Tim Raines, S (1, 7) OBP: 0.369, SLG: 0.442 Mike Devereaux, R (9, 9) OBP: 0.347, SLG: 0.420	G3		L7		1B		G5-3 1-2		2-2 2H 1B	5	0	2	1	0	0	1												
John Kruk, L (1, 10) OBP: 0.398, SLG: 0.389	K		G3-1		G4-3		G5-3		2-2 1-2	5	0	0	0	0	1	3												
Frank Thomas, R (1, 3) OBP: 0.487, SLG: 0.677		3-2 2B		2-1 HR		0-0 P3		2-3 K		4	2	2	1	0	1	0												
Robin Ventura, L (1, 5) OBP: 0.360, SLG: 0.487		3-2 SH5-3 2H 2B		1-0 F8		1-3 K		2-0 G4-3		4	0	1	1	0	1	0												
Dave Martinez, L (1, 9) OBP: 0.344, SLG: 0.458		0-0 SH5-3		2-2 1B 2B		2-2 1B		1-2 P6		3	0	2	0	0	0	0												
Ray Durham, S (1, 4) OBP: 0.338, SLG: 0.420		1-3 K		0-2 2H 1B		0-2 G1-3		1-2 G6-3		4	0	1	0	0	1	2												
Ron Karkovics, R (1, 2) OBP: 0.317, SLG: 0.426 Norberto Martin, R (9, PR) OBP: 0.289, SLG: 0.299 Michael LaValliere, L (9, 2) OBP: 0.254, SLG: 0.234		4-1 BB		1-3 K			2-2 HR		1-0 2B 1B	3	1	2	1	1	1	1												
Ozzie Guillen, L (1, 6) OBP: 0.296, SLG: 0.341	G4-3				1-2 L8		2-2 G6-3		3-1 F7	4	0	0	0	0	0	3												
Inning Stats	R: 0 E: 0 K: 1 S: 7	H: 0 LOB: 0 BB: 0 P: 10	R: 1 E: 0 K: 1 S: 16	H: 2 LOB: 2 BB: 1 P: 28	R: 0 E: 0 K: 0 S: 7	H: 0 LOB: 0 BB: 0 P: 11	R: 1 E: 0 K: 1 S: 13	H: 3 LOB: 1 BB: 0 P: 19	R: 0 E: 0 K: 1 S: 10	H: 1 LOB: 1 BB: 0 P: 16	R: 0 E: 0 K: 1 S: 11	H: 1 LOB: 1 BB: 0 P: 14	R: 1 E: 0 K: 0 S: 14	H: 2 LOB: 0 BB: 0 P: 24	R: 0 E: 0 K: 1 S: 8	H: 0 LOB: 0 BB: 0 P: 13	R: 2 E: 0 K: 0 S: 16	H: 3 LOB: 2 BB: 0 P: 26	1B: 6 2B: 4 3B: 0 HR: 2	SF: 0 SAC: 1 DP: 0 HBP: 0	WP: 0 PB: 0 SB: 2 CS: 0	PA: 39						
PITCHER	IP	WLS	BF	H	R	ER	SO	BB	IBB	HBP	BLK	WP	HR	S	P	ERA	WHIP											
Jeff Suppan, R (1, 1) ERA: 8.4	6.0		26	8	3	3	4	1	0	0	0	0	0	2	67	103	4.50	1.500										
Vaughn Eshelman, L (7, 1) ERA: 6.29	1.0		4	1	0	0	0	0	0	0	0	0	0	11	19	0.00	1.000											
Stan Belinda, R (8, 1) ERA: 3.52	1.0		3	0	0	0	1	0	0	0	0	0	0	8	13	0.00	0.000											
Rick Aguilera, R (9, 1) ERA: 3.21	1.0	L	6	3	2	2	0	0	0	0	0	0	0	16	26	18.00	3.000											

Batter	1	2	3	4	5	6	7	8	9	AB	R	H	RBI	BB	SO	LOB	BOTTOM										
Lee Tinsley, S (1, 8) OBP: 0.355, SLG: 0.413 Troy O'Leary, L (9, PH) OBP: 0.382, SLG: 0.553	K		G4-6-3		SF9 S 1B		1-2 2B		0-3 K	4	0	2	1	0	1	2	Chicago White Sox @ Boston Red Sox Fenway Park, Boston, MA Thu Jul 27 1995, 3:33 AM EDT Att: 34,474 - Sunny - 92 F										
Willie McGee, S (1, 9) OBP: 0.339, SLG: 0.458	G6-3			1-0 G1-4-3 1B	3-1 SF9		L8		2-2 2B	4	0	2	1	0	0	1											
Mo Vaughn, L (1, 3) OBP: 0.391, SLG: 0.586	K			2-2 F8	3-3 K		0-0 G4-3	2-3 K	5	0	0	0	0	0	3	3											
Jose Canseco, R (1, 10) OBP: 0.360, SLG: 0.459		1-1 G6-3		2-1 G1-4-3		2-2 P4		2-1 G6-3		4	0	0	0	0	0	1											
Mike Greenwell, L (1, 7) OBP: 0.372, SLG: 0.471		0-0 G3			4-0 1B BB BB	2-1 G4-3 2B		0-1 BB 1B		3	1	2	0	1	0	0											
Tim Lincecum, R (1, 5) OBP: 0.424, SLG: 0.467		3-2 P3			2-2 BB 1B SF8	2-2 G4-3		0-0 BB 1B		4	1	2	0	0	0	1											
Bill Haselman, R (1, 2) OBP: 0.381, SLG: 0.403			2-1 1B FC3-2 2B		2-0 SF8 BB 1B	2-2 K		4-0 BB BB		3	1	2	0	1	1	1											
Luis Alicea, S (1, 4) OBP: 0.359, SLG: 0.336			0-0 FC3-2 1B		4-2 1B SF8 SF9 BB		0-3 K	0-0 G3		3	1	1	1	1	1	3											
Juan Bell, R (1, 6) OBP: 0.250, SLG: 0.412 Matt Stairs, L (9, PH) OBP: 0.333, SLG: 0.434			2-2 FC3-2 G4-6-3		1-2 SF8		1-0 L9		0-1 G5-3	2	0	0	1	0	0	2											
Inning Stats	R: 0 E: 0 K: 2 S: 9	H: 0 LOB: 0 BB: 0 P: 14	R: 0 E: 0 K: 0 S: 6	H: 0 LOB: 0 BB: 0 P: 10	R: 0 E: 0 K: 0 S: 10	H: 2 LOB: 1 BB: 0 P: 15	R: 0 E: 0 K: 0 S: 6	H: 1 LOB: 0 BB: 0 P: 11	R: 4 E: 0 K: 1 S: 24	H: 3 LOB: 2 BB: 2 P: 42	R: 0 E: 0 K: 1 S: 13	H: 1 LOB: 1 BB: 0 P: 21	R: 0 E: 0 K: 1 S: 10	H: 1 LOB: 0 BB: 0 P: 15	R: 0 E: 0 K: 0 S: 7	H: 2 LOB: 3 BB: 1 P: 13	R: 0 E: 0 K: 2 S: 12	H: 1 LOB: 1 BB: 0 P: 16	1B: 7 2B: 4 3B: 0 HR: 0	SF: 2 SAC: 0 DP: 2 HBP: 0	WP: 0 PB: 0 SB: 1 CS: 0	PA: 39					
PITCHER	IP	WLS	BF	H	R	ER	SO	BB	IBB	HBP	BLK	WP	HR	S	P	ERA	WHIP										
Dave Rightt, L (1, 1) ERA: 3.0	5.1		23	7	4	4	3	2	0	0	0	0	0	18	27	0.00	0.600										
Brian Keyser, R (6, 1) ERA: 4.47	1.2		6	1	0	0	2	0	0	0	0	0	0	7	13	0.00	3.000										
Matt Karchner, R (8, 1) ERA:	1.0	W	6	2	0	0	0	1	0	0	0	0	0	12	16	0.00	1.000										
Roberto Hernandez, R (9, 1) ERA: 4.11	1.0	S	4	1	0	0	2	0	0	0	0	0	0	12	16	0.00	1.000										

AB	37
R	5
H	12
RBI	5
BB	1
SO	5
LOB	10



Batter	1	2	3	4	5	6	7	8	9	AB	R	H	RBI	BB	SO	LOB	TOP				
Willie McGee, S OBP: 0.333, SLG: 0.444	(1, 8) K	(0, 0) G6-3					(0, 0) G6-3			4	0	1	0	0	1	0	Boston Red Sox @ Texas Rangers The Ballpark at Arlington, Arlington, TX Fri Jul 28, 1995, 8:05 PM EDT Att: 39,199 - Unknown - 99 F livebaseballscorecards.com				
Troy O'Leary, L OBP: 0.380, SLG: 0.556 Lee Tinsley, S OBP: 0.355, SLG: 0.413	(1, 9) 1B		(2, 3) K		(1, 2) F7		(1, 1) G3-1			4	1	1	0	0	1	1					
Mo Vaughn, L OBP: 0.392, SLG: 0.585	(1, 3) 1B		(2, 1) F9		(2, 0) G1-6-3			(0, 0) 1B		4	0	2	1	0	0	1					
Jose Canseco, R OBP: 0.363, SLG: 0.477	(1, 10) G5-4-3		(1, 2) HR		(3, 1) G4-6-3			(2, 2) F8		4	1	2	1	0	0	2					
Mike Greenwell, L OBP: 0.367, SLG: 0.463		(0, 0) F8	(1, 0) G6-3		(1, 0) G4-6-3			(0, 1) F6		4	0	0	0	0	0	2					
Tim Lincecum, R OBP: 0.429, SLG: 0.467		(4, 2) 2B		(4, 1) FC6-4		(0, 1) 1B		(0, 0) G4-3		2	1	1	0	2	0	1					
Mike MacFarlane, R OBP: 0.338, SLG: 0.410		(2, 2) HR		(1, 1) FC6-4		(0, 0) F8		(2, 2) G4-3		4	1	2	0	0	0	2					
Luis Alicea, S OBP: 0.361, SLG: 0.364		(2, 1) HR		(1, 2) FC3-6			(3, 2) HR	(0, 2) G4-3		4	2	2	4	0	0	2					
Juan Bell, R OBP: 0.208, SLG: 0.333	(1, 6) F8		(1, 3) K		(1, 3) K		(1, 3) K	(1, 3) K		4	0	0	0	0	3	1					
Inning Stats	R: 1 E: 0 K: 1 S: 9	H: 2 LOB: 0 BB: 0 P: 17	R: 3 E: 0 K: 0 S: 13	H: 2 LOB: 0 BB: 1 P: 22	R: 1 E: 0 K: 1 S: 9	H: 1 LOB: 0 BB: 0 P: 15	R: 0 E: 0 K: 1 S: 9	H: 0 LOB: 1 BB: 1 P: 16	R: 0 E: 0 K: 0 S: 6	H: 2 LOB: 1 BB: 0 P: 10	R: 1 E: 0 K: 1 S: 10	H: 1 LOB: 0 BB: 0 P: 15	R: 0 E: 0 K: 0 S: 7	H: 1 LOB: 1 BB: 0 P: 9	R: 0 E: 0 K: 1 S: 10	H: 1 LOB: 0 BB: 0 P: 13		1B: 6 2B: 1 3B: 1 HR: 3	SF: 0 SAC: 0 DP: 4 HBP: 0	WP: 0 PB: 0 SB: 0 CS: 0	PA: 36
PITCHER	IP	WLS	BF	H	R	ER	SO	BB	IBB	HBP	BLK	WP	HR	S	P	ERA	WHIP				
Scott Taylor, R ERA: 7.5	(1, 1) 6.0	L	25	8	5	5	3	2	0	0	0	0	2	53	91	7.50	1.667				
Terry Burrows, L ERA: 6.45	(7, 1) 3.0		11	3	1	1	2	0	0	0	0	0	1	27	37	3.00	1.000				

Batter	1	2	3	4	5	6	7	8	9	AB	R	H	RBI	BB	SO	LOB	BOTTOM				
Otis Nixon, S OBP: 0.336, SLG: 0.325	(1, 8) E8		(0, 1) G4-3			(0, 1) G6-3		(2, 0) F9		4	0	0	0	0	0	0	Boston Red Sox @ Texas Rangers The Ballpark at Arlington, Arlington, TX Fri Jul 28, 1995, 8:05 PM EDT Att: 39,199 - Unknown - 99 F livebaseballscorecards.com				
Jeff Eves, R OBP: 0.341, SLG: 0.363	(1, 4) G5-3		(2, 2) G6-3			(0, 0) E3		(1, 0) HR		4	2	1	1	0	0	1					
Will Clark, L OBP: 0.384, SLG: 0.460	(1, 3) G1-3			(1, 1) G4-3		(0, 0) 1B		(1, 2) F8		4	0	2	0	0	0	1					
Mickey Tettleton, S OBP: 0.394, SLG: 0.492	(1, 10) BB			(3, 1) F9		(2, 2) 1B		(3, 2) F8		3	0	1	1	1	0	1					
Ivan Rodriguez, R OBP: 0.345, SLG: 0.502	(1, 2) G5-3			(3, 2) K		(0, 1) L8		(1, 2) G4-3		4	0	0	0	0	1	5					
29 Rusty Greer, L OBP: 0.345, SLG: 0.378		(2, 2) G4-6-3			(4, 2) FC4-6		(3, 2) E6		(1, 3) K		3	0	1	0	1	0					
Mark McLemore, S OBP: 0.361, SLG: 0.365	(1, 7) G4-6-3			(3, 2) FC4-6		(1, 1) G5-4-3		(1, 2) F8		4	0	0	0	0	0	3					
Steve Buechele, R OBP: 0.270, SLG: 0.222	(1, 5) G5-3			(1, 2) L5-3		(4, 2) BB		(0, 0) P3		3	0	0	0	1	0	1					
Benji Gil, R OBP: 0.285, SLG: 0.367	(1, 6) G6-3			(3, 1) G6-3		(2, 1) F9		(3, 3) K		3	0	0	0	0	1	1					
Inning Stats	R: 0 E: 1 K: 0 S: 7	H: 0 LOB: 2 BB: 1 P: 13	R: 0 E: 0 K: 0 S: 8	H: 1 LOB: 0 BB: 0 P: 14	R: 0 E: 0 K: 0 S: 7	H: 0 LOB: 0 BB: 0 P: 12	R: 0 E: 0 K: 1 S: 7	H: 0 LOB: 0 BB: 0 P: 14	R: 0 E: 1 K: 0 S: 11	H: 2 LOB: 2 BB: 0 P: 15	R: 0 E: 1 K: 1 S: 11	H: 0 LOB: 1 BB: 1 P: 22	R: 1 E: 0 K: 0 S: 11	H: 2 LOB: 1 BB: 0 P: 19	R: 0 E: 0 K: 1 S: 10	H: 0 LOB: 0 BB: 0 P: 12		1B: 4 2B: 1 3B: 0 HR: 1	SF: 0 SAC: 0 DP: 3 HBP: 0	WP: 1 PB: 0 SB: 0 CS: 0	PA: 35
PITCHER	IP	WLS	BF	H	R	ER	SO	BB	IBB	HBP	BLK	WP	HR	S	P	ERA	WHIP				
Mike Maddux, R ERA: 3.27	(1, 1) 5.2	W	21	2	1	0	1	2	0	0	0	0	0	43	77	0.00	0.706				
Rheal Cormier, L ERA: 3.34	(6, 1) 1.2		9	3	1	1	1	1	0	0	0	0	1	21	38	5.40	2.400				
Stan Belinda, R ERA: 3.4	(8, 1) 1.2		5	0	0	0	1	0	0	0	0	1	0	16	22	0.00	0.000				

Batter	1	2	3	4	5	6	7	8	9	AB	R	H	RBI	BB	SO	LOB	TOP				
Lee Tinsley, S OBP: 0.356, SLG: 0.412 (1, 8)										5	1	2	0	0	2	4	Boston Red Sox @ Texas Rangers The Ballpark at Arlington, Arlington, TX Sat Jul 29 1995, 8:05 PM EDT Att: 46,717 - Unknown - 89 F livebaseballscores.com				
Troy O'Leary, L OBP: 0.376, SLG: 0.549 (1, 9)										3	0	0	0	0	1	3					
Willie McGee, S OBP: 0.338, SLG: 0.446 (7, PH) (7, 9)										2	1	1	0	0	0	2					
Mo Vaughn, L OBP: 0.389, SLG: 0.579 (1, 3)										5	0	1	0	0	0	4					
Jose Canseco, R OBP: 0.369, SLG: 0.497 (1, 10)										5	2	3	3	0	1	1					
Mike Greenwell, L OBP: 0.364, SLG: 0.458 (1, 7)										5	0	1	0	0	0	3					
Tim Lincecum, R OBP: 0.428, SLG: 0.468 (1, 5)									4	1	1	0	1	0	1						
John Valentin, R OBP: 0.386, SLG: 0.513 (1, 6)										3	1	1	0	2	0	2					
Mike Macfarlane, R OBP: 0.341, SLG: 0.410 (1, 2)									0	0	0	0	0	0	0	0					
Bill Haselman, R OBP: 0.379, SLG: 0.440 (2, 2)									3	1	1	4	0	1	1						
Luis Alicea, S OBP: 0.363, SLG: 0.361 (1, 4)									2	0	0	0	2	0	2						
Inning Stats	R: 1 E: 0 K: 0 S: 14	H: 2 LOB: 1 BB: 0 P: 25	R: 0 E: 0 K: 1 S: 14	H: 0 LOB: 2 BB: 1 P: 24	R: 0 E: 0 K: 0 S: 6	H: 0 LOB: 0 BB: 0 P: 13	R: 0 E: 0 K: 0 S: 6	H: 1 LOB: 2 BB: 0 P: 20	R: 4 E: 0 K: 1 S: 12	H: 3 LOB: 0 BB: 1 P: 22	R: 2 E: 0 K: 0 S: 9	H: 3 LOB: 0 BB: 0 P: 15	R: 0 E: 0 K: 0 S: 17	H: 1 LOB: 2 BB: 1 P: 28	R: 0 E: 0 K: 1 S: 10	H: 1 LOB: 2 BB: 1 P: 18	1B: 8 2B: 1 3B: 0 HR: 2	SF: 0 SAC: 0 DP: 1 HBP: 1	WP: 0 PB: 0 SB: 0 CS: 0	PA: 43	
PITCHER	IP	WLS	BF	H	R	ER	SO	BB	IBB	HBP	BLK	WP	HR	S	P	ERA	WHIP				
Kevin Gross, R ERA: 7.03 (1, 1)	6.0	L	28	6	5	5	4	2	1	1	0	0	1	62	113	7.50	1.333				
Dennis Cook, L ERA: 4.73 (7, 1)	2.0		10	4	2	2	0	1	0	0	0	0	1	26	43	9.00	2.500				
Roger McDowell, R ERA: 4.14 (9, 1)	1.0		5	1	0	0	1	1	0	0	0	0	0	10	18	0.00	2.000				

Batter	1	2	3	4	5	6	7	8	9	AB	R	H	RBI	BB	SO	LOB	BOTTOM					
Otis Nixon, S OBP: 0.340, SLG: 0.331 (1, 8)										3	0	2	1	1	1	1	Boston Red Sox @ Texas Rangers The Ballpark at Arlington, Arlington, TX Sat Jul 29 1995, 8:05 PM EDT Att: 46,717 - Unknown - 89 F livebaseballscores.com					
Jeff Frye, R OBP: 0.339, SLG: 0.361 (1, 4)									4	0	1	0	0	1	3							
Will Clark, L OBP: 0.379, SLG: 0.453 (1, 3)									4	0	0	0	0	0	4							
Mickey Tettleton, S OBP: 0.392, SLG: 0.487 (1, 10)									3	0	0	0	1	2	2							
Ivan Rodriguez, R OBP: 0.340, SLG: 0.495 (1, 2)									4	0	0	0	0	0	2							
29 Rusty Greer, L OBP: 0.344, SLG: 0.376 (1, 9)									4	0	1	0	0	0	0							
Steve Buechele, R OBP: 0.262, SLG: 0.215 (1, 5)										4	0	0	0	0	1							
Jack Voigt, R OBP: 0.292, SLG: 0.345 (1, 7)									3	1	1	0	1	1	0							
Benji Gil, R OBP: 0.286, SLG: 0.367 (1, 6)									3	0	1	0	0	0	3							
Inning Stats	R: 0 E: 0 K: 1 S: 9	H: 0 LOB: 1 BB: 1 P: 17	R: 0 E: 0 K: 1 S: 10	H: 1 LOB: 2 BB: 1 P: 17	R: 0 E: 0 K: 1 S: 10	H: 1 LOB: 1 BB: 0 P: 19	R: 0 E: 0 K: 0 S: 10	H: 0 LOB: 0 BB: 0 P: 13	R: 1 E: 0 K: 0 S: 8	H: 2 LOB: 1 BB: 0 P: 11	R: 0 E: 0 K: 1 S: 7	H: 0 LOB: 0 BB: 0 P: 13	R: 0 E: 0 K: 2 S: 11	H: 1 LOB: 1 BB: 0 P: 16	R: 0 E: 0 K: 0 S: 6	H: 1 LOB: 1 BB: 1 P: 14		R: 0 E: 0 K: 0 S: 9	H: 0 LOB: 0 BB: 0 P: 12	1B: 4 2B: 2 3B: 0 HR: 0	SF: 0 SAC: 0 DP: 1 HBP: 0	WP: 1 PB: 4 SB: 0 CS: 1
PITCHER	IP	WLS	BF	H	R	ER	SO	BB	IBB	HBP	BLK	WP	HR	S	P	ERA	WHIP					
49 Tim Wakefield, R ERA: 1.88 (1, 1)	9.0	W	35	6	1	1	7	3	0	0	0	1	0	80	132	1.00	1.000					

Batter	1	2	3	4	5	6	7	8	9	AB	R	H	RBI	BB	SO	LOB	TOP					
Lee Tinsley, S OBP: 0.365, SLG: 0.425	G6-3		HR	1B	1B	F7		HBP		3	1	1	0	3	0	3	Boston Red Sox @ Detroit Tigers Tiger Stadium, Detroit, MI Tue Aug 01 1995, 7:05 PM EDT Att: 20,170 - Unknown - 77 F					
John Valentin, R OBP: 0.391, SLG: 0.524	F8		HR	1B	HBP		G4-3	HBP		5	1	3	6	0	0	0						
Mo Vaughn, L OBP: 0.391, SLG: 0.581	HR		G3	K	HBP		HR	G5-4-3		5	2	2	1	0	1	5						
Jose Canseco, R OBP: 0.367, SLG: 0.508 Dave Hollins, S OBP: 0.394, SLG: 0.408	HR		K		K		G3 WP			4	1	1	0	0	2	3						
Mike Greenwell, L OBP: 0.368, SLG: 0.474 Matt Stairs, L OBP: 0.322, SLG: 0.418	HR		G4-3		G4-3	G6-3	G3			4	2	2	3	0	0	0						
Tim Lincecum, R OBP: 0.423, SLG: 0.469	G5-3			WP	G4-3	BB	1B	P3		5	1	1	0	1	0	2						
Troy O'Leary, L OBP: 0.382, SLG: 0.562		F7		1B	1B	BB	1B	HR		4	2	2	1	1	1	1						
Bill Haselman, R OBP: 0.365, SLG: 0.410	G5-3		K	1B	1B	L8		F7		5	1	1	1	0	1	3						
Luis Allicea, S OBP: 0.367, SLG: 0.357	G4-3		1B	S	1B			1B		2	2	1	1	3	0	0						
Inning Stats	R: 3 E: 0 K: 0 S: 12	H: 3 LOB: 0 BB: 0 P: 23	R: 0 E: 0 K: 0 S: 6	H: 0 LOB: 0 BB: 0 P: 10	R: 2 E: 0 K: 1 S: 13	H: 1 LOB: 0 BB: 1 P: 24	R: 2 E: 0 K: 3 S: 20	H: 2 LOB: 2 BB: 2 P: 35	R: 4 E: 0 K: 1 S: 27	H: 4 LOB: 3 BB: 2 P: 48	R: 0 E: 0 K: 0 S: 15	H: 1 LOB: 3 BB: 2 P: 26	R: 1 E: 0 K: 0 S: 10	H: 2 LOB: 1 BB: 0 P: 18	R: 1 E: 0 K: 0 S: 15	H: 2 LOB: 2 BB: 1 P: 22		R: 0 E: 0 K: 2 S: 12	H: 0 LOB: 0 BB: 0 P: 16	1B: 9 2B: 2 3B: 0 HR: 4	SF: 0 SAC: 0 DP: 1 HBP: 2	WP: 3 PB: 0 SB: 1 CS: 0
PITCHER	IP	WLS	BF	H	R	ER	SO	BB	IBB	HBP	BLK	WP	HR	S	P	ERA	WHIP					
Mike Moore, R ERA: 7.43	3.2	L	19	5	7	7	3	3	0	0	0	1	2	46	84	17.18	2.182					
Buddy Groom, L ERA: 7.96	1.0		11	5	4	4	2	2	0	1	0	0	0	30	54	36.00	7.000					
Mike Christopher, R ERA: 3.28	2.1		12	3	1	1	0	2	0	0	0	1	1	27	46	3.86	2.143					
Joe Boever, R ERA: 5.57	2.0		9	2	1	1	2	1	0	1	0	0	1	27	38	4.50	1.500					

Batter	1	2	3	4	5	6	7	8	9	AB	R	H	RBI	BB	SO	LOB	BOTTOM					
Chad Curtis, R OBP: 0.368, SLG: 0.476	G6-4-3		F9		K		K		G5-3	5	0	2	0	0	2	3	Boston Red Sox @ Detroit Tigers Tiger Stadium, Detroit, MI Tue Aug 01 1995, 7:05 PM EDT Att: 20,170 - Unknown - 77 F					
Chris Gomez, R OBP: 0.327, SLG: 0.413	G6-4-3		G5-3			1B	K		G5-3	4	0	1	0	1	1	3						
Travis Fryman, R OBP: 0.351, SLG: 0.394	G6-4-3		G5-3			L6		1B	L5	5	1	1	0	0	0	4						
Cecil Fielder, R OBP: 0.368, SLG: 0.488	BB			G6-3		L9		1B		2	1	0	0	2	0	1						
Juan Samuel, R OBP: 0.390, SLG: 0.560	BB		L9			K		1B		3	0	1	1	1	1	1						
Alan Trammell, R OBP: 0.388, SLG: 0.410	FC5-4		G5-3			2B	G5-3	1B		3	1	1	1	1	0	3						
John Flaherty, R OBP: 0.320, SLG: 0.504		G6-3			L6		1B	G4-6-3		4	0	1	0	0	0	2						
Danny Bautista, R OBP: 0.252, SLG: 0.301		G5-3			F9		G5-3	G4-3		4	0	0	1	0	0	2						
Derrick White, R OBP: 0.278, SLG: 0.333		F9						P2		4	0	2	0	0	0	0						
Inning Stats	R: 0 E: 0 K: 0 S: 10	H: 1 LOB: 3 BB: 3 P: 27	R: 0 E: 0 K: 0 S: 4	H: 0 LOB: 0 BB: 0 P: 8	R: 0 E: 0 K: 0 S: 5	H: 0 LOB: 0 BB: 0 P: 7	R: 0 E: 0 K: 0 S: 8	H: 0 LOB: 0 BB: 0 P: 12	R: 0 E: 0 K: 1 S: 9	H: 1 LOB: 1 BB: 0 P: 16	R: 0 E: 0 K: 1 S: 10	H: 1 LOB: 1 BB: 0 P: 13	R: 1 E: 0 K: 2 S: 12	H: 2 LOB: 2 BB: 1 P: 20	R: 2 E: 0 K: 0 S: 11	H: 3 LOB: 1 BB: 1 P: 19		R: 0 E: 0 K: 0 S: 13	H: 1 LOB: 1 BB: 0 P: 22	1B: 8 2B: 1 3B: 0 HR: 0	SF: 0 SAC: 0 DP: 2 HBP: 0	WP: 0 PB: 1 SB: 0 CS: 0
PITCHER	IP	WLS	BF	H	R	ER	SO	BB	IBB	HBP	BLK	WP	HR	S	P	ERA	WHIP					
Zane Smith, L ERA: 5.17	7.0		29	5	1	1	4	4	0	0	0	0	0	11	19	18.00	4.000					
Mike Stanton, L ERA: 6.2	1.0		6	3	2	2	0	1	0	0	0	0	0	13	22	0.00	1.000					
Rick Aguilera, R ERA: 3.12	1.0		4	1	0	0	0	0	0	0	0	0	0	13	22	0.00	1.000					



Batter	1	2	3	4	5	6	7	8	9	AB	R	H	RBI	BB	SO	LOB	TOP					
Lee Tinsley, S OBP: 0.363, SLG: 0.422										4	0	1	0	0	1	1	Boston Red Sox @ Detroit Tigers Tiger Stadium, Detroit, MI Wed Aug 02 1995, 7:05 PM EDT Att: 16,488 - Unknown - 84 F					
John Valentin, R OBP: 0.392, SLG: 0.522										3	0	1	0	1	1	1						
Mo Vaughn, L OBP: 0.390, SLG: 0.577										4	0	1	0	0	2	2						
Dave Hollins, S OBP: 0.390, SLG: 0.402										3	0	0	0	0	1	2						
Mike Greenwell, L OBP: 0.364, SLG: 0.469										3	0	0	0	0	0	1						
Tim Lincecum, R OBP: 0.419, SLG: 0.464										3	0	0	0	0	1	0						
Troy O'Leary, L OBP: 0.376, SLG: 0.556										3	0	0	0	0	1	0						
Bill Haselman, R OBP: 0.357, SLG: 0.400										2	0	0	0	0	0	0						
Matt Stairs, L OBP: 0.317, SLG: 0.411										1	0	0	0	0	0	0						
Mike Macfarlane, R OBP: 0.341, SLG: 0.410										0	0	0	0	0	0	0						
Luis Alicea, S OBP: 0.366, SLG: 0.357										3	0	1	0	0	0	0						
Inning Stats	R: 0 E: 0 K: 2 S: 14	H: 0 LOB: 1 BB: 1 P: 20	R: 0 E: 0 K: 1 S: 6	H: 0 LOB: 0 BB: 0 P: 13	R: 0 E: 0 K: 0 S: 6	H: 1 LOB: 0 BB: 0 P: 10	R: 0 E: 0 K: 2 S: 9	H: 1 LOB: 1 BB: 0 P: 13	R: 0 E: 0 K: 0 S: 7	H: 0 LOB: 0 BB: 0 P: 10	R: 0 E: 0 K: 1 S: 10	H: 2 LOB: 2 BB: 0 P: 16	R: 0 E: 0 K: 1 S: 9	H: 0 LOB: 0 BB: 0 P: 14	R: 0 E: 0 K: 0 S: 4	H: 0 LOB: 0 BB: 0 P: 6	R: 0 E: 0 K: 0 S: 4	H: 0 LOB: 0 BB: 0 P: 6	1B: 4 2B: 0 3B: 0 HR: 0	SF: 0 SAC: 0 DP: 1 HBP: 0	WP: 1 PB: 0 SB: 3 CS: 0	PA: 30
PITCHER Sean Bergman, R ERA: 4.75	IP: 9.0 WLS: W BF: 30	H: 4 R: 0 ER: 0 SO: 7	BB: 1 IBB: 0 HBP: 0 BLK: 0	WP: 1 HR: 0 S: 69 P: 108	ERA: 0.00 WHIP: 0.556	PITCHER										IP: 9.0 WLS: W BF: 30	H: 4 R: 0 ER: 0 SO: 7	BB: 1 IBB: 0 HBP: 0 BLK: 0	WP: 1 HR: 0 S: 69 P: 108	ERA: 0.00 WHIP: 0.556		

Batter	1	2	3	4	5	6	7	8	9	AB	R	H	RBI	BB	SO	LOB	BOTTOM					
Chad Curtis, R OBP: 0.367, SLG: 0.477										4	1	1	0	0	0	1	Boston Red Sox @ Detroit Tigers Tiger Stadium, Detroit, MI Wed Aug 02 1995, 7:05 PM EDT Att: 16,488 - Unknown - 84 F					
Lou Whitaker, L OBP: 0.371, SLG: 0.497										1	2	1	1	3	0	0						
Travis Fryman, R OBP: 0.353, SLG: 0.412										4	2	2	4	0	0	2						
Cecil Fielder, R OBP: 0.369, SLG: 0.485										2	0	0	0	2	1	1						
Kirk Gibson, L OBP: 0.364, SLG: 0.460										3	0	0	0	1	3	2						
Bobby Higginson, L OBP: 0.332, SLG: 0.406										4	0	0	0	0	3	3						
John Flaherty, R OBP: 0.315, SLG: 0.496										4	0	0	0	0	1	0						
Chris Gomez, R OBP: 0.326, SLG: 0.414										4	0	1	0	0	1	0						
Danny Bautista, R OBP: 0.249, SLG: 0.297										3	0	0	0	0	2	1						
Inning Stats	R: 0 E: 0 K: 1 S: 10	H: 0 LOB: 3 BB: 3 P: 29	R: 0 E: 0 K: 0 S: 12	H: 1 LOB: 1 BB: 0 P: 19	R: 0 E: 0 K: 2 S: 11	H: 0 LOB: 1 BB: 1 P: 20	R: 0 E: 0 K: 3 S: 9	H: 0 LOB: 0 BB: 0 P: 17	R: 2 E: 0 K: 1 S: 14	H: 2 LOB: 0 BB: 0 P: 19	R: 0 E: 0 K: 1 S: 7	H: 0 LOB: 0 BB: 0 P: 13	R: 3 E: 0 K: 2 S: 17	H: 2 LOB: 1 BB: 2 P: 33	R: 0 E: 0 K: 1 S: 8	H: 0 LOB: 0 BB: 0 P: 12		R: 0 E: 0 K: 1 S: 8	H: 0 LOB: 0 BB: 0 P: 12	1B: 0 2B: 2 3B: 0 HR: 3	SF: 0 SAC: 0 DP: 0 HBP: 0	WP: 0 PB: 0 SB: 0 CS: 0
PITCHER Roger Clemens, R ERA: 5.56	IP: 6.0 WLS: L	BF: 25	H: 3 R: 2 ER: 2 SO: 8	BB: 4 IBB: 0 HBP: 0 BLK: 0	WP: 0 HR: 2 S: 63 P: 117	ERA: 3.00 WHIP: 1.167	PITCHER										IP: 6.0 WLS: L	BF: 25	H: 3 R: 2 ER: 2 SO: 8	BB: 4 IBB: 0 HBP: 0 BLK: 0	WP: 0 HR: 2 S: 63 P: 117	ERA: 3.00 WHIP: 1.167
Mike Maddux, R ERA: 3.72	0.2	6	2	3	3	1	1	1	0	0	0	0	0	0	0	0	1	14	30	40.50	4.500	
Rheal Cormier, L ERA: 3.33	0.1	1	0	0	0	1	0	0	0	0	0	0	0	0	0	0	0	3	3	0.00	0.000	
Vaughn Eshelman, L ERA: 6.14	1.0	3	0	0	0	1	0	0	0	0	0	0	0	0	0	0	0	8	12	0.00	0.000	

Batter	1	2	3	4	5	6	7	8	9	AB	R	H	RBI	BB	SO	LOB	TOP									
Willie McGee, S OBP: 0.359, SLG: 0.527 (1, 8)										4	3	2	0	1	1	3										
John Valentin, R OBP: 0.391, SLG: 0.519 (1, 6)										4	1	1	1	1	0	4										
Mo Vaughn, L OBP: 0.390, SLG: 0.584 (1, 3)										5	2	2	5	0	1	1										
Jose Canseco, R OBP: 0.359, SLG: 0.495 (1, 10)										5	0	0	0	0	2	2										
Dave Hollins, S OBP: 0.391, SLG: 0.398 Lee Tinsley, S OBP: 0.365, SLG: 0.422 (7, 8)										2	1	0	0	2	1	0										
Mike Greenwell, L OBP: 0.362, SLG: 0.468 (1, 7)										5	1	1	2	0	0	2										
Tim Lincecum, R OBP: 0.416, SLG: 0.459 (1, 5)										5	0	1	0	0	1	2										
Mike MacFarlane, R OBP: 0.339, SLG: 0.421 (1, 2)										4	1	1	1	0	1	2										
Luis Alicea, S OBP: 0.371, SLG: 0.365 (1, 4)										3	1	2	0	1	0	0										
Inning Stats	R: 3 E: 0 K: 1 S: 13	H: 3 LOB: 1 BB: 1 P: 23	R: 2 E: 0 K: 1 S: 11	H: 3 LOB: 1 BB: 0 P: 19	R: 0 E: 0 K: 0 S: 4	H: 0 LOB: 0 BB: 0 P: 6	R: 0 E: 0 K: 1 S: 9	H: 1 LOB: 0 BB: 0 P: 12	R: 0 E: 0 K: 0 S: 6	H: 0 LOB: 0 BB: 0 P: 10	R: 1 E: 0 K: 1 S: 15	H: 1 LOB: 3 BB: 2 P: 26	R: 0 E: 0 K: 0 S: 7	H: 0 LOB: 0 BB: 0 P: 11	R: 0 E: 0 K: 0 S: 9	H: 0 LOB: 0 BB: 0 P: 12	R: 4 E: 1 K: 1 S: 16	H: 2 LOB: 1 BB: 2 P: 28	1B: 5 2B: 2 3B: 1 HR: 2	SF: 0 SAC: 1 DP: 0 HBP: 0	WP: 1 PB: 0 SB: 1 CS: 1	PA: 43				
PITCHER	IP	WLS	BF	H	R	ER	SO	BB	IBB	HBP	BLK	WP	HR	S	P	ERA	WHIP									
C.J. Nikowski, L ERA: 7.15 Buddy Groom, L ERA: 7.34 Mike Christopher, R ERA: 2.95 Joe Boever, R ERA: 5.91	(1, 1)	1.2	L	12	6	5	5	2	1	0	0	0	0	1	21	37	27.00	4.200								
	(2, 1)	4.1		17	2	1	1	2	2	0	0	0	1	0	37	59	2.08	0.923								
	(7, 1)	2.0		6	0	0	2	0	0	0	0	0	0	0	16	23	0.00	0.000								
	(9, 1)	1.0		8	2	4	3	1	2	0	0	0	0	1	16	28	27.00	4.000								

Boston Red Sox @ Detroit Tigers
Tiger Stadium, Detroit, MI
Thu Aug 03 1995, 7:05 PM EDT
Att: 11,451 - Unknown - 83 F

AB 37
R 10
H 10
RBI 9
BB 5
SO 7
LOB 16



Batter	1	2	3	4	5	6	7	8	9	AB	R	H	RBI	BB	SO	LOB	BOTTOM									
Chad Curtis, R OBP: 0.366, SLG: 0.473 (1, 8)										3	0	0	0	1	0	2										
Lou Whitaker, L OBP: 0.368, SLG: 0.509 (1, 4)										4	1	1	1	0	0	1										
Travis Fryman, R OBP: 0.354, SLG: 0.416 (1, 5)										4	0	2	0	0	0	0										
Cecil Fielder, R OBP: 0.365, SLG: 0.478 (1, 3)										4	0	0	0	0	2	2										
Kirk Gibson, L OBP: 0.360, SLG: 0.454 Derrick White, R (9, PH) OBP: 0.263, SLG: 0.316										3	0	0	0	0	1	2										
Bobby Higginson, L OBP: 0.331, SLG: 0.415 (1, 7)										4	1	1	1	0	1	1										
John Flaherty, R OBP: 0.321, SLG: 0.498 (1, 2)										3	0	2	0	1	0	0										
Chris Gomez, R OBP: 0.329, SLG: 0.417 (1, 6)										3	0	1	0	1	0	1										
Danny Bautista, R OBP: 0.245, SLG: 0.292 (1, 9)										4	0	0	0	0	0	4										
Inning Stats	R: 0 E: 0 K: 0 S: 4	H: 0 LOB: 0 BB: 1 P: 9	R: 1 E: 0 K: 1 S: 14	H: 2 LOB: 1 BB: 0 P: 25	R: 0 E: 0 K: 0 S: 7	H: 0 LOB: 0 BB: 0 P: 9	R: 0 E: 0 K: 1 S: 8	H: 1 LOB: 1 BB: 0 P: 11	R: 0 E: 0 K: 0 S: 9	H: 0 LOB: 0 BB: 0 P: 14	R: 1 E: 0 K: 1 S: 12	H: 2 LOB: 1 BB: 0 P: 19	R: 0 E: 0 K: 1 S: 8	H: 1 LOB: 2 BB: 1 P: 18	R: 0 E: 0 K: 0 S: 8	H: 0 LOB: 0 BB: 0 P: 14	R: 0 E: 0 K: 0 S: 9	H: 1 LOB: 2 BB: 1 P: 18	1B: 3 2B: 2 3B: 0 HR: 2	SF: 0 SAC: 0 DP: 1 HBP: 0	WP: 1 PB: 0 SB: 0 CS: 0	PA: 36				
PITCHER	IP	WLS	BF	H	R	ER	SO	BB	IBB	HBP	BLK	WP	HR	S	P	ERA	WHIP									
49 Tim Wakefield, R ERA: 1.66 Joe Hudson, R ERA: 4.19 Mike Stanton, L ERA: 5.91	(1, 1)	5.1	W	20	4	2	2	2	1	0	0	0	1	0	24	45	0.00	1.125								
	(6, 1)	2.2		11	2	0	0	2	1	0	0	0	1	0	24	45	0.00	1.125								
	(9, 1)	1.0		5	1	0	0	0	1	0	0	0	0	0	9	18	0.00	2.000								

Boston Red Sox @ Detroit Tigers
Tiger Stadium, Detroit, MI
Thu Aug 03 1995, 7:05 PM EDT
Att: 11,451 - Unknown - 83 F

AB 33
R 2
H 7
RBI 2
BB 3
SO 4
LOB 13



Batter	1	2	3	4	5	6	7	8	9	AB	R	H	RBI	BB	SO	LOB	TOP					
Lee Tinsley, S OBP: 0.362, SLG: 0.418 (1, 8)	F7		G6-3		G4-3		K			5	1	1	0	0	1	1	Boston Red Sox @ Toronto Blue Jays SkyDome, Toronto, ON Fri Aug 04 1995, 7:05 PM EDT Att: 40,137 - Dome - 75 F					
John Valentin, R OBP: 0.393, SLG: 0.522 (1, 6)	F8		P4			1B		WP	BB	4	3	2	1	1	0	0						
Mo Vaughn, L OBP: 0.393, SLG: 0.581 (1, 3)				G4-3		G4-3		BB	WP	3	1	1	0	2	0	1						
Jose Canseco, R OBP: 0.364, SLG: 0.490 (1, 10)					G4-3	K		BB	SF9	2	1	0	0	3	2	2						
Mike Greenwell, L OBP: 0.374, SLG: 0.474 (1, 7)		L8		G4-3		G4-3		K		5	1	1	3	0	1	5						
Tim Lincecum, R OBP: 0.418, SLG: 0.458 (1, 5)		WP		L7					G3	3	0	1	1	2	0	1						
Troy O'Leary, L Willie McGee, S OBP: 0.354, SLG: 0.527 (8, PH) (8, 9)		F8			K		F8		SF9	3	0	0	0	0	1	3						
Bill Haselman, R OBP: 0.343, SLG: 0.382 (1, 2)		G6-3			F9		K		G5-3	4	0	0	0	0	1	3						
Luis Alicea, S OBP: 0.370, SLG: 0.363 (1, 4)			G3			WP		F8		4	0	1	0	0	0	0						
Inning Stats	R: 0 E: 0 K: 1 S: 9	H: 0 LOB: 1 BB: 1 P: 15	R: 0 E: 0 K: 0 S: 11	H: 1 LOB: 1 BB: 0 P: 17	R: 0 E: 0 K: 0 S: 7	H: 0 LOB: 1 BB: 0 P: 12	R: 0 E: 0 K: 0 S: 9	H: 0 LOB: 1 BB: 1 P: 15	R: 0 E: 0 K: 2 S: 10	H: 1 LOB: 2 BB: 0 P: 17	R: 1 E: 0 K: 1 S: 12	H: 2 LOB: 2 BB: 1 P: 23	R: 0 E: 0 K: 2 S: 9	H: 0 LOB: 0 BB: 0 P: 14	R: 2 E: 0 K: 1 S: 16	H: 0 LOB: 2 BB: 4 P: 39		R: 4 E: 0 K: 0 S: 12	H: 3 LOB: 0 BB: 1 P: 21	1B: 5 2B: 1 3B: 0 HR: 1	SF: 1 SAC: 0 DP: 0 HBP: 0	WP: 3 PB: 1 SB: 1 CS: 0
PITCHER	IP	WLS	BF	H	R	ER	SO	BB	IBB	HBP	BLK	WP	HR	S	P	ERA	WHIP					
Juan Guzman, R ERA: 6.7 (1, 1)	7.0		28	4	1	1	5	3	0	0	0	2	0	67	113	1.29	1.000					
Jimmy Rogers, R ERA: 18.0 (8, 1)	0.0	L	2	0	2	2	0	2	0	0	0	0	0	2	10	∞	∞					
Tim Crabtree, R ERA: 2.13 (8, 1)	0.1		3	0	0	0	1	2	0	0	0	1	0	8	18	0.00	6.000					
Ricardo Jordan, L ERA: 6.23 (8, 1)	1.2		9	3	4	4	0	0	1	0	0	0	1	18	32	21.60	1.800					

Batter	1	2	3	4	5	6	7	8	9	AB	R	H	RBI	BB	SO	LOB	BOTTOM					
Devon White, S OBP: 0.348, SLG: 0.451 (1, 8)	G4-3		G3		K		L4			4	1	1	0	0	1	1	Boston Red Sox @ Toronto Blue Jays SkyDome, Toronto, ON Fri Aug 04 1995, 7:05 PM EDT Att: 40,137 - Dome - 75 F					
Paul Molitor, R OBP: 0.330, SLG: 0.360 (1, 10)	L7		G3					L7		4	0	1	0	0	0	1						
Roberto Alomar, S OBP: 0.360, SLG: 0.486 (1, 4)	G4-3		SF9		G3-1			G4-3		3	0	0	1	0	0	1						
Joe Carter, R OBP: 0.295, SLG: 0.423 (1, 7)		BB		K2-3		FC4-6		P4		4	0	2	0	0	1	0						
John Olerud, L OBP: 0.365, SLG: 0.386 (1, 3)		BB		P6		FC4-6		G3-1		4	0	1	0	0	0	1						
Ed Sprague, R OBP: 0.360, SLG: 0.486 (1, 5)				G4-3		G4-6-3				2	0	0	0	1	0	1						
Tomas Perez, S OBP: 0.348, SLG: 0.500 (8, 6)								G4-6-3		1	0	1	0	0	0	0						
Shawn Green, L OBP: 0.309, SLG: 0.473 (1, 9)		K					K2-3		G4-6-3	3	0	0	0	1	2	4						
Alex Gonzalez, R OBP: 0.322, SLG: 0.384 (8, 5)		K					K			3	0	0	0	0	3	4						
Sandy Martinez, L OBP: 0.286, SLG: 0.342 (1, 2)		G6-3			P5					2	0	0	0	1	0	3						
Inning Stats	R: 0 E: 0 K: 0 S: 8	H: 2 LOB: 3 BB: 1 P: 22	R: 0 E: 0 K: 2 S: 14	H: 2 LOB: 1 BB: 1 P: 22	R: 1 E: 0 K: 1 S: 14	H: 1 LOB: 0 BB: 0 P: 18	R: 0 E: 0 K: 1 S: 9	H: 0 LOB: 1 BB: 1 P: 16	R: 0 E: 0 K: 1 S: 9	H: 1 LOB: 1 BB: 0 P: 13	R: 0 E: 0 K: 0 S: 5	H: 1 LOB: 0 BB: 0 P: 10	R: 0 E: 0 K: 2 S: 11	H: 0 LOB: 1 BB: 1 P: 17	R: 0 E: 0 K: 0 S: 6	H: 0 LOB: 0 BB: 0 P: 7	R: 0 E: 0 K: 0 S: 4	H: 1 LOB: 0 BB: 0 P: 7	1B: 5 2B: 1 3B: 0 HR: 0	SF: 1 SAC: 0 DP: 2 HBP: 0	WP: 0 PB: 0 SB: 1 CS: 0	PA: 34
PITCHER	IP	WLS	BF	H	R	ER	SO	BB	IBB	HBP	BLK	WP	HR	S	P	ERA	WHIP					
Erik Hanson, R ERA: 3.43 (1, 1)	8.0	W	31	5	1	1	7	3	0	0	0	0	0	76	116	1.12	1.000					
Mike Stanton, L ERA: 5.64 (9, 1)	1.0		3	1	0	0	0	0	0	0	0	0	0	4	7	0.00	1.000					

Batter	1	2	3	4	5	6	7	8	9	AB	R	H	RBI	BB	SO	LOB	TOP	
Lee Tinsley, S OBP: 0.360, SLG: 0.411 (1, 8)										4	2	0	0	1	0	2	Boston Red Sox @ Toronto Blue Jays SkyDome, Toronto, ON Sat Aug 05 1995, 7:05 PM EDT Att: 41,454 - Dome - 72 F	
John Valentin, R OBP: 0.391, SLG: 0.517 (1, 6)										5	1	1	0	0	2	3		
Mo Vaughn, L OBP: 0.395, SLG: 0.593 (1, 3)										5	2	3	4	0	2	0		
Jose Canseco, R OBP: 0.370, SLG: 0.492 (1, 10)										5	1	3	2	0	0	0		
Mike Greenwell, L OBP: 0.353, SLG: 0.466 (1, 7)										5	0	0	0	0	0	5		
Tim Lincecum, R OBP: 0.418, SLG: 0.460 (1, 5)										5	1	2	1	0	0	1		
Troy O'Leary, L OBP: 0.376, SLG: 0.545 (1, 9)										2	1	0	0	2	0	1		
Mike Macfarlane, R OBP: 0.338, SLG: 0.418 (1, 2)										4	1	1	0	0	1	4		
Luis Alicea, S OBP: 0.368, SLG: 0.361 (1, 4)										4	0	1	2	0	1	3		
Inning Stats	R: 5 E: 1 K: 1 S: 21	H: 5 LOB: 2 BB: 1 P: 42	R: 1 E: 0 K: 1 S: 12	H: 2 LOB: 1 BB: 0 P: 14	R: 3 E: 0 K: 2 S: 18	H: 3 LOB: 2 BB: 2 P: 29	R: 0 E: 0 K: 0 S: 5	H: 0 LOB: 0 BB: 0 P: 11	R: 0 E: 0 K: 1 S: 9	H: 1 LOB: 1 BB: 0 P: 12	R: 0 E: 0 K: 1 S: 6	H: 0 LOB: 0 BB: 0 P: 11	R: 0 E: 0 K: 0 S: 5	H: 0 LOB: 0 BB: 0 P: 6	1B: 8 2B: 2 3B: 0 HR: 1	SF: 0 SAC: 0 DP: 0 HBP: 0	WP: 0 PB: 0 SB: 0 CS: 0	PA: 42
PITCHER	IP WLS BF H R ER SO BB IBB HBP BLK WP HR S P ERA WHIP																	
Pat Hentgen, R ERA: 5.99 (1, 1)	3.0 L 23 10 9 6 4 2 1 0 0 0 0 1 51 85 18.00 4.000																	
Ken Robinson, R ERA: 6.94 (4, 1)	3.0 9 0 0 0 1 0 0 0 0 0 0 0 22 35 0.00 0.000																	
Jimmy Rogers, R ERA: 9.0 (7, 1)	2.0 7 1 0 0 1 0 0 0 0 0 0 0 15 23 0.00 0.500																	
Tim Crabtree, R ERA: 1.98 (9, 1)	1.0 3 0 0 0 0 0 0 0 0 0 0 0 5 6 0.00 0.000																	

AB	39
R	9
H	11
RBI	9
BB	3
SO	6
LOB	19



Batter	1	2	3	4	5	6	7	8	9	AB	R	H	RBI	BB	SO	LOB	BOTTOM			
Devon White, S OBP: 0.344, SLG: 0.446 (1, 8)										4	0	0	0	0	3	1	Boston Red Sox @ Toronto Blue Jays SkyDome, Toronto, ON Sat Aug 05 1995, 7:05 PM EDT Att: 41,454 - Dome - 72 F			
Paul Molitor, R OBP: 0.331, SLG: 0.365 (1, 10)										4	1	2	0	0	0	0				
Roberto Alomar, S OBP: 0.362, SLG: 0.487 (1, 4)										4	1	2	0	0	1	1				
Joe Carter, R OBP: 0.295, SLG: 0.421 (1, 7)										4	1	1	1	0	1	1				
Ed Sprague, R OBP: 0.356, SLG: 0.480 (1, 5)										4	0	0	0	0	2	2				
John Olerud, L OBP: 0.394, SLG: 0.384 (1, 3)										4	0	1	1	0	0	0				
Candy Maldonado, R OBP: 0.373, SLG: 0.460 (1, 9)										4	0	1	1	0	0	0				
Lance Parrish, R OBP: 0.259, SLG: 0.304 (1, 2)										3	0	0	0	0	1	2				
Alex Gonzalez, R OBP: 0.322, SLG: 0.387 (1, 6)										3	0	1	0	0	1	2				
Inning Stats	R: 0 E: 0 K: 1 S: 6	H: 0 LOB: 0 BB: 0 P: 11	R: 0 E: 0 K: 2 S: 10	H: 0 LOB: 0 BB: 0 P: 17	R: 0 E: 0 K: 1 S: 5	H: 0 LOB: 0 BB: 0 P: 9	R: 0 E: 0 K: 2 S: 10	H: 1 LOB: 1 BB: 0 P: 13	R: 0 E: 0 K: 0 S: 7	H: 1 LOB: 1 BB: 0 P: 14	R: 3 E: 0 K: 2 S: 17	H: 5 LOB: 2 BB: 0 P: 23	R: 0 E: 0 K: 1 S: 10	H: 1 LOB: 1 BB: 0 P: 14	R: 0 E: 0 K: 0 S: 9	H: 0 LOB: 0 BB: 0 P: 13	1B: 6 2B: 3 3B: 0 HR: 0	SF: 0 SAC: 0 DP: 1 HBP: 0	WP: 0 PB: 0 SB: 0 CS: 0	PA: 34
PITCHER	IP WLS BF H R ER SO BB IBB HBP BLK WP HR S P ERA WHIP																			
Rheal Cormier, L ERA: 3.4 (1, 1)	6.1 W 24 6 3 3 7 0 0 0 0 0 0 0 54 86 4.26 0.947																			
Joe Hudson, R ERA: 3.95 (7, 1)	1.2 7 2 0 0 2 0 0 0 0 0 0 0 16 22 0.00 1.200																			
Rick Aguilera, R ERA: 3.03 (9, 1)	1.0 3 0 0 0 0 0 0 0 0 0 0 0 9 13 0.00 0.000																			



Batter	1	2	3	4	5	6	7	8	9	AB	R	H	RBI	BB	SO	LOB	TOP										
Willie McGee, S OBP: 0.357, SLG: 0.513 (1, 8)										4	1	1	1	1	2	4	Boston Red Sox @ Toronto Blue Jays SkyDome, Toronto, ON Sun Aug 06 1995, 7:05 PM EDT Att: 38,194 - Unknown - 72 F										
John Valentin, R OBP: 0.393, SLG: 0.527 (1, 6)										5	2	3	3	0	0	0											
Mo Vaughn, L OBP: 0.400, SLG: 0.599 (1, 3)										5	0	4	2	0	0	0											
Jose Canseco, R OBP: 0.366, SLG: 0.483 (1, 10)										4	0	0	0	1	2	3											
Mike Greenwell, L OBP: 0.348, SLG: 0.458 (1, 7)										5	0	0	0	0	0	4											
Tim Lincecum, R OBP: 0.422, SLG: 0.461 (1, 5)										2	0	1	0	2	0	0											
Troy O'Leary, L OBP: 0.371, SLG: 0.537 (8, PR)										4	0	0	0	0	0	3											
Lee Tinsley, S OBP: 0.360, SLG: 0.411 (8, 8)										3	2	1	0	0	0	1											
Mike Macfarlane, R OBP: 0.340, SLG: 0.417 (1, 2)										2	1	0	0	0	0	1											
Luis Alicaia, S OBP: 0.370, SLG: 0.358 (1, 4)										2	1	0	0	2	0	1											
Inning Stats	R: 0 E: 0 K: 1 S: 9	H: 1 LOB: 1 BB: 0 P: 17	R: 0 E: 0 K: 0 S: 8	H: 0 LOB: 0 BB: 1 P: 13	R: 2 E: 0 K: 0 S: 15	H: 3 LOB: 2 BB: 1 P: 22	R: 2 E: 0 K: 0 S: 15	H: 2 LOB: 0 BB: 2 P: 30	R: 0 E: 0 K: 0 S: 6	H: 0 LOB: 0 BB: 0 P: 14	R: 0 E: 0 K: 0 S: 3	H: 0 LOB: 0 BB: 0 P: 3	R: 2 E: 0 K: 1 S: 14	H: 1 LOB: 1 BB: 1 P: 22	R: 0 E: 0 K: 1 S: 7	H: 1 LOB: 3 BB: 1 P: 16	R: 0 E: 0 K: 1 S: 8	H: 1 LOB: 1 BB: 0 P: 13	1B: 8 2B: 1 3B: 0 HR: 1	SF: 0 SAC: 0 DP: 1 HBP: 1	WP: 1 PB: 1 SB: 0 CS: 1	PA: 41					
PITCHER	IP	WLS	BF	H	R	ER	SO	BB	IBB	HBP	BLK	WP	HR	S	P	ERA	WHIP										
Edwin Hurtado, R ERA: 5.31 (1, 1)	7.0	L	31	8	6	6	2	5	0	0	0	1	1	70	121	7.71	1.857										
Paul Menhart, R ERA: 6.59 (8, 1)	2.0		10	2	0	0	2	1	0	1	0	0	0	15	29	0.00	1.500										

Batter	1	2	3	4	5	6	7	8	9	AB	R	H	RBI	BB	SO	LOB	BOTTOM										
Devon White, S OBP: 0.342, SLG: 0.445 (1, 8)										5	0	1	0	0	2	1	Boston Red Sox @ Toronto Blue Jays SkyDome, Toronto, ON Sun Aug 06 1995, 7:05 PM EDT Att: 38,194 - Unknown - 72 F										
Paul Molitor, R OBP: 0.327, SLG: 0.360 (1, 10)										5	0	0	0	0	0	2											
Roberto Alomar, S OBP: 0.365, SLG: 0.491 (1, 4)										5	1	3	1	0	1	0											
Joe Carter, R OBP: 0.299, SLG: 0.425 (1, 7)										4	1	2	1	1	0	1											
Ed Sprague, R OBP: 0.356, SLG: 0.480 (1, 5)										4	0	1	0	1	1	1											
Alex Gonzalez, R OBP: 0.322, SLG: 0.387 (9, PR)										0	0	0	0	0	0	0											
John Olerud, L OBP: 0.367, SLG: 0.389 (1, 3)										4	0	2	1	1	0	5											
Mike Huff, R OBP: 0.354, SLG: 0.286 (1, 9)										4	0	1	0	0	0	2											
Lance Parrish, R OBP: 0.267, SLG: 0.327 (8, PH)										2	1	1	1	1	1	1											
Sandy Martinez, L OBP: 0.286, SLG: 0.342 (9, 2)										1	0	0	0	0	0	2											
Tomas Perez, S OBP: 0.333, SLG: 0.500 (1, 6)										4	1	1	0	0	2	4											
Inning Stats	R: 0 E: 0 K: 1 S: 9	H: 0 LOB: 0 BB: 0 P: 13	R: 1 E: 0 K: 1 S: 11	H: 2 LOB: 1 BB: 0 P: 19	R: 2 E: 0 K: 1 S: 19	H: 4 LOB: 0 BB: 0 P: 32	R: 1 E: 0 K: 1 S: 13	H: 2 LOB: 1 BB: 0 P: 20	R: 0 E: 0 K: 0 S: 6	H: 0 LOB: 0 BB: 0 P: 9	R: 0 E: 0 K: 0 S: 10	H: 1 LOB: 1 BB: 1 P: 17	R: 0 E: 0 K: 0 S: 7	H: 1 LOB: 1 BB: 0 P: 11	R: 0 E: 0 K: 2 S: 8	H: 1 LOB: 2 BB: 1 P: 14	R: 0 E: 0 K: 1 S: 18	H: 1 LOB: 3 BB: 2 P: 30	1B: 5 2B: 6 3B: 0 HR: 1	SF: 0 SAC: 0 DP: 1 HBP: 0	WP: 0 PB: 0 SB: 3 CS: 0	PA: 42					
PITCHER	IP	WLS	BF	H	R	ER	SO	BB	IBB	HBP	BLK	WP	HR	S	P	ERA	WHIP										
Zane Smith, L ERA: 5.19 (1, 1)	1.1		5	1	1	1	1	0	0	0	0	0	0	14	23	6.75	0.750										
Mike Maddux, R ERA: 4.03 (2, 1)	2.1	13	6	3	3	3	3	0	0	0	0	0	1	33	53	11.57	2.571										
Vaughn Eshelman, L ERA: 5.74 (4, 1)	3.0	W	12	3	0	0	0	1	0	0	0	0	0	27	43	0.00	1.333										
Joe Hudson, R ERA: 3.74 (7, 1)	0.2		4	1	0	0	1	1	0	0	0	0	0	5	10	0.00	3.000										
Stan Belinda, R ERA: 3.49 (8, 1)	0.2		2	0	0	0	1	0	0	0	0	0	0	4	6	0.00	0.000										
PITCHER	IP	WLS	BF	H	R	ER	SO	BB	IBB	HBP	BLK	WP	HR	S	P	ERA	WHIP										
Rick Aguilera, R ERA: 2.95 (9, 1)	1.0	S	6	1	0	0	1	2	0	0	0	0	0	18	30	0.00	3.000										

AB 34
R 6
H 10
RBI 6
BB 6
SO 4
LOB 16



AB 38
R 4
H 12
RBI 4
BB 4
SO 7
LOB 19



Batter	1	2	3	4	5	6	7	8	9	AB	R	H	RBI	BB	SO	LOB	TOP					
Kenny Lofton, L OBP: 0.364, SLG: 0.496 (1, 8)	L3		1B			F8		F9		4	0	1	0	0	0	1	Cleveland Indians @ Boston Red Sox Fenway Park, Boston, MA Tue Aug 08 1995, 7:05 PM EDT Att: 34,574 - Unknown - 79 F					
Omar Vizquel, S OBP: 0.325, SLG: 0.345 (1, 6)	BB		G5-3			K		P6		3	0	0	0	1	1							
Carlos Baerga, S OBP: 0.371, SLG: 0.504 (1, 4)	F8			1B		G4-3			1B	4	0	2	0	0	0							
Albert Belle, R OBP: 0.382, SLG: 0.595 (1, 7)	G6-3			P2			1B		P5	4	0	1	0	0	0							
Eddie Murray, S OBP: 0.365, SLG: 0.523 (1, 10)		HR		K			L5		K	4	1	1	1	0	2							
Jim Thome, L OBP: 0.453, SLG: 0.613 (1, 5)	G4-3			P6			G3-1		F8	4	0	0	0	0	0							
Manny Ramirez, R OBP: 0.420, SLG: 0.626 (1, 9)	L5					F9				3	0	0	0	0	0							
Paul Sorrento, L OBP: 0.353, SLG: 0.544 (1, 3)	P5					K				3	0	1	0	0	1							
Sandy Alomar Jr., R OBP: 0.371, SLG: 0.560 (1, 2)			P6			G5-3		L8		3	0	0	0	0	0							
Inning Stats	R: 0 E: 0 K: 0 S: 7	H: 0 LOB: 1 BB: 1 P: 12	R: 1 E: 0 K: 0 S: 8	H: 1 LOB: 0 BB: 0 P: 12	R: 0 E: 0 K: 0 S: 3	H: 1 LOB: 0 BB: 0 P: 4	R: 0 E: 0 K: 1 S: 11	H: 1 LOB: 1 BB: 0 P: 17	R: 0 E: 0 K: 1 S: 11	H: 0 LOB: 0 BB: 0 P: 17	R: 0 E: 0 K: 0 S: 7	H: 0 LOB: 0 BB: 0 P: 10	R: 0 E: 0 K: 0 S: 6	H: 1 LOB: 1 BB: 0 P: 10	R: 0 E: 0 K: 0 S: 10	H: 1 LOB: 1 BB: 0 P: 13	R: 0 E: 0 K: 1 S: 9	H: 1 LOB: 1 BB: 0 P: 11	1B: 5 2B: 0 3B: 0 HR: 1	SF: 0 SAC: 0 DP: 0 HBP: 0	WP: 2 PB: 0 SB: 0 CS: 0	PA: 33
PITCHER 49 Tim Wakefield, R ERA: 1.61 (1, 1)	IP: 9.0 WLS: W BF: 33 H: 6 R: 1 ER: 1 SO: 4 BB: 1 IBB: 0 HBP: 0 BLK: 0 WP: 2 HR: 1 S: 72 P: 106 ERA: 1.00 WHIP: 0.778															PITCHER						

Batter	1	2	3	4	5	6	7	8	9	AB	R	H	RBI	BB	SO	LOB	BOTTOM					
Lee Tinsley, S OBP: 0.366, SLG: 0.419 (1, 8)	CS BB	1B		CS 1B		G4-3				4	0	3	4	1	0	2	Cleveland Indians @ Boston Red Sox Fenway Park, Boston, MA Tue Aug 08 1995, 7:05 PM EDT Att: 34,574 - Unknown - 79 F					
John Valentin, R OBP: 0.396, SLG: 0.524 (1, 6)	1B	K		CS 1B	K			K		5	0	2	0	0	3	4						
Mo Vaughn, L OBP: 0.399, SLG: 0.594 (1, 3)	F7				1B			1B		4	0	1	0	0	1	2						
Jose Canseco, R OBP: 0.365, SLG: 0.476 (1, 10)	G6-3			F8	FC5-4 WP			2B		4	0	1	0	0	0	2						
Mike Greenwell, L OBP: 0.347, SLG: 0.450 (1, 7)		1B BB		L3	G3-1			K		3	1	0	0	1	1	2						
Tim Lincecum, R OBP: 0.417, SLG: 0.450 (1, 5)	F9			G6-3		F7		1B BLK BB		3	1	0	0	1	0	1						
Troy O'Leary, L ERA: 5.88 OBP: 0.377, SLG: 0.546 (1, 9)										3	1	3	0	0	0	0						
Willie McGee, S OBP: 0.356, SLG: 0.506 (6, PH) (9, 9)	1B BB	1B		2B 1B				G6-3		1	0	0	0	0	0	1						
Mike Macfarlane, R OBP: 0.341, SLG: 0.422 (1, 2)		K		1B		L5		BLK 1B		4	2	2	0	0	1	3						
Luis Allicea, S OBP: 0.366, SLG: 0.349 (1, 4)	1B			K				L7		2	0	0	0	2	1	4						
Inning Stats	R: 0 E: 0 K: 0 S: 10	H: 1 LOB: 1 BB: 1 P: 16	R: 1 E: 0 K: 2 S: 17	H: 2 LOB: 3 BB: 2 P: 30	R: 0 E: 0 K: 1 S: 8	H: 0 LOB: 0 BB: 0 P: 9	R: 2 E: 0 K: 1 S: 14	H: 3 LOB: 0 BB: 0 P: 22	R: 0 E: 0 K: 0 S: 9	H: 1 LOB: 1 BB: 0 P: 15	R: 0 E: 0 K: 0 S: 12	H: 1 LOB: 2 BB: 1 P: 23	R: 0 E: 0 K: 1 S: 11	H: 2 LOB: 1 BB: 0 P: 16	R: 2 E: 0 K: 1 S: 14	H: 2 LOB: 1 BB: 1 P: 24	R: 2 E: 0 K: 1 S: 14	H: 2 LOB: 1 BB: 1 P: 24	1B: 8 2B: 4 3B: 0 HR: 0	SF: 0 SAC: 0 DP: 1 HBP: 0	WP: 1 PB: 0 SB: 0 CS: 2	PA: 39
PITCHER Mark Clark, R ERA: 5.88 (1, 1)	IP: 6.2 WLS: L BF: 31 H: 10 R: 3 ER: 3 SO: 3 BB: 4 IBB: 0 HBP: 0 BLK: 0 WP: 1 HR: 0 S: 78 P: 127 ERA: 4.05 WHIP: 2.100															PITCHER						
Paul Assenmacher, L ERA: 1.77 (7, 1)	0.2 WLS: L BF: 3 H: 0 R: 1 ER: 1 SO: 1 BB: 1 IBB: 0 HBP: 0 BLK: 0 WP: 0 HR: 0 S: 4 P: 9 ERA: 13.50 WHIP: 1.500															PITCHER						
Julian Tavarez, R ERA: 2.02 (8, 1)	0.2 WLS: L BF: 4 H: 2 R: 1 ER: 1 SO: 1 BB: 0 IBB: 0 HBP: 0 BLK: 1 WP: 0 HR: 0 S: 13 P: 19 ERA: 13.50 WHIP: 3.000															PITCHER						

Batter	1	2	3	4	5	6	7	8	9	AB	R	H	RBI	BB	SO	LOB	TOP										
Kenny Lofton, L OBP: 0.366, SLG: 0.495 (1, 8)	4-2 P7 BB		0-0 E9 1B 1B	1-1 L9			0-0 F8			3	1	1	0	1	0	0	Cleveland Indians @ Boston Red Sox Fenway Park, Boston, MA Wed Aug 09 1995, 7:05 PM EDT Att: 34,240 - Unknown - 82 F livebaseballscorecards.com										
Omar Vizquel, S OBP: 0.326, SLG: 0.345 (1, 6)	0-2 F9		0-0 HR 1B	4-1 CS BB			1-1 G5-3			3	1	1	1	1	0	1											
Carlos Baerga, S OBP: 0.370, SLG: 0.501 (1, 4)	2-2 P7		2-3 3-H HR 1B	2-2 G1-3			0-1 G4-3			4	1	1	1	0	0	2											
Albert Belle, R OBP: 0.380, SLG: 0.599 (1, 7)		2-0 E6 FC4-6	2-0 HR		2-1 G6-3			2-1 F9		4	1	1	3	0	0	0											
Eddie Murray, S OBP: 0.360, SLG: 0.515 (1, 10)	3-2 FC4-6 BB		3-2 G6-3		1-2 G4-3			0-0 L5		4	0	0	0	0	0	1											
Jim Thome, L OBP: 0.451, SLG: 0.607 (1, 5)	0-3 K		4-1 E FC5 BB		0-1 G4-3			3-3 K		3	0	0	0	1	2	1											
Manny Ramirez, R OBP: 0.421, SLG: 0.623 (1, 9)	4-1 BB		2-2 FC5 FC6-4		2-1 G4-3 1B			3-2 F8		3	0	1	0	1	0	1											
Paul Sorrento, L OBP: 0.348, SLG: 0.534 (1, 3)	1-2 P4		1-0 P6		1-1 G4-3			1-1 G1-3		4	0	0	0	0	0	5											
Sandy Alomar Jr., R OBP: 0.366, SLG: 0.545 (1, 2)			2-1 1B FC6-4		1-1 G5-3			0-1 F8		4	1	1	0	0	0	2											
Inning Stats	R: 0 E: 0 K: 0 S: 9	H: 0 LOB: 1 BB: 1 P: 15	R: 0 E: 1 K: 1 S: 12	H: 0 LOB: 2 BB: 1 P: 22	R: 5 E: 2 K: 0 S: 18	H: 5 LOB: 2 BB: 1 P: 33	R: 0 E: 0 K: 0 S: 6	H: 0 LOB: 0 BB: 1 P: 13	R: 0 E: 0 K: 0 S: 7	H: 1 LOB: 0 BB: 0 P: 10	R: 0 E: 0 K: 0 S: 5	H: 0 LOB: 0 BB: 0 P: 6	R: 0 E: 0 K: 1 S: 6	H: 0 LOB: 0 BB: 0 P: 11	R: 0 E: 0 K: 0 S: 9	H: 0 LOB: 0 BB: 0 P: 13	1B: 5 2B: 0 3B: 0 HR: 1	SF: 0 SAC: 0 DP: 1 HBP: 0	WP: 0 PB: 0 SB: 0 CS: 1	PA: 36							
PITCHER	IP	WLS	BF	H	R	ER	SO	BB	IBB	HBP	BLK	WP	HR	S	P	ERA	WHIP										
Erik Hanson, R ERA: 3.57 (1, 1)	8.0	W	33	6	5	5	2	4	0	0	0	0	1	69	120	5.62	1.250										
Rick Aguilera, R ERA: 2.87 (9, 1)	1.0		3	0	0	0	0	0	0	0	0	0	0	9	13	0.00	0.000										

Batter	1	2	3	4	5	6	7	8	9	AB	R	H	RBI	BB	SO	LOB	BOTTOM										
Lee Tinsley, S OBP: 0.372, SLG: 0.418 (1, 8)	4-0 S 2B BB		2-2 G5-3		2-1 P6		1-2 2H 1B	4-1 PO BB		3	1	1	1	2	0	0	Cleveland Indians @ Boston Red Sox Fenway Park, Boston, MA Wed Aug 09 1995, 7:05 PM EDT Att: 34,240 - Unknown - 82 F livebaseballscorecards.com										
John Valentin, R OBP: 0.395, SLG: 0.523 (1, 6)	3-2 1B 2B		3-3 K		1-1 G5-3		2-1 P6	0-0 PO		4	1	1	1	0	1	1											
Mo Vaughn, L OBP: 0.397, SLG: 0.593 (1, 3)	0-0 L8		1-1 G3-1		1-0 E FC3-2-5-3 2B		1-1 G4-3			4	0	1	0	0	0	2											
Jose Canseco, R OBP: 0.359, SLG: 0.467 (1, 10)	3-3 K		1-1 G6-3		1-3 K			1-3 K		4	0	0	0	0	3	2											
Mike Greenwell, L OBP: 0.349, SLG: 0.449 (1, 7)	2-1 2B 1B		1-1 G4-3		3-2 E4 FC3-2-5-3 WP			4-1 WP BB 1B BB		3	3	1	1	1	0	1											
Troy O'Leary, L OBP: 0.375, SLG: 0.547 (1, 9)	0-0		2-2 F7		1-0 FC3-2-5-3 WP			4-2 1B WP BB		3	1	1	1	1	0	2											
Willie McGee, S OBP: 0.356, SLG: 0.506 (9, 9)	2H 2B				1-3 3-H 2-3 3-H			1-2 3B BB		0	0	0	0	0	0	0											
Mike MacFarlane, R OBP: 0.341, SLG: 0.419 (1, 2)	1-2 G5-3		4-2 BB		2-3 K			2-2 3B 1B		2	0	0	0	1	1	2											
Matt Stairs, L OBP: 0.323, SLG: 0.414 (6, PH)								1-3 2H 3B 1B		1	1	1	1	0	0	0											
Bill Haselman, R OBP: 0.352, SLG: 0.385 (9, 2)								1-3 2H 3B 1B		0	0	0	0	0	0	0											
Chris Donnels, L OBP: 0.272, SLG: 0.297 (1, 5)			1-3 K		2-3 K			1-2 SF8 3B		4	1	1	2	0	2	1											
Luis Alicea, S OBP: 0.364, SLG: 0.353 (1, 4)		2-1 G3			2-3 K			1-0 SF8		3	1	1	1	0	1	0											
Inning Stats	R: 3 E: 0 K: 1 S: 14	H: 3 LOB: 1 BB: 1 P: 27	R: 0 E: 0 K: 1 S: 9	H: 0 LOB: 0 BB: 0 P: 14	R: 0 E: 0 K: 1 S: 7	H: 0 LOB: 0 BB: 0 P: 12	R: 0 E: 0 K: 1 S: 11	H: 0 LOB: 0 BB: 1 P: 20	R: 0 E: 0 K: 1 S: 7	H: 0 LOB: 0 BB: 0 P: 12	R: 1 E: 1 K: 2 S: 13	H: 1 LOB: 1 BB: 0 P: 21	R: 1 E: 0 K: 0 S: 14	H: 2 LOB: 1 BB: 0 P: 20	R: 4 E: 0 K: 1 S: 18	H: 2 LOB: 0 BB: 3 P: 35	1B: 3 2B: 4 3B: 1 HR: 0	SF: 1 SAC: 0 DP: 0 HBP: 0	WP: 2 PB: 0 SB: 1 CS: 0	PA: 38							
PITCHER	IP	WLS	BF	H	R	ER	SO	BB	IBB	HBP	BLK	WP	HR	S	P	ERA	WHIP										
Ken Hill, R ERA: 4.86 (1, 1)	6.2		29	6	5	4	7	2	0	0	0	0	0	73	123	5.40	1.200										
Paul Assenmacher, L ERA: 1.74 (7, 1)	0.1		1	0	0	0	0	0	0	0	0	0	0	2	3	0.00	0.000										
Eric Plunk, R ERA: 2.86 (8, 1)	1.0	L	7	2	4	4	1	3	0	0	0	1	0	18	35	36.00	5.000										

Batter	1	2	3	4	5	6	7	8	9	AB	R	H	RBI	BB	SO	LOB	TOP				
Brady Anderson, L (1, 7) OBP: 0.364, SLG: 0.429	4-2 G4-3 SH1-3 BB		3-3 K		2-3 K			1-0 L3		3	0	0	0	1	2	0					
Bret Barberie, S (1, 4) OBP: 0.327, SLG: 0.344	1-1 SH1-3		2-1 G4-3		1-3 K			1-0 G4-3		2	0	0	0	0	1	0					
Manny Alexander, R (8, PH) OBP: 0.333, SLG: 0.367	1-2									1	0	0	0	0	0	0					
Rafael Palmeiro, L (1, 3) OBP: 0.367, SLG: 0.547	0-0 G4-3		2-0 2B		1-1 G6-4-3 1B			0-1 L4		4	0	2	0	0	0	1					
Bobby Bonilla, S (1, 5) OBP: 0.375, SLG: 0.585	2-2 G5-3		3-2 G4-3		2-1 G6-4-3 1-2			1-2 FC1-6 1B		4	0	1	0	0	0	3					
Cal Ripken Jr., R (1, 6) OBP: 0.328, SLG: 0.446		0-0 P6		1-2 HR				2-2 FC1-6 FC6-4		4	1	1	1	0	0	1					
Jeff Huxton, L (9, PR) OBP: 0.380, SLG: 0.341								1-2 FC6-4		0	0	0	0	0	0	0					
Chris Hoiles, R (1, 2) OBP: 0.327, SLG: 0.411	4-2 E BB		0-1 L5-4 2B		4-2 G6-4-3 BB			3-1 FC6-4		2	0	1	0	2	0	1					
Kevin Bass, S (1, 9) OBP: 0.315, SLG: 0.340	0-0 E6		0-0 F8		1-1 G6-4-3 1-2					3	0	0	0	0	0	3					
Jeff Manto, R (1, 10) OBP: 0.277, SLG: 0.490	1-1 F8		1-0 L5-4		3-3 K					3	0	0	0	0	1	3					
Curtis Goodwin, L (1, 8) OBP: 0.338, SLG: 0.359	0-0 G1-3				1-0 G4-3			1-3 K		3	0	0	0	0	1	2					
Inning Stats	R: 0 E: 0 K: 0 S: 8	H: 0 LOB: 1 BB: 1 P: 15	R: 0 E: 1 K: 0 S: 7	H: 0 LOB: 2 BB: 1 P: 12	R: 0 E: 0 K: 1 S: 11	H: 1 LOB: 1 BB: 0 P: 21	R: 1 E: 0 K: 0 S: 7	H: 2 LOB: 2 BB: 0 P: 9	R: 0 E: 0 K: 2 S: 7	H: 0 LOB: 0 BB: 0 P: 11	R: 0 E: 0 K: 1 S: 9	H: 0 LOB: 1 BB: 1 P: 17	R: 0 E: 0 K: 1 S: 6	H: 0 LOB: 0 BB: 0 P: 9	R: 0 E: 0 K: 0 S: 10	H: 1 LOB: 1 BB: 0 P: 16	1B: 2 2B: 3 3B: 0 HR: 1	SF: 0 SAC: 1 DP: 3 HBP: 0	WP: 0 PB: 0 SB: 0 CS: 0	PA: 33	
PITCHER	IP	WLS	BF	H	R	ER	SO	BB	IBB	HBP	BLK	WP	HR	S	P	ERA	WHIP				
Rheal Cormier, L (1, 1) ERA: 3.19	8.0	W	29	4	1	1	5	3	0	0	0	0	1	62	105	1.12	0.875				
Vaughn Eshelman, L (9, 1) ERA: 5.63	1.0		4	1	0	0	0	0	0	0	0	0	0	10	16	0.00	1.000				

Baltimore Orioles @ Boston Red Sox
Fenway Park, Boston, MA
Thu Aug 10 1995, 7:05 PM EDT
Att: 33,588 - Unknown - 86 F

AB 29
R 1
H 5
RBI 1
BB 3
SO 5
LOB 14



Batter	1	2	3	4	5	6	7	8	9	AB	R	H	RBI	BB	SO	LOB	BOTTOM				
Lee Tinsley, S (1, 8) OBP: 0.379, SLG: 0.424	1-2 F7	0-0 BB 1B		4-2 1B BB		4-2 HR BB	3-2 HR 2B			3	2	2	1	2	0	0					
John Valentin, R (1, 6) OBP: 0.400, SLG: 0.543	3-1 G5-3	4-1 BB 1B		2-2 S 1B		2-1 HR 1-1	1-1 HR			4	2	3	5	1	0	0					
Mo Vaughn, L (1, 3) OBP: 0.395, SLG: 0.588	1-0 G4-3	0-1 G4-3		1-3 K		0-0 1B	2-1 G3-1			5	0	1	0	0	1	5					
Jose Canseco, R (1, 10) OBP: 0.372, SLG: 0.488		4-0 1B BB	1-2 HR	4-0 IBB		0-1 G6-4-3 1B		3-1 FC4-6 1B		3	2	3	1	2	0	0					
Mike Greenwell, L (1, 7) OBP: 0.350, SLG: 0.455		1-1 1B FC6-5 1B	0-0 BLK 3B	0-2 P4		0-0 P5		0-0 FC4-6 1B		5	2	2	0	0	0	6					
Troy O'Leary, L (1, 9) OBP: 0.382, SLG: 0.548	1-0 FC6-5 1B		1-1 G6-4-3 1B		0-2 G4-3	2-2 G6-4-3		0-3 K		3	0	2	1	0	0	0					
Willie McGee, S (6, PH) OBP: 0.348, SLG: 0.494		1-3 2H				1-2				2	0	0	0	0	1	3					
Mike Macfarlane, R (1, 2) OBP: 0.342, SLG: 0.430		1-1 FC6-5 2B 1B	3-2 G6-4-3		0-2 P6			0-1 HR		5	2	2	2	0	0	2					
Chris Donnels, L (1, 5) OBP: 0.267, SLG: 0.304	3-2 1B		0-0 G3		0-0 G3			0-2 L7		5	0	1	0	0	1	2					
Luis Alicea, S (1, 4) OBP: 0.363, SLG: 0.351	2-0 G4-3			0-0 G3		1-2 S HR 1B	3-2 P3			4	1	1	0	0	0	2					
Inning Stats	R: 0 E: 0 K: 0 S: 6	H: 0 LOB: 0 BB: 0 P: 11	R: 3 E: 0 K: 0 S: 13	H: 4 LOB: 3 BB: 2 P: 29	R: 2 E: 0 K: 0 S: 11	H: 3 LOB: 0 BB: 0 P: 14	R: 0 E: 0 K: 1 S: 15	H: 1 LOB: 3 BB: 2 P: 26	R: 0 E: 0 K: 0 S: 7	H: 0 LOB: 0 BB: 0 P: 7	R: 3 E: 0 K: 0 S: 14	H: 4 LOB: 1 BB: 1 P: 23	R: 3 E: 0 K: 1 S: 14	H: 3 LOB: 0 BB: 0 P: 24	R: 0 E: 0 K: 1 S: 11	H: 2 LOB: 2 BB: 0 P: 14	1B: 10 2B: 2 3B: 1 HR: 4	SF: 0 SAC: 0 DP: 2 HBP: 0	WP: 0 PB: 0 SB: 2 CS: 0	PA: 44	
PITCHER	IP	WLS	BF	H	R	ER	SO	BB	IBB	HBP	BLK	WP	HR	S	P	ERA	WHIP				
Scott Erickson, R (1, 1) ERA: 5.74	3.1	L	20	8	5	5	0	3	0	0	0	0	1	36	66	13.50	3.300				
Arthur Rhodes, L (4, 1) ERA: 6.49	1.2		10	3	3	3	1	1	1	0	0	0	1	24	36	16.20	2.400				
Mike Quist, R (6, 1) ERA: 4.17	0.0		1	1	0	0	0	0	0	0	0	0	0	2	2	∞	∞				
Mark Lee, L (6, 1) ERA: 4.97	2.0		8	3	3	3	1	0	0	0	0	0	2	18	30	13.50	1.500				
Doug Jones, R (8, 1) ERA: 5.72	1.0		5	2	0	0	1	0	0	0	0	0	0	11	14	0.00	2.000				

Baltimore Orioles @ Boston Red Sox
Fenway Park, Boston, MA
Thu Aug 10 1995, 7:05 PM EDT
Att: 33,588 - Unknown - 86 F

AB 39
R 11
H 17
RBI 10
BB 5
SO 3
LOB 20



Batter	1	2	3	4	5	6	7	8	9	AB	R	H	RBI	BB	SO	LOB	TOP										
Curtis Goodwin, L (1, 8) OBP: 0.336, SLG: 0.356	B1		K			K		1B		4	0	2	0	0	1	1	Baltimore Orioles @ Boston Red Sox Fenway Park, Boston, MA Sat Aug 12 1995, 7:05 PM EDT Att: 34,234 - Unknown - 85 F										
Brady Anderson, L (1, 7) OBP: 0.364, SLG: 0.422	HBP		K			K		F8		3	0	0	0	0	2	3											
Rafael Palmeiro, L (1, 3) OBP: 0.364, SLG: 0.542	G4-3					F7		BB		4	0	1	0	0	1	2											
Bobby Bonilla, S (1, 5) OBP: 0.377, SLG: 0.579		BB				F9		BB		2	0	0	0	2	1	1											
Cal Ripken Jr., R (1, 6) OBP: 0.321, SLG: 0.435	P4					G6-3		FC6-4		4	0	0	0	0	0	4											
Harold Baines, L (1, 10) OBP: 0.411, SLG: 0.556	F8					G4-3		F7		4	0	1	0	0	0	1											
Kevin Bass, S (1, 9) OBP: 0.312, SLG: 0.336	K					FC4-6		K		4	0	1	0	0	2	2											
Chris Hoiles, R (1, 2) OBP: 0.323, SLG: 0.404						K		G6-3		4	0	1	0	0	2	2											
Manny Alexander, R (1, 4) OBP: 0.329, SLG: 0.361	P5					F2		K		3	0	0	0	0	1	2											
Inning Stats	R: 0 E: 0 K: 0 S: 5	H: 0 LOB: 0 BB: 0 P: 7	R: 0 E: 0 K: 1 S: 9	H: 0 LOB: 1 BB: 1 P: 16	R: 0 E: 0 K: 2 S: 17	H: 1 LOB: 1 BB: 0 P: 22	R: 0 E: 0 K: 1 S: 8	H: 0 LOB: 0 BB: 0 P: 12	R: 0 E: 0 K: 1 S: 8	H: 1 LOB: 1 BB: 0 P: 14	R: 0 E: 0 K: 2 S: 18	H: 1 LOB: 1 BB: 0 P: 23	R: 0 E: 0 K: 1 S: 11	H: 1 LOB: 1 BB: 0 P: 17	R: 0 E: 0 K: 1 S: 16	H: 2 LOB: 3 BB: 1 P: 27	R: 0 E: 0 K: 1 S: 8	H: 0 LOB: 0 BB: 0 P: 12	1B: 6 2B: 0 3B: 0 HR: 0	SF: 0 SAC: 0 DP: 0 HBP: 1	WP: 0 PB: 0 SB: 1 CS: 1	PA: 35					
PITCHER	IP	WLS	BF	H	R	ER	SO	BB	IBB	HBP	BLK	WP	HR	S	P	ERA	WHIP										
Roger Clemens, R (1, 1) ERA: 4.72	7.2	W	30	6	0	0	9	1	0	1	0	0	0	90	132	0.00	0.913										
Joe Hudson, R (8, 1) ERA: 3.75	1.1		5	0	0	0	1	1	0	0	0	0	0	10	18	0.00	0.750										

Batter	1	2	3	4	5	6	7	8	9	AB	R	H	RBI	BB	SO	LOB	BOTTOM										
Lee Tinsley, S (1, 8) OBP: 0.370, SLG: 0.416	K		SH1-4			P6		G3-1		4	0	0	0	0	1	1	Baltimore Orioles @ Boston Red Sox Fenway Park, Boston, MA Sat Aug 12 1995, 7:05 PM EDT Att: 34,234 - Unknown - 85 F										
John Valentin, R (1, 6) OBP: 0.402, SLG: 0.546	F9		P4			CS		1B		5	1	3	0	0	0	2											
Mo Vaughn, L (1, 3) OBP: 0.395, SLG: 0.582	K		2B			IBB		1B		3	1	1	0	2	2	1											
Jose Canseco, R (1, 10) OBP: 0.376, SLG: 0.498	G3-6-1		2B			L5		E5		5	1	2	2	0	1	4											
Mike Greenwell, L (1, 7) OBP: 0.350, SLG: 0.451	G3-6-1		K			P3		E8		4	1	2	1	0	1	3											
Troy O'Leary, L (1, 9) OBP: 0.384, SLG: 0.558	G3-6-1					F7		2B		3	0	0	0	0	1	2											
Willie McGee, S (7, PH) OBP: 0.347, SLG: 0.489	G3-6-1							1B		1	0	1	0	0	0	0											
Bill Haselman, R (1, 2) OBP: 0.352, SLG: 0.383	K					G4-3		2B		3	1	1	0	0	1	1											
Matt Stairs, L (7, PH) OBP: 0.333, SLG: 0.441	K							2B		1	0	1	2	0	0	0											
Mike Macfarlane, R (8, 2) OBP: 0.337, SLG: 0.422	K					3B		1B		0	0	0	0	0	0	0											
Chris Donnels, L (1, 5) OBP: 0.295, SLG: 0.322			SH1-4			G4-3		K		4	1	2	0	0	1	3											
Luis Alica, S (1, 4) OBP: 0.363, SLG: 0.357			2B			G1-3		K		4	1	2	1	0	1	3											
Inning Stats	R: 0 E: 0 K: 2 S: 8	H: 0 LOB: 0 BB: 0 P: 13	R: 0 E: 0 K: 1 S: 9	H: 2 LOB: 1 BB: 0 P: 11	R: 2 E: 0 K: 1 S: 15	H: 3 LOB: 2 BB: 1 P: 28	R: 1 E: 0 K: 0 S: 11	H: 2 LOB: 1 BB: 0 P: 18	R: 0 E: 0 K: 1 S: 13	H: 1 LOB: 1 BB: 0 P: 19	R: 4 E: 0 K: 2 S: 24	H: 4 LOB: 2 BB: 1 P: 36	R: 0 E: 0 K: 2 S: 13	H: 1 LOB: 1 BB: 0 P: 22	1B: 10 2B: 4 3B: 1 HR: 0	SF: 0 SAC: 1 DP: 1 HBP: 0	WP: 0 PB: 0 SB: 0 CS: 1	PA: 40									
PITCHER	IP	WLS	BF	H	R	ER	SO	BB	IBB	HBP	BLK	WP	HR	S	P	ERA	WHIP										
35 Mike Mussina, R (1, 1) ERA: 4.07	6.1	L	30	11	5	5	5	0	0	0	0	0	0	3	4	∞	∞										
Armando Benitez, R (7, 1) ERA: 5.51	0.0		1	0	0	0	0	0	0	0	0	0	0	3	4	∞	∞										
Mark Lee, L (7, 1) ERA: 5.33	0.0		2	2	0	0	0	0	0	0	0	0	0	6	6	∞	∞										
Doug Jones, R (7, 1) ERA: 5.63	0.2		3	1	2	1	2	0	0	0	0	0	0	11	16	13.50	1.500										
Jim Dedrick, R (8, 1) ERA:	1.0		4	1	0	0	2	0	0	0	0	0	0	13	22	0.00	1.000										

Batter	1	2	3	4	5	6	7	8	9	AB	R	H	RBI	BB	SO	LOB	TOP				
Curtis Goodwin, L (1, 8) OBP: 0.332, SLG: 0.351 Chris Hoiles, R (9, PH) OBP: 0.322, SLG: 0.402	1-1 B4-3			0-0 P5		2-0 G3-1			2-3 K	3	0	0	0	0	0	1					
Brady Anderson, L (1, 7) OBP: 0.365, SLG: 0.427	1-1 G4-3			4-2 G3-6 BB			1-2 F8		3-2 3B	3	0	1	1	1	0	0					
Rafael Palmeiro, L (1, 3) OBP: 0.365, SLG: 0.549	3-1 F7			0-0 G3-6-1 1-2			0-1 HR		4-2 BB BB	3	1	1	1	1	0	1					
Bobby Bonilla, S (1, 9) OBP: 0.376, SLG: 0.574		1-3 K			3-1 P3		1-1 G5-3		4-2 BB G6-4-3	3	0	0	0	1	1	0					
Cal Ripken Jr., R (1, 6) OBP: 0.318, SLG: 0.430		2-2 L7			1-2 K		3-2 F7		2-2 G6-4-3 1-2	4	0	0	0	0	1	3					
Harold Baines, L (1, 10) OBP: 0.407, SLG: 0.549		2-2 F7			2-0 G6-3			1-0 G4-3		3	0	0	0	0	0	0					
Jeff Manto, R (1, 5) OBP: 0.285, SLG: 0.503			0-1 F8			4-1 BB		0-0 L5		2	0	0	0	1	0	0					
Gregg Zaun, S (1, 2) OBP: 0.347, SLG: 0.398			2-1 F8		2-1 L7		0-0 P5			3	0	0	0	0	0	1					
Manny Alexander, R (1, 4) OBP: 0.325, SLG: 0.358 Bret Barberie, S (9, PH) OBP: 0.322, SLG: 0.335			3-3 K		2-0 F7			4-2 BB 3B		2	0	0	0	0	1	1					
Inning Stats	R: 0 E: 0 K: 0 S: 6	H: 0 LOB: 0 BB: 0 P: 11	R: 0 E: 0 K: 1 S: 9	H: 0 LOB: 0 BB: 0 P: 14	R: 0 E: 0 K: 1 S: 7	H: 0 LOB: 0 BB: 0 P: 12	R: 0 E: 0 K: 0 S: 4	H: 0 LOB: 0 BB: 1 P: 8	R: 0 E: 0 K: 1 S: 6	H: 0 LOB: 0 BB: 0 P: 12	R: 1 E: 0 K: 0 S: 12	H: 1 LOB: 0 BB: 0 P: 17	R: 0 E: 0 K: 0 S: 3	H: 0 LOB: 0 BB: 0 P: 4	R: 1 E: 0 K: 1 S: 19	H: 1 LOB: 2 BB: 3 P: 38	1B: 0 2B: 0 3B: 1 HR: 1	SF: 0 SAC: 0 DP: 2 HBP: 0	WP: 0 PB: 0 SB: 0 CS: 0	PA: 32	
PITCHER	IP	WLS	BF	H	R	ER	SO	BB	IBB	HBP	BLK	WP	HR	S	P	ERA	WHIP				
49 Tim Wakefield, R (1, 1) ERA: 1.65 Stan Belinda, R (9, 1) ERA: 3.29	8.1	W	31	2	2	2	4	5	0	0	0	0	0	67	125	2.16	0.840				

Baltimore Orioles @ Boston Red Sox
Fenway Park, Boston, MA
Sun Aug 13 1995, 3:33 AM EDT
Att: 34,158 - Sunny - 85 F

AB 27
R 2
H 2
RBI 2
BB 5
SO 4
LOB 8



Batter	1	2	3	4	5	6	7	8	9	AB	R	H	RBI	BB	SO	LOB	BOTTOM				
Willie McGee, S (1, 9) OBP: 0.364, SLG: 0.495	1-1 G1-3		2-2 K S 1B		2-2 1B			4-1 FC4-6 BB		3	0	2	0	1	0	0					
John Valentin, R (1, 6) OBP: 0.400, SLG: 0.542	4-2 1B HR BB		0-3 K 1-2		3-2 P7			2-0 FC4-6 S 1-2		3	1	0	0	1	1	3					
Mo Vaughn, L (1, 3) OBP: 0.394, SLG: 0.579	1-1 HR 1B		0-3 K 2-3			1-3 K		0-1 F9		4	1	1	0	0	2	2					
Jose Canseco, R (1, 10) OBP: 0.375, SLG: 0.506	2-2 1-H 3-H HR			2-1 P4		1-3 K		1-3 K		4	1	1	3	0	2	1					
Mike Greenwell, L (1, 7) OBP: 0.347, SLG: 0.447	1-0 L8			1-1 F8		0-2 G1-3				3	0	0	0	0	0	0					
Tim Lincecum, R (1, 5) OBP: 0.416, SLG: 0.449	3-1 P3			0-0 1B			1-1 G6-3			3	0	1	0	0	0	0					
Mike Macfarlane, R (1, 2) OBP: 0.337, SLG: 0.421		2-1 G6-4-3 1B		1 SAFE 2-2 L8			3-3 K			3	0	1	0	0	1	1					
Lee Tinsley, S (1, 8) OBP: 0.370, SLG: 0.413		3-2 G6-4-3 1-2			0-3 K			4-0 FC6-4 BB		2	0	0	0	1	1	1					
Luis Alicea, S (1, 4) OBP: 0.360, SLG: 0.353		1-3 K			1-3 K			2-2 FC6-4 1-2		3	0	0	0	0	2	1					
Inning Stats	R: 3 E: 0 K: 0 S: 13	H: 2 LOB: 0 BB: 1 P: 25	R: 0 E: 0 K: 1 S: 14	H: 1 LOB: 0 BB: 0 P: 20	R: 0 E: 0 K: 2 S: 11	H: 1 LOB: 1 BB: 0 P: 13	R: 0 E: 0 K: 0 S: 8	H: 1 LOB: 0 BB: 0 P: 13	R: 0 E: 0 K: 2 S: 15	H: 1 LOB: 1 BB: 0 P: 20	R: 0 E: 0 K: 2 S: 10	H: 0 LOB: 0 BB: 0 P: 12	R: 0 E: 0 K: 1 S: 8	H: 0 LOB: 1 BB: 1 P: 18	R: 0 E: 0 K: 1 S: 7	H: 0 LOB: 1 BB: 1 P: 14	1B: 5 2B: 0 3B: 0 HR: 1	SF: 0 SAC: 0 DP: 1 HBP: 0	WP: 0 PB: 0 SB: 2 CS: 0	PA: 31	
PITCHER	IP	WLS	BF	H	R	ER	SO	BB	IBB	HBP	BLK	WP	HR	S	P	ERA	WHIP				
Rick Krivda, L (1, 1) ERA: 3.9 Jesse Orosco, L (8, 1) ERA: 2.97	7.0	L	27	6	3	3	8	2	0	0	0	0	0	79	121	3.86	1.143				

Baltimore Orioles @ Boston Red Sox
Fenway Park, Boston, MA
Sun Aug 13 1995, 3:33 AM EDT
Att: 34,158 - Sunny - 85 F

AB 28
R 3
H 6
RBI 3
BB 3
SO 9
LOB 9



Batter	1	2	3	4	5	6	7	8	9	AB	R	H	RBI	BB	SO	LOB	TOP										
Bernie Williams, S (1, 8) OBP: 0.360, SLG: 0.461	G5-3	3-2 2H 3H 3B		E2 WP 2B 1B	G3		1-1 2B			5	1	3	3	0	0	2	New York Yankees @ Boston Red Sox Fenway Park, Boston, MA Tue Aug 15 1995, 7:05 PM EDT Att: 34,616 - Unknown - 85 F										
Jim Leyritz, R (1, 2) OBP: 0.387, SLG: 0.443	G4-6-3 1B	G5-3		1B 2B	G5-3			1-1 1B		5	0	3	1	0	0	3											
Paul O'Neill, L (1, 7) OBP: 0.395, SLG: 0.550	G4-6-3 1-2			P4	K			2-3 K		4	0	0	0	1	2	5											
Ruben Sierra, S (1, 9) OBP: 0.319, SLG: 0.462				1-0 2B				1-0 G4-3 2B		5	1	3	0	0	0	3											
Gerald Williams, R (8, 9) OBP: 0.365, SLG: 0.543				2-3 1B				F9		0	0	0	0	0	0	0											
Mike Stanley, R (1, 10) OBP: 0.367, SLG: 0.521		E6 BB E 2B	K	K2-3	G5-3			3-3 K		5	1	0	0	0	3	5											
Don Mattingly, L (1, 3) OBP: 0.343, SLG: 0.403	L7		G3-1		4-0 1B BB			G4-3		4	1	0	0	1	0	3											
Randy Velarde, R (1, 6) OBP: 0.349, SLG: 0.374	E3 BB 2B	G4-3		1-0 1B BB	2-1 1B 2B 1B			P2		5	2	1	0	0	0	3											
Russ Davis, R (1, 5) OBP: 0.400, SLG: 0.500	4-1 2B 3B BB			1-0 P6	2-1 2B 1B			G4-3		4	1	1	2	1	0	0											
Pat Kelly, R (1, 4) OBP: 0.338, SLG: 0.372	1-3 2H 3H 3B 2B			0-1 E	1-1 1-3 2H 3H 2B			L9		4	2	3	3	0	0	0											
Inning Stats	R: 0 E: 0 K: 0 S: 6	H: 1 LOB: 0 BB: 0 P: 9	R: 5 E: 2 K: 0 S: 19	H: 3 LOB: 2 BB: 2 P: 41	R: 0 E: 0 K: 1 S: 9	H: 0 LOB: 0 BB: 0 P: 13	R: 2 E: 1 K: 1 S: 14	H: 4 LOB: 2 BB: 0 P: 19	R: 2 E: 0 K: 0 S: 16	H: 3 LOB: 2 BB: 1 P: 31	R: 0 E: 0 K: 0 S: 9	H: 1 LOB: 1 BB: 0 P: 17	R: 0 E: 0 K: 0 S: 6	H: 1 LOB: 1 BB: 0 P: 13	R: 0 E: 0 K: 2 S: 13	H: 1 LOB: 0 BB: 0 P: 20	R: 0 E: 0 K: 0 S: 9	H: 0 LOB: 0 BB: 0 P: 10	1B: 6 2B: 7 3B: 1 HR: 0	SF: 0 SAC: 0 DP: 1 HBP: 0	WP: 1 PB: 0 SB: 0 CS: 0	PA: 44					
PITCHER	IP	WLS	BF	H	R	ER	SO	BB	IBB	HBP	BLK	WP	HR	S	P	ERA	WHIP										
Rheal Cormier, L (1, 1) ERA: 3.27	3.1	L	20	7	7	2	1	2	0	0	0	1	0	40	72	5.40	2.700										
Mike Maddux, R (4, 1) ERA: 4.13	1.1		9	4	2	2	1	1	0	0	0	0	0	19	33	13.50	3.750										
Eric Gunderson, L (5, 1) ERA: 3.38	2.1		8	2	0	0	1	0	0	0	0	0	0	20	38	0.00	0.857										
Mike Stanton, L (8, 1) ERA: 5.88	2.0		7	1	0	0	2	0	0	0	0	0	0	22	30	0.00	0.500										

Batter	1	2	3	4	5	6	7	8	9	AB	R	H	RBI	BB	SO	LOB	BOTTOM										
Willie McGee, S (1, 9) OBP: 0.356, SLG: 0.490	G4-3		FC5-4 1-2 1-2		G3			1-1 1B 2B	K	5	1	1	0	0	1	3	New York Yankees @ Boston Red Sox Fenway Park, Boston, MA Tue Aug 15 1995, 7:05 PM EDT Att: 34,616 - Unknown - 85 F										
John Valentin, R (1, 6) OBP: 0.404, SLG: 0.540	P4		P3		G5-3			1-2 1B 1B		4	0	1	1	0	0	1											
Mo Vaughn, L (1, 3) OBP: 0.390, SLG: 0.577	K		K		G4-3			2-3 K		4	0	0	0	0	3	2											
Jose Canseco, R (1, 10) OBP: 0.377, SLG: 0.517		1-0 HR		0-0 G5-4-3 1B				1-2 1B 1B		4	1	3	1	0	0	0											
Tim Lincecum, R (1, 5) OBP: 0.422, SLG: 0.461	G6-3		G5-4-3 1-2		G1-2-3 1B			2-1 G6-3 1B		4	0	2	0	0	0	1											
Mike Greenwell, L (1, 7) OBP: 0.349, SLG: 0.444	1B BB		G4-3		F7			0-1 G6-3		3	0	0	0	1	0	4											
Mike Macfarlane, R (1, 2) OBP: 0.333, SLG: 0.418	2-1 1B				E6 FC3-6 1B			1-1 E5 BB		4	0	1	0	0	0	1											
Lee Tinsley, S (1, 8) OBP: 0.366, SLG: 0.409	L4				F9			4-0 L9		3	0	1	0	1	0	2											
Luis Alicea, S (1, 4) OBP: 0.360, SLG: 0.354			FC5-4 1B		FC3-6 1-2			1-2 G1-2-3		4	0	1	0	0	0	5											
Inning Stats	R: 0 E: 0 K: 1 S: 6	H: 0 LOB: 0 BB: 0 P: 10	R: 1 E: 0 K: 0 S: 11	H: 2 LOB: 1 BB: 1 P: 21	R: 0 E: 0 K: 1 S: 10	H: 1 LOB: 0 BB: 0 P: 13	R: 0 E: 0 K: 0 S: 6	H: 1 LOB: 0 BB: 0 P: 10	R: 0 E: 1 K: 0 S: 9	H: 0 LOB: 1 BB: 0 P: 11	R: 0 E: 0 K: 0 S: 3	H: 0 LOB: 0 BB: 0 P: 7	R: 0 E: 1 K: 0 S: 7	H: 1 LOB: 2 BB: 1 P: 13	R: 1 E: 0 K: 1 S: 16	H: 4 LOB: 2 BB: 0 P: 23		R: 0 E: 0 K: 1 S: 7	H: 1 LOB: 1 BB: 0 P: 11	1B: 7 2B: 2 3B: 0 HR: 1	SF: 0 SAC: 0 DP: 3 HBP: 0	WP: 0 PB: 0 SB: 0 CS: 0	PA: 37				
PITCHER	IP	WLS	BF	H	R	ER	SO	BB	IBB	HBP	BLK	WP	HR	S	P	ERA	WHIP										
Sterling Hitchcock, L (1, 1) ERA: 4.31	7.1	W	30	7	2	2	3	2	0	0	0	0	0	61	98	2.46	1.227										
Bob Wickman, R (8, 1) ERA: 3.82	1.2		7	3	0	0	1	0	0	0	0	0	0	14	21	0.00	1.800										

Batter	1	2	3	4	5	6	7	8	9	AB	R	H	RBI	BB	SO	LOB	TOP										
Bernie Williams, S (1, 8) OBP: 0.358, SLG: 0.456	L9		FC4-6 BB	F7		FC4-6		L8		4	0	0	1	1	0	5	New York Yankees @ Boston Red Sox Fenway Park, Boston, MA Wed Aug 16 1995, 3:33 AM EDT Att: 34,304 - Sunny - 84 F										
Randy Velarde, R (1, 7) OBP: 0.348, SLG: 0.369			FC4-6		L3	F8		F8		3	0	0	0	1	0	3											
Dion James, L (6, PH) OBP: 0.368, SLG: 0.374			FC4-6 BB							1	0	0	0	0	0	0											
Jim Leyritz, R (1, 3) OBP: 0.410, SLG: 0.437	F8			G6-3	E4			F8		3	0	0	0	0	0	1											
Don Mattingly, L (6, 3) OBP: 0.341, SLG: 0.401					FC5-4					2	0	0	0	0	0	0											
Ruben Sierra, S (1, 10) OBP: 0.317, SLG: 0.457	FC4-6			L7	K			1B		4	0	0	0	1	1	2											
Mike Stanley, R (1, 2) OBP: 0.369, SLG: 0.521					2B	1B				4	1	2	0	0	1	1											
Gerald Williams, R (1, 9) OBP: 0.382, SLG: 0.542				F9				L7		4	1	1	0	0	1	1											
Russ Davis, R (1, 5) OBP: 0.389, SLG: 0.507										3	2	2	2	0	0	0											
Wade Boggs, L (8, PH) OBP: 0.389, SLG: 0.399	L9				1B	1B		F7		1	0	0	0	0	0	0											
Tony Fernandez, S (1, 6) OBP: 0.315, SLG: 0.333					1B	1B				3	0	3	0	1	0	0											
Pat Kelly, R (1, 4) OBP: 0.340, SLG: 0.374										2	0	1	1	0	0	1											
Paul O'Neill, L (6, PH) OBP: 0.396, SLG: 0.548				G4-6-3				K		1	0	0	0	1	1	1											
Inning Stats	R: 0 E: 0 K: 0 S: 9	H: 0 LOB: 1 BB: 1 P: 16	R: 0 E: 0 K: 1 S: 7	H: 0 LOB: 0 BB: 0 P: 10	R: 0 E: 0 K: 0 S: 9	H: 1 LOB: 1 BB: 1 P: 18	R: 3 E: 0 K: 0 S: 13	H: 5 LOB: 2 BB: 0 P: 23	R: 0 E: 1 K: 1 S: 10	H: 0 LOB: 1 BB: 0 P: 19	R: 1 E: 0 K: 0 S: 11	H: 1 LOB: 2 BB: 2 P: 23	R: 0 E: 0 K: 1 S: 7	H: 1 LOB: 1 BB: 1 P: 13	R: 0 E: 0 K: 1 S: 6	H: 1 LOB: 1 BB: 0 P: 9	R: 0 E: 0 K: 0 S: 7	H: 0 LOB: 0 BB: 0 P: 12	1B: 8 2B: 1 3B: 0 HR: 0	SF: 0 SAC: 0 DP: 1 HBP: 0	WP: 0 PB: 0 CS: 0	PA: 40					
PITCHER	IP	WLS	BF	H	R	ER	SO	BB	IBB	HBP	BLK	WP	HR	S	P	ERA	WHIP										
Vaughn Eshelman, L (1, 1) ERA: 5.74	5.1		26	7	4	4	2	3	0	0	0	0	0	12	25	6.75	1.875										
Joe Hudson, R (6, 1) ERA: 3.42	1.2	L	7	1	0	0	1	2	0	0	0	0	0	6	9	0.00	1.800										
Eric Gunderson, L (8, 1) ERA: 3.25	1.0	W	4	1	0	0	1	0	0	0	0	0	0	7	12	0.00	1.000										
Stan Belinda, R (9, 1) ERA: 3.23	1.0	S	3	0	0	0	0	0	0	0	0	0	0	7	12	0.00	0.000										

Batter	1	2	3	4	5	6	7	8	9	AB	R	H	RBI	BB	SO	LOB	BOTTOM										
Willie McGee, S (1, 8) OBP: 0.361, SLG: 0.490	G4-3	L9								4	0	2	0	0	0	0	New York Yankees @ Boston Red Sox Fenway Park, Boston, MA Wed Aug 16 1995, 3:33 AM EDT Att: 34,304 - Sunny - 84 F										
John Valentin, R (1, 6) OBP: 0.402, SLG: 0.535					F8	K		F9		3	1	0	0	1	1	3											
Mo Vaughn, L (1, 3) OBP: 0.391, SLG: 0.579					F8					4	1	2	0	0	1	1											
Jose Canseco, R (1, 10) OBP: 0.382, SLG: 0.537										4	3	3	3	0	0	1											
Tim Lincecum, R (1, 5) OBP: 0.423, SLG: 0.458										2	1	0	0	2	1	1											
Mike Greenwell, L (1, 7) OBP: 0.353, SLG: 0.456										4	1	3	3	0	0	0											
Chris James, R (1, 9) OBP: 0.377, SLG: 0.458										1	0	0	0	1	0	1											
Troy O'Leary, L (7, PH) OBP: 0.391, SLG: 0.562										2	0	0	0	0	1	1											
Lee Tinsley, S (9, 8) OBP: 0.366, SLG: 0.409										0	0	0	0	0	0	0											
Bill Haselman, R (1, 2) OBP: 0.339, SLG: 0.367										4	0	0	0	0	0	1											
Luis Alicea, S (1, 4) OBP: 0.359, SLG: 0.353										3	0	1	0	0	0	0											
Inning Stats	R: 3 E: 0 K: 1 S: 18	H: 2 LOB: 1 BB: 2 P: 30	R: 0 E: 0 K: 0 S: 8	H: 0 LOB: 0 BB: 0 P: 12	R: 1 E: 0 K: 0 S: 11	H: 1 LOB: 0 BB: 0 P: 18	R: 0 E: 0 K: 0 S: 7	H: 0 LOB: 1 BB: 1 P: 17	R: 0 E: 0 K: 1 S: 6	H: 1 LOB: 0 BB: 0 P: 11	R: 0 E: 0 K: 0 S: 7	H: 2 LOB: 2 BB: 1 P: 15	R: 0 E: 0 K: 1 S: 12	H: 2 LOB: 2 BB: 0 P: 17	R: 3 E: 1 K: 1 S: 12	H: 3 LOB: 0 BB: 0 P: 18	R: 0 E: 0 K: 0 S: 7	H: 0 LOB: 0 BB: 0 P: 12	1B: 6 2B: 3 3B: 1 HR: 1	SF: 0 SAC: 0 DP: 1 HBP: 0	WP: 0 PB: 1 CS: 1	PA: 36					
PITCHER	IP	WLS	BF	H	R	ER	SO	BB	IBB	HBP	BLK	WP	HR	S	P	ERA	WHIP										
Andy Pettitte, L (1, 1) ERA: 3.92	6.0		24	6	4	4	2	4	0	0	0	0	0	21	30	13.50	3.000										
Bob Wickman, R (7, 1) ERA: 4.01	1.1	L	8	4	2	2	2	0	0	0	0	0	0	2	3	0.00	3.000										
Steve Howe, L (8, 1) ERA: 5.12	0.1		2	1	0	0	0	0	0	0	0	0	0	1	2	0.00	0.000										
John Wetteland, R (8, 1) ERA: 2.93	0.1		1	0	1	0	0	0	0	0	0	0	0	1	2	0.00	0.000										

Batter	1	2	3	4	5	6	7	8	9	AB	R	H	RBI	BB	SO	LOB	TOP								
Lee Tinsley, S OBP: 0.366, SLG: 0.412	1-3 K	1-0 FC6-4		0-0 1B			1-2 G1-3		2-2 PB 1-H 2B	5	0	2	1	0	1	2									
John Valentin, R OBP: 0.398, SLG: 0.528	0-1 F8		0-2 F7	0-2 F9			1-2 G3		0-1 G5-3	5	0	0	0	0	0	3									
Mo Vaughn, L OBP: 0.391, SLG: 0.579	3-1 1B		1-2 1B		0-0 F7		2-3 K		3-2 F9	5	1	2	0	0	1	2									
Jose Canseco, R OBP: 0.384, SLG: 0.540	0-0 1B		2-3 K		1-0 G5-3			3-2 SH 2B		4	0	2	0	0	1	1									
Mike Greenwell, L OBP: 0.353, SLG: 0.455	0-1 F8		0-0 S		2-2 F8			0-1 SH FC3-6		3	0	1	1	0	0	2									
Chris James, R OBP: 0.377, SLG: 0.458			2-H 1B					2-3 CS		0	0	0	0	0	0	0									
Willie McCree, S OBP: 0.361, SLG: 0.490								1-2 1-2		0	0	0	0	0	0	0									
Troy O'Leary, L OBP: 0.385, SLG: 0.554		0-0 G3	2-2 F8				0-0 F9		0-0 FC3-6 CS	4	0	0	0	0	0	3									
Tim Lincecum, R OBP: 0.421, SLG: 0.465		2-1 G5-3			3-2 F7		3-2 HR		3-3 K	4	1	1	1	0	1	2									
Mike MacFarlane, R OBP: 0.335, SLG: 0.417		1-0 1B			0-2 G6-3		3-0 F7		4-1 FC4-6 BB	3	0	1	0	1	0	0									
Bill Haselman, R OBP: 0.339, SLG: 0.367										0	0	0	0	0	0	0									
Luis Alica, S OBP: 0.361, SLG: 0.365		1-1 FC6-4 1B			2-2 HR		2-2 G4-3		0-0 FC4-6 2B	4	2	2	1	0	0	1									
Inning Stats	R: 0 E: 0 K: 1 S: 10	H: 2 LOB: 2 BB: 0 P: 14	R: 0 E: 0 K: 0 S: 7	H: 2 LOB: 2 BB: 0 P: 12	R: 1 E: 0 K: 1 S: 14	H: 2 LOB: 1 BB: 0 P: 19	R: 1 E: 0 K: 0 S: 14	H: 2 LOB: 1 BB: 0 P: 19	R: 0 E: 0 K: 0 S: 6	H: 0 LOB: 0 BB: 0 P: 9	R: 1 E: 0 K: 0 S: 8	H: 1 LOB: 0 BB: 0 P: 16	R: 0 E: 0 K: 1 S: 12	H: 0 LOB: 0 BB: 0 P: 16	R: 0 E: 0 K: 1 S: 9	H: 1 LOB: 1 BB: 0 P: 15	R: 1 E: 0 K: 0 S: 10	H: 1 LOB: 2 BB: 1 P: 19	1B: 6 2B: 3 3B: 0 HR: 2	SF: 0 SAC: 1 DP: 0 HBP: 0	WP: 0 PB: 1 SB: 1 CS: 1	PA: 39			
PITCHER	IP WLS BF H R ER SO BB IBB HBP BLK WP HR S P ERA WHIP	IP WLS BF H R ER SO BB IBB HBP BLK WP HR S P ERA WHIP	IP WLS BF H R ER SO BB IBB HBP BLK WP HR S P ERA WHIP	IP WLS BF H R ER SO BB IBB HBP BLK WP HR S P ERA WHIP	IP WLS BF H R ER SO BB IBB HBP BLK WP HR S P ERA WHIP	IP WLS BF H R ER SO BB IBB HBP BLK WP HR S P ERA WHIP	IP WLS BF H R ER SO BB IBB HBP BLK WP HR S P ERA WHIP	IP WLS BF H R ER SO BB IBB HBP BLK WP HR S P ERA WHIP	IP WLS BF H R ER SO BB IBB HBP BLK WP HR S P ERA WHIP	IP WLS BF H R ER SO BB IBB HBP BLK WP HR S P ERA WHIP	IP WLS BF H R ER SO BB IBB HBP BLK WP HR S P ERA WHIP	IP WLS BF H R ER SO BB IBB HBP BLK WP HR S P ERA WHIP	IP WLS BF H R ER SO BB IBB HBP BLK WP HR S P ERA WHIP	IP WLS BF H R ER SO BB IBB HBP BLK WP HR S P ERA WHIP	IP WLS BF H R ER SO BB IBB HBP BLK WP HR S P ERA WHIP	IP WLS BF H R ER SO BB IBB HBP BLK WP HR S P ERA WHIP	IP WLS BF H R ER SO BB IBB HBP BLK WP HR S P ERA WHIP	IP WLS BF H R ER SO BB IBB HBP BLK WP HR S P ERA WHIP	IP WLS BF H R ER SO BB IBB HBP BLK WP HR S P ERA WHIP	IP WLS BF H R ER SO BB IBB HBP BLK WP HR S P ERA WHIP	IP WLS BF H R ER SO BB IBB HBP BLK WP HR S P ERA WHIP	IP WLS BF H R ER SO BB IBB HBP BLK WP HR S P ERA WHIP	IP WLS BF H R ER SO BB IBB HBP BLK WP HR S P ERA WHIP	IP WLS BF H R ER SO BB IBB HBP BLK WP HR S P ERA WHIP	IP WLS BF H R ER SO BB IBB HBP BLK WP HR S P ERA WHIP

Boston Red Sox @ California Angels
Anaheim Stadium, Anaheim, CA
Thu Aug 17 1995, 10:05 PM EDT
Att: 25,435 - Unknown - 65 F

AB 37
R 4
H 11
RBI 4
BB 1
SO 4
LOB 16



Batter	1	2	3	4	5	6	7	8	9	AB	R	H	RBI	BB	SO	LOB	BOTTOM								
Tony Phillips, S OBP: 0.400, SLG: 0.480	2-3 K		3-2 BB		1-1 HR		2-2 G3			4	1	2	0	0	1	0									
Jim Edmonds, L OBP: 0.375, SLG: 0.582	1-1 F8		4-2 1B		0-0 1B				0-0 G4-3	2	1	1	2	1	0	0									
Dave Gallagher, R OBP: 0.373, SLG: 0.406			1-2 2-3 BB		1-H HR					1	0	0	0	0	0	0									
Tim Salmon, R OBP: 0.432, SLG: 0.606	3-2 G3		2-3 K		3-3 K				1-3 K	4	0	0	0	0	3	3									
Chili Davis, S OBP: 0.453, SLG: 0.541		1-3 K		2-2 2B	0-1 P5				4-1 1B BB	3	1	1	0	1	1	0									
J.T. Snow, L OBP: 0.377, SLG: 0.481		2-2 P2		1-1 G6-3			1-3 K		1-0 1B	4	0	2	0	0	1	0									
16 Garret Anderson, L OBP: 0.377, SLG: 0.576		0-1 L3		2-3 K			1-2 P5		1-0 G4-3	4	0	0	0	0	1	4									
Damion Easley, R OBP: 0.296, SLG: 0.304			2-0 P4		0-0 G6-3		2-3 K		0-2 P6	3	0	0	1	0	1	1									
Spike Owen, S OBP: 0.306, SLG: 0.341					2-3 3-H L6					1	0	0	0	0	0	0									
Jorge Fabregas, L OBP: 0.295, SLG: 0.320			0-2 1B		0-0 L6				1-1 P6	4	0	1	0	0	0	1									
Jose Lind, R OBP: 0.287, SLG: 0.285			1-0 BB		0-1 G1-3				2-3 K	3	0	1	0	0	0	0									
Greg Myers, L OBP: 0.315, SLG: 0.406										1	0	0	0	0	1	0									
Inning Stats	R: 0 E: 0 K: 1 S: 10	H: 0 LOB: 0 BB: 0 P: 16	R: 0 E: 0 K: 1 S: 9	H: 0 LOB: 0 BB: 0 P: 12	R: 0 E: 0 K: 1 S: 16	H: 3 LOB: 3 BB: 1 P: 28	R: 1 E: 0 K: 1 S: 12	H: 2 LOB: 1 BB: 0 P: 17	R: 2 E: 0 K: 1 S: 12	H: 2 LOB: 0 BB: 0 P: 16	R: 0 E: 0 K: 2 S: 11	H: 0 LOB: 0 BB: 0 P: 15	R: 0 E: 0 K: 0 S: 7	H: 0 LOB: 0 BB: 0 P: 10	R: 0 E: 0 K: 1 S: 7	H: 1 LOB: 2 BB: 1 P: 14	R: 0 E: 0 K: 1 S: 8	H: 0 LOB: 0 BB: 0 P: 11	1B: 6 2B: 1 3B: 0 HR: 1	SF: 0 SAC: 0 DP: 0 HBP: 0	WP: 0 PB: 0 SB: 0 CS: 0	PA: 36			
PITCHER	IP WLS BF H R ER SO BB IBB HBP BLK WP HR S P ERA WHIP	IP WLS BF H R ER SO BB IBB HBP BLK WP HR S P ERA WHIP	IP WLS BF H R ER SO BB IBB HBP BLK WP HR S P ERA WHIP	IP WLS BF H R ER SO BB IBB HBP BLK WP HR S P ERA WHIP	IP WLS BF H R ER SO BB IBB HBP BLK WP HR S P ERA WHIP	IP WLS BF H R ER SO BB IBB HBP BLK WP HR S P ERA WHIP	IP WLS BF H R ER SO BB IBB HBP BLK WP HR S P ERA WHIP	IP WLS BF H R ER SO BB IBB HBP BLK WP HR S P ERA WHIP	IP WLS BF H R ER SO BB IBB HBP BLK WP HR S P ERA WHIP	IP WLS BF H R ER SO BB IBB HBP BLK WP HR S P ERA WHIP	IP WLS BF H R ER SO BB IBB HBP BLK WP HR S P ERA WHIP	IP WLS BF H R ER SO BB IBB HBP BLK WP HR S P ERA WHIP	IP WLS BF H R ER SO BB IBB HBP BLK WP HR S P ERA WHIP	IP WLS BF H R ER SO BB IBB HBP BLK WP HR S P ERA WHIP	IP WLS BF H R ER SO BB IBB HBP BLK WP HR S P ERA WHIP	IP WLS BF H R ER SO BB IBB HBP BLK WP HR S P ERA WHIP	IP WLS BF H R ER SO BB IBB HBP BLK WP HR S P ERA WHIP	IP WLS BF H R ER SO BB IBB HBP BLK WP HR S P ERA WHIP	IP WLS BF H R ER SO BB IBB HBP BLK WP HR S P ERA WHIP	IP WLS BF H R ER SO BB IBB HBP BLK WP HR S P ERA WHIP	IP WLS BF H R ER SO BB IBB HBP BLK WP HR S P ERA WHIP	IP WLS BF H R ER SO BB IBB HBP BLK WP HR S P ERA WHIP	IP WLS BF H R ER SO BB IBB HBP BLK WP HR S P ERA WHIP	IP WLS BF H R ER SO BB IBB HBP BLK WP HR S P ERA WHIP	IP WLS BF H R ER SO BB IBB HBP BLK WP HR S P ERA WHIP

Boston Red Sox @ California Angels
Anaheim Stadium, Anaheim, CA
Thu Aug 17 1995, 10:05 PM EDT
Att: 25,435 - Unknown - 65 F

AB 34
R 3
H 8
RBI 3
BB 2
SO 9
LOB 9



Batter	1	2	3	4	5	6	7	8	9	AB	R	H	RBI	BB	SO	LOB	TOP								
Lee Tinsley, S OBP: 0.367, SLG: 0.410 (1, 8)	1-1 FC6-4 1B		0-0 G6-3	4-2 BB		1-1 F9		0-3 K		4	0	1	0	1	1	0									
Troy O'Leary, L OBP: 0.383, SLG: 0.548 (1, 9)	1-3 K		3-2 BB 1B	1-2 P5		0-2 G4-3			1-2 K	5	1	1	0	0	2	3									
Mo Vaughn, L OBP: 0.392, SLG: 0.577 Chris James, R OBP: 0.371, SLG: 0.450 (8, 7)	2-2 F8		4-2 1B 1-2 BB	3-3 K			1-1 2B 1B		1-3 K	3	0	1	0	1	1	3									
Jose Canseco, R OBP: 0.388, SLG: 0.553 (1, 10)	2-0 FC6-4 1-2		1-0 F7		0-2 G4-3 SF8 2B		2-1 1B		1-0 1B 2B	5	2	3	0	0	0	3									
Mike Greenwell, L OBP: 0.352, SLG: 0.453 Chris Donnels, L OBP: 0.302, SLG: 0.330 (8, 5)		1-0 F8	2-0 BB 1B	1-3 2-H 1B	1-0 G4-3		1-0 F8		0-2 1B	4	0	1	1	0	0	3									
Tim Lincecum, R OBP: 0.425, SLG: 0.465 Bill Haselman, R OBP: 0.336, SLG: 0.364 (8, 3)		2-2 FC6-4 1B	4-0 1-2 BB	4-0 1B HBP	4-2 1B		2-0 L7		2-3 1B	2	0	1	0	1	0	2									
Mike Macfarlane, R OBP: 0.331, SLG: 0.412 (1, 2)	1-2 FC6-4 1-2		0-0 F7		0-0 SF8		2-3 K			3	0	0	1	0	1	6									
Luis Alicaia, S OBP: 0.362, SLG: 0.365 (1, 4)	4-0 1-2 BB		0-0 F8		3-H 3-2 CS 1B			1-0 F7		3	0	1	0	1	0	0									
Juan Bell, R OBP: 0.214, SLG: 0.360 (1, 6)	1-0 F9		3-2 2B	1-0 CS	2-1 G6-3			3-3 K		4	0	1	0	0	1	2									
Inning Stats	R: 0 E: 0 K: 1 S: 9	H: 1 LOB: 1 BB: 0 P: 15	R: 0 E: 0 K: 0 S: 9	H: 1 LOB: 2 BB: 1 P: 18	R: 1 E: 0 K: 0 S: 10	H: 2 LOB: 3 BB: 2 P: 24	R: 0 E: 0 K: 1 S: 17	H: 1 LOB: 1 BB: 0 P: 28	R: 1 E: 0 K: 0 S: 11	H: 2 LOB: 2 BB: 0 P: 20	R: 0 E: 0 K: 0 S: 7	H: 0 LOB: 0 BB: 0 P: 10	R: 0 E: 0 K: 1 S: 10	H: 2 LOB: 2 BB: 0 P: 18	R: 0 E: 0 K: 2 S: 7	H: 0 LOB: 0 BB: 0 P: 11	R: 1 E: 0 K: 3 S: 13	H: 2 LOB: 1 BB: 0 P: 18	1B: 7 2B: 4 3B: 0 HR: 0	SF: 1 SAC: 0 DP: 0 HBP: 1	WP: 0 PB: 0 SB: 0 CS: 1	PA: 43			
PITCHER	IP	WLS	BF	H	R	ER	SO	BB	IBB	HBP	BLK	WP	HR	S	P	ERA	WHIP								
Bob Wolcott, R ERA: 3.6 (1, 1)	5.0	W	26	7	2	2	2	4	0	1	0	0	0	56	105	3.60	2.200								
Lee Guetterman, L ERA: 7.71 (6, 1)	1.1		6	2	0	0	0	0	0	0	0	0	0	12	19	0.00	1.500								
Jeff Nelson, R ERA: 2.02 (7, 1)	2.2		10	2	1	1	6	0	0	0	0	0	0	25	38	3.38	0.750								

Boston Red Sox @ Seattle Mariners
The Kingdom, Seattle, WA
Fri Aug 18 1995, 10:05 PM EDT
Att: 27,256 - Dome

AB	36
R	3
H	11
RBI	3
BB	4
SO	8
LOB	23



Batter	1	2	3	4	5	6	7	8	9	AB	R	H	RBI	BB	SO	LOB	BOTTOM								
Vince Coleman, S OBP: 0.347, SLG: 0.394 (1, 7)	4-0 BB PB HR BB		3-2 L9	2-3 K		0-0 1B		0-0 P3		4	1	1	0	1	1	2									
Ken Griffey Jr., L OBP: 0.388, SLG: 0.470 (1, 8)	1-3 K		2-0 F7	0-3 K		0-0 1B		3-1 F7		5	0	1	0	0	2	3									
Edgar Martinez, R OBP: 0.491, SLG: 0.626 (1, 10)	4-1 HR BB		4-2 WP HR BB	2-1 1B		3-1 F8				2	2	1	1	2	0	2									
Tino Martinez, L OBP: 0.374, SLG: 0.583 (1, 3)	4-0 HR BB		2-2 WP HR 1B	2-2 F8		1-2 E4 G6-3 1B				3	3	2	0	1	0	1									
Jay Buhner, R OBP: 0.347, SLG: 0.537 (1, 9)	1-0 F8		3-3 K	1-2 2-3 K		1-3 K		0-0 G6-3		4	0	0	0	0	2	6									
Mike Blowers, R OBP: 0.338, SLG: 0.508 (1, 5)	2-1 HR		0-0 HR	1-2 2-3 HR		1-2 G5-3		0-3 K		4	2	2	7	0	1	1									
Luis Sojo, R OBP: 0.310, SLG: 0.385 (1, 6)	1-2 G4-3		3-2 G4-3	0-1 L8		1-0 PB 1B				4	0	1	1	0	0	0									
Dan Wilson, R OBP: 0.323, SLG: 0.360 (1, 2)		2-3 K	2-0 G3-1		0-1 G6-3		3-1 G5-3			4	0	0	0	0	1	1									
Joey Cora, S OBP: 0.354, SLG: 0.369 (1, 4)		3-2 2B		3-1 1B 2B		0-2 F8		0-2 P3		4	1	2	0	0	0	0									
Inning Stats	R: 4 E: 0 K: 1 S: 10	H: 1 LOB: 3 BB: 0 P: 29	R: 0 E: 0 K: 1 S: 12	H: 1 LOB: 0 BB: 0 P: 22	R: 3 E: 0 K: 1 S: 14	H: 2 LOB: 1 BB: 1 P: 25	R: 1 E: 0 K: 2 S: 15	H: 2 LOB: 0 BB: 0 P: 24	R: 0 E: 0 K: 0 S: 8	H: 0 LOB: 0 BB: 0 P: 10	R: 0 E: 0 K: 0 S: 9	H: 2 LOB: 2 BB: 0 P: 12	R: 1 E: 1 K: 1 S: 10	H: 2 LOB: 1 BB: 0 P: 15	R: 0 E: 0 K: 0 S: 6	H: 0 LOB: 0 BB: 0 P: 9	R: 0 E: 0 K: 3 S: 13	H: 0 LOB: 0 BB: 0 P: 18	1B: 6 2B: 2 3B: 0 HR: 2	SF: 0 SAC: 0 DP: 0 HBP: 0	WP: 1 PB: 2 SB: 0 CS: 0	PA: 38			
PITCHER	IP	WLS	BF	H	R	ER	SO	BB	IBB	HBP	BLK	WP	HR	S	P	ERA	WHIP								
49 Tim Wakefield, R ERA: 2.08 (1, 1)	3.0	L	17	4	7	7	3	4	0	0	0	0	0	42	61	2.25	1.500								
Mike Maddux, R ERA: 4.02 (4, 1)	4.0		18	6	2	1	4	0	0	0	0	0	0	6	9	0.00	0.000								
Mike Stanton, L ERA: 5.67 (8, 1)	1.0		3	0	0	0	0	0	0	0	0	0	0	6	9	0.00	0.000								

Boston Red Sox @ Seattle Mariners
The Kingdom, Seattle, WA
Fri Aug 18 1995, 10:05 PM EDT
Att: 27,256 - Dome

AB	34
R	9
H	10
RBI	9
BB	4
SO	7
LOB	16



Batter	1	2	3	4	5	6	7	8	9	AB	R	H	RBI	BB	SO	LOB	TOP					
Willie McGee, S OBP: 0.397, SLG: 0.481 (1, 8)	2-2 HR 1B	0-0 L4	2-2 G6-3			0-0 G1-3		0-0 SH5-4		4	1	1	0	0	0	0						
John Valentin, R OBP: 0.398, SLG: 0.533 (1, 6)	3-2 HR 1-H	3-2 G5-3		4-2 BB G3-6		2-2 F7		3-2 F8		4	1	1	2	1	0	1						
Mo Vaughn, L OBP: 0.390, SLG: 0.571 (1, 3)	2-0 F9 SF8	4-1 1B 2B		2-1 G3-6 1-2		1-3 K		2-0 F7		4	2	0	0	1	1	2						
Jose Canseco, R OBP: 0.388, SLG: 0.549 (1, 10)	2-0 F9 2-3	3-1 2B 1-2 1B		4-2 BB			2-3 K		3-2 L8	4	0	1	0	1	1	1						
Mike Greenwell, L OBP: 0.355, SLG: 0.456 (1, 7)	4-2 BB BB	2-2 1-3 2-H 2B		1-0 P5			1-0 BB 1B		2-2 P4	4	0	2	1	1	0	1						
Troy O'Leary, L OBP: 0.383, SLG: 0.547 Chris James, R OBP: 0.361, SLG: 0.435 (7, 9)	0-0 SF8	4-0			0-1 P5		2-0 F8		2-0 F8	1	0	0	1	1	0	0						
Lee Tinsley, S OBP: 0.367, SLG: 0.410 (9, 8)	3-H									0	0	0	0	0	0	0						
Tim Lincecum, R OBP: 0.428, SLG: 0.466 (1, 5)	4-2 BB 1-2 BB	2-2 F8			3-2 1B		4-1 1-2 BB			2	0	1	0	2	0	3						
Bill Haselman, R OBP: 0.333, SLG: 0.353 (1, 2)	4-2 1-2 2-3 BB		1-0 G6-3		3-2 L7		1-0 L8			3	0	0	0	1	0	3						
Luis Alicaia, S OBP: 0.361, SLG: 0.361 (1, 4)	1-3 K		1-1 F7		2-1 F8			4-2 SH5-4 BB		3	0	0	0	1	1	4						
Inning Stats	R: 3 E: 1 K: 1 S: 23	H: 2 LOB: 3 BB: 3 P: 44	R: 1 E: 0 K: 0 S: 18	H: 2 LOB: 3 BB: 2 P: 36	R: 0 E: 0 K: 0 S: 6	H: 0 LOB: 0 BB: 0 P: 10	R: 0 E: 0 K: 0 S: 8	H: 0 LOB: 1 BB: 2 P: 19	R: 0 E: 0 K: 1 S: 7	H: 1 LOB: 0 BB: 0 P: 21	R: 0 E: 0 K: 1 S: 7	H: 1 LOB: 2 BB: 1 P: 17	R: 0 E: 0 K: 0 S: 9	H: 0 LOB: 1 BB: 1 P: 18	R: 0 E: 0 K: 0 S: 12	H: 0 LOB: 0 BB: 0 P: 19	1B: 4 2B: 1 3B: 0 HR: 1	SF: 1 SAC: 1 DP: 1 HBP: 0	WP: 0 PB: 0 SB: 0 CS: 0	PA: 42		
PITCHER	IP WLS BF H R ER SO BB IBB HBP BLK WP HR S P ERA WHIP	IP WLS BF H R ER SO BB IBB HBP BLK WP HR S P ERA WHIP	IP WLS BF H R ER SO BB IBB HBP BLK WP HR S P ERA WHIP	IP WLS BF H R ER SO BB IBB HBP BLK WP HR S P ERA WHIP	IP WLS BF H R ER SO BB IBB HBP BLK WP HR S P ERA WHIP	IP WLS BF H R ER SO BB IBB HBP BLK WP HR S P ERA WHIP	IP WLS BF H R ER SO BB IBB HBP BLK WP HR S P ERA WHIP	IP WLS BF H R ER SO BB IBB HBP BLK WP HR S P ERA WHIP	IP WLS BF H R ER SO BB IBB HBP BLK WP HR S P ERA WHIP	IP WLS BF H R ER SO BB IBB HBP BLK WP HR S P ERA WHIP	IP WLS BF H R ER SO BB IBB HBP BLK WP HR S P ERA WHIP	IP WLS BF H R ER SO BB IBB HBP BLK WP HR S P ERA WHIP	IP WLS BF H R ER SO BB IBB HBP BLK WP HR S P ERA WHIP	IP WLS BF H R ER SO BB IBB HBP BLK WP HR S P ERA WHIP	IP WLS BF H R ER SO BB IBB HBP BLK WP HR S P ERA WHIP	IP WLS BF H R ER SO BB IBB HBP BLK WP HR S P ERA WHIP	IP WLS BF H R ER SO BB IBB HBP BLK WP HR S P ERA WHIP	IP WLS BF H R ER SO BB IBB HBP BLK WP HR S P ERA WHIP	IP WLS BF H R ER SO BB IBB HBP BLK WP HR S P ERA WHIP	IP WLS BF H R ER SO BB IBB HBP BLK WP HR S P ERA WHIP	IP WLS BF H R ER SO BB IBB HBP BLK WP HR S P ERA WHIP	
Andy Benes, R ERA: 4.43	(1, 1)	1.2 L	14 4	4 4	3 3	1 1	4 4	0 0	0 0	2 2	1 1	0 0	0 0	0 0	0 0	0 0	0 0	36 69	16.20	4.800		
Bob Wells, R ERA: 5.59	(2, 1)	4.0	15	1	0	0	0	2	1	0	0	0	0	0	0	0	0	0	36	67	0.00	0.750
Norm Charlton, L ERA: 4.97	(6, 1)	2.1	10	1	0	0	2	2	0	0	0	0	0	0	0	0	0	0	19	39	0.00	1.286
Bill Risley, R ERA: 2.66	(9, 1)	1.0	3	0	0	0	0	0	0	0	0	0	0	0	0	0	0	0	12	19	0.00	0.000
Batter	1	2	3	4	5	6	7	8	9	AB	R	H	RBI	BB	SO	LOB	BOTTOM					
Vince Coleman, S OBP: 0.346, SLG: 0.392 (1, 7)	3-1 HR 1B		0-1 G4-3		0-3 K			0-0 G4-3		4	1	1	0	0	1	0						
Ken Griffey Jr., L OBP: 0.385, SLG: 0.458 (1, 8)	2-3 K 1-SAFE 1-SAFE 1-SAFE 1-SAFE		1-0 F9		0-0 G6-3			4-2 BB 1B BB		3	1	0	0	1	1	1						
Edgar Martinez, R OBP: 0.494, SLG: 0.634 (1, 10)	2-0 HR 1-H		4-0 BB		1-1 F9			4-2 1B 1-2 BB BB		2	1	1	2	2	0	0						
Tino Martinez, L OBP: 0.373, SLG: 0.580 (1, 3)	3-3 K		2-2 G4-3			0-3 K		1-0 1-3 2-H 1B		4	0	1	1	0	2	1						
Jay Buhner, R OBP: 0.343, SLG: 0.530 (1, 9)	0-0 G3			2-3 K		3-3 K		3-2 G6-3		4	0	0	0	0	2	1						
Mike Blowers, R OBP: 0.334, SLG: 0.502 (1, 5)		1-3 K		3-3 K		2-2 F8			3-2 F9	4	0	0	0	0	2	0						
Luis Sojo, R OBP: 0.314, SLG: 0.383 Doug Strange, S OBP: 0.336, SLG: 0.374 (9, PH)		4-1 FC4-6 BB		4-2 1B BB			1-1 L9		3-3 K	1	0	0	0	2	0	0						
Dan Wilson, R OBP: 0.323, SLG: 0.360 Warren Newson, L OBP: 0.412, SLG: 0.399 Rich Amaral, R OBP: 0.352, SLG: 0.380 (9, FR)		0-1 FC4-6		1-1 1B BB			0-0 G6-3		4-2 BB	3	0	1	0	0	0	1						
Joey Cora, S OBP: 0.350, SLG: 0.364 (1, 4)		0-0 F8		2-3 K			3-2 G4-3		1-1 F8	4	0	0	0	0	1	4						
Inning Stats	R: 2 E: 0 K: 2 S: 10	H: 2 LOB: 0 BB: 0 P: 20	R: 0 E: 0 K: 1 S: 7	H: 0 LOB: 1 BB: 1 P: 12	R: 0 E: 0 K: 0 S: 6	H: 0 LOB: 1 BB: 1 P: 13	R: 0 E: 0 K: 3 S: 15	H: 1 LOB: 2 BB: 1 P: 27	R: 0 E: 0 K: 1 S: 7	H: 0 LOB: 0 BB: 0 P: 8	R: 0 E: 0 K: 2 S: 10	H: 0 LOB: 0 BB: 0 P: 15	R: 0 E: 0 K: 0 S: 6	H: 0 LOB: 1 BB: 1 P: 10	R: 1 E: 0 K: 0 S: 13	H: 1 LOB: 1 BB: 2 P: 25	R: 0 E: 0 K: 1 S: 12	H: 0 LOB: 1 BB: 1 P: 23	1B: 3 2B: 0 3B: 0 HR: 1	SF: 0 SAC: 0 DP: 0 HBP: 0	WP: 0 PB: 0 SB: 1 CS: 0	PA: 36
PITCHER	IP WLS BF H R ER SO BB IBB HBP BLK WP HR S P ERA WHIP	IP WLS BF H R ER SO BB IBB HBP BLK WP HR S P ERA WHIP	IP WLS BF H R ER SO BB IBB HBP BLK WP HR S P ERA WHIP	IP WLS BF H R ER SO BB IBB HBP BLK WP HR S P ERA WHIP	IP WLS BF H R ER SO BB IBB HBP BLK WP HR S P ERA WHIP	IP WLS BF H R ER SO BB IBB HBP BLK WP HR S P ERA WHIP	IP WLS BF H R ER SO BB IBB HBP BLK WP HR S P ERA WHIP	IP WLS BF H R ER SO BB IBB HBP BLK WP HR S P ERA WHIP	IP WLS BF H R ER SO BB IBB HBP BLK WP HR S P ERA WHIP	IP WLS BF H R ER SO BB IBB HBP BLK WP HR S P ERA WHIP	IP WLS BF H R ER SO BB IBB HBP BLK WP HR S P ERA WHIP	IP WLS BF H R ER SO BB IBB HBP BLK WP HR S P ERA WHIP	IP WLS BF H R ER SO BB IBB HBP BLK WP HR S P ERA WHIP	IP WLS BF H R ER SO BB IBB HBP BLK WP HR S P ERA WHIP	IP WLS BF H R ER SO BB IBB HBP BLK WP HR S P ERA WHIP	IP WLS BF H R ER SO BB IBB HBP BLK WP HR S P ERA WHIP	IP WLS BF H R ER SO BB IBB HBP BLK WP HR S P ERA WHIP	IP WLS BF H R ER SO BB IBB HBP BLK WP HR S P ERA WHIP	IP WLS BF H R ER SO BB IBB HBP BLK WP HR S P ERA WHIP	IP WLS BF H R ER SO BB IBB HBP BLK WP HR S P ERA WHIP	IP WLS BF H R ER SO BB IBB HBP BLK WP HR S P ERA WHIP	
Erik Hanson, R ERA: 3.55	(1, 1)	7.1	29	3	3	3	9	4	0	0	0	0	0	0	0	0	0	0	65	113	3.68	0.955
Stan Belinda, R ERA: 3.18	(8, 1)	0.0	1	0	0	0	0	1	0	0	0	0	0	0	0	0	0	0	3	7	∞	∞
Eric Gunderson, L ERA: 3.18	(8, 1)	0.1	1	1	0	0	0	0	0	0	0	0	0	0	0	0	0	0	1	2	0.00	3.000
Joe Hudson, R ERA: 3.29	(8, 1)	0.1	1	0	0	0	0	0	0	0	0	0	0	0	0	0	0	0	5	8	0.00	0.000
Rick Aquilera, R ERA: 2.66	(9, 1)	1.0	S	4	0	0	0	1	1	0	0	0	0	0	0	0	0	0	12	23	0.00	1.000

Boston Red Sox @ Seattle Mariners
The Kingdom, Seattle, WA
Sat Aug 19 1995, 10:05 PM EDT
Att: 36,007 - Dome

AB	31
R	4
H	6
RBI	4
BB	9
SO	3
LOB	16



Boston Red Sox @ Seattle Mariners
The Kingdom, Seattle, WA
Sat Aug 19 1995, 10:05 PM EDT
Att: 36,007 - Dome


AB	30
R	3
H	4
RBI	3
BB	6
SO	10
LOB	8



Batter	1	2	3	4	5	6	7	8	9	AB	R	H	RBI	BB	SO	LOB	TOP										
Lee Tinsley, S OBP: 0.365, SLG: 0.407 (1, 8)	G4-3	SH3-4		G1-3		SF8			PB BB G5-3 BB	2	1	0	1	1	0	1											
John Valentin, R OBP: 0.396, SLG: 0.527 (1, 6)	L8	G6-3		P2		P6			4-1 BB G5-3 1B BB	4	1	0	0	1	0	4											
Mo Vaughn, L OBP: 0.390, SLG: 0.571 (1, 3)	BB 1B BB	2B		F7		G4-3			0-3 K	4	1	1	2	1	1	2											
Jose Canseco, R OBP: 0.388, SLG: 0.548 (1, 10)	1B BB	G5-3		2B		P3			1-1 G5-3 1-2 2H BB	4	0	1	1	1	0	2											
Mike Greenwell, L OBP: 0.356, SLG: 0.456 (1, 7)	1-2 2H 1B			F9		L8			1-1 BB 2H 1B	5	0	2	2	0	0	1											
Troy O'Leary, L OBP: 0.380, SLG: 0.541 (8, PH) Willie McGee, S OBP: 0.351, SLG: 0.472 (8, 9)	G4-1			G4-3		F7			0-2 G3	3	0	0	0	0	0	3											
Mike Macfarlane, R OBP: 0.330, SLG: 0.410 (1, 2)		1B 1B		K		F8			3-1 G5-3	4	1	1	0	0	1	0											
Chris Donnels, L OBP: 0.320, SLG: 0.341 (1, 5)		SH3-4 1B 2B 1B		G4-3		2B SF8 1B			4-2 BB	3	2	2	0	1	0	0											
Luis Allicea, S OBP: 0.365, SLG: 0.369 (1, 4)		1-2 3H 2B 1B		G1-3 1B		SF8 2B			1-0 G4-3	4	1	3	1	0	0	1											
Inning Stats	R: 1 E: 0 K: 0 S: 9	H: 1 LOB: 2 BB: 2 P: 22	R: 3 E: 0 K: 0 S: 12	H: 4 LOB: 1 BB: 0 P: 17	R: 0 E: 0 K: 1 S: 6	H: 0 LOB: 0 BB: 0 P: 8	R: 0 E: 0 K: 0 S: 5	H: 1 LOB: 1 BB: 0 P: 9	R: 0 E: 0 K: 0 S: 8	H: 1 LOB: 1 BB: 0 P: 14	R: 1 E: 0 K: 0 S: 12	H: 2 LOB: 1 BB: 0 P: 22	R: 0 E: 0 K: 0 S: 4	H: 0 LOB: 0 BB: 0 P: 5	R: 0 E: 0 K: 0 S: 6	H: 0 LOB: 1 BB: 1 P: 15	R: 2 E: 0 K: 1 S: 11	H: 1 LOB: 1 BB: 2 P: 21	1B: 7 2B: 3 3B: 0 HR: 0	SF: 1 SAC: 1 DP: 0 HBP: 0	WP: 0 PB: 1 SB: 0 CS: 0	PA: 42					
PITCHER	IP	WLS	BF	H	R	ER	SO	BB	IBB	HBP	BLK	WP	HR	S	P	ERA	WHIP										
Chris Bosio, R ERA: 5.05 (1, 1)	6.0	L	29	9	5	5	1	2	0	0	0	0	0	52	92	7.50	1.833										
Lee Guetterman, L ERA: 8.0 (7, 1)	2.0		9	0	2	2	0	3	0	0	0	0	0	11	29	9.00	1.500										
Bobby Ayala, R ERA: 3.68 (9, 1)	1.0		4	1	0	0	1	0	0	0	0	0	0	10	12	0.00	1.000										

Boston Red Sox @ Seattle Mariners
The Kingdom, Seattle, WA
Sun Aug 20 1995, 6:33 AM EDT
Att: 21,813 - Dome


AB 35
R 7
H 10
RBI 7
BB 5
SO 2
LOB 15



Batter	1	2	3	4	5	6	7	8	9	AB	R	H	RBI	BB	SO	LOB	BOTTOM										
Rich Amaral, R OBP: 0.346, SLG: 0.373 (1, 7)	P4		G4-6-3			F9			G3	4	0	0	0	0	0	2											
Warren Newson, L OBP: 0.410, SLG: 0.396 (9, PH)			1-2			P4			2-3 3H BB	1	0	0	1	0	0	1											
Ken Griffey Jr., L OBP: 0.396, SLG: 0.492 (1, 8)	G6-4-3 1B			1B		K			4-0 DI HR BB	4	2	3	1	1	1	0											
Edgar Martinez, R OBP: 0.495, SLG: 0.641 (1, 10)	G6-4-3			P3		1B			4-1 G1-3 BB	4	1	2	3	1	0	2											
Jay Buhner, R OBP: 0.344, SLG: 0.526 (1, 9)				1-3 K		FC6-4 1B			1-3 K	4	0	1	0	1	3	2											
Mike Blowers, R OBP: 0.330, SLG: 0.495 (1, 5)	L3			K		FC6-4			2-1 G1-3	4	0	0	0	0	1	5											
Tino Martinez, L OBP: 0.374, SLG: 0.579 (1, 3)				1-1 K		1-2 K			2-1 F7	4	0	2	0	0	0	1											
Luis Sojo, R OBP: 0.314, SLG: 0.383 (1, 6)				G6-3 1B		G6-3			4-1 FC6-4 BB	3	1	1	0	0	0	2											
Joey Cora, S OBP: 0.351, SLG: 0.364 (9, PH)				G5-3		1-2 K			1-2 BB	0	0	0	0	1	0	0											
Chris Widger, R OBP: 0.293, SLG: 0.324 (1, 2)				FC4-6 1B		L7			0-1 FC6-4	3	0	1	0	0	0	2											
Vince Coleman, S OBP: 0.345, SLG: 0.391 (9, PH)				1-2 K		F7			1-2 G3	1	1	0	0	0	0	1											
Felix Fermin, R OBP: 0.232, SLG: 0.238 (1, 4)				FC4-6 G4-6-3		G4-3			1-0 G3	3	0	1	1	0	0	2											
Doug Strange, S OBP: 0.340, SLG: 0.386 (9, PH)				1-2 K		G4-3			1-3 HR	1	1	1	0	0	0	0											
Inning Stats	R: 0 E: 0 K: 0 S: 10	H: 1 LOB: 0 BB: 0 P: 15	R: 0 E: 0 K: 0 S: 8	H: 1 LOB: 1 BB: 1 P: 17	R: 0 E: 0 K: 0 S: 7	H: 1 LOB: 0 BB: 0 P: 9	R: 0 E: 0 K: 2 S: 11	H: 1 LOB: 1 BB: 0 P: 14	R: 0 E: 0 K: 0 S: 10	H: 1 LOB: 1 BB: 0 P: 15	R: 0 E: 0 K: 1 S: 11	H: 2 LOB: 2 BB: 0 P: 18	R: 1 E: 0 K: 0 S: 10	H: 2 LOB: 1 BB: 0 P: 11	R: 0 E: 0 K: 1 S: 10	H: 1 LOB: 1 BB: 1 P: 19	R: 4 E: 0 K: 1 S: 11	H: 2 LOB: 0 BB: 2 P: 24	1B: 8 2B: 3 3B: 0 HR: 2	SF: 0 SAC: 0 DP: 3 HBP: 0	WP: 0 PB: 0 SB: 0 CS: 0	PA: 40					
PITCHER	IP	WLS	BF	H	R	ER	SO	BB	IBB	HBP	BLK	WP	HR	S	P	ERA	WHIP										
Rheal Cormier, L ERA: 3.22 (1, 1)	7.0		29	10	2	2	3	1	0	0	0	0	0	69	101	2.57	1.571										
Stan Belinda, R ERA: 3.14 (8, 1)	0.2		3	0	0	0	1	1	0	0	0	0	0	6	13	0.00	1.500										
Mike Stanton, L ERA: 5.6 (8, 1)	0.1		1	0	0	0	0	0	0	0	0	0	0	2	4	0.00	0.000										
Joe Hudson, R ERA: 4.18 (9, 1)	0.2		5	1	3	3	0	2	0	0	0	0	0	6	16	40.50	4.500										
Rick Aquilera, R ERA: 2.85 (9, 1)	0.1	S	2	1	1	1	1	0	0	0	0	0	1	5	8	27.00	3.000										

Boston Red Sox @ Seattle Mariners
The Kingdom, Seattle, WA
Sun Aug 20 1995, 6:33 AM EDT
Att: 21,813 - Dome

AB 36
R 6
H 12
RBI 6
BB 4
SO 5
LOB 20



Batter	1	2	3	4	5	6	7	8	9	AB	R	H	RBI	BB	SO	LOB	TOP					
Willie McGee, S OBP: 0.347, SLG: 0.473 (1, 8)										4	0	1	1	0	1	1						
John Valentin, R OBP: 0.396, SLG: 0.525 (1, 6)										4	0	1	2	1	1	3						
Mo Vaughn, L OBP: 0.387, SLG: 0.565 (1, 3)										4	0	0	1	0	3	3						
Jose Canseco, R OBP: 0.386, SLG: 0.555 (1, 10)										4	1	1	1	0	0	3						
Tim Lincecum, R OBP: 0.424, SLG: 0.460 (1, 5)										4	0	0	0	0	1	0						
Mike Greenwell, L OBP: 0.355, SLG: 0.453 (1, 7)										4	0	1	0	0	0	1						
Chris James, R OBP: 0.347, SLG: 0.415 (8, PH)										3	0	0	0	0	0	1						
Lee Tinsley, S OBP: 0.364, SLG: 0.406 (8, 8)										1	0	0	0	0	0	0						
Mike Macfarlane, R OBP: 0.335, SLG: 0.423 (1, 2)										3	2	2	0	1	0	0						
Luis Allicea, S OBP: 0.370, SLG: 0.381 (1, 4)										1	3	1	1	2	0	0						
Inning Stats	R: 0 E: 0 K: 1 S: 8	H: 0 LOB: 1 BB: 1 P: 17	R: 0 E: 0 K: 1 S: 9	H: 0 LOB: 0 BB: 0 P: 14	R: 2 E: 0 K: 1 S: 13	H: 2 LOB: 1 BB: 1 P: 20	R: 0 E: 1 K: 0 S: 3	H: 0 LOB: 0 BB: 0 P: 6	R: 1 E: 0 K: 0 S: 8	H: 1 LOB: 0 BB: 0 P: 11	R: 1 E: 0 K: 0 S: 12	H: 2 LOB: 1 BB: 0 P: 17	R: 2 E: 0 K: 1 S: 9	H: 2 LOB: 1 BB: 1 P: 17	R: 0 E: 0 K: 0 S: 5	H: 0 LOB: 0 BB: 0 P: 7	R: 0 E: 0 K: 1 S: 9	H: 0 LOB: 1 BB: 1 P: 19	1B: 2 2B: 2 3B: 1 HR: 2	SF: 0 SAC: 2 DP: 1 HBP: 0	WP: 0 PB: 0 SB: 1 CS: 0	PA: 38
PITCHER	IP	WLS	BF	H	R	ER	SO	BB	IBB	HBP	BLK	WP	HR	S	P	ERA	WHIP					
Brian Anderson, L ERA: 5.23 (1, 1)	6.1	L	28	6	6	6	4	3	0	0	0	0	2	55	91	8.53	1.421					
Mike James, R ERA: 2.91 (7, 1)	2.2		10	1	0	0	2	1	0	0	0	0	0	21	37	0.00	0.750					

Boston Red Sox @ California Angels
Anaheim Stadium, Anaheim, CA
Mon Aug 21 1995, 10:05 PM EDT
Att: 23,943 - Unknown - 70 F

AB 32
R 6
H 7
RBI 6
BB 4
SO 6
LOB 12



Batter	1	2	3	4	5	6	7	8	9	AB	R	H	RBI	BB	SO	LOB	BOTTOM					
Tony Phillips, S OBP: 0.402, SLG: 0.482 (1, 5)										3	3	1	1	1	0	1						
Dave Gallagher, R OBP: 0.373, SLG: 0.407 (1, 9)										3	0	1	0	1	0	1						
Jim Edmonds, L OBP: 0.377, SLG: 0.585 (1, 8)										4	0	0	0	0	0	3						
Chili Davis, S OBP: 0.451, SLG: 0.531 (1, 10)										4	0	1	1	0	2	1						
J.T. Snow, L OBP: 0.370, SLG: 0.467 (1, 3)										4	0	0	0	0	1	1						
16 Garret Anderson, L OBP: 0.376, SLG: 0.583 (1, 7)										4	0	2	0	0	0	0						
Damion Easley, R OBP: 0.297, SLG: 0.308 (1, 6)										3	0	1	0	0	0	2						
Spike Owen, S OBP: 0.304, SLG: 0.339 (8, PH)										1	0	0	0	0	1	0						
Greg Myers, L OBP: 0.313, SLG: 0.419 (1, 2)										4	1	1	0	0	1	2						
Rex Hudler, R OBP: 0.303, SLG: 0.423 (1, 4)										4	0	1	0	0	1	0						
Inning Stats	R: 1 E: 1 K: 0 S: 10	H: 1 LOB: 0 BB: 0 P: 14	R: 0 E: 0 K: 0 S: 10	H: 1 LOB: 0 BB: 0 P: 13	R: 1 E: 1 K: 1 S: 11	H: 1 LOB: 1 BB: 1 P: 19	R: 0 E: 0 K: 1 S: 8	H: 1 LOB: 0 BB: 0 P: 13	R: 1 E: 0 K: 0 S: 8	H: 1 LOB: 0 BB: 0 P: 16	R: 0 E: 0 K: 2 S: 8	H: 1 LOB: 1 BB: 0 P: 15	R: 1 E: 0 K: 0 S: 11	H: 2 LOB: 1 BB: 1 P: 21	R: 0 E: 0 K: 0 S: 11	H: 0 LOB: 0 BB: 0 P: 14	R: 0 E: 0 K: 2 S: 8	H: 0 LOB: 0 BB: 0 P: 8	1B: 4 2B: 3 3B: 0 HR: 1	SF: 0 SAC: 0 DP: 1 HBP: 0	WP: 0 PB: 0 SB: 0 CS: 1	PA: 36
PITCHER	IP	WLS	BF	H	R	ER	SO	BB	IBB	HBP	BLK	WP	HR	S	P	ERA	WHIP					
Vaughn Eshelman, L ERA: 5.46 (1, 1)	6.0	W	26	7	4	2	4	1	0	0	0	0	0	7	14	0.00	3.000					
Joe Hudson, R ERA: 4.09 (7, 1)	0.2		3	1	0	0	0	1	0	0	0	0	0	7	14	0.00	3.000					
Eric Gunderson, L ERA: 3.03 (7, 1)	1.1		4	0	0	0	0	0	0	0	0	0	0	14	20	0.00	0.000					
Stan Belinda, R ERA: 3.09 (9, 1)	1.0	S	3	0	0	0	2	0	0	0	0	0	0	8	8	0.00	0.000					

Boston Red Sox @ California Angels
Anaheim Stadium, Anaheim, CA
Mon Aug 21 1995, 10:05 PM EDT
Att: 23,943 - Unknown - 70 F

AB 34
R 4
H 8
RBI 2
BB 2
SO 6
LOB 11



Batter	1	2	3	4	5	6	7	8	9	AB	R	H	RBI	BB	SO	LOB	TOP								
Lee Tinsley, S OBP: 0.370, SLG: 0.420										4	3	3	1	1	0	2									
John Valentin, R OBP: 0.392, SLG: 0.519										4	0	0	0	0	0	4									
Mo Vaughn, L OBP: 0.387, SLG: 0.569										4	1	1	2	1	0	1									
Jose Canseco, R OBP: 0.388, SLG: 0.563										3	1	1	3	1	0	2									
Mike Greenwell, L OBP: 0.354, SLG: 0.451										4	0	1	0	0	1	3									
Troy O'Leary, L OBP: 0.376, SLG: 0.537										4	0	1	0	0	1	1									
Willie McGee, S OBP: 0.347, SLG: 0.473										0	0	0	0	0	0	0									
Tim Lincecum, R OBP: 0.419, SLG: 0.454										4	0	0	0	0	0	1									
Mike Macfarlane, R OBP: 0.337, SLG: 0.423										3	0	1	0	0	0	0									
Luis Alica, S OBP: 0.372, SLG: 0.381										3	1	1	0	1	1	1									
Inning Stats	R: 2 E: 0 K: 1 S: 13	H: 1 LOB: 0 BB: 1 P: 23	R: 0 E: 0 K: 0 S: 8	H: 0 LOB: 0 BB: 0 P: 15	R: 1 E: 0 K: 0 S: 8	H: 2 LOB: 2 BB: 1 P: 16	R: 0 E: 0 K: 0 S: 8	H: 0 LOB: 1 BB: 0 P: 14	R: 2 E: 0 K: 1 S: 9	H: 3 LOB: 1 BB: 0 P: 15	R: 0 E: 0 K: 0 S: 9	H: 1 LOB: 2 BB: 1 P: 18	R: 0 E: 0 K: 0 S: 3	H: 0 LOB: 0 BB: 1 P: 7	R: 0 E: 0 K: 0 S: 3	H: 1 LOB: 0 BB: 0 P: 7	R: 1 E: 0 K: 1 S: 17	H: 1 LOB: 0 BB: 0 P: 24	1B: 6 2B: 0 3B: 0 HR: 3	SF: 0 SAC: 1 DP: 2 HBP: 1	WP: 0 PB: 0 SB: 1 CS: 0	PA: 39			
PITCHER	IP	WLS	BF	H	R	ER	SO	BB	IBB	HBP	BLK	WP	HR	S	P	ERA	WHIP								
Mike Harkey, R ERA: 5.68	(1, 1)	5.1	L	27	7	5	5	2	2	1	1	0	0	2	52	95	8.44	1.688							
Mike Butcher, R ERA: 4.31	(6, 1)	2.2		8	1	0	0	0	1	0	0	0	0	9	20	0.00	0.750								
Bob Patterson, L ERA: 2.4	(9, 1)	1.0		4	1	1	1	1	0	0	0	0	0	1	17	24	9.00	1.000							

Boston Red Sox @ California Angels
Anaheim Stadium, Anaheim, CA
Tue Aug 22, 1995, 10:05 PM EDT
Att: 27,822 - Unknown - 82 F

AB 33
R 6
H 9
RBI 6
BB 4
SO 3
LOB 15



Batter	1	2	3	4	5	6	7	8	9	AB	R	H	RBI	BB	SO	LOB	BOTTOM								
Tony Phillips, S OBP: 0.403, SLG: 0.485										4	2	2	0	0	1	0									
Jim Edmonds, L OBP: 0.376, SLG: 0.583										3	0	1	1	0	0	0									
Tim Salmon, R OBP: 0.436, SLG: 0.603										3	1	1	1	0	0	1									
Chili Davis, S OBP: 0.451, SLG: 0.539										3	1	1	2	1	0	1									
J.T. Snow, L OBP: 0.367, SLG: 0.462										4	0	0	0	0	2	1									
16 Garret Anderson, L OBP: 0.376, SLG: 0.582										4	0	2	0	0	2	0									
Damion Easley, R OBP: 0.295, SLG: 0.305										3	0	0	0	0	1	1									
Rex Hudler, R OBP: 0.301, SLG: 0.420										1	0	0	0	0	0	1									
Jorge Fabregas, L OBP: 0.299, SLG: 0.321										3	0	0	0	0	1	1									
Greg Myers, L OBP: 0.312, SLG: 0.417										1	0	0	0	0	1	1									
Jose Lind, R OBP: 0.264, SLG: 0.261										3	0	0	0	0	0	1									
Inning Stats	R: 0 E: 0 K: 1 S: 6	H: 0 LOB: 0 BB: 0 P: 11	R: 0 E: 0 K: 2 S: 8	H: 0 LOB: 0 BB: 0 P: 14	R: 0 E: 0 K: 1 S: 7	H: 0 LOB: 0 BB: 0 P: 9	R: 2 E: 0 K: 0 S: 11	H: 1 LOB: 0 BB: 0 P: 21	R: 0 E: 0 K: 1 S: 11	H: 1 LOB: 1 BB: 0 P: 15	R: 1 E: 0 K: 0 S: 8	H: 2 LOB: 1 BB: 1 P: 17	R: 0 E: 0 K: 1 S: 10	H: 0 LOB: 0 BB: 0 P: 17	R: 1 E: 0 K: 0 S: 15	H: 2 LOB: 1 BB: 0 P: 21	R: 0 E: 0 K: 2 S: 15	H: 1 LOB: 1 BB: 0 P: 19	1B: 4 2B: 2 3B: 0 HR: 1	SF: 0 SAC: 0 DP: 1 HBP: 2	WP: 1 PB: 0 SB: 0 CS: 0	PA: 35			
PITCHER	IP	WLS	BF	H	R	ER	SO	BB	IBB	HBP	BLK	WP	HR	S	P	ERA	WHIP								
Roger Clemens, R ERA: 4.59	(1, 1)	7.0	W	26	4	3	3	6	1	1	1	0	0	7	61	104	3.86	0.714							
Mike Maddux, R ERA: 4.13	(8, 1)	0.1		2	1	1	1	0	0	0	0	0	0	7	10	27.00	3.000								
Eric Gunderson, L ERA: 3.03	(8, 1)	0.0		1	0	0	0	0	0	0	1	0	0	4	6	∞	∞								
Stan Belinda, R ERA: 3.07	(8, 1)	0.1		1	1	0	0	0	0	0	0	0	0	2	2	0.00	3.000								
Mike Stanton, L ERA: 5.46	(8, 1)	0.2		3	1	0	0	1	0	0	0	0	0	11	15	0.00	1.500								

Boston Red Sox @ California Angels
Anaheim Stadium, Anaheim, CA
Tue Aug 22, 1995, 10:05 PM EDT
Att: 27,822 - Unknown - 82 F

AB 32
R 4
H 7
RBI 4
BB 1
SO 8
LOB 8



Batter	1	2	3	4	5	6	7	8	9	10	AB	R	H	RBI	BB	SO	LOB	TOP				
Willie McGee, S OBP: 0.333, SLG: 0.452	(1, 8) X 0-1 G4-3		(1, 3) X 1-3 K		(1, 0) X 0-0 L9	(1, 3) X 1-3 K			(2, 3) X 2-3 K		5	0	0	0	0	3	4					
John Valentin, R OBP: 0.390, SLG: 0.515	(1, 6) B 3-2 E5 1B		(1, 2) X 1-2 F9		(1, 0) X 0-0 G4-3 1B	(1, 0) X 1-0 P3			(2, 2) X 0-2 P3		5	1	1	1	0	0	3					
Mo Vaughn, L OBP: 0.389, SLG: 0.569	(1, 3) B 2-2 1 SAFE 1 SAFE 1H HR 1B		(1, 0) X 0-0 F9		(1, 2) X 1-2 G4-3 BB			(2, 2) X 2-2 G1-3	(1, 1) X 1-1 1B		4	1	2	1	1	0	0					
Jose Canseco, R OBP: 0.388, SLG: 0.571	(1, 10) X 1 SAFE 1H HR			(1, 1) X 1-1 G6-3	(3, 2) X 3-2 G4-3			(0, 0) X 0-0 FC6-4 1B	(3, 0) X 0-0 F9		5	1	2	2	0	0	3					
Tim Lincecum, R OBP: 0.419, SLG: 0.453	(1, 5) X 0-0 L4			(0, 2) X 0-2 1B	(2, 3) X 2-3 K			(0, 1) X 0-1 FC6-4 FC4-6 1B			5	1	2	0	0	1	3					
Mike Greenwell, L OBP: 0.357, SLG: 0.457	(1, 7) X 0-1 G4-3			(2, 2) X 2-2 1B	(1, 3) X 1-3 1B			(0, 1) X 0-1 FC4-6			4	0	2	1	1	0	1					
Mike Macfarlane, R OBP: 0.335, SLG: 0.417	(1, 2)	(1, 2) X 1-2 G5-3		(2, 2) X 2-2 L6-3 1B				(4, 1) X 4-1 SH5-4 BB			4	0	0	0	1	1	3					
Chris James, R OBP: 0.351, SLG: 0.433	(1, 9)	(3, 3) X 3-3 K			(0, 0) X 0-0 E 2B			(4, 1) X 4-1 SH5-4 BB			2	1	1	0	0	1	0					
Troy O'Leary, L OBP: 0.376, SLG: 0.534	(8, PH)	(8, 9) X 8-9 K			(1, 2) X 1-2 2B			(1, 2) X 1-2 2B			2	0	0	0	0	1	1					
Luis Alicea, S OBP: 0.372, SLG: 0.379	(1, 4)	(3, 1) X 3-1 G3-1			(3, 2) X 3-2 E9 1B			(4, 2) X 4-2 BB			4	1	1	1	1	0	1					
Inning Stats	R: 3 E: 1 K: 2 S: 17	H: 2 LOB: 0 BB: 23	R: 0 E: 0 K: 1 S: 9	H: 0 LOB: 0 BB: 0 P: 16	R: 0 E: 0 K: 1 S: 7	H: 0 LOB: 0 BB: 0 P: 9	R: 0 E: 0 K: 1 S: 12	H: 2 LOB: 1 BB: 1 P: 17	R: 2 E: 1 K: 1 S: 15	H: 3 LOB: 2 BB: 3 P: 27	R: 0 E: 0 K: 1 S: 9	H: 1 LOB: 1 BB: 0 P: 11	R: 0 E: 0 K: 2 S: 13	H: 0 LOB: 0 BB: 0 P: 19	R: 0 E: 0 K: 1 S: 10	H: 1 LOB: 1 BB: 0 P: 13	R: 1 E: 0 K: 0 S: 14	H: 2 LOB: 1 BB: 23	1B: 8 2B: 2 3B: 1 HR: 1	SF: 0 SAC: 1 DP: 1 HBP: 0	WP: 0 PB: 0 SB: 2 CS: 0	PA: 45
PITCHER	IP WLS BF H R ER SO BB IBB HBP BLK WP HR S P ERA WHIP	5.1 3.5 27 7 5 4 3 4 0 0 0 0 0 64 108 6.75 2.062	6.1 2.8 7 1 0 0 3 0 0 0 0 0 0 23 32 0.00 0.500	10.1 1.0 5 2 1 1 0 0 0 0 0 0 0 14 23 9.00 2.000	PITCHER										IP WLS BF H R ER SO BB IBB HBP BLK WP HR S P ERA WHIP	5.1 3.5 27 7 5 4 3 4 0 0 0 0 0 64 108 6.75 2.062						

Boston Red Sox @ California Angels
Anaheim Stadium, Anaheim, CA
Wed Aug 23 1995, 10:05 PM EDT
Att: 29,053 - Unknown - 78 F


AB	40
R	6
H	11
RBI	6
BB	4
SO	7
LOB	19



Batter	1	2	3	4	5	6	7	8	9	10	AB	R	H	RBI	BB	SO	LOB	BOTTOM						
Tony Phillips, S OBP: 0.404, SLG: 0.481	(1, 5) B 4-1 BB BB		(0, 2) X 0-2 G1-3		(4, 2) X 4-2 BB			(1, 3) X 1-3 K		(1, 3) X 1-3 K	3	0	0	0	3	2	0							
Jim Edmonds, L OBP: 0.375, SLG: 0.580	(1, 8) X 1-0 F9		(2, 1) X 2-1 PB 1B 2B		(0, 0) X 0-0 G3			(2, 2) X 2-2 P2		(0, 0) X 0-0 FC1-6 G3 1B 1-2r	6	1	1	0	0	0	3							
Tim Salmon, R OBP: 0.440, SLG: 0.611	(1, 9) X 1 SAFE 1 SAFE 1H K		(2, 1) X 2-1 1B HR HBP		(0, 2) X 0-2 HR			(4, 2) X 4-2 BB		(1, 1) X 1-1 G3 1B	3	2	2	1	1	1	1							
Chili Davis, S OBP: 0.453, SLG: 0.548	(1, 10) B 4-1 BB		(3, 0) X 3-0 1B		(3, 0) X 3-0 HR			(2, 2) X 2-2 G4-3		(1, 0) X 1-0 G3	4	1	2	2	1	0	3							
J.T. Snow, L OBP: 0.395, SLG: 0.466	(1, 3) B 2-3 K		(3, 0) X 3-0 HR		(0, 2) X 0-2 F7			(0, 1) X 0-1 F8		(2, 3) X 2-3 K	5	1	1	2	0	2	4							
16 Garret Anderson, L OBP: 0.362, SLG: 0.580	(1, 7)	(1, 2) X 1-2 G4-3 PB 1B		(1, 0) X 1-0 1B		(1, 0) X 1-0 F9				(4, 2) X 4-2 FC6-4 BB	4	0	2	0	1	1	0							
Rex Hudler, R OBP: 0.298, SLG: 0.410	(1, 4)	(2, 2) X 2-2 F8		(0, 1) X 0-1 L7		(1, 0) X 1-0 BB HBP				(1, 0) X 1-0 FC6-4 1B 1-2r	4	0	0	0	0	1	3							
Jorge Fabregas, L OBP: 0.301, SLG: 0.319	(1, 2)	(1, 1) X 1-1 G4-3		(1, 0) X 1-0 G4-3		(4, 1) X 4-1 BB				(0, 1) X 0-1 G4-3	4	0	1	0	1	0	1							
Damion Easley, R OBP: 0.292, SLG: 0.302	(1, 6)	(1, 1) X 1-1 G5-3			(0, 3) X 0-3 K					(2, 2) X 2-2 P4	3	0	0	0	0	1	3							
Spike Owen, S OBP: 0.301, SLG: 0.335	(7, PH)	(8, 6) X 8-6 G5-3								(0, 1) X 0-1 G1-3	2	0	0	0	0	0	2							
Inning Stats	R: 0 E: 0 K: 2 S: 11	H: 0 LOB: 2 BB: 2 P: 24	R: 0 E: 0 K: 0 S: 10	H: 1 LOB: 1 BB: 0 P: 15	R: 3 E: 0 K: 0 S: 11	H: 4 LOB: 1 BB: 0 P: 22	R: 0 E: 0 K: 1 S: 7	H: 0 LOB: 1 BB: 1 P: 12	R: 2 E: 0 K: 0 S: 11	H: 2 LOB: 2 BB: 1 P: 20	R: 0 E: 0 K: 1 S: 12	H: 0 LOB: 1 BB: 1 P: 21	R: 0 E: 0 K: 0 S: 11	H: 1 LOB: 2 BB: 1 P: 18	R: 0 E: 0 K: 1 S: 11	H: 1 LOB: 2 BB: 1 P: 19	R: 0 E: 0 K: 2 S: 12	H: 0 LOB: 0 BB: 0 P: 17	R: 0 E: 0 K: 1 S: 8	H: 0 LOB: 0 BB: 0 P: 11	1B: 5 2B: 1 3B: 0 HR: 3	SF: 0 SAC: 0 DP: 0 HBP: 2	WP: 0 PB: 2 SB: 0 CS: 0	PA: 47
PITCHER	IP WLS BF H R ER SO BB IBB HBP BLK WP HR S P ERA WHIP	7.0 3.0 36 8 5 5 4 6 0 0 0 0 0 5 9 6.43 2.000	8.1 0.1 2 0 0 0 0 0 0 0 0 0 0 3 5 0.00 3.000	8.1 0.1 2 1 0 0 0 0 0 0 0 0 0 15 22 0.00 0.000	10.1 1.0 3 0 0 0 1 0 0 0 0 0 0 8 11 0.00 0.000	PITCHER										IP WLS BF H R ER SO BB IBB HBP BLK WP HR S P ERA WHIP	7.0 3.0 36 8 5 5 4 6 0 0 0 0 0 5 9 6.43 2.000							

Boston Red Sox @ California Angels
Anaheim Stadium, Anaheim, CA
Wed Aug 23 1995, 10:05 PM EDT
Att: 29,053 - Unknown - 78 F

AB	38
R	5
H	9
RBI	5
BB	7
SO	8
LOB	20



Batter	1	2	3	4	5	6	7	8	9	AB	R	H	RBI	BB	SO	LOB	TOP					
Willie McGee, S OBP: 0.341, SLG: 0.455	1-0 2B	0-0 E3	0-2 HR	2-2 FC5-4			1-0 1B		0-1 F8	6	3	3	1	0	0	3						
John Valentin, R OBP: 0.392, SLG: 0.526	2-1 1B	3-2 HR	1-0 HR	2-2 F7			1-1 F7			5	2	3	5	0	0	2						
Mo Vaughn, L OBP: 0.392, SLG: 0.574	2-0 HBP	0-0 HR	4-2 HR		0-0 G3-1		0-0 F7			3	2	1	3	1	0	1						
Jose Canseco, R OBP: 0.388, SLG: 0.583	1-3 K	0-0 2B	3-2 HR		1-0 F7			2-1 F8		5	1	2	2	0	1	2						
Mike Greenwell, L OBP: 0.355, SLG: 0.452	0-1 G4-3-6	0-0 G4-3	4-2 BB		1-0 G4-3			0-0 F8		4	0	0	0	1	0	3						
Troy O'Leary, L OBP: 0.373, SLG: 0.532		0-1 G4-3					0-0 F8			5	1	1	0	0	1	1						
Tim Lincecum, R OBP: 0.419, SLG: 0.451		4-1 1B					2-2 G5-3		0-0 F8	4	2	1	1	1	0	1						
Bill Haselman, R OBP: 0.328, SLG: 0.346		1-3 K	3-3 K	0-1 G5-3			1-2 G5-3		2-0 1B	5	0	1	0	0	2	2						
Luis Alicaia, S OBP: 0.375, SLG: 0.380		2-1 1B	0-1 HR	4-2 FC5-4				2-1 F9	3-1 P4	4	2	2	0	1	0	1						
Inning Stats	R: 1 E: 0 K: 1 S: 8	H: 2 LOB: 1 BB: 0 P: 14	R: 5 E: 1 K: 1 S: 17	H: 4 LOB: 1 BB: 1 P: 27	R: 7 E: 0 K: 2 S: 29	H: 6 LOB: 1 BB: 2 P: 47	R: 0 E: 0 K: 0 S: 12	H: 0 LOB: 0 BB: 1 P: 20	R: 0 E: 0 K: 0 S: 3	H: 0 LOB: 0 BB: 0 P: 5	R: 0 E: 0 K: 0 S: 7	H: 0 LOB: 0 BB: 0 P: 10	R: 0 E: 0 K: 0 S: 6	H: 1 LOB: 1 BB: 0 P: 10	R: 0 E: 0 K: 0 S: 5	H: 0 LOB: 0 BB: 0 P: 8	R: 0 E: 0 K: 0 S: 6	H: 1 LOB: 1 BB: 0 P: 11	1B: 8 2B: 3 3B: 0 HR: 3	SF: 0 SAC: 0 DP: 1 HBP: 1	WP: 0 PB: 0 SB: 0 CS: 0	PA: 46
PITCHER	IP	WLS	BF	H	R	ER	SO	BB	IBB	HBP	BLK	WP	HR	S	P	ERA	WHIP					
Steve Ontiveros, R ERA: 3.99	2.1	L	19	10	10	5	3	1	0	1	0	0	1	36	55	19.29	4.714					
John Wasdin, R ERA: 4.05	6.2		27	4	3	3	1	3	0	0	0	0	2	57	97	4.05	1.050					

Boston Red Sox @ Oakland Athletics
Oakland-Alameda County Coliseum, Oakland, CA

Thu Aug 24 1995, 7:05 PM PDT
Att: 13,922 - Unknown - 62 F



AB 41
R 13
H 14
RBI 12
BB 4
SO 4
LOB 16

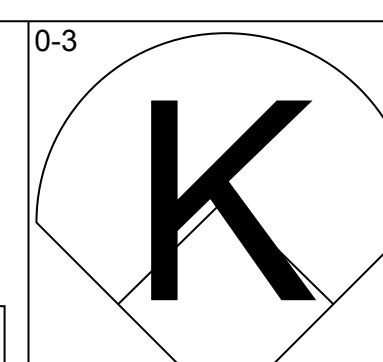
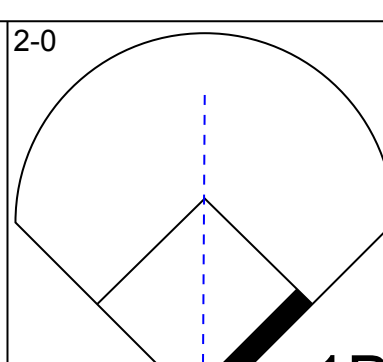
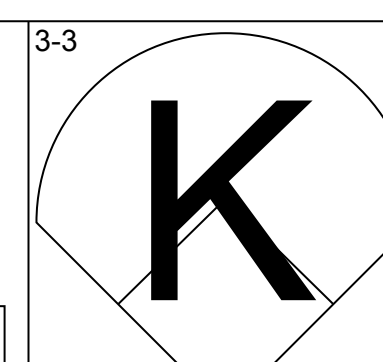
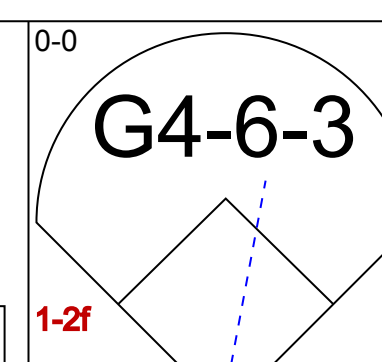
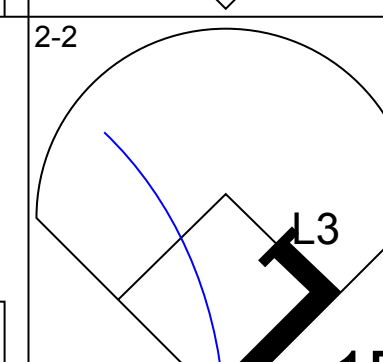
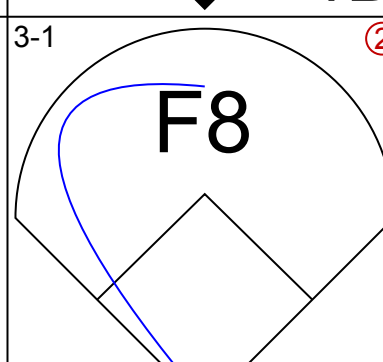
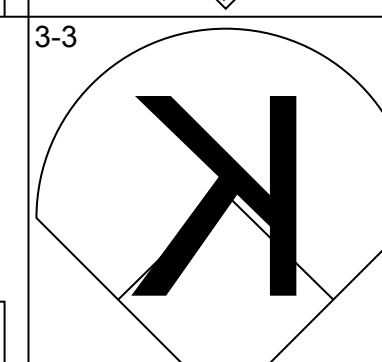
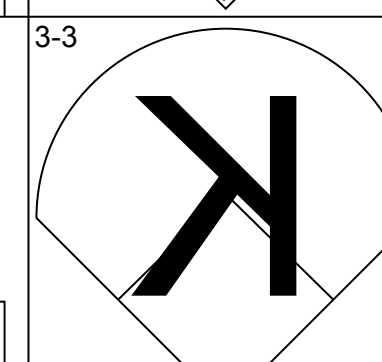
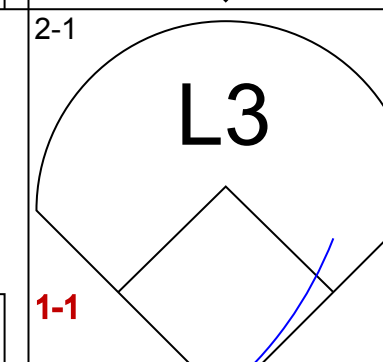
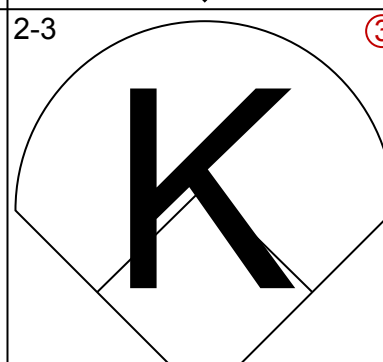
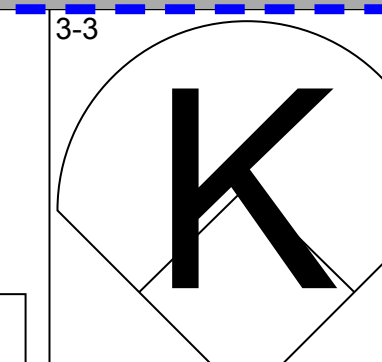
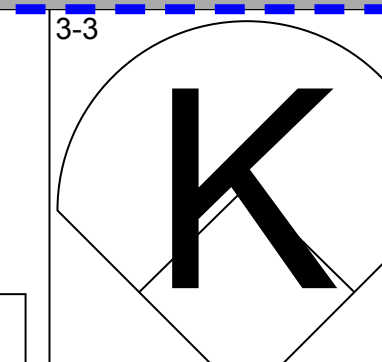
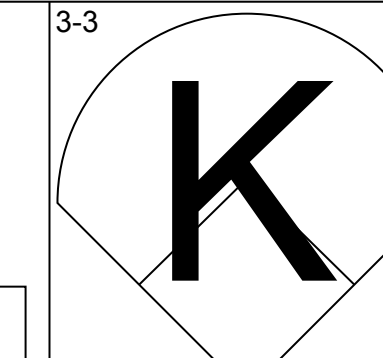
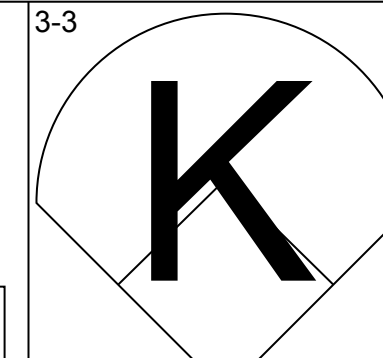
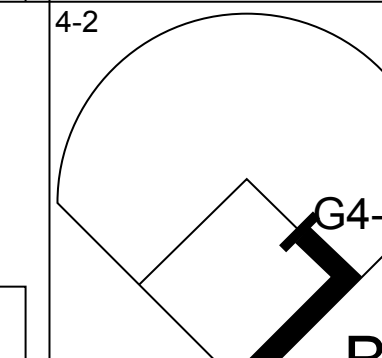
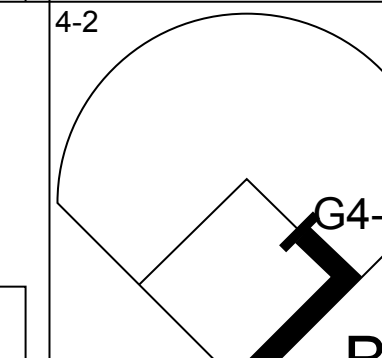
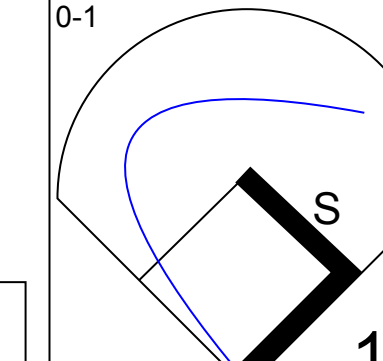
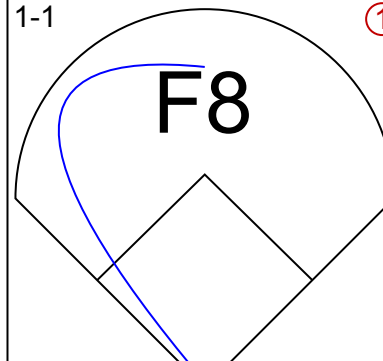
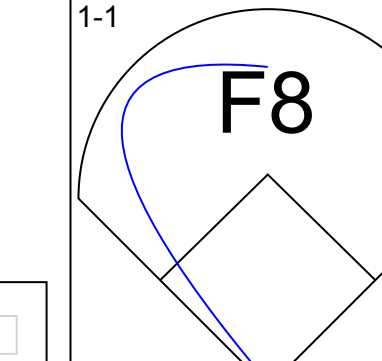
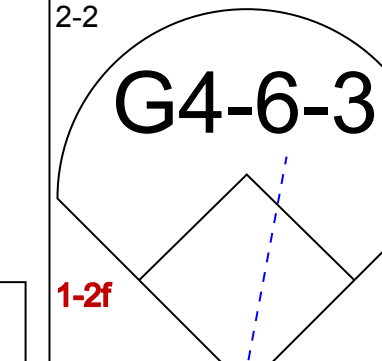

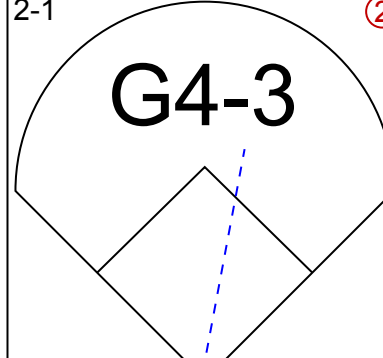
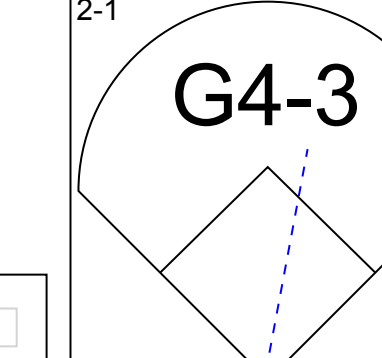
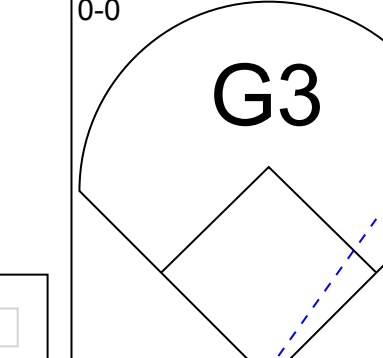
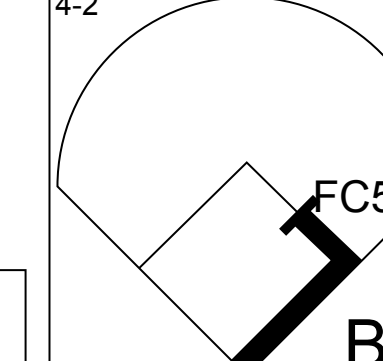
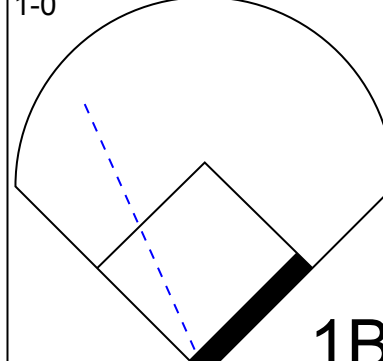
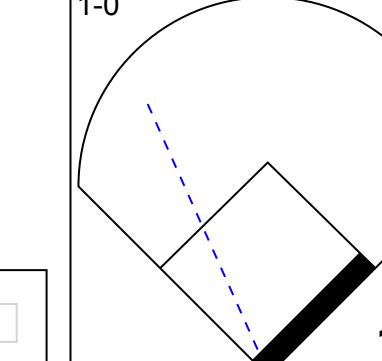
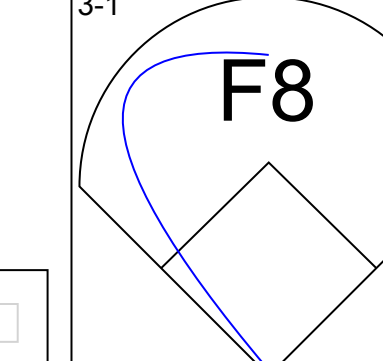

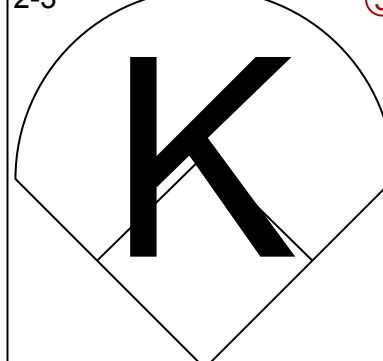
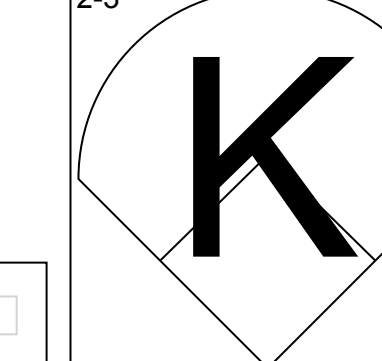
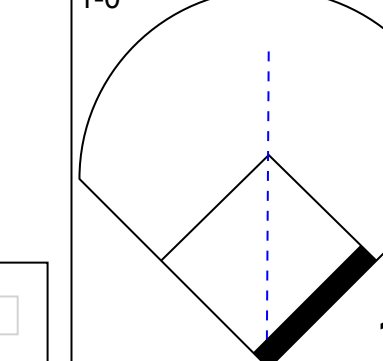
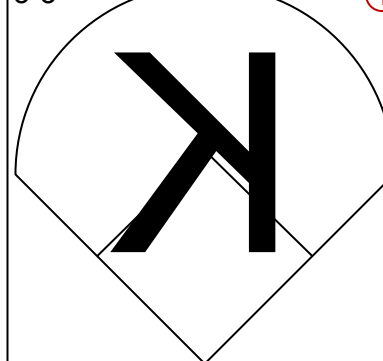
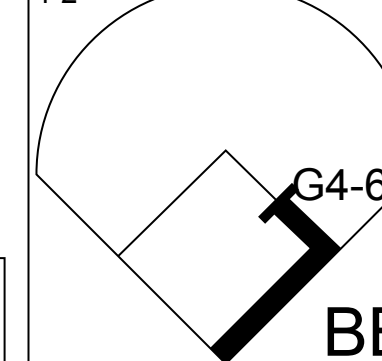
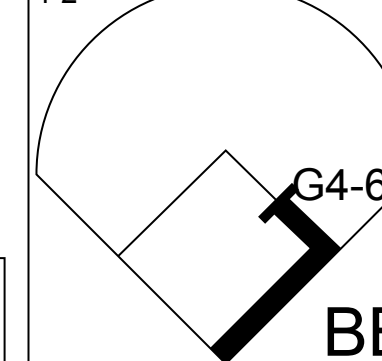
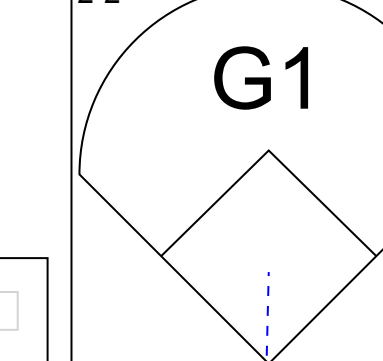
Batter	1	2	3	4	5	6	7	8	9	AB	R	H	RBI	BB	SO	LOB	BOTTOM					
Scott Brosius, R OBP: 0.354, SLG: 0.475	0-0 HR	0-2 P5		1-1 G5-3		2-0 G6-3		0-1 P5		5	1	1	2	0	0	2						
Jose Herrera, L OBP: 0.298, SLG: 0.310	3-2 G4-3		1-2 F9	3-1 G3-1		0-1 G3-1		2-2 G6-3		5	0	0	0	0	0	2						
Brent Gates, S OBP: 0.307, SLG: 0.342	4-0 1B		2-0 BB		3-1 2B	1-1 F8		1-1 F8		4	2	2	0	1	0	1						
Geronimo Berroa, R OBP: 0.357, SLG: 0.454	1-0 1B		4-2 2B		2-2 L4		1-2 F7		4-1 BB	3	0	1	0	2	0	1						
Jason Giambi, L OBP: 0.407, SLG: 0.467	1-3 1B		1-2 BB		0-1 F7		1-1 HR		1-0 F9	3	1	2	3	0	0	1						
George Williams, S OBP: 0.382, SLG: 0.538			1-3 2B							1	0	0	0	0	0	1						
Craig Paquette, R OBP: 0.274, SLG: 0.469	3-1 1B		2-3 K		3-2 F9		1-2 1B		1-0 F7	5	0	2	0	0	1	4						
Stan Javier, S OBP: 0.323, SLG: 0.359	0-2 G3		1-3 K			0-0 1B	2-1 1B			4	1	2	0	0	1	4						
Mike Bordick, R OBP: 0.315, SLG: 0.321		0-2 1B		3-1 2B		0-0 2B	2-1 G6-4-3			2	0	2	0	0	0	0						
Mike Gallego, R OBP: 0.265, SLG: 0.224						1-3 1B	1-2 1B			2	1	1	0	0	0	2						
Eric Helfand, L OBP: 0.297, SLG: 0.250		2-2 G3-6-1		0-2 F7		2-0 G3-1		0-2 G4-3		4	0	1	1	0	0	2						
Inning Stats	R: 2 E: 0 K: 0 S: 11	H: 3 LOB: 2 BB: 1 P: 19	R: 0 E: 0 K: 0 S: 9	H: 1 LOB: 0 BB: 0 P: 11	R: 1 E: 0 K: 2 S: 15	H: 2 LOB: 2 BB: 1 P: 25	R: 0 E: 0 K: 0 S: 9	H: 1 LOB: 1 BB: 0 P: 16	R: 0 E: 0 K: 0 S: 14	H: 1 LOB: 1 BB: 0 P: 22	R: 2 E: 0 K: 0 S: 8	H: 3 LOB: 1 BB: 0 P: 13	R: 1 E: 0 K: 0 S: 14	H: 3 LOB: 1 BB: 0 P: 21	R: 0 E: 0 K: 0 S: 8	H: 0 LOB: 0 BB: 0 P: 10	R: 0 E: 0 K: 0 S: 5	H: 0 LOB: 1 BB: 1 P: 12	1B: 8 2B: 4 3B: 0 HR: 2	SF: 1 SAC: 0 DP: 2 HBP: 0	WP: 0 PB: 0 SB: 0 CS: 0	PA: 42
PITCHER	IP	WLS	BF	H	R	ER	SO	BB	IBB	HBP	BLK	WP	HR	S	P	ERA	WHIP					
Erik Hanson, R ERA: 3.76	6.1	W	32	12	6	6	2	2	0	0	0	0	2	73	115	8.53	2.211					
Vaughn Eshelman, L ERA: 5.23	2.2		10	2	0	0	0	1	0	0	0	0	0	20	34	0.00	1.125					

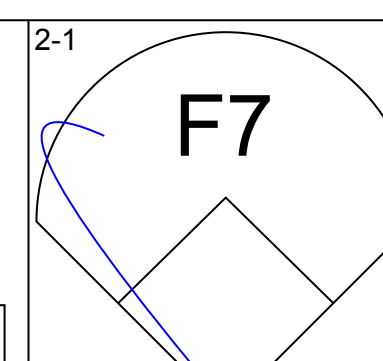
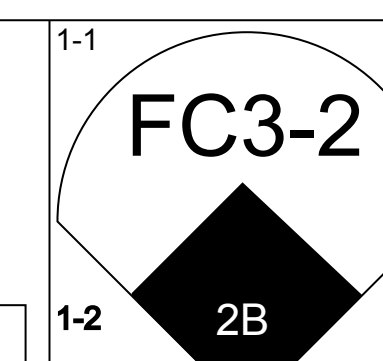
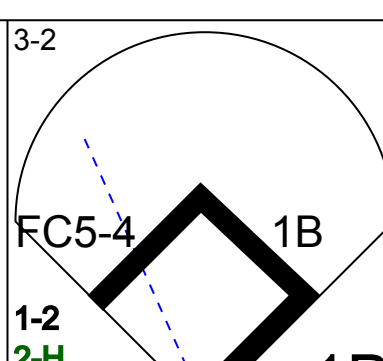
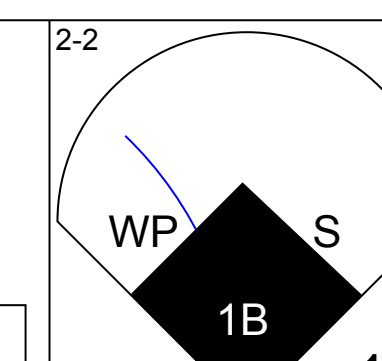
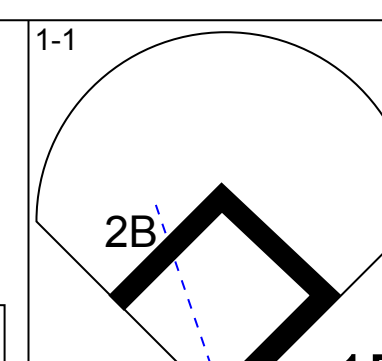
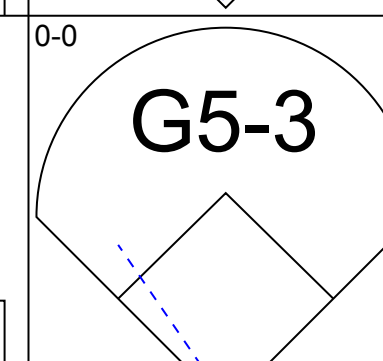
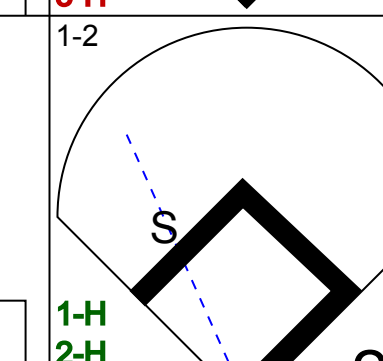
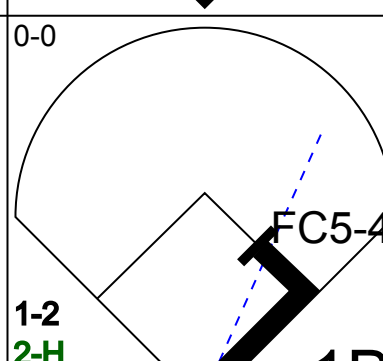
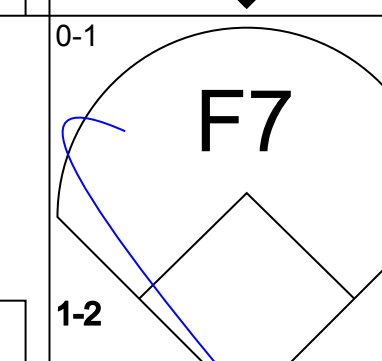
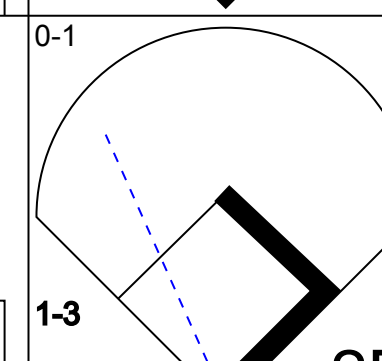
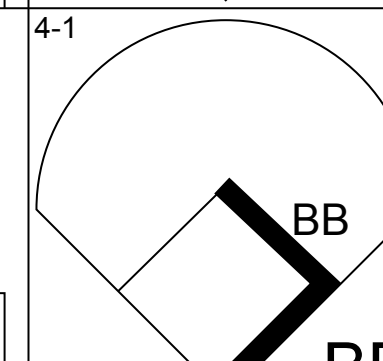
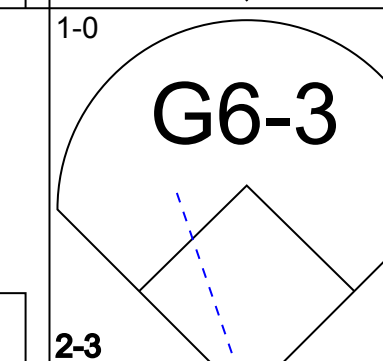
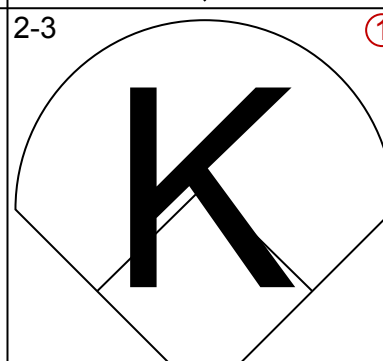
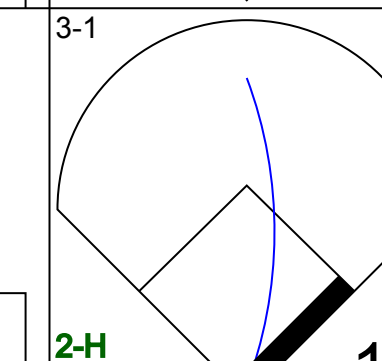
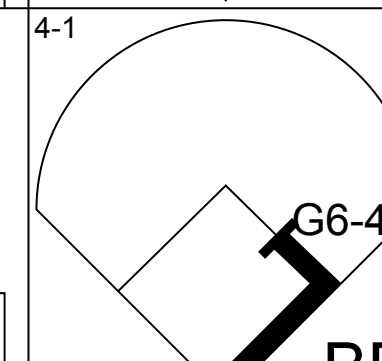

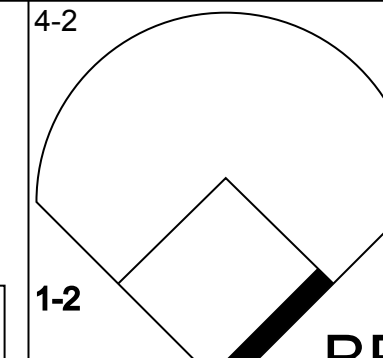
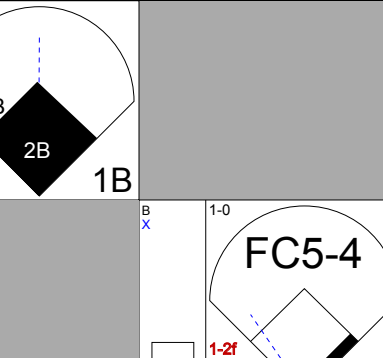

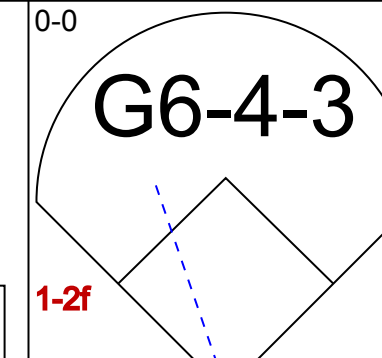
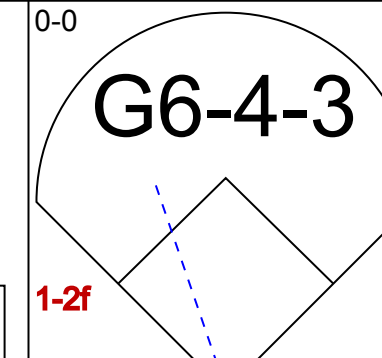
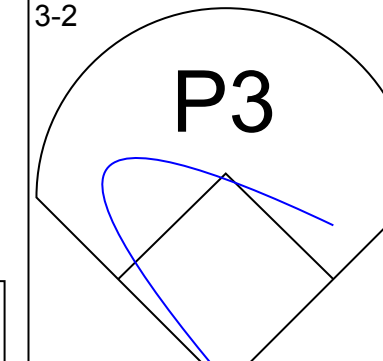
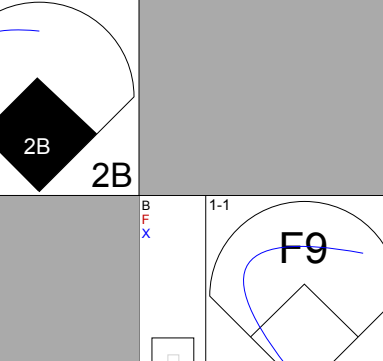
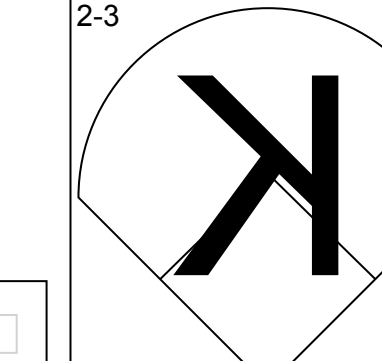
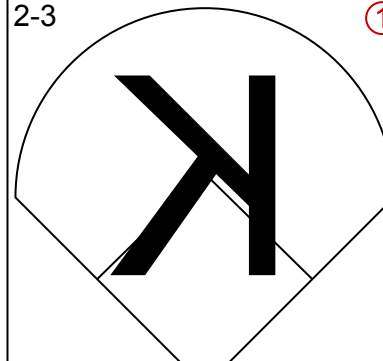
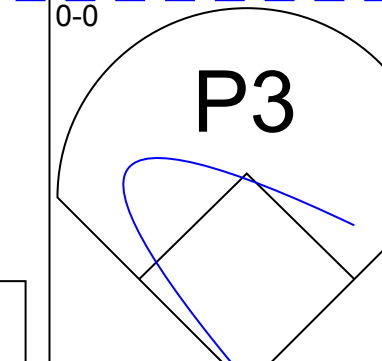
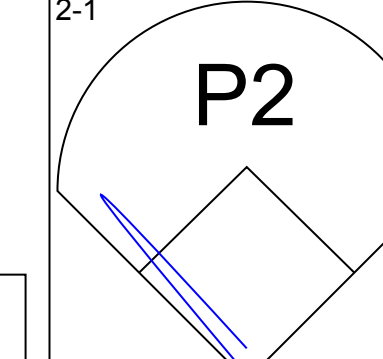
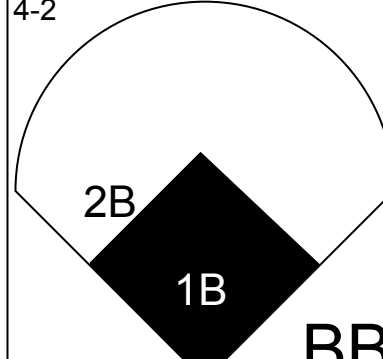
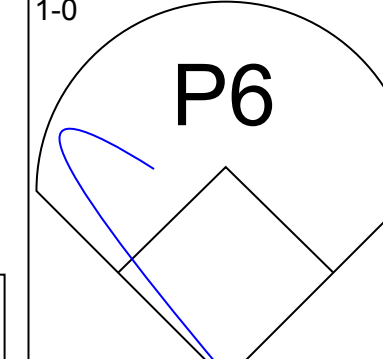
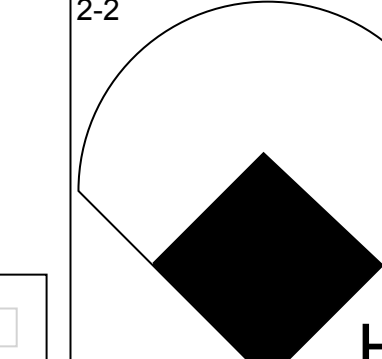
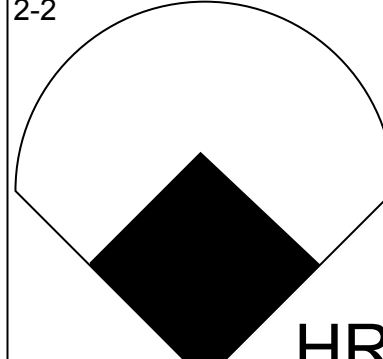
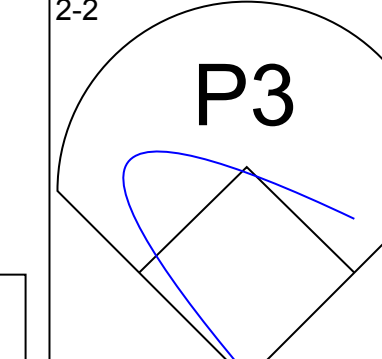
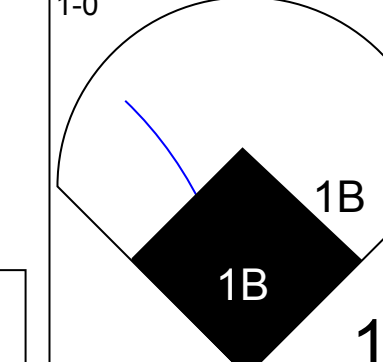
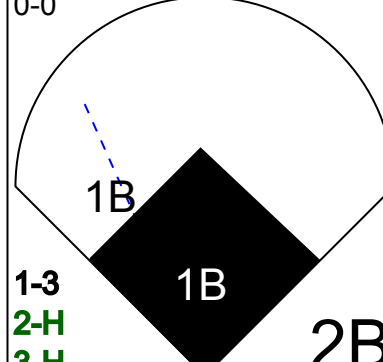
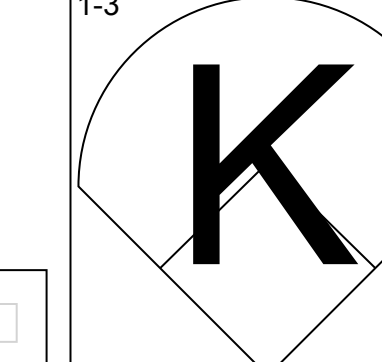
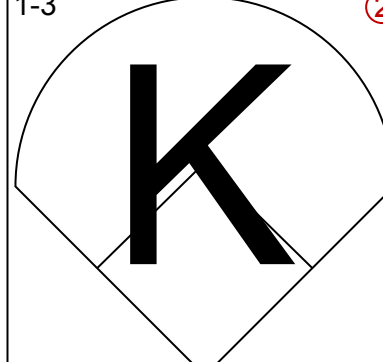
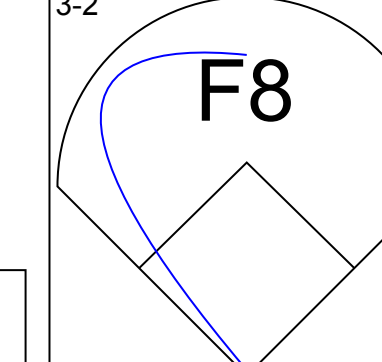
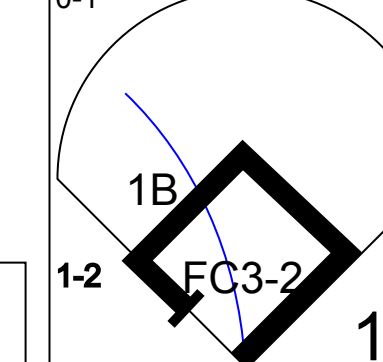
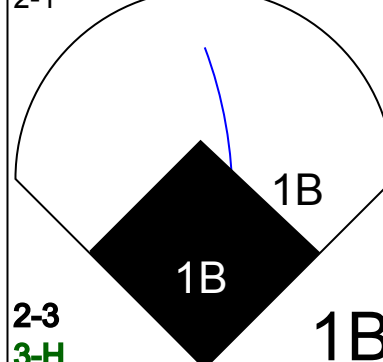
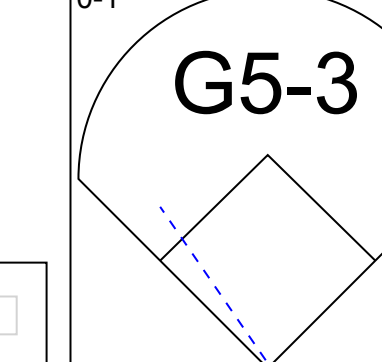
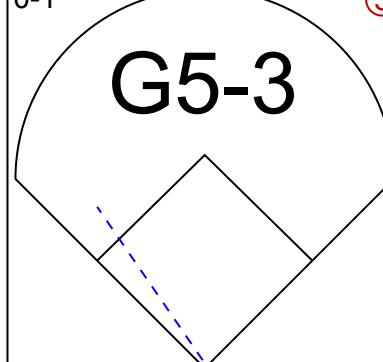
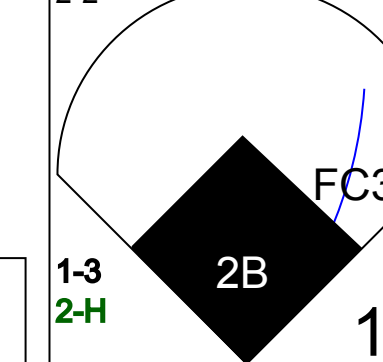
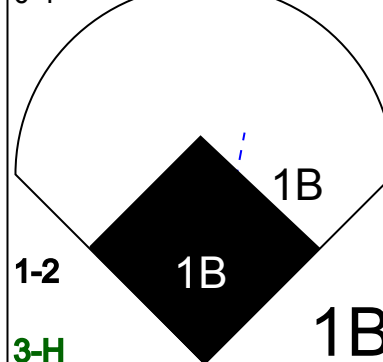

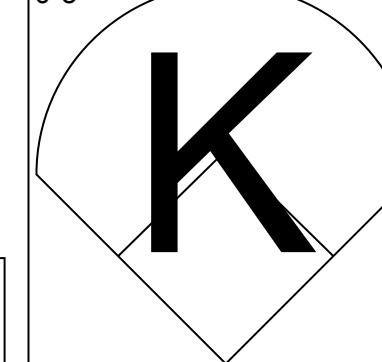
Boston Red Sox @ Oakland Athletics
Oakland-Alameda County Coliseum, Oakland, CA

Thu Aug 24 1995, 7:05 PM PDT
Att: 13,922 - Unknown - 62 F



AB 38
R 6
H 14
RBI 6
BB 3
SO 2
LOB 20

Batter	1	2	3	4	5	6	7	8	9	AB	R	H	RBI	BB	SO	LOB	TOP			
Willie McGee, S OBP: 0.328, SLG: 0.434 (1, 8)										4	0	1	0	0	2	1	Boston Red Sox @ Oakland Athletics Oakland-Alameda County Coliseum, Oakland, CA Sat Aug 26 1995, 3:33 AM PDT Att: 23,177 - Sunny - 68 F			
John Valentin, R OBP: 0.393, SLG: 0.523 (1, 6)										4	0	2	0	0	1	1				
Mo Vaughn, L OBP: 0.388, SLG: 0.567 (1, 3)										4	0	0	0	0	2	3				
Jose Canseco, R OBP: 0.388, SLG: 0.586 (1, 10)										3	0	0	0	1	2	0				
Mike Greenwell, L OBP: 0.356, SLG: 0.453 (1, 7)										4	1	2	0	0	0	1				
Troy O'Leary, L OBP: 0.371, SLG: 0.525 (1, 9)										4	1	1	0	0	1	1				
Tim Lincecum, R OBP: 0.426, SLG: 0.453 (1, 5)										3	1	2	0	1	0	0				
Mike MacFarlane, R OBP: 0.334, SLG: 0.424 (1, 2)										4	1	2	4	0	1	3				
Luis Alicea, S OBP: 0.372, SLG: 0.375 Chris Donnels, L OBP: 0.314, SLG: 0.333 (7, 4)										2	0	0	0	1	1	0				
Inning Stats	R: 0 E: 0 K: 1 S: 8	H: 1 LOB: 0 BB: 0 P: 12	R: 0 E: 0 K: 2 S: 13	H: 1 LOB: 2 BB: 1 P: 24	R: 0 E: 0 K: 2 S: 11	H: 1 LOB: 1 BB: 0 P: 21	R: 4 E: 0 K: 2 S: 14	H: 4 LOB: 0 BB: 0 P: 23	R: 0 E: 0 K: 1 S: 7	H: 1 LOB: 0 BB: 0 P: 12	R: 0 E: 0 K: 1 S: 7	H: 0 LOB: 1 BB: 1 P: 14	R: 0 E: 0 K: 1 S: 8	H: 0 LOB: 0 BB: 1 P: 17	R: 0 E: 0 K: 0 S: 7	H: 1 LOB: 1 BB: 0 P: 13		1B: 9 2B: 1 3B: 0 HR: 1	SF: 0 SAC: 0 DP: 4 HBP: 0	WP: 0 PB: 0 SB: 1 CS: 0
PITCHER	IP	WLS	BF	H	R	ER	SO	BB	IBB	HBP	BLK	WP	HR	S	P	ERA	WHIP			
Todd Stottlemyre, R ERA: 4.15 (8, 1)	7.0	W	29	9	4	4	9	2	0	0	0	0	1	68	120	5.14	1.571			
Mike Mohler, L ERA: 3.95 (9, 1)	1.0		3	0	0	0	1	1	0	0	0	0	0	8	17	0.00	1.000			
John Briscoe, R ERA: 11.91 (9, 1)	1.0		4	1	0	0	0	0	0	0	0	0	0	7	13	0.00	1.000			

Batter	1	2	3	4	5	6	7	8	9	AB	R	H	RBI	BB	SO	LOB	BOTTOM			
Rickey Henderson, R OBP: 0.406, SLG: 0.443 Mike Gallego, R OBP: 0.232, SLG: 0.236 (8, 4)										5	2	3	1	0	0	2	Boston Red Sox @ Oakland Athletics Oakland-Alameda County Coliseum, Oakland, CA Sat Aug 26 1995, 3:33 AM PDT Att: 23,177 - Sunny - 68 F			
Stan Javier, S OBP: 0.330, SLG: 0.374 (8, 7)										5	0	3	3	0	0	1				
Brent Gates, S OBP: 0.311, SLG: 0.342 Jose Herrera, L OBP: 0.298, SLG: 0.310 (7, PR)										3	0	1	1	2	1	3				
Mark McGwire, R OBP: 0.438, SLG: 0.654 (1, 10)										4	1	1	0	1	0	6				
Geromimo Berroa, R OBP: 0.356, SLG: 0.453 Jason Giambi, L OBP: 0.407, SLG: 0.467 (9, 3)										5	1	1	0	0	1	4				
Scott Brosius, R OBP: 0.356, SLG: 0.500 (9, 9)										4	2	1	1	1	0	0				
Craig Paquette, R OBP: 0.277, SLG: 0.473 (1, 5)										5	2	2	2	0	2	0				
Mike Bordick, R OBP: 0.314, SLG: 0.319 (1, 6)										4	1	2	1	0	0	0				
Eric Helfand, L OBP: 0.308, SLG: 0.265 (1, 2)										4	2	2	2	0	2	0				
Inning Stats	R: 0 E: 0 K: 0 S: 9	H: 0 LOB: 2 BB: 2 P: 22	R: 3 E: 0 K: 0 S: 15	H: 4 LOB: 1 BB: 0 P: 23	R: 6 E: 0 K: 1 S: 20	H: 7 LOB: 2 BB: 1 P: 34	R: 0 E: 0 K: 1 S: 7	H: 0 LOB: 0 BB: 0 P: 9	R: 1 E: 0 K: 2 S: 14	H: 1 LOB: 1 BB: 0 P: 19	R: 0 E: 0 K: 1 S: 9	H: 2 LOB: 3 BB: 1 P: 14	R: 0 E: 0 K: 0 S: 7	H: 0 LOB: 0 BB: 0 P: 12	1B: 11 2B: 4 3B: 0 HR: 1	SF: 0 SAC: 0 DP: 1 HBP: 0		WP: 1 PB: 0 SB: 2 CS: 0	PA: 43	
PITCHER	IP	WLS	BF	H	R	ER	SO	BB	IBB	HBP	BLK	WP	HR	S	P	ERA	WHIP			
Zane Smith, L ERA: 5.68 (1, 1)	2.0	L	15	6	6	6	0	3	0	0	0	0	0	29	55	27.00	4.500			
Mike Maddux, R ERA: 4.5 (3, 1)	4.0		20	8	5	5	5	0	0	0	0	1	1	48	69	11.25	2.000			
Eric Gunderson, L ERA: 2.9 (7, 1)	1.0		5	2	0	0	1	1	0	0	0	0	0	9	14	0.00	3.000			
Mike Stanton, L ERA: 5.04 (8, 1)	1.0		3	0	0	0	0	0	0	0	0	0	0	7	12	0.00	0.000			

AB	33
R	4
H	10
RBI	4
BB	3
SO	10
LOB	11



Batter	1	2	3	4	5	6	7	8	9	AB	R	H	RBI	BB	SO	LOB	TOP					
Willie McGee, S OBP: 0.321, SLG: 0.424	G4-3		K		G4-3			SH5-3		3	0	0	0	0	1	2	Boston Red Sox @ Oakland Athletics Oakland-Alameda County Coliseum, Oakland, CA Sun Aug 27 1995, 3:33 AM PDT Att: 24,220 - Sunny - 64 F					
John Valentin, R OBP: 0.394, SLG: 0.523	F9		F9							4	0	2	1	0	0	1						
Mo Vaughn, L OBP: 0.385, SLG: 0.562	K				F8					4	0	0	0	0	1	2						
Jose Canseco, R OBP: 0.386, SLG: 0.581					K					4	0	1	0	0	2	0						
Mike Greenwell, L OBP: 0.355, SLG: 0.458	F7									4	1	1	1	0	0	1						
Tim Lincecum, R OBP: 0.422, SLG: 0.448	G6-4-3				F8					4	0	0	0	0	0	2						
Troy O'Leary, L OBP: 0.371, SLG: 0.523										3	1	1	0	0	1	0						
Bill Haselman, R OBP: 0.333, SLG: 0.387										3	1	2	1	0	0	0						
Luis Alicaia, S OBP: 0.374, SLG: 0.383										1	1	1	1	1	0	0						
Inning Stats	R: 0 E: 0 K: 1 S: 9	H: 0 LOB: 0 BB: 0 P: 14	R: 0 E: 0 K: 0 S: 12	H: 1 LOB: 0 BB: 0 P: 17	R: 0 E: 0 K: 1 S: 11	H: 2 LOB: 1 BB: 0 P: 14	R: 1 E: 0 K: 1 S: 9	H: 1 LOB: 0 BB: 0 P: 16	R: 0 E: 0 K: 1 S: 11	H: 1 LOB: 1 BB: 0 P: 15	R: 0 E: 0 K: 1 S: 8	H: 1 LOB: 0 BB: 0 P: 12	R: 0 E: 0 K: 0 S: 4	H: 0 LOB: 0 BB: 0 P: 6	R: 2 E: 0 K: 0 S: 8	H: 2 LOB: 0 BB: 1 P: 18	R: 0 E: 1 K: 0 S: 7	H: 0 LOB: 0 BB: 0 P: 11	1B: 4 2B: 2 3B: 1 HR: 2	SF: 1 SAC: 1 DP: 3 HBP: 0	WP: 0 PB: 0 SB: 0 CS: 1	PA: 33
PITCHER	IP	WLS	BF	H	R	ER	SO	BB	IBB	HBP	BLK	WP	HR	S	P	ERA	WHIP					
Todd Van Poppel, R ERA: 3.81	7.1	L	29	8	4	4	5	1	0	0	0	0	2	69	107	4.91	1.227					
Rick Honeycutt, L ERA: 2.02	0.2		1	0	0	0	0	0	0	0	0	0	0	3	5	0.00	0.000					
Jim Corsi, R ERA: 1.85	1.0	S	3	0	0	0	0	0	0	0	0	0	0	7	11	0.00	0.000					

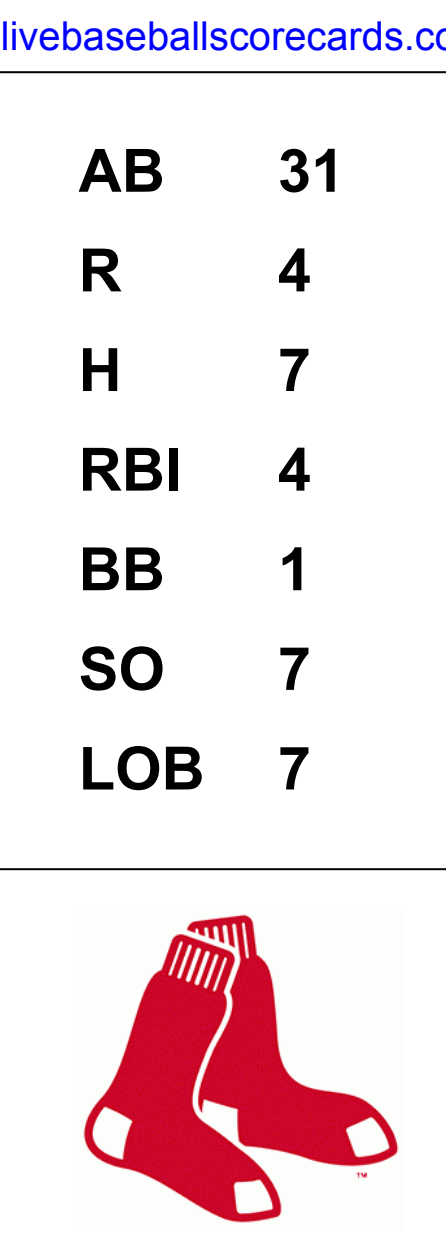
Batter	1	2	3	4	5	6	7	8	9	AB	R	H	RBI	BB	SO	LOB	BOTTOM					
Rickey Henderson, R OBP: 0.410, SLG: 0.444	E8		L3		G3					2	0	1	0	2	0	0	Boston Red Sox @ Oakland Athletics Oakland-Alameda County Coliseum, Oakland, CA Sun Aug 27 1995, 3:33 AM PDT Att: 24,220 - Sunny - 64 F					
Stan Javier, S OBP: 0.328, SLG: 0.371	L7-4		F7		G3					3	0	0	0	1	0	3						
Brent Gates, S OBP: 0.311, SLG: 0.342	G3				F8					4	0	1	0	0	1	3						
Geronimo Berroa, R OBP: 0.357, SLG: 0.456			FC6-4							4	1	2	0	0	0	2						
Jason Giambi, L OBP: 0.398, SLG: 0.454										4	0	0	0	0	0	3						
Scott Brosius, R OBP: 0.355, SLG: 0.495										3	0	0	0	1	1	1						
Craig Paquette, R OBP: 0.280, SLG: 0.473										4	0	2	1	0	1	1						
Mike Bordick, R OBP: 0.313, SLG: 0.318										4	0	1	0	0	0	3						
Eric Helfand, L OBP: 0.300, SLG: 0.257										2	0	0	0	0	1	2						
Mark McGwire, R OBP: 0.437, SLG: 0.651	K									1	0	0	0	0	0	1						
Inning Stats	R: 0 E: 1 K: 0 S: 9	H: 1 LOB: 0 BB: 0 P: 12	R: 1 E: 1 K: 1 S: 18	H: 2 LOB: 2 BB: 1 P: 32	R: 0 E: 0 K: 0 S: 8	H: 1 LOB: 1 BB: 0 P: 13	R: 0 E: 0 K: 0 S: 6	H: 0 LOB: 0 BB: 0 P: 7	R: 0 E: 0 K: 0 S: 10	H: 1 LOB: 2 BB: 1 P: 17	R: 0 E: 0 K: 1 S: 7	H: 1 LOB: 1 BB: 0 P: 11	R: 0 E: 0 K: 0 S: 4	H: 0 LOB: 0 BB: 1 P: 14	R: 0 E: 0 K: 1 S: 10	H: 0 LOB: 1 BB: 1 P: 18	R: 0 E: 0 K: 1 S: 11	H: 1 LOB: 0 BB: 0 P: 17	1B: 6 2B: 2 3B: 0 HR: 0	SF: 0 SAC: 1 DP: 1 HBP: 0	WP: 0 PB: 0 SB: 1 CS: 1	PA: 37
PITCHER	IP	WLS	BF	H	R	ER	SO	BB	IBB	HBP	BLK	WP	HR	S	P	ERA	WHIP					
Roger Clemens, R ERA: 4.37	7.0	W	29	6	1	1	2	4	0	0	0	0	0	64	112	1.29	1.429					
Stan Belinda, R ERA: 3.02	1.0		3	0	0	0	1	0	0	0	0	0	0	8	12	0.00	0.000					
Rick Aguilera, R ERA: 2.68	1.0	S	4	1	0	0	1	0	0	0	0	0	0	11	17	0.00	1.000					



Batter	1	2	3	4	5	6	7	8	9	AB	R	H	RBI	BB	SO	LOB	TOP					
Vince Coleman, S (1, 7) OBP: 0.345, SLG: 0.390	L8		G6-3						SH5-4	4	0	2	0	0	0	0	Seattle Mariners @ Boston Red Sox Fenway Park, Boston, MA Tue Aug 29 1995, 7:05 PM EDT Att: 31,328 - Unknown - 75 F					
Joey Cora, S (1, 4) OBP: 0.360, SLG: 0.378	G4-3		G6-3						L8-4	3	0	1	2	0	0							
Ken Griffey Jr., L (1, 8) OBP: 0.380, SLG: 0.470			G3							3	0	1	1	1	0							
Edgar Martinez, R (1, 10) OBP: 0.498, SLG: 0.652	K								L8-4	4	0	0	0	1	2	3						
Tino Martinez, L (1, 3) OBP: 0.369, SLG: 0.556										2	2	1	0	2	0	2						
Jay Buhner, R (1, 9) OBP: 0.350, SLG: 0.521	K									3	0	1	1	1	2	1						
Mike Blowers, R (1, 5) OBP: 0.341, SLG: 0.496										3	0	0	0	1	1	3						
Dan Wilson, R (1, 2) OBP: 0.327, SLG: 0.368										4	1	1	2	0	0	2						
Felix Fermin, R (1, 6) OBP: 0.250, SLG: 0.251										4	3	3	0	0	0	0						
Inning Stats	R: 0 E: 0 K: 1 S: 18	H: 1 LOB: 1 BB: 0 P: 24	R: 2 E: 0 K: 1 S: 12	H: 1 LOB: 0 BB: 1 P: 21	R: 0 E: 0 K: 0 S: 5	H: 0 LOB: 0 BB: 0 P: 9	R: 0 E: 0 K: 0 S: 10	H: 0 LOB: 1 BB: 0 P: 21	R: 1 E: 0 K: 0 S: 9	H: 2 LOB: 0 BB: 0 P: 15	R: 1 E: 0 K: 1 S: 10	H: 2 LOB: 2 BB: 1 P: 21	R: 1 E: 0 K: 0 S: 11	H: 2 LOB: 2 BB: 1 P: 24	R: 0 E: 0 K: 2 S: 10	H: 0 LOB: 0 BB: 0 P: 12		R: 1 E: 0 K: 0 S: 8	H: 2 LOB: 1 BB: 1 P: 16	1B: 8 2B: 2 3B: 0 HR: 1	SF: 2 SAC: 2 DP: 2 HBP: 0	WP: 0 PB: 0 SB: 0 CS: 0
PITCHER	IP	WLS	BF	H	R	ER	SO	BB	IBB	HBP	BLK	WP	HR	S	P	ERA	WHIP					
49 Tim Wakefield, R (1, 1) ERA: 2.51	6.0	L	28	8	5	5	3	4	0	0	0	0	1	67	116	7.50	2.000					
Eric Gunderson, L (7, 1) ERA: 2.51	1.0		4	0	0	0	0	0	1	0	0	0	0	8	19	0.00	0.000					
Joe Hudson, R (8, 1) ERA: 4.06	1.1		6	2	1	1	2	0	0	0	0	0	0	14	19	6.75	1.500					
Mike Stanton, L (9, 1) ERA: 4.94	0.2		2	0	0	0	0	1	0	0	0	0	0	4	9	0.00	1.500					

Batter	1	2	3	4	5	6	7	8	9	AB	R	H	RBI	BB	SO	LOB	BOTTOM					
Willie McGee, S (1, 8) OBP: 0.326, SLG: 0.434	L7									4	1	2	1	0	0	0	Seattle Mariners @ Boston Red Sox Fenway Park, Boston, MA Tue Aug 29 1995, 7:05 PM EDT Att: 31,328 - Unknown - 75 F					
John Valentin, R (1, 6) OBP: 0.391, SLG: 0.519	G5-3		P4							3	0	0	1	0	1	1						
Mo Vaughn, L (1, 3) OBP: 0.384, SLG: 0.559	G4-3		F7							4	0	1	1	0	0	1						
Jose Canseco, R (1, 10) OBP: 0.384, SLG: 0.584										4	1	1	0	0	0	1						
Mike Greenwell, L (1, 7) OBP: 0.354, SLG: 0.457										3	0	1	1	0	0	0						
Tim Lincecum, R (1, 5) OBP: 0.416, SLG: 0.443										4	0	0	0	0	3	1						
Troy O'Leary, L (1, 9) OBP: 0.374, SLG: 0.534										3	1	2	0	0	1	0						
Chris James, R (9, PH) OBP: 0.333, SLG: 0.408										1	0	0	0	0	0	1						
Mike Macfarlane, R (1, 2) OBP: 0.331, SLG: 0.419										3	0	0	0	0	2	2						
Luis Alicea, S (1, 4) OBP: 0.374, SLG: 0.380										2	1	0	0	1	0	0						
Inning Stats	R: 0 E: 0 K: 0 S: 5	H: 0 LOB: 0 BB: 0 P: 10	R: 1 E: 0 K: 2 S: 17	H: 2 LOB: 1 BB: 0 P: 23	R: 0 E: 0 K: 0 S: 9	H: 1 LOB: 1 BB: 0 P: 18	R: 0 E: 0 K: 0 S: 4	H: 0 LOB: 0 BB: 0 P: 7	R: 3 E: 0 K: 0 S: 13	H: 3 LOB: 1 BB: 1 P: 25	R: 0 E: 0 K: 2 S: 8	H: 0 LOB: 0 BB: 0 P: 11	R: 0 E: 0 K: 1 S: 12	H: 0 LOB: 0 BB: 0 P: 20	R: 0 E: 0 K: 1 S: 6	H: 0 LOB: 0 BB: 0 P: 8	R: 0 E: 0 K: 1 S: 7	H: 1 LOB: 0 BB: 0 P: 8	1B: 3 2B: 2 3B: 2 HR: 0	SF: 2 SAC: 0 DP: 1 HBP: 0	WP: 0 PB: 0 SB: 1 CS: 0	PA: 34
PITCHER	IP	WLS	BF	H	R	ER	SO	BB	IBB	HBP	BLK	WP	HR	S	P	ERA	WHIP					
Andy Benes, R (1, 1) ERA: 4.68	7.0	W	28	6	4	4	4	1	0	0	0	0	0	13	16	0.00	0.500					
Norm Charlton, L (8, 1) ERA: 4.22	2.0	S	6	1	0	0	2	0	0	0	0	0	0	13	16	0.00	0.500					


AB	30
R	6
H	10
RBI	6
BB	6
SO	5
LOB	11



Batter	1	2	3	4	5	6	7	8	9	AB	R	H	RBI	BB	SO	LOB	TOP					
Vince Coleman, S (1, 7) OBP: 0.349, SLG: 0.394	1-0 WP 1B 2B	1-0 E5 1B 1B	2-2 1B 1B		0-1 1B 1B		0-3 K	0-2 G4-3		6	2	3	0	0	1	2						
Luis Sojo, R (1, 6) OBP: 0.319, SLG: 0.390	0-0 G5-3	2-1 1B 1B	1-1 1B 1B		0-0 G4-6-3 1B			4-0 HR HBP BB	3-2 G3	5	2	3	1	1	0	1						
Ken Griffey Jr., L (1, 8) OBP: 0.373, SLG: 0.453	2-1 2B 1B	4-0 G1-3 1B BB	0-3 K		0-0 G4-6-3 1B			3-2 P2	1-2 2B	4	1	1	1	1	1	5						
Rich Amaral, R (8, 8) OBP: 0.341, SLG: 0.372										1	0	1	0	0	0	0						
Edgar Martinez, R (1, 10) OBP: 0.501, SLG: 0.661	1-1 1H 2B	2-0 G1-3 1B			1-2 PB G1-2-3 1B			3-2 HR HBP	1-2 L6	4	1	3	3	0	0	0						
Chris Widger, R (9, PH) OBP: 0.287, SLG: 0.293										1	0	0	0	0	0	1						
Jay Buhner, R (1, 9) OBP: 0.351, SLG: 0.529	2-1 F8	2-1 G1-3			0-2 PB 1B			3-1 HR	1-2 P3	6	1	2	3	0	0	4						
Mike Blowers, R (1, 5) OBP: 0.344, SLG: 0.494	0-0 G3-1	4-2 BB			0-3 K			1-1 HR		3	1	1	0	2	1	3						
Tino Martinez, L (1, 3) OBP: 0.371, SLG: 0.560					4-0 IBB			4-2 E 1B BB	2-2 E7 1B FC6-4	4	1	1	0	1	1	5						
Dan Wilson, R (1, 2) OBP: 0.331, SLG: 0.373		1-1 E 1B 1B	0-1 L4-3 1B		0-1 G1-2-3			2-3 K	0-0 FC6-4 1B	5	1	3	1	0	1	3						
Felix Fermin, R (1, 4) OBP: 0.245, SLG: 0.246	1-0 E 1B 1B	2-1 L4-3			1-2 G1-3			0-1 G1-3	0-0 FC6-4	5	1	1	1	0	0	2						
Inning Stats	R: 2 E: 0 K: 0 S: 9	H: 3 LOB: 1 BB: 0 P: 15	R: 4 E: 1 K: 0 S: 14	H: 5 LOB: 3 BB: 2 P: 33	R: 0 E: 0 K: 1 S: 12	H: 3 LOB: 2 BB: 0 P: 17	R: 0 E: 0 K: 1 S: 11	H: 2 LOB: 2 BB: 1 P: 16	R: 0 E: 0 K: 1 S: 7	H: 2 LOB: 1 BB: 0 P: 8	R: 0 E: 0 K: 2 S: 10	H: 1 LOB: 1 BB: 0 P: 13	R: 0 E: 0 K: 2 S: 10	H: 0 LOB: 0 BB: 0 P: 12	R: 5 E: 1 K: 0 S: 24	H: 2 LOB: 1 BB: 2 P: 43	R: 0 E: 0 K: 0 S: 16	H: 1 LOB: 1 BB: 0 P: 22	1B: 15 2B: 4 3B: 0 HR: 1	SF: 0 SAC: 0 DP: 3 HBP: 1	WP: 1 PB: 1 CS: 0	PA: 50
PITCHER	IP WLS BF H R ER SO BB IBB HBP BLK WP HR S P ERA WHIP																					
Rheal Cormier, L (1, 1) ERA: 3.92	1.1 L 12 7 6 5 0 1 0 0 0 0 1 0 17 33 33.75 6.000																					
Joe Hudson, R (2, 1) ERA: 3.53	3.2 18 8 0 0 2 1 1 0 0 0 0 0 36 56 0.00 2.455																					
Eric Gunderson, L (6, 1) ERA: 3.12	2.1 10 1 2 2 3 1 0 1 0 0 0 0 27 43 7.71 0.857																					
Mike Stanton, L (8, 1) ERA: 4.96	1.2 10 3 3 1 0 1 0 0 0 0 0 1 32 47 5.40 2.400																					

Seattle Mariners @ Boston Red Sox
Fenway Park, Boston, MA
Thu Aug 31, 1995, 7:05 PM EDT
Att: 30,627 - Unknown - 78 F


AB 44
R 11
H 19
RBI 10
BB 5
SO 5
LOB 26



Batter	1	2	3	4	5	6	7	8	9	AB	R	H	RBI	BB	SO	LOB	BOTTOM					
Willie McGee, S (1, 8) OBP: 0.312, SLG: 0.407	2-2 G4-3	0-0 G5-3		1-1 G4-3		2-2 G3			4-2 L1-3 BB	4	0	0	0	1	0	3						
John Valentin, R (1, 6) OBP: 0.390, SLG: 0.524	2-0 F9		4-2 BB 1B BB		0-1 L7		2-0 HR		2-1 L1-3	3	1	1	1	1	0	0						
Carlos Rodriguez, S (9, 6) OBP: 0.305, SLG: 0.323										1	0	0	0	0	0	1						
Mo Vaughn, L (1, 3) OBP: 0.385, SLG: 0.558	1-0 2B		2-0 F7		2-0 1B 1B		0-2 G6-3			4	1	2	0	0	0	1						
Chris Donnels, L (9, 3) OBP: 0.305, SLG: 0.323										0	0	0	0	0	0	0						
Jose Canseco, R (1, 10) OBP: 0.389, SLG: 0.591	2-2 2B		0-3 K		3-2 F9		3-2 F7			4	0	1	1	0	1	2						
Troy O'Leary, L (1, 9) OBP: 0.382, SLG: 0.541	1-3 K		0-0 BB 1B		1-2 1B		1-1 F8			4	0	2	0	0	1	1						
Tim Lincecum, R (1, 5) OBP: 0.420, SLG: 0.443		1-0 2B 1B	4-1 BB		2-3 K			2-1 G4-3		3	0	1	0	1	1	2						
Matt Stairs, L (1, 7) OBP: 0.338, SLG: 0.469		1-1 L9	1-0 F7			0-0 2B		0-1 F7		4	0	1	0	0	0	4						
Mike Macfarlane, R (1, 2) OBP: 0.328, SLG: 0.414		2-3 K			0-0 G6-3		1-2 P4		0-0 G1-3	4	0	0	0	0	1	2						
Luis Alicaia, S (1, 4) OBP: 0.372, SLG: 0.381		1-0 2B			1-2 G3		0-0 F8		1-2 F9	4	0	1	0	0	0	1						
Inning Stats	R: 1 E: 0 K: 1 S: 11	H: 2 LOB: 1 BB: 0 P: 19	R: 0 E: 0 K: 1 S: 9	H: 2 LOB: 2 BB: 0 P: 14	R: 0 E: 0 K: 1 S: 10	H: 1 LOB: 3 BB: 2 P: 21	R: 0 E: 0 K: 0 S: 6	H: 0 LOB: 0 BB: 0 P: 8	R: 0 E: 0 K: 1 S: 12	H: 2 LOB: 2 BB: 0 P: 20	R: 0 E: 0 K: 0 S: 11	H: 1 LOB: 1 BB: 0 P: 14	R: 1 E: 0 K: 0 S: 11	H: 1 LOB: 0 BB: 0 P: 17	R: 0 E: 0 K: 0 S: 5	H: 0 LOB: 0 BB: 0 P: 7	R: 0 E: 0 K: 0 S: 8	H: 0 LOB: 0 BB: 1 P: 15	1B: 4 2B: 5 3B: 0 HR: 1	SF: 0 SAC: 0 DP: 1 HBP: 0	WP: 0 PB: 0 CS: 0	PA: 38
PITCHER	IP WLS BF H R ER SO BB IBB HBP BLK WP HR S P ERA WHIP																					
Bob Wolcott, R (1, 1) ERA: 5.02	6.0 W 29 6 2 2 4 2 0 0 0 0 0 1 60 99 3.00 1.833																					
Lee Guetterman, L (7, 1) ERA: 6.75	3.0 S 9 0 0 0 0 1 0 0 0 0 0 0 23 36 0.00 0.333																					

Seattle Mariners @ Boston Red Sox
Fenway Park, Boston, MA
Thu Aug 31, 1995, 7:05 PM EDT
Att: 30,627 - Unknown - 78 F

AB 35
R 2
H 9
RBI 2
BB 3
SO 4
LOB 17




Batter	1	2	3	4	5	6	7	8	9	AB	R	H	RBI	BB	SO	LOB	TOP										
Tony Phillips, S OBP: 0.398, SLG: 0.467 (1, 5)	G6-3		K				FC4-6			3	0	0	0	2	1	2	California Angels @ Boston Red Sox Fenway Park, Boston, MA Fri Sep 01 1995, 7:05 PM EDT Att: 32,861 - Unknown - 81 F										
Spike Owen, S OBP: 0.236, SLG: 0.326 (1, 4)	K					F8	K		F8	5	0	1	0	0	2	5											
Jim Edmonds, L OBP: 0.360, SLG: 0.553 (1, 8)	K		K						K	5	0	0	0	0	4	3											
Chili Davis, S OBP: 0.448, SLG: 0.528 (1, 10)		1B							P5	5	2	3	0	0	0	2											
Tim Salmon, R OBP: 0.439, SLG: 0.618 (1, 9)		1B								3	1	1	0	1	0	2											
J.T. Snow, L OBP: 0.366, SLG: 0.468 (1, 3)	K									4	0	1	1	0	1	3											
16 Garret Anderson, L OBP: 0.371, SLG: 0.547 (1, 7)	G1-3									4	0	2	0	0	0	2											
Damon Easley, R OBP: 0.285, SLG: 0.294 (7, PH)										2	0	1	1	0	1	0											
Otlando Palmeiro, L OBP: 0.429, SLG: 0.429 (7, PH)										1	0	0	0	0	0	1											
Rod Correa, R OBP: 0.338, SLG: 0.381 (8, PH)										0	0	0	0	0	0	0											
Mike Aldrete, L OBP: 0.366, SLG: 0.427 (8, PH)										1	0	0	0	0	0	2											
Rene Gonzalez, R OBP: 0.333, SLG: 0.583 (8, 6)										0	0	0	0	0	0	0											
Jorge Fabregas, L OBP: 0.302, SLG: 0.319 (1, 2)	CS	G4-3								4	0	2	0	0	1	0											
Inning Stats	R: 0 E: 0 K: 2 S: 8	H: 0 LOB: 0 BB: 0 P: 13	R: 2 E: 1 K: 1 S: 11	H: 3 LOB: 0 BB: 2 P: 22	R: 0 E: 0 K: 2 S: 9	H: 1 LOB: 1 BB: 0 P: 15	R: 0 E: 0 K: 0 S: 6	H: 1 LOB: 1 BB: 0 P: 10	R: 0 E: 0 K: 0 S: 10	H: 0 LOB: 1 BB: 1 P: 14	R: 0 E: 0 K: 0 S: 10	H: 2 LOB: 2 BB: 1 P: 17	R: 1 E: 0 K: 1 S: 13	H: 3 LOB: 2 BB: 0 P: 21	R: 0 E: 0 K: 1 S: 10	H: 1 LOB: 2 BB: 1 P: 18	1B: 10 2B: 1 3B: 0 HR: 0	SF: 0 SAC: 0 DP: 0 HBP: 0	WP: 0 PB: 0 SB: 2 CS: 1	PA: 41							
PITCHER	IP	WLS	BF	H	R	ER	SO	BB	IBB	HBP	BLK	WP	HR	S	P	ERA	WHIP										
Roger Clemens, R ERA: 4.23	7.2	W	34	10	3	2	9	2	0	0	0	0	0	75	128	2.35	1.565										
Stan Belinda, R ERA: 2.92	8.1		6	1	0	0	1	1	0	0	0	0	0	12	21	0.00	1.500										

Batter	1	2	3	4	5	6	7	8	9	AB	R	H	RBI	BB	SO	LOB	BOTTOM										
Troy O'Leary, L OBP: 0.375, SLG: 0.536 (8, 9)	G3	G3								5	1	1	1	0	0	3	California Angels @ Boston Red Sox Fenway Park, Boston, MA Fri Sep 01 1995, 7:05 PM EDT Att: 32,861 - Unknown - 81 F										
John Valentin, R OBP: 0.392, SLG: 0.527 (1, 6)	2B		G6-3			F8				5	1	3	1	0	0	0											
Mo Vaughn, L OBP: 0.389, SLG: 0.564 (1, 3)	2B		1B			1B				4	3	3	1	1	1	2											
Jose Canseco, R OBP: 0.389, SLG: 0.589 (8, PR)	K		1B			F7				3	0	1	1	0	1	2											
Dwayne Hosey, S			1B			SF9				0	1	0	0	0	0	0											
Mike Greenwell, L OBP: 0.355, SLG: 0.460 (1, 7)	2B		G4-6-3			FC6-4				4	1	2	2	1	0	3											
Matt Stairs, L OBP: 0.333, SLG: 0.456 (1, 9)	K		G4-6-3			1B				4	1	1	1	0	1	3											
Willie McGee, S OBP: 0.316, SLG: 0.411 (8, 8)						3B				1	1	1	0	0	0	0											
Tim Lincecum, R OBP: 0.427, SLG: 0.458 (1, 5)		2B				1B				4	1	4	3	1	0	0											
Bill Haselman, R OBP: 0.328, SLG: 0.398 (1, 2)	G6-3					E5				5	0	0	0	0	1	6											
Luis Alica, S OBP: 0.373, SLG: 0.382 (1, 4)	F8					G1-6-3				5	1	2	0	0	0	5											
Inning Stats	R: 2 E: 0 K: 2 S: 16	H: 3 LOB: 1 BB: 0 P: 24	R: 0 E: 0 K: 0 S: 9	H: 1 LOB: 1 BB: 0 P: 16	R: 1 E: 0 K: 0 S: 14	H: 3 LOB: 1 BB: 0 P: 22	R: 0 E: 1 K: 0 S: 8	H: 1 LOB: 1 BB: 0 P: 11	R: 3 E: 0 K: 0 S: 12	H: 3 LOB: 1 BB: 1 P: 21	R: 1 E: 0 K: 0 S: 9	H: 2 LOB: 2 BB: 1 P: 20	R: 2 E: 1 K: 1 S: 13	H: 3 LOB: 2 BB: 1 P: 25	R: 2 E: 1 K: 1 S: 13	H: 2 LOB: 2 BB: 0 P: 20	1B: 12 2B: 5 3B: 1 HR: 0	SF: 1 SAC: 0 DP: 2 HBP: 1	WP: 1 PB: 1 SB: 0 CS: 0	PA: 45							
PITCHER	IP	WLS	BF	H	R	ER	SO	BB	IBB	HBP	BLK	WP	HR	S	P	ERA	WHIP										
Shawn Boskie, R ERA: 5.15	5.0	L	26	11	6	6	2	1	0	0	0	0	0	59	94	10.80	2.400										
Mark Holzemer, L ERA: 3.6	6.1		4	2	1	1	0	1	0	0	0	0	0	5	10	27.00	9.000										
Mike Bielecki, R ERA: 5.7	6.1		9	3	2	2	1	1	0	0	0	0	0	17	35	10.80	2.400										
John Habyan, R ERA: 3.84	8.1		6	2	2	1	1	0	0	1	0	0	0	13	20	9.00	2.000										

Batter	1	2	3	4	5	6	7	8	9	AB	R	H	RBI	BB	SO	LOB	TOP								
Tony Phillips, S OBP: 0.396, SLG: 0.464 (1, 5)	G6-3			1B	G4-3		K		F8	5	1	1	0	0	1	3									
Orlando Palmeiro, L OBP: 0.545, SLG: 0.945 (1, 8)	G6-3			2B		1B				4	2	3	0	0	0	0									
Tim Salmon, R OBP: 0.439, SLG: 0.619 (1, 9)	G5-3			SF8		1B				4	1	2	1	0	0	1									
Chili Davis, S OBP: 0.446, SLG: 0.526 (1, 10)				SF8		1B			F9	3	0	1	2	0	0	0									
J.T. Snow, L OBP: 0.363, SLG: 0.464 (1, 3)	G6-3			K					K	4	0	0	0	0	2	3									
16 Garret Anderson, L OBP: 0.366, SLG: 0.540 (1, 7)	G6-3			G4-3					K	4	0	0	0	0	1	3									
Rex Hudler, R Spike Owen, S OBP: 0.301, SLG: 0.330 (9, PH)				G6-3					K2-3	3	0	1	1	0	1	0									
Greg Myers, L OBP: 0.314, SLG: 0.418 (1, 2)				G1-3					SH1-4	3	0	0	0	0	0	2									
Damon Easley, R Mike Aldrete, L OBP: 0.364, SLG: 0.424 (9, PH)				G6-3					K2-3	3	0	2	0	0	0	0									
Inning Stats	R: 0 E: 0 K: 0 S: 8	H: 0 LOB: 0 BB: 0 P: 13	R: 0 E: 0 K: 0 S: 5	H: 0 LOB: 0 BB: 0 P: 11	R: 0 E: 0 K: 0 S: 9	H: 0 LOB: 0 BB: 0 P: 14	R: 2 E: 0 K: 1 S: 13	H: 3 LOB: 1 BB: 0 P: 23	R: 0 E: 0 K: 1 S: 9	H: 1 LOB: 1 BB: 0 P: 13	R: 2 E: 0 K: 0 S: 14	H: 4 LOB: 2 BB: 0 P: 19	R: 0 E: 0 K: 1 S: 11	H: 2 LOB: 1 BB: 0 P: 16	R: 0 E: 0 K: 2 S: 9	H: 0 LOB: 0 BB: 0 P: 13	R: 0 E: 0 K: 1 S: 7	H: 1 LOB: 1 BB: 0 P: 8	1B: 9 2B: 3 3B: 0 HR: 0	SF: 1 SAC: 1 DP: 1 HBP: 0	WP: 0 PB: 0 SB: 1 CS: 1	PA: 37			
PITCHER	IP	WLS	BF	H	R	ER	SO	BB	IBB	HBP	BLK	WP	HR	S	P	ERA	WHIP								
Zane Smith, L ERA: 5.72 (1, 1)	5.2	W	24	7	4	4	2	0	0	0	0	0	0	54	87	6.35	1.235								
Joe Hudson, R ERA: 3.47 (6, 1)	1.2		7	3	0	0	1	0	0	0	0	0	0	16	24	0.00	1.800								
Eric Gunderson, L ERA: 3.06 (8, 1)	0.2		2	0	0	0	2	0	0	0	0	0	0	8	11	0.00	0.000								
Rick Aguilera, R ERA: 2.96 (9, 1)	1.0	S	4	1	0	0	1	0	0	0	0	0	0	7	8	0.00	1.000								

California Angels @ Boston Red Sox
Fenway Park, Boston, MA
Sat Sep 02 1995, 3:33 AM EDT
Att: 32,867 - Sunny - 80 F

AB	35
R	4
H	11
RBI	4
BB	0
SO	6
LOB	13



Batter	1	2	3	4	5	6	7	8	9	AB	R	H	RBI	BB	SO	LOB	BOTTOM								
Willie McGee, S OBP: 0.314, SLG: 0.407 (9, 8)	G6-3			E6					K	4	1	1	0	0	1	2									
John Valentin, R OBP: 0.391, SLG: 0.527 (1, 6)	K			F9					F9	4	1	1	1	0	1	3									
Mo Vaughn, L OBP: 0.388, SLG: 0.564 (1, 3)	L7			K					F8	4	0	1	2	0	1	3									
Jose Canseco, R OBP: 0.387, SLG: 0.594 (1, 10)				K					F8	4	1	1	1	0	1	1									
Tim Lincecum, R OBP: 0.433, SLG: 0.464 (1, 5)				BB					G4-6-3	2	0	2	0	2	0	0									
Mike Greenwell, L OBP: 0.352, SLG: 0.455 (1, 7)	F7			F8					K	4	0	0	0	0	1	5									
Dwayne Hoesy, S Troy O'Leary, L OBP: 0.378, SLG: 0.534 (9, 9)	K			G4-3					L7	3	1	2	0	0	1	1									
Mike Macfarlane, R OBP: 0.324, SLG: 0.408 (1, 2)				K					F8	4	0	0	0	0	1	2									
Luis Alica, S OBP: 0.376, SLG: 0.384 (1, 4)				1B					G6-3	3	1	2	1	1	0	0									
Inning Stats	R: 0 E: 0 K: 1 S: 8	H: 0 LOB: 0 BB: 0 P: 10	R: 0 E: 0 K: 1 S: 6	H: 1 LOB: 1 BB: 0 P: 9	R: 3 E: 0 K: 2 S: 20	H: 4 LOB: 2 BB: 1 P: 35	R: 1 E: 1 K: 1 S: 14	H: 2 LOB: 2 BB: 0 P: 19	R: 1 E: 0 K: 1 S: 9	H: 2 LOB: 1 BB: 1 P: 21	R: 0 E: 0 K: 0 S: 9	H: 0 LOB: 0 BB: 0 P: 14	R: 0 E: 0 K: 0 S: 9	H: 1 LOB: 0 BB: 0 P: 15	R: 0 E: 0 K: 0 S: 9	H: 0 LOB: 0 BB: 0 P: 14	1B: 5 2B: 5 3B: 0 HR: 1	SF: 0 SAC: 0 DP: 2 HBP: 0	WP: 0 PB: 0 SB: 1 CS: 1	PA: 36					
PITCHER	IP	WLS	BF	H	R	ER	SO	BB	IBB	HBP	BLK	WP	HR	S	P	ERA	WHIP								
Mark Langston, L ERA: 4.43 (1, 1)	4.2	L	25	9	5	5	6	2	0	0	0	0	0	15	27	0.00	1.200								
Mike James, R ERA: 2.72 (5, 1)	1.2		7	1	0	0	1	1	0	0	0	0	0	4	6	0.00	0.000								
Bob Patterson, L ERA: 2.68 (7, 1)	0.2		1	0	0	0	0	0	0	0	0	0	0	4	6	0.00	0.000								
Troy Percival, R ERA: 1.5 (8, 1)	1.0		3	0	0	0	0	0	0	0	0	0	0	9	14	0.00	0.000								

California Angels @ Boston Red Sox
Fenway Park, Boston, MA
Sat Sep 02 1995, 3:33 AM EDT
Att: 32,867 - Sunny - 80 F

AB	33
R	5
H	10
RBI	5
BB	3
SO	7
LOB	17



Batter	1	2	3	4	5	6	7	8	9	AB	R	H	RBI	BB	SO	LOB	TOP										
Tony Phillips, S (1, 5) OBP: 0.394, SLG: 0.461 Rene Gonzales, R (5, 5) OBP: 0.308, SLG: 0.538	L7	P6			K		G5-4-3			3	0	0	0	0	1	4											
Orlando Palmeiro, L (1, 8) OBP: 0.467, SLG: 0.429	G3		G6-3					G3-1		3	0	0	0	1	0	0											
Tim Salmon, R (1, 9) OBP: 0.438, SLG: 0.615	K		K					1B		4	0	1	0	0	2	2											
Chili Davis, S (1, 10) OBP: 0.444, SLG: 0.522		G1-3	K					F8		3	0	0	0	1	1	1											
J.T. Snow, L (1, 3) OBP: 0.362, SLG: 0.462		HBP 1B 1B			P6			F9		4	1	1	0	0	0	2											
16 Garret Anderson, L (1, 7) OBP: 0.365, SLG: 0.536		1B HBP 1B			P2			F8		4	0	1	0	0	0	1											
Rex Hudler, R (1, 4) Mike Aldrete, L (9, PH) OBP: 0.361, SLG: 0.421		1B HBP			L8			G5-3		2	0	0	0	0	1	1											
Andy Allanson, R (1, 2) Greg Myers, L (9, PH) OBP: 0.313, SLG: 0.416		1B 2-3 3-H			K			K		2	0	1	1	1	1	0											
Damon Easley, R (1, 6) OBP: 0.286, SLG: 0.295		P3			E2			K		3	0	0	0	0	1	4											
Inning Stats	R: 0 E: 0 K: 1 S: 7	H: 0 LOB: 0 BB: 0 P: 9	R: 1 E: 0 K: 0 S: 12	H: 3 LOB: 3 BB: 0 P: 16	R: 0 E: 0 K: 2 S: 11	H: 0 LOB: 0 BB: 0 P: 16	R: 0 E: 0 K: 0 S: 6	H: 0 LOB: 0 BB: 0 P: 7	R: 0 E: 1 K: 2 S: 14	H: 0 LOB: 2 BB: 1 P: 26	R: 0 E: 0 K: 1 S: 9	H: 0 LOB: 0 BB: 1 P: 18	R: 0 E: 0 K: 1 S: 11	H: 0 LOB: 0 BB: 1 P: 15	R: 0 E: 0 K: 0 S: 8	H: 1 LOB: 1 BB: 0 P: 13	R: 0 E: 0 K: 1 S: 7	H: 0 LOB: 0 BB: 0 P: 7	1B: 4 2B: 0 3B: 0 HR: 0	SF: 0 SAC: 0 DP: 1 HBP: 1	WP: 0 PB: 0 SB: 1 CS: 0	PA: 35					
PITCHER	IP	WLS	BF	H	R	ER	SO	BB	IBB	HBP	BLK	WP	HR	S	P	ERA	WHIP										
49 Tim Wakefield, R (1, 1) ERA: 2.44	8.0	W	32	4	1	1	7	3	0	1	0	0	0	78	120	1.12	0.875										
Mike Maddux, R (9, 1) ERA: 4.35	1.0		3	0	0	0	1	0	0	0	0	0	0	7	7	0.00	0.000										

California Angels @ Boston Red Sox
Fenway Park, Boston, MA
Sun Sep 03 1995, 3:33 AM EDT
Att: 32,987 - Sunny - 76 F

AB 31
R 1
H 4
RBI 1
BB 3
SO 8
LOB 16



Batter	1	2	3	4	5	6	7	8	9	AB	R	H	RBI	BB	SO	LOB	BOTTOM										
Willie McGee, S (1, 9) OBP: 0.311, SLG: 0.406	G5-3		K	1B 2B		K		F9		5	1	1	1	0	2	1											
John Valentin, R (1, 6) OBP: 0.397, SLG: 0.529	1B HR BB		2B BB	HBP 1B		S 2B BB		1B		2	3	2	2	3	0	0											
Mo Vaughn, L (1, 3) OBP: 0.390, SLG: 0.567	K		1-H 2B	HBP		1-H 2B		L9		4	0	2	2	0	1	2											
Jose Canseco, R (1, 10) OBP: 0.388, SLG: 0.590	1B HR		HBP	F9		P3		K		4	1	1	0	0	1	4											
Tim Lincecum, R (1, 5) OBP: 0.433, SLG: 0.472	1B HR		P3			FC4-6 1B		G1-3		4	1	2	3	0	0	2											
Mike Greenwell, L (1, 7) OBP: 0.351, SLG: 0.453	G6-3		G3			FC4-6 FC4-6		1B		4	0	1	0	0	0	3											
Dwayne Hoesy, S (1, 8) OBP: 0.286, SLG: 0.429		K2-3			G5-3	FC4-6		K		4	0	0	0	0	2	2											
Mike Macfarlane, R (1, 2) OBP: 0.323, SLG: 0.410		G6-3			G4-3 2B 2B	P4		G5-3		4	1	1	0	0	0	2											
Luis Allicea, S (1, 4) OBP: 0.375, SLG: 0.385		F9			G4-3	L1		F9 1B 2B		4	1	1	0	0	0	1											
Inning Stats	R: 3 E: 0 K: 1 S: 15	H: 2 LOB: 1 BB: 1 P: 22	R: 0 E: 0 K: 1 S: 6	H: 0 LOB: 0 BB: 0 P: 8	R: 1 E: 0 K: 1 S: 12	H: 1 LOB: 2 BB: 1 P: 22	R: 2 E: 0 K: 0 S: 19	H: 3 LOB: 0 BB: 0 P: 29	R: 0 E: 0 K: 1 S: 8	H: 1 LOB: 1 BB: 1 P: 13	R: 1 E: 0 K: 1 S: 11	H: 1 LOB: 1 BB: 1 P: 21	R: 0 E: 0 K: 1 S: 13	H: 1 LOB: 1 BB: 0 P: 19	R: 1 E: 0 K: 1 S: 11	H: 2 LOB: 1 BB: 0 P: 14	1B: 5 2B: 5 3B: 0 HR: 1	SF: 0 SAC: 0 DP: 0 HBP: 2	WP: 0 PB: 0 SB: 1 CS: 0	PA: 40							
PITCHER	IP	WLS	BF	H	R	ER	SO	BB	IBB	HBP	BLK	WP	HR	S	P	ERA	WHIP										
Chuck Finley, L (1, 1) ERA: 4.34	3.2	L	21	6	6	6	3	2	0	2	0	0	0	9	15	0.00	0.750										
Mike Bielecki, R (4, 1) ERA: 5.6	1.1		5	1	0	0	0	0	0	0	0	0	0	9	15	0.00	0.750										
Mark Holzemer, L (6, 1) ERA: 4.76	0.2		4	1	1	1	1	1	0	0	0	0	0	10	19	13.50	3.000										
Rich Monteleone, R (6, 1) ERA	1.1		5	1	0	0	1	0	0	0	0	0	0	14	21	0.00	0.750										
John Habyan, R (8, 1) ERA: 3.92	1.0		5	2	1	1	1	0	0	0	0	0	0	11	14	9.00	2.000										

California Angels @ Boston Red Sox
Fenway Park, Boston, MA
Sun Sep 03 1995, 3:33 AM EDT
Att: 32,987 - Sunny - 76 F

AB 35
R 8
H 11
RBI 8
BB 3
SO 6
LOB 17




Batter	1	2	3	4	5	6	7	8	9	10	11	12	13	14	AB	R	H	RBI	BB	SO	LOB									
Rickey Henderson, R OBP: 0.498, SLG: 0.450 (1, 7)	G6-3		HR		BB		P4		L3		BB			P6	5	1	1	2	2	0	1									
Gerónimo Berroa, R OBP: 0.360, SLG: 0.470 (1, 9)	G4-6-3 1B		G5-3		G4-6-3 1-2		G3			K	FC6-4 1-2			K	7	0	1	0	0	2	5									
Brent Gates, S OBP: 0.311, SLG: 0.347 (1, 4)	G4-6-3 1-2								G4-3		F7		G4-3		7	0	2	0	0	1	1									
Mark McGwire, R OBP: 0.436, SLG: 0.648 Scott Brosius, R OBP: 0.355, SLG: 0.470 (10, PR) (10, 3)		G4-3 2B							L6		FC6-4 BB		F8		3	0	1	0	2	1	1									
Danny Tartabull, R OBP: 0.323, SLG: 0.359 (1, 10)	G4-3				G6-3					FC6-4 1-2				K	6	1	1	0	0	2	3									
Terry Steinbach, R OBP: 0.305, SLG: 0.444 (1, 2)	G5-3				G5-3						1B				6	0	1	0	0	0	2									
Stan Javier, S OBP: 0.344, SLG: 0.386 (1, 8)	G2-3										G4-3				5	1	2	2	1	0	3									
Mike Bordick, R OBP: 0.320, SLG: 0.349 (1, 6)			HR								HR				5	1	3	0	1	1	1									
Craig Paquette, R OBP: 0.280, SLG: 0.454 Jose Herrera, L OBP: 0.316, SLG: 0.353 Mike Galasso, R OBP: 0.295, SLG: 0.231 (11, PH) (11, 5)			F9		G5-3						G4-3				3	0	0	0	0	0	2									
Inning Stats	R: 0 E: 0 K: 0 S: 5	H: 1 LOB: 1 BB: 0 P: 13	R: 0 E: 0 K: 0 S: 8	H: 1 LOB: 1 BB: 0 P: 13	R: 2 E: 0 K: 1 S: 12	H: 3 LOB: 1 BB: 0 P: 21	R: 1 E: 0 K: 0 S: 10	H: 3 LOB: 1 BB: 0 P: 15	R: 0 E: 0 K: 0 S: 7	H: 1 LOB: 1 BB: 1 P: 14	R: 0 E: 0 K: 0 S: 8	H: 0 LOB: 0 BB: 0 P: 12	R: 1 E: 0 K: 0 S: 7	H: 1 LOB: 1 BB: 0 P: 15	R: 0 E: 0 K: 0 S: 16	H: 1 LOB: 2 BB: 1 P: 27	R: 0 E: 0 K: 0 S: 9	H: 0 LOB: 0 BB: 0 P: 14	R: 0 E: 0 K: 0 S: 11	H: 0 LOB: 1 BB: 1 P: 19	R: 0 E: 0 K: 0 S: 14	H: 0 LOB: 3 BB: 3 P: 30	R: 0 E: 0 K: 0 S: 7	H: 1 LOB: 1 BB: 0 P: 8	R: 0 E: 0 K: 2 S: 13	H: 1 LOB: 1 BB: 0 P: 18	1B: 9 2B: 1 3B: 0 HR: 2	SF: 0 SAC: 1 DP: 2 HBP: 0	WP: 0 PB: 0 SB: 0 CS: 0	PA: 58
PITCHER	IP	WLS	BF	H	R	ER	SO	BB	IBB	HBP	BLK	WP	HR	S	P	ERA	WHIP													
Erik Hanson, R ERA: 4.0 (9, 1)	8.0		34	10	4	0	2	3	2	0	0	0	0	26	45	0.00	0.750													
Stan Belinda, R ERA: 2.3 (9, 1)	2.2		10	0	0	0	3	2	0	0	0	0	0	26	45	0.00	0.750													
Eric Gunderson, L ERA: 3.06 (11, 1)	0.0		1	0	0	0	0	1	0	0	0	0	0	3	7	∞	∞													
Joe Hudson, R ERA: 3.26 (11, 1)	2.1		9	1	0	0	1	1	0	0	0	0	0	20	28	0.00	0.857													
Rick Aguilera, R ERA: 2.51 (14, 1)	1.0	W	4	1	0	0	2	0	0	0	0	0	0	13	18	0.00	1.000													

Oakland Athletics @ Boston Red Sox
Fenway Park, Boston, MA
Tue Sep 05 1995, 7:05 PM EDT
Att. 27,080 - Unknown - 77 F

livebaseballscorecards.com

AB: 50
R: 4
H: 12
RBI: 4
BB: 7
SO: 8
LOB: 21



Batter	1	2	3	4	5	6	7	8	9	10	11	12	13	14	AB	R	H	RBI	BB	SO	LOB											
Troy O'Leary, L OBP: 0.374, SLG: 0.526 (12, 9)	G4-3		F9		K		G4-3		K		G3-1			HR 1B	7	1	1	0	0	2	7											
John Valentin, R OBP: 0.390, SLG: 0.538 (1, 6)	G5-3		WP 1H 2B		HR		FC3-6 1B			G4-6-3 BB		L8		K	6	1	3	2	1	1	1											
Mo Vaughn, L OBP: 0.389, SLG: 0.569 (1, 3)	K		K		HR		FC3-6 1B			G4-6-3 1-2				HR BB	6	3	1	1	1	2	3											
Jose Canseco, R OBP: 0.388, SLG: 0.594 (1, 10)		K			P3								G5-3		6	1	2	3	1	2	0											
Mike Greenwell, L OBP: 0.353, SLG: 0.452 (1, 7)		FC5-4 BB			P2		G5-3			G6-3 1B		L9		HR	5	0	2	1	1	0	1											
Matt Stairs, L OBP: 0.316, SLG: 0.431 Willie McCree, S OBP: 0.309, SLG: 0.404 (12, 8)		FC5-4 1-2			F7		G3			G6-3 1-2		G6-3		SH3-4 1B	4	0	0	0	0	0	3											
Tim Lincecum, R OBP: 0.430, SLG: 0.486 (1, 5)															5	0	0	0	1	1	1											
Mike MacFarlane, R OBP: 0.328, SLG: 0.415 (9, PR) Dwayne Hoseney, S OBP: 0.286, SLG: 0.429 Bill Haselman, R OBP: 0.331, SLG: 0.395 (10, 2)			P4							G4-3 2B				G6-4-3 1B	3	0	2	0	1	0	0											
Luis Alicea, S OBP: 0.374, SLG: 0.384 (1, 4)			HR 2B		F8		L7			G4-3				G5-3	6	1	2	0	0	0	3											
Inning Stats	R: 0 E: 0 K: 1 S: 7	H: 0 LOB: 1 BB: 0 P: 10	R: 0 E: 0 K: 2 S: 13	H: 0 LOB: 1 BB: 1 P: 21	R: 1 E: 0 K: 1 S: 9	H: 2 LOB: 1 BB: 0 P: 19	R: 0 E: 0 K: 0 S: 4	H: 0 LOB: 0 BB: 0 P: 5	R: 0 E: 0 K: 0 S: 7	H: 1 LOB: 1 BB: 1 P: 11	R: 2 E: 0 K: 1 S: 9	H: 2 LOB: 0 BB: 0 P: 13	R: 0 E: 0 K: 0 S: 7	H: 0 LOB: 1 BB: 1 P: 16	R: 1 E: 0 K: 0 S: 11	H: 3 LOB: 1 BB: 0 P: 16	R: 0 E: 0 K: 1 S: 14	H: 1 LOB: 2 BB: 0 P: 23	R: 0 E: 0 K: 0 S: 3	H: 0 LOB: 1 BB: 2 P: 12	R: 0 E: 0 K: 0 S: 8	H: 1 LOB: 2 BB: 1 P: 17	R: 0 E: 0 K: 0 S: 7	H: 0 LOB: 0 BB: 0 P: 14	R: 0 E: 0 K: 0 S: 4	H: 1 LOB: 1 BB: 1 P: 8	R: 3 E: 0 K: 1 S: 10	H: 2 LOB: 0 BB: 1 P: 18	1B: 8 2B: 2 3B: 0 HR: 3	SF: 0 SAC: 1 DP: 3 HBP: 0	WP: 1 PB: 0 SB: 2 CS: 0	PA: 58
PITCHER	IP	WLS	BF	H	R	ER	SO	BB	IBB	HBP	BLK	WP	HR	S	P	ERA	WHIP															
Todd Stottlemyre, R ERA: 4.36 (8, 1)	7.0		26	5	3	3	6	2	0	0	0	0	0	25	39	4.50	2.000															
Jim Caron, R ERA: 1.91 (10, 1)	2.0		9	4	1	1	1	0	0	0	0	0	0	25	39	4.50	2.000															
Mike Moyer, L ERA: 3.79 Mark Acre, R ERA: 6.59 (11, 1)	1.0		4	0	0	0	0	2	0	0	0	0	0	3	12	0.00	2.000															
Rick Honeycutt, L ERA: 1.79 (11, 1)	0.2		4	1	0	0	0	1	0	0	0	0	0	6	13	0.00	3.000															
Carlos Reyes, R ERA: 5.1 (13, 1)	1.2		9	3	3	3	1	1	0	0	0	0	0	14	26	16.20	2.400															

Oakland Athletics @ Boston Red Sox
Fenway Park, Boston, MA
Tue Sep 05 1995, 7:05 PM EDT
Att. 27,080 - Unknown - 77 F

livebaseballscorecards.com

AB: 50
R: 7
H: 13
RBI: 7
BB: 7
SO: 8
LOB: 21



Batter	1	2	3	4	5	6	7	8	9	AB	R	H	RBI	BB	SO	LOB	TOP										
Rickey Henderson, R OBP: 0.408, SLG: 0.454 Jose Herrera, L OBP: 0.317, SLG: 0.340	0-2 G3-1 1B 2B		1-3 K		3-2 L5			4-2 G4-6-3 BB	2-1 G4-3	2	1	1	0	0	1	0											
Mike Bordick, R OBP: 0.319, SLG: 0.346	1-1 G3-1 2-3		2-2 G1-3			4-0 BB		0-1 G4-6-3 1-2f		3	0	0	0	1	0	2											
Brent Gates, S OBP: 0.314, SLG: 0.349	1-0 FC5-4 3-H 1B			4-1 1B BB		1-3 K		2-2 1B		3	0	2	1	1	1	1											
Geronimo Berroa, R OBP: 0.359, SLG: 0.469	0-3 K			0-1 1-2 1B		3-3 K		2-2 G5-3		4	0	1	0	0	2	3											
Danny Tartabull, R OBP: 0.321, SLG: 0.362	1-0 FC5-4 1-2f			2-3 K		1-2 F8			0-0 1B G6-4-3 2B	4	1	1	0	0	1	4											
Terry Steinbach, R OBP: 0.308, SLG: 0.442 Eric Helfand, L OBP: 0.284, SLG: 0.234 George Williams, S OBP: 0.395, SLG: 0.551		0-1 G5-3		1-0 L8			0-2 K		0-1 G6-4-3 2-3 1B	2	0	0	0	0	0	2											
Stan Javier, S OBP: 0.343, SLG: 0.384		2-2 G5-3		3-3 K			4-2 FC6-4 BB		0-1 G6-4-3	2	0	0	0	1	1	2											
Scott Brosius, R OBP: 0.338, SLG: 0.469									1-2f 3-H E6 1B	1	0	0	0	0	0	1											
Craig Paquette, R OBP: 0.276, SLG: 0.447					2-1 G6-3		0-3 K		3-1 E6 1B	4	0	0	0	0	2	1											
Mike Gallego, R OBP: 0.291, SLG: 0.232						0-0 G6-3		0-0 FC6-4 1-2f	1-2 1B	4	0	1	0	0	1	1											
Inning Stats	R: 1 E: 0 K: 1 S: 10	H: 2 LOB: 1 BB: 0 P: 13	R: 0 E: 0 K: 1 S: 10	H: 0 LOB: 0 BB: 1 P: 14	R: 0 E: 0 K: 2 S: 10	H: 0 LOB: 0 BB: 0 P: 16	R: 0 E: 0 K: 2 S: 10	H: 1 LOB: 2 BB: 1 P: 20	R: 0 E: 0 K: 0 S: 7	H: 0 LOB: 0 BB: 0 P: 12	R: 0 E: 0 K: 2 S: 10	H: 0 LOB: 1 BB: 1 P: 19	R: 0 E: 0 K: 0 S: 9	H: 0 LOB: 1 BB: 1 P: 13	R: 0 E: 0 K: 0 S: 10	H: 1 LOB: 1 BB: 1 P: 18	R: 1 E: 1 K: 0 S: 10	H: 3 LOB: 2 BB: 0 P: 16	1B: 5 2B: 2 3B: 0 HR: 0	SF: 0 SAC: 0 DP: 2 HBP: 0	WP: 0 PB: 0 SB: 0 CS: 0	PA: 37					
PITCHER	IP	WLS	BF	H	R	ER	SO	BB	IBB	HBP	BLK	WP	HR	S	P	ERA	WHIP										
Roger Clemens, R ERA: 4.02	8.0	W	31	4	1	1	10	4	0	0	0	0	0	76	125	1.12	1.000										
Rheal Cormier, L ERA: 3.97	1.0		6	3	1	1	0	0	0	0	0	0	0	10	16	9.00	3.000										

Oakland Athletics @ Boston Red Sox
Fenway Park, Boston, MA
Wed Sep 06 1995, 7:05 PM EDT
Att: 30,454 - Unknown - 69 F

AB 33
R 2
H 7
RBI 1
BB 4
SO 10
LOB 19





Batter	1	2	3	4	5	6	7	8	9	AB	R	H	RBI	BB	SO	LOB	BOTTOM										
Willie McGee, S OBP: 0.324, SLG: 0.419	2-2 BB WP 1B	3-1 WP G5-4-3 1B	0-0 1-3 3-H 2B		4-2 BB		0-3 K			4	2	3	2	1	1	2											
John Valentin, R OBP: 0.395, SLG: 0.532	1-2 L9 1-2	0-1 G5-4-3	1-0 P2		1-2 F9		3-2 G6-3			5	0	0	0	0	0	7											
Mo Vaughn, L OBP: 0.569 Chris Donnels, L OBP: 0.305, SLG: 0.323	2-3 K	1-2 FC5-4 2-H 1B	1-3 K		2-3 K			0-0 BB P3-2 2B		5	0	2	1	0	3	4											
Jose Canseco, R OBP: 0.389, SLG: 0.593	2-1 1B BB HBP	3-1 FC5-4 1-2f		2-1 G4-3 HR 2B		2-1 G4-3		0-1 F8		4	1	1	0	0	0	2											
Tim Lincecum, R OBP: 0.431, SLG: 0.468	4-2 1B BB		1-1 G3-1 2B 2B	3-1 P4		0-3 K		2-2 BB HBP		3	1	1	0	1	1	1											
Mike Greenwell, L OBP: 0.354, SLG: 0.450	0-0 1-2 2-3 3-H 1B		0-1 G3-1	1-1 G4-3		0-0 G3-1		4-2 BB		4	0	1	1	1	0	2											
Bill Haselman, R OBP: 0.333, SLG: 0.415	0-1 F8		4-1 WP 2B BB	0-1 HR			1-1 G5-3	1-0 P3-2		4	2	1	2	1	0	6											
Dwayne Hoesy, S OBP: 0.455, SLG: 0.556		4-1 1B BB	3-2 1B 2B	3-3 K			4-2 1B BB			2	2	1	2	2	1	0											
Luis Alicaia, S OBP: 0.378, SLG: 0.388		1-2 CS 1B	0-0 2B 1B		3-2 G3		0-0 1-2 1B			4	0	3	0	0	0	0											
Inning Stats	R: 1 E: 0 K: 1 S: 16	H: 2 LOB: 3 BB: 1 P: 27	R: 2 E: 0 K: 0 S: 13	H: 3 LOB: 1 BB: 1 P: 25	R: 3 E: 0 K: 1 S: 17	H: 4 LOB: 2 BB: 1 P: 27	R: 2 E: 0 K: 1 S: 11	H: 2 LOB: 0 BB: 0 P: 20	R: 0 E: 0 K: 1 S: 13	H: 0 LOB: 1 BB: 1 P: 23	R: 0 E: 0 K: 1 S: 6	H: 0 LOB: 0 BB: 0 P: 8	R: 0 E: 0 K: 1 S: 16	H: 1 LOB: 2 BB: 1 P: 24	R: 0 E: 0 K: 0 S: 10	H: 1 LOB: 2 BB: 1 P: 17	1B: 7 2B: 6 3B: 0 HR: 1	SF: 0 SAC: 0 DP: 1 HBP: 2	WP: 3 PB: 0 SB: 0 CS: 1	PA: 43							
PITCHER	IP	WLS	BF	H	R	ER	SO	BB	IBB	HBP	BLK	WP	HR	S	P	ERA	WHIP										
Doug Johns, L ERA: 5.28	2.1	L	18	8	6	6	1	0	0	0	0	0	0	41	72	23.14	4.714										
John Briscoe, R ERA: 9.77	1.2		8	3	2	2	2	0	0	0	0	0	1	16	27	10.80	1.800										
Ariel Prieto, R ERA: 5.33	1.0		4	0	0	0	1	1	0	0	0	0	0	13	23	0.00	1.000										
Don Wengert, R ERA: 3.64	2.1		12	2	0	0	2	2	0	1	0	0	0	31	47	0.00	1.714										
John Wasdin, R ERA: 3.88	0.2		1	0	0	0	0	0	0	0	0	0	0	1	2	0.00	0.000										

Oakland Athletics @ Boston Red Sox
Fenway Park, Boston, MA
Wed Sep 06 1995, 7:05 PM EDT
Att: 30,454 - Unknown - 69 F

AB 35
R 8
H 13
RBI 8
BB 6
SO 6
LOB 24



Batter	1	2	3	4	5	6	7	8	9	AB	R	H	RBI	BB	SO	LOB	TOP									
Willie McGee, S OBP: 0.324, SLG: 0.417 Lee Tinsley, S OBP: 0.371, SLG: 0.420	G4-3			G4-3		FC5-4 1B		E8 1B	K	3	0	1	0	0	0	0	Boston Red Sox @ New York Yankees Yankee Stadium, Bronx, NY Fri Sep 08 1995, 7:05 PM EDT Att: 35,896 - Unknown - 67 F AB 36 R 4 H 7 RBI 4 BB 0 SO 11 LOB 10 									
John Valentin, R OBP: 0.368, SLG: 0.528 Carlos Rodriguez, S OBP: 0.500, SLG: 0.500	P3			G5-3		FC5-4 1-2		1B 1B		3	0	0	0	0	0	1										
Mo Vaughn, L OBP: 0.567, SLG: 0.567 Chris Donnels, L OBP: 0.311, SLG: 0.330	K			HBP			P6	G1 1B		2	0	0	0	0	1	0										
Jose Canseco, R OBP: 0.387, SLG: 0.589		L7		K			P2	G1 1B		4	0	1	1	0	1	1										
Mike Greenwell, L OBP: 0.353, SLG: 0.448 Dwayne Hosey, S OBP: 0.455, SLG: 0.556	G4-3				P4			G1		4	0	1	0	0	0	2										
Troy O'Leary, L OBP: 0.370, SLG: 0.520	K				K		F9	G6-3		4	0	0	0	0	2	3										
Tim Lincecum, R OBP: 0.428, SLG: 0.463			K		K			K	E6 G3-6	4	0	0	0	0	3	0										
Bill Haselman, R OBP: 0.329, SLG: 0.408 Scott Hatteberg, L OBP: 0.500, SLG: 0.500			K		K			FC4 1B	G3-6-1	2	0	0	0	0	2	0										
Luis Alicea, S OBP: 0.374, SLG: 0.384			K		F7			FC4 1B	E6	4	1	0	0	0	1	1										
Inning Stats	R: 0 E: 0 K: 1 S: 5	H: 0 LOB: 0 BB: 0 P: 5	R: 0 E: 0 K: 1 S: 13	H: 0 LOB: 0 BB: 0 P: 19	R: 0 E: 0 K: 3 S: 10	H: 0 LOB: 0 BB: 0 P: 13	R: 0 E: 0 K: 1 S: 9	H: 0 LOB: 0 BB: 0 P: 11	R: 0 E: 0 K: 2 S: 8	H: 0 LOB: 0 BB: 0 P: 12	R: 0 E: 0 K: 1 S: 11	H: 1 LOB: 1 BB: 0 P: 13	R: 0 E: 0 K: 0 S: 6	H: 1 LOB: 1 BB: 0 P: 9	R: 4 E: 1 K: 1 S: 22	H: 5 LOB: 2 BB: 0 P: 33		R: 0 E: 2 K: 1 S: 11	H: 0 LOB: 1 BB: 0 P: 16	1B: 7 2B: 0 3B: 0 HR: 0	SF: 0 SAC: 0 DP: 1 HBP: 1	WP: 0 PB: 0 SB: 0 CS: 0	PA: 37			
PITCHER	IP WLS BF H R ER SO BB IBB HBP BLK WP HR S P ERA WHIP	7.1 W 31 7 4 4 10 0 0 1 0 0 0 79 109 4.91 0.955	1.2 S 6 0 0 0 1 0 0 0 0 0 0 16 22 0.00 0.000	PITCHER										IP WLS BF H R ER SO BB IBB HBP BLK WP HR S P ERA WHIP												
David Cone, R ERA: 3.72 Steve Howe, L ERA: 4.57											7.1 1.2	W S	31 6	7 0	4 0	4 0		10 1	0 0	0 0	0 0	0 0	0 0	79 16	109 22	4.91 0.00

Batter	1	2	3	4	5	6	7	8	9	AB	R	H	RBI	BB	SO	LOB	BOTTOM				
Wade Boggs, L OBP: 0.415, SLG: 0.433	HR BB	BB BB		P4			1B 2B			2	2	1	1	2	0	1	Boston Red Sox @ New York Yankees Yankee Stadium, Bronx, NY Fri Sep 08 1995, 7:05 PM EDT Att: 35,896 - Unknown - 67 F AB 26 R 8 H 5 RBI 8 BB 9 SO 7 LOB 9 				
Bernie Williams, S OBP: 0.380, SLG: 0.479	F8			K			2B 2B			3	1	1	0	1	1	2					
Paul O'Neill, L OBP: 0.399, SLG: 0.551	HR BB	SF8			F8		F8 2B			2	1	1	3	1	0	0					
Darryl Strawberry, L OBP: 0.356, SLG: 0.439 Jim Leyritz, R OBP: 0.389, SLG: 0.425	HR	F8			F9		G4-6-3 BB			3	1	1	3	0	0	2					
Dion James, L OBP: 0.383, SLG: 0.406 Gerald Williams, R OBP: 0.333, SLG: 0.471	K2-3			G4-3			F8			3	0	0	0	0	1	0					
Don Mattingly, L OBP: 0.336, SLG: 0.396	K			G4-3			G4-6-3			4	0	0	0	0	2	2					
Mike Stanley, R OBP: 0.362, SLG: 0.510		HR		K2-3			G5-3			4	1	1	1	0	2	0					
Tony Fernandez, S OBP: 0.328, SLG: 0.358		P6			G3		CS BB			3	0	0	0	1	0	0					
Randy Velarde, R OBP: 0.365, SLG: 0.371		BB SF8 BB			S BB		CS 2B BB			1	2	0	0	3	1	0					
Inning Stats	R: 3 E: 0 K: 2 S: 13	H: 1 LOB: 0 BB: 2 P: 24	R: 2 E: 0 K: 0 S: 11	H: 1 LOB: 3 BB: 3 P: 27	R: 0 E: 0 K: 1 S: 6	H: 0 LOB: 0 BB: 0 P: 9	R: 0 E: 0 K: 1 S: 10	H: 0 LOB: 1 BB: 1 P: 21	R: 0 E: 0 K: 0 S: 8	H: 0 LOB: 0 BB: 0 P: 9	R: 0 E: 0 K: 1 S: 5	H: 0 LOB: 0 BB: 1 P: 12	R: 3 E: 0 K: 0 S: 14	H: 3 LOB: 1 BB: 2 P: 34	R: 0 E: 0 K: 2 S: 9	H: 0 LOB: 0 BB: 0 P: 13		1B: 1 2B: 2 3B: 0 HR: 2	SF: 1 SAC: 0 DP: 1 HBP: 0	WP: 0 PB: 0 SB: 1 CS: 1	PA: 37
PITCHER	IP WLS BF H R ER SO BB IBB HBP BLK WP HR S P ERA WHIP	6.0 L 26 4 3 3 0 1 0 0 0 0 0 9 22 7.50 1.500	0.0 4 3 3 3 0 1 0 0 0 0 0 0 5 12 0.00 1.000	1.0 3 0 0 0 2 0 0 0 0 0 0 0 9 13 0.00 0.000	PITCHER										IP WLS BF H R ER SO BB IBB HBP BLK WP HR S P ERA WHIP						
49 Tim Wakefield, R ERA: 2.63 Matt Murray, R ERA: 9.29 Brian Bark, L ERA: Jeff Suppan, R ERA: 7.88	6.0 0.0 1.0 0.0	L 4 3 0	26 3 0 0	4 3 0 2	3 3 0 0	0 1 0 0	0 0 5 9	22 12 0.00 0.000													

Batter	1	2	3	4	5	6	7	8	9	AB	R	H	RBI	BB	SO	LOB	TOP										
Willie McGee, S OBP: 0.328, SLG: 0.431 (1, 9)										4	1	2	0	0	2	0											
John Valentin, R OBP: 0.392, SLG: 0.528 (1, 6)										4	0	1	1	0	0	1											
Mo Vaughn, L OBP: 0.386, SLG: 0.562 (1, 3)										4	0	0	0	0	2	2											
Jose Canseco, R OBP: 0.386, SLG: 0.585 (1, 10)										4	0	1	0	0	2	1											
Tim Lincecum, R OBP: 0.428, SLG: 0.463 (1, 5)										4	0	2	0	0	0	2											
Mike Greenwell, L OBP: 0.354, SLG: 0.447 (1, 7)										3	0	1	0	1	0	1											
Bill Haselman, R OBP: 0.322, SLG: 0.398 (9, PH)										3	0	0	0	0	0	1											
Matt Stairs, L OBP: 0.312, SLG: 0.425 (9, PH)										1	0	0	0	0	0	2											
Lee Tinsley, S OBP: 0.368, SLG: 0.416 (1, 8)										3	0	0	0	0	0	1											
Luis Alicaia, S OBP: 0.372, SLG: 0.381 (1, 4)										3	0	0	0	0	1	0											
Inning Stats	R: 0 E: 0 K: 0 S: 17	H: 2 LOB: 2 BB: 0 P: 24	R: 0 E: 0 K: 0 S: 10	H: 0 LOB: 0 BB: 0 P: 15	R: 1 E: 0 K: 1 S: 15	H: 2 LOB: 1 BB: 0 P: 22	R: 0 E: 0 K: 0 S: 3	H: 1 LOB: 0 BB: 0 P: 4	R: 0 E: 0 K: 2 S: 10	H: 0 LOB: 0 BB: 0 P: 13	R: 0 E: 0 K: 0 S: 9	H: 0 LOB: 0 BB: 0 P: 14	R: 0 E: 0 K: 0 S: 11	H: 0 LOB: 1 BB: 1 P: 18	R: 0 E: 0 K: 1 S: 9	H: 0 LOB: 0 BB: 0 P: 15	R: 0 E: 0 K: 1 S: 15	H: 2 LOB: 2 BB: 0 P: 23	1B: 5 2B: 1 3B: 1 HR: 0	SF: 0 SAC: 0 DP: 1 HBP: 0	WP: 0 PB: 0 SB: 0 CS: 0	PA: 34					
PITCHER	IP	WLS	BF	H	R	ER	SO	BB	IBB	HBP	BLK	WP	HR	S	P	ERA	WHIP										
Andy Pettitte, L ERA: 4.2 (1, 1)	8.2	W	33	7	1	1	7	1	0	0	0	0	0	94	140	1.04	0.923										
Bob Wickman, R ERA: 4.24 (9, 1)	0.1		1	0	0	0	0	0	0	0	0	0	0	5	8	0.00	0.000										

Boston Red Sox @ New York Yankees
Yankee Stadium, Bronx, NY
Sat Sep 09 1995, 3:33 AM EDT
Att: 47,719 - Overcast

AB 33
R 1
H 7
RBI 1
BB 1
SO 7
LOB 11



Batter	1	2	3	4	5	6	7	8	9	AB	R	H	RBI	BB	SO	LOB	BOTTOM										
Wade Boggs, L OBP: 0.414, SLG: 0.436 (1, 5)										4	0	1	1	0	0	0											
Bernie Williams, S OBP: 0.378, SLG: 0.475 (1, 8)										4	0	0	0	0	0	2											
Paul O'Neill, L OBP: 0.400, SLG: 0.553 (1, 9)										4	2	2	0	0	1	0											
Ruben Sierra, S OBP: 0.322, SLG: 0.442 (1, 10)										4	2	3	2	0	0	0											
Jim Leyritz, R OBP: 0.387, SLG: 0.422 (1, 2)										4	1	1	0	0	2	2											
Randy Velarde, R OBP: 0.384, SLG: 0.370 (1, 6)										4	1	1	1	0	0	3											
Don Mattingly, L OBP: 0.335, SLG: 0.394 (1, 3)										4	1	1	2	0	1	2											
Gerald Williams, R OBP: 0.337, SLG: 0.491 (1, 7)										4	2	2	2	0	0	0											
Pat Kelly, R OBP: 0.316, SLG: 0.338 (1, 4)										4	0	0	1	0	0	1											
Inning Stats	R: 0 E: 0 K: 0 S: 6	H: 0 LOB: 0 BB: 0 P: 9	R: 4 E: 0 K: 0 S: 18	H: 5 LOB: 1 BB: 0 P: 28	R: 1 E: 0 K: 2 S: 17	H: 2 LOB: 1 BB: 0 P: 25	R: 0 E: 1 K: 0 S: 9	H: 0 LOB: 1 BB: 0 P: 13	R: 0 E: 0 K: 2 S: 6	H: 0 LOB: 0 BB: 0 P: 9	R: 0 E: 0 K: 0 S: 7	H: 0 LOB: 0 BB: 0 P: 12	R: 0 E: 0 K: 0 S: 16	H: 0 LOB: 0 BB: 0 P: 26	R: 4 E: 0 K: 0 S: 16	H: 4 LOB: 0 BB: 0 P: 26	1B: 6 2B: 3 3B: 1 HR: 1	SF: 0 SAC: 0 DP: 0 HBP: 0	WP: 0 PB: 0 SB: 0 CS: 0	PA: 36							
PITCHER	IP	WLS	BF	H	R	ER	SO	BB	IBB	HBP	BLK	WP	HR	S	P	ERA	WHIP										
Zane Smith, L ERA: 6.07 (1, 1)	2.0	L	13	7	5	5	0	0	0	0	0	0	0	30	48	22.50	3.500										
Mike Maddux, R ERA: 4.09 (3, 1)	5.0		16	0	0	0	4	0	0	0	0	0	0	42	61	0.00	0.000										
Eric Gunderson, L ERA: 3.57 (8, 1)	0.0		2	2	2	2	0	0	0	0	0	0	0	6	10	∞	∞										
Joe Hudson, R ERA: 3.46 (8, 1)	0.1		2	1	0	0	0	0	0	0	0	0	0	4	6	0.00	3.000										
Mike Stanton, L ERA: 5.13 (8, 1)	0.2		3	1	2	2	0	0	0	0	0	0	1	6	10	27.00	1.500										

Boston Red Sox @ New York Yankees
Yankee Stadium, Bronx, NY
Sat Sep 09 1995, 3:33 AM EDT
Att: 47,719 - Overcast

AB 36
R 9
H 11
RBI 9
BB 0
SO 4
LOB 10



Batter	1	2	3	4	5	6	7	8	9	AB	R	H	RBI	BB	SO	LOB	TOP										
Troy O'Leary, L OBP: 0.366, SLG: 0.514 (1, 8)			G3	P6			K2-3	F8		4	0	0	0	0	2	2	Boston Red Sox @ Baltimore Orioles Oriole Park at Camden Yards, Baltimore, MD Mon Sep 11, 1995, 7:05 PM EDT Att: 40,585 - Unknown - 77 F livebaseballscorecards.com										
Willie McGee, S OBP: 0.319, SLG: 0.419 (8, PH)										1	0	0	0	0	0	2											
John Valentin, R OBP: 0.389, SLG: 0.522 (1, 6)			F8				G5-3			5	1	1	0	0	1	0											
Mo Vaughn, L OBP: 0.387, SLG: 0.573 (1, 3)										4	1	1	2	1	2	0											
Jose Canseco, R OBP: 0.384, SLG: 0.599 (1, 10)			G5-3							5	2	2	1	0	2	1											
Mike Greenwell, L OBP: 0.357, SLG: 0.464 (1, 7)	G4-3									4	2	3	3	0	0	0											
Tim Lincecum, R OBP: 0.430, SLG: 0.465 (1, 5)										3	1	2	0	1	0	0											
Matt Stairs, L Lee Tinsley, S OBP: 0.300, SLG: 0.408 OBP: 0.366, SLG: 0.411 (1, 9) (6, 8)	G4-3									3	0	0	0	0	1	2											
Bill Haselman, R OBP: 0.315, SLG: 0.389 (8, PH)										0	0	0	0	1	0	0											
Chris Donnels, L Mike Macfarlane, R OBP: 0.309, SLG: 0.327 OBP: 0.327, SLG: 0.411 (8, 2) (8, 2)	F8									3	0	0	0	0	1	2											
Luis Alica, S OBP: 0.373, SLG: 0.382 (1, 4)	K									0	0	0	0	0	0	0											
Inning Stats	R: 2 E: 0 K: 2 S: 12	H: 2 LOB: 0 BB: 0 P: 17	R: 0 E: 0 K: 1 S: 12	H: 1 LOB: 1 BB: 0 P: 18	R: 0 E: 0 K: 0 S: 9	H: 0 LOB: 1 BB: 1 P: 16	R: 1 E: 0 K: 1 S: 17	H: 2 LOB: 2 BB: 1 P: 27	R: 1 E: 0 K: 1 S: 9	H: 2 LOB: 1 BB: 0 P: 14	R: 0 E: 0 K: 2 S: 10	H: 0 LOB: 0 BB: 0 P: 17	R: 3 E: 0 K: 0 S: 13	H: 4 LOB: 2 BB: 1 P: 26	R: 0 E: 0 K: 3 S: 10	H: 0 LOB: 0 BB: 0 P: 13		1B: 5 2B: 2 3B: 0 HR: 4	SF: 0 SAC: 0 DP: 0 HBP: 0	WP: 0 PB: 0 SB: 2 CS: 0	PA: 40						
PITCHER	IP	WLS	BF	H	R	ER	SO	BB	IBB	HBP	BLK	WP	HR	S	P	ERA		WHIP									
35 Mike Mussina, R ERA: 3.55 Jesse Orosco, L ERA: 3.55 Terry Clark, R ERA: 3.7 Mark Lee, L ERA: 4.6 Doug Jones, R ERA: 5.24	7.0		29	7	4	4	8	2	0	0	0	0	2	78	121	5.14	1.286										

Batter	1	2	3	4	5	6	7	8	9	AB	R	H	RBI	BB	SO	LOB	BOTTOM											
Curtis Goodwin, L OBP: 0.322, SLG: 0.346 (1, 8)			1B BB	1B E		SH4-3		SH1-4 1B 2B		3	3	2	2	1	1	0	Boston Red Sox @ Baltimore Orioles Oriole Park at Camden Yards, Baltimore, MD Mon Sep 11, 1995, 7:05 PM EDT Att: 40,585 - Unknown - 77 F livebaseballscorecards.com											
Brady Anderson, L OBP: 0.363, SLG: 0.447 (1, 7)			BB BB	E8		FC1-5-6-5 E		SH1-4		4	1	2	1	0	1	1												
Rafael Palmeiro, L OBP: 0.374, SLG: 0.579 (1, 3)			BB BB	F7		E1		1B SF8 BB		3	1	1	0	2	0	1												
Bobby Bonilla, S OBP: 0.372, SLG: 0.553 (1, 5)	F7		K			F8		K		5	1	1	1	0	2	5												
Cal Ripken Jr., R OBP: 0.323, SLG: 0.427 (1, 6)			K			1B BB		SF8		2	0	1	2	2	1	0												
Harold Baines, L OBP: 0.393, SLG: 0.521 (1, 10)			K			1B BB		F8		4	1	1	2	1	2	4												
Chris Hoiles, R OBP: 0.352, SLG: 0.460 (1, 2)	G5-3					F7		F8		5	0	1	0	0	1	1												
Mark Smith, R OBP: 0.310, SLG: 0.385 (1, 9)			G1 1B BB			F7		L1-3 1B		3	1	0	0	1	1	4												
Bret Barberie, S OBP: 0.351, SLG: 0.333 (1, 4)			G1			S 1B BB		E7 2B		2	2	0	0	2	0	1												
Inning Stats	R: 0 E: 0 K: 2 S: 13	H: 1 LOB: 0 BB: 0 P: 20	R: 0 E: 0 K: 2 S: 7	H: 0 LOB: 0 BB: 0 P: 12	R: 2 E: 0 K: 2 S: 19	H: 2 LOB: 3 BB: 3 P: 40	R: 2 E: 1 K: 0 S: 10	H: 1 LOB: 1 BB: 2 P: 20	R: 0 E: 0 K: 1 S: 7	H: 2 LOB: 2 BB: 1 P: 14	R: 1 E: 1 K: 1 S: 8	H: 0 LOB: 1 BB: 1 P: 12	R: 0 E: 0 K: 2 S: 14	H: 0 LOB: 1 BB: 1 P: 20	R: 5 E: 1 K: 0 S: 15	H: 3 LOB: 0 BB: 1 P: 29		1B: 7 2B: 2 3B: 0 HR: 1	SF: 1 SAC: 2 DP: 1 HBP: 0	WP: 0 PB: 0 SB: 1 CS: 0	PA: 43							
PITCHER	IP	WLS	BF	H	R	ER	SO	BB	IBB	HBP	BLK	WP	HR	S	P	ERA		WHIP										
Roger Clemens, R ERA: 4.08 Mike Maddux, R ERA: 4.1 Eric Gunderson, L ERA: 4.29 Stan Belinda, R ERA: 3.05	5.0		27	6	5	3	6	7	0	0	0	0	0	24	32	4.50		1.000										

Batter	1	2	3	4	5	6	7	8	9	AB	R	H	RBI	BB	SO	LOB	TOP						
Lee Tinsley, S OBP: 0.362, SLG: 0.406 Mike Macfarlane, R OBP: 0.326, SLG: 0.410 (8, 2)	K		K		G4-3	G6-3		K		4	0	0	0	0	2	3	Boston Red Sox @ Baltimore Orioles Oriole Park at Camden Yards, Baltimore, MD Tue Sep 12 1995, 7:05 PM EDT Att: 40,282 - Unknown - 79 F livebaseballscorecards.com						
John Valentin, R OBP: 0.387, SLG: 0.517 (1, 6)	G1-3		HR		F8		K	G6-3		4	1	0	0	1	1	2							
Mo Vaughn, L OBP: 0.388, SLG: 0.586 (1, 3)	E4		HR						G4-3	5	2	3	3	0	0	0							
Jose Canseco, R OBP: 0.385, SLG: 0.595 (1, 10)	FC4-6		K							4	1	1	0	1	2	2							
Mike Greenwell, L OBP: 0.358, SLG: 0.470 (1, 7)		G6-3	L7							5	1	2	2	0	0	1							
Troy O'Leary, L OBP: 0.395, SLG: 0.514 Willie McGee, S OBP: 0.315, SLG: 0.414 (7, 9)				G1-3						2	0	1	0	1	0	0							
Tim Lincecum, R OBP: 0.428, SLG: 0.463 (1, 5)					G6-3					4	0	1	0	0	2	2							
Bill Haselman, R OBP: 0.320, SLG: 0.388 Dwayne Hoesy, S OBP: 0.417, SLG: 0.500 (8, 8)										3	0	1	0	1	0	4							
Luis Alicaia, S OBP: 0.373, SLG: 0.380 (1, 4)										2	0	0	0	0	1	3							
Inning Stats	R: 0 E: 1 K: 1 S: 9	H: 0 LOB: 1 BB: 0 P: 12	R: 0 E: 0 K: 1 S: 11	H: 2 LOB: 2 BB: 0 P: 19	R: 2 E: 0 K: 2 S: 13	H: 1 LOB: 0 BB: 1 P: 21	R: 0 E: 0 K: 0 S: 10	H: 0 LOB: 1 BB: 1 P: 18	R: 0 E: 0 K: 1 S: 15	H: 1 LOB: 3 BB: 1 P: 24	R: 3 E: 0 K: 2 S: 16	H: 3 LOB: 0 BB: 0 P: 21	R: 0 E: 0 K: 1 S: 11	H: 1 LOB: 2 BB: 1 P: 16	R: 0 E: 0 K: 1 S: 6	H: 0 LOB: 1 BB: 1 P: 14		1B: 6 2B: 0 3B: 0 HR: 3	SF: 0 SAC: 1 DP: 0 HBP: 1	WP: 0 PB: 0 SB: 0 CS: 0	PA: 42		
PITCHER	IP WLS BF H R ER SO BB IBB HBP BLK WP HR S P ERA WHIP	IP WLS BF H R ER SO BB IBB HBP BLK WP HR S P ERA WHIP	IP WLS BF H R ER SO BB IBB HBP BLK WP HR S P ERA WHIP	IP WLS BF H R ER SO BB IBB HBP BLK WP HR S P ERA WHIP	IP WLS BF H R ER SO BB IBB HBP BLK WP HR S P ERA WHIP	IP WLS BF H R ER SO BB IBB HBP BLK WP HR S P ERA WHIP	IP WLS BF H R ER SO BB IBB HBP BLK WP HR S P ERA WHIP	IP WLS BF H R ER SO BB IBB HBP BLK WP HR S P ERA WHIP	IP WLS BF H R ER SO BB IBB HBP BLK WP HR S P ERA WHIP	IP WLS BF H R ER SO BB IBB HBP BLK WP HR S P ERA WHIP	IP WLS BF H R ER SO BB IBB HBP BLK WP HR S P ERA WHIP	IP WLS BF H R ER SO BB IBB HBP BLK WP HR S P ERA WHIP	IP WLS BF H R ER SO BB IBB HBP BLK WP HR S P ERA WHIP	IP WLS BF H R ER SO BB IBB HBP BLK WP HR S P ERA WHIP	IP WLS BF H R ER SO BB IBB HBP BLK WP HR S P ERA WHIP	IP WLS BF H R ER SO BB IBB HBP BLK WP HR S P ERA WHIP		IP WLS BF H R ER SO BB IBB HBP BLK WP HR S P ERA WHIP	IP WLS BF H R ER SO BB IBB HBP BLK WP HR S P ERA WHIP	IP WLS BF H R ER SO BB IBB HBP BLK WP HR S P ERA WHIP	IP WLS BF H R ER SO BB IBB HBP BLK WP HR S P ERA WHIP	IP WLS BF H R ER SO BB IBB HBP BLK WP HR S P ERA WHIP	IP WLS BF H R ER SO BB IBB HBP BLK WP HR S P ERA WHIP
Kevin Brown, R ERA: 4.0 Mark Lee, L ERA: 4.33 Mike Hartley, R ERA: 7.45 Jesse Orosco, L ERA: 3.52	6.1 0.1 0.2 1.2	31 2 W S	7 1 1 0	4 1 0 0	4 1 0 0	7 0 0 2	3 0 0 1	0 0 0 0	0 0 0 0	0 0 0 0	0 1 7 0	2 8 9 12	110 7 12 23	5.68 27.00 0.00 0.00	1.579 3.000 1.500 0.600								

Batter	1	2	3	4	5	6	7	8	9	AB	R	H	RBI	BB	SO	LOB	BOTTOM					
Curtis Goodwin, L OBP: 0.323, SLG: 0.351 (1, 8)	L6		K					F9		5	0	2	1	0	2	3	Boston Red Sox @ Baltimore Orioles Oriole Park at Camden Yards, Baltimore, MD Tue Sep 12 1995, 7:05 PM EDT Att: 40,282 - Unknown - 79 F livebaseballscorecards.com					
Brady Anderson, L OBP: 0.363, SLG: 0.447 (1, 7)	L6							K	K	4	1	1	0	1	2	1						
Cal Ripken Jr., R OBP: 0.322, SLG: 0.425 (1, 6)	P3							L9	G4-3	5	0	1	0	0	0	3						
Bobby Bonilla, S OBP: 0.373, SLG: 0.551 (1, 5)								G4-3		3	2	1	0	1	0	2						
Rafael Palmeiro, L OBP: 0.373, SLG: 0.576 (1, 3)										4	0	1	1	0	1	2						
Chris Hoiles, R OBP: 0.354, SLG: 0.461 (1, 2)										4	1	2	0	0	0	2						
Jeff Manto, R OBP: 0.323, SLG: 0.500 Harold Baines, L OBP: 0.395, SLG: 0.525 (7, 9)										1	1	0	0	2	0	2						
Mark Smith, R OBP: 0.323, SLG: 0.393 Jarvis Brown, R OBP: 0.354, SLG: 0.333 (9, 9)										1	1	1	0	0	0	0						
Mark Smith, R OBP: 0.323, SLG: 0.393 Jarvis Brown, R OBP: 0.354, SLG: 0.333 (9, 9)										4	0	2	2	0	1	3						
Bret Barberie, S OBP: 0.349, SLG: 0.330 (1, 4)										2	0	0	2	1	0	1						
Inning Stats	R: 0 E: 0 K: 0 S: 7	H: 1 LOB: 0 BB: 0 P: 12	R: 3 E: 0 K: 1 S: 25	H: 3 LOB: 3 BB: 3 P: 46	R: 1 E: 0 K: 2 S: 12	H: 3 LOB: 2 BB: 2 P: 25	R: 0 E: 0 K: 0 S: 16	H: 0 LOB: 0 BB: 0 P: 25	R: 0 E: 0 K: 1 S: 9	H: 0 LOB: 0 BB: 0 P: 12	R: 1 E: 0 K: 0 S: 10	H: 2 LOB: 1 BB: 0 P: 18	R: 0 E: 0 K: 1 S: 7	H: 0 LOB: 0 BB: 0 P: 10	1B: 8 2B: 4 3B: 0 HR: 0	SF: 1 SAC: 0 DP: 1 HBP: 0		WP: 0 PB: 0 SB: 0 CS: 0	PA: 39			
PITCHER	IP WLS BF H R ER SO BB IBB HBP BLK WP HR S P ERA WHIP	IP WLS BF H R ER SO BB IBB HBP BLK WP HR S P ERA WHIP	IP WLS BF H R ER SO BB IBB HBP BLK WP HR S P ERA WHIP	IP WLS BF H R ER SO BB IBB HBP BLK WP HR S P ERA WHIP	IP WLS BF H R ER SO BB IBB HBP BLK WP HR S P ERA WHIP	IP WLS BF H R ER SO BB IBB HBP BLK WP HR S P ERA WHIP	IP WLS BF H R ER SO BB IBB HBP BLK WP HR S P ERA WHIP	IP WLS BF H R ER SO BB IBB HBP BLK WP HR S P ERA WHIP	IP WLS BF H R ER SO BB IBB HBP BLK WP HR S P ERA WHIP	IP WLS BF H R ER SO BB IBB HBP BLK WP HR S P ERA WHIP	IP WLS BF H R ER SO BB IBB HBP BLK WP HR S P ERA WHIP	IP WLS BF H R ER SO BB IBB HBP BLK WP HR S P ERA WHIP	IP WLS BF H R ER SO BB IBB HBP BLK WP HR S P ERA WHIP	IP WLS BF H R ER SO BB IBB HBP BLK WP HR S P ERA WHIP	IP WLS BF H R ER SO BB IBB HBP BLK WP HR S P ERA WHIP	IP WLS BF H R ER SO BB IBB HBP BLK WP HR S P ERA WHIP		IP WLS BF H R ER SO BB IBB HBP BLK WP HR S P ERA WHIP	IP WLS BF H R ER SO BB IBB HBP BLK WP HR S P ERA WHIP	IP WLS BF H R ER SO BB IBB HBP BLK WP HR S P ERA WHIP	IP WLS BF H R ER SO BB IBB HBP BLK WP HR S P ERA WHIP	IP WLS BF H R ER SO BB IBB HBP BLK WP HR S P ERA WHIP
Rheal Cormier, L ERA: 4.22 Zane Smith, L ERA: 5.92 Joe Hudson, R ERA: 3.63 Mike Stanton, L ERA: 4.93	2.1 4.0 0.1 1.1	16 16 L 4	6 3 2 0	4 1 1 0	4 1 0 1	4 0 0 0	0 0 0 0	0 0 0 0	0 0 0 0	0 0 0 0	0 0 6 10	0 40 12 14	62 27.00 0.00 0.00	4.286 1.000 6.000 0.000								



Batter	1	2	3	4	5	6	7	8	9	AB	R	H	RBI	BB	SO	LOB	TOP										
Dwayne Hosey, S (1, 8) OBP: 0.529, SLG: 0.933	0-1 HR	2-1 2B			1-0 F9			1-2 1B 2B	0-0 1B	5	2	4	1	0	0	1	Boston Red Sox @ Baltimore Orioles Oriole Park at Camden Yards, Baltimore, MD Wed Sep 13 1995, 7:05 PM EDT Att: 41,536 - Unknown - 79 F livebaseballscorecards.com										
John Valentin, R (1, 6) OBP: 0.384, SLG: 0.512	2-1 E5 G3 BB	2-0 F7			0-0 G6-4-3			2-3 K	1-3 K	5	0	0	0	0	2	6											
Mo Vaughn, L (1, 3) OBP: 0.389, SLG: 0.583	4-1 G3 1-2 BB				1-0 F7			4-2 1B HBP		2	0	0	0	1	1	0											
Jose Canseco, R (1, 10) OBP: 0.383, SLG: 0.591	2-2 G3				2-0 P6			1-1 1B HBP		4	0	1	1	0	1	2											
Mike Greenwell, L (1, 7) OBP: 0.357, SLG: 0.467	4-0 G6-4-3 IBB				2-2 F9			1-0 F9		3	0	0	0	1	0	2											
Tim Lincecum, R (1, 5) OBP: 0.424, SLG: 0.458	1-1 G6-4-3				1-0 F9			0-2 F9		4	0	0	0	0	0	5											
Troy O'Leary, L (1, 9) Willie McGee, S (9, 9) OBP: 0.365, SLG: 0.508 OBP: 0.315, SLG: 0.414		2-3 K			0-1 F9			3-3 K	1-0 F8	4	0	0	0	0	2	0											
Mike MacFarlane, R (1, 2) OBP: 0.323, SLG: 0.405		2-2 F7			1-1 F9			2-0 E5	1-1 L7	4	0	0	0	0	0	0											
Luis Alicea, S (1, 4) OBP: 0.376, SLG: 0.382		0-0 2B 1B						4-2 P5 G6-4-3 BB	2-0 1B	3	0	2	0	1	0	1											
Inning Stats	R: 1 E: 1 K: 0 S: 10	H: 1 LOB: 2 BB: 2 P: 23	R: 0 E: 0 K: 1 S: 10	H: 2 LOB: 2 BB: 0 P: 18	R: 0 E: 0 K: 0 S: 5	H: 0 LOB: 0 BB: 0 P: 10	R: 0 E: 0 K: 0 S: 5	H: 0 LOB: 0 BB: 0 P: 7	R: 0 E: 0 K: 0 S: 7	H: 0 LOB: 0 BB: 1 P: 12	R: 0 E: 0 K: 1 S: 10	H: 0 LOB: 1 BB: 0 P: 11	R: 0 E: 1 K: 1 S: 8	H: 0 LOB: 1 BB: 0 P: 14	R: 1 E: 0 K: 1 S: 16	H: 2 LOB: 2 BB: 0 P: 25	R: 0 E: 0 K: 1 S: 9	H: 2 LOB: 2 BB: 0 P: 14	1B: 4 2B: 2 3B: 0 HR: 1	SF: 0 SAC: 0 DP: 2 HBP: 1	WP: 0 PB: 0 SB: 0 CS: 0	PA: 38					
PITCHER	IP	WLS	BF	H	R	ER	SO	BB	IBB	HBP	BLK	WP	HR	S	P	ERA	WHIP										
Jimmy Haynes, R (1, 1) ERA: 1.29	7.0	L	27	3	1	1	4	2	1	0	0	0	1	55	95	1.29	0.714										
Mark Lee, L (8, 1) ERA: 5.09	0.1		3	1	1	1	1	0	0	1	0	0	0	10	17	27.00	3.000										
Joe Borowski, R (8, 1) ERA:	1.2		8	3	0	0	1	0	0	0	0	0	0	15	22	0.00	1.800										

Batter	1	2	3	4	5	6	7	8	9	AB	R	H	RBI	BB	SO	LOB	BOTTOM										
Curtis Goodwin, L (1, 8) OBP: 0.318, SLG: 0.345	0-2 G4-3		0-0 F8			1-3 K			0-1 G1-3	4	0	0	0	0	1	1	Boston Red Sox @ Baltimore Orioles Oriole Park at Camden Yards, Baltimore, MD Wed Sep 13 1995, 7:05 PM EDT Att: 41,536 - Unknown - 79 F livebaseballscorecards.com										
Brady Anderson, L (1, 7) OBP: 0.363, SLG: 0.444	0-1 F7				2-1 L4			1-0 G3-1	4-1 DI BB	3	0	0	0	1	0	0											
Rafael Palmeiro, L (1, 3) OBP: 0.373, SLG: 0.573	2-3 K				4-1 G5-3 BB			1-1 F7	0-3 K	3	0	0	0	1	2	1											
Bobby Bonilla, S (1, 5) OBP: 0.374, SLG: 0.550		0-2 P6			1-1 G5-3			1-2 G4-6-3 1B	4-2 1B BB	3	0	1	0	1	0	1											
Cal Ripken Jr., R (1, 6) OBP: 0.319, SLG: 0.422		1-0 G5-3			0-1 F8			2-1 F7	0-0 G5-3	4	0	0	0	0	0	4											
Harold Baines, L (1, 10) OBP: 0.392, SLG: 0.521		0-2 G3						3-1 G4-6-3		3	0	0	0	0	0	1											
Chris Hoiles, R (1, 2) OBP: 0.353, SLG: 0.458 Jeffrey Hammonds, R (8, PR) OBP: 0.274, SLG: 0.366 Gregg Zaun, S (9, 2) OBP: 0.345, SLG: 0.370			2-1 G4-3			2-2 F8			1-0 G1-6-3 HBP	2	0	0	0	0	0	0											
Mark Smith, R (1, 9) OBP: 0.323, SLG: 0.379			1-1 L8			4-2 BB			0-1 F8	2	0	0	0	1	0	1											
Bret Barberie, S (1, 4) OBP: 0.349, SLG: 0.330			0-0 1B			3-1 G4-3			1 SAFE 0-2 G1-6-3	3	0	1	0	0	0	2											
Inning Stats	R: 0 E: 0 K: 1 S: 8	H: 0 LOB: 0 BB: 0 P: 10	R: 0 E: 0 K: 0 S: 7	H: 0 LOB: 0 BB: 0 P: 8	R: 0 E: 0 K: 0 S: 6	H: 1 LOB: 1 BB: 0 P: 9	R: 0 E: 0 K: 0 S: 7	H: 0 LOB: 1 BB: 1 P: 14	R: 0 E: 0 K: 0 S: 7	H: 0 LOB: 0 BB: 0 P: 10	R: 0 E: 0 K: 0 S: 7	H: 1 LOB: 0 BB: 0 P: 13	R: 0 E: 0 K: 0 S: 5	H: 0 LOB: 1 BB: 0 P: 6	R: 0 E: 0 K: 1 S: 9	H: 0 LOB: 2 BB: 2 P: 17	1B: 2 2B: 0 3B: 0 HR: 0	SF: 0 SAC: 0 DP: 2 HBP: 1	WP: 0 PB: 0 SB: 0 CS: 0	PA: 32							
PITCHER	IP	WLS	BF	H	R	ER	SO	BB	IBB	HBP	BLK	WP	HR	S	P	ERA	WHIP										
49 Tim Wakefield, R (1, 1) ERA: 2.5	8.1	W	29	2	0	0	2	3	0	1	0	0	0	60	96	0.00	0.600										
Rick Aguilera, R (9, 1) ERA: 2.42	0.2	S	3	0	0	0	1	1	0	0	0	0	0	6	10	0.00	1.500										

Batter	1	2	3	4	5	6	7	8	9	AB	R	H	RBI	BB	SO	LOB	TOP					
Dwayne Hosey, S OBP: 0.476, SLG: 0.842 (1, 8)	G4-3			L6		2B		FC4-6		4	0	1	0	0	0	1						
John Valentin, R OBP: 0.383, SLG: 0.508 (1, 6)	G5-3			L8 1B HBP		K			G5-3	3	1	0	0	0	1	1						
Mo Vaughn, L OBP: 0.386, SLG: 0.579 (1, 3)	L4			L8		K			K	4	0	0	0	0	2	2						
Jose Canseco, R OBP: 0.384, SLG: 0.589 (1, 10)									K	3	1	1	1	1	2	0						
Mike Greenwell, L OBP: 0.358, SLG: 0.473 (1, 7)									HR BB	3	1	1	2	1	0	1						
Tim Lincecum, R OBP: 0.421, SLG: 0.453 (1, 5)									HR	4	0	0	0	0	1	1						
Troy O'Leary, L OBP: 0.362, SLG: 0.504 (1, 9)									G5-3	3	0	0	0	0	1	0						
Mike Macfarlane, R OBP: 0.320, SLG: 0.401 (1, 2)										3	0	0	0	0	2	0						
Luis Alicaia, S OBP: 0.376, SLG: 0.382 (1, 4)										3	0	1	0	0	0	0						
Inning Stats	R: 0 E: 0 K: 0 S: 5	H: 0 LOB: 0 BB: 0 P: 9	R: 0 E: 0 K: 2 S: 6	H: 0 LOB: 1 BB: 1 P: 14	R: 0 E: 0 K: 0 S: 4	H: 0 LOB: 0 BB: 0 P: 5	R: 1 E: 0 K: 0 S: 12	H: 1 LOB: 1 BB: 0 P: 20	R: 0 E: 0 K: 1 S: 6	H: 0 LOB: 0 BB: 0 P: 9	R: 0 E: 0 K: 2 S: 9	H: 1 LOB: 1 BB: 0 P: 14	R: 0 E: 0 K: 1 S: 7	H: 0 LOB: 0 BB: 0 P: 11	R: 0 E: 0 K: 2 S: 10	H: 1 LOB: 1 BB: 0 P: 15	R: 2 E: 0 K: 1 S: 11	H: 1 LOB: 0 BB: 1 P: 17	1B: 2 2B: 2 3B: 0 HR: 1	SF: 0 SAC: 0 DP: 1 HBP: 1	WP: 0 PB: 0 SB: 1 CS: 1	PA: 33
PITCHER	IP	WLS	BF	H	R	ER	SO	BB	IBB	HBP	BLK	WP	HR	S	P	ERA	WHIP					
Orel Hershiser, R ERA: 4.05 Jose Mesa, R ERA: 1.21	(1, 1)	8.2	W	32	4	3	3	9	2	0	1	0	0	1	113	3.12	0.692					
(9, 1)	0.1	S	1	0	0	0	0	0	0	0	0	0	0	1	1	0.00	0.000					

Boston Red Sox @ Cleveland Indians
Jacobs Field, Cleveland, OH
Thu Sep 14 1995, 7:05 PM EDT
Att: 41,812 - Unknown - 69 F

AB 30
R 3
H 4
RBI 3
BB 2
SO 9
LOB 6



Batter	1	2	3	4	5	6	7	8	9	AB	R	H	RBI	BB	SO	LOB	BOTTOM				
Ruben Amaro Jr., S OBP: 0.255, SLG: 0.265 (1, 8)	G4-3									4	0	0	0	0	0	3					
Omar Vizquel, S OBP: 0.330, SLG: 0.353 (1, 6)	WP 2B BB									3	2	2	1	1	0	0					
Herbert Perry, R OBP: 0.390, SLG: 0.508 (1, 3)	G4-3 1H 2B									4	1	2	1	0	0	2					
Albert Belle, R OBP: 0.396, SLG: 0.640 Kenny Lofton, L OBP: 0.359, SLG: 0.471 (8, PR)	G4-3									3	0	1	0	1	1	1					
Manny Ramirez, R OBP: 0.410, SLG: 0.585 (1, 9)	FC6-4 1B									4	0	1	2	0	0	3					
Dave Winfield, R OBP: 0.291, SLG: 0.301 (1, 10)	FC6-4									4	0	0	0	0	0	5					
Jim Thome, L OBP: 0.444, SLG: 0.551 (1, 5)										4	1	1	0	0	2	2					
Sandy Alomar Jr., R OBP: 0.313, SLG: 0.453 (1, 2)	F9									3	1	2	1	0	0	0					
Alvaro Espinoza, R OBP: 0.259, SLG: 0.308 (1, 4)	G5-3									3	0	1	0	0	1	1					
Inning Stats	R: 2 E: 0 K: 0 S: 14	H: 2 LOB: 1 BB: 1 P: 23	R: 0 E: 0 K: 1 S: 9	H: 0 LOB: 0 BB: 0 P: 12	R: 0 E: 0 K: 1 S: 7	H: 0 LOB: 0 BB: 0 P: 11	R: 1 E: 0 K: 1 S: 14	H: 2 LOB: 1 BB: 0 P: 20	R: 1 E: 0 K: 0 S: 14	H: 2 LOB: 1 BB: 1 P: 20	R: 1 E: 0 K: 1 S: 11	H: 3 LOB: 2 BB: 0 P: 15	R: 0 E: 0 K: 0 S: 8	H: 1 LOB: 2 BB: 0 P: 12	1B: 5 2B: 5 3B: 0 HR: 0	SF: 0 SAC: 0 DP: 1 HBP: 0	WP: 1 PB: 0 SB: 1 CS: 0	PA: 34			
PITCHER	IP	WLS	BF	H	R	ER	SO	BB	IBB	HBP	BLK	WP	HR	S	P	ERA	WHIP				
Vaughn Eshelman, L ERA: 5.29 Jeff Suppan, R ERA: 7.5 Joe Hudson, R ERA: 3.57 Eric Gunderson, L ERA: 4.25	(1, 1)	5.0	L	22	6	4	4	3	1	0	0	0	0	0	53	7.20	1.400				
(6, 1)	2.0	9	3	1	1	1	1	0	0	0	0	0	0	21	31	4.50	2.000				
(8, 1)	0.2	3	1	0	0	0	0	0	0	0	0	0	0	5	8	0.00	1.500				
(8, 1)	0.1	1	0	0	0	0	0	0	0	0	0	0	0	3	4	0.00	0.000				

Boston Red Sox @ Cleveland Indians
Jacobs Field, Cleveland, OH
Thu Sep 14 1995, 7:05 PM EDT
Att: 41,812 - Unknown - 69 F

AB 32
R 5
H 10
RBI 5
BB 2
SO 4
LOB 17



Batter	1	2	3	4	5	6	7	8	9	AB	R	H	RBI	BB	SO	LOB	TOP		
Dwayne Hosey, S OBP: 0.423, SLG: 0.696 (1, 8)	G3		F9		P4					4	1	0	0	1	0	4	Boston Red Sox @ Cleveland Indians Jacobs Field, Cleveland, OH Fri Sep 15 1995, 7:05 PM EDT Att: 41,833 - Unknown - 64 F		
John Valentin, R OBP: 0.385, SLG: 0.508 (1, 6)	WP G6-3 1B		1B		G6-3			HR BB	G4-3	4	1	2	0	1	0	0			
Mo Vaughn, L OBP: 0.388, SLG: 0.585 (1, 3)	G6-3		G4-3		G1-4-3 1B			HR BB	1B	5	1	3	3	0	0	3			
Jose Canseco, R OBP: 0.382, SLG: 0.583 (1, 10)	G5-3			K	G1-4-3 1B			HR BB	F8	5	1	1	0	0	1	3			
Mike Greenwell, L OBP: 0.354, SLG: 0.468 (1, 7)		L9		G4-3				HR BB	F7	5	0	0	0	0	0	2			
Willie McGee, S OBP: 0.314, SLG: 0.416 (1, 9)		F7		G1-3				HR BB	F7	4	1	1	0	0	0	0			
Chris Donnels, L OBP: 0.309, SLG: 0.327 (8, PH)					L7			HR BB	G4-3	3	1	1	0	0	1	0			
Carlos Rodriguez, S OBP: 0.667, SLG: 0.667 (8, 5)								HR BB	1B	1	0	1	1	0	0	0			
Mike MacFarlane, R OBP: 0.322, SLG: 0.405 (1, 2)					G5-3			HR BB	G4-3	4	0	2	2	0	0	1			
Luis Alicea, S OBP: 0.377, SLG: 0.380 (1, 4)					P6			HR BB	G4-3	2	0	0	0	2	0	2			
Inning Stats	R: 0 H: 1 E: 0 K: 0 S: 6	H: 1 LOB: 1 BB: 0 P: 11	R: 0 H: 0 E: 0 K: 1 S: 10	H: 0 LOB: 0 BB: 0 P: 15	R: 0 H: 2 E: 0 K: 0 S: 11	H: 2 LOB: 2 BB: 0 P: 18	R: 0 H: 0 E: 0 K: 1 S: 10	H: 0 LOB: 0 BB: 0 P: 15	R: 0 H: 1 E: 0 K: 0 S: 6	H: 1 LOB: 1 BB: 0 P: 10	R: 1 H: 2 E: 0 K: 0 S: 9	H: 2 LOB: 1 BB: 0 P: 15	R: 5 H: 4 E: 0 K: 0 S: 26	H: 4 LOB: 2 BB: 3 P: 52	R: 0 H: 1 E: 0 K: 0 S: 13	H: 1 LOB: 1 BB: 0 P: 18	1B: 8 2B: 2 3B: 0 HR: 1	SF: 0 SAC: 0 DP: 1 HBP: 0	WP: 1 PA: 41 PB: 0 SB: 2 CS: 0
PITCHER	IP	WLS	BF	H	R	ER	SO	BB	IBB	HBP	BLK	WP	HR	S	P	ERA	WHIP		
Chad Ogea, R ERA: 3.11 (1, 1)	7.0		27	6	1	1	2	1	0	0	0	1	0	59	99	1.29	1.000		
Alan Embree, L ERA: 3.05 (8, 1)	0.0	L	4	2	4	4	0	2	0	0	0	0	1	13	26	∞	∞		
Jim Poole, L ERA: 3.77 (8, 1)	2.0		10	3	1	1	0	1	0	0	0	0	0	26	44	4.50	2.000		

AB	37
R	6
H	11
RBI	6
BB	4
SO	2
LOB	15



Batter	1	2	3	4	5	6	7	8	9	AB	R	H	RBI	BB	SO	LOB	BOTTOM				
Kenny Lofton, L OBP: 0.358, SLG: 0.469 (1, 8)	P4		F8		G3-1			E E 1B		4	0	1	0	0	0	0	Boston Red Sox @ Cleveland Indians Jacobs Field, Cleveland, OH Fri Sep 15 1995, 7:05 PM EDT Att: 41,833 - Unknown - 64 F				
Omar Vizquel, S OBP: 0.330, SLG: 0.354 (1, 6)	G6-3		P6		F8 2B			E4		4	0	1	0	0	0	1					
Jim Thome, L OBP: 0.442, SLG: 0.547 (1, 5)	1B BB		K		F7			K		3	0	0	0	1	2	2					
Albert Belle, R OBP: 0.399, SLG: 0.653 (1, 7)	1B				F8 HR			HR		4	2	3	2	0	0	1					
Eddie Murray, S OBP: 0.373, SLG: 0.497 (1, 10)	P9		L5		G3			HR		4	1	1	1	0	0	3					
Manny Ramirez, R OBP: 0.406, SLG: 0.580 (1, 9)			K		K			HR		4	0	0	0	0	3	0					
Paul Sorrento, L OBP: 0.333, SLG: 0.492 (1, 3)	G6-3		L4		F7			G3		4	0	0	0	0	0	0					
Sandy Alomar Jr., R OBP: 0.317, SLG: 0.460 (1, 2)	1B		K		G4-3			2B		4	0	2	0	0	1	0					
Alvaro Espinoza, R OBP: 0.252, SLG: 0.300 (1, 4)	P4		G1-3		F9			F9		3	0	0	0	0	0	1					
Wayne Kirby, L OBP: 0.253, SLG: 0.295 (8, PH)										1	0	0	0	0	0	1					
Inning Stats	R: 0 H: 1 E: 0 K: 0 S: 11	H: 1 LOB: 1 BB: 0 P: 23	R: 0 H: 1 E: 0 K: 1 S: 7	H: 1 LOB: 0 BB: 0 P: 13	R: 0 H: 0 E: 0 K: 1 S: 6	H: 0 LOB: 0 BB: 0 P: 9	R: 1 H: 1 E: 0 K: 1 S: 8	H: 1 LOB: 0 BB: 0 P: 15	R: 0 H: 0 E: 0 K: 1 S: 9	H: 0 LOB: 0 BB: 0 P: 13	R: 0 H: 1 E: 0 K: 0 S: 8	H: 1 LOB: 1 BB: 0 P: 14	R: 0 H: 0 E: 0 K: 1 S: 4	H: 0 LOB: 0 BB: 0 P: 6	R: 0 H: 1 E: 1 K: 1 S: 9	H: 1 LOB: 1 BB: 0 P: 13	R: 2 H: 3 E: 0 K: 1 S: 14	H: 3 LOB: 1 BB: 0 P: 18	1B: 3 2B: 2 3B: 0 HR: 3	SF: 0 SAC: 0 DP: 0 HBP: 0	WP: 0 PA: 36 PB: 0 SB: 0 CS: 0
PITCHER	IP	WLS	BF	H	R	ER	SO	BB	IBB	HBP	BLK	WP	HR	S	P	ERA	WHIP				
Erik Hanson, R ERA: 4.1 (1, 1)	8.0	W	30	5	1	1	5	1	0	0	0	0	2	14	18	18.00	3.000				
Rick Aguilera, R ERA: 2.74 (8, 1)	1.0		6	3	2	2	1	0	0	0	0	0	2	14	18	18.00	3.000				


AB	35
R	3
H	8
RBI	3
BB	1
SO	6
LOB	9



Batter	1	2	3	4	5	6	7	8	9	AB	R	H	RBI	BB	SO	LOB	TOP			
Dwayne Hosey, S (1, 8) OBP: 0.467, SLG: 0.692	1-2 P4 1B		4-0 1B HBP SF9 BB		0-0 P6			1-2 1B 1B		3	2	2	0	1	0	0	Boston Red Sox @ Cleveland Indians Jacobs Field, Cleveland, OH Sat Sep 16 1995, 3:33 AM EDT Att: 41,765 - Sunny - 78 F			
John Valentin, R (1, 6) OBP: 0.384, SLG: 0.505	1-2 P4		1-1 1B 2B HBP		1-1 P3			0-1 L4		3	1	0	0	0	0	2				
Mo Vaughn, L (1, 3) OBP: 0.389, SLG: 0.584	2-3 K		0-0 2B 1B		3-2 F7			0-1 1B		4	0	2	2	0	1	0				
Jose Canseco, R (1, 10) OBP: 0.378, SLG: 0.578		1-0 G6-3	0-0 SF9		1-2 F7			1-3 K		3	0	0	1	0	1	1				
Mike Greenwell, L (1, 7) OBP: 0.354, SLG: 0.468		0-0 F7	3-H 2-2 2B		1-0 G3-1			1-1 L7		4	0	1	1	0	0	1				
Troy O'Leary, L (1, 9) OBP: 0.355, SLG: 0.499		0-0 G6-3		0-0 G3		3-2 F8			2-1 F8	4	0	0	0	0	0	0				
Chris Donnels, L (1, 5) OBP: 0.316, SLG: 0.327			4-2 3B BB	0-1 1B		1-2 G3		2-2 G3		3	1	1	0	1	0	0				
Bill Haselman, R (1, 2) OBP: 0.321, SLG: 0.401			0-1 1B 3B	2-1 F7		0-0 F7		0-2 G3-1		3	1	1	1	0	0	1				
Matt Stairs, L (9, PH) OBP: 0.256, SLG: 0.403			1-H 1B 3B							1	0	0	0	0	0	0				
Luis Alicea, S (1, 4) OBP: 0.374, SLG: 0.377			0-0 P5	2-2 F8		1-3 K				3	0	0	0	0	1	2				
Inning Stats	R: 0 E: 0 K: 1 S: 9	H: 1 LOB: 0 BB: 0 P: 14	R: 0 E: 0 K: 0 S: 3	H: 0 LOB: 0 BB: 0 P: 4	R: 4 E: 0 K: 0 S: 11	H: 3 LOB: 2 BB: 2 P: 22	R: 0 E: 0 K: 0 S: 9	H: 1 LOB: 1 BB: 0 P: 13	R: 0 E: 0 K: 0 S: 7	H: 0 LOB: 0 BB: 0 P: 12	R: 0 E: 0 K: 1 S: 8	H: 0 LOB: 0 BB: 0 P: 10	R: 1 E: 0 K: 1 S: 12	H: 2 LOB: 1 BB: 0 P: 15	R: 0 E: 0 K: 0 S: 10	H: 0 LOB: 0 BB: 0 P: 14	1B: 5 2B: 1 3B: 1 HR: 0	SF: 1 SAC: 0 DP: 0 HBP: 1	WP: 0 PA: 35 PB: 0 SB: 1 CS: 0	
PITCHER	IP	WLS	BF	H	R	ER	SO	BB	IBB	HBP	BLK	WP	HR	S	P	ERA	WHIP			
Mark Clark, R (1, 1) ERA: 5.34	7.1	W	29	6	5	5	2	2	0	1	0	0	0	59	92	6.14	1.091			
Paul Assenmacher, L (8, 1) ERA: 2.38	0.0		1	1	0	0	0	0	0	0	0	0	0	2	2					
Julian Tavarez, R (8, 1) ERA: 2.38	0.2		2	0	0	0	1	0	0	0	0	0	0	5	7	0.00	0.000			
Jose Mesa, R (9, 1) ERA: 1.19	1.0	S	3	0	0	0	0	0	0	0	0	0	0	10	14	0.00	0.000			

Batter	1	2	3	4	5	6	7	8	9	AB	R	H	RBI	BB	SO	LOB	BOTTOM				
Kenny Lofton, L (1, 8) OBP: 0.359, SLG: 0.465	2-2 G4-3	4-2 CS BB		0-2 K		4-0 BB		1-2 F9		3	0	0	0	2	1	0	Boston Red Sox @ Cleveland Indians Jacobs Field, Cleveland, OH Sat Sep 16 1995, 3:33 AM EDT Att: 41,765 - Sunny - 78 F				
Brian Giles, L (1, 9) OBP: 0.250, SLG: 0.250	2-2 G3-1	1-0 CS	0-0 HR	2-0 F8		2-2 G4-3		1-1 G6-3		4	1	1	0	0	0	2					
Ruben Amaro Jr, S (8, PH) OBP: 0.250, SLG: 0.260		1-2 CS	1-1 1B	2-0 F8		2-3 G4-3				1	0	0	0	0	0	0					
Jim Thome, L (1, 5) OBP: 0.440, SLG: 0.552	2-2 G4-3		1-1 HR	3-2 F7		0-3 K				4	1	1	2	0	1	0					
Albert Belle, R (1, 7) OBP: 0.398, SLG: 0.649		4-2 1B BB	1-3 K	3-2 F7		3-2 G5-3				3	1	0	0	1	1	0					
Eddie Murray, S (1, 10) OBP: 0.378, SLG: 0.503		3-0 1B SF9	3-0 FC5 1B	1-2 FC6-4 1B		1-2 2B 1B				4	1	4	0	0	0	0					
Herbert Perry, R (1, 3) OBP: 0.393, SLG: 0.515		1-2 FC5 1B	1-3 K	2-2 FC6-4		2-0 2B				4	1	2	1	0	1	2					
Jesse Lewis, L (1, 2) OBP: 0.250, SLG: 0.231		2-2 SF9	1-0 1B	4-2 G5-3 BB		4-0 FC6-4 IBB				1	1	1	1	1	0	0					
Dave Winfield, R (7, PH) OBP: 0.297, SLG: 0.301		3-H 2-2 1B	1-2 1B	1-2 G5-3		1-2 FC6-4				0	0	0	0	1	0	0					
Tony Peña, R (8, 2) OBP: 0.293, SLG: 0.359		0-2 E	2-2 FC5	1-1 F8		1-1 G4-3 BB		2-3 K		0	0	0	0	0	0	0					
Billy Ripken, R (1, 4) OBP: 0.250, SLG: 0.250		1-2 1B	2-2 FC5	1-1 F8		1-2 G5-3		1-0 FC6-4		4	0	1	0	0	0	6					
Alvaro Espinoza, R (1, 6) OBP: 0.252, SLG: 0.298		1-2 FC5		1-1 F8		1-1 G4-3 BB		2-3 K		4	0	1	1	0	1	1					
Inning Stats	R: 0 E: 0 K: 0 S: 10	H: 0 LOB: 0 BB: 0 P: 16	R: 3 E: 1 K: 0 S: 20	H: 3 LOB: 1 BB: 2 P: 36	R: 2 E: 0 K: 2 S: 15	H: 4 LOB: 2 BB: 0 P: 24	R: 0 E: 0 K: 1 S: 6	H: 0 LOB: 0 BB: 0 P: 9	R: 0 E: 0 K: 0 S: 13	H: 1 LOB: 1 BB: 0 P: 22	R: 1 E: 0 K: 0 S: 12	H: 1 LOB: 1 BB: 2 P: 24	R: 0 E: 0 K: 1 S: 9	H: 2 LOB: 3 BB: 1 P: 19	R: 0 E: 0 K: 1 S: 8	H: 0 LOB: 0 BB: 0 P: 12	1B: 9 2B: 1 3B: 0 HR: 1	SF: 1 SAC: 0 DP: 0 HBP: 0	WP: 0 PA: 39 PB: 0 SB: 0 CS: 2		
PITCHER	IP	WLS	BF	H	R	ER	SO	BB	IBB	HBP	BLK	WP	HR	S	P	ERA	WHIP				
Roger Clemens, R (1, 1) ERA: 4.26	5.1	L	27	9	6	5	3	3	0	0	0	0	0	1	73	122	8.44	2.250			
Rheal Cormier, L (6, 1) ERA: 4.15	1.2		8	2	0	0	1	1	1	0	0	0	0	12	28	0.00	1.800				
Mike Stanton, L (8, 1) ERA: 4.79	1.0		3	0	0	0	1	0	0	0	0	0	0	8	12	0.00	0.000				

AB	31
R	5
H	7
RBI	5
BB	2
SO	3
LOB	7




AB	32
R	6
H	11
RBI	5
BB	5
SO	5
LOB	11



Batter	1	2	3	4	5	6	7	8	9	AB	R	H	RBI	BB	SO	LOB	TOP								
Dwayne Hosey, S OBP: 0.457, SLG: 0.633 (1, 8)	4-1 FC4-6 BB	1-0 F8		1-3 K		0-0 2H S 1B		3-2 G5-3		4	0	1	1	1	1	4									
Troy O'Leary, L OBP: 0.380, SLG: 0.501 (1, 9)	0-0 FC4-6 BB		3-2 1B 2B		2-2 G3-6 1B	1 SAFE 3-3 K		1-2 F5-3		4	2	2	0	0	1	2									
Willie McGee, S OBP: 0.312, SLG: 0.413 (8, 9)	1-2 1B									1	0	0	0	0	0	3									
Mo Vaughn, L OBP: 0.387, SLG: 0.580 (1, 3)	4-1 1B 1B SF9 BB		0-3 K		0-1 G3-6-1 1-2		1-3 K		2-3 K	4	1	0	0	1	3	2									
Jose Canseco, R OBP: 0.379, SLG: 0.575 (1, 10)	1-1 1B 2H 1B		0-3 K		2-2 P9		1-2 L5		4-2 BB 1B BB	4	1	1	1	1	1	1									
Mike Greenwell, L OBP: 0.356, SLG: 0.469 (1, 7)	0-1 1-2 2-3 1B		2-2 FC5-4 1B		0-0 SH G5-3 1B		1-1 G6-3		3-2 P5	5	1	3	1	0	0	1									
Tim Lincecum, R OBP: 0.421, SLG: 0.455 (1, 5)	1-2 SF9		0-1 FC5-4 1B		2-0 G5-3 SH SF8 1B		1-2 SH1-4 1B		4-2 1B BB	3	1	2	1	0	0	1									
Lee Tinsley, S OBP: 0.362, SLG: 0.406 (8, PR)										0	1	0	0	0	0	0									
Chris Donnels, L OBP: 0.322, SLG: 0.327 (8, 5)	3-H		1-2							0	0	0	0	1	0	0									
Carlos Rodriguez, S OBP: 0.500, SLG: 0.500 (1, 6)	1-2 P3			3-2 G3		0-0 SH G5-3 1B		2-1 SH1-4 1B	0-1 1-3 2-H 1B	3	1	1	1	0	0	2									
Mike Macfarlane, R OBP: 0.319, SLG: 0.401 (8, PR)			1-3 K		0-0 F7		0-2 G5-3		3-1 E6 2B	4	0	0	1	0	1	3									
John Valentini, R OBP: 0.393, SLG: 0.504 (8, 6)										1	1	0	0	0	0	2									
Luis Alicaia, S OBP: 0.374, SLG: 0.378 (1, 4)			3-1 L8		1-1		0-2 SF8		3-2	2	0	1	1	0	0	0									
Matt Stairs, L OBP: 0.305, SLG: 0.423 (8, PH)										1	0	1	1	0	0	0									
Bill Haselman, R OBP: 0.321, SLG: 0.401 (8, 2)										0	0	0	0	0	0	0									
Inning Stats	R: 2 E: 0 K: 0 S: 13	H: 2 LOB: 2 BB: 2 P: 24	R: 0 E: 0 K: 1 S: 6	H: 0 LOB: 0 BB: 0 P: 11	R: 1 E: 0 K: 2 S: 14	H: 2 LOB: 1 BB: 0 P: 19	R: 0 E: 0 K: 1 S: 10	H: 1 LOB: 1 BB: 0 P: 15	R: 0 E: 0 K: 0 S: 8	H: 1 LOB: 0 BB: 0 P: 12	R: 3 E: 1 K: 1 S: 14	H: 3 LOB: 1 BB: 0 P: 19	R: 0 E: 0 K: 1 S: 8	H: 0 LOB: 0 BB: 0 P: 11	R: 2 E: 1 K: 0 S: 18	H: 2 LOB: 3 BB: 0 P: 31	R: 1 E: 0 K: 1 S: 13	H: 1 LOB: 2 BB: 2 P: 26	1B: 10 2B: 2 3B: 0 HR: 0	SF: 2 SAC: 2 DP: 1 HBP: 0	WP: 0 PB: 0 SB: 1 CS: 0	PA: 44			
PITCHER	IP	WLS	BF	H	R	ER	SO	BB	IBB	HBP	BLK	WP	HR	S	P	ERA	WHIP								
Dennis Martinez, R ERA: 3.07	(1, 1)	1.0	7	2	2	2	0	2	0	0	0	0	0	13	24	18.00	4.000								
John Farrell, R ERA: 3.96	(2, 1)	4.2	21	7	4	2	4	0	0	0	0	0	0	49	70	3.86	1.500								
Jim Poole, L ERA: 3.74	(6, 1)	0.1	1	0	0	0	1	0	0	0	0	0	0	3	6	0.00	0.000								
Paul Shuey, R ERA: 3.86	(7, 1)	1.1	L	7	2	2	1	1	0	0	0	0	0	20	32	6.75	1.500								
Alan Embree, L ERA: 3.22	(8, 1)	1.2	8	1	1	1	1	2	0	0	0	0	0	19	36	5.40	1.800								
Batter	1	2	3	4	5	6	7	8	9	AB	R	H	RBI	BB	SO	LOB	BOTTOM								
Kenny Lofton, L OBP: 0.357, SLG: 0.463 (1, 8)	2-2 L8			2-2 F9		0-0 1B HR 2B	3-2 G6-3		2-2 G4-3	2	0	0	0	0	0	0									
Jerome Burnitz, L OBP: 1.000, SLG: 2.000 (5, 8)										1	1	1	0	0	0	0									
Ruben Amaro Jr., S OBP: 0.241, SLG: 0.250 (7, PH)										2	0	0	0	0	0	0									
Omar Vizquel, S OBP: 0.330, SLG: 0.355 (1, 6)	1-1 F9			0-0 2B 1B		0-0 HR 1B	2-2 1B			2	1	1	0	0	0	0									
Billy Ripken, R OBP: 0.500, SLG: 0.500 (5, 4)										2	1	2	1	0	0	0									
Jim Thome, L OBP: 0.441, SLG: 0.557 (1, 5)	3-2 G5-3			2-3 K		2-3 HR 1B BB	4-1 BB			3	1	1	3	1	1	1									
Albert Belle, R OBP: 0.398, SLG: 0.649 (1, 7)		1-0 G5-3		0-0 1-H 2B		0-0 WP 1B BB	4-2 G6-4-3			3	1	1	1	1	0	2									
Eddie Murray, S OBP: 0.377, SLG: 0.499 (1, 10)		2-2 F7		1-0 F7		4-0 SH1-4 FC1-2 BB		1-0 L5		3	0	0	0	1	0	1									
Manny Ramirez, R OBP: 0.405, SLG: 0.577 (1, 9)			0-3 K		2-2 G5-3	2-2 FC1-2 SH1-4 1B		2-3 K		4	0	1	1	0	2	0									
Herbert Perry, R OBP: 0.386, SLG: 0.504 (1, 3)			1-1 L7		0-3 K	0-1 SH1-4		0-0 F8		3	0	0	0	0	1	0									
Sandy Alomar Jr., R OBP: 0.316, SLG: 0.455 (1, 2)			0-1 G4-6-3 1B		2-1 G6-3	2-2 FC1-2			2-3 K	4	0	1	0	0	1	2									
Alvaro Espinoza, R OBP: 0.252, SLG: 0.297 (5, 6)			0-0 G4-6-3		0-0 G6-3			0-1 F7		4	1	1	0	0	0	3									
Inning Stats	R: 0 E: 0 K: 0 S: 9	H: 0 LOB: 0 BB: 0 P: 15	R: 0 E: 0 K: 1 S: 7	H: 0 LOB: 0 BB: 0 P: 10	R: 0 E: 0 K: 0 S: 5	H: 1 LOB: 0 BB: 0 P: 6	R: 1 E: 0 K: 1 S: 9	H: 2 LOB: 1 BB: 0 P: 14	R: 0 E: 0 K: 1 S: 8	H: 0 LOB: 0 BB: 0 P: 12	R: 5 E: 0 K: 0 S: 24	H: 5 LOB: 2 BB: 2 P: 41	R: 0 E: 0 K: 0 S: 8	H: 1 LOB: 1 BB: 1 P: 17	R: 0 E: 0 K: 1 S: 6	H: 0 LOB: 0 BB: 0 P: 9	R: 0 E: 0 K: 1 S: 9	H: 0 LOB: 0 BB: 0 P: 13	1B: 6 2B: 2 3B: 0 HR: 1	SF: 0 SAC: 1 DP: 2 HBP: 0	WP: 1 PB: 0 SB: 0 CS: 0	PA: 37			
PITCHER	IP	WLS	BF	H	R	ER	SO	BB	IBB	HBP	BLK	WP	HR	S	P	ERA	WHIP								
Mike Maddux, R ERA: 4.37	(1, 1)	5.0	21	7	5	5	3	0	0	0	0	0	1	46	68	9.00	1.400								
Joe Hudson, R ERA: 3.7	(6, 1)	1.0	6	1	1	1	0	2	0	0	0	1	0	16	30	9.00	3.000								
Eric Gunderson, L ERA: 4.21	(7, 1)	0.1	3	1	0	0	0	1	0	0	0	0	0	7	16	0.00	6.000								
Jeff Suppan, R ERA: 6.86	(7, 1)	1.2	W	4	0	0	0	1	0	0	0	0	0	7	10	0.00	0.000								
Rick Aquilera, R ERA: 2.68	(9, 1)	1.0	S	3	0	0	0	1	0	0	0	0	0	9	13	0.00	0.000								


Boston Red Sox @ Cleveland Indians
Jacobs Field, Cleveland, OH
Sun Sep 17, 1995, 3:33 AM EDT
Att: 41,723 - Overcast - 65 F

AB 36
R 9
H 12
RBI 8
BB 4
SO 7
LOB 21



Boston Red Sox @ Cleveland Indians
Jacobs Field, Cleveland, OH
Sun Sep 17, 1995, 3:33 AM EDT
Att: 41,723 - Overcast - 65 F

AB 33
R 6
H 9
RBI 6
BB 3
SO 5
LOB 9



Batter	1	2	3	4	5	6	7	8	9	AB	R	H	RBI	BB	SO	LOB	TOP					
Pat Listach, S OBP: 0.287, SLG: 0.267 (1, 6)										5	0	1	0	0	3	2						
Fernando Vina, L OBP: 0.323, SLG: 0.363 (1, 4)										5	1	1	0	0	0	2						
Kevin Seitzer, R OBP: 0.398, SLG: 0.420 (1, 5)										3	1	1	0	2	1	0						
Jeff Cirillo, R OBP: 0.382, SLG: 0.469 (9, 5)										0	0	0	0	0	0	0						
John Jaha, R OBP: 0.375, SLG: 0.577 (1, 3)										4	2	1	1	1	1	3						
Dave Nilsson, L OBP: 0.347, SLG: 0.478 (1, 10)										4	1	3	1	0	0	1						
Matt Mieske, R OBP: 0.332, SLG: 0.458 (1, 9)										3	1	3	1	0	0	0						
David Hulse, L OBP: 0.299, SLG: 0.365 (1, 7)										3	0	1	3	0	0	0						
Mike Matheny, R OBP: 0.298, SLG: 0.311 (1, 2)										4	0	0	0	0	1	3						
Duane Singleton, L OBP: 0.077, SLG: 0.077 (1, 8)										4	0	1	0	0	0	4						
Inning Stats	R: 0 E: 0 K: 1 S: 7	H: 0 LOB: 0 BB: 0 P: 12	R: 1 E: 0 K: 1 S: 14	H: 2 LOB: 2 BB: 1 P: 24	R: 0 E: 0 K: 2 S: 9	H: 0 LOB: 1 BB: 1 P: 17	R: 2 E: 1 K: 1 S: 16	H: 3 LOB: 2 BB: 0 P: 22	R: 2 E: 0 K: 0 S: 8	H: 1 LOB: 0 BB: 1 P: 14	R: 0 E: 0 K: 0 S: 5	H: 0 LOB: 0 BB: 0 P: 8	R: 1 E: 0 K: 0 S: 12	H: 4 LOB: 2 BB: 0 P: 19	R: 0 E: 0 K: 0 S: 9	H: 2 LOB: 2 BB: 0 P: 17	R: 0 E: 0 K: 1 S: 9	H: 0 LOB: 0 BB: 0 P: 17	1B: 9 2B: 3 3B: 0 HR: 0	SF: 2 SAC: 0 DP: 1 HBP: 0	WP: 0 PB: 0 SB: 2 CS: 0	PA: 40
PITCHER	IP WLS BF H R ER SO BB IBB HBP BLK WP HR S P ERA WHIP																					
49 Tim Wakefield, R ERA: 2.71 (1, 1)	7.0 L 33 10 6 6 5 3 0 0 0 0 0 0 0 0 7.71 1.857																					
Mike Stanton, L ERA: 4.56 (8, 1)	1.0 4 2 0 0 0 0 0 0 0 0 0 0 0 9 17 0.00 2.000																					
Ken Ryan, R ERA: 5.4 (9, 1)	1.0 3 0 0 0 0 1 0 0 0 0 0 0 0 9 17 0.00 0.000																					

Milwaukee Brewers @ Boston Red Sox
Fenway Park, Boston, MA
Mon Sep 18 1995, 7:05 PM EDT
Att: 28,176 - Unknown - 63 F

AB 35
R 6
H 12
RBI 6
BB 3
SO 6
LOB 15

Batter	1	2	3	4	5	6	7	8	9	AB	R	H	RBI	BB	SO	LOB	BOTTOM					
Dwayne Hosey, S OBP: 0.436, SLG: 0.576 (1, 8)										3	0	0	0	1	1	2						
John Valentin, R OBP: 0.384, SLG: 0.510 (1, 6)										4	1	2	1	0	0	1						
Mo Vaughn, L OBP: 0.385, SLG: 0.575 (1, 3)										4	0	0	0	0	1	1						
Jose Canseco, R OBP: 0.375, SLG: 0.568 (1, 10)										4	0	0	0	0	1	0						
Mike Greenwell, L OBP: 0.355, SLG: 0.467 (1, 7)										4	0	1	0	0	0	0						
Tim Lincecum, R OBP: 0.421, SLG: 0.454 (1, 5)										3	0	1	0	0	0	1						
Troy O'Leary, L OBP: 0.357, SLG: 0.497 (1, 9)										3	0	0	0	0	0	1						
Mike Macfarlane, R OBP: 0.321, SLG: 0.406 (1, 2)										3	0	2	0	0	0	0						
Luis Alicea, S OBP: 0.374, SLG: 0.377 (1, 4)										3	0	1	0	0	0	2						
Inning Stats	R: 0 E: 0 K: 0 S: 6	H: 1 LOB: 0 BB: 0 P: 14	R: 0 E: 0 K: 0 S: 7	H: 0 LOB: 0 BB: 0 P: 13	R: 0 E: 0 K: 0 S: 5	H: 1 LOB: 1 BB: 0 P: 10	R: 1 E: 0 K: 0 S: 10	H: 2 LOB: 1 BB: 0 P: 17	R: 0 E: 0 K: 1 S: 9	H: 1 LOB: 1 BB: 0 P: 11	R: 0 E: 0 K: 1 S: 10	H: 0 LOB: 0 BB: 0 P: 13	R: 0 E: 0 K: 0 S: 5	H: 1 LOB: 0 BB: 0 P: 6	R: 0 E: 0 K: 0 S: 7	H: 1 LOB: 1 BB: 1 P: 16	R: 0 E: 0 K: 1 S: 8	H: 0 LOB: 0 BB: 0 P: 12	1B: 5 2B: 1 3B: 0 HR: 1	SF: 0 SAC: 0 DP: 2 HBP: 0	WP: 0 PB: 0 SB: 0 CS: 1	PA: 33
PITCHER	IP WLS BF H R ER SO BB IBB HBP BLK WP HR S P ERA WHIP																					
Ricky Bones, R ERA: 4.06 (1, 1)	9.0 W 32 7 1 1 3 1 0 0 0 0 1 67 112 1.00 0.889																					

Milwaukee Brewers @ Boston Red Sox
Fenway Park, Boston, MA
Mon Sep 18 1995, 7:05 PM EDT
Att: 28,176 - Unknown - 63 F

AB 31
R 1
H 7
RBI 1
BB 1
SO 3
LOB 8

Batter	1	2	3	4	5	6	7	8	9	AB	R	H	RBI	BB	SO	LOB	TOP											
Pat Listach, S OBP: 0.282, SLG: 0.263 (1, 8)	L8			G4-3	K		K		K	5	0	0	0	0	3	2												
Jeff Cirillo, R OBP: 0.381, SLG: 0.464 (1, 4)	G1-3			G6-3	1B BB		K			3	0	0	0	1	1	0												
Kevin Seitzer, R OBP: 0.397, SLG: 0.419 (1, 5)	K			E4	1B		G4-3			4	0	1	2	0	1	0												
John Jaha, R OBP: 0.373, SLG: 0.571 (1, 3)			G4-3	FC6-4 BB	K				K	3	0	0	0	1	2	2												
Matt Mieske, R OBP: 0.331, SLG: 0.455 (1, 9)	G5-3			FC6-4			G6-3		1B	4	0	1	0	0	0	2												
Joe Oliver, R OBP: 0.333, SLG: 0.446 (1, 10)	G5-3				2B G1 BB		F8		K	3	1	0	0	1	1	1												
B.J. Surhoff, L OBP: 0.384, SLG: 0.505 (1, 7)			P4	G1 1B	2B		1B		F8	4	1	2	0	0	0	1												
Mike Matheny, R OBP: 0.299, SLG: 0.319 Fernando Vina, L OBP: 0.322, SLG: 0.362 (9, PH)	G1-3			G1	G1		1B		K	3	0	1	1	0	0	1												
Mark Loretta, R OBP: 0.211, SLG: 0.294 Darryl Hamilton, L OBP: 0.354, SLG: 0.396 (6, PH)	L8			2B BB	1B		K		P5	1	1	0	0	1	0	0												
				BB	BB					2	0	0	0	0	1	2												
Inning Stats	R: 0 E: 0 K: 1 S: 8	H: 0 LOB: 0 BB: 0 P: 14	R: 0 E: 0 K: 0 S: 5	H: 0 LOB: 0 BB: 0 P: 7	R: 0 E: 0 K: 0 S: 5	H: 0 LOB: 0 BB: 0 P: 11	R: 0 E: 1 K: 0 S: 10	H: 0 LOB: 2 BB: 1 P: 17	R: 3 E: 0 K: 2 S: 16	H: 2 LOB: 2 BB: 3 P: 30	R: 0 E: 0 K: 1 S: 11	H: 2 LOB: 2 BB: 0 P: 16	R: 0 E: 0 K: 2 S: 10	H: 1 LOB: 1 BB: 0 P: 18	R: 0 E: 0 K: 2 S: 8	H: 0 LOB: 0 BB: 0 P: 12	1B: 3 2B: 2 3B: 0 HR: 0	SF: 0 SAC: 0 DP: 0 HBP: 0	WP: 0 PB: 0 SB: 0 CS: 0	PA: 37								
PITCHER	IP	WLS	BF	H	R	ER	SO	BB	IBB	HBP	BLK	WP	HR	S	P	ERA	WHIP											
Vaughn Eshelman, L ERA: 5.25 Jeff Suppan, R ERA: 6.23 Mike Stanton, L ERA: 4.62 Rick Aguilera, R ERA: 2.63	(1, 1)	5.2	W	26	4	3	3	3	4	0	0	0	0	0	52	90	4.76	1.412										
	(6, 1)	2.0		7	1	0	0	5	0	0	0	0	0	24	36	0.00	0.500											
	(8, 1)	0.1		1	0	0	0	0	0	0	0	0	0	1	2	0.00	0.000											
	(9, 1)	1.0	S	3	0	0	0	2	0	0	0	0	0	8	12	0.00	0.000											

Milwaukee Brewers @ Boston Red Sox
Fenway Park, Boston, MA
Tue Sep 19 1995, 7:05 PM EDT
Att: 27,060 - Unknown - 62 F

AB 33
R 3
H 5
RBI 3
BB 4
SO 10
LOB 11





Batter	1	2	3	4	5	6	7	8	9	AB	R	H	RBI	BB	SO	LOB	BOTTOM										
Dwayne Hosey, S OBP: 0.409, SLG: 0.514 (1, 8)	2B BB	G4-3			K	F8		P4		4	1	0	0	1	1	2											
John Valentin, R OBP: 0.388, SLG: 0.516 (1, 6)	1B 2B	P1			1B WP 2B		1B PB BB	1B		4	3	3	1	1	0	1											
Mo Vaughn, L OBP: 0.385, SLG: 0.573 (1, 3)	FC1-4 1B			F7	F7		BB 1B	F7		5	0	2	1	0	0	2											
Jose Canseco, R OBP: 0.376, SLG: 0.568 (1, 10)	FC1-4			K	WP 1B		BB 1B			4	0	2	1	0	1	1											
Mike Greenwell, L OBP: 0.354, SLG: 0.464 (1, 7)	L8			G1-6-3	K		BB			3	0	0	0	1	1	3											
Tim Lincecum, R OBP: 0.417, SLG: 0.450 (1, 5)	L9			G6-3	F9		BB			4	0	0	0	0	1	6											
Matt Stairs, L OBP: 0.294, SLG: 0.407 Willie McGee, S OBP: 0.311, SLG: 0.411 (7, 9)		G3-1		K	G4-3		K			3	0	0	0	0	1	0											
Bill Haselman, R OBP: 0.319, SLG: 0.404 (1, 2)		2B		G6-3	F8		K			4	1	1	0	0	1	4											
Carlos Rodriguez, S OBP: 0.500, SLG: 0.556 (1, 4)		G4-3		G4-3	PB BB		G1-3			3	0	1	1	1	0	1											
				2B						1B: 5 2B: 4 3B: 0 HR: 0	SF: 0 SAC: 0 DP: 1 HBP: 0	WP: 1 PB: 4 SB: 0 CS: 0	PA: 39														
Inning Stats	R: 2 E: 0 K: 0 S: 14	H: 2 LOB: 1 BB: 1 P: 22	R: 1 E: 0 K: 0 S: 9	H: 2 LOB: 1 BB: 0 P: 17	R: 0 E: 0 K: 1 S: 7	H: 0 LOB: 0 BB: 0 P: 11	R: 0 E: 0 K: 1 S: 12	H: 0 LOB: 1 BB: 0 P: 18	R: 1 E: 0 K: 2 S: 14	H: 2 LOB: 2 BB: 0 P: 21	R: 0 E: 0 K: 0 S: 9	H: 0 LOB: 1 BB: 1 P: 19	R: 1 E: 0 K: 3 S: 18	H: 2 LOB: 3 BB: 2 P: 38	R: 0 E: 0 K: 0 S: 7	H: 1 LOB: 1 BB: 0 P: 13	1B: 5 2B: 4 3B: 0 HR: 0	SF: 0 SAC: 0 DP: 1 HBP: 0	WP: 1 PB: 4 SB: 0 CS: 0	PA: 39							
PITCHER	IP	WLS	BF	H	R	ER	SO	BB	IBB	HBP	BLK	WP	HR	S	P	ERA	WHIP										
Steve Sparks, R ERA: 4.55 Angel Miranda, L ERA: 5.23	(1, 1)	6.0	L	31	8	5	5	4	3	0	0	0	0	72	125	7.50	1.833										
	(7, 1)	2.0		8	1	0	0	3	1	0	0	0	0	18	34	0.00	1.000										

Milwaukee Brewers @ Boston Red Sox
Fenway Park, Boston, MA
Tue Sep 19 1995, 7:05 PM EDT
Att: 27,060 - Unknown - 62 F

AB 35
R 5
H 9
RBI 4
BB 4
SO 7
LOB 23



Batter	1	2	3	4	5	6	7	8	9	AB	R	H	RBI	BB	SO	LOB	TOP										
Fernando Vina, L (1,4) OBP: 0.318, SLG: 0.358 Matt Mieske, R (8,PH) OBP: 0.330, SLG: 0.453 Pat Listach, S (8,6) OBP: 0.282, SLG: 0.263	1-0 F8			3-2 G4-3		0-1 F7		1-0 L7		3	0	0	0	0	0	1	Milwaukee Brewers @ Boston Red Sox Fenway Park, Boston, MA Wed Sep 20 1995, 7:05 PM EDT Att: 32,563 - Unknown - 61 F AB 30 R 2 H 4 RBI 2 BB 2 SO 6 LOB 8 										
Kevin Seitzer, R (1,10) OBP: 0.396, SLG: 0.422	3-3 K2-3			4-2 G3-6-3 BB		2-0 1B 3B		2-0 P5		3	1	1	1	1	1	0											
B.J. Surhoff, L (1,7) OBP: 0.383, SLG: 0.503	2-2 L9			0-0 G3-6-3 1-2f		2-2 2B 1B			2-2 F8	4	0	1	1	0	0	1											
John Jaha, R (1,3) OBP: 0.375, SLG: 0.572			1-0 G6-3		4-2 FC6-4 BB	1-1 2B			1-1 F8	3	0	1	0	1	0	0											
Dave Nilsson, L (1,9) OBP: 0.342, SLG: 0.470	1-1 G6-3			1-3 K		2-1 F7			3-3 K	4	0	0	0	0	2	3											
Jeff Cirillo, R (1,5) OBP: 0.377, SLG: 0.460	2-1 P3			1-0 FC6-4 1-2f			2-2 G5-3			3	0	0	0	0	0	1											
David Hulse, L (1,8) OBP: 0.297, SLG: 0.361			1-0 L7		2-2 G4-3		1-3 K			3	0	0	0	0	1	1											
Mike Matheny, R (1,2) OBP: 0.299, SLG: 0.326			0-3 K			2-1 3B 2B			2-3 K	3	1	1	0	0	2	0											
Mark Loretta, R (1,6) OBP: 0.182, SLG: 0.250 (8,4)			0-0 L9			1-1 L9		0-0 G3		3	0	0	0	0	0	1											
Inning Stats	R: 0 E: 0 K: 1 S: 9	H: 0 LOB: 0 BB: 0 P: 15	R: 0 E: 0 K: 0 S: 5	H: 0 LOB: 0 BB: 0 P: 9	R: 0 E: 0 K: 1 S: 5	H: 0 LOB: 0 BB: 1 P: 6	R: 0 E: 0 K: 0 S: 7	H: 0 LOB: 0 BB: 1 P: 14	R: 0 E: 0 K: 1 S: 11	H: 0 LOB: 1 BB: 1 P: 19	R: 2 E: 0 K: 0 S: 16	H: 4 LOB: 2 BB: 0 P: 26	R: 0 E: 0 K: 2 S: 11	H: 0 LOB: 0 BB: 0 P: 16	R: 0 E: 0 K: 0 S: 3	H: 0 LOB: 0 BB: 0 P: 6	R: 0 E: 0 K: 1 S: 9	H: 0 LOB: 0 BB: 0 P: 15	1B: 1 2B: 2 3B: 1 HR: 0	SF: 0 SAC: 0 DP: 1 HBP: 0	WP: 0 PB: 0 SB: 0 CS: 0	PA: 32					
PITCHER	IP	WLS	BF	H	R	ER	SO	BB	IBB	HBP	BLK	WP	HR	S	P	ERA	WHIP										
Erik Hanson, R (1,1) ERA: 4.06	6.0		23	4	2	2	3	2	0	0	0	0	0	53	89	3.00	1.000										
Rheal Cormier, L (7,1) ERA: 4.09	2.0	W	6	0	0	0	2	0	0	0	0	0	0	14	22	0.00	0.000										
Rick Aguilera, R (9,1) ERA: 2.58	1.0	S	3	0	0	0	1	0	0	0	0	0	0	9	15	0.00	0.000										

Batter	1	2	3	4	5	6	7	8	9	AB	R	H	RBI	BB	SO	LOB	BOTTOM										
Dwayne Hosey, S (1,8) OBP: 0.426, SLG: 0.550	1-0 E G6-3 2B		1-1 L8		1-2 1B BB FC6 1B		0-0 SH1-4			3	2	2	0	0	0	0	Milwaukee Brewers @ Boston Red Sox Fenway Park, Boston, MA Wed Sep 20 1995, 7:05 PM EDT Att: 32,563 - Unknown - 61 F AB 31 R 3 H 9 RBI 3 BB 3 SO 3 LOB 17 										
John Valentin, R (1,6) OBP: 0.388, SLG: 0.515	2-2 G6-3 2H		3-2 E 1B		4-1 FC6 1B BB		0-0 F8			3	0	1	1	1	0	1											
Mo Vaughn, L (1,3) OBP: 0.387, SLG: 0.573	1-1 G1-3		2-1 HBP		0-0 FC6 1B		4-0 1B IBB			2	0	1	0	1	0	0											
Jose Canseco, R (1,10) OBP: 0.377, SLG: 0.566	4-0 BB		3-3 K		1-2 FC6 G6-4-3		1-1 1B			3	0	1	2	1	1	4											
Tim Lincecum, R (1,5) OBP: 0.414, SLG: 0.445	1-0 L9		1-3 K		0-2 G6-4-3 1-2f		3-2 G4-3			4	0	0	0	0	1	7											
Mike Greenwell, L (1,7) OBP: 0.352, SLG: 0.460			1-0 G4-3		1-1 G6-3		0-0 G1-3		0-0 P5	4	0	0	0	0	0	0											
Willie McGee, S (1,9) OBP: 0.314, SLG: 0.413		2-1 1B		1-0 L9		1-2 G4-3		0-2 1B		4	0	2	0	0	0	0											
Mike Macfarlane, R (1,2) OBP: 0.321, SLG: 0.404		2-2 P4 1B		2-1 1B		3-2 G6-3		0-0 F8		4	0	1	0	0	0	2											
Luis Alicaia, S (1,4) OBP: 0.373, SLG: 0.376		1-0 L9		0-1 F7			0-0 SH1-4 1B 1B		1-3 K	4	1	1	0	0	1	3											
Inning Stats	R: 1 E: 1 K: 0 S: 7	H: 1 LOB: 1 BB: 1 P: 16	R: 0 E: 0 K: 0 S: 8	H: 1 LOB: 0 BB: 0 P: 14	R: 0 E: 1 K: 2 S: 20	H: 1 LOB: 2 BB: 0 P: 30	R: 0 E: 0 K: 0 S: 7	H: 1 LOB: 1 BB: 0 P: 11	R: 0 E: 0 K: 0 S: 11	H: 2 LOB: 1 BB: 1 P: 17	R: 0 E: 0 K: 0 S: 7	H: 0 LOB: 0 BB: 0 P: 11	R: 1 E: 0 K: 0 S: 8	H: 2 LOB: 2 BB: 1 P: 16	R: 0 E: 0 K: 1 S: 8	H: 1 LOB: 1 BB: 0 P: 9	R: 0 E: 0 K: 1 S: 9	H: 1 LOB: 1 BB: 0 P: 9	1B: 8 2B: 1 3B: 0 HR: 0	SF: 0 SAC: 1 DP: 1 HBP: 1	WP: 0 PB: 0 SB: 0 CS: 0	PA: 36					
PITCHER	IP	WLS	BF	H	R	ER	SO	BB	IBB	HBP	BLK	WP	HR	S	P	ERA	WHIP										
Scott Karl, L (1,1) ERA: 4.22	6.0	L	27	7	3	2	2	2	0	1	0	0	0	61	100	3.00	1.500										
Ron Rightnowar, R (7,1) ERA: 5.99	2.0		9	2	0	0	1	0	1	0	0	0	0	15	24	0.00	1.000										

Batter	1	2	3	4	5	6	7	8	9	AB	R	H	RBI	BB	SO	LOB	TOP				
Roberto Alomar, S OBP: 0.357, SLG: 0.453 (1, 4)	G3			G5-3		G3-1	L8			4	0	0	0	0	0	2	Toronto Blue Jays @ Boston Red Sox Fenway Park, Boston, MA Sat Sep 23 1995, 3:33 AM EDT Att: 32,791 - Cloudy - 61 F				
Paul Molitor, R OBP: 0.347, SLG: 0.416 (1, 10)	K			G5-3		BB 1B		G6-4-3		4	0	2	0	0	1	0					
Joe Carter, R OBP: 0.306, SLG: 0.439 (1, 8) (7, 7)	K			0-1		BB		G6-4-3		4	0	2	0	0	1	1					
John Olerud, L OBP: 0.397, SLG: 0.406 (1, 3)		F7		L6				WP BB		2	0	0	0	2	0	1					
Ed Sprague, R OBP: 0.337, SLG: 0.416 (1, 5)	K			G1-3		L8		WP BB		3	0	0	0	1	1	3					
Shawn Green, L OBP: 0.334, SLG: 0.528 (1, 9)	F8			1B		1B		G4-3		4	0	2	0	0	0	2					
Carlos Delgado, L OBP: 0.247, SLG: 0.351 Lance Parrish, R OBP: 0.265, SLG: 0.320 (7, 2)			K	F7		F7		K		3	0	0	0	0	1	2					
Sandy Martinez, L OBP: 0.279, SLG: 0.343 Mike Huff, R OBP: 0.327, SLG: 0.297 (7, PH) (7, 8)			G3	G1-3		1B		G6-4-3		2	0	0	0	0	0	1					
Tomas Perez, S OBP: 0.299, SLG: 0.344 (1, 6)			K	G4-3		K		G6-4-3		4	0	0	0	0	2	3					
Inning Stats	R: 0 E: 0 K: 2 S: 9	H: 0 LOB: 0 BB: 0 P: 12	R: 0 E: 0 K: 1 S: 7	H: 0 LOB: 0 BB: 0 P: 13	R: 0 E: 0 K: 2 S: 13	H: 0 LOB: 0 BB: 0 P: 21	R: 0 E: 0 K: 0 S: 7	H: 1 LOB: 1 BB: 0 P: 11	R: 0 E: 0 K: 0 S: 13	H: 1 LOB: 1 BB: 0 P: 19	R: 0 E: 0 K: 1 S: 14	H: 2 LOB: 2 BB: 0 P: 21	R: 0 E: 0 K: 0 S: 10	H: 1 LOB: 2 BB: 2 P: 19	R: 0 E: 0 K: 1 S: 5	H: 0 LOB: 0 BB: 1 P: 12		1B: 6 2B: 1 3B: 0 HR: 0	SF: 0 SAC: 0 DP: 2 HBP: 0	WP: 1 PB: 0 SB: 0 CS: 0	PA: 36
PITCHER	IP	WLS	BF	H	R	ER	SO	BB	IBB	HBP	BLK	WP	HR	S	P	ERA	WHIP				
Roger Clemens, R ERA: 4.07 Eric Gunderson, L ERA: 4.17 Rheal Cormier, L ERA: 4.05 Stan Belinda, R ERA: 3.02 Mike Stanton, L ERA: 4.59	(1, 1)	6.0	W	23	4	0	0	5	1	0	0	0	0	0	60	95	0.00	0.833			
PITCHER	IP	WLS	BF	H	R	ER	SO	BB	IBB	HBP	BLK	WP	HR	S	P	ERA	WHIP				
Joe Hudson, R ERA: 3.61	(9, 1)	1.0		3	0	0	0	1	1	0	0	0	0	5	12	0.00	1.000				

AB	32
R	0
H	7
RBI	0
BB	4
SO	7
LOB	15



Batter	1	2	3	4	5	6	7	8	9	AB	R	H	RBI	BB	SO	LOB	BOTTOM				
Dwayne Hosey, S OBP: 0.423, SLG: 0.533 (1, 9)	F8		FC5-4		G6-3		WP 1B	K		5	1	2	0	0	1	0	Toronto Blue Jays @ Boston Red Sox Fenway Park, Boston, MA Sat Sep 23 1995, 3:33 AM EDT Att: 32,791 - Cloudy - 61 F				
Lee Tinsley, S OBP: 0.360, SLG: 0.407 (1, 8)	P4		FC5-4			2B	P8			4	1	1	0	0	0	4					
John Valentin, R OBP: 0.391, SLG: 0.520 (1, 6)	2B		P4			WP 2B	1B BB			3	1	2	2	1	0	1					
Tim Lincecum, R OBP: 0.415, SLG: 0.443 (1, 5)	G6-3					K	BB 1B			2	0	0	0	2	1	2					
Chris James, R OBP: 0.329, SLG: 0.400 (1, 10)		G4-3		F9		K	BB			4	0	1	1	0	1	2					
Bill Haselman, R OBP: 0.323, SLG: 0.403 (1, 2)		1B		K		G5-3	BB			3	0	1	1	1	1	2					
Troy O'Leary, L OBP: 0.359, SLG: 0.497 (1, 7)		1B		P6			K			4	1	2	0	0	1	4					
Carlos Rodriguez, S OBP: 0.385, SLG: 0.417 (1, 4)		P4			L7		SH3-4	F7		3	0	0	0	0	0	2					
Chris Donnels, L OBP: 0.311, SLG: 0.315 (1, 3)		G4-3			L4		K	L7		4	1	0	0	0	1	3					
Inning Stats	R: 0 E: 0 K: 0 S: 9	H: 1 LOB: 1 BB: 0 P: 15	R: 0 E: 0 K: 0 S: 10	H: 2 LOB: 2 BB: 0 P: 15	R: 0 E: 1 K: 0 S: 5	H: 1 LOB: 0 BB: 0 P: 8	R: 0 E: 0 K: 1 S: 5	H: 0 LOB: 1 BB: 1 P: 15	R: 0 E: 0 K: 0 S: 7	H: 0 LOB: 0 BB: 0 P: 11	R: 1 E: 0 K: 2 S: 13	H: 2 LOB: 1 BB: 0 P: 19	R: 4 E: 0 K: 2 S: 16	H: 3 LOB: 3 BB: 3 P: 31	R: 0 E: 0 K: 1 S: 6	H: 0 LOB: 0 BB: 0 P: 7		1B: 6 2B: 4 3B: 0 HR: 0	SF: 0 SAC: 1 DP: 1 HBP: 0	WP: 6 PB: 0 SB: 0 CS: 0	PA: 37
PITCHER	IP	WLS	BF	H	R	ER	SO	BB	IBB	HBP	BLK	WP	HR	S	P	ERA	WHIP				
Al Leiter, L ERA: 3.6 Tim Lincecum, R ERA: 3.41	(1, 1)	6.2	L	32	9	5	5	4	3	0	0	0	0	0	62	107	6.75	1.800			
PITCHER	IP	WLS	BF	H	R	ER	SO	BB	IBB	HBP	BLK	WP	HR	S	P	ERA	WHIP				
	(7, 1)	1.1		5	0	0	0	2	1	0	0	0	0	9	14	0.00	0.750				



Batter	1	2	3	4	5	6	7	8	9	AB	R	H	RBI	BB	SO	LOB	TOP				
Shannon Stewart, R OBP: 0.394, SLG: 0.259 (1, 8)	L6		P3				L8			5	1	2	1	0	0	2					
Alex Gonzalez, R OBP: 0.327, SLG: 0.406 (1, 6)	1B SF7		FC3-6 1B					G1-3		5	3	4	1	0	0	0					
Shawn Green, L OBP: 0.332, SLG: 0.523 (1, 9)	1B		FC3-6 1-2					F8		5	1	1	0	0	0	5					
Ed Sprague, R OBP: 0.337, SLG: 0.419 (1, 10)	SF7		P3					K		4	1	2	3	0	1	1					
Carlos Delgado, L OBP: 0.233, SLG: 0.329 (1, 3)	G6-3							K		5	0	0	0	0	1	2					
Robert Perez, R OBP: 0.216, SLG: 0.351 (1, 7)										5	0	0	0	0	0	1					
Howard Battle, R OBP: 0.385, SLG: 0.111 (1, 5)										3	1	1	0	2	1	1					
Domingo Cedenio, S OBP: 0.299, SLG: 0.374 (1, 4)										5	1	1	0	0	0	4					
Randy Knorr, R OBP: 0.293, SLG: 0.369 (1, 2)										3	0	0	0	1	1	3					
Inning Stats	R: 1 E: 0 K: 0 S: 12	H: 2 LOB: 1 BB: 0 P: 18	R: 0 E: 0 K: 0 S: 4	H: 1 LOB: 1 BB: 0 P: 8	R: 0 E: 0 K: 0 S: 10	H: 1 LOB: 1 BB: 0 P: 14	R: 0 E: 0 K: 1 S: 11	H: 0 LOB: 1 BB: 0 P: 14	R: 3 E: 1 K: 0 S: 12	H: 3 LOB: 1 BB: 0 P: 15	R: 4 E: 0 K: 1 S: 20	H: 4 LOB: 1 BB: 1 P: 35	R: 0 E: 0 K: 1 S: 5	H: 0 LOB: 0 BB: 1 P: 9	R: 0 E: 0 K: 1 S: 7	H: 0 LOB: 1 BB: 1 P: 12	1B: 10 2B: 1 3B: 0 HR: 0	SF: 1 SAC: 0 DP: 0 HBP: 0	WP: 1 PB: 0 SB: 4 CS: 0	PA: 44	
PITCHER	IP	WLS	BF	H	R	ER	SO	BB	IBB	HBP	BLK	WP	HR	S	P	ERA	WHIP				
49 Tim Wakefield, R ERA: 2.86 (1, 1)	6.0	L	32	11	8	5	2	1	0	0	0	1	0	69	104	7.50	2.000				
Mike Maddux, R ERA: 4.23 (7, 1)	3.0		12	0	0	0	2	2	0	0	0	0	0	23	41	0.00	0.667				

Toronto Blue Jays @ Boston Red Sox
Fenway Park, Boston, MA
Sat Sep 23 1995, 7:05 PM EDT
Att: 21,266 - Unknown - 61 F

AB 40
R 8
H 11
RBI 5
BB 3
SO 4
LOB 19



Batter	1	2	3	4	5	6	7	8	9	AB	R	H	RBI	BB	SO	LOB	BOTTOM					
Willie McGee, S OBP: 0.317, SLG: 0.410 (1, 9)	G6-3		SH5-4 2B							4	2	1	0	1	0	1						
Lee Tinsley, S OBP: 0.356, SLG: 0.406 (1, 8)	G4-3		SH5-4							1	0	0	0	0	0	0						
Dwayne Hosey, S OBP: 0.418, SLG: 0.521 (4, 8)										3	1	1	0	0	1	1						
Mo Vaughn, L OBP: 0.388, SLG: 0.574 (1, 3)	L8		G4-3 1B							4	1	2	3	0	1	0						
Mike Greenwell, L OBP: 0.351, SLG: 0.465 (1, 7)			G4-3							4	1	1	2	0	0	2						
18 Reggie Jefferson, S OBP: 0.330, SLG: 0.459 (1, 10)										2	0	0	0	1	0	0						
Chris James, R OBP: 0.339, SLG: 0.395 (7, PH)										1	0	0	0	0	0	1						
Chris Donnels, L OBP: 0.305, SLG: 0.313 (1, 5)										4	0	1	1	0	1	0						
Mike Macfarlane, R OBP: 0.320, SLG: 0.492 (1, 2)										4	0	1	0	0	1	2						
Luis Alicaia, S OBP: 0.372, SLG: 0.373 (1, 4)										3	0	0	0	1	0	1						
Carlos Rodriguez, S OBP: 0.353, SLG: 0.375 (1, 6)										4	1	1	0	0	0	1						
Inning Stats	R: 0 E: 0 K: 0 S: 5	H: 0 LOB: 0 BB: 0 P: 9	R: 1 E: 0 K: 0 S: 9	H: 2 LOB: 1 BB: 0 P: 15	R: 3 E: 0 K: 1 S: 12	H: 3 LOB: 2 BB: 2 P: 27	R: 0 E: 0 K: 0 S: 6	H: 0 LOB: 1 BB: 1 P: 18	R: 0 E: 0 K: 0 S: 9	H: 0 LOB: 0 BB: 0 P: 13	R: 0 E: 0 K: 0 S: 5	H: 0 LOB: 0 BB: 0 P: 7	R: 2 E: 0 K: 0 S: 17	H: 3 LOB: 1 BB: 0 P: 26	R: 0 E: 0 K: 1 S: 7	H: 0 LOB: 0 BB: 0 P: 13	R: 0 E: 0 K: 1 S: 8	H: 0 LOB: 0 BB: 0 P: 11	1B: 6 2B: 1 3B: 0 HR: 1	SF: 0 SAC: 1 DP: 0 HBP: 0	WP: 0 PB: 0 SB: 1 CS: 0	PA: 38
PITCHER	IP	WLS	BF	H	R	ER	SO	BB	IBB	HBP	BLK	WP	HR	S	P	ERA	WHIP					
Jeff Ware, R ERA: 5.47 (1, 1)	6.1	W	29	7	6	6	2	3	0	0	0	0	0	54	101	8.53	1.579					
Tony Castillo, L ERA: 2.93 (7, 1)	2.2	S	9	1	0	0	2	0	0	0	0	0	0	24	38	0.00	0.375					

Toronto Blue Jays @ Boston Red Sox
Fenway Park, Boston, MA
Sat Sep 23 1995, 7:05 PM EDT
Att: 21,266 - Unknown - 61 F

AB 34
R 6
H 8
RBI 6
BB 3
SO 4
LOB 9



Batter	1	2	3	4	5	6	7	8	9	AB	R	H	RBI	BB	SO	LOB	TOP				
Shannon Stewart, R (1, 8) OBP: 0.351, SLG: 0.226	3-1 G5-3		1-0 F8		3-1 G6-3			2-1 F8		4	0	0	0	0	0	0	Toronto Blue Jays @ Boston Red Sox Fenway Park, Boston, MA Sun Sep 24, 1995, 3:33 AM EDT Att: 32,472 - Cloudy - 60 F				
Alex Gonzalez, R (1, 6) OBP: 0.529, SLG: 0.406	4-2 1B SF8 BB		2-2 F		2-1 G4-3			0-0 G1-3		3	1	1	0	1	0	0					
Ed Sprague, R (1, 3) OBP: 0.337, SLG: 0.418	3-1 1-3 1B		1-3 K			2-1 P3		1-3 K		4	0	1	0	0	2	1					
Joe Carter, R (1, 10) OBP: 0.306, SLG: 0.437	0-0 SF8			1-2 G6-3		1-2 G2-3			4-1 1B S SF7 BB	2	1	0	1	1	0	0					
Mike Huff, R (1, 7) OBP: 0.327, SLG: 0.298	3-H K			1-2 1B		0-0 G5-3			1-1 1-3 1B	3	0	1	0	0	1	1					
Shawn Green, L (9, PH) OBP: 0.334, SLG: 0.525										1	0	1	0	0	0	0					
Robert Perez, R (1, 9) OBP: 0.200, SLG: 0.325										3	0	0	0	0	1	1					
Carlos Delgado, L (9, PH) OBP: 0.230, SLG: 0.329										0	0	0	1	0	0	0					
Howard Battle, R (1, 5) OBP: 0.438, SLG: 0.250										3	0	2	0	0	0	0					
John Olerud, L (9, PH) OBP: 0.396, SLG: 0.405										1	0	0	0	0	0	1					
Randy Knorr, R (1, 2) OBP: 0.287, SLG: 0.360										3	0	0	0	0	1	3					
Roberto Alomar, S (9, PH) OBP: 0.556, SLG: 0.452										1	0	0	0	0	0	1					
Sandy Martinez, L (9, 2) OBP: 0.279, SLG: 0.343										0	0	0	0	0	0	0					
Domingo Cedenio, S (1, 4) OBP: 0.294, SLG: 0.367										3	0	0	0	0	1	1					
Inning Stats	R: 1 E: 0 K: 1 S: 14	H: 1 LOB: 1 BB: 1 P: 25	R: 0 E: 0 K: 0 S: 6	H: 0 LOB: 0 BB: 0 P: 12	R: 0 E: 1 K: 2 S: 10	H: 1 LOB: 1 BB: 0 P: 16	R: 0 E: 0 K: 2 S: 14	H: 2 LOB: 2 BB: 0 P: 20	R: 0 E: 0 K: 0 S: 5	H: 0 LOB: 0 BB: 0 P: 11	R: 0 E: 0 K: 0 S: 7	H: 1 LOB: 1 BB: 0 P: 13	R: 0 E: 0 K: 1 S: 6	H: 0 LOB: 0 BB: 0 P: 9	R: 1 E: 0 K: 0 S: 11	H: 1 LOB: 1 BB: 1 P: 22	1B: 6 2B: 0 3B: 0 HR: 0	SF: 2 SAC: 0 DP: 0 HBP: 0	WP: 0 PB: 0 SB: 2 CS: 0	PA: 35	
PITCHER	IP	WLS	BF	H	R	ER	SO	BB	IBB	HBP	BLK	WP	HR	S	P	ERA	WHIP				
Vaughn Eshelman, L (1, 1) ERA: 4.91	7.0		27	5	1	1	5	1	0	0	0	0	0	62	106	1.29	0.857				
Jeff Suppan, R (8, 1) ERA: 5.96	1.0		3	0	0	0	1	0	0	0	0	0	0	6	9	0.00	0.000				
Rick Aguilera, R (9, 1) ERA: 2.7	1.0	L	5	1	1	1	0	1	0	0	0	0	0	11	22	9.00	2.000				

AB	31
R	2
H	6
RBI	2
BB	2
SO	6
LOB	9



Batter	1	2	3	4	5	6	7	8	9	AB	R	H	RBI	BB	SO	LOB	BOTTOM					
Willie McGee, S (1, 8) OBP: 0.310, SLG: 0.401	0-0 G4-3			1-3 K		0-1 G3		2-3 K		4	0	0	0	0	2	2	Toronto Blue Jays @ Boston Red Sox Fenway Park, Boston, MA Sun Sep 24, 1995, 3:33 AM EDT Att: 32,472 - Cloudy - 60 F					
Carlos Rodriguez, S (9, 4) OBP: 0.353, SLG: 0.375										0	0	0	0	0	0	0						
John Valentin, R (1, 6) OBP: 0.392, SLG: 0.518	3-1 F8			4-2 G4-3 S 1B BB		4-2 BB		3-2 P2		2	1	0	0	2	0	2						
Mo Vaughn, L (1, 3) OBP: 0.386, SLG: 0.570	3-2 F9			1-0 G4-3		1-3 K			2-3 K	4	0	0	0	0	2	2						
Jose Canseco, R (1, 10) OBP: 0.379, SLG: 0.564										3	0	1	1	1	0	0						
Chris James, R (9, PR) OBP: 0.326, SLG: 0.395										0	0	0	0	0	0	0						
Mike Greenwell, L (1, 7) OBP: 0.350, SLG: 0.462										3	0	0	0	1	0	1						
Mike Macfarlane, R (1, 2) OBP: 0.320, SLG: 0.402										3	0	1	0	0	0	0						
Dwayne Hosey, S (8, PR) OBP: 0.411, SLG: 0.510										1	0	0	0	0	1	3						
Luis Alicea, S (1, 4) OBP: 0.370, SLG: 0.371										2	0	0	0	0	0	0						
18 Reggie Jefferson, S (8, PH) OBP: 0.336, SLG: 0.465										1	0	1	0	0	0	0						
Bill Haselman, R (9, 2) OBP: 0.323, SLG: 0.403										0	0	0	0	0	0	0						
Inning Stats	R: 0 E: 0 K: 0 S: 7	H: 0 LOB: 0 BB: 0 P: 13	R: 0 E: 0 K: 0 S: 5	H: 0 LOB: 0 BB: 0 P: 6	R: 0 E: 0 K: 1 S: 8	H: 0 LOB: 0 BB: 0 P: 14	R: 1 E: 0 K: 1 S: 10	H: 1 LOB: 1 BB: 1 P: 21	R: 0 E: 0 K: 1 S: 6	H: 0 LOB: 0 BB: 0 P: 10	R: 0 E: 0 K: 1 S: 8	H: 0 LOB: 1 BB: 1 P: 14	R: 0 E: 0 K: 0 S: 5	H: 0 LOB: 0 BB: 0 P: 5	R: 0 E: 0 K: 2 S: 14	H: 2 LOB: 2 BB: 0 P: 22	R: 0 E: 0 K: 3 S: 18	H: 1 LOB: 3 BB: 2 P: 31	1B: 4 2B: 0 3B: 0 HR: 0	SF: 0 SAC: 0 DP: 0 HBP: 0	WP: 0 PB: 0 SB: 1 CS: 0	PA: 35
PITCHER	IP	WLS	BF	H	R	ER	SO	BB	IBB	HBP	BLK	WP	HR	S	P	ERA	WHIP					
Juan Guzman, R (1, 1) ERA: 6.66	8.0		29	3	1	1	6	2	0	0	0	0	0	63	105	1.12	0.625					
Mike Timlin, R (9, 1) ERA: 2.2	1.0	S	6	1	0	0	3	2	0	0	0	0	0	18	31	0.00	3.000					

AB	31
R	1
H	4
RBI	1
BB	4
SO	9
LOB	12



Batter	1	2	3	4	5	6	7	8	9	AB	R	H	RBI	BB	SO	LOB	TOP								
Chad Curtis, R OBP: 0.353, SLG: 0.441 (1, 8)										5	1	0	0	0	1	4									
Chris Gomez, R OBP: 0.297, SLG: 0.365 (1, 6)										5	1	2	2	0	0	1									
Travis Fryman, R OBP: 0.354, SLG: 0.415 (1, 5)										4	1	1	4	0	1	1									
Cecil Fielder, R OBP: 0.350, SLG: 0.480 (1, 10)										3	1	1	0	1	0	0									
Tony Clark, S OBP: 0.256, SLG: 0.361 (1, 3)										4	0	2	0	0	0	1									
Bobby Higginson, L OBP: 0.333, SLG: 0.394 (8, 7)										4	0	2	0	0	0	3									
Phil Nevin, R OBP: 0.275, SLG: 0.252 Danny Bautista, R OBP: 0.242, SLG: 0.318 (1, 7) (8, 9)										4	0	1	1	0	0	4									
Steve Rodriguez, R OBP: 0.297, SLG: 0.219 (1, 4)										2	1	0	0	2	1	1									
John Flaherty, R OBP: 0.290, SLG: 0.417 (1, 2)										4	2	1	0	0	0	2									
Inning Stats	R: 0 E: 0 K: 1 S: 5	H: 0 LOB: 0 BB: 0 P: 9	R: 0 E: 0 K: 0 S: 9	H: 2 LOB: 1 BB: 0 P: 11	R: 6 E: 3 K: 0 S: 16	H: 4 LOB: 1 BB: 2 P: 35	R: 1 E: 0 K: 0 S: 8	H: 2 LOB: 0 BB: 0 P: 11	R: 0 E: 0 K: 1 S: 11	H: 1 LOB: 1 BB: 0 P: 14	R: 0 E: 0 K: 0 S: 8	H: 0 LOB: 0 BB: 0 P: 12	R: 0 E: 0 K: 0 S: 9	H: 1 LOB: 0 BB: 0 P: 14	R: 0 E: 0 K: 0 S: 5	H: 1 LOB: 0 BB: 0 P: 6	R: 0 E: 1 K: 1 S: 16	H: 0 LOB: 1 BB: 1 P: 27	1B: 7 2B: 2 3B: 0 HR: 1	SF: 0 SAC: 0 DP: 4 HBP: 0	WP: 0 PB: 0 SB: 0 CS: 1	PA: 38			
PITCHER	IP	WLS	BF	H	R	ER	SO	BB	IBB	HBP	BLK	WP	HR	S	P	ERA	WHIP								
Matt Murray, R ERA: 9.64 (1, 1)	3.1	L	20	8	7	4	1	2	0	0	0	0	1	35	62	10.80	3.000								
Ken Ryan, R ERA: 4.96 (4, 1)	2.2		8	1	0	0	1	0	0	0	0	0	0	22	30	0.00	0.375								
Stan Belinda, R ERA: 2.97 (7, 1)	1.0		3	0	0	0	0	0	0	0	0	0	0	9	14	0.00	0.000								
Rheal Cormier, L ERA: 4.02 (8, 1)	1.0		3	1	0	0	0	0	0	0	0	0	0	5	6	0.00	1.000								
Mike Stanton, L ERA: 4.46 (9, 1)	1.0		4	0	0	0	1	1	0	0	0	0	0	16	27	0.00	1.000								

Detroit Tigers @ Boston Red Sox
Fenway Park, Boston, MA
Mon Sep 25 1995, 7:05 PM EDT
Att: 25,661 - Unknown - 61 F

AB	35
R	7
H	10
RBI	7
BB	3
SO	3
LOB	17



Batter	1	2	3	4	5	6	7	8	9	AB	R	H	RBI	BB	SO	LOB	BOTTOM								
Troy O'Leary, L OBP: 0.356, SLG: 0.491 (1, 8) (6, 9)										5	1	2	0	0	0	0									
John Valentin, R OBP: 0.394, SLG: 0.519 (1, 6)										3	1	2	0	1	0	0									
Mo Vaughn, L OBP: 0.385, SLG: 0.568 (1, 3)										4	0	1	0	0	1	3									
18 Reggie Jefferson, S OBP: 0.342, SLG: 0.476 (1, 10)										4	1	2	2	0	0	2									
Mike Greenwell, L OBP: 0.349, SLG: 0.462 (1, 7)										4	0	1	1	0	0	5									
Matt Stairs, L OBP: 0.299, SLG: 0.402 Dwayne Hosey, S OBP: 0.397, SLG: 0.490 (1, 9) (5, FH) (6, 8)										1	0	0	0	1	0	0									
Bill Haselman, R OBP: 0.315, SLG: 0.392 (1, 2)										4	1	0	0	0	2	2									
Chris Donnels, L OBP: 0.307, SLG: 0.304 (1, 5)										3	0	0	0	1	0	1									
Luis Alicea, S OBP: 0.367, SLG: 0.368 (1, 4)										4	0	0	0	0	0	2									
Inning Stats	R: 0 E: 1 K: 1 S: 10	H: 0 LOB: 2 BB: 1 P: 22	R: 1 E: 2 K: 0 S: 11	H: 0 LOB: 0 BB: 1 P: 21	R: 1 E: 0 K: 0 S: 9	H: 3 LOB: 1 BB: 0 P: 14	R: 0 E: 0 K: 1 S: 8	H: 0 LOB: 1 BB: 1 P: 19	R: 1 E: 0 K: 1 S: 13	H: 3 LOB: 2 BB: 0 P: 23	R: 0 E: 0 K: 0 S: 9	H: 0 LOB: 0 BB: 0 P: 13	R: 0 E: 0 K: 0 S: 9	H: 0 LOB: 0 BB: 0 P: 17	R: 1 E: 0 K: 2 S: 11	H: 2 LOB: 1 BB: 0 P: 11	R: 0 E: 0 K: 0 S: 4	H: 0 LOB: 0 BB: 0 P: 7	1B: 6 2B: 3 3B: 0 HR: 0	SF: 0 SAC: 0 DP: 1 HBP: 0	WP: 0 PB: 0 SB: 0 CS: 2	PA: 38			
PITCHER	IP	WLS	BF	H	R	ER	SO	BB	IBB	HBP	BLK	WP	HR	S	P	ERA	WHIP								
Clint Sodowsky, R ERA: 3.74 (1, 1)	4.1		22	6	3	2	2	3	0	0	0	0	0	45	89	4.15	2.077								
Mike Myers, L ERA: 10.5 (5, 1)	0.1		1	0	0	0	0	0	0	0	0	0	0	3	6	0.00	0.000								
Greg Gohr, R ERA: 1.08 (5, 1)	1.1	W	4	0	0	0	1	0	0	0	0	0	0	12	17	0.00	0.000								
John Doherty, R ERA: 5.1 (7, 1)	3.0	S	10	2	1	1	2	0	0	0	0	0	0	24	35	3.00	0.667								

Detroit Tigers @ Boston Red Sox
Fenway Park, Boston, MA
Mon Sep 25 1995, 7:05 PM EDT
Att: 25,661 - Unknown - 61 F

AB	34
R	4
H	8
RBI	3
BB	3
SO	5
LOB	18



Batter	1	2	3	4	5	6	7	8	9	AB	R	H	RBI	BB	SO	LOB	TOP										
Chad Curtis, R OBP: 0.352, SLG: 0.442 (1, 8)	L9		2B		G4-3			F7		4	0	1	0	0	0	0	Detroit Tigers @ Boston Red Sox Fenway Park, Boston, MA Tue Sep 26 1995, 7:05 PM EDT Att: 24,032 - Unknown - 55 F										
Scott Fletcher, R OBP: 0.313, SLG: 0.315 (1, 4)	G5-3		P3		K			K		4	0	0	0	0	2	1											
Travis Fryman, R OBP: 0.352, SLG: 0.412 (1, 5)	F9		K						G6-3	4	0	0	0	0	1	1											
Cecil Fielder, R OBP: 0.348, SLG: 0.476 (1, 10)		G6-3		P4				K	G6-3	4	0	0	0	0	1	0											
Phil Nevin, R OBP: 0.280, SLG: 0.259 (1, 7)	1B	1B		FC5-4				K	G6-3	4	0	2	0	0	1	0											
Alan Trammell, R OBP: 0.343, SLG: 0.347 (1, 6)	L7			FC5-4				F7		3	1	0	0	0	0	2											
Tony Clark, S OBP: 0.395, SLG: 0.395 (1, 3)			FC6-4	1B				G6-3	1B	3	0	3	1	0	0	0											
Danny Bautista, R OBP: 0.239, SLG: 0.314 (1, 9)	FC6-4		1B		L9			G6-3		3	0	0	0	0	0	4											
John Flaherty, R OBP: 0.288, SLG: 0.413 (1, 2)			G4-3		G6-3			G3-1		3	0	0	0	0	0	0											
Inning Stats	R: 0 E: 0 K: 0 S: 9	H: 0 LOB: 0 BB: 0 P: 13	R: 0 E: 0 K: 0 S: 9	H: 2 LOB: 2 BB: 0 P: 14	R: 0 E: 0 K: 1 S: 11	H: 1 LOB: 1 BB: 0 P: 16	R: 1 E: 0 K: 0 S: 10	H: 2 LOB: 1 BB: 0 P: 12	R: 0 E: 0 K: 1 S: 6	H: 0 LOB: 0 BB: 0 P: 10	R: 0 E: 0 K: 0 S: 6	H: 0 LOB: 0 BB: 0 P: 7	R: 0 E: 0 K: 0 S: 5	H: 1 LOB: 0 BB: 0 P: 8	R: 0 E: 0 K: 1 S: 11	H: 0 LOB: 0 BB: 0 P: 15		R: 0 E: 0 K: 1 S: 6	H: 0 LOB: 0 BB: 0 P: 10	1B: 4 2B: 2 3B: 0 HR: 0	SF: 0 SAC: 0 DP: 1 HBP: 0	WP: 0 PB: 0 SB: 0 CS: 0	PA: 32				
PITCHER	IP	WLS	BF	H	R	ER	SO	BB	IBB	HBP	BLK	WP	HR	S	P	ERA	WHIP										
Zane Smith, L ERA: 5.57 (1, 1)	8.0	W	29	6	1	1	4	0	0	0	0	0	0	67	95	1.12	0.750										
Joe Hudson, R ERA: 3.53 (9, 1)	1.0		3	0	0	0	1	0	0	0	0	0	0	6	10	0.00	0.000										

Batter	1	2	3	4	5	6	7	8	9	AB	R	H	RBI	BB	SO	LOB	BOTTOM										
Dwayne Hosey, S OBP: 0.419, SLG: 0.574 (1, 8)	F9	2B	HR				K			3	3	2	1	1	1	0	Detroit Tigers @ Boston Red Sox Fenway Park, Boston, MA Tue Sep 26 1995, 7:05 PM EDT Att: 24,032 - Unknown - 55 F										
John Valentin, R OBP: 0.396, SLG: 0.527 (1, 6)	F9	HR			FC5-4	1B	1B			4	1	3	3	0	0	1											
Mo Vaughn, L OBP: 0.385, SLG: 0.569 (1, 3)	2B	F8			F7		1B			4	0	2	1	0	0	1											
Jose Canseco, R OBP: 0.377, SLG: 0.559 (1, 10)	IBB			G6-3	FC5-4		K			3	0	0	0	1	1	3											
Tim Lincecum, R OBP: 0.414, SLG: 0.440 (1, 5)	P3			G6-3	F8			G6-3	1B	3	0	1	0	1	0	3											
Willie McGee, S OBP: 0.304, SLG: 0.393 (1, 9)	G4-3		G6-3			K		G6-3		4	0	0	0	0	1	4											
Chris James, R OBP: 0.333, SLG: 0.490 (1, 7)		F9		G5-4-3	1B		K			4	0	2	0	0	1	0											
Mike Macfarlane, R OBP: 0.322, SLG: 0.401 (1, 2)		HR		G5-4-3		G5-3		1B		3	1	1	0	1	0	1											
Carlos Rodriguez, S OBP: 0.286, SLG: 0.300 (1, 4)		P5		K2-3			G5-3			4	0	0	0	0	2	3											
Inning Stats	R: 1 E: 0 K: 0 S: 12	H: 2 LOB: 2 BB: 1 P: 23	R: 3 E: 0 K: 0 S: 8	H: 1 LOB: 0 BB: 2 P: 20	R: 0 E: 0 K: 0 S: 2	H: 0 LOB: 0 BB: 1 P: 7	R: 0 E: 0 K: 1 S: 8	H: 1 LOB: 0 BB: 0 P: 11	R: 1 E: 0 K: 0 S: 16	H: 2 LOB: 1 BB: 0 P: 27	R: 0 E: 0 K: 2 S: 9	H: 0 LOB: 0 BB: 0 P: 14	R: 0 E: 0 K: 2 S: 12	H: 2 LOB: 2 BB: 0 P: 21	R: 0 E: 0 K: 1 S: 11	H: 3 LOB: 2 BB: 0 P: 16		R: 0 E: 0 K: 1 S: 6	H: 0 LOB: 0 BB: 0 P: 10	1B: 7 2B: 2 3B: 0 HR: 2	SF: 0 SAC: 0 DP: 3 HBP: 0	WP: 0 PB: 0 SB: 0 CS: 0	PA: 36				
PITCHER	IP	WLS	BF	H	R	ER	SO	BB	IBB	HBP	BLK	WP	HR	S	P	ERA	WHIP										
C.J. Nitkowski, L ERA: 6.66 (1, 1)	4.1	L	21	6	5	5	1	3	1	0	0	0	0	41	79	10.38	2.077										
Joe Boever, R ERA: 6.49 (5, 1)	2.2		10	2	0	0	4	0	0	0	0	0	0	26	44	0.00	0.750										
Ben Blomdahl, R ERA: 7.71 (8, 1)	1.0		5	3	0	0	1	0	0	0	0	0	0	11	16	0.00	3.000										

Batter	1	2	3	4	5	6	7	8	9	AB	R	H	RBI	BB	SO	LOB	TOP										
Chad Curtis, R OBP: 0.352, SLG: 0.441 (1, 8)										5	0	2	1	0	0	1											
Chris Gomez, R OBP: 0.294, SLG: 0.360 (1, 6)										5	0	0	0	0	0	2											
Travis Fryman, R OBP: 0.350, SLG: 0.415 (1, 5)										5	1	1	1	0	2	1											
Cecil Fielder, R OBP: 0.348, SLG: 0.476 (1, 10)										5	1	2	0	0	1	1											
Tony Clark, S OBP: 0.286, SLG: 0.407 (1, 3)										5	1	2	0	0	2	0											
Bobby Higginson, L OBP: 0.334, SLG: 0.403 (1, 9)										4	2	2	0	0	1	4											
Phil Nevin, R OBP: 0.286, SLG: 0.265 (1, 7)										4	1	2	2	0	1	3											
Scott Fletcher, R OBP: 0.312, SLG: 0.313 (1, 4)										4	0	1	1	0	0	4											
Ron Tingley, R OBP: 0.307, SLG: 0.403 (1, 2)										4	1	2	2	0	0	2											
Inning Stats	R: 0 E: 0 K: 1 S: 10	H: 1 LOB: 1 BB: 0 P: 14	R: 2 E: 0 K: 1 S: 11	H: 3 LOB: 1 BB: 0 P: 15	R: 3 E: 1 K: 0 S: 17	H: 5 LOB: 2 BB: 0 P: 21	R: 0 E: 0 K: 0 S: 6	H: 0 LOB: 0 BB: 0 P: 13	R: 0 E: 0 K: 2 S: 9	H: 2 LOB: 2 BB: 0 P: 12	R: 0 E: 0 K: 1 S: 10	H: 0 LOB: 0 BB: 0 P: 16	R: 0 E: 0 K: 1 S: 7	H: 0 LOB: 0 BB: 0 P: 11	R: 2 E: 0 K: 1 S: 12	H: 3 LOB: 1 BB: 0 P: 19	R: 0 E: 0 K: 2 S: 11	H: 0 LOB: 0 BB: 0 P: 13	1B: 8 2B: 4 3B: 1 HR: 1	SF: 0 SAC: 0 DP: 0 HBP: 0	WP: 0 PB: 2 SB: 0 CS: 0	PA: 41					
PITCHER	IP	WLS	BF	H	R	ER	SO	BB	IBB	HBP	BLK	WP	HR	S	P	ERA	WHIP										
49 Tim Wakefield, R ERA: 2.99	7.0	L	32	11	5	5	6	0	0	0	0	0	1	70	102	6.43	1.571										
Stan Belinda, R ERA: 3.19	1.0		6	3	2	2	1	0	0	0	0	0	0	12	19	18.00	3.000										
Rick Aguilera, R ERA: 2.65	1.0		3	0	0	0	2	0	0	0	0	0	0	11	13	0.00	0.000										

Detroit Tigers @ Boston Red Sox
Fenway Park, Boston, MA
Wed Sep 27 1995, 7:05 PM EDT
Att: 30,989 - Unknown - 71 F

AB 41
R 7
H 14
RBI 7
BB 0
SO 9
LOB 18



Batter	1	2	3	4	5	6	7	8	9	AB	R	H	RBI	BB	SO	LOB	BOTTOM										
Lee Tinsley, S OBP: 0.360, SLG: 0.406 (1, 8)										5	1	2	0	0	0	2											
John Valentin, R OBP: 0.396, SLG: 0.528 (1, 6)										5	0	2	1	0	0	3											
Mo Vaughn, L OBP: 0.387, SLG: 0.577 (1, 3)										5	1	3	1	0	1	2											
Jose Canseco, R OBP: 0.380, SLG: 0.560 (1, 10)										5	1	3	1	0	0	3											
Mike Greenwell, L OBP: 0.348, SLG: 0.462 (1, 7)										5	0	1	0	0	0	5											
Troy O'Leary, L OBP: 0.352, SLG: 0.486 ERA: 6.11										4	0	0	0	0	0	5											
Chris James, R OBP: 0.333, SLG: 0.400 ERA: 9.88										0	0	0	0	0	0	0											
Matt Stairs, L OBP: 0.295, SLG: 0.398 ERA: 4.7										1	0	0	0	0	0	2											
Tim Lincecum, R OBP: 0.413, SLG: 0.441 (1, 5)										4	1	1	1	0	0	1											
Mike Macfarlane, R OBP: 0.321, SLG: 0.399 ERA: 9.88										4	0	1	0	0	1	1											
Scott Hatteberg, L OBP: 0.500, SLG: 0.500 (9, 2)										0	0	0	0	0	0	0											
Carlos Rodriguez, S OBP: 0.333, SLG: 0.348 ERA: 9.88										3	0	2	0	0	0	1											
18 Reggie Jefferson, S OBP: 0.348, SLG: 0.481 (9, PH)										1	1	1	0	0	0	0											
Inning Stats	R: 0 E: 0 K: 0 S: 12	H: 1 LOB: 1 BB: 0 P: 16	R: 0 E: 0 K: 0 S: 6	H: 0 LOB: 0 BB: 0 P: 6	R: 0 E: 0 K: 1 S: 8	H: 1 LOB: 0 BB: 0 P: 10	R: 0 E: 0 K: 0 S: 12	H: 2 LOB: 2 BB: 0 P: 16	R: 1 E: 0 K: 0 S: 8	H: 2 LOB: 1 BB: 0 P: 12	R: 0 E: 0 K: 1 S: 11	H: 1 LOB: 1 BB: 0 P: 14	R: 0 E: 0 K: 0 S: 9	H: 2 LOB: 2 BB: 0 P: 14	R: 2 E: 0 K: 0 S: 10	H: 3 LOB: 1 BB: 0 P: 12	R: 2 E: 0 K: 0 S: 13	H: 4 LOB: 2 BB: 0 P: 18	1B: 11 2B: 4 3B: 0 HR: 1	SF: 0 SAC: 0 DP: 1 HBP: 0	WP: 1 PB: 0 SB: 0 CS: 0	PA: 42					
PITCHER	IP	WLS	BF	H	R	ER	SO	BB	IBB	HBP	BLK	WP	HR	S	P	ERA	WHIP										
Jose Lima, R ERA: 6.11	5.0	W	20	6	1	1	1	0	0	0	0	0	0	46	60	1.80	1.200										
Greg Gohr, R ERA: 0.96	1.0		4	1	0	0	1	0	0	0	0	0	0	11	14	0.00	1.000										
Mike Christopher, R ERA: 4.7	2.0		11	5	2	2	0	0	0	0	0	0	1	19	26	9.00	2.500										
Dwayne Henry, R ERA: 4.7	0.0		3	3	2	2	0	0	0	0	0	0	0	5	8	=	=										
Brian Bohannon, L ERA: 5.76	0.1		1	0	0	0	0	0	0	0	0	0	0	2	2	0.00	0.000										
Brian Maxcy, R ERA: 6.71	0.0		1	1	0	0	0	0	0	0	0	0	0	0	0	0	0										
Mike Myers, L ERA: 9.95	0.1		1	0	0	0	0	0	0	0	0	0	0	1	1	0.00	0.000										
Ben Blomdahl, R ERA: 7.59	0.1	S	1	0	0	0	0	0	0	0	0	0	0	0	0	0	0										

Detroit Tigers @ Boston Red Sox
Fenway Park, Boston, MA
Wed Sep 27 1995, 7:05 PM EDT
Att: 30,989 - Unknown - 71 F

AB 42
R 5
H 16
RBI 4
BB 0
SO 2
LOB 25



Batter	1	2	3	4	5	6	7	8	9	AB	R	H	RBI	BB	SO	LOB	TOP										
Dwayne Hosey, S OBP: 0.433, SLG: 0.644 (1, 8)	1-3 K2-3	0-0 HR	1-1 F7-2 1B		0-0 2B		1-0 F7			5	1	3	2	0	1	1	Boston Red Sox @ Milwaukee Brewers Milwaukee County Stadium, Milwaukee, WI Thu Sep 28 1995, 8:05 PM EDT Att: 8,286 - Unknown - 73 F										
John Valentin, R OBP: 0.396, SLG: 0.531 (1, 6)	1-0 G5-3	2-1 HR	1-0 F7-2		4-1 BB		1-3 K			4	1	1	1	1	1	3											
Mo Vaughn, L OBP: 0.368, SLG: 0.575 Matt Stairs, L OBP: 0.292, SLG: 0.393 (1, 10) (8, PH)	2-0 2B 1B	2-3 K	2-2 HBP		0-0 F8		3-2 F9			3	1	1	0	0	1	3											
Jose Canseco, R OBP: 0.380, SLG: 0.559 Willie McGee, S OBP: 0.304, SLG: 0.393 (1, 9) (8, 9)	3-2 1B 2B	4-2 1B 1B BB	2-3 K		2-3 K		0-1 F9			4	2	1	0	1	2	4											
Mike Greenwell, L OBP: 0.348, SLG: 0.461 (1, 7)	1-2 18 HR 2H 3H 1B	2-0 18 CS 1B			0-1 F9		0-2 P6		1-0 L6	5	1	2	2	0	0	0											
18 Reggie Jefferson, S OBP: 0.350, SLG: 0.505 (1, 3)	0-0 HR	2-1 HR 1B			0-0 G4-3		2-2 G4-3		1-2 G1-3	5	2	2	3	0	0	0											
Tim Lincecum, R OBP: 0.415, SLG: 0.452 Chris Donnels, L OBP: 0.305, SLG: 0.302 (1, 5) (7, 5)	4-1 FC5-4 BB	0-1 HR 1B			0-0 2B		0-3 K		0-3 K	3	1	2	2	1	1	0											
Mike MacFarlane, R OBP: 0.320, SLG: 0.405 (1, 2)	1-0 FC5-4 1-2	1-1 G5-3			3-2 F8		1-2 F7		0-0 HR	5	1	1	1	0	0	3											
Luis Alicea, S OBP: 0.368, SLG: 0.368 Carlos Rodriguez, S OBP: 0.357, SLG: 0.346 (1, 4) (2, PR) (2, 4)		1-1 HR HBP	2-2 1B F7-2 1B		3-1 F9		4-2 BB		2-0 G4-3	0	0	0	0	0	0	0											
Inning Stats	R: 4 E: 0 K: 1 S: 15	H: 4 LOB: 1 BB: 1 P: 28	R: 6 E: 0 K: 1 S: 16	H: 5 LOB: 1 BB: 1 P: 30	R: 0 E: 0 K: 1 S: 11	H: 2 LOB: 2 BB: 0 P: 19	R: 0 E: 0 K: 0 S: 10	H: 1 LOB: 1 BB: 1 P: 13	R: 0 E: 0 K: 1 S: 9	H: 0 LOB: 0 BB: 0 P: 11	R: 0 E: 0 K: 1 S: 12	H: 0 LOB: 1 BB: 1 P: 19	R: 0 E: 0 K: 0 S: 6	H: 0 LOB: 0 BB: 0 P: 10	R: 1 E: 0 K: 1 S: 8	H: 1 LOB: 0 BB: 0 P: 11		1B: 6 2B: 4 3B: 0 HR: 5	SF: 0 SAC: 0 DP: 1 HBP: 2	WP: 0 PB: 0 SB: 0 CS: 1	PA: 45						
PITCHER	IP	WLS	BF	H	R	ER	SO	BB	IBB	HBP	BLK	WP	HR	S	P	ERA	WHIP										
Bob Scanlan, R ERA: 6.59 (1, 1)	1.2	L	15	8	9	9	2	2	0	1	0	0	3	27	53	48.60	6.000										
Joe Slusarski, R ERA: 6.09 (2, 1)	2.1		11	4	1	1	1	0	0	1	0	0	1	25	37	3.86	1.714										
Mark Kiefer, R ERA: 3.44 (5, 1)	5.0		19	2	1	1	4	2	0	0	0	0	1	43	68	1.80	0.800										

Batter	1	2	3	4	5	6	7	8	9	AB	R	H	RBI	BB	SO	LOB	BOTTOM										
Fernando Vina, L OBP: 0.326, SLG: 0.356 (1, 4)	2-1 1B WP HBP		4-2 F8 1B BB	1-0 1B			3-2 1B 1B		4-0 E 1B BB	2	3	2	0	2	0	0	Boston Red Sox @ Milwaukee Brewers Milwaukee County Stadium, Milwaukee, WI Thu Sep 28 1995, 8:05 PM EDT Att: 8,286 - Unknown - 73 F										
Mark Loretta, R OBP: 0.333, SLG: 0.378 (1, 6)	1-2 WP 1B		0-0 WP 2B 1B	0-2 F9		1-2 1B G4-6-3 1B		1-1 F8	5	3	3	0	0	0	3												
B.J. Surhoff, L OBP: 0.380, SLG: 0.496 (1, 3)	2-1 1H 3H 1B		0-1 F8		3-3 K		1-2 G4-6-3 1B		1-0 E1 1B	5	0	3	2	0	1	2											
John Jaha, R OBP: 0.378, SLG: 0.559 (1, 10)	1-3 K		3-2 G4-3 1H 3H 2B 1B	2-0 L7		2-0 G4-6-3		2-0 F9	5	0	1	1	0	1	4												
Dave Nilsson, L OBP: 0.336, SLG: 0.455 (1, 9)	1-3 K		1-0 G4-3		1-3 K		2-1 G5-3			4	0	0	0	0	2	2											
Jeff Cirillo, R OBP: 0.372, SLG: 0.446 (1, 5)	2-3 K		2-1 P3			0-1 FC5-4 1B		1-1 G4-3	4	0	1	0	0	1	2												
David Hulse, L OBP: 0.286, SLG: 0.347 (1, 7)		1-2 G6-3		2-3 K		2-1 FC5-4 FC1-6 1-2		1-2 G4-3	4	0	0	0	0	1	1												
Mike Matheny, R OBP: 0.287, SLG: 0.312 (1, 2)		2-3 K		2-2 F8		1-1 FC1-6 FC6 1-2		1-1 G6-3	4	0	0	0	0	1	1												
Duane Singleton, L OBP: 0.091, SLG: 0.048 Kevin Seitzer, R OBP: 0.394, SLG: 0.418 (1, 8) (9, PH)		0-1 F7		4-2 1B BB		2-1 FC6 1-2		1-1 L9	2	0	0	0	1	0	1												
Inning Stats	R: 2 E: 0 K: 3 S: 15	H: 2 LOB: 1 BB: 0 P: 25	R: 0 E: 0 K: 1 S: 8	H: 0 LOB: 0 BB: 0 P: 11	R: 2 E: 0 K: 0 S: 12	H: 2 LOB: 1 BB: 1 P: 22	R: 0 E: 0 K: 1 S: 14	H: 1 LOB: 2 BB: 1 P: 23	R: 0 E: 0 K: 2 S: 7	H: 0 LOB: 0 BB: 0 P: 13	R: 0 E: 0 K: 0 S: 12	H: 3 LOB: 0 BB: 0 P: 21	R: 0 E: 0 K: 0 S: 7	H: 0 LOB: 0 BB: 0 P: 10	R: 0 E: 1 K: 0 S: 6	H: 1 LOB: 2 BB: 1 P: 15		1B: 9 2B: 1 3B: 0 HR: 0	SF: 0 SAC: 0 DP: 1 HBP: 1	WP: 3 PB: 0 SB: 0 CS: 0	PA: 40						
PITCHER	IP	WLS	BF	H	R	ER	SO	BB	IBB	HBP	BLK	WP	HR	S	P	ERA	WHIP										
Roger Clemens, R ERA: 4.18 (6, 1)	2.0		9	4	2	2	0	0	0	0	0	0	0	20	34	9.00	2.000										
Joe Hudson, R ERA: 3.45 (8, 1)	1.0		3	0	0	0	0	0	0	0	0	0	0	7	10	0.00	0.000										
Mike Stanton, L ERA: 4.35 (9, 1)	1.0		5	1	0	0	0	1	0	0	0	0	0	6	15	0.00	2.000										

Batter	1	2	3	4	5	6	7	8	9	AB	R	H	RBI	BB	SO	LOB	TOP				
Lee Tinsley, S OBP: 0.360, SLG: 0.403 (1, 8)	L7	2B	G3		G5-3		E 1B		F7	5	1	1	0	1	0	1	Boston Red Sox @ Milwaukee Brewers Milwaukee County Stadium, Milwaukee, WI Fri Sep 29 1995, 8:05 PM EDT Att: 10,775 - Unknown - 72 F				
John Valentin, R OBP: 0.399, SLG: 0.534 (1, 6)	F8	2B		2B	L4-3		E7		G4-3	5	1	3	4	1	0	0					
Mo Vaughn, L OBP: 0.344, SLG: 0.577 (1, 10) Chris James, R OBP: 0.330, SLG: 0.395 (7, PR)		P5		1B	L4-3				F7	4	1	2	1	1	0	2					
18 Reggie Jefferson, S OBP: 0.344, SLG: 0.500 (1, 3) Chris Donnels, L OBP: 0.305, SLG: 0.302 (7, 3)	K		G4-3	1B			E1		K	5	1	1	1	0	2	4					
Mike Greenwell, L OBP: 0.351, SLG: 0.462 (1, 7)				2B			F9		G6-4-3	5	1	3	0	0	0	4					
Troy O'Leary, L OBP: 0.352, SLG: 0.487 (1, 9) Willie McGee, S OBP: 0.311, SLG: 0.401 (6, PH)	FC6-4		2B	2B	F9		1B		E	3	2	1	0	0	0	3					
Tim Lincecum, R OBP: 0.417, SLG: 0.451 (1, 5)	P4		2B	IBB			FC5-4		G6-3	3	1	1	0	2	0	2					
Bill Haselman, R OBP: 0.324, SLG: 0.397 (1, 2)	2B		2B		G5-4-3		FC5-4		K	3	1	1	3	2	1	3					
Luis Alcega, S OBP: 0.369, SLG: 0.371 (1, 4)	2B		SF8		G5-4-3		1B		G4-3	4	2	2	2	0	0	4					
Inning Stats	R: 0 E: 0 K: 1 S: 10	H: 1 LOB: 1 BB: 0 P: 17	R: 4 E: 0 K: 0 S: 17	H: 3 LOB: 1 BB: 2 P: 32	R: 3 E: 0 K: 0 S: 9	H: 3 LOB: 1 BB: 1 P: 19	R: 3 E: 0 K: 0 S: 10	H: 4 LOB: 2 BB: 2 P: 26	R: 0 E: 0 K: 0 S: 7	H: 1 LOB: 0 BB: 1 P: 14	R: 1 E: 1 K: 1 S: 13	H: 3 LOB: 3 BB: 1 P: 23	R: 0 E: 1 K: 1 S: 12	H: 1 LOB: 1 BB: 0 P: 19	R: 0 E: 0 K: 0 S: 7	H: 0 LOB: 0 BB: 0 P: 11		1B: 9 2B: 8 3B: 0 HR: 0	SF: 1 SAC: 0 DP: 3 HBP: 0	WP: 0 PB: 0 SB: 1 CS: 0	PA: 48
PITCHER	IP	WLS	BF	H	R	ER	SO	BB	IBB	HBP	BLK	WP	HR	S	P	ERA	WHIP				
Ricky Bones, R ERA: 4.63 (1, 1)	3.0	L	22	10	10	10	1	2	1	0	0	0	0	41	77	30.00	4.000				
Sid Roberson, L ERA: 5.75 (4, 1)	3.0		17	5	1	1	0	4	1	0	0	0	0	31	69	3.00	3.000				
Bill Wegman, R ERA: 5.35 (7, 1)	3.0		9	1	0	0	2	0	0	0	0	0	0	23	35	0.00	0.333				

Batter	1	2	3	4	5	6	7	8	9	AB	R	H	RBI	BB	SO	LOB	BOTTOM					
Fernando Vina, L OBP: 0.326, SLG: 0.363 (1, 4)	L7	2B			L7	K			F8	6	1	2	3	0	1	1	Boston Red Sox @ Milwaukee Brewers Milwaukee County Stadium, Milwaukee, WI Fri Sep 29 1995, 8:05 PM EDT Att: 10,775 - Unknown - 72 F					
Mark Loretta, R OBP: 0.340, SLG: 0.405 (1, 6)	F9	2B			1B	G6-3	L8			5	1	2	1	0	0	3						
B.J. Surhoff, L OBP: 0.381, SLG: 0.494 (1, 10)		G6-3			1B	G3-1			G4-3	4	1	1	0	1	0	1						
John Jaha, R OBP: 0.381, SLG: 0.560 (1, 3)	K		G6-3		FC4	FC5-4	1B		1B	5	2	3	0	0	1	1						
Kevin Seitzer, R OBP: 0.398, SLG: 0.424 (1, 5)		G3			FC5-4	E	1B		K	5	2	4	1	0	1	1						
Matt Mieske, R OBP: 0.328, SLG: 0.450 (1, 9)	G3		G6-4-3		FC4	FC5-4			G5-3	5	0	1	1	0	0	5						
David Hulse, L OBP: 0.285, SLG: 0.345 (1, 7)		BB			L7	FC5-4			G4-3	5	1	1	3	0	0	4						
Mike Matheny, R OBP: 0.302, SLG: 0.314 (1, 2) Jose Valentin, S OBP: 0.293, SLG: 0.402 (9, PR)		3B			F7					2	1	1	0	3	0	0						
Duane Singleton, L OBP: 0.080, SLG: 0.042 (1, 8) Darryl Hamilton, L OBP: 0.351, SLG: 0.390 (7, PH)		3B			K				F8	3	0	0	0	0	3	5						
Inning Stats	R: 0 E: 0 K: 1 S: 11	H: 0 LOB: 1 BB: 1 P: 20	R: 4 E: 0 K: 1 S: 21	H: 4 LOB: 1 BB: 1 P: 32	R: 0 E: 0 K: 0 S: 8	H: 1 LOB: 0 BB: 0 P: 11	R: 0 E: 0 K: 1 S: 9	H: 0 LOB: 0 BB: 0 P: 14	R: 3 E: 1 K: 1 S: 21	H: 4 LOB: 3 BB: 1 P: 33	R: 0 E: 0 K: 0 S: 6	H: 0 LOB: 0 BB: 0 P: 9	R: 2 E: 0 K: 0 S: 18	H: 4 LOB: 3 BB: 1 P: 33	R: 0 E: 0 K: 1 S: 11	H: 1 LOB: 1 BB: 0 P: 14		R: 0 E: 0 K: 0 S: 11	H: 1 LOB: 2 BB: 0 P: 16	1B: 12 2B: 2 3B: 1 HR: 0	SF: 0 SAC: 0 DP: 1 HBP: 0	WP: 0 PB: 0 SB: 2 CS: 0
PITCHER	IP	WLS	BF	H	R	ER	SO	BB	IBB	HBP	BLK	WP	HR	S	P	ERA	WHIP					
Erik Hanson, R ERA: 4.24 (1, 1)	5.0		27	9	7	6	4	3	0	0	0	0	0	15	26	10.80	2.400					
Zane Smith, L ERA: 5.66 (6, 1)	1.1		7	3	2	2	1	0	0	0	0	0	0	15	26	13.50	2.250					
Joe Hudson, R ERA: 3.4 (7, 1)	0.2		4	1	0	0	0	1	0	0	0	0	0	9	16	0.00	3.000					
Stan Belinda, R ERA: 3.15 (8, 1)	1.0		4	1	0	0	1	0	0	0	0	0	0	11	14	0.00	1.000					
Rick Aquilera, R ERA: 2.6 (9, 1)	1.0	S	4	1	0	0	0	0	0	0	0	0	0	11	16	0.00	1.000					

Batter	1	2	3	4	5	6	7	8	9	AB	R	H	RBI	BB	SO	LOB	TOP								
Dwayne Hosey, S OBP: 0.431, SLG: 0.656 (1, 8)										5	2	2	0	0	1	2									
Troy O'Leary, L OBP: 0.355, SLG: 0.491 (1, 9)										5	1	3	2	0	1	1									
Matt Stairs, L OBP: 0.298, SLG: 0.398 (1, 7)										4	1	2	1	0	1	1									
Jose Canseco, R OBP: 0.380, SLG: 0.560 (9, PR)										5	1	2	2	0	1	3									
Chris James, R OBP: 0.330, SLG: 0.395 (9, PR)										0	1	0	0	0	0	0									
18 Reggie Jefferson, S OBP: 0.331, SLG: 0.479 (1, 3)										5	0	0	0	0	2	2									
Chris Donnels, L OBP: 0.323, SLG: 0.333 (1, 5)										4	0	3	1	1	0	0									
Mike Macfarlane, R OBP: 0.318, SLG: 0.403 (1, 2)										4	1	1	1	0	1	3									
Luis Alicaia, S OBP: 0.369, SLG: 0.376 (1, 4)										5	1	2	1	0	0	3									
Carlos Rodriguez, S OBP: 0.375, SLG: 0.379 (1, 6)										3	1	1	1	0	0	1									
Inning Stats	R: 4 E: 0 K: 0 S: 13	H: 5 LOB: 0 BB: 0 P: 18	R: 1 E: 0 K: 0 S: 13	H: 2 LOB: 2 BB: 0 P: 18	R: 0 E: 0 K: 1 S: 12	H: 1 LOB: 1 BB: 0 P: 15	R: 0 E: 0 K: 1 S: 10	H: 1 LOB: 1 BB: 0 P: 12	R: 0 E: 0 K: 1 S: 6	H: 1 LOB: 1 BB: 0 P: 8	R: 2 E: 0 K: 2 S: 14	H: 3 LOB: 1 BB: 0 P: 19	R: 1 E: 0 K: 0 S: 12	H: 2 LOB: 1 BB: 0 P: 19	R: 0 E: 0 K: 1 S: 6	H: 0 LOB: 0 BB: 0 P: 10	R: 1 E: 0 K: 1 S: 11	H: 1 LOB: 2 BB: 1 P: 21	1B: 9 2B: 5 HR: 0	SF: 2 SAC: 0 DP: 1 HBP: 1	WP: 0 PB: 1 SB: 2 CS: 0	PA: 44			
PITCHER	IP	WLS	BF	H	R	ER	SO	BB	IBB	HBP	BLK	WP	HR	S	P	ERA	WHIP								
Steve Sparks, R ERA: 4.63 (1, 1)	6.2	L	35	15	8	8	5	0	0	1	0	0	0	78	105	10.80	2.250								
Joe Slusarski, R ERA: 5.4 (7, 1)	1.2		7	1	1	0	2	1	0	0	0	0	0	15	26	0.00	1.200								
Rob Dibble, R ERA: 7.18 (9, 1)	0.2		2	0	0	0	0	0	0	0	0	0	0	4	9	0.00	0.000								

Boston Red Sox @ Milwaukee Brewers
Milwaukee County Stadium, Milwaukee, WI

Sat Sep 30 1995, 4:33 AM EDT
Att: 14,610 - Cloudy - 78 F




AB 40
R 9
H 16
RBI 9
BB 1
SO 7
LOB 16

Batter	1	2	3	4	5	6	7	8	9	AB	R	H	RBI	BB	SO	LOB	BOTTOM								
Fernando Vina, L OBP: 0.328, SLG: 0.365 (1, 4)										4	0	2	1	0	1	2									
Mark Loretta, R OBP: 0.314, SLG: 0.370 (1, 6)										4	0	0	0	0	1	5									
B.J. Surhoff, L OBP: 0.379, SLG: 0.491 (1, 7)										4	0	1	0	0	1	1									
John Jaha, R OBP: 0.385, SLG: 0.564 (1, 3)										3	0	2	0	1	1	0									
Kevin Seitzer, R OBP: 0.395, SLG: 0.421 (1, 5)										4	0	0	0	0	0	4									
Dave Nilsson, L OBP: 0.331, SLG: 0.448 (1, 10)										4	0	0	0	0	1	2									
Matt Mieske, R OBP: 0.327, SLG: 0.447 (1, 9)										4	1	1	0	0	1	0									
Mike Matheny, R OBP: 0.313, SLG: 0.321 (1, 2)										3	0	2	0	0	0	0									
Duane Singleton, L OBP: 0.103, SLG: 0.071 (1, 8)										4	0	1	0	0	1	3									
Inning Stats	R: 0 E: 0 K: 1 S: 7	H: 0 LOB: 0 BB: 0 P: 11	R: 0 E: 0 K: 2 S: 8	H: 0 LOB: 0 BB: 0 P: 14	R: 0 E: 0 K: 1 S: 10	H: 1 LOB: 2 BB: 0 P: 14	R: 0 E: 0 K: 0 S: 8	H: 0 LOB: 1 BB: 1 P: 14	R: 1 E: 0 K: 0 S: 7	H: 3 LOB: 1 BB: 0 P: 8	R: 0 E: 0 K: 0 S: 12	H: 2 LOB: 1 BB: 0 P: 18	R: 0 E: 0 K: 1 S: 6	H: 0 LOB: 0 BB: 0 P: 9	R: 0 E: 0 K: 1 S: 11	H: 2 LOB: 2 BB: 0 P: 15	R: 0 E: 0 K: 1 S: 12	H: 1 LOB: 1 BB: 0 P: 16	1B: 8 2B: 1 3B: 0 HR: 0	SF: 0 SAC: 0 DP: 1 HBP: 1	WP: 0 PB: 0 SB: 1 CS: 0	PA: 36			
PITCHER	IP	WLS	BF	H	R	ER	SO	BB	IBB	HBP	BLK	WP	HR	S	P	ERA	WHIP								
Mike Maddux, R ERA: 4.1 (1, 1)	5.0	W	20	4	1	1	4	0	0	1	0	0	0	12	18	0.00	2.000								
Vaughn Eshelman, L ERA: 4.65 (6, 1)	1.0		4	2	0	0	0	0	0	0	0	0	0	6	9	0.00	0.000								
Rheal Cormier, L ERA: 4.07 (7, 1)	1.0		3	0	0	0	1	0	0	0	0	0	0	11	15	0.00	2.000								
Mike Stanton, L ERA: 4.24 (8, 1)	1.0		5	2	0	0	1	0	0	0	0	0	0	12	16	0.00	1.000								
Stan Belinda, R ERA: 3.1 (9, 1)	1.0		4	1	0	0	1	0	0	0	0	0	0	12	16	0.00	1.000								

Boston Red Sox @ Milwaukee Brewers
Milwaukee County Stadium, Milwaukee, WI

Sat Sep 30 1995, 4:33 AM EDT
Att: 14,610 - Cloudy - 78 F

AB 34
R 1
H 9
RBI 1
BB 1
SO 7
LOB 17



Batter	1	2	3	4	5	6	7	8	9	AB	R	H	RBI	BB	SO	LOB	TOP				
Dwayne Hosey, S OBP: 0.408, SLG: 0.618 (1, 8) 	1-1 			1-2 		0-0 			2-0 	4	0	0	0	0	0	0	Boston Red Sox @ Milwaukee Brewers Milwaukee County Stadium, Milwaukee, WI Sun Oct 01 1995, 4:33 AM EDT Att: 15,453 - Overcast - 57 F				
John Valentin, R OBP: 0.399, SLG: 0.533 Carlos Rodriguez, S OBP: 0.394, SLG: 0.400 (1, 6) 	3-1 			3-2 		2-1 			1-1 	3	0	1	0	0	0	0					
Mo Vaughn, L OBP: 0.393, SLG: 0.575 18 Reggie Jefferson, S OBP: 0.333, SLG: 0.479 (1, 3) 	1-0 			0-0 			1-3 		2-2 	2	0	0	0	0	0	1					
Jose Canseco, R OBP: 0.378, SLG: 0.556 Chris James, R OBP: 0.326, SLG: 0.390 (9, PH) 	1-0 			2-3 			0-1 		0-2 	3	0	0	0	0	1	1					
Mike Greenwell, L OBP: 0.349, SLG: 0.459 Lee Tinsley, S OBP: 0.359, SLG: 0.402 (1, 7) 	0-0 				0-0 		0-1 		0-1 	3	0	0	0	0	0	0					
Tim Lincecum, R OBP: 0.415, SLG: 0.448 (1, 5) 	3-2 				1-2 				0-0 	3	0	0	0	0	0	0					
Willie McGee, S OBP: 0.311, SLG: 0.400 (1, 9) 				0-2 		2-0 			0-1 	3	0	1	0	0	0	0					
Mike Macfarlane, R OBP: 0.319, SLG: 0.404 Bill Haselman, R OBP: 0.322, SLG: 0.395 (1, 2) 				0-2 		0-0 			0-0 	2	0	1	0	0	0	0					
Luis Alicea, S OBP: 0.367, SLG: 0.375 Chris Donnels, L OBP: 0.328, SLG: 0.364 (8, 4) 				1-2 			0-2 		2-0 	2	0	0	0	0	0	0					
Inning Stats	R: 0 E: 0 K: 0 S: 5	H: 0 LOB: 0 BB: 0 P: 10	R: 0 E: 0 K: 0 S: 5	H: 0 LOB: 0 BB: 0 P: 9	R: 0 E: 0 K: 0 S: 9	H: 1 LOB: 1 BB: 0 P: 10	R: 0 E: 0 K: 1 S: 12	H: 1 LOB: 1 BB: 0 P: 18	R: 0 E: 0 K: 0 S: 8	H: 2 LOB: 2 BB: 0 P: 11	R: 0 E: 0 K: 0 S: 7	H: 0 LOB: 0 BB: 0 P: 8	R: 0 E: 0 K: 1 S: 7	H: 0 LOB: 0 BB: 0 P: 8	R: 0 E: 0 K: 0 S: 4	H: 0 LOB: 0 BB: 0 P: 4		R: 1 E: 0 K: 0 S: 13	H: 3 LOB: 2 BB: 0 P: 20	1B: 5 2B: 0 3B: 0 HR: 1	SF: 0 SAC: 0 DP: 0 HBP: 0
PITCHER Scott Karl, L ERA: 4.14 (1, 1)	IP: 9.0 WLS: W BF: 32 H: 6 R: 1 ER: 1 SO: 2 BB: 0 IBB: 0 HBP: 0 BLK: 0 WP: 0 HR: 1 S: 69 P: 98 ERA: 1.00 WHIP: 0.667															PITCHER IP: WLS: BF: H: R: ER: SO: BB: IBB: HBP: BLK: WP: HR: S: P: ERA: WHIP					

Batter	1	2	3	4	5	6	7	8	9	AB	R	H	RBI	BB	SO	LOB	BOTTOM		
Fernando Vina, L OBP: 0.327, SLG: 0.361 (1, 4) 	1-1 				0-0 			1-1 		3	1	0	0	0	1	1	Boston Red Sox @ Milwaukee Brewers Milwaukee County Stadium, Milwaukee, WI Sun Oct 01 1995, 4:33 AM EDT Att: 15,453 - Overcast - 57 F		
Mark Loretta, R OBP: 0.327, SLG: 0.380 (1, 6) 	0-2 			0-1 		2-0 		2-2 		4	2	2	0	0	0	0			
B.J. Surhoff, L OBP: 0.378, SLG: 0.492 Bill Wegman, R (9, 9) 	0-1 			0-0 		1-0 		1-2 		4	1	1	1	0	0	1			
John Jaha, R OBP: 0.389, SLG: 0.579 (1, 3) 	2-1 			0-1 		1-1 		1-1 		4	3	3	3	0	0	0			
Dave Nilsson, L OBP: 0.337, SLG: 0.468 (1, 10) 	2-2 			2-1 		0-1 		3-1 		4	1	3	3	0	0	1			
Matt Mieske, R OBP: 0.323, SLG: 0.442 Darryl Hamilton, L OBP: 0.350, SLG: 0.389 (8, PH) 	2-3 			0-2 		1-2 		2-2 		3	0	0	0	0	1	1			
Jeff Cirillo, R OBP: 0.371, SLG: 0.442 (1, 5) 	4-2 			2-2 		1-0 		1-0 		3	0	0	0	0	0	1			
Mike Matheny, R OBP: 0.306, SLG: 0.313 (1, 2) 	0-1 			0-2 		2-2 		0-0 		4	0	0	0	0	0	2			
Duane Singleton, L OBP: 0.094, SLG: 0.065 (9, 7) 	0-3 				0-1 		0-0 			3	0	0	0	0	1	1			
Inning Stats	R: 3 E: 1 K: 1 S: 16	H: 2 LOB: 0 BB: 0 P: 23	R: 0 E: 0 K: 2 S: 10	H: 0 LOB: 1 BB: 0 P: 14	R: 0 E: 0 K: 0 S: 7	H: 1 LOB: 1 BB: 0 P: 9	R: 0 E: 0 K: 0 S: 10	H: 0 LOB: 0 BB: 0 P: 12	R: 0 E: 0 K: 0 S: 4	H: 0 LOB: 0 BB: 0 P: 6	R: 1 E: 0 K: 0 S: 9	H: 2 LOB: 0 BB: 0 P: 13	R: 0 E: 0 K: 0 S: 7	H: 0 LOB: 0 BB: 0 P: 9	R: 4 E: 0 K: 0 S: 18	H: 4 LOB: 1 BB: 0 P: 31		1B: 4 2B: 3 3B: 0 HR: 2	SF: 0 SAC: 0 DP: 0 HBP: 2
PITCHER 49 Tim Wakefield, R ERA: 2.95 Zane Smith, L ERA: 5.61 Joe Hudson, R ERA: 4.11 (1, 1) (7, 1) (8, 1)	IP: 6.0 WLS: L BF: 24 H: 5 R: 4 ER: 1 SO: 3 BB: 0 IBB: 0 HBP: 0 BLK: 0 WP: 0 HR: 1 S: 56 P: 77 ERA: 1.50 WHIP: 0.833															PITCHER IP: WLS: BF: H: R: ER: SO: BB: IBB: HBP: BLK: WP: HR: S: P: ERA: WHIP			

Batter	1	2	3	4	5	6	7	8	9	AB	R	H	RBI	BB	SO	LOB	TOP
Dwayne Hosey, S (1, 8)	E7	G4-3			FC4-6			FC3-6		4	0	0	0	0	0	5	Boston Red Sox @ Cleveland Indians Jacobs Field, Cleveland, OH Wed Oct 04 1995, 7:05 PM EDT Att: 44,264 - Unknown - 62 F
John Valentin, R (1, 6) OBP: 0.400, SLG: 0.625	E3		G6-3		K			P4		4	0	0	0	0	1	3	
Mo Vaughn, L (1, 3)	K		G3			F7		K		4	0	0	0	0	2	2	
Jose Canseco, R (1, 10)	F7		K			G5-3		G5-3		4	0	0	0	0	1	1	
Mike Greenwell, L (1, 7) OBP: 0.300, SLG: 0.300		F7			F7		F7		F8	4	0	0	0	0	0	0	
Tim Lincecum, R (1, 5) OBP: 0.222, SLG: 0.556		P3		G4-3			P6		P5	4	0	0	0	0	0	0	
Willie McGee, S (1, 9)		BB		K			K			3	0	1	0	0	2	0	
Mike Macfarlane, R (1, 2) OBP: 0.333, SLG: 0.333		BB			FC4-6		K			3	0	2	0	0	1	0	
Luis Alicea, S (1, 4) OBP: 0.750, SLG: 1.333					K			FC3-6		1	0	0	0	2	1	1	
Inning Stats	R: 0 H: 0 E: 2 K: 1 S: 9	H: 0 R: 0 ER: 0 SO: 15	H: 2 R: 0 ER: 0 SO: 15	H: 0 R: 0 ER: 0 SO: 8	H: 0 R: 0 ER: 0 SO: 7	H: 1 R: 0 ER: 0 SO: 9	H: 0 R: 0 ER: 0 SO: 4	H: 0 R: 0 ER: 0 SO: 11	H: 0 R: 0 ER: 0 SO: 19	H: 0 R: 0 ER: 0 SO: 4	1B: 3 2B: 0 3B: 0 HR: 0	SF: 0 SAC: 0 DP: 0 HBP: 0	WP: 1 PB: 0 SB: 1 CS: 0	PA: 33			
PITCHER	IP WLS BF H R ER SO BB IBB HBP BLK WP HR S P ERA WHIP																
Orel Hershiser, R (1, 1) ERA: 5.4	7.1 W 28 3 0 0 7 2 0 0 0 1 0 63 92 0.00 0.682																
Julian Tavarez, R (8, 1) ERA: 5.4	0.1 1 0 0 0 0 0 0 0 0 0 0 4 7 0.00 0.000																
Paul Assenmacher, L (8, 1) ERA: 5.4	0.1 1 0 0 0 1 0 0 0 0 0 0 3 4 0.00 0.000																
Jose Mesa, R (9, 1) ERA: 5.4	1.0 3 0 0 0 0 0 0 0 0 0 0 4 4 0.00 0.000																

AB 31
R 0
H 3
RBI 0
BB 2
SO 8
LOB 12



Batter	1	2	3	4	5	6	7	8	9	AB	R	H	RBI	BB	SO	LOB	BOTTOM
Kenny Lofton, L (1, 8) OBP: 0.300, SLG: 0.125	G3-1		P5		2B		F7			3	1	0	0	1	0	0	Boston Red Sox @ Cleveland Indians Jacobs Field, Cleveland, OH Wed Oct 04 1995, 7:05 PM EDT Att: 44,264 - Unknown - 62 F
Omar Vizquel, S (1, 6) OBP: 0.333, SLG: 0.286	E6		G3		BB		F8			4	0	1	2	0	0	0	
Carlos Baerga, S (1, 4) OBP: 0.300, SLG: 0.222	F7		G4-3				P6		G3	4	0	0	0	0	0	2	
Albert Belle, R (1, 7) OBP: 0.600, SLG: 1.000										2	1	1	0	2	0	0	
Eddie Murray, S (1, 10) OBP: 0.300, SLG: 0.800	K						G3			4	1	2	2	0	1	4	
Jim Thome, L (1, 5) OBP: 0.100, SLG: 0.100			K				G4-3		K	4	0	0	0	0	3	1	
Manny Ramirez, R (1, 9)										4	0	0	0	0	1	1	
Wayne Kirby, L (9, 9)		G4-3					F8		G6-3	0	0	0	0	0	0	0	
Paul Sorrento, L (1, 3) OBP: 0.375, SLG: 0.167							G1-3			1	1	0	0	1	0	0	
Sandy Alomar Jr., R (1, 2) OBP: 0.167, SLG: 0.167		FC4-6							G1-3	2	0	0	0	0	0	1	
Inning Stats	R: 0 H: 1 E: 1 K: 1 S: 17	H: 0 R: 0 ER: 0 SO: 9	H: 0 R: 0 ER: 0 SO: 14	H: 0 R: 0 ER: 0 SO: 5	H: 1 R: 0 ER: 0 SO: 11	H: 1 R: 2 ER: 0 SO: 11	H: 0 R: 0 ER: 0 SO: 4	H: 0 R: 0 ER: 0 SO: 8	H: 1 R: 2 ER: 0 SO: 18	H: 0 R: 0 ER: 0 SO: 4	1B: 1 2B: 1 3B: 1 HR: 1	SF: 0 SAC: 1 DP: 0 HBP: 1	WP: 0 PB: 1 SB: 0 CS: 0	PA: 34			
PITCHER	IP WLS BF H R ER SO BB IBB HBP BLK WP HR S P ERA WHIP																
Erik Hanson, R (1, 1) ERA: 4.5	8.0 L 34 4 4 4 5 3 1 1 0 0 1 73 119 4.50 0.875																


AB 28
R 4
H 4
RBI 4
BB 4
SO 5
LOB 9



Batter	1	2	3	4	5	6	7	8	9	AB	R	H	RBI	BB	SO	LOB	TOP							
Kenny Lofton, L OBP: 0.267, SLG: 0.154 (1, 8)	L9		F9	P4		K		G3-1 1B		5	0	1	0	0	1	2								
Omar Vizquel, S OBP: 0.296, SLG: 0.250 (1, 6)	F7		K		G3	2B 1B		G3-1 1B		5	1	1	2	0	1	2								
Carlos Baerga, S OBP: 0.333, SLG: 0.357 (1, 4)	G3		PB BB 1B		G4-3	1B 2B		L9		5	1	2	1	0	0	2								
Albert Belle, R OBP: 0.467, SLG: 0.636 (1, 7)		K	BB PB 1B		K	G5-3			G6-3	4	0	0	0	1	2	1								
Eddie Murray, S OBP: 0.617, SLG: 0.769 (1, 10)		HR BB	BB 1B			BB 1B		G1-3	WP 1B	3	2	2	0	2	0	0								
Jim Thome, L OBP: 0.214, SLG: 0.385 Alvaro Espinoza, R (8, 5)		HR	BB 1B			F7		G6-3	F9	3	1	1	3	1	0	1								
Manny Ramirez, R Wayne Kirby, L OBP: 1.000, SLG: 1.000 (8, 9)		FC5-4 HBP	HR		P5	1B 2B BB		F8	WP 1B	2	1	0	0	1	0	3								
Paul Sorrento, L OBP: 0.462, SLG: 0.300 (1, 3)	P4				K	2B 1B 1B		G3-1 1B	1B BB	4	1	2	1	1	1	1								
Sandy Alomar Jr., R OBP: 0.182, SLG: 0.273 Tony Peña, R OBP: 0.500, SLG: 2.000 (9, 2)	FC5-4 1-2		F8		F8	1-3 3H 1B 2B		K	G5-3	5	1	1	1	0	1	5								
Inning Stats	R: 0 E: 0 K: 0 S: 9	H: 0 LOB: 0 BB: 0 P: 13	R: 2 E: 0 K: 1 S: 14	H: 1 LOB: 1 BB: 1 P: 27	R: 1 E: 0 K: 1 S: 19	H: 1 LOB: 3 BB: 3 P: 33	R: 0 E: 0 K: 1 S: 8	H: 0 LOB: 0 BB: 0 P: 10	R: 0 E: 0 K: 1 S: 9	H: 0 LOB: 0 BB: 0 P: 10	R: 5 E: 0 K: 1 S: 21	H: 5 LOB: 1 BB: 1 P: 37	R: 0 E: 0 K: 0 S: 5	H: 0 LOB: 0 BB: 0 P: 8	R: 0 E: 0 K: 1 S: 17	H: 2 LOB: 2 BB: 1 P: 25	R: 0 E: 0 K: 0 S: 13	H: 2 LOB: 3 BB: 1 P: 21	1B: 8 2B: 2 3B: 0 HR: 1	SF: 0 SAC: 0 DP: 0 HBP: 1	WP: 1 PB: 1 SB: 0 CS: 0	PA: 45		
PITCHER	IP	WLS	BF	H	R	ER	SO	BB	IBB	HBP	BLK	WP	HR	S	P	ERA	WHIP							
49 Tim Wakefield, R ERA: 11.81 Rheal Cormier, L ERA: 13.5 Mike Maddux, R ERA: Joe Hudson, R ERA:	5.1	L	27	5	7	7	4	5	0	1	0	0	1	70	113	11.81	1.875							

Cleveland Indians @ Boston Red Sox
Fenway Park, Boston, MA
Fri Oct 06 1995, 7:05 PM EDT
Att: 34,211 - Unknown - 56 F

AB 38
R 8
H 11
RBI 8
BB 6
SO 6
LOB 18



Batter	1	2	3	4	5	6	7	8	9	AB	R	H	RBI	BB	SO	LOB	BOTTOM							
Dwayne Hosey, S Willie McGee, S OBP: 0.250, SLG: 0.250 (8, 8)	K		2B BB	G3-1			K	FC6-4 FC6-4		3	0	0	0	1	2	2								
John Valentin, R OBP: 0.400, SLG: 0.583 (1, 6)	BB BB		BB 2B		P3		E8	FC6-4 1-2 2-3 3H		4	0	1	0	1	0	2								
Mo Vaughn, L (1, 3)	L5		K		E4 BB		BB		K	4	0	0	0	1	2	3								
Jose Canseco, R (1, 9)	FC1-6-4 BB		L7			BB	P5		P4	3	0	0	0	2	0	4								
Mike Greenwell, L OBP: 0.200, SLG: 0.200 (1, 7)	FC1-6-4 1-2		G3-1		K		G6-3		F7	5	0	0	0	0	1	6								
18 Reggie Jefferson, S OBP: 0.250, SLG: 0.250 (1, 10)	G6-3		1B 1B SF7		G4-3			K		4	1	1	0	0	1	2								
Tim Lincecum, R OBP: 0.308, SLG: 0.538 (1, 5)	L8		1B 1B		G6-3		G6-3	1B 1B FC6-4		4	1	2	0	0	0	0								
Luis Alicea, S OBP: 0.667, SLG: 1.000 (1, 4)	G4-3		1B		K		K	FC6-4 1B		4	0	2	0	0	1	0								
Mike MacFarlane, R OBP: 0.300, SLG: 0.333 (1, 2)			K		SF7		G5-3	FC6-4 1B		3	0	1	1	0	1	0								
Inning Stats	R: 0 E: 0 K: 1 S: 10	H: 0 LOB: 0 BB: 2 P: 21	R: 0 E: 0 K: 0 S: 5	H: 0 LOB: 0 BB: 0 P: 10	R: 0 E: 0 K: 2 S: 10	H: 1 LOB: 2 BB: 1 P: 19	R: 0 E: 0 K: 0 S: 11	H: 3 LOB: 2 BB: 0 P: 19	R: 0 E: 1 K: 1 S: 13	H: 0 LOB: 0 BB: 1 P: 17	R: 0 E: 0 K: 1 S: 5	H: 0 LOB: 0 BB: 0 P: 7	R: 0 E: 1 K: 1 S: 14	H: 0 LOB: 2 BB: 1 P: 22	R: 1 E: 0 K: 1 S: 15	H: 3 LOB: 2 BB: 0 P: 23	R: 0 E: 0 K: 1 S: 10	H: 0 LOB: 0 BB: 0 P: 14	1B: 6 2B: 1 3B: 0 HR: 0	SF: 1 SAC: 0 DP: 0 HBP: 0	WP: 0 PB: 0 SB: 0 CS: 0	PA: 41		
PITCHER	IP	WLS	BF	H	R	ER	SO	BB	IBB	HBP	BLK	WP	HR	S	P	ERA	WHIP							
Charles Nagy, R ERA: 1.29 Julian Tavarez, R ERA: 6.75 Paul Assenmacher, L ERA:	7.0	W	32	4	1	1	6	5	0	0	0	0	0	15	23	9.00	3.000							

Cleveland Indians @ Boston Red Sox
Fenway Park, Boston, MA
Fri Oct 06 1995, 7:05 PM EDT
Att: 34,211 - Unknown - 56 F

AB 35
R 2
H 7
RBI 2
BB 5
SO 8
LOB 21

