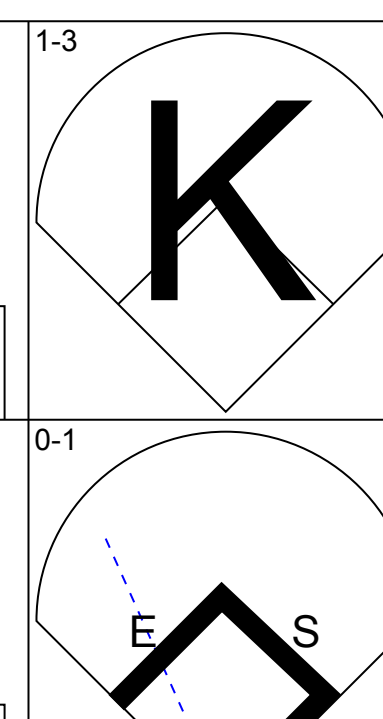
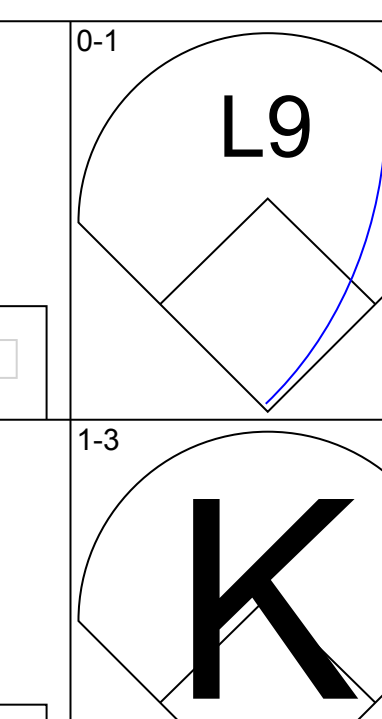
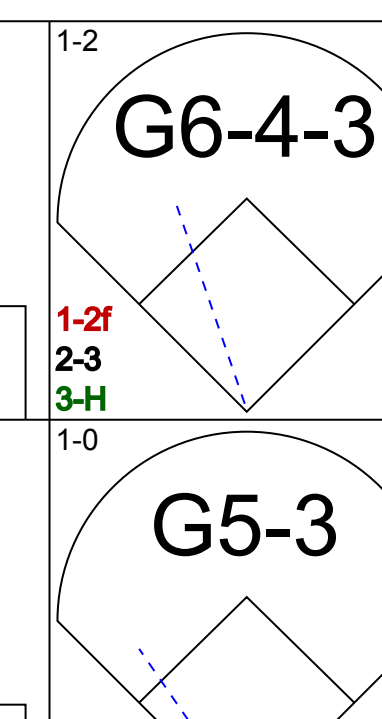
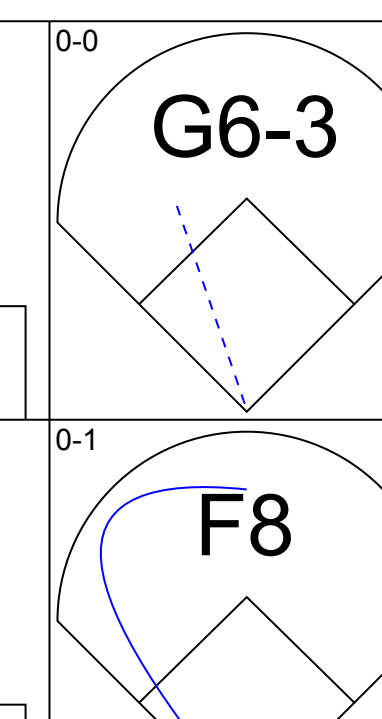
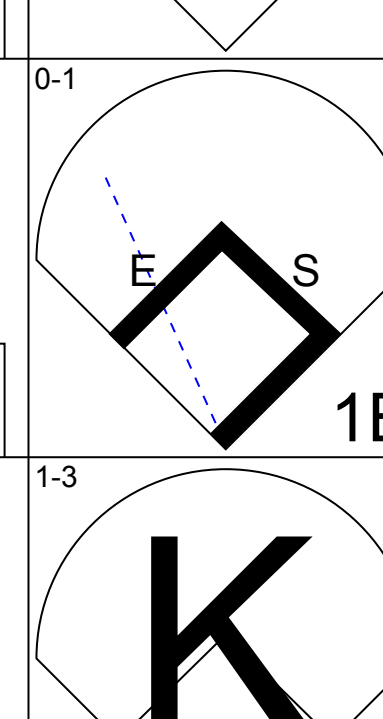
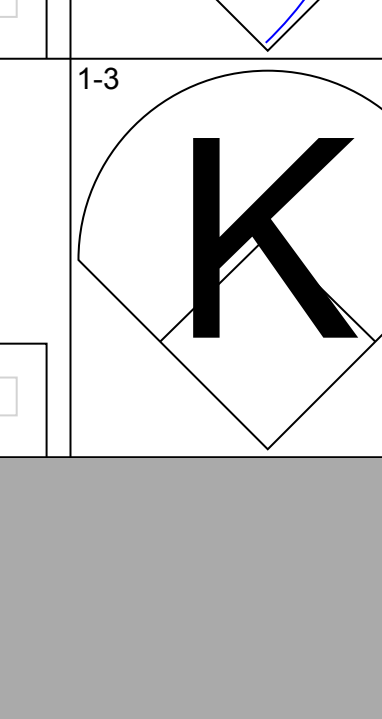
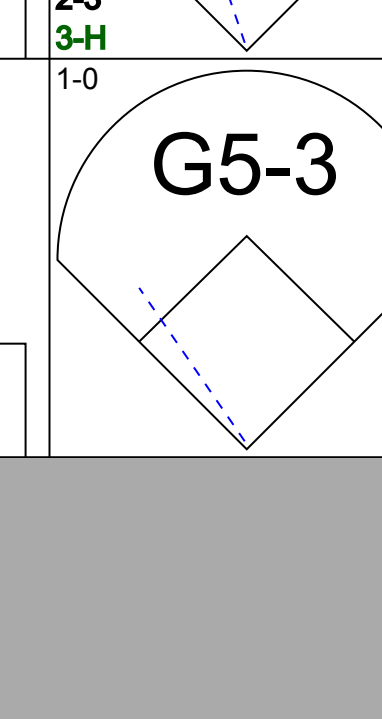
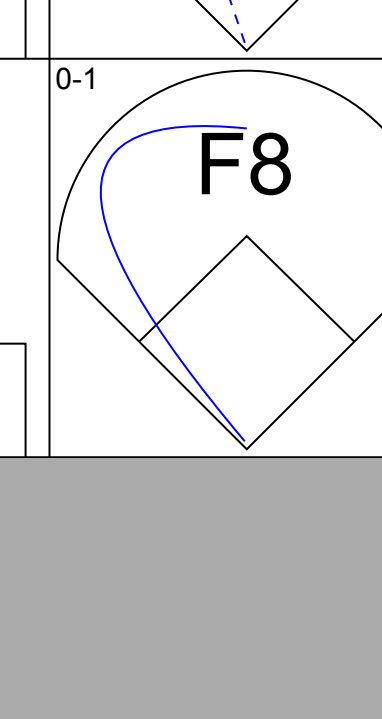
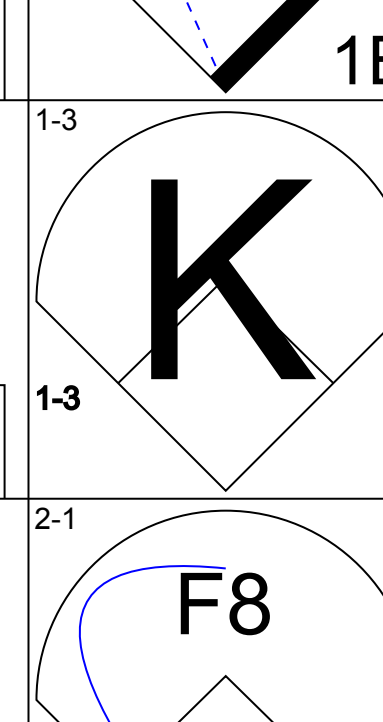
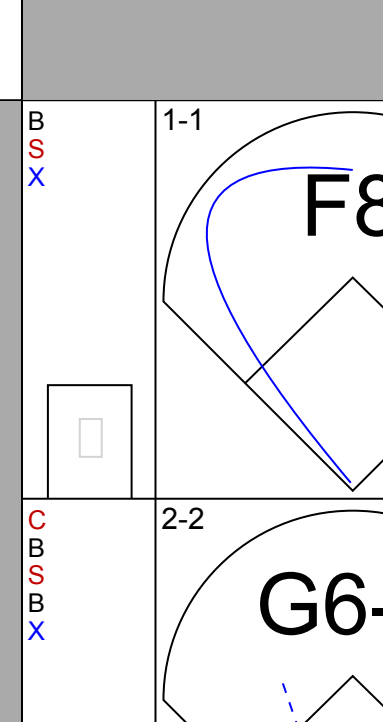
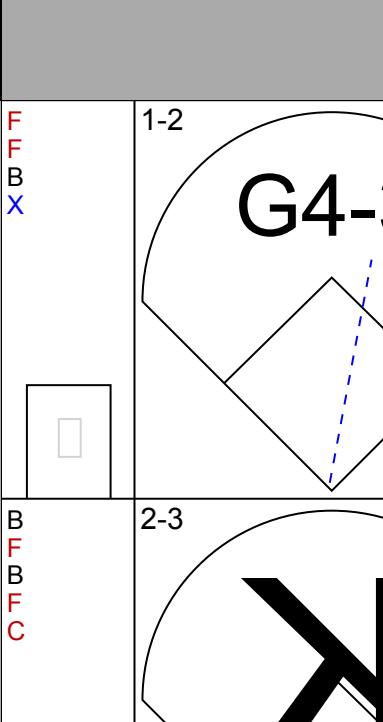
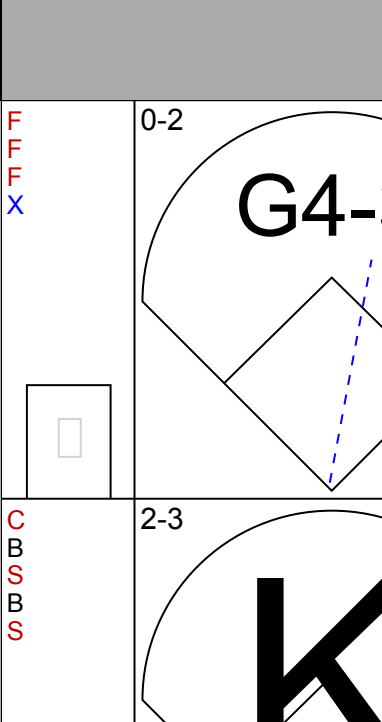
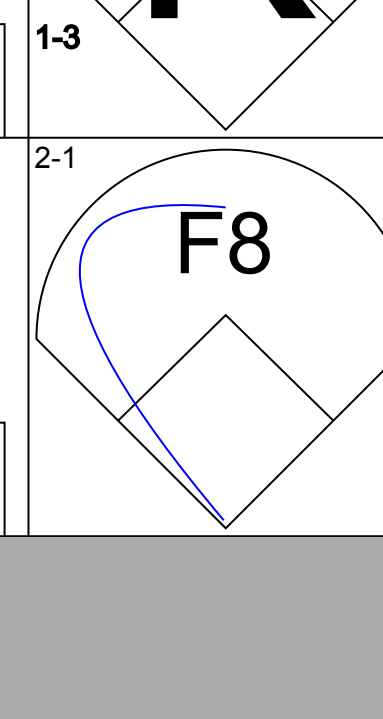
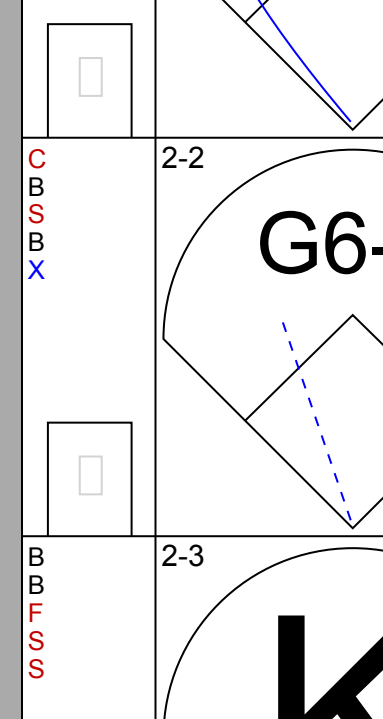
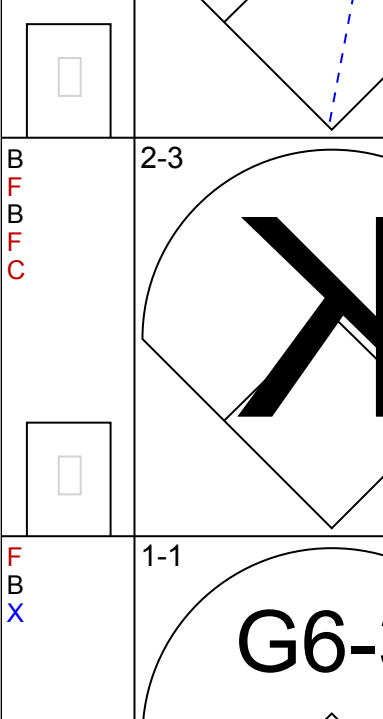
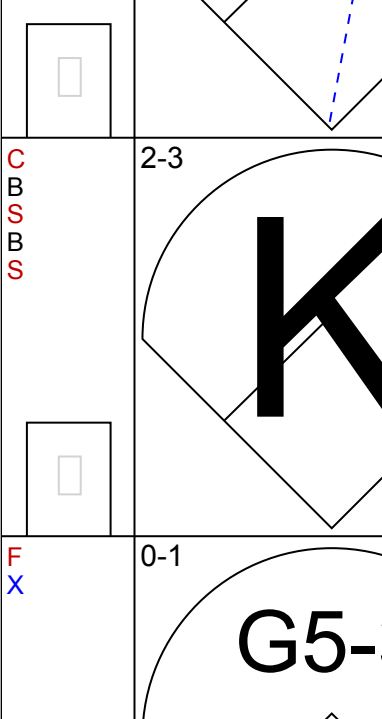
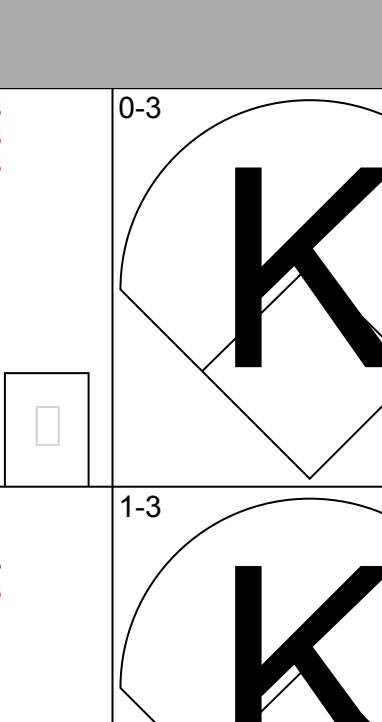
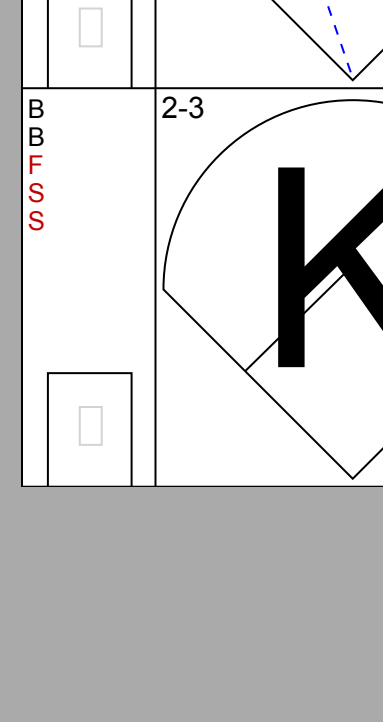
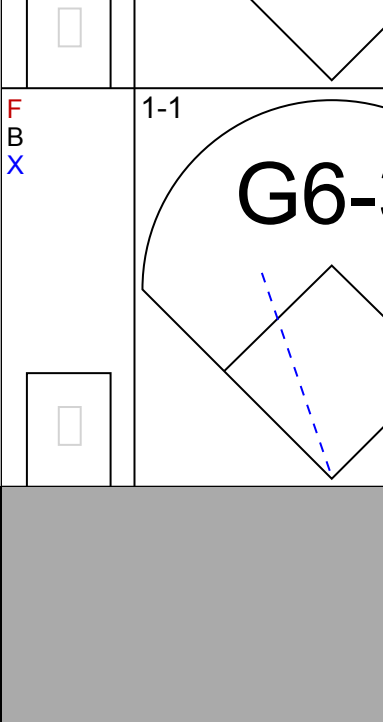
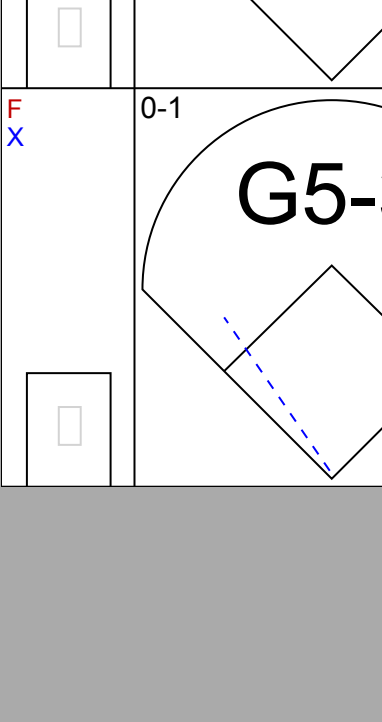

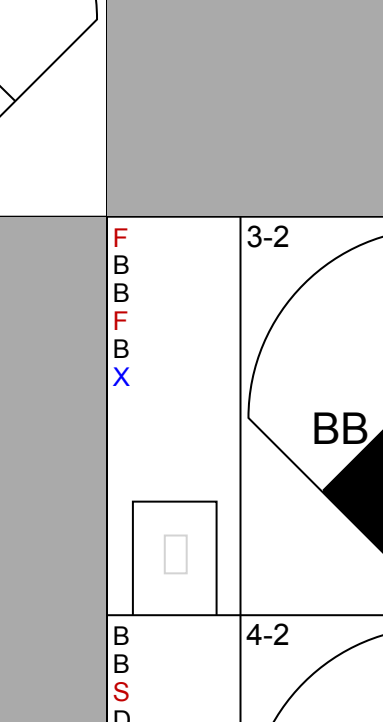
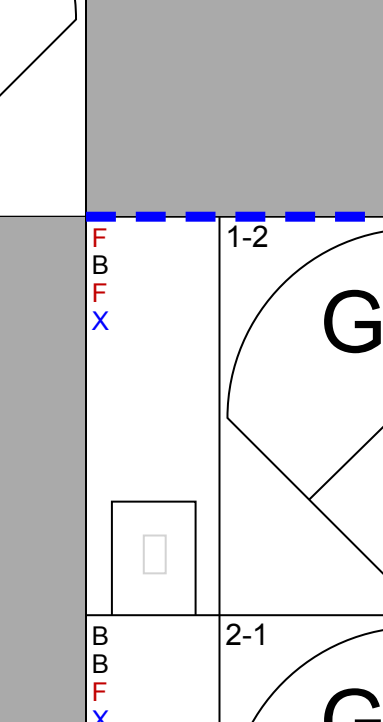
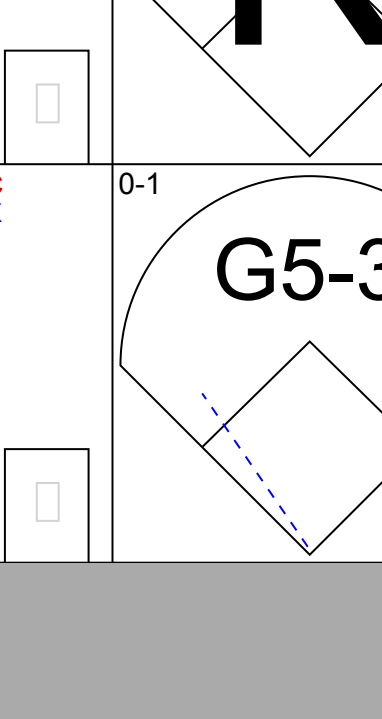
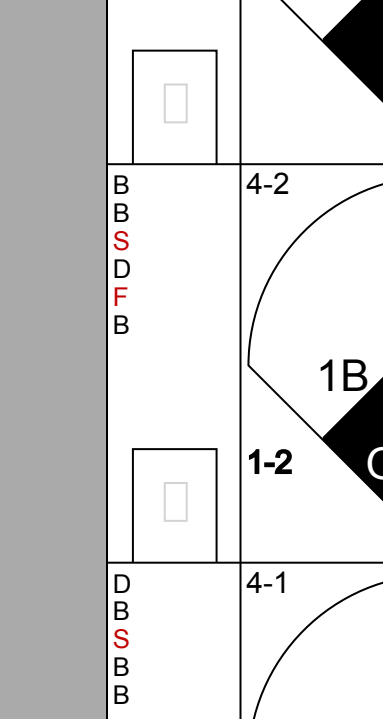
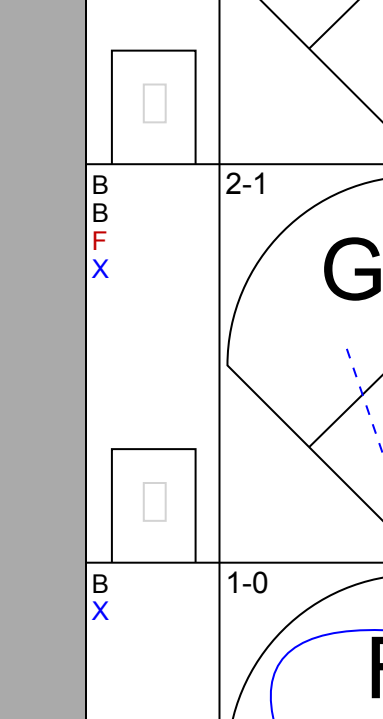
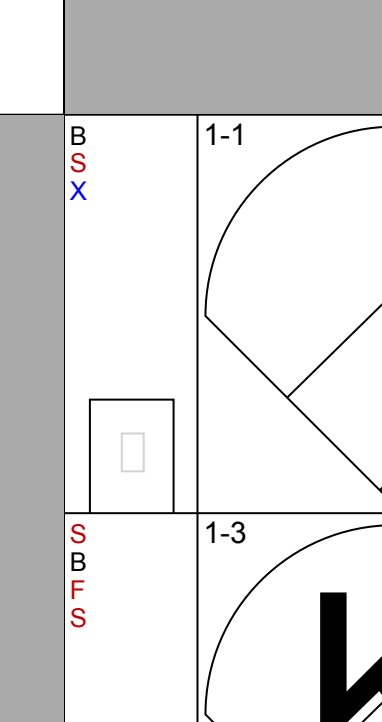
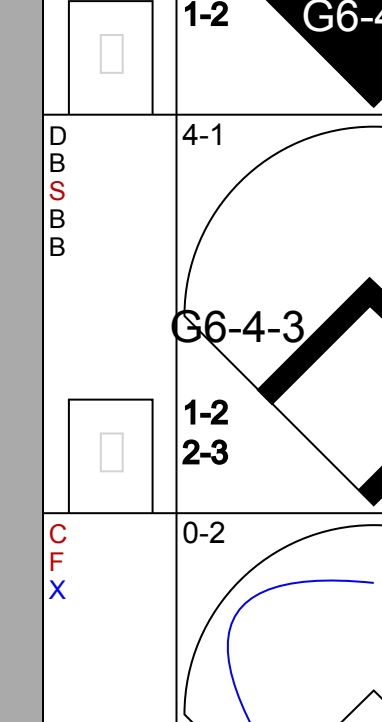
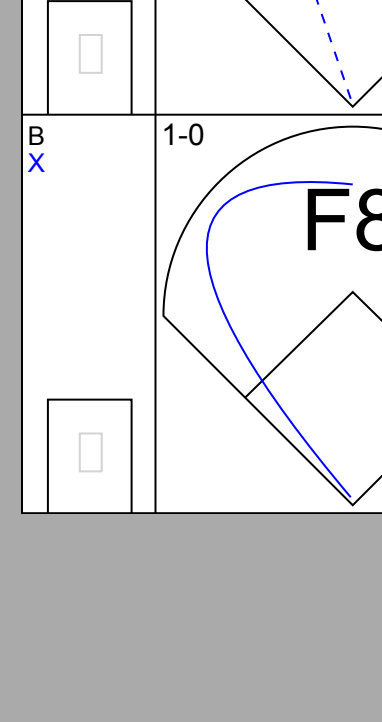
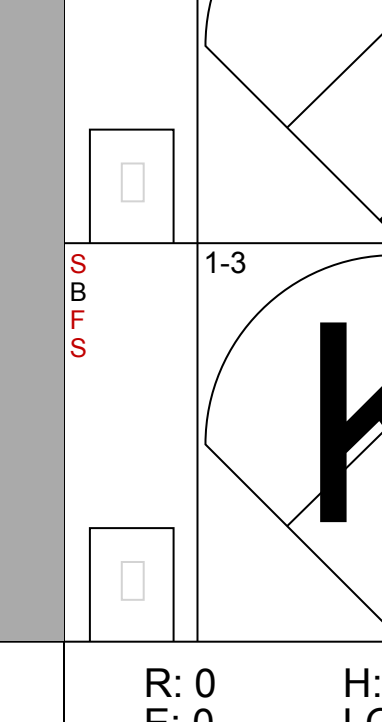
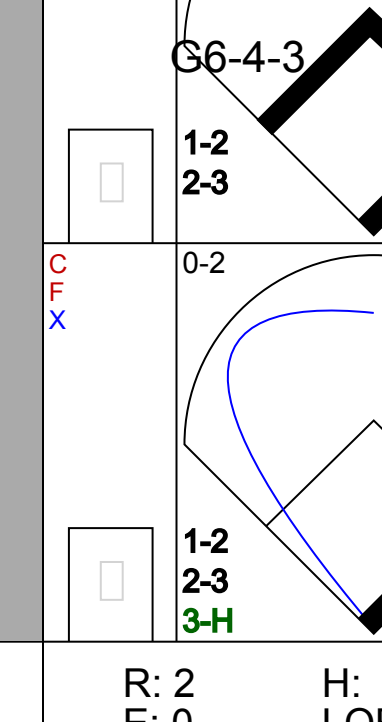
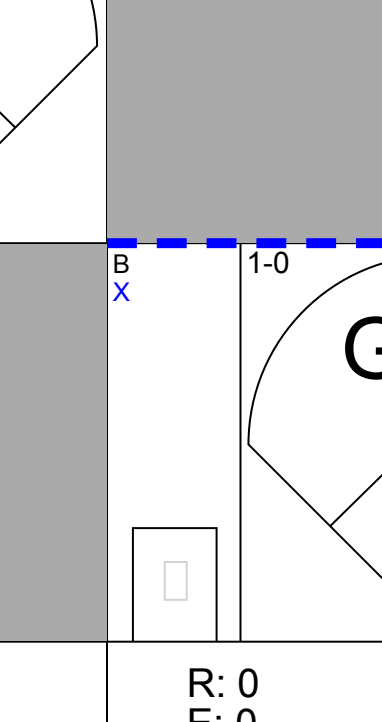


# Boston Red Sox - 1996



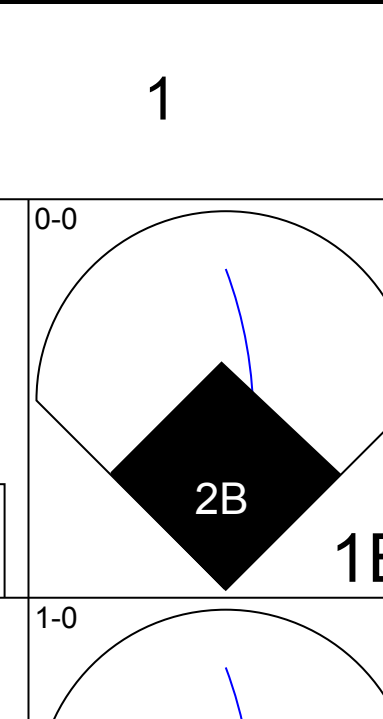
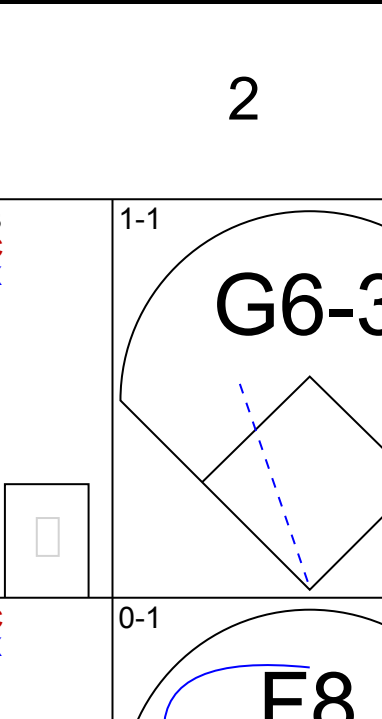
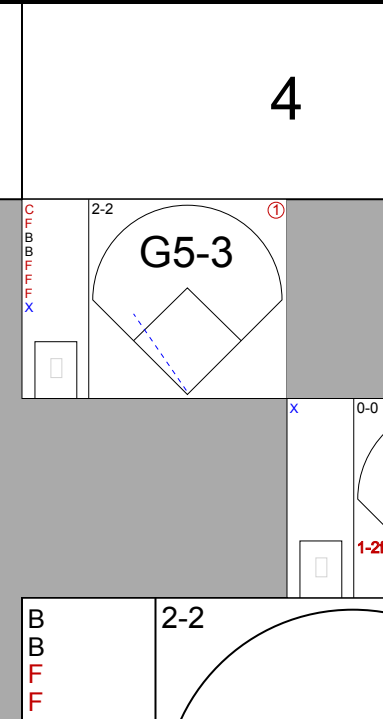
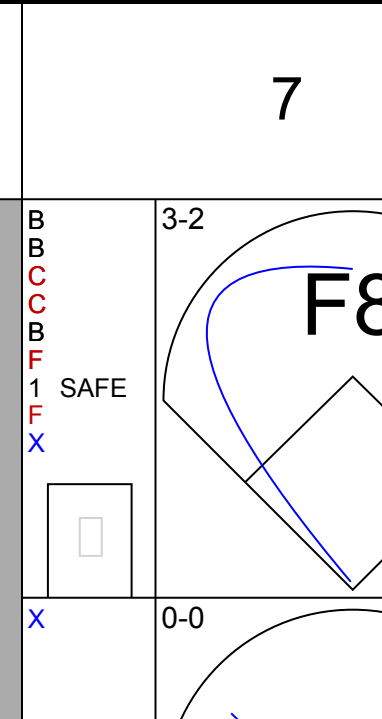
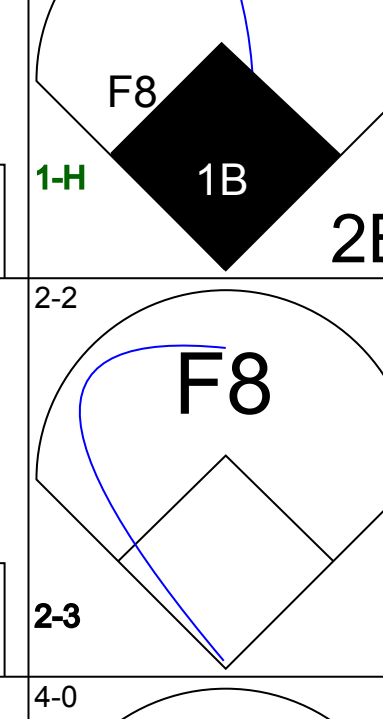
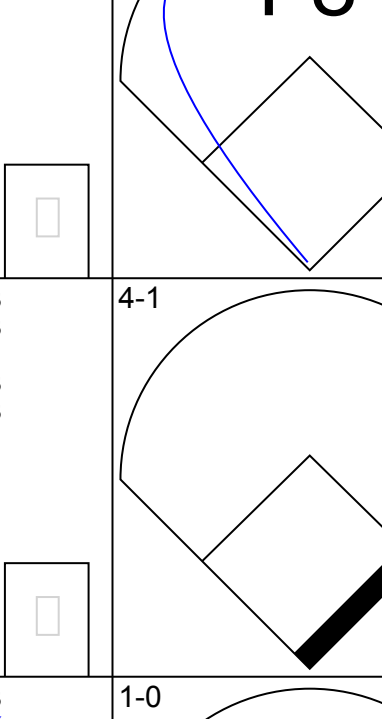
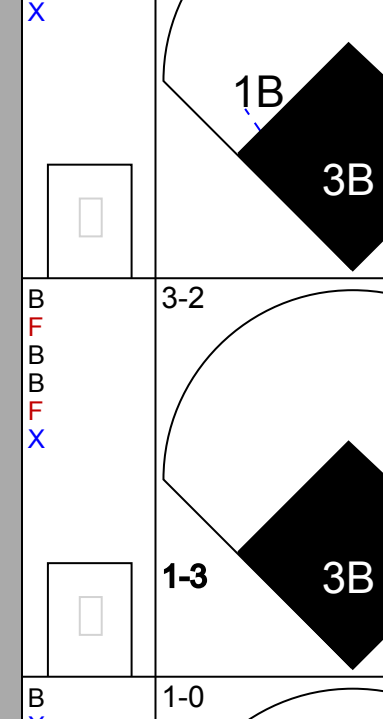

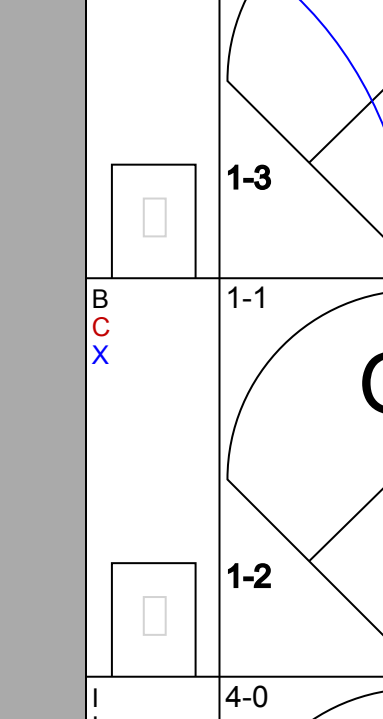
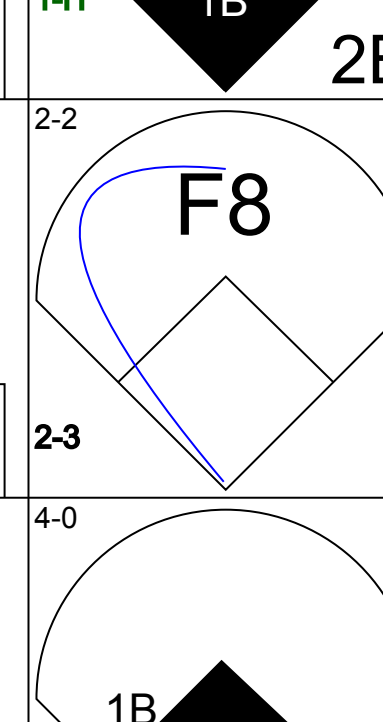
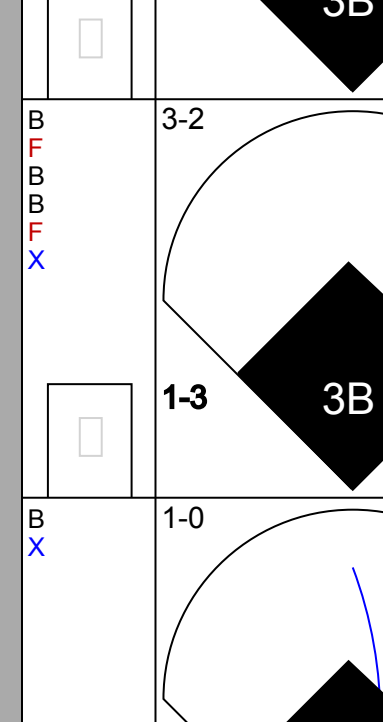
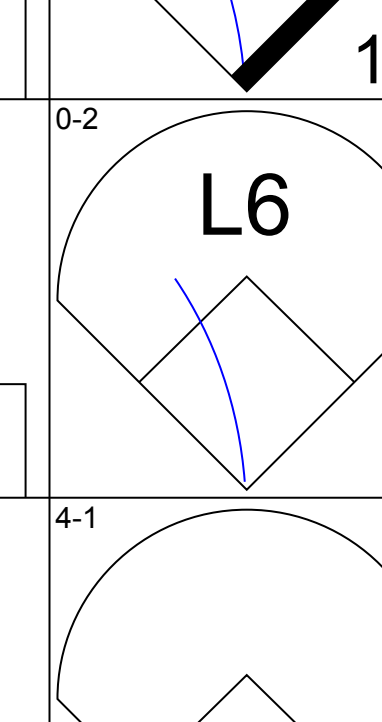
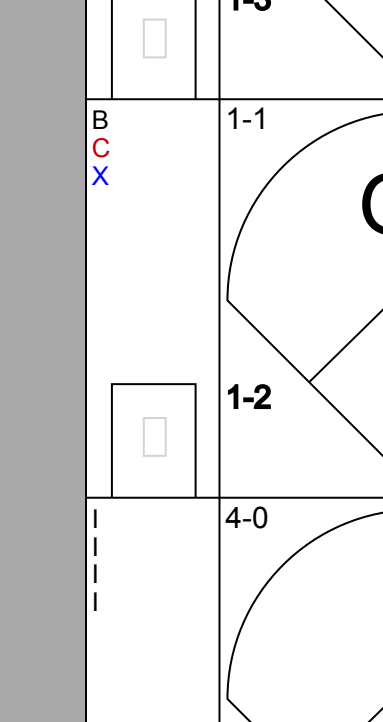
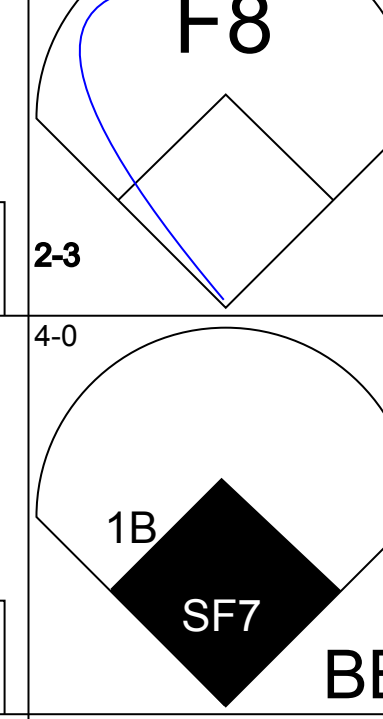
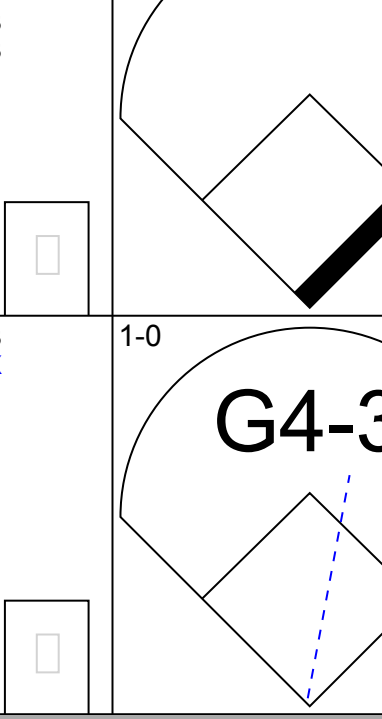
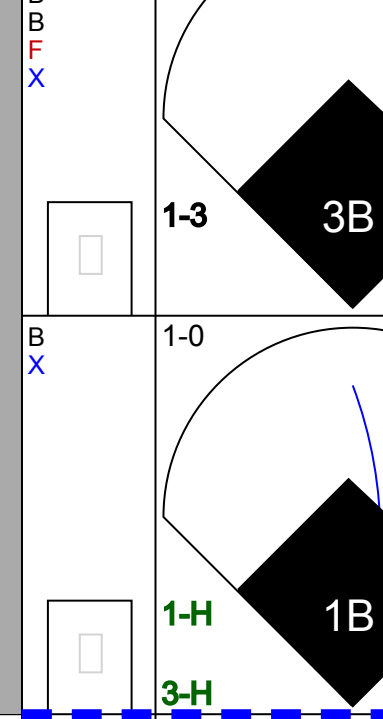

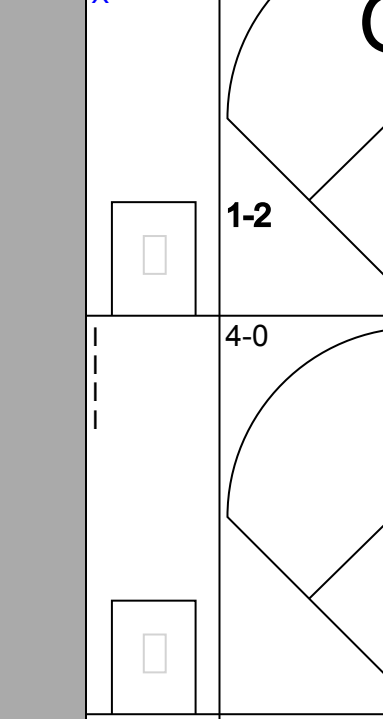
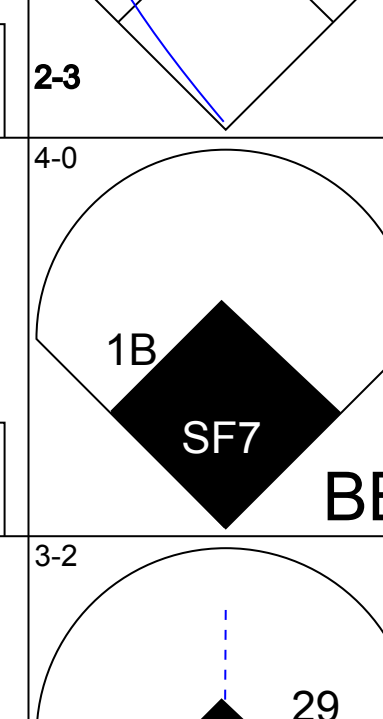
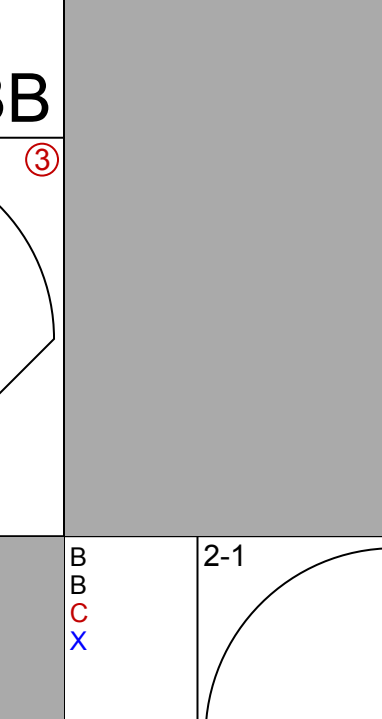
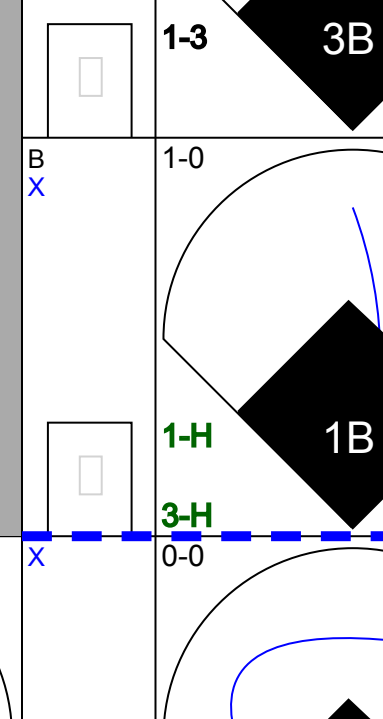
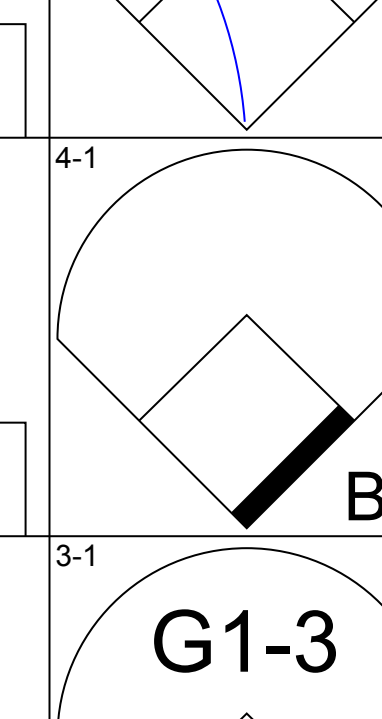
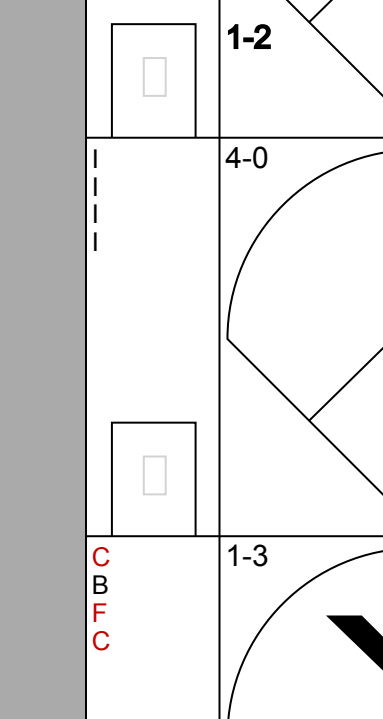
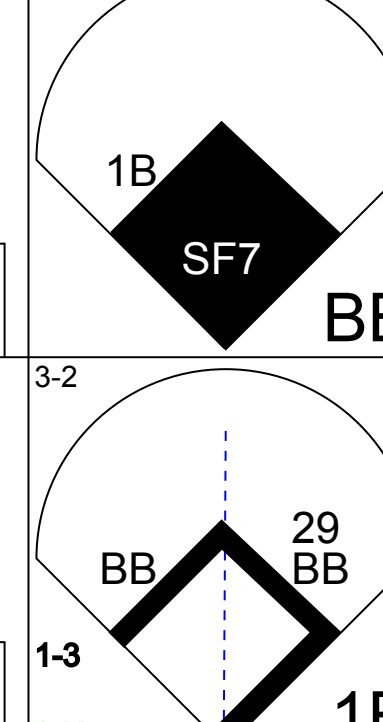
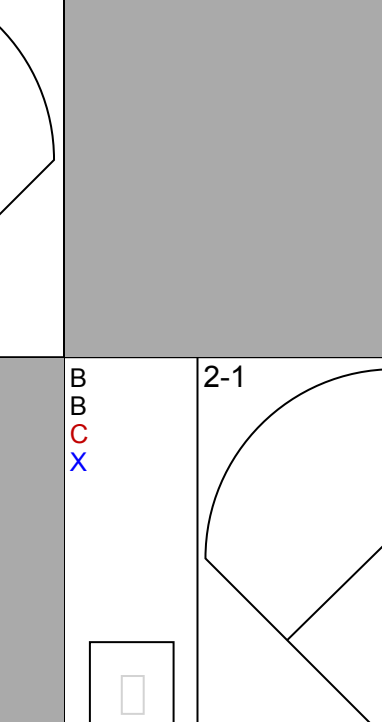
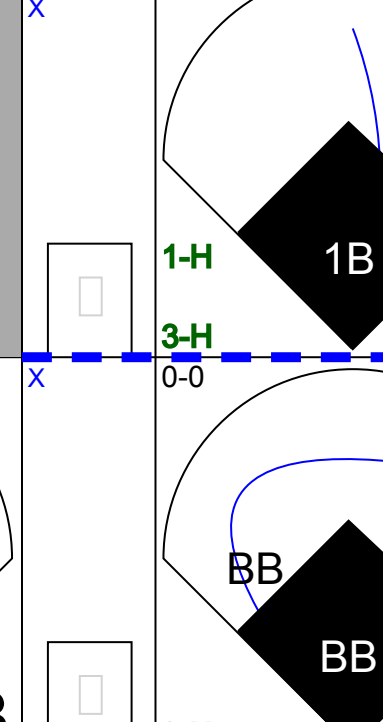

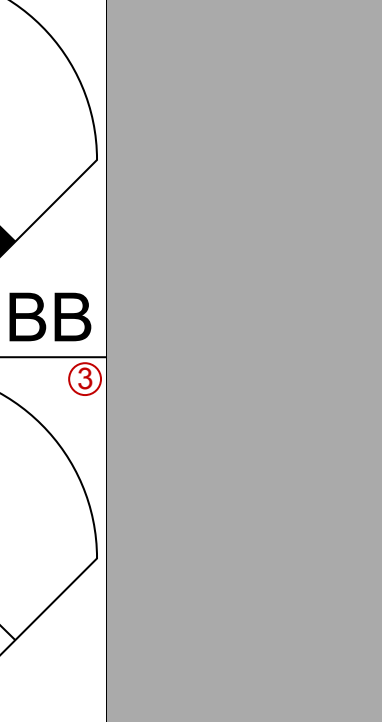
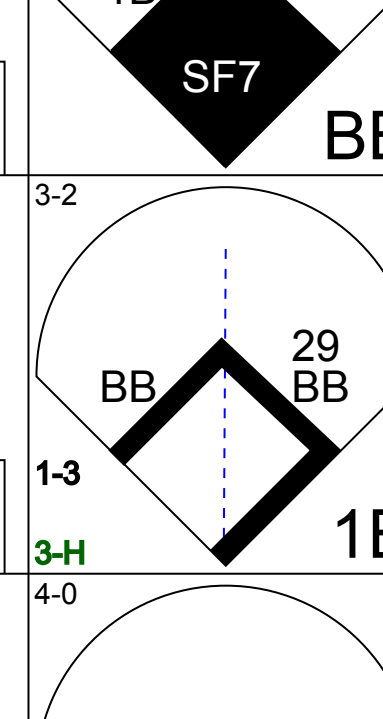
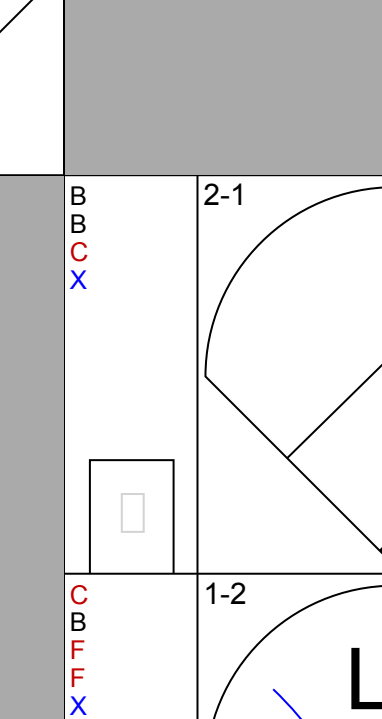
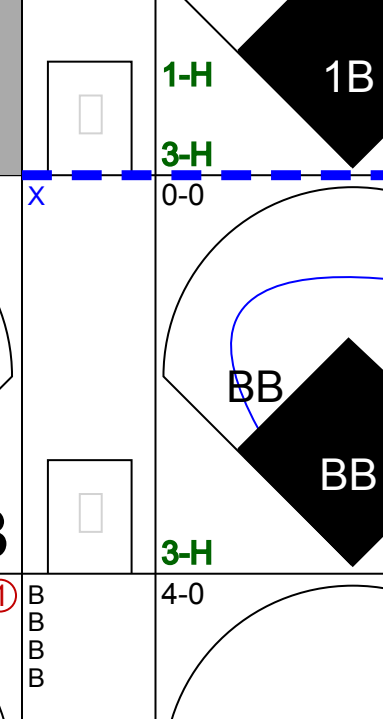

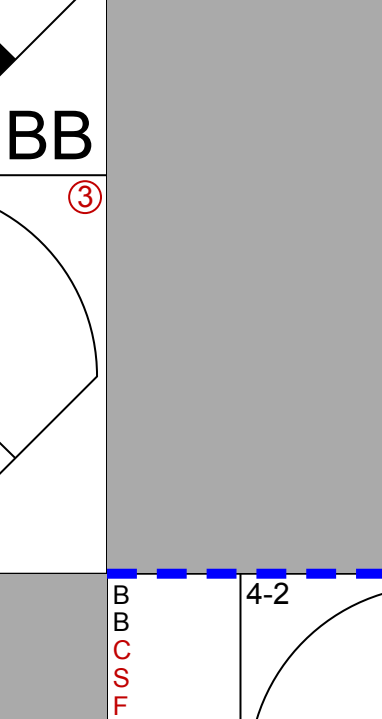
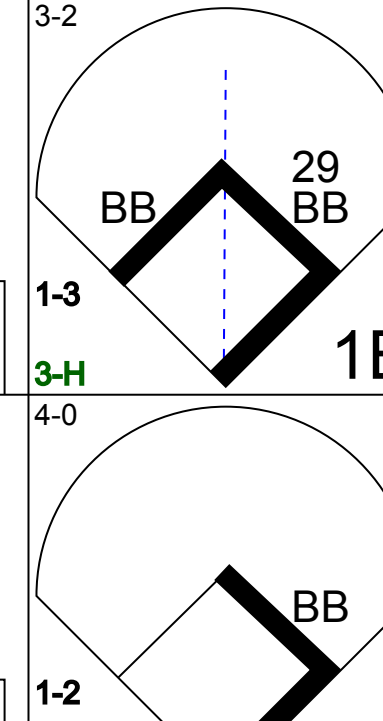
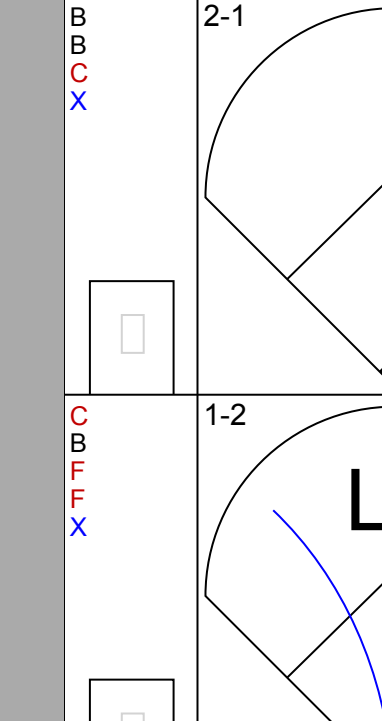
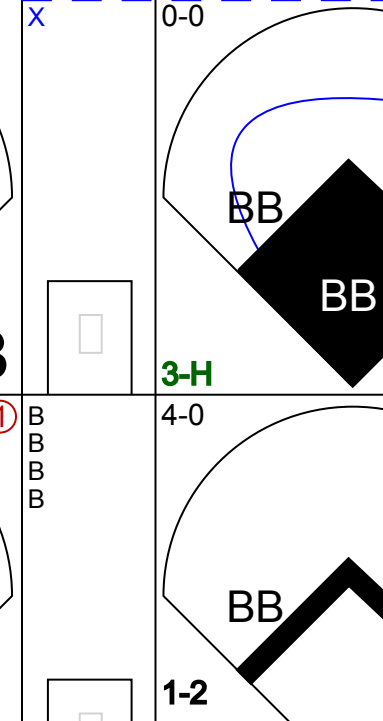
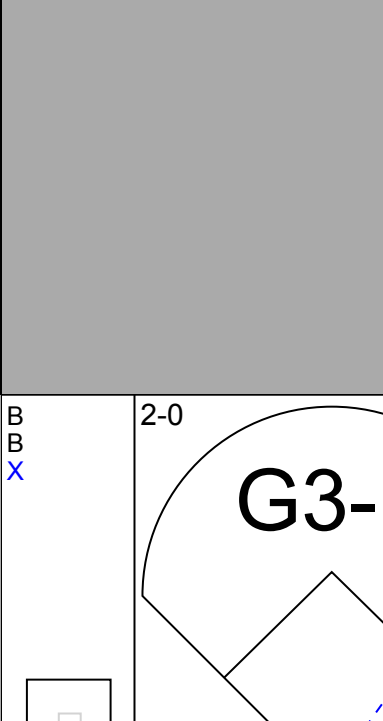
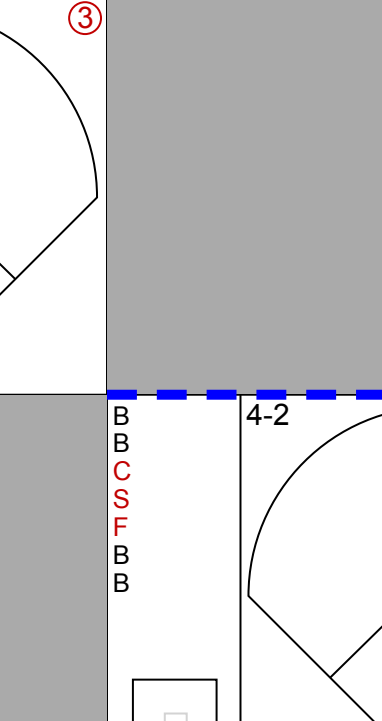
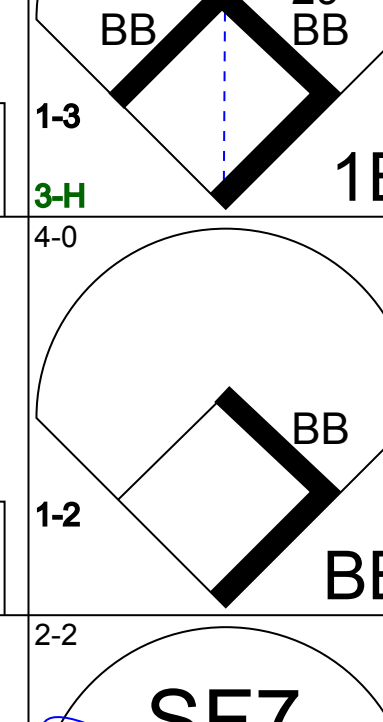
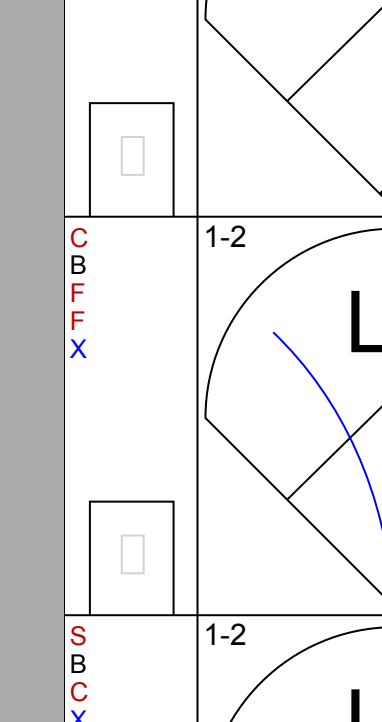
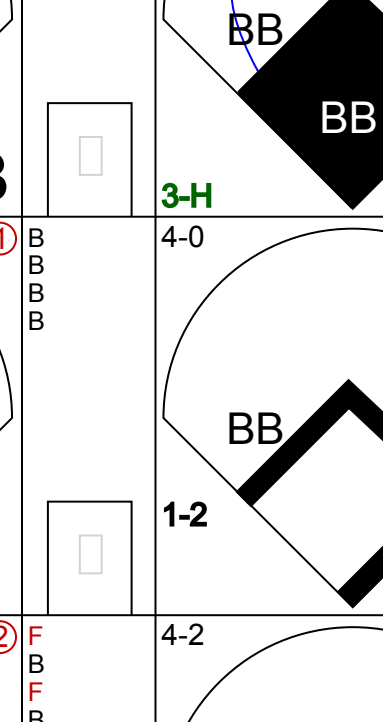
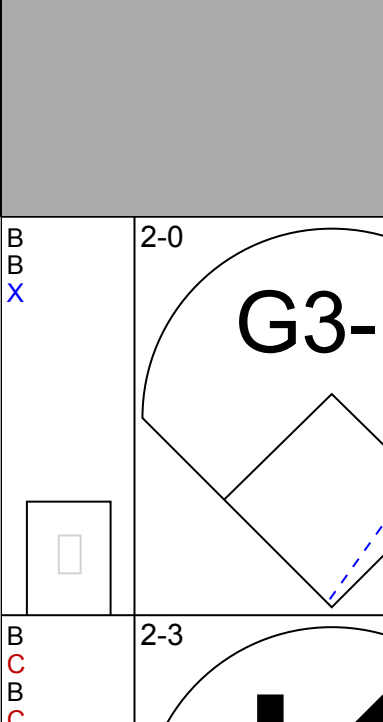
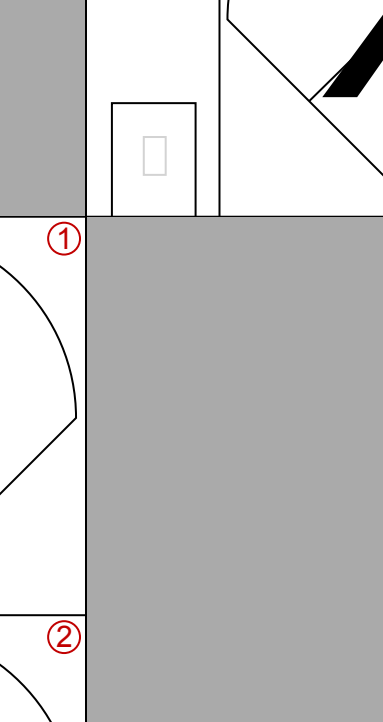


Batter	1	2	3	4	5	6	7	8	9	AB	R	H	RBI	BB	SO	LOB	TOP					
<b>Wil Cordero, R</b> OBP: 0.250, SLG: 0.375 (1, 4)										4	0	0	0	0	1	3						
<b>John Valentin, R</b> OBP: 0.125, SLG: 0.125 (1, 6)										4	0	1	0	0	1	2						
<b>Mo Vaughn, L</b> OBP: 0.375, SLG: 0.375 (1, 3)										4	0	0	0	0	1	1						
<b>Jose Canseco, R</b> OBP: 0.125, SLG: 0.125 (1, 10)										4	0	0	0	0	2	1						
<b>Mike Stanley, R</b> (1, 2)										4	0	0	0	0	2	0						
<b>Mike Greenwell, L</b> OBP: 0.143, SLG: 0.143 (1, 7)										3	1	1	0	0	1	0						
<b>Tim Lincecum, R</b> OBP: 0.286, SLG: 0.667 (1, 5)										2	1	0	0	1	0	0						
<b>Troy O'Leary, L</b> OBP: 0.286, SLG: 0.167 (1, 9)										2	0	1	0	1	0	0						
<b>Dwayne Hoesy, S</b> OBP: 0.333, SLG: 0.333 (1, 8)										3	0	1	1	0	1	1						
<b>Inning Stats</b>	R: 0 E: 0 K: 2 S: 11	H: 1 LOB: 1 BB: 0 P: 15	R: 0 E: 0 K: 2 S: 8	H: 0 LOB: 0 BB: 0 P: 9	R: 0 E: 0 K: 2 S: 10	H: 1 LOB: 1 BB: 0 P: 13	R: 0 E: 0 K: 1 S: 8	H: 0 LOB: 0 BB: 0 P: 13	R: 2 E: 0 K: 0 S: 13	H: 2 LOB: 1 BB: 2 P: 26	R: 0 E: 0 K: 0 S: 8	H: 0 LOB: 0 BB: 0 P: 12	R: 0 E: 0 K: 0 S: 6	H: 0 LOB: 0 BB: 0 P: 10	R: 0 E: 0 K: 0 S: 4	H: 0 LOB: 0 BB: 0 P: 5	R: 0 E: 0 K: 1 S: 9	H: 0 LOB: 0 BB: 0 P: 11	1B: 4 2B: 0 3B: 0 HR: 0	SF: 0 SAC: 0 DP: 1 HBP: 0	WP: 0 PB: 1 SB: 1 CS: 0	PA: 32
<b>PITCHER</b>	IP	WLS	BF	H	R	ER	SO	BB	IBB	HBP	BLK	WP	HR	S	P	ERA	WHIP					
<b>Roger Pavlik, R</b> ERA: 3.0 (1, 1)	6.0	W	23	4	2	2	8	2	0	0	0	0	0	58	88	3.00	1.000					
<b>Dennis Cook, L</b> ERA: (7, 1)	1.0		3	0	0	0	0	0	0	0	0	0	0	6	10	0.00	0.000					
<b>Gil Heredia, R</b> ERA: (8, 1)	2.0		6	0	0	0	1	0	0	0	0	0	0	13	16	0.00	0.000					

**Boston Red Sox @ Texas Rangers**  
The Ballpark at Arlington, Arlington, TX  
Wed Apr 03 1996, 8:05 PM EST  
Att: 24,483 - Unknown

AB 30  
R 2  
H 4  
RBI 1  
BB 2  
SO 9  
LOB 8



Batter	1	2	3	4	5	6	7	8	9	AB	R	H	RBI	BB	SO	LOB	BOTTOM				
<b>Darryl Hamilton, L</b> OBP: 0.100, SLG: 0.100 (1, 8)										5	1	1	0	0	0	4					
<b>Ivan Rodriguez, R</b> OBP: 0.500, SLG: 0.556 (1, 2)										5	2	4	1	0	0	0					
<b>Will Clark, L</b> OBP: 0.556, SLG: 0.571 (1, 3)										4	1	1	0	1	0	3					
<b>Juan Gonzalez, R</b> OBP: 0.556, SLG: 0.833 (1, 9)										2	2	1	2	3	0	1					
<b>Mickey Tettleton, S</b> OBP: 0.444, SLG: 0.375 (1, 10)										5	1	3	2	0	1	4					
<b>29 Rusty Greer, L</b> (1, 7)										2	0	0	0	3	0	1					
<b>Craig Worthington, R</b> OBP: 0.333, SLG: 0.660 (1, 5)										3	0	0	1	1	1	2					
<b>Mark McLemore, S</b> OBP: 0.667, SLG: 0.250 (1, 4)										2	0	0	1	3	0	1					
<b>Kevin Elster, R</b> OBP: 0.125, SLG: 0.125 (1, 6)										5	0	1	0	0	3	9					
<b>Inning Stats</b>	R: 3 E: 0 K: 1 S: 16	H: 3 LOB: 3 BB: 3 P: 38	R: 0 E: 0 K: 0 S: 6	H: 0 LOB: 1 BB: 1 P: 12	R: 0 E: 0 K: 0 S: 10	H: 1 LOB: 2 BB: 1 P: 18	R: 4 E: 0 K: 1 S: 23	H: 4 LOB: 3 BB: 3 P: 44	R: 0 E: 0 K: 0 S: 9	H: 0 LOB: 0 BB: 1 P: 18	R: 0 E: 0 K: 1 S: 5	H: 0 LOB: 0 BB: 0 P: 10	R: 0 E: 0 K: 1 S: 12	H: 2 LOB: 3 BB: 1 P: 22	R: 0 E: 0 K: 1 S: 14	H: 0 LOB: 1 BB: 1 P: 26	1B: 9 2B: 1 3B: 1 HR: 0	SF: 1 SAC: 0 DP: 0 HBP: 0	WP: 0 PB: 0 SB: 1 CS: 0	PA: 45	
<b>PITCHER</b>	IP	WLS	BF	H	R	ER	SO	BB	IBB	HBP	BLK	WP	HR	S	P	ERA	WHIP				
<b>Tom Gordon, R</b> ERA: 16.2 (1, 1)	3.1	L	22	7	6	6	1	5	0	0	0	0	0	45	89	16.20	3.600				
<b>Jamie Moyer, L</b> ERA: 2.45 (4, 1)	3.2		19	4	1	1	3	4	1	0	0	0	0	36	73	2.46	2.182				
<b>Brad Pennington, L</b> ERA: (8, 1)	1.0		4	0	0	0	1	1	0	0	0	0	0	14	26	0.00	1.000				

**Boston Red Sox @ Texas Rangers**  
The Ballpark at Arlington, Arlington, TX  
Wed Apr 03 1996, 8:05 PM EST  
Att: 24,483 - Unknown

AB 33  
R 7  
H 11  
RBI 7  
BB 11  
SO 5  
LOB 25





Batter	1	2	3	4	5	6	7	8	9	AB	R	H	RBI	BB	SO	LOB	TOP										
Troy O'Leary, L OBP: 0.273, SLG: 0.200 (1, 9)	F7		K		G3-1			2B 1B		4	1	1	0	0	1	0	<b>Boston Red Sox @ Texas Rangers</b> The Ballpark at Arlington, Arlington, TX Thu Apr 04 1996, 8:05 PM EST Att: 18,086 - Unknown - 52 F										
John Valentin, R OBP: 0.167, SLG: 0.091 (1, 6)	F8		3-H 4-0 CS BB		G6-3			F8		3	0	0	0	1	0	1											
Mo Vaughn, L OBP: 0.250, SLG: 0.250 (1, 3)	K		K		G4-3			F8		4	0	0	0	0	2	2											
Jose Canseco, R OBP: 0.250, SLG: 0.273 (1, 10)		CS BB			G6-3		K	1-H 2B		3	0	1	1	1	1	0											
Wil Cordero, R OBP: 0.250, SLG: 0.333 (1, 4)	BB 1B				P2		G6-3	P6		4	0	1	0	0	0	1											
Mike Greenwell, L OBP: 0.182, SLG: 0.182 (1, 7)	F5				2B 1B			F8		4	0	1	0	0	0	1											
Mike Stanley, R OBP: 0.182, SLG: 0.200 32 Alex Delgado, R (8, 2)	BB				1-2 BB			F7		2	0	1	0	1	0	0											
Tim Lincecum, R OBP: 0.273, SLG: 0.444 (1, 5)	F7				F8			P6		3	0	0	0	1	0	4											
Dwayne Hoesy, S OBP: 0.333, SLG: 0.556 (1, 8)			WP 3B		F8			P6		3	1	1	0	0	0	1											
<b>Inning Stats</b>	R: 0 E: 0 K: 1 S: 5	H: 0 LOB: 0 BB: 0 P: 5	R: 0 E: 0 K: 0 S: 3	H: 1 LOB: 2 BB: 2 P: 11	R: 1 E: 0 K: 2 S: 7	H: 1 LOB: 1 BB: 1 P: 11	R: 0 E: 0 K: 0 S: 5	H: 2 LOB: 2 BB: 0 P: 5	R: 0 E: 0 K: 1 S: 3	H: 0 LOB: 0 BB: 0 P: 3	R: 0 E: 0 K: 0 S: 5	H: 0 LOB: 1 BB: 1 P: 7	R: 1 E: 0 K: 0 S: 5	H: 2 LOB: 1 BB: 0 P: 5	R: 0 E: 0 K: 1 S: 5	H: 0 LOB: 0 BB: 0 P: 5	1B: 3 2B: 3 3B: 1 HR: 0	SF: 0 SAC: 0 DP: 1 HBP: 0	WP: 1 PB: 0 SB: 0 CS: 2	PA: 35							
<b>PITCHER</b>	IP	WLS	BF	H	R	ER	SO	BB	IBB	HBP	BLK	WP	HR	S	P	ERA	WHIP										
Kevin Gross, R ERA: 1.29 (1, 1)	7.0	W	27	4	1	1	4	4	0	0	0	1	0	31	47	1.29	1.143										
Matt Whiteside, R ERA: 9.0 (8, 1)	1.0		5	2	1	1	0	0	0	0	0	0	0	5	5	9.00	2.000										
Mark Brandenburg, R ERA: (9, 1)	1.0		3	0	0	0	1	0	0	0	0	0	0	5	5	0.00	0.000										

Batter	1	2	3	4	5	6	7	8	9	AB	R	H	RBI	BB	SO	LOB	BOTTOM										
Darryl Hamilton, L OBP: 0.250, SLG: 0.214 (1, 8)	1B	SF9		1B 1B	BB HBP BB	G1-3	G6-4-3			4	2	2	1	1	0	4	<b>Boston Red Sox @ Texas Rangers</b> The Ballpark at Arlington, Arlington, TX Thu Apr 04 1996, 8:05 PM EST Att: 18,086 - Unknown - 52 F										
Ivan Rodriguez, R OBP: 0.533, SLG: 0.538 Kurt Stillwell, S (8, 4)	F7	E4		FC5-4 1B	HBP BB E BB		F8			4	2	2	0	1	0	0											
Will Clark, L OBP: 0.533, SLG: 0.600 Damon Buford, R OBP: 1.000, SLG: 1.000 (8, 9)	1B BB	G4-3		FC5-4 1B	HBP E BB		HR 1B			3	2	2	2	2	0	1											
Juan Gonzalez, R OBP: 0.571, SLG: 1.000 Dave Valle, R (8, 2)	BB 1B		F3	FC5-4	E HBP		HR			4	1	2	4	0	0	2											
Mickey Tettleton, S OBP: 0.467, SLG: 0.273 (1, 10)	BB BB		29 1B BB	K	E4		FC5-4 BB			3	1	0	0	3	2	5											
Dean Palmer, R (1, 5)	K		29 E SF7 BB	K	F9		FC5-4 29 2B			5	2	0	0	1	2	10											
29 Rusty Greer, L OBP: 0.571, SLG: 0.444 (1, 7)		SH1-4 SF9 1B	E2	PB SF7 1B	F7	K	1B 2B			5	1	3	2	0	1	0											
Mark McLemore, S OBP: 0.714, SLG: 0.571 Craig Worthington, R OBP: 0.333, SLG: 0.800 (8, 3)		SF9 SH1-4 E 1B	SF7	BB S BB	BB S 1B		1B BB			3	2	3	1	1	0	0											
Kevin Elster, R OBP: 0.167, SLG: 0.167 (1, 6)	SH1-4		K		F8		F5			4	0	1	0	0	1	3											
<b>Inning Stats</b>	R: 0 E: 0 K: 1 S: 6	H: 2 LOB: 3 BB: 2 P: 14	R: 2 E: 1 K: 0 S: 6	H: 2 LOB: 1 BB: 0 P: 6	R: 2 E: 1 K: 1 S: 6	H: 1 LOB: 1 BB: 2 P: 14	R: 1 E: 0 K: 2 S: 10	H: 3 LOB: 2 BB: 0 P: 10	R: 4 E: 1 K: 0 S: 5	H: 1 LOB: 2 BB: 3 P: 18	R: 0 E: 0 K: 1 S: 6	H: 1 LOB: 0 BB: 0 P: 6	R: 4 E: 1 K: 0 S: 7	H: 5 LOB: 2 BB: 2 P: 15	R: 0 E: 0 K: 1 S: 6	H: 1 LOB: 2 BB: 1 P: 10	1B: 14 2B: 1 3B: 0 HR: 1	SF: 2 SAC: 1 DP: 1 HBP: 1	WP: 1 PB: 1 SB: 2 CS: 0	PA: 51							
<b>PITCHER</b>	IP	WLS	BF	H	R	ER	SO	BB	IBB	HBP	BLK	WP	HR	S	P	ERA	WHIP										
49 Tim Wakefield, R ERA: 9.84 (1, 1)	4.2	L	28	9	7	5	4	5	0	0	0	0	0	31	51	9.84	3.000										
John Doherty, R ERA: (5, 1)	1.1		9	1	2	0	1	2	0	1	0	0	0	8	17	0.00	2.250										
Mike Stanton, L ERA: 108.0 (7, 1)	0.1		6	4	4	4	0	1	0	0	0	0	1	5	9	108.00	15.000										
Jeff Suppan, R ERA: (7, 1)	0.2		3	1	0	0	0	1	0	0	0	0	0	2	6	0.00	3.000										
Heathcliff Stocumb, R ERA: (8, 1)	1.0		5	1	0	0	1	1	0	0	0	1	0	6	10	0.00	2.000										



Batter	1	2	3	4	5	6	7	8	9	10	11	12	AB	R	H	RBI	BB	SO	LOB	TOP								
<b>Wil Cordero, R</b> OBP: 0.235, SLG: 0.294 (1.4)	L8				K		G5-3		G5-3			SH1-3	5	0	1	1	0	1	1									
<b>John Valentin, R</b> OBP: 0.222, SLG: 0.067 (1.6)	E S BB		F8			F8		F8	G1-3			BB BB	4	0	0	0	2	0	0									
<b>Mo Vaughn, L</b> OBP: 0.222, SLG: 0.222 (1.3)	F8		F7			F8	2B E	F8				L7	6	1	1	0	0	1	3									
<b>Jose Canseco, R</b> OBP: 0.333, SLG: 0.563 (1.10)	P7		P4			E SF7	2B	HR		G5-3			5	2	2	1	1	0	1									
<b>Kevin Mitchell, R</b> OBP: 0.250, SLG: 0.500 (1.9)		G6-3				F8							4	0	1	1	0	0	1									
<b>Milt Cuyler, S</b> (9.9)													1	0	0	0	0	1	0									
<b>Troy O'Leary, L</b> OBP: 0.250, SLG: 0.182 (12. FH) (12.9)								BB					1	0	0	0	0	0	3									
<b>Mike Greenwell, L</b> OBP: 0.168, SLG: 0.143 (1.7)		P5				SF7							3	0	0	1	1	1	0									
<b>Mike Stanley, R</b> OBP: 0.250, SLG: 0.154 (1.2)		1B 1B BB			K		F9					G5-3	3	1	0	0	2	1	1									
<b>Tim Naehring, R</b> OBP: 0.308, SLG: 0.455 (5.5)		1B 1B			F8								2	0	1	0	0	0	0									
<b>Esteban Beltre, R</b> (5.5)													3	0	0	0	0	3	3									
<b>Dwayne Hosey, S</b> OBP: 0.429, SLG: 0.538 (1.8)					G5-3								4	0	2	0	1	0	0									
<b>Inning Stats</b>	R: 0 E: 0 K: 0 S: 11	H: 0 LOB: 1 BB: 1 P: 19	R: 1 E: 0 K: 0 S: 12	H: 3 LOB: 2 BB: 1 P: 20	R: 0 E: 0 K: 0 S: 3	H: 0 LOB: 0 BB: 0 P: 5	R: 0 E: 0 K: 1 S: 8	H: 0 LOB: 0 BB: 0 P: 10	R: 0 E: 0 K: 1 S: 11	H: 0 LOB: 0 BB: 0 P: 15	R: 2 E: 1 K: 0 S: 9	H: 2 LOB: 1 BB: 0 P: 13	R: 0 E: 0 K: 1 S: 6	H: 1 LOB: 0 BB: 0 P: 11	R: 1 E: 0 K: 1 S: 12	H: 2 LOB: 3 BB: 2 P: 28	R: 0 E: 0 K: 2 S: 5	H: 0 LOB: 0 BB: 0 P: 8	R: 0 E: 0 K: 2 S: 9	H: 0 LOB: 0 BB: 0 P: 12	R: 0 E: 0 K: 2 S: 9	H: 0 LOB: 0 BB: 0 P: 13	R: 0 E: 0 K: 0 S: 11	H: 0 LOB: 3 BB: 3 P: 27	1B: 5 2B: 2 3B: 0 HR: 1	SF: 1 SAC: 1 DP: 0 HBP: 0	WP: 0 PB: 0 SB: 1 CS: 1	PA: 50
<b>PITCHER</b>	IP WLS BF H R ER SO BB IBB HBP BLK WP HR S P ERA WHIP																											
<b>Tim Belcher, R</b> ERA: 3.52 (1.1)	7.2	3	8	4	4	3	3	2	1	0	0	0	0	0	0	17	27	0.00	0.429									
<b>Jeff Montgomery, R</b> ERA: (8.1)	2.1	8	0	0	0	0	3	1	0	0	0	0	0	0	0	17	27	0.00	0.429									
<b>Julio Valera, R</b> ERA: (11.1)	1.1	6	0	0	0	0	2	2	0	0	0	0	0	0	13	26	0.00	1.500										
<b>Terry Clark, R</b> ERA: (12.1)	0.2	W 3	0	0	0	0	0	1	0	0	0	0	0	0	7	14	0.00	1.500										

Boston Red Sox @ Kansas City Royals  
Kauffman Stadium, Kansas City, MO

Fri Apr 05 1996, 3:33 AM CST  
Alt. 39,526 - Cloudy - 37 F

AB 41  
R 4  
H 8  
RBI 4  
BB 7  
SO 8  
LOB 13



Batter	1	2	3	4	5	6	7	8	9	10	11	12	AB	R	H	RBI	BB	SO	LOB	BOTTOM								
<b>Bip Roberts, S</b> OBP: 0.263, SLG: 0.333 (1.4)	G3		CS 1B BB	FC4-6			G3		G4-3			P7	5	0	0	0	1	0	6									
<b>Tom Goodwin, L</b> OBP: 0.400, SLG: 0.357 (1.7)	2B 1B		CS HR 1B	P6			K					E6 1B	6	3	2	0	0	2	1									
<b>Johnny Damon, L</b> OBP: 0.385, SLG: 0.692 (1.8)	CS 2B		HR									P5	6	1	3	3	0	1	1									
<b>Keith Lockhart, L</b> OBP: 0.400, SLG: 0.333 (8. PH) (9.5)			HR										2	0	0	0	1	0	1									
<b>Joe Randa, R</b> (9.5)												1B BB	1	0	0	0	2	1	0									
<b>Michael Tucker, L</b> OBP: 0.200, SLG: 0.143 (1.9)	BB											1B BB	6	0	1	0	0	0	5									
<b>Michael Tucker, L</b> OBP: 0.200, SLG: 0.143 (1.9)	F9											P3	6	0	1	0	0	0	5									
<b>Bob Hamelin, L</b> (1.3)													1	0	0	0	2	0	0									
<b>David Howard, S</b> OBP: 0.556, SLG: 0.429 (9. PH) (10.3)		F7		FC6-4								F7	2	1	1	0	1	0	0									
<b>Joe Vitello, R</b> OBP: 0.385, SLG: 0.200 (1.10)				BB									3	0	1	0	0	0	3									
<b>Jon Nunnally, L</b> (9. PH)													1	0	0	0	0	1	1									
<b>Pat Lennor, R</b> OBP: 0.571, SLG: 0.667 (11. PH)													2	0	1	1	0	1	0									
<b>Mike Macfarlane, R</b> OBP: 0.273, SLG: 0.455 (9. PR)													4	0	1	1	0	0	2									
<b>Les Norman, R</b> (10.2)													0	0	0	0	0	0	0									
<b>Sal Fasano, R</b> (10.2)													0	0	0	0	1	0	0									
<b>Jose Offerman, S</b> OBP: 0.308, SLG: 0.308 (1.6)													5	0	3	0	0	1	2									
<b>Inning Stats</b>	R: 1 E: 0 K: 0 S: 12	H: 2 LOB: 1 BB: 1 P: 20	R: 0 E: 0 K: 1 S: 9	H: 1 LOB: 1 BB: 0 P: 17	R: 2 E: 0 K: 0 S: 20	H: 3 LOB: 2 BB: 2 P: 33	R: 0 E: 0 K: 0 S: 7	H: 1 LOB: 0 BB: 0 P: 13	R: 0 E: 0 K: 0 S: 7	H: 1 LOB: 0 BB: 0 P: 11	R: 0 E: 0 K: 1 S: 6	H: 0 LOB: 0 BB: 0 P: 12	R: 0 E: 0 K: 1 S: 9	H: 1 LOB: 0 BB: 0 P: 15	R: 0 E: 0 K: 1 S: 13	H: 0 LOB: 0 BB: 0 P: 19	R: 1 E: 0 K: 1 S: 12	H: 2 LOB: 2 BB: 1 P: 19	R: 0 E: 0 K: 2 S: 15	H: 0 LOB: 1 BB: 1 P: 28	R: 0 E: 0 K: 1 S: 12	H: 1 LOB: 2 BB: 1 P: 26	R: 1 E: 1 K: 0 S: 11	H: 1 LOB: 3 BB: 3 P: 25	1B: 10 2B: 2 3B: 0 HR: 1	SF: 0 SAC: 0 DP: 2 HBP: 0	WP: 0 PB: 1 SB: 5 CS: 4	PA: 52
<b>PITCHER</b>	IP WLS BF H R ER SO BB IBB HBP BLK WP HR S P ERA WHIP																											
<b>Aaron Sele, R</b> ERA: 4.4 (1.1)	5.0	23	8	3	3	1	3	0	0	0	0	0	0	1	55	94	5.40	2.200										
<b>Mike Maddux, R</b> ERA: 2.25 (6.1)	2.0	6	1	0	0	1	1	0	0	0	0	0	0	15	27	0.00	1.000											
<b>Mike Stanton, L</b> ERA: 27.0 (8.1)	1.0	3	0	0	0	1	0	0	0	0	0	0	0	13	19	0.00	0.000											
<b>Heathcliff Slocumb, R</b> ERA: 3.0 (9.1)	2.0	9	2	1	1	3	1	0	0	0	0	0	0	27	47	4.50	1.500											
<b>Brad Pennington, L</b> ERA: (11.1)	1.2	L 10	1	1	0	1	2	1	0	0	0	0	0	21	48	0.00	1.800											
<b>PITCHER</b>	IP WLS BF H R ER SO BB IBB HBP BLK WP HR S P ERA WHIP																											
<b>Jeff Suppan, R</b> ERA: (12.1)	0.0	1	1	0	0	0	0	0	0	0	0	0	0	0	2	3	∞	∞										

Boston Red Sox @ Kansas City Royals  
Kauffman Stadium, Kansas City, MO

Fri Apr 05 1996, 3:33 AM CST  
Alt. 39,526 - Cloudy - 37 F

AB 44  
R 5  
H 13  
RBI 5  
BB 8  
SO 7  
LOB 22





Batter	1	2	3	4	5	6	7	8	9	AB	R	H	RBI	BB	SO	LOB	TOP										
<b>Dwayne Hoesy, S</b> OBP: 0.389, SLG: 0.438 (1, 8)	0-3 K	1-3 K			4-2 E S BB		1-2 L8			3	0	0	0	1	2	2	<b>Boston Red Sox @ Kansas City Royals</b> Kauffman Stadium, Kansas City, MO Sat Apr 06 1996, 3:33 AM CST Att. 17,339 - Sunny - 48 F										
<b>Wil Cordero, R</b> OBP: 0.236, SLG: 0.333 (1, 4)	0-1 1B 2B	0-1 F8			2-2 G5-3		1-0 G6-4-3			4	1	1	0	0	0	3											
<b>Mo Vaughn, L</b> OBP: 0.273, SLG: 0.200 (1, 3)	1-3 K			4-0 1B BB	1-0 HBP			1-3 K		2	0	0	0	1	2	1											
<b>Jose Canseco, R</b> OBP: 0.364, SLG: 0.526 (1, 10)	2-2 2H 1B			0-3 K	1-0 P3			4-2 G4-6-3 BB		3	0	1	1	1	1	3											
<b>Kevin Mitchell, R</b> OBP: 0.250, SLG: 0.375 (1, 9)	0-0 F9			1-2 G3-6-1 1B	2-0 P6			0-1 G4-6-3 BB		4	0	1	0	0	0	4											
<b>Mike Greenwell, L</b> OBP: 0.200, SLG: 0.167 (1, 7)		0-1 2B 1B		2-0 G3-6-1 1B	0-0 F8		0-0 F8		0-0 F9	4	1	1	0	0	0	2											
<b>John Valentin, R</b> OBP: 0.227, SLG: 0.158 (1, 6)		2-0 1B 2B		0-0 F8	1-1 G5-3		1-1 G5-3		1-1 F8	4	1	1	0	0	0	0											
<b>Bill Haselman, R</b> OBP: 0.250, SLG: 0.250 (1, 2)		3-1 SH1-4 1B		2-3 K	1-0 F8		1-0 F8		1-3 K	4	0	1	2	0	2	0											
<b>Esteban Beltré, R</b> (1, 5)		1-0 SH1-4		1-3 K			4-2 G6-4-3 BB			1	0	0	0	1	1	0											
<b>Inning Stats</b>	R: 1 E: 0 K: 2 S: 13	H: 2 LOB: 1 BB: 0 P: 16	R: 2 E: 0 K: 1 S: 11	H: 3 LOB: 1 BB: 0 P: 18	R: 0 E: 0 K: 1 S: 9	H: 1 LOB: 1 BB: 1 P: 16	R: 0 E: 0 K: 2 S: 7	H: 0 LOB: 0 BB: 0 P: 10	R: 0 E: 0 K: 0 S: 4	H: 0 LOB: 0 BB: 1 P: 6	R: 0 E: 0 K: 0 S: 10	H: 0 LOB: 0 BB: 1 P: 16	R: 0 E: 0 K: 1 S: 8	H: 0 LOB: 0 BB: 1 P: 13	R: 0 E: 0 K: 1 S: 6	H: 0 LOB: 0 BB: 0 P: 8		1B: 4 2B: 2 3B: 0 HR: 0	SF: 0 SAC: 1 DP: 3 HBP: 1	WP: 0 PB: 0 SB: 1 CS: 1	PA: 35						
<b>PITCHER</b>	IP	WLS	BF	H	R	ER	SO	BB	IBB	HBP	BLK	WP	HR	S	P	ERA	WHIP										
<b>Kevin Appier, R</b> ERA: 4.91 (1, 1)	6.0		27	6	3	3	6	3	0	1	0	0	0	56	92	4.50	1.500										
<b>Hipolito Pichardo, R</b> ERA: 7.71 (7, 1)	2.0	W	5	0	0	0	1	1	0	0	0	0	0	15	22	0.00	0.500										
<b>Jeff Montgomery, R</b> ERA: (9, 1)	1.0		3	0	0	0	1	0	0	0	0	0	0	6	8	0.00	0.000										

AB	29
R	3
H	6
RBI	3
BB	4
SO	8
LOB	15



Batter	1	2	3	4	5	6	7	8	9	AB	R	H	RBI	BB	SO	LOB	BOTTOM										
<b>Johnny Damon, L</b> OBP: 0.389, SLG: 0.667 (1, 8)	1-2 G4-3		1-3 K		0-3 K		1-0 S 1B	1-0 2H 2B		5	0	2	1	0	2	2	<b>Boston Red Sox @ Kansas City Royals</b> Kauffman Stadium, Kansas City, MO Sat Apr 06 1996, 3:33 AM CST Att. 17,339 - Sunny - 48 F										
<b>Tom Goodwin, L</b> OBP: 0.400, SLG: 0.333 (1, 7)	2-1 CS 1B			0-2 F8	3-2 L7		3-1 F7	1-0 1B HBP		4	1	1	0	0	0	2											
<b>Keith Lockhart, L</b> OBP: 0.533, SLG: 0.538 (1, 4) (9, 5)	1-1 P6			1-1 F8 1B	2-2 1B 2B		4-0 BB	2-2 1H 1B		4	0	3	2	1	0	1											
<b>Michael Tucker, L</b> OBP: 0.250, SLG: 0.167 (1, 9)	1-0 CS	2-1 F7		2-1 F8 1B	1-1 G4-3		3-3 K	4-2 1B BB		4	0	1	0	1	1	3											
<b>Bob Hamelin, L</b> (1, 3)				3-2 F8		2-1 F8		2-1 2B BB		3	0	0	0	1	0	2											
<b>David Howard, S</b> OBP: 0.500, SLG: 0.375 (8, PR) (9, 3)		0-0 F8		1-2 2-3 F8		1-2 2-3 F8		2B K		1	1	0	0	0	1	2											
<b>Joe Vithello, R</b> OBP: 0.471, SLG: 0.333 Jon Nunnally, L (8, PR) (1, 10)	1-0 F8			4-2 FC6-4 BB		4-2 BB		1-1 FC1-5 2B		2	0	1	1	2	0	0											
<b>Mike Macfarlane, R</b> OBP: 0.333, SLG: 0.429 Les Norman, R Sal Fasano, R (8, PR) (9, 2)				1-0 FC6-4 1B	0-0 FC6-4		0-3 K	4-1 FC1-5 2B BB		3	0	1	0	1	1	4											
<b>Jose Offerman, S</b> OBP: 0.294, SLG: 0.250 (1, 6)				2-2 FC6-4 FC6-4		4-0 3B BB	2-1 F8	0-0 FC1-5 2B		3	2	0	0	1	0	4											
<b>Joe Randa, R</b> OBP: 0.333, SLG: 0.333 Bip Roberts, S (8, PH) (9, 4)				1-1 FC6-4		1-1 2B 3B	1-3 K	1-1 2B 2B		3	1	1	1	0	1	1											
<b>Inning Stats</b>	R: 0 E: 0 K: 0 S: 8	H: 1 LOB: 0 BB: 0 P: 13	R: 0 E: 0 K: 0 S: 4	H: 0 LOB: 0 BB: 0 P: 7	R: 0 E: 1 K: 1 S: 11	H: 1 LOB: 1 BB: 0 P: 16	R: 0 E: 0 K: 0 S: 14	H: 2 LOB: 3 BB: 1 P: 24	R: 2 E: 0 K: 1 S: 18	H: 2 LOB: 1 BB: 1 P: 29	R: 0 E: 0 K: 1 S: 9	H: 0 LOB: 1 BB: 1 P: 17	R: 0 E: 0 K: 2 S: 10	H: 1 LOB: 2 BB: 1 P: 22	R: 5 E: 0 K: 1 S: 17	H: 4 LOB: 2 BB: 3 P: 36	1B: 6 2B: 4 3B: 1 HR: 0	SF: 0 SAC: 0 DP: 0 HBP: 1	WP: 1 PB: 0 SB: 1 CS: 1	PA: 42							
<b>PITCHER</b>	IP	WLS	BF	H	R	ER	SO	BB	IBB	HBP	BLK	WP	HR	S	P	ERA	WHIP										
<b>Roger Clemens, R</b> ERA: 3.0 (1, 1)	7.0		31	7	2	2	5	4	0	0	0	0	0	74	128	2.57	1.571										
<b>Stan Belinda, R</b> ERA: 87.5 (8, 1)	0.2	L	7	3	5	5	0	2	0	1	0	0	0	9	21	67.50	7.500										
<b>Brad Pennington, L</b> ERA: (8, 1)	0.1		3	1	0	0	1	1	0	0	0	1	0	8	15	0.00	6.000										

AB	33
R	7
H	11
RBI	7
BB	7
SO	6
LOB	21





Batter	1	2	3	4	5	6	7	8	9	AB	R	H	RBI	BB	SO	LOB	TOP			
Mike Greenwell, L (1, 7) OBP: 0.280, SLG: 0.304	2-1 WP 1B	1-0 F8			0-0 2B		2-2 G6-4-3 1B		0-0 G3-1	5	0	3	0	0	0	4				
John Valentin, R (1, 6) OBP: 0.192, SLG: 0.130	2-2 P7	1-1 FC5-4			1-2 G5-3		0-0 G6-4-3 1-2			4	0	0	0	0	0	5				
Jose Canseco, R (1, 10) OBP: 0.346, SLG: 0.609	0-2 G5-3				3-3 K				0-1 P4	4	1	1	1	0	1	2				
Mo Vaughn, L (1, 3) OBP: 0.231, SLG: 0.167	1-1 G4-3				1-0 G4-3				2-2 F7	4	0	0	0	0	2					
Kevin Mitchell, R (1, 9) OBP: 0.250, SLG: 0.273 Mitt Cuyler, S (8, 8)		1-2 G4-3			1-3 K				3-1 F8	3	0	0	0	1	1	0				
Wil Cordero, R (1, 4) OBP: 0.240, SLG: 0.292		4-2 1B BB			1-2 G5-3				1-1 F9	3	1	0	0	1	1	1				
Troy O'Leary, L (1, 8) OBP: 0.375, SLG: 0.333 (8, 9)		0-0 1B SF			1-0 G4-1				0-0 1B	4	1	3	0	0	0	0				
Mike Stanley, R (1, 2) OBP: 0.250, SLG: 0.176		3-1 SF 1B			0-1 F9				2-1 P6	4	0	1	1	0	0	3				
Tim Lincecum, R (1, 5) OBP: 0.294, SLG: 0.429		1-2 SF FC5-4			2-1 L6				1-0 L1	3	0	1	1	0	0	0				
<b>Inning Stats</b>	R: 0 H: 1 E: 0 K: 0 S: 10	H: 1 LOB: 1 BB: 0 P: 15	R: 2 H: 2 E: 1 K: 0 S: 13	H: 2 LOB: 2 BB: 1 P: 25	R: 1 H: 1 E: 0 K: 1 S: 10	H: 1 LOB: 0 BB: 0 P: 15	R: 0 H: 0 E: 0 K: 0 S: 5	H: 0 LOB: 0 BB: 0 P: 8	R: 0 H: 1 E: 0 K: 1 S: 9	H: 1 LOB: 1 BB: 0 P: 13	R: 0 H: 1 E: 0 K: 0 S: 6	H: 1 LOB: 0 BB: 0 P: 8	R: 0 H: 0 E: 0 K: 0 S: 8	H: 0 LOB: 0 BB: 0 P: 13	R: 0 H: 2 E: 0 K: 0 S: 7	H: 2 LOB: 2 BB: 0 P: 11	1B: 7 2B: 1 3B: 0 HR: 1	SF: 1 SAC: 0 DP: 2 HBP: 0	WP: 1 PB: 0 SB: 0 CS: 0	PA: 37
<b>PITCHER</b>	IP WLS BF H R ER SO BB IBB HBP BLK WP HR S P ERA WHIP																			
Mark Gubicza, R (1, 1) ERA: 6.97	6.1 L 27 6 3 3 3 2 0 0 0 0 1 1 61 98 4.26 1.263																			
Mike Magnante, L (7, 1) ERA: 2.25	2.2 10 3 0 0 0 0 0 0 0 0 0 0 19 30 0.00 1.125																			

**Boston Red Sox @ Kansas City Royals**  
Kauffman Stadium, Kansas City, MO  
Sun Apr 07 1996, 3:33 AM CDT  
Att: 13,183 - Sunny - 50 F

AB 34  
R 3  
H 9  
RBI 3  
BB 2  
SO 3  
LOB 17



Batter	1	2	3	4	5	6	7	8	9	AB	R	H	RBI	BB	SO	LOB	BOTTOM					
Bip Roberts, S (1, 4) OBP: 0.333, SLG: 0.435	0-0 G1-3									4	0	2	0	0	0	0						
Tom Goodwin, L (1, 8) OBP: 0.333, SLG: 0.273	1-2 B2									4	0	0	0	0	1	2						
Pat Lenton, R (1, 7) OBP: 0.455, SLG: 0.444	1-3 K									3	0	0	0	1	1	0						
Bob Hamelin, L (1, 3) OBP: 0.300, SLG: 0.071 Les Norman, R (9, PH) Keith Lockhart, L (9, PH) OBP: 0.500, SLG: 0.500		3-3 K								3	0	1	0	0	2	0						
Joe Vitiello, R (1, 10) OBP: 0.450, SLG: 0.286 Michael Tucker, L (9, PH) OBP: 0.238, SLG: 0.158		3-2 F8								2	0	0	0	1	1	0						
Johnny Damon, L (1, 9) OBP: 0.381, SLG: 0.619		0-0 1B								3	0	1	0	0	0	2						
Joe Randa, R (1, 5) OBP: 0.267, SLG: 0.250		0-1 P4								3	0	0	0	0	3							
Sal Fasano, R (1, 2)										3	0	0	0	0	0	0						
David Howard, S (1, 6) OBP: 0.462, SLG: 0.636										3	1	1	1	0	0	0						
<b>Inning Stats</b>	R: 0 H: 0 E: 1 K: 1 S: 7	H: 0 LOB: 0 BB: 0 P: 9	R: 0 H: 1 E: 0 K: 1 S: 10	H: 1 LOB: 1 BB: 0 P: 16	R: 0 H: 0 E: 0 K: 0 S: 8	H: 0 LOB: 0 BB: 0 P: 10	R: 0 H: 0 E: 0 K: 2 S: 8	H: 0 LOB: 0 BB: 0 P: 12	R: 0 H: 0 E: 0 K: 1 S: 6	H: 0 LOB: 0 BB: 0 P: 9	R: 0 H: 1 E: 0 K: 0 S: 13	H: 1 LOB: 1 BB: 0 P: 16	R: 0 H: 1 E: 0 K: 0 S: 9	H: 1 LOB: 2 BB: 1 P: 18	R: 1 H: 2 E: 0 K: 0 S: 8	H: 2 LOB: 0 BB: 0 P: 12	R: 0 H: 0 E: 0 K: 0 S: 13	H: 0 LOB: 0 BB: 1 P: 21	1B: 4 2B: 0 3B: 0 HR: 1	SF: 0 SAC: 0 DP: 1 HBP: 0	WP: 0 PB: 0 SB: 0 CS: 1	PA: 32
<b>PITCHER</b>	IP WLS BF H R ER SO BB IBB HBP BLK WP HR S P ERA WHIP																					
Jamie Moyer, L (1, 1) ERA: 1.84	7.1 W 27 4 1 1 5 1 0 0 0 0 0 0 10 16 0.00 3.000																					
Mike Stanton, L (8, 1) ERA: 18.0	0.2 3 1 0 0 0 1 0 0 0 0 0 0 7 11 0.00 0.000																					
Heathcliff Slocumb, R (9, 1) ERA: 2.25	1.0 S 2 0 0 0 0 0 0 0 0 0 0 0 7 11 0.00 0.000																					

**Boston Red Sox @ Kansas City Royals**  
Kauffman Stadium, Kansas City, MO  
Sun Apr 07 1996, 3:33 AM CDT  
Att: 13,183 - Sunny - 50 F

AB 30  
R 1  
H 5  
RBI 1  
BB 2  
SO 5  
LOB 8





Batter	1	2	3	4	5	6	7	8	9	AB	R	H	RBI	BB	SO	LOB	TOP					
Chuck Knoblauch R (1.4) OBP: 0.367, SLG: 0.407	F9		1-3		F8		F8			4	0	0	0	0	0	3	<b>Minnesota Twins @ Boston Red Sox</b> Fenway Park, Boston, MA Tue Apr 09 1996, 3:33 AM EDT Att: 30,843 - Cloudy - 45 F					
Matt Lawton L (1.9) OBP: 0.345, SLG: 0.208	K		4-3					L6		4	0	1	1	0	1							
Paul Molitor R (1.3) OBP: 0.419, SLG: 0.607			6-3		L8			4-3		4	0	1	0	0	2							
Greg Myers L (1.2) OBP: 0.174, SLG: 0.261	F7							6-3		4	0	0	0	0	1							
Dave Hollins S (1.10) OBP: 0.667, SLG: 1.000		K							F7	4	0	1	0	0	2							
Roberto Kelly R (1.8) OBP: 0.286, SLG: 0.316		6-3								4	0	2	0	0	0							
Jeff Reboulet R (1.5) Chip Hale, L (9, PH)		F4							F6	3	0	0	0	0	1	3						
Rich Becker L (1.7) OBP: 0.200, SLG: 0.174			1-3 4-3 BB		K				K	3	1	0	0	1	3	3						
Pat Meares R (1.6) OBP: 0.391, SLG: 0.818			4-3 1-2 1B						K	3	0	2	0	0	1	0						
<b>Inning Stats</b>	R: 0 E: 0 K: 1 S: 6	H: 1 LOB: 1 BB: 0 P: 6	R: 0 E: 0 K: 1 S: 5	H: 0 LOB: 0 BB: 0 P: 5	R: 1 E: 0 K: 0 S: 4	H: 1 LOB: 1 BB: 1 P: 8	R: 0 E: 0 K: 2 S: 9	H: 2 LOB: 2 BB: 0 P: 9	R: 0 E: 0 K: 0 S: 4	H: 2 LOB: 1 BB: 0 P: 4	R: 0 E: 1 K: 1 S: 6	H: 0 LOB: 1 BB: 0 P: 6	R: 0 E: 0 K: 2 S: 7	H: 0 LOB: 0 BB: 0 P: 7	R: 0 E: 0 K: 0 S: 3	H: 0 LOB: 0 BB: 0 P: 3	R: 0 E: 0 K: 1 S: 6	H: 1 LOB: 1 BB: 0 P: 6	1B: 7 2B: 0 3B: 0 HR: 0	SF: 0 SAC: 0 DP: 0 HBP: 0	WP: 0 PB: 0 SB: 0 CS: 0	PA: 35
<b>PITCHER</b> Tom Gordon, R (1.1) ERA: 5.11	IP: 9.0 WLS: W BF: 35 H: 7 R: 1 ER: 1 SO: 8 BB: 1 IBB: 0 HBP: 0 BLK: 0 WP: 0 HR: 0 S: 50 P: 54 ERA: 1.00 WHIP: 0.889											<b>PITCHER</b>	IP: 9.0 WLS: W BF: 35 H: 7 R: 1 ER: 1 SO: 8 BB: 1 IBB: 0 HBP: 0 BLK: 0 WP: 0 HR: 0 S: 50 P: 54 ERA: 1.00 WHIP: 0.889									

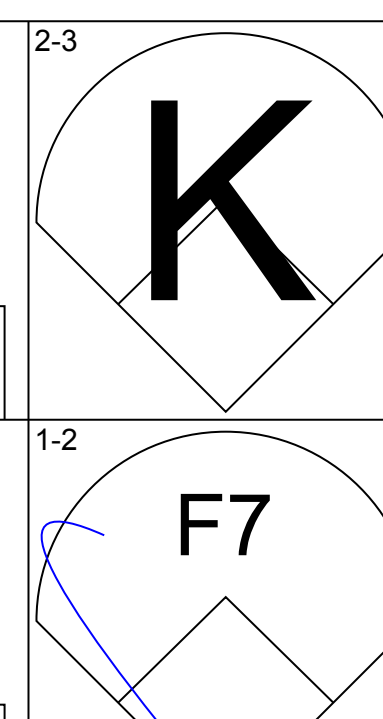
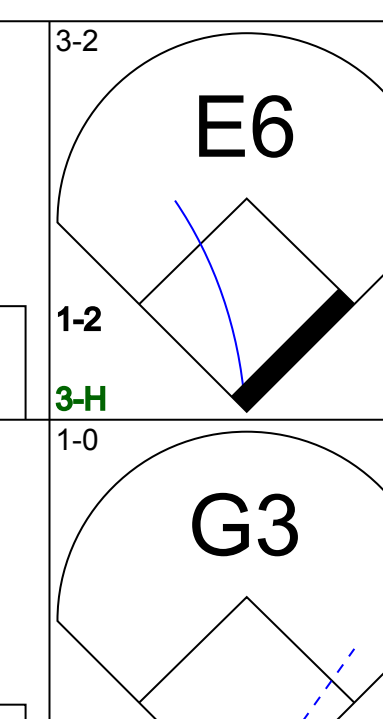
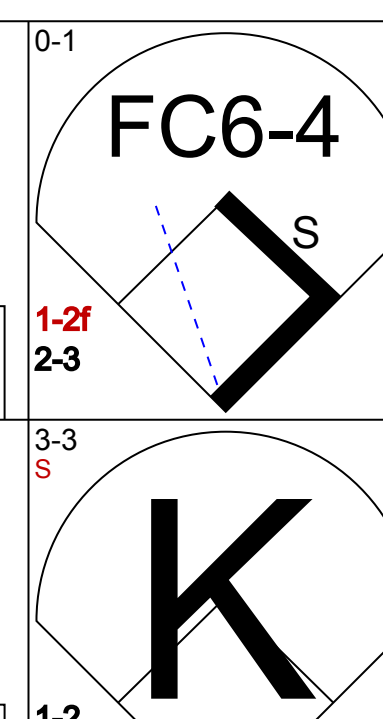
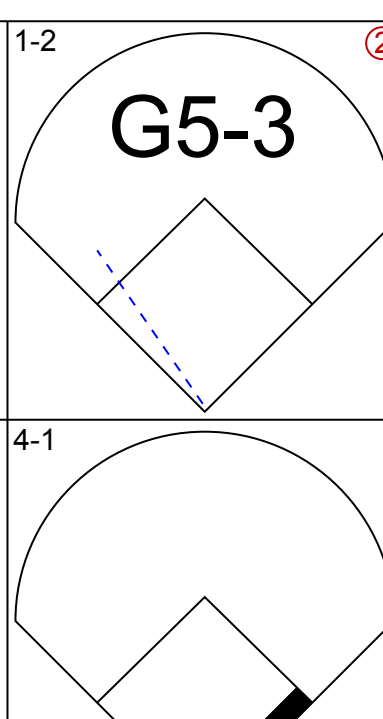
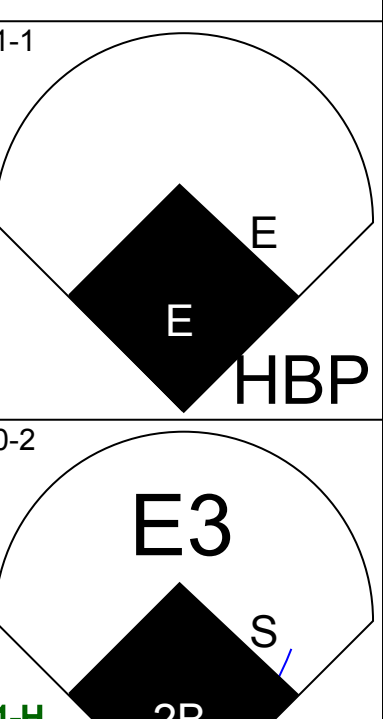
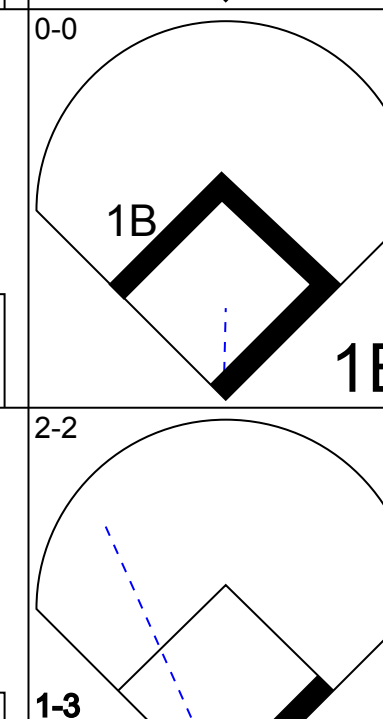

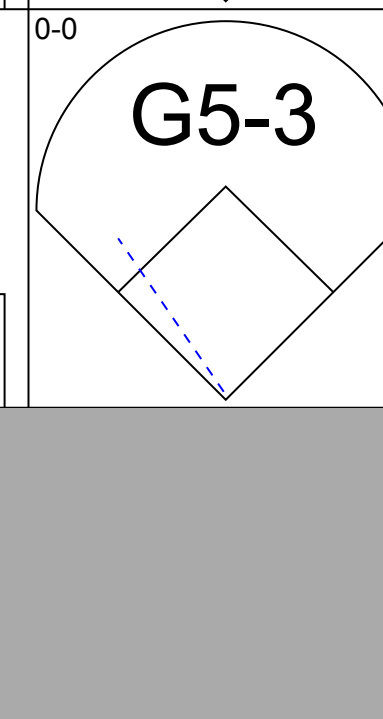
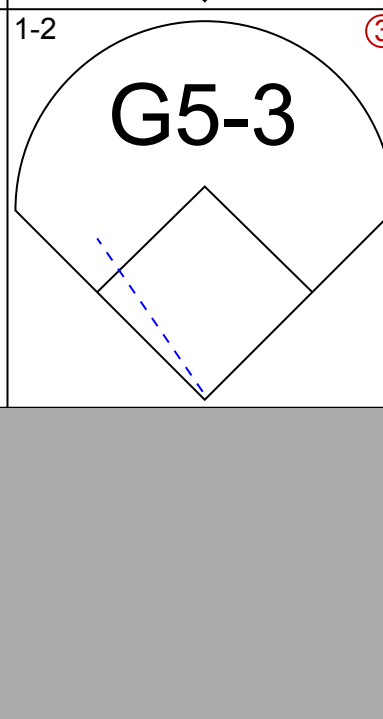
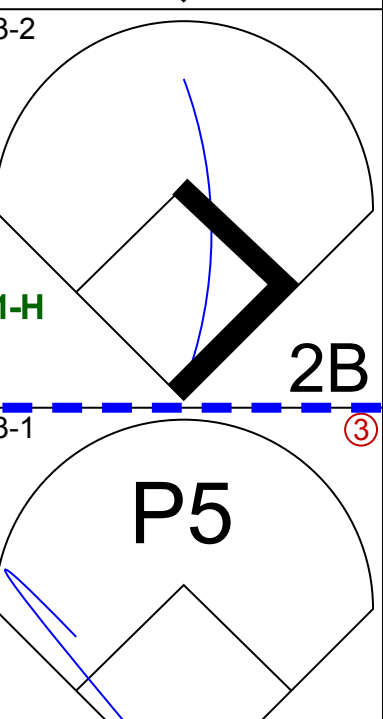
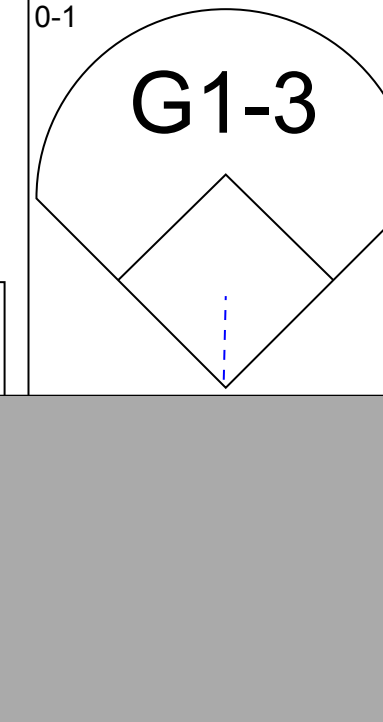




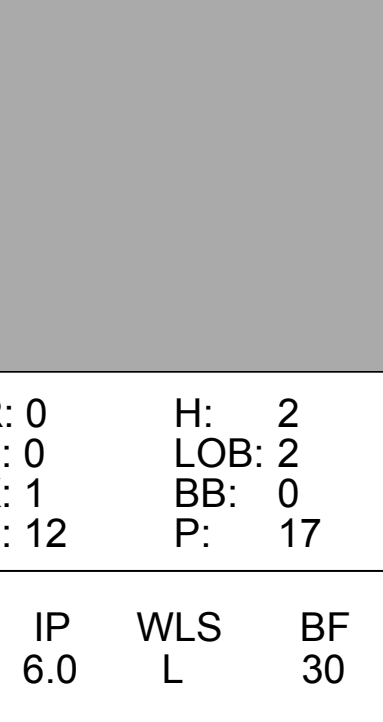
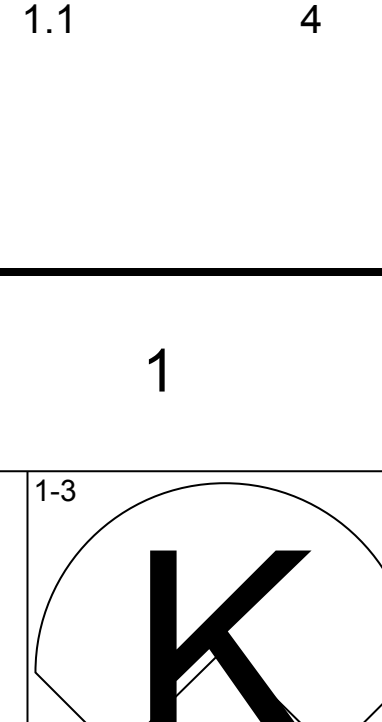
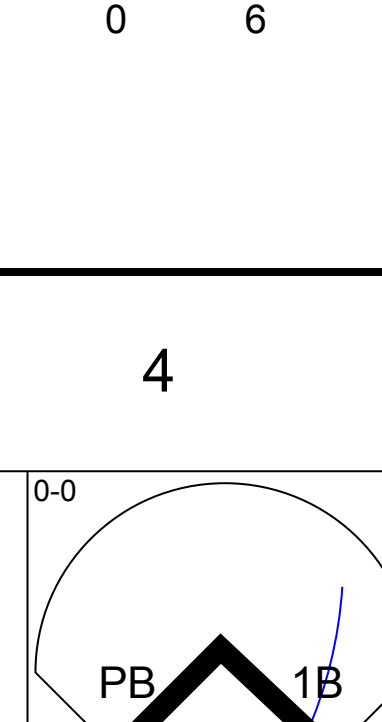
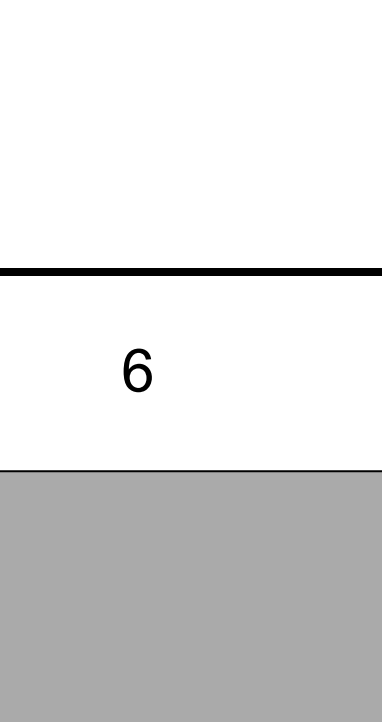
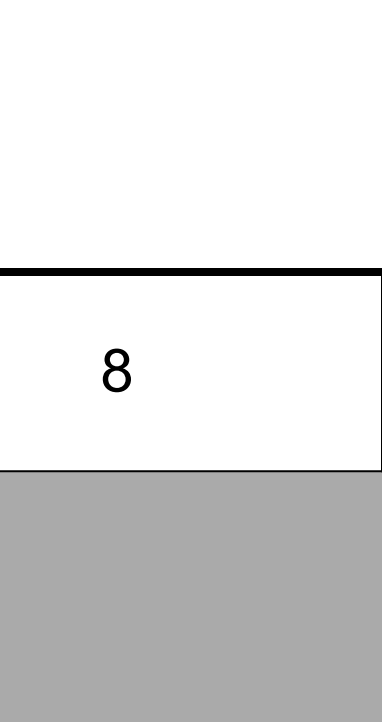

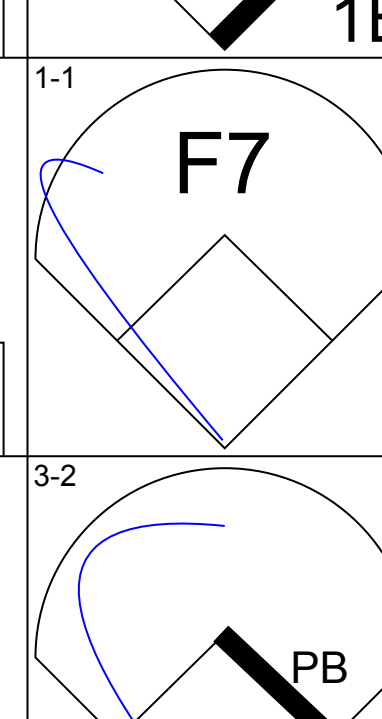
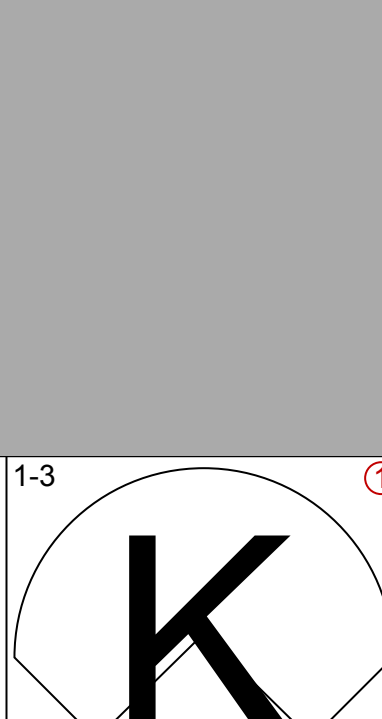

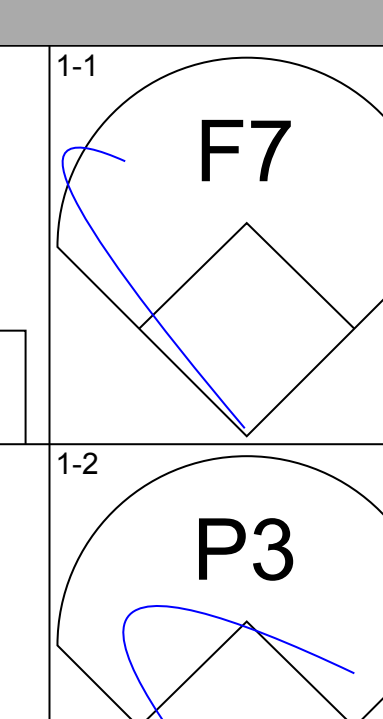
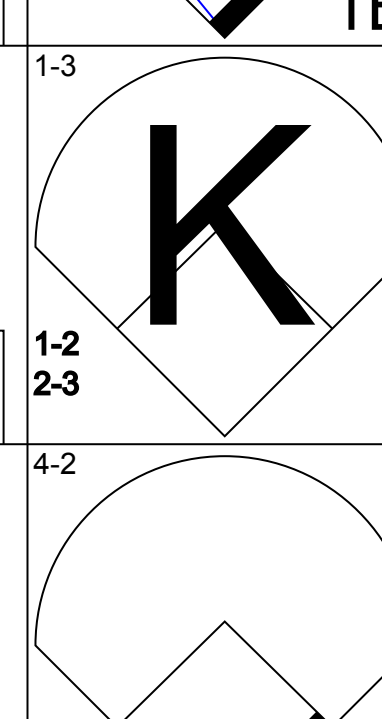
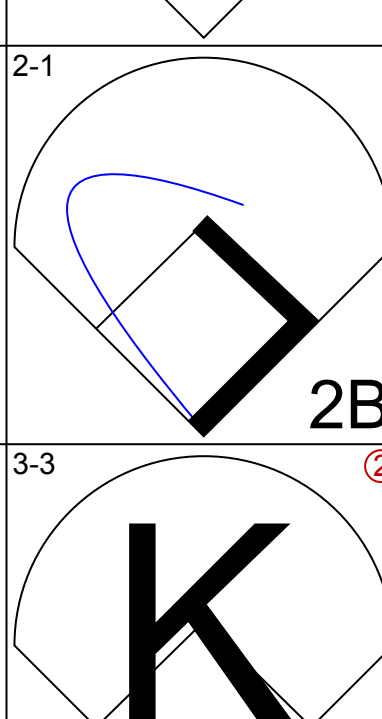
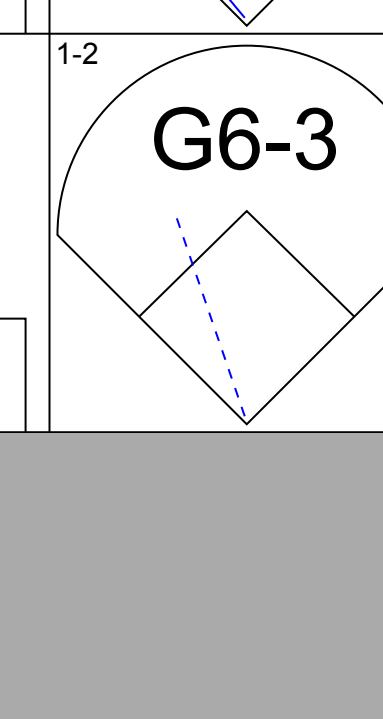
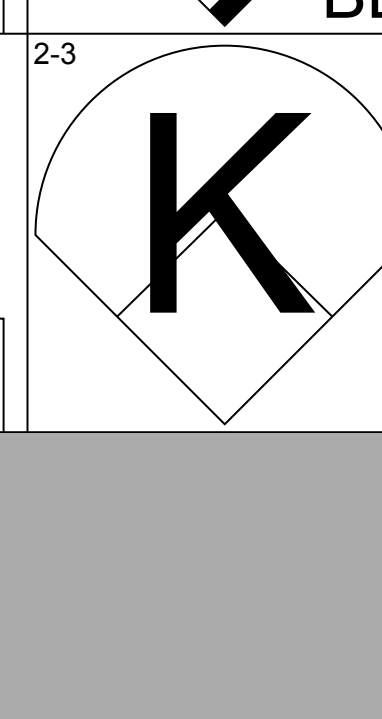
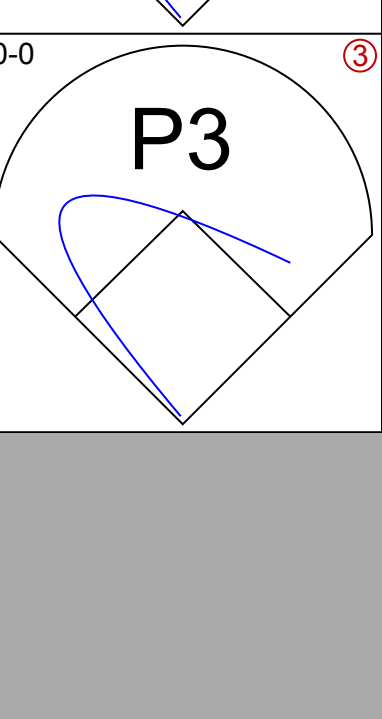



Batter	1	2	3	4	5	6	7	8	9	AB	R	H	RBI	BB	SO	LOB	BOTTOM			
Mike Greenwell L (1.7) OBP: 0.333, SLG: 0.429	L6		BB 1B 1B		F9 SF9 2B		L6	BB 2B		5	2	3	3	0	0	0	<b>Minnesota Twins @ Boston Red Sox</b> Fenway Park, Boston, MA Tue Apr 09 1996, 3:33 AM EDT Att: 30,843 - Cloudy - 45 F			
John Valentin R (1.6) OBP: 0.238, SLG: 0.185	FC6-4 1B		BB 1B 1B		F9		K	BB BB		4	1	2	1	1	1	1				
Jose Canseco, R (1.10) OBP: 0.355, SLG: 0.560	K		F8		SF9		HR BB	FC4-6 BB		2	1	0	1	2	1	3				
Mo Vaughn, L (1.3) OBP: 0.290, SLG: 0.296	FC6-4 1-2		1B 1-2 2-3 BB		BB		HR HR	FC4-6 1-2 2-3 BB		3	1	1	2	2	0	4				
Kevin Mitchell, R (1.9) Mitt Cuyler, S (8.8)		F4			P3		6-3			4	0	1	2	0	0	1				
Wil Cordero, R (1.4) OBP: 0.207, SLG: 0.250		F9			F4		6-3			4	0	0	0	0	0	1				
Troy O'Leary, L (1.8) OBP: 0.350, SLG: 0.368		4-3			4-3		F9			4	1	1	0	0	0	0				
Mike Stanley, R (1.2) OBP: 0.292, SLG: 0.158			1B 1B BB		6-3		FC5-4 BB	K		2	1	0	0	2	1	1				
Tim Lincecum, R (1.5) OBP: 0.333, SLG: 0.412			1B 1-3 1B		F7		FC5-4 1-2	2B HBP		3	2	1	0	0	0	1				
<b>Inning Stats</b>	R: 0 E: 0 K: 1 S: 6	H: 1 LOB: 1 BB: 0 P: 6	R: 0 E: 0 K: 0 S: 3	H: 0 LOB: 0 BB: 0 P: 3	R: 4 E: 0 K: 0 S: 6	H: 4 LOB: 1 BB: 2 P: 14	R: 0 E: 0 K: 0 S: 3	H: 0 LOB: 0 BB: 0 P: 3	R: 1 E: 0 K: 0 S: 4	H: 1 LOB: 1 BB: 1 P: 8	R: 0 E: 0 K: 0 S: 3	H: 0 LOB: 1 BB: 1 P: 7	R: 2 E: 0 K: 1 S: 6	H: 1 LOB: 0 BB: 1 P: 10	R: 2 E: 0 K: 1 S: 7	H: 2 LOB: 3 BB: 2 P: 16	1B: 5 2B: 3 3B: 0 HR: 1	SF: 1 SAC: 0 DP: 0 HBP: 1	WP: 0 PB: 0 SB: 0 CS: 0	PA: 40
<b>PITCHER</b> Frankie Rodriguez, R (1.1) ERA: 12.31 Greg Hansell, R (6.1) ERA: 11.25 Erik Bennett, R (8.1) ERA: 6.75	IP: 5.0 WLS: L BF: 23 H: 6 R: 5 ER: 5 SO: 1 BB: 3 IBB: 0 HBP: 0 BLK: 0 WP: 0 HR: 0 S: 22 P: 34 ERA: 9.00 WHIP: 1.800											<b>PITCHER</b>	IP: 5.0 WLS: L BF: 23 H: 6 R: 5 ER: 5 SO: 1 BB: 3 IBB: 0 HBP: 0 BLK: 0 WP: 0 HR: 0 S: 22 P: 34 ERA: 9.00 WHIP: 1.800							

AB	34
R	1
H	7
RBI	1
BB	1
SO	8
LOB	14

AB	31
R	9
H	9
RBI	9
BB	7
SO	3
LOB	12



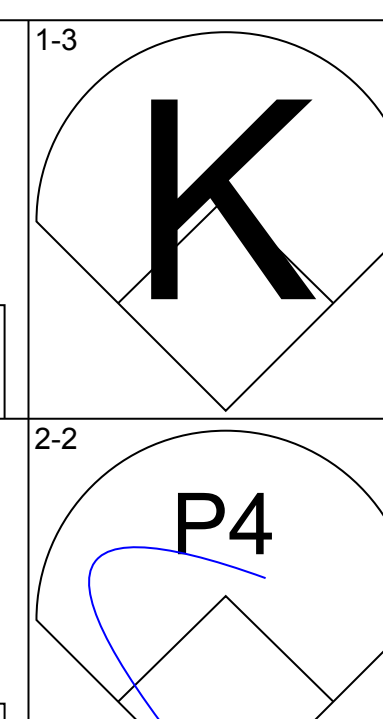
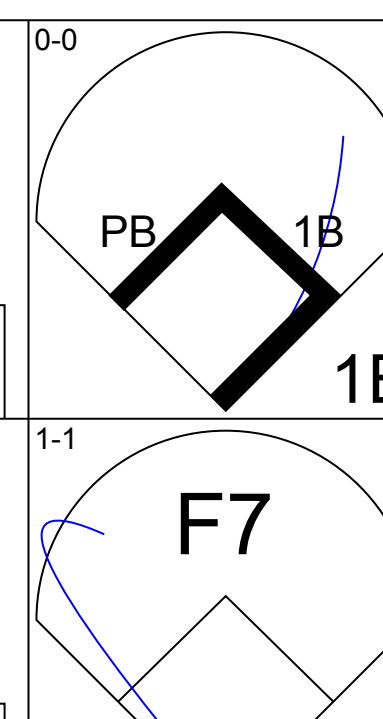

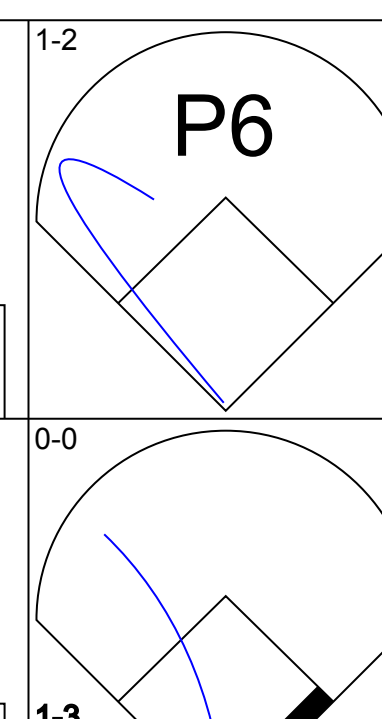
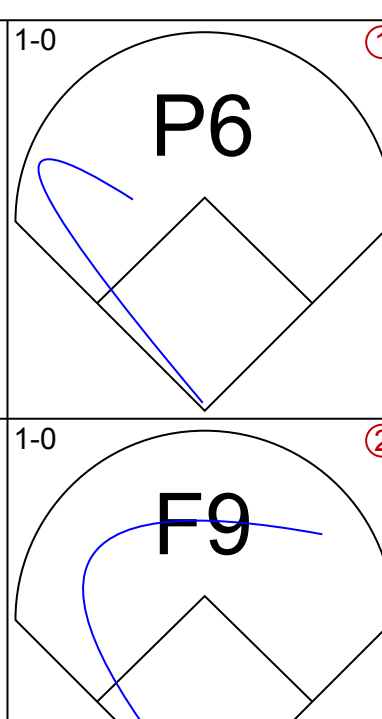
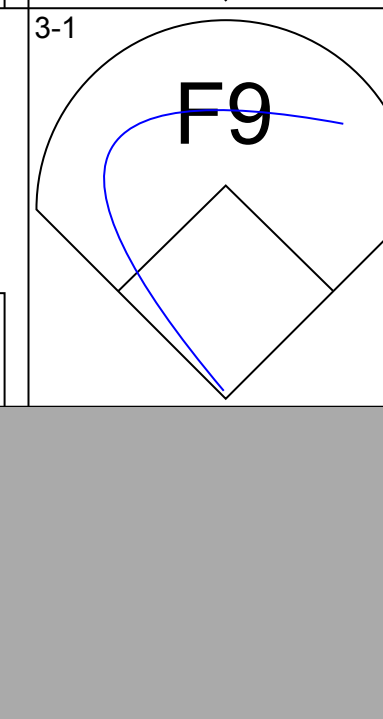
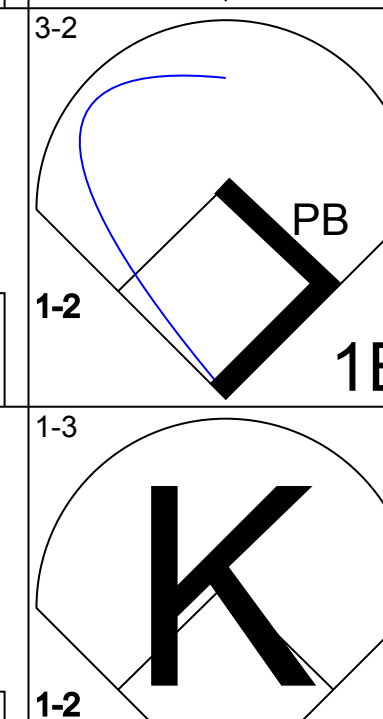
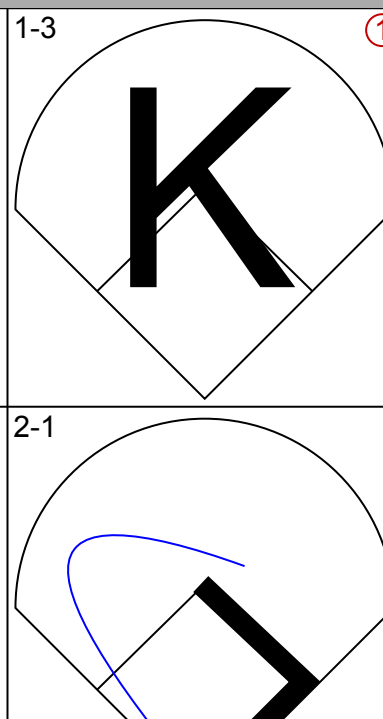
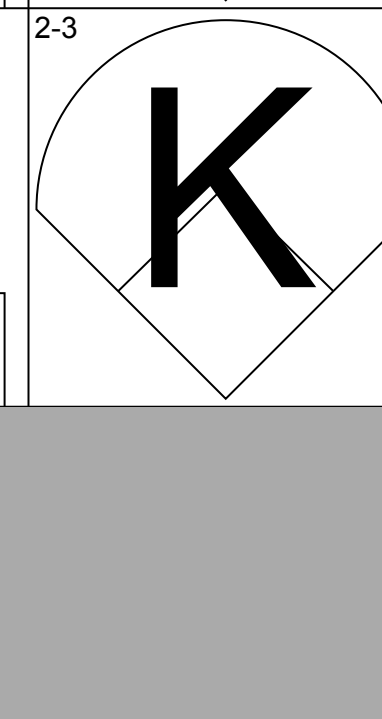
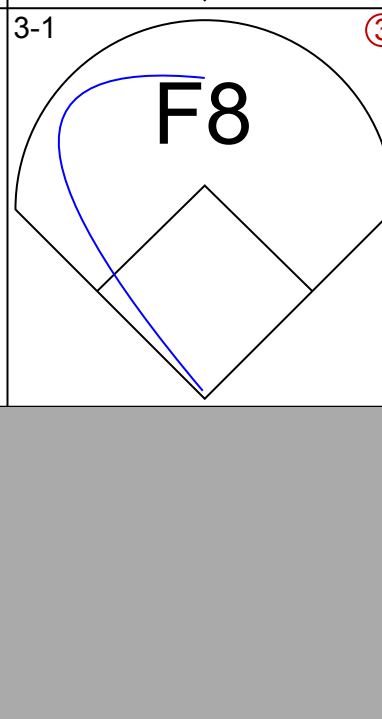

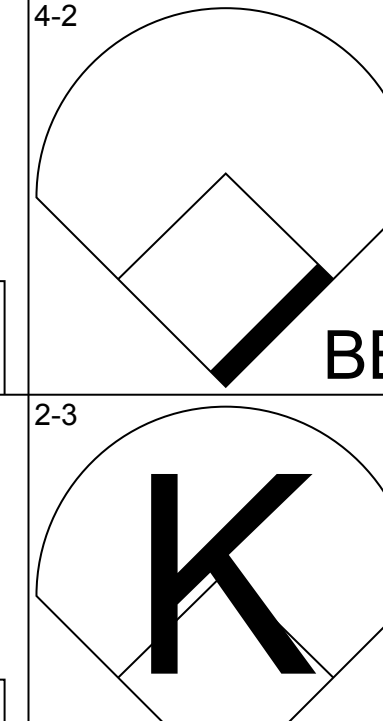
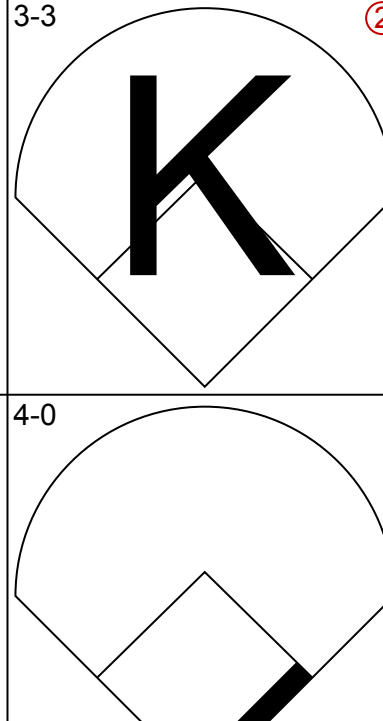


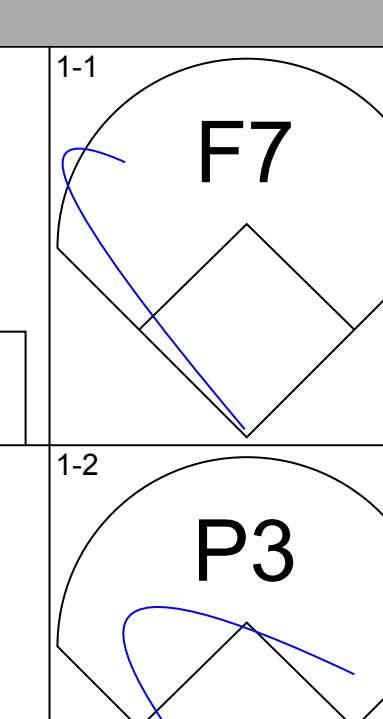
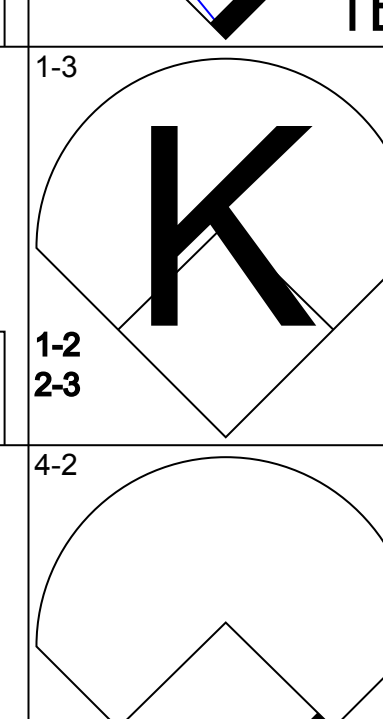
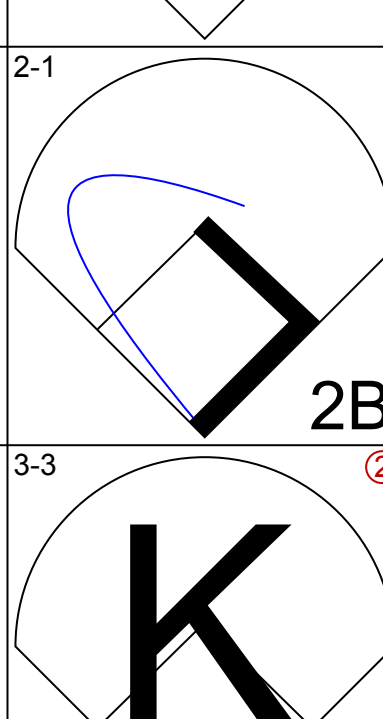
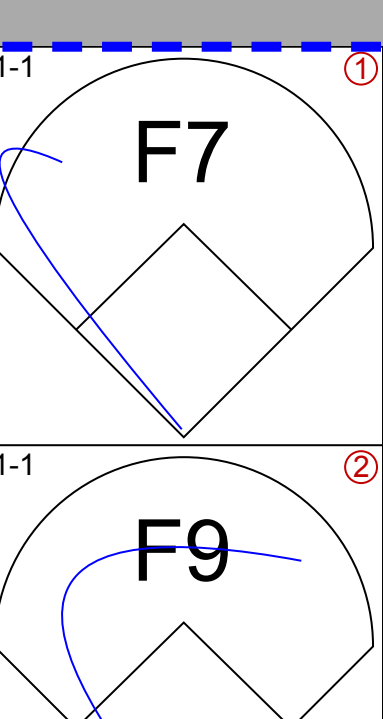
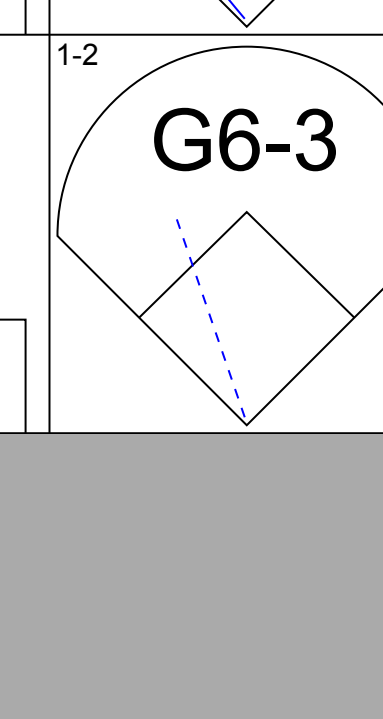
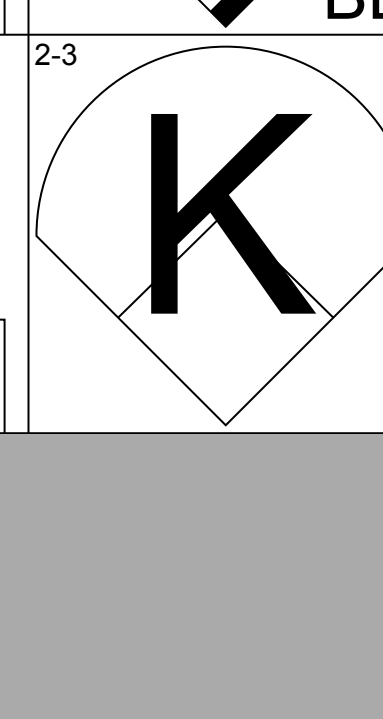
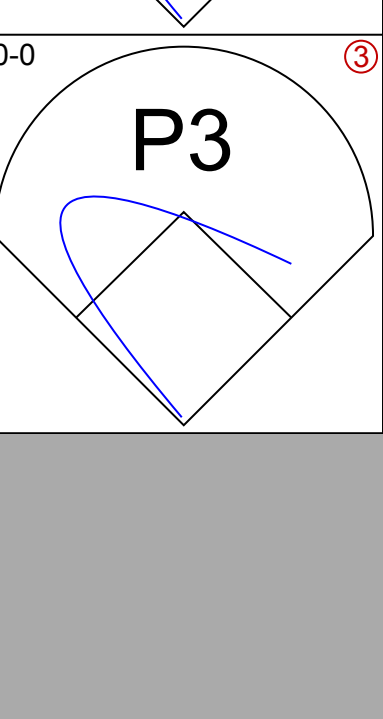



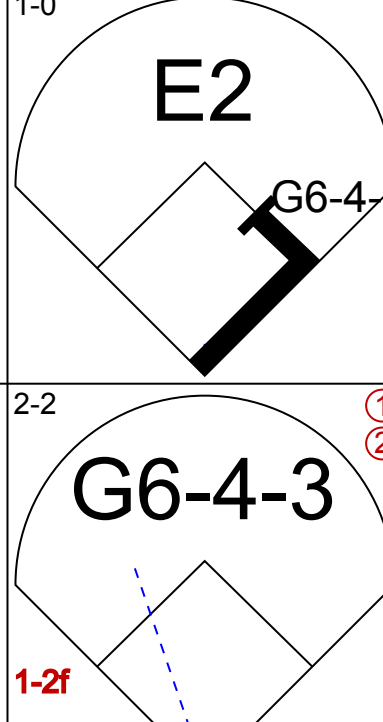
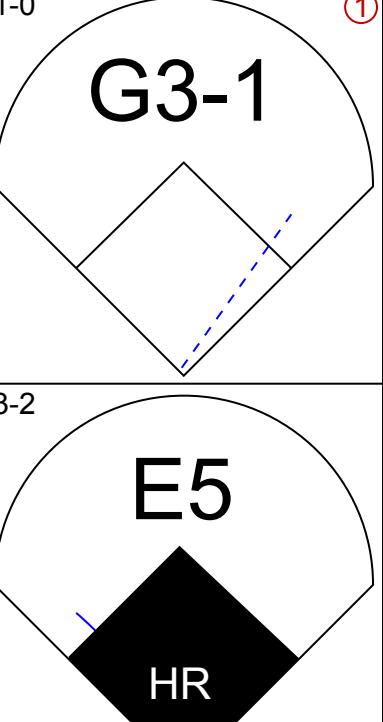
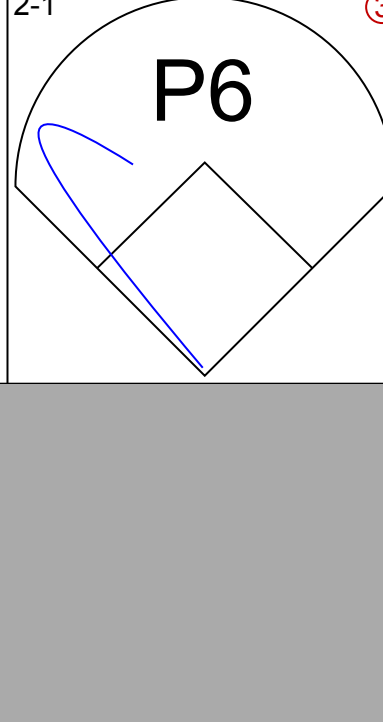
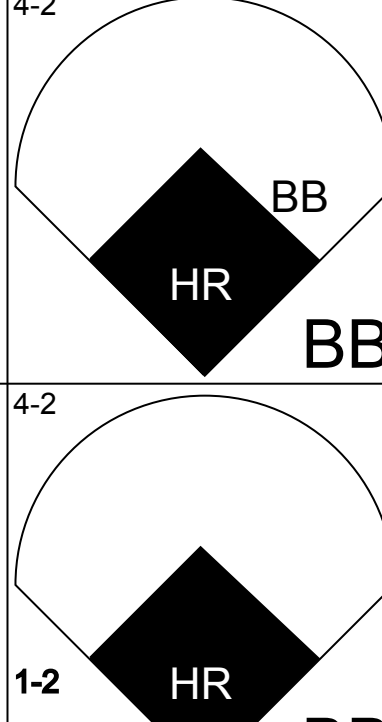
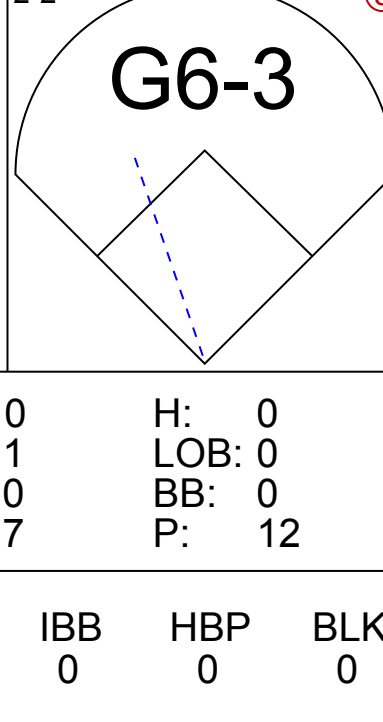
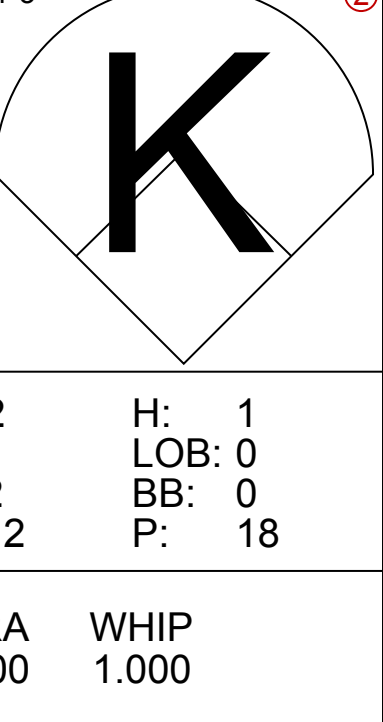
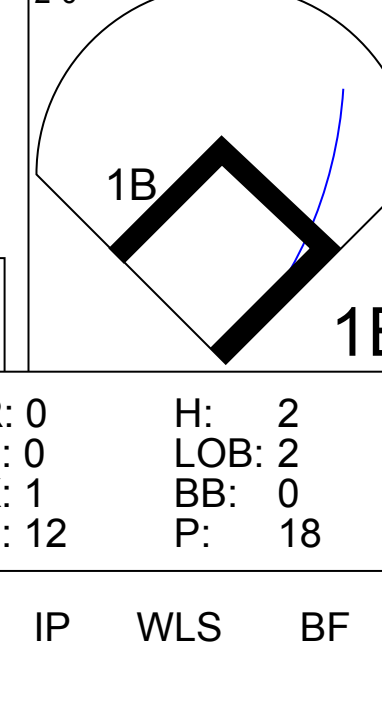
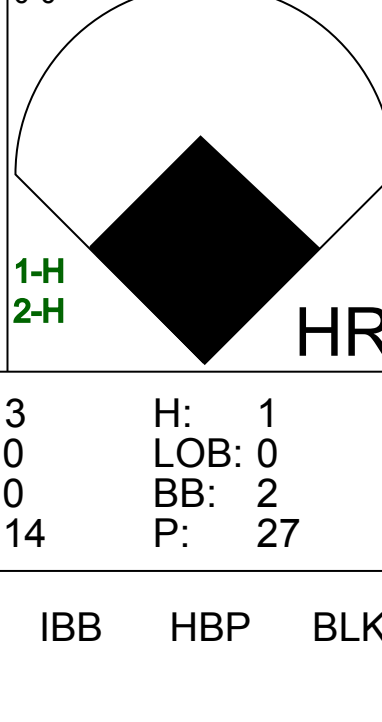

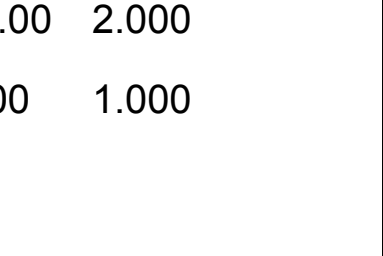




Batter	1	2	3	4	5	6	7	8	9	AB	R	H	RBI	BB	SO	LOB	TOP					
<b>Chuck Knoblauch, R</b> (1, 4) OBP: 0.343, SLG: 0.355										4	1	0	0	0	1	3						
<b>Matt Lawton, L</b> (1, 9) OBP: 0.324, SLG: 0.179										4	1	0	0	1	1	4						
<b>Paul Molitor, R</b> (1, 10) OBP: 0.444, SLG: 0.636										5	1	3	1	0	0	3						
<b>Dave Hollins, S</b> (1, 5) OBP: 0.607, SLG: 0.857										4	0	1	0	0	1	1						
<b>Jeff Reboulet, R</b> (7, 5) OBP: 0.182, SLG: 0.100										1	0	0	0	0	0	1						
<b>Greg Myers, L</b> (1, 2) OBP: 0.179, SLG: 0.222										4	0	0	0	1	2	3						
<b>Roberto Kelly, R</b> (1, 8) OBP: 0.308, SLG: 0.375										5	1	2	1	0	0	1						
<b>Scott Stahoviak, L</b> (1, 3) OBP: 0.429, SLG: 0.632										5	1	2	1	0	2	1						
<b>Pat Meares, R</b> (1, 6) OBP: 0.423, SLG: 0.783										1	1	0	0	2	1	1						
<b>Rich Becker, L</b> (1, 7) OBP: 0.207, SLG: 0.154										3	0	0	0	1	0	2						
<b>Inning Stats</b>	R: 0 E: 0 K: 1 S: 12	H: 2 LOB: 2 BB: 0 P: 17	R: 1 E: 2 K: 1 S: 13	H: 0 LOB: 2 BB: 1 P: 26	R: 1 E: 0 K: 3 S: 13	H: 2 LOB: 1 BB: 0 P: 25	R: 0 E: 0 K: 1 S: 11	H: 0 LOB: 2 BB: 2 P: 22	R: 1 E: 0 K: 2 S: 16	H: 2 LOB: 1 BB: 0 P: 19	R: 0 E: 0 K: 0 S: 10	H: 0 LOB: 1 BB: 1 P: 17	R: 0 E: 0 K: 0 S: 7	H: 0 LOB: 0 BB: 0 P: 10	R: 3 E: 1 K: 0 S: 14	H: 2 LOB: 1 BB: 0 P: 21	R: 0 E: 0 K: 0 S: 4	H: 0 LOB: 0 BB: 1 P: 8	1B: 5 2B: 3 3B: 0 HR: 0	SF: 0 SAC: 1 DP: 1 HBP: 1	WP: 0 PB: 0 SB: 4 CS: 0	PA: 43
<b>PITCHER</b>	IP	WLS	BF	H	R	ER	SO	BB	IBB	HBP	BLK	WP	HR	S	P	ERA	WHIP					
<b>Roger Clemens, R</b> (1, 1) ERA: 3.0	6.0	L	30	6	3	2	8	4	0	0	0	0	0	75	126	3.00	1.667					
<b>Mike Maddux, R</b> (7, 1) ERA: 1.59	1.2		9	2	3	0	0	0	0	1	0	0	0	19	26	0.00	1.200					
<b>Stan Belinda, R</b> (8, 1) ERA: 22.5	1.1		4	0	0	0	0	1	0	0	0	0	0	6	13	0.00	0.750					

Minnesota Twins @ Boston Red Sox  
Fenway Park, Boston, MA  
Thu Apr 11 1996, 3:33 AM EDT  
Att: 15,594 - Sunny - 55 F

AB 36  
R 6  
H 8  
RBI 3  
BB 5  
SO 8  
LOB 20



Batter	1	2	3	4	5	6	7	8	9	AB	R	H	RBI	BB	SO	LOB	BOTTOM					
<b>Mike Greenwell, L</b> (1, 7) OBP: 0.343, SLG: 0.515										5	1	2	2	0	1	1						
<b>John Valentin, R</b> (1, 6) OBP: 0.250, SLG: 0.188										5	0	1	0	0	1	1						
<b>Jose Canseco, R</b> (1, 10) OBP: 0.333, SLG: 0.500										5	0	1	0	0	2	2						
<b>Mo Vaughn, L</b> (1, 3) OBP: 0.286, SLG: 0.323										4	0	1	0	0	1	2						
<b>Kevin Mitchell, R</b> (1, 9) OBP: 0.263, SLG: 0.235										2	0	0	0	1	1	1						
<b>Dwayne Hosey, S</b> (7, 8) OBP: 0.368, SLG: 0.412										1	0	0	0	0	0	0						
<b>Wil Cordero, R</b> (1, 4) OBP: 0.212, SLG: 0.226										3	0	0	0	1	1	3						
<b>Troy O'Leary, L</b> (1, 8) OBP: 0.333, SLG: 0.318										3	1	0	0	1	0	2						
<b>Mike Stanley, R</b> (1, 2) OBP: 0.286, SLG: 0.136										3	2	0	0	1	0	1						
<b>Tim Lincecum, R</b> (1, 5) OBP: 0.360, SLG: 0.571										4	1	2	3	0	1	1						
<b>Inning Stats</b>	R: 0 E: 0 K: 1 S: 9	H: 0 LOB: 0 BB: 0 P: 15	R: 0 E: 0 K: 0 S: 8	H: 0 LOB: 0 BB: 0 P: 11	R: 0 E: 1 K: 0 S: 7	H: 0 LOB: 0 BB: 0 P: 12	R: 0 E: 0 K: 2 S: 17	H: 2 LOB: 3 BB: 1 P: 28	R: 2 E: 1 K: 2 S: 12	H: 1 LOB: 0 BB: 0 P: 18	R: 0 E: 0 K: 2 S: 10	H: 1 LOB: 2 BB: 1 P: 22	R: 0 E: 0 K: 1 S: 12	H: 2 LOB: 2 BB: 0 P: 18	R: 0 E: 0 K: 0 S: 5	H: 0 LOB: 0 BB: 0 P: 7	R: 3 E: 0 K: 0 S: 14	H: 1 LOB: 0 BB: 2 P: 27	1B: 4 2B: 1 3B: 0 HR: 2	SF: 0 SAC: 0 DP: 1 HBP: 0	WP: 0 PB: 1 SB: 0 CS: 0	PA: 39
<b>PITCHER</b>	IP	WLS	BF	H	R	ER	SO	BB	IBB	HBP	BLK	WP	HR	S	P	ERA	WHIP					
<b>Brad Radke, R</b> (1, 1) ERA: 1.42	6.0	W	25	4	2	0	7	2	0	0	0	0	0	63	106	0.00	1.000					
<b>Pat Mahomes, R</b> (7, 1) ERA: 3.24	1.0		5	2	0	0	1	0	0	0	0	0	0	12	18	0.00	2.000					
<b>Eddie Guardado, L</b> (8, 1) ERA: 8.31	1.0	S	4	1	1	1	0	0	0	0	0	0	0	14	24	18.00	2.000					
<b>Dave Stevens, R</b> (9, 1) ERA: 8.1	1.0		4	1	1	1	0	0	0	0	0	0	1	5	10	9.00	1.000					

Minnesota Twins @ Boston Red Sox  
Fenway Park, Boston, MA  
Thu Apr 11 1996, 3:33 AM EDT  
Att: 15,594 - Sunny - 55 F

AB 35  
R 5  
H 7  
RBI 5  
BB 4  
SO 8  
LOB 14





Batter	1	2	3	4	5	6	7	8	9	AB	R	H	RBI	BB	SO	LOB	TOP										
<b>Kenny Lofton, L</b> OBP: 0.250, SLG: 0.194 (1, 8)	1-1 E4 2B	2-1 FC4-6-2 1B		2-1 SF7 1B		4-2 BB		0-3 K		3	0	1	1	1	1	0											
<b>Julio Franco, R</b> OBP: 0.393, SLG: 0.400 (1, 3)	2-0 2B	3-2 FC4-6-2 1B		1-2 3-H 2-2 1B		3-2 L9		1-0 L9		5	0	2	2	0	0	3											
<b>Carlos Baerga, S</b> OBP: 0.303, SLG: 0.438 (1, 4)	1-3 K		1-1 G3-1	0-3 K		1-1 P4		1-2 G1-3		5	0	0	0	0	2	3											
<b>Albert Belle, R</b> OBP: 0.394, SLG: 0.786 (1, 7)	4-2 FC6-4 BB		2-1 2B		2-2 G5-3		1-3 K		3-2 G5-3		4	0	1	0	1	1	0										
<b>Eddie Murray, S</b> OBP: 0.313, SLG: 0.185 (1, 10)	0-2 K		2-3 K		2-1 FC5-4 1B		4-2 BB				3	0	1	0	1	2	4										
<b>Manny Ramirez, R</b> OBP: 0.267, SLG: 0.444 (1, 9)	1-2 FC6-4 1-2f		2-2 G6-3		1-2 FC5-4 1-2f		4-2 BB				3	0	0	0	1	0	5										
<b>Jim Thome, L</b> OBP: 0.321, SLG: 0.050 <b>Alvaro Espinoza, R</b> (9, 5)		4-1 1B FC4-6-2 BB		3-2 L8	2-2 P6		1-2 F8				3	1	0	0	1	0	3										
<b>Sandy Alomar Jr., R</b> OBP: 0.318, SLG: 0.455 (1, 2)	1-3 K		1-1 1B SF7 1B		1-2 G5-3		0-0 F8				4	1	1	0	0	1	1										
<b>Omar Vizquel, S</b> OBP: 0.258, SLG: 0.250 (1, 6)	0-1 FC4-6-2 1B		1-1 1B SF7 1B		2-1 1B		1-2 G5-3				4	1	3	0	0	0	0										
<b>Inning Stats</b>	R: 0 E: 1 K: 2 S: 14	H: 1 LOB: 3 BB: 1 P: 23	R: 1 E: 0 K: 1 S: 11	H: 2 LOB: 1 BB: 1 P: 21	R: 0 E: 0 K: 1 S: 10	H: 1 LOB: 1 BB: 0 P: 17	R: 2 E: 0 K: 1 S: 15	H: 3 LOB: 1 BB: 0 P: 24	R: 0 E: 0 K: 0 S: 12	H: 1 LOB: 1 BB: 0 P: 19	R: 0 E: 0 K: 0 S: 11	H: 0 LOB: 2 BB: 2 P: 21	R: 0 E: 0 K: 1 S: 8	H: 0 LOB: 0 BB: 0 P: 9	R: 0 E: 0 K: 0 S: 7	H: 0 LOB: 0 BB: 0 P: 12	1B: 7 2B: 3 3B: 0 HR: 0	SF: 1 SAC: 0 DP: 1 HBP: 0	WP: 0 PB: 0 SB: 0 CS: 0	PA: 40							
<b>PITCHER</b>	IP	WLS	BF	H	R	ER	SO	BB	IBB	HBP	BLK	WP	HR	S	P	ERA	WHIP										
<b>Aaron Sele, R</b> ERA: 5.4 (1, 1)	5.0	L	25	8	3	3	5	2	0	0	0	0	0	62	104	5.40	2.000										
<b>Brad Pennington, L</b> ERA: 22.5 (6, 1)	1.2		7	1	0	0	1	2	0	0	0	0	0	2	34	0.00	1.800										
<b>Stan Belinda, R</b> ERA: 10.8 (7, 1)	0.0		1	0	0	0	0	1	0	0	0	0	0	2	6	∞	∞										
<b>Mike Stanton, L</b> ERA: 18.9 (7, 1)	1.1		4	0	0	0	1	0	0	0	0	0	0	12	14	0.00	0.000										
<b>Heathcliff Slocumb, R</b> ERA: 1.8 (9, 1)	1.0		3	0	0	0	0	0	0	0	0	0	0	7	12	0.00	0.000										

Cleveland Indians @ Boston Red Sox  
Fenway Park, Boston, MA  
Fri Apr 12 1996, 7:05 PM EDT  
Att: 26,703 - Unknown - 53 F

AB 34  
R 3  
H 9  
RBI 3  
BB 5  
SO 7  
LOB 19



Batter	1	2	3	4	5	6	7	8	9	AB	R	H	RBI	BB	SO	LOB	BOTTOM										
<b>Troy O'Leary, L</b> OBP: 0.357, SLG: 0.346 (1, 9)	2-1 G1-3			0-0 FC5-4 1B		1-2 G3-1 E 1B		2-2 G3		4	0	2	0	0	0	0											
<b>John Valentin, R</b> OBP: 0.225, SLG: 0.167 (1, 6)	0-0 G5-3			2-1 L7		2-2 E5 G3-1		3-2 F8		4	0	0	1	0	0	2											
<b>Mo Vaughn, L</b> OBP: 0.282, SLG: 0.294 (1, 3)	2-1 G4-3			1-3 K		1-2 G3-1		1-2 2-3 FC6-4 BB		3	0	0	0	1	1	3											
<b>Jose Canseco, R</b> OBP: 0.300, SLG: 0.441 <b>Milt Cuyler, S</b> (9, PR)		1-3 K		1-2 FC5-4 1-2f		1-1 G5-3		0-1 FC6-4 G6-3		4	0	0	0	0	1	4											
<b>Mike Greenwell, L</b> OBP: 0.333, SLG: 0.486 (1, 7)		0-0 G5-4-3 1B		2-2 G4-3		0-0 F8		0-1 G6-3 1-2f		4	0	1	0	0	0	1											
<b>Wil Cordero, R</b> OBP: 0.194, SLG: 0.206 (1, 4)		1-0 G5-4-3 1-2f		3-1 G6-3		2-2 G5-3				3	0	0	0	0	0	1											
<b>Mike Stanley, R</b> OBP: 0.290, SLG: 0.160 (1, 2)			0-2 G6-3		1-1 G6-3		1-2 1B			3	0	1	0	0	0	0											
<b>Tim Lincecum, R</b> OBP: 0.321, SLG: 0.500 (1, 5)			3-2 P6		2-2 P6		2-2 P4			3	0	0	0	0	0	1											
<b>Dwayne Hoesy, S</b> OBP: 0.364, SLG: 0.400 (1, 8)			2-2 L8		0-0 1B S E 1B		2-2 G3-1			3	1	1	0	0	0	0											
<b>Inning Stats</b>	R: 0 E: 0 K: 0 S: 5	H: 0 LOB: 0 BB: 0 P: 9	R: 0 E: 0 K: 1 S: 5	H: 1 LOB: 0 BB: 0 P: 7	R: 0 E: 0 K: 0 S: 9	H: 0 LOB: 0 BB: 0 P: 14	R: 0 E: 0 K: 1 S: 10	H: 1 LOB: 1 BB: 0 P: 14	R: 0 E: 1 K: 0 S: 16	H: 2 LOB: 2 BB: 0 P: 24	R: 0 E: 0 K: 0 S: 12	H: 1 LOB: 1 BB: 0 P: 17	R: 0 E: 0 K: 0 S: 10	H: 0 LOB: 0 BB: 0 P: 17	R: 0 E: 0 K: 0 S: 11	H: 0 LOB: 1 BB: 1 P: 15	1B: 5 2B: 0 3B: 0 HR: 0	SF: 0 SAC: 0 DP: 2 HBP: 0	WP: 0 PB: 0 SB: 1 CS: 0	PA: 32							
<b>PITCHER</b>	IP	WLS	BF	H	R	ER	SO	BB	IBB	HBP	BLK	WP	HR	S	P	ERA	WHIP										
<b>Charles Nagy, R</b> ERA: 1.29 (1, 1)	8.0	W	29	5	1	1	2	0	0	0	0	0	0	74	115	1.12	0.625										
<b>Jose Mesa, R</b> ERA: 3.6 (9, 1)	1.0	S	3	0	0	0	0	1	0	0	0	0	0	11	15	0.00	1.000										

Cleveland Indians @ Boston Red Sox  
Fenway Park, Boston, MA  
Fri Apr 12 1996, 7:05 PM EDT  
Att: 26,703 - Unknown - 53 F

AB 31  
R 1  
H 5  
RBI 1  
BB 1  
SO 2  
LOB 12





Batter	1	2	3	4	5	6	7	8	9	AB	R	H	RBI	BB	SO	LOB	TOP								
<b>Kenny Lofton, L</b> OBP: 0.250, SLG: 0.200 <b>Wayne Kirby, L</b> (8, 8)	1-2 S G4-3 2B 1B	1 SAFE 0-1 SH 1-H		1-0 G6-3		0-2 G1-3		3-1 G1-3	2-3 K	4	1	1	0	0	0	1									
<b>Julio Franco, R</b> OBP: 0.282, SLG: 0.361 (1, 3)	1-2 G4-3	1-1 FC6-5-4-6 S		3-2 G6-3		1-0 G6-3		2-1 1B	0-3 K	6	0	1	0	0	1	4									
<b>Carlos Baerga, S</b> OBP: 0.316, SLG: 0.400 <b>Scott Leius, R</b> (9, PH) (9, 4)	4-0 2B 2-3 BB	2-2 F8		1-0 L4		4-0 HR BB		0-1 F8	3-1 G4-3	3	1	0	0	2	0	2									
<b>Albert Belle, R</b> OBP: 0.421, SLG: 0.879 (1, 7)	1-2 2B 1-3 3-H		1-1 2B G4-3 1B		0-0 F9		0-0 HR 1-H 2-H		2-1 E9 1B	5	3	3	4	0	0	0									
<b>Eddie Murray, S</b> OBP: 0.324, SLG: 0.250 (1, 10)	0-0 P2		1-0 G4-3 1-3 2B		2-2 G5-3		3-3 K		0-0 1B 2B 1B	5	1	2	1	0	1	2									
<b>Manny Ramirez, R</b> OBP: 0.324, SLG: 0.448 <b>Jeromy Burnitz, L</b> (9, PH) OBP: 0.500, SLG: 1.250 (9, 9)	4-1 BB		0-0 G1-3		0-0 HR 1B		4-1 G4-6-3 BB		1-1 2B 1-2 1B 1B	2	1	1	0	2	0	2									
<b>Jim Thome, L</b> OBP: 0.333, SLG: 0.280 (1, 5)	3-2 G4-3		1-2 G4-3		2-1 HR 1B		2-2 G4-6-3 1-2 HR		3-1 1B 2B 1B	5	2	2	4	0	0	5									
<b>Tony Peña, R</b> OBP: 0.364, SLG: 0.300 (1, 2)			0-1 F9 G5-3		2-2 G5-3		3-2 F9		3-2 2B 1B	5	1	1	2	0	0	1									
<b>Omar Vizquel, S</b> OBP: 0.278, SLG: 0.394 <b>Alvaro Espinoza, R</b> (9, 6)			1-0 E6 SH		1-2 HR		1-1 E3 HR		0-0 G1-3 1-H 2B	5	3	2	2	0	0	0									
<b>Inning Stats</b>	R: 1 E: 0 K: 0 S: 15	H: 2 LOB: 3 BB: 2 P: 29	R: 1 E: 2 K: 0 S: 11	H: 0 LOB: 1 BB: 0 P: 15	R: 1 E: 0 K: 0 S: 9	H: 2 LOB: 1 BB: 0 P: 13	R: 1 E: 0 K: 0 S: 8	H: 1 LOB: 0 BB: 0 P: 14	R: 2 E: 0 K: 0 S: 11	H: 2 LOB: 0 BB: 0 P: 17	R: 3 E: 1 K: 1 S: 10	H: 1 LOB: 0 BB: 1 P: 19	R: 0 E: 0 K: 0 S: 9	H: 0 LOB: 0 BB: 1 P: 18	R: 0 E: 0 K: 0 S: 7	H: 1 LOB: 1 BB: 0 P: 12	R: 5 E: 1 K: 2 S: 22	H: 5 LOB: 0 BB: 0 P: 38	1B: 7 2B: 4 3B: 0 HR: 3	SF: 0 SAC: 1 DP: 1 HBP: 0	WP: 0 PB: 0 SB: 4 CS: 0	PA: 48			
<b>PITCHER</b>	IP	WLS	BF	H	R	ER	SO	BB	IBB	HBP	BLK	WP	HR	S	P	ERA	WHIP								
<b>Jamie Moyer, L</b> ERA: 3.94 <b>John Doherty, R</b> ERA: 8.31 <b>Brad Pennington, L</b> ERA:	(1, 1) 5.0	L 26	7	6	5	0	0	2	0	0	0	0	2	54	88	9.00	1.800								
(6, 1) 3.0	18	6	8	4	1	2	0	0	0	0	0	0	1	37	69	12.00	2.667								
(9, 1) 1.0	4	1	0	0	2	0	0	0	0	0	0	0	0	11	18	0.00	1.000								

**Cleveland Indians @ Boston Red Sox**  
Fenway Park, Boston, MA  
Sat Apr 13 1996, 3:33 AM EDT  
Att: 31,827 - Cloudy - 46 F

AB 43  
R 14  
H 14  
RBI 13  
BB 4  
SO 3  
LOB 19

**C**

Batter	1	2	3	4	5	6	7	8	9	AB	R	H	RBI	BB	SO	LOB	BOTTOM								
<b>John Valentin, R</b> OBP: 0.227, SLG: 0.175 <b>Esteban Beltre, R</b> (9, PH) OBP: 0.333, SLG: 0.200	0-0 G4-3		2-2 G4-6-3 1-2 HR		0-0 FC6-4 1-2 HR		1-2 BB 1B		3-2 1B	4	0	1	0	0	0	2									
<b>Mike Greenwell, L</b> OBP: 0.318, SLG: 0.439 (1, 7)	2-0 P6		3-2 F7		0-0 G3-1		4-1 BB		1-3 K	4	0	0	0	1	1	2									
<b>Mo Vaughn, L</b> OBP: 0.302, SLG: 0.368 (1, 3)	0-1 2B			2-1 G4-3 2B		3-3 K		1-3 K		4	0	2	0	0	2	3									
<b>Jose Canseco, R</b> OBP: 0.295, SLG: 0.500 (1, 10)	1-3 K			1-2 G6-3		0-0 HR		0-1 G1-4-3		4	1	1	1	0	1	2									
<b>Tim Lincecum, R</b> OBP: 0.313, SLG: 0.444 (1, 5)		3-2 F8		1-1 G4-3		3-1 G6-3		4-0 G6-4-3 BB		3	0	0	0	1	0	1									
<b>Troy O'Leary, L</b> OBP: 0.375, SLG: 0.467 (1, 9)		0-1 1B		1-0 G3		2-1 HR		2-1 G6-4-3		4	1	2	1	0	0	2									
<b>Mike Stanley, R</b> OBP: 0.294, SLG: 0.179 <b>Milt Cuyler, S</b> (9, PH)		1-0 F9		0-0 FC6-4 1B		0-0 F9		0-0 K		3	0	1	0	0	0	1									
<b>Wil Cordero, R</b> OBP: 0.179, SLG: 0.189 <b>1B Reggie Jefferson, S</b> OBP: 1.000, SLG: 2.000 (9, PH)		2-1 F9		1-1 P4		0-1 P3		0-2 1B 2B		3	0	0	0	0	0	2									
<b>Dwayne Hoesy, S</b> OBP: 0.385, SLG: 0.364 (1, 8)			4-1 FC6-4 BB		0-0 FC6-4		4-2 BB 1B BB		2-3 K	2	0	0	0	2	1	2									
<b>Inning Stats</b>	R: 0 E: 0 K: 1 S: 7	H: 1 LOB: 1 BB: 0 P: 10	R: 0 E: 1 K: 0 S: 8	H: 1 LOB: 0 BB: 0 P: 14	R: 0 E: 0 K: 0 S: 8	H: 1 LOB: 1 BB: 0 P: 17	R: 0 E: 0 K: 0 S: 8	H: 1 LOB: 0 BB: 0 P: 13	R: 1 E: 0 K: 1 S: 7	H: 1 LOB: 0 BB: 0 P: 13	R: 1 E: 0 K: 1 S: 14	H: 2 LOB: 3 BB: 2 P: 26	R: 0 E: 0 K: 0 S: 4	H: 0 LOB: 0 BB: 1 P: 10	R: 0 E: 0 K: 3 S: 16	H: 2 LOB: 2 BB: 0 P: 23	1B: 4 2B: 3 3B: 0 HR: 2	SF: 0 SAC: 0 DP: 2 HBP: 0	WP: 0 PB: 0 SB: 0 CS: 0	PA: 38					
<b>PITCHER</b>	IP	WLS	BF	H	R	ER	SO	BB	IBB	HBP	BLK	WP	HR	S	P	ERA	WHIP								
<b>Dennis Martinez, R</b> ERA: 3.05 <b>Jim Poole, L</b> ERA: <b>Eric Plunk, R</b> ERA: 16.88 <b>Paul Shuey, R</b> ERA:	(1, 1) 6.2	W 29	7	2	2	2	2	3	0	0	0	0	0	3	4	0.00	0.000								
(7, 1) 0.1	1	0	0	0	1	0	0	0	0	0	0	0	0	3	4	0.00	0.000								
(8, 1) 1.0	3	0	0	0	0	1	0	0	0	0	0	0	0	4	10	0.00	1.000								
(9, 1) 1.0	5	2	0	0	3	0	0	0	0	0	0	0	0	16	23	0.00	2.000								

**Cleveland Indians @ Boston Red Sox**  
Fenway Park, Boston, MA  
Sat Apr 13 1996, 3:33 AM EDT  
Att: 31,827 - Cloudy - 46 F

AB 34  
R 2  
H 9  
RBI 2  
BB 4  
SO 6  
LOB 17

**Red Sox Logo**







Batter	1	2	3	4	5	6	7	8	9	AB	R	H	RBI	BB	SO	LOB	TOP										
<b>Kenny Lofton, L</b> OBP: 0.333, SLG: 0.356 (1, 8)										5	3	3	1	0	0	2	<b>Cleveland Indians @ Boston Red Sox</b> Fenway Park, Boston, MA Mon Apr 15 1996, 3:33 AM EDT Att: 32,861 - Sunny - 49 F										
<b>Julio Franco, R</b> OBP: 0.340, SLG: 0.419 <b>Scott Leius, R</b> (9, 3)										4	1	1	2	1	1	2											
<b>Carlos Baerga, S</b> OBP: 0.327, SLG: 0.422 (1, 4)										5	0	1	3	0	0	2											
<b>Albert Belle, R</b> OBP: 0.388, SLG: 0.732 (1, 7)										3	0	0	1	1	0	1											
<b>Eddie Murray, S</b> OBP: 0.298, SLG: 0.220 (1, 10)										5	0	0	0	0	0	2											
<b>Manny Ramirez, R</b> OBP: 0.316, SLG: 0.455 <b>Wayne Kirby, L</b> (7, 9)										4	0	1	0	0	2	1											
<b>Jim Thome, L</b> OBP: 0.333, SLG: 0.273 (1, 5)										4	2	2	0	0	0	1											
<b>Sandy Alomar Jr., R</b> OBP: 0.323, SLG: 0.419 (1, 2)										4	1	2	0	0	1	0											
<b>Omar Vizquel, S</b> OBP: 0.250, SLG: 0.341 <b>Alvaro Espinoza, R</b> (7, 6)										3	1	1	1	0	0	2											
<b>Inning Stats</b>	R: 2 E: 1 K: 2 S: 17	H: 1 LOB: 1 BB: 0 P: 24	R: 3 E: 0 K: 0 S: 18	H: 4 LOB: 1 BB: 32 P: 32	R: 0 E: 0 K: 1 S: 7	H: 0 LOB: 0 BB: 0 P: 10	R: 0 E: 0 K: 0 S: 4	H: 0 LOB: 0 BB: 0 P: 7	R: 0 E: 0 K: 0 S: 9	H: 0 LOB: 1 BB: 1 P: 17	R: 3 E: 1 K: 0 S: 14	H: 4 LOB: 1 BB: 0 P: 19	R: 0 E: 0 K: 0 S: 5	H: 1 LOB: 1 BB: 0 P: 8	R: 0 E: 0 K: 1 S: 7	H: 1 LOB: 1 BB: 0 P: 9	R: 0 E: 0 K: 0 S: 5	H: 0 LOB: 0 BB: 0 P: 7	1B: 9 2B: 2 3B: 0 HR: 0	SF: 1 SAC: 0 DP: 0 HBP: 0	WP: 0 PB: 1 SB: 1 CS: 0	PA: 41					
<b>PITCHER</b>	IP	WLS	BF	H	R	ER	SO	BB	IBB	HBP	BLK	WP	HR	S	P	ERA	WHIP	<b>PITCHER</b>									
<b>49 Tim Wakefield, R</b> ERA: 8.44	6.0	L	30	9	8	5	3	2	0	0	0	0	0	69	109	7.50	1.833										
<b>Mike Maddux, R</b> ERA: 3.12	1.0		4	1	0	0	0	0	0	0	0	0	0	5	8	0.00	1.000										
<b>John Doherty, R</b> ERA: 5.68	2.0		7	1	0	0	1	0	0	0	0	0	0	12	16	0.00	0.500										
<b>Batter</b>	<b>1</b>	<b>2</b>	<b>3</b>	<b>4</b>	<b>5</b>	<b>6</b>	<b>7</b>	<b>8</b>	<b>9</b>	<b>AB</b>	<b>R</b>	<b>H</b>	<b>RBI</b>	<b>BB</b>	<b>SO</b>	<b>LOB</b>	<b>BOTTOM</b>										
<b>Dwayne Hosey, S</b> OBP: 0.343, SLG: 0.300 <b>18 Reggie Jefferson, S</b> OBP: 0.500, SLG: 1.000 (9, PH)										4	0	0	0	0	0	2	<b>Cleveland Indians @ Boston Red Sox</b> Fenway Park, Boston, MA Mon Apr 15 1996, 3:33 AM EDT Att: 32,861 - Sunny - 49 F										
<b>Troy O'Leary, L</b> OBP: 0.333, SLG: 0.385 (1, 9)										4	0	1	0	0	0	0											
<b>Mo Vaughn, L</b> OBP: 0.340, SLG: 0.396 (1, 3)										4	0	2	0	0	2	1											
<b>Jose Canseco, R</b> OBP: 0.315, SLG: 0.489 (1, 10)										4	0	1	0	0	1	2											
<b>Wil Cordero, R</b> OBP: 0.167, SLG: 0.196 (1, 4)										4	0	0	0	0	2	3											
<b>Mike Greenwell, L</b> OBP: 0.315, SLG: 0.431 (1, 7)										4	0	2	0	0	1	0											
<b>John Valentin, R</b> OBP: 0.269, SLG: 0.178 (1, 6)										3	0	0	0	1	1	2											
<b>Bill Haselman, R</b> OBP: 0.375, SLG: 0.500 (1, 2)										4	0	2	0	0	1	1											
<b>Esteban Beltre, R</b> OBP: 0.357, SLG: 0.417 <b>Mitt Cuyler, S</b> (9, PH)										3	0	1	0	0	1	3											
<b>Inning Stats</b>	R: 0 E: 1 K: 1 S: 9	H: 1 LOB: 1 BB: 0 P: 13	R: 0 E: 0 K: 1 S: 9	H: 1 LOB: 2 BB: 1 P: 15	R: 0 E: 0 K: 1 S: 10	H: 2 LOB: 2 BB: 0 P: 17	R: 0 E: 0 K: 2 S: 14	H: 2 LOB: 2 BB: 0 P: 19	R: 0 E: 0 K: 1 S: 11	H: 1 LOB: 1 BB: 0 P: 18	R: 0 E: 0 K: 1 S: 6	H: 0 LOB: 0 BB: 0 P: 8	R: 0 E: 0 K: 0 S: 8	H: 1 LOB: 1 BB: 0 P: 10	R: 0 E: 0 K: 0 S: 7	H: 0 LOB: 0 BB: 0 P: 10	1B: 7 2B: 2 3B: 0 HR: 0	SF: 0 SAC: 0 DP: 0 HBP: 0	WP: 0 PB: 0 SB: 0 CS: 1	PA: 37							
<b>PITCHER</b>	IP	WLS	BF	H	R	ER	SO	BB	IBB	HBP	BLK	WP	HR	S	P	ERA	WHIP	<b>PITCHER</b>									
<b>Jack McDowell, R</b> ERA: 1.64	9.0	W	37	9	0	0	9	1	0	0	0	0	0	87	128	0.00	1.111										



Batter	1	2	3	4	5	6	7	8	9	AB	R	H	RBI	BB	SO	LOB	TOP					
Dwayne Hosey, S (1, 8) OBP: 0.308, SLG: 0.265	P4		L5			G6-3		F9		4	0	0	0	0	0	0	Boston Red Sox @ Baltimore Orioles Oriole Park at Camden Yards, Baltimore, MD Tue Apr 16 1996, 7:05 PM EDT Att: 40,017 - Unknown - 57 F					
John Valentin, R (1, 6) OBP: 0.304, SLG: 0.224	1B			FC5 G1-3		1B		F9		4	0	3	0	0	0							
Mo Vaughn, L (1, 3) OBP: 0.333, SLG: 0.385	K			F8		FC3-6		1B	2B SF9	4	1	1	0	0	1							
Jose Canseco, R (1, 10) OBP: 0.328, SLG: 0.510	K			G1-3		1B		FC4-6	SF9	4	0	2	0	0	1							
Wil Cordero, R (1, 4) OBP: 0.154, SLG: 0.180		G3		FC5		1B		FC4-6	K	4	0	0	0	0	1							
Mike Greenwell, L (1, 7) OBP: 0.310, SLG: 0.426	G3-1					S		G4-3	SF9	3	0	1	1	0	0							
Bill Haselman, R (1, 2) OBP: 0.250, SLG: 0.333	K			F7		1B		K	F4	4	0	0	0	0	2							
Jim Tatum, R (1, 5)			K			P6		F7		3	0	0	0	0	1							
Troy O'Leary, L (1, 9) OBP: 0.311, SLG: 0.357			G1-3			K			P5	3	0	0	0	0	1							
<b>Inning Stats</b>	R: 0 H: 1 E: 0 K: 2 S: 12	H: 1 LOB: 1 BB: 0 P: 19	R: 0 H: 0 E: 0 K: 1 S: 8	H: 0 LOB: 0 BB: 0 P: 9	R: 0 H: 0 E: 0 K: 1 S: 7	H: 0 LOB: 0 BB: 0 P: 10	R: 0 H: 1 E: 0 K: 0 S: 11	H: 1 LOB: 1 BB: 0 P: 16	R: 0 H: 1 E: 0 K: 1 S: 9	H: 1 LOB: 1 BB: 0 P: 14	R: 0 H: 2 E: 0 K: 0 S: 13	H: 2 LOB: 2 BB: 0 P: 13	R: 0 H: 0 E: 0 K: 1 S: 8	H: 0 LOB: 0 BB: 0 P: 10	R: 0 H: 0 E: 0 K: 0 S: 6	H: 0 LOB: 0 BB: 0 P: 6	R: 1 H: 2 E: 0 K: 1 S: 12	H: 2 LOB: 1 BB: 0 P: 16	1B: 6 2B: 1 3B: 0 HR: 0	SF: 1 SAC: 0 DP: 0 HBP: 0	WP: 0 PB: 0 SB: 1 CS: 0	PA: 34
<b>PITCHER</b> David Wells, L (1, 1) ERA: 1.5	IP: 9.0 WLS: W BF: 34 H: 7 R: 1 ER: 1 SO: 7 BB: 0 IBB: 0 HBP: 0 BLK: 0 WP: 0 HR: 0 S: 86 P: 113 ERA: 1.00 WHIP: 0.778															<b>PITCHER</b>						

Batter	1	2	3	4	5	6	7	8	9	AB	R	H	RBI	BB	SO	LOB	BOTTOM	
Brady Anderson, L (1, 8) OBP: 0.415, SLG: 0.614	FC3-2			F9			2B	G3		3	1	1	1	1	0	4	Boston Red Sox @ Baltimore Orioles Oriole Park at Camden Yards, Baltimore, MD Tue Apr 16 1996, 7:05 PM EDT Att: 40,017 - Unknown - 57 F	
Roberto Alomar, S (1, 4) OBP: 0.400, SLG: 0.581	P5		HBP			F8	BB	K		5	1	2	2	0	1			
Rafael Palmeiro, L (1, 3) OBP: 0.385, SLG: 0.488	FC3-2		S	G4-3		F8	2B	K		3	0	0	1	1	0			
Bobby Bonilla, S (1, 10) OBP: 0.280, SLG: 0.356	G4-3		S	G4-3		G1-3	K			4	0	0	1	0	1			
Cal Ripken Jr., R (1, 6) OBP: 0.277, SLG: 0.318		G1-3	L7			K	G5-3			4	0	0	0	0	1			
B.J. Surhoff, L (1, 5) OBP: 0.404, SLG: 0.727		HR		F8		F8		P5		4	1	1	1	0	0			
Chris Hoiles, R (1, 2) OBP: 0.216, SLG: 0.250		G4-3		BB		F7		BB	BB	2	1	1	0	1	0			
Tony Tarasco, L (1, 9) OBP: 0.300, SLG: 0.379		G4-3						BB	G3	3	1	1	0	0	1			
Mike Devereaux, R (8, PH) ERA: 10.13								BB	BB	0	0	0	0	1	0			
Jeffrey Hammonds, R (1, 7) OBP: 0.386, SLG: 0.625		F9						BB	G3	2	1	1	0	2	0			
<b>Inning Stats</b>	R: 0 H: 1 E: 0 K: 0 S: 13	H: 2 LOB: 1 BB: 0 P: 17	R: 1 H: 2 E: 0 K: 0 S: 9	H: 2 LOB: 0 BB: 0 P: 19	R: 1 H: 1 E: 0 K: 0 S: 14	H: 1 LOB: 1 BB: 1 P: 27	R: 0 H: 0 E: 0 K: 1 S: 10	H: 0 LOB: 2 BB: 1 P: 20	R: 0 H: 0 E: 0 K: 1 S: 6	H: 0 LOB: 0 BB: 0 P: 8	R: 3 H: 3 E: 0 K: 1 S: 13	H: 3 LOB: 1 BB: 1 P: 22	R: 1 H: 0 E: 0 K: 1 S: 19	H: 0 LOB: 2 BB: 3 P: 34	1B: 3 2B: 3 3B: 0 HR: 1	SF: 0 SAC: 0 DP: 0 HBP: 2	WP: 1 PB: 0 SB: 2 CS: 1	PA: 38
<b>PITCHER</b> Roger Clemens, R (1, 1) ERA: 3.75	IP: 6.0 WLS: L BF: 27 H: 6 R: 4 ER: 4 SO: 2 BB: 2 IBB: 0 HBP: 2 BLK: 0 WP: 1 HR: 1 S: 61 P: 105 ERA: 6.00 WHIP: 1.333															<b>PITCHER</b>		
Mike Stanton, L (7, 1) ERA: 10.13	IP: 1.0 WLS: L BF: 5 H: 1 R: 1 ER: 1 SO: 1 BB: 0 IBB: 0 HBP: 0 BLK: 0 WP: 0 HR: 0 S: 11 P: 20 ERA: 9.00 WHIP: 2.000																	
Brad Pennington, L (8, 1) ERA: 1.35	IP: 1.0 WLS: L BF: 6 H: 0 R: 1 ER: 1 SO: 1 BB: 0 IBB: 0 HBP: 0 BLK: 0 WP: 0 HR: 0 S: 19 P: 34 ERA: 9.00 WHIP: 3.000																	

AB 33  
R 1  
H 7  
RBI 1  
BB 0  
SO 7  
LOB 14



AB 30  
R 6  
H 7  
RBI 6  
BB 6  
SO 4  
LOB 17





Batter	1	2	3	4	5	6	7	8	9	10	11	12	AB	R	H	RBI	BB	SO	LOB	TOP							
Troy O'Leary, L Dwayne Hoesy, S OBP: 0.286, SLG: 0.326 OBP: 0.317, SLG: 0.278	6-3		F7		F7		E3		K		G6-3		4	0	0	0	0	0	3								
John Valentin, R OBP: 0.323, SLG: 0.273	G4-6-3		S		F8		F7		FC4-5		G6-3		6	0	3	0	0	0	4								
Mo Vaughn, L OBP: 0.317, SLG: 0.357	G4-6-3		SF8		F7		BB		FC4-5				4	0	0	2	1	1	2								
Jose Canseco, R OBP: 0.344, SLG: 0.500			K		6-3		SF7						3	0	1	1	2	1	1								
Mike Greenwell, L OBP: 0.287, SLG: 0.390		P6			6-3								5	0	0	0	1	0	4								
18 Reggie Jefferson, S OBP: 0.197, SLG: 0.190 Milt Cuyler, S													3	1	2	0	1	1	3								
Bill Haselman, R OBP: 0.235, SLG: 0.294													5	1	1	0	0	2	4								
Jim Tatum, R OBP: 0.125, SLG: 0.125													5	1	1	0	0	1	4								
Esteban Beltrre, R OBP: 0.375, SLG: 0.385 Wil Cordero, R													1	1	0	0	1	0	0								
													3	1	1	2	0	0	1								
<b>Inning Stats</b>	R: 0 E: 0 K: 0 S: 3	H: 1 LOB: 0 BB: 0 P: 3	R: 0 E: 0 K: 1 S: 7	H: 2 LOB: 2 BB: 0 P: 7	R: 1 E: 0 K: 1 S: 6	H: 1 LOB: 1 BB: 1 P: 10	R: 0 E: 0 K: 1 S: 3	H: 1 LOB: 1 BB: 0 P: 6	R: 0 E: 0 K: 0 S: 3	H: 0 LOB: 0 BB: 0 P: 3	R: 4 E: 2 K: 1 S: 9	H: 2 LOB: 3 BB: 3 P: 21	R: 0 E: 0 K: 0 S: 3	H: 1 LOB: 0 BB: 0 P: 3	R: 0 E: 0 K: 1 S: 6	H: 0 LOB: 2 BB: 1 P: 10	R: 0 E: 0 K: 2 S: 7	H: 0 LOB: 0 BB: 0 P: 7	R: 0 E: 0 K: 1 S: 3	H: 1 LOB: 0 BB: 0 P: 3	R: 0 E: 0 K: 1 S: 4	H: 0 LOB: 0 BB: 1 P: 8	1B: 9 2B: 1 3B: 0 HR: 0	SF: 2 SAC: 0 DP: 4 HBP: 0	WP: 0 PB: 1 SB: 1 CS: 0	PA: 50	
<b>PITCHER</b>	IP	WLS	BF	H	R	ER	SO	BB	IBB	HBP	BLK	WP	HR	S	P	ERA	WHIP										
Scott Erickson, R ERA: 3.5	(1.1)	6.0	26	6	4	2	3	2	0	0	0	0	0	3	3	0.00	3.000										
Roger McDowell, R ERA:	(7.1)	0.1	3	1	0	0	0	0	0	0	0	0	0	3	3	0.00	3.000										
Jesse Orosco, L ERA:	(7.1)	0.0	1	0	0	0	0	1	0	0	0	0	0	0	4	∞	∞										
Armando Benitez, R ERA:	(7.1)	1.2	6	1	1	0	1	1	0	0	0	0	0	7	11	0.00	1.200										
Randy Myers, L ERA:	(9.1)	1.0	5	1	0	0	1	1	0	0	0	0	0	6	10	0.00	2.000										
<b>PITCHER</b>	IP	WLS	BF	H	R	ER	SO	BB	IBB	HBP	BLK	WP	HR	S	P	ERA	WHIP										
Arthur Rhodes, L ERA: 0.96	(10.1)	3.0	9	1	0	0	3	1	0	0	0	0	0	14	18	0.00	0.667										

Boston Red Sox @ Baltimore Orioles  
Oriole Park at Camden Yards, Baltimore, MD

Wed Apr 17 1996, 7:05 PM EDT  
Att. 40,258 - Unknown - 59 F

AB 42  
R 5  
H 10  
RBI 5  
BB 6  
SO 8  
LOB 26



Batter	1	2	3	4	5	6	7	8	9	10	11	12	AB	R	H	RBI	BB	SO	LOB	BOTTOM							
Brady Anderson, L OBP: 0.497, SLG: 0.571	K		G4-6-3		1B		G3		P6		G3		5	1	1	0	1	1	0								
Roberto Alomar, S OBP: 0.429, SLG: 0.653	4-3		G4-6-3		2B								6	3	4	1	0	0	1								
Rafael Palmeiro, L OBP: 0.362, SLG: 0.447	K		F8		K		F7		F9				6	0	1	0	0	2	3								
Bobby Bonilla, S OBP: 0.304, SLG: 0.367		F9			F7		L7		K				4	1	1	2	2	1	1								
Cal Ripken Jr., R OBP: 0.302, SLG: 0.367		FC6-4			2B				FC1-5				5	0	2	0	1	2	4								
B.J. Surhoff, L OBP: 0.415, SLG: 0.688		F9			BB		F8		FC1-5				4	0	1	1	2	0	2								
Chris Hoiles, R OBP: 0.195, SLG: 0.222 Gregg Zaun, S		FC6-4			F9		6-3		FC1-5				4	0	0	1	0	0	5								
													1	0	0	0	0	1	0								
Tony Tarasco, L OBP: 0.286, SLG: 0.333		FC6-4			F2				F7				4	0	0	0	1	0	5								
Jeffrey Hammonds, R OBP: 0.307, SLG: 0.378					1B		5-3		F9				5	1	1	0	0	2	3								
<b>Inning Stats</b>	R: 0 E: 0 K: 2 S: 7	H: 0 LOB: 0 BB: 0 P: 7	R: 1 E: 0 K: 0 S: 3	H: 0 LOB: 1 BB: 2 P: 11	R: 1 E: 0 K: 0 S: 4	H: 2 LOB: 0 BB: 0 P: 4	R: 0 E: 0 K: 0 S: 4	H: 1 LOB: 2 BB: 1 P: 8	R: 2 E: 0 K: 3 S: 11	H: 2 LOB: 1 BB: 1 P: 15	R: 0 E: 0 K: 0 S: 3	H: 0 LOB: 1 BB: 1 P: 7	R: 1 E: 0 K: 0 S: 4	H: 1 LOB: 0 BB: 0 P: 4	R: 0 E: 0 K: 0 S: 4	H: 1 LOB: 2 BB: 1 P: 8	R: 0 E: 0 K: 1 S: 5	H: 0 LOB: 0 BB: 0 P: 5	R: 0 E: 0 K: 1 S: 5	H: 0 LOB: 0 BB: 0 P: 5	R: 0 E: 0 K: 1 S: 6	H: 0 LOB: 3 BB: 1 P: 10	1B: 7 2B: 3 3B: 0 HR: 1	SF: 0 SAC: 0 DP: 1 HBP: 0	WP: 0 PB: 0 SB: 1 CS: 0	PA: 51	
<b>PITCHER</b>	IP	WLS	BF	H	R	ER	SO	BB	IBB	HBP	BLK	WP	HR	S	P	ERA	WHIP										
Aaron Sele, R ERA: 5.63	(1.1)	6.0	27	5	4	4	5	5	0	0	0	0	0	32	52	6.00	1.667										
Mike Stanton, L ERA: 9.99	(7.1)	1.0	4	1	1	1	0	0	0	0	0	0	1	4	4	9.00	1.000										
Stan Belinda, R ERA: 7.94	(8.1)	1.1	7	2	0	0	0	0	1	0	0	0	0	6	10	0.00	1.500										
Brad Pennington, L ERA: 1.28	(9.1)	0.1	1	0	0	0	0	0	0	0	0	0	0	1	1	0.00	0.000										
Heathcliff Slocumb, R ERA: 0.96	(9.1)	2.1	7	0	0	0	3	0	0	0	0	0	0	13	13	0.00	0.000										
<b>PITCHER</b>	IP	WLS	BF	H	R	ER	SO	BB	IBB	HBP	BLK	WP	HR	S	P	ERA	WHIP										
Mike Maddux, R ERA: 4.0	(12.1)	0.1	5	3	1	1	1	0	1	0	0	0	0	6	10	27.00	9.000										


Boston Red Sox @ Baltimore Orioles  
Oriole Park at Camden Yards, Baltimore, MD

Wed Apr 17 1996, 7:05 PM EDT  
Att. 40,258 - Unknown - 59 F

AB 44  
R 6  
H 11  
RBI 5  
BB 7  
SO 9  
LOB 24






Batter	1	2	3	4	5	6	7	8	9	AB	R	H	RBI	BB	SO	LOB	TOP																					
Dwayne Hosey, S OBP: 0.304, SLG: 0.268 (1, 8)	G5-3		E3 1B FC1-5 1-2 3-H	F8			E S E 1B	F9		5	1	1	0	0	0	3																						
John Valentin, R OBP: 0.328, SLG: 0.283 (1, 6)	F9		FC1-5 1B 1-3 2-H	G6-4-3			E7 HR 1B	F9		5	2	2	2	0	0	2																						
Mo Vaughn, L OBP: 0.309, SLG: 0.393 (1, 3)	K		FC1-5 1B 1-2 3-H		F9		HR	L5		5	1	1	2	0	1	2																						
Jose Canseco, R OBP: 0.333, SLG: 0.475 (1, 10)		G6-3	G4-6-3 1B 1-2 2-H		G5-3		K	F9		5	0	1	1	0	1	0																						
Mike Greenwell, L OBP: 0.279, SLG: 0.365 (1, 7)	G4-3	G4-6-3	G4-6-3 1B 1-2		F9		F8			4	0	0	0	0	0	2																						
Troy O'Leary, L OBP: 0.302, SLG: 0.340 (1, 9)	G3-1			2B 1B			G3-1			4	1	2	0	0	0	0																						
Mike Stanley, R OBP: 0.318, SLG: 0.324 (1, 2)			2B 1B	1B		P6		HR		4	3	3	1	0	0	1	AB 40 R 10 H 14 RBI 9 BB 0 SO 4 LOB 12																					
Wil Cordero, R OBP: 0.186, SLG: 0.228 (1, 4)			1B E 2B	1B		F8		K		4	1	2	2	0	1	1																						
Esteban Beltre, R OBP: 0.400, SLG: 0.412 (1, 5)			1B E 2B 1B	1B		F7		K		4	1	2	1	0	1	1																						
<b>Inning Stats</b>	R: 0 E: 0 K: 1 S: 5	H: 0 LOB: 0 BB: 0 P: 5	R: 0 E: 0 K: 0 S: 3	H: 0 LOB: 0 BB: 0 P: 3	R: 4 E: 1 K: 0 S: 8	H: 5 LOB: 1 BB: 0 P: 8	R: 2 E: 0 K: 0 S: 6	H: 4 LOB: 1 BB: 0 P: 6	R: 0 E: 0 K: 0 S: 4	H: 1 LOB: 1 BB: 0 P: 4	R: 3 E: 1 K: 1 S: 8	H: 3 LOB: 0 BB: 0 P: 8	R: 1 E: 0 K: 2 S: 8	H: 1 LOB: 0 BB: 0 P: 8	R: 0 E: 0 K: 0 S: 3	H: 0 LOB: 0 BB: 0 P: 3	1B: 10 2B: 2 3B: 0 HR: 2	SF: 0 SAC: 0 DP: 2 HBP: 0	WP: 0 PB: 0 SB: 1 CS: 0	PA: 40																		
<b>PITCHER</b>	IP	WLS	BF	H	R	ER	SO	BB	IBB	HBP	BLK	WP	HR	S	P	ERA	WHIP	<b>PITCHER</b>				IP	WLS	BF	H	R	ER	SO	BB	IBB	HBP	BLK	WP	HR	S	P	ERA	WHIP
35 Mike Mussina, R ERA: 3.0 (1, 1)	6.0	L	27	10	6	5	1	0	0	0	0	0	0	29	29	7.50	1.667																					
Jesse Orasco, L ERA: 9.92 (7, 1)	2.0		10	4	4	4	3	0	0	0	0	0	2	16	16	18.00	2.000																					
Jimmy Myers, R ERA: (9, 1)	1.0		3	0	0	0	0	0	0	0	0	0	0	3	3	0.00	0.000																					

**Boston Red Sox @ Baltimore Orioles**  
 Oriole Park at Camden Yards, Baltimore, MD  
 Thu Apr 18 1996, 3:33 AM EDT  
 Att: 47,283 - Sunny - 71 F

livebaseballscores.com

Batter	1	2	3	4	5	6	7	8	9	AB	R	H	RBI	BB	SO	LOB	BOTTOM																					
Brady Anderson, L OBP: 0.431, SLG: 0.648 (1, 8)	HR		F9	BB 1B		SF8		1B SF8 1B	DI 1B	5	2	4	2	0	0	0																						
Roberto Alomar, S OBP: 0.435, SLG: 0.630 (1, 4)	G6-3		K	BB 1B		1B		SF8 BB SF9 1B	K	5	1	2	0	1	2	2																						
Rafael Palmeiro, L OBP: 0.365, SLG: 0.490 (1, 3)	G3-1		HR			P5		BB		4	1	1	1	1	0	5																						
Bobby Bonilla, S OBP: 0.295, SLG: 0.358 (1, 9)	P4		BB 1B		G5-3		G6-3	SF8		4	0	1	1	0	0	0																						
Cal Ripken Jr., R OBP: 0.293, SLG: 0.346 (1, 6)		K	BB	BB	F8		G6-3	SF9		3	0	0	1	1	1	0																						
B.J. Surhoff, L OBP: 0.397, SLG: 0.642 (1, 5)	F9		G4-3		G4-3		1B 1B	F7		5	1	1	0	0	0	3																						
Chris Hoiles, R OBP: 0.217, SLG: 0.244 (1, 2)		2B 1B			F9		P3	WP 1B	K	5	1	2	0	0	1	0	AB 41 R 7 H 17 RBI 7 BB 3 SO 4 LOB 14																					
Mike Devereaux, R OBP: 0.400, SLG: 0.421 (1, 7)		1B			L7		1B SF8 1B	WP 1B	1B 1B	5	1	4	2	0	0	0																						
Jeffrey Hammonds, R OBP: 0.370, SLG: 0.560 (1, 10)	F8		BB 1B	1B		1B	1B	F7		5	0	2	0	0	0	4																						
<b>Inning Stats</b>	R: 1 E: 0 K: 0 S: 4	H: 1 LOB: 0 BB: 0 P: 4	R: 1 E: 0 K: 1 S: 7	H: 2 LOB: 1 BB: 0 P: 7	R: 1 E: 0 K: 1 S: 7	H: 2 LOB: 1 BB: 1 P: 11	R: 0 E: 0 K: 0 S: 5	H: 2 LOB: 3 BB: 1 P: 9	R: 0 E: 0 K: 0 S: 3	H: 0 LOB: 0 BB: 0 P: 3	R: 1 E: 0 K: 0 S: 6	H: 3 LOB: 2 BB: 0 P: 6	R: 1 E: 0 K: 0 S: 6	H: 3 LOB: 2 BB: 0 P: 6	R: 2 E: 0 K: 0 S: 5	H: 2 LOB: 1 BB: 1 P: 9	R: 0 E: 0 K: 2 S: 9	H: 2 LOB: 2 BB: 0 P: 9	1B: 14 2B: 1 3B: 0 HR: 2	SF: 3 SAC: 0 DP: 0 HBP: 0	WP: 1 PB: 0 SB: 0 CS: 0	PA: 47																
<b>PITCHER</b>	IP	WLS	BF	H	R	ER	SO	BB	IBB	HBP	BLK	WP	HR	S	P	ERA	WHIP	<b>PITCHER</b>				IP	WLS	BF	H	R	ER	SO	BB	IBB	HBP	BLK	WP	HR	S	P	ERA	WHIP
Jamie Moyer, L ERA: 4.64 (1, 1)	5.1		27	9	4	4	2	2	0	0	0	0	0	29	37	6.75	2.062																					
Brad Pennington, L ERA: 1.17 (6, 1)	0.2		3	1	0	0	0	0	0	0	0	0	0	3	3	0.00	1.500																					
Mike Maddux, R ERA: 4.66 (7, 1)	0.2		5	3	1	1	0	0	0	0	0	0	0	5	5	13.50	4.500																					
Stan Belinda, R ERA: 10.5 (7, 1)	0.1		3	2	2	2	0	0	0	0	0	1	0	3	3	54.00	6.000																					
Mike Stanton, L ERA: 8.59 (8, 1)	1.0		4	0	0	0	0	1	0	0	0	0	0	3	7	0.00	1.000																					

**Boston Red Sox @ Baltimore Orioles**  
 Oriole Park at Camden Yards, Baltimore, MD  
 Thu Apr 18 1996, 3:33 AM EDT  
 Att: 47,283 - Sunny - 71 F

livebaseballscores.com



Batter	1	2	3	4	5	6	7	8	9	AB	R	H	RBI	BB	SO	LOB	TOP										
Dwayne Hoesy, S (1, 8) OBP: 0.300, SLG: 0.250 18 Reggie Jefferson, S (9, PH) OBP: 0.371, SLG: 0.067	4-1 G6-3 SF7 BB		0-1 G3		2-3 K		1-0 L8		1-1 L7	3	1	0	0	1	1	0											
John Valentin, R (1, 6) OBP: 0.347, SLG: 0.338	3-2 G6-3 1-3		0-0 1B		1-2 2B		1-0 HR		1-2 G3	5	1	3	0	0	0	2											
Mo Vaughn, L (1, 3) OBP: 0.319, SLG: 0.453	2-1 SF7 3-H		0-0 1B		2-1 G4-3		3-1 HR			3	1	2	3	0	0	1											
Jose Canseco, R (1, 10) OBP: 0.329, SLG: 0.452	4-2 BB		1-1 G6-4-3		2-2 F9		2-2 G4-3			3	0	0	0	1	0	2											
Mike Greenwell, L (1, 7) OBP: 0.264, SLG: 0.343	0-0 G1-3				0-0 F9		3-2 P8		0-1 G4-3	4	0	0	0	0	0	1											
Troy O'Leary, L (1, 9) OBP: 0.285, SLG: 0.333		1-1 G4-3		0-0 G3-1		3-2 HBP 1B		1-3 K	4	0	1	0	0	1	0												
Mike Stanley, R (1, 2) OBP: 0.333, SLG: 0.400		0-0 F9		0-1 HR		1-1 HBP		2-2 F9	3	1	1	1	0	0	0												
Wil Cordero, R (1, 4) OBP: 0.190, SLG: 0.230		0-2 FC4-6 1B		2-0 F7		0-1 L9			2-3 K	4	0	1	0	0	1	2											
Eteban Beltre, R (1, 5) OBP: 0.348, SLG: 0.350 Bill Selby, L (9, PH) OBP: 1.000, SLG: 1.000	1-1 FC4-6 1-2		1-1 FC4-6		2-1 G3-1		2-3 K		2-2 1B	3	0	0	0	0	1	1											
<b>Inning Stats</b>	R: 1 E: 0 K: 0 S: 9	H: 0 LOB: 1 BB: 2 P: 22	R: 0 E: 0 K: 0 S: 8	H: 1 LOB: 1 BB: 0 P: 10	R: 0 E: 0 K: 0 S: 6	H: 2 LOB: 1 BB: 0 P: 7	R: 1 E: 0 K: 0 S: 5	H: 1 LOB: 1 BB: 0 P: 7	R: 0 E: 0 K: 1 S: 12	H: 1 LOB: 1 BB: 0 P: 19	R: 0 E: 0 K: 0 S: 13	H: 1 LOB: 0 BB: 0 P: 22	R: 2 E: 0 K: 1 S: 11	H: 2 LOB: 0 BB: 0 P: 20	R: 0 E: 0 K: 1 S: 8	H: 0 LOB: 0 BB: 0 P: 11	R: 0 E: 0 K: 1 S: 12	H: 1 LOB: 1 BB: 0 P: 18	1B: 5 2B: 2 3B: 0 HR: 2	SF: 1 SAC: 0 DP: 1 HBP: 1	WP: 0 PB: 0 SB: 1 CS: 0	PA: 38					
<b>PITCHER</b>	IP	WLS	BF	H	R	ER	SO	BB	IBB	HBP	BLK	WP	HR	S	P	ERA	WHIP										
Dennis Martinez, R (1, 1) ERA: 3.58	7.0	W	31	8	4	4	2	2	0	1	0	0	2	64	107	5.14	1.429										
Jim Poole, L (8, 1) ERA:	1.0		3	0	0	0	1	0	0	0	0	0	0	8	11	0.00	0.000										
Jose Mesa, R (9, 1) ERA: 2.57	1.0		4	1	0	0	1	0	0	0	0	0	0	12	18	0.00	1.000										

Boston Red Sox @ Cleveland Indians  
Jacobs Field, Cleveland, OH  
Fri Apr 19 1996, 7:05 PM EDT  
Att: 40,521 - Unknown - 68 F

AB 34  
R 4  
H 9  
RBI 4  
BB 2  
SO 4  
LOB 10



Batter	1	2	3	4	5	6	7	8	9	AB	R	H	RBI	BB	SO	LOB	BOTTOM										
Kenny Lofton, L (1, 8) OBP: 0.385, SLG: 0.439	1-2 G6-3 HR 1B		4-1 1B BB		1-3 K		2-2 FC4-6 2B 1B		2-2 E S 1B	4	3	3	0	1	1	2											
Julio Franco, R (1, 3) OBP: 0.354, SLG: 0.407	2-2 G6-3 1-2		2-2 BB 1B SF7		4-2 BB		4-1 FC4-6 BB		1-1 G5-3	3	1	1	1	2	0	2											
Carlos Baerga, S (1, 4) OBP: 0.313, SLG: 0.417	1-0 G6-3 2-3		2-0 BB 1B		1-1 P4		2-1 FC4-6 2B 1B		0-1 G6-3	5	1	1	2	0	0	6											
Albert Belle, R (1, 7) OBP: 0.438, SLG: 0.759	2-1 HR 3-H		4-2 BB		0-0 FC4-6 1B		0-1 1B 2B		1-2 G6-3	4	2	3	3	1	0	0											
Eddie Murray, S (1, 10) OBP: 0.288, SLG: 0.200	3-2 G4-3		1-0 SF7		1-2 FC4-6 1-2		4-0 F7-5 1B IBB		4-0 BB	2	0	0	1	2	0	1											
Manny Ramirez, R (1, 9) OBP: 0.346, SLG: 0.522		1-0 G6-3		1-1 F8		2-1 P4		2-1 1B	3-3 K	5	0	1	2	0	1	4											
Jim Thome, L (1, 5) OBP: 0.400, SLG: 0.372 Scott Leius, R (9, 5)		4-0 G6-4-3 BB		1-0 2B 1B		1-0 F8		1-1 F7-5		3	0	1	0	1	0	3											
Sandy Alomar Jr., R (1, 2) OBP: 0.308, SLG: 0.462		2-2 G6-4-3 1-2		0-1 L7		3-2 1B BB 1B		2-1 G4-3		4	1	1	0	0	0	2											
Omar Vizquel, S (1, 6) OBP: 0.264, SLG: 0.380			0-2 G1-3		1-2 2B		2-2 BB 1B FC4-6 1B		2-1 P5	4	1	2	0	0	0												
<b>Inning Stats</b>	R: 2 E: 0 K: 0 S: 15	H: 2 LOB: 0 BB: 0 P: 24	R: 0 E: 0 K: 0 S: 4	H: 0 LOB: 0 BB: 1 P: 11	R: 2 E: 0 K: 0 S: 13	H: 2 LOB: 2 BB: 2 P: 27	R: 0 E: 0 K: 1 S: 13	H: 2 LOB: 3 BB: 1 P: 21	R: 0 E: 0 K: 0 S: 7	H: 1 LOB: 1 BB: 0 P: 11	R: 5 E: 0 K: 0 S: 16	H: 5 LOB: 1 BB: 2 P: 34	R: 0 E: 0 K: 0 S: 9	H: 1 LOB: 1 BB: 0 P: 16	R: 0 E: 0 K: 1 S: 8	H: 0 LOB: 1 BB: 1 P: 16	1B: 10 2B: 3 3B: 0 HR: 1	SF: 1 SAC: 0 DP: 2 HBP: 0	WP: 0 PB: 0 SB: 1 CS: 0	PA: 42							
<b>PITCHER</b>	IP	WLS	BF	H	R	ER	SO	BB	IBB	HBP	BLK	WP	HR	S	P	ERA	WHIP										
Tom Gordon, R (1, 1) ERA: 7.71	5.0	L	28	10	7	7	1	4	0	0	0	0	0	26	54	6.00	1.667										
Joe Hudson, R (6, 1) ERA: 6.0	3.0		14	3	2	2	1	2	1	0	0	0	0	26	54	6.00	1.667										

Boston Red Sox @ Cleveland Indians  
Jacobs Field, Cleveland, OH  
Fri Apr 19 1996, 7:05 PM EDT  
Att: 40,521 - Unknown - 68 F

AB 34  
R 9  
H 13  
RBI 9  
BB 7  
SO 2  
LOB 20





Batter	1	2	3	4	5	6	7	8	9	AB	R	H	RBI	BB	SO	LOB	TOP					
Mitt Cuyler, S (1, 8) Kevin Mitchell, R (9, FH) OBP: 0.250, SLG: 0.222	F8		F8				SH1-4		K	2	0	0	0	1	0	0						
John Valentin, R (1, 6) Jose Canseco, R (7, PH) OBP: 0.329, SLG: 0.319	F9		P5				G5-3			4	0	0	0	0	0	3						
Mo Vaughn, L (1, 3) OBP: 0.316, SLG: 0.433	K									3	0	0	0	1	1	0						
18 Reggie Jefferson, S (1, 10) Jose Canseco, R (7, PH) OBP: 0.324, SLG: 0.444		G5-3								2	0	0	0	1	0	0						
Mike Stanley, R (1, 2) OBP: 0.365, SLG: 0.419										3	1	2	0	1	0	1						
Mike Greenwell, L (1, 7) OBP: 0.283, SLG: 0.329										3	0	0	0	1	0	3						
Troy O'Leary, L (1, 9) OBP: 0.311, SLG: 0.345										4	0	2	1	0	1	1						
Wil Cordero, R (1, 4) OBP: 0.179, SLG: 0.215										4	0	0	0	0	0	4						
Bill Selby, L (1, 5) OBP: 0.600, SLG: 0.600										4	0	2	0	0	0	0						
<b>Inning Stats</b>	R: 0 E: 0 K: 1 S: 7	H: 0 LOB: 0 BB: 0 P: 12	R: 0 E: 0 K: 0 S: 11	H: 1 LOB: 2 BB: 1 P: 19	R: 0 E: 0 K: 0 S: 7	H: 0 LOB: 0 BB: 0 P: 9	R: 0 E: 0 K: 0 S: 13	H: 0 LOB: 1 BB: 1 P: 21	R: 0 E: 0 K: 1 S: 10	H: 1 LOB: 2 BB: 1 P: 17	R: 0 E: 0 K: 1 S: 10	H: 2 LOB: 2 BB: 1 P: 15	R: 0 E: 0 K: 1 S: 7	H: 1 LOB: 2 BB: 1 P: 17	R: 0 E: 0 K: 0 S: 8	H: 1 LOB: 0 BB: 0 P: 12	R: 0 E: 0 K: 1 S: 8	H: 0 LOB: 0 BB: 0 P: 11	1B: 6 2B: 0 3B: 0 HR: 0	SF: 0 SAC: 1 DP: 1 HBP: 0	WP: 0 PB: 0 SB: 0 CS: 0	PA: 37
<b>PITCHER</b>	IP	WLS	BF	H	R	ER	SO	BB	IBB	HBP	BLK	WP	HR	S	P	ERA	WHIP					
Jack McDowell, R (1, 1) ERA: 1.57	6.2	W	29	5	1	1	2	4	0	0	0	0	0	61	99	1.35	1.350					
Paul Assenmacher, L (7, 1) ERA: 3.86	0.0		1	0	0	0	0	1	0	0	0	0	0	4	∞	∞	∞					
Julian Tavarez, R (7, 1) ERA: 1.54	1.1		4	1	0	0	1	0	0	0	0	0	0	12	19	0.00	0.750					
Jose Mesa, R (9, 1) ERA: 2.25	1.0	S	3	0	0	0	1	0	0	0	0	0	0	8	11	0.00	0.000					

**Boston Red Sox @ Cleveland Indians**  
Jacobs Field, Cleveland, OH  
Sat Apr 20 1996, 3:33 AM EDT  
Att: 40,498 - Cloudy - 70 F

AB 31  
R 1  
H 6  
RBI 1  
BB 5  
SO 4  
LOB 14



Batter	1	2	3	4	5	6	7	8	9	AB	R	H	RBI	BB	SO	LOB	BOTTOM				
Kenny Lofton, L (1, 8) OBP: 0.362, SLG: 0.410	L4		F8				F9			4	0	0	0	0	0	4					
Julio Franco, R (1, 3) OBP: 0.362, SLG: 0.414	K		E2				G1-3			4	0	2	2	0	1	1					
Carlos Baerga, S (1, 4) OBP: 0.309, SLG: 0.397	P6		G4-3							3	0	0	0	1	0	1					
Albert Belle, R (1, 7) OBP: 0.412, SLG: 0.707										4	0	0	0	0	2	2					
Eddie Murray, S (1, 10) OBP: 0.286, SLG: 0.204										4	0	1	0	0	1	3					
Manny Ramirez, R (1, 9) OBP: 0.321, SLG: 0.480										4	0	0	0	0	1	4					
Jim Thome, L (1, 5) OBP: 0.379, SLG: 0.348										3	0	0	0	0	1	1					
Tony Peña, R (1, 2) OBP: 0.389, SLG: 0.267										1	1	0	0	2	0	0					
Omar Vizquel, S (1, 6) OBP: 0.286, SLG: 0.415										3	1	2	0	0	0	1					
<b>Inning Stats</b>	R: 0 E: 0 K: 1 S: 7	H: 0 LOB: 0 BB: 0 P: 10	R: 0 E: 0 K: 1 S: 9	H: 0 LOB: 0 BB: 0 P: 11	R: 2 E: 1 K: 1 S: 12	H: 2 LOB: 1 BB: 1 P: 23	R: 0 E: 1 K: 1 S: 12	H: 0 LOB: 1 BB: 0 P: 17	R: 0 E: 0 K: 1 S: 11	H: 1 LOB: 1 BB: 0 P: 15	R: 0 E: 0 K: 0 S: 6	H: 1 LOB: 1 BB: 0 P: 11	R: 0 E: 0 K: 1 S: 10	H: 1 LOB: 2 BB: 1 P: 19	R: 0 E: 0 K: 1 S: 10	H: 1 LOB: 2 BB: 1 P: 19	1B: 4 2B: 1 3B: 0 HR: 0	SF: 0 SAC: 0 DP: 0 HBP: 0	WP: 0 PB: 0 SB: 2 CS: 0	PA: 33	
<b>PITCHER</b>	IP	WLS	BF	H	R	ER	SO	BB	IBB	HBP	BLK	WP	HR	S	P	ERA	WHIP				
49 Tim Wakefield, R (1, 1) ERA: 6.11	7.0	L	30	5	2	2	5	3	0	0	0	0	0	66	110	2.57	1.143				
Stan Belinda, R (8, 1) ERA: 9.0	1.0		3	0	0	0	1	0	0	0	0	0	0	9	12	0.00	0.000				

**Boston Red Sox @ Cleveland Indians**  
Jacobs Field, Cleveland, OH  
Sat Apr 20 1996, 3:33 AM EDT  
Att: 40,498 - Cloudy - 70 F


AB 30  
R 2  
H 5  
RBI 2  
BB 3  
SO 6  
LOB 17






Batter	1	2	3	4	5	6	7	8	9	AB	R	H	RBI	BB	SO	LOB	TOP																	
<b>Mitt Cuyler, S</b> OBP: 0.333, SLG: 0.200 (1, 8)										4	1	2	1	0	2	0	<b>Boston Red Sox @ Cleveland Indians</b> Jacobs Field, Cleveland, OH Sun Apr 21 1996, 3:33 AM EDT Att: 42,256 - Sunny - 51 F																	
<b>John Valentin, R</b> OBP: 0.309, SLG: 0.297 (1, 6)										5	0	0	0	0	0	5																		
<b>Mo Vaughn, L</b> OBP: 0.346, SLG: 0.443 (1, 3)										3	1	2	2	2	1	0																		
<b>18 Reggie Jefferson, S</b> OBP: 0.462, SLG: 0.455 (7, PH)										3	1	1	0	0	0	3																		
<b>Dwayne Hoesly, S</b> OBP: 0.294, SLG: 0.244 (8, PH)										1	0	0	0	0	1	0																		
<b>Kevin Mitchell, R</b> OBP: 0.239, SLG: 0.211 (8, PH)										1	0	0	0	0	1	1																		
<b>Mike Stanley, R</b> OBP: 0.386, SLG: 0.426 (1, 2)										4	0	2	0	1	1	2																		
<b>Mike Greenwell, L</b> OBP: 0.259, SLG: 0.320 (1, 7)										5	0	1	0	0	1	3																		
<b>Troy O'Leary, L</b> OBP: 0.323, SLG: 0.355 (9, PH)										4	1	2	2	0	0	2																		
<b>Bill Haselman, R</b> OBP: 0.222, SLG: 0.278 (9, PH)										1	0	0	0	0	0	0																		
<b>Wil Cordero, R</b> OBP: 0.183, SLG: 0.217 (1, 4)										4	1	1	0	0	0	3																		
<b>Bill Selby, L</b> OBP: 0.667, SLG: 1.111 (1, 5)										4	2	3	2	0	0	0																		
<b>Inning Stats</b>	R: 0 E: 0 K: 1 S: 10	H: 1 LOB: 1 BB: 0 P: 16	R: 0 E: 0 K: 0 S: 7	H: 1 LOB: 1 BB: 0 P: 12	R: 0 E: 0 K: 0 S: 9	H: 0 LOB: 2 BB: 1 P: 15	R: 2 E: 0 K: 0 S: 10	H: 5 LOB: 2 BB: 0 P: 19	R: 2 E: 0 K: 0 S: 9	H: 3 LOB: 1 BB: 1 P: 18	R: 1 E: 0 K: 2 S: 14	H: 1 LOB: 0 BB: 0 P: 21	R: 0 E: 0 K: 1 S: 9	H: 0 LOB: 1 BB: 1 P: 17	R: 2 E: 0 K: 1 S: 18	H: 3 LOB: 1 BB: 0 P: 26	R: 0 E: 0 K: 2 S: 10	H: 0 LOB: 0 BB: 0 P: 14	1B: 12 2B: 1 3B: 0 HR: 1	SF: 0 SAC: 0 DP: 2 HBP: 1	WP: 0 PB: 0 SB: 1 CS: 0	PA: 43												
<b>PITCHER</b>	IP WLS BF H R ER SO BB IBB HBP BLK WP HR S P ERA WHIP																																	
<b>Orel Hershiser, R</b> ERA: 6.23	(1, 1)	4.1	25	10	4	4	1	2	0	0	1	0	0	0	43	78	8.31	2.769																
<b>Chad Ogea, R</b> ERA: 7.71	(5, 1)	1.2	W	5	1	1	2	0	0	0	0	0	0	1	16	23	5.40	0.600																
<b>Jim Poole, L</b> ERA: 2.84	(7, 1)	1.0		4	0	0	1	1	0	0	0	0	0	0	9	17	0.00	1.000																
<b>Julian Tavarez, R</b> ERA: 2.84	(8, 1)	1.0		6	3	2	2	1	0	0	0	0	0	0	18	26	18.00	3.000																
<b>Paul Assenmacher, L</b> ERA: 2.7	(9, 1)	1.0		3	0	0	0	2	0	0	0	0	0	0	10	14	0.00	0.000																
<b>Batter</b>	<b>1</b>	<b>2</b>	<b>3</b>	<b>4</b>	<b>5</b>	<b>6</b>	<b>7</b>	<b>8</b>	<b>9</b>	<b>AB</b>	<b>R</b>	<b>H</b>	<b>RBI</b>	<b>BB</b>	<b>SO</b>	<b>LOB</b>	<b>BOTTOM</b>																	
<b>Kenny Lofton, L</b> OBP: 0.378, SLG: 0.431 (1, 8)										4	2	2	2	1	2	3	<b>Boston Red Sox @ Cleveland Indians</b> Jacobs Field, Cleveland, OH Sun Apr 21 1996, 3:33 AM EDT Att: 42,256 - Sunny - 51 F																	
<b>Julio Franco, R</b> OBP: 0.378, SLG: 0.410 (1, 3)										3	1	1	1	2	0	0																		
<b>Carlos Baerga, S</b> OBP: 0.315, SLG: 0.412 (1, 4)										5	0	2	5	0	1	1																		
<b>Albert Belle, R</b> OBP: 0.411, SLG: 0.714 (1, 7)										5	1	2	0	0	0	3																		
<b>Eddie Murray, S</b> OBP: 0.279, SLG: 0.190 (1, 10)										4	0	0	1	1	1	0																		
<b>Manny Ramirez, R</b> OBP: 0.333, SLG: 0.593 (8, 9)										4	2	2	2	0	1	2																		
<b>Wayne Kirby, L</b> OBP: 0.250, SLG: 0.250 (8, 9)										1	0	0	0	0	0	0																		
<b>Jim Thome, L</b> OBP: 0.419, SLG: 0.362 (8, 5)										1	2	1	0	2	0	0																		
<b>Scott Leius, R</b> OBP: 0.362 (8, 5)										1	0	0	0	0	0	0																		
<b>Sandy Alomar Jr., R</b> OBP: 0.326, SLG: 0.452 (1, 2)										3	1	1	0	1	1	2																		
<b>Omar Vizquel, S</b> OBP: 0.300, SLG: 0.400 (1, 6)										2	2	0	0	2	1	3																		
<b>Inning Stats</b>	R: 0 E: 0 K: 1 S: 9	H: 2 LOB: 1 BB: 0 P: 15	R: 2 E: 0 K: 1 S: 16	H: 3 LOB: 0 BB: 0 P: 28	R: 0 E: 0 K: 1 S: 9	H: 1 LOB: 2 BB: 1 P: 20	R: 0 E: 0 K: 3 S: 12	H: 1 LOB: 1 BB: 0 P: 17	R: 0 E: 0 K: 0 S: 10	H: 0 LOB: 0 BB: 0 P: 15	R: 5 E: 0 K: 1 S: 12	H: 2 LOB: 1 BB: 4 P: 31	R: 4 E: 0 K: 0 S: 20	H: 2 LOB: 2 BB: 4 P: 45	R: 0 E: 0 K: 0 S: 12	H: 0 LOB: 0 BB: 0 P: 14	1B: 6 2B: 3 3B: 1 HR: 2	SF: 0 SAC: 0 DP: 1 HBP: 1	WP: 1 PB: 0 SB: 0 CS: 1	PA: 43														
<b>PITCHER</b>	IP WLS BF H R ER SO BB IBB HBP BLK WP HR S P ERA WHIP																																	
<b>Roger Clemens, R</b> ERA: 4.55	(1, 1)	5.2	27	8	5	5	7	3	0	1	0	0	0	0	65	114	7.94	1.941																
<b>Brad Pennington, L</b> ERA: 2.35	(6, 1)	0.0	L	1	0	0	0	1	0	0	0	0	0	0	4																			
<b>Stan Belinda, R</b> ERA: 11.25	(6, 1)	1.0		7	1	4	4	3	0	0	0	0	0	0	14	31	36.00	4.000																
<b>Mike Stanton, L</b> ERA: 11.05	(7, 1)	0.0		4	2	2	2	2	0	0	0	0	1	0	6	16																		
<b>Joe Hudson, R</b> ERA: 5.4	(7, 1)	0.1		1	0	0	0	0	0	0	0	0	0	0	3	6	0.00	0.000																



Batter	1	2	3	4	5	6	7	8	9	AB	R	H	RBI	BB	SO	LOB	TOP										
Mitt Cuyler, S OBP: 0.294, SLG: 0.200 (1, 8)	G6-3		1B			CS	F8	P6	G3	5	0	1	0	0	0	2	<b>Boston Red Sox @ Minnesota Twins</b> Hubert H. Humphrey Metrodome, Minneapolis, MN Mon Apr 22 1996, 8:05 PM EDT Att: 11,340 - Dome - 67 F  <b>AB 34</b> <b>R 4</b> <b>H 9</b> <b>RBI 4</b> <b>BB 5</b> <b>SO 6</b> <b>LOB 18</b> 										
John Valentin, R OBP: 0.314, SLG: 0.286 (1, 6)	K		G3-6-1 BB			CS BB		F7	G5-3	3	0	0	0	2	1	0											
Mo Vaughn, L OBP: 0.326, SLG: 0.413 (1, 3)	G4-3		G3-6-1			K		G4-3	L8	5	0	0	0	0	1	3											
Jose Canseco, R OBP: 0.333, SLG: 0.448 (1, 10)		K		G6-3				1B WP 1B	2B 1B	4	2	2	0	0	1	0											
Mike Stanley, R OBP: 0.393, SLG: 0.440 (1, 2)	E6 1B			F9				1B 1B	1B BB 2B	3	2	1	0	1	0	0											
Kevin Mitchell, R OBP: 0.292, SLG: 0.273 Alex Cole, L (7, PR) (7, 8)				G4-3				1B 1B	BB 1B BB	3	0	2	0	0	0	0											
Wil Cordero, R OBP: 0.213, SLG: 0.247 (1, 4)		K				CS 1B		1B 1B	BB 1B BB	4	0	3	3	0	1	2											
Troy O'Leary, L OBP: 0.319, SLG: 0.338 (1, 7)		K				F8		K		3	0	0	1	1	2	5											
Esteban Beltre, R OBP: 0.308, SLG: 0.304 Bill Selby, L OBP: 0.600, SLG: 1.000 (8, PH) (8, 5)				G4-3		P5		P3	G1-3	3	0	0	0	0	0	3											
										1	0	0	0	0	0	3											
<b>Inning Stats</b>	R: 0 E: 0 K: 1 S: 8	H: 0 LOB: 0 BB: 0 P: 14	R: 0 E: 1 K: 3 S: 14	H: 1 LOB: 2 BB: 0 P: 20	R: 0 E: 0 K: 0 S: 6	H: 1 LOB: 1 BB: 1 P: 13	R: 0 E: 0 K: 0 S: 8	H: 0 LOB: 0 BB: 0 P: 14	R: 0 E: 0 K: 0 S: 10	H: 1 LOB: 0 BB: 0 P: 17	R: 0 E: 0 K: 1 S: 8	H: 0 LOB: 0 BB: 1 P: 16	R: 2 E: 0 K: 1 S: 12	H: 3 LOB: 2 BB: 1 P: 19	R: 2 E: 0 K: 0 S: 13	H: 3 LOB: 3 BB: 2 P: 27	R: 0 E: 0 K: 0 S: 5	H: 0 LOB: 0 BB: 0 P: 8	1B: 8 2B: 1 3B: 0 HR: 0	SF: 0 SAC: 0 DP: 1 HBP: 0	WP: 1 PB: 0 SB: 1 CS: 2	PA: 40					
<b>PITCHER</b>	IP	WLS	BF	H	R	ER	SO	BB	IBB	HBP	BLK	WP	HR	S	P	ERA	WHIP										
Rich Robertson, L ERA: 7.43 (1, 1)	6.0	L	22	4	1	1	5	2	0	0	0	0	0	57	98	1.50	1.000										
Greg Hansell, R ERA: 7.04 (7, 1)	0.0		3	2	1	1	0	1	0	0	0	1	0	2	7	∞	∞										
Eddie Guardado, L ERA: 6.57 (8, 1)	1.2		5	0	0	0	1	0	0	0	0	0	0	12	14	0.00	0.000										
Pat Mahomes, R ERA: 4.78 Erik Bennett, R ERA: 4.97 (8, 1)	0.0		5	3	2	2	0	2	0	0	0	0	0	7	19	∞	∞										
1.1	4	0	0	0	0	0	0	0	0	0	0	0	0	6	10	0.00	0.000										

Batter	1	2	3	4	5	6	7	8	9	AB	R	H	RBI	BB	SO	LOB	BOTTOM										
Chuck Knoblauch, R OBP: 0.368, SLG: 0.418 (1, 4)	G4-3		BB			PO BB 1B		K	G4-3	4	0	1	0	1	1	2	<b>Boston Red Sox @ Minnesota Twins</b> Hubert H. Humphrey Metrodome, Minneapolis, MN Mon Apr 22 1996, 8:05 PM EDT Att: 11,340 - Dome - 67 F  <b>AB 31</b> <b>R 1</b> <b>H 5</b> <b>RBI 1</b> <b>BB 4</b> <b>SO 7</b> <b>LOB 13</b> 										
Matt Lawton, L OBP: 0.319, SLG: 0.217 (1, 8) (8, 9)	F7		G4-3			BB		L4		3	0	0	0	1	0	1											
Paul Molitor, R OBP: 0.392, SLG: 0.463 (1, 10)					G1-3	PO		F8	G5-3	4	0	1	0	0	0	0											
Marty Cordova, R OBP: 0.487, SLG: 0.636 (1, 7)										3	0	0	0	1	3	1											
Greg Myers, L OBP: 0.264, SLG: 0.340 (1, 2)					F7			F8	F9	4	1	1	0	0	0	1											
Dave Hollins, S OBP: 0.424, SLG: 0.463 (1, 5)										3	0	2	1	0	1	0											
Scott Stahoviak, L OBP: 0.419, SLG: 0.649 (1, 3)										2	0	0	0	1	2	1											
Pat Meares, R OBP: 0.345, SLG: 0.569 (1, 6)					G6-3			L9	FC6-4	4	0	0	0	0	0	5											
Rich Becker, L OBP: 0.175, SLG: 0.111 Roberto Kelly, R OBP: 0.291, SLG: 0.271 (1, 9) (8, 8)										2	0	0	0	0	0	0											
Chip Hale, L OBP: 0.429, SLG: 0.333 (8, PH)					G6-3			F7	G1-3	1	0	0	0	0	0	0											
										1	0	0	0	0	0	2											
<b>Inning Stats</b>	R: 0 E: 0 K: 1 S: 10	H: 1 LOB: 1 BB: 0 P: 17	R: 0 E: 0 K: 2 S: 8	H: 0 LOB: 0 BB: 0 P: 14	R: 0 E: 0 K: 0 S: 10	H: 0 LOB: 1 BB: 1 P: 21	R: 1 E: 0 K: 2 S: 10	H: 2 LOB: 1 BB: 0 P: 17	R: 0 E: 0 K: 0 S: 6	H: 1 LOB: 1 BB: 1 P: 15	R: 0 E: 0 K: 0 S: 7	H: 0 LOB: 3 BB: 1 P: 21	R: 0 E: 0 K: 1 S: 9	H: 0 LOB: 0 BB: 0 P: 13	R: 0 E: 0 K: 1 S: 9	H: 0 LOB: 0 BB: 0 P: 13	R: 0 E: 0 K: 0 S: 10	H: 1 LOB: 2 BB: 1 P: 22	1B: 4 2B: 1 3B: 0 HR: 0	SF: 0 SAC: 0 DP: 0 HBP: 2	WP: 0 PB: 0 SB: 0 CS: 0	PA: 38					
<b>PITCHER</b>	IP	WLS	BF	H	R	ER	SO	BB	IBB	HBP	BLK	WP	HR	S	P	ERA	WHIP										
Aaron Sele, R ERA: 4.9 (1, 1)	6.0	W	26	4	1	1	5	3	0	2	0	0	0	9	13	0.00	0.000										
Mike Stanton, L ERA: 9.72 (7, 1)	1.0		3	0	0	0	1	0	0	0	0	0	0	9	13	0.00	0.000										
Stan Belinda, R ERA: 10.0 (8, 1)	1.0		3	0	0	0	1	0	0	0	0	0	0	9	13	0.00	0.000										
Heathcliff Stocumb, R ERA: 0.73 (8, 1)	1.0	S	5	1	0	0	0	1	0	0	0	0	0	10	22	0.00	2.000										











Batter	1	2	3	4	5	6	7	8	9	AB	R	H	RBI	BB	SO	LOB	TOP		
Darryl Hamilton, L (1, 8) OBP: 0.359, SLG: 0.326	0-1 F8 2B		0-2 F9		3-2 G4-3		3-2 FC4-6 G3 WP		2-2 L4	5	0	1	0	0	0	5			
Ivan Rodriguez, R (1, 2) OBP: 0.404, SLG: 0.573	1-3 K		1-2 E4 G3-6-3		0-3 K		1-2 SAFE G3		0-0 P6	5	0	0	0	0	2	5			
Will Clark, L (1, 3) OBP: 0.452, SLG: 0.534	0-1 F8 2-3		3-1 G3-6-3		0-1 1B 1B		0-3 1B		3-H 0-3 K	4	0	1	0	0	1	4			
Juan Gonzalez, R (1, 9) OBP: 0.397, SLG: 0.591	0-2 P3			0-0 HR		0-3 K		2-3 K	4	1	1	1	0	2	2				
Mickey Tettleton, S (1, 10) OBP: 0.442, SLG: 0.485		0-3 K		3-2 F9		2-2 P6		1-1 G6-3	4	0	0	0	0	1	1				
Dean Palmer, R (1, 5) OBP: 0.411, SLG: 0.719		0-1 HR		0-2 P6		0-0 1-2 1B		3-1 1B	4	1	3	1	0	0	0				
29 Rusty Greer, L (1, 7) OBP: 0.364, SLG: 0.429		2-2 F8		1-2 G3		0-1 P5		2-3 K	4	0	0	0	0	1	3				
Mark McLemore, S (1, 4) OBP: 0.412, SLG: 0.353		2-3 K2-3			3-2 WP S 1B		4-2 FC4-6 BB WP BB		0-0 G4-3	3	1	1	0	1	1	0			
Kevin Elster, R (1, 6) OBP: 0.301, SLG: 0.545			0-0 E 2B		0-3 K		4-1 FC4-6 BB		1-1 1B	2	0	1	0	1	1	1			
Warren Newson, L (9, PH) OBP: 0.438, SLG: 0.500					1-2 K		1-2 BB			1	0	1	0	0	0	0			
<b>Inning Stats</b>	R: 0 E: 0 K: 1 S: 11	H: 1 LOB: 1 BB: 0 P: 12	R: 1 E: 0 K: 2 S: 12	H: 1 LOB: 0 BB: 0 P: 16	R: 0 E: 1 K: 0 S: 9	H: 1 LOB: 1 BB: 0 P: 13	R: 1 E: 0 K: 0 S: 11	H: 1 LOB: 0 BB: 0 P: 15	R: 0 E: 0 K: 1 S: 13	H: 2 LOB: 2 BB: 0 P: 13	R: 1 E: 0 K: 1 S: 18	H: 0 LOB: 1 BB: 2 P: 32	R: 0 E: 0 K: 2 S: 10	H: 1 LOB: 1 BB: 0 P: 18	R: 0 E: 0 K: 0 S: 7	H: 1 LOB: 1 BB: 0 P: 10	1B: 5 2B: 2 3B: 0 HR: 2	SF: 0 SAC: 0 DP: 1 HBP: 0	WP: 2 PA: 38
<b>PITCHER</b>	IP WLS BF H R ER SO BB IBB HBP BLK WP HR S P ERA WHIP	IP WLS BF H R ER SO BB IBB HBP BLK WP HR S P ERA WHIP	IP WLS BF H R ER SO BB IBB HBP BLK WP HR S P ERA WHIP	IP WLS BF H R ER SO BB IBB HBP BLK WP HR S P ERA WHIP	IP WLS BF H R ER SO BB IBB HBP BLK WP HR S P ERA WHIP	IP WLS BF H R ER SO BB IBB HBP BLK WP HR S P ERA WHIP	IP WLS BF H R ER SO BB IBB HBP BLK WP HR S P ERA WHIP	IP WLS BF H R ER SO BB IBB HBP BLK WP HR S P ERA WHIP	IP WLS BF H R ER SO BB IBB HBP BLK WP HR S P ERA WHIP	IP WLS BF H R ER SO BB IBB HBP BLK WP HR S P ERA WHIP	IP WLS BF H R ER SO BB IBB HBP BLK WP HR S P ERA WHIP	IP WLS BF H R ER SO BB IBB HBP BLK WP HR S P ERA WHIP	IP WLS BF H R ER SO BB IBB HBP BLK WP HR S P ERA WHIP	IP WLS BF H R ER SO BB IBB HBP BLK WP HR S P ERA WHIP	IP WLS BF H R ER SO BB IBB HBP BLK WP HR S P ERA WHIP	IP WLS BF H R ER SO BB IBB HBP BLK WP HR S P ERA WHIP	IP WLS BF H R ER SO BB IBB HBP BLK WP HR S P ERA WHIP	IP WLS BF H R ER SO BB IBB HBP BLK WP HR S P ERA WHIP	

Texas Rangers @ Boston Red Sox  
Fenway Park, Boston, MA  
Thu Apr 25 1996, 7:05 PM EDT  
Att: 20,350 - Sunny - 68 F

AB 36  
R 3  
H 9  
RBI 2  
BB 2  
SO 9  
LOB 21



Batter	1	2	3	4	5	6	7	8	9	AB	R	H	RBI	BB	SO	LOB	BOTTOM		
Alex Cole, L (1, 8) OBP: 0.400, SLG: 0.333	3-3 K		4-0 BB 1-2 BB		3-2 P6		4-1 BB HR BB		3-2 L4	3	1	0	0	2	1	1			
John Valentin, R (1, 6) OBP: 0.340, SLG: 0.322	3-1 18 FC5-4 2B		3-2 F7		2-1 G6-3		4-2 HR BB		2-3 K	4	1	1	0	1	1	2			
Mo Vaughn, L (1, 3) OBP: 0.390, SLG: 0.548	4-1 18 FC5-4 BB		4-1 18 G5-4-3 BB		4-1 18 1B 2B BB		1-2 1-H 2-H HR		1-1 HR	2	3	2	4	3	0	0			
18 Reggie Jefferson, S (1, 10) OBP: 0.500, SLG: 0.667	2-2 FC5-4 1-2 2-3		0-1 G5-4-3		0-1 2B HR 1B		1-2 G4-3 2B		0-3 K	5	1	2	0	0	1	5			
Mike Stanley, R (1, 2) OBP: 0.387, SLG: 0.435	1-0 P4			4-2 1B BB		0-1 HR 2B		0-1 G4-3	4	1	1	1	1	1	3				
Troy O'Leary, L (1, 9) OBP: 0.317, SLG: 0.449		1-1 G4-3		2-2 F7		2-1 HR		1-3 K	4	1	1	3	0	1	2				
Mike Greenwell, L (1, 7) OBP: 0.264, SLG: 0.321		2-1 P5		0-0 F8		1-1 2B		2-3 K	4	0	1	0	0	1	1				
Bill Selby, L (1, 4) OBP: 0.565, SLG: 0.842		2-3 K		3-1 FC4-6 1B		2-2 L7		4-1 BB	3	0	1	0	1	1	1				
Esteban Beltre, R (1, 5) OBP: 0.297, SLG: 0.273			4-0 BB BB		1-1 FC4-6		0-3 K		0-1 L7	3	0	0	0	1	1	3			
<b>Inning Stats</b>	R: 0 E: 0 K: 1 S: 10	H: 1 LOB: 2 BB: 1 P: 23	R: 0 E: 0 K: 1 S: 7	H: 0 LOB: 0 BB: 0 P: 12	R: 0 E: 0 K: 0 S: 6	H: 0 LOB: 2 BB: 3 P: 21	R: 0 E: 0 K: 0 S: 12	H: 1 LOB: 2 BB: 1 P: 22	R: 4 E: 0 K: 0 S: 17	H: 4 LOB: 1 BB: 1 P: 31	R: 3 E: 0 K: 2 S: 17	H: 2 LOB: 1 BB: 2 P: 28	R: 0 E: 0 K: 1 S: 10	H: 0 LOB: 1 BB: 1 P: 19	R: 1 E: 0 K: 3 S: 14	H: 1 LOB: 0 BB: 0 P: 20	1B: 2 2B: 4 3B: 0 HR: 3	SF: 0 SAC: 0 DP: 1 HBP: 0	WP: 0 PA: 41
<b>PITCHER</b>	IP WLS BF H R ER SO BB IBB HBP BLK WP HR S P ERA WHIP	IP WLS BF H R ER SO BB IBB HBP BLK WP HR S P ERA WHIP	IP WLS BF H R ER SO BB IBB HBP BLK WP HR S P ERA WHIP	IP WLS BF H R ER SO BB IBB HBP BLK WP HR S P ERA WHIP	IP WLS BF H R ER SO BB IBB HBP BLK WP HR S P ERA WHIP	IP WLS BF H R ER SO BB IBB HBP BLK WP HR S P ERA WHIP	IP WLS BF H R ER SO BB IBB HBP BLK WP HR S P ERA WHIP	IP WLS BF H R ER SO BB IBB HBP BLK WP HR S P ERA WHIP	IP WLS BF H R ER SO BB IBB HBP BLK WP HR S P ERA WHIP	IP WLS BF H R ER SO BB IBB HBP BLK WP HR S P ERA WHIP	IP WLS BF H R ER SO BB IBB HBP BLK WP HR S P ERA WHIP	IP WLS BF H R ER SO BB IBB HBP BLK WP HR S P ERA WHIP	IP WLS BF H R ER SO BB IBB HBP BLK WP HR S P ERA WHIP	IP WLS BF H R ER SO BB IBB HBP BLK WP HR S P ERA WHIP	IP WLS BF H R ER SO BB IBB HBP BLK WP HR S P ERA WHIP	IP WLS BF H R ER SO BB IBB HBP BLK WP HR S P ERA WHIP	IP WLS BF H R ER SO BB IBB HBP BLK WP HR S P ERA WHIP	IP WLS BF H R ER SO BB IBB HBP BLK WP HR S P ERA WHIP	

Texas Rangers @ Boston Red Sox  
Fenway Park, Boston, MA  
Thu Apr 25 1996, 7:05 PM EDT  
Att: 20,350 - Sunny - 68 F

AB 32  
R 8  
H 9  
RBI 8  
BB 9  
SO 8  
LOB 18






Batter	1	2	3	4	5	6	7	8	9	AB	R	H	RBI	BB	SO	LOB	TOP										
<b>Johnny Damon, L</b> OBP: 0.318, SLG: 0.378 (1, 8)	P5		B2-3		G4-3		F8		G3	5	0	1	1	0	0	2											
<b>Tom Goodwin, L</b> OBP: 0.247, SLG: 0.222 (1, 7)	B2-3		F8		1B		K		G3	5	0	1	0	0	1	3											
<b>Les Norman, R</b> OBP: 0.083, SLG: 0.083 (9, 7)	B2-3		F8		1B		K		G3	0	0	0	0	0	0	0											
<b>Bip Roberts, S</b> OBP: 0.348, SLG: 0.402 (1, 4)	K				K		K		K	4	0	1	0	0	3	0											
<b>Keith Lockhart, L</b> OBP: 0.367, SLG: 0.300 (8, PH)		P6			1B				G1-3	2	1	0	0	1	1	2											
<b>Joe Randa, R</b> OBP: 0.356, SLG: 0.340 (8, 5)		P6			1B				G1-3	1	0	0	0	0	0	0											
<b>Michael Tucker, L</b> OBP: 0.329, SLG: 0.418 (1, 9)		K			1B		K		HR	4	1	2	1	0	2	0											
<b>Bob Hamelin, L</b> OBP: 0.397, SLG: 0.231 (8, PH)		K			1B		K		K	3	0	0	0	0	3	2											
<b>Joe Vitello, R</b> OBP: 0.403, SLG: 0.400 (8, PH)		K			K		K		K	1	0	0	0	0	1	0											
<b>Jose Offerman, S</b> OBP: 0.283, SLG: 0.265 (1, 3)					1B		F8		DI	2	2	1	1	2	0	0											
<b>Mike Macfarlane, R</b> OBP: 0.263, SLG: 0.315 (1, 2)					1B		F8		F7	3	0	1	1	1	1	3											
<b>David Howard, S</b> OBP: 0.306, SLG: 0.409 (1, 6)					B1		SH5-4		G5-3	3	0	0	0	0	1	2											
<b>Inning Stats</b>	R: 0 E: 0 K: 1 S: 7	H: 0 LOB: 0 BB: 0 P: 11	R: 0 E: 0 K: 2 S: 11	H: 0 LOB: 0 BB: 0 P: 17	R: 1 E: 0 K: 0 S: 13	H: 1 LOB: 1 BB: 1 P: 23	R: 1 E: 0 K: 3 S: 18	H: 2 LOB: 2 BB: 1 P: 27	R: 0 E: 0 K: 2 S: 12	H: 2 LOB: 2 BB: 0 P: 19	R: 0 E: 0 K: 1 S: 8	H: 0 LOB: 1 BB: 1 P: 14	R: 0 E: 0 K: 1 S: 7	H: 0 LOB: 1 BB: 1 P: 12	R: 1 E: 0 K: 2 S: 12	H: 1 LOB: 1 BB: 1 P: 18	R: 1 E: 0 K: 0 S: 6	H: 1 LOB: 1 BB: 1 P: 16	1B: 6 2B: 2 3B: 0 HR: 1	SF: 0 2B: 0 3B: 0 DP: 0	WP: 0 PB: 0 SB: 2 CS: 0	PA: 38					
<b>PITCHER</b>	IP	WLS	BF	H	R	ER	SO	BB	IBB	HBP	BLK	WP	HR	S	P	ERA	WHIP										
<b>Roger Clemens, R</b> ERA: 4.17 (1, 1)	7.0	L	29	5	2	2	11	3	0	0	0	0	0	76	123	2.57	1.143										
<b>Brad Pennington, L</b> ERA: 3.49 (8, 1)	1.0		5	1	2	2	2	1	0	0	0	0	1	13	23	18.00	2.000										
<b>Rich Garcés, R</b> ERA: (9, 1)	0.1		1	0	0	0	0	0	0	0	0	0	0	1	2	0.00	0.000										
<b>Mike Stanton, L</b> ERA: 7.36 (9, 1)	0.2		3	1	0	0	0	0	0	0	0	0	0	4	9	0.00	1.500										

**Kansas City Royals @ Boston Red Sox**  
Fenway Park, Boston, MA  
Fri Apr 26 1996, 7:05 PM EDT  
Att: 22,385 - Unknown - 64 F


AB 33  
R 4  
H 7  
RBI 4  
BB 4  
SO 13  
LOB 14



Batter	1	2	3	4	5	6	7	8	9	AB	R	H	RBI	BB	SO	LOB	BOTTOM										
<b>Alex Cole, L</b> OBP: 0.350, SLG: 0.294 (1, 8)	G3		F9		F8			18	G4-3	5	0	1	0	0	0	1											
<b>John Valentin, R</b> OBP: 0.337, SLG: 0.319 (1, 6)	1B		F8		F9		K		G4-3	4	0	1	0	0	1	1											
<b>Mo Vaughn, L</b> OBP: 0.385, SLG: 0.529 (1, 3)	K				K		G4-3		BB	3	0	0	0	1	2	1											
<b>18 Reggie Jefferson, S</b> OBP: 0.500, SLG: 0.720 (1, 10)	G4-3				3B		G4-3		G4-3	4	1	2	0	0	0	3											
<b>Mike Stanley, R</b> OBP: 0.392, SLG: 0.455 (1, 2)		G4-3			F9		F9		G3-1	4	1	2	0	0	0	2											
<b>Troy O'Leary, L</b> OBP: 0.326, SLG: 0.476 (1, 9)		G1-3			3B		G1-3		G4-3	4	1	2	1	0	0	1											
<b>Mike Greenwell, L</b> OBP: 0.283, SLG: 0.318 (1, 7)		G4-3			G4-3		G6-4-3		G3-1	4	0	1	0	0	0	4											
<b>Bill Selby, L</b> OBP: 0.481, SLG: 0.696 (1, 4)		G4-3			G4-3		G6-4-3		G4-3	4	0	0	1	0	0	3											
<b>Esteban Beltre, R</b> OBP: 0.275, SLG: 0.250 (1, 5)					G6-3				F9	3	0	0	0	0	0	0											
<b>Wil Cordero, R</b> OBP: 0.224, SLG: 0.270 (8, PH)					G1-3				F9	1	0	1	1	0	0	0											
<b>Mitt Cuyler, S</b> OBP: 0.250, SLG: 0.167 (9, PR)					G1-3				2B	0	0	0	0	0	0	0											
<b>Inning Stats</b>	R: 0 E: 0 K: 1 S: 8	H: 1 LOB: 1 BB: 0 P: 13	R: 0 E: 0 K: 0 S: 11	H: 1 LOB: 0 BB: 0 P: 18	R: 0 E: 0 K: 0 S: 6	H: 0 LOB: 0 BB: 0 P: 8	R: 1 E: 0 K: 1 S: 12	H: 2 LOB: 1 BB: 0 P: 17	R: 0 E: 0 K: 0 S: 10	H: 0 LOB: 0 BB: 0 P: 17	R: 0 E: 0 K: 0 S: 6	H: 1 LOB: 1 BB: 0 P: 11	R: 0 E: 0 K: 0 S: 6	H: 1 LOB: 0 BB: 0 P: 8	R: 0 E: 0 K: 1 S: 8	H: 1 LOB: 2 BB: 1 P: 17	R: 2 E: 0 K: 0 S: 11	H: 3 LOB: 1 BB: 0 P: 17	1B: 6 2B: 2 3B: 2 HR: 0	SF: 0 2B: 0 3B: 0 DP: 1	WP: 0 PB: 1 SB: 1 CS: 0	PA: 37					
<b>PITCHER</b>	IP	WLS	BF	H	R	ER	SO	BB	IBB	HBP	BLK	WP	HR	S	P	ERA	WHIP										
<b>Tim Lincecum, R</b> ERA: 2.81 (1, 1)	7.1	W	28	7	1	1	2	0	0	0	0	0	0	62	29	1.23	0.955										
<b>Jeff Montgomery, R</b> ERA: 1.2 (8, 1)	1.2	S	9	3	2	2	1	1	0	0	0	0	0	16	29	10.80	2.400										

**Kansas City Royals @ Boston Red Sox**  
Fenway Park, Boston, MA  
Fri Apr 26 1996, 7:05 PM EDT  
Att: 22,385 - Unknown - 64 F

AB 36  
R 3  
H 10  
RBI 3  
BB 1  
SO 3  
LOB 16






Batter	1	2	3	4	5	6	7	8	9	AB	R	H	RBI	BB	SO	LOB	TOP			
<b>Johnny Damon, L</b> (1, 8) OBP: 0.323, SLG: 0.407	2-2 SH5-3 SF9 2B		3-3 K			3-2 1B 2B		1-0 SF7		2-2 K							4 2 2 1 0 2 0			
<b>Tom Goodwin, L</b> (1, 7) OBP: 0.281, SLG: 0.238	0-1 SH5-3		0-1 G4-3			0-0 HR 1B		0-0 2B 1B		1-1 G5-3							3 2 2 1 0 0 0 1 0 0 0 0 0 0			
<b>Pat Lennon, R</b> (8, PH) OBP: 0.378, SLG: 0.333	2-3					1-2 2B 1B											4 1 2 5 0 0 0			
<b>Keith Lockhart, L</b> (1, 4) OBP: 0.369, SLG: 0.389	3-1 SF9				1-0 P6			1-2 HR 2B		3-2 L7							5 0 0 0 0 4 2			
<b>Michael Tucker, L</b> (1, 9) OBP: 0.309, SLG: 0.389	2-3 K				0-3 K			1-1 G3-1		1-3 K							1 0 1 0 2 0 0 2 2 0 0 0 0 0			
<b>Bob Hamelin, L</b> (1, 10) OBP: 0.421, SLG: 0.245					4-2 1B BB			4-2 SH1-4 BB BB		1-2 E1 1B BB SF8							2 1 2 0 2 0 0 0 0 0 0 1 0 0			
<b>Les Norman, R</b> (6, PR) OBP: 0.071, SLG: 0.071					0-0 BB			2-1 1B SH1-4 BB		4-0 1B BB							3 0 1 0 0 0 4			
<b>Jose Offerman, S</b> (1, 3) OBP: 0.333, SLG: 0.294	4-2 G6-4-3 BB				0-0 1B			1-2 1B BB		1-2 1B BB							4 1 1 2 0 1 4			
<b>Joe Vitello, R</b> (9, PH) OBP: 0.411, SLG: 0.400					1-3 1B			G2-3 HBP 1B									5 1 1 1 0 2 4			
<b>David Howard, S</b> (1, 6) OBP: 0.316, SLG: 0.406	3-2 P4				1-0 F9			0-0 SH1-4		3-2 G2-3 HBP							1B: 8 SF: 3 2B: 3 SAC: 2 3B: 0 DP: 1 HR: 1 HBP: 1			
<b>Joe Randa, R</b> (1, 5) OBP: 0.345, SLG: 0.333	1-0 G6-4-3				1-2 1B			2-2 1B SF7 1B		1-2 2-3 G2-3							WP: 0 PA: 45 PB: 0 SB: 0 CS: 0			
<b>Sal Fasano, R</b> (1, 2) OBP: 0.222, SLG: 0.182					0-3 K			3-2 G1-3		1-2 G1-3										
<b>Inning Stats</b>	R: 1 E: 0 K: 1 S: 12	H: 1 LOB: 0 BB: 0 P: 19	R: 0 E: 1 K: 0 S: 7	H: 1 LOB: 1 BB: 1 P: 15	R: 0 E: 0 K: 2 S: 8	H: 0 LOB: 0 BB: 0 P: 11	R: 0 E: 0 K: 1 S: 8	H: 1 LOB: 2 BB: 1 P: 14	R: 3 E: 0 K: 2 S: 20	H: 3 LOB: 0 BB: 0 P: 28	R: 5 E: 0 K: 0 S: 17	H: 4 LOB: 2 BB: 2 P: 28	R: 0 E: 0 K: 0 S: 11	H: 1 LOB: 2 BB: 0 P: 20	R: 0 E: 0 K: 1 S: 9	H: 0 LOB: 0 BB: 0 P: 15	R: 1 E: 1 K: 2 S: 13	H: 1 LOB: 2 BB: 1 P: 22	1B: 8 SF: 3 2B: 3 SAC: 2 3B: 0 DP: 1 HR: 1 HBP: 1	WP: 0 PA: 45 PB: 0 SB: 0 CS: 0
<b>PITCHER</b>	IP WLS BF H R ER SO BB IBB HBP BLK WP HR S P ERA WHIP																			
<b>Aaron Sele, R</b> (1, 1) ERA: 5.93	5.1 L 26 7 7 7 6 4 0 0 0 0 0 1 61 101 11.81 2.062																			
<b>Mike Maddux, R</b> (6, 1) ERA: 5.83	1.2 10 4 2 2 0 0 0 0 1 0 0 0 22 34 10.80 2.400																			
<b>Brad Pennington, L</b> (8, 1) ERA: 3.18	1.0 3 0 0 0 1 0 0 0 0 0 0 0 0 15 0.00 0.000																			
<b>Rich Garces, R</b> (9, 1) ERA:	1.0 6 1 1 0 2 1 0 0 0 0 0 0 13 22 0.00 2.000																			

**Kansas City Royals @ Boston Red Sox**  
Fenway Park, Boston, MA  
Sat Apr 27 1996, 3:33 AM EDT  
Att: 29,459 - Sunny - 58 F


AB 34  
R 10  
H 12  
RBI 10  
BB 5  
SO 9  
LOB 14



Batter	1	2	3	4	5	6	7	8	9	AB	R	H	RBI	BB	SO	LOB	BOTTOM			
<b>Alex Cole, L</b> (1, 8) OBP: 0.292, SLG: 0.238	1-2 G4-3		3-3 K			0-0 G3-1		1-2 G4-3		4 0 0 0 0 1 1										
<b>John Valentin, R</b> (1, 6) OBP: 0.333, SLG: 0.309	1-2 P6				0-2 L9			3-2 F8		4-1 1B BB							3 0 0 0 1 0 0			
<b>Mo Vaughn, L</b> (1, 3) OBP: 0.380, SLG: 0.516	3-3 K				2-3 K			0-2 1B		1-3 K							4 0 1 0 0 3 1			
<b>18 Reggie Jefferson, S</b> (1, 10) OBP: 0.452, SLG: 0.643					0-3 K			2-3 K		0-3 K							3 0 0 0 0 3 1 1 0 0 0 0 1 1			
<b>Phil Clark, R</b> (9, PH)																				
<b>Troy O'Leary, L</b> (1, 9) OBP: 0.333, SLG: 0.488	2-3 K				0-0 1B 2B			1-0 G3		1-2 1B							4 0 2 0 0 1 0			
<b>Wil Cordero, R</b> (1, 4) OBP: 0.213, SLG: 0.256	3-3 K				2-2 F7			2-0 F7		0-1 G1-3							4 0 0 0 0 1 3			
<b>Mike Greenwell, L</b> (1, 7) OBP: 0.258, SLG: 0.311					0-2 G3			1-3 K		3-1 L5							2 0 0 0 0 1 1 1 0 0 0 0 0 0			
<b>Milt Cuyler, S</b> (7, 9) OBP: 0.238, SLG: 0.158																				
<b>Bill Haselman, R</b> (1, 2) OBP: 0.286, SLG: 0.333					2-1 WP 1B			3-2 2-3 1B		1-0 G6-3							3 0 2 0 0 0 0			
<b>Bill Selby, L</b> (1, 5) OBP: 0.448, SLG: 0.640					1-2 L6			1-1 F8		1-0 G5-3							2 0 0 0 0 0 3 1 0 0 0 0 0 0			
<b>32 Alex Delgado, R</b> (8, PH) (9, 5)																				
<b>Inning Stats</b>	R: 0 E: 0 K: 1 S: 9	H: 0 LOB: 0 BB: 0 P: 14	R: 0 E: 0 K: 3 S: 9	H: 0 LOB: 0 BB: 0 P: 14	R: 0 E: 0 K: 1 S: 11	H: 1 LOB: 1 BB: 0 P: 17	R: 0 E: 0 K: 2 S: 13	H: 0 LOB: 0 BB: 0 P: 18	R: 0 E: 0 K: 1 S: 13	H: 2 LOB: 2 BB: 0 P: 20	R: 0 E: 0 K: 1 S: 10	H: 1 LOB: 1 BB: 0 P: 15	R: 0 E: 0 K: 0 S: 4	H: 0 LOB: 0 BB: 0 P: 10	R: 0 E: 0 K: 0 S: 5	H: 0 LOB: 0 BB: 0 P: 8	R: 0 E: 0 K: 2 S: 13	H: 1 LOB: 2 BB: 1 P: 19	1B: 4 SF: 0 2B: 1 SAC: 0 3B: 0 DP: 0 HR: 0 HBP: 0	WP: 1 PA: 33 PB: 0 SB: 0 CS: 0
<b>PITCHER</b>	IP WLS BF H R ER SO BB IBB HBP BLK WP HR S P ERA WHIP																			
<b>Kevin Appier, R</b> (1, 1) ERA: 3.62	7.0 W 25 4 0 0 9 0 0 0 0 0 0 0 69 108 0.00 0.571																			
<b>Jason Jacome, L</b> (8, 1) ERA: 8.59	2.0 8 1 0 0 2 1 0 0 0 0 0 0 18 27 0.00 1.000																			

**Kansas City Royals @ Boston Red Sox**  
Fenway Park, Boston, MA  
Sat Apr 27 1996, 3:33 AM EDT  
Att: 29,459 - Sunny - 58 F

AB 32  
R 0  
H 5  
RBI 0  
BB 1  
SO 11  
LOB 11



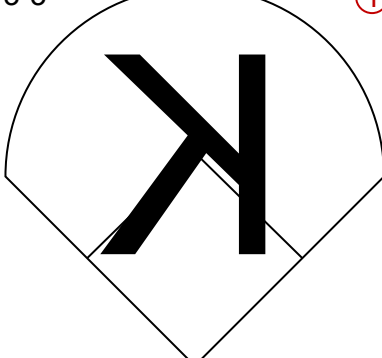
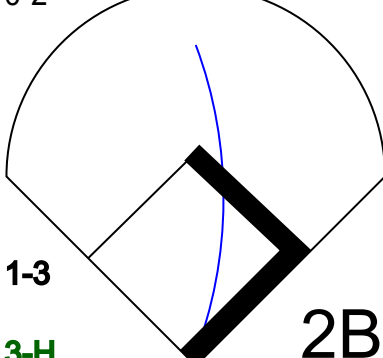
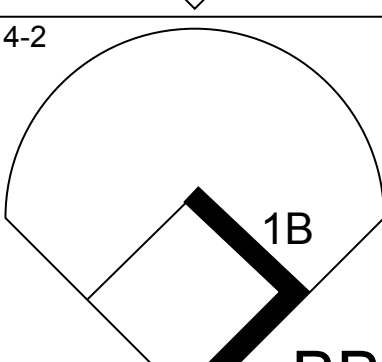
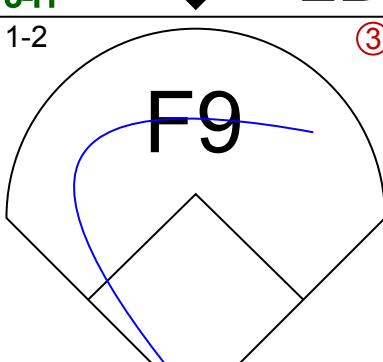
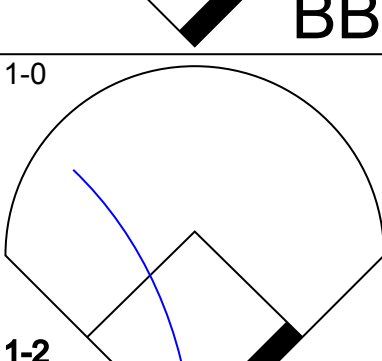
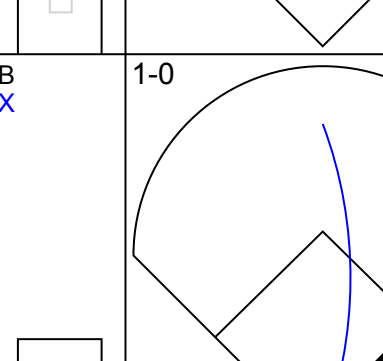


Batter	1	2	3	4	5	6	7	8	9	AB	R	H	RBI	BB	SO	LOB	TOP									
<b>Bip Roberts, S</b> OBP: 0.351, SLG: 0.400 (1, 4)	G5-3	CS	SH1-3 BB		L9		1B		SF8	3	0	1	1	1	0	0	<b>Kansas City Royals @ Boston Red Sox</b> Fenway Park, Boston, MA Sun Apr 28 1996, 3:33 AM EDT Att: 32,491 - Sunny - 63 F									
<b>Tom Goodwin, L</b> OBP: 0.284, SLG: 0.241 (1, 8)	G6-3		SH1-3			G6-3 SH3-4 BLK	F9		HR	3	1	1	0	0	0	2										
<b>Les Norman, R</b> OBP: 0.071, SLG: 0.071 (7, 9)										0	0	0	0	0	0	0										
<b>Bob Hamelin, L</b> OBP: 0.429, SLG: 0.315 (9, PH)										1	1	1	2	0	0	0										
<b>Jeff Montgomery, R</b> (9, 1)										0	0	0	0	0	0	0										
<b>Jose Offerman, S</b> OBP: 0.328, SLG: 0.291 (1, 3)	HR		P6		SH3-4			L9	HR	4	1	1	0	0	1	1										
<b>Craig Paquette, R</b> OBP: 0.400, SLG: 0.400 (1, 7)	HR		G5-3		G6-3			3B	1B	5	2	2	0	0	1	2										
<b>Mike Macfarlane, R</b> OBP: 0.262, SLG: 0.362 (1, 2)	HR			P9		G6-3		F8		4	1	1	3	0	0	1										
<b>Joe Vithello, R</b> OBP: 0.408, SLG: 0.414 (1, 10)	G5-3			G6-3			SH1-4 SH1-3			3	0	1	0	0	0	0										
<b>Michael Tucker, L</b> OBP: 0.317, SLG: 0.425 (7, PR)								3B		1	1	1	1	0	0	0										
<b>Johnny Damon, L</b> OBP: 0.313, SLG: 0.393 (7, 8)			L7		G3		SH1-4	G5-3		3	0	0	0	0	0	1										
<b>David Howard, S</b> OBP: 0.342, SLG: 0.423 (1, 6)						G6-4-3	SH1-3		1B SF8	2	1	2	1	1	0	0										
<b>Joe Randa, R</b> OBP: 0.333, SLG: 0.321 (7, PH)										2	0	0	0	0	0	2										
<b>Keith Lockhart, L</b> OBP: 0.388, SLG: 0.411 (7, 5)					G6-4-3			1B	HR	2	1	2	0	0	0	0										
<b>Inning Stats</b>	R: 3 E: 0 K: 0 S: 8	H: 3 LOB: 0 BB: 0 P: 12	R: 0 E: 0 K: 0 S: 5	H: 0 LOB: 0 BB: 1 P: 9	R: 0 E: 0 K: 0 S: 8	H: 0 LOB: 1 BB: 1 P: 15	R: 0 E: 0 K: 0 S: 10	H: 0 LOB: 0 BB: 0 P: 15	R: 0 E: 0 K: 0 S: 5	H: 1 LOB: 0 BB: 0 P: 8	R: 1 E: 0 K: 0 S: 7	H: 1 LOB: 0 BB: 0 P: 11	R: 1 E: 0 K: 0 S: 12	H: 3 LOB: 2 BB: 0 P: 18	R: 1 E: 0 K: 0 S: 14	H: 2 LOB: 1 BB: 0 P: 24	R: 3 E: 0 K: 2 S: 13	H: 3 LOB: 0 BB: 0 P: 22	1B: 9 2B: 1 3B: 1 HR: 2	SF: 1 SAC: 4 DP: 1 HBP: 0	WP: 0 PB: 0 SB: 1 CS: 1	PA: 41				
<b>PITCHER</b>	IP	WLS	BF	H	R	ER	SO	BB	IBB	HBP	BLK	WP	HR	S	P	ERA	WHIP									
<b>Jamie Moyer, L</b> ERA: 4.68	(1, 1)	6.1	25	6	5	5	0	2	0	0	0	1	0	1	47	7.11	1.263									
<b>Stan Belinda, R</b> ERA: 8.03	(7, 1)	1.1	7	3	1	1	0	0	0	0	0	0	0	0	18	28	6.75	2.250								
<b>Mike Stanton, L</b> ERA: 7.15	(8, 1)	0.1	2	1	0	0	0	0	0	0	0	0	0	4	7	0.00	3.000									
<b>Heathcliff Slocumb, R</b> ERA: 2.35	(9, 1)	1.0	L	6	3	3	2	0	0	0	0	0	0	1	13	22	27.00	3.000								

Batter	1	2	3	4	5	6	7	8	9	AB	R	H	RBI	BB	SO	LOB	BOTTOM									
<b>Alex Cole, L</b> OBP: 0.267, SLG: 0.259 (1, 8)	F7	P6		G3-1		FC3-6 FC6		HR	F8	6	1	1	0	0	0	5	<b>Kansas City Royals @ Boston Red Sox</b> Fenway Park, Boston, MA Sun Apr 28 1996, 3:33 AM EDT Att: 32,491 - Sunny - 63 F									
<b>John Valentin, R</b> OBP: 0.325, SLG: 0.293 (1, 6)	F9	G5-3			F9	FC6		HR	G5-3	5	1	0	0	1	0	4										
<b>Mo Vaughn, L</b> OBP: 0.389, SLG: 0.547 (1, 3)	1B BB			1B FC4-6	G4-3		K	HR		4	2	2	3	1	1	0										
<b>18 Reggie Jefferson, S</b> OBP: 0.472, SLG: 0.667 (1, 10)	1B			FC4-6		1B		K		5	1	3	0	0	1	1										
<b>Mike Stanley, R</b> OBP: 0.429, SLG: 0.478 (8, PR)	1B			1B		1B		1B		3	1	3	1	2	0	0										
<b>Bill Haselman, R</b> OBP: 0.286, SLG: 0.333 (9, 2)				G4-6-3		1B		WP		0	1	0	0	0	0	0										
<b>Troy O'Leary, L</b> OBP: 0.337, SLG: 0.478 (1, 7)	F8			G4-6-3		K		1B	1B	4	0	1	1	1	1	6										
<b>Wil Cordero, R</b> OBP: 0.247, SLG: 0.289 (1, 4)							F8	G1-6-3	1B	5	0	4	2	0	0	0										
<b>Bill Selby, L</b> OBP: 0.469, SLG: 0.630 (7, PH)				F8				G1-6-3	F9	2	0	1	0	1	0	1										
<b>Phil Clark, R</b> (8, 5)										2	0	0	0	0	0	4										
<b>Esteban Beltre, R</b> OBP: 0.275, SLG: 0.250 (9, 5)										0	0	0	0	0	0	0										
<b>Mitt Cuyler, S</b> OBP: 0.240, SLG: 0.174 (1, 9)										4	0	1	0	0	1	1										
<b>Inning Stats</b>	R: 1 E: 0 K: 0 S: 9	H: 2 LOB: 2 BB: 1 P: 17	R: 0 E: 0 K: 0 S: 8	H: 2 LOB: 0 BB: 0 P: 12	R: 0 E: 0 K: 0 S: 10	H: 2 LOB: 1 BB: 0 P: 16	R: 0 E: 0 K: 0 S: 11	H: 1 LOB: 0 BB: 0 P: 19	R: 0 E: 0 K: 1 S: 15	H: 2 LOB: 2 BB: 0 P: 26	R: 0 E: 0 K: 0 S: 13	H: 1 LOB: 1 BB: 1 P: 21	R: 2 E: 0 K: 1 S: 12	H: 3 LOB: 1 BB: 1 P: 22	R: 4 E: 0 K: 1 S: 13	H: 3 LOB: 2 BB: 3 P: 32	R: 0 E: 0 K: 1 S: 10	H: 0 LOB: 0 BB: 0 P: 15	1B: 13 2B: 2 3B: 0 HR: 1	SF: 0 SAC: 1 DP: 2 HBP: 0	WP: 1 PB: 0 SB: 0 CS: 0	PA: 47				
<b>PITCHER</b>	IP	WLS	BF	H	R	ER	SO	BB	IBB	HBP	BLK	WP	HR	S	P	ERA	WHIP									
<b>Mark Gubicza, R</b> ERA: 4.68	(1, 1)	5.2	28	1	1	1	1	2	0	0	0	0	0	10	19	27.00	6.000									
<b>Hipolito Pichardo, R</b> ERA: 7.94	(6, 1)	0.2	6	3	2	2	1	1	0	0	0	0	0	1	13	23	20.25	2.250								
<b>Mike Magnante, L</b> ERA: 4.26	(7, 1)	1.1	6	2	3	3	1	1	0	0	0	0	1	3	13	27.00	6.000									
<b>Ken Robinson, R</b> ERA: 6.75	(8, 1)	0.1	W	4	1	1	0	1	1	0	0	0	0	0	10	15	0.00	0.000								
<b>Jeff Montgomery, R</b> ERA: 1.15	(9, 1)	1.0	S	3	0	0	0	0	0	0	0	0	0	0	10	15	0.00	0.000								



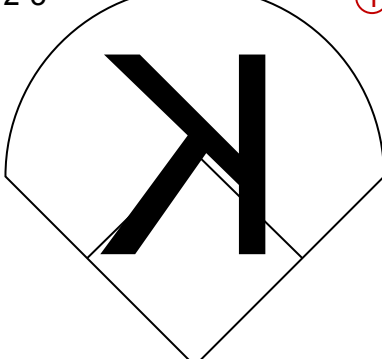


Batter	1	2	3	4	5	6	7	8	9	AB	R	H	RBI	BB	SO	LOB	TOP								
<b>Chad Curtis, R</b> OBP: 0.367, SLG: 0.356 (1, 8)			L6				K		F3	5	0	1	1	0	2	0									
<b>Alan Trammell, R</b> OBP: 0.373, SLG: 0.387 <b>Chris Gomez, R</b> OBP: 0.442, SLG: 0.353 (1, 6) (7, 6)			HR				K		FC4-6 BB	2	1	0	0	2	1	2									
<b>Travis Fryman, R</b> OBP: 0.381, SLG: 0.569 (1, 5)			HR		L7				FC4-6 BB	4	1	3	2	1	0	0									
<b>Cecil Fielder, R</b> OBP: 0.345, SLG: 0.561 <b>Tim Hyers, L</b> OBP: 0.261, SLG: 0.158 (1, 3) (8, 3)	K		P6				K		FC4-6	3	0	0	0	1	2	3									
<b>Bobby Higginson, L</b> OBP: 0.372, SLG: 0.450 (1, 9)	G4-3		F8						G4-3	5	0	1	0	0	0	5									
<b>Eddie Williams, R</b> OBP: 0.326, SLG: 0.395 (1, 10)		K			F9		K			4	0	0	0	0	3	2									
<b>Mark Lewis, R</b> OBP: 0.342, SLG: 0.518 (1, 4)		HR					G6-3			4	2	3	1	0	0	0									
<b>John Flaherty, R</b> OBP: 0.270, SLG: 0.353 (1, 2)		K			F7		K		G3	4	0	0	0	0	2	3									
<b>Danny Bautista, R</b> OBP: 0.420, SLG: 0.523 (1, 7)		G6-3			2B		K		K	4	0	1	0	0	2	2									
<b>Inning Stats</b>	R: 0 E: 0 K: 2 S: 13	H: 1 LOB: 2 BB: 1 P: 25	R: 1 E: 0 K: 2 S: 10	H: 1 LOB: 0 BB: 0 P: 16	R: 2 E: 0 K: 0 S: 9	H: 1 LOB: 0 BB: 1 P: 17	R: 1 E: 0 K: 0 S: 14	H: 3 LOB: 2 BB: 0 P: 18	R: 0 E: 0 K: 1 S: 9	H: 0 LOB: 0 BB: 1 P: 18	R: 0 E: 0 K: 2 S: 9	H: 0 LOB: 0 BB: 0 P: 13	R: 0 E: 0 K: 3 S: 10	H: 1 LOB: 1 BB: 0 P: 15	R: 0 E: 0 K: 2 S: 15	H: 2 LOB: 2 BB: 0 P: 20	R: 0 E: 0 K: 0 S: 10	H: 1 LOB: 2 BB: 1 P: 20	1B: 7 2B: 1 3B: 0 HR: 2	SF: 0 SAC: 0 DP: 0 HBP: 0	WP: 0 PB: 0 SB: 0 CS: 0	PA: 41			
<b>PITCHER</b>	IP	WLS	BF	H	R	ER	SO	BB	IBB	HBP	BLK	WP	HR	S	P	ERA	WHIP								
<b>49 Tim Wakefield, R</b> ERA: 5.97 (1, 1)	5.0	W	24	6	4	4	5	3	0	0	0	0	2	55	94	7.20	1.800								
<b>Rich Garces, R</b> ERA: (6, 1)	3.0		12	3	0	0	7	0	0	0	0	0	0	34	48	0.00	1.000								
<b>Mike Maddux, R</b> ERA: 5.29 (9, 1)	1.0		5	1	0	0	0	1	0	0	0	0	0	10	20	0.00	2.000								

**Detroit Tigers @ Boston Red Sox**  
Fenway Park, Boston, MA  
Tue Apr 30 1996, 7:05 PM EDT  
Att: 18,504 - Unknown - 60 F

AB	37
R	4
H	10
RBI	4
BB	4
SO	12
LOB	19



Batter	1	2	3	4	5	6	7	8	9	AB	R	H	RBI	BB	SO	LOB	BOTTOM								
<b>Alex Cole, L</b> OBP: 0.257, SLG: 0.233 (1, 8)		F8			BB				F7	3	0	0	1	1	1	1									
<b>John Valentin, R</b> OBP: 0.336, SLG: 0.317 (1, 6)	L9		HR		F9				1B	5	2	3	1	0	0	1									
<b>Mo Vaughn, L</b> OBP: 0.398, SLG: 0.576 <b>Phil Clark, R</b> ERA: (6, PR) (9, 3)	G3-1		HR						G6-4-3 BB	4	2	2	2	1	0	1									
<b>18 Reggie Jefferson, S</b> OBP: 0.488, SLG: 0.811 (1, 10)		HR	K						G6-4-3 BB	4	2	2	3	1	2	0									
<b>Mike Stanley, R</b> OBP: 0.416, SLG: 0.459 <b>32 Alex Delgado, R</b> (9, 2)		G5-3	G5-3		1B				G6-4-3	5	1	1	0	0	0	2									
<b>Troy O'Leary, L</b> OBP: 0.350, SLG: 0.505 (1, 7)		1B			1B				K	5	2	3	0	0	1	2									
<b>Wil Cordero, R</b> OBP: 0.258, SLG: 0.299 (1, 4)		1B	P4		F9					4	1	2	1	0	0	3									
<b>Bill Selby, L</b> OBP: 0.444, SLG: 0.581 (1, 5)		P6			G3				K	4	1	1	0	0	1	2									
<b>Mitt Cuyler, S</b> OBP: 0.276, SLG: 0.333 (1, 9)		E8			B1-3				L6	4	2	2	3	0	0	1									
<b>Inning Stats</b>	R: 0 E: 0 K: 1 S: 10	H: 0 LOB: 0 BB: 0 P: 16	R: 4 E: 1 K: 0 S: 14	H: 4 LOB: 0 BB: 0 P: 26	R: 2 E: 0 K: 1 S: 10	H: 3 LOB: 1 BB: 0 P: 15	R: 0 E: 0 K: 0 S: 5	H: 0 LOB: 1 BB: 1 P: 10	R: 0 E: 0 K: 1 S: 6	H: 0 LOB: 0 BB: 0 P: 7	R: 0 E: 0 K: 1 S: 9	H: 1 LOB: 1 BB: 0 P: 15	R: 1 E: 0 K: 1 S: 17	H: 2 LOB: 2 BB: 1 P: 28	R: 0 E: 0 K: 0 S: 0	H: 0 LOB: 0 BB: 0 P: 0	1B: 9 2B: 2 3B: 2 HR: 3	SF: 1 SAC: 0 DP: 1 HBP: 0	WP: 1 PB: 0 SB: 0 CS: 0	PA: 42					
<b>PITCHER</b>	IP	WLS	BF	H	R	ER	SO	BB	IBB	HBP	BLK	WP	HR	S	P	ERA	WHIP								
<b>Jose Lima, R</b> ERA: 15.75 (1, 1)	4.0	L	22	8	8	7	2	2	0	0	0	0	3	43	76	15.75	2.500								
<b>Mike Christopher, R</b> ERA: 9.82 (5, 1)	1.0		8	5	4	4	0	0	0	0	0	0	0	6	7	0.00	0.000								
<b>Randy Veres, R</b> ERA: 9.87 (6, 1)	1.0		3	0	0	0	1	0	0	0	0	0	0	9	15	0.00	1.000								
<b>Gregg Olson, R</b> ERA: (7, 1)	1.0		4	1	0	0	1	0	0	0	0	0	0	6	15	0.00	1.000								
<b>Brian Williams, R</b> ERA: 9.0 (8, 1)	0.2		4	2	1	1	0	1	0	0	0	0	0	14	25	13.50	4.500								

**Detroit Tigers @ Boston Red Sox**  
Fenway Park, Boston, MA  
Tue Apr 30 1996, 7:05 PM EDT  
Att: 18,504 - Unknown - 60 F

AB	38
R	13
H	16
RBI	11
BB	3
SO	5
LOB	13





Batter	1	2	3	4	5	6	7	8	9	AB	R	H	RBI	BB	SO	LOB	TOP					
<b>Chad Curtis, R</b> OBP: 0.364, SLG: 0.352 (1, 8)										4	0	1	0	0	3	0	<b>Detroit Tigers @ Boston Red Sox</b> Fenway Park, Boston, MA Wed May 01 1996, 7:05 PM EDT Att: 20,828 - Unknown - 62 F					
<b>Alan Trammell, R</b> OBP: 0.366, SLG: 0.379 (1, 6)										4	0	1	0	0	2							
<b>Travis Fryman, R</b> OBP: 0.377, SLG: 0.557 (1, 5)										4	1	1	0	0	1	2						
<b>Cecil Fielder, R</b> OBP: 0.333, SLG: 0.539 (1, 10)										4	0	0	0	0	3	3						
<b>Bobby Higginson, L</b> OBP: 0.367, SLG: 0.452 (1, 9)										4	0	1	1	0	2	1						
<b>Mark Lewis, R</b> OBP: 0.336, SLG: 0.509 (1, 4)										4	0	1	0	0	1	1						
<b>Tim Hyers, L</b> OBP: 0.231, SLG: 0.136 (1, 3)										3	0	0	0	0	1	2						
<b>John Flaherty, R</b> OBP: 0.273, SLG: 0.352 (1, 2)										3	0	1	0	0	1	0						
<b>Danny Bautista, R</b> OBP: 0.396, SLG: 0.489 (1, 7)										3	0	0	0	0	1	1						
<b>Inning Stats</b>	R: 0 E: 1 K: 2 S: 11	H: 0 LOB: 1 BB: 0 P: 17	R: 0 E: 0 K: 1 S: 9	H: 0 LOB: 0 BB: 0 P: 15	R: 0 E: 0 K: 1 S: 9	H: 2 LOB: 1 BB: 0 P: 11	R: 0 E: 0 K: 0 S: 9	H: 2 LOB: 2 BB: 0 P: 14	R: 0 E: 0 K: 1 S: 9	H: 0 LOB: 0 BB: 0 P: 14	R: 0 E: 0 K: 2 S: 11	H: 0 LOB: 0 BB: 0 P: 18	R: 0 E: 0 K: 2 S: 7	H: 0 LOB: 0 BB: 0 P: 7	R: 0 E: 0 K: 2 S: 12	H: 0 LOB: 0 BB: 0 P: 17	R: 1 E: 0 K: 2 S: 13	H: 2 LOB: 1 BB: 0 P: 16	1B: 5 2B: 1 3B: 0 HR: 0	SF: 0 SAC: 0 DP: 1 HBP: 0	WP: 0 PB: 0 SB: 0 CS: 0	PA: 33
<b>PITCHER</b> <b>Roger Clemens, R</b> ERA: 3.55 (1, 1)	IP: 9.0 WLS: W BF: 33 H: 6 R: 1 ER: 1 SO: 13 BB: 0 IBB: 0 HBP: 0 BLK: 0 WP: 0 HR: 0 S: 90 P: 129 ERA: 1.00 WHIP: 0.667															<b>PITCHER</b>	IP: WLS: BF: H: R: ER: SO: BB: IBB: HBP: BLK: WP: HR: S: P: ERA: WHIP:					

Batter	1	2	3	4	5	6	7	8	9	AB	R	H	RBI	BB	SO	LOB	BOTTOM					
<b>Alex Cole, L</b> OBP: 0.308, SLG: 0.353 (1, 8)										4	2	3	0	0	0	1	<b>Detroit Tigers @ Boston Red Sox</b> Fenway Park, Boston, MA Wed May 01 1996, 7:05 PM EDT Att: 20,828 - Unknown - 62 F					
<b>John Valentin, R</b> OBP: 0.333, SLG: 0.315 (1, 6)										4	0	1	0	0	2	3						
<b>Mo Vaughn, L</b> OBP: 0.402, SLG: 0.569 (1, 3)										3	1	1	0	1	1	2						
<b>Mike Stanley, R</b> OBP: 0.430, SLG: 0.506 (1, 10)										3	1	2	3	0	0	0						
<b>Wil Cordero, R</b> OBP: 0.280, SLG: 0.322 (1, 4)										3	0	2	1	0	0	2						
<b>Troy O'Leary, L</b> OBP: 0.337, SLG: 0.485 (1, 7)										4	0	0	0	0	2	5						
<b>Bill Haselman, R</b> OBP: 0.360, SLG: 0.500 (1, 2)										3	1	2	0	1	0	0						
<b>Bill Selby, L</b> OBP: 0.400, SLG: 0.514 (1, 5)										4	0	0	0	0	1	4						
<b>Mitt Cuyler, S</b> OBP: 0.242, SLG: 0.290 (1, 9)										4	0	0	0	0	1	0						
<b>Inning Stats</b>	R: 1 E: 0 K: 1 S: 11	H: 3 LOB: 2 BB: 0 P: 18	R: 1 E: 1 K: 1 S: 10	H: 1 LOB: 1 BB: 0 P: 15	R: 2 E: 0 K: 0 S: 11	H: 3 LOB: 1 BB: 1 P: 21	R: 1 E: 0 K: 0 S: 11	H: 2 LOB: 2 BB: 1 P: 21	R: 0 E: 0 K: 2 S: 7	H: 1 LOB: 0 BB: 0 P: 10	R: 0 E: 0 K: 1 S: 9	H: 1 LOB: 0 BB: 0 P: 16	R: 0 E: 0 K: 1 S: 5	H: 0 LOB: 1 BB: 0 P: 9	R: 0 E: 0 K: 1 S: 9	H: 0 LOB: 0 BB: 0 P: 13	R: 1 E: 0 K: 1 S: 9	H: 0 LOB: 0 BB: 0 P: 13	1B: 5 2B: 4 3B: 1 HR: 1	SF: 0 SAC: 0 DP: 2 HBP: 2	WP: 1 PB: 0 SB: 1 CS: 2	PA: 37
<b>PITCHER</b> <b>Scott Aldred, L</b> ERA: 7.64 <b>Richie Lewis, R</b> ERA: 2.75 (8, 1)	IP: 7.0 WLS: L BF: 33 H: 11 R: 5 ER: 4 SO: 6 BB: 2 IBB: 0 HBP: 2 BLK: 0 WP: 1 HR: 1 S: 64 P: 110 ERA: 5.14 WHIP: 1.857															<b>PITCHER</b>	IP: WLS: BF: H: R: ER: SO: BB: IBB: HBP: BLK: WP: HR: S: P: ERA: WHIP:					



Batter	1	2	3	4	5	6	7	8	9	AB	R	H	RBI	BB	SO	LOB	TOP
<b>Otis Nixon, S</b> <small>OBP: 0.344, SLG: 0.313</small> 										4	0	0	0	1	1	4	<b>Toronto Blue Jays @ Boston Red Sox</b> Fenway Park, Boston, MA Fri May 03 1996, Postponed Att: 25,570 - Unknown - 53 F <a href="http://livebaseballscorecards.com">livebaseballscorecards.com</a>
<b>Domingo Cadeno, S</b> <small>OBP: 0.410, SLG: 0.536</small> 										5	1	2	0	0	0	1	
<b>Carlos Delgado, L</b> <small>OBP: 0.405, SLG: 0.621</small> 										5	0	1	0	0	1	4	
<b>Joe Carter, R</b> <small>OBP: 0.384, SLG: 0.647</small> 										4	3	2	2	1	1	3	
<b>Ed Sprague, R</b> <small>OBP: 0.366, SLG: 0.577</small> 										2	1	0	0	3	0	0	
<b>John Olerud, L</b> <small>OBP: 0.365, SLG: 0.430</small> <b>Tilson Brito, R</b> <small>OBP: 0.371, SLG: 0.360</small> <b>Juan Samuel, R</b> <small>OBP: 0.333, SLG: 0.667</small> 										3	0	1	0	1	1	0	
<b>Shawn Green, L</b> <small>OBP: 0.333, SLG: 0.429</small> 										3	0	1	2	2	0	3	
<b>Sandy Martinez, L</b> <small>OBP: 0.300, SLG: 0.426</small> <b>Felipe Crespo, S</b> <small>OBP: 0.422, SLG: 0.604</small> <b>Charlie O'Brien, R</b> <small>OBP: 0.318, SLG: 0.459</small> 										3	1	1	0	0	0	1	
<b>Alex Gonzalez, R</b> <small>OBP: 0.318, SLG: 0.459</small> 										3	1	1	2	1	0	2	
<b>Inning Stats</b> R: 0 H: 0 E: 0 K: 1 S: 9 WLS: 0 BF: 11 H: 1 R: 1 ER: 0 SO: 1 BB: 2 IBB: 0 HBP: 0 BLK: 0 WP: 0 HR: 1 S: 26 P: 49 ERA: 3.86 WHIP: 1.714	R: 1 H: 1 E: 0 K: 0 S: 11 WLS: 1 BF: 20 H: 2 R: 1 ER: 0 SO: 2 BB: 2 IBB: 0 HBP: 0 BLK: 0 WP: 0 HR: 0 S: 32 P: 57 ERA: 0.00 WHIP: 0.818	R: 0 H: 1 E: 0 K: 1 S: 14 WLS: 0 BF: 24 H: 1 R: 0 ER: 0 SO: 2 BB: 2 IBB: 0 HBP: 0 BLK: 0 WP: 0 HR: 2 S: 12 P: 54 ERA: 36.00 WHIP: 5.000	R: 0 H: 0 E: 0 K: 1 S: 9 WLS: 0 BF: 15 H: 0 R: 0 ER: 0 SO: 1 BB: 0 IBB: 0 HBP: 0 BLK: 0 WP: 0 HR: 0 S: 6 P: 8 ERA: 0.00 WHIP: 0.000	R: 0 H: 1 E: 0 K: 0 S: 6 WLS: 1 BF: 23 H: 1 R: 0 ER: 0 SO: 2 BB: 2 IBB: 0 HBP: 0 BLK: 0 WP: 0 HR: 0 S: 2 P: 16 ERA: 0.00 WHIP: 0.000	R: 2 H: 2 E: 0 K: 0 S: 12 WLS: 2 BF: 24 H: 2 R: 2 ER: 2 SO: 1 BB: 2 IBB: 0 HBP: 0 BLK: 0 WP: 0 HR: 0 S: 20 P: 33 ERA: 18.00 WHIP: 4.000	1B: 6 SF: 0 2B: 1 SAC: 0 3B: 0 DP: 1 HR: 3 HBP: 0	WP: 0 PA: 44 FB: 0 SB: 0 CS: 0										
<b>PITCHER</b> <b>Aaron Sele, R</b> <small>ERA: 5.76</small> <b>Jamie Moyer, L</b> <small>ERA: 5.45</small> <b>Stan Belinda, R</b> <small>ERA: 10.13</small> <b>Mike Stanton, L</b> <small>ERA: 6.94</small> <b>Rich Garces, R</b> <small>ERA: 6.94</small>	<b>PITCHER</b> <b>Heathcliff Stocumb, R</b> <small>ERA: 3.31</small>																

Batter	1	2	3	4	5	6	7	8	9	AB	R	H	RBI	BB	SO	LOB	BOTTOM																																																																																																																																																																																																																																																																									
<b>Alex Cole, L</b> <small>OBP: 0.326, SLG: 0.378</small> 																																																																																																																																																																																																																																																																																										







Batter	1	2	3	4	5	6	7	8	9	AB	R	H	RBI	BB	SO	LOB	TOP							
<b>Otis Nixon, S</b> <small>OBP: 0.352, SLG: 0.315</small> <b>Juan Samuel, R</b> <small>OBP: 0.324, SLG: 0.478</small>	F8		K	1B	FC4-6		K		K	5	1	1	1	0	2	4								
<b>Domingo Cadeno, S</b> <small>OBP: 0.394, SLG: 0.478</small>	B2-3		K	1B		G3	K		G6-4-3	6	1	1	1	0	2	3								
<b>Carlos Delgado, L</b> <small>OBP: 0.389, SLG: 0.589</small>	G5-3		F8	HR			G4-3			4	2	1	2	1	0	2								
<b>Joe Carter, R</b> <small>OBP: 0.393, SLG: 0.661</small> <b>Robert Perez, R</b> <small>OBP: 0.320, SLG: 0.435</small>		K				P3			G6-3	5	2	2	2	0	1	1								
<b>Ed Sprague, R</b> <small>OBP: 0.391, SLG: 0.598</small>		1B				E4				4	2	1	1	0	1									
<b>John Olerud, L</b> <small>OBP: 0.377, SLG: 0.419</small>		1B					E			4	1	2	0	1	2	2								
<b>Shawn Green, L</b> <small>OBP: 0.317, SLG: 0.402</small>	L5						E9		F7	5	1	1	1	0	0	4								
<b>Sandy Martinez, L</b> <small>OBP: 0.309, SLG: 0.412</small>	K						L8			4	1	1	0	1	2	5								
<b>Felipe Crespo, S</b> <small>OBP: 0.317, SLG: 0.419</small>										1	0	0	0	4	0	2								
<b>Inning Stats</b>	R: 0 E: 0 K: 0 S: 7	H: 0 LOB: 0 BB: 0 P: 13	R: 0 E: 0 K: 2 S: 15	H: 2 LOB: 2 BB: 0 P: 19	R: 0 E: 0 K: 2 S: 11	H: 0 LOB: 1 BB: 1 P: 18	R: 3 E: 1 K: 1 S: 22	H: 6 LOB: 0 BB: 1 P: 36	R: 0 E: 0 K: 1 S: 12	H: 1 LOB: 2 BB: 1 P: 22	R: 3 E: 2 K: 0 S: 16	H: 1 LOB: 1 BB: 2 P: 30	R: 0 E: 0 K: 2 S: 9	H: 0 LOB: 1 BB: 1 P: 18	R: 0 E: 0 K: 1 S: 14	H: 1 LOB: 2 BB: 1 P: 23	R: 0 E: 0 K: 1 S: 4	H: 0 LOB: 0 BB: 1 P: 10	1B: 8 2B: 2 3B: 0 HR: 1	SF: 0 SAC: 0 DP: 1 HBP: 0	WP: 0 PB: 1 SB: 0 CS: 0	PA: 47		
<b>PITCHER</b>	IP WLS BF H R ER SO BB IBB HBP BLK WP HR S P ERA WHIP	IP WLS BF H R ER SO BB IBB HBP BLK WP HR S P ERA WHIP	IP WLS BF H R ER SO BB IBB HBP BLK WP HR S P ERA WHIP	IP WLS BF H R ER SO BB IBB HBP BLK WP HR S P ERA WHIP	IP WLS BF H R ER SO BB IBB HBP BLK WP HR S P ERA WHIP	IP WLS BF H R ER SO BB IBB HBP BLK WP HR S P ERA WHIP	IP WLS BF H R ER SO BB IBB HBP BLK WP HR S P ERA WHIP	IP WLS BF H R ER SO BB IBB HBP BLK WP HR S P ERA WHIP	IP WLS BF H R ER SO BB IBB HBP BLK WP HR S P ERA WHIP	IP WLS BF H R ER SO BB IBB HBP BLK WP HR S P ERA WHIP	IP WLS BF H R ER SO BB IBB HBP BLK WP HR S P ERA WHIP	IP WLS BF H R ER SO BB IBB HBP BLK WP HR S P ERA WHIP	IP WLS BF H R ER SO BB IBB HBP BLK WP HR S P ERA WHIP	IP WLS BF H R ER SO BB IBB HBP BLK WP HR S P ERA WHIP	IP WLS BF H R ER SO BB IBB HBP BLK WP HR S P ERA WHIP	IP WLS BF H R ER SO BB IBB HBP BLK WP HR S P ERA WHIP	IP WLS BF H R ER SO BB IBB HBP BLK WP HR S P ERA WHIP	IP WLS BF H R ER SO BB IBB HBP BLK WP HR S P ERA WHIP	IP WLS BF H R ER SO BB IBB HBP BLK WP HR S P ERA WHIP	IP WLS BF H R ER SO BB IBB HBP BLK WP HR S P ERA WHIP	IP WLS BF H R ER SO BB IBB HBP BLK WP HR S P ERA WHIP	IP WLS BF H R ER SO BB IBB HBP BLK WP HR S P ERA WHIP	IP WLS BF H R ER SO BB IBB HBP BLK WP HR S P ERA WHIP	IP WLS BF H R ER SO BB IBB HBP BLK WP HR S P ERA WHIP

Toronto Blue Jays @ Boston Red Sox  
Fenway Park, Boston, MA  
Sun May 05 1996, 3:33 AM EDT  
Att: 29,866 - Sunny - 60 F

AB	39
R	11
H	11
RBI	8
BB	8
SO	10
LOB	25



Batter	1	2	3	4	5	6	7	8	9	AB	R	H	RBI	BB	SO	LOB	BOTTOM							
<b>Alex Cole, L</b> <small>OBP: 0.321, SLG: 0.348</small>	G6-4-3	G3			F8		F6		G5-3	5	0	1	0	0	0	2								
<b>John Valentin, R</b> <small>OBP: 0.341, SLG: 0.322</small>	G6-4-3		1B		F8		F9		G4-3	4	1	1	0	1	0	1								
<b>Mo Vaughn, L</b> <small>OBP: 0.426, SLG: 0.628</small>	HR				L7				G4-3	5	1	3	1	0	0	1								
<b>18 Reggie Jefferson, S</b> <small>OBP: 0.460, SLG: 0.739</small>	G5-3		G4-6-3				P6		K	5	0	1	0	0	1	3								
<b>Mike Stanley, R</b> <small>OBP: 0.434, SLG: 0.483</small>		F9				F8		E5		3	1	0	0	1	0	1								
<b>Troy O'Leary, L</b> <small>OBP: 0.333, SLG: 0.455</small>					F6		G4-3		G3	3	1	0	0	1	0	3								
<b>Wil Cordero, R</b> <small>OBP: 0.311, SLG: 0.353</small>					F8				G6-3	4	0	2	0	0	0	1								
<b>Tim Lincecum, R</b> <small>OBP: 0.341, SLG: 0.432</small>					G1-3					3	0	2	2	1	0	0								
<b>Mitt Cuyler, S</b> <small>OBP: 0.262, SLG: 0.263</small> <b>Bill Selby, L</b> <small>OBP: 0.386, SLG: 0.474</small>	P4				G3		FC4-6		G3	2	0	0	0	0	0	2								
<b>Bill Selby, L</b> <small>OBP: 0.386, SLG: 0.474</small>										2	0	0	0	0	0	4								
<b>Inning Stats</b>	R: 1 E: 0 K: 0 S: 11	H: 2 LOB: 2 BB: 1 P: 16	R: 1 E: 0 K: 0 S: 13	H: 2 LOB: 2 BB: 1 P: 26	R: 1 E: 0 K: 0 S: 6	H: 2 LOB: 1 BB: 1 P: 14	R: 0 E: 0 K: 0 S: 7	H: 0 LOB: 0 BB: 0 P: 10	R: 0 E: 0 K: 0 S: 4	H: 0 LOB: 0 BB: 0 P: 5	R: 0 E: 0 K: 0 S: 12	H: 2 LOB: 3 BB: 1 P: 22	R: 0 E: 0 K: 0 S: 6	H: 1 LOB: 1 BB: 0 P: 13	R: 1 E: 1 K: 0 S: 11	H: 1 LOB: 1 BB: 0 P: 19	R: 0 E: 0 K: 1 S: 11	H: 0 LOB: 1 BB: 1 P: 19	1B: 8 2B: 1 3B: 0 HR: 1	SF: 0 SAC: 0 DP: 2 HBP: 0	WP: 0 PB: 0 SB: 0 CS: 0	PA: 40		
<b>PITCHER</b>	IP WLS BF H R ER SO BB IBB HBP BLK WP HR S P ERA WHIP	IP WLS BF H R ER SO BB IBB HBP BLK WP HR S P ERA WHIP	IP WLS BF H R ER SO BB IBB HBP BLK WP HR S P ERA WHIP	IP WLS BF H R ER SO BB IBB HBP BLK WP HR S P ERA WHIP	IP WLS BF H R ER SO BB IBB HBP BLK WP HR S P ERA WHIP	IP WLS BF H R ER SO BB IBB HBP BLK WP HR S P ERA WHIP	IP WLS BF H R ER SO BB IBB HBP BLK WP HR S P ERA WHIP	IP WLS BF H R ER SO BB IBB HBP BLK WP HR S P ERA WHIP	IP WLS BF H R ER SO BB IBB HBP BLK WP HR S P ERA WHIP	IP WLS BF H R ER SO BB IBB HBP BLK WP HR S P ERA WHIP	IP WLS BF H R ER SO BB IBB HBP BLK WP HR S P ERA WHIP	IP WLS BF H R ER SO BB IBB HBP BLK WP HR S P ERA WHIP	IP WLS BF H R ER SO BB IBB HBP BLK WP HR S P ERA WHIP	IP WLS BF H R ER SO BB IBB HBP BLK WP HR S P ERA WHIP	IP WLS BF H R ER SO BB IBB HBP BLK WP HR S P ERA WHIP	IP WLS BF H R ER SO BB IBB HBP BLK WP HR S P ERA WHIP	IP WLS BF H R ER SO BB IBB HBP BLK WP HR S P ERA WHIP	IP WLS BF H R ER SO BB IBB HBP BLK WP HR S P ERA WHIP	IP WLS BF H R ER SO BB IBB HBP BLK WP HR S P ERA WHIP	IP WLS BF H R ER SO BB IBB HBP BLK WP HR S P ERA WHIP	IP WLS BF H R ER SO BB IBB HBP BLK WP HR S P ERA WHIP	IP WLS BF H R ER SO BB IBB HBP BLK WP HR S P ERA WHIP	IP WLS BF H R ER SO BB IBB HBP BLK WP HR S P ERA WHIP	IP WLS BF H R ER SO BB IBB HBP BLK WP HR S P ERA WHIP

Toronto Blue Jays @ Boston Red Sox  
Fenway Park, Boston, MA  
Sun May 05 1996, 3:33 AM EDT  
Att: 29,866 - Sunny - 60 F

AB	36
R	4
H	10
RBI	3
BB	4
SO	1
LOB	18






















Batter	1	2	3	4	5	6	7	8	9	10	AB	R	H	RBI	BB	SO	LOB	TOP													
Bill Selby, L OBP: 0.346, SLG: 0.400 (1, 4)	4-2 HR BB		0-1 F9	1-0 G4-3		1-3 K2-3			3-2 G6-3		4	1	0	0	1	1	1														
John Valentin, R OBP: 0.325, SLG: 0.359 (1, 6)	0-1 HR		0-3 K		3-3 K		2-2 G5-3		0-3 K		5	1	1	2	0	3	0														
Mo Vaughn, L OBP: 0.431, SLG: 0.677 (1, 10)	0-0 G3		0-0 2B 1B		0-1 HR		0-0 1B 3B		1-2 G4-3		5	3	3	1	0	0	0														
Jose Canseco, R OBP: 0.357, SLG: 0.494 (1, 7)	2-1 P7		1-1 1B 2B		2-0 G4-3		1-0 G5-4-3 1B		2-2 G5-3		5	0	2	1	0	0	0														
Kevin Mitchell, R OBP: 0.325, SLG: 0.276 (1, 9)	3-1 P4		1-0 1B		1-0 G6-3		3-H 2-0 G5-4-3 1B		2-0 1B		5	0	2	1	0	0	1														
Troy O'Leary, L OBP: 0.321, SLG: 0.431 (1, 8)		2-0 G4-3		1-1 G4-3		4-2 1B 1B E BB		1-0 G3		1-3 SAFE K	3	1	0	0	1	0	2														
Milt Cuyler, S OBP: 0.245, SLG: 0.234 (8, 8)											0	0	0	0	0	0	0														
18 Reggie Jefferson, S OBP: 0.436, SLG: 0.706 (10, PH)											1	0	0	0	0	1	1														
Alex Cole, L OBP: 0.313, SLG: 0.310 (10, 8)											0	0	0	0	0	0	0														
Wil Cordero, R OBP: 0.313, SLG: 0.355 (1, 3)					0-1 HR		1-2 SAFE SAFE SAFE FC5-4 E 1B		0-0 1B		5	1	3	1	0	2	1														
Tim Lincecum, R OBP: 0.470, SLG: 0.471 (1, 5)					0-0 HR		0-1 E7 FC5-4 1B		1-1 G4-3 1B		3	0	3	0	1	0	0														
Bill Haselman, R OBP: 0.385, SLG: 0.595 (1, 2)					1-2 G4-6-3		1-2 SAFE FC5-4 S 1-2 2-3		2-2 G4-3		4	0	1	0	0	0	5														
	R: 2 E: 0 K: 0 S: 9	H: 1 LOB: 0 BB: 1 P: 18	R: 0 E: 0 K: 1 S: 12	H: 1 LOB: 2 BB: 1 P: 22	R: 1 E: 0 K: 1 S: 11	H: 3 LOB: 2 BB: 0 P: 14	R: 1 E: 0 K: 0 S: 7	H: 2 LOB: 0 BB: 1 P: 9	R: 1 E: 1 K: 1 S: 15	H: 2 LOB: 0 BB: 1 P: 22	R: 1 E: 0 K: 0 S: 7	H: 2 LOB: 1 BB: 0 P: 12	R: 0 E: 0 K: 1 S: 9	H: 0 LOB: 0 BB: 0 P: 13	R: 0 E: 0 K: 2 S: 11	H: 1 LOB: 1 BB: 0 P: 18	1B: 9 2B: 2 3B: 1 HR: 3	SF: 0 SAC: 0 DP: 3 HBP: 0	WP: 0 PB: 0 SB: 1 CS: 0	PA: 43											
	PITCHER										IP	WLS	BF	H	R	ER	SO	BB	IBB	HBP	BLK	WP	HR	S	P	ERA	WHIP				
Juan Guzman, R ERA: 3.23 (1, 1)	6.0	WLS	28	10	6	6	4	BB	3	IBB	0	0	0	0	0	0	0	0	0	0	0	0	0	0	0	7	12	9.00	2.167		
Tony Castillo, L ERA: 4.76 (7, 1)	1.0	WLS	4	2	1	1	0	BB	0	IBB	0	0	0	0	0	0	0	0	0	0	0	0	0	0	0	0	7	12	9.00	2.000	
Marty Janzen, R ERA: (8, 1)	3.0	WLS	11	3	0	0	3	BB	0	IBB	0	0	0	0	0	0	0	0	0	0	0	0	0	0	0	28	43	0.00	1.000		

**Boston Red Sox @ Toronto Blue Jays**  
SkyDome, Toronto, ON  
Sun May 12 1996, 3:33 AM EDT  
Att: 31,188 - Dome


AB 40  
R 7  
H 15  
RBI 6  
BB 3  
SO 7  
LOB 11



Batter	1	2	3	4	5	6	7	8	9	10	AB	R	H	RBI	BB	SO	LOB	BOTTOM													
Juan Samuel, R OBP: 0.261, SLG: 0.489 (1, 8)	1-2 F8		2-3 K		2-3 SAFE SAFE SAFE K		1-1 P5-3		1-3 K		5	0	0	0	0	3	2														
Domingo Cedeño, S OBP: 0.388, SLG: 0.448 (1, 4)	1-0 G5-3		0-0 G4-3		1-3 SAFE SAFE SAFE K		0-0 1B HR 1B		1-0 G4-3		5	1	1	0	0	1	1														
Carlos Delgado, L OBP: 0.361, SLG: 0.533 (1, 3)	4-0 FC6-4 BB		2-1 1B 2B		3-2 FC6-4 1B		0-0 1B HR 1B		2-2 HBP BB 1B		4	3	4	1	1	0	0														
Joe Carter, R OBP: 0.378, SLG: 0.601 (1, 7)	2-0 FC6-4		4-0 1B BB		1-1 FC6-4		0-0 L6		4-0 SAFE 1B HBP BB		3	1	0	0	2	0	4														
Ed Sprague, R OBP: 0.389, SLG: 0.563 (1, 5)		3-2 F7		0-2 G4-6-3 1B		1-3 K		1-3 K		2-1 1B HBP	4	0	1	0	0	2	2														
John Olerud, L OBP: 0.384, SLG: 0.452 (1, 10)		1-3 K		0-2 G4-6-3 1B		0-0 G4-3		3-1 HR		1-2 2-3 HBP	5	1	2	5	0	1	3														
Shawn Green, L OBP: 0.315, SLG: 0.376 (1, 9)		4-2 BB		1-0 G4-6-3		0-2 F9		1-2 3-H P4		0-0 1B	2	0	0	0	1	0	2														
Robert Perez, R OBP: 0.345, SLG: 0.444 (8, PH) (9, 9)											2	0	1	1	0	0	0														
Sandy Martinez, L OBP: 0.296, SLG: 0.364 (1, 2)		2-1 SAFE SAFE SAFE P6		0-0 G3		2-3 K		2-2 HR			3	0	0	0	0	1	2														
Charlie O'Brien, R OBP: 0.430, SLG: 0.621 (9, PH) (10, 2)											1	1	1	1	0	0	0														
Alex Gonzalez, R OBP: 0.321, SLG: 0.484 (1, 6)			0-0 F9		4-2 S 1B BB		2-1 P5-3 1B		3-2 L9		3	1	1	0	1	0	0														
	R: 0 E: 0 K: 0 S: 6	H: 0 LOB: 1 BB: 1 P: 14	R: 0 E: 0 K: 1 S: 10	H: 0 LOB: 1 BB: 1 P: 20	R: 0 E: 0 K: 1 S: 5	H: 0 LOB: 0 BB: 0 P: 7	R: 2 E: 0 K: 0 S: 10	H: 3 LOB: 1 BB: 1 P: 17	R: 1 E: 0 K: 2 S: 15	H: 1 LOB: 1 BB: 1 P: 26	R: 0 E: 0 K: 1 S: 8	H: 0 LOB: 0 BB: 0 P: 9	R: 0 E: 0 K: 1 S: 9	H: 1 LOB: 0 BB: 0 P: 14	R: 3 E: 0 K: 1 S: 11	H: 3 LOB: 0 BB: 0 P: 16	R: 1 E: 0 K: 1 S: 10	H: 1 LOB: 0 BB: 1 P: 17	R: 1 E: 0 K: 0 S: 10	H: 2 LOB: 3 BB: 1 P: 20	1B: 8 2B: 2 3B: 0 HR: 2	SF: 0 SAC: 0 DP: 2 HBP: 1	WP: 0 PB: 0 SB: 1 CS: 0	PA: 43							
	PITCHER										IP	WLS	BF	H	R	ER	SO	BB	IBB	HBP	BLK	WP	HR	S	P	ERA	WHIP				
Roger Clemens, R ERA: 3.84 (1, 1)	7.2	WLS	33	8	6	6	7	BB	4	IBB	0	0	0	0	0	0	0	0	0	0	0	0	0	0	0	3	4	0.00	0.000		
Mike Stanton, L ERA: 5.6 (8, 1)	0.1	WLS	1	0	0	0	0	BB	0	IBB	0	0	0	0	0	0	0	0	0	0	0	0	0	0	0	0	0	0.00	0.000		
Heathcliff Stocumb, R ERA: 3.48 (9, 1)	1.0	WLS	6	2	2	2	1	BB	1	IBB	0	0	0	0	0	0	0	0	0	0	0	0	0	0	0	1	15	28	18.00	3.000	
Stan Belinda, R ERA: 9.42 (10, 1)	0.1	WLS	3	1	0	0	0	BB	0	IBB	0	0	0	0	0	0	0	0	0	0	0	0	0	0	0	0	5	9	0.00	3.000	

**Boston Red Sox @ Toronto Blue Jays**  
SkyDome, Toronto, ON  
Sun May 12 1996, 3:33 AM EDT  
Att: 31,188 - Dome

AB 37  
R 8  
H 11  
RBI 8  
BB 5  
SO 8  
LOB 16





Batter	1	2	3	4	5	6	7	8	9	10	11	12	AB	R	H	RBI	BB	SO	LOB	TOP				
Randy Velarde, R (1.4) OBP: 0.345, SLG: 0.398	F9	K		L9		G6-3			3B		F9		6	0	1	0	0	1	3					
Jim Edmonds, L (1.8) OBP: 0.393, SLG: 0.648	1B		1B 16 2B	BB			G3-1		G3		FC4-6 1B	BB	4	1	2	0	2	0	1					
Tim Salmon, R (1.9) OBP: 0.358, SLG: 0.441	G4-6-3		1B 16 2B	1B			K		F7		K		6	1	3	0	0	2	2					
Chili Davis, S (1.10) OBP: 0.373, SLG: 0.524	G4-6-3		1B 16 2B	BB			G4-3		G4-6-3 BB		FC4-6 1B		3	0	0	0	3	0	4					
J.T. Snow, L (1.3) OBP: 0.385, SLG: 0.381		G4-3	K			16 2B	BB		G4-6-3			K	4	1	0	0	2	2	7					
16 Garret Anderson, L (1.7) OBP: 0.267, SLG: 0.439		P2							F8			G6-3	6	0	2	3	0	1	3					
Tim Wallach, R (1.5) OBP: 0.358, SLG: 0.520		2B		2B									4	0	2	0	2	2	1					
Don Slaught, R (1.2) OBP: 0.367, SLG: 0.528		BB 1B		L3					1B			1B	6	0	1	0	0	1	5					
Gary Disarcina, R (1.6) OBP: 0.221, SLG: 0.203													2	0	0	0	1	0	0					
Mike Aldrete, L (8, PH) OBP: 0.287, SLG: 0.577							G4-3		G5-3		F8		1	0	0	0	0	0	1					
Damon Easley, R (8.6)													1	0	0	0	0	0	0					
<b>Inning Stats</b>	R: 0 E: 0 K: 0 S: 7	H: 2 LOB: 1 BB: 0 P: 9	R: 0 E: 0 K: 1 S: 10	H: 1 LOB: 3 BB: 2 P: 24	R: 2 E: 0 K: 1 S: 10	H: 2 LOB: 2 BB: 3 P: 23	R: 0 E: 0 K: 0 S: 9	H: 0 LOB: 0 BB: 0 P: 13	R: 1 E: 0 K: 2 S: 18	H: 1 LOB: 1 BB: 1 P: 27	R: 0 E: 0 K: 0 S: 8	H: 0 LOB: 0 BB: 0 P: 12	R: 0 E: 0 K: 0 S: 10	H: 1 LOB: 3 BB: 2 P: 28	R: 0 E: 0 K: 1 S: 12	H: 0 LOB: 0 BB: 0 P: 14	R: 0 E: 0 K: 1 S: 12	H: 1 LOB: 2 BB: 1 P: 20	R: 0 E: 0 K: 0 S: 10	H: 1 LOB: 0 BB: 0 P: 14	1B: 8 2B: 3 3B: 1 HR: 0	SF: 0 SAC: 0 DP: 4 HBP: 0	WP: 0 PB: 0 SB: 0 CS: 0	PA: 53
<b>PITCHER</b>	IP WLS BF H R ER SO BB IBB HBP BLK WP HR S P ERA WHIP	<b>PITCHER Stan Belinda, R (11, 1) ERA: 8.62</b> IP: 1.1, WLS: 4, BF: 1, H: 0, R: 0, ER: 0, SO: 1, BB: 0, IBB: 0, HBP: 0, BLK: 0, WP: 0, HR: 0, S: 13, P: 18, ERA: 0.00, WHIP: 0.750																						

California Angels @ Boston Red Sox  
Fenway Park, Boston, MA  
Tue May 14 1996, 7:05 PM EDT  
Att. 22,450 - Unknown - 59 F

AB 43  
R 3  
H 11  
RBI 3  
BB 10  
SO 9  
LOB 27



Batter	1	2	3	4	5	6	7	8	9	10	11	12	AB	R	H	RBI	BB	SO	LOB	BOTTOM								
Wii Cordero, R (1.4) OBP: 0.314, SLG: 0.362	K		FC6-4 1B		G2-3		HR 2B		F9		F7		6	1	2	1	0	1	0									
John Valentin, R (1.6) OBP: 0.331, SLG: 0.387	WP BLK BB		FC6-4 BB 1-2F		G6-3		HR 2B		F9			1B 2B	5	2	2	2	1	0	1									
Mo Vaughn, L (1.3) OBP: 0.422, SLG: 0.652	F8		K		P4		G4-3				K		5	0	0	0	1	2	2									
Jose Canseco, R (1.7) OBP: 0.385, SLG: 0.500	BB		BB		BB		F8		FC5-4 1B		1B BB		3	0	2	1	3	0	0									
Mike Stanley, R (1.10) OBP: 0.412, SLG: 0.463	BB		BB		BB		G6-3		FC5-4 1-2F				3	0	0	0	2	1	2									
Kevin Mitchell, R (1.9) OBP: 0.333, SLG: 0.317	F9		G5-3				2B		P3		1B		5	0	2	0	0	0	6									
Tim Lincecum, R (1.5) OBP: 0.451, SLG: 0.446		G6-4-3 1B		F9		F9		P5		P3			5	0	1	0	0	0	3									
Bill Haselman, R (1.2) OBP: 0.341, SLG: 0.524		G6-4-3 1-2F		K		G6-3		K			G5-3		5	0	0	0	0	2	1									
Mitt Cuyler, S (1.8) OBP: 0.250, SLG: 0.224		F8											2	1	0	0	1	0	0									
Troy O'Leary, L (10.8) OBP: 0.317, SLG: 0.424					G5-3		2B BB		F9		G3		2	0	0	0	0	0	0									
<b>Inning Stats</b>	R: 0 E: 0 K: 1 S: 12	H: 0 LOB: 3 BB: 3 P: 31	R: 0 E: 0 K: 0 S: 9	H: 1 LOB: 0 BB: 0 P: 15	R: 0 E: 0 K: 1 S: 14	H: 1 LOB: 3 BB: 2 P: 29	R: 0 E: 0 K: 1 S: 6	H: 0 LOB: 0 BB: 0 P: 6	R: 0 E: 0 K: 0 S: 4	H: 0 LOB: 0 BB: 0 P: 5	R: 0 E: 0 K: 0 S: 6	H: 1 LOB: 1 BB: 0 P: 12	R: 3 E: 0 K: 0 S: 17	H: 3 LOB: 1 BB: 1 P: 29	R: 0 E: 0 K: 1 S: 7	H: 0 LOB: 0 BB: 0 P: 14	R: 0 E: 0 K: 0 S: 6	H: 0 LOB: 0 BB: 0 P: 7	R: 0 E: 0 K: 2 S: 12	H: 1 LOB: 2 BB: 1 P: 21	R: 0 E: 0 K: 0 S: 7	H: 0 LOB: 0 BB: 0 P: 11	R: 1 E: 0 K: 0 S: 5	H: 2 LOB: 2 BB: 1 P: 9	1B: 5 2B: 3 3B: 0 HR: 1	SF: 0 SAC: 0 DP: 1 HBP: 0	WP: 1 PB: 0 SB: 0 CS: 0	PA: 49
<b>PITCHER</b>	IP WLS BF H R ER SO BB IBB HBP BLK WP HR S P ERA WHIP	<b>PITCHER</b> IP: 6.1, WLS: 28, BF: 4, H: 2, R: 2, ER: 3, BB: 6, IBB: 0, HBP: 0, BLK: 1, WP: 1, HR: 0, S: 62, P: 116, ERA: 2.84, WHIP: 1.579 IP: 7.1, WLS: 7, BF: 2, H: 1, R: 1, ER: 1, BB: 0, IBB: 0, HBP: 0, BLK: 0, WP: 0, HR: 1, S: 25, P: 25, ERA: 5.40, WHIP: 1.200 IP: 8.1, WLS: 3, BF: 0, H: 0, R: 0, ER: 0, BB: 0, IBB: 0, HBP: 0, BLK: 0, WP: 0, HR: 6, S: 7, P: 7, ERA: 0.00, WHIP: 0.000 IP: 10.1, WLS: 8, BF: 1, H: 0, R: 0, ER: 2, BB: 1, IBB: 0, HBP: 0, BLK: 0, WP: 0, HR: 19, S: 32, P: 32, ERA: 0.00, WHIP: 1.000 IP: 12.1, WLS: 0, BF: 3, BF: 2, H: 1, R: 1, ER: 0, BB: 0, IBB: 0, HBP: 0, BLK: 0, WP: 0, HR: 5, S: 9, P: 9, ERA: ∞, WHIP: ∞																										

California Angels @ Boston Red Sox  
Fenway Park, Boston, MA  
Tue May 14 1996, 7:05 PM EDT  
Att. 22,450 - Unknown - 59 F

AB 41  
R 4  
H 9  
RBI 4  
BB 8  
SO 6  
LOB 15









Batter	1	2	3	4	5	6	7	8	9	10	11	AB	R	H	RBI	BB	SO	LOB	TOP					
Alien Battle, R OBP: 0.284, SLG: 0.269 (1, 8)	F7		1B WP 1B		P3		K			K		5	1	1	0	0	2	1						
Brent Gates, S OBP: 0.329, SLG: 0.349 (1, 4)	L7		1B WP 1B		G3			P4			SH1-4 1B	5	0	2	0	0	0	0						
Jason Giambi, L OBP: 0.424, SLG: 0.574 (1, 5)	HR		F7		F9			K			SH1-4	4	1	1	1	0	1	1						
Mark McGwire, R OBP: 0.457, SLG: 0.619 Torey Lovullo, S OBP: 0.266, SLG: 0.222 (11, PR) (11, 3)	HR		K			G5-3		P3			G6-4-3 IBB	4	1	1	1	1	1	1						
Terry Steinbach, R OBP: 0.363, SLG: 0.523 (1, 2)	L6		G5-3			G4-3			F7		G6-4-3	5	0	0	0	0	0	3						
Pedro Munoz, R OBP: 0.327, SLG: 0.448 (1, 10)			F9			G6-3			K			4	0	0	0	0	1	0						
Phil Plantier, L OBP: 0.311, SLG: 0.320 (1, 7)			G1-3			F1		L4-3			F7	4	0	0	0	0	0	0						
Mike Bordick, R OBP: 0.368, SLG: 0.347 (1, 6)								G5-3			K	3	0	1	0	1	1	0						
Jose Herrera, L OBP: 0.400, SLG: 0.464 (1, 9)			P4			G1		E5			G4-3	4	0	0	0	0	2							
<b>Inning Stats</b>	R: 2 E: 0 K: 1 S: 9	H: 2 LOB: 0 BB: 0 P: 16	R: 0 E: 0 K: 0 S: 9	H: 1 LOB: 1 BB: 0 P: 12	R: 1 E: 0 K: 1 S: 13	H: 2 LOB: 1 BB: 0 P: 22	R: 0 E: 0 K: 0 S: 8	H: 0 LOB: 1 BB: 1 P: 16	R: 0 E: 0 K: 0 S: 7	H: 0 LOB: 0 BB: 0 P: 9	R: 0 E: 1 K: 1 S: 17	H: 0 LOB: 1 BB: 0 P: 24	R: 0 E: 0 K: 1 S: 8	H: 0 LOB: 0 BB: 0 P: 14	R: 0 E: 0 K: 1 S: 5	H: 0 LOB: 0 BB: 0 P: 10	R: 0 E: 0 K: 2 S: 9	H: 0 LOB: 0 BB: 0 P: 12	R: 0 E: 0 K: 0 S: 8	H: 1 LOB: 2 BB: 1 P: 15	1B: 4 2B: 0 3B: 0 HR: 2	SF: 0 SAC: 1 DP: 1 HBP: 0	WP: 1 PB: 1 SB: 0 CS: 0	PA: 41
<b>PITCHER</b>	IP WLS BF H R ER SO BB IBB HBP BLK WP HR S P ERA WHIP	IP WLS BF H R ER SO BB IBB HBP BLK WP HR S P ERA WHIP															IP WLS BF H R ER SO BB IBB HBP BLK WP HR S P ERA WHIP							
49 Tim Wakefield, R ERA: 5.1	7.0	28	5	3	2	1	0	0	0	0	0	0	0	5	9	0.00	0.000							
Eric Gunderson, L ERA: 8.1	0.2	2	0	0	0	1	0	0	0	0	0	0	0	8	15	0.00	0.000							
Heathcliff Stocumb, R ERA: 3.13	1.1	4	0	0	0	1	0	0	0	0	0	0	0	8	15	0.00	0.000							
Rich Garces, R ERA: 2.4	1.0	4	1	0	0	2	0	0	0	0	0	0	0	12	16	0.00	1.000							
Mike Stanton, L ERA: 5.03	1.0	W 3	0	0	0	0	0	1	0	0	0	0	0	5	11	0.00	0.000							

Oakland Athletics @ Boston Red Sox  
Fenway Park, Boston, MA  
Fri May 17 1996, 7:05 PM EDT  
Att: 28,690 - Unknown - 57 F

AB	38
R	3
H	6
RBI	2
BB	2
SO	6
LOB	8



Batter	1	2	3	4	5	6	7	8	9	10	11	AB	R	H	RBI	BB	SO	LOB	BOTTOM					
Wil Cordero, R OBP: 0.318, SLG: 0.390 (1, 4)	F9		G6-3		L7			1B 2B	F9		HR	6	2	2	2	0	0	3						
John Valentin, R OBP: 0.335, SLG: 0.392 (1, 6)	G6-3		F9			F8		1B 1B		F9		5	0	1	1	0	0	0						
Mo Vaughn, L OBP: 0.429, SLG: 0.703 (1, 3)	HR				G5-4-3 1B BB	F8		1B 1B		WP 1B		4	2	3	1	1	0	0						
Jose Canseco, R OBP: 0.421, SLG: 0.554 (1, 7) (10, 9)	K				G5-4-3 1B			K		WP 1B		4	0	2	0	1	2	2						
Mike Stanley, R OBP: 0.414, SLG: 0.487 Esteban Beltre, R OBP: 0.262, SLG: 0.237 Bill Selby, L OBP: 0.340, SLG: 0.391 (1, 2) (9, PR) (10, 7)			F9		G5-4-3		G6-3		BB 1B	K		3	0	0	0	1	0	2						
Kevin Mitchell, R OBP: 0.327, SLG: 0.314 (1, 10)					1-2f 2-3		L5		G6-2-3 BB	P4		5	0	2	1	0	0	2						
Tim Naehring, R OBP: 0.432, SLG: 0.415 (1, 5)					3H		P2		G6-2-3 BB			4	0	1	0	1	0	1						
Mitt Cuyler, S OBP: 0.237, SLG: 0.212 (1, 9) (9, 8)			G4-3					G5-3		G6-2-3		3	0	0	0	0	1	1						
Bill Haselman, R OBP: 0.328, SLG: 0.500 (10, 2)												2	0	0	0	0	1	3						
Alex Cole, L OBP: 0.315, SLG: 0.313 Troy O'Leary, L OBP: 0.331, SLG: 0.450 (1, 8) (8, PH) (9, 9) (10, 8)			G6-3					G4-3			HR 1B	2	0	0	0	0	1	0						
<b>Inning Stats</b>	R: 1 E: 0 K: 1 S: 11	H: 1 LOB: 0 BB: 0 P: 17	R: 0 E: 0 K: 0 S: 10	H: 1 LOB: 1 BB: 0 P: 16	R: 0 E: 0 K: 0 S: 8	H: 0 LOB: 0 BB: 0 P: 11	R: 1 E: 0 K: 0 S: 12	H: 2 LOB: 1 BB: 1 P: 18	R: 0 E: 0 K: 2 S: 8	H: 0 LOB: 0 BB: 0 P: 9	R: 0 E: 0 K: 0 S: 7	H: 0 LOB: 1 BB: 0 P: 13	R: 0 E: 0 K: 1 S: 15	H: 3 LOB: 2 BB: 0 P: 24	R: 0 E: 0 K: 0 S: 12	H: 1 LOB: 3 BB: 3 P: 28	R: 0 E: 0 K: 1 S: 8	H: 1 LOB: 2 BB: 1 P: 16	R: 2 E: 0 K: 1 S: 11	H: 2 LOB: 0 BB: 0 P: 19	1B: 9 2B: 1 3B: 0 HR: 2	SF: 0 SAC: 0 DP: 2 HBP: 0	WP: 2 PB: 0 SB: 0 CS: 0	PA: 46
<b>PITCHER</b>	IP WLS BF H R ER SO BB IBB HBP BLK WP HR S P ERA WHIP	IP WLS BF H R ER SO BB IBB HBP BLK WP HR S P ERA WHIP															IP WLS BF H R ER SO BB IBB HBP BLK WP HR S P ERA WHIP							
Steve Wojciechowski, L ERA: 3.5	7.2	28	6	3	3	0	1	0	0	0	0	0	0	3	5	3.52	0.913							
Billy Taylor, R ERA: 3.5	0.0	1	1	0	0	0	0	0	0	0	0	0	0	3	5	3.52	0.913							
Mike Mohler, L ERA: 1.16	1.0	7	2	0	0	1	3	0	0	0	0	0	0	16	35	0.00	5.000							
Todd Van Poppel, R ERA: 8.57	2.0	L 10	3	2	2	2	0	1	0	0	0	2	1	21	39	9.00	1.500							

Oakland Athletics @ Boston Red Sox  
Fenway Park, Boston, MA  
Fri May 17 1996, 7:05 PM EDT  
Att: 28,690 - Unknown - 57 F

AB	41
R	5
H	12
RBI	5
BB	5
SO	6
LOB	16





Batter	1	2	3	4	5	6	7	8	9	10	AB	R	H	RBI	BB	SO	LOB	TOP										
<b>Ernie Young, R</b> OBP: 0.336, SLG: 0.486 (1, 8) (10, 9)	K		S 2B BB		F8			B2		K	4	1	0	0	1	2	0											
<b>Brent Gates, S</b> OBP: 0.331, SLG: 0.357 (1, 4)	K		1B 2B		G6-3			F9		BB 1B	5	2	2	1	0	1	0											
<b>Jason Giambi, L</b> OBP: 0.440, SLG: 0.603 (1, 5)			BB		BB 1B			HR		1B 2B BB	3	2	3	2	2	0	0											
<b>Mark McGwire, R</b> OBP: 0.453, SLG: 0.597 (1, 3)			BB		BB 1B			F8		2B BB 1B	4	0	1	1	1	1	2											
<b>Torey Lovullo, S</b> OBP: 0.286, SLG: 0.222 (10, PR) (10, 3)	K		G1-6-3 BB		BB			P5		2B BB 1B	0	0	0	0	0	0	0											
<b>Phil Plantier, L</b> OBP: 0.315, SLG: 0.333 (1, 7)			S 1B		G1-6-3			K		1-2 2-H 1B	5	0	2	1	0	2	3											
<b>Gerónimo Berroa, R</b> OBP: 0.263, SLG: 0.448 (1, 10)			F9		G5-3			K		1-3 2-H 2B	5	0	0	0	0	2	5											
<b>George Williams, S</b> OBP: 0.277, SLG: 0.317 (1, 2)			K		K			K			3	0	0	0	0	3	1											
<b>Terry Steinbach, R</b> OBP: 0.367, SLG: 0.550 (9, PH) (9, 2)			1-2 K		K			HR			1	1	1	1	0	0	0											
<b>Mike Bordick, R</b> OBP: 0.358, SLG: 0.336 (1, 6)			L7		K			G5-3		F8	4	0	0	0	0	1	1											
<b>Jose Herrera, L</b> OBP: 0.364, SLG: 0.419 (1, 9)			G6-3		G4-3			K			3	0	0	0	0	1	0											
<b>Allen Battle, R</b> OBP: 0.262, SLG: 0.267 (10, PH) (10, 8)			G6-3		G4-3			K		K	1	0	0	0	0	1	0											
<b>Inning Stats</b>	R: 0 E: 0 K: 3 S: 14	H: 0 LOB: 1 BB: 1 P: 22	R: 0 E: 0 K: 1 S: 8	H: 1 LOB: 1 BB: 0 P: 12	R: 2 E: 0 K: 0 S: 14	H: 2 LOB: 1 BB: 2 P: 27	R: 0 E: 0 K: 2 S: 12	H: 0 LOB: 0 BB: 0 P: 15	R: 0 E: 0 K: 0 S: 8	H: 0 LOB: 0 BB: 0 P: 12	R: 0 E: 0 K: 2 S: 9	H: 1 LOB: 1 BB: 0 P: 13	R: 0 E: 0 K: 2 S: 7	H: 0 LOB: 0 BB: 0 P: 19	R: 1 E: 0 K: 0 S: 7	H: 1 LOB: 0 BB: 0 P: 14	R: 1 E: 0 K: 1 S: 11	H: 1 LOB: 0 BB: 0 P: 19	R: 2 E: 0 K: 3 S: 15	H: 3 LOB: 3 BB: 1 P: 29	1B: 5 2B: 2 3B: 0 HR: 2	SF: 0 SAC: 0 DP: 1 HBP: 0	WP: 0 PB: 0 SB: 2 CS: 0	PA: 42				
<b>PITCHER</b>	IP	WLS	BF	H	R	ER	SO	BB	IBB	HBP	BLK	WP	HR	S	P	ERA	WHIP											
<b>Roger Clemens, R</b> ERA: 3.69 (1, 1)	7.1		28	4	2	2	10	3	0	0	0	0	0	1	4	8	2.46	0.955										
<b>Eric Gunderson, L</b> ERA: 4.5 (8, 1)	0.1		2	1	1	1	0	0	0	0	0	0	0	1	4	8	27.00	3.000										
<b>Heathcliff Stocumb, R</b> ERA: 3.09 (8, 1)	0.1		1	0	0	0	0	0	0	0	0	0	0	1	2	0.00	0.000											
<b>Mike Stanton, L</b> ERA: 5.23 (9, 1)	1.0		4	1	1	1	1	0	0	0	0	0	1	11	19	9.00	1.000											
<b>Rich Garcias, R</b> ERA: 3.38 (10, 1)	1.0	L	7	3	2	2	3	1	0	0	0	0	0	15	29	18.00	4.000											

Oakland Athletics @ Boston Red Sox  
Fenway Park, Boston, MA  
Sat May 18 1996, 3:33 AM EDT  
Att: 31,663 - Cloudy - 62 F


AB 38  
R 6  
H 9  
RBI 6  
BB 4  
SO 14  
LOB 12



Batter	1	2	3	4	5	6	7	8	9	10	AB	R	H	RBI	BB	SO	LOB	BOTTOM									
<b>Troy O'Leary, L</b> OBP: 0.327, SLG: 0.441 (1, 7) (5, 9) (8, 7)	G4-3		F8		BB 1B			F9		K	5	0	1	2	0	1	0										
<b>John Valentin, R</b> OBP: 0.353, SLG: 0.407 (1, 6)	CS 1B		1B		BB 1B			1B		FC6-4 1B SF8 1B	4	1	4	0	1	0	0										
<b>Mo Vaughn, L</b> OBP: 0.434, SLG: 0.697 (1, 3)	K		1B		BB			K		FC6-4 1B	4	0	2	0	1	2	1										
<b>Jose Canseco, R</b> OBP: 0.412, SLG: 0.567 (1, 10)		HR	F7		G5-3			K		FC6-4 FC6-4	5	1	1	1	0	1	7										
<b>Kevin Mitchell, R</b> OBP: 0.333, SLG: 0.308 (1, 9)			G5-3		FC4-6 HBP			F6		SF8	1	0	0	0	0	0	0										
<b>Bill Selby, L</b> OBP: 0.333, SLG: 0.383 (5, 7)			G5-3		FC4-6 1B			G1-3		SF8	1	0	0	0	0	0	0										
<b>Alex Cole, L</b> OBP: 0.311, SLG: 0.308 (8, 8)			G5-3		FC4-6 1B			G5-3		FC6-4	1	0	0	0	1	0	0										
<b>1B Reggie Jefferson, S</b> OBP: 0.428, SLG: 0.706 (10, PH)			G5-3		FC4-6 1B			G5-3		FC6-4	0	0	0	1	0	0	0										
<b>Wil Cordero, R</b> OBP: 0.307, SLG: 0.377 (1, 4)			K		FC4-6 1B			G5-3		FC6-4	5	1	0	0	0	2	2										
<b>Tim Lincecum, R</b> OBP: 0.424, SLG: 0.406 (1, 5)			FC5-4 1B		K			L4		F7	4	0	1	0	0	1	1										
<b>Bill Haselman, R</b> OBP: 0.320, SLG: 0.468 (1, 2)			FC5-4		1B BB			L8		F3	3	1	0	0	1	0	1										
<b>Mitt Cuyler, S</b> OBP: 0.238, SLG: 0.214 (1, 8) (8, 9)			B1		1B			L9		G5-3	4	1	1	1	0	0	0										
<b>Inning Stats</b>	R: 0 E: 0 K: 1 S: 9	H: 1 LOB: 1 BB: 0 P: 17	R: 1 E: 0 K: 1 S: 10	H: 2 LOB: 1 BB: 0 P: 18	R: 0 E: 0 K: 0 S: 11	H: 2 LOB: 2 BB: 0 P: 18	R: 3 E: 0 K: 1 S: 19	H: 2 LOB: 3 BB: 3 P: 42	R: 0 E: 0 K: 0 S: 5	H: 0 LOB: 0 BB: 0 P: 8	R: 0 E: 0 K: 2 S: 7	H: 1 LOB: 0 BB: 0 P: 10	R: 0 E: 0 K: 1 S: 6	H: 0 LOB: 0 BB: 0 P: 12	R: 0 E: 0 K: 1 S: 8	H: 0 LOB: 0 BB: 0 P: 12	R: 1 E: 0 K: 0 S: 14	H: 2 LOB: 1 BB: 0 P: 20	1B: 9 2B: 1 3B: 0 HR: 1	SF: 1 SAC: 0 DP: 1 HBP: 1	WP: 0 PB: 0 SB: 2 CS: 1	PA: 42					
<b>PITCHER</b>	IP	WLS	BF	H	R	ER	SO	BB	IBB	HBP	BLK	WP	HR	S	P	ERA	WHIP										
<b>Ariel Prieto, R</b> ERA: 6.37 (1, 1)	1.0		3	1	0	0	1	0	0	0	0	0	0	9	17	0.00	1.000										
<b>Mark Acre, R</b> ERA: 9.1 (2, 1)	2.2		16	6	4	4	2	1	0	1	0	0	1	36	64	13.50	2.625										
<b>John Briscoe, R</b> ERA: 3.38 (4, 1)	2.2	W	10	1	0	0	0	2	0	0	0	0	0	17	36	0.00	1.125										
<b>Buddy Groom, L</b> ERA: 3.1 (7, 1)	2.2		10	2	1	1	4	0	0	0	0	0	0	23	37	3.38	0.750										
<b>Billy Taylor, R</b> ERA: 1.17 (10, 1)	1.0	S	3	0	0	0	0	0	0	0	0	0	0	11	16	0.00	0.000										

Oakland Athletics @ Boston Red Sox  
Fenway Park, Boston, MA  
Sat May 18 1996, 3:33 AM EDT  
Att: 31,663 - Cloudy - 62 F

AB 37  
R 5  
H 10  
RBI 5  
BB 3  
SO 7  
LOB 12





Batter	1	2	3	4	5	6	7	8	9	AB	R	H	RBI	BB	SO	LOB	TOP								
<b>Ernie Young, R</b> (1, 8) OBP: 0.341, SLG: 0.487 <b>Allen Battle, R</b> (8, 8) OBP: 0.280, SLG: 0.264	1-3 K		2-3 K		1-0 G6-4-3 1B			2-1 G1-6-3 1B	1-0 L6	4	0	2	1	0	2	1									
<b>Brent Gates, S</b> (1, 4) OBP: 0.324, SLG: 0.348	3-2 G6-3			3-2 L5	0-2 G6-4-3			0-1 G1-6-3 1-2f		4	0	0	0	0	0	3									
<b>Jason Giambi, L</b> (1, 5) OBP: 0.441, SLG: 0.600	1-2 G4-3			1-0 BB 1B		3-2 G4-3		1-2 1B		4	0	2	0	0	0	0									
<b>Mark McGwire, R</b> (1, 3) OBP: 0.444, SLG: 0.571 <b>Torey Lovullo, S</b> (8, 3) OBP: 0.296, SLG: 0.222		0-0 F8		4-1 SAFE BB	1-2 BB	3-3 K		1-2 F8		3	0	0	0	1	1	1									
<b>Phil Plantier, L</b> (1, 7) OBP: 0.313, SLG: 0.324	2-2 G5-3			0-3 BB		1-1 F9			4-0 1B 2B BB	3	1	0	0	1	1	2									
<b>Terry Steinbach, R</b> (1, 2) OBP: 0.380, SLG: 0.538 <b>George Williams, S</b> (8, 2) OBP: 0.271, SLG: 0.310	1-0 F8			3-2 G6-3			1-2 G5-3		2-1 P5	3	0	0	0	0	0	2									
<b>Geronimo Berroa, R</b> (1, 10) OBP: 0.254, SLG: 0.446 <b>Pedro Munoz, R</b> (9, PH) OBP: 0.324, SLG: 0.443			2-2 F6		0-0 1B 1B		1-1 G6-3		2-3 K	3	1	1	0	0	0	0									
<b>Mike Bordick, R</b> (1, 6) OBP: 0.358, SLG: 0.331 <b>Rafael Bourquiel, R</b> (8, 6) OBP: 0.059, SLG: 0.059			1-0 F9		2-1 F9		4-0 BB		0-1 2B 1B	2	0	0	0	1	0	1									
<b>Jose Herrera, L</b> (1, 9) OBP: 0.405, SLG: 0.514			2-1 2B		1-2 1B		1-3 K		2-1 1-3 2-H 2B	4	0	3	1	0	1	1									
<b>Inning Stats</b>	R: 0 E: 0 K: 1 S: 9	H: 0 LOB: 0 BB: 0 P: 14	R: 0 E: 0 K: 0 S: 6	H: 0 LOB: 0 BB: 0 P: 9	R: 0 E: 0 K: 1 S: 10	H: 1 LOB: 1 BB: 0 P: 17	R: 0 E: 0 K: 1 S: 11	H: 1 LOB: 2 BB: 1 P: 22	R: 1 E: 0 K: 0 S: 11	H: 3 LOB: 1 BB: 0 P: 16	R: 0 E: 0 K: 1 S: 9	H: 0 LOB: 0 BB: 0 P: 16	R: 0 E: 0 K: 1 S: 9	H: 0 LOB: 1 BB: 1 P: 16	R: 0 E: 0 K: 0 S: 11	H: 2 LOB: 1 BB: 0 P: 15	R: 1 E: 0 K: 1 S: 12	H: 2 LOB: 2 BB: 0 P: 23	1B: 7 2B: 2 3B: 0 HR: 0	SF: 0 SAC: 0 DP: 2 HBP: 0	WP: 0 PB: 0 SB: 0 CS: 0	PA: 37			
<b>PITCHER</b>	IP	WLS	BF	H	R	ER	SO	BB	IBB	HBP	BLK	WP	HR	S	P	ERA	WHIP								
<b>Aaron Sele, R</b> (1, 1) ERA: 6.02	7.0	W	27	5	1	1	5	2	0	0	0	0	0	65	110	1.29	1.000								
<b>Brent Knackert, R</b> (8, 1) ERA: 8.44	1.0		4	2	0	0	0	0	0	0	0	0	0	11	15	0.00	2.000								
<b>Stan Belinda, R</b> (9, 1) ERA: 8.66	1.0		6	2	1	1	1	1	0	0	0	0	0	12	23	9.00	3.000								

Oakland Athletics @ Boston Red Sox  
Fenway Park, Boston, MA  
Sun May 19 1996, 3:33 AM EDT  
Att: 32,601 - Sunny - 73 F

AB 34  
R 2  
H 9  
RBI 2  
BB 3  
SO 6  
LOB 15



Batter	1	2	3	4	5	6	7	8	9	AB	R	H	RBI	BB	SO	LOB	BOTTOM								
<b>Troy O'Leary, L</b> (1, 9) OBP: 0.325, SLG: 0.439	0-1 L1		2-2 G4-3	2-1 BB 1B		1-0 SF9	3-2 1B HBP			3	1	1	2	0	0	0									
<b>John Valentin, R</b> (1, 6) OBP: 0.385, SLG: 0.412 <b>Esteban Beltre, R</b> (9, 6) OBP: 0.262, SLG: 0.237	2-3 K		3-2 HR HBP	3-H 4-2 1B BB		3-2 1B	0-2 1-3 2-H 3-H 2-3 1B			3	1	2	2	1	1	0									
<b>Mo Vaughn, L</b> (1, 3) OBP: 0.433, SLG: 0.707	2-3 K		1 SAFE 3-2 1-H HR	1-1 1-3 2-H 1B		2-2 L8	2-3 K			5	1	2	3	0	2	3									
<b>Jose Canseco, R</b> (1, 7) OBP: 0.411, SLG: 0.584 <b>Alex Cole, L</b> (8, PR) OBP: 0.311, SLG: 0.308		2-2 L8	0-1 HR	3-2 L8		3-2 G5-3	4-1 2B 1B BB			4	1	1	1	1	0	2									
<b>Mike Stanley, R</b> (1, 2) OBP: 0.421, SLG: 0.496		4-2 FC5 18 1B BB	2-2 K		1-0 G5-3	1-0 18 2B 1B	1-1 18 F7-4 2B			4	1	2	0	1	1	0									
<b>18 Reggie Jefferson, S</b> (1, 10) OBP: 0.428, SLG: 0.896		0-0 FC5 1B	2-1 L3		2-3 K	2-2 1B 2B	1-0 F7-4			5	2	2	0	0	1	3									
<b>Wil Cordero, R</b> (1, 4) OBP: 0.310, SLG: 0.384		1-0 FC5 1B 2-3f		2-2 L8 1B 2B	0-3 K	3-2 G5-3	3-2 BB 1B			5	1	2	1	0	1	4									
<b>Tim Lincecum, R</b> (1, 5) OBP: 0.444, SLG: 0.431		1-0 S 1B		0-1 G5-3		1-0 SH1-4 SF9 2B	4-1 1B 1B BB	4-2 3-H BB		3	2	2	1	2	0	1									
<b>Mitt Cuyler, S</b> (1, 8) OBP: 0.239, SLG: 0.217		3-3 K		0-1 L8		2-0 SH1-4	3-2 1B 1B	0-0 P5		4	1	1	2	0	1	5									
<b>Inning Stats</b>	R: 0 E: 0 K: 2 S: 8	H: 0 LOB: 0 BB: 0 P: 12	R: 1 E: 0 K: 1 S: 12	H: 2 LOB: 2 BB: 1 P: 23	R: 3 E: 0 K: 1 S: 18	H: 2 LOB: 0 BB: 0 P: 30	R: 2 E: 0 K: 0 S: 16	H: 3 LOB: 2 BB: 1 P: 28	R: 0 E: 0 K: 2 S: 8	H: 0 LOB: 0 BB: 0 P: 11	R: 1 E: 0 K: 0 S: 14	H: 2 LOB: 1 BB: 0 P: 23	R: 4 E: 0 K: 1 S: 24	H: 4 LOB: 2 BB: 1 P: 45	R: 1 E: 0 K: 0 S: 10	H: 2 LOB: 2 BB: 2 P: 23	1B: 9 2B: 5 3B: 0 HR: 2	SF: 1 SAC: 1 DP: 1 HBP: 2	WP: 0 PB: 0 SB: 1 CS: 0	PA: 45					
<b>PITCHER</b>	IP	WLS	BF	H	R	ER	SO	BB	IBB	HBP	BLK	WP	HR	S	P	ERA	WHIP								
<b>Don Wengert, R</b> (1, 1) ERA: 4.46	3.2	L	21	7	6	6	4	2	0	1	0	0	0	25	40	3.86	0.857								
<b>Todd Van Poppel, R</b> (4, 1) ERA: 8.27	2.1		9	2	1	1	2	0	0	0	0	0	0	33	67	27.00	5.400								
<b>Jim Corsi, R</b> (7, 1) ERA: 6.59	1.2		14	6	5	5	1	3	0	1	0	0	0	1	1	0.00	0.000								
<b>Mike Mohler, L</b> (8, 1) ERA: 1.14	0.1		1	0	0	0	0	0	0	0	0	0	0	1	1	0.00	0.000								

Oakland Athletics @ Boston Red Sox  
Fenway Park, Boston, MA  
Sun May 19 1996, 3:33 AM EDT  
Att: 32,601 - Sunny - 73 F

AB 36  
R 12  
H 15  
RBI 12  
BB 5  
SO 7  
LOB 18





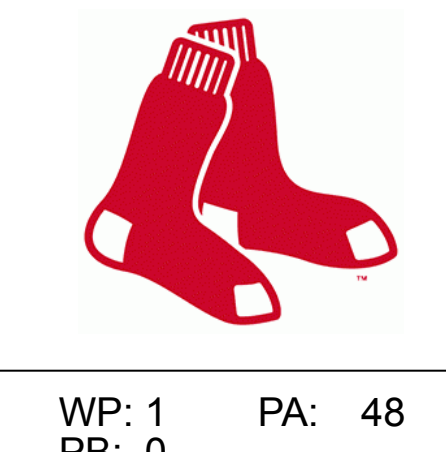
Batter	1	2	3	4	5	6	7	8	9	AB	R	H	RBI	BB	SO	LOB	TOP					
<b>Ernie Young, R</b> OBP: 0.341, SLG: 0.478 (1, 8)	G4-3			G1-3				K		2	1	0	0	1	0	0	<b>Oakland Athletics @ Boston Red Sox</b> Fenway Park, Boston, MA Mon May 20 1996, 7:05 PM EDT Att: 20,890 - Unknown - 94 F					
<b>Allen Battle, R</b> OBP: 0.277, SLG: 0.262 (8, 8)	G4-3			K		1B		G4-3		4	1	1	0	0	1	0						
<b>Brent Gates, S</b> OBP: 0.322, SLG: 0.346 (1, 4)	G6-3			K		HR		G4-3		3	1	1	3	0	1	0						
<b>Jason Giambi, L</b> OBP: 0.440, SLG: 0.614 <b>Torey Lovullo, S</b> OBP: 0.318, SLG: 0.263 (6, 5)	G4-3			K		HR		1B		1	0	1	0	0	0	0						
<b>Mark McGwire, R</b> OBP: 0.457, SLG: 0.622 (1, 3)	P3					HR		1B		4	1	3	1	0	0	0						
<b>Phil Plantier, L</b> OBP: 0.311, SLG: 0.322 (1, 7)	G3			K		1B		1B		4	0	1	0	0	1	2						
<b>Terry Steinbach, R</b> OBP: 0.357, SLG: 0.529 (1, 2)	G4-3					1B		1B		4	0	1	0	0	0	2						
<b>George Williams, S</b> OBP: 0.269, SLG: 0.289 (1, 10)				G4-3				FC4-6		3	0	0	0	1	1	1						
<b>Mike Bordick, R</b> OBP: 0.353, SLG: 0.326 <b>Rafael Bourquiel, R</b> OBP: 0.053, SLG: 0.053 (6, 6)	G4-3					G6-4-3		FC5-4		2	0	0	0	0	0	0						
<b>Jose Herrera, L</b> OBP: 0.366, SLG: 0.462 (1, 9)	G6-3					G6-4-3		FC5-4		2	0	0	0	0	0	2						
<b>Inning Stats</b>	R: 0 H: 0 E: 0 K: 0 S: 6	H: 0 LOB: 0 BB: 0 P: 8	R: 0 H: 0 E: 0 K: 0 S: 8	H: 0 LOB: 0 BB: 0 P: 12	R: 0 H: 0 E: 0 K: 0 S: 7	H: 0 LOB: 0 BB: 0 P: 10	R: 0 H: 0 E: 0 K: 2 S: 11	H: 0 LOB: 0 BB: 0 P: 15	R: 1 H: 1 E: 0 K: 2 S: 8	H: 1 LOB: 0 BB: 0 P: 15	R: 3 H: 4 E: 0 K: 0 S: 18	H: 2 LOB: 2 BB: 1 P: 25	R: 0 H: 0 E: 0 K: 1 S: 7	H: 0 LOB: 0 BB: 1 P: 13	R: 0 H: 2 E: 0 K: 1 S: 8	H: 2 LOB: 2 BB: 0 P: 12	R: 0 H: 1 E: 0 K: 1 S: 8	H: 1 LOB: 1 BB: 0 P: 9	1B: 6 2B: 0 3B: 0 HR: 2	SF: 0 SAC: 0 DP: 1 HBP: 0	WP: 0 PB: 0 SB: 0 CS: 0	PA: 36
<b>PITCHER</b>	IP	WLS	BF	H	R	ER	SO	BB	IBB	HBP	BLK	WP	HR	S	P	ERA	WHIP					
<b>Tom Gordon, R</b> ERA: 6.94 (1, 1)	8.0	W	32	7	4	4	6	2	0	0	0	0	2	73	110	4.50	1.125					
<b>Brent Knackert, R</b> ERA: 7.11 (9, 1)	1.0		4	1	0	0	1	0	0	0	0	0	0	8	9	0.00	1.000					
<b>Brent Knackert, R</b> ERA: 7.11 (9, 1)	1.0		4	1	0	0	1	0	0	0	0	0	0	8	9	0.00	1.000					

AB	34
R	4
H	8
RBI	4
BB	2
SO	7
LOB	8



Batter	1	2	3	4	5	6	7	8	9	AB	R	H	RBI	BB	SO	LOB	BOTTOM					
<b>Wil Cordero, R</b> OBP: 0.317, SLG: 0.395 <b>Brent Knackert, R</b> (9, 1)	G6-3			2B		L1-5-3		G4-6-3		6	2	3	3	0	1	1	<b>Oakland Athletics @ Boston Red Sox</b> Fenway Park, Boston, MA Mon May 20 1996, 7:05 PM EDT Att: 20,890 - Unknown - 94 F					
<b>John Valentin, R</b> OBP: 0.386, SLG: 0.424 <b>Esteban Beltré, R</b> OBP: 0.256, SLG: 0.231 (8, 6)	G4-3			HR		E5		G4-6-3		5	3	2	1	0	0	1						
<b>Mo Vaughn, L</b> OBP: 0.430, SLG: 0.712 (1, 3)	K			L9		G4-3		K		6	2	2	2	0	2	3						
<b>Jose Canseco, R</b> OBP: 0.411, SLG: 0.632 <b>Alex Cole, L</b> OBP: 0.311, SLG: 0.308 (8, 8)	G6-3			HR		P3		F7		5	2	2	4	0	0	2						
<b>Mike Stanley, R</b> OBP: 0.420, SLG: 0.500 (9, 2)	K			2B		HR		K		0	0	0	0	0	0	0						
<b>Tim Lincecum, R</b> OBP: 0.442, SLG: 0.429 (9, 4)	K			G5-3		1B		1B		5	1	2	1	0	2	1						
<b>Bill Haselman, R</b> OBP: 0.362, SLG: 0.569 <b>32 Alex Delgado, R</b> (9, 2)				1B		HR		1B		4	2	4	1	1	0	0						
<b>Troy O'Leary, L</b> OBP: 0.343, SLG: 0.454 (8, 7)				1B		1B		F7		4	1	3	2	1	0	2						
<b>Mitt Cuyler, S</b> OBP: 0.250, SLG: 0.219 (8, 9)				1B		F4		G4-6-3		4	1	1	0	1	0	5						
<b>Inning Stats</b>	R: 0 H: 0 E: 0 K: 1 S: 8	H: 0 LOB: 0 BB: 0 P: 12	R: 0 H: 0 E: 0 K: 2 S: 9	H: 0 LOB: 0 BB: 0 P: 15	R: 7 H: 7 E: 0 K: 0 S: 21	H: 7 LOB: 2 BB: 2 P: 34	R: 4 H: 6 E: 0 K: 0 S: 26	H: 6 LOB: 2 BB: 0 P: 41	R: 2 H: 1 E: 1 K: 2 S: 14	H: 1 LOB: 0 BB: 0 P: 25	R: 1 H: 1 E: 0 K: 1 S: 9	H: 1 LOB: 1 BB: 1 P: 17	R: 2 H: 4 E: 0 K: 1 S: 18	H: 4 LOB: 2 BB: 0 P: 26	R: 0 H: 2 E: 0 K: 1 S: 10	H: 2 LOB: 1 BB: 0 P: 17		1B: 12 2B: 5 3B: 0 HR: 4	SF: 0 SAC: 0 DP: 1 HBP: 0	WP: 1 PB: 0 SB: 0 CS: 0	PA: 48	
<b>PITCHER</b>	IP	WLS	BF	H	R	ER	SO	BB	IBB	HBP	BLK	WP	HR	S	P	ERA	WHIP					
<b>Doug Johns, L</b> ERA: 5.53 (3, 1)	1.0		8	5	4	4	0	0	0	0	0	0	0	22	35	36.00	5.000					
<b>Todd Van Poppel, R</b> ERA: 9.0 (4, 1)	1.1		7	2	2	0	2	0	0	0	0	0	1	20	33	0.00	1.500					
<b>Buddy Groom, L</b> ERA: 2.91 (6, 1)	2.0		12	5	3	3	2	1	0	0	0	0	2	27	43	13.50	3.000					
<b>Billy Taylor, R</b> ERA: 3.72 <b>Mike Moehler, L</b> ERA: 1.09 (8, 1)	1.0		4	2	0	0	1	0	0	0	0	0	0	10	17	0.00	2.000					

AB	45
R	16
H	21
RBI	16
BB	3
SO	8
LOB	17





Batter	1	2	3	4	5	6	7	8	9	AB	R	H	RBI	BB	SO	LOB	TOP					
<b>Rich Amaral, R</b> OBP: 0.348, SLG: 0.342 (1, 7)	2-2 SAFE 1B 1B	2-0 SAFE 1B		4-0 1B HR BB	2-3 K	0-0 1B			1-3 K	5	2	3	0	1	2	2						
<b>Alex Rodriguez, R</b> OBP: 0.383, SLG: 0.710 (1, 6)	0-1 1B S 1B	0-1 G6-3		0-0 1B HR	1-0 2B	2-2 P4			1-3 K	6	3	3	3	0	1	3						
<b>Ken Griffey Jr., L</b> OBP: 0.377, SLG: 0.553 (1, 8)	3-2 F7 1B 1B	0-1 G6-3		2-2 1B HR	1-0 1B FC6-4 2B				3-1 F6	6	2	3	5	0	0	2						
<b>Edgar Martinez, R</b> OBP: 0.456, SLG: 0.689 (1, 10)	1-1 F7 1B		3-2 1B FC6-4 2B	1-1 HR 1B	2-2 FC6-4 BB 1B				3-3 K	5	2	4	1	0	1	0						
<b>Jay Buhner, R</b> OBP: 0.411, SLG: 0.658 (1, 9)	0-0 F7		0-2 FC6-4 1B	3-1 HR	4-2 FC6-4 BB				0-0 G6-3	4	1	2	2	1	0	2						
<b>Brian Hunter, R</b> OBP: 0.435, SLG: 0.400 (1, 3)	1-3 K		3-1 FC6-4 G5-4-3 1B	1-0 F4	1-1 FC6-4 FC6-4				1-2 G5-4-3 1B	5	0	1	2	0	1	5						
<b>Dan Wilson, R</b> OBP: 0.329, SLG: 0.515 (1, 2)	1-3 K		1-3 G5-4-3	4-1 BB	0-0 FC6-4				0-0 G5-4-3	4	0	0	0	1	1	6						
<b>Luis Sojo, R</b> OBP: 0.275, SLG: 0.311 (1, 4)		3-2 2B G6-3 1B		1-3 L1-3					1-0 F8	5	1	1	0	0	0	1						
<b>Russ Davis, R</b> OBP: 0.327, SLG: 0.382 (1, 5)		1-1 L7		1-0 1B 2B	2-0 2B 2B				0-0 F8	4	2	2	0	1	0	1						
<b>Inning Stats</b>	R: 2 E: 0 K: 2 S: 19	H: 4 LOB: 2 BB: 0 P: 27	R: 1 E: 0 K: 0 S: 11	H: 2 LOB: 1 BB: 0 P: 17	R: 1 E: 0 K: 0 S: 10	H: 2 LOB: 0 BB: 0 P: 16	R: 6 E: 0 K: 0 S: 22	H: 5 LOB: 1 BB: 2 P: 41	R: 3 E: 0 K: 1 S: 16	H: 4 LOB: 2 BB: 1 P: 29	R: 0 E: 0 K: 0 S: 9	H: 1 LOB: 1 BB: 0 P: 13	R: 0 E: 0 K: 1 S: 6	H: 0 LOB: 0 BB: 0 P: 9	R: 0 E: 0 K: 0 S: 5	H: 1 LOB: 0 BB: 0 P: 7	R: 0 E: 0 K: 2 S: 11	H: 0 LOB: 1 BB: 1 P: 20	1B: 11 2B: 6 3B: 0 HR: 2	SF: 0 SAC: 0 DP: 2 HBP: 0	WP: 0 PB: 0 CS: 0	PA: 48
<b>PITCHER</b>	IP WLS BF H R ER SO BB IBB HBP BLK WP HR S P ERA WHIP	3.0 L 16 8 4 4 2 0 0 0 0 0 0 40 60 12.00 2.667	4.1 L 9 5 6 6 0 2 0 0 0 0 2 19 36 81.00 10.500	4.1 L 9 4 3 3 1 1 0 0 0 0 0 19 34 20.25 3.750	6.1 L 4 1 0 0 0 0 0 0 0 0 0 9 13 0.00 1.000	7.1 L 3 0 0 0 1 0 0 0 0 0 0 6 9 0.00 0.000	<b>PITCHER</b>	IP WLS BF H R ER SO BB IBB HBP BLK WP HR S P ERA WHIP	1.0 L 3 1 0 0 0 0 0 0 0 0 0 0 5 7 0.00 1.000	1.0 L 4 0 0 0 2 1 0 0 0 0 0 11 20 0.00 1.000												
<b>Alex Cole, L</b> OBP: 0.304, SLG: 0.329 (1, 8)	1-2 F8	0-1 F7	1-0 3B			3-3 K			1-1 G5-3	5	0	1	2	0	1	3						
<b>John Valentin, R</b> OBP: 0.387, SLG: 0.423 (1, 6)	0-0 1B	1-1 FC5-4	0-0 G5-3			0-2 1B			1-3 K	5	0	2	0	0	1	4						
<b>Mo Vaughn, L</b> OBP: 0.429, SLG: 0.702 (1, 3)	3-1 1B		2-2 F9 1B 1B	1-0 L3		2-3 K			1-0 F7	5	1	2	0	0	1	1						
<b>Jose Canseco, R</b> OBP: 0.403, SLG: 0.640 (1, 7)	3-3 K		2-1 F7	3-3 K		2-2 F8			2-0 HR	5	1	1	1	1	0	4						
<b>18 Reggie Jefferson, S</b> OBP: 0.439, SLG: 0.738 (1, 10)	0-1 L8		0-1 BB 1B	3-2 1B		2-2 HR			1-3 K	5	2	3	1	0	1	2						
<b>Mike Stanley, R</b> OBP: 0.416, SLG: 0.492 <b>32 Alex Delgado, R</b> (8, 2)		0-1 1B BB 1B	3-0 F9	2-0 F9		0-3 K			2-2 L9	4	0	1	0	0	1	3						
<b>Troy O'Leary, L</b> OBP: 0.347, SLG: 0.448 (1, 9)		4-1 1B BB	4-0 1B BB			3-2 K				2	1	0	0	2	1	0						
<b>Tim Lincecum, R</b> OBP: 0.444, SLG: 0.432 (1, 5)		1-0 FC5-4 1B	3-1 PB 1B 3B 1B			2-3 K			2-2 G6-3	4	1	2	2	0	1	0						
<b>Esteban Beltré, R</b> OBP: 0.255, SLG: 0.233 (1, 4)		3-3 K	0-0 PB 3B 1B			2-3 K			1-1 G4-3	4	1	1	1	0	2	3						
<b>Inning Stats</b>	R: 0 E: 0 K: 1 S: 11	H: 2 LOB: 3 BB: 1 P: 20	R: 5 E: 0 K: 0 S: 13	H: 5 LOB: 1 BB: 1 P: 28	R: 0 E: 0 K: 1 S: 9	H: 1 LOB: 0 BB: 0 P: 18	R: 0 E: 0 K: 2 S: 8	H: 0 LOB: 0 BB: 0 P: 13	R: 0 E: 0 K: 1 S: 14	H: 1 LOB: 1 BB: 0 P: 21	R: 1 E: 0 K: 2 S: 16	H: 1 LOB: 0 BB: 0 P: 23	R: 0 E: 0 K: 1 S: 7	H: 0 LOB: 0 BB: 0 P: 10	R: 1 E: 0 K: 1 S: 10	H: 1 LOB: 0 BB: 0 P: 16	1B: 10 2B: 0 3B: 1 HR: 2	SF: 0 SAC: 0 DP: 0 HBP: 0	WP: 0 PB: 1 CS: 0	PA: 42		
<b>PITCHER</b>	IP WLS BF H R ER SO BB IBB HBP BLK WP HR S P ERA WHIP	2.2 W 16 3 1 1 7 0 0 0 0 0 1 48 76 2.08 0.692	2.0 L 7 1 1 1 2 0 0 0 0 0 1 17 26 4.50 0.500			<b>PITCHER</b>	IP WLS BF H R ER SO BB IBB HBP BLK WP HR S P ERA WHIP	1.1 L 9 5 5 2 2 0 0 0 0 0 0 1 48 76 2.08 0.692	8.1 L 7 1 1 1 2 0 0 0 0 0 1 17 26 4.50 0.500													

Seattle Mariners @ Boston Red Sox  
Fenway Park, Boston, MA  
Tue May 21 1996, 7:05 PM EDT  
Att: 24,528 - Unknown - 74 F

AB 44  
R 13  
H 19  
RBI 13  
BB 4  
SO 6  
LOB 22



Seattle Mariners @ Boston Red Sox  
Fenway Park, Boston, MA  
Tue May 21 1996, 7:05 PM EDT  
Att: 24,528 - Unknown - 74 F

AB 40  
R 7  
H 13  
RBI 7  
BB 2  
SO 11  
LOB 20






Batter	1	2	3	4	5	6	7	8	9	AB	R	H	RBI	BB	SO	LOB	TOP										
Darren Bragg, L (1, 7) OBP: 0.438, SLG: 0.614	F7		G1-4-3 BB		1-H HR				G3	3	1	1	2	2	0	0											
Alex Rodriguez, R (1, 6) OBP: 0.395, SLG: 0.688	G5-3		G1-4-3		K				FC6-4 1B	5	0	1	0	0	2	3											
Ken Griffey Jr., L (1, 8) OBP: 0.383, SLG: 0.552	S 1B BB			2-0 BLK 1B	0-1 HBP 1B				FC6-4 1-2	4	2	2	0	1	0	1											
Edgar Martinez, R (1, 10) OBP: 0.457, SLG: 0.683	FC5-4 1-H 1B			K	1B HBP				G6-3	3	1	1	1	0	1	1											
Jay Buhner, R (1, 9) OBP: 0.407, SLG: 0.648	FC5-4 1-2			K	1B				K	4	0	1	1	0	2	2											
Paul Sorrento, L (1, 3) OBP: 0.353, SLG: 0.563				F8	1-1 1-3 2-H 1B				K	4	0	1	1	0	1	1											
Russ Davis, R (1, 5) OBP: 0.331, SLG: 0.407					HR				K	4	1	2	1	0	1	3											
Dan Wilson, R (1, 2) OBP: 0.320, SLG: 0.500				G6-4-3 1-2	G4-3				K	4	0	0	0	0	1	1											
Joey Cora, S (1, 4) OBP: 0.257, SLG: 0.348				G5-3	0-1 HR 1B				F9	4	1	1	0	0	0	0											
<b>Inning Stats</b>	R: 1 E: 0 K: 0 S: 11	H: 1 LOB: 1 BB: 1 P: 22	R: 0 E: 0 K: 0 S: 5	H: 1 LOB: 0 BB: 0 P: 8	R: 0 E: 0 K: 0 S: 6	H: 0 LOB: 0 BB: 1 P: 11	R: 0 E: 0 K: 2 S: 12	H: 1 LOB: 1 BB: 0 P: 17	R: 5 E: 0 K: 1 S: 23	H: 6 LOB: 3 BB: 0 P: 37	R: 0 E: 0 K: 1 S: 7	H: 0 LOB: 1 BB: 1 P: 13	R: 0 E: 0 K: 3 S: 10	H: 0 LOB: 0 BB: 0 P: 15	R: 0 E: 0 K: 0 S: 7	H: 1 LOB: 1 BB: 0 P: 14	1B: 8 2B: 0 3B: 0 HR: 2	SF: 0 SAC: 0 DP: 2 HBP: 1	WP: 0 PB: 0 SB: 3 CS: 0	PA: 39							
<b>PITCHER</b>	IP	WLS	BF	H	R	ER	SO	BB	IBB	HBP	BLK	WP	HR	S	P	ERA	WHIP										
49 Tim Wakefield, R (1, 1) ERA: 5.53	6.0	L	29	9	6	6	4	3	0	1	1	0	2	64	108	9.00	2.000										
Rich Garces, R (7, 1) ERA: 2.54	2.0		6	0	0	0	4	0	0	0	0	0	0	21	32	0.00	0.000										
Eric Gunderson, L (9, 1) ERA: 2.25	1.0		4	1	0	0	0	0	0	0	0	0	0	7	14	0.00	1.000										

Seattle Mariners @ Boston Red Sox  
Fenway Park, Boston, MA  
Wed May 22 1996, 7:05 PM EDT  
Att: 26,753 - Unknown - 72 F

livebaseballscorecards.com

AB 35  
R 6  
H 10  
RBI 6  
BB 3  
SO 8  
LOB 12




Batter	1	2	3	4	5	6	7	8	9	AB	R	H	RBI	BB	SO	LOB	BOTTOM										
Troy O'Leary, L (1, 9) OBP: 0.343, SLG: 0.440	K		F9		2B 1B	FC1-6 1-2			F7-4-3 1-1	5	1	1	0	0	1	3											
John Valentin, R (1, 6) OBP: 0.369, SLG: 0.427	BB BB		G4-3 2B		L7				F7	3	0	1	0	1	0	1											
Mo Vaughn, L (1, 3) OBP: 0.436, SLG: 0.708	BB		G4-3		F8 1-H 2B				G4-6-3 1B	3	0	2	1	1	0	1											
Jose Canseco, R (1, 7) OBP: 0.404, SLG: 0.634	F7				F8				G4-6-3	1	0	0	0	1	0	2											
Alex Cole, L (6, PH) OBP: 0.296, SLG: 0.319										2	0	0	0	0	0	2											
18 Reggie Jefferson, S (1, 10) OBP: 0.414, SLG: 0.692	K		G3		L9				L9	4	0	0	0	0	1	5											
Mike Stanley, R (1, 2) OBP: 0.411, SLG: 0.481					BB				G6-3	3	0	0	0	1	1	0											
Tim Lincecum, R (1, 5) OBP: 0.437, SLG: 0.435					F8				F9	4	0	1	0	0	0	1											
Jeff Manto, R (1, 4) OBP: 0.290, SLG: 0.750					K				3B	4	0	1	0	0	1	2											
Mitt Cuyler, S (1, 8) OBP: 0.253, SLG: 0.212					P2					2	0	0	0	1	0	2											
Bill Haselman, R (9, PH) OBP: 0.375, SLG: 0.558									FC1-6 BB	1	0	0	0	0	1	0											
<b>Inning Stats</b>	R: 0 E: 0 K: 2 S: 9	H: 0 LOB: 2 BB: 2 P: 23	R: 0 E: 0 K: 1 S: 10	H: 1 LOB: 0 BB: 0 P: 18	R: 0 E: 0 K: 0 S: 8	H: 1 LOB: 2 BB: 1 P: 16	R: 0 E: 0 K: 1 S: 7	H: 0 LOB: 1 BB: 1 P: 15	R: 1 E: 0 K: 0 S: 9	H: 2 LOB: 1 BB: 0 P: 17	R: 0 E: 0 K: 0 S: 8	H: 1 LOB: 2 BB: 1 P: 15	R: 0 E: 0 K: 0 S: 5	H: 0 LOB: 0 BB: 0 P: 7	R: 0 E: 0 K: 0 S: 5	H: 0 LOB: 0 BB: 0 P: 7	R: 0 E: 0 K: 1 S: 8	H: 0 LOB: 0 BB: 0 P: 13	1B: 2 2B: 4 3B: 1 HR: 0	SF: 0 SAC: 0 DP: 2 HBP: 0	WP: 1 PB: 0 SB: 0 CS: 0	PA: 37					
<b>PITCHER</b>	IP	WLS	BF	H	R	ER	SO	BB	IBB	HBP	BLK	WP	HR	S	P	ERA	WHIP										
Bob Wolcott, R (1, 1) ERA: 5.81	5.2	W	27	5	1	1	4	5	0	0	0	0	0	8	12	0.00	0.600										
Tim Davis, L (6, 1) ERA: 5.0	1.2		5	1	0	0	0	0	0	0	0	0	0	8	12	0.00	0.600										
Michael Jackson, R (8, 1) ERA: 4.87	1.0		3	0	0	0	0	0	0	0	0	0	0	5	7	0.00	0.000										
Norm Charlton, L (9, 1) ERA: 3.38	0.2		2	0	0	0	1	0	0	0	0	1	0	6	10	0.00	0.000										

Seattle Mariners @ Boston Red Sox  
Fenway Park, Boston, MA  
Wed May 22 1996, 7:05 PM EDT  
Att: 26,753 - Unknown - 72 F

livebaseballscorecards.com

AB 32  
R 1  
H 6  
RBI 1  
BB 5  
SO 5  
LOB 19





Batter	1	2	3	4	5	6	7	8	9	AB	R	H	RBI	BB	SO	LOB	TOP				
<b>Darren Bragg, L</b> OBP: 0.414, SLG: 0.583 (1, 7)	G4-3		SF8		G4-3			F9		3	0	0	1	0	0	2					
<b>Alex Rodriguez, R</b> OBP: 0.391, SLG: 0.672 (1, 6)	G6-4-3 1B		CS	K		P9		L9		4	0	1	0	0	1	0					
<b>Ken Griffey Jr., L</b> OBP: 0.380, SLG: 0.562 (1, 8)	G6-4-3 1-2			HR		L6		K		4	1	1	1	0	1	1					
<b>Edgar Martinez, R</b> OBP: 0.453, SLG: 0.679 (1, 10)		F8		G6-3		L8			G3 2B	4	0	1	0	0	0	0					
<b>Jay Buhner, R</b> OBP: 0.404, SLG: 0.637 (1, 9)		K		K			2B 1B BB		K	3	1	0	0	1	3	1					
<b>Paul Sorrento, L</b> OBP: 0.357, SLG: 0.569 (1, 3)	G4-3				2B 1B		1-3 1B 2B		G3	4	1	2	0	0	0	1					
<b>Doug Strange, S</b> OBP: 0.317, SLG: 0.405 (1, 5)			G5-3		1-0 2B		P4			3	0	1	0	1	0	2					
<b>John Marzano, R</b> OBP: 0.304, SLG: 0.409 (1, 2)			1B SF8 2B		L8		F8		P6	4	1	1	0	0	0	6					
<b>Joey Cora, S</b> OBP: 0.265, SLG: 0.355 (1, 4)					F7			2-3 CS 1B		3	0	2	2	0	0	2					
<b>Inning Stats</b>	R: 0 E: 0 K: 0 S: 6	H: 1 LOB: 0 BB: 0 P: 9	R: 0 E: 0 K: 1 S: 8	H: 0 LOB: 0 BB: 0 P: 10	R: 1 E: 0 K: 0 S: 11	H: 2 LOB: 0 BB: 0 P: 18	R: 1 E: 0 K: 2 S: 14	H: 1 LOB: 0 BB: 0 P: 20	R: 0 E: 0 K: 0 S: 5	H: 0 LOB: 0 BB: 0 P: 10	R: 2 E: 0 K: 0 S: 5	H: 2 LOB: 1 BB: 1 P: 12	R: 0 E: 0 K: 1 S: 9	H: 0 LOB: 0 BB: 0 P: 14	R: 0 E: 0 K: 1 S: 13	H: 1 LOB: 2 BB: 1 P: 24	1B: 4 2B: 4 3B: 0 HR: 1	SF: 1 SAC: 0 DP: 1 HBP: 0	WP: 0 PB: 0 SB: 0 CS: 1	PA: 36	
<b>PITCHER</b>	IP	WLS	BF	H	R	ER	SO	BB	IBB	HBP	BLK	WP	HR	S	P	ERA	WHIP				
<b>Roger Clemens, R</b> ERA: 3.72 (1, 1)	9.0	W	35	9	4	4	5	2	0	0	0	0	1	79	129	4.00	1.222				
<b>Roger Clemens, R</b> ERA: 3.72 (8, 1)	9.0	W	35	9	4	4	5	2	0	0	0	0	1	79	129	4.00	1.222				

**Seattle Mariners @ Boston Red Sox**  
Fenway Park, Boston, MA  
Thu May 23 1996, 7:05 PM EDT  
Att: 31,551 - Unknown - 69 F

AB	32
R	4
H	9
RBI	4
BB	2
SO	5
LOB	15



Batter	1	2	3	4	5	6	7	8	9	AB	R	H	RBI	BB	SO	LOB	BOTTOM				
<b>Troy O'Leary, L</b> OBP: 0.343, SLG: 0.455 (1, 9) (8, 8)	K	1B		K		HR	F7	FC6-4		6	1	2	4	0	2	4					
<b>John Valentin, R</b> OBP: 0.380, SLG: 0.448 (1, 6)	HR	1B				F9	BB			3	1	2	1	2	0	0					
<b>Mo Vaughn, L</b> OBP: 0.435, SLG: 0.695 (1, 3)	BB				F7			FC6-4		3	0	0	1	2	2	4					
<b>Jose Canseco, R</b> OBP: 0.404, SLG: 0.647 (1, 10) (8, 7)	F9					P4				4	1	1	1	1	0	4					
<b>18 Reggie Jefferson, S</b> OBP: 0.405, SLG: 0.681 (7, PH) (8, 9)	G4-3		L4			L7	1B 2B	HR		4	0	1	0	0	0	2					
<b>Tim Lincecum, R</b> OBP: 0.454, SLG: 0.483 (1, 5)		G3 1B	F9			FC6-4	BB	HR		4	3	3	2	1	0	1					
<b>Bill Haselman, R</b> OBP: 0.361, SLG: 0.526 (1, 2)		G3 1B	L7			FC6-4	1-2 1B	F8	K	5	1	1	0	0	1	5					
<b>Jeff Manto, R</b> OBP: 0.333, SLG: 0.625 (1, 4)		K			F4		SH1-4 HR	G5-3		4	2	1	0	1	1	2					
<b>Mitt Cuyler, S</b> OBP: 0.260, SLG: 0.221 (7, PH) (8, 1)	G3					SH1-4	BB BB	FC6-4		2	0	1	0	0	0	2					
<b>Inning Stats</b>	R: 1 E: 0 K: 1 S: 12	H: 1 LOB: 1 BB: 1 P: 20	R: 2 E: 0 K: 2 S: 18	H: 4 LOB: 2 BB: 0 P: 28	R: 0 E: 0 K: 0 S: 7	H: 0 LOB: 1 BB: 1 P: 15	R: 0 E: 0 K: 1 S: 11	H: 1 LOB: 2 BB: 1 P: 20	R: 0 E: 0 K: 0 S: 9	H: 0 LOB: 0 BB: 1 P: 16	R: 2 E: 0 K: 1 S: 12	H: 2 LOB: 0 BB: 0 P: 19	R: 4 E: 0 K: 0 S: 13	H: 4 LOB: 3 BB: 3 P: 34	R: 2 E: 0 K: 1 S: 10	H: 2 LOB: 1 BB: 0 P: 18	1B: 8 2B: 2 3B: 0 HR: 4	SF: 0 SAC: 1 DP: 0 HBP: 1	WP: 0 PB: 0 SB: 1 CS: 0	PA: 46	
<b>PITCHER</b>	IP	WLS	BF	H	R	ER	SO	BB	IBB	HBP	BLK	WP	HR	S	P	ERA	WHIP				
<b>Bob Milacki, R</b> ERA: 6.0 (4, 1)	2.1	L	13	5	6	6	1	1	0	0	0	0	2	29	46	23.14	2.571				
<b>Rafael Carmona, R</b> ERA: 8.31 (7, 1)	0.1		2	0	0	0	0	1	0	0	0	0	0	1	7	0.00	3.000				
<b>Tim Davis, L</b> ERA: 4.91 (7, 1)	0.1		4	1	0	0	0	2	0	0	0	0	0	4	14	0.00	9.000				
<b>Michael Jackson, R</b> ERA: 5.57 (7, 1)	0.2		4	1	2	2	1	0	0	1	0	0	1	7	13	27.00	1.500				

**Seattle Mariners @ Boston Red Sox**  
Fenway Park, Boston, MA  
Thu May 23 1996, 7:05 PM EDT  
Att: 31,551 - Unknown - 69 F

AB	37
R	11
H	14
RBI	11
BB	7
SO	6
LOB	24






Batter	1	2	3	4	5	6	7	8	9	AB	R	H	RBI	BB	SO	LOB	TOP						
Tim Naehring, R OBP: 0.442, SLG: 0.500 (1, 5)	F4		F8		G6-3		HR		P5	5	1	1	1	0	0	0							
John Valentin, R OBP: 0.380, SLG: 0.449 (1, 6)	2B		K						K	4	0	1	0	1	3	0							
Mo Vaughn, L OBP: 0.439, SLG: 0.689 (1, 3)	BB				G1-3 1B				BB	3	0	1	0	2	1	1							
Jose Canseco, R OBP: 0.411, SLG: 0.639 (1, 10)	K				G1-3 1B		HBP BB		P6	3	0	1	0	1	1	3							
Mike Stanley, R OBP: 0.417, SLG: 0.478 Bill Haselman, R OBP: 0.361, SLG: 0.526 (8, 2)	G5-3				K		HBP BB		BB HBP	2	0	0	0	1	1	4							
Jeff Manto, R OBP: 0.306, SLG: 0.455 (1, 4)			G6-3		G1-3		HBP BB		HBP	3	0	0	0	0	1	4							
Jose Malave, R 18 Reggie Jefferson, S OBP: 0.400, SLG: 0.671 (8, 7)			G6-3		K		FC6-4		F7	3	0	0	0	0	1	5							
Troy O'Leary, L OBP: 0.341, SLG: 0.446 (8, 8)			F7				1-2		BB	1	0	0	0	0	0	2							
Mitt Cuyler, S OBP: 0.250, SLG: 0.211 Kevin Mitchell, R OBP: 0.328, SLG: 0.302 32 Alex Delgado, R (8, 9)			G5-3		F8		1-2		K	3	0	0	0	0	0	0							
<b>Inning Stats</b>	R: 0 E: 0 K: 1 S: 10	H: 1 LOB: 2 BB: 1 P: 20	R: 0 E: 0 K: 0 S: 6	H: 0 LOB: 0 BB: 0 P: 12	R: 0 E: 0 K: 1 S: 5	H: 0 LOB: 0 BB: 0 P: 7	R: 0 E: 0 K: 2 S: 10	H: 2 LOB: 2 BB: 0 P: 14	R: 0 E: 0 K: 0 S: 5	H: 0 LOB: 0 BB: 0 P: 9	R: 0 E: 0 K: 1 S: 16	H: 0 LOB: 3 BB: 2 P: 29	R: 1 E: 0 K: 1 S: 12	H: 1 LOB: 1 BB: 1 P: 18	R: 0 E: 0 K: 2 S: 12	H: 0 LOB: 3 BB: 1 P: 23	R: 0 E: 0 K: 1 S: 8	H: 0 LOB: 1 BB: 1 P: 16	1B: 2 2B: 1 3B: 0 HR: 1	SF: 0 SAC: 0 DP: 0 HBP: 3	WP: 0 PB: 0 SB: 0 CS: 0	PA: 40	
<b>PITCHER</b>	IP WLS BF H R ER SO BB IBB HBP BLK WP HR S P ERA WHIP	7.0 W 30 4 1 1 6 4 0 1 0 0 1 64 109 1.29 1.143	0.0 S 2 0 0 0 0 0 0 2 0 0 0 1 4 ∞ ∞	2.0 S 8 0 0 0 3 2 0 0 0 0 0 19 35 0.00 1.000																			

**Boston Red Sox @ California Angels**  
 Anaheim Stadium, Anaheim, CA  
 Fri May 24, 1996, 10:05 PM EDT  
 Att: 19,550 - Unknown - 68 F

livebaseballscorecards.com

AB 31  
 R 1  
 H 4  
 RBI 1  
 BB 6  
 SO 9  
 LOB 22




Batter	1	2	3	4	5	6	7	8	9	AB	R	H	RBI	BB	SO	LOB	BOTTOM				
Rex Hudler, R OBP: 0.370, SLG: 0.716 (1, 4)	K	F8		FC2 16 1B			16 FC4 BB			3	0	0	0	1	1	5					
16 Garret Anderson, L OBP: 0.296, SLG: 0.426 (1, 7)	E 2B	G4-3		1-2 2-3 3-H 1B			FC4 FC6-4			4	1	2	2	0	0	3					
Jim Edmonds, L OBP: 0.372, SLG: 0.589 (1, 8)	P5		G3	G3			FC6-4 BB			4	0	0	0	0	0	4					
Tim Salmon, R OBP: 0.357, SLG: 0.424 (1, 9)	E5 WP 1B		G5-3		K		1 SAFE BB			3	0	1	0	1	1	0					
Chili Davis, S OBP: 0.373, SLG: 0.493 (1, 10)	FC6-4 BB		G6-3		K		G1-3			3	0	0	0	1	1	2					
J.T. Snow, L OBP: 0.353, SLG: 0.366 (1, 3)	FC6-4			P6	F8			F7		4	0	0	0	0	0	2					
Don Slaught, R OBP: 0.376, SLG: 0.549 (1, 2)				1B FC2 BB			G4-3			3	0	1	0	1	1	0					
Randy Velarde, R OBP: 0.360, SLG: 0.407 (1, 5)				1-2 1B			G4-3			4	1	1	0	0	2	1					
Gary Disarcina, R OBP: 0.252, SLG: 0.261 (1, 6)				1-2 1B			G1-3			3	1	2	0	0	0	0					
<b>Inning Stats</b>	R: 1 E: 1 K: 1 S: 14	H: 2 LOB: 2 BB: 1 P: 28	R: 0 E: 0 K: 1 S: 10	H: 2 LOB: 2 BB: 0 P: 16	R: 0 E: 0 K: 0 S: 4	H: 0 LOB: 0 BB: 0 P: 8	R: 2 E: 0 K: 0 S: 11	H: 3 LOB: 2 BB: 1 P: 23	R: 0 E: 0 K: 2 S: 8	H: 0 LOB: 0 BB: 0 P: 14	R: 0 E: 0 K: 0 S: 7	H: 0 LOB: 0 BB: 0 P: 11	R: 0 E: 0 K: 0 S: 8	H: 0 LOB: 2 BB: 2 P: 17	R: 0 E: 0 K: 2 S: 10	H: 0 LOB: 0 BB: 0 P: 15	1B: 6 2B: 1 3B: 0 HR: 0	SF: 0 SAC: 0 DP: 0 HBP: 0	WP: 1 PB: 0 SB: 0 CS: 0	PA: 35	
<b>PITCHER</b>	IP WLS BF H R ER SO BB IBB HBP BLK WP HR S P ERA WHIP	6.0 L 28 7 3 3 4 3 0 0 0 0 0 2 3 0.00 0.000	0.2 S 2 0 0 0 0 0 0 0 0 0 0 2 3 0.00 0.000	1.1 S 5 0 0 0 2 1 0 0 0 0 0 14 23 0.00 0.750																	

**Boston Red Sox @ California Angels**  
 Anaheim Stadium, Anaheim, CA  
 Fri May 24, 1996, 10:05 PM EDT  
 Att: 19,550 - Unknown - 68 F

livebaseballscorecards.com

AB 31  
 R 3  
 H 7  
 RBI 2  
 BB 4  
 SO 6  
 LOB 17





Batter	1	2	3	4	5	6	7	8	9	AB	R	H	RBI	BB	SO	LOB	TOP								
Troy O'Leary, L OBP: 0.342, SLG: 0.457 (1, 9)										5	1	2	2	0	1	1									
Tim Lincecum, R OBP: 0.436, SLG: 0.490 (1, 5)										4	2	1	1	0	0	0									
Mo Vaughn, L OBP: 0.438, SLG: 0.696 (1, 3)										4	2	1	2	1	0	2									
Jose Canseco, R OBP: 0.404, SLG: 0.645 (1, 10)										5	1	1	3	0	1	2									
18 Reggie Jefferson, S OBP: 0.397, SLG: 0.658 Jose Malave, R (7, PH) (7, 7)										3	0	1	0	0	1	1									
Bill Haselman, R OBP: 0.348, SLG: 0.500 (1, 2)										5	0	1	0	0	1	1									
Jeff Manto, R OBP: 0.333, SLG: 0.467 (1, 4)										4	0	1	0	1	0	1									
Esteban Beltre, R OBP: 0.288, SLG: 0.277 (1, 6)										4	2	2	0	1	0	2									
Mitt Cuyler, S OBP: 0.265, SLG: 0.230 (1, 8)										3	2	2	1	0	0	2									
<b>Inning Stats</b>	R: 0 E: 0 K: 0 S: 5	H: 1 LOB: 1 BB: 0 P: 7	R: 0 E: 0 K: 2 S: 14	H: 1 LOB: 2 BB: 1 P: 22	R: 0 E: 0 K: 0 S: 6	H: 0 LOB: 0 BB: 0 P: 10	R: 0 E: 0 K: 0 S: 11	H: 1 LOB: 1 BB: 0 P: 14	R: 3 E: 1 K: 0 S: 15	H: 3 LOB: 1 BB: 0 P: 22	R: 0 E: 0 K: 0 S: 5	H: 0 LOB: 0 BB: 0 P: 10	R: 4 E: 1 K: 1 S: 14	H: 2 LOB: 0 BB: 1 P: 21	R: 1 E: 0 K: 0 S: 6	H: 2 LOB: 0 BB: 0 P: 11	R: 2 E: 1 K: 1 S: 12	H: 2 LOB: 2 BB: 1 P: 22	1B: 6 2B: 4 3B: 0 HR: 2	SF: 0 SAC: 2 DP: 0 HBP: 0	WP: 0 PB: 0 SB: 2 CS: 0	PA: 44			
<b>PITCHER</b>	IP	WLS	BF	H	R	ER	SO	BB	IBB	HBP	BLK	WP	HR	S	P	ERA	WHIP								
Shad Williams, R ERA: 5.73 (1, 1)	6.1	L	31	8	7	5	3	1	1	0	0	0	1	67	102	7.11	1.421								
Mark Holzemer, L ERA: 9.0 (7, 1)	0.2		2	0	0	0	0	0	0	0	0	0	0	3	4	0.00	0.000								
Todd Frohwirth, R ERA: 3.38 (8, 1)	2.0		11	4	3	2	1	1	0	0	0	0	1	18	33	9.00	2.500								

**Boston Red Sox @ California Angels**  
Anaheim Stadium, Anaheim, CA  
Sat May 25 1996, 10:05 PM EDT  
Att: 23,972 - Unknown - 68 F

AB 39  
R 10  
H 12  
RBI 9  
BB 3  
SO 4  
LOB 12



Batter	1	2	3	4	5	6	7	8	9	AB	R	H	RBI	BB	SO	LOB	BOTTOM								
16 Garret Anderson, L OBP: 0.306, SLG: 0.429 (1, 7)										4	2	2	0	1	0	0									
Randy Velarde, R OBP: 0.355, SLG: 0.400 (1, 4)										5	0	1	2	0	1	2									
Jim Edmonds, L OBP: 0.380, SLG: 0.592 Rex Hudler, R OBP: 0.366, SLG: 0.707 (9, PH)										4	0	3	0	0	0	0									
Tim Salmon, R OBP: 0.350, SLG: 0.415 (1, 9)										4	0	0	0	0	2	5									
Chili Davis, S OBP: 0.376, SLG: 0.500 (1, 10)										4	0	2	1	0	1	0									
J.T. Snow, L OBP: 0.346, SLG: 0.358 (1, 3)										4	0	0	0	0	0	3									
Jack Howell, L OBP: 0.317, SLG: 0.500 Tim Wallach, R OBP: 0.309, SLG: 0.422 (9, PH)										2	0	1	0	1	0	0									
Jorge Fabregas, L OBP: 0.317, SLG: 0.311 Don Staught, R OBP: 0.370, SLG: 0.542 (9, 2)										3	0	1	0	0	0	1									
Gary Disarcina, R OBP: 0.247, SLG: 0.255 Mike Aldrete, L OBP: 0.286, SLG: 0.533 (9, PH)										3	1	0	0	0	0	3									
<b>Inning Stats</b>	R: 0 E: 0 K: 1 S: 11	H: 2 LOB: 2 BB: 0 P: 17	R: 1 E: 0 K: 1 S: 12	H: 3 LOB: 0 BB: 0 P: 20	R: 0 E: 0 K: 0 S: 9	H: 0 LOB: 0 BB: 0 P: 12	R: 0 E: 0 K: 0 S: 5	H: 0 LOB: 0 BB: 0 P: 7	R: 2 E: 0 K: 0 S: 12	H: 3 LOB: 2 BB: 1 P: 23	R: 0 E: 0 K: 1 S: 17	H: 1 LOB: 1 BB: 0 P: 24	R: 0 E: 0 K: 1 S: 8	H: 0 LOB: 1 BB: 1 P: 14	1B: 9 2B: 1 3B: 0 HR: 0	SF: 0 SAC: 0 DP: 0 HBP: 0	WP: 1 PB: 0 SB: 0 CS: 0	PA: 39							
<b>PITCHER</b>	IP	WLS	BF	H	R	ER	SO	BB	IBB	HBP	BLK	WP	HR	S	P	ERA	WHIP								
Tom Gordon, R ERA: 6.8 (1, 1)	6.2	W	29	3	3	3	3	1	0	0	0	0	0	66	107	4.05	1.350								
Mike Stanton, L ERA: 4.7 (7, 1)	1.1		6	2	0	0	1	0	0	0	0	0	0	19	28	0.00	1.500								
Heathcliff Slocumb, R ERA: 2.84 (9, 1)	1.0		4	0	0	0	1	1	0	0	0	0	0	8	14	0.00	1.000								

**Boston Red Sox @ California Angels**  
Anaheim Stadium, Anaheim, CA  
Sat May 25 1996, 10:05 PM EDT  
Att: 23,972 - Unknown - 68 F

AB 37  
R 3  
H 10  
RBI 3  
BB 2  
SO 5  
LOB 17





Batter	1	2	3	4	5	6	7	8	9	AB	R	H	RBI	BB	SO	LOB	TOP										
Troy O'Leary, L (1, 9) OBP: 0.335, SLG: 0.446	0-3 K	3-2 F9			0-1 F8			3-1 G3		4	0	0	0	0	1	2											
John Valentin, R (1, 6) OBP: 0.375, SLG: 0.441 32 Alex Delgado, R (7, 4)	0-0 G5-3		1-3 K		2-2 G5-3			0-1 G5-3		3	0	0	0	0	1	0											
Mo Vaughn, L (1, 3) OBP: 0.434, SLG: 0.686	2-2 1B		2-3 K		0-1 G4-1			2-2 G4-3		4	0	1	0	0	1	0											
Jose Canseco, R (1, 10) OBP: 0.400, SLG: 0.630	3-3 K		1-1 F8		1-3 K			2-2 1B G6-3 HBP		3	1	0	0	0	2	1											
18 Reggie Jefferson, S (1, 7) OBP: 0.395, SLG: 0.645 Jose Majaiva, R (9, PH) OBP: 0.256, SLG: 0.167		1-2 1B 1B		0-3 K		0-0 G3-1		0-1 E5 G6-3 1B		3	1	1	0	0	1	0											
Tim Naehring, R (1, 5) OBP: 0.438, SLG: 0.490		2-1 1B 1-2 1B		1-1 G4-3 1B			1-3 K	0-0 G6-3 1-2 1B		4	0	2	0	0	1	1											
Bill Haselman, R (1, 2) OBP: 0.329, SLG: 0.470		0-3 K		0-2 G4-3 1-2 1B			1-3 K	1-3 G6-3 1-2 1B		4	0	0	0	0	2	3											
Esteban Beltre, R (1, 4) OBP: 0.309, SLG: 0.300		0-0 1-2 2-H 1B		0-1 G6-3			1-1 1B			3	0	2	1	0	0	1											
Mitt Cuyler, S (1, 8) OBP: 0.256, SLG: 0.221		1-3 K			0-0 B1-3		2-1 F8			3	0	0	0	0	1	3											
<b>Inning Stats</b>	R: 0 E: 0 K: 2 S: 10	H: 1 LOB: 1 BB: 0 P: 15	R: 1 E: 0 K: 2 S: 16	H: 3 LOB: 2 BB: 0 P: 23	R: 0 E: 0 K: 2 S: 12	H: 0 LOB: 0 BB: 0 P: 16	R: 0 E: 0 K: 1 S: 10	H: 1 LOB: 1 BB: 0 P: 11	R: 0 E: 0 K: 0 S: 7	H: 0 LOB: 0 BB: 0 P: 9	R: 0 E: 0 K: 1 S: 6	H: 0 LOB: 0 BB: 0 P: 7	R: 0 E: 0 K: 0 S: 12	H: 1 LOB: 1 BB: 0 P: 17	R: 0 E: 0 K: 0 S: 7	H: 0 LOB: 0 BB: 0 P: 12	R: 1 E: 1 K: 0 S: 10	H: 1 LOB: 0 BB: 0 P: 15	1B: 7 2B: 0 3B: 0 HR: 0	SF: 0 SAC: 0 DP: 1 HBP: 1	WP: 0 PB: 0 SB: 0 CS: 0	PA: 34					
<b>PITCHER</b>	IP	WLS	BF	H	R	ER	SO	BB	IBB	HBP	BLK	WP	HR	S	P	ERA	WHIP										
Shawn Boskie, R (1, 1) ERA: 4.18	7.0	W	27	6	1	1	10	0	0	0	0	0	0	73	98	1.29	0.857										
Mark Holzemer, L (8, 1) ERA: 7.94	2.0		7	1	1	0	0	0	0	1	0	0	0	17	27	0.00	0.500										

**Boston Red Sox @ California Angels**  
**Anaheim Stadium, Anaheim, CA**  
 Sun May 26 1996, 6:33 AM EDT  
 Att: 23,828 - Sunny - 70 F

AB 33  
 R 2  
 H 7  
 RBI 1  
 BB 0  
 SO 10  
 LOB 11



Batter	1	2	3	4	5	6	7	8	9	AB	R	H	RBI	BB	SO	LOB	BOTTOM										
Rex Hudler, R (1, 8) OBP: 0.402, SLG: 0.763	1-1 FC6-4 1B		1-1 FC1-6 1B		0-0 E FC5-4 1B	0-1 E 1-2 2-H 2B 1B				5	3	5	2	0	0	0											
Don Slaught, R (1, 2) OBP: 0.360, SLG: 0.519	0-0 FC6-4 1B 1-2 1B		1-2 FC1-6 2B 1-2 1B		2-0 E4 FC5-4 1-3 1B	2-1 E6 2B 1-2 2-3 1B				5	2	1	0	0	0	5											
Tim Salmon, R (1, 9) OBP: 0.351, SLG: 0.425	1-3 K		0-1 2B		3-2 FC5-4 1-2 HR	0-1 1-3 2-H 3-H 2B		2-2 F8		5	2	2	3	0	1	3											
Chili Davis, S (1, 10) OBP: 0.387, SLG: 0.519	4-0 1B 1-2 BB		4-0 G6-3 IBB		3-2 HR 1-H HR	4-0 BB 1B IBB		2-3 K		2	1	1	2	3	1	1											
Tim Wallach, R (1, 5) OBP: 0.315, SLG: 0.420	1-1 1-2 2-H 1B		1-2 G6-3 1-2 1B		0-3 K	2-2 BB 1-2 2-H 3-H 1B		0-0 F8		5	0	2	3	0	1	3											
J.T. Snow, L (1, 3) OBP: 0.347, SLG: 0.355	0-3 K			3-2 G5-3	1-2 G1-3	4-1 BB 1-2 2-3 BB		2-0 F8 16 HR 1B		4	1	1	0	1	1	2											
16 Garret Anderson, L (1, 7) OBP: 0.308, SLG: 0.444		1-1 F7		2-2 G6-3		FC1-5 BB K		2-1 HR		5	1	2	2	0	1	3											
Randy Velarde, R (1, 4) OBP: 0.356, SLG: 0.392		2-2 L9		4-1 BB		FC1-5 BB F8		1-2 F8		3	1	0	0	2	0	3											
Gary Disarcina, R (1, 6) OBP: 0.239, SLG: 0.247		0-0 F8		0-3 K		0-0 FC1-5 2B		0-1 G4-3		5	1	0	0	0	1	3											
<b>Inning Stats</b>	R: 1 E: 0 K: 2 S: 11	H: 2 LOB: 2 BB: 1 P: 18	R: 0 E: 0 K: 0 S: 6	H: 0 LOB: 0 BB: 0 P: 9	R: 0 E: 0 K: 1 S: 10	H: 0 LOB: 1 BB: 1 P: 19	R: 3 E: 1 K: 1 S: 16	H: 2 LOB: 0 BB: 0 P: 25	R: 5 E: 1 K: 1 S: 19	H: 4 LOB: 3 BB: 3 P: 40	R: 1 E: 0 K: 1 S: 11	H: 2 LOB: 1 BB: 0 P: 15	R: 2 E: 0 K: 0 S: 9	H: 2 LOB: 0 BB: 0 P: 14	1B: 9 2B: 2 3B: 0 HR: 3	SF: 0 SAC: 0 DP: 1 HBP: 0	WP: 0 PB: 0 SB: 1 CS: 0	PA: 45									
<b>PITCHER</b>	IP	WLS	BF	H	R	ER	SO	BB	IBB	HBP	BLK	WP	HR	S	P	ERA	WHIP										
Vaughn Eshelman, L (1, 1) ERA: 17.47	5.0	L	26	7	6	5	4	3	1	0	0	0	0	10	18	54.00	9.000										
Brent Knackert, R (6, 1) ERA: 11.25	0.1		6	3	3	2	0	0	1	0	0	0	0	6	13	0.00	1.500										
Eric Gunderson, L (6, 1) ERA: 1.69	0.2		3	0	0	0	1	1	0	0	0	0	0	6	13	0.00	1.500										
Jamie Moyer, L (7, 1) ERA: 6.2	2.0		10	4	3	3	1	0	0	0	0	0	2	20	29	13.50	2.000										

**Boston Red Sox @ California Angels**  
**Anaheim Stadium, Anaheim, CA**  
 Sun May 26 1996, 6:33 AM EDT  
 Att: 23,828 - Sunny - 70 F

AB 39  
 R 12  
 H 14  
 RBI 12  
 BB 6  
 SO 6  
 LOB 23





Batter	1	2	3	4	5	6	7	8	9	AB	R	H	RBI	BB	SO	LOB	TOP										
Mitt Cuyler, S OBP: 0.239, SLG: 0.205 (1, 8)	G4-3	FC5-4 1B	P5			B1-3	K		K	6	1	0	0	0	2	4	<b>Boston Red Sox @ Oakland Athletics</b> Oakland-Alameda County Coliseum, Oakland, CA Mon May 27 1996, 3:33 AM PDT Att: 21,688 - Sunny - 61 F										
John Valentin, R OBP: 0.380, SLG: 0.446 (1, 6)	G1-3	1B	F7			1B		1B		5	0	3	1	0	0	0											
Mo Vaughn, L OBP: 0.438, SLG: 0.684 (1, 3)	K	1B				1B		K		5	0	3	1	0	2	1											
Jose Canseco, R OBP: 0.400, SLG: 0.615 (1, 10)		1B				P6		K		3	1	0	0	2	1	4											
Tim Lincecum, R OBP: 0.444, SLG: 0.505 (1, 5)		1B						1B		5	2	3	0	0	0	3											
Bill Haselman, R OBP: 0.320, SLG: 0.443 (1, 2)		F9				G4-3		K		4	1	0	0	1	1	5											
Jose Malave, R OBP: 0.417, SLG: 0.727 (1, 7)	1B	1B	HR			K				5	3	3	4	0	1	0											
Troy O'Leary, L OBP: 0.337, SLG: 0.462 (1, 9)	FC5-4 1B	1B	HR			K		E3		5	2	2	3	0	1	0											
Esteban Beltré, R OBP: 0.305, SLG: 0.296 Bill Selby, L OBP: 0.345, SLG: 0.396 (9, PH) (9, 4)	1B	FC5-4 1B	F8			G5-3		G5-3		4	0	1	1	0	0	1											
<b>Inning Stats</b>	R: 0 E: 0 K: 1 S: 9	H: 0 LOB: 0 BB: 0 P: 13	R: 5 E: 0 K: 0 S: 19	H: 6 LOB: 3 BB: 2 P: 37	R: 3 E: 0 K: 0 S: 12	H: 2 LOB: 0 BB: 1 P: 21	R: 0 E: 0 K: 0 S: 5	H: 1 LOB: 0 BB: 0 P: 7	R: 0 E: 0 K: 2 S: 8	H: 0 LOB: 0 BB: 0 P: 12	R: 0 E: 0 K: 0 S: 7	H: 2 LOB: 2 BB: 0 P: 11	R: 2 E: 1 K: 1 S: 10	H: 2 LOB: 1 BB: 0 P: 16	R: 0 E: 0 K: 3 S: 13	H: 2 LOB: 2 BB: 0 P: 18		R: 0 E: 0 K: 1 S: 9	H: 1 LOB: 1 BB: 0 P: 13	1B: 12 2B: 2 3B: 0 HR: 2	SF: 0 SAC: 0 DP: 1 HBP: 0	WP: 0 PB: 0 SB: 0 CS: 0	PA: 46				
<b>PITCHER</b>	IP	WLS	BF	H	R	ER	SO	BB	IBB	HBP	BLK	WP	HR	S	P	ERA	WHIP										
Steve Wojciechowski, L ERA: 4.06 (1, 1)	1.2	L	12	6	5	5	1	1	0	0	0	0	0	23	40	27.00	4.200										
Carlos Reyes, R ERA: 6.31 (2, 1)	5.1		25	7	5	5	3	2	0	0	0	0	2	47	77	8.44	1.688										
Buddy Groom, L ERA: 9.38 (8, 1)	1.0		5	2	0	0	3	0	0	0	0	0	0	13	18	0.00	2.000										
Jim Corsi, R ERA: 4.91 (9, 1)	1.0		4	1	0	0	1	0	0	0	0	0	0	9	13	0.00	1.000										

Batter	1	2	3	4	5	6	7	8	9	AB	R	H	RBI	BB	SO	LOB	BOTTOM										
Allen Battle, R OBP: 0.307, SLG: 0.261 (1, 8)	K2-3		G3-6-3 1B							3	1	2	0	1	1	0	<b>Boston Red Sox @ Oakland Athletics</b> Oakland-Alameda County Coliseum, Oakland, CA Mon May 27 1996, 3:33 AM PDT Att: 21,688 - Sunny - 61 F										
Brent Gates, S OBP: 0.318, SLG: 0.345 (1, 4)	2B		G3-6-3							4	0	1	0	0	1	4											
Jason Giambi, L OBP: 0.410, SLG: 0.561 (1, 5)	F8		F8							4	0	0	0	0	0	3											
Mark McGwire, R OBP: 0.445, SLG: 0.677 (1, 3)	K									3	1	1	2	1	2	1											
Terry Steinbach, R OBP: 0.331, SLG: 0.481 (1, 2)		F7								4	0	0	0	0	1	1											
Pedro Munoz, R OBP: 0.312, SLG: 0.462 (1, 10)		HR								4	1	2	1	0	1	0											
Torey Lovullo, S OBP: 0.310, SLG: 0.459 (1, 7)		1B								4	0	1	0	0	1	2											
Jose Herrera, L OBP: 0.327, SLG: 0.388 (1, 9)		G5-3								3	0	0	0	1	0	1											
Mike Bordick, R OBP: 0.330, SLG: 0.316 (1, 6)		P4								4	0	1	0	0	0	4											
<b>Inning Stats</b>	R: 0 E: 0 K: 2 S: 13	H: 1 LOB: 1 BB: 0 P: 19	R: 1 E: 0 K: 0 S: 6	H: 2 LOB: 1 BB: 0 P: 6	R: 0 E: 0 K: 0 S: 5	H: 1 LOB: 0 BB: 0 P: 8	R: 0 E: 0 K: 0 S: 10	H: 1 LOB: 3 BB: 2 P: 21	R: 2 E: 0 K: 2 S: 14	H: 1 LOB: 0 BB: 1 P: 25	R: 0 E: 0 K: 1 S: 9	H: 0 LOB: 0 BB: 0 P: 10	R: 0 E: 0 K: 1 S: 7	H: 0 LOB: 0 BB: 0 P: 9	R: 0 E: 0 K: 1 S: 9	H: 0 LOB: 0 BB: 0 P: 13		1B: 5 2B: 1 3B: 0 HR: 2	SF: 0 SAC: 0 DP: 2 HBP: 0	WP: 0 PB: 0 SB: 0 CS: 0	PA: 36						
<b>PITCHER</b>	IP	WLS	BF	H	R	ER	SO	BB	IBB	HBP	BLK	WP	HR	S	P	ERA	WHIP										
49 Tim Wakefield, R ERA: 5.17 (1, 1)	9.0	W	36	8	3	3	7	3	0	0	0	0	2	79	121	3.00	1.222										





Batter	1	2	3	4	5	6	7	8	9	AB	R	H	RBI	BB	SO	LOB	TOP
Troy O'Leary, L (1, 9) OBP: 0.330, SLG: 0.452	F9		K		F8		G4-6-3			4	0	0	0	0	1	1	
John Valentin, R (1, 6) OBP: 0.382, SLG: 0.447	L7		P6		1B			G4-6-3		4	0	2	0	0	0	0	
Mo Vaughn, L (1, 10) OBP: 0.439, SLG: 0.679	1B HBP		1B		F7		G4-6-3			3	0	1	0	0	0	2	
Tim Lincecum, R (1, 5) OBP: 0.442, SLG: 0.500	1-2		K		F8			1B		3	0	1	0	0	1	2	
32 Alex DeGado, R (7, 5) OBP: 0.200, SLG: 0.200	1-2							1B		1	0	1	0	0	0	0	
18 Reggie Jefferson, S (1, 3) OBP: 0.388, SLG: 0.638	K			HR		G1-3		K		4	1	1	0	0	2	3	
Jose Mavea, R (1, 7) OBP: 0.375, SLG: 0.600		1B		F9		G6-3			G5-3	4	0	1	0	0	0	1	
Bill Selby, L (1, 4) OBP: 0.356, SLG: 0.462		L9		HR		G3			G4-3	4	1	2	2	0	0	1	
Bill Haselman, R (1, 2) OBP: 0.329, SLG: 0.446		G1-6-3		K			FC3-6		G4-3	4	0	2	0	0	1	1	
Mitt Cuyler, S (1, 8) OBP: 0.232, SLG: 0.198				G3			1B		G6-3	3	0	0	0	0	0	3	
Mike Stanley, R (9, PH) OBP: 0.415, SLG: 0.474	G1-6-3					FC3-6	G4-6-3			1	0	0	0	0	0	1	
<b>Inning Stats</b>	R: 0 H: 1 E: 0 K: 1 S: 10	H: 2 LOB: 1 BB: 0 P: 15	R: 0 H: 1 E: 0 K: 2 S: 13	H: 1 LOB: 1 BB: 0 P: 17	R: 2 H: 2 E: 0 K: 1 S: 11	H: 2 LOB: 2 BB: 0 P: 16	R: 0 H: 0 E: 0 K: 0 S: 4	H: 1 LOB: 0 BB: 0 P: 7	R: 0 H: 2 E: 0 K: 1 S: 10	H: 1 LOB: 1 BB: 0 P: 12	1B: 9 2B: 1 3B: 0 HR: 1	SF: 0 SAC: 0 DP: 3 HBP: 1	WP: 0 PA: 36				
<b>PITCHER</b>	IP WLS BF H R ER SO BB IBB HBP BLK WP HR S P ERA WHIP																
John Wasdin, R (1, 1) ERA: 5.87	6.1 W 27 8 2 2 4 0 0 0 0 0 1 59 82 2.84 1.263																
Buddy Groom, L (7, 1) ERA: 3.18	1.2 5 2 0 0 1 0 0 0 0 0 0 11 18 0.00 1.200																
Jim Corsi, R (9, 1) ERA: 4.66	1.0 4 1 0 0 0 0 0 0 0 0 0 8 12 0.00 1.000																

**Boston Red Sox @ Oakland Athletics**  
Oakland-Alameda County Coliseum, Oakland, CA

AB 35  
R 2  
H 11  
RBI 2  
BB 0  
SO 5  
LOB 15



WP: 0 PA: 36  
PB: 0  
SB: 0  
CS: 0

Tue May 28 1996, 7:05 PM PDT  
Att: 9,338 - Unknown - 61 F

Batter	1	2	3	4	5	6	7	8	9	AB	R	H	RBI	BB	SO	LOB	BOTTOM
Ernie Young, R (1, 8) OBP: 0.307, SLG: 0.414	K		K	1B			K			4	0	1	1	0	3	1	
Brent Gates, S (1, 4) OBP: 0.322, SLG: 0.354	G4-3		2B	1B			P3			4	0	2	2	0	0	0	
Jason Giambi, L (1, 5) OBP: 0.402, SLG: 0.549	K		K	F8			K			4	0	0	0	0	3	3	
Mark McGwire, R (1, 3) OBP: 0.447, SLG: 0.700		HR		K		K				4	1	2	1	0	2	0	
Torey Lovullo, S (8, PR) OBP: 0.310, SLG: 0.459				HR			1B			0	0	0	0	0	0	0	
Gerónimo Berroa, R (1, 10) OBP: 0.298, SLG: 0.514		K		HR		F9		K		4	1	1	1	0	2	1	
Terry Steinbach, R (1, 2) OBP: 0.324, SLG: 0.470		K		P3		G6-3		K		4	0	0	0	0	2	1	
Phil Plantier, L (1, 7) OBP: 0.301, SLG: 0.299		K		1B	BB		K		P6	3	1	0	0	1	2	1	
Mike Bordick, R (1, 6) OBP: 0.335, SLG: 0.319			P2	1B	1B		L9			2	2	1	0	1	0	0	
Jose Herrera, L (1, 9) OBP: 0.327, SLG: 0.385		P2	1B	1B	1B		L6			3	1	1	1	0	0	1	
<b>Inning Stats</b>	R: 0 H: 0 E: 0 K: 2 S: 10	H: 1 LOB: 0 BB: 0 P: 17	R: 1 H: 1 E: 0 K: 3 S: 13	H: 1 LOB: 1 BB: 1 P: 20	R: 4 H: 5 E: 0 K: 1 S: 26	H: 2 LOB: 2 BB: 1 P: 40	R: 0 H: 0 E: 0 K: 1 S: 9	H: 0 LOB: 0 BB: 0 P: 18	R: 0 H: 0 E: 0 K: 2 S: 10	H: 1 LOB: 1 BB: 0 P: 10	1B: 5 2B: 1 3B: 0 HR: 2	SF: 0 SAC: 0 DP: 0 HBP: 0	WP: 0 PA: 34				
<b>PITCHER</b>	IP WLS BF H R ER SO BB IBB HBP BLK WP HR S P ERA WHIP																
Roger Clemens, R (1, 1) ERA: 4.2	4.0 L 21 7 6 6 8 2 0 0 0 0 0 0 24 40 0.00 0.000																
Jamie Moyer, L (5, 1) ERA: 5.51	3.0 9 0 0 0 4 0 0 0 0 0 0 0 24 40 0.00 0.000																
Mike Stanton, L (8, 1) ERA: 4.5	1.0 4 1 0 0 2 0 0 0 0 0 0 0 9 10 0.00 1.000																

**Boston Red Sox @ Oakland Athletics**  
Oakland-Alameda County Coliseum, Oakland, CA

AB 32  
R 6  
H 8  
RBI 6  
BB 2  
SO 14  
LOB 8



WP: 0 PA: 34  
PB: 0  
SB: 0  
CS: 0

Tue May 28 1996, 7:05 PM PDT  
Att: 9,338 - Unknown - 61 F



Batter	1	2	3	4	5	6	7	8	9	10	AB	R	H	RBI	BB	SO	LOB	TOP			
Bill Selby, L (1,4) OBP: 0.333, SLG: 0.429 Tim Naehring, R (9,PH) OBP: 0.438, SLG: 0.495 (9,5)	G4-3		G6-3		F7		FC4-5-2-5-1		K		4	0	0	0	0	0	2				
John Valentin, R (1,6) OBP: 0.374, SLG: 0.436	L7		G5-3		F8		F9			P5	5	0	0	0	0	0	1				
Mo Vaughn, L (1,3) OBP: 0.438, SLG: 0.687	K		P5		HR				E7	F7	5	1	2	1	0	1	0				
Jose Canseco, R (1,10) OBP: 0.406, SLG: 0.634		HR		HR	1B		F7		K	1B	4	3	2	1	1	1	1				
Kevin Mitchell, R (1,9) OBP: 0.349, SLG: 0.379 Troy O'Leary, L (10,PR) OBP: 0.330, SLG: 0.452 (10,9)	P4			HR					L5	1B	5	1	3	2	0	0	1				
Mike Stanley, R (1,2) OBP: 0.408, SLG: 0.464	G5-3		F7		L9				F7	1B	5	0	1	1	0	0	2				
Jose Malave, R (1,7) OBP: 0.286, SLG: 0.450	K		F7				E5		F8	P3	5	1	0	0	0	1	2				
Esteban Beltre, R (1,5) OBP: 0.302, SLG: 0.293 (9,4)	G5-3				1B		G4-3		F8		4	0	1	0	0	0	1				
Mitt Cuyler, S (1,8) OBP: 0.242, SLG: 0.225	K		F7							BB	3	0	1	1	1	1	1				
<b>Inning Stats</b>	R: 0 E: 0 K: 1 S: 8	H: 0 LOB: 0 BB: 0 P: 10	R: 1 E: 0 K: 1 S: 9	H: 1 LOB: 0 BB: 0 P: 14	R: 0 E: 0 K: 1 S: 10	H: 0 LOB: 0 BB: 0 P: 15	R: 2 E: 0 K: 0 S: 9	H: 2 LOB: 0 BB: 0 P: 12	R: 0 E: 0 K: 0 S: 7	H: 1 LOB: 1 BB: 0 P: 12	R: 1 E: 0 K: 0 S: 11	H: 2 LOB: 1 BB: 0 P: 17	R: 1 E: 1 K: 0 S: 10	H: 1 LOB: 1 BB: 0 P: 12	R: 0 E: 0 K: 1 S: 8	H: 0 LOB: 1 BB: 1 P: 13	R: 1 E: 0 K: 0 S: 12	H: 2 LOB: 2 BB: 1 P: 25	1B: 6 2B: 0 3B: 1 HR: 3	SF: 0 SAC: 0 DP: 0 HBP: 0	WP: 0 PA: 43
<b>PITCHER</b>	IP	WLS	BF	H	R	ER	SO	BB	IBB	HBP	BLK	WP	HR	S	P	ERA	WHIP				
Don Wengert, R (1,1) ERA: 4.28	6.0		24	6	4	4	3	0	0	0	0	0	3	54	80	6.00	1.000				
Billy Taylor, R (7,1) ERA: 3.14	2.0		9	2	1	0	1	0	0	0	0	0	0	19	24	0.00	1.000				
Mike Mohler, L (9,1) ERA: 1.24	2.0	W	10	2	1	1	1	2	0	0	0	0	0	20	38	4.50	2.000				

**Boston Red Sox @ Oakland Athletics**  
Oakland-Alameda County Coliseum, Oakland, CA

Wed May 29 1996, 7:05 PM PDT  
Att: 8,282 - Unknown - 56 F

AB 41  
R 6  
H 10  
RBI 6  
BB 2  
SO 5  
LOB 12


**BOTTOM**

**Boston Red Sox @ Oakland Athletics**  
Oakland-Alameda County Coliseum, Oakland, CA

Wed May 29 1996, 7:05 PM PDT  
Att: 8,282 - Unknown - 56 F

AB 34  
R 7  
H 7  
RBI 6  
BB 6  
SO 8  
LOB 18

Batter	1	2	3	4	5	6	7	8	9	10	AB	R	H	RBI	BB	SO	LOB	BOTTOM			
Ernie Young, R (1,8) OBP: 0.304, SLG: 0.403	G1-3		G6-3		K		F9				4	0	0	0	1	1	0				
Brent Gates, S (1,4) OBP: 0.314, SLG: 0.344	K		L6		L5-3		G5-3			BB	5	0	0	0	0	2	1				
Jason Giambi, L (1,5) OBP: 0.402, SLG: 0.543	K			2B	1B			L9	F7		4	2	1	0	1	1	1				
Mark McGwire, R (1,3) Doug Johns, R (10,PR)		1B		2B	2B		SH5-4	HR		HBP	1	2	1	1	3	0	0				
Geronimo Berroa, R (1,10) OBP: 0.305, SLG: 0.533	F9		G6-3		G6-3		SH5-4	HR		1B	5	2	3	3	0	0	2				
George Williams, S (1,2) OBP: 0.308, SLG: 0.314 Allen Battle, R (8,PR) OBP: 0.312, SLG: 0.261 (9,7)		BB		2B			SH5-4	HR		1B	2	0	1	0	1	0	1				
Steve Wojciechowski, L (10,PR)	FC6-4				F7		SH5-4	HR		1B	0	0	0	0	0	0	0				
Phil Plantier, L (1,7) OBP: 0.302, SLG: 0.295 Pedro Munoz, R (8,PH) OBP: 0.310, SLG: 0.458 (9,2)		1B					SH5-4	HR		BB	0	0	0	0	0	0	0				
Terry Steinbach, R (9,2) OBP: 0.328, SLG: 0.473	K				HBP		G6-3			K	1	0	0	0	0	1	1				
Mike Bordick, R (1,6) OBP: 0.328, SLG: 0.311 Torey Lovullo, S (10,PH) OBP: 0.302, SLG: 0.447	FC6-4				F8		L3			K	4	0	0	0	0	1	7				
Jose Herrera, L (1,9) OBP: 0.305, SLG: 0.357			P8		K					G4-3	1	0	0	0	0	1	0				
<b>Inning Stats</b>	R: 0 E: 0 K: 2 S: 9	H: 0 LOB: 0 BB: 0 P: 13	R: 0 E: 0 K: 1 S: 13	H: 1 LOB: 2 BB: 1 P: 25	R: 0 E: 0 K: 0 S: 6	H: 0 LOB: 0 BB: 0 P: 9	R: 1 E: 0 K: 0 S: 15	H: 2 LOB: 2 BB: 0 P: 21	R: 0 E: 0 K: 2 S: 7	H: 0 LOB: 0 BB: 0 P: 9	R: 2 E: 0 K: 0 S: 12	H: 1 LOB: 1 BB: 1 P: 19	R: 2 E: 0 K: 2 S: 13	H: 1 LOB: 2 BB: 2 P: 26	R: 0 E: 0 K: 1 S: 10	H: 0 LOB: 1 BB: 1 P: 17	R: 2 E: 1 K: 0 S: 10	H: 2 LOB: 3 BB: 1 P: 23	1B: 5 2B: 1 3B: 0 HR: 1	SF: 0 SAC: 1 DP: 0 HBP: 3	WP: 0 PA: 44
<b>PITCHER</b>	IP	WLS	BF	H	R	ER	SO	BB	IBB	HBP	BLK	WP	HR	S	P	ERA	WHIP				
Aaron Sele, R (1,1) ERA: 5.69	6.0		26	4	3	3	5	2	0	0	0	0	0	62	96	4.50	1.000				
Rich Garces, R (7,1) ERA: 3.32	1.1		7	1	2	2	0	2	0	0	0	0	1	14	30	13.50	2.250				
Mike Stanton, L (8,1) ERA: 4.21	1.2		6	0	0	0	3	1	0	0	0	0	0	17	28	0.00	0.600				
Heathcliff Stocumb, R (10,1) ERA: 3.2	0.0	L	5	2	2	1	0	1	0	1	0	0	0	10	23	=	=				





Batter	1	2	3	4	5	6	7	8	9	AB	R	H	RBI	BB	SO	LOB	TOP											
<b>Dwayne Hosey, S</b> OBP: 0.304, SLG: 0.260	0-3 K		0-0 G3		0-0 SH1-4 HR	0-2 G6-3 2B		3-3 K		5	2	2	1	0	2	0	<b>Boston Red Sox @ Seattle Mariners</b> The Kingdome, Seattle, WA Thu May 30 1996, 10:05 PM EDT Att: 17,395 - Dome - 68 F											
<b>John Valentin, R</b> OBP: 0.388, SLG: 0.427	0-0 F7		2-3 K		1-0 SH1-4	2-2 G6-3		0-1 G5-3		4	0	0	0	0	1	1												
<b>Mo Vaughn, L</b> OBP: 0.442, SLG: 0.688	2-1 1B			0-3 K	4-0 HR	2-2 2B		0-0 F8		4	1	2	1	1	1	0												
<b>Jose Canseco, R</b> OBP: 0.402, SLG: 0.645 <b>1B Reggie Jefferson, S</b> OBP: 0.384, SLG: 0.630	2-3 K			0-0 G6-3	0-0 HR	2-2 G6-3		1-3 K		4	1	1	4	0	1	2												
<b>Tim Lincecum, R</b> OBP: 0.437, SLG: 0.513		1-1 F8		4-2 BB 1B	3-3 K		2-2 HR	2-2 G3-1		4	2	1	1	1	1	0												
<b>Mike Stanley, R</b> OBP: 0.402, SLG: 0.451		0-1 G6-3		4-2 1B BB	3-2 E6		1-3 K	1-3 K		4	0	0	0	1	2	0												
<b>Jose Malave, R</b> OBP: 0.280, SLG: 0.417		2-0 P4		1-1 1B 2-H	1-3 K		3-3 K			4	0	1	1	0	2	1												
<b>Bill Selby, L</b> OBP: 0.328, SLG: 0.417			1-2 F7	0-0 G4-3		0-0 SH3-4 1B	1-2 F8			4	1	1	0	0	0	2												
<b>Mitt Cuyler, S</b> OBP: 0.265, SLG: 0.315			0-1 HR		1-0 SH1-4 HR	0-1 SH3-4 1B		3-2 HR		3	3	3	2	0	0	0												
<b>Inning Stats</b>	R: 0 E: 0 K: 2 S: 9	H: 1 LOB: 1 BB: 0 P: 13	R: 0 E: 0 K: 0 S: 5	H: 0 LOB: 0 BB: 0 P: 8	R: 1 E: 0 K: 1 S: 11	H: 1 LOB: 0 BB: 0 P: 14	R: 1 E: 0 K: 1 S: 11	H: 1 LOB: 2 BB: 2 P: 20	R: 4 E: 1 K: 2 S: 17	H: 3 LOB: 1 BB: 1 P: 30	R: 2 E: 0 K: 0 S: 16	H: 3 LOB: 1 BB: 0 P: 22	R: 1 E: 0 K: 2 S: 12	H: 1 LOB: 0 BB: 0 P: 19	R: 1 E: 0 K: 1 S: 10	H: 1 LOB: 0 BB: 0 P: 16		R: 0 E: 0 K: 2 S: 9	H: 0 LOB: 0 BB: 0 P: 13	1B: 6 2B: 1 3B: 0 HR: 4	SF: 0 SAC: 2 DP: 0 HBP: 0	WP: 0 PB: 0 SB: 0 CS: 0	PA: 42					
<b>PITCHER</b>	IP	WLS	BF	H	R	ER	SO	BB	IBB	HBP	BLK	WP	HR	S	P	ERA	WHIP											
<b>Salomon Torres, R</b> ERA: 6.55	(1, 1)	5.1	L	28	8	8	8	6	2	1	0	0	0	2	59	91	13.50	1.875										
<b>Scott Davison, R</b> ERA: 9.0	(6, 1)	3.2		14	3	2	2	5	0	0	0	0	0	2	41	64	4.91	0.818										

Batter	1	2	3	4	5	6	7	8	9	AB	R	H	RBI	BB	SO	LOB	BOTTOM											
<b>Darren Bragg, L</b> OBP: 0.357, SLG: 0.447	1-1 G5-3			1-1 G4-3		3-2 G3		2-1 L8		4	0	0	0	0	0	0	<b>Boston Red Sox @ Seattle Mariners</b> The Kingdome, Seattle, WA Thu May 30 1996, 10:05 PM EDT Att: 17,395 - Dome - 68 F											
<b>Alex Rodriguez, R</b> OBP: 0.382, SLG: 0.669 <b>Luis Sojo, R</b> OBP: 0.259, SLG: 0.292	3-3 K			4-1 FC5-4 BB		3-1 P3		3-3 K		2	0	0	0	1	1	0												
<b>Ken Griffey Jr., L</b> OBP: 0.405, SLG: 0.642 <b>Rich Amaral, R</b> OBP: 0.341, SLG: 0.333	3-2 F7			2-1 L8		4-2 G6-3 BB		0-0 P3		2	0	0	0	1	0	1												
<b>Edgar Martinez, R</b> OBP: 0.450, SLG: 0.708		3-3 K		1-0 FC5-4		0-0 G6-3		1-2 G6-3		3	0	0	0	0	1	2												
<b>Jay Buhner, R</b> OBP: 0.408, SLG: 0.649 <b>Brian Hunter, R</b> OBP: 0.462, SLG: 0.435		1-0 F8		1-2 L9		1-0 G4-3				3	0	0	0	0	0	0												
<b>Paul Sorrento, L</b> OBP: 0.376, SLG: 0.570		0-0 G4-3			2-0 HR			1-1 1B		3	1	2	1	0	0	0												
<b>Dan Wilson, R</b> OBP: 0.328, SLG: 0.487 <b>John Marzano, R</b> OBP: 0.292, SLG: 0.391			2-1 F7		1-2 P3			1-1 P6		2	0	0	0	0	0	0												
<b>Russ Davis, R</b> OBP: 0.320, SLG: 0.382			1-3 K		1-1 F8			1-0 F7		3	0	0	0	0	1	1												
<b>Joey Cora, S</b> OBP: 0.250, SLG: 0.327 <b>Doug Strange, S</b> OBP: 0.277, SLG: 0.349			0-2 G4-3			0-0 L9		0-0 L8		2	0	0	0	0	0	0												
<b>Inning Stats</b>	R: 0 E: 0 K: 1 S: 11	H: 0 LOB: 0 BB: 0 P: 18	R: 0 E: 0 K: 1 S: 7	H: 0 LOB: 0 BB: 0 P: 11	R: 0 E: 0 K: 1 S: 8	H: 0 LOB: 1 BB: 1 P: 14	R: 1 E: 0 K: 0 S: 11	H: 1 LOB: 0 BB: 0 P: 16	R: 0 E: 0 K: 0 S: 6	H: 0 LOB: 0 BB: 0 P: 12	R: 0 E: 0 K: 0 S: 5	H: 0 LOB: 0 BB: 1 P: 10	R: 0 E: 0 K: 0 S: 6	H: 1 LOB: 1 BB: 0 P: 9	R: 0 E: 0 K: 1 S: 6	H: 0 LOB: 0 BB: 0 P: 11		1B: 1 2B: 0 3B: 0 HR: 1	SF: 0 SAC: 0 DP: 1 HBP: 0	WP: 0 PB: 0 SB: 0 CS: 0	PA: 30							
<b>PITCHER</b>	IP	WLS	BF	H	R	ER	SO	BB	IBB	HBP	BLK	WP	HR	S	P	ERA	WHIP											
<b>Tom Gordon, R</b> ERA: 5.78	(1, 1)	9.0	W	30	2	1	1	4	2	0	0	0	0	1	66	112	1.00	0.444										

AB	37
R	10
H	11
RBI	10
BB	3
SO	11
LOB	6






Batter	1	2	3	4	5	6	7	8	9	AB	R	H	RBI	BB	SO	LOB	TOP			
<b>Dwayne Hoesy, S</b> (1, 7) OBP: 0.311, SLG: 0.364	2-1 HR		0-3 K	1-3 K			0-0 B1		2-1 1B	5	2	2	1	0	2	2				
<b>John Valentin, R</b> (1, 6) OBP: 0.377, SLG: 0.438	1-3 K		3-2 HR			4-1 G6-4-3 HBP BB	0-1 2B		1-0 DI	4	1	3	1	1	1	0				
<b>Mo Vaughn, L</b> (1, 3) OBP: 0.445, SLG: 0.698	0-1 F7		3-2 HR			2-2 G6-4-3 HBP	4-0 IBB		2-1 F7	3	1	1	2	1	0	1				
<b>Jose Canseco, R</b> (1, 10) OBP: 0.397, SLG: 0.627	4-2 BB		0-2 L5			1-1 G6-4-3	2-2 P4		2-2 K	4	0	0	0	1	1	5				
<b>Tim Lincecum, R</b> (1, 5) OBP: 0.429, SLG: 0.500	2-3 K			2-1 HR		2-1 L6	0-0 F8		1-1 P4	5	1	1	0	0	1	5				
<b>Mike Stanley, R</b> (1, 2) OBP: 0.395, SLG: 0.466		1-1 G6-3		2-0 HR		2-2 L9	0-0 G5-3			4	1	1	2	0	0	0				
<b>Jose Malave, R</b> (1, 9) OBP: 0.241, SLG: 0.357		0-3 K		1-0 G5-3		0-3 K	1-3 K			4	0	0	0	0	3	0				
<b>Bill Selby, L</b> (1, 4) OBP: 0.352, SLG: 0.453		1-2 G4-3		1-2 CS		1-2 2B	1-1 1B			4	0	3	0	0	0	0				
<b>Mitt Cuyler, S</b> (1, 8) OBP: 0.274, SLG: 0.316			4-0 BB	3-2 1B		0-3 K	2-2 L3			3	0	1	0	1	1	2				
<b>Inning Stats</b>	R: 1 E: 0 K: 2 S: 12	H: 1 LOB: 1 BB: 1 P: 21	R: 0 E: 0 K: 1 S: 8	H: 0 LOB: 0 BB: 0 P: 10	R: 2 E: 0 K: 1 S: 13	H: 2 LOB: 0 BB: 1 P: 23	R: 2 E: 0 K: 1 S: 13	H: 4 LOB: 1 BB: 0 P: 20	R: 0 E: 0 K: 2 S: 7	H: 1 LOB: 1 BB: 0 P: 16	R: 0 E: 0 K: 0 S: 7	H: 1 LOB: 2 BB: 1 P: 13	R: 0 E: 0 K: 1 S: 11	H: 1 LOB: 1 BB: 0 P: 15	R: 1 E: 0 K: 1 S: 10	H: 2 LOB: 1 BB: 0 P: 18	1B: 6 2B: 2 3B: 1 HR: 3	SF: 0 SAC: 0 DP: 1 HBP: 1	WP: 0 PB: 0 SB: 0 CS: 1	PA: 41
<b>PITCHER</b>	IP	WLS	BF	H	R	ER	SO	BB	IBB	HBP	BLK	WP	HR	S	P	ERA	WHIP			
<b>Paul Menhart, R</b> (1, 1) ERA: 7.43	3.1		17	6	5	5	4	2	0	0	0	0	3	40	67	13.50	2.400			
<b>Bob Wells, R</b> (4, 1) ERA: 1.79	4.2	W	19	4	0	0	4	1	1	1	0	0	0	44	70	0.00	1.071			
<b>Norm Charlton, L</b> (9, 1) ERA: 3.42	1.0		5	2	1	1	1	0	0	0	0	0	0	10	18	9.00	2.000			

**Boston Red Sox @ Seattle Mariners**  
The Kingdome, Seattle, WA  
Fri May 31 1996, 10:05 PM EDT  
Att: 29,119 - Dome - 68 F


AB 36  
R 6  
H 12  
RBI 6  
BB 4  
SO 9  
LOB 15



Batter	1	2	3	4	5	6	7	8	9	AB	R	H	RBI	BB	SO	LOB	BOTTOM			
<b>Rich Amaral, R</b> (1, 7) OBP: 0.330, SLG: 0.321	1-2 G6-3		2-2 G5-3		1-1 FC6-4 HR		4-2 HR	1-1 1B		3	1	0	2	0	0	3				
<b>Darren Bragg, L</b> (7, PH) OBP: 0.370, SLG: 0.453			1-2 3H		1-2 2-3 3H		0-1 BB	1-2 1B		1	1	0	1	0	0					
<b>Alex Rodriguez, R</b> (1, 6) OBP: 0.386, SLG: 0.673	0-0 G4-3		3-3 K		0-3 K		0-1 1H	1-0 F9		5	1	1	3	0	2	5				
<b>Ken Griffey Jr., L</b> (1, 8) OBP: 0.407, SLG: 0.660	2-2 G3-1			1-3 K	1-1 HR		1-1 WP SF8	3-2 2B		4	2	2	3	0	1	0				
<b>Edgar Martinez, R</b> (1, 10) OBP: 0.451, SLG: 0.701		4-1 BB		4-1 BB	0-0 G1-6-3		1-3 K			2	0	0	0	2	1	1				
<b>Jay Buhner, R</b> (1, 9) OBP: 0.405, SLG: 0.642		0-0 F9		0-3 K		4-2 BB	1-0 SF8	2H		2	0	0	1	1	1	2				
<b>Brian Hunter, R</b> (1, 3) OBP: 0.400, SLG: 0.370		0-2 G6-4-3		0-0 G5-3		1-1 G5-4-3	2-3 K			4	0	0	0	0	1	3				
<b>Dan Wilson, R</b> (1, 2) OBP: 0.337, SLG: 0.488			1-0 FC1-6 1B		4-0 BB WP FC6-4 BB		1-3 K			2	2	1	0	2	1	0				
<b>Russ Davis, R</b> (1, 5) OBP: 0.324, SLG: 0.381			1-1 FC1-6 1B		4-0 FC6-4 BB HR BB		1-3 K			3	1	1	0	1	2	1				
<b>Luis Sojo, R</b> (1, 4) OBP: 0.263, SLG: 0.289			0-0 FC1-6 G5-3		4-1 FC6-4 BB		0-1 HR	2-1 1B		1	0	0	0	1	0	2				
<b>Joey Cora, S</b> (7, PH) OBP: 0.259, SLG: 0.348			1-2 2-3		1-2 BB		0-1 HR	3B		2	1	2	0	0	0	0				
<b>Inning Stats</b>	R: 0 E: 0 K: 0 S: 7	H: 0 LOB: 0 BB: 0 P: 10	R: 0 E: 0 K: 0 S: 6	H: 0 LOB: 0 BB: 1 P: 10	R: 1 E: 0 K: 1 S: 11	H: 2 LOB: 0 BB: 0 P: 18	R: 0 E: 0 K: 2 S: 8	H: 0 LOB: 1 BB: 1 P: 13	R: 4 E: 0 K: 2 S: 17	H: 3 LOB: 3 BB: 1 P: 28	R: 0 E: 0 K: 2 S: 12	H: 2 LOB: 2 BB: 0 P: 20	R: 0 E: 0 K: 2 S: 10	H: 1 LOB: 1 BB: 0 P: 18	1B: 4 2B: 1 3B: 1 HR: 2	SF: 1 SAC: 0 DP: 2 HBP: 0	WP: 2 PB: 0 SB: 0 CS: 0	PA: 38		
<b>PITCHER</b>	IP	WLS	BF	H	R	ER	SO	BB	IBB	HBP	BLK	WP	HR	S	P	ERA	WHIP			
<b>Vaughn Eshelman, L</b> (1, 1) ERA: 12.71	5.2		25	3	5	5	4	7	0	0	0	0	1	12	20	108.00	12.000			
<b>Rich Garces, R</b> (6, 1) ERA: 4.91	0.1	L	5	3	4	4	1	1	0	0	0	0	1	20	32	0.00	1.000			
<b>Heathcliff Slocumb, R</b> (7, 1) ERA: 2.96	2.0		8	2	0	0	4	0	0	0	0	1	0	20	32	0.00	1.000			

**Boston Red Sox @ Seattle Mariners**  
The Kingdome, Seattle, WA  
Fri May 31 1996, 10:05 PM EDT  
Att: 29,119 - Dome - 68 F

AB 29  
R 9  
H 8  
RBI 9  
BB 8  
SO 9  
LOB 17






Batter	1	2	3	4	5	6	7	8	9	AB	R	H	RBI	BB	SO	LOB	TOP				
<b>Dwayne Hosey, S</b> OBP: 0.308, SLG: 0.345 (1, 7)	F8		G6-4-3 BB		E4 HR	CS	G2-3		SH1-3	3	1	0	0	1	0	1					
<b>John Valentin, R</b> OBP: 0.373, SLG: 0.430 (1, 6)	L5		G6-4-3		K		FC6-5 1B		F9	4	0	0	0	1	1	4					
<b>Mo Vaughn, L</b> OBP: 0.452, SLG: 0.713 (1, 3)				G4-3			FC6-5 1B			4	1	3	3	1	0	0					
<b>Jose Canseco, R</b> OBP: 0.391, SLG: 0.612 (1, 10)	K				G3-1		FC6-5		K	5	0	1	0	0	2	5					
<b>Tim Lincecum, R</b> OBP: 0.424, SLG: 0.516 (1, 5)										4	1	1	1	0	0	3					
<b>Mike Stanley, R</b> OBP: 0.395, SLG: 0.457 (1, 2)										3	1	0	0	1	1	1					
<b>Jose Malave, R</b> OBP: 0.242, SLG: 0.375 (1, 9)										4	0	1	1	0	1	0					
<b>Bill Selby, L</b> OBP: 0.360, SLG: 0.456 (1, 4)										4	1	2	0	0	0	1					
<b>Mitt Cuyler, S</b> OBP: 0.291, SLG: 0.320 (1, 8)										2	1	1	0	1	0	0					
<b>Inning Stats</b>	R: 0 E: 0 K: 1 S: 10	H: 1 LOB: 1 BB: 0 P: 18	R: 1 E: 0 K: 0 S: 8	H: 2 LOB: 1 BB: 0 P: 16	R: 0 E: 0 K: 0 S: 3	H: 0 LOB: 0 BB: 1 P: 8	R: 0 E: 0 K: 0 S: 6	H: 1 LOB: 1 BB: 0 P: 10	R: 4 E: 1 K: 1 S: 19	H: 3 LOB: 0 BB: 0 P: 26	R: 1 E: 0 K: 0 S: 11	H: 1 LOB: 1 BB: 2 P: 23	R: 0 E: 0 K: 2 S: 13	H: 0 LOB: 0 BB: 0 P: 20	R: 0 E: 0 K: 1 S: 7	H: 0 LOB: 2 BB: 1 P: 14	1B: 6 2B: 1 3B: 0 HR: 2	SF: 0 SAC: 1 DP: 1 HBP: 1	WP: 0 PB: 0 SB: 1 CS: 1	PA: 41	
<b>PITCHER</b>	IP	WLS	BF	H	R	ER	SO	BB	IBB	HBP	BLK	WP	HR	S	P	ERA	WHIP				
<b>Bob Milacki, R</b> ERA: 5.02 (1, 1)	5.1	L	25	8	6	2	2	2	0	0	0	0	2	55	92	3.38	1.875				
<b>Lee Guetterman, L</b> ERA: 16.2 (6, 1)	1.0		5	1	0	0	0	2	0	0	0	0	0	5	17	0.00	3.000				
<b>Michael Jackson, R</b> ERA: 5.18 (7, 1)	1.2		5	0	0	0	2	0	0	0	0	0	0	17	27	0.00	0.000				
<b>Rafael Carmona, R</b> ERA: 3.2 (9, 1)	1.0		5	0	0	0	1	0	1	1	0	0	0	7	14	0.00	0.000				

**Boston Red Sox @ Seattle Mariners**  
The Kingdom, Seattle, WA  
Sat Jun 01 1996, 6:33 AM EDT  
Att: 34,822 - Dome - 68 F

livebaseballscores.com

AB 33  
R 6  
H 9  
RBI 5  
BB 5  
SO 5  
LOB 15




Batter	1	2	3	4	5	6	7	8	9	AB	R	H	RBI	BB	SO	LOB	BOTTOM					
<b>Joey Cora, S</b> OBP: 0.266, SLG: 0.356 (1, 4)	F8 2B		G6-3 G3		F8		K		K	2	2	1	0	1	0	1						
<b>Alex Rodriguez, R</b> OBP: 0.381, SLG: 0.664 (7, PH)										2	0	0	0	0	2	1						
<b>Darren Bragg, L</b> OBP: 0.358, SLG: 0.438 (1, 7)	F8		G6-3		F7				K	3	0	0	0	0	0	3						
<b>Brian Hunter, R</b> OBP: 0.419, SLG: 0.429 (7, PH)										1	0	1	0	0	0	0						
<b>Doug Strange, S</b> OBP: 0.271, SLG: 0.341 (9, PH)										1	0	0	0	0	1	0						
<b>Ken Griffey Jr., L</b> OBP: 0.409, SLG: 0.667 (1, 8)	S 2B		G3				K			4	1	2	2	0	1	2						
<b>Edgar Martinez, R</b> OBP: 0.451, SLG: 0.694 (1, 10)										2	0	0	0	2	1	0						
<b>Jay Buhner, R</b> OBP: 0.403, SLG: 0.649 (1, 9)	K									4	1	1	1	0	2	4						
<b>Paul Sorrento, L</b> OBP: 0.375, SLG: 0.572 (1, 3)	P5									3	0	1	1	0	0	2						
<b>Rich Amaral, R</b> OBP: 0.326, SLG: 0.317 (8, PH)										1	0	0	0	0	0	0						
<b>Russ Davis, R</b> OBP: 0.328, SLG: 0.399 (1, 5)										3	1	1	1	0	1	1						
<b>John Marzano, R</b> OBP: 0.250, SLG: 0.333 (1, 2)										4	0	0	0	0	0	1						
<b>Luis Sojo, R</b> OBP: 0.270, SLG: 0.291 (1, 6)										3	0	1	0	0	0	0						
<b>Inning Stats</b>	R: 1 E: 0 K: 1 S: 11	H: 1 LOB: 2 BB: 2 P: 23	R: 0 E: 0 K: 0 S: 3	H: 0 LOB: 0 BB: 0 P: 4	R: 1 E: 0 K: 0 S: 8	H: 1 LOB: 0 BB: 0 P: 13	R: 0 E: 0 K: 2 S: 10	H: 0 LOB: 0 BB: 0 P: 14	R: 0 E: 0 K: 0 S: 7	H: 2 LOB: 1 BB: 0 P: 15	R: 1 E: 0 K: 0 S: 9	H: 2 LOB: 1 BB: 1 P: 17	R: 0 E: 0 K: 2 S: 17	H: 2 LOB: 2 BB: 0 P: 18	R: 2 E: 0 K: 1 S: 11	H: 2 LOB: 0 BB: 0 P: 18	R: 0 E: 0 K: 2 S: 7	H: 0 LOB: 0 BB: 0 P: 12	1B: 1 2B: 5 3B: 0 HR: 2	SF: 0 SAC: 0 DP: 2 HBP: 2	WP: 0 PB: 0 SB: 2 CS: 0	PA: 38
<b>PITCHER</b>	IP	WLS	BF	H	R	ER	SO	BB	IBB	HBP	BLK	WP	HR	S	P	ERA	WHIP					
<b>49 Tim Wakefield, R</b> ERA: 5.09 (1, 1)	6.1	W	27	5	3	3	3	3	0	2	0	0	0	54	92	4.26	1.263					
<b>Mike Stanton, L</b> ERA: 4.67 (7, 1)	1.1		7	3	2	2	3	0	0	0	0	0	2	19	25	13.50	2.250					
<b>Heathcliff Slocumb, R</b> ERA: 2.85 (8, 1)	1.1	S	4	0	0	0	2	0	0	0	0	0	0	10	17	0.00	0.000					

**Boston Red Sox @ Seattle Mariners**  
The Kingdom, Seattle, WA  
Sat Jun 01 1996, 6:33 AM EDT  
Att: 34,822 - Dome - 68 F

livebaseballscores.com

AB 33  
R 5  
H 8  
RBI 5  
BB 3  
SO 8  
LOB 15





Batter	1	2	3	4	5	6	7	8	9	AB	R	H	RBI	BB	SO	LOB	TOP										
<b>Dwayne Hosey, S</b> (1, 7) OBP: 0.304, SLG: 0.355	G4-3		L9-6-3					K		4	1	1	0	0	1	2											
<b>John Valentin, R</b> (1, 6) OBP: 0.371, SLG: 0.427	K			F8				F9		4	0	1	1	0	1	1											
<b>Mo Vaughn, L</b> (1, 3) OBP: 0.449, SLG: 0.703	FC4 BB			K				K		3	0	0	0	1	2	2											
<b>Jose Canseco, R</b> (1, 10) OBP: 0.383, SLG: 0.596	FC4			G5-3				F8		4	0	0	0	0	1	1											
<b>Tim Lincecum, R</b> (1, 5) OBP: 0.426, SLG: 0.516		0-1 1B						F7		4	0	2	0	0	0	0											
<b>Jose Mauer, R</b> (1, 9) OBP: 0.225, SLG: 0.353		0-3 K						K		2	0	0	0	0	1	0											
<b>Troy O'Leary, L</b> (7, PH) OBP: 0.332, SLG: 0.452								K		2	0	1	0	0	1	0											
<b>Bill Seely, L</b> (1, 4) OBP: 0.351, SLG: 0.443								F8		2	0	0	0	0	0	0											
<b>Mike Stanley, R</b> (7, PH) OBP: 0.397, SLG: 0.458								F8		2	0	1	0	0	0	2											
<b>Bill Haselman, R</b> (1, 2) OBP: 0.317, SLG: 0.429			0-1 F7					K		3	0	0	0	0	1	2											
<b>Esteban Beltré, R</b> (7, 4) OBP: 0.302, SLG: 0.293								F9		0	0	0	0	0	0	0											
<b>18 Reggie Jefferson, S</b> (9, PH) OBP: 0.379, SLG: 0.622								F8		1	0	0	0	0	0	2											
<b>Mitt Cuyler, S</b> (1, 8) OBP: 0.301, SLG: 0.316			4-1 L9-6-3 BB					F8		1	0	0	0	2	0	0											
<b>Inning Stats</b>	R: 0 E: 0 K: 1 S: 11	H: 0 LOB: 1 BB: 1 P: 19	R: 0 E: 0 K: 1 S: 7	H: 1 LOB: 0 BB: 0 P: 7	R: 0 E: 0 K: 0 S: 7	H: 0 LOB: 0 BB: 1 P: 13	R: 0 E: 0 K: 1 S: 8	H: 0 LOB: 0 BB: 0 P: 12	R: 0 E: 0 K: 0 S: 6	H: 0 LOB: 0 BB: 0 P: 11	R: 1 E: 0 K: 1 S: 16	H: 2 LOB: 1 BB: 0 P: 25	R: 0 E: 0 K: 0 S: 10	H: 2 LOB: 2 BB: 0 P: 18	R: 0 E: 0 K: 2 S: 10	H: 0 LOB: 1 BB: 1 P: 17	R: 0 E: 0 K: 2 S: 13	H: 1 LOB: 2 BB: 0 P: 21	1B: 5 2B: 2 3B: 0 HR: 0	SF: 0 SAC: 0 DP: 1 HBP: 0	WP: 1 PB: 1 SB: 0 CS: 0	PA: 35					
<b>PITCHER</b>	IP	WLS	BF	H	R	ER	SO	BB	IBB	HBP	BLK	WP	HR	S	P	ERA	WHIP										
<b>Bob Wolcott, R</b> (1, 1) ERA: 5.63	6.1	W	24	5	1	1	4	2	0	0	0	0	0	61	98	1.42	1.105										
<b>Norm Charlton, L</b> (7, 1) ERA: 3.2	1.2		6	0	0	0	2	1	0	0	0	1	0	14	24	0.00	0.600										
<b>Michael Jackson, R</b> (9, 1) ERA: 4.97	1.0	S	5	1	0	0	2	0	0	0	0	0	0	13	21	0.00	1.000										

**Boston Red Sox @ Seattle Mariners**  
The Kingdom, Seattle, WA  
Sun Jun 02 1996, 6:33 AM EDT  
Att: 47,540 - Dome - 68 F


AB 32  
R 1  
H 6  
RBI 1  
BB 3  
SO 8  
LOB 12



Batter	1	2	3	4	5	6	7	8	9	AB	R	H	RBI	BB	SO	LOB	BOTTOM										
<b>Joey Cora, S</b> (1, 4) OBP: 0.275, SLG: 0.359	FC4 1B							G6-4-3		4	0	2	1	1	0	2											
<b>Alex Rodriguez, R</b> (1, 6) OBP: 0.380, SLG: 0.667	FC4 1B							G4-3		4	0	3	0	0	0	2											
<b>Ken Griffey Jr., L</b> (1, 8) OBP: 0.402, SLG: 0.653	FC4 1B							F7		4	0	0	0	0	1	3											
<b>Edgar Martinez, R</b> (1, 10) OBP: 0.444, SLG: 0.680	K							F7		4	0	0	0	0	2	3											
<b>Jay Buhner, R</b> (1, 9) OBP: 0.409, SLG: 0.670	BB							F7		3	1	2	1	1	0	1											
<b>Paul Sorrento, L</b> (1, 3) OBP: 0.378, SLG: 0.568	P4							G4-3		3	1	1	0	1	0	4											
<b>Doug Strange, S</b> (1, 5) OBP: 0.255, SLG: 0.319								G1-3		3	0	0	0	0	1	1											
<b>Russ Davis, R</b> (7, PH) OBP: 0.326, SLG: 0.396								F8		1	0	0	0	0	1	1											
<b>Dan Wilson, R</b> (1, 2) OBP: 0.341, SLG: 0.494								G6-3		4	0	2	0	0	1	1											
<b>Darren Bragg, L</b> (1, 7) OBP: 0.364, SLG: 0.435								F7		3	1	1	1	1	0	2											
<b>Inning Stats</b>	R: 0 E: 0 K: 1 S: 13	H: 2 LOB: 3 BB: 1 P: 27	R: 0 E: 0 K: 1 S: 7	H: 1 LOB: 0 BB: 0 P: 13	R: 0 E: 0 K: 0 S: 8	H: 1 LOB: 1 BB: 0 P: 11	R: 2 E: 0 K: 1 S: 13	H: 4 LOB: 2 BB: 0 P: 19	R: 0 E: 0 K: 0 S: 10	H: 1 LOB: 1 BB: 1 P: 18	R: 1 E: 0 K: 3 S: 14	H: 1 LOB: 1 BB: 1 P: 24	R: 0 E: 0 K: 0 S: 4	H: 0 LOB: 0 BB: 1 P: 9	R: 0 E: 0 K: 0 S: 4	H: 0 LOB: 0 BB: 1 P: 9	1B: 8 2B: 2 3B: 0 HR: 1	SF: 0 SAC: 0 DP: 1 HBP: 0	WP: 0 PB: 0 SB: 1 CS: 0	PA: 37							
<b>PITCHER</b>	IP	WLS	BF	H	R	ER	SO	BB	IBB	HBP	BLK	WP	HR	S	P	ERA	WHIP										
<b>Roger Clemens, R</b> (1, 1) ERA: 4.19	6.2	L	33	11	3	3	5	3	0	0	0	0	0	71	122	4.05	2.100										
<b>Mike Stanton, L</b> (7, 1) ERA: 4.45	1.1		4	0	0	0	1	1	0	0	0	0	0	7	14	0.00	0.750										

**Boston Red Sox @ Seattle Mariners**  
The Kingdom, Seattle, WA  
Sun Jun 02 1996, 6:33 AM EDT  
Att: 47,540 - Dome - 68 F

AB 33  
R 3  
H 11  
RBI 3  
BB 4  
SO 6  
LOB 20





Batter	1	2	3	4	5	6	7	8	9	AB	R	H	RBI	BB	SO	LOB	TOP										
<b>Tony Phillips, S</b> OBP: 0.436, SLG: 0.446 (1, 7)	G4-3		BB G6-3 1B	G3 BB		BB 1B 2B	1-H 1B		L8	5	1	3	1	1	0	0											
<b>Dave Martinez, L</b> OBP: 0.408, SLG: 0.545 (1, 8) (8, 9)	BB BB BB		SAFE G6-3 1-2	G3 1-2 2-3		1B BB 1B BB	1-2 2-3		L6	4	1	0	0	2	1	4											
<b>Frank Thomas, R</b> OBP: 0.452, SLG: 0.636 (1, 3)	BB 1-2 BB		BB BB	IBB		1B 1B BB	1-2 2-3		1B	1	1	1	1	5	0	0											
<b>Harold Baines, L</b> OBP: 0.405, SLG: 0.563 (1, 10)	BB 1-2 2-3		K	F7		L4	3-H		G6-3	5	0	0	0	1	2	11											
<b>Robin Ventura, L</b> OBP: 0.383, SLG: 0.503 (1, 5)	P5		BB			F8	1-2 2-3 1B		G3-1	4	0	1	1	1	0	5											
<b>Danny Tartabull, R</b> OBP: 0.322, SLG: 0.399 <b>Darren Lewis, R</b> OBP: 0.390, SLG: 0.398 (1, 9) (8, 8)	K		K			F9	0-1 P4		G6-3	5	0	0	0	0	2	9											
<b>Ron Karkovics, R</b> OBP: 0.311, SLG: 0.336 <b>Chad Kreuter, S</b> OBP: 0.306, SLG: 0.328 (4, PR) (4, 2)			K	2B		2B	1-3 2-H 2-H 1B		P5	2	0	1	0	0	1	0											
<b>Ray Durham, S</b> OBP: 0.383, SLG: 0.457 (1, 4)	F9		F8	P4		F9	1-2		1B	5	0	1	0	0	0	4											
<b>Ozzie Guillen, L</b> OBP: 0.302, SLG: 0.391 (1, 6)	G6-3		G3 2-H 2B			2B 1B	WP 1B 1B		G4-3	5	2	3	1	0	0	1											
<b>Inning Stats</b>	R: 0 E: 0 K: 1 S: 18	H: 0 LOB: 3 BB: 3 P: 38	R: 0 E: 0 K: 1 S: 7	H: 0 LOB: 0 BB: 0 P: 11	R: 0 E: 0 K: 2 S: 24	H: 1 LOB: 3 BB: 2 P: 42	R: 1 E: 0 K: 0 S: 10	H: 2 LOB: 3 BB: 2 P: 23	R: 0 E: 0 K: 0 S: 4	H: 1 LOB: 1 BB: 0 P: 10	R: 4 E: 0 K: 0 S: 18	H: 4 LOB: 2 BB: 2 P: 37	R: 1 E: 0 K: 2 S: 17	H: 2 LOB: 2 BB: 1 P: 29	R: 0 E: 0 K: 0 S: 6	H: 1 LOB: 1 BB: 0 P: 10	R: 0 E: 0 K: 0 S: 9	H: 1 LOB: 1 BB: 0 P: 15	1B: 8 2B: 4 3B: 0 HR: 0	SF: 0 SAC: 0 DP: 0 HBP: 0	WP: 1 PB: 0 SB: 1 CS: 0	PA: 49					
<b>PITCHER</b>	IP	WLS	BF	H	R	ER	SO	BB	IBB	HBP	BLK	WP	HR	S	P	ERA	WHIP										
<b>Tom Gordon, R</b> ERA: 5.75 (1, 1)	5.0		28	6	3	3	4	6	1	0	0	0	0	66	128	5.40	2.400										
<b>Eric Gunderson, L</b> ERA: 3.39 (6, 1)	0.0	L	1	0	0	0	0	1	0	0	0	0	0	2	6	∞	∞										
<b>Rich Garcés, R</b> ERA: 5.32 (6, 1)	0.0		1	0	0	0	0	1	0	0	0	0	0	1	5	∞	∞										
<b>Mike Stanton, L</b> ERA: 4.45 (8, 1)	2.0		11	4	3	3	2	0	1	0	0	1	0	29	51	13.50	2.000										
<b>Brent Knackert, R</b> ERA: 9.0 (8, 1)	2.0		8	2	0	0	0	0	0	0	0	0	0	15	25	0.00	1.000										

**Chicago White Sox @ Boston Red Sox**  
Fenway Park, Boston, MA  
Tue Jun 04 1996, 7:05 PM EDT  
Att: 23,715 - Unknown - 72 F

AB 39  
R 6  
H 12  
RBI 6  
BB 10  
SO 6  
LOB 34



Batter	1	2	3	4	5	6	7	8	9	AB	R	H	RBI	BB	SO	LOB	BOTTOM										
<b>Dwayne Hosey, S</b> OBP: 0.284, SLG: 0.328 (1, 7) (9, 8)	F9		K			K			F8	5	0	0	0	0	2	0											
<b>John Valentin, R</b> OBP: 0.372, SLG: 0.428 (1, 6)	G6-3		HR 2B			1B BB			G6-3	4	1	1	0	1	0	0											
<b>Mo Vaughn, L</b> OBP: 0.448, SLG: 0.694 (1, 3)	G4-3		HR BB			1B			K	4	1	1	0	1	1	0											
<b>Jose Canseco, R</b> OBP: 0.390, SLG: 0.626 (1, 10)			1B 1B 1B			P6			1B 2B	4	2	3	3	0	0	2											
<b>Tim Lincecum, R</b> OBP: 0.421, SLG: 0.508 (1, 5)			L6			F3			P6	4	0	1	0	0	0	3											
<b>Mike Stanley, R</b> OBP: 0.392, SLG: 0.452 <b>Bill Haselman, R</b> OBP: 0.321, SLG: 0.430 (1, 2) (4, 2)			F8			G5-3			1B 1B	2	0	0	0	0	1	2											
<b>Jose Malave, R</b> ERA: 4.38 <b>18 Reggie Jefferson, S</b> OBP: 0.386, SLG: 0.627 (1, 9) (8, PH) (9, 7)			K			G5-3			BB 1B	3	0	0	0	0	1	2											
<b>Esteban Beltre, R</b> OBP: 0.303, SLG: 0.295 <b>Troy O'Leary, L</b> OBP: 0.335, SLG: 0.452 (1, 4) (8, PH) (9, 9)						G6-3			1B	3	0	1	0	0	1	0											
<b>Mitt Cuyler, S</b> OBP: 0.293, SLG: 0.307 <b>32 Alex Delgado, R</b> OBP: 0.200, SLG: 0.200 <b>Bill Selby, L</b> OBP: 0.346, SLG: 0.437 (1, 8) (8, PH) (9, 4)			K			G5-3			K	3	0	0	0	0	1	3											
<b>Inning Stats</b>	R: 0 E: 0 K: 0 S: 8	H: 3 LOB: 3 BB: 0 P: 11	R: 3 E: 0 K: 1 S: 18	H: 2 LOB: 0 BB: 1 P: 33	R: 0 E: 0 K: 0 S: 8	H: 0 LOB: 0 BB: 0 P: 12	R: 0 E: 0 K: 1 S: 10	H: 1 LOB: 2 BB: 1 P: 18	R: 0 E: 0 K: 1 S: 8	H: 0 LOB: 0 BB: 0 P: 12	R: 0 E: 0 K: 0 S: 6	H: 0 LOB: 0 BB: 0 P: 9	R: 1 E: 0 K: 1 S: 18	H: 3 LOB: 3 BB: 1 P: 33	R: 0 E: 0 K: 1 S: 6	H: 0 LOB: 0 BB: 0 P: 7	1B: 6 2B: 2 3B: 0 HR: 1	SF: 0 SAC: 0 DP: 0 HBP: 0	WP: 0 PB: 0 SB: 0 CS: 0	PA: 39							
<b>PITCHER</b>	IP	WLS	BF	H	R	ER	SO	BB	IBB	HBP	BLK	WP	HR	S	P	ERA	WHIP										
<b>Wilson Alvarez, L</b> ERA: 4.38 (1, 1)	7.1	W	30	6	3	3	6	2	0	0	0	0	0	10	18	27.00	9.000										
<b>Matt Karchner, R</b> ERA: 3.44 (8, 1)	0.1		4	3	1	1	0	0	0	0	0	0	0	2	6	∞	∞										
<b>Larry Thomas, L</b> ERA: 3.6 (8, 1)	0.0		1	0	0	0	0	1	0	0	0	0	0	4	7	0.00	0.000										
<b>41 Bill Simas, R</b> ERA: 3.94 <b>Roberto Hernandez, R</b> ERA: 0.68 (8, 1) (9, 1)	0.1		1	0	0	0	1	0	0	0	0	0	0	6	7	0.00	0.000										
<b>Roberto Hernandez, R</b> ERA: 0.68 (9, 1)	1.0	S	3	0	0	0	1	0	0	0	0	0	0	6	7	0.00	0.000										

**Chicago White Sox @ Boston Red Sox**  
Fenway Park, Boston, MA  
Tue Jun 04 1996, 7:05 PM EDT  
Att: 23,715 - Unknown - 72 F

AB 36  
R 4  
H 9  
RBI 4  
BB 3  
SO 8  
LOB 15






Batter	1	2	3	4	5	6	7	8	9	10	11	12	AB	R	H	RBI	BB	SO	LOB	TOP		
<b>Tony Phillips, S</b> OBP: 0.438, SLG: 0.445 (1.7)	G5-3 1B		K		1B 1B		FC6-4 E			K		SF9 1B BB		5	3	2	0	1	2	1		
<b>Darren Lewis, R</b> OBP: 0.394, SLG: 0.399 (1.8)	F9		F9		1B 1B		E7			S 1B BB		K		5	1	2	1	1	1	3		
<b>Frank Thomas, R</b> OBP: 0.449, SLG: 0.645 (1.3)	G5-3				HR		G5-3			K		SF9		5	1	2	3	0	1	3		
<b>Harold Baines, L</b> OBP: 0.400, SLG: 0.552 (1.10)	G4-3				G3-1		G4-3			F7		1B		5	0	1	1	0	0	3		
<b>Norberto Martin, R</b> OBP: 0.500, SLG: 0.500 (10. PR)					G3-1		G4-3			L4		1B		1	0	1	1	0	0	0		
<b>Robin Ventura, L</b> OBP: 0.378, SLG: 0.508 (1.5)					G3-1		G4-3			L4		K		6	1	1	1	0	1	2		
<b>Danny Tartabull, R</b> OBP: 0.315, SLG: 0.390 (1.9)					L4		K			L9		F7		4	0	0	0	0	2	0		
<b>Dave Martinez, L</b> OBP: 0.405, SLG: 0.540 (8.9)					K		K			L9		F7		1	0	0	0	0	0	0		
<b>Chad Kreuter, S</b> OBP: 0.299, SLG: 0.308 (1.2)					F8		1B 1B HBP			G4-3		K		4	1	0	0	0	2	0		
<b>Ray Durham, S</b> OBP: 0.374, SLG: 0.444 (1.4)					K		F9			K		G4-3		5	0	0	0	0	3	1		
<b>Ozzie Guillen, L</b> OBP: 0.305, SLG: 0.392 (1.6)					P3		F9			L5		WP SF9 BB 1B		5	1	2	0	0	0	1		
<b>Inning Stats</b>	R: 0 E: 0 K: 0 S: 7	H: 1 LOB: 1 BB: 0 P: 11	R: 1 E: 0 K: 1 S: 8	H: 1 LOB: 0 BB: 0 P: 12	R: 0 E: 0 K: 1 S: 6	H: 0 LOB: 0 BB: 0 P: 12	R: 1 E: 0 K: 1 S: 9	H: 1 LOB: 0 BB: 0 P: 14	R: 2 E: 0 K: 2 S: 12	H: 3 LOB: 2 BB: 0 P: 19	R: 0 E: 0 K: 2 S: 9	H: 0 LOB: 0 BB: 0 P: 14	R: 0 E: 0 K: 1 S: 8	H: 1 LOB: 2 BB: 1 P: 26	R: 0 E: 0 K: 1 S: 6	H: 0 LOB: 0 BB: 0 P: 9	R: 2 E: 0 K: 2 S: 14	H: 2 LOB: 1 BB: 1 P: 22	1B: 9 2B: 0 3B: 0 HR: 2	SF: 1 SAC: 0 DP: 0 HBP: 1	WP: 1 PB: 0 SB: 0 CS: 0	PA: 50
<b>PITCHER</b>	IP WLS BF H R ER SO BB IBB HBP BLK WP HR S P ERA WHIP													IP WLS BF H R ER SO BB IBB HBP BLK WP HR S P ERA WHIP								
<b>Aaron Sele, R</b> ERA: 5.63 (1.1)	7.0 0.2 30 8 5 4 6 0 0 0 0 0 0 0 0 100 5.14 1.143													100 7 10 0.00 0.000								
<b>Eric Gunderson, L</b> ERA: 3.0 (8. PR)	0.2 0 0 0 0 0 0 0 0 0 0 0 0 0 7 10 0.00 0.000													15 23 5.40 0.600								
<b>Rich Garces, R</b> ERA: 5.32 (8.1)	1.2 L 6 1 1 1 2 1 0 0 0 0 1 0 26 44 7.71 1.714													26 44 7.71 1.714								
<b>Heathcliff Slocumb, R</b> ERA: 3.19 (10.1)	2.1 L 11 3 2 2 3 1 0 0 0 0 1 0 26 44 7.71 1.714													26 44 7.71 1.714								
<b>Mike Stanton, L</b> ERA: 4.4 (12.1)	0.1 0 0 0 0 0 1 0 0 0 0 0 0 0 3 4 0.00 0.000													3 4 0.00 0.000								

Chicago White Sox @ Boston Red Sox  
Fenway Park, Boston, MA  
Wed Jun 05 1996, 7:05 PM EDT  
Att. 24,246 - Unknown - 77 F

AB 46  
R 8  
H 11  
RBI 7  
BB 2  
SO 12  
LOB 14



Batter	1	2	3	4	5	6	7	8	9	10	11	12	AB	R	H	RBI	BB	SO	LOB	BOTTOM				
<b>Bill Selby, L</b> OBP: 0.349, SLG: 0.434 (1.4)	G6-3		G6-3		2B FC5-2 1B		L8		S 1B	K		L8		5	0	2	0	0	0	0				
<b>Esteban Beltrre, R</b> OBP: 0.299, SLG: 0.290 (9. PR)	G6-3		CS BB		F8		G5-3 1B BB		F9	F9		P4		5	0	0	0	2	0	6				
<b>32 Alex Delgado, R</b> OBP: 0.167, SLG: 0.167 (12. PH)			1B		HR BB		2B		K			1B		6	1	5	0	1	1	1				
<b>John Valentin, R</b> OBP: 0.369, SLG: 0.419 (1.6)	G6-3		HR BB		2B		1B		K			1B		7	1	1	2	0	2	10				
<b>Mo Vaughn, L</b> OBP: 0.459, SLG: 0.703 (1.3)			HR BB		HR		G3		K			F9 BB 1B		6	1	5	0	1	1	1				
<b>Jose Canseco, R</b> OBP: 0.381, SLG: 0.623 (1.10)	P6		HR		HR		FC5-2 3H		K			F8		7	1	1	2	0	2	10				
<b>Tim Lincecum, R</b> OBP: 0.430, SLG: 0.562 (1.5)			P4		HR		G3		K			F8		5	3	3	2	1	0	2				
<b>18 Reggie Jefferson, S</b> ERA: 3.80, SLG: 0.644 (1.7)			HR		G3		G4-3		K			F9		4	1	1	1	0	0	0				
<b>Dwayne Hoesey, S</b> OBP: 0.299, SLG: 0.333 (9.8)			HR		G3		G4-3		K			F9		2	0	1	0	0	0	2				
<b>Bill Haselman, R</b> OBP: 0.307, SLG: 0.410 (1.2)			HR		G3		G4-3		K			F9		4	0	0	0	0	1	0				
<b>Mike Stanley, R</b> OBP: 0.359, SLG: 0.455 (10. PH)			HR		G3		G4-3		K			F9		1	0	1	1	1	0	0				
<b>Jose Malave, R</b> OBP: 0.250, SLG: 0.333 (1.9)			HR		G3		G4-3		K			F9		5	0	2	0	1	1	5				
<b>Mitt Cuyler, S</b> OBP: 0.298, SLG: 0.298 (1.8)			HR		G3		G4-3		K			F9		3	0	0	0	0	2	2				
<b>Troy O'Leary, L</b> OBP: 0.340, SLG: 0.453 (8. PH)			HR		G3		G4-3		K			F9		2	0	1	0	1	0	1				
<b>Inning Stats</b>	R: 0 E: 0 K: 0 S: 8	H: 1 LOB: 1 BB: 0 P: 11	R: 1 E: 0 K: 1 S: 14	H: 2 LOB: 1 BB: 0 P: 20	R: 3 E: 0 K: 0 S: 14	H: 2 LOB: 0 BB: 2 P: 29	R: 0 E: 0 K: 1 S: 6	H: 0 LOB: 0 BB: 0 P: 8	R: 0 E: 0 K: 0 S: 13	H: 2 LOB: 2 BB: 0 P: 21	R: 0 E: 0 K: 1 S: 9	H: 1 LOB: 1 BB: 0 P: 14	R: 0 E: 0 K: 0 S: 13	H: 1 LOB: 2 BB: 0 P: 23	R: 1 E: 0 K: 2 S: 23	H: 3 LOB: 3 BB: 1 P: 37	R: 0 E: 0 K: 1 S: 10	H: 1 LOB: 3 BB: 2 P: 20	R: 0 E: 0 K: 0 S: 12	H: 2 LOB: 2 BB: 0 P: 20	1B: 11 2B: 2 3B: 0 HR: 4	SF: 0 SAC: 0 DP: 1 HBP: 0	WP: 0 PB: 0 SB: 1 CS: 1	PA: 58
<b>PITCHER</b>	IP WLS BF H R ER SO BB IBB HBP BLK WP HR S P ERA WHIP													IP WLS BF H R ER SO BB IBB HBP BLK WP HR S P ERA WHIP										
<b>Kevin Tapani, R</b> ERA: 3.1 (7.1)	6.1 1 1 0 0 0 0 0 0 0 0 0 0 0 73 119 5.68 1.737													23 37 9.00 4.000										
<b>Larry Thomas, L</b> ERA: 3.6 (7.1)	0.0 1 1 0 0 0 0 0 0 0 0 0 0 0 2 3 =													2 3 =										
<b>Matt Karner, R</b> ERA: 3.53 (7.1)	1.2 6 1 1 1 0 0 1 0 0 0 0 0 1 13 26 5.40 1.200													13 26 5.40 1.200										
<b>Kirk McCaskill, R</b> ERA: 5.94 (8.1)	0.1 2 1 0 0 0 0 0 0 0 0 0 0 0 6 11 0.00 3.000													6 11 0.00 3.000										
<b>Roberto Hernandez, R</b> ERA: 0.69 (8.1)	0.2 2 0 0 0 0 2 0 0 0 0 0 0 0 7 12 0.00 0.000													7 12 0.00 0.000										

Chicago White Sox @ Boston Red Sox  
Fenway Park, Boston, MA  
Wed Jun 05 1996, 7:05 PM EDT  
Att. 24,246 - Unknown - 77 F

AB 51  
R 6  
H 17  
RBI 6  
BB 7  
SO 8  
LOB 33













Batter	1	2	3	4	5	6	7	8	9	10	AB	R	H	RBI	BB	SO	LOB	TOP				
Jeff Cirillo, R OBP: 0.397, SLG: 0.500 Mike Matheny, R OBP: 0.270, SLG: 0.361	G4-3		K		F8		K		L4		4	0	0	0	0	2	1	1				
Fernando Vina, L OBP: 0.379, SLG: 0.432	CS 1B		BB WP BB		G4-3			2B 1B		B3	4	1	2	0	1	0	0	0				
Kevin Seltzer, R OBP: 0.459, SLG: 0.510 Kevin Koslofski, L OBP: 1.000, SLG: 2.000	E9		BB		G1-3			G4-3 FC6-4 2B		E	3	0	2	1	1	0	0	0				
Dave Nilsson, L OBP: 0.417, SLG: 0.660 Mike Fetters, R	G4-3		F7					G4-3		E4	5	0	0	0	0	1	4	0				
Greg Vaughn, R OBP: 0.377, SLG: 0.495			K					K			2	0	0	0	3	2	0	0				
John Jaha, R OBP: 0.374, SLG: 0.430	E3 2B		L3					F9		BB	5	0	0	1	0	0	6	0				
Jose Valentin, S OBP: 0.328, SLG: 0.444	K				G3			K		K	4	0	0	0	1	3	3	0				
Pat Listach, S OBP: 0.304, SLG: 0.312	SAFE 2B				G1-3			K		G6-3	5	0	1	0	0	2	3	0				
Jesse Levis, L OBP: 0.327, SLG: 0.239 Mark Loretta, R OBP: 0.429, SLG: 0.355	K				G4-3			E3		F8	3	0	0	0	0	1	2	1				
<b>Inning Stats</b>	R: 0 E: 1 K: 0 S: 7	H: 2 LOB: 1 P: 13	R: 0 E: 1 K: 3 S: 14	H: 1 LOB: 2 BB: 0 P: 24	R: 0 E: 0 K: 1 S: 19	H: 0 LOB: 3 BB: 3 P: 37	R: 0 E: 0 K: 0 S: 8	H: 0 LOB: 0 BB: 0 P: 12	R: 0 E: 0 K: 2 S: 10	H: 0 LOB: 0 BB: 0 P: 15	R: 0 E: 1 K: 3 S: 13	H: 0 LOB: 1 BB: 0 P: 22	R: 2 E: 0 K: 1 S: 11	H: 2 LOB: 2 BB: 1 P: 20	R: 0 E: 0 K: 0 S: 7	H: 0 LOB: 0 BB: 0 P: 11	R: 1 E: 1 K: 1 S: 15	H: 1 LOB: 3 BB: 2 P: 29	1B: 2 2B: 4 3B: 0 HR: 0	SF: 0 SAC: 0 DP: 0 HBP: 0	WP: 1 PB: 0 SB: 0 CS: 1	PA: 44
<b>PITCHER</b>	IP	WLS	BF	H	R	ER	SO	BB	IBB	HBP	BLK	WP	HR	S	P	ERA	WHIP					
Roger Clemens, R ERA: 4.07	7.0		30	5	2	2	9	3	0	0	0	1	0	82	142	2.57	1.143					
Mike Stanton, L ERA: 4.22	0.1		1	0	0	0	0	0	0	0	0	0	0	1	1	0.00	0.000					
Joe Hudson, R ERA: 6.14	2.0	L	8	1	1	0	1	1	0	0	0	0	0	16	28	0.00	1.000					
Eric Gunderson, L ERA: 2.84	0.0		1	0	0	0	0	0	0	0	0	0	0	2	2	∞	∞					
Rich Garces, R ERA: 4.79	0.2		4	0	0	0	1	2	0	0	0	0	0	9	20	0.00	3.000					

Milwaukee Brewers @ Boston Red Sox  
Fenway Park, Boston, MA  
Sat Jun 08 1996, 7:05 PM EDT  
Att: 30,399 - Unknown - 66 F

AB 38  
R 3  
H 6  
RBI 2  
BB 6  
SO 11  
LOB 19

WP: 1  
PB: 0  
SB: 0  
CS: 1

Batter	1	2	3	4	5	6	7	8	9	10	AB	R	H	RBI	BB	SO	LOB	BOTTOM				
Jeff Frye, R OBP: 0.400, SLG: 0.100	G4-3	F7						L8			3	0	0	0	2	0	3	0				
John Valentin, R OBP: 0.374, SLG: 0.444	G5-3		G4-6-3 1B		F8		SH1-4 BB			G6-3	4	0	1	0	0	0	1	0				
Mo Vaughn, L OBP: 0.464, SLG: 0.695	1B		G4-6-3 1-2f				G1-3			L6	4	0	1	0	1	0	1	0				
Jose Canseco, R OBP: 0.394, SLG: 0.661	P4		BB 2B		G6-3		IBB			1B	5	0	3	1	0	0	1	0				
Tim Lincecum, R OBP: 0.436, SLG: 0.562		G6-3			P3		P6			1B	3	0	0	0	2	0	3	0				
Bill Haselman, R OBP: 0.315, SLG: 0.407 Mike Stanley, R OBP: 0.399, SLG: 0.463 32 Alex Delgado, R OBP: 0.167, SLG: 0.167	1B 2B 1B		BB BB		G5-3		K			FC6-4	3	1	1	0	1	1	3	0				
Troy O'Leary, L OBP: 0.332, SLG: 0.438	2B 1B		K		G3-1					F7	5	0	1	0	0	2	3	0				
Jose Malave, R OBP: 0.273, SLG: 0.404 18 Reggie Jefferson, S OBP: 0.360, SLG: 0.674	2B		F8				K			F7	4	0	1	1	0	1	0	0				
Mitt Cuyler, S OBP: 0.287, SLG: 0.292 Dwayne Hoesy, S OBP: 0.286, SLG: 0.338	L4		F8							K	2	1	0	0	1	0	2	0				
<b>Inning Stats</b>	R: 0 E: 0 K: 0 S: 6	H: 1 LOB: 1 BB: 0 P: 11	R: 1 E: 0 K: 0 S: 12	H: 3 LOB: 2 BB: 0 P: 22	R: 0 E: 0 K: 1 S: 16	H: 2 LOB: 3 BB: 2 P: 30	R: 0 E: 0 K: 0 S: 8	H: 0 LOB: 1 BB: 1 P: 16	R: 0 E: 0 K: 0 S: 10	H: 0 LOB: 0 BB: 0 P: 15	R: 1 E: 0 K: 1 S: 13	H: 1 LOB: 3 BB: 3 P: 31	R: 0 E: 0 K: 1 S: 14	H: 1 LOB: 1 BB: 0 P: 18	R: 0 E: 0 K: 0 S: 6	H: 1 LOB: 2 BB: 0 P: 16	R: 0 E: 0 K: 1 S: 6	H: 0 LOB: 0 BB: 0 P: 11	1B: 7 2B: 2 3B: 0 HR: 0	SF: 0 SAC: 1 DP: 1 HBP: 0	WP: 0 PB: 0 SB: 1 CS: 0	PA: 45
<b>PITCHER</b>	IP	WLS	BF	H	R	ER	SO	BB	IBB	HBP	BLK	WP	HR	S	P	ERA	WHIP					
Scott Karl, L ERA: 4.96	6.0		28	6	2	2	2	5	0	0	0	0	0	67	121	3.00	1.833					
Marshall Boze, R ERA: 5.14	1.0		5	1	0	0	1	0	1	0	0	0	0	9	19	0.00	1.000					
Graeme Lloyd, L ERA: 2.7	2.0	W	9	2	0	0	1	0	1	0	0	0	0	20	34	0.00	1.000					
Mike Fetters, R ERA: 1.66	1.0	S	3	0	0	0	1	0	0	0	0	0	0	6	11	0.00	0.000					

Milwaukee Brewers @ Boston Red Sox  
Fenway Park, Boston, MA  
Sat Jun 08 1996, 7:05 PM EDT  
Att: 30,399 - Unknown - 66 F

AB 37  
R 2  
H 9  
RBI 2  
BB 7  
SO 5  
LOB 19



Batter	1	2	3	4	5	6	7	8	9	10	AB	R	H	RBI	BB	SO	LOB	TOP									
Fernando Vina, L OBP: 0.378, SLG: 0.425	F8	L6-4		SF9 1B		F8	F8		G4-3		5	1	1	1	1	0	4										
Pat Listach, S OBP: 0.319, SLG: 0.331	G4-3 2B		G6-3	1B		1B	F4			1B 3B	5	3	3	1	1	0	2										
Jeff Cirillo, R OBP: 0.397, SLG: 0.500				1B		1B					0	0	0	0	0	0	0										
Kevin Seltzer, R OBP: 0.459, SLG: 0.512	G4-3			SF9		L9			G6-3		5	1	2	1	0	0	2										
Kevin Kostofski, L OBP: 1.000, SLG: 2.000				2B						1B 3B	0	0	0	0	0	0	0										
Dave Nilsson, L OBP: 0.430, SLG: 0.653	2B			1B		FC6-4 1B			FC6		4	3	2	1	2	1	2										
Greg Vaughn, R OBP: 0.376, SLG: 0.495	2B		P8	1B		FC6-4 1B			K		6	0	2	3	0	2	7										
John Jaha, R OBP: 0.373, SLG: 0.438	P5		P5	F7					K		6	0	2	3	0	0	4										
Jose Valentin, S OBP: 0.329, SLG: 0.448				1B		G6-3			1B SH3-4		5	1	2	0	0	0	1										
Matt Mieske, R OBP: 0.352, SLG: 0.506	G1-4-3 1B			2B		G4-3			SH3-4		5	2	2	1	0	2	2										
Mike Matheny, R OBP: 0.275, SLG: 0.381				1B		1B			K		3	0	1	0	1	1	1										
Jesse Lewis, L OBP: 0.340, SLG: 0.255				P3		1B			K		1	0	1	0	0	0	0										
<b>Inning Stats</b>	R: 2 E: 0 K: 0 S: 10	H: 2 LOB: 1 BB: 1 P: 19	R: 0 E: 0 K: 0 S: 7	H: 1 LOB: 1 BB: 1 P: 15	R: 0 E: 0 K: 0 S: 8	H: 1 LOB: 2 BB: 1 P: 18	R: 5 E: 0 K: 2 S: 17	H: 5 LOB: 1 BB: 1 P: 29	R: 0 E: 0 K: 2 S: 9	H: 0 LOB: 0 BB: 0 P: 12	R: 0 E: 0 K: 0 S: 10	H: 2 LOB: 2 BB: 0 P: 16	R: 1 E: 0 K: 0 S: 12	H: 3 LOB: 2 BB: 0 P: 19	R: 0 E: 0 K: 2 S: 8	H: 0 LOB: 0 BB: 0 P: 11	R: 0 E: 0 K: 1 S: 11	H: 2 LOB: 2 BB: 0 P: 17	R: 3 E: 0 K: 1 S: 11	H: 2 LOB: 0 BB: 1 P: 22	1B: 13 2B: 6 3B: 1 HR: 0	SF: 1 SAC: 1 DP: 2 HBP: 0	WP: 0 PB: 0 SB: 2 CS: 0	PA: 52			
<b>PITCHER</b>	IP WLS BF H R ER SO BB IBB HBP BLK WP HR S P ERA WHIP	IP WLS BF H R ER SO BB IBB HBP BLK WP HR S P ERA WHIP	IP WLS BF H R ER SO BB IBB HBP BLK WP HR S P ERA WHIP	IP WLS BF H R ER SO BB IBB HBP BLK WP HR S P ERA WHIP	IP WLS BF H R ER SO BB IBB HBP BLK WP HR S P ERA WHIP	IP WLS BF H R ER SO BB IBB HBP BLK WP HR S P ERA WHIP	IP WLS BF H R ER SO BB IBB HBP BLK WP HR S P ERA WHIP	IP WLS BF H R ER SO BB IBB HBP BLK WP HR S P ERA WHIP	IP WLS BF H R ER SO BB IBB HBP BLK WP HR S P ERA WHIP	IP WLS BF H R ER SO BB IBB HBP BLK WP HR S P ERA WHIP	IP WLS BF H R ER SO BB IBB HBP BLK WP HR S P ERA WHIP	IP WLS BF H R ER SO BB IBB HBP BLK WP HR S P ERA WHIP	IP WLS BF H R ER SO BB IBB HBP BLK WP HR S P ERA WHIP	IP WLS BF H R ER SO BB IBB HBP BLK WP HR S P ERA WHIP	IP WLS BF H R ER SO BB IBB HBP BLK WP HR S P ERA WHIP	IP WLS BF H R ER SO BB IBB HBP BLK WP HR S P ERA WHIP	IP WLS BF H R ER SO BB IBB HBP BLK WP HR S P ERA WHIP	IP WLS BF H R ER SO BB IBB HBP BLK WP HR S P ERA WHIP	IP WLS BF H R ER SO BB IBB HBP BLK WP HR S P ERA WHIP	IP WLS BF H R ER SO BB IBB HBP BLK WP HR S P ERA WHIP	IP WLS BF H R ER SO BB IBB HBP BLK WP HR S P ERA WHIP	IP WLS BF H R ER SO BB IBB HBP BLK WP HR S P ERA WHIP	IP WLS BF H R ER SO BB IBB HBP BLK WP HR S P ERA WHIP	IP WLS BF H R ER SO BB IBB HBP BLK WP HR S P ERA WHIP	IP WLS BF H R ER SO BB IBB HBP BLK WP HR S P ERA WHIP	IP WLS BF H R ER SO BB IBB HBP BLK WP HR S P ERA WHIP	IP WLS BF H R ER SO BB IBB HBP BLK WP HR S P ERA WHIP

Milwaukee Brewers @ Boston Red Sox  
Fenway Park, Boston, MA  
Sun Jun 09 1996, 3:33 AM EDT  
Att: 28,120 - Cloudy - 66 F

AB 45  
R 11  
H 18  
RBI 11  
BB 5  
SO 6  
LOB 25



Batter	1	2	3	4	5	6	7	8	9	10	AB	R	H	RBI	BB	SO	LOB	BOTTOM									
Jeff Frye, R OBP: 0.400, SLG: 0.077	F9	G4-6-3		WP HR BB		SH3		SH3		G6-4-3	3	1	0	0	2	0	2										
John Valentin, R OBP: 0.380, SLG: 0.448	HR 2B			SF8		FC6-4 BB				G4-3	2	1	1	1	3	0	0										
Mo Vaughn, L OBP: 0.463, SLG: 0.700	HR BB	G4-3		HR		BB		F8			4	2	1	2	1	1	5										
Jose Canseco, R OBP: 0.394, SLG: 0.650	HR BB		P1	BB		L4		P6			3	1	0	0	2	0	4										
Tim Lincecum, R OBP: 0.429, SLG: 0.570	HR		K	F9		FC6-4			G1-3		5	1	1	4	0	1	3										
18 Reggie Jefferson, S OBP: 0.388, SLG: 0.667	G5-3 1B		G1-3		K			CS 1B		K	4	0	2	0	0	1	0										
Dwayne Hoesy, S OBP: 0.282, SLG: 0.333											1	0	0	0	0	1	0										
Mike Stanley, R OBP: 0.399, SLG: 0.455	G5-3			F7		G5-3			FC6-4 BB		3	0	0	0	2	0	2										
32 Alex Delgado, R OBP: 0.167, SLG: 0.167											0	0	0	0	0	0	0										
Troy O'Leary, L OBP: 0.329, SLG: 0.433	F8			BB SF8 1B		F7		F8		FC6-4	5	1	1	0	0	0	4										
Mitt Cuyler, S OBP: 0.302, SLG: 0.303				1B							3	1	2	0	1	0	1										
Bill Selby, L OBP: 0.365, SLG: 0.462				SF8 WP BB 1B		P4		F8 SH3 BB		G6-4-3 1B	1	0	1	0	0	0	0										
<b>Inning Stats</b>	R: 4 E: 0 K: 0 S: 23	H: 3 LOB: 1 BB: 2 P: 43	R: 0 E: 0 K: 0 S: 6	H: 1 LOB: 1 BB: 1 P: 14	R: 0 E: 0 K: 1 S: 12	H: 0 LOB: 0 BB: 0 P: 17	R: 4 E: 0 K: 0 S: 15	H: 3 LOB: 1 BB: 2 P: 31	R: 0 E: 0 K: 1 S: 8	H: 0 LOB: 1 BB: 1 P: 14	R: 0 E: 0 K: 1 S: 12	H: 0 LOB: 2 BB: 2 P: 23	R: 0 E: 0 K: 0 S: 5	H: 1 LOB: 1 BB: 0 P: 8	R: 0 E: 0 K: 0 S: 11	H: 0 LOB: 2 BB: 2 P: 21	R: 0 E: 0 K: 1 S: 9	H: 0 LOB: 1 BB: 1 P: 16	R: 0 E: 0 K: 0 S: 9	H: 1 LOB: 0 BB: 0 P: 14	1B: 6 2B: 1 3B: 0 HR: 2	SF: 1 SAC: 1 DP: 2 HBP: 0	WP: 1 PB: 0 SB: 0 CS: 1	PA: 47			
<b>PITCHER</b>	IP WLS BF H R ER SO BB IBB HBP BLK WP HR S P ERA WHIP	IP WLS BF H R ER SO BB IBB HBP BLK WP HR S P ERA WHIP	IP WLS BF H R ER SO BB IBB HBP BLK WP HR S P ERA WHIP	IP WLS BF H R ER SO BB IBB HBP BLK WP HR S P ERA WHIP	IP WLS BF H R ER SO BB IBB HBP BLK WP HR S P ERA WHIP	IP WLS BF H R ER SO BB IBB HBP BLK WP HR S P ERA WHIP	IP WLS BF H R ER SO BB IBB HBP BLK WP HR S P ERA WHIP	IP WLS BF H R ER SO BB IBB HBP BLK WP HR S P ERA WHIP	IP WLS BF H R ER SO BB IBB HBP BLK WP HR S P ERA WHIP	IP WLS BF H R ER SO BB IBB HBP BLK WP HR S P ERA WHIP	IP WLS BF H R ER SO BB IBB HBP BLK WP HR S P ERA WHIP	IP WLS BF H R ER SO BB IBB HBP BLK WP HR S P ERA WHIP	IP WLS BF H R ER SO BB IBB HBP BLK WP HR S P ERA WHIP	IP WLS BF H R ER SO BB IBB HBP BLK WP HR S P ERA WHIP	IP WLS BF H R ER SO BB IBB HBP BLK WP HR S P ERA WHIP	IP WLS BF H R ER SO BB IBB HBP BLK WP HR S P ERA WHIP	IP WLS BF H R ER SO BB IBB HBP BLK WP HR S P ERA WHIP	IP WLS BF H R ER SO BB IBB HBP BLK WP HR S P ERA WHIP	IP WLS BF H R ER SO BB IBB HBP BLK WP HR S P ERA WHIP	IP WLS BF H R ER SO BB IBB HBP BLK WP HR S P ERA WHIP	IP WLS BF H R ER SO BB IBB HBP BLK WP HR S P ERA WHIP	IP WLS BF H R ER SO BB IBB HBP BLK WP HR S P ERA WHIP	IP WLS BF H R ER SO BB IBB HBP BLK WP HR S P ERA WHIP	IP WLS BF H R ER SO BB IBB HBP BLK WP HR S P ERA WHIP	IP WLS BF H R ER SO BB IBB HBP BLK WP HR S P ERA WHIP	IP WLS BF H R ER SO BB IBB HBP BLK WP HR S P ERA WHIP	IP WLS BF H R ER SO BB IBB HBP BLK WP HR S P ERA WHIP

Milwaukee Brewers @ Boston Red Sox  
Fenway Park, Boston, MA  
Sun Jun 09 1996, 3:33 AM EDT  
Att: 28,120 - Cloudy - 66 F

AB 34  
R 8  
H 9  
RBI 7  
BB 11  
SO 4  
LOB 21






Batter	1	2	3	4	5	6	7	8	9	AB	R	H	RBI	BB	SO	LOB	TOP											
Jeff Frye, R OBP: 0.500, SLG: 0.313 (1, 4)	L9 WP 2B		2-2 SAFE 1 SAFE 1 D X	2-2 WP 1B			0-2 1B	4-1 BB		3	1	3	0	1	0	0												
John Valentin, R OBP: 0.375, SLG: 0.441 (1, 6)	F8		2-3 1B				1-1 F9	2-1 F7		4	0	0	0	0	1	5												
Mo Vaughn, L OBP: 0.457, SLG: 0.692 (1, 3)	L9		0-2 SF7				1-1 G6-3	0-1 F7		3	0	0	1	0	0	2												
Jose Canseco, R OBP: 0.392, SLG: 0.639 (1, 10)	2-3 BB		3-H 2-3 K				1-3 K	3-3 K		3	0	0	0	1	3	2												
Tim Lincecum, R OBP: 0.425, SLG: 0.561 (1, 5)	F8			1-0 L7			2-2 G5-3	2-2 G5-4-3 1B		4	0	1	0	0	0	1												
18 Reggie Jefferson, S OBP: 0.376, SLG: 0.646 Jose Malave, R OBP: 0.288, SLG: 0.396 (9, PH)		0-3 K		1-1 G4-3			1-3 K	2-1 F8		3	0	0	0	0	2	0												
Mike Stanley, R OBP: 0.396, SLG: 0.456 (1, 2)		1-3 K		2-2 G6-3			0-1 G4-3 2B	0-0 G5-4-3 1-2		4	0	1	0	0	1	1												
Troy O'Leary, L OBP: 0.325, SLG: 0.427 (1, 9)		1-3 K		0-0 F7			3-2 G4-3			3	0	0	0	0	1	1												
Lee Tinsley, S OBP: 0.203, SLG: 0.145 (1, 8)			2-0 1B SF7 1B		1-1 L7		0-3 K			3	1	1	0	0	1	1												
<b>Inning Stats</b>	R: 1 E: 0 K: 0 S: 11	H: 1 LOB: 1 BB: 1 P: 20	R: 0 E: 0 K: 3 S: 10	H: 0 LOB: 0 BB: 0 P: 12	R: 1 E: 0 K: 2 S: 13	H: 2 LOB: 1 BB: 0 P: 21	R: 0 E: 0 K: 0 S: 6	H: 0 LOB: 0 BB: 0 P: 10	R: 0 E: 0 K: 1 S: 8	H: 1 LOB: 1 BB: 0 P: 10	R: 0 E: 0 K: 2 S: 13	H: 1 LOB: 1 BB: 0 P: 17	R: 0 E: 0 K: 1 S: 9	H: 0 LOB: 1 BB: 1 P: 18	R: 0 E: 0 K: 0 S: 6	H: 1 LOB: 0 BB: 0 P: 10	1B: 4 2B: 2 3B: 0 HR: 0	SF: 1 SAC: 0 DP: 1 HBP: 0	WP: 2 PB: 2 SB: 0 CS: 0	PA: 34								
<b>PITCHER</b>	IP	WLS	BF	H	R	ER	SO	BB	IBB	HBP	BLK	WP	HR	S	P	ERA	WHIP											
Kevin Tapani, R ERA: 3.02 Larry Thomas, L ERA: 3.18	(1, 1)	8.0	W	31	5	2	2	9	2	0	0	0	0	0	6	120	2.25	0.875										

**Boston Red Sox @ Chicago White Sox**  
Comiskey Park, Chicago, IL  
Mon Jun 10 1996, 8:05 PM EDT  
Att: 21,799 - Unknown - 59 F


AB 31  
R 2  
H 6  
RBI 1  
BB 2  
SO 9  
LOB 14



Batter	1	2	3	4	5	6	7	8	9	AB	R	H	RBI	BB	SO	LOB	BOTTOM										
Tony Phillips, S OBP: 0.440, SLG: 0.468 (1, 7)	L9 FC3-6 1B		2-2 G6-3		2-1 BB 1B		3-2 S 1B		1-2 P4	5	2	3	0	0	0	1											
Dave Martinez, L OBP: 0.408, SLG: 0.523 (1, 8) (9, 9)	0-1 FC3-6 1B		1-1 S 1B		1-0 F9		1-1 G4-3		1-1 L7	5	0	2	1	0	0	2											
Frank Thomas, R OBP: 0.459, SLG: 0.641 (1, 3)	0-2 L9		2-2 F8		4-2 BB 1B		0-1 F8		1-1 1B 1B	4	1	1	0	1	0	3											
Robin Ventura, L OBP: 0.378, SLG: 0.518 (1, 5)	0-1 FC3-6 1B		0-2 G3-1		1-1 BB 1B		3-2 2B		2-2 1B 1B	5	1	3	2	0	0	1											
Harold Baines, L OBP: 0.407, SLG: 0.548 (1, 10)	3-2 BB 1B		0-0 PB 2B 1B		4-1 FC6-4 BB		2-1 L7		2-0 F8	4	1	2	1	1	0	3											
Danny Tartabull, R OBP: 0.324, SLG: 0.415 Darren Lewis, R OBP: 0.388, SLG: 0.383 (1, 9) (8, FR) (9, 8)	4-2 BB		0-1 F8		1-0 P2		1-2 F4		0-2 1B	4	0	1	1	1	0	5											
Ron Karkovics, R OBP: 0.309, SLG: 0.369 (1, 2)	2-1 F8		0-1 PB 2B 1B		2-2 FC6-4		0-1 HR		1-1 P5	5	2	2	1	0	0	7											
Ray Durham, S OBP: 0.368, SLG: 0.442 (1, 4)		0-2 G1-3		2-2 1B 2B		0-0 P6		0-1 P3		4	0	1	2	0	0	0											
Ozzie Guillen, L OBP: 0.301, SLG: 0.385 (1, 6)		0-2 G6-3 1B		0-0 F6		1-0 G4-3		3-2 G4-3		4	1	1	0	0	0	1											
<b>Inning Stats</b>	R: 2 E: 1 K: 0 S: 20	H: 3 LOB: 2 BB: 1 P: 31	R: 1 E: 0 K: 0 S: 16	H: 2 LOB: 1 BB: 0 P: 21	R: 2 E: 0 K: 0 S: 12	H: 3 LOB: 1 BB: 0 P: 14	R: 1 E: 0 K: 0 S: 12	H: 2 LOB: 3 BB: 2 P: 27	R: 0 E: 0 K: 0 S: 7	H: 1 LOB: 1 BB: 0 P: 12	R: 0 E: 0 K: 0 S: 11	H: 1 LOB: 1 BB: 0 P: 17	R: 1 E: 0 K: 0 S: 10	H: 1 LOB: 0 BB: 0 P: 14	R: 1 E: 0 K: 0 S: 15	H: 3 LOB: 2 BB: 0 P: 22	1B: 13 2B: 2 3B: 0 HR: 1	SF: 0 SAC: 0 DP: 0 HBP: 0	WP: 0 PB: 1 SB: 2 CS: 0	PA: 43							
<b>PITCHER</b>	IP	WLS	BF	H	R	ER	SO	BB	IBB	HBP	BLK	WP	HR	S	P	ERA	WHIP										
49 Tim Wakefield, R ERA: 5.8	(1, 1)	8.0	L	43	16	8	6	0	3	0	0	0	1	103	158	6.75	2.375										

**Boston Red Sox @ Chicago White Sox**  
Comiskey Park, Chicago, IL  
Mon Jun 10 1996, 8:05 PM EDT  
Att: 21,799 - Unknown - 59 F

AB 40  
R 8  
H 16  
RBI 8  
BB 3  
SO 0  
LOB 23

















Batter	1	2	3	4	5	6	7	8	9	AB	R	H	RBI	BB	SO	LOB	TOP					
Lou Frazier, S (1, 8) OBP: 0.348, SLG: 0.341 Rene Gonzales, R (9, PH) OBP: 0.474, SLG: 0.611	G6-3		SH5-3				G4-6-3		G6-3	2	0	0	0	1	0	1						
Ivan Rodriguez, R (1, 2) OBP: 0.360, SLG: 0.482	K		SF9							3	1	1	1	0	2	2						
29 Rusty Greer, L (1, 7) OBP: 0.390, SLG: 0.498	G4-3		1B							4	0	2	1	0	0	2						
Juan Gonzalez, R (1, 10) OBP: 0.353, SLG: 0.551		HR	G1-3							4	1	1	1	0	0	4						
Mickey Tettleton, S (1, 3) OBP: 0.406, SLG: 0.510										2	0	1	0	2	0	0						
Dean Palmer, R (1, 5) OBP: 0.350, SLG: 0.518										4	0	0	0	0	2	4						
Warren Newson, L (1, 9) OBP: 0.362, SLG: 0.417 Damon Buford, R (8, PH) OBP: 0.342, SLG: 0.394										2	0	0	0	1	1	1						
Kurt Stillwell, S (1, 4) OBP: 0.405, SLG: 0.436										4	0	1	0	0	0	2						
Kevin Elster, R (1, 6) OBP: 0.298, SLG: 0.475										4	1	2	0	0	1	1						
<b>Inning Stats</b>	R: 0 E: 0 K: 1 S: 6	H: 0 LOB: 0 BB: 0 P: 10	R: 1 E: 0 K: 0 S: 9	H: 1 LOB: 1 BB: 2 P: 19	R: 1 E: 0 K: 0 S: 11	H: 2 LOB: 1 BB: 0 P: 15	R: 0 E: 0 K: 2 S: 14	H: 1 LOB: 1 BB: 0 P: 21	R: 0 E: 0 K: 1 S: 10	H: 0 LOB: 0 BB: 1 P: 18	R: 0 E: 0 K: 0 S: 5	H: 0 LOB: 0 BB: 0 P: 9	R: 0 E: 0 K: 0 S: 4	H: 1 LOB: 0 BB: 0 P: 7	R: 1 E: 0 K: 2 S: 13	H: 2 LOB: 2 BB: 1 P: 21	R: 0 E: 0 K: 1 S: 8	H: 0 LOB: 0 BB: 0 P: 13	1B: 5 2B: 2 3B: 0 HR: 1	SF: 1 SAC: 1 DP: 2 HBP: 0	WP: 0 PB: 0 SB: 0 CS: 0	PA: 37
<b>PITCHER</b>	IP	WLS	BF	H	R	ER	SO	BB	IBB	HBP	BLK	WP	HR	S	P	ERA	WHIP					
Tom Gordon, R (1, 1) ERA: 6.04	7.2		33	8	3	3	5	3	1	0	1	0	1	69	116	3.52	1.435					
Mike Stanton, L (8, 1) ERA: 4.1	1.1	W	4	0	0	0	2	0	0	0	0	0	0	11	17	0.00	0.000					

Texas Rangers @ Boston Red Sox  
Fenway Park, Boston, MA  
Fri Jun 14 1996, 7:05 PM EDT  
Att: 29,689 - Unknown - 86 F

AB	31
R	3
H	8
RBI	3
BB	4
SO	7
LOB	19



Batter	1	2	3	4	5	6	7	8	9	AB	R	H	RBI	BB	SO	LOB	BOTTOM					
Jeff Frye, R (1, 4) OBP: 0.500, SLG: 0.375	BB FC4-6 BB									3	1	1	0	1	0	0						
John Valentin, R (1, 6) OBP: 0.376, SLG: 0.456	BB FC4-6 BB									3	0	0	0	1	1	1						
Mo Vaughn, L (1, 3) OBP: 0.447, SLG: 0.669	BB FC4-6 BB									3	1	1	1	1	1	0						
Jose Canseco, R (1, 10) OBP: 0.380, SLG: 0.633										4	1	1	1	0	3	3						
18 Reggie Jefferson, S (1, 7) OBP: 0.369, SLG: 0.629 Dwayne Hoesy, S (8, PR) OBP: 0.262, SLG: 0.333	BB FC4-6 BB									4	0	1	1	0	1	2						
Mike Stanley, R (1, 2) OBP: 0.401, SLG: 0.486 32 Alex Delgado, R (8, PR) OBP: 0.286, SLG: 0.286	BB FC4-6 BB									2	1	1	1	2	0	0						
Troy O'Leary, L (1, 9) OBP: 0.340, SLG: 0.436	F8									3	0	1	0	1	0	3						
Lee Tinsley, S (1, 8) OBP: 0.208, SLG: 0.164										4	0	0	0	0	2	4						
Bill Selby, L (1, 5) OBP: 0.355, SLG: 0.447										4	0	0	0	0	2	3						
<b>Inning Stats</b>	R: 1 E: 0 K: 1 S: 12	H: 0 LOB: 3 BB: 4 P: 29	R: 0 E: 0 K: 1 S: 10	H: 1 LOB: 0 BB: 0 P: 14	R: 2 E: 0 K: 0 S: 12	H: 3 LOB: 1 BB: 0 P: 20	R: 0 E: 0 K: 1 S: 8	H: 0 LOB: 0 BB: 0 P: 11	R: 0 E: 0 K: 3 S: 11	H: 0 LOB: 0 BB: 0 P: 11	R: 0 E: 0 K: 1 S: 11	H: 0 LOB: 0 BB: 0 P: 17	R: 0 E: 0 K: 0 S: 4	H: 0 LOB: 0 BB: 0 P: 5	R: 1 E: 0 K: 3 S: 20	H: 2 LOB: 2 BB: 2 P: 34	R: 0 E: 0 K: 0 S: 1	H: 0 LOB: 0 BB: 0 P: 3	1B: 2 2B: 1 3B: 0 HR: 3	SF: 0 SAC: 0 DP: 0 HBP: 0	WP: 0 PB: 0 SB: 0 CS: 0	PA: 36
<b>PITCHER</b>	IP	WLS	BF	H	R	ER	SO	BB	IBB	HBP	BLK	WP	HR	S	P	ERA	WHIP					
Bobby Witt, R (1, 1) ERA: 6.05	7.1	L	33	6	4	4	8	5	0	0	0	0	0	3	79	4.91	1.500					
Dennis Cook, L (8, 1) ERA: 2.6	0.2		3	0	0	0	2	1	0	0	0	0	0	9	15	0.00	1.500					

Texas Rangers @ Boston Red Sox  
Fenway Park, Boston, MA  
Fri Jun 14 1996, 7:05 PM EDT  
Att: 29,689 - Unknown - 86 F

AB	30
R	4
H	6
RBI	4
BB	6
SO	10
LOB	16





Batter	1	2	3	4	5	6	7	8	9	AB	R	H	RBI	BB	SO	LOB	TOP			
<b>Lou Frazier, S</b> (1, 8) OBP: 0.365, SLG: 0.333 <b>Damon Buford, R</b> (9, FPR) OBP: 0.342, SLG: 0.394 (9, 8)	2-2 P5	1-3 K		2-1 G6-3		4-2 G3 BB		0-1 2B SF7 1B	3-0 29 2B HBP	4	1	1	0	1	1	0				
<b>Ivan Rodriguez, R</b> (1, 2) OBP: 0.363, SLG: 0.487	0-1 29 2B 1B	0-0 L4		2-1 29 1B WP		1-1 G3		1-0 2B	3-2 L8	6	2	3	1	0	0	3				
<b>29 Rusty Greer, L</b> (1, 7) OBP: 0.401, SLG: 0.518	0-1 1B HR	3-2 2B		1-1 1B		4-0 BB		0-0 G3	1-1 1B	5	1	4	3	1	0	2				
<b>Juan Gonzalez, R</b> (1, 10) OBP: 0.352, SLG: 0.540	1-2 2B HR	1-2 G6-3		3-3 K		2-3 K		4-0 IBB	1-2 F7	5	1	1	1	1	2	6				
<b>Dean Palmer, R</b> (1, 5) OBP: 0.351, SLG: 0.517	1-2 P3			2-0 HR 1B		2-3 K		0-1 G4-3 WP 1B	3-2 SF7	4	1	2	1	0	1	3				
<b>Mickey Tettleton, S</b> (1, 3) OBP: 0.402, SLG: 0.517	3-2 HR			3-3 K		2-2 P4		3-1 F8	2-3 K	5	1	1	3	0	2	4				
<b>Warren Newson, L</b> (1, 9) OBP: 0.397, SLG: 0.492	2-1 HR			2-1 HR		1-0 G6-4-3 1B		3-1 G4-3	3-2 2B	5	3	4	3	0	0	1				
<b>Kurt Stillwell, S</b> (1, 4) OBP: 0.383, SLG: 0.395	4-2 BB			0-2 G6-3		1-0 G6-4-3		2-3 K	2-2 G5-3	4	0	0	0	1	1	3				
<b>Kevin Elster, R</b> (1, 6) OBP: 0.300, SLG: 0.478	0-3 K			3-3 K		3-2 P5		1-0 2B 1B	2-2 29 2B 2B	5	2	2	1	0	2	1				
<b>Inning Stats</b>	R: 5 E: 0 K: 1 S: 24	H: 5 LOB: 1 BB: 1 P: 37	R: 0 E: 0 K: 1 S: 12	H: 1 LOB: 1 BB: 0 P: 17	R: 2 E: 0 K: 2 S: 13	H: 2 LOB: 0 BB: 0 P: 23	R: 1 E: 0 K: 2 S: 14	H: 2 LOB: 1 BB: 0 P: 23	R: 0 E: 0 K: 0 S: 10	H: 0 LOB: 2 BB: 2 P: 24	R: 0 E: 0 K: 1 S: 10	H: 1 LOB: 1 BB: 0 P: 18	R: 2 E: 0 K: 1 S: 11	H: 3 LOB: 2 BB: 1 P: 22	R: 3 E: 0 K: 0 S: 22	H: 3 LOB: 2 BB: 0 P: 37	1B: 9 2B: 6 3B: 0 HR: 3	SF: 1 SAC: 0 DP: 1 HBP: 1	WP: 2 PB: 2 SB: 0 CS: 0	PA: 49
<b>PITCHER</b>	IP WLS BF H R ER SO BB IBB HBP BLK WP HR S P ERA WHIP																			
<b>49 Tim Wakefield, R</b> (1, 1) ERA: 6.35	3.0 L 18 8 7 7 4 1 0 0 0 0 3 49 77 21.00 3.000																			
<b>Jamie Moyer, L</b> (4, 1) ERA: 5.99	4.1 22 7 3 3 4 2 1 0 0 2 0 44 85 6.23 2.077																			
<b>Joe Hudson, R</b> (8, 1) ERA: 4.76	0.2 2 0 0 0 1 0 0 0 0 0 0 6 11 0.00 0.000																			
<b>Eric Gunderson, L</b> (9, 1) ERA: 5.4	0.1 4 2 3 3 0 0 0 1 0 0 0 13 23 81.00 6.000																			
<b>Rich Garcés, R</b> (9, 1) ERA: 4.62	0.2 3 1 0 0 0 0 0 0 0 0 0 9 14 0.00 1.500																			

Texas Rangers @ Boston Red Sox  
Fenway Park, Boston, MA  
Sat Jun 15 1996, 7:05 PM EDT  
Att: 33,186 - Unknown - 88 F

AB 43  
R 13  
H 18  
RBI 13  
BB 4  
SO 9  
LOB 23



Batter	1	2	3	4	5	6	7	8	9	AB	R	H	RBI	BB	SO	LOB	BOTTOM					
<b>Jeff Frye, R</b> (1, 4) OBP: 0.469, SLG: 0.351	0-1 L9			2-2 BB 1B		3-3 K		3-2 G6-3	2-2 G6-3	5	0	1	0	0	1	1						
<b>John Valentin, R</b> (1, 6) OBP: 0.375, SLG: 0.453	2-3 K			0-0 P4		2-1 E6 1B		3-2 F9		4	1	1	1	0	1	2						
<b>Mo Vaughn, L</b> (1, 3) OBP: 0.450, SLG: 0.673	0-0 G4-3			2-3 BB		0-1 2B 1B		2-1 2B		3	0	2	1	1	0	0						
<b>Jose Canseco, R</b> (1, 10) OBP: 0.382, SLG: 0.635				1-2 18 G3-6-1 1B		2-0 P6		2-2 F8		4	0	2	0	0	0	4						
<b>18 Reggie Jefferson, S</b> (1, 7) OBP: 0.357, SLG: 0.606				3-2 G3-6-1		1-1 F8		1-3 K		4	0	0	0	0	1	3						
<b>Mike Stanley, R</b> (1, 2) OBP: 0.396, SLG: 0.497				2-0 HR		1-3 K		2-1 F9		4	1	1	1	0	2	0						
<b>Troy O'Leary, L</b> (1, 9) OBP: 0.335, SLG: 0.428				3-3 K		0-0 G3-1		2-2 F9		4	0	0	0	0	1	0						
<b>Lee Tinsley, S</b> (1, 8) OBP: 0.210, SLG: 0.169				2-3 K		0-0 G4-3		1-0 1B		4	0	1	0	0	1	0						
<b>Bill Selby, L</b> (1, 5) OBP: 0.351, SLG: 0.438				3-1 E3 P4 1B		1-0 S 1B		1-2 F9		4	1	1	0	0	0	1						
<b>Inning Stats</b>	R: 0 E: 0 K: 1 S: 6	H: 0 LOB: 0 BB: 0 P: 8	R: 1 E: 0 K: 1 S: 11	H: 2 LOB: 0 BB: 0 P: 20	R: 0 E: 1 K: 1 S: 13	H: 1 LOB: 3 BB: 1 P: 26	R: 0 E: 0 K: 1 S: 6	H: 0 LOB: 0 BB: 0 P: 8	R: 2 E: 1 K: 2 S: 13	H: 4 LOB: 2 BB: 0 P: 22	R: 0 E: 0 K: 0 S: 9	H: 1 LOB: 1 BB: 0 P: 15	R: 0 E: 0 K: 0 S: 12	H: 1 LOB: 1 BB: 0 P: 22	R: 0 E: 0 K: 1 S: 7	H: 0 LOB: 0 BB: 0 P: 12	R: 0 E: 0 K: 0 S: 7	H: 0 LOB: 0 BB: 0 P: 10	1B: 6 2B: 2 3B: 0 HR: 1	SF: 0 SAC: 0 DP: 1 HBP: 0	WP: 0 PB: 0 SB: 1 CS: 0	PA: 37
<b>PITCHER</b>	IP WLS BF H R ER SO BB IBB HBP BLK WP HR S P ERA WHIP																					
<b>Kevin Gross, R</b> (1, 1) ERA: 5.38	9.0 W 37 9 3 3 7 1 0 0 0 0 1 84 143 3.00 1.111																					

Texas Rangers @ Boston Red Sox  
Fenway Park, Boston, MA  
Sat Jun 15 1996, 7:05 PM EDT  
Att: 33,186 - Unknown - 88 F

AB 36  
R 3  
H 9  
RBI 3  
BB 1  
SO 7  
LOB 11













Batter	1	2	3	4	5	6	7	8	9	AB	R	H	RBI	BB	SO	LOB	TOP		
Jeff Frye, R OBP: 0.469, SLG: 0.367 (1, 4)	4-1 G3 BB		2-1 G6-3		0-1 F9		1-0 G4-3 32 WP 2B		2-2 32 WP 2B 1B	4	2	2	0	1	0	0			
John Valentin, R OBP: 0.383, SLG: 0.434 (1, 6)	1-0 L7		0-0 1B		2-2 G1-3		1-2 G4-3		0-1 L5	5	0	1	0	0	0	3			
Mo Vaughn, L OBP: 0.457, SLG: 0.676 32 Alex Delgado, R OBP: 0.300, SLG: 0.222 (7, PH) (7, 3)	2-1 G3		1-0 L9		1-2 1B		1-1 G5-3		4-2 2B 1B BB	3	0	1	0	0	0	2			
Jose Canseco, R OBP: 0.398, SLG: 0.679 Dwayne Hossey, S OBP: 0.282, SLG: 0.333 (1, 10) (9, PR)	1-3 K		0-0 1B		3-0 F7		3-H 2-2 1B		1-2 1B 2B	5	0	3	1	0	1	2			
18 Reggie Jefferson, S OBP: 0.391, SLG: 0.628 Jose Malave, R OBP: 0.256, SLG: 0.426 (1, 7) (7, PH) (7, 7)		0-0 2B 1B	2-1 G1-3		0-0 L9 1B		1-1 F9		0-1 FC5-4 1B	3	0	2	0	0	0	2			
Tim Lincecum, R OBP: 0.420, SLG: 0.566 Bill Selby, L OBP: 0.333, SLG: 0.415 (1, 5) (6, 5)		2-2 1B		3-3 K		0-0 BB 1B		1-1 P6	0-3 K	3	0	2	0	0	1	0			
Mike Stanley, R OBP: 0.383, SLG: 0.480 Bill Haselman, R OBP: 0.313, SLG: 0.424 (1, 2) (6, 2)		1-3 2B		0-0 FC3-6 1B		0-0 L9		1-0 HR	0-0 FC5-4 1-2	3	0	1	0	0	1	4			
Troy O'Leary, L OBP: 0.330, SLG: 0.413 (1, 9)		1-3 K		1-1 FC3-6 FC4-6 1-2		4-2 BB		0-1 F7		3	0	0	0	1	1	3			
Lee Tinsley, S OBP: 0.226, SLG: 0.182 (1, 8)		3-3 K		0-0 FC4-6 1-2		1-1 G6-4-3		1-0 G4-3		4	0	0	0	0	1	6			
<b>Inning Stats</b>	R: 0 E: 0 K: 1 S: 7	H: 0 LOB: 1 BB: 1 P: 15	R: 0 E: 0 K: 3 S: 13	H: 2 LOB: 2 BB: 0 P: 20	R: 0 E: 0 K: 0 S: 7	H: 2 LOB: 2 BB: 0 P: 12	R: 0 E: 0 K: 1 S: 7	H: 1 LOB: 1 BB: 0 P: 11	R: 0 E: 0 K: 0 S: 10	H: 2 LOB: 1 BB: 1 P: 16	R: 1 E: 0 K: 0 S: 11	H: 2 LOB: 1 BB: 0 P: 17	R: 1 E: 0 K: 0 S: 6	H: 1 LOB: 0 BB: 0 P: 9	R: 2 E: 0 K: 1 S: 23	H: 3 LOB: 3 BB: 1 P: 30	1B: 10 2B: 3 3B: 0 HR: 1	SF: 0 SAC: 0 DP: 1 HBP: 0	WP: 2 PA: 43 PB: 0 SB: 0 CS: 0
<b>PITCHER</b>	IP WLS BF H R ER SO BB IBB HBP BLK WP HR S P ERA WHIP	IP WLS BF H R ER SO BB IBB HBP BLK WP HR S P ERA WHIP	IP WLS BF H R ER SO BB IBB HBP BLK WP HR S P ERA WHIP	IP WLS BF H R ER SO BB IBB HBP BLK WP HR S P ERA WHIP	IP WLS BF H R ER SO BB IBB HBP BLK WP HR S P ERA WHIP	IP WLS BF H R ER SO BB IBB HBP BLK WP HR S P ERA WHIP	IP WLS BF H R ER SO BB IBB HBP BLK WP HR S P ERA WHIP	IP WLS BF H R ER SO BB IBB HBP BLK WP HR S P ERA WHIP	IP WLS BF H R ER SO BB IBB HBP BLK WP HR S P ERA WHIP	IP WLS BF H R ER SO BB IBB HBP BLK WP HR S P ERA WHIP	IP WLS BF H R ER SO BB IBB HBP BLK WP HR S P ERA WHIP	IP WLS BF H R ER SO BB IBB HBP BLK WP HR S P ERA WHIP	IP WLS BF H R ER SO BB IBB HBP BLK WP HR S P ERA WHIP	IP WLS BF H R ER SO BB IBB HBP BLK WP HR S P ERA WHIP	IP WLS BF H R ER SO BB IBB HBP BLK WP HR S P ERA WHIP	IP WLS BF H R ER SO BB IBB HBP BLK WP HR S P ERA WHIP	IP WLS BF H R ER SO BB IBB HBP BLK WP HR S P ERA WHIP	IP WLS BF H R ER SO BB IBB HBP BLK WP HR S P ERA WHIP	IP WLS BF H R ER SO BB IBB HBP BLK WP HR S P ERA WHIP

**Boston Red Sox @ Cleveland Indians**  
Jacobs Field, Cleveland, OH  
Wed Jun 19 1996, 7:05 PM EDT  
Att: 42,276 - Unknown - 78 F

AB 40  
R 4  
H 14  
RBI 3  
BB 3  
SO 6  
LOB 29



Batter	1	2	3	4	5	6	7	8	9	AB	R	H	RBI	BB	SO	LOB	BOTTOM		
Kenny Lofton, L OBP: 0.386, SLG: 0.442 (1, 8)	2-1 F7		1-1 S 1B		1-0 BB 1B		2-0 E5 FC2-5 1B		1-0 L7	5	2	2	2	0	0	1			
Julio Franco, R OBP: 0.425, SLG: 0.498 Herbert Perry, R OBP: 0.154, SLG: 0.167 (1, 3) (7, PH) (8, 3)	3-2 HR		1-2 S 1B		2-3 K		2-2 FC2-5 2B 1B		0-0 L6	4	2	3	2	0	1	1			
Jim Thome, L OBP: 0.443, SLG: 0.597 (1, 5)	2-3 K		2-3 K		4-2 1B BB		0-0 FC2-5 2B		0-0 G3-1 BB 1B	4	1	1	0	1	2	3			
Albert Belle, R OBP: 0.410, SLG: 0.673 Jeromy Burnitz, L OBP: 0.436, SLG: 0.533 (1, 7) (6, PR) (7, 7)	0-0 G5-3		2-0 FC6-4 1B		1-3 K		1-2 1B 2B		4-2 G3-1 BB	4	0	2	2	0	1	2			
Manny Ramirez, R OBP: 0.388, SLG: 0.576 (1, 9)		4-1 HR BB	1-1 FC6-4 1-2		1-2 1B		3-3 K		2-3 K	4	1	1	1	1	1	4			
Eddie Murray, S OBP: 0.338, SLG: 0.399 (1, 10)		1-0 HR	0-3 K		3-3 K		0-1 L8		0-2 G3-1	5	1	1	2	0	2	6			
Carlos Baerga, S OBP: 0.296, SLG: 0.401 (1, 4)		0-2 G6-3	1-0 G6-3		0-2 P4		0-0 E SF9 1B		0-1 G1-3	5	1	1	0	0	0	3			
Tony Peña, R OBP: 0.394, SLG: 0.377 (1, 2)		4-0 G4-3 1B BB		0-0 2B E 1B		0-0 E6 G4-6-3		2-2 E5		3	2	1	0	1	0	1			
Omar Vizquel, S OBP: 0.359, SLG: 0.416 Alvaro Espinoza, R OBP: 0.311, SLG: 0.439 (1, 6) (7, 6)		2-1 G4-3		2-0 E8 1B 2B		2-1 G4-6-3		0-2 SF9		3	1	1	0	0	0	2			
<b>Inning Stats</b>	R: 1 E: 0 K: 1 S: 9	H: 1 LOB: 0 BB: 0 P: 16	R: 4 E: 0 K: 1 S: 15	H: 3 LOB: 1 BB: 2 P: 30	R: 0 E: 0 K: 1 S: 7	H: 1 LOB: 1 BB: 0 P: 11	R: 3 E: 1 K: 3 S: 20	H: 4 LOB: 2 BB: 1 P: 34	R: 0 E: 1 K: 0 S: 6	H: 0 LOB: 0 BB: 0 P: 8	R: 2 E: 1 K: 0 S: 13	H: 2 LOB: 1 BB: 0 P: 21	R: 1 E: 1 K: 0 S: 12	H: 1 LOB: 1 BB: 0 P: 15	R: 0 E: 0 K: 1 S: 11	H: 1 LOB: 2 BB: 1 P: 17	1B: 9 2B: 2 3B: 0 HR: 2	SF: 1 SAC: 0 DP: 1 HBP: 0	WP: 0 PA: 43 PB: 0 SB: 2 CS: 0
<b>PITCHER</b>	IP WLS BF H R ER SO BB IBB HBP BLK WP HR S P ERA WHIP	IP WLS BF H R ER SO BB IBB HBP BLK WP HR S P ERA WHIP	IP WLS BF H R ER SO BB IBB HBP BLK WP HR S P ERA WHIP	IP WLS BF H R ER SO BB IBB HBP BLK WP HR S P ERA WHIP	IP WLS BF H R ER SO BB IBB HBP BLK WP HR S P ERA WHIP	IP WLS BF H R ER SO BB IBB HBP BLK WP HR S P ERA WHIP	IP WLS BF H R ER SO BB IBB HBP BLK WP HR S P ERA WHIP	IP WLS BF H R ER SO BB IBB HBP BLK WP HR S P ERA WHIP	IP WLS BF H R ER SO BB IBB HBP BLK WP HR S P ERA WHIP	IP WLS BF H R ER SO BB IBB HBP BLK WP HR S P ERA WHIP	IP WLS BF H R ER SO BB IBB HBP BLK WP HR S P ERA WHIP	IP WLS BF H R ER SO BB IBB HBP BLK WP HR S P ERA WHIP	IP WLS BF H R ER SO BB IBB HBP BLK WP HR S P ERA WHIP	IP WLS BF H R ER SO BB IBB HBP BLK WP HR S P ERA WHIP	IP WLS BF H R ER SO BB IBB HBP BLK WP HR S P ERA WHIP	IP WLS BF H R ER SO BB IBB HBP BLK WP HR S P ERA WHIP	IP WLS BF H R ER SO BB IBB HBP BLK WP HR S P ERA WHIP	IP WLS BF H R ER SO BB IBB HBP BLK WP HR S P ERA WHIP	IP WLS BF H R ER SO BB IBB HBP BLK WP HR S P ERA WHIP

**Boston Red Sox @ Cleveland Indians**  
Jacobs Field, Cleveland, OH  
Wed Jun 19 1996, 7:05 PM EDT  
Att: 42,276 - Unknown - 78 F

AB 38  
R 11  
H 13  
RBI 10  
BB 4  
SO 8  
LOB 24









Batter	1	2	3	4	5	6	7	8	9	AB	R	H	RBI	BB	SO	LOB	TOP			
Jeff Frye, R OBP: 0.466, SLG: 0.393 (1, 4)	1-2 1B	1 SAFE 2-1 CS	3-2 1B BB	4-2 1B BB		1-3 K	1-0 G5-3	1-2 G4-3		4	1	1	0	1	1	2				
John Valentin, R OBP: 0.369, SLG: 0.439 (1, 6)	4-1 1B BB		0-0 1B	1-2 1B		2-0 2B	1-0 F9	3-2 G6-3		4	0	2	0	1	0	0				
Mo Vaughn, L OBP: 0.451, SLG: 0.673 (1, 3)	1-3 K		1-0 L9			1-1 G4-3	1-1 HR	1-0 G4-3		5	1	1	1	0	1	5				
Jose Canseco, R OBP: 0.396, SLG: 0.677 (1, 10)	1-0 F6		3-1 F8			2-2 HR	2-2 1B	4-2 BB		4	1	2	1	1	0	4				
Tim Lincecum, R OBP: 0.418, SLG: 0.561 Bill Selby, L OBP: 0.330, SLG: 0.411 (9, PH)	2-1 1B		2-2 F9			4-0 FC6-4 18 1B SF8 BB	0-0 F9	0-1 P4		3	1	1	1	1	0	3				
18 Reggie Jefferson, S OBP: 0.385, SLG: 0.614 Jose Malave, R OBP: 0.277, SLG: 0.435 (8, PH)	2-3 K		4-1 G6-4-3 BB			1-2 FC6-4 1B	0-2 G5-4-3 1B			2	0	1	0	1	1	2				
Bill Haselman, R OBP: 0.308, SLG: 0.410 (1, 2)		2-0 G6-3	2-2 G6-4-3			0-0 FC6-4	0-0 G5-4-3			4	0	0	0	0	0	4				
Troy O'Leary, L OBP: 0.325, SLG: 0.407 32 Alex Delgado, R OBP: 0.364, SLG: 0.390 (8, PH)	1-3 K		0-0 F9			0-0 SF8	3-2 1B	1-2 1B		2	0	0	1	0	1	0				
Lee Tinsley, S OBP: 0.248, SLG: 0.200 (1, 8)	1-1 CS 1B		1-0 L1			1-0 G4-3	1-2 1B			4	0	2	0	0	0	1				
<b>Inning Stats</b>	R: 1 E: 0 K: 2 S: 17	H: 2 LOB: 2 BB: 1 P: 28	R: 0 E: 0 K: 1 S: 8	H: 1 LOB: 0 BB: 0 P: 14	R: 0 E: 0 K: 0 S: 10	H: 0 LOB: 2 BB: 1 P: 20	R: 0 E: 0 K: 1 S: 7	H: 1 LOB: 1 BB: 0 P: 12	R: 2 E: 0 K: 0 S: 9	H: 2 LOB: 1 BB: 1 P: 17	R: 1 E: 0 K: 0 S: 9	H: 2 LOB: 1 BB: 0 P: 14	R: 0 E: 0 K: 0 S: 14	H: 3 LOB: 2 BB: 0 P: 19	R: 0 E: 0 K: 0 S: 12	H: 0 LOB: 1 BB: 1 P: 20	1B: 8 2B: 1 3B: 1 HR: 2	SF: 1 SAC: 0 DP: 2 HBP: 0	WP: 0 PB: 0 SB: 0 CS: 1	PA: 42
<b>PITCHER</b>	IP WLS BF H R ER SO BB IBB HBP BLK WP HR S P ERA WHIP	7.0 W 32 9 4 4 4 4 0 0 0 0 2 65 116 5.14 1.857	1.0 L 5 3 0 0 0 0 0 0 0 0 0 14 19 0.00 3.000	1.0 L 4 0 0 0 0 1 0 0 0 0 0 12 20 0.00 1.000	<b>PITCHER</b>															
Ken Hill, R ERA: 4.09 Ed Vosberg, L ERA: 2.95 Gil Heredia, R ERA: 5.4																				

**Boston Red Sox @ Texas Rangers**  
The Ballpark at Arlington, Arlington, TX  
Fri Jun 21 1996, 8:05 PM EDT  
Att: 40,726 - Unknown - 95 F

AB	35
R	4
H	12
RBI	4
BB	5
SO	4
LOB	22



Batter	1	2	3	4	5	6	7	8	9	AB	R	H	RBI	BB	SO	LOB	BOTTOM			
Darryl Hamilton, L OBP: 0.373, SLG: 0.399 (1, 8)	0-1 G3	0-2 29 2B 1B	2-2 L6			3-1 G4-3	2-2 SF8			4	1	1	1	0	0	3				
Ivan Rodriguez, R OBP: 0.356, SLG: 0.480 (1, 2)	2-2 29 1B FC5-4-3-5 1B	1-0 SF8			1-1 G4-3	1-0 29 1B HR	0-0 G1-3			4	1	2	1	0	0	0				
29 Rusty Greer, L OBP: 0.385, SLG: 0.488 (1, 7)	2-1 1B	3-H 2B	1-3 K			2-0 HR	2-1 G3			5	1	3	1	0	1	0				
Juan Gonzalez, R OBP: 0.351, SLG: 0.578 (1, 10)	1-0 FC5-4-2-5 1B	1-1 G1-3			1-0 E1 PB HR 1B	1-1 HR	1-0 HR			5	3	3	4	0	0	3				
Mickey Tettleton, S OBP: 0.396, SLG: 0.493 Rene Gonzales, R OBP: 0.424, SLG: 0.613 (8, PH)		4-2 2B 1B BB	1-0 FC6-4 1B		4-2 HR BB	2-0 G5-3	0-3 K			2	2	1	0	2	0	0				
Dean Palmer, R OBP: 0.383, SLG: 0.555 Dave Valle, R OBP: 0.370, SLG: 0.450 (8, PH)	3-3 K	0-1 FC6-4 1B	0-0 HR		2-3 HR BB	1-3 K	1-2 F3			4	1	2	3	0	2	1				
Warren Newson, L OBP: 0.385, SLG: 0.489 (1, 9)	3-2 1B	3-3 K	3-3 K			1-3 K	2-2 G4-3			5	1	1	0	0	3	2				
Mark McLemore, S OBP: 0.407, SLG: 0.399 (1, 4)	3-1 1B	0-0 FC6-4 BB			0-0 CS 1B	4-1 3B BB				3	2	2	2	1	0	2				
Kevin Elster, R OBP: 0.319, SLG: 0.498 (1, 6)	1-1 1B	4-2 1B			3-3 K	1-2 SF8 3B				3	2	2	2	1	1	1				
<b>Inning Stats</b>	R: 0 E: 0 K: 0 S: 8	H: 2 LOB: 1 BB: 0 P: 13	R: 5 E: 0 K: 1 S: 23	H: 5 LOB: 1 BB: 1 P: 41	R: 0 E: 0 K: 1 S: 12	H: 2 LOB: 3 BB: 1 P: 22	R: 3 E: 1 K: 2 S: 13	H: 2 LOB: 0 BB: 1 P: 21	R: 0 E: 0 K: 1 S: 7	H: 1 LOB: 0 BB: 0 P: 13	R: 3 E: 0 K: 2 S: 12	H: 3 LOB: 0 BB: 0 P: 20	R: 2 E: 0 K: 0 S: 9	H: 1 LOB: 0 BB: 1 P: 17	R: 1 E: 0 K: 1 S: 13	H: 1 LOB: 0 BB: 0 P: 17	1B: 10 2B: 5 3B: 1 HR: 3	SF: 2 SAC: 0 DP: 2 HBP: 0	WP: 0 PB: 1 SB: 1 CS: 1	PA: 43
<b>PITCHER</b>	IP WLS BF H R ER SO BB IBB HBP BLK WP HR S P ERA WHIP	2.2 L 18 7 8 8 5 2 0 0 0 0 2 44 76 16.61 2.077	4.1 L 21 7 8 8 5 2 0 0 0 0 2 44 76 16.61 2.077	1.0 L 4 1 1 1 1 0 0 0 0 0 1 13 17 9.00 1.000	<b>PITCHER</b>															
Nate Minchey, R ERA: 16.88 Vaughn Eshelman, L ERA: 9.66 Rich Garces, R ERA: 5.06																				

**Boston Red Sox @ Texas Rangers**  
The Ballpark at Arlington, Arlington, TX  
Fri Jun 21 1996, 8:05 PM EDT  
Att: 40,726 - Unknown - 95 F

AB	37
R	14
H	17
RBI	14
BB	4
SO	8
LOB	12





Batter	1	2	3	4	5	6	7	8	9	AB	R	H	RBI	BB	SO	LOB	TOP			
Jeff Frye, R OBP: 0.455, SLG: 0.383 (1,4)	F8		G4-3			L7				4	0	1	0	0	0	0				
John Valentin, R OBP: 0.384, SLG: 0.433 (1,6)	G5-3		P4			G5-3		F8		4	0	0	0	0	0	2				
Mo Vaughn, L OBP: 0.451, SLG: 0.670 (1,3)	K			G6-4-3 1B					F7	4	0	2	0	0	1	0				
Jose Canseco, R OBP: 0.394, SLG: 0.668 (1,10)		G5-4-3 BB		F7		F9		K		3	0	0	0	1	1	2				
Tim Lincecum, R OBP: 0.410, SLG: 0.549 (1,5)	G5-4-3		G6-4-3			F8		F7		4	0	0	0	0	0	3				
18 Reggie Jefferson, S OBP: 0.384, SLG: 0.608 (1,7)	HR 1B		G4-3			G4-3				3	1	1	0	0	0	1				
Mike Stanley, R OBP: 0.390, SLG: 0.492 (1,2)	HR		K			K		F8		3	1	1	2	0	1	0				
Troy O'Leary, L OBP: 0.325, SLG: 0.406 (1,9)	K		K			K		1B		3	0	1	0	0	2	0				
Lee Tinsley, S OBP: 0.240, SLG: 0.194 (1,8)			K			L8		K		3	0	0	0	0	2	1				
<b>Inning Stats</b>	R: 0 E: 0 K: 1 S: 7	H: 0 LOB: 0 BB: 0 P: 9	R: 2 E: 0 K: 1 S: 10	H: 2 LOB: 0 BB: 1 P: 19	R: 0 E: 0 K: 1 S: 8	H: 0 LOB: 0 BB: 0 P: 10	R: 0 E: 0 K: 2 S: 9	H: 1 LOB: 0 BB: 0 P: 10	R: 0 E: 0 K: 2 S: 15	H: 0 LOB: 0 BB: 0 P: 11	R: 0 E: 0 K: 0 S: 8	H: 1 LOB: 1 BB: 0 P: 10	R: 0 E: 0 K: 1 S: 16	H: 2 LOB: 2 BB: 0 P: 21	R: 0 E: 0 K: 1 S: 9	H: 0 LOB: 0 BB: 0 P: 14	1B: 5 2B: 0 3B: 0 HR: 1	SF: 0 SAC: 0 DP: 2 HBP: 0	WP: 0 PB: 0 SB: 0 CS: 0	PA: 32
<b>PITCHER</b> Rogier Pavlik, R ERA: 4.57 (1,1)	IP: 9.0 WLS: W BF: 32 H: 6 R: 2 ER: 2 SO: 7 BB: 1 IBB: 0 HBP: 0 BLK: 0 WP: 0 HR: 1 S: 88 P: 124 ERA: 2.00 WHIP: 0.778																			

**Boston Red Sox @ Texas Rangers**  
The Ballpark at Arlington, Arlington, TX  
Sat Jun 22 1996, 8:05 PM EDT  
Att: 46,444 - Unknown - 89 F

AB	31
R	2
H	6
RBI	2
BB	1
SO	7
LOB	9



Batter	1	2	3	4	5	6	7	8	9	AB	R	H	RBI	BB	SO	LOB	BOTTOM			
Darryl Hamilton, L OBP: 0.373, SLG: 0.397 (1,8)	S BB		G6-3		L8	P6				4	0	1	0	1	0	5				
Ivan Rodriguez, R OBP: 0.380, SLG: 0.491 (1,2)	L9					29 HR HBP		L6		4	1	2	4	0	0	3				
29 Rusty Greer, L OBP: 0.381, SLG: 0.494 (1,7)	K		P5			G4-3		L8		5	1	1	3	0	1	5				
Juan Gonzalez, R OBP: 0.354, SLG: 0.576 (1,10)	K			G4-6-3 BB 1B		K			G5-3 1B	4	0	2	0	0	2	1				
Dean Palmer, R OBP: 0.369, SLG: 0.560 (1,5)		F7		G4-6-3 BB		G6-3 1B 2B				3	1	2	0	1	0	0				
Mickey Tettleton, S OBP: 0.391, SLG: 0.485 (1,3)	F9			G4-6-3		G6-3		F8		4	0	0	0	0	0	5				
Damon Buford, R OBP: 0.337, SLG: 0.449 (8,9)										0	0	0	0	0	0	0				
Warren Newson, L OBP: 0.377, SLG: 0.478 (1,9)										3	1	0	0	0	0	2				
Rene Gonzales, R OBP: 0.412, SLG: 0.594 (7, PH) (8,3)	L7			G4-3		E4 BB 1B 2B		G5-3		1	0	0	0	0	0	2				
Mark McLemore, S OBP: 0.412, SLG: 0.403 (1,4)			PB S 3B BB			G5-3 1B				3	3	2	1	1	1	0				
Kevin Elster, R OBP: 0.322, SLG: 0.493 (1,6)			K		G5-3					2	1	0	0	2	1	2				
<b>Inning Stats</b>	R: 0 E: 0 K: 2 S: 10	H: 0 LOB: 1 BB: 1 P: 18	R: 0 E: 0 K: 0 S: 5	H: 0 LOB: 0 BB: 0 P: 9	R: 1 E: 0 K: 1 S: 11	H: 1 LOB: 1 BB: 1 P: 19	R: 0 E: 0 K: 0 S: 7	H: 1 LOB: 1 BB: 1 P: 13	R: 3 E: 0 K: 1 S: 19	H: 2 LOB: 0 BB: 0 P: 29	R: 4 E: 1 K: 0 S: 15	H: 3 LOB: 1 BB: 1 P: 30	R: 0 E: 0 K: 0 S: 11	H: 2 LOB: 1 BB: 0 P: 17	R: 0 E: 0 K: 1 S: 15	H: 1 LOB: 2 BB: 1 P: 26	1B: 6 2B: 2 3B: 1 HR: 1	SF: 0 SAC: 0 DP: 2 HBP: 1	WP: 1 PB: 1 SB: 2 CS: 0	PA: 39
<b>PITCHER</b> 49 Tim Wakefield, R ERA: 6.47 (1,1)	IP: 5.1 WLS: L BF: 27 H: 6 R: 8 ER: 5 SO: 4 BB: 4 IBB: 0 HBP: 1 BLK: 0 WP: 0 HR: 1 S: 64 P: 113 ERA: 8.44 WHIP: 1.875																			
Eric Gunderson, L ERA: 4.09 (6,1)	IP: 1.2 WLS: 7 BF: 3 H: 3 R: 0 ER: 0 SO: 0 BB: 0 IBB: 0 HBP: 0 BLK: 0 WP: 1 HR: 0 S: 14 P: 22 ERA: 0.00 WHIP: 1.800																			
Joe Hudson, R ERA: 3.94 (8,1)	IP: 1.0 WLS: 5 BF: 1 H: 0 R: 0 ER: 0 SO: 1 BB: 1 IBB: 0 HBP: 0 BLK: 0 WP: 0 HR: 0 S: 15 P: 26 ERA: 0.00 WHIP: 2.000																			

**Boston Red Sox @ Texas Rangers**  
The Ballpark at Arlington, Arlington, TX  
Sat Jun 22 1996, 8:05 PM EDT  
Att: 46,444 - Unknown - 89 F

AB	33
R	8
H	10
RBI	8
BB	5
SO	5
LOB	25










Batter	1	2	3	4	5	6	7	8	9	AB	R	H	RBI	BB	SO	LOB	TOP					
<b>Kenny Lofton, L</b> OBP: 0.386, SLG: 0.431	4-0 G4-6-3 BB		0-0 FC6-4 1B		2-2 L9		0-1 1B		0-2 F7	4	1	2	0	1	0	0						
<b>Omar Vizquel, S</b> OBP: 0.338, SLG: 0.415	2-3 SAFE		2-1 FC6-4		0-1 G6-3		3-1 1B		0-1 G4-3 1B	5	0	2	1	0	1	3						
<b>Carlos Baerga, S</b> OBP: 0.299, SLG: 0.408	0-1 SAFE SAFE G4-6-3		3-3 K		1-0 G5-3		1-0 F7		2-0 G4-3	5	0	0	0	0	1	5						
<b>Albert Belle, R</b> OBP: 0.405, SLG: 0.649		1-0 G6-3		1-3 K		0-1 G4-3		0-0 G1-3	4	0	0	0	1	1	1							
<b>Jim Thome, L</b> OBP: 0.454, SLG: 0.623		4-1 BB		4-2 BB S BB		1-3 K		3-1 HR	3	1	1	1	2	2	2							
<b>Eddie Murray, S</b> OBP: 0.331, SLG: 0.405		2-1 L7		0-3 K		0-0 HR		2-0 G4-3	4	1	1	1	0	1	2							
<b>Manny Ramirez, R</b> OBP: 0.376, SLG: 0.567		2-1 F7		4-2 BB 1-2 BB		1-0 HR		0-1 F8	3	1	1	1	1	0	1							
<b>Sandy Alomar Jr., R</b> OBP: 0.344, SLG: 0.423			3-2 FC6-4 1B		4-0 1-2 2-3 BB		2-2 G4-3		3-1 2B	3	0	2	0	1	0	0						
<b>Alvaro Espinoza, R</b> OBP: 0.259, SLG: 0.360		1-2 SAFE SAFE P4		0-3 K		1-2 G4-3		1-0 G1-3	4	0	0	0	0	1	5							
<b>Inning Stats</b>	R: 0 E: 0 K: 1 S: 6	H: 0 LOB: 0 BB: 1 P: 12	R: 0 E: 0 K: 0 S: 6	H: 0 LOB: 1 BB: 1 P: 15	R: 0 E: 0 K: 1 S: 12	H: 2 LOB: 2 BB: 0 P: 21	R: 0 E: 0 K: 3 S: 13	H: 0 LOB: 3 BB: 3 P: 26	R: 0 E: 0 K: 0 S: 6	H: 0 LOB: 0 BB: 0 P: 9	R: 2 E: 0 K: 1 S: 11	H: 2 LOB: 1 BB: 0 P: 15	R: 1 E: 0 K: 0 S: 9	H: 2 LOB: 1 BB: 0 P: 14	R: 1 E: 0 K: 0 S: 8	H: 2 LOB: 1 BB: 0 P: 17	R: 0 E: 0 K: 1 S: 10	H: 1 LOB: 2 BB: 1 P: 19	1B: 5 2B: 1 3B: 0 HR: 3	SF: 0 SAC: 0 DP: 1 HBP: 0	WP: 0 PB: 0 SB: 2 CS: 0	PA: 41
<b>PITCHER</b>	IP	WLS	BF	H	R	ER	SO	BB	IBB	HBP	BLK	WP	HR	S	P	ERA	WHIP					
<b>Tom Gordon, R</b> ERA: 6.39	8.0	L	36	8	4	4	6	5	0	0	0	0	3	71	129	4.50	1.625					
<b>Mike Stanton, L</b> ERA: 4.14	1.0		5	1	0	0	1	0	1	0	0	0	0	10	19	0.00	1.000					

**Cleveland Indians @ Boston Red Sox**  
Fenway Park, Boston, MA  
Tue Jun 25 1996, 7:05 PM EDT  
Att: 33,576 - Unknown - 75 F


AB	35
R	4
H	9
RBI	4
BB	6
SO	7
LOB	19



Batter	1	2	3	4	5	6	7	8	9	AB	R	H	RBI	BB	SO	LOB	BOTTOM					
<b>Jeff Frye, R</b> OBP: 0.453, SLG: 0.373	2-2 G5-3		0-1 FC6-4 1-2		0-0 1B			2-2 L9		4	0	1	0	0	0	2						
<b>John Valentin, R</b> OBP: 0.369, SLG: 0.438	0-1 F8			0-2 2B	1-2 P5			1-0 FC6-4 1-2		4	0	1	0	0	0	3						
<b>Mo Vaughn, L</b> OBP: 0.448, SLG: 0.660	2-2 G4-3			3-2 F7		0-0 18 G4-6-3 1B		2-1 G4-3		4	0	1	0	0	0	2						
<b>Jose Canseco, R</b> OBP: 0.396, SLG: 0.662		3-2 G5-3		1-0 G6-4-3		0-3 K		0-0 1B		4	0	1	0	0	1	2						
<b>18 Reggie Jefferson, S</b> OBP: 0.375, SLG: 0.585		1-1 G4-3		4-1 FC6-4 BB		2-0 G4-6-3 1-2		2-2 P5		3	0	0	0	1	0	2						
<b>Tim Lincecum, R</b> OBP: 0.403, SLG: 0.531		2-3 K		1-2 FC6-4			1-1 G5-3		2-2 K	4	0	0	0	0	2	3						
<b>Mike Stanley, R</b> OBP: 0.376, SLG: 0.471			1-1 F9		2-2 G5-3		1-0 G6-3		2-2 F9	4	0	0	0	0	0	1						
<b>Troy O'Leary, L</b> OBP: 0.324, SLG: 0.400			1-1 G3		0-2 G4-3		1-0 G3-1			3	0	0	0	0	0	0						
<b>Jose Malave, R</b> OBP: 0.296, SLG: 0.441			2-2 FC6-4 1B		0-1 1B			3-2 FC6-4 1B		3	0	3	0	0	0	0						
<b>Inning Stats</b>	R: 0 E: 0 K: 0 S: 9	H: 0 LOB: 0 BB: 0 P: 13	R: 0 E: 0 K: 1 S: 9	H: 0 LOB: 0 BB: 0 P: 15	R: 0 E: 0 K: 0 S: 9	H: 1 LOB: 1 BB: 0 P: 13	R: 0 E: 0 K: 0 S: 12	H: 1 LOB: 2 BB: 1 P: 21	R: 0 E: 0 K: 0 S: 14	H: 2 LOB: 2 BB: 0 P: 17	R: 0 E: 0 K: 1 S: 5	H: 1 LOB: 0 BB: 0 P: 7	R: 0 E: 0 K: 0 S: 4	H: 0 LOB: 0 BB: 0 P: 7	R: 0 E: 0 K: 0 S: 11	H: 1 LOB: 1 BB: 0 P: 19	R: 0 E: 0 K: 1 S: 10	H: 1 LOB: 1 BB: 0 P: 16	1B: 6 2B: 1 3B: 0 HR: 0	SF: 0 SAC: 0 DP: 1 HBP: 0	WP: 0 PB: 0 SB: 0 CS: 0	PA: 34
<b>PITCHER</b>	IP	WLS	BF	H	R	ER	SO	BB	IBB	HBP	BLK	WP	HR	S	P	ERA	WHIP					
<b>Orel Hershiser, R</b> ERA: 4.82	7.0	W	26	5	0	0	2	1	0	0	0	0	0	62	93	0.00	0.857					
<b>Paul Shuey, R</b> ERA: 5.02	2.0		8	2	0	0	1	0	0	0	0	0	0	21	35	0.00	1.000					

**Cleveland Indians @ Boston Red Sox**  
Fenway Park, Boston, MA  
Tue Jun 25 1996, 7:05 PM EDT  
Att: 33,576 - Unknown - 75 F

AB	33
R	0
H	7
RBI	0
BB	1
SO	3
LOB	15










Batter	1	2	3	4	5	6	7	8	9	AB	R	H	RBI	BB	SO	LOB	TOP				
<b>Bobby Higginson, L</b> OBP: 0.391, SLG: 0.581 (1, 7)										4	2	2	1	0	1	1					
<b>Chad Curtis, R</b> OBP: 0.345, SLG: 0.367 (1, 8)										5	1	3	2	0	2	1					
<b>Travis Fryman, R</b> OBP: 0.323, SLG: 0.451 (1, 5)										4	0	1	2	0	1	2					
<b>Cecil Fielder, R</b> OBP: 0.354, SLG: 0.483 (1, 10)										3	1	1	0	2	1	1					
<b>Melvin Nieves, S</b> OBP: 0.336, SLG: 0.466 <b>Kimera Barteo, R</b> OBP: 0.328, SLG: 0.333 (1, 9)										5	0	2	2	0	0	4					
<b>Tony Clark, S</b> OBP: 0.297, SLG: 0.515 (1, 3)										5	2	2	1	0	2	2					
<b>Mark Lewis, R</b> OBP: 0.340, SLG: 0.447 (1, 4)										3	2	2	0	1	0	0					
<b>Andujar Cedeno, R</b> OBP: 0.257, SLG: 0.289 (1, 6)										4	0	1	0	0	0	3					
<b>Brad Ausmus, R</b> OBP: 0.259, SLG: 0.222 (1, 2)										3	1	0	0	1	0	2					
<b>Inning Stats</b>	R: 1 E: 1 K: 1 S: 10	H: 2 LOB: 1 BB: 1 P: 21	R: 2 E: 0 K: 0 S: 9	H: 3 LOB: 0 BB: 0 P: 16	R: 0 E: 0 K: 1 S: 8	H: 1 LOB: 1 BB: 0 P: 13	R: 3 E: 0 K: 0 S: 10	H: 2 LOB: 1 BB: 2 P: 23	R: 0 E: 0 K: 1 S: 5	H: 1 LOB: 1 BB: 0 P: 9	R: 0 E: 0 K: 1 S: 9	H: 1 LOB: 1 BB: 0 P: 12	R: 0 E: 0 K: 1 S: 8	H: 0 LOB: 0 BB: 0 P: 15	R: 3 E: 0 K: 1 S: 11	H: 3 LOB: 1 BB: 1 P: 21	1B: 12 2B: 1 3B: 0 HR: 1	SF: 2 SAC: 0 DP: 3 HBP: 0	WP: 1 PB: 0 SB: 3 CS: 0	PA: 42	
<b>PITCHER</b>	IP	WLS	BF	H	R	ER	SO	BB	IBB	HBP	BLK	WP	HR	S	P	ERA	WHIP				
<b>Nate Minchey, R</b> ERA: 15.0 (1, 1)	3.1	L	18	7	6	5	2	3	0	0	0	1	1	31	65	13.50	3.000				
<b>Jamie Moyer, L</b> ERA: 5.32 (4, 1)	5.0		20	6	2	2	4	0	0	0	0	0	0	41	62	3.60	1.200				
<b>Rich Garcés, R</b> ERA: 5.08 (9, 1)	0.1		2	0	0	0	0	0	1	0	0	0	0	1	6	0.00	0.000				
<b>Eric Gunderson, L</b> ERA: 3.86 (9, 1)	0.1		2	1	1	1	1	0	0	0	0	0	0	5	9	27.00	3.000				

**Detroit Tigers @ Boston Red Sox**  
Fenway Park, Boston, MA  
Thu Jun 27 1996, 7:05 PM EDT  
Att: 29,582 - Unknown - 74 F


AB 36  
R 9  
H 14  
RBI 8  
BB 4  
SO 7  
LOB 16



Batter	1	2	3	4	5	6	7	8	9	AB	R	H	RBI	BB	SO	LOB	BOTTOM					
<b>Jeff Frye, R</b> OBP: 0.398, SLG: 0.316 (1, 4)										5	0	0	0	0	2	3						
<b>John Valentin, R</b> OBP: 0.368, SLG: 0.442 (1, 6)										4	1	1	1	1	1	1						
<b>Mo Vaughn, L</b> OBP: 0.442, SLG: 0.647 (1, 3)										5	0	2	2	0	2	2						
<b>Jose Canseco, R</b> OBP: 0.400, SLG: 0.661 (1, 10)										1	1	0	0	4	1	0						
<b>18 Reggie Jefferson, S</b> OBP: 0.384, SLG: 0.599 <b>Mike Stanley, R</b> OBP: 0.362, SLG: 0.474 (7, PH)										3	1	2	1	0	0	2						
<b>Tim Lincecum, R</b> OBP: 0.395, SLG: 0.532 (1, 5)										5	0	0	1	0	0	6						
<b>Troy O'Leary, L</b> OBP: 0.323, SLG: 0.395 (1, 9)										3	0	1	0	0	0	1						
<b>32 Alex Delgado, R</b> OBP: 0.364, SLG: 0.263 (8, 7)										3	1	1	0	1	0	1						
<b>Lee Tinsley, S</b> OBP: 0.261, SLG: 0.219 (1, 8)										4	2	2	0	0	1	2						
<b>Inning Stats</b>	R: 0 E: 0 K: 0 S: 11	H: 0 LOB: 0 BB: 0 P: 18	R: 2 E: 0 K: 0 S: 8	H: 1 LOB: 1 BB: 1 P: 15	R: 1 E: 0 K: 2 S: 14	H: 2 LOB: 2 BB: 1 P: 25	R: 0 E: 0 K: 0 S: 8	H: 1 LOB: 1 BB: 1 P: 17	R: 0 E: 0 K: 1 S: 9	H: 0 LOB: 0 BB: 0 P: 13	R: 0 E: 0 K: 1 S: 6	H: 1 LOB: 1 BB: 0 P: 7	R: 2 E: 0 K: 2 S: 12	H: 3 LOB: 3 BB: 2 P: 24	R: 0 E: 0 K: 1 S: 8	H: 0 LOB: 0 BB: 0 P: 14	R: 1 E: 0 K: 0 S: 14	H: 1 LOB: 2 BB: 2 P: 26	1B: 7 2B: 2 3B: 1 HR: 0	SF: 0 SAC: 0 DP: 2 HBP: 1	WP: 0 PB: 0 SB: 3 CS: 0	PA: 42
<b>PITCHER</b>	IP	WLS	BF	H	R	ER	SO	BB	IBB	HBP	BLK	WP	HR	S	P	ERA	WHIP					
<b>Felipe Lira, R</b> ERA: 6.6 (1, 1)	6.1	W	29	6	5	5	5	3	0	1	0	0	0	63	104	7.11	1.737					
<b>Mike Myers, L</b> ERA: 6.25 (7, 1)	0.1		2	0	0	0	1	0	1	0	0	0	0	3	9	0.00	0.000					
<b>Mike Walker, R</b> ERA: 6.98 (7, 1)	1.1		5	0	0	0	1	1	0	0	0	0	0	10	20	0.00	0.750					
<b>Gregg Olson, R</b> ERA: 4.55 (9, 1)	1.0		6	1	1	1	0	2	0	0	0	0	0	14	26	9.00	3.000					

**Detroit Tigers @ Boston Red Sox**  
Fenway Park, Boston, MA  
Thu Jun 27 1996, 7:05 PM EDT  
Att: 29,582 - Unknown - 74 F

AB 34  
R 6  
H 9  
RBI 6  
BB 7  
SO 7  
LOB 20






Batter	1	2	3	4	5	6	7	8	9	AB	R	H	RBI	BB	SO	LOB	TOP										
<b>Bobby Higginson, L</b> (1, 7) OBP: 0.396, SLG: 0.579	2-3 K		2-2 1B		2-2 1B	1-1 G3			4-2 WP G5-3 1B BB	4	1	2	2	1	1	3											
<b>Chad Curtis, R</b> (1, 8) OBP: 0.343, SLG: 0.371	0-0 P6		2-1 P2		0-1 F8		3-1 G4-3 3B		1-1 G5-3	5	1	1	0	0	0	5											
<b>Travis Fryman, R</b> (1, 5) OBP: 0.321, SLG: 0.449	1-0 P4		1-3 K		1-2 SF9		0-1 G4-3		1-1 DI 1B	4	0	1	3	0	1	2											
<b>Cecil Fielder, R</b> (1, 3) OBP: 0.349, SLG: 0.474		0-2 G3		2-0 G6-3		0-3 K		3-2 F7	1-2 F8	5	0	0	0	0	1	2											
<b>Melvin Nieves, S</b> (1, 9) OBP: 0.333, SLG: 0.456		1-3 K		4-2 BB BB		0-1 G6-3		2-0 F8	0-3 K	4	0	0	0	1	2	1											
<b>Tony Clark, S</b> (1, 10) OBP: 0.321, SLG: 0.521		1-3 K		4-2 BB BB		1-2 1B 1B		3-2 L9 PB 1B		3	0	2	0	1	1	0											
<b>Mark Lewis, R</b> (1, 4) OBP: 0.342, SLG: 0.448			1-1 BB 1B		1-2 G6-4-3		2-1 1B 1B		2-3 K	4	1	2	0	0	1	3											
<b>Andujar Cedeno, R</b> (1, 6) OBP: 0.256, SLG: 0.293			0-0 F7		1-0 1B 2B		0-0 L6		2-2 L9	4	1	1	0	0	0	4											
<b>Brad Ausmus, R</b> (1, 2) OBP: 0.271, SLG: 0.231			4-2 1B		0-0 1B SF9		0-0 1B		2-3 K	2	1	2	0	1	0	0											
<b>Curtis Pride, L</b> (8, PH) OBP: 0.323, SLG: 0.456			1-2 BB		2-3 SF9		1-2 2-3 1B			1	0	0	0	0	1	1											
<b>Mark Parent, R</b> (8, 2) OBP: 0.292, SLG: 0.524			1-2 BB							0	0	0	0	0	0	0											
<b>Inning Stats</b>	R: 0 E: 0 K: 1 S: 5	H: 0 LOB: 0 BB: 0 P: 8	R: 0 E: 0 K: 2 S: 9	H: 0 LOB: 0 BB: 0 P: 11	R: 1 E: 0 K: 1 S: 13	H: 2 LOB: 2 BB: 1 P: 23	R: 0 E: 0 K: 0 S: 8	H: 0 LOB: 1 BB: 2 P: 19	R: 2 E: 0 K: 1 S: 14	H: 3 LOB: 1 BB: 0 P: 18	R: 0 E: 0 K: 0 S: 11	H: 3 LOB: 3 BB: 0 P: 15	R: 1 E: 0 K: 0 S: 8	H: 1 LOB: 0 BB: 0 P: 16	R: 0 E: 0 K: 2 S: 13	H: 1 LOB: 1 BB: 0 P: 22	R: 1 E: 0 K: 1 S: 14	H: 1 LOB: 1 BB: 1 P: 21	1B: 9 2B: 1 3B: 1 HR: 0	SF: 1 SAC: 0 DP: 1 HBP: 0	WP: 1 PB: 1 SB: 0 CS: 0	PA: 41					
<b>PITCHER</b>	IP	WLS	BF	H	R	ER	SO	BB	IBB	HBP	BLK	WP	HR	S	P	ERA	WHIP										
<b>49 Tim Wakefield, R</b> (1, 1) ERA: 6.37	5.2	W	27	8	3	3	5	3	0	0	0	0	0	58	91	4.76	1.941										
<b>Eric Gunderson, L</b> (6, 1) ERA: 3.75	0.1		1	0	0	0	0	0	0	0	0	0	0	2	3	0.00	0.000										
<b>Rich Garces, R</b> (7, 1) ERA: 5.05	2.0		8	2	1	1	2	0	0	0	0	0	0	21	38	4.50	1.000										
<b>Heathcliff Slocumb, R</b> (9, 1) ERA: 3.6	1.0		5	1	1	1	1	1	0	0	0	1	0	14	21	9.00	2.000										

**Detroit Tigers @ Boston Red Sox**  
Fenway Park, Boston, MA  
Fri Jun 28 1996, 7:05 PM EDT  
Att: 27,578 - Unknown - 69 F


AB 36  
R 5  
H 11  
RBI 5  
BB 4  
SO 8  
LOB 21



Batter	1	2	3	4	5	6	7	8	9	AB	R	H	RBI	BB	SO	LOB	BOTTOM										
<b>Jeff Frye, R</b> (1, 4) OBP: 0.398, SLG: 0.305	3-1 B1-3		3-2 FC6-4 1B HBP	4-0 BB 1B IBB	1-3 K		1-2 L7			3	2	0	0	1	1	3											
<b>John Valentin, R</b> (1, 6) OBP: 0.368, SLG: 0.441	1-0 CS 1B		3-2 L8	3-1 P7		2-1 G6-3		3-1 1B		5	0	2	0	0	0	3											
<b>Mo Vaughn, L</b> (1, 3) OBP: 0.447, SLG: 0.646	4-2 1B BB		3-2 FC6-4 HBP	4-0 BB 1B IBB		2-0 G4-3		1-1 1B 1B		2	2	1	0	2	0	0											
<b>Jose Canseco, R</b> (1, 10) OBP: 0.403, SLG: 0.659	2-1 1B		0-2 FC6-4 1B	4-2 1B BB		0-0 F9		1-1 1B 1B		4	0	2	0	1	0	2											
<b>Tim Lincecum, R</b> (1, 5) OBP: 0.403, SLG: 0.534	1-2 F9		2-0 FC4-6 1B	1-1 1B 1B		1-1 G6-3		1-2 FC5-4 1B		5	0	3	4	0	0	2											
<b>18 Reggie Jefferson, S</b> (1, 7) OBP: 0.387, SLG: 0.603		2-2 1B	0-2 FC4-6	0-3 K		2-2 1B		1-0 FC5-4		4	0	2	0	0	1	4											
<b>Jose Malave, R</b> (7, PR) OBP: 0.289, SLG: 0.400			1-2 1B					1-2 1B		1	1	0	0	0	0	1											
<b>Mike Stanley, R</b> (1, 2) OBP: 0.385, SLG: 0.472		0-1 G1-6-3 1B		4-2 2B 1B BB		0-0 P4		3-2 G5-3		3	1	1	0	1	0	1											
<b>Troy O'Leary, L</b> (1, 9) OBP: 0.325, SLG: 0.398		0-2 F8		0-1 1B 2B		2-0 E4		4-1 1B WP BB		3	2	1	0	1	0	2											
<b>Lee Tinsley, S</b> (1, 8) OBP: 0.270, SLG: 0.229		1-2 G1-6-3		0-0 1B BB		1-3 K		1-0 WP 1B		4	0	2	3	0	1	3											
<b>Inning Stats</b>	R: 0 E: 0 K: 0 S: 10	H: 2 LOB: 2 BB: 1 P: 21	R: 0 E: 0 K: 0 S: 15	H: 2 LOB: 1 BB: 0 P: 18	R: 1 E: 0 K: 0 S: 15	H: 1 LOB: 2 BB: 0 P: 26	R: 4 E: 0 K: 1 S: 14	H: 3 LOB: 2 BB: 4 P: 34	R: 0 E: 0 K: 2 S: 8	H: 0 LOB: 1 BB: 0 P: 12	R: 0 E: 0 K: 0 S: 4	H: 0 LOB: 0 BB: 0 P: 8	R: 2 E: 0 K: 0 S: 15	H: 2 LOB: 1 BB: 1 P: 27	R: 1 E: 0 K: 0 S: 10	H: 4 LOB: 1 BB: 0 P: 17	1B: 12 2B: 2 3B: 0 HR: 0	SF: 0 SAC: 0 DP: 1 HBP: 2	WP: 1 PB: 0 SB: 0 CS: 1	PA: 42							
<b>PITCHER</b>	IP	WLS	BF	H	R	ER	SO	BB	IBB	HBP	BLK	WP	HR	S	P	ERA	WHIP										
<b>Brian Williams, R</b> (1, 1) ERA: 5.76	3.0	L	19	7	5	5	0	3	0	2	0	0	0	45	78	15.00	3.333										
<b>A.J. Sager, R</b> (4, 1) ERA: 6.0	3.2		15	2	1	1	3	1	1	0	0	0	0	31	57	2.46	0.818										
<b>Mike Myers, L</b> (7, 1) ERA: 6.5	0.0		2	1	0	0	0	1	0	0	0	0	0	2	7	∞	∞										
<b>Mike Walker, R</b> (7, 1) ERA: 6.97	1.1		6	4	2	2	0	0	0	0	0	1	0	13	21	13.50	3.000										

**Detroit Tigers @ Boston Red Sox**  
Fenway Park, Boston, MA  
Fri Jun 28 1996, 7:05 PM EDT  
Att: 27,578 - Unknown - 69 F

AB 34  
R 8  
H 14  
RBI 7  
BB 6  
SO 3  
LOB 21






Batter	1	2	3	4	5	6	7	8	9	AB	R	H	RBI	BB	SO	LOB	TOP										
<b>Curtis Pride, L</b> (1, 7) OBP: 0.331, SLG: 0.457 <b>Melvin Nieves, S</b> (6, FH) OBP: 0.330, SLG: 0.452 (6, 9)	4-2 1B E G5-3 BB	3-2 1-H S 1B		2-2 G4-3		0-3 K			1-3 K	2	2	1	1	1	1	0	0										
<b>Chad Curtis, R</b> (1, 8) OBP: 0.345, SLG: 0.373 <b>Eddie Williams, R</b> (9, FH) OBP: 0.306, SLG: 0.372	0-2 1B G5-3 G3 1B	2-1 G6-3		2-1 L4			1-1 G6-4-3 1B		0-1 F9	3	4	1	2	0	0	0	1										
<b>Travis Fryman, R</b> (1, 5) OBP: 0.317, SLG: 0.443	0-2 G5-3		1-3 K		1-2 G4-3		0-0 G6-4-3 1B			2	4	0	0	1	0	1	2										
<b>Cecil Fielder, R</b> (1, 10) OBP: 0.354, SLG: 0.476	0-2 G3 1B		4-2 2B 2B BB		2-2 G6-3		1-0 1B			2	3	1	2	0	1	0	0										
<b>Bobby Higginson, L</b> (1, 9) OBP: 0.393, SLG: 0.577 (6, 7)	1-2 G3		1-2 2B 2B		3-0 L8		2-3 K			3	4	1	1	1	0	1	2										
<b>Tony Clark, S</b> (1, 3) OBP: 0.317, SLG: 0.520	2-3 K		1-2 2B 2B		1-1 P9			2-2 G6-3		1	4	1	1	2	0	1	1										
<b>Mark Lewis, R</b> (1, 4) OBP: 0.341, SLG: 0.445		2-2 G5-3	3-1 2H 3H 1B		0-1 G5-3		0-3 K			2	4	0	1	1	0	1	0										
<b>Mark Parent, R</b> (1, 2) OBP: 0.290, SLG: 0.507		2-2 G5-3	2-3 K		2-2 1B 1B		1-1 G5-3			3	4	0	1	0	0	1	0										
<b>Alan Trammell, R</b> (1, 6) OBP: 0.309, SLG: 0.298		2-1 1B 1B		0-1 G6-3		2-0 1B		3-1 G5-3		1	4	1	2	0	0	0	0										
<b>Inning Stats</b>	R: 2 E: 1 K: 1 S: 18	H: 2 LOB: 1 BB: 1 P: 25	R: 1 E: 0 K: 0 S: 14	H: 2 LOB: 1 BB: 0 P: 25	R: 3 E: 0 K: 2 S: 16	H: 3 LOB: 0 BB: 1 P: 28	R: 0 E: 0 K: 0 S: 10	H: 0 LOB: 0 BB: 0 P: 14	R: 0 E: 0 K: 1 S: 12	H: 2 LOB: 2 BB: 0 P: 17	R: 0 E: 0 K: 1 S: 7	H: 2 LOB: 1 BB: 0 P: 11	R: 0 E: 0 K: 1 S: 8	H: 0 LOB: 0 BB: 0 P: 11	R: 0 E: 0 K: 1 S: 7	H: 0 LOB: 0 BB: 0 P: 11	1B: 9 2B: 2 3B: 0 HR: 0	SF: 0 SAC: 0 DP: 1 HBP: 0	WP: 0 PB: 0 SB: 2 CS: 0	PA: 38							
<b>PITCHER</b>	IP	WLS	BF	H	R	ER	SO	BB	IBB	HBP	BLK	WP	HR	S	P	ERA	WHIP										
<b>Aaron Sele, R</b> (1, 1) ERA: 6.22	3.0		17	7	6	6	3	2	0	0	0	0	0	48	78	18.00	3.000										
<b>Vaughn Eshelman, L</b> (4, 1) ERA: 8.58	4.0	W	15	4	0	0	2	0	0	0	0	0	0	37	56	0.00	1.000										
<b>Joe Hudson, R</b> (8, 1) ERA: 2.91	2.0		6	0	0	0	2	0	0	0	0	0	0	15	22	0.00	0.000										

**Detroit Tigers @ Boston Red Sox**  
Fenway Park, Boston, MA  
Sat Jun 29 1996, 7:05 PM EDT  
Att: 33,509 - Cloudy - 74 F


**AB 36**  
**R 6**  
**H 11**  
**RBI 6**  
**BB 2**  
**SO 7**  
**LOB 8**



Batter	1	2	3	4	5	6	7	8	9	AB	R	H	RBI	BB	SO	LOB	BOTTOM										
<b>Jeff Frye, R</b> (1, 4) OBP: 0.395, SLG: 0.295	1-1 G5-3	1-2 G4-3	1-2 E7 BB 1B		2-0 P7	2-0 L3		0-3 K		3	6	0	1	2	0	1	2										
<b>John Valentin, R</b> (1, 6) OBP: 0.372, SLG: 0.461	2-0 HR		1-3 2H 3H 1B		3-1 F8		1-1 P3			1	4	2	2	2	1	0	1										
<b>Mo Vaughn, L</b> (1, 3) OBP: 0.443, SLG: 0.642	2-2 G6-3		1-3 2B P4			3-3 K	3-3 K			2	5	1	1	0	0	2	3										
<b>Jose Canseco, R</b> (1, 10) OBP: 0.407, SLG: 0.655	4-1 1B 1B BB		1-2 G6-3	1-3 K		4-2 2B 1B BB	1-2 1B			1	3	2	1	0	2	1	1										
<b>Tim Lincecum, R</b> (1, 5) OBP: 0.407, SLG: 0.540	2-2 1B 1B		3-3 K	1-2 G6-3		1-1 1B 2B	0-0 1B			1	5	1	3	0	0	1	1										
<b>1B Reggie Jefferson, S</b> (1, 7) OBP: 0.403, SLG: 0.631 <b>Jose Malave, R</b> (7, FH) OBP: 0.286, SLG: 0.395 (8, 9)	0-2 1B		2-2 1B 2B	2-0 3B		4-0 BB 1B 3B IBB	1-2 F8			3	3	2	3	2	1	0	0										
<b>Mike Stanley, R</b> (1, 2) OBP: 0.389, SLG: 0.486	2-1 F9		4-0 1B 1B BB	2-1 P6		0-1 1B 3B 1B		2-2 HR		3	4	3	2	3	1	0	3										
<b>Troy O'Leary, L</b> (1, 9) OBP: 0.330, SLG: 0.403 (8, 7)		0-3 K	1-0 1B 1B BB		3-1 2B	1-2 3B BB		2-3 K		1	4	2	2	1	1	2	0										
<b>Lee Tinsley, S</b> (1, 8) OBP: 0.283, SLG: 0.250		4-1 CS BB	4-1 1B BB		2-3 K	2-2 1B 3B		1-3 K		2	3	0	1	3	2	2	1										
<b>Inning Stats</b>	R: 2 E: 0 K: 0 S: 15	H: 3 LOB: 2 BB: 1 P: 28	R: 0 E: 0 K: 1 S: 9	H: 0 LOB: 0 BB: 1 P: 14	R: 5 E: 1 K: 1 S: 20	H: 5 LOB: 3 BB: 3 P: 45	R: 0 E: 0 K: 1 S: 9	H: 1 LOB: 1 BB: 0 P: 15	R: 0 E: 0 K: 1 S: 8	H: 1 LOB: 1 BB: 0 P: 18	R: 5 E: 0 K: 1 S: 14	H: 3 LOB: 0 BB: 3 P: 34	R: 0 E: 0 K: 1 S: 12	H: 2 LOB: 2 BB: 0 P: 18	R: 1 E: 0 K: 3 S: 12	H: 1 LOB: 0 BB: 0 P: 17	1B: 7 2B: 4 3B: 2 HR: 3	SF: 0 SAC: 0 DP: 0 HBP: 0	WP: 0 PB: 0 SB: 0 CS: 1	PA: 46							
<b>PITCHER</b>	IP	WLS	BF	H	R	ER	SO	BB	IBB	HBP	BLK	WP	HR	S	P	ERA	WHIP										
<b>Greg Gohr, R</b> (1, 1) ERA: 6.75	2.2		14	5	4	4	2	2	0	0	0	0	0	2	34	13.50	2.625										
<b>Greg Keagle, R</b> (3, 1) ERA: 8.41	3.1	L	23	8	8	8	3	5	1	0	0	0	0	41	94	21.60	3.900										
<b>Tom Urbani, L</b> (7, 1) ERA: 9.0	2.0		9	3	1	1	4	0	0	0	0	0	1	24	35	4.50	1.500										

**Detroit Tigers @ Boston Red Sox**  
Fenway Park, Boston, MA  
Sat Jun 29 1996, 7:05 PM EDT  
Att: 33,509 - Cloudy - 74 F

**AB 38**  
**R 13**  
**H 16**  
**RBI 13**  
**BB 8**  
**SO 9**  
**LOB 14**





Batter	1	2	3	4	5	6	7	8	9	AB	R	H	RBI	BB	SO	LOB	TOP																					
<b>Bobby Higginson, L</b> (1, 7) OBP: 0.395, SLG: 0.573 <b>Eddie Williams, R</b> (9, FH) OBP: 0.304, SLG: 0.370	F8	1-2 BB			G4-3		DI 1B		F9	3	1	1	0	1	0	0																						
<b>Chad Curtis, R</b> (1, 8) OBP: 0.346, SLG: 0.374	HR	K			K		1-H 1B			4	1	2	1	0	2	2																						
<b>Travis Fryman, R</b> (1, 5) OBP: 0.322, SLG: 0.460	1-H HR			G3 1B			F7			4	1	3	2	0	0	1																						
<b>Cecil Fielder, R</b> (1, 10) OBP: 0.350, SLG: 0.470	P4			K				F8		4	0	0	0	0	2	2																						
<b>Melvin Nieves, S</b> (1, 9) OBP: 0.329, SLG: 0.448	G6-3			G3			F8	FC5-4 1B		4	0	1	0	0	0	1																						
<b>Tony Clark, S</b> (1, 3) OBP: 0.314, SLG: 0.544		HR		K			F8		K	4	1	1	1	0	2	2																						
<b>Alan Trammell, R</b> (1, 4) OBP: 0.301, SLG: 0.290		G5-3			G4-3		G4-3	FC5-4		4	0	0	0	0	0	1																						
<b>Andujar Cedeno, R</b> (1, 6) OBP: 0.256, SLG: 0.289		G4-3			F8		G4-3		G6-4-3 BB	3	0	0	0	1	0	0																						
<b>Brad Ausmus, R</b> (1, 2) OBP: 0.271, SLG: 0.227		BB			F9		G4-3		G6-4-3	3	0	0	0	1	0	1																						
<b>Inning Stats</b>	R: 2 E: 0 K: 0 S: 5	H: 2 LOB: 0 BB: 0 P: 5	R: 1 E: 0 K: 1 S: 6	H: 1 LOB: 2 BB: 2 P: 14	R: 0 E: 0 K: 2 S: 8	H: 1 LOB: 1 BB: 0 P: 8	R: 0 E: 0 K: 0 S: 3	H: 0 LOB: 0 BB: 0 P: 3	R: 0 E: 0 K: 0 S: 3	H: 0 LOB: 0 BB: 0 P: 3	R: 1 E: 0 K: 0 S: 5	H: 2 LOB: 1 BB: 0 P: 5	R: 0 E: 0 K: 1 S: 6	H: 1 LOB: 1 BB: 0 P: 6	R: 0 E: 0 K: 0 S: 2	H: 0 LOB: 0 BB: 1 P: 6	1B: 5 2B: 1 3B: 0 HR: 2	SF: 0 SAC: 0 DP: 1 HBP: 0	WP: 0 PB: 0 SB: 0 CS: 0	PA: 37																		
<b>PITCHER</b>	IP	WLS	BF	H	R	ER	SO	BB	IBB	HBP	BLK	WP	HR	S	P	ERA	WHIP	<b>PITCHER</b>				IP	WLS	BF	H	R	ER	SO	BB	IBB	HBP	BLK	WP	HR	S	P	ERA	WHIP
<b>Tom Gordon, R</b> (1, 1) ERA: 6.32	6.2	W	28	6	4	4	5	2	0	0	0	0	2	36	44	5.40	1.200																					
<b>Joe Hudson, R</b> (7, 1) ERA: 2.74	1.1		6	2	0	0	1	0	0	0	0	0	0	8	8	0.00	1.500																					
<b>Mike Stanton, L</b> (9, 1) ERA: 3.89	1.0		3	0	0	0	0	1	0	0	0	0	0	2	6	0.00	1.000																					

**Detroit Tigers @ Boston Red Sox**  
Fenway Park, Boston, MA  
Sun Jun 30 1996, 3:33 AM EDT  
Att: 31,217 - Overcast - 70 F

AB 34  
R 4  
H 8  
RBI 4  
BB 3  
SO 6  
LOB 10



Batter	1	2	3	4	5	6	7	8	9	AB	R	H	RBI	BB	SO	LOB	BOTTOM																					
<b>Jeff Frye, R</b> (1, 4) OBP: 0.381, SLG: 0.293	G5-3 WP	SH5-4		F8	G1-3			F9		4	1	1	0	0	0	2																						
<b>John Valentin, R</b> (1, 6) OBP: 0.369, SLG: 0.455	G5-3	G6-3		BB		K		P4		4	0	0	1	1	1	3																						
<b>Mo Vaughn, L</b> (1, 3) OBP: 0.439, SLG: 0.634	G4-3	G4-3		G4-3		G5-3				4	0	0	1	0	0	2																						
<b>Jose Canseco, R</b> (1, 10) OBP: 0.405, SLG: 0.647	FC6-4 BB			K		G6-3				3	0	0	0	1	1	0																						
<b>Tim Lincecum, R</b> (1, 5) OBP: 0.409, SLG: 0.539	FC6-4			18 HR		BB 18 1B		K		4	2	2	0	0	1	1																						
<b>18 Reggie Jefferson, S</b> (1, 7) OBP: 0.411, SLG: 0.673 <b>Jose Malave, R</b> (9, 9) OBP: 0.286, SLG: 0.395		HR		1-H HR		BB 3B 1B		K		4	3	3	3	0	1	0																						
<b>Mike Stanley, R</b> (1, 2) OBP: 0.387, SLG: 0.480		E5 1B		P2		BB 3B BB		F9		3	2	0	0	1	0	0																						
<b>Troy O'Leary, L</b> (1, 9) OBP: 0.332, SLG: 0.412		SH5-4 1B		G4-3				F9		4	1	2	3	0	0	0																						
<b>Lee Tinsley, S</b> (1, 8) OBP: 0.290, SLG: 0.267		SH5-4 1B		G3-1		P3				4	0	2	1	0	0	1																						
<b>Inning Stats</b>	R: 1 E: 0 K: 0 S: 4	H: 1 LOB: 1 BB: 1 P: 8	R: 3 E: 1 K: 0 S: 7	H: 3 LOB: 1 BB: 0 P: 7	R: 2 E: 0 K: 1 S: 7	H: 2 LOB: 0 BB: 0 P: 7	R: 0 E: 0 K: 0 S: 3	H: 0 LOB: 1 BB: 1 P: 7	R: 3 E: 0 K: 0 S: 6	H: 3 LOB: 1 BB: 1 P: 10	R: 0 E: 0 K: 1 S: 5	H: 0 LOB: 0 BB: 0 P: 5	R: 0 E: 0 K: 2 S: 7	H: 0 LOB: 0 BB: 0 P: 7	R: 0 E: 0 K: 0 S: 4	H: 1 LOB: 1 BB: 0 P: 4	1B: 6 2B: 1 3B: 1 HR: 2	SF: 0 SAC: 1 DP: 0 HBP: 0	WP: 1 PB: 0 SB: 0 CS: 0	PA: 38																		
<b>PITCHER</b>	IP	WLS	BF	H	R	ER	SO	BB	IBB	HBP	BLK	WP	HR	S	P	ERA	WHIP	<b>PITCHER</b>				IP	WLS	BF	H	R	ER	SO	BB	IBB	HBP	BLK	WP	HR	S	P	ERA	WHIP
<b>Clint Sodowsky, R</b> (1, 1) ERA: 11.84	4.1	L	25	8	9	7	1	3	0	0	0	0	0	3	3	0.00	1.500																					
<b>Tom Urbani, L</b> (5, 1) ERA: 9.79	0.2		3	1	0	0	0	0	0	0	0	0	0	3	3	0.00	1.500																					
<b>A.J. Sager, R</b> (6, 1) ERA: 5.14	1.0		3	0	0	0	1	0	0	0	0	0	0	5	5	0.00	0.000																					
<b>Mike Myers, L</b> (7, 1) ERA: 6.32	1.0		3	0	0	0	2	0	0	0	0	0	0	7	7	0.00	0.000																					
<b>Mike Walker, R</b> (8, 1) ERA: 6.65	1.0		4	1	0	0	0	0	0	0	0	0	0	4	4	0.00	1.000																					

**Detroit Tigers @ Boston Red Sox**  
Fenway Park, Boston, MA  
Sun Jun 30 1996, 3:33 AM EDT  
Att: 31,217 - Overcast - 70 F

AB 34  
R 9  
H 10  
RBI 9  
BB 3  
SO 4  
LOB 9













Batter	1	2	3	4	5	6	7	8	9	AB	R	H	RBI	BB	SO	LOB	TOP										
Lee Tinsley, S OBP: 0.279, SLG: 0.252	G4-3	K			F7			L9	BB	4	0	0	0	1	1	2											
John Valentin, R OBP: 0.389, SLG: 0.449	F8		F9		G5-3			G5-3	K	5	0	0	0	0	1	3											
Mo Vaughn, L OBP: 0.438, SLG: 0.623	2B	1B	P5		K			L6	F7	5	1	1	0	0	1	3											
Jose Canseco, R OBP: 0.404, SLG: 0.645	1-H	2B	K		G6-3				HR	4	1	2	2	0	1	0											
Tim Lincecum, R OBP: 0.396, SLG: 0.515	G4-3		L4		P6			18 HBP	2B	4	1	1	0	0	0	1											
18 Reggie Jefferson, S OBP: 0.400, SLG: 0.960		F7	K		K			2B	2B	3	1	0	0	0	2	0											
Mike Stanley, R OBP: 0.395, SLG: 0.502		HR	K		K			2B	2B	3	2	2	2	1	1	0											
Troy O'Leary, L OBP: 0.329, SLG: 0.404	G1-3		G4-3		P4			K		3	0	0	0	0	0	1											
Jeff Manto, R OBP: 0.316, SLG: 0.438										1	0	0	0	0	1	2											
Jeff Frye, R OBP: 0.381, SLG: 0.308		1B			K			G5-3	2B	4	0	3	2	0	1	0											
<b>Inning Stats</b>	R: 1 E: 0 K: 0 S: 9	H: 2 LOB: 1 BB: 0 P: 16	R: 1 E: 0 K: 1 S: 12	H: 2 LOB: 1 BB: 0 P: 16	R: 0 E: 0 K: 1 S: 10	H: 0 LOB: 0 BB: 0 P: 16	R: 0 E: 0 K: 2 S: 7	H: 0 LOB: 0 BB: 0 P: 13	R: 0 E: 0 K: 1 S: 9	H: 0 LOB: 0 BB: 0 P: 14	R: 0 E: 0 K: 1 S: 6	H: 0 LOB: 1 BB: 1 P: 18	R: 0 E: 0 K: 0 S: 9	H: 1 LOB: 1 BB: 0 P: 13	R: 4 E: 0 K: 2 S: 23	H: 4 LOB: 2 BB: 1 P: 37	1B: 4 2B: 3 3B: 0 HR: 2	SF: 0 SAC: 0 DP: 0 HBP: 1	WP: 0 PB: 0 SB: 0 CS: 0	PA: 39							
<b>PITCHER</b>	IP	WLS	BF	H	R	ER	SO	BB	IBB	HBP	BLK	WP	HR	S	P	ERA	WHIP										
35 Mike Mussina, R ERA: 4.87	8.0	W	30	5	2	2	7	1	0	0	0	0	1	70	113	2.25	0.750										
Roger McDowell, R ERA: 3.99	0.0		4	3	4	4	0	0	0	1	0	0	1	7	12	∞	∞										
Randy Myers, L ERA: 2.51	1.0	S	5	1	0	0	2	1	0	0	0	0	0	16	25	0.00	2.000										

**Boston Red Sox @ Baltimore Orioles**  
 Oriole Park at Camden Yards, Baltimore, MD  
 Thu Jul 04 1996, 3:33 AM EDT  
 Att: 47,075 - Sunny - 77 F

AB	36
R	6
H	9
RBI	6
BB	2
SO	9
LOB	12



Batter	1	2	3	4	5	6	7	8	9	AB	R	H	RBI	BB	SO	LOB	BOTTOM										
Roberto Alomar, S OBP: 0.423, SLG: 0.540	K		P4	P6		P5		F7		5	0	0	0	0	1	4											
Brady Anderson, L OBP: 0.399, SLG: 0.669	F8		E4	P5		F9		BB	1B	5	1	1	0	0	0	3											
Cal Ripken Jr., R OBP: 0.367, SLG: 0.508	HR		F9	FC4-6		K		BB	BB	3	1	1	2	2	1	1											
Rafael Palmeiro, L OBP: 0.396, SLG: 0.562	K		BB	FC4-6		K		P5		4	1	0	0	1	2	5											
Bobby Bonilla, S OBP: 0.358, SLG: 0.441		1B	BB	BB		K		G1-3		3	1	1	0	2	1	2											
B.J. Surhoff, L OBP: 0.348, SLG: 0.494	F6		1B	FC6-4		L9				4	0	2	2	0	0	2											
Mike Devereaux, R OBP: 0.329, SLG: 0.362	F9		1B	1B		FC6-4		HR		4	2	2	2	0	0	2											
Luis Polonia, L OBP: 0.279, SLG: 0.322	F4		BB	1B		K		HR		4	1	2	1	0	1	2											
Chris Hoiles, R OBP: 0.331, SLG: 0.417			2B	BB		L7				3	1	1	0	1	1	2											
<b>Inning Stats</b>	R: 1 E: 0 K: 2 S: 13	H: 1 LOB: 0 BB: 0 P: 22	R: 0 E: 0 K: 0 S: 7	H: 1 LOB: 1 BB: 0 P: 12	R: 3 E: 1 K: 0 S: 19	H: 2 LOB: 1 BB: 2 P: 34	R: 1 E: 0 K: 0 S: 12	H: 2 LOB: 3 BB: 2 P: 28	R: 0 E: 0 K: 2 S: 17	H: 1 LOB: 2 BB: 0 P: 22	R: 0 E: 0 K: 1 S: 7	H: 0 LOB: 0 BB: 0 P: 12	R: 3 E: 0 K: 2 S: 20	H: 2 LOB: 0 BB: 1 P: 34	R: 0 E: 0 K: 0 S: 10	H: 1 LOB: 2 BB: 1 P: 19	1B: 6 2B: 1 3B: 0 HR: 3	SF: 0 SAC: 0 DP: 0 HBP: 0	WP: 0 PB: 1 SB: 2 CS: 0	PA: 41							
<b>PITCHER</b>	IP	WLS	BF	H	R	ER	SO	BB	IBB	HBP	BLK	WP	HR	S	P	ERA	WHIP										
49 Tim Wakefield, R ERA: 6.24	6.1	L	32	7	6	3	6	5	0	0	0	0	1	81	142	4.26	1.895										
Eric Sunderson, L ERA: 5.11	0.1		3	2	2	2	0	0	0	0	0	0	2	10	16	54.00	6.000										
Rich Garcés, R ERA: 5.0	0.1		1	0	0	0	1	0	0	0	0	0	0	4	6	0.00	0.000										
Heathcliff Stocumb, R ERA: 3.51	1.0		5	1	0	0	0	1	0	0	0	0	0	10	19	0.00	2.000										

**Boston Red Sox @ Baltimore Orioles**  
 Oriole Park at Camden Yards, Baltimore, MD  
 Thu Jul 04 1996, 3:33 AM EDT  
 Att: 47,075 - Sunny - 77 F

AB	35
R	8
H	10
RBI	7
BB	6
SO	7
LOB	23





Batter	1	2	3	4	5	6	7	8	9	AB	R	H	RBI	BB	SO	LOB	TOP									
Jeff Frye, R OBP: 0.369, SLG: 0.296 (1, 4)	G5-3			L6	F5			G4-3		4	0	0	0	0	0	0										
John Valentin, R OBP: 0.373, SLG: 0.453 (1, 6)	G4-6-3 1B			L1-3 1B			K		1B HR	4	1	3	0	0	1	0										
Mo Vaughn, L OBP: 0.436, SLG: 0.619 (1, 3)	G4-6-3 1-2			L1-3 1-1			G4-3		HR 1B	4	1	1	0	0	0	2										
Jose Canseco, R OBP: 0.405, SLG: 0.658 (1, 10)		G1-3			1B 18 1B 2B		P3		HR	4	2	2	3	0	0	0										
Tim Lincecum, R OBP: 0.398, SLG: 0.513 (1, 5)	K			18 1B HR 1B			L9		BB 1B G6-3 BB	3	1	1	0	1	1	0										
Mike Stanley, R OBP: 0.393, SLG: 0.498 (1, 2)	K			K			F8		G6-3 BB 1B	4	0	1	0	0	2	2										
18 Reggie Jefferson, S OBP: 0.404, SLG: 0.641 Troy O'Leary, L OBP: 0.331, SLG: 0.404 (1, 7) (8, 7)				G5-4-3 1B	HR 1B		G3		G6-3 BB	3	1	2	1	0	0	0										
Jose Malave, R OBP: 0.270, SLG: 0.419 (1, 9)				K	HR			G4-3	G6-3	4	1	1	3	0	1	4										
Lee Tinsley, S OBP: 0.271, SLG: 0.244 (1, 8)				G5-4-3 1-2	G4-3			G5-3	F8	4	0	0	0	0	0	3										
<b>Inning Stats</b>	R: 0 E: 0 K: 0 S: 7	H: 1 LOB: 0 BB: 0 P: 12	R: 0 E: 0 K: 2 S: 13	H: 0 LOB: 0 BB: 0 P: 20	R: 0 E: 0 K: 1 S: 7	H: 1 LOB: 0 BB: 0 P: 8	R: 0 E: 0 K: 0 S: 10	H: 1 LOB: 0 BB: 0 P: 13	R: 4 E: 0 K: 1 S: 20	H: 4 LOB: 0 BB: 0 P: 23	R: 0 E: 0 K: 0 S: 8	H: 0 LOB: 0 BB: 0 P: 14	R: 0 E: 0 K: 0 S: 3	H: 0 LOB: 0 BB: 0 P: 5	R: 0 E: 0 K: 0 S: 10	H: 0 LOB: 0 BB: 0 P: 13	R: 3 E: 0 K: 0 S: 21	H: 4 LOB: 2 BB: 2 P: 34	1B: 8 2B: 2 3B: 0 HR: 2	SF: 0 SAC: 0 DP: 3 HBP: 0	WP: 0 PB: 0 SB: 1 CS: 0	PA: 36				
<b>PITCHER</b>	IP WLS BF H R ER SO BB IBB HBP BLK WP HR S P ERA WHIP	8.0 L 30 9 6 6 5 0 0 0 0 0 1 86 117 6.75 1.125	1.0 6 2 1 1 0 2 0 0 0 0 1 13 25 9.00 4.000																							

**Boston Red Sox @ Baltimore Orioles**  
 Oriole Park at Camden Yards, Baltimore, MD

AB 34  
 R 7  
 H 11  
 RBI 7  
 BB 2  
 SO 5  
 LOB 11



WP: 0 PA: 36  
 PB: 0  
 SB: 1  
 CS: 0

**Boston Red Sox @ Baltimore Orioles**  
 Oriole Park at Camden Yards, Baltimore, MD

AB 29  
 R 3  
 H 4  
 RBI 3  
 BB 3  
 SO 7  
 LOB 7



WP: 0 PA: 32  
 PB: 0  
 SB: 0  
 CS: 1

Batter	1	2	3	4	5	6	7	8	9	AB	R	H	RBI	BB	SO	LOB	BOTTOM								
Roberto Alomar, S OBP: 0.424, SLG: 0.537 (1, 4)	G4-3		2B BB		G5-3			BLK BB		2	1	0	0	2	0	0									
Brady Anderson, L OBP: 0.400, SLG: 0.670 (1, 8)	G5-4-3 1B		G6-3 1-H 2-H 2B		G6-3			L8		4	0	2	2	0	0	1									
Cal Ripken Jr., R OBP: 0.363, SLG: 0.502 (1, 6)	G5-4-3 1-2		G6-3		G6-3		L9		F6	4	0	0	0	0	0	2									
Rafael Palmeiro, L OBP: 0.392, SLG: 0.555 (1, 3)		G4-3	G4-3		G4-3		K		K	4	0	0	0	0	2	1									
Bobby Bonilla, S OBP: 0.356, SLG: 0.439 (1, 10)		K		CS 1B			G3		K	4	0	1	0	0	2	0									
B.J. Surhoff, L OBP: 0.346, SLG: 0.489 (1, 5)		K		K			G4-3			3	0	0	0	0	2	1									
Mike Devereaux, R OBP: 0.329, SLG: 0.359 (1, 9)			G4-3 1B BB		K		F9			2	1	0	0	1	1	1									
Luis Polonia, L OBP: 0.273, SLG: 0.315 (1, 7)			G4-3		F7			G6-3		3	0	0	0	0	0	1									
Chris Hoiles, R OBP: 0.331, SLG: 0.415 (1, 2)			G4-3		F9			P3		3	1	1	1	0	0	0									
<b>Inning Stats</b>	R: 0 E: 0 K: 0 S: 7	H: 1 LOB: 0 BB: 0 P: 10	R: 0 E: 0 K: 2 S: 7	H: 0 LOB: 0 BB: 0 P: 12	R: 3 E: 0 K: 0 S: 12	H: 2 LOB: 1 BB: 2 P: 27	R: 0 E: 0 K: 2 S: 7	H: 1 LOB: 0 BB: 0 P: 12	R: 0 E: 0 K: 0 S: 8	H: 0 LOB: 0 BB: 0 P: 13	R: 0 E: 0 K: 1 S: 10	H: 0 LOB: 0 BB: 0 P: 17	R: 0 E: 0 K: 0 S: 10	H: 0 LOB: 0 BB: 0 P: 16	R: 0 E: 0 K: 0 S: 7	H: 0 LOB: 1 BB: 1 P: 14	R: 0 E: 0 K: 2 S: 7	H: 0 LOB: 0 BB: 0 P: 13	1B: 3 2B: 2 3B: 0 HR: 0	SF: 0 SAC: 0 DP: 2 HBP: 0	WP: 0 PB: 0 SB: 0 CS: 1	PA: 32			
<b>PITCHER</b>	IP WLS BF H R ER SO BB IBB HBP BLK WP HR S P ERA WHIP	7.2 W 28 4 3 3 5 3 0 0 0 0 0 0 66 117 3.52 0.913	0.1 1 0 0 0 0 0 0 0 0 0 0 0 2 4 0.00 0.000	1.0 3 0 0 0 2 0 0 0 0 0 0 0 7 13 0.00 0.000																					

WP: 0 PA: 32  
 PB: 0  
 SB: 0  
 CS: 1



Batter	1	2	3	4	5	6	7	8	9	AB	R	H	RBI	BB	SO	LOB	TOP
Jeff Frye, R OBP: 0.358, SLG: 0.286 (1, 4)	P6		F7		F8		F8			4	0	0	0	0	0	1	<b>Boston Red Sox @ Baltimore Orioles</b> Oriole Park at Camden Yards, Baltimore, MD Sat Jul 06 1996, 3:33 AM EDT Att: 47,500 - Sunny - 84 F
John Valentin, R OBP: 0.374, SLG: 0.452 (1, 6)	1B		BB		L5			K		3	0	1	0	1	1	0	
Mo Vaughn, L OBP: 0.432, SLG: 0.611 (1, 3)	F8		K			K		G4-3		4	0	0	0	0	2	2	
Jose Canseco, R OBP: 0.406, SLG: 0.654 (1, 10)	F8			P4		BB		1B		3	1	1	0	1	0	1	
Tim Lincecum, R OBP: 0.396, SLG: 0.508 (1, 5)		K		1B		F9		F9		4	0	1	0	0	1	2	
18 Reggie Jefferson, S OBP: 0.414, SLG: 0.663 (9, PH)		HR		G4-6-3		1B			K	2	1	2	2	1	0	0	
Jose Malave, R OBP: 0.287, SLG: 0.414 (9, PH)				BB						1	0	0	0	0	1	0	
Troy O'Leary, L OBP: 0.325, SLG: 0.400 (9, PH)		L4		G4-6-3				2B		3	0	0	0	0	1	3	
Mike Stanley, R OBP: 0.395, SLG: 0.504 (9, PR)				BB						1	0	1	0	0	0	0	
Tony Rodriguez, R (9, PR)				1-2						0	0	0	0	0	0	0	
Bill Haselman, R OBP: 0.292, SLG: 0.387 (1, 2)		K			G6-3			G5-3		4	0	0	0	0	2	1	
Lee Tinsley, S OBP: 0.278, SLG: 0.269 (1, 8)				CS		HR		K		3	1	1	1	1	2	2	
				BB													WP: 1 PA: 36 RB: 0 SB: 2 CS: 1
<b>Inning Stats</b>	R: 0 E: 0 K: 0 S: 8	H: 1 LOB: 1 BB: 0 P: 13	R: 1 E: 0 K: 2 S: 9	H: 1 LOB: 0 BB: 0 P: 17	R: 0 E: 0 K: 1 S: 12	H: 0 LOB: 1 BB: 2 P: 22	R: 0 E: 0 K: 0 S: 5	H: 1 LOB: 1 BB: 1 P: 14	R: 1 E: 0 K: 2 S: 13	H: 1 LOB: 0 BB: 0 P: 23	R: 0 E: 0 K: 1 S: 9	H: 0 LOB: 0 BB: 0 P: 13	R: 0 E: 0 K: 1 S: 10	H: 1 LOB: 1 BB: 0 P: 18	R: 0 E: 0 K: 3 S: 12	H: 1 LOB: 2 BB: 0 P: 19	1B: 4 SF: 0 2B: 1 SAC: 0 3B: 0 DP: 1 HR: 2 HBP: 0
<b>PITCHER</b>	IP WLS BF H R ER SO BB IBB HBP BLK WP HR S P ERA WHIP																
Rocky Coppinger, R ERA: 4.65 (1, 1)	5.2 W 24 5 3 3 4 4 0 0 0 0 2 49 92 4.76 1.588																
Arthur Rhodes, L ERA: 3.47 (6, 1)	2.1 8 1 0 0 3 0 0 0 0 0 0 22 35 0.00 0.429																
Randy Myers, L ERA: 2.43 (9, 1)	1.0 S 4 1 0 0 3 0 0 0 0 1 0 12 19 0.00 1.000																

Batter	1	2	3	4	5	6	7	8	9	AB	R	H	RBI	BB	SO	LOB	BOTTOM
Roberto Alomar, S OBP: 0.423, SLG: 0.535 (1, 4)	G1-3			G1-3		F7				1	0	0	0	0	0	0	<b>Boston Red Sox @ Baltimore Orioles</b> Oriole Park at Camden Yards, Baltimore, MD Sat Jul 06 1996, 3:33 AM EDT Att: 47,500 - Sunny - 84 F
Billy Ripken, R OBP: 0.306, SLG: 0.413 (2, 4)	1B	FC5								3	0	1	0	0	0	1	
Brady Anderson, L OBP: 0.401, SLG: 0.666 (1, 8)	WP			E3				K		2	0	0	0	2	1	0	
Cal Ripken Jr., R OBP: 0.359, SLG: 0.495 (1, 6)	BB			3H				G6-3		4	0	0	0	0	0	5	
Rafael Palmeiro, L OBP: 0.393, SLG: 0.562 (1, 3)	F8	FC5		G1-3				G3		3	1	1	1	1	1	0	
Bobby Bonilla, S OBP: 0.355, SLG: 0.438 (3, PH)	BB			HR													
Mark Smith, R OBP: 0.230, SLG: 0.390 (3, PH)	K			K						1	0	0	0	0	1	2	
B.J. Surhoff, L OBP: 0.348, SLG: 0.507 (1, 5)				K				F8		3	0	0	0	0	2	0	
B.J. Surhoff, L OBP: 0.348, SLG: 0.507 (1, 5)				HR				G6-3		4	2	2	1	0	0	0	
Mike Devereaux, R OBP: 0.328, SLG: 0.357 (1, 9)				HR				F8		4	0	1	1	0	0	0	
Luis Polonia, L OBP: 0.272, SLG: 0.313 (1, 7)				F8				1B		4	0	1	0	0	1	0	
Gregg Zaun, S OBP: 0.314, SLG: 0.356 (1, 2)				1B				PO		3	1	2	0	0	0	0	
				2B													1B: 3 SF: 0 2B: 2 SAC: 0 3B: 1 DP: 0 HR: 2 HBP: 0
<b>Inning Stats</b>	R: 0 E: 0 K: 1 S: 11	H: 0 LOB: 2 BB: 2 P: 25	R: 1 E: 0 K: 0 S: 19	H: 3 LOB: 3 BB: 1 P: 32	R: 1 E: 0 K: 1 S: 10	H: 1 LOB: 0 BB: 0 P: 14	R: 1 E: 1 K: 1 S: 14	H: 1 LOB: 1 BB: 0 P: 23	R: 1 E: 0 K: 2 S: 13	H: 1 LOB: 0 BB: 0 P: 23	R: 0 E: 0 K: 0 S: 6	H: 0 LOB: 0 BB: 0 P: 10	R: 0 E: 0 K: 1 S: 7	H: 0 LOB: 0 BB: 0 P: 12	R: 0 E: 0 K: 0 S: 13	H: 2 LOB: 1 BB: 0 P: 20	1B: 3 SF: 0 2B: 2 SAC: 0 3B: 1 DP: 0 HR: 2 HBP: 0
<b>PITCHER</b>	IP WLS BF H R ER SO BB IBB HBP BLK WP HR S P ERA WHIP																
Roger Clemens, R ERA: 4.04 (7, 1)	6.0 L 28 6 4 3 5 6 4 0 0 0 0 2 73 127 4.50 1.500																
Mike Stanton, L ERA: 3.49 (7, 1)	2.0 7 2 0 0 1 0 0 0 0 0 0 20 32 0.00 1.000																

AB	32
R	3
H	7
RBI	3
BB	4
SO	10
LOB	12



WP	1	PA	36
RB	0		
SB	2		
CS	1		

AB	32
R	4
H	8
RBI	3
BB	3
SO	6
LOB	8



WP	1	PA	36
RB	0		
SB	2		
CS	0		



Batter	1	2	3	4	5	6	7	8	9	AB	R	H	RBI	BB	SO	LOB	TOP			
Jeff Frye, R OBP: 0.353, SLG: 0.276	G4-3	FC5-4				G6-3	G4-3		1B HR BB	4	1	0	0	1	0	4				
John Valentin, R OBP: 0.377, SLG: 0.457	HR 2B		L8			CS 1B	G6-3		HR 1B	5	2	3	0	0	0	0				
Mo Vaughn, L OBP: 0.434, SLG: 0.628	HR		G4-3			CS 1B	G6-3		HR	4	3	2	5	1	0	0				
Jose Canseco, R OBP: 0.412, SLG: 0.662	BB					1B 1B BB	F8		HR 3B	3	1	2	0	2	0	0				
Tim Lincecum, R OBP: 0.392, SLG: 0.502	F9		K			G3-1 1B		G3-4-1	G6-3	5	0	1	0	0	1	3				
18 Reggie Jefferson, S OBP: 0.411, SLG: 0.693	K					G3-1 1B		G6-3		4	0	1	1	0	1	1				
Jose Malave, R OBP: 0.287, SLG: 0.414						1-2 2-3 3-H				0	0	0	0	0	0	0				
Mike Stanley, R OBP: 0.390, SLG: 0.496		F9				F9		G6-3		4	0	0	0	0	0	3				
Troy O'Leary, L OBP: 0.325, SLG: 0.396		G5-3				G3-1				3	0	0	1	0	0	2				
32 Alex Delgado, R OBP: 0.348, SLG: 0.250						1-2 2-3 3-H			K	1	0	0	0	0	1	0				
Lee Tinsley, S OBP: 0.284, SLG: 0.270		FC5-4 1B				L7			L8	3	0	1	0	0	0	0				
						HBP														
<b>Inning Stats</b>	R: 2 H: 2 E: 0 K: 1 S: 13	H: 2 R: 1 LOB: 1 BB: 1 P: 21	R: 0 H: 1 E: 0 K: 0 S: 7	H: 1 R: 0 LOB: 1 BB: 0 P: 12	R: 0 H: 0 E: 0 K: 1 S: 8	H: 0 R: 0 LOB: 0 BB: 1 P: 14	R: 0 H: 0 E: 0 K: 0 S: 8	H: 0 R: 1 LOB: 0 BB: 0 P: 11	R: 0 H: 1 E: 0 K: 0 S: 11	H: 3 R: 0 LOB: 3 BB: 1 P: 17	R: 2 H: 3 E: 0 K: 0 S: 14	H: 0 R: 0 LOB: 0 BB: 0 P: 6	R: 0 H: 0 E: 0 K: 0 S: 4	H: 0 R: 0 LOB: 0 BB: 0 P: 6	R: 0 H: 0 E: 0 K: 0 S: 4	H: 0 R: 3 LOB: 1 BB: 1 P: 24	1B: 6 2B: 1 3B: 1 HR: 2	SF: 0 SAC: 0 DP: 0 HBP: 1	WP: 0 PB: 0 SB: 0 CS: 1	PA: 42
<b>PITCHER</b>	IP WLS BF H R ER SO BB IBB HBP BLK WP HR S P ERA WHIP	IP WLS BF H R ER SO BB IBB HBP BLK WP HR S P ERA WHIP	IP WLS BF H R ER SO BB IBB HBP BLK WP HR S P ERA WHIP	IP WLS BF H R ER SO BB IBB HBP BLK WP HR S P ERA WHIP	IP WLS BF H R ER SO BB IBB HBP BLK WP HR S P ERA WHIP	IP WLS BF H R ER SO BB IBB HBP BLK WP HR S P ERA WHIP	IP WLS BF H R ER SO BB IBB HBP BLK WP HR S P ERA WHIP	IP WLS BF H R ER SO BB IBB HBP BLK WP HR S P ERA WHIP	IP WLS BF H R ER SO BB IBB HBP BLK WP HR S P ERA WHIP	IP WLS BF H R ER SO BB IBB HBP BLK WP HR S P ERA WHIP	IP WLS BF H R ER SO BB IBB HBP BLK WP HR S P ERA WHIP	IP WLS BF H R ER SO BB IBB HBP BLK WP HR S P ERA WHIP	IP WLS BF H R ER SO BB IBB HBP BLK WP HR S P ERA WHIP	IP WLS BF H R ER SO BB IBB HBP BLK WP HR S P ERA WHIP	IP WLS BF H R ER SO BB IBB HBP BLK WP HR S P ERA WHIP	IP WLS BF H R ER SO BB IBB HBP BLK WP HR S P ERA WHIP	IP WLS BF H R ER SO BB IBB HBP BLK WP HR S P ERA WHIP	IP WLS BF H R ER SO BB IBB HBP BLK WP HR S P ERA WHIP	IP WLS BF H R ER SO BB IBB HBP BLK WP HR S P ERA WHIP	IP WLS BF H R ER SO BB IBB HBP BLK WP HR S P ERA WHIP

Boston Red Sox @ Baltimore Orioles  
Oriole Park at Camden Yards, Baltimore, MD

Sun Jul 07 1996, 7:05 PM EDT  
Att: 47,532 - Unknown - 93 F

AB 36  
R 7  
H 10  
RBI 7  
BB 4  
SO 3  
LOB 13



Batter	1	2	3	4	5	6	7	8	9	AB	R	H	RBI	BB	SO	LOB	BOTTOM			
Luis Polonia, L OBP: 0.284, SLG: 0.318	FC7-5 1B		2B SF9 1B	G6-3			HR BB	F8		4	2	2	0	1	0	0				
Brady Anderson, L OBP: 0.404, SLG: 0.678	FC7-5 1B		BB 2B			G3	HR		P5	5	1	3	2	0	0	0				
Cal Ripken Jr., R OBP: 0.357, SLG: 0.491	P4		G5-3			G5-3	E6		1B	5	0	1	0	0	0	4				
Rafael Palmeiro, L OBP: 0.393, SLG: 0.557	FC7-5		BB IBB			BB	K		K	3	0	0	0	2	2	4				
Bobby Bonilla, S OBP: 0.350, SLG: 0.432	G3		SF9			K	G5-3		K	4	0	0	1	0	2	5				
B.J. Surhoff, L OBP: 0.347, SLG: 0.502		F7				K		F7		3	0	0	0	1	1	0				
Mike Devereaux, R OBP: 0.326, SLG: 0.355		G1-3				L8		HR 1B		4	1	1	0	0	1	3				
Chris Hoiles, R OBP: 0.333, SLG: 0.429						P5		HR		3	1	1	2	0	1	0				
Billy Ripken, R OBP: 0.294, SLG: 0.396	P4					F7		G1-3		4	0	0	0	0	0	1				
<b>Inning Stats</b>	R: 0 H: 2 E: 0 K: 0 S: 12	H: 0 R: 0 LOB: 0 BB: 0 P: 19	R: 0 H: 0 E: 0 K: 0 S: 11	H: 0 R: 1 LOB: 1 BB: 0 P: 15	R: 1 H: 2 E: 0 K: 1 S: 16	H: 2 R: 0 LOB: 3 BB: 2 P: 31	R: 0 H: 0 E: 0 K: 1 S: 5	H: 0 R: 0 LOB: 0 BB: 0 P: 9	R: 0 H: 0 E: 0 K: 1 S: 8	H: 0 R: 1 LOB: 1 BB: 1 P: 12	R: 2 H: 1 E: 1 K: 1 S: 12	H: 1 R: 0 LOB: 1 BB: 1 P: 21	R: 2 H: 2 E: 0 K: 0 S: 9	H: 2 R: 0 LOB: 0 BB: 0 P: 15	R: 0 H: 1 E: 0 K: 2 S: 14	H: 1 R: 3 LOB: 1 BB: 0 P: 15	1B: 5 2B: 1 3B: 0 HR: 2	SF: 1 SAC: 0 DP: 0 HBP: 1	WP: 0 PB: 0 SB: 0 CS: 0	PA: 41
<b>PITCHER</b>	IP WLS BF H R ER SO BB IBB HBP BLK WP HR S P ERA WHIP	IP WLS BF H R ER SO BB IBB HBP BLK WP HR S P ERA WHIP	IP WLS BF H R ER SO BB IBB HBP BLK WP HR S P ERA WHIP	IP WLS BF H R ER SO BB IBB HBP BLK WP HR S P ERA WHIP	IP WLS BF H R ER SO BB IBB HBP BLK WP HR S P ERA WHIP	IP WLS BF H R ER SO BB IBB HBP BLK WP HR S P ERA WHIP	IP WLS BF H R ER SO BB IBB HBP BLK WP HR S P ERA WHIP	IP WLS BF H R ER SO BB IBB HBP BLK WP HR S P ERA WHIP	IP WLS BF H R ER SO BB IBB HBP BLK WP HR S P ERA WHIP	IP WLS BF H R ER SO BB IBB HBP BLK WP HR S P ERA WHIP	IP WLS BF H R ER SO BB IBB HBP BLK WP HR S P ERA WHIP	IP WLS BF H R ER SO BB IBB HBP BLK WP HR S P ERA WHIP	IP WLS BF H R ER SO BB IBB HBP BLK WP HR S P ERA WHIP	IP WLS BF H R ER SO BB IBB HBP BLK WP HR S P ERA WHIP	IP WLS BF H R ER SO BB IBB HBP BLK WP HR S P ERA WHIP	IP WLS BF H R ER SO BB IBB HBP BLK WP HR S P ERA WHIP	IP WLS BF H R ER SO BB IBB HBP BLK WP HR S P ERA WHIP	IP WLS BF H R ER SO BB IBB HBP BLK WP HR S P ERA WHIP	IP WLS BF H R ER SO BB IBB HBP BLK WP HR S P ERA WHIP	IP WLS BF H R ER SO BB IBB HBP BLK WP HR S P ERA WHIP

Boston Red Sox @ Baltimore Orioles  
Oriole Park at Camden Yards, Baltimore, MD

Sun Jul 07 1996, 7:05 PM EDT  
Att: 47,532 - Unknown - 93 F

AB 35  
R 5  
H 8  
RBI 5  
BB 4  
SO 7  
LOB 17





Batter	1	2	3	4	5	6	7	8	9	AB	R	H	RBI	BB	SO	LOB	TOP					
Jeff Frye, R OBP: 0.361, SLG: 0.283 (1,4)										4	1	2	1	1	1	2						
John Valentin, R OBP: 0.377, SLG: 0.464 (1,6)										3	2	1	3	1	1	2						
Mo Vaughn, L OBP: 0.431, SLG: 0.620 (1,3)										4	1	0	0	1	2	2						
Jose Canseco, R OBP: 0.421, SLG: 0.674 (1,10)										1	2	1	3	4	0	0						
Tim Lincecum, R OBP: 0.385, SLG: 0.492 (1,5)										5	0	0	0	0	1	5						
18 Reggie Jefferson, S OBP: 0.411, SLG: 0.680 (1,7)										5	2	2	3	0	1	0						
Jose Malave, R OBP: 0.287, SLG: 0.414 (9,9)										0	0	0	0	0	0	0						
Mike Stanley, R OBP: 0.390, SLG: 0.504 (1,2)										4	2	1	1	0	0	0						
Troy O'Leary, L OBP: 0.326, SLG: 0.399 (1,9)										5	1	2	0	0	2	0						
Lee Tinsley, S OBP: 0.289, SLG: 0.271 (1,8)										3	0	1	0	1	1	3						
<b>Inning Stats</b>	R: 2 E: 0 K: 1 S: 12	H: 1 LOB: 0 BB: 2 P: 24	R: 3 E: 0 K: 1 S: 14	H: 3 LOB: 1 BB: 0 P: 17	R: 0 E: 0 K: 1 S: 5	H: 0 LOB: 0 BB: 1 P: 13	R: 0 E: 0 K: 1 S: 6	H: 0 LOB: 1 BB: 1 P: 14	R: 3 E: 0 K: 0 S: 13	H: 1 LOB: 0 BB: 2 P: 23	R: 0 E: 0 K: 1 S: 11	H: 1 LOB: 1 BB: 0 P: 16	R: 3 E: 0 K: 1 S: 14	H: 3 LOB: 1 BB: 1 P: 27	R: 0 E: 0 K: 2 S: 11	H: 1 LOB: 2 BB: 0 P: 21	R: 0 E: 0 K: 1 S: 7	H: 0 LOB: 0 BB: 0 P: 10	1B: 4 2B: 2 3B: 0 HR: 5	SF: 1 SAC: 0 DP: 2 HBP: 1	WP: 1 PB: 0 SB: 0 CS: 0	PA: 44
<b>PITCHER</b>	IP WLS BF H R ER SO BB IBB HBP BLK WP HR S P ERA WHIP																					
Brian Williams, R ERA: 6.1 (1,1)	4.0 L 22 5 8 8 4 6 0 1 0 0 3 45 85 18.00 2.750																					
Jose Lima, R ERA: 8.91 (5,1)	2.0 7 1 0 0 1 0 0 0 0 0 0 16 22 0.00 0.500																					
Mike Walker, R ERA: 8.46 (7,1)	1.0 7 3 3 3 1 1 0 0 0 0 2 14 27 27.00 4.000																					
Tom Urbani, L ERA: 8.44 (8,1)	1.0 5 1 0 0 2 1 0 0 0 1 0 11 21 0.00 2.000																					
Richie Lewis, R ERA: 4.11 (9,1)	1.0 3 0 0 0 1 0 0 0 0 0 0 7 10 0.00 0.000																					

**Boston Red Sox @ Detroit Tigers**  
Tiger Stadium, Detroit, MI  
Thu Jul 11 1996, 7:05 PM EDT  
Att: 15,826 - Unknown - 78 F

AB 34  
R 11  
H 10  
RBI 11  
BB 8  
SO 9  
LOB 14



Batter	1	2	3	4	5	6	7	8	9	AB	R	H	RBI	BB	SO	LOB	BOTTOM					
Bobby Higginson, L OBP: 0.393, SLG: 0.592 (1,7)										3	2	1	1	2	0	0						
Brad Ausmus, R OBP: 0.276, SLG: 0.238 (1,2)										4	0	1	0	0	0	3						
Travis Fryman, R OBP: 0.319, SLG: 0.455 (1,5)										4	0	1	1	0	2	1						
Cecil Fielder, R OBP: 0.348, SLG: 0.450 (1,10)										4	0	1	0	0	1	1						
Tony Clark, S OBP: 0.292, SLG: 0.476 (1,3)										4	0	0	0	0	3	2						
Mark Lewis, R OBP: 0.340, SLG: 0.441 (1,4)										4	1	1	0	0	1	0						
Melvin Nieves, S OBP: 0.327, SLG: 0.446 (1,9)										3	1	1	2	1	0	0						
Andujar Cedeno, R OBP: 0.258, SLG: 0.301 (1,6)										4	0	1	0	0	1	1						
Kimera Batee, R OBP: 0.303, SLG: 0.297 (1,8)										3	0	0	0	0	2	1						
Curtis Pride, L OBP: 0.345, SLG: 0.480 (9,PH)										1	0	0	0	0	0	0						
<b>Inning Stats</b>	R: 0 E: 0 K: 0 S: 9	H: 0 LOB: 0 BB: 0 P: 15	R: 0 E: 0 K: 2 S: 7	H: 0 LOB: 0 BB: 0 P: 9	R: 0 E: 0 K: 1 S: 22	H: 1 LOB: 2 BB: 1 P: 34	R: 0 E: 0 K: 3 S: 10	H: 0 LOB: 0 BB: 0 P: 16	R: 0 E: 0 K: 0 S: 4	H: 0 LOB: 1 BB: 0 P: 8	R: 1 E: 0 K: 2 S: 13	H: 2 LOB: 1 BB: 0 P: 19	R: 0 E: 0 K: 2 S: 12	H: 0 LOB: 1 BB: 1 P: 22	R: 1 E: 0 K: 0 S: 13	H: 2 LOB: 2 BB: 1 P: 27	R: 2 E: 0 K: 0 S: 12	H: 2 LOB: 0 BB: 0 P: 22	1B: 3 2B: 2 3B: 0 HR: 2	SF: 0 SAC: 0 DP: 0 HBP: 0	WP: 0 PB: 0 SB: 0 CS: 0	PA: 37
<b>PITCHER</b>	IP WLS BF H R ER SO BB IBB HBP BLK WP HR S P ERA WHIP																					
Roger Clemens, R ERA: 3.9 (1,1)	7.0 W 26 3 1 1 10 2 0 0 1 0 0 13 77 9.00 0.714																					
Rich Garces, R ERA: 5.11 (8,1)	1.0 6 2 1 1 0 1 0 0 0 0 0 13 27 9.00 3.000																					
Joe Hudson, R ERA: 5.04 (9,1)	1.0 5 2 2 2 0 0 0 0 0 0 1 12 22 18.00 2.000																					

**Boston Red Sox @ Detroit Tigers**  
Tiger Stadium, Detroit, MI  
Thu Jul 11 1996, 7:05 PM EDT  
Att: 15,826 - Unknown - 78 F

AB 34  
R 4  
H 7  
RBI 4  
BB 3  
SO 10  
LOB 9





Batter	1	2	3	4	5	6	7	8	9	AB	R	H	RBI	BB	SO	LOB	TOP					
Jeff Frye, R OBP: 0.353, SLG: 0.286 (1, 4)	G4-3	F8		F8		F7	BB	K		6	0	1	0	0	1	3						
John Valentin, R OBP: 0.380, SLG: 0.463 Tony Rodriguez, R (8, 6)	P6	HR		E S		K	BB	K		3	1	1	0	2	1	0						
Mo Vaughn, L OBP: 0.434, SLG: 0.628 (1, 3)	1B	HR		K		WP 18 BB	FC5-4	K		4	3	2	4	1	2	1						
Jose Canseco, R OBP: 0.421, SLG: 0.668 Bill Haselman, R OBP: 0.299, SLG: 0.383 (9, PH)	1B	G6-3		G5-3		18 WP	FC5-4	K		4	2	1	0	1	0	4						
Tim Lincecum, R OBP: 0.385, SLG: 0.488 (1, 5)	1B	G5-3				18 BB		G4-3		4	1	1	1	1	1	0						
18 Reggie Jefferson, S OBP: 0.418, SLG: 0.685 Jose Malave, R OBP: 0.275, SLG: 0.420 (8, 9)	2B			G1-3		BB	1B	E		3	0	2	4	1	0	0						
Mike Stanley, R OBP: 0.390, SLG: 0.592 32 Alex Delgado, R OBP: 0.348, SLG: 0.250 (9, 2)	F8			E6		1B	F8	E		5	1	2	0	0	0	3						
Troy O'Leary, L OBP: 0.327, SLG: 0.401 (8, 7)		BB		K		K	F8	E9		4	1	1	2	1	2	3						
Lee Tinsley, S OBP: 0.287, SLG: 0.264 (1, 8)	HR			F7		F9	G1-3	K2-3		4	1	0	0	1	1	4						
<b>Inning Stats</b>	R: 3 E: 0 K: 0 S: 16	H: 4 LOB: 1 BB: 0 P: 29	R: 4 E: 0 K: 0 S: 17	H: 1 LOB: 0 BB: 3 P: 32	R: 0 E: 1 K: 1 S: 10	H: 0 LOB: 1 BB: 0 P: 18	R: 0 E: 1 K: 1 S: 7	H: 1 LOB: 2 BB: 1 P: 11	R: 0 E: 0 K: 2 S: 12	H: 1 LOB: 2 BB: 1 P: 24	R: 2 E: 0 K: 1 S: 15	H: 1 LOB: 3 BB: 2 P: 27	R: 0 E: 0 K: 0 S: 14	H: 1 LOB: 1 BB: 0 P: 30	R: 2 E: 1 K: 2 S: 14	H: 3 LOB: 1 BB: 0 P: 18	R: 0 E: 0 K: 3 S: 11	H: 0 LOB: 0 BB: 0 P: 15	1B: 8 2B: 3 3B: 0 HR: 1	SF: 0 SAC: 0 DP: 0 HBP: 1	WP: 1 PB: 0 SB: 1 CS: 0	PA: 49
<b>PITCHER</b>	IP	WLS	BF	H	R	ER	SO	BB	IBB	HBP	BLK	WP	HR	S	P	ERA	WHIP					
Omar Olivares, R ERA: 5.42 (1, 1)	2.0	L	14	5	7	7	0	3	0	0	0	0	1	33	61	31.50	4.000					
Tom Urbani, L ERA: 7.59 (3, 1)	3.0		13	2	0	0	4	1	0	0	0	0	0	29	53	0.00	1.000					
Richie Lewis, R ERA: 4.31 (6, 1)	2.0		13	2	2	2	1	4	0	1	0	1	0	29	57	9.00	3.000					
Mike Myers, L ERA: 6.2 (8, 1)	1.0		6	3	2	2	2	0	0	0	0	0	0	14	18	18.00	3.000					
Gregg Olson, R ERA: 4.13 (9, 1)	1.0		3	0	0	0	3	0	0	0	0	0	0	11	15	0.00	0.000					

Boston Red Sox @ Detroit Tigers  
Tiger Stadium, Detroit, MI  
Fri Jul 12 1996, 7:05 PM EDT  
Att: 19,535 - Unknown - 82 F

AB 40  
R 11  
H 12  
RBI 11  
BB 8  
SO 10  
LOB 18



Batter	1	2	3	4	5	6	7	8	9	AB	R	H	RBI	BB	SO	LOB	BOTTOM					
Bobby Higginson, L OBP: 0.393, SLG: 0.590 (1, 7)	BB	SF9		F7		K			F8	4	0	1	1	1	1	2						
Chad Curtis, R OBP: 0.344, SLG: 0.375 Curtis Pride, L OBP: 0.343, SLG: 0.477 (9, PH)	K	SF9		E5		L8			K	3	0	0	1	0	1	2						
Travis Fryman, R OBP: 0.321, SLG: 0.454 (1, 5)	BB	K		G6-3		1B				3	0	1	0	1	1	3						
Cecil Fielder, R OBP: 0.345, SLG: 0.445 (1, 3)	P4			F7		K				4	0	0	0	0	2	3						
Tony Clark, S OBP: 0.282, SLG: 0.458 (1, 10)	G3-1			K		K				4	0	0	0	0	3	3						
Melvin Nieves, S OBP: 0.330, SLG: 0.445 (1, 9)		F8				K2-3			K	3	1	1	0	1	2	0						
Mark Lewis, R OBP: 0.342, SLG: 0.443 (1, 4)	1B	1B		K		2B			L6	3	1	1	0	1	1	1						
Andujar Cedeno, R OBP: 0.253, SLG: 0.296 (1, 6)	F8			F8		G5-3			F9	4	0	0	0	0	3							
Brad Ausmus, R OBP: 0.280, SLG: 0.244 (1, 2)	2B	SF9		WP		G5-3			F9	4	1	2	1	0	0	1						
<b>Inning Stats</b>	R: 0 E: 0 K: 1 S: 10	H: 0 LOB: 2 BB: 2 P: 20	R: 3 E: 0 K: 1 S: 20	H: 3 LOB: 1 BB: 1 P: 31	R: 0 E: 0 K: 3 S: 10	H: 0 LOB: 1 BB: 1 P: 19	R: 0 E: 1 K: 0 S: 9	H: 1 LOB: 2 BB: 0 P: 13	R: 0 E: 0 K: 2 S: 10	H: 0 LOB: 0 BB: 0 P: 12	R: 0 E: 0 K: 1 S: 8	H: 1 LOB: 1 BB: 0 P: 14	R: 0 E: 0 K: 2 S: 9	H: 1 LOB: 1 BB: 0 P: 11	R: 0 E: 0 K: 1 S: 13	H: 0 LOB: 0 BB: 0 P: 16	R: 0 E: 0 K: 1 S: 7	H: 0 LOB: 0 BB: 0 P: 9	1B: 4 2B: 2 3B: 0 HR: 0	SF: 1 SAC: 0 DP: 0 HBP: 0	WP: 1 PB: 0 SB: 0 CS: 0	PA: 38
<b>PITCHER</b>	IP	WLS	BF	H	R	ER	SO	BB	IBB	HBP	BLK	WP	HR	S	P	ERA	WHIP					
Tom Gordon, R ERA: 6.05 (1, 1)	7.0	W	32	6	3	3	10	4	0	0	0	0	0	76	120	3.86	1.429					
Mike Stanton, L ERA: 3.35 (8, 1)	1.0		3	0	0	0	1	0	0	0	0	0	0	13	16	0.00	0.000					
Heathcliff Slocumb, R ERA: 3.27 (9, 1)	1.0		3	0	0	0	1	0	0	0	0	0	0	7	9	0.00	0.000					

Boston Red Sox @ Detroit Tigers  
Tiger Stadium, Detroit, MI  
Fri Jul 12 1996, 7:05 PM EDT  
Att: 19,535 - Unknown - 82 F

AB 33  
R 3  
H 6  
RBI 3  
BB 4  
SO 12  
LOB 18





Batter	1	2	3	4	5	6	7	8	9	AB	R	H	RBI	BB	SO	LOB	TOP							
Jeff Frye, R OBP: 0.353, SLG: 0.288 (1,4)	G6-3		G1-5-3			K		G6-3	G1-3	6	0	2	1	0	1	2								
John Valentin, R OBP: 0.383, SLG: 0.462 (1,6)	HBP		HBP					G6-3		3	0	1	0	0	0	3								
Mo Vaughn, L OBP: 0.434, SLG: 0.623 (1,3)	F7		BB			G3-6-1		L9		4	0	1	0	1	0	3								
Jose Canseco, R OBP: 0.420, SLG: 0.662 (1,10)		HR	G5-3			K		1B	HBP	4	2	1	0	1	1	3								
Tim Lincecum, R OBP: 0.392, SLG: 0.502 (1,5)	HR					FC6-4		1B	1B	3	5	2	1	1	0	1								
Mike Stanley, R OBP: 0.400, SLG: 0.520 (1,2)	HR					1B		1B	HBP	3	2	3	3	2	0	0								
18 Reggie Jefferson, S OBP: 0.412, SLG: 0.670 (1,7)	P5					K		K		4	0	0	0	1	3	6								
Troy O'Leary, L OBP: 0.327, SLG: 0.401 (9,7)						1B				0	0	0	0	0	0	0								
Jose Malave, R OBP: 0.281, SLG: 0.419 (1,9)	L8					FC5-4		K		5	1	2	4	0	1	3								
Lee Tinsley, S OBP: 0.284, SLG: 0.262 (1,8)	G6-3					1B		K		5	0	1	1	0	3	4								
<b>Inning Stats</b>	R: 0 E: 0 K: 0 S: 6	H: 0 LOB: 0 BB: 0 P: 9	R: 3 E: 0 K: 0 S: 13	H: 1 LOB: 0 BB: 2 P: 29	R: 0 E: 0 K: 0 S: 8	H: 0 LOB: 1 BB: 1 P: 17	R: 2 E: 0 K: 1 S: 14	H: 3 LOB: 2 BB: 1 P: 28	R: 2 E: 0 K: 2 S: 22	H: 2 LOB: 0 BB: 2 P: 34	R: 0 E: 0 K: 1 S: 10	H: 1 LOB: 0 BB: 0 P: 14	R: 1 E: 0 K: 2 S: 18	H: 2 LOB: 1 BB: 0 P: 25	R: 0 E: 0 K: 1 S: 9	H: 1 LOB: 1 BB: 0 P: 13	R: 2 E: 0 K: 2 S: 18	H: 3 LOB: 2 BB: 0 P: 28	1B: 11 2B: 0 3B: 0 HR: 2	SF: 0 SAC: 0 DP: 1 HBP: 3	WP: 0 PB: 0 SB: 0 CS: 2	PA: 46		
<b>PITCHER</b>	IP WLS BF H R ER SO BB IBB HBP BLK WP HR S P ERA WHIP	IP WLS BF H R ER SO BB IBB HBP BLK WP HR S P ERA WHIP	IP WLS BF H R ER SO BB IBB HBP BLK WP HR S P ERA WHIP	IP WLS BF H R ER SO BB IBB HBP BLK WP HR S P ERA WHIP	IP WLS BF H R ER SO BB IBB HBP BLK WP HR S P ERA WHIP	IP WLS BF H R ER SO BB IBB HBP BLK WP HR S P ERA WHIP	IP WLS BF H R ER SO BB IBB HBP BLK WP HR S P ERA WHIP	IP WLS BF H R ER SO BB IBB HBP BLK WP HR S P ERA WHIP	IP WLS BF H R ER SO BB IBB HBP BLK WP HR S P ERA WHIP	IP WLS BF H R ER SO BB IBB HBP BLK WP HR S P ERA WHIP	IP WLS BF H R ER SO BB IBB HBP BLK WP HR S P ERA WHIP	IP WLS BF H R ER SO BB IBB HBP BLK WP HR S P ERA WHIP	IP WLS BF H R ER SO BB IBB HBP BLK WP HR S P ERA WHIP	IP WLS BF H R ER SO BB IBB HBP BLK WP HR S P ERA WHIP	IP WLS BF H R ER SO BB IBB HBP BLK WP HR S P ERA WHIP	IP WLS BF H R ER SO BB IBB HBP BLK WP HR S P ERA WHIP	IP WLS BF H R ER SO BB IBB HBP BLK WP HR S P ERA WHIP	IP WLS BF H R ER SO BB IBB HBP BLK WP HR S P ERA WHIP	IP WLS BF H R ER SO BB IBB HBP BLK WP HR S P ERA WHIP	IP WLS BF H R ER SO BB IBB HBP BLK WP HR S P ERA WHIP	IP WLS BF H R ER SO BB IBB HBP BLK WP HR S P ERA WHIP	IP WLS BF H R ER SO BB IBB HBP BLK WP HR S P ERA WHIP	IP WLS BF H R ER SO BB IBB HBP BLK WP HR S P ERA WHIP	IP WLS BF H R ER SO BB IBB HBP BLK WP HR S P ERA WHIP

Boston Red Sox @ Detroit Tigers  
Tiger Stadium, Detroit, MI  
Sat Jul 13 1996, 7:05 PM EDT  
Att: 16,671 - Unknown - 76 F

AB 37  
R 10  
H 13  
RBI 10  
BB 6  
SO 9  
LOB 25



Batter	1	2	3	4	5	6	7	8	9	AB	R	H	RBI	BB	SO	LOB	BOTTOM							
Curtis Pride, L OBP: 0.350, SLG: 0.500 (1,7)	G4-3		G6-3			HR		K		2	2	1	1	1	0	0								
Kimera Barteo, R OBP: 0.299, SLG: 0.292 (8,PH)			HR			BB				1	0	0	0	0	1	0								
Chad Curtis, R OBP: 0.343, SLG: 0.374 (1,8)	G6-4-3		G6-3			G5-3		L1		4	0	1	0	0	0	2								
Cecil Fielder, R OBP: 0.344, SLG: 0.452 (1,10)	G6-4-3		HR			G6-3		K		4	1	1	3	0	1	1								
Travis Fryman, R OBP: 0.320, SLG: 0.450 (1,5)		L6	G5-3			BB		G5-3		3	0	0	0	1	0	0								
Bobby Higginson, L OBP: 0.391, SLG: 0.584 (1,9)	G4-3					G3		P6		4	0	1	0	0	0	1								
Tony Clark, S OBP: 0.289, SLG: 0.486 (1,3)	HR					G3-6-3		K		4	1	2	1	0	2	2								
Mark Lewis, R OBP: 0.341, SLG: 0.439 (1,4)	K					G3-6-3		F7		3	0	0	0	0	1	1								
Andujar Cedeno, R OBP: 0.250, SLG: 0.292 (1,6)						K		K		3	0	0	0	0	3	0								
Melvin Nieves, S OBP: 0.332, SLG: 0.445 (9,PH)						K		K		0	0	0	0	1	0	0								
Brad Ausmus, R OBP: 0.275, SLG: 0.239 (1,2)			E3			G4-3		K		4	1	0	0	0	2	3								
<b>Inning Stats</b>	R: 0 E: 0 K: 0 S: 6	H: 1 LOB: 0 BB: 0 P: 13	R: 1 E: 0 K: 1 S: 9	H: 1 LOB: 0 BB: 0 P: 14	R: 3 E: 1 K: 1 S: 19	H: 1 LOB: 0 BB: 1 P: 28	R: 0 E: 0 K: 0 S: 5	H: 1 LOB: 0 BB: 0 P: 9	R: 1 E: 0 K: 1 S: 9	H: 1 LOB: 0 BB: 0 P: 13	R: 0 E: 0 K: 1 S: 11	H: 0 LOB: 1 BB: 1 P: 20	R: 0 E: 0 K: 2 S: 9	H: 0 LOB: 0 BB: 0 P: 15	R: 0 E: 0 K: 2 S: 9	H: 0 LOB: 0 BB: 0 P: 16	R: 0 E: 0 K: 2 S: 13	H: 1 LOB: 3 BB: 1 P: 25	1B: 3 2B: 0 3B: 0 HR: 3	SF: 0 SAC: 0 DP: 2 HBP: 1	WP: 0 PB: 0 SB: 0 CS: 0	PA: 36		
<b>PITCHER</b>	IP WLS BF H R ER SO BB IBB HBP BLK WP HR S P ERA WHIP	IP WLS BF H R ER SO BB IBB HBP BLK WP HR S P ERA WHIP	IP WLS BF H R ER SO BB IBB HBP BLK WP HR S P ERA WHIP	IP WLS BF H R ER SO BB IBB HBP BLK WP HR S P ERA WHIP	IP WLS BF H R ER SO BB IBB HBP BLK WP HR S P ERA WHIP	IP WLS BF H R ER SO BB IBB HBP BLK WP HR S P ERA WHIP	IP WLS BF H R ER SO BB IBB HBP BLK WP HR S P ERA WHIP	IP WLS BF H R ER SO BB IBB HBP BLK WP HR S P ERA WHIP	IP WLS BF H R ER SO BB IBB HBP BLK WP HR S P ERA WHIP	IP WLS BF H R ER SO BB IBB HBP BLK WP HR S P ERA WHIP	IP WLS BF H R ER SO BB IBB HBP BLK WP HR S P ERA WHIP	IP WLS BF H R ER SO BB IBB HBP BLK WP HR S P ERA WHIP	IP WLS BF H R ER SO BB IBB HBP BLK WP HR S P ERA WHIP	IP WLS BF H R ER SO BB IBB HBP BLK WP HR S P ERA WHIP	IP WLS BF H R ER SO BB IBB HBP BLK WP HR S P ERA WHIP	IP WLS BF H R ER SO BB IBB HBP BLK WP HR S P ERA WHIP	IP WLS BF H R ER SO BB IBB HBP BLK WP HR S P ERA WHIP	IP WLS BF H R ER SO BB IBB HBP BLK WP HR S P ERA WHIP	IP WLS BF H R ER SO BB IBB HBP BLK WP HR S P ERA WHIP	IP WLS BF H R ER SO BB IBB HBP BLK WP HR S P ERA WHIP	IP WLS BF H R ER SO BB IBB HBP BLK WP HR S P ERA WHIP	IP WLS BF H R ER SO BB IBB HBP BLK WP HR S P ERA WHIP	IP WLS BF H R ER SO BB IBB HBP BLK WP HR S P ERA WHIP	IP WLS BF H R ER SO BB IBB HBP BLK WP HR S P ERA WHIP

Boston Red Sox @ Detroit Tigers  
Tiger Stadium, Detroit, MI  
Sat Jul 13 1996, 7:05 PM EDT  
Att: 16,671 - Unknown - 76 F

AB 32  
R 5  
H 6  
RBI 5  
BB 3  
SO 10  
LOB 10









Batter	1	2	3	4	5	6	7	8	9	AB	R	H	RBI	BB	SO	LOB	TOP										
<b>2 Derek Jeter, R</b> OBP: 0.356, SLG: 0.391										4	1	2	0	1	0	0	<b>New York Yankees @ Boston Red Sox</b> Fenway Park, Boston, MA Mon Jul 15 1996, 7:05 PM EDT Att: 33,263 - Unknown - 77 F										
<b>Bernie Williams, S</b> OBP: 0.399, SLG: 0.543										5	1	3	0	0	0	1											
<b>Paul O'Neill, L</b> OBP: 0.439, SLG: 0.463										3	0	0	0	2	0	4											
<b>Darryl Strawberry, L</b> OBP: 0.360, SLG: 0.591										4	2	2	1	1	1	2											
<b>Tino Martinez, L</b> OBP: 0.339, SLG: 0.466											5	2	4	2	0	0		2									
<b>Mariano Duncan, R</b> OBP: 0.339, SLG: 0.463											5	0	2	2	0	1		2									
<b>Jim Leyritz, R</b> OBP: 0.335, SLG: 0.350										4	0	1	1	0	0	2											
<b>Gerald Williams, R</b> OBP: 0.369, SLG: 0.497										4	0	0	0	0	1	3											
<b>Andy Fox, L</b> OBP: 0.290, SLG: 0.279										3	0	0	0	0	3	1											
<b>Joe Girardi, R</b> OBP: 0.359, SLG: 0.356									1	0	0	0	0	0	0	0											
<b>Inning Stats</b>	R: 3 E: 0 K: 0 S: 16	H: 4 LOB: 1 BB: 0 P: 22	R: 0 E: 0 K: 1 S: 7	H: 1 LOB: 0 BB: 0 P: 10	R: 2 E: 0 K: 0 S: 14	H: 5 LOB: 2 BB: 0 P: 17	R: 0 E: 0 K: 2 S: 12	H: 1 LOB: 1 BB: 1 P: 21	R: 1 E: 0 K: 1 S: 9	H: 2 LOB: 1 BB: 0 P: 13	R: 0 E: 0 K: 0 S: 14	H: 0 LOB: 2 BB: 2 P: 22	R: 0 E: 0 K: 2 S: 10	H: 0 LOB: 0 BB: 0 P: 12	R: 0 E: 0 K: 0 S: 5	H: 0 LOB: 1 BB: 1 P: 13	R: 0 E: 0 K: 0 S: 6	H: 1 LOB: 0 BB: 0 P: 7	1B: 11 2B: 3 3B: 0 HR: 0	SF: 0 SAC: 0 DP: 2 HBP: 0	WP: 0 PB: 0 SB: 2 CS: 0	PA: 43					
<b>PITCHER</b>	IP	WLS	BF	H	R	ER	SO	BB	IBB	HBP	BLK	WP	HR	S	P	ERA	WHIP										
<b>49 Tim Wakefield, R</b> ERA: 6.45	5.0	W	27	13	6	6	4	1	0	0	0	0	0	58	83	10.80	2.800										
<b>Vaughn Eshelman, L</b> ERA: 7.85	2.1		10	0	0	0	2	3	0	0	0	0	0	26	42	0.00	1.286										
<b>Joe Hudson, R</b> ERA: 4.97	0.1		1	0	0	0	0	0	0	0	0	0	0	1	3	0.00	0.000										
<b>Mike Stanton, L</b> ERA: 3.17	0.2	S	3	1	0	0	0	0	0	0	0	0	0	5	6	0.00	1.500										
<b>Heathcliff Stocumb, R</b> ERA: 3.09	0.2	S	1	0	0	0	0	0	0	0	0	0	0	3	3	0.00	0.000										

Batter	1	2	3	4	5	6	7	8	9	AB	R	H	RBI	BB	SO	LOB	BOTTOM										
<b>Jeff Frye, R</b> OBP: 0.355, SLG: 0.303										5	2	3	2	0	1	1	<b>New York Yankees @ Boston Red Sox</b> Fenway Park, Boston, MA Mon Jul 15 1996, 7:05 PM EDT Att: 33,263 - Unknown - 77 F										
<b>John Valentin, R</b> OBP: 0.383, SLG: 0.460										5	1	2	1	0	0	3											
<b>Mo Vaughn, L</b> OBP: 0.431, SLG: 0.622										4	0	1	1	1	1	3											
<b>Jose Canseco, R</b> OBP: 0.421, SLG: 0.654										4	0	2	1	0	1	2											
<b>Tim Lincecum, R</b> OBP: 0.389, SLG: 0.506										4	0	0	0	0	1	3											
<b>18 Reggie Jefferson, S</b> OBP: 0.415, SLG: 0.682										4	2	2	1	0	1	0											
<b>Jose Malave, R</b> OBP: 0.281, SLG: 0.419										2	1	0	0	2	0	0											
<b>Mike Stanley, R</b> OBP: 0.399, SLG: 0.512										4	1	2	1	0	0	1											
<b>Troy O'Leary, L</b> OBP: 0.325, SLG: 0.400										4	1	1	0	0	1	2											
<b>Lee Tinsley, S</b> OBP: 0.282, SLG: 0.268										4	1	1	0	0	1	2											
<b>Inning Stats</b>	R: 1 E: 0 K: 2 S: 15	H: 2 LOB: 1 BB: 0 P: 25	R: 4 E: 0 K: 0 S: 16	H: 4 LOB: 0 BB: 1 P: 26	R: 1 E: 0 K: 2 S: 14	H: 1 LOB: 0 BB: 0 P: 19	R: 1 E: 1 K: 1 S: 14	H: 2 LOB: 2 BB: 0 P: 22	R: 0 E: 0 K: 0 S: 7	H: 0 LOB: 1 BB: 1 P: 13	R: 1 E: 0 K: 0 S: 12	H: 2 LOB: 2 BB: 1 P: 18	R: 0 E: 0 K: 1 S: 12	H: 1 LOB: 0 BB: 0 P: 19	R: 0 E: 0 K: 0 S: 10	H: 1 LOB: 1 BB: 0 P: 19	R: 0 E: 0 K: 0 S: 6	H: 1 LOB: 0 BB: 0 P: 7	1B: 8 2B: 4 3B: 0 HR: 1	SF: 0 SAC: 0 DP: 1 HBP: 0	WP: 0 PB: 0 SB: 1 CS: 1	PA: 40					
<b>PITCHER</b>	IP	WLS	BF	H	R	ER	SO	BB	IBB	HBP	BLK	WP	HR	S	P	ERA	WHIP										
<b>Ramiro Mendoza, R</b> ERA: 8.05	2.0		12	6	5	5	2	1	0	0	1	1	0	31	51	22.50	3.500										
<b>Mark Hutton, R</b> ERA: 5.31	3.2	L	18	4	3	2	3	2	0	0	0	0	1	42	66	4.91	1.636										
<b>Jeff Nelson, R</b> ERA: 4.53	2.1		9	3	0	0	1	0	0	0	0	0	0	27	44	0.00	1.286										





Batter	1	2	3	4	5	6	7	8	9	AB	R	H	RBI	BB	SO	LOB	TOP								
<b>2 Derek Jeter, R</b> OBP: 0.354, SLG: 0.392	1-1 F8	1-0 1B		1-1 F9		1-3 K		2-3 K		5	0	1	1	0	2	1	<b>New York Yankees @ Boston Red Sox</b> Fenway Park, Boston, MA Tue Jul 16 1996, 7:05 PM EDT Att: 34,676 - Unknown - 86 F								
<b>Bernie Williams, S</b> OBP: 0.402, SLG: 0.541	2-3 K	0-0 2B			0-1 B5		4-2 2B	4-1 2B		3	1	1	1	2	1	0									
<b>Paul O'Neill, L</b> OBP: 0.441, SLG: 0.469	1-0 P5	1-0 L8			4-2 2B		3-0 2B	2-2 2B		4	1	2	2	1	0	2									
<b>Darryl Strawberry, L</b> OBP: 0.400, SLG: 0.600		3-2 F8	3-3 K		0-1 G4-3		4-0 L3	4-0 G3-6-1		3	0	1	1	2	1	0									
<b>Tino Martinez, L</b> OBP: 0.338, SLG: 0.461		0-0 G6-3	4-2 BB		0-1 G4-3		0-1 L3	0-0 G3-6-1		4	0	0	0	1	0	6									
<b>Mike Aldrete, L</b> OBP: 0.333, SLG: 0.500	4-2 1B	1-3 K		4-2 2B			1-2 G1-3		2-0 G6-3	1	1	0	0	2	1	1									
<b>Gerald Williams, R</b> OBP: 0.366, SLG: 0.492	1-3 2B	1-3 K		4-2 BB						2	0	0	0	0	0	1									
<b>Joe Girardi, R</b> OBP: 0.363, SLG: 0.358	2-0 1B	1-3 K		1-3 K				1-1 1B	4-0 1B	4	2	2	0	1	2	3									
<b>Andy Fox, L</b> OBP: 0.294, SLG: 0.283	3-1 1B	1-2 1B		1-0 F8		2-3 K		0-1 E5	3-1 G4-6-3	5	2	2	1	0	1	1									
<b>Matt Howard, R</b> OBP: 0.213, SLG: 0.273	1-1 2B	1-3 1B		0-3 K		3-2 P5		0-1 2B	1-2 G4-6-3	5	2	2	3	0	1	2									
<b>Inning Stats</b>	R: 0 E: 0 K: 1 S: 6	H: 0 LOB: 0 BB: 0 P: 10	R: 4 E: 0 K: 0 S: 15	H: 5 LOB: 2 BB: 1 P: 30	R: 0 E: 0 K: 3 S: 16	H: 0 LOB: 1 BB: 1 P: 25	R: 0 E: 0 K: 1 S: 6	H: 0 LOB: 0 BB: 0 P: 8	R: 1 E: 0 K: 2 S: 15	H: 1 LOB: 2 BB: 2 P: 24	R: 0 E: 0 K: 2 S: 10	H: 0 LOB: 0 BB: 0 P: 16	R: 1 E: 0 K: 0 S: 9	H: 1 LOB: 1 BB: 2 P: 21	R: 3 E: 1 K: 1 S: 14	H: 3 LOB: 2 BB: 2 P: 27	R: 0 E: 0 K: 0 S: 6	H: 1 LOB: 1 BB: 1 P: 16	1B: 7 2B: 5 3B: 0 HR: 0	SF: 0 SAC: 0 DP: 3 HBP: 0	WP: 0 PB: 0 SB: 0 CS: 0	PA: 45			
<b>PITCHER</b>	IP	WLS	BF	H	R	ER	SO	BB	IBB	HBP	BLK	WP	HR	S	P	ERA	WHIP								
<b>Roger Clemens, R</b> ERA: 4.12	6.0	L	30	7	6	6	8	5	0	0	0	0	0	72	124	9.00	2.000								
<b>Eric Gunderson, L</b> ERA: 4.55	0.2		2	0	0	0	0	1	0	0	0	0	0	2	6	0.00	1.500								
<b>Rich Garcés, R</b> ERA: 5.59	0.2		8	3	3	2	1	1	1	0	0	0	0	16	30	27.00	6.000								
<b>Joe Hudson, R</b> ERA: 4.67	1.2		5	1	0	0	0	1	0	0	0	0	0	7	17	0.00	1.200								

Batter	1	2	3	4	5	6	7	8	9	AB	R	H	RBI	BB	SO	LOB	BOTTOM								
<b>Jeff Frye, R</b> OBP: 0.357, SLG: 0.308	3-2 HR	4-1 BB		2-2 F7			2-3 K		1-1 G6-3	4	1	1	0	1	1	1	<b>New York Yankees @ Boston Red Sox</b> Fenway Park, Boston, MA Tue Jul 16 1996, 7:05 PM EDT Att: 34,676 - Unknown - 86 F								
<b>John Valentin, R</b> OBP: 0.390, SLG: 0.465	4-0 HR	4-2 FC6-5		2-2 1B			3-1 G4-3	2-0 PB	2-3 DI	3	1	3	1	2	0	0									
<b>Mo Vaughn, L</b> OBP: 0.428, SLG: 0.615	2-2 K	4-2 BB		3-3 K			0-2 G4-3	3-3 K	3-3 K	4	0	0	1	1	3	5									
<b>Jose Canseco, R</b> OBP: 0.416, SLG: 0.645	1-0 P3	2-3 FC6-5			2-3 K		1-2 F9			4	0	0	0	0	1	6									
<b>Tim Lincecum, R</b> OBP: 0.387, SLG: 0.513	0-0 HR		3-1 F9		2-1 G6-3			1-0 F8		4	1	1	3	0	0	0									
<b>Mike Stanley, R</b> OBP: 0.397, SLG: 0.508	0-1 G5-3		1-1 FC4-6		0-2 G6-3			0-3 K		4	0	1	0	0	1	0									
<b>Kevin Mitchell, R</b> OBP: 0.328, SLG: 0.355		2-0 F9	3-2 F8			3-1 F9		0-2 G4-3		4	0	0	0	0	0	1									
<b>Jose Malave, R</b> OBP: 0.276, SLG: 0.411		0-2 G1-3	0-2 FC4-6			1-1 G1-6-3			0-1 G6-3	2	0	0	0	0	0	1									
<b>Troy O'Leary, L</b> OBP: 0.324, SLG: 0.399										1	0	0	0	0	0	0									
<b>Jeff Manto, R</b> OBP: 0.350, SLG: 0.529										1	1	1	0	0	0	0									
<b>Lee Tinsley, S</b> OBP: 0.282, SLG: 0.263		3-2 E		1-3 K			1-1 G3		0-1 G1-3	3	1	0	0	0	1	1									
<b>Inning Stats</b>	R: 3 E: 0 K: 1 S: 11	H: 2 LOB: 0 BB: 1 P: 21	R: 1 E: 0 K: 0 S: 16	H: 0 LOB: 3 BB: 3 P: 35	R: 0 E: 0 K: 2 S: 16	H: 1 LOB: 1 BB: 0 P: 18	R: 0 E: 0 K: 2 S: 16	H: 1 LOB: 0 BB: 0 P: 24	R: 0 E: 0 K: 1 S: 8	H: 0 LOB: 0 BB: 0 P: 12	R: 0 E: 0 K: 0 S: 6	H: 0 LOB: 0 BB: 0 P: 11	R: 0 E: 0 K: 1 S: 12	H: 1 LOB: 1 BB: 0 P: 18	R: 0 E: 0 K: 1 S: 7	H: 0 LOB: 0 BB: 0 P: 8	R: 1 E: 0 K: 1 S: 10	H: 2 LOB: 1 BB: 0 P: 16	1B: 4 2B: 2 3B: 0 HR: 1	SF: 0 SAC: 0 DP: 0 HBP: 1	WP: 0 PB: 1 SB: 1 CS: 0	PA: 39			
<b>PITCHER</b>	IP	WLS	BF	H	R	ER	SO	BB	IBB	HBP	BLK	WP	HR	S	P	ERA	WHIP								
<b>Jimmy Key, L</b> ERA: 4.97	5.0	W	24	4	4	4	4	4	0	0	0	0	0	62	110	7.20	1.600								
<b>Bob Wickman, R</b> ERA: 3.64	1.0		3	0	0	0	0	0	0	0	0	0	0	6	11	0.00	0.000								
<b>42 Mariano Rivera, R</b> ERA: 1.66	2.0		7	1	0	0	2	0	0	0	0	0	0	19	26	0.00	0.500								
<b>Dale Polley, L</b> ERA: 3.38	1.0		5	2	1	1	1	0	0	0	0	0	0	10	16	9.00	2.000								

AB	36
R	9
H	11
RBI	9
BB	9
SO	9
LOB	17



AB	34
R	5
H	7
RBI	5
BB	4
SO	7
LOB	15





Batter	1	2	3	4	5	6	7	8	9	AB	R	H	RBI	BB	SO	LOB	TOP										
Wade Boggs, L (1,5) OBP: 0.394, SLG: 0.406	4-1 1B S BB	0-1 L5		2-1 G6-3		2-0 2B		0-0 HR 2B	0-2 G4-3	5	1	2	0	1	0	3											
Bernie Williams, S (1,8) OBP: 0.403, SLG: 0.550	3-3 K		2-1 HR 1B	1-2 G6-3		0-1 F8		1-2 HR 2B	0-0 1B 1B	6	3	3	3	0	1	2											
Paul O'Neill, L (1,9) OBP: 0.446, SLG: 0.483	0-2 1B		2-1 HR		3-2 G4-3		4-0 HR 1B BB	0-0 BB PB 1B	0-0 1B 1B	5	3	4	2	1	0	0											
Darryl Strawberry, L (1,10) OBP: 0.389, SLG: 0.533	1-3 K		4-1 1B BB		2-2 F8		1-0 P5	1-1 F7	0-0 1B SF8 1B	5	1	1	1	1	1	4											
Tino Martinez, L (1,3) OBP: 0.345, SLG: 0.465	1-1 G4-3		0-2 1B		1-1 1B		2-0 HR 1B	4-0 BB	1-1 BB FC4-6 1B	5	1	4	1	1	0	2											
Ruben Sierra, S (1,7) OBP: 0.327, SLG: 0.404		3-2 L8	2-3 K		2-1 FC6 1B		0-0 HR	1-1 F7	1-0 SF8	5	1	2	4	0	1	4											
Gerald Williams, R (9,7) OBP: 0.366, SLG: 0.492										0	0	0	0	0	0	0											
Jim Leyritz, R (1,2) OBP: 0.341, SLG: 0.500		0-2 G1-3	2-3 K		0-0 FC6		0-3 K	4-0 FC4-6	0-0 FC4-6	4	0	0	0	0	2	4	AB 45										
Joe Girardi, R (8,2) OBP: 0.362, SLG: 0.357					1-2 1B			1-2 BB	1-2 1B	0	0	0	0	1	0	0	R 11										
2 Derek Jeter, R (1,6) OBP: 0.355, SLG: 0.395		0-0 2B	1-3 K							1	0	0	0	0	0	1	H 19										
Andy Fox, L (1,4) OBP: 0.295, SLG: 0.279		4-0 BB			0-1 G3		2-1 G4-3		2-2 G4-3 1B 2B	5	0	2	0	0	1	5	RBI 11										
Mariano Duncan, R (7,4) OBP: 0.341, SLG: 0.468																	BB 6										
Inning Stats	R: 0 E: 0 K: 2 S: 12	H: 1 LOB: 2 BB: 1 P: 21	R: 0 E: 0 K: 0 S: 10	H: 1 LOB: 2 BB: 1 P: 17	R: 2 E: 0 K: 3 S: 17	H: 3 LOB: 2 BB: 1 P: 30	R: 0 E: 0 K: 0 S: 7	H: 0 LOB: 0 BB: 0 P: 10	R: 0 E: 0 K: 0 S: 12	H: 2 LOB: 1 BB: 0 P: 20	R: 0 E: 0 K: 0 S: 7	H: 1 LOB: 1 BB: 0 P: 12	R: 3 E: 0 K: 1 S: 9	H: 3 LOB: 1 BB: 1 P: 18	R: 2 E: 0 K: 0 S: 12	H: 3 LOB: 3 BB: 2 P: 26	R: 4 E: 0 K: 0 S: 17	H: 5 LOB: 1 BB: 0 P: 21	1B: 12 2B: 4 3B: 0 HR: 3	SF: 1 SAC: 0 DP: 0 HBP: 0	WP: 0 PB: 1 CS: 1	PA: 52					
PITCHER	IP	WLS	BF	H	R	ER	SO	BB	IBB	HBP	BLK	WP	HR	S	P	ERA	WHIP										
Tom Gordon, R (1,1) ERA: 6.11	6.1		33	10	5	5	5	4	0	0	0	0	2	68	120	7.11	2.211										
Joe Hudson, R (7,1) ERA: 4.61	0.1		2	1	0	0	1	0	0	0	0	0	0	5	7	0.00	3.000										
Mike Stanton, L (7,1) ERA: 3.46	0.2		6	3	2	2	0	1	0	0	0	0	1	8	14	27.00	6.000										
Heathcliff Slocumb, R (8,1) ERA: 3.78	1.0		9	5	4	4	0	1	0	0	0	0	0	20	31	36.00	6.000										
Vaughn Eshelman, L (9,1) ERA: 7.71	0.2	W	2	0	0	0	0	0	0	0	0	0	0	2	3	0.00	0.000										
Jeff Frye, R (1,4) OBP: 0.350, SLG: 0.303	1-1 F8		2-3 K		2-2 G5-3		2-3 K		2-0 1B	6	0	1	1	0	3	0											
John Valentin, R (1,6) OBP: 0.390, SLG: 0.466	1-2 F8		1-2 G5-3		2-1 HBP 2B 1B		3-2 HR 2B		1-3 K 1B	5	2	2	0	0	1	0											
Mo Vaughn, L (1,3) OBP: 0.428, SLG: 0.610	4-2 BB 1B BB		2-2 F8		2-2 F7		2-0 HR HBP		0-0 G4-3	3	2	0	0	1	0	1											
Jose Canseco, R (1,10) OBP: 0.419, SLG: 0.652	4-1 1B BB				3-2 G5-3		2-1 2B HBP HR		0-0 F8	3	2	1	3	1	0	0											
Tim Lincecum, R (1,5) OBP: 0.397, SLG: 0.526	0-0 FC6-4 1B		4-2 1B BB		4-2 1B BB		2-0 2B 2B		2-2 2B BB	3	3	3	2	2	0	0											
Mike Stanley, R (1,2) OBP: 0.401, SLG: 0.511	3-1 FC6-4		0-2 1B		0-2 1B		4-0 2B BB		2-3 K 2B	4	1	2	0	1	1	3											
Bill Haselman, R (9,FR) OBP: 0.289, SLG: 0.383	1-2 1B		1-3 1B		1-3 1B		2-3 K		2-1 2B 2B	0	1	0	0	0	0	0											
Kevin Mitchell, R (1,9) OBP: 0.333, SLG: 0.373		2-2 L5		1-0 1B		2-1 2B		2-3 K		1-3 K	5	0	2	4	0	2											
Jose Malave, R (1,7) OBP: 0.265, SLG: 0.394		1-0 G6-3		1-2 3H 1B		1-1 L5		1-1 P6		4-0 2B 1B IBB	4	0	0	0	0	3											
1B Reggie Jefferson, S (9,PH) OBP: 0.419, SLG: 0.682											0	1	0	0	1	0											
Lee Tinsley, S (1,8) OBP: 0.275, SLG: 0.256		1-3 K		3-3 K		1-2 G1-3		1-3 K		0-0 1B 2B	4	0	0	0	0	3											
Troy O'Leary, L (9,PH) OBP: 0.326, SLG: 0.404										1-3 2B	1	0	1	2	0	0											
Inning Stats	R: 1 E: 0 K: 0 S: 12	H: 1 LOB: 2 BB: 2 P: 25	R: 0 E: 0 K: 1 S: 7	H: 0 LOB: 0 BB: 0 P: 11	R: 0 E: 0 K: 1 S: 10	H: 0 LOB: 0 BB: 0 P: 15	R: 1 E: 0 K: 1 S: 21	H: 2 LOB: 2 BB: 1 P: 34	R: 4 E: 0 K: 0 S: 14	H: 3 LOB: 1 BB: 1 P: 30	R: 3 E: 0 K: 2 S: 19	H: 3 LOB: 1 BB: 0 P: 34	R: 0 E: 0 K: 2 S: 8	H: 0 LOB: 0 BB: 0 P: 12	R: 0 E: 0 K: 2 S: 8	H: 0 LOB: 0 BB: 0 P: 9	R: 3 E: 0 K: 1 S: 8	H: 3 LOB: 3 BB: 2 P: 21	1B: 5 2B: 6 3B: 0 HR: 1	SF: 0 SAC: 0 DP: 0 HBP: 2	WP: 1 PB: 0 CS: 0	PA: 46					
PITCHER	IP	WLS	BF	H	R	ER	SO	BB	IBB	HBP	BLK	WP	HR	S	P	ERA	WHIP										
Kenny Rogers, L (1,1) ERA: 4.47	4.2		24	5	6	6	3	4	0	1	0	0	0	12	22	18.00	2.000										
Bob Wickman, R (5,1) ERA: 3.89	1.0		6	2	2	2	1	0	0	1	0	0	0	18	29	6.75	1.500										
Jeff Nelson, R (6,1) ERA: 4.6	1.1		6	2	1	1	3	0	0	0	0	1	1	8	9	0.00	0.000										
Jim Mecir, R (8,1) ERA: 2.78	1.0		3	0	0	0	2	0	0	0	0	0	0	8	9	0.00	0.000										
John Wetteland, R (9,1) ERA: 3.32	0.2	L	7	3	3	3	1	1	1	0	0	0	0	8	21	40.50	6.000										

New York Yankees @ Boston Red Sox  
Fenway Park, Boston, MA  
Wed Jul 17 1996, 7:05 PM EDT  
Att: 34,082 - Unknown - 87 F

AB 45  
R 11  
H 19  
RBI 11  
BB 6  
SO 6  
LOB 26



New York Yankees @ Boston Red Sox  
Fenway Park, Boston, MA  
Wed Jul 17 1996, 7:05 PM EDT  
Att: 34,082 - Unknown - 87 F

AB 38  
R 12  
H 12  
RBI 12  
BB 6  
SO 10  
LOB 11





Batter	1	2	3	4	5	6	7	8	9	AB	R	H	RBI	BB	SO	LOB	TOP								
<b>Brady Anderson, L</b> (1, 8) OBP: 0.398, SLG: 0.647	G5-4-3 BB		G4-3		G1-3		E		K	4	0	1	0	1	1	0									
<b>Luis Polonia, L</b> (1, 9) OBP: 0.297, SLG: 0.324	P5		K				P6			3	1	1	0	0	1	1									
<b>Mike Devereaux, R</b> (7, PH) OBP: 0.331, SLG: 0.361						F8 1B SF9			BB	1	0	0	0	1	0	2									
<b>Cal Ripken Jr., R</b> (1, 5) OBP: 0.349, SLG: 0.477	G5-4-3 1-2		G3-1			FC6 1B	E6		P8	5	0	1	0	0	0	3									
<b>Rafael Palmeiro, L</b> (1, 3) OBP: 0.397, SLG: 0.552		S 1B			F7	F8	L8			4	1	1	0	0	0	4									
<b>Bobby Bonilla, S</b> (1, 10) OBP: 0.348, SLG: 0.440		K			K	SF9		SH1-3 2B		3	1	1	1	0	2	1									
<b>B.J. Surhoff, L</b> (1, 7) OBP: 0.347, SLG: 0.493		FC4-6 2-H 1B			HR	FC6 1-2		SH1-3		3	1	2	2	0	0	1									
<b>Chris Hoiles, R</b> (1, 2) OBP: 0.331, SLG: 0.453		FC4-6 1B			K		HR	SF9		3	1	2	2	0	1	0									
<b>Jeff Huson, L</b> (1, 4) OBP: 0.333, SLG: 0.294		FC4-6 1-2 2-3			G1-3		E 1B	G6-3		4	1	1	0	0	0	2									
<b>Manny Alexander, R</b> (1, 6) OBP: 0.192, SLG: 0.143		K			K			G4-3		4	0	0	0	0	3	3									
<b>Inning Stats</b>	R: 0 E: 0 K: 0 S: 13	H: 0 LOB: 0 BB: 1 P: 19	R: 1 E: 0 K: 2 S: 17	H: 3 LOB: 2 BB: 0 P: 26	R: 0 E: 0 K: 1 S: 10	H: 0 LOB: 0 BB: 0 P: 16	R: 1 E: 0 K: 2 S: 9	H: 1 LOB: 0 BB: 0 P: 19	R: 0 E: 0 K: 1 S: 9	H: 0 LOB: 0 BB: 0 P: 9	R: 1 E: 0 K: 0 S: 10	H: 2 LOB: 1 BB: 0 P: 17	R: 2 E: 1 K: 1 S: 20	H: 3 LOB: 2 BB: 0 P: 27	R: 1 E: 0 K: 0 S: 7	H: 1 LOB: 0 BB: 0 P: 12	R: 0 E: 0 K: 1 S: 10	H: 0 LOB: 1 BB: 1 P: 15	1B: 7 2B: 1 3B: 0 HR: 2	SF: 2 SAC: 1 DP: 1 HBP: 0	WP: 0 PB: 0 SB: 1 CS: 0	PA: 39			
<b>PITCHER</b>	IP	WLS	BF	H	R	ER	SO	BB	IBB	HBP	BLK	WP	HR	S	P	ERA	WHIP								
<b>Aaron Sele, R</b> (1, 1) ERA: 5.74	6.1	L	27	8	5	4	7	1	0	0	0	0	2	76	116	5.68	1.421								
<b>Vaughn Eshelman, L</b> (7, 1) ERA: 7.75	1.0		6	2	1	1	0	0	0	0	0	0	0	14	20	9.00	2.000								
<b>Rich Garces, R</b> (8, 1) ERA: 5.36	1.2		6	0	0	0	1	1	0	0	0	0	0	15	24	0.00	0.600								

**Baltimore Orioles @ Boston Red Sox**  
Fenway Park, Boston, MA  
Thu Jul 18 1996, 7:05 PM EDT  
Att: 33,014 - Unknown - 89 F

AB	34
R	6
H	10
RBI	5
BB	2
SO	8
LOB	17



Batter	1	2	3	4	5	6	7	8	9	AB	R	H	RBI	BB	SO	LOB	BOTTOM								
<b>Jeff Frye, R</b> (1, 4) OBP: 0.341, SLG: 0.295	G4-3		G6-3		SF8		L4		P4	4	0	0	1	0	0	1									
<b>John Valentin, R</b> (1, 6) OBP: 0.390, SLG: 0.465					F9					3	0	1	0	0	0	2									
<b>Jeff Manto, R</b> (7, PH) OBP: 0.409, SLG: 0.722					FC5-4 1-2		HR		BB	1	1	1	2	1	0	0									
<b>Mo Vaughn, L</b> (1, 3) OBP: 0.425, SLG: 0.604		K			1B		G3		K	5	0	1	0	0	2	2									
<b>Jose Canseco, R</b> (1, 10) OBP: 0.416, SLG: 0.645		P5			K		K		K	5	0	1	0	0	3	3									
<b>Tim Lincecum, R</b> (1, 5) OBP: 0.392, SLG: 0.518		L9			G5-3		E4 BB		G6-3	4	0	0	0	0	0	2									
<b>Mike Stanley, R</b> (1, 2) OBP: 0.402, SLG: 0.511		K					F9		1B	4	1	2	0	0	1	2									
<b>Kevin Mitchell, R</b> (1, 7) OBP: 0.355, SLG: 0.386					G6-3		BB 1B		1B	3	0	2	0	1	0	0									
<b>Jose Malave, R</b> (1, 9) OBP: 0.257, SLG: 0.382					G5-3		P4		G1-3	3	0	0	0	0	0	5									
<b>1B Reggie Jefferson, S</b> (8, PH) OBP: 0.416, SLG: 0.679									K	1	0	0	0	0	1	2									
<b>Troy O'Leary, L</b> (1, 8) OBP: 0.326, SLG: 0.400					F8		FC5-4 BB		E3 HR	3	1	0	0	1	1	2									
<b>Inning Stats</b>	R: 0 E: 0 K: 1 S: 15	H: 1 LOB: 1 BB: 0 P: 23	R: 0 E: 0 K: 1 S: 6	H: 0 LOB: 0 BB: 0 P: 9	R: 0 E: 0 K: 0 S: 5	H: 0 LOB: 0 BB: 0 P: 8	R: 0 E: 0 K: 1 S: 8	H: 1 LOB: 1 BB: 0 P: 12	R: 1 E: 0 K: 0 S: 8	H: 2 LOB: 2 BB: 1 P: 13	R: 0 E: 1 K: 0 S: 17	H: 1 LOB: 3 BB: 1 P: 30	R: 2 E: 1 K: 1 S: 9	H: 1 LOB: 0 BB: 0 P: 14	R: 0 E: 0 K: 2 S: 13	H: 2 LOB: 2 BB: 0 P: 17	R: 0 E: 0 K: 2 S: 10	H: 0 LOB: 1 BB: 1 P: 17	1B: 7 2B: 0 3B: 0 HR: 1	SF: 1 SAC: 0 DP: 0 HBP: 0	WP: 0 PB: 0 SB: 0 CS: 0	PA: 40			
<b>PITCHER</b>	IP	WLS	BF	H	R	ER	SO	BB	IBB	HBP	BLK	WP	HR	S	P	ERA	WHIP								
<b>David Wells, L</b> (1, 1) ERA: 4.95	6.2	W	30	6	3	2	3	2	0	0	0	0	1	65	103	2.70	1.200								
<b>Keith Shepherd, R</b> (7, 1) ERA: 7.04	0.2		4	2	0	0	1	0	0	0	0	0	0	8	13	0.00	3.000								
<b>Randy Myers, L</b> (8, 1) ERA: 3.27	1.2	S	6	0	0	0	4	1	0	0	0	0	0	18	27	0.00	0.600								

**Baltimore Orioles @ Boston Red Sox**  
Fenway Park, Boston, MA  
Thu Jul 18 1996, 7:05 PM EDT  
Att: 33,014 - Unknown - 89 F

AB	36
R	3
H	8
RBI	3
BB	3
SO	8
LOB	21






Batter	1	2	3	4	5	6	7	8	9	AB	R	H	RBI	BB	SO	LOB	TOP																					
Mike Devereaux, R OBP: 0.328, SLG: 0.355 (1, 8)	L9		L9		G5-3			G4-3		4	0	0	0	1	0	2																						
Billy Ripken, R OBP: 0.284, SLG: 0.342 (1, 4) (7, 5)	G1-3		K					E6		5	0	0	0	0	2	2																						
Cal Ripken Jr., R OBP: 0.349, SLG: 0.476 Luis Polonia, L OBP: 0.296, SLG: 0.322 (1, 5) (7, 9)	F8				L7			FC4-6		3	0	1	0	0	0	0																						
Rafael Palmeiro, L OBP: 0.331, SLG: 0.553 Jeff Huson, L OBP: 0.366, SLG: 0.333 (1, 3) (7, 4)					K			1B		3	0	1	0	0	1	1																						
Bobby Bonilla, S OBP: 0.347, SLG: 0.437 (1, 9) (7, 3)					K			F8		1	1	1	0	0	0	0																						
B.J. Surhoff, L OBP: 0.352, SLG: 0.500 (1, 10)					L5			F8		4	0	1	1	0	0	2																						
Chris Hoiles, R OBP: 0.428, SLG: 0.449 Gregg Zaun, S OBP: 0.306, SLG: 0.337 (1, 2) (7, 2)					L8			1B		4	0	3	1	0	0	1																						
Mark Smith, R OBP: 0.230, SLG: 0.394 (1, 7)					1B			2B		2	0	0	0	1	1	2																						
Manny Alexander, R OBP: 0.179, SLG: 0.132 (1, 6)					K			G6-3		1	0	0	0	0	0	2																						
Inning Stats	R: 0 E: 0 K: 0 S: 3	H: 0 LOB: 0 BB: 0 P: 5	R: 0 E: 0 K: 1 S: 10	H: 1 LOB: 2 BB: 1 P: 18	R: 0 E: 0 K: 1 S: 7	H: 0 LOB: 0 BB: 0 P: 12	R: 0 E: 0 K: 1 S: 5	H: 0 LOB: 0 BB: 0 P: 11	R: 0 E: 0 K: 2 S: 13	H: 2 LOB: 2 BB: 0 P: 21	R: 0 E: 0 K: 1 S: 8	H: 1 LOB: 1 BB: 0 P: 14	R: 0 E: 0 K: 0 S: 9	H: 1 LOB: 0 BB: 0 P: 15	R: 2 E: 1 K: 0 S: 8	H: 3 LOB: 2 BB: 0 P: 12	R: 0 E: 0 K: 0 S: 3	H: 0 LOB: 1 BB: 2 P: 11	1B: 6 2B: 2 3B: 0 HR: 0	SF: 0 SAC: 0 DP: 1 HBP: 0	WP: 0 PB: 0 SB: 0 CS: 0	PA: 38																
PITCHER	IP	WLS	BF	H	R	ER	SO	BB	IBB	HBP	BLK	WP	HR	S	P	ERA	WHIP	PITCHER				IP	WLS	BF	H	R	ER	SO	BB	IBB	HBP	BLK	WP	HR	S	P	ERA	WHIP
Jamie Moyer, L ERA: 4.66 Joe Hudson, R ERA: 4.45 (1, 1) (9, 1)	8.0	W	34	8	2	0	6	1	0	0	0	0	0	63	108	0.00	1.125					1.0		4	0	0	0	0	2	0	0	0	0	0	3	11	0.00	2.000

**Baltimore Orioles @ Boston Red Sox**  
Fenway Park, Boston, MA  
Fri Jul 19 1996, 7:05 PM EDT  
Att: 32,262 - Unknown - 74 F


**AB 35**  
**R 2**  
**H 8**  
**RBI 2**  
**BB 3**  
**SO 6**  
**LOB 20**



Batter	1	2	3	4	5	6	7	8	9	AB	R	H	RBI	BB	SO	LOB	BOTTOM																					
Jeff Frye, R OBP: 0.353, SLG: 0.302 (1, 4)	S		1B		1B			FC6-4		3	5	2	0	2	0	1																						
Troy O'Leary, L OBP: 0.325, SLG: 0.406 (1, 9)	G5-3		1B		1B			E4		5	2	3	1	0	0	2																						
Mo Vaughn, L OBP: 0.428, SLG: 0.614 Mike Greenwell, L OBP: 0.265, SLG: 0.311 (1, 3) (7, PH) (8, 7)	1B		F7		HR			1B		4	2	3	5	0	0	2																						
Jose Canseco, R OBP: 0.421, SLG: 0.649 (1, 10)	1B		1B		HR			1B		0	0	0	0	0	1	0																						
Tim Lincecum, R OBP: 0.389, SLG: 0.513 (1, 5)	G1-6-3		1B		HR			BB		4	0	3	2	1	1	2																						
18 Reggie Jefferson, S OBP: 0.416, SLG: 0.672 (1, 7) (8, 3)			FC3-6					K		5	1	2	1	0	2	2																						
Mike Stanley, R OBP: 0.406, SLG: 0.518 Scott Hatteberg, L (8, PH) (9, 2)	P2		1B		L8			G6-3		4	1	1	3	0	0	1																						
Jeff Manto, R OBP: 0.333, SLG: 0.565 (1, 6)	F7		1B		F8			K		5	0	0	0	0	1	1																						
Lee Tinsley, S OBP: 0.280, SLG: 0.262 (1, 8)	G4-3		1B		1B			L7		4	1	2	0	0	0	1																						
Inning Stats	R: 1 E: 0 K: 0 S: 10	H: 2 LOB: 1 BB: 1 P: 19	R: 0 E: 0 K: 0 S: 9	H: 1 LOB: 0 BB: 0 P: 16	R: 1 E: 0 K: 0 S: 12	H: 2 LOB: 2 BB: 1 P: 24	R: 4 E: 0 K: 1 S: 18	H: 5 LOB: 1 BB: 0 P: 32	R: 0 E: 0 K: 2 S: 8	H: 0 LOB: 0 BB: 0 P: 11	R: 6 E: 1 K: 1 S: 15	H: 5 LOB: 0 BB: 0 P: 27	R: 1 E: 0 K: 0 S: 16	H: 2 LOB: 2 BB: 2 P: 27	R: 0 E: 0 K: 1 S: 9	H: 0 LOB: 0 BB: 0 P: 14	1B: 13 2B: 2 3B: 0 HR: 2	SF: 0 SAC: 0 DP: 2 HBP: 0	WP: 0 PB: 0 SB: 1 CS: 0	PA: 44																		
PITCHER	IP	WLS	BF	H	R	ER	SO	BB	IBB	HBP	BLK	WP	HR	S	P	ERA	WHIP	PITCHER				IP	WLS	BF	H	R	ER	SO	BB	IBB	HBP	BLK	WP	HR	S	P	ERA	WHIP
Scott Erickson, R ERA: 4.84 Keith Shepherd, R ERA: 5.4 (1, 1) (5, 1)	4.0	L	23	10	6	6	1	2	0	0	0	0	1	49	91	13.50	3.000					4.0		21	7	7	1	4	2	0	0	0	0	1	48	79	2.25	2.250

**Baltimore Orioles @ Boston Red Sox**  
Fenway Park, Boston, MA  
Fri Jul 19 1996, 7:05 PM EDT  
Att: 32,262 - Unknown - 74 F

**AB 40**  
**R 13**  
**H 17**  
**RBI 13**  
**BB 4**  
**SO 5**  
**LOB 20**





Batter	1	2	3	4	5	6	7	8	9	AB	R	H	RBI	BB	SO	LOB	TOP										
<b>Mike Devereaux, R</b> (1, 8) OBP: 0.327, SLG: 0.353	G6-3		F8			G6-3		1B		4	0	1	0	0	0	0	<b>Baltimore Orioles @ Boston Red Sox</b> Fenway Park, Boston, MA Sat Jul 20 1996, 3:33 AM EDT Att: 33,590 - Sunny - 75 F										
<b>Jeff Huson, L</b> (1, 4) OBP: 0.304, SLG: 0.273	P4		F7			G6-3		P6		4	0	0	0	0	0	1											
<b>Cal Ripken Jr., R</b> (1, 5) OBP: 0.348, SLG: 0.473	1B			L9		G3-1			P4	4	0	1	0	0	0	0											
<b>Rafael Palmeiro, L</b> (1, 10) OBP: 0.395, SLG: 0.548	G6-3			G3			G3	G1-6-3 BB		3	0	0	0	1	0	1											
<b>Bobby Bonilla, S</b> (1, 3) OBP: 0.346, SLG: 0.438		F7		K			1B 2B		G1-6-3	4	0	1	0	0	1	1											
<b>B.J. Surhoff, L</b> (1, 7) OBP: 0.352, SLG: 0.498	G4-3				G1-6-3 1B		L3			3	0	1	0	0	0	1											
<b>Mark Smith, R</b> (1, 9) OBP: 0.260, SLG: 0.411								1B		2	0	2	0	0	0	0											
<b>Gregg Zaun, S</b> (1, 2) OBP: 0.297, SLG: 0.327		F8			G1-6-3 1-2 2-3			L9		3	0	0	0	0	0	3											
<b>Manny Alexander R</b> (1, 6) OBP: 0.172, SLG: 0.127										2	0	0	0	0	0	1											
<b>Luis Polonia, L</b> (8, PH) OBP: 0.294, SLG: 0.320			P4			G5-3		F7		1	0	0	0	0	0	0											
<b>Inning Stats</b>	R: 0 E: 0 K: 0 S: 8	H: 1 LOB: 1 BB: 0 P: 14	R: 0 E: 0 K: 0 S: 13	H: 0 LOB: 1 BB: 0 P: 20	R: 0 E: 0 K: 0 S: 7	H: 0 LOB: 0 BB: 0 P: 9	R: 0 E: 0 K: 1 S: 8	H: 0 LOB: 0 BB: 0 P: 14	R: 0 E: 0 K: 0 S: 14	H: 2 LOB: 1 BB: 0 P: 18	R: 0 E: 0 K: 0 S: 11	H: 0 LOB: 0 BB: 0 P: 16	R: 0 E: 0 K: 0 S: 5	H: 2 LOB: 2 BB: 0 P: 9	R: 0 E: 0 K: 0 S: 8	H: 1 LOB: 1 BB: 0 P: 13	R: 0 E: 0 K: 0 S: 6	H: 0 LOB: 0 BB: 1 P: 14	1B: 5 2B: 1 3B: 0 HR: 0	SF: 0 SAC: 0 DP: 2 HBP: 1	WP: 0 PB: 0 SB: 0 CS: 0	PA: 32					
<b>PITCHER</b>	IP	WLS	BF	H	R	ER	SO	BB	IBB	HBP	BLK	WP	HR	S	P	ERA	WHIP										
<b>49 Tim Wakefield, R</b> (1, 1) ERA: 3.88	8.1	W	31	6	0	0	1	1	0	1	0	0	0	79	125	0.00	0.840										
<b>Heathcliff Slocumb, R</b> (8, 1) ERA: 3.72	0.2	S	1	0	0	0	0	0	0	0	0	0	0	1	2	0.00	0.000										

livebaseballscores.com

AB 30  
R 0  
H 6  
RBI 0  
BB 1  
SO 1  
LOB 8



Batter	1	2	3	4	5	6	7	8	9	AB	R	H	RBI	BB	SO	LOB	BOTTOM										
<b>Jeff Frye, R</b> (1, 4) OBP: 0.351, SLG: 0.296	P2	G4-6-3								3	1	0	0	1	0	2	<b>Baltimore Orioles @ Boston Red Sox</b> Fenway Park, Boston, MA Sat Jul 20 1996, 3:33 AM EDT Att: 33,590 - Sunny - 75 F										
<b>Troy O'Leary, L</b> (1, 8) OBP: 0.331, SLG: 0.414	F8		F8							4	0	2	1	0	0	1											
<b>Mo Vaughn, L</b> (1, 3) OBP: 0.427, SLG: 0.610	F8		K							4	0	1	0	0	1	2											
<b>Jose Canseco, R</b> (1, 10) OBP: 0.422, SLG: 0.645	BB									2	0	0	0	2	0	3											
<b>Tim Lincecum, R</b> (1, 5) OBP: 0.387, SLG: 0.507	BB		P6							3	0	0	0	1	0	2											
<b>18 Reggie Jefferson, S</b> (1, 7) OBP: 0.410, SLG: 0.682										3	0	0	0	0	0	3											
<b>Lee Tinsley, S</b> (8, 8) OBP: 0.279, SLG: 0.280	F7									1	0	0	0	0	0	0											
<b>Kevin Mitchell, R</b> (1, 9) OBP: 0.375, SLG: 0.446										4	1	3	1	0	0	0											
<b>Mike Stanley, R</b> (1, 2) OBP: 0.395, SLG: 0.511	F9									4	0	0	0	0	1	2											
<b>Jeff Manto, R</b> (1, 6) OBP: 0.367, SLG: 0.577										3	0	2	0	0	1	1											
<b>Inning Stats</b>	R: 0 E: 0 K: 0 S: 12	H: 1 LOB: 3 BB: 2 P: 24	R: 1 E: 0 K: 0 S: 10	H: 2 LOB: 0 BB: 0 P: 13	R: 0 E: 0 K: 1 S: 9	H: 0 LOB: 1 BB: 1 P: 20	R: 0 E: 0 K: 1 S: 8	H: 1 LOB: 1 BB: 0 P: 13	R: 1 E: 0 K: 0 S: 12	H: 1 LOB: 1 BB: 1 P: 24	R: 0 E: 0 K: 0 S: 5	H: 0 LOB: 0 BB: 0 P: 9	R: 0 E: 0 K: 0 S: 13	H: 2 LOB: 2 BB: 0 P: 19	R: 0 E: 0 K: 1 S: 12	H: 1 LOB: 1 BB: 0 P: 17	R: 0 E: 0 K: 1 S: 6	H: 1 LOB: 1 BB: 0 P: 14	1B: 5 2B: 2 3B: 0 HR: 1	SF: 0 SAC: 0 DP: 1 HBP: 0	WP: 0 PB: 0 SB: 0 CS: 0	PA: 35					
<b>PITCHER</b>	IP	WLS	BF	H	R	ER	SO	BB	IBB	HBP	BLK	WP	HR	S	P	ERA	WHIP										
<b>Rocky Coppinger, R</b> (1, 1) ERA: 4.85	6.1	L	28	6	2	2	2	4	0	0	0	0	0	60	108	2.84	1.579										
<b>Jesse Orosco, L</b> (7, 1) ERA: 4.63	1.2		7	2	0	0	1	0	0	0	0	0	0	21	31	0.00	1.200										

livebaseballscores.com

AB 31  
R 2  
H 8  
RBI 2  
BB 4  
SO 3  
LOB 16










Batter	1	2	3	4	5	6	7	8	9	AB	R	H	RBI	BB	SO	LOB	TOP				
<b>Jose Offerman, S</b> OBP: 0.367, SLG: 0.366 (1, 6)										4	1	1	0	1	1	2					
<b>Tom Goodwin, L</b> OBP: 0.345, SLG: 0.351 (1, 8)										5	2	4	1	0	0	1					
<b>Keith Lockhart, L</b> OBP: 0.345, SLG: 0.443 (1, 4)										5	0	2	1	0	0	3					
<b>Bip Roberts, S</b> OBP: 0.344, SLG: 0.384 (1, 10)										5	0	1	1	0	0	4					
<b>Michael Tucker, L</b> OBP: 0.323, SLG: 0.405 (1, 3)										3	0	0	0	0	0	2					
<b>Craig Paquette, R</b> OBP: 0.276, SLG: 0.442 <b>David Howard, S</b> OBP: 0.305, SLG: 0.332 (1, 7)										4	0	0	0	0	0	3					
<b>Mike Macfarlane, R</b> OBP: 0.331, SLG: 0.532 (1, 2)										4	1	1	1	0	1	0					
<b>Johnny Damon, L</b> OBP: 0.336, SLG: 0.410 (1, 9)										4	1	2	0	0	1	0					
<b>Joe Randa, R</b> OBP: 0.341, SLG: 0.406 (1, 5)										4	0	1	0	0	0	1					
<b>Inning Stats</b>	R: 0 E: 0 K: 0 S: 10	H: 1 LOB: 2 BB: 1 P: 17	R: 0 E: 0 K: 1 S: 13	H: 2 LOB: 2 BB: 0 P: 18	R: 1 E: 1 K: 0 S: 14	H: 1 LOB: 1 BB: 0 P: 21	R: 0 E: 0 K: 1 S: 5	H: 0 LOB: 0 BB: 0 P: 6	R: 0 E: 0 K: 0 S: 5	H: 1 LOB: 1 BB: 0 P: 7	R: 1 E: 0 K: 1 S: 12	H: 3 LOB: 1 BB: 0 P: 18	R: 0 E: 0 K: 2 S: 7	H: 0 LOB: 0 BB: 0 P: 11	R: 2 E: 0 K: 0 S: 8	H: 3 LOB: 1 BB: 0 P: 9	1B: 11 2B: 0 3B: 0 HR: 1	SF: 0 SAC: 0 DP: 0 HBP: 1	WP: 0 PB: 0 SB: 2 CS: 1	PA: 41	
<b>PITCHER</b>	IP	WLS	BF	H	R	ER	SO	BB	IBB	HBP	BLK	WP	HR	S	P	ERA	WHIP				
<b>Tom Gordon, R</b> ERA: 5.92	(1, 1)	8.1	L	36	10	4	3	6	1	0	1	0	0	1	81	119	3.24	1.320			
<b>Mike Stanton, L</b> ERA: 3.88	(9, 1)	0.2		4	2	1	1	0	0	0	0	0	0	5	6	13.50	3.000				

**Kansas City Royals @ Boston Red Sox**  
Fenway Park, Boston, MA  
Mon Jul 22 1996, 7:05 PM EDT  
Att: 28,109 - Unknown - 83 F

livebaseballscorecards.com

AB	38
R	5
H	12
RBI	4
BB	1
SO	6
LOB	14




Batter	1	2	3	4	5	6	7	8	9	AB	R	H	RBI	BB	SO	LOB	BOTTOM					
<b>Jeff Frye, R</b> OBP: 0.340, SLG: 0.287 (1, 4)										4	0	1	0	0	1	0						
<b>John Valentin, R</b> OBP: 0.388, SLG: 0.462 (1, 6)										3	1	0	0	1	2	1						
<b>Mo Vaughn, L</b> OBP: 0.427, SLG: 0.612 (1, 3)										4	1	2	2	0	0	0						
<b>Jose Canseco, R</b> OBP: 0.420, SLG: 0.640 (1, 10)										4	0	1	0	0	1	2						
<b>Kevin Mitchell, R</b> OBP: 0.371, SLG: 0.439 (1, 9)										4	0	0	0	0	0	3						
<b>18 Reggie Jefferson, S</b> OBP: 0.404, SLG: 0.846 (1, 7)										3	0	0	0	0	0	0						
<b>Tim Lincecum, R</b> OBP: 0.390, SLG: 0.505 (1, 5)										3	0	2	0	0	0	0						
<b>Scott Hatteberg, L</b> (1, 2)										2	0	0	0	0	0	1						
<b>Mike Stanley, R</b> OBP: 0.394, SLG: 0.504 (8, PH)										1	0	0	0	0	0	1						
<b>Lee Tinsley, S</b> OBP: 0.280, SLG: 0.263 <b>Mike Greenwell, L</b> OBP: 0.272, SLG: 0.309 (8, PH)										2	0	0	0	0	0	0						
<b>Inning Stats</b>	R: 0 E: 0 K: 1 S: 11	H: 0 LOB: 0 BB: 0 P: 17	R: 0 E: 0 K: 1 S: 8	H: 0 LOB: 0 BB: 0 P: 12	R: 0 E: 0 K: 0 S: 8	H: 1 LOB: 0 BB: 0 P: 12	R: 2 E: 0 K: 0 S: 9	H: 2 LOB: 1 BB: 0 P: 15	R: 0 E: 0 K: 0 S: 4	H: 0 LOB: 0 BB: 0 P: 7	R: 0 E: 0 K: 2 S: 8	H: 0 LOB: 0 BB: 0 P: 11	R: 0 E: 0 K: 0 S: 7	H: 0 LOB: 0 BB: 0 P: 7	R: 0 E: 0 K: 0 S: 9	H: 1 LOB: 1 BB: 0 P: 12	R: 0 E: 0 K: 0 S: 10	H: 2 LOB: 2 BB: 0 P: 14	1B: 5 2B: 0 3B: 0 HR: 1	SF: 0 SAC: 0 DP: 2 HBP: 0	WP: 0 PB: 0 SB: 0 CS: 0	PA: 32
<b>PITCHER</b>	IP	WLS	BF	H	R	ER	SO	BB	IBB	HBP	BLK	WP	HR	S	P	ERA	WHIP					
<b>Tim Belcher, R</b> ERA: 3.99	(1, 1)	9.0	W	32	6	2	2	4	1	0	0	0	0	1	74	107	2.00	0.778				

**Kansas City Royals @ Boston Red Sox**  
Fenway Park, Boston, MA  
Mon Jul 22 1996, 7:05 PM EDT  
Att: 28,109 - Unknown - 83 F

livebaseballscorecards.com

AB	31
R	2
H	6
RBI	2
BB	1
SO	4
LOB	9





Batter	1	2	3	4	5	6	7	8	9	AB	R	H	RBI	BB	SO	LOB	TOP					
Jose Offerman, S OBP: 0.366, SLG: 0.365 Craig Paquette, R OBP: 0.280, SLG: 0.455										1 0 0 0 0 1 0 3 2 1 1 1 1 3							<b>Kansas City Royals @ Boston Red Sox</b> Fenway Park, Boston, MA Tue Jul 23 1996, 7:05 PM EDT Att: 23,711 - Unknown - 66 F					
Tom Goodwin, L OBP: 0.343, SLG: 0.349										5 2 1 0 0 0 2												
Keith Lockhart, L OBP: 0.346, SLG: 0.443										5 0 2 1 0 1 4												
Bip Roberts, S OBP: 0.349, SLG: 0.388											5 1 3 0 0 1 2											
Bob Hamelin, L OBP: 0.406, SLG: 0.431											5 1 2 1 0 0 3											
Johnny Damon, L OBP: 0.332, SLG: 0.405											5 0 0 1 0 1 5											
Mike Macfarlane, R OBP: 0.336, SLG: 0.536											4 1 2 0 1 0 1											
Michael Tucker, L OBP: 0.326, SLG: 0.408										3 0 2 1 0 1 0												
Joe Randa, R OBP: 0.339, SLG: 0.402										2 0 0 1 1 1 1												
<b>Inning Stats</b>	R: 0 E: 0 K: 1 S: 7	H: 0 LOB: 0 BB: 0 P: 8	R: 0 E: 0 K: 1 S: 9	H: 1 LOB: 0 BB: 0 P: 11	R: 0 E: 0 K: 2 S: 8	H: 1 LOB: 0 BB: 0 P: 13	R: 4 E: 0 K: 2 S: 21	H: 3 LOB: 3 BB: 2 P: 38	R: 0 E: 0 K: 0 S: 14	H: 2 LOB: 2 BB: 0 P: 21	R: 3 E: 1 K: 1 S: 20	H: 3 LOB: 1 BB: 0 P: 32	R: 0 E: 0 K: 0 S: 4	H: 0 LOB: 0 BB: 0 P: 5	R: 0 E: 1 K: 0 S: 8	H: 1 LOB: 2 BB: 1 P: 16		R: 0 E: 0 K: 0 S: 8	H: 2 LOB: 1 BB: 0 P: 13	1B: 11 2B: 1 3B: 0 HR: 1	SF: 1 SAC: 1 DP: 2 HBP: 0	WP: 0 PB: 0 SB: 1 CS: 1
<b>PITCHER</b>	IP WLS BF H R ER SO BB IBB HBP BLK WP HR S P ERA WHIP																					
Aaron Sele, R ERA: 5.6	5.2 L 29 9 7 2 6 2 0 0 0 0 0 1 69 111 3.18 1.941																					
Vaughn Eshelman, L ERA: 7.21	2.1 10 2 0 0 1 0 1 0 0 0 0 22 33 0.00 0.857																					
Joe Hudson, R ERA: 4.3	1.0 4 2 0 0 0 0 0 0 0 0 0 8 13 0.00 2.000																					

Batter	1	2	3	4	5	6	7	8	9	AB	R	H	RBI	BB	SO	LOB	BOTTOM					
Jeff Frye, R OBP: 0.346, SLG: 0.293										3 1 1 0 2 1 1							<b>Kansas City Royals @ Boston Red Sox</b> Fenway Park, Boston, MA Tue Jul 23 1996, 7:05 PM EDT Att: 23,711 - Unknown - 66 F					
John Valentin, R OBP: 0.389, SLG: 0.460										4 0 1 0 1 1 3												
Mo Vaughn, L OBP: 0.427, SLG: 0.611										4 1 1 0 1 2 3												
Jose Canseco, R OBP: 0.417, SLG: 0.636										5 1 1 0 0 0 5												
Mike Greenwell, L OBP: 0.296, SLG: 0.378										4 2 3 2 1 0 0												
Tim Lincecum, R OBP: 0.390, SLG: 0.503										5 0 2 2 0 0 2												
Troy O'Leary, L OBP: 0.329, SLG: 0.408										4 0 0 0 1 1 3												
Scott Hatteberg, L										2 0 0 0 0 1 1 1 0 0 0 1 0 2												
Lee Tinsley, S OBP: 0.281, SLG: 0.264 18 Reggie Jefferson, S OBP: 0.403, SLG: 0.563										3 0 1 0 0 1 2 1 0 0 0 0 0 2												
<b>Inning Stats</b>	R: 0 E: 0 K: 2 S: 12	H: 1 LOB: 1 BB: 0 P: 16	R: 1 E: 0 K: 0 S: 9	H: 1 LOB: 0 BB: 0 P: 14	R: 0 E: 0 K: 1 S: 10	H: 1 LOB: 2 BB: 2 P: 20	R: 0 E: 0 K: 2 S: 13	H: 0 LOB: 1 BB: 1 P: 23	R: 0 E: 0 K: 1 S: 11	H: 0 LOB: 1 BB: 1 P: 22	R: 1 E: 0 K: 0 S: 12	H: 2 LOB: 2 BB: 1 P: 20	R: 0 E: 0 K: 0 S: 8	H: 1 LOB: 1 BB: 0 P: 11	R: 0 E: 0 K: 0 S: 9	H: 1 LOB: 2 BB: 1 P: 19		R: 3 E: 1 K: 0 S: 15	H: 3 LOB: 1 BB: 1 P: 25	1B: 4 2B: 5 3B: 0 HR: 1	SF: 0 SAC: 0 DP: 0 HBP: 0	WP: 1 PB: 0 SB: 0 CS: 1
<b>PITCHER</b>	IP WLS BF H R ER SO BB IBB HBP BLK WP HR S P ERA WHIP																					
Kevin Appier, R ERA: 3.52	(1, 1) 5.1 W 24 5 2 2 2 6 4 0 0 0 0 0 7 14 0.00 1.500																					
Jason Jacome, L ERA: 4.35	(6, 1) 0.2 3 0 0 0 0 1 1 0 0 0 0 0 7 14 0.00 1.500																					
Julio Valera, R ERA: 5.68	(7, 1) 1.2 8 2 0 0 0 0 1 0 0 0 0 0 16 28 0.00 1.800																					
Rick Huisman, R ERA: 4.15	(8, 1) 0.2 4 1 2 2 0 0 1 0 0 0 0 0 7 14 27.00 3.000																					
Hipolito Pichardo, R ERA: 5.32	(9, 1) 0.2 4 2 1 1 0 0 0 0 0 0 1 0 9 13 13.50 3.000																					





Batter	1	2	3	4	5	6	7	8	9	AB	R	H	RBI	BB	SO	LOB	TOP											
Jose Offerman, S OBP: 0.364, SLG: 0.369 (1, 4)										5	1	1	0	0	2	2	<b>Kansas City Royals @ Boston Red Sox</b> Fenway Park, Boston, MA Wed Jul 24 1996, 7:05 PM EDT Att: 33,381 - Unknown - 66 F  <b>AB 34</b> <b>R 2</b> <b>H 7</b> <b>RBI 2</b> <b>BB 3</b> <b>SO 7</b> <b>LOB 21</b>											
Tom Goodwin, L OBP: 0.336, SLG: 0.345 (1, 8)										5	0	0	0	0	1	2												
Bip Roberts, S OBP: 0.347, SLG: 0.385 (1, 10)										2	0	0	1	1	0	0												
Craig Paquette, R OBP: 0.283, SLG: 0.453 (1, 7) (6, 6)										3	0	1	0	1	0	1												
29 Mike Sweeney, R OBP: 0.476, SLG: 0.438 (1, 2)										4	0	1	0	0	1	3												
Kevin Young, R OBP: 0.280, SLG: 0.451 (1, 3)										4	0	1	0	0	1	4												
Johnny Damon, L OBP: 0.333, SLG: 0.404 (1, 9)										3	1	1	0	1	0	3												
Joe Randa, R OBP: 0.342, SLG: 0.404 (1, 5)										4	0	2	1	0	0	4												
David Howard, S OBP: 0.303, SLG: 0.330 Michael Tucker, L OBP: 0.324, SLG: 0.405 (1, 6) (6, 7)										2	0	0	0	0	1	1												
<b>Inning Stats</b>	R: 1 E: 0 K: 0 S: 15	H: 1 LOB: 1 BB: 1 P: 23	R: 1 E: 0 K: 1 S: 14	H: 2 LOB: 1 BB: 0 P: 24	R: 0 E: 0 K: 0 S: 12	H: 0 LOB: 0 BB: 0 P: 17	R: 0 E: 0 K: 1 S: 8	H: 1 LOB: 1 BB: 0 P: 11	R: 0 E: 0 K: 0 S: 3	H: 2 LOB: 2 BB: 0 P: 5	R: 0 E: 0 K: 0 S: 14	H: 1 LOB: 1 BB: 0 P: 22	R: 0 E: 1 K: 1 S: 17	H: 0 LOB: 0 BB: 2 P: 30	R: 0 E: 0 K: 2 S: 8	H: 0 LOB: 0 BB: 0 P: 11		1B: 6 2B: 0 3B: 1 HR: 0	SF: 1 SAC: 0 DP: 0 HBP: 0	WP: 0 PB: 0 SB: 1 CS: 0	PA: 38							
<b>PITCHER</b>	IP	WLS	BF	H	R	ER	SO	BB	IBB	HBP	BLK	WP	HR	S	P	ERA	WHIP											
Jamie Moyer, L ERA: 4.5 Rich Garces, R ERA: 5.18 Mike Stanton, L ERA: 3.86 Heathcliff Slocumb, R ERA: 3.78 (1, 1) (8, 1) (8, 1) (9, 1)	7.0	W	29	7	2	2	4	1	0	0	0	0	0	0	77	119	2.57	1.143										

Batter	1	2	3	4	5	6	7	8	9	AB	R	H	RBI	BB	SO	LOB	BOTTOM											
Jeff Frye, R OBP: 0.351, SLG: 0.296 (1, 4)										5	1	2	0	1	1	2	<b>Kansas City Royals @ Boston Red Sox</b> Fenway Park, Boston, MA Wed Jul 24 1996, 7:05 PM EDT Att: 33,381 - Unknown - 66 F  <b>AB 37</b> <b>R 12</b> <b>H 14</b> <b>RBI 12</b> <b>BB 9</b> <b>SO 7</b> <b>LOB 21</b>											
John Valentin, R OBP: 0.388, SLG: 0.456 (1, 6)										5	1	1	0	1	1	3												
Mo Vaughn, L OBP: 0.429, SLG: 0.610 18 Reggie Jefferson, S OBP: 0.403, SLG: 0.643 (1, 3) (9, 3)										4	3	2	1	1	0	3												
Jose Canseco, R OBP: 0.419, SLG: 0.638 (1, 10)										4	2	2	3	1	1	0												
Kevin Mitchell, R OBP: 0.394, SLG: 0.440 Troy O'Leary, L OBP: 0.329, SLG: 0.408 (1, 9) (7, PR) (8, 9)										2	2	1	1	3	0	0												
Mike Greenwell, L OBP: 0.310, SLG: 0.382 (1, 7)										4	0	2	3	1	1	3												
Tim Lincecum, R OBP: 0.390, SLG: 0.500 Tony Rodriguez, R (8, PH) (9, 5)										4	0	1	2	0	1	5												
Mike Stanley, R OBP: 0.390, SLG: 0.495 Bill Haselman, R OBP: 0.296, SLG: 0.389 (1, 2) (8, 2)										4	0	0	0	0	1	5												
Lee Tinsley, S OBP: 0.284, SLG: 0.286 (1, 8)										4	2	2	2	0	1	0												
<b>Inning Stats</b>	R: 3 E: 0 K: 0 S: 19	H: 1 LOB: 2 BB: 4 P: 38	R: 4 E: 0 K: 3 S: 21	H: 4 LOB: 2 BB: 2 P: 33	R: 0 E: 0 K: 0 S: 7	H: 0 LOB: 1 BB: 1 P: 13	R: 1 E: 1 K: 1 S: 8	H: 1 LOB: 1 BB: 0 P: 12	R: 3 E: 0 K: 2 S: 16	H: 5 LOB: 2 BB: 0 P: 22	R: 0 E: 0 K: 1 S: 9	H: 2 LOB: 0 BB: 1 P: 13	R: 0 E: 0 K: 0 S: 7	H: 0 LOB: 1 BB: 1 P: 11	R: 0 E: 0 K: 0 S: 8	H: 1 LOB: 1 BB: 1 P: 16		1B: 12 2B: 1 3B: 0 HR: 1	SF: 1 SAC: 0 DP: 1 HBP: 0	WP: 0 PB: 0 SB: 1 CS: 0	PA: 47							
<b>PITCHER</b>	IP	WLS	BF	H	R	ER	SO	BB	IBB	HBP	BLK	WP	HR	S	P	ERA	WHIP											
Doug Linton, R ERA: 5.78 Tim Pugh, R ERA: 7.07 Rick Huisman, R ERA: 2.57 Mike Magnante, L ERA: 5.13 (1, 1) (2, 1) (5, 1) (8, 1)	1.1	L	13	4	7	7	1	5	0	0	0	0	0	1	32	52	9.00	2.667										



Batter	1	2	3	4	5	6	7	8	9	AB	R	H	RBI	BB	SO	LOB	TOP																	
Jeff Frye, R OBP: 0.352, SLG: 0.304 (1, 4)										5	2	2	1	0	1	2																		
John Valentin, R OBP: 0.390, SLG: 0.458 Tony Rodriguez, R OBP: 0.500, SLG: 0.333 (1, 6)										3	1	2	0	0	0	0																		
Jose Canseco, R OBP: 0.403, SLG: 0.637 18 Reggie Jefferson, S OBP: 0.402, SLG: 0.637 (1, 10)										2	0	1	2	0	0	1																		
Kevin Mitchell, R OBP: 0.385, SLG: 0.430 Troy O'Leary, L OBP: 0.352, SLG: 0.408 (6, PH)										2	0	0	0	0	2	1																		
Tim Lincecum, R OBP: 0.386, SLG: 0.497 Arquimedes Pozo, R OBP: 0.500, SLG: 1.000 (6, PH)										2	0	0	0	0	1	1																		
Mike Stanley, R OBP: 0.391, SLG: 0.505 Scott Hatteberg, L (6, PH)										2	1	1	1	0	0	0																		
Bill Haselman, R OBP: 0.286, SLG: 0.375 (1, 3)										4	0	0	0	0	1	3																		
Mike Greenwell, L OBP: 0.316, SLG: 0.396 (1, 7)										4	1	2	0	0	0	0																		
Lee Tinsley, S OBP: 0.285, SLG: 0.286 (1, 8)										3	0	1	0	0	0	1																		
<b>Inning Stats</b>	R: 0 E: 0 K: 1 S: 7	H: 1 LOB: 0 BB: 0 P: 10	R: 1 E: 0 K: 2 S: 12	H: 1 LOB: 0 BB: 0 P: 17	R: 3 E: 0 K: 1 S: 18	H: 4 LOB: 1 BB: 0 P: 32	R: 0 E: 0 K: 0 S: 9	H: 0 LOB: 0 BB: 0 P: 12	R: 0 E: 0 K: 2 S: 18	H: 1 LOB: 2 BB: 1 P: 28	R: 0 E: 0 K: 0 S: 8	H: 1 LOB: 1 BB: 0 P: 12	R: 1 E: 0 K: 1 S: 10	H: 1 LOB: 1 BB: 1 P: 17	R: 1 E: 0 K: 0 S: 11	H: 2 LOB: 1 BB: 0 P: 19	1B: 9 2B: 2 3B: 0 HR: 1	SF: 1 SAC: 1 DP: 1 HBP: 0	WP: 0 PB: 0 SB: 2 CS: 1	PA: 39														
<b>PITCHER</b>	IP WLS BF H R ER SO BB IBB HBP BLK WP HR S P ERA WHIP																																	
Scott Aldred, L ERA: 7.51 Jose Parra, R ERA: 6.06 Greg Hansell, R ERA: 5.25 (1, 1)	3.0	W	14	6	4	4	4	0	0	0	0	0	0	1	37	59	12.00	2.000																
(4, 1)	5.0	W	20	4	1	1	3	2	0	0	0	0	0	0	54	84	1.80	1.200																
(9, 1)	1.0		5	2	1	1	0	0	0	0	1	0	0	0	11	19	9.00	2.000																

**Boston Red Sox @ Minnesota Twins**  
 Hubert H. Humphrey Metrodome, Minneapolis, MN  
 Thu Jul 25 1996, 8:05 PM EDT  
 Att: 13,924 - Dome - 72 F

AB 35  
 R 6  
 H 12  
 RBI 6  
 BB 2  
 SO 7  
 LOB 12



Batter	1	2	3	4	5	6	7	8	9	AB	R	H	RBI	BB	SO	LOB	BOTTOM																	
Chuck Knoblauch, R OBP: 0.467, SLG: 0.564 Ron Coomer, R OBP: 0.343, SLG: 0.490 (1, 4)										3	4	1	0	1	0	0																		
Rich Becker, L OBP: 0.356, SLG: 0.458 Denny Hocking, S OBP: 0.244, SLG: 0.273 (1, 8)										4	1	2	3	0	1	1																		
Paul Molitor, R OBP: 0.376, SLG: 0.445 Chip Hale, L OBP: 0.453, SLG: 0.509 (1, 10)										5	2	3	3	0	1	1																		
Marty Cordova, R OBP: 0.386, SLG: 0.483 (1, 7)										5	2	2	1	1	1	3																		
Scott Stahoviak, L OBP: 0.409, SLG: 0.510 (1, 3)										6	2	3	3	0	2	2																		
Dave Hollins, S OBP: 0.384, SLG: 0.387 Jeff Reboulet, R OBP: 0.308, SLG: 0.262 (1, 5)										3	1	2	0	1	0	2																		
Roberto Kelly, R OBP: 0.372, SLG: 0.441 (1, 9)										5	2	3	3	0	0	2																		
Matt Walbeck, S OBP: 0.230, SLG: 0.289 Mike Durant, R OBP: 0.301, SLG: 0.267 (1, 2)										4	1	1	2	0	0	2																		
Pat Meares, R OBP: 0.286, SLG: 0.387 (1, 6)										4	1	1	1	0	1	0																		
<b>Inning Stats</b>	R: 0 E: 0 K: 1 S: 8	H: 0 LOB: 0 BB: 0 P: 14	R: 0 E: 0 K: 2 S: 9	H: 1 LOB: 1 BB: 0 P: 14	R: 1 E: 0 K: 0 S: 8	H: 1 LOB: 1 BB: 0 P: 14	R: 7 E: 0 K: 0 S: 20	H: 7 LOB: 2 BB: 1 P: 33	R: 6 E: 1 K: 2 S: 28	H: 6 LOB: 2 BB: 1 P: 49	R: 1 E: 0 K: 1 S: 10	H: 1 LOB: 1 BB: 1 P: 18	R: 1 E: 0 K: 1 S: 15	H: 2 LOB: 2 BB: 1 P: 21	R: 0 E: 0 K: 0 S: 4	H: 1 LOB: 1 BB: 1 P: 9	1B: 8 2B: 8 3B: 0 HR: 3	SF: 1 SAC: 0 DP: 1 HBP: 2	WP: 0 PB: 1 SB: 0 CS: 0	PA: 50														
<b>PITCHER</b>	IP WLS BF H R ER SO BB IBB HBP BLK WP HR S P ERA WHIP																																	
49 Tim Wakefield, R ERA: 6.35 Vaughn Feshelman, L ERA: 7.99 Joe Hudson, R ERA: 4.15 (1, 1)	3.1	L	19	7	7	7	3	0	0	0	0	0	0	0	64	106	17.18	3.818																
(4, 1)	3.2		27	11	9	7	4	3	1	0	0	0	0	1	64	106	17.18	3.818																
(8, 1)	1.0		4	1	0	0	0	1	0	0	0	0	0	0	4	9	0.00	2.000																

**Boston Red Sox @ Minnesota Twins**  
 Hubert H. Humphrey Metrodome, Minneapolis, MN  
 Thu Jul 25 1996, 8:05 PM EDT  
 Att: 13,924 - Dome - 72 F

AB 42  
 R 16  
 H 19  
 RBI 16  
 BB 5  
 SO 7  
 LOB 16





Batter	1	2	3	4	5	6	7	8	9	AB	R	H	RBI	BB	SO	LOB	TOP								
Jeff Frye, R OBP: 0.355, SLG: 0.309 (1, 4)										4	1	2	0	0	1	0	<b>Boston Red Sox @ Minnesota Twins</b> Hubert H. Humphrey Metrodome, Minneapolis, MN Fri Jul 26 1996, 8:05 PM EDT Att: 17,768 - Dome - 72 F								
John Valentin, R OBP: 0.389, SLG: 0.456 (1, 6)										4	0	1	0	0	0	1									
Mo Vaughn, L OBP: 0.427, SLG: 0.608 (1, 10)										4	0	1	1	0	1	1									
Tim Lincecum, R OBP: 0.384, SLG: 0.492 (1, 5)										3	0	0	0	1	1	0									
18 Reggie Jefferson, S OBP: 0.395, SLG: 0.625 (1, 3)										4	0	0	0	0	1	2									
Mike Stanley, R OBP: 0.385, SLG: 0.502 (1, 2)										4	0	1	0	0	0	2									
Mike Greenwell, L OBP: 0.308, SLG: 0.385 (1, 7)										3	0	0	0	0	0	2									
Troy O'Leary, L OBP: 0.327, SLG: 0.404 (1, 9)										3	0	0	0	0	1	2									
Lee Tinsley, S OBP: 0.281, SLG: 0.282 (1, 8)										3	0	0	0	0	2	0									
<b>Inning Stats</b>	R: 0 E: 0 K: 2 S: 11	H: 0 LOB: 0 BB: 0 P: 16	R: 0 E: 0 K: 0 S: 11	H: 0 LOB: 0 BB: 0 P: 17	R: 0 E: 0 K: 0 S: 6	H: 0 LOB: 0 BB: 0 P: 8	R: 0 E: 0 K: 0 S: 7	H: 0 LOB: 0 BB: 0 P: 11	R: 0 E: 1 K: 1 S: 13	H: 1 LOB: 2 BB: 0 P: 17	R: 0 E: 0 K: 1 S: 10	H: 2 LOB: 0 BB: 0 P: 13	R: 0 E: 0 K: 1 S: 5	H: 0 LOB: 0 BB: 0 P: 6	R: 0 E: 0 K: 2 S: 8	H: 0 LOB: 0 BB: 0 P: 11		R: 1 E: 0 K: 0 S: 16	H: 2 LOB: 2 BB: 1 P: 27	1B: 4 2B: 1 3B: 0 HR: 0	SF: 0 SAC: 0 DP: 0 HBP: 0	WP: 0 PB: 0 SB: 0 CS: 0	PA: 33		
<b>PITCHER</b>	IP	WLS	BF	H	R	ER	SO	BB	IBB	HBP	BLK	WP	HR	S	P	ERA	WHIP								
Brad Radke, R ERA: 4.93 (1, 1)	8.0	W	29	5	1	1	7	0	0	0	0	0	0	76	105	1.12	0.625								
Eddie Guardado, L ERA: 4.75 (9, 1)	0.1		1	0	0	0	0	0	0	0	0	0	0	5	8	0.00	0.000								
Dan Naulty, R ERA: 2.72 (9, 1)	0.2		3	0	0	0	0	1	0	0	0	0	0	6	13	0.00	1.500								


Batter	1	2	3	4	5	6	7	8	9	AB	R	H	RBI	BB	SO	LOB	BOTTOM								
Chuck Knoblauch, R OBP: 0.465, SLG: 0.560 (1, 4)										4	1	1	0	0	0	1	<b>Boston Red Sox @ Minnesota Twins</b> Hubert H. Humphrey Metrodome, Minneapolis, MN Fri Jul 26 1996, 8:05 PM EDT Att: 17,768 - Dome - 72 F								
Rich Becker, L OBP: 0.356, SLG: 0.459 (1, 8)										4	2	2	0	0	0	1									
Paul Molitor, R OBP: 0.377, SLG: 0.445 (1, 10)										4	1	2	2	0	0	0									
Marty Cordova, R OBP: 0.385, SLG: 0.480 (1, 7)										4	0	1	0	0	1	3									
Scott Stahoviak, L OBP: 0.408, SLG: 0.506 (8, PH) Ron Coomer, R OBP: 0.347, SLG: 0.493 (9, 3)										2	0	0	0	1	1	2									
Dave Hollins, S OBP: 0.363, SLG: 0.383 (1, 5)										1	0	1	2	0	0	0									
Roberto Kelly, R OBP: 0.371, SLG: 0.439 (1, 9)										3	0	1	0	0	0	0									
Matt Walbeck, S OBP: 0.222, SLG: 0.282 (1, 2)										2	0	0	1	0	1	0									
Pat Meares, R OBP: 0.286, SLG: 0.387 (1, 6)										3	0	1	0	0	0	1									
<b>Inning Stats</b>	R: 0 E: 0 K: 0 S: 8	H: 0 LOB: 0 BB: 0 P: 11	R: 0 E: 0 K: 1 S: 8	H: 0 LOB: 1 BB: 1 P: 17	R: 0 E: 0 K: 0 S: 5	H: 0 LOB: 0 BB: 0 P: 8	R: 1 E: 0 K: 0 S: 10	H: 2 LOB: 1 BB: 0 P: 18	R: 0 E: 0 K: 2 S: 9	H: 0 LOB: 0 BB: 0 P: 14	R: 1 E: 0 K: 0 S: 9	H: 3 LOB: 1 BB: 0 P: 14	R: 1 E: 0 K: 0 S: 13	H: 1 LOB: 1 BB: 1 P: 23	R: 2 E: 0 K: 1 S: 16	H: 3 LOB: 1 BB: 0 P: 24		1B: 9 2B: 0 3B: 0 HR: 0	SF: 1 SAC: 0 DP: 1 HBP: 0	WP: 1 PB: 0 SB: 3 CS: 3	PA: 34				
<b>PITCHER</b>	IP	WLS	BF	H	R	ER	SO	BB	IBB	HBP	BLK	WP	HR	S	P	ERA	WHIP								
Roger Clemens, R ERA: 4.13 (8, 1)	0.2		4	2	2	2	1	0	0	0	0	0	0	11	17	27.00	3.000								
Stan Belinda, R ERA: 9.33 (8, 1)	0.1		2	1	0	0	0	0	0	0	0	0	0	5	7	0.00	3.000								



Batter	1	2	3	4	5	6	7	8	9	AB	R	H	RBI	BB	SO	LOB	TOP		
Arquimedez Pozo, R OBP: 0.375, SLG: 0.714	F8	L6		K	K			1B	1B	6	1	2	3	0	2	5	<b>Boston Red Sox @ Minnesota Twins</b> Hubert H. Humphrey Metrodome, Minneapolis, MN Sat Jul 27 1996, 8:05 PM EDT Att: 22,128 - Dome - 68 F		
John Valentin, R OBP: 0.388, SLG: 0.454	G1-3		F7	FC6-4		L8		F8	1B	6	0	2	1	0	0	1			
Mo Vaughn, L OBP: 0.432, SLG: 0.611			WP	FC6-4		FC1-4		1B	1B	5	1	4	0	1	0	1			
Tim Lincecum, R OBP: 0.383, SLG: 0.489	F6		WP			FC1-4		F8	G5-3	6	2	2	0	0	0	6			
Mike Stanley, R OBP: 0.387, SLG: 0.495 Jeff Frye, R OBP: 0.355, SLG: 0.309		K	K		WP	K			E3	4	0	0	0	1	3	3			
Mike Greenwell, L OBP: 0.312, SLG: 0.386	E	S	2B		G4-1			F7	F9	5	2	2	2	0	0	3			
Bill Haselman, R OBP: 0.293, SLG: 0.393 18 Reggie Jefferson, S OBP: 0.393, SLG: 0.622 Scott Hatteberg, L OBP: 0.355, SLG: 0.309	F8		1B		WP			F7	K	3	0	1	1	1	0	1			
Troy O'Leary, L OBP: 0.325, SLG: 0.402 Kevin Mitchell, R OBP: 0.394, SLG: 0.425	E6		G5-3		IBB			F9	BB	2	0	0	0	0	0	2			
Lee Tinsley, S OBP: 0.284, SLG: 0.281	1B				BB			F8	BB	1	1	0	0	2	0	0			
<b>Inning Stats</b>	R: 0 E: 0 K: 0 S: 7	H: 0 LOB: 1 BB: 1 P: 15	R: 1 E: 1 K: 1 S: 10	H: 2 LOB: 2 BB: 0 P: 15	R: 3 E: 0 K: 1 S: 16	H: 4 LOB: 1 BB: 0 P: 26	R: 0 E: 0 K: 1 S: 7	H: 1 LOB: 1 BB: 0 P: 10	R: 1 E: 0 K: 2 S: 13	H: 1 LOB: 3 BB: 3 P: 31	R: 0 E: 0 K: 0 S: 8	H: 0 LOB: 0 BB: 0 P: 13	R: 0 E: 0 K: 0 S: 13	H: 2 LOB: 2 BB: 0 P: 19	R: 4 E: 1 K: 1 S: 22	H: 3 LOB: 2 BB: 2 P: 44		1B: 12 2B: 1 3B: 1 HR: 0	SF: 0 SAC: 0 DP: 0 HBP: 0
<b>PITCHER</b>	IP	WLS	BF	H	R	ER	SO	BB	IBB	HBP	BLK	WP	HR	S	P	ERA	WHIP		
Rich Robertson, L ERA: 4.91	4.1		25	8	5	4	3	2	1	0	0	1	0	46	84	8.31	2.308		
Mike Trombley, R ERA: 2.33	3.2	L	15	3	0	0	3	1	0	0	0	1	0	38	58	0.00	1.091		
Dan Naulty, R ERA: 2.7	0.1		2	0	1	1	0	0	0	0	0	0	0	6	10	27.00	0.000		
Eddie Guardado, L ERA: 5.08	0.1		3	0	0	0	1	2	0	0	0	0	0	4	14	0.00	6.000		
Greg Hansell, R ERA: 5.37	0.1		4	3	3	2	0	0	0	0	0	0	0	12	20	54.00	9.000		

Batter	1	2	3	4	5	6	7	8	9	AB	R	H	RBI	BB	SO	LOB	BOTTOM		
Chuck Knoblauch, R OBP: 0.464, SLG: 0.564	1B		SF7		G5-3		FC5-4		K	5	3	2	0	0	1	1	<b>Boston Red Sox @ Minnesota Twins</b> Hubert H. Humphrey Metrodome, Minneapolis, MN Sat Jul 27 1996, 8:05 PM EDT Att: 22,128 - Dome - 68 F		
Rich Becker, L OBP: 0.356, SLG: 0.460	L8		SF7		1B		3B		K	4	1	2	1	0	1	1			
Paul Moltitor, R OBP: 0.382, SLG: 0.460	FC6-4		SF8		1B		3B			4	1	4	2	0	0	0			
Marty Cordova, R OBP: 0.381, SLG: 0.476	FC6-4		SF8		L8		G1-3			3	0	0	1	0	0	4			
Scott Stahoviak, L OBP: 0.403, SLG: 0.498	K		K				G6-3			4	0	0	0	0	2	2			
Dave Hollins, S OBP: 0.382, SLG: 0.380		K			G3		FC6-4		P4	3	0	0	0	0	1	0			
Roberto Kelly, R OBP: 0.365, SLG: 0.431		K			F7		F8		K2-3	4	0	0	0	0	2	1			
Matt Walbeck, S OBP: 0.223, SLG: 0.281		1B			G5-3		FC6-4		F8	4	0	1	0	0	0	1			
Pat Meares, R OBP: 0.286, SLG: 0.383		K			F9		FC5-4		G4-3	3	0	0	0	1	1	1			
<b>Inning Stats</b>	R: 1 E: 0 K: 1 S: 13	H: 2 LOB: 1 BB: 0 P: 21	R: 0 E: 0 K: 3 S: 11	H: 1 LOB: 0 BB: 0 P: 15	R: 2 E: 0 K: 1 S: 11	H: 2 LOB: 0 BB: 0 P: 16	R: 0 E: 0 K: 0 S: 8	H: 0 LOB: 0 BB: 0 P: 11	R: 0 E: 0 K: 0 S: 9	H: 2 LOB: 1 BB: 0 P: 13	R: 2 E: 0 K: 0 S: 12	H: 2 LOB: 1 BB: 1 P: 21	R: 0 E: 0 K: 1 S: 6	H: 0 LOB: 0 BB: 0 P: 8	R: 0 E: 0 K: 2 S: 9	H: 0 LOB: 0 BB: 0 P: 14		1B: 6 2B: 0 3B: 3 HR: 0	SF: 2 SAC: 0 DP: 0 HBP: 1
<b>PITCHER</b>	IP	WLS	BF	H	R	ER	SO	BB	IBB	HBP	BLK	WP	HR	S	P	ERA	WHIP		
Tom Gordon, R ERA: 5.84	8.0	W	35	9	5	4	6	1	0	1	0	0	0	81	122	4.50	1.250		
Heathcliff Slocumb, R ERA: 3.71	1.0		3	0	0	0	2	0	0	0	0	0	0	9	14	0.00	0.000		


AB	43
R	9
H	14
RBI	8
BB	6
SO	7
LOB	26




AB	34
R	5
H	9
RBI	4
BB	1
SO	8
LOB	11





Batter	1	2	3	4	5	6	7	8	9	AB	R	H	RBI	BB	SO	LOB	TOP									
Arquimedez Pozo, R OBP: 0.308, SLG: 0.750	P5		G5-3		F8		G4-3		HR	5	1	1	5	0	0	2	<b>Boston Red Sox @ Minnesota Twins</b> Hubert H. Humphrey Metrodome, Minneapolis, MN Sun Jul 28 1996, 4:33 AM EDT Att: 17,448 - Dome - 68 F  <b>AB 37</b> <b>R 8</b> <b>H 11</b> <b>RBI 8</b> <b>BB 3</b> <b>SO 8</b> <b>LOB 13</b> 									
John Valentin, R OBP: 0.386, SLG: 0.451	G5-3			G5-3		F7	K		1B	5	0	1	0	0	1	2										
Mo Vaughn, L OBP: 0.432, SLG: 0.618	F8				HR		K		2B	5	1	2	1	0	1	1										
Kevin Mitchell, R OBP: 0.385, SLG: 0.413				K					F7	5	0	1	0	0	3	1										
18 Reggie Jefferson, S OBP: 0.391, SLG: 0.615										4	0	1	0	0	0	2										
Tim Lincecum, R OBP: 0.385, SLG: 0.492										4	2	2	0	0	0	2										
Troy O'Leary, L OBP: 0.324, SLG: 0.400										4	1	1	0	0	2	3										
Mike Stanley, R OBP: 0.391, SLG: 0.507										3	2	2	2	1	0	0										
Lee Tinsley, S OBP: 0.284, SLG: 0.278										2	0	0	0	1	1	0										
Jeff Frye, R OBP: 0.357, SLG: 0.309										0	1	0	0	1	0	0										
<b>Inning Stats</b>	R: 0 E: 0 K: 0 S: 5	H: 0 LOB: 0 BB: 0 P: 7	R: 0 E: 0 K: 1 S: 10	H: 1 LOB: 1 BB: 0 P: 13	R: 0 E: 0 K: 0 S: 6	H: 0 LOB: 0 BB: 0 P: 9	R: 1 E: 0 K: 1 S: 6	H: 1 LOB: 0 BB: 0 P: 10	R: 2 E: 0 K: 2 S: 11	H: 2 LOB: 0 BB: 0 P: 17	R: 0 E: 0 K: 1 S: 7	H: 1 LOB: 1 BB: 0 P: 12	R: 1 E: 0 K: 2 S: 15	H: 2 LOB: 2 BB: 1 P: 29	R: 0 E: 0 K: 1 S: 9	H: 1 LOB: 1 BB: 0 P: 15	R: 4 E: 0 K: 0 S: 14	H: 3 LOB: 0 BB: 2 P: 27	1B: 6 2B: 2 3B: 0 HR: 3	SF: 0 SAC: 0 DP: 1 HBP: 0	WP: 0 PB: 0 SB: 0 CS: 0	PA: 40				
<b>PITCHER</b>	IP	WLS	BF	H	R	ER	SO	BB	IBB	HBP	BLK	WP	HR	S	P	ERA	WHIP									
Rick Aguilera, R ERA: 5.89	(1, 1)	7.0	W	29	7	4	4	7	1	0	0	0	0	2	60	97	5.14	1.143								
Mike Milchin, L ERA: 6.97	(8, 1)	0.0	1	1	0	0	0	0	0	0	0	0	0	3	5	∞	∞									
Greg Hansell, R ERA: 5.58	(8, 1)	1.0	5	1	2	2	1	1	0	0	0	0	0	11	20	18.00	2.000									
Eddie Guardado, L ERA: 5.44	(9, 1)	0.0	2	1	2	2	0	1	0	0	0	0	1	3	7	∞	∞									
Dan Naulty, R ERA: 2.65	(9, 1)	1.0	S	3	1	0	0	0	0	0	0	0	0	6	10	0.00	1.000									

Batter	1	2	3	4	5	6	7	8	9	AB	R	H	RBI	BB	SO	LOB	BOTTOM								
Chuck Knoblauch, R OBP: 0.463, SLG: 0.564	P2	F7			1B			P6		5	1	2	0	0	0	1	<b>Boston Red Sox @ Minnesota Twins</b> Hubert H. Humphrey Metrodome, Minneapolis, MN Sun Jul 28 1996, 4:33 AM EDT Att: 17,448 - Dome - 68 F  <b>AB 40</b> <b>R 9</b> <b>H 14</b> <b>RBI 8</b> <b>SO 7</b> <b>LOB 23</b> 								
Denny Hocking, S OBP: 0.250, SLG: 0.278	K		F9		FC5-4		K		1B	5	0	2	0	0	2	1									
Paul Moltitor, R OBP: 0.380, SLG: 0.456	E4			S	FC5-4		L9		FC5-4	4	3	0	0	1	0	4									
Marty Cordova, R OBP: 0.384, SLG: 0.481	E		F8		K			BB	1B	5	2	3	1	0	1	3									
Scott Stahoviak, L OBP: 0.406, SLG: 0.496	E9				1B		F7		BB	3	2	1	1	2	1	3									
Roberto Kelly, R OBP: 0.361, SLG: 0.423	P4				1B				BB	4	1	0	1	1	1	3									
Jeff Reboulet, R OBP: 0.316, SLG: 0.279					1B				BB	5	0	3	3	0	1	0									
Pat Meares, R OBP: 0.290, SLG: 0.387					1B				1B	5	0	3	2	0	0	3									
Mike Durant, R OBP: 0.287, SLG: 0.253					F7				G4-3	4	0	0	0	0	1	5									
<b>Inning Stats</b>	R: 2 E: 2 K: 1 S: 17	H: 2 LOB: 1 BB: 0 P: 27	R: 0 E: 0 K: 1 S: 10	H: 1 LOB: 1 BB: 0 P: 16	R: 0 E: 0 K: 1 S: 8	H: 0 LOB: 1 BB: 1 P: 18	R: 0 E: 0 K: 1 S: 10	H: 1 LOB: 0 BB: 0 P: 15	R: 4 E: 1 K: 1 S: 15	H: 4 LOB: 2 BB: 1 P: 26	R: 0 E: 0 K: 1 S: 12	H: 2 LOB: 2 BB: 0 P: 21	R: 0 E: 0 K: 1 S: 9	H: 1 LOB: 1 BB: 0 P: 10	R: 3 E: 0 K: 0 S: 16	H: 3 LOB: 2 BB: 2 P: 31	1B: 11 2B: 3 3B: 0 HR: 0	SF: 0 SAC: 0 DP: 0 HBP: 0	WP: 0 PB: 0 SB: 2 CS: 0	PA: 44					
<b>PITCHER</b>	IP	WLS	BF	H	R	ER	SO	BB	IBB	HBP	BLK	WP	HR	S	P	ERA	WHIP								
Aaron Sele, R ERA: 5.3	(1, 1)	6.0	L	32	10	6	0	6	2	0	0	0	0	72	123	0.00	2.000								
Joe Hudson, R ERA: 4.73	(7, 1)	2.0	12	4	3	3	1	2	0	0	0	0	0	25	41	13.50	3.000								



Batter	1	2	3	4	5	6	7	8	9	AB	R	H	RBI	BB	SO	LOB	TOP			
Jeff Frye, R OBP: 0.360, SLG: 0.305 (1, 9)										2	0	0	0	2	0	0				
Arquimedez Pozo, R OBP: 0.294, SLG: 0.688 (1, 4)										4	0	1	0	0	0	2				
Mo Vaughn, L OBP: 0.430, SLG: 0.614 (1, 3)										3	0	0	0	1	0	2				
Tim Naehring, R OBP: 0.380, SLG: 0.486 (1, 5)										4	0	0	0	0	0	2				
Mike Stanley, R OBP: 0.387, SLG: 0.502 (1, 10)										3	0	0	0	0	0	1				
Mike Greenwell, L OBP: 0.320, SLG: 0.393 (1, 7)										3	0	2	0	0	0	0				
Bill Haselman, R OBP: 0.286, SLG: 0.373 (1, 2)										3	0	0	0	0	0	2				
Tony Rodriguez, R OBP: 0.286, SLG: 0.167 (1, 6)										3	0	0	0	0	1	1				
Lee Tinsley, S OBP: 0.280, SLG: 0.274 (1, 8)										3	0	0	0	0	0	1				
<b>Inning Stats</b>	R: 0 E: 0 K: 0 S: 2	H: 0 LOB: 0 BB: 1 P: 6	R: 0 E: 0 K: 0 S: 3	H: 0 LOB: 0 BB: 0 P: 3	R: 0 E: 0 K: 0 S: 3	H: 0 LOB: 0 BB: 0 P: 3	R: 0 E: 0 K: 0 S: 2	H: 0 LOB: 0 BB: 1 P: 6	R: 0 E: 0 K: 0 S: 4	H: 1 LOB: 0 BB: 0 P: 4	R: 0 E: 0 K: 0 S: 3	H: 0 LOB: 1 BB: 0 P: 3	R: 0 E: 0 K: 1 S: 6	H: 1 LOB: 1 BB: 0 P: 6	R: 0 E: 0 K: 0 S: 4	H: 1 LOB: 1 BB: 0 P: 4	1B: 2 2B: 1 3B: 0 HR: 0	SF: 0 SAC: 0 DP: 0 HBP: 0	WP: 0 PB: 0 SB: 0 CS: 1	PA: 31
<b>PITCHER</b> 50 José Rosado, L ERA: 2.25 (1, 1)	IP: 9.0 WLS: W BF: 31 H: 3 R: 0 ER: 0 SO: 1 BB: 3 IBB: 0 HBP: 0 BLK: 0 WP: 0 HR: 0 S: 30 P: 42 ERA: 0.00 WHIP: 0.667															<b>PITCHER</b> IP: 9.0 WLS: W BF: 31 H: 3 R: 0 ER: 0 SO: 1 BB: 3 IBB: 0 HBP: 0 BLK: 0 WP: 0 HR: 0 S: 30 P: 42 ERA: 0.00 WHIP: 0.667				

**Boston Red Sox @ Kansas City Royals**  
Kauffman Stadium, Kansas City, MO  
Tue Jul 30 1996, 7:05 PM CDT  
Att: 17,166 - Unknown - 75 F

AB 28  
R 0  
H 3  
RBI 0  
BB 3  
SO 1  
LOB 11



Batter	1	2	3	4	5	6	7	8	9	AB	R	H	RBI	BB	SO	LOB	BOTTOM			
Jose Offerman, S OBP: 0.369, SLG: 0.375 (1, 4)										4	0	1	0	1	1	1				
Tom Goodwin, L OBP: 0.337, SLG: 0.341 (1, 8)										4	1	1	0	1	2	4				
Bip Roberts, S OBP: 0.355, SLG: 0.390 (1, 10)										4	0	1	2	0	1	3				
Craig Paquette, R OBP: 0.292, SLG: 0.456 (1, 7)										4	0	0	0	0	3	2				
29 Mike Sweeney, R OBP: 0.432, SLG: 0.433 (1, 2)										4	2	2	0	0	1	0				
Kevin Young, R OBP: 0.293, SLG: 0.434 (1, 3)										2	2	0	0	2	1	0				
Johnny Damon, L OBP: 0.334, SLG: 0.398 (1, 9)										4	1	1	0	0	0	1				
Joe Randa, R OBP: 0.347, SLG: 0.416 (1, 5)										4	1	3	3	0	0	0				
David Howard, S OBP: 0.304, SLG: 0.325 (1, 6)										3	0	1	0	0	0	3				
<b>Inning Stats</b>	R: 0 E: 0 K: 1 S: 5	H: 0 LOB: 0 BB: 0 P: 5	R: 2 E: 1 K: 1 S: 7	H: 2 LOB: 1 BB: 1 P: 11	R: 0 E: 0 K: 2 S: 8	H: 1 LOB: 0 BB: 0 P: 8	R: 0 E: 0 K: 0 S: 3	H: 0 LOB: 0 BB: 0 P: 3	R: 2 E: 0 K: 1 S: 7	H: 2 LOB: 1 BB: 1 P: 11	R: 3 E: 1 K: 0 S: 6	H: 3 LOB: 2 BB: 2 P: 14	R: 0 E: 0 K: 3 S: 9	H: 0 LOB: 0 BB: 0 P: 9	R: 0 E: 0 K: 1 S: 7	H: 2 LOB: 2 BB: 0 P: 7	1B: 8 2B: 2 3B: 0 HR: 0	SF: 0 SAC: 1 DP: 1 HBP: 0	WP: 0 PB: 0 SB: 1 CS: 0	PA: 38
<b>PITCHER</b> Vaughn Eshelman, L ERA: 3.68 Stan Belinda, R ERA: 8.41 Heathcliff Slocumb, R ERA: 3.63 (1, 1)	IP: 5.0 WLS: L BF: 25 H: 7 R: 7 ER: 5 SO: 5 BB: 3 IBB: 0 HBP: 0 BLK: 0 WP: 0 HR: 0 S: 32 P: 44 ERA: 9.00 WHIP: 2.000															<b>PITCHER</b> IP: 5.0 WLS: L BF: 25 H: 7 R: 7 ER: 5 SO: 5 BB: 3 IBB: 0 HBP: 0 BLK: 0 WP: 0 HR: 0 S: 32 P: 44 ERA: 9.00 WHIP: 2.000				

**Boston Red Sox @ Kansas City Royals**  
Kauffman Stadium, Kansas City, MO  
Tue Jul 30 1996, 7:05 PM CDT  
Att: 17,166 - Unknown - 75 F

AB 33  
R 7  
H 10  
RBI 5  
BB 4  
SO 9  
LOB 14





Batter	1	2	3	4	5	6	7	8	9	AB	R	H	RBI	BB	SO	LOB	TOP					
<b>Darren Bragg, L</b> (1, 8) OBP: 0.368, SLG: 0.440	G4-3		F7		FC1		F5	K		5	0	0	0	0	1	5	<b>Boston Red Sox @ Kansas City Royals</b> Kauffman Stadium, Kansas City, MO Wed Jul 31 1996, 7:05 PM CDT Att: 17,527 - Unknown - 75 F					
<b>Jeff Frye, R</b> (1, 9) OBP: 0.362, SLG: 0.306			G6-3				P4		F7	3	0	1	0	1	0	1						
<b>Troy O'Leary, L</b> (9, PH) OBP: 0.323, SLG: 0.399	1B									1	0	0	0	0	0	0						
<b>Mo Vaughn, L</b> (1, 10) OBP: 0.430, SLG: 0.610	F8		K						G4-3	4	1	1	1	1	1	1						
<b>Tim Lincecum, R</b> (1, 5) OBP: 0.375, SLG: 0.478	F3				F9		F9		F9	5	0	0	0	0	0	5						
<b>Mike Stanley, R</b> (1, 2) OBP: 0.389, SLG: 0.510					G5-3				F7	3	2	1	2	1	0	0						
<b>Mike Greenwell, L</b> (1, 7) OBP: 0.326, SLG: 0.397										4	0	2	0	0	0	0						
<b>Lee Tinsley, S</b> (8, PR) OBP: 0.280, SLG: 0.274					F9				G4-3	0	1	0	0	0	0	0						
<b>Arquimedez Pozo, R</b> (1, 4) OBP: 0.286, SLG: 0.600									F7	4	0	1	0	0	0	2						
<b>18 Reggie Jefferson, S</b> (1, 3) OBP: 0.393, SLG: 0.613									F9	4	1	2	0	0	0	1						
<b>Tony Rodriguez, R</b> (1, 6) OBP: 0.400, SLG: 0.333									G4-3	3	0	2	1	0	0	1						
<b>Inning Stats</b>	R: 0 E: 0 K: 0 S: 4	H: 1 LOB: 1 BB: 0 P: 4	R: 1 E: 1 K: 0 S: 4	H: 1 LOB: 1 BB: 1 P: 8	R: 0 E: 0 K: 1 S: 5	H: 0 LOB: 0 BB: 0 P: 5	R: 0 E: 0 K: 0 S: 3	H: 0 LOB: 0 BB: 0 P: 3	R: 1 E: 0 K: 0 S: 5	H: 2 LOB: 3 BB: 2 P: 13	R: 0 E: 0 K: 0 S: 3	H: 0 LOB: 0 BB: 0 P: 3	R: 0 E: 0 K: 0 S: 4	H: 1 LOB: 1 BB: 0 P: 4	R: 3 E: 0 K: 1 S: 10	H: 5 LOB: 2 BB: 0 P: 10	R: 0 E: 0 K: 0 S: 3	H: 0 LOB: 0 BB: 0 P: 3	1B: 9 2B: 0 3B: 0 HR: 1	SF: 0 SAC: 1 DP: 0 HBP: 0	WP: 0 PB: 0 SB: 0 CS: 0	PA: 40
<b>PITCHER</b>	IP	WLS	BF	H	R	ER	SO	BB	IBB	HBP	BLK	WP	HR	S	P	ERA	WHIP					
<b>Chris Haney, L</b> (1, 1) ERA: 4.94	8.0	L	37	10	5	5	2	3	0	0	0	0	1	38	50	5.62	1.625					
<b>Rick Huisman, R</b> (9, 1) ERA: 2.25	1.0		3	0	0	0	0	0	0	0	0	0	0	3	3	0.00	0.000					

Batter	1	2	3	4	5	6	7	8	9	AB	R	H	RBI	BB	SO	LOB	BOTTOM					
<b>Jose Offerman, S</b> (1, 4) OBP: 0.368, SLG: 0.371	G4-3						G4-3			3	1	0	0	1	1	1	<b>Boston Red Sox @ Kansas City Royals</b> Kauffman Stadium, Kansas City, MO Wed Jul 31 1996, 7:05 PM CDT Att: 17,527 - Unknown - 75 F					
<b>Tom Goodwin, L</b> (1, 8) OBP: 0.336, SLG: 0.338	F9								G4-3	3	0	0	0	1	0	0						
<b>Bip Roberts, S</b> (1, 10) OBP: 0.354, SLG: 0.388	G6-3									4	0	1	1	0	1	0						
<b>Craig Paquette, R</b> (1, 7) OBP: 0.291, SLG: 0.453										4	0	1	0	0	0	2						
<b>Michael Tucker, L</b> (1, 3) OBP: 0.313, SLG: 0.390										4	0	0	0	0	3	1						
<b>29 Mike Sweeney, R</b> (1, 2) OBP: 0.436, SLG: 0.424										3	1	1	0	1	0	0						
<b>Johnny Damon, L</b> (1, 9) OBP: 0.333, SLG: 0.404										4	1	1	1	0	0	2						
<b>Joe Randa, R</b> (1, 5) OBP: 0.350, SLG: 0.419										3	0	1	1	1	0	0						
<b>David Howard, S</b> (1, 6) OBP: 0.301, SLG: 0.321										3	0	0	0	0	1	2						
<b>Keith Lockhart, L</b> (9, PH) OBP: 0.333, SLG: 0.425										1	0	0	0	0	0	0						
<b>Inning Stats</b>	R: 0 E: 0 K: 0 S: 3	H: 0 LOB: 0 BB: 0 P: 3	R: 0 E: 0 K: 1 S: 6	H: 1 LOB: 1 BB: 0 P: 6	R: 1 E: 0 K: 1 S: 6	H: 1 LOB: 2 BB: 2 P: 14	R: 1 E: 0 K: 1 S: 6	H: 1 LOB: 1 BB: 1 P: 10	R: 0 E: 0 K: 1 S: 5	H: 0 LOB: 0 BB: 0 P: 5	R: 0 E: 0 K: 0 S: 3	H: 0 LOB: 0 BB: 0 P: 3	R: 0 E: 0 K: 0 S: 3	H: 0 LOB: 1 BB: 1 P: 7	R: 0 E: 0 K: 2 S: 8	H: 1 LOB: 1 BB: 0 P: 8	R: 1 E: 0 K: 0 S: 4	H: 1 LOB: 0 BB: 0 P: 4	1B: 3 2B: 1 3B: 0 HR: 1	SF: 0 SAC: 0 DP: 0 HBP: 0	WP: 0 PB: 0 SB: 1 CS: 0	PA: 36
<b>PITCHER</b>	IP	WLS	BF	H	R	ER	SO	BB	IBB	HBP	BLK	WP	HR	S	P	ERA	WHIP					
<b>49 Tim Wakefield, R</b> (1, 1) ERA: 6.14	8.1	W	34	5	3	3	6	4	0	0	0	0	0	42	58	3.24	1.080					
<b>Heathcliff Slocumb, R</b> (9, 1) ERA: 3.59	0.2	S	2	0	0	0	0	0	0	0	0	0	0	2	2	0.00	0.000					



Batter	1	2	3	4	5	6	7	8	9	AB	R	H	RBI	BB	SO	LOB	TOP								
Darren Bragg, L OBP: 0.365, SLG: 0.431 (1, 8)										4	1	0	0	1	1	3	<b>Boston Red Sox @ Kansas City Royals</b> Kauffman Stadium, Kansas City, MO Thu Aug 01 1996, 7:05 PM CDT Att: 18,934 - Unknown - 72 F  <b>AB 33</b> <b>R 4</b> <b>H 8</b> <b>RBI 4</b> <b>BB 3</b> <b>SO 1</b> <b>LOB 14</b> 								
John Valentin, R OBP: 0.382, SLG: 0.446 (1, 6)										4	0	0	1	0	0	4									
Mo Vaughn, L OBP: 0.427, SLG: 0.606 (1, 10)										3	0	0	1	0	0	0									
Tim Lincecum, R OBP: 0.376, SLG: 0.478 (1, 5)										4	0	2	0	0	0	0									
Mike Greenwell, L OBP: 0.324, SLG: 0.392 (1, 7)										4	0	1	0	0	0	1									
Arquimedes Pozo, R OBP: 0.320, SLG: 0.545 (1, 4)										2	1	0	0	2	0	2									
18 Reggie Jefferson, S OBP: 0.390, SLG: 0.611 (1, 3)										4	1	1	1	0	0	2									
Mike Stanley, R OBP: 0.390, SLG: 0.510 (1, 2)										4	0	2	0	0	0	1									
Troy O'Leary, L OBP: 0.325, SLG: 0.400 (1, 9)										4	1	2	1	0	0	1									
<b>Inning Stats</b>	R: 0 E: 0 K: 0 S: 3	H: 0 LOB: 0 BB: 0 P: 3	R: 0 E: 0 K: 0 S: 3	H: 1 LOB: 1 BB: 1 P: 7	R: 0 E: 0 K: 0 S: 3	H: 1 LOB: 0 BB: 0 P: 3	R: 0 E: 0 K: 0 S: 3	H: 0 LOB: 0 BB: 0 P: 3	R: 2 E: 0 K: 0 S: 5	H: 2 LOB: 2 BB: 2 P: 13	R: 0 E: 0 K: 0 S: 3	H: 0 LOB: 0 BB: 0 P: 3	R: 0 E: 0 K: 0 S: 3	H: 0 LOB: 0 BB: 0 P: 3	R: 2 E: 2 K: 0 S: 7	H: 2 LOB: 2 BB: 0 P: 7	R: 0 E: 0 K: 1 S: 7	H: 2 LOB: 2 BB: 0 P: 7	1B: 7 2B: 1 3B: 0 HR: 0	SF: 2 SAC: 0 DP: 2 HBP: 0	WP: 0 PB: 0 SB: 0 CS: 0	PA: 38			
<b>PITCHER</b>	IP	WLS	BF	H	R	ER	SO	BB	IBB	HBP	BLK	WP	HR	S	P	ERA	WHIP								
Tim Belcher, R ERA: 4.0 (1, 1)	7.2	W	32	6	4	2	0	3	0	0	0	0	0	29	41	2.35	1.174								
Hipolito Pichardo, R ERA: 5.1 (8, 1)	0.1		1	0	0	0	0	0	0	0	0	0	0	1	1	0.00	0.000								
Jeff Montgomery, R ERA: 9.96 (9, 1)	1.0		5	2	0	0	1	0	0	0	0	0	0	7	7	0.00	2.000								

Batter	1	2	3	4	5	6	7	8	9	AB	R	H	RBI	BB	SO	LOB	BOTTOM								
Jose Offerman, S OBP: 0.369, SLG: 0.372 (1, 3)										5	1	2	1	0	1	0	<b>Boston Red Sox @ Kansas City Royals</b> Kauffman Stadium, Kansas City, MO Thu Aug 01 1996, 7:05 PM CDT Att: 18,934 - Unknown - 72 F  <b>AB 38</b> <b>R 9</b> <b>H 14</b> <b>RBI 9</b> <b>BB 4</b> <b>SO 6</b> <b>LOB 19</b> 								
Tom Goodwin, L OBP: 0.337, SLG: 0.338 (1, 8)										4	2	1	0	1	1	3									
Keith Lockhart, L OBP: 0.340, SLG: 0.432 (1, 4)										4	2	3	1	1	0	1									
Bip Roberts, S OBP: 0.351, SLG: 0.382 (1, 10)										4	1	0	0	1	1	5									
Michael Tucker, L OBP: 0.318, SLG: 0.395 (1, 7)										4	1	2	3	1	1	0									
Mike Macfarlane, R OBP: 0.330, SLG: 0.515 (1, 2)										5	1	3	3	0	1	2									
Johnny Damon, L OBP: 0.335, SLG: 0.495 (1, 9)										4	1	2	0	0	0	3									
Joe Randa, R OBP: 0.348, SLG: 0.416 (1, 5)										4	0	1	1	0	0	2									
David Howard, S OBP: 0.297, SLG: 0.317 (1, 6)										4	0	0	0	0	1	3									
<b>Inning Stats</b>	R: 2 E: 0 K: 1 S: 6	H: 1 LOB: 2 BB: 3 P: 18	R: 0 E: 0 K: 0 S: 3	H: 0 LOB: 0 BB: 0 P: 3	R: 5 E: 0 K: 2 S: 14	H: 7 LOB: 2 BB: 0 P: 14	R: 0 E: 0 K: 1 S: 5	H: 1 LOB: 0 BB: 0 P: 5	R: 0 E: 0 K: 0 S: 4	H: 1 LOB: 1 BB: 0 P: 4	R: 0 E: 0 K: 1 S: 6	H: 1 LOB: 1 BB: 0 P: 6	R: 0 E: 0 K: 1 S: 8	H: 2 LOB: 2 BB: 1 P: 12	1B: 12 2B: 2 3B: 0 HR: 0	SF: 0 SAC: 0 DP: 1 HBP: 0	WP: 0 PB: 0 SB: 3 CS: 0	PA: 42							
<b>PITCHER</b>	IP	WLS	BF	H	R	ER	SO	BB	IBB	HBP	BLK	WP	HR	S	P	ERA	WHIP								
Roger Clemens, R ERA: 4.36 (1, 1)	6.0	L	31	11	7	7	4	3	0	0	0	0	0	36	48	10.50	2.333								
Mark Brandenburg, R ERA: 3.14 (7, 1)	1.0		4	1	0	0	1	0	0	0	0	0	0	6	6	0.00	1.000								
Joe Hudson, R ERA: 4.59 (8, 1)	1.0		7	2	2	0	1	1	0	0	0	0	0	8	12	0.00	3.000								



Batter	1	2	3	4	5	6	7	8	9	AB	R	H	RBI	BB	SO	LOB	TOP								
<b>Chuck Knoblauch, R</b> OBP: 0.458, SLG: 0.562 (1, 4)	G5-3		G5-3														4 2 2 0 1 0 0								
<b>Rich Becker, L</b> OBP: 0.360, SLG: 0.459 (1, 8)																	4 3 3 2 1 1 1								
<b>Paul Molitor, R</b> OBP: 0.380, SLG: 0.456 (1, 10)																	4 1 2 2 1 0 1								
<b>Marty Cordova, R</b> OBP: 0.378, SLG: 0.477 (1, 7)																	5 0 1 2 0 2 4								
<b>Scott Stahoviak, L</b> OBP: 0.402, SLG: 0.498 (1, 3)																	3 0 0 1 1 0 2								
<b>Dave Hollins, S</b> OBP: 0.365, SLG: 0.378 (1, 5)																	4 1 1 0 0 2 3								
<b>Matt Lawton, L</b> OBP: 0.315, SLG: 0.324 (1, 9)																	5 1 2 1 0 2 2								
<b>Matt Walbeck, S</b> OBP: 0.202, SLG: 0.253 (8, PH)																	3 0 0 0 0 1 2								
<b>Chip Hale, L</b> OBP: 0.448, SLG: 0.500 (8, PR)																	1 0 1 1 0 0 0								
<b>Jeff Reboulet, R</b> OBP: 0.309, SLG: 0.272 (8, 6)																	1 1 0 0 0 0 1								
<b>Pat Meares, R</b> OBP: 0.285, SLG: 0.380 (8, PH)																	3 0 0 0 0 0 0								
<b>Greg Myers, L</b> OBP: 0.339, SLG: 0.485 (8, 2)																	2 1 1 0 0 0 1								
<b>Inning Stats</b>	R: 0 E: 0 K: 1 S: 7	H: 0 LOB: 1 BB: 1 P: 14	R: 0 E: 0 K: 0 S: 11	H: 2 LOB: 1 BB: 0 P: 14	R: 2 E: 0 K: 1 S: 17	H: 3 LOB: 2 BB: 1 P: 30	R: 0 E: 0 K: 0 S: 7	H: 0 LOB: 0 BB: 0 P: 9	R: 2 E: 0 K: 2 S: 14	H: 3 LOB: 1 BB: 0 P: 20	R: 1 E: 0 K: 2 S: 12	H: 1 LOB: 1 BB: 1 P: 19	R: 0 E: 0 K: 0 S: 7	H: 0 LOB: 0 BB: 0 P: 11	R: 5 E: 1 K: 1 S: 21	H: 4 LOB: 2 BB: 1 P: 33	R: 0 E: 0 K: 1 S: 7	H: 0 LOB: 1 BB: 0 P: 11	1B: 10 2B: 2 3B: 0 HR: 1	SF: 1 SAC: 0 DP: 1 HBP: 1	WP: 1 PB: 0 SB: 2 CS: 0	PA: 45			
<b>PITCHER</b>	IP	WLS	BF	H	R	ER	SO	BB	IBB	HBP	BLK	WP	HR	S	P	ERA	WHIP								
<b>Tom Gordon, R</b> ERA: 5.91 (1, 1)	6.0		29	9	5	5	6	3	0	0	0	0	1	68	106	7.50	2.000								
<b>Stan Belinda, R</b> ERA: 8.31 (7, 1)	1.1		6	1	2	1	1	0	0	0	0	0	0	16	23	6.75	0.750								
<b>Heathcliff Slocumb, R</b> ERA: 4.1 (8, 1)	0.0		4	3	2	2	0	1	0	0	0	1	0	8	16	∞	∞								
<b>Mark Brandenburg, R</b> ERA: 3.04 (8, 1)	1.2	W	6	0	1	1	1	0	0	1	0	0	0	11	16	5.40	0.000								

**Minnesota Twins @ Boston Red Sox**  
Fenway Park, Boston, MA  
Fri Aug 02 1996, 7:05 PM EDT  
Att: 28,041 - Unknown - 72 F

AB 39  
R 10  
H 13  
RBI 9  
BB 4  
SO 8  
LOB 17



Batter	1	2	3	4	5	6	7	8	9	AB	R	H	RBI	BB	SO	LOB	BOTTOM								
<b>Darren Bragg, L</b> OBP: 0.365, SLG: 0.445 (1, 8)																	5 1 2 1 0 1 3								
<b>Arquimedez Pozo, R</b> OBP: 0.297, SLG: 0.444 (1, 4)																	5 0 0 0 0 2 3								
<b>Mo Vaughn, L</b> OBP: 0.424, SLG: 0.601 (1, 3)																	5 0 1 0 0 0 1								
<b>Tim Lincecum, R</b> OBP: 0.377, SLG: 0.474 (1, 5)																	3 3 0 0 2 0 1								
<b>18 Reggie Jefferson, S</b> OBP: 0.398, SLG: 0.632 (1, 10)																	5 3 4 2 0 0 0								
<b>Mike Stanley, R</b> OBP: 0.394, SLG: 0.522 (1, 2)																	4 2 3 3 0 0 1								
<b>Scott Hatteberg, L</b> OBP: 0.250, SLG: 0.143 (8, 2)																	1 0 1 0 0 0 0								
<b>John Valentin, R</b> OBP: 0.392, SLG: 0.446 (9, PR)																	0 1 0 0 0 0 0								
<b>Mike Greenwell, L</b> OBP: 0.329, SLG: 0.406 (1, 7)																	3 0 2 2 0 0 1								
<b>Lee Tinsley, S</b> OBP: 0.284, SLG: 0.274 (8, 8)																	0 1 0 0 1 0 0								
<b>Troy O'Leary, L</b> OBP: 0.326, SLG: 0.406 (1, 9)																	5 0 2 2 0 0 2								
<b>Tony Rodriguez, R</b> OBP: 0.308, SLG: 0.250 (1, 6)																	3 0 0 0 0 0 2								
<b>Jeff Frye, R</b> OBP: 0.365, SLG: 0.306 (8, 6)																	0 0 0 0 1 0 0								
<b>Inning Stats</b>	R: 4 E: 1 K: 0 S: 16	H: 5 LOB: 1 BB: 0 P: 29	R: 0 E: 0 K: 0 S: 5	H: 1 LOB: 0 BB: 0 P: 10	R: 1 E: 0 K: 0 S: 10	H: 2 LOB: 1 BB: 0 P: 15	R: 0 E: 0 K: 0 S: 7	H: 0 LOB: 0 BB: 0 P: 12	R: 0 E: 0 K: 2 S: 14	H: 3 LOB: 2 BB: 0 P: 16	R: 1 E: 0 K: 0 S: 6	H: 1 LOB: 1 BB: 1 P: 15	R: 0 E: 0 K: 0 S: 10	H: 0 LOB: 0 BB: 1 P: 16	R: 4 E: 0 K: 1 S: 22	H: 3 LOB: 2 BB: 2 P: 38	1B: 9 2B: 2 3B: 1 HR: 3	SF: 1 SAC: 0 DP: 1 HBP: 0	WP: 0 PB: 0 SB: 0 CS: 0	PA: 44					
<b>PITCHER</b>	IP	WLS	BF	H	R	ER	SO	BB	IBB	HBP	BLK	WP	HR	S	P	ERA	WHIP								
<b>Rick Aguilera, R</b> ERA: 6.12 (1, 1)	5.0		26	11	6	5	0	0	0	0	0	0	0	14	23	4.50	1.000								
<b>Mike Trombley, R</b> ERA: 3.46 (6, 1)	2.0		8	1	1	1	2	1	0	0	0	0	0	14	23	4.50	1.000								
<b>Dan Naulty, R</b> ERA: 3.21 (8, 1)	1.2	L	10	3	4	4	1	3	0	0	0	0	1	32	54	21.60	3.600								

**Minnesota Twins @ Boston Red Sox**  
Fenway Park, Boston, MA  
Fri Aug 02 1996, 7:05 PM EDT  
Att: 28,041 - Unknown - 72 F

AB 39  
R 11  
H 15  
RBI 10  
BB 4  
SO 3  
LOB 14






Batter	1	2	3	4	5	6	7	8	9	AB	R	H	RBI	BB	SO	LOB	TOP								
<b>Chuck Knoblauch R</b> (1,4) OBP: 0.454, SLG: 0.556	0-3 <b>K</b>		2-2 <b>CS</b>	2-2 <b>F8</b>		2-0 <b>G6-3</b>		0-1 <b>G4-3</b>		4	0	0	0	0	1	0									
<b>Rich Becker L</b> (1,8) OBP: 0.355, SLG: 0.457	3-2 <b>F7</b>			3-2 <b>F9</b>		2-1 <b>1B</b>		3-2 <b>F9</b>		4	0	1	0	0	0	0									
<b>Paul Molitor R</b> (1,3) OBP: 0.379, SLG: 0.454	0-1 <b>G4-3</b>			1-0 <b>1B</b>		0-3 <b>K</b>		2-1 <b>G1-3</b>		4	0	1	0	0	1	1									
<b>Scott Stahoviak L</b> (1,10) OBP: 0.406, SLG: 0.506		2-2 <b>G1-6-3</b> <b>1B</b>		1-1 <b>1B</b>			3-2 <b>1B</b> <b>2B</b>		3-1 <b>F8</b>	4	1	3	0	0	0	0									
<b>Marty Cordova R</b> (1,7) OBP: 0.374, SLG: 0.472		1-2 <b>G1-6-3</b> <b>1-2</b>		1-3 <b>K</b>			2-3 <b>K</b>		1-2 <b>G4-3</b>	4	0	0	0	0	2	4									
<b>Greg Myers L</b> (1,2) OBP: 0.333, SLG: 0.477		2-2 <b>P6</b>			1-1 <b>G4-3</b>		1-3 <b>K</b>		2-3 <b>K</b>	4	0	0	0	0	2	1									
<b>Jeff Reboulet R</b> (1,5) OBP: 0.310, SLG: 0.273 (7,6)			2-3 <b>K</b>		1-1 <b>F7</b>		1-1 <b>HR</b> <b>1B</b>			3	1	1	1	0	1	0									
<b>Matt Lawton L</b> (1,9) OBP: 0.321, SLG: 0.351			2-0 <b>CS</b> <b>1B</b>		2-1 <b>F9</b>		3-2 <b>1-H</b> <b>HR</b>			3	1	2	2	0	0	0									
<b>Pat Meares R</b> (1,6) OBP: 0.283, SLG: 0.378 (7,PH)			2-1 <b>P4</b>			0-3 <b>K</b>		1-2 <b>G4-3</b>		2	0	0	0	0	1	1									
<b>Chip Hale L</b> (7,5) OBP: 0.441, SLG: 0.492										1	0	0	0	0	0	0									
<b>Inning Stats</b>	R: 0 E: 0 K: 1 S: 9	H: 0 LOB: 0 BB: 0 P: 12	R: 0 E: 0 K: 0 S: 11	H: 1 LOB: 0 BB: 0 P: 16	R: 0 E: 0 K: 1 S: 8	H: 1 LOB: 0 BB: 0 P: 16	R: 0 E: 0 K: 0 S: 12	H: 2 LOB: 2 BB: 0 P: 20	R: 0 E: 0 K: 0 S: 6	H: 0 LOB: 0 BB: 0 P: 10	R: 0 E: 0 K: 2 S: 10	H: 1 LOB: 1 BB: 0 P: 14	R: 3 E: 0 K: 2 S: 17	H: 3 LOB: 0 BB: 0 P: 28	R: 0 E: 0 K: 0 S: 9	H: 0 LOB: 0 BB: 0 P: 14	R: 0 E: 0 K: 1 S: 9	H: 0 LOB: 0 BB: 0 P: 15	1B: 6 2B: 1 3B: 0 HR: 1	SF: 0 SAC: 0 DP: 1 HBP: 0	WP: 0 PB: 0 SB: 0 CS: 1	PA: 34			
<b>PITCHER</b>	IP	WLS	BF	H	R	ER	SO	BB	IBB	HBP	BLK	WP	HR	S	P	ERA	WHIP								
<b>Aaron Sele R</b> (1,1) ERA: 5.22	7.0	W	27	8	3	3	7	0	0	0	0	0	1	73	116	3.86	1.143								
<b>Joe Hudson R</b> (8,1) ERA: 4.33	2.0	S	6	0	0	0	1	0	0	0	0	0	0	18	29	0.00	0.000								

**Minnesota Twins @ Boston Red Sox**  
Fenway Park, Boston, MA  
Sat Aug 03 1996, 3:33 AM EDT  
Att: 19,860 - Sunny - 75 F


AB 33  
R 3  
H 8  
RBI 3  
BB 0  
SO 8  
LOB 7



Batter	1	2	3	4	5	6	7	8	9	AB	R	H	RBI	BB	SO	LOB	BOTTOM								
<b>Darren Bragg L</b> (1,9) OBP: 0.362, SLG: 0.439	2-1 <b>G6-3</b>	1-1 <b>G4-3</b>		0-2 <b>G1-3</b>		0-2 <b>F8</b>		2-0 <b>1B</b> <b>2-H</b>		5	0	1	1	0	0	1									
<b>Jeff Eves R</b> (1,4) OBP: 0.362, SLG: 0.303	0-2 <b>1B</b> <b>SF9</b>	1-1 <b>G4-3</b>		1-2 <b>G3</b>		2-0 <b>P3</b>		2-1 <b>G1-3</b>		5	1	1	0	0	0	2									
<b>Mo Vaughn L</b> (1,10) OBP: 0.427, SLG: 0.600	1-0 <b>1B</b>		4-2 <b>1B</b> <b>HBP</b> <b>BB</b>	4-1 <b>1B</b> <b>BB</b>			0-2 <b>F7</b>			2	1	1	0	2	0	0									
<b>Tim Lincecum R</b> (1,5) OBP: 0.378, SLG: 0.474	0-1 <b>SF9</b>		1-1 <b>1B</b> <b>HBP</b>	0-1 <b>1B</b>			0-0 <b>P3</b>			2	0	1	1	0	0	0									
<b>18 Reggie Jefferson S</b> (1,3) OBP: 0.400, SLG: 0.629	0-0 <b>F7</b>		1-0 <b>1B</b> <b>HBP</b>	1-0 <b>L5</b>			4-1 <b>BB</b>			3	1	1	1	1	0	3									
<b>Troy O'Leary L</b> (1,7) OBP: 0.323, SLG: 0.401		2-1 <b>P6</b>	0-0 <b>FC1-5-2</b> <b>1B</b>		0-0 <b>F9</b>		0-1 <b>F7</b>			4	0	0	0	0	0	3									
<b>Bill Haselman R</b> (1,2) OBP: 0.292, SLG: 0.377		0-1 <b>2B</b> <b>1B</b>	0-1 <b>S</b> <b>1B</b>		0-0 <b>E6</b> <b>CS</b>			2-3 <b>K</b>		4	1	2	1	0	1	0									
<b>Lee Tinsley S</b> (1,8) OBP: 0.288, SLG: 0.284		0-1 <b>2B</b> <b>2B</b>	0-3 <b>K</b>		1-3 <b>K</b>			1-0 <b>G3</b> <b>1B</b>		4	2	2	0	0	2	3									
<b>Tony Rodriguez R</b> (1,6) OBP: 0.294, SLG: 0.313		0-2 <b>G4-3</b> <b>2B</b>	1-2 <b>P4</b>		2-2 <b>CS</b>		0-0 <b>P3</b>		2-1 <b>G3</b>	4	0	1	2	0	0	3									
<b>Inning Stats</b>	R: 1 E: 0 K: 0 S: 9	H: 2 LOB: 1 BB: 0 P: 12	R: 2 E: 0 K: 0 S: 14	H: 3 LOB: 1 BB: 0 P: 18	R: 2 E: 0 K: 1 S: 14	H: 2 LOB: 2 BB: 1 P: 21	R: 0 E: 0 K: 0 S: 11	H: 1 LOB: 2 BB: 1 P: 17	R: 0 E: 0 K: 0 S: 7	H: 0 LOB: 0 BB: 0 P: 10	R: 0 E: 0 K: 0 S: 5	H: 0 LOB: 0 BB: 0 P: 7	R: 0 E: 0 K: 0 S: 7	H: 0 LOB: 1 BB: 1 P: 11	R: 1 E: 0 K: 1 S: 9	H: 2 LOB: 1 BB: 0 P: 18	1B: 8 2B: 2 3B: 0 HR: 0	SF: 1 SAC: 0 DP: 0 HBP: 1	WP: 0 PB: 0 SB: 1 CS: 1	PA: 39					
<b>PITCHER</b>	IP	WLS	BF	H	R	ER	SO	BB	IBB	HBP	BLK	WP	HR	S	P	ERA	WHIP								
<b>Frankie Rodriguez R</b> (1,1) ERA: 5.55	2.1	L	16	7	5	5	0	1	0	1	0	0	0	30	43	19.29	3.429								
<b>Jose Pizarro R</b> (3,1) ERA: 6.08	5.2		22	3	1	1	3	2	0	0	0	0	0	46	71	1.59	0.882								

**Minnesota Twins @ Boston Red Sox**  
Fenway Park, Boston, MA  
Sat Aug 03 1996, 3:33 AM EDT  
Att: 19,860 - Sunny - 75 F

AB 33  
R 6  
H 10  
RBI 6  
BB 3  
SO 3  
LOB 15





Batter	1	2	3	4	5	6	7	8	9	AB	R	H	RBI	BB	SO	LOB	TOP								
Chuck Knoblauch R (1.4) OBP: 0.454, SLG: 0.558										4	2	1	1	1	1	1									
Rich Becker L (1.8) OBP: 0.355, SLG: 0.453										3	0	0	1	0	0	1									
Paul Molitor R (1.10) OBP: 0.382, SLG: 0.460										3	1	3	1	0	0	0									
Scott Stahoviak L (1.3) OBP: 0.408, SLG: 0.513										4	2	2	1	0	1	1									
Dave Hollins S (1.5) OBP: 0.364, SLG: 0.376										4	0	1	1	0	0	1									
Matt Lawton L (1.9) OBP: 0.326, SLG: 0.351										3	0	1	1	1	0	1									
Roberto Kelly R (1.7) OBP: 0.352, SLG: 0.405										4	0	0	0	0	1	2									
Matt Walbeck S (1.2) OBP: 0.204, SLG: 0.262										4	1	1	0	0	0	1									
Jeff Reboulet R (1.6) OBP: 0.305, SLG: 0.268										3	0	0	0	0	0	1									
<b>Inning Stats</b>	R: 1 E: 0 K: 1 S: 5	H: 0 LOB: 0 BB: 1 P: 9	R: 0 E: 0 K: 1 S: 5	H: 0 LOB: 0 BB: 0 P: 5	R: 0 E: 0 K: 0 S: 3	H: 0 LOB: 0 BB: 0 P: 3	R: 0 E: 0 K: 0 S: 3	H: 1 LOB: 1 BB: 0 P: 3	R: 0 E: 0 K: 0 S: 5	H: 0 LOB: 1 BB: 0 P: 7	R: 0 E: 0 K: 1 S: 5	H: 0 LOB: 1 BB: 0 P: 5	R: 1 E: 0 K: 0 S: 5	H: 3 LOB: 1 BB: 0 P: 5	R: 4 E: 0 K: 0 S: 8	H: 5 LOB: 1 BB: 0 P: 8	R: 0 E: 1 K: 0 S: 4	H: 0 LOB: 1 BB: 0 P: 4	1B: 4 2B: 4 3B: 1 HR: 0	SF: 2 SAC: 1 DP: 1 HBP: 0	WP: 0 PB: 0 SB: 1 CS: 0	PA: 37			
<b>PITCHER</b>	IP	WLS	BF	H	R	ER	SO	BB	IBB	HBP	BLK	WP	HR	S	P	ERA	WHIP								
Jeff Suppan R (1.1) ERA: 4.82	7.2	L	30	7	5	5	3	2	0	0	0	0	0	34	42	5.87	1.174								
Mark Brandenburg R (8.1) ERA: 3.2	0.1		3	2	1	1	0	0	0	0	0	0	0	3	3	27.00	6.000								
Stan Belinda R (9.1) ERA: 7.94	1.0		4	0	0	0	0	0	0	0	0	0	0	4	4	0.00	0.000								

Minnesota Twins @ Boston Red Sox  
Fenway Park, Boston, MA  
Sat Aug 03 1996, 7:05 PM EDT  
Att: 29,135 - Sunny - 70 F

AB 32  
R 6  
H 9  
RBI 6  
BB 2  
SO 3  
LOB 9



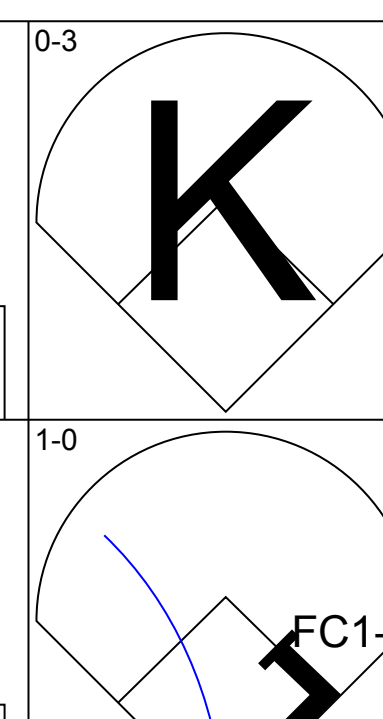
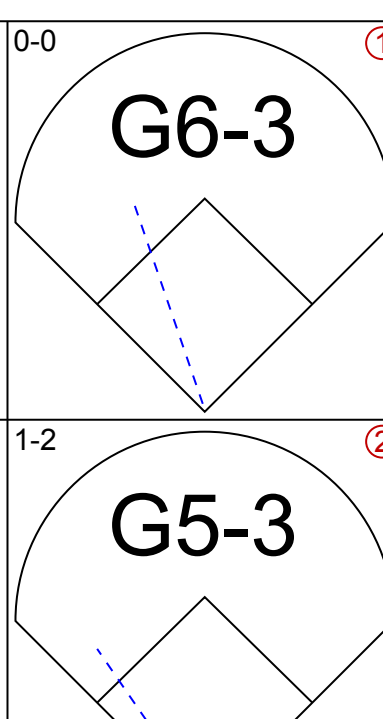
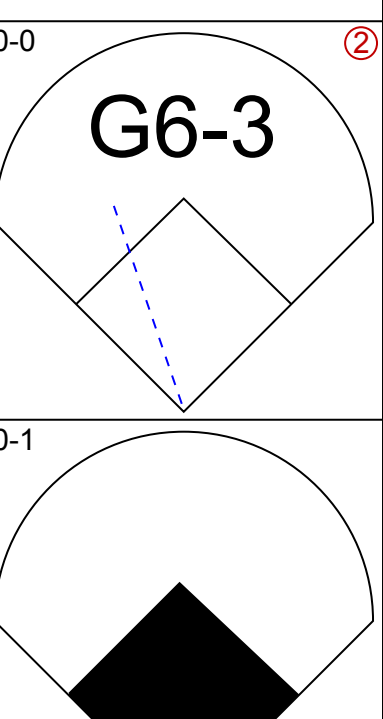
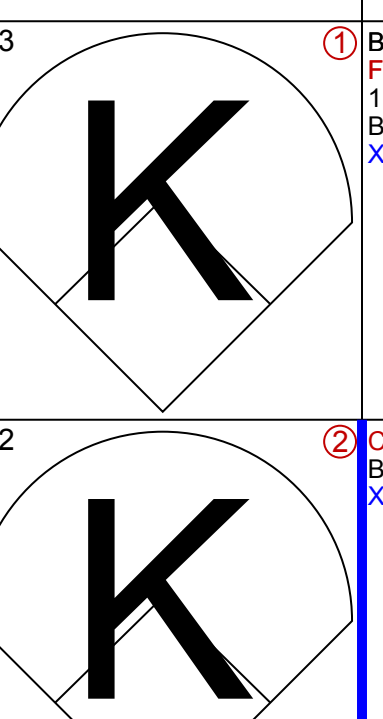
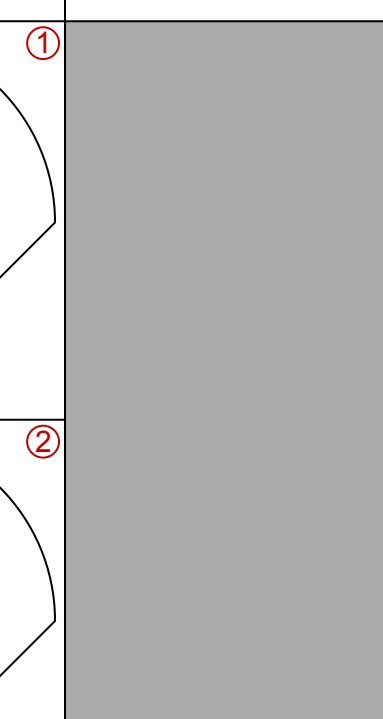
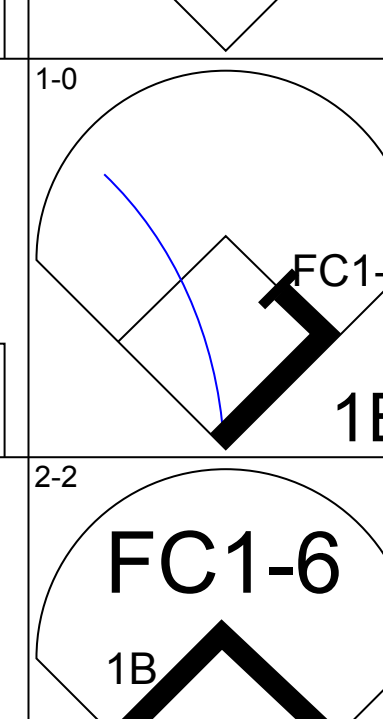
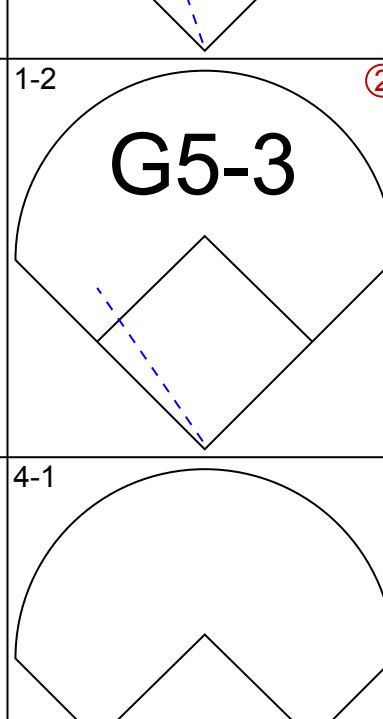
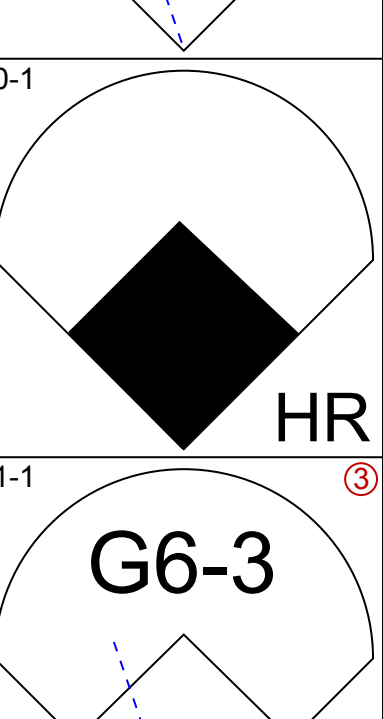
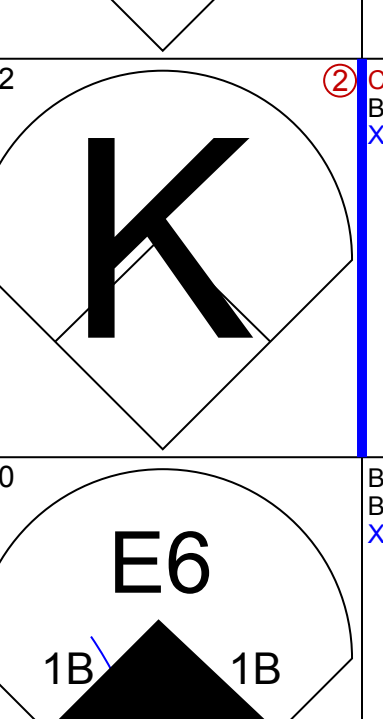
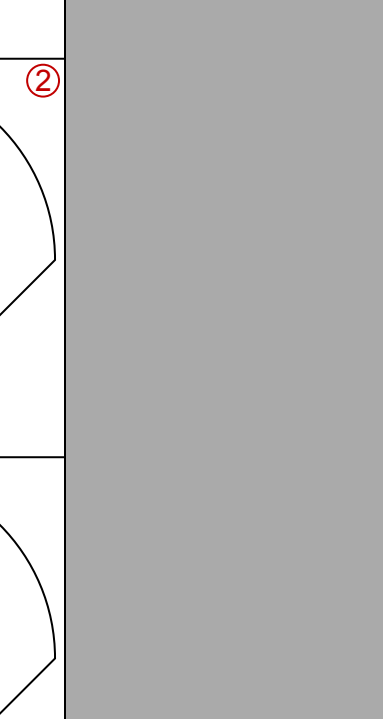
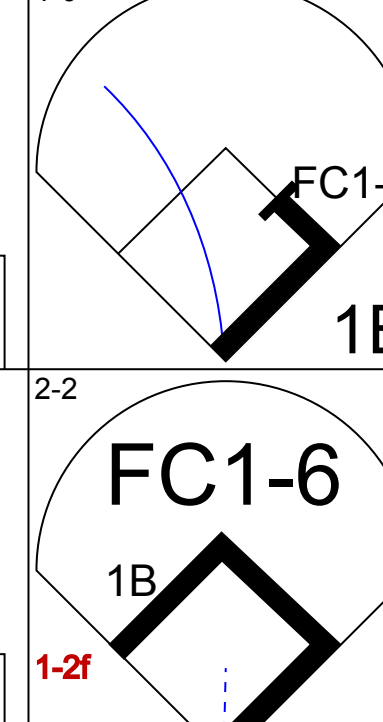
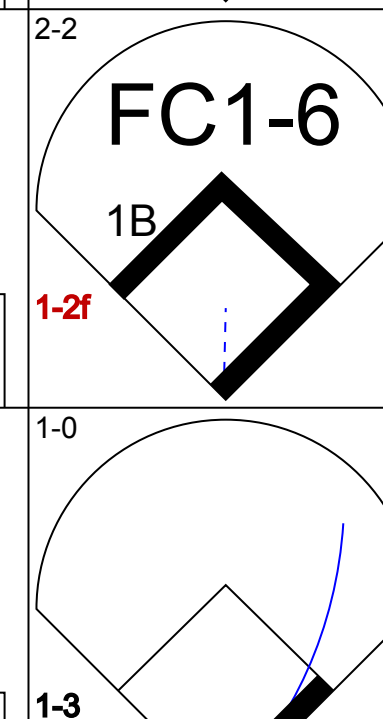
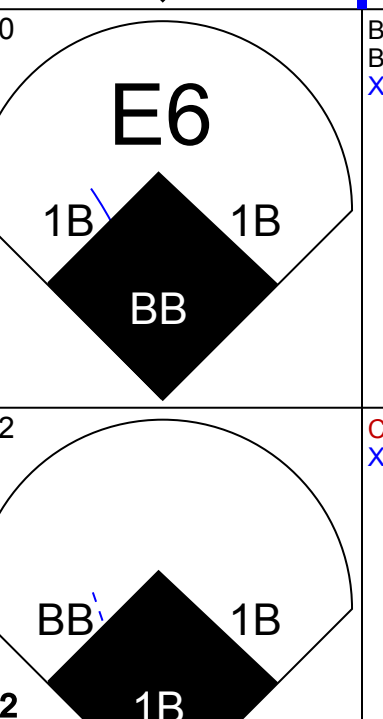
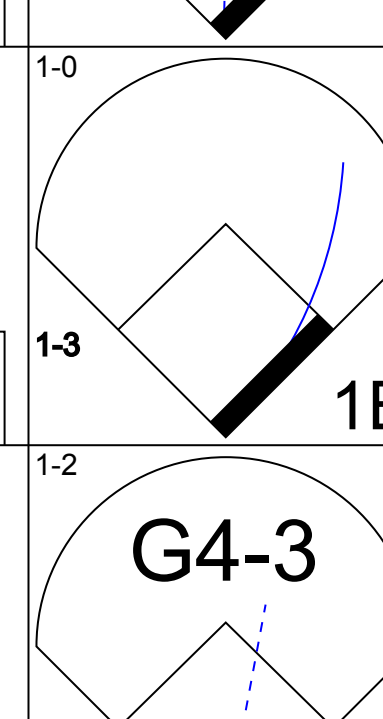
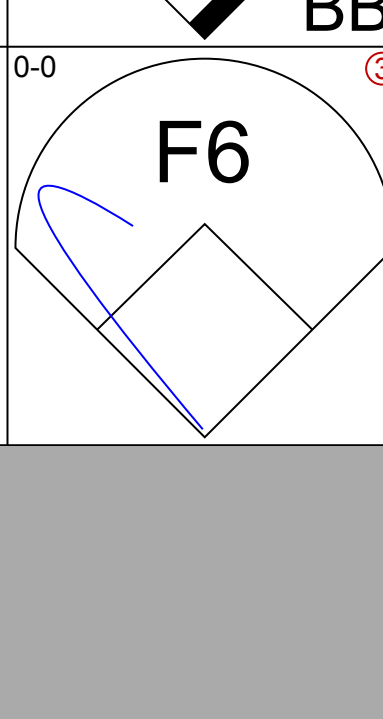
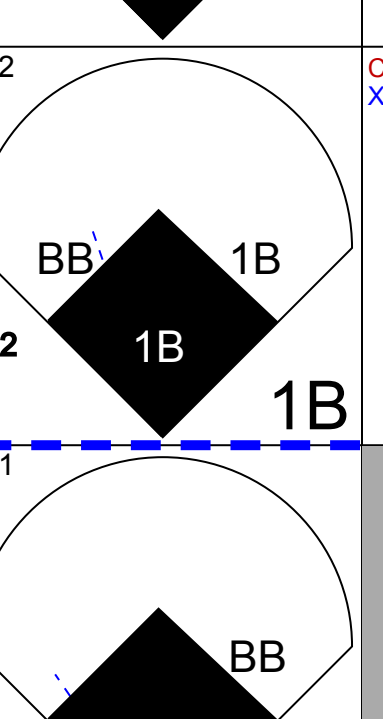
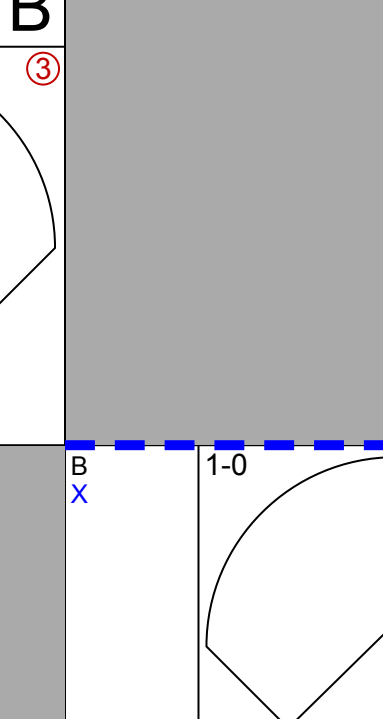
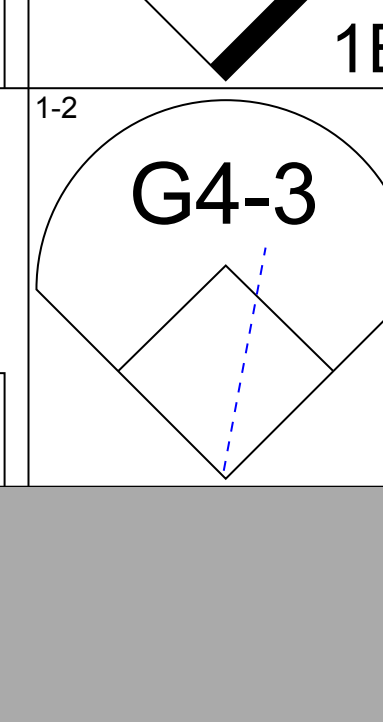
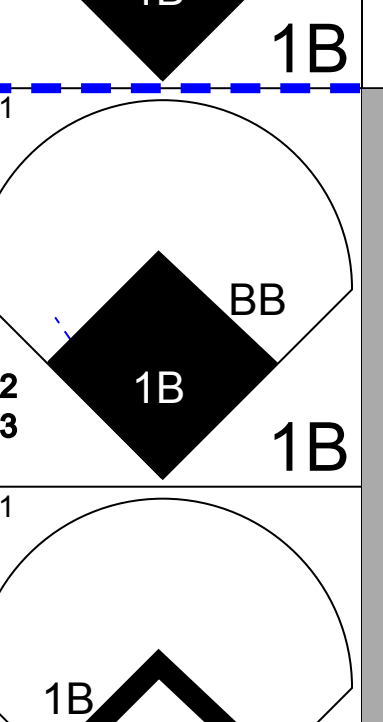


Batter	1	2	3	4	5	6	7	8	9	AB	R	H	RBI	BB	SO	LOB	BOTTOM								
Darren Bragg L (1.9) OBP: 0.364, SLG: 0.438										3	0	1	0	1	1	0									
Jeff Fyfe R (1.4) OBP: 0.364, SLG: 0.307										4	0	2	0	0	1	1									
Mo Vaughn L (1.3) OBP: 0.424, SLG: 0.595										4	0	0	0	0	1	5									
Mike Stanley R (1.2) OBP: 0.389, SLG: 0.516										4	0	0	0	0	0	5									
18 Reggie Jefferson S (1.10) OBP: 0.402, SLG: 0.627										4	0	2	0	0	0	0									
Arquimede Pozo R (1.5) OBP: 0.235, SLG: 0.387										4	0	0	0	0	0	2									
Mike Greenwell L (1.7) OBP: 0.319, SLG: 0.394										4	0	0	0	0	1	1									
Lee Tinsley S (1.8) OBP: 0.288, SLG: 0.284										3	0	1	0	0	0	0									
Tony Rodriguez R (1.6) OBP: 0.300, SLG: 0.316										3	0	1	0	0	0	2									
<b>Inning Stats</b>	R: 0 E: 0 K: 2 S: 8	H: 1 LOB: 1 BB: 0 P: 8	R: 0 E: 0 K: 0 S: 3	H: 0 LOB: 0 BB: 0 P: 3	R: 0 E: 0 K: 0 S: 3	H: 0 LOB: 0 BB: 0 P: 3	R: 0 E: 0 K: 0 S: 5	H: 2 LOB: 2 BB: 0 P: 5	R: 0 E: 0 K: 1 S: 5	H: 0 LOB: 1 BB: 1 P: 9	R: 0 E: 0 K: 0 S: 3	H: 0 LOB: 0 BB: 0 P: 3	R: 0 E: 0 K: 0 S: 6	H: 3 LOB: 3 BB: 0 P: 6	R: 0 E: 0 K: 1 S: 5	H: 1 LOB: 0 BB: 0 P: 5	1B: 7 2B: 0 3B: 0 HR: 0	SF: 0 SAC: 0 DP: 1 HBP: 0	WP: 0 PB: 0 SB: 0 CS: 0	PA: 34					
<b>PITCHER</b>	IP	WLS	BF	H	R	ER	SO	BB	IBB	HBP	BLK	WP	HR	S	P	ERA	WHIP								
Scott Aldred L (1.1) ERA: 6.95	7.0	W	25	3	0	0	3	1	0	0	0	0	0	30	34	0.00	0.571								
Eddie Guardado L (8.1) ERA: 5.37	0.2		5	3	0	0	0	0	0	0	0	0	0	5	5	0.00	4.500								
Mike Trombley R (8.1) ERA: 3.35	1.1		4	1	0	0	1	0	0	0	0	0	0	6	6	0.00	0.750								

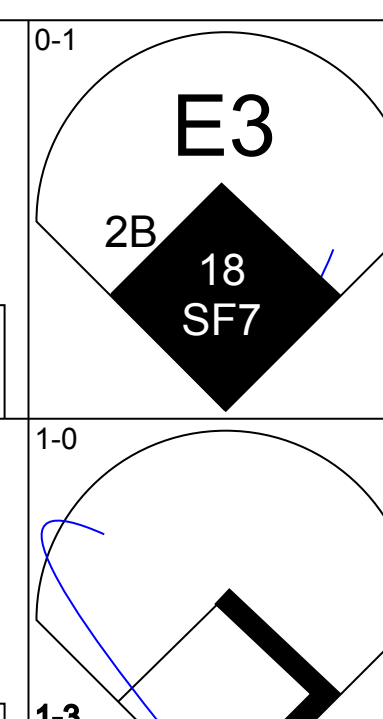
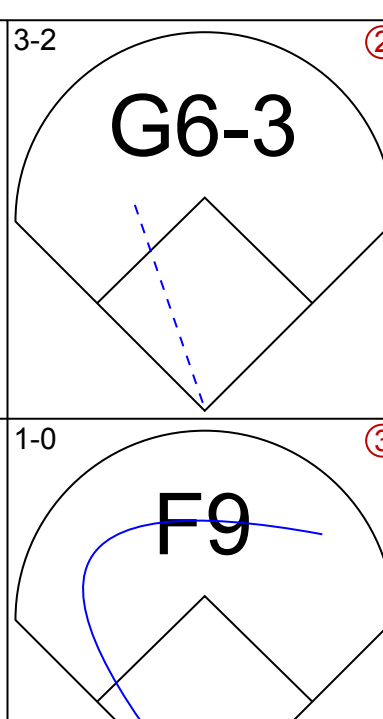
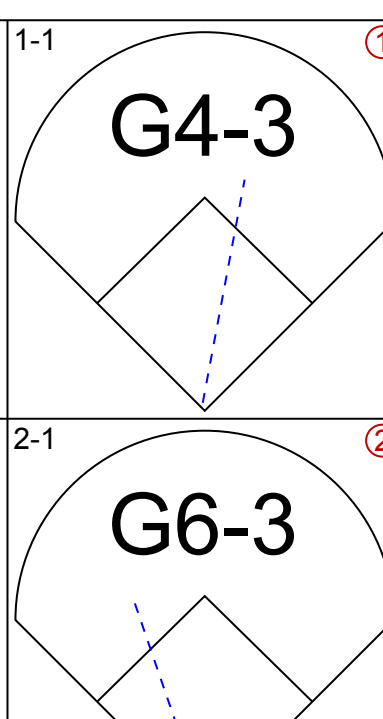
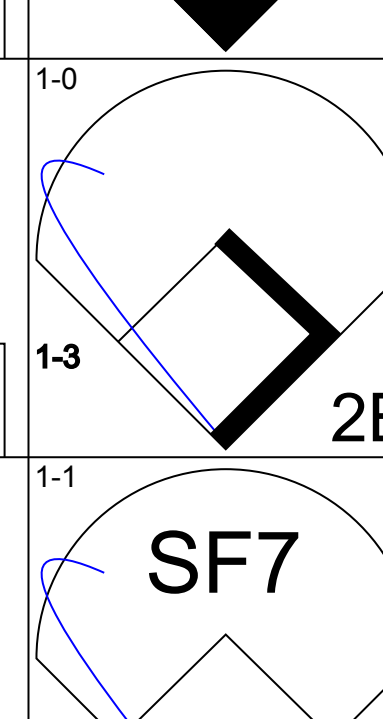
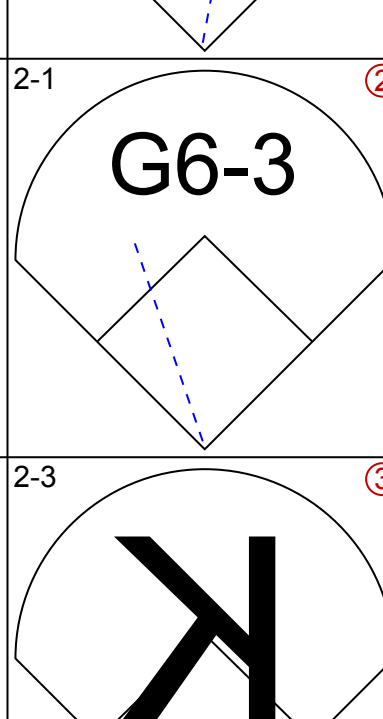
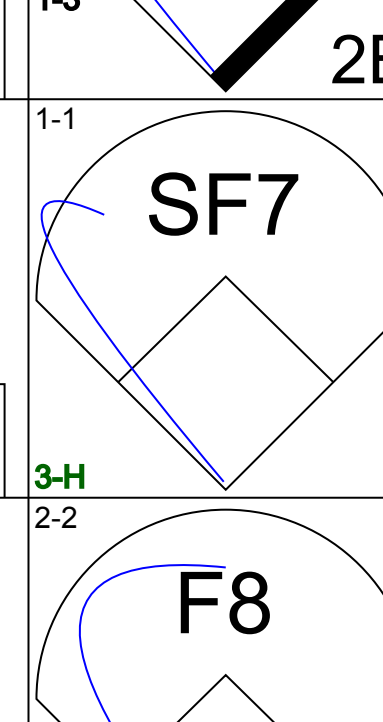
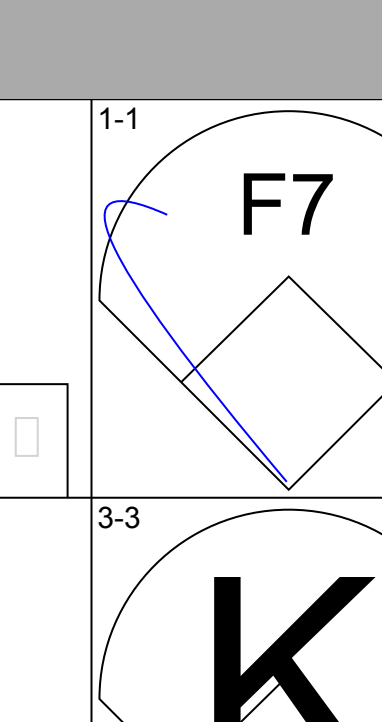
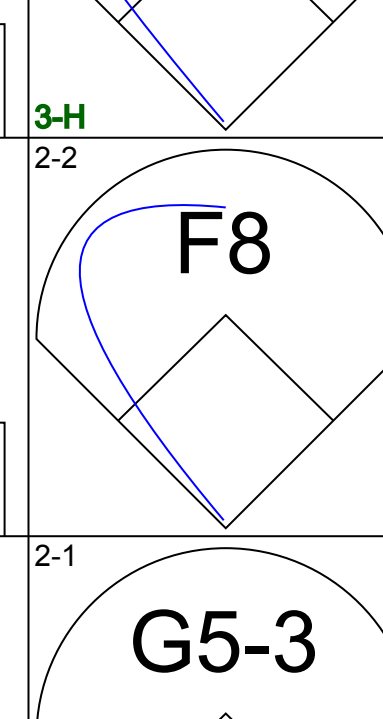
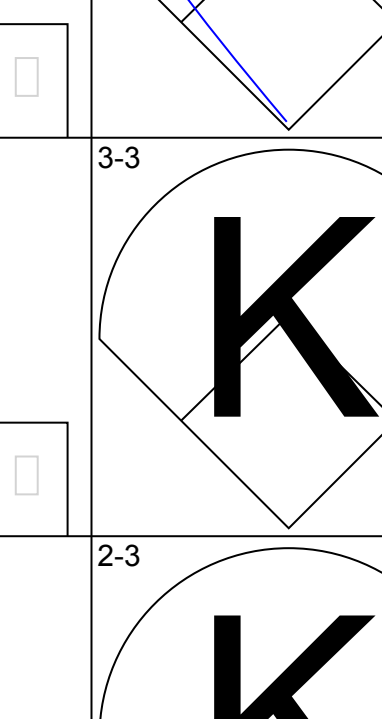
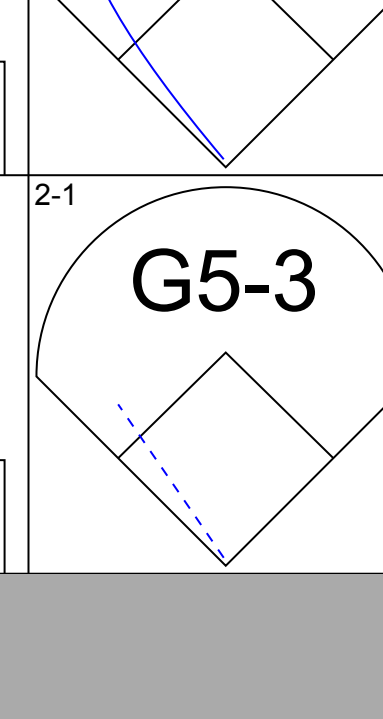
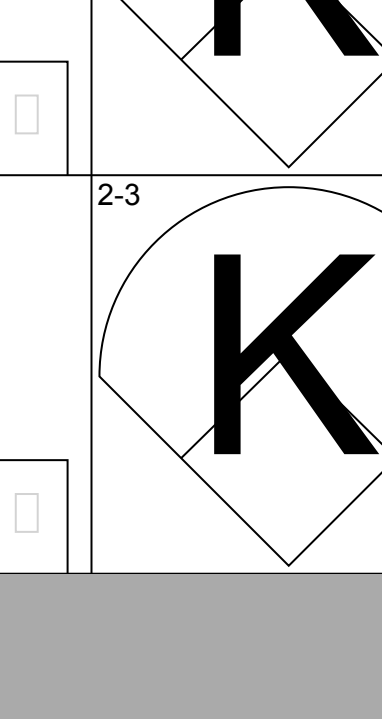
Minnesota Twins @ Boston Red Sox  
Fenway Park, Boston, MA  
Sat Aug 03 1996, 7:05 PM EDT  
Att: 29,135 - Sunny - 70 F

AB 33  
R 0  
H 7  
RBI 0  
BB 1  
SO 4  
LOB 16





Batter	1	2	3	4	5	6	7	8	9	AB	R	H	RBI	BB	SO	LOB	TOP			
<b>Chuck Knoblauch, R</b> OBP: 0.449, SLG: 0.551 (1, 4)										5	0	0	0	0	2	1	<b>Minnesota Twins @ Boston Red Sox</b> Fenway Park, Boston, MA Sun Aug 04 1996, 3:33 AM EDT Att: 29,939 - Sunny - 82 F			
<b>Roberto Kelly, R</b> OBP: 0.354, SLG: 0.420 (1, 9)										4	1	2	1	0	1	0				
<b>Matt Lawton, L</b> OBP: 0.324, SLG: 0.348 (8, PH)										1	0	0	0	0	0	1				
<b>Paul Molitor, R</b> OBP: 0.382, SLG: 0.458 (1, 10)										4	1	1	1	1	0	1				
<b>Marty Cordova, R</b> OBP: 0.374, SLG: 0.472 (1, 7)										5	1	2	0	0	0	2				
<b>Dave Hollins, S</b> OBP: 0.367, SLG: 0.377 (1, 5)										4	2	2	0	1	0	2				
<b>Ron Coomer, R</b> OBP: 0.354, SLG: 0.513 (1, 3)										3	0	2	0	0	0	1				
<b>Scott Stahoviak, L</b> OBP: 0.408, SLG: 0.511 (7, PH)										1	0	0	1	1	0	1				
<b>Matt Walbeck, S</b> OBP: 0.221, SLG: 0.278 (1, 2)										5	0	3	3	0	1	2				
<b>Jeff Reboulet, R</b> OBP: 0.300, SLG: 0.263 (1, 6)										3	0	0	0	0	0	4				
<b>Chip Hale, L</b> OBP: 0.435, SLG: 0.483 (7, PH)										1	0	0	0	0	0	2				
<b>Pat Meares, R</b> OBP: 0.282, SLG: 0.377 (7, 6)										1	0	0	0	0	0	1				
<b>Rich Becker, L</b> OBP: 0.354, SLG: 0.450 (1, 8)										4	1	1	0	0	2	3				
<b>Inning Stats</b>	R: 0 E: 0 K: 1 S: 12	H: 2 LOB: 2 BB: 0 P: 17	R: 0 E: 0 K: 1 S: 9	H: 1 LOB: 0 BB: 0 P: 15	R: 0 E: 0 K: 0 S: 6	H: 0 LOB: 1 BB: 1 P: 11	R: 0 E: 1 K: 0 S: 4	H: 1 LOB: 1 BB: 0 P: 6	R: 1 E: 0 K: 0 S: 12	H: 2 LOB: 2 BB: 1 P: 20	R: 3 E: 1 K: 2 S: 23	H: 3 LOB: 2 BB: 1 P: 35	R: 1 E: 0 K: 0 S: 8	H: 2 LOB: 1 BB: 0 P: 13	R: 0 E: 0 K: 1 S: 9	H: 1 LOB: 1 BB: 0 P: 12	1B: 12 2B: 0 3B: 0 HR: 1	SF: 0 SAC: 0 DP: 1 HBP: 0	WP: 0 PB: 0 SB: 1 CS: 0	PA: 44
<b>PITCHER</b>	IP	WLS	BF	H	R	ER	SO	BB	IBB	HBP	BLK	WP	HR	S	P	ERA	WHIP			
<b>Vaughn Eshelman, L</b> ERA: 7.32 (1, 1)	6.2	W	31	8	4	2	5	2	0	0	0	0	1	67	100	2.70	1.500			
<b>Joe Hudson, R</b> ERA: 4.54 (7, 1)	0.1		4	2	1	0	0	1	0	0	0	0	0	8	15	0.00	9.000			
<b>Stan Belinda, R</b> ERA: 7.99 (8, 1)	1.0		5	2	1	1	0	0	0	0	0	0	0	8	13	9.00	2.000			
<b>Heathcliff Slocumb, R</b> ERA: 4.02 (9, 1)	1.0		4	1	0	0	1	0	0	0	0	0	0	9	12	0.00	1.000			

Batter	1	2	3	4	5	6	7	8	9	AB	R	H	RBI	BB	SO	LOB	BOTTOM			
<b>Darren Bragg, L</b> OBP: 0.365, SLG: 0.434 (1, 8)										4	3	1	0	1	0	0	<b>Minnesota Twins @ Boston Red Sox</b> Fenway Park, Boston, MA Sun Aug 04 1996, 3:33 AM EDT Att: 29,939 - Sunny - 82 F			
<b>Troy O'Leary, L</b> OBP: 0.325, SLG: 0.415 (1, 9)										5	2	3	3	0	0	0				
<b>18 Reggie Jefferson, S</b> OBP: 0.389, SLG: 0.629 (1, 10)										4	1	1	4	0	1	0				
<b>Mo Vaughn, L</b> OBP: 0.425, SLG: 0.609 (1, 3)										5	2	3	3	0	1	1				
<b>Tim Lincecum, R</b> OBP: 0.378, SLG: 0.474 (1, 5)										4	1	1	0	1	2	2				
<b>Mike Greenwell, L</b> OBP: 0.322, SLG: 0.390 (1, 7)										4	0	1	1	1	0	2				
<b>Lee Tinsley, S</b> OBP: 0.288, SLG: 0.284 (9, 8)										0	0	0	0	0	0	0				
<b>Mike Stanley, R</b> OBP: 0.386, SLG: 0.511 (1, 2)										3	1	0	0	1	1	3				
<b>Jeff Frye, R</b> OBP: 0.366, SLG: 0.322 (1, 4)										3	1	1	1	1	0	1				
<b>Tony Rodriguez, R</b> OBP: 0.333, SLG: 0.318 (1, 6)										3	2	1	1	1	0	2				
<b>Inning Stats</b>	R: 1 E: 0 K: 0 S: 10	H: 1 LOB: 1 BB: 0 P: 16	R: 7 E: 0 K: 0 S: 16	H: 7 LOB: 1 BB: 1 P: 26	R: 1 E: 0 K: 0 S: 10	H: 1 LOB: 0 BB: 0 P: 16	R: 0 E: 0 K: 2 S: 13	H: 0 LOB: 0 BB: 0 P: 19	R: 0 E: 0 K: 0 S: 6	H: 0 LOB: 1 BB: 2 P: 16	R: 0 E: 0 K: 1 S: 7	H: 0 LOB: 0 BB: 0 P: 12	R: 0 E: 0 K: 2 S: 14	H: 1 LOB: 1 BB: 0 P: 23	R: 4 E: 0 K: 0 S: 14	H: 2 LOB: 1 BB: 3 P: 33	1B: 5 2B: 2 3B: 1 HR: 4	SF: 1 SAC: 0 DP: 1 HBP: 0	WP: 1 PB: 0 SB: 0 CS: 0	PA: 42
<b>PITCHER</b>	IP	WLS	BF	H	R	ER	SO	BB	IBB	HBP	BLK	WP	HR	S	P	ERA	WHIP			
<b>Scott Klinglebeck, R</b> ERA: 11.74 (1, 1)	2.0	L	16	8	8	7	0	1	0	0	0	0	1	26	42	31.50	4.500			
<b>Frankie Rodriguez, R</b> ERA: 5.45 (3, 1)	4.0		14	1	1	1	3	2	0	0	0	0	1	36	63	2.25	0.750			
<b>Eddie Guardado, L</b> ERA: 5.26 (7, 1)	1.0		4	1	0	0	2	0	0	0	0	0	0	14	23	0.00	1.000			
<b>Dan Naulty, R</b> ERA: 3.79 (8, 1)	1.0		8	2	4	4	0	3	0	0	0	0	2	14	33	36.00	5.000			

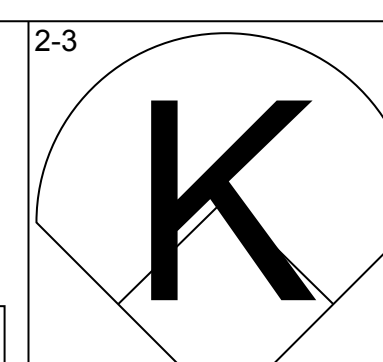
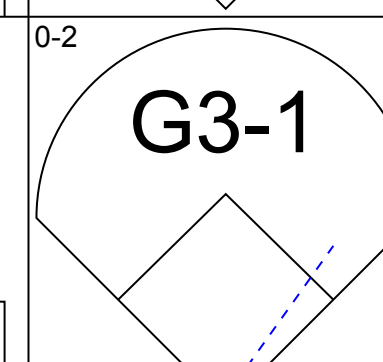
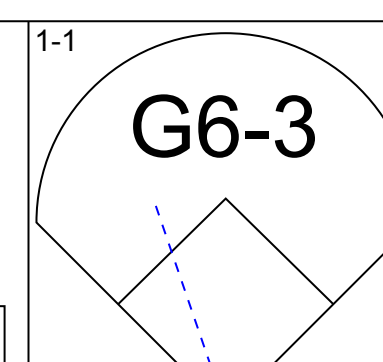
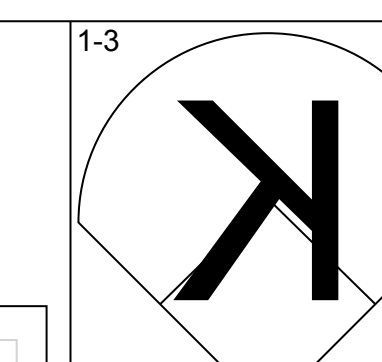
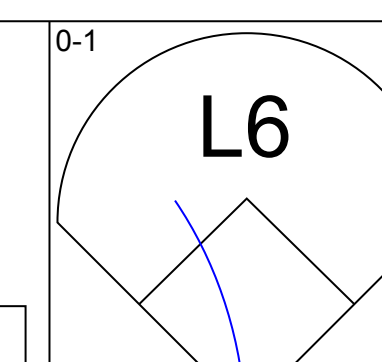
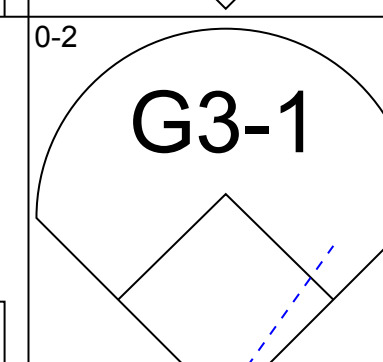
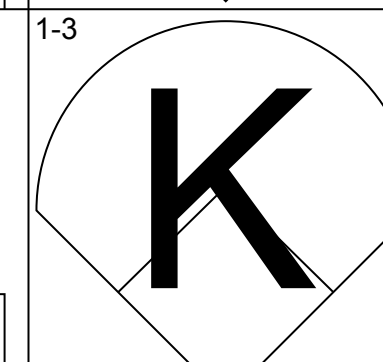
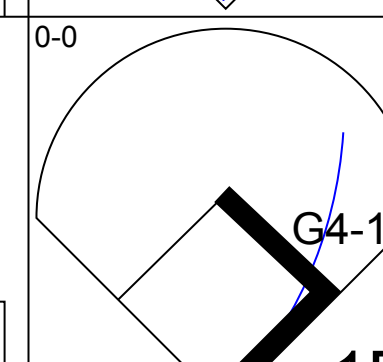
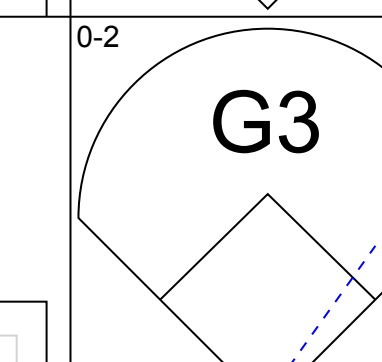
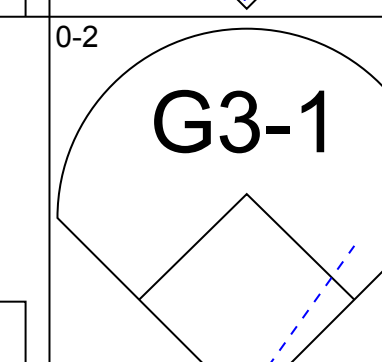
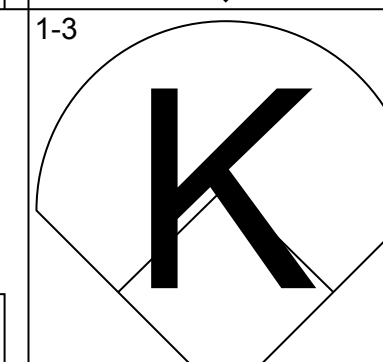

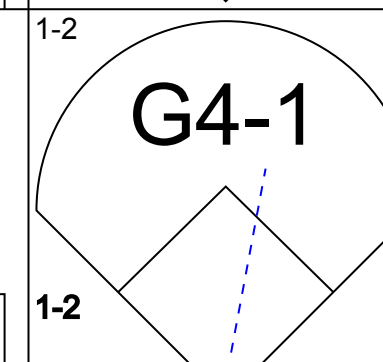
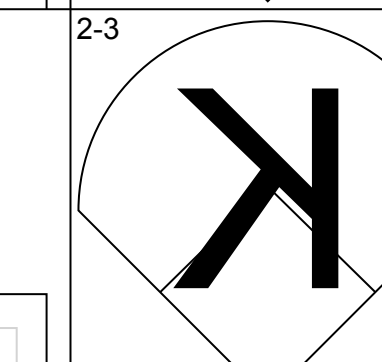
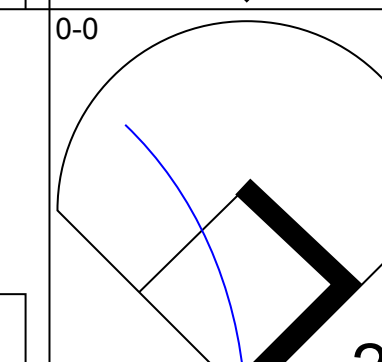

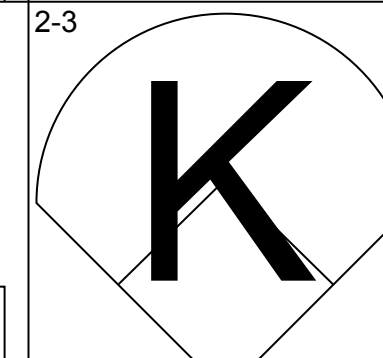
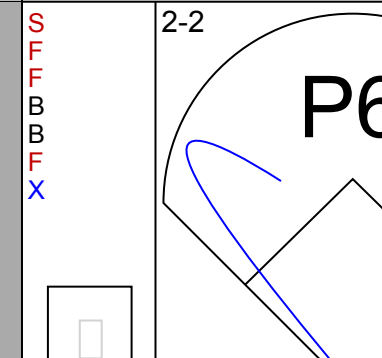
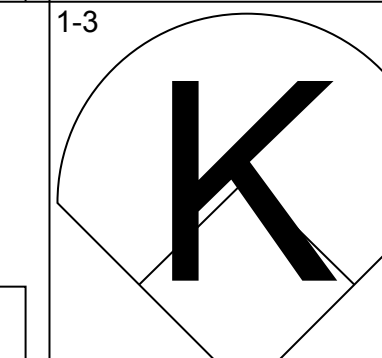


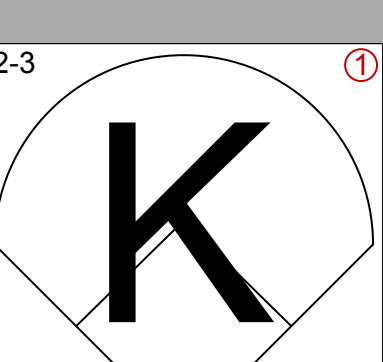
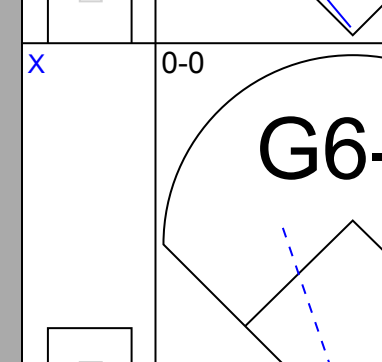


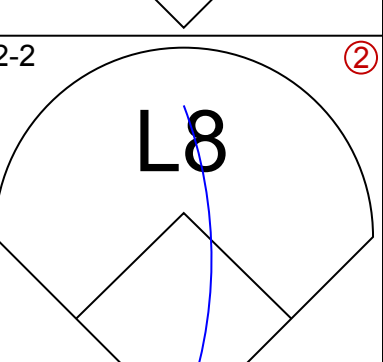
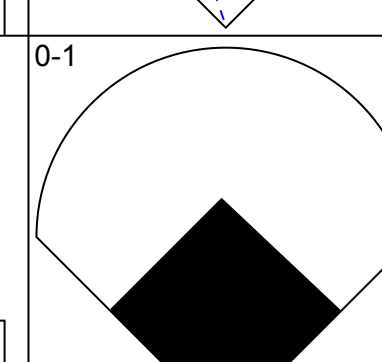
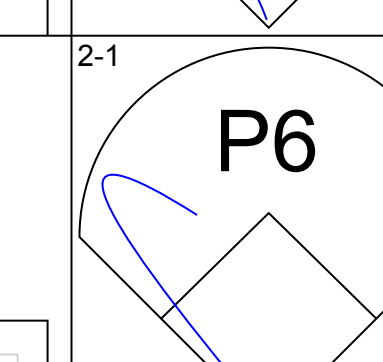

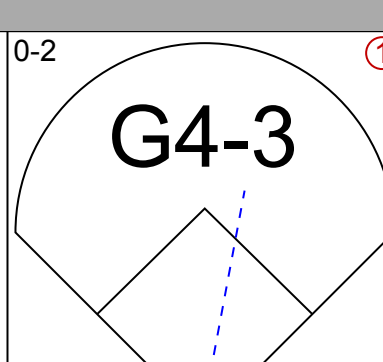
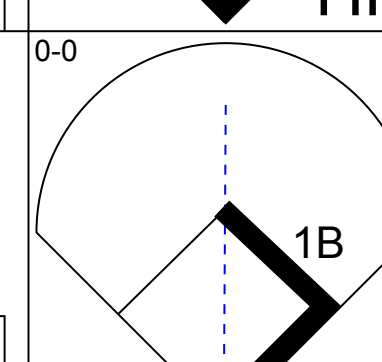
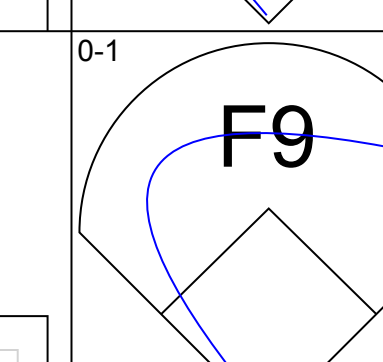

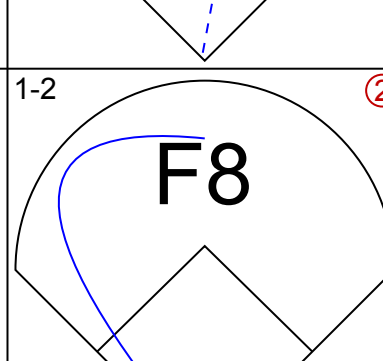
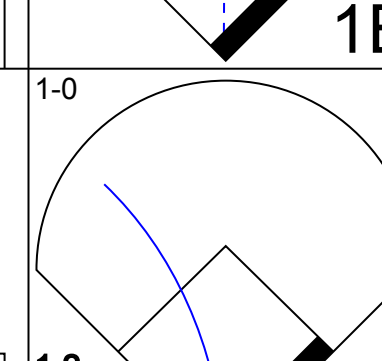

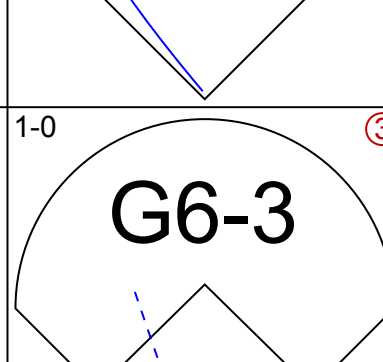
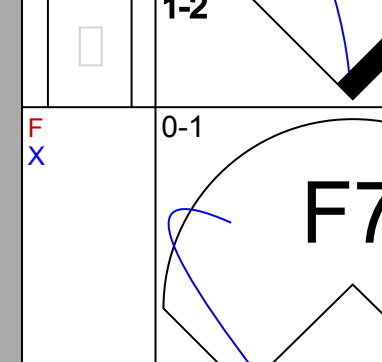
AB	41
R	6
H	13
RBI	6
BB	3
SO	6
LOB	21

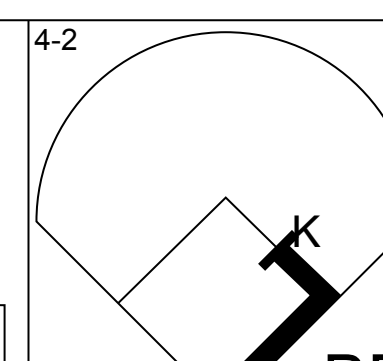
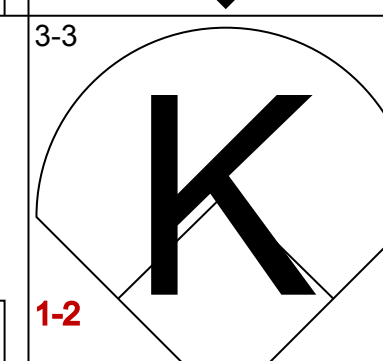
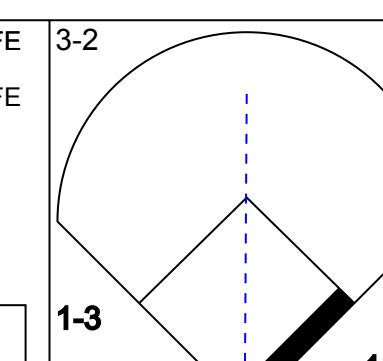
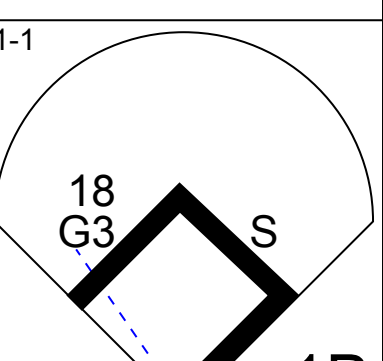
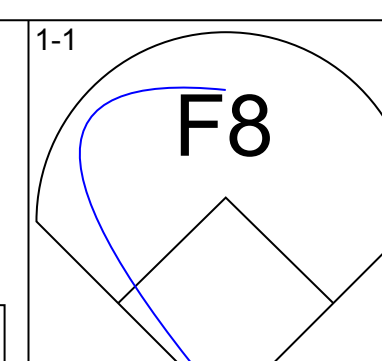
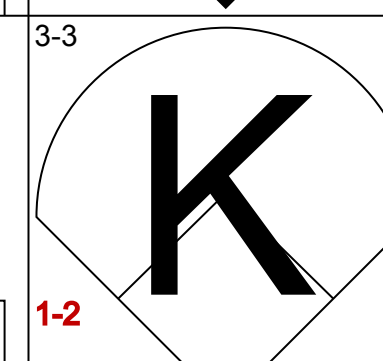
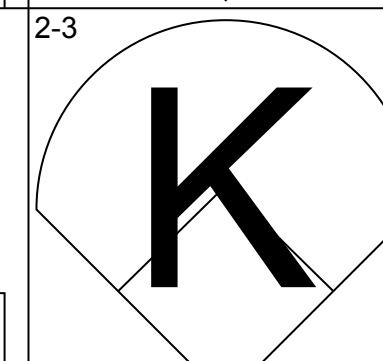
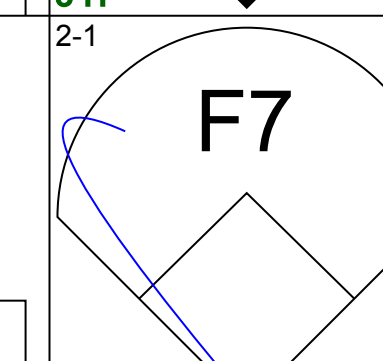
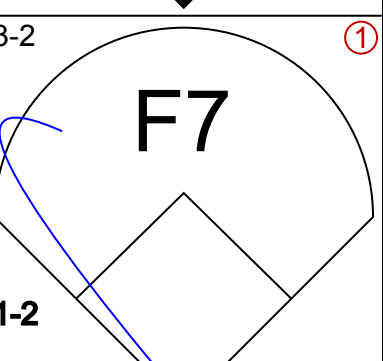
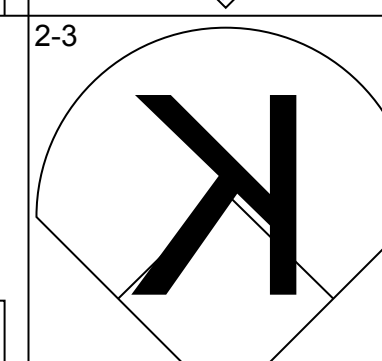
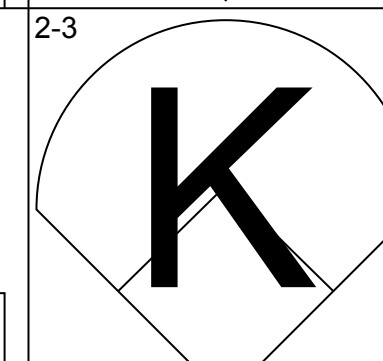

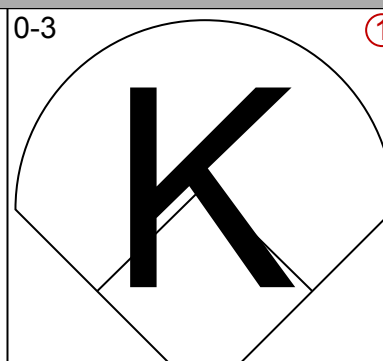
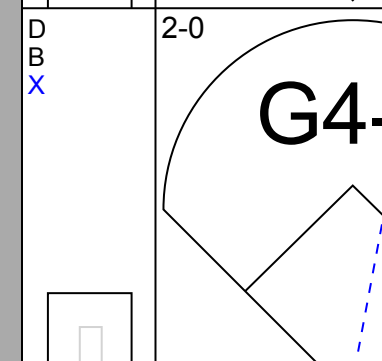


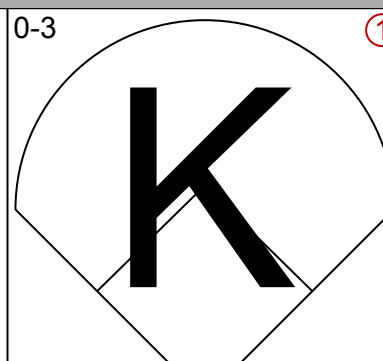



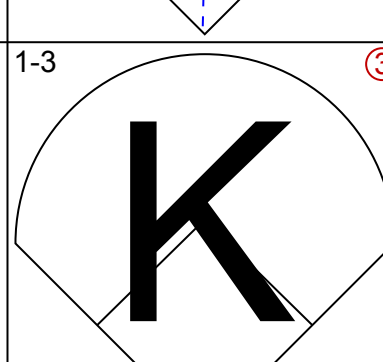
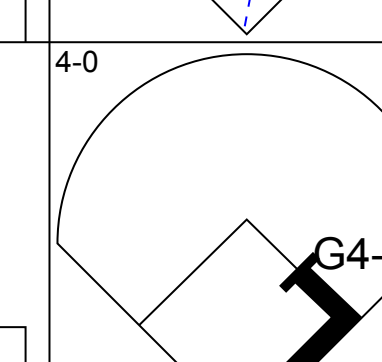


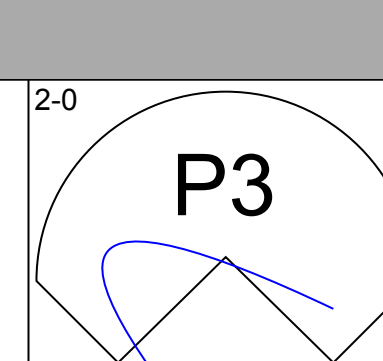
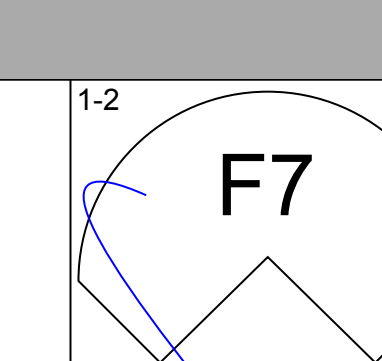
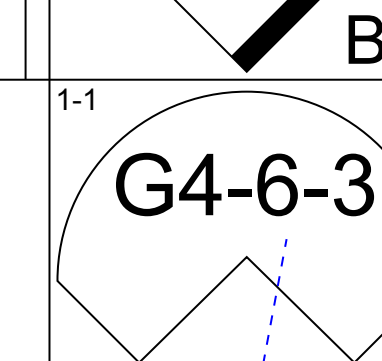


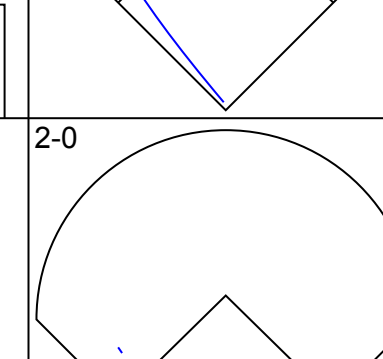
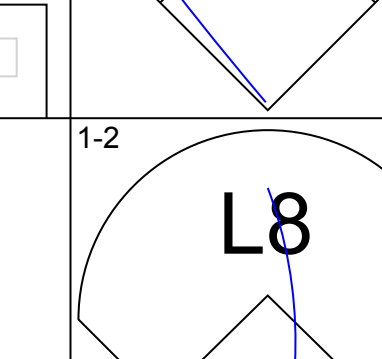


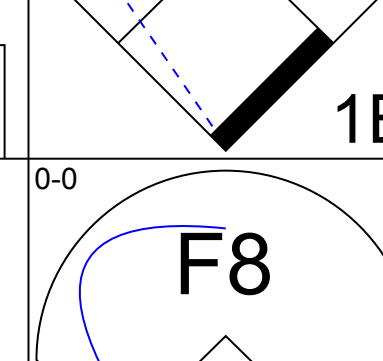
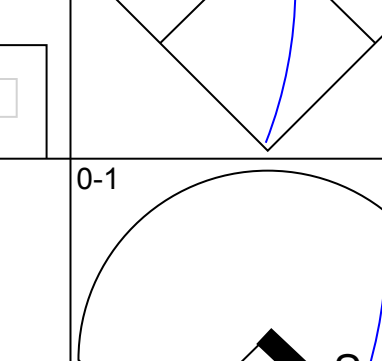

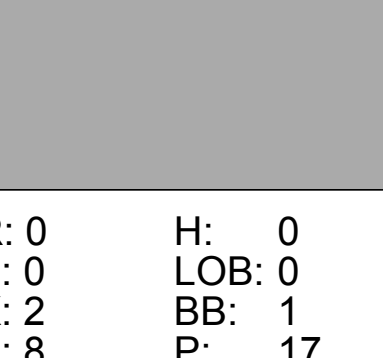
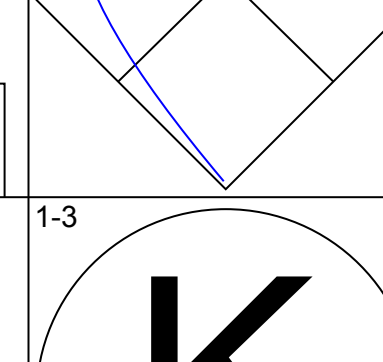
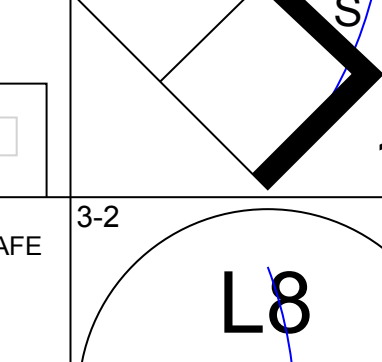


AB	35
R	13
H	12
RBI	13
BB	6
SO	5
LOB	11





Batter	1	2	3	4	5	6	7	8	9	AB	R	H	RBI	BB	SO	LOB	TOP
<b>Otis Nixon, S</b> <small>OBP: 0.372, SLG: 0.310</small> 										4	0	0	0	0	2	0	<b>Toronto Blue Jays @ Boston Red Sox</b> Fenway Park, Boston, MA Mon Aug 05 1996, 7:05 PM EDT Att: 23,884 - Unknown - 78 F
<b>Tomas Perez, S</b> <small>OBP: 0.316, SLG: 0.339</small> 										4	0	1	0	0	0		
<b>Carlos Delgado, L</b> <small>OBP: 0.368, SLG: 0.510</small> 										4	0	1	0	0	2		
<b>Joe Carter, R</b> <small>OBP: 0.327, SLG: 0.528</small> 										4	0	0	0	0	2		
<b>Ed Sprague, R</b> <small>OBP: 0.345, SLG: 0.536</small> 										4	0	0	0	0	1		
<b>John Olerud, L</b> <small>OBP: 0.388, SLG: 0.500</small> 										4	1	1	1	0	0		
<b>Shawn Green, L</b> <small>OBP: 0.318, SLG: 0.433</small> 										4	0	2	0	0	0		
<b>Alex Gonzalez, R</b> <small>OBP: 0.309, SLG: 0.408</small> 										2	0	1	0	1	0		
<b>Sandy Martinez, L</b> <small>OBP: 0.292, SLG: 0.332</small> 										3	0	0	0	0	1		
<b>Inning Stats</b>	R: 0 H: 0 E: 0 S: 10	R: 0 H: 0 E: 0 S: 6	R: 0 H: 0 E: 0 S: 8	R: 0 H: 1 E: 0 S: 11	R: 0 H: 1 E: 0 S: 13	R: 0 H: 0 E: 0 S: 10	R: 1 H: 3 E: 0 S: 12	R: 0 H: 1 E: 0 S: 9	R: 0 H: 0 E: 0 S: 6	1B: 3 2B: 2 3B: 0 HR: 1	SF: 0 SAC: 0 DP: 0 HBP: 0	WP: 0 PA: 34 CS: 0					
<b>PITCHER</b> <b>49 Tim Wakefield, R</b> <small>ERA: 5.8</small>	IP: 9.0 WLS: W BF: 34	H: 6 R: 1 ER: 1 SO: 8	BB: 1 IBB: 0 HBP: 0 BLK: 0	WP: 0 HR: 1 S: 85 P: 117	ERA: 1.00 WHIP: 0.778	<b>PITCHER</b>	IP: WLS: BF: H: R: ER: SO: BB: IBB: HBP: BLK: WP: HR: S: P: ERA: WHIP										

Batter	1	2	3	4	5	6	7	8	9	AB	R	H	RBI	BB	SO	LOB	BOTTOM
<b>Darren Bragg, L</b> <small>OBP: 0.371, SLG: 0.438</small> 										3	0	2	1	1	0	0	<b>Toronto Blue Jays @ Boston Red Sox</b> Fenway Park, Boston, MA Mon Aug 05 1996, 7:05 PM EDT Att: 23,884 - Unknown - 78 F
<b>Troy O'Leary, L</b> <small>OBP: 0.323, SLG: 0.411</small> 									4	0	0	0	0	2	4		
<b>18 Reggie Jefferson, S</b> <small>OBP: 0.382, SLG: 0.616</small> 									4	0	0	0	0	2	1		
<b>Mo Vaughn, L</b> <small>OBP: 0.426, SLG: 0.607</small> 									3	1	1	0	1	0	0		
<b>Tim Lincecum, R</b> <small>OBP: 0.377, SLG: 0.470</small> 									3	0	0	0	1	3	3		
<b>Mike Greenwell, L</b> <small>OBP: 0.320, SLG: 0.386</small> <b>Lee Tinsley, S</b> <small>OBP: 0.288, SLG: 0.284</small> 									4	1	1	0	0	0	1		
<b>Mike Stanley, R</b> <small>OBP: 0.387, SLG: 0.509</small> <b>Bill Haselman, R</b> <small>OBP: 0.295, SLG: 0.379</small> 									1	0	0	0	0	0	1		
<b>Jeff Frye, R</b> <small>OBP: 0.366, SLG: 0.322</small> 									2	1	1	0	0	0	0		
<b>Tony Rodriguez, R</b> <small>OBP: 0.333, SLG: 0.320</small> 									3	0	1	0	0	1	2		
<b>Inning Stats</b>	R: 0 H: 0 E: 0 S: 8	R: 3 H: 4 E: 1 S: 26	R: 0 H: 0 E: 0 S: 9	R: 0 H: 1 E: 0 S: 6	R: 0 H: 1 E: 0 S: 12	R: 0 H: 1 E: 0 S: 12	R: 0 H: 0 E: 0 S: 6	R: 0 H: 0 E: 0 S: 4	1B: 7 2B: 0 3B: 0 HR: 0	SF: 0 SAC: 0 DP: 1 HBP: 0	WP: 0 PA: 33 CS: 0						
<b>PITCHER</b> <b>Juan Guzman, R</b> <small>ERA: 2.73</small> <b>Mike Timlin, R</b> <small>ERA: 4.21</small>	IP: 7.0 WLS: L BF: 30	H: 7 R: 3 ER: 0 SO: 9	BB: 1 IBB: 0 HBP: 0 BLK: 0	WP: 0 HR: 0 S: 79 P: 130	ERA: 0.00 WHIP: 1.143	<b>PITCHER</b>	IP: WLS: BF: H: R: ER: SO: BB: IBB: HBP: BLK: WP: HR: S: P: ERA: WHIP										



Batter	1	2	3	4	5	6	7	8	9	AB	R	H	RBI	BB	SO	LOB	TOP																		
<b>Otis Nixon, S</b> <small>OBP: 0.372, SLG: 0.311</small> 	1-1 <b>B1-3</b> 		3-3 <b>K</b> 		1-1 <b>2B</b> <b>1B</b> 		0-2 <b>G1-3</b> 		0-1 	5 1 2 1 0 1 0																									
<b>Tomas Perez, S</b> <small>OBP: 0.323, SLG: 0.354</small> 	4-1 		0-1 <b>G4</b> 		2-0 			0-0 	2-3 <b>3-H</b> <b>1B</b> 	4 0 2 0 1 0 2																									
<b>Carlos Delgado, L</b> <small>OBP: 0.367, SLG: 0.507</small> 	2-3 <b>K</b> 			1-1 <b>L8</b> 	0-2 			2-3 <b>K</b> 		4 0 1 1 0 2 2																									
<b>Joe Carter, R</b> <small>OBP: 0.327, SLG: 0.530</small> 	2-1 <b>F8</b> 			0-1 	1-2 <b>3-H</b> <b>1B</b> 			1-2 <b>K</b> 		4 0 1 0 0 1 4																									
<b>Ed Sprague, R</b> <small>OBP: 0.342, SLG: 0.531</small> 		1-3 <b>K</b> 		1-0 <b>G6-3</b> 			0-0 <b>L1</b> 		0-1 <b>G3-1</b> 	4 0 0 0 0 1 2																									
<b>John Olerud, L</b> <small>OBP: 0.395, SLG: 0.507</small> 	0-0 			2-1 			3-1 		4-2 <b>G3</b> <b>1B</b> <b>BB</b> 	2 1 2 0 1 0 0																									
<b>Charlie O'Brien, R</b> <small>OBP: 0.358, SLG: 0.498</small> 	0-0 <b>F7</b> 			0-0 <b>G5-3</b> 			1-1 <b>G1-4-3</b> 		0-3 <b>K</b> 	4 0 0 0 0 1 5																									
<b>Shawn Green, L</b> <small>OBP: 0.317, SLG: 0.431</small> 	1-1 <b>G3-1</b> 				1-2 <b>G6-3</b> 		3-3 <b>K</b> 		2-2 <b>1B</b> <b>G3</b> <b>1B</b> 	4 0 1 0 0 1 1																									
<b>Alex Gonzalez, R</b> <small>OBP: 0.306, SLG: 0.404</small> 			0-1 <b>G5-3</b> 		0-0 <b>G5-3</b> 		1-1 <b>F7</b> 		1-2 <b>G3</b> 	4 0 0 0 0 0 2																									
<b>Inning Stats</b>	R: 0 E: 0 K: 1 S: 8	H: 0 LOB: 1 BB: 1 P: 17	R: 0 E: 0 K: 1 S: 7	H: 1 LOB: 1 BB: 0 P: 9	R: 0 E: 0 K: 1 S: 7	H: 0 LOB: 0 BB: 0 P: 10	R: 0 E: 0 K: 0 S: 7	H: 1 LOB: 2 BB: 0 P: 11	R: 1 E: 0 K: 0 S: 13	H: 3 LOB: 2 BB: 0 P: 18	R: 0 E: 0 K: 1 S: 5	H: 1 LOB: 0 BB: 0 P: 9	R: 0 E: 0 K: 1 S: 10	H: 0 LOB: 0 BB: 0 P: 14	R: 0 E: 0 K: 2 S: 14	H: 1 LOB: 1 BB: 0 P: 17	R: 1 E: 0 K: 1 S: 26	H: 2 LOB: 2 BB: 1 P: 34	1B: 5 2B: 3 3B: 1 HR: 0	SF: 0 SAC: 0 DP: 1 HBP: 1	WP: 0 PB: 0 SB: 1 CS: 0	PA: 38													
<b>PITCHER</b>	IP <b>Mike Maddux, R</b> <small>ERA: 3.91</small> <b>Mark Brandenburg, R</b> <small>ERA: 3.08</small> <b>Heathcliff Slocumb, R</b> <small>ERA: 4.12</small>	WLS <b>6.0</b>	BF <b>25</b>	H <b>6</b>	R <b>1</b>	ER <b>1</b>	SO <b>3</b>	BB <b>1</b>	IBB <b>0</b>	HBP <b>1</b>	BLK <b>0</b>	WP <b>0</b>	HR <b>0</b>	S <b>47</b>	P <b>74</b>	ERA <b>1.50</b>	WHIP <b>1.167</b>	<b>PITCHER</b>	IP <b>6.0</b>	WLS <b>2.0</b>	BF <b>7</b>	H <b>1</b>	R <b>0</b>	ER <b>0</b>	SO <b>3</b>	BB <b>0</b>	IBB <b>0</b>	HBP <b>0</b>	BLK <b>0</b>	WP <b>0</b>	HR <b>0</b>	S <b>24</b>	P <b>31</b>	ERA <b>0.00</b>	WHIP <b>0.500</b>

Toronto Blue Jays @ Boston Red Sox  
 Fenway Park, Boston, MA  
 Tue Aug 06 1996, 7:05 PM EDT  
 Att: 25,264 - Unknown - 81 F

AB 35  
 R 2  
 H 9  
 RBI 2  
 BB 2  
 SO 7  
 LOB 18



Batter	1	2	3	4	5	6	7	8	9	AB	R	H	RBI	BB	SO	LOB	BOTTOM																		
<b>Darren Bragg, L</b> <small>OBP: 0.373, SLG: 0.447</small> 	0-1 <b>E4</b> <b>2B</b> <b>G4-3</b> 		1-3 <b>K</b> 			1-0 <b>2B</b> 		1 SAFE 2-1 <b>G6-3</b> <b>1-H</b> <b>2B</b> 		4 2 2 1 0 1 0																									
<b>Jeff Eves, R</b> <small>OBP: 0.368, SLG: 0.335</small> 	1-0 <b>G4-3</b> <b>2B</b> 		0-3 <b>K</b> 			1-0 		1-1 <b>G6-3</b> 		4 0 2 1 0 1 1																									
<b>Mo Vaughn, L</b> <small>OBP: 0.423, SLG: 0.601</small> 	0-1 <b>G4-3</b> 			2-2 <b>G4-3</b> 		1-3 <b>K</b> 		2-3 <b>K</b> 		4 0 0 1 0 2 3																									
<b>Tim Lincecum, R</b> <small>OBP: 0.376, SLG: 0.466</small> 	2-3 <b>3-H</b> <b>2-3</b> <b>K</b> 			0-0 <b>F8</b> 		4-1 		1-3 <b>K</b> 		3 0 0 0 1 2 2																									
<b>18 Reggie Jefferson, S</b> <small>OBP: 0.387, SLG: 0.611</small> 	3-1 <b>L7</b> 			2-2 <b>G5-3</b> 		3-2 <b>G6-3</b> 				3 0 0 0 0 0 3																									
<b>Bill Haselman, R</b> <small>OBP: 0.288, SLG: 0.370</small> 		2-2 <b>G4-3</b> 			1-3 <b>K</b> 		1-0 <b>P5</b> 			3 0 0 0 0 1 0																									
<b>Mike Greenwell, L</b> <small>OBP: 0.314, SLG: 0.378</small> <b>Troy O'Leary, L</b> <small>OBP: 0.323, SLG: 0.411</small> 	2-1 <b>G3</b> 				1-1 <b>F9</b> 		1-1 <b>G3</b> 			3 0 0 0 0 0 0																									
<b>Arquimedes Pozo, R</b> <small>OBP: 0.222, SLG: 0.364</small> <b>Lee Tinsley, S</b> <small>OBP: 0.287, SLG: 0.283</small> 	0-0 <b>G6-3</b> 				2-3 <b>K</b> 		1-3 <b>K2-3</b> 			2 0 0 0 0 1 0																									
<b>Tony Rodriguez, R</b> <small>OBP: 0.333, SLG: 0.296</small> 			2-1 <b>G6-3</b> 			0-0 <b>L5</b> 		4-2 <b>2B</b> <b>BB</b> 		2 1 0 0 1 0 0																									
<b>Inning Stats</b>	R: 1 E: 1 K: 1 S: 10	H: 1 LOB: 1 BB: 0 P: 16	R: 0 E: 0 K: 0 S: 6	H: 0 LOB: 0 BB: 0 P: 10	R: 0 E: 0 K: 2 S: 8	H: 0 LOB: 0 BB: 0 P: 11	R: 0 E: 0 K: 0 S: 8	H: 0 LOB: 0 BB: 0 P: 12	R: 0 E: 0 K: 2 S: 8	H: 2 LOB: 2 BB: 1 P: 20	R: 0 E: 0 K: 1 S: 6	H: 0 LOB: 0 BB: 0 P: 9	R: 1 E: 0 K: 2 S: 12	H: 1 LOB: 1 BB: 1 P: 22	1B: 0 2B: 4 3B: 0 HR: 0	SF: 0 SAC: 0 DP: 0 HBP: 0	WP: 0 PB: 0 SB: 0 CS: 0	PA: 31																	
<b>PITCHER</b>	IP <b>Erik Hanson, R</b> <small>ERA: 6.35</small>	WLS <b>8.0</b>	BF <b>31</b>	H <b>4</b>	R <b>3</b>	ER <b>2</b>	SO <b>9</b>	BB <b>2</b>	IBB <b>0</b>	HBP <b>0</b>	BLK <b>0</b>	WP <b>0</b>	HR <b>0</b>	S <b>68</b>	P <b>112</b>	ERA <b>2.25</b>	WHIP <b>0.750</b>	<b>PITCHER</b>	IP <b>8.0</b>	WLS <b>1.0</b>	BF <b>31</b>	H <b>4</b>	R <b>3</b>	ER <b>2</b>	SO <b>9</b>	BB <b>2</b>	IBB <b>0</b>	HBP <b>0</b>	BLK <b>0</b>	WP <b>0</b>	HR <b>0</b>	S <b>68</b>	P <b>112</b>	ERA <b>2.25</b>	WHIP <b>0.750</b>

Toronto Blue Jays @ Boston Red Sox  
 Fenway Park, Boston, MA  
 Tue Aug 06 1996, 7:05 PM EDT  
 Att: 25,264 - Unknown - 81 F

AB 29  
 R 3  
 H 4  
 RBI 3  
 BB 2  
 SO 9  
 LOB 9





Batter	1	2	3	4	5	6	7	8	9	AB	R	H	RBI	BB	SO	LOB	TOP					
<b>Otis Nixon, S</b> <small>OBP: 0.369, SLG: 0.308</small> 										4	0	0	0	0	1	3						
<b>Domingo Cadeno, S</b> <small>OBP: 0.316, SLG: 0.337</small> 										4	0	0	0	0	2	1						
<b>John Olerud, L</b> <small>OBP: 0.390, SLG: 0.500</small> 										4	0	0	0	0	1	0						
<b>Joe Carter, R</b> <small>OBP: 0.324, SLG: 0.525</small> 										4	0	0	0	0	1	0						
<b>Carlos Delgado, L</b> <small>OBP: 0.364, SLG: 0.503</small> 										3	0	0	0	0	0	0						
<b>Ed Sprague, R</b> <small>OBP: 0.342, SLG: 0.530</small> 										3	0	1	0	0	1	0						
<b>Shawn Green, L</b> <small>OBP: 0.318, SLG: 0.433</small> 										3	0	1	0	0	0	1						
<b>Charlie O'Brien, R</b> <small>OBP: 0.357, SLG: 0.495</small> 										3	0	1	0	0	1	0						
<b>Thomas Perez, S</b> <small>OBP: 0.318, SLG: 0.348</small> 										3	0	0	0	0	1	2						
<b>Inning Stats</b>	R: 0 E: 0 K: 1 S: 8	H: 0 LOB: 0 BB: 0 P: 15	R: 0 E: 0 K: 1 S: 9	H: 0 LOB: 0 BB: 0 P: 14	R: 0 E: 0 K: 1 S: 13	H: 0 LOB: 0 BB: 0 P: 15	R: 0 E: 0 K: 2 S: 9	H: 0 LOB: 0 BB: 0 P: 14	R: 0 E: 0 K: 0 S: 12	H: 1 LOB: 1 BB: 0 P: 19	R: 0 E: 1 K: 1 S: 11	H: 0 LOB: 1 BB: 0 P: 16	R: 0 E: 0 K: 0 S: 7	H: 0 LOB: 0 BB: 0 P: 12	R: 0 E: 0 K: 1 S: 13	H: 2 LOB: 2 BB: 0 P: 18	R: 0 E: 0 K: 1 S: 7	H: 0 LOB: 0 BB: 0 P: 8	1B: 2 2B: 1 3B: 0 HR: 0	SF: 0 SAC: 0 DP: 0 HBP: 0	WP: 0 PB: 0 SB: 0 CS: 0	PA: 31
<b>PITCHER</b> <b>Tom Gordon, R</b> <small>ERA: 5.56</small>	IP: 9.0 WLS: W BF: 31 H: 3 R: 0 ER: 0 SO: 8 BB: 0 IBB: 0 HBP: 0 BLK: 0 WP: 0 HR: 0 S: 89 P: 131 ERA: 0.00 WHIP: 0.333											<b>PITCHER</b>	IP: 9.0 WLS: W BF: 31 H: 3 R: 0 ER: 0 SO: 8 BB: 0 IBB: 0 HBP: 0 BLK: 0 WP: 0 HR: 0 S: 89 P: 131 ERA: 0.00 WHIP: 0.333									

**Toronto Blue Jays @ Boston Red Sox**  
 Fenway Park, Boston, MA  
 Wed Aug 07 1996, 7:05 PM EDT  
 Att: 30,443 - Unknown - 83 F

AB	31
R	0
H	3
RBI	0
BB	0
SO	8
LOB	7



Batter	1	2	3	4	5	6	7	8	9	AB	R	H	RBI	BB	SO	LOB	BOTTOM	
<b>Darren Bragg, L</b> <small>OBP: 0.371, SLG: 0.444</small> 										4	1	1	0	0	2	0		
<b>Jeff Fyfe, R</b> <small>OBP: 0.370, SLG: 0.338</small> 										4	1	2	0	0	0	0		
<b>Mo Vaughn, L</b> <small>OBP: 0.421, SLG: 0.605</small> 										4	1	1	2	0	1	2		
<b>18 Reggie Jefferson, S</b> <small>OBP: 0.389, SLG: 0.608</small> 										3	1	1	1	0	0	0		
<b>Mike Stanley, R</b> <small>OBP: 0.383, SLG: 0.503</small> 										4	0	0	0	0	1	3		
<b>Mike Greenwell, L</b> <small>OBP: 0.319, SLG: 0.401</small> <b>Lee Tinsley, S</b> <small>OBP: 0.287, SLG: 0.283</small> 										4	2	2	1	0	0	0		
<b>Troy O'Leary, L</b> <small>OBP: 0.322, SLG: 0.407</small> 										3	1	0	0	1	0	0		
<b>Arquimedez Pozo, R</b> <small>OBP: 0.231, SLG: 0.343</small> 										2	0	0	1	0	1	0		
<b>Tony Rodriguez, R</b> <small>OBP: 0.364, SLG: 0.433</small> 										3	1	2	3	0	0	0		
<b>Inning Stats</b>	R: 1 E: 0 K: 0 S: 10	H: 3 LOB: 1 BB: 0 P: 11	R: 0 E: 0 K: 1 S: 6	H: 0 LOB: 0 BB: 0 P: 9	R: 0 E: 0 K: 1 S: 12	H: 0 LOB: 0 BB: 0 P: 17	R: 3 E: 0 K: 0 S: 10	H: 2 LOB: 2 BB: 1 P: 20	R: 0 E: 0 K: 0 S: 5	H: 0 LOB: 0 BB: 0 P: 8	R: 1 E: 0 K: 1 S: 8	H: 1 LOB: 1 BB: 0 P: 10	R: 3 E: 0 K: 1 S: 10	H: 3 LOB: 0 BB: 0 P: 15	1B: 6 2B: 0 3B: 0 HR: 3	SF: 0 SAC: 0 DP: 1 HBP: 2	WP: 0 PB: 0 SB: 0 CS: 0	PA: 34
<b>PITCHER</b> <b>Pat Hentgen, R</b> <small>ERA: 3.89</small>	IP: 8.0 WLS: L BF: 34 H: 9 R: 8 ER: 8 SO: 5 BB: 1 IBB: 0 HBP: 2 BLK: 0 WP: 0 HR: 3 S: 69 P: 103 ERA: 9.00 WHIP: 1.250											<b>PITCHER</b>	IP: 8.0 WLS: L BF: 34 H: 9 R: 8 ER: 8 SO: 5 BB: 1 IBB: 0 HBP: 2 BLK: 0 WP: 0 HR: 3 S: 69 P: 103 ERA: 9.00 WHIP: 1.250					

**Toronto Blue Jays @ Boston Red Sox**  
 Fenway Park, Boston, MA  
 Wed Aug 07 1996, 7:05 PM EDT  
 Att: 30,443 - Unknown - 83 F

AB	31
R	8
H	9
RBI	8
BB	1
SO	5
LOB	5





Batter	1	2	3	4	5	6	7	8	9	AB	R	H	RBI	BB	SO	LOB	TOP						
<b>Otis Nixon, S</b> OBP: 0.368, SLG: 0.308	0-1 G6-3	0-0 BB 1B		2-1 G6-3	0-0 1-2 3-H 1B			0-1 G5-3	2-3 K	6	0	2	1	0	1	2							
<b>Tomas Perez, S</b> OBP: 0.320, SLG: 0.349	1-2 1B 1B	0-3 K		0-0 1B	2-2 G5-3			3-2 G4-3		5	1	2	0	0	1	3							
<b>Carlos Delgado, L</b> OBP: 0.369, SLG: 0.508	0-1 1B 1B	4-1 BB			1-2 F9	3-2 1B		0-2 2B		4	1	3	0	1	0	0							
<b>Joe Carter, R</b> OBP: 0.325, SLG: 0.524	0-0 BB SF7 1B	2-3 K			2-0 HBP 2B 1B	1-3 K		1-1 F7		5	2	2	1	0	2	4							
<b>Ed Sprague, R</b> OBP: 0.342, SLG: 0.527	1-2 BB 1B	1-2 P4			4-2 2B 1B HBP	1-2 F7		0-1 G5-3		4	2	1	1	0	0	3							
<b>John Olerud, L</b> OBP: 0.393, SLG: 0.507	4-2 1B BB		2-2 G3-1		2-1 1B 2B	1-2 G1-3		1-0 2B		4	2	2	1	1	0	1							
<b>Shawn Green, L</b> OBP: 0.320, SLG: 0.437	1-2 SF7		1-2 L6-4 2B		4-0 FC4-6 1B IBB		3-2 G4-3	4-2 2B BB		2	1	1	1	1	0	0							
<b>Jacob Brumfield, R</b> OBP: 0.312, SLG: 0.450	3-H 1B		2-2 L6-4		3-2 FC4-6 1B		0-1 1B	0-2 2B		5	0	4	4	0	0	1							
<b>Alex Gonzalez, R</b> OBP: 0.312, SLG: 0.412	1-3 2-H 1B		2-2 1B		1-2 FC4-6 1B		1-0 1B	1-3 2-H 2B		5	0	0	4	0	0	1							
<b>Sandy Martinez, L</b> OBP: 0.285, SLG: 0.323	2-1 P5			2-3 K	0-0 FC4-6 1B		1-0 G1-3	0-0 P6		5	0	0	0	0	1	6							
<b>Inning Stats</b>	R: 4 E: 0 K: 0 S: 24	H: 5 LOB: 2 BB: 1 P: 34	R: 0 E: 0 K: 2 S: 12	H: 1 LOB: 2 BB: 1 P: 18	R: 0 E: 0 K: 0 S: 10	H: 1 LOB: 0 BB: 0 P: 15	R: 0 E: 0 K: 1 S: 6	H: 1 LOB: 1 BB: 0 P: 10	R: 4 E: 0 K: 0 S: 19	H: 4 LOB: 2 BB: 1 P: 37	R: 0 E: 0 K: 1 S: 16	H: 1 LOB: 1 BB: 0 P: 22	R: 0 E: 0 K: 0 S: 8	H: 1 LOB: 0 BB: 0 P: 12	R: 0 E: 0 K: 0 S: 13	H: 1 LOB: 1 BB: 0 P: 17	R: 1 E: 0 K: 1 S: 14	H: 2 LOB: 2 BB: 1 P: 21	1B: 12 2B: 6 3B: 0 HR: 0	SF: 1 SAC: 0 DP: 1 HBP: 1	WP: 0 PB: 0 SB: 0 CS: 0	PA: 46	
<b>PITCHER</b>	IP WLS BF H R ER SO	IP WLS BF H R ER SO	IP WLS BF H R ER SO	IP WLS BF H R ER SO	IP WLS BF H R ER SO	IP WLS BF H R ER SO	IP WLS BF H R ER SO	IP WLS BF H R ER SO	IP WLS BF H R ER SO	IP WLS BF H R ER SO	IP WLS BF H R ER SO	IP WLS BF H R ER SO	IP WLS BF H R ER SO	IP WLS BF H R ER SO	IP WLS BF H R ER SO	IP WLS BF H R ER SO	IP WLS BF H R ER SO	IP WLS BF H R ER SO	IP WLS BF H R ER SO	ERA WHIP	ERA WHIP		
<b>Aaron Sele, R</b> ERA: 5.62	4.1 L	26 11	8 8	3 3	2 2	1 1	0 0	0 0	0 0	0 0	0 0	65 43	106 59	16.61 0.00	3.000 1.091								
<b>Joe Hudson, R</b> ERA: 4.12	3.2 L	14 4	0 0	1 1	0 0	0 0	0 0	0 0	0 0	0 0	0 0	43 3	59 4	0.00 27.00	3.000 3.000								
<b>Ken Grundt, L</b> ERA: 27.0	0.1 L	2 1	1 0	0 1	0 0	0 0	0 0	0 0	0 0	0 0	0 0	3 11	4 17	27.00 0.00	3.000 3.000								
<b>Stan Belinda, R</b> ERA: 7.77	0.2 L	4 1	0 0	0 1	1 1	0 0	0 0	0 0	0 0	0 0	0 0	11 17	17 17	0.00 0.00	3.000 3.000								

Toronto Blue Jays @ Boston Red Sox  
Fenway Park, Boston, MA  
Thu Aug 08 1996, 3:33 AM EDT  
Att: 32,696 - Sunny - 86 F

AB 40  
R 9  
H 17  
RBI 9  
BB 4  
SO 5  
LOB 20



Batter	1	2	3	4	5	6	7	8	9	AB	R	H	RBI	BB	SO	LOB	BOTTOM						
<b>Darren Bragg, L</b> OBP: 0.371, SLG: 0.453	3-2 HR		4-1 BB		3-1 P5	1-0 FC6			1-2 G3	4	1	1	1	1	0	3							
<b>Jeff Frye, R</b> OBP: 0.397, SLG: 0.335	1-0 L9		1-1 F7		2-1 FC5		2-1 F9	2-1 G4-6-3 1B		5	0	1	0	0	0	3							
<b>Mo Vaughn, L</b> OBP: 0.419, SLG: 0.600	1-0 1B 1B		1-3 K		1-0 F8		0-0 G6-3	0-0 G4-6-3		5	1	1	0	0	1	4							
<b>18 Reggie Jefferson, S</b> OBP: 0.384, SLG: 0.598	3-3 K		1-3 K		2-3 K		0-0 G4-3			4	0	0	0	0	3	2							
<b>Mike Stanley, R</b> OBP: 0.384, SLG: 0.512	2-2 1B			0-0 F8		0-0 HR		1-2 G5-3		4	1	2	2	0	0	0							
<b>Mike Greenwell, L</b> OBP: 0.323, SLG: 0.411	2-1 G4-3			0-0 G4-3		0-0 3B 1B		0-1 1B 2B		4	2	2	0	0	0	1							
<b>Tim Lincecum, R</b> OBP: 0.372, SLG: 0.461		1-0 F8		2-0 P6		0-1 E6 3B		1-3 K		4	1	0	0	0	1	2							
<b>Troy O'Leary, L</b> OBP: 0.327, SLG: 0.417		2-2 L3			1-0 FC5 1B	1-2 FC1-2 3B		0-1 1B		4	0	3	3	0	0	0							
<b>Tony Rodriguez, R</b> OBP: 0.333, SLG: 0.394		2-1 P1			0-0 E6 FC5	0-1 FC1-2 FC6		3-3 K		3	0	0	0	0	0	2							
<b>Greg Pirkki, R</b> OBP: 0.182, SLG: 0.364					1-2 FC5					1	0	0	0	0	1	1							
<b>Arquimedez Pozo, R</b> OBP: 0.231, SLG: 0.343										0	0	0	0	0	0	0							
<b>Inning Stats</b>	R: 2 E: 0 K: 1 S: 19	H: 3 LOB: 0 BB: 0 P: 31	R: 0 E: 0 K: 0 S: 6	H: 0 LOB: 0 BB: 0 P: 11	R: 0 E: 0 K: 2 S: 10	H: 0 LOB: 0 BB: 1 P: 17	R: 0 E: 0 K: 0 S: 3	H: 0 LOB: 0 BB: 0 P: 5	R: 0 E: 1 K: 1 S: 7	H: 1 LOB: 2 BB: 0 P: 14	R: 3 E: 1 K: 1 S: 15	H: 3 LOB: 1 BB: 0 P: 19	R: 0 E: 0 K: 0 S: 4	H: 0 LOB: 0 BB: 0 P: 6	R: 1 E: 0 K: 2 S: 14	H: 2 LOB: 1 BB: 0 P: 19	R: 0 E: 0 K: 0 S: 6	H: 1 LOB: 0 BB: 0 P: 9	1B: 6 2B: 1 3B: 1 HR: 2	SF: 0 SAC: 0 DP: 1 HBP: 0	WP: 0 PB: 0 SB: 1 CS: 0	PA: 39	
<b>PITCHER</b>	IP WLS BF H R ER SO	IP WLS BF H R ER SO	IP WLS BF H R ER SO	IP WLS BF H R ER SO	IP WLS BF H R ER SO	IP WLS BF H R ER SO	IP WLS BF H R ER SO	IP WLS BF H R ER SO	IP WLS BF H R ER SO	IP WLS BF H R ER SO	IP WLS BF H R ER SO	IP WLS BF H R ER SO	IP WLS BF H R ER SO	IP WLS BF H R ER SO	IP WLS BF H R ER SO	IP WLS BF H R ER SO	IP WLS BF H R ER SO	IP WLS BF H R ER SO	IP WLS BF H R ER SO	ERA WHIP	ERA WHIP		
<b>Woody Williams, R</b> ERA: 4.91	5.0 W	21 4	2 2	3 3	1 1	0 0	0 0	0 0	0 0	0 0	0 0	45 19	78 25	3.60 9.00	1.000 1.500								
<b>Tony Castillo, L</b> ERA: 4.31	2.0 L	10 3	3 2	2 1	0 0	0 0	0 0	0 0	0 0	0 0	0 0	19 14	25 19	9.00 9.00	2.000 2.000								
<b>Tim Crabtree, R</b> ERA: 2.48	1.0 S	5 3	1 0	1 0	2 0	0 0	0 0	0 0	0 0	0 0	0 0	14 6	19 9	9.00 0.00	1.000 1.000								
<b>Mike Timlin, R</b> ERA: 4.1	1.0 S	3 1	0 0	0 0	0 0	0 0	0 0	0 0	0 0	0 0	0 0	6 9	9 9	0.00 0.00	1.000 1.000								

Toronto Blue Jays @ Boston Red Sox  
Fenway Park, Boston, MA  
Thu Aug 08 1996, 3:33 AM EDT  
Att: 32,696 - Sunny - 86 F

AB 38  
R 6  
H 10  
RBI 6  
BB 1  
SO 6  
LOB 18

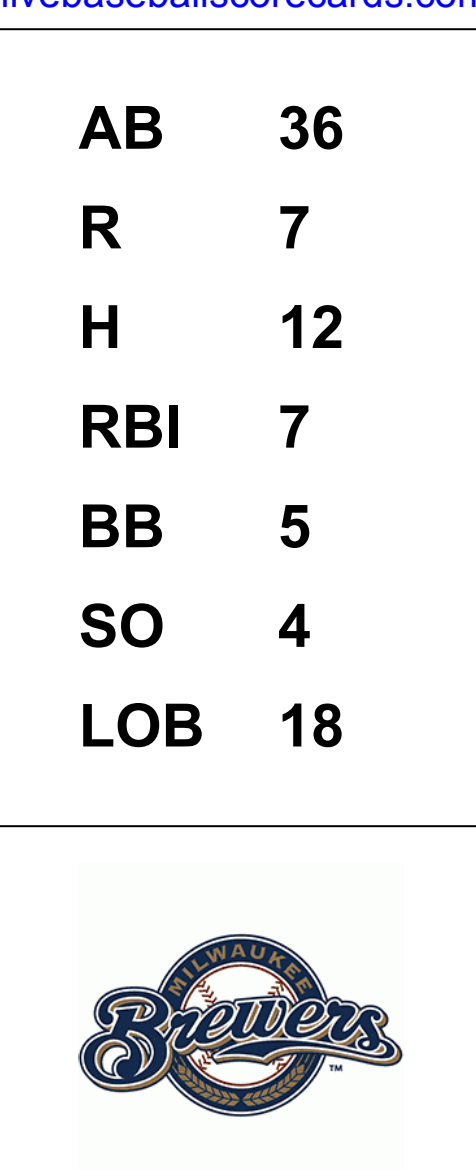





Batter	1	2	3	4	5	6	7	8	9	AB	R	H	RBI	BB	SO	LOB	TOP				
Darren Bragg, L (1, 8) OBP: 0.372, SLG: 0.452	P4	FC4-6 1B		L7			F7	1B		5	0	2	0	0	0	0	<b>Boston Red Sox @ Milwaukee Brewers</b> Milwaukee County Stadium, Milwaukee, WI Fri Aug 09 1996, 8:05 PM EDT Sunny - 72 F				
Jeff Fyfe, R (1, 4) OBP: 0.367, SLG: 0.347	L9	FC4-6			18 G1-3 2B		18 S 1B 2B	SF7		4	1	2	1	0	0	2					
Mo Vaughn, L (1, 3) OBP: 0.417, SLG: 0.595	L9			G1-6-3			18 1B E IBB	F8		4	1	0	0	1	0	2					
18 Reggie Jefferson, S (1, 10) OBP: 0.387, SLG: 0.614		HR 2B		HR			2-H 2-H 1B		K	5	3	3	2	0	1	1					
Mike Stanley, R (1, 2) OBP: 0.384, SLG: 0.518	F8			F9					FC6-4 HBP	4	1	1	2	0	0	2					
Mike Greenwell, L (1, 7) OBP: 0.325, SLG: 0.403							3-H HR			3	0	0	0	2	1	2					
Lee Tinsley, S (9, 7) OBP: 0.287, SLG: 0.283		K					G3-1		F8	0	0	0	0	0	0	0					
Tim Naehring, R (1, 5) OBP: 0.371, SLG: 0.457		HR BB		F9			SH5-3 BB		FC6-4 1-2	3	1	0	0	1	1	2					
Troy O'Leary, L (1, 9) OBP: 0.326, SLG: 0.423		HR		G4-3			K		L9	4	1	1	3	0	1	1					
Tony Rodriguez, R (1, 6) OBP: 0.350, SLG: 0.371		1B BB		L5			F8		1B SF7 HBP	2	1	0	0	1	0	1					
<b>Inning Stats</b>	R: 0 E: 0 K: 0 S: 5	H: 0 LOB: 0 BB: 0 P: 12	R: 3 E: 0 K: 1 S: 15	H: 3 LOB: 2 BB: 2 P: 28	R: 1 E: 0 K: 0 S: 14	H: 1 LOB: 1 BB: 1 P: 25	R: 0 E: 0 K: 0 S: 3	H: 0 LOB: 0 BB: 0 P: 5	R: 0 E: 0 K: 1 S: 10	H: 1 LOB: 1 BB: 1 P: 17	R: 4 E: 1 K: 1 S: 16	H: 3 LOB: 0 BB: 1 P: 30	R: 1 E: 0 K: 0 S: 11	H: 1 LOB: 1 BB: 0 P: 20	R: 0 E: 0 K: 1 S: 9	H: 0 LOB: 1 BB: 0 P: 15	1B: 3 2B: 3 3B: 0 HR: 3	SF: 1 SAC: 1 DP: 0 HBP: 2	WP: 0 PB: 0 SB: 1 CS: 0	PA: 43	
<b>PITCHER</b>	IP	WLS	BF	H	R	ER	SO	BB	IBB	HBP	BLK	WP	HR	S	P	ERA	WHIP				
Tim Van Egmond, R (1, 1) ERA: 5.1	6.1	L	30	6	6	6	2	4	1	0	0	0	2	63	113	8.53	1.579				
Ron Villone, L (7, 1) ERA: 3.7	1.0		7	3	3	3	1	0	0	1	0	0	1	16	29	27.00	3.000				
Doug Jones, R (8, 1) ERA: 4.87	0.1		1	0	0	0	0	0	0	0	0	0	0	2	5	0.00	0.000				
Graeme Lloyd, L (8, 1) ERA: 2.23	1.1		5	0	0	0	1	0	0	1	0	0	0	11	17	0.00	0.000				


Batter	1	2	3	4	5	6	7	8	9	AB	R	H	RBI	BB	SO	LOB	BOTTOM				
David Hulse, L (1, 8) OBP: 0.278, SLG: 0.252	L6	L5			P5		F7	K		5	0	0	0	0	1	2	<b>Boston Red Sox @ Milwaukee Brewers</b> Milwaukee County Stadium, Milwaukee, WI Fri Aug 09 1996, 8:05 PM EDT Sunny - 72 F				
Kevin Seitzer, R (1, 10) OBP: 0.418, SLG: 0.477	1B			G4-3	FC5-4 BB		SF9		L1-6 BB	4	2	3	1	1	0	0					
Jeff Cirillo, R (1, 5) OBP: 0.399, SLG: 0.499	1B	SF8		F8	FC5-4		SF9		WP DI BB	3	1	1	1	1	0	1					
Dave Nilsson, L (1, 9) OBP: 0.432, SLG: 0.582	1B			L8			L8		L1-6	4	1	1	1	1	0	3					
John Jaha, R (1, 3) OBP: 0.381, SLG: 0.521	SF8			1B			K		WP	3	1	2	3	1	1	0					
Jose Valentin, S (1, 6) OBP: 0.336, SLG: 0.491	F7			1B			G6-3		1-2 2-3 IBB	4	1	2	1	1	0	1					
Marc Newfield, R (1, 7) OBP: 0.320, SLG: 0.404				P8			F8		P6	5	0	1	0	0	1	5					
Mark Loretta, R (1, 4) OBP: 0.351, SLG: 0.340				F8			P4		K	3	0	1	0	0	0	3					
Pat Listach, S (8, PH) OBP: 0.333, SLG: 0.332										1	0	0	0	0	1	0					
Jesse Levis, L (1, 2) OBP: 0.346, SLG: 0.276		G4-3		P6					F7	4	1	1	0	0	0	3					
<b>Inning Stats</b>	R: 2 E: 0 K: 0 S: 13	H: 3 LOB: 1 BB: 0 P: 20	R: 0 E: 0 K: 1 S: 9	H: 1 LOB: 0 BB: 0 P: 15	R: 0 E: 0 K: 0 S: 6	H: 0 LOB: 0 BB: 0 P: 10	R: 0 E: 0 K: 0 S: 9	H: 2 LOB: 2 BB: 0 P: 12	R: 0 E: 0 K: 0 S: 8	H: 0 LOB: 1 BB: 1 P: 14	R: 5 E: 0 K: 0 S: 16	H: 4 LOB: 0 BB: 1 P: 28	R: 0 E: 0 K: 2 S: 8	H: 0 LOB: 0 BB: 0 P: 12	R: 0 E: 0 K: 0 S: 8	H: 1 LOB: 3 BB: 3 P: 23	1B: 9 2B: 1 3B: 1 HR: 2	SF: 2 SAC: 0 DP: 1 HBP: 0	WP: 1 PB: 0 SB: 0 CS: 0	PA: 43	
<b>PITCHER</b>	IP	WLS	BF	H	R	ER	SO	BB	IBB	HBP	BLK	WP	HR	S	P	ERA	WHIP				
Jeff Suppan, R (1, 1) ERA: 5.65	6.2	W	31	9	5	5	2	2	0	0	0	0	0	66	107	6.75	1.650				
Mark Brandenburg, R (7, 1) ERA: 3.4	0.1		3	2	2	2	0	0	0	0	0	0	2	7	11	54.00	6.000				
Stan Belinda, R (8, 1) ERA: 7.46	1.0		4	1	0	0	2	0	0	0	0	0	0	10	15	0.00	1.000				
Heathcliff Stocumb, R (9, 1) ERA: 4.04	1.0	S	5	0	0	0	0	2	1	0	0	1	0	6	20	0.00	2.000				

AB	34
R	9
H	9
RBI	8
BB	5
SO	4
LOB	13





Batter	1	2	3	4	5	6	7	8	9	AB	R	H	RBI	BB	SO	LOB	TOP			
Darren Bragg, L (1, 9) OBP: 0.374, SLG: 0.449	L9		F8 1B BB		G4-3		S 1B BB			2	1	0	0	2	0	0	<b>Boston Red Sox @ Milwaukee Brewers</b> Milwaukee County Stadium, Milwaukee, WI Fri Aug 09 1996, 8:05 PM EDT Att: 19,541 - Unknown - 66 F  <b>AB 34</b> <b>R 4</b> <b>H 9</b> <b>RBI 4</b> <b>BB 2</b> <b>SO 1</b> <b>LOB 12</b> 			
Jeff Fyfe, R (1, 4) OBP: 0.369, SLG: 0.349	F9		1-2 1B		G6-3		CS 1B			4	0	2	2	0	0					
Mo Vaughn, L (1, 10) OBP: 0.416, SLG: 0.592	F7		F8		1B		CS	G3		4	0	1	0	0	2					
18 Reggie Jefferson, S (1, 3) OBP: 0.385, SLG: 0.619		L8	L4		L4			HR		4	1	1	1	0	0	3				
Troy O'Leary, L (1, 7) OBP: 0.328, SLG: 0.424	F7 1B 1B		F7			G6-4-3 1B		L7		4	0	2	0	0	2					
Bill Haselman, R (1, 2) OBP: 0.288, SLG: 0.366	S 1B			P4		G6-4-3 1-2		K		4	0	1	0	0	1					
Arquimedez Pozo, R (1, 5) OBP: 0.209, SLG: 0.308	F7		P2		P2			G3		4	0	0	0	0	2					
Lee Tinsley, S (1, 8) OBP: 0.286, SLG: 0.297	G4-3			HR		F8		G3		4	1	1	1	0	2					
Tony Rodriguez, R (1, 6) OBP: 0.341, SLG: 0.359			BB 1B	F9		F9		G4-3		4	1	1	0	0	0					
<b>Inning Stats</b>	R: 0 E: 0 K: 0 S: 5	H: 0 LOB: 0 BB: 0 P: 8	R: 0 E: 0 K: 0 S: 13	H: 2 LOB: 2 BB: 0 P: 22	R: 1 E: 0 K: 0 S: 12	H: 2 LOB: 2 BB: 1 P: 24	R: 1 E: 0 K: 0 S: 9	H: 1 LOB: 0 BB: 0 P: 12	R: 0 E: 0 K: 0 S: 8	H: 1 LOB: 1 BB: 0 P: 11	R: 1 E: 0 K: 0 S: 9	H: 1 LOB: 0 BB: 1 P: 18	R: 1 E: 0 K: 1 S: 8	H: 1 LOB: 0 BB: 0 P: 10	R: 0 E: 0 K: 0 S: 7	H: 0 LOB: 0 BB: 0 P: 7	1B: 7 2B: 0 3B: 0 HR: 2	SF: 0 SAC: 0 DP: 1 HBP: 0	WP: 0 PB: 0 CS: 1	PA: 37
<b>PITCHER</b>	IP WLS BF H R ER SO BB IBB HBP BLK WP HR S P ERA WHIP																			
Ricky Bones, R (1, 1) ERA: 5.48	6.2 L 29 8 3 3 0 2 0 0 0 0 0 1 63 106 4.05 1.500																			
Graeme Lloyd, L (7, 1) ERA: 2.35	1.1 4 1 1 1 1 0 0 0 0 0 0 1 10 13 6.75 0.750																			
Bryce Florie, R (9, 1) ERA: 3.69	1.0 3 0 0 0 0 0 0 0 0 0 0 0 7 7 0.00 0.000																			


Batter	1	2	3	4	5	6	7	8	9	AB	R	H	RBI	BB	SO	LOB	BOTTOM					
Pat Listach, S (1, 6) OBP: 0.329, SLG: 0.328	G6-3		K			G5-3		G5-4-3		4	0	0	0	0	1	1	<b>Boston Red Sox @ Milwaukee Brewers</b> Milwaukee County Stadium, Milwaukee, WI Fri Aug 09 1996, 8:05 PM EDT Att: 19,541 - Unknown - 66 F  <b>AB 31</b> <b>R 1</b> <b>H 6</b> <b>RBI 1</b> <b>BB 2</b> <b>SO 5</b> <b>LOB 9</b> 					
Kevin Seitzer, R (1, 3) OBP: 0.417, SLG: 0.474	K			F9		1B BB		G4-3		3	0	0	0	1	1	0						
Jeff Cirillo, R (1, 5) OBP: 0.397, SLG: 0.496	G6-3			G5-3		1B		G5-3		4	0	1	0	0	0	0						
Dave Nilsson, L (1, 9) OBP: 0.427, SLG: 0.574		G1-6-3		G3		K		G6-3		4	0	0	0	0	1	2						
John Jaha, R (1, 10) OBP: 0.383, SLG: 0.519		FC6-5 WP 1B			K	G5-3		DI BB		3	0	1	0	1	1	2						
Matt Mieske, R (1, 8) OBP: 0.321, SLG: 0.475		FC6-5			2B 2B		G6-3	G4-3		4	1	1	0	0	0	2						
Marc Newfield, R (1, 7) OBP: 0.320, SLG: 0.407		L5			2H 1B 2B		G5-3			3	0	1	1	0	0	1						
Mark Loretta, R (1, 4) OBP: 0.342, SLG: 0.330			K		F7		F9			3	0	0	0	0	1	1						
Mike Matheny, R (1, 2) OBP: 0.249, SLG: 0.343			G3-1		2H 1B		G5-4-3 1B			3	0	2	0	0	0	0						
<b>Inning Stats</b>	R: 0 E: 0 K: 1 S: 9	H: 0 LOB: 0 BB: 0 P: 13	R: 0 E: 0 K: 0 S: 9	H: 1 LOB: 1 BB: 0 P: 17	R: 0 E: 0 K: 2 S: 7	H: 0 LOB: 0 BB: 0 P: 10	R: 0 E: 0 K: 0 S: 8	H: 0 LOB: 0 BB: 0 P: 11	R: 1 E: 0 K: 1 S: 15	H: 3 LOB: 2 BB: 0 P: 22	R: 0 E: 0 K: 1 S: 10	H: 1 LOB: 2 BB: 1 P: 16	R: 0 E: 0 K: 0 S: 9	H: 0 LOB: 0 BB: 0 P: 13	R: 0 E: 0 K: 0 S: 4	H: 1 LOB: 0 BB: 0 P: 6	R: 0 E: 0 K: 0 S: 13	H: 0 LOB: 1 BB: 1 P: 24	1B: 4 2B: 2 3B: 0 HR: 0	SF: 0 SAC: 0 DP: 1 HBP: 0	WP: 1 PB: 0 CS: 0	PA: 33
<b>PITCHER</b>	IP WLS BF H R ER SO BB IBB HBP BLK WP HR S P ERA WHIP																					
Vaughn Eshelman, L (1, 1) ERA: 6.52	8.2 W 32 6 1 1 5 2 0 0 0 0 0 0 0 5 8 1.04 0.923																					
Stan Belinda, R (9, 1) ERA: 7.36	0.1 S 1 0 0 0 0 0 0 0 0 0 0 0 0 5 8 0.00 0.000																					



Batter	1	2	3	4	5	6	7	8	9	AB	R	H	RBI	BB	SO	LOB	TOP										
<b>Darren Bragg, L</b> OBP: 0.378, SLG: 0.451 (1, 8)										3	2	0	1	1	0		<b>Boston Red Sox @ Milwaukee Brewers</b> Milwaukee County Stadium, Milwaukee, WI Sat Aug 10 1996, 8:05 PM EDT Att: 20,297 - Unknown - 68 F										
<b>Jeff Frye, R</b> OBP: 0.375, SLG: 0.369 (1, 4)										4	1	3	2	0	0	1											
<b>Mo Vaughn, L</b> OBP: 0.413, SLG: 0.587 (1, 3)										4	0	0	0	0	0	4											
<b>18 Reggie Jefferson, S</b> OBP: 0.380, SLG: 0.610 (1, 10)										4	0	0	1	0	1	2											
<b>Mike Stanley, R</b> OBP: 0.381, SLG: 0.512 (1, 2)										4	0	0	0	0	1	2											
<b>Mike Greenwell, L</b> OBP: 0.318, SLG: 0.392 (1, 7)										4	0	0	0	0	1	0											
<b>Lee Tinsley, S</b> OBP: 0.286, SLG: 0.297 (9, 7)										0	0	0	0	0	0	0											
<b>Tim Lincecum, R</b> OBP: 0.368, SLG: 0.453 (1, 5)										3	0	0	0	0	0	0											
<b>Troy O'Leary, L</b> OBP: 0.325, SLG: 0.420 (1, 9)										3	0	0	0	0	1	0											
<b>Tony Rodriguez, R</b> OBP: 0.319, SLG: 0.333 (1, 6)										3	0	0	0	0	0	0											
<b>Inning Stats</b>	R: 1 E: 1 K: 0 S: 11	H: 2 LOB: 1 BB: 0 P: 16	R: 0 E: 0 K: 0 S: 8	H: 0 LOB: 0 BB: 0 P: 13	R: 2 E: 0 K: 0 S: 12	H: 1 LOB: 0 BB: 1 P: 22	R: 0 E: 0 K: 0 S: 5	H: 0 LOB: 0 BB: 0 P: 8	R: 0 E: 0 K: 1 S: 7	H: 1 LOB: 1 BB: 0 P: 16	R: 0 E: 0 K: 1 S: 7	H: 0 LOB: 0 BB: 0 P: 10	R: 0 E: 0 K: 0 S: 7	H: 1 LOB: 1 BB: 0 P: 12	R: 0 E: 0 K: 2 S: 9	H: 0 LOB: 0 BB: 0 P: 13	1B: 4 2B: 0 3B: 0 HR: 1	SF: 0 SAC: 0 DP: 0 HBP: 0	WP: 0 PB: 0 SB: 2 CS: 0	PA: 33							
<b>PITCHER</b>	IP	WLS	BF	H	R	ER	SO	BB	IBB	HBP	BLK	WP	HR	S	P	ERA	WHIP										
<b>21 Cal Eldred, R</b> ERA: 5.08 (1, 1)	7.0	L	26	4	3	3	3	1	0	0	0	0	1	59	97	3.86	0.714										
<b>Bryce Florie, R</b> ERA: 3.56 (8, 1)	2.0		7	1	0	0	2	0	0	0	0	0	0	16	25	0.00	0.500										

Batter	1	2	3	4	5	6	7	8	9	AB	R	H	RBI	BB	SO	LOB	BOTTOM										
<b>Pat Listach, S</b> OBP: 0.325, SLG: 0.323 (1, 8)										4	0	0	0	0	1	0	<b>Boston Red Sox @ Milwaukee Brewers</b> Milwaukee County Stadium, Milwaukee, WI Sat Aug 10 1996, 8:05 PM EDT Att: 20,297 - Unknown - 68 F										
<b>Jeff Cirillo, R</b> OBP: 0.394, SLG: 0.491 (1, 5)										4	0	0	0	0	1	0											
<b>Kevin Seitzer, R</b> OBP: 0.417, SLG: 0.474 (1, 10)										4	0	2	0	0	0	0											
<b>Dave Nilsson, L</b> OBP: 0.431, SLG: 0.576 (1, 9)										4	1	3	0	0	0	0											
<b>John Jaha, R</b> OBP: 0.384, SLG: 0.526 (1, 3)										3	1	1	2	1	0	4											
<b>David Hulse, L</b> OBP: 0.278, SLG: 0.252 (8, 9)										0	0	0	0	0	0	0											
<b>Jose Valentin, S</b> OBP: 0.333, SLG: 0.487 (1, 6)										4	0	0	0	0	2	1											
<b>Marc Newfield, R</b> OBP: 0.315, SLG: 0.490 (1, 7)										4	0	0	0	0	3	0											
<b>Fernando Vina, L</b> OBP: 0.355, SLG: 0.402 (1, 4)										4	0	2	0	0	1	0											
<b>Mike Matheny, R</b> OBP: 0.247, SLG: 0.339 (1, 2)										3	0	0	0	0	1	2											
<b>Matt Mieske, R</b> OBP: 0.320, SLG: 0.473 (9, PH)										1	0	0	0	0	1	0											
<b>Inning Stats</b>	R: 0 E: 0 K: 0 S: 9	H: 2 LOB: 2 BB: 0 P: 13	R: 0 E: 0 K: 1 S: 7	H: 1 LOB: 1 BB: 0 P: 12	R: 0 E: 0 K: 0 S: 8	H: 0 LOB: 0 BB: 0 P: 13	R: 2 E: 0 K: 1 S: 15	H: 3 LOB: 1 BB: 0 P: 22	R: 0 E: 0 K: 1 S: 13	H: 2 LOB: 2 BB: 0 P: 17	R: 0 E: 0 K: 2 S: 9	H: 0 LOB: 0 BB: 0 P: 12	R: 0 E: 0 K: 1 S: 14	H: 0 LOB: 2 BB: 1 P: 24	R: 0 E: 0 K: 2 S: 8	H: 0 LOB: 0 BB: 0 P: 10	1B: 7 2B: 0 3B: 0 HR: 1	SF: 0 SAC: 0 DP: 0 HBP: 0	WP: 0 PB: 0 SB: 2 CS: 0	PA: 36							
<b>PITCHER</b>	IP	WLS	BF	H	R	ER	SO	BB	IBB	HBP	BLK	WP	HR	S	P	ERA	WHIP										
<b>49 Tim Wakefield, R</b> ERA: 5.56 (1, 1)	9.0	W	36	8	2	2	10	1	0	0	0	0	1	92	135	2.00	1.000										

AB	32
R	3
H	5
RBI	3
BB	1
SO	5
LOB	9



AB	35
R	2
H	8
RBI	2
BB	1
SO	10
LOB	7





Batter	1	2	3	4	5	6	7	8	9	AB	R	H	RBI	BB	SO	LOB	TOP			
<b>Darren Bragg, L</b> OBP: 0.380, SLG: 0.450 (1, 8)										3	0	1	0	1	1	0	<b>Boston Red Sox @ Milwaukee Brewers</b> Milwaukee County Stadium, Milwaukee, WI Sun Aug 11 1996, 4:33 AM EDT Att: 19,178 - Sunny - 70 F			
<b>Jeff Frys, R</b> OBP: 0.377, SLG: 0.369 (1, 4)										3	0	1	0	1	1	1				
<b>18 Reggie Jefferson, S</b> OBP: 0.375, SLG: 0.691 (1, 3)										4	0	0	0	0	1	2				
<b>Mo Vaughn, L</b> OBP: 0.412, SLG: 0.583 (1, 10)										3	0	0	0	1	0	1				
<b>Mike Greenwell, L</b> OBP: 0.316, SLG: 0.385 <b>Lee Tinsley, S</b> OBP: 0.286, SLG: 0.297 (1, 7) (8, 7)										3	0	0	0	1	1	0				
<b>Tim Lincecum, R</b> OBP: 0.384, SLG: 0.448 (1, 5)										0	0	0	0	0	0	0				
<b>Troy O'Leary, L</b> OBP: 0.324, SLG: 0.419 (1, 9)										4	0	0	0	0	1	3				
<b>Bill Haselman, R</b> OBP: 0.294, SLG: 0.378 (1, 2)										4	1	1	0	0	0	0				
<b>Tony Rodriguez, R</b> OBP: 0.320, SLG: 0.333 (1, 6)										4	1	2	1	0	1	0				
<b>Inning Stats</b>	R: 0 E: 0 K: 1 S: 15	H: 1 LOB: 3 BB: 2 P: 28	R: 1 E: 0 K: 0 S: 12	H: 3 LOB: 0 BB: 0 P: 19	R: 0 E: 0 K: 0 S: 6	H: 0 LOB: 0 BB: 0 P: 10	R: 1 E: 0 K: 0 S: 11	H: 2 LOB: 1 BB: 0 P: 18	R: 0 E: 0 K: 1 S: 8	H: 0 LOB: 1 BB: 1 P: 16	R: 0 E: 0 K: 1 S: 10	H: 0 LOB: 0 BB: 1 P: 19	R: 0 E: 0 K: 1 S: 10	H: 0 LOB: 0 BB: 0 P: 16	R: 0 E: 0 K: 1 S: 11	H: 0 LOB: 0 BB: 0 P: 18	1B: 5 2B: 1 3B: 0 HR: 0	SF: 0 SAC: 0 DP: 0 HBP: 0	WP: 0 PB: 0 SB: 2 CS: 1	PA: 36
<b>PITCHER</b>	IP	WLS	BF	H	R	ER	SO	BB	IBB	HBP	BLK	WP	HR	S	P	ERA	WHIP			
<b>Ben McDonald, R</b> ERA: 4.14 (1, 1)	7.0	L	29	6	2	2	4	4	0	0	0	0	0	71	121	2.57	1.429			
<b>Ron Villone, L</b> ERA: 3.55 (8, 1)	1.0		3	0	0	0	1	0	0	0	0	0	0	10	16	0.00	0.000			
<b>Mike Fetters, R</b> ERA: 2.74 (9, 1)	1.0		3	0	0	0	1	0	0	0	0	0	0	11	18	0.00	0.000			

Batter	1	2	3	4	5	6	7	8	9	AB	R	H	RBI	BB	SO	LOB	BOTTOM					
<b>Pat Listach, S</b> OBP: 0.322, SLG: 0.319 (1, 8)										4	0	0	0	0	1	2	<b>Boston Red Sox @ Milwaukee Brewers</b> Milwaukee County Stadium, Milwaukee, WI Sun Aug 11 1996, 4:33 AM EDT Att: 19,178 - Sunny - 70 F					
<b>Fernando Vina, L</b> OBP: 0.352, SLG: 0.397 (1, 4)										4	0	0	0	0	2	1						
<b>Kevin Seitzer, R</b> OBP: 0.416, SLG: 0.471 (1, 10)										3	0	0	0	1	0	0						
<b>Dave Nilsson, L</b> OBP: 0.432, SLG: 0.575 (1, 9)										4	0	2	0	0	0	1						
<b>John Jaha, R</b> OBP: 0.385, SLG: 0.528 (1, 3)										4	0	2	0	0	2	2						
<b>Jose Valentin, S</b> OBP: 0.330, SLG: 0.482 (1, 6)										4	0	0	0	0	3	4						
<b>Marc Newfield, R</b> OBP: 0.310, SLG: 0.393 (1, 7)										4	0	0	0	0	1	3						
<b>Jesse Levis, L</b> OBP: 0.344, SLG: 0.270 (1, 2)										3	0	0	0	1	1	0						
<b>Mark Loretta, R</b> OBP: 0.350, SLG: 0.339 (1, 5)										3	0	2	0	0	0	3						
<b>Inning Stats</b>	R: 0 E: 0 K: 1 S: 8	H: 0 LOB: 0 BB: 0 P: 14	R: 0 E: 0 K: 0 S: 16	H: 2 LOB: 3 BB: 1 P: 29	R: 0 E: 0 K: 1 S: 7	H: 0 LOB: 0 BB: 0 P: 12	R: 0 E: 0 K: 3 S: 12	H: 1 LOB: 1 BB: 0 P: 19	R: 0 E: 0 K: 1 S: 9	H: 1 LOB: 1 BB: 0 P: 12	R: 0 E: 0 K: 1 S: 12	H: 1 LOB: 1 BB: 0 P: 15	R: 0 E: 0 K: 1 S: 14	H: 1 LOB: 0 BB: 0 P: 18	R: 0 E: 0 K: 1 S: 12	H: 0 LOB: 1 BB: 1 P: 17	R: 0 E: 0 K: 1 S: 10	H: 0 LOB: 0 BB: 0 P: 13	1B: 5 2B: 1 3B: 0 HR: 0	SF: 0 SAC: 0 DP: 0 HBP: 0	WP: 0 PB: 0 SB: 0 CS: 0	PA: 35
<b>PITCHER</b>	IP	WLS	BF	H	R	ER	SO	BB	IBB	HBP	BLK	WP	HR	S	P	ERA	WHIP					
<b>Roger Clemens, R</b> ERA: 4.19 (1, 1)	7.0	W	28	0	0	0	0	1	0	0	0	0	0	78	119	0.00	1.000					
<b>Mark Brandenburg, R</b> ERA: 3.33 (8, 1)	1.0		4	0	0	0	1	1	0	0	0	0	0	12	17	0.00	1.000					
<b>Stan Belinda, R</b> ERA: 7.09 (9, 1)	1.0	S	3	0	0	0	1	0	0	0	0	0	0	10	13	0.00	0.000					

AB	31
R	2
H	6
RBI	2
BB	4
SO	6
LOB	8



AB	33
R	0
H	6
RBI	0
BB	2
SO	10
LOB	16





Batter	1	2	3	4	5	6	7	8	9	AB	R	H	RBI	BB	SO	LOB	TOP					
<b>Darren Bragg, L</b> OBP: 0.377, SLG: 0.445	G4-3	G4-3		L9			G4-3			5	0	1	1	0	0	4	<b>Boston Red Sox @ Toronto Blue Jays</b> SkyDome, Toronto, ON Mon Aug 12 1996, 7:05 PM EDT Att: 33,250 - Unknown - 70 F					
<b>Jeff Fyfe, R</b> OBP: 0.374, SLG: 0.363	1B BB		F9		F8		G4-3		L8	4	0	0	0	1	0	1						
<b>18 Reggie Jefferson, S</b> OBP: 0.377, SLG: 0.660				BB 1B					P5	4	0	2	0	0	1	0						
<b>Mo Vaughn, L</b> OBP: 0.414, SLG: 0.584				BB 1B					FC5-4 1B	3	0	2	0	1	1	2						
<b>Mike Greenwell, L</b> OBP: 0.309, SLG: 0.376	F8		G1-4-6-3		F8				P4	4	0	0	0	0	0	6						
<b>Mike Stanley, R</b> OBP: 0.377, SLG: 0.506		K			L7				FC5-4	4	0	0	0	0	1	1						
<b>Tim Lincecum, R</b> OBP: 0.365, SLG: 0.449		1B BB			G5-3				L7	3	1	1	0	1	0	0						
<b>Troy O'Leary, L</b> OBP: 0.326, SLG: 0.420					1B				L8	4	0	2	0	0	1	1						
<b>Tony Rodriguez, R</b> OBP: 0.321, SLG: 0.333					1B					3	0	1	0	0	1	2						
<b>Lee Tinsley, S</b> OBP: 0.285, SLG: 0.295					1B				F9	1	0	0	0	0	1	1						
<b>Inning Stats</b>	R: 0 E: 0 K: 7 S: 7	H: 1 LOB: 2 BB: 1 P: 13	R: 0 E: 0 K: 2 S: 10	H: 1 LOB: 2 BB: 1 P: 20	R: 0 E: 0 K: 0 S: 5	H: 1 LOB: 1 BB: 1 P: 11	R: 0 E: 0 K: 0 S: 13	H: 2 LOB: 2 BB: 0 P: 16	R: 0 E: 0 K: 1 S: 9	H: 1 LOB: 1 BB: 0 P: 13	R: 0 E: 0 K: 0 S: 7	H: 0 LOB: 0 BB: 0 P: 12	R: 0 E: 0 K: 0 S: 7	H: 0 LOB: 0 BB: 0 P: 9	R: 0 E: 0 K: 0 S: 9	H: 1 LOB: 1 BB: 0 P: 14	R: 1 E: 0 K: 2 S: 16	H: 2 LOB: 1 BB: 0 P: 24	1B: 8 2B: 1 3B: 0 HR: 0	SF: 0 SAC: 0 DP: 1 HBP: 0	WP: 0 PB: 0 SB: 0 CS: 0	PA: 38
<b>PITCHER</b> <b>Pat Hentgen, R</b> ERA: 3.57	IP: 9.0 WLS: W BF: 38 H: 9 R: 1 ER: 1 SO: 6 BB: 3 IBB: 0 HBP: 0 BLK: 0 WP: 0 HR: 0 S: 83 P: 132 ERA: 1.00 WHIP: 1.333															<b>PITCHER</b>						

Batter	1	2	3	4	5	6	7	8	9	AB	R	H	RBI	BB	SO	LOB	BOTTOM			
<b>Otis Nixon, S</b> OBP: 0.365, SLG: 0.306	S 1B BB	FC6-5		G6-3			E1 SF7 1B			3	2	1	0	1	0	2	<b>Boston Red Sox @ Toronto Blue Jays</b> SkyDome, Toronto, ON Mon Aug 12 1996, 7:05 PM EDT Att: 33,250 - Unknown - 70 F			
<b>Alex Gonzalez, R</b> OBP: 0.306, SLG: 0.399	K	K			G6-3		G6-3			4	0	0	0	0	2	4				
<b>Carlos Delgado, L</b> OBP: 0.368, SLG: 0.503	K			FC5-4 1B	G3		SF7			3	0	1	1	0	1	1				
<b>Joe Carter, R</b> OBP: 0.318, SLG: 0.511	1B BB			K	F9		K			3	0	0	0	1	2	1				
<b>Ed Sprague, R</b> OBP: 0.343, SLG: 0.526					FC5-4 1B		K			4	1	3	1	0	1	0				
<b>Shawn Green, L</b> OBP: 0.317, SLG: 0.433	L7				FC5-4		G3 HR 1B			4	1	1	0	0	0	5				
<b>Robert Perez, R</b> OBP: 0.372, SLG: 0.453					FC5-4				G6-3	0	0	0	0	0	0	0				
<b>Charlie O'Brien, R</b> OBP: 0.356, SLG: 0.504		K		G1-3			G3		F8	4	0	0	0	0	1	4				
<b>Jacob Brumfield, R</b> OBP: 0.317, SLG: 0.468		FC6-5 2B			P8		HR			4	1	3	3	0	0	0				
<b>Tomas Perez, S</b> OBP: 0.320, SLG: 0.350					G4-3		K		G4-3	3	0	0	0	1	1	1				
<b>Inning Stats</b>	R: 1 E: 0 K: 2 S: 18	H: 1 LOB: 2 BB: 2 P: 36	R: 0 E: 0 K: 2 S: 10	H: 1 LOB: 2 BB: 1 P: 20	R: 0 E: 0 K: 1 S: 18	H: 2 LOB: 0 BB: 0 P: 25	R: 0 E: 0 K: 0 S: 4	H: 0 LOB: 0 BB: 0 P: 8	R: 0 E: 0 K: 0 S: 6	H: 0 LOB: 0 BB: 0 P: 7	R: 2 E: 0 K: 1 S: 13	H: 2 LOB: 0 BB: 0 P: 20	R: 1 E: 1 K: 1 S: 8	H: 1 LOB: 0 BB: 0 P: 15	R: 1 E: 0 K: 0 S: 10	H: 2 LOB: 1 BB: 0 P: 15	1B: 5 2B: 3 3B: 0 HR: 1	SF: 1 SAC: 0 DP: 0 HBP: 0	WP: 0 PB: 0 SB: 1 CS: 0	PA: 36
<b>PITCHER</b> <b>Tom Gordon, R</b> ERA: 5.51	IP: 6.0 WLS: L BF: 27 H: 6 R: 3 ER: 3 SO: 7 BB: 3 IBB: 0 HBP: 0 BLK: 0 WP: 0 HR: 1 S: 69 P: 116 ERA: 4.50 WHIP: 1.500															<b>PITCHER</b>				
<b>Joe Hudson, R</b> ERA: 4.14	IP: 2.0 WLS: 9 BF: 9 H: 3 R: 2 ER: 1 SO: 1 BB: 0 IBB: 0 HBP: 0 BLK: 0 WP: 0 HR: 0 S: 18 P: 30 ERA: 4.50 WHIP: 1.500															<b>PITCHER</b>				





Batter	1	2	3	4	5	6	7	8	9	AB	R	H	RBI	BB	SO	LOB	TOP								
<b>Darren Bragg, L</b> OBP: 0.377, SLG: 0.448 (1, 8)	3-2 SH1-3 2B	1-0 SF8		2-2 F7	3-2 G1-6-3		3-1 1B		1-2 K	5	1	2	1	0	1	2									
<b>Jeff Frye, R</b> OBP: 0.378, SLG: 0.365 (1, 4)	2-1 SH1-3	1-2 E6 1B		2-1 2B 1B	1-1 G1-3		1-1 1B		1-1 HBP	4	2	2	0	0	0	0									
<b>Mo Vaughn, L</b> OBP: 0.415, SLG: 0.586 (1, 3)	0-1 2B	3-H 1B BB		0-0 1B 18 2B 2B			1-3 K		0-0 G4-6-3 K	5	1	2	1	1	2	4									
<b>Wil Cordero, R</b> OBP: 0.320, SLG: 0.395 (1, 10)	2-2 F8	2-2 1B		2-2 18 2B 1B			0-1 E3 BB 18 1B FC5-2		0-1 F9	5	0	2	2	0	0	1									
<b>18 Reggie Jefferson, S</b> OBP: 0.377, SLG: 0.600 <b>Lee Tinsley, S</b> OBP: 0.285, SLG: 0.295 (1, 7) (8, 7)	2-2 F7	1-0 F8		1-1 1B 2B			2-0 FC5-2 BB 1B		0-3 K	5	0	2	1	0	1	3									
<b>Mike Stanley, R</b> OBP: 0.380, SLG: 0.513 (1, 2)		1-0 HR		0-0 F9			4-2 FC5-2 BB		4-1 FC5-4 BB	3	1	1	1	2	0	2									
<b>Tim Lincecum, R</b> OBP: 0.368, SLG: 0.450 (1, 5)		3-1 SH1-4 SF8 1B		4-0 G5-3			3-2 FC5-2		0-0 FC5-4	4	1	2	0	1	0	4									
<b>Troy O'Leary, L</b> OBP: 0.325, SLG: 0.415 (1, 9)		4-0 SF8 SH1-4 E BB		1-2 G5-3			1-2 2-3 3-H F8		0-2 G1	4	1	0	0	1	0	7									
<b>Tony Rodriguez, R</b> OBP: 0.333, SLG: 0.346 (1, 6)		0-1 SH1-4		1-1 G6-3			1-2 G1-6-3 1B		1-1 PB HBP 1B	4	0	2	0	0	0	1									
<b>Inning Stats</b>	R: 1 E: 0 K: 0 S: 13	H: 2 LOB: 1 BB: 0 P: 22	R: 4 E: 1 K: 0 S: 19	H: 3 LOB: 2 BB: 2 P: 36	R: 0 E: 0 K: 0 S: 9	H: 1 LOB: 1 BB: 0 P: 13	R: 2 E: 0 K: 0 S: 15	H: 4 LOB: 3 BB: 1 P: 26	R: 0 E: 0 K: 0 S: 8	H: 1 LOB: 0 BB: 0 P: 13	R: 0 E: 0 K: 1 S: 16	H: 1 LOB: 1 BB: 0 P: 27	R: 0 E: 0 K: 0 S: 8	H: 2 LOB: 1 BB: 0 P: 15	R: 0 E: 0 K: 1 S: 7	H: 0 LOB: 1 BB: 1 P: 11	R: 0 E: 0 K: 2 S: 14	H: 1 LOB: 2 BB: 0 P: 19	1B: 10 2B: 4 3B: 0 HR: 1	SF: 1 SAC: 2 DP: 2 HBP: 1	WP: 1 PB: 1 SB: 0 CS: 0	PA: 48			
<b>PITCHER</b>	IP	WLS	BF	H	R	ER	SO	BB	IBB	HBP	BLK	WP	HR	S	P	ERA	WHIP								
<b>Woody Williams, R</b> ERA: 6.75 (1, 1)	2.0	L	14	5	5	3	0	2	0	0	0	1	1	32	58	13.50	3.500								
<b>Paul Quantrill, R</b> ERA: 5.77 (3, 1)	3.2		20	7	2	2	1	2	0	0	0	0	0	47	77	4.91	2.455								
<b>Tony Castillo, L</b> ERA: 4.23 (6, 1)	1.1		5	2	0	0	0	0	0	0	0	0	0	9	17	0.00	1.500								
<b>Tim Crabtree, R</b> ERA: 2.42 (8, 1)	1.0		4	0	0	0	1	1	0	0	0	0	0	7	11	0.00	1.000								
<b>Mike Timlin, R</b> ERA: 3.99 (9, 1)	1.0		5	1	0	0	2	0	0	1	0	0	0	14	19	0.00	1.000								

**Boston Red Sox @ Toronto Blue Jays**  
SkyDome, Toronto, ON  
Tue Aug 13 1996, 7:05 PM EDT  
Att: 30,502 - Unknown - 75 F

AB 39  
R 7  
H 15  
RBI 6  
BB 5  
SO 4  
LOB 24



Batter	1	2	3	4	5	6	7	8	9	AB	R	H	RBI	BB	SO	LOB	BOTTOM								
<b>Otis Nixon, S</b> OBP: 0.366, SLG: 0.303 (1, 8)	2-3 K		4-1 S PB SF7 BB	0-0 L6		4-0 S BB WP BB		1-2 P5		3	2	0	0	2	1	1									
<b>Alex Gonzalez, R</b> OBP: 0.307, SLG: 0.396 (1, 6)	2-3 K		1-0 G4-3	4-0 BB		4-1 WP BB		0-0 F8		3	0	0	0	2	1	1									
<b>Carlos Delgado, L</b> OBP: 0.370, SLG: 0.501 <b>Juan Samuel, R</b> OBP: 0.331, SLG: 0.508 (1, 10) (6, PH)	4-0 BB		4-2 HBP BB	2-2 G4-3		2-3 K		2-3 K		1	0	0	0	2	0	2									
<b>Joe Carter, R</b> OBP: 0.315, SLG: 0.506 (1, 3)	1-3 K		1-0 SF7		1-0 P6	2-1 F7		1-2 G5-3		4	0	0	1	0	1	2									
<b>Ed Sprague, R</b> OBP: 0.342, SLG: 0.521 (1, 5)		0-1 G6-3	2-1 HBP		2-2 G4-3		2-3 K		1-3 K	4	0	0	0	0	2	0									
<b>Shawn Green, L</b> OBP: 0.322, SLG: 0.447 (1, 9)	1-2 2B 1B		1-0 F7		2-0 HR		3-2 B1-3 1B			4	2	3	1	0	0	2									
<b>Jacob Brunfield, R</b> OBP: 0.323, SLG: 0.485 (1, 7)	1-2 F8 2B			2-1 HR	4-2 BB		1 SAFE B1-3			3	1	2	2	1	0	1									
<b>Sandy Martinez, L</b> OBP: 0.285, SLG: 0.322 (1, 2)	1-0 F8			0-0 F8	1-0 G4-3		1-0 G4-3			4	0	0	0	0	0	3									
<b>Tomas Perez, S</b> OBP: 0.318, SLG: 0.345 (1, 4)	2-1 G4-3			4-1 BB BB		0-2 G6-3		3-3 K		3	0	0	0	1	1	1									
<b>Inning Stats</b>	R: 0 E: 0 K: 3 S: 11	H: 0 LOB: 1 BB: 1 P: 20	R: 1 E: 0 K: 0 S: 11	H: 2 LOB: 0 BB: 0 P: 16	R: 1 E: 0 K: 0 S: 7	H: 0 LOB: 2 BB: 2 P: 20	R: 1 E: 0 K: 0 S: 9	H: 1 LOB: 2 BB: 2 P: 21	R: 1 E: 0 K: 1 S: 9	H: 0 LOB: 1 BB: 2 P: 21	R: 0 E: 0 K: 1 S: 11	H: 1 LOB: 0 BB: 0 P: 17	R: 0 E: 0 K: 1 S: 7	H: 0 LOB: 0 BB: 0 P: 11	R: 0 E: 0 K: 2 S: 10	H: 0 LOB: 0 BB: 0 P: 14	1B: 2 2B: 1 3B: 0 HR: 2	SF: 1 SAC: 0 DP: 0 HBP: 1	WP: 1 PB: 1 SB: 2 CS: 0	PA: 41					
<b>PITCHER</b>	IP	WLS	BF	H	R	ER	SO	BB	IBB	HBP	BLK	WP	HR	S	P	ERA	WHIP								
<b>Aaron Sele, R</b> ERA: 5.6 (1, 1)	2.0		9	2	1	1	3	1	0	0	0	0	0	22	36	4.50	1.500								
<b>Mike Maddux, R</b> ERA: 4.18 (3, 1)	2.2		14	1	2	2	0	4	0	1	0	0	1	20	48	6.75	1.875								
<b>Vaughn Eshelman, L</b> ERA: 6.65 (5, 1)	1.1		8	1	2	2	1	3	0	0	0	1	1	14	33	13.50	3.000								
<b>Mark Brandenburg, R</b> ERA: 3.21 (7, 1)	2.0	W	7	1	0	0	2	0	0	0	0	0	0	18	28	0.00	0.500								
<b>Heathcliff Slocumb, R</b> ERA: 3.97 (9, 1)	1.0	S	3	0	0	0	2	0	0	0	0	0	0	10	14	0.00	0.000								

**Boston Red Sox @ Toronto Blue Jays**  
SkyDome, Toronto, ON  
Tue Aug 13 1996, 7:05 PM EDT  
Att: 30,502 - Unknown - 75 F

AB 31  
R 5  
H 5  
RBI 4  
BB 8  
SO 8  
LOB 15





Batter	1	2	3	4	5	6	7	8	9	AB	R	H	RBI	BB	SO	LOB	TOP								
<b>Darren Bragg, L</b> OBP: 0.380, SLG: 0.449 (1, 9) 	1-0 <b>L8</b> 		0-1 <b>F7</b> 			2-2 <b>1B</b> <b>SF9</b> <b>1B</b> 		3-2 <b>2B</b> <b>1B</b> 	4-0 <b>PB</b> <b>E</b> <b>1B</b> <b>IBB</b> 	4	3	2	0	1	0	0									
<b>Jeff Fyfe, R</b> OBP: 0.375, SLG: 0.361 (1, 7) 	1-3 <b>K</b> 		1-1 <b>G3-1</b> 			2-1 <b>1B</b> <b>G5-4-3</b> 		1-1 <b>P3</b> 	2-1 <b>E1</b> <b>PB</b> <b>1B</b> 	5	1	1	0	0	1	4									
<b>Mo Vaughn, L</b> OBP: 0.417, SLG: 0.588 (1, 3) 	4-2 <b>BB</b> 		0-2 <b>G3-1</b> 			1-1 <b>SF9</b> 		0-0 <b>2B</b> <b>2B</b> 	4-1 <b>1B</b> <b>IBB</b> 	2	1	1	3	2	0	0									
<b>Wil Cordero, R</b> OBP: 0.322, SLG: 0.401 (1, 10) 	0-3 <b>K</b> 			0-3 <b>K</b> 		3-3 <b>G5-4-3</b> 		0-0 <b>2B</b> <b>2B</b> 	1-2 <b>2B</b> <b>1B</b> 	5	0	2	3	0	2	2									
<b>Mike Stanley, R</b> OBP: 0.375, SLG: 0.506 (1, 2) 		1-3 <b>K</b> 		2-2 <b>L7</b> 			0-0 <b>F8</b> 	2-1 <b>L6</b> 	0-1 <b>G5-3</b> 	5	0	0	0	0	1	3									
<b>Tim Lincecum, R</b> OBP: 0.370, SLG: 0.457 (1, 5) 		4-0 <b>1B</b> <b>BB</b> 		0-3 <b>K</b> 			1-0 <b>HR</b> 	1-2 <b>F9</b> 		3	1	1	1	1	1	1									
<b>Arquimedez Pozo, R</b> OBP: 0.286, SLG: 0.288 (9, PH) 		0-1 <b>F7</b> 			0-3 <b>K</b> 		1-3 <b>K</b> 		4-2 <b>E</b> <b>SH3-4</b> <b>PB</b> <b>BB</b> 	3	0	0	0	0	2	1									
<b>Troy O'Leary, L</b> OBP: 0.326, SLG: 0.415 (9, 9) 										0	1	0	0	1	0	0									
<b>Tony Rodriguez, R</b> OBP: 0.333, SLG: 0.345 (1, 6) 		0-0 			0-0 <b>G6-3</b> 		2-2 <b>F6</b> 		1-1 <b>SH3-4</b> 	3	0	1	0	0	0	0									
<b>Lee Tinsley, S</b> OBP: 0.286, SLG: 0.300 (9, PH) 		1-3 <b>1B</b> 			3-2 <b>F9</b> 				1-2 	3	1	1	0	0	1	2									
<b>18 Reggie Jefferson, S</b> OBP: 0.376, SLG: 0.558 (9, 7) 		2-3 <b>K</b> 						3-2 <b>1B</b> <b>2B</b> <b>2B</b> 	2-3 <b>K</b> 	1	0	0	0	0	1	1									
<b>Inning Stats</b>	R: 0 E: 0 K: 2 S: 11	H: 0 LOB: 1 BB: 1 P: 17	R: 0 E: 0 K: 2 S: 12	H: 1 LOB: 2 BB: 1 P: 19	R: 0 E: 0 K: 0 S: 7	H: 0 LOB: 0 BB: 0 P: 8	R: 0 E: 0 K: 2 S: 9	H: 0 LOB: 0 BB: 0 P: 11	R: 0 E: 0 K: 1 S: 8	H: 0 LOB: 0 BB: 0 P: 11	R: 1 E: 0 K: 0 S: 9	H: 2 LOB: 0 BB: 0 P: 14	R: 1 E: 0 K: 1 S: 9	H: 1 LOB: 0 BB: 0 P: 13	R: 3 E: 0 K: 0 S: 16	H: 4 LOB: 1 BB: 0 P: 26	R: 3 E: 1 K: 1 S: 17	H: 1 LOB: 2 BB: 3 P: 36	1B: 5 2B: 3 3B: 0 HR: 1	SF: 1 SAC: 1 DP: 1 HBP: 0	WP: 0 PB: 1 SB: 0 CS: 0	PA: 41			
<b>PITCHER</b>	IP	WLS	BF	H	R	ER	SO	BB	IBB	HBP	BLK	WP	HR	S	P	ERA	WHIP								
<b>Huck Flener, L</b> ERA: 3.23 (1, 1)	7.1		30	7	5	5	8	2	0	0	0	0	1	75	110	6.14	1.227								
<b>Tim Crabtree, R</b> ERA: 2.35 (8, 1)	1.2	L	11	2	3	0	1	1	2	0	0	0	0	23	45	0.00	1.800								

**Boston Red Sox @ Toronto Blue Jays**  
SkyDome, Toronto, ON  
Wed Aug 14 1996, 7:05 PM EDT  
Att: 32,354 - Unknown - 77 F

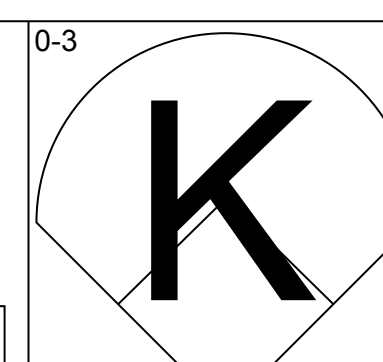
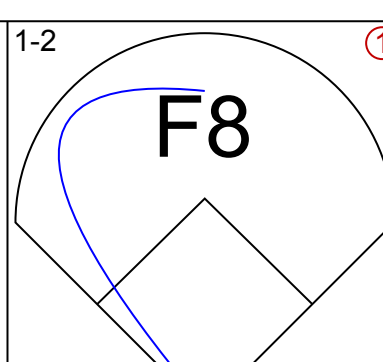
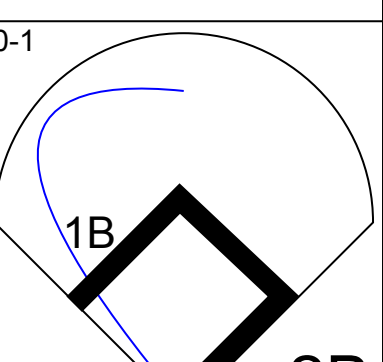
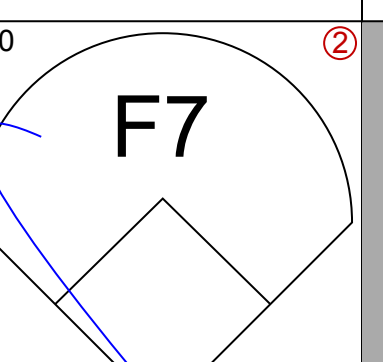
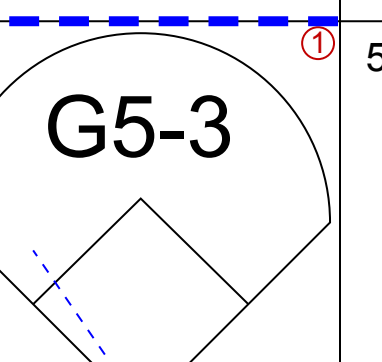
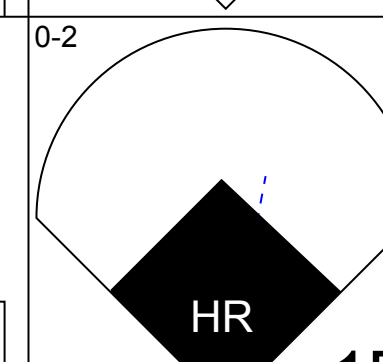
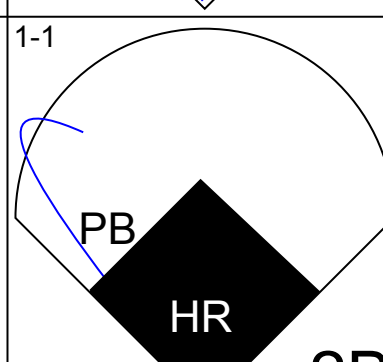
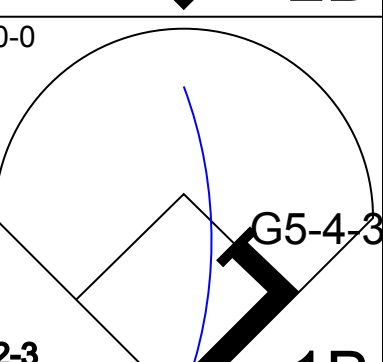
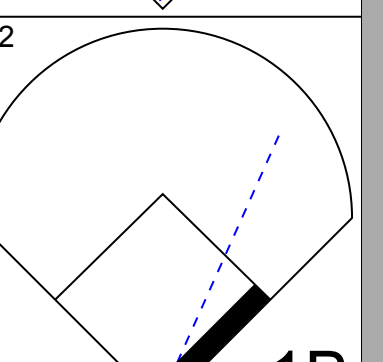
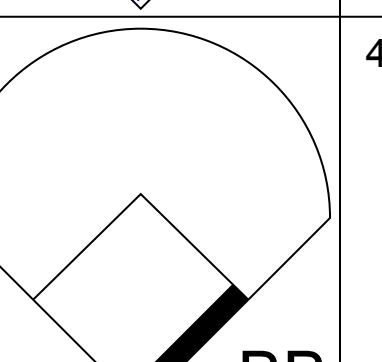
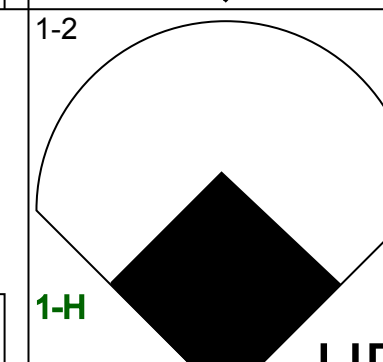
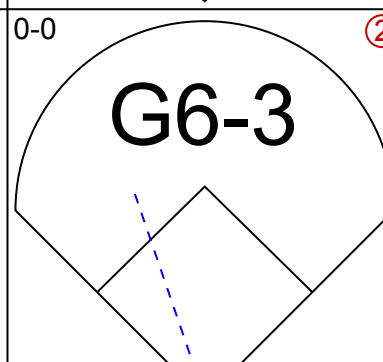
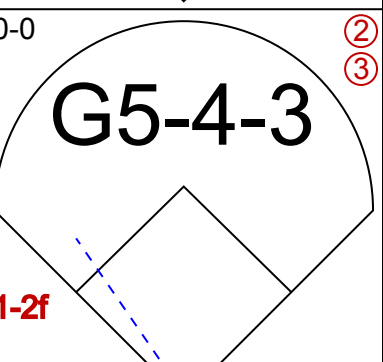
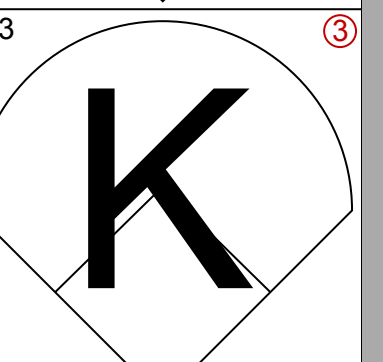
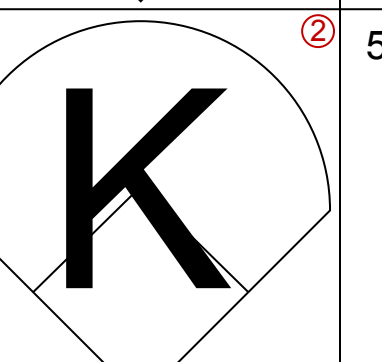
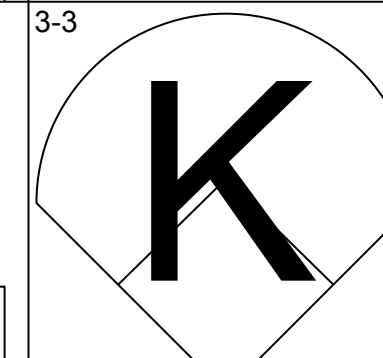
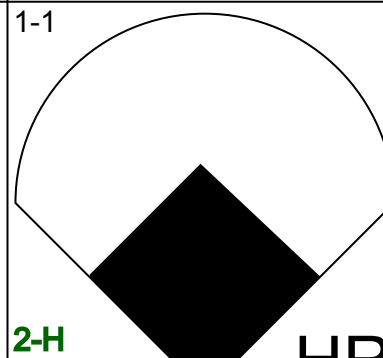
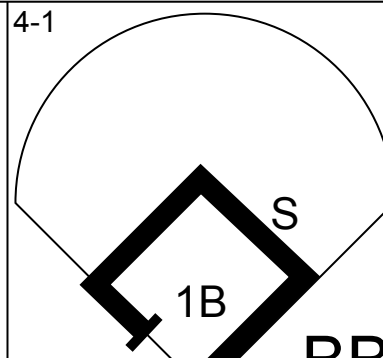
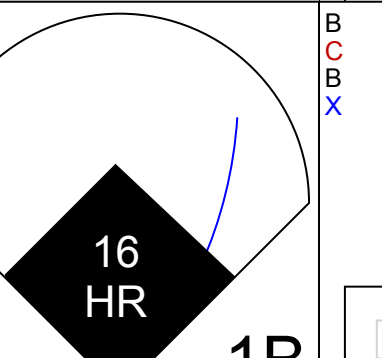
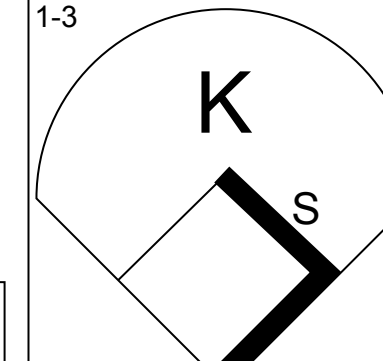
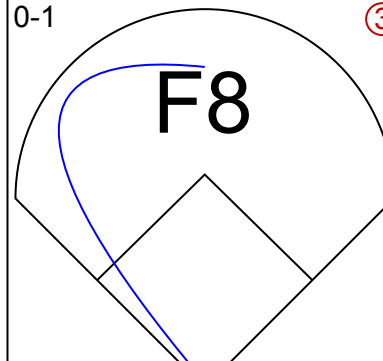
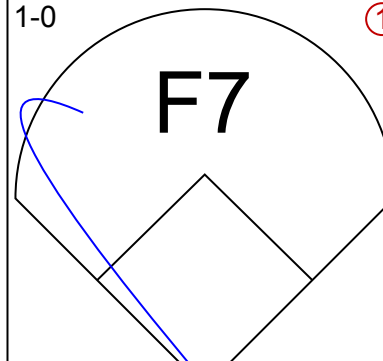
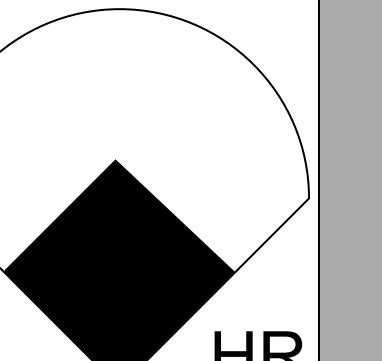
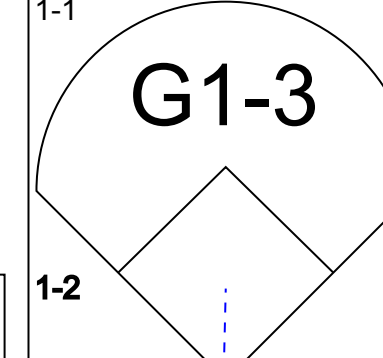
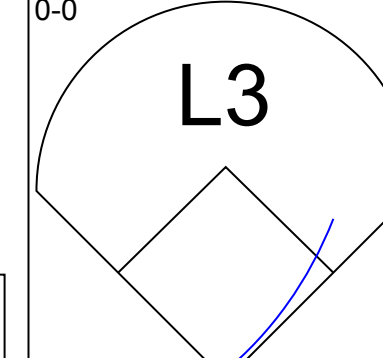
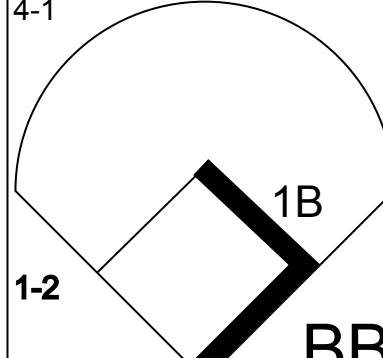
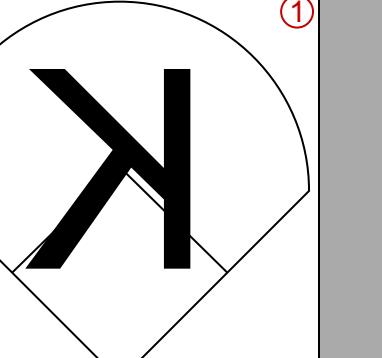
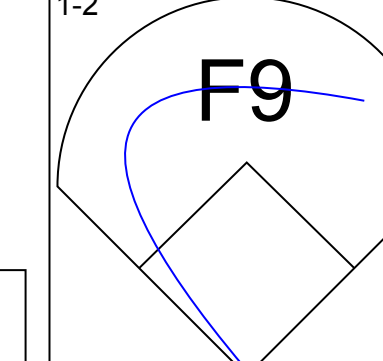
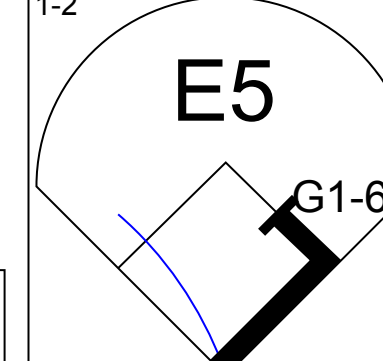
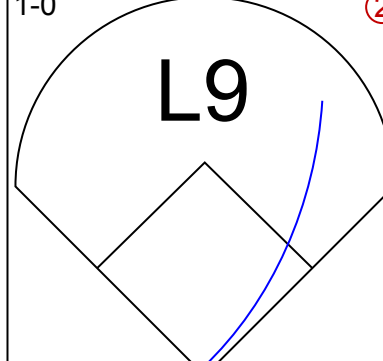
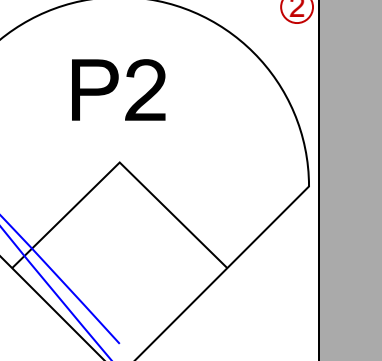
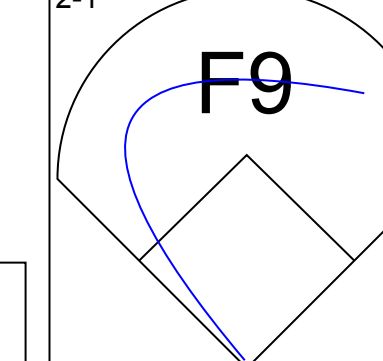
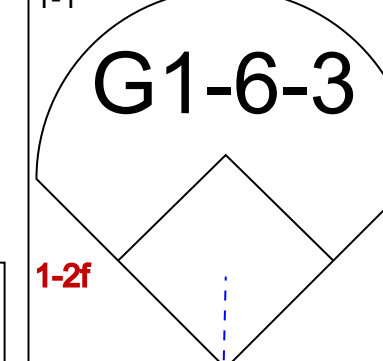
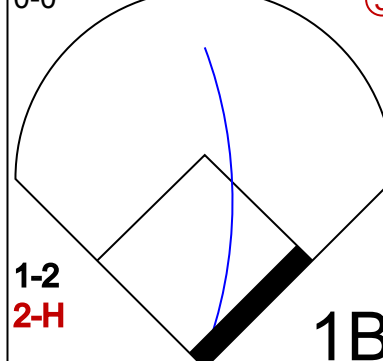
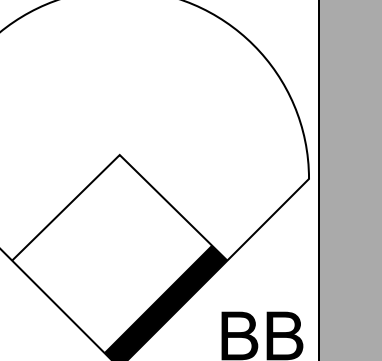
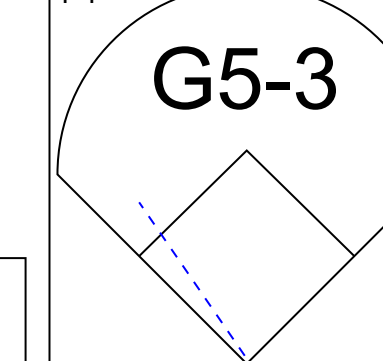
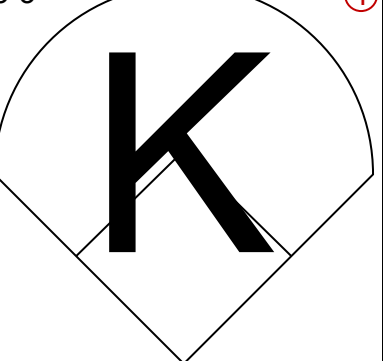
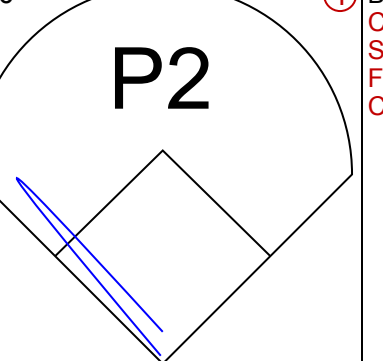

AB 34  
R 8  
H 9  
RBI 7  
BB 5  
SO 9  
LOB 14

Batter	1	2	3	4	5	6	7	8	9	AB	R	H	RBI	BB	SO	LOB	BOTTOM								
<b>Otis Nixon, S</b> OBP: 0.368, SLG: 0.305 (1, 8) 	1-0 <b>G6-3</b> 		1-0 <b>S</b> <b>1B</b> 		4-2 <b>WP</b> <b>HR</b> <b>S</b> <b>BB</b> 	0-0 <b>FC4-2</b> <b>HR</b> 		0-0 <b>D</b> <b>1B</b> 	4	3	2	0	1	0	2	2									
<b>Jacob Brumfield, R</b> OBP: 0.328, SLG: 0.509 (1, 7) 	0-2 <b>FC3-6</b> <b>1B</b> 		2-3 <b>K</b> 		1-2 <b>1-H</b> <b>HR</b> 	2-0 <b>1-H</b> <b>HR</b> 		3-3 <b>K</b> 	5	2	3	5	0	2	2	2									
<b>Carlos Delgado, L</b> OBP: 0.370, SLG: 0.499 (1, 10) 	2-2 <b>FC3-6</b> <b>1-2</b> 		4-2 <b>WP</b> <b>BB</b> 		0-0 <b>G6-3</b> 	1-1 <b>G3</b> 		2-1 <b>1B</b> 	4	0	1	1	1	0	1	1									
<b>Joe Carter, R</b> OBP: 0.314, SLG: 0.502 (1, 3) 	1-1 <b>G6-3</b> 		1-3 <b>K</b> 		4-2 <b>CS</b> <b>BB</b> 		2-1 <b>F8</b> 	0-2 <b>F9</b> 	4	0	0	0	1	1	4	4									
<b>Ed Sprague, R</b> OBP: 0.345, SLG: 0.520 (1, 5) 		0-3 <b>K</b> 	4-0 	1-2 <b>BB</b> 	4-2 <b>1-2</b> <b>BB</b> 		1-2 <b>G3-6-3</b> <b>1B</b> 	2-3 <b>K</b> 	3	0	1	0	2	2	1	1									
<b>Shawn Green, L</b> OBP: 0.319, SLG: 0.441 (1, 9) 	0-1 <b>G4-3</b> 		2-2 <b>G4-3</b> 		0-2 <b>G1-3</b> 		3-1 <b>G3-6-3</b> <b>1-2</b> 		4	0	0	0	0	0	5	5									
<b>Charlie O'Brien, R</b> OBP: 0.358, SLG: 0.502 (1, 2) 	1-1 <b>BB</b> <b>1B</b> 			1-3 <b>K</b> 		2-2 <b>WP</b> <b>1B</b> <b>FC3-2</b> <b>HBP</b> 		0-1 <b>P3</b> 	3	0	1	0	0	1	0	0									
<b>Alex Gonzalez, R</b> OBP: 0.309, SLG: 0.395 (1, 6) 	4-2 			0-1 <b>G6-3</b> 		0-1 <b>FC3-2</b> <b>FC4-2</b> <b>1B</b> 		1-0 <b>G6-3</b> 	3	0	1	0	1	0	0	0									
<b>Tomas Perez, S</b> OBP: 0.313, SLG: 0.338 (1, 4) 	1-3 <b>K</b> 			0-1 <b>F9</b> 		3-2 <b>FC3-2</b> <b>FC4-2</b> <b>HR</b> 		0-2 <b>F7</b> 	4	1	0	0	0	1	4	4									
<b>Inning Stats</b>	R: 0 E: 0 K: 0 S: 10	H: 1 LOB: 1 BB: 0 P: 14	R: 0 E: 0 K: 2 S: 13	H: 1 LOB: 2 BB: 1 P: 19	R: 0 E: 0 K: 2 S: 14	H: 1 LOB: 3 BB: 2 P: 28	R: 0 E: 0 K: 1 S: 7	H: 0 LOB: 0 BB: 0 P: 8	R: 2 E: 0 K: 0 S: 16	H: 1 LOB: 1 BB: 3 P: 29	R: 3 E: 0 K: 0 S: 11	H: 2 LOB: 0 BB: 0 P: 19	R: 0 E: 0 K: 0 S: 7	H: 1 LOB: 0 BB: 0 P: 13	R: 0 E: 0 K: 0 S: 6	H: 0 LOB: 0 BB: 0 P: 7	R: 1 E: 0 K: 2 S: 13	H: 2 LOB: 1 BB: 0 P: 20	1B: 7 2B: 0 3B: 0 HR: 2	SF: 0 SAC: 0 DP: 1 HBP: 1	WP: 3 PB: 0 SB: 4 CS: 1	PA: 41			
<b>PITCHER</b>	IP	WLS	BF	H	R	ER	SO	BB	IBB	HBP	BLK	WP	HR	S	P	ERA	WHIP								
<b>Jeff Suppan, R</b> ERA: 6.14 (1, 1)	6.0		30	6	5	5	5	6	0	1	0	0	0	7	13	0.00	1.000								
<b>Joe Hudson, R</b> ERA: 4.04 (7, 1)	1.0		3	1	0	0	0	0	0	0	0	0	0	6	7	0.00	0.000								
<b>Stan Belinda, R</b> ERA: 0.83 (8, 1)	1.0	W	3	0	0	0	0	0	0	0	0	0	0	6	7	0.00	0.000								
<b>Heathcliff Stocumb, R</b> ERA: 4.06 (9, 1)	1.0	S	5	2	1	1	2	0	0	0	0	0	0	13	20	9.00	2.000								

**Boston Red Sox @ Toronto Blue Jays**  
SkyDome, Toronto, ON  
Wed Aug 14 1996, 7:05 PM EDT  
Att: 32,354 - Unknown - 77 F

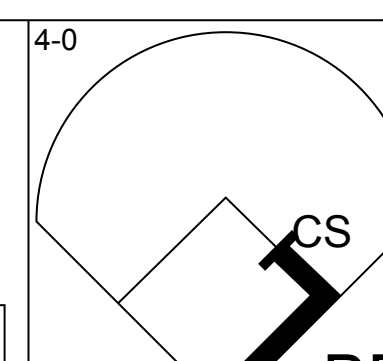
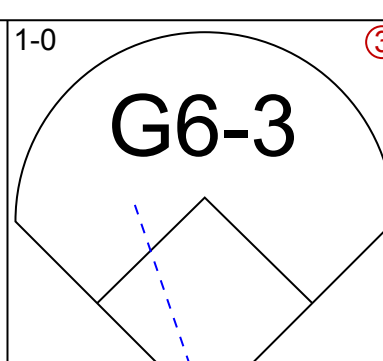
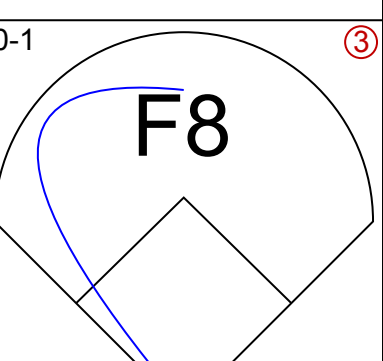
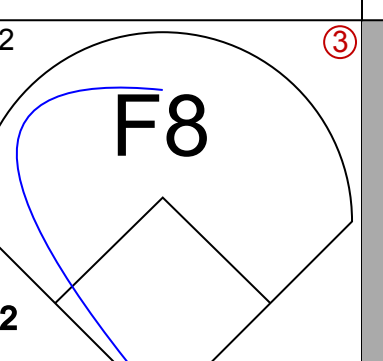
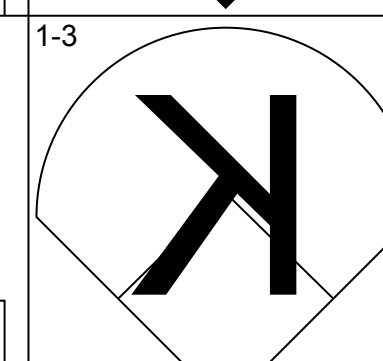
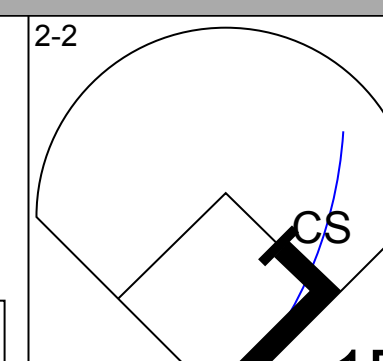
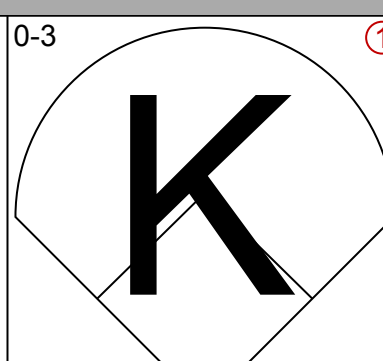
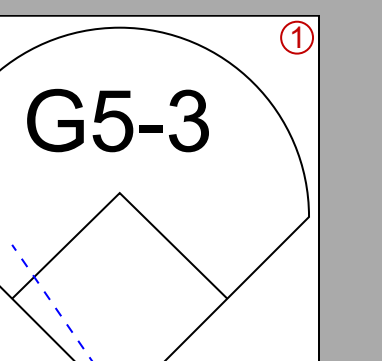
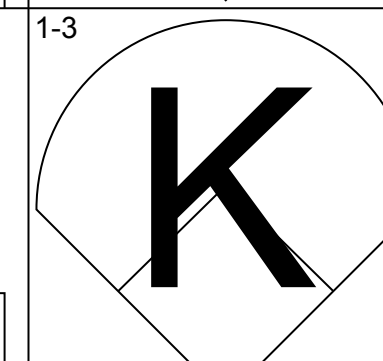
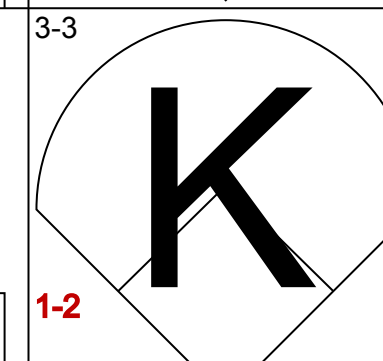
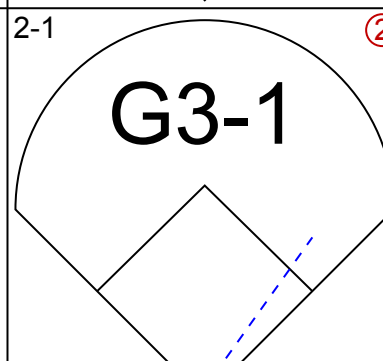
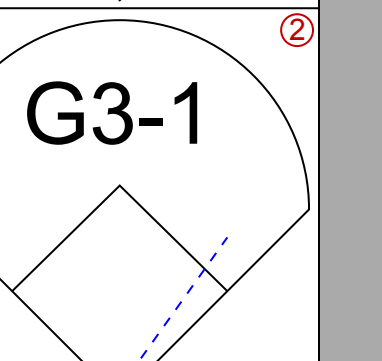
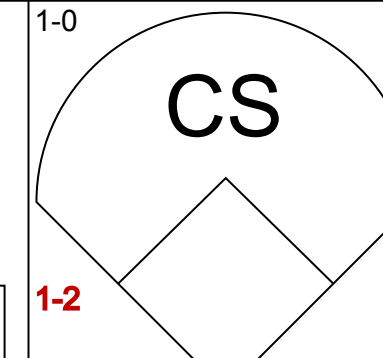
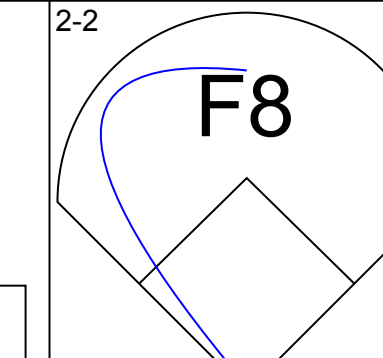
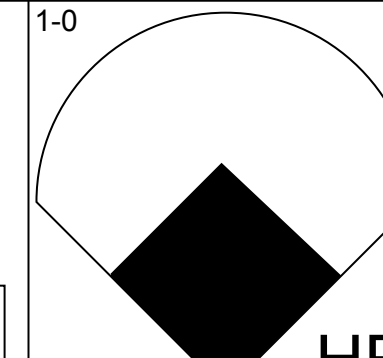
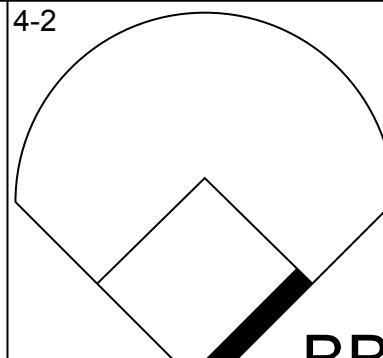
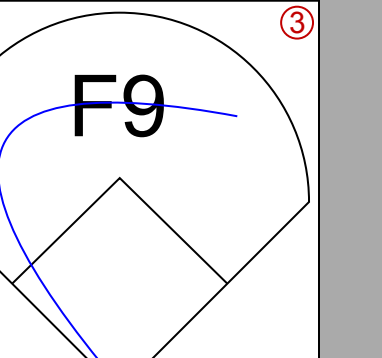
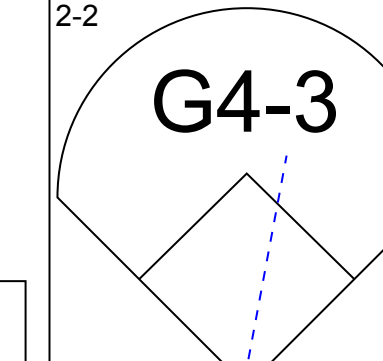
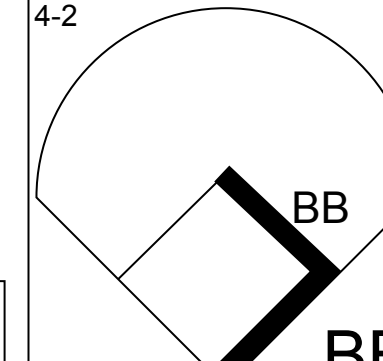
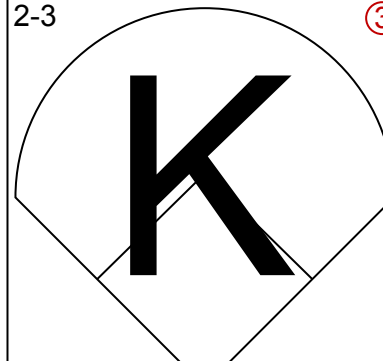
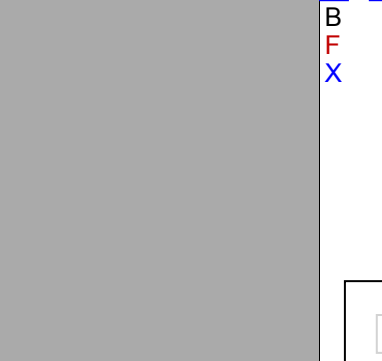
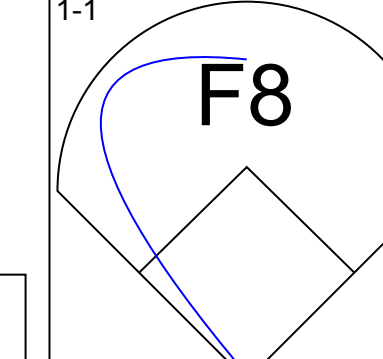
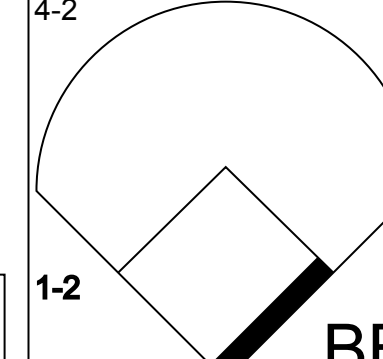

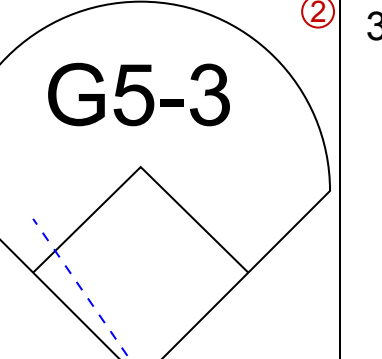
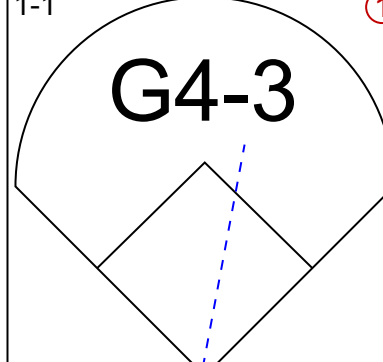
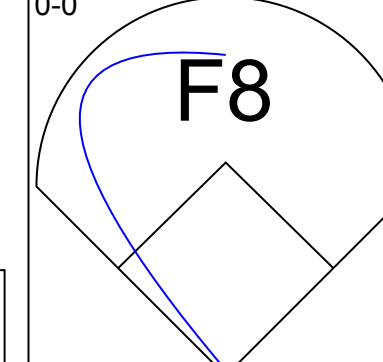
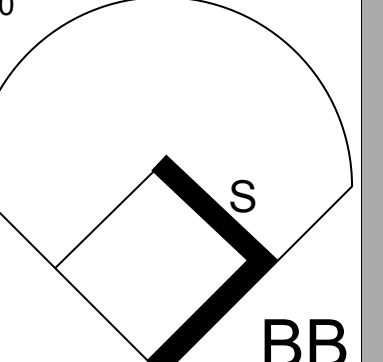
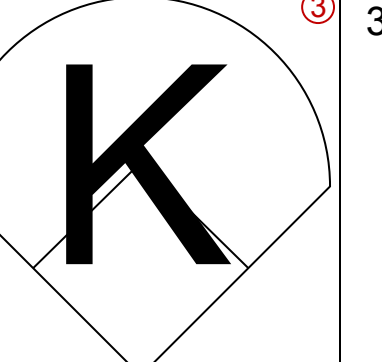
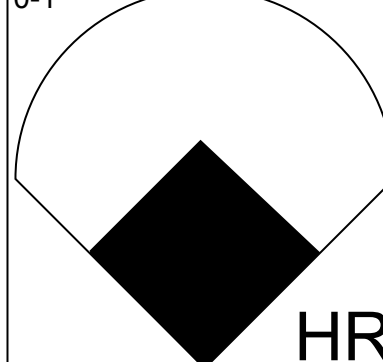
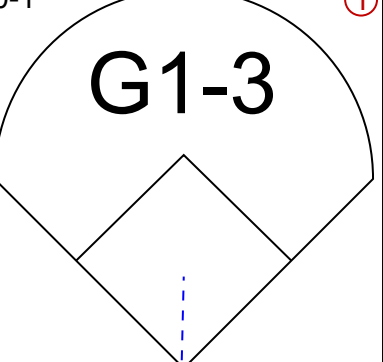
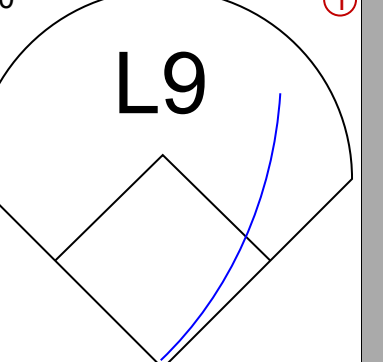
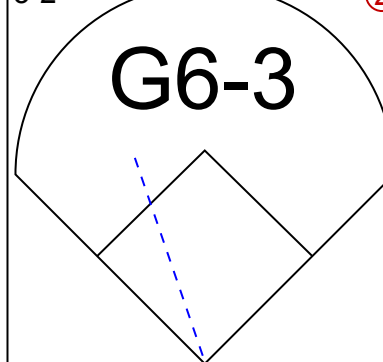
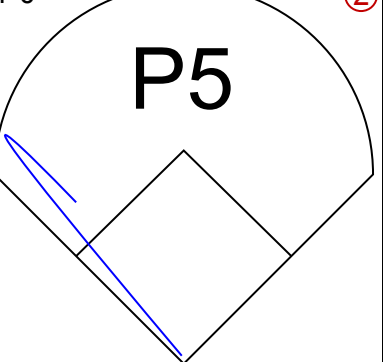
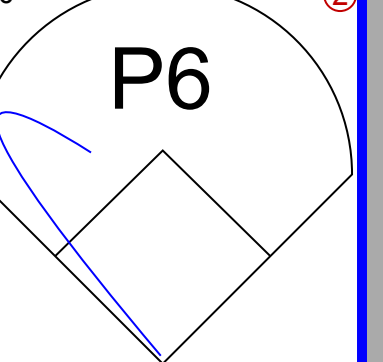
AB 34  
R 6  
H 9  
RBI 6  
BB 6  
SO 7  
LOB 19



Batter	1	2	3	4	5	6	7	8	9	AB	R	H	RBI	BB	SO	LOB	TOP					
<b>Randy Velarde, R</b> OBP: 0.381, SLG: 0.419 (1, 4)										5	0	1	0	0	1	0						
<b>Jim Edmonds, L</b> OBP: 0.390, SLG: 0.611 (1, 8)										4	2	4	0	1	0	0						
<b>Tim Salmon, R</b> OBP: 0.379, SLG: 0.511 (1, 9)										5	1	1	2	0	2	5						
<b>Chili Davis, S</b> OBP: 0.389, SLG: 0.518 (1, 10)										4	2	2	2	1	1	1						
<b>16 Garret Anderson, L</b> OBP: 0.328, SLG: 0.433 (1, 7)										4	1	1	2	0	1	1						
<b>J.T. Snow, L</b> OBP: 0.337, SLG: 0.389 (1, 3)										3	0	0	0	1	1	1						
<b>Gary Disarcina, R</b> OBP: 0.288, SLG: 0.342 (1, 6)										4	0	0	0	0	0	2						
<b>Jorge Fabregas, L</b> OBP: 0.314, SLG: 0.298 (1, 2)										3	0	1	0	1	0	1						
<b>George Arias, R</b> OBP: 0.293, SLG: 0.338 (1, 5)										4	0	0	0	0	2	1						
<b>Inning Stats</b>	R: 2 E: 0 K: 3 S: 17	H: 2 LOB: 1 BB: 0 P: 23	R: 0 E: 0 K: 0 S: 7	H: 0 LOB: 0 BB: 0 P: 11	R: 2 E: 0 K: 0 S: 10	H: 2 LOB: 0 BB: 0 P: 13	R: 0 E: 1 K: 0 S: 6	H: 0 LOB: 1 BB: 0 P: 8	R: 0 E: 0 K: 1 S: 7	H: 2 LOB: 1 BB: 0 P: 10	R: 0 E: 0 K: 0 S: 5	H: 1 LOB: 1 BB: 2 P: 15	R: 0 E: 0 K: 1 S: 8	H: 1 LOB: 1 BB: 0 P: 9	R: 2 E: 0 K: 2 S: 18	H: 2 LOB: 1 BB: 1 P: 26	R: 0 E: 0 K: 1 S: 10	H: 0 LOB: 1 BB: 1 P: 21	1B: 5 2B: 2 3B: 0 HR: 3	SF: 0 SAC: 0 DP: 2 HBP: 0	WP: 1 PB: 1 SB: 2 CS: 0	PA: 40
<b>PITCHER</b>	IP WLS BF H R ER SO BB IBB HBP BLK WP HR S P ERA WHIP																					
<b>49 Tim Wakefield, R</b> ERA: 5.84	(1, 1) 7.2 L 35 10 6 6 6 3 0 0 0 0 1 3 74 110 7.04 1.696																					
<b>Mark Brandenburg, R</b> ERA: 3.2	(8, 1) 0.1 1 0 0 0 1 0 0 0 0 0 0 0 4 5 0.00 0.000																					
<b>Kerry Lacy, R</b> ERA:	(9, 1) 1.0 4 0 0 0 1 1 0 0 0 0 0 0 10 21 0.00 1.000																					

California Angels @ Boston Red Sox  
Fenway Park, Boston, MA  
Fri Aug 16 1996, 7:05 PM EDT  
Att: 30,693 - Unknown - 75 F

AB 36  
R 6  
H 10  
RBI 6  
BB 4  
SO 8  
LOB 12

Batter	1	2	3	4	5	6	7	8	9	AB	R	H	RBI	BB	SO	LOB	BOTTOM			
<b>Darren Bragg, L</b> OBP: 0.378, SLG: 0.444 (1, 8)										3	0	0	0	1	0	1				
<b>Jeff Eves, R</b> OBP: 0.373, SLG: 0.360 (8, 6)										4	0	1	0	0	2	1				
<b>Mo Vaughn, L</b> OBP: 0.414, SLG: 0.583 (1, 3)										4	0	0	0	0	2	2				
<b>Wil Cordero, R</b> OBP: 0.326, SLG: 0.418 (1, 10)										3	1	1	1	1	0	0				
<b>18 Reggie Jefferson, S</b> OBP: 0.374, SLG: 0.592 (1, 7)										3	0	0	0	1	1	1				
<b>Tim Naehring, R</b> OBP: 0.371, SLG: 0.464 (1, 5)										3	1	1	1	1	0	0				
<b>Mike Stanley, R</b> OBP: 0.374, SLG: 0.501 (1, 2)										3	0	0	0	1	1	2				
<b>Troy O'Leary, L</b> OBP: 0.326, SLG: 0.422 (1, 9)										3	1	1	1	0	0	1				
<b>Tony Rodriguez, R</b> OBP: 0.323, SLG: 0.333 (1, 6)										2	0	0	0	0	0	0				
<b>Greg Pirkki, R</b> OBP: 0.174, SLG: 0.348 (7, PH)										1	0	0	0	0	0	1				
<b>Arquimede Pozo, R</b> OBP: 0.196, SLG: 0.286 (8, 4)										0	0	0	0	0	0	0				
<b>Inning Stats</b>	R: 0 E: 0 K: 2 S: 6	H: 0 LOB: 1 BB: 1 P: 13	R: 0 E: 0 K: 0 S: 8	H: 0 LOB: 0 BB: 0 P: 13	R: 1 E: 0 K: 0 S: 10	H: 1 LOB: 0 BB: 0 P: 15	R: 1 E: 0 K: 1 S: 17	H: 2 LOB: 2 BB: 2 P: 31	R: 0 E: 0 K: 2 S: 12	H: 0 LOB: 1 BB: 1 P: 20	R: 1 E: 0 K: 0 S: 7	H: 1 LOB: 1 BB: 1 P: 15	R: 0 E: 0 K: 0 S: 9	H: 0 LOB: 0 BB: 0 P: 11	R: 0 E: 0 K: 1 S: 8	H: 0 LOB: 0 BB: 0 P: 11	1B: 1 2B: 1 3B: 0 HR: 3	SF: 0 SAC: 0 DP: 1 HBP: 0	WP: 0 PB: 0 SB: 1 CS: 2	PA: 35
<b>PITCHER</b>	IP WLS BF H R ER SO BB IBB HBP BLK WP HR S P ERA WHIP																			
<b>Dennis Springer, R</b> ERA: 6.26	(1, 1) 6.0 W 25 4 3 3 5 5 0 0 0 0 0 0 60 105 4.50 1.500																			
<b>Mike Holtz, L</b> ERA: 0.99	(7, 1) 2.0 6 0 0 0 0 0 0 0 0 0 0 0 14 19 0.00 0.000																			
<b>Troy Percival, R</b> ERA: 2.17	(9, 1) 1.0 S 3 0 0 0 1 0 0 0 0 0 0 0 8 11 0.00 0.000																			

California Angels @ Boston Red Sox  
Fenway Park, Boston, MA  
Fri Aug 16 1996, 7:05 PM EDT  
Att: 30,693 - Unknown - 75 F

AB 29  
R 3  
H 4  
RBI 3  
BB 5  
SO 6  
LOB 9









Batter	1	2	3	4	5	6	7	8	9	AB	R	H	RBI	BB	SO	LOB	TOP				
<b>Randy Velarde, R</b> OBP: 0.378, SLG: 0.417 (1, 4)	K	FC5-2-5			K		G5-3		S	5	0	1	1	0	2	3	<b>California Angels @ Boston Red Sox</b> Fenway Park, Boston, MA Sun Aug 18, 1996, 7:05 PM EDT Att: 25,224 - Unknown - 71 F  <b>livebaseballscores.com</b>				
<b>Jim Edmonds, L</b> OBP: 0.392, SLG: 0.603 (1, 8)	L9	K			BB		PB		2B	4	0	1	0	1	1	3					
<b>Tim Salmon, R</b> OBP: 0.376, SLG: 0.507 (1, 9)	K				G4-3		G4-6-3		P4	4	0	1	0	1	2	3					
<b>Chili Davis, S</b> OBP: 0.388, SLG: 0.511 (1, 10)		G4-3	K		G4-6-3				F8	4	0	0	0	1	1	3					
<b>J.T. Snow, L</b> OBP: 0.339, SLG: 0.388 (1, 3)		3B	G4-3				G1		BB	4	1	1	0	1	1	3					
<b>Rex Hudler, R</b> OBP: 0.347, SLG: 0.580 <b>Orlando Palmeiro, L</b> OBP: 0.362, SLG: 0.377 (8, 7)	HR	F9					CS		BB	2	1	1	1	1	0	1					
<b>Gary Disarcina, R</b> OBP: 0.287, SLG: 0.347 (1, 6)		HR			G3		G4-3		F7	4	1	1	2	0	0	3					
<b>Jorge Fabregas, L</b> OBP: 0.321, SLG: 0.307 (1, 2)		2B			G6-4-3		PB		G4-3	4	0	3	0	0	0	2					
<b>George Arias, R</b> OBP: 0.297, SLG: 0.346 <b>Jack Howell, L</b> OBP: 0.313, SLG: 0.538 (9, 5)		1B			G6-4-3		SH3-4		2B	2	0	1	0	0	0	1					
<b>Inning Stats</b>	R: 0 E: 0 K: 2 S: 9	H: 0 LOB: 0 BB: 0 P: 13	R: 3 E: 0 K: 1 S: 18	H: 4 LOB: 2 BB: 1 P: 27	R: 0 E: 0 K: 1 S: 11	H: 1 LOB: 1 BB: 0 P: 17	R: 0 E: 0 K: 0 S: 7	H: 1 LOB: 0 BB: 1 P: 9	R: 0 E: 0 K: 1 S: 8	H: 0 LOB: 0 BB: 1 P: 14	R: 0 E: 0 K: 1 S: 6	H: 1 LOB: 2 BB: 1 P: 15	R: 0 E: 0 K: 0 S: 12	H: 2 LOB: 2 BB: 0 P: 19	R: 1 E: 0 K: 1 S: 13	H: 2 LOB: 2 BB: 1 P: 23		1B: 6 2B: 4 3B: 1 HR: 1	SF: 0 SAC: 1 DP: 2 HBP: 0	WP: 0 PB: 1 SB: 1 CS: 1	PA: 41
<b>PITCHER</b>	IP	WLS	BF	H	R	ER	SO	BB	IBB	HBP	BLK	WP	HR	S	P	ERA	WHIP				
<b>Tom Gordon, R</b> ERA: 5.43 (1, 1)	7.1		32	9	3	3	6	3	1	0	0	0	1	70	117	3.68	1.636				
<b>Mark Brandenburg, R</b> ERA: 3.32 (8, 1)	0.2	L	5	3	1	1	0	0	0	0	0	0	0	14	21	13.50	4.500				
<b>Vaughn Eshelman, L</b> ERA: 6.62 (9, 1)	0.1		1	0	0	0	0	0	0	0	0	0	0	1	1	0.00	0.000				
<b>Stan Belinda, R</b> ERA: 6.67 (9, 1)	0.2		3	0	0	0	1	1	0	0	0	0	0	6	13	0.00	1.500				

Batter	1	2	3	4	5	6	7	8	9	AB	R	H	RBI	BB	SO	LOB	BOTTOM					
<b>Darren Bragg, L</b> OBP: 0.370, SLG: 0.429 (1, 8)	K	K		G3			L6		BB	4	0	0	0	1	2	3	<b>California Angels @ Boston Red Sox</b> Fenway Park, Boston, MA Sun Aug 18, 1996, 7:05 PM EDT Att: 25,224 - Unknown - 71 F  <b>livebaseballscores.com</b>					
<b>Jeff Erye, R</b> OBP: 0.380, SLG: 0.364 (1, 4)	K			18		G4-3	F9		BB	4	1	2	0	1	1	0						
<b>Mo Vaughn, L</b> OBP: 0.418, SLG: 0.589 (1, 3)		BB		L9		G4-3			BB	4	1	1	1	1	1	5						
<b>18 Reggie Jefferson, S</b> OBP: 0.371, SLG: 0.587 (1, 10)	F7			FC1-6-4		SF8			K	4	0	1	1	0	1	2						
<b>John Valentin, R</b> OBP: 0.384, SLG: 0.449 (1, 6)		1B		1B		G5-3			K	4	1	2	0	0	1	0						
<b>Mike Greenwell, L</b> OBP: 0.306, SLG: 0.371 (1, 7)		F8		G3			P6		F8	5	0	1	0	0	0	4						
<b>Mike Stanley, R</b> OBP: 0.351, SLG: 0.510 <b>Lee Tinsley, S</b> OBP: 0.286, SLG: 0.300 <b>Bill Haselman, R</b> OBP: 0.293, SLG: 0.381 (1, 2)		1B		F9					BB	2	0	1	0	2	0	0						
<b>Troy O'Leary, L</b> OBP: 0.327, SLG: 0.423 (1, 9)		SF7		G3			L9		F7	3	0	1	1	0	0	2						
<b>Tony Rodriguez, R</b> OBP: 0.304, SLG: 0.313 (1, 5)		F8		P4			K		SH3	3	0	0	0	0	1	4						
<b>Inning Stats</b>	R: 0 E: 0 K: 2 S: 10	H: 0 LOB: 1 BB: 1 P: 18	R: 1 E: 0 K: 1 S: 10	H: 2 LOB: 2 BB: 0 P: 16	R: 0 E: 0 K: 0 S: 7	H: 2 LOB: 1 BB: 0 P: 13	R: 0 E: 0 K: 0 S: 8	H: 1 LOB: 1 BB: 0 P: 14	R: 1 E: 0 K: 1 S: 9	H: 1 LOB: 0 BB: 0 P: 15	R: 0 E: 0 K: 1 S: 8	H: 0 LOB: 1 BB: 1 P: 13	R: 1 E: 0 K: 0 S: 12	H: 3 LOB: 2 BB: 0 P: 20	R: 0 E: 0 K: 1 S: 8	H: 0 LOB: 3 BB: 3 P: 24		R: 0 E: 0 K: 2 S: 8	H: 0 LOB: 0 BB: 0 P: 10	1B: 6 2B: 2 3B: 0 HR: 1	SF: 2 SAC: 1 DP: 0 HBP: 1	WP: 1 PB: 0 SB: 0 CS: 0
<b>PITCHER</b>	IP	WLS	BF	H	R	ER	SO	BB	IBB	HBP	BLK	WP	HR	S	P	ERA	WHIP					
<b>Shawn Boskie, R</b> ERA: 4.94 (1, 1)	6.2		31	8	3	3	4	2	1	0	0	1	0	10	28	0.00	3.000					
<b>Mike James, R</b> ERA: 2.93 (7, 1)	1.0		7	1	0	0	0	2	1	0	0	1	0	3	5	0.00	0.000					
<b>Mike Holtz, L</b> ERA: 0.96 (8, 1)	0.1	W	1	0	0	0	1	0	0	0	0	0	0	3	5	0.00	0.000					
<b>Troy Percival, R</b> ERA: 2.14 (9, 1)	1.0	S	3	0	0	0	2	0	0	0	0	0	0	8	10	0.00	0.000					



Batter	1	2	3	4	5	6	7	8	9	AB	R	H	RBI	BB	SO	LOB	TOP								
<b>Randy Velarde, R</b> OBP: 0.375, SLG: 0.412	4-2 HR BB	0-1 L4		1-2 F8	2-0 G6-4-3		2-3 K		1-2 F8	5	1	0	0	1	1	2									
<b>Jim Edmonds, L</b> OBP: 0.391, SLG: 0.608	2-2 HR	1-3 K		3-3 K		1-1 G4-3	3-2 1B		0-3 K	6	1	2	2	0	3	0									
<b>Tim Salmon, R</b> OBP: 0.382, SLG: 0.520	0-1 1B	3-2 1B		2-1 HR		4-0 BB 1B	0-1 1B		1-2 1B	4	3	4	1	1	0	0									
<b>Chili Davis, S</b> OBP: 0.392, SLG: 0.512	0-2 BB 1B SF7	3-1 1B		4-0 BB		4-1 E 1B BB	1-3 K			3	2	2	1	2	1	2									
<b>J.T. Snow, L</b> OBP: 0.338, SLG: 0.386	3-3 K	2-1 F9		0-0 G5-3		2-1 E 1B BB	2-3 K			5	1	1	1	0	2	6									
<b>Rex Huttler, R</b> OBP: 0.353, SLG: 0.583 <b>16 Garret Anderson, L</b> OBP: 0.325, SLG: 0.429 <b>Orlando Palmeiro, L</b> OBP: 0.362, SLG: 0.377	0-2 1B		2-1 FC6-4 1B		1-1 S 1B	0-2 P6		0-1 F7		4	1	3	0	0	0	2									
<b>Gary Disarcina, R</b> OBP: 0.286, SLG: 0.344	4-0 1B BB		0-1 FC6-4 1B		2-0 G5-3	0-0 E5 1B	3-1 F9			4	0	0	0	1	0	4									
<b>Jorge Fabregas, L</b> OBP: 0.323, SLG: 0.311	1-0 SF7		2-3 K		1-1 1B	2-2 1B	1-0 L7			4	0	2	4	0	1	1									
<b>George Arias, R</b> OBP: 0.295, SLG: 0.344 <b>Jack Howell, L</b> OBP: 0.310, SLG: 0.532	1-1 F7		2-1 G5-3		2-1 G6-4-3 1B	2-2 G5-3	2-1 P2			4	0	1	0	0	0	5									
<b>Inning Stats</b>	R: 4 E: 0 K: 1 S: 23	H: 4 LOB: 2 BB: 2 P: 38	R: 0 E: 0 K: 1 S: 14	H: 2 LOB: 2 BB: 0 P: 23	R: 0 E: 0 K: 1 S: 9	H: 1 LOB: 1 BB: 0 P: 15	R: 1 E: 0 K: 1 S: 11	H: 1 LOB: 1 BB: 1 P: 21	R: 1 E: 0 K: 0 S: 8	H: 3 LOB: 1 BB: 0 P: 16	R: 3 E: 1 K: 0 S: 20	H: 2 LOB: 2 BB: 2 P: 35	R: 0 E: 0 K: 3 S: 19	H: 0 LOB: 0 BB: 0 P: 27	R: 0 E: 0 K: 0 S: 5	H: 0 LOB: 0 BB: 0 P: 9	R: 0 E: 0 K: 1 S: 10	H: 0 LOB: 0 BB: 0 P: 13	1B: 12 2B: 1 3B: 0 HR: 2	SF: 1 SAC: 0 DP: 1 HBP: 0	WP: 0 PB: 0 SB: 1 CS: 0	PA: 47			
<b>PITCHER</b>	IP	WLS	BF	H	R	ER	SO	BB	IBB	HBP	BLK	WP	HR	S	P	ERA	WHIP								
<b>Jeff Suppan, R</b> ERA: 7.66	(1, 1)	0.1	7	4	4	4	1	2	0	0	0	0	1	20	33	108.00	18.000								
<b>Vaughn Eshelman, L</b> ERA: 6.41	(1, 1)	3.2	16	4	1	1	3	1	0	0	0	0	1	37	64	2.46	1.364								
<b>Joe Hudson, R</b> ERA: 4.33	(5, 1)	1.1	8	3	3	2	0	2	0	0	0	0	0	11	28	13.50	3.750								
<b>Kerry Lacy, R</b> ERA:	(6, 1)	1.0	W	7	3	1	0	1	0	0	0	0	0	24	35	0.00	3.000								
<b>Stan Belinda, R</b> ERA: 6.59	(7, 1)	0.1	2	1	0	0	1	0	0	0	0	0	0	6	7	0.00	3.000								
<b>Mark Brandenburg, R</b> ERA: 3.24	(7, 1)	1.1	4	0	0	0	1	0	0	0	0	0	0	11	17	0.00	0.000								
<b>Heathcliff Slocumb, R</b> ERA: 3.99	(8, 1)	1.0	S	3	0	0	0	1	0	0	0	0	0	10	13	0.00	0.000								

California Angels @ Boston Red Sox  
Fenway Park, Boston, MA  
Mon Aug 19 1996, 7:05 PM EDT  
Att: 25,779 - Unknown - 73 F

AB	41
R	9
H	15
RBI	9
BB	5
SO	8
LOB	22



Batter	1	2	3	4	5	6	7	8	9	AB	R	H	RBI	BB	SO	LOB	BOTTOM								
<b>Troy O'Leary, L</b> OBP: 0.332, SLG: 0.428	0-1 G6-3	4-2 1B BB	1-1 BB		0-0 2B	3-2 2B 1B		2-2 F8		5	0	3	3	1	0	0									
<b>Jeff Frye, R</b> OBP: 0.385, SLG: 0.364	4-0 1B BB	3-2 1B	4-2 FC6-4 BB		4-0 G6-4-3 BB	0-1 F9		0-1 G6-3		3	1	1	1	3	0	1									
<b>Tim Lincecum, R</b> OBP: 0.370, SLG: 0.464	1-1 1B BB	2-2 1B	0-2 FC6-4		3-2 F9		1-1 L8			5	1	2	0	0	0	5									
<b>Mo Vaughn, L</b> OBP: 0.418, SLG: 0.587	3-2 1B	2-3 K		2-1 18 2B SF7 1B	1-0 G6-4-3		1-3 K			5	1	2	1	0	2	5									
<b>John Valentin, R</b> OBP: 0.386, SLG: 0.448	1-2 1B		3-2 18 2B HBP	3-1 L8		1-1 F8	2-2 18 BB HBP			3	1	1	1	0	0	1									
<b>18 Reggie Jefferson, S</b> OBP: 0.378, SLG: 0.606	1-3 K		2-0 2B	0-1 2B		2-1 HR	4-0 BB			4	2	3	2	1	1	2									
<b>Mike Stanley, R</b> OBP: 0.385, SLG: 0.514	2-3 K		1-1 G4-3 1B 2B	0-1 SF7		2-2 G1-3 1B 1B	4-1 BB			3	2	2	2	1	1	2									
<b>Mike Greenwell, L</b> OBP: 0.304, SLG: 0.366 <b>Darren Bragg, L</b> OBP: 0.370, SLG: 0.429		0-0 G3-1	0-0 P5	0-1 G4-3		0-2 G1-3 1B 1B	1-3 K			5	1	1	0	0	1	5									
<b>Lee Tinsley, S</b> OBP: 0.284, SLG: 0.303		3-2 WP 1B 2B	2-2 G4-3		1-0 E6 2B	0-0 G1-3	2-1 P4			5	1	1	0	0	0	3									
<b>Inning Stats</b>	R: 2 E: 0 K: 2 S: 18	H: 3 LOB: 1 BB: 1 P: 30	R: 1 E: 0 K: 1 S: 16	H: 3 LOB: 1 BB: 1 P: 30	R: 3 E: 0 K: 0 S: 17	H: 3 LOB: 2 BB: 1 P: 30	R: 1 E: 0 K: 0 S: 10	H: 2 LOB: 1 BB: 0 P: 16	R: 0 E: 1 K: 0 S: 7	H: 1 LOB: 2 BB: 1 P: 16	R: 3 E: 0 K: 0 S: 16	H: 4 LOB: 1 BB: 3 P: 24	R: 0 E: 0 K: 2 S: 12	H: 0 LOB: 0 BB: 2 P: 25	R: 0 E: 0 K: 0 S: 7	H: 0 LOB: 0 BB: 0 P: 11	1B: 10 2B: 5 3B: 0 HR: 1	SF: 1 SAC: 0 DP: 1 HBP: 2	WP: 1 PB: 0 SB: 0 CS: 0	PA: 47					
<b>PITCHER</b>	IP	WLS	BF	H	R	ER	SO	BB	IBB	HBP	BLK	WP	HR	S	P	ERA	WHIP								
<b>Jason Grimsley, R</b> ERA: 7.06	(1, 1)	1.1	11	5	3	3	2	2	0	0	0	0	0	28	59	13.50	5.250								
<b>Pep Harris, R</b> ERA: 7.2	(2, 1)	2.2	17	7	4	4	1	1	0	1	0	0	0	35	59	13.50	3.000								
<b>Greg Gohr, R</b> ERA: 7.18	(5, 1)	2.0	L	10	4	3	3	0	1	0	0	0	1	21	37	13.50	2.500								
<b>Mike Holtz, L</b> ERA: 0.87	(7, 1)	2.0	9	0	0	0	2	2	0	1	0	0	0	19	36	0.00	1.000								

California Angels @ Boston Red Sox  
Fenway Park, Boston, MA  
Mon Aug 19 1996, 7:05 PM EDT  
Att: 25,779 - Unknown - 73 F

AB	38
R	10
H	16
RBI	10
BB	6
SO	5
LOB	24





Batter	1	2	3	4	5	6	7	8	9	AB	R	H	RBI	BB	SO	LOB	TOP				
<b>Tony Batista, R</b> OBP: 0.310, SLG: 0.389 (1, 4)										3	1	2	0	1	0	0					
<b>Jason Giambi, L</b> OBP: 0.370, SLG: 0.527 (1, 10)										4	0	1	0	0	1	3					
<b>Scott Brosius, R</b> OBP: 0.439, SLG: 0.616 (1, 5)										3	0	1	1	0	0	1					
<b>Mark McGwire, R</b> OBP: 0.468, SLG: 0.768 (1, 3)										3	0	1	0	1	2	2					
<b>Gerónimo Berroa, R</b> OBP: 0.341, SLG: 0.563 <b>Jose Herrera, L</b> OBP: 0.305, SLG: 0.377 (1, 9) (8, 9)										3	0	0	0	1	0	4					
<b>Terry Steinbach, R</b> OBP: 0.345, SLG: 0.554 (1, 2)										4	0	0	0	0	1	2					
<b>Phil Plantier, L</b> OBP: 0.309, SLG: 0.353 (1, 7)										4	0	1	0	0	0	0					
<b>Ernie Young, R</b> OBP: 0.314, SLG: 0.405 <b>Matt Stairs, L</b> OBP: 0.359, SLG: 0.511 (1, 8) (9, PH)										2	1	0	0	1	0	1					
<b>Mike Bordick, R</b> OBP: 0.293, SLG: 0.307 (1, 6)										3	1	1	2	0	0	0					
<b>Inning Stats</b>	R: 1 E: 0 K: 2 S: 14	H: 1 LOB: 2 BB: 2 P: 27	R: 0 E: 0 K: 0 S: 9	H: 0 LOB: 0 BB: 0 P: 11	R: 0 E: 0 K: 0 S: 6	H: 1 LOB: 0 BB: 0 P: 9	R: 0 E: 0 K: 0 S: 7	H: 1 LOB: 0 BB: 0 P: 10	R: 0 E: 0 K: 0 S: 7	H: 1 LOB: 2 BB: 1 P: 11	R: 2 E: 0 K: 0 S: 14	H: 1 LOB: 0 BB: 1 P: 24	R: 0 E: 0 K: 1 S: 8	H: 1 LOB: 1 BB: 0 P: 15	R: 0 E: 0 K: 1 S: 7	H: 0 LOB: 0 BB: 0 P: 10	1B: 5 2B: 1 3B: 0 HR: 1	SF: 0 SAC: 1 DP: 3 HBP: 0	WP: 0 PB: 0 SB: 2 CS: 0	PA: 35	
<b>PITCHER</b>	IP	WLS	BF	H	R	ER	SO	BB	IBB	HBP	BLK	WP	HR	S	P	ERA	WHIP				
<b>Mike Maddux, R</b> ERA: 4.11 (1, 1)	7.0		28	6	3	3	2	3	1	0	0	0	1	64	102	3.86	1.286				
<b>Rich Garces, R</b> ERA: 5.06 (8, 1)	1.0	W	4	1	0	0	1	0	0	0	0	0	0	8	15	0.00	1.000				
<b>Heathcliff Slocumb, R</b> ERA: 3.92 (9, 1)	1.0	S	3	0	0	0	1	0	0	0	0	0	0	7	10	0.00	0.000				

Oakland Athletics @ Boston Red Sox  
Fenway Park, Boston, MA  
Tue Aug 20 1996, 7:05 PM EDT  
Att: 25,094 - Unknown - 76 F

AB 30  
R 3  
H 7  
RBI 3  
BB 4  
SO 4  
LOB 13



Batter	1	2	3	4	5	6	7	8	9	AB	R	H	RBI	BB	SO	LOB	BOTTOM				
<b>Troy O'Leary, L</b> OBP: 0.331, SLG: 0.425 (1, 7)										3	0	0	0	1	1	0					
<b>Jeff Fyfe, R</b> OBP: 0.387, SLG: 0.366 (1, 4)										4	2	2	0	0	0	2					
<b>Tim Lincecum, R</b> OBP: 0.374, SLG: 0.467 (1, 5)										4	1	3	0	0	1	1					
<b>Mo Vaughn, L</b> OBP: 0.418, SLG: 0.592 (1, 3)										3	1	1	3	1	1	2					
<b>John Valentin, R</b> OBP: 0.385, SLG: 0.447 (1, 6)										4	0	1	1	0	1	1					
<b>18 Reggie Jefferson, S</b> OBP: 0.378, SLG: 0.603 <b>Wil Cordero, R</b> OBP: 0.322, SLG: 0.411 (1, 10) (8, PH)										3	0	1	0	0	1	3					
<b>Bill Haselman, R</b> OBP: 0.298, SLG: 0.380 (1, 2)										3	0	1	0	1	0	1					
<b>Darren Bragg, L</b> OBP: 0.366, SLG: 0.423 (1, 9)										4	0	0	0	0	1	2					
<b>Lee Tinsley, S</b> OBP: 0.285, SLG: 0.303 (1, 8)										3	0	1	0	0	1	1					
<b>Inning Stats</b>	R: 1 E: 1 K: 1 S: 13	H: 2 LOB: 2 BB: 1 P: 26	R: 0 E: 0 K: 1 S: 8	H: 1 LOB: 1 BB: 1 P: 16	R: 0 E: 0 K: 3 S: 13	H: 1 LOB: 0 BB: 1 P: 18	R: 0 E: 0 K: 0 S: 10	H: 0 LOB: 0 BB: 1 P: 18	R: 0 E: 0 K: 1 S: 9	H: 1 LOB: 1 BB: 0 P: 17	R: 0 E: 0 K: 0 S: 5	H: 0 LOB: 0 BB: 0 P: 8	R: 0 E: 0 K: 1 S: 7	H: 0 LOB: 0 BB: 0 P: 10	R: 3 E: 0 K: 0 S: 14	H: 4 LOB: 1 BB: 0 P: 23	1B: 9 2B: 1 3B: 0 HR: 1	SF: 0 SAC: 0 DP: 2 HBP: 0	WP: 1 PB: 0 SB: 0 CS: 0	PA: 35	
<b>PITCHER</b>	IP	WLS	BF	H	R	ER	SO	BB	IBB	HBP	BLK	WP	HR	S	P	ERA	WHIP				
<b>Willie Adams, R</b> ERA: 4.43 (1, 1)	7.0		30	8	3	3	7	2	1	0	0	0	1	69	120	3.86	1.429				
<b>Mike Mohler, L</b> ERA: 3.29 (8, 1)	1.0	L	5	2	1	1	0	0	0	0	0	0	1	10	16	9.00	2.000				

Oakland Athletics @ Boston Red Sox  
Fenway Park, Boston, MA  
Tue Aug 20 1996, 7:05 PM EDT  
Att: 25,094 - Unknown - 76 F

AB 32  
R 4  
H 10  
RBI 4  
BB 3  
SO 7  
LOB 13






Batter	1	2	3	4	5	6	7	8	9	AB	R	H	RBI	BB	SO	LOB	TOP								
Jose Herrera, L (1, 8) OBP: 0.310, SLG: 0.379	0-1 1B		1-1 2B SF7	2-2 F9			2-1 G4-3		4-2 WP DI BB	4	1	2	0	1	0	1									
Jason Giambi, L (1, 10) OBP: 0.370, SLG: 0.530	1-1 F7		1-2 E 2B		2-0 E9 E 2B		0-1 P5		3-2 K	5	2	2	0	0	1	2									
Scott Brosius, R (1, 5) OBP: 0.436, SLG: 0.621	3-3 K		0-0 SF7		1-0 P5		2-1 HR		2-2 G5-3	4	1	1	2	0	1	3									
Mark McGwire, R (1, 3) OBP: 0.474, SLG: 0.769	4-1 FC5-4 BB		2-H 3-H 4-2 HBP BB		4-0 E BB		2-2 1B			1	0	1	0	3	0	0									
Terry Steinbach, R (1, 2) OBP: 0.344, SLG: 0.550	0-1 FC5-4		3-2 HBP		0-2 E5		0-0 P3			3	0	0	1	0	0	4									
Matt Stairs, L (1, 9) OBP: 0.349, SLG: 0.495		2-1 P2			0-1 G3-6-3				1-2 F8	3	0	0	0	0	1	4									
Geronimo Berroa, R (8, PH) OBP: 0.340, SLG: 0.562										1	0	0	0	0	0	0									
Phil Plantier, L (1, 7) OBP: 0.305, SLG: 0.349		1-0 G4-3			2-2 F7				0-0 F8	3	0	0	0	0	0	0									
Ernie Young, R (8, PH) OBP: 0.314, SLG: 0.404										1	0	0	0	0	0	0									
Mike Bordick, R (1, 6) OBP: 0.292, SLG: 0.309		0-3 K			3-1 2B				1-1 G3	4	0	1	0	0	1	0									
Rafael Bourquard, R (1, 4) OBP: 0.290, SLG: 0.310					2-2 P3				3-2 G6-3	3	0	0	0	0	1	1									
Tony Batista, R (8, PH) OBP: 0.307, SLG: 0.385					1-3 K					1	0	0	0	0	0	0									
<b>Inning Stats</b>	R: 0 E: 0 K: 1 S: 10	H: 1 LOB: 2 BB: 1 P: 18	R: 0 E: 0 K: 1 S: 6	H: 0 LOB: 0 BB: 0 P: 9	R: 2 E: 1 K: 1 S: 19	H: 2 LOB: 2 BB: 1 P: 33	R: 0 E: 0 K: 1 S: 12	H: 1 LOB: 1 BB: 0 P: 20	R: 1 E: 2 K: 0 S: 7	H: 1 LOB: 1 BB: 1 P: 14	R: 0 E: 0 K: 0 S: 4	H: 0 LOB: 0 BB: 0 P: 6	R: 1 E: 0 K: 0 S: 10	H: 2 LOB: 1 BB: 0 P: 16	R: 0 E: 0 K: 0 S: 6	H: 0 LOB: 0 BB: 0 P: 8	R: 0 E: 0 K: 1 S: 17	H: 0 LOB: 1 BB: 1 P: 29	1B: 3 2B: 3 3B: 0 HR: 1	SF: 1 SAC: 0 DP: 1 HBP: 1	WP: 1 PB: 0 SB: 1 CS: 0	PA: 39			
<b>PITCHER</b>	IP	WLS	BF	H	R	ER	SO	BB	IBB	HBP	BLK	WP	HR	S	P	ERA	WHIP								
49 Tim Wakefield, R (1, 1) ERA: 5.5	7.0		32	7	4	2	4	3	0	1	0	0	1	68	116	2.57	1.429								
Vaughn Eshelman, L (8, 1) ERA: 6.38	0.1	W	2	0	0	0	0	0	0	0	0	0	0	3	4	0.00	0.000								
Mark Brandenburg, R (8, 1) ERA: 3.2	0.2		2	0	0	0	0	0	0	0	0	0	0	3	4	0.00	0.000								
Heathcliff Stocumb, R (8, 1) ERA: 3.86	1.0	S	4	0	0	0	1	1	0	0	0	1	0	17	29	0.00	1.000								

**Oakland Athletics @ Boston Red Sox**  
Fenway Park, Boston, MA  
Wed Aug 21 1996, 7:05 PM EDT  
Att: 26,362 - Unknown - 83 F

livebaseballscorecards.com

**AB 33**  
**R 4**  
**H 7**  
**RBI 3**  
**BB 4**  
**SO 5**  
**LOB 15**




Batter	1	2	3	4	5	6	7	8	9	AB	R	H	RBI	BB	SO	LOB	BOTTOM								
Darren Bragg, L (1, 9) OBP: 0.363, SLG: 0.417	2-0 F7		2-1 G6-3		4-1 G4-3 BB		1-0 FC1-6 G4-3	1-0 P4		4	0	0	0	1	0	3									
Jeff Erye, R (1, 4) OBP: 0.382, SLG: 0.361	1-2 F8		2-2 F8		1-2 G4-3		1-0 G4-3			4	0	0	0	0	0	2									
Tim Lincecum, R (1, 5) OBP: 0.375, SLG: 0.470	2-1 G5-3			2-2 2B 1B		0-0 BB 2B	1-3 K			4	1	2	0	0	1	1									
Mo Vaughn, L (1, 3) OBP: 0.422, SLG: 0.598		3-2 WP 1B 2B		2-2 1B S 2B		4-0 BB IBB		0-0 WP 1B 1B		3	3	3	1	1	0	0									
John Valentin, R (1, 6) OBP: 0.388, SLG: 0.449		3-2 18 CS 2H 1B		0-0 S 1B		0-1 F7		1-2 WP 1B 1B		4	1	3	1	0	0	2									
18 Reggie Jefferson, S (1, 10) OBP: 0.374, SLG: 0.597		1-3 K		0-3 K		0-1 F7		4-1 1B IBB		3	0	0	0	0	2	5									
Wii Cordero, R (8, PH) OBP: 0.320, SLG: 0.411		1-2 K						1-2 2-3 IBB		0	0	0	0	1	0	0									
Mike Stanley, R (1, 2) OBP: 0.384, SLG: 0.512		0-0 F9		3-3 K		4-2 BB		2-0 1B		3	0	1	2	1	1	1									
Troy O'Leary, L (1, 7) OBP: 0.330, SLG: 0.431			1-0 HR		3-1 P4		0-1 F8		1-1 F9	4	1	1	1	0	0	6									
Lee Tinsley, S (1, 8) OBP: 0.284, SLG: 0.307			2-3 K		0-3 K		3-2 FC1-6 2B		1-3 K	4	0	1	0	0	3	2									
<b>Inning Stats</b>	R: 0 E: 0 K: 0 S: 6	H: 0 LOB: 0 BB: 0 P: 11	R: 1 E: 0 K: 1 S: 14	H: 2 LOB: 0 BB: 0 P: 21	R: 1 E: 0 K: 1 S: 10	H: 1 LOB: 1 BB: 0 P: 17	R: 2 E: 0 K: 2 S: 17	H: 3 LOB: 1 BB: 0 P: 27	R: 0 E: 0 K: 1 S: 10	H: 0 LOB: 0 BB: 1 P: 15	R: 0 E: 0 K: 0 S: 11	H: 1 LOB: 3 BB: 2 P: 19	R: 0 E: 0 K: 1 S: 10	H: 1 LOB: 1 BB: 0 P: 16	R: 2 E: 0 K: 1 S: 12	H: 3 LOB: 2 BB: 1 P: 22	1B: 6 2B: 4 3B: 0 HR: 1	SF: 0 SAC: 0 DP: 1 HBP: 0	WP: 2 PB: 0 SB: 2 CS: 1	PA: 37					
<b>PITCHER</b>	IP	WLS	BF	H	R	ER	SO	BB	IBB	HBP	BLK	WP	HR	S	P	ERA	WHIP								
John Wasdin, R (1, 1) ERA: 6.32	6.0		26	7	4	4	5	2	1	0	0	0	0	10	16	6.00	1.500								
Dave Teighe, R (7, 1) ERA: 4.55	1.0		4	1	0	0	1	0	0	0	0	0	0	1	1	0.00	1.000								
Doug Johns, L (8, 1) ERA: 5.83	0.0	L	1	1	1	1	0	0	0	0	0	0	0	1	1	∞	∞								
Jim Corsi, R (8, 1) ERA: 3.5	0.0		1	1	0	0	0	0	0	0	0	0	0	3	4	∞	∞								
Buddy Groom, L (8, 1) ERA: 3.88	0.0		1	0	0	0	0	0	1	0	0	1	0	1	5	∞	∞								

**Oakland Athletics @ Boston Red Sox**  
Fenway Park, Boston, MA  
Wed Aug 21 1996, 7:05 PM EDT  
Att: 26,362 - Unknown - 83 F

livebaseballscorecards.com

**AB 33**  
**R 6**  
**H 11**  
**RBI 5**  
**BB 4**  
**SO 7**  
**LOB 22**





Batter	1	2	3	4	5	6	7	8	9	AB	R	H	RBI	BB	SO	LOB	TOP					
<b>Jose Herrera, L</b> (1, 8) OBP: 0.305, SLG: 0.372										5	0	0	0	0	2	3						
<b>Scott Brosius, R</b> (1, 5) OBP: 0.433, SLG: 0.616										4	0	1	0	0	1	1						
<b>Jason Giambi, L</b> (1, 10) OBP: 0.369, SLG: 0.527										4	0	1	0	0	2	2						
<b>Mark McGwire, R</b> (1, 3) OBP: 0.471, SLG: 0.762										4	0	1	0	0	0	2						
<b>Gerónimo Berroa, R</b> (1, 9) OBP: 0.337, SLG: 0.557										4	0	0	0	0	3	2						
<b>Phil Plantier, L</b> (1, 7) OBP: 0.304, SLG: 0.347										4	0	1	0	0	3	1						
<b>Tony Batista, R</b> (1, 4) OBP: 0.314, SLG: 0.384										3	0	1	0	1	0	0						
<b>Mike Bordick, R</b> (1, 6) OBP: 0.333, SLG: 0.306										3	0	0	0	0	0	3						
<b>Matt Stairs, L</b> (9, PH) OBP: 0.355, SLG: 0.521										1	1	1	0	0	0	0						
<b>Rafael Bourquard, R</b> (9, 6) OBP: 0.290, SLG: 0.310										0	0	0	0	0	0	0						
<b>Izzy Molina, R</b> (1, 2) OBP: 0.333, SLG: 0.375										2	0	1	0	1	0	0						
<b>Terry Steinbach, R</b> (9, PH) OBP: 0.346, SLG: 0.551										1	0	1	1	0	0	0						
<b>Inning Stats</b>	R: 0 E: 0 K: 2 S: 10	H: 1 LOB: 1 BB: 0 P: 15	R: 0 E: 0 K: 2 S: 13	H: 0 LOB: 1 BB: 1 P: 20	R: 0 E: 0 K: 2 S: 11	H: 1 LOB: 1 BB: 0 P: 17	R: 0 E: 0 K: 1 S: 12	H: 2 LOB: 2 BB: 0 P: 17	R: 0 E: 0 K: 0 S: 6	H: 0 LOB: 0 BB: 0 P: 8	R: 0 E: 0 K: 1 S: 6	H: 1 LOB: 1 BB: 0 P: 11	R: 0 E: 0 K: 0 S: 8	H: 0 LOB: 1 BB: 1 P: 14	R: 0 E: 0 K: 2 S: 10	H: 1 LOB: 1 BB: 0 P: 15	R: 1 E: 0 K: 1 S: 12	H: 2 LOB: 1 BB: 0 P: 17	1B: 6 2B: 1 3B: 1 HR: 0	SF: 0 SAC: 0 DP: 0 HBP: 0	WP: 0 PB: 0 SB: 0 CS: 0	PA: 37
<b>PITCHER</b> <b>Roger Clemens, R</b> (1, 1) ERA: 3.84	IP: 9.0 WLS: W BF: 37 H: 8 R: 1 ER: 1 SO: 11 BB: 2 IBB: 0 HBP: 0 BLK: 0 WP: 0 HR: 0 S: 88 P: 134 ERA: 1.00 WHIP: 1.111															<b>PITCHER</b>	IP: 9.0 WLS: W BF: 37 H: 8 R: 1 ER: 1 SO: 11 BB: 2 IBB: 0 HBP: 0 BLK: 0 WP: 0 HR: 0 S: 88 P: 134 ERA: 1.00 WHIP: 1.111					

Oakland Athletics @ Boston Red Sox  
Fenway Park, Boston, MA  
Thu Aug 22 1996, 7:05 PM EDT  
Att: 30,503 - Unknown - 81 F

AB	35
R	1
H	8
RBI	1
BB	2
SO	11
LOB	14



Batter	1	2	3	4	5	6	7	8	9	AB	R	H	RBI	BB	SO	LOB	BOTTOM					
<b>Darren Bragg, L</b> (1, 9) OBP: 0.365, SLG: 0.425										4	0	2	1	0	0	2						
<b>Jeff Fyfe, R</b> (1, 4) OBP: 0.383, SLG: 0.360										3	0	1	0	1	0	1						
<b>Tim Lincecum, R</b> (1, 5) OBP: 0.374, SLG: 0.468										4	0	1	0	0	1	3						
<b>Mo Vaughn, L</b> (1, 3) OBP: 0.421, SLG: 0.596										4	0	1	0	0	0	1						
<b>John Valentin, R</b> (1, 6) OBP: 0.385, SLG: 0.445										4	0	0	0	0	0	2						
<b>18 Reggie Jefferson, S</b> (1, 10) OBP: 0.376, SLG: 0.603										4	0	2	0	0	1	0						
<b>Troy O'Leary, L</b> (1, 7) OBP: 0.334, SLG: 0.438										2	1	1	1	1	1	1						
<b>Bill Haselman, R</b> (1, 2) OBP: 0.292, SLG: 0.372										3	0	0	0	0	0	4						
<b>Lee Tinsley, S</b> (1, 8) OBP: 0.289, SLG: 0.305										1	1	0	0	2	1	0						
<b>Inning Stats</b>	R: 0 E: 0 K: 0 S: 5	H: 1 LOB: 0 BB: 0 P: 7	R: 0 E: 0 K: 0 S: 7	H: 1 LOB: 2 BB: 0 P: 13	R: 0 E: 0 K: 1 S: 10	H: 1 LOB: 1 BB: 1 P: 20	R: 0 E: 0 K: 1 S: 9	H: 0 LOB: 0 BB: 0 P: 15	R: 1 E: 0 K: 0 S: 9	H: 1 LOB: 1 BB: 2 P: 20	R: 0 E: 0 K: 0 S: 7	H: 1 LOB: 0 BB: 0 P: 10	R: 0 E: 0 K: 1 S: 11	H: 1 LOB: 2 BB: 1 P: 18	R: 0 E: 0 K: 1 S: 12	H: 1 LOB: 1 BB: 0 P: 17	R: 1 E: 0 K: 0 S: 4	H: 1 LOB: 0 BB: 0 P: 6	1B: 3 2B: 4 3B: 0 HR: 1	SF: 0 SAC: 0 DP: 4 HBP: 1	WP: 0 PB: 0 SB: 0 CS: 0	PA: 34
<b>PITCHER</b> <b>Ariel Prieto, R</b> (1, 1) ERA: 4.11	IP: 8.0 WLS: L BF: 2 H: 7 R: 1 ER: 1 SO: 4 BB: 4 IBB: 0 HBP: 1 BLK: 0 WP: 0 HR: 0 S: 70 P: 120 ERA: 1.12 WHIP: 1.375															<b>PITCHER</b>	IP: 8.0 WLS: L BF: 2 H: 7 R: 1 ER: 1 SO: 4 BB: 4 IBB: 0 HBP: 1 BLK: 0 WP: 0 HR: 0 S: 70 P: 120 ERA: 1.12 WHIP: 1.375					
<b>Mark Acre, R</b> (9, 1) ERA: 6.59	0.1 L 2 1 1 1 0 0 0 0 0 1 4 6 27.00 3.000															<b>PITCHER</b>	0.1 L 2 1 1 1 0 0 0 0 0 1 4 6 27.00 3.000					

Oakland Athletics @ Boston Red Sox  
Fenway Park, Boston, MA  
Thu Aug 22 1996, 7:05 PM EDT  
Att: 30,503 - Unknown - 81 F

AB	29
R	2
H	8
RBI	2
BB	4
SO	4
LOB	14





Batter	1	2	3	4	5	6	7	8	9	AB	R	H	RBI	BB	SO	LOB	TOP										
<b>Joey Cora, S</b> (1, 4) <small>OBP: 0.333, SLG: 0.406</small> <b>Jeff Manto, R</b> (6, 5) <small>OBP: 0.298, SLG: 0.366</small>										2	0	0	0	1	1	0											
<b>Alex Rodriguez, R</b> (1, 6) <small>OBP: 0.415, SLG: 0.655</small>										4	1	1	0	1	0	2											
<b>Ken Griffey Jr., L</b> (1, 8) <small>OBP: 0.390, SLG: 0.644</small>										4	1	1	3	1	1	2											
<b>Edgar Martinez, R</b> (1, 10) <small>OBP: 0.469, SLG: 0.642</small> <b>Doug Strange, S</b> (6, PH) <small>OBP: 0.292, SLG: 0.310</small>										2	0	0	0	0	2	2											
<b>Jay Buhner, R</b> (1, 9) <small>OBP: 0.370, SLG: 0.569</small>										4	2	2	0	0	1	1											
<b>Paul Sorrento, L</b> (1, 3) <small>OBP: 0.377, SLG: 0.536</small> <b>Brian Hunter, R</b> (8, PH) <small>OBP: 0.362, SLG: 0.475</small>										3	0	1	1	0	1	0											
<b>Mark Whiten, S</b> (1, 7) <small>OBP: 0.372, SLG: 0.428</small>										4	1	1	0	0	2	1											
<b>Dan Wilson, R</b> (1, 2) <small>OBP: 0.352, SLG: 0.467</small>										3	0	1	2	1	0	1											
<b>Andy Sheets, R</b> (1, 5) <small>OBP: 0.272, SLG: 0.272</small>										4	0	0	0	0	4	2											
<b>Inning Stats</b>	R: 0 H: 0 E: 0 K: 1 S: 10	H: 0 LOB: 1 BB: 1 P: 15	R: 0 H: 0 E: 0 K: 2 S: 9	H: 0 LOB: 0 BB: 0 P: 15	R: 0 H: 0 E: 0 K: 1 S: 13	H: 0 LOB: 0 BB: 0 P: 18	R: 0 H: 0 E: 0 K: 1 S: 7	H: 0 LOB: 1 BB: 1 P: 12	R: 0 H: 0 E: 0 K: 3 S: 16	H: 1 LOB: 1 BB: 0 P: 21	R: 1 H: 2 E: 0 K: 1 S: 8	H: 2 LOB: 1 BB: 0 P: 10	R: 5 H: 5 E: 0 K: 2 S: 16	H: 5 LOB: 1 BB: 2 P: 31	R: 0 H: 0 E: 0 K: 2 S: 15	H: 0 LOB: 2 BB: 2 P: 27	1B: 3 2B: 3 3B: 0 HR: 1	SF: 0 SAC: 0 DP: 0 HBP: 0	WP: 2 PB: 0 SB: 0 CS: 0	PA: 40							
<b>PITCHER</b>	IP	WLS	BF	H	R	ER	SO	BB	IBB	HBP	BLK	WP	HR	S	P	ERA	WHIP										
<b>Tom Gordon, R</b> (1, 1) <small>ERA: 5.32</small> <b>Mark Brandenburg, R</b> (8, 1) <small>ERA: 3.64</small> <b>Eric Gunderson, L</b> (8, 1) <small>ERA: 5.4</small> <b>Rich Garces, R</b> (8, 1) <small>ERA: 4.91</small>	7.0		28	2	2	2	11	4	0	0	0	2	0	77	114	2.57	0.857										
<b>Tom Gordon, R</b> (1, 1) <small>ERA: 5.32</small> <b>Mark Brandenburg, R</b> (8, 1) <small>ERA: 3.64</small> <b>Eric Gunderson, L</b> (8, 1) <small>ERA: 5.4</small> <b>Rich Garces, R</b> (8, 1) <small>ERA: 4.91</small>	0.1	L	4	3	2	2	0	0	0	0	0	0	1	7	12	54.00	9.000										
<b>Tom Gordon, R</b> (1, 1) <small>ERA: 5.32</small> <b>Mark Brandenburg, R</b> (8, 1) <small>ERA: 3.64</small> <b>Eric Gunderson, L</b> (8, 1) <small>ERA: 5.4</small> <b>Rich Garces, R</b> (8, 1) <small>ERA: 4.91</small>	0.1		2	1	0	0	0	0	0	0	0	0	0	5	9	0.00	3.000										
<b>Tom Gordon, R</b> (1, 1) <small>ERA: 5.32</small> <b>Mark Brandenburg, R</b> (8, 1) <small>ERA: 3.64</small> <b>Eric Gunderson, L</b> (8, 1) <small>ERA: 5.4</small> <b>Rich Garces, R</b> (8, 1) <small>ERA: 4.91</small>	1.1		6	1	2	2	2	2	0	0	0	0	0	19	33	13.50	2.250										

Seattle Mariners @ Boston Red Sox  
Fenway Park, Boston, MA  
Fri Aug 23 1996, 7:05 PM EDT  
Att: 33,079 - Unknown - 85 F

AB 34  
R 6  
H 7  
RBI 6  
BB 4  
SO 13  
LOB 15



Batter	1	2	3	4	5	6	7	8	9	AB	R	H	RBI	BB	SO	LOB	BOTTOM										
<b>Darren Bragg, L</b> (1, 9) <small>OBP: 0.368, SLG: 0.424</small>										3	1	1	0	2	1	0											
<b>Jeff Eves, R</b> (1, 4) <small>OBP: 0.380, SLG: 0.361</small>										5	1	1	0	0	1	3											
<b>Tim Lincecum, R</b> (1, 5) <small>OBP: 0.375, SLG: 0.467</small>										3	1	1	0	1	1	0											
<b>Mo Vaughn, L</b> (1, 3) <small>OBP: 0.421, SLG: 0.600</small>										3	1	1	1	1	1	3											
<b>John Valentin, R</b> (1, 6) <small>OBP: 0.382, SLG: 0.442</small>										3	0	0	1	0	1	2											
<b>Mike Stanley, R</b> (1, 10) <small>OBP: 0.383, SLG: 0.509</small>										4	0	1	1	0	0	2											
<b>Troy O'Leary, L</b> (1, 7) <small>OBP: 0.333, SLG: 0.437</small>										4	0	1	1	0	1	2											
<b>Bill Haselman, R</b> (1, 2) <small>OBP: 0.297, SLG: 0.372</small>										3	0	1	0	1	0	0											
<b>Lee Tinsley, S</b> (1, 8) <small>OBP: 0.288, SLG: 0.304</small>										4	0	1	0	0	2	0											
<b>Inning Stats</b>	R: 2 H: 2 E: 1 K: 1 S: 13	H: 2 LOB: 2 BB: 2 P: 29	R: 0 H: 0 E: 0 K: 0 S: 7	H: 0 LOB: 1 BB: 1 P: 15	R: 1 H: 3 E: 0 K: 1 S: 14	H: 3 LOB: 2 BB: 1 P: 29	R: 0 H: 0 E: 0 K: 1 S: 9	H: 0 LOB: 0 BB: 0 P: 13	R: 1 H: 1 E: 0 K: 1 S: 9	H: 1 LOB: 0 BB: 0 P: 13	R: 0 H: 2 E: 0 K: 1 S: 13	H: 2 LOB: 2 BB: 1 P: 24	R: 0 H: 0 E: 0 K: 0 S: 12	H: 0 LOB: 0 BB: 0 P: 19	R: 0 H: 0 E: 0 K: 1 S: 9	H: 0 LOB: 0 BB: 0 P: 14	R: 0 H: 0 E: 0 K: 2 S: 9	H: 0 LOB: 0 BB: 0 P: 11	1B: 6 2B: 1 3B: 0 HR: 1	SF: 1 SAC: 0 DP: 0 HBP: 0	WP: 0 PB: 0 SB: 1 CS: 0	PA: 38					
<b>PITCHER</b>	IP	WLS	BF	H	R	ER	SO	BB	IBB	HBP	BLK	WP	HR	S	P	ERA	WHIP										
<b>Terry Mulholland, L</b> (1, 1) <small>ERA: 4.89</small> <b>Chris Bosio, R</b> (6, 1) <small>ERA: 6.11</small> <b>Bobby Ayala, R</b> (8, 1) <small>ERA: 5.44</small>	5.2		28	4	4	4	4	5	0	0	0	0	0	16	26	0.00	0.000										
<b>Terry Mulholland, L</b> (1, 1) <small>ERA: 4.89</small> <b>Chris Bosio, R</b> (6, 1) <small>ERA: 6.11</small> <b>Bobby Ayala, R</b> (8, 1) <small>ERA: 5.44</small>	1.1	W	4	0	0	0	1	0	0	0	0	0	0	16	26	0.00	0.000										
<b>Terry Mulholland, L</b> (1, 1) <small>ERA: 4.89</small> <b>Chris Bosio, R</b> (6, 1) <small>ERA: 6.11</small> <b>Bobby Ayala, R</b> (8, 1) <small>ERA: 5.44</small>	2.0	S	6	0	0	0	3	0	0	0	0	0	0	18	25	0.00	0.000										

Seattle Mariners @ Boston Red Sox  
Fenway Park, Boston, MA  
Fri Aug 23 1996, 7:05 PM EDT  
Att: 33,079 - Unknown - 85 F

AB 32  
R 4  
H 8  
RBI 4  
BB 5  
SO 8  
LOB 12






Batter	1	2	3	4	5	6	7	8	9	AB	R	H	RBI	BB	SO	LOB	TOP										
<b>Rich Amaral, R</b> (1, 7) OBP: 0.397, SLG: 0.355 <b>Mark Whiten, S</b> (6, PH) OBP: 0.376, SLG: 0.432 (6, 7)	E6 1B FC6-4		L6	G6-3		G1-4-3 1B		SF9 1B		3	1	0	0	0	0	1											
<b>Alex Rodriguez, R</b> (1, 6) OBP: 0.417, SLG: 0.654	FC6-4 1B		FC4-6 BB	K		G1-4-3 1B		1B		4	0	2	0	1	1	3											
<b>Ken Griffey Jr., L</b> (1, 8) OBP: 0.388, SLG: 0.640	FC6-4 1-2 3-H		FC4-6 1B	K		HBP BB		SF9 3-H 2-3		3	1	0	2	1	1	3											
<b>Edgar Martinez, R</b> (1, 10) OBP: 0.470, SLG: 0.639	F7		1B 1B BB		WP 1B 1B		HBP	K		3	2	1	0	1	1	2											
<b>Jay Buhner, R</b> (1, 9) OBP: 0.369, SLG: 0.565	L6		1B 1B 1B		P6		G5-3	P3		5	0	1	1	0	0	6											
<b>Brian Hunter, R</b> (1, 3) <b>Paul Sorrento, L</b> (9, PH) OBP: 0.385, SLG: 0.476 OBP: 0.376, SLG: 0.535		G5-3	1B		G4-3 1B		F8		F7	4	0	2	2	0	0	0											
<b>Jeff Manto, R</b> (1, 5) <b>Doug Strange, S</b> (5, PH) OBP: 0.282, SLG: 0.311 (5, 5)			BB		G4-3 2-3		1B		K	0	0	0	0	0	0	0											
<b>John Marzano, R</b> (1, 2) OBP: 0.351, SLG: 0.325			FC6-4 1-2 FC6-4		K		1B		F9	5	0	1	0	0	2	5											
<b>Andy Sheets, R</b> (1, 4) <b>Joey Cora, S</b> (6, PH) OBP: 0.333, SLG: 0.405 (6, 4)		FC6-4 1-2			E4 G6-3		G1-4-3 1B BB		G6-3 1-2	2	0	0	0	0	0	1											
<b>Inning Stats</b>	R: 1 E: 1 K: 0 S: 13	H: 1 LOB: 1 BB: 0 P: 19	R: 0 E: 0 K: 0 S: 12	H: 0 LOB: 1 BB: 1 P: 19	R: 2 E: 0 K: 1 S: 21	H: 3 LOB: 3 BB: 2 P: 37	R: 0 E: 1 K: 2 S: 11	H: 0 LOB: 1 BB: 0 P: 13	R: 1 E: 0 K: 1 S: 11	H: 2 LOB: 1 BB: 0 P: 14	R: 0 E: 0 K: 0 S: 8	H: 1 LOB: 1 BB: 2 P: 18	R: 0 E: 0 K: 0 S: 5	H: 2 LOB: 1 BB: 0 P: 11	R: 1 E: 0 K: 1 S: 16	H: 2 LOB: 1 BB: 0 P: 22	R: 0 E: 0 K: 1 S: 13	H: 0 LOB: 0 BB: 0 P: 17	1B: 11 2B: 0 3B: 0 HR: 0	SF: 1 SAC: 0 DP: 2 HBP: 1	WP: 1 PB: 0 CS: 0	PA: 44					
<b>PITCHER</b>	IP	WLS	BF	H	R	ER	SO	BB	IBB	HBP	BLK	WP	HR	S	P	ERA	WHIP										
<b>Vaughn Eshelman, L</b> (1, 1) ERA: 6.37	4.1		24	6	4	3	3	3	0	0	0	1	0	63	95	6.23	2.077										
<b>Jeff Suppan, R</b> (5, 1) ERA: 7.54	0.1	W	1	0	0	0	0	0	0	0	0	0	0	2	2	0.00	0.000										
<b>Kerry Lacy, R</b> (5, 1) ERA: 3.000	1.2		10	3	0	0	1	2	0	1	0	0	0	14	29	0.00	3.000										
<b>Eric Gunderson, L</b> (7, 1) ERA: 5.65	1.0		4	2	1	1	0	0	0	0	0	0	0	10	16	9.00	2.000										
<b>Heathcliff Stocumb, R</b> (8, 1) ERA: 3.75	1.2		5	0	0	0	2	0	0	0	0	0	0	21	28	0.00	0.000										

**Seattle Mariners @ Boston Red Sox**  
Fenway Park, Boston, MA  
Sat Aug 24 1996, 3:33 AM EDT  
Att: 32,928 - Sunny - 73 F

livebaseballscores.com

AB 36  
R 5  
H 10  
RBI 5  
BB 4  
SO 6  
LOB 24




Batter	1	2	3	4	5	6	7	8	9	AB	R	H	RBI	BB	SO	LOB	BOTTOM										
<b>Troy O'Leary, L</b> (1, 9) OBP: 0.333, SLG: 0.437 (9, 7)	F9		L8		HR 2B	G4-3				4	1	1	0	0	0	0											
<b>Jeff Eves, R</b> (1, 4) OBP: 0.379, SLG: 0.370	G6-3		F8		HR	K				4	1	1	2	0	1	0											
<b>Tim Lincecum, R</b> (1, 5) OBP: 0.374, SLG: 0.464	L9		F7		G4-6-3 1B		G6-3			4	0	1	0	0	0	0											
<b>Mo Vaughn, L</b> (1, 3) OBP: 0.420, SLG: 0.596		18 HR BB		K	G4-6-3 1-2		K			3	1	0	0	1	2	1											
<b>18 Reggie Jefferson, S</b> (1, 10) OBP: 0.377, SLG: 0.611		1-H HR		L8		BB HR 1B		K		4	2	2	2	0	1	0											
<b>John Valentin, R</b> (1, 6) OBP: 0.385, SLG: 0.442		2B BB		2B 1B		HR BB		K		2	2	1	0	2	1	0											
<b>Mike Greenwell, L</b> (1, 7) OBP: 0.308, SLG: 0.380 <b>Lee Tinsley, S</b> (9, 8) OBP: 0.288, SLG: 0.304		F8-6 1-H 2B				P6		G4-3		4	0	2	1	0	0	2											
<b>Mike Stanley, R</b> (1, 2) OBP: 0.384, SLG: 0.507		F8-6 2-2		K		HR BB		BB		0	0	0	0	0	0	0											
<b>Darren Bragg, L</b> (1, 8) OBP: 0.367, SLG: 0.432 (9, 9)		P6			F8	HR		P5		4	1	1	4	0	0	1											
<b>Inning Stats</b>	R: 0 E: 0 K: 0 S: 8	H: 0 LOB: 0 BB: 0 P: 12	R: 3 E: 0 K: 0 S: 18	H: 2 LOB: 2 BB: 2 P: 33	R: 0 E: 0 K: 2 S: 16	H: 0 LOB: 0 BB: 0 P: 25	R: 0 E: 0 K: 2 S: 12	H: 2 LOB: 2 BB: 0 P: 16	R: 2 E: 0 K: 0 S: 19	H: 3 LOB: 0 BB: 0 P: 29	R: 4 E: 0 K: 1 S: 15	H: 2 LOB: 0 BB: 2 P: 28	R: 0 E: 0 K: 2 S: 7	H: 0 LOB: 0 BB: 0 P: 12	R: 0 E: 0 K: 1 S: 8	H: 0 LOB: 1 BB: 1 P: 13	1B: 3 2B: 4 3B: 0 HR: 3	SF: 0 SAC: 0 DP: 2 HBP: 0	WP: 0 PB: 0 CS: 0	PA: 36							
<b>PITCHER</b>	IP	WLS	BF	H	R	ER	SO	BB	IBB	HBP	BLK	WP	HR	S	P	ERA	WHIP										
<b>Bob Wells, R</b> (1, 1) ERA: 4.87	4.1	L	20	6	5	5	2	2	0	0	0	0	1	26	46	13.50	1.846										
<b>Randy Johnson, L</b> (5, 1) ERA: 3.07	2.2		12	3	4	4	3	2	0	0	0	0	0	8	13	0.00	1.000										
<b>Michael Jackson, R</b> (8, 1) ERA: 4.03	1.0		4	0	0	0	1	1	0	0	0	0	0	8	13	0.00	1.000										

**Seattle Mariners @ Boston Red Sox**  
Fenway Park, Boston, MA  
Sat Aug 24 1996, 3:33 AM EDT  
Att: 32,928 - Sunny - 73 F

livebaseballscores.com

AB 31  
R 9  
H 9  
RBI 9  
BB 5  
SO 6  
LOB 7







Batter	1	2	3	4	5	6	7	8	9	AB	R	H	RBI	BB	SO	LOB	TOP			
Joey Cora, S OBP: 0.333, SLG: 0.404 (1,4)	F8		F9			G4-3		HR		4	1	1	0	0	0	2	<b>Seattle Mariners @ Boston Red Sox</b> Fenway Park, Boston, MA Sun Aug 25 1996, 3:33 AM EDT Att: 34,377 - Sunny - 78 F			
Alex Rodriguez, R OBP: 0.417, SLG: 0.661 (1,6)	G5-3		FC6-4					HR		4	1	2	3	0	0	2				
Ken Griffey Jr., L OBP: 0.387, SLG: 0.643 (1,8)	K				F6	F9		HR		4	1	1	1	0	1	1				
Edgar Martinez, R OBP: 0.469, SLG: 0.635 (1,10)		F8-3			F9	G4-3		G5-3		4	0	1	0	0	0	1				
Jay Buhner, R OBP: 0.368, SLG: 0.561 (1,9)		K					P6	K		3	0	0	0	1	2	1				
Paul Sorrento, L OBP: 0.372, SLG: 0.530 (1,3)	F8-3				G4-3		L9	K		4	0	0	0	0	1	2				
Mark Whiten, S OBP: 0.375, SLG: 0.439 (1,7)			K			G4-3			F7	4	1	1	1	0	1	0				
Dan Wilson, R OBP: 0.351, SLG: 0.464 (1,2)			F9			G4-3		F8		4	0	1	0	0	1	0				
Andy Sheets, R OBP: 0.278, SLG: 0.278 (1,5)						G6-3			G3	3	1	2	0	0	0	0				
Doug Strange, S OBP: 0.281, SLG: 0.309 (9, PH)								HR		1	0	0	0	0	0	0				
<b>Inning Stats</b>	R: 0 E: 0 K: 13 S: 13	H: 0 LOB: 0 BB: 0 P: 21	R: 0 E: 0 K: 10 S: 10	H: 1 LOB: 0 BB: 0 P: 14	R: 0 E: 0 K: 10 S: 10	H: 2 LOB: 2 BB: 0 P: 14	R: 0 E: 0 K: 0 S: 5	H: 0 LOB: 0 BB: 0 P: 11	R: 0 E: 0 K: 0 S: 10	H: 1 LOB: 1 BB: 0 P: 12	R: 1 E: 0 K: 0 S: 6	H: 1 LOB: 0 BB: 0 P: 10	R: 4 E: 0 K: 2 S: 16	H: 4 LOB: 0 BB: 0 P: 26	R: 0 E: 0 K: 1 S: 8	H: 0 LOB: 0 BB: 0 P: 12	1B: 5 2B: 2 3B: 0 HR: 3	SF: 0 SAC: 0 DP: 1 HBP: 0	WP: 0 PB: 0 CS: 0	PA: 36
<b>PITCHER</b>	IP WLS BF H R ER SO BB IBB HBP BLK WP HR S P ERA WHIP																			
Mike Maddux, R ERA: 3.64 (1,1)	7.0 W 26 5 1 1 3 1 0 0 0 0 0 1 64 102 1.29 0.857																			
Joe Hudson, R ERA: 4.95 (8,1)	0.0 3 3 3 3 0 0 0 0 0 0 0 1 5 9 ∞ ∞																			
Eric Gunderson, L ERA: 6.28 (8,1)	0.0 1 1 1 1 0 0 0 0 0 0 0 1 2 4 ∞ ∞																			
Mark Brandenburg, R ERA: 3.58 (8,1)	1.0 3 0 0 0 2 0 0 0 0 0 0 0 9 13 0.00 0.000																			
Heathcliff Stocumb, R ERA: 3.99 (9,1)	1.0 S 3 0 0 0 1 0 0 0 0 0 0 0 8 12 0.00 0.000																			

Batter	1	2	3	4	5	6	7	8	9	AB	R	H	RBI	BB	SO	LOB	BOTTOM			
Darren Bragg, L OBP: 0.370, SLG: 0.438 (1,8)	1B	F7		HR		HR				5	3	3	1	0	1	3	<b>Seattle Mariners @ Boston Red Sox</b> Fenway Park, Boston, MA Sun Aug 25 1996, 3:33 AM EDT Att: 34,377 - Sunny - 78 F			
Jeff Eves, R OBP: 0.379, SLG: 0.381 (1,4)	1B		G4-3	HR		K		G6-3		5	1	2	2	0	1	1				
Tim Lincecum, R OBP: 0.374, SLG: 0.466 (1,5)	K		F7	G5-3		WP		1B		5	0	2	1	0	1	2				
Mo Vaughn, L OBP: 0.420, SLG: 0.593 (1,3)	BB		F8		F7			K		3	0	0	0	1	1	1				
18 Reggie Jefferson, S OBP: 0.379, SLG: 0.610 (1,10)	SF9			HR		L6		F8		2	1	1	1	1	0	2				
Wil Cordero, R OBP: 0.324, SLG: 0.409 (8, PH)				BB						1	0	0	0	0	0	1				
John Valentin, R OBP: 0.388, SLG: 0.444 (1,6)				1B		P6				3	0	2	0	1	0	1				
Mike Greenwell, L OBP: 0.302, SLG: 0.372 (1,7)	G6-3									4	0	0	0	0	0	7				
Lee Tinsley, S OBP: 0.288, SLG: 0.304 (7, PR)										0	0	0	0	0	0	0				
Mike Stanley, R OBP: 0.388, SLG: 0.515 (1,2)		L1-3		HR		2B				4	2	3	0	0	0	2				
Troy O'Leary, L OBP: 0.332, SLG: 0.443 (8,7)		L1-3				G1-3		G3		4	1	1	3	0	0	5				
<b>Inning Stats</b>	R: 1 E: 0 K: 1 S: 16	H: 2 LOB: 3 BB: 2 P: 31	R: 0 E: 0 K: 0 S: 8	H: 1 LOB: 0 BB: 0 P: 12	R: 0 E: 0 K: 0 S: 7	H: 0 LOB: 0 BB: 0 P: 11	R: 5 E: 0 K: 0 S: 23	H: 4 LOB: 0 BB: 1 P: 33	R: 0 E: 0 K: 1 S: 10	H: 1 LOB: 1 BB: 0 P: 17	R: 2 E: 0 K: 1 S: 16	H: 3 LOB: 2 BB: 0 P: 24	R: 0 E: 0 K: 1 S: 9	H: 2 LOB: 3 BB: 0 P: 14	R: 0 E: 0 K: 1 S: 10	H: 1 LOB: 1 BB: 0 P: 16	1B: 8 2B: 5 3B: 0 HR: 2	SF: 1 SAC: 0 DP: 1 HBP: 1	WP: 1 PB: 0 CS: 0	PA: 41
<b>PITCHER</b>	IP WLS BF H R ER SO BB IBB HBP BLK WP HR S P ERA WHIP																			
Matt Wagner, R ERA: 6.72 (4,1)	3.1 L 17 6 2 2 2 0 0 1 0 1 0 38 60 5.40 1.800																			
Rafael Carmona, R ERA: 4.73 (8,1)	1.0 4 1 0 0 1 0 0 0 0 0 0 10 16 0.00 1.000																			
Norm Charlton, L ERA: 4.69 (8,1)																				





Batter	1	2	3	4	5	6	7	8	9	AB	R	H	RBI	BB	SO	LOB	TOP										
Darren Bragg, L (1, 9) OBP: 0.370, SLG: 0.434	G4-3		1B G6-3 BB	CS	P5		K		CS BB	3	1	0	0	2	1	0	<b>Boston Red Sox @ California Angels</b> Anaheim Stadium, Anaheim, CA Mon Aug 26 1996, 10:05 PM EDT Att: 16,886 - Unknown - 75 F  <b>AB 34</b> <b>R 4</b> <b>H 9</b> <b>RBI 4</b> <b>BB 3</b> <b>SO 4</b> <b>LOB 10</b> 										
Jeff Frys, R (1, 4) OBP: 0.378, SLG: 0.379	L8		18 2B G6-3 1B		G5-3		G5-3		CS	4	1	1	0	0	0	0											
Tim Naehring, R (1, 5) OBP: 0.373, SLG: 0.464	G2		G6-3						P6	4	0	1	1	0	0	1											
Mo Vaughn, L (1, 3)			F8						L8	3	1	1	1	1	0	2											
18 Reggie Jefferson, S (1, 10) OBP: 0.377, SLG: 0.609			HR						1B BB	4	0	1	1	0	0	1											
John Valentin, R (1, 6) OBP: 0.387, SLG: 0.442			G5-3						P4	4	0	1	0	0	1	1											
Troy O'Leary, L (1, 7) OBP: 0.333, SLG: 0.453			2B						L5	4	0	1	0	0	1	1											
Mike Stanley, R (1, 2) OBP: 0.389, SLG: 0.515			K						P4	4	1	2	1	0	0	2											
Lee Tinsley, S (1, 8) OBP: 0.283, SLG: 0.299			P4						L5	4	0	1	0	0	1	1											
			HR						F7	4	1	2	1	0	0	2											
			FC4-6 1B						F7	4	0	2	0	0	0	1											
			FC4-6						G6-3	4	0	0	0	0	2	2											
			FC6-4 CS						K	4	0	0	0	0	2	2											
<b>Inning Stats</b>	R: 0 E: 0 K: 0 S: 10	H: 0 LOB: 0 BB: 0 P: 15	R: 2 E: 0 K: 1 S: 18	H: 3 LOB: 1 BB: 0 P: 24	R: 2 E: 0 K: 0 S: 7	H: 2 LOB: 1 BB: 1 P: 14	R: 0 E: 0 K: 0 S: 7	H: 1 LOB: 0 BB: 0 P: 10	R: 0 E: 0 K: 0 S: 6	H: 1 LOB: 1 BB: 0 P: 7	R: 0 E: 0 K: 2 S: 9	H: 0 LOB: 0 BB: 0 P: 13	R: 0 E: 0 K: 0 S: 8	H: 1 LOB: 1 BB: 1 P: 17	R: 0 E: 0 K: 1 S: 8	H: 0 LOB: 0 BB: 1 P: 17	1B: 5 2B: 2 3B: 0 HR: 2	SF: 0 SAC: 0 DP: 0 HBP: 0	WP: 0 PB: 0 SB: 0 CS: 2	PA: 39							
<b>PITCHER</b>	IP	WLS	BF	H	R	ER	SO	BB	IBB	HBP	BLK	WP	HR	S	P	ERA	WHIP										
Jason Dickson, R (1, 1) ERA: 3.38	7.0	L	29	8	4	4	3	1	0	0	0	0	2	64	95	5.14	1.286										
Mike James, R (8, 1) ERA: 2.54	2.0		8	1	0	0	1	2	0	0	0	0	0	16	34	0.00	1.500										

Batter	1	2	3	4	5	6	7	8	9	AB	R	H	RBI	BB	SO	LOB	BOTTOM										
Randy Velarde, R (1, 5) OBP: 0.374, SLG: 0.415	L9		1B			K		G5-3		4	0	1	0	0	1	1	<b>Boston Red Sox @ California Angels</b> Anaheim Stadium, Anaheim, CA Mon Aug 26 1996, 10:05 PM EDT Att: 16,886 - Unknown - 75 F  <b>AB 31</b> <b>R 1</b> <b>H 6</b> <b>RBI 1</b> <b>BB 1</b> <b>SO 5</b> <b>LOB 10</b> 										
Jim Edmonds, L (1, 8) OBP: 0.395, SLG: 0.625	G5-4-3 1B		F7			HR		F8		4	1	2	1	0	0	2											
Tim Salmon, R (1, 9) OBP: 0.379, SLG: 0.508	G5-4-3					F9			K	4	0	0	0	0	1	1											
Chili Davis, S (1, 10) OBP: 0.396, SLG: 0.526			2B			K		G6-3		3	0	1	0	1	1	0											
J.T. Snow, L (1, 3) OBP: 0.338, SLG: 0.383			K			L8		F7		4	0	0	0	0	1	2											
16 Garret Anderson, L (1, 7) OBP: 0.317, SLG: 0.415			K			F9				3	0	1	0	0	1	2											
Rex Hudler, R (1, 4) OBP: 0.348, SLG: 0.576			L8					G5-4-3 1B		3	0	0	0	0	0	2											
Gary Disarcina, R (1, 6) OBP: 0.293, SLG: 0.354						L7		L7		3	0	0	0	0	0	0											
Todd Greene, R (1, 2) OBP: 0.143, SLG: 0.206			F9			P2		L7		2	0	0	0	0	0	0											
Jorge Fabregas, L (8, PH) OBP: 0.338, SLG: 0.335			F8			P5		G5-3 1B		1	0	1	0	0	0	0											
										3	0	0	0	0	0	0											
										3	0	0	0	0	0	0											
<b>Inning Stats</b>	R: 0 E: 0 K: 0 S: 7	H: 1 LOB: 0 BB: 0 P: 11	R: 0 E: 0 K: 2 S: 10	H: 1 LOB: 0 BB: 0 P: 13	R: 0 E: 0 K: 0 S: 9	H: 1 LOB: 1 BB: 0 P: 13	R: 0 E: 0 K: 0 S: 8	H: 0 LOB: 0 BB: 1 P: 15	R: 0 E: 0 K: 0 S: 6	H: 0 LOB: 0 BB: 0 P: 6	R: 1 E: 0 K: 2 S: 11	H: 1 LOB: 0 BB: 0 P: 11	R: 0 E: 0 K: 0 S: 4	H: 1 LOB: 0 BB: 0 P: 5	R: 0 E: 0 K: 0 S: 9	H: 1 LOB: 1 BB: 0 P: 15	R: 0 E: 0 K: 1 S: 7	H: 0 LOB: 0 BB: 0 P: 12	1B: 4 2B: 1 3B: 0 HR: 1	SF: 0 SAC: 0 DP: 2 HBP: 0	WP: 0 PB: 0 SB: 0 CS: 0	PA: 32					
<b>PITCHER</b>	IP	WLS	BF	H	R	ER	SO	BB	IBB	HBP	BLK	WP	HR	S	P	ERA	WHIP										
49 Tim Wakefield, R (1, 1) ERA: 5.26	9.0	W	32	6	1	1	5	1	0	0	0	0	1	71	101	1.00	0.778										



Batter	1	2	3	4	5	6	7	8	9	AB	R	H	RBI	BB	SO	LOB	TOP					
<b>Darren Bragg, L</b> OBP: 0.371, SLG: 0.430 (1, 8) (7, 9)	G3		G3-1			P5											3 0 0 0 2 0 0					
<b>Jeff Eves, R</b> OBP: 0.381, SLG: 0.381 (1, 4)	HBP 1B		G4-3														4 0 2 0 0 0 3					
<b>Tim Naehring, R</b> OBP: 0.369, SLG: 0.458 (1, 5)	F8					F7											5 0 0 0 0 1 5					
<b>Mo Vaughn, L</b> OBP: 0.420, SLG: 0.595 (1, 3)	HBP					K											4 0 1 0 0 3 4					
<b>Mike Stanley, R</b> OBP: 0.387, SLG: 0.520 (1, 10)	P3					E6											4 1 1 1 0 0 3					
<b>John Valentin, R</b> OBP: 0.386, SLG: 0.440 (1, 6)						FC6-4											4 0 1 0 0 0 2					
<b>Mike Greenwell, L</b> OBP: 0.397, SLG: 0.371 <b>Lee Tinsley, S</b> OBP: 0.282, SLG: 0.298 (7, PR) (7, 8)	F8					G2-3											3 0 1 0 0 0 0 1 0 0 0 0 0 0					
<b>Bill Haselman, R</b> OBP: 0.302, SLG: 0.375 (1, 2)	K					G6-3											4 1 2 0 0 1 0					
<b>Troy O'Leary, L</b> OBP: 0.333, SLG: 0.451 (7, 7)						F9											4 0 1 1 0 0 3					
<b>Inning Stats</b>	R: 0 E: 0 K: 0 S: 9	H: 1 LOB: 2 BB: 0 P: 16	R: 0 E: 0 K: 1 S: 7	H: 0 LOB: 0 BB: 0 P: 8	R: 0 E: 0 K: 0 S: 8	H: 0 LOB: 0 BB: 0 P: 11	R: 0 E: 1 K: 1 S: 8	H: 0 LOB: 1 BB: 0 P: 14	R: 0 E: 0 K: 0 S: 9	H: 0 LOB: 0 BB: 0 P: 14	R: 0 E: 0 K: 1 S: 11	H: 1 LOB: 1 BB: 0 P: 16	R: 0 E: 0 K: 0 S: 10	H: 4 LOB: 3 BB: 1 P: 19	R: 0 E: 0 K: 0 S: 7	H: 1 LOB: 1 BB: 0 P: 11	R: 1 E: 0 K: 2 S: 20	H: 2 LOB: 3 BB: 1 P: 32	1B: 8 2B: 0 3B: 0 HR: 1	SF: 0 SAC: 0 DP: 1 HBP: 2	WP: 0 PB: 0 SB: 1 CS: 0	PA: 40
<b>PITCHER</b>	IP	WLS	BF	H	R	ER	SO	BB	IBB	HBP	BLK	WP	HR	S	P	ERA	WHIP					
<b>Chuck Finley, L</b> ERA: 4.51 <b>Mike James, R</b> ERA: 2.92	(1, 1)	8.1	L 37	9	2	2	3	2	0	1	0	0	1	81	130	2.16	1.320					

**Boston Red Sox @ California Angels**  
Anaheim Stadium, Anaheim, CA  
Tue Aug 27 1996, 10:05 PM EDT  
Att: 19,947 - Unknown - 80 F

AB 36  
R 2  
H 9  
RBI 2  
BB 2  
SO 5  
LOB 20



Batter	1	2	3	4	5	6	7	8	9	AB	R	H	RBI	BB	SO	LOB	BOTTOM					
<b>Randy Velarde, R</b> OBP: 0.372, SLG: 0.412 (1, 4)	G4-3		K			G6-3											4 0 0 1 1 1 0					
<b>Jim Edmonds, L</b> OBP: 0.395, SLG: 0.619 (1, 8)	K					G4-3											3 0 0 0 2 2 3					
<b>Chili Davis, S</b> OBP: 0.321, SLG: 0.524 <b>Rex Hudler, R</b> OBP: 0.348, SLG: 0.576 (6, PR)																	2 0 0 0 2 1 2 0 0 0 0 0 0 0					
<b>J.T. Snow, L</b> OBP: 0.336, SLG: 0.380 (1, 3)	G4-3					G4-3											4 0 0 0 0 1 3					
<b>Tim Salmon, R</b> OBP: 0.380, SLG: 0.508 (1, 9)						F9											4 1 2 0 0 0 1					
<b>16 Garret Anderson, L</b> OBP: 0.319, SLG: 0.416 (1, 7)	G6-3					E3											4 0 2 0 0 0 1					
<b>Jack Howell, L</b> OBP: 0.321, SLG: 0.525 <b>Orlando Palmeiro, L</b> OBP: 0.360, SLG: 0.373 (9, PH)						G4-6-3											3 0 1 0 0 0 3 0 0 0 0 0 0 0					
<b>Gary Disarcina, R</b> OBP: 0.291, SLG: 0.351 (1, 6)	L7																4 0 0 0 0 3 4					
<b>Jorge Fabregas, L</b> OBP: 0.336, SLG: 0.330 <b>Todd Greene, R</b> OBP: 0.143, SLG: 0.206 (9, PR)	G6-3					F7											3 0 0 0 1 1 1 0 0 0 0 0 0 0					
<b>Inning Stats</b>	R: 0 E: 0 K: 1 S: 11	H: 0 LOB: 1 BB: 1 P: 21	R: 0 E: 0 K: 0 S: 9	H: 1 LOB: 0 BB: 0 P: 12	R: 0 E: 0 K: 2 S: 12	H: 0 LOB: 1 BB: 1 P: 22	R: 0 E: 1 K: 0 S: 7	H: 1 LOB: 0 BB: 0 P: 10	R: 0 E: 0 K: 1 S: 8	H: 0 LOB: 0 BB: 0 P: 11	R: 0 E: 0 K: 1 S: 9	H: 0 LOB: 1 BB: 1 P: 17	R: 0 E: 0 K: 2 S: 9	H: 1 LOB: 1 BB: 0 P: 12	R: 0 E: 0 K: 0 S: 8	H: 0 LOB: 1 BB: 1 P: 14	R: 1 E: 0 K: 2 S: 19	H: 2 LOB: 3 BB: 2 P: 30	1B: 4 2B: 1 3B: 0 HR: 0	SF: 0 SAC: 1 DP: 1 HBP: 0	WP: 0 PB: 0 SB: 1 CS: 0	PA: 38
<b>PITCHER</b>	IP	WLS	BF	H	R	ER	SO	BB	IBB	HBP	BLK	WP	HR	S	P	ERA	WHIP					
<b>Roger Clemens, R</b> ERA: 3.68 <b>Heathcliff Stocumb, R</b> ERA: 3.78	(1, 1)	8.0	W 31	3	0	0	7	4	0	0	0	0	0	73	119	0.00	0.875					

**Boston Red Sox @ California Angels**  
Anaheim Stadium, Anaheim, CA  
Tue Aug 27 1996, 10:05 PM EDT  
Att: 19,947 - Unknown - 80 F

AB 31  
R 1  
H 5  
RBI 1  
BB 6  
SO 9  
LOB 18







Batter	1	2	3	4	5	6	7	8	9	AB	R	H	RBI	BB	SO	LOB	TOP										
<b>Darren Bragg, L</b> OBP: 0.368, SLG: 0.429 (1, 8)										5	0	1	0	0	1	0	<b>Boston Red Sox @ California Angels</b> Anaheim Stadium, Anaheim, CA Wed Aug 28 1996, 10:05 PM EDT Att: 20,894 - Unknown - 88 F  <b>AB 35</b> <b>R 7</b> <b>H 9</b> <b>RBI 5</b> <b>BB 4</b> <b>SO 9</b> <b>LOB 8</b> 										
<b>Jeff Fyfe, R</b> OBP: 0.376, SLG: 0.376 (1, 4)										4	0	0	0	1	2	1											
<b>Mo Vaughn, L</b> OBP: 0.417, SLG: 0.589 (1, 3)										5	0	0	0	0	2	1											
<b>18 Reggie Jefferson, S</b> OBP: 0.362, SLG: 0.608 (1, 10)										2	1	1	0	2	0	0											
<b>Mike Stanley, R</b> OBP: 0.388, SLG: 0.518 (1, 2)										3	1	1	0	1	1	3											
<b>Troy O'Leary, L</b> OBP: 0.334, SLG: 0.453 (1, 9)										4	2	2	1	0	0	1											
<b>John Valentin, R</b> OBP: 0.387, SLG: 0.443 (1, 6)										4	2	2	2	0	1	0											
<b>Mike Greenwell, L</b> OBP: 0.306, SLG: 0.389 <b>Lee Tinsley, S</b> OBP: 0.292, SLG: 0.298 (1, 7)										4	1	2	2	0	0	1											
<b>Lee Tinsley, S</b> OBP: 0.292, SLG: 0.298 (8, 8)										0	0	0	0	0	0	0											
<b>Tony Rodriguez, R</b> OBP: 0.292, SLG: 0.299 <b>Tim Lincecum, R</b> OBP: 0.368, SLG: 0.457 (1, 5)										3	0	0	0	0	1	1											
<b>Tim Lincecum, R</b> OBP: 0.368, SLG: 0.457 (8, 5)										1	0	0	0	0	1	0											
<b>Inning Stats</b>	R: 0 E: 0 K: 1 S: 7	H: 0 LOB: 0 BB: 0 P: 11	R: 4 E: 0 K: 1 S: 24	H: 6 LOB: 1 BB: 0 P: 37	R: 0 E: 0 K: 0 S: 10	H: 0 LOB: 0 BB: 1 P: 18	R: 0 E: 0 K: 0 S: 5	H: 0 LOB: 0 BB: 0 P: 8	R: 0 E: 0 K: 1 S: 12	H: 0 LOB: 2 BB: 2 P: 25	R: 2 E: 0 K: 1 S: 12	H: 2 LOB: 0 BB: 0 P: 21	R: 0 E: 0 K: 2 S: 10	H: 0 LOB: 1 BB: 1 P: 17	R: 1 E: 0 K: 2 S: 11	H: 1 LOB: 0 BB: 0 P: 16	R: 0 E: 0 K: 1 S: 7	H: 0 LOB: 0 BB: 0 P: 11	1B: 5 2B: 3 3B: 0 HR: 1	SF: 0 SAC: 0 DP: 1 HBP: 0	WP: 1 PA: 39 PB: 0 SB: 1 CS: 0						
<b>PITCHER</b>	IP	WLS	BF	H	R	ER	SO	BB	IBB	HBP	BLK	WP	HR	S	P	ERA	WHIP										
<b>Shawn Boskie, R</b> ERA: 4.93 (1, 1)	5.0	L	25	8	6	6	3	2	1	0	0	0	0	62	108	10.80	2.000										
<b>Jason Grimsley, R</b> ERA: 7.13 (6, 1)	1.0		3	0	0	0	1	0	0	0	0	1	0	8	12	0.00	0.000										
<b>Chuck McLeroy, L</b> ERA: 4.17 (7, 1)	1.0		4	0	0	0	2	1	0	0	0	0	0	10	17	0.00	1.000										
<b>Greg Gohr, R</b> ERA: 6.95 (8, 1)	2.0		7	1	1	1	3	0	0	0	0	0	1	18	27	4.50	0.500										

Batter	1	2	3	4	5	6	7	8	9	AB	R	H	RBI	BB	SO	LOB	BOTTOM										
<b>Randy Velarde, R</b> OBP: 0.373, SLG: 0.410 (1, 5)										2	1	0	0	2	0	1	<b>Boston Red Sox @ California Angels</b> Anaheim Stadium, Anaheim, CA Wed Aug 28 1996, 10:05 PM EDT Att: 20,894 - Unknown - 88 F  <b>AB 30</b> <b>R 4</b> <b>H 5</b> <b>RBI 3</b> <b>BB 4</b> <b>SO 3</b> <b>LOB 7</b> 										
<b>Jim Edmonds, L</b> OBP: 0.396, SLG: 0.619 (1, 8)										3	1	1	0	1	0	0											
<b>Tim Salmon, R</b> OBP: 0.379, SLG: 0.506 (1, 9)										4	0	1	1	0	0	1											
<b>Chili Davis, S</b> OBP: 0.395, SLG: 0.520 (1, 10)										3	0	0	0	1	2	1											
<b>16 Garret Anderson, L</b> OBP: 0.316, SLG: 0.412 (1, 7)										4	0	0	0	0	0	2											
<b>J.T. Snow, L</b> OBP: 0.335, SLG: 0.385 (1, 3)										4	1	1	1	0	1	0											
<b>Rex Hudler, R</b> OBP: 0.347, SLG: 0.571 (1, 4)										4	1	1	0	0	0	0											
<b>Gary Disarcina, R</b> OBP: 0.290, SLG: 0.350 (1, 6)										4	0	1	0	0	0	1											
<b>Jorge Fabregas, L</b> OBP: 0.332, SLG: 0.327 (1, 2)										2	0	0	1	0	0	1											
<b>Inning Stats</b>	R: 0 E: 0 K: 0 S: 11	H: 0 LOB: 2 BB: 3 P: 26	R: 0 E: 0 K: 0 S: 8	H: 1 LOB: 0 BB: 0 P: 12	R: 2 E: 0 K: 0 S: 13	H: 2 LOB: 0 BB: 1 P: 23	R: 0 E: 0 K: 1 S: 7	H: 0 LOB: 0 BB: 0 P: 11	R: 0 E: 0 K: 1 S: 6	H: 0 LOB: 0 BB: 0 P: 11	R: 1 E: 1 K: 0 S: 9	H: 1 LOB: 1 BB: 0 P: 12	R: 0 E: 0 K: 1 S: 6	H: 0 LOB: 0 BB: 0 P: 6	R: 1 E: 0 K: 0 S: 8	H: 1 LOB: 0 BB: 0 P: 12		1B: 3 2B: 1 3B: 0 HR: 1	SF: 1 SAC: 0 DP: 1 HBP: 0	WP: 0 PA: 35 PB: 1 SB: 0 CS: 1							
<b>PITCHER</b>	IP	WLS	BF	H	R	ER	SO	BB	IBB	HBP	BLK	WP	HR	S	P	ERA	WHIP										
<b>Tom Gordon, R</b> ERA: 5.2 (1, 1)	9.0	W	35	5	4	3	3	4	0	0	0	0	1	72	117	3.00	1.000										



Batter	1	2	3	4	5	6	7	8	9	AB	R	H	RBI	BB	SO	LOB	TOP										
Darren Bragg, L (1, 8) OBP: 0.367, SLG: 0.430	G1-3		G3-1				G4-3			4	0	1	0	0	0	0	<b>Boston Red Sox @ Oakland Athletics</b> Oakland-Alameda County Coliseum, Oakland, CA Fri Aug 30 1996, 7:05 PM PDT Att: 17,182 - Unknown - 76 F  <b>AB 33</b> <b>R 0</b> <b>H 7</b> <b>RBI 0</b> <b>BB 3</b> <b>SO 6</b> <b>LOB 15</b> 										
Jeff Frye, R (1, 4) OBP: 0.380, SLG: 0.382	3B		F9				G6-3		K	3	0	1	0	1	1	0											
Tim Lincecum, R (1, 5) OBP: 0.366, SLG: 0.454	1B		G1-3				G6-3		1B	3	0	0	0	0	1	3											
Jeff Manto, R (7, 5) OBP: 0.327, SLG: 0.417	K						1-2		BB	0	0	0	0	1	0	0											
Mo Vaughn, L (1, 3) OBP: 0.416, SLG: 0.586	K						G4-1		BB	4	0	1	0	0	1	1											
18 Reggie Jefferson, S (1, 10) OBP: 0.380, SLG: 0.604		G4-3					G4-3		1B	4	0	1	0	0	1	2											
Mike Stanley, R (1, 2) OBP: 0.385, SLG: 0.517	1B						F8		G5-3	3	0	1	0	1	0	3											
Troy O'Leary, L (1, 9) OBP: 0.333, SLG: 0.452	L8						F7			4	0	1	0	0	1	2											
John Valentin, R (1, 6) OBP: 0.385, SLG: 0.442	1B						G6-3		P3	4	0	1	0	0	0	2											
Mike Greenwell, L (1, 7) OBP: 0.300, SLG: 0.381	K						G5-3		G4-3	4	0	0	0	0	1	2											
<b>Inning Stats</b>	R: 0 H: 1 E: 0 K: 2 S: 11	H: 1 LOB: 1 BB: 0 P: 16	R: 0 H: 1 E: 0 K: 1 S: 11	H: 1 LOB: 2 BB: 1 P: 22	R: 0 H: 0 E: 0 K: 0 S: 11	H: 0 LOB: 0 BB: 0 P: 16	R: 0 H: 2 E: 0 K: 0 S: 9	H: 2 LOB: 2 BB: 0 P: 15	R: 0 H: 1 E: 0 K: 0 S: 6	H: 1 LOB: 1 BB: 1 P: 14	R: 0 H: 0 E: 0 K: 0 S: 7	H: 0 LOB: 0 BB: 0 P: 8	R: 0 H: 1 E: 0 K: 2 S: 12	H: 1 LOB: 2 BB: 1 P: 21	R: 0 H: 0 E: 0 K: 1 S: 7	H: 0 LOB: 0 BB: 0 P: 11	1B: 5 2B: 1 3B: 1 HR: 0	SF: 0 SAC: 0 DP: 1 HBP: 0	WP: 0 PB: 0 SB: 0 CS: 0	PA: 36							
<b>PITCHER</b>	IP	WLS	BF	H	R	ER	SO	BB	IBB	HBP	BLK	WP	HR	S	P	ERA	WHIP										
Dave Telgheder, R (1, 1) ERA: 4.13	8.0	W	33	7	0	0	5	3	0	0	0	0	0	75	126	0.00	1.250										
Buddy Groom, L (9, 1) ERA: 3.92	1.0		3	0	0	0	1	0	0	0	0	0	0	7	11	0.00	0.000										

Batter	1	2	3	4	5	6	7	8	9	AB	R	H	RBI	BB	SO	LOB	BOTTOM										
Tony Batista, R (1, 4) OBP: 0.312, SLG: 0.423	G6-3						G5-3			4	0	0	0	0	0	1	<b>Boston Red Sox @ Oakland Athletics</b> Oakland-Alameda County Coliseum, Oakland, CA Fri Aug 30 1996, 7:05 PM PDT Att: 17,182 - Unknown - 76 F  <b>AB 31</b> <b>R 7</b> <b>H 9</b> <b>RBI 7</b> <b>BB 3</b> <b>SO 6</b> <b>LOB 7</b> 										
Matt Stairs, L (1, 10) OBP: 0.365, SLG: 0.558	F7						HR			4	1	1	0	0	0	0											
Scott Brosius, R (1, 5) OBP: 0.422, SLG: 0.587	L8						1B			4	1	2	0	0	1	1											
Mark McGwire, R (1, 3) OBP: 0.471, SLG: 0.759	K						1B			4	2	2	3	0	1	1											
Geronimo Berroa, R (1, 9) OBP: 0.338, SLG: 0.548	K						1B			4	1	1	0	0	2	0											
Ernie Young, R (8, 9) OBP: 0.319, SLG: 0.408	K						1B			0	0	0	0	0	0	0											
Terry Steinbach, R (1, 2) OBP: 0.340, SLG: 0.545	G1-4-3						BB			3	1	2	1	1	0	0											
Brian Leshar, R (1, 7) OBP: 0.294, SLG: 0.533							BB			3	0	0	1	0	1	2											
Kerwin Moore, S (1, 8) OBP: 0.291, SLG: 0.307							2B			2	1	0	0	2	1	0											
Mike Bordick, R (1, 6) OBP: 0.291, SLG: 0.307	G5-3						2B			3	0	1	2	0	0	2											
<b>Inning Stats</b>	R: 0 H: 0 E: 0 K: 0 S: 8	H: 0 LOB: 0 BB: 0 P: 11	R: 0 H: 0 E: 0 K: 2 S: 8	H: 0 LOB: 0 BB: 0 P: 15	R: 0 H: 0 E: 0 K: 0 S: 5	H: 0 LOB: 0 BB: 0 P: 8	R: 0 H: 1 E: 0 K: 0 S: 10	H: 1 LOB: 1 BB: 0 P: 13	R: 2 H: 2 E: 0 K: 0 S: 13	H: 2 LOB: 2 BB: 1 P: 20	R: 3 H: 4 E: 0 K: 0 S: 17	H: 4 LOB: 2 BB: 1 P: 26	R: 2 H: 2 E: 0 K: 2 S: 13	H: 2 LOB: 0 BB: 0 P: 20	R: 0 H: 0 E: 0 K: 1 S: 7	H: 0 LOB: 0 BB: 1 P: 13	1B: 5 2B: 3 3B: 0 HR: 1	SF: 1 SAC: 0 DP: 1 HBP: 0	WP: 1 PB: 0 SB: 1 CS: 0	PA: 35							
<b>PITCHER</b>	IP	WLS	BF	H	R	ER	SO	BB	IBB	HBP	BLK	WP	HR	S	P	ERA	WHIP										
Mike Maddux, R (1, 1) ERA: 4.18	5.1	L	23	6	5	5	3	1	0	0	0	0	0	55	83	8.44	1.312										
Mark Brandenburg, R (6, 1) ERA: 3.54	0.2		4	1	0	0	0	1	0	0	0	0	0	6	10	0.00	3.000										
Reggie Harris, R (7, 1) ERA: 18.0	1.0		5	2	2	2	2	0	0	0	0	0	1	13	20	18.00	2.000										
Pat Mahomes, R (8, 1) ERA: 7.04	1.0		3	0	0	0	1	1	0	0	0	0	0	7	13	0.00	1.000										



Batter	1	2	3	4	5	6	7	8	9	AB	R	H	RBI	BB	SO	LOB	TOP					
Darren Bragg, L OBP: 0.363, SLG: 0.425	2-3 K		3-1 F8			1-1 G6-3		0-2 G5-3		4	0	0	0	0	1	0	<b>Boston Red Sox @ Oakland Athletics</b> Oakland-Alameda County Coliseum, Oakland, CA Sat Aug 31 1996, 7:05 PM PDT Att: 32,116 - Unknown - 70 F <a href="http://livebaseballscorecards.com">livebaseballscorecards.com</a>					
Jeff Frye, R OBP: 0.379, SLG: 0.382 Nomar Garciaparra, R (7, 4)	1-2 G1-3		0-2 P3			0-0 1B		2-1 L7		3	0	1	0	0	0	0						
Mo Vaughn, L OBP: 0.417, SLG: 0.585	4-1 BB		2-3 K			3-0 L7			1-0 G5-4-3 1B	3	0	1	0	1	1							
18 Reggie Jefferson, S OBP: 0.379, SLG: 0.599	1-3 K			2-3 K		2-3 K			0-0 G5-4-3 1B	4	0	1	0	0	3	2						
Mike Stanley, R OBP: 0.386, SLG: 0.511		0-1 L9		3-3 K		0-0 G6-3			1-2 G5-4-3	4	0	0	0	0	1	2						
Troy O'Leary, L OBP: 0.333, SLG: 0.450		1-1 E 1B		0-0 F8		2-1 G3			1-2 2-3 K	4	0	1	0	0	1	1						
John Valentin, R OBP: 0.385, SLG: 0.441		0-2 E7 1-2 1B			1-1 L8		0-0 1B			3	0	1	0	0	0	1						
Jeff Manto, R OBP: 0.317, SLG: 0.402		3-3 K			1-0 G5-3		0-0 L6			3	0	0	0	0	1	3						
Lee Tinsley, S OBP: 0.279, SLG: 0.294		2-2 F8			2-3 K			0-1 G4-3		3	0	0	0	0	1	2						
<b>Inning Stats</b>	R: 0 E: 0 K: 2 S: 10	H: 0 LOB: 1 BB: 1 P: 18	R: 0 E: 1 K: 1 S: 16	H: 1 LOB: 2 BB: 0 P: 22	R: 0 E: 0 K: 1 S: 12	H: 0 LOB: 0 BB: 0 P: 17	R: 0 E: 0 K: 2 S: 8	H: 0 LOB: 0 BB: 0 P: 13	R: 0 E: 0 K: 1 S: 7	H: 0 LOB: 0 BB: 0 P: 11	R: 0 E: 0 K: 1 S: 7	H: 1 LOB: 1 BB: 0 P: 13	R: 0 E: 0 K: 0 S: 5	H: 1 LOB: 1 BB: 0 P: 7	R: 0 E: 0 K: 0 S: 7	H: 0 LOB: 0 BB: 0 P: 9		R: 0 E: 0 K: 1 S: 9	H: 2 LOB: 1 BB: 0 P: 13	1B: 5 2B: 0 3B: 0 HR: 0	SF: 0 SAC: 0 DP: 1 HBP: 0	WP: 0 PB: 0 SB: 0 CS: 0
<b>PITCHER</b> Willie Adams, R ERA: 3.73	(1, 1)	IP: 9.0 WLS: W BF: 33	H: 5 R: 0 ER: 0 SO: 9	BB: 1 IBB: 0 HBP: 0 BLK: 0	WP: 0 HR: 0 S: 81 P: 123	ERA: 0.00 WHIP: 0.667	<b>PITCHER</b>	IP: 9.0 WLS: W BF: 33	H: 5 R: 0 ER: 0 SO: 9	BB: 1 IBB: 0 HBP: 0 BLK: 0	WP: 0 HR: 0 S: 81 P: 123	ERA: 0.00 WHIP: 0.667	<b>PITCHER</b>	IP: 9.0 WLS: W BF: 33	H: 5 R: 0 ER: 0 SO: 9	BB: 1 IBB: 0 HBP: 0 BLK: 0	WP: 0 HR: 0 S: 81 P: 123	ERA: 0.00 WHIP: 0.667				

Batter	1	2	3	4	5	6	7	8	9	AB	R	H	RBI	BB	SO	LOB	BOTTOM					
Tony Batista, R OBP: 0.315, SLG: 0.422	2-2 HR 1B	1-2 1-H 2-H 1B		1-0 G5-3		2-2 E6		2-3 K		5	1	2	2	0	1	0	<b>Boston Red Sox @ Oakland Athletics</b> Oakland-Alameda County Coliseum, Oakland, CA Sat Aug 31 1996, 7:05 PM PDT Att: 32,116 - Unknown - 70 F <a href="http://livebaseballscorecards.com">livebaseballscorecards.com</a>					
Scott Brosius, R OBP: 0.417, SLG: 0.578	1 SAFE L4	1 SAFE 3-2 F8		1-0 F8		0-3 K		3-2 L4		5	0	0	0	0	1	3						
Jason Giambi, L OBP: 0.367, SLG: 0.515	0-1 F9		4-2 HBP HR BB		1-1 G6-4-3 1B		2-2 G4-3			3	1	1	0	1	0	1						
Mark McGwire, R OBP: 0.473, SLG: 0.766 Rafael Bourquiel, R OBP: 0.290, SLG: 0.310	1-2 HR		1-0 HR HBP		0-1 G6-4-3		4-1 BB 1B BB			2	2	1	2	1	0	1						
Geronimo Berroa, R OBP: 0.341, SLG: 0.556 Ernie Young, R OBP: 0.319, SLG: 0.408	2-2 G5-3		0-0 HR		0-0 1B		1-1 BB 1B			4	1	3	3	0	0	0						
Terry Steinbach, R OBP: 0.342, SLG: 0.543		4-2 WP BB 1B BB	2-1 L5		0-0 F8		4-0 1-2 2-3 BB 1B			2	1	0	0	2	0	1						
Brian Leshar, R OBP: 0.286, SLG: 0.632		0-2 F8	1-1 F8		0-0 HR		0-1 P4			4	1	1	1	0	0	4						
Kerwin Moore, S		3-3 K	0-0 G1-3		2-0 P4		2-1 G3-1			4	0	0	0	0	1	4						
Mike Bordick, R OBP: 0.291, SLG: 0.305		4-1 WP 1B BB		1-0 G3		3-2 G6-3		2-0 G3		3	1	0	0	1	0	0						
<b>Inning Stats</b>	R: 2 E: 0 K: 0 S: 15	H: 2 LOB: 0 BB: 0 P: 23	R: 2 E: 0 K: 1 S: 19	H: 1 LOB: 1 BB: 2 P: 34	R: 3 E: 0 K: 0 S: 8	H: 1 LOB: 0 BB: 1 P: 16	R: 0 E: 0 K: 0 S: 3	H: 0 LOB: 0 BB: 0 P: 6	R: 0 E: 0 K: 1 S: 6	H: 2 LOB: 1 BB: 0 P: 7	R: 1 E: 1 K: 1 S: 14	H: 1 LOB: 1 BB: 0 P: 21	R: 0 E: 0 K: 0 S: 10	H: 1 LOB: 3 BB: 2 P: 23	R: 0 E: 0 K: 1 S: 7	H: 0 LOB: 0 BB: 0 P: 14		R: 0 E: 0 K: 1 S: 7	H: 0 LOB: 0 BB: 0 P: 14	1B: 5 2B: 0 3B: 0 HR: 3	SF: 0 SAC: 0 DP: 1 HBP: 1	WP: 1 PB: 0 SB: 1 CS: 0
<b>PITCHER</b> 49 Tim Wakefield, R ERA: 5.49 Vaughn Eshelman, L ERA: 6.29 Kerry Lacy, R ERA:	(1, 1)	IP: 6.0 WLS: L BF: 29	H: 7 R: 8 ER: 8 SO: 2	BB: 3 IBB: 0 HBP: 1 BLK: 0	WP: 1 HR: 3 S: 65 P: 107	ERA: 12.00 WHIP: 1.667	<b>PITCHER</b>	IP: 1.0 WLS: L BF: 6	H: 1 R: 0 ER: 0 SO: 0	BB: 2 IBB: 0 HBP: 0 BLK: 0	WP: 0 HR: 0 S: 10 P: 23	ERA: 0.00 WHIP: 3.000	<b>PITCHER</b>	IP: 1.0 WLS: L BF: 3	H: 0 R: 0 ER: 0 SO: 1	BB: 0 IBB: 0 HBP: 0 BLK: 0	WP: 0 HR: 0 S: 7 P: 14	ERA: 0.00 WHIP: 0.000				



Batter	1	2	3	4	5	6	7	8	9	AB	R	H	RBI	BB	SO	LOB	TOP									
<b>Darren Bragg, L</b> OBP: 0.368, SLG: 0.422 (1, 8)										2	1	0	0	3	0	0	<b>Boston Red Sox @ Oakland Athletics</b> Oakland-Alameda County Coliseum, Oakland, CA Sun Sep 01 1996, 3:33 AM PDT Att: 15,021 - Sunny - 70 F									
<b>Jeff Fyfe, R</b> OBP: 0.380, SLG: 0.385 (1, 4)										5	1	2	2	0	0	2										
<b>John Valentin, R</b> OBP: 0.383, SLG: 0.443 (1, 10)										5	0	1	1	0	0	5										
<b>Mo Vaughn, L</b> OBP: 0.415, SLG: 0.581 (1, 3)										5	0	1	1	0	2	2										
<b>Tim Lincecum, R</b> OBP: 0.366, SLG: 0.456 (1, 5)										5	2	2	0	0	0	2										
<b>Troy O'Leary, L</b> OBP: 0.325, SLG: 0.445 (1, 9)										5	0	0	0	0	1	2										
<b>Nomar Garciaparra, R</b> OBP: 0.550, SLG: 1.000 (1, 6)										5	2	3	2	0	0	0										
<b>Mike Greenwell, L</b> OBP: 0.308, SLG: 0.391 (8, PR)										3	0	2	2	1	0	0										
<b>Lee Tinsley, S</b> OBP: 0.276, SLG: 0.293 (8, 8)										1	1	0	0	0	1	2										
<b>Bill Haselman, R</b> OBP: 0.299, SLG: 0.369 (1, 2)										5	1	1	0	0	3	4										
<b>Inning Stats</b>	R: 1 E: 0 K: 0 S: 11	H: 1 LOB: 1 BB: 1 P: 21	R: 0 E: 0 K: 0 S: 5	H: 0 LOB: 1 BB: 1 P: 14	R: 0 E: 1 K: 0 S: 14	H: 0 LOB: 0 BB: 0 P: 18	R: 1 E: 0 K: 0 S: 5	H: 1 LOB: 0 BB: 0 P: 8	R: 0 E: 0 K: 0 S: 15	H: 0 LOB: 1 BB: 1 P: 26	R: 2 E: 0 K: 2 S: 16	H: 3 LOB: 1 BB: 0 P: 21	R: 1 E: 0 K: 1 S: 23	H: 2 LOB: 1 BB: 0 P: 30	R: 2 E: 0 K: 0 S: 11	H: 3 LOB: 3 BB: 1 P: 18	R: 1 E: 1 K: 3 S: 17	H: 2 LOB: 2 BB: 0 P: 17	1B: 7 2B: 3 3B: 1 HR: 1	SF: 0 SAC: 0 DP: 0 HBP: 0	WP: 0 PB: 0 SB: 0 CS: 1	PA: 45				
<b>PITCHER</b>	IP	WLS	BF	H	R	ER	SO	BB	IBB	HBP	BLK	WP	HR	S	P	ERA	WHIP									
<b>John Wasdin, R</b> ERA: 6.24	(1, 1)	6.0	L	27	5	4	4	3	3	0	0	0	0	1	66	108	6.00	1.333								
<b>Mike Mohler, L</b> ERA: 3.41	(7, 1)	0.2		4	2	1	1	1	0	0	0	0	0	0	18	23	13.50	3.000								
<b>Jim Corsi, R</b> ERA: 3.94	(7, 1)	0.1		1	0	0	0	0	0	0	0	0	0	5	7	0.00	0.000									
<b>Doug Johns, L</b> ERA: 5.85	(8, 1)	0.2		5	2	2	2	0	1	0	0	0	0	7	12	27.00	4.500									
<b>Mark Acre, R</b> ERA: 6.62	(8, 1)	1.1		8	3	1	1	3	0	0	0	0	0	21	23	6.75	2.250									

Batter	1	2	3	4	5	6	7	8	9	AB	R	H	RBI	BB	SO	LOB	BOTTOM								
<b>Tony Batista, R</b> OBP: 0.324, SLG: 0.435 (1, 4)										3	0	1	2	1	0	0	<b>Boston Red Sox @ Oakland Athletics</b> Oakland-Alameda County Coliseum, Oakland, CA Sun Sep 01 1996, 3:33 AM PDT Att: 15,021 - Sunny - 70 F								
<b>Scott Brosius, R</b> OBP: 0.417, SLG: 0.574 (1, 5)										4	0	1	0	1	0	3									
<b>Jason Giambi, L</b> OBP: 0.366, SLG: 0.514 (1, 7)										4	0	1	0	0	1	5									
<b>Mark McGwire, R</b> OBP: 0.471, SLG: 0.763 (1, 3)										4	0	1	0	0	2	2									
<b>Geronimo Berroa, R</b> OBP: 0.338, SLG: 0.551 (1, 10)										4	0	0	0	0	0	2									
<b>Matt Stairs, L</b> OBP: 0.359, SLG: 0.548 (7, PH)										2	0	0	0	0	0	1									
<b>Ernie Young, R</b> OBP: 0.322, SLG: 0.417 (8, 8)										1	2	1	1	1	0	0									
<b>Jose Herrera, L</b> OBP: 0.311, SLG: 0.378 (7, PH)										2	0	0	0	0	0	1									
<b>Brian Leshar, R</b> OBP: 0.304, SLG: 0.600 (8, 9)										1	1	0	0	1	1	0									
<b>Mike Bordick, R</b> OBP: 0.291, SLG: 0.305 (1, 6)										4	0	1	0	0	0	2									
<b>Izzy Molina, R</b> OBP: 0.263, SLG: 0.278 (7, PH)										2	0	0	0	0	1	1									
<b>Terry Steinbach, R</b> OBP: 0.340, SLG: 0.540 (8, 2)										2	0	0	0	0	1	2									
<b>Inning Stats</b>	R: 0 E: 0 K: 1 S: 8	H: 1 LOB: 0 BB: 0 P: 16	R: 0 E: 0 K: 0 S: 4	H: 0 LOB: 0 BB: 0 P: 8	R: 0 E: 0 K: 2 S: 15	H: 1 LOB: 0 BB: 0 P: 23	R: 0 E: 0 K: 0 S: 8	H: 1 LOB: 1 BB: 0 P: 14	R: 0 E: 0 K: 0 S: 9	H: 0 LOB: 0 BB: 0 P: 14	R: 0 E: 0 K: 0 S: 10	H: 1 LOB: 1 BB: 0 P: 18	R: 2 E: 0 K: 1 S: 13	H: 1 LOB: 2 BB: 3 P: 27	R: 1 E: 0 K: 2 S: 15	H: 1 LOB: 0 BB: 0 P: 20	R: 0 E: 0 K: 0 S: 7	H: 0 LOB: 1 BB: 1 P: 13	1B: 2 2B: 2 3B: 1 HR: 1	SF: 0 SAC: 0 DP: 0 HBP: 1	WP: 0 PB: 0 SB: 0 CS: 0	PA: 38			
<b>PITCHER</b>	IP	WLS	BF	H	R	ER	SO	BB	IBB	HBP	BLK	WP	HR	S	P	ERA	WHIP								
<b>Aaron Sele, R</b> ERA: 5.35	(1, 1)	6.0	W	23	4	0	0	3	0	0	0	0	0	54	93	0.00	0.667								
<b>Eric Surdestrom, L</b> ERA: 6.91	(7, 1)	0.0		1	0	1	1	0	1	0	0	0	0	2	6	-	-								
<b>Kerry Lacy, R</b> ERA: 1.69	(7, 1)	0.2		5	1	1	1	1	2	0	0	0	0	10	20	13.50	4.500								
<b>Vaughn Eshelman, L</b> ERA: 6.27	(7, 1)	0.1		1	0	0	0	0	0	0	0	0	0	1	1	0.00	0.000								
<b>Mark Brandenburg, R</b> ERA: 3.63	(8, 1)	1.0		4	1	1	1	2	0	0	0	0	1	15	20	9.00	1.000								





Batter	1	2	3	4	5	6	7	8	9	10	AB	R	H	RBI	BB	SO	LOB	TOP								
Darren Bragg, L (1, 8) OBP: 0.367, SLG: 0.422			L4			K			G5-3		5	0	2	0	0	1	0									
Jeff Frye, R (1, 4) OBP: 0.374, SLG: 0.379	F7			L9		E6	F8		K		5	0	0	0	0	1	2									
John Valentin, R (1, 6) OBP: 0.380, SLG: 0.438	P9			K		F7	G6-3		P3		5	0	0	0	0	1	3									
Mo Vaughn, L (1, 3) OBP: 0.413, SLG: 0.577	G3			K		K				F7	4	1	0	0	1	2	2									
18 Reggie Jefferson, S (8, PH) OBP: 0.381, SLG: 0.602		G1-6-3																								
Wii Cordero, R (8, PH) OBP: 0.326, SLG: 0.407																										
Troy O'Leary, L (1, 9) OBP: 0.329, SLG: 0.443		G1-6-3				F7																				
Rudy Pemberton, R (8, 9)																										
Tim Lincecum, R (1, 5) OBP: 0.369, SLG: 0.455																										
Lee Tinsley, S (8, PR) OBP: 0.278, SLG: 0.293		G5-3																								
Jeff Manto, R (8, 5) OBP: 0.324, SLG: 0.402																										
Mike Greenwell, L (1, 7) OBP: 0.320, SLG: 0.436																										
Bill Haselman, R (1, 2) OBP: 0.294, SLG: 0.363																										
Mike Stanley, R (8, PH) OBP: 0.324, SLG: 0.509																										
<b>Inning Stats</b>	R: 0 E: 0 K: 1 S: 12	H: 1 LOB: 1 BB: 0 P: 18	R: 0 E: 0 K: 0 S: 9	H: 0 LOB: 0 BB: 1 P: 14	R: 0 E: 0 K: 0 S: 9	H: 0 LOB: 0 BB: 0 P: 15	R: 0 E: 0 K: 2 S: 9	H: 0 LOB: 0 BB: 0 P: 14	R: 2 E: 0 K: 1 S: 9	H: 1 LOB: 0 BB: 1 P: 17	R: 0 E: 1 K: 2 S: 10	H: 0 LOB: 1 BB: 0 P: 15	R: 4 E: 0 K: 1 S: 19	H: 3 LOB: 1 BB: 2 P: 34	R: 2 E: 0 K: 1 S: 16	H: 1 LOB: 2 BB: 2 P: 30	R: 0 E: 0 K: 1 S: 9	H: 0 LOB: 0 BB: 0 P: 16	R: 1 E: 0 K: 0 S: 8	H: 1 LOB: 2 BB: 2 P: 19	1B: 3 2B: 2 3B: 0 HR: 2	SF: 0 SAC: 0 DP: 1 HBP: 0	WP: 0 PB: 0 SB: 0 CS: 0	PA: 45		
<b>PITCHER</b>	IP 5.2	WLS 21	BF 21	H 2	R 2	ER 2	SO 4	BB 2	IBB 0	HBP 0	BLK 0	WP 0	HR 1	S 55	P 88	ERA 3.18	WHIP 0.706									
Bob Wolcott, R ERA: 5.55	(1, 1)	0.2	7	3	4	4	2	2	0	0	0	0	0	1	18	32	54.00	7.500								
Bobby Ayala, R ERA: 5.98	(6, 1)	0.2	2	0	0	0	0	0	0	0	0	0	0	4	7	0.00	0.000									
Rusty Meacham, R ERA: 5.25	(7, 1)	0.2	5	1	2	2	1	2	0	0	0	0	0	4	27	27.00	4.500									
Norm Charlton, L ERA: 4.43	(8, 1)	1.1	4	0	0	0	1	0	0	0	0	0	0	11	19	0.00	0.000									
Michael Jackson, R ERA: 3.71	(8, 1)																									

**Boston Red Sox @ Seattle Mariners**  
The Kingdom, Seattle, WA  
Mon Sep 02 1996, 10:05 PM EDT  
Att. 24,470 - Dome - 68 F

AB	37
R	9
H	7
RBI	9
BB	7
SO	8
LOB	15



Batter	1	2	3	4	5	6	7	8	9	10	AB	R	H	RBI	BB	SO	LOB	BOTTOM								
Joy Cora, S (1, 4) OBP: 0.340, SLG: 0.406				L7							4	1	3	0	2	0	1									
Alex Rodriguez, R (1, 6) OBP: 0.428, SLG: 0.684	F8		SF9		G4-3						4	1	1	3	1	0	3									
Ken Griffey Jr., L (1, 8) OBP: 0.352, SLG: 0.632			CS		G6-3						3	2	1	0	2	0	2									
Edgar Martinez, R (1, 10) OBP: 0.454, SLG: 0.621																										
Rich Amaral, R (9, PR) OBP: 0.398, SLG: 0.364																										
Jay Buhner, R (1, 9) OBP: 0.369, SLG: 0.559		G5-3																								
Paul Sorrento, L (1, 3) OBP: 0.373, SLG: 0.520																										
Brian Hunter, R (7, PH) OBP: 0.352, SLG: 0.449																										
Doug Strange, S (9, PH) OBP: 0.293, SLG: 0.343																										
Mark Whiten, S (1, 7) OBP: 0.369, SLG: 0.448																										
Dan Wilson, R (1, 2) OBP: 0.342, SLG: 0.448																										
Alex Diaz, S (8, PH) OBP: 0.257, SLG: 0.292																										
John Marzano, R (9, 2) OBP: 0.340, SLG: 0.315																										
Ricky Jordan, R (10, PH) OBP: 0.310, SLG: 0.385																										
Dave Hollins, S (1, 5) OBP: 0.364, SLG: 0.399																										
<b>Inning Stats</b>	R: 0 E: 0 K: 1 S: 6	H: 0 LOB: 1 BB: 2 P: 17	R: 0 E: 0 K: 2 S: 10	H: 0 LOB: 0 BB: 0 P: 18	R: 1 E: 0 K: 0 S: 11	H: 2 LOB: 0 BB: 1 P: 14	R: 4 E: 2 K: 0 S: 17	H: 2 LOB: 1 BB: 1 P: 34	R: 0 E: 0 K: 0 S: 6	H: 0 LOB: 0 BB: 0 P: 9	R: 0 E: 0 K: 1 S: 11	H: 1 LOB: 1 BB: 0 P: 18	R: 3 E: 0 K: 0 S: 15	H: 2 LOB: 2 BB: 4 P: 34	R: 0 E: 0 K: 1 S: 10	H: 0 LOB: 2 BB: 2 P: 22	R: 0 E: 0 K: 1 S: 12	H: 1 LOB: 1 BB: 0 P: 19	R: 0 E: 0 K: 0 S: 7	H: 2 LOB: 1 BB: 0 P: 14	1B: 8 2B: 2 3B: 0 HR: 1	SF: 2 SAC: 0 DP: 3 HBP: 0	WP: 0 PB: 0 SB: 0 CS: 3	PA: 48		
<b>PITCHER</b>	IP 6.0	WLS 26	BF 26	H 5	R 5	ER 3	SO 4	BB 3	IBB 0	HBP 0	BLK 0	WP 0	HR 0	S 61	P 110	ERA 4.50	WHIP 1.333									
Roger Clemens, R ERA: 3.71	(1, 1)	0.1	4	2	3	3	0	1	0	0	0	0	0	1	9	16	81.00	9.000								
Reggie Hams, R ERA: 3.75	(7, 1)	0.0	2	0	0	0	0	2	0	0	0	0	0	4	12	0.00	0.000									
Kerry Lacy, R ERA: 1.69	(7, 1)	0.2	2	0	0	0	0	1	0	0	0	0	0	2	6	0.00	1.500									
Vaughn Estelmen, L ERA: 6.21	(7, 1)	0.2	3	0	0	0	1	1	0	0	0	0	0	6	13	0.00	1.500									
Mark Brandenburg, R ERA: 3.59	(8, 1)																									

**Boston Red Sox @ Seattle Mariners**  
The Kingdom, Seattle, WA  
Mon Sep 02 1996, 10:05 PM EDT  
Att. 24,470 - Dome - 68 F

AB	35
R	8
H	10
RBI	7
BB	10
SO	6
LOB	18






Batter	1	2	3	4	5	6	7	8	9	AB	R	H	RBI	BB	SO	LOB	TOP					
Darren Bragg, L (1, 8) OBP: 0.365, SLG: 0.418	G3-1		K		G6-3		K		E BB 1B	5	1	1	0	0	2	0	<b>Boston Red Sox @ Seattle Mariners</b> The Kingdom, Seattle, WA Tue Sep 03 1996, 10:05 PM EDT Att: 17,374 - Dome - 68 F <a href="http://livebaseballscorecards.com">livebaseballscorecards.com</a>					
Jeff Eves, R (1, 4) OBP: 0.377, SLG: 0.384	2B		G6-3		K		18 HBP 1B		E 1B BB	4	2	2	0	1	1	0						
John Valentin, R (1, 5) OBP: 0.380, SLG: 0.437	K				E9 18 G4-3 1B		F7		E5 FC5-4 1B 2B	5	3	2	0	0	1	4						
Mo Vaughn, L (1, 3) OBP: 0.415, SLG: 0.576	BB				F7		F7		FC5-4 1B	3	0	1	2	1	0	2						
18 Reggie Jefferson, S (1, 10) Wil Cordero, R (9, PH)	G4-3				G4-3		HR		FC5-4 2B	4	1	2	3	0	0	3						
Mike Greenwell, L (1, 7) OBP: 0.326, SLG: 0.444					F8		BB		1B	5	1	3	2	0	0	2						
Nomar Garciaparra, R (1, 6) OBP: 0.543, SLG: 0.900					F9		BB		2B	4	0	2	2	1	0	0						
Troy O'Leary, L (1, 9) Jeff Manto, (9, PH)	F8				G3-1		F7		K	4	0	0	0	0	0	4						
Bill Haselman, R (1, 2) Mike Stanley, R (9, PH)					L4		G5-3		P4	4	0	0	0	0	0	2						
							G3			1	0	0	0	0	0	1						
<b>Inning Stats</b>	R: 0 E: 0 K: 1 S: 12	H: 1 LOB: 2 BB: 1 P: 22	R: 0 E: 0 K: 0 S: 8	H: 0 LOB: 0 BB: 0 P: 13	R: 0 E: 0 K: 1 S: 6	H: 0 LOB: 0 BB: 0 P: 8	R: 1 E: 1 K: 0 S: 6	H: 2 LOB: 2 BB: 1 P: 12	R: 0 E: 0 K: 1 S: 8	H: 0 LOB: 0 BB: 0 P: 12	R: 2 E: 0 K: 0 S: 10	H: 4 LOB: 2 BB: 0 P: 16	R: 1 E: 0 K: 1 S: 11	H: 2 LOB: 2 BB: 0 P: 16	R: 0 E: 0 K: 0 S: 8	H: 0 LOB: 0 BB: 0 P: 12	R: 5 E: 1 K: 1 S: 18	H: 4 LOB: 1 BB: 1 P: 28	1B: 9 2B: 3 3B: 0 HR: 1	SF: 0 SAC: 0 DP: 0 HBP: 1	WP: 0 PB: 0 SB: 0 CS: 0	PA: 45
<b>PITCHER</b>	IP WLS BF H R ER SO BB IBB HBP BLK WP HR S P ERA WHIP																					
Salomon Torres, R (1, 1) ERA: 7.58	5.1 W 25 7 3 3 3 2 0 0 0 0 0 1 47 77 5.06 1.688																					
40 Greg McCarthy, L (6, 1) ERA: 3.0	1.2 8 2 1 1 1 0 0 1 0 0 0 0 14 22 5.40 1.200																					
Bob Wells, R (8, 1) ERA: 5.09	1.0 6 1 3 3 0 1 0 0 0 0 0 0 14 24 27.00 2.000																					
Tim Davis, L (9, 1) ERA: 4.76	0.1 3 2 0 0 0 0 0 0 0 0 0 0 5 6 0.00 6.000																					
Michael Jackson, R (9, 1) ERA: 3.71	0.0 1 1 2 1 0 0 0 0 0 0 0 0 2 2 ∞ ∞																					
<b>PITCHER</b>	IP WLS BF H R ER SO BB IBB HBP BLK WP HR S P ERA WHIP																					
Norm Charlton, L (9, 1) ERA: 4.38	0.2 S 2 0 0 0 1 0 0 0 0 0 0 0 2 2 0.00 0.000																					

Batter	1	2	3	4	5	6	7	8	9	AB	R	H	RBI	BB	SO	LOB	BOTTOM			
Joey Cora, S (1, 4) OBP: 0.339, SLG: 0.406	1B HR 2B	G4-1		G4-3		P3		F9		5	1	1	0	0	0	0	<b>Boston Red Sox @ Seattle Mariners</b> The Kingdom, Seattle, WA Tue Sep 03 1996, 10:05 PM EDT Att: 17,374 - Dome - 68 F <a href="http://livebaseballscorecards.com">livebaseballscorecards.com</a>			
Alex Rodriguez, R (1, 6) OBP: 0.428, SLG: 0.681	HR	F9				1B 2B 1B		K		5	2	2	0	0	1	0				
Ken Griffey Jr., L (1, 8) OBP: 0.395, SLG: 0.642	HR			P6		2B 1B		HR		4	3	3	3	0	0	0				
Edgar Martinez, R (1, 10) OBP: 0.464, SLG: 0.618	FC4-6 BB			P7		K		HR		2	1	0	0	2	1	2				
Paul Sorrento, L (1, 3) OBP: 0.374, SLG: 0.521	FC4-6 FC3-6			1B		2B		F7		3	1	1	1	1	0	3				
Mark Whiten, S (1, 9)	FC3-6 HR			BB		2B				4	2	3	5	0	0	1				
Dave Hollins, S (1, 5) OBP: 0.363, SLG: 0.404	HR			F8		K		G5-3		4	1	1	2	0	1	3				
Chris Widger, R (1, 2)	K			K		P3		P4		4	0	0	0	0	2	1				
Alex Diaz, S (1, 7)		K		G3-1		F8		G4-3		4	0	0	0	0	1	0				
<b>Inning Stats</b>	R: 5 E: 0 K: 1 S: 17	H: 4 LOB: 0 BB: 1 P: 30	R: 0 E: 0 K: 1 S: 8	H: 0 LOB: 0 BB: 0 P: 12	R: 0 E: 0 K: 0 S: 14	H: 1 LOB: 2 BB: 1 P: 23	R: 0 E: 0 K: 1 S: 10	H: 0 LOB: 0 BB: 0 P: 12	R: 3 E: 0 K: 2 S: 18	H: 4 LOB: 1 BB: 0 P: 24	R: 0 E: 0 K: 1 S: 8	H: 0 LOB: 0 BB: 0 P: 12	R: 3 E: 0 K: 0 S: 11	H: 2 LOB: 0 BB: 1 P: 21	R: 0 E: 0 K: 0 S: 3	H: 0 LOB: 0 BB: 0 P: 5	1B: 4 2B: 4 3B: 0 HR: 3	SF: 0 SAC: 0 DP: 0 HBP: 0	WP: 0 PB: 0 SB: 1 CS: 0	PA: 38
<b>PITCHER</b>	IP WLS BF H R ER SO BB IBB HBP BLK WP HR S P ERA WHIP																			
Tom Gordon, R (1, 1) ERA: 5.47	4.1 L 24 9 8 8 4 2 0 0 0 0 0 1 26 40 10.12 0.750																			
Eric Gunderson, L (5, 1) ERA: 7.41	2.2 11 2 3 3 2 0 1 0 0 0 0 1 26 40 10.12 0.750																			
Pat Mahomes, R (8, 1) ERA: 6.89	1.0 3 0 0 0 0 0 0 0 0 0 0 0 3 5 0.00 0.000																			
<b>PITCHER</b>	IP WLS BF H R ER SO BB IBB HBP BLK WP HR S P ERA WHIP																			


**Boston Red Sox @ Seattle Mariners**  
 The Kingdom, Seattle, WA  
 Tue Sep 03 1996, 10:05 PM EDT  
 Att: 17,374 - Dome - 68 F

AB 40  
R 9  
H 13  
RBI 9  
BB 3  
SO 4  
LOB 20



**Boston Red Sox @ Seattle Mariners**  
 The Kingdom, Seattle, WA  
 Tue Sep 03 1996, 10:05 PM EDT  
 Att: 17,374 - Dome - 68 F

AB 35  
R 11  
H 11  
RBI 11  
BB 3  
SO 6  
LOB 10









Batter	1	2	3	4	5	6	7	8	9	AB	R	H	RBI	BB	SO	LOB	TOP					
<b>Darren Bragg, L</b> OBP: 0.363, SLG: 0.411 (1, 8)	L4	SF9		G5-4-3 BB		P6		P5		3	0	0	1	1	0	1	<b>Boston Red Sox @ Chicago White Sox</b> Comiskey Park, Chicago, IL Fri Sep 06 1996, 8:05 PM EDT Att: 18,417 - Unknown - 77 F					
<b>Jeff Frye, R</b> OBP: 0.380, SLG: 0.387 (1, 4)	K			G5-4-3 1-2f		G3		L1-3		5	0	1	1	0	1	2						
<b>John Valentin, R</b> OBP: 0.378, SLG: 0.432 (1, 6)	F9	G6-3			1B	L7		L9		5	1	1	0	0	0	1						
<b>Mo Vaughn, L</b> OBP: 0.418, SLG: 0.577 (1, 3)		2B WP 1B	F8		FC1-6 1B 1B		G1-6-3 1B	E 1B 1B		5	3	4	0	0	0	0						
<b>Wil Cordero, R</b> OBP: 0.323, SLG: 0.401 <b>Nomar Garciaparra, R</b> OBP: 0.353, SLG: 0.563 (9, PR)	WP 2B 2B	L6		K		G1-6-3		E5 BB 1B		5	1	1	0	0	1	4						
<b>Tim Lincecum, R</b> OBP: 0.370, SLG: 0.453 (1, 5)	K	L5		FC1-6 1B		G4-3		1B BB		4	0	1	1	1	1	1						
<b>Rudy Pemberton, R</b> OBP: 0.500, SLG: 0.727 (1, 9)	2B 1B BB			1B 2B		FC1-6 1B		F8 1B 1B		4	2	2	2	1	0	2						
<b>Mike Greenwell, L</b> OBP: 0.335, SLG: 0.446 <b>Lee Tinsley, S</b> OBP: 0.277, SLG: 0.292 (8, 8)	1B SF9 2B			K 1B		F7 1B		L8		4	1	2	2	0	1	1						
<b>Bill Haselman, R</b> OBP: 0.301, SLG: 0.366 (1, 2)	2B 1B			F9 1B		F9		E6 1B		4	1	3	2	0	0	2						
<b>Inning Stats</b>	R: 0 E: 0 K: 1 S: 5	H: 0 LOB: 0 BB: 0 P: 5	R: 5 E: 0 K: 1 S: 10	H: 5 LOB: 1 BB: 1 P: 14	R: 0 E: 0 K: 0 S: 3	H: 0 LOB: 0 BB: 0 P: 3	R: 1 E: 0 K: 1 S: 9	H: 2 LOB: 1 BB: 1 P: 19	R: 2 E: 0 K: 1 S: 13	H: 4 LOB: 2 BB: 0 P: 20	R: 0 E: 0 K: 0 S: 7	H: 0 LOB: 0 BB: 0 P: 12	R: 0 E: 0 K: 0 S: 8	H: 1 LOB: 0 BB: 0 P: 11	R: 0 E: 1 K: 0 S: 11	H: 1 LOB: 1 BB: 0 P: 16		R: 2 E: 1 K: 0 S: 21	H: 2 LOB: 2 BB: 1 P: 34	1B: 11 2B: 4 3B: 0 HR: 0	SF: 1 SAC: 0 DP: 2 HBP: 0	WP: 1 PB: 0 SB: 0 CS: 0
<b>PITCHER</b>	IP	WLS	BF	H	R	ER	SO	BB	IBB	HBP	BLK	WP	HR	S	P	ERA	WHIP					
<b>Wilson Alvarez, L</b> ERA: 4.04 <b>Brian Keyser, R</b> ERA: 5.09 <b>Al Levine, R</b> ERA: 5.54 <b>Mike Bertotti, L</b> ERA: 5.03	(1, 1)	1.2	L	11	5	5	2	1	0	0	0	1	0	14	18	27.00	3.600					
	(2, 1)	2.1	9	2	1	1	1	1	0	0	0	0	0	13	23	3.86	1.286					
	(5, 1)	3.0	13	5	2	2	1	0	0	0	0	0	0	28	43	6.00	1.667					
	(8, 1)	2.0	11	3	2	0	0	1	0	0	0	0	0	32	50	0.00	2.000					

AB 40  
R 10  
H 15  
RBI 9  
BB 3  
SO 4  
LOB 16



Batter	1	2	3	4	5	6	7	8	9	AB	R	H	RBI	BB	SO	LOB	BOTTOM					
<b>Tony Phillips, S</b> OBP: 0.414, SLG: 0.411 (1, 7)	P4		1B S	BB		G6-3		FC6-4 1B		4	0	2	0	1	0	0	<b>Boston Red Sox @ Chicago White Sox</b> Comiskey Park, Chicago, IL Fri Sep 06 1996, 8:05 PM EDT Att: 18,417 - Unknown - 77 F					
<b>Dave Martinez, L</b> OBP: 0.387, SLG: 0.456 (1, 8)	G4-3		1B	G1-3				F7		4	0	1	0	1	0	4						
<b>Frank Thomas, R</b> OBP: 0.463, SLG: 0.597 (1, 3)	G1-3		F4		1B SF8 1B	L7		FC6-4 1B		5	1	1	0	0	0	4						
<b>Robin Ventura, L</b> OBP: 0.374, SLG: 0.527 (1, 5)		G3		BB 1B 1B	1B	G3-1		K		5	1	2	0	0	1	0						
<b>Harold Baines, L</b> OBP: 0.393, SLG: 0.505 <b>Mike Robertson, L</b> (9, PH)	FC5-4 BB			1B BB SF9 1B		K		G4-3		2	1	1	0	2	1	2						
<b>Danny Tartabull, R</b> OBP: 0.338, SLG: 0.467 <b>Mike Cameron, R</b> OBP: 0.200, SLG: 0.200 (9, PH)	FC5-4 1-2f			SF9 1B BB		SF8		K		2	0	1	1	1	0	1						
<b>Ray Durham, S</b> OBP: 0.359, SLG: 0.417 (1, 4)	G1-3			1B S		K		K		3	0	1	1	1	1	3						
<b>Pat Borders, R</b> OBP: 0.290, SLG: 0.358 <b>Ron Karkovics, R</b> OBP: 0.272, SLG: 0.371 (9, 2)			G5-3	K		FC6-4		F7		4	0	0	0	0	1	7						
<b>Domingo Cedeño, S</b> OBP: 0.315, SLG: 0.354 (1, 6)	G4-3		G4-3	SF9		G4-3		K		3	0	0	1	0	1	0						
<b>Inning Stats</b>	R: 0 E: 0 K: 0 S: 3	H: 0 LOB: 0 BB: 0 P: 3	R: 0 E: 0 K: 0 S: 3	H: 0 LOB: 1 BB: 1 P: 7	R: 0 E: 0 K: 0 S: 5	H: 2 LOB: 2 BB: 0 P: 5	R: 2 E: 0 K: 1 S: 12	H: 3 LOB: 3 BB: 2 P: 23	R: 1 E: 0 K: 0 S: 13	H: 2 LOB: 2 BB: 1 P: 20	R: 0 E: 0 K: 0 S: 10	H: 0 LOB: 1 BB: 1 P: 17	R: 0 E: 0 K: 1 S: 8	H: 1 LOB: 2 BB: 1 P: 12	R: 0 E: 0 K: 1 S: 9	H: 1 LOB: 1 BB: 0 P: 15		R: 0 E: 0 K: 2 S: 9	H: 0 LOB: 0 BB: 0 P: 14	1B: 9 2B: 0 3B: 0 HR: 0	SF: 2 SAC: 0 DP: 0 HBP: 0	WP: 0 PB: 0 SB: 0 CS: 0
<b>PITCHER</b>	IP	WLS	BF	H	R	ER	SO	BB	IBB	HBP	BLK	WP	HR	S	P	ERA	WHIP					
<b>49 Tim Wakefield, R</b> ERA: 5.45 <b>Mark Brandenburg, R</b> ERA: 3.44	(1, 1)	7.0	W	35	8	3	3	6	0	0	0	0	0	54	87	3.86	2.000					
	(8, 1)	2.0	7	1	0	0	3	0	0	0	0	0	0	18	29	0.00	0.500					

AB 34  
R 3  
H 9  
RBI 3  
BB 6  
SO 6  
LOB 21









Batter	1	2	3	4	5	6	7	8	9	AB	R	H	RBI	BB	SO	LOB	TOP			
Darren Bragg, L (1, 8) OBP: 0.365, SLG: 0.408	F7		F7					2B BB		3	1	1	0	1	0	1	<b>Boston Red Sox @ Chicago White Sox</b> Comiskey Park, Chicago, IL Sun Sep 08 1996, 4:33 AM EDT Att: 19,983 - Overcast - 82 F			
Jeff Fyfe, R (1, 4) OBP: 0.381, SLG: 0.395	G4-6-3 1B		1B FC3-2 2B		L4-6 1B			1B SF8 2B		4	1	3	2	0	0	1				
John Valentin, R (1, 6) OBP: 0.380, SLG: 0.436	G4-6-3 1-2		FC3-2 1B		F9			2-3 1B		4	0	2	0	0	0	1				
Mo Vaughn, L (1, 10) OBP: 0.415, SLG: 0.571		K	FC3-2 1-3 3-H		F7			SF8		3	0	0	1	0	1	2				
18 Reggie Jefferson, S (1, 3) OBP: 0.386, SLG: 0.617								3-H F9		2	0	1	0	1	0	0				
Mike Stanley, R (8, PH) OBP: 0.353, SLG: 0.506								1-1 F9		1	0	0	0	0	0	1				
Jeff Manto, R (8, 3) OBP: 0.320, SLG: 0.398										0	0	0	0	0	0	0				
Tim Lincecum, R (1, 5) OBP: 0.383, SLG: 0.444	F7		1B		L4			G4-3		4	0	0	0	0	1	5				
Mike Greenwell, L (1, 7) OBP: 0.332, SLG: 0.439	FC6 1-2				G5-4-3 1B					4	0	1	0	0	0	1				
Troy O'Leary, L (1, 9) OBP: 0.325, SLG: 0.438			1B S 1B		K			F8		4	1	1	0	0	1	1				
Bill Haselman, R (1, 2) OBP: 0.296, SLG: 0.360					G5-4-3					3	1	1	1	0	0	1				
Wil Cordero, R (9, PH) OBP: 0.325, SLG: 0.402			1-H 2B 1B		1-2			P6		1	0	0	0	0	0	0				
<b>Inning Stats</b>	R: 0 E: 0 K: 0 S: 5	H: 1 LOB: 0 BB: 0 P: 6	R: 0 E: 0 K: 1 S: 13	H: 1 LOB: 1 BB: 0 P: 16	R: 2 E: 0 K: 1 S: 18	H: 4 LOB: 3 BB: 1 P: 34	R: 0 E: 0 K: 1 S: 6	H: 1 LOB: 0 BB: 0 P: 9	R: 0 E: 0 K: 0 S: 7	H: 0 LOB: 0 BB: 0 P: 10	R: 0 E: 0 K: 0 S: 4	H: 0 LOB: 0 BB: 0 P: 8	R: 0 E: 0 K: 0 S: 15	H: 0 LOB: 1 BB: 1 P: 26	R: 0 E: 0 K: 0 S: 10	H: 0 LOB: 0 BB: 0 P: 14	1B: 8 2B: 3 3B: 0 HR: 0	SF: 1 SAC: 0 DP: 3 HBP: 0	WP: 0 PB: 0 SB: 1 CS: 0	PA: 36
<b>PITCHER</b>	IP WLS BF H R ER SO BB IBB HBP BLK WP HR S P ERA WHIP																			
James Baldwin, R (1, 1) ERA: 4.27	7.0 W 29 9 4 4 3 1 1 0 0 0 0 0 62 100 5.14 1.429																			
Tony Castillo, L (8, 1) ERA: 4.01	1.0 4 1 0 0 0 0 0 0 0 0 0 0 10 15 0.00 1.000																			
Roberto Hernandez, R (9, 1) ERA: 1.63	1.0 S 3 0 0 0 0 0 0 0 0 0 0 0 10 14 0.00 0.000																			

Batter	1	2	3	4	5	6	7	8	9	AB	R	H	RBI	BB	SO	LOB	BOTTOM			
Tony Phillips, S (1, 7) OBP: 0.415, SLG: 0.411	FC6-4 1B		1B 1B BB		CS 1B			F7		4	1	2	1	1	1	1	<b>Boston Red Sox @ Chicago White Sox</b> Comiskey Park, Chicago, IL Sun Sep 08 1996, 4:33 AM EDT Att: 19,983 - Overcast - 82 F			
Dave Martinez, L (1, 8) OBP: 0.387, SLG: 0.459	FC6-4 1-2		1B 1B		CS 1-2			F7		4	1	1	0	0	0	1				
Frank Thomas, R (1, 3) OBP: 0.462, SLG: 0.592	F9		1B 1-2 2-H		G4-3			G4-3		4	0	1	1	0	0	1				
Robin Ventura, L (1, 5) OBP: 0.375, SLG: 0.533	L9		1B 1-2 2-H		HR			P6		4	1	2	2	0	0	1				
Harold Baines, L (1, 10) OBP: 0.396, SLG: 0.503										2	0	1	0	2	0	2				
Mike Cameron, R (8, PR) OBP: 0.200, SLG: 0.200								1B SF8 1B		0	1	0	0	0	0	0				
Danny Tartabull, R (1, 9) OBP: 0.336, SLG: 0.470										3	0	0	0	0	3	4				
Darren Lewis, R (8, 8) OBP: 0.316, SLG: 0.306								1B SF8 E 1B		1	1	1	0	0	0	0				
Ray Durham, S (1, 4) OBP: 0.358, SLG: 0.418								SF8		3	1	1	1	0	1	1				
Pat Borders, R (1, 2) OBP: 0.287, SLG: 0.354								1-2 SF8		2	0	0	0	0	0	1				
Mike Robertson, L (8, PH) OBP: 0.270, SLG: 0.368								3-H G6-3		1	0	0	0	0	0	2				
Ron Karkovics, R (9, 2) OBP: 0.270, SLG: 0.368										0	0	0	0	0	0	0				
Norberto Martin, R (1, 6) OBP: 0.385, SLG: 0.450										3	1	1	1	0	0	0				
Ozzie Guillen, L (7, 6) OBP: 0.281, SLG: 0.373								2-H E9		1	0	0	0	0	0	1				
<b>Inning Stats</b>	R: 0 E: 0 K: 0 S: 9	H: 1 LOB: 1 BB: 0 P: 11	R: 0 E: 0 K: 2 S: 13	H: 0 LOB: 1 BB: 1 P: 22	R: 2 E: 0 K: 1 S: 19	H: 3 LOB: 2 BB: 1 P: 32	R: 1 E: 0 K: 0 S: 10	H: 2 LOB: 0 BB: 0 P: 17	R: 1 E: 0 K: 1 S: 11	H: 1 LOB: 1 BB: 1 P: 20	R: 1 E: 0 K: 0 S: 6	H: 1 LOB: 0 BB: 0 P: 11	R: 0 E: 0 K: 0 S: 6	H: 0 LOB: 0 BB: 0 P: 11	R: 2 E: 1 K: 1 S: 10	H: 2 LOB: 1 BB: 0 P: 14	1B: 7 2B: 2 3B: 0 HR: 1	SF: 1 SAC: 1 DP: 0 HBP: 0	WP: 0 PB: 0 SB: 0 CS: 1	PA: 38
<b>PITCHER</b>	IP WLS BF H R ER SO BB IBB HBP BLK WP HR S P ERA WHIP																			
Aaron Sele, R (1, 1) ERA: 6.41	5.0 L 24 7 4 4 4 4 3 0 0 0 0 0 0 62 102 7.20 2.000																			
Pat Mahomes, R (8, 1) ERA: 6.89	1.0 4 1 1 1 0 0 0 0 0 0 0 0 6 11 9.00 1.000																			
Vaughn Eshelman, L (7, 1) ERA: 9.2	1.0 4 1 1 1 0 0 0 0 0 0 0 0 7 12 9.00 1.000																			
Mark Brandenburg, R (8, 1) ERA: 3.39	1.0 5 1 1 0 1 0 0 0 0 0 0 0 9 13 0.00 1.000																			



Batter	1	2	3	4	5	6	7	8	9	AB	R	H	RBI	BB	SO	LOB	TOP										
Fernando Vina, L (1,4) OBP: 0.342, SLG: 0.378 Mark Loretta, R (8,4) OBP: 0.333, SLG: 0.321	2-1 G6-3	0-1 G4-3		1-2 1B HBP		0-1 G4-3		0-0 SH3		3	0	0	0	0	0	3											
Jeff Cirillo, R (1,5) OBP: 0.388, SLG: 0.487	3-2 G6-3		0-0	2-1 1B			2-2 F6	0-2 F8		5	0	2	1	0	0	1											
Dave Nilsson, L (1,10) OBP: 0.413, SLG: 0.544	3-3 K		2-2 L6	1-2 2-3 3-H 0-0 G4-3			1-0 FC6	1-2 HR		4	1	1	0	0	1	4											
John Jaha, R (1,3) OBP: 0.386, SLG: 0.521		1-0 F9 BB 1B	1-3 K		3-1 G5-3		1-2 G5-3	1-0 HR		5	2	2	3	0	1	2											
Jose Valentin, S (1,6) OBP: 0.335, SLG: 0.488		4-2 1B BB	3-3 K		2-3 K		4-0 FC6 IBB	1-0 P5		3	0	0	0	2	2	1											
Marc Newfield, R (1,7) OBP: 0.317, SLG: 0.423 Brian Banks, S (9,7)		1-3 K		1-3 K	1-2 E6		1-0 FC6		2-3 K	4	0	0	0	0	2	4											
Jeromy Burnitz, L (1,8) OBP: 0.383, SLG: 0.477		3-1 F9		0-2 HBP 1B	0-2 G4-3		2-3 K		3-2 F8	5	1	1	0	0	1	6											
Matt Mieske, R (1,9) OBP: 0.321, SLG: 0.483		0-0 BB		1-3 K		1-2 G6-3		1-1 HR	0-2 1B	5	1	3	2	0	1	1											
Jesse Levis, L (1,2) OBP: 0.352, SLG: 0.275		1-3 3-H		2-1 1B HBP	1-2 1B		0-2 L4	4-0 F8 SH3 HR BB	0-1 G4-3	3	1	1	0	2	0	1											
<b>Inning Stats</b>	R: 0 E: 0 K: 1 S: 9	H: 0 LOB: 0 BB: 0 P: 17	R: 1 E: 0 K: 1 S: 11	H: 2 LOB: 3 BB: 2 P: 24	R: 0 E: 0 K: 2 S: 10	H: 1 LOB: 1 BB: 0 P: 16	R: 1 E: 0 K: 2 S: 18	H: 3 LOB: 3 BB: 0 P: 25	R: 0 E: 0 K: 0 S: 10	H: 0 LOB: 0 BB: 0 P: 11	R: 0 E: 0 K: 1 S: 14	H: 1 LOB: 3 BB: 1 P: 25	R: 4 E: 0 K: 0 S: 10	H: 2 LOB: 0 BB: 1 P: 18	R: 0 E: 0 K: 1 S: 11	H: 1 LOB: 1 BB: 0 P: 16	1B: 7 2B: 1 3B: 0 HR: 2	SF: 0 SAC: 1 DP: 0 HBP: 2	WP: 0 PB: 0 SB: 0 CS: 0	PA: 45							
<b>PITCHER</b>	IP	WLS	BF	H	R	ER	SO	BB	IBB	HBP	BLK	WP	HR	S	P	ERA	WHIP										
Tom Gordon, R (1,1) ERA: 5.41	7.0	L	35	8	3	3	8	2	1	1	0	0	1	85	138	3.86	1.429										
Vaughn Eshelman, L (8,1) ERA: 6.37	0.2		4	0	0	0	0	1	0	1	0	0	0	6	11	0.00	1.500										
Pat Mahomes, R (8,1) ERA: 7.02	0.1		2	1	3	3	0	0	0	0	0	0	1	2	4	81.00	3.000										
Kerry Lacy, R (9,1) ERA: 1.42	1.0		4	1	0	0	1	0	0	0	0	0	0	11	16	0.00	1.000										

Milwaukee Brewers @ Boston Red Sox  
Fenway Park, Boston, MA  
Mon Sep 09 1996, 7:05 PM EDT  
Att: 22,386 - Unknown - 71 F

AB 38  
R 6  
H 10  
RBI 6  
BB 4  
SO 9  
LOB 23



Batter	1	2	3	4	5	6	7	8	9	AB	R	H	RBI	BB	SO	LOB	BOTTOM										
Jeff Frye, R (1,4) OBP: 0.385, SLG: 0.402	0-2 S 1B		1-2 2B		2-2 F6			2-1 1B		4	0	3	0	0	0	1											
Nomar Garciaparra, R (1,6) OBP: 0.286, SLG: 0.450	2-2 F8		1-2 G4-3		1-1 FC6-4			1-3 K		4	0	0	0	0	1	4											
John Valentin, R (1,5) OBP: 0.379, SLG: 0.433	4-1 G4-6-3 BB			0-0 G5-3		2-0 L5		0-2 P5		3	0	0	0	1	0	1											
Mo Vaughn, L (1,3) OBP: 0.415, SLG: 0.570	0-0 G4-6-3			0-0 2B 1B		0-0 G3-1			1-1 HBP	3	0	1	0	0	0	2											
Wil Cordero, R (1,10) OBP: 0.324, SLG: 0.404		0-3 K		1-2 2B		2-1 F9		1-0 F4		4	0	1	0	0	1	1											
Rudy Pemberton, R (1,9) OBP: 0.375, SLG: 0.533		2-2 F4		0-0 G1-3			1-3 K		1-3 K	4	0	0	0	0	2	3											
Mike Greenwell, L (1,7) OBP: 0.327, SLG: 0.431		2-0 G3-1		2-0 G1-3			0-0 F9		1-1 G6-3	4	0	0	0	0	0	3											
Bill Haselman, R (1,2) OBP: 0.297, SLG: 0.359			0-0 G6-3		3-2 FC3-6 1B		2-1 G6-3			3	0	1	0	0	0	0											
Darren Bragg, L (1,8) OBP: 0.362, SLG: 0.405			1-0 G4-3		1-0 FC3-6 FC6-4			1-3 K		3	0	0	0	0	1	1											
<b>Inning Stats</b>	R: 0 E: 0 K: 0 S: 8	H: 1 LOB: 1 BB: 1 P: 14	R: 0 E: 0 K: 1 S: 7	H: 0 LOB: 0 BB: 0 P: 11	R: 0 E: 0 K: 0 S: 8	H: 1 LOB: 1 BB: 0 P: 11	R: 0 E: 0 K: 0 S: 9	H: 2 LOB: 2 BB: 0 P: 12	R: 0 E: 0 K: 0 S: 10	H: 1 LOB: 1 BB: 0 P: 17	R: 0 E: 0 K: 0 S: 4	H: 0 LOB: 0 BB: 0 P: 8	R: 0 E: 0 K: 1 S: 7	H: 0 LOB: 0 BB: 0 P: 10	R: 0 E: 0 K: 2 S: 12	H: 1 LOB: 1 BB: 0 P: 16	R: 0 E: 0 K: 1 S: 9	H: 0 LOB: 1 BB: 0 P: 13	1B: 4 2B: 2 3B: 0 HR: 0	SF: 0 SAC: 0 DP: 1 HBP: 1	WP: 0 PB: 0 SB: 1 CS: 0	PA: 34					
<b>PITCHER</b>	IP	WLS	BF	H	R	ER	SO	BB	IBB	HBP	BLK	WP	HR	S	P	ERA	WHIP										
Scott Karl, L (1,1) ERA: 4.72	9.0	W	34	6	0	0	5	1	0	1	0	0	0	74	112	0.00	0.778										

Milwaukee Brewers @ Boston Red Sox  
Fenway Park, Boston, MA  
Mon Sep 09 1996, 7:05 PM EDT  
Att: 22,386 - Unknown - 71 F

AB 32  
R 0  
H 6  
RBI 0  
BB 1  
SO 5  
LOB 16













Batter	1	2	3	4	5	6	7	8	9	AB	R	H	RBI	BB	SO	LOB	TOP										
<b>Tony Phillips, S</b> OBP: 0.415, SLG: 0.411 (1, 7)	K2-3		G3		G6-3				K	4	1	1	1	1	2	1	<b>Chicago White Sox @ Boston Red Sox</b> Fenway Park, Boston, MA Fri Sep 13 1996, 7:05 PM EDT Att: 28,907 - Unknown - 60 F										
<b>Dave Martinez, L</b> OBP: 0.389, SLG: 0.458 (1, 8)	2B		K		G6-3					3	1	1	0	2	2	1											
<b>Frank Thomas, R</b> OBP: 0.455, SLG: 0.590 (1, 3)	F8				HR				K	5	1	1	1	0	2	4											
<b>Harold Baines, L</b> OBP: 0.398, SLG: 0.508 (1, 10)	2B				BB				F8	4	1	2	1	0	0	0											
<b>Robin Ventura, L</b> OBP: 0.373, SLG: 0.527 (1, 5)	F7				FC4-6					3	0	1	0	1	0	1											
<b>Danny Tartabull, R</b> OBP: 0.345, SLG: 0.478 (1, 9)		F8			FC4-6					2	0	1	0	2	0	0											
<b>Norberto Martin, R</b> OBP: 0.362, SLG: 0.435 <b>Greg Norton, S</b> OBP: 0.300, SLG: 0.222 (8, PH)	L3				FC4-6					3	0	0	1	0	0	3											
<b>Pat Borders, R</b> OBP: 0.294, SLG: 0.369 <b>Don Slaught, R</b> OBP: 0.373, SLG: 0.460 (9, PH)	G4-3				G6-3					1	0	1	0	0	0	0											
<b>Ray Durham, S</b> OBP: 0.351, SLG: 0.408 (1, 4)			G3						F9	4	1	1	0	0	0	1											
<b>Inning Stats</b>	R: 1 E: 0 K: 1 S: 14	H: 2 LOB: 1 BB: 0 P: 21	R: 0 E: 0 K: 0 S: 7	H: 0 LOB: 0 BB: 0 P: 10	R: 0 E: 0 K: 1 S: 9	H: 0 LOB: 0 BB: 0 P: 12	R: 2 E: 0 K: 0 S: 9	H: 2 LOB: 1 BB: 2 P: 18	R: 2 E: 0 K: 1 S: 10	H: 2 LOB: 0 BB: 1 P: 20	R: 0 E: 0 K: 1 S: 14	H: 1 LOB: 1 BB: 0 P: 19	R: 0 E: 0 K: 1 S: 6	H: 0 LOB: 1 BB: 1 P: 15	R: 0 E: 0 K: 2 S: 9	H: 1 LOB: 2 BB: 1 P: 17		R: 0 E: 0 K: 2 S: 13	H: 1 LOB: 2 BB: 1 P: 25	1B: 6 2B: 2 3B: 1 HR: 1	SF: 0 SAC: 0 DP: 3 HBP: 0	WP: 1 PB: 0 SB: 0 CS: 1	PA: 39				
<b>PITCHER</b>	IP	WLS	BF	H	R	ER	SO	BB	IBB	HBP	BLK	WP	HR	S	P	ERA	WHIP										
<b>Roger Clemens, R</b> ERA: 3.82 (1, 1)	7.0	W	29	7	5	5	4	4	0	0	0	0	1	69	115	6.43	1.571										
<b>Mark Brandenburg, R</b> ERA: 3.29 (8, 1)	0.2		4	1	0	0	1	1	0	0	0	0	0	6	11	0.00	3.000										
<b>Heathcliff Slocumb, R</b> ERA: 3.34 (8, 1)	1.1	S	6	1	0	0	3	1	0	0	0	1	0	16	31	0.00	1.500										

Batter	1	2	3	4	5	6	7	8	9	AB	R	H	RBI	BB	SO	LOB	BOTTOM										
<b>Darren Bragg, L</b> OBP: 0.368, SLG: 0.413 (1, 8)	1B		CS		K					5	2	3	0	0	2	2	<b>Chicago White Sox @ Boston Red Sox</b> Fenway Park, Boston, MA Fri Sep 13 1996, 7:05 PM EDT Att: 28,907 - Unknown - 60 F										
<b>Jeff Fyfe, R</b> OBP: 0.386, SLG: 0.401 (1, 4)	WP		18 2B		G6-3					4	1	3	0	1	0	0											
<b>18 Reggie Jefferson, S</b> OBP: 0.363, SLG: 0.656 <b>Wil Cordero, R</b> OBP: 0.325, SLG: 0.402 <b>Arquimedes Fioza, R</b> OBP: 0.196, SLG: 0.286 (8, PR)	K		G6-3		2B					4	2	2	1	0	2	5											
<b>Mo Vaughn, L</b> OBP: 0.419, SLG: 0.577 (1, 3)			G6-3							3	1	1	2	1	1	1											
<b>John Valentin, R</b> OBP: 0.374, SLG: 0.429 (1, 5)	P2		1B		E6					5	1	1	0	0	0	5											
<b>Mike Greenwell, L</b> OBP: 0.328, SLG: 0.445 <b>Lee Tinsley, S</b> OBP: 0.277, SLG: 0.292 (8, FR)	K		3B		F9					4	1	1	0	1	1	4											
<b>Nomar Garciaparra, R</b> OBP: 0.333, SLG: 0.586 (1, 6)		F9			1B					5	1	2	2	0	0	3											
<b>Troy O'Leary, L</b> OBP: 0.327, SLG: 0.436 (1, 9)					SH1-3					2	0	1	1	1	0	0											
<b>Bill Haselman, R</b> OBP: 0.302, SLG: 0.376 (1, 2)		F9			G1-6-3					3	0	0	0	1	0	2											
<b>Inning Stats</b>	R: 0 E: 0 K: 2 S: 12	H: 2 LOB: 3 BB: 1 P: 26	R: 0 E: 0 K: 0 S: 8	H: 0 LOB: 1 BB: 1 P: 14	R: 6 E: 0 K: 0 S: 24	H: 7 LOB: 0 BB: 0 P: 38	R: 2 E: 1 K: 1 S: 18	H: 2 LOB: 1 BB: 0 P: 27	R: 0 E: 0 K: 2 S: 11	H: 1 LOB: 3 BB: 2 P: 24	R: 0 E: 0 K: 1 S: 7	H: 0 LOB: 0 BB: 0 P: 12	R: 0 E: 0 K: 0 S: 6	H: 0 LOB: 0 BB: 0 P: 8	R: 1 E: 0 K: 0 S: 11	H: 2 LOB: 3 BB: 2 P: 21		1B: 11 2B: 2 3B: 1 HR: 0	SF: 1 SAC: 1 DP: 1 HBP: 0	WP: 4 PB: 0 SB: 0 CS: 1	PA: 44						
<b>PITCHER</b>	IP	WLS	BF	H	R	ER	SO	BB	IBB	HBP	BLK	WP	HR	S	P	ERA	WHIP										
<b>James Baldwin, R</b> ERA: 4.56 (1, 1)	2.1	L	16	8	6	6	2	1	1	0	0	0	0	25	37	0.00	2.400										
<b>Brian Keyser, R</b> ERA: 4.94 (3, 1)	1.2		9	4	2	0	1	0	0	0	0	0	0	12	25	0.00	1.500										
<b>Larry Thomas, L</b> ERA: 3.23 (5, 1)	1.1		6	0	0	0	3	2	0	0	0	0	0	13	20	5.40	1.200										
<b>Al Levine, R</b> ERA: 5.52 (6, 1)	1.2		7	2	1	1	0	0	0	0	0	0	0	8	17	0.00	1.000										
<b>Mike Bertotti, L</b> ERA: 5.23 (8, 1)	1.0		5	0	0	0	0	1	1	0	0	2	0	8	17	0.00	1.000										



Batter	1	2	3	4	5	6	7	8	9	AB	R	H	RBI	BB	SO	LOB	TOP									
<b>Tony Phillips, S</b> OBP: 0.413, SLG: 0.407 (1, 7)										5	0	0	0	1	2	1										
<b>Dave Martinez, L</b> OBP: 0.395, SLG: 0.463 (8, 9)										5	2	4	0	1	0	0										
<b>Frank Thomas, R</b> OBP: 0.454, SLG: 0.589 (1, 3)										6	2	2	0	0	0	5										
<b>Harold Baines, L</b> OBP: 0.400, SLG: 0.508 (1, 10)										4	2	2	1	1	1	3										
<b>Robin Ventura, L</b> OBP: 0.376, SLG: 0.530 (1, 5)										3	3	2	1	2	1	2										
<b>Danny Tartabull, R</b> OBP: 0.345, SLG: 0.485 (1, 9)										4	2	2	6	0	1	3										
<b>Darren Lewis, R</b> OBP: 0.316, SLG: 0.310 (8, 8)										0	0	0	0	0	0	0										
<b>Ray Durham, S</b> OBP: 0.352, SLG: 0.407 (1, 4)										4	1	1	0	1	2	2										
<b>Don Slaught, R</b> OBP: 0.373, SLG: 0.460 (1, 2)										4	0	1	3	1	1	3										
<b>Greg Norton, S</b> OBP: 0.286, SLG: 0.462 (1, 6)										4	1	1	2	0	0	2										
<b>Ozzie Guillen, L</b> OBP: 0.276, SLG: 0.367 (7, 6)										1	0	0	0	0	1	1										
<b>Inning Stats</b>	R: 5 E: 1 K: 0 S: 21	H: 3 LOB: 1 BB: 3 P: 41	R: 0 E: 0 K: 1 S: 13	H: 1 LOB: 1 BB: 0 P: 18	R: 0 E: 0 K: 1 S: 10	H: 1 LOB: 1 BB: 0 P: 17	R: 0 E: 0 K: 0 S: 7	H: 1 LOB: 1 BB: 0 P: 13	R: 4 E: 0 K: 1 S: 18	H: 4 LOB: 0 BB: 0 P: 26	R: 0 E: 0 K: 1 S: 11	H: 1 LOB: 2 BB: 1 P: 23	R: 0 E: 0 K: 1 S: 10	H: 1 LOB: 1 BB: 0 P: 15	R: 4 E: 0 K: 3 S: 19	H: 3 LOB: 1 BB: 2 P: 35	R: 0 E: 0 K: 1 S: 6	H: 0 LOB: 0 BB: 1 P: 12	1B: 10 2B: 4 3B: 0 HR: 2	SF: 1 SAC: 0 DP: 1 HBP: 0	WP: 0 PB: 0 SB: 1 CS: 0	PA: 48				
<b>PITCHER</b>	IP	WLS	BF	H	R	ER	SO	BB	IBB	HBP	BLK	WP	HR	S	P	ERA	WHIP									
<b>Tom Gordon, R</b> ERA: 5.88 (1, 1)	4.0	L	22	7	6	6	2	3	0	0	0	0	0	53	92	13.50	2.500									
<b>Eric Gunderson, L</b> ERA: 7.79 (5, 1)	0.0		1	1	0	0	0	0	0	0	0	0	0	2	3	∞	∞									
<b>Mike Maddux, R</b> ERA: 4.75 (5, 1)	1.1		8	3	3	3	1	1	0	0	0	0	1	20	34	20.25	3.000									
<b>Vaughn Eshelman, L</b> ERA: 6.62 (6, 1)	0.2		2	0	0	0	1	0	0	0	0	0	0	5	9	0.00	0.000									
<b>Kerry Lacy, R</b> ERA: 1.93 (7, 1)	1.0		4	1	0	0	1	0	0	0	0	0	0	10	15	0.00	1.000									
<b>PITCHER</b>	IP	WLS	BF	H	R	ER	SO	BB	IBB	HBP	BLK	WP	HR	S	P	ERA	WHIP									
<b>Mark Brandenburg, R</b> ERA: 3.76 (8, 1)	1.0		8	3	4	4	3	1	1	0	0	0	0	1	19	35	36.00	4.000								
<b>Reggie Harris, R</b> ERA: 12.46 (8, 1)	1.0		3	0	0	0	1	1	0	0	0	0	0	6	12	0.00	1.000									

Chicago White Sox @ Boston Red Sox  
Fenway Park, Boston, MA  
Sat Sep 14 1996, 3:33 AM EDT  
Att: 31,841 - Cloudy - 60 F

livebaseballscorecards.com

AB 40  
R 13  
H 15  
RBI 13  
BB 7  
SO 9  
LOB 22

Batter	1	2	3	4	5	6	7	8	9	AB	R	H	RBI	BB	SO	LOB	BOTTOM								
<b>Darren Bragg, L</b> OBP: 0.370, SLG: 0.412 (1, 8)										4	2	1	0	1	1	1									
<b>Jeff Erye, R</b> OBP: 0.389, SLG: 0.404 (1, 4)										5	2	3	0	0	0	1									
<b>18 Reggie Jefferson, S</b> OBP: 0.363, SLG: 0.695 (1, 10)										5	0	2	2	0	1	3									
<b>Mo Vaughn, L</b> OBP: 0.420, SLG: 0.577 (1, 3)										5	0	3	3	0	1	1									
<b>Mike Greenwell, L</b> OBP: 0.323, SLG: 0.438 (1, 7)										4	0	0	0	0	0	5									
<b>John Valentin, R</b> OBP: 0.371, SLG: 0.425 (1, 5)										4	0	0	0	0	1	4									
<b>Troy O'Leary, L</b> OBP: 0.324, SLG: 0.432 (1, 9)										4	0	0	0	0	1	2									
<b>Nomar Garciaparra, R</b> OBP: 0.294, SLG: 0.515 (1, 6)										4	0	0	0	0	0	0									
<b>Bill Haselman, R</b> OBP: 0.306, SLG: 0.380 (9, 2)										3	1	1	0	1	1	1									
<b>Inning Stats</b>	R: 1 E: 0 K: 1 S: 13	H: 2 LOB: 1 BB: 0 P: 18	R: 0 E: 1 K: 0 S: 10	H: 0 LOB: 1 BB: 0 P: 17	R: 2 E: 0 K: 0 S: 17	H: 3 LOB: 2 BB: 1 P: 30	R: 0 E: 0 K: 1 S: 11	H: 1 LOB: 1 BB: 0 P: 19	R: 0 E: 0 K: 2 S: 8	H: 0 LOB: 0 BB: 0 P: 10	R: 2 E: 0 K: 0 S: 12	H: 3 LOB: 2 BB: 1 P: 23	R: 0 E: 0 K: 1 S: 6	H: 0 LOB: 0 BB: 0 P: 6	R: 0 E: 0 K: 1 S: 9	H: 1 LOB: 1 BB: 0 P: 16	1B: 9 2B: 1 3B: 0 HR: 0	SF: 0 SAC: 0 DP: 0 HBP: 0	WP: 0 PB: 0 SB: 2 CS: 0	PA: 40					
<b>PITCHER</b>	IP	WLS	BF	H	R	ER	SO	BB	IBB	HBP	BLK	WP	HR	S	P	ERA	WHIP								
<b>Marvin Freeman, R</b> ERA: 6.15 (1, 1)	2.0		12	4	3	3	1	1	0	0	0	0	0	31	49	13.50	2.500								
<b>Tony Castillo, L</b> ERA: 3.94 (3, 1)	3.0	W	11	2	0	0	2	0	0	0	0	0	0	26	44	0.00	0.667								
<b>Jeff Darwin, R</b> ERA: 3.13 (6, 1)	1.0		6	2	2	2	2	1	0	0	0	0	0	12	19	18.00	3.000								
<b>Mike Bertotti, L</b> ERA: 5.06 (7, 1)	0.2		3	1	0	0	0	0	0	0	0	0	0	7	12	0.00	1.500								
<b>41 Bill Simas, R</b> ERA: 4.37 (7, 1)	2.1	S	8	1	0	0	1	0	0	0	0	0	0	16	24	0.00	0.429								

Chicago White Sox @ Boston Red Sox  
Fenway Park, Boston, MA  
Sat Sep 14 1996, 3:33 AM EDT  
Att: 31,841 - Cloudy - 60 F

livebaseballscorecards.com

AB 38  
R 5  
H 10  
RBI 5  
BB 2  
SO 6  
LOB 18



Batter	1	2	3	4	5	6	7	8	9	AB	R	H	RBI	BB	SO	LOB	TOP			
<b>Tony Phillips, S</b> OBP: 0.411, SLG: 0.407 (1, 7)										5	1	1	0	0	1	3	<b>Chicago White Sox @ Boston Red Sox</b> Fenway Park, Boston, MA Sun Sep 15 1996, 3:33 AM EDT Att: 32,452 - Sunny - 74 F			
<b>Dave Martinez, L</b> OBP: 0.393, SLG: 0.458 (1, 8)										4	0	0	0	1	1	1				
<b>Frank Thomas, R</b> OBP: 0.457, SLG: 0.609 (1, 3)										4	4	3	3	1	1	2				
<b>Robin Ventura, L</b> OBP: 0.376, SLG: 0.533 (1, 5)										4	1	1	1	1	1	2				
<b>Danny Tartabull, R</b> OBP: 0.347, SLG: 0.491 (7, PR)										3	1	1	1	1	1	1				
<b>Darren Lewis, R</b> OBP: 0.318, SLG: 0.312 (7, 8)										1	1	1	0	0	0	0				
<b>Harold Baines, L</b> OBP: 0.399, SLG: 0.506 (1, 10)										5	0	1	1	0	0	1				
<b>Ray Durham, S</b> OBP: 0.349, SLG: 0.404 (1, 4)										4	0	0	0	0	2	2				
<b>Pat Borders, R</b> OBP: 0.294, SLG: 0.367 (1, 2)										4	0	1	0	0	1	1				
<b>Greg Norton, S</b> OBP: 0.333, SLG: 0.400 (1, 6)										2	0	0	0	2	0	1				
<b>Inning Stats</b>	R: 1 E: 0 K: 1 S: 11	H: 1 LOB: 1 BB: 1 P: 20	R: 0 E: 1 K: 1 S: 11	H: 0 LOB: 2 BB: 1 P: 18	R: 2 E: 0 K: 0 S: 9	H: 2 LOB: 0 BB: 0 P: 16	R: 0 E: 0 K: 2 S: 9	H: 0 LOB: 0 BB: 0 P: 12	R: 2 E: 0 K: 1 S: 15	H: 2 LOB: 1 BB: 0 P: 20	R: 3 E: 1 K: 0 S: 11	H: 2 LOB: 2 BB: 2 P: 25	R: 0 E: 0 K: 1 S: 11	H: 0 LOB: 2 BB: 0 P: 23	R: 0 E: 0 K: 1 S: 8	H: 1 LOB: 0 BB: 0 P: 12	1B: 2 2B: 2 3B: 0 HR: 5	SF: 0 SAC: 0 DP: 0 HBP: 0	WP: 0 PB: 0 SB: 0 CS: 1	PA: 42
<b>PITCHER</b>	IP WLS BF H R ER SO BB IBB HBP BLK WP HR S P ERA WHIP																			
49 Tim Wakefield, R ERA: 5.27	6.0 27 6 5 5 6 2 0 0 0 0 5 67 104 7.50 1.333																			
Vaughn Eshelman, L ERA: 6.78	0.2 4 1 2 2 0 0 1 0 0 0 0 9 18 27.00 1.500																			
Kerry Lacy, R ERA: 2.79	0.1 3 1 1 1 0 1 0 0 0 0 0 2 7 27.00 6.000																			
Pat Mahomes, R ERA: 6.93	0.2 3 0 0 0 0 1 0 0 0 0 0 5 11 0.00 1.500																			
Heathcliff Stocumb, R ERA: 3.28	1.1 W 5 1 0 0 2 1 0 0 0 0 0 14 24 0.00 1.500																			

Batter	1	2	3	4	5	6	7	8	9	AB	R	H	RBI	BB	SO	LOB	BOTTOM					
<b>Darren Bragg, L</b> OBP: 0.370, SLG: 0.413 (1, 8)										4	1	1	0	1	1	1	<b>Chicago White Sox @ Boston Red Sox</b> Fenway Park, Boston, MA Sun Sep 15 1996, 3:33 AM EDT Att: 32,452 - Sunny - 74 F					
<b>Jeff Eves, R</b> OBP: 0.384, SLG: 0.398 (1, 4)										5	0	0	0	0	4							
<b>18 Reggie Jefferson, S</b> OBP: 0.364, SLG: 0.601 (1, 10)										4	2	1	0	1	3	0						
<b>Mo Vaughn, L</b> OBP: 0.421, SLG: 0.588 (1, 3)										5	3	3	5	0	0	0						
<b>Mike Greenwell, L</b> OBP: 0.325, SLG: 0.435 (1, 7)										4	0	1	0	1	0	1						
<b>Lee Tinsley, S</b> OBP: 0.277, SLG: 0.292 (9, PR)										0	1	0	0	0	0	0						
<b>John Valentin, R</b> OBP: 0.375, SLG: 0.439 (1, 5)										4	2	3	3	1	0	0						
<b>Troy O'Leary, L</b> OBP: 0.325, SLG: 0.430 (1, 9)										4	0	1	1	1	1	0						
<b>Nomar Garciaparra, R</b> OBP: 0.263, SLG: 0.459 (1, 6)										4	0	0	0	0	0	3						
<b>Bill Haselman, R</b> OBP: 0.310, SLG: 0.379 (1, 2)										3	0	1	0	1	0	0						
<b>Inning Stats</b>	R: 3 E: 0 K: 0 S: 14	H: 2 LOB: 0 BB: 1 P: 23	R: 0 E: 0 K: 0 S: 10	H: 1 LOB: 2 BB: 1 P: 17	R: 0 E: 0 K: 1 S: 6	H: 0 LOB: 0 BB: 0 P: 9	R: 1 E: 0 K: 1 S: 9	H: 1 LOB: 0 BB: 0 P: 14	R: 2 E: 0 K: 0 S: 16	H: 2 LOB: 3 BB: 3 P: 35	R: 0 E: 0 K: 0 S: 5	H: 0 LOB: 0 BB: 0 P: 7	R: 2 E: 0 K: 1 S: 10	H: 2 LOB: 0 BB: 0 P: 16	R: 0 E: 0 K: 1 S: 10	H: 0 LOB: 1 BB: 1 P: 20	R: 1 E: 0 K: 1 S: 11	H: 3 LOB: 2 BB: 0 P: 23	1B: 6 2B: 1 3B: 0 HR: 4	SF: 0 SAC: 0 DP: 0 HBP: 0	WP: 0 PB: 1 SB: 0 CS: 0	PA: 43
<b>PITCHER</b>	IP WLS BF H R ER SO BB IBB HBP BLK WP HR S P ERA WHIP																					
Kevin Tapani, R ERA: 4.55	4.2 25 6 6 6 2 5 0 0 0 0 0 53 96 11.57 2.357																					
Jeff Darwin, R ERA: 3.29	1.2 6 1 1 1 1 0 0 0 0 0 0 12 18 5.40 0.600																					
Mike Bertotti, L ERA: 4.98	0.1 1 0 0 0 0 0 0 0 0 0 0 1 1 0.00 0.000																					
41 Bill Simas, R ERA: 4.48	0.1 2 1 1 1 0 0 0 0 0 0 1 4 6 27.00 3.000																					
Al Levine, R ERA: 5.4	0.1 2 0 0 0 0 1 0 0 0 0 0 4 10 0.00 3.000																					
<b>PITCHER</b>	IP WLS BF H R ER SO BB IBB HBP BLK WP HR S P ERA WHIP																					
Roberto Hernandez, R ERA: 1.79	1.1 L 7 3 1 1 1 2 0 0 0 0 0 11 17 33 6.75 2.250																					



Batter	1	2	3	4	5	6	7	8	9	AB	R	H	RBI	BB	SO	LOB	TOP					
<b>Darren Bragg, L</b> OBP: 0.371, SLG: 0.412 (1, 8)	F7	G3							SH2-3	3	0	1	0	1	0	1	<b>Boston Red Sox @ Detroit Tigers</b> Tiger Stadium, Detroit, MI Tue Sep 17 1996, 7:05 PM EDT Alt: 8,180 - Unknown - 64 F					
<b>Jeff Fyfe, R</b> OBP: 0.384, SLG: 0.399 (1, 4)	1B BB		F8		F9				2B	4	1	1	1	1	1	4						
<b>18 Reggie Jefferson, S</b> OBP: 0.383, SLG: 0.599 <b>Jose Canseco, R</b> OBP: 0.423, SLG: 0.637 (7, PH)	1B BB		K			F7				3	1	1	0	0	1	0						
<b>Mo Vaughn, L</b> OBP: 0.421, SLG: 0.585 (1, 3)	1B 2H		L3							4	0	1	1	1	2	5						
<b>Mike Greenwell, L</b> OBP: 0.324, SLG: 0.432 <b>Lee Tinsley, S</b> OBP: 0.276, SLG: 0.290 (8, 8)	G4-6-3 1B		K			P5		F8	F9	4	0	1	1	0	1	1						
<b>John Valentin, R</b> OBP: 0.374, SLG: 0.440 (1, 5)	G4-6-3 1-2		G5-3		F7			FC6-4 CS		4	0	1	0	0	0	3						
<b>Troy O'Leary, L</b> OBP: 0.326, SLG: 0.430 (8, 7)			G5-3					BB BB 1B	FC6-4 BB	3	1	1	0	1	0	0						
<b>Nomar Garciaparra, R</b> OBP: 0.238, SLG: 0.415 (1, 6)			K		F8			BB BB 1B	FC6-4	4	0	0	0	0	2	3						
<b>Bill Haselman, R</b> OBP: 0.318, SLG: 0.384 (1, 2)					K			BB BB 1B	CS SH2-3 2B 1B	3	1	2	0	1	1	0						
<b>Inning Stats</b>	R: 2 E: 0 K: 0 S: 11	H: 3 LOB: 1 BB: 1 P: 21	R: 0 E: 0 K: 1 S: 8	H: 0 LOB: 1 BB: 1 P: 15	R: 0 E: 0 K: 1 S: 5	H: 0 LOB: 0 BB: 0 P: 7	R: 0 E: 0 K: 1 S: 7	H: 0 LOB: 0 BB: 0 P: 12	R: 0 E: 0 K: 1 S: 9	H: 1 LOB: 1 BB: 0 P: 15	R: 0 E: 0 K: 0 S: 5	H: 0 LOB: 1 BB: 1 P: 11	R: 1 E: 0 K: 3 S: 21	H: 2 LOB: 3 BB: 2 P: 37	R: 0 E: 0 K: 0 S: 11	H: 1 LOB: 1 BB: 1 P: 19		R: 1 E: 0 K: 1 S: 9	H: 2 LOB: 2 BB: 1 P: 19	1B: 7 2B: 2 3B: 0 HR: 0	SF: 0 SAC: 1 DP: 1 HBP: 0	WP: 0 PB: 0 SB: 1 CS: 1
<b>PITCHER</b>	IP	WLS	BF	H	R	ER	SO	BB	IBB	HBP	BLK	WP	HR	S	P	ERA	WHIP					
<b>Felipe Lira, R</b> ERA: 5.22 <b>Joey Eischen, L</b> ERA: 4.29 <b>Richie Lewis, R</b> ERA: 4.39 <b>John Cummings, L</b> ERA: 4.32 <b>Jose Lima, R</b> ERA: 5.97	6.1	L	27	6	3	3	5	3	0	0	0	0	0	55	96	4.26	1.421					
<b>PITCHER</b>	IP	WLS	BF	H	R	ER	SO	BB	IBB	HBP	BLK	WP	HR	S	P	ERA	WHIP					
<b>Mike Myers, L</b> ERA: 4.96	0.2		2	0	0	0	1	0	0	0	0	0	0	4	8	∞	∞					

AB	33
R	4
H	9
RBI	4
BB	7
SO	8
LOB	19



Batter	1	2	3	4	5	6	7	8	9	AB	R	H	RBI	BB	SO	LOB	BOTTOM				
<b>Shannon Penn, S</b> OBP: 0.077, SLG: 0.077 <b>Ruben Sierra, S</b> OBP: 0.326, SLG: 0.385 (6, PH)	K	G6-3		K						3	0	0	0	0	2	3	<b>Boston Red Sox @ Detroit Tigers</b> Tiger Stadium, Detroit, MI Tue Sep 17 1996, 7:05 PM EDT Alt: 8,180 - Unknown - 64 F				
<b>Mark Lewis, R</b> OBP: 0.332, SLG: 0.403 <b>Alan Trammell, R</b> OBP: 0.269, SLG: 0.258 (4, 4)	K			G3-1						1	0	0	0	0	1	0					
<b>Travis Fryman, R</b> OBP: 0.325, SLG: 0.438 (1, 6)	1B			HBP						3	0	0	0	0	2	5					
<b>Bobby Higginson, L</b> OBP: 0.304, SLG: 0.580 (1, 7)	1B			BB						4	0	1	0	1	2	3					
<b>Tony Clark, S</b> OBP: 0.297, SLG: 0.483 (1, 3)	BB			F7						3	0	1	0	2	0	2					
<b>Melvin Nieves, S</b> OBP: 0.323, SLG: 0.485 (1, 9)	BB			BB						3	0	1	0	2	0	2					
<b>Phil Nevin, R</b> OBP: 0.333, SLG: 0.452 (1, 5)				F7						4	0	1	0	1	2	4					
<b>Brad Ausmus, R</b> OBP: 0.298, SLG: 0.309 (1, 2)				BB						5	0	0	0	0	2	8					
<b>Kimera Batee, R</b> OBP: 0.330, SLG: 0.326 (1, 8)				BB						5	0	1	0	0	1	2					
<b>Inning Stats</b>	R: 0 E: 0 K: 3 S: 15	H: 2 LOB: 3 BB: 1 P: 24	R: 0 E: 0 K: 1 S: 12	H: 1 LOB: 1 BB: 0 P: 18	R: 0 E: 0 K: 1 S: 14	H: 0 LOB: 2 BB: 1 P: 23	R: 0 E: 0 K: 1 S: 11	H: 1 LOB: 2 BB: 1 P: 20	R: 0 E: 0 K: 2 S: 19	H: 3 LOB: 1 BB: 0 P: 27	R: 0 E: 0 K: 1 S: 14	H: 1 LOB: 1 BB: 0 P: 22	R: 0 E: 0 K: 1 S: 10	H: 0 LOB: 2 BB: 2 P: 20	R: 0 E: 0 K: 2 S: 10	H: 0 LOB: 1 BB: 1 P: 16		1B: 6 2B: 2 3B: 0 HR: 0	SF: 0 SAC: 1 DP: 0 HBP: 1	WP: 0 PB: 0 SB: 1 CS: 0	PA: 43
<b>PITCHER</b>	IP	WLS	BF	H	R	ER	SO	BB	IBB	HBP	BLK	WP	HR	S	P	ERA	WHIP				
<b>Aaron Sele, R</b> ERA: 5.34 <b>Mark Brandenburg, R</b> ERA: 3.73 <b>Vaughn Eshelman, L</b> ERA: 0.72 <b>Mike Maddux, R</b> ERA: 4.7 <b>Heathcliff Slocumb, R</b> ERA: 3.21	5.1	W	2	0	0	0	2	0	0	0	0	0	0	7	10	0.00	0.000				
<b>PITCHER</b>	IP	WLS	BF	H	R	ER	SO	BB	IBB	HBP	BLK	WP	HR	S	P	ERA	WHIP				
<b>Heathcliff Slocumb, R</b> ERA: 3.21	1.2	S	7	0	0	0	3	2	0	0	0	0	0	18	30	0.00	1.200				

AB	34
R	2
H	8
RBI	2
BB	7
SO	13
LOB	29





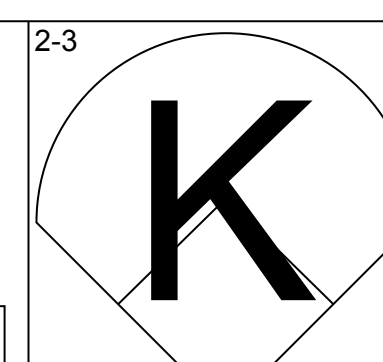
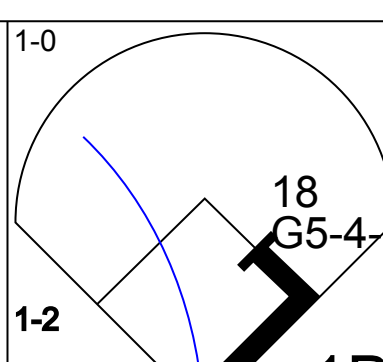
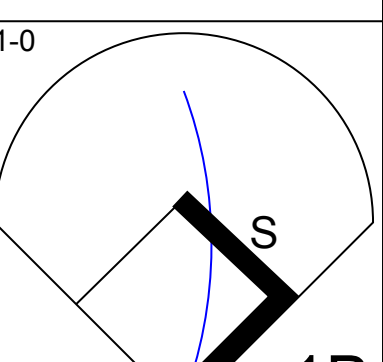
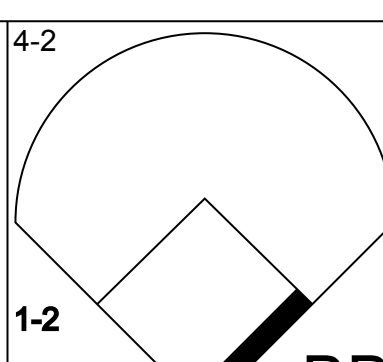
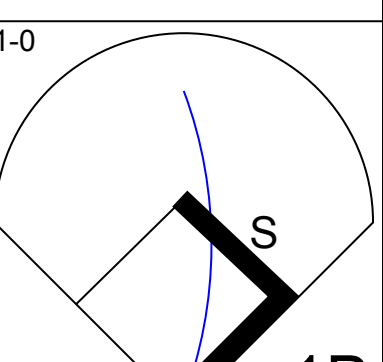
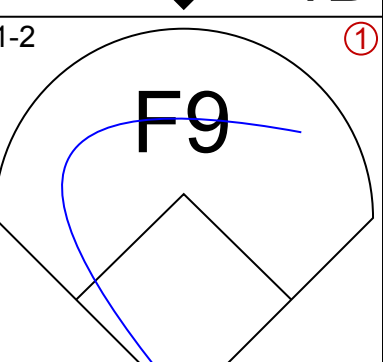
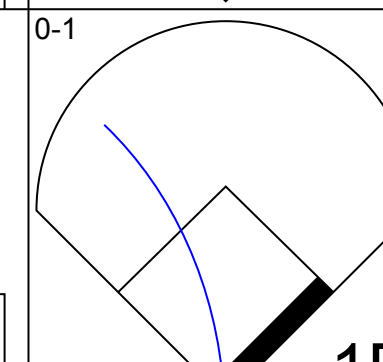
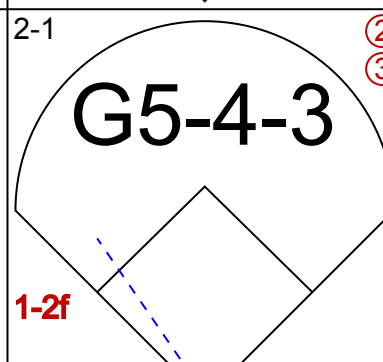
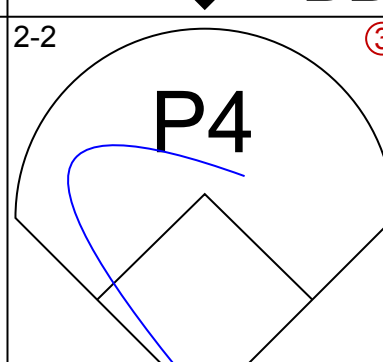
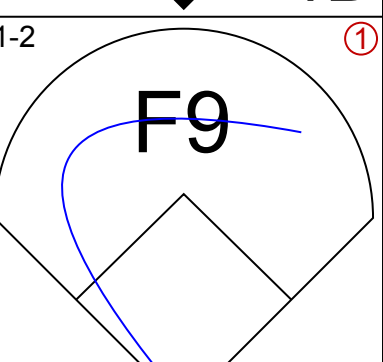
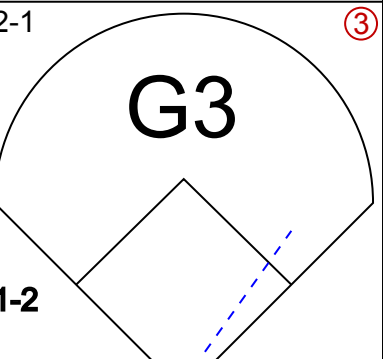
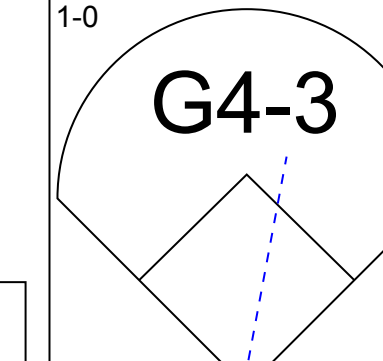
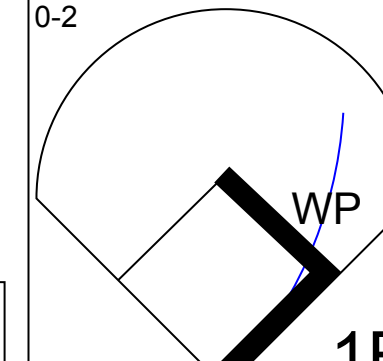

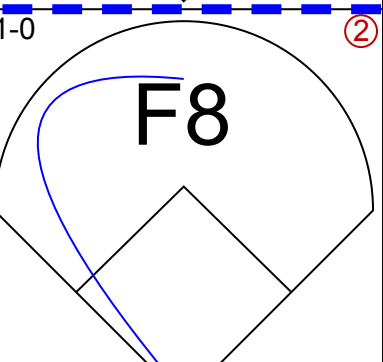
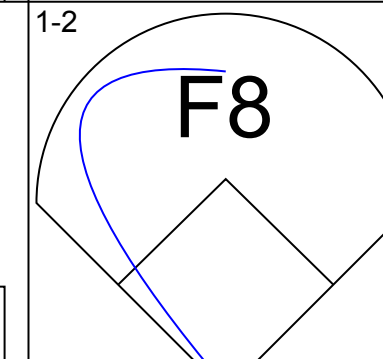
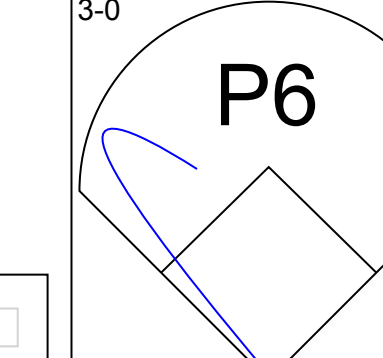
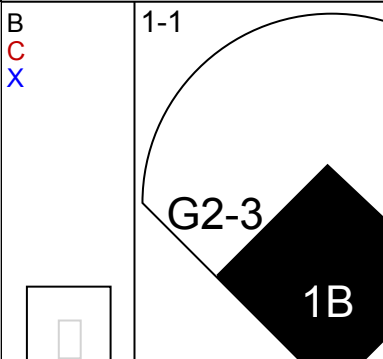
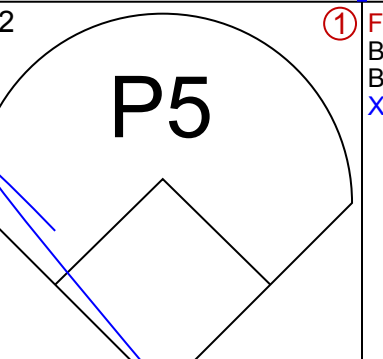
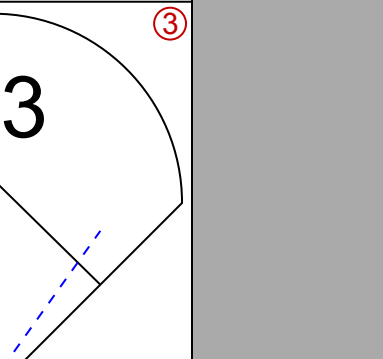
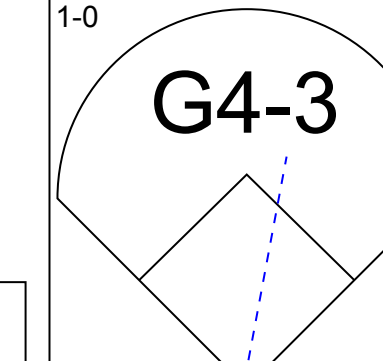
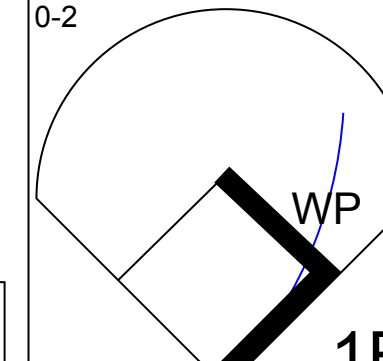
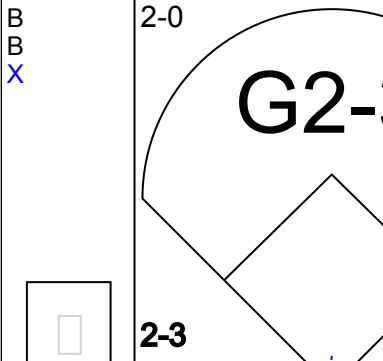
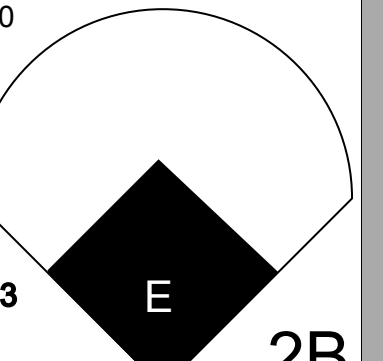

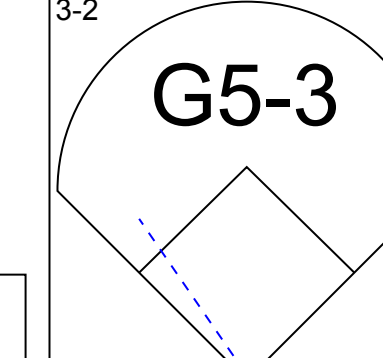
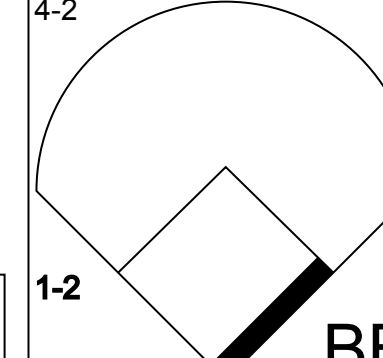
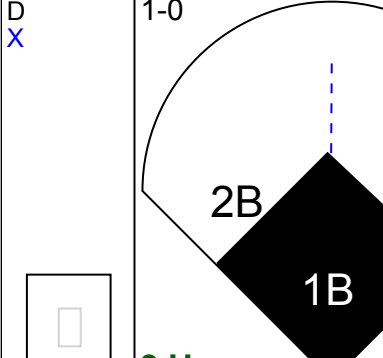
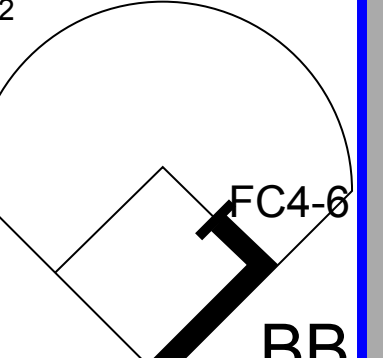
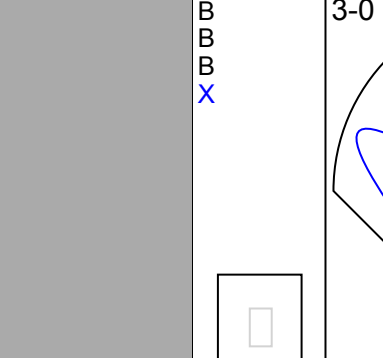
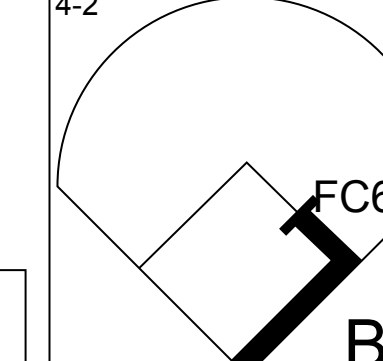
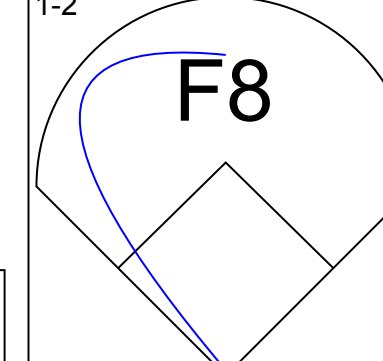
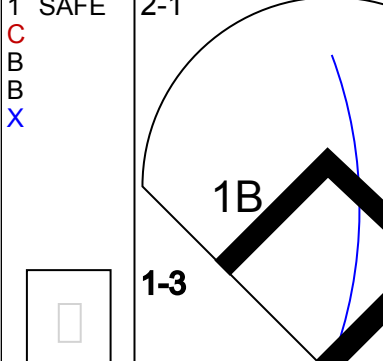
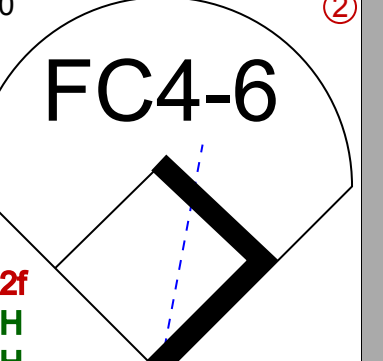
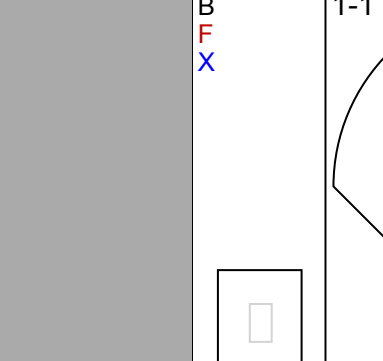
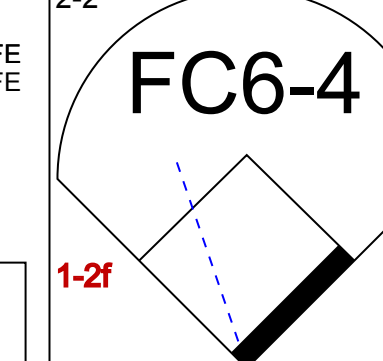
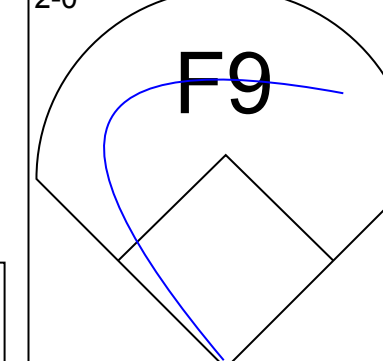
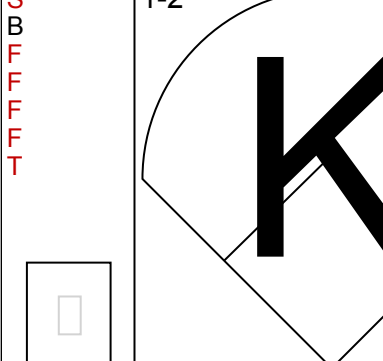

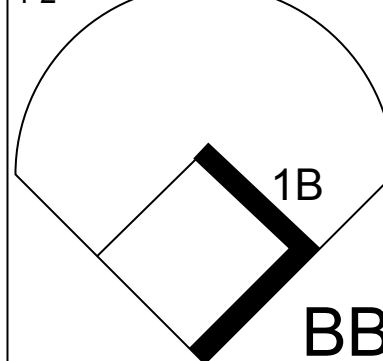
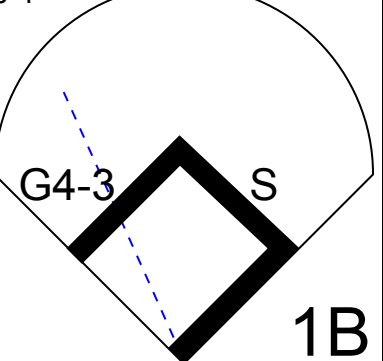
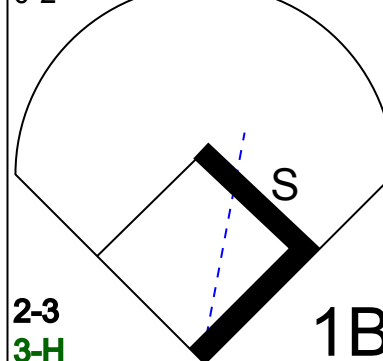





Batter	1	2	3	4	5	6	7	8	9	AB	R	H	RBI	BB	SO	LOB	TOP					
<b>Darren Bragg, L</b> OBP: 0.372, SLG: 0.410 (1, 8)	G4-3	BB		F9	1B		P6		2B	4	0	1	0	2	0	0	<b>Boston Red Sox @ Detroit Tigers</b> Tiger Stadium, Detroit, MI Thu Sep 19 1996, 3:33 AM EDT Att: 7,666 - Sunny - 70 F					
<b>Jeff Fyfe, R</b> OBP: 0.386, SLG: 0.399 (1, 4)	K	BB		S	BB		2B		F7	4	0	2	3	2	1	1						
<b>Mo Vaughn, L</b> OBP: 0.417, SLG: 0.577 (1, 3)	K	BB		BB	1B		2B		K	5	0	0	0	1	4	7						
<b>Jose Canseco, R</b> OBP: 0.417, SLG: 0.623 (1, 10)		G5-3		P3					K	4	0	0	0	0	1	5						
<b>John Valentin, R</b> OBP: 0.372, SLG: 0.436 (1, 5)		1B		F9	G5-3		G5-4-3		K	5	1	1	0	0	1	3						
<b>Mike Greenwell, L</b> OBP: 0.331, SLG: 0.434 (8, PR)	BB	1B		K			F8		BB	4	1	2	0	1	1	0						
<b>Lee Tinsley, S</b> OBP: 0.276, SLG: 0.290 (8, 8)	BB	1B					BB		1B	0	0	0	0	0	0	0						
<b>Rudy Pemberton, R</b> OBP: 0.328, SLG: 0.430 (8, PH)	BB	1B		E	S		L9		P6	4	2	2	1	0	0	1						
<b>Troy O'Leary, L</b> OBP: 0.328, SLG: 0.430 (8, 7)	BB	1B		1B					BB	0	0	0	0	1	0	0						
<b>Bill Haselman, R</b> OBP: 0.336, SLG: 0.410 (1, 2)	BB	BB		BB	1B		BB		1B	3	3	2	2	2	1	2						
<b>Nomar Garciaparra, R</b> OBP: 0.289, SLG: 0.388 (1, 6)	BB	BB		L9			G1-3		F9	5	1	2	2	0	0	1						
<b>Inning Stats</b>	R: 0 E: 0 K: 2 S: 9	H: 0 LOB: 0 BB: 0 P: 13	R: 4 E: 0 K: 1 S: 21	H: 4 LOB: 3 BB: 3 P: 43	R: 1 E: 0 K: 1 S: 15	H: 2 LOB: 1 BB: 0 P: 22	R: 0 E: 0 K: 0 S: 11	H: 0 LOB: 2 BB: 2 P: 23	R: 2 E: 0 K: 0 S: 15	H: 2 LOB: 2 BB: 2 P: 31	R: 0 E: 0 K: 0 S: 5	H: 0 LOB: 1 BB: 1 P: 13	R: 1 E: 0 K: 1 S: 14	H: 2 LOB: 0 BB: 0 P: 21	R: 0 E: 0 K: 3 S: 15	H: 1 LOB: 2 BB: 2 P: 24	R: 0 E: 0 K: 1 S: 10	H: 1 LOB: 1 BB: 0 P: 15	1B: 9 2B: 2 3B: 0 HR: 1	SF: 0 SAC: 0 DP: 1 HBP: 1	WP: 0 PB: 0 SB: 2 CS: 0	PA: 48
<b>PITCHER</b>	IP	WLS	BF	H	R	ER	SO	BB	IBB	HBP	BLK	WP	HR	S	P	ERA	WHIP					
<b>Trever Miller, L</b> ERA: 9.0	1.1	L	10	4	4	4	2	2	0	0	0	0	0	24	44	27.00	4.500					
<b>Greg Keagle, R</b> ERA: 8.07	3.1		19	4	3	2	2	4	1	0	0	0	0	46	85	5.40	2.400					
<b>Richie Lewis, R</b> ERA: 4.32	1.1		5	0	0	0	0	1	0	1	0	0	0	6	16	0.00	0.750					
<b>Joey Eischen, L</b> ERA: 4.36	1.0		5	2	1	1	1	0	0	0	0	0	1	14	21	9.00	2.000					
<b>Brian Williams, R</b> ERA: 6.92	1.0		5	1	0	0	3	1	0	0	0	0	0	15	24	0.00	2.000					

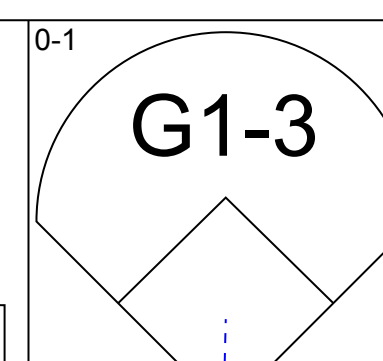
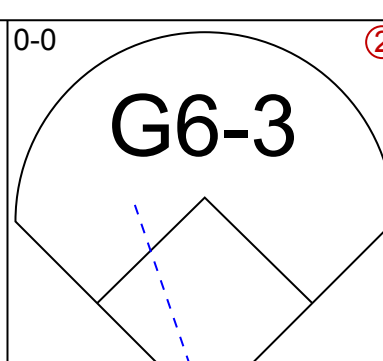

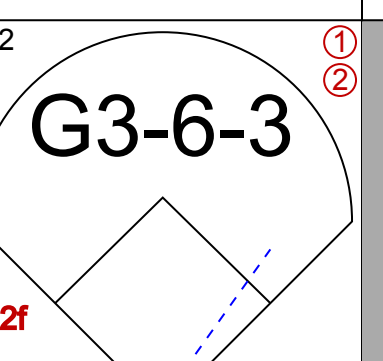
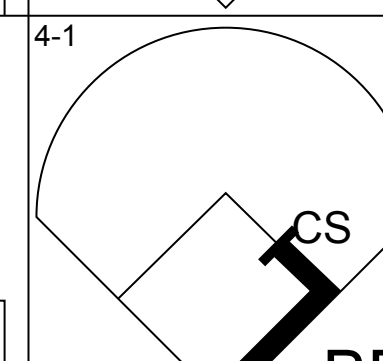

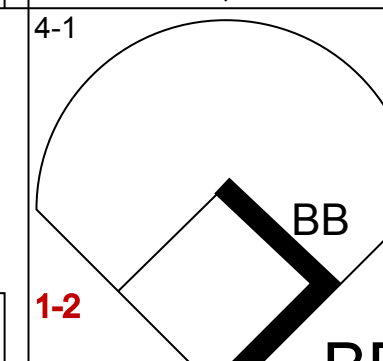
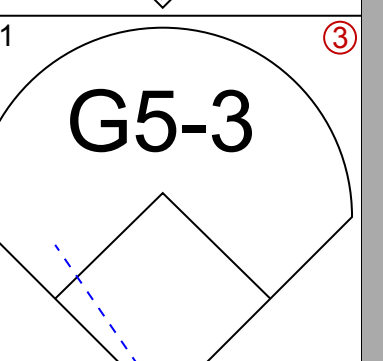
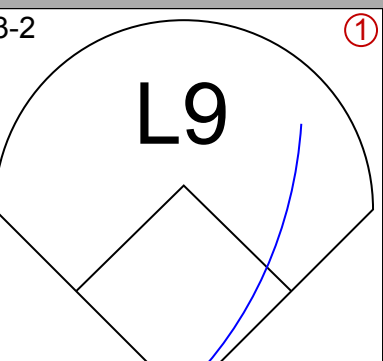
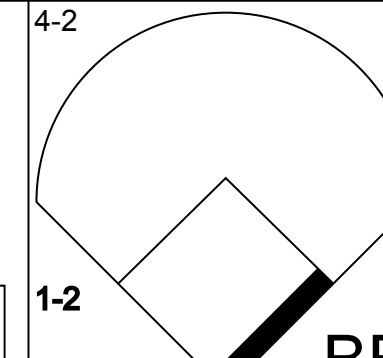
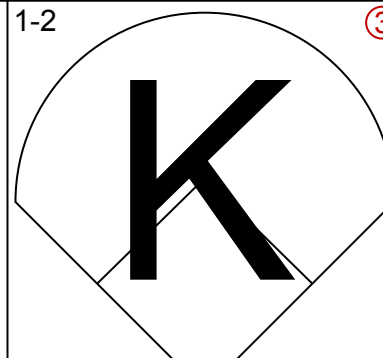
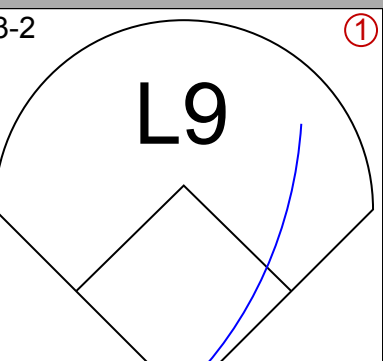
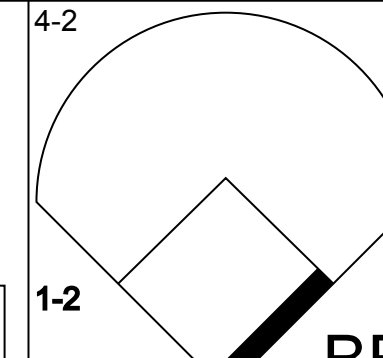
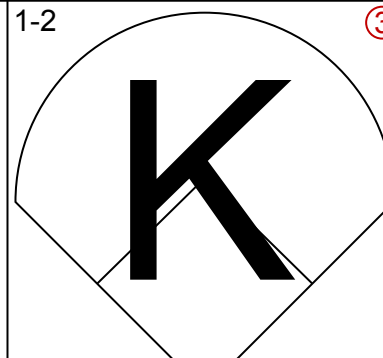
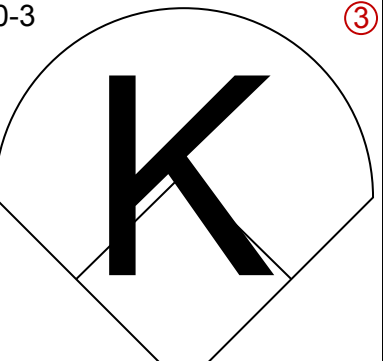
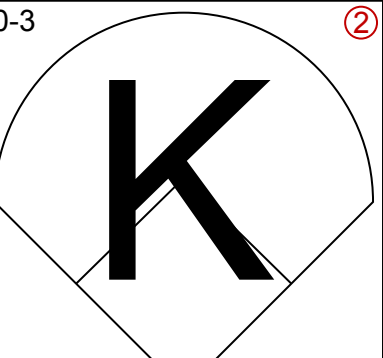
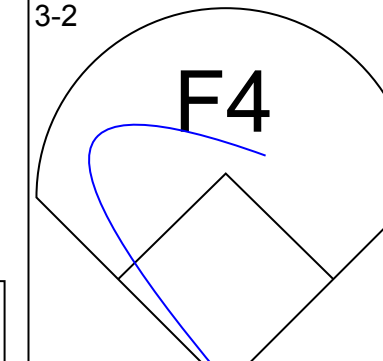

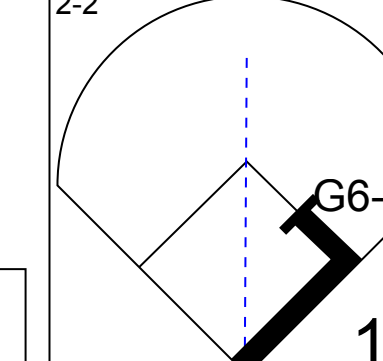
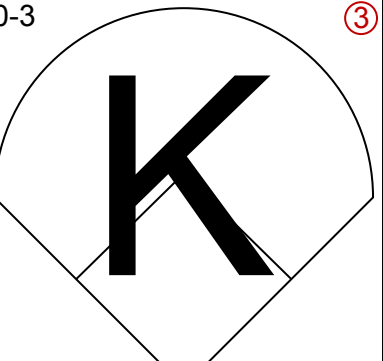

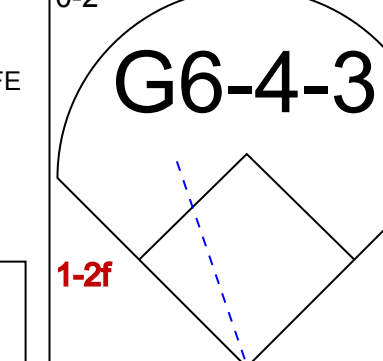
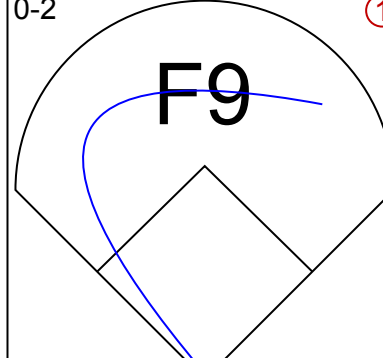

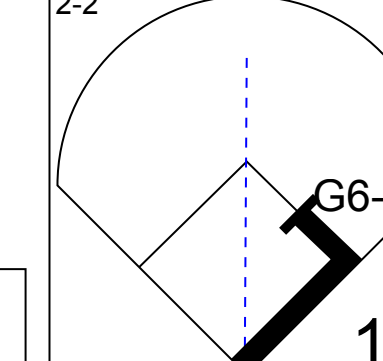
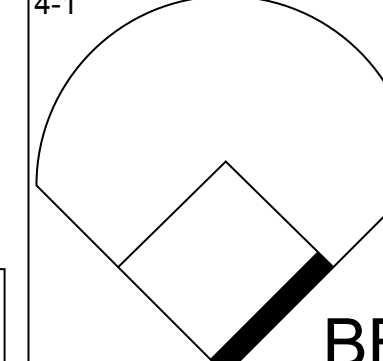
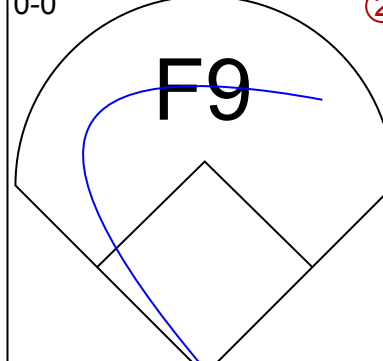
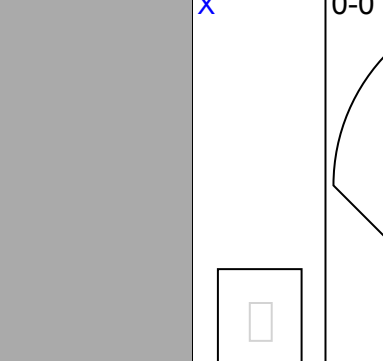

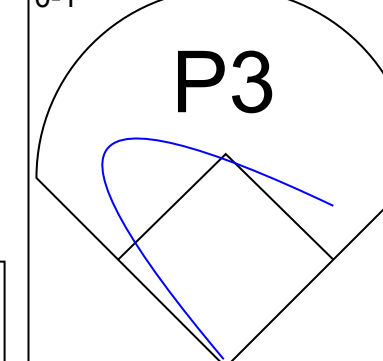
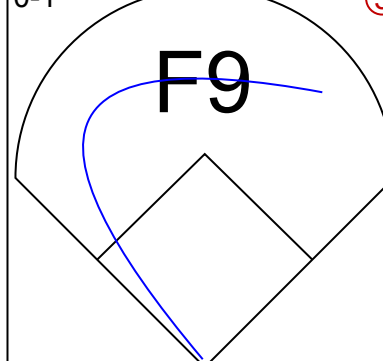
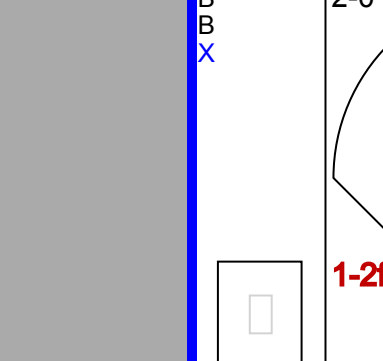
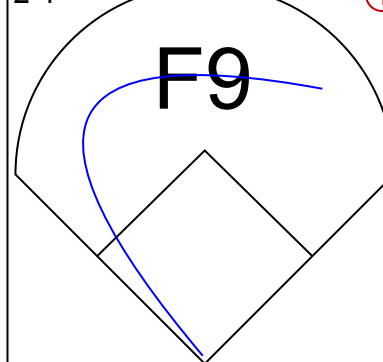
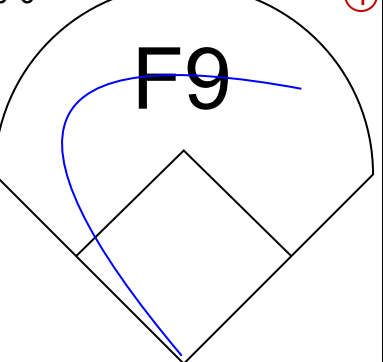

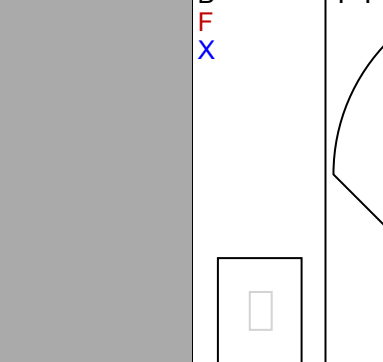
Batter	1	2	3	4	5	6	7	8	9	AB	R	H	RBI	BB	SO	LOB	BOTTOM					
<b>Bobby Higginson, L</b> OBP: 0.305, SLG: 0.576 (1, 7)	1B		B2-3		E		K			4	0	3	0	1	1	0	<b>Boston Red Sox @ Detroit Tigers</b> Tiger Stadium, Detroit, MI Thu Sep 19 1996, 3:33 AM EDT Att: 7,666 - Sunny - 70 F					
<b>Fausto Cruz, R</b> OBP: 0.304, SLG: 0.318 (1, 4)	FC6-4		B2-3		K		BB		K	5	1	2	0	0	2	4						
<b>Ruben Sierra, S</b> OBP: 0.325, SLG: 0.381 (1, 10)	P6		L5		E3		1B		G4-3	4	0	0	0	1	0	4						
<b>Tony Clark, S</b> OBP: 0.295, SLG: 0.477 (1, 3)	K				G4-3		G4-3		K	5	0	2	1	0	2	4						
<b>Travis Fryman, R</b> OBP: 0.325, SLG: 0.437 (1, 6)	FC6-4				BB		1B		P5	4	1	2	0	1	0	4						
<b>Melvin Nieves, S</b> OBP: 0.322, SLG: 0.479 (1, 9)		G6-3		BB			K		K	4	0	0	0	1	2	4						
<b>Phil Nevin, R</b> OBP: 0.320, SLG: 0.429 (1, 5)	K		L1-5		G1-3		G1-3		G1-3	4	0	0	0	0	1	4						
<b>Raul Casanova, S</b> OBP: 0.213, SLG: 0.347 (1, 2)	L6				F8		HR		1B	4	1	2	2	0	0	2						
<b>Kimera Barteo, R</b> OBP: 0.320, SLG: 0.316 (1, 8)			F7		P4		K		P6	4	0	0	0	0	1	1						
<b>Inning Stats</b>	R: 0 E: 0 K: 1 S: 10	H: 2 LOB: 2 BB: 0 P: 12	R: 0 E: 0 K: 1 S: 8	H: 0 LOB: 0 BB: 0 P: 13	R: 0 E: 0 K: 0 S: 6	H: 1 LOB: 1 BB: 0 P: 7	R: 0 E: 0 K: 0 S: 18	H: 2 LOB: 2 BB: 1 P: 27	R: 0 E: 1 K: 1 S: 11	H: 0 LOB: 0 BB: 1 P: 18	R: 2 E: 0 K: 2 S: 11	H: 2 LOB: 0 BB: 0 P: 15	R: 1 E: 0 K: 2 S: 24	H: 2 LOB: 2 BB: 1 P: 37	R: 0 E: 0 K: 1 S: 14	H: 2 LOB: 2 BB: 0 P: 18		R: 0 E: 0 K: 1 S: 12	H: 0 LOB: 1 BB: 1 P: 23	1B: 9 2B: 2 3B: 0 HR: 1	SF: 0 SAC: 0 DP: 1 HBP: 0	WP: 1 PB: 0 SB: 0 CS: 0
<b>PITCHER</b>	IP	WLS	BF	H	R	ER	SO	BB	IBB	HBP	BLK	WP	HR	S	P	ERA	WHIP					
<b>Tom Gordon, R</b> ERA: 5.52	7.0	W	33	9	3	3	7	3	0	0	0	0	0	88	129	3.86	1.714					
<b>Mark Brandenburg, R</b> ERA: 3.63	2.0		9	2	0	0	2	1	0	0	0	0	0	26	41	0.00	1.500					



Batter	1	2	3	4	5	6	7	8	9	AB	R	H	RBI	BB	SO	LOB	TOP					
<b>Darren Bragg, L</b> OBP: 0.374, SLG: 0.411 (1, 8)										4	0	2	0	1	1	1	<b>Boston Red Sox @ New York Yankees</b> Yankee Stadium, Bronx, NY Fri Sep 20 1996, 7:05 PM EDT Att: 39,883 - Unknown - 72 F					
<b>Jeff Fyfe, R</b> OBP: 0.382, SLG: 0.394 (1, 4)										5	0	0	0	0	0	7						
<b>18 Reggie Jefferson, S</b> OBP: 0.394, SLG: 0.597 <b>Jose Canseco, R</b> OBP: 0.416, SLG: 0.621 (8, PH)										3	1	1	0	0	0	3						
<b>Mo Vaughn, L</b> OBP: 0.416, SLG: 0.576 (1, 3)										5	1	1	0	0	1	3						
<b>Mike Greenwell, L</b> OBP: 0.333, SLG: 0.439 <b>Lee Tinsley, S</b> OBP: 0.275, SLG: 0.289 (8, 8)										4	1	2	0	0	0	1						
<b>John Valentin, R</b> OBP: 0.374, SLG: 0.436 <b>Jeff Manto, R</b> OBP: 0.318, SLG: 0.391 (7, 5)										2	1	1	1	2	0	0						
<b>Troy O'Leary, L</b> OBP: 0.328, SLG: 0.430 (8, 7)										4	0	1	1	1	0	3						
<b>Bill Haselman, R</b> OBP: 0.335, SLG: 0.404 (1, 2)									3	0	0	0	0	1	5							
<b>Nomar Garciaparra, R</b> OBP: 0.304, SLG: 0.404 (1, 6)									3	0	2	1	1	0	2							
<b>Inning Stats</b>	R: 0 E: 0 K: 1 S: 11	H: 1 LOB: 1 BB: 0 P: 15	R: 0 E: 0 K: 0 S: 12	H: 0 LOB: 1 BB: 1 P: 22	R: 0 E: 0 K: 0 S: 11	H: 1 LOB: 1 BB: 1 P: 21	R: 0 E: 0 K: 1 S: 12	H: 1 LOB: 2 BB: 1 P: 22	R: 0 E: 0 K: 0 S: 11	H: 1 LOB: 3 BB: 1 P: 16	R: 2 E: 0 K: 1 S: 21	H: 4 LOB: 3 BB: 1 P: 34	R: 2 E: 1 K: 0 S: 14	H: 1 LOB: 2 BB: 1 P: 28	R: 0 E: 0 K: 0 S: 7	H: 1 LOB: 1 BB: 0 P: 12		R: 0 E: 0 K: 0 S: 6	H: 0 LOB: 0 BB: 0 P: 11	1B: 7 2B: 3 3B: 0 HR: 0	SF: 0 SAC: 0 DP: 1 HBP: 2	WP: 1 PB: 0 SB: 3 CS: 0
<b>PITCHER</b>	IP	WLS	BF	H	R	ER	SO	BB	IBB	HBP	BLK	WP	HR	S	P	ERA	WHIP					
<b>Dwight Gooden, R</b> ERA: 4.84 <b>Brian Boehringer, R</b> ERA: 5.56 <b>Dale Polley, L</b> ERA: 9.24 <b>David Weathers, R</b> ERA: 5.76 <b>Graeme Lloyd, L</b> ERA: 4.2	(1, 1)	5.1	24	6	2	2	2	3	0	0	0	1	0	61	104	3.38	1.688					
<b>Dave Pavalas, R</b> ERA: 2.55 (9, 1)	0.2		2	0	0	0	0	0	0	0	0	0	0	3	7	0.00	0.000					

AB	36
R	4
H	10
RBI	3
BB	5
SO	3
LOB	26



Batter	1	2	3	4	5	6	7	8	9	AB	R	H	RBI	BB	SO	LOB	BOTTOM					
<b>Wade Boggs, L</b> OBP: 0.389, SLG: 0.394 (1, 5)										4	1	1	0	0	0	1	<b>Boston Red Sox @ New York Yankees</b> Yankee Stadium, Bronx, NY Fri Sep 20 1996, 7:05 PM EDT Att: 39,883 - Unknown - 72 F					
<b>Bernie Williams, S</b> OBP: 0.388, SLG: 0.528 (1, 8)										3	1	1	0	1	0	0						
<b>Paul O'Neill, L</b> OBP: 0.405, SLG: 0.469 (1, 9)										2	0	1	2	1	0	0						
<b>Tino Martinez, L</b> OBP: 0.357, SLG: 0.462 (1, 3)										2	0	0	0	2	2	1						
<b>Cecil Fielder, R</b> OBP: 0.352, SLG: 0.479 (1, 10)										4	0	0	0	0	1	4						
<b>Daryl Strawberry, L</b> OBP: 0.350, SLG: 0.478 (1, 7)										4	0	1	0	0	0	0						
<b>Mariano Duncan, R</b> OBP: 0.348, SLG: 0.494 (1, 4)										3	0	1	0	1	0	1						
<b>Joe Girardi, R</b> OBP: 0.345, SLG: 0.373 <b>Tim Lincecum, S</b> OBP: 0.387, SLG: 0.415 (9, PH)										3	0	0	0	0	0	2						
<b>2 Derek Jeter, R</b> OBP: 0.372, SLG: 0.429 (1, 6)										4	0	1	0	0	0	1						
<b>Inning Stats</b>	R: 0 E: 0 K: 0 S: 11	H: 0 LOB: 2 BB: 3 P: 26	R: 0 E: 0 K: 0 S: 9	H: 1 LOB: 0 BB: 0 P: 11	R: 1 E: 2 K: 1 S: 10	H: 1 LOB: 1 BB: 0 P: 16	R: 0 E: 0 K: 0 S: 8	H: 0 LOB: 0 BB: 1 P: 14	R: 1 E: 0 K: 0 S: 15	H: 2 LOB: 2 BB: 1 P: 23	R: 0 E: 0 K: 0 S: 6	H: 0 LOB: 0 BB: 0 P: 6	R: 0 E: 0 K: 2 S: 9	H: 1 LOB: 0 BB: 0 P: 10	R: 0 E: 0 K: 0 S: 5	H: 1 LOB: 1 BB: 0 P: 8		R: 0 E: 0 K: 0 S: 5	H: 0 LOB: 0 BB: 0 P: 11	1B: 4 2B: 2 3B: 0 HR: 0	SF: 1 SAC: 0 DP: 2 HBP: 0	WP: 0 PB: 0 SB: 0 CS: 1
<b>PITCHER</b>	IP	WLS	BF	H	R	ER	SO	BB	IBB	HBP	BLK	WP	HR	S	P	ERA	WHIP					
<b>49 Tim Wakefield, R</b> ERA: 5.11 <b>Heathcliff Slocumb, R</b> ERA: 3.17 (9, 1)	(1, 1)	8.0	32	5	2	1	3	5	0	0	0	0	0	5	8	0.00	1.000					

AB	30
R	2
H	6
RBI	2
BB	5
SO	3
LOB	11





Batter	1	2	3	4	5	6	7	8	9	10	AB	R	H	RBI	BB	SO	LOB									
Darren Bragg, L OBP: 0.378, SLG: 0.413 (1.8) (7.9) (10.8)											5	1	2	0	1	1	1									
Jeff Frye, R OBP: 0.381, SLG: 0.391 (1.4)											5	1	1	2	1	0	3									
Mo Vaughn, L OBP: 0.416, SLG: 0.573 (1.3)											3	0	0	0	1	1	4									
Jose Canseco, R OBP: 0.413, SLG: 0.616 (1.10)											6	1	1	3	0	1	5									
Mike Greenwell, L OBP: 0.500, SLG: 0.692 (1.7) (7.8)											4	2	2	0	0	0	1									
Lee Tinsley, S OBP: 0.278, SLG: 0.292 (10, PH)											1	0	1	0	0	0	0									
Wil Cordero, R OBP: 0.329, SLG: 0.402 (10, PR)											0	0	0	0	1	0	0									
Trot Nixon, L (10.9)											0	0	0	0	0	0	0									
Nomar Garciaparra, R OBP: 0.311, SLG: 0.438 (1.6)											5	0	2	2	0	1	4									
Jeff Manto, R OBP: 0.318, SLG: 0.383 (7, PH)											2	0	0	0	1	1	2									
Troy O'Leary, L OBP: 0.329, SLG: 0.429 (7.7)											1	1	0	0	1	0	2									
Bill Haselman, R OBP: 0.341, SLG: 0.432 (1.2)											5	3	3	3	0	0	1									
Rudy Pemberton, R OBP: 0.500, SLG: 0.692 (7.5)											3	2	2	1	0	0	0									
Tony Rodriguez, R OBP: 0.292, SLG: 0.299 (9, PH)											0	0	0	0	0	0	0									
18 Reggie Jefferson, S OBP: 0.303, SLG: 0.456 (9.5)											1	0	0	0	0	1	0									
Arquimedes Pozo, R OBP: 0.196, SLG: 0.286 (7.1)											0	0	0	0	0	0	0									
<b>Inning Stats</b>	R: 0 E: 0 K: 1 S: 10	H: 0 LOB: 1 BB: 0 P: 18	R: 0 E: 0 K: 0 S: 10	H: 0 LOB: 1 BB: 1 P: 16	R: 0 E: 0 K: 0 S: 5	H: 1 LOB: 0 BB: 0 P: 9	R: 1 E: 0 K: 0 S: 14	H: 2 LOB: 1 BB: 0 P: 20	R: 5 E: 0 K: 2 S: 17	H: 5 LOB: 1 BB: 1 P: 31	R: 2 E: 0 K: 0 S: 8	H: 2 LOB: 1 BB: 1 P: 16	R: 3 E: 0 K: 0 S: 15	H: 3 LOB: 1 BB: 1 P: 25	R: 0 E: 0 K: 1 S: 10	H: 1 LOB: 2 BB: 0 P: 13	R: 0 E: 0 K: 0 S: 6	H: 0 LOB: 0 BB: 0 P: 11	R: 0 E: 0 K: 0 S: 6	H: 0 LOB: 3 BB: 2 P: 19	1B: 6 2B: 6 3B: 1 HR: 1	SF: 0 SAC: 1 DP: 2 HBP: 3	WP: 0 PB: 0 SB: 3 CS: 0	PA: 51		
<b>PITCHER</b>	IP WLS BF H R ER SO BB IBB HBP BLK WP HR S P ERA WHIP	4.2 0.1 5 0.0 0.2	24 2 1 2 0 0 2	8 2 1 2 0 0 0	6 2 1 2 0 0 0	6 1 0 0 0 0 0	2 0 0 0 0 0 0	2 0 0 0 0 0 0	2 0 0 0 0 0 0	2 0 0 0 0 0 0	0.2 0.1 2.0	3 1 8	1 0 0	0 0 0	0 0 0	2 0 1	0 0 0	0 0 0	0 0 0	0 0 0	0 0 0	8 2 13	10 2 30	0.00 0.00 0.00	1.500 0.000 0.500	

**TOP**

**Boston Red Sox @ New York Yankees**  
Yankee Stadium, Bronx, NY  
Sat Sep 21 1996, 3:33 AM EDT  
Alt. 54,599 - Sunny - 72 F

AB 41  
R 11  
H 14  
RBI 11  
BB 6  
SO 6  
LOB 23

WP: 0 PA: 51  
PB: 0  
SB: 3  
CS: 0

Batter	1	2	3	4	5	6	7	8	9	10	AB	R	H	RBI	BB	SO	LOB					
Tim Lincecum, S OBP: 0.373, SLG: 0.451 (1.7)											6	3	3	2	1	0	2					
Wade Boggs, L OBP: 0.390, SLG: 0.392 (1.5)											5	3	1	0	2	1	0					
Paul O'Neill, L OBP: 0.409, SLG: 0.477 (8, PR)											5	2	4	2	1	1	3					
Ruben Rivera, R OBP: 0.400, SLG: 0.456 (9.9)											0	0	0	0	0	0	0					
Cecil Fielder, R OBP: 0.351, SLG: 0.481 (1.10)											6	1	1	3	1	1	8					
Tino Martinez, L OBP: 0.359, SLG: 0.459 (1.3)											5	1	1	2	2	1	7					
Bernie Williams, S OBP: 0.393, SLG: 0.531 (1.8)											4	0	3	0	3	1	0					
2 Derek Jeter, R OBP: 0.374, SLG: 0.431 (1.6)											6	0	3	3	1	0	5					
Joe Girardi, R OBP: 0.345, SLG: 0.373 (1.2)											6	0	2	0	0	0	6					
Luis Sojo, R OBP: 0.246, SLG: 0.289 (7, PH)											3	0	0	0	0	1	4					
Mariano Muriano, R OBP: 0.391, SLG: 0.496 (8.4)											2	1	2	0	0	0	0					
Andy Fox, R OBP: 0.375, SLG: 0.271 (8, PR)											0	1	0	0	0	0	0					
Darryl Strawberry, L OBP: 0.300, SLG: 0.411 (10.4)											0	0	0	0	1	0	0					
<b>Inning Stats</b>	R: 0 E: 0 K: 0 S: 9	H: 1 LOB: 1 BB: 0 P: 10	R: 0 E: 0 K: 1 S: 14	H: 2 LOB: 2 BB: 0 P: 21	R: 1 E: 0 K: 0 S: 10	H: 1 LOB: 0 BB: 0 P: 12	R: 0 E: 0 K: 0 S: 9	H: 2 LOB: 2 BB: 1 P: 18	R: 3 E: 0 K: 1 S: 17	H: 4 LOB: 3 BB: 2 P: 29	R: 3 E: 0 K: 1 S: 21	H: 3 LOB: 2 BB: 2 P: 38	R: 1 E: 0 K: 2 S: 15	H: 3 LOB: 3 BB: 1 P: 29	R: 0 E: 0 K: 0 S: 6	H: 0 LOB: 2 BB: 2 P: 15	R: 1 E: 0 K: 0 S: 8	H: 2 LOB: 3 BB: 2 P: 23	1B: 14 2B: 2 3B: 0 HR: 4	SF: 0 SAC: 1 DP: 1 HBP: 0	WP: 0 PB: 0 SB: 1 CS: 0	PA: 61
<b>PITCHER</b>	IP WLS BF H R ER SO BB IBB HBP BLK WP HR S P ERA WHIP	4.0 0.0 1.2 0.2 0.2	20 0 4 8 2 0 0	7 0 4 3 1 4 0	3 0 3 2 1 4 0	3 0 3 2 1 4 0	2 0 2 1 2 0 0	4 1 24 33 15 12 66	6.75 16.20 40.50 0.00	2.000 3.000 9.000 3.000	0.2 0.2	12 6	2 2	1 1	1 0	2 0	2 8	2 23	4.50 13.50	2.500 6.000		

**BOTTOM**

**Boston Red Sox @ New York Yankees**  
Yankee Stadium, Bronx, NY  
Sat Sep 21 1996, 3:33 AM EDT  
Alt. 54,599 - Sunny - 72 F

AB 48  
R 12  
H 20  
RBI 12  
BB 12  
SO 6  
LOB 35

WP: 0 PA: 61  
PB: 0  
SB: 1  
CS: 0



Batter	1	2	3	4	5	6	7	8	9	AB	R	H	RBI	BB	SO	LOB	TOP				
<b>Darren Bragg, L</b> OBP: 0.373, SLG: 0.409	P5		G4-6-3		G1-4-3			L4		4	0	0	0	0	0	1	<b>Boston Red Sox @ New York Yankees</b> Yankee Stadium, Bronx, NY Sun Sep 22 1996, 3:33 AM EDT Att: 34,422 - Overcast - 63 F				
<b>Jeff Erye, R</b> OBP: 0.382, SLG: 0.397	18 1B		K		P4			18 G3		4	1	2	0	0	1	0					
<b>18 Reggie Jefferson, S</b> OBP: 0.385, SLG: 0.597	2H				2B			G3		4	1	2	1	0	0	1					
<b>Mo Vaughn, L</b> OBP: 0.416, SLG: 0.572	F7				G4-3			G4-3		4	1	1	1	0	1	2					
<b>Mike Greenwell, L</b> OBP: 0.338, SLG: 0.448	F7				P3					4	0	2	0	0	0	2					
<b>Lee Tinsley, S</b> OBP: 0.278, SLG: 0.292										0	0	0	0	0	0	0					
<b>Nomar Garciaparra, R</b> OBP: 0.297, SLG: 0.417		G4-3			G4-3					3	0	0	0	0	0	2					
<b>Jose Canseco, R</b> OBP: 0.412, SLG: 0.614								F9		1	0	0	0	0	0	1					
<b>Troy O'Leary, L</b> OBP: 0.328, SLG: 0.430		K								4	0	1	1	0	2	1					
<b>Bill Haselman, R</b> OBP: 0.336, SLG: 0.426		G5-3								3	0	0	0	0	2	1					
<b>Arquimedez Pozo, R</b> OBP: 0.204, SLG: 0.289					G6-3					3	0	1	0	0	1	0					
<b>Inning Stats</b>	R: 1 E: 0 K: 0 S: 8	H: 2 LOB: 1 BB: 0 P: 11	R: 0 E: 0 K: 1 S: 7	H: 0 LOB: 0 BB: 0 P: 11	R: 0 E: 0 K: 1 S: 9	H: 1 LOB: 0 BB: 0 P: 13	R: 2 E: 0 K: 1 S: 13	H: 3 LOB: 1 BB: 0 P: 20	R: 0 E: 0 K: 0 S: 6	H: 1 LOB: 1 BB: 0 P: 8	R: 0 E: 0 K: 2 S: 10	H: 0 LOB: 0 BB: 0 P: 13	R: 0 E: 0 K: 1 S: 14	H: 1 LOB: 1 BB: 0 P: 20	R: 0 E: 0 K: 1 S: 9	H: 1 LOB: 1 BB: 0 P: 11	1B: 3 2B: 6 3B: 0 HR: 0	SF: 0 SAC: 0 DP: 1 HBP: 0	WP: 0 PB: 0 SB: 0 CS: 1	PA: 34	
<b>PITCHER</b>	IP	WLS	BF	H	R	ER	SO	BB	IBB	HBP	BLK	WP	HR	S	P	ERA	WHIP				
<b>Ramiro Mendoza, R</b> ERA: 7.35	6.0		24	7	3	3	3	0	0	0	0	0	0	51	76	4.50	1.167				
<b>42 Mariano Rivera, R</b> ERA: 2.04	2.0	W	7	1	0	0	3	0	0	0	0	0	0	24	33	0.00	0.500				
<b>John Wetteland, R</b> ERA: 2.97	1.0	S	3	1	0	0	1	0	0	0	0	0	0	9	11	0.00	1.000				

Batter	1	2	3	4	5	6	7	8	9	AB	R	H	RBI	BB	SO	LOB	BOTTOM				
<b>Tim Raines, S</b> OBP: 0.380, SLG: 0.457	2B	F8								4	2	3	0	0	0	2	<b>Boston Red Sox @ New York Yankees</b> Yankee Stadium, Bronx, NY Sun Sep 22 1996, 3:33 AM EDT Att: 34,422 - Overcast - 63 F				
<b>Wade Boggs, L</b> OBP: 0.388, SLG: 0.389	1B	F7			P2			SH5-3		3	0	0	0	0	0	3					
<b>Paul O'Neill, L</b> OBP: 0.407, SLG: 0.475										3	0	0	1	0	2	3					
<b>Ruben Rivera, R</b> OBP: 0.400, SLG: 0.456	K				P5			SF9		0	0	0	0	0	0	0					
<b>Bernie Williams, S</b> OBP: 0.395, SLG: 0.538	2B	F8								3	0	2	3	1	0	0					
<b>Cecil Fielder, R</b> OBP: 0.349, SLG: 0.477	L8				F7					4	0	0	0	0	1	4					
<b>Tino Martinez, L</b> OBP: 0.359, SLG: 0.460		G3			G5-3			G4-3		4	0	2	0	0	0	0					
<b>Mariano Duncan, R</b> OBP: 0.350, SLG: 0.494										4	0	1	0	0	1	2					
<b>Luis Sojo, R</b> OBP: 0.246, SLG: 0.269	1B	G5-3			G5-3			K		0	0	0	0	0	0	0					
<b>Joe Girardi, R</b> OBP: 0.342, SLG: 0.369		G5-3			G1-3			G4-3		4	0	0	0	0	0	3					
<b>2 Derek Jeter, R</b> OBP: 0.376, SLG: 0.432										3	2	2	0	1	1	1					
<b>Inning Stats</b>	R: 1 E: 0 K: 1 S: 15	H: 2 LOB: 1 BB: 0 P: 25	R: 0 E: 0 K: 0 S: 9	H: 1 LOB: 2 BB: 1 P: 17	R: 0 E: 0 K: 1 S: 7	H: 0 LOB: 0 BB: 0 P: 11	R: 0 E: 0 K: 0 S: 8	H: 1 LOB: 1 BB: 0 P: 12	R: 2 E: 0 K: 1 S: 16	H: 3 LOB: 1 BB: 0 P: 20	R: 0 E: 0 K: 0 S: 7	H: 0 LOB: 0 BB: 0 P: 11	R: 1 E: 0 K: 0 S: 8	H: 2 LOB: 2 BB: 1 P: 15	R: 0 E: 0 K: 2 S: 14	H: 1 LOB: 1 BB: 0 P: 21	1B: 8 2B: 1 3B: 1 HR: 0	SF: 1 SAC: 1 DP: 0 HBP: 0	WP: 0 PB: 0 SB: 1 CS: 0	PA: 36	
<b>PITCHER</b>	IP	WLS	BF	H	R	ER	SO	BB	IBB	HBP	BLK	WP	HR	S	P	ERA	WHIP				
<b>Aaron Sele, R</b> ERA: 5.29	8.0	L	36	10	4	4	5	1	1	0	0	0	0	84	132	4.50	1.375				







Batter	1	2	3	4	5	6	7	8	9	AB	R	H	RBI	BB	SO	LOB	TOP																			
<b>Brady Anderson, L</b> OBP: 0.393, SLG: 0.626 (1, 8)	G3		HR	F8		K		BB		4	2	1	2	1	1	3	<b>Baltimore Orioles @ Boston Red Sox</b> Fenway Park, Boston, MA Tue Sep 24 1996, 7:05 PM EDT Att: 28,557 - Unknown - 57 F																			
<b>Roberto Alomar, S</b> OBP: 0.417, SLG: 0.532 (1, 4)	G1-3		2B	E1		G3		BB		5	0	2	1	0	0	2																				
<b>Todd Zeile, R</b> OBP: 0.356, SLG: 0.450 (1, 5)	K		F8	FC6				G5-3		4	0	0	0	1	1	4																				
<b>Rafael Palmeiro, L</b> OBP: 0.381, SLG: 0.544 (1, 3)		L3				G4-3			FC5-4 1B	4	0	1	0	1	0	2																				
<b>Bobby Bonilla, S</b> OBP: 0.365, SLG: 0.502 (1, 9)	K		L8			G1-3			FC5-4 G3 2B	5	1	0	0	0	1	3																				
<b>Cal Ripken Jr., R</b> OBP: 0.341, SLG: 0.461 (1, 6)				HR		1B		G3		4	2	2	1	1	0	1																				
<b>Eddie Murray, S</b> OBP: 0.330, SLG: 0.424 (1, 10)	G4-3			HR		1B		2B		5	1	3	2	0	1	1																				
<b>B.J. Surhoff, L</b> OBP: 0.350, SLG: 0.475 (1, 7)			G4-3	F8 FC5 E BB		K		K		4	1	1	1	1	2	1																				
<b>Chris Hoiles, R</b> OBP: 0.362, SLG: 0.485 (1, 2)			HR	FC5 E		G3		L8		5	1	2	0	0	0	3																				
<b>Inning Stats</b>	R: 0 E: 0 K: 1 S: 7	H: 0 LOB: 0 BB: 0 P: 10	R: 0 E: 0 K: 1 S: 9	H: 0 LOB: 1 BB: 1 P: 14	R: 2 E: 0 K: 0 S: 16	H: 3 LOB: 2 BB: 1 P: 25	R: 2 E: 1 K: 0 S: 14	H: 2 LOB: 2 BB: 0 P: 23	R: 1 E: 0 K: 1 S: 13	H: 2 LOB: 1 BB: 0 P: 19	R: 0 E: 0 K: 1 S: 16	H: 1 LOB: 1 BB: 1 P: 29	R: 0 E: 0 K: 1 S: 9	H: 0 LOB: 0 BB: 0 P: 13	R: 1 E: 0 K: 0 S: 13	H: 1 LOB: 1 BB: 1 P: 21	R: 2 E: 0 K: 0 S: 17	H: 3 LOB: 1 BB: 0 P: 25	1B: 4 2B: 5 3B: 1 HR: 2	SF: 0 SAC: 0 DP: 0 HBP: 0	WP: 0 PB: 0 SB: 0 CS: 0	PA: 45														
<b>PITCHER</b>	IP	WLS	BF	H	R	ER	SO	BB	IBB	HBP	BLK	WP	HR	S	P	ERA	WHIP	<b>PITCHER</b>		IP	WLS	BF	H	R	ER	SO	BB	IBB	HBP	BLK	WP	HR	S	P	ERA	WHIP
<b>Tom Gordon, R</b> ERA: 5.53 (1, 1)	7.2	W	38	9	6	5	6	5	0	0	0	0	2	95	150	5.87	1.826			7.2	W	38	9	6	5	6	5	0	0	0	0	2	95	150	5.87	1.826
<b>Pat Mahomes, R</b> ERA: 7.29 (8, 1)	1.1	S	7	3	2	2	0	0	0	0	0	0	0	19	29	13.50	2.250			1.1	S	7	3	2	2	0	0	0	0	0	0	19	29	13.50	2.250	

AB	40
R	8
H	12
RBI	7
BB	5
SO	6
LOB	20



Batter	1	2	3	4	5	6	7	8	9	AB	R	H	RBI	BB	SO	LOB	BOTTOM																			
<b>Darren Bragg, L</b> OBP: 0.372, SLG: 0.407 (1, 8)	G1-3		HR			K		K		3	1	1	0	0	1	1	<b>Baltimore Orioles @ Boston Red Sox</b> Fenway Park, Boston, MA Tue Sep 24 1996, 7:05 PM EDT Att: 28,557 - Unknown - 57 F																			
<b>Wil Cordero, R</b> OBP: 0.330, SLG: 0.405 (6, PH)			1B							0	0	0	1	0	0	0																				
<b>Lee Tinsley, S</b> OBP: 0.277, SLG: 0.291 (7, 8)										1	0	0	0	0	1	2																				
<b>Jeff Fyfe, R</b> OBP: 0.377, SLG: 0.391 (1, 4)	P3		SF9			L5		E5		4	1	1	2	0	0	3																				
<b>Mo Vaughn, L</b> OBP: 0.422, SLG: 0.590 (1, 3)	HR		HR					1B		5	3	4	5	0	1	0																				
<b>Jose Canseco, R</b> OBP: 0.407, SLG: 0.691 (1, 10)	K2-3		L7			FC1-6 1B BB		FC6		3	1	0	0	1	2	0																				
<b>1B Reggie Jefferson, S</b> OBP: 0.383, SLG: 0.594 (8, PH)										1	0	0	0	0	0	1																				
<b>Mike Greenwell, L</b> OBP: 0.338, SLG: 0.444 (1, 7)		F7	P2			FC1-6 1B				4	0	1	0	0	1	0																				
<b>Nomar Garciaparra, R</b> OBP: 0.288, SLG: 0.435 (1, 6)	K			G5-3		FC1-6 BB 1B		HR		4	2	1	1	0	1	2																				
<b>Jeff Manto, R</b> OBP: 0.316, SLG: 0.378 (1, 5)	K			F8		BB SF9 1B		E6		4	2	1	1	0	1	0																				
<b>Bill Haselman, R</b> OBP: 0.339, SLG: 0.441 (1, 2)			HR	G4-3		BB		F9		3	1	1	1	1	0	1																				
<b>Rudy Pemberton, R</b> OBP: 0.515, SLG: 0.700 (1, 9)			HR			BB				1	1	1	0	0	0	0																				
<b>Troy O'Leary, L</b> OBP: 0.330, SLG: 0.431 (7, 9)			1B	SF9		CS S HBP		E		1	1	1	1	1	0	0																				
<b>Inning Stats</b>	R: 1 E: 0 K: 1 S: 16	H: 1 LOB: 0 BB: 0 P: 24	R: 0 E: 0 K: 2 S: 8	H: 0 LOB: 0 BB: 0 P: 8	R: 4 E: 0 K: 0 S: 18	H: 4 LOB: 0 BB: 0 P: 29	R: 0 E: 0 K: 0 S: 6	H: 0 LOB: 0 BB: 0 P: 9	R: 0 E: 0 K: 1 S: 9	H: 0 LOB: 0 BB: 0 P: 11	R: 4 E: 0 K: 0 S: 20	H: 3 LOB: 2 BB: 3 P: 37	R: 0 E: 0 K: 3 S: 11	H: 0 LOB: 0 BB: 0 P: 16	R: 4 E: 2 K: 1 S: 21	H: 4 LOB: 1 BB: 0 P: 34	1B: 5 2B: 2 3B: 0 HR: 5	SF: 2 SAC: 0 DP: 0 HBP: 1	WP: 0 PB: 0 SB: 1 CS: 1	PA: 40																
<b>PITCHER</b>	IP	WLS	BF	H	R	ER	SO	BB	IBB	HBP	BLK	WP	HR	S	P	ERA	WHIP	<b>PITCHER</b>		IP	WLS	BF	H	R	ER	SO	BB	IBB	HBP	BLK	WP	HR	S	P	ERA	WHIP
<b>David Wells, L</b> ERA: 5.14 (1, 1)	5.1	L	25	8	9	9	4	2	0	0	0	0	0	7	15	5.14	1.688			5.1	L	25	8	9	9	4	2	0	0	0	0	7	15	5.14	1.688	
<b>Archie Corbin, R</b> ERA: 2.0 (6, 1)	0.0		2	0	0	0	0	2	0	0	0	0	0	7	15	2.00	0.000			0.0		2	0	0	0	0	2	0	0	0	0	7	15	2.00	0.000	
<b>Mike Michin, L</b> ERA: 7.31 (6, 1)	1.2		5	0	0	0	3	0	0	0	0	0	0	16	23	7.31	3.000			1.2		5	0	0	0	3	0	0	0	0	16	23	7.31	3.000		
<b>Nerio Rodriguez, R</b> ERA: 5.91 (8, 1)	0.1		4	2	3	1	0	0	0	0	0	0	1	11	15	27.00	6.000			0.1		4	2	3	1	0	0	0	0	1	11	15	27.00	6.000		
<b>Randy Myers, L</b> ERA: 3.83 (8, 1)	0.2		4	2	1	0	1	0	0	0	0	0	0	10	19	3.83	3.000			0.2		4	2	1	0	1	0	0	0	10	19	3.83	3.000			





Batter	1	2	3	4	5	6	7	8	9	AB	R	H	RBI	BB	SO	LOB	TOP
<b>Brady Anderson, L</b> (1, 8) OBP: 0.390, SLG: 0.621	P5	G3			G5-3		F9		G4-3	5	0	0	0	0	0	2	<b>Baltimore Orioles @ Boston Red Sox</b> Fenway Park, Boston, MA Wed Sep 25 1996, 7:05 PM EDT Att: 28,432 - Unknown - 59 F
<b>Roberto Alomar, S</b> (1, 4) OBP: 0.414, SLG: 0.528	K		G5-3		P4			G4-3		4	0	0	0	0	1	0	
<b>Todd Zeile, R</b> (1, 5) OBP: 0.355, SLG: 0.448	HR		G6-3		P6			P6		3	1	0	0	1	0	0	
<b>Rafael Palmeiro, L</b> (1, 3) OBP: 0.381, SLG: 0.547	HR		P6		F8			G4-3		4	1	1	2	0	0	0	
<b>Bobby Bonilla, S</b> (1, 9) OBP: 0.365, SLG: 0.500 <b>Mike Devereaux, R</b> (9, 9) OBP: 0.305, SLG: 0.351	2B		G3-1	BB	F7			G5-3		2	1	0	0	1	0	0	
<b>Cal Ripken Jr., R</b> (1, 6) OBP: 0.340, SLG: 0.461	2B		F7		F7			F7		4	0	1	1	0	0	1	
<b>Eddie Murray, S</b> (1, 10) OBP: 0.331, SLG: 0.422 <b>Manny Alexander, R</b> (9, PR) OBP: 0.147, SLG: 0.108	G3		G3-1	BB	G3			1B	HR	2	0	0	0	2	0	1	
<b>B.J. Surhoff, L</b> (1, 7) OBP: 0.349, SLG: 0.473		F7	G3-1		F8			HR	BB	4	1	1	0	0	0	2	
<b>Chris Hoiles, R</b> (1, 2) OBP: 0.362, SLG: 0.484 <b>Mark Parent, R</b> (8, 2) OBP: 0.257, SLG: 0.485	F7		G4-3		G4-3			HR		3	0	1	0	0	0	2	
<b>Inning Stats</b>	R: 3 E: 0 K: 1 S: 11	H: 2 LOB: 1 BB: 1 P: 20	R: 0 E: 0 K: 0 S: 7	H: 0 LOB: 0 BB: 0 P: 9	R: 0 E: 0 K: 0 S: 6	H: 0 LOB: 0 BB: 2 P: 8	R: 0 E: 0 K: 0 S: 11	H: 0 LOB: 0 BB: 2 P: 20	R: 0 E: 0 K: 0 S: 5	H: 1 LOB: 1 BB: 0 P: 12	R: 0 E: 0 K: 0 S: 6	H: 0 LOB: 0 BB: 0 P: 10	R: 3 E: 0 K: 0 S: 10	H: 2 LOB: 1 BB: 1 P: 15	1B: 2 2B: 1 3B: 0 HR: 2	SF: 0 SAC: 0 DP: 0 HBP: 1	
<b>PITCHER</b> 49 <b>Tim Wakefield, R</b> (1, 1) ERA: 5.14	IP: 9.0 WLS: L BF: 37	H: 5 R: 6 ER: 6 SO: 1	BB: 4 IBB: 0 HBP: 1 BLK: 0	WP: 0 HR: 2 S: 69 P: 106	ERA: 6.00 WHIP: 1.000	<b>PITCHER</b>	IP: 9.0 WLS: L BF: 37	H: 5 R: 6 ER: 6 SO: 1	BB: 4 IBB: 0 HBP: 1 BLK: 0	WP: 0 HR: 2 S: 69 P: 106	ERA: 6.00 WHIP: 1.000	<b>PITCHER</b>	IP: 9.0 WLS: L BF: 37	H: 5 R: 6 ER: 6 SO: 1	BB: 4 IBB: 0 HBP: 1 BLK: 0	WP: 0 HR: 2 S: 69 P: 106	ERA: 6.00 WHIP: 1.000

Batter	1	2	3	4	5	6	7	8	9	AB	R	H	RBI	BB	SO	LOB	BOTTOM						
<b>Darren Bragg, L</b> (1, 8) OBP: 0.370, SLG: 0.404 <b>Wil Cordero, R</b> (8, FH) OBP: 0.329, SLG: 0.403 <b>Lee Tinsley, S</b> (9, 8) OBP: 0.277, SLG: 0.291	F7		FC3-6		P2			F9		3	0	0	0	0	0	2	<b>Baltimore Orioles @ Boston Red Sox</b> Fenway Park, Boston, MA Wed Sep 25 1996, 7:05 PM EDT Att: 28,432 - Unknown - 59 F						
<b>Jeff Eves, R</b> (1, 4) OBP: 0.374, SLG: 0.387	G5-3		K		G6-3			F7		4	0	0	0	0	1	1							
<b>Mo Vaughn, L</b> (1, 3) OBP: 0.422, SLG: 0.589	K		G4-3		1B			1B		4	0	2	0	0	1	1							
<b>Jose Canseco, R</b> (1, 10) OBP: 0.403, SLG: 0.594	K		F8		K			P4		4	0	0	0	0	2	2							
<b>Mike Greenwell, L</b> (1, 7) OBP: 0.340, SLG: 0.449	G5-4-3		F7		P3			G4-3	2B	4	0	2	0	0	0	1							
<b>Bill Haselman, R</b> (1, 2) OBP: 0.333, SLG: 0.434	G5-4-3		F9		P4			G4-3		4	0	0	0	0	0	2							
<b>Rudy Pemberton, R</b> (1, 9) OBP: 0.514, SLG: 0.765			HR		P3			F8		4	1	2	1	0	0	1							
<b>Nomar Garciaparra, R</b> (1, 6) OBP: 0.286, SLG: 0.466			HR		G5-3			F9		4	1	1	1	0	0	2							
<b>Jeff Manto, R</b> (1, 5) OBP: 0.325, SLG: 0.374			FC3-6		G3					1	0	0	0	2	0	1							
<b>Inning Stats</b>	R: 0 E: 0 K: 1 S: 10	H: 0 LOB: 0 BB: 0 P: 17	R: 0 E: 0 K: 1 S: 5	H: 1 LOB: 0 BB: 0 P: 7	R: 2 E: 0 K: 1 S: 10	H: 2 LOB: 1 BB: 1 P: 20	R: 0 E: 0 K: 0 S: 8	H: 0 LOB: 0 BB: 0 P: 12	R: 0 E: 0 K: 0 S: 8	H: 1 LOB: 1 BB: 1 P: 15	R: 0 E: 0 K: 1 S: 13	H: 1 LOB: 1 BB: 0 P: 15	R: 0 E: 0 K: 0 S: 10	H: 1 LOB: 1 BB: 0 P: 13	R: 0 E: 0 K: 0 S: 11	H: 1 LOB: 1 BB: 0 P: 16		R: 0 E: 0 K: 0 S: 16	H: 1 LOB: 1 BB: 0 P: 19	1B: 4 2B: 1 3B: 0 HR: 2	SF: 0 SAC: 0 DP: 1 HBP: 0	WP: 0 PA: 35 PB: 0 SB: 0 CS: 0	
<b>PITCHER</b> Rick Krivda, L (1, 1) ERA: 4.96 Terry Mathews, R (7, 1) ERA: 4.56 Jesse Orosco, L (8, 1) ERA: 3.46 Armando Benitez, R (8, 1) ERA: 3.29	IP: 6.0 WLS: W BF: 23	H: 4 R: 2 ER: 2 SO: 4	BB: 2 IBB: 0 HBP: 0 BLK: 0	WP: 0 HR: 2 S: 54 P: 86	ERA: 3.00 WHIP: 1.000	<b>PITCHER</b>	IP: 1.0 WLS: S BF: 5	H: 1 R: 0 ER: 0 SO: 1	BB: 0 IBB: 0 HBP: 0 BLK: 0	WP: 0 HR: 0 S: 17 P: 21	ERA: 0.00 WHIP: 1.000	<b>PITCHER</b>	IP: 0.2 WLS: S BF: 1	H: 0 R: 0 ER: 0 SO: 0	BB: 0 IBB: 0 HBP: 0 BLK: 0	WP: 0 HR: 0 S: 1 P: 1	ERA: 0.00 WHIP: 1.500	<b>PITCHER</b>	IP: 1.1 WLS: S BF: 5	H: 1 R: 0 ER: 0 SO: 0	BB: 0 IBB: 0 HBP: 0 BLK: 0	WP: 0 HR: 0 S: 17 P: 21	ERA: 0.00 WHIP: 0.750





Batter	1	2	3	4	5	6	7	8	9	AB	R	H	RBI	BB	SO	LOB	TOP								
Luis Sojo, R OBP: 0.251, SLG: 0.273 (1, 6)	1-2 E5 G3		3-1 FC4-6 1B		3-2 PB 1B		2-1 G5-3		0-1 G6-4-3 1-2f	5	1	2	0	0	0	1									
Mariano Duncan, R OBP: 0.352, SLG: 0.501 (1, 10)	3-2 G3		0-0 FC4-6 1-2f		1-2 1-H 1B		3-2 HR			4	1	2	2	0	0	2									
Darryl Strawberry, L OBP: 0.350, SLG: 0.497 (1, 7)	2-3 K			0-1 P5	1-3 K					4	0	0	0	0	2	2									
Cecil Fielder, R OBP: 0.350, SLG: 0.480 (1, 3)	1-3 K			0-0 G6-3		1-2 G3 1B		1-0 1B		4	1	2	0	0	1	1									
Charlie Hayes, R OBP: 0.299, SLG: 0.374 (1, 5)		3-2 L6		1-0 2B 1B		2-3 K		2-1 L6		4	0	1	0	0	1	2									
Mike Aldrete, L OBP: 0.285, SLG: 0.416 (1, 9)	0-2 F8			1-1 2B		1-0 G3		2-2 F7		4	0	1	0	0	0	2									
Ruben Rivera, R OBP: 0.392, SLG: 0.450 (1, 8)	0-1 G6-3			2-3 K		0-1 20 1B		2-2 P3		4	0	1	1	0	1	3									
20 Jorge Posada, S OBP: 0.083, SLG: 0.083 (1, 2)			1-0 P4		2-3 K2-3		1-3 K		0-0 G6-3	4	0	0	0	0	2	1									
Andy Fox, L OBP: 0.281, SLG: 0.269 (1, 4)	1-3 K			1-1 G4-3		1-2 G6-3		2-2 G6-4-3 1B		4	0	1	0	0	1	0									
<b>Inning Stats</b>	R: 0 E: 1 K: 2 S: 14	H: 0 LOB: 1 BB: 0 P: 21	R: 0 E: 0 K: 0 S: 11	H: 0 LOB: 0 BB: 0 P: 14	R: 0 E: 0 K: 1 S: 7	H: 1 LOB: 1 BB: 0 P: 12	R: 0 E: 0 K: 1 S: 10	H: 2 LOB: 2 BB: 0 P: 14	R: 1 E: 0 K: 2 S: 15	H: 2 LOB: 1 BB: 0 P: 23	R: 1 E: 0 K: 0 S: 9	H: 1 LOB: 0 BB: 0 P: 16	R: 0 E: 0 K: 0 S: 9	H: 1 LOB: 1 BB: 0 P: 16	R: 0 E: 0 K: 0 S: 7	H: 1 LOB: 0 BB: 0 P: 9	1B: 7 2B: 2 3B: 0 HR: 1	SF: 0 SAC: 0 DP: 1 HBP: 0	WP: 0 PB: 1 SB: 1 CS: 0	PA: 37					
<b>PITCHER</b>	IP WLS BF H R ER SO BB IBB HBP BLK WP HR S P ERA WHIP	IP WLS BF H R ER SO BB IBB HBP BLK WP HR S P ERA WHIP	IP WLS BF H R ER SO BB IBB HBP BLK WP HR S P ERA WHIP	IP WLS BF H R ER SO BB IBB HBP BLK WP HR S P ERA WHIP	IP WLS BF H R ER SO BB IBB HBP BLK WP HR S P ERA WHIP	IP WLS BF H R ER SO BB IBB HBP BLK WP HR S P ERA WHIP	IP WLS BF H R ER SO BB IBB HBP BLK WP HR S P ERA WHIP	IP WLS BF H R ER SO BB IBB HBP BLK WP HR S P ERA WHIP	IP WLS BF H R ER SO BB IBB HBP BLK WP HR S P ERA WHIP	IP WLS BF H R ER SO BB IBB HBP BLK WP HR S P ERA WHIP	IP WLS BF H R ER SO BB IBB HBP BLK WP HR S P ERA WHIP	IP WLS BF H R ER SO BB IBB HBP BLK WP HR S P ERA WHIP	IP WLS BF H R ER SO BB IBB HBP BLK WP HR S P ERA WHIP	IP WLS BF H R ER SO BB IBB HBP BLK WP HR S P ERA WHIP	IP WLS BF H R ER SO BB IBB HBP BLK WP HR S P ERA WHIP	IP WLS BF H R ER SO BB IBB HBP BLK WP HR S P ERA WHIP	IP WLS BF H R ER SO BB IBB HBP BLK WP HR S P ERA WHIP								
Mike Maddux, R ERA: 4.48	(1, 1)	6.2	W	29	8	3	2	8	0	0	0	0	0	0	0	0	0	0	0	0	1	78	116	2.70	1.200
Vaughn Eshelman, L ERA: 7.14	(7, 1)	0.1		1	0	0	0	0	0	0	0	0	0	0	0	0	0	0	0	0	0	1	2	0.00	0.000
Mark Brandenburg, R ERA: 3.93	(8, 1)	1.0	S	4	1	0	0	0	0	0	0	0	0	0	0	0	0	0	0	0	9	16	0.00	1.000	
Heathcliff Slocumb, R ERA: 3.06	(9, 1)	1.0	S	3	1	0	0	0	0	0	0	0	0	0	0	0	0	0	0	0	7	9	0.00	1.000	

New York Yankees @ Boston Red Sox  
Fenway Park, Boston, MA  
Thu Sep 26 1996, 7:05 PM EDT  
Att: 32,367 - Unknown - 63 F

AB 37  
R 3  
H 10  
RBI 3  
BB 0  
SO 8  
LOB 14



Batter	1	2	3	4	5	6	7	8	9	AB	R	H	RBI	BB	SO	LOB	BOTTOM								
Darren Bragg, L OBP: 0.368, SLG: 0.400 (1, 8)	2-3 K						1-0 G4-3			4	1	0	0	0	3	0									
Jeff Eves, R OBP: 0.375, SLG: 0.391 (1, 4)	1-2 1B		1-3 K2-3		1 SAFE G5-3 1B		1-0 G4-3			4	1	2	0	0	1	0									
Mo Vaughn, L OBP: 0.421, SLG: 0.587 (1, 3)	3-2 G5-3		3-2 F8		2-1 G5-3 1B		0-0 6-3			4	0	1	1	0	0	1									
Jose Canseco, R OBP: 0.401, SLG: 0.591 (1, 10)	1-2 1B		2-2 G5-3		1-2 2-2 G5-3			1-1 G5-3		4	1	1	1	0	0	2									
Mike Greenwell, L OBP: 0.339, SLG: 0.446	1-0 E		0-0 F8		1-3 K			0-2 F8		4	1	1	0	0	1	2									
Lee Tinsley, S OBP: 0.277, SLG: 0.291 (9, 8)	1-3 1B									0	0	0	0	0	0	0									
Bill Haselman, R OBP: 0.332, SLG: 0.430 (1, 2)	1-2 E1			2-2 L1		2-1 F9		2-3 K		4	1	1	1	0	1	0									
Rudy Pemberton, R OBP: 0.525, SLG: 0.784 (1, 9)	1-3 3-H 1B			0-3 K		1-2 G5-3 2B				3	0	2	2	0	1	0									
Nomar Garciaparra, R OBP: 0.275, SLG: 0.447 (1, 6)	1 SAFE G6-3			0-0 G5-3		1-2 G5-3		2-3		3	0	0	0	0	0	2									
Jeff Manto, R OBP: 0.317, SLG: 0.363 (1, 5)		2-3 K			2-0 G5-3		3-1 G1-3			3	0	0	0	0	1	1									
<b>Inning Stats</b>	R: 4 E: 1 K: 1 S: 22	H: 5 LOB: 1 BB: 0 P: 32	R: 0 E: 0 K: 3 S: 10	H: 0 LOB: 0 BB: 0 P: 16	R: 0 E: 0 K: 0 S: 8	H: 0 LOB: 0 BB: 0 P: 13	R: 0 E: 0 K: 1 S: 7	H: 0 LOB: 0 BB: 0 P: 9	R: 1 E: 0 K: 2 S: 14	H: 2 LOB: 2 BB: 0 P: 25	R: 0 E: 0 K: 0 S: 10	H: 1 LOB: 1 BB: 0 P: 17	R: 0 E: 0 K: 0 S: 3	H: 0 LOB: 0 BB: 0 P: 5	R: 0 E: 0 K: 1 S: 10	H: 0 LOB: 0 BB: 0 P: 13	1B: 6 2B: 2 3B: 0 HR: 0	SF: 0 SAC: 0 DP: 0 HBP: 0	WP: 1 PB: 0 SB: 0 CS: 0	PA: 33					
<b>PITCHER</b>	IP WLS BF H R ER SO BB IBB HBP BLK WP HR S P ERA WHIP	IP WLS BF H R ER SO BB IBB HBP BLK WP HR S P ERA WHIP	IP WLS BF H R ER SO BB IBB HBP BLK WP HR S P ERA WHIP	IP WLS BF H R ER SO BB IBB HBP BLK WP HR S P ERA WHIP	IP WLS BF H R ER SO BB IBB HBP BLK WP HR S P ERA WHIP	IP WLS BF H R ER SO BB IBB HBP BLK WP HR S P ERA WHIP	IP WLS BF H R ER SO BB IBB HBP BLK WP HR S P ERA WHIP	IP WLS BF H R ER SO BB IBB HBP BLK WP HR S P ERA WHIP	IP WLS BF H R ER SO BB IBB HBP BLK WP HR S P ERA WHIP	IP WLS BF H R ER SO BB IBB HBP BLK WP HR S P ERA WHIP	IP WLS BF H R ER SO BB IBB HBP BLK WP HR S P ERA WHIP	IP WLS BF H R ER SO BB IBB HBP BLK WP HR S P ERA WHIP	IP WLS BF H R ER SO BB IBB HBP BLK WP HR S P ERA WHIP	IP WLS BF H R ER SO BB IBB HBP BLK WP HR S P ERA WHIP	IP WLS BF H R ER SO BB IBB HBP BLK WP HR S P ERA WHIP	IP WLS BF H R ER SO BB IBB HBP BLK WP HR S P ERA WHIP	IP WLS BF H R ER SO BB IBB HBP BLK WP HR S P ERA WHIP								
Jimmy Key, L ERA: 4.68	(1, 1)	6.0	L	27	8	5	4	7	0	0	0	0	0	0	0	0	0	0	0	0	1	71	112	6.00	1.333
David Weathers, R ERA: 5.54	(7, 1)	0.2		2	0	0	0	0	0	0	0	0	0	0	0	0	0	0	0	0	2	4	0.00	0.000	
Graeme Lloyd, L ERA: 4.15	(7, 1)	0.1		1	0	0	0	0	0	0	0	0	0	0	0	0	0	0	0	0	1	1	0.00	0.000	
John Wetteland, R ERA: 2.87	(8, 1)	1.0		3	0	0	0	1	0	0	0	0	0	0	0	0	0	0	0	0	10	13	0.00	0.000	

New York Yankees @ Boston Red Sox  
Fenway Park, Boston, MA  
Thu Sep 26 1996, 7:05 PM EDT  
Att: 32,367 - Unknown - 63 F

AB 33  
R 5  
H 8  
RBI 5  
BB 0  
SO 8  
LOB 8

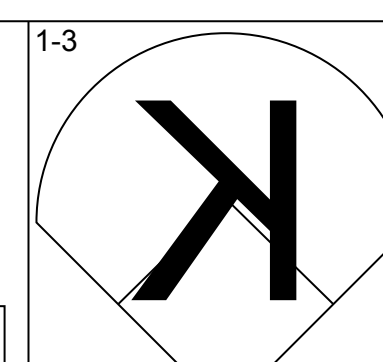
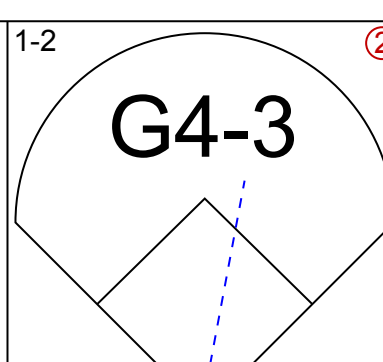
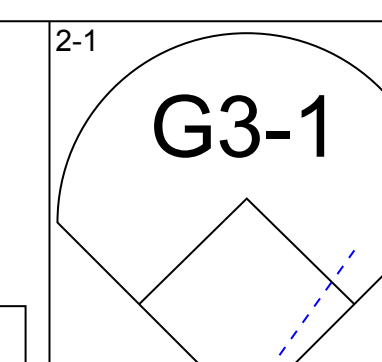
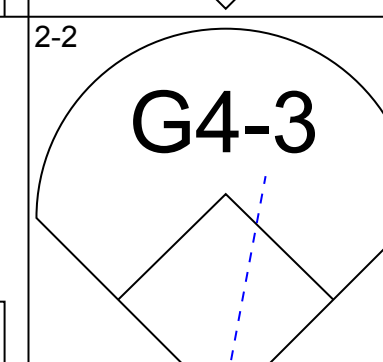
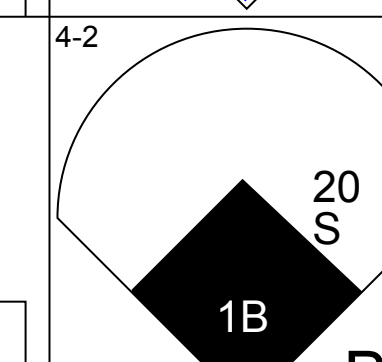
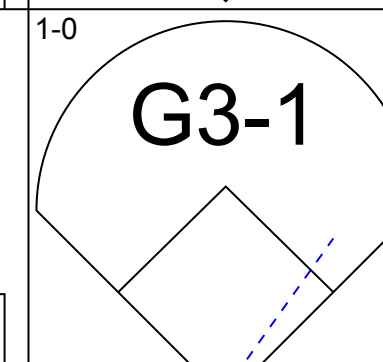
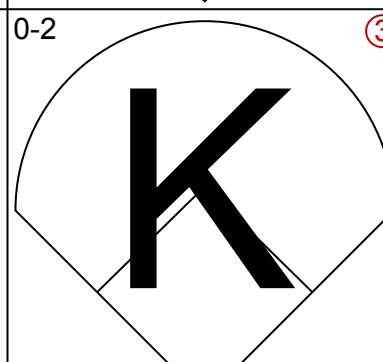
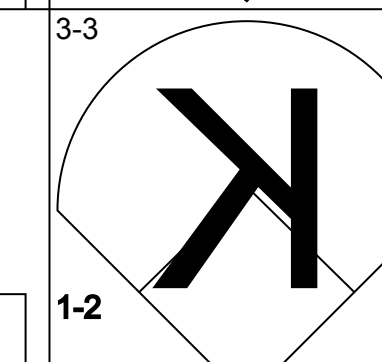


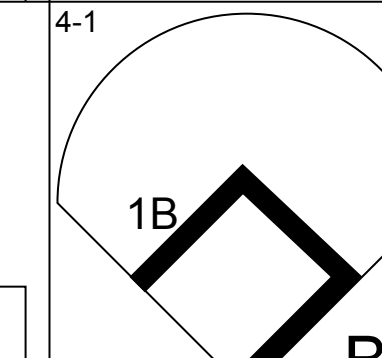


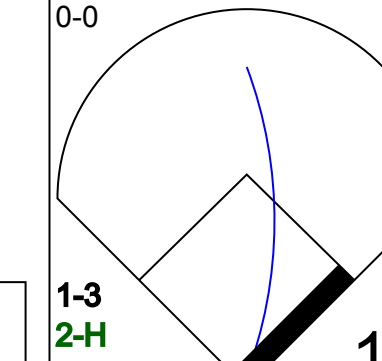
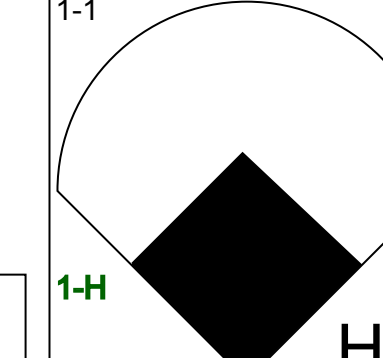
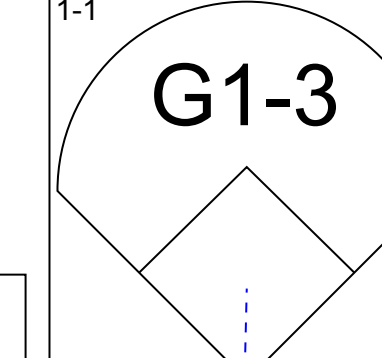
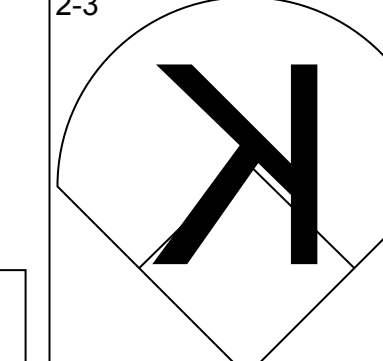

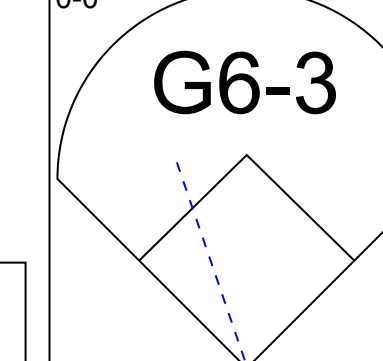



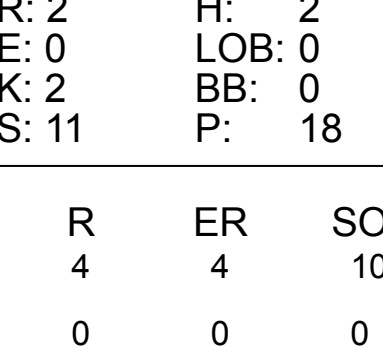
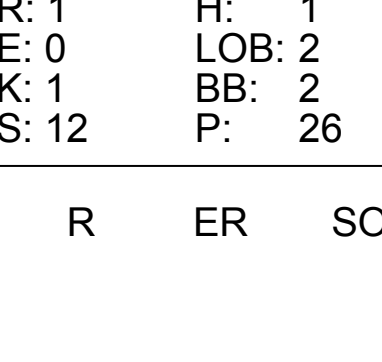






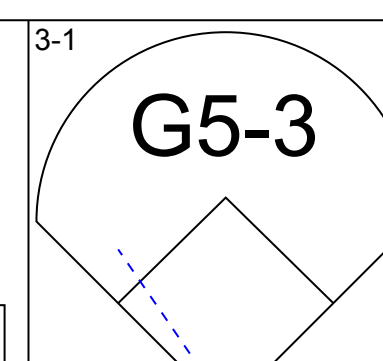
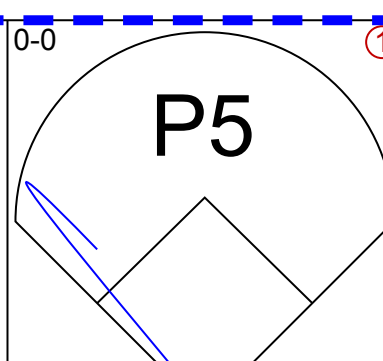
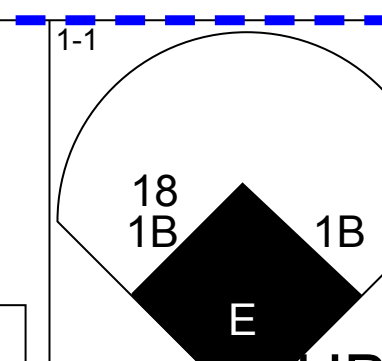
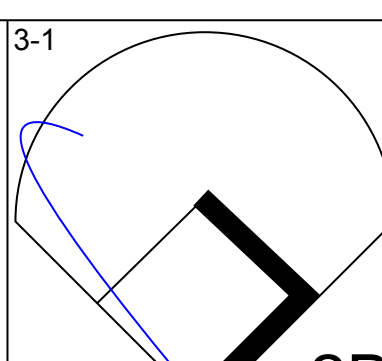
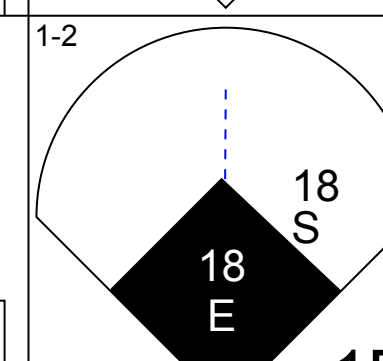
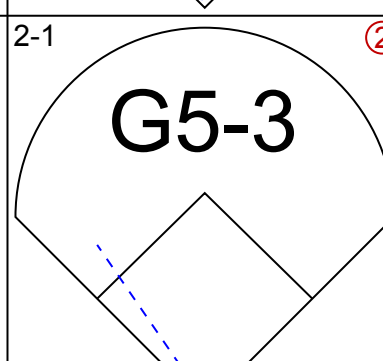
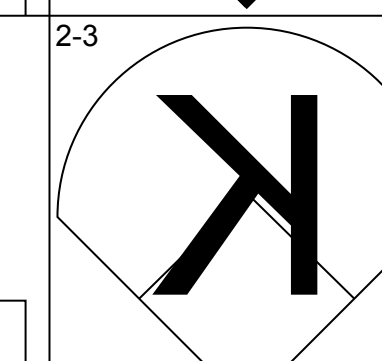
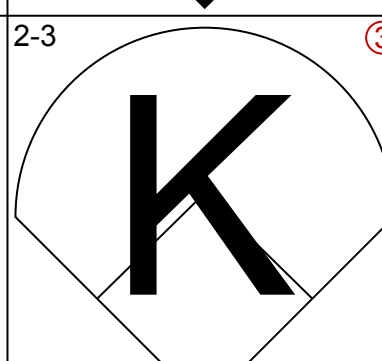
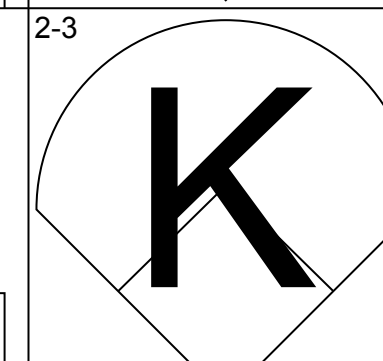
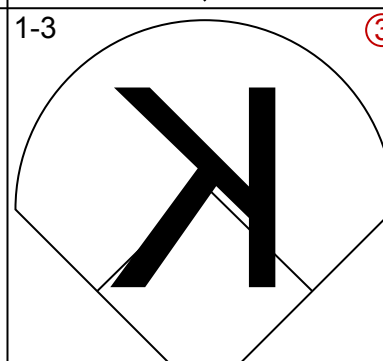
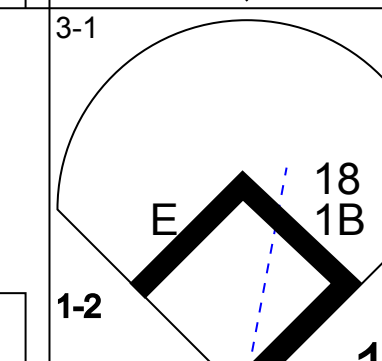

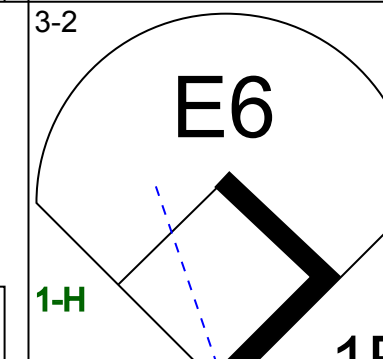

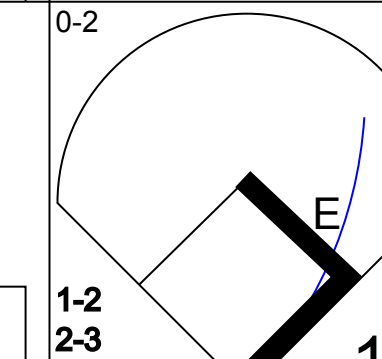

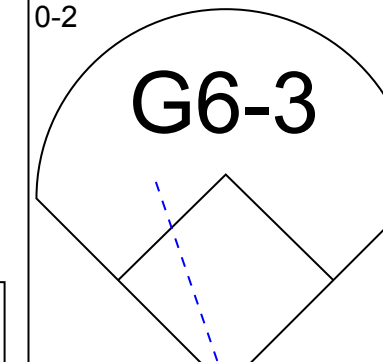

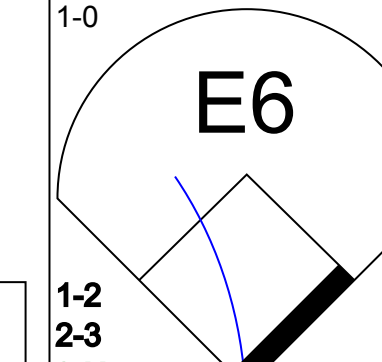



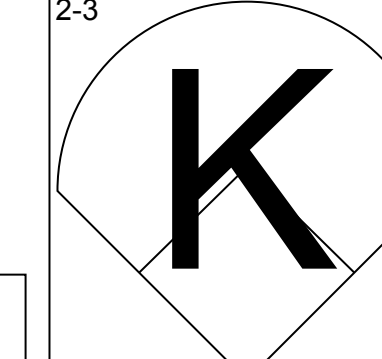



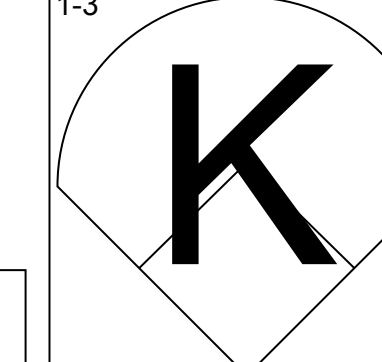

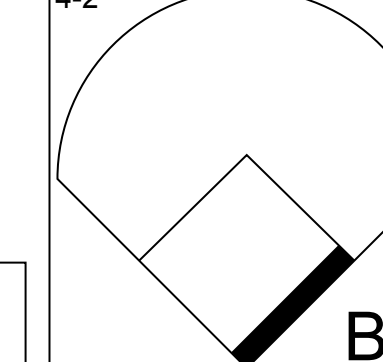

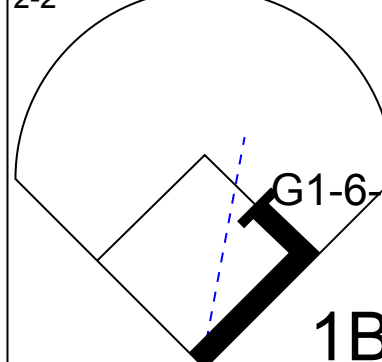



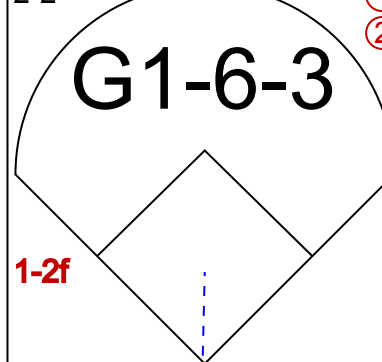
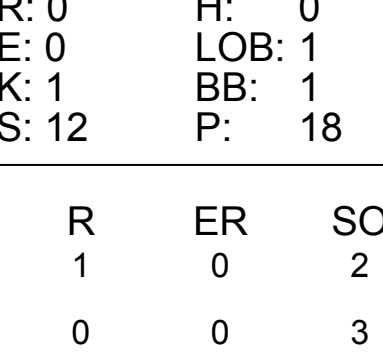
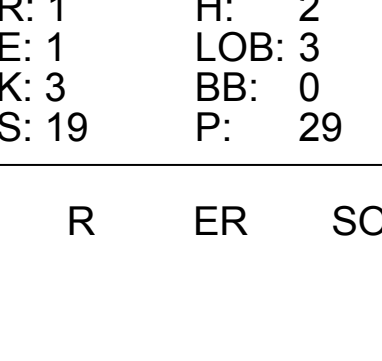
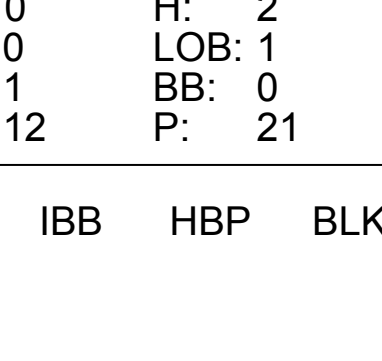





Batter	1	2	3	4	5	6	7	8	9	AB	R	H	RBI	BB	SO	LOB	TOP								
<b>2 Derek Jeter, R</b> OBP: 0.373, SLG: 0.429 (1, 6)										5	0	0	0	0	2	1	<b>New York Yankees @ Boston Red Sox</b> Fenway Park, Boston, MA Fri Sep 27 1996, 7:05 PM EDT Att: 32,573 - Unknown - 59 F <a href="http://livebaseballscorecards.com">livebaseballscorecards.com</a>								
<b>Wade Boggs, L</b> OBP: 0.388, SLG: 0.389 (1, 5)										4	1	2	0	0	0	0									
<b>Andy Fox, L</b> OBP: 0.279, SLG: 0.268 (7, 5)										1	0	0	0	0	0	0									
<b>Paul O'Neill, L</b> OBP: 0.413, SLG: 0.479 (1, 9)										3	0	2	1	0	1	1									
<b>Tim Lincecum, S</b> OBP: 0.383, SLG: 0.467 (6, PR)										2	1	0	0	0	0	0									
<b>Cecil Fielder, R</b> OBP: 0.351, SLG: 0.486 (1, 10)										4	2	2	1	0	1	1									
<b>Tino Martinez, L</b> OBP: 0.364, SLG: 0.466 (1, 3)										4	0	1	0	0	0	3									
<b>Mike Aldrete, L</b> OBP: 0.291, SLG: 0.413 (6, 9)										3	1	1	1	0	0	0									
<b>Charlie Hayes, R</b> OBP: 0.299, SLG: 0.374 (6, PH)										1	0	0	0	0	0	1									
<b>Joe Girardi, R</b> OBP: 0.346, SLG: 0.376 (1, 2)										2	0	1	1	1	0	0									
<b>Luis Sojo, R</b> OBP: 0.251, SLG: 0.273 (1, 4)										4	0	1	1	0	1	3									
<b>Ruben Rivera, R</b> OBP: 0.376, SLG: 0.429 (1, 8)										4	0	0	0	0	3	5									
<b>Inning Stats</b>	R: 1 E: 0 K: 2 S: 13	H: 2 LOB: 1 BB: 0 P: 18	R: 0 E: 0 K: 1 S: 7	H: 0 LOB: 0 BB: 0 P: 13	R: 0 E: 1 K: 3 S: 12	H: 0 LOB: 1 BB: 0 P: 22	R: 0 E: 0 K: 0 S: 4	H: 0 LOB: 0 BB: 0 P: 5	R: 0 E: 0 K: 1 S: 12	H: 0 LOB: 1 BB: 1 P: 18	R: 3 E: 0 K: 1 S: 21	H: 5 LOB: 2 BB: 0 P: 35	R: 0 E: 0 K: 0 S: 4	H: 1 LOB: 0 BB: 0 P: 5	R: 1 E: 1 K: 0 S: 16	H: 2 LOB: 2 BB: 0 P: 28	R: 0 E: 0 K: 0 S: 6	H: 0 LOB: 0 BB: 0 P: 8	1B: 7 2B: 2 3B: 0 HR: 1	SF: 0 SAC: 1 DP: 0 HBP: 0	WP: 0 PB: 0 SB: 0 CS: 0	PA: 39			
<b>PITCHER</b>	IP	WLS	BF	H	R	ER	SO	BB	IBB	HBP	BLK	WP	HR	S	P	ERA	WHIP								
<b>Aaron Sele, R</b> ERA: 5.32 (1, 1)	6.0	W	27	7	4	4	8	1	0	0	0	0	0	69	111	6.00	1.333								
<b>Kerry Lacy, R</b> ERA: 3.38 (7, 1)	1.0		4	2	1	1	0	0	0	0	0	0	1	8	11	9.00	2.000								
<b>Vaughn Eshelman, L</b> ERA: 7.14 (8, 1)	0.0		1	1	0	0	0	0	0	0	0	0	0	1	2	∞	∞								
<b>Pat Mahomes, R</b> ERA: 7.16 (8, 1)	1.0		4	0	0	0	0	0	0	0	0	0	0	11	20	0.00	0.000								
<b>Heathcliff Stocumb, R</b> ERA: 3.02 (9, 1)	1.0	S	3	0	0	0	0	0	0	0	0	0	0	6	8	0.00	0.000								

Batter	1	2	3	4	5	6	7	8	9	AB	R	H	RBI	BB	SO	LOB	BOTTOM								
<b>Darren Bragg, L</b> OBP: 0.368, SLG: 0.406 (1, 8)										4	0	2	3	0	1	0	<b>New York Yankees @ Boston Red Sox</b> Fenway Park, Boston, MA Fri Sep 27 1996, 7:05 PM EDT Att: 32,573 - Unknown - 59 F <a href="http://livebaseballscorecards.com">livebaseballscorecards.com</a>								
<b>Jeff Eves, R</b> OBP: 0.374, SLG: 0.389 (1, 4)										4	1	1	0	0	1	2									
<b>Mo Vaughn, L</b> OBP: 0.421, SLG: 0.586 (1, 10)										3	1	1	0	1	2	2									
<b>18 Reggie Jefferson, S</b> OBP: 0.381, SLG: 0.590 (1, 3)										4	0	1	1	0	2	2									
<b>Mike Greenwell, L</b> OBP: 0.341, SLG: 0.447 (1, 7)										4	0	2	0	0	0	1									
<b>Lee Tinsley, S</b> OBP: 0.277, SLG: 0.291 (8, PR)										0	1	0	0	0	0	0									
<b>Nomar Garciaparra, R</b> OBP: 0.288, SLG: 0.484 (1, 6)										3	1	2	3	0	1	0									
<b>Troy O'Leary, L</b> OBP: 0.327, SLG: 0.428 (1, 9)										4	0	0	0	0	0	2									
<b>Scott Hatteberg, L</b> OBP: 0.385, SLG: 0.300 (1, 2)										3	2	1	0	1	1	1									
<b>Arquimedes Pozo, R</b> OBP: 0.200, SLG: 0.275 (1, 5)										3	1	1	0	0	0	1									
<b>Inning Stats</b>	R: 1 E: 0 K: 1 S: 12	H: 2 LOB: 1 BB: 0 P: 22	R: 2 E: 0 K: 2 S: 15	H: 2 LOB: 1 BB: 1 P: 26	R: 1 E: 0 K: 1 S: 10	H: 1 LOB: 1 BB: 1 P: 19	R: 1 E: 0 K: 1 S: 11	H: 2 LOB: 1 BB: 0 P: 15	R: 1 E: 0 K: 1 S: 8	H: 1 LOB: 0 BB: 0 P: 15	R: 0 E: 0 K: 1 S: 9	H: 0 LOB: 0 BB: 0 P: 15	R: 0 E: 0 K: 0 S: 8	H: 1 LOB: 0 BB: 0 P: 14	R: 1 E: 0 K: 1 S: 11	H: 2 LOB: 1 BB: 0 P: 15	R: 0 E: 0 K: 0 S: 6	H: 0 LOB: 0 BB: 0 P: 8	1B: 7 2B: 3 3B: 0 HR: 1	SF: 1 SAC: 0 DP: 2 HBP: 0	WP: 1 PB: 0 SB: 2 CS: 0	PA: 35			
<b>PITCHER</b>	IP	WLS	BF	H	R	ER	SO	BB	IBB	HBP	BLK	WP	HR	S	P	ERA	WHIP								
<b>Dwight Gooden, R</b> ERA: 5.01 (1, 1)	5.0	L	25	8	6	6	6	2	0	0	0	0	0	56	97	10.80	2.000								
<b>Dave Pavius, R</b> ERA: 2.39 (6, 1)	2.0		6	1	0	0	1	0	0	0	0	0	0	17	29	0.00	0.500								
<b>Graeme Lloyd, L</b> ERA: 4.31 (8, 1)	0.0		1	1	1	1	0	0	0	0	0	0	0	1	1	∞	∞								
<b>Jeff Nelson, R</b> ERA: 4.36 (8, 1)	1.0		3	1	0	0	1	0	0	0	0	0	0	10	14	0.00	1.000								



Batter	1	2	3	4	5	6	7	8	9	AB	R	H	RBI	BB	SO	LOB	TOP					
<b>Tim Raines, S</b> OBP: 0.381, SLG: 0.460 (1, 7)										3	0	0	0	1	1	0	<b>New York Yankees @ Boston Red Sox</b> Fenway Park, Boston, MA Sat Sep 28 1996, 3:33 AM EDT Att: 33,612 - Cloudy - 65 F					
<b>Bernie Williams, S</b> OBP: 0.392, SLG: 0.534 (1, 8)										3	1	1	1	1	1	2						
<b>Ruben Rivera, R</b> OBP: 0.376, SLG: 0.429 (8, 8)										0	1	0	0	0	0	0						
<b>Paul O'Neill, L</b> OBP: 0.411, SLG: 0.476 (1, 10)										3	0	0	0	0	1	2						
<b>20 Jorge Posada, S</b> OBP: 0.077, SLG: 0.077 (8, PH)										1	0	0	0	0	1	1						
<b>Darryl Strawberry, L</b> OBP: 0.356, SLG: 0.490 (1, 9)										3	0	0	0	1	2	0						
<b>Charlie Hayes, R</b> OBP: 0.300, SLG: 0.375 (1, 5)										4	1	2	1	0	1	0						
<b>Mike Aldrete, L</b> OBP: 0.298, SLG: 0.439 (1, 3)										3	1	1	2	1	0	2						
<b>2 Derek Jeter, R</b> OBP: 0.371, SLG: 0.426 (1, 6)										4	0	0	0	0	2	1						
<b>Jim Leyritz, R</b> OBP: 0.354, SLG: 0.380 (1, 2)										2	0	0	0	0	1	0						
<b>Joe Girardi, R</b> OBP: 0.345, SLG: 0.374 (6, 2)										2	0	0	0	0	0	0						
<b>Andy Fox, L</b> OBP: 0.279, SLG: 0.267 (1, 4)										4	0	1	0	0	1	0						
<b>Inning Stats</b>	R: 0 E: 0 K: 1 S: 9	H: 0 LOB: 0 BB: 0 P: 13	R: 2 E: 0 K: 2 S: 11	H: 2 LOB: 0 BB: 0 P: 18	R: 1 E: 0 K: 1 S: 9	H: 1 LOB: 0 BB: 0 P: 13	R: 0 E: 0 K: 3 S: 13	H: 0 LOB: 1 BB: 1 P: 19	R: 0 E: 0 K: 2 S: 12	H: 1 LOB: 2 BB: 1 P: 20	R: 0 E: 0 K: 0 S: 7	H: 0 LOB: 0 BB: 0 P: 12	R: 0 E: 0 K: 0 S: 5	H: 0 LOB: 0 BB: 0 P: 11	R: 1 E: 0 K: 1 S: 12	H: 1 LOB: 2 BB: 2 P: 26	R: 0 E: 0 K: 1 S: 9	H: 0 LOB: 0 BB: 0 P: 14	1B: 3 2B: 0 3B: 0 HR: 2	SF: 0 SAC: 0 DP: 0 HBP: 0	WP: 0 PB: 0 CS: 0	PA: 36
<b>PITCHER</b>	IP	WLS	BF	H	R	ER	SO	BB	IBB	HBP	BLK	WP	HR	S	P	ERA	WHIP					
<b>Roger Clemens, R</b> ERA: 3.63 (1, 1)	7.2	L	32	5	4	4	10	4	0	0	0	0	2	76	129	4.70	1.174					
<b>Vaughn Eshelman, L</b> ERA: 7.11 (8, 1)	0.1		1	0	0	0	0	0	0	0	0	0	0	2	3	0.00	0.000					
<b>Mark Brandenburg, R</b> ERA: 3.48 (9, 1)	1.0		3	0	0	0	1	0	0	0	0	0	0	9	14	0.00	0.000					

Batter	1	2	3	4	5	6	7	8	9	AB	R	H	RBI	BB	SO	LOB	BOTTOM					
<b>Darren Bragg, L</b> OBP: 0.368, SLG: 0.407 (1, 8)										4	1	1	0	0	0	1	<b>New York Yankees @ Boston Red Sox</b> Fenway Park, Boston, MA Sat Sep 28 1996, 3:33 AM EDT Att: 33,612 - Cloudy - 65 F					
<b>Jeff Fyfe, R</b> OBP: 0.373, SLG: 0.388 (1, 4)										4	1	1	0	0	2	2						
<b>Jose Canseco, R</b> OBP: 0.400, SLG: 0.589 (8, PH)										1	0	0	0	0	1	1						
<b>Mo Vaughn, L</b> OBP: 0.422, SLG: 0.585 (1, 3)										4	0	2	0	0	2	1						
<b>18 Reggie Jefferson, S</b> OBP: 0.385, SLG: 0.592 (1, 10)										4	0	3	0	0	0	1						
<b>Mike Greenwell, L</b> OBP: 0.336, SLG: 0.441 (1, 7)										4	0	0	1	0	0	5						
<b>Lee Tinsley, S</b> OBP: 0.277, SLG: 0.291 (8, PR)										0	0	0	0	0	0	0						
<b>Nomar Garciaparra, R</b> OBP: 0.273, SLG: 0.470 (1, 6)										4	0	0	0	0	2	5						
<b>Bill Haselman, R</b> OBP: 0.327, SLG: 0.423 (1, 2)										4	0	0	0	0	2	4						
<b>Rudy Pemberton, R</b> OBP: 0.545, SLG: 0.775 (1, 9)										3	0	2	0	1	0	0						
<b>Arquimede Pozo, R</b> OBP: 0.190, SLG: 0.259 (1, 5)										3	0	0	0	0	1	2						
<b>Troy O'Leary, L</b> OBP: 0.237, SLG: 0.427 (8, PH)										1	0	0	0	0	0	1						
<b>Inning Stats</b>	R: 1 E: 1 K: 1 S: 14	H: 2 LOB: 1 BB: 0 P: 23	R: 0 E: 0 K: 1 S: 12	H: 0 LOB: 1 BB: 1 P: 18	R: 0 E: 0 K: 1 S: 6	H: 0 LOB: 0 BB: 0 P: 9	R: 0 E: 0 K: 1 S: 7	H: 1 LOB: 1 BB: 0 P: 9	R: 0 E: 0 K: 0 S: 9	H: 1 LOB: 1 BB: 0 P: 14	R: 0 E: 0 K: 0 S: 6	H: 1 LOB: 1 BB: 0 P: 8	R: 0 E: 0 K: 1 S: 7	H: 0 LOB: 0 BB: 0 P: 8	R: 1 E: 1 K: 3 S: 19	H: 2 LOB: 3 BB: 0 P: 29	R: 0 E: 0 K: 1 S: 12	H: 2 LOB: 1 BB: 0 P: 21	1B: 8 2B: 1 3B: 0 HR: 0	SF: 0 SAC: 0 DP: 1 HBP: 1	WP: 0 PB: 0 CS: 0	PA: 38
<b>PITCHER</b>	IP	WLS	BF	H	R	ER	SO	BB	IBB	HBP	BLK	WP	HR	S	P	ERA	WHIP					
<b>Andy Pettitte, L</b> ERA: 3.87 (1, 1)	2.0		9	2	1	0	2	1	0	0	0	0	0	26	41	0.00	1.500					
<b>Ramiro Mendoza, R</b> ERA: 6.79 (3, 1)	4.0	W	15	3	0	0	3	0	0	0	0	0	0	28	40	0.00	0.750					
<b>Brian Boehringer, R</b> ERA: 5.44 (7, 1)	1.0		3	0	0	0	1	0	0	0	0	0	0	7	8	0.00	0.000					
<b>42 Mariano Rivera, R</b> ERA: 2.09 (8, 1)	1.0		7	2	1	1	3	0	0	1	0	0	0	19	29	0.00	2.000					
<b>John Wetteland, R</b> ERA: 2.83 (9, 1)	1.0	S	4	2	0	0	1	0	0	0	0	0	0	12	21	0.00	2.000					



Batter	1	2	3	4	5	6	7	8	9	AB	R	H	RBI	BB	SO	LOB	TOP			
Tim Raines, S OBP: 0.383, SLG: 0.468 Ruben Rivera, R OBP: 0.381, SLG: 0.443										1 1 1 0 0 0 0	4	0	2	1	0	0	1			
Wade Boggs, L OBP: 0.388, SLG: 0.389 Andy Fox, L OBP: 0.276, SLG: 0.265										2 0 1 0 1 0 0	2	0	0	0	0	0	2			
Paul O'Neill, L OBP: 0.411, SLG: 0.474 Mike Aldrete, L OBP: 0.301, SLG: 0.435										2 1 0 0 1 0 3	1	0	0	0	1	0	0			
Cecil Fielder, R OBP: 0.352, SLG: 0.484 Darryl Strawberry, L OBP: 0.359, SLG: 0.490										4 0 1 0 0 0 3	0	0	0	0	1	0	0			
Tino Martinez, L OBP: 0.364, SLG: 0.466 Jim Levritz, R OBP: 0.355, SLG: 0.381										3 0 1 1 0 0 0	2	0	1	0	0	0	1			
Bernie Williams, S OBP: 0.391, SLG: 0.535										4 1 1 0 0 0 4										
Mariano Duncan, R OBP: 0.352, SLG: 0.500 Luis Sojo, R OBP: 0.250, SLG: 0.272										3 1 1 1 0 0 2	1	0	0	0	0	0	2			
Joe Girardi, R OBP: 0.346, SLG: 0.374 20 Jorge Posada, S OBP: 0.153, SLG: 0.071										2 0 1 0 0 1 0	1	0	0	0	1	0	0			
2 Derek Jeter, R OBP: 0.370, SLG: 0.430										4 1 1 1 0 2 3										
<b>Inning Stats</b>	R: 1 E: 0 K: 0 S: 12	H: 2 LOB: 0 BB: 0 P: 18	R: 0 E: 0 K: 0 S: 4	H: 0 LOB: 0 BB: 0 P: 8	R: 0 E: 0 K: 0 S: 8	H: 1 LOB: 0 BB: 0 P: 13	R: 1 E: 0 K: 0 S: 10	H: 2 LOB: 2 BB: 1 P: 18	R: 1 E: 0 K: 1 S: 18	H: 3 LOB: 2 BB: 1 P: 26	R: 0 E: 0 K: 0 S: 13	H: 1 LOB: 2 BB: 1 P: 26	R: 0 E: 0 K: 1 S: 8	H: 0 LOB: 0 BB: 0 P: 13	R: 0 E: 0 K: 0 S: 7	H: 0 LOB: 1 BB: 1 P: 13	1B: 7 2B: 2 3B: 1 HR: 1	SF: 0 SAC: 0 DP: 1 HBP: 0	WP: 0 PB: 0 SB: 0 CS: 1	PA: 42
<b>PITCHER</b>	IP WLS BF H R ER SO BB IBB HBP BLK WP HR S P ERA WHIP																			
Tom Gordon, R ERA: 5.98	(1, 1) 5.2 28 10 5 5 2 3 0 0 0 0 0 1 60 103 7.94 2.294																			
Vaughn Estelmann, L ERA: 7.08	(6, 1) 0.1 2 0 0 0 0 0 1 0 0 0 0 0 0 3 7 0.00 3.000																			
Mark Brandenburg, R ERA: 3.43	(7, 1) 1.0 4 1 0 0 0 0 0 0 0 0 0 0 0 12 21 0.00 1.000																			
Pat Mahomes, R ERA: 6.91	(8, 1) 2.0 W 7 0 0 0 0 1 1 0 0 0 0 0 0 15 26 0.00 0.500																			

**New York Yankees @ Boston Red Sox**  
Fenway Park, Boston, MA  
Sun Sep 29 1996, 3:33 AM EDT  
Att: 32,563 - Cloudy - 67 F

livebaseballscores.com

AB 36  
R 5  
H 11  
RBI 4  
BB 5  
SO 3  
LOB 21

Batter	1	2	3	4	5	6	7	8	9	AB	R	H	RBI	BB	SO	LOB	BOTTOM					
Darren Bragg, L OBP: 0.368, SLG: 0.405										4 1 1 1 0 0 1												
Jeff Eves, R OBP: 0.372, SLG: 0.389										4 1 1 0 0 0 2												
Mo Vaughn, L OBP: 0.420, SLG: 0.583 Wil Cordero, R OBP: 0.330, SLG: 0.404 Lee Tinsley, S OBP: 0.277, SLG: 0.291										3 0 0 0 0 0 2	2	0	1	0	0	0	1					
18 Reggie Jefferson, S OBP: 0.388, SLG: 0.593										4 1 2 1 1 1 1												
Troy O'Leary, L OBP: 0.327, SLG: 0.427 Rudy Pemberton, R OBP: 0.556, SLG: 0.780										3 0 1 1 0 1 1	1	0	1	0	0	0	0					
Bill Haselman, R OBP: 0.331, SLG: 0.439 Scott Hatteberg, L OBP: 0.357, SLG: 0.273										3 1 2 2 0 1 1	1	0	0	0	0	0	2					
Nomar Garciaparra, R OBP: 0.272, SLG: 0.471										4 0 1 0 0 0 2												
Trot Nixon, L OBP: 0.500, SLG: 0.750										4 2 2 0 0 1 1												
Arquimedez Pozo, R OBP: 0.210, SLG: 0.310										4 0 2 1 0 0 0												
<b>Inning Stats</b>	R: 2 E: 0 K: 0 S: 10	H: 3 LOB: 2 BB: 1 P: 21	R: 1 E: 0 K: 0 S: 8	H: 2 LOB: 1 BB: 0 P: 16	R: 1 E: 0 K: 1 S: 13	H: 2 LOB: 1 BB: 0 P: 17	R: 0 E: 0 K: 0 S: 5	H: 0 LOB: 0 BB: 0 P: 9	R: 0 E: 0 K: 2 S: 9	H: 1 LOB: 1 BB: 0 P: 17	R: 1 E: 0 K: 0 S: 8	H: 2 LOB: 1 BB: 0 P: 17	R: 0 E: 0 K: 1 S: 11	H: 2 LOB: 1 BB: 0 P: 16	R: 0 E: 0 K: 0 S: 7	H: 0 LOB: 0 BB: 0 P: 10	R: 1 E: 0 K: 0 S: 7	H: 2 LOB: 2 BB: 0 P: 11	1B: 7 2B: 6 3B: 0 HR: 1	SF: 1 SAC: 1 DP: 1 HBP: 0	WP: 0 PB: 0 SB: 0 CS: 0	PA: 40
<b>PITCHER</b>	IP WLS BF H R ER SO BB IBB HBP BLK WP HR S P ERA WHIP																					
Ricky Bones, R ERA: 6.22	(1, 1) 4.0 20 7 4 4 1 2 0 0 0 0 0 0 0 17 34 4.50 1.500																					
Billy Brewer, L ERA: 9.53	(5, 1) 2.0 9 3 1 1 2 0 0 0 0 0 0 0 8 11 0.00 6.000																					
Graeme Lloyd, L ERA: 4.29	(7, 1) 0.1 3 2 0 0 0 1 0 0 0 0 0 0 6 8 0.00 0.000																					
David Weathers, R ERA: 5.48	(7, 1) 1.0 2 0 0 0 0 0 0 0 0 0 0 0 5 8 13.50 1.500																					
Dale Polley, L ERA: 7.89	(8, 1) 0.2 L 3 1 1 1 0 0 0 0 0 0 0 0 5 8 13.50 1.500																					
Dave Pavia, R ERA: 2.35	(9, 1) 0.1 3 1 0 0 0 0 0 0 0 0 0 0 6 10 0.00 3.000																					

**New York Yankees @ Boston Red Sox**  
Fenway Park, Boston, MA  
Sun Sep 29 1996, 3:33 AM EDT  
Att: 32,563 - Cloudy - 67 F

livebaseballscores.com

AB 37  
R 6  
H 14  
RBI 6  
BB 1  
SO 4  
LOB 14