

Boston Red Sox - 1998

Batter	1	2	3	4	5	6	7	8	9	AB	R	H	RBI	BB	SO	LOB	TOP										
Nomar Garciaparra, R (1.6)	L1		F8		G6-3		FC5-2			4	0	0	0	0	0	3	Boston Red Sox @ Oakland Athletics Network Associates Coliseum, Oakland, CA Wed Apr 01 1998, 10:05 PM EST Att: 36,915 - Cloudy - 56 F										
John Valentin, R (1.5) OBP: 0.250, SLG: 0.333	K			F8		1B	SF8			3	0	1	1	0	1	0											
Mo Vaughn, L (1.3) OBP: 0.500, SLG: 0.500	1B			L9	1B	K	G4-1			4	0	2	0	0	1	3											
18 Reggie Jefferson, S (1.10) Jim Leyritz, R (8. PH)	F8			PB	1B	F7		K		3	0	1	0	0	0	2											
Troy O'Leary, L (1.7) OBP: 0.250, SLG: 0.250		G4-3		L9		1B		K		4	0	1	0	0	1	2											
Scott Hatteberg, L (1.2)	P4			G3		G4-3		G6-3		4	0	0	0	0	0	4											
Darren Lewis, R (1.8) OBP: 0.250, SLG: 0.250	F3				E4	WP	2B	F8		4	1	1	0	0	0	0											
Darren Bragg, L (1.9) OBP: 0.250, SLG: 0.667			K		SF8		FC5-2	K		3	1	1	1	0	2	0											
Donnie Sadler, R (1.4)			G5-3		F8		FC5-2	F8		3	0	0	0	0	0	0											
							HBP																				
Inning Stats	R: 0 E: 0 K: 1 S: 6	H: 1 LOB: 1 BB: 0 P: 6	R: 0 E: 0 K: 0 S: 3	H: 0 LOB: 0 BB: 0 P: 3	R: 0 E: 0 K: 1 S: 5	H: 0 LOB: 0 BB: 0 P: 5	R: 0 E: 0 K: 0 S: 5	H: 2 LOB: 2 BB: 0 P: 5	R: 1 E: 1 K: 0 S: 4	H: 0 LOB: 0 BB: 0 P: 4	R: 0 E: 0 K: 1 S: 7	H: 2 LOB: 2 BB: 0 P: 7	R: 1 E: 0 K: 0 S: 5	H: 2 LOB: 2 BB: 0 P: 6	R: 0 E: 0 K: 2 S: 7	H: 0 LOB: 0 BB: 0 P: 7	R: 0 E: 0 K: 1 S: 5	H: 0 LOB: 0 BB: 0 P: 5	1B: 6 2B: 1 3B: 0 HR: 0	SF: 2 SAC: 0 DP: 0 HBP: 1	WP: 1 PB: 1 SB: 0 CS: 0	PA: 36					
PITCHER	IP	WLS	BF	H	R	ER	SO	BB	IBB	HBP	BLK	WP	HR	S	P	ERA	WHIP										
Tom Candiotti, R (1.1) ERA: 1.29	7.0	L	30	7	2	1	3	0	0	1	0	1	0	35	36	1.29	1.000										
Mike Mohler, L (8.1) ERA:	1.0		3	0	0	0	2	0	0	0	0	0	0	7	7	0.00	0.000										
T.J. Mathews, R (9.1) ERA:	1.0		3	0	0	0	1	0	0	0	0	0	0	5	5	0.00	0.000										

AB	33
R	2
H	7
RBI	2
BB	0
SO	6
LOB	14



Batter	1	2	3	4	5	6	7	8	9	AB	R	H	RBI	BB	SO	LOB	BOTTOM										
Rickey Henderson, R (1.7) OBP: 0.500, SLG: 0.333	F7			G4-3		BB		G3-1		3	0	1	0	1	0	0	Boston Red Sox @ Oakland Athletics Network Associates Coliseum, Oakland, CA Wed Apr 01 1998, 10:05 PM EST Att: 36,915 - Cloudy - 56 F										
Dave Magadan, L (1.5)	K			G4-3		F8		G3-1		4	0	0	0	0	1	2											
Ben Grieve, L (1.9) OBP: 0.250, SLG: 0.250	G4-3			BB	1B	K		G4-3		4	0	1	0	0	1	2											
Matt Stairs, L (1.10) OBP: 0.500, SLG: 0.333		K		BB	1B	SH5-4	1B	G6-3		3	0	1	0	1	1	0											
Jason Giambi, L (1.3) OBP: 0.250, SLG: 0.250		K		K		SH5-4	1B	G5-3		4	0	1	0	0	2	2											
Scott Spiezio, S (1.4)		L9			K	SH5-4		K		3	0	0	0	0	2	0											
A.J. Hinch, R (1.2)			G5-3		K	K		K		3	0	0	0	0	2	2											
Jason McDonald, S (1.8)			K		K	K		K		3	0	0	0	0	3	2											
Rafael Bourimigal, R (1.6) Shane Mack, R (8. PH) Jason Wood, R (9.6)			F7			F9		F7		2	0	0	0	0	0	0											
										1	0	0	0	0	0	0											
										0	0	0	0	0	0	0											
Inning Stats	R: 0 E: 0 K: 1 S: 5	H: 0 LOB: 0 BB: 0 P: 5	R: 0 E: 0 K: 2 S: 7	H: 0 LOB: 0 BB: 0 P: 7	R: 0 E: 0 K: 1 S: 5	H: 0 LOB: 0 BB: 0 P: 5	R: 0 E: 0 K: 1 S: 6	H: 1 LOB: 2 BB: 1 P: 10	R: 0 E: 0 K: 3 S: 9	H: 0 LOB: 0 BB: 0 P: 9	R: 0 E: 0 K: 1 S: 5	H: 0 LOB: 1 BB: 1 P: 9	R: 0 E: 0 K: 2 S: 9	H: 2 LOB: 2 BB: 0 P: 9	R: 0 E: 0 K: 0 S: 4	H: 1 LOB: 1 BB: 0 P: 4	R: 0 E: 0 K: 1 S: 5	H: 0 LOB: 0 BB: 0 P: 5	1B: 4 2B: 0 3B: 0 HR: 0	SF: 0 SAC: 1 DP: 0 HBP: 0	WP: 0 PB: 0 SB: 1 CS: 0	PA: 33					
PITCHER	IP	WLS	BF	H	R	ER	SO	BB	IBB	HBP	BLK	WP	HR	S	P	ERA	WHIP										
Pedro Martinez, R (1.1) ERA:	7.0	W	26	3	0	0	11	2	0	0	0	0	0	46	54	0.00	0.714										
Dennis Eckerley, R (8.1) ERA:	0.2		3	1	0	0	0	0	0	0	0	0	0	3	3	0.00	1.500										
Tom Gordon, R (8.1) ERA:	1.1	S	4	0	0	0	1	0	0	0	0	0	0	6	6	0.00	0.000										



Batter	1	2	3	4	5	6	7	8	9	AB	R	H	RBI	BB	SO	LOB	TOP										
Nomar Garciaparra, R OBP: 0.222, SLG: 0.222	G6-3		L9	L7			1B	CS		5	1	2	1	0	0	2											
John Valentin, R OBP: 0.222, SLG: 0.250	G6-3		L9		G6-3		1B	F9		5	1	1	0	0	0	1											
Mo Vaughn, L OBP: 0.444, SLG: 0.375	BB			G3	K		1B		K	4	0	1	1	1	2	0											
Jim Leyritz, R OBP: 0.500, SLG: 0.400 Midre Cummings, L (9, PR)	G4-3			BB	F9		1B	S		4	1	2	1	1	0	1											
Jason Varitek, S OBP: 0.200, SLG: 0.200		P3		1B		G5-3	F8		K	5	1	1	0	0	1	3											
Damon Buford, R OBP: 0.400, SLG: 0.500	F9			HBP		1B	K		K2-3	4	1	1	0	1	2	3											
Troy O'Leary, L OBP: 0.500, SLG: 0.333				SF8		1B	L8			2	0	1	1	2	0	2											
Darren Lewis, R OBP: 0.375, SLG: 0.286	G3-1					1B		G6-3		3	0	1	1	0	0	1											
Donnie Sadler, R 18 Reggie Jefferson, S Mike Benjamin, R			L3	SF8		P3-2		WP		1	0	0	1	0	0	0											
										1	0	0	0	0	0	3											
										1	1	1	0	0	0	0											
Inning Stats	R: 0 E: 0 K: 0 S: 3	H: 0 LOB: 1 BB: 1 P: 7	R: 0 E: 0 K: 0 S: 3	H: 0 LOB: 1 BB: 1 P: 7	R: 0 E: 0 K: 0 S: 3	H: 0 LOB: 0 BB: 0 P: 3	R: 3 E: 0 K: 0 S: 5	H: 2 LOB: 2 BB: 2 P: 14	R: 0 E: 0 K: 1 S: 5	H: 0 LOB: 0 BB: 0 P: 5	R: 0 E: 0 K: 0 S: 4	H: 2 LOB: 2 BB: 1 P: 8	R: 2 E: 0 K: 1 S: 9	H: 4 LOB: 0 BB: 0 P: 9	R: 1 E: 0 K: 0 S: 4	H: 2 LOB: 0 BB: 0 P: 4	R: 0 E: 0 K: 3 S: 10	H: 1 LOB: 2 BB: 0 P: 10	1B: 9 2B: 3 3B: 0 HR: 0	SF: 1 SAC: 0 DP: 1 HBP: 1	WP: 1 PA: 42 PB: 0 SB: 1 CS: 1						
PITCHER	IP	WLS	BF	H	R	ER	SO	BB	IBB	HBP	BLK	WP	HR	S	P	ERA	WHIP										
Kenny Rogers, L ERA: 5.06	5.1		26	4	3	3	1	5	0	1	0	0	0	22	43	5.06	1.688										
Billy Taylor, R ERA: 27.0	0.2	L	3	2	2	2	0	0	0	0	0	0	0	3	3	27.00	3.000										
Buddy Groom, L ERA:	1.1		6	2	0	0	1	0	0	0	0	0	0	8	8	0.00	1.500										
Aaron Small, R ERA: 13.5	0.2		3	2	1	1	0	0	0	0	0	1	0	3	3	13.50	3.000										
Mike Fetters, R ERA:	1.0		4	1	0	0	3	0	0	0	0	0	0	10	10	0.00	1.000										

Boston Red Sox @ Oakland Athletics
 Network Associates Coliseum, Oakland, CA
 Thu Apr 02 1998, 6:33 AM EST
 Att: 7,313 - Cloudy - 56 F

AB 35
 R 6
 H 11
 RBI 6
 BB 5
 SO 5
 LOB 16



Batter	1	2	3	4	5	6	7	8	9	AB	R	H	RBI	BB	SO	LOB	BOTTOM										
Rickey Henderson, R OBP: 0.222, SLG: 0.125	P6		F7		G6-3		F7		K	5	0	0	0	0	1	0											
Jason McDonald, S OBP: 0.250, SLG: 0.250	S		G3		K		S		L3	5	0	2	0	0	1	0											
Ben Grieve, L OBP: 0.250, SLG: 0.143	P6		L5			FC4-6	K			3	1	0	0	1	1	2											
Matt Stairs, L OBP: 0.571, SLG: 0.500 Kevin Mitchell, R (7, PH)	K				2B		P3			3	1	2	0	0	1	1											
					1B					1	0	0	0	0	0	1											
Jason Giambi, L OBP: 0.500, SLG: 0.571						FC4-6		E		3	1	2	1	1	0	2											
								BB																			
Mike Blowers, R OBP: 0.500, SLG: 0.333										3	0	1	1	0	1	2											
Scott Spiezio, S										4	0	0	0	0	0	6											
A.J. Hinch, R										1	0	0	1	0	1	1											
Dave Magadan, L (8, PH)										1	0	0	0	0	0	2											
Izzy Molina, R (9, 2)										0	0	0	0	0	0	0											
Rafael Bourimigal, R Shane Mack, R (9, PH)										3	0	0	0	0	0	4											
										1	0	0	0	0	0	0											
Inning Stats	R: 0 E: 0 K: 1 S: 6	H: 1 LOB: 1 BB: 0 P: 6	R: 1 E: 0 K: 0 S: 4	H: 1 LOB: 0 BB: 0 P: 5	R: 0 E: 0 K: 0 S: 3	H: 0 LOB: 0 BB: 0 P: 3	R: 1 E: 0 K: 1 S: 7	H: 2 LOB: 1 BB: 0 P: 7	R: 0 E: 0 K: 1 S: 5	H: 0 LOB: 0 BB: 0 P: 5	R: 1 E: 0 K: 0 S: 5	H: 2 LOB: 3 BB: 1 P: 10	R: 0 E: 0 K: 1 S: 6	H: 1 LOB: 1 BB: 0 P: 6	R: 0 E: 1 K: 1 S: 5	H: 0 LOB: 1 BB: 1 P: 9	R: 0 E: 0 K: 1 S: 5	H: 0 LOB: 0 BB: 0 P: 5	1B: 6 2B: 1 3B: 0 HR: 0	SF: 1 SAC: 0 DP: 1 HBP: 2	WP: 0 PA: 38 PB: 0 SB: 2 CS: 0						
PITCHER	IP	WLS	BF	H	R	ER	SO	BB	IBB	HBP	BLK	WP	HR	S	P	ERA	WHIP										
49 Tim Wakefield, R ERA: 4.76	5.2		25	6	3	3	3	1	0	1	0	0	0	29	34	4.76	1.235										
John Wasdin, R ERA:	1.0	W	5	1	0	0	1	0	0	1	0	0	0	6	7	0.00	1.000										
Steve Avery, L ERA:	0.1		1	0	0	0	0	0	0	0	0	0	0	1	1	0.00	0.000										
Jim Corsi, R ERA:	1.0		4	0	0	0	1	1	0	0	0	0	0	5	9	0.00	1.000										
Tom Gordon, R ERA:	1.0	S	3	0	0	0	1	0	0	0	0	0	0	5	5	0.00	0.000										

Boston Red Sox @ Oakland Athletics
 Network Associates Coliseum, Oakland, CA
 Thu Apr 02 1998, 6:33 AM EST
 Att: 7,313 - Cloudy - 56 F


AB 33
 R 3
 H 7
 RBI 3
 BB 2
 SO 6
 LOB 21



Batter	1	2	3	4	5	6	7	8	9	AB	R	H	RBI	BB	SO	LOB	TOP					
Nomar Garciaparra, R OBP: 0.286, SLG: 0.500	F8					G4-3		P3		5	1	2	1	0	0	2						
John Valentin, R OBP: 0.386, SLG: 0.308	2B	K		F8			BB	G6-3	G5-3	5	2	2	0	0	1	2						
Mo Vaughn, L OBP: 0.500, SLG: 0.750	E8	F7			F8		G6-3	BB		4	2	2	1	1	0	2						
18 Reggie Jefferson, S OBP: 0.143, SLG: 0.143 Jim Leyritz, R OBP: 0.500, SLG: 0.333	G1-3		F7		F7		G6-3	BB	G6-3	3	0	0	0	0	0	1						
Troy O'Leary, L OBP: 0.385, SLG: 0.200	FC5		F8		G4-3		G6-3		G6-3	4	0	0	0	1	0	2						
Scott Hatteberg, L OBP: 0.375, SLG: 0.714						G3				3	1	2	2	1	0	0						
Darren Lewis, R OBP: 0.250, SLG: 0.182	FC5		G5-3			E5	G1-3			4	0	0	0	0	0	4						
Darren Bragg, L OBP: 0.375, SLG: 0.500				P4				G3-1		3	0	1	0	1	0	0						
Donnie Sadler, R OBP: 0.375, SLG: 0.500		F8		K		G5-3		L6		4	0	0	0	1	3							
Inning Stats	R: 1 E: 1 K: 0 S: 5	H: 2 LOB: 3 BB: 2 P: 13	R: 0 E: 0 K: 1 S: 6	H: 1 LOB: 2 BB: 1 P: 10	R: 1 E: 0 K: 1 S: 4	H: 1 LOB: 0 BB: 0 P: 4	R: 1 E: 0 K: 1 S: 6	H: 1 LOB: 0 BB: 0 P: 6	R: 0 E: 0 K: 0 S: 3	H: 0 LOB: 0 BB: 0 P: 3	R: 0 E: 1 K: 0 S: 5	H: 1 LOB: 2 BB: 0 P: 5	R: 2 E: 0 K: 0 S: 4	H: 2 LOB: 1 BB: 2 P: 12	R: 0 E: 0 K: 0 S: 3	H: 0 LOB: 0 BB: 0 P: 3	R: 1 E: 0 K: 0 S: 4	H: 1 LOB: 0 BB: 0 P: 4	1B: 5 2B: 1 3B: 0 HR: 3	SF: 0 SAC: 0 DP: 1 HBP: 0	WP: 0 PB: 0 CS: 0	PA: 41
PITCHER	IP	WLS	BF	H	R	ER	SO	BB	IBB	HBP	BLK	WP	HR	S	P	ERA	WHIP					
27 Ken Cloude, R ERA: 6.0	6.0	W	29	7	4	4	2	3	0	0	0	0	2	30	42	6.00	1.667					
Paul Spoljaric, L ERA: 3.38	0.2		4	1	1	1	0	2	0	0	0	0	0	2	10	13.50	4.500					
Mike Timlin, R ERA: 3.0	2.1		8	1	1	1	0	0	0	0	0	0	1	8	8	3.86	0.429					

Boston Red Sox @ Seattle Mariners
The Kingdom, Seattle, WA
Fri Apr 03 1998, 10:05 PM EST
Att: 27,555 - Dome - 72 F


AB 36
R 6
H 9
RBI 4
BB 5
SO 2
LOB 16



Batter	1	2	3	4	5	6	7	8	9	AB	R	H	RBI	BB	SO	LOB	BOTTOM				
Joey Cora, S OBP: 0.429, SLG: 0.364	BB	L9-3		G3			SF9-5-6-5			4	1	2	1	0	0	2					
Alex Rodriguez, R OBP: 0.297, SLG: 0.154	P6		F9		K					5	1	2	0	0	1	2					
Ken Griffey Jr., L OBP: 0.400, SLG: 0.727	F8		G6-4-3		HR	G1-3	G3			4	1	1	2	1	0	4					
Edgar Martinez, R OBP: 0.200, SLG: 0.500	E6		G6-4-3		WP	K		F8		5	1	1	0	0	1	2					
David Segui, S OBP: 0.571, SLG: 1.462	WP		F7		HR	E5				4	2	2	2	1	0	0					
Jay Buhner, R OBP: 0.428, SLG: 0.846	FC5-4		FC6-5		HR	K		P3		4	1	2	2	1	1	1					
Glenallen Hill, R OBP: 0.538, SLG: 0.818 Charles Gipson, R OBP: 0.538, SLG: 0.818	FC5-4		FC5		HR		S	F8		4	2	2	1	0	0	4					
Dan Wilson, R OBP: 0.455, SLG: 0.250		K		FC6-5		K				3	1	0	0	1	2	2					
Russ Davis, R OBP: 0.417, SLG: 0.700				FC6-5		K				2	0	1	2	2	0	0					
Inning Stats	R: 1 E: 1 K: 0 S: 5	H: 1 LOB: 3 BB: 2 P: 13	R: 0 E: 0 K: 1 S: 4	H: 0 LOB: 0 BB: 1 P: 8	R: 0 E: 0 K: 0 S: 2	H: 0 LOB: 0 BB: 1 P: 6	R: 2 E: 1 K: 0 S: 6	H: 2 LOB: 1 BB: 0 P: 6	R: 6 E: 0 K: 2 S: 14	H: 7 LOB: 1 BB: 0 P: 14	R: 0 E: 1 K: 2 S: 8	H: 0 LOB: 1 BB: 0 P: 8	R: 1 E: 0 K: 0 S: 4	H: 2 LOB: 3 BB: 2 P: 12	R: 1 E: 0 K: 0 S: 4	H: 1 LOB: 0 BB: 0 P: 4	1B: 7 2B: 4 3B: 0 HR: 4	SF: 1 SAC: 0 DP: 3 HBP: 0	WP: 3 PB: 0 SB: 1 CS: 0	PA: 43	
PITCHER	IP	WLS	BF	H	R	ER	SO	BB	IBB	HBP	BLK	WP	HR	S	P	ERA	WHIP				
Derek Lowe, R ERA: 9.0	4.0	L	23	7	7	4	1	4	0	0	0	0	2	21	37	9.00	2.750				
Rich Garces, R ERA: 10.13	2.2		15	5	3	3	4	2	0	0	0	0	2	21	29	10.12	2.625				
Steve Avery, L ERA: 5.4	1.1		5	1	1	1	0	0	0	0	0	0	1	5	5	6.75	0.750				

Boston Red Sox @ Seattle Mariners
The Kingdom, Seattle, WA
Fri Apr 03 1998, 10:05 PM EST
Att: 27,555 - Dome - 72 F


AB 36
R 11
H 13
RBI 10
BB 6
SO 5
LOB 17



Batter	1	2	3	4	5	6	7	8	9	AB	R	H	RBI	BB	SO	LOB	TOP				
Nomar Garciaparra, R OBP: 0.263, SLG: 0.421 (1, 6)	G6-3		1B		E5 2B		G3-1	G6-3		5	1	1	0	0	0	1					
John Valentin, R OBP: 0.211, SLG: 0.222 (1, 5)	G6-3		G5-3		G1-3		F8		G1-3	5	0	0	0	0	0	3					
Mo Vaughn, L OBP: 0.579, SLG: 0.813 (1, 3)		BB			1B G4-3		1B	1B	G1-3	4	2	3	2	1	0	0					
18 Reggie Jefferson, S OBP: 0.333, SLG: 0.300 Jim Leyritz, R OBP: 0.444, SLG: 0.286 (9, PH)	K				G4-3 2B		G4-3	1B	G5-3	3	2	1	0	1	1	2					
Troy O'Leary, L OBP: 0.353, SLG: 0.214 (1, 7)			F7		G4-3		G4-3			4	0	1	1	0	0	2					
Scott Hatteberg, L OBP: 0.417, SLG: 0.727 (1, 2)		G4-3			2B		G1-3			4	0	2	3	0	0	0					
Darren Lewis, R Midre Cummings, L (7, PH)			G1-3		BB		1B		F8	2	0	1	0	1	0	0					
Darren Bragg, L OBP: 0.333, SLG: 0.333 (7, 8)					G6-4-3 BB		F7		G4-3	3	0	0	0	1	0	3					
Donnie Sadler, R Jason Varitek, S OBP: 0.167, SLG: 0.167 Mike Benjamin, R OBP: 1.000, SLG: 2.000 (8, PH)			G4-6-3		BB		P6		F8	2	1	0	0	1	0	2					
Inning Stats	R: 0 E: 0 K: 1 S: 5	H: 0 LOB: 1 BB: 1 P: 9	R: 0 E: 0 K: 0 S: 3	H: 0 LOB: 0 BB: 0 P: 3	R: 0 E: 0 K: 0 S: 3	H: 1 LOB: 1 BB: 1 P: 7	R: 2 E: 0 K: 0 S: 5	H: 3 LOB: 1 BB: 1 P: 9	R: 2 E: 1 K: 0 S: 5	H: 1 LOB: 1 BB: 0 P: 4	R: 2 E: 0 K: 0 S: 6	H: 3 LOB: 1 BB: 1 P: 10	R: 0 E: 0 K: 0 S: 3	H: 0 LOB: 0 BB: 0 P: 3	R: 0 E: 0 K: 0 S: 3	H: 0 LOB: 0 BB: 0 P: 3	1B: 6 2B: 3 3B: 0 HR: 0	SF: 0 SAC: 0 DP: 2 HBP: 0	WP: 0 PB: 0 SB: 0 CS: 0	PA: 40	
PITCHER	IP	WLS	BF	H	R	ER	SO	BB	IBB	HBP	BLK	WP	HR	S	P	ERA	WHIP				
26 Bill Swift, R ERA: 5.4 Bob Wells, R ERA: 10.8	(1, 1)	5.0	W	23	5	4	3	1	4	0	0	0	0	0	21	37	5.40	1.800			
31 Bobby Ayala, R ERA: 8.1 Tony Fossas, L ERA: 13.5	(6, 1)	1.2		10	4	2	2	0	1	0	0	0	0	0	9	13	10.80	3.000			
	(7, 1)	1.2		5	0	0	0	0	0	0	0	0	0	5	5	0.00	0.000				
	(9, 1)	0.2		2	0	0	0	0	0	0	0	0	0	2	2	0.00	0.000				

Boston Red Sox @ Seattle Mariners
The Kingdom, Seattle, WA
Sat Apr 04 1998, 10:05 PM EST
Att: 43,035 - Dome - 72 F


AB 35
R 6
H 9
RBI 6
BB 5
SO 1
LOB 15




Batter	1	2	3	4	5	6	7	8	9	AB	R	H	RBI	BB	SO	LOB	BOTTOM				
Joey Cora, S OBP: 0.421, SLG: 0.333 (1, 4)	F8				P3		G4-3			4	2	1	0	1	0	1					
Alex Rodriguez, R OBP: 0.250, SLG: 0.176 (1, 6)	G5-3	SF8			K		F9			4	0	1	1	0	1	1					
Ken Griffey Jr., L OBP: 0.500, SLG: 0.929 (1, 8)					1B					3	2	2	3	2	0	2					
Edgar Martinez, R OBP: 0.133, SLG: 0.333 (1, 10)	G3-1	P4			G1-3		G4-3			5	0	0	1	0	1	5					
David Segui, S OBP: 0.579, SLG: 1.313 (1, 3)					G6-3				G5-3	3	1	1	1	2	0	0					
Jay Buhner, R OBP: 0.388, SLG: 0.706 Robert Perez, R (7, 9)					L6		P6			4	1	1	0	0	1	3					
Glenallen Hill, R OBP: 0.586, SLG: 1.000 Charles Gipson, R (8, 7)					F7				G5-3	3	2	2	3	1	0	0					
Rick Wilkins, L OBP: 0.444, SLG: 0.875 (1, 2)										4	3	3	2	0	0	2					
Russ Davis, R OBP: 0.438, SLG: 0.615 (1, 5)					E9		F9			3	1	1	0	1	1	1					
Inning Stats	R: 0 E: 0 K: 0 S: 4	H: 1 LOB: 1 BB: 0 P: 4	R: 6 E: 0 K: 1 S: 10	H: 5 LOB: 0 BB: 1 P: 14	R: 0 E: 0 K: 0 S: 3	H: 0 LOB: 0 BB: 0 P: 3	R: 3 E: 1 K: 0 S: 6	H: 3 LOB: 2 BB: 2 P: 14	R: 2 E: 0 K: 1 S: 7	H: 2 LOB: 0 BB: 0 P: 7	R: 1 E: 0 K: 2 S: 8	H: 1 LOB: 2 BB: 2 P: 16	R: 0 E: 0 K: 0 S: 3	H: 0 LOB: 2 BB: 2 P: 11	R: 0 E: 0 K: 1 S: 5	H: 0 LOB: 0 BB: 0 P: 5	1B: 7 2B: 2 3B: 0 HR: 3	SF: 1 SAC: 0 DP: 0 HBP: 0	WP: 0 PB: 0 SB: 2 CS: 0	PA: 43	
PITCHER	IP	WLS	BF	H	R	ER	SO	BB	IBB	HBP	BLK	WP	HR	S	P	ERA	WHIP				
Brian Rose, R ERA: 27.0 49 Tim Wakefield, R ERA: 8.31 Rich Garces, R ERA: 7.71 Steve Avery, L ERA: 3.38	(1, 1)	2.0	L	13	6	6	6	1	1	0	0	0	0	1	16	24	15.00	2.333			
	(6, 1)	2.0		11	1	1	1	2	4	0	0	0	0	11	27	4.50	2.500				
	(8, 1)	1.0		3	0	0	0	1	0	0	0	0	0	5	5	0.00	0.000				


Boston Red Sox @ Seattle Mariners
The Kingdom, Seattle, WA
Sat Apr 04 1998, 10:05 PM EST
Att: 43,035 - Dome - 72 F

AB 35
R 12
H 12
RBI 11
BB 7
SO 5
LOB 15



Batter	1	2	3	4	5	6	7	8	9	AB	R	H	RBI	BB	SO	LOB	TOP										
Nomar Garciaparra, R OBP: 0.333, SLG: 0.565	(1,6) 0-3 K		X 0-0 HR		X 4-0 1B BB	X 0-0 CS 1B		X 0-0 F9		4	2	2	4	1	1	0											
John Valentin, R OBP: 0.292, SLG: 0.318	(1,5) 0-0 F8		X 0-0 P4		X 0-0 1B 1B	X 0-0 CS	X 4-0 HR BB		X 0-0 1B 2B	4	2	2	1	1	0	0											
Mo Vaughn, L OBP: 0.542, SLG: 0.857	(1,3) 0-3 K		X 0-3 K		X 0-0 1-3 2-H 1B		X 0-0 1-H HR		X 0-3 K	5	1	2	3	0	3	1											
Jim Leyritz, R OBP: 0.357, SLG: 0.250	(1,10)	X 0-3 K		X 0-0 G6-3	X 0-3 K		X 0-0 G6-3		X 0-0 2-H 1B	5	0	1	1	0	2	2											
Jason Varitek, S OBP: 0.273, SLG: 0.200	(1,2) 0-0 F8		X 0-0 L5		X 0-0 HBP WP G4-3 1B	X 4-0 G5-3 BB		X 0-0 G6-4-3		4	1	1	0	1	0	1											
Damon Buford, R OBP: 0.444, SLG: 0.333	(1,8) 4-0 S BB		X 0-3 K		X 4-0 G4-3 1B HBP BB	X 0-0 G5-3				2	1	0	0	2	1	1											
Mike Benjamin, R OBP: 0.750, SLG: 1.333 Donnie Sadler, R (7, PH) (7, 4)	(1,4) 0-3 K (7, 4) 1-2 K		X 0-0 G6-3 1B 2B		X 1-0 G4-3 1B HBP	X 0-0 P6				2	2	1	0	0	1	1	AB 34 R 10 H 9 RBI 10 BB 6 SO 12 LOB 14										
Troy O'Leary, L OBP: 0.286, SLG: 0.167	(1,7)		X 0-3 K		X 0-0 G6-3 2-3	X 0-3 K		X 0-3 K		4	0	0	0	0	3	4											
Darren Lewis, R OBP: 0.316, SLG: 0.188	(1,9) 4-0 HR BB		X 0-3 K		X 0-0 K	X 0-0 G4-3		X 0-0 G6-3		3	1	0	1	1	1	3											
Inning Stats	R: 0 E: 0 K: 2 S: 7	H: 0 LOB: 0 BB: 0 P: 7	R: 0 E: 0 K: 2 S: 7	H: 0 LOB: 1 BB: 1 P: 11	R: 2 E: 0 K: 2 S: 8	H: 1 LOB: 0 BB: 1 P: 12	R: 0 E: 0 K: 1 S: 5	H: 0 LOB: 0 BB: 0 P: 5	R: 2 E: 0 K: 2 S: 10	H: 3 LOB: 2 BB: 1 P: 14	R: 3 E: 0 K: 1 S: 6	H: 2 LOB: 0 BB: 1 P: 11	R: 2 E: 0 K: 0 S: 4	H: 1 LOB: 1 BB: 2 P: 12	R: 0 E: 0 K: 1 S: 5	H: 0 LOB: 0 BB: 0 P: 5	R: 1 E: 0 K: 1 S: 6	H: 2 LOB: 0 BB: 0 P: 6	1B: 5 2B: 2 3B: 0 HR: 2	SF: 0 SAC: 0 DP: 1 HBP: 1	WP: 1 PB: 0 CS: 1	PA: 42					
PITCHER	IP	WLS	BF	H	R	ER	SO	BB	IBB	HBP	BLK	WP	HR	S	P	ERA	WHIP										
Randy Johnson, L ERA: 9.26	(1, 1)	6.0	L	28	6	7	10	4	0	1	0	1	1	43	60	10.50	1.667										
Mike Timlin, R ERA: 6.75	(7, 1)	1.0		6	1	2	2	0	0	0	0	0	1	4	12	18.00	3.000										
Bob Weis, R ERA: 6.75	(8, 1)	1.0		3	0	0	0	0	0	0	0	0	0	5	5	0.00	0.000										
Heathcliff Slocumb, R ERA: 13.5	(9, 1)	1.0		4	2	1	1	0	0	0	0	0	0	6	6	9.00	2.000										

Boston Red Sox @ Seattle Mariners
The Kingdom, Seattle, WA
Sun Apr 05 1998, 6:33 AM EDT
Att: 35,143 - Dome - 72 F

Batter	1	2	3	4	5	6	7	8	9	AB	R	H	RBI	BB	SO	LOB	BOTTOM										
Joey Cora, S OBP: 0.375, SLG: 0.350	(1,4) 0-0 P2		X 0-0 1B 2B		X 0-0 P5	X 0-0 P6		X 0-0 G6-3		5	1	1	0	0	0	3											
Alex Rodriguez, R OBP: 0.240, SLG: 0.143	(1,6) 4-0 CS BB		X 0-3 K		X 0-0 F7		X 0-0 F8		X 0-0 F9	4	0	0	0	1	1	3											
Ken Griffey Jr., L OBP: 0.458, SLG: 0.778	(1,8) 0-3 K		X 0-0 1B 1B		X 0-0 G1-3		X 0-0 P5			4	0	1	2	0	1	2											
Edgar Martinez, R OBP: 0.158, SLG: 0.316	(1,10)	X 0-0 G6-3		X 0-0 1-3 1B		X 0-0 G6-3	X 0-3 K			4	0	1	0	0	1	0											
David Segui, S OBP: 0.522, SLG: 1.250	(1,3) 0-3 K		X 0-0 F8		X 0-0 G6-3		X 0-0 HR			4	1	1	1	0	1	2											
Jay Buhner, R OBP: 0.408, SLG: 0.650	(1,9) 4-0 BB		X 0-0 G6-3		X 0-0 HR 1B		X 0-0 F8			3	1	1	0	1	0	0											
Glenallen Hill, R OBP: 0.571, SLG: 1.056	(1,7) 0-0 F8		X 0-0 F8-3 1B		X 0-0 HR		X 0-0 F9			4	1	2	2	0	0	1	AB 34 R 5 H 8 RBI 5 BB 4 SO 6 LOB 13										
Dan Wilson, R OBP: 0.400, SLG: 0.250	(1,2) 0-3 K		X 0-0 F8-3 1B		X 0-0 HR 1B		X 0-0 F8			4	0	1	0	0	1	1											
Jeff Huson, L (1,5)			X 4-0 2B 1B BB		X 4-0 BB		X 0-0 E2		X 0-3 K	2	1	0	0	2	1	1											
Inning Stats	R: 0 E: 0 K: 1 S: 4	H: 0 LOB: 1 BB: 1 P: 8	R: 0 E: 0 K: 1 S: 5	H: 0 LOB: 1 BB: 1 P: 9	R: 2 E: 0 K: 2 S: 10	H: 3 LOB: 2 BB: 1 P: 14	R: 0 E: 0 K: 0 S: 3	H: 1 LOB: 0 BB: 0 P: 3	R: 0 E: 0 K: 0 S: 3	H: 0 LOB: 1 BB: 1 P: 7	R: 2 E: 1 K: 0 S: 7	H: 3 LOB: 2 BB: 0 P: 7	R: 0 E: 0 K: 1 S: 5	H: 0 LOB: 0 BB: 0 P: 5	R: 1 E: 0 K: 0 S: 4	H: 1 LOB: 0 BB: 0 P: 4	R: 0 E: 0 K: 1 S: 5	H: 0 LOB: 0 BB: 0 P: 5	1B: 5 2B: 3 3B: 0 HR: 2	SF: 0 SAC: 0 DP: 2 HBP: 0	WP: 0 PB: 0 CS: 1	PA: 38					
PITCHER	IP	WLS	BF	H	R	ER	SO	BB	IBB	HBP	BLK	WP	HR	S	P	ERA	WHIP										
Bret Saberhagen, R ERA: 3.6	(1, 1)	5.0	W	21	4	2	2	4	4	0	0	0	0	25	41	3.60	1.600										
Jim Corsi, R ERA: 6.0	(6, 1)	2.0		10	3	2	2	1	0	0	0	0	1	12	12	9.00	1.500										
Dennis Eckersley, R ERA: 5.4	(8, 1)	1.0		4	1	1	1	0	0	0	0	0	1	4	4	9.00	1.000										
Tom Gordon, R ERA: 1.0	(9, 1)	1.0		3	0	0	0	1	0	0	0	0	0	5	5	0.00	0.000										


Boston Red Sox @ Seattle Mariners
The Kingdom, Seattle, WA
Sun Apr 05 1998, 6:33 AM EDT
Att: 35,143 - Dome - 72 F

Batter	1	2	3	4	5	6	7	8	9	10	11	AB	R	H	RBI	BB	SO	LOB	TOP			
Nomar Garciaparra, R OBP: 0.310, SLG: 0.500	P3		F9			K				K		5	0	1	0	0	2	4				
John Valentin, R OBP: 0.241, SLG: 0.259	K			G5-3		K		G6-3			F9	5	0	0	0	0	2	2				
Mo Vaughn, L OBP: 0.483, SLG: 0.731	K			G4-3					L7		K	5	0	1	1	0	2	0				
Jim Levriz, R OBP: 0.368, SLG: 0.250		FC6-4 BB			1B				B1-3		G1-3	4	0	1	0	1	1	1				
Jason Varitek, S OBP: 0.200, SLG: 0.143		K			K				K2-3			4	0	0	0	0	4	2				
Damon Buford, R OBP: 0.333, SLG: 0.222		FC6-4						G6-3			K	3	0	0	0	0	1	1				
Troy O'Leary, L OBP: 0.273, SLG: 0.158		CS										1	0	0	0	0	1	0				
Mike Benjamin, R OBP: 0.375, SLG: 0.571		CS	G4-3		G6-3			G5-3			F8	4	0	0	0	0	0	0				
Midre Cummings, L OBP: 0.200, SLG: 0.400			G3-1						G3-1			4	0	1	0	0	0	0				
Darren Lewis, R OBP: 0.333, SLG: 0.222									G4-3			2	1	1	0	1	0	0				
Scott Hatteberg, L OBP: 0.462, SLG: 0.727												0	0	0	0	0	0	0				
Darren Bragg, L OBP: 0.333, SLG: 0.333												0	0	0	0	0	0	0				
Inning Stats	R: 0 E: 0 K: 2 S: 8	H: 0 LOB: 0 BB: 0 P: 13	R: 0 E: 0 K: 1 S: 7	H: 0 LOB: 1 BB: 1 P: 14	R: 0 E: 0 K: 2 S: 4	H: 0 LOB: 1 BB: 1 P: 9	R: 0 E: 0 K: 1 S: 6	H: 1 LOB: 1 BB: 0 P: 9	R: 0 E: 0 K: 3 S: 17	H: 0 LOB: 0 BB: 0 P: 26	R: 0 E: 0 K: 0 S: 4	H: 1 LOB: 1 BB: 0 P: 4	R: 0 E: 0 K: 1 S: 6	H: 0 LOB: 0 BB: 0 P: 8	R: 0 E: 0 K: 2 S: 18	H: 1 LOB: 2 BB: 0 P: 25	R: 0 E: 0 K: 1 S: 6	H: 0 LOB: 0 BB: 0 P: 10	1B: 4 2B: 1 3B: 0 HR: 0	SF: 0 SAC: 0 DP: 0 HBP: 1	WP: 0 PB: 0 SB: 2 CS: 1	PA: 41
PITCHER	IP ERA WHIP	WLS BF	H R ER SO	BB IBB HBP BLK	WP HR S P	ERA WHIP	PITCHER															IP ERA WHIP
Chuck Finley, L ERA: 1.13	1.1	5	1	0	0	2	0	0	1	0	0	0	0	18	25	0.00	1.000					
Troy Percival, R ERA:	(10, 1)	1.0	W	3	0	0	0	1	0	0	0	0	0	6	10	0.00	0.000					
Mike Holtz, L ERA:	(11, 1)	1.0	W	3	0	0	0	1	0	0	0	0	0	6	10	0.00	0.000					

Boston Red Sox @ Anaheim Angels
Edison International Field, Anaheim, CA
Mon Apr 06 1998, 10:05 PM EDT
Att: 21,352 - Cloudy - 60 F

livebaseballscorecards.com

AB 37
R 1
H 5
RBI 1
BB 2
SO 13
LOB 10




Batter	1	2	3	4	5	6	7	8	9	10	11	AB	R	H	RBI	BB	SO	LOB	BOTTOM					
Darin Erstad, L OBP: 0.321, SLG: 0.333	F9	K			BB 1B		FC6-4		L4-6			5	0	1	0	0	1	4						
Dave Hollins, S OBP: 0.292, SLG: 0.409	1B 2B		K2-3		BB 1B		G3			P6		5	1	2	0	0	1	1						
Tim Salmon, R OBP: 0.320, SLG: 0.545	K		K		BB		K			F8		4	0	0	0	1	3	2						
Jim Edmonds, L OBP: 0.259, SLG: 0.360	BB 1B		G1-3		P6				F7		G3	5	0	1	1	0	0	3						
Cecil Fielder, R OBP: 0.440, SLG: 0.263				F9	K				K			4	0	0	0	1	2	3						
16 Garret Anderson, L OBP: 0.360, SLG: 0.435	G6-3			F8				F8				3	1	0	0	2	0	2						
Craig Shipley, R OBP: 0.333, SLG: 0.333		1B			1B							4	0	2	0	0	1	1						
Carlos Garcia, R OBP: 0.500, SLG: 0.333					1B		K		E6		1B	1	0	1	0	0	0	0						
Matt Walbeck, S OBP: 0.250, SLG: 0.563		F7			F7		L6		SH2-4			4	0	1	1	0	0	2						
Gary Disarcina, R OBP: 0.400, SLG: 0.526			K									3	0	1	0	0	2	1						
Inning Stats	R: 1 E: 0 K: 1 S: 13	H: 2 LOB: 2 BB: 1 P: 24	R: 0 E: 0 K: 2 S: 11	H: 1 LOB: 1 BB: 0 P: 14	R: 0 E: 0 K: 2 S: 10	H: 0 LOB: 0 BB: 1 P: 14	R: 0 E: 0 K: 0 S: 9	H: 1 LOB: 1 BB: 0 P: 16	R: 0 E: 0 K: 2 S: 11	H: 2 LOB: 3 BB: 1 P: 20	R: 0 E: 0 K: 1 S: 9	H: 0 LOB: 0 BB: 0 P: 15	R: 0 E: 0 K: 1 S: 6	H: 1 LOB: 1 BB: 0 P: 6	R: 0 E: 0 K: 1 S: 5	H: 0 LOB: 0 BB: 0 P: 5	R: 0 E: 0 K: 0 S: 7	H: 0 LOB: 0 BB: 0 P: 9	R: 1 E: 0 K: 0 S: 11	H: 2 LOB: 2 BB: 1 P: 21	1B: 8 2B: 2 3B: 0 HR: 0	SF: 0 SAC: 1 DP: 1 HBP: 1	WP: 0 PB: 0 SB: 0 CS: 0	PA: 44
PITCHER	IP ERA WHIP	WLS BF	H R ER SO	BB IBB HBP BLK	WP HR S P	ERA WHIP	PITCHER															IP ERA WHIP		
Pedro Martinez, R ERA: 0.64	(1, 1)	7.0	30	7	1	1	9	3	0	0	0	0	0	0	0	69	109	1.29	1.429					
Steve Avery, L ERA: 2.45	(8, 1)	1.0	3	0	0	0	1	0	0	0	0	0	0	5	5	0.00	0.000							
Dennis Eckersley, R ERA: 3.38	(9, 1)	1.0	4	0	0	0	0	0	0	1	0	0	0	4	5	0.00	0.000							
Tom Gordon, R ERA: 1.93	(10, 1)	1.1	L	7	2	1	1	0	1	0	0	0	0	18	30	6.75	2.250							

Boston Red Sox @ Anaheim Angels
Edison International Field, Anaheim, CA
Mon Apr 06 1998, 10:05 PM EDT
Att: 21,352 - Cloudy - 60 F

livebaseballscorecards.com

AB 38
R 2
H 9
RBI 2
BB 4
SO 10
LOB 19




Batter	1	2	3	4	5	6	7	8	9	AB	R	H	RBI	BB	SO	LOB	TOP								
Nomar Garciaparra, R OBP: 0.303, SLG: 0.469	1-0 G5-4-3 1B		1-1 G4-3		3-2 G5-3			3-3 K		4	0	1	0	0	1	1									
John Valentin, R OBP: 0.212, SLG: 0.226	2-2 G5-4-3 1-2f		3-2 F9		2-2 G5-3			3-2 G5-3		4	0	0	0	0	0	2									
Mo Vaughn, L OBP: 0.455, SLG: 0.655	1-1 HBP		1-0 F8		0-0 G4-3			0-1 G4-3		3	0	0	0	0	0	0									
18 Reggie Jefferson, S OBP: 0.200, SLG: 0.214	3-3 K		0-0 F8		1-1 F7			3-2 G4-3		4	0	0	0	0	1	1									
Scott Hatteberg, L OBP: 0.412, SLG: 0.800		2-2 G1-3		2-1 G3			1-1 G3		1-1 HR	4	1	1	1	0	0	0									
Troy O'Leary, L OBP: 0.305, SLG: 0.261	1-2 FC6-4 1B		1-0 2B		0-0 F9			0-2 F9		4	0	2	0	0	0	0									
Midre Cummings, L OBP: 0.250, SLG: 0.375	0-0 FC6-4 1B		3-1 F8		0-0 P4					3	0	1	0	0	0	1									
Mike Benjamin, R OBP: 0.273, SLG: 0.400	0-0 FC6-4 1-2f 2-3				0-0 G6-3			2-2 G6-3		3	0	0	0	0	0	2									
Darren Bragg, L OBP: 0.333, SLG: 0.417	3-3 K				1-3 K			3-1 2B		3	0	1	0	0	2	2									
Inning Stats	R: 0 E: 0 K: 1 S: 10	H: 1 LOB: 1 BB: 0 P: 16	R: 0 E: 0 K: 1 S: 13	H: 2 LOB: 2 BB: 0 P: 19	R: 0 E: 0 K: 0 S: 6	H: 0 LOB: 0 BB: 0 P: 11	R: 0 E: 0 K: 0 S: 6	H: 1 LOB: 1 BB: 0 P: 12	R: 0 E: 0 K: 1 S: 8	H: 0 LOB: 0 BB: 0 P: 12	R: 0 E: 0 K: 0 S: 6	H: 0 LOB: 0 BB: 0 P: 9	R: 0 E: 0 K: 0 S: 4	H: 0 LOB: 0 BB: 0 P: 5	R: 0 E: 0 K: 1 S: 12	H: 1 LOB: 1 BB: 0 P: 23	R: 1 E: 0 K: 0 S: 10	H: 1 LOB: 0 BB: 0 P: 14	1B: 3 2B: 2 3B: 0 HR: 1	SF: 0 SAC: 0 DP: 1 HBP: 1	WP: 0 PB: 0 SB: 0 CS: 0	PA: 33			
PITCHER	IP	WLS	BF	H	R	ER	SO	BB	IBB	HBP	BLK	WP	HR	S	P	ERA	WHIP								
Ken Hill, R ERA: 6.75	(1, 1)	8.0	W	29	5	0	4	0	0	1	0	0	0	65	107	0.00	0.625								
Rich DeLucia, R ERA: 6.75	(9, 1)	1.0		4	1	1	0	0	0	0	0	0	1	10	14	9.00	1.000								

Boston Red Sox @ Anaheim Angels
Edison International Field, Anaheim, CA
Tue Apr 07 1998, 10:05 PM EDT
Att: 19,926 - Cloudy - 64 F

livebaseballscores.com

AB 32
R 1
H 6
RBI 1
BB 0
SO 4
LOB 9




Batter	1	2	3	4	5	6	7	8	9	AB	R	H	RBI	BB	SO	LOB	BOTTOM								
Darin Erstad, L OBP: 0.313, SLG: 0.419	1-3 K		3-2 F8		1-2 HR			1-3 K		4	1	1	2	0	2	0									
Dave Hollins, S OBP: 0.321, SLG: 0.400	4-1 1B		1-1 F7		3-3 K			1-1 1B		3	1	1	0	1	1	0									
Craig Shipley, R OBP: 0.333, SLG: 0.333	BB							1B		0	0	0	0	0	0	0									
Tim Salmon, R OBP: 0.310, SLG: 0.500	0-3 K		0-1 F8		1-1 P3			0-2 E9 1B		4	1	1	0	0	1	1									
Jim Edmonds, L OBP: 0.323, SLG: 0.414	1-1 1B			2-1 L6				0-1 2B 1B		4	1	3	1	0	0	0									
Cecil Fielder, R OBP: 0.448, SLG: 0.318	0-0 F9			2-1 HBP				3-H 16 G4-3 2B		3	0	1	1	0	0	3									
16 Garret Anderson, L OBP: 0.310, SLG: 0.370		0-0 F9		1-1 F9				0-1 G4-3		4	0	0	0	0	1	2									
Phil Nevin, R OBP: 0.182, SLG: 0.545		0-2 HR		0-1 G5-3				2-3 G6-3		4	1	1	1	0	0	2									
Norberto Martin, R OBP: 0.167, SLG: 0.222		0-2 F9			0-0 L5			0-0 L6		3	0	0	0	0	0	0									
Carlos Garcia, R OBP: 0.429, SLG: 0.500		0-3 K			1-0 HR			3-2 P2		3	1	1	0	0	1	0									
Inning Stats	R: 0 E: 0 K: 2 S: 11	H: 1 LOB: 2 BB: 1 P: 16	R: 1 E: 0 K: 1 S: 11	H: 1 LOB: 0 BB: 0 P: 11	R: 0 E: 0 K: 0 S: 8	H: 0 LOB: 0 BB: 0 P: 12	R: 0 E: 0 K: 0 S: 7	H: 0 LOB: 1 BB: 0 P: 12	R: 2 E: 0 K: 1 S: 12	H: 2 LOB: 0 BB: 0 P: 18	R: 0 E: 0 K: 1 S: 8	H: 1 LOB: 0 BB: 0 P: 10	R: 0 E: 0 K: 0 S: 5	H: 0 LOB: 0 BB: 0 P: 8	R: 3 E: 1 K: 1 S: 17	H: 4 LOB: 1 BB: 0 P: 20	R: 1 E: 0 K: 0 S: 10	H: 1 LOB: 0 BB: 0 P: 14	1B: 5 2B: 2 3B: 0 HR: 2	SF: 0 SAC: 0 DP: 1 HBP: 1	WP: 0 PB: 0 SB: 0 CS: 0	PA: 34			
PITCHER	IP	WLS	BF	H	R	ER	SO	BB	IBB	HBP	BLK	WP	HR	S	P	ERA	WHIP								
49 Tim Wakefield, R ERA: 7.88	(1, 1)	7.1	L	31	8	6	6	1	0	1	0	0	0	72	99	7.36	1.227								
John Wasdin, R ERA: 7.88	(8, 1)	0.2		3	1	0	0	0	0	0	0	0	0	7	8	0.00	1.500								

Boston Red Sox @ Anaheim Angels
Edison International Field, Anaheim, CA
Tue Apr 07 1998, 10:05 PM EDT
Att: 19,926 - Cloudy - 64 F

livebaseballscores.com


AB 32
R 6
H 9
RBI 5
BB 1
SO 6
LOB 8



Batter	1	2	3	4	5	6	7	8	9	AB	R	H	RBI	BB	SO	LOB	TOP			
Midre Cummings, L (1, 9) OBP: 0.250, SLG: 0.333	0-3 K		2-1 CS 1B			0-0 G4-3		0-3 K		4	0	1	0	0	2	1				
Nomar Garciaparra, R (1, 6) OBP: 0.297, SLG: 0.444	0-0 F9		2-0 F9			2-2 F7		0-0 1B		4	0	1	0	0	0	1				
John Valentin, R (1, 5) OBP: 0.243, SLG: 0.343	0-0 1B		0-0 CS 1-2	3-1 HR		2-3 K		1-1 F9		4	1	2	1	0	1	2				
Mo Vaughn, L (1, 3) OBP: 0.432, SLG: 0.606 Donnie Sadler, R (9, PR)	2-2 F7			1-0 F7			1-1 P6		1-2 G4-3 G3-4 1B	4	0	1	0	0	0	1				
18 Reggie Jefferson, S (1, 10) OBP: 0.278, SLG: 0.250 Jason Vantek, S (9, PH) OBP: 0.168, SLG: 0.133		4-2 BB		1-1 G4-3			0-2 1B		0-1 G3-4	2	0	1	0	1	0	0				
Scott Hatteberg, L (1, 2) OBP: 0.333, SLG: 0.632		2-2 P4		1-2 G4-3			1-3 K		0-0 G4-3	4	0	0	0	0	1	4				
Mike Benjamin, R (1, 4) OBP: 0.267, SLG: 0.357		0-3 K			0-0 G1-4-3 1B		1-3 K		2-3 K	4	0	1	0	0	3	4				
Darren Bragg, L (1, 7) OBP: 0.278, SLG: 0.333		0-2 G4-3			2-2 F7			3-2 G1-3		3	0	0	0	0	0	2				
Darren Lewis, R (1, 8) OBP: 0.333, SLG: 0.200 Jim Levritz, R (8, PH) OBP: 0.400, SLG: 0.294 Damon Buford, R (8, PR) OBP: 0.333, SLG: 0.222			2-1 P4		0-0 G1-4-3 1-2			0-0 1B 1B		2	0	0	0	0	0	1				
Inning Stats	R: 0 E: 0 K: 1 S: 8	H: 1 LOB: 1 BB: 0 P: 10	R: 0 E: 0 K: 1 S: 11	H: 0 LOB: 1 BB: 1 P: 17	R: 0 E: 0 K: 0 S: 5	H: 1 LOB: 0 BB: 0 P: 11	R: 1 E: 0 K: 0 S: 8	H: 1 LOB: 0 BB: 0 P: 14	R: 0 E: 0 K: 1 S: 9	H: 0 LOB: 0 BB: 0 P: 13	R: 0 E: 0 K: 2 S: 13	H: 1 LOB: 1 BB: 0 P: 16	R: 0 E: 0 K: 1 S: 14	H: 2 LOB: 2 BB: 0 P: 18	R: 0 E: 0 K: 1 S: 9	H: 1 LOB: 2 BB: 0 P: 12	1B: 7 2B: 0 3B: 0 HR: 1	SF: 0 SAC: 0 DP: 1 HBP: 0	WP: 0 PB: 0 SB: 0 CS: 1	PA: 35
PITCHER	IP	WLS	BF	H	R	ER	SO	BB	IBB	HBP	BLK	WP	HR	S	P	ERA	WHIP			
Jack McDowell, R (1, 1) ERA: 3.6	8.0	W	30	7	1	1	6	1	0	0	0	0	1	73	106	1.12	1.000			
Mike Holtz, L (9, 1) ERA:	0.0		1	1	0	0	0	0	0	0	0	0	0	3	4	∞	∞			
Troy Percival, R (9, 1) ERA:	1.0	S	3	0	0	0	1	0	0	0	0	0	0	6	8	0.00	0.000			

Boston Red Sox @ Anaheim Angels
Edison International Field, Anaheim, CA
Wed Apr 08 1998, 10:05 PM EDT
Att: 24,450 - Cloudy - 64 F


AB 33
R 1
H 8
RBI 1
BB 1
SO 7
LOB 17



Batter	1	2	3	4	5	6	7	8	9	AB	R	H	RBI	BB	SO	LOB	BOTTOM			
Darin Erstad, L (1, 3) OBP: 0.306, SLG: 0.429	1-0 G3		2-2 G1-3			1 SAFE 2-1 1B 2B		2-2 G6-3		4	1	1	0	0	0	0				
Dave Hollins, S (1, 5) OBP: 0.344, SLG: 0.393	0-0 G6-3			0-0 G3-1		4-0 1B IBB		2-0 HBP 1B		3	0	1	0	1	0	0				
Tim Salmon, R (1, 9) OBP: 0.333, SLG: 0.483	2-3 K			0-3 K		0-1 FC5-4 1B		1-2 HBP		3	0	1	2	0	2	0				
Jim Edmonds, L (1, 8) OBP: 0.286, SLG: 0.364		1-1 G4-3		2-2 G4-3		0-0 L6		1-2 G4-3		4	0	0	0	0	0	4				
Cecil Fielder, R (1, 10) OBP: 0.438, SLG: 0.292		2-3 K			4-2 G4-6-3 BB	0-0 FC5-4 1-2				2	0	0	0	1	1	2				
16 Garret Anderson, L (1, 7) OBP: 0.313, SLG: 0.367		1-0 1B			0-0 F7		1-0 G1-3			3	0	1	0	0	0	1				
Norberto Martin, R (1, 4) OBP: 0.143, SLG: 0.190		2-0 P6			0-0 G4-6-3 1-2		0-0 G5-3			3	0	0	0	0	0	2				
Matt Walbeck, S (1, 2) OBP: 0.263, SLG: 0.526			1-3 K			1-0 2B 1B		3-2 F7		3	1	1	0	0	1	0				
Craig Shipley, R (1, 6) OBP: 0.222, SLG: 0.222 Carlos Garcia, R (9, 6) OBP: 0.429, SLG: 0.500			0-0 G6-3			1 SAFE 1-2 F8		1-0 G1-3		3	0	0	0	0	0	1				
Inning Stats	R: 0 E: 0 K: 1 S: 5	H: 0 LOB: 0 BB: 0 P: 8	R: 0 E: 0 K: 1 S: 7	H: 1 LOB: 0 BB: 0 P: 13	R: 0 E: 0 K: 1 S: 7	H: 0 LOB: 0 BB: 0 P: 10	R: 0 E: 0 K: 1 S: 7	H: 0 LOB: 0 BB: 0 P: 9	R: 0 E: 0 K: 0 S: 4	H: 0 LOB: 0 BB: 1 P: 8	R: 2 E: 0 K: 0 S: 13	H: 3 LOB: 2 BB: 1 P: 21	R: 0 E: 0 K: 0 S: 5	H: 0 LOB: 0 BB: 0 P: 9	R: 0 E: 0 K: 0 S: 10	H: 1 LOB: 2 BB: 0 P: 17	1B: 4 2B: 1 3B: 0 HR: 0	SF: 0 SAC: 0 DP: 1 HBP: 1	WP: 0 PB: 0 SB: 0 CS: 0	PA: 31
PITCHER	IP	WLS	BF	H	R	ER	SO	BB	IBB	HBP	BLK	WP	HR	S	P	ERA	WHIP			
Derek Lowe, R (1, 1) ERA: 5.4	6.0	L	23	4	2	2	4	1	1	0	0	0	0	43	69	3.00	0.833			
Jim Corsi, R (7, 1) ERA: 3.86	1.2		6	1	0	0	0	0	0	0	0	0	0	10	19	0.00	0.600			
Dennis Eckersley, R (8, 1) ERA: 3.38	0.0		1	0	0	0	0	0	0	1	0	0	0	2	3	∞	∞			
Steve Avery, L (8, 1) ERA: 2.25	0.1		1	0	0	0	0	0	0	0	0	0	0	3	4	0.00	0.000			

Boston Red Sox @ Anaheim Angels
Edison International Field, Anaheim, CA
Wed Apr 08 1998, 10:05 PM EDT
Att: 24,450 - Cloudy - 64 F


AB 28
R 2
H 5
RBI 2
BB 2
SO 4
LOB 10



Batter	1	2	3	4	5	6	7	8	9	AB	R	H	RBI	BB	SO	LOB	TOP																			
Joey Cora, S OBP: 0.432, SLG: 0.432 (1, 4)	F7		HBP			1B 2B BB	E5		3B 1B	3	2	1	0	1	0	0																				
Alex Rodriguez, R OBP: 0.304, SLG: 0.476 (1, 6)	F9		F8			2B 1B	K		SF8 3B	5	2	2	1	0	1	2																				
Ken Griffey Jr., L OBP: 0.415, SLG: 0.606 (1, 8)	BB				F8	K		1B 2B	WP E BB	3	1	1	0	2	1	2																				
Edgar Martinez, R OBP: 0.289, SLG: 0.333 (1, 10)	F8		G1-6-3 1B			E 2B		L3 1B	SF8 1	4	1	3	3	0	0	1																				
David Segui, S OBP: 0.463, SLG: 0.921 (1, 3)		K		G1-6-3 1-2		E5 G1-3 2H		L3 1-2	E6 WP	5	0	0	0	0	1	4																				
Glenallen Hill, R OBP: 0.514, SLG: 0.742 Charles Gipson, R OBP: 0.500, SLG: 0.400 (8, PR) (8, 7)	G4-3				G6-3	G1-3		S 1B	K	4	0	1	1	0	0	1																				
Dan Wilson, R OBP: 0.310, SLG: 0.240 (1, 2)	K				G1-3	F9		S 1B 1-2 2-3	F7	5	0	1	1	0	1	3																				
Russ Davis, R OBP: 0.485, SLG: 0.828 (1, 5)			P2-4 1B			FC5-4 1B		1-2 1B		4	0	3	0	0	1	0																				
Robert Perez, R OBP: 0.125, SLG: 0.313 (1, 9)			P2-4		FC5-4			P4		4	0	0	0	0	1	4																				
Inning Stats	R: 0 E: 0 K: 0 S: 3	H: 0 LOB: 1 BB: 1 P: 7	R: 0 E: 0 K: 2 S: 7	H: 0 LOB: 0 BB: 0 P: 7	R: 0 E: 0 K: 0 S: 3	H: 1 LOB: 1 BB: 0 P: 4	R: 0 E: 0 K: 0 S: 3	H: 1 LOB: 0 BB: 0 P: 3	R: 0 E: 0 K: 0 S: 4	H: 1 LOB: 1 BB: 0 P: 4	R: 3 E: 1 K: 1 S: 8	H: 2 LOB: 1 BB: 1 P: 12	R: 0 E: 1 K: 3 S: 10	H: 0 LOB: 1 BB: 0 P: 10	R: 2 E: 0 K: 0 S: 7	H: 5 LOB: 2 BB: 0 P: 7	R: 2 E: 1 K: 1 S: 8	H: 2 LOB: 2 BB: 1 P: 12	1B: 9 2B: 4 3B: 1 HR: 0	SF: 1 SAC: 0 DP: 3 HBP: 1	WP: 1 PB: 0 SB: 2 CS: 0	PA: 43														
PITCHER	IP	WLS	BF	H	R	ER	SO	BB	IBB	HBP	BLK	WP	HR	S	P	ERA	WHIP	PITCHER		IP	WLS	BF	H	R	ER	SO	BB	IBB	HBP	BLK	WP	HR	S	P	ERA	WHIP
Brian Rose, R ERA: 9.82 Jim Corsi, R ERA: 2.84 Steve Avery, L ERA: 4.5 Dennis Eckersley, R ERA: 4.91 Tom Gordon, R ERA: 5.4	(1, 1)	5.1	22	5	3	2	3	2	0	1	0	0	0	25	34	3.38	1.312	Rich Garces, R ERA: 6.75		(9, 1)	0.2	W	2	0	0	0	1	0	0	0	0	0	4	4	0.00	0.000

Seattle Mariners @ Boston Red Sox
Fenway Park, Boston, MA
Fri Apr 10 1998, 3:33 AM EDT
Att: 32,805 - Sunny - 56 F

AB 38
R 7
H 12
RBI 6
BB 3
SO 7
LOB 19



Batter	1	2	3	4	5	6	7	8	9	AB	R	H	RBI	BB	SO	LOB	BOTTOM																			
Nomar Garciaparra, R OBP: 0.333, SLG: 0.436 (1, 6)	K		L3		1-2 BB		HBP		HBP HR 1B	3	1	1	1	1	1	0																				
John Valentin, R OBP: 0.282, SLG: 0.359 (1, 5)	2B		P3		K		F9		HR HBP	4	1	1	1	0	1	4																				
Mo Vaughn, L OBP: 0.429, SLG: 0.649 (1, 3)	HBP				K		K		HR	4	1	1	4	0	3	2																				
Jim Leyritz, R OBP: 0.375, SLG: 0.250 (1, 10)	K				G1-3 HR HBP		K		K	3	1	0	0	0	3	2																				
Jason Varitek, S OBP: 0.150, SLG: 0.105 (1, 2)	K				G1-3		K		F8	4	0	0	0	0	2	3																				
Damon Buford, R OBP: 0.333, SLG: 0.500 Troy O'Leary, L OBP: 0.333, SLG: 0.292 (9, PH)		K			HR		G6-3		BB 2B 1B	3	1	1	2	0	1	0																				
Mark Lemke, S (1, 4)	P4				K				2B 1B BB	3	1	0	0	1	2	0																				
Darren Bragg, L OBP: 0.318, SLG: 0.389 (1, 7)	K						G5-3		1B HBP 2B	3	1	1	1	1	1	0																				
Darren Lewis, R OBP: 0.333, SLG: 0.182 Scott Hatteberg, L OBP: 0.333, SLG: 0.632 Mike Benjamin, R OBP: 0.313, SLG: 0.357 (9, PH)			G2-3		K				HBP 1B HR BB	2	0	0	0	1	1	1																				
Inning Stats	R: 0 E: 0 K: 3 S: 10	H: 1 LOB: 2 BB: 0 P: 11	R: 0 E: 0 K: 2 S: 7	H: 0 LOB: 0 BB: 0 P: 7	R: 0 E: 0 K: 0 S: 3	H: 0 LOB: 0 BB: 0 P: 3	R: 2 E: 0 K: 2 S: 8	H: 1 LOB: 0 BB: 0 P: 9	R: 0 E: 0 K: 3 S: 9	H: 0 LOB: 2 BB: 2 P: 17	R: 0 E: 0 K: 2 S: 7	H: 0 LOB: 0 BB: 0 P: 7	R: 0 E: 0 K: 1 S: 5	H: 0 LOB: 2 BB: 1 P: 10	R: 0 E: 0 K: 2 S: 7	H: 0 LOB: 0 BB: 0 P: 7	R: 7 E: 0 K: 0 S: 4	H: 4 LOB: 0 BB: 2 P: 13	1B: 2 2B: 2 3B: 0 HR: 2	SF: 0 SAC: 0 DP: 0 HBP: 4	WP: 0 PB: 0 SB: 1 CS: 0	PA: 39														
PITCHER	IP	WLS	BF	H	R	ER	SO	BB	IBB	HBP	BLK	WP	HR	S	P	ERA	WHIP	PITCHER		IP	WLS	BF	H	R	ER	SO	BB	IBB	HBP	BLK	WP	HR	S	P	ERA	WHIP
Randy Johnson, L ERA: 6.41 Heathcliff Slocumb, R ERA: 18.0 Tony Fossas, L ERA: 18.0 Mike Timlin, R ERA: 10.38 Paul Spoljaric, L ERA: 3.0	(1, 1)	8.0	32	2	2	2	15	3	0	3	0	0	0	2	6	*	*	Randy Johnson, L ERA: 6.41		(9, 1)	0.0	3	2	3	3	0	1	0	0	0	0	0	2	6	*	*

Seattle Mariners @ Boston Red Sox
Fenway Park, Boston, MA
Fri Apr 10 1998, 3:33 AM EDT
Att: 32,805 - Sunny - 56 F

AB 30
R 9
H 6
RBI 9
BB 5
SO 15
LOB 12



Batter	1	2	3	4	5	6	7	8	9	AB	R	H	RBI	BB	SO	LOB	TOP					
Joey Cora, S OBP: 0.417, SLG: 0.415 (1,4)										4	0	1	0	0	0	0	Seattle Mariners @ Boston Red Sox Fenway Park, Boston, MA Sat Apr 11 1998, 3:33 AM EDT Att: 32,403 - Sunny - 52 F					
Alex Rodriguez, R OBP: 0.300, SLG: 0.457 (1,6)										4	0	1	0	0	2	1						
Ken Griffey Jr., L OBP: 0.378, SLG: 0.541 (1,8)										4	0	0	0	0	1	2						
Edgar Martinez, R OBP: 0.293, SLG: 0.314 (1,10)										2	0	0	0	1	0	0						
David Segui, S OBP: 0.332, SLG: 0.854 (1,3)										3	0	0	0	0	1	2						
Glenallen Hill, R OBP: 0.500, SLG: 0.697 (1,7)										2	0	0	0	1	2	0						
Rick Wilkins, L OBP: 0.286, SLG: 0.583 (1,2)										3	0	0	0	0	2	1						
Russ Davis, R OBP: 0.444, SLG: 0.750 (1,5)										3	0	0	0	0	3	0						
Charles Gipson, R OBP: 0.375, SLG: 0.286 (1,9)										2	0	0	0	0	1	0						
Jeff Huson, L (8, PH) (8, 9)										1	0	0	0	0	0	0						
Inning Stats	R: 0 E: 0 K: 0 S: 3	H: 0 LOB: 0 BB: 0 P: 3	R: 0 E: 0 K: 1 S: 5	H: 0 LOB: 0 BB: 0 P: 5	R: 0 E: 0 K: 3 S: 9	H: 0 LOB: 0 BB: 0 P: 9	R: 0 E: 0 K: 2 S: 8	H: 1 LOB: 2 BB: 1 P: 12	R: 0 E: 0 K: 1 S: 4	H: 0 LOB: 0 BB: 1 P: 8	R: 0 E: 0 K: 1 S: 6	H: 1 LOB: 1 BB: 0 P: 6	R: 0 E: 0 K: 1 S: 5	H: 0 LOB: 0 BB: 0 P: 5	R: 0 E: 0 K: 1 S: 7	H: 0 LOB: 0 BB: 0 P: 7	R: 0 E: 0 K: 1 S: 5	H: 0 LOB: 0 BB: 0 P: 5	1B: 2 2B: 0 3B: 0 HR: 0	SF: 0 SAC: 0 DP: 1 HBP: 0	WP: 0 PB: 0 CS: 0	PA: 30
PITCHER Pedro Martinez, R ERA: 0.39 (1,1)	IP: 9.0 WLS: W BF: 30	H: 2 R: 0 ER: 0 SO: 12	BB: 2 IBB: 0 HBP: 0 BLK: 0	WP: 0 HR: 0 S: 52 P: 60	ERA: 0.00 WHIP: 0.444	PITCHER										IP: 9.0 WLS: W BF: 30	H: 2 R: 0 ER: 0 SO: 12	BB: 2 IBB: 0 HBP: 0 BLK: 0	WP: 0 HR: 0 S: 52 P: 60	ERA: 0.00 WHIP: 0.444		

Batter	1	2	3	4	5	6	7	8	9	AB	R	H	RBI	BB	SO	LOB	BOTTOM					
Nomar Garciaparra, R OBP: 0.340, SLG: 0.477 (1,6)										5	0	2	1	0	0	1	Seattle Mariners @ Boston Red Sox Fenway Park, Boston, MA Sat Apr 11 1998, 3:33 AM EDT Att: 32,403 - Sunny - 52 F					
John Valentin, R OBP: 0.277, SLG: 0.364 (1,5)										5	2	2	0	0	0	4						
Mo Vaughn, L OBP: 0.404, SLG: 0.619 (1,3)										5	1	1	1	0	2	5						
Jim Leyritz, R OBP: 0.429, SLG: 0.478 (1,10)										3	1	2	3	1	1	0						
Troy O'Leary, L OBP: 0.355, SLG: 0.357 (1,7)										4	0	2	0	0	0	2						
Damon Buford, R OBP: 0.283, SLG: 0.375 (1,8)										4	0	0	0	0	1	3						
Scott Hatteberg, L OBP: 0.320, SLG: 0.565 (1,2)										4	0	1	0	0	0	2						
Darren Lewis, R OBP: 0.323, SLG: 0.192 (1,9)										4	1	1	0	0	1	2						
Mike Benjamin, R OBP: 0.368, SLG: 0.412 (1,4)										3	0	2	0	0	0	1						
Inning Stats	R: 1 E: 0 K: 1 S: 7	H: 2 LOB: 1 BB: 0 P: 7	R: 0 E: 1 K: 0 S: 4	H: 0 LOB: 1 BB: 0 P: 4	R: 3 E: 0 K: 0 S: 7	H: 4 LOB: 1 BB: 0 P: 7	R: 1 E: 0 K: 1 S: 7	H: 2 LOB: 1 BB: 0 P: 7	R: 0 E: 0 K: 2 S: 8	H: 1 LOB: 1 BB: 0 P: 8	R: 0 E: 0 K: 0 S: 5	H: 2 LOB: 2 BB: 0 P: 5	R: 0 E: 0 K: 1 S: 6	H: 1 LOB: 2 BB: 1 P: 10	R: 0 E: 0 K: 0 S: 4	H: 1 LOB: 1 BB: 0 P: 4	R: 0 E: 0 K: 0 S: 4	H: 1 LOB: 1 BB: 0 P: 4	1B: 8 2B: 3 3B: 1 HR: 1	SF: 0 SAC: 1 DP: 0 HBP: 0	WP: 0 PB: 0 CS: 0	PA: 39
PITCHER Jamie Moyer, L ERA: 5.09 (1,1)	IP: 6.0 WLS: L BF: 30	H: 11 R: 5 ER: 5 SO: 4	BB: 0 IBB: 0 HBP: 0 BLK: 0	WP: 0 HR: 1 S: 38 P: 38	ERA: 7.50 WHIP: 1.833	PITCHER										IP: 6.0 WLS: L BF: 30	H: 11 R: 5 ER: 5 SO: 4	BB: 0 IBB: 0 HBP: 0 BLK: 0	WP: 0 HR: 1 S: 38 P: 38	ERA: 7.50 WHIP: 1.833		
Bob Wells, R ERA: 3.66 (7,1)	IP: 1.2 WLS: 8 BF: 2	H: 2 R: 0 ER: 0 SO: 1	BB: 1 IBB: 0 HBP: 0 BLK: 0	WP: 0 HR: 0 S: 9 P: 13	ERA: 0.00 WHIP: 1.800	PITCHER										IP: 1.2 WLS: 8 BF: 2	H: 2 R: 0 ER: 0 SO: 1	BB: 1 IBB: 0 HBP: 0 BLK: 0	WP: 0 HR: 0 S: 9 P: 13	ERA: 0.00 WHIP: 1.800		
Tony Fossas, L ERA: 15.43 (8,1)	IP: 0.1 WLS: 1 BF: 0	H: 0 R: 0 ER: 0 SO: 0	BB: 0 IBB: 0 HBP: 0 BLK: 0	WP: 0 HR: 0 S: 1 P: 1	ERA: 0.00 WHIP: 0.000	PITCHER										IP: 0.1 WLS: 1 BF: 0	H: 0 R: 0 ER: 0 SO: 0	BB: 0 IBB: 0 HBP: 0 BLK: 0	WP: 0 HR: 0 S: 1 P: 1	ERA: 0.00 WHIP: 0.000		

Batter	1	2	3	4	5	6	7	8	9	AB	R	H	RBI	BB	SO	LOB	TOP										
Joey Cora, S OBP: 0.415, SLG: 0.457	G4-3		F9				HR 2B	L6		5	2	2	0	0	0	3											
Alex Rodriguez, R OBP: 0.327, SLG: 0.580	HR		PB BB		G6-3		HR		K	4	2	2	3	1	1	1											
Ken Griffey Jr., L OBP: 0.380, SLG: 0.619	G3-1		K				F8		F9 2B	5	1	2	2	0	1	2											
Edgar Martinez, R OBP: 0.289, SLG: 0.308 Jeff Huson, L (8, PR)	F9				K			1B 1B	F9	4	0	1	0	0	2	0											
David Segui, S OBP: 0.369, SLG: 0.844		G5-4-3 1B				L1-3		1B 1B		4	1	3	0	1	0	0											
Russ Davis, R OBP: 0.415, SLG: 0.667	G5-4-3		G5-3 1B		G4-3		G4-3	K	K	4	0	0	0	1	2	5											
Glenallen Hill, R OBP: 0.500, SLG: 0.676	G5-3						K	1B		4	0	2	1	0	1	0											
Dan Wilson, R OBP: 0.333, SLG: 0.276			PB BB 1B		G5-3		F8	1B		4	0	2	1	0	0	3											
Charles Gipson, R OBP: 0.273, SLG: 0.200 Rick Wilkins, L OBP: 0.287, SLG: 0.538 Robert Perez, R OBP: 0.125, SLG: 0.313			K			L3	K2-3	K		3	0	0	0	0	2	1											
Inning Stats	R: 1 E: 0 K: 0 S: 10	H: 1 LOB: 0 BB: 0 P: 13	R: 0 E: 0 K: 0 S: 9	H: 1 LOB: 0 BB: 0 P: 13	R: 0 E: 0 K: 2 S: 11	H: 1 LOB: 2 BB: 1 P: 20	R: 0 E: 0 K: 1 S: 11	H: 2 LOB: 2 BB: 1 P: 20	R: 2 E: 0 K: 1 S: 10	H: 2 LOB: 0 BB: 0 P: 14	R: 0 E: 0 K: 1 S: 11	H: 0 LOB: 0 BB: 0 P: 14	R: 2 E: 0 K: 1 S: 16	H: 2 LOB: 0 BB: 0 P: 24	R: 2 E: 0 K: 2 S: 19	H: 4 LOB: 2 BB: 1 P: 26	R: 0 E: 0 K: 2 S: 15	H: 1 LOB: 2 BB: 1 P: 25	1B: 8 2B: 3 3B: 0 HR: 3	SF: 0 SAC: 0 DP: 2 HBP: 0	WP: 0 PB: 1 SB: 1 CS: 0	PA: 42					
PITCHER	IP	WLS	BF	H	R	ER	SO	BB	IBB	HBP	BLK	WP	HR	S	P	ERA	WHIP										
49 Tim Wakefield, R ERA: 7.15	(1, 1)	6.2	28	8	4	4	6	2	0	0	0	0	2	73	111	5.40	1.500										
Jim Corsi, R ERA: 4.05	(7, 1)	0.1	1	1	1	0	0	0	0	0	0	0	1	5	7	27.00	3.000										
Dennis Eckersley, R ERA: 9.0	(8, 1)	0.1	4	3	2	2	1	0	0	0	0	0	0	10	15	54.00	9.000										
John Wasdin, R ERA:	(8, 1)	1.2	W	8	2	0	0	3	0	1	0	0	0	24	36	0.00	1.200										

Seattle Mariners @ Boston Red Sox
Fenway Park, Boston, MA
Sun Apr 12 1998, 3:33 AM EDT
Att: 23,270 - Sunny - 55 F

AB	39
R	7
H	14
RBI	7
BB	3
SO	10
LOB	18



Batter	1	2	3	4	5	6	7	8	9	AB	R	H	RBI	BB	SO	LOB	BOTTOM										
Nomar Garciaparra, R OBP: 0.327, SLG: 0.449	P3		F8		G5-3		K	1B		5	0	1	0	0	1	0											
John Valentin, R OBP: 0.308, SLG: 0.396	BB		G3-6-3 1B			G6-3	E 2B	G4-3		4	1	2	0	1	0	1											
Mo Vaughn, L OBP: 0.404, SLG: 0.587	K		G3-6-3			HR HBP	E9 1B 2B		K	4	2	1	0	0	2	2											
Jim Leyritz, R OBP: 0.455, SLG: 0.714	F9				G5-3		HR	2B 1B		5	2	3	3	0	0	1											
Troy O'Leary, L OBP: 0.417, SLG: 0.531			PB 1B		G4-3		HR	1B	HR	4	3	3	2	1	0	0											
Damon Buford, R OBP: 0.292, SLG: 0.350	F8					G5-3	G5-3	1B		4	0	1	0	1	0	3											
Mark Lemke, S 18 Reggie Jefferson, S OBP: 0.316, SLG: 0.294	K				P3		BB	K		3	0	0	0	1	2	4											
Jason Varitek, S OBP: 0.217, SLG: 0.143 Midge Cummings, L OBP: 0.231, SLG: 0.308 Scott Hatteberg, L OBP: 0.320, SLG: 0.565						P6	FC6-4 BB	G5-3		2	0	1	1	1	0	0											
Darren Lewis, R OBP: 0.294, SLG: 0.172 Darren Bragg, L OBP: 0.304, SLG: 0.368	G1-3				F8		FC6-4	K		3	0	0	0	0	0	3											
Inning Stats	R: 0 E: 0 K: 1 S: 10	H: 0 LOB: 1 BB: 1 P: 20	R: 1 E: 0 K: 1 S: 19	H: 2 LOB: 1 BB: 0 P: 25	R: 0 E: 0 K: 0 S: 5	H: 1 LOB: 1 BB: 0 P: 10	R: 0 E: 0 K: 0 S: 9	H: 1 LOB: 1 BB: 0 P: 13	R: 0 E: 0 K: 0 S: 4	H: 0 LOB: 0 BB: 0 P: 6	R: 3 E: 0 K: 0 S: 14	H: 2 LOB: 2 BB: 2 P: 33	R: 2 E: 1 K: 2 S: 16	H: 4 LOB: 2 BB: 0 P: 26	R: 0 E: 0 K: 1 S: 9	H: 1 LOB: 1 BB: 0 P: 14	R: 2 E: 0 K: 1 S: 11	H: 2 LOB: 2 BB: 2 P: 23	1B: 8 2B: 2 3B: 0 HR: 3	SF: 0 SAC: 0 DP: 1 HBP: 1	WP: 1 PB: 1 SB: 0 CS: 0	PA: 43					
PITCHER	IP	WLS	BF	H	R	ER	SO	BB	IBB	HBP	BLK	WP	HR	S	P	ERA	WHIP										
Jeff Fassero, L ERA: 3.38	(1, 1)	5.1	22	5	3	2	2	1	0	0	0	0	1	54	88	3.38	1.125										
Paul Spoljaric, L ERA: 4.28	(6, 1)	0.1	4	1	1	1	0	2	0	0	0	0	1	6	17	27.00	9.000										
31 Bobby Ayala, R ERA: 11.81	(6, 1)	0.2	5	3	2	2	1	0	0	0	0	0	0	10	18	27.00	4.500										
Tony Fossas, L ERA: 15.43	(7, 1)	0.0	1	1	0	0	0	0	0	0	0	0	0	1	3	∞	∞										
Mike Timlin, R ERA: 7.5	(7, 1)	1.2	6	1	0	0	2	0	0	0	0	0	0	15	21	0.00	0.600										

Seattle Mariners @ Boston Red Sox
Fenway Park, Boston, MA
Sun Apr 12 1998, 3:33 AM EDT
Att: 23,270 - Sunny - 55 F

AB	37
R	8
H	13
RBI	7
BB	5
SO	6
LOB	14



Batter	1	2	3	4	5	6	7	8	9	AB	R	H	RBI	BB	SO	LOB	TOP										
Rickey Henderson, R OBP: 0.313, SLG: 0.279	4-2 F9 BB		2-1 CS 1B			3-3 K		1-2 G5-3		3	0	1	0	1	1	0											
Jason McDonald, S OBP: 0.333, SLG: 0.297 Jorge Velandia, R (8, 6)	3-2 F9 1-2		3-3 K 1-2			2-2 G3-1		3-2 G3-1		4	0	0	0	0	1	2											
Ben Grieve, L OBP: 0.432, SLG: 0.432	4-2 HR BB			1-3 K			3-1 WP 2B		0-3 K	3	2	1	0	1	2	0											
Matt Stairs, L OBP: 0.436, SLG: 0.606	3-1 HR			2-2 G5-3			4-2 2B BB		1-1 G3-1	3	1	1	2	1	0	0											
Dave Magadan, L OBP: 0.357, SLG: 0.462	2-2 L7			3-2 F8			0-2 BB		2-2 G5-3	4	0	1	1	0	0	0											
Mike Blowers, R OBP: 0.286, SLG: 0.167		1-1 G6-3			1-3 K		1-3 K			3	0	0	0	0	2	2											
A.J. Hinch, R OBP: 0.324, SLG: 0.276		1-0 P6			2-3 K		1-3 K			3	0	0	0	0	2	2											
Scott Spiezio, S OBP: 0.220, SLG: 0.243		1-3 K			2-2 G3		0-0 F9			3	0	0	0	0	1	2											
Rafael Bourimjal, R OBP: 0.286, SLG: 0.231 Jack Voigt, R (8, 8)			0-1 F8			0-2 P5		1-3 K		2	0	0	0	0	0	0											
Inning Stats	R: 2 E: 0 K: 0 S: 13	H: 1 LOB: 0 BB: 2 P: 29	R: 0 E: 0 K: 1 S: 6	H: 0 LOB: 0 BB: 0 P: 9	R: 0 E: 0 K: 1 S: 9	H: 1 LOB: 0 BB: 0 P: 13	R: 0 E: 0 K: 1 S: 9	H: 0 LOB: 0 BB: 0 P: 15	R: 0 E: 0 K: 2 S: 10	H: 0 LOB: 0 BB: 0 P: 15	R: 0 E: 0 K: 1 S: 11	H: 0 LOB: 0 BB: 0 P: 16	R: 1 E: 0 K: 2 S: 15	H: 2 LOB: 2 BB: 1 P: 24	R: 0 E: 0 K: 1 S: 15	H: 0 LOB: 0 BB: 0 P: 20	R: 0 E: 0 K: 1 S: 9	H: 0 LOB: 0 BB: 0 P: 12	1B: 1 2B: 2 3B: 0 HR: 1	SF: 0 SAC: 0 DP: 0 HBP: 0	WP: 1 PB: 0 SB: 0 CS: 1	PA: 32					
PITCHER	IP	WLS	BF	H	R	ER	SO	BB	IBB	HBP	BLK	WP	HR	S	P	ERA	WHIP										
Bret Saberhagen, R ERA: 3.27	6.0	W	20	2	2	2	6	2	0	0	0	0	1	58	97	3.00	0.667										
Steve Avery, L ERA: 6.75	0.0		3	2	1	1	0	1	0	0	0	1	0	7	14	∞	∞										
Derek Lowe, R ERA: 4.5	2.0		6	0	0	0	3	0	0	0	0	0	0	23	30	0.00	0.000										
Tom Gordon, R ERA: 4.5	1.0	S	3	0	0	0	1	0	0	0	0	0	0	9	12	0.00	0.000										

Oakland Athletics @ Boston Red Sox
Fenway Park, Boston, MA
Mon Apr 13 1998, 7:05 PM EDT
Att: 18,011 - Sunny - 61 F

AB	29
R	3
H	4
RBI	3
BB	3
SO	10
LOB	8



Batter	1	2	3	4	5	6	7	8	9	AB	R	H	RBI	BB	SO	LOB	BOTTOM										
Nomar Garciaparra, R OBP: 0.333, SLG: 0.444	2-2 2B G6-4-3 1B	1-2 S 1B		0-1 F9		2-0 F9		0-1 L6		5	1	2	1	0	0	3											
John Valentin, R OBP: 0.304, SLG: 0.404	2-1 G6-4-3 WP 2B	3-H L6			0-0 G6-3	1 SAFE 3-1 E4 WP 1-H				4	1	1	0	0	0	1											
Mo Vaughn, L OBP: 0.429, SLG: 0.653	4-0 G6-4-3 BB		3-2 HR		0-0 BB 2B	2-2 G4-3				3	2	2	1	1	0	1											
Jim Leyritz, R OBP: 0.432, SLG: 0.656	1-1 G6-4-3		1-0 HR		3-1 F9		1-2 G6-3			4	0	1	0	0	0	3											
Troy O'Leary, L OBP: 0.425, SLG: 0.500	4-0 E BB		0-1 G3-6-3		4-1 2B BB		0-3 K			2	0	0	0	2	1	1											
Damon Buford, R OBP: 0.286, SLG: 0.375	3-H K		2-2 E5 CS		0-0 E 2B		2-2 P1			4	0	1	1	0	1	1											
Darren Lewis, R OBP: 0.316, SLG: 0.242		2-1 G6-3	0-1 CS	3-2 2B	1-1 G6-3			0-0 G4-3 G4-3 1B		4	0	2	0	0	2												
Jason Varitek, S OBP: 0.259, SLG: 0.240		1-0 G4-3 1B 2B		0-3 K		1-0 FC1-6 1B		0-0 G4-3		4	1	2	0	0	1	2											
Mark Lemke, S (1, 4)		0-2 G4-3		0-0 F8		1-1 FC1-6 E		0-0 G4-3		4	1	0	0	0	0	4											
Inning Stats	R: 2 E: 1 K: 1 S: 10	H: 2 LOB: 1 BB: 2 P: 25	R: 1 E: 0 K: 0 S: 11	H: 2 LOB: 1 BB: 0 P: 18	R: 1 E: 1 K: 0 S: 12	H: 2 LOB: 0 BB: 0 P: 18	R: 0 E: 0 K: 1 S: 9	H: 1 LOB: 1 BB: 0 P: 12	R: 1 E: 1 K: 0 S: 8	H: 2 LOB: 2 BB: 1 P: 16	R: 1 E: 1 K: 0 S: 10	H: 1 LOB: 1 BB: 0 P: 17	R: 0 E: 0 K: 1 S: 11	H: 0 LOB: 0 BB: 0 P: 14	R: 0 E: 0 K: 0 S: 5	H: 1 LOB: 1 BB: 0 P: 5	1B: 6 2B: 4 3B: 0 HR: 1	SF: 0 SAC: 0 DP: 2 HBP: 0	WP: 2 PB: 0 SB: 1 CS: 1	PA: 38							
PITCHER	IP	WLS	BF	H	R	ER	SO	BB	IBB	HBP	BLK	WP	HR	S	P	ERA	WHIP										
Kenny Rogers, L ERA: 4.42	6.0	L	30	10	6	5	2	3	0	0	0	0	1	60	106	7.50	2.167										
Jim Dougherty, R ERA: 6.75	2.0		7	1	0	0	1	0	0	0	0	0	0	16	19	0.00	0.500										

Oakland Athletics @ Boston Red Sox
Fenway Park, Boston, MA
Mon Apr 13 1998, 7:05 PM EDT
Att: 18,011 - Sunny - 61 F

AB	34
R	6
H	11
RBI	3
BB	3
SO	3
LOB	18



Batter	1	2	3	4	5	6	7	8	9	AB	R	H	RBI	BB	SO	LOB	TOP				
Rickey Henderson, R OBP: 0.321, SLG: 0.277 (1, 7)	K		G5-3		G5-3		1B	1B		4	0	1	1	1	1	0	Oakland Athletics @ Boston Red Sox Fenway Park, Boston, MA Tue Apr 14 1998, 7:05 PM EDT Att: 18,490 - Unknown - 59 F				
Jason McDonald, S OBP: 0.333, SLG: 0.297 (8, 8)	K						1B	1B		0	0	0	0	0	0	0					
Rafael Bourquard, R OBP: 0.300, SLG: 0.258 (1, 4)	F8		P4		L1-3		G4-6-3	BB		5	0	2	2	0	0	0					
Ben Grieve, L OBP: 0.429, SLG: 0.400 (1, 9)	1B		FC5-4		K		K	FC3-2		3	0	0	0	2	2	4					
Kevin Mitchell, R OBP: 0.294, SLG: 0.200 (1, 10)	1B		FC5-4				G6-3	G4-6-3		4	0	1	0	1	0	3					
Jason Giambi, L OBP: 0.400, SLG: 0.550 (1, 3)	G3-1							G6-3		4	1	1	0	1	0	5					
Mike Blowers, R OBP: 0.304, SLG: 0.200 (1, 5)								1B		2	0	1	1	0	1	0					
Dave Magadan, L OBP: 0.387, SLG: 0.464 (6, PH)								1B		2	1	1	0	1	0	0					
Jack Voigt, R (1, 8)								1B		2	0	0	0	0	1	1					
Matt Stairs, L OBP: 0.429, SLG: 0.583 (6, PH)	K		P4		F7		BB	1B		3	1	1	0	0	1	2					
A.J. Hinch, R OBP: 0.359, SLG: 0.412 (1, 2)								1B		5	2	3	2	0	1	1					
Jorge Velandia, R (1, 6)								1B		2	0	0	0	0	1	1					
Scott Spiezio, S OBP: 0.233, SLG: 0.237 (6, PH)	K		G5-3		P5		1B	BB		1	1	0	0	1	0	3					
Inning Stats	R: 0 E: 0 K: 1 S: 14	H: 1 LOB: 2 BB: 1 P: 24	R: 1 E: 0 K: 3 S: 13	H: 1 LOB: 0 BB: 2 P: 21	R: 0 E: 0 K: 0 S: 10	H: 0 LOB: 1 BB: 1 P: 19	R: 1 E: 0 K: 0 S: 10	H: 2 LOB: 1 BB: 1 P: 14	R: 0 E: 0 K: 1 S: 11	H: 1 LOB: 3 BB: 2 P: 29	R: 0 E: 0 K: 0 S: 11	H: 2 LOB: 1 BB: 0 P: 17	R: 4 E: 0 K: 0 S: 22	H: 4 LOB: 3 BB: 3 P: 35	R: 0 E: 0 K: 2 S: 9	H: 0 LOB: 0 BB: 0 P: 11	1B: 9 2B: 1 3B: 0 HR: 1	SF: 0 SAC: 0 DP: 1 HBP: 0	WP: 0 PB: 0 SB: 0 CS: 0	PA: 44	
PITCHER	IP	WLS	BF	H	R	ER	SO	BB	IBB	HBP	BLK	WP	HR	S	P	ERA	WHIP			ERA	WHIP
Butch Henry, L ERA: 3.6	5.0		21	4	2	2	5	2	0	0	0	0	1	58	94	3.60	1.200			5.40	1.800
John Wastin, R ERA: 3.52	1.0		6	1	0	0	0	2	0	0	0	0	0	13	29	0.00	3.000				
Jim Corsi, R ERA: 3.52	1.0		4	2	0	0	1	0	0	0	0	0	0	11	17	0.00	2.000				
Dennis Eckersley, R ERA: 14.54	0.1		4	3	3	3	0	0	0	0	0	0	0	8	9	81.00	9.000				
Steve Avery, L ERA: 9.0	0.0		1	0	0	0	0	1	0	0	0	0	0	2	6	=	=				
Tom Gordon, R ERA: 3.52 (8, 1)	1.2		8	1	1	1	2	2	0	0	0	0	0	21	31	5.40	1.800				

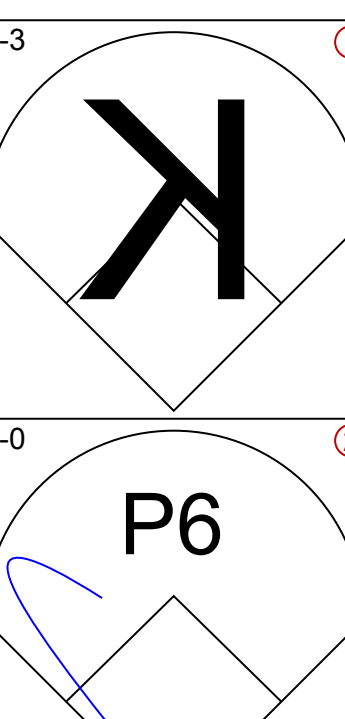
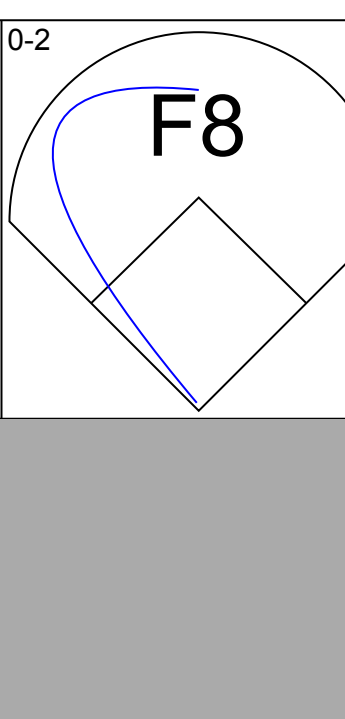
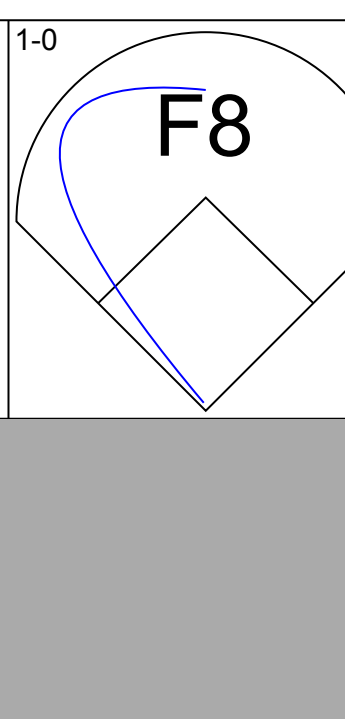
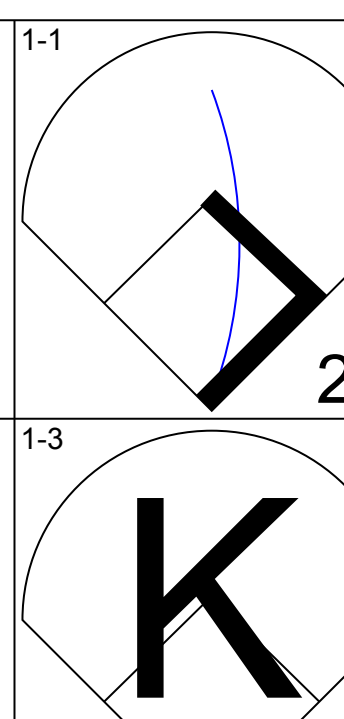
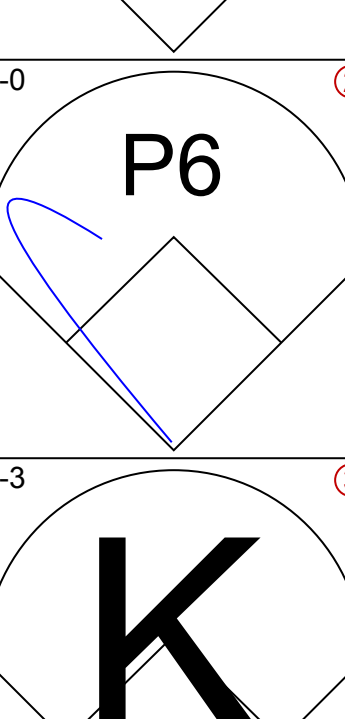
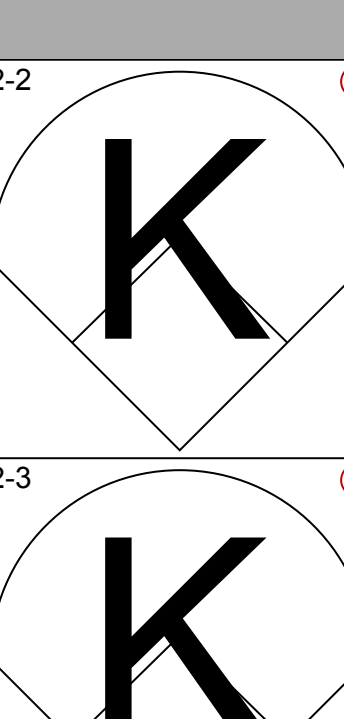
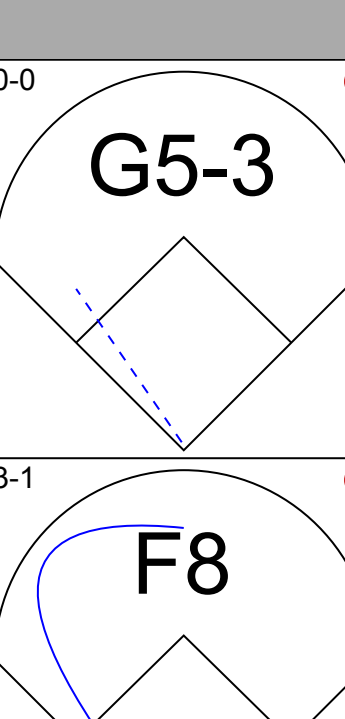
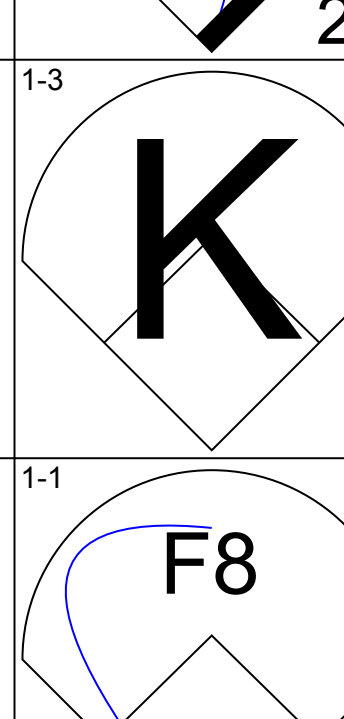

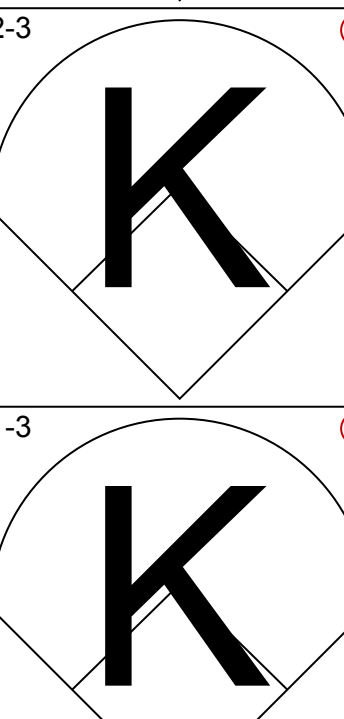
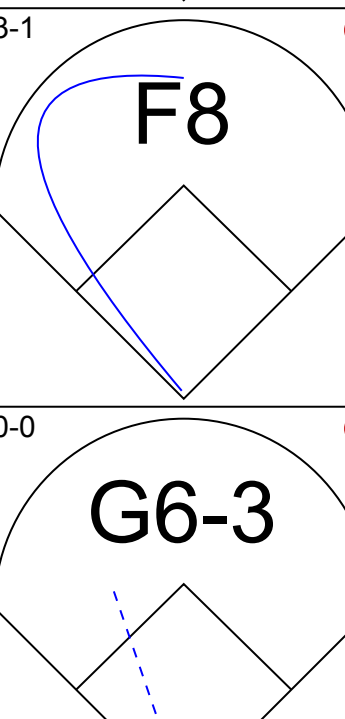
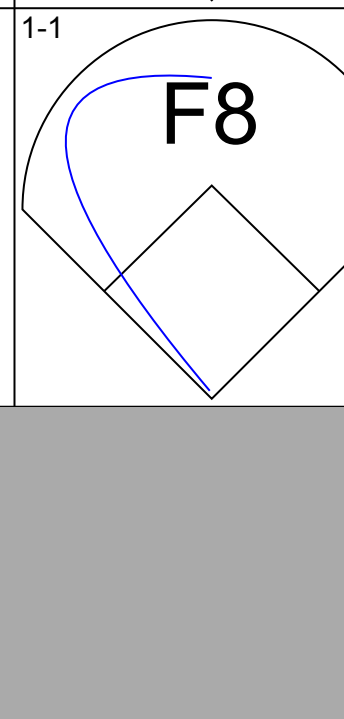
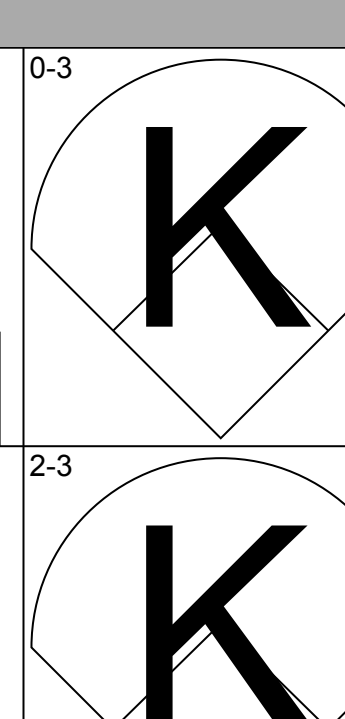

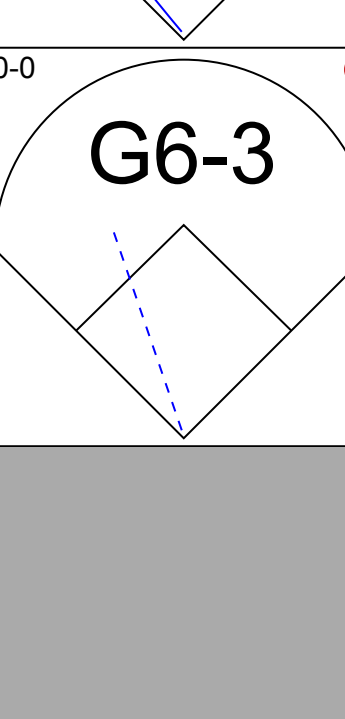


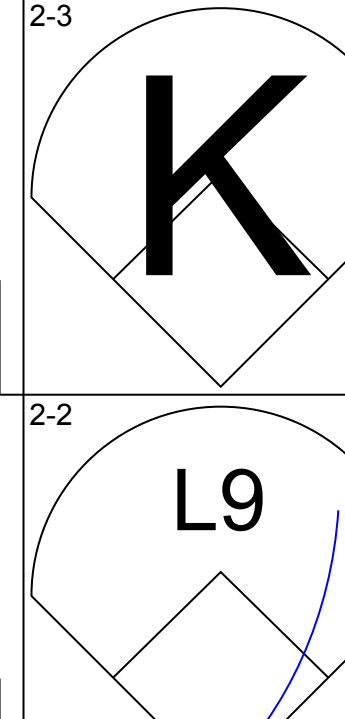
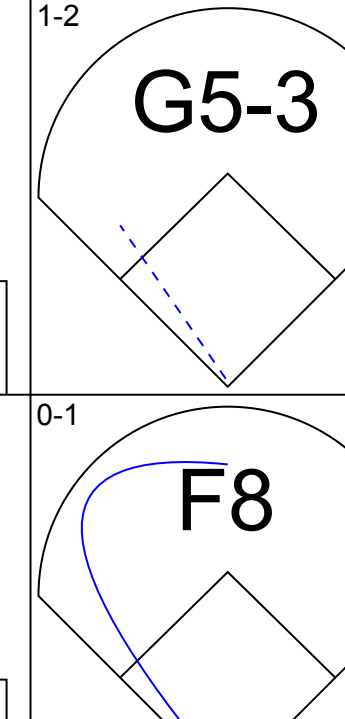
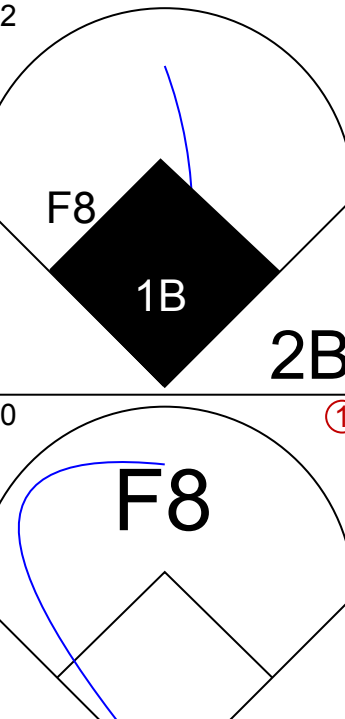
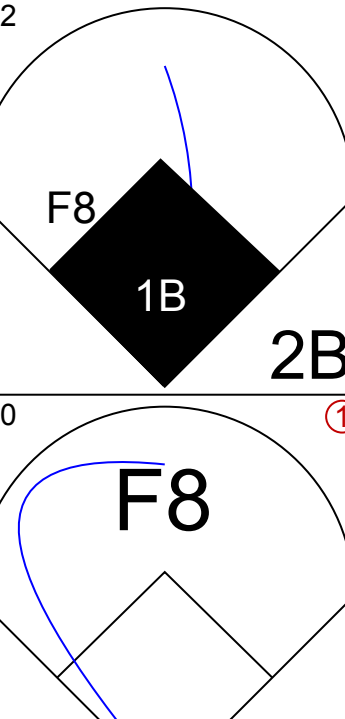
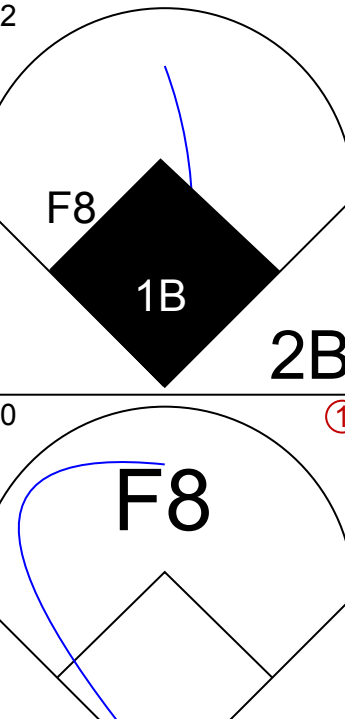
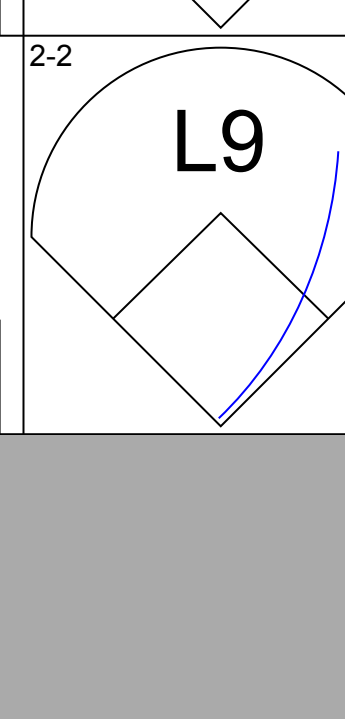
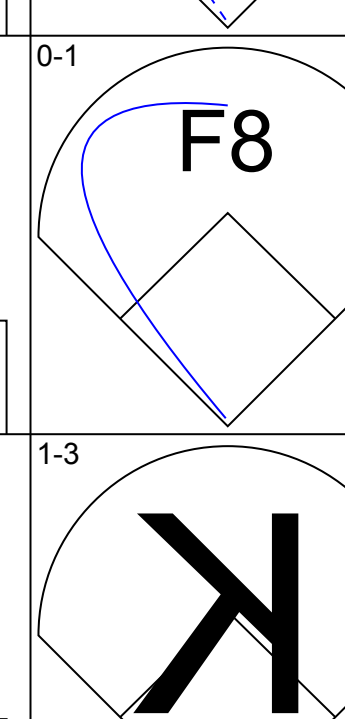
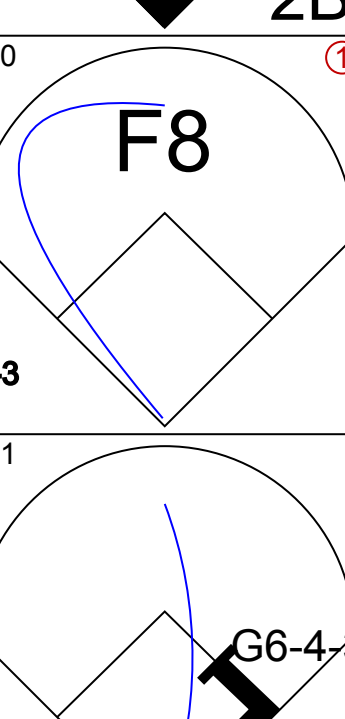
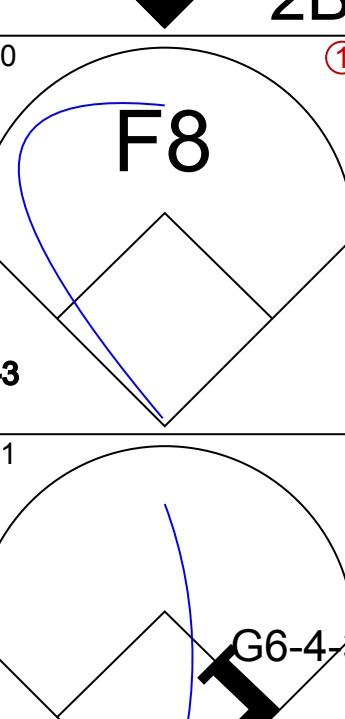
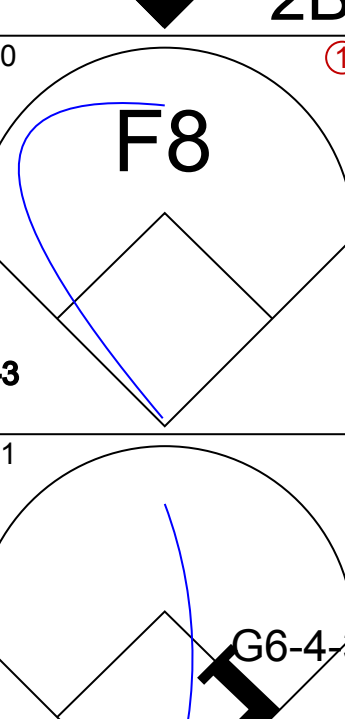
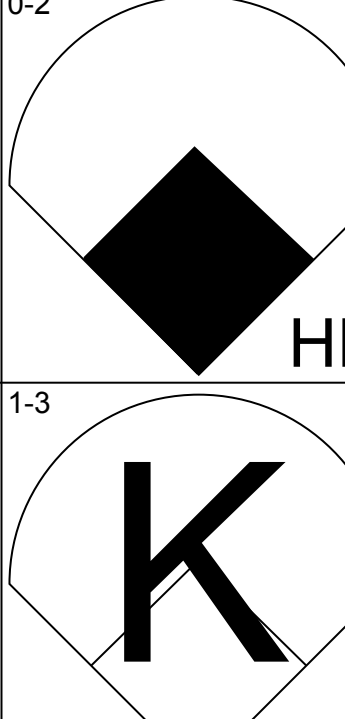
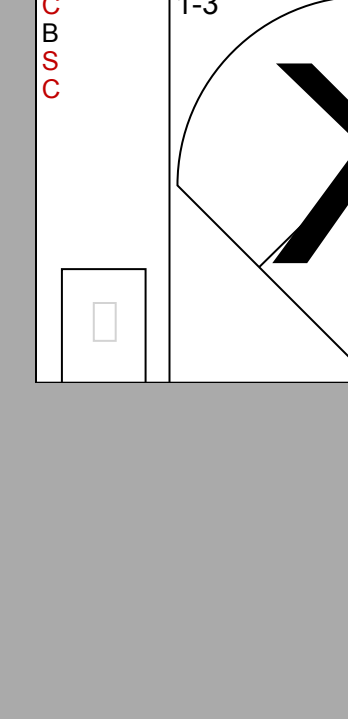
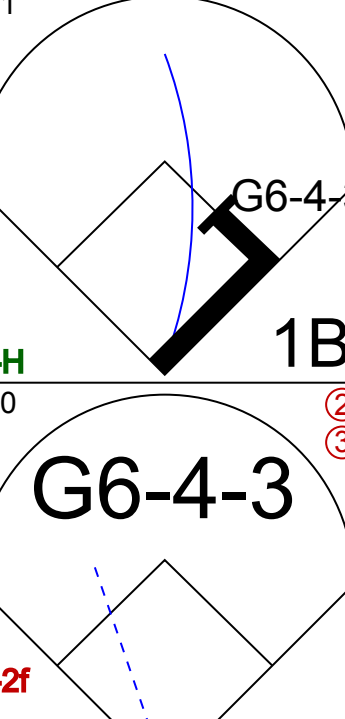
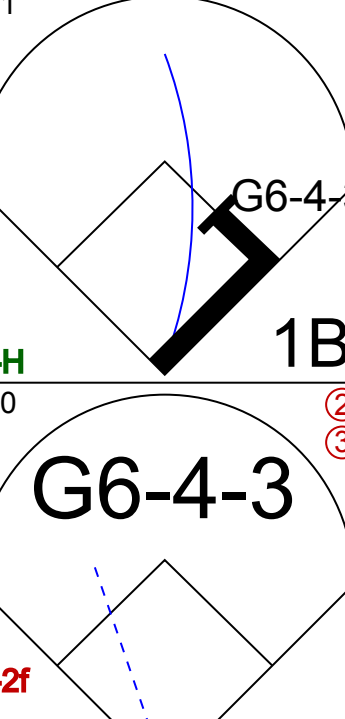
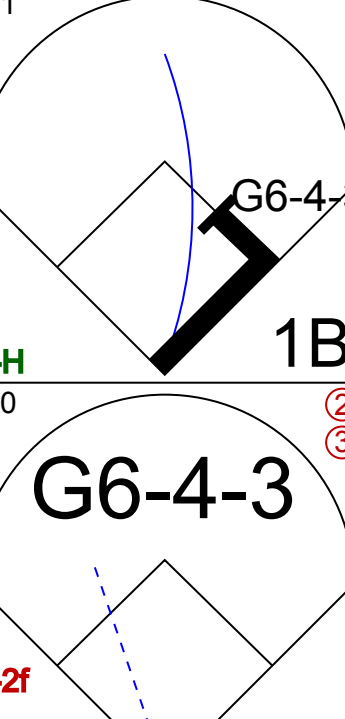
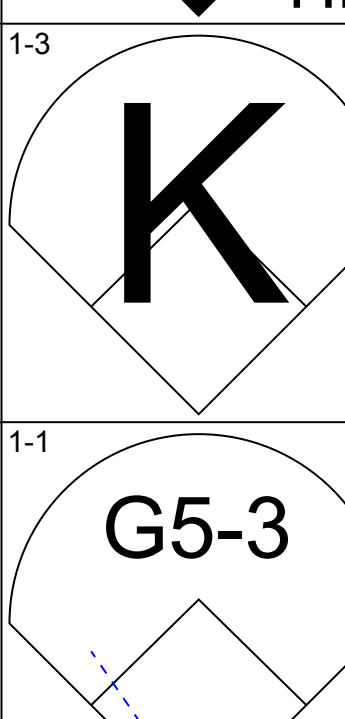
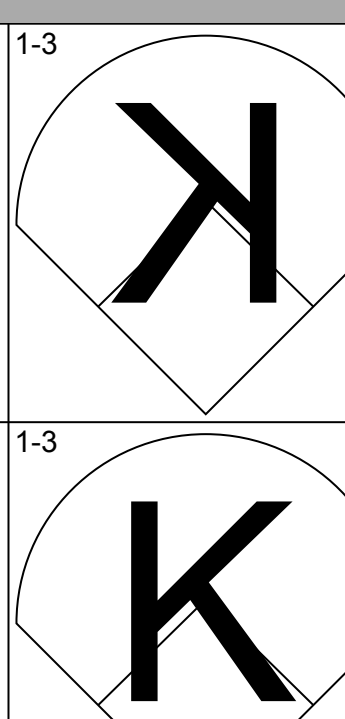
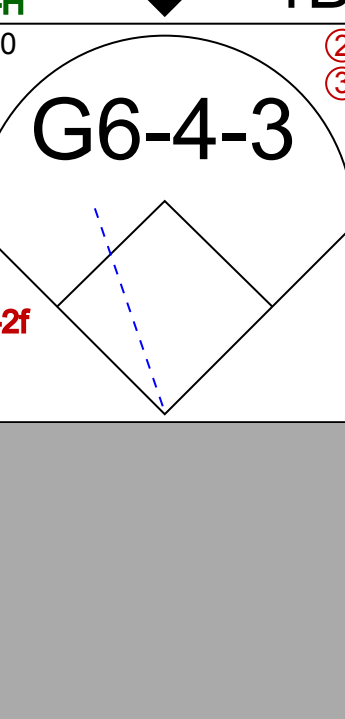
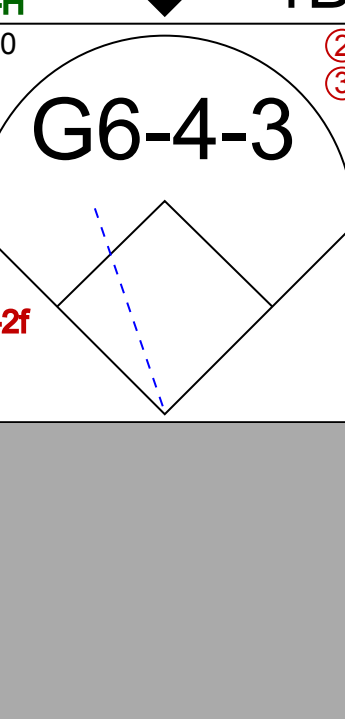
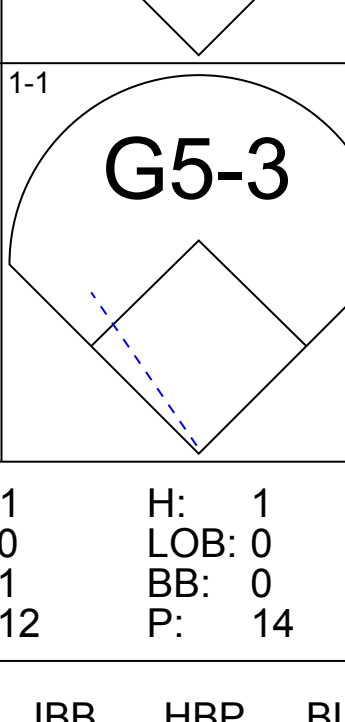
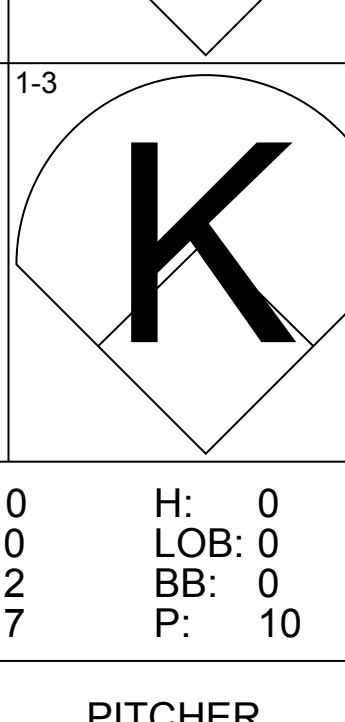
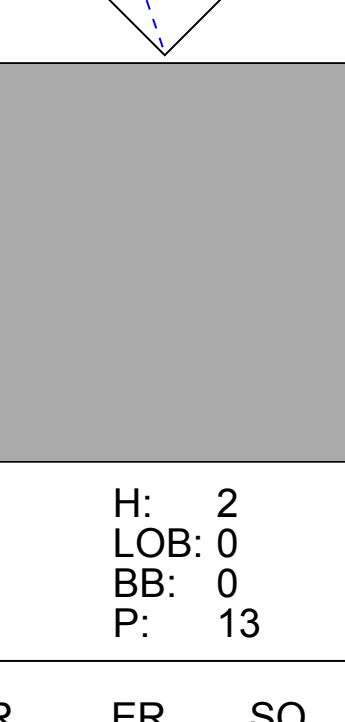
AB	37
R	6
H	11
RBI	6
BB	7
SO	8
LOB	20



Batter	1	2	3	4	5	6	7	8	9	AB	R	H	RBI	BB	SO	LOB	BOTTOM				
Nomar Garciaparra, R OBP: 0.355, SLG: 0.534 (1, 6)	BB	FC6		2B		F8		HR		4	2	2	5	1	0	2	Oakland Athletics @ Boston Red Sox Fenway Park, Boston, MA Tue Apr 14 1998, 7:05 PM EDT Att: 18,490 - Unknown - 59 F				
18 Reggie Jefferson, S OBP: 0.292, SLG: 0.238 (1, 10)	K		F9	2B		G5-3		K		4	0	0	0	1	2	2					
John Valentin, R OBP: 0.295, SLG: 0.404 (1, 5)	K		G5-3	2B		G4-3		P5		5	0	1	1	0	1	2					
Mo Vaughn, L OBP: 0.450, SLG: 0.712 (1, 3)	K			HR		G4-6-3		1B		3	1	2	1	1	1	1					
Troy O'Leary, L OBP: 0.405, SLG: 0.553 (1, 7)		HR	F7	P2		F8				4	1	1	1	0	0	4					
Scott Hatteberg, L OBP: 0.310, SLG: 0.519 (1, 2)	K			G4-3		G4-6-3		1B		4	1	1	0	0	1	1					
Darren Bragg, L OBP: 0.385, SLG: 0.450 (1, 9)				3B						1	1	1	0	2	0	0					
Jason Varitek, S OBP: 0.250, SLG: 0.231 (8, PH)				1B				F8		1	0	0	0	0	0	0					
Mark Lemke, S (9, 4)				3B				2B		0	0	0	0	0	0	0					
Darren Lewis, R OBP: 0.317, SLG: 0.250 (1, 8)				G4-3				HR		3	0	1	0	0	1	3					
Midge Cummings, L OBP: 0.286, SLG: 0.398 (8, PH)				G4-3				BB		0	1	0	0	1	0	0					
Mike Benjamin, R OBP: 0.318, SLG: 0.350 (1, 4)				G5-3				HR		3	0	0	0	0	1	5					
Jim Leyritz, R OBP: 0.447, SLG: 0.656 (8, PH)								BB		0	0	0	0	1	0	0					
Damon Buford, R OBP: 0.286, SLG: 0.375 (8, PR)								HR		0	1	0	0	0	0	0					
Inning Stats	R: 0 E: 0 K: 3 S: 11	H: 0 LOB: 1 BB: 1 P: 20	R: 1 E: 0 K: 2 S: 16	H: 2 LOB: 2 BB: 1 P: 25	R: 1 E: 0 K: 0 S: 7	H: 1 LOB: 0 BB: 0 P: 11	R: 3 E: 0 K: 0 S: 13	H: 3 LOB: 3 BB: 3 P: 27	R: 0 E: 0 K: 1 S: 10	H: 1 LOB: 1 BB: 0 P: 17	R: 0 E: 0 K: 0 S: 7	H: 0 LOB: 0 BB: 0 P: 11	R: 0 E: 0 K: 0 S: 5	H: 1 LOB: 0 BB: 0 P: 7	R: 3 E: 0 K: 1 S: 14	H: 1 LOB: 1 BB: 2 P: 27	1B: 3 2B: 2 3B: 1 HR: 3	SF: 0 SAC: 0 DP: 1 HBP: 0	WP: 0 PB: 0 SB: 0 CS: 0	PA: 39	
PITCHER	IP	WLS	BF	H	R	ER	SO	BB	IBB	HBP	BLK	WP	HR	S	P	ERA	WHIP			ERA	WHIP
Ariel Prieto, R ERA: 12.27	3.2		22	6	5	5	5	4	1	0	0	0	0	23	36	0.00	0.600				
Buddy Groom, L ERA: 1.17	3.1		11	2	0	0	1	0	0	0	0	0	0	7	14	81.00	9.000				
Billy Taylor, R ERA: 9.53	0.1	L	4	1	3	3	0	2	0	0	0	0	1	7	14	81.00	9.000				
Mike Mohler, L ERA: 4.76	0.2		2	0	0	0	1	0	0	0	0	0	0	7	13	0.00	0.000				

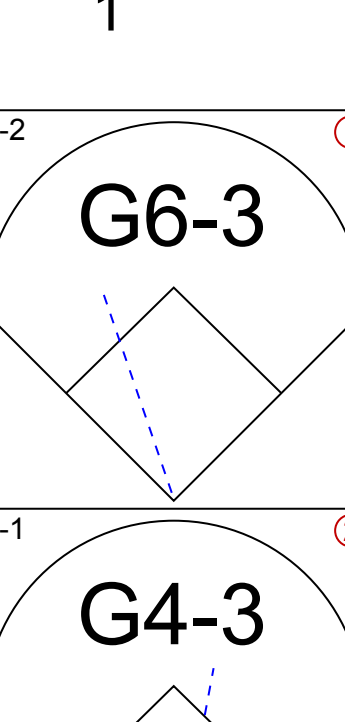
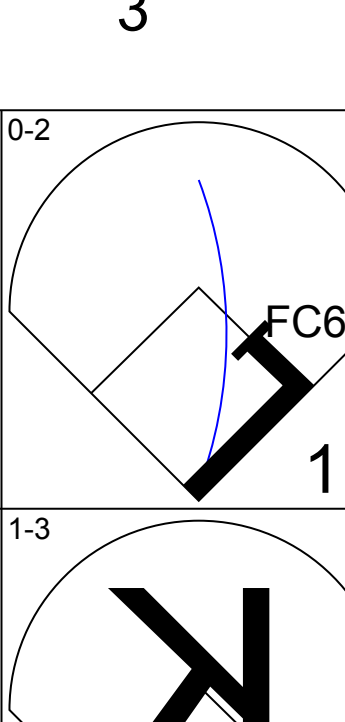
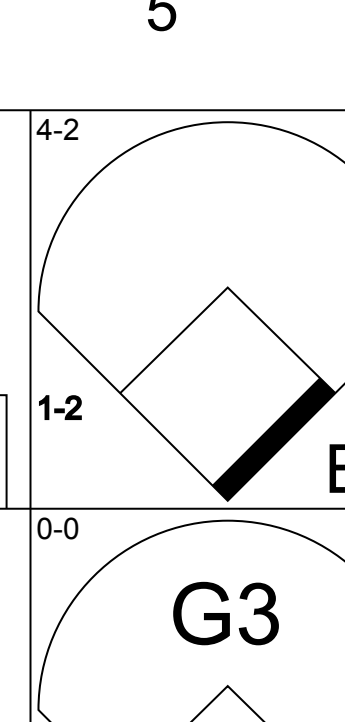
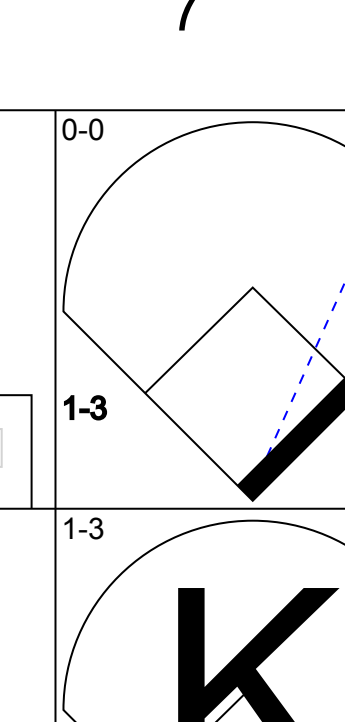
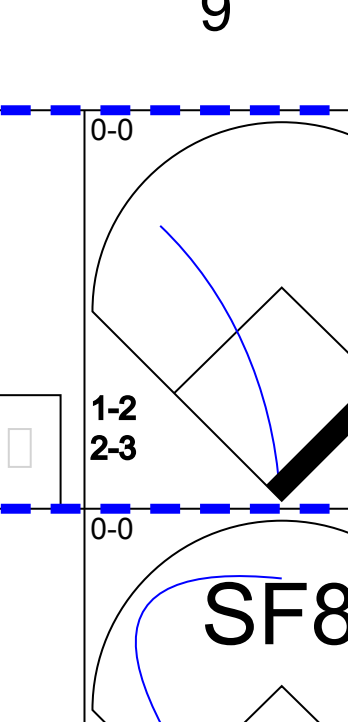
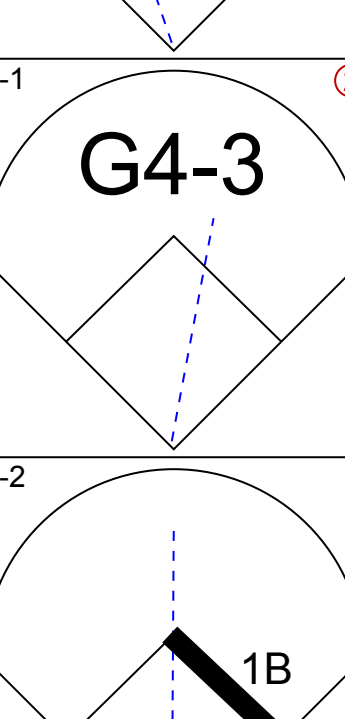
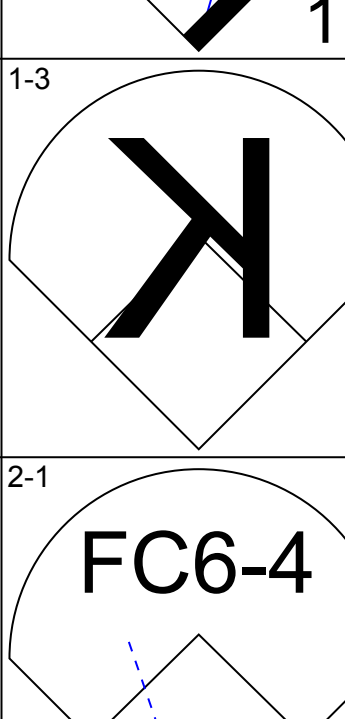
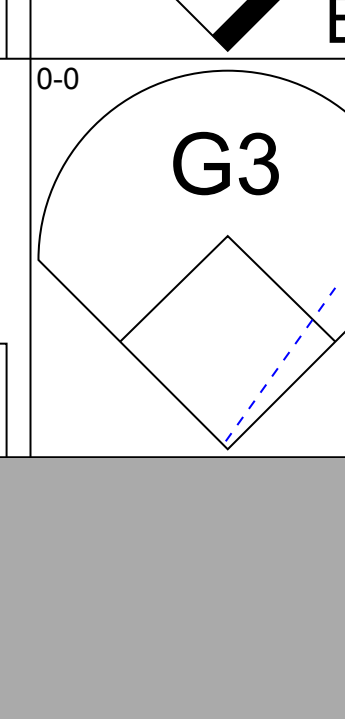
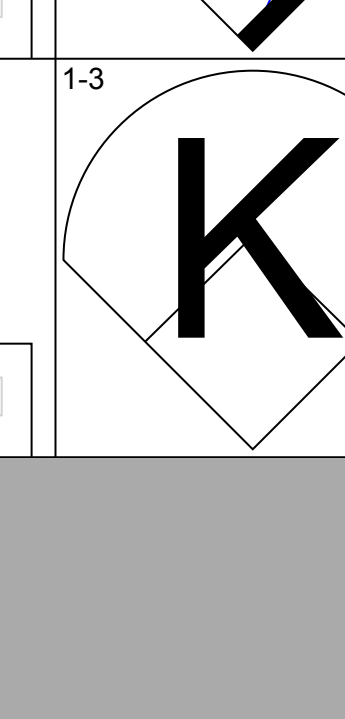
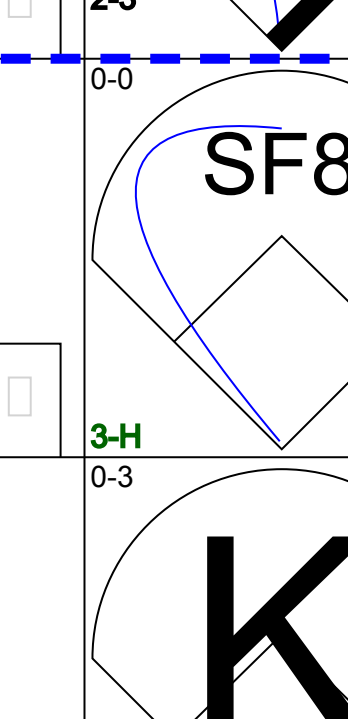
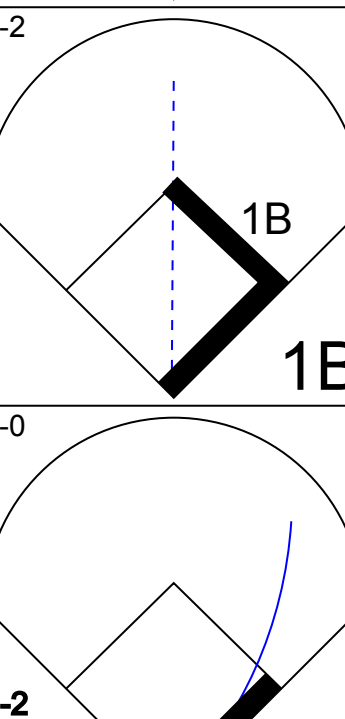
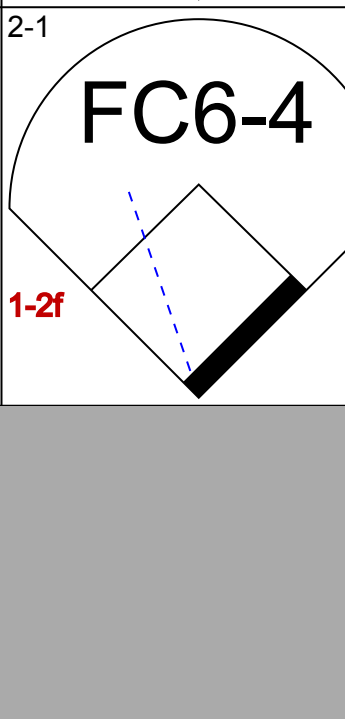
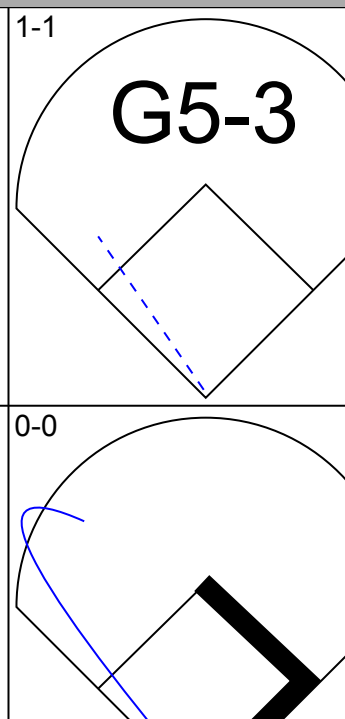
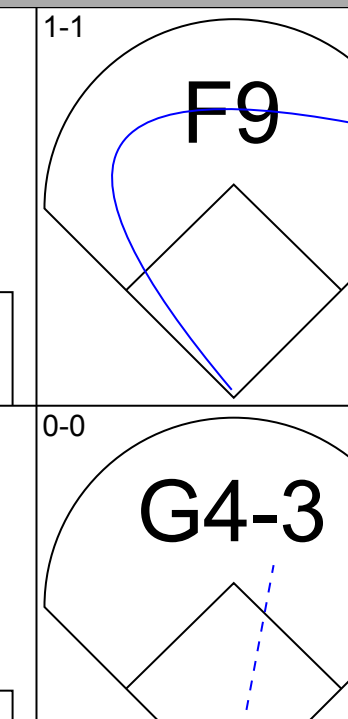

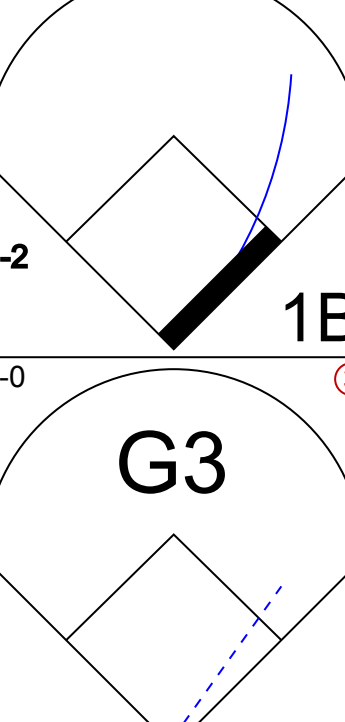
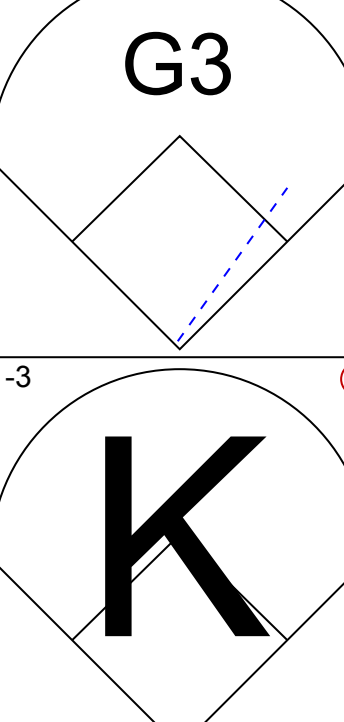
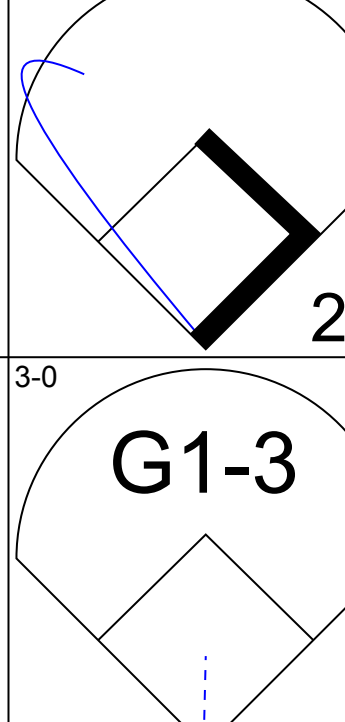
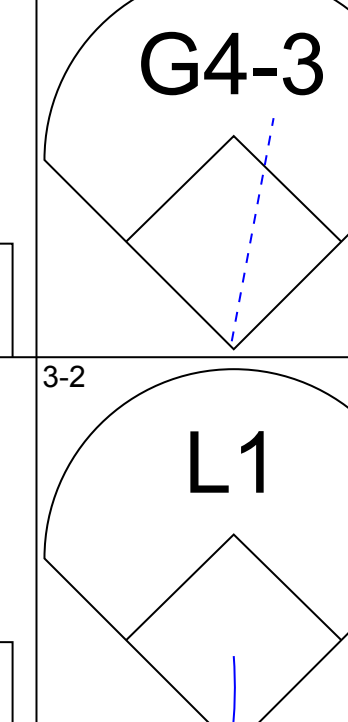
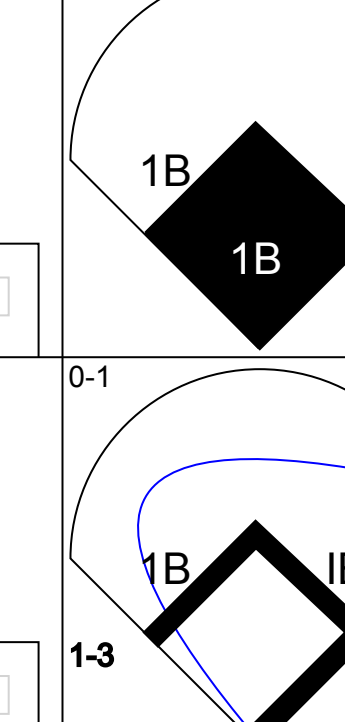
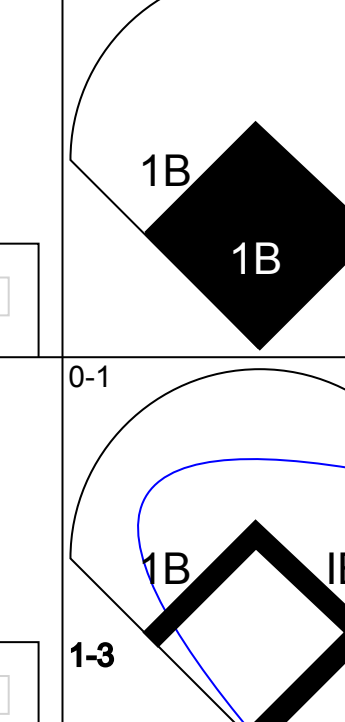
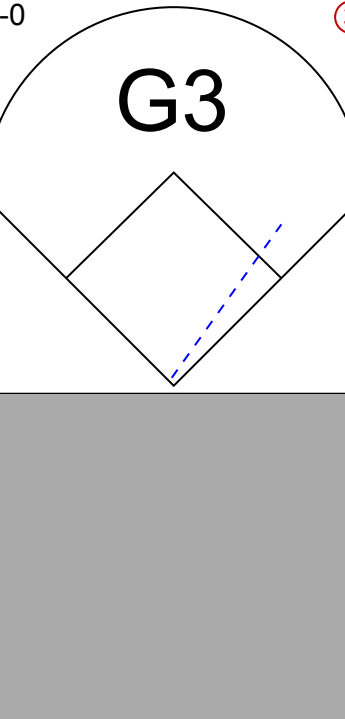
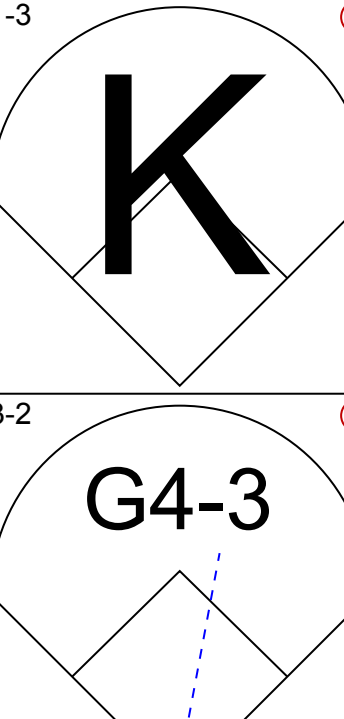
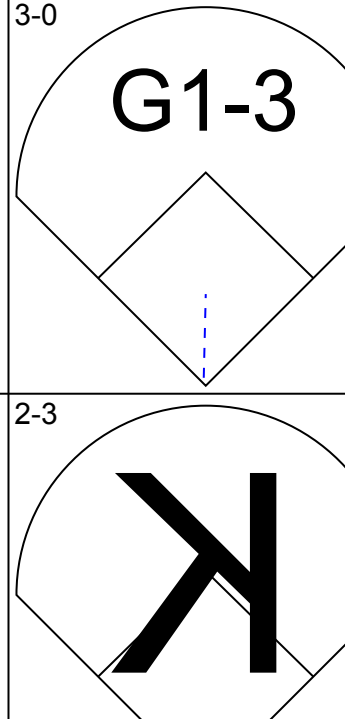
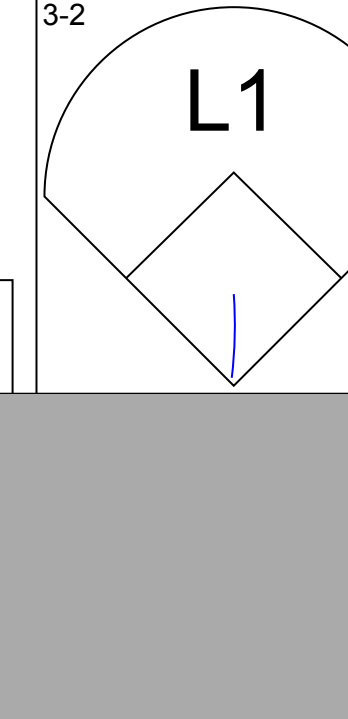
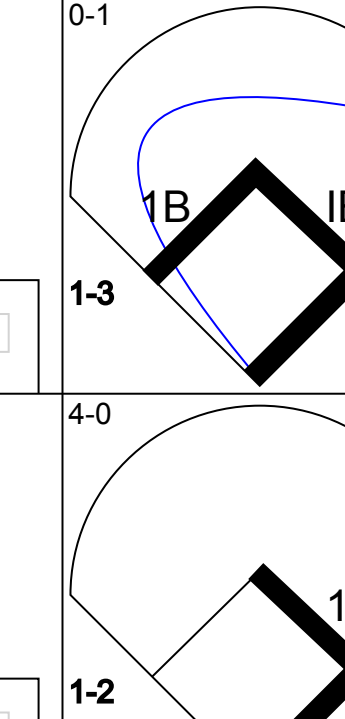
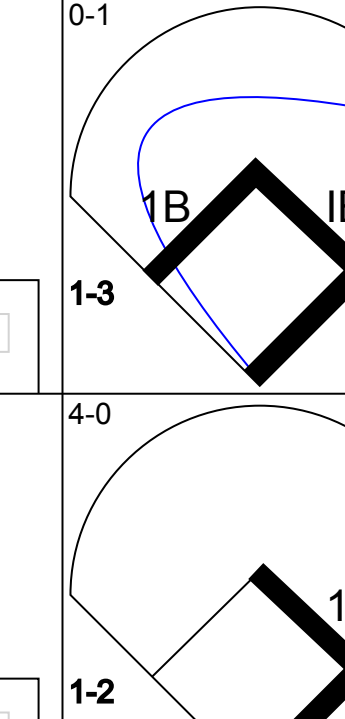
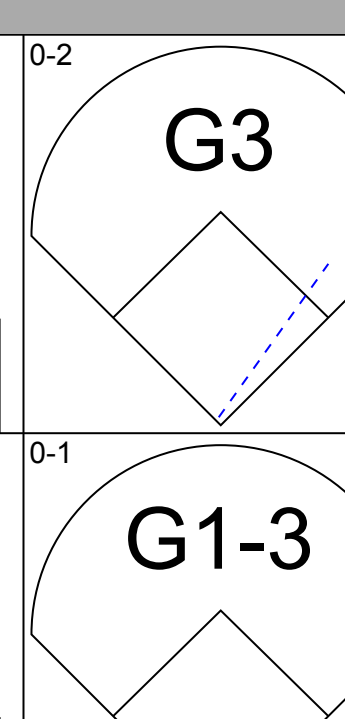
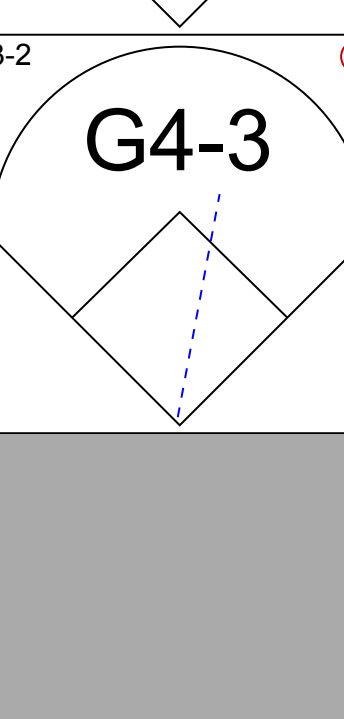



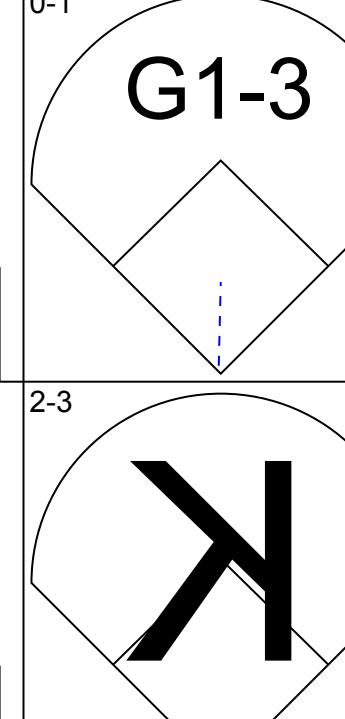
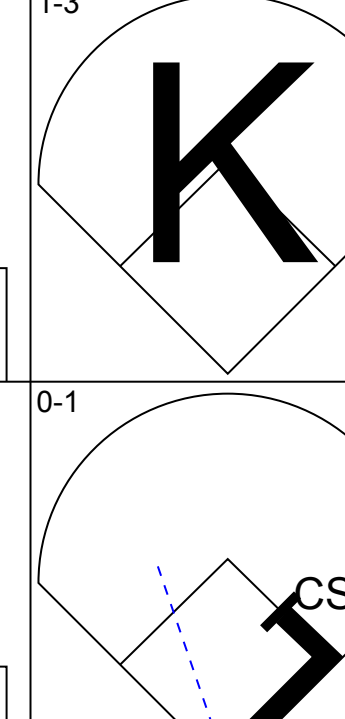
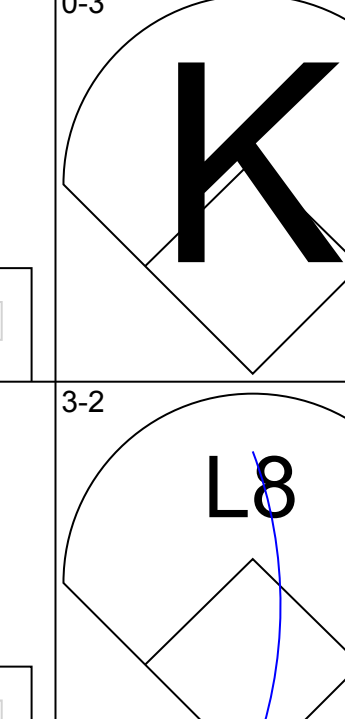
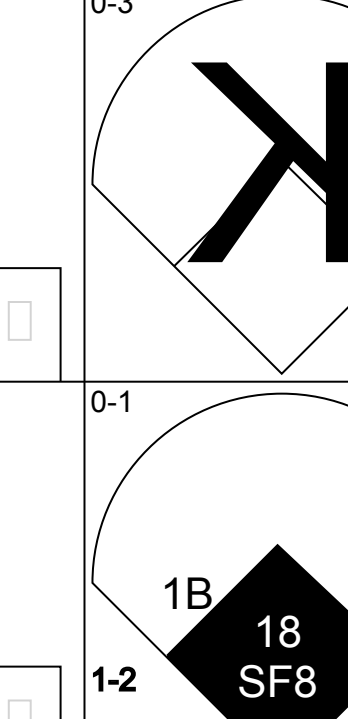
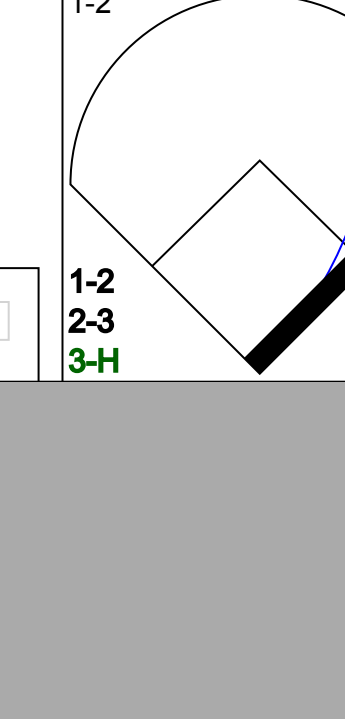
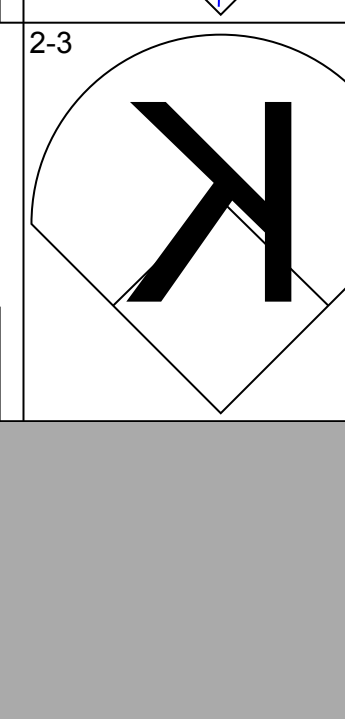
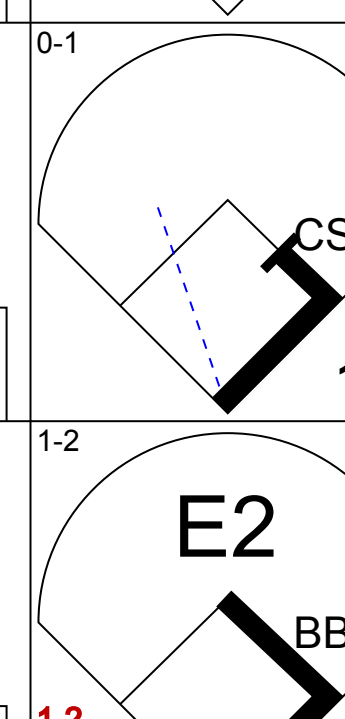
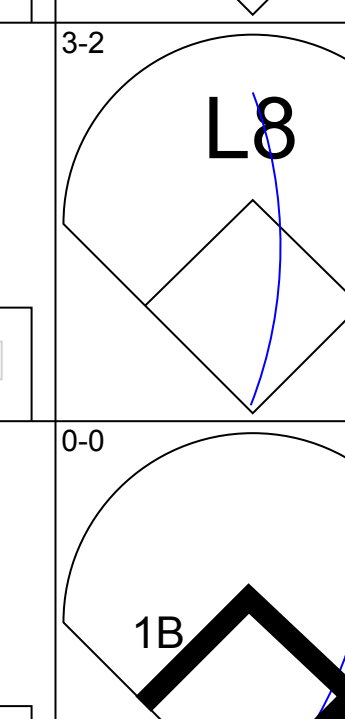
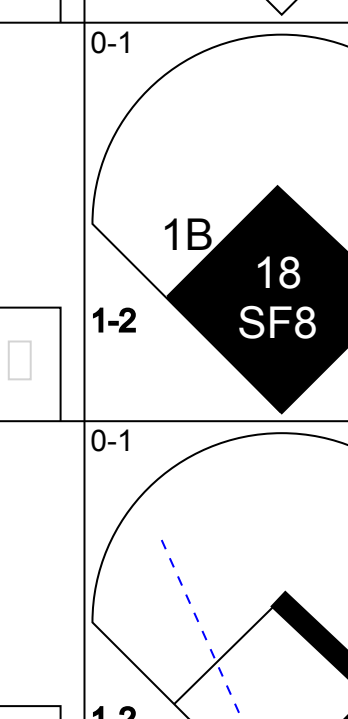


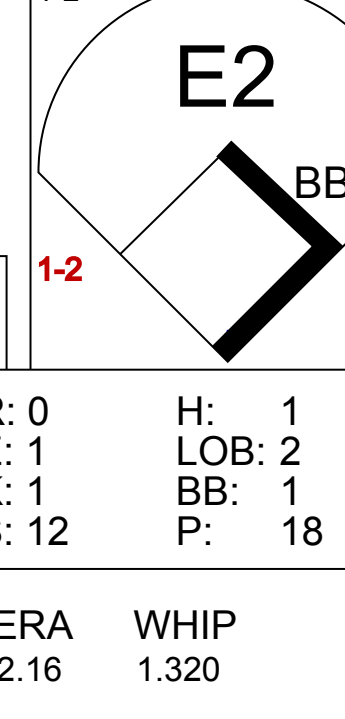
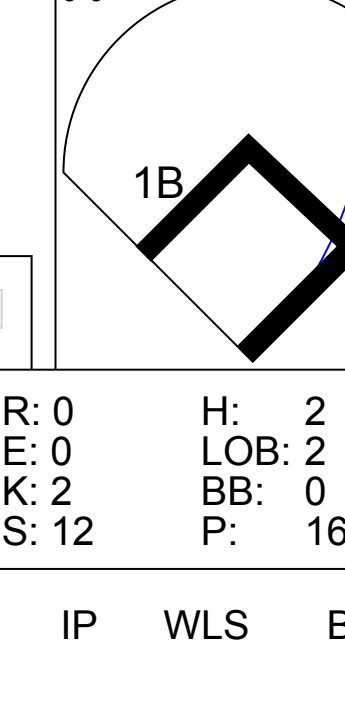
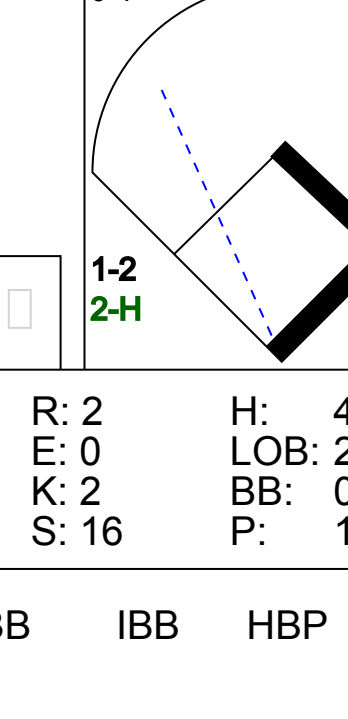
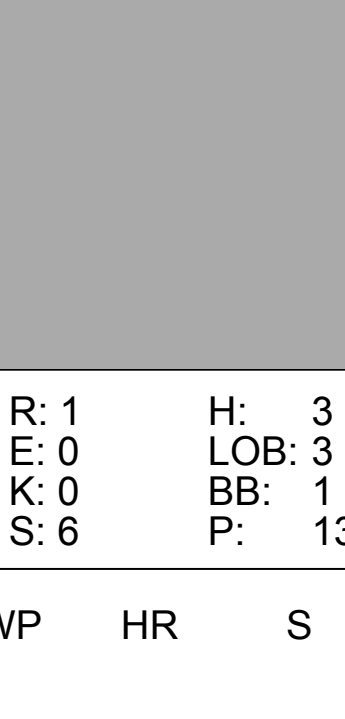
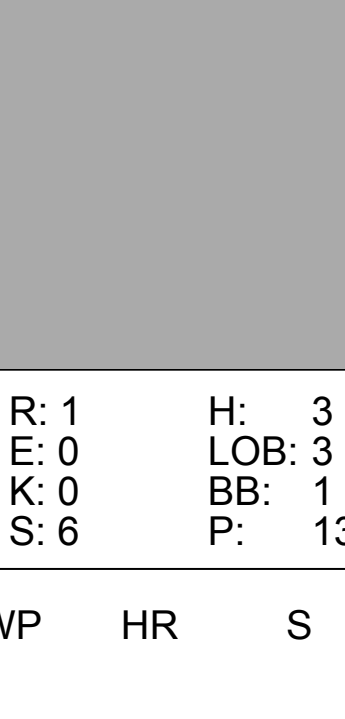
AB	32
R	8
H	9
RBI	8
BB	7
SO	7
LOB	20



Batter	1	2	3	4	5	6	7	8	9	10	AB	R	H	RBI	BB	SO	LOB	TOP									
Kenny Lofton, L OBP: 0.377, SLG: 0.426 (1, 8)											4	0	1	0	0	1	0	Cleveland Indians @ Boston Red Sox Fenway Park, Boston, MA Fri Apr 17 1998, 7:05 PM EDT Att: 26,924 - Overcast - 60 F									
Omar Vizquel, S OBP: 0.426, SLG: 0.390 (1, 6)											4	0	0	0	0	2	1										
David Justice, L OBP: 0.375, SLG: 0.574 (1, 10)											4	0	0	0	0	2	1										
Manny Ramirez, R OBP: 0.339, SLG: 0.593 (1, 9)											4	0	1	0	0	2	0										
Jim Thome, L OBP: 0.420, SLG: 0.537 (1, 3)											4	1	2	0	0	1	0										
Sandy Alomar Jr., R OBP: 0.297, SLG: 0.483 (1, 2)											4	0	0	0	0	1	3										
Brian Giles, L OBP: 0.632, SLG: 1.160 (1, 7)											4	1	2	2	0	2	2										
Travis Fryman, R OBP: 0.250, SLG: 0.370 (1, 5)											4	0	0	0	0	2	3										
Shawon Dunston, R OBP: 0.286, SLG: 0.381 (1, 4)											3	0	0	0	0	1	0										
Inning Stats	R: 0 E: 0 K: 2 S: 8	H: 0 LOB: 0 BB: 0 P: 14	R: 0 E: 0 K: 2 S: 10	H: 0 LOB: 0 BB: 0 P: 14	R: 1 E: 0 K: 1 S: 12	H: 1 LOB: 0 BB: 0 P: 14	R: 0 E: 0 K: 3 S: 10	H: 0 LOB: 0 BB: 0 P: 15	R: 0 E: 0 K: 1 S: 10	H: 0 LOB: 0 BB: 0 P: 12	R: 0 E: 0 K: 2 S: 7	H: 0 LOB: 0 BB: 0 P: 10	R: 0 E: 0 K: 0 S: 4	H: 0 LOB: 0 BB: 0 P: 7	R: 1 E: 0 K: 0 S: 7	H: 2 LOB: 0 BB: 0 P: 13	R: 0 E: 0 K: 1 S: 8		H: 1 LOB: 1 BB: 0 P: 12	R: 0 E: 0 K: 2 S: 15	H: 2 LOB: 2 BB: 0 P: 20	1B: 3 2B: 2 3B: 0 HR: 1	SF: 0 SAC: 0 DP: 1 HBP: 0	WP: 0 PA: 35 PB: 0 SB: 0 CS: 0			
PITCHER	IP 9.0	WLS 30	H 4	R 2	ER 2	SO 12	BB 0	IBB 0	HBP 0	BLK 0	WP 0	HR 1	S 76	P 111	ERA 2.00	WHIP 0.444											
Pedro Martinez, R ERA: 0.84 (1, 1)																											
Tom Gordon, R ERA: 3.12 (10, 1)	1.0	W	5	2	0	0	2	0	0	0	0	0	0	15	20	0.00	2.000										

AB	35
R	2
H	6
RBI	2
BB	0
SO	14
LOB	10



Batter	1	2	3	4	5	6	7	8	9	10	AB	R	H	RBI	BB	SO	LOB	BOTTOM									
Nomar Garciaparra, R OBP: 0.375, SLG: 0.522 (1, 6)											4	0	3	0	1	0	0	Cleveland Indians @ Boston Red Sox Fenway Park, Boston, MA Fri Apr 17 1998, 7:05 PM EDT Att: 26,924 - Overcast - 60 F									
18 Reggie Jefferson, S OBP: 0.265, SLG: 0.179 (1, 10)											4	0	0	1	0	2	5										
John Valentin, R OBP: 0.296, SLG: 0.403 (1, 5) (10, 4) (10, 4) (10, 4) (10, 5)											5	0	1	0	0	1	3										
Mo Vaughn, L OBP: 0.475, SLG: 0.683 (1, 3) Steve Avery, L (10, PR)											5	0	3	0	0	0	0										
Troy O'Leary, L OBP: 0.407, SLG: 0.583 (1, 7)											5	0	1	0	0	1	3										
Scott Hatteberg, L OBP: 0.351, SLG: 0.529 (1, 2) (10, PR) (10, 5) (10, 5) (10, 4)											4	0	1	0	0	1	1										
Darren Bragg, L OBP: 0.382, SLG: 0.407 (1, 9) (10, 8)											5	0	1	1	0	3	1										
Darren Lewis, R OBP: 0.333, SLG: 0.310 (1, 8) Jim Leyritz, R OBP: 0.475, SLG: 0.667 (9, PH) Midre Cummings, L OBP: 0.286, SLG: 0.308 (9, PR) (10, 9)											3	0	1	0	0	1	0										
Mark Lemke, S OBP: 0.200, SLG: 0.077 (1, 4) Mike Benjamin, R OBP: 0.308, SLG: 0.333 (7, PR) (8, 4) Jason Varitek, S OBP: 0.276, SLG: 0.259 (9, PH) (10, 2)											3	0	1	0	0	1	1										
Inning Stats	R: 0 E: 0 K: 0 S: 10	H: 2 LOB: 2 BB: 0 P: 12	R: 0 E: 0 K: 1 S: 10	H: 0 LOB: 0 BB: 0 P: 12	R: 0 E: 0 K: 2 S: 11	H: 1 LOB: 1 BB: 1 P: 16	R: 0 E: 0 K: 1 S: 8	H: 0 LOB: 0 BB: 0 P: 14	R: 0 E: 1 K: 1 S: 12	H: 1 LOB: 2 BB: 1 P: 18	R: 0 E: 0 K: 2 S: 7	H: 2 LOB: 2 BB: 0 P: 16	R: 0 E: 0 K: 0 S: 7	H: 0 LOB: 0 BB: 0 P: 11	R: 2 E: 0 K: 2 S: 16	H: 4 LOB: 2 BB: 0 P: 18	R: 1 E: 0 K: 0 S: 6		H: 3 LOB: 3 BB: 1 P: 13	1B: 13 2B: 1 3B: 0 HR: 0	SF: 1 SAC: 0 DP: 0 HBP: 0	WP: 0 PA: 43 PB: 0 SB: 0 CS: 1					
PITCHER	IP 8.1	WLS 36	H 10	R 2	ER 2	SO 9	BB 1	IBB 0	HBP 0	BLK 0	WP 0	HR 0	S 88	P 125	ERA 2.16	WHIP 1.320											
Charles Nagy, R ERA: 5.74 (1, 1)																											
Michael Jackson, R ERA: 1.29 (9, 1)	0.0	1	1	0	0	0	0	0	0	0	0	0	1	1	∞	∞											
Paul Assenmacher, L ERA: 7.11 (9, 1)	0.2	L	6	3	1	1	1	0	1	0	0	0	0	10	17	13.50	4.500										

AB	40
R	3
H	14
RBI	3
BB	2
SO	10
LOB	14





Batter	1	2	3	4	5	6	7	8	9	AB	R	H	RBI	BB	SO	LOB	TOP											
Kenny Lofton, L OBP: 0.394, SLG: 0.431 (1, 8)	0-3 K		0-3 K		0-0 1B			0-0 2B 1B	4-0 2B 1B	4	2	2	0	1	2	1	Cleveland Indians @ Boston Red Sox Fenway Park, Boston, MA Sat Apr 18, 1998, 3:33 AM EDT Att: 31,735 - Sunny - 60 F											
Shawon Dunston, R OBP: 0.296, SLG: 0.370 (1, 4)	4-0 S BB		0-0 L8		0-0 P3			0-0 F7	0-0 2B 1B	4	1	1	1	1	0	3												
David Justice, L OBP: 0.393, SLG: 0.615 (1, 10)	0-0 F8			0-0 1B E 1B	0-0 F9			0-0 1B 2B	0-0 WP 1H 2H 2B	5	2	3	2	0	0	2												
Manny Ramirez, R OBP: 0.343, SLG: 0.576 (1, 9)	0-0 F9			0-0 1B E 1B		0-0 F8		0-0 G4-6-3 1B	0-3 K	5	0	2	2	0	1	2												
Jim Thome, L OBP: 0.389, SLG: 0.489 (1, 3)		0-3 K2-3		0-0 F7		0-0 F8		0-0 G4-6-3 1B		4	0	0	0	0	1	3												
Sandy Alomar Jr., R OBP: 0.235, SLG: 0.424 (1, 2)		0-0 G5-3		0-0 E6		0-0 F7			0-3 K	4	0	0	0	0	1	1												
Brian Giles, L OBP: 0.595, SLG: 1.036 (1, 7)		0-0 G4-3		0-3 K			0-0 F9		4-0 S 2B BB	3	1	0	0	1	1	2												
Travis Fryman, R OBP: 0.250, SLG: 0.379 (1, 5)			0-0 2B	0-3 K2-3			0-3 K		0-3 K	4	0	1	0	0	3	3												
Omar Vizquel, S OBP: 0.412, SLG: 0.400 (1, 6)			0-0 P6		0-0 P2		0-0 G5-3		0-0 1B 2B	4	1	1	1	0	0	1												
Inning Stats	R: 0 E: 0 K: 1 S: 5	H: 0 LOB: 1 BB: 1 P: 9	R: 0 E: 0 K: 1 S: 5	H: 0 LOB: 0 BB: 0 P: 5	R: 0 E: 0 K: 1 S: 6	H: 1 LOB: 1 BB: 0 P: 6	R: 1 E: 1 K: 2 S: 10	H: 2 LOB: 2 BB: 0 P: 10	R: 0 E: 0 K: 0 S: 4	H: 0 LOB: 0 BB: 0 P: 3	R: 0 E: 0 K: 1 S: 5	H: 0 LOB: 0 BB: 0 P: 5	R: 2 E: 0 K: 0 S: 5	H: 3 LOB: 0 BB: 0 P: 5	R: 4 E: 0 K: 3 S: 12	H: 3 LOB: 1 BB: 2 P: 20	1B: 6 2B: 4 3B: 0 HR: 0	SF: 0 SAC: 0 DP: 1 HBP: 0	WP: 1 PB: 0 SB: 3 CS: 0	PA: 40								
PITCHER	IP	WLS	BF	H	R	ER	SO	BB	IBB	HBP	BLK	WP	HR	S	P	ERA	WHIP											
49 Tim Wakefield, R ERA: 6.0	(1, 1)	7.1	30	6	3	2	6	1	0	0	0	0	0	0	41	45	2.46	0.955										
Derek Lowe, R ERA: 4.02	(8, 1)	0.2	2	1	0	0	0	0	0	0	0	0	0	2	2	0.00	1.500											
Dennis Eckersley, R ERA: 16.5	(9, 1)	0.2	L 7	3	4	4	2	1	1	0	0	0	0	9	17	54.00	6.000											
John Wasdin, R ERA:	(9, 1)	0.1	1	0	0	0	1	0	0	0	0	1	0	3	3	0.00	0.000											

Batter	1	2	3	4	5	6	7	8	9	AB	R	H	RBI	BB	SO	LOB	BOTTOM										
Nomar Garciaparra, R OBP: 0.377, SLG: 0.514 (1, 6)	0-0 F9		0-0 G6-3			0-0 18 G3 S 1B		0-0 S 1B	0-3 K	5	1	2	0	0	1	2	Cleveland Indians @ Boston Red Sox Fenway Park, Boston, MA Sat Apr 18, 1998, 3:33 AM EDT Att: 31,735 - Sunny - 60 F										
18 Reggie Jefferson, S OBP: 0.297, SLG: 0.226 (8, PH)	0-0 L3 1B		0-0 1B			0-0 G3		0-3 K		3	0	2	0	0	0	1											
Jim Leitzel, R OBP: 0.463, SLG: 0.647 (8, PH)						1-3 1B				1	0	0	0	0	1	1											
John Valentin, R OBP: 0.293, SLG: 0.394 (1, 5)	0-0 L3		0-0 F9			0-0 P3		0-0 1H 1B		4	0	1	1	0	0	3											
Mo Vaughn, L OBP: 0.459, SLG: 0.683 (1, 3)		0-0 HR 2B		0-0 G3-1-3		4-0 IBB		0-0 F7		3	1	1	0	1	0	1											
Troy O'Leary, L OBP: 0.414, SLG: 0.692 (1, 7)		0-0 2H HR		0-3 K		0-3 K			0-0 HR	4	2	2	3	0	2	2											
Scott Hatteberg, L OBP: 0.341, SLG: 0.500 (1, 2)		0-3 K		0-0 F7			0-0 G4-3		0-0 G3 BB 1B	4	0	1	0	0	1	0											
Darren Bragg, L OBP: 0.395, SLG: 0.379 (1, 9)		0-0 G4-3			4-0 G4-6-3 BB		0-0 G6-3		4-0 G3 BB 1B	2	0	0	0	2	0	0											
Darren Lewis, R OBP: 0.314, SLG: 0.289 (8, PH)		0-0 G1-3			0-0 G4-6-3		0-0 F7		0-0 G3	3	0	0	0	0	0	1											
Mark Lemke, S OBP: 0.176, SLG: 0.067 (8, PH)			0-0 F8			0-0 G3-1			0-3 K	1	0	0	0	0	0	0											
Midre Cummings, L OBP: 0.267, SLG: 0.286 (8, PH)										1	0	0	0	0	0	0											
Mike Benjamin, R OBP: 0.296, SLG: 0.320 (9, 4)										1	0	0	0	0	1	2											
Inning Stats	R: 0 E: 0 K: 0 S: 3	H: 1 LOB: 0 BB: 0 P: 3	R: 2 E: 0 K: 1 S: 7	H: 2 LOB: 0 BB: 0 P: 7	R: 0 E: 0 K: 0 S: 4	H: 1 LOB: 0 BB: 0 P: 4	R: 0 E: 0 K: 1 S: 5	H: 0 LOB: 0 BB: 0 P: 5	R: 0 E: 0 K: 0 S: 2	H: 0 LOB: 0 BB: 1 P: 6	R: 0 E: 0 K: 1 S: 6	H: 1 LOB: 2 BB: 1 P: 10	R: 0 E: 0 K: 0 S: 3	H: 0 LOB: 0 BB: 0 P: 3	R: 1 E: 0 K: 1 S: 7	H: 2 LOB: 1 BB: 0 P: 7	R: 1 E: 0 K: 2 S: 9	H: 2 LOB: 2 BB: 1 P: 13	1B: 6 2B: 2 3B: 0 HR: 2	SF: 0 SAC: 0 DP: 2 HBP: 0	WP: 0 PB: 0 SB: 2 CS: 0	PA: 37					
PITCHER	IP	WLS	BF	H	R	ER	SO	BB	IBB	HBP	BLK	WP	HR	S	P	ERA	WHIP										
Jaret Wright, R ERA: 6.52	(1, 1)	7.1	28	6	3	3	3	1	0	0	0	0	0	3	3	0.00	0.000										
Alvin Morman, L ERA: 5.4	(8, 1)	0.1	1	0	0	0	1	0	0	0	0	0	0	3	3	0.00	0.000										
Eric Plunk, R ERA: 4.91	(8, 1)	0.0	1	1	0	0	0	0	0	0	0	0	0	1	1	∞	∞										
Tom Martin, L ERA: 10.8	(8, 1)	0.1	W 4	2	1	1	0	1	0	0	0	0	1	3	7	27.00	9.000										
Michael Jackson, R ERA: 1.13	(9, 1)	1.0	S 3	0	0	0	2	0	0	0	0	0	0	7	7	0.00	0.000										

AB	37
R	7
H	10
RBI	6
BB	3
SO	9
LOB	18



Batter	1	2	3	4	5	6	7	8	9	AB	R	H	RBI	BB	SO	LOB	TOP										
Kenny Lofton, L OBP: 0.386, SLG: 0.419 (1, 8)	G6-3		G3-1 1B		F8		F8			4	0	1	0	0	0	2	Cleveland Indians @ Boston Red Sox Fenway Park, Boston, MA Sun Apr 19 1998, 3:33 AM EDT Att: 31,846 - Cloudy - 64 F										
Shawn Dunston, R OBP: 0.276, SLG: 0.340 (1, 4)	K		G3-1 1B		F8			G5-3	4	0	0	0	0	1	2												
David Justice, L OBP: 0.385, SLG: 0.582 (1, 10)	F8		P6			F8		BB	3	0	0	0	1	0	2												
Manny Ramirez, R OBP: 0.324, SLG: 0.540 (1, 9)		K		G4-3		F7		K	4	0	0	0	0	2	1												
Jim Thome, L OBP: 0.397, SLG: 0.510 (1, 3)		FC8-6 1B			2B			K	4	0	2	0	0	2	1												
Sandy Alomar Jr., R OBP: 0.237, SLG: 0.432 (1, 2)		FC8-6 1B			F7			G6-3	4	0	1	0	0	0	2												
Brian Giles, L OBP: 0.365, SLG: 0.935 (1, 7)		P3						G5-3	3	0	0	0	1	1	2												
Travis Fryman, R OBP: 0.250, SLG: 0.371 (1, 5)			G5-3		K			1B	4	0	1	0	0	1	3												
Omar Vizquel, S OBP: 0.418, SLG: 0.408 (1, 6)			G3-1 1B			P6			4	0	2	0	0	0	1												
Inning Stats	R: 0 E: 0 K: 1 S: 5	H: 0 LOB: 0 BB: 0 P: 5	R: 0 E: 0 K: 1 S: 6	H: 1 LOB: 1 BB: 0 P: 6	R: 0 E: 0 K: 0 S: 5	H: 2 LOB: 2 BB: 0 P: 5	R: 0 E: 0 K: 1 S: 6	H: 1 LOB: 2 BB: 1 P: 10	R: 0 E: 0 K: 0 S: 3	H: 0 LOB: 0 BB: 0 P: 3	R: 0 E: 0 K: 1 S: 5	H: 2 LOB: 2 BB: 0 P: 5	R: 0 E: 0 K: 2 S: 7	H: 0 LOB: 1 BB: 1 P: 11	R: 0 E: 0 K: 1 S: 6		H: 1 LOB: 1 BB: 0 P: 6	1B: 5 2B: 2 3B: 0 HR: 0	SF: 0 SAC: 0 DP: 0 HBP: 0	WP: 1 PB: 0 SB: 0 CS: 0	PA: 36						
PITCHER	IP	WLS	BF	H	R	ER	SO	BB	IBB	HBP	BLK	WP	HR	S	P	ERA	WHIP										
Bret Saberhagen, R ERA: 2.12 (1, 1)	6.0	W	23	4	0	0	4	1	0	0	0	0	0	30	34	0.00	0.833										
Jim Corsi, R ERA: 2.79 (7, 1)	2.0		9	2	0	0	2	1	0	0	0	0	0	12	16	0.00	1.500										
Tom Gordon, R ERA: 2.79 (9, 1)	1.0	S	4	1	0	0	1	0	0	0	0	1	0	6	6	0.00	1.000										

Batter	1	2	3	4	5	6	7	8	9	AB	R	H	RBI	BB	SO	LOB	BOTTOM										
Nomar Garciaparra, R OBP: 0.383, SLG: 0.539 (1, 6)	F9	F8			SF7 3B	1B				4	1	2	0	0	0	2	Cleveland Indians @ Boston Red Sox Fenway Park, Boston, MA Sun Apr 19 1998, 3:33 AM EDT Att: 31,846 - Cloudy - 64 F										
John Valentin, R OBP: 0.304, SLG: 0.392 (1, 5)			G5-3		S BB			P5	3	0	1	0	1	0	0												
Mo Vaughn, L OBP: 0.462, SLG: 0.667 (1, 3)			2B		K			K	3	0	1	0	1	2	2												
Jim Leyritz, R OBP: 0.444, SLG: 0.649 (1, 10)			G3-6 2B		SF7			G4-3	3	0	1	1	0	1	2												
Troy O'Leary, L OBP: 0.403, SLG: 0.655 (1, 7)			G3-6		3H BB			F9	3	0	0	0	1	0	4												
Scott Hatteberg, L OBP: 0.311, SLG: 0.452 (1, 2)			F9		F8			F7	4	0	0	0	0	1	2												
Darren Bragg, L OBP: 0.452, SLG: 0.515 (1, 9)			1B		FC4-6 1B			G4-3 SF7 2B	4	1	4	0	0	0	0												
Darren Lewis, R OBP: 0.309, SLG: 0.286 (1, 8)			1B		F7			G4-3	4	0	1	0	0	0	3												
Mark Lemke, S OBP: 0.150, SLG: 0.059 (1, 4)			F7		FC4-6			SF7	2	0	0	1	0	0	3												
Inning Stats	R: 0 E: 0 K: 1 S: 6	H: 1 LOB: 2 BB: 1 P: 10	R: 0 E: 0 K: 0 S: 5	H: 2 LOB: 2 BB: 0 P: 5	R: 0 E: 0 K: 0 S: 4	H: 2 LOB: 1 BB: 0 P: 4	R: 0 E: 0 K: 0 S: 4	H: 1 LOB: 1 BB: 0 P: 4	R: 1 E: 0 K: 1 S: 6	H: 1 LOB: 2 BB: 2 P: 14	R: 0 E: 0 K: 0 S: 5	H: 2 LOB: 0 BB: 0 P: 5	R: 0 E: 0 K: 1 S: 6	H: 1 LOB: 1 BB: 0 P: 6	R: 0 E: 0 K: 1 S: 6		H: 1 LOB: 1 BB: 0 P: 6	1B: 6 2B: 4 3B: 1 HR: 0	SF: 2 SAC: 0 DP: 1 HBP: 0	WP: 0 PB: 0 SB: 1 CS: 0	PA: 35						
PITCHER	IP	WLS	BF	H	R	ER	SO	BB	IBB	HBP	BLK	WP	HR	S	P	ERA	WHIP										
Dave Burba, R ERA: 2.67 (1, 1)	7.0	L	31	9	2	2	3	3	0	0	0	0	0	34	46	2.57	1.714										
Alvin Morman, L ERA: 4.5 (8, 1)	0.2		3	1	0	0	1	0	0	0	0	0	0	5	5	0.00	1.500										
Jose Mesa, R ERA: 3.97 (8, 1)	0.1		1	0	0	0	0	0	0	0	0	0	0	1	1	0.00	0.000										

Batter	1	2	3	4	5	6	7	8	9	AB	R	H	RBI	BB	SO	LOB	TOP										
Nomar Garciaparra, R OBP: 0.370, SLG: 0.575	E4 18 HR	1-H HR		HR		18 G6-3		G4-3		5	3	3	5	0	0	0	Boston Red Sox @ Detroit Tigers Tiger Stadium, Detroit, MI Tue Apr 21 1998, 7:05 PM EDT Att: 10,022 - Cloudy - 63 F										
18 Reggie Jefferson, S OBP: 0.311, SLG: 0.359	HR	G3		K		G6-3		G3-1		5	1	1	2	0	1	2											
John Valentin, R OBP: 0.315, SLG: 0.370	G6-3		G6-3	BB			1B BB	K		3	1	0	0	2	1	0											
Mo Vaughn, L OBP: 0.449, SLG: 0.675	G3		G3-1	G4-3			BB 1B	G3		5	0	1	0	0	0	1											
Troy O'Leary, L OBP: 0.365, SLG: 0.609 Damon Buford, R OBP: 0.323, SLG: 0.360	P2		K		G6-3		K	G5-3		4	0	0	0	0	2	2											
Scott Hatteberg, L OBP: 0.345, SLG: 0.471		G6-4-3 BB		1B 2B	G6-3		F8	BB 1B		4	2	2	0	1	0	2											
Darren Bragg, L OBP: 0.462, SLG: 0.585	G6-4-3		SH2-3 HR	1B	K		BB	1B BB		3	1	1	0	2	1	1											
Darren Lewis, R OBP: 0.350, SLG: 0.340	1B 2B		SH2-3 HR	1B		E4 FC4-6	1-2 2-3 3-H	BB		4	2	3	3	1	0	0											
Mark Lemke, S OBP: 0.160, SLG: 0.091	HR 1B		SH2-3		FC4-6 1B	F8		P3		4	1	1	1	0	0	6											
Inning Stats	R: 2 E: 1 K: 0 S: 5	H: 1 LOB: 0 BB: 0 P: 5	R: 3 E: 0 K: 0 S: 5	H: 3 LOB: 0 BB: 1 P: 9	R: 0 E: 0 K: 1 S: 5	H: 0 LOB: 0 BB: 0 P: 5	R: 4 E: 0 K: 1 S: 9	H: 4 LOB: 1 BB: 1 P: 13	R: 0 E: 0 K: 1 S: 4	H: 1 LOB: 1 BB: 0 P: 4	R: 1 E: 0 K: 1 S: 6	H: 1 LOB: 3 BB: 3 P: 18	R: 0 E: 0 K: 1 S: 5	H: 0 LOB: 0 BB: 0 P: 5	R: 1 E: 0 K: 0 S: 5	H: 2 LOB: 2 BB: 1 P: 9		1B: 7 2B: 2 3B: 0 HR: 3	SF: 0 SAC: 1 DP: 2 HBP: 0	WP: 0 PB: 0 SB: 0 CS: 0	PA: 45						
PITCHER	IP	WLS	BF	H	R	ER	SO	BB	IBB	HBP	BLK	WP	HR	S	P	ERA	WHIP										
Tim Worrell, R ERA: 6.33	3.0	L	16	6	7	6	1	1	0	0	0	0	2	17	21	18.00	2.333										
A.J. Sager, R ERA: 5.0	3.0		13	3	2	2	2	1	0	0	0	0	1	16	20	6.00	1.333										
Roberto Duran, L ERA: 3.68	1.0		7	1	1	1	1	3	0	0	0	0	0	6	18	9.00	4.000										
Doug Brocail, R ERA: 5.14	1.0		3	0	0	0	1	0	0	0	0	0	0	5	5	0.00	0.000										
44 Sean Runyan, L ERA: 4.29	1.0		6	2	1	1	0	1	0	0	0	0	0	5	9	9.00	3.000										
Batter	1	2	3	4	5	6	7	8	9	AB	R	H	RBI	BB	SO	LOB	BOTTOM										
Brian Hunter, R OBP: 0.395, SLG: 0.448	G4-3		G5-3			G5-3		K		4	0	0	0	0	1	1	Boston Red Sox @ Detroit Tigers Tiger Stadium, Detroit, MI Tue Apr 21 1998, 7:05 PM EDT Att: 10,022 - Cloudy - 63 F										
Big Roberts, S OBP: 0.375, SLG: 0.264	F7			F7		K		F7		4	0	0	0	0	1	1											
Bobby Higginson, L OBP: 0.394, SLG: 0.417 Kimera Barteo, R OBP: 0.167, SLG: 0.667	L9			2B		G1-3		HR		3	0	1	0	0	0	0											
Tony Clark, S OBP: 0.268, SLG: 0.406		HR		K			F8	K		4	1	1	1	0	2	1											
Luis Gonzalez, L OBP: 0.356, SLG: 0.564 Pete Incaviglia, R OBP: 0.133, SLG: 0.071		K		F8			HR	K		3	1	1	1	0	1	1											
Damon Easley, R OBP: 0.348, SLG: 0.567		L8			2B	G6-3		HR		4	1	2	1	0	0	0											
Frank Catalanotto, L OBP: 0.346, SLG: 0.316		G5-3			L6	G4-3		DI 1B		4	0	1	0	0	0	1											
Joe Oliver, R OBP: 0.206, SLG: 0.250			F8		F7			E5	K	4	0	0	0	0	1	2											
Joe Randa, R OBP: 0.212, SLG: 0.238			G6-3		F7			F8		3	0	0	0	0	0	2											
Inning Stats	R: 0 E: 0 K: 0 S: 3	H: 0 LOB: 0 BB: 0 P: 3	R: 1 E: 0 K: 1 S: 6	H: 1 LOB: 0 BB: 0 P: 6	R: 0 E: 0 K: 1 S: 6	H: 0 LOB: 0 BB: 0 P: 3	R: 0 E: 0 K: 1 S: 6	H: 1 LOB: 1 BB: 0 P: 6	R: 0 E: 0 K: 1 S: 5	H: 0 LOB: 0 BB: 0 P: 5	R: 1 E: 0 K: 0 S: 4	H: 1 LOB: 0 BB: 0 P: 4	R: 0 E: 1 K: 1 S: 6	H: 0 LOB: 1 BB: 0 P: 6	R: 2 E: 0 K: 3 S: 12	H: 3 LOB: 1 BB: 0 P: 12		1B: 1 2B: 2 3B: 0 HR: 4	SF: 0 SAC: 0 DP: 0 HBP: 0	WP: 0 PB: 0 SB: 0 CS: 0	PA: 35						
PITCHER	IP	WLS	BF	H	R	ER	SO	BB	IBB	HBP	BLK	WP	HR	S	P	ERA	WHIP										
Brian Rose, R ERA: 5.59	7.0	W	25	4	2	2	3	0	0	0	0	0	2	31	31	2.57	0.571										
Dennis Eckersley, R ERA: 14.14	1.0		4	0	0	0	1	0	0	0	0	0	0	6	6	0.00	0.000										
Brian Shouse, L ERA: 18.0	1.0		6	3	2	2	3	0	0	0	0	0	2	12	12	18.00	3.000										

Batter	1	2	3	4	5	6	7	8	9	AB	R	H	RBI	BB	SO	LOB	TOP								
Nomar Garciaparra, R OBP: 0.361, SLG: 0.565	3-1 G5-3		1-2 2B		1-1 F8		3-3 K	1-3 K		5	0	1	0	0	2	4									
John Valentin, R OBP: 0.340, SLG: 0.393	4-2 1B BB		1-2 G6-3		1-2 CS 1B			4-2 2B 1B BB	0-0 1B 2B	3	2	2	0	2	0	1									
Mo Vaughn, L OBP: 0.457, SLG: 0.683	1-0 1-2 1B		3-3 K		3-2 CS 1-2	0-1 P5		0-2 1B WP 2B	0-1 HR 1B	5	2	3	1	0	1	1									
Jim Leyritz, R OBP: 0.481, SLG: 0.721	0-3 K		2-1 G4-3			0-1 1B		0-0 G4-3 WP 1B	3-1 HR 1B	4	0	2	1	0	1	3									
Midre Cummings, L OBP: 0.250, SLG: 0.421								2-3 3-H 3-2 1B	1-H HR	1	2	1	2	0	0	0									
Troy O'Leary, L OBP: 0.355, SLG: 0.574	0-1 F7				1-0 F8			1-3 G4-3	4-2 49 SH1-4 2B BB	4	1	0	0	1	0	4									
Damon Buford, R OBP: 0.353, SLG: 0.370		4-1 E S G4-3 BB		3-1 G6-3 S 1B		1-0 F9		3-2 F7	1-0 F8	2	1	1	0	1	0	1									
Darren Bragg, L OBP: 0.444, SLG: 0.558					2-2 G6-3			4-2 WP 1B BB	0-0 SH1-4	2	0	0	0	0	0	3									
Darren Lewis, R OBP: 0.330, SLG: 0.320		1-3 K		2-2 G6-3				3-2 P3	4-2 WP 1B BB	3	0	0	0	0	1	2									
18 Reggie Jefferson, S OBP: 0.229, SLG: 0.336					1-3 G6-3				1-2 SH1-4	0	0	0	0	0	0	0									
Steve Avery, L OBP: 0.250, SLG: 0.396										0	0	0	0	0	0	0									
Jim Corsi, R OBP: 0.250, SLG: 0.396										0	0	0	0	0	0	0									
49 Tim Wakefield, R OBP: 0.250, SLG: 0.396										0	0	0	0	0	0	0									
Tom Gordon, R OBP: 0.250, SLG: 0.396										0	0	0	0	0	0	0									
Jason Varitek, S OBP: 0.314, SLG: 0.313		3-2 G4-3 1-H		0-1 F7				4-1 G2-3 BB	0-0 BB 1B	4	0	2	3	1	0	1									
Mark Lemke, S OBP: 0.148, SLG: 0.083								1-2 G2-3	4-2 BB 1B	2	0	0	0	0	1	0									
Mike Benjamin, R OBP: 0.343, SLG: 0.344								1-2 G2-3	4-2 BB 1B	2	0	0	0	1	0	2									
Inning Stats	R: 0 E: 0 K: 1 S: 10	H: 1 LOB: 2 BB: 1 P: 18	R: 1 E: 0 K: 1 S: 8	H: 0 LOB: 0 BB: 1 P: 16	R: 0 E: 0 K: 1 S: 11	H: 1 LOB: 1 BB: 0 P: 18	R: 0 E: 0 K: 0 S: 8	H: 1 LOB: 1 BB: 0 P: 14	R: 0 E: 0 K: 1 S: 10	H: 1 LOB: 0 BB: 0 P: 16	R: 0 E: 0 K: 0 S: 6	H: 1 LOB: 1 BB: 0 P: 8	R: 0 E: 0 K: 1 S: 10	H: 0 LOB: 1 BB: 1 P: 21	R: 3 E: 0 K: 1 S: 22	H: 3 LOB: 3 BB: 3 P: 41	R: 4 E: 0 K: 0 S: 13	H: 4 LOB: 1 BB: 1 P: 22	1B: 7 2B: 4 3B: 0 HR: 1	SF: 0 SAC: 1 DP: 0 HBP: 0	WP: 2 PB: 0 SB: 2 CS: 1	PA: 46			
PITCHER	IP	WLS	BF	H	R	ER	SO	BB	IBB	HBP	BLK	WP	HR	S	P	ERA	WHIP								
Justin Thompson, L ERA: 4.82	(1, 1)	6.2	27	5	1	0	4	3	0	0	0	0	0	60	105	0.00	1.200								
Bryce Florie, R ERA: 4.53	(7, 1)	0.1	1	0	0	0	1	0	0	0	0	0	0	3	6	0.00	0.000								
Doug Brocail, R ERA: 9.0	(8, 1)	0.0	3	2	3	3	0	1	0	0	0	0	0	6	10	∞	∞								
44 Sean Runyan, L ERA: 4.05	(8, 1)	0.1	1	0	0	0	0	0	0	0	0	1	0	4	7	0.00	0.000								
Todd Jones, R ERA: 3.52	(8, 1)	0.2	L	8	4	3	3	2	0	0	0	1	1	17	32	40.50	9.000								

Boston Red Sox @ Detroit Tigers
Tiger Stadium, Detroit, MI
Wed Apr 22 1998, 7:05 PM EDT
Att: 10,102 - Cloudy - 66 F

AB 37
R 8
H 12
RBI 7
BB 7
SO 6
LOB 22



Batter	1	2	3	4	5	6	7	8	9	AB	R	H	RBI	BB	SO	LOB	BOTTOM								
Brian Hunter, R OBP: 0.395, SLG: 0.437	0-1 B5-3		1 SAFE 4-1 SF9 SH1-4 1-2 BB		1 SAFE 0-2 1B		3-3 K	3-3 K		4	0	1	0	1	2	2									
Big Roberts, S OBP: 0.368, SLG: 0.250	4-2 BB		1-0 SH1-4		0-2 P4		1-3 K		2-3 K	3	0	0	0	1	2	2									
Bobby Higginson, L OBP: 0.395, SLG: 0.422	2-2 F3		1-1 SF9		2-3 K		1-2 BB 1B		3-1 G4-3 1B	4	0	2	1	0	1	3									
Tony Clark, S OBP: 0.276, SLG: 0.389	2-3 K		2-3 F9		1-1 BB HBP 1B		4-2 BB HBP 1B		0-2 G4-3	3	1	0	0	1	1	3									
Luis Gonzalez, L OBP: 0.359, SLG: 0.534		2-0 G6-3		2-3 K		4-0 1B BB		1-0 G6-3	4-2 BB	3	1	0	0	2	1	2									
Damon Easley, R OBP: 0.398, SLG: 0.609		2-2 HR		1-3 K		1-2 1B CS 1B		2-1 FC2-6 HBP	0-2 G3	4	1	2	2	0	1	2									
Raul Casanova, S OBP: 0.229, SLG: 0.161		0-3 K		1-1 G3-1		2-3 K		0-0 FC2-6		4	0	0	0	0	2	3									
Kimera Barteaux, R OBP: 0.167, SLG: 0.667								1-2 2B		0	1	0	0	0	0	0									
Joe Oliver, R OBP: 0.206, SLG: 0.250								1-2 2B		0	0	0	0	0	0	0									
Joe Randa, R OBP: 0.214, SLG: 0.239		0-0 F9				0-3 K		1-0 K	0-0 L4	4	0	1	1	0	1	1									
Billy Ripken, R OBP: 0.340, SLG: 0.304			0-0 SH1-4 BB SF9 1B		2-2 1B		2-2 K	2-3 3-H 1-3 1B	1-1 2B	4	1	3	1	0	1	2									
Inning Stats	R: 0 E: 0 K: 1 S: 10	H: 0 LOB: 1 BB: 1 P: 18	R: 1 E: 0 K: 1 S: 8	H: 1 LOB: 0 BB: 0 P: 12	R: 1 E: 0 K: 0 S: 8	H: 1 LOB: 1 BB: 1 P: 16	R: 0 E: 0 K: 2 S: 8	H: 0 LOB: 0 BB: 0 P: 12	R: 0 E: 0 K: 2 S: 16	H: 2 LOB: 2 BB: 0 P: 20	R: 2 E: 0 K: 2 S: 14	H: 2 LOB: 1 BB: 1 P: 24	R: 0 E: 0 K: 2 S: 12	H: 1 LOB: 2 BB: 1 P: 22	R: 1 E: 0 K: 1 S: 9	H: 1 LOB: 2 BB: 0 P: 15	R: 0 E: 0 K: 1 S: 18	H: 1 LOB: 2 BB: 1 P: 27	1B: 7 2B: 1 3B: 0 HR: 1	SF: 1 SAC: 1 DP: 0 HBP: 2	WP: 0 PB: 0 SB: 1 CS: 1	PA: 42			
PITCHER	IP	WLS	BF	H	R	ER	SO	BB	IBB	HBP	BLK	WP	HR	S	P	ERA	WHIP								
Pedro Martinez, R ERA: 1.69	(1, 1)	5.1	26	6	4	4	7	3	0	1	0	0	0	61	98	6.75	1.688								
Derek Lowe, R ERA: 3.05	(6, 1)	1.2	6	1	0	0	3	1	0	0	0	0	0	15	26	0.00	1.200								
Jim Corsi, R ERA: 3.38	(8, 1)	1.0	W	5	1	1	1	0	0	1	0	0	0	9	15	9.00	1.000								
Tom Gordon, R ERA: 2.31	(9, 1)	1.0	S	5	1	0	0	1	0	0	0	0	0	18	27	0.00	2.000								

Boston Red Sox @ Detroit Tigers
Tiger Stadium, Detroit, MI
Wed Apr 22 1998, 7:05 PM EDT
Att: 10,102 - Cloudy - 66 F

AB 33
R 5
H 9
RBI 5
BB 5
SO 12
LOB 20

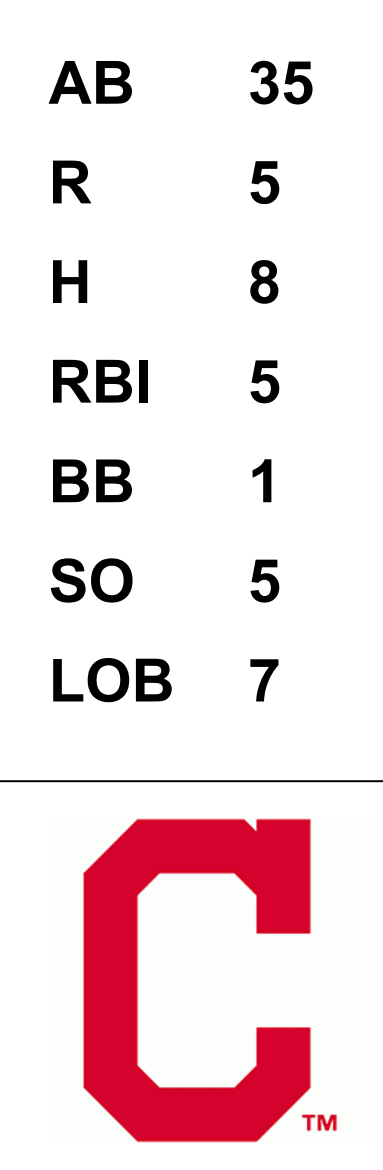


Batter	1	2	3	4	5	6	7	8	9	AB	R	H	RBI	BB	SO	LOB	TOP																					
Nomar Garciaparra, R OBP: 0.353, SLG: 0.542	F8		G5-3			18 G3 1B	F9		F8	4	1	0	0	1	0	2	Boston Red Sox @ Cleveland Indians Jacobs Field, Cleveland, OH Fri Apr 24 1998, 7:05 PM EDT Att: 40,570 - Cloudy - 58 F																					
18 Reggie Jefferson, S OBP: 0.340, SLG: 0.395	G2-3		2B			G3	G6-3 WP 1B			4	0	2	3	0	0	2																						
John Valentin, R OBP: 0.347, SLG: 0.391	G6-3		BB			2H 3H 4:0	G6-3			3	0	1	2	1	0	1																						
Mo Vaughn, L OBP: 0.439, SLG: 0.651		G4-3	K			2H 3H 6:3	G3			4	0	0	0	0	2	3																						
Troy O'Leary, L OBP: 0.350, SLG: 0.556	G4-3					HR			F7	4	1	1	0	0	0	0																						
Scott Hatteberg, L OBP: 0.322, SLG: 0.436	K					L4			F7	4	0	0	0	0	1	1																						
Darren Bragg, L OBP: 0.448, SLG: 0.609			2B 18 2B BB			1H HR			K	3	2	1	2	1	1	0																						
Darren Lewis, R OBP: 0.328, SLG: 0.317			L7			BB 18 G3 1B	G3		G4-3	4	1	1	0	0	0	1																						
Mark Lemke, S OBP: 0.194, SLG: 0.148			18 2B 2B			18 G3 BB 1B BB	K		G5-3	3	2	1	0	1	1	0																						
Inning Stats	R: 0 E: 0 K: 0 S: 5	H: 0 LOB: 0 BB: 7 P: 7	R: 0 E: 0 K: 1 S: 9	H: 0 LOB: 0 BB: 0 P: 13	R: 2 E: 0 K: 1 S: 11	H: 2 LOB: 2 BB: 2 P: 23	R: 0 E: 0 K: 0 S: 4	H: 0 LOB: 0 BB: 0 P: 7	R: 3 E: 0 K: 1 S: 18	H: 2 LOB: 0 BB: 2 P: 32	R: 2 E: 0 K: 1 S: 14	H: 2 LOB: 0 BB: 0 P: 26	R: 0 E: 0 K: 1 S: 10	H: 1 LOB: 1 BB: 0 P: 16	R: 0 E: 0 K: 1 S: 6	H: 0 LOB: 0 BB: 0 P: 7		R: 0 E: 0 K: 0 S: 5	H: 0 LOB: 0 BB: 5 P: 5	1B: 4 2B: 2 3B: 0 HR: 1	SF: 0 SAC: 0 DP: 0 HBP: 0	WP: 1 PB: 0 SB: 1 CS: 0	PA: 37															
PITCHER	IP	WLS	BF	H	R	ER	SO	BB	IBB	HBP	BLK	WP	HR	S	P	ERA	WHIP	PITCHER		IP	WLS	BF	H	R	ER	SO	BB	IBB	HBP	BLK	WP	HR	S	P	ERA	WHIP		
Dave Burba, R ERA: 3.69	4.2	L	21	4	5	5	2	4	0	0	0	0	0	43	78	9.64	1.714			4.1	16	3	2	2	3	0	0	0	0	0	0	0	0	0	0	0	0	0
Rick Krivda, L ERA: 3.68	5.1											1	1	39	58	4.15	0.692																					

AB 33
R 7
H 7
RBI 7
BB 4
SO 5
LOB 10



Batter	1	2	3	4	5	6	7	8	9	AB	R	H	RBI	BB	SO	LOB	BOTTOM																				
Kenny Lofton, L OBP: 0.380, SLG: 0.415	L7					L9			G6-3	4	1	1	0	0	0	0	Boston Red Sox @ Cleveland Indians Jacobs Field, Cleveland, OH Fri Apr 24 1998, 7:05 PM EDT Att: 40,570 - Cloudy - 58 F																				
Omar Vizquel, S OBP: 0.410, SLG: 0.358	1B HR		G6-3			P7			K	4	1	1	0	0	1	0																					
David Justice, L OBP: 0.386, SLG: 0.680	HR		G1-3			1B 2B			F8	4	2	2	3	0	0	0																					
Jim Thome, L OBP: 0.450, SLG: 0.627	2B		F9			F7			F7	4	0	1	0	0	0	1																					
Gerónimo Berroa, R OBP: 0.325, SLG: 0.361	F9					1B			G6-3	4	0	1	1	0	0	1																					
Brian Giles, L OBP: 0.500, SLG: 0.721	G1-3					L8			P5	4	0	1	0	0	0	1																					
Travis Fryman, R OBP: 0.289, SLG: 0.363	K		P6			K			1B BB	3	1	0	0	1	2	3																					
Pat Borders, R OBP: 0.216, SLG: 0.270	F3					K			L7	3	0	0	0	0	1	0																					
Jeff Branson, L OBP: 0.296, SLG: 0.429									1B	1	0	1	1	0	0	0																					
Shawon Dunston, R OBP: 0.243, SLG: 0.308	F7					P4			G6-3	3	0	0	0	0	1	0																					
Sandy Alomar Jr., R OBP: 0.231, SLG: 0.367										1	0	0	0	0	0	1																					
Inning Stats	R: 3 E: 0 K: 1 S: 14	H: 4 LOB: 1 BB: 0 P: 24	R: 0 E: 0 K: 0 S: 5	H: 0 LOB: 0 BB: 0 P: 6	R: 0 E: 0 K: 0 S: 8	H: 0 LOB: 0 BB: 0 P: 12	R: 0 E: 0 K: 0 S: 10	H: 0 LOB: 0 BB: 0 P: 14	R: 0 E: 0 K: 1 S: 8	H: 0 LOB: 0 BB: 0 P: 11	R: 1 E: 0 K: 1 S: 12	H: 3 LOB: 2 BB: 0 P: 16	R: 0 E: 0 K: 1 S: 6	H: 0 LOB: 0 BB: 0 P: 9	R: 0 E: 0 K: 1 S: 8	H: 0 LOB: 0 BB: 0 P: 13	R: 1 E: 0 K: 0 S: 13	H: 1 LOB: 1 BB: 1 P: 24	1B: 5 2B: 2 3B: 0 HR: 1	SF: 0 SAC: 0 DP: 0 HBP: 0	WP: 0 PB: 0 SB: 1 CS: 0	PA: 36															
PITCHER	IP	WLS	BF	H	R	ER	SO	BB	IBB	HBP	BLK	WP	HR	S	P	ERA	WHIP	PITCHER		IP	WLS	BF	H	R	ER	SO	BB	IBB	HBP	BLK	WP	HR	S	P	ERA	WHIP	
49 Tim Wakefield, R ERA: 6.0	6.0	W	25	7	4	4	3	0	0	0	0	0	0	14	22	0.00	0.000			2.0	6	0	0	0	2	0	0	0	0	0	0	0	0	0	0	0	0
Derek Lowe, R ERA: 2.79	7.1													13	24	9.00	2.000			1.0	S	5	1	1	1	0	1	0	0	0	0	0	0	0	0	0	
Tom Gordon, R ERA: 2.84	9.1																																				



Batter	1	2	3	4	5	6	7	8	9	AB	R	H	RBI	BB	SO	LOB	TOP					
Nomar Garciaparra, R OBP: 0.355, SLG: 0.530	4-2 18 F8 18 WP BB		0-2 G3-1		1-0 G6-3	1-1 L9			0-0 G6-4-3 1B	4	0	1	0	1	0	1						
18 Reggie Jefferson, S OBP: 0.345, SLG: 0.479	2-0 F8		2-2 HR		1-1 1B 2B	1-2 G3			0-0 F7	5	2	2	1	0	0	3						
John Valentin, R OBP: 0.350, SLG: 0.385	2-0 G6-3		3-2 1B		4-2 1B BB			3-2 F9	1-0 G6-4-3 1-2	4	0	1	0	1	0	2						
Mo Vaughn, L OBP: 0.431, SLG: 0.629	1-0 FC6-4 HBP		0-0 F8		2-3 K			1-2 G5-3		3	0	0	0	0	1	3						
Troy O'Leary, L OBP: 0.345, SLG: 0.539	1-1 FC6-4 1-2		2-0 G4-3		2-0 BB 1B			1-1 G3-1		4	0	1	1	0	0	3						
Scott Hatteberg, L OBP: 0.348, SLG: 0.517		1-0 2B		1-0 HR	4-1 BB			1-3 K		3	1	2	1	1	1	0						
Darren Bragg, L OBP: 0.419, SLG: 0.560	1-1 G6-3		0-1 G6-3		1-3 K			2-3 K		4	0	0	0	0	2	4	AB 35					
Darren Lewis, R OBP: 0.324, SLG: 0.313	2-3 K		1-3 K		0-3 K			1-2 FC6-4 1B		4	0	1	0	0	3	1	R 3					
Mark Lemke, S OBP: 0.200, SLG: 0.161	0-0 G6-3		3-3 K		0-0 1B			0-0 FC6-4 1-2		4	0	1	0	0	1	2	H 9					
Inning Stats	R: 0 E: 0 K: 0 S: 8	H: 0 LOB: 2 BB: 1 P: 18	R: 0 E: 0 K: 1 S: 7	H: 1 LOB: 1 BB: 0 P: 11	R: 1 E: 0 K: 0 S: 14	H: 2 LOB: 1 BB: 0 P: 21	R: 1 E: 0 K: 2 S: 9	H: 1 LOB: 0 BB: 0 P: 14	R: 1 E: 0 K: 2 S: 13	H: 2 LOB: 3 BB: 2 P: 28	R: 0 E: 0 K: 1 S: 10	H: 1 LOB: 1 BB: 0 P: 12	R: 0 E: 0 K: 0 S: 9	H: 0 LOB: 0 BB: 0 P: 14	R: 0 E: 0 K: 2 S: 11	H: 1 LOB: 1 BB: 0 P: 15	R: 0 E: 0 K: 0 S: 3	H: 1 LOB: 0 BB: 0 P: 4	1B: 5 2B: 2 3B: 0 HR: 2	SF: 0 SAC: 0 DP: 1 HBP: 1	WP: 1 PB: 0 SB: 0 CS: 0	PA: 39
PITCHER	IP WLS BF H R ER SO BB IBB HBP BLK WP HR S P ERA WHIP	IP WLS BF H R ER SO BB IBB HBP BLK WP HR S P ERA WHIP																				
Bartolo Colon, R ERA: 3.34	(1, 1) 6.0 L 29 7 3 3 6 3 0 1 0 1 2 61 104 4.50 1.667	(7, 1) 2.0 7 1 0 0 2 0 0 0 0 0 0 20 29 0.00 0.500	(9, 1) 1.0 3 1 0 0 0 0 0 0 0 0 0 3 4 0.00 1.000																			

Boston Red Sox @ Cleveland Indians
Jacobs Field, Cleveland, OH
Sat Apr 25 1998, 3:33 AM EDT
Att: 40,571 - Cloudy - 54 F

AB 35
R 3
H 9
RBI 3
BB 3
SO 8
LOB 19



Batter	1	2	3	4	5	6	7	8	9	AB	R	H	RBI	BB	SO	LOB	BOTTOM						
Kenny Lofton, L OBP: 0.385, SLG: 0.453	2-1 F9			1-2 HR	1-3 K			0-0 S 1B		4	2	2	1	0	1	2							
Omar Vizquel, S OBP: 0.402, SLG: 0.343	1-1 P5			4-2 BB		3-2 F7		1-3 K		3	0	0	0	1	1	1							
David Justice, L OBP: 0.380, SLG: 0.658	2-2 F8			1-0 F7		3-1 G4-3		3-1 S 1B		4	0	1	1	0	0	1							
Jim Thome, L OBP: 0.440, SLG: 0.600		2-1 P5		1-1 P6		4-1 BB		0-0 F8		3	0	0	0	1	0	2							
Gerónimo Berroa, R OBP: 0.295, SLG: 0.325		2-3 K		0-0 F9		3-2 G6-3		3-2 L8		4	0	0	0	0	1	3							
Brian Giles, L OBP: 0.500, SLG: 0.696		3-3 K			4-2 1B BB			0-1 P5		3	0	1	0	1	1	0							
Sandy Alomar Jr., R OBP: 0.255, SLG: 0.385			1-2 G6-4-3 1B		0-0 1B			2-1 P5		3	0	2	0	0	0	0	AB 32						
Jeff Branson, L OBP: 0.278, SLG: 0.389			1-1 G6-4-3 1-2		1-1 P5			3-2 1B		4	0	1	0	0	0	4	R 2						
Travis Fryman, R OBP: 0.277, SLG: 0.345			2-3 K		1-2 L9			2-1 F7		4	0	0	0	0	1	4	H 7						
Inning Stats	R: 0 E: 0 K: 0 S: 7	H: 0 LOB: 0 BB: 0 P: 12	R: 0 E: 0 K: 2 S: 9	H: 0 LOB: 0 BB: 0 P: 16	R: 0 E: 0 K: 1 S: 9	H: 1 LOB: 0 BB: 0 P: 13	R: 1 E: 0 K: 0 S: 10	H: 1 LOB: 1 BB: 1 P: 17	R: 0 E: 0 K: 1 S: 12	H: 1 LOB: 2 BB: 1 P: 19	R: 0 E: 0 K: 0 S: 10	H: 0 LOB: 1 BB: 1 P: 23	R: 0 E: 0 K: 0 S: 9	H: 1 LOB: 0 BB: 0 P: 16	R: 1 E: 0 K: 1 S: 10	H: 2 LOB: 1 BB: 0 P: 17	R: 0 E: 0 K: 0 S: 7	H: 1 LOB: 1 BB: 0 P: 12	1B: 6 2B: 0 3B: 0 HR: 1	SF: 0 SAC: 1 DP: 1 HBP: 0	WP: 0 PB: 0 SB: 2 CS: 0	PA: 36	
PITCHER	IP WLS BF H R ER SO BB IBB HBP BLK WP HR S P ERA WHIP	IP WLS BF H R ER SO BB IBB HBP BLK WP HR S P ERA WHIP																					
Bret Saberhagen, R ERA: 1.96	(1, 1) 6.0 W 23 3 1 1 4 3 1 1 1 0 0 15 26 6.75 2.250	(7, 1) 1.1 7 3 1 1 1 1 0 0 0 0 0 0 3 6 0.00 0.000	(8, 1) 0.1 1 0 0 0 0 0 0 0 0 0 0 0 3 6 0.00 0.000	(8, 1) 0.1 1 0 0 0 0 0 0 0 0 0 0 3 6 0.00 0.000	(9, 1) 1.0 S 4 1 0 0 0 0 0 0 0 0 7 12 0.00 1.000																		

Boston Red Sox @ Cleveland Indians
Jacobs Field, Cleveland, OH
Sat Apr 25 1998, 3:33 AM EDT
Att: 40,571 - Cloudy - 54 F

AB 32
R 2
H 7
RBI 2
BB 3
SO 5
LOB 17



Batter	1	2	3	4	5	6	7	8	9	AB	R	H	RBI	BB	SO	LOB	TOP								
Brian Hunter, R OBP: 0.394, SLG: 0.452 (1, 8)										5	1	4	2	0	1	0	Detroit Tigers @ Boston Red Sox Fenway Park, Boston, MA Mon Apr 27 1998, 7:05 PM EDT Att: 18,456 - Cloudy - 53 F								
Joe Randa, R OBP: 0.229, SLG: 0.241 (1, 5)										5	1	1	1	0	0	3									
Tony Clark, S OBP: 0.247, SLG: 0.341 (1, 3)										5	0	1	0	0	1	2									
Bobby Higginson, L OBP: 0.393, SLG: 0.427 (1, 9)										4	1	1	0	1	0	0									
Luis Gonzalez, L OBP: 0.364, SLG: 0.507 (1, 7)										3	0	1	1	1	1	1									
Damon Easley, R OBP: 0.348, SLG: 0.573 (1, 4)										4	0	1	1	0	2	4									
Andy Tomberlin, L Jeff Manto, R (7, PH) OBP: 0.158, SLG: 0.059 (1, 10)										2	1	1	0	1	0	1									
Joe Oliver, R OBP: 0.195, SLG: 0.231 (1, 2)										4	0	0	0	0	1	3									
Deivi Cruz, R (1, 6)										3	1	0	0	1	0	1									
Inning Stats	R: 0 E: 0 K: 1 S: 5	H: 0 LOB: 0 BB: 0 P: 5	R: 0 E: 0 K: 1 S: 8	H: 1 LOB: 1 BB: 0 P: 15	R: 1 E: 0 K: 0 S: 10	H: 1 LOB: 0 BB: 1 P: 22	R: 1 E: 0 K: 2 S: 15	H: 2 LOB: 2 BB: 1 P: 22	R: 2 E: 0 K: 1 S: 15	H: 3 LOB: 2 BB: 1 P: 27	R: 1 E: 0 K: 1 S: 15	H: 2 LOB: 2 BB: 0 P: 18	R: 0 E: 0 K: 0 S: 10	H: 0 LOB: 1 BB: 1 P: 19	R: 0 E: 0 K: 0 S: 13	H: 1 LOB: 1 BB: 0 P: 17		R: 0 E: 0 K: 0 S: 5	H: 0 LOB: 0 BB: 0 P: 7	1B: 7 2B: 3 3B: 0 HR: 0	SF: 1 SAC: 0 DP: 0 HBP: 0	WP: 0 PB: 1 SB: 3 CS: 0	PA: 41		
PITCHER	IP	WLS	BF	H	R	ER	SO	BB	IBB	HBP	BLK	WP	HR	S	P	ERA	WHIP								
Brian Rose, R (1, 1) ERA: 5.7	4.1		22	7	4	3	4	3	0	0	0	0	0	49	84	6.23	2.308								
Derek Lowe, R (5, 1) ERA: 2.96	1.2		8	2	1	1	2	0	0	0	0	0	0	19	25	5.40	1.200								
Brian Shouse, L (7, 1) ERA: 7.71	1.0		4	0	0	0	0	1	0	0	0	0	0	10	19	0.00	1.000								
Dennis Eckersley, R (8, 1) ERA: 12.38	1.0	W	4	1	0	0	0	0	0	0	0	0	0	13	17	0.00	1.000								
Tom Gordon, R (9, 1) ERA: 2.46	1.0	S	3	0	0	0	0	0	0	0	0	0	0	5	7	0.00	0.000								

Batter	1	2	3	4	5	6	7	8	9	AB	R	H	RBI	BB	SO	LOB	BOTTOM									
Nomar Garciaparra, R OBP: 0.351, SLG: 0.529 (1, 6)										4	0	1	1	0	1	2	Detroit Tigers @ Boston Red Sox Fenway Park, Boston, MA Mon Apr 27 1998, 7:05 PM EDT Att: 18,456 - Cloudy - 53 F									
John Valentin, R OBP: 0.346, SLG: 0.372 (1, 5)										3	0	0	0	1	0	1										
Mo Vaughn, L OBP: 0.434, SLG: 0.656 (1, 3)										4	1	2	1	0	0	1										
Jim Leyritz, R OBP: 0.446, SLG: 0.660 (1, 10)										4	0	0	0	0	2	2										
Troy O'Leary, L OBP: 0.341, SLG: 0.525 (1, 7)										4	1	1	0	0	0	1										
Damon Buford, R OBP: 0.378, SLG: 0.433 (1, 8)										3	1	2	0	0	1	0										
Midre Cummings, L (8, PH) OBP: 0.286, SLG: 0.600 (9, 9)										1	1	1	2	0	0	0										
Darren Bragg, L OBP: 0.419, SLG: 0.560 (1, 9)										0	0	0	0	0	0	0										
Darren Lewis, R OBP: 0.333, SLG: 0.358 (9, 8)										3	1	1	1	1	1	2										
Jason Varitek, S OBP: 0.308, SLG: 0.286 (1, 2)										3	0	0	0	1	1	1										
Mark Lemke, S OBP: 0.211, SLG: 0.152 (1, 4)										2	1	0	0	1	1	2										
Inning Stats	R: 0 E: 0 K: 1 S: 8	H: 0 LOB: 1 BB: 1 P: 15	R: 0 E: 0 K: 1 S: 5	H: 0 LOB: 0 BB: 1 P: 13	R: 0 E: 0 K: 2 S: 7	H: 0 LOB: 0 BB: 0 P: 10	R: 1 E: 0 K: 0 S: 10	H: 1 LOB: 0 BB: 0 P: 13	R: 0 E: 0 K: 1 S: 11	H: 1 LOB: 1 BB: 0 P: 17	R: 2 E: 0 K: 2 S: 11	H: 2 LOB: 1 BB: 1 P: 20	R: 3 E: 0 K: 0 S: 9	H: 3 LOB: 0 BB: 0 P: 16	R: 0 E: 0 K: 0 S: 3	H: 0 LOB: 0 BB: 0 P: 7	1B: 3 2B: 2 3B: 0 HR: 3	SF: 0 SAC: 0 DP: 0 HBP: 0	WP: 1 PB: 0 SB: 1 CS: 1	PA: 36						
PITCHER	IP	WLS	BF	H	R	ER	SO	BB	IBB	HBP	BLK	WP	HR	S	P	ERA	WHIP									
Justin Thompson, L (1, 1) ERA: 4.67	6.2		27	4	3	3	7	4	0	0	0	0	1	0	7	13	9.00	2.000								
Doug Brocail, R (7, 1) ERA: 9.0	1.0		5	2	1	1	0	0	0	0	0	0	0	2	4	7	∞	∞								
44 Sean Runyan, L (8, 1) ERA: 5.79	0.0	L	2	2	2	2	0	0	0	0	0	0	0	2	4	7	∞	∞								
Bryce Florie, R (8, 1) ERA: 4.38	0.1		1	0	0	0	0	0	0	0	0	0	0	1	1	0.00	0.000									

AB	36
R	5
H	10
RBI	5
BB	4
SO	6
LOB	16



AB	31
R	6
H	8
RBI	5
BB	4
SO	7
LOB	12



Batter	1	2	3	4	5	6	7	8	9	AB	R	H	RBI	BB	SO	LOB	TOP										
Brian Hunter, R OBP: 0.394, SLG: 0.494 (1, 8)	G6-3		PB 2B	K		G5-3		1-H HR		5	1	2	2	0	1	4	Detroit Tigers @ Boston Red Sox Fenway Park, Boston, MA Tue Apr 28 1998, 7:05 PM EDT Att: 20,936 - Unknown - 63 F										
Joe Randa, R OBP: 0.216, SLG: 0.226 (1, 5)	G5-3		K		G6-3	F9		P2		5	0	0	0	0	1	3											
Tony Clark, S OBP: 0.255, SLG: 0.337 (1, 3)	K		K		1B SF7		1B BB	K		4	2	1	0	1	3	1											
Bobby Higginson, L OBP: 0.394, SLG: 0.463 (1, 9)		HR			F8			L5	G3	5	1	2	1	0	0	1											
Luis Gonzalez, L OBP: 0.378, SLG: 0.514 (1, 7)		G6-3 WP FC4-2 1B		2B 1B BB	SF7		1B 1B		F9	3	1	2	1	1	0	0											
Damon Easley, R OBP: 0.341, SLG: 0.563 (1, 4)	G6-3			1B G3 2B	K		K		G1-4-3	5	1	1	0	0	2	4											
Andy Tomberlin, L OBP: 0.456, SLG: 0.444 (1, 10)	FC4-2			G3 1B IBB		FC2-5 1B		1-3 2-H 1B	P5	4	0	2	1	1	0	1											
Joe Oliver, R OBP: 0.222, SLG: 0.256 (1, 2)	K			G3 1B		G5-3 FC2-5 1B		K		4	0	2	1	0	2	3											
Deivi Cruz, R OBP: 0.250, SLG: 0.143 (1, 6)			F8	G3		FC2-5 G5-3		HR 1B		4	1	1	1	0	0	4											
Inning Stats	R: 0 E: 0 K: 1 S: 10	H: 0 LOB: 0 BB: 0 P: 14	R: 1 E: 0 K: 1 S: 14	H: 2 LOB: 1 BB: 0 P: 19	R: 0 E: 0 K: 2 S: 11	H: 1 LOB: 1 BB: 0 P: 19	R: 2 E: 0 K: 1 S: 12	H: 2 LOB: 2 BB: 2 P: 25	R: 1 E: 0 K: 1 S: 14	H: 2 LOB: 1 BB: 0 P: 20	R: 0 E: 0 K: 0 S: 7	H: 2 LOB: 2 BB: 0 P: 11	R: 1 E: 0 K: 2 S: 20	H: 2 LOB: 2 BB: 1 P: 34	R: 2 E: 0 K: 1 S: 10	H: 2 LOB: 0 BB: 0 P: 15	R: 0 E: 0 K: 0 S: 4	H: 0 LOB: 0 BB: 0 P: 7	1B: 9 2B: 2 3B: 0 HR: 2	SF: 1 SAC: 0 DP: 0 HBP: 0	WP: 1 PB: 1 SB: 0 CS: 0	PA: 43					
PITCHER	IP	WLS	BF	H	R	ER	SO	BB	IBB	HBP	BLK	WP	HR	S	P	ERA	WHIP										
Pedro Martinez, R ERA: 2.28 (1, 1)	6.0		29	9	4	4	6	1	1	0	0	1	1	68	108	6.00	1.667										
Brian Shouse, L ERA: 10.13 (7, 1)	0.1	L	3	1	1	1	0	1	0	0	0	0	0	10	19	27.00	6.000										
Jim Corsi, R ERA: 4.61 (7, 1)	1.2		8	3	2	2	3	0	0	0	0	0	1	20	30	10.80	1.800										
John Wasdin, R ERA: 2.25 (9, 1)	1.0		3	0	0	0	0	0	0	0	0	0	0	4	7	0.00	0.000										

Batter	1	2	3	4	5	6	7	8	9	AB	R	H	RBI	BB	SO	LOB	BOTTOM										
Nomar Garciaparra, R OBP: 0.336, SLG: 0.505 (1, 6)	G1-3		F8	G5-3			G5-3	FC5-4		5	0	0	0	0	0	6	Detroit Tigers @ Boston Red Sox Fenway Park, Boston, MA Tue Apr 28 1998, 7:05 PM EDT Att: 20,936 - Unknown - 63 F										
John Valentin, R OBP: 0.339, SLG: 0.374 (1, 5)	1B 2B		G6-3		G4-3		F8		G5-3	5	1	1	0	0	0	0											
Mo Vaughn, L OBP: 0.441, SLG: 0.663 (1, 3)	2-H 1B			1B 2B	F7		G6-3		1B 1B	5	1	3	1	0	0	0											
18 Reggie Jefferson, S OBP: 0.367, SLG: 0.491 (1, 10)	F8			2B G3 1B			F7		G6-4-3 1B	5	1	3	0	0	0	1											
Damon Buford, R OBP: 0.378, SLG: 0.433 (9, PR)				2B G3 1B					1B	0	0	0	0	0	0	0											
Troy O'Leary, L OBP: 0.333, SLG: 0.518 (1, 7)	G5-3			G3 1B 2B		G4-3		G3-1	G6-4-3	5	1	1	1	0	0	4											
Scott Hatteberg, L OBP: 0.358, SLG: 0.532 (1, 2)		G6-3 1B		G3		F9		1B 2B		4	1	2	1	0	0	1											
Darren Bragg, L OBP: 0.424, SLG: 0.547 (9, 8)	G6-3			BB 1B 1B		G5-3		BB 1B BB		3	0	1	1	1	0	1											
Darren Lewis, R OBP: 0.346, SLG: 0.362 (8, PH)										2	0	1	0	1	1	0											
Midre Cummings, L OBP: 0.318, SLG: 0.519 (9, 9)	K			G5-3 BB 1B				BB 1B		1	0	1	1	0	0	0											
Mark Lemke, S OBP: 0.220, SLG: 0.143 (8, PH)				G6-3						2	0	0	0	1	0	1											
Jim Levritz, R OBP: 0.456, SLG: 0.660 (8, PR)										0	0	0	0	1	0	0											
Mike Benjamin, R OBP: 0.343, SLG: 0.344 (9, 4)								FC5-4 BB		0	0	0	0	0	0	0											
Inning Stats	R: 1 E: 0 K: 0 S: 13	H: 2 LOB: 1 BB: 0 P: 23	R: 0 E: 0 K: 1 S: 8	H: 1 LOB: 0 BB: 0 P: 13	R: 0 E: 0 K: 0 S: 7	H: 0 LOB: 0 BB: 0 P: 10	R: 3 E: 0 K: 0 S: 21	H: 5 LOB: 2 BB: 1 P: 37	R: 0 E: 0 K: 0 S: 5	H: 1 LOB: 1 BB: 0 P: 9	R: 0 E: 0 K: 0 S: 6	H: 0 LOB: 1 BB: 1 P: 10	R: 0 E: 0 K: 0 S: 6	H: 0 LOB: 0 BB: 0 P: 8	R: 1 E: 0 K: 0 S: 7	H: 2 LOB: 2 BB: 2 P: 19	R: 0 E: 0 K: 0 S: 8	H: 2 LOB: 2 BB: 0 P: 12	1B: 9 2B: 4 3B: 0 HR: 0	SF: 0 SAC: 0 DP: 3 HBP: 0	WP: 0 PB: 0 SB: 0 CS: 0	PA: 41					
PITCHER	IP	WLS	BF	H	R	ER	SO	BB	IBB	HBP	BLK	WP	HR	S	P	ERA	WHIP										
Frank Castillo, R ERA: 10.8 (1, 1)	3.1		18	8	4	4	1	1	0	0	0	0	0	25	40	2.08	0.923										
Bryce Florie, R ERA: 3.72 (8, 1)	4.1	W	16	2	1	1	0	2	0	0	0	0	0	10	21	0.00	3.000										
Todd Jones, R ERA: 3.0 (8, 1)	1.1	S	7	3	0	0	0	1	0	0	0	0	0	10	21	0.00	3.000										

AB 39
R 7
H 13
RBI 7
BB 3
SO 9
LOB 21



AB 37
R 5
H 13
RBI 5
BB 4
SO 1
LOB 14



Batter	1	2	3	4	5	6	7	8	9	AB R H RBI BB SO LOB	TOP											
Darin Erstad, L (1, 3) OBP: 0.398, SLG: 0.610	4-2 FC3-6 BB		0-0 F9		1-2 F7		1-2 G4-3 2B		4-1 G6-3 BB	3 0 1 0 2 0 1	Anaheim Angels @ Boston Red Sox Fenway Park, Boston, MA Wed Apr 29 1998, 7:05 PM EDT Att: 21,557 - Unknown - 76 F											
Dave Hollins, S (1, 5) OBP: 0.287, SLG: 0.326	2-2 P6		0-0 SF8		1-1 G5-3		0-0 G4-3		0-2 E3 G6-3	4 0 0 1 0 0 3												
Jim Edmonds, L (1, 8) OBP: 0.359, SLG: 0.463	0-0 FC3-6 1-2		3-H F8		0-0 F8		0-0 G3		2-1 G6-3	5 0 0 0 0 0 4												
Cecil Fielder, R (1, 10) OBP: 0.352, SLG: 0.375	0-2 L7			0-3 K 16 HR		0-2 G6-3		1-1 G6-3	3-2 F8	5 1 0 0 0 1 3												
16 Garret Anderson, L (1, 7) OBP: 0.304, SLG: 0.423		1-2 2B		0-0 HR		0-2 F9		0-0 1B		4 1 3 2 0 0 0												
Phil Nevin, R (1, 2) OBP: 0.333, SLG: 0.512		0-1 G6-3		0-1 1B		4-1 1B BB		2-3 K		3 0 1 0 1 1 2												
Damon Mashore, R (1, 9) OBP: 0.364, SLG: 0.467		1-2 F9		0-0 F8 1-3 1B		0-0 FC4-6 1B		1-0 G5-3		4 0 2 0 0 0 2												
Carlos Garcia, R (1, 4) OBP: 0.226, SLG: 0.179		1-1 F8		1-0 F8		0-1 FC4-6 1-2			0-2 G6-3	4 0 0 0 0 0 4												
Gary Disarcina, R (1, 6) OBP: 0.325, SLG: 0.444			1-2 F9 SF8 2B	1-3 K2-3		1-1 P4		1-1 BB E 1B		4 2 2 0 0 1 1												
Inning Stats	R: 0 E: 0 K: 0 S: 10	H: 0 LOB: 1 BB: 1 P: 15	R: 0 E: 0 K: 0 S: 11	H: 1 LOB: 1 BB: 0 P: 14	R: 1 E: 0 K: 0 S: 9	H: 1 LOB: 0 BB: 0 P: 11	R: 2 E: 0 K: 2 S: 11	H: 3 LOB: 1 BB: 0 P: 13	R: 0 E: 0 K: 0 S: 6	H: 0 LOB: 1 BB: 0 P: 8	R: 0 E: 0 K: 0 S: 10	H: 1 LOB: 2 BB: 1 P: 14	R: 0 E: 0 K: 1 S: 7	H: 1 LOB: 1 BB: 0 P: 9	R: 0 E: 0 K: 1 S: 7	H: 1 LOB: 1 BB: 0 P: 11	R: 1 E: 1 K: 0 S: 14	H: 1 LOB: 2 BB: 1 P: 24	1B: 5 2B: 3 3B: 0 HR: 1	SF: 1 SAC: 0 DP: 0 HBP: 0	WP: 0 PB: 1 SB: 0 CS: 0	PA: 40
PITCHER	IP WLS BF H R ER SO BB IBB HBP BLK WP HR S P ERA WHIP											PITCHER	IP WLS BF H R ER SO BB IBB HBP BLK WP HR S P ERA WHIP									
49 Tim Wakefield, R (1, 1) ERA: 5.53	6.1 W 28 7 3 2 2 2 0 0 0 0 1 62 82 2.84 1.421																					
Derek Lowe, R (7, 1) ERA: 2.7	2.1 11 2 1 0 1 1 0 0 0 0 0 20 31 0.00 1.286																					
Tom Gordon, R (9, 1) ERA: 2.4	0.1 S 1 0 0 0 0 0 0 0 0 0 0 0 3 6 0.00 0.000																					

Batter	1	2	3	4	5	6	7	8	9	AB R H RBI BB SO LOB	BOTTOM									
Nomar Garciaparra, R (1, 6) OBP: 0.355, SLG: 0.531	4-1 1B S BB		1-2 P3		0-0 HR 1B	0-0 BB 1B	0-1 1-H 2-H 3B			4 1 3 2 1 0 0	Anaheim Angels @ Boston Red Sox Fenway Park, Boston, MA Wed Apr 29 1998, 7:05 PM EDT Att: 21,557 - Unknown - 76 F									
John Valentin, R (1, 5) OBP: 0.359, SLG: 0.441	3-3 K		2-0 HR		2-2 1-H HR	4-1 BB BB	4-1 BB			3 2 2 3 2 1 1										
Mo Vaughn, L (1, 3) OBP: 0.431, SLG: 0.641	0-1 G5-4-3 1B		2-1 F8		1-3 K	0-3 K	1-1 F8			5 0 1 0 0 2 5										
Jim Leyritz, R (1, 10) OBP: 0.452, SLG: 0.686	2-2 G5-4-3 1-2		3-3 K		4-2 BB		2-2 HR	1-3 K		4 1 1 1 1 2 2										
Troy O'Leary, L (1, 7) OBP: 0.327, SLG: 0.500		3-2 G6-3		0-1 G3-1	1-1 G1-3		0-0 BB 1B	0-0 F8		5 1 1 0 0 0 1										
Damon Buford, R (1, 8) OBP: 0.381, SLG: 0.457		3-2 F9 2B		1-3 K		1-0 CS 1B	3-3 K	2-0 P3		5 0 2 0 0 2 1										
Darren Lewis, R (1, 9) OBP: 0.366, SLG: 0.389		2-1 F9		0-0 E S 1B		3-2 1-2 1B 2B	4-1 1B 1B BB			3 1 2 0 1 0 1										
Jason Varitek, S (1, 2) OBP: 0.326, SLG: 0.289		4-2 FC5-4 BB		1-3 G6-3		0-1 F8	1-0 BB 1B	1-2 2-H 3B 1B		3 1 1 1 1 0 2										
Mike Benjamin, R (1, 4) OBP: 0.359, SLG: 0.361		0-1 FC5-4 1-2			1-2 L9	3-2 1B 2-H 1B	0-1 BB 3B 1B			4 1 2 1 0 0 2										
Inning Stats	R: 0 E: 0 K: 1 S: 9	H: 1 LOB: 1 BB: 1 P: 18	R: 0 E: 0 K: 0 S: 13	H: 1 LOB: 2 BB: 1 P: 25	R: 1 E: 0 K: 1 S: 11	H: 1 LOB: 0 BB: 0 P: 19	R: 0 E: 0 K: 1 S: 8	H: 1 LOB: 1 BB: 0 P: 11	R: 2 E: 0 K: 1 S: 15	H: 2 LOB: 1 BB: 1 P: 24	R: 1 E: 0 K: 1 S: 16	H: 4 LOB: 3 BB: 1 P: 27	R: 4 E: 0 K: 1 S: 19	H: 5 LOB: 2 BB: 2 P: 34	R: 0 E: 0 K: 1 S: 5	H: 0 LOB: 0 BB: 0 P: 8	1B: 9 2B: 2 3B: 1 HR: 3	SF: 0 SAC: 0 DP: 1 HBP: 0	WP: 0 PB: 0 SB: 2 CS: 1	PA: 42
PITCHER	IP WLS BF H R ER SO BB IBB HBP BLK WP HR S P ERA WHIP											PITCHER	IP WLS BF H R ER SO BB IBB HBP BLK WP HR S P ERA WHIP							
Allen Watson, L (1, 1) ERA: 7.57	5.1 L 25 8 4 4 4 4 3 0 0 0 0 2 60 105 6.75 2.062																			
Shigetoshi Hasegawa, R (6, 1) ERA: 5.63	0.1 4 2 0 0 0 1 0 0 0 0 0 0 9 16 0.00 9.000																			
Rich Robertson, L (6, 1) ERA: 0.64	0.2 6 3 4 4 2 1 0 0 0 0 0 1 15 25 54.00 6.000																			
Rich DeLucia, R (7, 1) ERA: 5.4	1.2 7 2 0 0 1 1 0 0 0 0 0 0 12 20 0.00 1.800																			

AB 36
R 4
H 9
RBI 3
BB 3
SO 3
LOB 20




AB 36
R 8
H 15
RBI 8
BB 6
SO 7
LOB 15



Batter	1	2	3	4	5	6	7	8	9	AB	R	H	RBI	BB	SO	LOB	TOP					
Tom Goodwin, L (1, 8) OBP: 0.441, SLG: 0.408	G4-3		P5		K		F7		G1-3	5	0	0	0	0	1	0						
Mark McLemore, S (1, 4) OBP: 0.452, SLG: 0.448	P6		29 2B		F7		F7		BB	4	1	1	0	1	0	0						
29 Rusty Greer, L (1, 7) OBP: 0.349, SLG: 0.336	F9		F8 1-H		L9			CS BB	F8	4	0	1	1	1	0	1						
Juan Gonzalez, R (1, 9) OBP: 0.346, SLG: 0.597		K	F8			G3-6 1B		K		4	0	1	0	0	2	2						
Will Clark, L (1, 3) OBP: 0.458, SLG: 0.500		1B HR	FC6-4 BB		G3-6			1B		3	2	2	0	1	0	1						
Ivan Rodriguez, R (1, 2) OBP: 0.504, SLG: 0.738	F8		FC6-4		HR			1B		4	1	2	1	0	0	3						
Lee Stevens, L (1, 10) Mike Simms, R (8, PH) OBP: 0.476, SLG: 0.684	HR				G4-3			1B		3	1	1	0	0	0	0						
Kevin Elster, R (1, 6) OBP: 0.360, SLG: 0.430		HR			K			P2		4	2	2	4	0	1	2						
Fernando Tatis, R (1, 5) OBP: 0.228, SLG: 0.213	G5-3				G6-3		P4		L6	4	0	0	0	0	0	0						
Inning Stats	R: 0 E: 0 K: 0 S: 5	H: 0 LOB: 0 BB: 0 P: 7	R: 3 E: 0 K: 1 S: 14	H: 3 LOB: 0 BB: 0 P: 21	R: 1 E: 0 K: 0 S: 18	H: 2 LOB: 2 BB: 1 P: 26	R: 0 E: 0 K: 1 S: 6	H: 0 LOB: 0 BB: 0 P: 9	R: 0 E: 0 K: 1 S: 8	H: 0 LOB: 0 BB: 0 P: 10	R: 1 E: 0 K: 0 S: 10	H: 2 LOB: 0 BB: 0 P: 11	R: 1 E: 0 K: 0 S: 7	H: 1 LOB: 0 BB: 0 P: 8	R: 1 E: 0 K: 0 S: 11	H: 3 LOB: 2 BB: 1 P: 21	R: 0 E: 0 K: 0 S: 12	H: 0 LOB: 1 BB: 1 P: 21	1B: 7 2B: 2 3B: 0 HR: 3	SF: 0 SAC: 0 DP: 2 HBP: 0	WP: 0 PB: 0 SB: 1 CS: 1	PA: 39
PITCHER	IP	WLS	BF	H	R	ER	SO	BB	IBB	HBP	BLK	WP	HR	S	P	ERA	WHIP					
Brian Rose, R (1, 1) ERA: 9.07	6.0	L	25	7	5	5	3	1	0	0	0	0	2	61	84	7.50	1.333					
Dennis Eckerley, R (7, 1) ERA: 11.17	1.0		4	1	1	1	0	0	0	0	0	0	1	7	8	9.00	1.000					
Derek Lowe, R (8, 1) ERA: 2.85	0.2		4	2	1	1	1	1	0	0	0	0	0	5	13	13.50	4.500					
Brian Shouse, L (8, 1) ERA: 5.4	1.1		6	1	0	0	0	1	0	0	0	0	0	18	29	0.00	1.500					

Texas Rangers @ Boston Red Sox
Fenway Park, Boston, MA
Sat May 02 1998, 3:33 AM EDT
Att: 25,827 - Cloudy - 57 F

AB 36
R 7
H 11
RBI 7
BB 3
SO 4
LOB 9



Batter	1	2	3	4	5	6	7	8	9	AB	R	H	RBI	BB	SO	LOB	BOTTOM					
Nomar Garciaparra, R (1, 6) OBP: 0.348, SLG: 0.504	HR		G5-3		L1		FC1-5 1B			5	1	2	0	0	1	3						
John Valentin, R (1, 5) OBP: 0.346, SLG: 0.412	P5		G6-3		18 BB		18 1B 2B			4	1	1	0	1	1	2						
Mo Vaughn, L (1, 3) OBP: 0.426, SLG: 0.635	HR				K		FC1-5 18 1B 2B			5	2	1	2	0	3	6						
18 Reggie Jefferson, S (1, 10) OBP: 0.375, SLG: 0.460	G6-3				1B		2B		G5-3	4	0	2	1	1	0	0						
Troy O'Leary, L (1, 7) OBP: 0.351, SLG: 0.559	F8				K		1-2 2-3 3-H		P5	5	0	2	2	0	1	3						
Scott Hatteberg, L (1, 2) OBP: 0.338, SLG: 0.466		P6			F7		1-3 2-H 3-H		L3	4	0	0	0	0	0	2						
Darren Bragg, L (1, 9) OBP: 0.397, SLG: 0.554		K			K		G4-6-3 HBP			4	0	0	0	0	3	5						
Darren Lewis, R (1, 8) OBP: 0.364, SLG: 0.385										3	1	2	0	0	0	0						
Midre Cummings, L (8, PH) OBP: 0.446, SLG: 0.667										1	1	1	0	0	0	0						
Mike Benjamin, R (9, 4) OBP: 0.375, SLG: 0.378										0	0	0	0	0	0	0						
Mark Lemke, S (1, 4) OBP: 0.224, SLG: 0.186										3	0	1	0	0	0	1						
Jim Levritz, R (8, PH) OBP: 0.446, SLG: 0.667										1	0	0	0	0	0	0						
Damon Buford, R (8, PR) OBP: 0.381, SLG: 0.457										0	0	0	0	0	0	0						
Inning Stats	R: 2 E: 0 K: 0 S: 6	H: 2 LOB: 0 BB: 0 P: 11	R: 0 E: 0 K: 1 S: 8	H: 0 LOB: 0 BB: 0 P: 11	R: 0 E: 0 K: 0 S: 7	H: 0 LOB: 0 BB: 0 P: 13	R: 0 E: 0 K: 2 S: 11	H: 2 LOB: 2 BB: 0 P: 14	R: 1 E: 0 K: 2 S: 11	H: 2 LOB: 3 BB: 2 P: 23	R: 0 E: 0 K: 1 S: 10	H: 1 LOB: 1 BB: 0 P: 14	R: 2 E: 0 K: 0 S: 14	H: 4 LOB: 2 BB: 0 P: 26	R: 1 E: 1 K: 3 S: 16	H: 1 LOB: 1 BB: 0 P: 24	R: 0 E: 0 K: 0 S: 6	H: 0 LOB: 0 BB: 0 P: 11	1B: 8 2B: 3 3B: 0 HR: 1	SF: 0 SAC: 0 DP: 1 HBP: 1	WP: 0 PB: 0 SB: 0 CS: 0	PA: 42
PITCHER	IP	WLS	BF	H	R	ER	SO	BB	IBB	HBP	BLK	WP	HR	S	P	ERA	WHIP					
Rick Helling, R (1, 1) ERA: 2.93	6.0	W	28	4	4	4	6	2	0	0	0	0	0	11	23	9.00	3.000					
Danny Patterson, R (7, 1) ERA: 1.42	1.0		6	3	1	1	0	0	0	1	0	0	0	5	7	∞	∞					
Tim Crabtree, R (8, 1) ERA: 3.55	0.0		2	1	1	0	0	0	0	0	0	0	0	5	7	∞	∞					
John Wetteland, R (8, 1) ERA: 0.84	2.0	S	6	0	0	0	3	0	0	0	0	0	0	17	28	0.00	0.000					

Texas Rangers @ Boston Red Sox
Fenway Park, Boston, MA
Sat May 02 1998, 3:33 AM EDT
Att: 25,827 - Cloudy - 57 F

AB 39
R 6
H 12
RBI 5
BB 2
SO 9
LOB 22



Batter	1	2	3	4	5	6	7	8	9	AB	R	H	RBI	BB	SO	LOB	TOP				
Tom Goodwin, L (1, 8) OBP: 0.431, SLG: 0.398										5	1	1	0	0	2	3	Texas Rangers @ Boston Red Sox Fenway Park, Boston, MA Sun May 03 1998, 3:33 AM EDT Att: 28,075 - Sunny - 60 F				
Mark McLemore, S (1, 4) OBP: 0.453, SLG: 0.439										2	0	0	0	2	1						
29 Rusty Greer, L (1, 7) OBP: 0.336, SLG: 0.321										5	0	0	0	0	1	4					
Juan Gonzalez, R (1, 9) OBP: 0.344, SLG: 0.585										4	0	1	0	0	0	2					
Will Clark, L (1, 3) OBP: 0.444, SLG: 0.480										4	0	0	0	0	0	2					
Ivan Rodriguez, R (1, 2) OBP: 0.504, SLG: 0.726										3	0	1	0	1	0	1					
Lee Stevens, L (1, 10) OBP: 0.299, SLG: 0.549										4	0	1	0	0	2	2					
Kevin Elster, R (1, 6) OBP: 0.357, SLG: 0.417										3	0	0	0	1	3	4					
Fernando Tatis, R (9, PR) OBP: 0.226, SLG: 0.213										0	0	0	0	0	0	0					
Luis Alicaia, S (1, 5) OBP: 0.357, SLG: 0.361										3	0	1	0	1	1	2					
Inning Stats	R: 1 E: 1 K: 1 S: 7	H: 1 LOB: 1 BB: 0 P: 7	R: 0 E: 0 K: 2 S: 7	H: 0 LOB: 0 BB: 0 P: 7	R: 0 E: 1 K: 1 S: 6	H: 1 LOB: 2 BB: 1 P: 10	R: 0 E: 0 K: 1 S: 6	H: 1 LOB: 2 BB: 1 P: 10	R: 0 E: 0 K: 2 S: 9	H: 2 LOB: 2 BB: 0 P: 9	R: 0 E: 0 K: 2 S: 7	H: 1 LOB: 0 BB: 0 P: 7	R: 0 E: 1 K: 0 S: 4	H: 0 LOB: 1 BB: 0 P: 4	R: 0 E: 0 K: 1 S: 5	H: 0 LOB: 3 BB: 3 P: 17	1B: 5 2B: 0 3B: 0 HR: 0	SF: 0 SAC: 1 DP: 0 HBP: 0	WP: 0 PB: 0 SB: 1 CS: 1	PA: 39	
PITCHER	IP WLS BF H R ER SO BB IBB HBP BLK WP HR S P ERA WHIP	7.0 W 29 5 1 0 9 2 0 0 0 0 0 45 53 0.00 1.000	0.2 3 0 0 0 0 0 0 0 0 0 0 3 3 0.00 0.000	1.1 S 7 0 0 0 1 3 0 0 0 0 0 6 18 0.00 2.250																	

AB	33
R	1
H	5
RBI	0
BB	5
SO	10
LOB	21



Batter	1	2	3	4	5	6	7	8	9	AB	R	H	RBI	BB	SO	LOB	BOTTOM				
Nomar Garciaparra, R (1, 6) OBP: 0.345, SLG: 0.504										4	1	1	0	0	1	0	Texas Rangers @ Boston Red Sox Fenway Park, Boston, MA Sun May 03 1998, 3:33 AM EDT Att: 28,075 - Sunny - 60 F				
John Valentin, R (1, 5) OBP: 0.343, SLG: 0.402										3	0	0	0	1	1	1					
Mo Vaughn, L (1, 3) OBP: 0.429, SLG: 0.655										4	1	2	1	0	1	2					
Jim Leyritz, R (1, 10) OBP: 0.435, SLG: 0.638										4	0	1	1	0	1	2					
Troy O'Leary, L (1, 7) OBP: 0.346, SLG: 0.547										4	0	1	0	0	0	1					
Damon Buford, R (1, 8) OBP: 0.400, SLG: 0.474										3	0	2	0	0	1	2					
Darren Lewis, R (1, 9) OBP: 0.363, SLG: 0.383										3	0	1	0	0	0	1					
Jason Varitek, S (1, 2) OBP: 0.326, SLG: 0.293										3	0	1	0	0	0	2					
Mike Benjamin, R (1, 4) OBP: 0.349, SLG: 0.350										3	0	0	0	0	1	2					
Inning Stats	R: 0 E: 0 K: 0 S: 3	H: 0 LOB: 1 BB: 1 P: 7	R: 0 E: 0 K: 0 S: 5	H: 2 LOB: 2 BB: 0 P: 5	R: 1 E: 0 K: 3 S: 12	H: 3 LOB: 0 BB: 0 P: 12	R: 0 E: 0 K: 1 S: 5	H: 0 LOB: 0 BB: 0 P: 5	R: 1 E: 0 K: 1 S: 6	H: 1 LOB: 0 BB: 0 P: 6	R: 0 E: 0 K: 0 S: 3	H: 1 LOB: 0 BB: 0 P: 3	R: 0 E: 0 K: 0 S: 3	H: 1 LOB: 1 BB: 0 P: 3	R: 0 E: 0 K: 1 S: 6	H: 1 LOB: 1 BB: 0 P: 6		1B: 7 2B: 1 3B: 0 HR: 1	SF: 0 SAC: 0 DP: 1 HBP: 0	WP: 0 PB: 0 SB: 0 CS: 0	PA: 32
PITCHER	IP WLS BF H R ER SO BB IBB HBP BLK WP HR S P ERA WHIP	8.0 L 32 9 2 2 6 1 0 0 0 0 1 43 47 2.25 1.250																			



Batter	1	2	3	4	5	6	7	8	9	AB	R	H	RBI	BB	SO	LOB	TOP										
Todd Walker, L (1, 4) OBP: 0.411, SLG: 0.541	G4-3	CS	G4-3		F7		G4-3			4	0	0	0	0	0	0	Minnesota Twins @ Boston Red Sox Fenway Park, Boston, MA Tue May 05 1998, 7:05 PM EDT Att: 20,882 - Cloudy - 65 F										
Paul Molitor, R (1, 10) OBP: 0.321, SLG: 0.336	HBP 2B 1B		BB		F9			G5-3		3	1	1	0	1	0	0											
Matt Lawton, L (1, 9) OBP: 0.342, SLG: 0.370	HBP 2B		F7		G4-3			G5-4-3 HBP		2	1	0	0	0	1												
Ron Coomer, R (1, 5) OBP: 0.306, SLG: 0.483	P3		G4-3		G6-3			G5-4-3 1 SAFE 1-2		4	0	0	0	0	4												
Orlando Merced, S (1, 3) OBP: 0.306, SLG: 0.439	1-H 2-H 2B		G4-3		1B 1B			K		4	0	2	2	0	1	0											
Pat Meares, R (1, 6) OBP: 0.351, SLG: 0.490	F8		F7		1B 1B			K		4	0	1	0	0	1	1											
Terry Steinbach, R (1, 2) OBP: 0.420, SLG: 0.377		K	PB BB		K			G3-1		3	0	0	0	1	2	2											
Denny Hocking, S (1, 7) OBP: 0.231, SLG: 0.156		K	K		G6-3					3	0	0	0	0	2	1											
Torii Hunter, R (1, 8) OBP: 0.267, SLG: 0.154	CS 1B		K2-3		6-3					3	0	1	0	0	1	0											
Inning Stats	R: 2 E: 0 K: 0 S: 15	H: 2 LOB: 1 BB: 0 P: 19	R: 0 E: 0 K: 2 S: 13	H: 1 LOB: 0 BB: 0 P: 17	R: 0 E: 0 K: 0 S: 5	H: 0 LOB: 1 BB: 1 P: 9	R: 0 E: 0 K: 1 S: 6	H: 0 LOB: 0 BB: 0 P: 14	R: 0 E: 0 K: 1 S: 8	H: 2 LOB: 2 BB: 0 P: 11	R: 0 E: 0 K: 0 S: 7	H: 0 LOB: 0 BB: 0 P: 10	R: 0 E: 0 K: 0 S: 9	H: 0 LOB: 0 BB: 0 P: 11	R: 0 E: 0 K: 2 S: 9	H: 0 LOB: 0 BB: 0 P: 9	1B: 4 2B: 1 3B: 0 HR: 0	SF: 0 SAC: 0 DP: 1 HBP: 2	WP: 0 PB: 1 SB: 0 CS: 1	PA: 35							
PITCHER	IP	WLS	BF	H	R	ER	SO	BB	IBB	HBP	BLK	WP	HR	S	P	ERA	WHIP										
49 Tim Wakefield, R (1, 1) ERA: 5.07	7.1	W	30	5	2	2	5	2	0	2	0	0	0	71	104	2.46	0.955										
Derek Lowe, R (8, 1) ERA: 2.79	0.2		1	0	0	0	0	0	0	0	0	0	0	2	3	0.00	0.000										
Tom Gordon, R (9, 1) ERA: 1.93	1.0	S	3	0	0	0	2	0	0	0	0	0	0	9	9	0.00	0.000										

Batter	1	2	3	4	5	6	7	8	9	AB	R	H	RBI	BB	SO	LOB	BOTTOM										
Nomar Garciaparra, R (1, 6) OBP: 0.343, SLG: 0.504	L6		G6-3		G4-3			1-H 2-H 2B		4	0	1	2	0	0	2	Minnesota Twins @ Boston Red Sox Fenway Park, Boston, MA Tue May 05 1998, 7:05 PM EDT Att: 20,882 - Cloudy - 65 F										
John Valentin, R (1, 5) OBP: 0.333, SLG: 0.388	G4-3			G5-3		G6-3	K			4	0	0	0	0	1	1											
Mo Vaughn, L (1, 3) OBP: 0.423, SLG: 0.639	G5-3			1B CS 4-6-3 HBP		G4-3		K		3	0	0	0	0	1	0											
18 Reggie Jefferson, S (1, 10) OBP: 0.360, SLG: 0.439		K		G4-6-3		G3		F9		3	0	0	0	0	1	1											
Jim Leyritz, R (8, PH) OBP: 0.429, SLG: 0.627				1-2						1	0	0	0	0	0	0											
Troy O'Leary, L (1, 7) OBP: 0.353, SLG: 0.573		G3		F8			HR	1B		4	1	2	1	0	0	0											
Scott Hattberg, L (1, 2) OBP: 0.345, SLG: 0.461		BB		1B SF9	1B		G4-3	G5-3		3	1	1	0	1	0	1											
Darren Bragg, L (1, 9) OBP: 0.395, SLG: 0.544		F9		1B	1B		F9			3	0	1	0	0	0	1											
Darren Lewis, R (1, 8) OBP: 0.362, SLG: 0.386			F9		SF9		2B 1B			2	1	1	1	0	0	0											
Mark Lemke, S (1, 4) OBP: 0.250, SLG: 0.200			G4-3		1-2		2B BB			2	1	1	0	1	0	0											
Inning Stats	R: 0 E: 0 K: 0 S: 7	H: 0 LOB: 0 BB: 0 P: 10	R: 0 E: 0 K: 1 S: 10	H: 0 LOB: 1 BB: 1 P: 20	R: 0 E: 0 K: 0 S: 6	H: 0 LOB: 0 BB: 0 P: 8	R: 0 E: 0 K: 0 S: 3	H: 0 LOB: 0 BB: 0 P: 4	R: 1 E: 0 K: 0 S: 10	H: 3 LOB: 2 BB: 0 P: 16	R: 0 E: 0 K: 0 S: 4	H: 0 LOB: 0 BB: 0 P: 6	R: 3 E: 0 K: 1 S: 18	H: 3 LOB: 1 BB: 1 P: 32	R: 0 E: 0 K: 1 S: 9	H: 1 LOB: 1 BB: 0 P: 13	1B: 5 2B: 1 3B: 0 HR: 1	SF: 1 SAC: 0 DP: 1 HBP: 1	WP: 0 PB: 0 SB: 0 CS: 0	PA: 33							
PITCHER	IP	WLS	BF	H	R	ER	SO	BB	IBB	HBP	BLK	WP	HR	S	P	ERA	WHIP										
Bob Tewksbury, R (1, 1) ERA: 3.38	7.0	L	29	6	4	4	2	2	0	1	0	0	0	58	96	5.14	1.143										
Greg Swindell, L (8, 1) ERA: 5.17	1.0		4	1	0	0	1	0	0	0	0	0	0	9	13	0.00	1.000										

AB	30
R	2
H	5
RBI	2
BB	2
SO	7
LOB	9



Batter	1	2	3	4	5	6	7	8	9	AB	R	H	RBI	BB	SO	LOB	TOP																					
Todd Walker, L OBP: 0.420, SLG: 0.551										4	2	2	0	1	1	2	Minnesota Twins @ Boston Red Sox Fenway Park, Boston, MA Wed May 06 1998, 7:05 PM EDT Att: 20,954 - Overcast - 61 F																					
Paul Molitor, R OBP: 0.317, SLG: 0.331										5	1	1	1	0	0	2																						
Matt Lawton, L OBP: 0.352, SLG: 0.369										3	1	1	0	2	0	1																						
Ron Coomer, R OBP: 0.317, SLG: 0.512										5	1	3	2	0	0	1																						
David Ortiz, L OBP: 0.365, SLG: 0.522										4	1	2	2	0	1	0																						
Pat Meares, R OBP: 0.342, SLG: 0.477										3	0	0	0	0	0	4																						
Terry Steinbach, R OBP: 0.413, SLG: 0.384										4	1	1	0	0	0	1																						
Chris Latham, S OBP: 0.308, SLG: 0.250										4	1	1	1	0	1	1																						
Tori Hunter, R OBP: 0.316, SLG: 0.294										4	0	2	2	0	1	0																						
Inning Stats	R: 2 E: 0 K: 0 S: 11	H: 3 LOB: 0 BB: 0 P: 18	R: 0 E: 0 K: 1 S: 8	H: 0 LOB: 0 BB: 0 P: 13	R: 2 E: 0 K: 1 S: 17	H: 2 LOB: 2 BB: 2 P: 30	R: 0 E: 0 K: 0 S: 6	H: 0 LOB: 0 BB: 0 P: 9	R: 0 E: 0 K: 0 S: 9	H: 1 LOB: 1 BB: 0 P: 12	R: 2 E: 1 K: 0 S: 11	H: 3 LOB: 1 BB: 0 P: 14	R: 1 E: 0 K: 0 S: 11	H: 2 LOB: 1 BB: 1 P: 21	R: 1 E: 0 K: 1 S: 13	H: 2 LOB: 1 BB: 0 P: 17	R: 0 E: 0 K: 1 S: 8	H: 0 LOB: 0 BB: 0 P: 11	1B: 8 2B: 4 3B: 0 HR: 1	SF: 1 SAC: 1 DP: 1 HBP: 0	WP: 1 PB: 0 SB: 1 CS: 1	PA: 41																
PITCHER	IP	WLS	BF	H	R	ER	SO	BB	IBB	HBP	BLK	WP	HR	S	P	ERA	WHIP	PITCHER				IP	WLS	BF	H	R	ER	SO	BB	IBB	HBP	BLK	WP	HR	S	P	ERA	WHIP
Robinson Checo, R ERA: 9.39	2.1	L	13	5	4	4	2	2	0	0	0	1	1	30	52	15.43	3.000																					
John Wasdin, R ERA: 3.86	3.2		15	4	2	2	0	0	0	0	0	0	0	32	44	4.91	1.091																					
Brian Shouse, L ERA: 5.63	7.1		3.0	13	4	2	2	2	1	0	0	0	0	32	49	6.00	1.667																					

Batter	1	2	3	4	5	6	7	8	9	AB	R	H	RBI	BB	SO	LOB	BOTTOM																						
Nomar Garciaparra, R OBP: 0.345, SLG: 0.496										4	0	1	1	1	0	2	Minnesota Twins @ Boston Red Sox Fenway Park, Boston, MA Wed May 06 1998, 7:05 PM EDT Att: 20,954 - Overcast - 61 F																						
John Valentin, R OBP: 0.331, SLG: 0.384										4	1	1	0	0	0	1																							
Mo Vaughn, L OBP: 0.418, SLG: 0.627										4	0	1	0	0	0	1																							
18 Reggie Jefferson, S OBP: 0.354, SLG: 0.443										4	1	1	0	0	0	1																							
Troy O'Leary, L OBP: 0.350, SLG: 0.570										4	1	1	1	0	1	1																							
Scott Hattberg, L OBP: 0.352, SLG: 0.456										3	1	1	0	1	0	1																							
Darren Bragg, L OBP: 0.388, SLG: 0.542										4	1	1	0	0	1	2																							
Darren Lewis, R OBP: 0.361, SLG: 0.395										3	1	1	1	0	0	1																							
Jim Leitz, R OBP: 0.437, SLG: 0.627										0	0	0	0	0	0	0																							
Mike Benjamin, R OBP: 0.349, SLG: 0.350										0	1	0	0	0	0	0																							
Mark Lemke, S OBP: 0.236, SLG: 0.188										3	0	0	0	0	0	2																							
Midre Cummings, L OBP: 0.357, SLG: 0.654										1	0	1	2	0	0	0																							
Inning Stats	R: 0 E: 0 K: 0 S: 5	H: 0 LOB: 0 BB: 0 P: 7	R: 0 E: 1 K: 1 S: 11	H: 0 LOB: 1 BB: 1 P: 19	R: 0 E: 0 K: 0 S: 7	H: 0 LOB: 0 BB: 0 P: 9	R: 1 E: 0 K: 0 S: 12	H: 2 LOB: 0 BB: 0 P: 16	R: 2 E: 0 K: 0 S: 19	H: 3 LOB: 0 BB: 0 P: 26	R: 0 E: 0 K: 0 S: 6	H: 0 LOB: 0 BB: 0 P: 8	R: 0 E: 0 K: 1 S: 8	H: 0 LOB: 0 BB: 0 P: 12	R: 1 E: 0 K: 0 S: 12	H: 1 LOB: 1 BB: 1 P: 21	R: 3 E: 0 K: 0 S: 14	H: 3 LOB: 2 BB: 0 P: 23	1B: 4 2B: 5 3B: 0 HR: 0	SF: 0 SAC: 0 DP: 2 HBP: 1	WP: 1 PB: 0 SB: 0 CS: 1	PA: 38																	
PITCHER	IP	WLS	BF	H	R	ER	SO	BB	IBB	HBP	BLK	WP	HR	S	P	ERA	WHIP	PITCHER				IP	WLS	BF	H	R	ER	SO	BB	IBB	HBP	BLK	WP	HR	S	P	ERA	WHIP	
LaTroy Hawkins, R ERA: 5.54	5.0	W	19	5	3	3	1	1	0	0	0	0	0	22	31	3.86	0.429																						
Greg Swindell, L ERA: 5.0	2.1		8	1	1	1	1	0	0	0	0	0	0	2	7	0.00	3.000																						
Mike Trombley, R ERA: 0.73	0.1		2	0	0	0	0	1	0	0	0	1	0	2	3	0.00	0.000																						
Eddie Guardado, L ERA: 2.83	0.1		1	0	0	0	0	0	0	0	0	0	0	2	3	0.00	0.000																						
Rick Aquilera, R ERA: 4.71	1.0		7	3	3	3	0	0	0	1	0	0	0	14	23	27.00	3.000																						

AB	36
R	8
H	13
RBI	8
BB	3
SO	4
LOB	12



AB	34
R	7
H	9
RBI	5
BB	2
SO	2
LOB	12



Batter	1	2	3	4	5	6	7	8	9	AB	R	H	RBI	BB	SO	LOB	TOP								
Nomar Garciaparra, R (1, 6) OBP: 0.353, SLG: 0.500	2-1 BB HBP	1-0 F7		2-1 HBP		0-0 FC6-4		1-2 2B		3	0	1	2	0	0	3	Boston Red Sox @ Kansas City Royals Kauffman Stadium, Kansas City, MO Thu May 07 1998, 7:05 PM CDT Att: 14,703 - Cloudy - 72 F								
John Valentin, R (1, 5) OBP: 0.327, SLG: 0.372	4-2 BB		2-3 K	0-1 F7			0-0 F9	2-3 K		4	0	0	0	1	2	3									
Mo Vaughn, L (1, 3) OBP: 0.411, SLG: 0.611	3-2 F7		2-2 F7		0-0 G4-3		0-1 1B	2-1 G5-3		5	0	1	0	0	0	4									
18 Reggie Jefferson, S (1, 10) OBP: 0.349, SLG: 0.432			3-1 2B E		3-3 K		2-1 F8		2-1 1B	4	1	1	0	0	2	3									
Damon Buford, R (9, PH) OBP: 0.413, SLG: 0.487										1	0	1	0	0	0	0									
Troy O'Leary, L (1, 7) OBP: 0.352, SLG: 0.571			2-1 E		1-1 1B		0-0 F6		1-0 F8	5	0	2	0	0	1	4									
Scott Hatteberg, L (1, 2) OBP: 0.344, SLG: 0.434		3-2 L5	2-2 E1 FC4-6		1-2 L6			4-0 1B 2B BB	1-2 F9	4	1	0	0	1	0	3									
Midre Cummings, L (1, 9) OBP: 0.364, SLG: 0.600		4-2 1B BB	2-3 3-H FC4-6			3-2 G5-3		2-1 1B 2B 1B	0-3 K	4	1	1	0	1	1	3									
Darren Lewis, R (1, 8) OBP: 0.366, SLG: 0.400		1-1 1B		0-0 F8		1-2 G4-3		1-2 2B 1B		4	0	2	0	0	0	0									
Mark Lemke, S (1, 4) OBP: 0.241, SLG: 0.196		1-3 K		2-2 F7		0-0 FC6-4 1B		1-2 F6		3	0	1	0	0	1	2									
Jim Leyritz, R (8, PH) OBP: 0.431, SLG: 0.617										1	0	0	0	0	0	3									
Mike Benjamin, R (8, 4) OBP: 0.349, SLG: 0.350										0	0	0	0	0	0	0									
Inning Stats	R: 0 E: 0 K: 2 S: 12	H: 0 LOB: 2 BB: 1 P: 21	R: 0 E: 0 K: 1 S: 11	H: 1 LOB: 2 BB: 1 P: 21	R: 1 E: 1 K: 1 S: 20	H: 2 LOB: 2 BB: 0 P: 31	R: 0 E: 0 K: 0 S: 7	H: 0 LOB: 1 BB: 0 P: 11	R: 0 E: 0 K: 1 S: 9	H: 1 LOB: 1 BB: 0 P: 14	R: 0 E: 0 K: 0 S: 8	H: 1 LOB: 1 BB: 0 P: 12	R: 0 E: 0 K: 0 S: 6	H: 1 LOB: 1 BB: 0 P: 8	R: 2 E: 0 K: 1 S: 17	H: 3 LOB: 2 BB: 1 P: 30	R: 0 E: 0 K: 1 S: 9	H: 1 LOB: 1 BB: 0 P: 13	1B: 8 2B: 2 3B: 0 HR: 0	SF: 0 SAC: 0 DP: 0 HBP: 2	WP: 0 PB: 0 SB: 0 CS: 0	PA: 43			
PITCHER	IP	WLS	BF	H	R	ER	SO	BB	IBB	HBP	BLK	WP	HR	S	P	ERA	WHIP								
Pat Rapp, R ERA: 3.45	7.0	W	32	6	1	0	5	2	0	2	0	0	0	73	118	0.00	1.143								
Scott Service, R ERA: 3.79	0.2		6	3	2	2	1	1	0	0	0	0	0	15	26	27.00	6.000								
Matt Whisenant, L ERA: 9.0	0.1		1	0	0	0	0	0	0	0	0	0	0	2	4	0.00	0.000								
Jeff Montgomery, R ERA: 5.88	1.0	S	4	1	0	0	1	0	0	0	0	0	0	9	13	0.00	1.000								

Batter	1	2	3	4	5	6	7	8	9	AB	R	H	RBI	BB	SO	LOB	BOTTOM									
Johnny Damon, L (1, 8) OBP: 0.324, SLG: 0.391	0-0 G3		1-1 F8		0-0 HR 1B		2-1 L6			4	1	1	0	0	0	2	Boston Red Sox @ Kansas City Royals Kauffman Stadium, Kansas City, MO Thu May 07 1998, 7:05 PM CDT Att: 14,703 - Cloudy - 72 F									
Jose Offerman, S (1, 4) OBP: 0.384, SLG: 0.431	1-2 F8		4-2 FC3-6 BB		0-1 HR		4-2 F8 SF7 BB			2	2	1	2	2	0	0										
Hal Morris, L (1, 3) OBP: 0.433, SLG: 0.548	1-2 F7		1-0 FC3-6		0-0 F9		2-2 F8			2	0	0	1	0	0	2										
Shane Mack, R (3, PR) (4, 9) OBP: 0.379, SLG: 0.513										1	0	0	0	0	0	0										
Ernie Young, R (8, 9) OBP: 0.240, SLG: 0.298			1-2 2-3 3-H				1-3 F8			1	0	0	0	0	0	1										
Jeff King, R (1, 10) OBP: 0.343, SLG: 0.500		0-1 P4	1-3 K		0-0 F9		3-2 SF7			3	0	0	1	0	1	2										
Jeff Conine, R (1, 7) OBP: 0.182, SLG: 0.273		0-1 1B		3-2 G4-3		3-2 F8		3-H K		4	0	1	0	0	1	0										
Dean Palmer, R (1, 5) OBP: 0.350, SLG: 0.632		0-2 F7		0-0 F9		1-1 HR				3	1	1	1	0	0	1										
Larry Sutton, L (1, 9) (4, 3) OBP: 0.315, SLG: 0.351		3-2 G3-1		2-1 F5		0-0 G4-3				3	0	0	0	0	0	1										
29 Mike Sweeney, R (1, 2) OBP: 0.292, SLG: 0.322			3-2 PB E FC3-6 1B		0-1 F5		3-1 G6-3			3	1	1	0	0	0	0										
Shane Halter, R (1, 6) OBP: 0.328, SLG: 0.446			1-0 E6 FC3-6 PB		2-1 G6-3		1-1 G6-3			3	0	0	0	0	0	1										
Inning Stats	R: 0 E: 0 K: 0 S: 8	H: 0 LOB: 0 BB: 0 P: 10	R: 0 E: 0 K: 0 S: 13	H: 1 LOB: 1 BB: 0 P: 16	R: 1 E: 1 K: 1 S: 14	H: 1 LOB: 2 BB: 1 P: 25	R: 0 E: 0 K: 0 S: 6	H: 0 LOB: 0 BB: 0 P: 11	R: 2 E: 0 K: 0 S: 8	H: 2 LOB: 0 BB: 0 P: 10	R: 1 E: 0 K: 0 S: 8	H: 1 LOB: 0 BB: 0 P: 12	R: 0 E: 0 K: 0 S: 6	H: 0 LOB: 0 BB: 0 P: 12	R: 1 E: 0 K: 1 S: 13	H: 0 LOB: 0 BB: 1 P: 21	1B: 3 2B: 0 3B: 0 HR: 2	SF: 1 SAC: 0 DP: 0 HBP: 0	WP: 0 PB: 1 SB: 1 CS: 0	PA: 32						
PITCHER	IP	WLS	BF	H	R	ER	SO	BB	IBB	HBP	BLK	WP	HR	S	P	ERA	WHIP									
Brian Rose, R ERA: 5.8	6.0	L	25	5	4	3	1	1	0	0	0	0	0	2	57	84	4.50	1.000								
Jim Corsi, R ERA: 3.86	1.0		3	0	0	0	0	0	0	0	0	0	0	6	12	0.00	0.000									
Dennis Eckersley, R ERA: 10.97	1.0		4	0	1	1	1	1	0	0	0	0	0	13	21	9.00	1.000									

AB 38
R 3
H 10
RBI 2
BB 3
SO 7
LOB 28



AB 29
R 5
H 5
RBI 5
BB 2
SO 2
LOB 10



Batter	1	2	3	4	5	6	7	8	9	AB	R	H	RBI	BB	SO	LOB	TOP								
Nomar Garciaparra, R OBP: 0.348, SLG: 0.490 Mike Benjamin, R OBP: 0.341, SLG: 0.341	0-1 1B 1B	1-0 F8	1-3 K		0-0 P9		2-2 E6 1B		3-3 K	5	1	1	0	0	1	3									
John Valentin, R OBP: 0.333, SLG: 0.388	1-1 1B SF8	1-1 2B		1-2 G5-3		1-2 1B	2-2 SF8		2-3 K	5	1	3	2	0	1	0									
Mo Vaughn, L OBP: 0.477, SLG: 0.610 18 Reggie Jefferson, S OBP: 0.345, SLG: 0.427	3-2 2B 1B	0-0 G4-3		0-0 1B HR		0-3 K	0-0 G1-6-3 1B		2-2 G4-3	5	2	3	1	0	1	2									
Jim Leyritz, R OBP: 0.442, SLG: 0.672	3-1 SF8		0-1 HR	1-2 HR 1B		2-1 1B	2-2 G1-6-3			4	2	3	2	0	0	2									
Troy O'Leary, L OBP: 0.361, SLG: 0.621 Midre Cummings, L OBP: 0.364, SLG: 0.600	2-3 K		0-0 1B 2B	0-0 HR		1-3 K		3-2 HR		5	3	3	4	0	2	3									
Damon Buford, R OBP: 0.412, SLG: 0.500	3-2 2B		1-0 1B	2-3 K		0-3 K		2-3 K		5	1	2	1	0	3	2									
Darren Lewis, R OBP: 0.377, SLG: 0.432	3-2 P3		3-2 2B	0-0 P9			2-2 HBP 1B	3-1 2B		5	1	3	2	0	0	1									
Jason Varitek, S OBP: 0.333, SLG: 0.289		2-2 2B 1B	0-0 L8		2-2 G4-3		2-0 1B HBP	1-2 G4-3		4	2	1	0	0	0	2									
Mark Lemke, S OBP: 0.238, SLG: 0.196	1-0 P9		0-0 G5-3		0-0 G3-1		1-1 SF8 1B	1-1 F9		5	1	1	1	0	0	3									
Inning Stats	R: 3 E: 0 K: 1 S: 26	H: 4 LOB: 1 BB: 0 P: 41	R: 1 E: 0 K: 0 S: 8	H: 2 LOB: 1 BB: 0 P: 13	R: 3 E: 0 K: 1 S: 15	H: 4 LOB: 1 BB: 0 P: 20	R: 3 E: 0 K: 1 S: 12	H: 3 LOB: 0 BB: 0 P: 16	R: 0 E: 0 K: 0 S: 5	H: 0 LOB: 0 BB: 0 P: 7	R: 0 E: 0 K: 3 S: 16	H: 2 LOB: 2 BB: 0 P: 20	R: 3 E: 1 K: 0 S: 16	H: 3 LOB: 1 BB: 0 P: 27	R: 1 E: 0 K: 1 S: 14	H: 2 LOB: 1 BB: 0 P: 24	R: 0 E: 0 K: 2 S: 9	H: 0 LOB: 0 BB: 0 P: 16	1B: 13 2B: 4 3B: 0 HR: 3	SF: 2 SAC: 0 DP: 1 HBP: 1	WP: 0 PB: 0 SB: 1 CS: 0	PA: 48			
PITCHER	IP	WLS	BF	H	R	ER	SO	BB	IBB	HBP	BLK	WP	HR	S	P	ERA	WHIP	PITCHER							
Chris Haney, L ERA: 8.49	2.0	L	14	8	6	6	1	0	0	0	0	0	1	37	57	27.00	4.000								
Jamie Walker, L ERA: 10.8	5.0		26	10	7	6	5	0	0	1	0	0	1	61	87	10.80	2.000								
47 Brian Bevil, R ERA: 4.82	2.0		8	2	1	1	3	0	0	0	0	0	1	23	40	4.50	1.000								

Boston Red Sox @ Kansas City Royals
Kauffman Stadium, Kansas City, MO

AB 45
R 14
H 20
RBI 13
BB 0
SO 9
LOB 18



WP: 0 PA: 48
PB: 0
SB: 1
CS: 0

Boston Red Sox @ Kansas City Royals
Kauffman Stadium, Kansas City, MO

AB 34
R 3
H 8
RBI 3
BB 1
SO 4
LOB 16



WP: 1 PA: 36
PB: 0
SB: 0
CS: 0

Batter	1	2	3	4	5	6	7	8	9	AB	R	H	RBI	BB	SO	LOB	BOTTOM								
Johnny Damon, L OBP: 0.315, SLG: 0.380	0-1 L9		1-0 F8		0-0 F9		1-0 F8			4	0	0	0	0	0	3									
Jose Offerman, S OBP: 0.387, SLG: 0.455 Felix Martinez, S OBP: 0.200, SLG: 0.186	1-1 1B 3B		1-2 F8			0-1 1B FC1-2 2B	0-3 K			4	1	2	0	0	1	1									
Larry Sutton, L OBP: 0.323, SLG: 0.358	2-1 1B			0-1 G3		0-0 FC1-2 1B	2-2 F8			4	1	2	1	0	0	1									
Jeff King, R OBP: 0.333, SLG: 0.484	0-0 P5			1-2 G6-3		0-2 FC1-2 1B		1-2 F7		4	1	0	0	0	0	3									
Jeff Conine, R OBP: 0.200, SLG: 0.267	2-1 L8			1-3 K		3-2 1B		0-0 G5-3		4	0	1	1	0	1	1									
Dean Palmer, R OBP: 0.343, SLG: 0.617 Terry Pendleton, S OBP: 0.283, SLG: 0.345		0-0 L8			0-0 F7		2-3 K	1-2 L6		3	0	0	0	0	1	2									
Jermaine Dye, R OBP: 0.750, SLG: 0.500		0-1 F9			1-0 HBP	1-2 1B			4-1 2B G6-4-3 BB	2	0	1	1	1	0	0									
29 Mike Sweeney, R OBP: 0.290, SLG: 0.319		1-3 K			2-1 1B	1-0 F9			0-1 G6-4-3	4	0	1	0	0	1	3									
Shane Halter, R OBP: 0.323, SLG: 0.433			0-0 P3		2-2 P6		1-1 1B		3-2 L5	4	0	1	0	0	0	2									
Inning Stats	R: 1 E: 0 K: 0 S: 9	H: 2 LOB: 1 BB: 0 P: 14	R: 0 E: 0 K: 1 S: 6	H: 0 LOB: 0 BB: 0 P: 7	R: 0 E: 0 K: 0 S: 8	H: 0 LOB: 0 BB: 0 P: 10	R: 0 E: 0 K: 1 S: 8	H: 0 LOB: 0 BB: 0 P: 10	R: 0 E: 0 K: 0 S: 7	H: 1 LOB: 2 BB: 0 P: 12	R: 2 E: 0 K: 1 S: 17	H: 4 LOB: 2 BB: 0 P: 24	R: 0 E: 0 K: 1 S: 9	H: 1 LOB: 1 BB: 0 P: 13	R: 0 E: 0 K: 0 S: 7	H: 0 LOB: 0 BB: 0 P: 9	R: 0 E: 0 K: 0 S: 9	H: 0 LOB: 0 BB: 1 P: 16	1B: 6 2B: 1 3B: 1 HR: 0	SF: 0 SAC: 0 DP: 1 HBP: 1	WP: 1 PB: 0 SB: 0 CS: 0	PA: 36			
PITCHER	IP	WLS	BF	H	R	ER	SO	BB	IBB	HBP	BLK	WP	HR	S	P	ERA	WHIP	PITCHER							
Bret Saberhagen, R ERA: 3.09	6.0	W	26	7	3	3	3	0	0	1	0	0	0	55	77	4.50	1.167								
Rich Garces, R ERA: 4.32	3.0	S	10	1	0	0	1	1	0	0	0	0	0	25	38	0.00	0.667								

WP: 1 PA: 36
PB: 0
SB: 0
CS: 0

Batter	1	2	3	4	5	6	7	8	9	AB	R	H	RBI	BB	SO	LOB	TOP			
Darren Lewis, R OBP: 0.369, SLG: 0.420	G3-1		F9				G4-3		K	5	0	1	1	0	1	0				
18 Reggie Jefferson, S OBP: 0.348, SLG: 0.425	G1-3			K					K	5	0	2	0	0	2	2				
John Valentin, R OBP: 0.323, SLG: 0.374	K		K				K		G6-3	5	0	0	0	0	3	2				
Mo Vaughn, L OBP: 0.406, SLG: 0.593		G3	G1-4-3				P5			4	0	0	0	0	1	2				
Troy O'Leary, L OBP: 0.365, SLG: 0.641							G4-3		F7	4	2	2	1	0	0	0				
Scott Hatteberg, L OBP: 0.340, SLG: 0.425				L7			F9		G4-3	4	0	1	0	0	0	0				
Darren Bragg, L OBP: 0.404, SLG: 0.541							G6-3			2	1	1	1	1	0	0				
Mike Benjamin, R OBP: 0.354, SLG: 0.378				F9						4	0	2	0	0	0	3				
Mark Lemke, S OBP: 0.239, SLG: 0.200							F8		P6	4	0	1	0	0	1	5				
Inning Stats	R: 0 E: 0 K: 1 S: 8	H: 0 LOB: 0 BB: 0 P: 13	R: 1 E: 0 K: 1 S: 14	H: 3 LOB: 2 BB: 0 P: 22	R: 0 E: 0 K: 1 S: 10	H: 1 LOB: 1 BB: 0 P: 17	R: 2 E: 0 K: 1 S: 19	H: 3 LOB: 2 BB: 0 P: 29	R: 0 E: 0 K: 1 S: 8	H: 1 LOB: 1 BB: 0 P: 11	R: 0 E: 0 K: 1 S: 10	H: 1 LOB: 1 BB: 0 P: 14	R: 0 E: 0 K: 0 S: 7	H: 1 LOB: 2 BB: 1 P: 16	R: 0 E: 0 K: 2 S: 9	H: 0 LOB: 0 BB: 0 P: 14	1B: 8 2B: 1 3B: 0 HR: 1	SF: 0 SAC: 0 DP: 0 HBP: 1	WP: 0 PB: 0 SB: 0 CS: 0	PA: 39
PITCHER	IP	WLS	BF	H	R	ER	SO	BB	IBB	HBP	BLK	WP	HR	S	P	ERA	WHIP			
Tim Lincecum, R ERA: 3.97	8.0	L	36	10	3	3	6	1	0	1	0	0	1	84	133	3.38	1.375			
Scott Service, R ERA: 3.57	1.0		3	0	0	0	2	0	0	0	0	0	0	9	14	0.00	0.000			

Boston Red Sox @ Kansas City Royals
Kauffman Stadium, Kansas City, MO

AB 37
R 3
H 10
RBI 3
BB 1
SO 8
LOB 14



WP: 0 PA: 39
PB: 0
SB: 0
CS: 0

Sat May 09 1998, 7:05 PM CDT
Att: 18,035 - Overcast - 63 F

Batter	1	2	3	4	5	6	7	8	9	AB	R	H	RBI	BB	SO	LOB	BOTTOM					
Johnny Damon, L OBP: 0.314, SLG: 0.376	F7		G3				K			4	0	1	0	0	1	1						
Jose Offerman, S OBP: 0.390, SLG: 0.449										2	0	0	0	2	1	2						
Larry Sutton, L OBP: 0.330, SLG: 0.369										3	0	1	0	1	1	2						
Jeff King, R OBP: 0.324, SLG: 0.468										4	0	0	0	0	0	4						
Jeff Conine, R OBP: 0.211, SLG: 0.316										4	0	1	0	0	0	2						
Dean Palmer, R OBP: 0.340, SLG: 0.603										3	0	0	0	0	2	2						
Jermaine Dye, R OBP: 0.500, SLG: 0.333										4	1	1	0	0	0	2						
29 Mike Sweeney, R OBP: 0.301, SLG: 0.323										2	0	1	1	1	0	0						
Terry Pendleton, S OBP: 0.279, SLG: 0.339										1	0	0	0	0	1	1						
Felix Martinez, S OBP: 0.192, SLG: 0.178										3	0	0	0	0	2	2						
Inning Stats	R: 0 E: 0 K: 1 S: 7	H: 0 LOB: 1 BB: 1 P: 14	R: 0 E: 0 K: 0 S: 5	H: 0 LOB: 0 BB: 0 P: 8	R: 0 E: 0 K: 0 S: 7	H: 0 LOB: 0 BB: 0 P: 8	R: 0 E: 0 K: 0 S: 11	H: 1 LOB: 1 BB: 0 P: 18	R: 1 E: 1 K: 2 S: 19	H: 3 LOB: 2 BB: 0 P: 26	R: 0 E: 0 K: 1 S: 9	H: 0 LOB: 1 BB: 1 P: 17	R: 0 E: 0 K: 2 S: 9	H: 0 LOB: 1 BB: 1 P: 16	R: 0 E: 0 K: 0 S: 6	H: 0 LOB: 0 BB: 1 P: 10	R: 0 E: 0 K: 2 S: 11	H: 1 LOB: 1 BB: 0 P: 14	1B: 3 2B: 2 3B: 0 HR: 0	SF: 0 SAC: 0 DP: 2 HBP: 1	WP: 0 PB: 0 SB: 0 CS: 0	PA: 35
PITCHER	IP	WLS	BF	H	R	ER	SO	BB	IBB	HBP	BLK	WP	HR	S	P	ERA	WHIP					
Pedro Martinez, R ERA: 1.88	7.0	W	28	4	1	1	6	3	0	1	0	0	0	67	107	1.29	1.000					
Jim Corsi, R ERA: 3.63	1.0		3	0	0	0	0	1	0	0	0	0	0	6	10	0.00	1.000					
Tom Gordon, R ERA: 1.83	1.0	S	4	1	0	0	2	0	0	0	0	0	0	11	14	0.00	1.000					

Boston Red Sox @ Kansas City Royals
Kauffman Stadium, Kansas City, MO

AB 30
R 1
H 5
RBI 1
BB 4
SO 8
LOB 18



WP: 0 PA: 35
PB: 0
SB: 0
CS: 0

Sat May 09 1998, 7:05 PM CDT
Att: 18,035 - Overcast - 63 F

Batter	1	2	3	4	5	6	7	8	9	AB	R	H	RBI	BB	SO	LOB	TOP								
Darren Lewis, R (1, 9) OBP: 0.365, SLG: 0.413	G3		P4			P4		CS 1B		4	0	1	0	0	0	0	Boston Red Sox @ Kansas City Royals Kauffman Stadium, Kansas City, MO Sun May 10 1998, 3:33 AM CDT Att: 14,793 - Cloudy - 72 F								
John Valentin, R (1, 5) OBP: 0.315, SLG: 0.364	G5-3			F9		K		P3		4	0	0	0	0	1										
Mo Vaughn, L (1, 3) OBP: 0.409, SLG: 0.587	1B			G4-3				F7		3	0	1	0	1	0										
Jim Leyritz, R (1, 10) OBP: 0.432, SLG: 0.642	P4			L7		P3				3	0	0	0	1	0	2									
Troy O'Leary, L (1, 7)		G1-6-3				K		P4		4	0	0	0	0	1	1									
Damon Buford, R (1, 8) OBP: 0.400, SLG: 0.521		L8				G1		SH 3B		4	1	1	0	0	1	1									
Mike Benjamin, R (1, 6) OBP: 0.353, SLG: 0.375				F9		HR 1B		SH SH2-3		3	1	1	1	0	1	1									
Jason Varitek, S (1, 2) OBP: 0.340, SLG: 0.362				F8		HR 1B		SH2-3		2	1	1	2	0	0	0									
Lou Merloni, R (1, 4)				F9		K		G5-3		3	0	0	0	0	1	1									
Inning Stats	R: 0 E: 0 K: 0 S: 10	H: 1 LOB: 1 BB: 0 P: 14	R: 0 E: 0 K: 0 S: 11	H: 0 LOB: 0 BB: 0 P: 15	R: 0 E: 0 K: 0 S: 7	H: 0 LOB: 0 BB: 0 P: 9	R: 0 E: 0 K: 0 S: 10	H: 0 LOB: 0 BB: 0 P: 13	R: 2 E: 0 K: 2 S: 13	H: 2 LOB: 0 BB: 0 P: 19	R: 0 E: 0 K: 1 S: 11	H: 0 LOB: 1 BB: 1 P: 19	R: 1 E: 1 K: 0 S: 11	H: 1 LOB: 1 BB: 0 P: 14	R: 0 E: 0 K: 0 S: 6	H: 1 LOB: 0 BB: 0 P: 9		R: 0 E: 0 K: 2 S: 11	H: 0 LOB: 1 BB: 1 P: 21	1B: 3 2B: 0 3B: 1 HR: 1	SF: 0 SAC: 2 DP: 0 HBP: 0	WP: 0 PB: 0 SB: 0 CS: 1	PA: 34		
PITCHER	IP	WLS	BF	H	R	ER	SO	BB	IBB	HBP	BLK	WP	HR	S	P	ERA	WHIP								
50 José Rosado, L (1, 1) ERA: 4.4	6.0	L	22	3	2	2	3	1	0	0	0	0	1	62	89	3.00	0.667								
Jim Pittsley, R (7, 1) ERA: 3.53	2.0		9	2	1	1	0	1	0	0	0	0	0	18	28	4.50	1.500								
Matt Whisenant, L (9, 1) ERA: 8.31	1.0		3	0	0	0	2	0	0	0	0	0	0	10	16	0.00	0.000								

Batter	1	2	3	4	5	6	7	8	9	AB	R	H	RBI	BB	SO	LOB	BOTTOM								
Ernie Young, R (1, 8) OBP: 0.226, SLG: 0.280	G4-3			P4						3	0	0	0	0	1	0	Boston Red Sox @ Kansas City Royals Kauffman Stadium, Kansas City, MO Sun May 10 1998, 3:33 AM CDT Att: 14,793 - Cloudy - 72 F								
Johnny Damon, L (9, PH) OBP: 0.318, SLG: 0.380									DI E 1B	1	1	1	0	0	0	0									
Jose Offerman, S (1, 4) OBP: 0.380, SLG: 0.436	F7			F9					E5 DI	4	0	0	0	0	0	0									
Shane Mack, R (1, 10) OBP: 0.374, SLG: 0.500	F8			P3			FC6-4 1B		G4-3	4	0	1	0	0	0	1									
Jeff King, R (1, 3) OBP: 0.317, SLG: 0.457			F8		L5		FC6-4 1B			3	0	0	0	0	0	1									
Jeff Conine, R (1, 7) OBP: 0.227, SLG: 0.286			K		G5-4-3 BB				P2	2	0	0	0	1	1	0									
Dean Palmer, R (1, 5) OBP: 0.333, SLG: 0.590			F5		G5-4-3				K	3	0	0	0	0	1	1									
Jermaine Dye, R (1, 9) OBP: 0.364, SLG: 0.222			K						L8	3	0	0	0	0	1	0									
Sal Fasano, R (1, 2) OBP: 0.167, SLG: 0.091			F7						G5-3	3	0	0	0	0	1	0									
Felix Martinez, S (1, 6) OBP: 0.188, SLG: 0.173			P5						G6-3	2	0	0	0	0	0	0		0							
Larry Sutton, L (9, PH) OBP: 0.327, SLG: 0.365										1	0	0	0	0	0	0									
Inning Stats	R: 0 E: 0 K: 0 S: 9	H: 0 LOB: 0 BB: 0 P: 13	R: 0 E: 0 K: 1 S: 8	H: 0 LOB: 0 BB: 0 P: 12	R: 0 E: 0 K: 1 S: 6	H: 0 LOB: 0 BB: 0 P: 7	R: 0 E: 0 K: 0 S: 6	H: 0 LOB: 0 BB: 0 P: 8	R: 0 E: 0 K: 0 S: 5	H: 0 LOB: 0 BB: 1 P: 11	R: 0 E: 0 K: 1 S: 7	H: 0 LOB: 0 BB: 0 P: 11	R: 0 E: 0 K: 1 S: 9	H: 1 LOB: 1 BB: 0 P: 10	R: 0 E: 0 K: 1 S: 5	H: 0 LOB: 0 BB: 0 P: 5	R: 1 E: 1 K: 0 S: 10	H: 1 LOB: 1 BB: 0 P: 17	1B: 2 2B: 0 3B: 0 HR: 0	SF: 0 SAC: 0 DP: 1 HBP: 0	WP: 0 PB: 0 SB: 0 CS: 0	PA: 30			
PITCHER	IP	WLS	BF	H	R	ER	SO	BB	IBB	HBP	BLK	WP	HR	S	P	ERA	WHIP								
49 Tim Wakefield, R (1, 1) ERA: 4.32	8.2	W	29	2	1	0	5	1	0	0	0	0	0	64	92	0.00	0.346								
Tom Gordon, R (9, 1) ERA: 1.6	0.1	S	1	0	0	0	0	0	0	0	0	0	0	1	2	0.00	0.000								

AB	30
R	3
H	5
RBI	3
BB	2
SO	5
LOB	8



AB	29
R	1
H	2
RBI	0
BB	1
SO	5
LOB	3



Batter	1	2	3	4	5	6	7	8	9	AB	R	H	RBI	BB	SO	LOB	TOP																								
Darren Bragg, L (1, 9) OBP: 0.408, SLG: 0.545	2-1 18 3B 2B		4-2 18 1B BB		2-2 L9			3-1 G3-1		3	1	1	0	1	0	0																									
18 Reggie Jefferson, S (1, 10) OBP: 0.339, SLG: 0.458 Damon Buford, R (8, PH) OBP: 0.393, SLG: 0.510	1-1 SF8 3B		0-0 1B		1-2 G4-3			1-1 G5-3		3	1	2	1	0	0	0																									
John Valentin, R (1, 5) OBP: 0.307, SLG: 0.356	2-2 SF8		0-1 P3		2-0 F8			1-0 F7		3	0	0	1	0	0	2																									
Mo Vaughn, L (1, 3) OBP: 0.405, SLG: 0.585	0-0 L9		0-2 P6		0-1 2B					4	0	1	0	0	1	2																									
Troy O'Leary, L (1, 7) OBP: 0.345, SLG: 0.603	1-0 G4-3				0-0 L7			3-2 G6-3		4	0	0	0	0	0	1																									
Scott Hatteberg, L (1, 2)					1-2 1B			0-2 G4-3		4	0	1	0	0	0	1																									
Mike Benjamin, R (1, 6) OBP: 0.333, SLG: 0.353					0-0 F4			0-1 L8		3	0	0	0	0	1	1																									
Darren Lewis, R (1, 8) OBP: 0.356, SLG: 0.402					0-0 L4			1-3 K		3	0	0	0	0	1	1																									
Mark Lemke, S (1, 4) OBP: 0.229, SLG: 0.190					0-0 F7			2-2 G4-3		3	0	0	0	0	0	0																									
Inning Stats	R: 2 E: 0 K: 0 S: 9	H: 2 LOB: 0 BB: 0 P: 15	R: 0 E: 0 K: 1 S: 9	H: 0 LOB: 0 BB: 1 P: 11	R: 0 E: 0 K: 0 S: 10	H: 1 LOB: 2 BB: 1 P: 14	R: 0 E: 0 K: 0 S: 6	H: 1 LOB: 0 BB: 0 P: 7	R: 0 E: 0 K: 0 S: 8	H: 0 LOB: 0 BB: 0 P: 13	R: 0 E: 0 K: 1 S: 8	H: 0 LOB: 0 BB: 0 P: 11	R: 0 E: 0 K: 1 S: 7	H: 0 LOB: 0 BB: 0 P: 8	R: 0 E: 0 K: 1 S: 7	H: 0 LOB: 0 BB: 0 P: 8	1B: 2 2B: 2 3B: 1 HR: 0	SF: 1 SAC: 0 DP: 0 HBP: 0	WP: 0 PB: 0 SB: 0 CS: 0	PA: 33																					
PITCHER	IP	WLS	BF	H	R	ER	SO	BB	IBB	HBP	BLK	WP	HR	S	P	ERA	WHIP	PITCHER				IP	WLS	BF	H	R	ER	SO	BB	IBB	HBP	BLK	WP	HR	S	P	ERA	WHIP			
Bobby Witt, R (1, 1) ERA: 7.28	7.0	W	27	5	2	2	2	1	0	0	0	0	0	59	85	2.57	0.857					7.0	W	27	5	2	2	2	1	0	0	0	0	0	0	0	0	0	0	0	
Eric Gunderson, L (8, 1) ERA: 0.5	2.0		6	0	0	0	1	0	0	0	0	0	0	12	18	0.00	0.000					2.0		6	0	0	0	1	0	0	0	0	0	0	0	0	0	0	0	0	0

Boston Red Sox @ Texas Rangers
The Ballpark at Arlington, Arlington, TX
Mon May 11, 1998, 8:05 PM EDT
Att: 40,275 - Unknown - 85 F

AB 31
R 2
H 5
RBI 2
BB 1
SO 3
LOB 8



Batter	1	2	3	4	5	6	7	8	9	AB	R	H	RBI	BB	SO	LOB	BOTTOM																							
Tom Goodwin, L (1, 8) OBP: 0.369, SLG: 0.333	1-3 K		3-1 P7		2-2 SH1-3 FC5-4 1B			2-3 K		5	1	1	0	0	3	3																								
Mark McLemore, S (1, 4) OBP: 0.438, SLG: 0.392	2-1 L7		2-1 29 FC5-4 1B		0-1 SH1-3			1-3 K		3	0	1	0	0	1	1																								
29 Rusty Greer, L (1, 7) OBP: 0.375, SLG: 0.397	3-2 HR		1-0 FC5-4		4-2 FC5-4 BB			0-0 L8		3	1	1	1	1	0	2																								
Juan Gonzalez, R (1, 9) OBP: 0.350, SLG: 0.603	1-0 2B		2-0 F9		2-1 FC5-4			0-1 P3		4	0	1	2	0	0	1																								
Willi Clark, L (1, 3) OBP: 0.418, SLG: 0.488	2-2 F7		4-1 HR BB		0-0 F7			1-0 G4-3		3	1	0	0	1	0	2																								
Ivan Rodriguez, R (1, 2) OBP: 0.447, SLG: 0.642			1-0 2B 1B		1-2 HR			1-0 L5		4	2	2	2	0	1	0																								
Lee Stevens, L (1, 10) ERA: 6.05 Domingo Cedenio, S (8, PR) OBP: 0.500, SLG: 0.556			1-2 HR 2B		2-1 G4-3			2-2 F9 2B		4	1	2	1	0	0	0																								
Kevin Elster, R (1, 6) OBP: 0.345, SLG: 0.426			0-2 HR		2-1 F8			0-1 F9		4	1	1	2	0	0	1																								
Fernando Tatis, R (1, 5) OBP: 0.300, SLG: 0.269			2-3 K		1-2 SH1-3 FC5-4 1B			0-0 1B		4	1	2	0	0	1	2																								
Inning Stats	R: 1 E: 0 K: 1 S: 14	H: 2 LOB: 1 BB: 0 P: 23	R: 3 E: 0 K: 1 S: 17	H: 4 LOB: 1 BB: 0 P: 27	R: 2 E: 0 K: 0 S: 11	H: 1 LOB: 0 BB: 1 P: 22	R: 2 E: 0 K: 0 S: 14	H: 2 LOB: 1 BB: 1 P: 23	R: 0 E: 0 K: 2 S: 9	H: 1 LOB: 0 BB: 0 P: 13	R: 0 E: 0 K: 1 S: 7	H: 0 LOB: 0 BB: 0 P: 9	R: 0 E: 0 K: 1 S: 11	H: 1 LOB: 2 BB: 0 P: 16	R: 0 E: 0 K: 1 S: 11	H: 1 LOB: 0 BB: 0 P: 16	1B: 5 2B: 3 3B: 0 HR: 3	SF: 0 SAC: 1 DP: 0 HBP: 0	WP: 0 PB: 0 SB: 0 CS: 0	PA: 37																				
PITCHER	IP	WLS	BF	H	R	ER	SO	BB	IBB	HBP	BLK	WP	HR	S	P	ERA	WHIP	PITCHER				IP	WLS	BF	H	R	ER	SO	BB	IBB	HBP	BLK	WP	HR	S	P	ERA	WHIP		
John Wasdin, R (1, 1) ERA: 6.05	3.0	L	17	7	6	6	2	1	0	0	0	0	0	29	46	6.00	1.333					3.0	L	17	7	6	6	2	1	0	0	0	0	0	0	0	0	0		
Rich Garces, R (4, 1) ERA: 4.76	3.0		13	3	2	2	2	1	0	0	0	0	0	7	9	0.00	0.000					3.0		13	3	2	2	2	1	0	0	0	0	0	0	0	0	0	0	
Dennis Eckersley, R (7, 1) ERA: 10.03	1.0		3	0	0	0	1	0	0	0	0	0	0	7	9	0.00	0.000					1.0		3	0	0	0	1	0	0	0	0	0	0	0	0	0	0	0	0
Derek Lowe, R (8, 1) ERA: 2.7	1.0		4	1	0	0	1	0	0	0	0	0	0	11	16	0.00	1.000					1.0		4	1	0	0	1	0	0	0	0	0	0	0	0	0	0	0	0

Boston Red Sox @ Texas Rangers
The Ballpark at Arlington, Arlington, TX
Mon May 11, 1998, 8:05 PM EDT
Att: 40,275 - Unknown - 85 F

AB 34
R 8
H 11
RBI 8
BB 2
SO 6
LOB 12



Batter	1	2	3	4	5	6	7	8	9	AB	R	H	RBI	BB	SO	LOB	TOP										
Darren Lewis, R OBP: 0.350, SLG: 0.387 (1, 8)	5-3		G5-3	F8		F8		F8		4	0	0	0	0	0	2	Boston Red Sox @ Texas Rangers The Ballpark at Arlington, Arlington, TX Tue May 12, 1998, 4:33 AM EDT Att: 39,614 - Sunny - 86 F										
18 Reggie Jefferson, S OBP: 0.338, SLG: 0.453 (1, 10) Damon Buford, R OBP: 0.360, SLG: 0.500 (6, PH) Jason Varitek, S OBP: 0.352, SLG: 0.375 (8, PH)	2B		G3-1		5-3	E1		1B		3	0	1	0	0	0	0											
Mo Vaughn, L OBP: 0.405, SLG: 0.586 (1, 3)	2B		1B		G4-3	K		E5		5	0	2	0	0	1	3											
Jim Leyritz, R OBP: 0.419, SLG: 0.606 (1, 2)	L6		1B		G6-3			G1-3		4	0	0	0	1	0	4											
Troy O'Leary, L OBP: 0.340, SLG: 0.589 (1, 7)	P1		K		G4-3	1B	WP	P5		5	0	1	0	0	1	4											
Darren Bragg, L OBP: 0.408, SLG: 0.525 (1, 9)			BB		E4	1B	K	F9		3	1	0	0	2	1	1											
John Valentin, R OBP: 0.310, SLG: 0.349 (1, 5)	P4		K		K	1B	WP	G6-3		3	1	0	0	2	1	2											
Mike Benjamin, R OBP: 0.316, SLG: 0.333 (7, PH) Midre Cummings, L OBP: 0.353, SLG: 0.581 (7, 6) Lou Merloni, R (7, 6)	K		F9		F9	F8	F9			3	0	0	0	0	1	4											
Mark Lemke, S OBP: 0.243, SLG: 0.224 (1, 4)	L3					HBP		K		4	1	2	1	0	1	1											
Inning Stats	R: 0 E: 0 K: 0 S: 7	H: 2 LOB: 2 BB: 0 P: 9	R: 0 E: 0 K: 1 S: 7	H: 0 LOB: 1 BB: 1 P: 17	R: 0 E: 0 K: 1 S: 12	H: 1 LOB: 2 BB: 1 P: 20	R: 0 E: 1 K: 1 S: 10	H: 1 LOB: 0 BB: 0 P: 17	R: 0 E: 0 K: 0 S: 3	H: 0 LOB: 0 BB: 0 P: 4	R: 3 E: 1 K: 1 S: 17	H: 1 LOB: 2 BB: 2 P: 30	R: 0 E: 0 K: 1 S: 10	H: 1 LOB: 2 BB: 1 P: 18	R: 0 E: 1 K: 1 S: 9	H: 1 LOB: 0 BB: 0 P: 10		R: 0 E: 0 K: 0 S: 4	H: 0 LOB: 0 BB: 0 P: 6	1B: 5 2B: 2 3B: 0 HR: 0	SF: 0 SAC: 0 DP: 0 HBP: 1	WP: 1 PB: 0 CS: 0	PA: 43				
PITCHER	IP	WLS	BF	H	R	ER	SO	BB	IBB	HBP	BLK	WP	HR	S	P	ERA	WHIP										
Aaron Sele, R ERA: 3.02 (1, 1)	5.2	W	28	5	3	1	3	4	0	1	0	0	0	51	91	1.59	1.588										
Scott Bailes, L ERA: 8.3 (6, 1)	1.0		5	1	0	0	2	0	0	0	0	0	0	11	15	0.00	1.000										
Danny Patterson, R ERA: 2.7 (7, 1)	1.1		7	1	0	0	1	1	0	0	0	1	0	13	19	0.00	1.500										
John Wetteland, R ERA: 1.23 (9, 1)	1.0	S	3	0	0	0	0	0	0	0	0	0	0	4	6	0.00	0.000										

Batter	1	2	3	4	5	6	7	8	9	AB	R	H	RBI	BB	SO	LOB	BOTTOM										
Tom Goodwin, L OBP: 0.379, SLG: 0.362 (1, 8)	F7			S		BB				3	1	2	2	1	0	0	Boston Red Sox @ Texas Rangers The Ballpark at Arlington, Arlington, TX Tue May 12, 1998, 4:33 AM EDT Att: 39,614 - Sunny - 86 F										
Mark McLemore, S OBP: 0.439, SLG: 0.386 (1, 4)	B1-3		BB	K		BB		BB		2	0	0	0	2	1	1											
29 Rusty Greer, L OBP: 0.366, SLG: 0.386 (1, 7)	F8		F7		G6-3	K				4	0	0	0	0	1	4											
Juan Gonzalez, R OBP: 0.348, SLG: 0.591 (1, 10)		HBP			P2			F9		3	1	0	0	0	0	1											
Will Clark, L OBP: 0.420, SLG: 0.492 (1, 3)		1B		K		FC6-4		K		3	1	1	1	1	2	0											
Lee Stevens, L OBP: 0.310, SLG: 0.538 (1, 9)		2B		K		FC6-4		K		4	1	1	1	0	2	1											
Kevin Elster, R OBP: 0.342, SLG: 0.416 (1, 6)		K		G6-3		BB		G5-3		3	0	0	0	1	1	1											
Bill Haselman, R OBP: 0.263, SLG: 0.389 (1, 2)		1B				G5-3		P4		4	1	2	1	0	0	1											
Fernando Tatis, R OBP: 0.298, SLG: 0.268 (1, 5)		HR		G6-3		K		K		4	1	1	1	0	2	2											
Inning Stats	R: 0 E: 0 K: 0 S: 7	H: 0 LOB: 0 BB: 0 P: 11	R: 6 E: 0 K: 1 S: 25	H: 5 LOB: 1 BB: 1 P: 41	R: 0 E: 0 K: 2 S: 9	H: 0 LOB: 0 BB: 0 P: 17	R: 0 E: 0 K: 1 S: 13	H: 2 LOB: 1 BB: 0 P: 18	R: 0 E: 0 K: 0 S: 6	H: 0 LOB: 1 BB: 1 P: 10	R: 0 E: 0 K: 2 S: 15	H: 0 LOB: 3 BB: 3 P: 32	R: 0 E: 0 K: 2 S: 7	H: 0 LOB: 0 BB: 0 P: 11	R: 0 E: 0 K: 1 S: 7	H: 0 LOB: 0 BB: 0 P: 11		1B: 4 2B: 2 3B: 0 HR: 1	SF: 0 SAC: 0 DP: 1 HBP: 1	WP: 0 PB: 0 CS: 0	PA: 36						
PITCHER	IP	WLS	BF	H	R	ER	SO	BB	IBB	HBP	BLK	WP	HR	S	P	ERA	WHIP										
Brian Rose, R ERA: 6.93 (1, 1)	2.0	L	13	5	6	6	1	1	0	0	0	0	0	37	65	0.00	1.364										
Derek Lowe, R ERA: 2.41 (3, 1)	3.2		15	2	0	0	4	3	0	0	0	0	0	13	23	0.00	0.750										
Jim Corsi, R ERA: 3.38 (6, 1)	1.1		5	0	0	0	3	1	0	0	0	0	0	7	11	0.00	0.000										
Rich Garces, R ERA: 4.38 (8, 1)	1.0		3	0	0	0	1	0	0	0	0	0	0	7	11	0.00	0.000										

Batter	1	2	3	4	5	6	7	8	9	AB	R	H	RBI	BB	SO	LOB	TOP				
Darren Lewis, R OBP: 0.344, SLG: 0.374 (1, 8)	G6-3		G1-3			18 WP BB			G6-3	4	0	0	0	1	1	1	Boston Red Sox @ Minnesota Twins Hubert H. Humphrey Metrodome, Minneapolis, MN Wed May 13 1998, 8:05 PM EDT Att. 9,076 - Dome - 72 F				
18 Reggie Jefferson, S OBP: 0.337, SLG: 0.461 Damon Buford, R OBP: 0.379, SLG: 0.490 (1, 10) (7, PH)	G4-3 2B		P6							3	0	1	0	0	1	3					
Mo Vaughn, L OBP: 0.401, SLG: 0.596 (1, 3)	G4-3									4	1	1	1	0	1	1					
Scott Hatteberg, L OBP: 0.337, SLG: 0.415 Jason Varitek, S OBP: 0.364, SLG: 0.408 (1, 2) (8, PH) (8, 2)	K									3	0	1	0	0	1	1					
Troy O'Leary, L OBP: 0.331, SLG: 0.572 (1, 7)										4	0	0	0	0	0	2					
Darren Bragg, L OBP: 0.392, SLG: 0.500 (1, 9)										4	1	0	0	0	2	2					
John Valentin, R OBP: 0.314, SLG: 0.359 (1, 5)										4	2	2	0	0	0	1					
Mike Benjamin, R OBP: 0.333, SLG: 0.368 Midre Cummings, L OBP: 0.343, SLG: 0.563 (1, 6) (9, PH)										3	0	2	2	0	1	1					
Mark Lemke, S OBP: 0.244, SLG: 0.225 (1, 4)										4	0	1	1	0	0	2					
Inning Stats	R: 0 E: 0 K: 1 S: 11	H: 1 LOB: 1 P: 15	R: 0 E: 0 K: 1 S: 9	H: 0 LOB: 0 BB: 0 P: 11	R: 0 E: 0 K: 0 S: 6	H: 1 LOB: 1 BB: 0 P: 8	R: 0 E: 0 K: 1 S: 8	H: 0 LOB: 0 BB: 0 P: 13	R: 1 E: 0 K: 2 S: 17	H: 2 LOB: 2 BB: 1 P: 26	R: 3 E: 1 K: 0 S: 16	H: 4 LOB: 1 BB: 0 P: 21	R: 0 E: 0 K: 1 S: 12	H: 1 LOB: 1 BB: 0 P: 18	R: 0 E: 0 K: 0 S: 6	H: 0 LOB: 0 BB: 0 P: 10		1B: 4 2B: 4 3B: 0 HR: 1	SF: 0 SAC: 0 DP: 0 HBP: 0	WP: 1 PB: 0 SB: 0 CS: 0	PA: 37
PITCHER	IP	WLS	BF	H	R	ER	SO	BB	IBB	HBP	BLK	WP	HR	S	P	ERA	WHIP				
Brad Radke, R ERA: 3.21 (1, 1)	5.2	W	26	8	4	3	5	1	0	0	0	1	1	66	91	4.76	1.588				
Greg Swindell, L ERA: 4.09 (6, 1)	2.0		7	1	0	0	3	0	0	0	0	0	0	18	27	0.00	0.500				
Hector Carrasco, R ERA: 4.5 (8, 1)	0.1		1	0	0	0	0	0	0	0	0	0	0	2	3	0.00	0.000				
Rick Aguilera, R ERA: 4.13 (9, 1)	1.0	S	3	0	0	0	0	0	0	0	0	0	0	6	10	0.00	0.000				

AB 36
R 4
H 9
RBI 4
BB 1
SO 8
LOB 14



Batter	1	2	3	4	5	6	7	8	9	AB	R	H	RBI	BB	SO	LOB	BOTTOM				
Todd Walker, L OBP: 0.403, SLG: 0.546 Denny Hocking, S OBP: 0.229, SLG: 0.154 (1, 4) (8, 4)	HR									4	2	2	1	0	0	3	Boston Red Sox @ Minnesota Twins Hubert H. Humphrey Metrodome, Minneapolis, MN Wed May 13 1998, 8:05 PM EDT Att. 9,076 - Dome - 72 F				
Brent Gates, S OBP: 0.254, SLG: 0.211 (1, 5)	F9 2B									2	1	2	2	1	0	0					
Paul Molitor, R OBP: 0.321, SLG: 0.315 (1, 10)	F9									4	0	0	0	0	0	5					
Orlando Merced, S OBP: 0.293, SLG: 0.414 Alex Ochoa, R OBP: 0.293, SLG: 0.423 (1, 9) (5, 9)	G3 CS 2B									2	0	1	1	0	0	0					
Ron Coomer, R OBP: 0.299, SLG: 0.462 (1, 3)	G3									4	1	1	0	0	0	1					
Matt Lawton, L OBP: 0.376, SLG: 0.459 (1, 8)										3	1	1	0	1	1	0					
Marty Cordova, R OBP: 0.330, SLG: 0.308 (1, 7)	CS									4	0	1	1	0	0	0					
Terry Steinbach, R OBP: 0.404, SLG: 0.409 (1, 2)										2	2	1	1	1	0	0					
Pat Meares, R OBP: 0.336, SLG: 0.451 (1, 6)										2	0	0	1	0	1	0					
Inning Stats	R: 2 E: 0 K: 0 S: 16	H: 3 LOB: 1 BB: 1 P: 25	R: 1 E: 0 K: 0 S: 9	H: 1 LOB: 0 BB: 0 P: 14	R: 0 E: 0 K: 0 S: 5	H: 1 LOB: 0 BB: 0 P: 10	R: 3 E: 0 K: 0 S: 14	H: 3 LOB: 2 BB: 2 P: 27	R: 0 E: 0 K: 1 S: 5	H: 0 LOB: 0 BB: 0 P: 7	R: 0 E: 0 K: 1 S: 7	H: 0 LOB: 0 BB: 0 P: 10	R: 1 E: 1 K: 0 S: 10	H: 1 LOB: 0 BB: 0 P: 18	R: 0 E: 0 K: 0 S: 5	H: 0 LOB: 0 BB: 0 P: 7		1B: 4 2B: 3 3B: 0 HR: 2	SF: 1 SAC: 0 DP: 2 HBP: 1	WP: 0 PB: 0 SB: 0 CS: 1	PA: 35
PITCHER	IP	WLS	BF	H	R	ER	SO	BB	IBB	HBP	BLK	WP	HR	S	P	ERA	WHIP				
Bret Saberhagen, R ERA: 4.37 (1, 1)	3.0	L	18	8	6	6	0	2	0	1	0	0	2	38	66	18.00	3.333				
Ron Mahay, L ERA: (4, 1)	3.1		11	1	1	0	2	1	0	0	0	0	0	24	36	0.00	0.600				
Jim Corsi, R ERA: 3.28 (7, 1)	0.2		2	0	0	0	0	0	0	0	0	0	0	4	9	0.00	0.000				
Dennis Eckersley, R ERA: 9.24 (8, 1)	1.0		3	0	0	0	0	0	0	0	0	0	0	5	7	0.00	0.000				

AB 29
R 7
H 9
RBI 7
BB 3
SO 2
LOB 9



Batter	1	2	3	4	5	6	7	8	9	10	11	12	AB	R	H	RBI	BB	SO	LOB	TOP						
Darren Lewis, R OBP: 0.346, SLG: 0.378 (1.8)	B1-3		1-2 SAFE K	2B		1-3 K		4-2 S BB		G6-3			4	0	1	0	1	1	0							
18 Reggie Jefferson, S OBP: 0.366, SLG: 0.473 Jim Leyritz, R OBP: 0.409, SLG: 0.589 (8. PH)	2B		2-3 K	BB		4-2 K		2-3 SAFE SAFE K		G5-3			2	0	1	0	1	1	1							
Mo Vaughn, L OBP: 0.395, SLG: 0.584 (1.3)	F8		3-3 K			2-0 K		1-3 K		F9			5	0	1	0	0	2	3							
Scott Hatteberg, L OBP: 0.327, SLG: 0.402 Jason Varitek, S OBP: 0.368, SLG: 0.400 (8.2)	F7		G1-3			2-0 K		SAFE 4-0 1-2 IBB		P6			3	0	0	0	0	0	3							
Troy O'Leary, L OBP: 0.333, SLG: 0.587 (1.7)	HR		G6-4-3 1B			2-1 K		G3		L4			5	1	2	1	0	1	2							
Midre Cummings, L OBP: 0.316, SLG: 0.514 Damon Buford, R OBP: 0.383, SLG: 0.528 (9. PH)	K		G6-4-3			0-1 K		G1-3		2-1 3B			3	0	0	0	0	1	1							
John Valentin, R OBP: 0.313, SLG: 0.357 Lou Merloni, R OBP: 0.143, SLG: 0.143 (4.5)	K		G4-3			0-2 K		0-1 K		1-3 K			1	0	0	0	0	1	0							
Mike Benjamin, R OBP: 0.323, SLG: 0.355 (1.6)	K		G6-3			2-1 K		2-2 K		3-3 K			5	0	1	0	0	2	1							
Mark Lemke, S OBP: 0.241, SLG: 0.224 (1.4)	CS 1B		G6-3			1-2 K		0-1 K		1-3 K			5	0	1	0	0	1	3							
Inning Stats	R: 0 E: 0 K: 8 S: 8	H: 1 LOB: 1 BB: 0 P: 13	R: 1 E: 0 K: 3 S: 12	H: 1 LOB: 0 BB: 0 P: 17	R: 0 E: 0 K: 2 S: 11	H: 2 LOB: 1 BB: 0 P: 17	R: 0 E: 0 K: 0 S: 5	H: 1 LOB: 0 BB: 0 P: 9	R: 0 E: 0 K: 0 S: 10	H: 0 LOB: 0 BB: 0 P: 13	R: 0 E: 0 K: 1 S: 7	H: 1 LOB: 1 BB: 1 P: 16	R: 0 E: 0 K: 2 S: 12	H: 2 LOB: 2 BB: 2 P: 26	R: 0 E: 0 K: 3 S: 12	H: 1 LOB: 1 BB: 0 P: 19	R: 0 E: 0 K: 0 S: 4	H: 0 LOB: 0 BB: 0 P: 5	R: 0 E: 0 K: 1 S: 10	H: 0 LOB: 0 BB: 0 P: 15	R: 0 E: 0 K: 0 S: 10	H: 0 LOB: 0 BB: 0 P: 16	1B: 5 2B: 2 3B: 1 HR: 1	SF: 0 SAC: 0 DP: 2 HBP: 0	WP: 0 PB: 0 SB: 1 CS: 1	PA: 45
PITCHER	IP WLS BF H R ER SO BB IBB HBP BLK WP HR S P ERA WHIP	IP WLS BF H R ER SO BB IBB HBP BLK WP HR S P ERA WHIP	IP WLS BF H R ER SO BB IBB HBP BLK WP HR S P ERA WHIP	IP WLS BF H R ER SO BB IBB HBP BLK WP HR S P ERA WHIP	IP WLS BF H R ER SO BB IBB HBP BLK WP HR S P ERA WHIP	IP WLS BF H R ER SO BB IBB HBP BLK WP HR S P ERA WHIP	IP WLS BF H R ER SO BB IBB HBP BLK WP HR S P ERA WHIP	IP WLS BF H R ER SO BB IBB HBP BLK WP HR S P ERA WHIP	IP WLS BF H R ER SO BB IBB HBP BLK WP HR S P ERA WHIP	IP WLS BF H R ER SO BB IBB HBP BLK WP HR S P ERA WHIP	IP WLS BF H R ER SO BB IBB HBP BLK WP HR S P ERA WHIP	IP WLS BF H R ER SO BB IBB HBP BLK WP HR S P ERA WHIP	IP WLS BF H R ER SO BB IBB HBP BLK WP HR S P ERA WHIP	IP WLS BF H R ER SO BB IBB HBP BLK WP HR S P ERA WHIP	IP WLS BF H R ER SO BB IBB HBP BLK WP HR S P ERA WHIP	IP WLS BF H R ER SO BB IBB HBP BLK WP HR S P ERA WHIP	IP WLS BF H R ER SO BB IBB HBP BLK WP HR S P ERA WHIP	IP WLS BF H R ER SO BB IBB HBP BLK WP HR S P ERA WHIP	IP WLS BF H R ER SO BB IBB HBP BLK WP HR S P ERA WHIP	IP WLS BF H R ER SO BB IBB HBP BLK WP HR S P ERA WHIP						
Mike Morgan, R ERA: 3.51	7.0	27	8	1	6	1	1	0	0	0	0	0	0	0	12	26	0.00	1.000								
Eddie Guardado, L ERA: 2.81	1.0	5	0	0	0	2	1	1	0	0	0	0	0	0	0	0	0.00	0.000								
Dan Naulty, R ERA: 5.4	3.0	10	1	0	0	4	0	0	0	0	0	0	0	0	26	39	0.00	0.333								
Mike Trombley, R ERA: 1.67	1.0	W	3	0	0	0	0	0	0	0	0	0	0	0	10	16	0.00	0.000								

Boston Red Sox @ Minnesota Twins
Hubert H. Humphrey Metrodome, Minneapolis, MN
Thu May 14 1998, 4:33 AM EDT
Att. 12,121 - Dome - 72 F

AB 42
R 1
H 9
RBI 1
BB 3
SO 12
LOB 16



Batter	1	2	3	4	5	6	7	8	9	10	11	12	AB	R	H	RBI	BB	SO	LOB	BOTTOM						
Todd Walker, L OBP: 0.395, SLG: 0.531 (1.4)	K		0-3 K		1-0 2H 1B			G4-3					5	0	1	1	0	2	1							
Brent Gates, S OBP: 0.236, SLG: 0.194 (1.5)	F7		G6-3		1-2 SAFE F8			P5					5	0	0	0	0	0	2							
Paul Molitor, R OBP: 0.324, SLG: 0.331 (1.10)	2B				1-3 K			G6-3					5	0	2	0	0	1	0							
Orlando Merced, S OBP: 0.350, SLG: 0.413 Denny Hocking, S OBP: 0.229, SLG: 0.154 (12. PR)	F7				2-0 1B			F8					5	0	2	0	0	1	2							
Ron Coomer, R OBP: 0.286, SLG: 0.453 (1.3)					0-1 F9			1-3 K					5	0	1	0	0	2	2							
Matt Lawton, L OBP: 0.373, SLG: 0.444 (1.8)	G6-3				2-3 SAFE K			3-3 K					4	0	0	0	1	2	2							
Alex Ochoa, R OBP: 0.288, SLG: 0.408 (1.7)	CS 1B				0-3 K			F9					5	0	1	0	0	2	3							
Javier Valentin, S OBP: 0.260, SLG: 0.404 Terry Steinbach, R OBP: 0.400, SLG: 0.404 (12. PH)	CS				1-1 F8			0-3 K					4	0	0	0	0	2	0							
Pat Meares, R OBP: 0.346, SLG: 0.460 (1.6)					4-2 S BB			3-2 K					4	1	2	1	1	1	0							
Inning Stats	R: 0 E: 0 K: 14 S: 14	H: 1 LOB: 1 BB: 0 P: 19	R: 0 E: 0 K: 12 S: 12	H: 1 LOB: 0 BB: 0 P: 15	R: 0 E: 0 K: 2 S: 14	H: 0 LOB: 1 BB: 1 P: 20	R: 0 E: 0 K: 2 S: 10	H: 1 LOB: 1 BB: 0 P: 15	R: 1 E: 0 K: 1 S: 10	H: 2 LOB: 1 BB: 0 P: 18	R: 0 E: 0 K: 2 S: 9	H: 0 LOB: 0 BB: 0 P: 13	R: 0 E: 0 K: 1 S: 9	H: 0 LOB: 0 BB: 0 P: 13	R: 0 E: 0 K: 1 S: 7	H: 0 LOB: 0 BB: 0 P: 10	R: 0 E: 0 K: 0 S: 10	H: 0 LOB: 0 BB: 0 P: 14	R: 0 E: 0 K: 0 S: 4	H: 0 LOB: 0 BB: 0 P: 4	R: 1 E: 1 K: 2 S: 14	H: 3 LOB: 3 BB: 1 P: 26	1B: 6 2B: 3 3B: 0 HR: 0	SF: 0 SAC: 0 DP: 0 HBP: 0	WP: 0 PB: 0 SB: 1 CS: 1	PA: 46
PITCHER	IP WLS BF H R ER SO BB IBB HBP BLK WP HR S P ERA WHIP	IP WLS BF H R ER SO BB IBB HBP BLK WP HR S P ERA WHIP	IP WLS BF H R ER SO BB IBB HBP BLK WP HR S P ERA WHIP	IP WLS BF H R ER SO BB IBB HBP BLK WP HR S P ERA WHIP	IP WLS BF H R ER SO BB IBB HBP BLK WP HR S P ERA WHIP	IP WLS BF H R ER SO BB IBB HBP BLK WP HR S P ERA WHIP	IP WLS BF H R ER SO BB IBB HBP BLK WP HR S P ERA WHIP	IP WLS BF H R ER SO BB IBB HBP BLK WP HR S P ERA WHIP	IP WLS BF H R ER SO BB IBB HBP BLK WP HR S P ERA WHIP	IP WLS BF H R ER SO BB IBB HBP BLK WP HR S P ERA WHIP	IP WLS BF H R ER SO BB IBB HBP BLK WP HR S P ERA WHIP	IP WLS BF H R ER SO BB IBB HBP BLK WP HR S P ERA WHIP	IP WLS BF H R ER SO BB IBB HBP BLK WP HR S P ERA WHIP	IP WLS BF H R ER SO BB IBB HBP BLK WP HR S P ERA WHIP	IP WLS BF H R ER SO BB IBB HBP BLK WP HR S P ERA WHIP	IP WLS BF H R ER SO BB IBB HBP BLK WP HR S P ERA WHIP	IP WLS BF H R ER SO BB IBB HBP BLK WP HR S P ERA WHIP	IP WLS BF H R ER SO BB IBB HBP BLK WP HR S P ERA WHIP	IP WLS BF H R ER SO BB IBB HBP BLK WP HR S P ERA WHIP	IP WLS BF H R ER SO BB IBB HBP BLK WP HR S P ERA WHIP						
Pedro Martinez, R ERA: 1.79	8.0	30	6	1	11	1	0	0	0	0	0	0	0	0	21	28	0.00	0.000								
Tom Gordon, R ERA: 1.57	3.0	9	0	0	1	0	0	0	0	0	0	0	0	0	0	0	0.00	0.000								
John Wasdin, R ERA: 6.3	0.2	L	6	3	1	2	0	1	0	0	0	0	0	0	14	26	13.50	4.500								

Boston Red Sox @ Minnesota Twins
Hubert H. Humphrey Metrodome, Minneapolis, MN
Thu May 14 1998, 4:33 AM EDT
Att. 12,121 - Dome - 72 F

AB 43
R 2
H 9
RBI 2
BB 2
SO 14
LOB 15



Batter	1	2	3	4	5	6	7	8	9	AB	R	H	RBI	BB	SO	LOB	TOP								
Johnny Damon, L (1, 8) OBP: 0.320, SLG: 0.386	P4		1B			P5	K			4	0	1	0	0	1	1	Kansas City Royals @ Boston Red Sox Fenway Park, Boston, MA Fri May 15 1998, 7:05 PM EDT Att: 31,466 - Unknown - 76 F								
Shane Halter, R (1, 6) OBP: 0.345, SLG: 0.468	CS		K			F8		P6		4	0	1	0	0	1										
Jose Offerman, S (1, 4) OBP: 0.392, SLG: 0.429	G6-3				G5-3	2B		G6-4-3		4	1	2	0	0	0	1									
Shane Mack, R (1, 10)		G4-3			G6-3	1B		G6-4-3		4	0	1	1	0	0	1									
Jeff Conine, R (1, 7) OBP: 0.275, SLG: 0.314		F9			K				G6-3	4	0	0	0	0	1	1									
Jeff King, R (1, 3) OBP: 0.323, SLG: 0.440		1B			BB		K		G1-3	3	0	2	0	1	1	0									
Terry Pendleton, S (1, 5) OBP: 0.288, SLG: 0.344	G4-3				F9		2B		G1-3	4	1	1	0	0	0	3									
Jermaine Dye, R (1, 9) OBP: 0.308, SLG: 0.217			K		F8				P7	3	0	0	0	0	2	2									
Larry Sutton, L (9, PH) OBP: 0.320, SLG: 0.348							K			1	0	0	0	0	0	1									
Sal Fasano, R (1, 2) OBP: 0.308, SLG: 0.261			P3		G5-3		2B			3	0	1	1	0	0	1									
Inning Stats	R: 0 E: 0 K: 0 S: 6	H: 1 LOB: 0 BB: 0 P: 11	R: 0 E: 0 K: 0 S: 9	H: 1 LOB: 1 BB: 0 P: 11	R: 0 E: 0 K: 2 S: 11	H: 1 LOB: 1 BB: 0 P: 11	R: 0 E: 0 K: 1 S: 7	H: 0 LOB: 0 BB: 0 P: 11	R: 0 E: 0 K: 0 S: 8	H: 0 LOB: 1 BB: 1 P: 14	R: 1 E: 0 K: 0 S: 9	H: 2 LOB: 1 BB: 0 P: 11	R: 1 E: 0 K: 3 S: 14	H: 2 LOB: 1 BB: 0 P: 17	R: 0 E: 0 K: 0 S: 6	H: 1 LOB: 0 BB: 0 P: 10	R: 0 E: 0 K: 0 S: 10	H: 1 LOB: 1 BB: 0 P: 13	1B: 7 2B: 2 3B: 0 HR: 0	SF: 0 SAC: 0 DP: 1 HBP: 0	WP: 0 PB: 0 SB: 0 CS: 1	PA: 35			
PITCHER	IP	WLS	BF	H	R	ER	SO	BB	IBB	HBP	BLK	WP	HR	S	P	ERA	WHIP								
49 Tim Wakefield, R (1, 1) ERA: 4.13	7.0	W	28	7	2	2	6	1	0	0	0	0	0	64	86	2.57	1.143								
Jim Corsi, R (8, 1) ERA: 3.1	1.0		3	1	0	0	0	0	0	0	0	0	0	6	10	0.00	1.000								
Dennis Eckersley, R (9, 1) ERA: 6.56	1.0	S	4	1	0	0	0	0	0	0	0	0	0	10	13	0.00	1.000								

Batter	1	2	3	4	5	6	7	8	9	AB	R	H	RBI	BB	SO	LOB	BOTTOM								
Darren Lewis, R (1, 9) OBP: 0.336, SLG: 0.366	F9			FC6-4			G3			4	0	0	0	0	1	1	Kansas City Royals @ Boston Red Sox Fenway Park, Boston, MA Fri May 15 1998, 7:05 PM EDT Att: 31,466 - Unknown - 76 F								
Damon Buford, R (1, 8) OBP: 0.375, SLG: 0.526	G6-3				G5-3		P6			4	0	1	0	0	0	0									
Mo Vaughn, L (1, 3) OBP: 0.387, SLG: 0.570	G3				P6		G6-3			4	0	0	0	0	0	1									
Jim Leyritz, R (1, 10) OBP: 0.413, SLG: 0.636		HR		L9		2B		G1-3		4	1	2	1	0	0	0									
Troy O'Leary, L (1, 7) OBP: 0.331, SLG: 0.578		2B		F8		F7		G4-3		4	1	1	0	0	0	1									
Jason Varitek, S (1, 2) OBP: 0.361, SLG: 0.389		2B		K			G5-3		L8	4	1	1	0	0	1	0									
Mike Benjamin, R (1, 6) OBP: 0.324, SLG: 0.369		HR		G6-3		L7				3	1	1	1	0	0	0									
Lou Merloni, R (1, 5) OBP: 0.400, SLG: 0.778		HR		FC6-4		2B				2	1	2	3	1	0	0									
Mark Lemke, S (1, 4) OBP: 0.233, SLG: 0.215	G6-3				F9		F9			3	0	0	0	0	0	2									
Inning Stats	R: 0 E: 0 K: 0 S: 10	H: 0 LOB: 0 BB: 0 P: 18	R: 5 E: 0 K: 1 S: 25	H: 6 LOB: 1 BB: 0 P: 37	R: 0 E: 0 K: 1 S: 6	H: 0 LOB: 0 BB: 0 P: 8	R: 0 E: 0 K: 0 S: 7	H: 0 LOB: 1 BB: 1 P: 14	R: 0 E: 0 K: 0 S: 10	H: 1 LOB: 1 BB: 0 P: 14	R: 0 E: 0 K: 0 S: 8	H: 1 LOB: 1 BB: 0 P: 15	R: 0 E: 0 K: 0 S: 8	H: 0 LOB: 0 BB: 0 P: 14	R: 0 E: 0 K: 0 S: 5	H: 0 LOB: 0 BB: 0 P: 10		1B: 2 2B: 4 3B: 0 HR: 2	SF: 0 SAC: 0 DP: 0 HBP: 0	WP: 0 PB: 0 SB: 0 CS: 0	PA: 33				
PITCHER	IP	WLS	BF	H	R	ER	SO	BB	IBB	HBP	BLK	WP	HR	S	P	ERA	WHIP								
50 José Rosado, L (1, 1) ERA: 4.93	6.0	L	27	8	5	5	2	1	0	0	0	0	0	7	13	0.00	0.000								
47 Brian Bevil, R (7, 1) ERA: 4.35	0.2		2	0	0	0	0	0	0	0	0	0	0	7	13	0.00	0.000								
Matt Whisenant, L (7, 1) ERA: 7.36	1.1		4	0	0	0	0	0	0	0	0	0	0	6	11	0.00	0.000								

AB 34
R 2
H 9
RBI 2
BB 1
SO 6
LOB 12

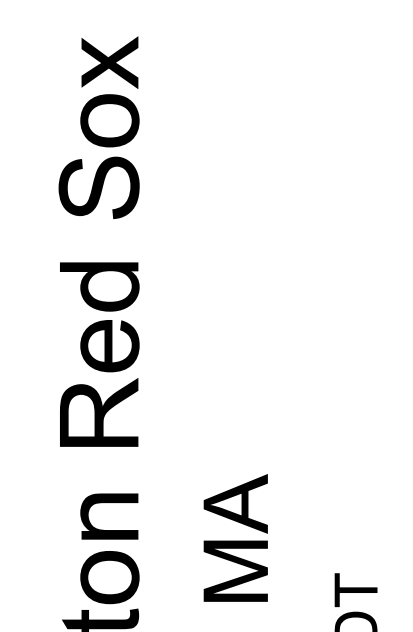


AB 32
R 5
H 8
RBI 5
BB 1
SO 2
LOB 5



Batter	1	2	3	4	5	6	7	8	9	AB	R	H	RBI	BB	SO	LOB	TOP								
Shane Mack, R (1, 10) OBP: 0.346, SLG: 0.449	1-0 P4	0-0 F9			4-1 1B BB			1-2 G4-3		3	0	0	0	1	0	2	Kansas City Royals @ Boston Red Sox Fenway Park, Boston, MA Sat May 16 1998, 3:33 AM EDT Att: 31,700 - Sunny - 68 F								
Shane Halter, R (1, 6) OBP: 0.341, SLG: 0.458	0-1 G1-3		1-0 G6-3		3-2 1B			2-3 K		4	0	1	0	0	1	0									
Jose Offerman, S (1, 4) OBP: 0.394, SLG: 0.427	4-2 2B BB		3-1 L8		0-3 K			1-1 E9 1B		3	0	1	0	1	1	2									
Jeff King, R (1, 3) OBP: 0.321, SLG: 0.441	0-2 1-3 2B		2-1 G6-3				1-3 K	0-1 L7		4	0	1	0	0	1	1									
Jeff Conine, R (1, 7) OBP: 0.250, SLG: 0.282	2-2 F7			2-2 F7			1-3 K		2-3 K	4	0	0	0	0	2	2									
Terry Pendleton, S (1, 5) OBP: 0.271, SLG: 0.323		2-1 E5 29 F9 1B FC1-2		3-1 G6-3			1-2 G3		2-2 G3-1	4	0	0	0	0	0	0									
Jermaine Dye, R (1, 9) OBP: 0.300, SLG: 0.222		0-0 FC1-2 1-2 1B		2-0 G6-3			0-1 F9		1-2 F6	4	0	1	0	0	0	0									
29 Mike Sweeney, R (1, 2) OBP: 0.292, SLG: 0.313		2-2 F9			0-0 G6-3					3	0	0	0	0	0	2									
Johnny Damon, L (1, 8) OBP: 0.314, SLG: 0.379		1-1 FC1-2 1-3 3-H			1-1 G5-3					3	0	0	0	0	0	2									
Inning Stats	R: 0 E: 0 K: 0 S: 14	H: 1 LOB: 2 BB: 1 P: 21	R: 0 E: 1 K: 0 S: 11	H: 1 LOB: 0 BB: 0 P: 16	R: 0 E: 0 K: 0 S: 5	H: 0 LOB: 0 BB: 0 P: 11	R: 0 E: 0 K: 0 S: 8	H: 0 LOB: 0 BB: 0 P: 15	R: 0 E: 0 K: 1 S: 10	H: 1 LOB: 2 BB: 1 P: 18	R: 0 E: 0 K: 2 S: 9	H: 0 LOB: 0 BB: 0 P: 12	R: 0 E: 0 K: 0 S: 4	H: 0 LOB: 0 BB: 0 P: 5	R: 0 E: 1 K: 1 S: 11	H: 1 LOB: 1 BB: 0 P: 15	R: 0 E: 0 K: 1 S: 11	H: 0 LOB: 0 BB: 0 P: 16	1B: 3 2B: 1 3B: 0 HR: 0	SF: 0 SAC: 0 DP: 0 HBP: 0	WP: 0 PB: 0 SB: 0 CS: 0	PA: 34			
PITCHER	IP	WLS	BF	H	R	ER	SO	BB	IBB	HBP	BLK	WP	HR	S	P	ERA	WHIP								
Steve Avery, L (1, 1) ERA: 4.66	5.0	W	21	3	0	0	1	2	0	0	0	0	0	48	81	0.00	1.000								
Rich Garces, R (6, 1) ERA: 3.5	2.2		9	1	0	0	3	0	0	0	0	0	0	22	30	0.00	0.375								
Tom Gordon, R (8, 1) ERA: 1.48	1.1	S	4	0	0	0	1	0	0	0	0	0	0	13	18	0.00	0.000								

Batter	1	2	3	4	5	6	7	8	9	AB	R	H	RBI	BB	SO	LOB	BOTTOM								
Darren Lewis, R (1, 9) OBP: 0.352, SLG: 0.373	0-1 HR 1B	0-2 1B		1-2 CS HBP			1-1 L9	4-2 BB		3	1	2	0	1	0	0	Kansas City Royals @ Boston Red Sox Fenway Park, Boston, MA Sat May 16 1998, 3:33 AM EDT Att: 31,700 - Sunny - 68 F								
Damon Buford, R (1, 8) OBP: 0.362, SLG: 0.548	2-0 HR 1-H	2-0 F9		0-0 CS 1-2	1-3 K		1-3 K	2-3 K		5	1	1	2	0	3	3									
Mo Vaughn, L (1, 3) OBP: 0.389, SLG: 0.586	0-0 G4-3		0-0 HR		3-1 G3-1		2-0 1B			4	1	2	1	0	0	0									
Jim Leyritz, R (1, 10) OBP: 0.396, SLG: 0.605	1-1 E6 BB		3-1 F9		1-2 F7		2-1 G4-3			4	0	0	0	0	0	1									
Troy O'Leary, L (1, 7) OBP: 0.335, SLG: 0.573	4-1 1-2 BB		2-2 F7			0-3 K		3-2 2B PB 1B		3	1	1	0	1	1	0									
Jason Varitek, S (1, 2) OBP: 0.354, SLG: 0.379	2-3 K		0-0 1B			0-0 F9		0-3 K		4	0	1	0	0	2	3									
Mike Benjamin, R (1, 6) OBP: 0.333, SLG: 0.406	0-1 F8		0-0 L5			0-0 2B		1-2 PB 2B 2B		4	1	2	0	0	0	3									
Lou Merloni, R (1, 5) OBP: 0.357, SLG: 0.583		0-2 G5-3		1-2 G5-3		4-1 FC5-4 BB		1-3 K		3	0	0	0	1	1	1									
Mark Lemke, S (1, 4) OBP: 0.233, SLG: 0.229		0-0 F9		3-2 G1-3		0-0 FC5-4 1-2		2-3 3-H 2B		4	0	1	1	0	0	2									
Inning Stats	R: 2 E: 1 K: 1 S: 12	H: 2 LOB: 2 BB: 1 P: 21	R: 0 E: 0 K: 0 S: 8	H: 1 LOB: 1 BB: 0 P: 10	R: 1 E: 0 K: 0 S: 8	H: 2 LOB: 1 BB: 0 P: 13	R: 0 E: 0 K: 0 S: 8	H: 0 LOB: 0 BB: 0 P: 13	R: 0 E: 0 K: 1 S: 9	H: 0 LOB: 0 BB: 0 P: 14	R: 0 E: 0 K: 1 S: 7	H: 1 LOB: 2 BB: 1 P: 11	R: 0 E: 0 K: 1 S: 8	H: 1 LOB: 1 BB: 0 P: 14	R: 2 E: 0 K: 3 S: 22	H: 3 LOB: 2 BB: 1 P: 35	R: 0 E: 0 K: 1 S: 11	H: 0 LOB: 0 BB: 0 P: 16	1B: 5 2B: 3 3B: 0 HR: 2	SF: 0 SAC: 0 DP: 0 HBP: 1	WP: 0 PB: 1 SB: 0 CS: 1	PA: 39			
PITCHER	IP	WLS	BF	H	R	ER	SO	BB	IBB	HBP	BLK	WP	HR	S	P	ERA	WHIP								
Jamie Walker, L (1, 1) ERA: 7.36	6.0	L	27	6	3	3	3	2	0	0	0	0	0	8	14	0.00	1.000								
Jim Pittsley, R (7, 1) ERA: 3.44	1.0		4	1	0	0	1	0	0	0	0	0	0	4	7	∞	∞								
Chris Haney, L (8, 1) ERA: 8.58	0.0		1	1	1	1	0	0	0	0	0	0	0	4	7	∞	∞								
Jeff Montgomery, R (8, 1) ERA: 5.93	1.0		6	2	1	1	3	1	0	0	0	0	0	18	28	9.00	3.000								



Batter	1	2	3	4	5	6	7	8	9	AB	R	H	RBI	BB	SO	LOB	TOP			
Johnny Damon, L (1, 8) OBP: 0.317, SLG: 0.380										5	1	2	0	0	0	1	Kansas City Royals @ Boston Red Sox Fenway Park, Boston, MA Sun May 17, 1998, 3:33 AM EDT Att: 29,736 - Overcast - 57 F			
Shane Halter, R (1, 6) OBP: 0.330, SLG: 0.442										3	0	0	0	0	0	1				
Dean Palmer, R (9, PH) OBP: 0.321, SLG: 0.547										1	0	0	0	0	1	1				
Jose Offerman, S (1, 4) OBP: 0.391, SLG: 0.422										4	1	1	0	0	1	1				
Jeff King, R (1, 3) OBP: 0.320, SLG: 0.436										4	0	1	1	0	1	1				
Larry Sutton, L (1, 7) OBP: 0.336, SLG: 0.359										3	1	2	0	1	0	0				
Terry Pendleton, S (1, 5) OBP: 0.284, SLG: 0.348										4	0	2	1	0	0	4				
Jeff Conine, R (1, 10) OBP: 0.250, SLG: 0.279										4	0	1	0	0	2	1				
Jermaine Dye, R (1, 9) OBP: 0.265, SLG: 0.194										4	0	0	0	0	2	2				
Sal Fasano, R (1, 2) OBP: 0.276, SLG: 0.231										3	0	0	0	0	2	2				
Shane Mack, R (9, PH) OBP: 0.352, SLG: 0.465										1	0	1	0	0	0	0				
Inning Stats	R: 1 E: 0 K: 0 S: 17	H: 3 LOB: 2 BB: 0 P: 23	R: 0 E: 0 K: 1 S: 6	H: 0 LOB: 0 BB: 0 P: 8	R: 1 E: 2 K: 0 S: 16	H: 1 LOB: 2 BB: 1 P: 25	R: 0 E: 0 K: 2 S: 9	H: 0 LOB: 0 BB: 0 P: 13	R: 0 E: 0 K: 0 S: 7	H: 3 LOB: 2 BB: 0 P: 9	R: 0 E: 0 K: 1 S: 13	H: 0 LOB: 0 BB: 0 P: 13	R: 0 E: 0 K: 2 S: 11	H: 1 LOB: 1 BB: 0 P: 16	R: 0 E: 0 K: 2 S: 13	H: 1 LOB: 1 BB: 0 P: 19	1B: 8 2B: 2 3B: 0 HR: 0	SF: 0 SAC: 1 DP: 1 HBP: 0	WP: 0 PB: 0 SB: 1 CS: 0	PA: 38
PITCHER	IP WLS BF H R ER SO BB IBB HBP BLK WP HR S P ERA WHIP	IP WLS BF H R ER SO BB IBB HBP BLK WP HR S P ERA WHIP																		
Derek Lowe, R (1, 1) ERA: 2.33	5.0	21	5	2	1	3	1	0	0	0	0	0	0	55	78	1.80	1.200			
Ron Mahay, L (6, 1) ERA: 1.93	1.1	W 7	3	1	1	1	0	0	0	0	0	0	0	15	25	6.75	2.250			
Jim Corsi, R (7, 1) ERA: 3.0	0.2	2	0	0	0	1	0	0	0	0	0	0	0	6	10	0.00	0.000			
Dennis Eckersley, R (8, 1) ERA: 7.98	1.0	4	1	0	0	2	0	0	0	0	0	0	0	11	16	0.00	1.000			
Tom Gordon, R (9, 1) ERA: 1.42	1.0	S 4	1	0	0	2	0	0	0	0	0	0	0	13	19	0.00	1.000			

Batter	1	2	3	4	5	6	7	8	9	AB	R	H	RBI	BB	SO	LOB	BOTTOM			
Darren Lewis, R (1, 9) OBP: 0.363, SLG: 0.408										4	1	3	2	0	1	0	Kansas City Royals @ Boston Red Sox Fenway Park, Boston, MA Sun May 17, 1998, 3:33 AM EDT Att: 29,736 - Overcast - 57 F			
Damon Buford, R (1, 8) OBP: 0.342, SLG: 0.515										4	0	0	0	0	1	3				
Mo Vaughn, L (1, 3) OBP: 0.386, SLG: 0.576										3	0	0	1	1	1	1				
Jim Leyritz, R (1, 10) OBP: 0.400, SLG: 0.607										3	0	1	0	1	2	0				
Troy O'Leary, L (1, 7) OBP: 0.333, SLG: 0.565										4	1	1	0	0	1	4				
Jason Varitek, S (1, 2) OBP: 0.377, SLG: 0.410										3	1	2	0	1	0	0				
Mike Benjamin, R (1, 6) OBP: 0.320, SLG: 0.389										3	0	0	0	0	1	3				
Lou Merloni, R (1, 5) OBP: 0.389, SLG: 0.533										3	1	1	1	1	2	1				
Mark Lemke, S (1, 4) OBP: 0.234, SLG: 0.233										3	1	1	1	0	0	3				
Inning Stats	R: 0 E: 0 K: 2 S: 15	H: 1 LOB: 2 BB: 1 P: 24	R: 0 E: 0 K: 2 S: 9	H: 0 LOB: 0 BB: 0 P: 15	R: 1 E: 0 K: 0 S: 15	H: 2 LOB: 2 BB: 1 P: 26	R: 0 E: 0 K: 0 S: 9	H: 1 LOB: 1 BB: 1 P: 15	R: 1 E: 0 K: 3 S: 12	H: 1 LOB: 0 BB: 0 P: 18	R: 3 E: 0 K: 0 S: 11	H: 3 LOB: 1 BB: 1 P: 23	R: 0 E: 0 K: 1 S: 6	H: 0 LOB: 0 BB: 0 P: 9	R: 0 E: 0 K: 1 S: 10	H: 1 LOB: 1 BB: 0 P: 14		1B: 6 2B: 3 3B: 0 HR: 1	SF: 1 SAC: 1 DP: 1 HBP: 0	WP: 0 PB: 0 SB: 0 CS: 0
PITCHER	IP WLS BF H R ER SO BB IBB HBP BLK WP HR S P ERA WHIP	IP WLS BF H R ER SO BB IBB HBP BLK WP HR S P ERA WHIP																		
Glendon Rusch, L (1, 1) ERA: 6.23	5.0	L 24	6	4	4	7	4	0	0	0	0	0	0	0	7	14	9.00	2.000		
47 Brian Bevil, R (6, 1) ERA: 4.57	1.0	5	2	1	1	0	0	0	0	0	0	0	0	6	9	0.00	0.000			
Matt Whisenant, L (7, 1) ERA: 6.89	1.0	3	0	0	0	1	0	0	0	0	0	0	0	6	9	0.00	0.000			
Scott Service, R (8, 1) ERA: 3.6	1.0	4	1	0	0	1	0	0	0	0	0	0	0	10	14	0.00	1.000			



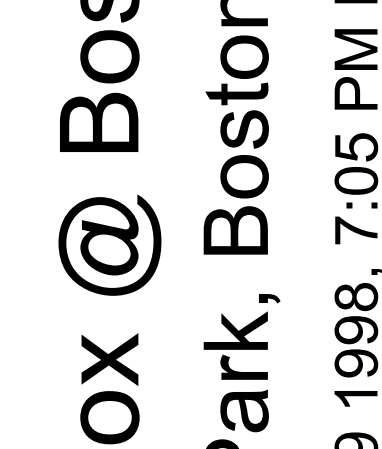
Batter	1	2	3	4	5	6	7	8	9	AB	R	H	RBI	BB	SO	LOB	TOP								
Ray Durham, S OBP: 0.376, SLG: 0.463 (1, 4)	G4-3		P6				L3		HR	5	2	2	3	0	0	0	Chicago White Sox @ Boston Red Sox Fenway Park, Boston, MA Tue May 19 1998, 7:05 PM EDT Att: 27,121 - Unknown - 71 F								
Magglio Ordonez, R OBP: 0.298, SLG: 0.433 (1, 8) (8, 9)	1B			F8	HR		K		F8	5	1	2	1	0	1	0									
Frank Thomas, R OBP: 0.378, SLG: 0.484 (1, 10)	F8			F9	HR		G5-3		F9	5	1	1	3	0	0	1									
Albert Belle, R OBP: 0.330, SLG: 0.506 (1, 7)	G1-3			1B	F8				F8	4	0	2	0	0	0	1									
Robin Ventura, L OBP: 0.360, SLG: 0.442 (1, 5)		F9		P4	G4-3				F8	4	0	0	0	0	0	2									
Wil Cordero, R OBP: 0.284, SLG: 0.420 (1, 3)		G5-3			F8		K		P4	4	0	0	0	0	1	1									
Ruben Sierra, S OBP: 0.279, SLG: 0.552 Mike Cameron, R OBP: 0.326, SLG: 0.289 (1, 9) (8, 8)					1B				G4-3	4	2	2	1	0	1	1									
Chad Kreuter, S OBP: 0.403, SLG: 0.328 (1, 2)			G5-3		1B				HR	3	2	2	0	0	0	0									
Mike Caruso, S OBP: 0.267, SLG: 0.342 (1, 6)			G6-3		1B		G4-3-4		K	4	1	1	1	0	1	2									
					1B																				
Inning Stats	R: 0 E: 0 K: 0 S: 11	H: 1 LOB: 1 BB: 0 P: 18	R: 0 E: 0 K: 1 S: 7	H: 0 LOB: 0 BB: 0 P: 13	R: 0 E: 0 K: 0 S: 9	H: 0 LOB: 0 BB: 0 P: 13	R: 0 E: 0 K: 0 S: 8	H: 1 LOB: 1 BB: 0 P: 12	R: 6 E: 0 K: 0 S: 25	H: 6 LOB: 0 BB: 0 P: 34	R: 1 E: 0 K: 1 S: 8	H: 2 LOB: 0 BB: 0 P: 14	R: 0 E: 0 K: 1 S: 7	H: 0 LOB: 0 BB: 0 P: 12	R: 0 E: 0 K: 0 S: 12	H: 1 LOB: 1 BB: 0 P: 21	R: 2 E: 0 K: 1 S: 8	H: 1 LOB: 0 BB: 0 P: 15	1B: 7 2B: 3 3B: 0 HR: 3	SF: 0 SAC: 0 DP: 1 HBP: 1	WP: 1 PB: 1 CS: 0	PA: 39			
PITCHER	IP	WLS	BF	H	R	ER	SO	BB	IBB	HBP	BLK	WP	HR	S	P	ERA	WHIP								
Bret Saberhagen, R ERA: 5.26 (1, 1)	4.1	L	21	8	6	6	1	0	0	0	0	0	1	55	85	12.46	1.846								
John Wasdin, R ERA: 5.23 (5, 1)	1.2		6	2	1	1	1	0	0	0	0	0	1	13	19	5.40	1.200								
Rich Garces, R ERA: 3.18 (7, 1)	2.0		7	1	0	0	1	0	0	0	0	0	0	19	33	0.00	0.500								
Ron Mahay, L ERA: 4.76 (9, 1)	1.0		5	1	2	2	1	0	0	1	0	1	1	8	15	18.00	1.000								

Batter	1	2	3	4	5	6	7	8	9	AB	R	H	RBI	BB	SO	LOB	BOTTOM									
Darren Lewis, R OBP: 0.360, SLG: 0.398 Midre Cummings, L OBP: 0.308, SLG: 0.500 (1, 8) (9, FH)	F8		G6-3	FC6-4					K	3	0	0	0	1	0	1	Chicago White Sox @ Boston Red Sox Fenway Park, Boston, MA Tue May 19 1998, 7:05 PM EDT Att: 27,121 - Unknown - 71 F									
Darren Bragg, L OBP: 0.393, SLG: 0.489 (1, 9)	K		1B		G4-3		BB		K	4	0	1	0	1	2	1										
Mo Vaughn, L OBP: 0.381, SLG: 0.565 (1, 3)	K		1B		K		F8		P2	5	0	1	0	0	2	2										
18 Reggie Jefferson, S OBP: 0.377, SLG: 0.474 (1, 10)		1B		BB	F8				G3	4	0	2	0	1	0	0										
Troy O'Leary, L OBP: 0.330, SLG: 0.554 (1, 7)		K		K			F7		K	5	1	1	0	0	3	6										
Scott Hattenberg, L OBP: 0.333, SLG: 0.436 (1, 2)		F7		HR			1B		F6	4	1	2	1	0	0	2										
Mike Benjamin, R OBP: 0.316, SLG: 0.382 (1, 6)		F9		L7			P3		HR	4	1	1	0	0	0	2										
John Valentin, R OBP: 0.317, SLG: 0.399 (1, 5)				L6			G5-3		HR	4	2	2	4	0	0	1										
Mark Lemke, S OBP: 0.240, SLG: 0.239 Lou Merloni, R OBP: 0.350, SLG: 0.471 (1, 4) (7, 4)			G4-3		FC6-4		G3-1		K	2	0	0	0	0	1	0										
					1B																					
Inning Stats	R: 0 E: 0 K: 2 S: 10	H: 0 LOB: 0 BB: 0 P: 14	R: 0 E: 0 K: 1 S: 10	H: 1 LOB: 1 BB: 0 P: 19	R: 1 E: 0 K: 1 S: 13	H: 2 LOB: 3 BB: 2 P: 27	R: 1 E: 0 K: 0 S: 7	H: 2 LOB: 1 BB: 0 P: 11	R: 0 E: 0 K: 0 S: 6	H: 0 LOB: 0 BB: 0 P: 7	R: 0 E: 0 K: 1 S: 11	H: 1 LOB: 1 BB: 0 P: 7	R: 0 E: 0 K: 1 S: 11	H: 0 LOB: 1 BB: 1 P: 18	R: 3 E: 0 K: 1 S: 15	H: 3 LOB: 0 BB: 0 P: 21	R: 0 E: 0 K: 2 S: 13	H: 2 LOB: 2 BB: 0 P: 15	1B: 8 2B: 0 3B: 0 HR: 3	SF: 0 SAC: 0 DP: 0 HBP: 0	WP: 0 PB: 0 CS: 0	PA: 41				
PITCHER	IP	WLS	BF	H	R	ER	SO	BB	IBB	HBP	BLK	WP	HR	S	P	ERA	WHIP									
Jason Bere, R ERA: 5.29 (1, 1)	7.0		30	6	2	2	6	3	0	0	0	0	0	2	65	108	2.57	1.286								
Tony Castillo, L ERA: 6.3 (8, 1)	0.2		4	2	2	2	0	0	0	0	0	0	0	7	10	27.00	3.000									
Keith Foulke, R ERA: 3.04 (8, 1)	1.1		7	3	1	1	3	0	0	0	1	0	1	21	26	6.75	2.250									

AB 38
R 9
H 12
RBI 9
BB 0
SO 4
LOB 8



AB 38
R 5
H 11
RBI 5
BB 3
SO 9
LOB 15



Batter	1	2	3	4	5	6	7	8	9	AB	R	H	RBI	BB	SO	LOB	TOP
Ray Durham, S OBP: 0.368, SLG: 0.452 (1,4)	G3-1		F7			F8		L6		4	0	0	0	0	0	2	Chicago White Sox @ Boston Red Sox Fenway Park, Boston, MA Wed May 20 1998, 7:05 PM EDT Att: 26,953 - Unknown - 76 F
Magglio Ordonez, R OBP: 0.297, SLG: 0.429 (1,8)	G6-3			L8		FC5-4 1B		K		4	0	1	1	0	1	1	
Frank Thomas, R OBP: 0.375, SLG: 0.478 (1,10)	K			G5-3		FC5-4 1-2			1B 1B	4	1	1	0	0	1	1	
Albert Belle, R OBP: 0.328, SLG: 0.500 (1,7)		L7		K			G5-3		1B G4-3 1B	4	0	1	0	0	1	0	
Robin Ventura, L OBP: 0.368, SLG: 0.443 (1,5)					F9				1B G4-3 1B	2	0	1	1	2	0	0	
Wil Cordero, R OBP: 0.272, SLG: 0.400 (1,3)		BB			G6-3				1B 3-H 1-3	4	0	0	0	0	3	4	
Ruben Sierra, S OBP: 0.262, SLG: 0.516 (1,9)					G6-3				1-2 2-3	4	0	0	0	0	1	4	
Charlie O'Brien, R OBP: 0.333, SLG: 0.416 (8, PH)										2	0	1	0	0	0	0	
Mike Cameron, R OBP: 0.324, SLG: 0.287 (8, PH)										1	0	0	0	0	0	0	
Chad Kreuter, S OBP: 0.397, SLG: 0.322 (8, 2)										1	0	0	0	0	0	2	
Mike Caruso, S OBP: 0.286, SLG: 0.368 (1,6)										3	1	3	0	0	0	0	
Inning Stats	R: 0 E: 0 K: 1 S: 12	H: 0 LOB: 0 BB: 0 P: 18	R: 0 E: 0 K: 2 S: 17	H: 0 LOB: 1 BB: 1 P: 28	R: 0 E: 0 K: 0 S: 5	H: 2 LOB: 0 BB: 0 P: 9	R: 0 E: 0 K: 1 S: 6	H: 0 LOB: 0 BB: 0 P: 8	R: 0 E: 0 K: 1 S: 6	H: 0 LOB: 1 BB: 1 P: 16	R: 0 E: 0 K: 1 S: 11	H: 1 LOB: 2 BB: 0 P: 15	R: 1 E: 0 K: 1 S: 14	H: 3 LOB: 2 BB: 0 P: 18	1B: 7 2B: 1 3B: 0 HR: 0	SF: 0 SAC: 0 DP: 0 HBP: 0	WP: 0 PA: 35 PB: 0 SB: 1 CS: 0
PITCHER	IP WLS BF H R ER SO BB IBB HBP BLK WP HR S P ERA WHIP																
Pedro Martinez, R ERA: 1.74 (1, 1)	7.0 W 25 4 1 1 5 2 0 0 0 0 0 0 64 101 1.29 0.857																
Jim Corsi, R ERA: 2.86 (8, 1)	1.0 4 1 0 0 1 0 0 0 0 0 0 0 6 11 0.00 1.000																
Dennis Eckersley, R ERA: 0.59 (9, 1)	0.0 3 3 1 1 0 0 0 0 0 0 0 0 6 7 ∞ ∞																
Tom Gordon, R ERA: 1.37 (9, 1)	1.0 S 3 0 0 0 1 0 0 0 0 0 0 0 8 11 0.00 0.000																

Batter	1	2	3	4	5	6	7	8	9	AB	R	H	RBI	BB	SO	LOB	BOTTOM		
Darren Lewis, R OBP: 0.355, SLG: 0.387 (1,8)	K		B3			G1-3		F8		4	1	0	0	0	1	3	Chicago White Sox @ Boston Red Sox Fenway Park, Boston, MA Wed May 20 1998, 7:05 PM EDT Att: 26,953 - Unknown - 76 F		
Darren Bragg, L OBP: 0.393, SLG: 0.505 (1,9)	L8							F9		5	1	2	0	0	1	3			
Mo Vaughn, L OBP: 0.389, SLG: 0.581 (1,3)	HR		G3							2	2	1	1	2	0	1			
Jim Leyritz, R OBP: 0.394, SLG: 0.598 (1,10)	G5-3									3	0	1	1	0	0	3			
Troy O'Leary, L OBP: 0.333, SLG: 0.553 (1,7)										4	0	2	1	0	0	0			
John Valentin, R OBP: 0.315, SLG: 0.394 (1,5)										2	1	0	1	1	0	2			
Jason Varitek, S OBP: 0.356, SLG: 0.385 (1,2)										4	1	0	0	0	1	4			
Mike Benjamin, R OBP: 0.337, SLG: 0.400 (1,6)										4	0	3	0	0	0	1			
Lou Merloni, R OBP: 0.375, SLG: 0.476 (1,4)										4	0	2	2	0	0	1			
Inning Stats	R: 1 E: 0 K: 1 S: 7	H: 1 LOB: 0 BB: 0 P: 14	R: 0 E: 1 K: 0 S: 9	H: 0 LOB: 1 BB: 1 P: 15	R: 0 E: 0 K: 0 S: 6	H: 1 LOB: 1 BB: 0 P: 9	R: 2 E: 0 K: 0 S: 15	H: 4 LOB: 1 BB: 0 P: 19	R: 3 E: 0 K: 0 S: 14	H: 2 LOB: 1 BB: 1 P: 24	R: 0 E: 0 K: 1 S: 11	H: 2 LOB: 3 BB: 1 P: 20	R: 0 E: 0 K: 1 S: 9	H: 0 LOB: 0 BB: 0 P: 15	R: 0 E: 0 K: 0 S: 7	H: 1 LOB: 1 BB: 0 P: 11		1B: 9 2B: 0 3B: 1 HR: 1	SF: 2 SAC: 0 DP: 0 HBP: 1
PITCHER	IP WLS BF H R ER SO BB IBB HBP BLK WP HR S P ERA WHIP																		
Jaime Navarro, R ERA: 5.43 (1, 1)	4.1 L 23 8 6 6 1 2 0 1 0 0 0 0 22 37 0.00 0.750																		
James Baldwin, R ERA: 8.6 (5, 1)	2.2 11 2 0 0 2 0 1 0 0 0 0 0 22 37 0.00 0.750																		
41 Bill Simas, R ERA: 2.08 (8, 1)	1.0 4 1 0 0 0 0 0 0 0 0 0 0 7 11 0.00 1.000																		

Batter	1	2	3	4	5	6	7	8	9	AB	R	H	RBI	BB	SO	LOB	TOP							
Chuck Knoblauch, R (1, 4) <small>OBP: 0.373, SLG: 0.359</small> Luis Sojo, R (8, PH) <small>OBP: 0.167, SLG: 0.167</small>										5	1	2	4	0	1	5								
2 Derek Jeter, R (1, 6) <small>OBP: 0.376, SLG: 0.519</small>										6	2	2	0	0	0	2								
Paul O'Neill, L (1, 9) <small>OBP: 0.376, SLG: 0.450</small>										6	1	0	0	0	0	4								
Bernie Williams, S (1, 8) <small>OBP: 0.425, SLG: 0.528</small>										5	2	2	0	1	1	3								
Darryl Strawberry, L (1, 10) <small>OBP: 0.375, SLG: 0.622</small> Homer Bush, R (9, PR) <small>OBP: 0.455, SLG: 0.400</small>										5	1	3	2	1	1	2								
20 Jorge Posada, S (1, 2) <small>OBP: 0.340, SLG: 0.484</small>										3	1	0	1	3	1	4								
Chad Curtis, R (1, 7) <small>OBP: 0.439, SLG: 0.479</small>										4	2	3	1	1	0	2								
Scott Brosius, R (1, 5) <small>OBP: 0.402, SLG: 0.455</small>										4	1	3	3	1	1	1								
Dale Sveum, S (1, 3) <small>OBP: 0.105, SLG: 0.056</small>										5	1	0	0	0	1	9								
Inning Stats	R: 0 E: 1 K: 1 S: 6	H: 1 LOB: 1 BB: 0 P: 6	R: 5 E: 0 K: 0 S: 8	H: 5 LOB: 1 BB: 1 P: 12	R: 2 E: 0 K: 2 S: 9	H: 2 LOB: 1 BB: 1 P: 13	R: 1 E: 1 K: 0 S: 5	H: 1 LOB: 2 BB: 1 P: 9	R: 0 E: 0 K: 0 S: 4	H: 1 LOB: 1 BB: 0 P: 4	R: 2 E: 1 K: 0 S: 5	H: 1 LOB: 3 BB: 3 P: 17	R: 1 E: 0 K: 1 S: 7	H: 2 LOB: 1 BB: 0 P: 7	R: 0 E: 0 K: 3 S: 10	H: 1 LOB: 1 BB: 0 P: 10	R: 1 E: 0 K: 0 S: 4	H: 1 LOB: 1 BB: 1 P: 8	1B: 9 2B: 5 3B: 0 HR: 1	SF: 0 SAC: 0 DP: 0 HBP: 0	WP: 2 PB: 1 CS: 2	PA: 51		
PITCHER	IP WLS BF H R ER SO BB IBB HBP BLK WP HR S P ERA WHIP	IP WLS BF H R ER SO BB IBB HBP BLK WP HR S P ERA WHIP	IP WLS BF H R ER SO BB IBB HBP BLK WP HR S P ERA WHIP	IP WLS BF H R ER SO BB IBB HBP BLK WP HR S P ERA WHIP	IP WLS BF H R ER SO BB IBB HBP BLK WP HR S P ERA WHIP	IP WLS BF H R ER SO BB IBB HBP BLK WP HR S P ERA WHIP	IP WLS BF H R ER SO BB IBB HBP BLK WP HR S P ERA WHIP	IP WLS BF H R ER SO BB IBB HBP BLK WP HR S P ERA WHIP	IP WLS BF H R ER SO BB IBB HBP BLK WP HR S P ERA WHIP	IP WLS BF H R ER SO BB IBB HBP BLK WP HR S P ERA WHIP	IP WLS BF H R ER SO BB IBB HBP BLK WP HR S P ERA WHIP	IP WLS BF H R ER SO BB IBB HBP BLK WP HR S P ERA WHIP	IP WLS BF H R ER SO BB IBB HBP BLK WP HR S P ERA WHIP	IP WLS BF H R ER SO BB IBB HBP BLK WP HR S P ERA WHIP	IP WLS BF H R ER SO BB IBB HBP BLK WP HR S P ERA WHIP	IP WLS BF H R ER SO BB IBB HBP BLK WP HR S P ERA WHIP	IP WLS BF H R ER SO BB IBB HBP BLK WP HR S P ERA WHIP	IP WLS BF H R ER SO BB IBB HBP BLK WP HR S P ERA WHIP	IP WLS BF H R ER SO BB IBB HBP BLK WP HR S P ERA WHIP	IP WLS BF H R ER SO BB IBB HBP BLK WP HR S P ERA WHIP	IP WLS BF H R ER SO BB IBB HBP BLK WP HR S P ERA WHIP	IP WLS BF H R ER SO BB IBB HBP BLK WP HR S P ERA WHIP	IP WLS BF H R ER SO BB IBB HBP BLK WP HR S P ERA WHIP	IP WLS BF H R ER SO BB IBB HBP BLK WP HR S P ERA WHIP
Derek Lowe, R (1, 1) <small>ERA: 3.38</small> John Wasdin, R (2, 1) <small>ERA: 5.04</small> Rich Garcés, R (6, 1) <small>ERA: 3.6</small> Steve Avery, L (9, 1) <small>ERA: 5.06</small>	1.1 L 10 5 5 5 1 1 0 0 0 0 1 1 11 15 33.75 4.500	3.2 19 5 3 2 2 1 1 0 0 0 0 0 21 29 4.91 1.636	3.0 17 4 3 2 4 2 1 0 0 0 0 0 22 34 6.00 2.000	1.0 5 1 1 1 0 1 0 0 0 0 1 0 4 8 9.00 2.000																				

New York Yankees @ Boston Red Sox
 Fenway Park, Boston, MA
 Sat May 23 1998, 3:33 AM EDT
 Att: 33,120 - Sunny - 72 F

AB 44
 R 12
 H 15
 RBI 11
 BB 7
 SO 7
 LOB 33



Batter	1	2	3	4	5	6	7	8	9	AB	R	H	RBI	BB	SO	LOB	BOTTOM							
Darren Lewis, R (1, 8) <small>OBP: 0.362, SLG: 0.385</small>										4	0	0	0	0	0	0								
Darren Bragg, L (1, 9) <small>OBP: 0.392, SLG: 0.495</small>										4	0	1	0	0	1	0								
Mo Vaughn, L (1, 3) <small>OBP: 0.379, SLG: 0.578</small>										4	1	1	1	0	1	1								
Jim Leyritz, R (1, 10) <small>OBP: 0.387, SLG: 0.570</small> Keith Johns, R (9, PH) <small>OBP: 0.387, SLG: 0.570</small>										2	0	0	0	1	2	0								
Troy O'Leary, L (1, 7) <small>OBP: 0.330, SLG: 0.556</small>										4	1	1	0	0	1	3								
John Valentin, R (1, 5) <small>OBP: 0.318, SLG: 0.417</small>										4	1	2	2	0	0	0								
Mike Benjamin, R (1, 6) <small>OBP: 0.330, SLG: 0.386</small>										4	0	1	0	0	1	2								
Jason Varitek, S (1, 2) <small>OBP: 0.333, SLG: 0.370</small>										4	0	0	0	0	1	3								
Lou Merloni, R (1, 4) <small>OBP: 0.367, SLG: 0.481</small>										3	0	0	0	0	0	1								
Inning Stats	R: 0 E: 0 K: 1 S: 6	H: 1 LOB: 2 BB: 1 P: 10	R: 0 E: 0 K: 1 S: 5	H: 0 LOB: 0 BB: 0 P: 5	R: 0 E: 0 K: 0 S: 3	H: 0 LOB: 0 BB: 0 P: 3	R: 3 E: 0 K: 1 S: 8	H: 3 LOB: 0 BB: 0 P: 8	R: 0 E: 0 K: 1 S: 5	H: 0 LOB: 0 BB: 0 P: 5	R: 0 E: 0 K: 1 S: 5	H: 0 LOB: 0 BB: 0 P: 5	R: 0 E: 0 K: 0 S: 4	H: 1 LOB: 1 BB: 0 P: 4	R: 0 E: 0 K: 0 S: 3	H: 0 LOB: 0 BB: 0 P: 3	R: 0 E: 0 K: 2 S: 8	H: 1 LOB: 2 BB: 1 P: 12	1B: 3 2B: 1 3B: 0 HR: 2	SF: 0 SAC: 0 DP: 0 HBP: 0	WP: 0 PB: 0 CS: 0	PA: 35		
PITCHER	IP WLS BF H R ER SO BB IBB HBP BLK WP HR S P ERA WHIP	IP WLS BF H R ER SO BB IBB HBP BLK WP HR S P ERA WHIP	IP WLS BF H R ER SO BB IBB HBP BLK WP HR S P ERA WHIP	IP WLS BF H R ER SO BB IBB HBP BLK WP HR S P ERA WHIP	IP WLS BF H R ER SO BB IBB HBP BLK WP HR S P ERA WHIP	IP WLS BF H R ER SO BB IBB HBP BLK WP HR S P ERA WHIP	IP WLS BF H R ER SO BB IBB HBP BLK WP HR S P ERA WHIP	IP WLS BF H R ER SO BB IBB HBP BLK WP HR S P ERA WHIP	IP WLS BF H R ER SO BB IBB HBP BLK WP HR S P ERA WHIP	IP WLS BF H R ER SO BB IBB HBP BLK WP HR S P ERA WHIP	IP WLS BF H R ER SO BB IBB HBP BLK WP HR S P ERA WHIP	IP WLS BF H R ER SO BB IBB HBP BLK WP HR S P ERA WHIP	IP WLS BF H R ER SO BB IBB HBP BLK WP HR S P ERA WHIP	IP WLS BF H R ER SO BB IBB HBP BLK WP HR S P ERA WHIP	IP WLS BF H R ER SO BB IBB HBP BLK WP HR S P ERA WHIP	IP WLS BF H R ER SO BB IBB HBP BLK WP HR S P ERA WHIP	IP WLS BF H R ER SO BB IBB HBP BLK WP HR S P ERA WHIP	IP WLS BF H R ER SO BB IBB HBP BLK WP HR S P ERA WHIP	IP WLS BF H R ER SO BB IBB HBP BLK WP HR S P ERA WHIP	IP WLS BF H R ER SO BB IBB HBP BLK WP HR S P ERA WHIP	IP WLS BF H R ER SO BB IBB HBP BLK WP HR S P ERA WHIP	IP WLS BF H R ER SO BB IBB HBP BLK WP HR S P ERA WHIP	IP WLS BF H R ER SO BB IBB HBP BLK WP HR S P ERA WHIP	IP WLS BF H R ER SO BB IBB HBP BLK WP HR S P ERA WHIP
David Wells, L (1, 1) <small>ERA: 4.39</small> Graeme Lloyd, L (8, 1) <small>ERA: 2.53</small> Jeff Nelson, R (9, 1) <small>ERA: 3.8</small>	7.0 W 27 5 3 3 5 1 0 0 0 0 0 0 3 3 0.00 0.000	1.0 3 0 0 0 0 0 0 0 0 0 0 0 3 3 0.00 0.000	1.0 5 1 0 0 2 1 0 0 0 0 0 0 8 12 0.00 2.000																					

New York Yankees @ Boston Red Sox
 Fenway Park, Boston, MA
 Sat May 23 1998, 3:33 AM EDT
 Att: 33,120 - Sunny - 72 F

AB 33
 R 3
 H 6
 RBI 3
 BB 2
 SO 7
 LOB 10



Batter	1	2	3	4	5	6	7	8	9	AB	R	H	RBI	BB	SO	LOB	TOP								
Chuck Knoblauch, R (1, 4) <small>OBP: 0.376, SLG: 0.376</small> Homer Bush, R (6, 4) <small>OBP: 0.462, SLG: 0.417</small>	G4-3						L6		FC5-4	3	2	1	4	0	0	2	New York Yankees @ Boston Red Sox Fenway Park, Boston, MA Sun May 24 1998, 3:33 AM EDT Att: 33,042 - Sunny - 76 F								
2 Derek Jeter, R (1, 6) <small>OBP: 0.392, SLG: 0.518</small>	K						G5-3		FC5-4	6	2	3	2	0	1	2									
Paul O'Neill, L (1, 9) <small>OBP: 0.370, SLG: 0.443</small>	F9						K		P6	5	1	1	1	0	1	2									
Bernie Williams, S (1, 8) <small>OBP: 0.424, SLG: 0.530</small>									G6-3	5	0	2	1	0	0	2									
Tim Lincecum, S (1, 10) <small>OBP: 0.374, SLG: 0.465</small>	P6								G5-4-3	2	2	1	1	2	0	1									
Chad Curtis, R (1, 7) <small>OBP: 0.425, SLG: 0.459</small>	G6-3								G5-4-3	5	1	0	0	0	0	7									
Scott Brosius, R (1, 5) <small>OBP: 0.414, SLG: 0.483</small>	K									4	3	3	2	1	1	1									
Dale Sveum, S (1, 3) <small>OBP: 0.208, SLG: 0.143</small>										3	1	2	1	1	0	1									
Joe Girardi, R (1, 2) <small>OBP: 0.280, SLG: 0.292</small>									FC5-4	5	2	3	2	0	0	1									
Inning Stats	R: 0 E: 0 K: 1 S: 5	H: 0 LOB: 0 BB: 0 P: 5	R: 0 E: 0 K: 1 S: 6	H: 1 LOB: 1 BB: 0 P: 6	R: 7 E: 0 K: 0 S: 11	H: 8 LOB: 2 BB: 1 P: 15	R: 0 E: 0 K: 0 S: 3	H: 1 LOB: 0 BB: 0 P: 3	R: 6 E: 1 K: 0 S: 7	H: 3 LOB: 2 BB: 3 P: 20	R: 0 E: 0 K: 0 S: 3	H: 1 LOB: 0 BB: 0 P: 3	R: 0 E: 0 K: 0 S: 5	H: 0 LOB: 0 BB: 0 P: 5	R: 0 E: 0 K: 0 S: 2	H: 0 LOB: 0 BB: 0 P: 3		R: 1 E: 0 K: 0 S: 6	H: 3 LOB: 2 BB: 0 P: 6	1B: 14 2B: 1 3B: 0 HR: 2	SF: 2 SAC: 0 DP: 2 HBP: 2	WP: 1 PB: 0 SB: 1 CS: 0	PA: 48		
PITCHER	IP	WLS	BF	H	R	ER	SO	BB	IBB	HBP	BLK	WP	HR	S	P	ERA	WHIP								
Bret Saberhagen, R (1, 1) <small>ERA: 6.43</small>	2.2	L	16	8	7	7	2	0	0	0	0	0	1	20	20	23.62	3.000								
Ron Mahay, L (3, 1) <small>ERA: 6.46</small>	2.0		15	5	6	3	0	3	0	1	0	1	0	11	24	13.50	4.000								
Jim Corsi, R (5, 1) <small>ERA: 2.59</small>	2.1		8	1	0	0	1	1	0	0	0	0	0	9	13	0.00	0.857								
49 Tim Wakefield, R (8, 1) <small>ERA: 4.17</small>	1.0		3	0	0	0	0	0	0	1	0	0	0	2	3	0.00	0.000								
Dennis Eckersley, R (9, 1) <small>ERA: 6.92</small>	1.0		6	3	1	1	0	0	0	0	0	0	1	6	6	9.00	3.000								

Batter	1	2	3	4	5	6	7	8	9	AB	R	H	RBI	BB	SO	LOB	BOTTOM								
Darren Lewis, R (1, 8) <small>OBP: 0.369, SLG: 0.405</small>	2B	G6-3							F9	5	1	3	1	0	0	2	New York Yankees @ Boston Red Sox Fenway Park, Boston, MA Sun May 24 1998, 3:33 AM EDT Att: 33,042 - Sunny - 76 F								
Darren Bragg, L (1, 9) <small>OBP: 0.376, SLG: 0.472</small>	L3	G3							F8	5	0	0	0	0	0	5									
Mo Vaughn, L (1, 3) <small>OBP: 0.393, SLG: 0.584</small> Jim Leyritz, R (7, 3) <small>OBP: 0.389, SLG: 0.568</small>	2B								K	3	0	2	1	0	0	0									
18 Reggie Jefferson, S (1, 10) <small>OBP: 0.360, SLG: 0.450</small>	K								G4-3	5	0	0	0	0	1	3									
Troy O'Leary, L (1, 7) <small>OBP: 0.335, SLG: 0.556</small> Midre Cummings, L (7, 9) <small>OBP: 0.325, SLG: 0.514</small>	HBP								2B	2	0	1	0	0	0	1									
John Valentin, R (1, 5) <small>OBP: 0.316, SLG: 0.419</small>	FC5-4								1B	4	1	1	0	0	0	3									
Mike Benjamin, R (1, 6) <small>OBP: 0.347, SLG: 0.396</small>									L3	3	1	2	1	0	0	0									
Jason Varitek, S (1, 2) <small>OBP: 0.345, SLG: 0.373</small> Scott Hatteberg, L (7, 2) <small>OBP: 0.330, SLG: 0.431</small>	E3								G3-6-1	2	0	1	0	0	0	1									
Lou Merloni, R (1, 4) <small>OBP: 0.364, SLG: 0.448</small>	SH1-4								P4	2	0	0	0	0	1	3									
Inning Stats	R: 1 E: 0 K: 1 S: 7	H: 2 LOB: 2 BB: 0 P: 8	R: 1 E: 1 K: 0 S: 5	H: 1 LOB: 1 BB: 0 P: 5	R: 0 E: 0 K: 0 S: 3	H: 1 LOB: 0 BB: 0 P: 3	R: 0 E: 0 K: 1 S: 6	H: 1 LOB: 3 BB: 0 P: 8	R: 0 E: 0 K: 0 S: 4	H: 1 LOB: 1 BB: 0 P: 4	R: 0 E: 0 K: 0 S: 4	H: 2 LOB: 2 BB: 0 P: 4	R: 0 E: 0 K: 0 S: 3	H: 1 LOB: 0 BB: 0 P: 3	R: 2 E: 0 K: 0 S: 5	H: 3 LOB: 1 BB: 0 P: 6		R: 0 E: 0 K: 1 S: 5	H: 0 LOB: 0 BB: 0 P: 5	1B: 8 2B: 4 3B: 0 HR: 0	SF: 0 SAC: 1 DP: 3 HBP: 4	WP: 0 PB: 0 SB: 0 CS: 0	PA: 40		
PITCHER	IP	WLS	BF	H	R	ER	SO	BB	IBB	HBP	BLK	WP	HR	S	P	ERA	WHIP								
David Cone, R (1, 1) <small>ERA: 6.0</small>	6.0	W	28	8	2	1	2	0	0	0	0	0	0	29	32	1.50	1.333								
Graeme Lloyd, L (7, 1) <small>ERA: 2.31</small>	1.0		3	1	0	0	0	0	0	0	0	0	0	3	3	0.00	1.000								
Willie Banks, R (8, 1) <small>ERA: 9.49</small>	2.0		9	3	2	2	1	0	0	0	1	0	0	10	11	9.00	1.500								

AB	40
R	14
H	17
RBI	14
BB	4
SO	3
LOB	19

AB	35
R	4
H	12
RBI	3
BB	0
SO	3
LOB	19



Batter	1	2	3	4	5	6	7	8	9	AB	R	H	RBI	BB	SO	LOB	TOP					
Alex Gonzalez, R OBP: 0.267, SLG: 0.344 (1, 6)	K2-3		K		1B PB		K		K	5	1	1	0	0	4	1	Toronto Blue Jays @ Boston Red Sox Fenway Park, Boston, MA Mon May 25 1998, 3:33 AM EDT Att: 32,342 - Cloudy - 78 F					
Shawn Green, L OBP: 0.313, SLG: 0.449 (1, 9)	F8			K	1B		HR		K	5	1	2	1	0	2	0						
Jose Canseco, R OBP: 0.341, SLG: 0.570 Shannon Stewart, R OBP: 0.358, SLG: 0.364 (1, 7) (8, 8)	G2			2B 1B	HR		K			4	2	2	1	0	1	0						
Carlos Delgado, L OBP: 0.385, SLG: 0.462 (1, 3)		P4		1B 5 1B	2B			2B BB		3	2	1	0	1	0	0						
Mike Stanley, R OBP: 0.356, SLG: 0.422 (1, 10)	K			1B			F8		K	4	0	1	1	0	2	1						
Ed Sprague, R OBP: 0.325, SLG: 0.375 (1, 5)	F9			1B			P3		P2	4	0	1	1	0	0	1						
Darrin Fletcher, L OBP: 0.313, SLG: 0.408 (1, 2)			FC4-6 1B	G3-6-1			1B		2B	4	0	3	1	0	0	2						
Jose Cruz Jr., S OBP: 0.316, SLG: 0.310 (1, 8) (8, 7)			FC4-6		HR		G4-3		G4-3	4	1	1	1	0	0	3						
Craig Grebeck, R OBP: 0.389, SLG: 0.522 (1, 4)	K				F8		F8		F9	4	0	0	0	0	1	1						
Inning Stats	R: 0 E: 0 K: 1 S: 7	H: 0 LOB: 0 BB: 0 P: 10	R: 0 E: 0 K: 1 S: 6	H: 0 LOB: 0 BB: 0 P: 8	R: 0 E: 0 K: 2 S: 8	H: 1 LOB: 1 BB: 0 P: 12	R: 2 E: 0 K: 1 S: 13	H: 4 LOB: 1 BB: 0 P: 22	R: 3 E: 0 K: 0 S: 17	H: 4 LOB: 0 BB: 0 P: 29	R: 0 E: 0 K: 0 S: 11	H: 1 LOB: 1 BB: 0 P: 12	R: 1 E: 0 K: 2 S: 8	H: 1 LOB: 0 BB: 0 P: 13	R: 1 E: 0 K: 1 S: 11	H: 1 LOB: 1 BB: 1 P: 19		R: 0 E: 0 K: 2 S: 12	H: 0 LOB: 0 BB: 0 P: 17	1B: 7 2B: 2 3B: 0 HR: 3	SF: 0 SAC: 0 DP: 1 HBP: 0	WP: 0 PB: 1 SB: 0 CS: 0
PITCHER	IP	WLS	BF	H	R	ER	SO	BB	IBB	HBP	BLK	WP	HR	S	P	ERA	WHIP					
Pedro Martinez, R ERA: 2.36 (1, 1)	7.2	L	34	12	7	7	8	1	0	0	0	0	3	78	121	8.22	1.696					
John Wasdin, R ERA: 5.96 (8, 1)	0.1		1	0	0	0	0	0	0	0	0	0	0	3	4	0.00	0.000					
Rich Garces, R ERA: 3.43 (9, 1)	1.0		3	0	0	0	2	0	0	0	0	0	0	12	17	0.00	0.000					

AB	37
R	7
H	12
RBI	6
BB	1
SO	10
LOB	9



Batter	1	2	3	4	5	6	7	8	9	AB	R	H	RBI	BB	SO	LOB	BOTTOM					
Darren Lewis, R OBP: 0.370, SLG: 0.401 (1, 8)	FC4-6 BB		G6-3		FC4-6 1B		K		K	4	0	1	0	1	2	3	Toronto Blue Jays @ Boston Red Sox Fenway Park, Boston, MA Mon May 25 1998, 3:33 AM EDT Att: 32,342 - Cloudy - 78 F					
Darren Bragg, L OBP: 0.377, SLG: 0.459 (1, 9)	FC4-6 G3-6-3			1B 2B BB	FC4-6			BB BB BB	G3	3	1	0	1	2	0	3						
Mo Vaughn, L OBP: 0.379, SLG: 0.574 (1, 3)	G3-6-3			1B 2B HR	G4-3			K	F7	5	1	1	0	0	1	4						
18 Reggie Jefferson, S OBP: 0.360, SLG: 0.456 Jim Leyritz, R OBP: 0.395, SLG: 0.568 (1, 10) (8, PH)	K			HR 2B			L1-3			3	1	1	1	0	1	0						
Troy O'Leary, L OBP: 0.333, SLG: 0.554 (1, 7)	P5			HR 2B	P4		F8 2B		K	4	0	1	0	0	1	4						
John Valentin, R OBP: 0.315, SLG: 0.411 (1, 5)	F8			G5-3			F8		F8	3	0	0	0	1	0	3						
Scott Hatteberg, L OBP: 0.232, SLG: 0.457 Jason Varitek, S OBP: 0.341, SLG: 0.368 (1, 2) (9, 2)			L4		HR		G4-3		K	3	1	1	3	0	0	1						
Mike Benjamin, R OBP: 0.354, SLG: 0.411 (1, 6)				G6-3			F9		2B G3 1B	4	1	2	0	0	0	0						
Mark Lemke, S OBP: 0.232, SLG: 0.231 Lou Merloni, R OBP: 0.382, SLG: 0.500 (1, 4) (9, PH)	K				G6-3		G4-3		G3 2B	3	0	0	0	0	1	1						
Inning Stats	R: 0 E: 0 K: 0 S: 3	H: 0 LOB: 1 BB: 0 P: 9	R: 0 E: 0 K: 1 S: 6	H: 0 LOB: 0 BB: 0 P: 10	R: 0 E: 0 K: 1 S: 12	H: 1 LOB: 1 BB: 0 P: 18	R: 4 E: 0 K: 0 S: 16	H: 3 LOB: 0 BB: 1 P: 28	R: 0 E: 0 K: 0 S: 11	H: 1 LOB: 1 BB: 0 P: 17	R: 0 E: 0 K: 1 S: 7	H: 0 LOB: 0 BB: 0 P: 12	R: 0 E: 0 K: 3 S: 18	H: 0 LOB: 3 BB: 3 P: 33	R: 1 E: 0 K: 1 S: 15	H: 2 LOB: 1 BB: 0 P: 21		1B: 3 2B: 4 3B: 0 HR: 1	SF: 0 SAC: 0 DP: 1 HBP: 0	WP: 0 PB: 0 SB: 0 CS: 0	PA: 39	
PITCHER	IP	WLS	BF	H	R	ER	SO	BB	IBB	HBP	BLK	WP	HR	S	P	ERA	WHIP					
Pat Hentgen, R ERA: 4.52 (1, 1)	7.0	W	28	6	4	4	3	2	0	0	0	0	0	14	24	0.00	3.000					
Dan Plesac, L ERA: 2.93 (8, 1)	0.2		4	0	0	0	2	2	0	0	0	0	0	1	5	∞	∞					
Kelvin Escobar, R ERA: 12.66 Randy Myers, L ERA: 2.85 (8, 1)	0.0		1	0	0	0	0	1	0	0	0	0	0	1	5	∞	∞					
1.1	S	6	2	1	1	2	0	0	0	0	0	0	0	18	25	6.75	1.500					

AB	34
R	5
H	8
RBI	5
BB	5
SO	7
LOB	22



Batter	1	2	3	4	5	6	7	8	9	AB	R	H	RBI	BB	SO	LOB	TOP								
Alex Gonzalez, R (1, 6) OBP: 0.267, SLG: 0.347										4	1	1	0	0	1	1	Toronto Blue Jays @ Boston Red Sox Fenway Park, Boston, MA Tue May 26 1998, 7:05 PM EDT Att: 27,668 - Unknown - 74 F								
Shawn Green, L (1, 9) OBP: 0.307, SLG: 0.440										4	0	0	0	0	0	2									
Jose Canseco, R (1, 7) OBP: 0.339, SLG: 0.563										4	1	1	0	0	1	0									
Shannon Stewart, R (8, 8) OBP: 0.358, SLG: 0.364										0	0	0	0	0	0	0									
Carlos Delgado, L (1, 3) OBP: 0.396, SLG: 0.483										3	2	2	2	1	0	0									
Mike Stanley, R (1, 10) OBP: 0.364, SLG: 0.455										4	1	3	3	0	0	1									
Ed Sprague, R (1, 5) OBP: 0.316, SLG: 0.366										4	0	0	0	0	2	2									
Jose Cruz Jr., S (1, 8) OBP: 0.314, SLG: 0.303										3	0	0	0	1	1	0									
Kevin Brown, R (1, 2) OBP: 0.392, SLG: 0.422										4	0	1	0	0	1	2									
Craig Grebeck, R (1, 4) OBP: 0.379, SLG: 0.490										3	0	0	0	1	2	1									
Inning Stats	R: 4 E: 0 K: 1 S: 16	H: 4 LOB: 0 BB: 0 P: 28	R: 0 E: 0 K: 1 S: 7	H: 0 LOB: 1 BB: 1 P: 15	R: 1 E: 0 K: 0 S: 14	H: 2 LOB: 2 BB: 1 P: 23	R: 0 E: 0 K: 0 S: 5	H: 0 LOB: 0 BB: 0 P: 7	R: 0 E: 0 K: 0 S: 7	H: 0 LOB: 0 BB: 1 P: 13	R: 0 E: 0 K: 2 S: 10	H: 1 LOB: 1 BB: 0 P: 17	R: 0 E: 0 K: 2 S: 9	H: 0 LOB: 0 BB: 0 P: 13	R: 0 E: 0 K: 0 S: 7	H: 1 LOB: 0 BB: 0 P: 9	R: 0 E: 0 K: 2 S: 10	H: 0 LOB: 0 BB: 0 P: 17	1B: 3 2B: 4 3B: 0 HR: 1	SF: 0 SAC: 0 DP: 2 HBP: 0	WP: 0 PB: 0 SB: 1 CS: 0	PA: 36			
PITCHER	IP	WLS	BF	H	R	ER	SO	BB	IBB	HBP	BLK	WP	HR	S	P	ERA	WHIP								
Steve Avery, L (1, 1) ERA: 6.75	4.0	L	20	6	5	5	2	2	0	0	0	0	1	42	73	11.25	2.000								
Jim Corsi, R (5, 1) ERA: 2.39	2.0		7	1	0	0	2	1	0	0	0	0	0	17	30	0.00	1.000								
Ron Mahay, L (7, 1) ERA: 5.79	1.0		3	0	0	0	2	0	0	0	0	0	0	9	13	0.00	0.000								
Dennis Eckersley, R (8, 1) ERA: 8.1	1.0		3	1	0	0	0	0	0	0	0	0	0	7	9	0.00	1.000								
Tom Gordon, R (9, 1) ERA: 1.28	1.0		3	0	0	0	2	0	0	0	0	0	0	10	17	0.00	0.000								

Batter	1	2	3	4	5	6	7	8	9	AB	R	H	RBI	BB	SO	LOB	BOTTOM								
Darren Lewis, R (1, 8) OBP: 0.373, SLG: 0.410										4	0	2	0	0	1	1	Toronto Blue Jays @ Boston Red Sox Fenway Park, Boston, MA Tue May 26 1998, 7:05 PM EDT Att: 27,668 - Unknown - 74 F								
Darren Bragg, L (1, 9) OBP: 0.373, SLG: 0.446										3	0	0	0	1	1	2									
Mo Vaughn, L (1, 3) OBP: 0.372, SLG: 0.563										4	0	0	0	0	1	4									
18 Reggie Jefferson, S (1, 10) OBP: 0.359, SLG: 0.481										3	1	1	1	0	0	2									
Jim Leyritz, R (8, PH) OBP: 0.391, SLG: 0.563										4	1	2	0	0	1	0									
Troy O'Leary, L (1, 7) OBP: 0.337, SLG: 0.574										4	0	0	0	0	1	2									
John Valentin, R (1, 5) OBP: 0.309, SLG: 0.402										4	0	0	0	0	1	2									
Scott Hattenberg, L (1, 2) OBP: 0.328, SLG: 0.450										4	0	1	0	0	1	2									
Mike Benjamin, R (1, 6) OBP: 0.353, SLG: 0.408										3	0	1	1	0	1	2									
Lou Merloni, R (1, 4) OBP: 0.389, SLG: 0.484										1	0	0	0	1	0	1									
Midre Cummings, L (7, PH) OBP: 0.317, SLG: 0.500										1	0	0	0	0	0	1									
Keith Johns, R (8, 4) OBP: 0.317, SLG: 0.500										0	0	0	0	0	0	0									
Inning Stats	R: 0 E: 0 K: 1 S: 8	H: 0 LOB: 0 BB: 0 P: 14	R: 1 E: 0 K: 1 S: 11	H: 2 LOB: 1 BB: 0 P: 20	R: 0 E: 0 K: 2 S: 10	H: 0 LOB: 1 BB: 1 P: 17	R: 0 E: 0 K: 2 S: 15	H: 0 LOB: 0 BB: 0 P: 21	R: 0 E: 0 K: 0 S: 6	H: 1 LOB: 0 BB: 0 P: 10	R: 0 E: 0 K: 0 S: 8	H: 1 LOB: 1 BB: 1 P: 14	R: 1 E: 0 K: 1 S: 15	H: 2 LOB: 1 BB: 0 P: 24	R: 0 E: 0 K: 1 S: 8	H: 1 LOB: 0 BB: 0 P: 13	R: 0 E: 0 K: 0 S: 4	H: 0 LOB: 0 BB: 0 P: 7	1B: 3 2B: 2 3B: 2 HR: 1	SF: 0 SAC: 0 DP: 2 HBP: 0	WP: 1 PB: 0 SB: 1 CS: 0	PA: 34			
PITCHER	IP	WLS	BF	H	R	ER	SO	BB	IBB	HBP	BLK	WP	HR	S	P	ERA	WHIP								
Juan Guzman, R (1, 1) ERA: 5.81	7.0		27	6	2	2	7	2	0	0	0	0	1	73	120	2.57	1.143								
Bill Rieley, R (8, 1) ERA: 2.66	0.0		1	1	0	0	0	0	0	0	0	0	0	2	4	∞	∞								
Dan Plesac, L (8, 1) ERA: 2.66	1.0		3	0	0	0	1	0	0	0	0	0	0	6	9	0.00	0.000								
Randy Myers, L (9, 1) ERA: 2.5	1.0	S	3	0	0	0	0	0	0	0	0	0	0	4	7	0.00	0.000								



Batter	1	2	3	4	5	6	7	8	9	AB	R	H	RBI	BB	SO	LOB	TOP									
Darren Lewis, R OBP: 0.379, SLG: 0.416	1-2 1B		1-1 FC5-4 1B		1-0 E S HR 1B	1-0 CS	3-2 F8		0-1 P4	5	1	3	0	0	0	0	Boston Red Sox @ New York Yankees Yankee Stadium, Bronx, NY Thu May 28 1998, 7:05 PM EDT Att: 42,182 - Unknown - 78 F									
John Valentin, R OBP: 0.306, SLG: 0.397	3-1 P3		1-0 FC5-4 1B		1-0 F7		0-2 F9	1-2 1B	5	0	1	0	0	0	3											
Nomar Garciaparra, R OBP: 0.344, SLG: 0.480	0-2 L8		1-2 1B		0-3 K		1-1 L6	0-0 G4-3	5	0	1	0	0	1	3											
Mo Vaughn, L OBP: 0.374, SLG: 0.576	0-0 1B		2-3 K		0-2 HR			0-3 K	4	1	2	2	0	2	2											
Jim Leyritz, R OBP: 0.403, SLG: 0.596	2-3 K			1-1 HR	4-2 BB			1-2 2B 1B	3	1	2	1	1	1	2											
Troy O'Leary, L OBP: 0.340, SLG: 0.578		3-2 G5-4-3 1B		1-1 F7	1-2 F9			2-2 2B	4	0	2	0	0	0	1											
Mike Benjamin, R OBP: 0.340, SLG: 0.392		1-1 G5-4-3		2-1 G6-3		0-0 G6-3		0-0 F9	4	0	0	0	0	0	3											
Darren Bragg, L OBP: 0.370, SLG: 0.448		2-3 K		2-1 2B		1-2 F8		1-3 K	4	0	1	0	0	2	2											
Jason Varitek, S OBP: 0.337, SLG: 0.363			2-3 K	1-1 G6-3		0-0 CS 1B		0-1 F8	4	0	1	0	0	1	1											
Inning Stats	R: 0 E: 0 K: 1 S: 12	H: 2 LOB: 2 BB: 0 P: 18	R: 0 E: 0 K: 1 S: 9	H: 1 LOB: 0 BB: 0 P: 15	R: 0 E: 0 K: 2 S: 17	H: 2 LOB: 2 BB: 0 P: 24	R: 1 E: 0 K: 0 S: 10	H: 2 LOB: 1 BB: 0 P: 17	R: 2 E: 0 K: 1 S: 16	H: 2 LOB: 1 BB: 1 P: 23	R: 0 E: 0 K: 0 S: 6	H: 1 LOB: 0 BB: 0 P: 8	R: 0 E: 0 K: 0 S: 8	H: 0 LOB: 0 BB: 0 P: 12	R: 0 E: 0 K: 2 S: 15	H: 2 LOB: 2 BB: 0 P: 19	R: 0 E: 0 K: 0 S: 9	H: 1 LOB: 1 BB: 0 P: 10	1B: 9 2B: 2 3B: 0 HR: 2	SF: 0 SAC: 0 DP: 1 HBP: 0	WP: 0 PB: 0 SB: 1 CS: 1	PA: 40				
PITCHER	IP	WLS	BF	H	R	ER	SO	BB	IBB	HBP	BLK	WP	HR	S	P	ERA	WHIP									
David Wells, L ERA: 4.34	(1, 1)	7.0	W	30	10	3	3	5	1	0	0	0	0	2	78	117	3.86	1.571								
Mike Stanton, L ERA: 3.85	(8, 1)	2.0	S	9	3	0	0	2	0	0	0	0	0	0	24	29	0.00	1.500								

Batter	1	2	3	4	5	6	7	8	9	AB	R	H	RBI	BB	SO	LOB	BOTTOM									
Chuck Knoblauch, R OBP: 0.400, SLG: 0.396	4-2 2B			0-2 2B		2-2 G4-3		2-1 S 2B SF9 1B	4	3	3	0	1	0	0	Boston Red Sox @ New York Yankees Yankee Stadium, Bronx, NY Thu May 28 1998, 7:05 PM EDT Att: 42,182 - Unknown - 78 F										
Derek Jeter, R OBP: 0.388, SLG: 0.510	0-2 F9		0-3 K2-3	4-2 G3 BB		2-2 F9		0-2 SF9 S 1B	4	1	1	0	1	1	3											
Paul O'Neill, L OBP: 0.382, SLG: 0.479	0-1 S 1H 2B		1-2 G1-3	4-1 G3		0-0 1B		3-2 SF9	4	1	2	2	0	0	1											
Bernie Williams, S OBP: 0.436, SLG: 0.567	4-1 E BB		2-3 K	4-1 BB		3-2 G1-3		4-0 E IBB	2	0	0	0	3	1	1											
Darryl Strawberry, L OBP: 0.383, SLG: 0.622	2-1 P5		2-0 HR	0-0 G3		4-2 BB		0-0 E3	4	1	1	1	1	0	4											
Tim Lincecum, S OBP: 0.388, SLG: 0.459	1-0 P5		4-2 BB		0-0 L9		0-0 F8	4-1 BB	3	0	0	0	1	0	2											
Chad Curtis, R OBP: 0.408, SLG: 0.422									0	0	0	0	1	0	0											
20 Jorge Posada, S OBP: 0.331, SLG: 0.477		2-2 L4 1B		3-2 F8		2-2 HR		0-2 G3	5	1	2	1	0	0	5											
Luis Sojo, R OBP: 0.167, SLG: 0.167		0-0 L4		0-2 2B 2B WP 1B		1-2 F9		1-2 F8	4	1	1	0	0	0	2											
Dale Sveum, S OBP: 0.211, SLG: 0.147		0-0 2B 1B		0-1 L4		2-2 P2		0-0 F8	4	0	1	0	0	0	1											
Inning Stats	R: 2 E: 0 K: 0 S: 12	H: 1 LOB: 1 BB: 2 P: 23	R: 0 E: 0 K: 1 S: 10	H: 3 LOB: 0 BB: 0 P: 12	R: 1 E: 0 K: 1 S: 17	H: 1 LOB: 1 BB: 1 P: 29	R: 2 E: 0 K: 0 S: 15	H: 2 LOB: 2 BB: 2 P: 23	R: 1 E: 0 K: 0 S: 10	H: 1 LOB: 0 BB: 0 P: 15	R: 0 E: 0 K: 0 S: 10	H: 1 LOB: 1 BB: 0 P: 17	R: 0 E: 0 K: 0 S: 9	H: 0 LOB: 1 BB: 1 P: 15	R: 2 E: 1 K: 0 S: 14	H: 2 LOB: 3 BB: 2 P: 27	R: 2 E: 0 K: 0 S: 9	H: 2 LOB: 2 BB: 2 P: 10	1B: 6 2B: 4 3B: 0 HR: 2	SF: 1 SAC: 0 DP: 1 HBP: 0	WP: 1 PB: 1 SB: 3 CS: 0	PA: 43				
PITCHER	IP	WLS	BF	H	R	ER	SO	BB	IBB	HBP	BLK	WP	HR	S	P	ERA	WHIP									
49 Tim Wakefield, R ERA: 4.46	(1, 1)	3.1	L	20	7	5	4	2	4	0	0	0	0	1	51	80	10.80	3.300								
John Waddell, R ERA: 5.72	(4, 1)	2.2		11	2	1	1	0	1	0	0	0	0	1	23	39	3.38	1.125								
59 Brian Barkley, L ERA: 5.4	(7, 1)	1.2		10	2	2	1	0	1	1	0	0	0	0	19	34	5.40	1.800								
Rich Garces, R ERA: 3.38	(8, 1)	0.1		2	0	0	0	0	1	0	0	0	0	0	4	8	0.00	3.000								

Batter	1	2	3	4	5	6	7	8	9	AB	R	H	RBI	BB	SO	LOB	TOP			
Darren Lewis, R (1, 8) OBP: 0.371, SLG: 0.406	G5-3		G4-3			K		F9		4	0	0	0	0	1	0	Boston Red Sox @ New York Yankees Yankee Stadium, Bronx, NY Fri May 29 1998, 7:05 PM EDT Att. 47,160 - Overcast - 67 F			
18 Reggie Jefferson, S (1, 10) OBP: 0.307, SLG: 0.541 Jason Vartek, S (9, PH) OBP: 0.333, SLG: 0.358	HR		K			HR		K		3	2	2	2	0	1	0				
Nomar Garciaparra, R (1, 6) OBP: 0.347, SLG: 0.477	L4					BB		F8		3	0	1	0	1	0	0				
Mo Vaughn, L (1, 3) OBP: 0.367, SLG: 0.565	K					G4-6-3		K		4	0	0	0	0	3	2				
Troy O'Leary, L (1, 7) OBP: 0.335, SLG: 0.569			L3			G3-1		F9		3	0	0	0	0	0	0				
John Valentin, R (1, 5) OBP: 0.307, SLG: 0.401						P6		K		3	0	1	0	0	1	0				
Scott Hatteberg, L (1, 2) OBP: 0.320, SLG: 0.438			G4-3			K		L5		3	0	0	0	0	1	1				
Mike Benjamin, R (1, 4) OBP: 0.333, SLG: 0.385 Midre Cummings, L (8, PH) OBP: 0.333, SLG: 0.513 Lou Merloni, R (8, 4) OBP: 0.389, SLG: 0.484	F9					K		K		2	0	0	0	0	1	1				
Darren Bragg, L (1, 9) OBP: 0.362, SLG: 0.437			G1-3			F7		P5		3	0	0	0	0	0	0				
Inning Stats	R: 1 E: 0 K: 1 S: 7	H: 1 LOB: 0 BB: 0 P: 10	R: 0 E: 0 K: 0 S: 8	H: 1 LOB: 1 BB: 0 P: 12	R: 0 E: 0 K: 1 S: 7	H: 0 LOB: 0 BB: 0 P: 10	R: 0 E: 0 K: 0 S: 6	H: 0 LOB: 0 BB: 1 P: 11	R: 0 E: 0 K: 2 S: 9	H: 2 LOB: 1 BB: 0 P: 18	R: 0 E: 0 K: 1 S: 7	H: 0 LOB: 0 BB: 0 P: 7	R: 0 E: 0 K: 0 S: 6	H: 1 LOB: 0 BB: 0 P: 11	R: 0 E: 0 K: 2 S: 8	H: 0 LOB: 0 BB: 0 P: 10		1B: 2 2B: 1 3B: 0 HR: 2	SF: 0 SAC: 0 DP: 1 HBP: 0	WP: 0 PB: 0 SB: 0 CS: 0
PITCHER	IP	WLS	BF	H	R	ER	SO	BB	IBB	HBP	BLK	WP	HR	S	P	ERA	WHIP			
David Cone, R (1, 1) ERA: 5.99	7.0	W	25	4	2	2	7	1	0	0	0	0	2	56	84	2.57	0.714			
Todd Erdos, R (8, 1) ERA:	1.0		3	1	0	0	0	0	0	0	0	0	0	6	11	0.00	1.000			
Mike Stanton, L (9, 1) ERA: 3.71	1.0		3	0	0	0	2	0	0	0	0	0	0	8	10	0.00	0.000			

Batter	1	2	3	4	5	6	7	8	9	AB	R	H	RBI	BB	SO	LOB	BOTTOM		
Chuck Knoblauch, R (1, 4) OBP: 0.400, SLG: 0.396	G4-3		2B			F7		F9		5	1	2	2	0	0	1	Boston Red Sox @ New York Yankees Yankee Stadium, Bronx, NY Fri May 29 1998, 7:05 PM EDT Att. 47,160 - Overcast - 67 F		
2 Derek Jeter, R (1, 6) OBP: 0.388, SLG: 0.505	K		1B			G5-3		F8		4	0	1	0	1	1	3			
Paul O'Neill, L (1, 9) OBP: 0.379, SLG: 0.474	G6-3		1B			BB		L8		4	0	1	2	0	1	3			
Tino Martinez, L (1, 3) OBP: 0.408, SLG: 0.539	G4-3		G6-3			P6		P5		4	0	0	0	0	0	1			
Bernie Williams, S (1, 8) OBP: 0.441, SLG: 0.576	G6-3					1B		2B		4	1	3	0	0	0	0			
Darryl Strawberry, L (1, 10) OBP: 0.381, SLG: 0.610 Tim Lincecum, S (7, PH) OBP: 0.383, SLG: 0.455	G4-3		1B			F7		G1-3		2	0	0	0	1	0	1			
Chad Curtis, R (1, 7) OBP: 0.410, SLG: 0.420			1B			1B		G6-3		3	2	1	0	1	1	3			
Scott Brosius, R (1, 5) OBP: 0.415, SLG: 0.481	G5-3		1B			1B		1B		4	1	2	0	0	0	3			
Joe Girardi, R (1, 2) OBP: 0.289, SLG: 0.282	1B		1B			P4		F8		3	1	1	2	1	0	1			
Inning Stats	R: 0 E: 0 K: 1 S: 9	H: 0 LOB: 0 BB: 0 P: 13	R: 0 E: 0 K: 0 S: 9	H: 0 LOB: 0 BB: 0 P: 12	R: 3 E: 0 K: 0 S: 12	H: 4 LOB: 1 BB: 1 P: 22	R: 3 E: 0 K: 1 S: 22	H: 4 LOB: 2 BB: 1 P: 38	R: 0 E: 0 K: 0 S: 10	H: 0 LOB: 1 BB: 1 P: 18	R: 0 E: 0 K: 0 S: 8	H: 1 LOB: 1 BB: 0 P: 14	R: 0 E: 0 K: 0 S: 10	H: 1 LOB: 1 BB: 0 P: 14	1B: 10 2B: 1 3B: 0 HR: 0	SF: 0 SAC: 0 DP: 0 HBP: 0		WP: 1 PB: 0 SB: 1 CS: 0	PA: 38
PITCHER	IP	WLS	BF	H	R	ER	SO	BB	IBB	HBP	BLK	WP	HR	S	P	ERA	WHIP		
Derek Lowe, R (1, 1) ERA: 4.38	3.1	L	19	8	6	6	1	2	0	0	0	0	0	45	73	16.20	3.000		
Rich Garces, R (4, 1) ERA: 3.13	1.2		7	1	0	0	2	0	1	0	0	0	0	14	28	0.00	0.600		
Ron Mahay, L (6, 1) ERA: 4.91	1.2		7	1	0	0	0	1	0	0	0	0	0	17	31	0.00	1.200		
Dennis Eckerlesley, R (7, 1) ERA: 7.5	1.1		5	1	0	0	0	0	0	0	0	0	0	11	15	0.00	0.750		

Batter	1	2	3	4	5	6	7	8	9	AB	R	H	RBI	BB	SO	LOB	TOP					
Darren Lewis, R OBP: 0.368, SLG: 0.399 (1, 8)	B1-3		G4-3				G6-3			3	0	0	0	1	0	2	Boston Red Sox @ New York Yankees Yankee Stadium, Bronx, NY Sat May 30 1998, 3:33 AM EDT Att: 55,191 - Sunny - 81 F					
18 Reggie Jefferson, S OBP: 0.363, SLG: 0.527 (1, 10)	K		G6-3				BB			3	0	0	0	1	1	1						
John Valentin, R OBP: 0.306, SLG: 0.395 (1, 5)	G5-3									3	1	0	0	1	1	3						
Mo Vaughn, L OBP: 0.365, SLG: 0.573 (1, 3)			K							4	1	1	2	0	2	0						
Troy O'Leary, L OBP: 0.333, SLG: 0.561 (1, 7)										3	0	0	0	1	1	0						
Scott Hatteberg, L OBP: 0.325, SLG: 0.443 (1, 2)										3	1	1	0	1	0	0						
Mike Benjamin, R OBP: 0.324, SLG: 0.374 (1, 6)										3	0	0	0	0	2	2						
Darren Bragg, L OBP: 0.366, SLG: 0.430 (1, 9)										2	0	0	0	2	1	2						
Lou Merloni, R OBP: 0.375, SLG: 0.457 (1, 4)										4	0	1	1	0	0	1						
Inning Stats	R: 0 E: 0 K: 1 S: 10	H: 0 LOB: 0 BB: 0 P: 13	R: 0 E: 0 K: 1 S: 10	H: 0 LOB: 2 BB: 2 P: 23	R: 0 E: 0 K: 0 S: 4	H: 0 LOB: 0 BB: 0 P: 7	R: 2 E: 0 K: 2 S: 12	H: 1 LOB: 0 BB: 1 P: 21	R: 0 E: 0 K: 0 S: 11	H: 0 LOB: 1 BB: 2 P: 20	R: 0 E: 0 K: 0 S: 4	H: 0 LOB: 0 BB: 0 P: 5	R: 1 E: 0 K: 1 S: 18	H: 2 LOB: 3 BB: 2 P: 32	R: 0 E: 0 K: 1 S: 9	H: 0 LOB: 0 BB: 0 P: 14	R: 0 E: 0 K: 2 S: 8	H: 0 LOB: 0 BB: 0 P: 13	1B: 1 2B: 1 3B: 0 HR: 1	SF: 0 SAC: 1 DP: 0 HBP: 0	WP: 0 PB: 0 SB: 0 CS: 1	PA: 36
PITCHER	IP	WLS	BF	H	R	ER	SO	BB	IBB	HBP	BLK	WP	HR	S	P	ERA	WHIP					
Hideki Irabu, R ERA: 1.48 (1, 1)	7.0	L	30	3	3	3	5	6	1	0	0	0	1	69	121	3.86	1.286					
Graeme Lloyd, L ERA: 2.13 (8, 1)	1.0		3	0	0	0	1	0	0	0	0	0	0	9	14	0.00	0.000					
Jeff Nelson, R ERA: 4.94 (9, 1)	1.0		3	0	0	0	2	0	0	0	0	0	0	8	13	0.00	0.000					

AB 28
R 3
H 3
RBI 3
BB 7
SO 8
LOB 11



Batter	1	2	3	4	5	6	7	8	9	AB	R	H	RBI	BB	SO	LOB	BOTTOM				
Chuck Knoblauch, R OBP: 0.397, SLG: 0.393 (1, 4)	G5-3		F7							4	1	1	0	0	1	1	Boston Red Sox @ New York Yankees Yankee Stadium, Bronx, NY Sat May 30 1998, 3:33 AM EDT Att: 55,191 - Sunny - 81 F				
2 Derek Jeter, R OBP: 0.386, SLG: 0.500 (1, 6)	F8									4	0	1	0	0	0	1					
Paul O'Neill, L OBP: 0.377, SLG: 0.470 (1, 9)	P4									4	0	1	1	0	0	2					
Tino Martinez, L OBP: 0.399, SLG: 0.526 (1, 3)										4	0	0	0	0	1	1					
Bernie Williams, S OBP: 0.447, SLG: 0.580 (1, 8)										4	0	3	0	0	0	1					
Darryl Strawberry, L OBP: 0.369, SLG: 0.587 (1, 10)										4	0	0	0	0	3	3					
Chad Curtis, R OBP: 0.412, SLG: 0.414 (1, 7)										2	1	0	0	2	0	2					
20 Jorge Posada, S OBP: 0.336, SLG: 0.473 (1, 2)										3	0	1	1	1	2	1					
Scott Brosius, R OBP: 0.406, SLG: 0.470 (1, 5)										4	0	0	0	0	1	4					
Inning Stats	R: 0 E: 0 K: 0 S: 7	H: 1 LOB: 0 BB: 0 P: 10	R: 0 E: 0 K: 1 S: 10	H: 1 LOB: 0 BB: 0 P: 13	R: 1 E: 1 K: 1 S: 15	H: 2 LOB: 2 BB: 1 P: 20	R: 0 E: 0 K: 2 S: 11	H: 1 LOB: 1 BB: 0 P: 14	R: 0 E: 0 K: 0 S: 7	H: 0 LOB: 0 BB: 0 P: 8	R: 0 E: 0 K: 0 S: 10	H: 1 LOB: 2 BB: 1 P: 17	R: 1 E: 0 K: 0 S: 10	H: 2 LOB: 1 BB: 0 P: 15	R: 0 E: 0 K: 2 S: 11	H: 0 LOB: 1 BB: 1 P: 20	1B: 7 2B: 0 3B: 0 HR: 0	SF: 0 SAC: 0 DP: 0 HBP: 0	WP: 1 PB: 0 SB: 2 CS: 1	PA: 36	
PITCHER	IP	WLS	BF	H	R	ER	SO	BB	IBB	HBP	BLK	WP	HR	S	P	ERA	WHIP				
Bret Saberhagen, R ERA: 5.73 (1, 1)	6.2	W	26	5	1	1	6	2	0	0	0	0	0	70	98	1.35	1.050				
Jim Corsi, R ERA: 2.7 (7, 1)	0.1		2	1	1	1	0	0	0	0	0	0	0	3	3	27.00	3.000				
Tom Gordon, R ERA: 1.17 (8, 1)	2.0	S	8	1	0	0	2	1	0	0	0	1	0	20	34	0.00	1.000				

AB 33
R 2
H 7
RBI 2
BB 3
SO 8
LOB 16



Batter	1	2	3	4	5	6	7	8	9	AB	R	H	RBI	BB	SO	LOB	TOP										
Darren Lewis, R OBP: 0.378, SLG: 0.401 (1, 8)										4	2	2	2	2	1	0											
John Valentin, R OBP: 0.320, SLG: 0.407 (1, 5)										4	2	3	0	2	0	0											
Nomar Garciaparra, R OBP: 0.353, SLG: 0.484 (1, 6)										6	1	3	3	0	0	3											
Mo Vaughn, L OBP: 0.364, SLG: 0.565 (1, 3)										5	0	1	3	1	1	4											
Jim Leyritz, R OBP: 0.392, SLG: 0.567 (1, 10)										5	1	0	1	1	0	6											
Troy O'Leary, L OBP: 0.330, SLG: 0.552 (1, 7)										5	1	1	0	0	1	3											
Lou Merloni, R OBP: 0.378, SLG: 0.450 (1, 4)										5	2	2	1	0	0	0											
Darren Bragg, L OBP: 0.373, SLG: 0.444 (1, 9)										5	2	3	1	0	1	0											
Jason Varitek, S OBP: 0.337, SLG: 0.372 (1, 2)										5	2	2	2	0	0	3											
Inning Stats	R: 0 E: 0 K: 2 S: 8	H: 0 LOB: 1 BB: 1 P: 19	R: 0 E: 0 K: 1 S: 6	H: 0 LOB: 0 BB: 0 P: 8	R: 11 E: 0 K: 1 S: 40	H: 9 LOB: 2 BB: 3 P: 75	R: 0 E: 0 K: 0 S: 8	H: 1 LOB: 1 BB: 0 P: 11	R: 0 E: 0 K: 0 S: 5	H: 0 LOB: 0 BB: 0 P: 8	R: 0 E: 0 K: 0 S: 7	H: 0 LOB: 0 BB: 0 P: 9	R: 0 E: 0 K: 0 S: 13	H: 3 LOB: 3 BB: 1 P: 19	R: 2 E: 0 K: 0 S: 16	H: 4 LOB: 3 BB: 1 P: 25	1B: 13 2B: 4 3B: 0 HR: 0	SF: 0 SAC: 0 DP: 0 HBP: 0	WP: 0 PB: 0 SB: 0 CS: 1	PA: 50							
PITCHER	IP	WLS	BF	H	R	ER	SO	BB	IBB	HBP	BLK	WP	HR	S	P	ERA	WHIP										
Andy Pettitte, L ERA: 4.88 (1, 1)	2.2	L	17	6	8	8	4	2	0	0	0	0	0	37	70	27.00	3.000										
Darren Holmes, R ERA: 4.57 (3, 1)	4.1		19	4	3	3	0	2	0	0	0	0	0	43	69	6.23	1.385										
Jeff Nelson, R ERA: 4.88 (8, 1)	0.1		3	3	0	0	0	0	0	0	0	0	0	6	7	0.00	9.000										
Graeme Lloyd, L ERA: 2.03 (8, 1)	0.2		3	0	0	0	0	0	1	0	0	0	0	7	12	0.00	0.000										
Todd Erdos, R ERA: 9.0 (9, 1)	1.0		8	4	2	2	0	0	1	0	0	0	0	16	25	18.00	4.000										

Boston Red Sox @ New York Yankees
Yankee Stadium, Bronx, NY
Sun May 31 1998, 3:33 AM EDT
Att: 55,711 - Overcast - 77 F

AB 44
R 13
H 17
RBI 13
BB 6
SO 4
LOB 19

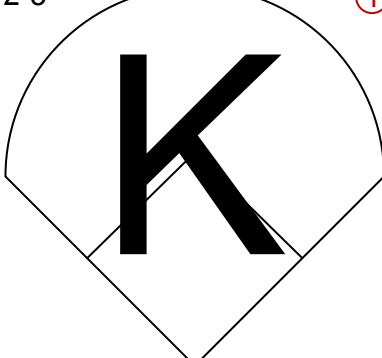
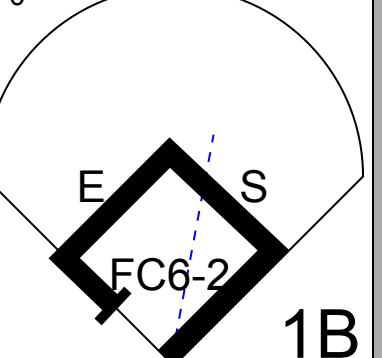
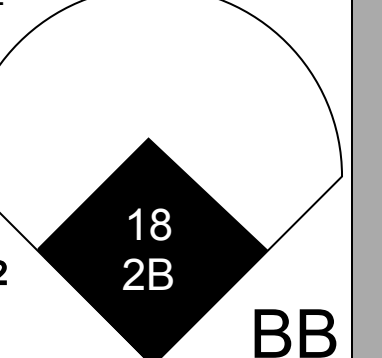
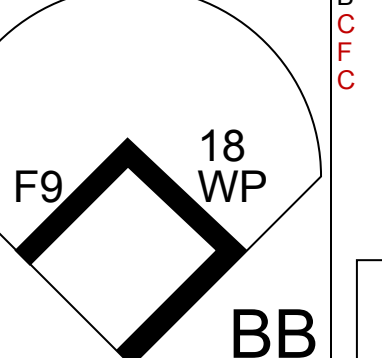
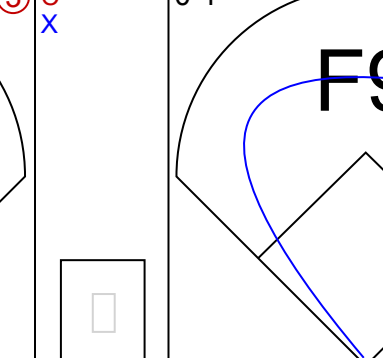
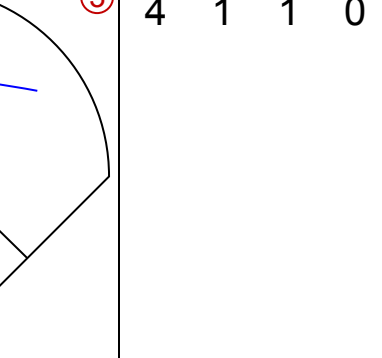
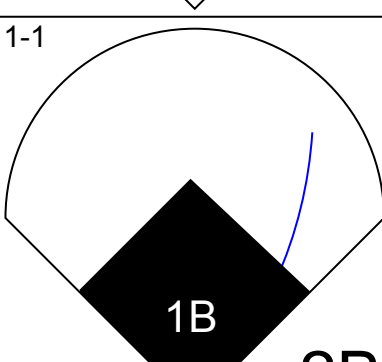
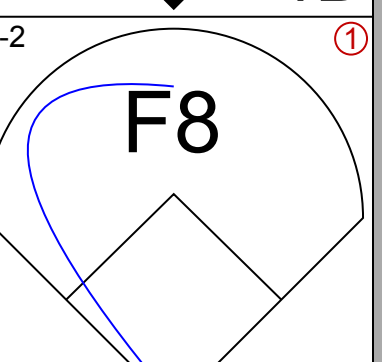
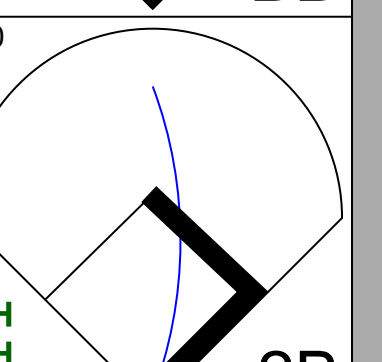
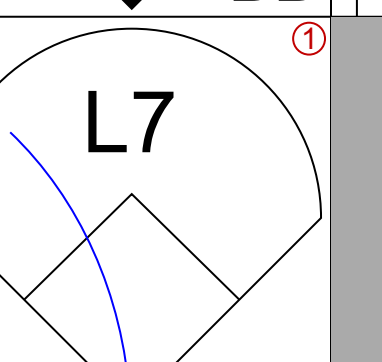
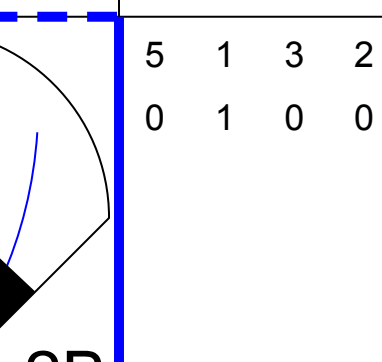
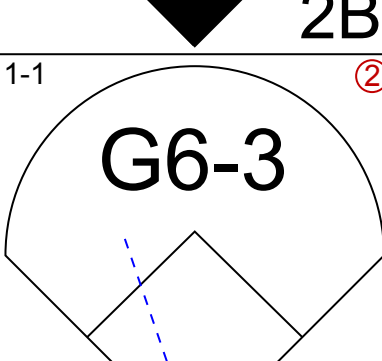
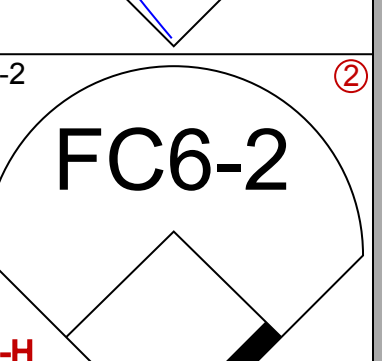
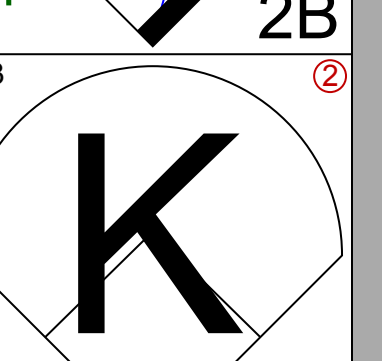
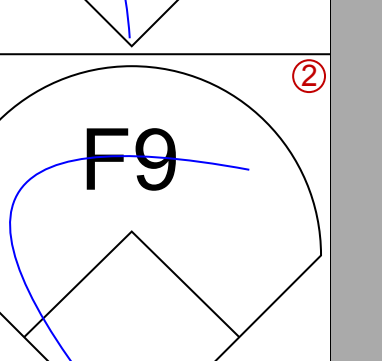
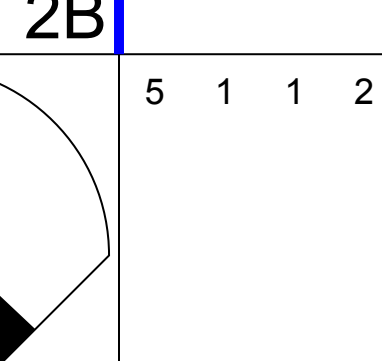
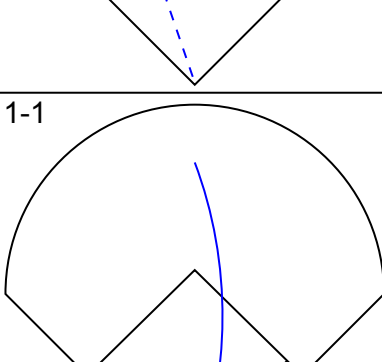
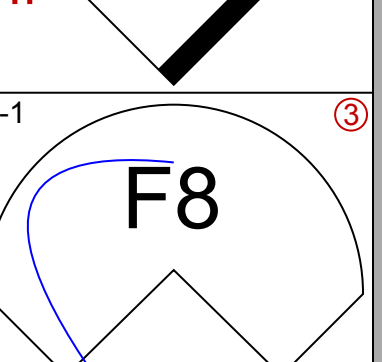
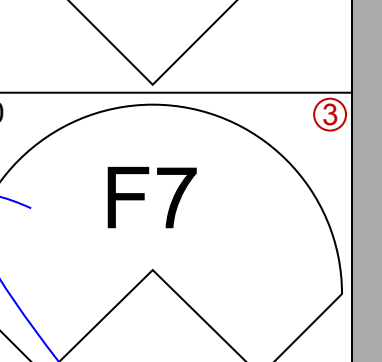
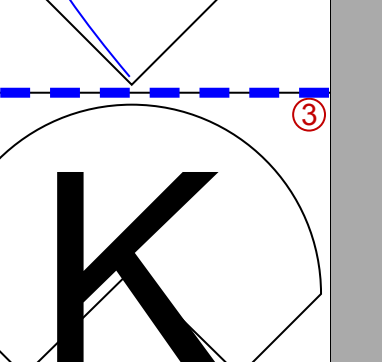
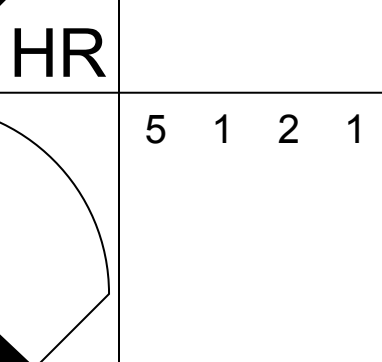
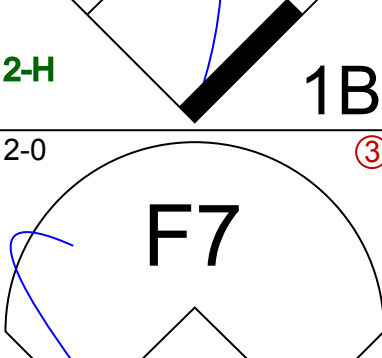
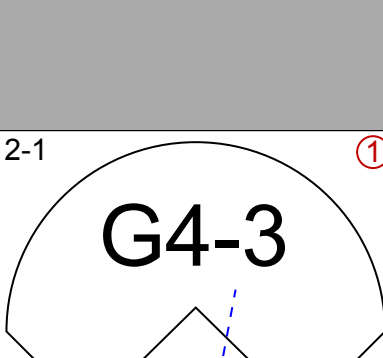
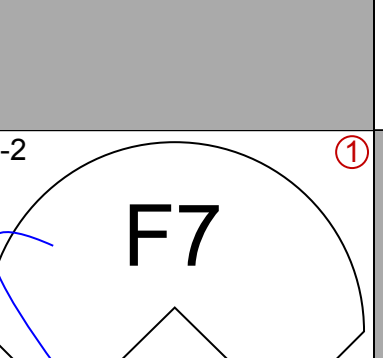
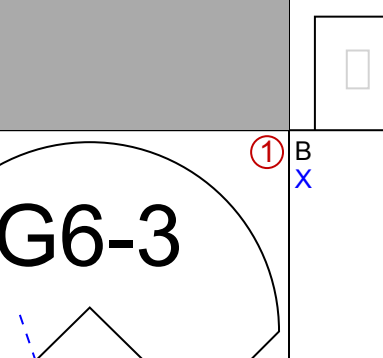
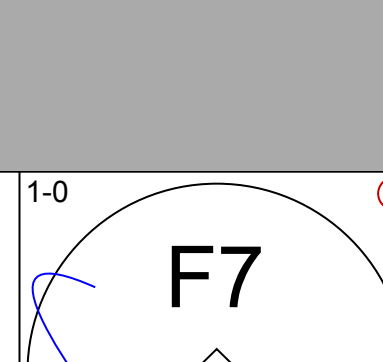
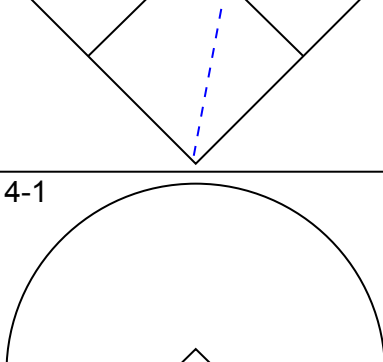
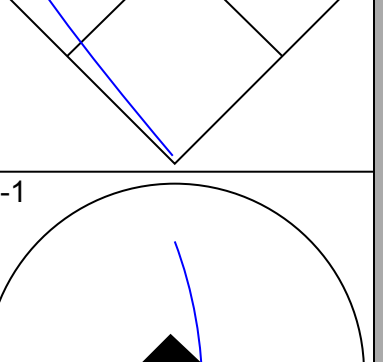
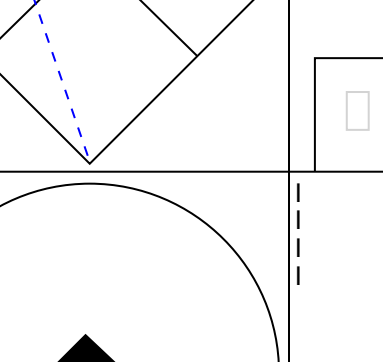
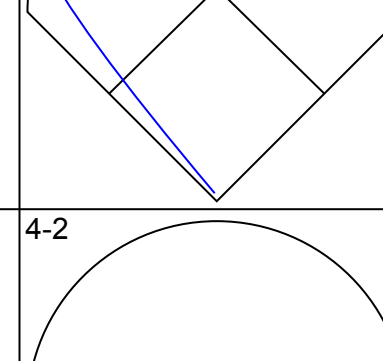
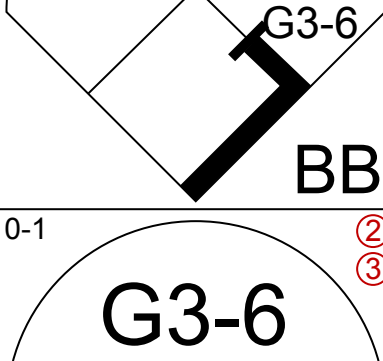
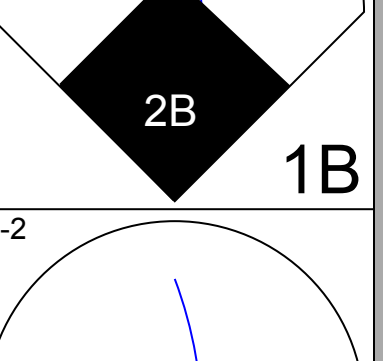
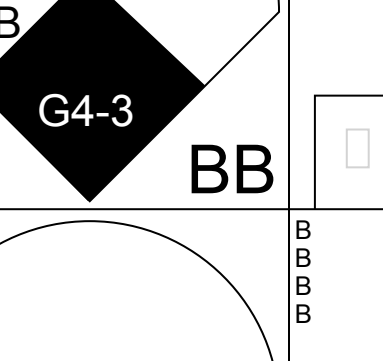
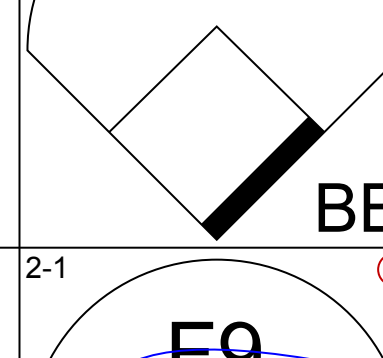
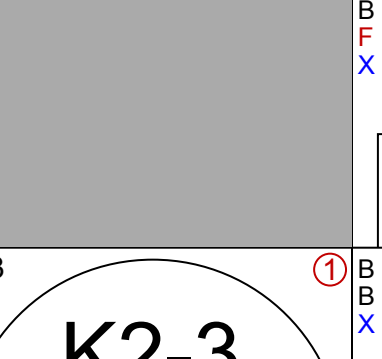
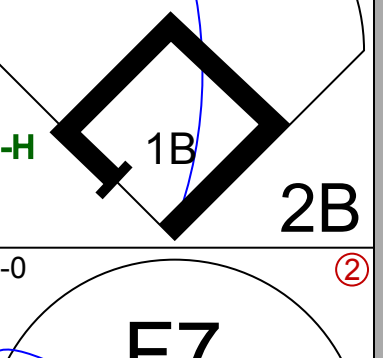
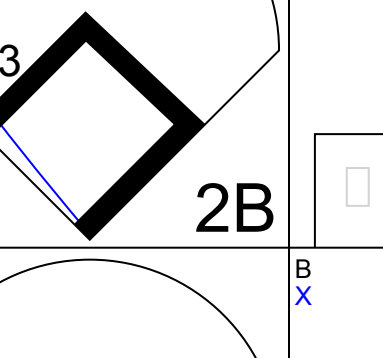

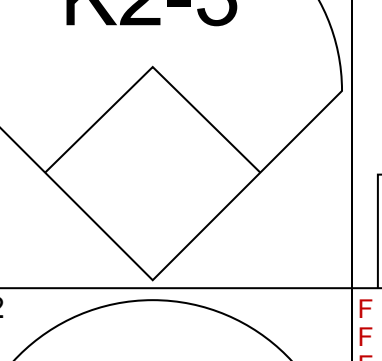
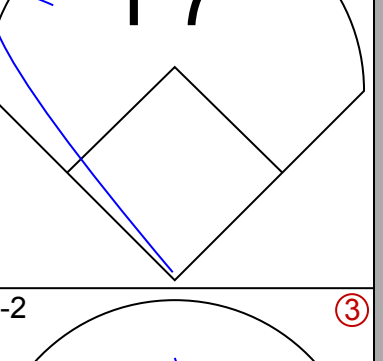
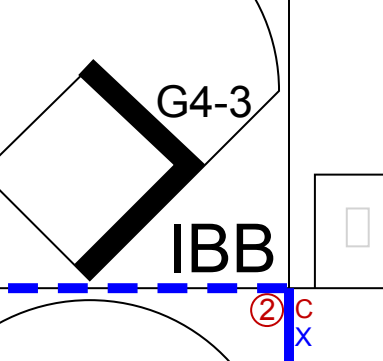


Batter	1	2	3	4	5	6	7	8	9	AB	R	H	RBI	BB	SO	LOB	BOTTOM										
Chuck Knoblauch, R OBP: 0.397, SLG: 0.403 (1, 4)										5	0	2	0	0	1	0											
Derek Jeter, R OBP: 0.386, SLG: 0.498 (1, 6)										5	1	2	0	0	2	1											
Paul O'Neill, L OBP: 0.378, SLG: 0.466 (1, 9)										4	1	1	1	1	1	3											
Tino Martinez, L OBP: 0.394, SLG: 0.513 (1, 3)										4	1	0	0	1	1	2											
Bernie Williams, S OBP: 0.455, SLG: 0.585 (1, 8)										5	1	4	0	0	0	0											
Daryl Strawberry, L OBP: 0.388, SLG: 0.579 Tim Raines, S (7, PH)										3	0	1	0	0	1	2											
Chad Curtis, R OBP: 0.418, SLG: 0.417 (1, 7)										4	1	2	1	1	1	2											
Scott Brosius, R OBP: 0.401, SLG: 0.462 (1, 5)										5	1	1	1	0	1	6											
Joe Girardi, R OBP: 0.291, SLG: 0.321 20 Jorge Posada, S (7, PH)										3	1	1	3	0	0	2											
Inning Stats	R: 0 E: 0 K: 2 S: 9	H: 0 LOB: 0 BB: 0 P: 12	R: 0 E: 0 K: 2 S: 18	H: 1 LOB: 1 BB: 0 P: 25	R: 0 E: 0 K: 0 S: 12	H: 2 LOB: 0 BB: 0 P: 19	R: 1 E: 0 K: 0 S: 13	H: 3 LOB: 2 BB: 0 P: 23	R: 0 E: 0 K: 1 S: 21	H: 2 LOB: 1 BB: 1 P: 34	R: 3 E: 0 K: 1 S: 19	H: 4 LOB: 2 BB: 2 P: 30	R: 0 E: 0 K: 0 S: 7	H: 1 LOB: 1 BB: 0 P: 8	R: 0 E: 0 K: 0 S: 16	H: 1 LOB: 1 BB: 0 P: 24	1B: 11 2B: 2 3B: 0 HR: 1	SF: 0 SAC: 0 DP: 1 HBP: 0	WP: 0 PB: 0 SB: 0 CS: 0	PA: 44							
PITCHER	IP	WLS	BF	H	R	ER	SO	BB	IBB	HBP	BLK	WP	HR	S	P	ERA	WHIP										
Pedro Martinez, R ERA: 2.63 (1, 1)	5.2	W	27	8	4	4	6	2	0	0	0	0	0	7	9	54.00	6.000										
John Wastin, R ERA: 6.28 (6, 1)	0.1		3	2	2	2	1	0	0	0	0	0	0	4	9	*	*										
Ron Mahay, L ERA: 5.75 (7, 1)	0.0		2	1	0	0	0	1	0	0	0	0	0	4	9	*	*										
Dennis Eckerley, R ERA: 6.75 (7, 1)	2.0		8	2	1	1	1	1	0	0	0	0	0	18	25	4.50	1.500										
Rich Garcia, R ERA: 3.0 (9, 1)	1.0		4	1	0	0	0	0	0	0	0	0	0	16	24	0.00	1.000										

Boston Red Sox @ New York Yankees
Yankee Stadium, Bronx, NY
Sun May 31 1998, 3:33 AM EDT
Att: 55,711 - Overcast - 77 F

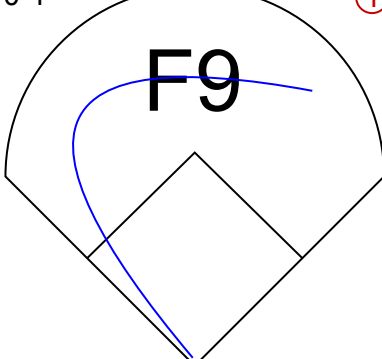
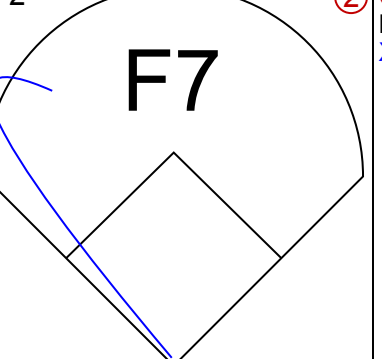
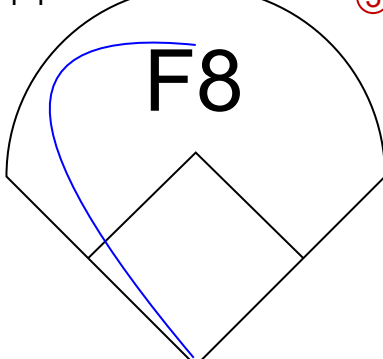
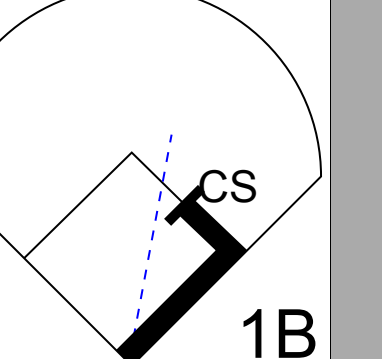
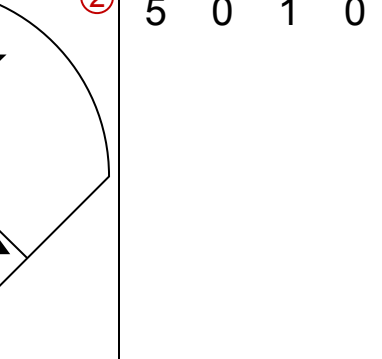
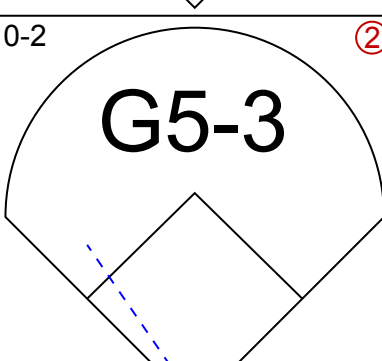
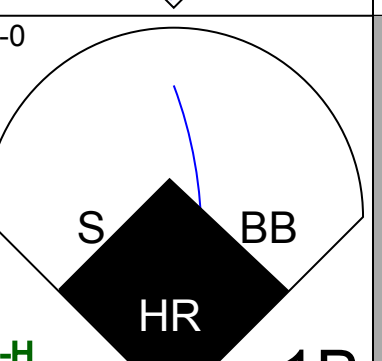
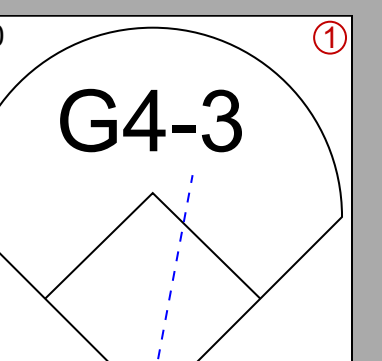
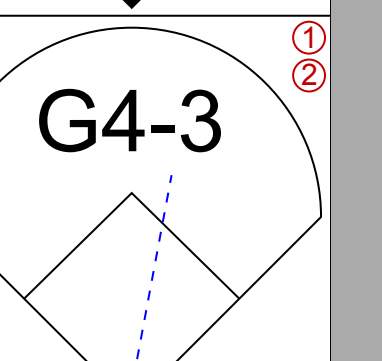
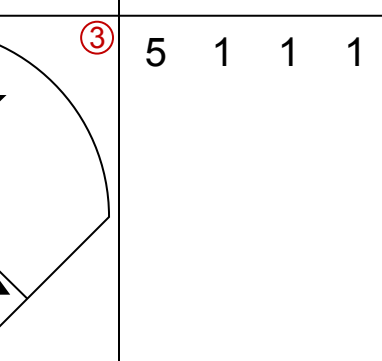
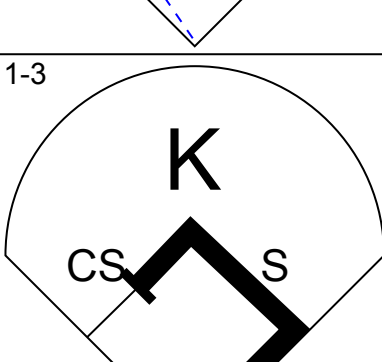
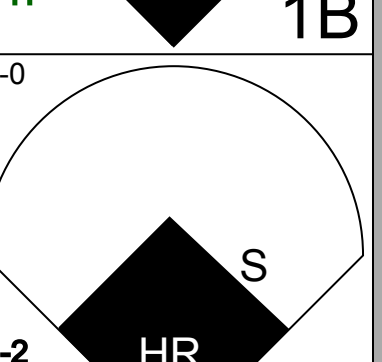
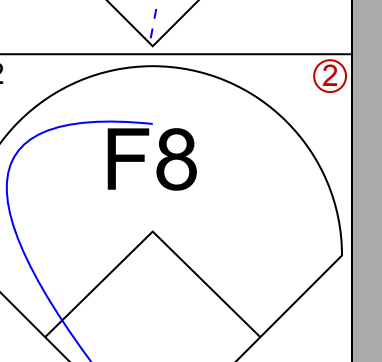
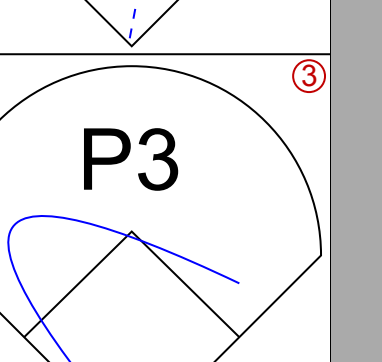
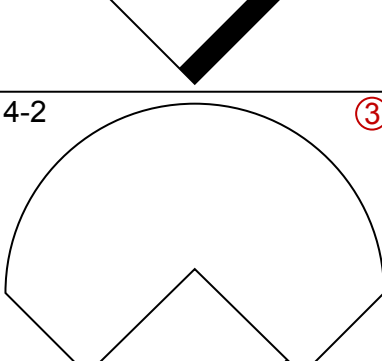
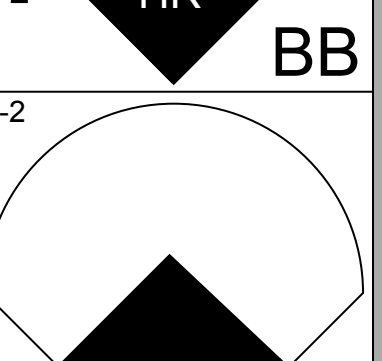
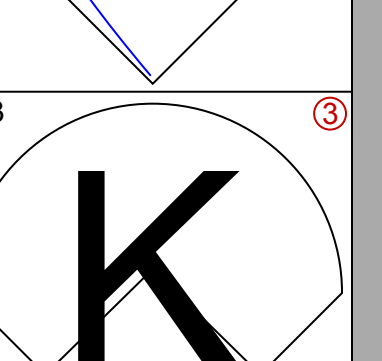
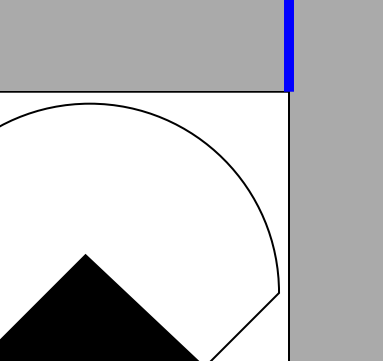
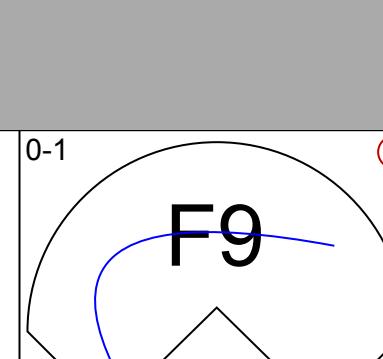
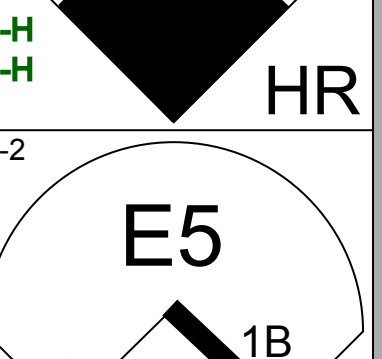
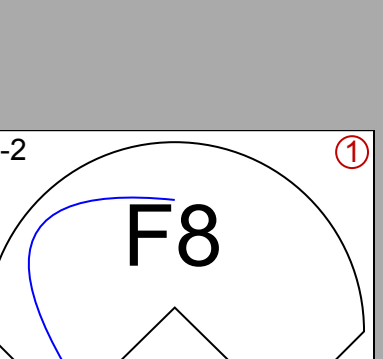
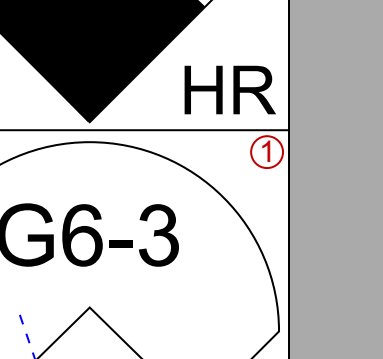
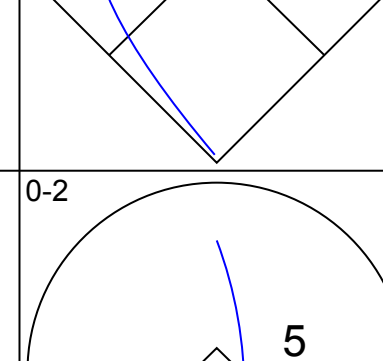
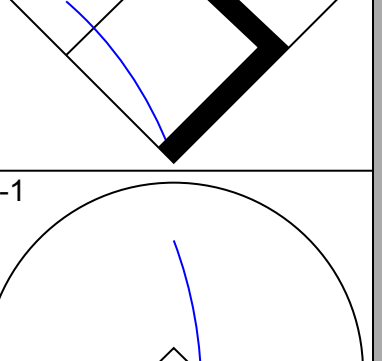
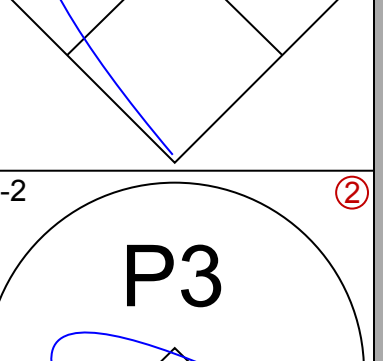
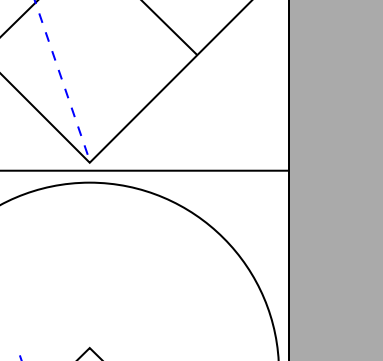

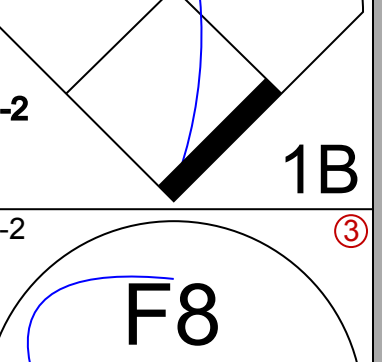
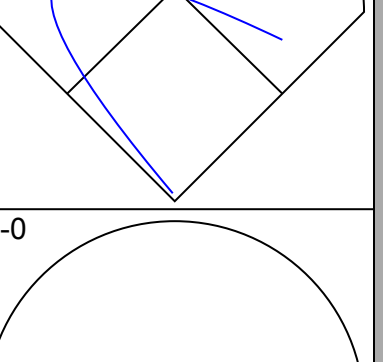
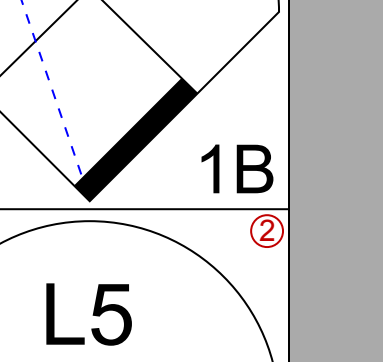
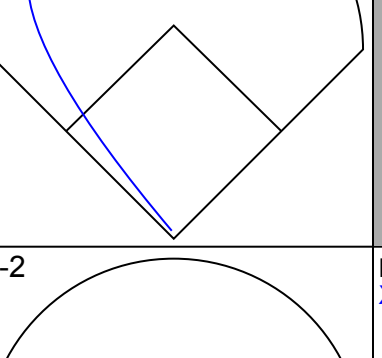
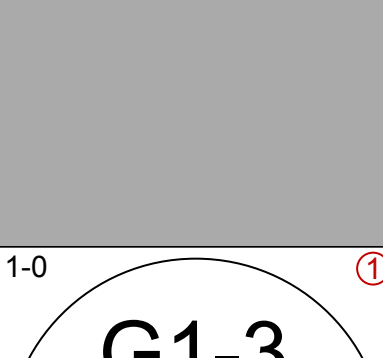
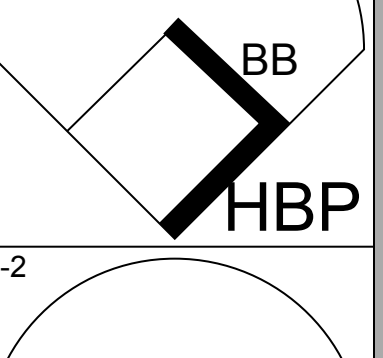
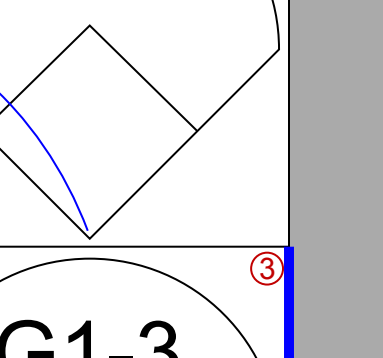
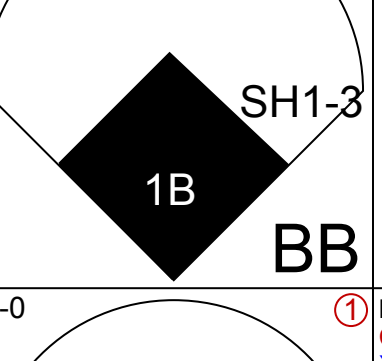
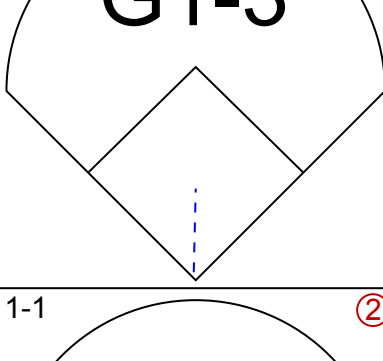
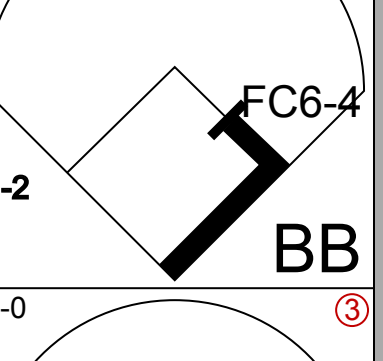
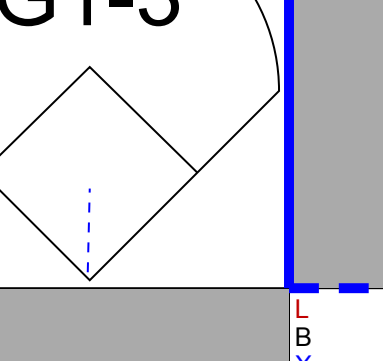
AB 40
R 7
H 14
RBI 7
BB 4
SO 8
LOB 22



Batter	1	2	3	4	5	6	7	8	9	AB	R	H	RBI	BB	SO	LOB	TOP					
Darren Lewis, R OBP: 0.381, SLG: 0.398 (1, 8)			 1B			 BB	 BB			4	1	1	0	2	2	5	Boston Red Sox @ Toronto Blue Jays SkyDome, Toronto, ON Mon Jun 01 1998, 7:05 PM EDT Att: 27,372 - Unknown - 70 F					
18 Reggie Jefferson, S OBP: 0.372, SLG: 0.556 Mike Benjamin, R OBP: 0.324, SLG: 0.374 (9, PH)	 2B					 2B			 2B	5	1	3	2	0	0	2						
Nomar Garciaparra, R OBP: 0.349, SLG: 0.494 (1, 6)			 1-H						 2-H	5	1	1	2	0	1	4						
Mo Vaughn, L OBP: 0.365, SLG: 0.561 (1, 3)	 1B								 BB	5	1	2	1	0	1	3						
Troy O'Leary, L OBP: 0.327, SLG: 0.548 (1, 7)									 BB	5	1	1	0	0	0	1						
John Valentin, R OBP: 0.330, SLG: 0.408 (1, 5)				 BB			 1B		 G4-3	2	2	1	0	3	0	0						
Scott Hatteberg, L OBP: 0.344, SLG: 0.466 (1, 2)				 1-2			 2B		 2B	3	0	2	2	2	0	1						
Lou Merloni, R OBP: 0.360, SLG: 0.409 (1, 4)									 IBB	4	0	0	0	1	1	5						
Darren Bragg, L OBP: 0.379, SLG: 0.450 Jim Levritz, R OBP: 0.369, SLG: 0.562 Midre Cummings, L OBP: 0.326, SLG: 0.500 (8, PH)						 1B	 1B		 1-2 2-3 3-H	3	1	2	0	0	1	1						
Inning Stats	R: 1 E: 0 K: 1 S: 11	H: 2 LOB: 1 BB: 0 P: 18	R: 0 E: 0 K: 1 S: 9	H: 0 LOB: 1 BB: 1 P: 18	R: 0 E: 0 K: 0 S: 9	H: 1 LOB: 1 BB: 0 P: 12	R: 0 E: 0 K: 0 S: 5	H: 0 LOB: 0 BB: 1 P: 11	R: 2 E: 0 K: 2 S: 13	H: 2 LOB: 1 BB: 1 P: 22	R: 1 E: 0 K: 0 S: 15	H: 3 LOB: 2 BB: 0 P: 21	R: 0 E: 0 K: 1 S: 11	H: 0 LOB: 1 BB: 1 P: 20	R: 1 E: 0 K: 1 S: 16	H: 1 LOB: 2 BB: 2 P: 29		R: 4 E: 0 K: 0 S: 10	H: 4 LOB: 3 BB: 2 P: 23	1B: 6 2B: 6 3B: 0 HR: 1	SF: 0 SAC: 0 DP: 1 HBP: 0	WP: 1 PB: 0 SB: 1 CS: 0
PITCHER	IP	WLS	BF	H	R	ER	SO	BB	IBB	HBP	BLK	WP	HR	S	P	ERA	WHIP					
Juan Guzman, R ERA: 5.77 (1, 1)	6.2		30	8	4	4	4	4	0	0	0	1	0	70	118	5.40	1.800					
Dan Plesac, L ERA: 3.32 (7, 1)	0.2		5	1	1	1	1	1	1	0	0	0	0	13	24	13.50	3.000					
Paul Quantrill, R ERA: 2.56 (8, 1)	0.2		2	0	0	0	1	0	0	0	0	0	0	6	9	0.00	0.000					
Randy Myers, L ERA: 4.05 (9, 1)	1.0	L	9	4	4	4	0	1	1	0	0	0	1	10	23	36.00	5.000					

AB 38
R 9
H 13
RBI 9
BB 8
SO 6
LOB 26



Batter	1	2	3	4	5	6	7	8	9	AB	R	H	RBI	BB	SO	LOB	BOTTOM				
José Cruz Jr., S OBP: 0.304, SLG: 0.291 (1, 8)							 1B			5	0	1	0	0	1	1	Boston Red Sox @ Toronto Blue Jays SkyDome, Toronto, ON Mon Jun 01 1998, 7:05 PM EDT Att: 27,372 - Unknown - 70 F				
Shawn Green, L OBP: 0.318, SLG: 0.463 (1, 9)			 HR				 1-2			5	1	1	1	0	1	1					
Jose Canseco, R OBP: 0.528, SLG: 0.527 Shannon Stewart, R OBP: 0.350, SLG: 0.350 (9, 7)	 CS		 HR							3	1	0	0	1	1	0					
Carlos Delgado, L OBP: 0.403, SLG: 0.561 (1, 3)	 BB		 HR							3	2	2	4	1	1	0					
Mike Stanley, R OBP: 0.341, SLG: 0.436 (1, 10)			 1B							4	0	0	0	0	0	0					
Tony Fernandez, S OBP: 0.396, SLG: 0.408 (1, 4)		 1B	 1B							4	0	3	0	0	0	0					
5 Ed Sprague, R OBP: 0.332, SLG: 0.382 (1, 5)		 1-2					 HBP			3	0	0	0	0	0	4					
Kevin Brown, R OBP: 0.361, SLG: 0.365 Felipe Crespo, S OBP: 0.302, SLG: 0.283 Mark Dalesandro, R (9, 2)			 1B				 BB			1	1	0	0	2	0	0					
Alex Gonzalez, R OBP: 0.250, SLG: 0.322 (1, 6)			 1-2				 1-2			3	0	0	0	0	0	2					
Inning Stats	R: 0 E: 0 K: 1 S: 11	H: 0 LOB: 1 BB: 1 P: 16	R: 0 E: 0 K: 0 S: 7	H: 1 LOB: 0 BB: 0 P: 7	R: 4 E: 1 K: 0 S: 22	H: 3 LOB: 2 BB: 2 P: 35	R: 0 E: 0 K: 0 S: 5	H: 0 LOB: 0 BB: 0 P: 8	R: 0 E: 0 K: 0 S: 11	H: 0 LOB: 2 BB: 1 P: 19	R: 0 E: 0 K: 0 S: 6	H: 1 LOB: 0 BB: 0 P: 12	R: 1 E: 0 K: 0 S: 9	H: 2 LOB: 1 BB: 0 P: 14	R: 0 E: 0 K: 2 S: 8	H: 0 LOB: 0 BB: 0 P: 11		1B: 5 2B: 0 3B: 0 HR: 2	SF: 0 SAC: 1 DP: 1 HBP: 1	WP: 0 PB: 1 SB: 3 CS: 2	PA: 38
PITCHER	IP	WLS	BF	H	R	ER	SO	BB	IBB	HBP	BLK	WP	HR	S	P	ERA	WHIP				
49 Tim Wakefield, R ERA: 4.57 (1, 1)	6.0		27	4	4	4	2	4	0	0	0	0	1	15	26	4.50	1.500				
Jim Corsi, R ERA: 2.53 (7, 1)	2.0	W	8	3	1	1	0	0	0	0	0	0	0	8	11	0.00	0.000				
Tom Gordon, R ERA: 1.14 (9, 1)	1.0		3	0	0	0	2	0	0	0	0	0	0	8	11	0.00	0.000				



Batter	1	2	3	4	5	6	7	8	9	AB	R	H	RBI	BB	SO	LOB	TOP			
Darren Lewis, R OBP: 0.382, SLG: 0.403 (1, 8)	G3-1		HR				G3	G6-3			5	1	2	1	0	0				
18 Reggie Jefferson, S OBP: 0.366, SLG: 0.537 (1, 10)	G4-3		K				G1		2B	4	1	0	0	1	1	3				
Nomar Garciaparra, R OBP: 0.344, SLG: 0.593 (1, 6)	F7		HR				G6-3		P3	5	1	1	3	0	0	2				
Mo Vaughn, L OBP: 0.366, SLG: 0.560 (1, 3)		K	G3					K	2B	4	0	1	1	1	2	0				
Troy O'Leary, L OBP: 0.324, SLG: 0.554 (1, 7)	E4			F7			F7		G3-1	5	1	1	1	0	0	3				
John Valentin, R OBP: 0.336, SLG: 0.415 (1, 5)	G6-4-3			1B	2B					4	2	2	0	1	1	1				
Scott Hatteberg, L OBP: 0.353, SLG: 0.463 (1, 2)			1B	2B	1B		P5	2B	G3-1	3	2	1	1	2	0	2				
Lou Merloni, R OBP: 0.370, SLG: 0.438 (1, 4)			2B	HR	1B		F7	HR		4	2	2	1	0	0	1				
Darren Bragg, L OBP: 0.376, SLG: 0.466 (1, 9)			K	FC4-6				HR		4	1	1	3	0	2	3				
Inning Stats	R: 0 E: 0 K: 0 S: 8	H: 0 LOB: 0 BB: 0 P: 12	R: 0 E: 1 K: 1 S: 6	H: 0 LOB: 0 BB: 0 P: 10	R: 4 E: 0 K: 2 S: 14	H: 3 LOB: 0 BB: 1 P: 25	R: 1 E: 0 K: 0 S: 12	H: 2 LOB: 1 BB: 0 P: 21	R: 0 E: 0 K: 1 S: 13	H: 0 LOB: 0 BB: 0 P: 14	R: 0 E: 0 K: 1 S: 8	H: 0 LOB: 0 BB: 0 P: 11	R: 5 E: 0 K: 1 S: 15	H: 4 LOB: 0 BB: 1 P: 28	R: 1 E: 0 K: 0 S: 9	H: 1 LOB: 2 BB: 2 P: 20	1B: 4 2B: 4 3B: 0 HR: 3	SF: 0 SAC: 0 DP: 1 HBP: 0	WP: 0 PB: 0 SB: 1 CS: 0	PA: 43
PITCHER	IP	WLS	BF	H	R	ER	SO	BB	IBB	HBP	BLK	WP	HR	S	P	ERA	WHIP			
Chris Carpenter, R ERA: 5.24 (1, 1)	7.2	L	33	8	7	7	6	2	0	0	0	0	2	79	134	8.22	1.304			
Ben Van Ryn, L ERA: 6.55 (8, 1)	0.0		1	0	0	0	0	1	0	0	0	0	0	2	6	∞	∞			
Erik Hanson, R ERA: 6.41 (8, 1)	1.1		9	3	4	4	0	2	0	0	0	0	1	12	25	27.00	3.750			

Boston Red Sox @ Toronto Blue Jays
SkyDome, Toronto, ON
Tue Jun 02 1998, 7:05 PM EDT
Att: 26,177 - Dome - 72 F

AB 38
R 11
H 11
RBI 11
BB 5
SO 6
LOB 15



Batter	1	2	3	4	5	6	7	8	9	AB	R	H	RBI	BB	SO	LOB	BOTTOM			
José Cruz Jr., S OBP: 0.294, SLG: 0.280 (1, 8)	F9		P9	F9			K		P6	5	0	0	0	0	1	4				
Shannon Stewart, R OBP: 0.351, SLG: 0.348 (1, 7)	G6-3		K			FC5-4	K		1B	4	0	1	0	1	2	2				
Jose Canseco, R OBP: 0.329, SLG: 0.519 (1, 9)	CS		1B	CS	FC5-4	CS	G5-3		P3	3	1	0	0	2	0	5				
Carlos Delgado, L OBP: 0.405, SLG: 0.563 (1, 3)	CS	SH1-3	1B	1B	K		G3-1			3	1	1	0	1	1	1				
Mike Stanley, R OBP: 0.349, SLG: 0.440 (1, 10)		SH1-3	1B	CS	CS	K		1B		3	1	2	1	1	1	0				
Tony Fernandez, S OBP: 0.350, SLG: 0.400 (1, 4)		SH1-3	G4-3				G1-3		F9	3	0	0	0	0	0	3				
5 Ed Sprague, R OBP: 0.326, SLG: 0.374 (1, 5)		K		F7			F8		F8	4	0	0	0	0	1	3				
Mark Dalesandro, R OBP: 0.600, SLG: 0.800 (1, 2)		FC4-6	1B	F9			1B	2B	1B	4	0	3	2	0	0	0				
Craig Grebeck, R OBP: 0.400, SLG: 0.519 (1, 6)		FC4-6						1B	F8	3	0	1	0	1	0	2				
Inning Stats	R: 0 E: 0 K: 0 S: 7	H: 0 LOB: 1 BB: 1 P: 14	R: 2 E: 0 K: 1 S: 16	H: 2 LOB: 1 BB: 1 P: 20	R: 1 E: 0 K: 0 S: 13	H: 1 LOB: 2 BB: 2 P: 25	R: 0 E: 0 K: 0 S: 5	H: 0 LOB: 1 BB: 1 P: 12	R: 0 E: 0 K: 1 S: 8	H: 0 LOB: 0 BB: 0 P: 12	R: 0 E: 0 K: 2 S: 16	H: 2 LOB: 2 BB: 0 P: 22	R: 0 E: 0 K: 0 S: 7	H: 1 LOB: 1 BB: 0 P: 8	R: 0 E: 0 K: 0 S: 13	H: 2 LOB: 2 BB: 0 P: 19	1B: 6 2B: 2 3B: 0 HR: 0	SF: 0 SAC: 1 DP: 0 HBP: 0	WP: 0 PB: 0 SB: 1 CS: 2	PA: 41
PITCHER	IP	WLS	BF	H	R	ER	SO	BB	IBB	HBP	BLK	WP	HR	S	P	ERA	WHIP			
Steve Avery, L ERA: 6.41 (1, 1)	5.0	W	22	3	3	3	3	6	0	0	0	0	0	24	82	5.40	1.800			
Rich Garces, R ERA: 2.77 (6, 1)	2.0		8	2	0	0	3	0	0	0	0	0	0	24	34	0.00	1.000			
59 Brian Barkley, L ERA: 2.45 (8, 1)	2.0		9	3	0	0	0	0	0	0	0	0	0	20	27	0.00	1.500			

Boston Red Sox @ Toronto Blue Jays
SkyDome, Toronto, ON
Tue Jun 02 1998, 7:05 PM EDT
Att: 26,177 - Dome - 72 F

AB 32
R 3
H 8
RBI 3
BB 6
SO 6
LOB 20



Batter	1	2	3	4	5	6	7	8	9	AB	R	H	RBI	BB	SO	LOB	TOP				
Brady Anderson, L (1, 8) OBP: 0.302, SLG: 0.401	3-1 1B		0-0 L3			0-0 1B		1-2 G6-3		4	0	2	0	0	0	0	Baltimore Orioles @ Boston Red Sox Fenway Park, Boston, MA Thu Jun 04 1998, 7:05 PM EDT Att: 33,104 - Unknown - 65 F				
Joe Carter, R (1, 9) OBP: 0.306, SLG: 0.391	3-2 L8			0-0 G1-6-3 1B		1-3 K		0-0 2B		4	0	2	0	0	1	2					
Harold Baines, L (1, 10) OBP: 0.347, SLG: 0.457	1-1 F7			0-0 G1-6-3 1-2 1B		1-0 F8		2-3 K		4	0	0	0	0	1	4					
Rafael Palmeiro, L (1, 3)		2-2 G4-3 1B		0-0 F7		1-1 F8			3-1 F5	4	0	1	0	0	0	2					
Roberto Alomar, S (1, 4)		0-0 L9			4-2 1B BB		1-2 G6-3		1-1 G4-3	3	0	0	0	1	0	1					
B.J. Surhoff, L (1, 7)		1-0 G4-3			0-3 K		0-1 HR		0-0 G1-3	4	1	1	1	0	1	2					
Cal Ripken Jr., R (1, 5)		0-1 G1-3			1-0 1-3 23 G5-4-3 1B		1-2 G1-3			3	0	1	0	0	0	1					
23 Chris Hoiles, R (1, 2)			2-1 F8		1-1 G5-4-3 1-2		2-0 F8			3	0	0	0	0	0	2					
Jeff Reboulet, R (1, 6)			1-3 K			1-1 1B 2B		1-0 G3		3	0	1	0	0	1	0					
Inning Stats	R: 0 E: 0 K: 0 S: 10	H: 1 LOB: 0 BB: 0 P: 17	R: 0 E: 0 K: 0 S: 7	H: 1 LOB: 1 BB: 0 P: 10	R: 0 E: 0 K: 1 S: 6	H: 0 LOB: 0 BB: 0 P: 9	R: 0 E: 0 K: 0 S: 3	H: 1 LOB: 1 BB: 1 P: 3	R: 0 E: 0 K: 1 S: 9	H: 2 LOB: 2 BB: 0 P: 13	R: 1 E: 0 K: 0 S: 9	H: 1 LOB: 0 BB: 0 P: 13	R: 0 E: 0 K: 1 S: 8	H: 1 LOB: 1 BB: 0 P: 12	R: 0 E: 0 K: 0 S: 5	H: 0 LOB: 0 BB: 0 P: 9	1B: 5 2B: 2 3B: 0 HR: 1	SF: 0 SAC: 0 DP: 2 HBP: 0	WP: 0 PB: 0 SB: 0 CS: 0	PA: 33	
PITCHER	IP	WLS	BF	H	R	ER	SO	BB	IBB	HBP	BLK	WP	HR	S	P	ERA	WHIP				
Bret Saberhagen, R (1, 1) ERA: 5.17	7.0	W	26	7	1	1	3	1	0	0	0	0	1	54	81	1.29	1.143				
John Wasdin, R (8, 1) ERA: 5.87	2.0		7	1	0	0	1	0	0	0	0	0	0	13	21	0.00	0.500				

AB	32
R	1
H	8
RBI	1
BB	1
SO	4
LOB	14



Batter	1	2	3	4	5	6	7	8	9	AB	R	H	RBI	BB	SO	LOB	BOTTOM				
Darren Lewis, R (1, 8) OBP: 0.380, SLG: 0.416	3-2 G5-3	2-0 18 FC3-2 1B		1-1 1B		0-0 1-H HR	2-3 K			5	1	3	3	0	1	1	Baltimore Orioles @ Boston Red Sox Fenway Park, Boston, MA Thu Jun 04 1998, 7:05 PM EDT Att: 33,104 - Unknown - 65 F				
18 Reggie Jefferson, S (1, 10) OBP: 0.397, SLG: 0.540	0-2 G6-3 1B	1-3 3-H FC3-2 1B		1-0 G4-3		1-0 1B		0-2 L1		5	1	2	0	0	0	3					
Nomar Garciaparra, R (1, 6) OBP: 0.333, SLG: 0.483	3-2 G6-3	0-2 G5-4-3 1B			1-2 F8	0-2 F8		0-1 2B SF7 1B		5	1	1	0	0	0	4					
Mo Vaughn, L (1, 3) OBP: 0.373, SLG: 0.568	2-0 BB 1B		1-3 K		0-2 1B		3-3 K	0-0 BLK 2B		5	0	3	1	0	2	0					
Troy O'Leary, L (1, 7) OBP: 0.316, SLG: 0.539	4-0 BB 1B		2-1 P5		0-2 F6		0-0 G3-1	1-2 SF7		3	0	0	1	1	0	1					
John Valentin, R (1, 5) OBP: 0.339, SLG: 0.415	0-1 P4		0-2 2B		1-3 K		4-1 WP S 1B BB	4-2 BB BB		3	1	1	0	2	1	3					
Scott Hatteberg, L (1, 2) OBP: 0.369, SLG: 0.472		4-1 1B E BB		1-1 F9		0-1 FC1-5 2B	4-0 WP 1B BB	4-0 BB BB		2	2	1	0	3	0	1					
Mike Benjamin, R (1, 4) OBP: 0.322, SLG: 0.368		3-2 E 1B 1B		1-1 P4		0-0 FC1-5 HR	3-2 1-H 2-H 2B 1B	3-2 G5-3		5	3	2	2	0	0	4					
Darren Bragg, L (1, 9) OBP: 0.373, SLG: 0.467		1-1 E4 1B S 18 FC3-2		1-3 K		1-1 F7	3-1 1-H 2B			4	0	1	2	0	1	2					
Inning Stats	R: 1 E: 0 K: 0 S: 13	H: 2 LOB: 2 BB: 1 P: 25	R: 2 E: 1 K: 0 S: 11	H: 2 LOB: 1 BB: 1 P: 21	R: 0 E: 0 K: 1 S: 12	H: 1 LOB: 1 BB: 0 P: 16	R: 0 E: 0 K: 1 S: 9	H: 1 LOB: 1 BB: 0 P: 13	R: 0 E: 0 K: 0 S: 15	H: 1 LOB: 1 BB: 0 P: 17	R: 2 E: 0 K: 2 S: 11	H: 3 LOB: 1 BB: 0 P: 12	R: 3 E: 0 K: 2 S: 14	H: 2 LOB: 1 BB: 2 P: 33	R: 1 E: 0 K: 0 S: 14	H: 2 LOB: 3 BB: 2 P: 26	1B: 8 2B: 5 3B: 0 HR: 1	SF: 1 SAC: 0 DP: 1 HBP: 0	WP: 1 PB: 0 SB: 2 CS: 0	PA: 44	
PITCHER	IP	WLS	BF	H	R	ER	SO	BB	IBB	HBP	BLK	WP	HR	S	P	ERA	WHIP				
Sidney Ponson, R (1, 1) ERA: 6.82	5.2	L	28	9	5	4	3	2	0	0	0	0	0	10	22	18.00	3.000				
Norm Charlton, L (6, 1) ERA: 8.44	1.0		6	1	2	2	1	2	0	0	0	0	0	8	16	27.00	6.000				
Richie Lewis, R (7, 1) ERA: 15.43	0.1		3	2	1	1	1	0	0	0	0	1	0	8	16	27.00	6.000				
Bobby Munoz, R (8, 1) ERA: 10.8	1.0		7	2	1	1	0	2	0	0	1	0	0	14	26	9.00	4.000				



Batter	1	2	3	4	5	6	7	8	9	AB	R	H	RBI	BB	SO	LOB	TOP										
Brian McRae, S (1, 8) OBP: 0.344, SLG: 0.376										5	0	0	0	0	2	1	New York Mets @ Boston Red Sox Fenway Park, Boston, MA Fri Jun 05 1998, 7:05 PM EDT Att: 32,214 - Cloudy - 61 F										
Bernard Gilkey, R (1, 7) OBP: 0.382, SLG: 0.437										5	3	3	1	0	0	0											
31 Mike Piazza, R (1, 2) OBP: 0.339, SLG: 0.481 Alberto Castillo, R (1, 2) OBP: 0.329, SLG: 0.397										0	0	0	0	0	0	0											
John Olerud, L (1, 3) OBP: 0.480, SLG: 0.539 Jim Tatum, R (9, PH) OBP: 0.240, SLG: 0.465										4	2	3	3	0	0	0											
Carlos Baerga, S (1, 4) OBP: 0.328, SLG: 0.457										5	0	2	1	0	1	2											
Edgardo Alfonzo, R (1, 5) OBP: 0.351, SLG: 0.403										3	0	0	1	0	1	3											
Matt Franco, L (1, 10) OBP: 0.338, SLG: 0.323										4	0	0	0	0	2	1											
Butch Huskey, R (1, 9) OBP: 0.302, SLG: 0.415										2	1	1	0	1	1	1											
Luis Lopez, S (1, 6) OBP: 0.324, SLG: 0.355										4	1	1	2	0	0	2											
Inning Stats	R: 1 E: 0 K: 2 S: 9	H: 2 LOB: 2 BB: 0 P: 10	R: 0 E: 0 K: 1 S: 4	H: 0 LOB: 0 BB: 1 P: 8	R: 2 E: 0 K: 1 S: 8	H: 3 LOB: 1 BB: 0 P: 8	R: 3 E: 1 K: 0 S: 6	H: 3 LOB: 0 BB: 0 P: 6	R: 0 E: 0 K: 0 S: 5	H: 0 LOB: 0 BB: 0 P: 5	R: 0 E: 0 K: 2 S: 3	H: 0 LOB: 1 BB: 0 P: 4	R: 3 E: 0 K: 2 S: 10	H: 3 LOB: 1 BB: 1 P: 14	R: 0 E: 0 K: 0 S: 3	H: 0 LOB: 0 BB: 0 P: 3	R: 0 E: 0 K: 1 S: 5	H: 0 LOB: 0 BB: 0 P: 5	1B: 6 2B: 1 3B: 0 HR: 4	SF: 1 SAC: 0 DP: 1 HBP: 2	WP: 0 PB: 0 SB: 1 CS: 0	PA: 41					
PITCHER	IP	WLS	BF	H	R	ER	SO	BB	IBB	HBP	BLK	WP	HR	S	P	ERA	WHIP										
Pedro Martinez, R (1, 1) ERA: 3.11	4.0	L	21	8	6	6	4	1	0	1	0	0	4	27	32	13.50	2.250										
59 Brian Barkley, L (5, 1) ERA: 6.35	2.0		11	3	3	3	1	1	0	1	0	0	0	11	16	13.50	2.000										
John Wasdin, R (7, 1) ERA: 5.35	3.0		9	0	0	0	3	0	0	0	0	0	0	15	15	0.00	0.000										

Batter	1	2	3	4	5	6	7	8	9	AB	R	H	RBI	BB	SO	LOB	BOTTOM										
Darren Lewis, R (1, 9) OBP: 0.382, SLG: 0.411										2	0	0	0	2	0	1	New York Mets @ Boston Red Sox Fenway Park, Boston, MA Fri Jun 05 1998, 7:05 PM EDT Att: 32,214 - Cloudy - 61 F										
John Valentin, R (1, 5) OBP: 0.333, SLG: 0.407										4	0	0	0	0	1	5											
Nomar Garciaparra, R (1, 6) OBP: 0.332, SLG: 0.475										3	0	0	0	1	2	4											
Mo Vaughn, L (1, 3) OBP: 0.378, SLG: 0.597										4	2	3	2	0	0	1											
Jim Leyritz, R (1, 10) OBP: 0.373, SLG: 0.527										3	0	0	0	1	2	1											
Damon Buford, R (1, 8) OBP: 0.338, SLG: 0.493										4	0	0	0	0	0	1											
Mike Benjamin, R (1, 4) OBP: 0.322, SLG: 0.368										3	0	1	0	0	0	1											
Jason Varitek, S (1, 2) OBP: 0.327, SLG: 0.359										3	0	1	0	0	0	0											
Darren Bragg, L (1, 7) OBP: 0.372, SLG: 0.460										2	0	0	0	1	1	2											
Inning Stats	R: 0 E: 0 K: 0 S: 2	H: 0 LOB: 1 BB: 0 P: 6	R: 0 E: 0 K: 0 S: 3	H: 1 LOB: 0 BB: 0 P: 3	R: 0 E: 0 K: 2 S: 9	H: 2 LOB: 3 BB: 1 P: 13	R: 1 E: 0 K: 0 S: 3	H: 1 LOB: 0 BB: 1 P: 7	R: 0 E: 0 K: 0 S: 3	H: 0 LOB: 0 BB: 0 P: 3	R: 0 E: 0 K: 1 S: 4	H: 0 LOB: 0 BB: 1 P: 8	R: 0 E: 0 K: 1 S: 5	H: 0 LOB: 0 BB: 0 P: 5	R: 0 E: 0 K: 0 S: 3	H: 0 LOB: 1 BB: 1 P: 7	R: 0 E: 0 K: 2 S: 8	H: 1 LOB: 0 BB: 0 P: 8	1B: 3 2B: 0 3B: 0 HR: 2	SF: 0 SAC: 0 DP: 4 HBP: 0	WP: 0 PB: 0 SB: 0 CS: 0	PA: 33					
PITCHER	IP	WLS	BF	H	R	ER	SO	BB	IBB	HBP	BLK	WP	HR	S	P	ERA	WHIP										
Al Leiter, L (1, 1) ERA: 1.72	6.0	W	22	4	1	1	3	4	0	0	0	0	1	24	40	1.50	1.333										
Turk Wendell, R (7, 1) ERA: 5.79	1.0		3	0	0	0	1	0	0	0	0	0	0	5	5	0.00	0.000										
Brad Clontz, R (8, 1) ERA: 5.4	1.0		4	0	0	0	0	1	0	0	0	0	0	3	7	0.00	1.000										
John Hudek, R (9, 1) ERA: 3.38	1.0		4	1	1	1	2	0	0	0	0	0	1	8	8	9.00	1.000										

New York Mets @ Boston Red Sox
 Fenway Park, Boston, MA
 Fri Jun 05 1998, 7:05 PM EDT
 Att: 32,214 - Cloudy - 61 F



AB	36
R	9
H	11
RBI	9
BB	2
SO	8
LOB	10

New York Mets @ Boston Red Sox
 Fenway Park, Boston, MA
 Fri Jun 05 1998, 7:05 PM EDT
 Att: 32,214 - Cloudy - 61 F



AB	28
R	2
H	5
RBI	2
BB	5
SO	6
LOB	16

Batter	1	2	3	4	5	6	7	8	9	AB	R	H	RBI	BB	SO	LOB	TOP					
Brian McRae, S (1, 8) OBP: 0.342, SLG: 0.370	G4-3		P6			G3 S BLK BB		K		3	1	0	0	1	1	0						
Bernard Gilkey, R (1, 7) OBP: 0.373, SLG: 0.425	F8			F8		K		G6-3		4	0	0	0	0	1	1						
John Olerud, L (1, 3) OBP: 0.476, SLG: 0.533	F7			E3		G3		G5-4-3 1B		4	0	1	0	0	0	1						
Butch Huskey, R (1, 9) OBP: 0.296, SLG: 0.406		F8		F8		G6-3		G5-4-3		4	0	0	0	0	0	2						
Carlos Baerga, S (1, 4) OBP: 0.323, SLG: 0.450		G4-3		P5						3	0	0	0	0	0	1						
Eduardo Alfonzo, R (1, 5) OBP: 0.351, SLG: 0.401					G6-3		G1-3			3	0	1	0	0	0	0						
Matt Franco, L (1, 10) OBP: 0.325, SLG: 0.309						P3		P6		3	0	0	0	0	1	1						
Rey Ordonez, R (1, 6) OBP: 0.259, SLG: 0.280			F8		E4 FC6-4			F8		3	0	0	0	0	0	0						
Alberto Castillo, R (1, 2) OBP: 0.316, SLG: 0.380			F8			FC6-4		G4-3		3	0	0	0	0	0	1						
Inning Stats	R: 0 E: 0 K: 0 S: 8	H: 0 LOB: 0 BB: 0 P: 8	R: 0 E: 0 K: 1 S: 13	H: 1 LOB: 1 BB: 0 P: 16	R: 0 E: 0 K: 0 S: 5	H: 0 LOB: 0 BB: 0 P: 8	R: 0 E: 1 K: 0 S: 9	H: 0 LOB: 1 BB: 0 P: 11	R: 0 E: 1 K: 0 S: 7	H: 0 LOB: 1 BB: 0 P: 12	R: 1 E: 0 K: 0 S: 10	H: 0 LOB: 0 BB: 1 P: 19	R: 0 E: 0 K: 0 S: 4	H: 0 LOB: 0 BB: 0 P: 7	R: 0 E: 0 K: 1 S: 11	H: 0 LOB: 0 BB: 0 P: 16	R: 0 E: 0 K: 0 S: 8	H: 1 LOB: 0 BB: 0 P: 16	1B: 2 2B: 0 3B: 0 HR: 0	SF: 0 SAC: 0 DP: 1 HBP: 0	WP: 0 PB: 0 SB: 1 CS: 0	PA: 31
PITCHER	IP	WLS	BF	H	R	ER	SO	BB	IBB	HBP	BLK	WP	HR	S	P	ERA	WHIP					
49 Tim Wakefield, R (1, 1) ERA: 4.27	8.0	L	28	1	1	1	3	1	0	0	1	0	0	67	97	1.12	0.250					
Tom Gordon, R (9, 1) ERA: 1.1	1.0	S	3	1	0	0	0	0	0	0	0	0	0	8	16	0.00	1.000					

New York Mets @ Boston Red Sox
Fenway Park, Boston, MA
Sat Jun 06 1998, 3:33 AM EDT
Att: 32,545 - Cloudy - 67 F

AB 30
R 1
H 2
RBI 0
BB 1
SO 3
LOB 7



Batter	1	2	3	4	5	6	7	8	9	AB	R	H	RBI	BB	SO	LOB	BOTTOM					
Darren Lewis, R (1, 8) OBP: 0.379, SLG: 0.408	G5-3 18 1B		L7			F8		FC5-4		4	0	1	0	0	0	1						
18 Reggie Jefferson, S (1, 10) OBP: 0.306, SLG: 0.305										3	0	1	0	0	0	0						
Damon Buford, R (9, PH) OBP: 0.333, SLG: 0.486	G5-3 1B		G3			G3		G5-3		1	0	0	0	0	0	0						
Nomar Garciaparra, R (1, 6) OBP: 0.325, SLG: 0.465	G5-3			G5-3		L9		K		4	0	0	0	0	1	2						
Mo Vaughn, L (1, 3) OBP: 0.380, SLG: 0.593										3	0	1	0	1	0	1						
Steve Avery, L (9, PR)	F8			G3-6-3 BB		L7				0	0	0	0	0	0	0						
Troy O'Leary, L (1, 7) OBP: 0.316, SLG: 0.534				G3-6-3		G4-3		K		4	0	1	0	0	1	2						
John Valentin, R (1, 5) OBP: 0.329, SLG: 0.401										3	0	0	0	0	1	1						
Scott Hatteberg, L (1, 2) OBP: 0.361, SLG: 0.460						G4-3		K		3	0	0	0	0	1	1						
Mike Benjamin, R (1, 4) OBP: 0.325, SLG: 0.364										1	0	0	0	1	0	1						
Midre Cummings, L (8, PH) OBP: 0.318, SLG: 0.488										1	0	0	0	0	1	0						
Lou Merloni, R (9, 4) OBP: 0.386, SLG: 0.440										0	0	0	0	0	0	0						
Darren Bragg, L (1, 9) OBP: 0.371, SLG: 0.454										2	0	0	0	1	1	1						
Inning Stats	R: 0 E: 0 K: 0 S: 11	H: 2 LOB: 1 BB: 0 P: 15	R: 0 E: 0 K: 0 S: 13	H: 1 LOB: 0 BB: 0 P: 18	R: 0 E: 0 K: 0 S: 6	H: 0 LOB: 0 BB: 0 P: 12	R: 0 E: 0 K: 0 S: 6	H: 0 LOB: 0 BB: 1 P: 12	R: 0 E: 0 K: 2 S: 12	H: 0 LOB: 1 BB: 1 P: 21	R: 0 E: 0 K: 0 S: 8	H: 0 LOB: 0 BB: 0 P: 14	R: 0 E: 0 K: 0 S: 7	H: 0 LOB: 0 BB: 0 P: 12	R: 0 E: 0 K: 2 S: 14	H: 0 LOB: 1 BB: 1 P: 21	R: 0 E: 0 K: 2 S: 12	H: 1 LOB: 1 BB: 0 P: 22	1B: 4 2B: 0 3B: 0 HR: 0	SF: 0 SAC: 0 DP: 2 HBP: 0	WP: 0 PB: 0 SB: 0 CS: 0	PA: 32
PITCHER	IP	WLS	BF	H	R	ER	SO	BB	IBB	HBP	BLK	WP	HR	S	P	ERA	WHIP					
Bobby Jones, R (1, 1) ERA: 3.58	8.0	W	28	3	0	0	4	3	0	0	0	0	0	12	25	0.00	0.750					
John Franco, L (9, 1) ERA: 3.39	1.0	S	4	1	0	0	2	0	0	0	0	0	0	12	22	0.00	1.000					

New York Mets @ Boston Red Sox
Fenway Park, Boston, MA
Sat Jun 06 1998, 3:33 AM EDT
Att: 32,545 - Cloudy - 67 F

AB 29
R 0
H 4
RBI 0
BB 3
SO 6
LOB 10



Batter	1	2	3	4	5	6	7	8	9	AB	R	H	RBI	BB	SO	LOB	TOP		
Brian McRae, S OBP: 0.345, SLG: 0.380 (1, 8)										3	0	1	0	1	0	0	New York Mets @ Boston Red Sox Fenway Park, Boston, MA Sun Jun 07 1998, 7:05 PM EDT Att: 30,630 - Overcast - 58 F		
Edgardo Alfonzo, R OBP: 0.348, SLG: 0.397 (1, 5)										4	0	1	0	0	0	2			
Bernard Gilkey, R Mel Rojas, R OBP: 0.364, SLG: 0.413 (1, 7) (8, 1)										4	0	0	0	0	2	4			
John Olerud, L OBP: 0.468, SLG: 0.521 (1, 3)										4	0	0	0	0	1	2			
Butch Huskey, R OBP: 0.295, SLG: 0.403 (1, 9)										4	0	1	0	0	1	0			
Carlos Baerga, S OBP: 0.322, SLG: 0.443 (1, 4)										3	0	0	0	1	0	2			
Jim Tatum, R OBP: 0.226, SLG: 0.435 (1, 10) (8, 2)										3	0	0	0	0	1	3			
Alberto Castillo, R Rich Becker, L OBP: 0.309, SLG: 0.370 (8, PH) (8, 7)										2	0	0	0	0	0	1			
Rey Ordóñez, R Luis Lopez, S OBP: 0.256, SLG: 0.277 (8, PH) (8, 6)										2	0	0	0	0	0	0			
Inning Stats	R: 0 E: 0 K: 1 S: 5	H: 0 LOB: 0 BB: 0 P: 5	R: 0 E: 0 K: 0 S: 3	H: 0 LOB: 0 BB: 0 P: 3	R: 0 E: 0 K: 1 S: 3	H: 2 LOB: 2 BB: 0 P: 6	R: 0 E: 0 K: 0 S: 3	H: 0 LOB: 1 BB: 1 P: 7	R: 0 E: 0 K: 2 S: 9	H: 1 LOB: 2 BB: 0 P: 9	R: 0 E: 0 K: 1 S: 6	H: 1 LOB: 2 BB: 1 P: 10	R: 0 E: 0 K: 1 S: 5	H: 0 LOB: 0 BB: 0 P: 5	1B: 3 2B: 1 3B: 1 HR: 0	SF: 0 SAC: 0 DP: 1 HBP: 0		WP: 0 PB: 0 SB: 0 CS: 1	PA: 33
PITCHER	IP	WLS	BF	H	R	ER	SO	BB	IBB	HBP	BLK	WP	HR	S	P	ERA	WHIP		
Steve Avery, L ERA: 4.73 Rich Garces, R ERA: 2.57	(1, 1) (8, 1)	7.0 W	25 25	3 3	0 0	0 0	4 4	1 1	0 0	0 0	0 0	0 0	0 0	32 11	36 15	0.00 0.00	0.571 1.000		

AB	31
R	0
H	4
RBI	0
BB	2
SO	6
LOB	14



Batter	1	2	3	4	5	6	7	8	9	AB	R	H	RBI	BB	SO	LOB	BOTTOM			
Darren Lewis, R OBP: 0.377, SLG: 0.405 (1, 8)										4	1	1	0	0	0	0	New York Mets @ Boston Red Sox Fenway Park, Boston, MA Sun Jun 07 1998, 7:05 PM EDT Att: 30,630 - Overcast - 58 F			
18 Reggie Jefferson, S OBP: 0.377, SLG: 0.538 (1, 10)										3	1	2	1	1	0	0				
Nomar Garciaparra, R OBP: 0.324, SLG: 0.465 (1, 6)										4	1	1	0	0	1	2				
Mo Vaughn, L OBP: 0.382, SLG: 0.602 (1, 3)										3	2	1	1	1	0	1				
Troy O'Leary, L OBP: 0.320, SLG: 0.533 (1, 7)										4	0	2	2	0	0	0				
John Valentin, R OBP: 0.329, SLG: 0.405 (1, 5)										3	0	1	1	0	1	0				
Scott Hatteberg, L OBP: 0.354, SLG: 0.450 (1, 2)										3	0	0	0	0	2	2				
Mike Benjamin, R OBP: 0.317, SLG: 0.355 (1, 4)										3	0	0	0	0	0	0				
Darren Bragg, L OBP: 0.365, SLG: 0.444 (1, 9)										3	0	0	0	0	1	0				
Inning Stats	R: 0 E: 0 K: 0 S: 3	H: 0 LOB: 1 BB: 1 P: 7	R: 0 E: 0 K: 0 S: 3	H: 0 LOB: 0 BB: 0 P: 3	R: 4 E: 0 K: 2 S: 12	H: 5 LOB: 2 BB: 1 P: 16	R: 0 E: 0 K: 0 S: 3	H: 0 LOB: 0 BB: 0 P: 3	R: 1 E: 0 K: 0 S: 4	H: 3 LOB: 1 BB: 0 P: 4	R: 0 E: 0 K: 2 S: 7	H: 0 LOB: 0 BB: 0 P: 7	R: 0 E: 0 K: 0 S: 3	H: 0 LOB: 0 BB: 0 P: 3	R: 0 E: 0 K: 1 S: 5	H: 0 LOB: 0 BB: 0 P: 5		1B: 5 2B: 2 3B: 0 HR: 1	SF: 0 SAC: 0 DP: 1 HBP: 0	WP: 0 PB: 0 SB: 1 CS: 0
PITCHER	IP	WLS	BF	H	R	ER	SO	BB	IBB	HBP	BLK	WP	HR	S	P	ERA	WHIP			
Masato Yoshii, R John Hudzek, R Dennis Cook, L Mel Rojas, R ERA: 2.77 ERA: 3.2 ERA: 2.95 ERA: 1.75	(1, 1) (6, 1) (7, 1) (8, 1)	5.0 L	23 23	8 8	5 5	5 5	2 2	2 2	0 0	0 0	0 0	0 0	0 0	7 7	7 7	0.00 0.00	0.000 0.000			

AB	30
R	5
H	8
RBI	5
BB	2
SO	5
LOB	5



Batter	1	2	3	4	5	6	7	8	9	AB	R	H	RBI	BB	SO	LOB	TOP					
Darren Lewis, R OBP: 0.382, SLG: 0.415	G6-3		B3			2B			CS	5	1	3	0	0	0	0						
John Valentin, R OBP: 0.339, SLG: 0.416	G4-6-3 BB		FC6-4		2B				1B	4	1	3	2	1	0	1						
Nomar Garciaparra, R OBP: 0.321, SLG: 0.464	G4-6-3		FC6-4		FC6-5				1B	5	0	1	1	0	0	3						
Mo Vaughn, L OBP: 0.382, SLG: 0.595		F7		FC5-6 1B	FC4-5 1B				FC1-5-6	3	2	0	0	2	0	2						
Damon Buford, R OBP: 0.349, SLG: 0.487	1B G6-3 BB		FC5-6 1B		1B				F8	4	1	2	0	1	0	2						
Troy O'Leary, L OBP: 0.322, SLG: 0.532	G6-3 S 1B		FC5-6 FC4-6		1B				L7	4	0	2	1	0	0	2						
Jason Varitek, S OBP: 0.314, SLG: 0.344	G6-3		FC4-6 E S		G1-4-3				K	4	0	0	2	0	1	4						
Mike Benjamin, R OBP: 0.315, SLG: 0.347	G6-3		G6-3						K	3	0	0	0	1	1	1						
Derek Lowe, R Ron Mahay, L Jim Corsi, R Jim Leyritz, R Tom Gordon, R John Wasdin, R			K		K				G6-3	3	0	0	0	0	2	2						
Inning Stats	R: 0 E: 0 K: 0 S: 4	H: 0 LOB: 0 BB: 1 P: 11	R: 1 E: 0 K: 0 S: 11	H: 1 LOB: 1 BB: 1 P: 20	R: 0 E: 0 K: 1 S: 8	H: 1 LOB: 1 BB: 0 P: 11	R: 1 E: 0 K: 1 S: 10	H: 1 LOB: 2 BB: 2 P: 21	R: 2 E: 0 K: 0 S: 19	H: 4 LOB: 2 BB: 0 P: 27	R: 0 E: 0 K: 0 S: 10	H: 1 LOB: 1 BB: 0 P: 13	R: 0 E: 0 K: 2 S: 6	H: 0 LOB: 0 BB: 1 P: 12	R: 0 E: 0 K: 2 S: 8	H: 0 LOB: 0 BB: 0 P: 9	R: 2 E: 0 K: 0 S: 11	H: 4 LOB: 1 BB: 0 P: 21	1B: 8 2B: 4 3B: 0 HR: 0	SF: 0 SAC: 0 DP: 2 HBP: 0	WP: 0 PB: 0 SB: 2 CS: 1	PA: 41
PITCHER	IP	WLS	BF	H	R	ER	SO	BB	IBB	HBP	BLK	WP	HR	S	P	ERA	WHIP					
Tom Glavine, L ERA: 2.37	6.0		29	8	4	4	2	3	1	0	0	0	0	62	103	6.00	1.833					
Mike Cather, R ERA: 3.82	2.0		6	0	0	0	2	1	0	0	0	0	0	14	21	0.00	0.500					
Alan Embree, L ERA: 4.5	1.0	W	6	4	2	2	0	0	0	0	0	0	0	11	21	18.00	4.000					

Boston Red Sox @ Atlanta Braves
Turner Field, Atlanta, GA
Mon Jun 08 1998, 7:05 PM EDT
Att: 44,018 - Cloudy - 75 F

AB 36
R 6
H 12
RBI 6
BB 5
SO 4
LOB 17



Batter	1	2	3	4	5	6	7	8	9	AB	R	H	RBI	BB	SO	LOB	BOTTOM					
Walt Weiss, S OBP: 0.435, SLG: 0.410	K		G1-6-3 1B		FC3-6 10 BB				1B WP 10 1B BB	2	1	1	0	3	1	0						
Keith Lockhart, L OBP: 0.343, SLG: 0.427	G4-3 10 1B 2B		G1-6-3		F7				10 1B 2B	5	2	2	1	0	1	4						
10 Chipper Jones, S OBP: 0.430, SLG: 0.587	G4-3		FC4-6 BB		FC3-6 BB				2B 1B	4	1	1	1	1	0	4						
Andres Galarraga, R OBP: 0.396, SLG: 0.646 Danny Bautista, R OBP: 0.333, SLG: 0.344	1B HBP		FC4-6		BB				1B 2B	3	0	1	2	1	0	2						
Ryan Klesko, L OBP: 0.320, SLG: 0.453 Gerald Williams, R OBP: 0.321, SLG: 0.400	1B		FC5-4 1B		P5				1B SH3-4	5	0	3	2	0	0	3						
Javy Lopez, R OBP: 0.340, SLG: 0.550	G5-3		FC5-4		G5-3				SH3-4	4	0	0	0	0	1	3						
Michael Tucker, L OBP: 0.364, SLG: 0.518	G3-1		K		G4-3				1B IBB	4	0	1	0	1	1	1						
Andruw Jones, R OBP: 0.325, SLG: 0.498	F9		L6		G6-3				1B	5	0	2	1	0	0	2						
Tom Glavine, L OBP: 0.143, SLG: 0.148 Curtis Pride, L OBP: 0.310, SLG: 0.415 Mike Cather, R Alan Embree, L Ozzie Guillen, L OBP: 0.283, SLG: 0.194	F7		F7		FC3-6 10 BB BB				1B BB	1	0	0	0	1	0	0						
Inning Stats	R: 1 E: 0 K: 1 S: 11	H: 2 LOB: 2 BB: 0 P: 19	R: 0 E: 0 K: 0 S: 5	H: 0 LOB: 0 BB: 0 P: 7	R: 0 E: 0 K: 1 S: 6	H: 1 LOB: 1 BB: 1 P: 13	R: 0 E: 0 K: 1 S: 8	H: 1 LOB: 1 BB: 0 P: 13	R: 0 E: 0 K: 0 S: 12	H: 0 LOB: 3 BB: 3 P: 28	R: 0 E: 0 K: 0 S: 6	H: 1 LOB: 1 BB: 0 P: 9	R: 0 E: 0 K: 1 S: 9	H: 0 LOB: 1 BB: 1 P: 18	R: 0 E: 0 K: 1 S: 8	H: 1 LOB: 0 BB: 0 P: 10	R: 6 E: 0 K: 0 S: 19	H: 5 LOB: 2 BB: 3 P: 37	1B: 9 2B: 2 3B: 0 HR: 0	SF: 0 SAC: 1 DP: 1 HBP: 1	WP: 1 PB: 0 SB: 0 CS: 0	PA: 44
PITCHER	IP	WLS	BF	H	R	ER	SO	BB	IBB	HBP	BLK	WP	HR	S	P	ERA	WHIP					
Derek Lowe, R ERA: 4.09	6.0		27	5	1	1	2	4	0	1	0	0	0	48	89	1.50	1.500					
Ron Mahay, L ERA: 4.2	1.2		7	1	0	0	2	1	0	0	0	0	0	16	27	0.00	1.200					
Jim Corsi, R ERA: 2.7	0.1		1	0	0	0	0	0	0	0	0	0	0	1	1	0.00	0.000					
Tom Gordon, R ERA: 2.2	0.0		4	2	4	4	0	2	0	0	0	1	0	10	23	∞	∞					
John Wasdin, R ERA: 5.82	0.1	L	5	3	2	2	0	0	1	0	0	0	0	9	14	54.00	9.000					

Boston Red Sox @ Atlanta Braves
Turner Field, Atlanta, GA
Mon Jun 08 1998, 7:05 PM EDT
Att: 44,018 - Cloudy - 75 F

AB 34
R 7
H 11
RBI 7
BB 8
SO 4
LOB 20



Batter	1	2	3	4	5	6	7	8	9	AB	R	H	RBI	BB	SO	LOB	TOP								
Darren Lewis, R OBP: 0.397, SLG: 0.413 (1, 8)	G4-3		K	E8 1B		F8 SF8 BB		2B BB		3	3	1	1	2	1	0	Boston Red Sox @ Atlanta Braves Turner Field, Atlanta, GA Tue Jun 09 1998, 7:05 PM EDT Att: 43,121 - Cloudy - 76 F								
Darren Bragg, L OBP: 0.371, SLG: 0.470 (1, 9)	1B 3B		L8	1-2 2H 1B		F8		2B		5	1	3	2	0	0	1									
Nomar Garciaparra, R OBP: 0.322, SLG: 0.465 (1, 6)	1B		K		1B 1B	SF8		F8		4	1	2	2	0	1	1									
Mo Vaughn, L OBP: 0.386, SLG: 0.594 (1, 3)	L7			1-2 FC5-4 1B	1-2 1B 1B	F9			4-0 BB	4	0	2	0	1	0	1									
Troy O'Leary, L OBP: 0.324, SLG: 0.530 (1, 7)	K			FC5-4 BB 1B 1-2f E	1-2 2H 1B		G4-6-3 1B	K		5	1	2	1	0	2	3									
John Valentin, R OBP: 0.336, SLG: 0.411 (1, 5)		P3		0-2 BB 1B 1-2 E	L4		L9	F8		5	1	1	0	0	0	4									
Scott Hatteberg, L OBP: 0.349, SLG: 0.436 (1, 2)	L4			4-0 E BB 1-2 2-3	K		G4-6-3 1-2f	F8		4	1	0	0	1	1	4									
Mike Benjamin, R OBP: 0.321, SLG: 0.352 (1, 4)	1B			0-0 E E 1-2 2H 3-H	1B			G6-3		4	1	2	1	0	0	1									
Bret Saberhagen, R OBP: 0.321, SLG: 0.352 (1, 1)	G6-3			1-2 2H 3-H 1-3	K			K		3	0	0	0	0	2	6									
18 Reggie Jefferson, S OBP: 0.314, SLG: 0.334 (8, PH)										1	0	0	0	0	1	0									
Jim Corsi, R (8, 1)										0	0	0	0	0	0	0									
Inning Stats	R: 1 E: 0 K: 1 S: 13	H: 2 LOB: 1 BB: 0 P: 20	R: 0 E: 0 K: 0 S: 10	H: 1 LOB: 1 BB: 0 P: 17	R: 0 E: 0 K: 2 S: 12	H: 0 LOB: 0 BB: 0 P: 15	R: 5 E: 2 K: 1 S: 17	H: 4 LOB: 1 BB: 1 P: 26	R: 1 E: 0 K: 0 S: 7	H: 0 LOB: 0 BB: 1 P: 15	R: 0 E: 0 K: 0 S: 5	H: 1 LOB: 0 BB: 0 P: 7	R: 1 E: 0 K: 1 S: 10	H: 1 LOB: 1 BB: 1 P: 18	R: 0 E: 0 K: 1 S: 8	H: 0 LOB: 1 BB: 1 P: 20	1B: 11 2B: 3 3B: 1 HR: 0	SF: 1 SAC: 0 DP: 1 HBP: 0	WP: 0 PB: 0 SB: 1 CS: 0	PA: 43					
PITCHER	IP	WLS	BF	H	R	ER	SO	BB	IBB	HBP	BLK	WP	HR	S	P	ERA	WHIP								
Dennis Martinez, R ERA: 4.09 (5, 1)	4.0	L	22	9	7	3	4	1	0	0	0	0	0	56	82	6.75	2.500								
John Rooker, L ERA: 1.74 (6, 1)	1.0		5	2	0	0	2	0	0	0	0	0	0	14	20	0.00	2.000								
Rudy Seanez, R ERA: 2.7 (8, 1)	2.0		7	1	1	1	0	1	0	0	0	0	0	12	22	4.50	1.000								
Mark Wohlers, R ERA: 5.06 (9, 1)	1.0		5	1	1	1	1	1	0	0	0	0	0	10	18	9.00	2.000								
Kerry Ligtenberg, R ERA: 3.9 (8, 1)	1.0		4	0	0	0	1	1	0	0	0	0	0	8	20	0.00	1.000								

AB	38
R	9
H	13
RBI	7
BB	4
SO	8
LOB	21



Batter	1	2	3	4	5	6	7	8	9	AB	R	H	RBI	BB	SO	LOB	BOTTOM								
Walt Weiss, S OBP: 0.426, SLG: 0.400 (8, 1)	P6				G6-3		G4-3			4	0	0	0	0	0	1	Boston Red Sox @ Atlanta Braves Turner Field, Atlanta, GA Tue Jun 09 1998, 7:05 PM EDT Att: 43,121 - Cloudy - 76 F								
Mark Wohlers, R (8, 1)										0	0	0	0	0	0	0									
Kerry Ligtenberg, R (9, 1)										0	0	0	0	0	0	0									
Michael Tucker, L OBP: 0.362, SLG: 0.518 (1, 9)	G4-3		K			0-2 G4-3 SF9 2B		G1-3		4	1	1	0	0	1	0									
10 Chipper Jones, S OBP: 0.427, SLG: 0.581 (1, 5)	G3			2-0 FC4-6 1B		G4-3		F7		4	0	1	0	0	0	1									
Andres Galarraga, R OBP: 0.392, SLG: 0.641 (7, 7)		F8		2-3 K		SF9		G4-3		2	0	0	1	0	1	1									
Curtis Pridle, L OBP: 0.309, SLG: 0.407 (1, 7)				2-1 FC4-6 1-2f		3-H 0-0 1B				1	0	0	0	0	0	0									
Ryan Klesko, L OBP: 0.323, SLG: 0.454 (7, 3)		K		1-1 FC4-6 1-2f		0-3 SAFE K				4	1	1	0	0	1	3									
Javy Lopez, R OBP: 0.338, SLG: 0.549 (1, 2)	2B 2B			1-1 F9				FC6-4 1B		4	1	1	0	0	1	3									
Andruw Jones, R OBP: 0.324, SLG: 0.498 (1, 8)				0-0 2H 2B						4	0	1	1	0	1	1									
Tony Graffanino, R OBP: 0.333, SLG: 0.376 (1, 4)		F9		2-2 F9						3	0	0	0	1	1	1									
Dennis Martinez, R OBP: 0.167, SLG: 0.152 (5, 1)				1-3 K						1	0	0	0	0	1	0									
John Rooker, R (5, PH)										0	0	0	0	0	0	0									
Danny Bautista, R OBP: 0.305, SLG: 0.455 (8, 1)										1	1	1	1	0	0	0									
Rudy Seanez, R (8, 1)										0	0	0	0	0	0	0									
Ozzie Guillen, L OBP: 0.298, SLG: 0.293 (8, 6)										2	0	1	0	0	0	2									
Inning Stats	R: 0 E: 0 K: 0 S: 6	H: 0 LOB: 0 BB: 0 P: 9	R: 1 E: 0 K: 1 S: 12	H: 2 LOB: 1 BB: 0 P: 21	R: 0 E: 0 K: 2 S: 7	H: 0 LOB: 0 BB: 0 P: 10	R: 0 E: 0 K: 1 S: 8	H: 1 LOB: 1 BB: 0 P: 15	R: 1 E: 0 K: 2 S: 11	H: 1 LOB: 0 BB: 0 P: 13	R: 0 E: 0 K: 1 S: 10	H: 1 LOB: 1 BB: 0 P: 15	R: 0 E: 0 K: 0 S: 7	H: 0 LOB: 0 BB: 0 P: 10	R: 0 E: 0 K: 0 S: 13	H: 1 LOB: 2 BB: 1 P: 23	1B: 4 2B: 3 3B: 0 HR: 1	SF: 1 SAC: 0 DP: 0 HBP: 0	WP: 0 PB: 0 SB: 0 CS: 0	PA: 36					
PITCHER	IP	WLS	BF	H	R	ER	SO	BB	IBB	HBP	BLK	WP	HR	S	P	ERA	WHIP								
Bret Saberhagen, R ERA: 5.03 (8, 1)	7.0	W	28	7	3	3	7	0	0	0	0	0	0	65	96	3.86	1.000								
Jim Corsi, R ERA: 2.53 (8, 1)	2.0		8	1	0	0	0	1	0	0	0	0	0	20	33	0.00	1.000								

AB	34
R	3
H	8
RBI	3
BB	1
SO	7
LOB	11



Batter	1	2	3	4	5	6	7	8	9	AB	R	H	RBI	BB	SO	LOB	TOP					
Darren Lewis, R (1, 9) OBP: 0.387, SLG: 0.408	2-2 HR HBP		0-2 E5 HR				3-1 G4-3		2-2 G1-3	4-2 BB							3 2 0 0 1 0 0					
John Valentin, R (1, 5) OBP: 0.341, SLG: 0.441	1-0 1-H HR		1-1 1-H HR				2-2 G6-3		3-2 1B HR	1-3 K							5 3 3 4 0 1 2					
Nomar Garciaparra, R (1, 6) OBP: 0.329, SLG: 0.471	1-2 G5-3		1-1 G1-6-3				4-0 BB		3-2 1B HR								4 2 2 0 1 0 0					
Mo Vaughn, L (1, 3) OBP: 0.387, SLG: 0.602	1-0 F7		1-0 FC6-4 1B				1-0 G5-3		1-3 K								5 1 2 2 0 1 3					
Damon Buford, R (1, 8) OBP: 0.352, SLG: 0.512	1-3 K		2-1 FC6-4 1-2						4-2 2B 1B BB	0-0 1-H 2-H HR							4 2 1 3 1 1 1					
Troy O'Leary, L (1, 7) OBP: 0.325, SLG: 0.531									2-1 1B 2B	1-3 K							5 0 2 0 0 2 0					
Jason Varitek, S (1, 2) OBP: 0.309, SLG: 0.337									0-0 G1-3								5 0 1 0 0 0 4					
Lou Merloni, R (1, 4) OBP: 0.371, SLG: 0.418									0-1 2-H 3-H 1B								5 0 1 1 0 1 2					
Pedro Martinez, R (1, 1) Ron Mahay, L (7, 1) Midre Cummings, L (8, PH) Rich Garcés, R (8, 1) Tom Gordon, R (9, 1)									0-1 K								3 0 0 0 0 3 2 0 0 0 0 0 0 0 1 0 1 0 0 0 0 0 0 0 0 0 0 0 0 0 0 0 0 0 0					
Inning Stats	R: 2 E: 0 K: 1 S: 12	H: 1 LOB: 0 BB: 0 P: 17	R: 0 E: 0 K: 1 S: 8	H: 1 LOB: 0 BB: 0 P: 14	R: 2 E: 1 K: 1 S: 13	H: 2 LOB: 1 BB: 0 P: 19	R: 0 E: 1 K: 1 S: 9	H: 0 LOB: 1 BB: 0 P: 11	R: 0 E: 0 K: 0 S: 7	H: 0 LOB: 1 BB: 1 P: 17	R: 1 E: 0 K: 1 S: 12	H: 2 LOB: 1 BB: 1 P: 18	R: 3 E: 0 K: 2 S: 19	H: 3 LOB: 0 BB: 0 P: 29	R: 0 E: 0 K: 1 S: 14	H: 1 LOB: 2 BB: 1 P: 24	R: 2 E: 0 K: 1 S: 15	H: 3 LOB: 1 BB: 0 P: 22	1B: 6 2B: 3 3B: 0 HR: 4	SF: 0 SAC: 0 DP: 1 HBP: 1	WP: 0 PB: 0 SB: 0 CS: 0	PA: 44
PITCHER	IP WLS BF H R ER SO BB IBB HBP BLK WP HR S P ERA WHIP																					
Denny Neagle, L (1, 1) ERA: 3.47	7.0 L 33 9 8 7 7 2 0 1 0 0 0 3 80 125 9.00 1.571																					
Mike Cather, R (8, 1) ERA: 3.69	1.0 5 1 0 0 1 1 0 0 0 0 0 0 14 24 0.00 2.000																					
Kerry Ligtenberg, R (9, 1) ERA: 4.35	1.0 6 3 2 2 1 0 0 0 0 0 0 1 15 22 18.00 3.000																					

Boston Red Sox @ Atlanta Braves
Turner Field, Atlanta, GA
Wed Jun 10 1998, 7:05 PM EDT
Att: 41,345 - Unknown - 83 F

AB 40
R 10
H 13
RBI 10
BB 3
SO 9
LOB 14



Batter	1	2	3	4	5	6	7	8	9	AB	R	H	RBI	BB	SO	LOB	BOTTOM					
Ozzie Guillen, L (1, 6) OBP: 0.287, SLG: 0.241	1-2 P6		0-1 FC6 2B 1-2				1-0 FC6 1B		1-2 G4-3 10 HR 2B								5 1 3 0 0 0 1					
Michael Tucker, L (1, 9) OBP: 0.358, SLG: 0.515	1-3 K		1-1 1-3 2B				1-2 FC6 1-2		0-0 G4-3								5 0 1 0 0 1 3					
10 Chipper Jones, S (1, 5) OBP: 0.427, SLG: 0.590	2-3 K		1-0 F7				1-0 WP HR 1B		1-0 3-H HR								5 2 2 2 0 1 3					
Andres Galarraga, R (1, 3) OBP: 0.394, SLG: 0.663							1-2 F7		1-2 1-H HR								4 2 2 3 0 0 0					
Ryan Klesko, L (1, 7) OBP: 0.326, SLG: 0.474							2-1 HR		0-0 CS 2B								4 1 2 1 0 1 0					
Javy Lopez, R (1, 2) OBP: 0.341, SLG: 0.544							1-2 G6-3		4-2 BB								2 0 0 0 1 0 0					
Andruw Jones, R (1, 8) OBP: 0.319, SLG: 0.489							1-3 K		0-3 2-3 K								4 0 0 0 0 3 3					
Tony Graffanino, R (1, 4) OBP: 0.321, SLG: 0.361							2-1 G6-3		1-1 F8								4 0 0 0 0 1 1					
Denny Neagle, L (1, 1) ERA: 3.46	6.2 W 31 9 6 6 8 2 0 1 0 0 0 0 3 75 108 8.10 1.650																					
Ron Mahay, L (7, 1) ERA: 4.11	0.1 1 0 0 0 0 0 0 0 0 0 0 0 3 5 0.00 0.000																					
Rich Garcés, R (8, 1) ERA: 2.48	1.0 3 0 0 0 0 0 0 0 0 0 0 0 7 11 0.00 0.000																					
Tom Gordon, R (9, 1) ERA: 2.14	1.0 4 1 0 0 1 0 0 0 0 0 0 0 18 27 0.00 1.000																					
PITCHER	IP WLS BF H R ER SO BB IBB HBP BLK WP HR S P ERA WHIP																					
Denny Neagle, L (1, 1) ERA: 3.46	6.2 W 31 9 6 6 8 2 0 1 0 0 0 0 3 75 108 8.10 1.650																					
Ron Mahay, L (7, 1) ERA: 4.11	0.1 1 0 0 0 0 0 0 0 0 0 0 0 3 5 0.00 0.000																					
Rich Garcés, R (8, 1) ERA: 2.48	1.0 3 0 0 0 0 0 0 0 0 0 0 0 7 11 0.00 0.000																					
Tom Gordon, R (9, 1) ERA: 2.14	1.0 4 1 0 0 1 0 0 0 0 0 0 0 18 27 0.00 1.000																					
Inning Stats	R: 0 E: 0 K: 2 S: 10	H: 0 LOB: 0 BB: 0 P: 14	R: 0 E: 0 K: 2 S: 8	H: 0 LOB: 1 BB: 0 P: 9	R: 0 E: 0 K: 0 S: 8	H: 1 LOB: 2 BB: 1 P: 16	R: 1 E: 0 K: 1 S: 13	H: 1 LOB: 0 BB: 0 P: 18	R: 0 E: 0 K: 1 S: 11	H: 1 LOB: 1 BB: 0 P: 13	R: 2 E: 0 K: 1 S: 14	H: 3 LOB: 1 BB: 1 P: 21	R: 3 E: 0 K: 1 S: 14	H: 3 LOB: 0 BB: 0 P: 22	R: 0 E: 0 K: 0 S: 7	H: 0 LOB: 0 BB: 0 P: 11	R: 0 E: 0 K: 1 S: 18	H: 1 LOB: 1 BB: 0 P: 27	1B: 3 2B: 3 3B: 0 HR: 4	SF: 0 SAC: 0 DP: 0 HBP: 1	WP: 1 PB: 0 SB: 0 CS: 1	PA: 39
PITCHER	IP WLS BF H R ER SO BB IBB HBP BLK WP HR S P ERA WHIP																					
Denny Neagle, L (1, 1) ERA: 3.46	6.2 W 31 9 6 6 8 2 0 1 0 0 0 0 3 75 108 8.10 1.650																					
Ron Mahay, L (7, 1) ERA: 4.11	0.1 1 0 0 0 0 0 0 0 0 0 0 0 3 5 0.00 0.000																					
Rich Garcés, R (8, 1) ERA: 2.48	1.0 3 0 0 0 0 0 0 0 0 0 0 0 7 11 0.00 0.000																					
Tom Gordon, R (9, 1) ERA: 2.14	1.0 4 1 0 0 1 0 0 0 0 0 0 0 18 27 0.00 1.000																					

Boston Red Sox @ Atlanta Braves
Turner Field, Atlanta, GA
Wed Jun 10 1998, 7:05 PM EDT
Att: 41,345 - Unknown - 83 F

AB 36
R 6
H 10
RBI 6
BB 2
SO 9
LOB 11



Batter	1	2	3	4	5	6	7	8	9	AB	R	H	RBI	BB	SO	LOB	TOP											
Randy Winn, S OBP: 0.433, SLG: 0.442	1-2 L1-3 1B		1-1 G4-3		1-0 SAFE 1B		1-1 G1-3		0-2 FC5-4	5	0	2	0	0	0	2												
Quinton McCracken, S OBP: 0.346, SLG: 0.451	0-0 L1-3		1-1 1B		2-2 SAFE SAFE P6		3-2 F7		0-2 L7	5	0	1	0	0	0	5												
Wade Boggs, L OBP: 0.349, SLG: 0.430	1-1 F9		2-1 1B		0-1 SAFE 1B		0-3 K			4	0	2	1	0	1	1												
Fred McGriff, L OBP: 0.340, SLG: 0.405		0-2 BB 1B	0-1 F9		1-3 3-H 1-3 K			3-2 F7		4	0	1	0	0	1	4												
Paul Sorrento, L OBP: 0.308, SLG: 0.412 Mike Kelly, R (8, PR) OBP: 0.297, SLG: 0.360		1-3 K		1-2 G4-3		2-2 G4-3		4-0 FC4-6 BB		3	0	0	0	1	1	1												
Mike DiFelice, R OBP: 0.295, SLG: 0.390		0-1 L7		3-2 G6-3		0-1 2B		0-0 FC4-6		4	0	1	0	0	0	2												
Dave Martinez, L OBP: 0.351, SLG: 0.338		4-0 BB		2-2 L8		2-3 K		3-2 L8		3	0	0	0	1	1	2												
Kevin Stocker, S OBP: 0.306, SLG: 0.375 Aaron Ledesma, R (9, PH) OBP: 0.352, SLG: 0.381		1-1 G4-3		0-0 1B 1B		0-0 F7		0-2 G5-3		3	1	1	0	0	0	3												
Miguel Cairo, R OBP: 0.292, SLG: 0.349			0-2 G5-3		0-1 F9		0-1 2B		2-1 FC5-4 1B	4	0	2	0	0	0	1												
Inning Stats	R: 0 E: 0 K: 0 S: 7	H: 1 LOB: 0 BB: 0 P: 8	R: 0 E: 0 K: 1 S: 10	H: 1 LOB: 2 BB: 1 P: 16	R: 0 E: 0 K: 0 S: 11	H: 2 LOB: 2 BB: 0 P: 15	R: 0 E: 0 K: 0 S: 11	H: 0 LOB: 0 BB: 0 P: 17	R: 1 E: 0 K: 1 S: 14	H: 3 LOB: 2 BB: 0 P: 17	R: 0 E: 0 K: 1 S: 10	H: 1 LOB: 1 BB: 0 P: 14	R: 0 E: 0 K: 0 S: 8	H: 0 LOB: 1 BB: 1 P: 18	R: 0 E: 0 K: 0 S: 13	H: 1 LOB: 1 BB: 0 P: 15	1B: 8 2B: 3 3B: 0 HR: 0	SF: 0 SAC: 0 DP: 1 HBP: 0	WP: 0 PB: 0 SB: 0 CS: 0	PA: 38								
PITCHER	IP	WLS	BF	H	R	ER	SO	BB	IBB	HBP	BLK	WP	HR	S	P	ERA	WHIP											
49 Tim Wakefield, R ERA: 4.07	(1, 1)	6.2	W	29	9	1	1	3	1	0	0	0	0	0	72	100	1.35	1.500										
Ron Mahay, L ERA: 3.94	(7, 1)	0.2		3	0	0	0	1	1	0	0	0	0	0	7	14	0.00	1.500										
Jim Corsi, R ERA: 2.48	(8, 1)	0.2		2	0	0	0	0	0	0	0	0	0	4	7	0.00	0.000											
Tom Gordon, R ERA: 2.08	(9, 1)	1.0		4	1	0	0	0	0	0	0	0	0	13	15	0.00	1.000											

Tampa Bay Devil Rays @ Boston Red Sox
Fenway Park, Boston, MA
Fri Jun 12 1998, 7:05 PM EDT
Att: 31,994 - Overcast - 63 F

AB 36
R 1
H 10
RBI 1
BB 2
SO 4
LOB 21



Batter	1	2	3	4	5	6	7	8	9	AB	R	H	RBI	BB	SO	LOB	BOTTOM										
Darren Lewis, R OBP: 0.385, SLG: 0.402	4-1 18 HR BB		3-1 G4-3		1-1 G3		1-3 K			3	1	0	0	1	1	1											
18 Reggie Jefferson, S OBP: 0.384, SLG: 0.559 Damon Buford, R OBP: 0.352, SLG: 0.512	2-1 1-H HR		4-1 BB		3-2 G6-3		0-0 S 2B		0-0 2B 1B	3	1	2	2	1	0	0											
Nomar Garciaparra, R OBP: 0.332, SLG: 0.476	0-0 G6-3		2-2 K		0-0 E 1B		1-3 K		2-2 1-H 2B	4	1	2	1	0	1	1											
Mo Vaughn, L OBP: 0.381, SLG: 0.592	2-3 K		1-3 K		1-3 K		1-3 K		2-3 K	4	0	0	0	0	4	4											
Troy O'Leary, L OBP: 0.336, SLG: 0.543	2-2 2B		4-2 L4-3 BB		4-1 1-2 BB		4-1 1-2 BB		1-2 2-H 1B 2B	2	1	2	1	2	0	0											
John Valentin, R OBP: 0.340, SLG: 0.438	2-3 K		1-0 L4-3		0-0 P6		0-1 CS 1B		0-1 CS 1B	4	0	1	1	0	1	4											
Scott Hatteberg, L OBP: 0.340, SLG: 0.423		1-3 K		3-2 G4-3		2-3 K		3-3 K		4	0	0	0	0	3	1											
Mike Benjamin, R OBP: 0.321, SLG: 0.351		1-2 G6-4-3 1B		1-2 G5-3		2-3 K				3	0	1	0	0	1	0											
Darren Bragg, L OBP: 0.371, SLG: 0.467		1-2 G6-4-3		1-0 G4-3		1-0 S 1B				3	0	1	0	0	0	1											
Inning Stats	R: 2 E: 0 K: 2 S: 16	H: 2 LOB: 1 BB: 1 P: 28	R: 0 E: 0 K: 1 S: 9	H: 1 LOB: 0 BB: 0 P: 12	R: 0 E: 0 K: 2 S: 10	H: 0 LOB: 1 BB: 1 P: 20	R: 0 E: 0 K: 0 S: 9	H: 0 LOB: 0 BB: 1 P: 17	R: 0 E: 1 K: 1 S: 9	H: 0 LOB: 2 BB: 1 P: 17	R: 0 E: 0 K: 3 S: 10	H: 1 LOB: 1 BB: 0 P: 16	R: 3 E: 0 K: 2 S: 16	H: 4 LOB: 1 BB: 0 P: 24	1B: 5 2B: 5 3B: 0 HR: 1	SF: 0 SAC: 0 DP: 3 HBP: 0	WP: 0 PB: 0 SB: 2 CS: 1	PA: 34									
PITCHER	IP	WLS	BF	H	R	ER	SO	BB	IBB	HBP	BLK	WP	HR	S	P	ERA	WHIP										
Rolando Arrojo, R ERA: 3.43	(1, 1)	7.0	L	28	5	2	2	9	4	0	0	0	0	69	119	2.57	1.286										
Jim Mecir, R ERA: 3.63	(8, 1)	0.1		4	3	3	3	1	0	0	0	0	0	10	15	81.00	9.000										
Albie Lopez, R ERA: 2.33	(8, 1)	0.2		2	1	0	0	1	0	0	0	0	0	6	9	0.00	1.500										

Tampa Bay Devil Rays @ Boston Red Sox
Fenway Park, Boston, MA
Fri Jun 12 1998, 7:05 PM EDT
Att: 31,994 - Overcast - 63 F

AB 30
R 5
H 9
RBI 5
BB 4
SO 11
LOB 12



Batter	1	2	3	4	5	6	7	8	9	10	AB	R	H	RBI	BB	SO	LOB								
Quinton McCracken, S OBP: 0.347, SLG: 0.448	4-0 CS BB		1-0 1B		1-0 G6-3		2-2 G4-3			0-2 G4-3	4	0	1	0	1	0	2								
Wade Boggs, L OBP: 0.357, SLG: 0.449	3-2 G1-6-3		2-2 G1-6-3		1-0 2B		3-2 F7			3-2 FC6-4	5	0	3	1	0	0	2								
Fred McGriff, L OBP: 0.344, SLG: 0.407	1-0 1B		0-0 G1-6-3		0-0 L1-3			2-2 FC4-2		4-0 FC6-4	4	0	2	0	1	0	3								
Bobby Smith, R OBP: 0.356, SLG: 0.477	1-1 L9			2-3		1-2 HR		1-2 FC4-2		1-1 FC6-4	5	1	2	1	0	1	3								
Dave Martinez, L OBP: 0.348, SLG: 0.335		1-2 E5		3-1 FC6-4		2-1 G4-3		1-1 FC4-2		2-2 F8	5	0	1	0	0	0	4								
Mike DiFelice, R OBP: 0.284, SLG: 0.376		0-1 G6-3		1-1 L8		1-3		3-H G3-6-1			4	0	0	0	0	1	4								
Mike Kelly, R OBP: 0.305, SLG: 0.374		2-2		0-0 FC6-4		0-0			1-2 G6-3		3	0	2	0	0	0	1								
Randy Winn, S OBP: 0.426, SLG: 0.434				1-2							1	0	0	0	0	0	0								
Kevin Stocker, S OBP: 0.311, SLG: 0.380		0-0		0-0		1-1 G6-3		0-0 SH1-4		0-3 K	3	1	2	0	0	0	1								
Paul Sorrento, L OBP: 0.307, SLG: 0.410				1-1 G1-3		1-2					1	0	0	0	0	1	0								
Aaron Ledesma, R OBP: 0.352, SLG: 0.381				0-0		1-1 CS					0	0	0	0	0	0	0								
Miguel Cairo, R OBP: 0.288, SLG: 0.344			0-2 G4-3		1-2 G1-3		1-2 SH1-4		2-1 G6-3		3	0	0	0	0	0	1								
Inning Stats	R: 0 E: 0 K: 0 S: 6	H: 1 LOB: 1 BB: 1 P: 15	R: 0 E: 1 K: 0 S: 10	H: 1 LOB: 1 BB: 0 P: 13	R: 0 E: 0 K: 1 S: 8	H: 2 LOB: 1 BB: 0 P: 14	R: 1 E: 0 K: 0 S: 6	H: 2 LOB: 1 BB: 0 P: 9	R: 1 E: 0 K: 0 S: 12	H: 2 LOB: 0 BB: 0 P: 17	R: 0 E: 0 K: 0 S: 10	H: 1 LOB: 1 BB: 0 P: 16	R: 0 E: 0 K: 1 S: 9	H: 0 LOB: 0 BB: 0 P: 12	R: 0 E: 0 K: 0 S: 15	H: 1 LOB: 2 BB: 1 P: 25	1B: 9 2B: 3 3B: 0 HR: 1	SF: 0 SAC: 1 DP: 3 HBP: 0							
PITCHER	IP WLS BF H R ER SO BB IBB HBP BLK WP HR S P ERA WHIP	6.0 0.2 0.2 0.2 2.0	25 3 4 1 8	9 1 2 0 1	2 0 0 0 0	2 0 0 0 1	0 0 0 0 0	0 0 0 0 0	1 6 13 1 24	79 9 20 3 37	3.00 0.00 0.00 0.00 0.00	1.667 1.500 3.000 0.000 0.500	PITCHER	IP WLS BF H R ER SO BB IBB HBP BLK WP HR S P ERA WHIP	6.0 0.2 0.2 0.2 2.0	25 3 4 1 8	9 1 2 0 1	2 0 0 0 0	2 0 0 0 1	0 0 0 0 0	0 0 0 0 0	1 6 13 1 24	79 9 20 3 37	3.00 0.00 0.00 0.00 0.00	1.667 1.500 3.000 0.000 0.500

Tampa Bay Devil Rays @ Boston Red Sox
Fenway Park, Boston, MA
Sun Jun 14 1998, 7:05 PM EDT
Att: 27,768 - Overcast - 69 F

AB	38
R	2
H	13
RBI	2
BB	2
SO	3
LOB	21

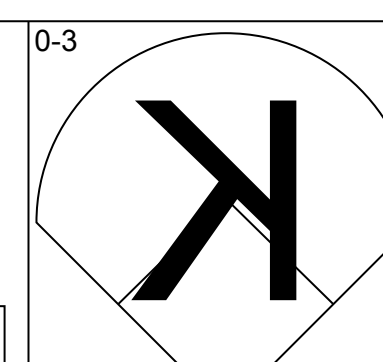
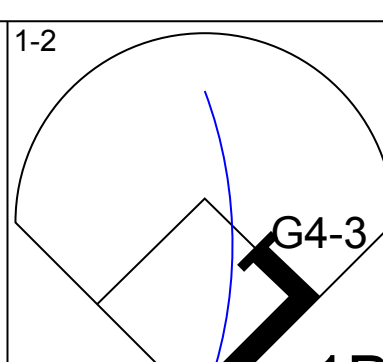
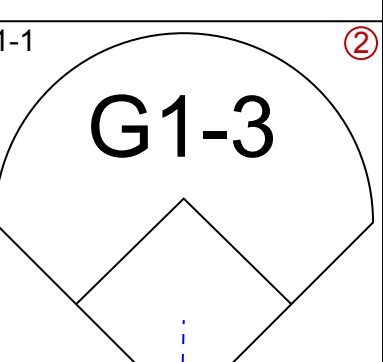
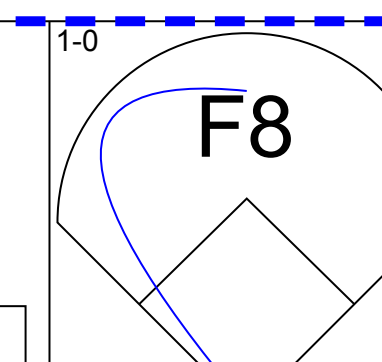
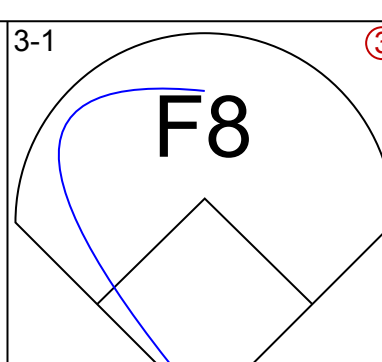
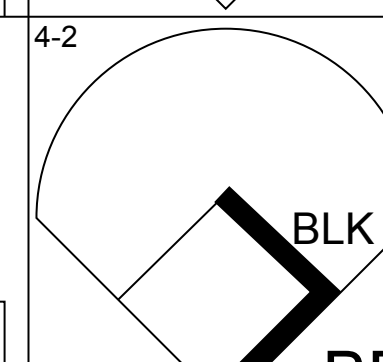
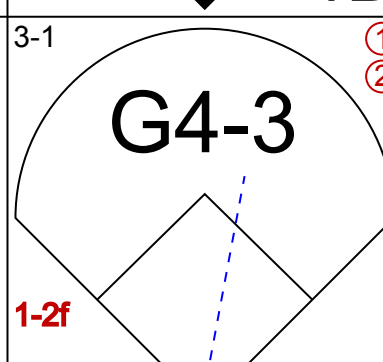
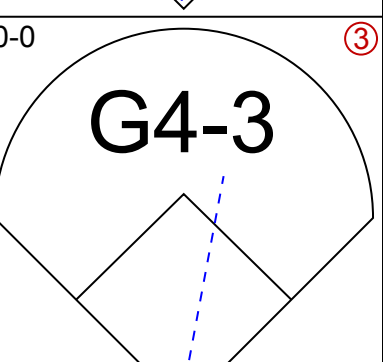
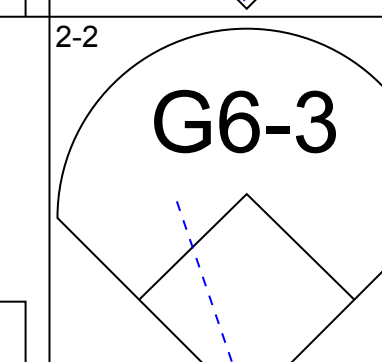
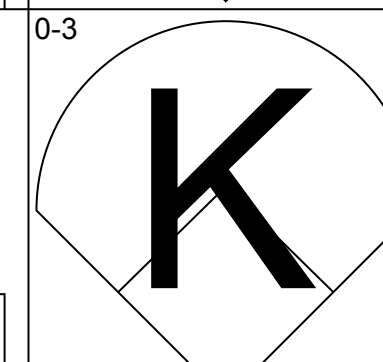
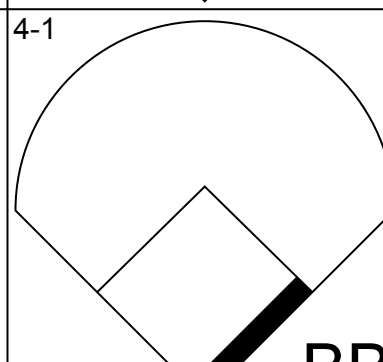

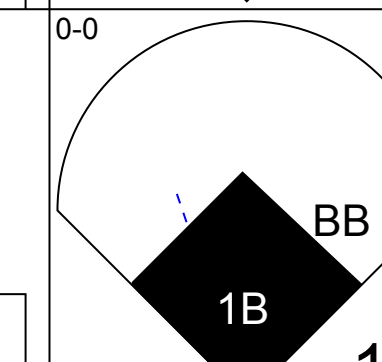

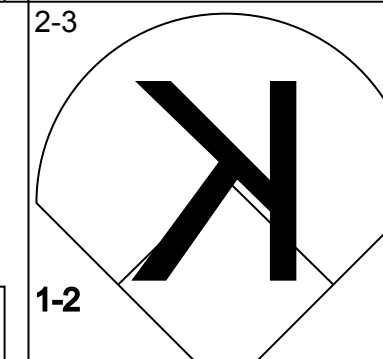
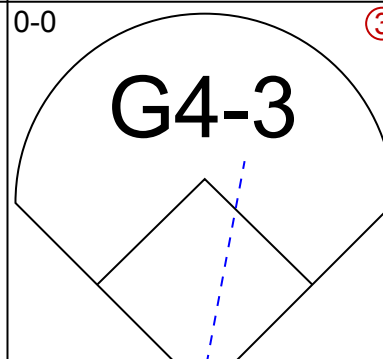

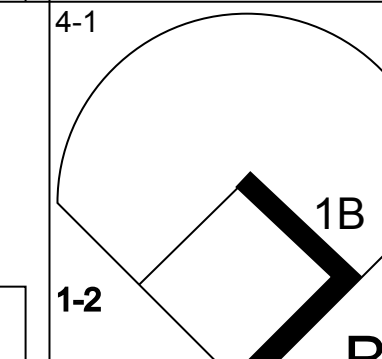




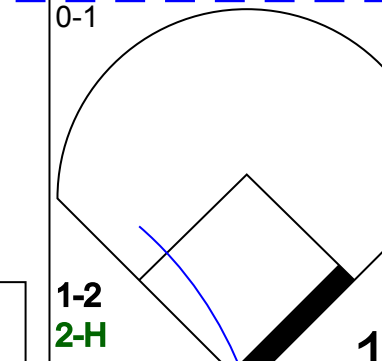

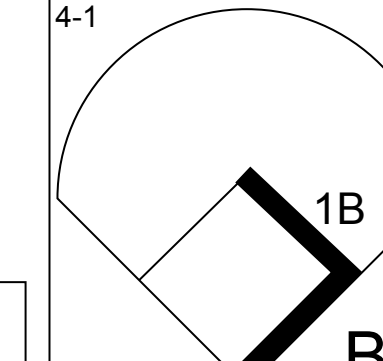
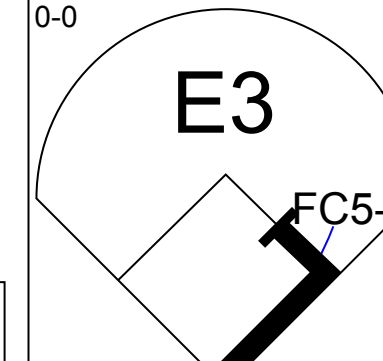

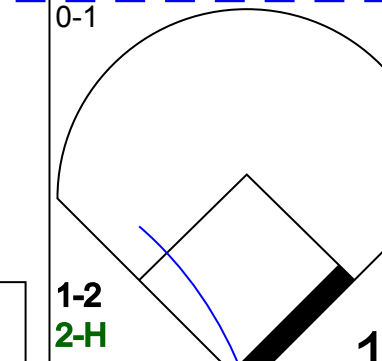

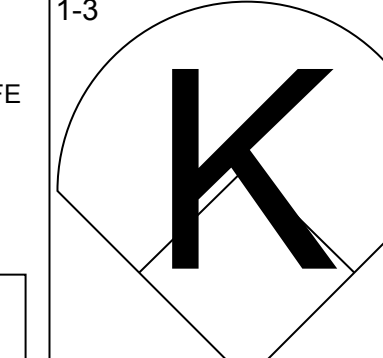
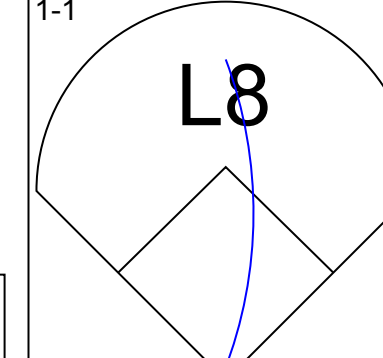

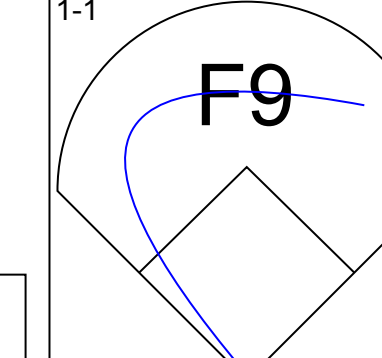
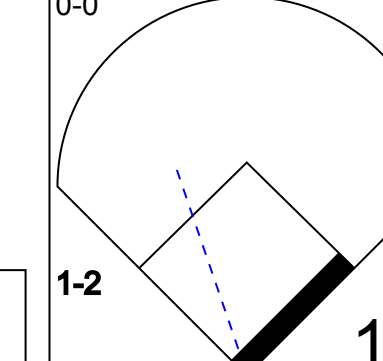
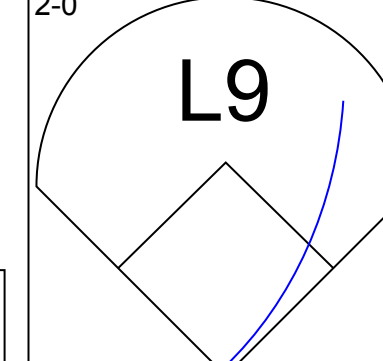

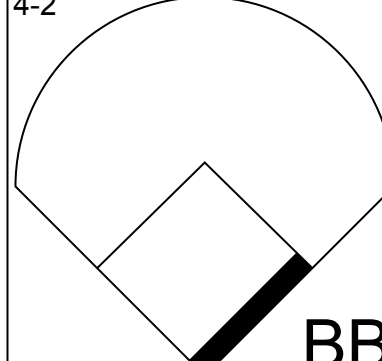
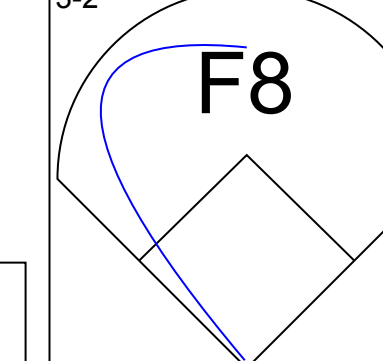
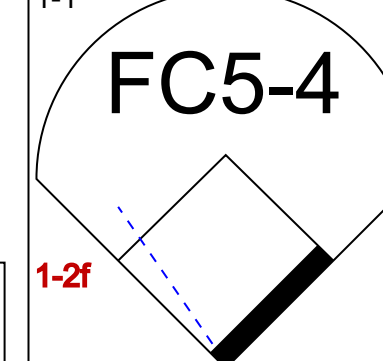

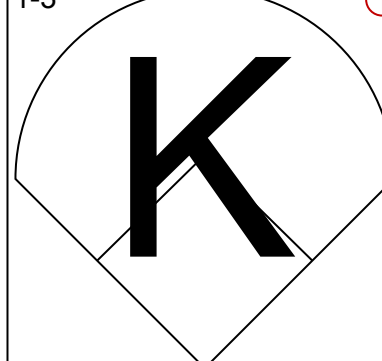
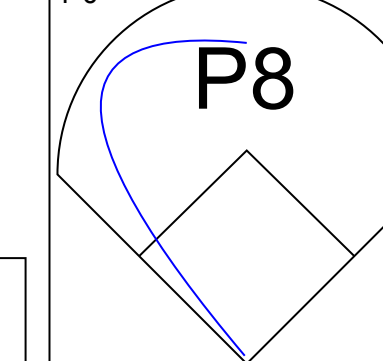



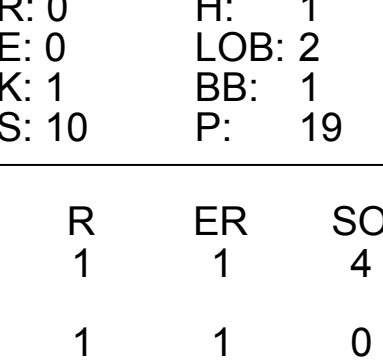
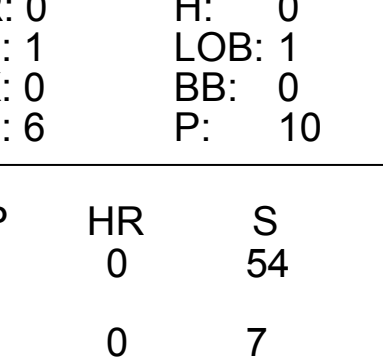
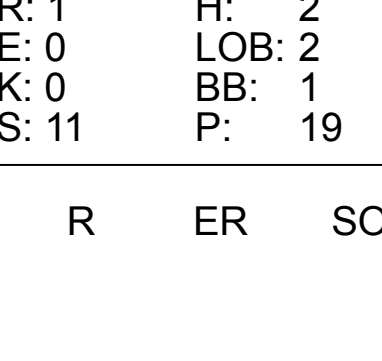
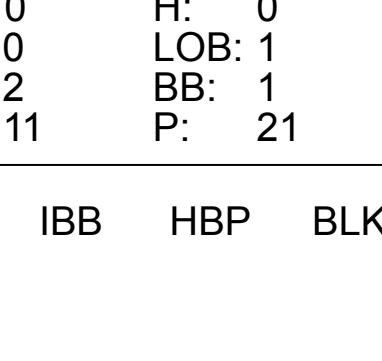
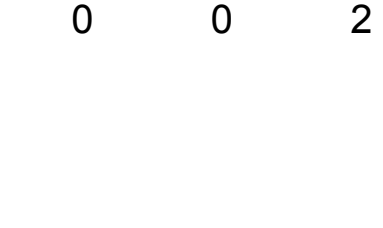




WP: 0 PA: 42
PB: 0
SB: 0
CS: 2

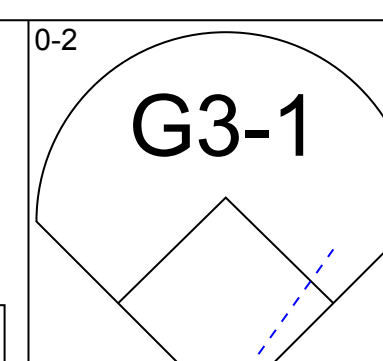
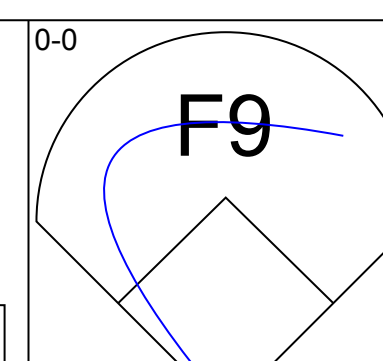
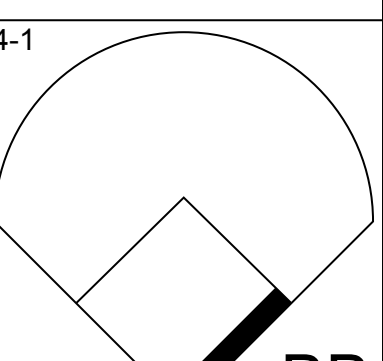
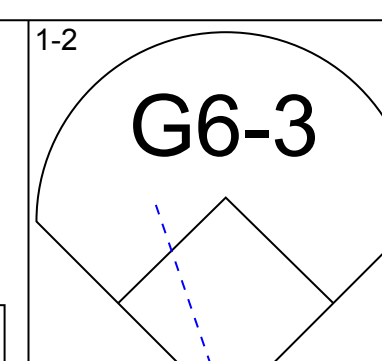
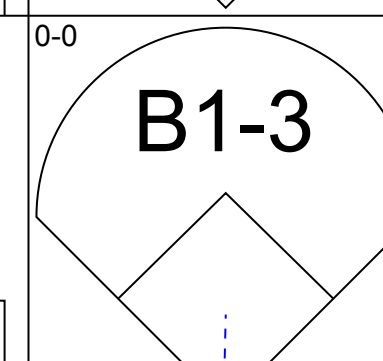
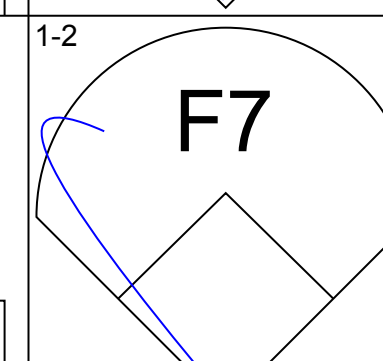
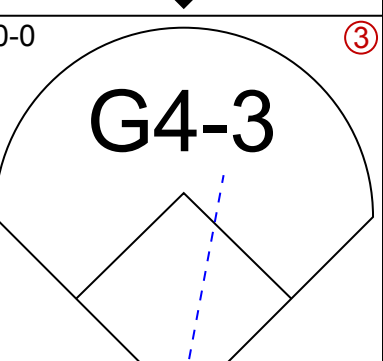
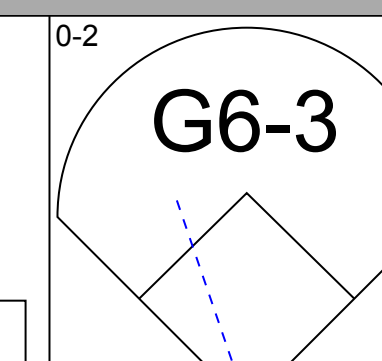
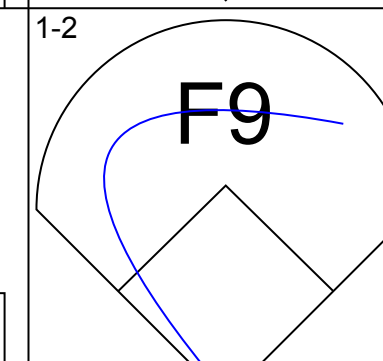
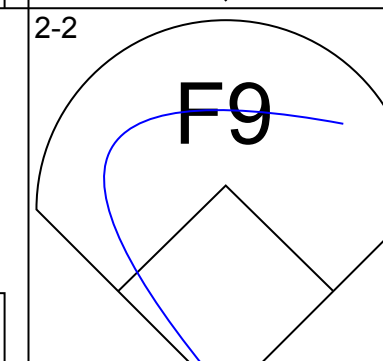
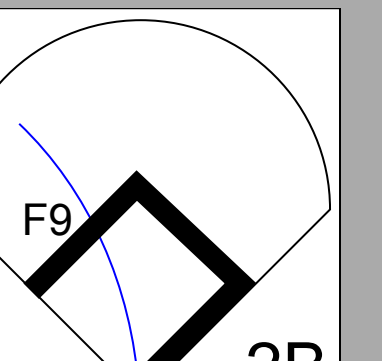
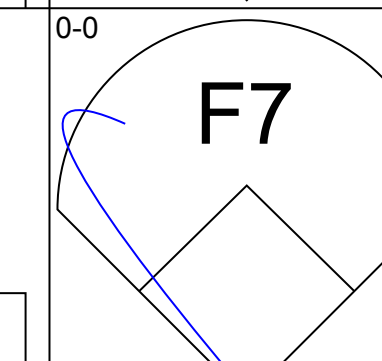
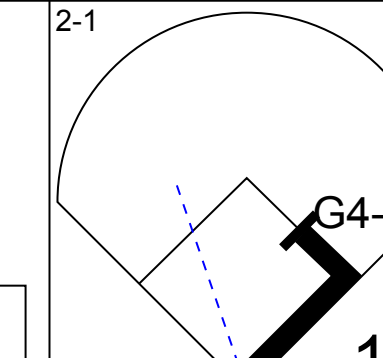
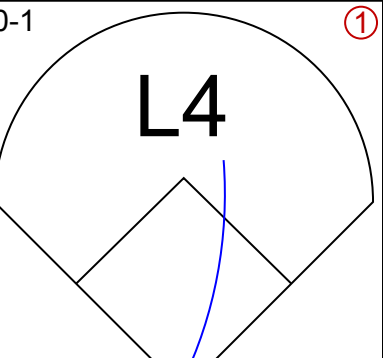
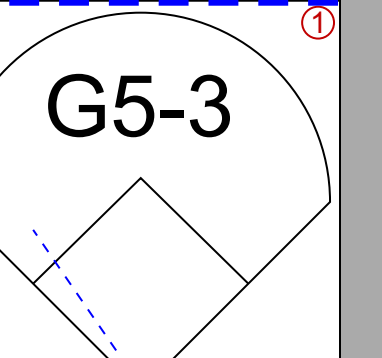
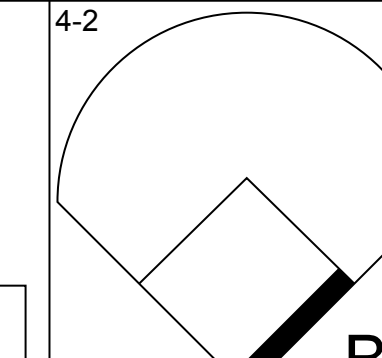
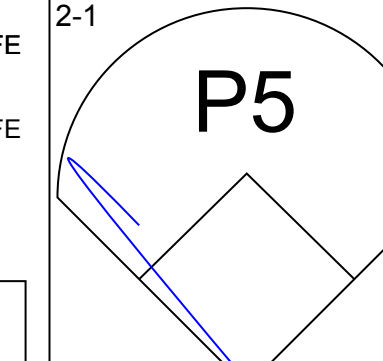
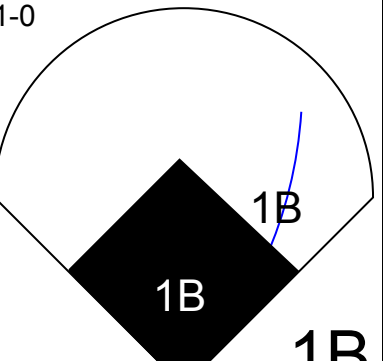
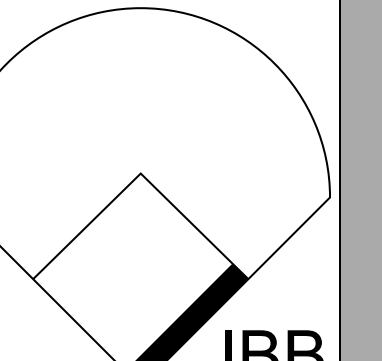
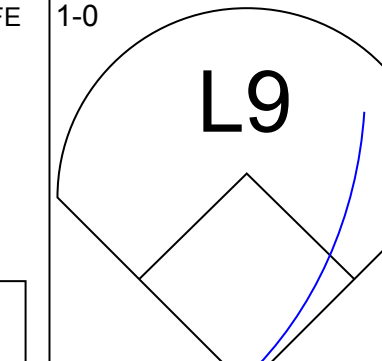
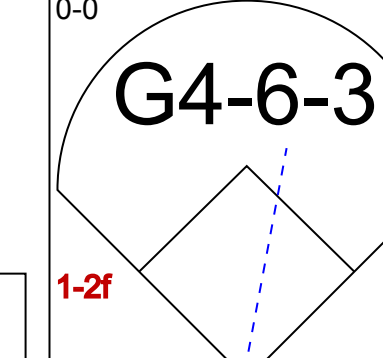
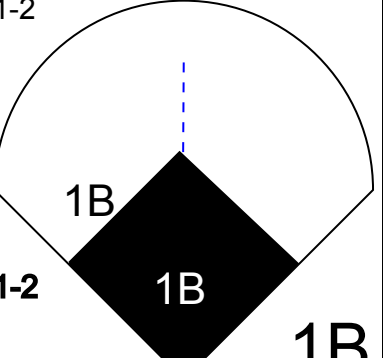
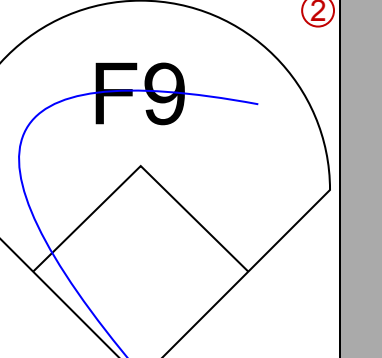

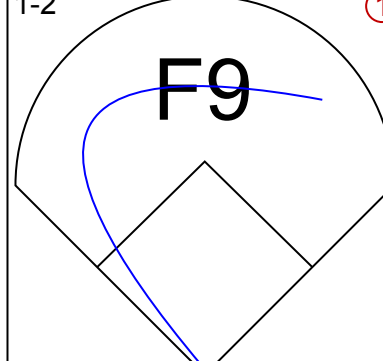
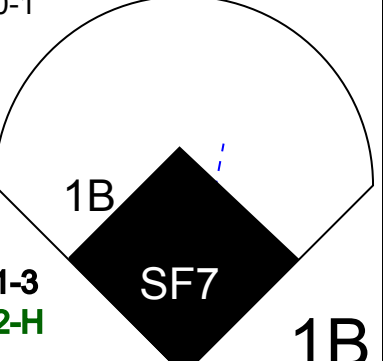
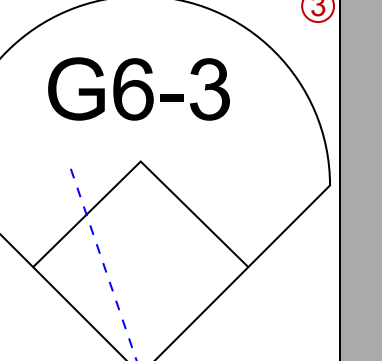
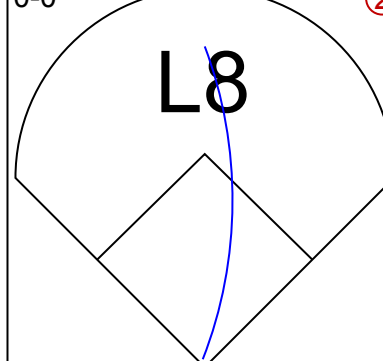
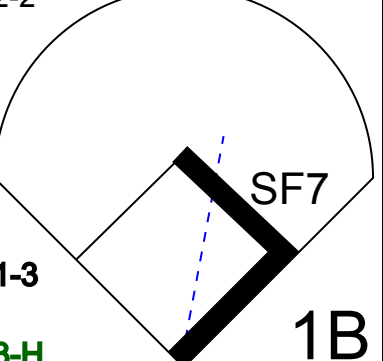
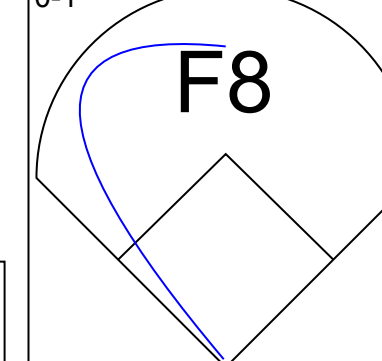
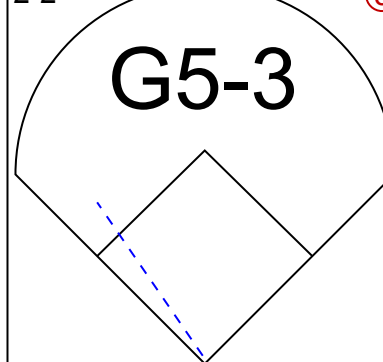
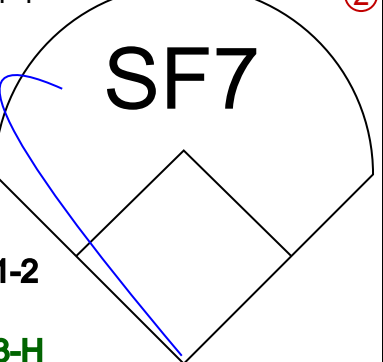
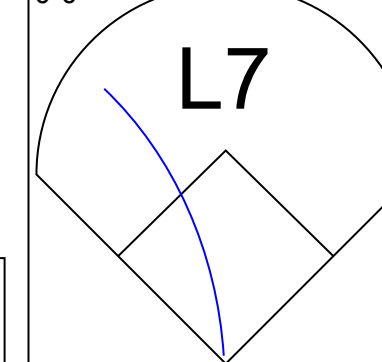
Batter	1	2	3	4	5	6	7	8	9	10	AB	R	H	RBI	BB	SO	LOB							
Darren Lewis, R OBP: 0.385, SLG: 0.396	4-0 WP SF8 BB		0-1 F8		1-1 G1-3		2-0 G6-3			4-0 BB	3	1	0	0	2	0	1							
John Valentin, R OBP: 0.341, SLG: 0.432	4-1 CS BB		1-2 P4			4-2 1B BB		1-0 G6-3		2-2 G4-3	3	1	0	0	2	0	3							
Nomar Garciaparra, R OBP: 0.333, SLG: 0.476	2-2 SF8			0-1 L9		1-2 1B		0-0 G6-3		1-1 1B	4	1	2	1	0	0	0							
Mo Vaughn, L OBP: 0.370, SLG: 0.593	3-2 L4			4-1 HBP BB		0-0 1B		1-1 1B		1-1 1B	3	0	2	1	1	0	1							
Mike Benjamin, R OBP: 0.326, SLG: 0.356						1-2 1B		3-2 P4		1-2 1B	1	0	1	0	0	0	0							
Jim Leyritz, R OBP: 0.379, SLG: 0.526	0-0 CS		0-0 G4-3		3-3 K		3-2 P4		1-3 K	3	0	0	0	0	1	3								
18 Reggie Jefferson, S OBP: 0.379, SLG: 0.351											2	0	0	0	0	1	3							
Troy O'Leary, L OBP: 0.341, SLG: 0.551		2-2 3B		1-0 HBP		1-2 HBP		1-3 K		2-2 G3	4	0	2	1	0	1	3							
Damon Buford, R OBP: 0.337, SLG: 0.488		1-2 G6-3		2-2 L9		2-2 L7			2-2 G5-3		4	0	0	0	0	0	5							
Lou Merloni, R OBP: 0.394, SLG: 0.441		2-3 K2-3			0-1 G6-4-3		2-1 SH1-4		0-1 1B		4	0	3	0	0	1	1							
Jason Varitek, S OBP: 0.301, SLG: 0.327			1-2 G4-3		0-2 G6-4-3		0-1 SH1-4		2-3 K		3	0	0	0	0	1	2							
Inning Stats	R: 1 E: 0 K: 0 S: 8	H: 0 LOB: 0 BB: 2 P: 21	R: 0 E: 0 K: 1 S: 12	H: 1 LOB: 1 BB: 0 P: 17	R: 0 E: 0 K: 0 S: 8	H: 0 LOB: 2 BB: 1 P: 20	R: 0 E: 0 K: 0 S: 7	H: 1 LOB: 0 BB: 0 P: 8	R: 1 E: 0 K: 1 S: 17	H: 2 LOB: 2 BB: 1 P: 28	R: 0 E: 0 K: 0 S: 6	H: 1 LOB: 1 BB: 0 P: 11	R: 0 E: 0 K: 1 S: 11	H: 1 LOB: 1 BB: 0 P: 15	R: 0 E: 0 K: 0 S: 12	H: 1 LOB: 2 BB: 1 P: 23	1B: 9 2B: 0 3B: 1 HR: 0	SF: 1 SAC: 1 DP: 1 HBP: 1						
PITCHER	IP WLS BF H R ER SO BB IBB HBP BLK WP HR S P ERA WHIP	6.0 1.1 0.0 1.2 0.0	25 5 1 1 2	2 0 0 0 0	2 0 0 0 2	3 0 0 0 0	3 0 0 0 0	2 0 0 0 0	104 12 2 3 34	3.00 0.00 0.00 0.00 0.00	1.333 0.750 ∞ 1.200 ∞	PITCHER	IP WLS BF H R ER SO BB IBB HBP BLK WP HR S P ERA WHIP	6.0 0.1 0.0	25 1 1	2 0 1	0 0 0	0 0 0	0 0 0	0 0 0	0 0 0	2 2 4	3.00 0.00 ∞	0.000 ∞

Tampa Bay Devil Rays @ Boston Red Sox
Fenway Park, Boston, MA
Sun Jun 14 1998, 7:05 PM EDT
Att: 27,768 - Overcast - 69 F

AB	34
R	3
H	10
RBI	3
BB	5
SO	5
LOB	22

WP: 1 PA: 43
PB: 0
SB: 2
CS: 1

Batter	1	2	3	4	5	6	7	8	9	AB	R	H	RBI	BB	SO	LOB	TOP			
Darren Lewis, R OBP: 0.381, SLG: 0.392 (1, 9)			 1B							5	0	1	0	0	1	1	Boston Red Sox @ Chicago White Sox Comiskey Park, Chicago, IL Mon Jun 15 1998, 8:05 PM EDT Att: 16,130 - Cloudy - 75 F			
John Valentin, R OBP: 0.339, SLG: 0.427 (1, 5)	 BB		 1-2f							3	0	0	0	1	0	1				
Nomar Garciaparra, R OBP: 0.336, SLG: 0.474 (1, 6)								 1B		3	1	1	0	1	1	1				
Mo Vaughn, L OBP: 0.388, SLG: 0.594 (8, PR)					 2B			 BB		3	1	1	0	1	1	2				
Mike Benjamin, R OBP: 0.326, SLG: 0.356 (8, 3)					 2B			 BB		0	0	0	0	0	0	0				
Jim Leyritz, R OBP: 0.377, SLG: 0.483 (8, PR)		 BB		 FC5-4		 2H		 2H		3	0	2	2	1	0	0				
Darren Bragg, L OBP: 0.371, SLG: 0.467 (8, PR)						 1-2f				4	0	0	0	0	1	5				
Troy O'Leary, L OBP: 0.335, SLG: 0.542 (1, 7)										3	0	1	0	0	0	1				
Damon Buford, R OBP: 0.337, SLG: 0.483 (9, PH)										0	0	0	0	1	0	0				
Midre Cummings, L OBP: 0.348, SLG: 0.524 (9, PH)				 1-2f						3	0	0	0	0	0	3				
Lou Merloni, R OBP: 0.377, SLG: 0.419 (9, PH)				 1-2f						1	0	0	0	0	1	1				
18 Reggie Jefferson, S OBP: 0.377, SLG: 0.547 (9, PH)										3	0	0	0	0	0	2				
Jason Varitek, S OBP: 0.293, SLG: 0.318 (1, 2)										1	0	0	0	0	1	1				
Scott Hatteberg, L OBP: 0.338, SLG: 0.420 (9, PH)										1	0	0	0	0	1	1				
Inning Stats	R: 0 E: 0 K: 3 S: 12	H: 0 LOB: 1 BB: 1 P: 18	R: 0 E: 0 K: 1 S: 10	H: 1 LOB: 2 BB: 1 P: 19	R: 0 E: 0 K: 0 S: 7	H: 1 LOB: 1 BB: 1 P: 15	R: 0 E: 1 K: 0 S: 6	H: 0 LOB: 0 BB: 0 P: 10	R: 1 E: 0 K: 0 S: 6	H: 2 LOB: 0 BB: 0 P: 9	R: 0 E: 0 K: 0 S: 7	H: 0 LOB: 0 BB: 0 P: 12	R: 1 E: 0 K: 0 S: 11	H: 2 LOB: 2 BB: 1 P: 19	R: 0 E: 0 K: 2 S: 11	H: 0 LOB: 1 BB: 1 P: 21	1B: 5 2B: 1 3B: 0 HR: 0	SF: 0 SAC: 0 DP: 2 HBP: 0	WP: 0 PB: 0 SB: 0 CS: 0	PA: 37
PITCHER	IP WLS BF H R ER SO BB IBB HBP BLK WP HR S P ERA WHIP																			
Jim Parque, L ERA: 5.13 (1, 1)	7.0 W 27 4 1 1 4 3 0 0 0 0 0 0 54 91 1.29 1.000																			
Keith Foulke, R ERA: 4.53 (8, 1)	0.2 4 1 1 1 0 1 0 0 0 0 0 0 7 14 13.50 3.000																			
Matt Karchner, R ERA: 2.84 (8, 1)	1.1 S 6 1 0 0 2 1 0 0 0 0 0 0 15 26 0.00 1.500																			

Batter	1	2	3	4	5	6	7	8	9	AB	R	H	RBI	BB	SO	LOB	BOTTOM			
Ray Durham, S OBP: 0.376, SLG: 0.473 (1, 4)										3	0	0	0	1	0	0	Boston Red Sox @ Chicago White Sox Comiskey Park, Chicago, IL Mon Jun 15 1998, 8:05 PM EDT Att: 16,130 - Cloudy - 75 F			
Mike Caruso, S OBP: 0.325, SLG: 0.404 (1, 6)										4	0	0	0	0	2					
Frank Thomas, R OBP: 0.382, SLG: 0.452 (1, 10)						 2B				4	0	1	0	0	0	0				
Albert Belle, R OBP: 0.355, SLG: 0.547 (1, 7)		 1B								3	0	1	0	1	0	1				
Robin Ventura, L OBP: 0.372, SLG: 0.474 (1, 5)				 1B	 1B					3	1	1	0	1	0	2				
Wil Cordero, R OBP: 0.309, SLG: 0.460 (1, 3)		 1-2f		 1B	 1B		 2-3			3	1	1	0	0	0	3				
Magglio Ordonez, R OBP: 0.289, SLG: 0.399 (1, 9)				 SF7						3	1	1	1	0	2					
Mike Cameron, R OBP: 0.300, SLG: 0.330 (1, 8)				 1B						3	0	1	1	0	0	0				
Charlie O'Brien, R OBP: 0.316, SLG: 0.415 (1, 2)				 1-2 3H						2	0	0	1	0	0	0				
Inning Stats	R: 0 E: 0 K: 0 S: 7	H: 0 LOB: 0 BB: 0 P: 8	R: 0 E: 0 K: 0 S: 5	H: 1 LOB: 0 BB: 0 P: 9	R: 0 E: 0 K: 0 S: 11	H: 0 LOB: 0 BB: 0 P: 14	R: 0 E: 0 K: 0 S: 9	H: 0 LOB: 0 BB: 0 P: 12	R: 3 E: 0 K: 0 S: 19	H: 4 LOB: 2 BB: 1 P: 27	R: 0 E: 0 K: 0 S: 14	H: 1 LOB: 1 BB: 1 P: 27	R: 0 E: 0 K: 0 S: 7	H: 0 LOB: 0 BB: 0 P: 8	R: 0 E: 0 K: 0 S: 8	H: 0 LOB: 1 BB: 1 P: 13		1B: 5 2B: 1 3B: 0 HR: 0	SF: 1 SAC: 0 DP: 1 HBP: 0	WP: 0 PB: 0 SB: 0 CS: 0
PITCHER	IP WLS BF H R ER SO BB IBB HBP BLK WP HR S P ERA WHIP																			
Bret Saberhagen, R ERA: 5.05 (1, 1)	5.0 L 21 6 3 3 0 0 1 0 0 0 0 0 54 76 5.40 1.400																			
John Waddell, R ERA: 5.66 (6, 1)	1.0 4 0 0 0 0 0 0 1 0 0 0 0 11 21 0.00 0.000																			
Rich Garces, R ERA: 2.32 (7, 1)	2.0 7 0 0 0 0 0 1 0 0 0 0 0 0 15 21 0.00 0.500																			

Batter	1	2	3	4	5	6	7	8	9	AB	R	H	RBI	BB	SO	LOB	TOP								
Darren Lewis, R OBP: 0.378, SLG: 0.385 (1, 8)	4-2 18 HR BB		1-0 F9		3-1 L8	3-1 G6-3		0-0 L7		4	1	0	0	1	0	3									
18 Reggie Jefferson, S OBP: 0.390, SLG: 0.973 (1, 10)	1-0 1-H HR		4-2 1B BB		1-1 1-3 1B		2-2 G1-3		3-1 1B	4	1	3	2	1	0	0									
Nomar Garciaparra, R OBP: 0.342, SLG: 0.486 (1, 6)	0-2 G5-3		0-0 1-2 1B		1-1 1-3 1B		2-2 1B 3B		1-2 F8	5	1	3	1	0	0	1									
Mo Vaughn, L OBP: 0.381, SLG: 0.583 (1, 3)	2-2 L5		0-3 K		3-3 K		0-0 G5-3		3-2 F8	5	0	0	0	0	2	6									
Troy O'Leary, L OBP: 0.337, SLG: 0.539 (1, 7)	2-0 G3-1			1-3 K		2-0 1B 2B 1B		2-2 1B		0-0 G4-3	5	1	2	1	0	1									
John Valentin, R OBP: 0.335, SLG: 0.420 (1, 5)		0-0 P4		0-0 L8		0-3 K		3-0 F7		4	0	0	0	0	1	2									
Scott Hatteberg, L OBP: 0.342, SLG: 0.418 (1, 2)		2-0 F9		2-2 F8		1-3 2B 1B		1-0 G1-6-3 1B HBP		3	1	1	0	0	0	0									
Lou Merloni, R OBP: 0.397, SLG: 0.455 (1, 4)		1-3 K			3-1 18 1B E 1B		2-2 G1-3 1-H 3-H 2B		1-2 G1-6-3 1B	4	1	3	2	0	1	0									
Darren Bragg, L OBP: 0.363, SLG: 0.455 (1, 9)			3-1 F9		1-0 P1		0-0 G1-3		0-1 G1-6-3	4	0	0	0	0	0	4									
Inning Stats	R: 2 E: 0 K: 0 S: 13	H: 1 LOB: 0 BB: 1 P: 22	R: 0 E: 0 K: 1 S: 5	H: 0 LOB: 0 BB: 0 P: 8	R: 0 E: 0 K: 1 S: 9	H: 1 LOB: 2 BB: 1 P: 17	R: 0 E: 0 K: 1 S: 7	H: 0 LOB: 0 BB: 0 P: 10	R: 1 E: 1 K: 1 S: 15	H: 3 LOB: 2 BB: 0 P: 26	R: 2 E: 0 K: 0 S: 13	H: 3 LOB: 1 BB: 0 P: 23	R: 1 E: 0 K: 0 S: 11	H: 2 LOB: 1 BB: 0 P: 20	R: 0 E: 0 K: 0 S: 6	H: 1 LOB: 1 BB: 0 P: 8	R: 0 E: 0 K: 0 S: 10	H: 1 LOB: 1 BB: 0 P: 17	1B: 9 2B: 1 3B: 1 HR: 1	SF: 0 SAC: 0 DP: 1 HBP: 1	WP: 0 PB: 0 SB: 0 CS: 0	PA: 41			
PITCHER	IP	WLS	BF	H	R	ER	SO	BB	IBB	HBP	BLK	WP	HR	S	P	ERA	WHIP								
Jason Bere, R ERA: 5.94 (1, 1)	5.1	L	25	7	5	5	5	2	0	0	0	0	0	6	11	8.44	1.688								
Carlos Castillo, R ERA: 5.32 (6, 1)	0.2		3	1	0	0	0	0	0	0	0	0	0	6	11	0.00	1.500								
Tom Fordham, L ERA: 8.1 (7, 1)	1.0		5	2	1	1	0	0	0	0	0	0	0	11	20	9.00	2.000								
Tony Castillo, L ERA: 6.84 (8, 1)	1.0		4	1	0	0	0	0	0	1	0	0	0	6	8	0.00	1.000								
James Baldwin, R ERA: 8.53 (9, 1)	1.0		4	1	0	0	0	0	0	0	0	0	0	10	17	0.00	1.000								

Boston Red Sox @ Chicago White Sox
Comiskey Park, Chicago, IL
Tue Jun 16 1998, 8:05 PM EDT
Att: 13,483 - Cloudy - 68 F

AB 38
R 6
H 12
RBI 6
BB 2
SO 5
LOB 17



Batter	1	2	3	4	5	6	7	8	9	AB	R	H	RBI	BB	SO	LOB	BOTTOM								
Ray Durham, S OBP: 0.370, SLG: 0.464 (1, 4)	3-3 K		0-1 F8		2-2 G3-1	2-3 K			1-1 F8	5	0	0	0	0	2	1									
Mike Caruso, S OBP: 0.322, SLG: 0.399 (1, 6)	2-2 G6-3		1-1 S 1B		1-0 P7		2-2 F8		0-0 G1-3	5	0	1	0	0	0	0									
Frank Thomas, R OBP: 0.385, SLG: 0.464 (1, 10)	1-2 F8		4-2 PB BB		0-1 HR		2-3 K		0-0 1B	4	1	2	1	1	1	0									
Albert Belle, R OBP: 0.355, SLG: 0.541 (1, 7)		0-0 F9	4-2 1-2 BB		4-2 BB BB		1-3 K		2-2 G5-3	3	0	0	0	2	1	1									
Robin Ventura, L OBP: 0.373, SLG: 0.476 (1, 5)		1-0 2B	2-2 K		4-0 1-2 BB		0-3 K			3	0	1	0	1	2	3									
Wil Cordero, R OBP: 0.311, SLG: 0.457 (1, 3)		4-2 BB		2-2 P4		2-3 K		1-1 G4-3		1	0	0	0	1	0	0									
Greg Norton, S OBP: 0.280, SLG: 0.424 (5, FH) (6, 3)				2-2 P4						2	0	0	0	0	1	2									
Magglio Ordonez, R OBP: 0.293, SLG: 0.398 (1, 9)		0-0 F8		3-2 S HBP		1-1 G6-3		1-0 1B 1B		3	0	1	0	0	0	2									
Mike Cameron, R OBP: 0.304, SLG: 0.333 (1, 8)		1-3 K		1-2 K		1-1 1B		0-1 S 1B		4	0	2	0	0	2	3									
Charlie O'Brien, R OBP: 0.307, SLG: 0.402 (1, 2)			0-3 K		1-3 K2-3		2-3 K		3-3 K	4	0	0	0	0	4	4									
Inning Stats	R: 0 E: 0 K: 1 S: 14	H: 0 LOB: 0 BB: 0 P: 20	R: 0 E: 0 K: 1 S: 8	H: 1 LOB: 2 BB: 1 P: 14	R: 0 E: 0 K: 2 S: 18	H: 1 LOB: 3 BB: 2 P: 29	R: 0 E: 0 K: 2 S: 12	H: 0 LOB: 1 BB: 0 P: 20	R: 1 E: 0 K: 1 S: 12	H: 1 LOB: 2 BB: 2 P: 25	R: 0 E: 0 K: 2 S: 10	H: 1 LOB: 1 BB: 0 P: 16	R: 0 E: 0 K: 2 S: 11	H: 0 LOB: 0 BB: 0 P: 16	R: 0 E: 0 K: 2 S: 11	H: 2 LOB: 2 BB: 0 P: 16	R: 0 E: 0 K: 0 S: 7	H: 1 LOB: 1 BB: 0 P: 10	1B: 5 2B: 1 3B: 0 HR: 1	SF: 0 SAC: 0 DP: 0 HBP: 1	WP: 0 PB: 1 SB: 4 CS: 0	PA: 40			
PITCHER	IP	WLS	BF	H	R	ER	SO	BB	IBB	HBP	BLK	WP	HR	S	P	ERA	WHIP								
Pedro Martinez, R ERA: 3.31 (1, 1)	7.0	W	31	4	1	1	11	5	0	1	0	0	0	18	26	0.00	1.286								
Jim Corsi, R ERA: 2.29 (8, 1)	2.0		9	3	0	0	2	0	0	0	0	0	0	18	26	0.00	1.500								

Boston Red Sox @ Chicago White Sox
Comiskey Park, Chicago, IL
Tue Jun 16 1998, 8:05 PM EDT
Att: 13,483 - Cloudy - 68 F

AB 34
R 1
H 7
RBI 1
BB 5
SO 13
LOB 16



Batter	1	2	3	4	5	6	7	8	9	AB	R	H	RBI	BB	SO	LOB	TOP										
Darren Lewis, R OBP: 0.382, SLG: 0.390 (1, 9)	3-2 WP SH5-3 1B		1-2 G1-3		2-2 1B	0-0 G6-3			1-1 1B	5	3	3	0	0	0	0	Boston Red Sox @ Chicago White Sox Comiskey Park, Chicago, IL Wed Jun 17 1998, 4:33 AM EDT Att: 13,563 - Sunny - 76 F										
John Valentin, R OBP: 0.330, SLG: 0.413 (1, 5)	0-1 SH5-3		2-0 G5-3		1-3 K		3-2 L7		0-1 F6	4	0	0	0	0	1	2											
Nomar Garciaparra, R OBP: 0.351, SLG: 0.491 (1, 6)	2-2 2H FC6-4 1B		4-2 HR BB		0-1 1B SF9		1-1 G6-3		3-2 BB WP 2B	4	3	3	2	1	0	0											
Mo Vaughn, L OBP: 0.388, SLG: 0.596 (1, 3)	0-0 L8		1-0 HR		1-0 SF9 1B		2-2 1B		4-1 BB 2B	4	3	3	3	1	0	1											
Jim Leyritz, R OBP: 0.374, SLG: 0.516 (1, 10)	0-0 FC6-4		3-2 G5-3		1-0 SF9 1B		1-3 K		4-0 2B HR BB	3	1	0	1	1	1	2											
Troy O'Leary, L OBP: 0.335, SLG: 0.540 (1, 7)		1-1 F6		2-0 G4-3		1-1 2H 1B		2-3 K	2-2 HR 2B	5	1	2	3	0	1	0											
Damon Buford, R OBP: 0.340, SLG: 0.505 (1, 8)		4-1 BB		0-1 G6-3		1-2 F7		2-1 F8	1-0 HR	4	1	1	3	1	0	1											
Lou Merloni, R OBP: 0.385, SLG: 0.437 (1, 4)		2-3 K		0-0 1B		3-2 F3		3-3 K	2-0 F9	5	0	1	0	0	2	1											
Jason Varitek, S OBP: 0.283, SLG: 0.306 (1, 2)		3-3 K		1-0 F8		1-3 K		3-1 F6		4	0	0	0	0	2	2											
Inning Stats	R: 1 E: 0 K: 0 S: 15	H: 2 LOB: 1 BB: 0 P: 20	R: 0 E: 0 K: 2 S: 13	H: 0 LOB: 1 BB: 1 P: 23	R: 2 E: 0 K: 0 S: 11	H: 1 LOB: 0 BB: 1 P: 22	R: 0 E: 0 K: 0 S: 5	H: 1 LOB: 1 BB: 0 P: 8	R: 3 E: 0 K: 1 S: 16	H: 4 LOB: 1 BB: 0 P: 23	R: 0 E: 0 K: 1 S: 7	H: 0 LOB: 0 BB: 0 P: 11	R: 0 E: 0 K: 1 S: 13	H: 1 LOB: 1 BB: 0 P: 20	R: 0 E: 0 K: 2 S: 9	H: 0 LOB: 0 BB: 0 P: 16		R: 6 E: 0 K: 0 S: 15	H: 4 LOB: 0 BB: 2 P: 35	1B: 10 2B: 1 3B: 0 HR: 2	SF: 1 SAC: 1 DP: 0 HBP: 0	WP: 2 PB: 0 SB: 1 CS: 0	PA: 44				
PITCHER	IP	WLS	BF	H	R	ER	SO	BB	IBB	HBP	BLK	WP	HR	S	P	ERA	WHIP										
Scott Eyre, L ERA: 5.61 (1, 1)	4.2	L	24	8	6	6	3	2	0	0	0	1	1	56	91	11.57	2.143										
Keith Foulke, R ERA: 4.5 (5, 1)	2.1		8	1	0	0	2	0	0	0	0	0	0	24	36	0.00	0.429										
41 Bill Simas, R ERA: 2.73 (8, 1)	1.2		9	2	4	4	2	1	1	0	0	1	0	19	41	21.60	1.800										
Tony Castillo, L ERA: 7.18 (9, 1)	0.0		1	1	0	0	0	0	0	0	0	0	0	3	5	∞	∞										
James Baldwin, R ERA: 8.63 (9, 1)	0.1		2	1	2	2	0	0	0	0	0	0	1	2	5	54.00	3.000										

AB	38
R	12
H	13
RBI	12
BB	4
SO	7
LOB	9



Batter	1	2	3	4	5	6	7	8	9	AB	R	H	RBI	BB	SO	LOB	BOTTOM										
Ray Durham, S OBP: 0.365, SLG: 0.458 (1, 4)	1-2 G1-3		1-3 K		1-1 B3		2-1 F4			4	0	0	0	0	1	1	Boston Red Sox @ Chicago White Sox Comiskey Park, Chicago, IL Wed Jun 17 1998, 4:33 AM EDT Att: 13,563 - Sunny - 76 F										
Chris Snopce, R OBP: 0.303, SLG: 0.263 (1, 6)	0-1 G5-3		4-2 2-5 S BB		1-1 L7		2-1 F8			3	0	0	0	1	0	2											
Charlie O'Brien, R OBP: 0.307, SLG: 0.402 (8, 2)										0	0	0	0	0	0	0											
Frank Thomas, R OBP: 0.383, SLG: 0.459 (1, 10)	4-0 S BB		2-0 F8		0-0 2B 1B		2-3 K		2-3 K	3	0	0	0	1	2	1											
Albert Belle, R OBP: 0.357, SLG: 0.538 (1, 7)	2-3 K		3-3 K		0-0 2B		4-0 K		4-0 BB	3	1	1	0	1	2	2											
Robin Ventura, L OBP: 0.372, SLG: 0.471 (1, 5)		0-2 F8	0-1 2-5	1-3 K		4-2 2B BB		2-2 F9		3	1	0	0	1	1	1											
Magglio Ordonez, R OBP: 0.297, SLG: 0.402 (1, 9)		1-0 BB 2B HBP		1-1 G5-3		0-1 E1 1H 2H 2B		3-2 G6-3		3	1	1	1	0	0	1											
Greg Norton, S OBP: 0.279, SLG: 0.411 (1, 3)		4-1 2B BB		1-2 F8		3-3 K			3-1 G3	3	1	0	0	1	1	1											
Mike Cameron, R OBP: 0.303, SLG: 0.337 (1, 8)		1-0 S 1H 2H G1-4-3 2B		3-3 K		1-2 P4			0-3 K	4	1	1	2	0	2	0											
Chad Kreuter, S OBP: 0.387, SLG: 0.313 Mike Caruso, S OBP: 0.321, SLG: 0.397 (7, PR) (8, 6)		1-2 G1-4-3		0-0 G3-1		0-1 PB 2B			0-0 G3	3	0	1	1	0	0	0											
Inning Stats	R: 0 E: 0 K: 1 S: 8	H: 0 LOB: 0 BB: 1 P: 15	R: 3 E: 0 K: 1 S: 11	H: 1 LOB: 1 BB: 1 P: 19	R: 0 E: 0 K: 1 S: 7	H: 0 LOB: 0 BB: 1 P: 16	R: 0 E: 0 K: 1 S: 8	H: 0 LOB: 0 BB: 0 P: 11	R: 0 E: 0 K: 2 S: 15	H: 2 LOB: 1 BB: 1 P: 25	R: 0 E: 0 K: 0 S: 10	H: 1 LOB: 2 BB: 0 P: 15	R: 0 E: 0 K: 1 S: 10	H: 0 LOB: 1 BB: 1 P: 21	R: 0 E: 0 K: 1 S: 8	H: 0 LOB: 0 BB: 0 P: 11	1B: 1 2B: 3 3B: 0 HR: 0	SF: 0 SAC: 0 DP: 0 HBP: 1	WP: 0 PB: 1 SB: 3 CS: 0	PA: 36							
PITCHER	IP	WLS	BF	H	R	ER	SO	BB	IBB	HBP	BLK	WP	HR	S	P	ERA	WHIP										
49 Tim Wakefield, R ERA: 4.18 (1, 1)	6.0	W	26	3	5	4	7	4	0	1	0	0	0	55	96	6.00	1.167										
Rich Garces, R ERA: 2.23 (7, 1)	1.1		6	1	0	0	1	1	0	0	0	0	0	13	24	0.00	1.500										
Tom Gordon, R ERA: 1.88 (8, 1)	1.2	S	5	0	0	0	1	0	0	0	0	0	0	15	23	0.00	0.000										

AB	30
R	5
H	4
RBI	4
BB	5
SO	9
LOB	9



Batter	1	2	3	4	5	6	7	8	9	10	AB	R	H	RBI	BB	SO	LOB	TOP					
Darren Lewis, R OBP: 0.379, SLG: 0.386 (9, 9)	P9		L4		G1-6-3		G3											5 0 1 0 0 0 2					
John Valentin, R OBP: 0.334, SLG: 0.412 (1, 5)	F9																	3 1 1 0 2 0 2					
Nomar Garciaparra, R OBP: 0.348, SLG: 0.489 (1, 6)	F8																	5 1 1 0 0 0 2					
Mo Vaughn, L OBP: 0.392, SLG: 0.599 (10, PR)																		4 1 2 2 1 0 1					
Steve Avery, L OBP: 0.330, SLG: 0.573 (10, 3)																		0 1 0 0 0 0 0					
18 Reggie Jefferson, S OBP: 0.390, SLG: 0.573 (1, 3)																		0 0 0 0 0 0 0					
Jim Leyritz, R OBP: 0.368, SLG: 0.532 (1, 10)																		4 2 3 1 1 0 1					
Troy O'Leary, L OBP: 0.336, SLG: 0.541 (1, 7)																		5 0 1 2 0 1 2					
Scott Hatteberg, L OBP: 0.348, SLG: 0.441 (9, PH)																		2 1 1 1 1 0 0					
Damon Buford, R OBP: 0.333, SLG: 0.495 (9, 8)																		2 0 0 0 0 0 2					
Mike Benjamin, R OBP: 0.329, SLG: 0.358 (4, 4)																		2 0 1 1 0 1 0					
Lou Merloni, R OBP: 0.375, SLG: 0.425 (9, 2)																		2 0 0 0 0 1 0					
Darren Bragg, L OBP: 0.368, SLG: 0.459 (9, PH)																		3 0 2 0 0 0 2					
Jason Varitek, S OBP: 0.269, SLG: 0.313 (9, 2)																		1 0 1 0 0 0 0					
Inning Stats	R: 0 E: 0 K: 0 S: 5	H: 0 LOB: 0 BB: 0 P: 7	R: 2 E: 0 K: 0 S: 10	H: 3 LOB: 1 BB: 1 P: 19	R: 0 E: 0 K: 0 S: 7	H: 0 LOB: 1 BB: 1 P: 15	R: 1 E: 0 K: 1 S: 10	H: 2 LOB: 0 BB: 0 P: 15	R: 2 E: 0 K: 2 S: 9	H: 3 LOB: 1 BB: 0 P: 17	R: 0 E: 0 K: 0 S: 9	H: 2 LOB: 1 BB: 0 P: 10	R: 0 E: 0 K: 0 S: 7	H: 1 LOB: 0 BB: 0 P: 10	R: 0 E: 0 K: 0 S: 12	H: 2 LOB: 2 BB: 0 P: 20	R: 2 E: 0 K: 0 S: 6	H: 1 LOB: 1 BB: 2 P: 15	1B: 9 2B: 3 3B: 1 HR: 1	SF: 0 SAC: 0 DP: 3 HBP: 0	WP: 0 PA: 44		
PITCHER	IP WLS BF H R ER SO	IP WLS BF H R ER SO	IP WLS BF H R ER SO	IP WLS BF H R ER SO	IP WLS BF H R ER SO	IP WLS BF H R ER SO	IP WLS BF H R ER SO	IP WLS BF H R ER SO	IP WLS BF H R ER SO	IP WLS BF H R ER SO	IP WLS BF H R ER SO	IP WLS BF H R ER SO	IP WLS BF H R ER SO	IP WLS BF H R ER SO	IP WLS BF H R ER SO	IP WLS BF H R ER SO	IP WLS BF H R ER SO	IP WLS BF H R ER SO	ERA WHIP	ERA WHIP			
Dennis Springer, R ERA: 5.47	6.0	2.0	0.2	0.2	0.2	0.2	0.2	0.2	0.2	0.2	0.2	0.2	0.2	0.2	0.2	0.2	0.2	0.2	0.2	7.50	2.000		
Albie Lopez, R ERA: 2.97	7.1	0.2	0.2	0.2	0.2	0.2	0.2	0.2	0.2	0.2	0.2	0.2	0.2	0.2	0.2	0.2	0.2	0.2	0.2	0.00	1.000		
Scott Aldred, L ERA: 2.53	9.1	0.2	0.2	0.2	0.2	0.2	0.2	0.2	0.2	0.2	0.2	0.2	0.2	0.2	0.2	0.2	0.2	0.2	0.2	0.00	0.000		
Esteban Yan, R ERA: 3.29	9.1	0.2	0.2	0.2	0.2	0.2	0.2	0.2	0.2	0.2	0.2	0.2	0.2	0.2	0.2	0.2	0.2	0.2	0.2	27.00	6.000		
Jim Mecir, R ERA: 3.39	10.1	0.2	0.2	0.2	0.2	0.2	0.2	0.2	0.2	0.2	0.2	0.2	0.2	0.2	0.2	0.2	0.2	0.2	0.2	0.00	1.500		
Batter	1	2	3	4	5	6	7	8	9	10	AB	R	H	RBI	BB	SO	LOB	BOTTOM					
Quinton McCracken, S OBP: 0.346, SLG: 0.465 (1, 8)	L9		G4-3		G1-6-3													5 0 0 0 0 2 1					
Miguel Cairo, R OBP: 0.292, SLG: 0.354 (1, 4)	L6																	4 0 1 0 0 1 0					
Dave Martinez, L OBP: 0.351, SLG: 0.327 (10, PH)																		1 0 0 0 0 0 0					
Wade Boggs, L OBP: 0.359, SLG: 0.467 (1, 5)																		5 2 3 0 0 0 1					
Fred McGriff, L OBP: 0.343, SLG: 0.391 (1, 3)																		3 1 0 0 1 0 3					
Paul Sorrento, L OBP: 0.307, SLG: 0.433 (1, 10)																		3 1 2 2 0 1 0					
Bobby Smith, R OBP: 0.373, SLG: 0.493 (8, PH)																		1 0 1 2 0 0 0					
Mike DiFelice, R OBP: 0.303, SLG: 0.380 (1, 2)																		4 0 0 0 0 3 2					
Rich Butler, L OBP: 0.302, SLG: 0.337 (9, PH)																		2 0 0 0 1 0 0					
Randy Winn, S OBP: 0.413, SLG: 0.418 (10, 9)																		1 0 0 0 0 0 0					
Mike Kelly, R OBP: 0.306, SLG: 0.393 (1, 7)																		4 1 1 1 0 2 1					
Aaron Ledesma, R OBP: 0.333, SLG: 0.370 (1, 6)																		4 0 0 0 0 1 1					
Inning Stats	R: 0 E: 0 K: 0 S: 10	H: 1 LOB: 1 BB: 0 P: 15	R: 2 E: 0 K: 0 S: 12	H: 2 LOB: 0 BB: 0 P: 18	R: 0 E: 0 K: 0 S: 10	H: 1 LOB: 1 BB: 0 P: 13	R: 0 E: 0 K: 2 S: 9	H: 0 LOB: 0 BB: 0 P: 11	R: 0 E: 1 K: 1 S: 11	H: 0 LOB: 0 BB: 0 P: 17	R: 1 E: 1 K: 1 S: 12	H: 2 LOB: 1 BB: 0 P: 17	R: 0 E: 0 K: 0 S: 6	H: 0 LOB: 0 BB: 1 P: 13	R: 2 E: 0 K: 3 S: 17	H: 2 LOB: 1 BB: 1 P: 30	R: 0 E: 0 K: 2 S: 8	H: 0 LOB: 0 BB: 0 P: 11	R: 0 E: 0 K: 1 S: 10	H: 0 LOB: 0 BB: 0 P: 16	1B: 2 2B: 4 3B: 0 HR: 2	SF: 0 SAC: 0 DP: 1 HBP: 0	WP: 0 PA: 39
PITCHER	IP WLS BF H R ER SO	IP WLS BF H R ER SO	IP WLS BF H R ER SO	IP WLS BF H R ER SO	IP WLS BF H R ER SO	IP WLS BF H R ER SO	IP WLS BF H R ER SO	IP WLS BF H R ER SO	IP WLS BF H R ER SO	IP WLS BF H R ER SO	IP WLS BF H R ER SO	IP WLS BF H R ER SO	IP WLS BF H R ER SO	IP WLS BF H R ER SO	IP WLS BF H R ER SO	IP WLS BF H R ER SO	IP WLS BF H R ER SO	IP WLS BF H R ER SO	ERA WHIP	ERA WHIP			
Derek Lowe, R ERA: 4.09	6.0	1.2	0.1	0.1	0.1	0.1	0.1	0.1	0.1	0.1	0.1	0.1	0.1	0.1	0.1	0.1	0.1	0.1	0.1	10.80	1.800		
Jim Corsi, R ERA: 2.66	7.1	0.1	0.1	0.1	0.1	0.1	0.1	0.1	0.1	0.1	0.1	0.1	0.1	0.1	0.1	0.1	0.1	0.1	0.1	0.00	3.000		
Ron Mahay, L ERA: 3.71	8.1	0.1	0.1	0.1	0.1	0.1	0.1	0.1	0.1	0.1	0.1	0.1	0.1	0.1	0.1	0.1	0.1	0.1	0.1	0.00	0.000		
John Wasdin, R ERA: 5.5	9.1	1.0	1.0	1.0	1.0	1.0	1.0	1.0	1.0	1.0	1.0	1.0	1.0	1.0	1.0	1.0	1.0	1.0	1.0	0.00	0.000		
Tom Gordon, R ERA: 1.83	10.1	1.0	1.0	1.0	1.0	1.0	1.0	1.0	1.0	1.0	1.0	1.0	1.0	1.0	1.0	1.0	1.0	1.0	1.0	0.00	0.000		

Boston Red Sox @ Tampa Bay Devil Rays
Tropicana Field, St. Petersburg, FL
Thu Jun 18 1998, 7:05 PM EDT
Att. 30,177 - Dome - 72 F

AB 38
R 7
H 14
RBI 7
BB 5
SO 3
LOB 14



WP: 0 PA: 44
PB: 0
SB: 0
CS: 2

Boston Red Sox @ Tampa Bay Devil Rays
Tropicana Field, St. Petersburg, FL
Thu Jun 18 1998, 7:05 PM EDT
Att. 30,177 - Dome - 72 F

AB 37
R 5
H 8
RBI 5
BB 2
SO 10
LOB 9



WP: 0 PA: 39
PB: 0
SB: 0
CS: 1

Batter	1	2	3	4	5	6	7	8	9	AB	R	H	RBI	BB	SO	LOB	TOP					
Darren Lewis, R OBP: 0.380, SLG: 0.382 (1, 9)										2	1	0	0	2	1	0	Boston Red Sox @ Tampa Bay Devil Rays Tropicana Field, St. Petersburg, FL Fri Jun 19 1998, 7:05 PM EDT Att: 32,375 - Dome - 72 F					
John Valentin, R OBP: 0.333, SLG: 0.413 (1, 5)										4	0	1	1	0	0	1						
Nomar Garciaparra, R OBP: 0.351, SLG: 0.515 (1, 6)										4	2	2	2	0	1	1						
Mo Vaughn, L OBP: 0.387, SLG: 0.590 (1, 3)										4	0	0	0	0	2	1						
Jim Leyritz, R OBP: 0.385, SLG: 0.519 (1, 10)										3	0	0	0	1	2	1						
Troy O'Leary, L OBP: 0.331, SLG: 0.533 (1, 7)										4	0	0	0	0	2	1						
Damon Buford, R OBP: 0.324, SLG: 0.480 (1, 8)										3	0	0	0	0	1	0						
Lou Merloni, R OBP: 0.361, SLG: 0.408 (1, 4)										3	0	0	0	0	1	0						
Jason Varitek, S OBP: 0.290, SLG: 0.339 (1, 2)										3	1	1	1	0	1	0						
Inning Stats	R: 1 E: 0 K: 2 S: 13	H: 1 LOB: 1 BB: 1 P: 22	R: 0 E: 0 K: 1 S: 8	H: 0 LOB: 0 BB: 0 P: 11	R: 0 E: 0 K: 0 S: 9	H: 0 LOB: 0 BB: 0 P: 11	R: 0 E: 0 K: 0 S: 7	H: 0 LOB: 1 BB: 1 P: 13	R: 0 E: 0 K: 2 S: 8	H: 0 LOB: 1 BB: 1 P: 9	R: 1 E: 0 K: 1 S: 9	H: 1 LOB: 0 BB: 1 P: 18	R: 0 E: 0 K: 3 S: 10	H: 0 LOB: 0 BB: 0 P: 17	R: 1 E: 0 K: 1 S: 11	H: 1 LOB: 0 BB: 0 P: 18	R: 1 E: 0 K: 1 S: 10	H: 1 LOB: 0 BB: 0 P: 14	1B: 0 2B: 2 3B: 0 HR: 3	SF: 0 SAC: 0 DP: 1 HBP: 0	WP: 0 PB: 0 SB: 0 CS: 0	PA: 33
PITCHER	IP	WLS	BF	H	R	ER	SO	BB	IBB	HBP	BLK	WP	HR	S	P	ERA	WHIP					
Tony Saunders, L ERA: 4.24 Rick White, R ERA: 5.49	(1, 1)	8.0	L 29	3	3	3	10	3	0	0	0	0	2	75	119	3.38	0.750					
(9, 1)	1.0	4	1	1	1	1	1	0	0	0	0	0	1	10	14	9.00	1.000					

Batter	1	2	3	4	5	6	7	8	9	AB	R	H	RBI	BB	SO	LOB	BOTTOM					
Quinton McCracken, S OBP: 0.341, SLG: 0.457 (1, 8)										5	0	0	0	0	1	4	Boston Red Sox @ Tampa Bay Devil Rays Tropicana Field, St. Petersburg, FL Fri Jun 19 1998, 7:05 PM EDT Att: 32,375 - Dome - 72 F					
Miguel Cairo, R OBP: 0.291, SLG: 0.349 (1, 4)										3	0	0	0	1	1	3						
Wade Boggs, L OBP: 0.362, SLG: 0.471 (1, 10)										3	1	1	0	1	2	1						
Fred McGriff, L OBP: 0.345, SLG: 0.391 (1, 3)										3	0	1	0	1	1	2						
Bobby Smith, R OBP: 0.363, SLG: 0.479 (1, 5)										4	0	0	0	0	1	4						
Mike Kelly, R OBP: 0.308, SLG: 0.395 Rich Butler, L OBP: 0.296, SLG: 0.330 (6, FH) (7, 7)										2	0	1	1	0	0	0						
Mike DiFelice, R OBP: 0.350, SLG: 0.326 Dave Martinez, L OBP: 0.350, SLG: 0.326 (9, PH)										2	0	0	0	0	1	3						
Kevin Stocker, S OBP: 0.308, SLG: 0.370 (1, 6)										3	0	2	0	1	0	0						
Randy Winn, S OBP: 0.403, SLG: 0.407 (1, 9)										4	0	1	0	0	0	3						
Inning Stats	R: 0 E: 0 K: 2 S: 8	H: 0 LOB: 1 BB: 1 P: 16	R: 0 E: 0 K: 0 S: 8	H: 0 LOB: 0 BB: 0 P: 12	R: 0 E: 0 K: 0 S: 12	H: 1 LOB: 1 BB: 0 P: 17	R: 1 E: 0 K: 1 S: 13	H: 2 LOB: 1 BB: 0 P: 21	R: 0 E: 0 K: 0 S: 4	H: 0 LOB: 1 BB: 1 P: 10	R: 0 E: 0 K: 2 S: 11	H: 1 LOB: 1 BB: 1 P: 19	R: 0 E: 0 K: 1 S: 10	H: 1 LOB: 1 BB: 0 P: 12	R: 0 E: 0 K: 1 S: 8	H: 0 LOB: 1 BB: 1 P: 15	R: 0 E: 0 K: 1 S: 13	H: 1 LOB: 1 BB: 0 P: 17	1B: 5 2B: 1 3B: 0 HR: 0	SF: 0 SAC: 0 DP: 0 HBP: 0	WP: 0 PB: 0 SB: 2 CS: 0	PA: 37
PITCHER	IP	WLS	BF	H	R	ER	SO	BB	IBB	HBP	BLK	WP	HR	S	P	ERA	WHIP					
Steve Avery, L ERA: 4.03 Rich Garces, R ERA: 2.12 Ron Mahay, L ERA: 3.63 John Wasdin, R ERA: 5.4 Tom Gordon, R ERA: 1.79	(1, 1)	5.1	W 23	4	1	1	3	3	0	0	0	0	0	16	20	0.00	0.600					
(6, 1)	1.2	6	1	0	0	3	0	0	0	0	0	0	0	3	8	0.00	3.000					
(8, 1)	0.1	2	0	0	0	1	1	0	0	0	0	0	0	5	7	0.00	0.000					
(8, 1)	0.2	2	0	0	0	0	0	0	0	0	0	0	0	5	7	0.00	0.000					
(9, 1)	1.0	S 4	1	0	0	1	0	0	0	0	0	0	0	13	17	0.00	1.000					

Batter	1	2	3	4	5	6	7	8	9	AB R H RBI BB SO LOB	TOP											
Darren Lewis, R (1.8) OBP: 0.381, SLG: 0.380	4-1 18 E 18 1B BB		2-1 G3		1-0 18 G4-6-3 1B		0-0 G5-3		2-3 K	4 0 1 0 1 1 0	Boston Red Sox @ Tampa Bay Devil Rays Tropicana Field, St. Petersburg, FL Sat Jun 20 1998, 7:05 PM EDT Att: 41,169 - Dome - 72 F livebaseballscorecards.com											
18 Reggie Jefferson, S (1.10) OBP: 0.396, SLG: 0.574	1-1 E9 1-3 1B		1-0 FC4-6 1B		1-2 G4-6-3		0-0 2B E 1B		0-0 F7	5 1 3 0 0 0 2												
Nomar Garciaparra, R (1.6) OBP: 0.349, SLG: 0.513	1-0 P4		2-2 FC4-6 1-2 1B		2-2 G5-3		2-1 E 2B		1-1 F9	5 1 1 0 0 0 4												
Mo Vaughn, L (1.3) OBP: 0.385, SLG: 0.596	3-3 K		0-0 FC4-6 1-2 1B			1-1 HR			2-3 E4	4 1 1 2 0 1 3												
Troy O'Leary, L (1.7) OBP: 0.326, SLG: 0.526	3-1 P5			0-3 K		1-0 G4-3			3-3 K	4 0 0 0 0 2 3												
John Valentin, R (1.5) OBP: 0.329, SLG: 0.407		1-2 G6-3		0-1 F9		2-1 G6-3			0-1 G5-3	4 0 0 0 0 0 1												
Scott Hatteberg, L (1.2) OBP: 0.357, SLG: 0.476		0-2 PB 1B		1-0 HR		2-2 1B 2B			1-2 G6-3	4 2 3 1 0 0 0												
Lou Merloni, R (1.4) OBP: 0.356, SLG: 0.400		2-2 G5-3		2-1 G4-3		0-1 1B			0-0 L8	4 0 1 1 0 0 1												
Darren Bragg, L (1.9) OBP: 0.365, SLG: 0.451		2-3 K			4-0 18 G4-6-3 1B BB		0-1 F7		0-3 K	3 0 0 0 1 2 2												
Inning Stats	R: 0 E: 1 K: 1 S: 9	H: 1 LOB: 2 BB: 1 P: 21	R: 0 E: 0 K: 1 S: 12	H: 1 LOB: 1 BB: 0 P: 17	R: 0 E: 0 K: 0 S: 8	H: 1 LOB: 1 BB: 0 P: 13	R: 1 E: 0 K: 1 S: 8	H: 1 LOB: 0 BB: 1 P: 11	R: 0 E: 0 K: 0 S: 9	H: 1 LOB: 1 BB: 1 P: 17	R: 2 E: 0 K: 0 S: 12	H: 3 LOB: 1 BB: 0 P: 18	R: 2 E: 1 K: 1 S: 11	H: 2 LOB: 1 BB: 0 P: 17	R: 0 E: 0 K: 1 S: 8	H: 0 LOB: 0 BB: 0 P: 9	R: 0 E: 0 K: 1 S: 6	H: 0 LOB: 0 BB: 0 P: 9	1B: 6 2B: 2 3B: 0 HR: 2	SF: 0 SAC: 0 DP: 1 HBP: 0	WP: 0 PB: 2 SB: 0 CS: 0	PA: 39
PITCHER	IP WLS BF H R ER SO BB IBB HBP BLK WP HR S P ERA WHIP											IP WLS BF H R ER SO BB IBB HBP BLK WP HR S P ERA WHIP										
Julio Santana, R (1.1) ERA: 4.78	5.2 W 25 7 3 3 3 2 0 0 0 0 2 54 93 4.76 1.588																					
Albie Lopez, R (6.1) ERA: 2.74	0.2 5 3 2 1 0 0 0 0 0 0 0 0 8 10 13.50 4.500																					
Scott Aldred, L (7.1) ERA: 2.45	0.1 2 0 0 0 1 0 0 0 0 0 0 0 5 9 0.00 0.000																					
Esteban Yan, R (7.1) ERA: 3.18	1.1 4 0 0 0 1 0 0 0 0 0 0 0 10 11 0.00 0.000																					
Roberto Hernandez, R (9.1) ERA: 3.44	1.0 S 3 0 0 0 1 0 0 0 0 0 0 0 6 9 0.00 0.000																					

Batter	1	2	3	4	5	6	7	8	9	AB R H RBI BB SO LOB	BOTTOM									
Quinton McCracken, S (1.8) OBP: 0.345, SLG: 0.456	0-1 G6-3 S 1B		3-2 F7		1-1 2B SF7 HBP		1-0 F9		4-2 CS BB	3 1 1 0 1 0 0	Boston Red Sox @ Tampa Bay Devil Rays Tropicana Field, St. Petersburg, FL Sat Jun 20 1998, 7:05 PM EDT Att: 41,169 - Dome - 72 F livebaseballscorecards.com									
Dave Martinez, L (1.9) OBP: 0.348, SLG: 0.329	2-2 L6		2-0 F5		1-1 S 2B		0-0 G6-3		1-0 CS	4 0 1 2 0 0 1										
Wade Boggs, L (1.5) OBP: 0.365, SLG: 0.471	2-2 G6-3			0-0 HR		2-2 SF7		4-0 BB 1B BB		2 2 1 1 1 0 1										
Fred McGriff, L (1.3) OBP: 0.343, SLG: 0.388	2-2 G4-3			0-0 P5		1-2 L7		0-0 BB 1B		4 1 1 0 0 0 3										
Paul Sorrento, L (1.10) OBP: 0.314, SLG: 0.447		1-0 F9		3-2 HR		4-1 FC4-6 BB		4-2 1B BB		2 1 1 2 2 0 0										
John Flaherty, R (1.2) OBP: 0.244, SLG: 0.255		1-2 G1-3		1-2 F7		1-1 FC4-6		1-2 BB		4 0 1 2 0 0 2										
Rich Butler, L (1.7) OBP: 0.286, SLG: 0.317		1-1 G6-3		1-2 G4-3		2-2 G5-3		1-1 FC6-4		4 0 0 0 0 0 2										
Miguel Cairo, R (1.4) OBP: 0.295, SLG: 0.362			2-2 SF7 3B		1-2 1B 2B 1B		1-2 P4		1-1 G6-3	4 2 2 0 0 0 0										
Kevin Stocker, S (1.6) OBP: 0.307, SLG: 0.369			1-1 SF7		2-2 HBP 2B 1B		0-0 P9		2-3 K	3 1 1 1 0 1 0										
Inning Stats	R: 0 E: 0 K: 0 S: 14	H: 1 LOB: 0 BB: 0 P: 19	R: 0 E: 0 K: 0 S: 6	H: 0 LOB: 0 BB: 0 P: 9	R: 1 E: 0 K: 0 S: 10	H: 1 LOB: 0 BB: 0 P: 18	R: 2 E: 0 K: 0 S: 12	H: 2 LOB: 0 BB: 0 P: 17	R: 3 E: 0 K: 0 S: 20	H: 3 LOB: 2 BB: 1 P: 33	R: 0 E: 0 K: 0 S: 8	H: 0 LOB: 0 BB: 0 P: 11	R: 2 E: 0 K: 0 S: 10	H: 2 LOB: 2 BB: 2 P: 20	R: 0 E: 0 K: 1 S: 9	H: 0 LOB: 0 BB: 1 P: 17	1B: 6 2B: 1 3B: 1 HR: 1	SF: 2 SAC: 0 DP: 0 HBP: 1	WP: 0 PB: 0 SB: 2 CS: 1	PA: 38
PITCHER	IP WLS BF H R ER SO BB IBB HBP BLK WP HR S P ERA WHIP											IP WLS BF H R ER SO BB IBB HBP BLK WP HR S P ERA WHIP								
Bret Saberhagen, R (1.1) ERA: 5.53	4.0 L 20 7 6 6 0 3 0 0 0 0 0 0 25 45 6.75 1.750																			
59 Brian Barkley, L (5.1) ERA: 6.48	2.2 12 1 2 2 0 3 0 0 0 0 0 0 25 45 6.75 1.500																			
Jim Corsi, R (7.1) ERA: 2.58	1.1 5 1 0 0 1 1 0 0 0 0 0 0 13 22 0.00 1.500																			

Batter	1	2	3	4	5	6	7	8	9	AB	R	H	RBI	BB	SO	LOB	TOP						
Darren Lewis, R OBP: 0.378, SLG: 0.377 (1, 8)	G3	L9				F7			F9								5 0 1 0 0 0 3						
18 Reggie Jefferson, S OBP: 0.385, SLG: 0.556 (1, 10)	F9		K	FC4-6			G6-3		K								5 0 0 0 0 2 2						
Nomar Garciaparra, R OBP: 0.349, SLG: 0.521 (1, 6)	K			HR	P3		P4										4 1 1 1 0 1 2						
Mo Vaughn, L OBP: 0.389, SLG: 0.598 (1, 3)																	4 1 3 0 0 1 0						
Troy O'Leary, L OBP: 0.325, SLG: 0.522 (1, 7)																	4 1 1 0 0 0 2						
John Valentin, R OBP: 0.334, SLG: 0.414 (1, 5)																	3 0 2 0 0 0 1						
Scott Hatteberg, L OBP: 0.349, SLG: 0.464 (1, 2)																	4 0 0 0 0 0 6						
Lou Merloni, R OBP: 0.364, SLG: 0.420 Mike Benjamin, R OBP: 0.322, SLG: 0.350 (3, 4)																	1 0 1 2 0 0 0 3 0 0 0 0 0 1						
Darren Bragg, L OBP: 0.368, SLG: 0.458 (1, 9)																	4 0 2 0 0 2 2						
Inning Stats	R: 0 H: 0 E: 0 K: 1 S: 15	H: 0 LOB: 0 BB: 0 P: 21	R: 2 H: 3 E: 0 K: 1 S: 18	H: 3 LOB: 2 BB: 0 P: 30	R: 1 H: 3 E: 0 K: 1 S: 13	H: 3 LOB: 2 BB: 0 P: 22	R: 0 H: 2 E: 0 K: 0 S: 10	H: 2 LOB: 2 BB: 0 P: 15	R: 0 H: 1 E: 0 K: 0 S: 9	H: 1 LOB: 0 BB: 0 P: 11	R: 0 H: 1 E: 0 K: 0 S: 8	H: 1 LOB: 1 BB: 0 P: 13	R: 0 H: 0 E: 0 K: 1 S: 5	H: 0 LOB: 0 BB: 0 P: 6	R: 0 H: 1 E: 0 K: 0 S: 13	H: 1 LOB: 1 BB: 0 P: 20	R: 0 H: 0 E: 0 K: 2 S: 8	H: 0 LOB: 0 BB: 0 P: 12	1B: 7 2B: 3 3B: 0 HR: 1	SF: 0 SAC: 0 DP: 1 HBP: 1	WP: 0 PB: 1 SB: 0 CS: 0	PA: 38	
PITCHER	IP	WLS	BF	H	R	ER	SO	BB	IBB	HBP	BLK	WP	HR	S	P	ERA	WHIP						
Jason Johnson, R ERA: 5.54 Rick White, R ERA: 4.76	(1, 1)	6.0	L	28	10	3	3	3	0	0	1	0	0	1	73	112	4.50	1.667					
	(7, 1)	3.0		10	1	0	0	3	0	0	0	0	0	0	26	38	0.00	0.333					

Boston Red Sox @ Tampa Bay Devil Rays
Tropicana Field, St. Petersburg, FL
Sun Jun 21 1998, 3:33 AM EDT
Att: 40,348 - Dome - 72 F

AB	37
R	3
H	11
RBI	3
BB	0
SO	6
LOB	19



Batter	1	2	3	4	5	6	7	8	9	AB	R	H	RBI	BB	SO	LOB	BOTTOM						
Quinton McCracken, S OBP: 0.341, SLG: 0.450 (1, 8)	K								G6-3								4 0 0 0 0 1 0						
Dave Martinez, L OBP: 0.347, SLG: 0.328 (1, 9)	F7																4 0 1 0 0 0 0						
Wade Boggs, L OBP: 0.362, SLG: 0.463 (1, 5)	K																3 0 0 0 1 2 1						
Fred McGriff, L OBP: 0.339, SLG: 0.383 (1, 3)																	4 0 0 0 0 1 2						
Paul Sorrento, L OBP: 0.315, SLG: 0.443 (1, 10)																	2 1 0 0 1 1 0						
Mike DiFelice, R OBP: 0.290, SLG: 0.362 (1, 2)																	3 0 0 0 0 2 1						
Miguel Cairo, R OBP: 0.295, SLG: 0.370 (1, 4)																	3 0 1 1 0 0 0						
Kevin Stocker, S OBP: 0.303, SLG: 0.364 (1, 6)																	3 0 0 0 0 0 1						
Randy Winn, S OBP: 0.386, SLG: 0.387 (1, 7)																	3 0 0 0 0 0 1						
Inning Stats	R: 0 H: 0 E: 0 K: 2 S: 9	H: 0 LOB: 0 BB: 0 P: 12	R: 0 H: 0 E: 0 K: 1 S: 9	H: 0 LOB: 0 BB: 0 P: 14	R: 0 H: 0 E: 0 K: 0 S: 12	H: 0 LOB: 0 BB: 0 P: 16	R: 0 H: 0 E: 0 K: 1 S: 8	H: 0 LOB: 1 BB: 1 P: 13	R: 1 H: 1 E: 0 K: 1 S: 17	H: 1 LOB: 1 BB: 1 P: 25	R: 0 H: 0 E: 0 K: 0 S: 8	H: 0 LOB: 0 BB: 0 P: 13	R: 0 H: 0 E: 0 K: 1 S: 9	H: 0 LOB: 0 BB: 0 P: 13	R: 0 H: 0 E: 0 K: 0 S: 10	H: 0 LOB: 0 BB: 0 P: 14	R: 0 H: 1 E: 0 K: 1 S: 12	H: 1 LOB: 1 BB: 0 P: 17	1B: 1 2B: 0 3B: 1 HR: 0	SF: 0 SAC: 0 DP: 0 HBP: 0	WP: 0 PB: 0 SB: 0 CS: 0	PA: 31	
PITCHER	IP	WLS	BF	H	R	ER	SO	BB	IBB	HBP	BLK	WP	HR	S	P	ERA	WHIP						
Pedro Martinez, R ERA: 3.15 Tom Gordon, R ERA: 1.74	(1, 1)	8.0	W	27	1	1	1	6	2	0	0	0	0	0	82	120	1.12	0.375					
	(9, 1)	1.0	S	4	1	0	0	1	0	0	0	0	0	12	17	0.00	1.000						

Boston Red Sox @ Tampa Bay Devil Rays
Tropicana Field, St. Petersburg, FL
Sun Jun 21 1998, 3:33 AM EDT
Att: 40,348 - Dome - 72 F

AB	29
R	1
H	2
RBI	1
BB	2
SO	7
LOB	6



Batter	1	2	3	4	5	6	7	8	9	10	AB	R	H	RBI	BB	SO	LOB	TOP									
Doug Gianville, R OBP: 0.351, SLG: 0.448	4-1 HBP SF8 1B BB	1-1 G5-4-3			0-3 K	3-2 L9		0-0 G6-3		2-0 1B 1-2 2-H 1B	5	1	1	0	1	1	2										
Gregg Jefferies, S OBP: 0.359, SLG: 0.460	0-1 SF8 HBP 1B	0-0 F9			0-1 G4-3		2-1 2B SF9 1B		0-1 G6-3	0-0 1B	6	2	3	1	0	0	0										
Ruben Amaro Jr, S OBP: 0.241, SLG: 0.208	1-2 1B									1-3 2-H 1B	0	0	0	0	0	0	0										
Scott Rolen, R OBP: 0.388, SLG: 0.526	3-1 1B 23 1B HBP			0-1 F9		0-1 L7		1-2 SF9 1-3 2B	4-2 S BB	3-3 K2-3	4	1	1	0	1	1	2										
Rico Brogna, L OBP: 0.333, SLG: 0.481	0-2 SF8			2-0 G4-3		1-1 F5	0-0 SF9		4-1 1 SAFE 1B 1-2 IBB		2	0	0	2	1	0	0										
Mike Lieberthal, R OBP: 0.298, SLG: 0.413	1-1 23 1B 1B			0-1 E5		4-2 1B 23 2B BB	2-3 3-H 3-0 P4		2-2 F8		4	1	1	1	1	0	3										
Bobby Abreu, L OBP: 0.420, SLG: 0.525	1-2 3-H F7			1-0 L9		3-2 23 2B 1B SF7	1-3 K		0-1 G1-3		5	1	1	0	0	1	6										
23 Kevin Jordan, R OBP: 0.351, SLG: 0.410	2-1 1B				0-1 G6-3	1-0 2B 1-3 2-H 2B		1-1 P4		3-2 SH3 1B 1B	5	1	3	2	0	0	0										
Kevin Sefcik, R OBP: 0.315, SLG: 0.227	1-2 2-H 1B										0	0	0	0	0	0	0										
Mark Lewis, R OBP: 0.295, SLG: 0.331	0-3 K			1-1 G5-3		0-0 SF7		1-1 HR		1-0 SH3	3	1	1	2	0	1	2										
Alex Arias, R OBP: 0.355, SLG: 0.353		2-1 G5-4-3 1B			2-3 K	1-1 2B		1-0 P4		4-2 1B 1B BB	4	1	2	1	1	1	0										
Inning Stats	R: 3 E: 0 K: 1 S: 17	H: 3 LOB: 2 BB: 1 P: 28	R: 0 E: 0 K: 0 S: 5	H: 1 LOB: 0 BB: 0 P: 8	R: 0 E: 1 K: 1 S: 6	H: 0 LOB: 1 BB: 0 P: 9	R: 0 E: 0 K: 1 S: 7	H: 0 LOB: 0 BB: 0 P: 10	R: 0 E: 0 K: 1 S: 7	H: 0 LOB: 0 BB: 0 P: 7	R: 3 E: 0 K: 0 S: 14	H: 3 LOB: 1 BB: 1 P: 27	R: 1 E: 0 K: 1 S: 13	H: 2 LOB: 1 BB: 0 P: 20	R: 1 E: 0 K: 0 S: 6	H: 1 LOB: 0 BB: 0 P: 9	R: 0 E: 0 K: 0 S: 12	H: 0 LOB: 2 BB: 2 P: 22	R: 1 E: 0 K: 1 S: 12	H: 3 LOB: 2 BB: 1 P: 25	1B: 9 2B: 3 3B: 0 HR: 1	SF: 3 SAC: 1 DP: 1 HBP: 1	WP: 0 PA: 48				
PITCHER	IP 5.2	WLS 27	BF 7	H 6	R 6	ER 6	SO 3	BB 2	IBB 0	HBP 1	BLK 0	WP 0	HR 0	S 53	P 83	ERA 9.53	WHIP 1.588										
49 Tim Wakefield, R ERA: 4.46	(1, 1)																										
John Wasdin, R ERA: 5.59	(6, 1)	0.1	3	2	1	1	0	0	0	0	0	0	0	9	15	27.00	6.000										
Ron Mahay, L ERA: 3.44	(7, 1)	1.0	3	0	0	0	1	0	0	0	0	0	0	7	11	0.00	0.000										
Rich Garces, R ERA: 2.25	(8, 1)	2.0	9	1	1	1	0	1	1	0	0	0	1	18	31	4.50	1.000										
Tom Gordon, R ERA: 1.91	(10, 1)	1.0	L	6	3	1	1	1	0	0	0	0	0	12	25	9.00	4.000										
PITCHER	IP 7.0	WLS 33	BF 12	H 8	R 8	ER 8	SO 10	BB 0	IBB 0	HBP 0	BLK 0	WP 0	HR 2	S 84	P 120	ERA 10.29	WHIP 1.714										
Curt Schilling, R ERA: 2.89	(1, 1)																										
Yorkis Perez, L ERA: 3.06	(8, 1)	0.2	3	0	0	0	0	1	0	0	0	0	0	5	12	0.00	1.500										
Wayne Gomes, R ERA: 3.5	(8, 1)	1.1	W	5	1	0	0	2	0	0	0	0	0	15	23	0.00	0.750										
Mark Leiter, R ERA: 3.0	(10, 1)	1.0	S	3	0	0	0	1	0	0	0	0	0	6	11	0.00	0.000										
Batter	1	2	3	4	5	6	7	8	9	10	AB	R	H	RBI	BB	SO	LOB	BOTTOM									
Darren Lewis, R OBP: 0.375, SLG: 0.373	1-3 K		1-3 K	2-2 1B 1B		3-3 K		1-3 K			5	1	1	2	0	4	1										
18 Reggie Jefferson, S OBP: 0.379, SLG: 0.544	1-3 K		0-0 G3-1	2-H 3-H 1B		0-3 K			1-1 G6-3		5	0	1	1	0	2	0										
Nomar Garciaparra, R OBP: 0.343, SLG: 0.522	0-0 1B 3B		3-1 L7	1-2 G6-3			2-2 G5-3		2-2 G6-3		5	1	1	0	0	0	1										
Mo Vaughn, L OBP: 0.393, SLG: 0.598	0-2 1B		0-1 1B 2B 1B	1-2 G6-3			2-2 G6-3		1-1 1B		5	1	3	1	0	0	0										
Troy O'Leary, L OBP: 0.330, SLG: 0.537	1-3 K		0-1 1B 2B 1B	2-1 HR			2-1 2B		3-3 K		5	2	3	1	0	2	2										
John Valentin, R OBP: 0.338, SLG: 0.425		0-0 F8	2-2 2B 1B 1B	1-0 HR			3-1 G1-3		0-0 F8		5	2	2	1	0	0	1										
Scott Hatteberg, L OBP: 0.345, SLG: 0.452		1-0 G4-3	0-3 K	1-2 P6			4-1 SH3 BB		3-3 K		4	0	0	0	1	2	3										
Mike Benjamin, R OBP: 0.322, SLG: 0.350		0-0 1B	0-1 F9	0-3 K			1-0 SH3		2-0 F5		3	0	1	0	0	1	3										
Midre Cummings, L OBP: 0.340, SLG: 0.512							1-2 K				1	0	0	0	0	0	0										
Darren Bragg, L OBP: 0.367, SLG: 0.462		2-3 K	2-1 1B 2B				2-3 K				3	1	1	2	0	2	1										
Billy Ashley, R OBP: 0.324, SLG: 0.480											1	0	0	0	0	0	1										
Damon Buford, R OBP: 0.324, SLG: 0.480											0	0	0	0	0	0	0										
Inning Stats	R: 1 E: 0 K: 3 S: 14	H: 2 LOB: 1 BB: 0 P: 17	R: 0 E: 0 K: 1 S: 6	H: 1 LOB: 1 BB: 0 P: 9	R: 0 E: 0 K: 1 S: 6	H: 0 LOB: 0 BB: 0 P: 10	R: 5 E: 0 K: 1 S: 24	H: 6 LOB: 1 BB: 0 P: 31	R: 2 E: 0 K: 1 S: 12	H: 2 LOB: 0 BB: 0 P: 17	R: 0 E: 0 K: 0 S: 10	H: 0 LOB: 1 BB: 0 P: 15	R: 0 E: 0 K: 0 S: 12	H: 1 LOB: 1 BB: 0 P: 21	R: 0 E: 0 K: 1 S: 8	H: 0 LOB: 1 BB: 1 P: 16	R: 0 E: 0 K: 1 S: 12	H: 1 LOB: 1 BB: 0 P: 19	R: 0 E: 0 K: 1 S: 6	H: 0 LOB: 0 BB: 0 P: 11	1B: 8 2B: 2 3B: 1 HR: 2	SF: 0 SAC: 1 DP: 0 HBP: 0	WP: 0 PA: 44				
PITCHER	IP 7.0	WLS 33	BF 12	H 8	R 8	ER 8	SO 10	BB 0	IBB 0	HBP 0	BLK 0	WP 0	HR 2	S 84	P 120	ERA 10.29	WHIP 1.714										
Curt Schilling, R ERA: 2.89	(1, 1)																										
Yorkis Perez, L ERA: 3.06	(8, 1)	0.2	3	0	0	0	0	1	0	0	0	0	0	5	12	0.00	1.500										
Wayne Gomes, R ERA: 3.5	(8, 1)	1.1	W	5	1	0	0	2	0	0	0	0	0	15	23	0.00	0.750										
Mark Leiter, R ERA: 3.0	(10, 1)	1.0	S	3	0	0	0	1	0	0	0	0	0	6	11	0.00	0.000										

Philadelphia Phillies @ Boston Red Sox
Fenway Park, Boston, MA
Mon Jun 22 1998, 7:05 PM EDT
Att: 33,592 - Cloudy - 70 F

AB 38
R 9
H 13
RBI 9
BB 5
SO 5
LOB 15



Philadelphia Phillies @ Boston Red Sox
Fenway Park, Boston, MA
Mon Jun 22 1998, 7:05 PM EDT
Att: 33,592 - Cloudy - 70 F

AB 42
R 8
H 13
RBI 8
BB 1
SO 13
LOB 13



Batter	1	2	3	4	5	6	7	8	9	AB	R	H	RBI	BB	SO	LOB	TOP
Doug Glanville, R OBP: 0.346, SLG: 0.441	(1, 8) G6-3	(3, 2) G5-3					(2, 1) G5-3		(1, 1) SH1-4	5	0	0	0	0	0	4	Philadelphia Phillies @ Boston Red Sox Fenway Park, Boston, MA Tue Jun 23 1998, 7:05 PM EDT Att: 33,212 - Overcast - 73 F
Kevin Seifick, R OBP: 0.322, SLG: 0.245	(1, 7) G5-3		(1, 1) G6-3			(3, 1) K		(1, 0) P4	5	0	2	0	0	1	0		
Scott Rolen, R OBP: 0.389, SLG: 0.534	(1, 5) 1B		(2, 0) L9			(1, 0) HR	(2, 1) G5-3	(2, 2) 1B	5	1	2	1	0	0	3		
Rico Brogna, L OBP: 0.334, SLG: 0.481 Rex Hudler, R OBP: 0.200, SLG: 0.146	(1, 3) G5-3		(1, 0) 1B			(2, 3) K	(2, 2) L8	(3, 2) P5	2	0	1	0	0	0	1		
Mike Lieberthal, R OBP: 0.297, SLG: 0.411		(0, 0) 23 FC6-4 1B	(0, 1) G6-3			(2, 0) G5-3		(2, 2) P4	4	0	1	0	0	0	1		
Bobby Abreu, L OBP: 0.421, SLG: 0.523		(2, 2) 23 FC6-4 1B		(2, 1) F8		(4, 1) 23 HBP 1B		(1, 2) F7	3	1	1	0	1	0	0		
23 Kevin Jordan, R OBP: 0.357, SLG: 0.407		(1, 2) FC6-4 1B	(1, 1) G6-3			(1, 1) 1B	(1, 2) 1B HBP	(0, 2) WP 1B	3	1	1	0	0	0	2		
Mark Lewis, R OBP: 0.298, SLG: 0.333		(2, 3) K	(2, 3) K			(1, 1) 1B	(1, 2) 1B	(3, 2) WP	5	0	2	1	0	2	3	AB 36 R 3 H 11 RBI 3 BB 2 SO 4 LOB 15	
Desi Relaford, S OBP: 0.335, SLG: 0.397		(4, 2) 1B		(2, 2) G3		(1, 1) 1B		(3, 2) 1B SH1-4	2	0	1	1	1	0	0	WP: 1 PA: 40 PB: 0 SB: 0 CS: 0	
Inning Stats	R: 0 E: 0 K: 0 S: 9	H: 1 LOB: 1 BB: 0 P: 15	R: 0 E: 0 K: 1 S: 17	H: 2 LOB: 3 BB: 1 P: 29	R: 0 E: 0 K: 0 S: 6	H: 1 LOB: 1 BB: 0 P: 8	R: 0 E: 0 K: 1 S: 7	H: 0 LOB: 0 BB: 0 P: 12	R: 0 E: 0 K: 1 S: 8	H: 0 LOB: 0 BB: 0 P: 13	R: 3 E: 0 K: 0 S: 11	H: 3 LOB: 1 BB: 1 P: 23	R: 0 E: 0 K: 0 S: 12	H: 1 LOB: 1 BB: 0 P: 18	R: 0 E: 0 K: 0 S: 14	H: 2 LOB: 2 BB: 0 P: 23	1B: 10 SF: 0 2B: 0 SAC: 1 3B: 0 DP: 0 HR: 1 HBP: 1
PITCHER	IP WLS BF H R ER SO BB IBB HBP BLK WP HR S P ERA WHIP																
Derek Lowe, R ERA: 4.12	(1, 1) 6.0 L 27 7 3 3 4 2 0 1 0 0 0 1 58 100 4.50 1.500																
Carlos Reyes, R ERA: 3.34	(7, 1) 2.0 8 2 0 0 0 0 0 0 0 0 1 0 20 30 0.00 1.000																
Rich Garcés, R ERA: 2.19	(9, 1) 1.0 5 2 0 0 0 0 0 0 0 0 0 0 14 23 0.00 2.000																

Batter	1	2	3	4	5	6	7	8	9	AB	R	H	RBI	BB	SO	LOB	BOTTOM
Midre Cummings, L OBP: 0.333, SLG: 0.489	(1, 9) G3		(1, 2) G4-3			(0, 1) 2B 1B		(0, 1) G1-3		4	0	1	0	0	0	1	Philadelphia Phillies @ Boston Red Sox Fenway Park, Boston, MA Tue Jun 23 1998, 7:05 PM EDT Att: 33,212 - Overcast - 73 F
18 Reggie Jefferson, S OBP: 0.371, SLG: 0.531	(1, 10) K			(0, 1) F7		(1, 3) K		(1, 2) F7	4	0	0	0	0	2	1		
Nomar Garciaparra, R OBP: 0.342, SLG: 0.522	(1, 6) G5-3			(0, 0) P6		(0, 1) 2B		(3, 2) L7	4	0	1	0	0	0	0		
Mo Vaughn, L OBP: 0.391, SLG: 0.593		(0, 2) 1B		(1, 1) G3		(2, 3) K		(1, 1) G3-1	4	0	1	0	0	1	2		
Troy O'Leary, L OBP: 0.332, SLG: 0.540 Darren Lewis, R OBP: 0.375, SLG: 0.373		(2, 3) K		(2, 0) 2B		(0, 3) K		(0, 2) 1B	4	1	2	0	0	2	2		
John Valentin, R OBP: 0.334, SLG: 0.426		(2, 2) F5		(3, 0) G4-3 SH3 2B		(2, 1) G6-3		(0, 1) P5	4	1	1	1	0	0	1		
Scott Hatteberg, L OBP: 0.344, SLG: 0.449			(1, 2) G1 SH3 1B		(2, 0) G4-3		(1, 0) L8		3	0	1	0	0	0	1		
Mike Benjamin, R OBP: 0.320, SLG: 0.348			(0, 0) SH3		(0, 0) SH3		(0, 3) K		1	0	0	1	0	1	0		
Darren Bragg, L OBP: 0.362, SLG: 0.453			(2, 1) G1		(3, 0) K		(1, 2) G5-3		3	0	0	0	0	1	1	AB 31 R 2 H 7 RBI 2 BB 0 SO 7 LOB 9	
Inning Stats	R: 0 E: 0 K: 1 S: 8	H: 0 LOB: 0 BB: 0 P: 10	R: 0 E: 0 K: 1 S: 9	H: 1 LOB: 0 BB: 0 P: 13	R: 0 E: 0 K: 0 S: 5	H: 1 LOB: 0 BB: 0 P: 13	R: 2 E: 0 K: 1 S: 7	H: 2 LOB: 0 BB: 0 P: 14	R: 0 E: 0 K: 3 S: 14	H: 2 LOB: 2 BB: 0 P: 17	R: 0 E: 0 K: 1 S: 6	H: 0 LOB: 0 BB: 0 P: 9	R: 0 E: 0 K: 0 S: 8	H: 0 LOB: 0 BB: 0 P: 10	R: 0 E: 0 K: 0 S: 13	H: 1 LOB: 1 BB: 0 P: 17	1B: 4 SF: 0 2B: 3 SAC: 2 3B: 0 DP: 0 HR: 0 HBP: 0
PITCHER	IP WLS BF H R ER SO BB IBB HBP BLK WP HR S P ERA WHIP																
Mark Portugal, R ERA: 5.25	(1, 1) 9.0 W 33 7 2 2 7 0 0 0 0 0 0 0 79 109 2.00 0.778																

Batter	1	2	3	4	5	6	7	8	9	AB	R	H	RBI	BB	SO	LOB	TOP								
Darren Lewis, R OBP: 0.378, SLG: 0.373 (1, 8)	G6-3			G4-6-3 BB		SF8-3-5 1B	G3 HBP BB		G6-3	3	0	1	0	2	0	0	Boston Red Sox @ Philadelphia Phillies Veterans Stadium, Philadelphia, PA Wed Jun 24 1998, 7:05 PM EDT Att: 28,079 - Cloudy - 84 F								
Darren Bragg, L OBP: 0.358, SLG: 0.448 Billy Ashley, R (7, PH)	F7			G4-6-3		SF8	G3 HBP BB		F9	2	0	0	1	0	0	1									
Midre Cummings, L OBP: 0.346, SLG: 0.489 Carlos Reyes, S (7, PH)				1-2 G3		3-H 1-0	G3 HBP			0	0	0	0	0	0	0									
Lou Merloni, R OBP: 0.360, SLG: 0.415 (8, 4)				1-2 HR		1-2 2-3	G3			1	0	0	0	0	0	0									
Nomar Garciaparra, R OBP: 0.343, SLG: 0.531 (1, 6)	G3					1-2 2-3	G3		L7	5	1	2	2	0	0	2									
Mo Vaughn, L OBP: 0.386, SLG: 0.587 (1, 3)				L9		2-3 3-H	P6			3	0	0	1	0	1	2									
Troy O'Leary, L OBP: 0.334, SLG: 0.540 (1, 7)				L9		2-3 3-H	P6			4	2	2	0	0	1	0									
John Valentin, R OBP: 0.333, SLG: 0.423 (1, 5)				L9		2-3 3-H	P6			4	1	1	0	0	0	1									
Scott Hatteberg, L OBP: 0.348, SLG: 0.463 (1, 2)				L9		2-3 3-H	P6			4	1	1	0	0	0	1									
Mike Benjamin, R OBP: 0.327, SLG: 0.354 18 Reggie Jefferson, S OBP: 0.369, SLG: 0.528 Ron Mahay, L (8, 1)	G6-3					1B SF8 BB	HBP BB		G4-3	3	2	2	0	0	0	0									
Steve Avery, L John Wasdin, R (3, 1)						1B SF8 BB	HBP BB		G4-3	1	0	0	1	0	0	1									
Damon Buford, R OBP: 0.318, SLG: 0.475 (7, 8)	F7					1B SF8-3-5 BB	3-H		K	1	0	0	1	0	1	1									
Inning Stats	R: 0 E: 0 K: 0 S: 10	H: 0 LOB: 0 BB: 0 P: 12	R: 0 E: 0 K: 1 S: 7	H: 0 LOB: 0 BB: 0 P: 12	R: 0 E: 0 K: 1 S: 5	H: 0 LOB: 0 BB: 0 P: 7	R: 1 E: 0 K: 0 S: 7	H: 1 LOB: 0 BB: 1 P: 17	R: 0 E: 0 K: 2 S: 7	H: 0 LOB: 0 BB: 0 P: 8	R: 2 E: 0 K: 0 S: 11	H: 3 LOB: 1 BB: 1 P: 18	R: 4 E: 0 K: 0 S: 22	H: 4 LOB: 2 BB: 1 P: 37	R: 1 E: 0 K: 1 S: 15	H: 2 LOB: 1 BB: 0 P: 18	R: 0 E: 0 K: 0 S: 6	H: 0 LOB: 0 BB: 0 P: 11	1B: 7 2B: 3 3B: 0 HR: 1	SF: 3 SAC: 0 DP: 2 HBP: 1	WP: 0 PB: 0 SB: 0 CS: 0	PA: 39			
PITCHER	IP	WLS	BF	H	R	ER	SO	BB	IBB	HBP	BLK	WP	HR	S	P	ERA	WHIP								
Carlton Loewer, R ERA: 5.73 Yorkis Perez, L ERA: 3.0 Jerry Spradlin, R ERA: 4.08 Wayne Gomes, R ERA: 3.61 Mark Leiter, R ERA: 2.93	(1, 1)	6.0	W	26	8	7	4	2	0	0	0	0	1	55	85	10.50	1.667								
PITCHER	IP	WLS	BF	H	R	ER	SO	BB	IBB	HBP	BLK	WP	HR	S	P	ERA	WHIP								
Carlton Loewer, R ERA: 5.73 Yorkis Perez, L ERA: 3.0 Jerry Spradlin, R ERA: 4.08 Wayne Gomes, R ERA: 3.61 Mark Leiter, R ERA: 2.93	(1, 1)	6.0	W	26	8	7	4	2	0	0	0	0	1	55	85	10.50	1.667								

Batter	1	2	3	4	5	6	7	8	9	AB	R	H	RBI	BB	SO	LOB	BOTTOM								
Doug Glanville, R OBP: 0.347, SLG: 0.450 (1, 8)	G1-3			1B 2B			G5-3			5	2	2	0	0	0	1	Boston Red Sox @ Philadelphia Phillies Veterans Stadium, Philadelphia, PA Wed Jun 24 1998, 7:05 PM EDT Att: 28,079 - Cloudy - 84 F								
Gregg Jefferies, S OBP: 0.368, SLG: 0.464 Ruben Amaro Jr, S OBP: 0.236, SLG: 0.204 (7, 7)				1B 2B BB			P6			2	3	2	2	2	0	0									
Scott Rolen, R OBP: 0.392, SLG: 0.537 (1, 5)	G6-3			1B BB			G3			4	2	2	1	1	0	1									
23 Kevin Jordan, R OBP: 0.350, SLG: 0.407 Mark Leiter, R (9, 1)				1B BB			G3			5	1	1	2	0	0	4									
Mike Lieberthal, R OBP: 0.296, SLG: 0.410 (1, 2)	G5-3			1B 2B			F7			0	0	0	0	0	0	0									
Mark Lewis, R OBP: 0.301, SLG: 0.348 (1, 4)				1B 3B			F9			3	1	1	3	0	1	1									
Kevin Sevcik, R OBP: 0.333, SLG: 0.264 (1, 9)				1B 3B			G5-3			4	1	2	2	0	0	2									
Desi Relaford, S OBP: 0.329, SLG: 0.390 (1, 6)				1B			G3			4	0	2	1	0	0	2									
Carlton Loewer, R OBP: 0.333, SLG: 0.250 Yorkis Perez, L ERA: 3.0 Jerry Spradlin, S ERA: 5.98 Jon Zuber, L Wayne Gomes, R Rico Brogna, L OBP: 0.334, SLG: 0.481 (9, 3)				1B L3			L7			4	0	0	0	0	1	2									
Inning Stats	R: 0 E: 0 K: 0 S: 4	H: 0 LOB: 0 BB: 1 P: 9	R: 0 E: 0 K: 0 S: 8	H: 1 LOB: 0 BB: 0 P: 12	R: 7 E: 0 K: 1 S: 27	H: 6 LOB: 1 BB: 1 P: 41	R: 3 E: 0 K: 1 S: 13	H: 3 LOB: 1 BB: 1 P: 22	R: 0 E: 0 K: 0 S: 4	H: 0 LOB: 0 BB: 0 P: 5	R: 1 E: 0 K: 0 S: 13	H: 2 LOB: 1 BB: 0 P: 17	R: 0 E: 0 K: 1 S: 14	H: 1 LOB: 1 BB: 0 P: 22	R: 0 E: 0 K: 0 S: 8	H: 0 LOB: 0 BB: 0 P: 10		1B: 7 2B: 4 3B: 2 HR: 0	SF: 1 SAC: 0 DP: 1 HBP: 0	WP: 0 PB: 0 SB: 1 CS: 0	PA: 40				
PITCHER	IP	WLS	BF	H	R	ER	SO	BB	IBB	HBP	BLK	WP	HR	S	P	ERA	WHIP								
Steve Avery, L ERA: 5.36 John Wasdin, R ERA: 5.98 Carlos Reyes, R ERA: 3.23 Ron Mahay, L ERA: 3.26	(1, 1)	2.1	L	15	6	4	1	1	0	0	0	0	0	38	53	9.82	1.909								
PITCHER	IP	WLS	BF	H	R	ER	SO	BB	IBB	HBP	BLK	WP	HR	S	P	ERA	WHIP								
Steve Avery, L ERA: 5.36 John Wasdin, R ERA: 5.98 Carlos Reyes, R ERA: 3.23 Ron Mahay, L ERA: 3.26	(1, 1)	2.1	L	15	6	4	1	1	0	0	0	0	0	38	53	9.82	1.909								



Batter	1	2	3	4	5	6	7	8	9	AB	R	H	RBI	BB	SO	LOB	TOP								
Darren Lewis, R (1, 8) OBP: 0.373, SLG: 0.366	1-2 G5-3		1-1 F9		1-0 FC5		1-1 G4-3		0-0 G6-3	5	0	0	0	0	0	4									
Darren Bragg, L (1, 9) OBP: 0.355, SLG: 0.450	2-2 L1			1-1 F7	3-3 K		0-0 18 PB 18 WP 1B		0-0 G4-3	5	1	1	1	0	1	2									
Nomar Garciaparra, R (1, 6) OBP: 0.350, SLG: 0.540	2-1 F8			1-1 1B		2-1 WP 2B	1 SAFE 1B		3-2 18 HR 2B	5	2	4	0	0	0	0									
Mo Vaughn, L (1, 3) OBP: 0.385, SLG: 0.583 18 Reggie Jefferson, S (4, 3) OBP: 0.374, SLG: 0.545		0-0 G4-6-3 1B		0-0 F8		0-1 G1-3	4-0 FC4-6 1B		2-0 HR	2	0	1	0	0	0	1									
Troy O'Leary, L (1, 7) OBP: 0.326, SLG: 0.525	1-1 G4-6-3			0-0 F8		0-0 F8	2-0 FC4-6 1B		2-2 G4-3	5	0	0	0	0	0	5									
Lou Merten, R (1, 4) OBP: 0.362, SLG: 0.400	2-0 F8				4-2 2B E HBP	4-2 BB		1-2 G6-3		2	1	0	0	1	0	0									
Scott Hatteberg, L (1, 2) OBP: 0.351, SLG: 0.476			3-2 F7		1-0 E FC5 2B	1-0 F8		0-0 2B		4	0	2	0	0	0	1									
Mike Benjamin, R (1, 5) OBP: 0.329, SLG: 0.368			2-2 G3 2B		2-0 E5		0-1 G4-3 1B 2B	1-3 K		4	1	2	0	0	1	2									
Pedro Martinez, R (1, 1) Ron Mahay, L (9, 1)			0-1 G3		2-3 K		0-3 K	0-1 G6-3		4	0	0	0	0	2	5									
Inning Stats	R: 0 H: 0 E: 0 K: 0 S: 10	H: 0 LOB: 0 BB: 0 P: 15	R: 0 H: 1 E: 0 K: 0 S: 4	H: 1 LOB: 0 BB: 0 P: 7	R: 0 H: 1 E: 0 K: 0 S: 11	H: 1 LOB: 1 BB: 0 P: 17	R: 0 H: 1 E: 0 K: 0 S: 6	H: 1 LOB: 0 BB: 0 P: 8	R: 1 H: 1 E: 1 K: 2 S: 14	H: 1 LOB: 2 BB: 0 P: 27	R: 1 H: 1 E: 0 K: 0 S: 8	H: 1 LOB: 1 BB: 1 P: 15	R: 2 H: 3 E: 0 K: 1 S: 10	H: 3 LOB: 2 BB: 1 P: 17	R: 0 H: 1 E: 0 K: 1 S: 10	H: 1 LOB: 1 BB: 0 P: 12	R: 2 H: 2 E: 0 K: 0 S: 13	H: 2 LOB: 0 BB: 0 P: 20	1B: 4 2B: 6 3B: 0 HR: 1	SF: 0 SAC: 0 DP: 1 HBP: 1	WP: 3 PB: 1 SB: 0 CS: 0	PA: 41			
PITCHER	IP	WLS	BF	H	R	ER	SO	BB	IBB	HBP	BLK	WP	HR	S	P	ERA	WHIP								
Joe Fontenot, R (1, 1) ERA: 6.16	6.2	L	30	8	4	2	3	1	0	1	0	1	0	62	99	2.70	1.350								
Felix Heredia, L (7, 1) ERA: 6.42	0.1		2	0	0	0	0	1	0	0	0	1	0	1	7	0.00	3.000								
Brian Edmondson, R (8, 1) ERA: 3.25	2.0		9	3	2	2	1	0	0	0	0	0	1	23	32	9.00	1.500								

Boston Red Sox @ Florida Marlins
Pro Player Stadium, Miami, FL
Fri Jun 26 1998, 7:05 PM EDT
Att: 23,792 - Cloudy - 82 F

AB 38
R 6
H 11
RBI 3
BB 2
SO 4
LOB 21



Batter	1	2	3	4	5	6	7	8	9	AB	R	H	RBI	BB	SO	LOB	BOTTOM								
Todd Dunwoody, L (1, 8) OBP: 0.281, SLG: 0.348	1-0 F9			2-0 G6-3 WP 2B		3-2 P5		1-3 K		4	1	1	0	0	1	2									
Edgar Renteria, R (1, 6) OBP: 0.372, SLG: 0.363	1-2 G4-3			1-2 G6-3		1-1 L3		1-2 G5-3		4	0	0	0	0	0	3									
Mark Kotsay, L (1, 9) OBP: 0.332, SLG: 0.400 John Wehner, R (9, PH) OBP: 0.125, SLG: 0.167	3-1 CS 1B			3-2 F8		2-1 G4-3			3-2 P3	3	0	1	0	0	0	0									
Todd Zeile, R (1, 5) OBP: 0.313, SLG: 0.413	2-1 CS	2-3 K		3-H F8			1-3 K		1-1 F8	4	0	0	0	0	2	0									
Cliff Floyd, L (1, 7) OBP: 0.357, SLG: 0.505 John Cangelosi, S (9, PH) OBP: 0.344, SLG: 0.282		0-1 P4		3-1 PB 2B		2-2 F7		1-1 G5-3		3	0	1	0	0	0	0									
Derek Lee, R (1, 3) OBP: 0.304, SLG: 0.378 Brian Edmondson, R (8, 1)		2-1 G4-3		3-3 K		2-2 L6				3	0	0	0	0	1	1									
Gregg Zaun, S (1, 2) OBP: 0.253, SLG: 0.286			0-0 P6		1-3 K			1-2 F8		3	0	0	0	0	1	1									
Craig Counsell, L (1, 4) OBP: 0.369, SLG: 0.342		0-1 B2-3		4-2 BB				2-2 1B		2	0	1	0	1	0	0									
Joe Fontenot, R (1, 1) Felix Heredia, L (7, 1) Ryan Jackson, L (8, 3) OBP: 0.302, SLG: 0.378			2-3 K		1-1 F8			0-0 1B		2	0	0	0	0	1	2									
Inning Stats	R: 0 H: 1 E: 0 K: 0 S: 7	H: 0 LOB: 0 BB: 0 P: 14	R: 0 H: 0 E: 0 K: 1 S: 7	H: 0 LOB: 0 BB: 0 P: 11	R: 0 H: 0 E: 0 K: 1 S: 6	H: 0 LOB: 0 BB: 0 P: 8	R: 1 H: 1 E: 0 K: 0 S: 9	H: 1 LOB: 0 BB: 0 P: 17	R: 0 H: 1 E: 0 K: 2 S: 19	H: 1 LOB: 2 BB: 1 P: 30	R: 0 H: 0 E: 0 K: 0 S: 7	H: 0 LOB: 0 BB: 0 P: 13	R: 0 H: 0 E: 0 K: 1 S: 12	H: 0 LOB: 0 BB: 0 P: 17	R: 0 H: 2 E: 0 K: 1 S: 14	H: 2 LOB: 2 BB: 0 P: 19	R: 0 H: 0 E: 0 K: 0 S: 9	H: 0 LOB: 0 BB: 0 P: 14	1B: 3 2B: 2 3B: 0 HR: 0	SF: 0 SAC: 0 DP: 0 HBP: 0	WP: 1 PB: 1 SB: 0 CS: 1	PA: 33			
PITCHER	IP	WLS	BF	H	R	ER	SO	BB	IBB	HBP	BLK	WP	HR	S	P	ERA	WHIP								
Pedro Martinez, R (1, 1) ERA: 3.02	8.0	W	29	5	1	1	6	1	0	0	0	0	0	81	129	1.12	0.750								
Ron Mahay, L (9, 1) ERA: 3.0	1.0		3	0	0	0	0	0	0	0	0	0	0	9	14	0.00	0.000								

Boston Red Sox @ Florida Marlins
Pro Player Stadium, Miami, FL
Fri Jun 26 1998, 7:05 PM EDT
Att: 23,792 - Cloudy - 82 F

AB 31
R 1
H 5
RBI 0
BB 1
SO 6
LOB 9



Batter	1	2	3	4	5	6	7	8	9	AB	R	H	RBI	BB	SO	LOB	TOP				
Darren Lewis, R (1, 8) OBP: 0.370, SLG: 0.361	G6-3		G6-3		L4		G4-3		K	5	0	0	0	0	1	2					
John Valentin, R (1, 5) OBP: 0.335, SLG: 0.430	L5		G5-3			G5-3		G5-3		4	0	0	0	0	0	0					
Troy O'Leary, L (1, 7) OBP: 0.329, SLG: 0.523	G6-3		G3			1B	1B	1B	1B	3	0	1	0	1	0	0					
Nomar Garciaparra, R (1, 6) OBP: 0.356, SLG: 0.540		G1-3 1B		G5-3		F8		K		4	1	1	0	0	1	2					
Scott Hatteberg, L (1, 2) OBP: 0.354, SLG: 0.476		G1-3		K		0-2		1B		4	0	2	0	0	1	1					
Lou Merten, R (1, 4) OBP: 0.357, SLG: 0.393		G5-3		K		1-3		1B		4	0	1	0	0	2	3					
Darren Bragg, L (1, 9) OBP: 0.358, SLG: 0.445		1B			F8		L9	WP	K	2	0	0	0	2	1	3					
Mike Benjamin, R (1, 3) OBP: 0.329, SLG: 0.369		1-2		K		L9		G6-3		4	0	1	1	0	1	1					
Derek Lowe, R (1, 1) Ron Mahay, L (5, 1) Midge Cummings, L (7, PH) Rich Garces, R (7, 1) John Wasdin, R (7, 1) Damon Buford, R (8, PH) OBP: 0.317, SLG: 0.466		1-2						F8		1	0	0	0	1	1	2					
Inning Stats	R: 0 E: 0 K: 0 S: 8	H: 0 LOB: 0 BB: 0 P: 12	R: 1 E: 0 K: 1 S: 16	H: 2 LOB: 2 BB: 1 P: 23	R: 0 E: 0 K: 0 S: 5	H: 0 LOB: 0 BB: 0 P: 8	R: 0 E: 0 K: 2 S: 7	H: 0 LOB: 0 BB: 0 P: 9	R: 0 E: 0 K: 1 S: 7	H: 0 LOB: 1 BB: 1 P: 15	R: 0 E: 0 K: 1 S: 13	H: 2 LOB: 2 BB: 0 P: 18	R: 0 E: 0 K: 1 S: 9	H: 0 LOB: 1 BB: 1 P: 18	R: 0 E: 0 K: 2 S: 13	H: 2 LOB: 3 BB: 1 P: 21	R: 0 E: 0 K: 1 S: 10	H: 0 LOB: 0 BB: 0 P: 15	1B: 5 2B: 1 3B: 0 HR: 0	SF: 0 SAC: 0 DP: 0 HBP: 0	WP: 1 PA: 37 PB: 0 SB: 0 CS: 0
PITCHER	IP WLS BF H R ER SO BB IBB HBP BLK WP HR S P ERA WHIP	IP WLS BF H R ER SO BB IBB HBP BLK WP HR S P ERA WHIP	IP WLS BF H R ER SO BB IBB HBP BLK WP HR S P ERA WHIP	IP WLS BF H R ER SO BB IBB HBP BLK WP HR S P ERA WHIP	IP WLS BF H R ER SO BB IBB HBP BLK WP HR S P ERA WHIP	IP WLS BF H R ER SO BB IBB HBP BLK WP HR S P ERA WHIP	IP WLS BF H R ER SO BB IBB HBP BLK WP HR S P ERA WHIP	IP WLS BF H R ER SO BB IBB HBP BLK WP HR S P ERA WHIP	IP WLS BF H R ER SO BB IBB HBP BLK WP HR S P ERA WHIP	IP WLS BF H R ER SO BB IBB HBP BLK WP HR S P ERA WHIP	IP WLS BF H R ER SO BB IBB HBP BLK WP HR S P ERA WHIP	IP WLS BF H R ER SO BB IBB HBP BLK WP HR S P ERA WHIP	IP WLS BF H R ER SO BB IBB HBP BLK WP HR S P ERA WHIP	IP WLS BF H R ER SO BB IBB HBP BLK WP HR S P ERA WHIP	IP WLS BF H R ER SO BB IBB HBP BLK WP HR S P ERA WHIP	IP WLS BF H R ER SO BB IBB HBP BLK WP HR S P ERA WHIP	IP WLS BF H R ER SO BB IBB HBP BLK WP HR S P ERA WHIP	IP WLS BF H R ER SO BB IBB HBP BLK WP HR S P ERA WHIP	IP WLS BF H R ER SO BB IBB HBP BLK WP HR S P ERA WHIP	IP WLS BF H R ER SO BB IBB HBP BLK WP HR S P ERA WHIP	

Boston Red Sox @ Florida Marlins
Pro Player Stadium, Miami, FL
 Sun Jun 28 1998, 3:33 AM EDT
 Att: 28,418 - Cloudy - 89 F

AB 33
 R 1
 H 6
 RBI 1
 BB 4
 SO 9
 LOB 15



Batter	1	2	3	4	5	6	7	8	9	AB	R	H	RBI	BB	SO	LOB	BOTTOM			
Todd Dunwoody, L (1, 8) OBP: 0.282, SLG: 0.358	G4-3 WP SF7 1B		F9		G4-3		K	K		5	1	1	0	0	2	1				
Edgar Renteria, R (1, 6) OBP: 0.371, SLG: 0.365	G4-3		G3-1 WP 2B		BB	S	1B	2B	1B	4	1	3	0	0	0	1				
Mark Kotsay, L (1, 9) OBP: 0.339, SLG: 0.418	3B	BB	G3-1		BB	BB	2B	2B	1B	2	1	1	1	2	0	1				
Todd Zeile, R (1, 5) OBP: 0.323, SLG: 0.414	SF7		S	1B	BB	BB	F7			2	0	1	1	1	0	2				
Cliff Floyd, L (1, 7) OBP: 0.354, SLG: 0.503	3B		G3		P5		IBB			3	0	1	1	1	0	4				
Derek Lee, R (1, 3) OBP: 0.301, SLG: 0.370	K		G6-3		G6-3		P4	G5		4	0	0	0	0	1	4				
Gregg Zaun, S (1, 2) OBP: 0.253, SLG: 0.306		B1-3		L7		P5		HR		4	1	1	1	0	0	0				
Craig Counsell, L (1, 4) OBP: 0.365, SLG: 0.338		K		G3-1		F8		G4-3		4	0	0	0	0	1	0				
Ryan Dempster, R (1, 1) John Cangelosi, S (7, PH) Antonio Alfonseca, R (8, 1)		G5-3		K		K		G4-3		2	0	0	0	0	1	0				
Inning Stats	R: 2 E: 0 K: 1 S: 10	H: 2 LOB: 1 BB: 1 P: 18	R: 0 E: 0 K: 1 S: 8	H: 0 LOB: 0 BB: 0 P: 14	R: 1 E: 0 K: 0 S: 16	H: 2 LOB: 1 BB: 0 P: 27	R: 0 E: 0 K: 0 S: 8	H: 0 LOB: 0 BB: 0 P: 11	R: 0 E: 0 K: 1 S: 11	H: 1 LOB: 3 BB: 2 P: 22	R: 0 E: 0 K: 0 S: 7	H: 0 LOB: 0 BB: 0 P: 9	R: 1 E: 0 K: 1 S: 15	H: 2 LOB: 3 BB: 2 P: 30	R: 0 E: 0 K: 1 S: 6	H: 1 LOB: 0 BB: 0 P: 8	1B: 4 2B: 2 3B: 1 HR: 1	SF: 1 SAC: 0 DP: 0 HBP: 0	WP: 2 PA: 37 PB: 0 SB: 3 CS: 0	
PITCHER	IP WLS BF H R ER SO BB IBB HBP BLK WP HR S P ERA WHIP	IP WLS BF H R ER SO BB IBB HBP BLK WP HR S P ERA WHIP	IP WLS BF H R ER SO BB IBB HBP BLK WP HR S P ERA WHIP	IP WLS BF H R ER SO BB IBB HBP BLK WP HR S P ERA WHIP	IP WLS BF H R ER SO BB IBB HBP BLK WP HR S P ERA WHIP	IP WLS BF H R ER SO BB IBB HBP BLK WP HR S P ERA WHIP	IP WLS BF H R ER SO BB IBB HBP BLK WP HR S P ERA WHIP	IP WLS BF H R ER SO BB IBB HBP BLK WP HR S P ERA WHIP	IP WLS BF H R ER SO BB IBB HBP BLK WP HR S P ERA WHIP	IP WLS BF H R ER SO BB IBB HBP BLK WP HR S P ERA WHIP	IP WLS BF H R ER SO BB IBB HBP BLK WP HR S P ERA WHIP	IP WLS BF H R ER SO BB IBB HBP BLK WP HR S P ERA WHIP	IP WLS BF H R ER SO BB IBB HBP BLK WP HR S P ERA WHIP	IP WLS BF H R ER SO BB IBB HBP BLK WP HR S P ERA WHIP	IP WLS BF H R ER SO BB IBB HBP BLK WP HR S P ERA WHIP	IP WLS BF H R ER SO BB IBB HBP BLK WP HR S P ERA WHIP	IP WLS BF H R ER SO BB IBB HBP BLK WP HR S P ERA WHIP	IP WLS BF H R ER SO BB IBB HBP BLK WP HR S P ERA WHIP	IP WLS BF H R ER SO BB IBB HBP BLK WP HR S P ERA WHIP	IP WLS BF H R ER SO BB IBB HBP BLK WP HR S P ERA WHIP

Boston Red Sox @ Florida Marlins
Pro Player Stadium, Miami, FL
 Sun Jun 28 1998, 3:33 AM EDT
 Att: 28,418 - Cloudy - 89 F

AB 31
 R 5
 H 8
 RBI 4
 BB 5
 SO 5
 LOB 13



Batter	1	2	3	4	5	6	7	8	9	AB	R	H	RBI	BB	SO	LOB	TOP																			
F.P. Santangelo, S OBP: 0.342, SLG: 0.317	1-1 B1-3		1-2 G1-3		2-2 HBP		1-2 HBP			2	0	0	0	0	0	0	Montreal Expos @ Boston Red Sox Fenway Park, Boston, MA Tue Jun 30 1998, 7:05 PM EDT Att: 27,704 - Cloudy - 71 F																			
Orlando Cabrera, R OBP: 0.600, SLG: 0.800 Jose Vidro, S OBP: 0.335, SLG: 0.297	0-1 HR		1-1 FC4-6		0-0 P6		0-0 L8			3	1	2	0	0	0	2																				
Vladimir Guerrero, R OBP: 0.343, SLG: 0.522	0-1 F9		2-0 FC4-6			1-1 F8		2-0 G6-3		4	1	1	0	0	0	2																				
Rondell White, R OBP: 0.363, SLG: 0.534	0-0 HR			1-0 F7		1-1 F8		1-1 G6-3		4	1	1	3	0	0	0																				
Mark Grudzielanek, R OBP: 0.299, SLG: 0.323	1-3 K			1-2 G6-3		1-0 F7		1-2 G3		4	0	0	0	0	1	0																				
Brad Fullmer, L OBP: 0.338, SLG: 0.484		3-3 K		3-2 F8			2-1 G4-3		1-3 K	4	0	0	0	0	2	0																				
Chris Widger, R OBP: 0.280, SLG: 0.386		1-1 P3			1-0 G5-3		4-2 F8		0-2 P4	3	1	0	0	1	0	0																				
Derrick May, L OBP: 0.175, SLG: 0.183		2-3 K			3-2 G3		1-1 F8		2-2 G4-3	4	0	0	0	0	1	1																				
Shane Andrews, R OBP: 0.310, SLG: 0.424			0-0 F7			1-1 HBP		1-0 HBP		4	0	2	1	0	0	0																				
Inning Stats	R: 2 H: 2 E: 0 K: 1 S: 11	H: 2 LOB: 0 BB: 0 P: 13	R: 0 H: 0 E: 0 K: 2 S: 9	H: 0 LOB: 0 BB: 0 P: 15	R: 0 H: 1 E: 0 K: 0 S: 7	LOB: 1 BB: 0 P: 11	R: 0 H: 0 E: 0 K: 0 S: 7	H: 0 LOB: 0 BB: 0 P: 12	R: 0 H: 1 E: 0 K: 0 S: 11	H: 2 LOB: 2 BB: 0 P: 18	R: 0 H: 0 E: 0 K: 0 S: 5	H: 0 LOB: 0 BB: 0 P: 8	R: 1 H: 1 E: 0 K: 1 S: 10	H: 1 LOB: 0 BB: 0 P: 15	R: 0 H: 0 E: 0 K: 0 S: 8	H: 0 LOB: 0 BB: 0 P: 11	1B: 4 2B: 0 3B: 1 HR: 1	SF: 0 SAC: 0 DP: 0 HBP: 2	WP: 0 PA: 36 PB: 0 SB: 0 CS: 0																	
PITCHER	IP	WLS	BF	H	R	ER	SO	BB	IBB	HBP	BLK	WP	HR	S	P	ERA	WHIP	PITCHER		IP	WLS	BF	H	R	ER	SO	BB	IBB	HBP	BLK	WP	HR	S	P	ERA	WHIP
Steve Avery, L ERA: 5.05	6.0	W	23	4	2	2	3	0	0	1	0	0	1	50	77	3.00	0.667																			
Rich Garces, R ERA: 2.52	1.0		6	1	1	1	0	1	0	1	1	0	0	11	20	9.00	2.000																			
Jim Corsi, R ERA: 2.59	1.0		4	1	1	1	1	0	0	0	0	0	0	10	15	9.00	1.000																			
Tom Gordon, R ERA: 2.68	1.0	S	3	0	0	0	0	0	0	0	0	0	0	8	11	0.00	0.000																			

Batter	1	2	3	4	5	6	7	8	9	AB	R	H	RBI	BB	SO	LOB	BOTTOM																				
Darren Lewis, R OBP: 0.369, SLG: 0.360	1-2 F9	0-2 FC6-4		0-1 CI		0-1 FC6-5	0-0 G4-3			4	1	1	0	0	0	3	Montreal Expos @ Boston Red Sox Fenway Park, Boston, MA Tue Jun 30 1998, 7:05 PM EDT Att: 27,704 - Cloudy - 71 F																				
John Valentin, R OBP: 0.339, SLG: 0.434	2-2 E7	0-0 FC4-6		3-2 2B		1-2 FC6-5	0-0 P4			4	3	2	1	1	0	1																					
Nomar Garciaparra, R OBP: 0.354, SLG: 0.534	0-0 FC4-6	0-1 F9		0-0 P3		1-1 FC6-5	2-0 E6			5	1	1	0	0	0	6																					
Damon Buford, R OBP: 0.344, SLG: 0.509	4-1 FC4-6		0-0 G3	0-1 WP	0-1 1H	2-1 E	4-2 2B			3	0	3	3	2	0	0																					
Troy O'Leary, L OBP: 0.327, SLG: 0.521	1-0 FC4-6		3-2 G3	1-3 1B	2-2 F9	0-1 E4	2-0 2B			5	0	1	2	0	0	6																					
Billy Ashley, R OBP: 0.125, SLG: 0.250 Midre Cummings, L OBP: 0.333, SLG: 0.469	3-3 K		0-3 K		0-3 K	2-3 K	1-0 G5-3			4	0	0	0	0	4	6																					
18 Reggie Jefferson, S OBP: 0.369, SLG: 0.553		0-0 1B	3-3 K		4-2 BB	0-1 L7		4-0 IBB		3	1	1	0	2	1	4																					
Mike Benjamin, R OBP: 0.326, SLG: 0.370		3-2 P3		0-1 F7	0-0 F9		0-0 SH1-4	2-3 K		5	0	1	0	0	1	5																					
Jason Varitek, S OBP: 0.307, SLG: 0.360		1-2 FC6-4		2-2 HR	1-0 G5-3		0-0 SH1-4	2-1 F8		4	1	2	1	0	0	4																					
Inning Stats	R: 1 H: 1 E: 1 K: 1 S: 16	H: 3 LOB: 2 BB: 0 P: 17	R: 0 H: 1 E: 0 K: 2 S: 13	H: 1 LOB: 0 BB: 0 P: 19	R: 3 H: 3 E: 1 K: 0 S: 20	LOB: 1 BB: 0 P: 27	R: 0 H: 0 E: 0 K: 1 S: 7	H: 0 LOB: 1 BB: 1 P: 12	R: 1 H: 2 E: 1 K: 1 S: 14	H: 2 LOB: 3 BB: 1 P: 23	R: 0 H: 1 E: 0 K: 0 S: 4	H: 1 LOB: 0 BB: 0 P: 4	R: 1 H: 1 E: 1 K: 1 S: 10	H: 1 LOB: 3 BB: 2 P: 27	1B: 7 2B: 4 3B: 0 HR: 1	SF: 0 SAC: 1 DP: 0 HBP: 0	WP: 1 PA: 45 PB: 0 SB: 0 CS: 0																				
PITCHER	IP	WLS	BF	H	R	ER	SO	BB	IBB	HBP	BLK	WP	HR	S	P	ERA	WHIP	PITCHER		IP	WLS	BF	H	R	ER	SO	BB	IBB	HBP	BLK	WP	HR	S	P	ERA	WHIP	
Carlos Perez, L ERA: 3.75	5.0	L	29	9	6	4	4	3	0	0	0	0	0	9	14	0.00	1.500																				
Shayne Bennett, R ERA: 5.96	0.2		4	1	0	0	1	0	0	0	0	0	0	9	14	0.00	1.500																				
Rick DeHart, L ERA: 4.43	1.1		8	2	1	0	0	1	0	0	0	0	0	10	18	0.00	2.250																				
Miguel Batista, R ERA: 3.88	1.0		4	0	0	0	1	0	0	0	0	0	0	6	15	0.00	0.000																				

AB	33
R	4
H	6
RBI	4
BB	1
SO	4
LOB	7




Batter	1	2	3	4	5	6	7	8	9	AB	R	H	RBI	BB	SO	LOB	TOP								
Jose Vidro, S OBP: 0.329, SLG: 0.291	G3-1			P6		G4-3			F8	4	0	0	0	0	0	0									
F.P. Santangelo, S OBP: 0.344, SLG: 0.323	F8			G6-4-3 1B			P5		1B 2B	4	0	2	0	0	0	0									
Da Rond Stovall, S OBP: 0.309, SLG: 0.403				G6-4-3 1-2			E6 F9 1B		FC6-4 1B	4	0	2	0	0	0	1									
Vladimir Guerrero, R OBP: 0.345, SLG: 0.522	G5-3						F8		P4	4	0	0	0	0	1	4									
Brad Fuller, L OBP: 0.333, SLG: 0.477		K					F9		G5-3	4	0	0	0	0	1	4									
Rondell White, R OBP: 0.358, SLG: 0.526	F9						G5-3		FC6-4 1-2	4	0	0	0	0	1	4									
Mark Czudzielanek, R OBP: 0.299, SLG: 0.320							G5-3		F8	3	0	0	0	0	1	0									
Derrick May, L OBP: 0.182, SLG: 0.190				F9			P4		FC6-4 1B	3	0	1	0	0	0	0									
Shane Andrews, R OBP: 0.310, SLG: 0.436				K			HR		P4	3	1	1	1	0	1	1									
Chris Widger, R OBP: 0.277, SLG: 0.381				G6-3			K		FC6-4 1-2	3	0	0	0	0	1	1									
Inning Stats	R: 0 E: 0 K: 0 S: 8	H: 0 LOB: 0 BB: 0 P: 14	R: 0 E: 0 K: 2 S: 11	H: 0 LOB: 0 BB: 0 P: 14	R: 0 E: 0 K: 1 S: 11	H: 0 LOB: 0 BB: 0 P: 16	R: 0 E: 0 K: 0 S: 3	H: 1 LOB: 0 BB: 0 P: 3	R: 0 E: 0 K: 1 S: 10	H: 0 LOB: 0 BB: 0 P: 14	R: 1 E: 0 K: 1 S: 11	H: 1 LOB: 0 BB: 0 P: 17	R: 0 E: 1 K: 0 S: 8	H: 1 LOB: 1 BB: 0 P: 11	R: 0 E: 0 K: 0 S: 7	H: 1 LOB: 3 BB: 0 P: 8	R: 0 E: 0 K: 0 S: 10	H: 2 LOB: 3 BB: 0 P: 17	1B: 4 2B: 1 3B: 0 HR: 1	SF: 0 SAC: 0 DP: 1 HBP: 0	WP: 0 PB: 0 SB: 0 CS: 0	PA: 32			
PITCHER	IP	WLS	BF	H	R	ER	SO	BB	IBB	HBP	BLK	WP	HR	S	P	ERA	WHIP								
Bret Saberhagen, R ERA: 4.78	7.0	W	23	3	1	1	5	0	0	0	0	0	1	62	89	1.29	0.429								
Dario Veras, R ERA:	2.0		9	3	0	0	0	0	0	0	0	0	0	17	25	0.00	1.500								

Montreal Expos @ Boston Red Sox
Fenway Park, Boston, MA
Wed Jul 01 1998, 7:05 PM EDT
Att: 24,923 - Cloudy - 65 F

livebaseballscorecards.com

AB 32
R 1
H 6
RBI 1
BB 0
SO 5
LOB 11




Batter	1	2	3	4	5	6	7	8	9	AB	R	H	RBI	BB	SO	LOB	BOTTOM								
Darren Lewis, R OBP: 0.372, SLG: 0.362	PB 1B BB	E5 1-H 1B		F7		FC4-6 1B		K		4	1	2	0	1	1	1									
18 Reggie Jefferson, S OBP: 0.395, SLG: 0.506	1B PB 1B	G3			WP 2B	L7		2B		5	1	3	0	0	0	2									
Nomar Garciaparra, R OBP: 0.354, SLG: 0.532	FC1-6 1-3 2-H 1B		G6-3 1B		P6	FC4-6 1-2		L8		5	0	2	1	0	0	3									
Midre Cummings, L OBP: 0.339, SLG: 0.453	FC1-6 1-2 1-2		G6-3 1B		2B 1B BB	K2-4-6		K		4	1	1	0	1	2	4									
Troy O'Leary, L OBP: 0.326, SLG: 0.517	K		G6-3		K			2B SF7 1B		4	1	1	0	0	2	6									
John Valentin, R OBP: 0.341, SLG: 0.442	P3		G5-3		1B 2B			WP 2B		4	1	2	1	0	0	3									
Scott Hatteberg, L OBP: 0.357, SLG: 0.474		K		G3-1 SH3 BB		1B IBB		SF7		1	0	0	1	2	1	0									
Mike Benjamin, R OBP: 0.326, SLG: 0.369		K		SH3		1-3 2-H 3-H 1B		K		3	0	1	2	0	2	1									
Darren Bragg, L OBP: 0.358, SLG: 0.438		1B E BB		G3-1		F7		K		3	1	0	0	1	1	4									
Inning Stats	R: 1 E: 0 K: 1 S: 21	H: 2 LOB: 2 BB: 1 P: 30	R: 1 E: 1 K: 2 S: 11	H: 1 LOB: 1 BB: 1 P: 20	R: 0 E: 0 K: 0 S: 10	H: 2 LOB: 1 BB: 0 P: 13	R: 0 E: 0 K: 0 S: 7	H: 0 LOB: 1 BB: 1 P: 15	R: 3 E: 0 K: 1 S: 13	H: 3 LOB: 2 BB: 2 P: 27	R: 0 E: 0 K: 1 S: 9	H: 1 LOB: 1 BB: 0 P: 11	R: 1 E: 0 K: 2 S: 13	H: 2 LOB: 1 BB: 0 P: 20	R: 0 E: 0 K: 2 S: 14	H: 1 LOB: 1 BB: 0 P: 18	1B: 8 2B: 4 3B: 0 HR: 0	SF: 1 SAC: 1 DP: 1 HBP: 0	WP: 2 PB: 1 SB: 1 CS: 0	PA: 40					
PITCHER	IP	WLS	BF	H	R	ER	SO	BB	IBB	HBP	BLK	WP	HR	S	P	ERA	WHIP								
Dustin Hermanson, R ERA: 3.38	4.2	L	26	8	5	3	4	4	1	0	0	0	0	60	101	5.79	2.571								
Shayne Bennett, R ERA: 5.79	1.1		5	1	0	0	1	0	0	0	0	0	0	11	15	0.00	0.750								
Steve Kline, L ERA: 2.73	1.0		5	2	1	1	2	0	0	0	0	1	0	13	20	9.00	2.000								
Anthony Telford, R ERA: 3.54	1.0		4	1	0	0	2	0	0	0	0	0	0	14	18	0.00	1.000								

Montreal Expos @ Boston Red Sox
Fenway Park, Boston, MA
Wed Jul 01 1998, 7:05 PM EDT
Att: 24,923 - Cloudy - 65 F

livebaseballscorecards.com

AB 33
R 6
H 12
RBI 5
BB 5
SO 9
LOB 24



Batter	1	2	3	4	5	6	7	8	9	AB	R	H	RBI	BB	SO	LOB	TOP										
F.P. Santangelo, S OBP: 0.341, SLG: 0.320 Ryan McGuire, L OBP: 0.333, SLG: 0.299	0-3 K			0-0 G4-3		0-1 G3			0-0 F8	3	0	0	0	0	1	1											
Orlando Cabrera, R OBP: 0.333, SLG: 0.444	1-3 K			2-2 G6-3		0-1 G5-3			3-2 G3	4	0	0	0	0	1	1											
Vladimir Guerrero, R OBP: 0.343, SLG: 0.519 Derrick May, L OBP: 0.176, SLG: 0.185	2-1 L4			0-1 F8					0-0 F8	2	0	0	0	0	0	0											
Rondell White, R OBP: 0.356, SLG: 0.523 Da Rond Stovall, S OBP: 0.304, SLG: 0.397		0-2 F8			0-1 F9				0-0 F9	2	0	0	0	0	0	0											
Brad Fullmer, L OBP: 0.333, SLG: 0.476		0-0 G3			0-2 1B				0-1 L8	3	0	1	0	0	0	0											
Scott Livingstone, L OBP: 0.217, SLG: 0.222		0-0 F8			2-3 K				0-0 G5-3	3	0	0	0	0	1	1											
Mark Grudzielanek, R OBP: 0.294, SLG: 0.316 Jose Vidro, S OBP: 0.327, SLG: 0.289			0-1 F9		0-3 K				1-3 K	2	0	0	0	0	1	1											
Shane Andrews, R OBP: 0.314, SLG: 0.443			1-0 F8			3-2 G3			1-0 1B	3	0	2	0	0	0	0											
Chris Widger, R OBP: 0.274, SLG: 0.377 Mike Hubbard, R OBP: 0.171, SLG: 0.250			3-2 P5			0-3 K			0-0 F8	3	0	0	0	0	1	2											
Inning Stats	R: 0 E: 0 K: 2 S: 8	H: 0 LOB: 0 BB: 0 P: 11	R: 0 E: 0 K: 0 S: 5	H: 0 LOB: 0 BB: 0 P: 5	R: 0 E: 0 K: 0 S: 8	H: 0 LOB: 0 BB: 0 P: 12	R: 0 E: 0 K: 0 S: 7	H: 0 LOB: 0 BB: 0 P: 9	R: 0 E: 0 K: 2 S: 12	H: 1 LOB: 1 BB: 0 P: 14	R: 0 E: 0 K: 1 S: 13	H: 1 LOB: 0 BB: 0 P: 16	R: 0 E: 0 K: 0 S: 6	H: 0 LOB: 0 BB: 0 P: 6	R: 0 E: 0 K: 1 S: 6	H: 1 LOB: 1 BB: 0 P: 8	R: 0 E: 0 K: 0 S: 5	H: 0 LOB: 0 BB: 0 P: 8	1B: 2 2B: 1 3B: 0 HR: 0	SF: 0 SAC: 0 DP: 0 HBP: 0	WP: 0 PB: 0 SB: 0 CS: 0	PA: 30					
PITCHER	IP	WLS	BF	H	R	ER	SO	BB	IBB	HBP	BLK	WP	HR	S	P	ERA	WHIP										
Pedro Martinez, R ERA: 2.87	6.0	W	20	2	0	0	5	0	0	0	0	0	0	53	67	0.00	0.333										
John Wasdin, R ERA: 5.68	2.0		7	1	0	0	1	0	0	0	0	0	0	12	14	0.00	0.500										
Carlos Reyes, R ERA: 3.13	1.0		3	0	0	0	0	0	0	0	0	0	0	5	8	0.00	0.000										

Montreal Expos @ Boston Red Sox
Fenway Park, Boston, MA
Thu Jul 02 1998, 7:05 PM EDT
Att: 32,637 - Unknown - 84 F

AB 30
R 0
H 3
RBI 0
BB 0
SO 6
LOB 6



Batter	1	2	3	4	5	6	7	8	9	AB	R	H	RBI	BB	SO	LOB	BOTTOM										
Darren Lewis, R OBP: 0.378, SLG: 0.368	3-2 HR	1-1 18 2B		1-0 G1-6-3	1-2 1B	1-0 18 G4-3		0-2 G1-3		6	2	4	3	0	0	2											
18 Reggie Jefferson, S OBP: 0.398, SLG: 0.558	0-3 K	2-2 1B		0-0 G3-1	2-2 F8	0-0 G4-3		3-2 G4-3		6	0	1	3	0	1	5											
Nomar Garciaparra, R OBP: 0.351, SLG: 0.535	1-0 HR	1-0 G5-3			E6 FC6	0-0 F9		1-0 G6-3		6	2	1	2	0	0	4											
Midre Cummings, L OBP: 0.344, SLG: 0.483	1-2 2B			0-0 2B	3-2 FC6	0-0 F7		0-3 K		5	1	2	0	0	1	1											
Troy O'Leary, L OBP: 0.330, SLG: 0.522 Billy Ashley, R OBP: 0.125, SLG: 0.250	3-2 F7			0-1 F8	3-1 1B	1-2 1B		0-1 1B		5	3	3	2	0	0	2											
John Valentin, R OBP: 0.337, SLG: 0.436 Donnie Sadler, R OBP: 0.125, SLG: 0.250	1-2 F8			1-3 K	0-2 P3	0-1 E5		2-3 K		4	1	0	0	0	1	4											
Scott Hatteberg, L OBP: 0.363, SLG: 0.474		3-3 K		1-2 F7	4-2 1B	0-1 1B		2-2 1B		4	2	2	0	1	1	1											
Mike Benjamin, R OBP: 0.339, SLG: 0.382		1-3 K			0-2 1B	2-0 1B		1-1 1B		5	2	4	3	0	1	0											
Darren Bragg, L OBP: 0.367, SLG: 0.450		4-2 1B			0-0 1B	0-0 1B		0-0 K		4	2	3	2	1	1	2											
Inning Stats	R: 2 E: 0 K: 1 S: 20	H: 3 LOB: 1 BB: 0 P: 29	R: 2 E: 0 K: 2 S: 19	H: 2 LOB: 1 BB: 1 P: 31	R: 0 E: 0 K: 1 S: 11	H: 1 LOB: 1 BB: 0 P: 13	R: 0 E: 0 K: 0 S: 7	H: 2 LOB: 1 BB: 0 P: 8	R: 6 E: 1 K: 0 S: 25	H: 4 LOB: 1 BB: 1 P: 42	R: 4 E: 1 K: 0 S: 14	H: 5 LOB: 2 BB: 0 P: 17	R: 1 E: 0 K: 3 S: 18	H: 3 LOB: 2 BB: 0 P: 24	R: 0 E: 0 K: 0 S: 7	H: 0 LOB: 0 BB: 0 P: 11	1B: 14 2B: 5 3B: 0 HR: 1	SF: 0 SAC: 0 DP: 1 HBP: 0	WP: 0 PB: 0 SB: 1 CS: 0	PA: 48							
PITCHER	IP	WLS	BF	H	R	ER	SO	BB	IBB	HBP	BLK	WP	HR	S	P	ERA	WHIP										
Carl Pavano, R ERA: 4.53	4.0	L	22	8	6	6	4	1	0	0	0	0	0	17	29	40.50	7.500										
Rick DeHart, L ERA: 6.0	0.2		7	4	4	3	0	1	0	0	0	0	0	7	11	0.00	0.000										
Miguel Batista, R ERA: 4.13	2.1		16	8	5	3	3	0	0	0	0	0	0	35	45	11.57	3.429										
Anthony Telford, R ERA: 3.47	1.0		3	0	0	0	0	0	0	0	0	0	0	7	11	0.00	0.000										

Montreal Expos @ Boston Red Sox
Fenway Park, Boston, MA
Thu Jul 02 1998, 7:05 PM EDT
Att: 32,637 - Unknown - 84 F

AB 46
R 15
H 20
RBI 15
BB 2
SO 7
LOB 22



Batter	1	2	3	4	5	6	7	8	9	AB	R	H	RBI	BB	SO	LOB	TOP										
Ray Durham, S OBP: 0.366, SLG: 0.445	1-1 P2		1-3 K		2-1 1B		1-2 G3			4	0	1	1	0	1	2											
Mike Caruso, S OBP: 0.339, SLG: 0.417	1-1 F9		1-1 FC4			0-0 G3		1-0 F7		4	0	0	0	0	0	1											
Frank Thomas, R OBP: 0.375, SLG: 0.460	3-3 K			1-3 K		1-3 K		0-0 2B		4	0	1	0	0	3	0											
Albert Belle, R OBP: 0.355, SLG: 0.524 25 Jeff Abbott, R OBP: 0.337, SLG: 0.588		0-1 G5-3		1-2 G3		1-0 2B		3-1 G4-3		3	0	1	0	0	0	0											
Robin Ventura, L OBP: 0.360, SLG: 0.436 Greg Norton, S OBP: 0.288, SLG: 0.443		0-3 K		2-3 K		2-3 K		0-0 F8		3	0	0	0	0	3	1											
Magglio Ordonez, R OBP: 0.308, SLG: 0.421		0-0 1B			1-2 G6-3		0-0 1B		1-0 G4-3	4	1	3	0	0	0	0											
Wil Cordero, R OBP: 0.299, SLG: 0.418		1-0 F8			1-0 1B		4-0 1B		3-1 G4-3	3	1	1	0	1	0	2											
Mike Cameron, R OBP: 0.286, SLG: 0.316			1-1 L3		0-2 P4		0-1 F8		2-1 P4	4	0	0	0	0	0	3											
Chad Kreuter, S OBP: 0.427, SLG: 0.366			4-0 BB		4-1 1B		2-2 G5-3			1	0	0	1	2	0	1											
Inning Stats	R: 0 E: 0 K: 1 S: 7	H: 0 LOB: 0 BB: 0 P: 12	R: 0 E: 0 K: 1 S: 7	H: 1 LOB: 1 BB: 0 P: 8	R: 0 E: 0 K: 1 S: 7	H: 0 LOB: 1 BB: 1 P: 14	R: 0 E: 0 K: 2 S: 9	H: 0 LOB: 0 BB: 0 P: 13	R: 1 E: 0 K: 0 S: 10	H: 2 LOB: 2 BB: 1 P: 18	R: 0 E: 0 K: 2 S: 9	H: 1 LOB: 1 BB: 0 P: 13	R: 1 E: 0 K: 0 S: 9	H: 1 LOB: 1 BB: 1 P: 16	R: 0 E: 0 K: 0 S: 5	H: 1 LOB: 1 BB: 0 P: 9	R: 0 E: 0 K: 0 S: 5	H: 1 LOB: 0 BB: 0 P: 11	1B: 5 2B: 2 3B: 0 HR: 0	SF: 0 SAC: 0 DP: 1 HBP: 0	WP: 1 PB: 1 SB: 1 CS: 0	PA: 35					
PITCHER	IP	WLS	BF	H	R	ER	SO	BB	IBB	HBP	BLK	WP	HR	S	P	ERA	WHIP										
49 Tim Wakefield, R ERA: 4.29	7.0	W	28	5	2	2	7	3	0	0	0	1	0	58	94	2.57	1.143										
Carlos Reyes, R ERA: 2.94	2.0		7	2	0	0	0	0	0	0	0	0	0	10	20	0.00	1.000										

Chicago White Sox @ Boston Red Sox
Fenway Park, Boston, MA
Fri Jul 03 1998, 7:05 PM EDT
Att: 32,467 - Unknown - 81 F

livebaseballscorecards.com

AB 32
R 2
H 7
RBI 2
BB 3
SO 7
LOB 12



Batter	1	2	3	4	5	6	7	8	9	AB	R	H	RBI	BB	SO	LOB	BOTTOM										
Darren Lewis, R OBP: 0.380, SLG: 0.381	0-3 K	0-0 1B	0-0 1B		1-0 1B	2-1 HR		0-1 G5-3		6	3	3	3	0	1	1											
John Valentin, R OBP: 0.337, SLG: 0.436	3-0 E	1-0 G5-3	3-1 L7		2-2 1B	2-3 K		3-2 L7		5	2	1	0	0	1	3											
Nomar Garciaparra, R OBP: 0.355, SLG: 0.546	2-1 E	1-2 1B		0-0 HR	1-0 1B	1-0 P4				5	3	3	3	0	0	0											
Damon Buford, R OBP: 0.354, SLG: 0.513 Darren Bragg, L OBP: 0.307, SLG: 0.450	2-2 FC3-6	1-0 1B		1-2 F7	0-3 K		0-0 2B			5	1	3	1	0	1	2											
Troy O'Leary, L OBP: 0.328, SLG: 0.515	3-1 FC3-6	3-2 G6-3		0-1 G4-3	4-0 K		2-3 K			4	2	0	0	1	1	4											
Billy Ashley, R OBP: 0.385, SLG: 0.750	4-2 1B		0-0 F8	0-0 FC4	3-2 K		3-2 SF8			4	1	3	4	1	0	0											
Mike Benjamin, R OBP: 0.341, SLG: 0.384	0-0 1B		2-2 K	0-0 FC4	2-0 P3		0-1 SF8			4	1	2	2	0	0	1											
Donnie Sadler, R OBP: 0.150, SLG: 0.176	2-1 F9		2-0 F8		0-0 G5-3		1-2 F8			5	1	1	0	0	0	4											
Jason Varitek, S OBP: 0.310, SLG: 0.357		2-0 G4-3	4-1 1B		2-1 1B		2-3 K			4	1	1	0	1	2	1											
Inning Stats	R: 3 E: 2 K: 1 S: 17	H: 3 LOB: 2 BB: 1 P: 33	R: 1 E: 0 K: 0 S: 14	H: 3 LOB: 0 BB: 0 P: 22	R: 1 E: 0 K: 0 S: 9	H: 2 LOB: 2 BB: 1 P: 20	R: 1 E: 0 K: 0 S: 8	H: 2 LOB: 1 BB: 0 P: 9	R: 6 E: 1 K: 1 S: 17	H: 3 LOB: 0 BB: 1 P: 32	R: 2 E: 0 K: 2 S: 13	H: 2 LOB: 0 BB: 0 P: 21	R: 1 E: 0 K: 1 S: 11	H: 2 LOB: 1 BB: 0 P: 16	R: 0 E: 0 K: 1 S: 9	H: 0 LOB: 0 BB: 0 P: 14	1B: 11 2B: 2 3B: 1 HR: 3	SF: 1 SAC: 0 DP: 0 HBP: 1	WP: 0 PB: 0 SB: 1 CS: 0	PA: 47							
PITCHER	IP	WLS	BF	H	R	ER	SO	BB	IBB	HBP	BLK	WP	HR	S	P	ERA	WHIP										
Mike Siroka, L ERA: 5.06	4.0	L	25	10	6	4	1	2	0	0	0	0	2	30	53	9.00	3.000										
Jason Bere, R ERA: 6.45	2.0		14	5	8	3	3	1	0	1	0	0	2	30	53	13.50	3.000										
Bryan Ward, L ERA: 9.0	1.0		5	2	1	1	1	0	0	0	0	0	0	11	16	9.00	2.000										
Scott Eyre, L ERA: 5.4	1.0		3	0	0	0	1	0	0	0	0	0	0	9	14	0.00	0.000										

Chicago White Sox @ Boston Red Sox
Fenway Park, Boston, MA
Fri Jul 03 1998, 7:05 PM EDT
Att: 32,467 - Unknown - 81 F

livebaseballscorecards.com

AB 42
R 15
H 17
RBI 13
BB 3
SO 6
LOB 16



Batter	1	2	3	4	5	6	7	8	9	AB	R	H	RBI	BB	SO	LOB	TOP									
Ray Durham, S OBP: 0.365, SLG: 0.441	F8		G4-3		P6			G3 BB		3	1	0	0	1	0	0	Chicago White Sox @ Boston Red Sox Fenway Park, Boston, MA Sat Jul 04 1998, 3:33 AM EDT Att: 29,600 - Sunny - 82 F									
Mike Caruso, S OBP: 0.335, SLG: 0.410	G4-3		G4-3		B3-4			G3		4	0	0	1	0	0											
Frank Thomas, R OBP: 0.379, SLG: 0.465	2B		F8			1B		BB		3	0	2	0	1	0											
Albert Belle, R OBP: 0.351, SLG: 0.517	F9			G6-3		P4		K		4	0	0	0	0	1											
Robin Ventura, L OBP: 0.359, SLG: 0.437		2B		G3-1		G3-1			K	4	0	1	0	0	1											
Magglio Ordonez, R OBP: 0.311, SLG: 0.422		L9					CS		F9	4	0	2	0	0	0											
Greg Norton, S OBP: 0.294, SLG: 0.464				1B			1B			3	1	1	1	1	2											
Mike Cameron, R OBP: 0.285, SLG: 0.327	F3								F8	4	1	1	1	0	1											
Charlie O'Brien, R OBP: 0.304, SLG: 0.399	F5							F9		3	0	0	0	0	1											
Inning Stats	R: 0 E: 0 K: 0 S: 10	H: 1 LOB: 1 BB: 0 P: 16	R: 0 E: 0 K: 0 S: 11	H: 1 LOB: 2 BB: 1 P: 19	R: 0 E: 0 K: 1 S: 7	H: 0 LOB: 0 BB: 0 P: 12	R: 0 E: 0 K: 1 S: 7	H: 1 LOB: 1 BB: 0 P: 10	R: 1 E: 0 K: 1 S: 7	H: 1 LOB: 0 BB: 0 P: 10	R: 0 E: 0 K: 2 S: 4	H: 1 LOB: 0 BB: 0 P: 5	R: 0 E: 0 K: 2 S: 13	H: 1 LOB: 0 BB: 0 P: 15	R: 1 E: 0 K: 1 S: 12	H: 0 LOB: 1 BB: 2 P: 23	R: 1 E: 0 K: 1 S: 7	H: 1 LOB: 0 BB: 0 P: 14	1B: 3 2B: 2 3B: 0 HR: 2	SF: 0 SAC: 0 DP: 0 HBP: 0	WP: 0 PB: 0 SB: 3 CS: 1	PA: 35				
PITCHER	IP	WLS	BF	H	R	ER	SO	BB	IBB	HBP	BLK	WP	HR	S	P	ERA	WHIP									
Jin Ho Cho, R ERA: 1.5	(1, 1)	6.0	L	24	6	1	1	2	1	0	0	0	0	1	51	78	1.50	1.167								
Derek Lowe, R ERA: 4.25	(7, 1)	1.2		6	0	1	1	2	2	0	0	0	0	0	16	28	5.40	1.200								
Jim Corsi, R ERA: 2.72	(8, 1)	1.1		5	1	1	1	2	0	0	0	0	0	1	11	18	6.75	0.750								

Batter	1	2	3	4	5	6	7	8	9	AB	R	H	RBI	BB	SO	LOB	BOTTOM								
Darren Lewis, R OBP: 0.375, SLG: 0.376	K		B1-3		L8			P8		4	0	0	0	0	1	2	Chicago White Sox @ Boston Red Sox Fenway Park, Boston, MA Sat Jul 04 1998, 3:33 AM EDT Att: 29,600 - Sunny - 82 F								
Darren Bragg, L OBP: 0.360, SLG: 0.440	K				F9			G1-6-3		4	0	0	0	0	2	1									
Nomar Garciaparra, R OBP: 0.356, SLG: 0.542	K									2	0	0	0	2	1	0									
Midre Cummings, L OBP: 0.353, SLG: 0.484		G3-1								4	0	2	0	0	1	2									
Troy O'Leary, L OBP: 0.325, SLG: 0.509		G4-3			L7					4	0	0	0	0	2	3									
John Valentin, R OBP: 0.336, SLG: 0.436					L8					4	0	1	0	0	0	2									
Scott Hatteberg, L OBP: 0.356, SLG: 0.464		G3								4	0	0	0	0	0	1									
Mike Benjamin, R OBP: 0.335, SLG: 0.378										3	0	0	0	0	1	0									
Donnie Sadler, R OBP: 0.217, SLG: 0.250										3	0	2	0	0	1	0									
Inning Stats	R: 0 E: 0 K: 3 S: 10	H: 0 LOB: 0 BB: 0 P: 15	R: 0 E: 0 K: 0 S: 7	H: 1 LOB: 1 BB: 0 P: 11	R: 0 E: 0 K: 2 S: 7	H: 0 LOB: 0 BB: 0 P: 8	R: 0 E: 0 K: 0 S: 13	H: 1 LOB: 2 BB: 1 P: 21	R: 0 E: 0 K: 2 S: 11	H: 1 LOB: 1 BB: 0 P: 11	R: 0 E: 0 K: 2 S: 6	H: 1 LOB: 0 BB: 0 P: 11	R: 0 E: 0 K: 1 S: 9	H: 1 LOB: 2 BB: 1 P: 19	R: 0 E: 0 K: 1 S: 7	H: 0 LOB: 0 BB: 0 P: 13	1B: 4 2B: 1 3B: 0 HR: 0	SF: 0 SAC: 0 DP: 0 HBP: 0	WP: 0 PB: 0 SB: 0 CS: 0	PA: 34					
PITCHER	IP	WLS	BF	H	R	ER	SO	BB	IBB	HBP	BLK	WP	HR	S	P	ERA	WHIP								
John Snyder, R ERA: 5.79	(1, 1)	7.2	W	29	5	0	0	7	1	0	0	0	0	67	99	0.00	0.783								
Bob Howry, R ERA: 3.72	(8, 1)	0.1		2	0	0	0	1	1	0	0	0	0	3	9	0.00	3.000								
41 Bill Simas, R ERA: 2.68	(9, 1)	1.0	S	3	0	0	0	1	0	0	0	0	0	7	13	0.00	0.000								

Batter	1	2	3	4	5	6	7	8	9	AB	R	H	RBI	BB	SO	LOB	TOP	
Ray Durham, S OBP: 0.365, SLG: 0.442			B2		P4		F8		G6-3	6	2	2	2	0	0	0	Chicago White Sox @ Boston Red Sox Fenway Park, Boston, MA Sun Jul 05 1998, 3:33 AM EDT Att: 32,970 - Sunny - 74 F	
Chris Snopce, R OBP: 0.287, SLG: 0.275 Greg Norton, S OBP: 0.292, SLG: 0.460						F9	K		F8	4	2	1	1	1	1	3		
Frank Thomas, R OBP: 0.383, SLG: 0.468			WP		L1				G6-3	4	2	2	1	2	0	0		
Albert Belle, R OBP: 0.354, SLG: 0.517			G5-3			F7				4	0	2	1	1	0	4		
Robin Ventura, L OBP: 0.356, SLG: 0.437	K		G6-3		G5-3			G6-4-3		5	1	1	2	0	1	6		
Magglio Ordonez, R OBP: 0.316, SLG: 0.419	FC6-4				E5					2	3	0	0	2	0	2		
Wil Cordero, R OBP: 0.301, SLG: 0.438		G1-3			F8					5	2	2	4	0	0	2		
Mike Cameron, R OBP: 0.291, SLG: 0.327		B1-3								3	1	1	0	2	0	1		
Chad Kreuter, S OBP: 0.419, SLG: 0.359	G1-3				G3-6-1		P2	K		5	1	1	0	0	1	3		
Inning Stats	R: 1 E: 0 K: 1 S: 11	H: 2 LOB: 2 BB: 1 P: 18	R: 0 E: 0 K: 0 S: 4	H: 0 LOB: 0 BB: 0 P: 7	R: 1 E: 0 K: 0 S: 8	H: 1 LOB: 1 BB: 1 P: 16	R: 0 E: 1 K: 0 S: 8	H: 1 LOB: 2 BB: 0 P: 12	R: 1 E: 0 K: 0 S: 14	H: 2 LOB: 1 BB: 0 P: 19	R: 3 E: 0 K: 1 S: 15	H: 2 LOB: 1 BB: 3 P: 31	R: 0 E: 0 K: 0 S: 5	H: 0 LOB: 0 BB: 0 P: 9	1B: 6 2B: 4 3B: 0 HR: 2	SF: 0 SAC: 0 DP: 2 HBP: 1	WP: 4 PA: 48	
PITCHER	IP WLS BF H R ER SO BB IBB HBP BLK WP HR S P ERA WHIP	IP WLS BF H R ER SO BB IBB HBP BLK WP HR S P ERA WHIP	IP WLS BF H R ER SO BB IBB HBP BLK WP HR S P ERA WHIP	IP WLS BF H R ER SO BB IBB HBP BLK WP HR S P ERA WHIP	IP WLS BF H R ER SO BB IBB HBP BLK WP HR S P ERA WHIP	IP WLS BF H R ER SO BB IBB HBP BLK WP HR S P ERA WHIP	IP WLS BF H R ER SO BB IBB HBP BLK WP HR S P ERA WHIP	IP WLS BF H R ER SO BB IBB HBP BLK WP HR S P ERA WHIP	IP WLS BF H R ER SO BB IBB HBP BLK WP HR S P ERA WHIP	IP WLS BF H R ER SO BB IBB HBP BLK WP HR S P ERA WHIP	IP WLS BF H R ER SO BB IBB HBP BLK WP HR S P ERA WHIP	IP WLS BF H R ER SO BB IBB HBP BLK WP HR S P ERA WHIP	IP WLS BF H R ER SO BB IBB HBP BLK WP HR S P ERA WHIP	IP WLS BF H R ER SO BB IBB HBP BLK WP HR S P ERA WHIP	IP WLS BF H R ER SO BB IBB HBP BLK WP HR S P ERA WHIP	IP WLS BF H R ER SO BB IBB HBP BLK WP HR S P ERA WHIP	IP WLS BF H R ER SO BB IBB HBP BLK WP HR S P ERA WHIP	
Steve Avery, L ERA: 5.08	(1, 1)	5.0	23	6	3	3	1	2	0	0	0	0	1	1	45	72	5.40	1.600
Dario Veras, R ERA: 22.5	(6, 1)	0.0	5	3	5	5	0	2	0	0	0	0	1	0	17	28	∞	∞
Jim Corsi, R ERA: 2.68	(6, 1)	0.2	3	0	0	0	0	1	0	0	0	0	0	0	6	13	0.00	1.500
Ron Mahay, L ERA: 2.82	(6, 1)	0.0	1	1	0	0	0	0	0	0	0	0	0	0	2	2	∞	∞
Derek Lowe, R ERA: 4.24	(6, 1)	0.1	3	0	3	0	0	0	0	1	0	0	1	0	10	17	0.00	0.000
Carlos Reyes, R ERA: 3.12	(7, 1)	1.0	W	5	1	2	2	1	1	0	0	0	0	0	14	23	18.00	2.000
Tom Gordon, R ERA: 2.96	(8, 1)	2.0	S	8	1	1	1	1	2	0	0	0	0	1	16	30	4.50	1.500

Batter	1	2	3	4	5	6	7	8	9	AB	R	H	RBI	BB	SO	LOB	BOTTOM		
Darren Lewis, R OBP: 0.375, SLG: 0.380	P6	E4		SF9		K				5	2	2	3	0	1	1	Chicago White Sox @ Boston Red Sox Fenway Park, Boston, MA Sun Jul 05 1998, 3:33 AM EDT Att: 32,970 - Sunny - 74 F		
Darren Bragg, L OBP: 0.354, SLG: 0.449	WP	FC3-6	FC4-6	G4-3		G4-3	SF7			5	0	3	2	0	0	3			
Nomar Garciaparra, R OBP: 0.362, SLG: 0.545	F9	FC3-6	FC4-6				G5-3			4	1	2	1	2	0	2			
Midre Cummings, L OBP: 0.329, SLG: 0.448 Damon Buford, R OBP: 0.351, SLG: 0.508	G4-3	FC3-6	FC4-6		G1-3	G4-3		G4-3		5	0	0	1	0	0	8			
Troy O'Leary, L OBP: 0.331, SLG: 0.518			F8							6	2	4	1	0	0	4			
John Valentin, R OBP: 0.342, SLG: 0.442		G3	HR	1B	1B	G6-3	SH1-3	P4		5	4	3	1	0	0	2			
Scott Hatteberg, L OBP: 0.365, SLG: 0.481	G3		HR	SF9			SH1-3	FC6-4		4	2	2	3	2	0	2			
Mike Benjamin, R OBP: 0.344, SLG: 0.402			HR	SF9			SH1-3			4	2	3	2	0	0	2			
Donnie Sadler, R OBP: 0.250, SLG: 0.292			HR	SF9			SH1-3			4	2	1	1	0	0	3			
Inning Stats	R: 0 E: 0 K: 0 S: 7	H: 1 LOB: 1 BB: 0 P: 11	R: 5 E: 1 K: 0 S: 22	H: 5 LOB: 2 BB: 1 P: 40	R: 4 E: 0 K: 0 S: 17	H: 6 LOB: 2 BB: 0 P: 28	R: 1 E: 0 K: 0 S: 9	H: 2 LOB: 2 BB: 0 P: 20	R: 1 E: 0 K: 0 S: 16	H: 2 LOB: 2 BB: 1 P: 32	R: 0 E: 0 K: 1 S: 13	H: 0 LOB: 1 BB: 1 P: 22	R: 4 E: 0 K: 0 S: 15	H: 3 LOB: 1 BB: 1 P: 26	R: 0 E: 0 K: 0 S: 5	H: 1 LOB: 1 BB: 0 P: 10	1B: 11 2B: 7 3B: 0 HR: 2	SF: 2 SAC: 1 DP: 0 HBP: 2	WP: 2 PA: 52
PITCHER	IP WLS BF H R ER SO BB IBB HBP BLK WP HR S P ERA WHIP	IP WLS BF H R ER SO BB IBB HBP BLK WP HR S P ERA WHIP	IP WLS BF H R ER SO BB IBB HBP BLK WP HR S P ERA WHIP	IP WLS BF H R ER SO BB IBB HBP BLK WP HR S P ERA WHIP	IP WLS BF H R ER SO BB IBB HBP BLK WP HR S P ERA WHIP	IP WLS BF H R ER SO BB IBB HBP BLK WP HR S P ERA WHIP	IP WLS BF H R ER SO BB IBB HBP BLK WP HR S P ERA WHIP	IP WLS BF H R ER SO BB IBB HBP BLK WP HR S P ERA WHIP	IP WLS BF H R ER SO BB IBB HBP BLK WP HR S P ERA WHIP	IP WLS BF H R ER SO BB IBB HBP BLK WP HR S P ERA WHIP	IP WLS BF H R ER SO BB IBB HBP BLK WP HR S P ERA WHIP	IP WLS BF H R ER SO BB IBB HBP BLK WP HR S P ERA WHIP	IP WLS BF H R ER SO BB IBB HBP BLK WP HR S P ERA WHIP	IP WLS BF H R ER SO BB IBB HBP BLK WP HR S P ERA WHIP	IP WLS BF H R ER SO BB IBB HBP BLK WP HR S P ERA WHIP	IP WLS BF H R ER SO BB IBB HBP BLK WP HR S P ERA WHIP	IP WLS BF H R ER SO BB IBB HBP BLK WP HR S P ERA WHIP		
Jaime Navarro, R ERA: 6.22	(1, 1)	2.0	17	9	8	6	0	1	0	0	0	0	0	0	19	36	10.80	3.000	
Carlos Castillo, R ERA: 5.37	(3, 1)	1.2	11	5	2	2	0	0	0	1	0	0	0	0	18	36	6.75	2.250	
Scott Eyre, L ERA: 5.42	(4, 1)	1.1	7	2	1	1	0	1	0	0	0	0	1	0	13	22	0.00	1.000	
Keith Foulke, R ERA: 4.98	(6, 1)	1.0	5	0	0	0	1	1	0	0	0	0	1	0	15	26	36.00	4.000	
Bob Howry, R ERA: 6.75	(7, 1)	1.0	L	8	3	4	0	1	0	1	0	0	0	0	15	26	36.00	4.000	
Bryan Ward, L ERA: 4.5	(8, 1)	1.0	W	4	1	0	0	0	0	0	0	0	0	5	10	0.00	1.000		

Batter	1	2	3	4	5	6	7	8	9	AB	R	H	RBI	BB	SO	LOB	TOP			
Darren Lewis, R (1, 8) OBP: 0.370, SLG: 0.375	L8	K			K		P5			4	0	0	0	0	2	2	Boston Red Sox @ Baltimore Orioles Oriole Park at Camden Yards, Baltimore, MD Thu Jul 09 1998, 7:05 PM EDT Att: 48,014 - Unknown - 86 F livebaseballscorecards.com			
Darren Bragg, L (1, 9) OBP: 0.366, SLG: 0.470	2B		G4-3		HR		F8			4	1	2	1	0	0	0				
Nomar Garciaparra, R (1, 6) OBP: 0.361, SLG: 0.545	F9		2B		L8			G6-3		4	0	1	0	0	0	1				
Mo Vaughn, L (1, 3) OBP: 0.387, SLG: 0.583	BB		2B		2B			G3		3	0	1	0	1	1	1				
Troy O'Leary, L (1, 7) OBP: 0.327, SLG: 0.512	K		G6-3		L9			G4-3		4	0	0	0	0	1	4				
John Valentin, R (1, 5) OBP: 0.346, SLG: 0.454		FC1-6 BB		HR		G5-3			1B	3	1	2	1	1	0	0				
Scott Hatteberg, L (1, 2) OBP: 0.360, SLG: 0.473		P6		F7				P5		3	0	0	0	0	1	1				
Damon Buford, R (9, PH) OBP: 0.351, SLG: 0.508						K				0	0	0	0	0	0	0				
Jason Varitek, S (9, PH) OBP: 0.308, SLG: 0.354										1	0	0	0	0	0	1				
Mike Benjamin, R (1, 4) OBP: 0.338, SLG: 0.396		FC1-6 BB		L9		G5-3				3	0	0	0	0	0	1				
18 Reggie Jefferson, S (9, PH) OBP: 0.386, SLG: 0.555										1	0	0	0	0	1	1				
Midre Cummings, L (1, 10) OBP: 0.325, SLG: 0.429				L4				G5-3		3	0	0	0	1	0	1				
Inning Stats	R: 0 E: 0 K: 1 S: 12	H: 1 LOB: 2 BB: 1 P: 19	R: 0 E: 0 K: 1 S: 13	H: 0 LOB: 2 BB: 2 P: 24	R: 0 E: 0 K: 1 S: 12	H: 1 LOB: 0 BB: 0 P: 17	R: 1 E: 0 K: 0 S: 11	H: 1 LOB: 0 BB: 0 P: 17	R: 1 E: 0 K: 1 S: 7	H: 2 LOB: 1 BB: 0 P: 9	R: 0 E: 0 K: 0 S: 7	H: 0 LOB: 0 BB: 0 P: 10	R: 0 E: 0 K: 0 S: 6	H: 0 LOB: 0 BB: 0 P: 10	R: 0 E: 0 K: 1 S: 10	H: 1 LOB: 1 BB: 0 P: 14	1B: 1 2B: 3 3B: 0 HR: 2	SF: 0 SAC: 0 DP: 0 HBP: 0	WP: 0 PB: 0 SB: 0 CS: 0	PA: 36
PITCHER	IP WLS BF H R ER SO BB IBB HBP BLK WP HR S P ERA WHIP																			
35 Mike Mussina, R (1, 1) ERA: 3.55	7.0	29	5	2	2	5	3	0	0	0	0	0	0	0	2	69	106	2.57	1.143	
Jesse Orosco, L (8, 1) ERA: 3.29	1.0	W 4	1	0	0	0	0	0	0	0	0	0	0	0	8	12	0.00	1.000		
Armando Benitez, R (9, 1) ERA: 4.2	1.0	S 3	0	0	0	1	0	0	0	0	0	0	0	8	12	0.00	0.000			

Batter	1	2	3	4	5	6	7	8	9	AB	R	H	RBI	BB	SO	LOB	BOTTOM			
Roberto Alomar, S (1, 4) OBP: 0.368, SLG: 0.437	HR		4-3		1B		F7			4	1	2	1	0	0	0	Boston Red Sox @ Baltimore Orioles Oriole Park at Camden Yards, Baltimore, MD Thu Jul 09 1998, 7:05 PM EDT Att: 48,014 - Unknown - 86 F livebaseballscorecards.com			
Brady Anderson, L (1, 8) OBP: 0.316, SLG: 0.407	S		1B	PB	1B		F8			4	0	2	0	0	0	1				
Eric Davis, R (1, 10) OBP: 0.373, SLG: 0.538	F7		1B		K			F8	1B	4	1	2	0	0	1	2				
Rafael Palmeiro, L (1, 3) OBP: 0.379, SLG: 0.578	K		G6-4-3		1B			F8		3	0	1	0	1	1	2				
Joe Carter, R (1, 9) OBP: 0.294, SLG: 0.424	L6-3		G6-4-3		P3			L5		4	0	0	0	0	0	7				
Rich Becker, L (9, 9) OBP: 0.315, SLG: 0.325										0	0	0	0	0	0	0				
B.J. Surhoff, L (1, 7) OBP: 0.333, SLG: 0.476		K		L8		L7		1B	IBB	3	0	0	0	1	1	0				
Cal Ripken Jr., R (1, 5) OBP: 0.322, SLG: 0.360		K		L4		K				4	0	1	1	0	2	0				
23 Chris Hoiles, R (1, 2) OBP: 0.330, SLG: 0.362			G6-3		FC5-4 BB			F9		2	0	0	0	1	0	0				
Harold Baines, L (8, PH) OBP: 0.383, SLG: 0.474										0	0	0	0	0	0	0				
Lenny Webster, R (8, PH) OBP: 0.278, SLG: 0.409										1	0	0	0	0	0	2				
Mike Bordick, R (1, 6) OBP: 0.309, SLG: 0.375				HR	FC5-4			G5-3		3	1	1	1	0	0	1				
Inning Stats	R: 1 E: 0 K: 1 S: 15	H: 2 LOB: 1 BB: 0 P: 25	R: 0 E: 0 K: 2 S: 9	H: 0 LOB: 0 BB: 0 P: 13	R: 1 E: 0 K: 0 S: 11	H: 3 LOB: 2 BB: 1 P: 21	R: 0 E: 0 K: 0 S: 18	H: 0 LOB: 1 BB: 1 P: 27	R: 0 E: 0 K: 1 S: 9	H: 2 LOB: 2 BB: 0 P: 14	R: 0 E: 0 K: 1 S: 8	H: 0 LOB: 0 BB: 0 P: 11	R: 0 E: 0 K: 0 S: 8	H: 0 LOB: 0 BB: 0 P: 11	R: 1 E: 0 K: 0 S: 10	H: 2 LOB: 2 BB: 1 P: 22	1B: 6 2B: 1 3B: 0 HR: 2	SF: 0 SAC: 0 DP: 1 HBP: 0	WP: 0 PB: 1 SB: 1 CS: 0	PA: 35
PITCHER	IP WLS BF H R ER SO BB IBB HBP BLK WP HR S P ERA WHIP																			
Bret Saberhagen, R (1, 1) ERA: 4.72	5.0	23	7	2	2	4	1	0	0	0	0	0	0	0	16	22	0.00	0.000		
Derek Lowe, R (6, 1) ERA: 4.13	2.0	6	0	0	0	1	0	0	0	0	0	0	0	8	17	13.50	3.000			
Jim Corsi, R (8, 1) ERA: 2.84	0.2	L 5	2	1	1	0	0	0	0	0	0	0	0	2	5	0.00	0.000			
Ron Mahay, L (8, 1) ERA: 2.78	0.1	1	0	0	0	0	0	0	0	0	0	0	0	2	5	0.00	0.000			

Batter	1	2	3	4	5	6	7	8	9	AB	R	H	RBI	BB	SO	LOB	TOP											
Darren Lewis, R OBP: 0.373, SLG: 0.375	4-0 BB 18 G3		0-0 18 S 1B			2-2 G4-3		0-1 SH3-4		2	1	1	0	1	0	0	Boston Red Sox @ Baltimore Orioles Oriole Park at Camden Yards, Baltimore, MD Fri Jul 10 1998, 7:05 PM EDT Att: 48,043 - Unknown - 90 F livebaseballscorecards.com											
18 Reggie Jefferson, S OBP: 0.385, SLG: 0.551 Damon Buford, R OBP: 0.348, SLG: 0.504	3-2 G3		0-2 G6-3			3-3 K		3-1 F9		3	0	1	1	0	1	1												
Nomar Garciaparra, R OBP: 0.356, SLG: 0.537	0-3 K		2-2 G6-3			1-0 F9		4-1 F9		4	0	0	0	0	1	3												
Mo Vaughn, L OBP: 0.385, SLG: 0.589	3-1 G4-3				2-3 K		0-1 HR		1-2 G4-3	4	1	1	1	0	1	1												
Troy O'Leary, L OBP: 0.323, SLG: 0.506		0-0 F7			0-1 G3		0-0 G4-3		3-3 K	4	0	0	0	0	1	0												
John Valentin, R OBP: 0.348, SLG: 0.455		1-2 1B			1-2 CS 1B		2-2 F8		2-3 K	4	0	2	0	0	1	0												
Scott Hatteberg, L OBP: 0.359, SLG: 0.471		0-1 F9			2-0 CS 1-2		3-1 1B			3	0	1	0	0	0	1												
Mike Benjamin, R OBP: 0.333, SLG: 0.389		1-2 F9			0-0 F8		2-1 F7			3	0	0	0	0	0	2												
Darren Bragg, L OBP: 0.368, SLG: 0.468			0-0 G6-3		1-2 F9			0-0 SH3-4 1B		3	0	1	0	0	0	0												
Inning Stats	R: 0 E: 0 K: 1 S: 8	H: 0 LOB: 1 BB: 1 P: 18	R: 0 E: 0 K: 0 S: 12	H: 1 LOB: 1 BB: 0 P: 14	R: 1 E: 0 K: 0 S: 9	H: 2 LOB: 0 BB: 0 P: 11	R: 0 E: 0 K: 1 S: 8	H: 1 LOB: 0 BB: 0 P: 13	R: 0 E: 0 K: 0 S: 7	H: 0 LOB: 0 BB: 0 P: 9	R: 0 E: 0 K: 1 S: 9	H: 0 LOB: 0 BB: 0 P: 15	R: 1 E: 0 K: 0 S: 10	H: 2 LOB: 1 BB: 0 P: 17	R: 0 E: 0 K: 0 S: 8	H: 1 LOB: 1 BB: 0 P: 14	R: 0 E: 0 K: 2 S: 11	H: 0 LOB: 0 BB: 0 P: 17	1B: 6 2B: 0 3B: 0 HR: 1	SF: 0 SAC: 1 DP: 1 HBP: 0	WP: 0 PB: 0 SB: 1 CS: 1	PA: 34						
PITCHER	IP	WLS	BF	H	R	ER	SO	BB	IBB	HBP	BLK	WP	HR	S	P	ERA	WHIP											
Sidney Ponson, R ERA: 5.94	(1, 1)	6.2	25	6	2	2	3	1	0	0	0	0	0	1	61	93	2.70	1.050										
Alan Mills, R ERA: 4.02	(7, 1)	0.2	3	1	0	0	0	0	0	0	0	0	0	5	7	0.00	1.500											
Jesse Orosco, L ERA: 3.13	(8, 1)	1.1	W	4	0	0	1	0	0	0	0	0	0	11	21	0.00	0.000											
Armando Benitez, R ERA: 4.17	(9, 1)	0.1	S	1	0	0	1	0	0	0	0	0	0	5	7	0.00	0.000											

Batter	1	2	3	4	5	6	7	8	9	AB	R	H	RBI	BB	SO	LOB	BOTTOM											
Roberto Alomar, S OBP: 0.364, SLG: 0.432	2-1 G6-3		0-1 G6-3		0-2 G6-3			3-3 K		4	0	0	0	0	1	0	Boston Red Sox @ Baltimore Orioles Oriole Park at Camden Yards, Baltimore, MD Fri Jul 10 1998, 7:05 PM EDT Att: 48,043 - Unknown - 90 F livebaseballscorecards.com											
Brady Anderson, L OBP: 0.312, SLG: 0.401	2-2 F7		0-1 F8		3-3 K		2-2 F7			4	0	0	0	0	1	0												
Harold Baines, L OBP: 0.394, SLG: 0.474 Eric Davis, R OBP: 0.374, SLG: 0.552	1-1 G4-3				2-2 FC1-6 1B SF8		0-0 G6-3		1-0 HR	2	1	1	0	0	0	0												
Rafael Palmeiro, L OBP: 0.383, SLG: 0.579		0-0 1B			0-1 FC1-6 1B		1-1 FC2-6 HBP		0-0 F7	3	0	2	0	0	0	0												
Joe Carter, R OBP: 0.290, SLG: 0.419 Rich Becker, L OBP: 0.315, SLG: 0.325		3-0 F8			0-1 FC1-6 S		1-2 FC2-6			3	0	0	0	0	0	4												
B.J. Surhoff, L OBP: 0.331, SLG: 0.474		0-2 F8			1-2 2-3 SF8		0-0 F9			0	0	0	1	0	0	2												
Cal Ripken Jr., R OBP: 0.322, SLG: 0.358		0-1 G1-3			0-0 BB		0-0 F8			2	0	0	0	1	0	1												
Lenny Webster, R OBP: 0.273, SLG: 0.401					2-3 K		1-3 K		2-1 G4-3	3	0	0	0	0	2	2												
Mike Bordick, R OBP: 0.309, SLG: 0.386					3-2 HR		1-1 F8		0-3 K	3	1	1	1	0	1	0												
Inning Stats	R: 0 E: 0 K: 0 S: 8	H: 0 LOB: 0 BB: 0 P: 13	R: 0 E: 0 K: 0 S: 8	H: 1 LOB: 1 BB: 0 P: 11	R: 1 E: 0 K: 1 S: 13	H: 1 LOB: 0 BB: 0 P: 18	R: 1 E: 0 K: 1 S: 12	H: 2 LOB: 2 BB: 1 P: 19	R: 0 E: 0 K: 0 S: 8	H: 0 LOB: 0 BB: 0 P: 12	R: 0 E: 0 K: 0 S: 6	H: 0 LOB: 1 BB: 0 P: 8	R: 0 E: 0 K: 1 S: 6	H: 0 LOB: 0 BB: 0 P: 8	R: 1 E: 0 K: 1 S: 8	H: 1 LOB: 0 BB: 0 P: 14	R: 0 E: 0 K: 1 S: 8	H: 0 LOB: 0 BB: 0 P: 17	1B: 3 2B: 0 3B: 0 HR: 2	SF: 1 SAC: 0 DP: 0 HBP: 1	WP: 0 PB: 0 SB: 2 CS: 0	PA: 31						
PITCHER	IP	WLS	BF	H	R	ER	SO	BB	IBB	HBP	BLK	WP	HR	S	P	ERA	WHIP											
Pedro Martinez, R ERA: 2.9	(1, 1)	8.0	L	31	5	3	3	5	1	0	1	0	0	2	69	103	3.38	0.750										

Batter	1	2	3	4	5	6	7	8	9	AB	R	H	RBI	BB	SO	LOB	TOP								
Darren Lewis, R OBP: 0.369, SLG: 0.371 (1, 8)										4	0	0	0	0	1	3	Boston Red Sox @ Baltimore Orioles Oriole Park at Camden Yards, Baltimore, MD Sat Jul 11 1998, 3:33 AM EDT Att: 48,244 - Sunny - 83 F livebaseballscorecards.com								
18 Reggie Jefferson, S OBP: 0.376, SLG: 0.540 (1, 10)										4	0	0	0	0	3	0									
Nomar Garciaparra, R OBP: 0.355, SLG: 0.534 (1, 6)										4	0	1	0	0	1	0									
Mo Vaughn, L OBP: 0.381, SLG: 0.581 (1, 3)										4	0	0	0	0	0	1									
Troy O'Leary, L OBP: 0.323, SLG: 0.504 (1, 7)										3	0	1	0	0	0	1									
John Valentin, R OBP: 0.348, SLG: 0.463 (1, 5)										3	1	1	1	0	2	1									
Scott Hatteberg, L OBP: 0.364, SLG: 0.471 (8, PR)										2	0	1	0	1	0	0									
Donnie Sadler, R OBP: 0.250, SLG: 0.292 (8, 4)										0	0	0	0	0	0	0									
Mike Benjamin, R OBP: 0.330, SLG: 0.385 (8, PH)										2	0	0	0	0	0	1									
Midge Cummings, L OBP: 0.321, SLG: 0.423 (8, 2)										1	0	0	0	0	0	1									
Jason Varitek, S OBP: 0.308, SLG: 0.354 (8, 2)										0	0	0	0	0	0	0									
Darren Bragg, L OBP: 0.361, SLG: 0.462 (1, 9)										3	0	0	0	0	1	3									
Inning Stats	R: 0 H: 0 E: 0 K: 3 S: 9	H: 0 R: 0 ER: 0 LOB: 0 BB: 0 P: 14	R: 0 H: 0 E: 0 K: 1 S: 8	H: 0 R: 0 ER: 0 LOB: 0 BB: 0 P: 12	R: 0 H: 0 E: 0 K: 0 S: 6	H: 0 R: 0 ER: 0 LOB: 0 BB: 0 P: 8	R: 0 H: 0 E: 0 K: 1 S: 7	H: 0 R: 0 ER: 0 LOB: 0 BB: 0 P: 9	R: 0 H: 1 E: 0 K: 1 S: 10	H: 1 R: 0 ER: 0 LOB: 1 BB: 0 P: 14	R: 0 H: 1 E: 0 K: 0 S: 12	H: 1 R: 0 ER: 0 LOB: 1 BB: 0 P: 15	R: 0 H: 1 E: 0 K: 0 S: 6	H: 1 R: 0 ER: 0 LOB: 1 BB: 0 P: 12	R: 1 H: 1 E: 0 K: 0 S: 7	H: 1 R: 0 ER: 0 LOB: 2 BB: 1 P: 16	R: 0 H: 0 E: 0 K: 1 S: 7	H: 0 R: 0 ER: 0 LOB: 0 BB: 0 P: 9	1B: 3 2B: 1 3B: 0 HR: 1	SF: 0 SAC: 0 DP: 1 HBP: 0	WP: 0 PB: 0 SB: 1 CS: 1	PA: 31			
PITCHER	IP	WLS	BF	H	R	ER	SO	BB	IBB	HBP	BLK	WP	HR	S	P	ERA	WHIP								
Scott Erickson, R ERA: 4.06 (1, 1)	8.2	W	30	4	1	1	8	1	0	0	0	0	1	71	108	1.04	0.577								
Jesse Orosco, L ERA: 3.09 (9, 1)	0.1	S	1	0	0	0	0	0	0	0	0	0	0	1	1	0.00	0.000								

Batter	1	2	3	4	5	6	7	8	9	AB	R	H	RBI	BB	SO	LOB	BOTTOM								
Jeff Reboulet, R OBP: 0.373, SLG: 0.321 (1, 4)										2	0	0	1	0	1	1	Boston Red Sox @ Baltimore Orioles Oriole Park at Camden Yards, Baltimore, MD Sat Jul 11 1998, 3:33 AM EDT Att: 48,244 - Sunny - 83 F livebaseballscorecards.com								
Brady Anderson, L OBP: 0.315, SLG: 0.406 (1, 8)										4	0	2	0	0	2	3									
Eric Davis, R OBP: 0.368, SLG: 0.541 (1, 10)										4	0	0	0	0	1	5									
Rafael Palmeiro, L OBP: 0.384, SLG: 0.578 (1, 3)										4	0	2	0	0	1	2									
B.J. Surhoff, L OBP: 0.332, SLG: 0.472 (1, 7)										3	0	1	0	1	0	4									
Joe Carter, R OBP: 0.290, SLG: 0.427 (1, 9)										4	1	1	1	0	0	3									
Rich Becker, L OBP: 0.315, SLG: 0.325 (8, 9)										0	0	0	0	0	0	0									
Cal Ripken Jr., R OBP: 0.321, SLG: 0.360 (1, 5)										4	1	1	0	0	0	2									
Lenny Webster, R OBP: 0.278, SLG: 0.404 (1, 2)										4	0	2	0	0	0	0									
Mike Bordick, R OBP: 0.312, SLG: 0.388 (1, 6)										4	0	2	0	0	0	1									
Inning Stats	R: 0 H: 2 E: 0 K: 2 S: 12	H: 1 R: 0 ER: 0 LOB: 1 BB: 0 P: 8	R: 0 H: 1 E: 0 K: 0 S: 6	H: 1 R: 0 ER: 0 LOB: 2 BB: 0 P: 14	R: 2 H: 4 E: 0 K: 1 S: 16	H: 4 R: 0 ER: 0 LOB: 2 BB: 0 P: 28	R: 0 H: 2 E: 0 K: 0 S: 7	H: 2 R: 0 ER: 0 LOB: 1 BB: 0 P: 8	R: 0 H: 1 E: 1 K: 1 S: 10	H: 1 R: 0 ER: 1 LOB: 1 BB: 0 P: 14	R: 0 H: 0 E: 0 K: 0 S: 9	H: 0 R: 0 ER: 0 LOB: 1 BB: 1 P: 14	R: 0 H: 0 E: 0 K: 0 S: 9	H: 0 R: 0 ER: 0 LOB: 0 BB: 0 P: 14	R: 0 H: 0 E: 0 K: 0 S: 9	H: 0 R: 0 ER: 0 LOB: 0 BB: 0 P: 14	1B: 8 2B: 2 3B: 0 HR: 1	SF: 1 SAC: 0 DP: 1 HBP: 1	WP: 0 PB: 1 SB: 0 CS: 0	PA: 36					
PITCHER	IP	WLS	BF	H	R	ER	SO	BB	IBB	HBP	BLK	WP	HR	S	P	ERA	WHIP								
49 Tim Wakefield, R ERA: 4.21 (1, 1)	6.2	L	32	11	2	2	5	1	0	1	0	0	0	65	99	2.70	1.800								
Jim Corsi, R ERA: 2.76 (7, 1)	1.1		4	0	0	0	0	0	0	0	0	0	0	12	18	0.00	0.000								

Batter	1	2	3	4	5	6	7	8	9	AB	R	H	RBI	BB	SO	LOB	TOP										
Darren Lewis, R OBP: 0.366, SLG: 0.371	G5-3		L4			CS	G1-3		G4-3	5	1	1	2	0	0	1	Boston Red Sox @ Baltimore Orioles Oriole Park at Camden Yards, Baltimore, MD Sun Jul 12 1998, 3:33 AM EDT Att: 48,193 - Sunny - 86 F										
18 Reggie Jefferson, S OBP: 0.377, SLG: 0.534 Damon Buford, R OBP: 0.353, SLG: 0.504 Midre Cummings, L OBP: 0.329, SLG: 0.423	P2				G4-6-3 BB	G5-3	1B BB		G5-4-3 BB	2	0	0	0	1	0	2											
Nomar Garciaparra, R OBP: 0.356, SLG: 0.532	G6-3				G4-6-3 1-2f	HR 1B	1B 1B		G5-4-3 1-2f	5	1	2	2	0	0	2											
Mo Vaughn, L OBP: 0.385, SLG: 0.596		F8								4	1	3	3	0	0	0											
Troy O'Leary, L OBP: 0.322, SLG: 0.500	F7				2B		L5			3	0	0	0	1	1	3											
John Valentin, R OBP: 0.344, SLG: 0.457	P3				G5-3 K		K			4	0	0	0	0	2	3											
Darren Bragg, L OBP: 0.363, SLG: 0.467					2B	1B 2B	K		P6	4	1	2	0	0	1	0											
Donnie Sadler, R OBP: 0.250, SLG: 0.286					G5-3	2B 1B	G1-3		F9	4	1	1	0	0	0	1											
Jason Varitek, S OBP: 0.313, SLG: 0.348	L8				L8	2B 1B	CS BB		G3	2	1	0	0	2	0	1											
Inning Stats	R: 0 E: 0 K: 0 S: 10	H: 0 LOB: 0 BB: 0 P: 13	R: 0 E: 0 K: 0 S: 6	H: 0 LOB: 0 BB: 0 P: 13	R: 0 E: 0 K: 0 S: 9	H: 1 LOB: 1 BB: 0 P: 14	R: 0 E: 0 K: 1 S: 12	H: 1 LOB: 1 BB: 1 P: 22	R: 6 E: 0 K: 1 S: 19	H: 5 LOB: 1 BB: 2 P: 36	R: 0 E: 0 K: 1 S: 6	H: 0 LOB: 0 BB: 1 P: 15	R: 1 E: 0 K: 1 S: 12	H: 2 LOB: 2 BB: 1 P: 21	R: 0 E: 0 K: 0 S: 7	H: 0 LOB: 0 BB: 1 P: 11	R: 0 E: 0 K: 0 S: 5	H: 0 LOB: 0 BB: 1 P: 11	1B: 5 2B: 3 3B: 0 HR: 1	SF: 0 SAC: 0 DP: 2 HBP: 0	WP: 0 PB: 0 SB: 1 CS: 1	PA: 40					
PITCHER	IP	WLS	BF	H	R	ER	SO	BB	IBB	HBP	BLK	WP	HR	S	P	ERA	WHIP										
Doug Drabek, R ERA: 7.27	(1, 1)	4.2		6	5	5	1	2	0	0	0	0	0	49	82	9.64	1.714										
Norm Charlton, L ERA: 7.29	(5, 1)	0.1	3	1	1	1	1	1	0	0	0	0	1	7	16	27.00	6.000										
Doug Johns, L ERA: 4.53	(6, 1)	2.2	W	11	2	1	2	2	0	0	0	0	0	24	46	3.38	1.500										
Alan Mills, R ERA: 3.89	(8, 1)	1.1	S	4	0	0	0	1	0	0	0	0	0	6	12	0.00	0.750										

Batter	1	2	3	4	5	6	7	8	9	AB	R	H	RBI	BB	SO	LOB	BOTTOM										
Roberto Alomar, S OBP: 0.362, SLG: 0.431	K		K			G3	F7			5	1	1	0	0	2	5	Boston Red Sox @ Baltimore Orioles Oriole Park at Camden Yards, Baltimore, MD Sun Jul 12 1998, 3:33 AM EDT Att: 48,193 - Sunny - 86 F										
Brady Anderson, L OBP: 0.319, SLG: 0.405	K		HR BB		WP S 1B	F7		G4-3 1B G5-3 BB	3	3	1	1	2	1	0												
Eric Davis, R OBP: 0.368, SLG: 0.555 Rich Becker, L OBP: 0.315, SLG: 0.325	F9		HR		SF9	F9		G4-3 1B	4	2	2	5	0	0	0												
Rafael Palmeiro, L OBP: 0.387, SLG: 0.577		G3-1	S 1B		3H 1B WP BB			G4-3	4	2	2	0	1	0	2												
Joe Carter, R OBP: 0.292, SLG: 0.425			K		1B IBB			G5-3	4	0	1	1	1	2	2												
B.J. Surhoff, L OBP: 0.336, SLG: 0.474	P6				P4 23 BB 1B			BB 1B	5	0	3	3	0	0	0												
Cal Ripken Jr., R OBP: 0.322, SLG: 0.359			23 1B HR		F8	P4		P3	4	1	1	0	1	0	5												
23 Chris Hoiles, R OBP: 0.331, SLG: 0.361			BB HR 1B		F7			SF8	3	1	1	1	1	0	2												
Mike Bordick, R OBP: 0.314, SLG: 0.385	L8					G1-3		BB	2	1	0	0	2	0	5												
Inning Stats	R: 0 E: 0 K: 2 S: 10	H: 0 LOB: 0 BB: 0 P: 14	R: 0 E: 0 K: 1 S: 8	H: 0 LOB: 0 BB: 0 P: 14	R: 4 E: 0 K: 2 S: 18	H: 4 LOB: 1 BB: 1 P: 31	R: 0 E: 0 K: 0 S: 8	H: 0 LOB: 0 BB: 0 P: 13	R: 4 E: 0 K: 0 S: 20	H: 3 LOB: 3 BB: 4 P: 43	R: 0 E: 0 K: 0 S: 6	H: 0 LOB: 0 BB: 0 P: 12	R: 1 E: 0 K: 0 S: 13	H: 3 LOB: 3 BB: 1 P: 22	R: 2 E: 0 K: 0 S: 11	H: 2 LOB: 2 BB: 2 P: 25	R: 0 E: 0 K: 0 S: 5	H: 0 LOB: 0 BB: 1 P: 11	1B: 10 2B: 1 3B: 0 HR: 1	SF: 2 SAC: 0 DP: 0 HBP: 0	WP: 1 PB: 0 SB: 2 CS: 0	PA: 44					
PITCHER	IP	WLS	BF	H	R	ER	SO	BB	IBB	HBP	BLK	WP	HR	S	P	ERA	WHIP										
Jin Ho Cho, R ERA: 6.97	(1, 1)	4.1	L	21	6	7	5	2	0	0	0	1	0	9	20	∞	∞										
Ron Mahay, L ERA: 3.18	(5, 1)	0.0	3	1	1	1	0	1	1	0	0	0	0	12	24	0.00	0.600										
Carlos Reyes, R ERA: 2.97	(5, 1)	1.2	6	0	0	0	0	1	0	0	0	0	0	13	22	9.00	4.000										
Derek Lowe, R ERA: 4.19	(7, 1)	1.0	7	3	1	1	0	1	0	0	0	0	0	11	25	18.00	4.000										
Dario Veras, R ERA: 21.0	(8, 1)	1.0	7	2	2	2	0	2	0	0	0	0	0	11	25	18.00	4.000										

AB 33
R 7
H 9
RBI 7
BB 6
SO 4
LOB 13



AB 34
R 11
H 12
RBI 11
BB 8
SO 5
LOB 21

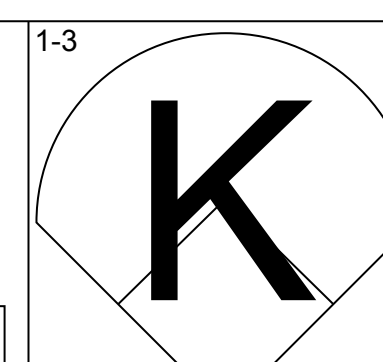
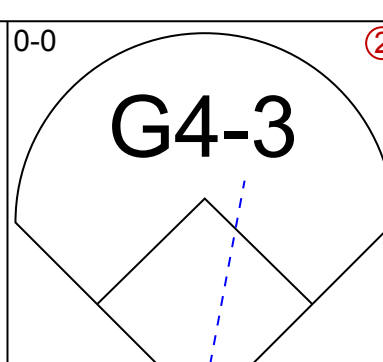
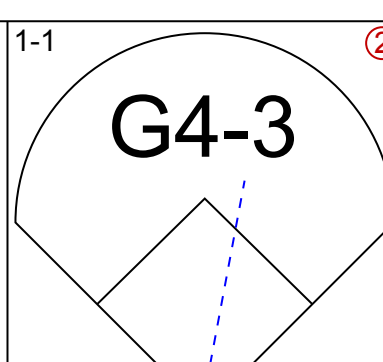
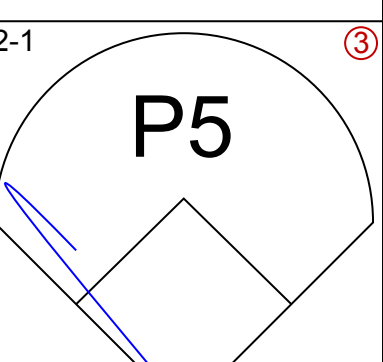
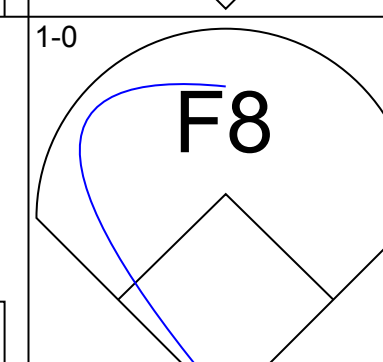
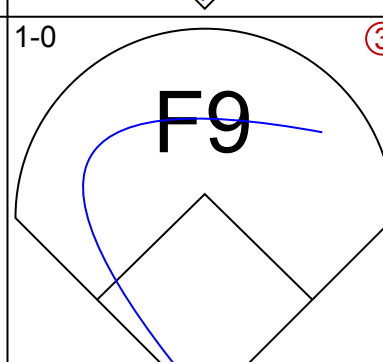
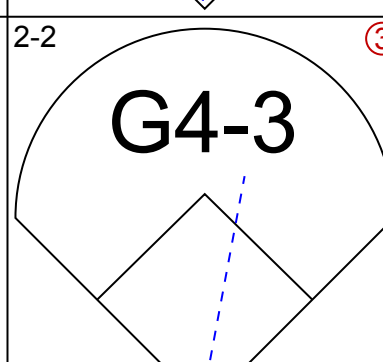
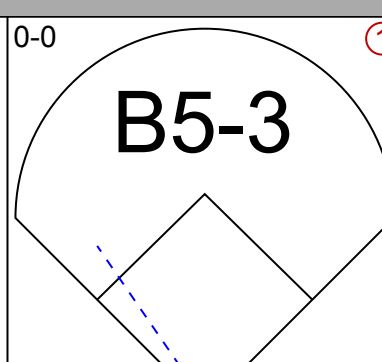
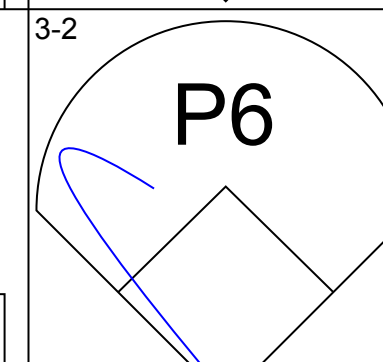
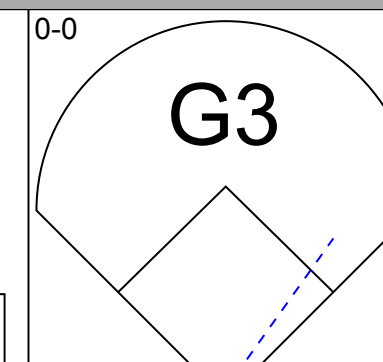
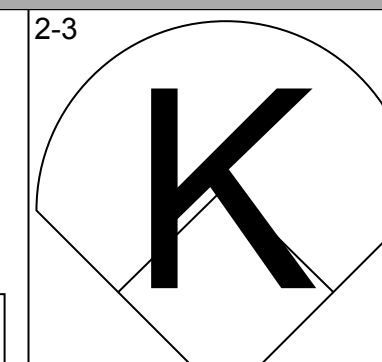
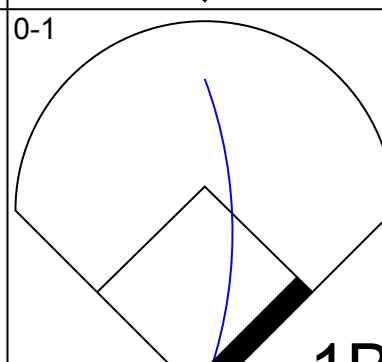
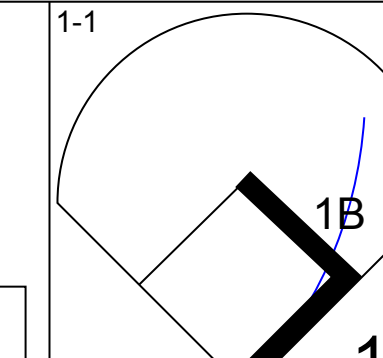
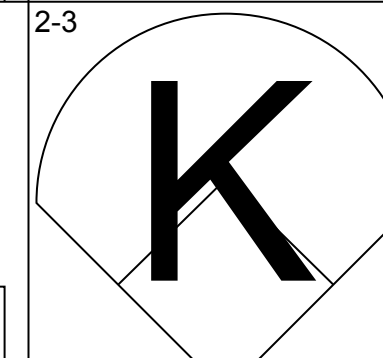
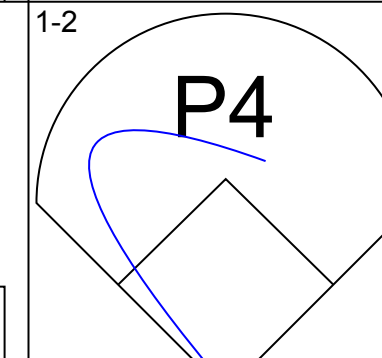
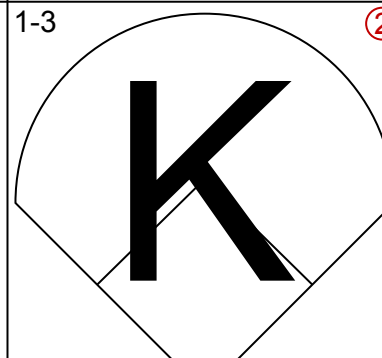
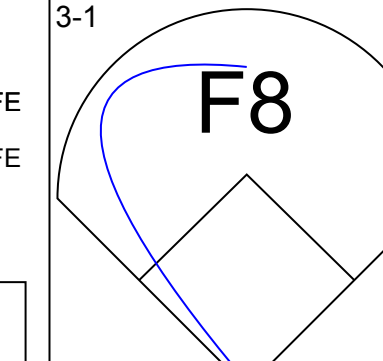
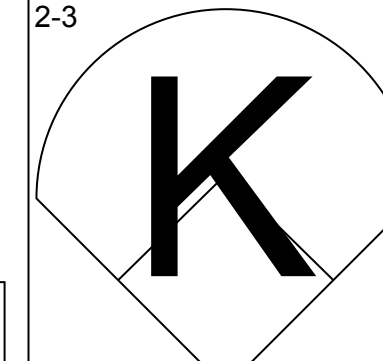
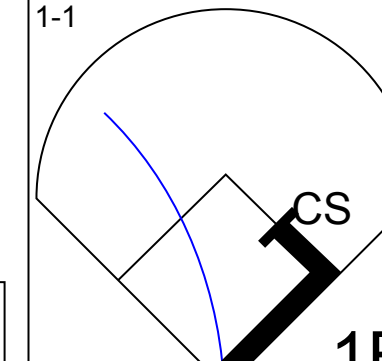
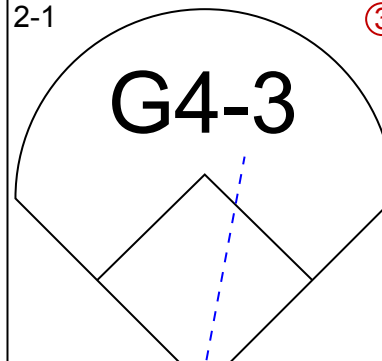
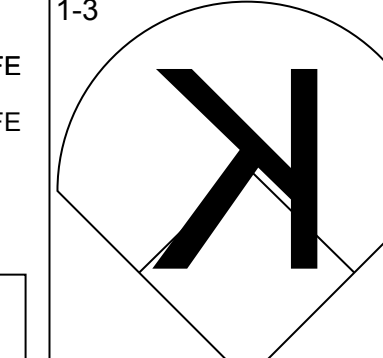
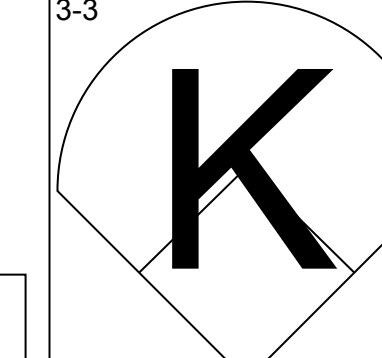
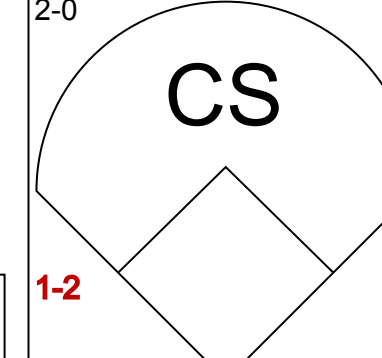
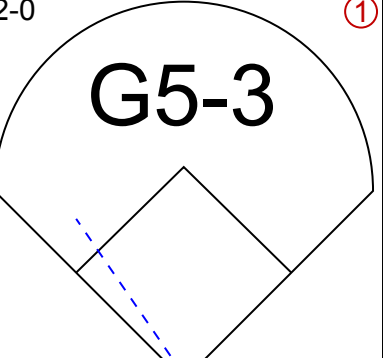
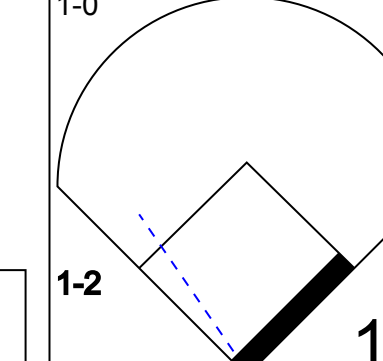
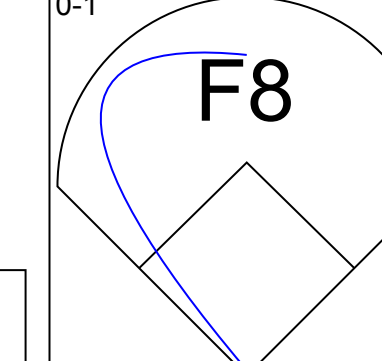
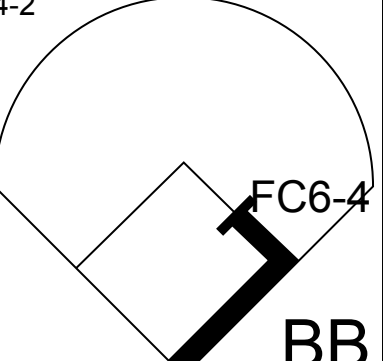
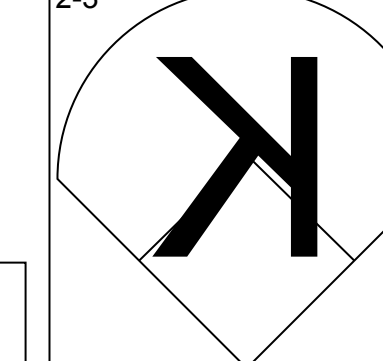
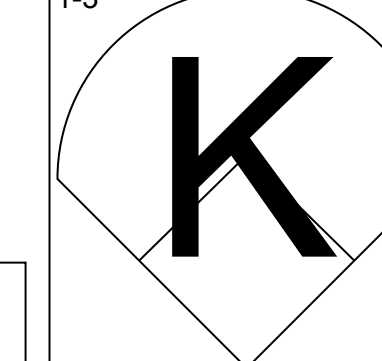
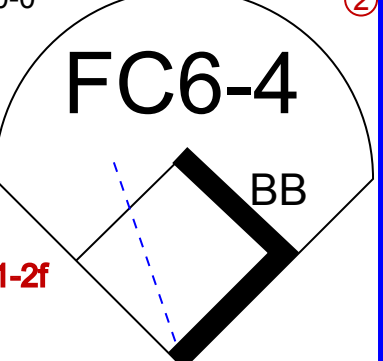
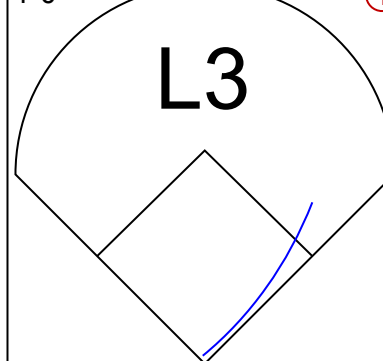
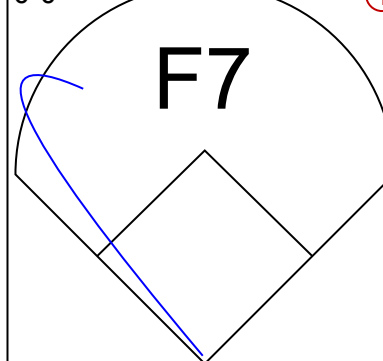
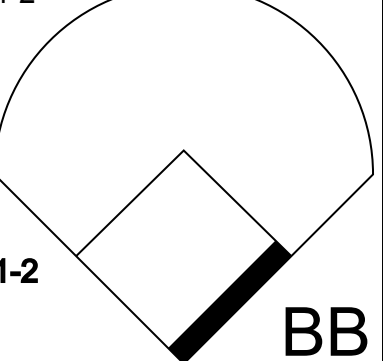


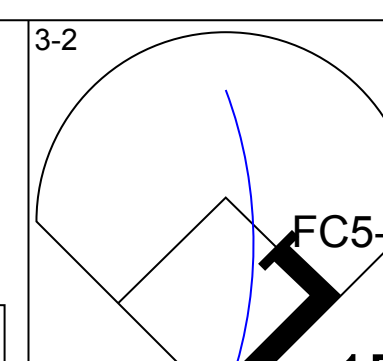
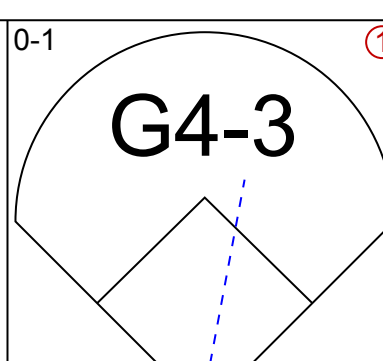
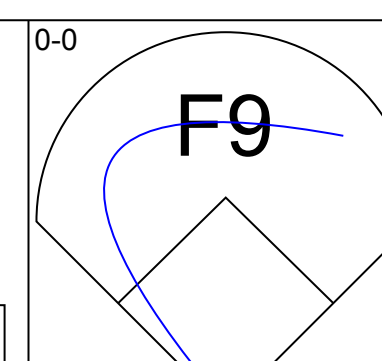
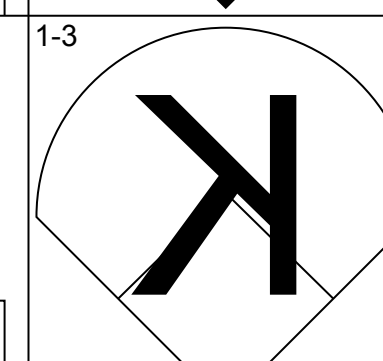
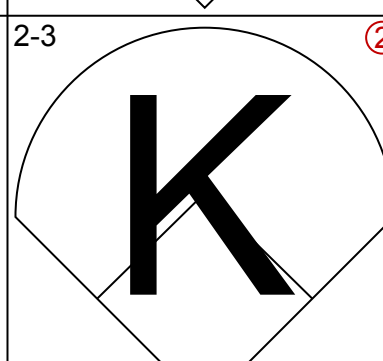
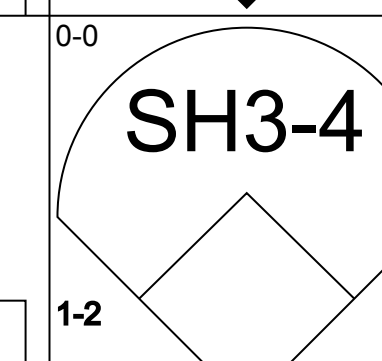
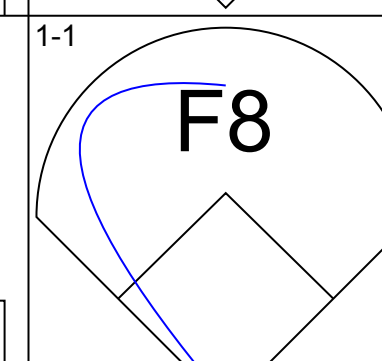
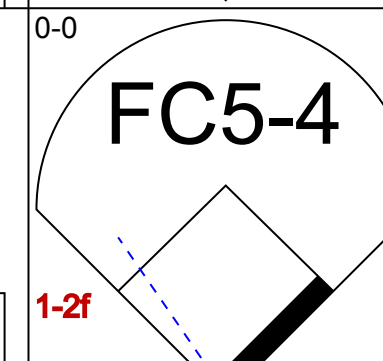
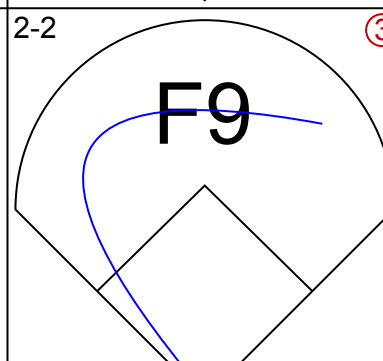
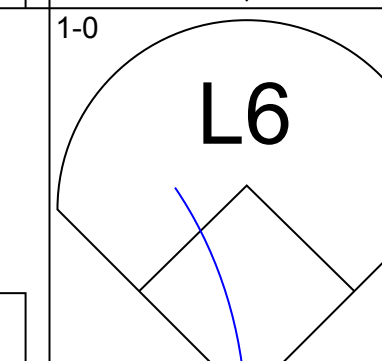
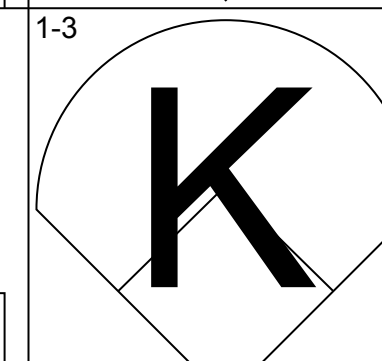
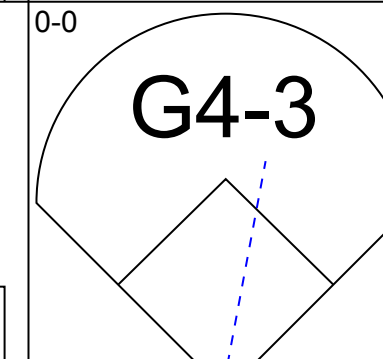
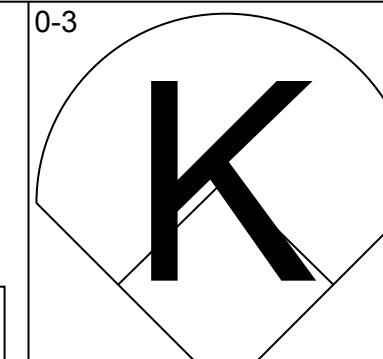
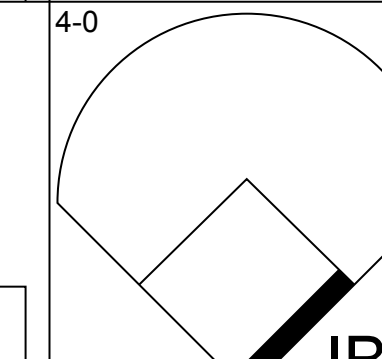
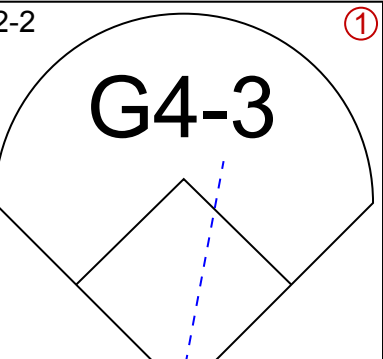
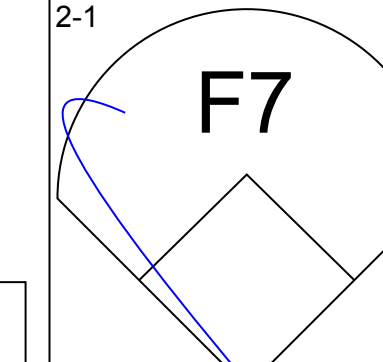
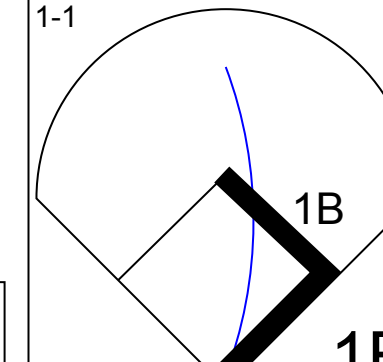
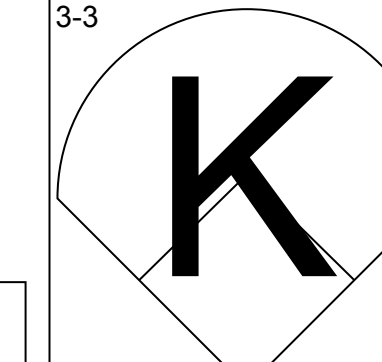
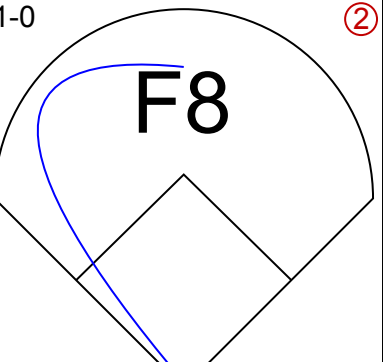
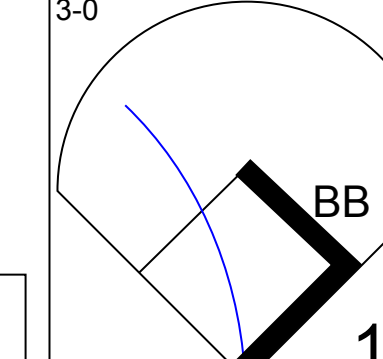
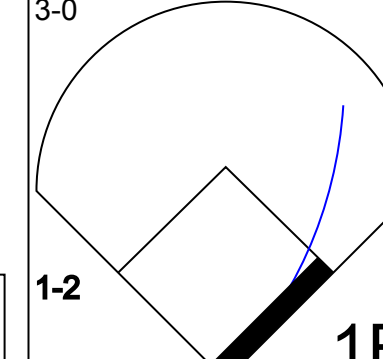
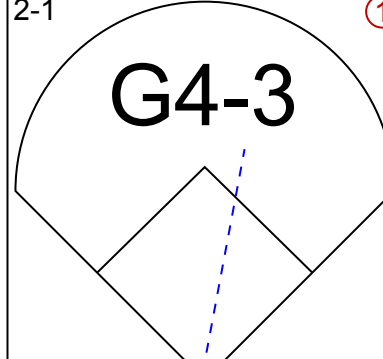
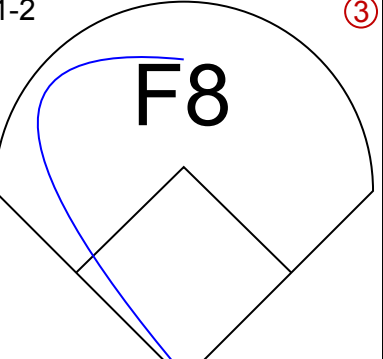
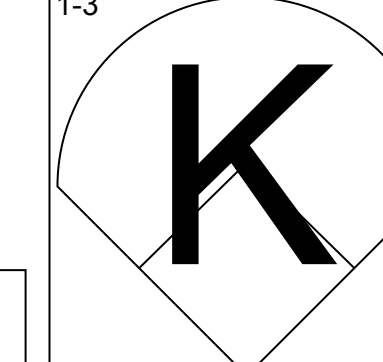
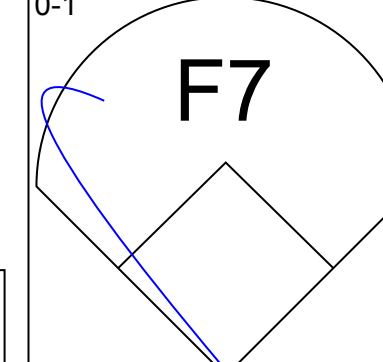
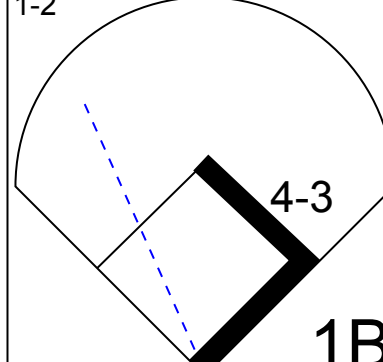

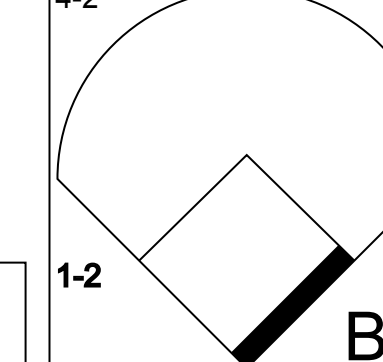
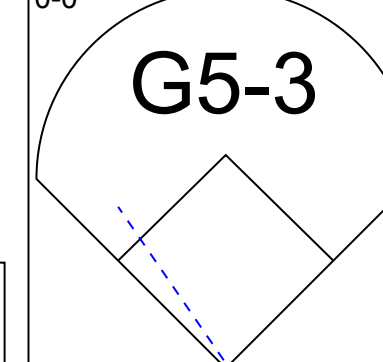
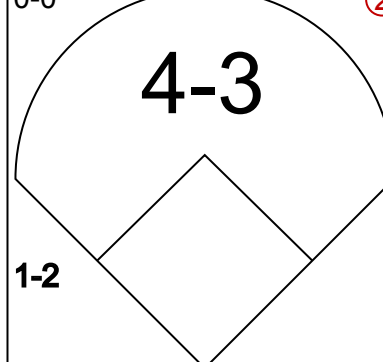
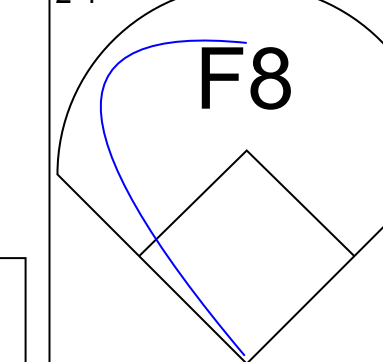
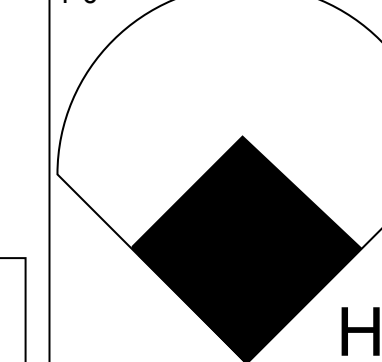
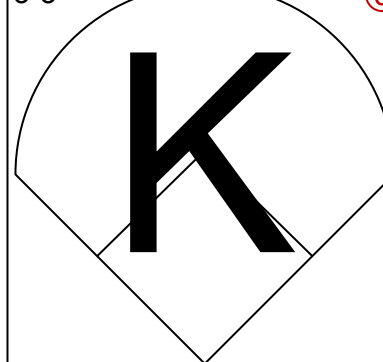
Batter	1	2	3	4	5	6	7	8	9	AB	R	H	RBI	BB	SO	LOB	TOP								
Darren Lewis, R OBP: 0.367, SLG: 0.370 (1, 8)	2-2 G3		0-3 K		1-0 G1-3			1-0 FC5-4 1B	4-0 BB	4	0	1	0	1	1	2	Boston Red Sox @ Tampa Bay Devil Rays Tropicana Field, St. Petersburg, FL Mon Jul 13 1998, 7:05 PM EDT Att: 29,186 - Dome - 72 F livebaseballscorecards.com								
18 Reggie Jefferson, S OBP: 0.370, SLG: 0.523 Billy Ashley, R OBP: 0.357, SLG: 0.692 (1, 10) (9, PH)	2-3 K		2-1 G4-3		2-2 G4-3		1-3 K	2-3 K	4	0	0	0	0	2	2	0									
Nomar Garciaparra, R OBP: 0.357, SLG: 0.530 (1, 6)	0-0 1B			1-3 K		0-0 G6-4-3 1B		0-1 FC5-4 1B	0-0 F8	5	1	2	0	0	1	4									
Mo Vaughn, L OBP: 0.383, SLG: 0.591 (1, 3)	0-0 F7			2-3 K		0-0 G6-4-3 1B		1-2 1B		4	0	1	0	0	1	2									
Troy O'Leary, L OBP: 0.324, SLG: 0.499 (1, 7)		2-1 F8		3-3 K			4-1 1B BB	3-2 1B		3	0	1	1	1	1	0									
John Valentin, R OBP: 0.343, SLG: 0.453 (1, 5)		4-2 G6-4-3 BB			0-1 P6		1-1 P3	3-3 K		3	0	0	0	1	1	3									
Scott Hatteberg, L OBP: 0.362, SLG: 0.467 (1, 2)		1-1 G6-4-3			1-1 G3		0-2 1B		2-2 G6-3	4	0	1	0	0	0	1									
Mike Benjamin, R OBP: 0.333, SLG: 0.393 (1, 4)			1-0 L9		0-0 1B 2B		1-2 P4		2-2 BB 1B	4	1	2	0	0	0	2									
Darren Bragg, L OBP: 0.369, SLG: 0.470 (1, 9)			4-2 BB		1-0 1B		1-2 G1-3		2-0 BB 1B	3	0	2	1	1	0	2									
Inning Stats	R: 0 E: 0 K: 1 S: 10	H: 1 LOB: 1 BB: 0 P: 14	R: 0 E: 0 K: 0 S: 6	H: 0 LOB: 0 BB: 1 P: 13	R: 0 E: 0 K: 1 S: 12	H: 0 LOB: 0 BB: 1 P: 19	R: 0 E: 0 K: 3 S: 9	H: 0 LOB: 0 BB: 0 P: 15	R: 1 E: 0 K: 0 S: 7	H: 2 LOB: 1 BB: 0 P: 10	R: 0 E: 0 K: 0 S: 5	H: 1 LOB: 2 BB: 1 P: 7	R: 0 E: 0 K: 0 S: 14	H: 1 LOB: 2 BB: 1 P: 21	R: 1 E: 0 K: 2 S: 17	H: 3 LOB: 2 BB: 0 P: 26	R: 0 E: 0 K: 1 S: 12	H: 2 LOB: 3 BB: 1 P: 24	1B: 9 2B: 1 3B: 0 HR: 0	SF: 0 SAC: 0 DP: 2 HBP: 0	WP: 0 PB: 0 CS: 0	PA: 39			
PITCHER	IP	WLS	BF	H	R	ER	SO	BB	IBB	HBP	BLK	WP	HR	S	P	ERA	WHIP								
Julio Santana, R ERA: 4.78 (1, 1)	7.2	L	32	8	2	2	6	3	0	0	0	0	0	77	119	2.35	1.435								
Rick White, R ERA: 3.9 (8, 1)	0.2		5	2	0	0	1	1	0	0	0	0	0	11	24	0.00	4.500								
Scott Aldred, L ERA: 4.02 (9, 1)	0.1		1	0	0	0	1	0	0	0	0	0	0	3	5	0.00	0.000								
Esteban Yan, R ERA: 4.4 (9, 1)	0.1		1	0	0	0	0	0	0	0	0	0	0	1	1	0.00	0.000								

Batter	1	2	3	4	5	6	7	8	9	AB	R	H	RBI	BB	SO	LOB	BOTTOM								
Quinton McCracken, S OBP: 0.335, SLG: 0.427 (1, 8)	0-1 G4-1		1-3 K		0-0 G6-3		1-1 G4-3			4	0	0	0	0	1	1	Boston Red Sox @ Tampa Bay Devil Rays Tropicana Field, St. Petersburg, FL Mon Jul 13 1998, 7:05 PM EDT Att: 29,186 - Dome - 72 F livebaseballscorecards.com								
Miguel Cairo, R OBP: 0.320, SLG: 0.390 (1, 4)	4-1 FC4-6 BB		0-2 S 1B		2-1 G4-3			1-2 G6-3		3	0	1	0	1	0	0									
Wade Boggs, L OBP: 0.359, SLG: 0.414 (1, 10)	4-0 FC4-6 BB		2-3 K		0-1 E3 1B			1-1 G5-3 1B		3	0	1	0	1	1	2									
Paul Sorrento, L OBP: 0.302, SLG: 0.434 Aaron Ledesma, R OBP: 0.347, SLG: 0.393 (8, PH) (9, 5)	2-1 FC4-6 WP		3-3 K		3-1 P4			1-2 G5-3		3	0	0	0	0	1	5									
Bobby Smith, R OBP: 0.358, SLG: 0.448 Fred McGriff, L OBP: 0.347, SLG: 0.393 Randy Winn, S OBP: 0.378, SLG: 0.361 (1, 5) (8, PH) (9, 9)	2-1 G4-3			0-3 K		0-0 1B		0-3 K		3	0	1	0	0	1	2									
Dave Martinez, L OBP: 0.334, SLG: 0.318 (9, 3)		4-2 L1-4 S BB		0-1 1B		2-0 1B		3-2 WP 1B		3	0	3	0	1	0	0									
Mike Kelly, R OBP: 0.296, SLG: 0.367 (1, 7)		1-0 F8		2-2 G5-4-3 1B		2-3 K		1-3 K		4	0	1	0	0	2	4									
John Flaherty, R OBP: 0.254, SLG: 0.253 (1, 2)		0-1 L1-4		0-0 G5-4-3			2-2 G5-3		1-0 P4	4	0	0	0	0	0	4									
Kevin Stocker, S OBP: 0.285, SLG: 0.340 (1, 6)			4-1 1B BB		2-2 G6-3		2-0 G3		3-1 F7	3	0	0	0	1	0	1									
Inning Stats	R: 0 E: 0 K: 0 S: 7	H: 0 LOB: 2 BB: 2 P: 19	R: 0 E: 0 K: 0 S: 5	H: 0 LOB: 0 BB: 1 P: 10	R: 0 E: 0 K: 3 S: 13	H: 1 LOB: 2 BB: 1 P: 23	R: 0 E: 0 K: 1 S: 9	H: 2 LOB: 1 BB: 0 P: 11	R: 0 E: 0 K: 1 S: 6	H: 0 LOB: 0 BB: 0 P: 10	R: 0 E: 1 K: 1 S: 9	H: 2 LOB: 2 BB: 0 P: 16	R: 0 E: 0 K: 0 S: 6	H: 0 LOB: 0 BB: 0 P: 11	R: 0 E: 0 K: 1 S: 12	H: 1 LOB: 1 BB: 0 P: 15	R: 0 E: 0 K: 1 S: 11	H: 1 LOB: 1 BB: 0 P: 19	1B: 7 2B: 1 3B: 0 HR: 0	SF: 0 SAC: 0 DP: 2 HBP: 0	WP: 2 PB: 0 CS: 0	PA: 36			
PITCHER	IP	WLS	BF	H	R	ER	SO	BB	IBB	HBP	BLK	WP	HR	S	P	ERA	WHIP								
Steve Avery, L ERA: 4.58 (1, 1)	5.2	W	24	5	0	0	4	4	0	0	0	0	0	46	84	0.00	1.588								
Derek Lowe, R ERA: 4.1 (6, 1)	1.2		5	0	0	0	1	0	0	0	0	0	0	12	20	0.00	0.000								
Ron Mahay, L ERA: 3.18 (8, 1)	0.0		1	1	0	0	0	0	0	0	0	0	0	2	3	∞	∞								
Tom Gordon, R ERA: 2.85 (8, 1)	1.2	S	6	1	0	0	2	0	0	0	0	1	0	18	27	0.00	0.600								

Batter	1	2	3	4	5	6	7	8	9	AB	R	H	RBI	BB	SO	LOB	TOP								
Darren Lewis, R OBP: 0.365, SLG: 0.370	0-3 K		1-1 G6-3		2-2 1B 2B		3-1 G4-6-3		1-0 G5-3	5	0	1	1	0	1	3	Boston Red Sox @ Tampa Bay Devil Rays Tropicana Field, St. Petersburg, FL Tue Jul 14 1998, 3:33 AM EDT Att: 27,310 - Dome - 72 F livebaseballscorecards.com								
18 Reggie Jefferson, S OBP: 0.374, SLG: 0.520 Midre Cummings, L OBP: 0.325, SLG: 0.417	4-2 FC3-6 BB		4-2 BB		0-1 P6		1-2 2-3 3-3 K			1	0	0	0	2	0	1									
Nomar Garciaparra, R OBP: 0.355, SLG: 0.526	2-2 FC3-6 1B E		1-0 P3		1-1 2H 1B			2-0 P4		4	1	1	0	0	0	2									
Mo Vaughn, L OBP: 0.385, SLG: 0.590	1-1 E8 1H 1B		2-0 F7			3-3 K		3-2 FC6-4 1B		4	0	2	0	0	1	1									
Troy O'Leary, L OBP: 0.321, SLG: 0.493	0-2 G4-3			0-1 G4-3		1-0 F7		1-0 FC6-4		4	0	0	0	0	0	2									
John Valentin, R OBP: 0.339, SLG: 0.447		3-2 F9		2-1 F7		0-0 F8		0-2 G5-3		4	0	0	0	0	0	1									
Scott Hatteberg, L OBP: 0.364, SLG: 0.475		2-2 SF7 3B		1-2 G3-1			4-2 1B E G4-6-3 BB		3-2 G6-3	3	2	1	0	1	0	0									
Mike Benjamin, R OBP: 0.332, SLG: 0.392		1-2 SF7			0-1 G5-3		0-1 FC6 1B G4-6-3		2-1 G1-3 1B	3	0	1	1	0	0	1									
Damon Buford, R OBP: 0.358, SLG: 0.512		3-H 2-1 G6-3			1-0 2B 2B		1-2 2-3 1B G4-6-3		1-2 G1-3	4	1	2	0	0	0	1									
Inning Stats	R: 1 E: 1 K: 1 S: 13	H: 1 LOB: 1 BB: 1 P: 20	R: 0 E: 0 K: 0 S: 16	H: 0 LOB: 1 BB: 1 P: 24	R: 0 E: 0 K: 0 S: 8	H: 0 LOB: 0 BB: 0 P: 11	R: 1 E: 0 K: 0 S: 11	H: 3 LOB: 2 BB: 0 P: 15	R: 0 E: 0 K: 1 S: 5	H: 0 LOB: 0 BB: 0 P: 9	R: 1 E: 1 K: 1 S: 12	H: 1 LOB: 1 BB: 1 P: 22	R: 0 E: 0 K: 0 S: 10	H: 1 LOB: 1 BB: 0 P: 16	R: 0 E: 0 K: 0 S: 9	H: 1 LOB: 1 BB: 0 P: 16	1B: 5 2B: 2 3B: 1 HR: 0	SF: 1 SAC: 0 DP: 1 HBP: 0	WP: 0 PB: 0 SB: 0 CS: 0	PA: 37					
PITCHER	IP	WLS	BF	H	R	ER	SO	BB	IBB	HBP	BLK	WP	HR	S	P	ERA	WHIP								
Bryan Rekar, R ERA: 3.27	(1, 1)	6.0	24	5	3	2	2	2	0	0	0	0	0	61	95	3.00	1.167								
Jim Mecir, R ERA: 3.18	(7, 1)	1.0	5	1	1	0	1	1	0	0	0	0	0	12	22	0.00	2.000								
Albie Lopez, R ERA: 2.15	(8, 1)	2.0	W	8	2	0	0	0	0	0	0	0	0	19	32	0.00	1.000								

Batter	1	2	3	4	5	6	7	8	9	AB	R	H	RBI	BB	SO	LOB	BOTTOM								
Randy Winn, S OBP: 0.374, SLG: 0.357	1-0 L1			2-3 K		0-0 1B 1B		3-2 G5-3		4	1	1	0	0	1	0	Boston Red Sox @ Tampa Bay Devil Rays Tropicana Field, St. Petersburg, FL Tue Jul 14 1998, 3:33 AM EDT Att: 27,310 - Dome - 72 F livebaseballscorecards.com								
Wade Boggs, L OBP: 0.355, SLG: 0.411	0-1 F7			2-2 F8		1-1 1B 1B		2-1 F7		4	1	1	1	0	0	0									
Quinton McCracken, S OBP: 0.334, SLG: 0.425	3-2 F9			0-0 F7		0-0 G5-3 1B 1B		3-2 P5		4	0	1	1	0	0	0									
Dave Martinez, L OBP: 0.333, SLG: 0.317		1-0 F7			0-0 F8		3-2 1B 1B		2-2 L4	4	0	1	1	0	0	0									
Bobby Smith, R OBP: 0.356, SLG: 0.444		2-3 K		3-2 G3-1		1-1 G5-3		1-2 2B 1B		4	1	1	0	0	1	2									
Paul Sorrento, L OBP: 0.311, SLG: 0.458		0-0 1B			2-2 HR		1-2 F9 SH2-4 1B		1-3 2B	4	1	4	1	0	0	0									
Miguel Cairo, R OBP: 0.320, SLG: 0.389			0-1 G6-1-3		2-1 G5-3		1-2 SH2-4		2-2 1B	3	0	1	1	0	0	0									
Mike DiFelice, R OBP: 0.279, SLG: 0.344			1-1 P3			0-2 1B 1B		1-0 F9		3	1	1	0	0	0	1									
Kevin Stocker, S OBP: 0.282, SLG: 0.336			3-1 G6-3			1-0 P6		1-0 G4-3		3	0	0	0	0	0	2									
Inning Stats	R: 0 E: 0 K: 0 S: 7	H: 0 LOB: 0 BB: 0 P: 11	R: 0 E: 0 K: 1 S: 5	H: 1 LOB: 1 BB: 0 P: 8	R: 0 E: 0 K: 0 S: 6	H: 0 LOB: 0 BB: 0 P: 10	R: 0 E: 0 K: 1 S: 8	H: 0 LOB: 0 BB: 0 P: 12	R: 1 E: 0 K: 0 S: 10	H: 1 LOB: 0 BB: 0 P: 17	R: 3 E: 0 K: 0 S: 16	H: 5 LOB: 1 BB: 0 P: 22	R: 0 E: 0 K: 0 S: 6	H: 1 LOB: 1 BB: 0 P: 9	R: 0 E: 0 K: 0 S: 8	H: 0 LOB: 0 BB: 0 P: 16	R: 1 E: 0 K: 0 S: 10	H: 3 LOB: 2 BB: 0 P: 15	1B: 9 2B: 1 3B: 0 HR: 1	SF: 0 SAC: 1 DP: 1 HBP: 0	WP: 0 PB: 0 SB: 0 CS: 0	PA: 34			
PITCHER	IP	WLS	BF	H	R	ER	SO	BB	IBB	HBP	BLK	WP	HR	S	P	ERA	WHIP								
Bret Saberhagen, R ERA: 4.83	(1, 1)	5.1	22	7	4	4	2	0	0	0	0	0	0	16	28	6.75	1.312								
Jim Corsi, R ERA: 2.61	(6, 1)	2.2	8	1	0	0	0	0	0	0	0	0	0	7	10	27.00	6.000								
Ron Mahay, L ERA: 3.52	(9, 1)	0.1	L	3	2	1	1	0	0	0	0	0	0	3	5	∞	∞								
Carlos Reyes, R ERA: 2.97	(9, 1)	0.0	1	1	0	0	0	0	0	0	0	0	0	3	5	∞	∞								

Batter	1	2	3	4	5	6	7	8	9	AB	R	H	RBI	BB	SO	LOB	TOP			
Kenny Lofton, L OBP: 0.371, SLG: 0.404 (1, 8)										4	0	0	0	0	1	2	Cleveland Indians @ Boston Red Sox Fenway Park, Boston, MA Wed Jul 15 1998, 7:05 PM EDT Att: 33,501 - Unknown - 87 F			
Omar Vizquel, S OBP: 0.395, SLG: 0.368 (1, 6)										4	0	0	0	0	0	0				
David Justice, L OBP: 0.361, SLG: 0.469 Mark Whiten, S OBP: 0.400, SLG: 0.459 (1, 10) (9, PR)										4	0	1	0	0	1	0				
Manny Ramirez, R OBP: 0.370, SLG: 0.565 (1, 9)										4	0	1	0	0	2	1				
Brian Giles, L OBP: 0.404, SLG: 0.515 (1, 7)										4	0	1	0	0	1	2				
Travis Fryman, R OBP: 0.319, SLG: 0.485 (1, 5)										3	0	0	0	0	2	1				
Sandy Alomar Jr., R OBP: 0.309, SLG: 0.402 (1, 2)										2	0	1	0	1	0	0				
Jeff Branson, L OBP: 0.208, SLG: 0.255 Shawon Dunston, R OBP: 0.273, SLG: 0.417 (1, 3) (8, PR)										3	0	0	0	0	2	3				
David Bell, R OBP: 0.316, SLG: 0.431 Jim Thome, L OBP: 0.436, SLG: 0.655 (8, PH) (8, 3)										2	0	0	0	0	0	0				
Inning Stats	R: 0 E: 0 K: 1 S: 7	H: 0 LOB: 0 BB: 0 P: 12	R: 0 E: 0 K: 2 S: 14	H: 2 LOB: 2 BB: 0 P: 22	R: 0 E: 0 K: 0 S: 3	H: 0 LOB: 0 BB: 0 P: 5	R: 0 E: 0 K: 2 S: 7	H: 0 LOB: 0 BB: 0 P: 11	R: 0 E: 0 K: 2 S: 8	H: 0 LOB: 0 BB: 0 P: 12	R: 0 E: 0 K: 1 S: 10	H: 1 LOB: 0 BB: 0 P: 16	R: 0 E: 0 K: 0 S: 10	H: 0 LOB: 2 BB: 2 P: 22	R: 0 E: 0 K: 1 S: 8	H: 1 LOB: 1 BB: 0 P: 11		1B: 4 2B: 0 3B: 0 HR: 0	SF: 0 SAC: 0 DP: 0 HBP: 0	WP: 0 PB: 0 SB: 0 CS: 1
PITCHER Pedro Martinez, R ERA: 2.72 (1, 1)	IP: 9.0 WLS: W BF: 32	H: 4 R: 0 ER: 0 SO: 9	BB: 2 IBB: 0 HBP: 0 BLK: 0	WP: 0 HR: 0 S: 73 P: 120	ERA: 0.00 WHIP: 0.667											ERA: 0.00 WHIP: 0.667				

Batter	1	2	3	4	5	6	7	8	9	AB	R	H	RBI	BB	SO	LOB	BOTTOM			
Darren Lewis, R OBP: 0.366, SLG: 0.372 (1, 8)										4	0	2	0	0	0	0	Cleveland Indians @ Boston Red Sox Fenway Park, Boston, MA Wed Jul 15 1998, 7:05 PM EDT Att: 33,501 - Unknown - 87 F			
Darren Bragg, L OBP: 0.365, SLG: 0.463 (1, 9)										3	0	0	0	0	2	1				
Nomar Garciaparra, R OBP: 0.351, SLG: 0.520 (1, 6)										4	0	0	0	0	1	2				
Mo Vaughn, L OBP: 0.383, SLG: 0.585 (1, 3)										3	0	0	0	1	1	1				
Troy O'Leary, L OBP: 0.320, SLG: 0.490 (1, 7)										4	0	1	0	0	1	2				
John Valentin, R OBP: 0.341, SLG: 0.448 (1, 5)										4	0	2	0	0	0	0				
Scott Hatteberg, L OBP: 0.364, SLG: 0.473 (1, 2)										3	0	1	0	0	1	3				
Mike Benjamin, R OBP: 0.332, SLG: 0.388 (1, 4)										2	0	0	0	1	0	3				
Midre Cummings, L OBP: 0.325, SLG: 0.453 (1, 10)										3	1	1	1	0	1	3				
Inning Stats	R: 0 E: 0 K: 1 S: 10	H: 1 LOB: 1 BB: 0 P: 14	R: 0 E: 0 K: 1 S: 10	H: 1 LOB: 2 BB: 1 P: 22	R: 0 E: 0 K: 1 S: 8	H: 0 LOB: 0 BB: 0 P: 12	R: 0 E: 0 K: 1 S: 9	H: 2 LOB: 2 BB: 0 P: 13	R: 1 E: 0 K: 1 S: 8	H: 2 LOB: 2 BB: 1 P: 17	R: 0 E: 0 K: 1 S: 10	H: 1 LOB: 1 BB: 0 P: 16	R: 0 E: 0 K: 1 S: 8	H: 0 LOB: 0 BB: 0 P: 10	R: 0 E: 0 K: 0 S: 9	H: 0 LOB: 0 BB: 0 P: 13		1B: 6 2B: 0 3B: 0 HR: 1	SF: 0 SAC: 1 DP: 0 HBP: 0	WP: 0 PB: 0 SB: 0 CS: 0
PITCHER Bartolo Colon, R ERA: 2.48 (1, 1)	IP: 8.0 WLS: L BF: 33	H: 7 R: 1 ER: 1 SO: 7	BB: 1 IBB: 1 HBP: 0 BLK: 0	WP: 0 HR: 1 S: 72 P: 117	ERA: 1.12 WHIP: 1.000											ERA: 1.12 WHIP: 1.000				

Batter	1	2	3	4	5	6	7	8	9	AB	R	H	RBI	BB	SO	LOB	TOP								
Kenny Lofton, L OBP: 0.370, SLG: 0.408 (1, 8)										4	1	1	0	0	0	1	Cleveland Indians @ Boston Red Sox Fenway Park, Boston, MA Thu Jul 16 1998, 7:05 PM EDT Att: 33,568 - Unknown - 86 F								
Omar Vizquel, S OBP: 0.358, SLG: 0.370 (1, 6)										4	0	1	1	0	1	0									
David Justice, L OBP: 0.362, SLG: 0.481 (1, 10)										4	1	2	1	0	1	1									
Jim Thome, L OBP: 0.432, SLG: 0.647 (1, 3)										4	0	0	0	0	2	1									
Manny Ramirez, R OBP: 0.396, SLG: 0.558 (1, 9)										4	0	0	0	0	2	0									
Brian Giles, L OBP: 0.406, SLG: 0.512 (1, 7)										3	0	1	0	1	0	0									
Travis Fryman, R OBP: 0.321, SLG: 0.493 (1, 5)										3	1	1	1	1	0	2									
Sandy Alomar Jr., R OBP: 0.305, SLG: 0.399 (1, 2)										4	1	1	0	0	0	2									
David Bell, R OBP: 0.315, SLG: 0.440 (1, 4)										4	1	1	2	0	0	2									
Inning Stats	R: 0 E: 0 K: 0 S: 10	H: 1 LOB: 1 BB: 0 P: 15	R: 3 E: 0 K: 1 S: 14	H: 3 LOB: 0 BB: 0 P: 18	R: 0 E: 0 K: 2 S: 8	H: 0 LOB: 0 BB: 0 P: 13	R: 0 E: 0 K: 0 S: 3	H: 0 LOB: 0 BB: 1 P: 9	R: 1 E: 0 K: 1 S: 12	H: 2 LOB: 1 BB: 0 P: 16	R: 0 E: 0 K: 2 S: 8	H: 0 LOB: 0 BB: 0 P: 11	R: 0 E: 0 K: 0 S: 9	H: 0 LOB: 1 BB: 1 P: 17	R: 1 E: 0 K: 0 S: 7	H: 1 LOB: 0 BB: 0 P: 9	R: 0 E: 0 K: 0 S: 4	H: 1 LOB: 1 BB: 0 P: 4	1B: 2 2B: 2 3B: 1 HR: 3	SF: 0 SAC: 0 DP: 1 HBP: 0	WP: 0 PB: 0 SB: 0 CS: 0	PA: 36			
PITCHER	IP	WLS	BF	H	R	ER	SO	BB	IBB	HBP	BLK	WP	HR	S	P	ERA	WHIP								
49 Tim Wakefield, R ERA: 4.31 (1, 1)	7.1	W	30	7	5	5	6	2	0	0	0	0	3	67	102	6.14	1.227								
Ron Mahay, L ERA: 3.47 (8, 1)	0.1		1	0	0	0	0	0	0	0	0	0	0	2	4	0.00	0.000								
Derek Lowe, R ERA: 4.03 (8, 1)	1.1	S	5	1	0	0	0	0	0	0	0	0	0	6	6	0.00	0.750								

Batter	1	2	3	4	5	6	7	8	9	AB	R	H	RBI	BB	SO	LOB	BOTTOM								
Darren Lewis, R OBP: 0.371, SLG: 0.375 (1, 8)										5	3	3	1	1	0	5	Cleveland Indians @ Boston Red Sox Fenway Park, Boston, MA Thu Jul 16 1998, 7:05 PM EDT Att: 33,568 - Unknown - 86 F								
Darren Brown, L OBP: 0.368, SLG: 0.466 (1, 9)										5	3	2	1	1	1	4									
Nomar Garciaparra, R OBP: 0.360, SLG: 0.541 (1, 6)										4	3	4	5	0	0	0									
Mo Vaughn, L OBP: 0.381, SLG: 0.578 (1, 3)										4	1	0	0	1	2	4									
Troy O'Leary, L OBP: 0.321, SLG: 0.497 (1, 7)										5	2	2	5	0	0	2									
John Valentin, R OBP: 0.342, SLG: 0.450 (1, 5)										5	1	2	1	0	1	0									
Scott Hatteberg, L OBP: 0.360, SLG: 0.466 (1, 2)										5	1	1	1	0	1	1									
Mike Benjamin, R OBP: 0.338, SLG: 0.390 (1, 4)										4	0	2	1	1	0	0									
Midre Cummings, L OBP: 0.341, SLG: 0.449 (1, 10)										3	1	1	0	1	1	2									
Inning Stats	R: 1 E: 0 K: 2 S: 15	H: 2 LOB: 1 BB: 0 P: 22	R: 0 E: 1 K: 1 S: 8	H: 0 LOB: 2 BB: 1 P: 17	R: 0 E: 0 K: 1 S: 6	H: 1 LOB: 1 BB: 0 P: 9	R: 0 E: 0 K: 1 S: 9	H: 2 LOB: 2 BB: 1 P: 17	R: 4 E: 0 K: 0 S: 14	H: 2 LOB: 0 BB: 1 P: 24	R: 3 E: 0 K: 0 S: 7	H: 2 LOB: 0 BB: 1 P: 12	R: 0 E: 0 K: 1 S: 8	H: 0 LOB: 0 BB: 0 P: 13	R: 7 E: 0 K: 1 S: 19	H: 8 LOB: 2 BB: 1 P: 26	1B: 11 2B: 5 3B: 0 HR: 2	SF: 0 SAC: 0 DP: 2 HBP: 2	WP: 0 PB: 0 SB: 2 CS: 0	PA: 47					
PITCHER	IP	WLS	BF	H	R	ER	SO	BB	IBB	HBP	BLK	WP	HR	S	P	ERA	WHIP								
Dwight Gooden, R ERA: 3.79 (1, 1)	5.0	L	26	6	7	5	4	1	0	0	0	0	1	21	31	31.50	3.500								
Chad Ogea, R ERA: 5.69 (6, 1)	2.0		13	6	7	7	1	1	0	0	0	0	0	8	9	27.00	9.000								
Alvin Morman, L ERA: 5.4 (8, 1)	0.1		4	3	1	1	1	0	0	0	0	0	0	5	11	27.00	3.000								
Jose Mesa, R ERA: 5.15 (8, 1)	0.2		4	1	2	2	0	1	0	1	0	0	0	5	11	27.00	3.000								

Batter	1	2	3	4	5	6	7	8	9	AB R H RBI BB SO LOB	TOP											
Darren Lewis, R OBP: 0.369, SLG: 0.371 (1, 8)	G4-3		G1-3		G6-3		G4-3 BB		K	4 0 0 0 1 1 1	Boston Red Sox @ Detroit Tigers Tiger Stadium, Detroit, MI Fri Jul 17 1998, 7:05 PM EDT Att: 26,255 - Cloudy - 84 F											
Darren Bragg, L OBP: 0.363, SLG: 0.458 (1, 9)	G3		F8			K	G4-3			4 0 0 0 0 1 3												
Nomar Garciaparra, R OBP: 0.362, SLG: 0.552 (1, 6)	1B 2B			HR		G1-3		G5-3		4 2 2 1 0 0 0												
Mo Vaughn, L OBP: 0.385, SLG: 0.579 (1, 3)	2H 1B			G5-4-3 1B		F8		1B BB		3 0 2 1 1 0 0												
Troy O'Leary, L OBP: 0.321, SLG: 0.503 (1, 7)	P6			K			HR	K		4 1 1 1 0 2 3												
Mike Benjamin, R OBP: 0.341, SLG: 0.407 (1, 5)		F7		G5-4-3			HR		1B	4 1 2 1 0 0 1												
Scott Hatteberg, L OBP: 0.360, SLG: 0.464 (8, PH)		K			F8		1B SH1-4	G1		3 0 1 0 0 1 0												
Damon Buford, R OBP: 0.355, SLG: 0.508 (8, 2)							1B			1 0 0 0 0 0 2												
Jason Varitek, S OBP: 0.313, SLG: 0.348 (8, 2)										0 0 0 0 0 0 0												
Donnie Sadler, R OBP: 0.229, SLG: 0.258 (1, 4)					G6-3		SH1-4		K	3 0 0 0 0 2 0												
Midre Cummings, L OBP: 0.348, SLG: 0.444 (1, 10)			F8						K	3 0 1 0 1 1 0												
Inning Stats	R: 1 E: 0 K: 0 S: 13	H: 2 LOB: 1 BB: 0 P: 21	R: 0 E: 0 K: 2 S: 10	H: 0 LOB: 0 BB: 0 P: 15	R: 0 E: 0 K: 0 S: 3	H: 0 LOB: 0 BB: 0 P: 7	R: 1 E: 0 K: 1 S: 9	H: 2 LOB: 0 BB: 0 P: 12	R: 0 E: 0 K: 0 S: 10	H: 0 LOB: 1 BB: 1 P: 19	R: 0 E: 0 K: 1 S: 9	H: 0 LOB: 0 BB: 0 P: 11	R: 2 E: 0 K: 0 S: 12	H: 4 LOB: 2 BB: 1 P: 21	R: 0 E: 0 K: 1 S: 9	H: 1 LOB: 2 BB: 1 P: 16	R: 0 E: 0 K: 3 S: 11	H: 0 LOB: 0 BB: 0 P: 16	1B: 5 2B: 1 3B: 0 HR: 3	SF: 0 SAC: 1 DP: 2 HBP: 0	WP: 0 PB: 0 SB: 0 CS: 0	PA: 37
PITCHER	IP WLS BF H R ER SO BB IBB HBP BLK WP HR S P ERA WHIP											PITCHER	IP WLS BF H R ER SO BB IBB HBP BLK WP HR S P ERA WHIP									
Brian Powell, R ERA: 5.09 (1, 1)	6.0 W 24 6 4 4 4 1 0 0 0 0 0 3 58 89 6.00 1.167																					
Matt Anderson, R ERA: 9.9 (7, 1)	1.1 6 2 0 0 0 1 0 0 0 0 0 0 9 18 0.00 2.250																					
44 Sean Runyan, L ERA: 3.31 (8, 1)	0.1 3 1 0 0 1 1 0 0 0 0 0 0 6 11 0.00 6.000																					
Todd Jones, R ERA: 5.2 (8, 1)	1.1 S 4 0 0 0 3 0 0 0 0 0 0 0 13 20 0.00 0.000																					

AB	33
R	4
H	9
RBI	4
BB	3
SO	8
LOB	10



Batter	1	2	3	4	5	6	7	8	9	AB R H RBI BB SO LOB	BOTTOM									
Brian Hunter, R OBP: 0.303, SLG: 0.337 (1, 8)	L6		B2		K		1B SF8 2B			4 1 1 0 0 1 0	Boston Red Sox @ Detroit Tigers Tiger Stadium, Detroit, MI Fri Jul 17 1998, 7:05 PM EDT Att: 26,255 - Cloudy - 84 F									
Damon Easley, R OBP: 0.348, SLG: 0.525 (1, 4)	K		K		K		SF8 G3 1B			4 0 1 0 0 3 0										
Bobby Higginson, L OBP: 0.399, SLG: 0.554 (1, 9)	2B 3B		F8		F7		G3			4 1 1 0 0 0 2										
Tony Clark, S OBP: 0.357, SLG: 0.518 (1, 3)				G3 1B 1B		1B HR 2B	IBB			3 2 3 1 1 0 0										
Luis Gonzalez, L OBP: 0.361, SLG: 0.494 (1, 7)	L8			P3		F8	SF8			3 0 0 1 0 0 3										
Gerónimo Berroa, R OBP: 0.306, SLG: 0.330 (1, 10)			FC6-4 1B	G3		HR 1B	K			4 1 2 0 0 1 3										
Gabe Alvarez, R OBP: 0.313, SLG: 0.446 (1, 5)	F9			1B 2H 1B		HR		F8		4 1 2 4 0 0 1										
Paul Bako, L OBP: 0.333, SLG: 0.376 (1, 2)	FC6-4			FC5-4 1B		K		G4-3		4 0 1 0 0 1 1										
Deivi Cruz, R OBP: 0.274, SLG: 0.319 (1, 6)	K2-3			FC5-4		G5-3		G5-3		4 0 0 0 0 1 3										
Inning Stats	R: 1 E: 0 K: 1 S: 12	H: 2 LOB: 1 BB: 0 P: 16	R: 0 E: 0 K: 1 S: 8	H: 1 LOB: 0 BB: 0 P: 11	R: 0 E: 0 K: 1 S: 8	H: 0 LOB: 0 BB: 0 P: 9	R: 1 E: 0 K: 0 S: 14	H: 3 LOB: 2 BB: 0 P: 19	R: 0 E: 0 K: 2 S: 7	H: 0 LOB: 0 BB: 0 P: 8		R: 3 E: 0 K: 1 S: 11	H: 3 LOB: 0 BB: 0 P: 15	R: 1 E: 0 K: 1 S: 14	H: 2 LOB: 2 BB: 1 P: 26	R: 0 E: 0 K: 0 S: 9	H: 0 LOB: 0 BB: 0 P: 16	1B: 6 2B: 3 3B: 1 HR: 1	SF: 1 SAC: 0 DP: 0 HBP: 0	WP: 0 PB: 0 SB: 0 CS: 0
PITCHER	IP WLS BF H R ER SO BB IBB HBP BLK WP HR S P ERA WHIP											PITCHER	IP WLS BF H R ER SO BB IBB HBP BLK WP HR S P ERA WHIP							
Jin Ho Cho, R ERA: 7.47 (6, 1)	0.2 4 2 1 1 1 0 0 0 0 0 0 0 10 15 13.50 3.000																			
Carlos Reyes, R ERA: 3.16 (7, 1)	1.0 4 0 0 0 1 0 1 0 0 0 0 0 9 18 0.00 0.000																			
Jim Corsi, R ERA: 2.55 (8, 1)	1.0 3 0 0 0 0 0 0 0 0 0 0 0 9 16 0.00 0.000																			

AB	34
R	6
H	11
RBI	6
BB	1
SO	7
LOB	13




Batter	1	2	3	4	5	6	7	8	9	AB	R	H	RBI	BB	SO	LOB	TOP										
Darren Lewis, R OBP: 0.369, SLG: 0.386 (1, 9)										5	1	2	2	0	1	0	Boston Red Sox @ Detroit Tigers Tiger Stadium, Detroit, MI Sat Jul 18 1998, 7:05 PM EDT Att: 22,983 - Cloudy - 81 F										
Midre Cummings, L OBP: 0.340, SLG: 0.424 (1, 10)										4	1	0	0	1	0	1											
Nomar Garciaparra, R OBP: 0.362, SLG: 0.557 (1, 6)										4	1	1	2	0	1	0											
Mo Vaughn, L OBP: 0.386, SLG: 0.595 (1, 3)										4	2	2	2	0	0	2											
Troy O'Leary, L OBP: 0.317, SLG: 0.497 (1, 7)										4	0	0	0	0	2	0											
Damon Buford, R OBP: 0.356, SLG: 0.516 (1, 8)										4	1	2	0	0	0	0											
Scott Hatteberg, L OBP: 0.362, SLG: 0.462 (1, 2)										3	1	1	0	1	1	1											
Mike Benjamin, R OBP: 0.339, SLG: 0.404 (1, 5)										4	1	1	0	0	0	3											
Donnie Sadler, R OBP: 0.237, SLG: 0.353 (1, 4)										3	1	1	3	0	1	1											
Inning Stats	R: 0 E: 0 K: 1 S: 9	H: 0 LOB: 0 BB: 0 P: 15	R: 1 E: 0 K: 1 S: 14	H: 2 LOB: 0 BB: 0 P: 22	R: 1 E: 0 K: 0 S: 17	H: 2 LOB: 2 BB: 0 P: 29	R: 7 E: 0 K: 1 S: 20	H: 5 LOB: 0 BB: 2 P: 40	R: 0 E: 0 K: 0 S: 11	H: 1 LOB: 1 BB: 0 P: 16	R: 0 E: 0 K: 0 S: 8	H: 0 LOB: 0 BB: 0 P: 10	R: 0 E: 0 K: 2 S: 8	H: 0 LOB: 0 BB: 0 P: 11	R: 0 E: 0 K: 1 S: 9	H: 0 LOB: 0 BB: 0 P: 12	1B: 3 2B: 1 3B: 1 HR: 5	SF: 0 SAC: 1 DP: 0 HBP: 1	WP: 0 PB: 0 SB: 0 CS: 1	PA: 39							
PITCHER	IP	WLS	BF	H	R	ER	SO	BB	IBB	HBP	BLK	WP	HR	S	P	ERA	WHIP										
Frank Castillo, R ERA: 8.07 (1, 1)	3.2	L	20	7	7	7	2	2	0	0	0	0	3	55	97	17.18	2.455										
Dean Crow, R ERA: 2.39 (4, 1)	3.1		13	3	2	2	1	0	0	0	0	0	2	29	46	5.40	0.900										
Doug Bachtler, R ERA: 5.01 (8, 1)	1.0		3	0	0	0	2	0	0	0	0	0	0	8	11	0.00	0.000										
Doug Brocail, R ERA: 3.49 (9, 1)	1.0		3	0	0	0	1	0	0	0	0	0	0	9	12	0.00	0.000										

Batter	1	2	3	4	5	6	7	8	9	AB	R	H	RBI	BB	SO	LOB	BOTTOM										
Brian Hunter, R OBP: 0.303, SLG: 0.336 (1, 8)										4	0	1	0	0	0	2	Boston Red Sox @ Detroit Tigers Tiger Stadium, Detroit, MI Sat Jul 18 1998, 7:05 PM EDT Att: 22,983 - Cloudy - 81 F										
Kimera Barteo, R OBP: 0.274, SLG: 0.471 (9, 8)										0	0	0	0	0	0	0											
Damion Easley, R OBP: 0.348, SLG: 0.530 (1, 4)										4	1	1	2	0	1	1											
Joe Randa, R OBP: 0.318, SLG: 0.328 (9, 4)										0	0	0	0	0	0	0											
Bobby Higginson, L OBP: 0.389, SLG: 0.548 (1, 9)										4	0	0	0	0	0	1											
Tony Clark, S OBP: 0.356, SLG: 0.523 (1, 3)										4	1	1	1	0	1	1											
Geronimo Berroa, R OBP: 0.304, SLG: 0.328 (1, 10)										4	0	1	0	0	0	0											
Luis Gonzalez, L OBP: 0.383, SLG: 0.497 (1, 7)										4	0	2	0	0	0	1											
Gabe Alvarez, R OBP: 0.299, SLG: 0.423 (1, 5)										4	0	0	0	0	1	3											
Raul Casanova, S OBP: 0.261, SLG: 0.275 (1, 2)										2	1	0	0	2	0	2											
Deivi Cruz, R OBP: 0.279, SLG: 0.321 (1, 6)										2	1	1	0	0	0	1											
Inning Stats	R: 0 E: 0 K: 0 S: 5	H: 1 LOB: 0 BB: 0 P: 9	R: 1 E: 0 K: 0 S: 8	H: 1 LOB: 0 BB: 0 P: 12	R: 2 E: 1 K: 0 S: 11	H: 2 LOB: 1 BB: 1 P: 21	R: 0 E: 0 K: 0 S: 8	H: 1 LOB: 1 BB: 0 P: 13	R: 1 E: 0 K: 0 S: 8	H: 1 LOB: 0 BB: 0 P: 16	R: 0 E: 0 K: 0 S: 5	H: 0 LOB: 1 BB: 1 P: 8	R: 0 E: 0 K: 2 S: 8	H: 0 LOB: 0 BB: 0 P: 10	R: 0 E: 0 K: 1 S: 11	H: 1 LOB: 1 BB: 0 P: 19	1B: 4 2B: 2 3B: 0 HR: 2	SF: 0 SAC: 0 DP: 2 HBP: 1	WP: 1 PB: 0 SB: 0 CS: 0	PA: 35							
PITCHER	IP	WLS	BF	H	R	ER	SO	BB	IBB	HBP	BLK	WP	HR	S	P	ERA	WHIP										
Steve Avery, L ERA: 4.57 (1, 1)	6.0	W	26	6	4	3	0	2	0	1	0	1	0	45	83	4.50	1.333										
Derek Lowe, R ERA: 3.89 (7, 1)	3.0	S	9	1	0	0	3	0	0	0	0	1	0	24	37	0.00	0.333										

Batter	1	2	3	4	5	6	7	8	9	AB	R	H	RBI	BB	SO	LOB	TOP			
Darren Lewis, R (1, 9) OBP: 0.368, SLG: 0.384	B1-3		P4			B1-3		CS 1B		4	0	1	0	0	0	0	Boston Red Sox @ Detroit Tigers Tiger Stadium, Detroit, MI Sun Jul 19 1998, 3:33 AM EDT Att: 21,018 - Cloudy - 70 F			
John Valentin, R (1, 5) OBP: 0.341, SLG: 0.446	P6			1B BB		F8		F8		3	0	0	0	1	0					
Nomar Garciaparra, R (1, 6) OBP: 0.361, SLG: 0.552	G5-3			L7		1B BB		CS 1-2	K	3	0	0	0	1	1	1				
Mo Vaughn, L (1, 3)		K		1-2 1B		1-2 1B			K	4	0	2	0	0	2	0				
Damon Buford, R (1, 8) OBP: 0.356, SLG: 0.508	G4-3			1-3 1B		K			30 1B	4	0	1	0	0	2	3				
30 Keith Mitchell, R (1, 7) OBP: 0.250, SLG: 0.250	F8								1B	4	0	1	0	0	1	0				
Billy Ashley, R (1, 10) OBP: 0.389, SLG: 0.882				HR		G4-3 2B			F8	4	1	2	1	0	1	2				
Mike Benjamin, R (1, 4) OBP: 0.335, SLG: 0.398			K			G4-3				3	0	0	0	0	2	1				
Jason Varitek, S (1, 2) OBP: 0.307, SLG: 0.341			F7			K			F9	3	0	0	0	0	1	1				
Inning Stats	R: 0 E: 0 K: 0 S: 5	H: 0 LOB: 0 BB: 0 P: 7	R: 0 E: 0 K: 1 S: 8	H: 0 LOB: 0 BB: 0 P: 14	R: 1 E: 0 K: 1 S: 10	H: 1 LOB: 0 BB: 1 P: 12	R: 0 E: 0 K: 1 S: 10	H: 1 LOB: 1 BB: 1 P: 18	R: 0 E: 0 K: 1 S: 9	H: 1 LOB: 1 BB: 0 P: 16	R: 0 E: 0 K: 3 S: 14	H: 0 LOB: 0 BB: 0 P: 19	R: 0 E: 0 K: 2 S: 8	H: 1 LOB: 2 BB: 0 P: 10	R: 0 E: 0 K: 2 S: 15	H: 2 LOB: 2 BB: 0 P: 22		1B: 5 2B: 1 3B: 0 HR: 1	SF: 0 SAC: 0 DP: 0 HBP: 0	WP: 0 PB: 0 SB: 0 CS: 1
PITCHER Justin Thompson, L (1, 1) ERA: 3.78	IP: 9.0 WLS: W BF: 34 H: 7 R: 1 ER: 1 SO: 10 BB: 2 IBB: 0 HBP: 0 BLK: 0 WP: 0 HR: 1 S: 87 P: 130 ERA: 1.00 WHIP: 1.000															PITCHER				

AB	32
R	1
H	7
RBI	1
BB	2
SO	10
LOB	9



Batter	1	2	3	4	5	6	7	8	9	AB	R	H	RBI	BB	SO	LOB	BOTTOM	
Brian Hunter, R (1, 8) OBP: 0.304, SLG: 0.340	G4-3		1-0 2B			L8		1-1 1B 1B		4	1	2	0	0	0	0	Boston Red Sox @ Detroit Tigers Tiger Stadium, Detroit, MI Sun Jul 19 1998, 3:33 AM EDT Att: 21,018 - Cloudy - 70 F	
Damion Easley, R (1, 6) OBP: 0.347, SLG: 0.527	L4		1-1 G6-3			G6-3		1B FC6-2 1B		4	0	1	1	0	0	1		
Bobby Higginson, L (1, 9) OBP: 0.388, SLG: 0.545	G4-3			1-1 P6		P5		FC6-2 1B		4	0	1	1	0	0	0		
Tony Clark, S (1, 3) OBP: 0.352, SLG: 0.517		F7		0-3 K				FC6-2 1B		4	0	0	0	0	2	2		
Luis Gonzalez, L (1, 7) OBP: 0.364, SLG: 0.506		K		0-0 HR				P6		4	1	2	1	0	1	2		
Trey Beamon, L (1, 10) OBP: 0.526, SLG: 0.647		2B		0-2 G4-3				K		3	0	1	0	0	1	1		
Gabe Alvarez, R (1, 5) OBP: 0.300, SLG: 0.420		K				G4-6-3 1B		FC6-4 1-2		3	0	1	0	0	1	2		
Paul Bako, L (1, 2) OBP: 0.327, SLG: 0.368						G4-6-3 1-2		G3		3	0	0	0	0	1	1		
Joe Randa, R (1, 4) OBP: 0.318, SLG: 0.328						K		1B 1B		3	1	1	0	0	2	0		
Inning Stats	R: 0 E: 0 K: 0 S: 7	H: 0 LOB: 0 BB: 0 P: 10	R: 0 E: 0 K: 2 S: 11	H: 1 LOB: 1 BB: 0 P: 15	R: 0 E: 0 K: 2 S: 9	H: 1 LOB: 1 BB: 0 P: 14	R: 1 E: 0 K: 1 S: 10	H: 1 LOB: 0 BB: 0 P: 11	R: 0 E: 0 K: 0 S: 5	H: 0 LOB: 0 BB: 0 P: 8	R: 0 E: 0 K: 2 S: 11	H: 1 LOB: 1 BB: 0 P: 17	R: 2 E: 0 K: 0 S: 13	H: 4 LOB: 2 BB: 0 P: 22	1B: 6 2B: 2 3B: 0 HR: 1	SF: 0 SAC: 0 DP: 1 HBP: 0		WP: 0 PB: 0 SB: 0 CS: 0
PITCHER Bret Saberhagen, R (1, 1) ERA: 4.59 Tom Gordon, R (8, 1) ERA: 3.17	IP: 7.0 WLS: L BF: 25 H: 5 R: 4 ER: 2 SO: 8 BB: 0 IBB: 0 HBP: 0 BLK: 0 WP: 0 HR: 1 S: 62 P: 88 ERA: 1.29 WHIP: 0.714															PITCHER		



Batter	1	2	3	4	5	6	7	8	9	AB	R	H	RBI	BB	SO	LOB	TOP			
Darren Lewis, R OBP: 0.364, SLG: 0.375 (1, 8)										4	0	0	0	0	1	0				
Darren Bragg, L OBP: 0.364, SLG: 0.451 (1, 9)										2	0	0	0	1	0	0				
Nomar Garciaparra, R OBP: 0.362, SLG: 0.599 (1, 6)										4	0	2	0	0	0	1				
Mo Vaughn, L OBP: 0.386, SLG: 0.587 (1, 3)										4	0	1	0	0	1	4				
Troy O'Leary, L OBP: 0.318, SLG: 0.500 (1, 7)										4	0	0	0	0	2	5				
John Valentin, R OBP: 0.351, SLG: 0.466 (1, 5)										4	1	3	0	0	0	0				
Midre Cummings, L OBP: 0.243, SLG: 0.418 30 Keith Mitchell, R OBP: 0.200, SLG: 0.200 (8, PH)										3	0	1	0	0	0	2				
Donnie Sadler, R OBP: 0.220, SLG: 0.324 Scott Hatteberg, L OBP: 0.391, SLG: 0.463 (8, PH)										3	0	0	0	0	1	3				
Jason Varitek, S OBP: 0.307, SLG: 0.362 (1, 2)										3	1	1	2	0	2	2				
Inning Stats	R: 0 E: 1 K: 1 S: 14	H: 0 LOB: 2 BB: 0 P: 20	R: 2 E: 0 K: 1 S: 12	H: 2 LOB: 0 BB: 0 P: 19	R: 0 E: 0 K: 1 S: 9	H: 1 LOB: 1 BB: 0 P: 14	R: 0 E: 0 K: 1 S: 11	H: 1 LOB: 1 BB: 1 P: 13	R: 0 E: 0 K: 1 S: 10	H: 1 LOB: 2 BB: 1 P: 25	R: 0 E: 0 K: 1 S: 12	H: 1 LOB: 1 BB: 0 P: 18	R: 0 E: 0 K: 2 S: 13	H: 1 LOB: 1 BB: 0 P: 18						
PITCHER	IP	WLS	BF	H	R	ER	SO	BB	IBB	HBP	BLK	WP	HR	S	P	ERA	WHIP			
Chad Ogea, R ERA: 5.95	(1, 1)	6.0	W	27	6	2	2	6	1	0	1	0	0	1	68	106	3.00	1.167		
Paul Shuey, R ERA: 2.08	(7, 1)	0.2		3	1	0	0	0	0	0	0	0	0	9	14	0.00	1.500			
Paul Assenmacher, L ERA: 3.19	(7, 1)	0.2		3	1	0	0	1	0	0	0	0	0	9	12	0.00	1.500			
Michael Jackson, R ERA: 1.64	(8, 1)	0.2	S	2	0	0	0	2	0	0	0	0	0	7	10	0.00	0.000			

Boston Red Sox @ Cleveland Indians
Jacobs Field, Cleveland, OH
Tue Jul 21 1998, 7:05 PM EDT
Att: 43,227 - Cloudy - 88 F

AB 33
R 2
H 8
RBI 2
BB 1
SO 9
LOB 19



WP: 0 PA: 35
PB: 0
SB: 0
CS: 0

Batter	1	2	3	4	5	6	7	8	9	AB	R	H	RBI	BB	SO	LOB	BOTTOM			
Kenny Lofton, L OBP: 0.373, SLG: 0.426 (1, 8)										4	1	1	0	0	1	3				
Omar Vizquel, S OBP: 0.355, SLG: 0.365 (1, 6)										3	1	1	1	1	0	0				
David Justice, L OBP: 0.358, SLG: 0.471 (1, 10)										4	0	1	0	0	2	1				
Jim Thome, L OBP: 0.424, SLG: 0.635 (1, 3)										3	0	0	0	1	1	3				
Travis Fryman, R OBP: 0.331, SLG: 0.514 (1, 5)										4	0	2	1	0	0	0				
Brian Giles, L OBP: 0.407, SLG: 0.516 (1, 7)										4	1	1	0	0	1	4				
Mark Whiten, S OBP: 0.400, SLG: 0.477 (1, 9)										4	0	0	0	0	3	1				
Pat Borders, R OBP: 0.270, SLG: 0.256 (1, 2)										2	0	1	0	1	0	0				
Jeff Branson, L OBP: 0.226, SLG: 0.314 David Bell, R OBP: 0.301, SLG: 0.419 (7, 4)										2	1	1	1	1	0	1				
Inning Stats	R: 1 E: 0 K: 2 S: 11	H: 1 LOB: 2 BB: 2 P: 22	R: 0 E: 0 K: 1 S: 7	H: 1 LOB: 0 BB: 0 P: 12	R: 0 E: 0 K: 0 S: 8	H: 0 LOB: 0 BB: 0 P: 13	R: 1 E: 0 K: 1 S: 13	H: 1 LOB: 2 BB: 2 P: 24	R: 0 E: 1 K: 2 S: 13	H: 1 LOB: 0 BB: 0 P: 20	R: 2 E: 0 K: 1 S: 14	H: 4 LOB: 2 BB: 0 P: 24	R: 0 E: 0 K: 1 S: 7	H: 0 LOB: 0 BB: 0 P: 9						
PITCHER	IP	WLS	BF	H	R	ER	SO	BB	IBB	HBP	BLK	WP	HR	S	P	ERA	WHIP			
49 Tim Wakefield, R ERA: 4.29	(1, 1)	7.0	L	34	8	4	3	8	4	0	0	0	1	1	73	124	3.86	1.714		

Boston Red Sox @ Cleveland Indians
Jacobs Field, Cleveland, OH
Tue Jul 21 1998, 7:05 PM EDT
Att: 43,227 - Cloudy - 88 F

AB 30
R 4
H 8
RBI 3
BB 4
SO 8
LOB 13



WP: 1 PA: 34
PB: 1
SB: 3
CS: 0

Batter	1	2	3	4	5	6	7	8	9	AB	R	H	RBI	BB	SO	LOB	TOP										
Darren Lewis, R (1.8) OBP: 0.364, SLG: 0.376	1-1 FC4-6 1B		0-0 G6-3		3-2 FC1-5-2 1B	1-1 B1-3		2-2 FC1-2 BB	5	1	2	1	0	0	3												
Darren Bragg, L (1.9) OBP: 0.365, SLG: 0.445	1-1 FC4-6 G1-4-3		3-2 L8		0-2 FC1-5-2 1B		4-2 G6-4-3 BB	4-2 3-H BB	3	0	0	0	2	0	3												
Nomar Garciaparra, R (1.6) OBP: 0.360, SLG: 0.560	0-0 G1-4-3		1-0 3B		0-0 G5-3		2-0 G6-4-3	0-0 L3	5	0	1	0	0	0	7												
Mo Vaughn, L (1.3)		4-2 BB 1B BB	3-1 G3		4-0 1B IBB		2-1 G3-1	3-3 K	3	0	0	0	2	1	4												
Troy O'Leary, L (1.7) OBP: 0.317, SLG: 0.497		0-3 K		1-3 K	2-1 1B		0-1 G3		4	0	1	1	0	2	1												
John Valentin, R (1.5) OBP: 0.350, SLG: 0.463	1-0 BB 1B		0-3 K		1-2 G6-3		0-0 F8		4	0	1	0	0	1	0												
Scott Hatteberg, L (1.2) Billy Ashley, R (8. PH) Jason Varitek, S (8.2) OBP: 0.368, SLG: 0.833 OBP: 0.307, SLG: 0.362	4-2 BB 1B		3-2 G3		4-2 G3 1B BB		1-3 K		1	1	0	0	2	0	0												
Mike Benjamin, R (1.4) OBP: 0.339, SLG: 0.399	0-0 F9		0-0 CI 1B HBP		1-1 G3		1-1 1B FC1-2 1B	3	1	1	0	0	0	4													
Midre Cummings, L (1.10) OBP: 0.352, SLG: 0.426	1-2 G6-3		0-0 CI 1B FC1-2		1-0 1B		2-0 BB FC1-2 1B	3	0	2	1	0	0	3													
Inning Stats	R: 0 E: 0 K: 0 S: 5	H: 1 LOB: 0 BB: 7 P: 7	R: 0 E: 0 K: 1 S: 12	H: 1 LOB: 3 BB: 22 P: 22	R: 0 E: 0 K: 0 S: 7	H: 1 LOB: 1 BB: 0 P: 14	R: 0 E: 0 K: 2 S: 9	H: 0 LOB: 0 BB: 0 P: 13	R: 2 E: 1 K: 0 S: 11	H: 2 LOB: 2 BB: 1 P: 21	R: 1 E: 0 K: 0 S: 10	H: 1 LOB: 1 BB: 1 P: 17	R: 0 E: 0 K: 0 S: 7	H: 0 LOB: 0 BB: 1 P: 15	R: 0 E: 0 K: 1 S: 6	H: 0 LOB: 0 BB: 0 P: 7	R: 0 E: 0 K: 1 S: 14	H: 2 LOB: 3 BB: 1 P: 26	1B: 7 2B: 0 3B: 1 HR: 0	SF: 0 SAC: 0 DP: 2 HBP: 1	WP: 0 PB: 0 SB: 0 CS: 0	PA: 40					
PITCHER	IP	WLS	BF	H	R	ER	SO	BB	IBB	HBP	BLK	WP	HR	S	P	ERA	WHIP										
Charles Nagy, R (1.1) ERA: 5.55	7.0	W	31	6	3	2	3	4	1	1	0	0	0	61	109	2.57	1.429										
Paul Assenmacher, L (8.1) ERA: 3.13	0.2		2	0	0	0	0	0	0	0	0	0	0	3	3	0.00	0.000										
Michael Jackson, R (8.1) ERA: 1.59	1.1	S	7	2	0	0	2	1	0	0	0	0	0	17	30	0.00	2.250										

Boston Red Sox @ Cleveland Indians
Jacobs Field, Cleveland, OH
Wed Jul 22 1998, 7:05 PM EDT
Att: 43,073 - Cloudy - 81 F

AB 32
R 3
H 8
RBI 3
BB 6
SO 5
LOB 25



Batter	1	2	3	4	5	6	7	8	9	AB	R	H	RBI	BB	SO	LOB	BOTTOM										
Kenny Lofton, L (1.8) OBP: 0.371, SLG: 0.423	2-2 G3		1-2 F8		1-0 G5-3		1-0 SH2-3		3	0	0	0	0	0	2												
Omar Vizquel, S (1.6) OBP: 0.354, SLG: 0.363	4-2 BB		2-2 F7		0-0 G3		1-1 SF9		2	0	0	1	1	0	2												
David Justice, L (1.10) OBP: 0.361, SLG: 0.473	0-0 F7		0-1 1B		4-1 BB		0-1 HR 1B		3	1	2	0	1	0	1												
Jim Thome, L (1.3) OBP: 0.423, SLG: 0.639	0-0 G1-3		1-1 L8		1-1 F7		3-2 HR		4	1	1	2	0	0	5												
Manny Ramirez, R (1.9) OBP: 0.364, SLG: 0.544		2-3 K		1-3 K		0-0 L4	3-2 P5		4	0	0	0	0	2	0												
Brian Giles, L (1.7) OBP: 0.409, SLG: 0.529		1-0 HR		1-2 L6		4-0 BB		1-2 G5-3	3	1	1	1	1	0	0												
Travis Fryman, R (1.5) OBP: 0.333, SLG: 0.516		1-2 CS 1B		2-1 2B		2-3 K		1-0 L5	4	0	2	0	0	1	1												
Jeff Branson, L (1.4) OBP: 0.214, SLG: 0.296		3-2 G4-3		0-1 F7		1-2 G6-3		4-2 CS BB	3	0	0	0	0	3													
David Bell, R (8.4) OBP: 0.303, SLG: 0.419									0	0	0	0	1	0	0												
Pat Borders, R (1.2) OBP: 0.287, SLG: 0.283					0-1 G3 G5-3 1B		1-1 SH2-3 SF9 2B	1-0 CS	3	1	3	0	0	0	0												
Inning Stats	R: 0 E: 0 K: 0 S: 7	H: 0 LOB: 1 BB: 1 P: 13	R: 1 E: 0 K: 1 S: 13	H: 2 LOB: 0 BB: 0 P: 20	R: 0 E: 0 K: 0 S: 13	H: 2 LOB: 2 BB: 0 P: 17	R: 0 E: 0 K: 1 S: 10	H: 1 LOB: 0 BB: 0 P: 14	R: 0 E: 0 K: 0 S: 7	H: 1 LOB: 2 BB: 1 P: 13	R: 0 E: 0 K: 1 S: 8	H: 0 LOB: 1 BB: 1 P: 14	R: 3 E: 0 K: 0 S: 16	H: 3 LOB: 0 BB: 0 P: 25	R: 0 E: 0 K: 0 S: 11	H: 0 LOB: 0 BB: 1 P: 17	1B: 5 2B: 2 3B: 0 HR: 2	SF: 1 SAC: 1 DP: 0 HBP: 0	WP: 0 PB: 0 SB: 2 CS: 2	PA: 36							
PITCHER	IP	WLS	BF	H	R	ER	SO	BB	IBB	HBP	BLK	WP	HR	S	P	ERA	WHIP										
John Wasdin, R (1.1) ERA: 5.26	5.1		24	6	1	1	2	3	0	0	0	0	0	51	82	1.69	1.688										
Derek Lowe, R (6.1) ERA: 4.29	1.1		6	2	2	2	1	0	0	0	0	0	0	14	19	13.50	1.500										
Rich Garces, R (7.1) ERA: 2.59	1.1	L	5	1	1	1	0	1	0	0	0	0	1	20	32	6.75	1.500										

Boston Red Sox @ Cleveland Indians
Jacobs Field, Cleveland, OH
Wed Jul 22 1998, 7:05 PM EDT
Att: 43,073 - Cloudy - 81 F

AB 29
R 4
H 9
RBI 4
BB 4
SO 3
LOB 14



Batter	1	2	3	4	5	6	7	8	9	10	AB	R	H	RBI	BB	SO	LOB	TOP				
Tony Phillips, S OBP: 0.448, SLG: 0.480 (1,7) (2,9) (7,7)											5	1	3	0	1	1	0	Toronto Blue Jays @ Boston Red Sox Fenway Park, Boston, MA Thu Jul 23 1998, 7:05 PM EDT Att: 33,011 - Unknown - 79 F				
Shawn Green, L OBP: 0.328, SLG: 0.461 (1,8) (7,9)											6	0	0	0	0	1	5					
Jose Canseco, R OBP: 0.327, SLG: 0.513 (1,9) (2,7) (7,8)											3	0	0	0	0	0	2					
Shannon Stewart, R OBP: 0.371, SLG: 0.363 (1,3)											5	1	2	0	0	1	2					
Mike Stanley, R OBP: 0.303, SLG: 0.488 (9, PR)											4	1	2	3	0	2	1					
Juan Samuel, R OBP: 0.304, SLG: 0.292 (1,4)											0	0	0	0	0	0	0					
Tony Fernandez, S OBP: 0.361, SLG: 0.439 (1,2)											5	1	3	0	0	0	2					
Darrin Fletcher, L OBP: 0.339, SLG: 0.432 (1,5)											5	1	3	2	0	0	2					
5 Ed Sprague, R OBP: 0.304, SLG: 0.424 (1,6)											5	1	1	1	0	1	3					
Alex Gonzalez, R OBP: 0.278, SLG: 0.373 (1,3)											5	0	0	0	0	1	1					
Inning Stats	R: 0 E: 0 K: 1 S: 10	H: 0 LOB: 1 BB: 0 P: 15	R: 1 E: 0 K: 2 S: 18	H: 2 LOB: 1 BB: 0 P: 24	R: 3 E: 1 K: 2 S: 17	H: 5 LOB: 2 BB: 0 P: 23	R: 0 E: 1 K: 0 S: 8	H: 0 LOB: 1 BB: 0 P: 9	R: 0 E: 0 K: 1 S: 5	H: 0 LOB: 0 BB: 0 P: 8	R: 1 E: 0 K: 0 S: 9	H: 1 LOB: 1 BB: 1 P: 16	R: 0 E: 0 K: 1 S: 10	H: 1 LOB: 1 BB: 0 P: 16	R: 1 E: 0 K: 0 S: 9	H: 3 LOB: 1 BB: 0 P: 12	R: 1 E: 0 K: 2 S: 10	H: 1 LOB: 1 BB: 0 P: 15	1B: 10 2B: 2 3B: 0 HR: 3	SF: 0 SAC: 0 DP: 0 HBP: 2	WP: 1 PB: 0 SB: 0 CS: 2	PA: 47
PITCHER	IP WLS BF H R ER SO BB IBB HBP BLK WP HR S P ERA WHIP	Jin Ho Cho, R ERA: 8.2	Carlos Reyes, R ERA: 3.07	Ron Mahay, L ERA: 3.7	Derek Lowe, R ERA: 4.34	Tom Gordon, R ERA: 3.06	PITCHER	IP WLS BF H R ER SO BB IBB HBP BLK WP HR S P ERA WHIP	Jin Ho Cho, R ERA: 8.2	Carlos Reyes, R ERA: 3.07	Ron Mahay, L ERA: 3.7	Derek Lowe, R ERA: 4.34	Tom Gordon, R ERA: 3.06									

AB	44
R	7
H	15
RBI	6
BB	1
SO	7
LOB	18



Batter	1	2	3	4	5	6	7	8	9	10	AB	R	H	RBI	BB	SO	LOB	BOTTOM				
Darren Lewis, R OBP: 0.368, SLG: 0.381 (1,9)											5	2	3	1	1	1	0	Toronto Blue Jays @ Boston Red Sox Fenway Park, Boston, MA Thu Jul 23 1998, 7:05 PM EDT Att: 33,011 - Unknown - 79 F				
John Valentin, R OBP: 0.352, SLG: 0.465 (1,5)											5	2	2	1	1	0	2					
Mo Vaughn, L OBP: 0.391, SLG: 0.582 (9, PR)											3	1	2	0	1	1	1					
Steve Avery, L (9, PR)											0	0	0	0	0	0	0					
Tom Gordon, R (10, PH)											0	0	0	0	0	0	0					
Jason Varitek, S OBP: 0.312, SLG: 0.367 (1,6)											4	1	1	0	1	0	3					
Nomar Garciaparra, R OBP: 0.361, SLG: 0.556 (1,7)											5	0	1	1	0	0	3					
Troy O'Leary, L OBP: 0.316, SLG: 0.484 (1,8)											3	1	1	4	2	0	0					
Damon Buford, R OBP: 0.364, SLG: 0.526 (1,10)											3	1	1	4	2	0	0					
Darren Bragg, L OBP: 0.361, SLG: 0.440 (8, PH)											3	0	0	0	0	3	1					
30 Keith Mitchell, R OBP: 0.200, SLG: 0.200 (8, PH)											0	0	0	0	0	0	0					
Midre Cummings, L OBP: 0.358, SLG: 0.432 (8, PH)											1	0	1	0	0	0	0					
Mike Benjamin, R OBP: 0.338, SLG: 0.397 (10, 4)											1	0	0	0	0	0	3					
Scott Hattberg, L OBP: 0.362, SLG: 0.460 (1,2)											5	1	1	0	0	1	2					
Donnie Sadler, R OBP: 0.205, SLG: 0.300 (9, PH)											3	0	0	0	0	1	1					
Billy Ashley, R OBP: 0.353, SLG: 0.750 (10, 3)											2	0	0	0	0	1	0					
Inning Stats	R: 0 E: 0 K: 0 S: 4	H: 0 LOB: 1 BB: 1 P: 9	R: 0 E: 0 K: 1 S: 10	H: 0 LOB: 1 BB: 1 P: 16	R: 0 E: 0 K: 1 S: 10	H: 0 LOB: 0 BB: 0 P: 17	R: 1 E: 0 K: 2 S: 11	H: 2 LOB: 1 BB: 0 P: 16	R: 0 E: 0 K: 0 S: 6	H: 0 LOB: 0 BB: 0 P: 9	R: 0 E: 0 K: 1 S: 8	H: 0 LOB: 0 BB: 0 P: 13	R: 4 E: 0 K: 1 S: 18	H: 5 LOB: 1 BB: 0 P: 30	R: 2 E: 0 K: 1 S: 17	H: 3 LOB: 3 BB: 2 P: 35	R: 1 E: 0 K: 1 S: 11	H: 1 LOB: 2 BB: 2 P: 20	1B: 9 2B: 3 3B: 0 HR: 1	SF: 0 SAC: 0 DP: 0 HBP: 1	WP: 1 PB: 0 SB: 1 CS: 0	PA: 48
PITCHER	IP WLS BF H R ER SO BB IBB HBP BLK WP HR S P ERA WHIP	Chris Carpenter, R ERA: 4.71	Dan Plesac, L ERA: 3.53	Paul Quantrill, R ERA: 2.62	Randy Myers, L ERA: 4.35	PITCHER	IP WLS BF H R ER SO BB IBB HBP BLK WP HR S P ERA WHIP	Chris Carpenter, R ERA: 4.71	Dan Plesac, L ERA: 3.53	Paul Quantrill, R ERA: 2.62	Randy Myers, L ERA: 4.35											


AB	41
R	8
H	13
RBI	8
BB	6
SO	8
LOB	16



Batter	1	2	3	4	5	6	7	8	9	AB	R	H	RBI	BB	SO	LOB	TOP										
Tony Phillips, S OBP: 0.482, SLG: 0.576	F8		F8		F9			G5-3		4	0	0	0	0	0	0											
Shawn Green, L OBP: 0.325, SLG: 0.457	G4-3		K		K			G4-3		4	0	0	0	0	2	0											
Jose Canseco, R OBP: 0.330, SLG: 0.523	K		1B 2B		P2			G5-3		4	1	1	0	0	1	0											
Carlos Delgado, L OBP: 0.383, SLG: 0.578		2B 2B	2H 1B		G4-3			G6-3		4	1	2	1	0	0	0											
Mike Stanley, R OBP: 0.360, SLG: 0.477	P6		K		F9			F9		4	0	0	0	0	1	2											
Darin Fletcher, L OBP: 0.335, SLG: 0.425	P6				K			K		4	0	0	0	0	2	1											
Tony Fernandez, S OBP: 0.363, SLG: 0.440	2H 5 1B 2B		1B		G6-3			G6-3		3	1	2	1	0	0	0											
5 Ed Sprague, R OBP: 0.305, SLG: 0.431	WP 1B		1B		P3			P3		3	0	2	1	0	0	0											
Alex Gonzalez, R OBP: 0.275, SLG: 0.370	F7		K		F7			F7		3	0	0	0	0	1	2											
Inning Stats	R: 0 H: 0 E: 0 K: 1 S: 7	H: 0 LOB: 0 BB: 0 P: 10	R: 2 H: 3 E: 0 K: 0 S: 17	H: 3 LOB: 1 BB: 0 P: 26	R: 1 H: 2 E: 0 K: 2 S: 16	H: 2 LOB: 1 BB: 0 P: 27	R: 0 H: 2 E: 0 K: 1 S: 7	H: 2 LOB: 1 BB: 0 P: 8	R: 0 H: 0 E: 0 K: 1 S: 10	H: 0 LOB: 0 BB: 0 P: 15	R: 0 H: 0 E: 0 K: 0 S: 10	H: 0 LOB: 0 BB: 0 P: 15	R: 0 H: 0 E: 0 K: 0 S: 4	H: 0 LOB: 0 BB: 0 P: 5	R: 0 H: 0 E: 0 K: 1 S: 7	H: 0 LOB: 0 BB: 0 P: 10	1B: 4 2B: 3 3B: 0 HR: 0	SF: 0 SAC: 0 DP: 0 HBP: 0	WP: 1 PB: 0 SB: 0 CS: 0	PA: 33							
PITCHER	IP	WLS	BF	H	R	ER	SO	BB	IBB	HBP	BLK	WP	HR	S	P	ERA	WHIP										
Bret Saberhagen, R ERA: 4.54	(1, 1)	7.0	27	7	3	3	6	0	0	0	0	1	0	74	110	3.86	1.000										
Derek Lowe, R ERA: 4.3	(8, 1)	1.0	W	3	0	0	0	0	0	0	0	0	0	4	5	0.00	0.000										
Tom Gordon, R ERA: 3.0	(9, 1)	1.0	S	3	0	0	0	1	0	0	0	0	0	7	10	0.00	0.000										

Toronto Blue Jays @ Boston Red Sox
 Fenway Park, Boston, MA
 Sat Jul 25 1998, 7:05 PM EDT
 Att: 33,099 - Unknown - 81 F


AB 33
 R 3
 H 7
 RBI 3
 BB 0
 SO 7
 LOB 5



Batter	1	2	3	4	5	6	7	8	9	AB	R	H	RBI	BB	SO	LOB	BOTTOM										
Darren Lewis, R OBP: 0.367, SLG: 0.378	K		K		P4			G1-4-3 1B		4	0	1	0	0	2	1											
John Valentin, R OBP: 0.354, SLG: 0.469	P5		P6		1B 2B			G1-4-3 1-2		4	1	1	0	0	0	1											
Mo Vaughn, L OBP: 0.392, SLG: 0.578	K		G6-3		G5-4-3 1B			4-2 HR BB		3	1	1	1	1	1	0											
Nomar Garciaparra, R OBP: 0.360, SLG: 0.557		G6-3		1B BB	G5-4-3			1-2 HR		3	1	1	2	1	0	1											
Troy O'Leary, L OBP: 0.315, SLG: 0.491		HR HBP		F7		K		2B		3	1	1	0	0	1	1											
Darren Bragg, L OBP: 0.365, SLG: 0.459		HR		G6-3 1B		FC1-4 2B		G6-3		4	1	3	2	0	0	1											
Mike Benjamin, R OBP: 0.333, SLG: 0.392		F7		G6-3		FC1-4		FC1-4		3	0	0	0	0	0	3											
Scott Hatteberg, L OBP: 0.360, SLG: 0.452		BB		G3-1		P4		P4		2	0	0	0	1	0	1											
Midre Cummings, L OBP: 0.362, SLG: 0.455		L4		CS 1B		G4-3		G4-3		3	0	1	0	0	0	2											
Inning Stats	R: 0 H: 0 E: 0 K: 2 S: 8	H: 1 LOB: 1 BB: 1 P: 12	R: 2 H: 1 E: 0 K: 0 S: 14	H: 1 LOB: 1 BB: 1 P: 25	R: 0 H: 0 E: 0 K: 1 S: 8	H: 0 LOB: 0 BB: 0 P: 14	R: 0 H: 1 E: 0 K: 0 S: 9	H: 1 LOB: 1 BB: 1 P: 14	R: 0 H: 1 E: 0 K: 0 S: 8	H: 1 LOB: 0 BB: 0 P: 10	R: 1 H: 2 E: 0 K: 1 S: 10	H: 2 LOB: 0 BB: 0 P: 13	R: 0 H: 1 E: 0 K: 0 S: 9	H: 1 LOB: 1 BB: 0 P: 18	R: 2 H: 3 E: 0 K: 0 S: 12	H: 3 LOB: 1 BB: 1 P: 19	1B: 4 2B: 3 3B: 0 HR: 2	SF: 0 SAC: 0 DP: 3 HBP: 1	WP: 0 PB: 0 SB: 0 CS: 1	PA: 33							
PITCHER	IP	WLS	BF	H	R	ER	SO	BB	IBB	HBP	BLK	WP	HR	S	P	ERA	WHIP										
Woody Williams, R ERA: 4.12	(1, 1)	7.2	L	32	5	5	4	3	0	1	0	0	0	75	121	5.87	1.565										
Dan Plesac, L ERA: 3.5	(8, 1)	0.1	1	0	0	0	0	0	0	0	0	0	0	3	4	0.00	0.000										

Toronto Blue Jays @ Boston Red Sox
 Fenway Park, Boston, MA
 Sat Jul 25 1998, 7:05 PM EDT
 Att: 33,099 - Unknown - 81 F

AB 29
 R 5
 H 9
 RBI 5
 BB 3
 SO 4
 LOB 11



Batter	1	2	3	4	5	6	7	8	9	AB	R	H	RBI	BB	SO	LOB	TOP									
Tony Phillips, S OBP: 0.477, SLG: 0.583	1-1 G3 1B		4-2 G4-3 WP BB			3-2 1B	1-0 G3		1-1 SF7	3	0	2	1	1	0	2										
Shawn Green, L OBP: 0.326, SLG: 0.456	0-1 G3		1-1 G4-3			1-2 1B			0-0 1B	5	0	2	1	0	1	2										
Jose Canseco, R OBP: 0.328, SLG: 0.527	0-0 F8		1-2 P5			1-2 L6			1-1 P4	5	1	1	1	0	0	5										
Carlos Delgado, L OBP: 0.382, SLG: 0.574	0-3 K			2-3 K		2-3 K			1-2 1B	4	0	1	0	0	3	3										
Mike Stanley, R OBP: 0.356, SLG: 0.471		1-3 K		3-2 F7		2-3 K			2-3 K	4	0	0	0	0	3	3										
Darin Fletcher, L OBP: 0.330, SLG: 0.418		3-1 F9		0-0 P6					0-0 G1-3	4	0	0	0	0	0	1										
Tony Fernandez, S OBP: 0.364, SLG: 0.441		1-1 1B			0-3 K				1-0 PB SF7 BB 1B	4	1	2	0	0	1	0										
5 Ed Sprague, R OBP: 0.304, SLG: 0.429		1-2 F9			2-2 F7				2-3 K	4	0	1	0	0	1	2										
Alex Gonzalez, R OBP: 0.277, SLG: 0.373			1-0 P4		1-0 F9				4-2 PB 1B BB	3	1	1	0	1	0	0										
Inning Stats	R: 0 E: 0 K: 1 S: 8	H: 1 LOB: 1 BB: 0 P: 9	R: 0 E: 0 K: 1 S: 11	H: 1 LOB: 1 BB: 0 P: 17	R: 0 E: 0 K: 0 S: 12	H: 0 LOB: 0 BB: 1 P: 19	R: 0 E: 0 K: 1 S: 7	H: 0 LOB: 0 BB: 0 P: 12	R: 0 E: 0 K: 1 S: 9	H: 0 LOB: 0 BB: 0 P: 12	R: 0 E: 0 K: 2 S: 18	H: 2 LOB: 2 BB: 0 P: 29	R: 0 E: 0 K: 0 S: 11	H: 2 LOB: 2 BB: 0 P: 18	R: 1 E: 0 K: 2 S: 13	H: 2 LOB: 1 BB: 0 P: 20	R: 2 E: 0 K: 1 S: 15	H: 2 LOB: 1 BB: 1 P: 24	1B: 8 2B: 1 3B: 0 HR: 1	SF: 1 SAC: 0 DP: 0 HBP: 0	WP: 1 PB: 1 SB: 0 CS: 0	PA: 39				
PITCHER	IP	WLS	BF	H	R	ER	SO	BB	IBB	HBP	BLK	WP	HR	S	P	ERA	WHIP									
Pedro Martinez, R ERA: 2.59	(1, 1)	7.0	W	28	6	0	0	6	1	0	0	0	1	0	76	116	0.00	1.000								
David West, L ERA: 6.75	(8, 1)	0.1		3	2	1	1	1	0	0	0	0	0	1	9	14	27.00	6.000								
Derek Lowe, R ERA: 4.35	(8, 1)	1.0		5	1	2	1	2	1	0	0	0	0	0	14	23	9.00	2.000								
Tom Gordon, R ERA: 2.96	(9, 1)	0.2		3	1	0	0	0	0	0	0	0	0	5	7	0.00	1.500									

Toronto Blue Jays @ Boston Red Sox
Fenway Park, Boston, MA
Sun Jul 26 1998, 3:33 AM EDT
Att: 33,059 - Sunny - 76 F

AB 36
R 3
H 10
RBI 3
BB 2
SO 9
LOB 18



Batter	1	2	3	4	5	6	7	8	9	AB	R	H	RBI	BB	SO	LOB	BOTTOM								
Darren Bragg, L OBP: 0.368, SLG: 0.460	1-1 G4-3 G3 1B		2-1 F9			1-3 K			2-2 1B IHR HBP	4	1	2	1	0	1	1									
John Valentin, R OBP: 0.350, SLG: 0.463	3-2 G3		0-1 FC6-4 WP 1-2		3-2 G6-3				1-0 F8	5	0	0	0	0	0	5									
Mo Vaughn, L OBP: 0.393, SLG: 0.576	0-1 G4-3		4-2 1B BB			0-0 G4-3			1-2 1B IHR	3	1	1	0	1	0	1									
Nomar Garciaparra, R OBP: 0.361, SLG: 0.564	0-0 G6-3		2-3 K			0-0 2B 1B			1-2 1B IHR	4	2	2	3	0	1	3									
Troy O'Leary, L OBP: 0.314, SLG: 0.491		1-2 G3			1-3 K				0-0 E3	4	0	1	1	0	1	0									
Damon Buford, R OBP: 0.366, SLG: 0.535		2-0 HR			2-2 1B 1B				2-2 G5-3	3	1	2	1	1	0	1									
Scott Hatteberg, L OBP: 0.362, SLG: 0.451		1-2 G4-1			1-2 1B G4-6-3 1B				4-2 1B BB	3	1	1	0	1	0	2									
Mike Benjamin, R OBP: 0.328, SLG: 0.385		2-3 K			1-0 G4-6-3 1-2				0-2 F8	4	0	0	0	0	1	5									
Midre Cummings, L OBP: 0.375, SLG: 0.467			0-2 FC6-4 1B			0-0 1B			0-0 1B 2-1 1B	4	0	3	0	0	0	0									
Inning Stats	R: 0 E: 0 K: 0 S: 10	H: 1 LOB: 1 BB: 0 P: 14	R: 1 E: 0 K: 1 S: 11	H: 1 LOB: 0 BB: 0 P: 17	R: 0 E: 0 K: 1 S: 12	H: 1 LOB: 2 BB: 1 P: 20	R: 0 E: 0 K: 1 S: 10	H: 2 LOB: 1 BB: 0 P: 15	R: 0 E: 0 K: 1 S: 9	H: 1 LOB: 0 BB: 0 P: 13	R: 1 E: 0 K: 0 S: 11	H: 2 LOB: 2 BB: 1 P: 21	R: 3 E: 1 K: 0 S: 17	H: 2 LOB: 1 BB: 0 P: 25	R: 1 E: 0 K: 0 S: 12	H: 2 LOB: 2 BB: 1 P: 18	1B: 9 2B: 1 3B: 0 HR: 2	SF: 0 SAC: 0 DP: 1 HBP: 1	WP: 1 PB: 0 SB: 0 CS: 0	PA: 38					
PITCHER	IP	WLS	BF	H	R	ER	SO	BB	IBB	HBP	BLK	WP	HR	S	P	ERA	WHIP								
Pat Hentgen, R ERA: 5.0	(1, 1)	7.0	L	33	10	5	5	4	2	0	1	0	0	80	125	6.43	1.714								
Dave Stieb, R ERA: 3.39	(8, 1)	1.0		6	2	1	1	0	1	0	0	0	0	12	18	9.00	3.000								

Toronto Blue Jays @ Boston Red Sox
Fenway Park, Boston, MA
Sun Jul 26 1998, 3:33 AM EDT
Att: 33,059 - Sunny - 76 F

AB 34
R 6
H 12
RBI 6
BB 3
SO 4
LOB 18



Batter	1	2	3	4	5	6	7	8	9	AB	R	H	RBI	BB	SO	LOB	TOP					
Darren Lewis, R (1, 8) OBP: 0.367, SLG: 0.389	F9		K					G6-3		5	2	2	3	0	1	0						
John Valentin, R (1, 5) OBP: 0.350, SLG: 0.462	L9			G5-3					F8	5	0	2	2	0	0	0						
Mo Vaughn, L (1, 3) OBP: 0.396, SLG: 0.582				G4-3					SF8	5	1	3	0	0	1	2						
Nomar Garciaparra, R (1, 6) OBP: 0.364, SLG: 0.569	L4			G4-3					SF8	4	1	3	1	0	0	1						
Troy O'Leary, L (1, 7) OBP: 0.313, SLG: 0.495		L8		G4-3					G4-3	5	1	1	2	0	0	3						
Darren Bragg, L (1, 9) OBP: 0.367, SLG: 0.465		P1		K					F7	4	1	1	0	0	1	3						
Mike Benjamin, R (1, 4) OBP: 0.327, SLG: 0.380									G1-3	3	1	0	0	1	0	1						
Scott Hatteberg, L (1, 2) OBP: 0.357, SLG: 0.443			K						K	4	0	0	0	0	4	2						
Midre Cummings, L (1, 10) OBP: 0.377, SLG: 0.467			G3-1						K	2	1	1	0	0	0	0						
Damon Buford, R (6, PH) OBP: 0.364, SLG: 0.528									K	2	0	0	0	0	1	2						
Inning Stats	R: 0 E: 0 K: 0 S: 8	H: 1 LOB: 1 BB: 0 P: 13	R: 0 E: 0 K: 0 S: 7	H: 0 LOB: 0 BB: 0 P: 12	R: 0 E: 0 K: 2 S: 11	H: 0 LOB: 0 BB: 0 P: 19	R: 0 E: 0 K: 1 S: 13	H: 2 LOB: 2 BB: 0 P: 18	R: 2 E: 0 K: 2 S: 16	H: 3 LOB: 1 BB: 0 P: 25	R: 5 E: 0 K: 1 S: 18	H: 5 LOB: 1 BB: 1 P: 30	R: 0 E: 0 K: 0 S: 5	H: 1 LOB: 1 BB: 0 P: 10	R: 0 E: 0 K: 2 S: 8	H: 0 LOB: 0 BB: 0 P: 11	R: 1 E: 0 K: 0 S: 10	H: 1 LOB: 0 BB: 0 P: 12	1B: 7 2B: 2 3B: 2 HR: 2	SF: 1 SAC: 0 DP: 0 HBP: 0	WP: 0 PB: 1 SB: 0 CS: 0	PA: 41
PITCHER	IP	WLS	BF	H	R	ER	SO	BB	IBB	HBP	BLK	WP	HR	S	P	ERA	WHIP					
Jimmy Haynes, R (1, 1) ERA: 4.34	5.0	L	25	9	6	6	5	1	0	0	0	0	1	64	103	10.80	2.000					
Buddy Groom, L (6, 1) ERA: 5.09	0.1		1	0	0	0	1	0	0	0	0	0	0	3	4	0.00	0.000					
T.J. Mathews, R (6, 1) ERA: 5.44	2.2		11	3	1	1	2	0	0	0	0	0	0	19	31	3.38	1.125					
Mike Fetters, R (9, 1) ERA: 4.46	1.0		4	1	1	1	0	0	0	0	0	0	0	10	12	9.00	1.000					

Boston Red Sox @ Oakland Athletics
 Network Associates Coliseum, Oakland, CA
 Tue Jul 28, 1998, 10:05 PM EDT
 Att: 11,208 - Cloudy - 65 F

AB	39
R	8
H	13
RBI	8
BB	1
SO	8
LOB	14



Batter	1	2	3	4	5	6	7	8	9	AB	R	H	RBI	BB	SO	LOB	BOTTOM					
Rickey Henderson, R (1, 7) OBP: 0.368, SLG: 0.335	S		G3-1	K				G6-3		4	1	1	0	1	2	2						
Mike Neill, L (1, 8) OBP: 0.400, SLG: 0.250			K							3	0	2	0	2	1	1						
Ben Grieve, L (1, 9) OBP: 0.401, SLG: 0.488			G3-1							5	0	1	1	0	1	6						
Matt Stairs, L (1, 10) OBP: 0.398, SLG: 0.547										3	0	0	0	2	1	3						
Jason Giambi, L (1, 3) OBP: 0.379, SLG: 0.475										4	0	1	1	1	1	4						
Mike Blowers, R (1, 5) OBP: 0.301, SLG: 0.380	F8									2	0	1	0	3	0	3						
Mike MacFarlane, R (1, 2) OBP: 0.269, SLG: 0.382		G6-3								5	1	0	0	0	1	7						
Miguel Tejada, R (1, 6) OBP: 0.320, SLG: 0.381		G2-3								4	1	1	2	1	1	2						
Rafael Bourquiel, R (1, 4) OBP: 0.262, SLG: 0.302										3	1	0	0	0	1	1						
Kevin Mitchell, R (9, PH) OBP: 0.253, SLG: 0.347										1	0	0	0	0	1	2						
Inning Stats	R: 0 E: 0 K: 2 S: 11	H: 2 LOB: 3 BB: 1 P: 20	R: 0 E: 0 K: 1 S: 5	H: 0 LOB: 0 BB: 0 P: 8	R: 1 E: 0 K: 2 S: 15	H: 1 LOB: 3 BB: 3 P: 30	R: 0 E: 0 K: 2 S: 8	H: 0 LOB: 0 BB: 0 P: 11	R: 0 E: 0 K: 0 S: 8	H: 0 LOB: 1 BB: 1 P: 17	R: 2 E: 0 K: 1 S: 14	H: 2 LOB: 2 BB: 1 P: 24	R: 0 E: 0 K: 0 S: 10	H: 1 LOB: 1 BB: 0 P: 15	R: 1 E: 0 K: 1 S: 15	H: 1 LOB: 2 BB: 2 P: 27	R: 0 E: 0 K: 1 S: 11	H: 0 LOB: 2 BB: 2 P: 21	1B: 6 2B: 0 3B: 0 HR: 1	SF: 0 SAC: 0 DP: 0 HBP: 1	WP: 0 PB: 0 SB: 3 CS: 0	PA: 45
PITCHER	IP	WLS	BF	H	R	ER	SO	BB	IBB	HBP	BLK	WP	HR	S	P	ERA	WHIP					
49 Tim Wakefield, R (1, 1) ERA: 4.25	5.2	W	29	5	3	3	8	6	0	1	0	0	0	17	26	5.40	1.200					
Rich Garces, R (6, 1) ERA: 2.84	1.2		7	1	1	1	0	1	0	0	0	0	0	4	10	0.00	3.000					
Dennis Eckersley, R (8, 1) ERA: 7.17	0.1		2	0	0	0	0	1	0	0	0	0	0	4	10	0.00	3.000					
David West, L (8, 1) ERA: 5.4	0.1		4	1	0	0	1	2	0	0	0	0	0	11	21	0.00	9.000					
Tom Gordon, R (9, 1) ERA: 2.91	1.0	S	3	0	0	0	1	0	0	0	0	0	0	6	8	0.00	0.000					

Boston Red Sox @ Oakland Athletics
 Network Associates Coliseum, Oakland, CA
 Tue Jul 28, 1998, 10:05 PM EDT
 Att: 11,208 - Cloudy - 65 F

AB	34
R	4
H	7
RBI	4
BB	10
SO	10
LOB	31



Batter	1	2	3	4	5	6	7	8	9	AB	R	H	RBI	BB	SO	LOB	TOP										
Darren Lewis, R OBP: 0.369, SLG: 0.390 (1, 9)	F9		CS 1B		G6-3			G3		4	0	1	1	0	0	1	Boston Red Sox @ Oakland Athletics Network Associates Coliseum, Oakland, CA Thu Jul 30 1998, 6:33 AM EDT Att: 17,535 - Cloudy - 65 F										
John Valentin, R OBP: 0.345, SLG: 0.452 (1, 5)	G1-3		G5-3			1B BB		E5 HR		3	1	0	0	1	0	1											
Mo Vaughn, L OBP: 0.394, SLG: 0.586 (1, 3)	K			K		G6-4-3 1B		K		4	0	1	0	0	3	1											
Nomar Garciaparra, R OBP: 0.368, SLG: 0.584 (1, 6)		FC5-4 1B		G6-3		K		HR		4	1	2	2	0	1	2											
Damon Buford, R OBP: 0.361, SLG: 0.520 (1, 8)		FC5-4 1-2		1B		G6-4-3 1-2		P5		4	0	1	0	0	0	3											
Troy O'Leary, L OBP: 0.305, SLG: 0.492 (1, 7)	F7		G4-3				G1-3		F7	4	0	0	0	0	0	2											
Billy Ashley, R OBP: 0.346, SLG: 0.792 (1, 10)									L6	3	1	1	1	0	2	1											
Darren Bragg, L OBP: 0.367, SLG: 0.462 (9, PH)	K				HR		K			1	0	0	0	0	0	0											
Jason Varitek, S OBP: 0.304, SLG: 0.357 (1, 2)			G6-3		F8		G1-3		G4-3	4	0	0	0	0	0	0											
Donnie Sadler, R OBP: 0.220, SLG: 0.348 (1, 4)					F8				WP E G3 1B	3	2	2	0	0	0	0											
Inning Stats	R: 0 E: 0 K: 1 S: 5	H: 0 LOB: 0 BB: 0 P: 5	R: 0 E: 0 K: 1 S: 6	H: 1 LOB: 1 BB: 0 P: 6	R: 1 E: 0 K: 0 S: 4	H: 2 LOB: 0 BB: 0 P: 4	R: 0 E: 0 K: 1 S: 6	H: 1 LOB: 1 BB: 0 P: 6	R: 1 E: 0 K: 0 S: 4	H: 1 LOB: 0 BB: 0 P: 4	R: 0 E: 0 K: 1 S: 5	H: 0 LOB: 0 BB: 0 P: 5	R: 0 E: 0 K: 1 S: 5	H: 0 LOB: 0 BB: 0 P: 5	R: 3 E: 1 K: 1 S: 8	H: 2 LOB: 0 BB: 0 P: 8	R: 0 E: 0 K: 0 S: 3	H: 0 LOB: 0 BB: 0 P: 3	1B: 5 2B: 0 3B: 1 HR: 2	SF: 0 SAC: 0 DP: 1 HBP: 0	WP: 1 PB: 0 SB: 0 CS: 1	PA: 35					
PITCHER	IP	WLS	BF	H	R	ER	SO	BB	IBB	HBP	BLK	WP	HR	S	P	ERA	WHIP										
Kenny Rogers, L ERA: 2.87 (1, 1)	7.2	W	31	8	5	2	6	1	0	0	0	1	2	42	46	2.35	1.174										
T.J. Mathews, R ERA: 5.4 (8, 1)	0.1		1	0	0	0	0	0	0	0	0	0	0	1	1	0.00	0.000										
Buddy Groom, L ERA: 5.05 (9, 1)	0.1		1	0	0	0	0	0	0	0	0	0	0	1	1	0.00	0.000										
Billy Taylor, R ERA: 4.02 (9, 1)	0.2	S	2	0	0	0	0	0	0	0	0	0	0	2	2	0.00	0.000										

Batter	1	2	3	4	5	6	7	8	9	AB	R	H	RBI	BB	SO	LOB	BOTTOM										
Rickey Henderson, R OBP: 0.367, SLG: 0.332 (1, 8)	G3-1		1B BB	F8		H 1-2 2-3 HBP		P2		3	1	0	0	1	0	0	Boston Red Sox @ Oakland Athletics Network Associates Coliseum, Oakland, CA Thu Jul 30 1998, 6:33 AM EDT Att: 17,535 - Cloudy - 65 F										
Rafael Bourquim, R OBP: 0.299, SLG: 0.296 (1, 4)	F7		1B FC1-2	G6-3		G4-3				4	0	1	0	0	0	3											
Ben Grieve, L OBP: 0.398, SLG: 0.485 (1, 9)	F6		K		G4-1		G4-3			4	0	0	0	0	1	3											
Kevin Mitchell, R OBP: 0.282, SLG: 0.344 (1, 7)		F8	BB FC1-2 1B		G4-3		HR 1B			3	1	1	2	0	0	0											
Mike Neill, L OBP: 0.400, SLG: 0.385 (6, 7)			1-2 2-3 3-H BB				HR 1B			1	1	1	0	0	0	0											
Matt Stairs, L OBP: 0.401, SLG: 0.553 (1, 10)		S BB	FC1-2 BB 1B		G6-3		HR			3	2	1	2	1	0	2											
Mike Blowers, R OBP: 0.302, SLG: 0.375 (1, 5)	F9		1-2 2-3 BB	1B BB		HBP G3 BB	G5-3			2	0	0	0	2	0	1											
Jason Giambi, L OBP: 0.381, SLG: 0.473 (1, 3)			1-2 2-3 BB	1-2 2-3 BB		G3	G4-3			3	0	1	2	1	0	1											
Miguel Tejada, R OBP: 0.313, SLG: 0.370 (1, 6)	F7		1-2 2-3 BB	1-2 2-3 BB		G6-3		P4		4	0	0	0	0	1	5											
A.J. Hinch, R OBP: 0.287, SLG: 0.313 (1, 2)			1B BB 1B	F9		HBP BB	L4			3	1	1	0	1	0	0											
Inning Stats	R: 0 E: 0 K: 0 S: 3	H: 0 LOB: 0 BB: 0 P: 3	R: 0 E: 0 K: 0 S: 3	H: 0 LOB: 2 BB: 2 P: 11	R: 4 E: 0 K: 2 S: 11	H: 4 LOB: 2 BB: 2 P: 19	R: 0 E: 0 K: 0 S: 3	H: 0 LOB: 0 BB: 0 P: 3	R: 0 E: 0 K: 0 S: 3	H: 0 LOB: 3 BB: 2 P: 12	R: 2 E: 0 K: 0 S: 5	H: 2 LOB: 0 BB: 0 P: 5	R: 0 E: 0 K: 0 S: 3	H: 0 LOB: 0 BB: 0 P: 3	R: 0 E: 0 K: 0 S: 3	H: 0 LOB: 0 BB: 0 P: 3	1B: 5 2B: 0 3B: 0 HR: 1	SF: 0 SAC: 0 DP: 0 HBP: 1	WP: 0 PB: 0 SB: 1 CS: 0	PA: 37							
PITCHER	IP	WLS	BF	H	R	ER	SO	BB	IBB	HBP	BLK	WP	HR	S	P	ERA	WHIP										
Steve Avery, L ERA: 5.5 (1, 1)	2.2	L	16	4	4	4	1	4	0	0	0	0	0	14	30	13.50	3.000										
Carlos Reyes, R ERA: 2.86 (3, 1)	3.0		11	0	0	0	1	2	0	0	0	0	0	11	19	0.00	0.667										
Rich Garcés, R ERA: 3.15 (6, 1)	1.1		7	2	2	2	0	0	0	1	0	0	1	6	7	13.50	1.500										
Dennis Eckerlesley, R ERA: 6.85 (8, 1)	1.0		3	0	0	0	0	0	0	0	0	0	0	3	3	0.00	0.000										




Batter	1	2	3	4	5	6	7	8	9	AB	R	H	RBI	BB	SO	LOB	TOP										
Darren Lewis, R OBP: 0.368, SLG: 0.383 (1, 8)										4	1	1	0	1	1	0	Boston Red Sox @ Anaheim Angels Edison International Field, Anaheim, CA Sun Aug 02 1998, 10:05 PM EDT Att: 35,763 - Unknown - 88 F										
John Valentin, R OBP: 0.352, SLG: 0.452 (1, 5)										4	3	3	0	1	0	2											
Mo Vaughn, L OBP: 0.398, SLG: 0.590 (1, 10)										4	1	1	2	1	1	3											
Nomar Garciaparra, R OBP: 0.368, SLG: 0.583 (1, 6)										5	2	2	2	0	0	1											
Troy O'Leary, L OBP: 0.307, SLG: 0.489 (1, 7)										5	1	1	1	0	2	2											
Mike Stanley, R OBP: 0.353, SLG: 0.467 (1, 3)										2	0	0	1	2	2	1											
Darren Bragg, L OBP: 0.304, SLG: 0.455 (1, 9)										4	0	2	1	0	2	1											
Scott Hatteberg, L OBP: 0.357, SLG: 0.447 (1, 2)										4	0	0	0	0	1	4											
Mike Benjamin, R OBP: 0.325, SLG: 0.388 (1, 4)										4	0	0	0	0	2	1											
Inning Stats	R: 4 H: 4 E: 1 K: 2 S: 16	H: 4 LOB: 0 BB: 0 P: 22	R: 0 H: 0 E: 0 K: 1 S: 8	H: 0 LOB: 0 BB: 0 P: 12	R: 1 H: 0 E: 0 K: 1 S: 11	H: 0 LOB: 1 BB: 2 P: 21	R: 0 H: 1 E: 0 K: 1 S: 11	H: 1 LOB: 2 BB: 1 P: 21	R: 1 H: 2 E: 0 K: 0 S: 13	H: 2 LOB: 2 BB: 1 P: 24	R: 0 H: 0 E: 0 K: 2 S: 14	H: 0 LOB: 1 BB: 1 P: 24	R: 0 H: 1 E: 0 K: 1 S: 8	H: 1 LOB: 1 BB: 0 P: 12	R: 0 H: 0 E: 0 K: 1 S: 8	H: 0 LOB: 0 BB: 0 P: 11		1B: 8 2B: 1 3B: 0 HR: 1	SF: 1 SAC: 0 DP: 0 HBP: 0	WP: 2 PB: 2 SB: 0 CS: 0	PA: 42						
PITCHER	IP	WLS	BF	H	R	ER	SO	BB	IBB	HBP	BLK	WP	HR	S	P	ERA	WHIP										
Jason Dickson, R ERA: 6.16 (1, 1)	6.0	L	31	9	8	6	7	4	0	0	0	1	1	67	114	9.00	2.167										
Greg Cadaret, L ERA: 4.29 (7, 1)	1.0		4	0	0	0	2	1	0	0	0	0	0	14	24	0.00	1.000										
Shigetoshi Hasegawa, R ERA: 3.14 (8, 1)	2.0		7	1	0	0	2	0	0	0	0	0	0	16	23	0.00	0.500										

Batter	1	2	3	4	5	6	7	8	9	AB	R	H	RBI	BB	SO	LOB	BOTTOM										
Darin Erstad, L OBP: 0.358, SLG: 0.510 (1, 7)										2	1	0	0	3	0	0	Boston Red Sox @ Anaheim Angels Edison International Field, Anaheim, CA Sun Aug 02 1998, 10:05 PM EDT Att: 35,763 - Unknown - 88 F										
11 Justin Baughman, R OBP: 0.289, SLG: 0.314 (1, 4)										3	1	1	0	0	1	1											
Orlando Palmeiro, L OBP: 0.490, SLG: 0.556 (6, PH)										1	0	0	0	0	0	2											
Craig Shipley, R OBP: 0.308, SLG: 0.352 (7, 4)										1	1	1	0	0	0	0											
Jim Edmonds, L OBP: 0.356, SLG: 0.488 (1, 8)										5	1	2	1	0	2	1											
Tim Salmon, R OBP: 0.399, SLG: 0.500 (1, 10)										3	0	0	2	1	0	2											
Norberto Martin, R OBP: 0.236, SLG: 0.246 (9, PR)										0	0	0	0	0	0	0											
16 Garret Anderson, L OBP: 0.353, SLG: 0.510 (1, 9)										5	1	3	2	0	0	2											
Dave Hollins, S OBP: 0.336, SLG: 0.385 (1, 3)										2	1	0	0	2	1	2											
Troy Glaus, R OBP: 0.250, SLG: 0.333 (1, 5)										4	1	1	0	0	1	1											
Phil Nevin, R OBP: 0.314, SLG: 0.401 (1, 2)										4	0	0	1	0	3	2											
Gary Disarcina, R OBP: 0.329, SLG: 0.399 (1, 6)										4	0	1	0	0	1	0											
Inning Stats	R: 0 H: 0 E: 0 K: 2 S: 13	H: 0 LOB: 1 BB: 1 P: 24	R: 0 H: 1 E: 0 K: 1 S: 9	H: 1 LOB: 1 BB: 1 P: 15	R: 0 H: 0 E: 0 K: 0 S: 5	H: 0 LOB: 0 BB: 0 P: 7	R: 0 H: 0 E: 0 K: 0 S: 8	H: 0 LOB: 1 BB: 1 P: 15	R: 0 H: 5 E: 1 K: 0 S: 21	H: 5 LOB: 2 BB: 3 P: 43	R: 0 H: 1 E: 0 K: 2 S: 14	H: 1 LOB: 1 BB: 0 P: 18	R: 0 H: 0 E: 0 K: 2 S: 8	H: 0 LOB: 0 BB: 0 P: 9	R: 1 H: 2 E: 0 K: 0 S: 10	H: 2 LOB: 1 BB: 0 P: 17		1B: 7 2B: 1 3B: 0 HR: 1	SF: 1 SAC: 0 DP: 0 HBP: 0	WP: 1 PB: 0 SB: 1 CS: 1	PA: 41						
PITCHER	IP	WLS	BF	H	R	ER	SO	BB	IBB	HBP	BLK	WP	HR	S	P	ERA	WHIP										
49 Tim Wakefield, R ERA: 4.34 (1, 1)	5.1	W	23	4	4	4	5	4	0	0	0	1	1	52	90	6.75	1.500										
Rich Garces, R ERA: 3.33 (6, 1)	0.1		5	2	2	1	0	2	0	0	0	0	0	9	22	27.00	12.000										
Carlos Reyes, R ERA: 2.84 (6, 1)	0.1		1	0	0	0	0	0	0	0	0	0	0	3	3	0.00	0.000										
Greg Swindell, L ERA: 3.61 (7, 1)	1.0		4	1	0	0	2	0	0	0	0	0	0	14	18	0.00	1.000										
Dennis Eckersley, R ERA: 6.38 (8, 1)	1.0		3	0	0	0	2	0	0	0	0	0	0	8	9	0.00	0.000										

Batter	1	2	3	4	5	6	7	8	9	AB	R	H	RBI	BB	SO	LOB	TOP										
Darren Lewis, R (1, 8) OBP: 0.369, SLG: 0.383	G4-3		FC1-6														3 0 1 0 1 0 1										
John Valentin, R (1, 5) OBP: 0.349, SLG: 0.448	F8		F7														4 0 0 0 0 0 3										
Mo Vaughn, L (1, 10) OBP: 0.394, SLG: 0.584	L6		K														4 0 0 0 0 2 2										
Nomar Garciaparra, R (1, 6) OBP: 0.365, SLG: 0.577		G6-3		F8		G6-3		F8									4 0 0 0 0 0 1										
Troy O'Leary, L (1, 7) OBP: 0.308, SLG: 0.495		1B BB		HR		P5			G4-3								3 1 1 1 1 0 0										
Mike Stanley, R (1, 3) OBP: 0.357, SLG: 0.469		F8		FC4-6 BB													3 0 2 0 1 0 1										
Mike Benjamin, R (9, PR) OBP: 0.325, SLG: 0.388									1B								0 0 0 0 0 0 0										
Darren Bragg, L (1, 9) OBP: 0.365, SLG: 0.456		1B		FC4-6		FC4-6		1B									4 0 2 0 0 0 2										
Scott Hatteberg, L (1, 2) OBP: 0.352, SLG: 0.440		K		G3		F8		P4									4 0 0 0 0 1 6										
Donnie Sadler, R (1, 4) OBP: 0.226, SLG: 0.347																	3 0 1 0 0 0 1										
Orlando Merced, S (9, PH) OBP: 0.344, SLG: 0.420				FC1-6 1B		P4		G5-3									1 0 0 0 0 0 2										
Inning Stats	R: 0 E: 0 K: 0 S: 5	H: 0 LOB: 0 BB: 0 P: 8	R: 0 E: 0 K: 1 S: 9	H: 1 LOB: 2 BB: 1 P: 15	R: 0 E: 0 K: 1 S: 7	H: 1 LOB: 1 BB: 0 P: 13	R: 1 E: 0 K: 0 S: 10	H: 1 LOB: 1 BB: 1 P: 18	R: 0 E: 0 K: 0 S: 9	H: 0 LOB: 0 BB: 0 P: 11	R: 0 E: 0 K: 0 S: 11	H: 1 LOB: 1 BB: 0 P: 18	R: 0 E: 0 K: 1 S: 11	H: 0 LOB: 1 BB: 1 P: 19	R: 0 E: 0 K: 0 S: 12	H: 2 LOB: 2 BB: 0 P: 17	1B: 6 2B: 0 3B: 0 HR: 1	SF: 0 SAC: 0 DP: 0 HBP: 0	WP: 0 PB: 0 SB: 1 CS: 1	PA: 36							
PITCHER	IP	WLS	BF	H	R	ER	SO	BB	IBB	HBP	BLK	WP	HR	S	P	ERA	WHIP										
27 Ken Cloude, R (1, 1) ERA: 5.79	8.0	W	31	5	1	1	3	3	0	0	0	0	1	69	117	1.12	1.000										
Mike Timlin, R (9, 1) ERA: 3.02	1.0	S	5	2	0	0	0	0	0	0	0	0	0	12	17	0.00	2.000										

Boston Red Sox @ Seattle Mariners
The Kingdome, Seattle, WA
Mon Aug 03 1998, 10:05 PM EDT
Att: 27,887 - Dome - 72 F


AB 33
R 1
H 7
RBI 1
BB 3
SO 3
LOB 19



Batter	1	2	3	4	5	6	7	8	9	AB	R	H	RBI	BB	SO	LOB	BOTTOM										
Joey Cora, S (1, 4) OBP: 0.356, SLG: 0.380	1B		CS		G3-1		L7										4 0 2 0 0 0 0										
Alex Rodriguez, R (1, 6) OBP: 0.350, SLG: 0.560	B2		F9		L6												4 0 1 0 0 0 2										
Ken Griffey Jr., L (1, 8) OBP: 0.386, SLG: 0.644	G5-4-3 1B		F8		F8												4 0 1 0 0 0 2										
Edgar Martinez, R (1, 10) OBP: 0.416, SLG: 0.541	G5-4-3		CS		P4		G5-3										3 0 0 0 1 0 2										
David Segui, S (1, 3) OBP: 0.392, SLG: 0.534		1B			2B SF8 1B		F8										4 1 2 0 0 1 2										
Jay Buhner, R (1, 9) OBP: 0.362, SLG: 0.453	F7		SF8 2B		HR HBP												2 1 1 0 0 0 1										
Russ Davis, R (1, 5) OBP: 0.303, SLG: 0.453		1B			SF8		K										2 0 1 1 0 1 1										
John Marzano, R (1, 2) OBP: 0.318, SLG: 0.387	F7		F8				L4										3 0 0 0 0 0 4										
Shane Monahan, L (1, 7) OBP: 0.278, SLG: 0.353	F8				K		HR										3 1 1 2 0 1 2										
Inning Stats	R: 0 E: 0 K: 0 S: 7	H: 2 LOB: 1 BB: 0 P: 10	R: 0 E: 0 K: 0 S: 7	H: 2 LOB: 2 BB: 0 P: 12	R: 0 E: 0 K: 0 S: 10	H: 1 LOB: 0 BB: 0 P: 16	R: 1 E: 0 K: 0 S: 7	H: 2 LOB: 1 BB: 0 P: 13	R: 0 E: 0 K: 1 S: 8	H: 0 LOB: 0 BB: 0 P: 12	R: 0 E: 0 K: 0 S: 10	H: 0 LOB: 0 BB: 0 P: 16	R: 2 E: 0 K: 1 S: 11	H: 1 LOB: 0 BB: 0 P: 20	R: 0 E: 0 K: 1 S: 6	H: 1 LOB: 2 BB: 1 P: 13	1B: 7 2B: 2 3B: 0 HR: 1	SF: 1 SAC: 0 DP: 2 HBP: 1	WP: 0 PB: 0 SB: 0 CS: 2	PA: 33							
PITCHER	IP	WLS	BF	H	R	ER	SO	BB	IBB	HBP	BLK	WP	HR	S	P	ERA	WHIP										
John Wasdin, R (1, 1) ERA: 4.81	7.0	L	28	8	3	3	2	0	0	1	0	0	1	60	99	3.86	1.143										
Carlos Reyes, R (8, 1) ERA: 2.75	1.0		4	1	0	0	1	1	0	0	0	0	0	6	13	0.00	2.000										

Boston Red Sox @ Seattle Mariners
The Kingdome, Seattle, WA
Mon Aug 03 1998, 10:05 PM EDT
Att: 27,887 - Dome - 72 F

AB 29
R 3
H 9
RBI 3
BB 1
SO 3
LOB 16



Batter	1	2	3	4	5	6	7	8	9	AB	R	H	RBI	BB	SO	LOB	TOP										
Darren Lewis, R OBP: 0.368, SLG: 0.381 (1, 8)	G6-3		FC5-4		FC5-4		FC5-4		P3	5	0	1	1	0	0	4	Boston Red Sox @ Texas Rangers The Ballpark at Arlington, Arlington, TX Thu Aug.06 1998, 8:05 PM EDT Att: 32,132 - Cloudy - 85 F										
John Valentin, R OBP: 0.349, SLG: 0.446 (1, 5)	G1-3		FC5-4		FC5-4		FC6-4		1B	4	0	1	0	1	0	2											
Mo Vaughn, L OBP: 0.391, SLG: 0.591 (1, 3)	HR		F8						K	5	2	2	2	0	2	4											
Nomar Garciaparra, R OBP: 0.367, SLG: 0.577 (1, 6)	G5-3				G6-3				HR	3	0	1	0	0	0	0											
Troy O'Leary, L OBP: 0.307, SLG: 0.490 (1, 7)		G4-3		P5					HR	4	0	1	0	0	0	1											
Mike Stanley, R OBP: 0.355, SLG: 0.471 (1, 10)	F9				HR				L5	4	1	1	1	0	0	3											
Darren Bragg, L OBP: 0.362, SLG: 0.450 (1, 9)					L6				G3-1	4	1	1	0	0	1	1											
Scott Hatteberg, L OBP: 0.363, SLG: 0.445 (1, 2)			FC5-4						1B	3	0	2	0	1	1	0											
Mike Benjamin, R OBP: 0.322, SLG: 0.382 (1, 4)									1B	1	0	0	0	1	0	0											
Orlando Merced, S OBP: 0.342, SLG: 0.417 (7, PH)									BB	1	0	0	0	0	0	2											
Donnie Sadler, R OBP: 0.226, SLG: 0.347 (7, 4)										0	0	0	0	0	0	0											
30 Keith Mitchell, R OBP: 0.333, SLG: 0.273 (9, PH)										1	0	0	0	0	1	1											
Inning Stats	R: 1 E: 0 K: 0 S: 6	H: 1 LOB: 0 BB: 0 P: 10	R: 0 E: 0 K: 1 S: 5	H: 0 LOB: 0 BB: 0 P: 8	R: 0 E: 0 K: 0 S: 12	H: 1 LOB: 2 BB: 2 P: 24	R: 1 E: 0 K: 0 S: 7	H: 1 LOB: 0 BB: 0 P: 9	R: 0 E: 0 K: 1 S: 8	H: 0 LOB: 1 BB: 0 P: 10	R: 1 E: 0 K: 0 S: 14	H: 2 LOB: 1 BB: 0 P: 19	R: 1 E: 0 K: 0 S: 8	H: 3 LOB: 1 BB: 0 P: 14	R: 0 E: 0 K: 2 S: 15	H: 1 LOB: 2 BB: 1 P: 27	1B: 7 2B: 0 3B: 0 HR: 3	SF: 0 SAC: 0 DP: 1 HBP: 1	WP: 1 PB: 0 SB: 0 CS: 1	PA: 39							
PITCHER	IP	WLS	BF	H	R	ER	SO	BB	IBB	HBP	BLK	WP	HR	S	P	ERA	WHIP										
John Burkett, R ERA: 5.82 (1, 1)	6.1	W	27	6	3	3	3	2	0	1	0	1	2	53	83	4.26	1.263										
Danny Patterson, R ERA: 3.79 (7, 1)	0.2		2	0	0	0	0	0	0	0	0	0	0	7	9	0.00	0.000										
Eric Gunderson, L ERA: 0.33 (8, 1)	0.0		3	3	1	1	0	0	0	0	0	0	1	5	8	∞	∞										
Xavier Hernandez, R ERA: 2.44 (8, 1)	1.0		2	0	0	0	0	0	0	0	0	0	0	3	6	0.00	0.000										
John Wetteland, R ERA: 1.62 (9, 1)	1.0	S	5	1	0	0	2	1	0	0	0	0	0	15	27	0.00	2.000										

AB 35
R 4
H 10
RBI 4
BB 3
SO 5
LOB 18



Batter	1	2	3	4	5	6	7	8	9	AB	R	H	RBI	BB	SO	LOB	BOTTOM										
Tom Goodwin, L OBP: 0.379, SLG: 0.322 (1, 8)	WP	G1-3		G4-3			SH2-4			4	2	2	0	0	0	2	Boston Red Sox @ Texas Rangers The Ballpark at Arlington, Arlington, TX Thu Aug.06 1998, 8:05 PM EDT Att: 32,132 - Cloudy - 85 F										
Luis Alica, S OBP: 0.366, SLG: 0.436 (1, 4)	P5					SH2-4				3	0	2	2	0	0	1											
29 Rusty Greer, L OBP: 0.389, SLG: 0.436 (1, 7)	E6	CS		P7			G1			4	1	0	1	0	1	2											
Juan Gonzalez, R OBP: 0.342, SLG: 0.609 (1, 9)	2B			1B		G5-3		HR		3	2	2	1	1	0	0											
Willi Clark, L OBP: 0.384, SLG: 0.491 (1, 3)						G3-1		L7		4	0	2	2	0	0	0											
Ivan Rodriguez, R OBP: 0.371, SLG: 0.507 (1, 2)				FC6-4		L9				4	0	0	0	0	2	3											
Todd Zeile, R OBP: 0.358, SLG: 0.450 (1, 5)				FC5-4						4	0	1	0	0	1	3											
Lee Stevens, L OBP: 0.322, SLG: 0.491 (1, 10)		F9				L8				4	2	2	0	0	1	1											
Royce Clayton, R OBP: 0.312, SLG: 0.334 (1, 6)		F9		G6-3		P4				4	0	0	0	0	0	3											
Inning Stats	R: 2 E: 1 K: 2 S: 20	H: 2 LOB: 2 BB: 1 P: 30	R: 1 E: 0 K: 0 S: 9	H: 2 LOB: 0 BB: 0 P: 16	R: 1 E: 0 K: 0 S: 6	H: 2 LOB: 1 BB: 0 P: 8	R: 1 E: 0 K: 1 S: 10	H: 2 LOB: 0 BB: 0 P: 17	R: 0 E: 0 K: 0 S: 8	H: 0 LOB: 0 BB: 0 P: 11	R: 0 E: 0 K: 0 S: 5	H: 0 LOB: 0 BB: 0 P: 7	R: 2 E: 0 K: 0 S: 11	H: 2 LOB: 0 BB: 0 P: 16	R: 0 E: 0 K: 2 S: 14	H: 1 LOB: 1 BB: 0 P: 19		1B: 6 2B: 3 3B: 1 HR: 1	SF: 0 SAC: 1 DP: 0 HBP: 0	WP: 1 PB: 0 SB: 1 CS: 1	PA: 37						
PITCHER	IP	WLS	BF	H	R	ER	SO	BB	IBB	HBP	BLK	WP	HR	S	P	ERA	WHIP										
Bret Saberhagen, R ERA: 4.35 (1, 1)	6.0	L	27	8	5	4	3	1	0	0	0	0	1	11	16	6.00	1.500										
Greg Swindell, L ERA: 3.52 (7, 1)	1.0		5	2	2	2	0	0	0	0	0	0	1	11	16	18.00	2.000										
Jim Corsi, R ERA: 2.5 (8, 1)	1.0		4	1	0	0	2	0	0	0	0	0	0	14	19	0.00	1.000										

AB 34
R 7
H 11
RBI 6
BB 1
SO 5
LOB 15



Batter	1	2	3	4	5	6	7	8	9	AB	R	H	RBI	BB	SO	LOB	TOP				
Darren Lewis, R OBP: 0.364, SLG: 0.376 (1, 9)	F9		G6-3		G3-1		K		P8	5	0	0	0	0	1	1					
John Valentin, R OBP: 0.350, SLG: 0.447 (1, 5)	BB			1B	F9		G5-3		L4	4	1	1	0	1	0	1					
Mo Vaughn, L OBP: 0.389, SLG: 0.585 (1, 3)	F8			P9	P6		FC6-4 IBB		K	4	0	0	0	1	1	2					
Nomar Garciaparra, R OBP: 0.366, SLG: 0.572 (1, 6)	P4			1B	FC6-4		L7		FC6-4	3	1	0	0	1	0	3					
Mike Stanley, R OBP: 0.354, SLG: 0.468 (1, 10)		P5		1B	F7			G5-3		4	1	1	0	0	0	0					
Darren Bragg, L OBP: 0.363, SLG: 0.450 (1, 7)	K			SF8	1B			K		4	0	2	1	0	2	0					
Damon Buford, R OBP: 0.356, SLG: 0.522 (1, 8)	F7			1B	1B			E5		4	0	2	1	0	0	0					
Scott Hatteberg, L OBP: 0.361, SLG: 0.444 (8, PR)			K		SF8			1B		3	0	1	1	0	1	2					
Donnie Sadler, R OBP: 0.226, SLG: 0.347 (8, 4)					1B		G4-3		1B	0	0	0	0	0	0	0					
Mike Benjamin, R OBP: 0.322, SLG: 0.385 (8, PH)					P4					3	0	1	0	0	1	2					
Orlando Merced, S OBP: 0.342, SLG: 0.417 (8, PH)										0	0	0	0	0	0	0					
Jason Varitek, S OBP: 0.317, SLG: 0.389 (8, 2)										1	0	0	0	0	0	2					
Inning Stats	R: 0 E: 0 K: 0 S: 15	H: 0 LOB: 1 BB: 1 P: 27	R: 0 E: 0 K: 1 S: 9	H: 0 LOB: 0 BB: 0 P: 15	R: 0 E: 0 K: 2 S: 7	H: 0 LOB: 0 BB: 0 P: 7	R: 3 E: 0 K: 0 S: 9	H: 4 LOB: 2 BB: 1 P: 20	R: 0 E: 0 K: 0 S: 5	H: 2 LOB: 2 BB: 0 P: 12	R: 0 E: 0 K: 1 S: 10	H: 1 LOB: 2 BB: 1 P: 22	R: 0 E: 1 K: 1 S: 12	H: 1 LOB: 2 BB: 0 P: 21	R: 0 E: 0 K: 1 S: 11	H: 0 LOB: 0 BB: 0 P: 15	1B: 6 2B: 2 3B: 0 HR: 0	SF: 1 SAC: 0 DP: 0 HBP: 0	WP: 0 PB: 0 SB: 0 CS: 0	PA: 39	
PITCHER	IP	WLS	BF	H	R	ER	SO	BB	IBB	HBP	BLK	WP	HR	S	P	ERA	WHIP				
Rick Helling, R ERA: 4.59 (1, 1)	6.0	W	27	7	3	3	3	2	0	0	0	0	0	54	98	4.50	1.500				
Tim Crabtree, L ERA: 4.2 (7, 1)	1.2		8	1	0	0	2	0	1	0	0	0	0	17	33	0.00	0.600				
Eric Gunderson, L ERA: 3.31 (8, 1)	0.1		1	0	0	0	0	0	0	0	0	0	0	3	5	0.00	0.000				
John Wetteland, R ERA: 1.59 (9, 1)	1.0	S	3	0	0	0	1	0	0	0	0	0	0	11	15	0.00	0.000				

Boston Red Sox @ Texas Rangers
The Ballpark at Arlington, Arlington, TX
Fri Aug 07 1998, 8:05 PM EDT
Att: 34,906 - Overcast - 75 F

AB 35
R 3
H 8
RBI 3
BB 3
SO 6
LOB 13





Batter	1	2	3	4	5	6	7	8	9	AB	R	H	RBI	BB	SO	LOB	BOTTOM				
Tom Goodwin, L OBP: 0.380, SLG: 0.324 (1, 8)	29 2B	K			SH		G4-3			4	2	2	0	0	1	1					
Luis Alica, S OBP: 0.370, SLG: 0.434 (1, 4)	K			29 BB	SH		1B	29 1B		1	0	0	0	1	1	1					
29 Rusty Greer, L OBP: 0.392, SLG: 0.440 (1, 7)	1H HR			FC6-4	K		1B	1B		3	1	2	1	1	1	2					
Juan Gonzalez, R OBP: 0.341, SLG: 0.607 (1, 9)	K			K	SF7					3	0	1	1	0	2	3					
Willi Clark, L OBP: 0.382, SLG: 0.496 (1, 3)	2H HR			K	K		G6-3			4	1	1	2	0	2	6					
Ivan Rodriguez, R OBP: 0.386, SLG: 0.502 (1, 2)	F9			FC6-4			G6-3		G5-3	4	0	0	0	0	0	2					
Todd Zeile, R OBP: 0.355, SLG: 0.445 (1, 5)				G4-3			K		G5-3	4	0	0	0	0	2	0					
Lee Stevens, L OBP: 0.320, SLG: 0.487 (6, PH)				K			G6-3		FC6	2	0	0	0	0	2	0					
Domingo Cedeno, S OBP: 0.323, SLG: 0.403 (6, PH)				K					1B	2	0	1	0	0	0	0					
Royce Clayton, R OBP: 0.311, SLG: 0.333 (1, 6)				K					FC6	4	0	1	0	0	2	1					
Inning Stats	R: 3 E: 0 K: 2 S: 10	H: 3 LOB: 0 BB: 0 P: 14	R: 0 E: 0 K: 3 S: 18	H: 1 LOB: 1 BB: 0 P: 25	R: 0 E: 0 K: 2 S: 12	H: 0 LOB: 2 BB: 1 P: 21	R: 0 E: 0 K: 2 S: 8	H: 0 LOB: 0 BB: 0 P: 11	R: 1 E: 1 K: 1 S: 14	H: 1 LOB: 1 BB: 0 P: 23	R: 0 E: 0 K: 1 S: 9	H: 0 LOB: 0 BB: 0 P: 12	R: 0 E: 0 K: 1 S: 17	H: 2 LOB: 3 BB: 1 P: 30	R: 0 E: 0 K: 0 S: 7	H: 1 LOB: 1 BB: 0 P: 12	1B: 6 2B: 1 3B: 0 HR: 1	SF: 1 SAC: 1 DP: 0 HBP: 1	WP: 0 PB: 0 SB: 0 CS: 0	PA: 36	
PITCHER	IP	WLS	BF	H	R	ER	SO	BB	IBB	HBP	BLK	WP	HR	S	P	ERA	WHIP				
Pedro Martinez, R ERA: 2.7 (1, 1)	6.2	L	30	6	4	3	13	2	0	1	0	0	0	81	125	4.05	1.200				
Derek Lowe, R ERA: 3.99 (7, 1)	1.1		6	2	0	0	0	0	0	0	0	0	0	14	23	0.00	1.500				

Boston Red Sox @ Texas Rangers
The Ballpark at Arlington, Arlington, TX
Fri Aug 07 1998, 8:05 PM EDT
Att: 34,906 - Overcast - 75 F

AB 31
R 4
H 8
RBI 4
BB 2
SO 13
LOB 16



Batter	1	2	3	4	5	6	7	8	9	AB R H RBI BB SO LOB	TOP															
Darren Bragg, L (1, 9) OBP: 0.368, SLG: 0.479	2-0 HR	0-0 HR 1B		1-3 K		2-0 F9 WP 2B		3-2 HR	0-0 G5-3	6 4 4 2 0 1 1	Boston Red Sox @ Texas Rangers The Ballpark at Arlington, Arlington, TX Sat Aug 08 1998, 8:05 PM EDT Att: 44,242 - Unknown - 96 F AB 42 R 11 H 18 RBI 10 BB 2 SO 4 LOB 16 															
John Valentin, R (1, 5) OBP: 0.348, SLG: 0.451	0-3 K	0-1 HR		3-3 K		0-1 F9		3-1 P7		5 1 1 2 0 2 1																
Mo Vaughn, L (1, 3) OBP: 0.391, SLG: 0.585	1-0 1B	1-1 FC6-4 1B			2-2 BB 1B	1-2 G4-3		3-2 P4		5 2 3 0 0 0 0																
Nomar Garciaparra, R (1, 6) OBP: 0.369, SLG: 0.573	0-2 F9	0-1 FC6-4 1-2			0-0 BB 1B	0-0 1B		0-0 FC4-6 1B		5 1 3 0 0 0 2																
Troy O'Leary, L (1, 7) OBP: 0.310, SLG: 0.494	2-0 1B		0-0 CS 3B		4-0 FC4-6 2B BB	0-1 F7		0-1 FC4-6 1-2		4 1 2 0 1 0 2																
Mike Stanley, R (1, 10) OBP: 0.357, SLG: 0.470	3-2 1B		2-0 G5-3		2-1 FC4-6 1B		2-0 F8 WP SF8 1B	0-0 F9		5 1 3 3 0 0 1																
Damon Buford, R (1, 8) OBP: 0.352, SLG: 0.509	3-3 K		1-2 G5-3		1-1 F7		2-1 F8	2-1 G4-3 WP 2B HBP		4 1 0 0 0 1 6																
Jason Varitek, S (1, 2)		0-0 F7	4-1 BB		0-0 FC4-6 2B		0-0 SF8	2-0 G4-3		3 0 0 1 1 0 3																
Donnie Sadler, R (1, 4) OBP: 0.241, SLG: 0.389	1-0 G6-3	3-1 CS	1-1 G3-1		3-2 1-2 3-H 2B		3-2 F9	1-1 2B		5 0 2 2 0 0 0																
Inning Stats	R: 2 E: 0 K: 2 S: 17	H: 4 LOB: 2 BB: 0 P: 28	R: 2 E: 0 K: 0 S: 9	H: 3 LOB: 1 BB: 0 P: 11	R: 0 E: 0 K: 0 S: 7	H: 1 LOB: 1 BB: 1 P: 17	R: 0 E: 0 K: 2 S: 12	H: 0 LOB: 0 BB: 0 P: 17	R: 3 E: 0 K: 0 S: 12	H: 4 LOB: 1 BB: 1 P: 24	R: 1 E: 0 K: 0 S: 11	H: 2 LOB: 1 BB: 0 P: 14	R: 1 E: 0 K: 0 S: 7	H: 1 LOB: 0 BB: 0 P: 14	R: 1 E: 0 K: 0 S: 15	H: 2 LOB: 1 BB: 0 P: 24	R: 1 E: 0 K: 0 S: 6	H: 1 LOB: 1 BB: 0 P: 11	1B: 11 2B: 3 3B: 1 HR: 3	SF: 1 SAC: 0 DP: 0 HBP: 1	WP: 3 PB: 0 SB: 0 CS: 1	PA: 47				
PITCHER	IP WLS BF H R ER SO BB IBB HBP BLK WP HR S P ERA WHIP											PITCHER	IP WLS BF H R ER SO BB IBB HBP BLK WP HR S P ERA WHIP													
Aaron Sele, R (1, 1) ERA: 4.69	4.0 L	23 7	10 7	7 7	4 4	2 2	0 0	0 0	0 0	0 0	0 2	2 1	49 41	83 66	15.75 6.75	3.000 1.750										
Al Levine, R (5, 1) ERA: 4.66	4.0	18	7	3	3	0	0	0	0	0	2	1	41	66	6.75	1.750										
Danny Patterson, R (9, 1) ERA: 3.92	1.0	5	1	1	1	0	0	0	1	0	1	0	6	11	9.00	1.000										

Batter	1	2	3	4	5	6	7	8	9	AB R H RBI BB SO LOB	BOTTOM															
Tom Goodwin, L (1, 8) OBP: 0.378, SLG: 0.323	0-2 CS 1B		3-1 G1-3		1-2 SAFE G3		0-0 G1-3			4 0 1 0 0 0 1	Boston Red Sox @ Texas Rangers The Ballpark at Arlington, Arlington, TX Sat Aug 08 1998, 8:05 PM EDT Att: 44,242 - Unknown - 96 F AB 33 R 1 H 7 RBI 1 BB 2 SO 6 LOB 16 															
Royce Clayton, R (1, 6) OBP: 0.311, SLG: 0.335	2-1 G5-3		0-0 G6-3 2B		0-0 F9		2-0 L8			4 0 1 0 0 0 2																
Domingo Cedeno, S (8, 6) OBP: 0.323, SLG: 0.403	1-2		2-3 G6-3		2-3 G4-3		2-2 G4-3			0 0 0 0 0 0 0																
29 Rusty Greer, L (1, 7) OBP: 0.391, SLG: 0.436	4-2 HBP BB		0-0 G6-3		1-1 G4-3		2-2 G4-3			3 0 0 0 1 0 2																
Warren Newson, L (8, 7)			2-3							0 0 0 0 0 0 0																
Juan Gonzalez, R (1, 10) OBP: 0.340, SLG: 0.603	1-1 HBP		2-2 P4		1-3 K		3-3 K			3 0 0 0 0 2 1																
Willi Clark, L (1, 3) OBP: 0.382, SLG: 0.495	3-2 G1-3			1-2 G3-1		1-0 2B 1B		1-1 P4		3 1 1 0 0 0 2																
Mike Simms, R (8, 3) OBP: 0.382, SLG: 0.645										1 0 0 0 0 0 0																
Ivan Rodriguez, R (1, 2) OBP: 0.370, SLG: 0.506		1-0 L6		3-2 1B		0-0 1B 2B		0-0 L7		3 0 2 0 0 0 0																
Bill Haselman, R (8, 2) OBP: 0.333, SLG: 0.595										1 0 0 0 0 0 0																
Todd Zeile, R (1, 5) OBP: 0.354, SLG: 0.442		4-2 BB		1-2 SAFE F7		0-0 L3			1-3 K	3 0 0 0 1 1 3																
Roberto Kelly, R (1, 9) OBP: 0.324, SLG: 0.500		2-3 K		1-3 SAFE K		2-1 1B			1-2 P4	4 0 1 1 0 2 2																
Luis Alicea, S (1, 4) OBP: 0.368, SLG: 0.430	1-1 SAFE L8				2-1 F9 G3 1B		1-0 G4-3		3-3 K	4 0 1 0 0 1 3																
Inning Stats	R: 0 E: 0 K: 0 S: 15	H: 1 LOB: 2 BB: 1 P: 24	R: 0 E: 0 K: 1 S: 8	H: 0 LOB: 1 BB: 1 P: 16	R: 0 E: 0 K: 0 S: 7	H: 1 LOB: 1 BB: 0 P: 12	R: 0 E: 0 K: 1 S: 14	H: 1 LOB: 1 BB: 0 P: 21	R: 0 E: 0 K: 0 S: 9	H: 1 LOB: 1 BB: 0 P: 13	R: 1 E: 0 K: 1 S: 9	H: 3 LOB: 2 BB: 0 P: 14	R: 0 E: 0 K: 0 S: 5	H: 0 LOB: 0 BB: 0 P: 9	R: 0 E: 0 K: 1 S: 6	H: 0 LOB: 0 BB: 0 P: 10	R: 0 E: 0 K: 2 S: 9	H: 0 LOB: 0 BB: 0 P: 14	1B: 5 2B: 2 3B: 0 HR: 0	SF: 0 SAC: 0 DP: 0 HBP: 1	WP: 0 PB: 0 SB: 0 CS: 1	PA: 36				
PITCHER	IP WLS BF H R ER SO BB IBB HBP BLK WP HR S P ERA WHIP											PITCHER	IP WLS BF H R ER SO BB IBB HBP BLK WP HR S P ERA WHIP													
49 Tim Wakefield, R (1, 1) ERA: 4.18	8.0	33	7	1	1	4	2	0	1	0	0	0	73	119	1.12	1.125										
Carlos Reyes, R (9, 1) ERA: 2.72	1.0	3	0	0	0	2	0	0	0	0	0	0	9	14	0.00	0.000										

Batter	1	2	3	4	5	6	7	8	9	AB	R	H	RBI	BB	SO	LOB	TOP									
Darren Lewis, R OBP: 0.363, SLG: 0.375	L6-3		1B E BB	SF8	HR 1B	G5-3			F8	4	2	1	1	1	0	2										
John Valentin, R OBP: 0.348, SLG: 0.448	F7		F BB 1B	L7	HR BB				F9	5	2	1	2	1	0	0										
Mo Vaughn, L OBP: 0.395, SLG: 0.599			BB E BB						F9	4	2	2	4	2	0	0										
Nomar Garciaparra, R OBP: 0.367, SLG: 0.568	G1-3		E5 BB	P3	G6-3					5	0	1	1	0	0	3										
Troy O'Leary, L OBP: 0.305, SLG: 0.493		K	K		HR 2B	P6			F8	5	1	1	0	0	2	4										
Orlando Merced, S OBP: 0.343, SLG: 0.411		K				G4-3				3	0	0	1	2	2	1										
Darren Bragg, L OBP: 0.369, SLG: 0.476		K			HR BB				P6-3 1B WP	4	2	1	0	1	2	4										
Scott Hatteberg, L OBP: 0.365, SLG: 0.458									K	5	2	3	3	0	2	3										
Donnie Sadler, R OBP: 0.286, SLG: 0.491										3	3	2	1	1	0	0										
Inning Stats	R: 0 E: 0 K: 0 S: 6	H: 0 LOB: 1 BB: 1 P: 12	R: 0 E: 0 K: 3 S: 9	H: 0 LOB: 0 BB: 0 P: 12	R: 4 E: 1 K: 3 S: 30	H: 2 LOB: 3 BB: 4 P: 57	R: 2 E: 0 K: 0 S: 12	H: 2 LOB: 0 BB: 0 P: 16	R: 6 E: 0 K: 1 S: 15	H: 4 LOB: 2 BB: 2 P: 32	R: 1 E: 0 K: 0 S: 20	H: 2 LOB: 2 BB: 0 P: 31	R: 0 E: 0 K: 1 S: 8	H: 1 LOB: 1 BB: 0 P: 15	R: 0 E: 0 K: 1 S: 8	H: 0 LOB: 0 BB: 1 P: 15	R: 1 E: 0 K: 0 S: 7	H: 1 LOB: 0 BB: 0 P: 10	1B: 6 2B: 2 3B: 1 HR: 4	SF: 1 SAC: 0 DP: 1 HBP: 1	WP: 1 PB: 0 SB: 0 CS: 0	PA: 48				
PITCHER	IP	WLS	BF	H	R	ER	SO	BB	IBB	HBP	BLK	WP	HR	S	P	ERA	WHIP									
Todd Stottlemire, R ERA: 3.68	(1, 1)	4.0	L	22	4	6	5	6	5	0	0	0	0	1	57	11.25	2.250									
Eric Gunderson, L ERA: 4.44	(5, 1)	1.2		13	6	7	7	1	2	0	0	0	0	2	25	37.80	4.800									
Tim Crabtree, R ERA: 4.03	(6, 1)	2.1		9	1	0	0	1	1	0	1	0	1	0	27	45	0.00	0.857								
Danny Patterson, R ERA: 4.05	(9, 1)	1.0		4	1	1	1	0	0	0	0	0	0	1	7	10	9.00	1.000								

Boston Red Sox @ Texas Rangers
The Ballpark at Arlington, Arlington, TX
Sun Aug 09 1998, 8:05 PM EDT
Att: 31,127 - Unknown - 100 F

AB 38
R 14
H 12
RBI 13
BB 8
SO 8
LOB 17



Batter	1	2	3	4	5	6	7	8	9	AB	R	H	RBI	BB	SO	LOB	BOTTOM									
Tom Goodwin, L OBP: 0.376, SLG: 0.321	F7		K		2B 1B	G1-4-3			G6-3	5	1	1	1	0	1	0										
Mark McLemore, S OBP: 0.395, SLG: 0.342			L7		2B 1B				G6-3	5	2	2	1	0	0	0										
29 Rusty Greer, L OBP: 0.390, SLG: 0.435	F7		F9		2B 1B				L7	4	1	1	2	0	0	1										
Mike Simms, R OBP: 0.394, SLG: 0.673										3	2	2	2	1	0	0										
Will Clark, L OBP: 0.383, SLG: 0.496									G3	3	0	1	2	1	1	1										
Todd Zeile, R OBP: 0.351, SLG: 0.438										4	0	0	0	0	2	2										
Warren Newson, L OBP: 0.329, SLG: 0.577										4	0	0	0	0	2	1										
Bill Haselman, R OBP: 0.329, SLG: 0.577										4	1	1	0	0	0	0										
Royce Clayton, R OBP: 0.310, SLG: 0.334										4	1	1	0	0	2	0										
Inning Stats	R: 2 E: 0 K: 1 S: 16	H: 2 LOB: 1 BB: 1 P: 26	R: 0 E: 0 K: 1 S: 7	H: 0 LOB: 0 BB: 0 P: 10	R: 0 E: 0 K: 1 S: 11	H: 0 LOB: 0 BB: 0 P: 15	R: 0 E: 0 K: 1 S: 9	H: 0 LOB: 0 BB: 0 P: 11	R: 6 E: 0 K: 1 S: 24	H: 6 LOB: 1 BB: 1 P: 38	R: 0 E: 0 K: 1 S: 8	H: 0 LOB: 0 BB: 0 P: 12	R: 0 E: 0 K: 0 S: 10	H: 1 LOB: 1 BB: 0 P: 17	R: 0 E: 0 K: 1 S: 10	H: 0 LOB: 0 BB: 0 P: 13	R: 0 E: 0 K: 1 S: 9	H: 0 LOB: 0 BB: 0 P: 12	1B: 6 2B: 2 3B: 0 HR: 1	SF: 0 SAC: 0 DP: 0 HBP: 0	WP: 0 PB: 0 SB: 0 CS: 0	PA: 38				
PITCHER	IP	WLS	BF	H	R	ER	SO	BB	IBB	HBP	BLK	WP	HR	S	P	ERA	WHIP									
John Wasdin, R ERA: 5.43	(1, 1)	4.1		21	7	7	7	4	1	0	0	0	0	9	14	13.50	3.000									
Derek Lowe, R ERA: 4.04	(5, 1)	0.2		4	1	1	1	1	1	0	0	0	0	0	8	12	0.00	0.000								
Jim Corsi, R ERA: 2.45	(6, 1)	1.0	W	3	0	0	0	1	0	0	0	0	0	0	10	17	0.00	1.000								
Greg Swindell, L ERA: 3.76	(7, 1)	1.0		4	1	0	0	0	0	0	0	0	0	0	10	13	0.00	0.000								
Dennis Eckersley, R ERA: 6.12	(8, 1)	1.0		3	0	0	0	1	0	0	0	0	0	10	13	0.00	0.000									

Boston Red Sox @ Texas Rangers
The Ballpark at Arlington, Arlington, TX
Sun Aug 09 1998, 8:05 PM EDT
Att: 31,127 - Unknown - 100 F

AB 36
R 8
H 9
RBI 8
BB 2
SO 8
LOB 5



Batter	1	2	3	4	5	6	7	8	9	AB	R	H	RBI	BB	SO	LOB	TOP					
Johnny Damon, L OBP: 0.337, SLG: 0.431 (1, 8)	G3-1		1B		P4		2B WP	1B	2B	4	2	2	2	2	0	0	Kansas City Royals @ Boston Red Sox Fenway Park, Boston, MA Wed Aug 12, 1998, 7:05 PM EDT Att: 32,488 - Overcast - 64 F					
Hal Morris, L OBP: 0.354, SLG: 0.410 (1, 3)	K		1B		2B		WP	FC5-4	1B	6	0	5	2	0	1	0						
Jose Offerman, S OBP: 0.409, SLG: 0.451 (1, 4)	G1-3		1B		2B		WP	K	1B	5	0	3	1	1	1	3						
Dean Palmer, R OBP: 0.331, SLG: 0.512 (1, 10)		F9	1B		K		2B	FC5-4	K	4	1	0	0	2	3	10						
Terry Pendleton, S OBP: 0.309, SLG: 0.329 (1, 5)		29 G6-3	1B		G1-3		G6-3			6	1	2	0	0	1	10						
Larry Sutton, L OBP: 0.302, SLG: 0.326 (1, 7)	F9				G4-3		K		F7	5	0	0	0	0	2	6						
29 Mike Sweeney, R OBP: 0.323, SLG: 0.413 (1, 2)	G6-3				G5-3		F9			5	2	2	1	0	0	1						
Jemaine Dye, R OBP: 0.268, SLG: 0.284 (1, 9)	G4-3						F9			3	1	1	0	2	0	1						
Luis Rivera, R OBP: 0.293, SLG: 0.286 (1, 6)			L4		G6-3		G6-3		SH3-4	4	1	1	1	0	0	1						
Inning Stats	R: 0 E: 0 K: 1 S: 13	H: 0 LOB: 0 BB: 0 P: 17	R: 1 E: 0 K: 0 S: 13	H: 1 LOB: 1 BB: 1 P: 24	R: 0 E: 0 K: 1 S: 15	H: 3 LOB: 3 BB: 0 P: 22	R: 0 E: 0 K: 0 S: 7	H: 0 LOB: 1 BB: 1 P: 13	R: 0 E: 0 K: 1 S: 10	H: 2 LOB: 2 BB: 0 P: 16	R: 0 E: 0 K: 1 S: 5	H: 0 LOB: 0 BB: 0 P: 8	R: 1 E: 0 K: 2 S: 15	H: 1 LOB: 3 BB: 3 P: 34	R: 1 E: 0 K: 1 S: 20	H: 3 LOB: 3 BB: 1 P: 30	R: 5 E: 0 K: 1 S: 23	H: 6 LOB: 2 BB: 1 P: 39	1B: 12 2B: 4 3B: 0 HR: 0	SF: 0 SAC: 1 DP: 0 HBP: 0	WP: 1 PB: 0 SB: 0 CS: 0	PA: 50
PITCHER	IP	WLS	BF	H	R	ER	SO	BB	IBB	HBP	BLK	WP	HR	S	P	ERA	WHIP					
Bret Saberhagen, R ERA: 4.22 (1, 1)	6.0	26	6	1	1	4	2	0	0	0	0	0	0	63	100	1.50	1.333					
Greg Swindell, L ERA: 3.97 (7, 1)	0.1	L	4	1	1	1	0	1	1	0	0	0	0	7	17	27.00	6.000					
Jim Corsi, R ERA: 2.41 (7, 1)	0.2	3	0	0	0	2	1	0	0	0	0	1	0	8	17	0.00	1.500					
Dennis Eckersley, R ERA: 6.23 (8, 1)	1.0	7	3	1	1	1	0	1	0	0	0	0	0	20	30	9.00	3.000					
Carlos Reyes, R ERA: 3.61 (9, 1)	1.0	10	6	5	5	1	0	1	0	0	0	0	0	23	39	45.00	6.000					

AB	42
R	8
H	16
RBI	7
BB	7
SO	8
LOB	32



Batter	1	2	3	4	5	6	7	8	9	AB	R	H	RBI	BB	SO	LOB	BOTTOM				
Darren Lewis, R OBP: 0.368, SLG: 0.375 (1, 9)		FC6-4			1B			E3	FC6-4	2	1	1	0	3	0	2	Kansas City Royals @ Boston Red Sox Fenway Park, Boston, MA Wed Aug 12, 1998, 7:05 PM EDT Att: 32,488 - Overcast - 64 F				
John Valentin, R OBP: 0.343, SLG: 0.439 (1, 5)	P5		G6-4-3		F9		K	FC6-4	4	0	0	0	1	1	6						
Mo Vaughn, L OBP: 0.393, SLG: 0.597 (1, 3)	K		G6-4-3		G4-3		SF9		3	0	0	1	0	1	4						
Nomar Garciaparra, R OBP: 0.366, SLG: 0.576 (1, 6)	K		G5-3				P4	P6	4	0	0	0	0	1	1						
Mike Stanley, R OBP: 0.357, SLG: 0.469 (1, 10)		K			K		K		4	1	1	0	0	3	0						
Troy O'Leary, L OBP: 0.310, SLG: 0.494 (1, 7)		2B			K		K		3	1	0	0	0	2	1						
Damon Buford, R OBP: 0.349, SLG: 0.509 (1, 8)		HBP			K		K		4	0	1	1	0	2	1						
Jason Varitek, S OBP: 0.318, SLG: 0.387 (1, 2)		2B			L9		G3-1		3	1	1	1	1	0	0						
Donnie Sadler, R OBP: 0.294, SLG: 0.475 (1, 4)		F7			1B		K		3	0	1	1	1	1	2						
Inning Stats	R: 0 E: 0 K: 2 S: 9	H: 0 LOB: 1 BB: 1 P: 18	R: 1 E: 0 K: 1 S: 14	H: 1 LOB: 2 BB: 1 P: 29	R: 0 E: 0 K: 0 S: 12	H: 0 LOB: 0 BB: 1 P: 20	R: 0 E: 0 K: 3 S: 11	H: 0 LOB: 0 BB: 0 P: 18	R: 0 E: 0 K: 0 S: 15	H: 1 LOB: 2 BB: 1 P: 25	R: 0 E: 0 K: 2 S: 9	H: 0 LOB: 0 BB: 0 P: 14	R: 0 E: 1 K: 1 S: 7	H: 0 LOB: 0 BB: 1 P: 15	R: 2 E: 0 K: 0 S: 18	H: 3 LOB: 2 BB: 1 P: 24	1B: 2 2B: 3 3B: 0 HR: 0	SF: 1 SAC: 0 DP: 1 HBP: 1	WP: 1 PB: 0 SB: 0 CS: 0	PA: 38	
PITCHER	IP	WLS	BF	H	R	ER	SO	BB	IBB	HBP	BLK	WP	HR	S	P	ERA	WHIP				
50 José Rosado, L ERA: 3.94 (1, 1)	5.0	21	2	1	1	6	4	0	0	0	0	0	0	61	110	1.80	1.200				
Scott Service, R ERA: 3.27 (6, 1)	3.0	W	10	0	1	0	5	1	0	0	0	1	0	25	44	0.00	0.333				
Matt Whisenant, L ERA: 5.12 (9, 1)	1.0	7	3	2	2	0	1	0	0	0	0	0	0	18	24	18.00	4.000				

AB	30
R	4
H	5
RBI	4
BB	6
SO	11
LOB	17



Batter	1	2	3	4	5	6	7	8	9	AB	R	H	RBI	BB	SO	LOB	TOP
Otis Nixon, S <small>OBP: 0.342, SLG: 0.311</small> 										4	0	1	0	1	0	0	Minnesota Twins @ Boston Red Sox Fenway Park, Boston, MA Thu Aug 13 1998, 7:05 PM EDT Att: 32,801 - Unknown - 72 F
Brent Gates, S <small>OBP: 0.320, SLG: 0.319</small> 										4	1	2	2	1	0	1	
Paul Molitor, R <small>OBP: 0.328, SLG: 0.355</small> 										5	1	2	1	0	0	5	
Matt Lawton, L <small>OBP: 0.382, SLG: 0.476</small> 										4	2	1	0	1	0	2	
Marty Cordova, R <small>OBP: 0.340, SLG: 0.403</small> 										5	0	1	2	0	2	2	
Todd Walker, L <small>OBP: 0.393, SLG: 0.509</small> 										4	0	1	0	1	1	1	
Terry Steinbach, R <small>OBP: 0.320, SLG: 0.412</small> 										4	1	1	0	0	0	3	
David Ortiz, L <small>OBP: 0.366, SLG: 0.450</small> Ron Coomer, R <small>OBP: 0.302, SLG: 0.413</small> 										3	1	2	2	0	0	0	
Pat Meares, R <small>OBP: 0.300, SLG: 0.375</small> 										1	0	0	0	0	1	1	
Inning Stats <small>R: 0, H: 1, E: 0, LOB: 1, K: 0, BB: 0, S: 10, P: 13</small>	<small>R: 0, H: 1, E: 0, LOB: 0, K: 1, BB: 0, S: 9, P: 12</small>	<small>R: 0, H: 0, E: 0, LOB: 0, K: 0, BB: 0, S: 8, P: 12</small>	<small>R: 0, H: 1, E: 0, LOB: 1, K: 0, BB: 0, S: 14, P: 18</small>	<small>R: 2, H: 3, E: 0, LOB: 2, K: 1, BB: 1, S: 19, P: 33</small>	<small>R: 2, H: 2, E: 0, LOB: 1, K: 1, BB: 1, S: 15, P: 26</small>	<small>R: 3, H: 4, E: 0, LOB: 1, K: 0, BB: 1, S: 16, P: 28</small>	<small>R: 0, H: 0, E: 0, LOB: 2, K: 0, BB: 0, S: 12, P: 23</small>	<small>R: 0, H: 0, E: 0, LOB: 0, K: 1, BB: 0, S: 9, P: 13</small>	<small>1B: 9, 2B: 3, 3B: 0, HR: 0, SF: 0, SAC: 0, DP: 1, HBP: 0</small>	<small>WP: 1, PB: 1, SB: 1, CS: 1</small>	<small>PA: 43</small>						
PITCHER Pedro Martinez, R <small>ERA: 2.91</small> Greg Swindell, L <small>ERA: 3.97</small> Dennis Eckersley, R <small>ERA: 6.08</small> Pete Schourek, L <small>ERA: 4.46</small> Jim Corsi, R <small>ERA: 2.38</small>	<small>IP: 6.1, WLS: 30, BF: 10, H: 6, R: 6, ER: 6, SO: 2, BB: 0, IBB: 0, HBP: 0, BLK: 0, WP: 1, HR: 0, S: 82, P: 125, ERA: 8.53, WHIP: 1.895</small>	<small>IP: 1.0, WLS: 3, BF: 0, H: 0, R: 0, ER: 0, SO: 0, BB: 0, IBB: 0, HBP: 0, BLK: 0, WP: 0, HR: 0, S: 9, P: 13, ERA: 0.00, WHIP: 0.000</small>															

Batter	1	2	3	4	5	6	7	8	9	AB	R	H	RBI	BB	SO	LOB	BOTTOM
Darren Lewis, R <small>OBP: 0.364, SLG: 0.370</small> 										5	0	0	0	0	0	3	Minnesota Twins @ Boston Red Sox Fenway Park, Boston, MA Thu Aug 13 1998, 7:05 PM EDT Att: 32,801 - Unknown - 72 F
John Valentin, R <small>OBP: 0.345, SLG: 0.443</small> 									5	2	3	0	0	1	0		
Mo Vaughn, L <small>OBP: 0.395, SLG: 0.601</small> 										5	2	3	1	0	1	3	
Nomar Garciaparra, R <small>OBP: 0.369, SLG: 0.587</small> 										4	2	3	3	0	0	3	
Troy O'Leary, L <small>OBP: 0.308, SLG: 0.490</small> 									4	0	0	0	0	1	4		
Mike Stanley, R <small>OBP: 0.356, SLG: 0.470</small> 									4	1	2	2	0	1	1		
Darren Bragg, L <small>OBP: 0.368, SLG: 0.472</small> 									3	0	0	1	0	0	2		
Scott Hatteberg, L <small>OBP: 0.372, SLG: 0.467</small> 										4	1	3	0	0	1		
Donnie Sadler, R <small>OBP: 0.306, SLG: 0.508</small> 										4	0	2	1	0	2	1	
Inning Stats <small>R: 1, H: 2, E: 0, LOB: 1, K: 1, BB: 0, S: 14, P: 19</small>	<small>R: 0, H: 1, E: 0, LOB: 0, K: 1, BB: 0, S: 14, P: 23</small>	<small>R: 0, H: 0, E: 0, LOB: 0, K: 1, BB: 0, S: 10, P: 13</small>	<small>R: 3, H: 4, E: 0, LOB: 1, K: 0, BB: 0, S: 11, P: 15</small>	<small>R: 3, H: 4, E: 1, LOB: 1, K: 0, BB: 0, S: 19, P: 24</small>	<small>R: 0, H: 0, E: 0, LOB: 0, K: 2, BB: 0, S: 8, P: 13</small>	<small>R: 1, H: 2, E: 0, LOB: 1, K: 1, BB: 0, S: 12, P: 22</small>	<small>R: 0, H: 3, E: 0, LOB: 3, K: 0, BB: 0, S: 9, P: 14</small>	<small>1B: 9, 2B: 5, 3B: 1, HR: 1, SF: 1, SAC: 1, DP: 0, HBP: 0</small>	<small>WP: 0, PB: 0, SB: 2, CS: 0</small>	<small>PA: 40</small>							
PITCHER Brad Radke, R <small>ERA: 3.73</small> Travis Miller, L <small>ERA: 7.71</small> Hector Carrasco, R <small>ERA: 4.31</small> Eddie Guardado, L <small>ERA: 4.31</small> Rick Aquilera, R <small>ERA: 4.37</small>	<small>IP: 4.1, WLS: 24, BF: 11, H: 7, R: 7, ER: 7, SO: 0, BB: 0, IBB: 0, HBP: 0, BLK: 0, WP: 0, HR: 0, S: 62, P: 86, ERA: 4.50, WHIP: 1.000</small>	<small>IP: 1.0, WLS: 3, BF: 0, H: 0, R: 0, ER: 0, SO: 0, BB: 0, IBB: 0, HBP: 0, BLK: 0, WP: 0, HR: 0, S: 11, P: 19, ERA: 0.00, WHIP: 0.000</small>															



Batter	1	2	3	4	5	6	7	8	9	AB	R	H	RBI	BB	SO	LOB	TOP										
Otis Nixon, S OBP: 0.342, SLG: 0.312 (1, 8)	F8		E G6-3 1B	F7	G1-3		2-1 2B 1B		K	6	2	2	0	0	1	2											
Paul Molitor, R OBP: 0.330, SLG: 0.359 (1, 10)	L7		G6-3	PB 1B BB	G6-3		0-2 2B		1B BB FC5-2 1B	5	0	2	2	1	0	2											
Matt Lawton, L OBP: 0.383, SLG: 0.474 (1, 9)	E4 1B		E1 1B 2B	P3	G4-3		4-0 IBB		FC5-2 1B BB	4	1	1	0	2	0	3											
Marty Cordova, R OBP: 0.342, SLG: 0.405 (1, 7)	G6-3		2B FC5 1B	PB 1B		K	G6-3		FC5-2 1B BB	6	1	3	2	0	1	3											
Todd Walker, L OBP: 0.392, SLG: 0.517 (1, 4)		1-1 HR	FC5 PB 2B	K		F8		G4-3	FC5-2 1B	6	2	2	2	0	1	5											
Ron Coomer, R OBP: 0.305, SLG: 0.422 (1, 5)		1-0 HR	FC5 PB		1B HR	F8		1B	G5	6	2	3	2	0	0	4											
David Ortiz, L OBP: 0.362, SLG: 0.444 (1, 3)		1-3 K	K		1B HR		L7	L9		5	1	1	0	0	2	2											
Terry Steinbach, R OBP: 0.321, SLG: 0.420 (1, 2)		0-0 P3			HR		K	K		4	1	1	3	1	2	1											
Pat Meares, R OBP: 0.302, SLG: 0.376 (1, 6)		0-1 G5-3			HR				1B BB	4	1	2	0	0	0	2											
Denny Hocking, S OBP: 0.269, SLG: 0.254 (7, 6)					G6-3 G1-3 1B					0	0	0	0	0	0	0											
Brent Gates, S OBP: 0.323, SLG: 0.319 (9, PH)									1B BB	0	1	0	0	1	0	0											
Inning Stats	R: 0 E: 1 K: 0 S: 10	H: 1 LOB: 1 BB: 0 P: 12	R: 2 E: 0 K: 1 S: 9	H: 2 LOB: 0 BB: 0 P: 12	R: 4 E: 1 K: 1 S: 15	H: 3 LOB: 2 BB: 1 P: 26	R: 0 E: 0 K: 1 S: 8	H: 1 LOB: 2 BB: 1 P: 18	R: 3 E: 0 K: 0 S: 11	H: 4 LOB: 1 BB: 0 P: 14	R: 0 E: 0 K: 1 S: 8	H: 0 LOB: 0 BB: 0 P: 12	R: 2 E: 0 K: 1 S: 15	H: 3 LOB: 2 BB: 1 P: 27	R: 0 E: 0 K: 1 S: 11	H: 1 LOB: 1 BB: 0 P: 15	R: 1 E: 0 K: 1 S: 11	H: 2 LOB: 3 BB: 2 P: 24	1B: 12 2B: 2 3B: 0 HR: 3	SF: 0 SAC: 0 DP: 0 HBP: 0	WP: 0 PB: 2 SB: 0 CS: 0	PA: 51					
PITCHER	IP	WLS	BF	H	R	ER	SO	BB	IBB	HBP	BLK	WP	HR	S	P	ERA	WHIP										
49 Tim Wakefield, R ERA: 4.46 (1, 1)	4.0		27	11	9	7	3	2	0	0	0	0	3	47	74	15.75	3.250										
Derek Lowe, R ERA: 4.07 (5, 1)	3.0	W	13	3	2	2	2	0	1	0	0	0	0	29	47	6.00	1.000										
Greg Swindell, L ERA: 3.91 (8, 1)	1.0		4	1	0	0	1	0	0	0	0	0	0	11	15	0.00	1.000										
Tom Gordon, R ERA: 2.93 (9, 1)	1.0	S	7	2	1	1	1	2	0	0	0	0	0	11	24	9.00	4.000										

Minnesota Twins @ Boston Red Sox
Fenway Park, Boston, MA
Fri Aug 14 1998, 7:05 PM EDT
Att: 32,888 - Unknown - 77 F

AB 46
R 12
H 17
RBI 11
BB 5
SO 7
LOB 24



Batter	1	2	3	4	5	6	7	8	9	AB	R	H	RBI	BB	SO	LOB	BOTTOM										
Darren Lewis, R OBP: 0.363, SLG: 0.371 (1, 9)	L9		2B 2B	E3 3B	K		K			5	2	1	0	0	2	2											
John Valentin, R OBP: 0.346, SLG: 0.445 (1, 5)	F9		2B SF8 BB	3B		L3	G6-3			4	1	1	2	1	0	1											
Mo Vaughn, L OBP: 0.394, SLG: 0.599 (1, 3)	F7		HR 2B	L4		K		K		5	1	1	2	0	2	1											
Nomar Garciaparra, R OBP: 0.369, SLG: 0.586 (1, 6)		0-2 G6-3 1B	SF8	G6-3		1B		K		4	0	2	1	0	1	1											
Mike Stanley, R OBP: 0.361, SLG: 0.476 (1, 10)		2-3 K			2B 3B BB					3	2	1	2	2	2	2											
Darren Bragg, L OBP: 0.368, SLG: 0.472 (8, PR)				HR		K		BB		0	0	0	0	0	0	0											
Troy O'Leary, L OBP: 0.311, SLG: 0.493 (1, 7)		2-2 G6-3		HR 1B		3B 2B		F9		5	2	3	0	0	0	2											
Damon Buford, R OBP: 0.347, SLG: 0.515 (1, 8)			G6-3		K		SF8 3B			4	1	1	2	0	1	2											
Jason Varitek, S OBP: 0.322, SLG: 0.405 (1, 2)			1B 2B	G6-3	SF8		1B 2B			3	2	2	1	0	0	0											
Donnie Sadler, R OBP: 0.329, SLG: 0.522 (1, 4)			2B 1B	HR 3B 1B	K		S			4	2	3	3	0	1	0											
Inning Stats	R: 0 E: 0 K: 0 S: 5	H: 0 LOB: 0 BB: 0 P: 7	R: 0 E: 0 K: 1 S: 11	H: 1 LOB: 0 BB: 0 P: 15	R: 6 E: 0 K: 1 S: 26	H: 6 LOB: 1 BB: 1 P: 42	R: 2 E: 1 K: 0 S: 18	H: 2 LOB: 1 BB: 0 P: 27	R: 3 E: 0 K: 2 S: 13	H: 2 LOB: 0 BB: 1 P: 18	R: 0 E: 0 K: 2 S: 9	H: 1 LOB: 1 BB: 0 P: 15	R: 2 E: 0 K: 1 S: 14	H: 3 LOB: 1 BB: 0 P: 18	R: 0 E: 0 K: 2 S: 10	H: 0 LOB: 1 BB: 1 P: 19	1B: 7 2B: 5 3B: 2 HR: 1	SF: 2 SAC: 0 DP: 1 HBP: 0	WP: 0 PB: 0 SB: 1 CS: 0	PA: 42							
PITCHER	IP	WLS	BF	H	R	ER	SO	BB	IBB	HBP	BLK	WP	HR	S	P	ERA	WHIP										
Dan Serafini, L ERA: 6.34 (1, 1)	2.2		14	6	6	6	1	1	0	0	0	0	0	30	45	27.00	4.500										
Todd Ritchie, R ERA: 7.71 (3, 1)	1.1		5	5	4	1	1	0	0	0	0	0	0	25	34	7.71	1.714										
Travis Baptist, L ERA: 7.43 (5, 1)	2.1	L	11	4	2	2	4	0	0	0	0	0	0	16	27	0.00	0.600										
Mike Trombley, R ERA: 3.48 (7, 1)	1.2		6	0	0	0	3	1	0	0	0	0	0	16	27	0.00	0.600										

Minnesota Twins @ Boston Red Sox
Fenway Park, Boston, MA
Fri Aug 14 1998, 7:05 PM EDT
Att: 32,888 - Unknown - 77 F

AB 37
R 13
H 15
RBI 13
BB 3
SO 9
LOB 11



Batter	1	2	3	4	5	6	7	8	9	AB	R	H	RBI	BB	SO	LOB	TOP
Otis Nixon, S <small>OBP: 0.346, SLG: 0.316</small> 		G4-3 						E1 		5	2	3	0	0	0	2	
Matt Lawton, L <small>OBP: 0.396, SLG: 0.478</small> 	K 									5	0	3	0	0	1	3	
Paul Molitor, R <small>OBP: 0.361, SLG: 0.359</small> Terry Steinbach, R <small>OBP: 0.321, SLG: 0.419</small> 			FC6-5 							2	0	1	1	0	0	1	
David Ortiz, L <small>OBP: 0.361, SLG: 0.442</small> Brent Gates, S <small>OBP: 0.322, SLG: 0.318</small> 	K 		G6-3 		FC6-4 			P6 		1	0	0	0	0	1	1	
Ron Coomer, R <small>OBP: 0.304, SLG: 0.419</small> 	FC6-4 								5	0	1	1	0	1	4		
Todd Walker, L <small>OBP: 0.392, SLG: 0.518</small> 									5	0	2	0	0	0	3		
Marty Cordova, R <small>OBP: 0.343, SLG: 0.409</small> 	G1-3 									4	1	1	0	1	2	2	
Javier Valentin, S <small>OBP: 0.263, SLG: 0.331</small> 										3	0	0	0	1	1	4	
Pat Meares, R <small>OBP: 0.301, SLG: 0.375</small> 	P4 							F8 		4	0	1	1	0	0	3	
Inning Stats <small>R: 1, H: 2, E: 0, K: 2, S: 13</small> <small>H: 2, LOB: 1, BB: 0, P: 19</small> <small>R: 0, H: 1, E: 0, K: 0, S: 15</small> <small>H: 1, LOB: 2, BB: 1, P: 24</small> <small>R: 0, H: 1, E: 0, K: 0, S: 7</small> <small>H: 1, LOB: 1, BB: 0, P: 16</small> <small>R: 1, H: 3, E: 0, K: 1, S: 10</small> <small>H: 3, LOB: 2, BB: 0, P: 19</small> <small>R: 0, H: 1, E: 0, K: 1, S: 11</small> <small>H: 1, LOB: 2, BB: 1, P: 20</small> <small>R: 0, H: 2, E: 1, K: 0, S: 9</small> <small>H: 2, LOB: 0, BB: 0, P: 19</small> <small>R: 0, H: 0, E: 0, K: 1, S: 6</small> <small>H: 0, LOB: 0, BB: 0, P: 8</small> <small>1B: 11, 2B: 2, 3B: 1, HR: 0</small> <small>SF: 0, SAC: 0, DP: 0, HBP: 0</small> <small>WP: 0, PB: 0, SB: 1, CS: 1</small> <small>PA: 43</small>																	
PITCHER John Wasdin, R <small>ERA: 5.3</small> Pete Schourek, L <small>ERA: 4.46</small> Jim Corsi, R <small>ERA: 2.25</small> Dennis Eckersley, R <small>ERA: 5.86</small>	IP 5.0 WLS 24 BF 8 H 2 R 2 ER 2 SO 4 BB 2 IBB 2 HBP 4 BLK 0 WP 0 HR 0 S 56 P 81 ERA 3.60 WHIP 1.800																

Minnesota Twins @ Boston Red Sox
Fenway Park, Boston, MA
Sat Aug 15 1998, 7:05 PM EDT
Att: 32,412 - Sunny - 84 F

AB 41
R 3
H 14
RBI 3
BB 2
SO 8
LOB 32



Batter	1	2	3	4	5	6	7	8	9	AB	R	H	RBI	BB	SO	LOB	BOTTOM
Darren Lewis, R <small>OBP: 0.364, SLG: 0.374</small> 			L4 					E6 		4	0	2	0	0	1	0	
John Valentin, R <small>OBP: 0.343, SLG: 0.441</small> 	F8 							G6-3 		4	0	0	0	0	2		
Mo Vaughn, L <small>OBP: 0.394, SLG: 0.605</small> 										4	2	2	1	0	1	1	
Nomar Garciaparra, R <small>OBP: 0.368, SLG: 0.583</small> 	G1-3 									4	0	1	0	0	2	1	
Troy O'Leary, L <small>OBP: 0.310, SLG: 0.491</small> 										4	0	1	0	0	1	2	
Mike Stanley, R <small>OBP: 0.382, SLG: 0.482</small> Damon Buford, R <small>OBP: 0.347, SLG: 0.515</small> 										4	0	2	1	0	2	1	
Darren Bragg, L <small>OBP: 0.369, SLG: 0.468</small> 										2	0	0	0	2	0	1	
Scott Hatteberg, L <small>OBP: 0.367, SLG: 0.460</small> 	G6-3 									4	0	0	0	0	1	3	
Donnie Sadler, R <small>OBP: 0.316, SLG: 0.500</small> 									3	0	0	0	0	2	0		
Inning Stats <small>R: 1, H: 1, E: 0, K: 1, S: 9</small> <small>H: 1, LOB: 0, BB: 0, P: 18</small> <small>R: 0, H: 0, E: 0, K: 1, S: 9</small> <small>H: 0, LOB: 1, BB: 1, P: 16</small> <small>R: 0, H: 0, E: 0, K: 1, S: 6</small> <small>H: 0, LOB: 0, BB: 0, P: 11</small> <small>R: 1, H: 3, E: 0, K: 0, S: 11</small> <small>H: 3, LOB: 1, BB: 0, P: 16</small> <small>R: 0, H: 1, E: 0, K: 1, S: 10</small> <small>H: 1, LOB: 1, BB: 0, P: 14</small> <small>R: 0, H: 1, E: 0, K: 2, S: 10</small> <small>H: 1, LOB: 1, BB: 0, P: 16</small> <small>R: 0, H: 0, E: 0, K: 1, S: 6</small> <small>H: 0, LOB: 0, BB: 0, P: 9</small> <small>R: 0, H: 1, E: 1, K: 2, S: 9</small> <small>H: 1, LOB: 1, BB: 0, P: 12</small> <small>R: 0, H: 1, E: 0, K: 1, S: 8</small> <small>H: 1, LOB: 1, BB: 1, P: 15</small> <small>1B: 4, 2B: 3, 3B: 0, HR: 1</small> <small>SF: 0, SAC: 0, DP: 2, HBP: 0</small> <small>WP: 0, PB: 0, SB: 0, CS: 0</small> <small>PA: 35</small>																	
PITCHER Frankie Rodriguez, R <small>ERA: 6.97</small> Hector Carrasco, R <small>ERA: 4.22</small> Rick Aguilera, R <small>ERA: 4.3</small>	IP 7.0 WLS 28 BF 7 H 2 R 2 ER 2 SO 7 BB 2 IBB 2 HBP 7 BLK 0 WP 0 HR 1 S 62 P 101 ERA 2.57 WHIP 1.143																

Minnesota Twins @ Boston Red Sox
Fenway Park, Boston, MA
Sat Aug 15 1998, 7:05 PM EDT
Att: 32,412 - Sunny - 84 F


AB 33
R 2
H 8
RBI 2
BB 2
SO 10
LOB 11



Batter	1	2	3	4	5	6	7	8	9	AB	R	H	RBI	BB	SO	LOB	TOP			
Tom Goodwin, L OBP: 0.376, SLG: 0.324 (1, 8)	G4-3		G3			1B		L3		4	0	1	0	0	0	0				
Mark McLemore, S OBP: 0.397, SLG: 0.336 (1, 4)	L4			K		F7		1B	1B	4	0	1	0	0	1	1				
29 Rusty Greer, L OBP: 0.387, SLG: 0.431 (1, 7)	G4-3			G4-3		P6			K	4	0	0	0	0	1	2				
Juan Gonzalez, R OBP: 0.341, SLG: 0.596 (1, 10)		HR		K			P4		F8	4	1	1	1	0	1	1				
Will Clark, L OBP: 0.377, SLG: 0.485 (1, 3)		K			G3-1		P4		1B	4	0	1	0	0	1	0				
Ivan Rodriguez, R OBP: 0.383, SLG: 0.491 (1, 2)	F9				K				F7	4	0	1	0	0	1	2				
Todd Zeile, R OBP: 0.344, SLG: 0.432 (1, 5)		G6-3				1B				2	0	0	0	1	1	1				
Mike Simms, R OBP: 0.403, SLG: 0.688 (1, 9)			G6-3		K				K	3	0	0	0	0	2	1				
Royce Clayton, R OBP: 0.314, SLG: 0.350 (1, 6)			K				K		F9	3	0	0	0	0	2	0				
Inning Stats	R: 0 H: 0 E: 0 K: 0 S: 6	H: 0 LOB: 0 BB: 0 P: 11	R: 1 H: 1 E: 0 K: 1 S: 10	LOB: 0 BB: 0 P: 14	R: 0 H: 0 E: 0 K: 2 S: 12	H: 0 LOB: 0 BB: 0 P: 10	R: 0 H: 0 E: 0 K: 2 S: 12	H: 0 LOB: 1 BB: 0 P: 18	R: 0 H: 1 E: 0 K: 1 S: 10	H: 1 LOB: 1 BB: 0 P: 14	R: 0 H: 1 E: 0 K: 1 S: 12	H: 1 LOB: 1 BB: 0 P: 18	R: 0 H: 0 E: 0 K: 1 S: 7	H: 0 LOB: 0 BB: 0 P: 8	R: 0 H: 2 E: 0 K: 1 S: 13	H: 2 LOB: 2 BB: 0 P: 18	1B: 4 2B: 0 3B: 0 HR: 1	SF: 0 SAC: 0 DP: 0 HBP: 0	WP: 0 PB: 0 SB: 0 CS: 0	PA: 33
PITCHER	IP	WLS	BF	H	R	ER	SO	BB	IBB	HBP	BLK	WP	HR	S	P	ERA	WHIP			
Pedro Martinez, R ERA: 2.82 (1, 1)	8.2	W	32	5	1	1	10	1	0	0	0	0	1	82	123	1.04	0.692			
Tom Gordon, R ERA: 2.92 (9, 1)	0.1	S	1	0	0	0	0	0	0	0	0	0	0	3	4	0.00	0.000			

Texas Rangers @ Boston Red Sox
Fenway Park, Boston, MA
Tue Aug 18 1998, 3:33 AM EDT
Att: 33,201 - Sunny - 86 F


AB	32
R	1
H	5
RBI	1
BB	1
SO	10
LOB	8



Batter	1	2	3	4	5	6	7	8	9	AB	R	H	RBI	BB	SO	LOB	BOTTOM			
Darren Lewis, R OBP: 0.363, SLG: 0.374 (1, 8)	F8			K		SH1-3	WP			3	0	1	0	0	1	0				
John Valentin, R OBP: 0.342, SLG: 0.440 (1, 5)	F8			G5-3		1B	2B		F7	4	1	1	1	0	0	1				
Mo Vaughn, L OBP: 0.394, SLG: 0.603 (1, 3)	K			K		2H	2B		F7	4	1	1	0	0	2	1				
Nomar Garciaparra, R OBP: 0.368, SLG: 0.580 (1, 6)		G5-4-3			G3-1	L5		L8		3	0	1	0	1	0	2				
Troy O'Leary, L OBP: 0.307, SLG: 0.485 (1, 7)		F7			G3-1	HBP	2B		K	4	1	1	1	0	1	2				
Mike Stanley, R OBP: 0.356, SLG: 0.473 Donnie Sadler, R OBP: 0.309, SLG: 0.486 (8, FR)		G5-4-3			G6-3	2B	HBP		E5	3	0	0	0	0	0	2				
Darren Bragg, L OBP: 0.349, SLG: 0.469 Damon Buford, R OBP: 0.349, SLG: 0.517 (7, 8)			K					K		1	0	0	0	0	1	0				
Scott Hatteberg, L OBP: 0.364, SLG: 0.455 (1, 2)			K					K		2	0	1	2	0	1	1				
Mike Benjamin, R OBP: 0.321, SLG: 0.383 (1, 4)			G5-3			SH1-3		G6-3		3	1	1	0	0	0	0				
Inning Stats	R: 0 H: 0 E: 0 K: 1 S: 9	H: 0 LOB: 0 BB: 0 P: 13	R: 0 H: 0 E: 0 K: 0 S: 4	H: 0 LOB: 0 BB: 1 P: 9	R: 0 H: 0 E: 0 K: 2 S: 9	H: 0 LOB: 0 BB: 0 P: 13	R: 0 H: 0 E: 0 K: 2 S: 9	H: 0 LOB: 0 BB: 0 P: 12	R: 0 H: 1 E: 0 K: 1 S: 13	H: 1 LOB: 2 BB: 0 P: 20	R: 4 H: 5 E: 0 K: 1 S: 14	H: 5 LOB: 2 BB: 0 P: 26	R: 0 H: 1 E: 0 K: 0 S: 9	H: 1 LOB: 1 BB: 0 P: 13	R: 0 H: 0 E: 1 K: 2 S: 12	H: 0 LOB: 1 BB: 0 P: 17	1B: 3 2B: 4 3B: 0 HR: 0	SF: 0 SAC: 1 DP: 1 HBP: 2	WP: 1 PB: 0 SB: 0 CS: 0	PA: 34
PITCHER	IP	WLS	BF	H	R	ER	SO	BB	IBB	HBP	BLK	WP	HR	S	P	ERA	WHIP			
John Burkett, R ERA: 5.94 (1, 1)	5.2	L	24	5	4	4	6	1	0	2	0	0	0	4	8	0.00	3.000			
Eric Gunderson, L ERA: 4.22 (6, 1)	0.1		2	1	0	0	1	0	0	0	0	0	0	4	8	0.00	3.000			
Tim Lincecum, R ERA: 3.9 (7, 1)	2.0		8	1	0	0	2	0	0	0	0	1	0	21	30	0.00	0.500			

Texas Rangers @ Boston Red Sox
Fenway Park, Boston, MA
Tue Aug 18 1998, 3:33 AM EDT
Att: 33,201 - Sunny - 86 F

AB	30
R	4
H	7
RBI	4
BB	1
SO	9
LOB	13



Batter	1	2	3	4	5	6	7	8	9	AB	R	H	RBI	BB	SO	LOB	TOP			
Darren Lewis, R OBP: 0.363, SLG: 0.373 Orlando Merced, S OBP: 0.339, SLG: 0.408	4-2 1B S 1B BB	1-2 FC5-4 1B SF8	1-2 G1-3		0-0 1B		0-0 G4-3		1-0 L6	4	2	1	0	1	0	1				
John Valentin, R OBP: 0.347, SLG: 0.443 Donnie Sadler, R OBP: 0.329, SLG: 0.500	1-0 1B SF7 1B	2-1 2B 1B	3-2 L5		2-2 F9		1-1 1B			5	2	3	0	0	0	1				
Mo Vaughn, L OBP: 0.392, SLG: 0.603	0-1 1B HR 1B	0-1 SF8		4-0 G4-3 HR BB	1-1 G3		0-0 L7			3	2	1	2	1	0	2				
Nomar Garciaparra, R OBP: 0.367, SLG: 0.580	1-1 P4	1-2 1B 2B		3-2 F7		4-2 BLK 2B BB		0-1 L6		4	2	1	0	1	0	3				
Troy O'Leary, L OBP: 0.310, SLG: 0.485	0-0 SF7	4-0 1B 1B		2-2 G4-3		1-2 F7		2-2 G4-3		3	1	0	1	1	0	2				
Mike Stanley, R OBP: 0.362, SLG: 0.491	2-2 HR	0-2 1B 1B		1-1 HR		0-0 F8		3-1 F9		5	2	3	6	0	0	1				
Damon Buford, R OBP: 0.360, SLG: 0.533	4-2 BB	1-1 1B 1B		1-0 2B		2-0 1B 2B		1-1 G4-3		4	0	3	2	1	0	0				
Scott Hatteberg, L OBP: 0.361, SLG: 0.454	0-0 F9	1-2 G6-3		1-2 G1-3		3-2 G6-3		0-0 2B		5	0	1	0	0	0	5				
Mike Benjamin, R OBP: 0.319, SLG: 0.380		0-0 FC5-4 1B	2-3 K		0-0 F9		0-2 F9		1-2 G6-3	5	0	1	0	0	1	1				
Inning Stats	R: 4 E: 0 K: 0 S: 16	H: 3 LOB: 1 BB: 2 P: 28	R: 4 E: 0 K: 0 S: 19	H: 5 LOB: 2 BB: 1 P: 29	R: 0 E: 0 K: 1 S: 11	H: 0 LOB: 0 BB: 0 P: 17	R: 2 E: 0 K: 0 S: 14	H: 2 LOB: 1 BB: 1 P: 26	R: 0 E: 0 K: 0 S: 7	H: 1 LOB: 1 BB: 0 P: 10	R: 1 E: 0 K: 0 S: 12	H: 1 LOB: 1 BB: 0 P: 22	R: 0 E: 0 K: 0 S: 7	H: 0 LOB: 0 BB: 0 P: 12	R: 0 E: 0 K: 0 S: 7	H: 1 LOB: 1 BB: 0 P: 10	1B: 8 2B: 4 3B: 0 HR: 2	SF: 2 SAC: 0 DP: 0 HBP: 0	WP: 0 PB: 0 SB: 1 CS: 1	PA: 46
PITCHER	IP WLS BF H R ER SO BB IBB HBP BLK WP HR S P ERA WHIP																			
Brian Barber, R ERA: 43.2	(1, 1) 1.2 L 15 7 8 8 0 2 2 1 0 0 0 0 1 30 50 43.20 5.400																			
Chris Haney, L ERA: 7.35	(2, 1) 4.1 20 5 3 3 1 2 0 0 1 0 1 49 82 6.23 1.615																			
Jim Pittsley, R ERA: 7.07	(7, 1) 3.0 11 2 0 0 0 0 0 0 0 0 0 21 30 0.00 0.667																			

Boston Red Sox @ Kansas City Royals
Kauffman Stadium, Kansas City, MO
Wed Aug 19 1998, 7:05 PM CDT
Att: 14,017 - Unknown - 97 F

AB 39
R 11
H 14
RBI 11
BB 5
SO 1
LOB 17



Batter	1	2	3	4	5	6	7	8	9	AB	R	H	RBI	BB	SO	LOB	BOTTOM					
Johnny Damon, L OBP: 0.341, SLG: 0.435	4-2 G4-6-3 BB		4-2 BB			1-1 1B 2B	0-1 F7			2	1	1	0	2	0	2						
Larry Sutton, L OBP: 0.301, SLG: 0.331	0-1 G4-6-3		0-0 G4-3			1-1 2B BB		0-1 G4-3		4	0	1	1	0	0	2						
Jose Offerman, S OBP: 0.413, SLG: 0.450 Shane Halter, R OBP: 0.275, SLG: 0.330	1-1 L4		0-1 G6-3			4-2 1B BB	0-0 G1-3			2	0	0	0	1	0	0						
Dean Palmer, R OBP: 0.332, SLG: 0.517 Luis Rivera, R OBP: 0.296, SLG: 0.282		1-0 G3-1 2B		1-2 F7		0-2 L9	0-1 F9			3	0	1	0	0	0	2						
Terry Pendleton, S OBP: 0.302, SLG: 0.315		0-1 G3-1		1-2 G5-3		2-1 F8		0-1 G6-4-3 1B		4	0	1	0	0	0	3						
Jeff Conine, R OBP: 0.321, SLG: 0.453		4-0 G6-4-3 BB		0-1 P4		4-0 1B BB		2-1 G6-4-3		2	0	0	0	2	0	1						
29 Mike Sweeney, R OBP: 0.313, SLG: 0.412		1-1 G6-4-3		1-2 F9		0-1 F9		0-0 P5		4	0	0	0	0	0	3						
Jemaine Dye, R OBP: 0.263, SLG: 0.329			1-0 G6-3		2-2 G5-3		1-1 P4			3	0	0	0	0	0	1						
Mendy López, R OBP: 0.292, SLG: 0.300			0-2 G3			2-1 F8		1-2 1B		3	0	1	0	0	0	0						
Inning Stats	R: 0 E: 0 K: 0 S: 7	H: 0 LOB: 0 BB: 1 P: 12	R: 0 E: 0 K: 0 S: 5	H: 1 LOB: 1 BB: 1 P: 11	R: 0 E: 0 K: 0 S: 10	H: 0 LOB: 0 BB: 1 P: 15	R: 0 E: 0 K: 0 S: 10	H: 0 LOB: 0 BB: 0 P: 12	R: 0 E: 0 K: 0 S: 8	H: 0 LOB: 0 BB: 0 P: 11	R: 1 E: 0 K: 0 S: 17	H: 2 LOB: 2 BB: 1 P: 27	R: 0 E: 0 K: 0 S: 10	H: 1 LOB: 2 BB: 1 P: 16	R: 0 E: 0 K: 0 S: 5	H: 0 LOB: 0 BB: 0 P: 5	R: 0 E: 0 K: 0 S: 5	H: 1 LOB: 0 BB: 0 P: 8	1B: 3 2B: 2 3B: 0 HR: 0	SF: 0 SAC: 0 DP: 3 HBP: 0	WP: 0 PB: 0 SB: 0 CS: 0	PA: 34
PITCHER	IP WLS BF H R ER SO BB IBB HBP BLK WP HR S P ERA WHIP																					
49 Tim Wakefield, R ERA: 4.28	(1, 1) 9.0 W 34 5 1 1 0 5 5 0 0 0 0 0 77 117 1.00 1.111																					

Boston Red Sox @ Kansas City Royals
Kauffman Stadium, Kansas City, MO
Wed Aug 19 1998, 7:05 PM CDT
Att: 14,017 - Unknown - 97 F

AB 29
R 1
H 5
RBI 1
BB 5
SO 0
LOB 14



Batter	1	2	3	4	5	6	7	8	9	AB	R	H	RBI	BB	SO	LOB	TOP											
Darren Lewis, R OBP: 0.361, SLG: 0.370	1-3 K	1-0 G6-4-3			1-1 P4			0-3 K		4	0	0	0	0	2	1	Boston Red Sox @ Kansas City Royals Kauffman Stadium, Kansas City, MO Thu Aug 20 1998, 3:33 AM CDT Att: 14,278 - Sunny - 92 F											
John Valentin, R OBP: 0.344, SLG: 0.440	2-1 G6-3		2-1 L5			3-2 F7		1-2 E5 WP		4	0	0	0	0	0	0												
Mo Vaughn, L OBP: 0.391, SLG: 0.600	4-1 HR BB		2-1 G3			1-2 G4-3		3-2 G4-3		3	1	0	0	1	0	1												
Mike Stanley, R OBP: 0.361, SLG: 0.496	2-2 HR		2-2 F8			2-2 F7			0-0 F9	4	1	1	2	0	0	0												
Troy O'Leary, L OBP: 0.305, SLG: 0.483	0-0 1B			2-0 F7			2-2 F7		0-0 F7	4	0	1	0	0	0	0												
Darren Bragg, L OBP: 0.365, SLG: 0.463	0-1 1B			1-2 G4-3			0-0 1B WP		1-1 G5-3	4	0	2	0	0	0	0												
Mike Benjamin, R OBP: 0.316, SLG: 0.375	2-1 G6-3			2-2 G6-3			2-3 K 1-2			3	0	0	0	0	1	3												
Jason Varitek, S OBP: 0.316, SLG: 0.395		1-1 G6-4-3 1B			0-0 F9			1-1 G4-3		3	0	1	0	0	0	1												
Donnie Sadler, R OBP: 0.318, SLG: 0.481	1-2 F4				2-3 K			0-0 P6		3	0	0	0	0	1	1												
Inning Stats	R: 2 E: 0 K: 1 S: 14	H: 3 LOB: 2 BB: 1 P: 25	R: 0 E: 0 K: 0 S: 6	H: 1 LOB: 0 BB: 0 P: 9	R: 0 E: 0 K: 0 S: 7	H: 0 LOB: 0 BB: 0 P: 13	R: 0 E: 0 K: 0 S: 7	H: 0 LOB: 0 BB: 0 P: 12	R: 0 E: 0 K: 1 S: 7	H: 0 LOB: 0 BB: 0 P: 10	R: 0 E: 0 K: 0 S: 11	H: 0 LOB: 1 BB: 0 P: 17	R: 0 E: 0 K: 1 S: 9	H: 1 LOB: 1 BB: 0 P: 14	R: 0 E: 1 K: 1 S: 13	H: 0 LOB: 1 BB: 0 P: 17	R: 0 E: 0 K: 0 S: 4	H: 0 LOB: 0 BB: 0 P: 5	1B: 4 2B: 0 3B: 0 HR: 1	SF: 0 SAC: 0 DP: 1 HBP: 0	WP: 2 PB: 2 SB: 0 CS: 0	PA: 33						
PITCHER	IP	WLS	BF	H	R	ER	SO	BB	IBB	HBP	BLK	WP	HR	S	P	ERA	WHIP											
Hipolito Pichardo, R ERA: 5.13	(1, 1)	5.0	W	19	4	2	2	2	1	0	0	0	0	1	41	69	3.60	1.000										
33 Bart Evans, R ERA: 3.25	(6, 1)	1.0		3	0	0	0	0	0	0	0	0	0	0	11	17	0.00	0.000										
Scott Service, R ERA: 3.25	(7, 1)	1.2		7	1	0	0	2	0	0	0	0	1	0	19	25	0.00	0.600										
Matt Whisenant, L ERA: 5.23	(8, 1)	1.1		4	0	0	0	0	0	0	0	0	1	0	7	11	0.00	0.000										

Batter	1	2	3	4	5	6	7	8	9	AB	R	H	RBI	BB	SO	LOB	BOTTOM											
Johnny Damon, L OBP: 0.342, SLG: 0.435	1-1 L6		1-2 F8		0-1 1B S 1B	1-1 1B				4	1	2	0	0	0	0	Boston Red Sox @ Kansas City Royals Kauffman Stadium, Kansas City, MO Thu Aug 20 1998, 3:33 AM CDT Att: 14,278 - Sunny - 92 F											
Shane Halter, R OBP: 0.276, SLG: 0.333	0-0 1B HR 1B		1-0 G1-3		1-0 1B 1B	1-3 1B		1-3 K		4	2	2	0	0	1	1												
Jose Offerman, S OBP: 0.412, SLG: 0.449	1-3 K		2-3 K		0-1 1B S FC4 1B	1-3 1B		2-1 G4-3		4	1	1	1	0	2	1												
Dean Palmer, R OBP: 0.333, SLG: 0.517	1-1 1B HR			0-3 K	1-1 FC4 1B	1-1 K		0-3 K		4	1	2	1	0	2	0												
Terry Pendleton, S OBP: 0.306, SLG: 0.335	0-0 1B HR			3-2 1B 1B	3-2 FC4 BB	1-1 FC4 1B		3-3 K		4	2	2	4	0	1	1												
Jeff Conine, R OBP: 0.324, SLG: 0.451	1-3 K			1-0 1B 1B	4-0 1B G6-4-3 BB	1-2 1B		0-0 F8		3	1	1	0	1	1	0												
Jermaine Dye, R OBP: 0.266, SLG: 0.333		2-2 G5-3		0-0 1B	2-0 G6-4-3			0-2 1B		4	0	2	1	0	0	2												
Sal Fasano, R OBP: 0.292, SLG: 0.337		3-1 G5-3		1 SAFE 1 SAFE P 1 SAFE 1 SAFE	3-1 SF9			0-0 G6-3		3	0	0	1	0	0	1												
Mendy López, R OBP: 0.284, SLG: 0.290		1-2 G6-3		3-H F8				1-0 P6		4	0	0	0	0	0	2												
Inning Stats	R: 3 E: 0 K: 2 S: 12	H: 3 LOB: 0 BB: 0 P: 16	R: 0 E: 0 K: 0 S: 8	H: 0 LOB: 0 BB: 0 P: 14	R: 0 E: 0 K: 1 S: 10	H: 0 LOB: 0 BB: 0 P: 14	R: 2 E: 0 K: 1 S: 16	H: 3 LOB: 1 BB: 0 P: 25	R: 3 E: 0 K: 0 S: 11	H: 4 LOB: 1 BB: 1 P: 19	R: 0 E: 0 K: 1 S: 8	H: 1 LOB: 0 BB: 0 P: 12	R: 0 E: 0 K: 2 S: 9	H: 0 LOB: 0 BB: 0 P: 14	R: 0 E: 0 K: 0 S: 6	H: 1 LOB: 1 BB: 0 P: 7	R: 0 E: 0 K: 0 S: 4	H: 0 LOB: 0 BB: 0 P: 5	1B: 11 2B: 0 3B: 0 HR: 1	SF: 1 SAC: 0 DP: 1 HBP: 0	WP: 0 PB: 0 SB: 2 CS: 0	PA: 36						
PITCHER	IP	WLS	BF	H	R	ER	SO	BB	IBB	HBP	BLK	WP	HR	S	P	ERA	WHIP											
Pete Schourek, L ERA: 4.78	(1, 1)	4.0	L	18	6	5	5	4	0	0	0	0	0	1	46	69	11.25	1.500										
Derek Lowe, R ERA: 4.24	(5, 1)	0.0		4	4	3	3	0	0	0	0	0	0	8	9	-	-											
Carlos Reyes, R ERA: 3.15	(5, 1)	3.0		10	1	0	0	3	1	0	0	0	0	20	36	0.00	0.667											
Dennis Eckersley, R ERA: 5.65	(8, 1)	1.0		4	1	0	0	0	0	0	0	0	0	6	7	0.00	1.000											

AB	32
R	2
H	5
RBI	2
BB	1
SO	4
LOB	7



AB	34
R	8
H	12
RBI	8
BB	1
SO	7
LOB	8



Batter	1	2	3	4	5	6	7	8	9	AB	R	H	RBI	BB	SO	LOB	TOP										
Darren Lewis, R OBP: 0.358, SLG: 0.366 (1, 9)										5	0	0	0	1	1	4											
John Valentin, R OBP: 0.348, SLG: 0.438 Donnie Sadler, R OBP: 0.318, SLG: 0.481 (1, 5) (9, 4)										2	2	0	0	3	0	1											
Mo Vaughn, L OBP: 0.393, SLG: 0.601 (1, 3)										4	1	2	2	1	0	3											
Nomar Garciaparra, R OBP: 0.370, SLG: 0.587 (1, 6)										5	1	3	4	0	0	1											
Mike Stanley, R OBP: 0.361, SLG: 0.496 (1, 10)										4	1	1	0	1	1	3											
Troy O'Leary, L OBP: 0.310, SLG: 0.481 (1, 7)										4	1	1	0	1	2	1											
Damon Buford, R OBP: 0.366, SLG: 0.549 (1, 8)										4	1	2	3	1	0	3											
Jason Varitek, S OBP: 0.313, SLG: 0.390 (1, 2)										5	0	1	0	0	3	1											
Mike Benjamin, R OBP: 0.317, SLG: 0.376 (9, 5)										5	2	2	0	0	1	2											
Inning Stats	R: 0 E: 0 K: 1 S: 9	H: 0 LOB: 1 BB: 1 P: 15	R: 3 E: 0 K: 2 S: 22	H: 1 LOB: 2 BB: 4 P: 45	R: 0 E: 0 K: 1 S: 13	H: 1 LOB: 1 BB: 0 P: 19	R: 4 E: 0 K: 1 S: 16	H: 3 LOB: 0 BB: 1 P: 27	R: 0 E: 0 K: 0 S: 4	H: 0 LOB: 0 BB: 1 P: 9	R: 1 E: 0 K: 1 S: 14	H: 3 LOB: 2 BB: 0 P: 20	R: 0 E: 0 K: 1 S: 14	H: 2 LOB: 2 BB: 0 P: 17	R: 1 E: 0 K: 0 S: 16	H: 2 LOB: 2 BB: 1 P: 27	R: 0 E: 0 K: 1 S: 7	H: 0 LOB: 0 BB: 0 P: 10	1B: 8 2B: 2 3B: 0 HR: 2	SF: 0 SAC: 0 DP: 1 HBP: 0	WP: 2 PB: 0 SB: 0 CS: 0	PA: 46					
PITCHER	IP	WLS	BF	H	R	ER	SO	BB	IBB	HBP	BLK	WP	HR	S	P	ERA	WHIP										
Eric Milton, L ERA: 5.33 Todd Ritchie, R ERA: 9.0 Travis Miller, L ERA: 6.75 Dan Serafini, L ERA: 5.9 (1, 1) (2, 1) (5, 1) (8, 1)	1.2	L	11	1	3	3	3	5	0	0	0	0	1	28	56	16.20	3.600										

Boston Red Sox @ Minnesota Twins
Hubert H. Humphrey Metrodome, Minneapolis, MN
Fri Aug 21 1998, 8:05 PM EDT
Att: 16,786 - Dome - 72 F

AB 38
R 9
H 12
RBI 9
BB 8
SO 8
LOB 19



Batter	1	2	3	4	5	6	7	8	9	AB	R	H	RBI	BB	SO	LOB	BOTTOM										
Otis Nixon, S OBP: 0.348, SLG: 0.319 Alex Ochoa, R OBP: 0.275, SLG: 0.335 (1, 8) (7, 8)										3	0	0	0	0	0	1											
Brent Gates, S OBP: 0.324, SLG: 0.320 (1, 5)										4	0	0	0	0	0	0											
Matt Lawton, L OBP: 0.389, SLG: 0.485 (1, 9)										3	1	2	1	1	0	0											
Marty Cordova, R OBP: 0.346, SLG: 0.409 (1, 7)										4	0	2	0	0	0	1											
David Ortiz, L OBP: 0.364, SLG: 0.437 (1, 10)										3	0	0	0	1	1	1											
Ron Coomer, R OBP: 0.298, SLG: 0.415 Paul Molitor, R OBP: 0.330, SLG: 0.358 (9, FH) (1, 3)										3	0	0	0	0	0	4											
Todd Walker, L OBP: 0.391, SLG: 0.515 (1, 4)										3	1	1	0	1	0	1											
Terry Steinbach, R OBP: 0.317, SLG: 0.409 Javier Valentin, S OBP: 0.270, SLG: 0.331 (8, 2) (1, 2)										3	0	0	0	0	0	1											
Pat Meares, R OBP: 0.301, SLG: 0.369 (1, 6)										4	0	1	0	0	0	2											
Inning Stats	R: 0 E: 0 K: 0 S: 6	H: 0 LOB: 0 BB: 0 P: 11	R: 0 E: 1 K: 1 S: 10	H: 1 LOB: 0 BB: 0 P: 13	R: 0 E: 0 K: 0 S: 7	H: 1 LOB: 0 BB: 0 P: 12	R: 1 E: 0 K: 0 S: 8	H: 1 LOB: 0 BB: 0 P: 14	R: 0 E: 0 K: 0 S: 3	H: 0 LOB: 3 BB: 2 P: 9	R: 0 E: 0 K: 0 S: 10	H: 0 LOB: 0 BB: 0 P: 16	R: 0 E: 0 K: 1 S: 6	H: 1 LOB: 1 BB: 0 P: 10	R: 1 E: 0 K: 0 S: 7	H: 1 LOB: 1 BB: 1 P: 17	1B: 4 2B: 1 3B: 0 HR: 1	SF: 0 SAC: 0 DP: 1 HBP: 0	WP: 2 PB: 0 SB: 1 CS: 0	PA: 36							
PITCHER	IP	WLS	BF	H	R	ER	SO	BB	IBB	HBP	BLK	WP	HR	S	P	ERA	WHIP										
Steve Avery, L ERA: 5.16 Jim Corsi, R ERA: 2.41 (1, 1) (8, 1)	7.0	W	27	4	1	1	1	3	0	0	0	0	1	53	27	4.50	1.500										

Boston Red Sox @ Minnesota Twins
Hubert H. Humphrey Metrodome, Minneapolis, MN
Fri Aug 21 1998, 8:05 PM EDT
Att: 16,786 - Dome - 72 F

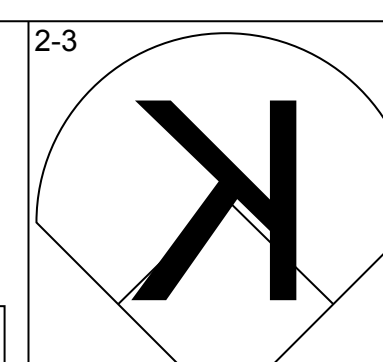
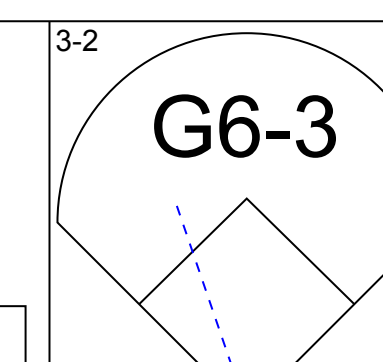
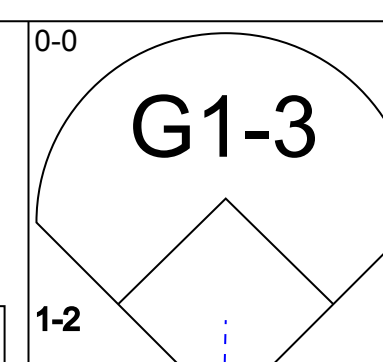
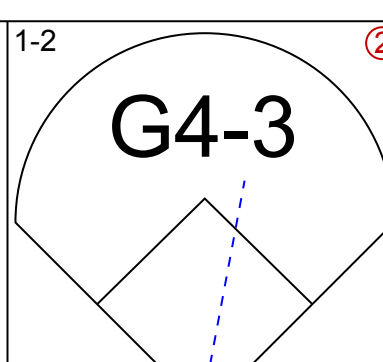
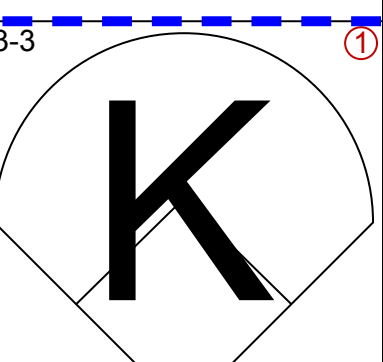
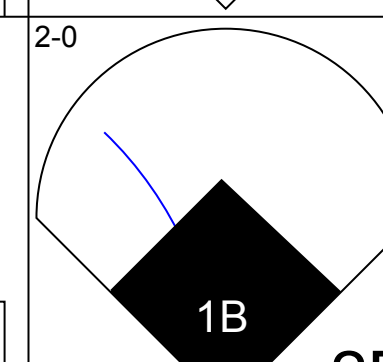
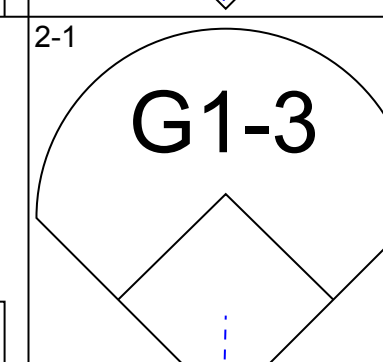
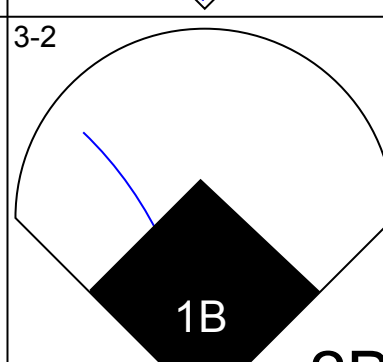
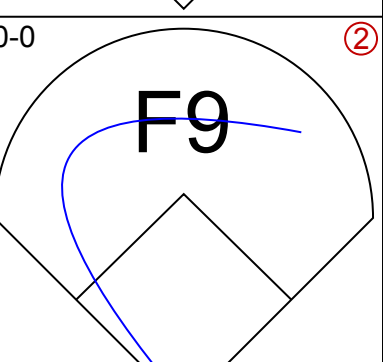
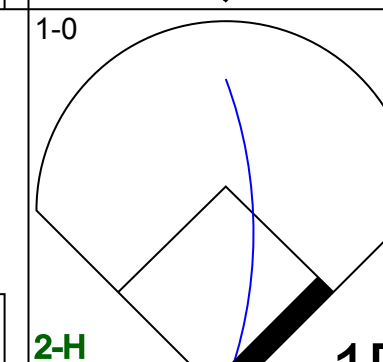
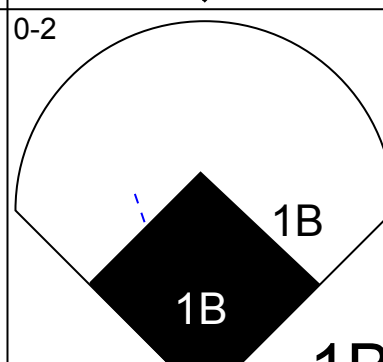
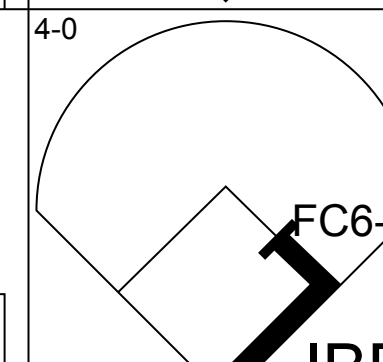
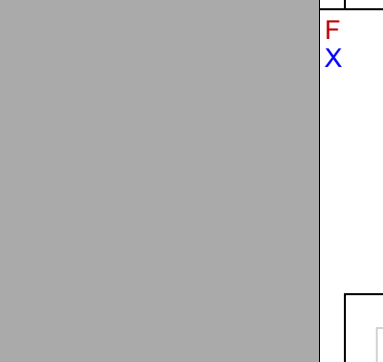
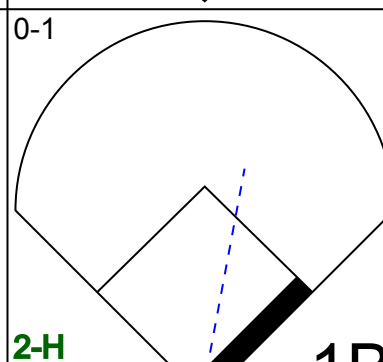
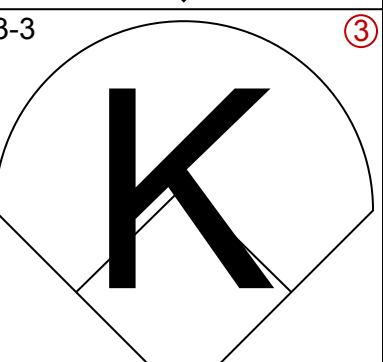
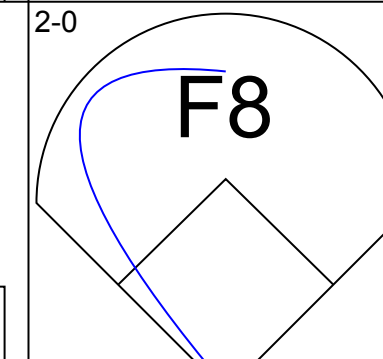
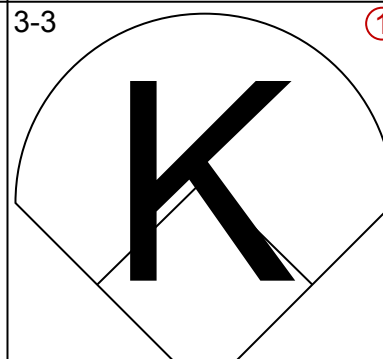
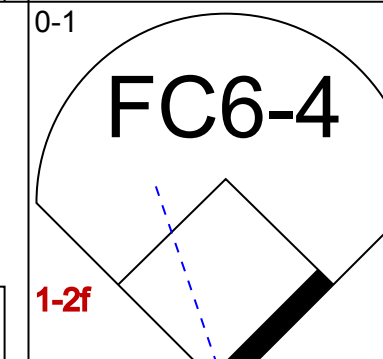
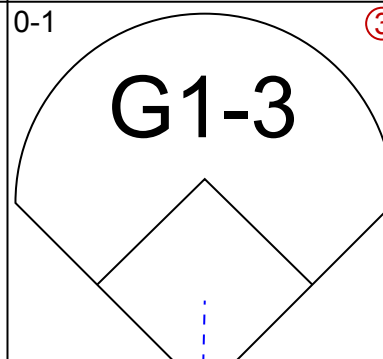
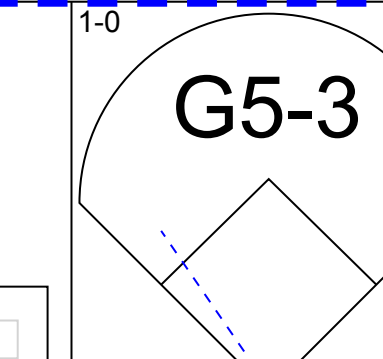
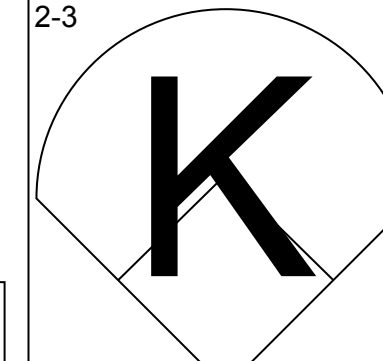
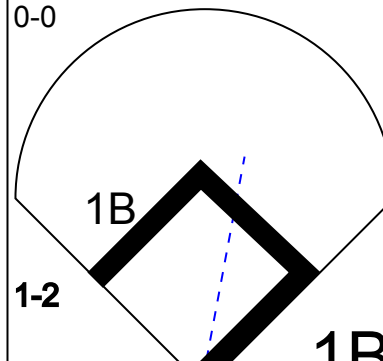
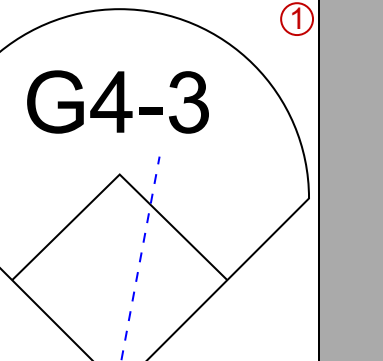
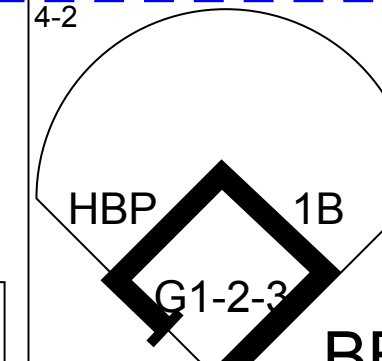
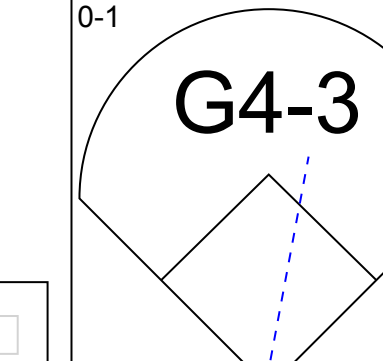
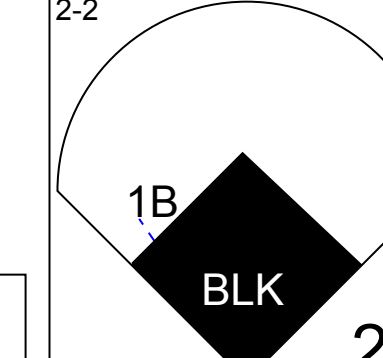
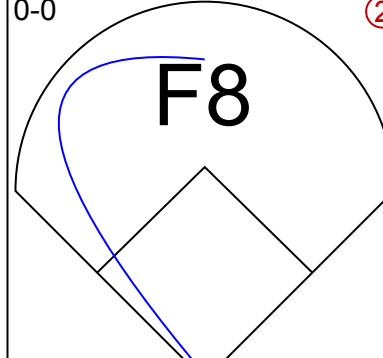
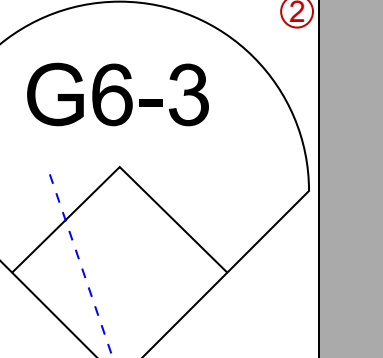
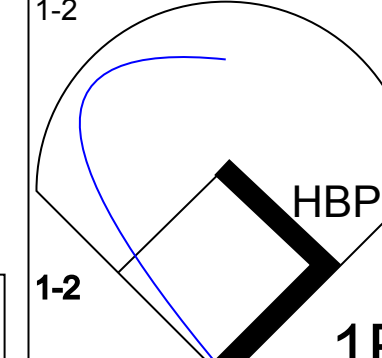
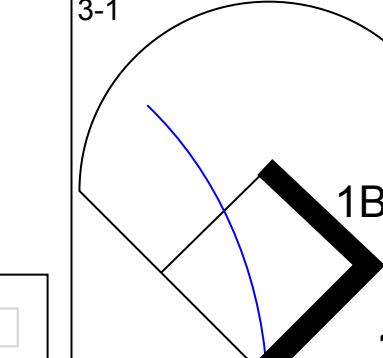
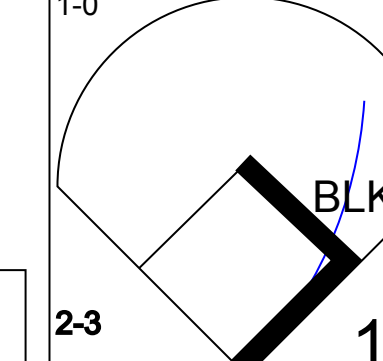
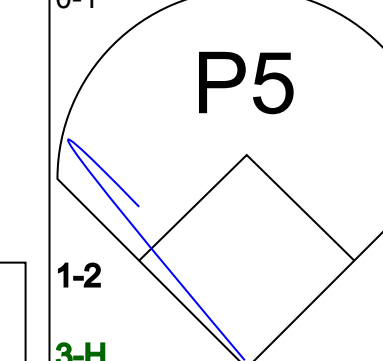
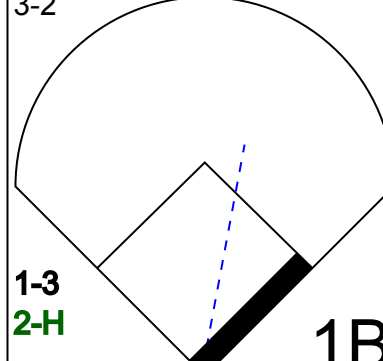

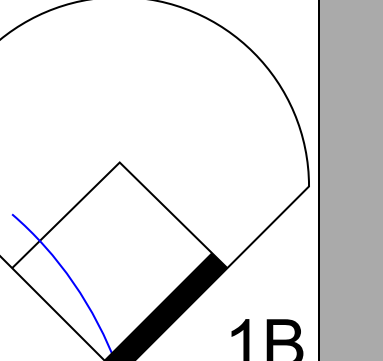
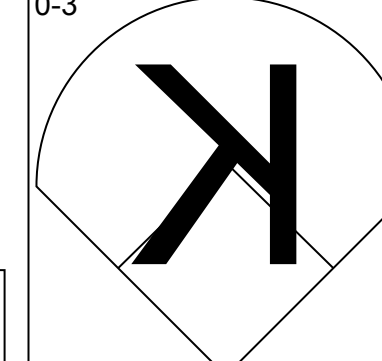
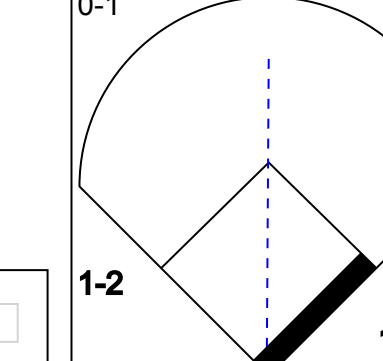

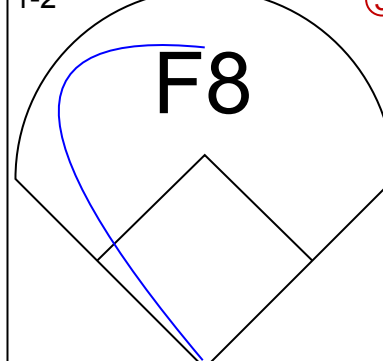
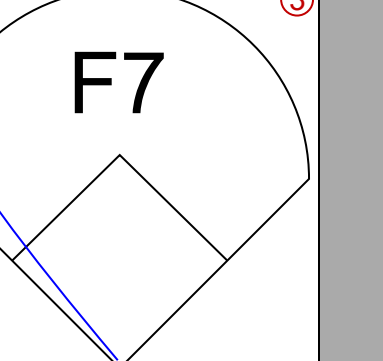
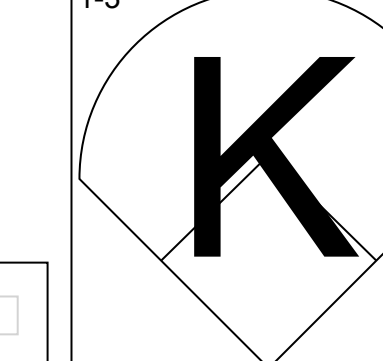
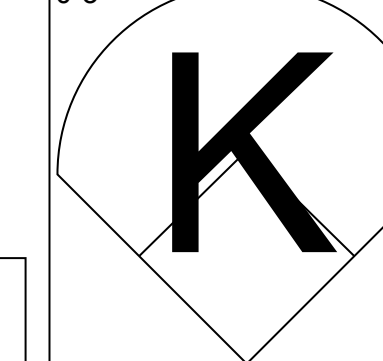
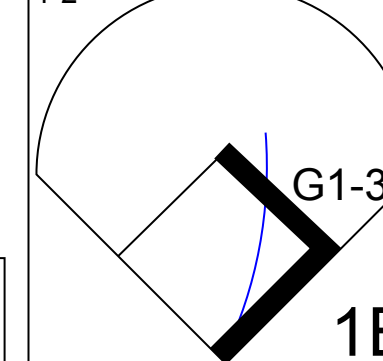

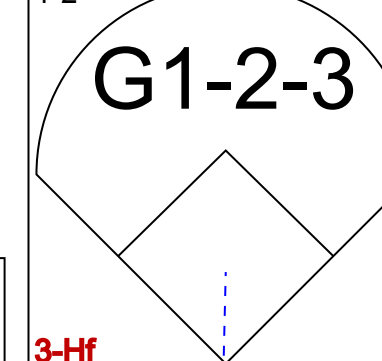
AB 32
R 2
H 6
RBI 1
BB 4
SO 2
LOB 11



Batter	1	2	3	4	5	6	7	8	9	AB	R	H	RBI	BB	SO	LOB	TOP								
Darren Bragg, L OBP: 0.365, SLG: 0.457	2-3 K	0-0 G3			1-2 G3		2-2 F7			4	0	0	0	0	1	1	Boston Red Sox @ Minnesota Twins Hubert H. Humphrey Metrodome, Minneapolis, MN Sat Aug 22 1998, 8:05 PM EDT Att: 18,415 - Dome - 72 F livebaseballscorecards.com								
John Valentin, R OBP: 0.348, SLG: 0.443	4-2 1B BB		0-1 E6 G4-3		2-2 HR		0-2 F9			3	1	1	1	1	0	1									
Mo Vaughn, L OBP: 0.390, SLG: 0.596	0-3 K		0-0 G4-3		0-0 F3			1-3 K		4	0	0	0	0	2	2									
Nomar Garciaparra, R OBP: 0.369, SLG: 0.584	0-0 1B		1-0 G5-3		0-2 G6-3			0-0 F8		4	0	1	0	0	0	1									
Troy O'Leary, L OBP: 0.310, SLG: 0.482	2-1 F7		1-2 F8		1-0 F8 2B			1-1 F8		4	0	1	0	0	0	3									
Mike Stanley, R OBP: 0.383, SLG: 0.495		2-0 F9		0-0 G5-4-3 1B		0-2 F8		4-2 S BB		3	0	1	0	1	0	1									
Darren Lewis, R OBP: 0.358, SLG: 0.366										0	0	0	0	0	0	0									
Damon Buford, R OBP: 0.364, SLG: 0.540		4-2 HR BB		1-1 G5-4-3 1-2		2-3 F9		1-3 K		3	1	0	0	1	1	3									
Scott Hatteberg, L OBP: 0.366, SLG: 0.467		2-1 HR		0-1 F8			1-2 SH1-4 1B		4-0 G5-4-3 IBB	3	1	2	2	1	0	0									
Mike Benjamin, R OBP: 0.314, SLG: 0.372		0-0 G1-4-3			1-0 F7		0-0 SH1-4		0-1 G5-4-3	3	0	0	0	0	0	2									
Inning Stats	R: 0 E: 0 K: 2 S: 13	H: 1 LOB: 2 BB: 1 P: 21	R: 2 E: 0 K: 0 S: 7	H: 1 LOB: 0 BB: 1 P: 15	R: 0 E: 1 K: 0 S: 7	H: 0 LOB: 1 BB: 0 P: 9	R: 0 E: 0 K: 0 S: 5	H: 1 LOB: 0 BB: 0 P: 6	R: 1 E: 0 K: 0 S: 10	H: 1 LOB: 0 BB: 0 P: 14	R: 0 E: 0 K: 0 S: 9	H: 1 LOB: 1 BB: 0 P: 12	R: 0 E: 0 K: 1 S: 10	H: 1 LOB: 0 BB: 0 P: 13	R: 0 E: 0 K: 1 S: 6	H: 0 LOB: 0 BB: 0 P: 8	R: 0 E: 0 K: 1 S: 10	H: 0 LOB: 2 BB: 2 P: 19	1B: 3 2B: 1 3B: 0 HR: 2	SF: 0 SAC: 1 DP: 2 HBP: 0	WP: 0 PB: 0 SB: 1 CS: 0	PA: 36			
PITCHER	IP	WLS	BF	H	R	ER	SO	BB	IBB	HBP	BLK	WP	HR	S	P	ERA	WHIP								
LaTroy Hawkins, R ERA: 5.28	(1, 1)	6.2	28	6	3	3	2	2	0	0	0	0	2	58	87	4.05	1.200								
Mike Trombley, R ERA: 3.49	(7, 1)	2.1	W	8	0	0	0	2	1	1	0	0	0	19	30	0.00	0.429								

Batter	1	2	3	4	5	6	7	8	9	AB	R	H	RBI	BB	SO	LOB	BOTTOM								
Otis Nixon, S OBP: 0.349, SLG: 0.319	3-2 G6-3			0-1 2B 1B		0-3 K			4-1 F9		4	1	1	0	1	1	Boston Red Sox @ Minnesota Twins Hubert H. Humphrey Metrodome, Minneapolis, MN Sat Aug 22 1998, 8:05 PM EDT Att: 18,415 - Dome - 72 F livebaseballscorecards.com								
Matt Lawton, L OBP: 0.393, SLG: 0.489	3-1 L1-4 1B			3-2 1B 2B		4-2 BB			4-1 FC4-6 BB		3	1	2	1	2	0		2							
Paul Molitor, R OBP: 0.329, SLG: 0.356	2-2 L1-4			0-0 G6-3		0-0 F9			0-2 F9		5	0	1	1	0	0		5							
David Ortiz, L OBP: 0.362, SLG: 0.433		2-2 F8		1-1 F8		0-0 1B G3 1B			3-2 F7		4	1	1	0	0	0		1							
Ron Coomer, R OBP: 0.300, SLG: 0.416		0-2 G4-3		0-0 BB 1B		2-0 G4-3 G3 1B			3-0 F8		4	0	2	1	0	0		0							
Todd Walker, L OBP: 0.392, SLG: 0.513		1-1 F7		4-2 BB		0-2 G3			1-1 1B		3	0	1	1	1	0		1							
Marty Cordova, R OBP: 0.343, SLG: 0.404			1-3 K		1-0 L4		2-3 G4-3		0-0 P4		4	0	0	0	0	1		4							
Javier Valentin, S OBP: 0.262, SLG: 0.321			2-2 G6-3		2-2 G1-3		1-1 G4-3		2-3 K		4	0	0	0	0	1		1							
Pat Meares, R OBP: 0.302, SLG: 0.372		1-2 G5-3			0-1 2B		1-1 F8		0-0 FC4-6 BB 1B		4	1	2	0	0	0		0							
Inning Stats	R: 0 E: 0 K: 0 S: 10	H: 1 LOB: 0 BB: 0 P: 17	R: 0 E: 0 K: 0 S: 8	H: 0 LOB: 0 BB: 0 P: 11	R: 0 E: 0 K: 1 S: 9	H: 0 LOB: 0 BB: 0 P: 13	R: 2 E: 0 K: 0 S: 18	H: 3 LOB: 2 BB: 1 P: 26	R: 0 E: 0 K: 1 S: 13	H: 1 LOB: 1 BB: 1 P: 19	R: 1 E: 0 K: 0 S: 10	H: 2 LOB: 1 BB: 0 P: 13	R: 0 E: 0 K: 0 S: 7	H: 0 LOB: 1 BB: 1 P: 13	R: 0 E: 0 K: 0 S: 10	H: 1 LOB: 0 BB: 0 P: 19		R: 1 E: 0 K: 1 S: 7	H: 2 LOB: 2 BB: 1 P: 14	1B: 8 2B: 3 3B: 0 HR: 0	SF: 0 SAC: 0 DP: 1 HBP: 0	WP: 0 PB: 0 SB: 0 CS: 0	PA: 39		
PITCHER	IP	WLS	BF	H	R	ER	SO	BB	IBB	HBP	BLK	WP	HR	S	P	ERA	WHIP								
John Wasdin, R ERA: 5.19	(1, 1)	5.0	21	5	2	2	2	2	0	0	0	0	0	58	86	3.60	1.400								
Derek Lowe, R ERA: 4.27	(6, 1)	1.1	6	2	1	1	0	0	0	0	0	0	0	12	16	6.75	1.500								
Greg Swindell, L ERA: 3.79	(7, 1)	2.1	L	11	2	1	1	1	2	0	0	0	0	21	41	3.86	1.714								
Dennis Eckersley, R ERA: 5.65	(9, 1)	0.0	1	1	0	0	0	0	0	0	0	0	0	1	2	*	*								

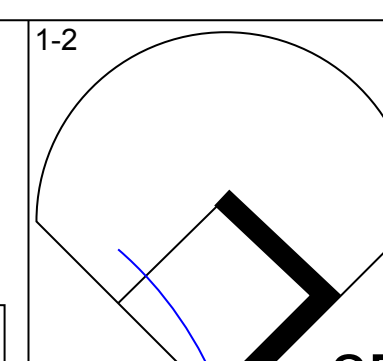
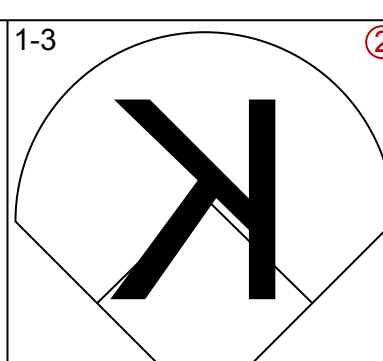
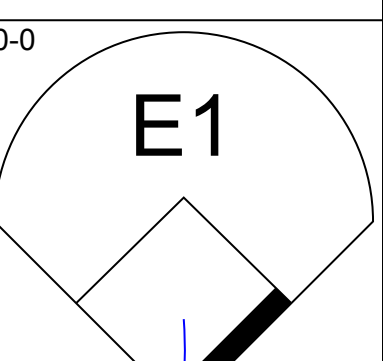
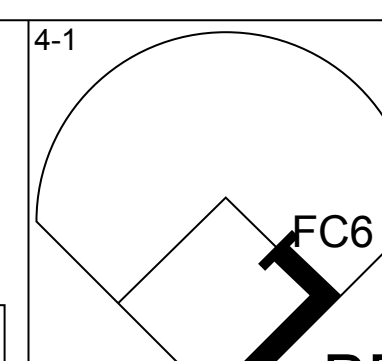
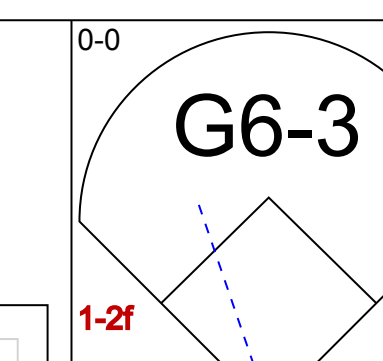
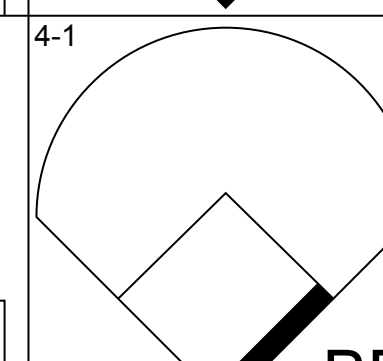
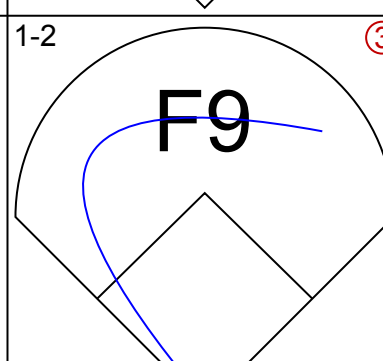
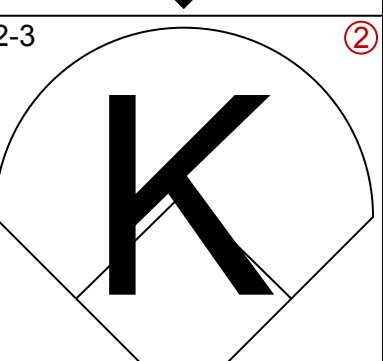
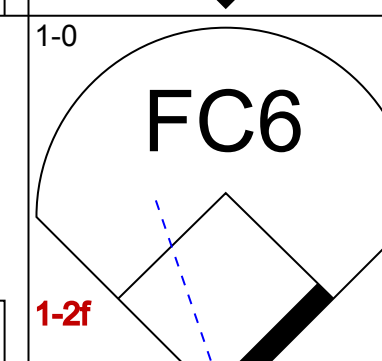
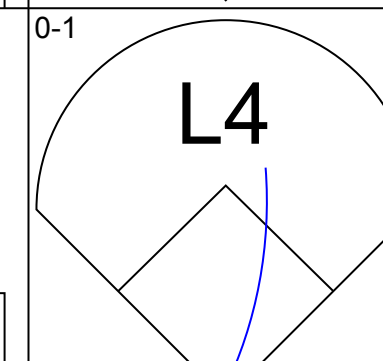
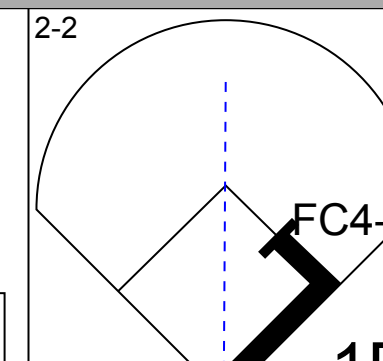
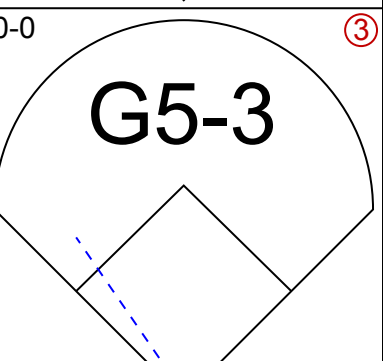
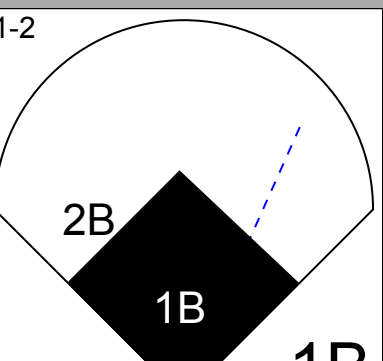
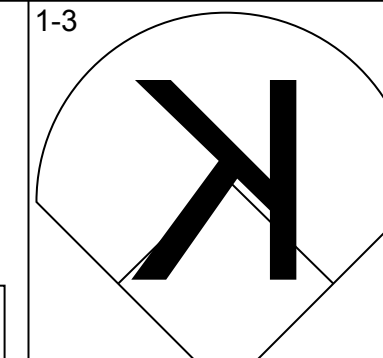
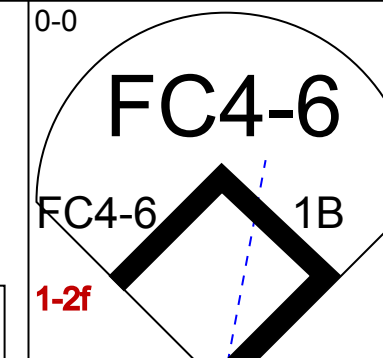
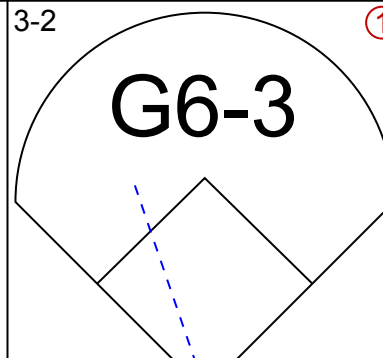
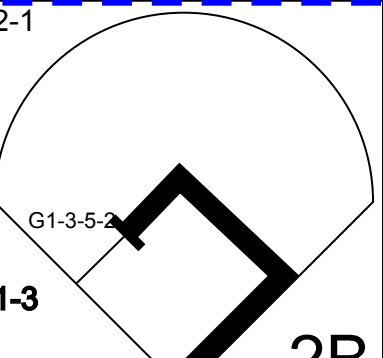
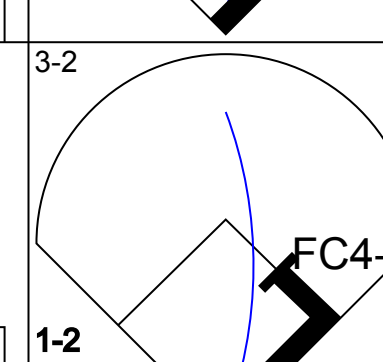
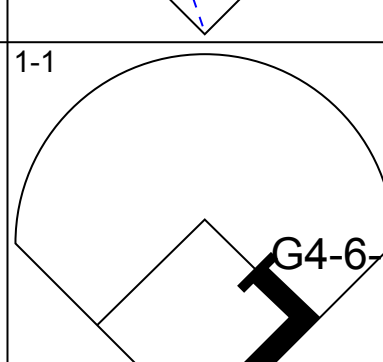
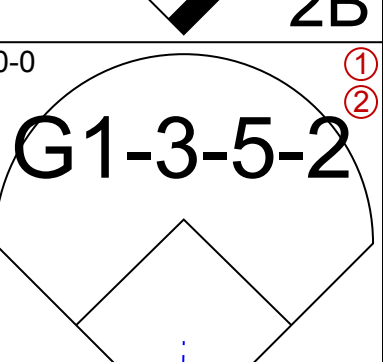
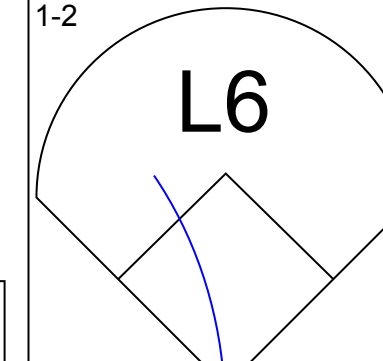
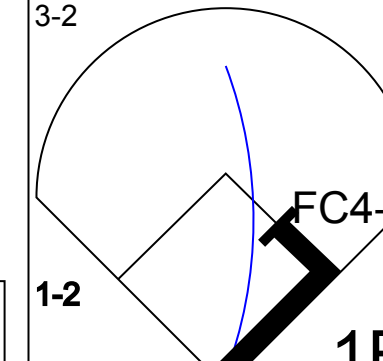
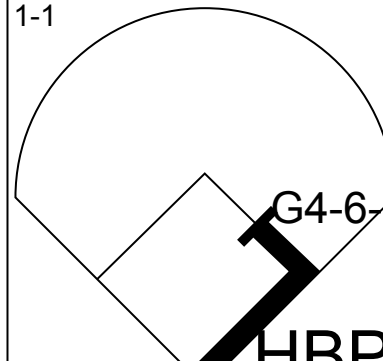
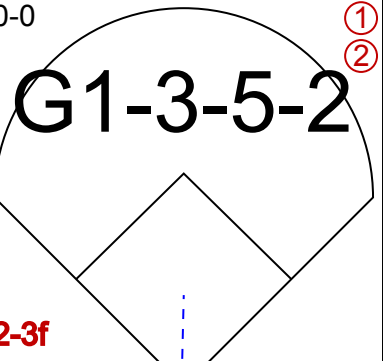
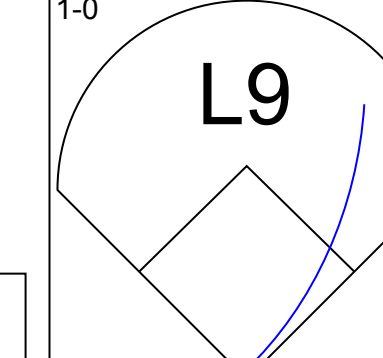
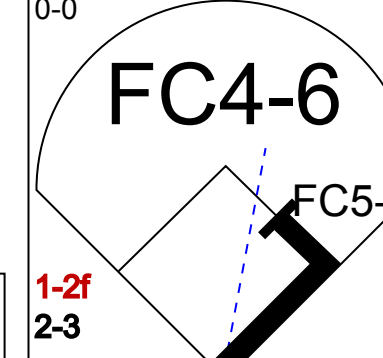
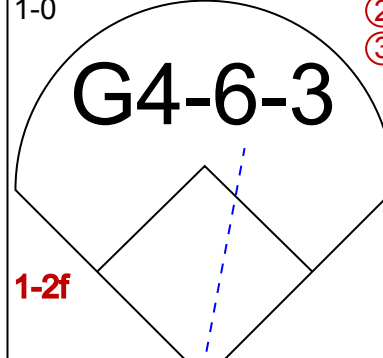
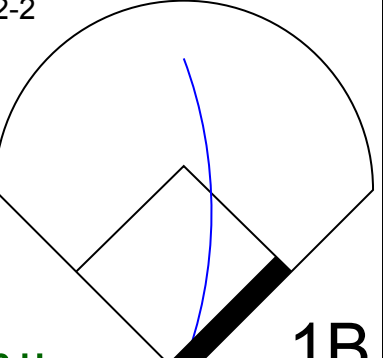
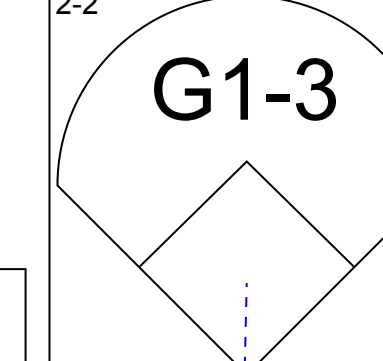
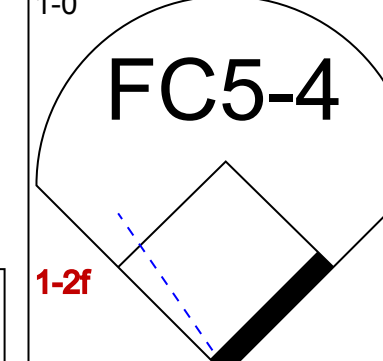
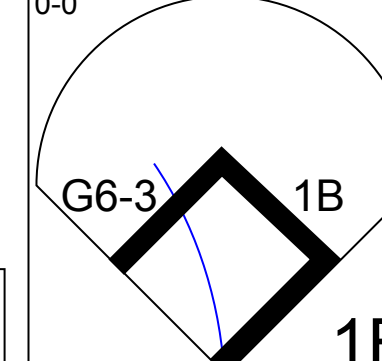
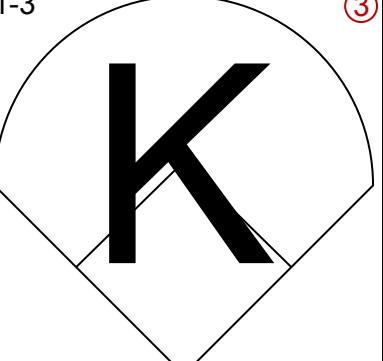
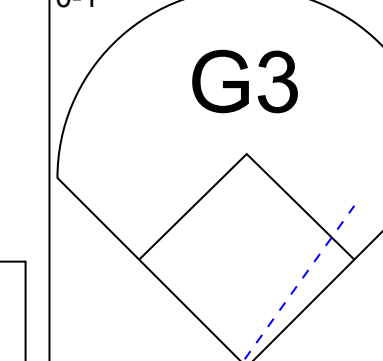
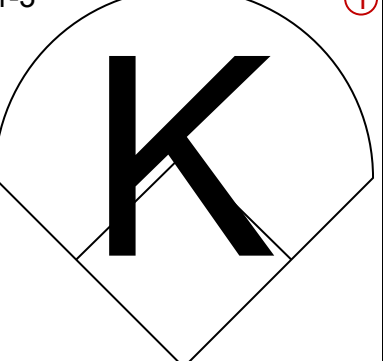
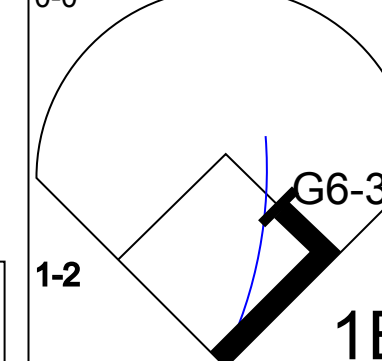
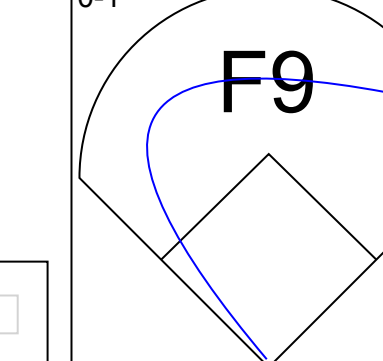
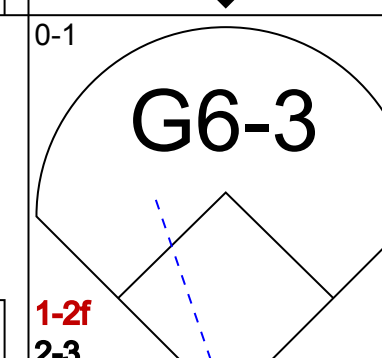
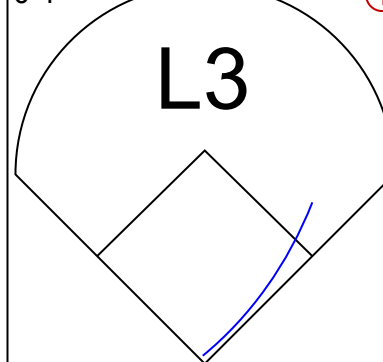
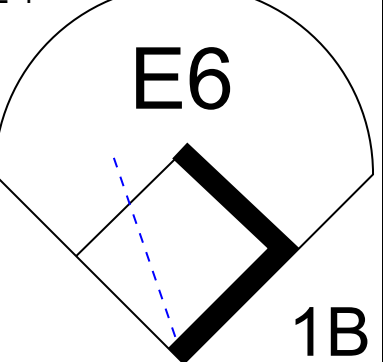
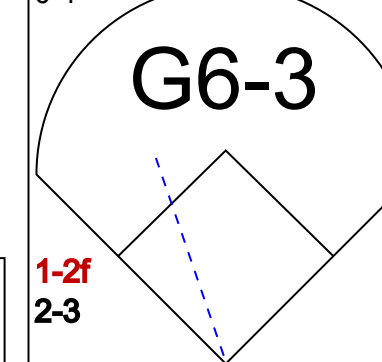
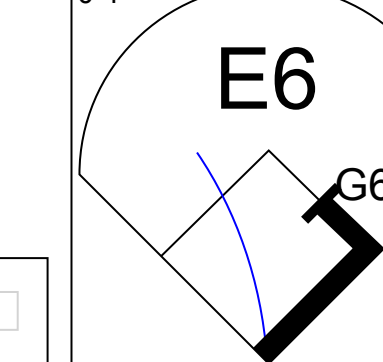


Batter	1	2	3	4	5	6	7	8	9	AB	R	H	RBI	BB	SO	LOB	TOP					
Darren Lewis, R OBP: 0.355, SLG: 0.362 (1, 8)										5	0	0	0	0	2	2						
John Valentin, R OBP: 0.350, SLG: 0.456 (1, 5)										5	3	3	1	0	0	1						
Mo Vaughn, L OBP: 0.394, SLG: 0.597 (1, 10)										4	1	3	2	1	1	0						
Nomar Garciaparra, R OBP: 0.365, SLG: 0.577 (1, 6)										5	0	0	0	0	1	5						
Troy O'Leary, L OBP: 0.311, SLG: 0.480 (1, 7)										4	0	1	0	1	1	1						
Mike Stanley, R OBP: 0.365, SLG: 0.499 (1, 3)										5	1	3	0	0	0	2						
Darren Bragg, L OBP: 0.371, SLG: 0.463 (1, 9)										5	0	4	1	0	1	2						
Scott Hatteberg, L OBP: 0.363, SLG: 0.460 (1, 2)										4	0	0	0	0	1	6						
Mike Benjamin, R OBP: 0.313, SLG: 0.370 (1, 4)										4	0	1	0	0	2	4						
Inning Stats	R: 1 E: 0 K: 2 S: 10	H: 2 LOB: 1 BB: 0 P: 19	R: 1 E: 0 K: 1 S: 15	H: 2 LOB: 1 BB: 0 P: 21	R: 2 E: 0 K: 1 S: 21	H: 4 LOB: 2 BB: 1 P: 28	R: 0 E: 0 K: 0 S: 8	H: 1 LOB: 2 BB: 1 P: 15	R: 0 E: 0 K: 0 S: 11	H: 1 LOB: 1 BB: 0 P: 18	R: 1 E: 0 K: 1 S: 16	H: 2 LOB: 1 BB: 0 P: 21	R: 0 E: 0 K: 1 S: 13	H: 1 LOB: 2 BB: 1 P: 20	R: 0 E: 0 K: 2 S: 9	H: 0 LOB: 0 BB: 0 P: 15	R: 0 E: 0 K: 1 S: 10	H: 2 LOB: 2 BB: 0 P: 15	1B: 11 2B: 3 3B: 0 HR: 1	SF: 0 SAC: 0 DP: 1 HBP: 1	WP: 0 PB: 0 SB: 0 CS: 0	PA: 44
PITCHER	IP	WLS	BF	H	R	ER	SO	BB	IBB	HBP	BLK	WP	HR	S	P	ERA	WHIP					
Brad Radke, R ERA: 3.97 (1, 1)	6.0	L	31	12	5	5	5	0	1	0	1	0	1	81	122	7.50	2.000					
Bob Tewksbury, R ERA: 4.31 (7, 1)	1.0		5	1	0	0	1	1	0	1	0	0	0	13	20	0.00	2.000					
Hector Carrasco, R ERA: 3.91 (8, 1)	1.0		3	0	0	0	2	0	0	0	0	0	0	9	15	0.00	0.000					
Rick Aguilera, R ERA: 4.09 (9, 1)	1.0		5	2	0	0	1	0	0	0	0	0	0	10	15	0.00	2.000					

Boston Red Sox @ Minnesota Twins
 Hubert H. Humphrey Metrodome, Minneapolis, MN
 Sun Aug 23 1998, 4:33 AM EDT
 Att. 12,686 - Dome - 72 F

AB 41
 R 5
 H 15
 RBI 4
 BB 2
 SO 9
 LOB 23



Batter	1	2	3	4	5	6	7	8	9	AB	R	H	RBI	BB	SO	LOB	BOTTOM					
Otis Nixon, S OBP: 0.350, SLG: 0.321 (1, 8)										4	0	1	0	1	1	2						
Brent Gates, S OBP: 0.323, SLG: 0.317 (1, 5)										3	0	0	0	1	1	4						
Paul Molitor, R OBP: 0.330, SLG: 0.358 (1, 10)										4	1	2	0	0	0	4						
David Ortiz, L OBP: 0.358, SLG: 0.427 (1, 3)										3	0	0	0	0	1	3						
Ron Coomer, R OBP: 0.301, SLG: 0.420 (8, PH) (9, 3)										1	0	1	0	0	0	0						
Matt Lawton, L OBP: 0.394, SLG: 0.487 (1, 9)										3	0	1	0	0	0	4						
Todd Walker, L OBP: 0.391, SLG: 0.511 (1, 4)										4	0	1	1	0	0	3						
Terry Steinbach, R OBP: 0.316, SLG: 0.407 (1, 2)										4	0	1	0	0	1	3						
Alex Ochoa, R OBP: 0.276, SLG: 0.335 (1, 7)										3	0	1	0	0	1	0						
Javier Valentin, S OBP: 0.260, SLG: 0.319 (8, PH) (9, PH)										1	0	0	0	0	0	0						
Pat Meares, R OBP: 0.302, SLG: 0.371 (1, 6)										4	0	1	0	0	0	2						
Inning Stats	R: 0 E: 0 K: 1 S: 12	H: 1 LOB: 2 BB: 1 P: 19	R: 0 E: 0 K: 0 S: 7	H: 0 LOB: 0 BB: 0 P: 10	R: 0 E: 0 K: 1 S: 9	H: 0 LOB: 0 BB: 0 P: 11	R: 0 E: 0 K: 0 S: 10	H: 2 LOB: 2 BB: 0 P: 16	R: 0 E: 0 K: 2 S: 5	H: 1 LOB: 2 BB: 0 P: 15	R: 0 E: 0 K: 0 S: 6	H: 0 LOB: 2 BB: 1 P: 11	R: 1 E: 0 K: 1 S: 16	H: 3 LOB: 1 BB: 0 P: 22	R: 0 E: 1 K: 0 S: 5	H: 0 LOB: 0 BB: 0 P: 5	1B: 7 2B: 3 3B: 0 HR: 0	SF: 0 SAC: 0 DP: 4 HBP: 1	WP: 0 PB: 0 SB: 0 CS: 0	PA: 37		
PITCHER	IP	WLS	BF	H	R	ER	SO	BB	IBB	HBP	BLK	WP	HR	S	P	ERA	WHIP					
Pedro Martinez, R ERA: 2.73 (1, 1)	6.0	W	24	4	0	0	4	1	0	0	0	0	0	9	15	0.00	0.833					
Jim Corsi, R ERA: 2.53 (7, 1)	1.0		6	3	1	1	0	1	0	0	0	0	0	9	15	9.00	4.000					
Greg Swindell, L ERA: 3.76 (8, 1)	0.2		3	2	0	0	0	0	0	0	0	0	0	8	12	0.00	3.000					
Tom Gordon, R ERA: 2.81 (8, 1)	1.1		4	0	0	0	1	0	0	0	0	0	0	10	11	0.00	0.000					

Boston Red Sox @ Minnesota Twins
 Hubert H. Humphrey Metrodome, Minneapolis, MN
 Sun Aug 23 1998, 4:33 AM EDT
 Att. 12,686 - Dome - 72 F

AB 34
 R 1
 H 9
 RBI 1
 BB 2
 SO 5
 LOB 25



Batter	1	2	3	4	5	6	7	8	9	AB	R	H	RBI	BB	SO	LOB	TOP										
Rickey Henderson, R OBP: 0.375, SLG: 0.325 (1,7)	4-1 S BB		3-2 G6-3 1-2		2-2 PB 1B		3-2 S 1B		0-0 G6-3	4	1	2	0	1	0	2											
Ryan Christenson, R OBP: 0.366, SLG: 0.349 (1,8)	1-3 K 1-2		0-0 G6-3 2-3		3-2 PB 1B		0-3 K 1-2			4	0	1	0	0	0	2	3										
Jason Giambi, L OBP: 0.375, SLG: 0.476 (1,3)	1-1 F7		0-1 G3-1		4-1 BB 1-2 2-3		0-0 2-H 1B			3	0	1	1	1	0	2											
Matt Stairs, L OBP: 0.391, SLG: 0.554 (1,10)	2-1 L6			0-2 G4-3		0-0 F4			1-3 K	4	0	0	0	0	1	4											
Mike Blowers, R OBP: 0.304, SLG: 0.398 (1,5)		1-1 PB 1B		2-1 G5-3		0-0 HR			0-2 F7	4	1	2	1	0	0	0											
Ben Grievie, L OBP: 0.386, SLG: 0.452 (1,9)		2-3 K 1-2		4-1 BB		2-0 G4-3			3-2 L7	3	0	0	0	1	1	1											
Scott Spiezio, S OBP: 0.332, SLG: 0.394 (1,4)		1-3 K		2-1 G3-1		0-2 F7			3-2 P6	4	0	0	0	0	1	2											
Miguel Tejada, R OBP: 0.310, SLG: 0.381 (9, PH)		2-3 K			0-0 F8		0-3 K		3-2 S 1B	3	0	0	0	0	2	1											
Bip Roberts, S OBP: 0.346, SLG: 0.337 (9, PH)		2-3 K			1-3 K				1-1 G5-3	2	0	0	0	1	1	0											
A.J. Hinch, R OBP: 0.291, SLG: 0.326 (9, PH)			4-2 G6-3 BB				1-2 G3		1-2 G5-3	1	0	0	0	0	0	1											
Ed Sprague, R OBP: 0.288, SLG: 0.409 (9, PH)										1	0	0	0	0	0	1											
Inning Stats	R: 0 E: 0 K: 1 S: 8	H: 0 LOB: 1 BB: 1 P: 16	R: 0 E: 0 K: 3 S: 11	H: 1 LOB: 1 BB: 0 P: 17	R: 0 E: 0 K: 0 S: 8	H: 0 LOB: 1 BB: 1 P: 15	R: 0 E: 0 K: 0 S: 8	H: 0 LOB: 1 BB: 1 P: 16	R: 0 E: 0 K: 1 S: 14	H: 2 LOB: 3 BB: 1 P: 23	R: 1 E: 0 K: 1 S: 8	H: 1 LOB: 0 BB: 0 P: 10	R: 1 E: 0 K: 1 S: 12	H: 2 LOB: 1 BB: 0 P: 16	R: 0 E: 0 K: 1 S: 9	H: 0 LOB: 0 BB: 0 P: 13	R: 0 E: 0 K: 0 S: 9	H: 1 LOB: 1 BB: 0 P: 16	1B: 6 2B: 3 3B: 0 HR: 1	SF: 0 SAC: 0 DP: 0 HBP: 0	WP: 0 PB: 3 SB: 3 CS: 0	PA: 37					
PITCHER	IP	WLS	BF	H	R	ER	SO	BB	IBB	HBP	BLK	WP	HR	S	P	ERA	WHIP										
49 Tim Wakefield, R ERA: 4.19 (1,1)	6.0		26	4	1	1	6	4	0	0	0	0	1	57	97	1.50	1.333										
Derek Lowe, R ERA: 4.33 (7,1)	0.2		3	1	1	1	1	0	0	0	0	0	0	11	15	13.50	1.500										
Greg Swindell, L ERA: 3.69 (7,1)	1.1	W	4	1	0	0	1	0	0	0	0	0	0	10	14	0.00	0.750										
Tom Gordon, R ERA: 2.77 (9,1)	1.0	S	4	1	0	0	0	0	0	0	0	0	0	9	16	0.00	1.000										

Oakland Athletics @ Boston Red Sox
Fenway Park, Boston, MA
Tue Aug 25 1998, 7:05 PM EDT
Att: 28,366 - Unknown - 86 F

AB	33
R	2
H	7
RBI	2
BB	4
SO	8
LOB	16



Batter	1	2	3	4	5	6	7	8	9	AB	R	H	RBI	BB	SO	LOB	BOTTOM										
Darren Lewis, R OBP: 0.356, SLG: 0.371 (1,9)	0-1 B1-3	3-0 F9		0-0 F9			2-2 HR	1-2 2B		5	1	2	1	0	0	3											
John Valentin, R OBP: 0.350, SLG: 0.453 (1,5)	4-2 1B BB	2-0 G5-3			3-2 G6-3		4-2 2B BB	2-2 G6-3		3	1	0	0	2	0	3											
Mo Vaughn, L OBP: 0.393, SLG: 0.593 (1,3)	4-2 BB 1B	2-3 K			2-2 P6		3-3 K			3	1	0	0	1	2	3											
Nomar Garciaparra, R OBP: 0.370, SLG: 0.583 (1,6)	0-0 1B BB		1-0 G5-4-3 1B		0-0 1B		3-0 2B	1-3 2B		4	0	4	0	0	0	0											
Mike Stanley, R OBP: 0.364, SLG: 0.495 (1,10)	4-1 1B BB		0-0 G5-4-3		0-0 F8		3-3 K			3	0	0	1	1	1	4											
Troy O'Leary, L OBP: 0.312, SLG: 0.479 (1,7)	1-0 G6-4-3 1B		1-3 K			1-3 K	4-0 IBB			3	0	1	1	1	2	0											
Damon Buford, R OBP: 0.357, SLG: 0.529 (1,8)	0-1 G6-4-3			2-2 F7		3-3 K	1-3 K			4	0	0	0	0	2	6											
Jason Varitek, S OBP: 0.316, SLG: 0.392 (1,2)		0-1 2B 1B		3-2 G1-3		1-0 1B		3-2 F7		4	0	2	0	0	0	0											
Mike Benjamin, R OBP: 0.316, SLG: 0.373 (1,4)		2-2 1B		4-0 BB		0-0 G6-3		0-0 F9		3	0	1	0	1	0	1											
Inning Stats	R: 2 E: 0 K: 0 S: 11	H: 2 LOB: 2 BB: 3 P: 24	R: 0 E: 0 K: 1 S: 10	H: 2 LOB: 0 BB: 0 P: 19	R: 0 E: 0 K: 1 S: 5	H: 1 LOB: 0 BB: 0 P: 7	R: 0 E: 0 K: 0 S: 7	H: 0 LOB: 1 BB: 1 P: 16	R: 0 E: 0 K: 2 S: 8	H: 1 LOB: 1 BB: 0 P: 13	R: 1 E: 0 K: 3 S: 19	H: 2 LOB: 3 BB: 2 P: 39	R: 0 E: 0 K: 0 S: 13	H: 1 LOB: 1 BB: 0 P: 19	R: 0 E: 0 K: 0 S: 9	H: 0 LOB: 0 BB: 0 P: 13	1B: 6 2B: 3 3B: 0 HR: 1	SF: 0 SAC: 0 DP: 2 HBP: 0	WP: 0 PB: 0 SB: 0 CS: 0	PA: 38							
PITCHER	IP	WLS	BF	H	R	ER	SO	BB	IBB	HBP	BLK	WP	HR	S	P	ERA	WHIP										
Kenny Rogers, L ERA: 3.09 (1,1)	6.1	L	31	9	3	3	5	5	0	0	0	0	1	63	118	4.26	2.211										
T.J. Mathews, R ERA: 4.45 (7,1)	1.2		7	1	0	0	2	0	1	0	0	0	0	19	33	0.00	0.600										

Oakland Athletics @ Boston Red Sox
Fenway Park, Boston, MA
Tue Aug 25 1998, 7:05 PM EDT
Att: 28,366 - Unknown - 86 F

AB	32
R	3
H	10
RBI	3
BB	6
SO	7
LOB	20



Batter	1	2	3	4	5	6	7	8	9	AB	R	H	RBI	BB	SO	LOB	TOP								
Rickey Henderson, R OBP: 0.373, SLG: 0.322 (1, 7)	E6 2B G6-3		K 1-3				G6-3 1-1		P4 1-2	4	1	0	0	0	1	0									
Big Roberts, S OBP: 0.346, SLG: 0.338 (1, 8)	G6-3 1-2 2B		G4-3 1-0			F4 0-0	F7 1-2		F7 0-0	5	0	1	0	0	0	1									
Jason Giambi, L OBP: 0.373, SLG: 0.472 (1, 3)	G6-3 2-3 3-H		K 1-3				K 2-3		K 1-3	4	0	0	1	1	3	1									
Matt Stairs, L OBP: 0.390, SLG: 0.551 (1, 10)	K 1-2 3-3			F8 1-2			1B 0-0 2B		K 2-3	4	1	1	0	0	2	2									
Ben Grieve, L OBP: 0.385, SLG: 0.451 (1, 9)	F8 0-1			F7 2-2			BB 1-3 2B		G6-3 2-1	4	1	1	0	0	0	1									
Scott Spiezio, S OBP: 0.337, SLG: 0.397 (1, 4)							2B 4-2 1-2		G4-3 0-0	3	1	2	0	1	0	0									
Ed Sprague, R OBP: 0.285, SLG: 0.405 (1, 5)				1B 2-1			BB 0-1		E1 0-0	4	0	0	0	0	0	5									
Miguel Tejada, R OBP: 0.312, SLG: 0.384 (1, 6)							G6-3 2-0			3	0	1	2	1	0	1									
Mike Macfarlane, R OBP: 0.276, SLG: 0.389 (1, 2)							K 0-3		F9 1-2	4	0	0	0	0	2	4									
Inning Stats	R: 1 E: 1 K: 1 S: 12	H: 1 LOB: 1 BB: 0 P: 19	R: 0 E: 0 K: 1 S: 8	H: 1 LOB: 1 BB: 0 P: 12	R: 0 E: 0 K: 2 S: 7	H: 0 LOB: 0 BB: 0 P: 10	R: 0 E: 0 K: 0 S: 9	H: 1 LOB: 1 BB: 0 P: 12	R: 0 E: 0 K: 1 S: 6	H: 0 LOB: 1 BB: 0 P: 10	R: 3 E: 0 K: 1 S: 14	H: 3 LOB: 1 BB: 1 P: 25	R: 0 E: 0 K: 1 S: 10	H: 0 LOB: 1 BB: 1 P: 18	R: 0 E: 1 K: 0 S: 9	H: 0 LOB: 0 BB: 1 P: 16	R: 0 E: 0 K: 1 S: 7	H: 0 LOB: 0 BB: 0 P: 9	1B: 4 2B: 2 3B: 0 HR: 0	SF: 0 SAC: 0 DP: 0 HBP: 1	WP: 0 PB: 1 SB: 0 CS: 0	PA: 39			
PITCHER	IP	WLS	BF	H	R	ER	SO	BB	IBB	HBP	BLK	WP	HR	S	P	ERA	WHIP								
Bret Saberhagen, R ERA: 4.28 (1, 1)	5.2	26	6	4	2	6	6	1	0	1	0	0	0	53	84	3.18	1.235								
Dennis Eckersley, R ERA: 5.52 (6, 1)	0.2	2	0	0	0	0	0	0	0	0	0	0	0	5	7	0.00	0.000								
Jim Corsi, R ERA: 2.47 (7, 1)	1.1	6	0	0	0	1	1	0	0	0	0	0	0	12	21	0.00	0.750								
John Wasdin, R ERA: 5.17 (8, 1)	0.1	W	2	0	0	0	0	1	0	0	0	0	0	5	10	0.00	3.000								
Tom Gordon, R ERA: 2.75 (9, 1)	1.0	S	3	0	0	0	1	0	0	0	0	0	0	7	9	0.00	0.000								

Oakland Athletics @ Boston Red Sox
Fenway Park, Boston, MA
Wed Aug 26 1998, 7:05 PM EDT
Att: 26,379 - Cloudy - 80 F

AB 35
R 4
H 6
RBI 3
BB 3
SO 8
LOB 15



Batter	1	2	3	4	5	6	7	8	9	AB	R	H	RBI	BB	SO	LOB	BOTTOM								
Darren Lewis, R OBP: 0.354, SLG: 0.370 (1, 8)	G4-3 1-2	SF8 2-2		F9 1-0			K 1-3	1B 0-0		4	0	1	3	0	1	2									
John Valentin, R OBP: 0.353, SLG: 0.452 (1, 5)		L5 0-0		BB 4-2			1B 1-3	F8 1-1		3	0	1	0	2	0	3									
Mo Vaughn, L OBP: 0.393, SLG: 0.591 (1, 3)	P5 2-2		G6-3 0-0	L4 0-1			1B 0-0	1B 1-1		5	0	2	1	0	0	2									
Nomar Garciaparra, R OBP: 0.369, SLG: 0.581 (1, 6)	F8 3-2		2B 1-1		P3 0-0		F8 1-0	F9 0-0		5	0	1	0	0	0	5									
Troy O'Leary, L OBP: 0.313, SLG: 0.478 (1, 7)		E 0-1		BB 4-0		G4-3 1-1	K 3-3			3	1	1	0	1	1	2									
Mike Stanley, R OBP: 0.385, SLG: 0.498 (1, 10)		1B 2-0		F7 1-1		K 2-3		BB 0-1		4	1	2	0	0	1	2									
Damon Buford, R OBP: 0.357, SLG: 0.529 (8, PR)		2B 1-3						1B 1-3		0	1	0	0	0	0	0									
Darren Bragg, L OBP: 0.368, SLG: 0.458 (1, 9)		E3 3-2		F8 2-2		G3-1 2-2		SH1-4 1-0		3	1	0	1	0	0	3									
Scott Hatteberg, L OBP: 0.368, SLG: 0.463 (1, 2)		SF8 2-3 3-H					K 1-3			3	1	2	1	1	1	0									
Donnie Sadler, R OBP: 0.318, SLG: 0.481 (8, PR)				F9 1-3				BB 1-3		0	1	0	0	0	0	0									
Mike Benjamin, R OBP: 0.316, SLG: 0.371 (1, 4)				1B 3-3				1B 4-2		2	0	0	0	1	1	2									
Jason Varitek, S OBP: 0.320, SLG: 0.392 (8, PH)				K 0-3				1B 1-2		0	1	0	0	1	0	0									
Inning Stats	R: 0 E: 0 K: 0 S: 10	H: 0 LOB: 1 BB: 1 P: 20	R: 3 E: 1 K: 1 S: 16	H: 3 LOB: 1 BB: 0 P: 23	R: 0 E: 0 K: 0 S: 8	H: 1 LOB: 2 BB: 1 P: 16	R: 1 E: 0 K: 0 S: 10	H: 1 LOB: 1 BB: 2 P: 19	R: 0 E: 0 K: 1 S: 6	H: 0 LOB: 0 BB: 0 P: 9	R: 0 E: 0 K: 1 S: 9	H: 0 LOB: 0 BB: 0 P: 12	R: 0 E: 0 K: 2 S: 13	H: 2 LOB: 2 BB: 0 P: 21	R: 3 E: 0 K: 0 S: 11	H: 3 LOB: 2 BB: 2 P: 22	R: 0 E: 0 K: 1 S: 7	H: 0 LOB: 0 BB: 0 P: 9	1B: 8 2B: 2 3B: 0 HR: 0	SF: 1 SAC: 1 DP: 0 HBP: 0	WP: 1 PB: 0 SB: 0 CS: 0	PA: 40			
PITCHER	IP	WLS	BF	H	R	ER	SO	BB	IBB	HBP	BLK	WP	HR	S	P	ERA	WHIP								
Blake Stein, R ERA: 5.7 (1, 1)	5.0	24	5	4	3	2	4	4	0	0	0	0	0	8	11	0.00	0.000								
2B Mark Holzemer, L ERA: 2.55 (6, 1)	0.2	2	0	0	0	0	1	0	0	0	0	0	0	8	11	0.00	0.000								
Tim Worrell, R ERA: 5.22 (6, 1)	1.2	L	11	4	3	3	2	1	1	0	0	0	0	20	37	16.20	3.000								
Gil Heredia, R ERA: 2.7 (8, 1)	0.2	3	1	0	0	0	0	0	0	0	0	0	0	5	7	0.00	1.500								

Oakland Athletics @ Boston Red Sox
Fenway Park, Boston, MA
Wed Aug 26 1998, 7:05 PM EDT
Att: 26,379 - Cloudy - 80 F

AB 32
R 7
H 10
RBI 6
BB 6
SO 5
LOB 21



Batter	1	2	3	4	5	6	7	8	9	AB	R	H	RBI	BB	SO	LOB	TOP								
Jim Edmonds, L OBP: 0.363, SLG: 0.493 (1, 8)	G4-3		SAFE 3-1 BB BB 1B SAFE			G3		F8		4	1	1	0	1	0	2	Anaheim Angels @ Boston Red Sox Fenway Park, Boston, MA Fri Aug 28 1998, 7:05 PM EDT Att: 32,470 - Cloudy - 73 F								
Randy Velarde, R OBP: 0.380, SLG: 0.396 (1, 4)			1B			BB BB		L7		3	1	0	1	2	1	2									
Darin Erstad, L OBP: 0.360, SLG: 0.502 (1, 3)	F7					BB BB			L4	4	2	1	1	1	0	1									
Tim Salmon, R OBP: 0.415, SLG: 0.559 (1, 10)						BB BB				5	1	3	1	0	2	0									
Todd Greene, R OBP: 0.390, SLG: 0.450 Orlando Palmeiro, L OBP: 0.400, SLG: 0.403 (1, 7) (7, 7)						BB BB				4	0	1	2	0	2	3									
16 Garrett Anderson, L OBP: 0.339, SLG: 0.476 (1, 9)						BB BB				1	0	1	0	0	0	0									
Troy Glaus, R OBP: 0.294, SLG: 0.333 (1, 5)						BB BB				4	0	1	0	1	1	2									
Phil Nevin, R OBP: 0.294, SLG: 0.379 (1, 2)						BB BB				4	1	2	0	0	0	2									
Gary Disarcina, R OBP: 0.327, SLG: 0.406 (1, 6)						BB BB				3	0	1	0	1	0	3									
Inning Stats	R: 0 E: 0 K: 0 S: 7	H: 0 LOB: 0 BB: 1 P: 14	R: 0 E: 0 K: 1 S: 7	H: 1 LOB: 0 BB: 0 P: 12	R: 0 E: 0 K: 1 S: 12	H: 1 LOB: 2 BB: 1 P: 23	R: 0 E: 0 K: 2 S: 9	H: 0 LOB: 0 BB: 0 P: 15	R: 5 E: 0 K: 1 S: 20	H: 4 LOB: 2 BB: 3 P: 38	R: 0 E: 0 K: 0 S: 11	H: 1 LOB: 1 BB: 0 P: 14	R: 2 E: 1 K: 1 S: 15	H: 3 LOB: 2 BB: 1 P: 27	R: 0 E: 0 K: 0 S: 8	H: 1 LOB: 0 BB: 0 P: 11		R: 0 E: 0 K: 2 S: 15	H: 2 LOB: 2 BB: 0 P: 20	1B: 13 2B: 1 3B: 0 HR: 0	SF: 0 SAC: 0 DP: 1 HBP: 0	WP: 0 PB: 0 SB: 0 CS: 3	PA: 43		
PITCHER	IP	WLS	BF	H	R	ER	SO	BB	IBB	HBP	BLK	WP	HR	S	P	ERA	WHIP								
Steve Avery, L ERA: 5.38 (1, 1)	4.2	L	21	4	5	5	5	0	0	0	0	0	0	50	96	9.64	1.929								
Derek Lowe, R ERA: 4.32 (5, 1)	2.1		14	6	2	1	1	0	1	0	0	0	0	31	47	3.86	2.571								
Dennis Eckersley, R ERA: 5.34 (8, 1)	1.0		3	1	0	0	0	0	0	0	0	0	0	8	11	0.00	1.000								
Greg Swindell, L ERA: 3.65 (9, 1)	1.0		5	2	0	0	2	0	0	0	0	0	0	15	20	0.00	2.000								

Batter	1	2	3	4	5	6	7	8	9	AB	R	H	RBI	BB	SO	LOB	BOTTOM								
Darren Lewis, R OBP: 0.350, SLG: 0.365 (1, 8)	G6-3	FC6-4								5	0	1	0	0	2	4	Anaheim Angels @ Boston Red Sox Fenway Park, Boston, MA Fri Aug 28 1998, 7:05 PM EDT Att: 32,470 - Cloudy - 73 F								
John Valentin, R OBP: 0.352, SLG: 0.447 (1, 5)										4	1	1	1	1	1	0									
Mo Vaughn, L OBP: 0.396, SLG: 0.595 (1, 3)										5	2	3	2	0	0	2									
Nomar Garciaparra, R OBP: 0.366, SLG: 0.581 (1, 6)										5	0	1	0	0	0	2									
Troy O'Leary, L OBP: 0.314, SLG: 0.482 (1, 7)										4	0	1	2	1	0	1									
Mike Stanley, R OBP: 0.385, SLG: 0.495 Donnie Sadler, R OBP: 0.308, SLG: 0.463 (1, 10) (9, FR)										4	0	1	0	1	1	2									
Darren Bragg, L OBP: 0.374, SLG: 0.460 30 Keith Mitchell, R OBP: 0.357, SLG: 0.250 (1, 9) (8, PH) (9, 9)										2	1	1	0	1	0	1									
Scott Hatteberg, L OBP: 0.370, SLG: 0.462 Jason Varitek, S OBP: 0.322, SLG: 0.393 (1, 2) (8, PH) (9, 2)										3	1	2	0	0	0	1									
Mike Benjamin, R OBP: 0.319, SLG: 0.375 (1, 4)										2	1	1	1	1	0	0									
Inning Stats	R: 0 E: 0 K: 1 S: 8	H: 1 LOB: 1 BB: 0 P: 13	R: 0 E: 0 K: 1 S: 12	H: 1 LOB: 2 BB: 2 P: 24	R: 1 E: 0 K: 0 S: 12	H: 2 LOB: 1 BB: 0 P: 18	R: 2 E: 0 K: 0 S: 11	H: 4 LOB: 1 BB: 0 P: 16	R: 0 E: 0 K: 0 S: 6	H: 0 LOB: 0 BB: 1 P: 9	R: 0 E: 0 K: 1 S: 10	H: 0 LOB: 0 BB: 0 P: 14	R: 0 E: 0 K: 0 S: 13	H: 1 LOB: 2 BB: 1 P: 25	R: 3 E: 0 K: 2 S: 18	H: 3 LOB: 2 BB: 2 P: 36		1B: 8 2B: 4 3B: 0 HR: 0	SF: 0 SAC: 1 DP: 2 HBP: 0	WP: 0 PB: 0 SB: 0 CS: 0	PA: 43				
PITCHER	IP	WLS	BF	H	R	ER	SO	BB	IBB	HBP	BLK	WP	HR	S	P	ERA	WHIP								
Ken Hill, R ERA: 5.1 (1, 1)	6.0	W	27	8	3	3	2	3	0	0	0	0	0	55	89	4.50	1.833								
Allen Watson, L ERA: 5.99 (7, 1)	1.2		7	1	0	0	1	1	0	0	0	0	0	20	35	0.00	1.200								
Pep Harris, R ERA: 4.98 (8, 1)	0.1		1	0	0	0	0	0	0	0	0	0	0	3	4	0.00	0.000								
Troy Percival, R ERA: 3.12 (9, 1)	1.0		8	3	3	3	2	1	1	0	0	0	0	18	36	27.00	4.000								

Batter	1	2	3	4	5	6	7	8	9	AB	R	H	RBI	BB	SO	LOB	TOP				
Gregg Jefferies, S OBP: 0.331, SLG: 0.400	1-1 G4-3		1-0 1B		1-1 G3			2-2 G4-3		4	0	1	0	0	0	0					
Norberto Martin, R OBP: 0.242, SLG: 0.251	1-1 G4-6-3 1B		1-3 K		1-0 F8			1-3 K		4	0	1	0	0	2	1					
Darin Erstad, L OBP: 0.359, SLG: 0.500	1-3 G4-6-3 1-2		1-0 1B		1-1 G4-3			2-3 K		4	0	1	0	0	1	1					
Tim Salmon, R OBP: 0.416, SLG: 0.557		0-0 16 1B 1B	1-0 G6-3		4-1 1B BB			1-0 F8		3	1	1	0	1	0	2					
Jim Edmonds, L OBP: 0.362, SLG: 0.491	1-1 F7		2-3 K		1-2 1B BB			1-2 G4-3		2	0	0	0	0	1	1					
Orlando Palmeiro, L OBP: 0.454, SLG: 0.408					1-2 1B					1	0	1	0	0	0	0					
Todd Greene, R OBP: 0.381, SLG: 0.439					1-2 1B					1	0	0	0	0	0	0					
16 Garret Anderson, L OBP: 0.338, SLG: 0.474	1-2 F7-4 1B		0-0 L6		1-2 G1-3			3-2 F8		4	0	1	0	0	0	2					
Troy Glaus, R OBP: 0.295, SLG: 0.333	3-1 1B		2-3 K		1-3 K					3	0	1	1	0	2	0					
Matt Walbeck, S OBP: 0.315, SLG: 0.354	1-1 F7-4				2-2 G3			1-2 G3		3	0	0	0	0	0	2					
Gary Disarcina, R OBP: 0.325, SLG: 0.403			0-1 F8		2-3 K			1-3 K		3	0	0	0	0	2	0					
Inning Stats	R: 0 E: 0 K: 0 S: 5	H: 1 LOB: 0 BB: 0 P: 7	R: 1 E: 0 K: 0 S: 10	H: 3 LOB: 1 BB: 0 P: 16	R: 0 E: 0 K: 1 S: 9	H: 2 LOB: 2 BB: 0 P: 13	R: 0 E: 0 K: 2 S: 9	H: 0 LOB: 0 BB: 0 P: 13	R: 0 E: 0 K: 1 S: 8	H: 1 LOB: 2 BB: 1 P: 18	R: 0 E: 0 K: 2 S: 10	H: 0 LOB: 0 BB: 0 P: 13	R: 0 E: 0 K: 2 S: 10	H: 0 LOB: 0 BB: 0 P: 15	R: 0 E: 0 K: 0 S: 9	H: 0 LOB: 0 BB: 0 P: 14	1B: 7 2B: 1 3B: 0 HR: 0	SF: 0 SAC: 0 DP: 2 HBP: 0	WP: 0 PB: 0 SB: 0 CS: 0	PA: 33	
PITCHER	IP	WLS	BF	H	R	ER	SO	BB	IBB	HBP	BLK	WP	HR	S	P	ERA	WHIP				
Pedro Martinez, R ERA: 2.67	(1, 1)	8.0	W	30	7	1	1	8	1	0	0	0	0	71	108	1.12	1.000				
Greg Swindell, L ERA: 3.6	(9, 1)	1.0		3	0	0	0	0	0	0	0	0	0	9	14	0.00	0.000				

Anaheim Angels @ Boston Red Sox
Fenway Park, Boston, MA
Sat Aug 29 1998, 7:05 PM EDT
Att: 32,519 - Overcast - 78 F


AB 32
R 1
H 7
RBI 1
BB 1
SO 8
LOB 9



Batter	1	2	3	4	5	6	7	8	9	AB	R	H	RBI	BB	SO	LOB	BOTTOM				
Darren Lewis, R OBP: 0.349, SLG: 0.364	1-1 F8		0-0 F8	3-2 2B 1B			0-0 P6			4	1	1	0	0	0	0					
John Valentin, R OBP: 0.353, SLG: 0.455	3-3 K		2-0 HR	1-0 1-H 2B			0-0 P4			4	1	2	2	0	1	0					
Mo Vaughn, L OBP: 0.395, SLG: 0.591	0-0 F7		4-0 HR BB	1-0 G3			1-2 F7			3	1	0	0	1	0	1					
Nomar Garciaparra, R OBP: 0.365, SLG: 0.578		1-1 2B SF8 1B	3-1 F7		0-1 G6-3			0-3 K		4	1	1	0	0	1	1					
Troy O'Leary, L OBP: 0.315, SLG: 0.490	0-0 SF8 2B		1-1 HR		0-3 K			2-1 G3-1		4	2	2	2	0	1	0					
Mike Stanley, R OBP: 0.364, SLG: 0.494	1-2 SF8		0-1 HR		3-3 K			0-0 F8		3	0	1	1	0	1	0					
Darren Bragg, L OBP: 0.374, SLG: 0.462	2-3 3-H 0-0		2-2 L4		0-2 P6					3	0	1	1	0	0	1					
Scott Hatteberg, L OBP: 0.367, SLG: 0.457	3-H F9		2-1 G4-3		0-0 G4-3					3	0	0	0	0	0	1					
Mike Benjamin, R OBP: 0.316, SLG: 0.371	0-1 G4-3		1-2 G6-3		2-3 K					3	0	0	0	0	1	1					
Inning Stats	R: 0 E: 0 K: 1 S: 6	H: 0 LOB: 0 BB: 0 P: 10	R: 2 E: 0 K: 0 S: 11	H: 3 LOB: 1 BB: 0 P: 15	R: 3 E: 0 K: 0 S: 13	H: 3 LOB: 1 BB: 1 P: 25	R: 1 E: 0 K: 0 S: 9	H: 2 LOB: 1 BB: 0 P: 15	R: 0 E: 0 K: 2 S: 11	H: 0 LOB: 0 BB: 0 P: 14	R: 0 E: 0 K: 1 S: 7	H: 0 LOB: 0 BB: 0 P: 9	R: 0 E: 0 K: 0 S: 5	H: 0 LOB: 0 BB: 0 P: 6	R: 0 E: 0 K: 1 S: 6	H: 0 LOB: 0 BB: 0 P: 8	1B: 3 2B: 3 3B: 0 HR: 2	SF: 1 SAC: 0 DP: 0 HBP: 0	WP: 0 PB: 0 SB: 0 CS: 0	PA: 33	
PITCHER	IP	WLS	BF	H	R	ER	SO	BB	IBB	HBP	BLK	WP	HR	S	P	ERA	WHIP				
Jack McDowell, R ERA: 4.45	(1, 1)	3.0	L	16	6	5	5	1	0	0	0	0	0	30	50	15.00	2.333				
Omar Olivares, R ERA: 4.1	(4, 1)	5.0		17	2	1	1	4	0	0	0	0	0	38	52	1.80	0.400				

Anaheim Angels @ Boston Red Sox
Fenway Park, Boston, MA
Sat Aug 29 1998, 7:05 PM EDT
Att: 32,519 - Overcast - 78 F

AB 31
R 6
H 8
RBI 6
BB 1
SO 5
LOB 5



Batter	1	2	3	4	5	6	7	8	9	AB	R	H	RBI	BB	SO	LOB	TOP										
Orlando Palmeiro, L OBP: 0.404, SLG: 0.403	G3-1		PB 1B BB	K		F7		1B		4	1	1	0	1	1	2											
Randy Velarde, R OBP: 0.373, SLG: 0.381	F8		1B 1B 2B BB	F8		K		G5-3		4	1	0	0	1	1	4											
Darin Erstad, L OBP: 0.359, SLG: 0.499	G6-3		1B 2B 1B	2H 1B		F7		G4-3		5	1	2	1	0	0	0											
Tim Salmon, R OBP: 0.414, SLG: 0.552		G5-3	2B 16 G4-3 1B	K		G5-3		P2		5	1	1	1	0	1	1											
Gregg Jefferies, S OBP: 0.333, SLG: 0.404			16 HR 1B		F8				16 1B	5	1	3	2	0	1	0											
Jim Edmonds, L OBP: 0.362, SLG: 0.491			1-3 2H 3H 2B							0	0	0	0	0	0	0											
16 Garret Anderson, L OBP: 0.340, SLG: 0.481			G4-3		K					5	2	3	3	0	1	1											
Troy Glaus, R OBP: 0.299, SLG: 0.325			HR		K			G5-3 1B		3	0	0	0	2	1	2											
Phil Nevin, R OBP: 0.288, SLG: 0.370			BB		K			G6-3		5	0	0	0	0	3	6											
Gary Disarcina, R OBP: 0.327, SLG: 0.403			K		G5-3			K		3	1	1	1	0	0	1											
Inning Stats	R: 0 E: 0 K: 0 S: 7	H: 0 LOB: 0 BB: 0 P: 10	R: 2 E: 0 K: 1 S: 13	H: 2 LOB: 1 BB: 1 P: 19	R: 4 E: 0 K: 0 S: 16	H: 3 LOB: 1 BB: 2 P: 32	R: 1 E: 0 K: 2 S: 11	H: 1 LOB: 1 BB: 0 P: 16	R: 0 E: 0 K: 2 S: 10	H: 0 LOB: 0 BB: 0 P: 14	R: 0 E: 1 K: 1 S: 14	H: 0 LOB: 1 BB: 0 P: 17	R: 0 E: 0 K: 1 S: 10	H: 0 LOB: 0 BB: 0 P: 13	R: 1 E: 0 K: 0 S: 13	H: 3 LOB: 2 BB: 0 P: 20	R: 0 E: 0 K: 1 S: 8	H: 2 LOB: 3 BB: 1 P: 16	1B: 9 2B: 1 3B: 0 HR: 1	SF: 0 SAC: 0 DP: 0 HBP: 1	WP: 1 PB: 2 SB: 0 CS: 0	PA: 44					
PITCHER	IP	WLS	BF	H	R	ER	SO	BB	IBB	HBP	BLK	WP	HR	S	P	ERA	WHIP										
49 Tim Wakefield, R ERA: 4.44	3.2	L	21	6	7	7	2	3	0	1	0	1	1	44	73	17.18	2.455										
John Wasdin, R ERA: 4.54	2.1		8	0	0	0	5	0	0	0	0	0	0	27	35	0.00	0.000										
Greg Swindell, L ERA: 3.67	1.0		4	1	1	1	1	0	0	0	0	0	0	13	16	9.00	1.000										
Derek Lowe, R ERA: 4.28	1.0		5	2	0	0	0	0	0	0	0	0	0	10	17	0.00	2.000										
Tom Gordon, R ERA: 2.69	1.0		6	2	0	0	1	1	0	0	0	0	0	8	16	0.00	3.000										

Anaheim Angels @ Boston Red Sox
Fenway Park, Boston, MA
Sun Aug 30 1998, 3:33 AM EDT
Att: 31,476 - Sunny - 83 F

AB 39
R 8
H 11
RBI 8
BB 4
SO 9
LOB 17



Batter	1	2	3	4	5	6	7	8	9	AB	R	H	RBI	BB	SO	LOB	BOTTOM										
Darren Lewis, R OBP: 0.349, SLG: 0.367	HR 3B		G5-3		G6-3 HR BB		G4-3		K	4	2	1	0	1	1	3											
John Valentin, R OBP: 0.352, SLG: 0.460	HR		P5		G6-3		K			4	1	1	2	0	1	4											
Mo Vaughn, L OBP: 0.394, SLG: 0.594	P6		K		HR			G4-3		4	1	1	3	0	1	1											
Nomar Garciaparra, R OBP: 0.366, SLG: 0.586	L9			HR	G5-3			G4-3		4	1	2	1	0	0	0											
Troy O'Leary, L OBP: 0.315, SLG: 0.488	K			HR			G3		P3	4	0	1	0	0	1	1											
Mike Stanley, R OBP: 0.361, SLG: 0.490		G1-3		P7		F8		K		4	0	0	0	0	1	2											
Darren Bragg, L OBP: 0.370, SLG: 0.457		K		G1-6-3		K		K		4	0	0	0	0	3	1											
Scott Hatteberg, L OBP: 0.371, SLG: 0.462		K					G4-3 BLK 1B			3	0	2	0	1	1	0											
Mike Benjamin, R OBP: 0.316, SLG: 0.369					FC6-4 BB		B3			2	1	0	0	0	0	2											
Orlando Merced, S OBP: 0.336, SLG: 0.404					G6-3 HR				P6	1	0	0	0	0	0	1											
Inning Stats	R: 2 E: 0 K: 1 S: 15	H: 2 LOB: 0 BB: 0 P: 26	R: 0 E: 0 K: 2 S: 13	H: 0 LOB: 0 BB: 0 P: 17	R: 0 E: 0 K: 1 S: 8	H: 0 LOB: 1 BB: 0 P: 15	R: 1 E: 0 K: 0 S: 6	H: 2 LOB: 0 BB: 0 P: 9	R: 3 E: 0 K: 0 S: 17	H: 1 LOB: 0 BB: 2 P: 34	R: 0 E: 0 K: 1 S: 7	H: 0 LOB: 1 BB: 0 P: 10	R: 0 E: 0 K: 1 S: 9	H: 1 LOB: 1 BB: 0 P: 12	R: 0 E: 0 K: 1 S: 11	H: 1 LOB: 1 BB: 0 P: 17	R: 0 E: 0 K: 2 S: 11	H: 1 LOB: 1 BB: 0 P: 15	1B: 2 2B: 2 3B: 1 HR: 3	SF: 0 SAC: 0 DP: 1 HBP: 1	WP: 0 PB: 0 SB: 0 CS: 0	PA: 37					
PITCHER	IP	WLS	BF	H	R	ER	SO	BB	IBB	HBP	BLK	WP	HR	S	P	ERA	WHIP										
Jeff Juden, R ERA: 5.71	4.2		21	5	6	6	4	2	0	1	0	0	0	54	93	11.57	1.500										
Shigetoshi Hasegawa, R ERA: 2.85	3.1	W	12	2	0	0	3	0	0	0	1	0	0	32	47	0.00	0.600										
Troy Percival, R ERA: 3.07	1.0	S	4	1	0	0	2	0	0	0	0	0	0	11	15	0.00	1.000										

Anaheim Angels @ Boston Red Sox
Fenway Park, Boston, MA
Sun Aug 30 1998, 3:33 AM EDT
Att: 31,476 - Sunny - 83 F

AB 34
R 6
H 8
RBI 6
BB 2
SO 9
LOB 15



Batter	1	2	3	4	5	6	7	8	9	AB	R	H	RBI	BB	SO	LOB	TOP										
Shane Monahan, L (1, 7) OBP: 0.312, SLG: 0.424	K		G3			B4		K		4	0	0	0	0	2	0											
Alex Rodriguez, R (1, 6) OBP: 0.355, SLG: 0.565	G3-1		F8			G6-3		G4-3		4	0	0	0	0	0	0											
Ken Griffey Jr., L (1, 8) OBP: 0.374, SLG: 0.619	2B			P6			1B	K		4	1	2	0	0	1	0											
Edgar Martinez, R (1, 10) OBP: 0.412, SLG: 0.533	G6-3			F9			F8	F9		4	0	0	0	0	0	2											
David Segui, S (1, 3) OBP: 0.368, SLG: 0.490		BB		P4			F7	P6		3	0	0	0	1	0	1											
Jay Buhner, R (1, 9) OBP: 0.345, SLG: 0.454	F8				P8		1B			3	0	1	0	0	0	1											
Russ Davis, R (1, 5) OBP: 0.309, SLG: 0.465	K			G6-3			1B			3	0	1	1	0	1	1											
Joe Oliver, R (1, 2) OBP: 0.264, SLG: 0.324				G5-3			G4-3			2	0	0	0	0	1	1											
Raul Ibanez, L (7, PH) OBP: 0.214, SLG: 0.429										1	0	0	0	0	0	2											
John Marzano, R (7, 2) OBP: 0.323, SLG: 0.369										0	0	0	0	0	0	0											
David Bell, R (1, 4) OBP: 0.302, SLG: 0.418			K			G5-3		F8		3	0	0	0	0	1	0											
Inning Stats	R: 0 E: 0 K: 1 S: 11	H: 1 LOB: 1 BB: 0 P: 14	R: 0 E: 0 K: 2 S: 15	H: 0 LOB: 1 BB: 1 P: 25	R: 0 E: 0 K: 1 S: 5	H: 0 LOB: 0 BB: 0 P: 7	R: 0 E: 0 K: 0 S: 6	H: 0 LOB: 0 BB: 0 P: 11	R: 0 E: 0 K: 0 S: 9	H: 0 LOB: 0 BB: 0 P: 16	R: 1 E: 0 K: 0 S: 10	H: 3 LOB: 3 BB: 0 P: 16	R: 0 E: 0 K: 1 S: 7	H: 0 LOB: 0 BB: 0 P: 9	R: 0 E: 0 K: 1 S: 7	H: 0 LOB: 0 BB: 0 P: 9	1B: 3 2B: 1 3B: 0 HR: 0	SF: 0 SAC: 0 DP: 0 HBP: 0	WP: 0 PB: 0 CS: 0	PA: 32							
PITCHER	IP	WLS	BF	H	R	ER	SO	BB	IBB	HBP	BLK	WP	HR	S	P	ERA	WHIP										
Bret Saberhagen, R (1, 1) ERA: 4.15	6.2	W	25	4	1	1	4	1	0	0	0	0	0	63	98	1.35	0.750										
Dennis Eckerley, R (7, 1) ERA: 5.12	1.1		4	0	0	0	1	0	0	0	0	0	0	10	12	0.00	0.000										
Tom Gordon, R (9, 1) ERA: 2.65	1.0		3	0	0	0	1	0	0	0	0	0	0	7	9	0.00	0.000										

Seattle Mariners @ Boston Red Sox
Fenway Park, Boston, MA
Mon Aug 31 1998, 7:05 PM EDT
Att: 28,553 - Unknown - 78 F

AB	31
R	1
H	4
RBI	1
BB	1
SO	6
LOB	8



Batter	1	2	3	4	5	6	7	8	9	AB	R	H	RBI	BB	SO	LOB	BOTTOM										
Darren Lewis, R (1, 8) OBP: 0.349, SLG: 0.366	L4			2B	G2		G5-4-3			4	1	1	0	0	0	2											
John Valentin, R (1, 5) OBP: 0.351, SLG: 0.460	G1-3			SF8		K	G1-3			4	1	1	0	0	1	1											
Mo Vaughn, L (1, 3) OBP: 0.396, SLG: 0.594	G4-3			WP		HR		1B		2	2	1	0	1	0	0											
Nomar Garciaparra, R (1, 6) OBP: 0.365, SLG: 0.590		G6-3		SF8		HR		L7		3	1	1	3	0	0	1											
Mike Stanley, R (1, 10) OBP: 0.364, SLG: 0.490		K		WP				S		2	0	1	0	2	1	0											
Donnie Sadler, R (8, PR) OBP: 0.308, SLG: 0.463				IBB		BB		1B		0	0	0	0	0	0	0											
Troy O'Leary, L (1, 7) OBP: 0.314, SLG: 0.487				K		F8		1B		4	0	1	1	0	2	3											
30 Keith Mitchell, R (1, 9) ERA: 4.12				G6-3				BB		3	0	0	0	0	1	3											
Darren Bragg, L (7, 9) OBP: 0.372, SLG: 0.457				K		P3		BB		0	0	0	0	1	0	0											
Jason Varitek, S (1, 2) OBP: 0.320, SLG: 0.396				L8		K		P6		4	0	1	0	0	1	3											
Mike Benjamin, R (1, 4) OBP: 0.315, SLG: 0.367				G1-3		K		K		4	0	1	0	0	2	3											
Inning Stats	R: 0 E: 0 K: 0 S: 5	H: 0 LOB: 0 BB: 0 P: 9	R: 0 E: 0 K: 2 S: 9	H: 0 LOB: 0 BB: 0 P: 15	R: 0 E: 0 K: 1 S: 7	H: 0 LOB: 0 BB: 0 P: 11	R: 2 E: 0 K: 1 S: 12	H: 2 LOB: 2 BB: 2 P: 23	R: 0 E: 0 K: 2 S: 8	H: 0 LOB: 0 BB: 0 P: 10	R: 2 E: 0 K: 1 S: 10	H: 2 LOB: 1 BB: 1 P: 19	R: 0 E: 0 K: 0 S: 12	H: 2 LOB: 1 BB: 0 P: 16	R: 1 E: 0 K: 1 S: 11	H: 2 LOB: 3 BB: 1 P: 20	1B: 5 2B: 2 3B: 0 HR: 1	SF: 1 SAC: 0 DP: 1 HBP: 1	WP: 1 PB: 0 CS: 0	PA: 36							
PITCHER	IP	WLS	BF	H	R	ER	SO	BB	IBB	HBP	BLK	WP	HR	S	P	ERA	WHIP										
Jeff Fassero, L (1, 1) ERA: 4.12	7.1	L	33	8	5	5	7	2	1	1	0	0	0	69	114	6.14	1.364										
39 Greg McCarthy, L (8, 1) ERA: 5.24	0.0		1	0	0	0	0	1	0	0	0	0	0	1	5	-	-										
Heathcliff Slocumb, R (8, 1) ERA: 5.96	0.2		2	0	0	0	1	0	0	0	0	0	0	4	4	0.00	0.000										

Seattle Mariners @ Boston Red Sox
Fenway Park, Boston, MA
Mon Aug 31 1998, 7:05 PM EDT
Att: 28,553 - Unknown - 78 F

AB	30
R	5
H	8
RBI	4
BB	4
SO	8
LOB	16



Batter	1	2	3	4	5	6	7	8	9	AB	R	H	RBI	BB	SO	LOB	TOP							
David Bell, R OBP: 0.306, SLG: 0.419 (1, 4)										4	1	2	1	1	1	1	Seattle Mariners @ Boston Red Sox Fenway Park, Boston, MA Tue Sep 01 1998, 7:05 PM EDT Att: 28,150 - Unknown - 73 F							
Alex Rodriguez, R OBP: 0.354, SLG: 0.562 (1, 6)										5	0	1	0	0	1	3								
Ken Griffey Jr., L OBP: 0.376, SLG: 0.617 (1, 8)										3	1	1	0	1	0	1								
Edgar Martinez, R OBP: 0.413, SLG: 0.531 (1, 10)										2	0	0	0	2	0	3								
David Segui, S OBP: 0.367, SLG: 0.488 (1, 3)										4	1	1	1	0	0	4								
Jay Buhner, R OBP: 0.347, SLG: 0.466 (1, 9)										3	2	1	1	1	2	2								
Russ Davis, R OBP: 0.311, SLG: 0.466 (1, 5)										4	2	2	1	0	2	0								
Dan Wilson, R OBP: 0.307, SLG: 0.397 (1, 2)										3	0	1	1	0	0	0								
Charles Gipson, R OBP: 0.306, SLG: 0.226 (1, 7)										2	0	0	0	0	0	0								
Rob Ducey, L OBP: 0.336, SLG: 0.417 (7, PH)										2	0	0	0	0	2	3								
Inning Stats	R: 1 E: 0 K: 0 S: 8	H: 2 LOB: 1 BB: 0 P: 10	R: 1 E: 0 K: 1 S: 11	H: 1 LOB: 0 BB: 0 P: 18	R: 0 E: 0 K: 0 S: 7	H: 1 LOB: 0 BB: 0 P: 11	R: 0 E: 0 K: 1 S: 6	H: 0 LOB: 1 BB: 1 P: 13	R: 0 E: 0 K: 1 S: 8	H: 0 LOB: 0 BB: 0 P: 14	R: 0 E: 0 K: 1 S: 7	H: 1 LOB: 2 BB: 1 P: 16	R: 2 E: 1 K: 2 S: 15	H: 1 LOB: 1 BB: 1 P: 30	R: 3 E: 0 K: 2 S: 16	H: 3 LOB: 1 BB: 1 P: 32	R: 0 E: 0 K: 0 S: 5	H: 0 LOB: 0 BB: 1 P: 11	1B: 7 2B: 2 3B: 0 HR: 1	SF: 0 SAC: 1 DP: 4 HBP: 1	WP: 1 PB: 0 SB: 0 CS: 1	PA: 39		
PITCHER	IP WLS BF H R ER SO BB IBB HBP BLK WP HR S P ERA WHIP	6.0 L 23 5 2 2 4 2 0 1 0 0 0 1 47 82 3.00 1.167	1.0 L 6 1 2 0 2 1 0 0 0 0 0 0 15 30 0.00 2.000	0.1 L 3 1 2 2 0 1 0 0 0 0 0 0 3 10 54.00 6.000	1.2 L 7 2 1 1 2 1 0 0 0 0 0 0 18 33 5.40 1.800																			

Batter	1	2	3	4	5	6	7	8	9	AB	R	H	RBI	BB	SO	LOB	BOTTOM						
Darren Lewis, R OBP: 0.351, SLG: 0.366 (1, 8)										3	0	1	0	2	0	0	Seattle Mariners @ Boston Red Sox Fenway Park, Boston, MA Tue Sep 01 1998, 7:05 PM EDT Att: 28,150 - Unknown - 73 F						
John Valentin, R OBP: 0.348, SLG: 0.455 (1, 5)										5	0	0	0	0	1	4							
Mo Vaughn, L OBP: 0.398, SLG: 0.593 (1, 3)										3	1	1	0	2	2	0							
Nomar Garciaparra, R OBP: 0.364, SLG: 0.588 (1, 6)										5	1	1	0	0	0	4							
Mike Stanley, R OBP: 0.365, SLG: 0.490 (1, 10)										4	0	2	2	0	1	0							
Troy O'Leary, L OBP: 0.316, SLG: 0.487 (1, 7)										4	0	2	0	0	0	1							
30 Keith Mitchell, R OBP: 0.300, SLG: 0.222 (1, 9)										3	0	1	0	0	0	1							
Darren Bragg, L OBP: 0.373, SLG: 0.458 (8, PH)										1	0	1	0	0	0	0							
Jason Varitek, S OBP: 0.316, SLG: 0.389 (1, 2)										3	0	0	0	0	0	3							
Scott Hatteberg, L OBP: 0.370, SLG: 0.461 (8, PH)										1	0	0	0	0	0	2							
Donnie Sadler, R OBP: 0.319, SLG: 0.471 (1, 4)										3	1	2	0	0	0	0							
Mandy Romero, S OBP: 0.315, SLG: 0.367 (8, PH)										1	0	0	0	0	0	2							
Mike Benjamin, R OBP: 0.315, SLG: 0.367 (9, 4)										0	0	0	0	0	0	0							
Inning Stats	R: 2 E: 0 K: 0 S: 20	H: 4 LOB: 3 BB: 1 P: 34	R: 0 E: 0 K: 1 S: 8	H: 0 LOB: 0 BB: 0 P: 12	R: 0 E: 0 K: 2 S: 9	H: 0 LOB: 0 BB: 0 P: 12	R: 0 E: 0 K: 0 S: 4	H: 0 LOB: 0 BB: 0 P: 7	R: 1 E: 0 K: 1 S: 7	H: 2 LOB: 0 BB: 0 P: 11	R: 0 E: 0 K: 0 S: 8	H: 1 LOB: 1 BB: 0 P: 13	R: 0 E: 0 K: 0 S: 14	H: 1 LOB: 3 BB: 2 P: 29	R: 0 E: 0 K: 0 S: 14	H: 2 LOB: 2 BB: 0 P: 19	R: 0 E: 0 K: 0 S: 8	H: 1 LOB: 1 BB: 1 P: 14	1B: 10 2B: 1 3B: 0 HR: 0	SF: 0 SAC: 0 DP: 2 HBP: 0	WP: 0 PB: 0 SB: 0 CS: 0	PA: 40	
PITCHER	IP WLS BF H R ER SO BB IBB HBP BLK WP HR S P ERA WHIP	6.1 W 28 8 3 3 4 2 0 0 0 0 0 23 101 0.00 1.579	1.2 L 8 2 0 0 0 1 0 0 0 0 0 0 8 14 0.00 2.000	1.0 L 4 1 0 0 0 1 0 0 0 0 0 0 8 14 0.00 2.000																			

AB	32
R	7
H	9
RBI	5
BB	5
SO	8
LOB	17



Batter	1	2	3	4	5	6	7	8	9	AB	R	H	RBI	BB	SO	LOB	TOP					
David Bell, R (1, 4) OBP: 0.305, SLG: 0.417 Raul Ibanez, L (8, PH) OBP: 0.214, SLG: 0.429 Joe Oliver, R (8, PH) OBP: 0.263, SLG: 0.323 (8, 2)	1-1 G6-3 1B		0-0 G6-3		0-1 G6-3	2-2 P8		0-2 FC5-4 1-2f		4	0	1	0	0	0	1						
Alex Rodriguez, R (1, 6) OBP: 0.418, SLG: 0.539 Charles Gipson, R (9, PR) OBP: 0.356, SLG: 0.226	0-0 G6-3 1-2f		1-2 G1-3		0-2 G6-3 2B		1-1 S BB SF7 1B	4-0 BB	4-0 BB	4	2	2	0	1	0	1						
Ken Griffey Jr., L (1, 8) OBP: 0.378, SLG: 0.616	0-0 1B		2-2 1B		0-0 G6-3 2-3		4-0 S BB	1-3 K		4	0	2	0	1	1	3						
Edgar Martinez, R (1, 10) OBP: 0.418, SLG: 0.539 Charles Gipson, R (9, PR) OBP: 0.356, SLG: 0.226	2-0 FC6-4 1B		3-2 1B		3-2 2B		4-2 1-2 2-3 BB		3-2 G4-3 2B	4	0	4	1	1	0	0						
David Segui, S (1, 3) OBP: 0.363, SLG: 0.484	0-2 FC6-4 1-2f		1-2 G3		3-3 K		1-1 SF7		0-2 G4-3	4	0	0	1	0	1	6						
Jay Buhner, R (1, 9) OBP: 0.351, SLG: 0.479		0-0 F8		0-0 G1-6-3 1B		0-0 HR		3-3 K	4-1 DI BB	4	1	2	1	1	1	2						
Russ Davis, R (1, 5) OBP: 0.312, SLG: 0.465		2-1 G6-3		1-1 G1-6-3 1B		0-0 G4-3 1B		0-3 K	3-3 K	5	0	2	0	0	2	5						
John Marzano, R (1, 2) OBP: 0.323, SLG: 0.368 Rob Ducey, R (8, PH) OBP: 0.335, SLG: 0.415 Giomar Guevara, S (8, 4)		0-0 1B		1-1 G1-6-3 1-2f 2-3		3-3 K		2-3 K	3-3 K	3	0	1	0	0	1	3						
Shane Monahan, L (1, 7) OBP: 0.310, SLG: 0.419		2-3 K		1-1 B1-3		0-1 G4-3 2-3		0-1 FC5-4 1B		4	0	1	0	0	1	3						
Inning Stats	R: 0 E: 0 K: 0 S: 8	H: 3 LOB: 2 BB: 0 P: 11	R: 0 E: 0 K: 1 S: 8	H: 1 LOB: 1 BB: 0 P: 12	R: 0 E: 0 K: 0 S: 13	H: 2 LOB: 1 BB: 0 P: 20	R: 0 E: 0 K: 0 S: 7	H: 2 LOB: 1 BB: 0 P: 10	R: 1 E: 0 K: 1 S: 15	H: 2 LOB: 1 BB: 0 P: 21	R: 1 E: 0 K: 2 S: 12	H: 1 LOB: 2 BB: 2 P: 23	R: 0 E: 1 K: 2 S: 13	H: 1 LOB: 2 BB: 1 P: 20	R: 0 E: 0 K: 2 S: 18	H: 1 LOB: 2 BB: 1 P: 31	1B: 11 2B: 3 3B: 0 HR: 1	SF: 1 SAC: 0 DP: 2 HBP: 0	WP: 0 PB: 0 SB: 3 CS: 0	PA: 44		
PITCHER	IP WLS BF H R ER SO BB IBB HBP BLK WP HR S P ERA WHIP	IP WLS BF H R ER SO BB IBB HBP BLK WP HR S P ERA WHIP	IP WLS BF H R ER SO BB IBB HBP BLK WP HR S P ERA WHIP	IP WLS BF H R ER SO BB IBB HBP BLK WP HR S P ERA WHIP	IP WLS BF H R ER SO BB IBB HBP BLK WP HR S P ERA WHIP	IP WLS BF H R ER SO BB IBB HBP BLK WP HR S P ERA WHIP	IP WLS BF H R ER SO BB IBB HBP BLK WP HR S P ERA WHIP	IP WLS BF H R ER SO BB IBB HBP BLK WP HR S P ERA WHIP	IP WLS BF H R ER SO BB IBB HBP BLK WP HR S P ERA WHIP	IP WLS BF H R ER SO BB IBB HBP BLK WP HR S P ERA WHIP	IP WLS BF H R ER SO BB IBB HBP BLK WP HR S P ERA WHIP	IP WLS BF H R ER SO BB IBB HBP BLK WP HR S P ERA WHIP	IP WLS BF H R ER SO BB IBB HBP BLK WP HR S P ERA WHIP	IP WLS BF H R ER SO BB IBB HBP BLK WP HR S P ERA WHIP	IP WLS BF H R ER SO BB IBB HBP BLK WP HR S P ERA WHIP	IP WLS BF H R ER SO BB IBB HBP BLK WP HR S P ERA WHIP	IP WLS BF H R ER SO BB IBB HBP BLK WP HR S P ERA WHIP	IP WLS BF H R ER SO BB IBB HBP BLK WP HR S P ERA WHIP	IP WLS BF H R ER SO BB IBB HBP BLK WP HR S P ERA WHIP	IP WLS BF H R ER SO BB IBB HBP BLK WP HR S P ERA WHIP	IP WLS BF H R ER SO BB IBB HBP BLK WP HR S P ERA WHIP	IP WLS BF H R ER SO BB IBB HBP BLK WP HR S P ERA WHIP

Seattle Mariners @ Boston Red Sox
Fenway Park, Boston, MA
Wed Sep 02 1998, 7:05 PM EDT
Att: 25,813 - Cloudy - 66 F

AB	39
R	3
H	15
RBI	3
BB	4
SO	9
LOB	27



Batter	1	2	3	4	5	6	7	8	9	AB	R	H	RBI	BB	SO	LOB	BOTTOM					
Darren Lewis, R (1, 8) OBP: 0.349, SLG: 0.363	0-2 F9	0-1 FC6-4 1-2f			1-1 F8		0-1 G6-3		1 SAFE 4-0 SH5-3 HR BB	4	1	0	0	1	0	3						
Darren Bragg, L (1, 9) OBP: 0.375, SLG: 0.460	0-1 G4-3		1-0 2B		3-2 L8		4-0 S HBP		0-0 SH5-3	3	0	1	0	0	0	0						
Mo Vaughn, L (1, 3) OBP: 0.400, SLG: 0.590	4-2 BB		1-1 F7		2-3 K		4-2 1-2 BB		4-0 HR IBB	2	1	0	0	3	1	1						
Nomar Garciaparra, R (1, 6) OBP: 0.364, SLG: 0.591	4-1 BB		1-0 P3		2-0 P4		0-0 P4		0-0 HR	4	1	1	4	1	0	3						
Troy O'Leary, L (1, 7) OBP: 0.315, SLG: 0.485	1-1 F7		1-2 F7		2-0 P6		0-2 1B			4	0	1	0	0	0	3						
Mike Stanley, R (1, 10) OBP: 0.354, SLG: 0.487		0-1 G5-3		1-0 F8		4-2 G2-3 2B BB		1-3 K		3	1	0	0	1	1	1						
Scott Hatteberg, L (1, 2) OBP: 0.369, SLG: 0.458		0-1 BB 1B		0-2 G3-4-3		1-1 G2-3		0-2 L8		4	0	1	0	0	0	2						
Donnie Sadler, R (1, 4) OBP: 0.323, SLG: 0.465 Mandy Romero, S (7, PH) OBP: 0.167, SLG: 0.182 Chris Snopce, R (7, PR) OBP: 0.289, SLG: 0.246 (8, 4)	4-1 BB	4-1 FC6-4 BB		1-1 F9		1-1 HR 2B		0-1 F8		1	0	0	0	1	0	0						
Mike Benjamin, R (1, 5) OBP: 0.318, SLG: 0.379		3-2 P6		0-0 P6		1-0 HR		0-2 SH5-3 BB HR 1B		4	2	2	2	0	0	2						
Inning Stats	R: 0 E: 0 K: 0 S: 11	H: 0 LOB: 2 BB: 2 P: 20	R: 0 E: 0 K: 0 S: 10	H: 1 LOB: 1 BB: 1 P: 17	R: 0 E: 0 K: 0 S: 7	H: 1 LOB: 1 BB: 0 P: 11	R: 0 E: 0 K: 0 S: 6	H: 0 LOB: 0 BB: 0 P: 8	R: 0 E: 0 K: 1 S: 5	H: 0 LOB: 0 BB: 0 P: 11	R: 3 E: 0 K: 0 S: 12	H: 2 LOB: 2 BB: 2 P: 27	R: 0 E: 0 K: 1 S: 11	H: 1 LOB: 1 BB: 0 P: 12	R: 4 E: 0 K: 0 S: 6	H: 2 LOB: 2 BB: 2 P: 14	1B: 3 2B: 2 3B: 0 HR: 2	SF: 0 SAC: 1 DP: 0 HBP: 1	WP: 0 PB: 0 SB: 1 CS: 0	PA: 40		
PITCHER	IP WLS BF H R ER SO BB IBB HBP BLK WP HR S P ERA WHIP	IP WLS BF H R ER SO BB IBB HBP BLK WP HR S P ERA WHIP	IP WLS BF H R ER SO BB IBB HBP BLK WP HR S P ERA WHIP	IP WLS BF H R ER SO BB IBB HBP BLK WP HR S P ERA WHIP	IP WLS BF H R ER SO BB IBB HBP BLK WP HR S P ERA WHIP	IP WLS BF H R ER SO BB IBB HBP BLK WP HR S P ERA WHIP	IP WLS BF H R ER SO BB IBB HBP BLK WP HR S P ERA WHIP	IP WLS BF H R ER SO BB IBB HBP BLK WP HR S P ERA WHIP	IP WLS BF H R ER SO BB IBB HBP BLK WP HR S P ERA WHIP	IP WLS BF H R ER SO BB IBB HBP BLK WP HR S P ERA WHIP	IP WLS BF H R ER SO BB IBB HBP BLK WP HR S P ERA WHIP	IP WLS BF H R ER SO BB IBB HBP BLK WP HR S P ERA WHIP	IP WLS BF H R ER SO BB IBB HBP BLK WP HR S P ERA WHIP	IP WLS BF H R ER SO BB IBB HBP BLK WP HR S P ERA WHIP	IP WLS BF H R ER SO BB IBB HBP BLK WP HR S P ERA WHIP	IP WLS BF H R ER SO BB IBB HBP BLK WP HR S P ERA WHIP	IP WLS BF H R ER SO BB IBB HBP BLK WP HR S P ERA WHIP	IP WLS BF H R ER SO BB IBB HBP BLK WP HR S P ERA WHIP	IP WLS BF H R ER SO BB IBB HBP BLK WP HR S P ERA WHIP	IP WLS BF H R ER SO BB IBB HBP BLK WP HR S P ERA WHIP	IP WLS BF H R ER SO BB IBB HBP BLK WP HR S P ERA WHIP	IP WLS BF H R ER SO BB IBB HBP BLK WP HR S P ERA WHIP

Seattle Mariners @ Boston Red Sox
Fenway Park, Boston, MA
Wed Sep 02 1998, 7:05 PM EDT
Att: 25,813 - Cloudy - 66 F


AB	31
R	7
H	7
RBI	7
BB	7
SO	2
LOB	16



Batter	1	2	3	4	5	6	7	8	9	10	11	AB	R	H	RBI	BB	SO	LOB	TOP	
Darren Lewis, R OBP: 0.348, SLG: 0.363	G6-3		L8		G3 2-H 2B	G4-3		K			K	6	0	1	1	0	2	3		
John Valentin, R OBP: 0.360, SLG: 0.461	F7				G5-3			L9				5	1	2	1	1	0	1		
Mo Vaughn, L OBP: 0.400, SLG: 0.588 Chris Snopce, R OBP: 0.287, SLG: 0.244			F7		G3			F7			FC6-4 BB	4	0	1	0	1	0	3		
Nomar Garciaparra, R OBP: 0.364, SLG: 0.589	L7				G6-3							5	1	2	0	0	0	3		
Troy O'Leary, L OBP: 0.312, SLG: 0.480			P7		F8			F8			P5	5	0	0	0	0	1	3		
Mike Stanley, R OBP: 0.363, SLG: 0.485 Donnie Sadler, R OBP: 0.323, SLG: 0.465 Mandy Romero, S OBP: 0.154, SLG: 0.167			F8		K			F7			G1-3	4	0	1	1	0	1	1		
Darren Bragg, L OBP: 0.378, SLG: 0.464			F7									4	0	2	0	1	0	1		
Scott Hatteberg, L OBP: 0.366, SLG: 0.454 Jason Varitek, S OBP: 0.313, SLG: 0.385			K		F7			G6-3			F9	3	0	0	0	0	1	3		
Mike Benjamin, R OBP: 0.322, SLG: 0.389			1B					F7				5	1	3	0	0	1	0		
Inning Stats	R: 0 E: 0 K: 0 S: 8	H: 1 LOB: 1 BB: 0 P: 14	R: 0 E: 0 K: 0 S: 6	H: 0 LOB: 0 BB: 0 P: 8	R: 0 E: 0 K: 1 S: 10	H: 2 LOB: 2 BB: 0 P: 16	R: 0 E: 0 K: 1 S: 10	H: 1 LOB: 2 BB: 1 P: 19	R: 1 E: 0 K: 0 S: 13	H: 2 LOB: 1 BB: 0 P: 19	R: 0 E: 0 K: 2 S: 9	H: 0 LOB: 0 BB: 0 P: 13	R: 0 E: 0 K: 2 S: 6	H: 0 LOB: 1 BB: 1 P: 12	R: 0 E: 0 K: 2 S: 14	H: 2 LOB: 3 BB: 1 P: 25	1B: 7 2B: 4 3B: 0 HR: 1	SF: 0 SAC: 0 DP: 0 HBP: 0	WP: 0 PB: 0 SB: 2 CS: 0	PA: 48
PITCHER	IP 7.0	WLS 3	BF 30	H 8	R 2	ER 2	SO 2	BB 1	IBB 0	HBP 0	BLK 0	WP 0	HR 0	S 63	P 101	ERA 2.57	WHIP 1.286			
Woody Williams, R ERA: 4.53																				
Paul Quantrill, R ERA: 2.44	0.1	3	2	1	1	1	0	0	0	0	0	0	0	7	8	27.00	6.000			
Dan Plesac, L ERA: 3.63	0.2	2	0	0	0	1	0	0	0	0	0	0	0	6	8	0.00	0.000			
Carlos Almanzar, R ERA: 5.21	2.1	10	2	0	0	2	1	0	0	0	0	0	0	23	38	0.00	1.286			
Robert Person, R ERA: 6.04	0.2	W	3	0	0	0	2	0	1	0	0	0	0	6	12	0.00	0.000			

Boston Red Sox @ Toronto Blue Jays
SkyDome, Toronto, ON
Thu Sep.03 1998, 7:05 PM EDT
Att: 27,226 - Cloudy - 72 F


AB 45
R 3
H 12
RBI 3
BB 3
SO 8
LOB 24



Batter	1	2	3	4	5	6	7	8	9	10	11	AB	R	H	RBI	BB	SO	LOB	BOTTOM					
Shannon Stewart, R OBP: 0.376, SLG: 0.390						1B BB	1B					5	1	4	1	1	0	0						
Shawn Green, L OBP: 0.332, SLG: 0.496	K		G1-3			1B S	K					5	1	2	0	0	2	4						
Jose Canseco, R OBP: 0.325, SLG: 0.514	P5					K						5	0	1	1	0	2	4						
Carlos Delgado, L OBP: 0.381, SLG: 0.569	K					G4-3						4	0	0	0	1	2	4						
José Cruz Jr., S OBP: 0.352, SLG: 0.409			K			F8						5	0	0	0	0	3	4						
Tony Fernandez, S OBP: 0.371, SLG: 0.426			G4-3			K						4	1	1	2	1	1	0						
Darrin Fletcher, L OBP: 0.330, SLG: 0.408 Juan Samuel, R OBP: 0.293, SLG: 0.280 Kevin Brown, R OBP: 0.322, SLG: 0.406			K									3	0	1	0	1	1	2						
Craig Grebeck, R OBP: 0.328, SLG: 0.352			K									5	0	0	0	0	1	2						
Alex Gonzalez, R OBP: 0.296, SLG: 0.381			L8									3	1	0	0	1	1	1						
Inning Stats	R: 0 E: 0 K: 2 S: 11	H: 1 LOB: 1 BB: 0 P: 15	R: 0 E: 0 K: 2 S: 10	H: 0 LOB: 0 BB: 0 P: 13	R: 0 E: 0 K: 1 S: 13	H: 1 LOB: 1 BB: 0 P: 20	R: 0 E: 0 K: 1 S: 9	H: 0 LOB: 0 BB: 0 P: 14	R: 0 E: 0 K: 2 S: 13	H: 2 LOB: 2 BB: 2 P: 25	R: 1 E: 0 K: 1 S: 12	H: 2 LOB: 2 BB: 1 P: 20	R: 0 E: 0 K: 1 S: 11	H: 0 LOB: 1 BB: 1 P: 18	R: 0 E: 0 K: 0 S: 8	H: 0 LOB: 0 BB: 0 P: 11	R: 0 E: 0 K: 1 S: 7	H: 1 LOB: 1 BB: 1 P: 13	R: 1 E: 0 K: 0 S: 5	H: 1 LOB: 2 BB: 1 P: 14	1B: 9 2B: 0 3B: 0 HR: 0	SF: 0 SAC: 0 DP: 0 HBP: 1	WP: 0 PB: 0 SB: 3 CS: 1	PA: 47
PITCHER	IP 7.0	WLS 3	BF 31	H 7	R 3	ER 3	SO 11	BB 2	IBB 1	HBP 0	BLK 0	WP 0	HR 0	S 81	P 124	ERA 3.86	WHIP 1.286							
Pedro Martinez, R ERA: 2.71																								
Greg Swindell, L ERA: 3.98	1.0	3	0	0	0	1	0	0	0	0	0	0	0	11	18	0.00	1.000							
Dennis Eckerley, R ERA: 4.91	1.0	3	0	0	0	0	0	0	0	0	0	0	0	8	11	0.00	0.000							
Derek Lowe, R ERA: 4.2	1.0	4	1	0	0	1	0	0	0	0	0	0	0	7	13	0.00	1.000							
Dario Veras, R ERA: 16.64	0.2	L	5	1	1	1	0	1	0	0	0	0	0	5	14	13.50	3.000							

Boston Red Sox @ Toronto Blue Jays
SkyDome, Toronto, ON
Thu Sep.03 1998, 7:05 PM EDT
Att: 27,226 - Cloudy - 72 F

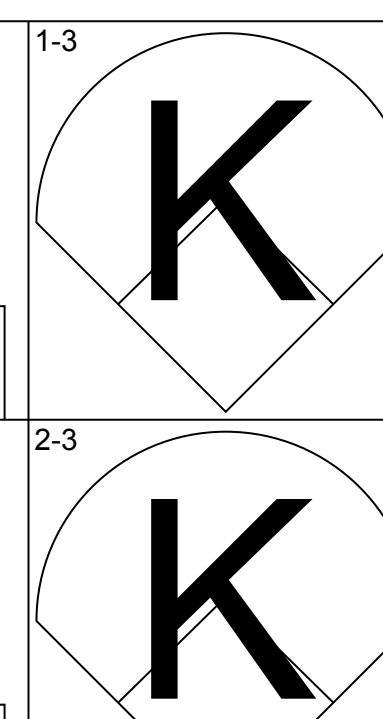
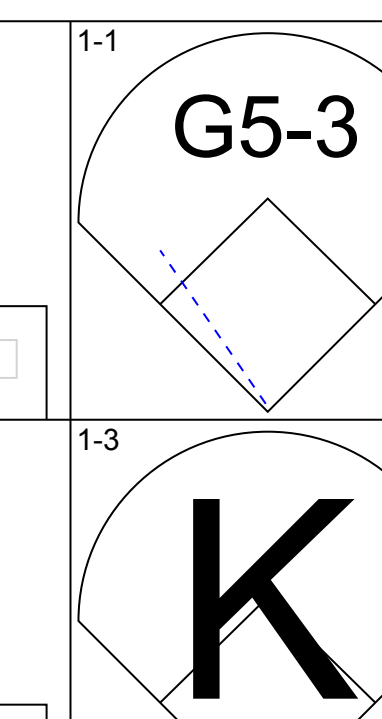

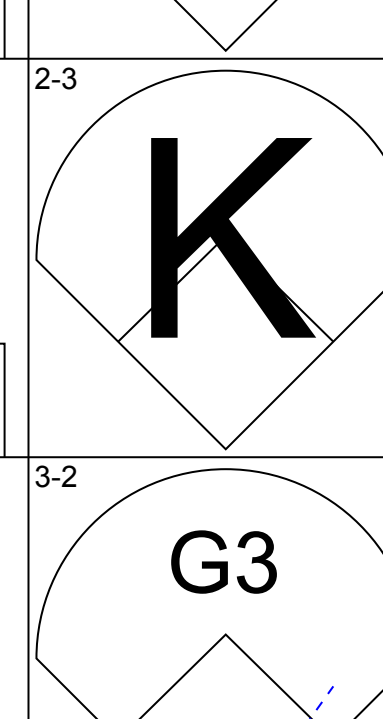
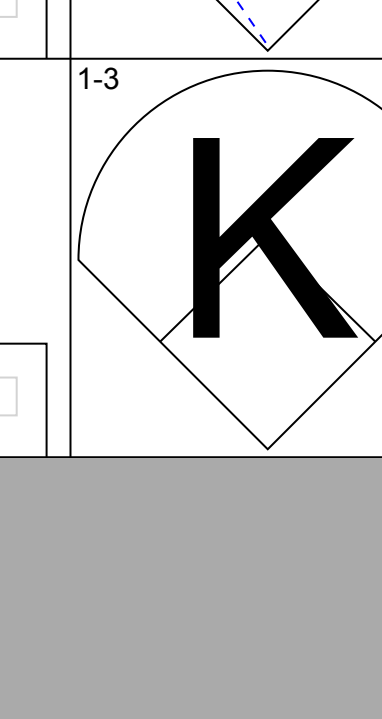

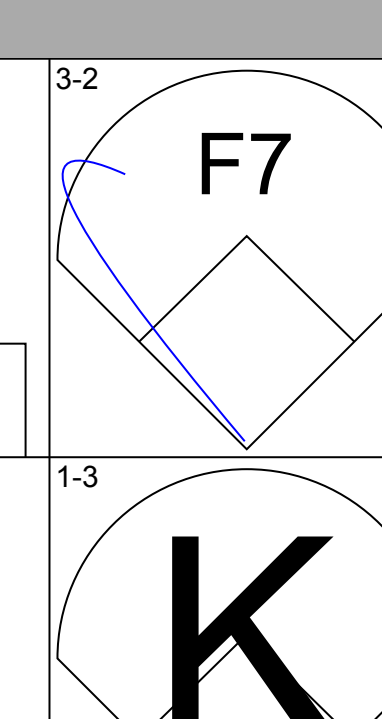
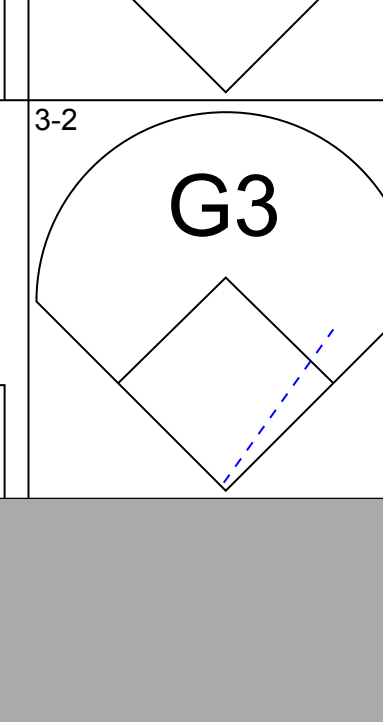
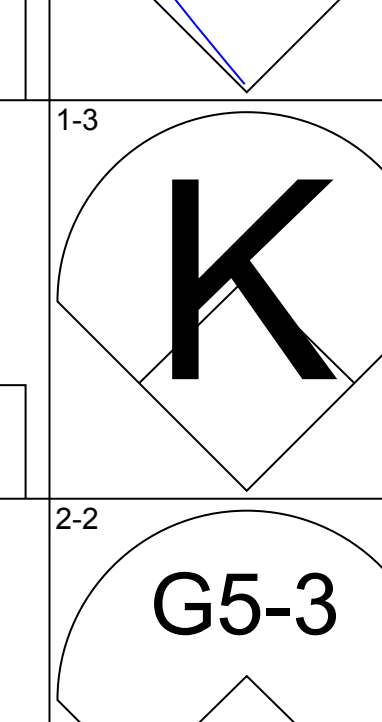
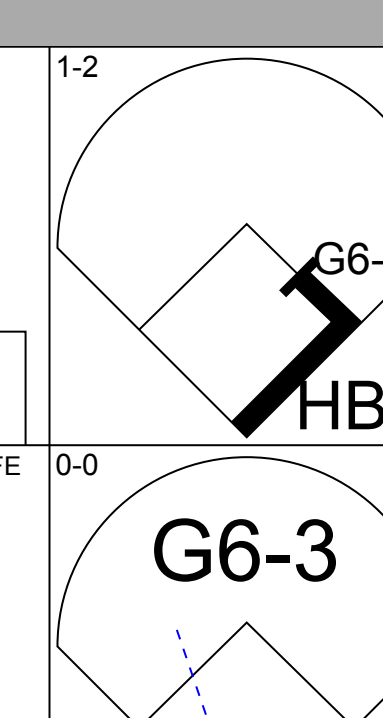
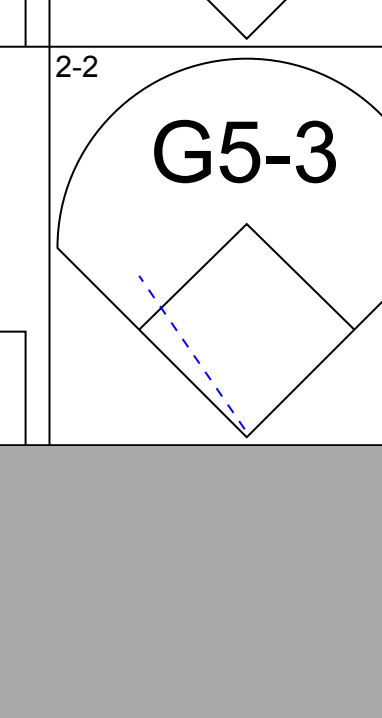
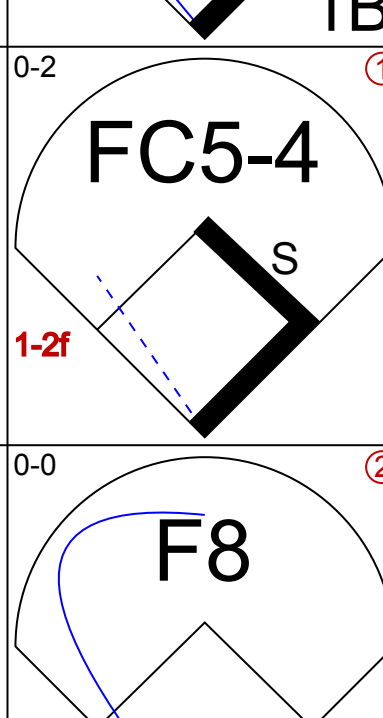
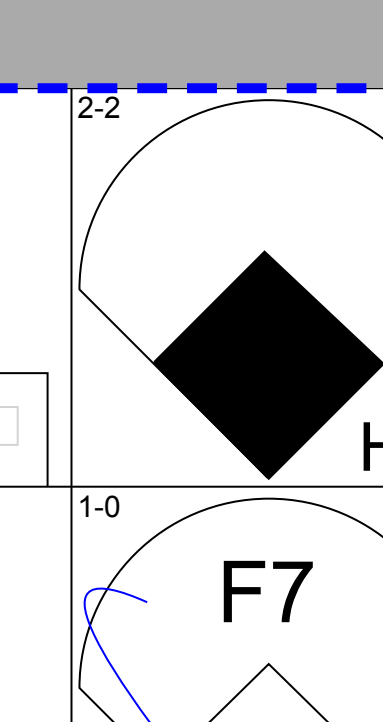
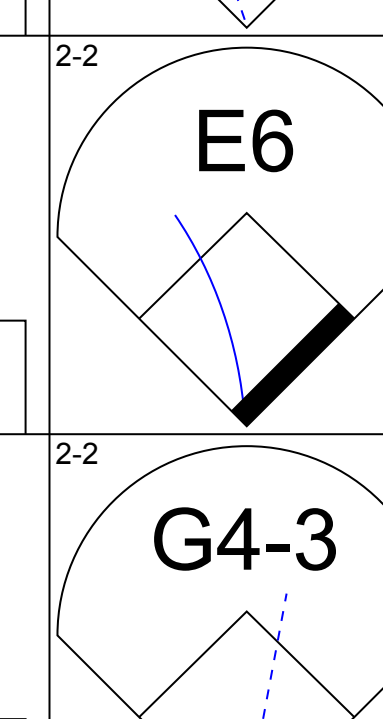
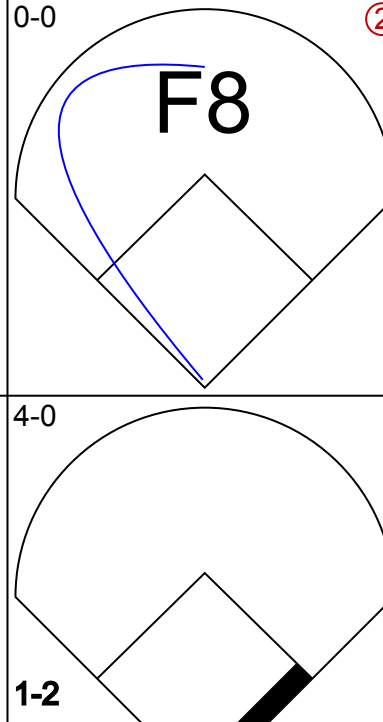
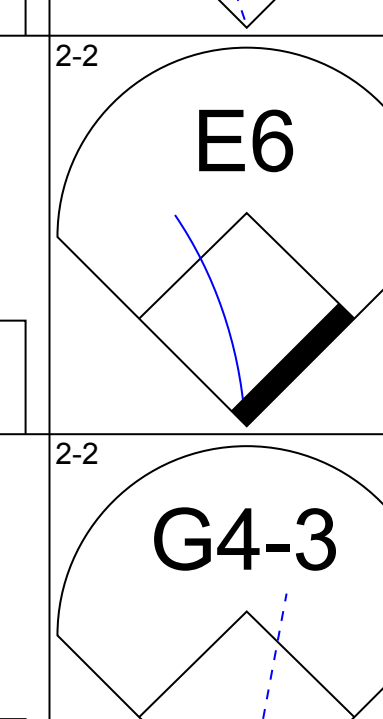
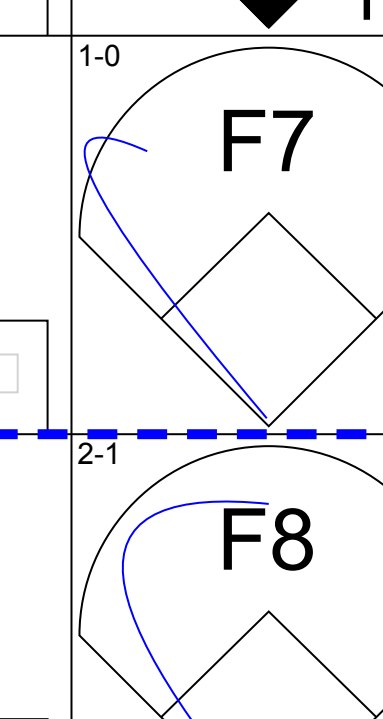
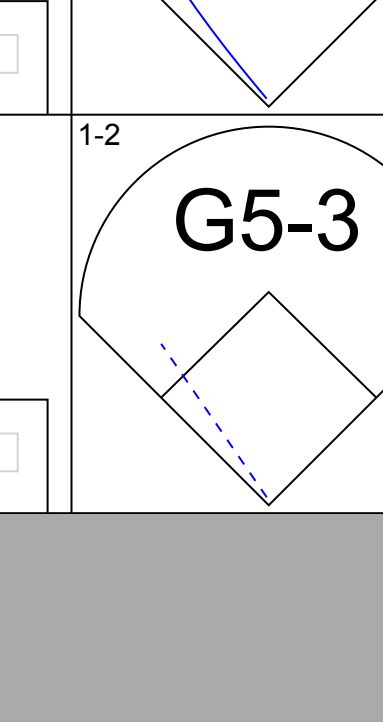
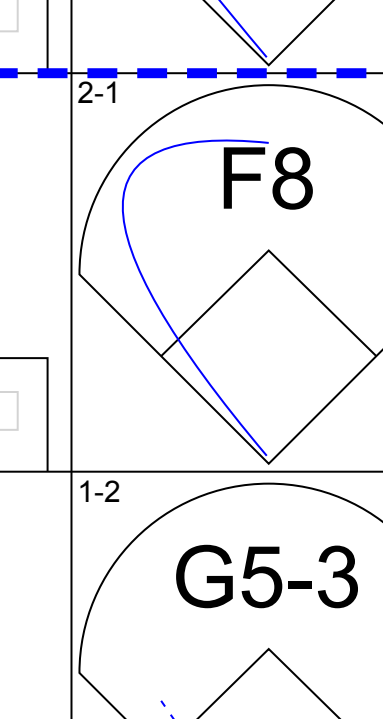
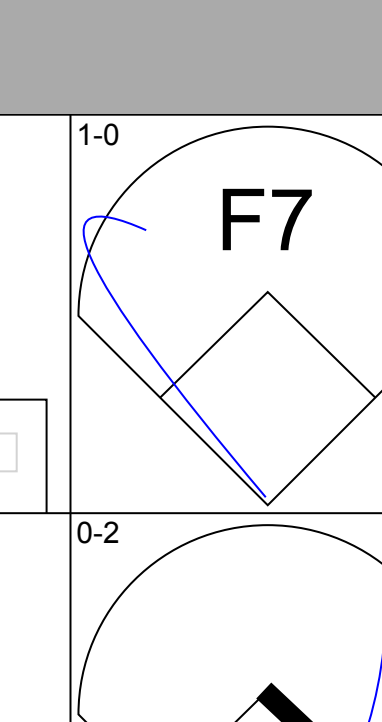
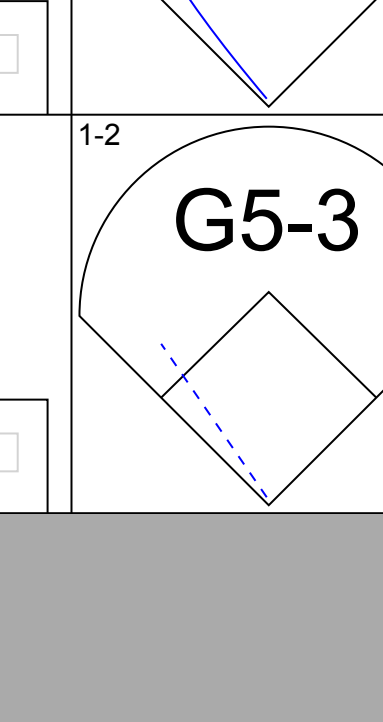
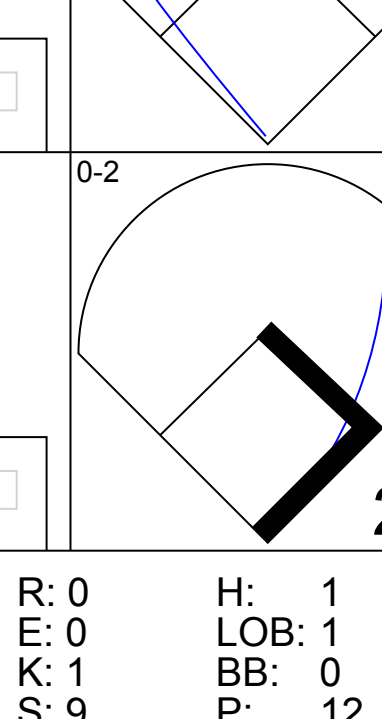
AB 40
R 4
H 9
RBI 4
BB 5
SO 13
LOB 22



Batter	1	2	3	4	5	6	7	8	9	AB	R	H	RBI	BB	SO	LOB	TOP										
Darren Lewis, R (1, 8) OBP: 0.347, SLG: 0.362 30 Keith Mitchell, R (8, 9) OBP: 0.300, SLG: 0.222	2-2 P3		1-1 F9		0-0 1B			3-3 K		4	0	1	0	0	1	1	Boston Red Sox @ Toronto Blue Jays SkyDome, Toronto, ON Fri Sep 04 1998, 7:05 PM EDT Att: 29,166 - Cloudy - 70 F										
John Valentin, R (1, 5) OBP: 0.351, SLG: 0.460	3-1 G4-3		4-0 BB		3-2 L4-6			2-2 1B		3	0	1	0	1	0	2											
Mo Vaughn, L (1, 3) OBP: 0.400, SLG: 0.586	0-0 G3		4-1 BB		3-2 G6-4-3 1B			2-2 F9		3	0	1	0	1	0	1											
Nomar Garciaparra, R (1, 6) OBP: 0.362, SLG: 0.585 Chris Snopce, R (8, 4) OBP: 0.287, SLG: 0.244		0-0 G5-3	2-2 F9		0-1 G6-4-3			3-2 F8		4	0	0	0	0	0	5											
Troy O'Leary, L (1, 7) OBP: 0.312, SLG: 0.479	1-1 G1-5-3		0-0 F8		2-1 F8			0-0 G6-4-3 1B		4	0	1	0	0	0	0											
Mike Stanley, R (1, 10) OBP: 0.362, SLG: 0.489	1-0 HR		1-3 K		1-3 K2-3			0-0 F9		4	1	1	1	0	2	1											
Darren Bragg, L (1, 9) OBP: 0.376, SLG: 0.460	3-1 G3		2-0 L7		4-0 BB			1-0 G6-4-3		3	0	0	0	1	0	1											
Scott Hatteberg, L (1, 2) OBP: 0.369, SLG: 0.459 Jason Varitek, S (7, PH) OBP: 0.311, SLG: 0.383			0-1 BB		4-0 L4-6 1B			0-0 F9		1	0	1	0	1	0	0											
Mike Benjamin, R (1, 4) OBP: 0.320, SLG: 0.386 Mandy Romero, S (7, PH) OBP: 0.143, SLG: 0.154 Donnie Sadler, R (7, 4) OBP: 0.323, SLG: 0.465			2-2 P2		2-2 P6			1-2 P4		2	0	0	0	0	0	2											
Inning Stats	R: 0 E: 0 K: 0 S: 6	H: 0 LOB: 0 BB: 0 P: 11	R: 1 E: 0 K: 0 S: 6	H: 1 LOB: 0 BB: 0 P: 11	R: 0 E: 0 K: 0 S: 12	H: 1 LOB: 3 BB: 2 P: 25	R: 0 E: 0 K: 1 S: 6	H: 0 LOB: 0 BB: 0 P: 9	R: 0 E: 0 K: 0 S: 8	H: 1 LOB: 1 BB: 1 P: 17	R: 0 E: 0 K: 0 S: 9	H: 1 LOB: 0 BB: 0 P: 14	R: 0 E: 0 K: 1 S: 7	H: 0 LOB: 1 BB: 1 P: 13	R: 0 E: 0 K: 0 S: 13	H: 1 LOB: 1 BB: 0 P: 23		R: 0 E: 0 K: 0 S: 3	H: 1 LOB: 0 BB: 0 P: 4	1B: 4 2B: 2 3B: 0 HR: 1	SF: 0 SAC: 0 DP: 3 HBP: 0	WP: 0 PB: 0 SB: 0 CS: 0	PA: 34				
PITCHER	IP	WLS	BF	H	R	ER	SO	BB	IBB	HBP	BLK	WP	HR	S	P	ERA	WHIP										
Pat Hentgen, R (1, 1) ERA: 4.9	6.1	W	25	4	1	1	2	4	0	0	0	0	1	50	95	1.42	1.263										
Steve Sinclair, L (7, 1) ERA: 2.38	0.1		1	0	0	0	0	0	0	0	0	0	0	1	1	0.00	0.000										
Dave Stieb, R (7, 1) ERA: 4.43	2.1	S	8	2	0	0	1	0	0	0	0	0	0	19	31	0.00	0.857										

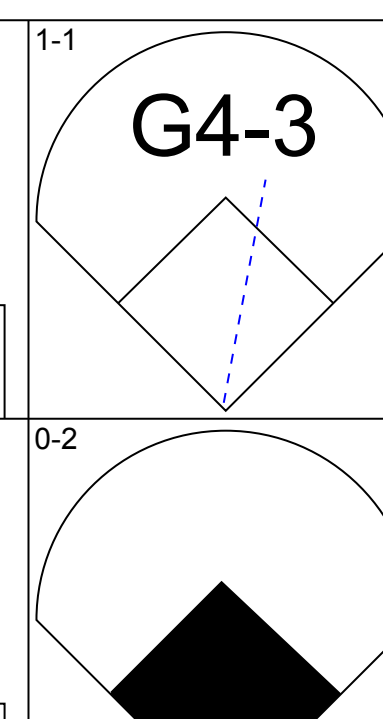
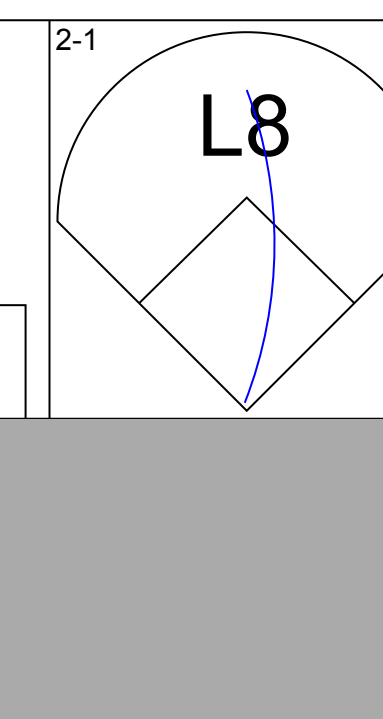
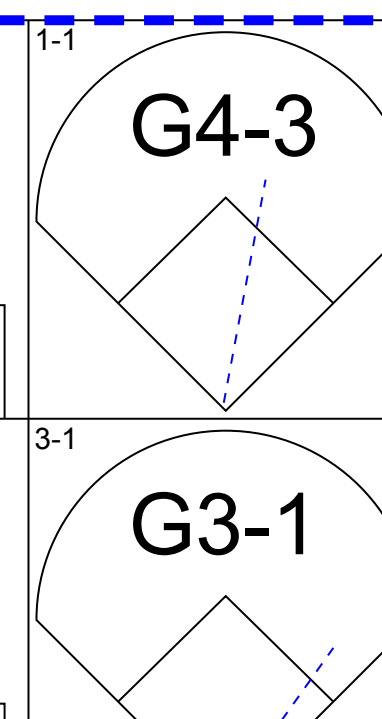
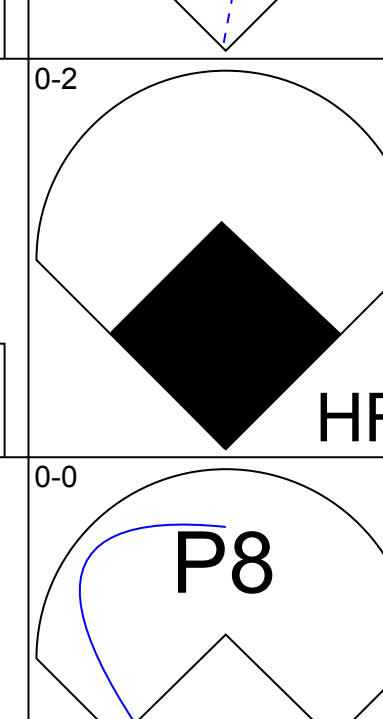
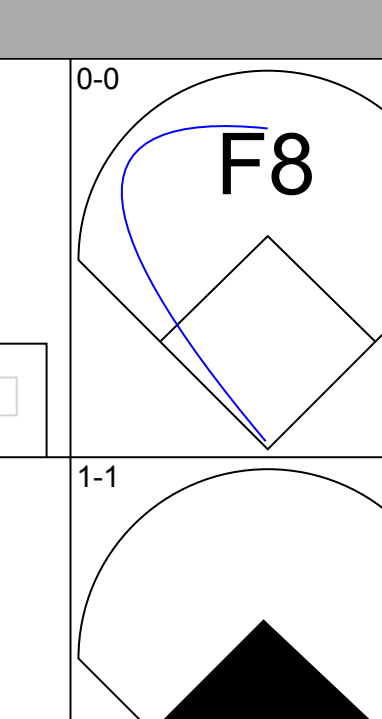
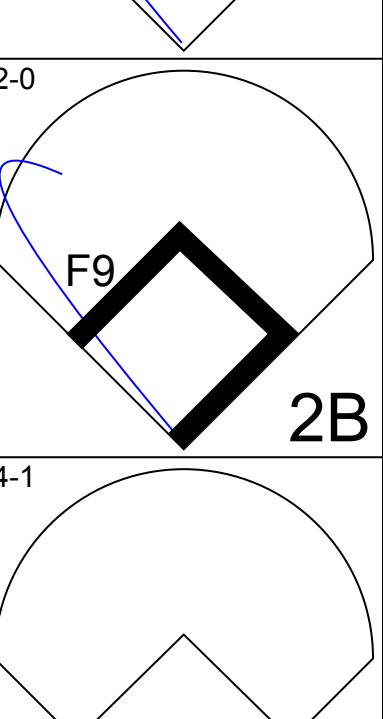
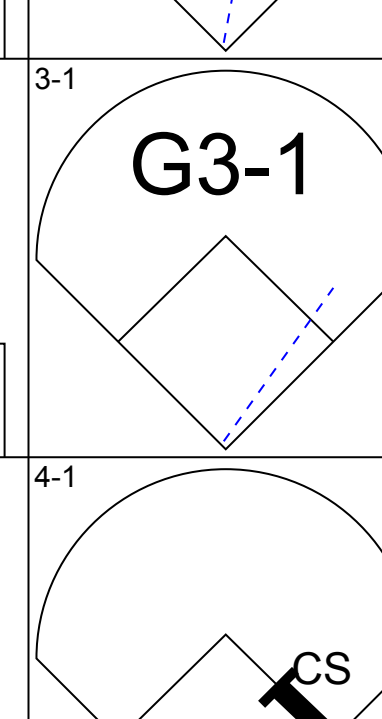
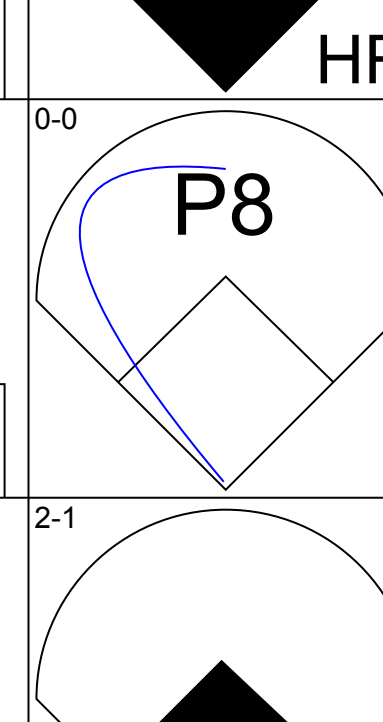
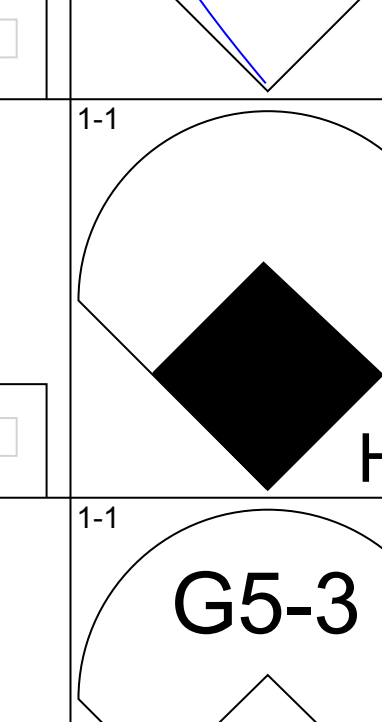
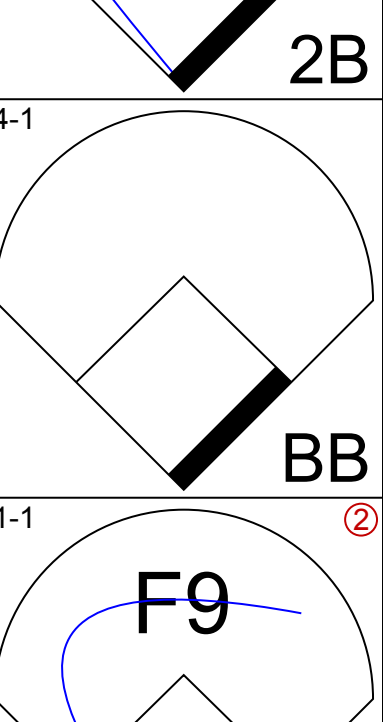
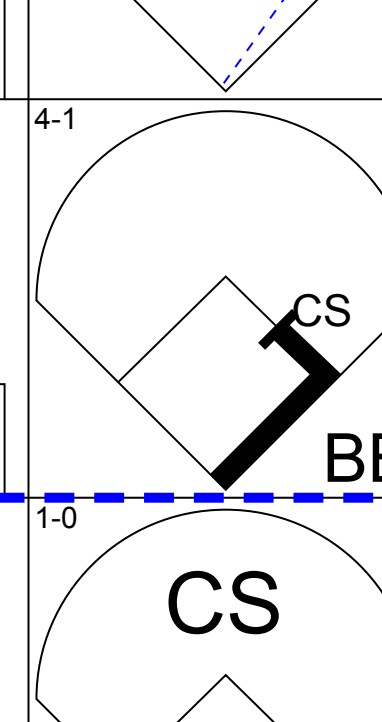
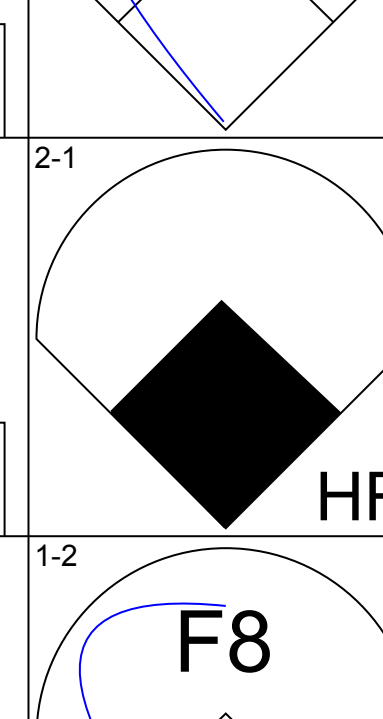
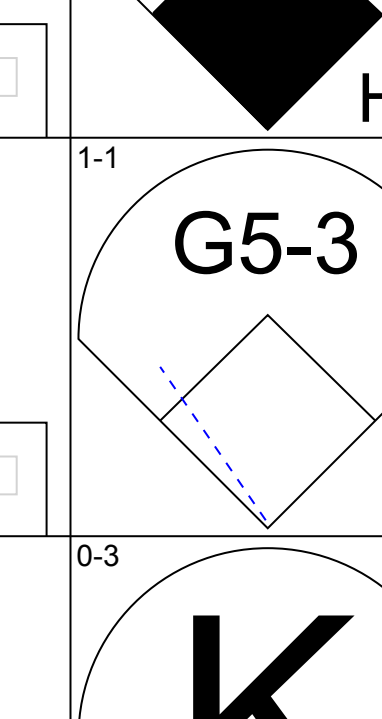
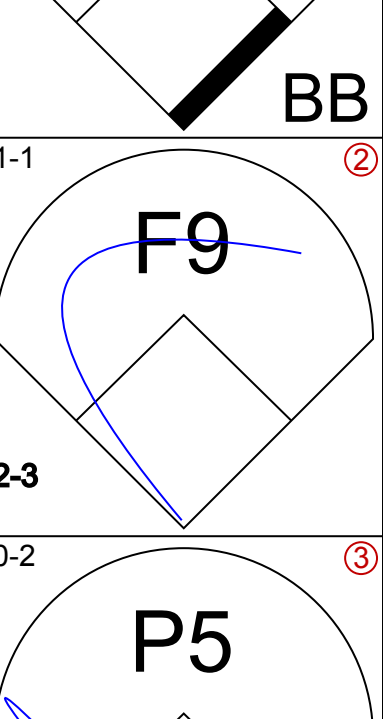
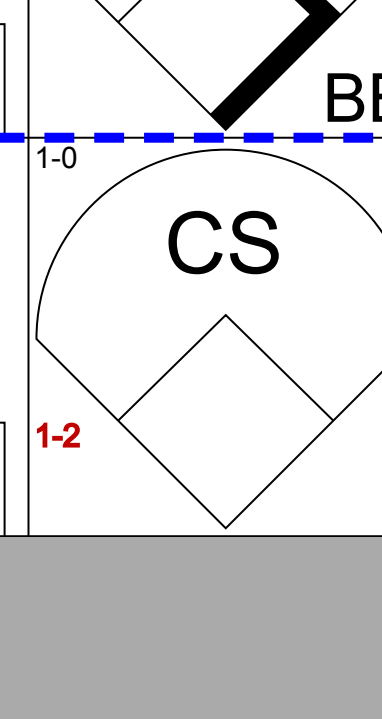
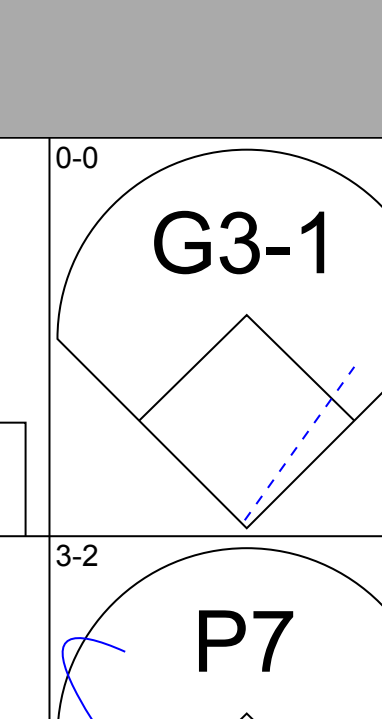
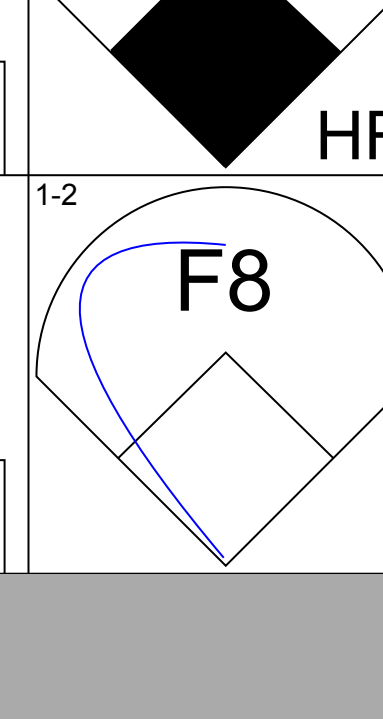
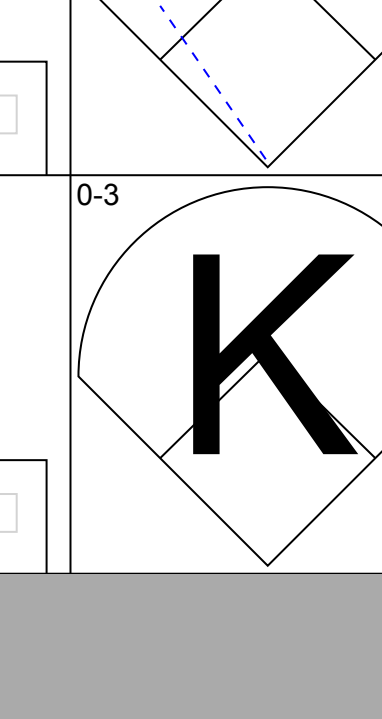
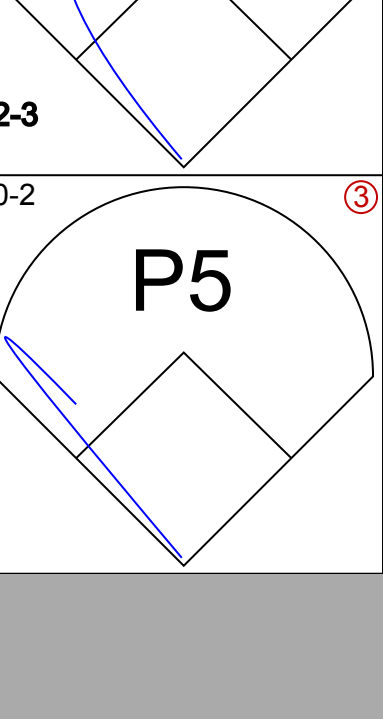
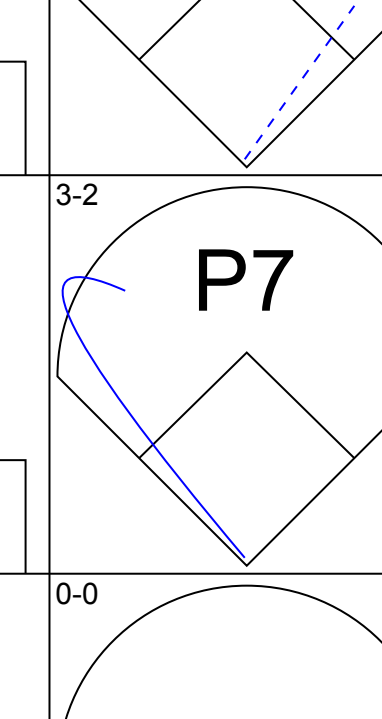
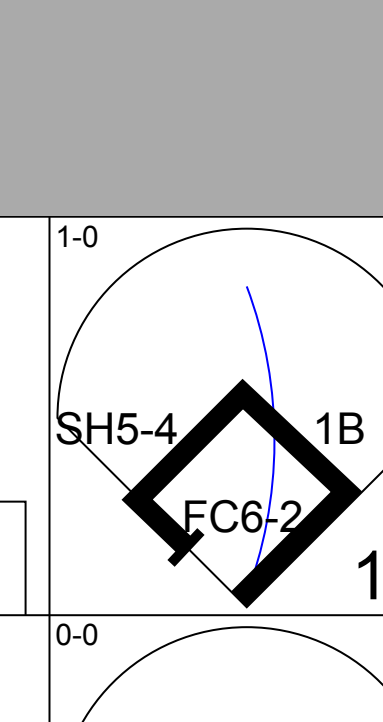
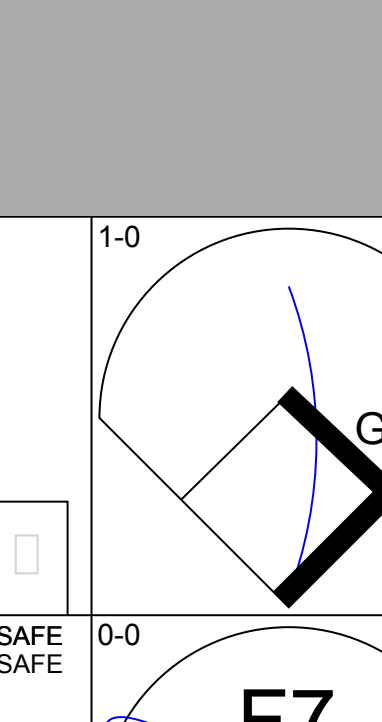
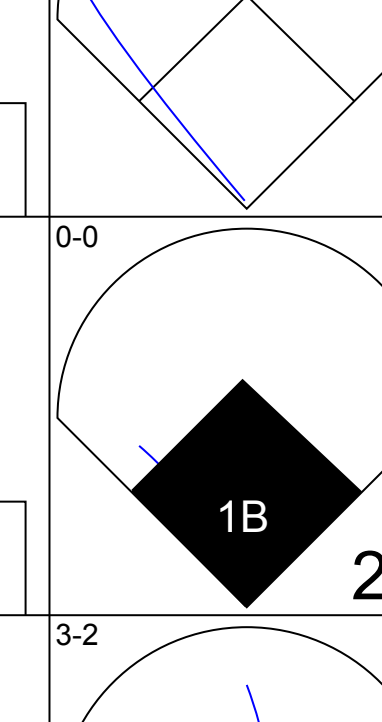
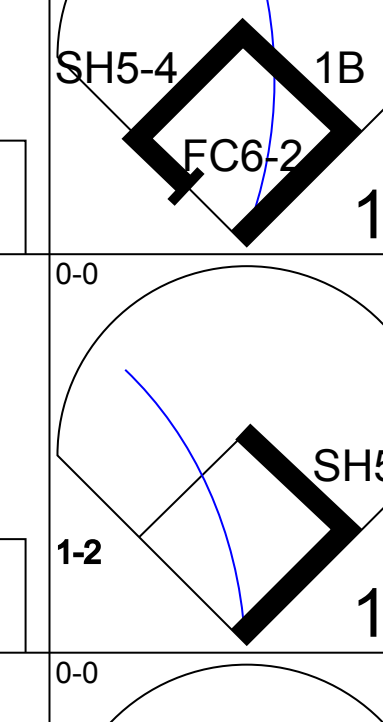
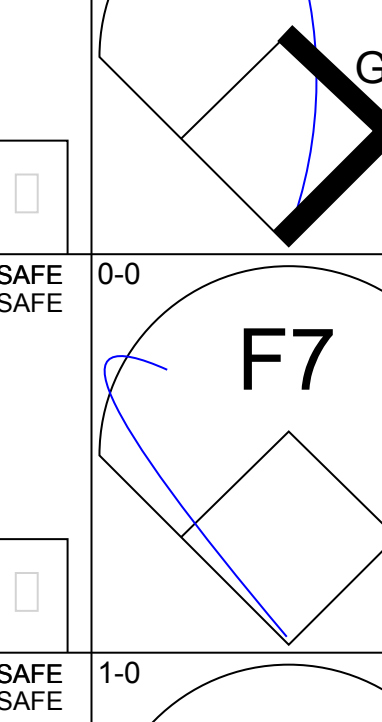
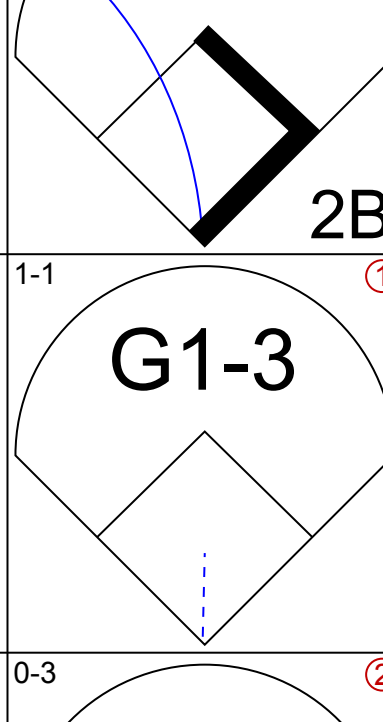

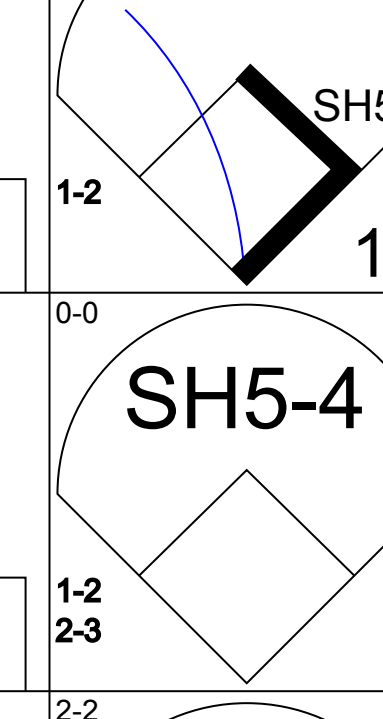
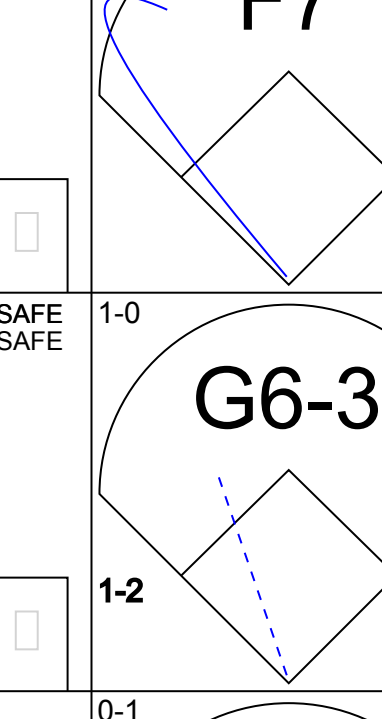
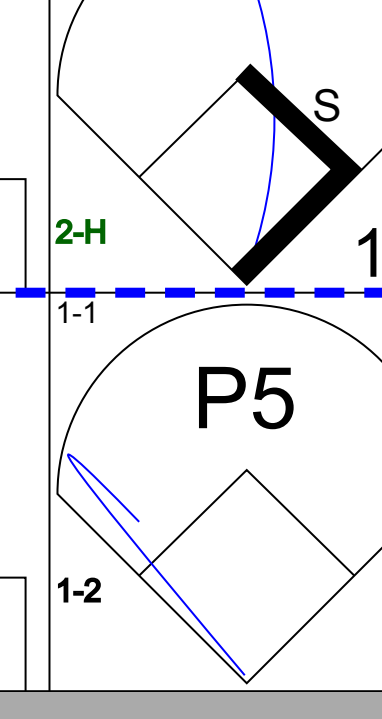
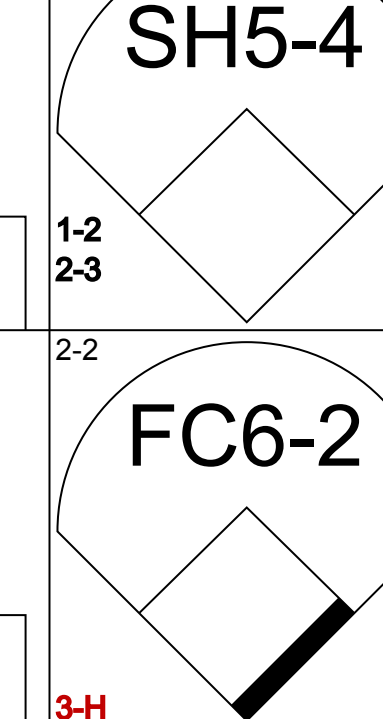
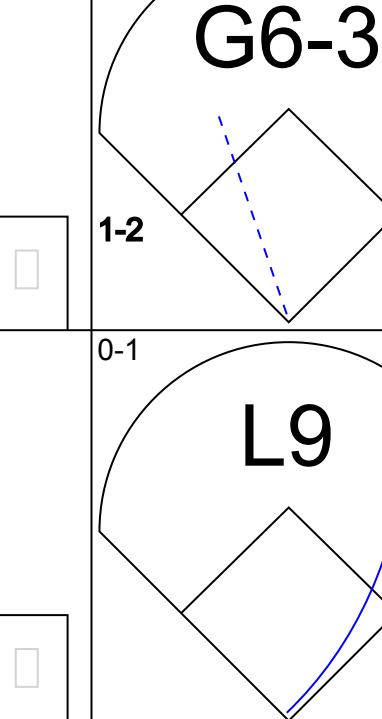
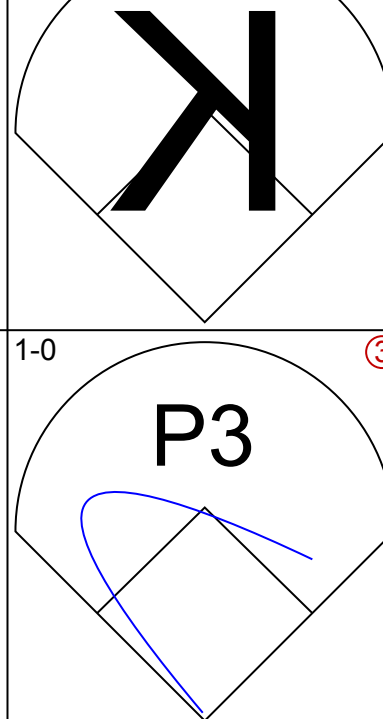
Batter	1	2	3	4	5	6	7	8	9	AB	R	H	RBI	BB	SO	LOB	BOTTOM										
Shannon Stewart, R (1, 7) OBP: 0.376, SLG: 0.389	3-3 K		1-0 2B		3-1 F8			1-1 HR		4	2	1	1	0	1	0	Boston Red Sox @ Toronto Blue Jays SkyDome, Toronto, ON Fri Sep 04 1998, 7:05 PM EDT Att: 29,166 - Cloudy - 70 F										
Shawn Green, L (1, 9) OBP: 0.338, SLG: 0.509	1-0 PB		0-0 HBP		0-2 2B		3-4 HR			4	3	4	2	1	0	0											
Jose Canseco, R (1, 10) OBP: 0.324, SLG: 0.518 Felipe Crespo, S (8, PH) OBP: 0.326, SLG: 0.354	0-2 E6		0-3 K		0-2 G6-3		0-0 HR			4	2	1	3	0	1	3											
Carlos Delgado, L (1, 3) OBP: 0.381, SLG: 0.568	2-0 SF7		0-2 FC1-2-5-1		0-2 G3-1		2-2 BB			3	1	1	1	1	0	1											
José Cruz Jr., S (1, 8) OBP: 0.353, SLG: 0.406	1-3 K		3-3 K		0-0 S		4-1 2B			4	1	1	0	1	2	2											
Tony Fernandez, S (1, 5) OBP: 0.370, SLG: 0.427 Mark Dalesandro, R (8, 5) OBP: 0.309, SLG: 0.470		1-0 G5-3		1-1 G3		1-0 L9		1-0 1B		4	1	1	2	0	0	1											
Darrin Fletcher, L (1, 2) OBP: 0.332, SLG: 0.418 Bento Santiago, R (8, 2)		2-1 HR		0-2 P2		1-3 K		0-1 2B		4	1	2	2	0	1	1											
Craig Grebeck, R (1, 4) OBP: 0.331, SLG: 0.357		4-2 G5-4-3 BB		1-1 F7		0-0 2B		1-2 BB		3	1	1	0	1	0	1											
Alex Gonzalez, R (1, 6) OBP: 0.294, SLG: 0.378		0-0 G5-4-3		3-1 P2		3-1 F9		0-1 FC5-4		4	0	0	0	0	0	3											
Inning Stats	R: 2 E: 1 K: 2 S: 12	H: 1 LOB: 0 BB: 0 P: 19	R: 1 E: 0 K: 0 S: 6	H: 1 LOB: 0 BB: 1 P: 13	R: 1 E: 0 K: 2 S: 11	H: 1 LOB: 1 BB: 0 P: 15	R: 0 E: 0 K: 0 S: 8	H: 0 LOB: 0 BB: 0 P: 10	R: 0 E: 0 K: 0 S: 11	H: 1 LOB: 1 BB: 0 P: 17	R: 0 E: 0 K: 1 S: 7	H: 1 LOB: 0 BB: 0 P: 11	R: 7 E: 0 K: 0 S: 18	H: 6 LOB: 1 BB: 2 P: 30	R: 1 E: 0 K: 1 S: 11	H: 1 LOB: 1 BB: 1 P: 17		1B: 5 2B: 4 3B: 0 HR: 3	SF: 1 SAC: 0 DP: 1 HBP: 1	WP: 0 PB: 1 SB: 3 CS: 0	PA: 41						
PITCHER	IP	WLS	BF	H	R	ER	SO	BB	IBB	HBP	BLK	WP	HR	S	P	ERA	WHIP										
49 Tim Wakefield, R (1, 1) ERA: 4.58	6.1	L	30	8	8	6	5	1	1	0	0	0	0	4	10	8.53	1.421										
David West, L (7, 1) ERA: 27.0	0.0		2	1	0	0	0	1	0	0	0	0	0	4	10	∞	∞										
Carlos Reyes, R (7, 1) ERA: 3.54	1.2		9	3	4	4	1	1	0	0	0	0	1	18	26	21.60	2.400										



Batter	1	2	3	4	5	6	7	8	9	AB	R	H	RBI	BB	SO	LOB	TOP										
Darren Lewis, R OBP: 0.346, SLG: 0.361 (1, 8)										4	0	1	1	0	2	1	Boston Red Sox @ Toronto Blue Jays SkyDome, Toronto, ON Sat Sep 05 1998, 3:33 AM EDT Att: 37,158 - Sunny - 78 F										
John Valentin, R OBP: 0.348, SLG: 0.456 (1, 5)										4	0	0	0	0	3	2											
Mo Vaughn, L OBP: 0.399, SLG: 0.583 (1, 3)										4	0	1	0	0	2	0											
Nomar Garciaparra, R OBP: 0.361, SLG: 0.582 (1, 6)										3	0	0	0	0	1	1											
Troy O'Leary, L OBP: 0.311, SLG: 0.482 (1, 7)										4	1	1	1	0	0	2											
Mike Stanley, R OBP: 0.363, SLG: 0.487 (1, 10)										2	1	0	0	2	0	0											
Darren Bragg, L OBP: 0.373, SLG: 0.456 Jason Varitek, S OBP: 0.310, SLG: 0.381 (9, PH)										3	0	0	0	0	0	4											
Scott Hatteberg, L OBP: 0.365, SLG: 0.453 (1, 2)										4	0	0	0	0	2	1											
Mike Benjamin, R OBP: 0.323, SLG: 0.390 (1, 4)										2	1	1	0	1	1	0											
Inning Stats	R: 0 E: 0 K: 2 S: 11	H: 0 LOB: 0 BB: 0 P: 17	R: 0 E: 1 K: 0 S: 9	H: 0 LOB: 1 BB: 0 P: 14	R: 0 E: 0 K: 1 S: 9	H: 1 LOB: 1 BB: 0 P: 12	R: 0 E: 0 K: 2 S: 7	H: 0 LOB: 0 BB: 0 P: 13	R: 2 E: 1 K: 2 S: 13	H: 1 LOB: 2 BB: 2 P: 25	R: 0 E: 0 K: 0 S: 9	H: 1 LOB: 2 BB: 1 P: 13	R: 0 E: 0 K: 3 S: 11	H: 0 LOB: 0 BB: 0 P: 16	R: 0 E: 0 K: 1 S: 9	H: 0 LOB: 0 BB: 0 P: 15		R: 1 E: 0 K: 0 S: 10	H: 1 LOB: 0 BB: 0 P: 16	1B: 2 2B: 1 3B: 0 HR: 1	SF: 0 SAC: 0 DP: 1 HBP: 1	WP: 1 PB: 0 SB: 1 CS: 0	PA: 35				
PITCHER	IP	WLS	BF	H	R	ER	SO	BB	IBB	HBP	BLK	WP	HR	S	P	ERA	WHIP										
Roger Clemens, R ERA: 2.62 (1, 1)	8.0	W	31	3	2	2	11	3	0	1	0	1	0	78	125	2.25	0.750										
Dan Plesac, L ERA: 3.8 (9, 1)	0.1		2	1	1	1	0	0	0	0	0	0	1	4	7	27.00	3.000										
Paul Quantrill, R ERA: 2.42 (9, 1)	0.2	S	2	0	0	0	0	0	0	0	0	0	0	6	9	0.00	0.000										

AB	31
R	3
H	4
RBI	2
BB	3
SO	11
LOB	11



Batter	1	2	3	4	5	6	7	8	9	AB	R	H	RBI	BB	SO	LOB	BOTTOM										
Shannon Stewart, R OBP: 0.373, SLG: 0.385 (1, 7)										4	0	0	0	0	0	2	Boston Red Sox @ Toronto Blue Jays SkyDome, Toronto, ON Sat Sep 05 1998, 3:33 AM EDT Att: 37,158 - Sunny - 78 F										
Shawn Green, L OBP: 0.339, SLG: 0.516 (1, 9)										4	1	2	1	0	0	0											
Jose Canseco, R OBP: 0.327, SLG: 0.524 (1, 10)										2	1	1	1	2	0	0											
Carlos Delgado, L OBP: 0.380, SLG: 0.571 (1, 3)										4	1	1	1	0	0	2											
José Cruz Jr., S OBP: 0.349, SLG: 0.401 (1, 8)										4	0	0	0	0	1	2											
Tony Fernandez, S OBP: 0.375, SLG: 0.437 (1, 5)										4	1	4	0	0	0	0											
Darrin Fletcher, L OBP: 0.333, SLG: 0.419 Juan Samuel, R OBP: 0.293, SLG: 0.280 Benito Santiago, R (9, 2)										4	0	2	1	0	0	2											
Craig Grebeck, R OBP: 0.327, SLG: 0.352 (1, 4)										3	0	0	0	0	1	3											
Alex Gonzalez, R OBP: 0.292, SLG: 0.376 (1, 6)										3	0	0	0	0	0	4											
Inning Stats	R: 2 E: 0 K: 0 S: 11	H: 2 LOB: 2 BB: 0 P: 15	R: 0 E: 0 K: 0 S: 9	H: 2 LOB: 2 BB: 0 P: 14	R: 1 E: 0 K: 1 S: 8	H: 1 LOB: 0 BB: 0 P: 10	R: 0 E: 0 K: 0 S: 6	H: 1 LOB: 1 BB: 0 P: 7	R: 0 E: 0 K: 1 S: 10	H: 1 LOB: 2 BB: 1 P: 19	R: 0 E: 0 K: 0 S: 10	H: 1 LOB: 0 BB: 0 P: 14	R: 0 E: 0 K: 0 S: 5	H: 0 LOB: 0 BB: 1 P: 14	R: 1 E: 0 K: 0 S: 12	H: 2 LOB: 2 BB: 0 P: 18		1B: 4 2B: 3 3B: 0 HR: 3	SF: 0 SAC: 1 DP: 0 HBP: 0	WP: 0 PB: 0 SB: 1 CS: 1	PA: 36						
PITCHER	IP	WLS	BF	H	R	ER	SO	BB	IBB	HBP	BLK	WP	HR	S	P	ERA	WHIP										
Bret Saberhagen, R ERA: 4.16 (1, 1)	6.0	L	27	8	3	3	2	1	0	0	0	0	0	54	79	4.50	1.500										
Derek Lowe, R ERA: 4.18 (7, 1)	0.2		3	0	0	0	0	1	0	0	0	0	0	5	13	0.00	1.500										
Greg Swindell, L ERA: 3.64 (7, 1)	1.0		4	2	1	1	0	0	0	0	0	0	0	9	16	9.00	2.000										
John Wasdin, R ERA: 4.87 (8, 1)	0.1		1	0	0	0	0	0	0	0	0	0	0	3	3	0.00	0.000										

AB	32
R	4
H	10
RBI	4
BB	2
SO	2
LOB	15



Batter	1	2	3	4	5	6	7	8	9	AB	R	H	RBI	BB	SO	LOB	TOP			
Darren Lewis, R OBP: 0.343, SLG: 0.357 (1, 8)											5	0	0	0	0	2	2			
John Valentin, R OBP: 0.347, SLG: 0.454 (1, 5)											5	1	1	0	0	2	0			
Mo Vaughn, L OBP: 0.400, SLG: 0.588 (1, 10)											3	2	1	1	1	1	0			
Nomar Garciaparra, R OBP: 0.360, SLG: 0.579 (1, 6)											4	0	1	0	0	0	2			
Troy O'Leary, L OBP: 0.313, SLG: 0.483 (1, 7)											3	2	1	2	1	1	1			
Mike Stanley, R OBP: 0.395, SLG: 0.497 (8, PR)											3	1	2	3	1	1	0			
Donnie Sadler, R OBP: 0.323, SLG: 0.465 (8, 4)											0	1	0	0	0	0	0			
Darren Bragg, L OBP: 0.372, SLG: 0.453 (1, 9)											4	0	1	1	0	0	2			
Scott Hatteberg, L OBP: 0.363, SLG: 0.450 (7, PH)											2	0	0	0	0	0	0			
Jason Varitek, S OBP: 0.307, SLG: 0.377 (7, 2)											2	0	0	0	0	0	3			
Mike Benjamin, R OBP: 0.322, SLG: 0.389 (8, 3)											4	0	1	0	0	0	1			
Inning Stats	R: 0 E: 0 K: 3 S: 9	H: 0 LOB: 0 BB: 0 P: 13	R: 0 E: 0 K: 1 S: 5	H: 0 LOB: 0 BB: 0 P: 7	R: 0 E: 0 K: 0 S: 5	H: 1 LOB: 1 BB: 0 P: 6	R: 1 E: 0 K: 1 S: 22	H: 2 LOB: 2 BB: 1 P: 33	R: 0 E: 0 K: 1 S: 6	H: 0 LOB: 0 BB: 0 P: 9	R: 2 E: 0 K: 0 S: 12	H: 1 LOB: 1 BB: 1 P: 26	R: 4 E: 0 K: 0 S: 15	H: 4 LOB: 1 BB: 1 P: 25	R: 0 E: 0 K: 1 S: 7	H: 0 LOB: 0 BB: 0 P: 12	1B: 4 2B: 2 3B: 0 HR: 2	SF: 0 SAC: 0 DP: 1 HBP: 0	WP: 0 PB: 0 SB: 0 CS: 0	PA: 38
PITCHER	IP	WLS	BF	H	R	ER	SO	BB	IBB	HBP	BLK	WP	HR	S	P	ERA	WHIP			
Chris Carpenter, R ERA: 4.66 (1, 1)	6.0		24	4	3	3	6	2	0	0	0	0	2	58	92	4.50	1.000			
Steve Sinclair, L ERA: 2.39 (7, 1)	0.0		1	0	0	0	0	0	0	0	0	0	0	2	4	∞	∞			
Carlos Almanzar, R ERA: 5.4 (8, 1)	0.1		3	1	1	1	0	1	0	0	0	0	0	8	14	27.00	6.000			
Dan Plesac, L ERA: 4.17 (8, 1)	0.2	W	3	2	2	2	0	0	0	0	0	0	0	5	7	27.00	3.000			
Robert Person, R ERA: 7.76 (9, 1)	1.0		3	0	0	0	1	0	0	0	0	0	0	7	12	0.00	0.000			

Boston Red Sox @ Toronto Blue Jays
SkyDome, Toronto, ON
Sun Sep.06.1998, 3:33 AM EDT
Att: 38,374 - Sunny - 81 F

AB 35
R 7
H 8
RBI 7
BB 3
SO 7
LOB 11



Batter	1	2	3	4	5	6	7	8	9	AB	R	H	RBI	BB	SO	LOB	BOTTOM			
Shannon Stewart, R OBP: 0.376, SLG: 0.384 (1, 7)											1	1	0	0	3	0	2			
Shawn Green, L OBP: 0.338, SLG: 0.520 (1, 9)										4	1	1	2	0	2	2				
Jose Canseco, R OBP: 0.330, SLG: 0.531 (1, 10)										3	2	2	1	1	0	0				
Carlos Delgado, L OBP: 0.379, SLG: 0.568 (1, 3)										3	1	0	0	1	2	1				
José Cruz Jr., S OBP: 0.347, SLG: 0.396 (1, 8)										3	0	0	0	1	1	2				
Tony Fernandez, S OBP: 0.378, SLG: 0.439 (1, 5)										3	2	2	0	1	0	1				
Benito Santiago, R ERA: 5.02 (1, 2)										2	1	1	1	1	0	1				
Darrin Fletcher, L OBP: 0.332, SLG: 0.417 (9, 2)										1	0	0	0	0	1	1				
Craig Grebeck, R OBP: 0.330, SLG: 0.363 (1, 4)										4	0	2	3	0	0	1				
Alex Gonzalez, R OBP: 0.290, SLG: 0.373 (1, 6)										3	0	0	1	0	2	3				
Inning Stats	R: 1 E: 0 K: 2 S: 9	H: 1 LOB: 1 BB: 1 P: 16	R: 0 E: 0 K: 1 S: 11	H: 1 LOB: 0 BB: 0 P: 17	R: 2 E: 0 K: 0 S: 9	H: 1 LOB: 1 BB: 1 P: 14	R: 0 E: 0 K: 1 S: 11	H: 0 LOB: 0 BB: 1 P: 18	R: 1 E: 0 K: 1 S: 14	H: 1 LOB: 1 BB: 1 P: 21	R: 3 E: 0 K: 1 S: 27	H: 2 LOB: 2 BB: 3 P: 49	R: 0 E: 0 K: 0 S: 7	H: 0 LOB: 0 BB: 1 P: 13	R: 1 E: 0 K: 2 S: 18	H: 2 LOB: 1 BB: 0 P: 28	1B: 4 2B: 2 3B: 1 HR: 2	SF: 1 SAC: 0 DP: 3 HBP: 0	WP: 1 PB: 0 SB: 2 CS: 1	PA: 36
PITCHER	IP	WLS	BF	H	R	ER	SO	BB	IBB	HBP	BLK	WP	HR	S	P	ERA	WHIP			
Pete Schourek, L ERA: 5.02 (6, 1)	0.1		6	2	3	3	0	2	1	0	0	0	0	22	41	81.00	12.000			
John Wastin, R ERA: 5.17 (6, 1)	1.2		5	0	0	0	1	1	0	0	0	1	0	12	21	0.00	0.600			
Dario Veras, R ERA: 13.5 (8, 1)	0.2	L	4	2	1	1	1	0	0	0	0	0	0	15	24	13.50	3.000			
Derek Lowe, R ERA: 4.23 (8, 1)	0.1		1	0	0	0	1	0	0	0	0	0	0	3	4	0.00	0.000			

Boston Red Sox @ Toronto Blue Jays
SkyDome, Toronto, ON
Sun Sep.06.1998, 3:33 AM EDT
Att: 38,374 - Sunny - 81 F

AB 27
R 8
H 8
RBI 8
BB 8
SO 8
LOB 14



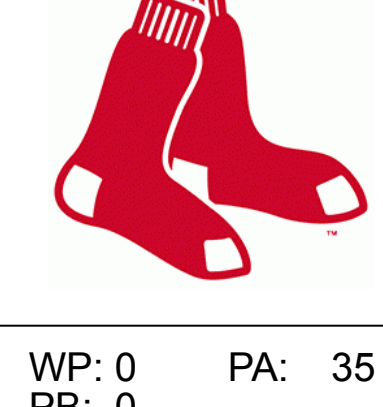
Batter	1	2	3	4	5	6	7	8	9	AB	R	H	RBI	BB	SO	LOB	TOP								
Chuck Knoblauch R (1, 4) OBP: 0.357, SLG: 0.406										3	1	1	0	1	0	1	New York Yankees @ Boston Red Sox Fenway Park, Boston, MA Tue Sep 08 1998, 7:05 PM EDT Att: 33,409 - Unknown - 72 F								
2 Derek Jeter R (1, 6) OBP: 0.393, SLG: 0.489										2	1	0	0	2	1	1									
Paul O'Neill L (1, 9) OBP: 0.370, SLG: 0.497										4	0	1	1	0	0	3									
Bernie Williams S (1, 8) OBP: 0.427, SLG: 0.596										3	0	1	0	1	1	1									
Tino Martinez L (1, 3) OBP: 0.365, SLG: 0.508										2	0	0	2	2	1	1									
Darryl Strawberry L (1, 10) OBP: 0.359, SLG: 0.560										3	0	0	0	0	2	2									
Chili Davis S (8, PH) OBP: 0.435, SLG: 0.480										1	0	0	0	0	0	3									
Ricky Ledee L (1, 7) OBP: 0.323, SLG: 0.421										3	0	0	0	0	2	1									
Chad Curtis R (9, PH) OBP: 0.356, SLG: 0.358										1	0	0	0	0	1	0									
Scott Brosius R (1, 5) OBP: 0.367, SLG: 0.467										4	0	1	0	0	0	1									
Joe Girardi R (1, 2) OBP: 0.318, SLG: 0.388										4	1	1	0	0	1	1									
Inning Stats	R: 0 K: 0 S: 13	H: 1 LOB: 1 BB: 1 P: 18	R: 0 K: 2 S: 8	H: 0 LOB: 0 BB: 0 P: 13	R: 0 K: 1 S: 9	H: 0 LOB: 0 BB: 0 P: 15	R: 1 K: 1 S: 15	H: 1 LOB: 1 BB: 1 P: 23	R: 0 K: 1 S: 11	H: 0 LOB: 0 BB: 0 P: 11	R: 0 K: 1 S: 7	H: 0 LOB: 1 BB: 1 P: 15	R: 2 K: 0 S: 13	H: 2 LOB: 2 BB: 3 P: 29	R: 0 K: 1 S: 10	H: 0 LOB: 0 BB: 0 P: 15	1B: 4 2B: 1 3B: 0 HR: 0	SF: 0 SAC: 0 DP: 1 HBP: 0	WP: 1 PB: 0 SB: 0 CS: 0	PA: 36					
PITCHER	IP	WLS	BF	H	R	ER	SO	BB	IBB	HBP	BLK	WP	HR	S	P	ERA	WHIP								
Pedro Martinez R (1, 1) ERA: 2.74	7.1	L	32	5	3	3	8	5	1	0	0	1	0	79	140	3.68	1.364								
Greg Swindell L (8, 1) ERA: 3.5	0.2		1	0	0	0	0	0	0	0	0	0	0	3	5	0.00	0.000								
Derek Lowe R (9, 1) ERA: 4.2	1.0		3	0	0	0	1	0	0	0	0	0	0	10	15	0.00	0.000								

AB	30
R	3
H	5
RBI	3
BB	6
SO	9
LOB	15



Batter	1	2	3	4	5	6	7	8	9	AB	R	H	RBI	BB	SO	LOB	BOTTOM								
Darren Lewis R (1, 8) OBP: 0.339, SLG: 0.352										4	0	0	0	0	2	0	New York Yankees @ Boston Red Sox Fenway Park, Boston, MA Tue Sep 08 1998, 7:05 PM EDT Att: 33,409 - Unknown - 72 F								
John Valentin R (1, 5) OBP: 0.346, SLG: 0.456									3	1	0	0	1	2	0										
Mo Vaughn L (1, 3) OBP: 0.586, SLG: 0.586									4	0	2	0	0	1	0										
Donnie Sadler R (9, PR) OBP: 0.323, SLG: 0.465									0	0	0	0	0	0	0										
Nomar Garciaparra R (1, 6) OBP: 0.361, SLG: 0.583									4	1	2	1	0	1	1										
Troy O'Leary L (1, 7) OBP: 0.311, SLG: 0.480									3	0	1	1	0	1	0										
Mike Stanley R (1, 10) OBP: 0.385, SLG: 0.495									3	0	0	0	1	3	1										
Midre Cummings L (9, PR) OBP: 0.377, SLG: 0.467									0	0	0	0	0	0	0										
Darren Bragg L (1, 9) OBP: 0.368, SLG: 0.447									4	0	1	0	0	1	3										
Scott Hatteberg L (1, 2) OBP: 0.361, SLG: 0.447									2	0	0	0	0	0	0										
Jason Varitek S (8, PH) OBP: 0.312, SLG: 0.387									0	0	0	0	0	0	0										
Mandy Romero S (8, PH) OBP: 0.133, SLG: 0.143									1	0	0	0	0	1	2										
Mike Benjamin R (1, 4) OBP: 0.317, SLG: 0.381									3	0	0	0	0	2	2										
Inning Stats	R: 0 K: 2 S: 7	H: 0 LOB: 0 BB: 0 P: 11	R: 1 K: 1 S: 16	H: 1 LOB: 0 BB: 0 P: 25	R: 0 K: 1 S: 8	H: 0 LOB: 0 BB: 0 P: 10	R: 0 K: 2 S: 7	H: 0 LOB: 0 BB: 0 P: 8	R: 0 K: 2 S: 9	H: 0 LOB: 0 BB: 0 P: 16	R: 0 K: 1 S: 5	H: 1 LOB: 0 BB: 0 P: 5	R: 0 K: 2 S: 11	H: 2 LOB: 2 BB: 0 P: 18	R: 1 K: 1 S: 16	H: 2 LOB: 2 BB: 2 P: 25	1B: 5 2B: 0 3B: 0 HR: 1	SF: 1 SAC: 0 DP: 0 HBP: 0	WP: 0 PB: 0 SB: 0 CS: 1	PA: 35					
PITCHER	IP	WLS	BF	H	R	ER	SO	BB	IBB	HBP	BLK	WP	HR	S	P	ERA	WHIP								
David Cone R (1, 1) ERA: 3.49	7.0		22	2	1	1	11	2	0	0	0	0	0	61	89	1.29	0.286								
Graeme Lloyd L (8, 1) ERA: 1.35	0.0		1	1	0	0	0	0	0	0	0	0	0	2	4	∞	∞								
Jeff Nelson R (8, 1) ERA: 4.41	0.1		1	0	0	0	1	0	0	0	0	0	0	3	6	0.00	0.000								
Mike Stanton L (8, 1) ERA: 5.99	0.0		1	1	0	0	0	0	0	0	0	0	0	2	3	∞	∞								
42 Mariano Rivera R (8, 1) ERA: 1.78	1.2	S	9	2	1	1	2	2	0	0	0	0	0	20	30	5.40	2.400								


AB	31
R	2
H	6
RBI	2
BB	2
SO	14
LOB	9




Batter	1	2	3	4	5	6	7	8	9	AB	R	H	RBI	BB	SO	LOB	TOP					
Chuck Knoblauch R (1, 4) OBP: 0.355, SLG: 0.403	1-2 F9		0-3 K	1 SAFE 0-0 F9			1-0 G4-3			4	0	0	0	0	1	1	New York Yankees @ Boston Red Sox Fenway Park, Boston, MA Wed Sep 09 1998, 7:05 PM EDT Att: 32,942 - Cloudy - 60 F					
2 Derek Jeter R (1, 6) OBP: 0.394, SLG: 0.500	0-0 HR		1-2 HR		1-1 F8		1-0 G5-3			4	2	2	2	0	0	0						
Paul O'Neill L (1, 9) OBP: 0.371, SLG: 0.508	0-2 F8		0-3 K2-3		1-0 HR			1-2 HR		4	2	2	2	0	1	0						
Bernie Williams S (1, 8) OBP: 0.425, SLG: 0.592	2-1 G6-3			2-0 2B HBP	1-1 G4-3			1-0 G4-3		3	1	0	0	0	0	0						
Tino Martinez L (1, 3) OBP: 0.364, SLG: 0.508		0-1 F7		0-1 20 2B	0-2 G6-3			2-3 K		4	1	1	1	0	1	0						
Tim Lincecum S (1, 7) OBP: 0.390, SLG: 0.379		4-1 PB BB		1-3 K		1-1 G6-3		1-3 K		2	0	0	0	1	1	1						
Ricky Ledee L (7, 7) OBP: 0.317, SLG: 0.414										1	0	0	0	0	1	0						
Daryl Strawberry L (1, 10) OBP: 0.355, SLG: 0.554	1-1 F8		0-3 K		1-3 K		1-3 K		1-1 G5-3	3	0	0	0	0	2	2						
Chili Davis S (9, PH) OBP: 0.429, SLG: 0.471	1-2									1	0	0	0	0	0	0						
20 Jorge Posada S (1, 2) OBP: 0.357, SLG: 0.497	1-0 G3			1-0 2H 1B 2B		3-2 L7		2-2 P5		4	1	1	1	0	0	1						
Scott Brosius R (1, 5) OBP: 0.366, SLG: 0.465			3-2 L8	2-2 2H 1B			2-1 F9		3-3 K	4	0	1	1	0	1	0						
Inning Stats	R: 1 E: 0 K: 0 S: 10	H: 1 LOB: 0 BB: 0 P: 13	R: 0 E: 0 K: 0 S: 6	H: 0 LOB: 1 BB: 1 P: 12	R: 1 E: 0 K: 2 S: 12	H: 1 LOB: 0 BB: 0 P: 16	R: 3 E: 0 K: 2 S: 14	H: 3 LOB: 1 BB: 0 P: 20	R: 1 E: 0 K: 0 S: 8	H: 1 LOB: 0 BB: 0 P: 11	R: 0 E: 0 K: 1 S: 10	H: 0 LOB: 0 BB: 0 P: 15	R: 0 E: 0 K: 0 S: 4	H: 0 LOB: 0 BB: 0 P: 8	R: 1 E: 0 K: 2 S: 13	H: 1 LOB: 0 BB: 0 P: 18	R: 0 E: 0 K: 1 S: 9	H: 0 LOB: 0 BB: 0 P: 15	1B: 1 2B: 2 3B: 0 HR: 4	SF: 0 SAC: 0 DP: 0 HBP: 1	WP: 0 PB: 1 SB: 0 CS: 0	PA: 36
PITCHER	IP WLS BF H R ER SO BB IBB HBP BLK WP HR S P ERA WHIP																					
49 Tim Wakefield R (1, 1) ERA: 4.71	4.0 L 19 5 5 5 4 1 0 1 0 0 0 2 42 61 11.25 1.500																					
John Wathan R (5, 1) ERA: 5.09	3.0 10 1 1 1 1 0 0 0 0 0 0 1 22 34 3.00 0.333																					
Greg Swindell L (8, 1) ERA: 3.66	1.0 4 1 1 1 2 0 0 0 0 0 0 1 13 18 9.00 1.000																					
Dennis Eckersley R (9, 1) ERA: 4.63	1.0 3 0 0 0 1 0 0 0 0 0 0 0 9 15 0.00 0.000																					

Batter	1	2	3	4	5	6	7	8	9	AB	R	H	RBI	BB	SO	LOB	BOTTOM					
Darren Bragg L (1, 8) OBP: 0.364, SLG: 0.441	2-3 K		1-1 G5-3	0-3 K		0-1 F7			0-3 K	5	0	0	0	0	3	2	New York Yankees @ Boston Red Sox Fenway Park, Boston, MA Wed Sep 09 1998, 7:05 PM EDT Att: 32,942 - Cloudy - 60 F					
John Valentin R (1, 5) OBP: 0.348, SLG: 0.454	4-2 1B BB		1-3 K	4-0 1-2 2-3 BB			3-2 G4-6-3 HBP		0-0 G6-3	2	0	0	0	2	1	0						
Mo Vaughn L (1, 3) OBP: 0.402, SLG: 0.584	1-0 1-2 1B			1B HR BB		1-0 G4-6-3		1-2		3	1	1	0	1	0	4						
Nomar Garciaparra R (1, 6) OBP: 0.364, SLG: 0.586	2-2 P4			1-0 HR BB 1B	1-2 1B G5-4-3 2B		2-2 1B			4	2	3	0	0	0	2						
Troy O'Leary L (1, 7) OBP: 0.310, SLG: 0.478	2-1 P5			1-1 P4	0-1 G5-4-3 1B		1-3 K			4	0	1	0	0	1	5						
Mike Stanley R (1, 10) OBP: 0.385, SLG: 0.493		3-3 K		4-1 HR BB	1-1 G5-4-3			1-2 G6-3		2	1	0	0	1	1	1						
Chris Snopce R (8, PH) OBP: 0.285, SLG: 0.242				1-2 HR BB	1-2 1-2 3H					1	0	0	0	0	0	0						
Scott Hatteberg L (1, 2) ERA: 3.9		0-1 P6		1-1 HR		1-1 G3-1		1-2 F8		3	1	1	4	0	0	0						
30 Keith Mitchell R (9, PH) OBP: 0.286, SLG: 0.211				1-1 HR						1	0	0	0	0	0	0						
Trot Nixon L (1, 9) OBP: 0.333, SLG: 0.333		2-0 G3		1-1 BB 1B		1-2 L3		1-2 F7		3	0	1	0	0	0	0						
Jason Varitek S (9, PH) OBP: 0.310, SLG: 0.385				1-1 BB 1B						1	0	0	0	0	0	0						
Donnie Sadler R (1, 4) OBP: 0.323, SLG: 0.461			2-3 K	1-2 BB 1B					2-2 G1-3	3	0	1	0	0	2	0						
Mike Benjamin R (9, PH) OBP: 0.316, SLG: 0.380				1-2 BB 1B						1	0	0	0	0	0	0						
Inning Stats	R: 0 E: 0 K: 1 S: 13	H: 1 LOB: 2 BB: 1 P: 24	R: 0 E: 0 K: 1 S: 6	H: 0 LOB: 0 BB: 0 P: 11	R: 0 E: 0 K: 2 S: 8	H: 0 LOB: 0 BB: 0 P: 12	R: 4 E: 0 K: 1 S: 15	H: 4 LOB: 3 BB: 3 P: 33	R: 1 E: 0 K: 0 S: 8	H: 2 LOB: 0 BB: 0 P: 11	R: 0 E: 0 K: 1 S: 8	H: 0 LOB: 0 BB: 0 P: 11	R: 0 E: 0 K: 1 S: 9	H: 1 LOB: 1 BB: 0 P: 16	R: 0 E: 0 K: 0 S: 9	H: 0 LOB: 0 BB: 0 P: 12	R: 0 E: 0 K: 1 S: 8	H: 0 LOB: 0 BB: 0 P: 10	1B: 6 2B: 1 3B: 0 HR: 1	SF: 0 SAC: 0 DP: 2 HBP: 1	WP: 0 PB: 0 SB: 0 CS: 0	PA: 38
PITCHER	IP WLS BF H R ER SO BB IBB HBP BLK WP HR S P ERA WHIP																					
Orlando Hernandez R (1, 1) ERA: 3.9	3.2 20 5 4 4 5 4 0 0 0 0 0 0 41 77 9.82 2.455																					
Ramiro Mendoza R (4, 1) ERA: 3.18	3.0 W 11 3 1 1 1 0 0 0 1 0 0 0 23 37 3.00 1.000																					
Mike Stanton L (7, 1) ERA: 5.91	1.1 4 0 0 0 1 0 0 0 0 0 0 0 12 16 0.00 0.000																					
42 Mariano Rivera R (9, 1) ERA: 1.75	1.0 S 3 0 0 0 1 0 0 0 0 0 0 0 8 10 0.00 0.000																					

AB	34
R	7
H	7
RBI	7
BB	1
SO	8
LOB	5



AB	33
R	5
H	8
RBI	4
BB	4
SO	8
LOB	14





Batter	1	2	3	4	5	6	7	8	9	AB	R	H	RBI	BB	SO	LOB	TOP										
Brian Hunter, R OBP: 0.298, SLG: 0.335 (1, 8)	G5-3		G1-3			F8		G6-3		4	0	0	0	0	0	0	Detroit Tigers @ Boston Red Sox Fenway Park, Boston, MA Sat Sep 12 1998, 3:33 AM EDT Att: 31,220 - Cloudy - 84 F										
Bobby Higginson, L OBP: 0.392, SLG: 0.478 (1, 7)	P6		K			G4-3		L3		4	0	0	0	0	1	0											
Juan Encarnacion, R OBP: 0.364, SLG: 0.539 (1, 9)	BB		P4			1B		G4-3		3	0	1	0	1	0	0											
Tony Clark, S OBP: 0.352, SLG: 0.513 (9, PR)	K				G6-3				0-1	4	0	2	0	0	1	1											
Kimera Santos, R OBP: 0.272, SLG: 0.412 (9, 3)						1B			HR	0	1	0	0	0	0	0											
Frank Catalanotto, L OBP: 0.319, SLG: 0.441 (9, 3)									1B	0	0	0	0	0	0	0											
Damon Easley, R OBP: 0.336, SLG: 0.466 (1, 4)									1B	4	0	1	0	0	2	3											
Jason Wood, R OBP: 0.455, SLG: 0.800 (9, PH)										3	1	1	1	0	0	1											
Luis Gonzalez, L OBP: 0.340, SLG: 0.466 (9, PH)										1	0	0	0	0	0	2											
Joe Randa, R OBP: 0.322, SLG: 0.358 (1, 5)										4	1	2	2	0	1	1											
Joe Siddall, L OBP: 0.300, SLG: 0.356 (1, 2)										3	0	0	0	1	1	2											
Deivi Cruz, R OBP: 0.286, SLG: 0.362 (1, 6)										3	0	0	0	0	0	2											
Inning Stats	R: 0 E: 0 K: 1 S: 9	H: 0 LOB: 1 BB: 1 P: 15	R: 0 E: 0 K: 1 S: 13	H: 1 LOB: 2 BB: 1 P: 26	R: 0 E: 0 K: 1 S: 9	H: 0 LOB: 0 BB: 0 P: 13	R: 0 E: 0 K: 0 S: 8	H: 0 LOB: 0 BB: 0 P: 11	R: 0 E: 0 K: 1 S: 5	H: 2 LOB: 2 BB: 0 P: 6	R: 1 E: 0 K: 1 S: 9	H: 2 LOB: 0 BB: 0 P: 14	R: 0 E: 0 K: 0 S: 3	H: 0 LOB: 0 BB: 0 P: 6	R: 2 E: 0 K: 1 S: 8	H: 2 LOB: 1 BB: 0 P: 13	1B: 5 2B: 0 3B: 0 HR: 2	SF: 0 SAC: 0 DP: 0 HBP: 0	WP: 1 PB: 0 SB: 1 CS: 1	PA: 35							
PITCHER	IP	WLS	BF	H	R	ER	SO	BB	IBB	HBP	BLK	WP	HR	S	P	ERA	WHIP										
Pete Schourek, L ERA: 4.79 (1, 1)	6.2		26	5	1	1	5	2	0	0	0	1	1	59	93	1.35	1.050										
Derek Lowe, R ERA: 4.11 (7, 1)	1.1	4	0	0	0	0	0	0	0	0	0	0	0	5	9	0.00	0.000										
Tom Gordon, R ERA: 2.79 (9, 1)	1.0	L	5	2	2	2	1	0	0	0	0	0	1	8	13	18.00	2.000										

Batter	1	2	3	4	5	6	7	8	9	AB	R	H	RBI	BB	SO	LOB	BOTTOM										
Darren Lewis, R OBP: 0.343, SLG: 0.351 (1, 8)	CS BB		G5-3							2	0	0	0	2	1	2	Detroit Tigers @ Boston Red Sox Fenway Park, Boston, MA Sat Sep 12 1998, 3:33 AM EDT Att: 31,220 - Cloudy - 84 F										
John Valentin, R OBP: 0.350, SLG: 0.458 (1, 5)	F8									1	0	0	0	0	0	1											
Donnie Sadler, R OBP: 0.317, SLG: 0.451 (4, 4)										2	0	0	0	0	1	4											
Mo Vaughn, L OBP: 0.402, SLG: 0.580 (1, 3)	L4									3	0	0	0	1	1	2											
Nomar Garciaparra, R OBP: 0.361, SLG: 0.579 (1, 6)	CS	2B SF7								4	1	1	0	0	1	4											
Troy O'Leary, L OBP: 0.309, SLG: 0.477 (1, 7)										4	0	1	0	0	0	0											
Darren Bragg, L OBP: 0.359, SLG: 0.435 (1, 9)										3	0	0	1	0	1	0											
Scott Hatteberg, L OBP: 0.359, SLG: 0.450 (1, 2)										4	0	0	0	0	1	1											
Mandy Romero, S OBP: 0.227, SLG: 0.158 (7, PR)										1	0	0	0	2	0	0											
30 Keith Mitchell, R OBP: 0.296, SLG: 0.211 (9, PH)										0	0	0	0	0	0	0											
Midre Cummings, L OBP: 0.382, SLG: 0.500 (9, PH)										1	1	1	1	0	0	0											
Mike Benjamin, R OBP: 0.313, SLG: 0.376 (4, 5)										2	0	1	0	0	0	2											
Trot Nixon, L OBP: 0.250, SLG: 0.250 (9, PH)										1	0	0	0	0	0	0											
Inning Stats	R: 0 E: 0 K: 0 S: 6	H: 2 LOB: 2 BB: 1 P: 15	R: 1 E: 0 K: 1 S: 11	H: 2 LOB: 1 BB: 1 P: 21	R: 0 E: 0 K: 1 S: 6	H: 0 LOB: 0 BB: 0 P: 13	R: 0 E: 0 K: 0 S: 6	H: 0 LOB: 0 BB: 0 P: 9	R: 0 E: 0 K: 1 S: 14	H: 1 LOB: 3 BB: 2 P: 31	R: 0 E: 0 K: 0 S: 7	H: 0 LOB: 0 BB: 0 P: 11	R: 0 E: 0 K: 1 S: 9	H: 0 LOB: 2 BB: 1 P: 18	R: 0 E: 0 K: 1 S: 8	H: 0 LOB: 0 BB: 0 P: 13	R: 1 E: 0 K: 1 S: 13	H: 1 LOB: 0 BB: 0 P: 18	1B: 2 2B: 1 3B: 0 HR: 1	SF: 1 SAC: 1 DP: 0 HBP: 1	WP: 1 PB: 1 SB: 1 CS: 1	PA: 37					
PITCHER	IP	WLS	BF	H	R	ER	SO	BB	IBB	HBP	BLK	WP	HR	S	P	ERA	WHIP										
Bryce Florie, R ERA: 4.95 (1, 1)	6.0		25	3	1	1	3	3	1	1	0	0	0	50	100	1.50	1.000										
Matt Anderson, R ERA: 2.31 (7, 1)	2.0	W	7	0	0	0	2	1	0	0	0	1	0	17	31	0.00	0.500										
Todd Jones, R ERA: 5.47 (9, 1)	1.0	S	4	1	1	1	1	0	0	0	0	0	1	13	18	9.00	1.000										

Batter	1	2	3	4	5	6	7	8	9	AB	R	H	RBI	BB	SO	LOB	TOP								
Brian Hunter, R OBP: 0.298, SLG: 0.333 (1, 8)	4-2 			1-2 		0-0 		0-1 		3	1	0	0	1	0	0	Detroit Tigers @ Boston Red Sox Fenway Park, Boston, MA Sun Sep 13 1998, 3:33 AM EDT Att: 31,255 - Sunny - 68 F								
Bobby Higginson, L OBP: 0.352, SLG: 0.475 (1, 7)	0-3 			4-2 		1-3 		3-3 		3	0	0	0	1	3	2									
Juan Encarnacion, R OBP: 0.369, SLG: 0.536 (1, 9)	1-3 			2-0 				0-1 		4	2	2	0	0	1	2									
Tony Clark, S OBP: 0.353, SLG: 0.517 (1, 10)					1-1 			0-0 		3	1	1	3	1	0	0									
Damon Easley, R OBP: 0.334, SLG: 0.462 (1, 4)					2-1 			0-2 		4	0	0	0	0	1	2									
Jason Wood, R OBP: 0.462, SLG: 0.750 Frank Catalanotto, L OBP: 0.321, SLG: 0.442 (1, 3) (7, PH) (7, 3)					2-1 			3-2 		2	0	1	0	0	0	0									
Joe Randa, R OBP: 0.326, SLG: 0.358 (1, 5)					4-1 			2-2 		2	0	1	1	2	0	0									
Paul Bako, L OBP: 0.312, SLG: 0.348 Gerontimo Berroa, R OBP: 0.322, SLG: 0.393 Joe Siddall, L OBP: 0.294, SLG: 0.348 (1, 2) (7, PH) (7, 2)					1-3 			3-1 		2	0	0	0	0	1	3									
Deivi Cruz, R OBP: 0.284, SLG: 0.358 (1, 6)					0-1 			2-2 		4	0	0	0	0	1	0									
Inning Stats	R: 0 E: 0 K: 2 S: 10	H: 0 LOB: 0 BB: 1 P: 15	R: 0 E: 0 K: 0 S: 7	H: 0 LOB: 0 BB: 0 P: 11	R: 0 E: 0 K: 1 S: 7	H: 0 LOB: 0 BB: 1 P: 12	R: 0 E: 0 K: 0 S: 6	H: 0 LOB: 0 BB: 1 P: 13	R: 0 E: 0 K: 0 S: 10	H: 1 LOB: 2 BB: 1 P: 19	R: 0 E: 0 K: 1 S: 7	H: 0 LOB: 0 BB: 0 P: 8	R: 1 E: 0 K: 1 S: 13	H: 3 LOB: 2 BB: 1 P: 26	R: 3 E: 2 K: 1 S: 18	H: 2 LOB: 1 BB: 0 P: 25		R: 0 E: 0 K: 1 S: 9	H: 0 LOB: 0 BB: 0 P: 15	1B: 5 2B: 0 3B: 0 HR: 1	SF: 0 SAC: 0 DP: 2 HBP: 0	WP: 0 PB: 0 SB: 1 CS: 2	PA: 36		
PITCHER	IP	WLS	BF	H	R	ER	SO	BB	IBB	HBP	BLK	WP	HR	S	P	ERA	WHIP								
Steve Avery, L ERA: 4.98 Jim Corsi, R ERA: 2.61 Greg Swindell, L ERA: 3.98 Dennis Eckersley, R ERA: 4.46 John Waddell, R ERA: 5.04 (1, 1) (7, 1) (7, 1) (8, 1) (9, 1)	6.0	22	2	2	1	1	4	5	0	0	0	0	0	49	84	1.50	1.167								

Batter	1	2	3	4	5	6	7	8	9	AB	R	H	RBI	BB	SO	LOB	BOTTOM								
Midre Cummings, L OBP: 0.381, SLG: 0.495 Damon Buford, R OBP: 0.357, SLG: 0.529 Trot Nixon, L OBP: 0.200, SLG: 0.200 (1, 10) (8, PH) (8, PH)	2-2 							1-3 		3	1	1	0	0	1	0	Detroit Tigers @ Boston Red Sox Fenway Park, Boston, MA Sun Sep 13 1998, 3:33 AM EDT Att: 31,255 - Sunny - 68 F								
John Valentin, R OBP: 0.347, SLG: 0.455 (1, 5)	1-2 							2-3 		4	0	0	0	0	1	1									
Mo Vaughn, L OBP: 0.401, SLG: 0.580 (1, 3)	1-1 							0-0 		4	0	1	1	0	1	0									
Nomar Garciaparra, R OBP: 0.360, SLG: 0.577 (1, 6)								1-0 		4	0	1	0	0	1	1									
Troy O'Leary, L OBP: 0.307, SLG: 0.473 (1, 7)								0-0 		4	0	0	0	0	1	1									
Darren Bragg, L OBP: 0.362, SLG: 0.437 (1, 9)								1-1 		3	0	2	0	0	0	0									
Darren Lewis, R OBP: 0.341, SLG: 0.350 (1, 8)								2-3 		2	0	0	0	0	1	1									
Scott Hatteberg, L OBP: 0.356, SLG: 0.446 (1, 2)								1-1 		3	0	0	0	0	1	2									
Mike Benjamin, R OBP: 0.311, SLG: 0.373 (1, 4)								2-3 		3	0	0	0	0	2	0									
Inning Stats	R: 0 E: 0 K: 0 S: 8	H: 0 LOB: 0 BB: 0 P: 12	R: 0 E: 1 K: 1 S: 14	H: 1 LOB: 2 BB: 0 P: 26	R: 1 E: 0 K: 0 S: 10	H: 2 LOB: 1 BB: 0 P: 12	R: 0 E: 0 K: 0 S: 5	H: 1 LOB: 0 BB: 0 P: 9	R: 0 E: 0 K: 2 S: 10	H: 0 LOB: 0 BB: 0 P: 16	R: 0 E: 0 K: 0 S: 5	H: 1 LOB: 1 BB: 0 P: 8	R: 0 E: 0 K: 1 S: 8	H: 0 LOB: 0 BB: 0 P: 12	R: 0 E: 0 K: 3 S: 11	H: 0 LOB: 0 BB: 0 P: 16		R: 0 E: 0 K: 3 S: 10	H: 0 LOB: 0 BB: 0 P: 13	1B: 4 2B: 1 3B: 0 HR: 0	SF: 0 SAC: 0 DP: 1 HBP: 0	WP: 0 PB: 0 SB: 0 CS: 0	PA: 32		
PITCHER	IP	WLS	BF	H	R	ER	SO	BB	IBB	HBP	BLK	WP	HR	S	P	ERA	WHIP								
Brian Moehler, R ERA: 3.84 44 Sean Runyan, L ERA: 3.54 Doug Brocail, R ERA: 3.02 Todd Jones, R ERA: 5.37 (1, 1) (8, 1) (8, 1) (9, 1)	7.0	26	1	0	0	0	1	0	0	0	0	0	0	4	6	0.00	0.000								

Batter	1	2	3	4	5	6	7	8	9	AB	R	H	RBI	BB	SO	LOB	TOP					
Darren Bragg, L (1, 8) OBP: 0.360, SLG: 0.435	2-2 1B		2-3 K			2-3 K		0-3 K		4	0	1	0	0	3	1	Boston Red Sox @ New York Yankees Yankee Stadium, Bronx, NY Mon Sep 14 1998, 7:05 PM EDT Att: 42,735 - Unknown - 75 F AB 28 R 0 H 3 RBI 0 BB 0 SO 9 LOB 9 					
John Valentin, R (1, 5) OBP: 0.347, SLG: 0.452	1-0 G4-6-3 HBP		3-0 F8			1-1 F8		1-3 K		3	0	0	0	0	1	1						
Mo Vaughn, L (1, 3) OBP: 0.400, SLG: 0.581	1-3 K			2-2 F8		1-0 3B		3-3 K		4	0	1	0	0	2	2						
Nomar Garciaparra, R (1, 6) OBP: 0.359, SLG: 0.574	0-2 G4-6-3 1-2			0-2 G4-3 1B		0-0 F8		1-1 F8		4	0	1	0	0	0	3						
Troy O'Leary, L (1, 7) OBP: 0.306, SLG: 0.471		0-1 F8		1-1 G4-3			2-1 P6			3	0	0	0	0	0	1						
Mike Stanley, R (1, 10) OBP: 0.363, SLG: 0.489		2-3 K		0-2 G5-3			1-3 K			3	0	0	0	0	2	1						
Trot Nixon, L (1, 9) OBP: 0.125, SLG: 0.125		1-1 G1-3			1-3 K		1-1 G4-3			3	0	0	0	0	1	0						
Scott Hatteberg, L (1, 2) OBP: 0.356, SLG: 0.444			2-2 SH1-4 HBP		1-2 F8			1-2 G4-3		2	0	0	0	0	0	0						
Donnie Sadler, R (1, 4) OBP: 0.314, SLG: 0.446				1-1 SH1-4		0-1 P6		1-0 F7		1	0	0	0	0	0	0						
Midre Cummings, L (8, PH) OBP: 0.378, SLG: 0.491				1-2						1	0	0	0	0	0	0						
Lou Merloni, R (8, 4) OBP: 0.357, SLG: 0.393										0	0	0	0	0	0	0						
Inning Stats	R: 0 E: 0 K: 1 S: 11	H: 1 LOB: 1 BB: 0 P: 15	R: 0 E: 0 K: 1 S: 9	H: 0 LOB: 0 BB: 0 P: 12	R: 0 E: 0 K: 1 S: 8	H: 0 LOB: 1 BB: 0 P: 16	R: 0 E: 0 K: 0 S: 12	H: 1 LOB: 1 BB: 0 P: 15	R: 0 E: 0 K: 1 S: 8	H: 0 LOB: 0 BB: 0 P: 10	R: 0 E: 0 K: 1 S: 8	H: 1 LOB: 1 BB: 0 P: 12	R: 0 E: 0 K: 1 S: 7	H: 0 LOB: 0 BB: 0 P: 11	R: 0 E: 0 K: 1 S: 7	H: 0 LOB: 0 BB: 0 P: 9	R: 0 E: 0 K: 2 S: 8	H: 0 LOB: 0 BB: 0 P: 13	1B: 2 2B: 0 3B: 1 HR: 0	SF: 0 SAC: 1 DP: 1 HBP: 2	WP: 0 PB: 0 SB: 0 CS: 0	PA: 31
PITCHER Orlando Hernandez, R (1, 1) ERA: 3.25	IP: 9.0 WLS: W BF: 31 H: 3 R: 0 ER: 0 SO: 9 BB: 0 IBB: 0 HBP: 2 BLK: 0 WP: 0 HR: 0 S: 78 P: 113 ERA: 0.00 WHIP: 0.333															PITCHER						

Batter	1	2	3	4	5	6	7	8	9	AB	R	H	RBI	BB	SO	LOB	BOTTOM			
Chuck Knoblauch, R (1, 4) OBP: 0.359, SLG: 0.408	2-2 K		1-2 F7			0-3 K		2-3 K 2S		4	0	0	0	0	3	1	Boston Red Sox @ New York Yankees Yankee Stadium, Bronx, NY Mon Sep 14 1998, 7:05 PM EDT Att: 42,735 - Unknown - 75 F AB 31 R 3 H 7 RBI 2 BB 1 SO 10 LOB 13 			
Derek Jeter, R (1, 6) OBP: 0.385, SLG: 0.490	0-3 K			1-3 K		0-0 G5-3	3-H K	1-3 K		4	0	0	0	0	3	1				
Paul O'Neill, L (1, 9) OBP: 0.371, SLG: 0.513	0-1 1B			1-1 G4-3 1B		2-2 G3		4-2 G4-3 G6-3 BB		3	0	2	0	1	0	0				
Bernie Williams, S (1, 8) OBP: 0.420, SLG: 0.581	0-1 F9			1-0 G4-3		3-2 FC4-6 1B		1-2 G6-3		4	0	1	0	0	0	3				
Chili Davis, S (1, 10) OBP: 0.391, SLG: 0.421		1-2 F7		1-1 F8		1-0 FC4-6	1-2 1B	2-1 G4-3		4	0	0	0	0	0	3				
Darryl Strawberry, L (1, 7) OBP: 0.351, SLG: 0.544		2-1 G6-3			2-2 20 1B SF9		2-1 1B	2-3 K2-3		2	1	1	0	0	0	0				
Chad Curtis, R (7, 7) OBP: 0.350, SLG: 0.361										2	1	1	0	0	1	1				
20 Jorge Posada, S (1, 2) OBP: 0.354, SLG: 0.486		1-1 G6-3			1-2 1B		1-3 1B			3	0	1	0	0	1	1				
Scott Brosius, R (1, 5) OBP: 0.369, SLG: 0.465			0-0 F8		1-3 K		1-3 K			3	1	1	1	0	1	2				
Luis Sojo, R (1, 3) OBP: 0.242, SLG: 0.266			1-3 K		1-3 SF9		0-0 G3			2	0	0	1	0	1	1				
Inning Stats	R: 0 E: 0 K: 2 S: 11	H: 1 LOB: 1 BB: 0 P: 13	R: 0 E: 0 K: 0 S: 7	H: 0 LOB: 0 BB: 0 P: 11	R: 0 E: 0 K: 1 S: 10	H: 0 LOB: 0 BB: 0 P: 12	R: 0 E: 0 K: 1 S: 8	H: 1 LOB: 1 BB: 0 P: 12	R: 1 E: 0 K: 2 S: 16	H: 2 LOB: 1 BB: 0 P: 20	R: 0 E: 0 K: 0 S: 10	H: 1 LOB: 1 BB: 0 P: 16	R: 2 E: 0 K: 3 S: 15	H: 2 LOB: 1 BB: 0 P: 23	R: 0 E: 0 K: 1 S: 13	H: 0 LOB: 1 BB: 1 P: 22	1B: 6 2B: 1 3B: 0 HR: 0	SF: 1 SAC: 0 DP: 0 HBP: 0	WP: 1 PB: 0 SB: 1 CS: 0	PA: 33
PITCHER Pedro Martinez, R (1, 1) ERA: 2.78	IP: 7.0 WLS: L BF: 29 H: 7 R: 3 ER: 3 SO: 9 BB: 0 IBB: 0 HBP: 0 BLK: 0 WP: 1 HR: 0 S: 77 P: 107 ERA: 3.86 WHIP: 1.000															PITCHER				
Derek Lowe, R (8, 1) ERA: 4.09	IP: 1.0 WLS: L BF: 4 H: 0 R: 0 ER: 0 SO: 1 BB: 1 IBB: 0 HBP: 0 BLK: 0 WP: 0 HR: 0 S: 13 P: 22 ERA: 0.00 WHIP: 1.000															PITCHER				

Batter	1	2	3	4	5	6	7	8	9	AB	R	H	RBI	BB	SO	LOB	TOP								
Darren Lewis, R (1, 9) OBP: 0.342, SLG: 0.350	G4-3		G4-3	G4-3			E7		G4-3	5	2	2	0	0	0	0	Boston Red Sox @ New York Yankees Yankee Stadium, Bronx, NY Tue Sep 15 1998, 7:05 PM EDT Att: 43,218 - Overcast - 82 F								
John Valentin, R (1, 5) OBP: 0.346, SLG: 0.451	F9		1B	F8			L6			4	1	1	1	0	0	2									
Mo Vaughn, L (1, 3) OBP: 0.399, SLG: 0.579	G4-3		G4-3				G5-4-3			4	0	1	2	0	0	1									
Nomar Garciaparra, R (1, 6) OBP: 0.360, SLG: 0.573		1B					G5-4-3			3	1	1	0	1	0	1									
Mike Stanley, R (1, 10) OBP: 0.361, SLG: 0.487 Midre Cummings, L (8, PH) OBP: 0.375, SLG: 0.487	F9		SF8						G1-3	2	0	0	1	0	1	1									
Trot Nixon, L (1, 7) OBP: 0.083, SLG: 0.083	F7		G3						F8	4	0	0	0	0	0	2									
Damon Buford, R (1, 8) OBP: 0.359, SLG: 0.526		HR							F8	3	2	1	0	1	0	0									
Jason Varitek, S (1, 2) OBP: 0.314, SLG: 0.417		HR							G1-3	4	2	2	5	0	0	0									
Donnie Sadler, R (1, 4) OBP: 0.311, SLG: 0.438	L5		G6-3						G4-3	4	1	1	0	0	0	0									
Inning Stats	R: 0 E: 0 K: 0 S: 6	H: 0 LOB: 0 BB: 0 P: 8	R: 3 E: 0 K: 0 S: 13	H: 2 LOB: 0 BB: 1 P: 22	R: 2 E: 0 K: 0 S: 17	H: 2 LOB: 1 BB: 1 P: 31	R: 2 E: 0 K: 0 S: 11	H: 2 LOB: 0 BB: 0 P: 18	R: 0 E: 0 K: 1 S: 8	H: 0 LOB: 0 BB: 0 P: 13	R: 0 E: 0 K: 0 S: 7	H: 0 LOB: 0 BB: 0 P: 10	R: 2 E: 1 K: 0 S: 13	H: 3 LOB: 0 BB: 0 P: 20	R: 0 E: 0 K: 0 S: 9	H: 0 LOB: 0 BB: 0 P: 12		R: 0 E: 0 K: 0 S: 7	H: 0 LOB: 0 BB: 0 P: 12	1B: 7 2B: 0 3B: 0 HR: 2	SF: 1 SAC: 0 DP: 1 HBP: 0	WP: 1 PB: 0 SB: 2 CS: 0	PA: 37		
PITCHER	IP	WLS	BF	H	R	ER	SO	BB	IBB	HBP	BLK	WP	HR	S	P	ERA	WHIP								
Mike Jerzembek, R (1, 1) ERA: 13.5	2.1	L	13	4	5	5	0	2	0	0	0	1	1	31	52	19.29	2.571								
52 Mike Buddie, R (3, 1) ERA: 5.9	1.2	7	2	2	2	0	0	0	0	0	0	0	1	16	27	10.80	1.200								
Jay Tessmer, R (5, 1) ERA: 3.68	1.0	3	0	0	0	1	0	0	0	0	0	0	0	8	13	0.00	0.000								
Jeff Nelson, R (6, 1) ERA: 4.21	1.0	3	0	0	0	0	0	0	0	0	0	0	0	7	10	0.00	0.000								
Mike Stanton, L (7, 1) ERA: 5.77	1.0	5	3	2	1	0	0	0	0	0	0	0	0	13	20	9.00	3.000								
PITCHER	IP	WLS	BF	H	R	ER	SO	BB	IBB	HBP	BLK	WP	HR	S	P	ERA	WHIP								
Darren Holmes, R (8, 1) ERA: 3.64	1.0	3	0	0	0	0	0	0	0	0	0	0	0	9	12	0.00	0.000								
42 Mariano Rivera, R (9, 1) ERA: 1.72	1.0	3	0	0	0	0	0	0	0	0	0	0	0	7	12	0.00	0.000								

AB	34
R	9
H	9
RBI	9
BB	2
SO	1
LOB	7



Batter	1	2	3	4	5	6	7	8	9	AB	R	H	RBI	BB	SO	LOB	BOTTOM								
Chuck Knoblauch, R (1, 4) OBP: 0.358, SLG: 0.408	F7		G6-3				G3		F9	5	0	1	0	0	0	0	Boston Red Sox @ New York Yankees Yankee Stadium, Bronx, NY Tue Sep 15 1998, 7:05 PM EDT Att: 43,218 - Overcast - 82 F								
2 Derek Jeter, R (1, 6) OBP: 0.394, SLG: 0.488	F9		1B				G3			4	0	1	0	0	0	1									
Paul O'Neill, L (1, 9) OBP: 0.373, SLG: 0.514	PB		1B				G5-3			3	0	2	0	1	0	1									
Bernie Williams, S (1, 8) OBP: 0.419, SLG: 0.585	K		G5-3				F8		HR	4	1	1	1	0	1	4									
Tino Martinez, L (1, 3) OBP: 0.359, SLG: 0.500	F9						F9		G3	4	0	0	0	0	0	3									
Chili Davis, S (1, 10) OBP: 0.370, SLG: 0.393		G5-3					L7		P6	4	0	0	0	0	1	0									
20 Jorge Posada, S (1, 2) OBP: 0.353, SLG: 0.483		G4-3					HR		K	4	1	1	0	0	1	0									
Chad Curtis, R (1, 7) OBP: 0.355, SLG: 0.362							F7		K	4	1	1	0	0	2	0									
Scott Brosius, R (1, 5) OBP: 0.368, SLG: 0.470			L7				F8		G4-3	4	1	1	3	0	0	0									
Inning Stats	R: 0 E: 0 K: 1 S: 12	H: 1 LOB: 2 BB: 0 P: 19	R: 0 E: 0 K: 1 S: 8	H: 0 LOB: 0 BB: 0 P: 12	R: 0 E: 0 K: 1 S: 7	H: 2 LOB: 2 BB: 0 P: 12	R: 0 E: 0 K: 1 S: 8	H: 0 LOB: 0 BB: 0 P: 11	R: 0 E: 0 K: 0 S: 4	H: 0 LOB: 0 BB: 0 P: 6	R: 0 E: 0 K: 0 S: 11	H: 0 LOB: 1 BB: 1 P: 19	R: 3 E: 0 K: 0 S: 17	H: 4 LOB: 1 BB: 0 P: 25	R: 1 E: 0 K: 1 S: 10	H: 1 LOB: 0 BB: 0 P: 16		R: 0 E: 0 K: 1 S: 8	H: 0 LOB: 0 BB: 0 P: 11	1B: 4 2B: 2 3B: 0 HR: 2	SF: 0 SAC: 0 DP: 0 HBP: 0	WP: 0 PB: 2 SB: 0 CS: 0	PA: 37		
PITCHER	IP	WLS	BF	H	R	ER	SO	BB	IBB	HBP	BLK	WP	HR	S	P	ERA	WHIP								
49 Tim Wakefield, R (1, 1) ERA: 4.7	6.1	W	28	7	3	3	3	1	0	0	0	0	1	61	95	4.26	1.263								
Jim Corsi, R (7, 1) ERA: 2.69	1.2	6	1	1	1	1	1	0	0	0	0	0	1	16	25	5.40	0.600								
Tom Gordon, R (9, 1) ERA: 2.75	1.0	3	0	0	0	0	1	0	0	0	0	0	0	8	11	0.00	0.000								
PITCHER	IP	WLS	BF	H	R	ER	SO	BB	IBB	HBP	BLK	WP	HR	S	P	ERA	WHIP								

AB	36
R	4
H	8
RBI	4
BB	1
SO	5
LOB	9



Batter	1	2	3	4	5	6	7	8	9	AB	R	H	RBI	BB	SO	LOB	TOP										
Trot Nixon, L OBP: 0.188, SLG: 0.188 Darren Lewis, R OBP: 0.341, SLG: 0.350	F7		FC5-4 1B		L8		1B 1B		G6-3	4	1	2	0	0	0	0											
John Valentin, R OBP: 0.345, SLG: 0.448	K		FC5-4 G6-4-3		G5-3		1B 1B		F8	5	0	1	0	0	1	1											
Mo Vaughn, L OBP: 0.399, SLG: 0.577	G3		G6-4-3		F9		G6-4-3 1B		2B 1B	5	0	2	1	0	0	1											
Nomar Garciaparra, R OBP: 0.362, SLG: 0.577		1B G5-3 FC3 1B		F9		1B 2B	G6-4-3		1B 2B	5	2	3	0	0	0	2											
Mike Stanley, R OBP: 0.362, SLG: 0.487 30 Keith Mitchell, R OBP: 0.318, SLG: 0.211	G5-3		1B E 1B		G6-3		FC1-5 1B		1B IBB	4	0	2	0	0	0	2											
Troy O'Leary, L OBP: 0.305, SLG: 0.472	WP FC3 G4-3 1B		E3 1B		FC5-4 1B		FC3-4 FC1-5 1B		F7	5	1	3	1	0	0	4											
Damon Buford, R OBP: 0.357, SLG: 0.520	FC3 G4-3 WP 1B		1-2 2-3 1B		FC5-4		FC1-5 FC3-4			4	0	1	1	0	0	4											
Jason Varitek, S OBP: 0.308, SLG: 0.409	G4-3		1-3 2-H		G5-3		FC3-4		FC3-4	4	0	0	1	0	1	7											
Donnie Sadler, R OBP: 0.300, SLG: 0.420	K		F9		G6-3		G3			4	0	0	0	0	1	6											
Inning Stats	R: 0 E: 0 K: 1 S: 9	H: 0 LOB: 0 BB: 0 P: 15	R: 2 E: 0 K: 1 S: 19	H: 2 LOB: 1 BB: 0 P: 30	R: 0 E: 0 K: 0 S: 4	H: 1 LOB: 0 BB: 0 P: 6	R: 0 E: 1 K: 1 S: 18	H: 2 LOB: 3 BB: 0 P: 28	R: 0 E: 0 K: 0 S: 4	H: 0 LOB: 0 BB: 0 P: 6	R: 1 E: 0 K: 0 S: 7	H: 2 LOB: 1 BB: 0 P: 11	R: 1 E: 0 K: 0 S: 10	H: 3 LOB: 1 BB: 0 P: 12	R: 0 E: 0 K: 0 S: 10	H: 2 LOB: 2 BB: 0 P: 14	R: 0 E: 0 K: 0 S: 7	H: 2 LOB: 3 BB: 1 P: 12	1B: 12 2B: 2 3B: 0 HR: 0	SF: 0 SAC: 0 DP: 2 HBP: 0	WP: 1 PB: 0 SB: 0 CS: 0	PA: 42					
PITCHER	IP	WLS	BF	H	R	ER	SO	BB	IBB	HBP	BLK	WP	HR	S	P	ERA	WHIP										
Scott Erickson, R ERA: 4.07	(1, 1)	7.0	L	33	12	4	4	3	0	0	0	0	0	74	114	5.14	1.714										
Alan Mills, R ERA: 3.39	(8, 1)	1.0		3	0	0	0	0	0	0	0	0	0	7	8	0.00	0.000										
Jesse Orosco, L ERA: 2.8	(9, 1)	1.0		6	2	0	0	0	0	1	0	0	0	7	12	0.00	2.000										

Boston Red Sox @ Baltimore Orioles
 Oriole Park at Camden Yards, Baltimore, MD
 Wed Sep 16 1998, 7:05 PM EDT
 Att: 42,676 - Cloudy - 95 F

AB 41
 R 4
 H 14
 RBI 4
 BB 1
 SO 3
 LOB 27



Batter	1	2	3	4	5	6	7	8	9	AB	R	H	RBI	BB	SO	LOB	BOTTOM										
Roberto Alomar, S OBP: 0.351, SLG: 0.422	L7		G6-3		G3			G4-3 2B	F8	5	0	1	0	0	0	3											
Brady Anderson, L OBP: 0.363, SLG: 0.420	F9		F6-3		G6-4-3 1B		G4-3 BB			3	0	1	0	1	0	0											
Eric Davis, R OBP: 0.385, SLG: 0.588	G1-3		G6-3		F9		G4-3			4	0	0	0	0	0	3											
Rafael Palmeiro, L OBP: 0.379, SLG: 0.575	P6		G3		G6-4-3		P7			4	0	0	0	0	0	2											
Harold Baines, L OBP: 0.372, SLG: 0.458	K		F9		G4-3 G4-3 1B		F8			4	1	1	0	0	1	0											
Cal Ripken Jr., R OBP: 0.340, SLG: 0.402 Gene Kingsale, S	BB 1B		F9		G4-3		1B 2B			4	0	2	0	0	0	1											
B.J. Surhoff, L OBP: 0.332, SLG: 0.437	BB 1B		F7		G4-3		1B			3	0	1	1	1	0	1											
Lenny Webster, R OBP: 0.311, SLG: 0.429 Jerry Hairston, R	G4-3		G1-3		FC6-4 1B		1B			4	0	2	1	0	0	2											
Mike Bordick, R OBP: 0.326, SLG: 0.413 Rich Becker, L OBP: 0.350, SLG: 0.338	HR		1B		FC6-4		K			3	1	2	1	0	0	1											
Inning Stats	R: 0 E: 0 K: 0 S: 9	H: 0 LOB: 0 BB: 0 P: 11	R: 0 E: 0 K: 1 S: 10	H: 1 LOB: 2 BB: 1 P: 19	R: 1 E: 0 K: 0 S: 12	H: 1 LOB: 0 BB: 0 P: 20	R: 0 E: 0 K: 0 S: 5	H: 0 LOB: 0 BB: 0 P: 8	R: 0 E: 0 K: 0 S: 7	H: 1 LOB: 1 BB: 0 P: 9	R: 0 E: 0 K: 0 S: 4	H: 1 LOB: 0 BB: 0 P: 5	R: 1 E: 0 K: 0 S: 9	H: 2 LOB: 1 BB: 0 P: 12	R: 0 E: 0 K: 0 S: 5	H: 1 LOB: 1 BB: 1 P: 11	R: 1 E: 0 K: 1 S: 16	H: 3 LOB: 2 BB: 0 P: 23	1B: 7 2B: 2 3B: 0 HR: 1	SF: 0 SAC: 0 DP: 2 HBP: 0	WP: 0 PB: 0 SB: 0 CS: 0	PA: 37					
PITCHER	IP	WLS	BF	H	R	ER	SO	BB	IBB	HBP	BLK	WP	HR	S	P	ERA	WHIP										
Bret Saberhagen, R ERA: 3.95	(1, 1)	6.2	W	26	6	2	2	1	1	0	0	0	0	55	81	2.70	1.050										
Derek Lowe, R ERA: 4.07	(7, 1)	0.1		2	1	0	0	0	0	0	0	0	0	2	5	0.00	3.000										
Greg Swindell, L ERA: 3.58	(8, 1)	0.0		1	0	0	0	0	1	0	0	0	0	1	5	∞	∞										
Dennis Eckersley, R ERA: 4.38	(8, 1)	0.2		1	0	0	0	0	0	0	0	0	0	2	3	0.00	0.000										
Tom Gordon, R ERA: 2.82	(8, 1)	1.1	S	7	3	1	1	1	0	0	0	0	0	17	24	6.75	2.250										

Boston Red Sox @ Baltimore Orioles
 Oriole Park at Camden Yards, Baltimore, MD
 Wed Sep 16 1998, 7:05 PM EDT
 Att: 42,676 - Cloudy - 95 F

AB 35
 R 3
 H 10
 RBI 3
 BB 2
 SO 2
 LOB 15



Batter	1	2	3	4	5	6	7	8	9	10	AB	R	H	RBI	BB	SO	LOB	TOP					
Darren Lewis, R (1.8) OBP: 0.340, SLG: 0.350			FC1-4-5 1B		F8		G4-3				5	1	1	0	0	1	3	Boston Red Sox @ Baltimore Orioles Oriole Park at Camden Yards, Baltimore, MD Thu Sep 17 1998, 7:05 PM EDT Att. 44,565 - Cloudy - 86 F					
John Valentin, R (1.5) OBP: 0.347, SLG: 0.448	G5-3				F8			4-2 BB			3	0	1	0	1	0	1						
Mo Vaughn, L (1.3) OBP: 0.397, SLG: 0.574	K		K		F9			0-1 F9			5	0	1	1	0	2	4						
Nomar Garciaparra, R (1.6) OBP: 0.391, SLG: 0.573		G1-3		G5-3		G4-3-6 1B		F8		L6	5	0	1	0	0	0	3						
Mike Stanley, R (1.10) 30 Keith Mitchell, R (10, PR) OBP: 0.318, SLG: 0.211						G4-3-6 1B		K		FC5-2	4	0	0	0	1	2	4						
Troy O'Leary, L (1.7) OBP: 0.307, SLG: 0.472	F7				K						5	1	1	0	0	3	3						
Darren Bragg, L (1.9) OBP: 0.357, SLG: 0.431			K	K2-3				HR			4	0	0	0	0	3	2						
Scott Hatteberg, L (1.2) OBP: 0.357, SLG: 0.441					F7		G6-3				2	0	0	0	2	0	1						
Donnie Sadler, R (1.4) OBP: 0.316, SLG: 0.462								HR		G3	4	1	3	2	0	0	1						
Inning Stats	R: 0 E: 0 K: 2 S: 8	H: 0 LOB: 0 BB: 0 P: 13	R: 0 E: 0 K: 1 S: 6	H: 0 LOB: 0 BB: 0 P: 9	R: 0 E: 0 K: 2 S: 15	H: 2 LOB: 3 BB: 1 P: 25	R: 0 E: 0 K: 2 S: 11	H: 0 LOB: 1 BB: 1 P: 19	R: 0 E: 0 K: 1 S: 8	H: 1 LOB: 1 BB: 0 P: 13	R: 0 E: 0 K: 0 S: 5	H: 1 LOB: 0 BB: 0 P: 8	R: 2 E: 0 K: 1 S: 11	H: 2 LOB: 0 BB: 0 P: 14	R: 0 E: 0 K: 1 S: 11	H: 0 LOB: 1 BB: 1 P: 17	R: 0 E: 0 K: 1 S: 9		H: 0 LOB: 1 BB: 0 P: 16	R: 1 E: 0 K: 1 S: 14	H: 2 LOB: 2 BB: 0 P: 20	1B: 5 2B: 2 3B: 0 HR: 1	SF: 0 SAC: 0 DP: 1 HBP: 1
PITCHER	IP 9.0	WLS L	BF 2	H 1	R 1	ER 1	SO 0	BB 0	IBB 0	HBP 1	BLK 0	WP 0	HR 0	S 5	P 7	ERA ∞	WHIP ∞						
35 Mike Mussina, R (1.1) ERA: 3.24	0.0	L	2	1	1	1	0	0	0	1	0	0	0	5	7	∞	∞						
Armando Benitez, R (10, 1) ERA: 3.95	1.0		4	1	0	0	1	0	0	0	0	0	0	9	13	0.00	1.000						
Arthur Rhodes, L (10, 1) ERA: 3.24																							

AB	37
R	3
H	8
RBI	3
BB	4
SO	11
LOB	22



Batter	1	2	3	4	5	6	7	8	9	10	AB	R	H	RBI	BB	SO	LOB	BOTTOM					
Roberto Alomar, S (1.4) OBP: 0.348, SLG: 0.418	G4-3		P3		P2			F7		F7	5	0	0	0	0	0	1	Boston Red Sox @ Baltimore Orioles Oriole Park at Camden Yards, Baltimore, MD Thu Sep 17 1998, 7:05 PM EDT Att. 44,565 - Cloudy - 86 F					
Brady Anderson, L (1.8) OBP: 0.363, SLG: 0.422			F7				G4-3			G4-3	5	1	2	0	0	0	1						
Eric Davis, R (1.10) OBP: 0.361, SLG: 0.563	K				K		SF8			G1-3	3	0	0	1	0	2	1						
Rafael Palmeiro, L (1.3) OBP: 0.362, SLG: 0.581					HR		K				3	1	2	1	1	1	0						
Cal Ripken Jr., R (1.5) OBP: 0.338, SLG: 0.399	G6-3				G5-3		L8			B2	4	0	0	0	0	0	3						
Lyle Mouton, R (1.9) OBP: 0.300, SLG: 0.448		F8								P6	3	0	1	0	0	1	0						
Harold Baines, L (9, PH) OBP: 0.371, SLG: 0.456											1	0	0	0	0	0	1						
Lenny Webster, R (10, 2) OBP: 0.311, SLG: 0.429											0	0	0	0	0	0	0						
23 Chris Hoiles, R (1.2) OBP: 0.357, SLG: 0.468		G6-3			F8		L9			P3	4	0	0	0	0	0	2						
Rich Becker, L (10, 9) OBP: 0.350, SLG: 0.338											0	0	0	0	0	0	0						
B.J. Surhoff, L (1.7) OBP: 0.332, SLG: 0.435		G6-3			L4					F7	4	0	1	0	0	0	0						
Mike Bordick, R (1.6) OBP: 0.324, SLG: 0.410										K	4	0	0	0	0	2	1						
Gene Kingsale, S (10, PR) ERA: 2.76			F8		K		G1-3				0	0	0	0	0	0	0						
Inning Stats	R: 0 E: 0 K: 1 S: 10	H: 1 LOB: 2 BB: 1 P: 23	R: 0 E: 0 K: 0 S: 7	H: 0 LOB: 0 BB: 0 P: 9	R: 0 E: 0 K: 0 S: 7	H: 0 LOB: 0 BB: 0 P: 11	R: 1 E: 0 K: 1 S: 9	H: 2 LOB: 1 BB: 0 P: 13	R: 0 E: 0 K: 1 S: 7	H: 0 LOB: 0 BB: 0 P: 13	R: 1 E: 0 K: 1 S: 10	H: 1 LOB: 0 BB: 0 P: 18	R: 0 E: 0 K: 1 S: 9	H: 1 LOB: 1 BB: 0 P: 12	R: 0 E: 0 K: 0 S: 5	H: 0 LOB: 0 BB: 0 P: 8	R: 0 E: 0 K: 0 S: 6	H: 1 LOB: 1 BB: 0 P: 10	R: 0 E: 0 K: 1 S: 8	H: 0 LOB: 1 BB: 0 P: 11	1B: 4 2B: 1 3B: 0 HR: 1	SF: 1 SAC: 0 DP: 0 HBP: 0	WP: 1 PA: 38
PITCHER	IP 6.0	WLS 7	BF 1	H 0	R 0	ER 0	SO 0	BB 0	IBB 0	HBP 0	BLK 0	WP 0	HR 0	S 14	P 20	ERA 0.00	WHIP 0.500						
Pete Schourek, L (1.1) ERA: 4.7	2.0		7	1	0	0	1	0	0	0	0	0	0	14	20	0.00	0.500						
Jim Corsi, R (7, 1) ERA: 2.6	0.0		1	1	0	0	0	0	0	0	0	0	0	3	4	∞	∞						
Greg Swindell, L (9, 1) ERA: 3.98	1.0	W	3	0	0	0	0	0	0	0	0	0	0	3	6	0.00	0.000						
Dennis Eckersley, R (8, 1) ERA: 4.26	1.0	S	4	0	0	0	1	0	0	0	0	0	0	8	11	0.00	0.000						
Tom Gordon, R (10, 1) ERA: 2.76																							

AB	36
R	2
H	6
RBI	2
BB	1
SO	6
LOB	10



Batter	1	2	3	4	5	6	7	8	9	AB	R	H	RBI	BB	SO	LOB	TOP										
Darren Lewis, R OBP: 0.342, SLG: 0.353 (1, 9)	G6-3		1B 2B		HR 1B			G4-3		4	2	2	0	1	0	1	Boston Red Sox @ Chicago White Sox Comiskey Park, Chicago, IL Fri Sep 18, 1998, 8:05 PM EDT Att: 17,767 - Unknown - 73 F										
John Valentin, R OBP: 0.347, SLG: 0.453 (1, 5)	E5		1B		HR			K		5	1	2	4	0	2	2											
Mo Vaughn, L OBP: 0.399, SLG: 0.578 (1, 3)	F9		FC6-4 1B		HR BB			F7		4	2	2	1	1	0	1											
Nomar Garciaparra, R OBP: 0.361, SLG: 0.577 (1, 6)	K		FC6-4 1-2		HR BB			K		5	1	2	2	0	2	3											
Mike Stanley, R OBP: 0.362, SLG: 0.484 30 Keith Mitchell, R OBP: 0.292, SLG: 0.190 (4, PH) Trot Nixon, L OBP: 0.167, SLG: 0.167 (7, PH)					F8			F8		1	0	1	0	0	0	0											
Troy O'Leary, L OBP: 0.307, SLG: 0.471 (1, 7)	G4-3				K			F9		5	0	1	0	0	1	1											
Damon Buford, R OBP: 0.358, SLG: 0.532 Darren Bragg, L OBP: 0.358, SLG: 0.500 (8, PH) Lou Merloni, R OBP: 0.357, SLG: 0.393 (8, 9)	F9				G6-3			G3-1		3	1	1	1	0	0	0											
Jason Varitek, S OBP: 0.311, SLG: 0.420 (1, 2)			K		HR BB 2B			G1-3		4	2	2	0	0	1	0											
Donnie Sadler, R OBP: 0.308, SLG: 0.449 Midre Cummings, L OBP: 0.360, SLG: 0.500 (8, PH) Lou Merloni, R OBP: 0.357, SLG: 0.393 (8, 4)			K		G1-3			G4-3		3	0	0	0	0	1	1											
Inning Stats	R: 0 E: 1 K: 1 S: 12	H: 0 LOB: 1 BB: 0 P: 18	R: 0 E: 0 K: 0 S: 5	H: 1 LOB: 0 BB: 0 P: 8	R: 1 E: 0 K: 2 S: 16	H: 3 LOB: 2 BB: 0 P: 25	R: 0 E: 0 K: 1 S: 6	H: 0 LOB: 0 BB: 0 P: 10	R: 5 E: 0 K: 0 S: 16	H: 4 LOB: 0 BB: 1 P: 29	R: 1 E: 0 K: 1 S: 9	H: 1 LOB: 1 BB: 1 P: 17	R: 0 E: 0 K: 0 S: 5	H: 1 LOB: 1 BB: 0 P: 7	R: 1 E: 0 K: 1 S: 14	H: 2 LOB: 1 BB: 0 P: 20		R: 1 E: 0 K: 1 S: 15	H: 2 LOB: 1 BB: 0 P: 17	1B: 5 2B: 5 3B: 0 HR: 4	SF: 0 SAC: 0 DP: 0 HBP: 0	WP: 0 PB: 0 SB: 0 CS: 0	PA: 43				
PITCHER	IP	WLS	BF	H	R	ER	SO	BB	IBB	HBP	BLK	WP	HR	S	P	ERA	WHIP										
Jim Parque, L ERA: 5.26 (1, 1)	5.0	W	25	9	7	7	4	1	0	0	0	0	3	58	96	12.60	2.000										
Chad Bradford, R ERA: 3.33 (6, 1)	3.0		13	3	1	1	2	1	0	0	0	0	0	25	38	3.00	1.333										
41 Bill Simas, R ERA: 3.38 (9, 1)	1.0	S	5	2	1	1	1	0	0	0	0	0	1	15	17	9.00	2.000										

AB	41
R	9
H	14
RBI	9
BB	2
SO	7
LOB	11



Batter	1	2	3	4	5	6	7	8	9	AB	R	H	RBI	BB	SO	LOB	BOTTOM										
Ray Durham, S OBP: 0.362, SLG: 0.458 (1, 4)	P6		K		L7			P4		5	0	0	0	0	1	2	Boston Red Sox @ Chicago White Sox Comiskey Park, Chicago, IL Fri Sep 18, 1998, 8:05 PM EDT Att: 17,767 - Unknown - 73 F										
Craig Wilson, R OBP: 0.595, SLG: 0.993 (1, 6)	B5-3		HR 1B		2B 1B			G3		5	3	3	0	0	0	0											
Frank Thomas, R OBP: 0.383, SLG: 0.484 (1, 10)	K		HR		2B 1B			E4		5	2	3	2	0	1	1											
Albert Belle, R OBP: 0.394, SLG: 0.654 (1, 7)			BB 1B		G3-6 1B			2B		3	2	3	1	2	0	0											
Robin Ventura, L OBP: 0.343, SLG: 0.428 (1, 5)			K		G3-6 1-2			G4-3		4	0	1	3	1	1	4											
Wil Cordero, R OBP: 0.312, SLG: 0.439 (1, 3)			25 1B		F8 HR 1B			P5		3	2	1	0	2	0	4											
Magglio Ordonez, R OBP: 0.333, SLG: 0.425 (1, 9)			F8		F8			G1-3		5	0	1	0	0	0	4											
25 Jeff Abbott, R OBP: 0.298, SLG: 0.493 Mike Cameron, R OBP: 0.294, SLG: 0.325 (8, PR) (9, 8)			FC6-4 1B		HR 1B			G5-3		5	1	4	3	0	0	2											
Robert Machado, R OBP: 0.252, SLG: 0.333 (1, 2)	FC6-4				HR 1B			P6		5	1	2	2	0	1	3											
Inning Stats	R: 0 E: 0 K: 1 S: 9	H: 0 LOB: 0 BB: 0 P: 13	R: 1 E: 0 K: 1 S: 11	H: 2 LOB: 1 BB: 1 P: 23	R: 2 E: 0 K: 1 S: 10	H: 3 LOB: 0 BB: 0 P: 13	R: 4 E: 0 K: 0 S: 18	H: 6 LOB: 0 BB: 0 P: 27	R: 1 E: 0 K: 0 S: 8	H: 2 LOB: 1 BB: 1 P: 18	R: 2 E: 0 K: 0 S: 12	H: 3 LOB: 2 BB: 1 P: 21	R: 1 E: 1 K: 0 S: 11	H: 1 LOB: 3 BB: 2 P: 23	R: 0 E: 0 K: 1 S: 7	H: 1 LOB: 1 BB: 0 P: 8		1B: 12 2B: 3 3B: 0 HR: 3	SF: 0 SAC: 0 DP: 2 HBP: 0	WP: 0 PB: 0 SB: 1 CS: 1	PA: 45						
PITCHER	IP	WLS	BF	H	R	ER	SO	BB	IBB	HBP	BLK	WP	HR	S	P	ERA	WHIP										
Steve Avery, L ERA: 5.2 (1, 1)	3.1	L	17	7	5	5	3	1	0	0	0	0	2	35	57	13.50	2.400										
John Wasdin, R ERA: 5.2 (4, 1)	0.2		6	4	2	2	0	0	0	0	0	0	1	13	19	27.00	6.000										
Dario Veras, R ERA: 14.29 (5, 1)	0.1		3	1	1	1	0	1	0	0	0	0	0	6	15	27.00	6.000										
Derek Lowe, R ERA: 4.16 (7, 1)	1.2		9	4	2	2	0	0	1	0	0	0	0	14	24	10.80	2.400										
Ron Mahay, L ERA: 3.6 (7, 1)	0.2		6	1	1	0	0	2	0	0	0	0	0	10	22	0.00	4.500										
PITCHER	IP	WLS	BF	H	R	ER	SO	BB	IBB	HBP	BLK	WP	HR	S	P	ERA	WHIP										
Carlos Reyes, R ERA: 3.47 (7, 1)	1.1		4	1	0	0	1	0	0	0	0	0	0	8	9	0.00	0.750										

AB	40
R	11
H	18
RBI	11
BB	5
SO	4
LOB	20



Batter	1	2	3	4	5	6	7	8	9	AB	R	H	RBI	BB	SO	LOB	TOP										
Darren Lewis, R (1, 8) OBP: 0.346, SLG: 0.361	2-2 1B		0-0 1B		1-1 G4-3				2-2 1-H HR	4	1	3	2	1	0	0	Boston Red Sox @ Chicago White Sox Comiskey Park, Chicago, IL Sat Sep 19 1998, 8:05 PM EDT Att: 21,924 - Sunny - 80 F										
John Valentin, R (1, 5) OBP: 0.346, SLG: 0.449	3-2 F7		0-0 F8			2-1 F8	4-2 BB		1-0 P3	4	0	0	0	1	0	2											
Mo Vaughn, L (1, 3) OBP: 0.400, SLG: 0.580	3-2 1B		0-0 F9			2-2 1B	1-0 F8		3-2 2B	5	0	3	0	0	0	4											
Nomar Garciaparra, R (1, 6) OBP: 0.360, SLG: 0.574	1-1 P3			0-0 1B		3-3 K		1-2 G6-3	1-2 L3	5	0	1	0	0	1	4											
Troy O'Leary, L (1, 7) OBP: 0.309, SLG: 0.471	3-2 G1-3			4-2 1B		0-0 1B		4-0 BB		2	0	1	0	2	0	2											
Darren Bragg, L (1, 9) OBP: 0.352, SLG: 0.424		3-2 G3		2-3 BB		1-1 G3		0-0 F8		4	0	0	0	0	1	5											
Midre Cummings, L (1, 10) 30 Keith Mitchell, R (7, PH) Trot Nixon, L (8, PH)		1-1 F8		1-1 G4-6-3			2-0 P2	2-3 K		2	0	0	0	0	0	2											
Scott Hatteberg, L (1, 2) Jason Varitek, S (7, PH)		3-2 G6-3			0-2 F9		1-0 F8		1-1 L6	2	0	0	0	0	0	0											
Donnie Sadler, R (1, 4) Mandy Romero, S (9, PH)			2-3 K		0-0 F7		1-2 BB		1-1 1B	3	0	1	0	0	1	0											
Inning Stats	R: 0 E: 0 K: 0 S: 17	H: 2 LOB: 2 BB: 0 P: 28	R: 0 E: 0 K: 0 S: 14	H: 0 LOB: 0 BB: 0 P: 21	R: 0 E: 0 K: 1 S: 6	H: 1 LOB: 1 BB: 0 P: 8	R: 0 E: 0 K: 1 S: 8	H: 1 LOB: 1 BB: 1 P: 15	R: 0 E: 0 K: 0 S: 6	H: 0 LOB: 0 BB: 0 P: 7	R: 0 E: 0 K: 1 S: 14	H: 2 LOB: 2 BB: 0 P: 22	R: 0 E: 0 K: 0 S: 10	H: 1 LOB: 3 BB: 2 P: 23	R: 0 E: 0 K: 1 S: 7	H: 0 LOB: 1 BB: 1 P: 14		R: 2 E: 0 K: 0 S: 17	H: 3 LOB: 1 BB: 0 P: 26	1B: 8 2B: 1 3B: 0 HR: 1	SF: 0 SAC: 0 DP: 1 HBP: 0	WP: 0 PB: 0 SB: 0 CS: 0	PA: 40				
PITCHER	IP	WLS	BF	H	R	ER	SO	BB	IBB	HBP	BLK	WP	HR	S	P	ERA	WHIP										
John Snyder, R (1, 1) ERA: 4.8	6.0	W	24	6	0	0	3	1	0	0	0	0	0	65	101	0.00	1.167										
Bryan Ward, L (7, 1) ERA: 3.89	0.2		4	1	0	0	0	1	0	0	0	0	0	6	14	0.00	3.000										
Carlos Castillo, R (7, 1) ERA: 5.0	1.1		6	0	0	0	1	2	0	0	0	0	0	11	23	0.00	1.500										
Bob Howry, R (9, 1) ERA: 3.35	1.0		6	3	2	2	0	0	0	0	0	0	1	17	26	18.00	3.000										

Batter	1	2	3	4	5	6	7	8	9	AB	R	H	RBI	BB	SO	LOB	BOTTOM										
Ray Durham, S (1, 4) OBP: 0.363, SLG: 0.456	0-3 K		4-2 WP BB G6-3		2-1 F7		4-2 FC4 BB			2	1	0	0	2	1	0	Boston Red Sox @ Chicago White Sox Comiskey Park, Chicago, IL Sat Sep 19 1998, 8:05 PM EDT Att: 21,924 - Sunny - 80 F										
Mike Caruso, S (1, 6) OBP: 0.331, SLG: 0.389	0-0 L3		4-1 G6-3 WP SF7 BB		0-0 G3		1-1 FC4			3	1	0	0	1	0	2											
Frank Thomas, R (1, 10) OBP: 0.383, SLG: 0.482	1-0 G6-3		1-1 G6-3		3-1 F7			3-1 BB 1B		4	0	1	1	0	0	1											
Albert Belle, R (1, 7) OBP: 0.393, SLG: 0.652		0-0 P2	0-2 SF7			3-1 F8		4-1 G4-6-3 BB		2	0	0	1	1	0	0											
Robin Ventura, L (1, 5) OBP: 0.341, SLG: 0.425		3-2 E3 1B HR	1-3 K			1-3 K2-3		1-3 K		4	1	0	0	0	3	2											
Greg Norton, S (1, 3) OBP: 0.310, SLG: 0.421		1-0 HR 1B		1-3 K		0-3 K		1-1 G4-6-3		4	1	1	0	0	2	2											
25 Jeff Abbott, R (1, 9) OBP: 0.294, SLG: 0.487		1-1 F8		2-3 K			0-3 K			3	0	0	0	0	2	2											
Mike Cameron, R (1, 8) OBP: 0.287, SLG: 0.336		1-2 HR		1-2 WP S 1B			3-3 K			3	1	2	3	0	1	0											
Mark Johnson, L (1, 2) OBP: 0.167, SLG: 0.500		3-2 F7		3-3 K			0-0 3B			3	0	1	0	0	1	1											
Inning Stats	R: 0 E: 0 K: 1 S: 5	H: 0 LOB: 0 BB: 0 P: 6	R: 3 E: 1 K: 0 S: 13	H: 2 LOB: 0 BB: 0 P: 22	R: 2 E: 0 K: 1 S: 13	H: 0 LOB: 0 BB: 2 P: 23	R: 0 E: 0 K: 3 S: 13	H: 1 LOB: 1 BB: 0 P: 20	R: 0 E: 0 K: 0 S: 5	H: 0 LOB: 0 BB: 0 P: 10	R: 0 E: 0 K: 2 S: 9	H: 0 LOB: 0 BB: 0 P: 13	R: 0 E: 0 K: 2 S: 12	H: 1 LOB: 2 BB: 1 P: 20	R: 0 E: 0 K: 1 S: 9	H: 1 LOB: 1 BB: 1 P: 18		R: 3 E: 0 K: 0 S: 17	H: 1 LOB: 1 BB: 1 P: 26	1B: 3 2B: 0 3B: 1 HR: 1	SF: 1 SAC: 0 DP: 1 HBP: 0	WP: 2 PB: 0 SB: 1 CS: 0	PA: 33				
PITCHER	IP	WLS	BF	H	R	ER	SO	BB	IBB	HBP	BLK	WP	HR	S	P	ERA	WHIP										
Pedro Martinez, R (1, 1) ERA: 2.77	7.0	L	29	4	5	2	9	3	0	0	0	0	1	70	114	2.57	1.000										
Carlos Valdez, R (8, 1) ERA:	1.0		4	1	0	0	1	1	0	0	0	0	0	9	18	0.00	2.000										

Batter	1	2	3	4	5	6	7	8	9	AB	R	H	RBI	BB	SO	LOB	TOP										
Darren Lewis, R OBP: 0.348, SLG: 0.365 (1, 9)	G6-3		F9 1B					F9 1B BB		3	2	2	0	1	0	0	Boston Red Sox @ Chicago White Sox Comiskey Park, Chicago, IL Sun Sep 20 1998, 4:33 AM EDT Att: 24,165 - Overcast - 81 F										
John Valentin, R OBP: 0.346, SLG: 0.448 (1, 5)	F8		F9 1B					L8		4	0	1	1	0	0	3											
Mo Vaughn, L OBP: 0.402, SLG: 0.587 Donnie Sadler, R OBP: 0.308, SLG: 0.445 (8, PR)	HR		F9 1B					F9 1B		4	1	3	3	0	1	1											
Nomar Garciaparra, R OBP: 0.357, SLG: 0.570 (1, 6)	K		K					F9		4	0	0	0	0	2	3											
Damon Buford, R OBP: 0.352, SLG: 0.525 Midre Cummings, L OBP: 0.379, SLG: 0.491 (8, PH)		P1	F8							3	0	0	0	0	0	1											
Troy O'Leary, L OBP: 0.305, SLG: 0.469 (1, 7)					K					3	0	0	0	1	1	3											
Chris Snopek, R OBP: 0.284, SLG: 0.237 (1, 10)										3	0	0	0	1	0	1											
Jason Varitek, S OBP: 0.308, SLG: 0.413 (1, 2)										4	0	1	0	0	1	2											
Mike Benjamin, R OBP: 0.310, SLG: 0.371 (8, 3)										4	1	1	0	0	0	1											
Inning Stats	R: 1 E: 0 K: 1 S: 11	H: 1 LOB: 0 BB: 0 P: 19	R: 0 E: 0 K: 0 S: 9	H: 0 LOB: 1 BB: 1 P: 17	R: 2 E: 0 K: 1 S: 14	H: 3 LOB: 1 BB: 0 P: 21	R: 0 E: 0 K: 1 S: 6	H: 0 LOB: 0 BB: 1 P: 14	R: 1 E: 0 K: 0 S: 8	H: 2 LOB: 1 BB: 0 P: 13	R: 0 E: 0 K: 0 S: 5	H: 0 LOB: 0 BB: 0 P: 7	R: 0 E: 0 K: 0 S: 3	H: 1 LOB: 0 BB: 0 P: 3	R: 0 E: 0 K: 0 S: 11	H: 1 LOB: 3 BB: 2 P: 23		R: 0 E: 0 K: 1 S: 5	H: 0 LOB: 0 BB: 0 P: 5	1B: 6 2B: 2 3B: 0 HR: 1	SF: 0 SAC: 0 DP: 3 HBP: 0	WP: 0 PB: 0 SB: 0 CS: 1	PA: 36				
PITCHER	IP	WLS	BF	H	R	ER	SO	BB	IBB	HBP	BLK	WP	HR	S	P	ERA	WHIP										
Mike Siroka, L ERA: 5.27 (1, 1)	7.0	W	27	7	4	4	4	2	0	0	0	0	1	56	94	5.14	1.286										
Chad Bradford, R ERA: 3.25 (8, 1)	0.2		5	1	0	0	0	2	0	0	0	0	0	9	21	0.00	4.500										
Bryan Ward, L ERA: 3.65 (8, 1)	1.1	S	4	0	0	0	1	0	0	0	0	0	0	7	7	0.00	0.000										

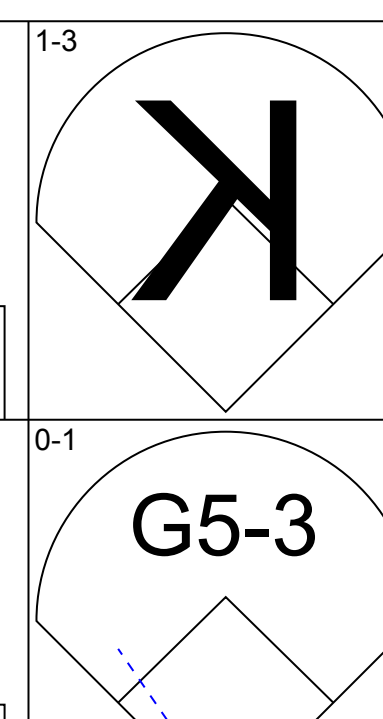
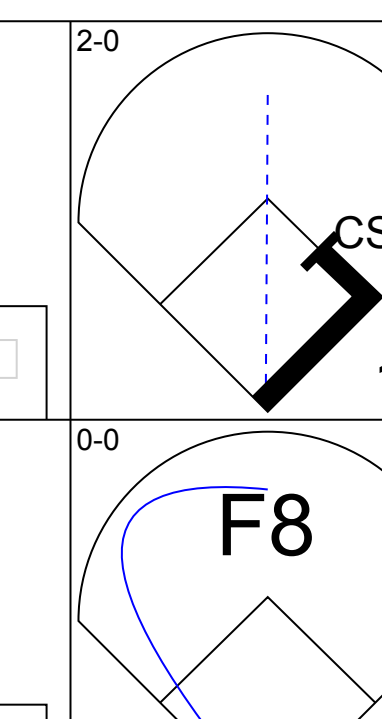
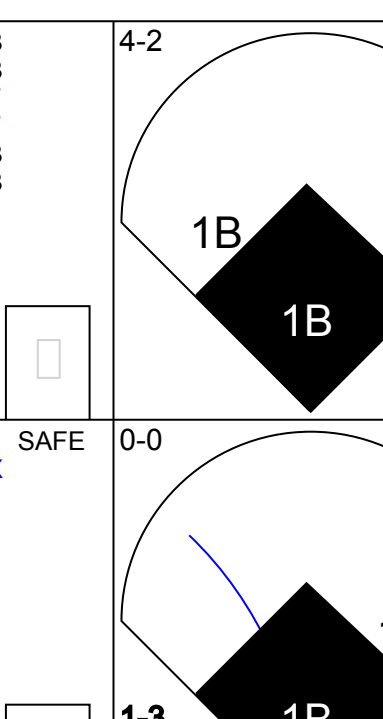
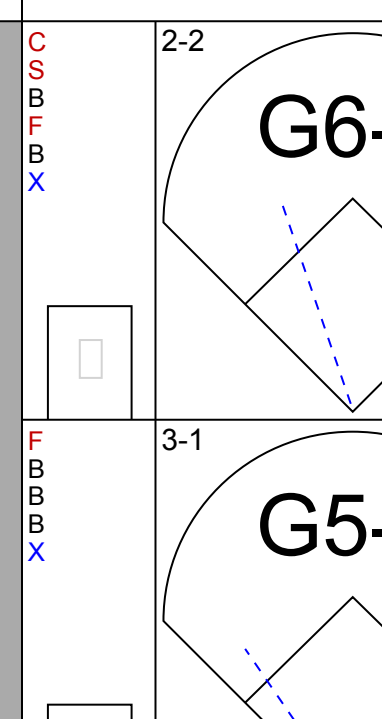
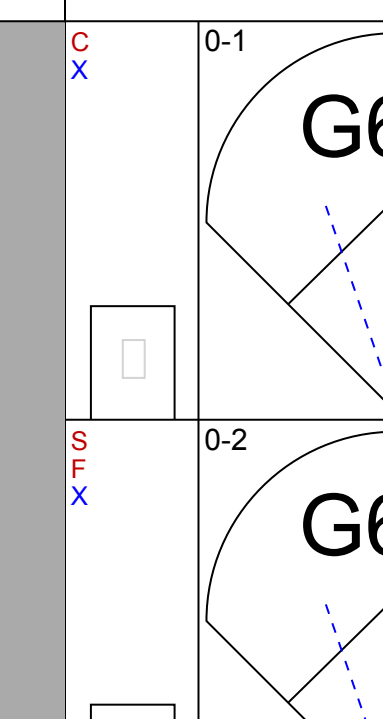
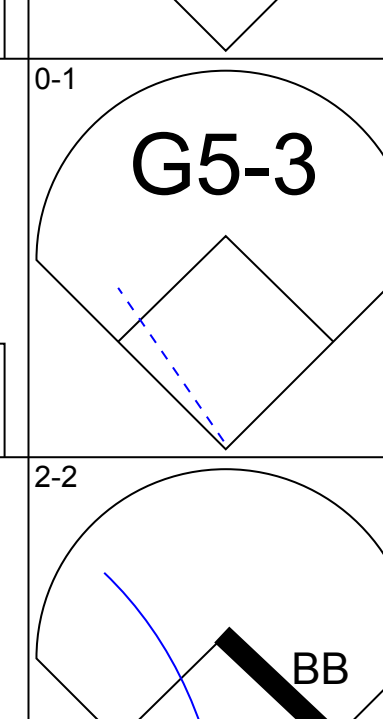
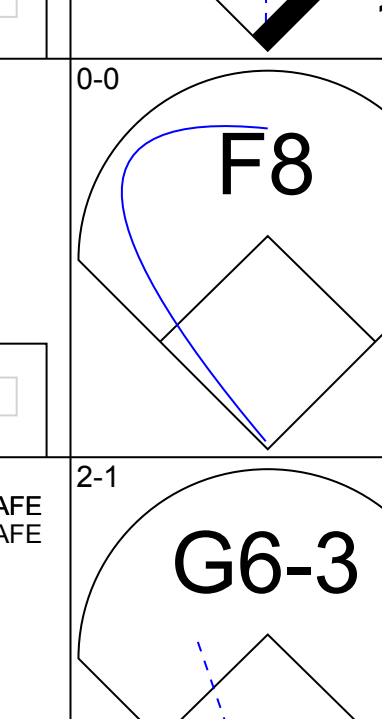
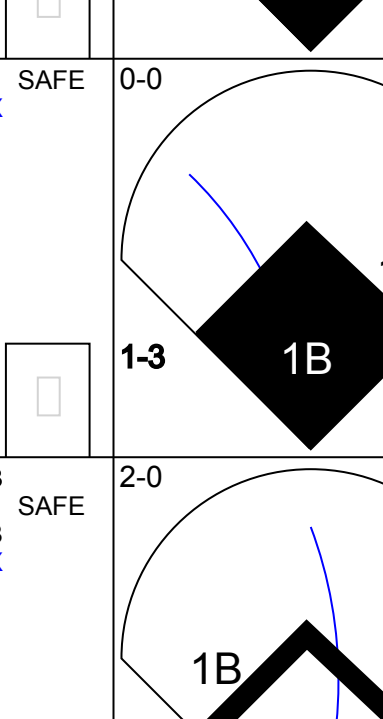
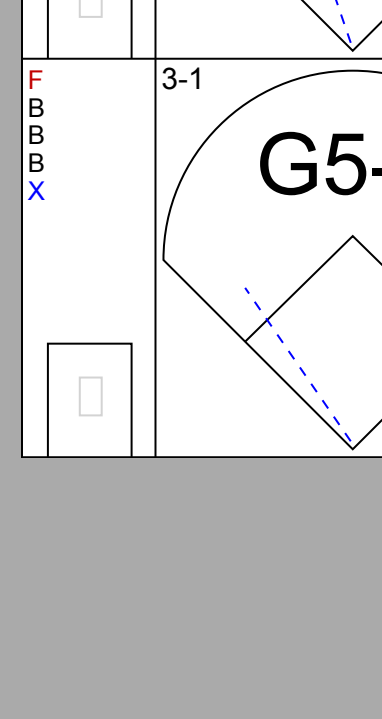
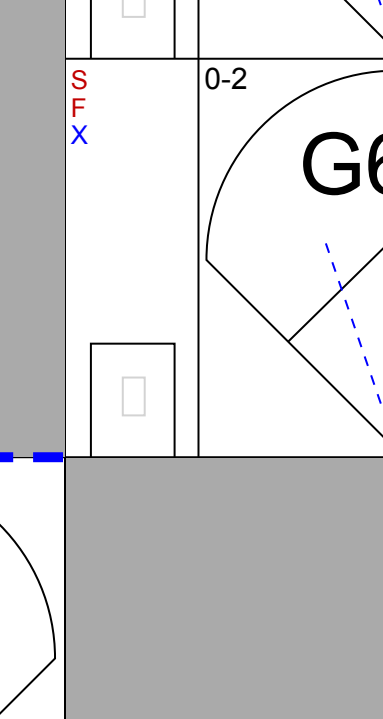
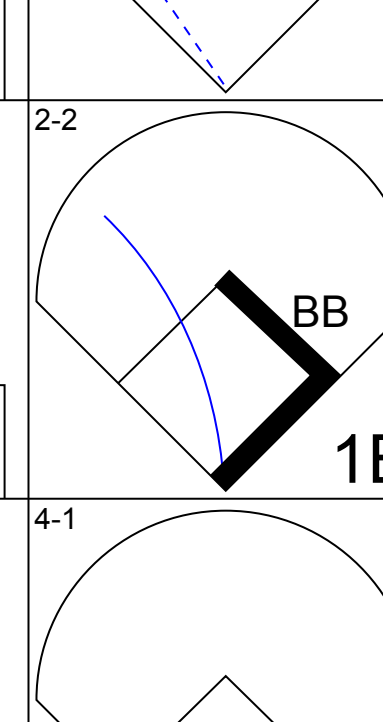
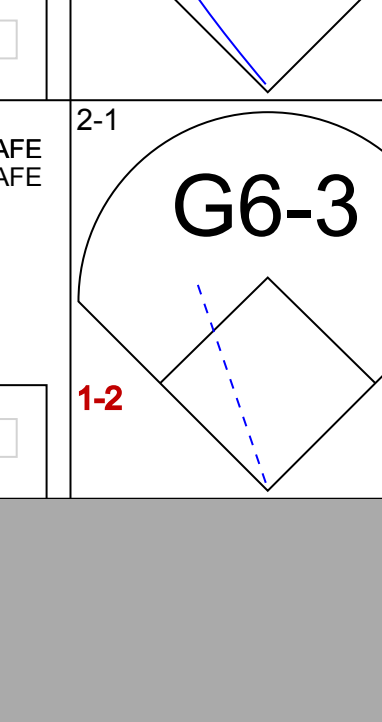
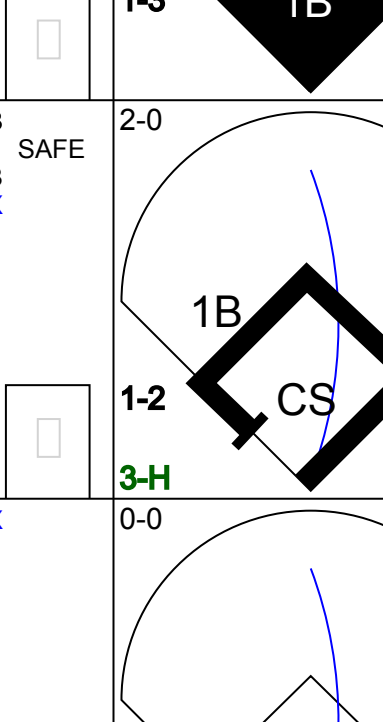
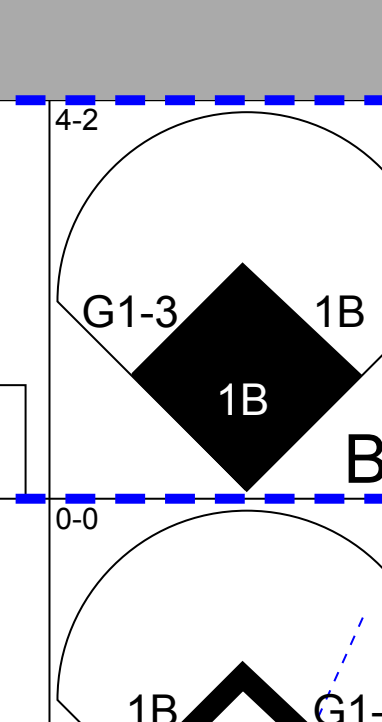
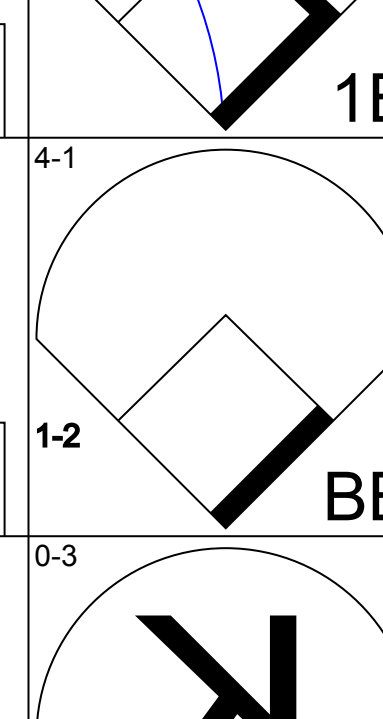
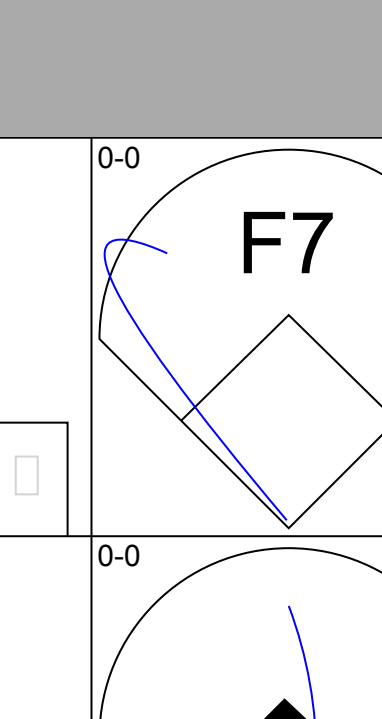
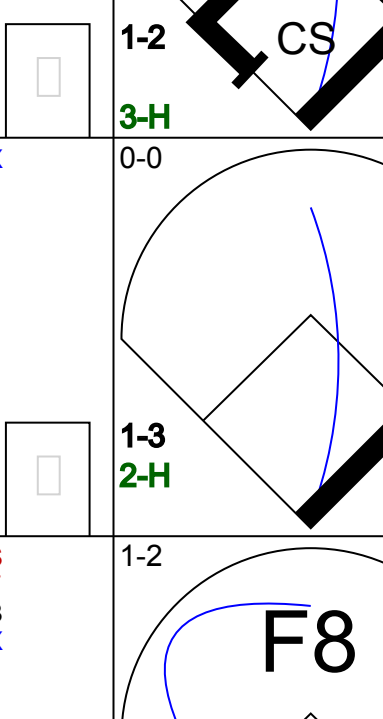
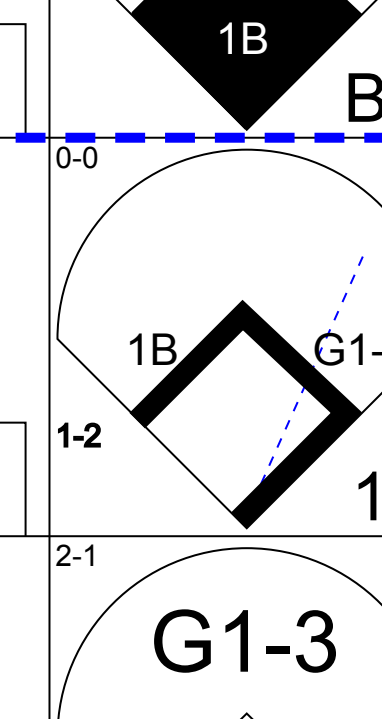
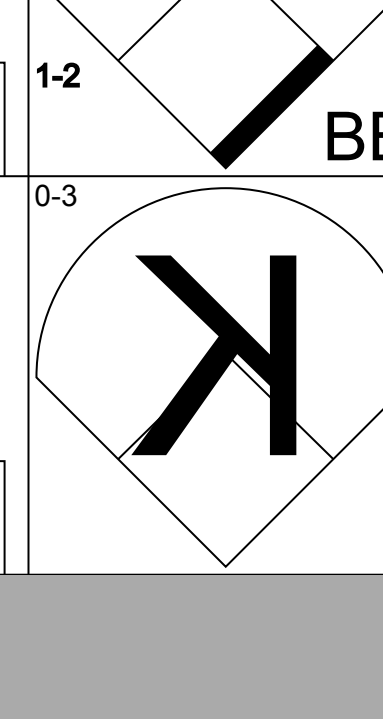
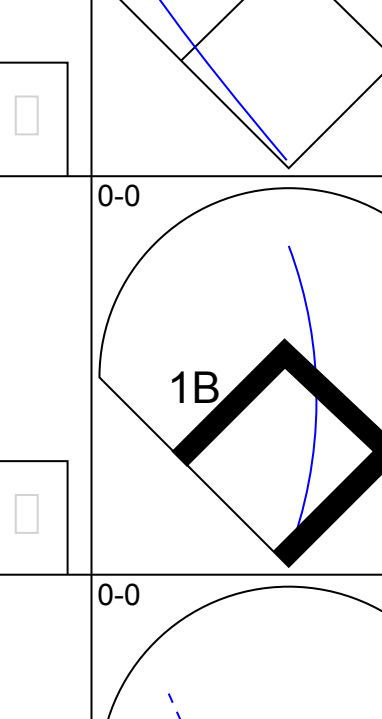
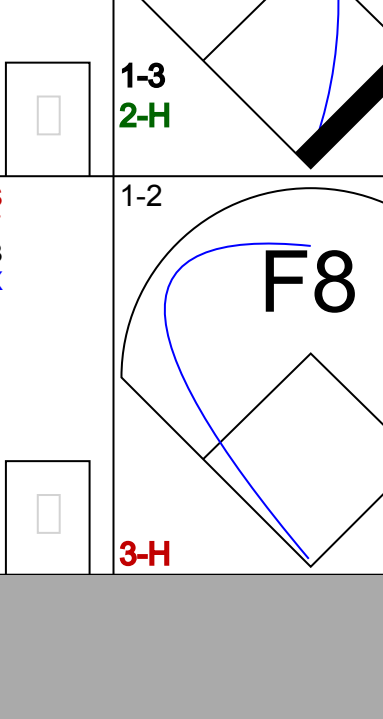
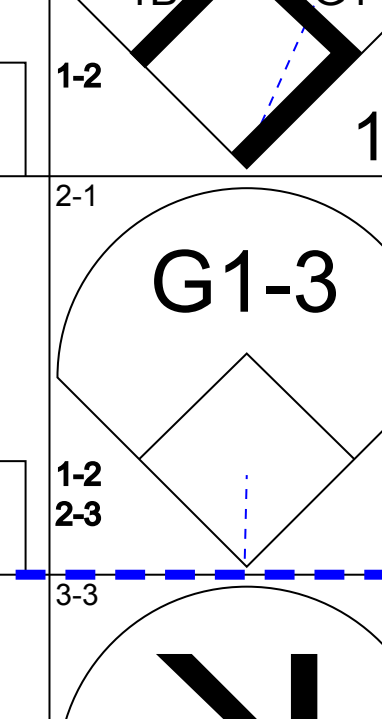
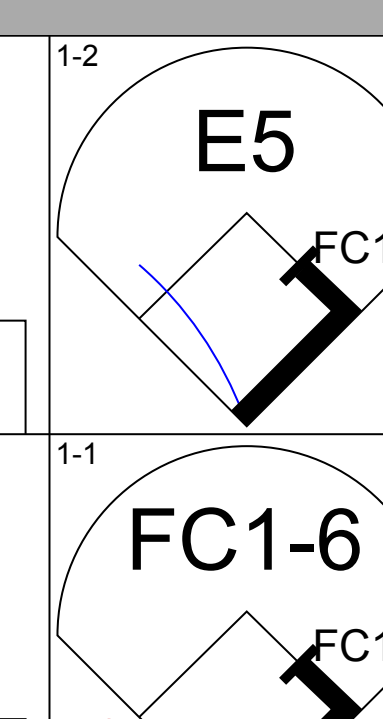
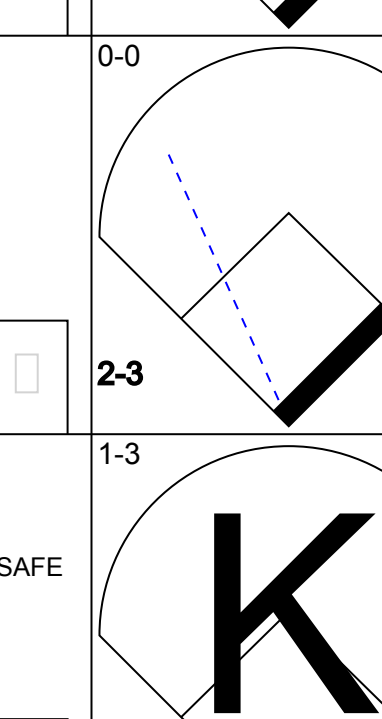

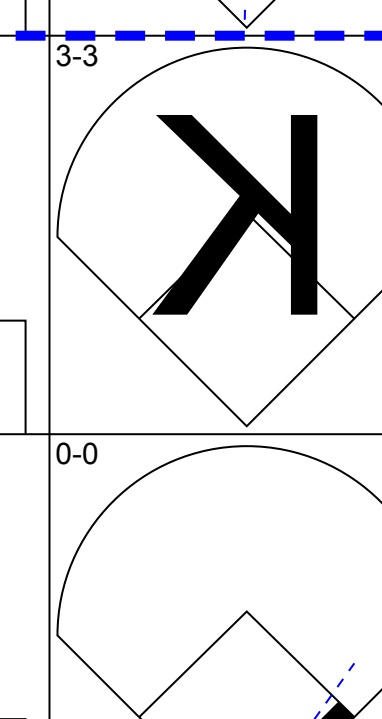
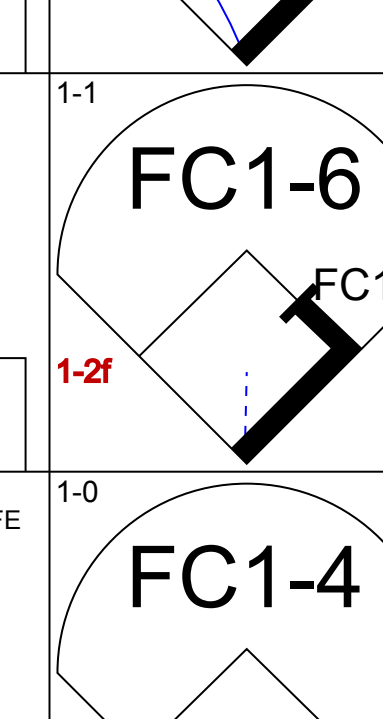
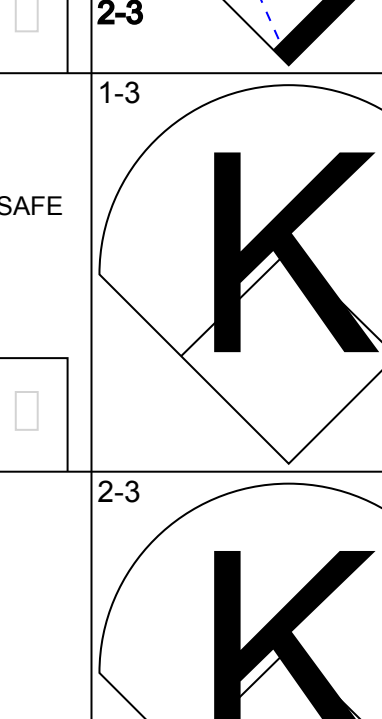

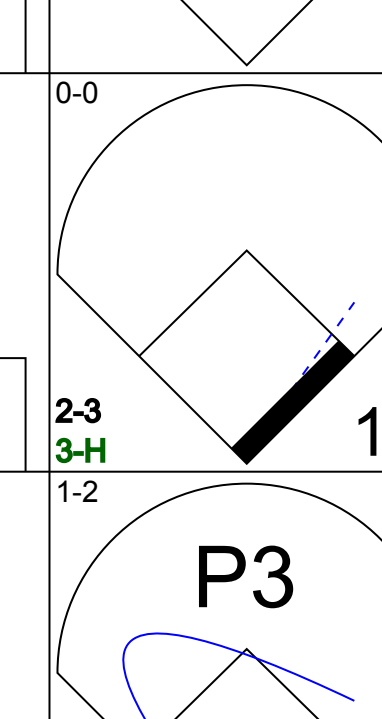
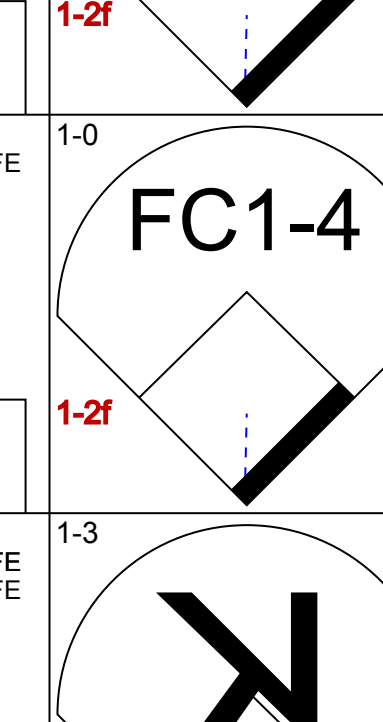
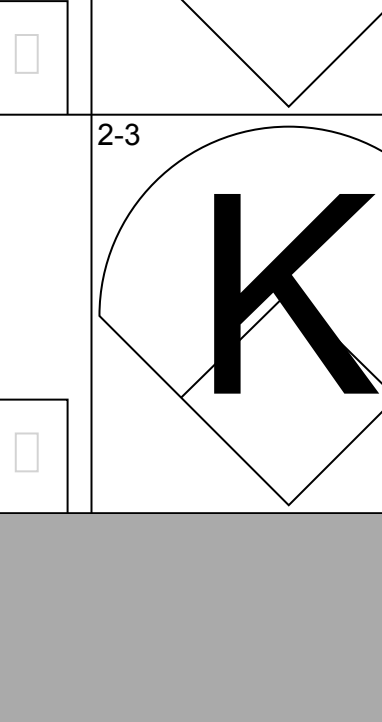
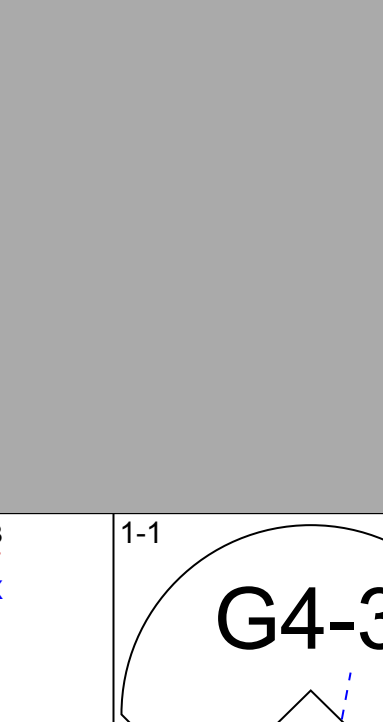
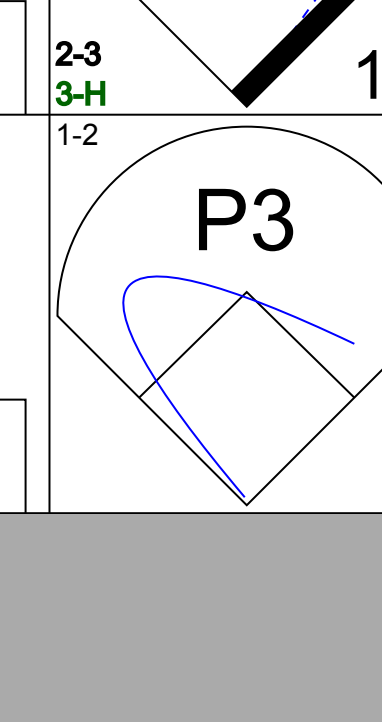

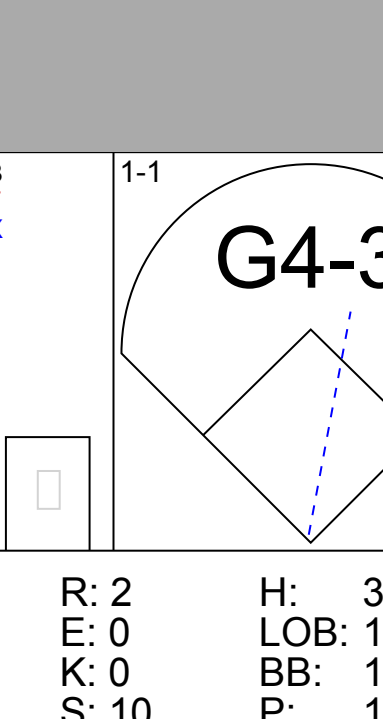
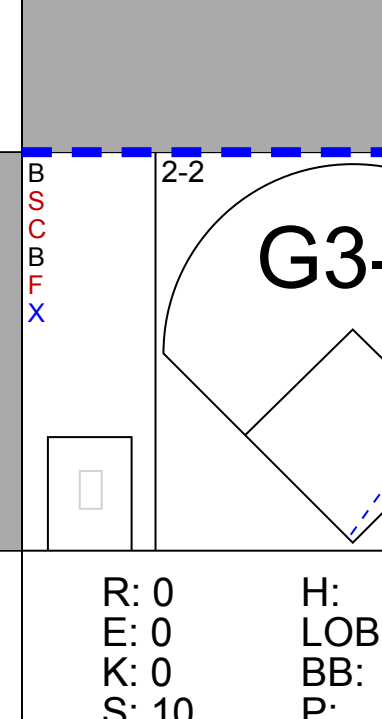
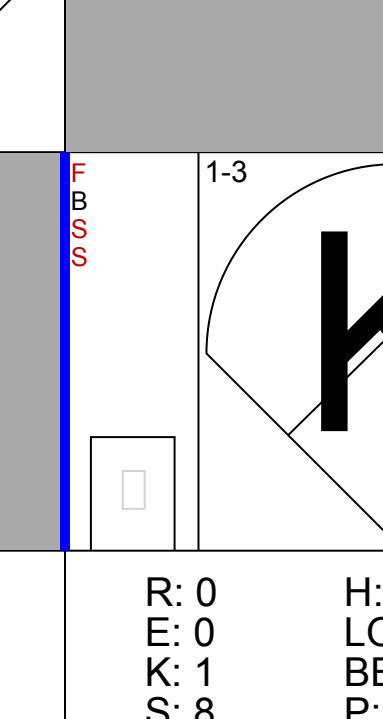
Batter	1	2	3	4	5	6	7	8	9	AB	R	H	RBI	BB	SO	LOB	BOTTOM										
Ray Durham, S OBP: 0.365, SLG: 0.461 (1, 4)	HR		PB SF9 BB							2	2	1	1	2	1	1	Boston Red Sox @ Chicago White Sox Comiskey Park, Chicago, IL Sun Sep 20 1998, 4:33 AM EDT Att: 24,165 - Overcast - 81 F										
Mike Canuso, S OBP: 0.331, SLG: 0.386 (1, 6)	G4-3		E BB							3	2	0	0	1	0	2											
Frank Thomas, R OBP: 0.382, SLG: 0.483 (1, 10)	F9		SF9							3	1	1	2	0	0	2											
Albert Belle, R OBP: 0.395, SLG: 0.654 (1, 7)	WP 1B		F8							4	0	3	1	0	0	1											
Robin Ventura, L OBP: 0.342, SLG: 0.424 (1, 5)	P9									3	0	1	0	1	1	1											
Greg Norton, S OBP: 0.306, SLG: 0.415 (1, 3)		P8								4	0	0	0	0	2	4											
Magglio Ordonez, R OBP: 0.330, SLG: 0.422 (1, 9)		F7								4	0	0	0	0	0	1											
Mike Cameron, R OBP: 0.289, SLG: 0.343 (1, 8)			K							4	1	2	0	0	1	0											
Mark Johnson, L OBP: 0.100, SLG: 0.300 (1, 2)			K							4	0	0	0	0	1	2											
Inning Stats	R: 1 E: 0 K: 0 S: 9	H: 2 LOB: 1 BB: 0 P: 17	R: 0 E: 0 K: 1 S: 8	H: 0 LOB: 0 BB: 0 P: 12	R: 2 E: 1 K: 1 S: 7	H: 0 LOB: 1 BB: 2 P: 15	R: 0 E: 0 K: 2 S: 7	H: 0 LOB: 0 BB: 0 P: 11	R: 0 E: 0 K: 0 S: 13	H: 2 LOB: 2 BB: 0 P: 15	R: 3 E: 1 K: 2 S: 21	H: 3 LOB: 2 BB: 1 P: 39	R: 0 E: 0 K: 0 S: 3	H: 0 LOB: 0 BB: 0 P: 3	R: 0 E: 0 K: 0 S: 3	H: 0 LOB: 0 BB: 0 P: 3		1B: 3 2B: 4 3B: 0 HR: 1	SF: 1 SAC: 0 DP: 1 HBP: 0	WP: 1 PB: 1 SB: 2 CS: 0	PA: 36						
PITCHER	IP	WLS	BF	H	R	ER	SO	BB	IBB	HBP	BLK	WP	HR	S	P	ERA	WHIP										
49 Tim Wakefield, R ERA: 4.83 (1, 1)	5.0		23	5	3	1	4	3	0	0	0	0	0	47	78	1.80	1.600										
Derek Lowe, R ERA: 4.13 (6, 1)	1.0		2	0	0	0	0	0	0	0	0	0	0	5	5	0.00	0.000										
Jim Corsi, R ERA: 2.57 (7, 1)	0.2	L	4	1	2	1	1	0	0	0	0	0	0	11	19	13.50	1.500										
Dennis Eckerlesley, R ERA: 4.5 (7, 1)	0.0		2	2	1	0	0	0	0	0	0	0	0	4	8	=	=										
Greg Swindell, L ERA: 3.57 (7, 1)	0.1		2	0	0	0	1	1	0	0	0	0	0	6	12	0.00	3.000										
PITCHER	IP	WLS	BF	H	R	ER	SO	BB	IBB	HBP	BLK	WP	HR	S	P	ERA	WHIP										
Carlos Reyes, R ERA: 3.41 (8, 1)	1.0		3	0	0	0	0	0	0	0	0	0	0	3	3	0.00	0.000										

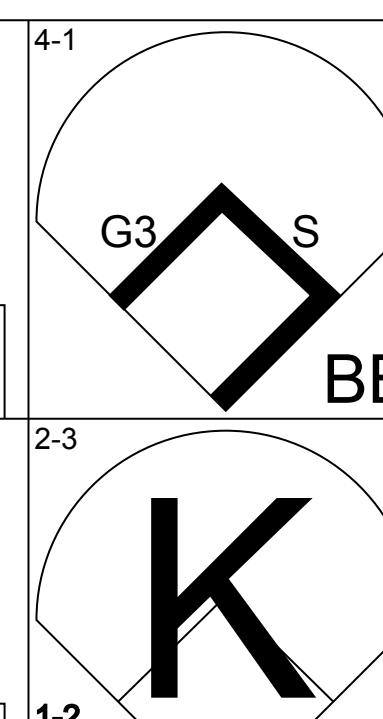
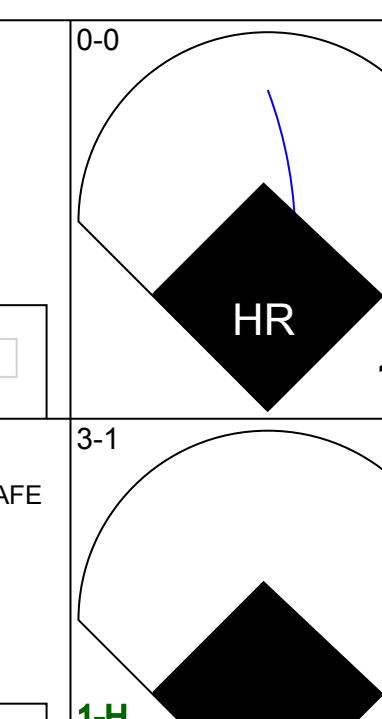
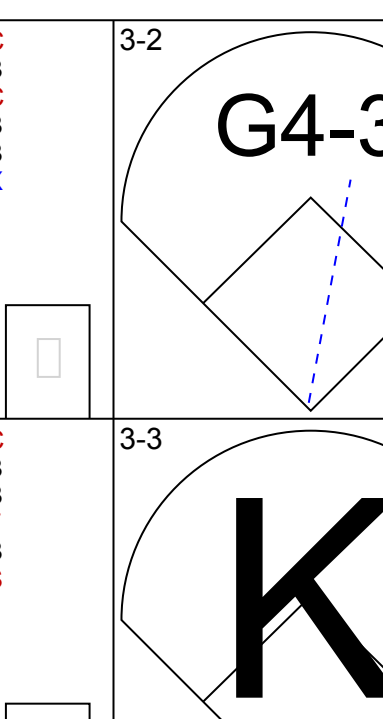
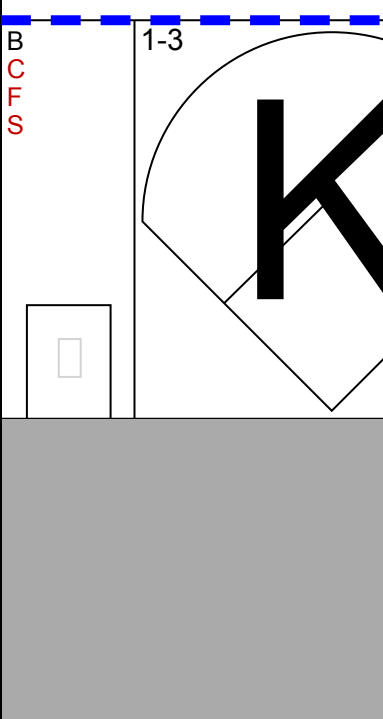
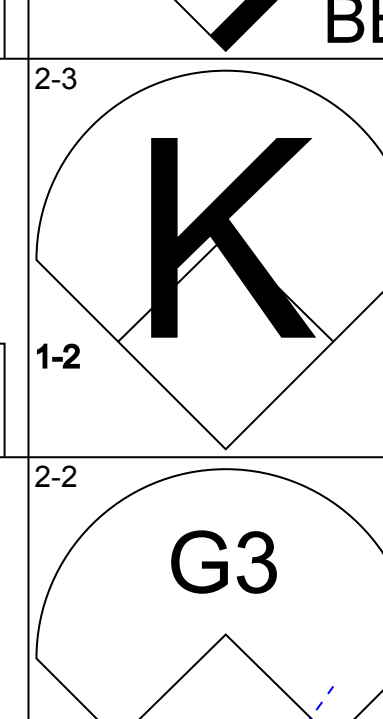
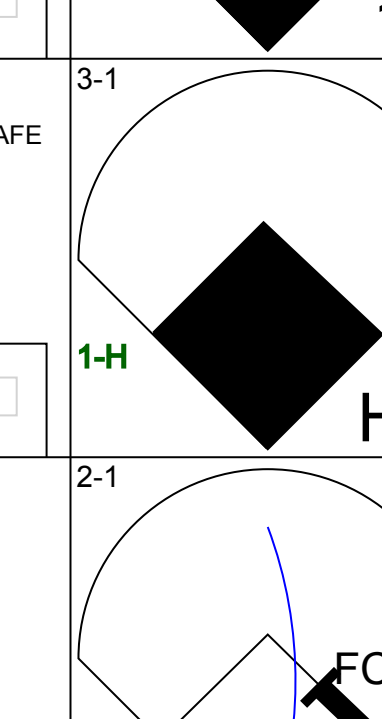
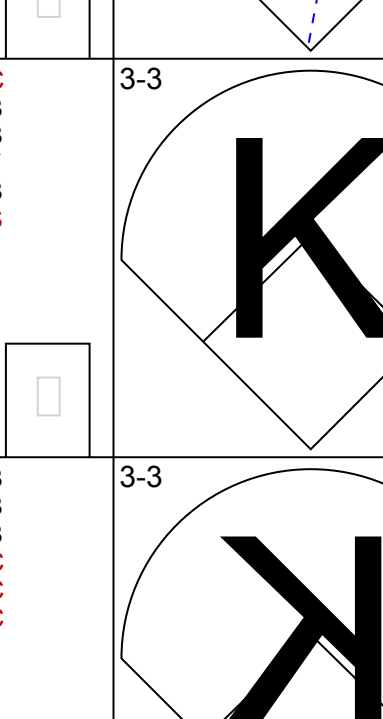
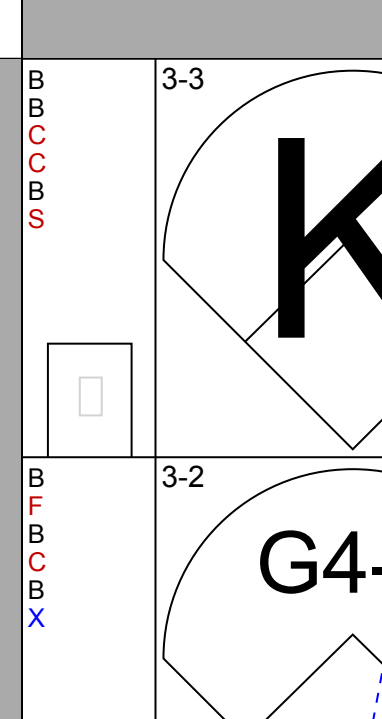
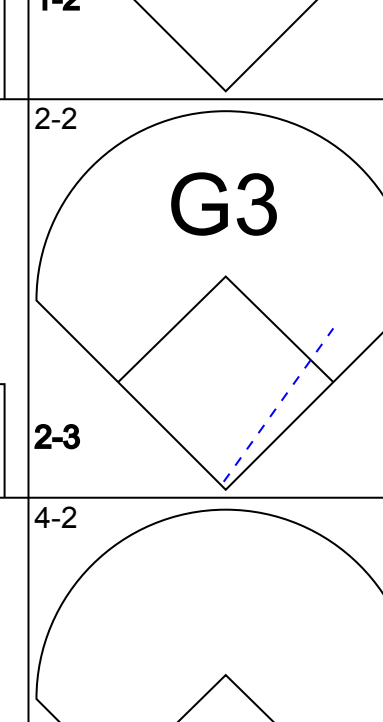
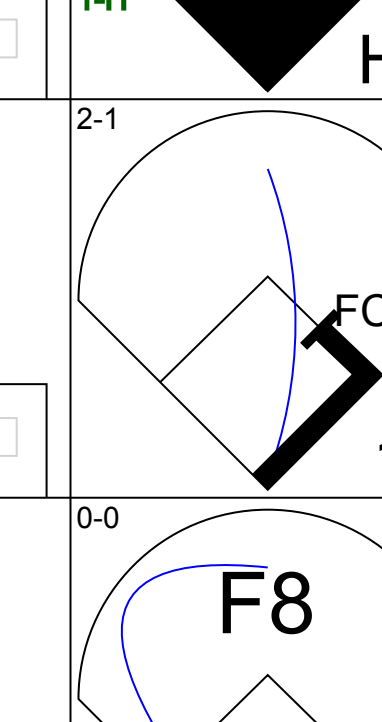
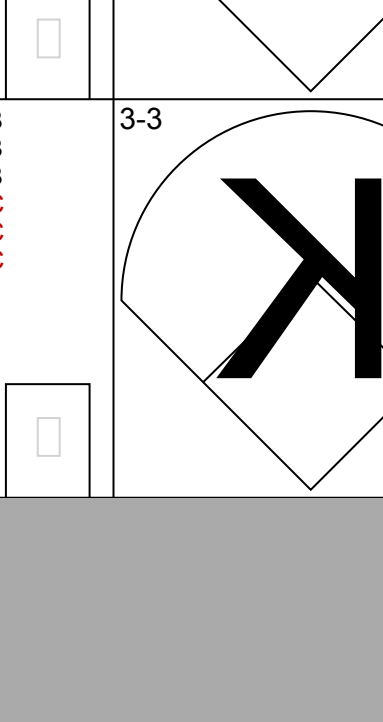
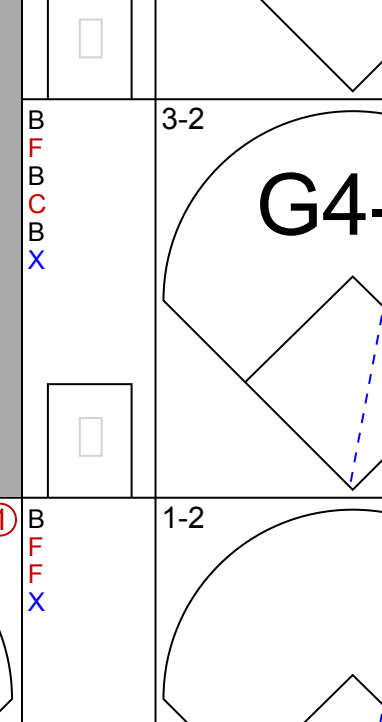
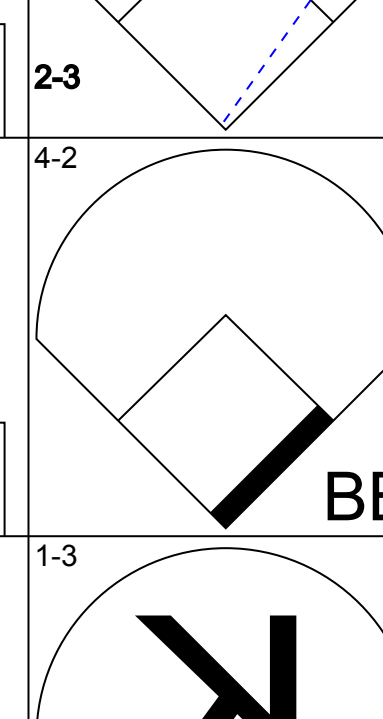
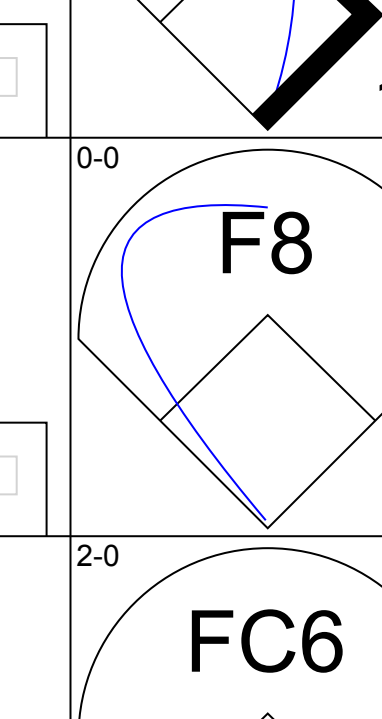

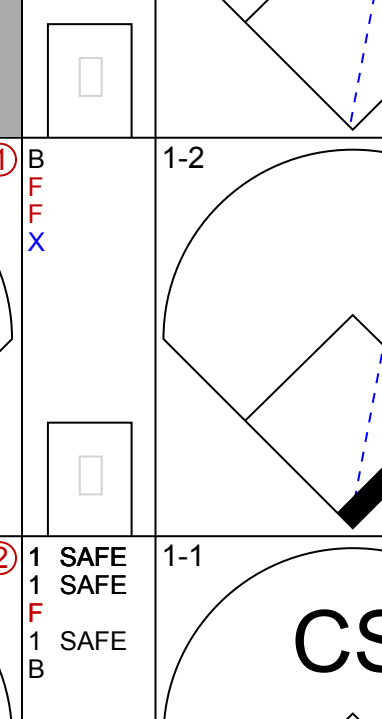
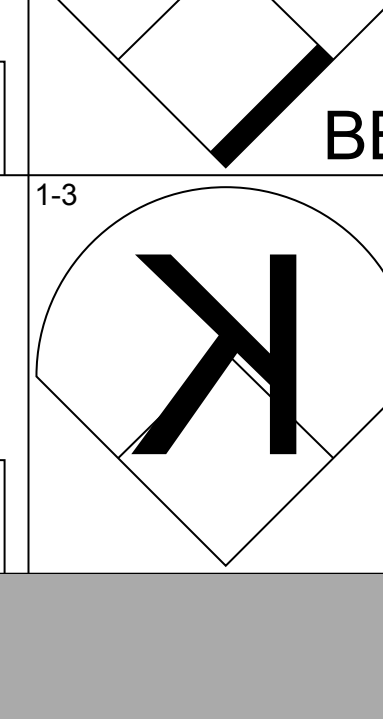
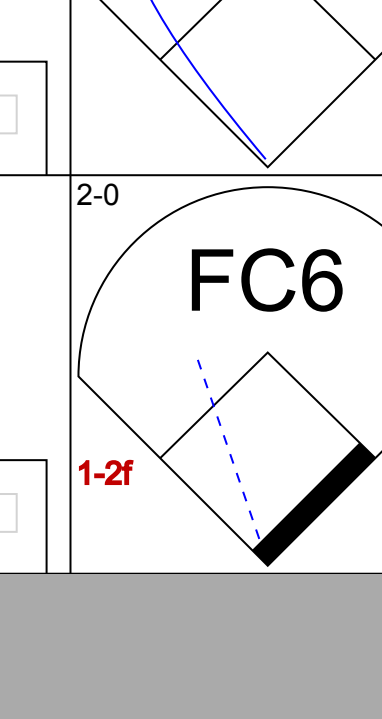

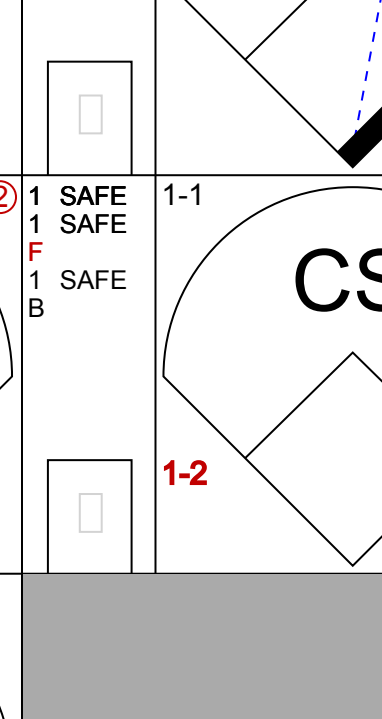
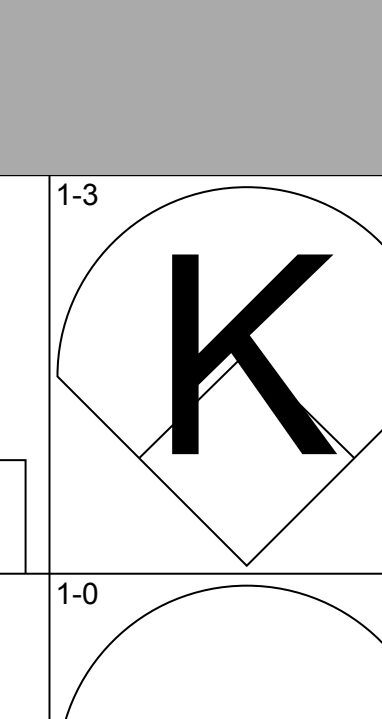
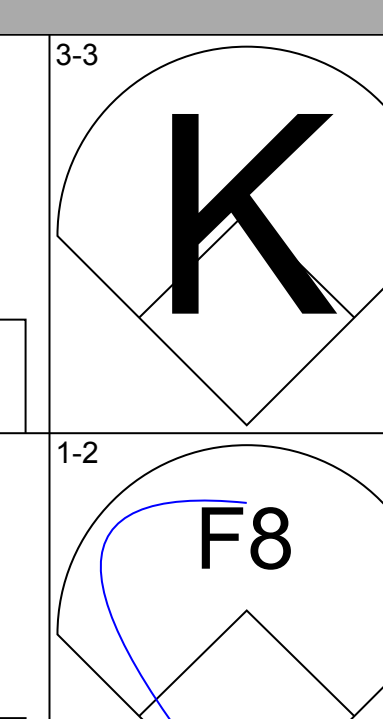
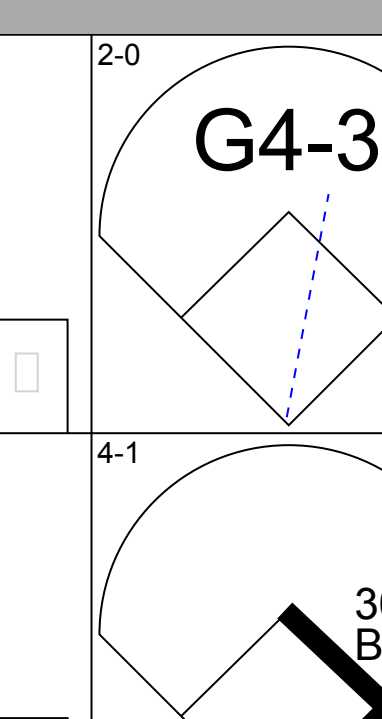

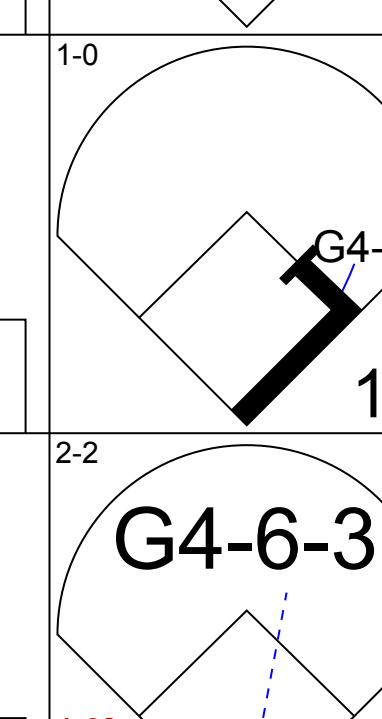
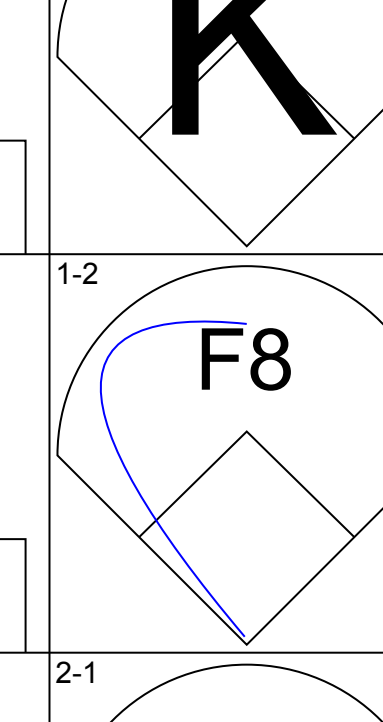
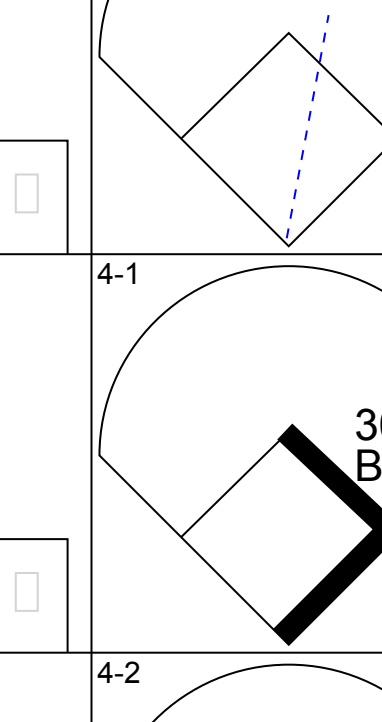


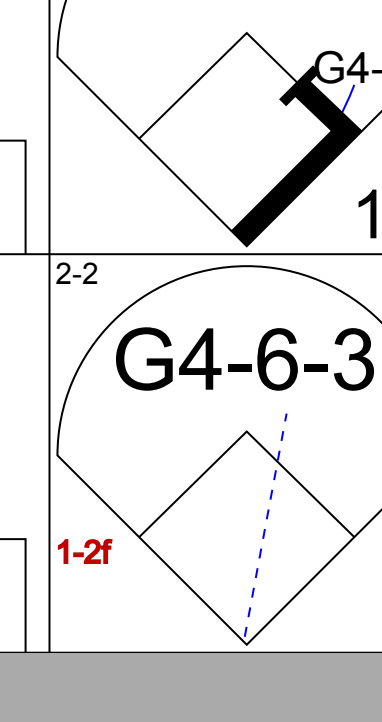
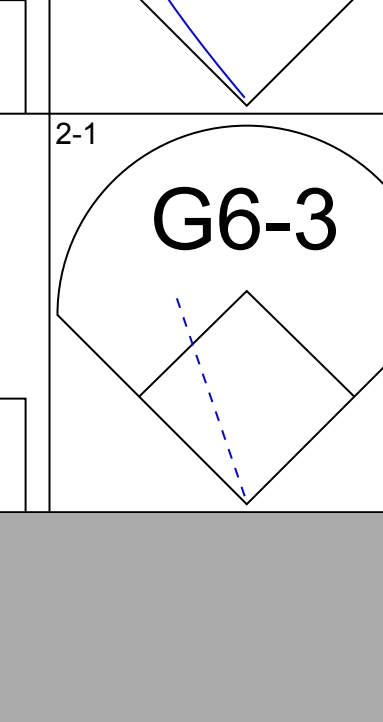
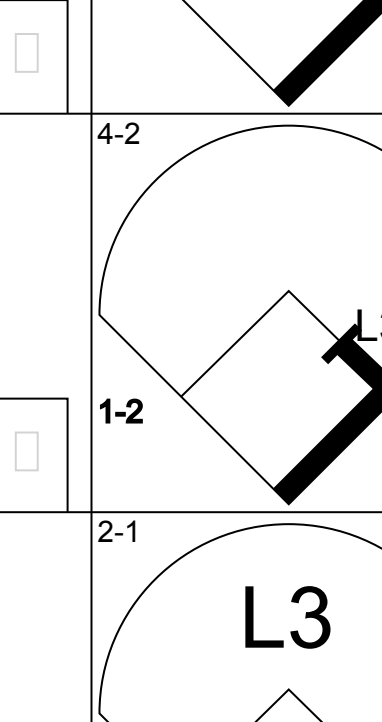


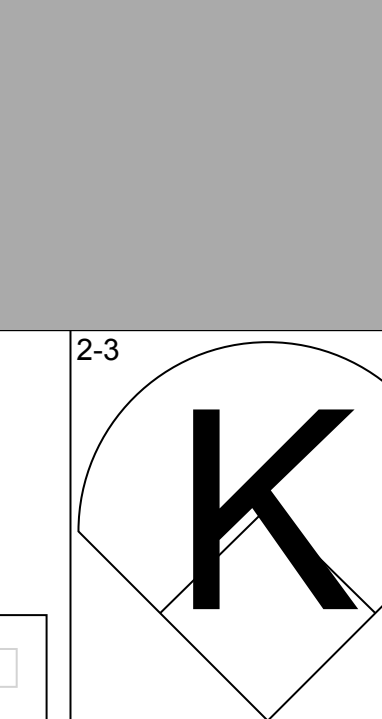
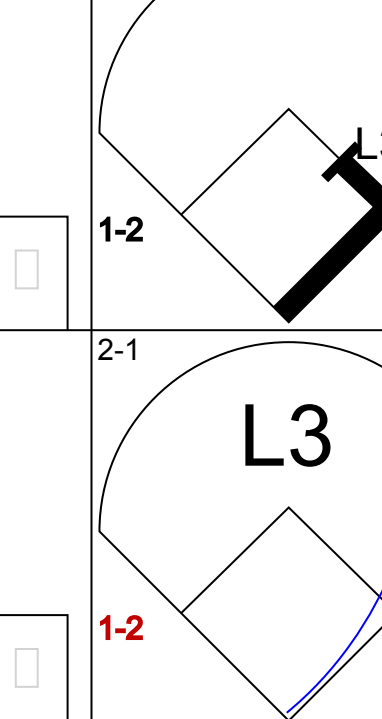


AB 32
R 4
H 8
RBI 4
BB 4
SO 5
LOB 15



AB 31
R 6
H 8
RBI 4
BB 4
SO 6
LOB 14



Batter	1	2	3	4	5	6	7	8	9	AB	R	H	RBI	BB	SO	LOB	TOP					
Randy Winn, S OBP: 0.348, SLG: 0.381 (1, 8)			 1B		 BB					4	1	1	0	1	1	0	Tampa Bay Devil Rays @ Boston Red Sox Fenway Park, Boston, MA Mon Sep 21 1998, 7:05 PM EDT Unknown - 81 F					
Quinton McCracken, S OBP: 0.339, SLG: 0.418 (1, 7)					 1B					5	1	1	0	0	0	1						
Wade Boggs, L OBP: 0.359, SLG: 0.399 (8, PH) Bobby Smith, R OBP: 0.352, SLG: 0.440 (8, 5)	 1B				 CS 1B			 1B BB		3	0	2	1	0	0	1						
Fred McGriff, L OBP: 0.366, SLG: 0.444 (1, 3)	 1B					 3-H		 G1-3		3	0	2	1	1	0	0						
Paul Sorrento, L OBP: 0.315, SLG: 0.411 (1, 10)				 2B						4	0	1	0	0	1	6						
Aaron Ledesma, R OBP: 0.349, SLG: 0.404 (1, 6)		 FC1-6		 2-3						4	0	1	0	0	2	2						
Rich Butler, L OBP: 0.274, SLG: 0.364 (1, 9)		 1-2 FC1-4						 2-3 3-H		4	0	1	1	0	1	3						
Miguel Cairo, R OBP: 0.304, SLG: 0.365 (1, 4)		 1-2								4	0	0	0	0	1	5						
Mike DiFelice, R OBP: 0.270, SLG: 0.336 (1, 2) Mike Kelly, R OBP: 0.287, SLG: 0.395 (9, PH)										3	0	0	0	0	1	1						
Inning Stats	R: 0 H: 1 E: 0 K: 2 S: 14	H: 1 LOB: 2 BB: 1 P: 21	R: 0 H: 0 E: 1 K: 1 S: 9	H: 0 LOB: 1 BB: 0 P: 13	R: 0 H: 1 E: 0 K: 0 S: 4	H: 1 LOB: 0 BB: 0 P: 8	R: 0 H: 2 E: 0 K: 2 S: 14	H: 2 LOB: 2 BB: 0 P: 17	R: 2 H: 3 E: 0 K: 0 S: 10	H: 3 LOB: 1 BB: 1 P: 18	R: 0 H: 0 E: 0 K: 1 S: 7	H: 0 LOB: 0 BB: 0 P: 11	R: 0 H: 0 E: 0 K: 0 S: 10	H: 0 LOB: 0 BB: 0 P: 17	R: 1 H: 2 E: 0 K: 1 S: 16	H: 2 LOB: 2 BB: 1 P: 26	R: 0 H: 0 E: 0 K: 1 S: 8	H: 0 LOB: 0 BB: 0 P: 9	1B: 8 2B: 1 3B: 0 HR: 0	SF: 0 SAC: 0 DP: 0 HBP: 0	WP: 0 PB: 0 CS: 2	PA: 38
PITCHER	IP	WLS	BF	H	R	ER	SO	BB	IBB	HBP	BLK	WP	HR	S	P	ERA	WHIP					
Bret Saberhagen, R ERA: 3.92 (1, 1)	6.0	W	26	7	2	0	6	2	0	0	0	0	0	58	88	3.00	1.500					
Derek Lowe, R ERA: 4.09 (7, 1)	1.0		3	0	0	0	0	0	0	0	0	0	0	10	17	0.00	0.000					
Greg Swindell, L ERA: 3.67 (8, 1)	0.0		1	0	1	1	0	1	0	0	0	0	0	3	7	∞	∞					
Jim Corsi, R ERA: 2.56 (8, 1)	0.1		2	1	0	0	0	0	0	0	0	0	0	3	5	0.00	3.000					
Tom Gordon, R ERA: 2.72 (8, 1)	1.2	S	6	1	0	0	2	0	0	0	0	0	0	18	23	0.00	0.600					

Batter	1	2	3	4	5	6	7	8	9	AB	R	H	RBI	BB	SO	LOB	BOTTOM				
Darren Lewis, R OBP: 0.349, SLG: 0.365 (1, 9)	 S BB		 1B							3	1	1	0	1	1	2	Tampa Bay Devil Rays @ Boston Red Sox Fenway Park, Boston, MA Mon Sep 21 1998, 7:05 PM EDT Unknown - 81 F				
John Valentin, R OBP: 0.345, SLG: 0.452 (1, 5)			 1-H							4	1	1	2	0	3	1					
Mo Vaughn, L OBP: 0.402, SLG: 0.584 (1, 3)			 1B							4	0	1	0	0	1	1					
Nomar Garciaparra, R OBP: 0.358, SLG: 0.569 (1, 6)							 1B			3	0	1	0	1	1	1					
Damon Buford, R OBP: 0.346, SLG: 0.514 (1, 8)			 1-2			 1-2				4	0	0	0	0	2	3					
Troy O'Leary, L OBP: 0.310, SLG: 0.469 (1, 7)						 30 1B		 1B		4	1	2	0	0	1	0					
Jason Varitek, S OBP: 0.311, SLG: 0.412 (1, 2)				 30 BB	 30 1B	 1-3		 1-2		3	1	1	0	1	0	1					
30 Keith Mitchell, R OBP: 0.321, SLG: 0.298 (1, 10)					 1-2	 1-3		 3-H		2	0	1	1	1	0	0					
Mike Benjamin, R OBP: 0.310, SLG: 0.371 (1, 4)					 1-2	 1-2		 1-2		3	0	1	1	0	1	2					
Inning Stats	R: 0 H: 0 E: 0 K: 2 S: 13	H: 0 LOB: 0 BB: 0 P: 26	R: 0 H: 0 E: 0 K: 1 S: 8	H: 0 LOB: 0 BB: 0 P: 14	R: 2 H: 3 E: 0 K: 1 S: 10	H: 3 LOB: 1 BB: 0 P: 19	R: 0 H: 0 E: 0 K: 0 S: 6	H: 0 LOB: 1 BB: 2 P: 18	R: 2 H: 4 E: 0 K: 2 S: 16	H: 4 LOB: 2 BB: 0 P: 24	R: 0 H: 1 E: 0 K: 1 S: 10	H: 1 LOB: 0 BB: 0 P: 18	R: 0 H: 1 E: 0 K: 1 S: 7	H: 1 LOB: 0 BB: 0 P: 11	1B: 8 2B: 1 3B: 0 HR: 1	SF: 0 SAC: 0 DP: 2 HBP: 0	WP: 0 PB: 0 CS: 1	PA: 35			
PITCHER	IP	WLS	BF	H	R	ER	SO	BB	IBB	HBP	BLK	WP	HR	S	P	ERA	WHIP				
Tony Saunders, L ERA: 4.12 (1, 1)	5.2	L	27	7	4	4	7	4	0	0	0	0	0	20	33	0.00	0.857				
Esteban Yan, R ERA: 3.71 (6, 1)	2.1		7	2	0	0	3	0	0	0	0	0	0	20	33	0.00	0.857				

Batter	1	2	3	4	5	6	7	8	9	AB	R	H	RBI	BB	SO	LOB	TOP					
Randy Winn, S OBP: 0.344, SLG: 0.375	F8		FC6-4		G4-3			P4		4	0	0	0	0	0	2	Tampa Bay Devil Rays @ Boston Red Sox Fenway Park, Boston, MA Tue Sep 22 1998, 7:05 PM EDT Att: 20,399 - Overcast - 65 F					
Quinton McCracken, S OBP: 0.338, SLG: 0.416 Kerry Robinson, L (6, 7)	F8		G5-3				F8	G5-3		3	0	0	0	0	0	1						
Bobby Smith, R OBP: 0.347, SLG: 0.433	K			K					G4-3	4	0	0	0	0	3	0						
Fred McGriff, L OBP: 0.370, SLG: 0.445 Scott McClain, R OBP: 0.222, SLG: 0.067		1B		K			F9		G6-3 BB	2	0	1	0	0	1	0						
Bubba Trammell, R OBP: 0.347, SLG: 0.597 Dave Silvestri, R OBP: 0.071, SLG: 0.071	F8			G3				G6-4-3 1B	G6-3	3	0	1	0	0	0	1						
Aaron Ledesma, R OBP: 0.347, SLG: 0.401	F9						F7			3	1	1	0	0	0	2						
Mike Kelly, R OBP: 0.287, SLG: 0.404	G5-3				1B HR			G6-4-3		3	1	1	2	0	0	2						
Miguel Cairo, R OBP: 0.306, SLG: 0.367			F8		G6-3			G4-3		3	0	0	0	0	0	0						
John Flaherty, R OBP: 0.265, SLG: 0.279									WP 1B	3	0	2	0	0	1	0						
Inning Stats	R: 0 E: 0 K: 1 S: 7	H: 0 LOB: 0 BB: 0 P: 10	R: 0 E: 0 K: 0 S: 11	H: 1 LOB: 1 BB: 0 P: 17	R: 0 E: 0 K: 0 S: 7	H: 1 LOB: 1 BB: 0 P: 7	R: 0 E: 0 K: 2 S: 7	H: 0 LOB: 0 BB: 0 P: 10	R: 2 E: 0 K: 1 S: 7	H: 2 LOB: 0 BB: 0 P: 9	R: 0 E: 0 K: 1 S: 9	H: 0 LOB: 1 BB: 0 P: 14	R: 0 E: 0 K: 0 S: 6	H: 1 LOB: 1 BB: 0 P: 12	R: 0 E: 0 K: 0 S: 7	H: 1 LOB: 0 BB: 1 P: 11		R: 0 E: 0 K: 0 S: 9	H: 0 LOB: 0 BB: 1 P: 18	1B: 5 2B: 0 3B: 0 HR: 1	SF: 0 SAC: 0 DP: 2 HBP: 0	WP: 1 PB: 0 SB: 0 CS: 0
PITCHER	IP	WLS	BF	H	R	ER	SO	BB	IBB	HBP	BLK	WP	HR	S	P	ERA	WHIP					
Pete Schourek, L ERA: 4.54	(1, 1)	8.0	W	29	6	2	2	5	0	0	0	0	1	1	61	90	2.25	0.750				
Ron Mahay, L ERA: 3.46	(9, 1)	1.0		3	0	0	0	0	1	0	0	0	0	0	9	18	0.00	1.000				

Batter	1	2	3	4	5	6	7	8	9	AB	R	H	RBI	BB	SO	LOB	BOTTOM				
Darren Lewis, R OBP: 0.351, SLG: 0.365	G3		2B 1B	P3	F9		F7			5	1	1	0	0	0	3	Tampa Bay Devil Rays @ Boston Red Sox Fenway Park, Boston, MA Tue Sep 22 1998, 7:05 PM EDT Att: 20,399 - Overcast - 65 F				
John Valentin, R OBP: 0.343, SLG: 0.449	F9		1B	F8		G3		BLK E BB		4	2	1	0	1	0	0					
Mo Vaughn, L OBP: 0.399, SLG: 0.584	G6-3		1B	G3		K		F8		5	0	1	2	0	1	1					
Nomar Garciaparra, R OBP: 0.359, SLG: 0.569		1B 2B BB	BB 30 BB		G4-1			F7		3	3	2	0	2	0	1					
Troy O'Leary, L OBP: 0.311, SLG: 0.465		2B 1B	30 BB 1B		G3-1 G4-1 2B		F8	E3		3	3	1	0	2	0	1					
Darren Bragg, L OBP: 0.351, SLG: 0.423		SH SF7	1B 30 BB		G4-1		G4-3	G1-3		4	1	1	3	1	0	2					
Midre Cummings, L OBP: 0.373, SLG: 0.483 30 Keith Mitchell, R OBP: 0.424, SLG: 0.308		SH	1B		G3-1		2B	1B		0	0	0	0	0	0	0					
Scott Hatteberg, L OBP: 0.356, SLG: 0.444		SF7	1B		G3-1		G3-1	2B		1	1	1	1	2	0	0					
Mike Benjamin, R OBP: 0.309, SLG: 0.372	K		G6-4-3		G3-1		G4-3			3	0	2	2	0	0	2					
Inning Stats	R: 0 E: 0 K: 0 S: 7	H: 2 LOB: 0 BB: 1 P: 12	R: 3 E: 1 K: 1 S: 16	H: 2 LOB: 0 BB: 1 P: 28	R: 4 E: 0 K: 0 S: 14	H: 5 LOB: 2 BB: 3 P: 36	R: 0 E: 0 K: 0 S: 8	H: 0 LOB: 0 BB: 0 P: 14	R: 3 E: 0 K: 0 S: 10	H: 2 LOB: 1 BB: 2 P: 22	R: 0 E: 0 K: 1 S: 11	H: 0 LOB: 1 BB: 1 P: 20	R: 0 E: 0 K: 0 S: 9	H: 2 LOB: 2 BB: 0 P: 13	R: 1 E: 1 K: 0 S: 11	H: 0 LOB: 1 BB: 1 P: 20		1B: 6 2B: 4 3B: 1 HR: 0	SF: 1 SAC: 1 DP: 1 HBP: 0	WP: 0 PB: 0 SB: 0 CS: 1	PA: 42
PITCHER	IP	WLS	BF	H	R	ER	SO	BB	IBB	HBP	BLK	WP	HR	S	P	ERA	WHIP				
Julio Santana, R ERA: 4.39	(1, 1)	2.1	L	13	6	6	6	1	0	0	0	0	0	30	55	23.14	3.000				
Brad Pennington, L ERA	(3, 1)	0.0		4	1	1	1	0	3	0	0	0	0	6	20	∞	∞				
Mike Duvall, L ERA: 10.13	(3, 1)	2.2		11	2	3	3	0	2	0	0	0	0	19	37	10.12	1.500				
Dennis Springer, R ERA: 5.84	(6, 1)	2.0		9	2	0	0	1	1	0	0	0	0	20	33	0.00	1.500				
52 Ramon Tatis, L ERA: 15.19	(8, 1)	1.0		5	0	1	0	0	1	0	0	1	0	11	20	0.00	1.000				

Batter	1	2	3	4	5	6	7	8	9	AB	R	H	RBI	BB	SO	LOB	TOP										
Roberto Alomar, S (1,4) OBP: 0.348, SLG: 0.417	0-3 K		0-1 G6-3		0-1 B4-3		0-0 FC4-6 1B		0-3 K	5	0	1	0	0	2	1											
Eric Davis, R (1,9) OBP: 0.386, SLG: 0.580	2-3 K		3-2 G6-3			3-2 F9	1-1 FC4-6			4	0	0	0	0	1	2											
Rafael Palmeiro, L (1,3) OBP: 0.380, SLG: 0.571	2-2 G4-3			1-3 K		4-2 FC4-6 BB	1-0 F8			3	0	0	0	1	1	2											
Calvin Pickering, L (1,10) OBP: 0.350, SLG: 0.588		4-2 23 HR BB		2-2 HR		0-2 F8		0-1 G4-3		3	2	1	1	1	0	1											
Cal Ripken Jr., R (1,5) OBP: 0.334, SLG: 0.393	0-3 K		0-0 G1-6-3 1B			0-0 FC4-6		1-2 P4		4	0	1	0	0	1	2											
Ryan Minor, R (8,5) OBP: 0.444, SLG: 0.444										0	0	0	0	0	0	0											
B.J. Surhoff, L (1,7) OBP: 0.329, SLG: 0.446	0-3 K		2-0 G1-6-3					0-1 HR		4	2	2	2	0	1	2											
23 Chris Hoiles, R (1,2) OBP: 0.356, SLG: 0.477						0-0 P4				4	2	2	2	0	0	0											
Charlie Greene, R (8,2) OBP: 0.308, SLG: 0.385		2-H HR				2-1 G3 1B		1-0 F9		0	0	0	0	0	0	0											
Rich Becker, L (1,8) OBP: 0.340, SLG: 0.327	3-2 F8					0-3 K				4	0	0	0	0	2	1											
Mike Bordick, R (1,6) OBP: 0.328, SLG: 0.413			2-2 G5-3			4-2 BB				3	0	1	1	1	1	0											
Inning Stats	R: 0 E: 0 K: 2 S: 9	H: 0 LOB: 0 BB: 0 P: 13	R: 2 E: 0 K: 2 S: 15	H: 1 LOB: 0 BB: 1 P: 23	R: 0 E: 0 K: 0 S: 8	H: 0 LOB: 0 BB: 0 P: 13	R: 1 E: 0 K: 1 S: 9	H: 2 LOB: 0 BB: 0 P: 14	R: 0 E: 0 K: 1 S: 8	H: 0 LOB: 1 BB: 1 P: 12	R: 0 E: 0 K: 0 S: 9	H: 0 LOB: 1 BB: 1 P: 16	R: 2 E: 0 K: 0 S: 12	H: 4 LOB: 2 BB: 0 P: 16	R: 1 E: 0 K: 0 S: 8	H: 1 LOB: 0 BB: 0 P: 10	R: 0 E: 0 K: 3 S: 11	H: 0 LOB: 0 BB: 0 P: 15	1B: 3 2B: 1 3B: 0 HR: 4	SF: 0 SAC: 0 DP: 1 HBP: 0	WP: 0 PB: 0 SB: 1 CS: 0	PA: 37					
PITCHER	IP	WLS	BF	H	R	ER	SO	BB	IBB	HBP	BLK	WP	HR	S	P	ERA	WHIP										
Pedro Martinez, R (1,1) ERA: 2.89	6.1	W	27	6	5	5	6	3	0	0	0	0	3	66	101	7.11	1.421										
Greg Swindell, L (7,1) ERA: 3.63	1.0		4	1	0	0	0	0	0	0	0	0	0	6	8	0.00	1.000										
Dennis Eckersley, R (8,1) ERA: 4.66	0.2		3	1	1	1	0	0	0	0	0	0	1	6	8	13.50	1.500										
Tom Gordon, R (9,1) ERA: 2.64	1.0	S	3	0	0	0	3	0	0	0	0	0	0	11	15	0.00	0.000										

Baltimore Orioles @ Boston Red Sox
Fenway Park, Boston, MA
Thu Sep 24 1998, 7:05 PM EDT
Att: 30,997 - Cloudy - 64 F

AB 34
R 6
H 8
RBI 6
BB 3
SO 9
LOB 11





Batter	1	2	3	4	5	6	7	8	9	AB	R	H	RBI	BB	SO	LOB	BOTTOM											
Darren Lewis, R (1,8) OBP: 0.350, SLG: 0.363	1-0 G4-3		1-2 1B		3-2 1B 1B	2-2 L3	2-2 G4-3			5	1	2	0	0	0	3												
John Valentin, R (1,5) OBP: 0.341, SLG: 0.444	2-1 F7		1-0 P6		1-2 P6	3-2 F9		0-1 L7		5	0	0	0	0	0	2												
Mo Vaughn, L (1,3) OBP: 0.400, SLG: 0.582	0-1 L9			0-1 1B	1-1 1B	0-2 G3		3-2 FC6-4 1B		5	1	3	0	0	0	0												
Nomar Garciaparra, R (1,6) OBP: 0.362, SLG: 0.585		1-1 HR		3-2 FC9-4-6 1B 2B	1-2 2B SF9 1B		1-1 HR	2-2 FC6-4		5	4	3	3	0	0	2												
Mike Stanley, R (1,10) OBP: 0.361, SLG: 0.485	0-3 K			2-2 2B	0-0 1B	3-3 K		0-1 F8		5	2	2	1	0	2	1												
Troy O'Leary, L (1,7) OBP: 0.311, SLG: 0.466			0-0 G3-1		1-1 PB 2B	2-2 SF9		1-0 BB 1B		3	1	2	2	0	0	0												
Darren Bragg, L (1,9) OBP: 0.348, SLG: 0.419		1-1 CS 1B		3-2 G4-3	0-1 2B	3-3 K				4	0	2	1	0	1	2												
Scott Hatteberg, L (1,2) OBP: 0.361, SLG: 0.449		1-1 CS		0-1 G5-4-3 1B	2-1 2B	0-2 1B		1-1 BB 1B		4	0	4	1	0	0	0												
Mike Benjamin, R (1,4) OBP: 0.312, SLG: 0.375			1-2 G5-4-3		1-0 G5-3	2-3 K		4-0 BB		3	0	0	0	1	1	4												
Inning Stats	R: 0 E: 0 K: 0 S: 5	H: 0 LOB: 0 BB: 0 P: 8	R: 1 E: 0 K: 1 S: 9	H: 2 LOB: 0 BB: 0 P: 12	R: 0 E: 0 K: 0 S: 10	H: 2 LOB: 1 BB: 0 P: 12	R: 3 E: 0 K: 0 S: 19	H: 4 LOB: 1 BB: 0 P: 31	R: 4 E: 0 K: 1 S: 26	H: 6 LOB: 2 BB: 0 P: 36	R: 0 E: 0 K: 0 S: 9	H: 0 LOB: 0 BB: 0 P: 14	R: 1 E: 0 K: 2 S: 15	H: 3 LOB: 3 BB: 1 P: 30	R: 0 E: 0 K: 0 S: 11	H: 1 LOB: 1 BB: 0 P: 16	1B: 13 2B: 3 3B: 0 HR: 2	SF: 1 SAC: 0 DP: 1 HBP: 0	WP: 0 PB: 1 SB: 0 CS: 1	PA: 42								
PITCHER	IP	WLS	BF	H	R	ER	SO	BB	IBB	HBP	BLK	WP	HR	S	P	ERA	WHIP											
Sidney Ponson, R (1,1) ERA: 5.27	4.1	L	20	9	5	5	1	0	0	0	0	0	0	11	15	81.00	12.000											
Doug Johns, L (5,1) ERA: 4.57	0.1		5	4	3	3	0	0	0	0	0	0	0	1	22	33	5.40	1.200										
Pete Smith, R (5,1) ERA: 5.5	1.2		7	2	1	1	2	0	0	0	0	0	0	10	21	0.00	4.500											
Jesse Orosco, L (7,1) ERA: 3.18	0.2		5	2	0	0	1	1	0	0	0	0	0	10	21	0.00	4.500											
Armando Benitez, R (8,1) ERA: 3.9	1.0		4	1	0	0	0	0	0	0	0	0	0	11	16	0.00	1.000											

Baltimore Orioles @ Boston Red Sox
Fenway Park, Boston, MA
Thu Sep 24 1998, 7:05 PM EDT
Att: 30,997 - Cloudy - 64 F

AB 39
R 9
H 18
RBI 8
BB 1
SO 4
LOB 14



Batter	1	2	3	4	5	6	7	8	9	AB	R	H	RBI	BB	SO	LOB	TOP								
Eric Davis, R OBP: 0.387, SLG: 0.579	1-2 1B		0-1 G6-3				0-1 1-2 2-H 1B			4	0	2	1	0	1	1	<p>Baltimore Orioles @ Boston Red Sox Fenway Park, Boston, MA Fri Sep 25 1998, 7:05 PM EDT Att: 32,644 - Cloudy - 69 F</p> <p>livebaseballscorecards.com</p> <p>AB 34 R 3 H 7 RBI 3 BB 1 SO 10 LOB 14</p> 								
Jerry Hairston, R (1, 4)	1-2 P4			0-0 P4			2-3 K		1-2 F9	4	0	0	0	0	1	3									
Rafael Palmeiro, L OBP: 0.379, SLG: 0.589 Calvin Pickering, L OBP: 0.333, SLG: 0.556	1-2 P6			0-0 P8		1-0 G2-3			1-3 K	3	0	0	0	0	1	1									
Danny Clyburn, R OBP: 0.320, SLG: 0.417	0-3 K			1-2 HR		0-0 FC5-4 1B			3-3 K	4	1	2	1	0	2	1									
Brady Anderson, L OBP: 0.357, SLG: 0.418		0-1 F8		2-1 P4		0-1 F7			0-1 HR	4	1	1	1	0	0	1									
Cal Ripken Jr., R OBP: 0.334, SLG: 0.393 Ryan Minor, R OBP: 0.400, SLG: 0.400		3-1 P3			0-0 1B	0-2 FC5-4			0-1 P4	3	1	1	0	0	0	1									
Lyle Mouton, R OBP: 0.350, SLG: 0.441 B.J. Surhoff, L OBP: 0.329, SLG: 0.445		0-3 K			0-1 1B			4-0 BB	0-1 P6	2	0	1	0	1	1	0									
Jeff Reboulet, R OBP: 0.350, SLG: 0.325 Rich Becker, L OBP: 0.330, SLG: 0.325			0-1 G2-3		1-3 K			2-2 F8	1-3 K	3	0	0	0	0	1	3									
Charlie Greene, R OBP: 0.250, SLG: 0.313			0-1 G5-3		1-3 K			1-3 K		3	0	0	0	0	2	3									
Inning Stats	R: 0 E: 0 K: 1 S: 15	H: 1 LOB: 1 BB: 0 P: 18	R: 0 E: 0 K: 1 S: 7	H: 0 LOB: 0 BB: 0 P: 10	R: 0 E: 0 K: 0 S: 6	H: 0 LOB: 0 BB: 0 P: 6	R: 1 E: 0 K: 0 S: 8	H: 1 LOB: 0 BB: 0 P: 11	R: 1 E: 0 K: 3 S: 16	H: 3 LOB: 2 BB: 0 P: 20	R: 0 E: 0 K: 0 S: 7	H: 1 LOB: 1 BB: 0 P: 8	R: 0 E: 0 K: 2 S: 9	H: 0 LOB: 1 BB: 1 P: 18	R: 0 E: 0 K: 2 S: 10	H: 0 LOB: 0 BB: 0 P: 15		R: 1 E: 0 K: 1 S: 9	H: 1 LOB: 0 BB: 0 P: 10	1B: 5 2B: 0 3B: 0 HR: 2	SF: 0 SAC: 0 DP: 0 HBP: 0	WP: 0 PB: 0 SB: 0 CS: 0	PA: 35		
PITCHER	IP	WLS	BF	H	R	ER	SO	BB	IBB	HBP	BLK	WP	HR	S	P	ERA	WHIP								
49 Tim Wakefield, R ERA: 4.58	6.0	W	24	6	2	2	5	0	0	0	0	0	1	59	73	3.00	1.000								
Carlos Valdez, R ERA:	7.1		4	0	0	0	2	1	0	0	0	0	0	9	18	0.00	1.000								
Carlos Reyes, R ERA: 3.64	8.1		3	0	0	0	2	0	0	0	0	0	0	10	15	0.00	0.000								
John Wasdin, R ERA: 5.31	9.1		4	1	1	1	1	0	0	0	0	0	1	9	10	9.00	1.000								

Batter	1	2	3	4	5	6	7	8	9	AB	R	H	RBI	BB	SO	LOB	BOTTOM								
Donnie Sadler, R OBP: 0.294, SLG: 0.422	0-3 K	1-0 SH1-3		3-2 F8	3-2 L4-3		0-2 P3			4	0	0	0	0	1	4	<p>Baltimore Orioles @ Boston Red Sox Fenway Park, Boston, MA Fri Sep 25 1998, 7:05 PM EDT Att: 32,644 - Cloudy - 69 F</p> <p>livebaseballscorecards.com</p> <p>AB 35 R 8 H 11 RBI 8 BB 8 SO 10 LOB 32</p> 								
Damon Buford, R OBP: 0.348, SLG: 0.516	4-2 HR	0-0 SF9		1-3 K		1-0 G3 E 1B	2-0 F7			3	1	1	1	1	1	2									
Mo Vaughn, L OBP: 0.401, SLG: 0.588 Mike Benjamin, R OBP: 0.312, SLG: 0.375	3-1 HR	4-0 BB IBB		1-3 K		3-3 K		0-0 1B 30 1B 2B		4	2	2	2	1	2	1									
Mike Stanley, R OBP: 0.364, SLG: 0.484 Midge Cummings, L OBP: 0.394, SLG: 0.479	4-0 1B 30 FC6-4 BB	4-1 BB			4-2 30 1B 2B BB	1-0 E3 G3		4-2 30 1B 1B BB		1	2	0	0	3	0	1									
Trot Nixon, L OBP: 0.240, SLG: 0.240	1-1 30 FC6-4 1B	2-0 P5			1-0 30 2B 1B	2-0 G3		1-1 30 1B		5	1	3	0	0	0	5									
30 Keith Mitchell, R OBP: 0.421, SLG: 0.355	0-0 FC6-4		1-2 G6-3		0-0 1B 2B	1-1 F8		1-2 2-3 3-H 1B		5	1	2	3	0	0	3									
Jason Varitek, S OBP: 0.411, SLG: 0.411 Mandy Romero, S OBP: 0.269, SLG: 0.182	0-3 K		2-2 E4		3-2 1B 2B		4-1 E BB	3-3 K		3	0	1	1	0	1	1									
Chris Snopce, R OBP: 0.288, SLG: 0.237		4-2 SH1-3 1B SF9 BB	1-3 K		1-3 1B		2-3 3-H 0-2 1B	1-3 K	1-3 K	4	1	1	1	1	3	5									
Lou Merloni, R OBP: 0.350, SLG: 0.383		0-0 BB SH1-3 1B		1-0 F8		3-2 K		2-2 E5	3-2 F7	5	0	1	0	0	1	7									
Inning Stats	R: 3 E: 1 K: 2 S: 13	H: 2 LOB: 1 BB: 2 P: 25	R: 1 E: 0 K: 0 S: 7	H: 1 LOB: 3 BB: 3 P: 22	R: 0 E: 1 K: 1 S: 10	H: 0 LOB: 1 BB: 0 P: 15	R: 0 E: 0 K: 2 S: 9	H: 0 LOB: 0 BB: 0 P: 14	R: 3 E: 0 K: 1 S: 19	H: 4 LOB: 1 BB: 1 P: 32	R: 0 E: 1 K: 1 S: 9	H: 1 LOB: 2 BB: 0 P: 17	R: 0 E: 1 K: 1 S: 11	H: 0 LOB: 2 BB: 1 P: 21	R: 1 E: 0 K: 2 S: 15	H: 3 LOB: 3 BB: 1 P: 28		R: 1 E: 0 K: 2 S: 15	H: 3 LOB: 3 BB: 1 P: 28	1B: 8 2B: 3 3B: 0 HR: 1	SF: 1 SAC: 1 DP: 1 HBP: 0	WP: 0 PB: 0 SB: 0 CS: 0	PA: 45		
PITCHER	IP	WLS	BF	H	R	ER	SO	BB	IBB	HBP	BLK	WP	HR	S	P	ERA	WHIP								
52 Chris Fussell, R ERA: 8.38	1.2	L	13	3	4	4	2	4	1	0	0	0	0	19	44	21.60	4.200								
Doug Drake, R ERA: 7.29	2.1		12	3	3	3	3	1	0	0	0	0	0	29	49	11.57	1.714								
Arthur Rhodes, L ERA: 3.48	2.0		8	2	0	0	2	0	0	0	0	0	0	19	32	0.00	1.000								
Rocky Coppinger, R ERA: 4.61	1.0		8	2	1	1	1	2	0	0	0	0	0	16	31	9.00	4.000								
Alan Mills, R ERA: 3.77	8.1		4	1	0	0	2	0	0	0	0	0	0	10	18	0.00	1.000								

Batter	1	2	3	4	5	6	7	8	9	AB	R	H	RBI	BB	SO	LOB	TOP										
Roberto Alomar, S (1,4) OBP: 0.349, SLG: 0.421	G6-3	G4-3						HR		3	1	1	1	1	0	1	Baltimore Orioles @ Boston Red Sox Fenway Park, Boston, MA Sat Sep 26 1998, 3:33 AM EDT Att: 29,226 - Sunny - 78 F										
Brady Anderson, L (1,8) OBP: 0.358, SLG: 0.420	F9		P5			L9-3		BB		3	0	1	0	1	0	1											
Eric Davis, R (1,9) OBP: 0.386, SLG: 0.583	F9							G4-6-3		4	1	1	1	0	1	2											
Rafael Palmeiro, L (1,10) OBP: 0.378, SLG: 0.566	G3-1		G4-3					F9		3	0	0	0	1	0	1											
Calvin Pickering, L (1,3) OBP: 0.333, SLG: 0.524 23 Chris Hoiles, R (6,3) OBP: 0.355, SLG: 0.475 Ryan Minor, R (9,3) OBP: 0.400, SLG: 0.400			FC6-4		L9			FC4-6		3	0	1	0	0	0	1											
Cal Ripken Jr., R (1,5) OBP: 0.332, SLG: 0.390		FC6-4				G6-3		FC5-4		4	1	0	0	0	0	2											
B.J. Surhoff, L (1,7) OBP: 0.330, SLG: 0.456						G3				4	2	2	3	0	1	0											
Charlie Greene, R (1,2) OBP: 0.200, SLG: 0.250		G5-3				F8				4	0	0	0	0	2	0											
Mike Bordick, R (1,6) OBP: 0.329, SLG: 0.413 Jeff Reboulet, R (2, PR) OBP: 0.345, SLG: 0.320						G4-3				0	0	0	0	0	0	0											
Inning Stats	R: 0 E: 0 K: 0 S: 14	H: 1 LOB: 1 BB: 0 P: 20	R: 2 E: 0 K: 0 S: 13	H: 2 LOB: 2 BB: 0 P: 22	R: 1 E: 0 K: 0 S: 10	H: 1 LOB: 0 BB: 0 P: 13	R: 0 E: 0 K: 0 S: 5	H: 0 LOB: 0 BB: 1 P: 5	R: 0 E: 0 K: 1 S: 9	H: 0 LOB: 0 BB: 1 P: 15	R: 0 E: 0 K: 3 S: 9	H: 0 LOB: 0 BB: 0 P: 13	R: 1 E: 0 K: 2 S: 9	H: 1 LOB: 0 BB: 1 P: 15	R: 1 E: 0 K: 2 S: 12	H: 1 LOB: 0 BB: 0 P: 18		1B: 1 2B: 2 3B: 0 HR: 4	SF: 0 SAC: 0 DP: 2 HBP: 1	WP: 1 PB: 0 SB: 0 CS: 0	PA: 35						
PITCHER	IP	WLS	BF	H	R	ER	SO	BB	IBB	HBP	BLK	WP	HR	S	P	ERA	WHIP										
Bret Saberhagen, R (1,1) ERA: 3.96	5.0	L	20	4	3	3	0	1	0	1	0	1	2	47	71	5.40	1.000										
Derek Lowe, R (6,1) ERA: 4.02	1.0		4	0	0	0	1	1	0	0	0	0	0	9	15	0.00	1.000										
Jim Corsi, R (7,1) ERA: 2.59	1.0		3	0	0	0	3	0	0	0	0	0	0	9	13	0.00	0.000										
Steve Avery, L (8,1) ERA: 5.02	1.0		4	1	1	1	0	1	0	0	0	0	1	9	15	9.00	2.000										
Dennis Eckersley, R (9,1) ERA: 4.78	1.0		4	1	1	1	2	0	0	0	0	0	1	12	18	9.00	1.000										

Batter	1	2	3	4	5	6	7	8	9	AB	R	H	RBI	BB	SO	LOB	BOTTOM										
Darren Lewis, R (1,8) OBP: 0.350, SLG: 0.363 Damon Buford, R (7,8) OBP: 0.346, SLG: 0.512	G4-3		G6-3						G5-3	3	1	1	0	0	0	0	Baltimore Orioles @ Boston Red Sox Fenway Park, Boston, MA Sat Sep 26 1998, 3:33 AM EDT Att: 29,226 - Sunny - 78 F										
Darren Bragg, L (1,9) OBP: 0.352, SLG: 0.421 30 Keith Mitchell, R (7,7) OBP: 0.410, SLG: 0.344						K			F9	3	1	2	0	0	1	0											
Mo Vaughn, L (1,3) OBP: 0.402, SLG: 0.587		G4-6-3				G5-3			WP	3	0	1	0	1	0	1											
Nomar Garciaparra, R (1,6) OBP: 0.362, SLG: 0.586 Lou Merloni, R (7,5) OBP: 0.346, SLG: 0.379		P3				G5-3			K	3	0	1	2	0	0	0											
Mike Stanley, R (1,10) OBP: 0.365, SLG: 0.483						K			K	3	0	1	0	0	2	1											
Troy O'Leary, L (1,7) OBP: 0.313, SLG: 0.467 Trot Nixon, L (6, PH) OBP: 0.259, SLG: 0.231						G3			G4-6-3	1	0	1	0	1	0	0											
Scott Hatteberg, L (1,2) OBP: 0.359, SLG: 0.446 Mandy Romero, S (7,2) OBP: 0.269, SLG: 0.182 Midre Cummings, L (8, PH) OBP: 0.381, SLG: 0.475 Jason Varitek, S (9,2) OBP: 0.311, SLG: 0.411						G3			K	3	0	0	0	0	0	6											
Mike Benjamin, R (1,5) OBP: 0.312, SLG: 0.372 Chris Snopce, R (8,5) OBP: 0.286, SLG: 0.235						P4			K	2	0	0	0	0	2	2											
Donnie Sadler, R (1,4) OBP: 0.285, SLG: 0.408						G6-3			K	4	0	0	0	0	1	3											
Inning Stats	R: 0 E: 0 K: 0 S: 8	H: 1 LOB: 0 BB: 0 P: 11	R: 0 E: 0 K: 1 S: 11	H: 0 LOB: 1 BB: 1 P: 16	R: 0 E: 0 K: 0 S: 5	H: 0 LOB: 0 BB: 0 P: 7	R: 0 E: 0 K: 1 S: 7	H: 0 LOB: 0 BB: 0 P: 8	R: 0 E: 0 K: 0 S: 10	H: 2 LOB: 2 BB: 0 P: 12	R: 2 E: 0 K: 0 S: 12	H: 3 LOB: 2 BB: 1 P: 21	R: 0 E: 0 K: 3 S: 16	H: 0 LOB: 1 BB: 0 P: 18	R: 0 E: 0 K: 3 S: 16	H: 1 LOB: 2 BB: 1 P: 26		R: 0 E: 0 K: 2 S: 9	H: 0 LOB: 0 BB: 0 P: 13	1B: 6 2B: 1 3B: 0 HR: 0	SF: 0 SAC: 0 DP: 2 HBP: 2	WP: 2 PB: 0 SB: 0 CS: 0	PA: 37				
PITCHER	IP	WLS	BF	H	R	ER	SO	BB	IBB	HBP	BLK	WP	HR	S	P	ERA	WHIP										
Scott Erickson, R (1,1) ERA: 4.01	7.0	W	29	6	2	2	2	2	0	2	0	1	0	62	93	2.57	1.143										
Alan Mills, R (8,1) ERA: 3.74	0.2		4	1	0	0	2	1	0	0	0	1	0	13	21	0.00	3.000										
Armando Benitez, R (8,1) ERA: 3.82	1.1	S	4	0	0	0	3	0	0	0	0	0	0	12	18	0.00	0.000										



Batter	1	2	3	4	5	6	7	8	9	AB	R	H	RBI	BB	SO	LOB	TOP								
Darren Lewis, R OBP: 0.625, SLG: 0.667 (1, 8)	4-0 E S 2B BB		0-0 F9 SF8 2B		0-0 FC6-4 FC5-4 1-2		1-3 K	0-1 FC4-6 1-2		4	2	1	0	1	1	4									
John Valentin, R OBP: 0.500, SLG: 0.500 (1, 5)	4-2 2B BB		1-2 F9		1-1 FC5-4 1-2		1-1 1B		2-1 G6-3	4	1	1	0	1	0	2									
Mo Vaughn, L OBP: 0.500, SLG: 1.222 (1, 3)	3-3 K		4-2 BB		0-0 P4		1-3 K		1-0 G1-4-3 1B	4	0	1	0	1	2	4									
Nomar Garciaparra, R OBP: 0.300, SLG: 0.875 (1, 6)	3-1 1-H 3-H 2B		0-0 SF8		3-2 BB G6-4-3 1B		0-0 G4-3		3-2 G1-4-3 1B	4	1	2	3	0	0	2									
Mike Stanley, R OBP: 0.444, SLG: 0.375 (1, 10)	0-1 G6-3		1-3 K		1-1 G6-4-3 BB 1B		0-0 FC6 1B			4	1	2	0	0	1	2									
Troy O'Leary, L OBP: 0.222, SLG: 0.125 (1, 7)	1-3 K			3-2 F7		4-2 G6-4-3 BB		0-0 FC6 1B		3	0	1	0	1	1	1									
Darren Bragg, L ERA: 54.0 (8, PH)		0-2 P5		2-3 K		1-0 G6-4-3		1-0 FC6 BB		3	0	0	0	0	1	2	AB 34								
Midre Cummings, L ERA: 5.06 (8, PH)		1-3 K		0-2 L3		1-2 2-3 3-H 1B		1-2 2-3 3-H 1B		0	0	0	0	0	0	2	R 5								
Donnie Sadler, R ERA: 5.06 (8, 4)		0-2 G6-3								0	0	0	0	0	0	0	H 10								
Jason Varitek, S ERA: 5.06 (1, 2)		1-3 K		0-2 L3		3-H 1B		0-0 P6		4	0	1	1	0	1	2	RBI 4								
Mike Benjamin, R OBP: 0.250, SLG: 0.143 (8, PH)		0-2 G6-3						4-2 FC4-6 BB		3	0	1	0	0	1	1	BB 5								
Trot Nixon, L ERA: 5.06 (8, 9)								1-2 BB		0	0	0	0	1	0	0	SO 8								
Inning Stats	R: 2 E: 0 K: 2 S: 13	H: 1 LOB: 1 BB: 2 P: 28	R: 0 E: 0 K: 1 S: 9	H: 0 LOB: 0 BB: 0 P: 10	R: 1 E: 0 K: 1 S: 10	H: 1 LOB: 1 BB: 1 P: 16	R: 0 E: 0 K: 1 S: 10	H: 0 LOB: 0 BB: 0 P: 15	R: 0 E: 0 K: 0 S: 6	H: 1 LOB: 1 BB: 0 P: 9	R: 2 E: 0 K: 1 S: 15	H: 3 LOB: 1 BB: 1 P: 28	R: 0 E: 0 K: 2 S: 9	H: 1 LOB: 1 BB: 0 P: 12	R: 0 E: 0 K: 0 S: 8	H: 2 LOB: 2 BB: 1 P: 13	R: 0 E: 0 K: 0 S: 6	H: 1 LOB: 0 BB: 0 P: 12	1B: 8 2B: 2 3B: 0 HR: 0	SF: 1 SAC: 0 DP: 2 HBP: 0	WP: 0 PB: 0 SB: 1 CS: 0	PA: 40			
PITCHER	IP	WLS	BF	H	R	ER	SO	BB	IBB	HBP	BLK	WP	HR	S	P	ERA	WHIP								
Dwight Gooden, R ERA: 54.0 (1, 1)	0.1		4	1	2	2	1	2	0	0	0	0	0	8	22	54.00	9.000								
Dave Burba, R ERA: 5.06 (1, 1)	5.1	W	21	4	3	3	4	2	0	0	0	0	0	50	75	5.06	1.125								
Paul Shuey, R ERA: 5.06 (6, 1)	1.1		7	3	0	0	3	0	0	0	0	0	0	15	22	0.00	2.250								
Paul Assenmacher, L ERA: 5.06 (8, 1)	0.0		1	1	0	0	0	0	0	0	0	0	0	1	1	=	=								
Michael Jackson, R ERA: 5.06 (8, 1)	2.0	S	7	1	0	0	0	1	0	0	0	0	0	12	23	0.00	1.000								

Boston Red Sox @ Cleveland Indians
Jacobs Field, Cleveland, OH
Wed Sep 30 1998, 3:33 AM EDT
Att: 45,229 - Cloudy - 68 F

AB	34
R	5
H	10
RBI	4
BB	5
SO	8
LOB	22



Batter	1	2	3	4	5	6	7	8	9	AB	R	H	RBI	BB	SO	LOB	BOTTOM								
Kenny Lofton, L OBP: 0.556, SLG: 1.000 (1, 8)	4-2 G6-3 SF8 BB	3-1 1-3 2-H HR 2B	0-0 F7			1-1 G4-3		1-2 WP BB 1B		4	2	2	1	1	0	1									
Omar Vizquel, S SAFE (1, 6)	2-2 G6-3	0-1 F7		0-0 4-3		1-0 G4-3		4-0 WP BB		4	0	0	0	1	0	3									
David Justice, L OBP: 0.333, SLG: 1.000 (1, 10)	0-0 SF8	0-0 HR		2-2 G4-3		2-1 2B		0-0 L3		4	2	2	4	0	0	3									
Manny Ramirez, R OBP: 0.556, SLG: 0.714 (1, 9)	1-0 PB HBP	3-1 HR		0-0 2B		1-1 2B		2-3 K		3	0	2	1	0	1	3									
Jim Thome, L OBP: 0.222, SLG: 0.500 (1, 3)	3-3 K	3-2 P6		4-0 FC5-4 IBB		2-0 L8		3-2 G1-3		4	0	0	0	1	1	5									
Richie Sexson, R (9, 3)	1-3 K							1-2 2-3 3-H BB		0	0	0	0	0	0	0									
Travis Fryman, R OBP: 0.250, SLG: 0.143 (1, 5)		1-1 FC3-6 1B	4-2 2B BB	1-1 FC5-4						3	1	1	0	1	1	2									
Brian Giles, L OBP: 0.375, SLG: 0.333 (1, 7)		0-1 FC3-6 2B	1-3 K			2-2 G5-4-3 HBP		4-2 G6-4-3 BB		2	1	0	0	1	1	2	AB 30								
Sandy Alomar Jr., R OBP: 0.429, SLG: 0.857 (1, 2)		3-2 1-H 2B	1-0 2B			3-1 G5-4-3		0-1 G6-4-3		4	1	2	2	0	0	2	R 9								
Joey Cora, S (1, 4)		4-0 2B HR BB	3-3 K			2-1 G6-3		4-1 BB WP BB		2	2	0	0	2	1	1	H 9								
Inning Stats	R: 1 E: 0 K: 1 S: 11	H: 0 LOB: 1 BB: 1 P: 21	R: 5 E: 0 K: 0 S: 16	H: 4 LOB: 1 BB: 1 P: 33	R: 1 E: 0 K: 2 S: 12	H: 1 LOB: 1 BB: 1 P: 21	R: 0 E: 0 K: 0 S: 7	H: 1 LOB: 2 BB: 1 P: 14	R: 0 E: 0 K: 0 S: 6	H: 0 LOB: 0 BB: 0 P: 13	R: 1 E: 0 K: 0 S: 8	H: 2 LOB: 1 BB: 0 P: 15	R: 0 E: 0 K: 1 S: 10	H: 0 LOB: 0 BB: 1 P: 17	R: 1 E: 0 K: 1 S: 13	H: 1 LOB: 2 BB: 2 P: 27	R: 1 E: 0 K: 0 S: 6	H: 1 LOB: 2 BB: 2 P: 12	1B: 2 2B: 6 3B: 0 HR: 1	SF: 1 SAC: 0 DP: 2 HBP: 3	WP: 1 PB: 2 SB: 1 CS: 0	PA: 41			
PITCHER	IP	WLS	BF	H	R	ER	SO	BB	IBB	HBP	BLK	WP	HR	S	P	ERA	WHIP								
49 Tim Wakefield, R ERA: 33.75 (1, 1)	1.1	L	10	3	5	5	1	2	0	1	0	0	0	20	41	33.75	3.750								
John Waddell, R ERA: 10.8 (2, 1)	1.2		9	2	2	2	2	1	0	1	0	0	0	19	34	10.80	1.800								
Derek Lowe, R ERA: 3.38 (4, 1)	2.2		12	3	1	1	0	0	1	1	0	0	0	20	39	3.38	1.125								
Greg Swindell, L ERA: 9.0 (6, 1)	1.1		4	0	0	0	1	1	0	0	0	0	0	11	20	0.00	0.750								
Tom Gordon, R ERA: 9.0 (8, 1)	1.0		6	1	1	1	1	2	0	0	0	1	0	13	27	9.00	3.000								

Boston Red Sox @ Cleveland Indians
Jacobs Field, Cleveland, OH
Wed Sep 30 1998, 3:33 AM EDT
Att: 45,229 - Cloudy - 68 F

AB	30
R	9
H	9
RBI	8
BB	7
SO	5
LOB	22



Batter	1	2	3	4	5	6	7	8	9	AB	R	H	RBI	BB	SO	LOB	TOP					
Kenny Lofton, L OBP: 0.462, SLG: 1.000 (1, 8)	F4		K			HR		F7		4	1	1	1	0	1	1	Cleveland Indians @ Boston Red Sox Fenway Park, Boston, MA Fri Oct 02 1998, 3:33 AM EDT Att: 33,114 - Sunny - 64 F					
Omar Vizquel, S (1, 6)	P5			F8		P3		F9		4	0	0	0	0	0	1						
David Justice, L OBP: 0.231, SLG: 0.667 (1, 7)	G5-3			F8		F4		L9		4	0	0	0	0	0	1						
Manny Ramirez, R OBP: 0.615, SLG: 1.300 (1, 9)		BB		K				HR		3	2	2	2	1	1	0						
Jim Thome, L OBP: 0.231, SLG: 0.667 Richie Sexson, R (9, 3)		K				HR		L4		4	1	1	1	0	2	1						
Travis Fryman, R OBP: 0.167, SLG: 0.091 (1, 5)						G5-3		G5-3		4	0	0	0	0	0	1						
Brian Giles, L OBP: 0.333, SLG: 0.300 (1, 10)						L3				4	0	1	0	0	1	1						
Sandy Alomar Jr., R OBP: 0.300, SLG: 0.600 (1, 2)				G6-3		K		K		3	0	0	0	0	2	1						
Joey Cora, S (1, 4)				P4						2	0	0	0	1	1	0						
Inning Stats	R: 0 E: 0 K: 0 S: 9	H: 0 LOB: 0 BB: 0 P: 12	R: 0 E: 0 K: 2 S: 11	H: 0 LOB: 1 BB: 1 P: 18	R: 0 E: 0 K: 1 S: 9	H: 0 LOB: 0 BB: 0 P: 11	R: 0 E: 0 K: 1 S: 8	H: 0 LOB: 0 BB: 0 P: 12	R: 1 E: 0 K: 1 S: 11	H: 1 LOB: 0 BB: 0 P: 14	R: 1 E: 0 K: 1 S: 10	H: 1 LOB: 0 BB: 0 P: 14	R: 1 E: 0 K: 1 S: 14	H: 2 LOB: 1 BB: 0 P: 19	R: 0 E: 0 K: 0 S: 11	H: 0 LOB: 1 BB: 1 P: 22		R: 1 E: 0 K: 1 S: 8	H: 1 LOB: 0 BB: 0 P: 11	1B: 1 2B: 0 3B: 0 HR: 4	SF: 0 SAC: 0 DP: 0 HBP: 0	WP: 0 PB: 0 SB: 0 CS: 0
PITCHER	IP	WLS	BF	H	R	ER	SO	BB	IBB	HBP	BLK	WP	HR	S	P	ERA	WHIP					
Bret Saberhagen, R ERA: 3.86 Jim Corsi, R ERA: Dennis Eckersley, R ERA: 9.0	(1, 1)	7.0	L	26	4	3	3	7	1	0	0	0	0	3	72	100	3.86	0.714				

AB	32
R	4
H	5
RBI	4
BB	2
SO	8
LOB	7



Batter	1	2	3	4	5	6	7	8	9	AB	R	H	RBI	BB	SO	LOB	BOTTOM					
Darren Lewis, R OBP: 0.500, SLG: 0.500 (1, 8)	G3			1B FC5-4 1B		F8		G6-3		4	1	1	0	0	0	1	Cleveland Indians @ Boston Red Sox Fenway Park, Boston, MA Fri Oct 02 1998, 3:33 AM EDT Att: 33,114 - Sunny - 64 F					
John Valentin, R OBP: 0.500, SLG: 0.417 (1, 5)	G6-3			F7				L5		4	0	1	0	0	0	1						
Mo Vaughn, L OBP: 0.500, SLG: 1.000 (1, 3)				FC5-4 1B		G4-3				4	1	2	0	0	1	1						
Nomar Garciaparra, R OBP: 0.286, SLG: 0.917 (1, 6)				FC5-4		L7		HR 1B		4	1	1	3	0	0	1						
Mike Stanley, R OBP: 0.308, SLG: 0.250 (1, 10)				1-2 3-H K		G5-3		G6-3		4	0	0	0	0	1	1						
Troy O'Leary, L OBP: 0.154, SLG: 0.083 (1, 7)						G4-3		G4-3		4	0	0	0	0	0	0						
Trot Nixon, L OBP: 0.500, SLG: 0.333 (1, 9)				G1-3		F7		G3 1B		3	0	1	0	0	0	0						
Scott Hatteberg, L OBP: 0.250, SLG: 0.143 (1, 2)				G4-3		G4-3		F7		3	0	0	0	0	0	1						
Mike Benjamin, R OBP: 0.200, SLG: 0.111 Midre Cummings, L (8, PH) Donnie Sadler, R (9, 4)				K		G5-3		G3		2	0	0	0	0	1	0						
Inning Stats	R: 0 E: 0 K: 1 S: 10	H: 0 LOB: 0 BB: 0 P: 16	R: 0 E: 0 K: 0 S: 5	H: 0 LOB: 0 BB: 0 P: 8	R: 0 E: 0 K: 1 S: 9	H: 0 LOB: 0 BB: 0 P: 13	R: 1 E: 0 K: 1 S: 10	H: 2 LOB: 1 BB: 0 P: 16	R: 0 E: 0 K: 0 S: 6	H: 0 LOB: 0 BB: 0 P: 8	R: 0 E: 0 K: 0 S: 10	H: 1 LOB: 1 BB: 0 P: 12	R: 0 E: 0 K: 0 S: 5	H: 0 LOB: 0 BB: 0 P: 6	R: 0 E: 0 K: 0 S: 6	H: 1 LOB: 1 BB: 0 P: 9		R: 2 E: 0 K: 0 S: 9	H: 2 LOB: 0 BB: 0 P: 13	1B: 5 2B: 0 3B: 0 HR: 1	SF: 0 SAC: 0 DP: 0 HBP: 0	WP: 0 PB: 0 SB: 0 CS: 0
PITCHER	IP	WLS	BF	H	R	ER	SO	BB	IBB	HBP	BLK	WP	HR	S	P	ERA	WHIP					
Charles Nagy, R ERA: 1.13 Michael Jackson, R ERA: 6.0	(1, 1)	8.0	W	28	4	1	1	3	0	0	0	0	0	61	88	1.12	0.500					
Michael Jackson, R ERA: 6.0 (9, 1)	1.0	S	5	2	2	2	0	0	0	0	0	0	1	9	13	18.00	2.000					


AB	33
R	3
H	6
RBI	3
BB	0
SO	3
LOB	7



Batter	1	2	3	4	5	6	7	8	9	AB	R	H	RBI	BB	SO	LOB	TOP				
Kenny Lofton, L OBP: 0.412, SLG: 0.813	1-1 F8		0-1 F8		3-2 F8			0-0 S 1B 2B 1B		4	1	1	0	0	0	2	Cleveland Indians @ Boston Red Sox Fenway Park, Boston, MA Sat Oct 03 1998, 3:33 AM EDT Att: 33,537 - Sunny - 64 F				
Omar Vizquel, S OBP: 0.125, SLG: 0.067	1-1 F7		0-1 L8			3-2 P5		0-1 2B 1B		4	1	1	0	0	0	0					
David Justice, L OBP: 0.294, SLG: 0.750	0-0 G3-1			3-2 G3		1-2 L9 2B		1-1 1-H 2-H 2B		4	0	2	2	0	0	0					
Manny Ramirez, R OBP: 0.471, SLG: 0.929		1-2 F7		1-2 P4		0-1 L9		0-0 G5-3		4	0	0	0	0	0	2					
Travis Fryman, R OBP: 0.313, SLG: 0.231	0-0 S 2B			4-2 CS BB		0-1 G3		4-0 BB		2	0	1	0	2	0	1					
Jim Thome, L OBP: 0.235, SLG: 0.533	4-0 FC6-4 BB			1-2 CS	0-0 G3-1		1-3 K	3-2 L4		3	0	0	0	1	1	2					
Richie Sexson, R (1, 3)	1-3 K				4-2 F9 BB		3-2 G5-3		4-1 G5-4-3 BB	2	0	0	0	2	1	2					
Sandy Alomar Jr., R OBP: 0.286, SLG: 0.462	0-1 FC6-4				4-0 BB		2-3 K		0-1 G5-4-3	3	0	0	0	1	1	3					
Enrique Wilson, S Joey Cora, S (8, PH)			3-1 P5		2-1 F9			0-2 F7	1-2 F8	2	0	0	0	0	0	2					
Inning Stats	R: 0 E: 0 K: 0 S: 5	H: 0 LOB: 0 BB: 0 P: 7	R: 0 E: 0 K: 1 S: 11	H: 1 LOB: 2 BB: 1 P: 17	R: 0 E: 0 K: 0 S: 6	H: 0 LOB: 0 BB: 0 P: 9	R: 0 E: 0 K: 0 S: 12	H: 0 LOB: 0 BB: 1 P: 21	R: 0 E: 0 K: 0 S: 8	H: 1 LOB: 2 BB: 2 P: 16	R: 0 E: 0 K: 2 S: 9	H: 0 LOB: 0 BB: 0 P: 15	R: 2 E: 0 K: 0 S: 12	H: 3 LOB: 2 BB: 1 P: 20	R: 0 E: 0 K: 0 S: 6	H: 0 LOB: 0 BB: 1 P: 11		1B: 2 2B: 3 3B: 0 HR: 0	SF: 0 SAC: 0 DP: 1 HBP: 0	WP: 0 PB: 0 SB: 2 CS: 1	PA: 37
PITCHER	IP	WLS	BF	H	R	ER	SO	BB	IBB	HBP	BLK	WP	HR	S	P	ERA	WHIP				
Pete Schourek, L ERA: 2.09	(1, 1)	5.1	21	2	0	0	1	4	0	0	0	0	0	50	87	0.00	1.125				
Derek Lowe, R ERA: 2.09	(6, 1)	1.2	5	0	0	0	2	0	0	0	0	0	0	13	19	0.00	0.000				
Tom Gordon, R ERA: 9.0	(8, 1)	2.0	L 10	3	2	2	0	2	0	0	0	0	0	18	31	9.00	2.500				

Batter	1	2	3	4	5	6	7	8	9	AB	R	H	RBI	BB	SO	LOB	BOTTOM				
Darren Lewis, R OBP: 0.438, SLG: 0.500	1-2 G6-3 2B		2-3 K		2-3 K		1-0 P5			4	0	1	0	0	2	1	Cleveland Indians @ Boston Red Sox Fenway Park, Boston, MA Sat Oct 03 1998, 3:33 AM EDT Att: 33,537 - Sunny - 64 F				
John Valentin, R OBP: 0.556, SLG: 0.533	4-2 G6-3 BB		3-1 G6-4-3 1B		1-1 1B 2B		0-3 K			3	0	2	0	1	1	0					
Mo Vaughn, L Donnie Sadler, R (8, PR)	2-3 K		0-0 G6-4-3		0-0 P8		2-2 G5-3 2B			4	0	1	0	0	1	4					
Nomar Garciaparra, R OBP: 0.333, SLG: 1.000	3-2 G6-3			0-0 HR	4-0 1B IBB		0-1 G5-3		2-3 2B	3	1	1	1	1	0	3					
Mike Stanley, R Damon Buford, R (8, PR)	0-0 G6-3			1-2 G6-3	1-1 1B 2B		4-2 BB			3	0	1	0	1	0	2					
Troy O'Leary, L OBP: 0.116, SLG: 0.063		0-0 G4-3		0-2 P5	0-3 1B		2-0 F8			4	0	0	0	0	1	5					
Scott Hatteberg, L OBP: 0.333, SLG: 0.111		4-2 BB		2-1 F8	4-0 SH3-4 BB		1-0 G4-3			2	0	0	0	2	0	0					
Mike Benjamin, R Midre Cummings, L (9, PH)	2-2 F7				0-0 L8		1-1 SH3-4		3-1 G6-3	2	0	0	0	0	0	1					
Darren Bragg, L OBP: 0.083, SLG: 0.083	2-0 P6				3-2 F9		1-3 K		1-3 K	4	0	0	0	0	2	2					
Inning Stats	R: 0 E: 0 K: 1 S: 13	H: 1 LOB: 2 BB: 1 P: 23	R: 0 E: 0 K: 0 S: 7	H: 0 LOB: 1 BB: 1 P: 15	R: 0 E: 0 K: 1 S: 6	H: 1 LOB: 0 BB: 0 P: 11	R: 1 E: 0 K: 0 S: 9	H: 1 LOB: 0 BB: 0 P: 12	R: 0 E: 0 K: 1 S: 8	H: 0 LOB: 0 BB: 0 P: 13	R: 0 E: 0 K: 1 S: 6	H: 0 LOB: 1 BB: 1 P: 13	R: 0 E: 0 K: 1 S: 11	H: 1 LOB: 3 BB: 1 P: 19	R: 0 E: 0 K: 1 S: 6	H: 0 LOB: 0 BB: 0 P: 11		1B: 2 2B: 3 3B: 0 HR: 1	SF: 0 SAC: 1 DP: 1 HBP: 0	WP: 0 PB: 0 SB: 0 CS: 0	PA: 36
PITCHER	IP	WLS	BF	H	R	ER	SO	BB	IBB	HBP	BLK	WP	HR	S	P	ERA	WHIP				
Bartolo Colon, R ERA: 1.99	(1, 1)	5.2	23	5	1	1	3	2	1	0	0	0	0	8	14	0.00	1.000				
Jim Poole, L ERA: 40.5	(6, 1)	1.0	4	0	0	0	2	1	0	0	0	0	0	4	5	0.00	0.000				
Steve Reed, R ERA: 40.5	(7, 1)	0.2	W 2	0	0	0	1	0	0	0	0	0	0	4	5	0.00	0.000				
Paul Assenmacher, L ERA: 40.5	(8, 1)	0.0	1	1	0	0	0	0	0	0	0	0	0	3	5	=	=				
Paul Shuey, R ERA: 40.5	(8, 1)	0.2	3	0	0	0	0	1	0	0	0	0	0	5	11	0.00	1.500				

AB 30
R 2
H 5
RBI 2
BB 6
SO 3
LOB 14



AB 30
R 1
H 6
RBI 1
BB 5
SO 7
LOB 18

